



Vulkan[®] 1.4.350 - A Specification (with all registered extensions)

The Khronos[®] Vulkan Working Group

Version 1.4.350, 2026-05-01 01:36:47Z: from git branch: github-main commit:
81b1d516cbf42f04a3c7f781977c499945b5e5dc

Table of Contents

1. Preamble	1
2. Introduction	3
2.1. Document Conventions	3
3. Fundamentals	7
3.1. Host and Device Environment	7
3.2. Execution Model	7
3.3. Object Model	9
3.4. Application Binary Interface	11
3.5. Command Syntax and Duration	12
3.6. Threading Behavior	16
3.7. Valid Usage	43
3.8. VkResult Return Codes	49
3.9. Numeric Representation and Computation	55
3.10. Fixed-Point Data Conversions	57
3.11. String Representation	58
3.12. Common Object Types	59
3.13. API Name Aliases	131
4. Initialization	133
4.1. Command Function Pointers	133
4.2. Instances	136
5. Devices and Queues	154
5.1. Physical Devices	154
5.2. Devices	216
5.3. Queues	244
6. Command Buffers	260
6.1. Command Buffer Lifecycle	261
6.2. Command Pools	262
6.3. Command Buffer Allocation and Management	270
6.4. Command Buffer Recording	275
6.5. Command Buffer Submission	293
6.6. Queue Forward Progress	324
6.7. Secondary Command Buffer Execution	325
6.8. Nested Command Buffers	337
6.9. Command Buffer Device Mask	338
7. Synchronization and Cache Control	342
7.1. Execution and Memory Dependencies	342
7.2. Implicit Synchronization Guarantees	390
7.3. Fences	392

7.4. Semaphores	419
7.5. Events	454
7.6. Pipeline Barriers	487
7.7. Memory Barriers	501
7.8. Wait Idle Operations	596
7.9. Host Write Ordering Guarantees	598
7.10. Synchronization and Multiple Physical Devices	598
7.11. Calibrated Timestamps	598
8. Render Pass	605
8.1. Render Pass Objects	650
8.2. Render Pass Creation	651
8.3. Render Pass Compatibility	729
8.4. Framebuffers	730
8.5. Render Pass Load Operations	743
8.6. Render Pass Store Operations	745
8.7. Render Pass Multisample Resolve Operations	746
8.8. Render Pass Commands	750
8.9. Render Pass Creation Feedback	788
8.10. Common Render Pass Data Races (Informative)	792
8.11. Tile Shading Render Pass	795
9. Shaders	805
9.1. Shader Objects	805
9.2. Shader Modules	833
9.3. Shader Module Identifiers	838
9.4. Binding Shaders	841
9.5. Shader Execution	842
9.6. Shader Out-of-Bounds Memory Access	842
9.7. Shader Memory Access Ordering	847
9.8. Shader Inputs and Outputs	848
9.9. Task Shaders	848
9.10. Mesh Shaders	849
9.11. Cluster Culling Shaders	849
9.12. Vertex Shaders	850
9.13. Tessellation Control Shaders	850
9.14. Tessellation Evaluation Shaders	852
9.15. Geometry Shaders	853
9.16. Fragment Shaders	853
9.17. Compute Shaders	853
9.18. Ray Generation Shaders	853
9.19. Intersection Shaders	854
9.20. Any-Hit Shaders	854

9.21. Closest Hit Shaders	855
9.22. Miss Shaders	855
9.23. Callable Shaders	855
9.24. Interpolation Decorations	855
9.25. Push Constant Decorations	856
9.26. Static Use	857
9.27. Scope	857
9.28. Group Operations	862
9.29. Quad Group Operations	863
9.30. Derivative Operations	864
9.31. Helper Invocations	866
9.32. Cooperative Matrices	866
9.33. Cooperative Vectors	876
9.34. Validation Cache	886
9.35. CUDA Modules	893
9.36. Shader Instrumentation	900
10. Pipelines	912
10.1. Multiple Pipeline Creation	914
10.2. Pipeline Creation Flags	915
10.3. Compute Pipelines	928
10.4. Graphics Pipelines	957
10.5. Ray Tracing Pipelines	1032
10.6. Pipeline Destruction	1065
10.7. Pipeline Derivatives	1066
10.8. Pipeline Cache	1066
10.9. Pipeline Binaries	1077
10.10. Specialization Constants	1090
10.11. Pipeline Libraries	1094
10.12. Pipeline Binding	1095
10.13. Dynamic State	1102
10.14. Pipeline Properties and Shader Information	1103
10.15. Pipeline Compiler Control	1118
10.16. Pipeline Creation Feedback	1119
11. Memory Allocation	1123
11.1. Host Memory	1123
11.2. Device Memory	1130
12. Resource Creation	1258
12.1. Buffers	1258
12.2. Buffer Views	1281
12.3. Buffer Device Addresses	1287
12.4. Images	1291

12.5. Image Layouts	1365
12.6. Image Views	1373
12.7. Acceleration Structures	1405
12.8. Micromaps	1446
12.9. Resource Memory Association	1454
12.10. Resource Sharing Mode	1504
12.11. Memory Aliasing	1507
12.12. Buffer Collections	1510
12.13. Tensors	1527
12.14. Tensor Views	1538
13. Images	1543
13.1. Image Coordinate Validation	1544
13.2. Image Reads	1544
13.3. Image Writes	1545
13.4. SPIR-V Image Access	1545
14. Samplers	1548
14.1. Sampler Y'C _B C _R Conversion	1564
14.2. Custom Border Colors	1575
14.3. Sampler block matching	1581
15. Resource Descriptors	1583
15.1. Descriptor Types	1583
15.2. Physical Storage Buffer Access	1592
16. Descriptor Heaps	1593
16.1. Writing Descriptors	1593
16.2. Using Heaps	1604
16.3. Shader Bindings	1615
16.4. Packing descriptors more tightly	1637
17. Descriptor Sets	1639
17.1. Descriptor Set Layout	1639
17.2. Pipeline Layouts	1661
17.3. Allocation of Descriptor Sets	1677
17.4. Descriptor Set Updates	1694
17.5. Descriptor Update Templates	1715
17.6. Descriptor Set Updates With Templates	1715
17.7. Descriptor Set Binding	1725
17.8. Push Descriptor Updates	1735
17.9. Push Descriptor Updates With Descriptor Update Templates	1742
17.10. Push Constant Updates	1749
18. Descriptor Buffers	1756
18.1. Putting Descriptors in Memory	1756
18.2. Binding Descriptor Buffers	1769

18.3. Updating Descriptor Buffers	1788
18.4. Push Descriptors With Descriptor Buffers	1789
18.5. Capture and Replay	1789
19. Shader Interfaces	1806
19.1. Shader Input and Output Interfaces	1806
19.2. Vertex Input Interface	1809
19.3. Fragment Output Interface	1810
19.4. Legacy Dithering	1815
19.5. Fragment Tile Image Interface	1815
19.6. Tile Attachment Interface	1815
19.7. Fragment Input Attachment Interface	1817
19.8. Ray Tracing Pipeline Interface	1822
19.9. Shader Resource Interface	1823
19.10. Built-In Variables	1836
20. Sampling	1896
20.1. Sampling Coordinate Systems	1896
20.2. Sampling Operations	1901
20.3. Normalized Texel Coordinate Operations	1918
20.4. Unnormalized Texel Coordinate Operations	1925
20.5. Integer Texel Coordinate Operations	1927
20.6. Image Sample Operations	1927
20.7. Texel Footprint Evaluation	1934
20.8. Weight Image Sampling	1937
20.9. Block Matching	1941
20.10. Box Filter Sampling	1946
20.11. Image Operation Steps	1948
20.12. LOD Query	1949
21. Fragment Density Map Operations	1950
21.1. Fragment Density Map Operations Overview	1950
21.2. Fetch Density Value	1950
21.3. Fragment Area Conversion	1952
22. Tensor Operations	1954
22.1. Tensor Operations Overview	1954
22.2. Tensor Element Input Operations	1954
22.3. Tensor Element Output Operations	1956
22.4. Tensor Query Instructions	1957
23. Queries	1958
23.1. Query Pools	1958
23.2. Query Operation	1967
23.3. Occlusion Queries	2005
23.4. Pipeline Statistics Queries	2005

23.5. Timestamp Queries	2008
23.6. Performance Queries	2016
23.7. Transform Feedback Queries	2020
23.8. Primitives Generated Queries	2020
23.9. Mesh Shader Queries	2020
23.10. Intel Performance Queries	2021
23.11. Result Status Queries	2037
23.12. Video Encode Feedback Queries	2037
24. Clear Commands	2040
24.1. Clearing Images Outside a Render Pass Instance	2040
24.2. Clearing Images Inside a Render Pass Instance	2046
24.3. Clear Values	2051
24.4. Filling Memory	2052
24.5. Updating Memory	2055
24.6. Filling Buffers	2058
24.7. Updating Buffers	2061
25. Copy Commands	2064
25.1. Copying Data Between Memory Ranges	2064
25.2. Copying Data Between Buffers	2070
25.3. Copying Data Between Images	2077
25.4. Copying Data Between Memory Ranges and Images	2101
25.5. Copying Data Between Buffers and Images	2113
25.6. Indirect Copies	2175
25.7. Image Copies With Scaling	2192
25.8. Resolving Multisample Images	2212
25.9. Buffer Markers	2229
25.10. Copying Data Between Tensors	2241
26. Drawing Commands	2247
26.1. Primitive Topologies	2251
26.2. Effective Primitive Topology	2263
26.3. Primitive Order	2265
26.4. Programmable Primitive Shading	2265
26.5. Conditional Rendering	3021
26.6. Programmable Mesh Shading	3030
26.7. Programmable Cluster Culling Shading	3429
27. Fixed-Function Vertex Processing	3528
27.1. Vertex Attributes	3528
27.2. Vertex Input Description	3533
27.3. Vertex Attribute Divisor in Instanced Rendering	3551
27.4. Vertex Input Address Calculation	3553
28. Tessellation	3555

28.1. Tessellator	3555
28.2. Tessellator Patch Discard	3558
28.3. Tessellator Spacing	3559
28.4. Tessellation Primitive Ordering	3559
28.5. Tessellator Vertex Winding Order	3560
28.6. Triangle Tessellation	3560
28.7. Quad Tessellation	3562
28.8. Isoline Tessellation	3564
28.9. Tessellation Point Mode	3564
28.10. Tessellation Pipeline State	3564
29. Geometry Shading	3569
29.1. Geometry Shader Input Primitives	3569
29.2. Geometry Shader Output Primitives	3570
29.3. Multiple Invocations of Geometry Shaders	3570
29.4. Geometry Shader Primitive Ordering	3570
29.5. Geometry Shader Passthrough	3570
30. Mesh Shading	3573
30.1. Task Shader Input	3573
30.2. Task Shader Output	3573
30.3. Mesh Generation	3573
30.4. Mesh Shader Input	3573
30.5. Mesh Shader Output	3574
30.6. Mesh Shader Per-View Outputs	3575
30.7. Mesh Shader Primitive Ordering	3575
31. Cluster Culling Shading	3576
31.1. Cluster Culling Shader Input	3576
31.2. Cluster Culling Shader Output	3576
31.3. Cluster Culling Shader Cluster Ordering	3576
31.4. Cluster Culling Shader Primitive Ordering	3577
32. Fixed-Function Vertex Post-Processing	3578
32.1. Transform Feedback	3578
32.2. Viewport Swizzle	3596
32.3. Flat Shading	3601
32.4. Primitive Clipping	3604
32.5. Clipping Shader Outputs	3611
32.6. Controlling Viewport W Scaling	3612
32.7. Coordinate Transformations	3616
32.8. Render Pass Transform	3617
32.9. Controlling the Viewport	3618
33. Rasterization	3629
33.1. Discarding Primitives Before Rasterization	3634

33.2. Controlling the Vertex Stream Used for Rasterization	3636
33.3. Rasterization Order	3639
33.4. Multisampling	3641
33.5. Custom Sample Locations	3647
33.6. Fragment Shading Rates	3652
33.7. Shading Rate Image	3667
33.8. Sample Shading	3684
33.9. Barycentric Interpolation	3684
33.10. Points	3686
33.11. Line Segments	3687
33.12. Polygons	3702
34. Fragment Operations	3726
34.1. Discard Rectangles Test	3728
34.2. Scissor Test	3735
34.3. Exclusive Scissor Test	3737
34.4. Sample Mask Test	3742
34.5. Fragment Shading	3744
34.6. Multisample Coverage	3749
34.7. Depth and Stencil Operations	3752
34.8. Depth Bounds Test	3756
34.9. Stencil Test	3759
34.10. Depth Test	3770
34.11. Representative Fragment Test	3779
34.12. Sample Counting	3781
34.13. Fragment Coverage to Color	3781
34.14. Coverage Reduction	3786
35. The Framebuffer	3799
35.1. Blending	3799
35.2. Logical Operations	3830
35.3. Color Write Mask	3835
35.4. Color Write Enable	3836
35.5. Framebuffer Query Instructions	3839
36. Dispatching Commands	3841
36.1. Dispatch Command for CUDA PTX Kernels	3928
36.2. Compute Occupancy Priority	3934
37. Device-Generated Commands	3940
37.1. Indirect Commands Layout	3940
37.2. Indirect Commands Generation and Execution	3981
38. Sparse Resources	4122
38.1. Sparse Resource Features	4122
38.2. Sparse Buffers and Fully-Resident Images	4123

38.3. Sparse Partially-Resident Buffers	4124
38.4. Sparse Partially-Resident Images	4124
38.5. Sparse Memory Aliasing	4132
38.6. Sparse Resource Implementation Guidelines (Informative)	4133
38.7. Sparse Resource API	4134
39. Window System Integration (WSI)	4163
39.1. WSI Platform	4163
39.2. WSI Surface	4163
39.3. Presenting Directly to Display Devices	4198
39.4. Querying for WSI Support	4233
39.5. Surface Queries	4240
39.6. Full Screen Exclusive Control	4279
39.7. Device Group Queries	4282
39.8. Present Timing Queries	4288
39.9. Present Wait	4306
39.10. WSI Swapchain	4307
39.11. HDR Metadata	4375
39.12. Lag Control	4378
39.13. Present Barrier	4393
40. Deferred Host Operations	4396
40.1. Requesting Deferral	4396
40.2. Deferred Host Operations API	4397
41. Private Data	4403
42. Acceleration Structures	4410
42.1. Acceleration Structures	4410
42.2. Cluster Level Acceleration Structures	4498
42.3. Partitioned Top Level Acceleration Structures	4530
42.4. Host Acceleration Structure Operations	4544
43. Compressed triangle data	4564
43.1. Dense Geometry Format Version 1 (DGF1)	4564
44. Micromap	4578
44.1. Micromaps	4578
44.2. Host Micromap Operations	4599
45. Ray Traversal	4612
45.1. Ray Intersection Candidate Determination	4612
45.2. Ray Intersection Culling	4615
45.3. Ray Intersection Confirmation	4620
45.4. Ray Closest Hit Determination	4622
45.5. Ray Result Determination	4622
46. Ray Tracing	4624
46.1. Shader Call Instructions	4624

46.2. Ray Tracing Commands	4627
46.3. Shader Binding Table	4697
46.4. Ray Tracing Pipeline Stack	4700
46.5. Ray Tracing Capture Replay	4701
46.6. Ray Tracing Validation	4701
47. Memory Decompression	4702
48. Video Coding	4715
48.1. Video Picture Resources	4715
48.2. Decoded Picture Buffer	4717
48.3. Video Profiles	4719
48.4. Video Capabilities	4730
48.5. Video Sessions	4739
48.6. Video Profile Compatibility	4754
48.7. Video Session Parameters	4756
48.8. Video Coding Scope	4780
48.9. Video Coding Control	4791
48.10. Inline Queries	4795
48.11. Video Decode Operations	4796
48.12. H.264 Decode Operations	4817
48.13. H.265 Decode Operations	4833
48.14. VP9 Decode Operations	4849
48.15. AV1 Decode Operations	4856
48.16. Video Encode Operations	4870
48.17. Video Encode Intra Refresh	4913
48.18. Video Encode Rate Control	4921
48.19. Video Encode Quantization Maps	4931
48.20. Video Encode R'G'B' Conversion	4940
48.21. H.264 Encode Operations	4947
48.22. H.265 Encode Operations	4986
48.23. AV1 Encode Operations	5032
49. Optical Flow	5075
49.1. Optical Flow Queues	5075
49.2. Optical Flow Image Formats	5075
49.3. Optical Flow Session	5079
50. Execution Graphs	5092
50.1. Pipeline Creation	5092
50.2. Initializing Scratch Memory	5102
50.3. Dispatching a Graph	5106
50.4. Shader Enqueue	5153
51. External Compute Queues	5156
52. Data graphs	5162

52.1. Pipeline Creation	5162
52.2. Sessions	5180
52.3. Dispatch	5193
52.4. Properties	5198
52.5. Processing Engines	5203
52.6. Operations	5207
53. Extending Vulkan	5227
53.1. Functionality Levels	5227
53.2. Instance and Device Versions	5227
53.3. Core Versions	5227
53.4. Layers	5231
53.5. Extensions	5235
53.6. Extension Dependencies	5239
53.7. Compatibility Guarantees (Informative)	5240
54. Features	5245
54.1. Feature Requirements	5522
54.2. Roadmap Milestone Features	5537
55. Limits	5540
55.1. Limit Requirements	5674
55.2. Additional Multisampling Capabilities	5711
55.3. Milestone Limits	5712
56. Formats	5716
56.1. Format Definition	5716
56.2. Format Properties	5779
56.3. Required Format Support	5804
57. Additional Capabilities	5832
57.1. Additional Image Capabilities	5832
57.2. Additional Buffer Capabilities	5862
57.3. Additional Tensor Capabilities	5865
57.4. Optional Semaphore Capabilities	5867
57.5. Optional Fence Capabilities	5873
57.6. Timestamp Calibration Capabilities	5879
58. Debugging	5881
58.1. Debug Utilities	5885
58.2. Debug Markers	5911
58.3. Debug Report Callbacks	5921
58.4. Device Loss Debugging	5931
58.5. Active Tooling Information	5951
58.6. Frame Boundary	5954
Appendix A: Vulkan Environment for SPIR-V	5958
Versions and Formats	5958

Capabilities	5958
Validation Rules Within a Module.....	5977
Precision and Operation of SPIR-V Instructions	6028
Buffer Indexing Calculations	6035
Signedness of SPIR-V Image Accesses.....	6037
Image Format and Type Matching.....	6037
Compatibility Between SPIR-V Image Dimensions and Vulkan ImageView Types	6039
Compatibility Between SPIR-V Image Formats and Vulkan Formats	6040
Ray Query Precision and Operation	6041
Compatibility Between SPIR-V Tensor Element Types And Vulkan Formats	6041
Appendix B: Memory Model	6043
Agent.....	6043
Memory Location	6043
Allocation.....	6043
Memory Operation	6044
Reference.....	6044
Program-Order.....	6044
Shader Call Related	6045
Shader Call Order	6045
Scope.....	6046
Atomic Operation	6046
Scoped Modification Order	6046
Memory Semantics	6047
Release Sequence.....	6048
Synchronizes-With	6049
System-Synchronizes-With	6051
Private vs. Non-Private	6051
Inter-Thread-Happens-Before	6051
Happens-Before	6052
Availability and Visibility	6052
Availability, Visibility, and Domain Operations	6054
Availability and Visibility Semantics	6055
Per-Instruction Availability and Visibility Semantics.....	6056
Location-Ordered	6056
Data Race	6057
Visible-To	6057
Acyclicity	6058
Shader I/O	6059
Deallocation	6059
Descriptions (Informative)	6059
Tessellation Output Ordering	6060

Cooperative Matrix Memory Access	6060
Appendix C: Compressed Image Formats	6061
Block-Compressed Image Formats	6062
ETC Compressed Image Formats	6063
ASTC Compressed Image Formats	6064
PVRTC Compressed Image Formats	6067
Appendix D: Core Revisions (Informative)	6068
Vulkan Version 1.4	6068
Vulkan Version 1.3	6077
Vulkan Version 1.2	6086
Vulkan Version 1.1	6094
Vulkan Version 1.0	6106
Appendix E: Layers & Extensions (Informative)	6121
Extension Dependencies	6121
Extension Interactions	6121
List of Current Extensions	6122
List of Provisional Extensions	7100
List of Deprecated Extensions	7112
Appendix F: Vulkan Roadmap Milestones	7500
Roadmap 2022	7500
Roadmap 2024	7504
Roadmap 2026	7506
Appendix G: Legacy and Superseded Functionality	7509
List of Legacy Functionality	7510
Appendix H: API Boilerplate	7513
Vulkan Header Files	7513
Window System-Specific Header Control (Informative)	7517
Provisional Extension Header Control (Informative)	7519
Video Std Headers	7519
Appendix I: Invariance	7521
Repeatability	7521
Multi-Pass Algorithms	7521
Invariance Rules	7521
Tessellation Invariance	7523
Appendix J: Lexicon	7525
Glossary	7525
Common Abbreviations	7556
Video-Specific Abbreviations	7558
Prefixes	7559
Appendix K: Credits (Informative)	7561
Working Group Contributors to Vulkan	7561

Other Credits	7573
---------------------	------

Chapter 1. Preamble

Copyright 2014-2026 The Khronos Group Inc.

This Specification is protected by copyright laws and contains material proprietary to Khronos. Except as described by these terms, it or any components may not be reproduced, republished, distributed, transmitted, displayed, broadcast or otherwise exploited in any manner without the express prior written permission of Khronos.

Khronos grants a conditional copyright license to use and reproduce the unmodified Specification for any purpose, without fee or royalty, EXCEPT no licenses to any patent, trademark or other intellectual property rights are granted under these terms.

Khronos makes no, and expressly disclaims any, representations or warranties, express or implied, regarding this Specification, including, without limitation: merchantability, fitness for a particular purpose, non-infringement of any intellectual property, correctness, accuracy, completeness, timeliness, and reliability. Under no circumstances will Khronos, or any of its Promoters, Contributors or Members, or their respective partners, officers, directors, employees, agents or representatives be liable for any damages, whether direct, indirect, special or consequential damages for lost revenues, lost profits, or otherwise, arising from or in connection with these materials.

This document contains extensions which are not ratified by Khronos, and as such is not a ratified Specification, though it contains text from (and is a superset of) the ratified Specification.

The ratified version of the Vulkan Specification can be found at <https://registry.khronos.org/vulkan/specs/latest-ratified/pdf/vkspec.pdf> (core with all ratified extensions).

This Specification contains substantially unmodified functionality from, and is a successor to, Khronos specifications including OpenGL, OpenGL ES and OpenCL.

The Khronos Intellectual Property Rights Policy defines the terms 'Scope', 'Compliant Portion', and 'Necessary Patent Claims'.

Some parts of this Specification are purely informative and so are EXCLUDED the Scope of this Specification. The [Document Conventions](#) section of the [Introduction](#) defines how these parts of the Specification are identified.

Where this Specification uses [technical terminology](#), defined in the [Glossary](#) or otherwise, that refer to enabling technologies that are not expressly set forth in this Specification, those enabling technologies are EXCLUDED from the Scope of this Specification. For clarity, enabling technologies not disclosed with particularity in this Specification (e.g. semiconductor manufacturing technology, hardware architecture, processor architecture or microarchitecture, memory architecture, compiler technology, object oriented technology, basic operating system technology, compression technology, algorithms, and so on) are NOT to be considered expressly set forth; only those application program interfaces and data structures disclosed with particularity are included in the Scope of this Specification.

For purposes of the Khronos Intellectual Property Rights Policy as it relates to the definition of

Necessary Patent Claims, all recommended or optional features, behaviors and functionality set forth in this Specification, if implemented, are considered to be included as Compliant Portions.

Where this Specification identifies specific sections of external references, only those specifically identified sections define [normative](#) functionality. The Khronos Intellectual Property Rights Policy excludes external references to materials and associated enabling technology not created by Khronos from the Scope of this Specification, and any licenses that may be required to implement such referenced materials and associated technologies must be obtained separately and may involve royalty payments.

Khronos and Vulkan are registered trademarks, and SPIR-V is a trademark of The Khronos Group Inc. OpenCL is a trademark of Apple Inc., used under license by Khronos. OpenGL is a registered trademark and the OpenGL ES logo is a trademark of Hewlett Packard Enterprise, used under license by Khronos. ASTC is a trademark of ARM Holdings PLC. All other product names, trademarks, and/or company names are used solely for identification and belong to their respective owners.

Chapter 2. Introduction

This document, referred to as the “Vulkan Specification” or just the “Specification” hereafter, describes the Vulkan Application Programming Interface (API). Vulkan is a [C99](#) API designed for explicit control of low-level graphics and compute functionality.

The canonical version of the Specification is available in the official [Vulkan Registry](#) (<https://registry.khronos.org/vulkan/>). The source files used to generate the Vulkan specification are stored in the [Vulkan Documentation Repository](#) (<https://github.com/KhronosGroup/Vulkan-Docs>).

The source repository additionally has a public issue tracker and allows the submission of pull requests that improve the specification.

2.1. Document Conventions

The Vulkan specification is intended for use by both implementors of the API and application developers seeking to make use of the API, forming a contract between these parties. Specification text may address either party; typically the intended audience can be inferred from context, though some sections are defined to address only one of these parties. (For example, [Valid Usage](#) sections only address application developers). Any requirements, prohibitions, recommendations, or options defined in specification text are imposed only on the audience of that text.

2.1.1. Normative Requirements

The Vulkan Specification uses a combination of [normative terminology](#) and [normative descriptions](#) to express the requirements that it imposes on applications and implementations. An application which complies with all normative requirements imposed on applications is said to make **valid use** of the API; failing to comply with such requirements results in undefined behavior, as discussed in the [Valid Usage](#) section below. In the context of this document, an implementation which complies with all normative requirements imposed on implementations is said to be **conformant**.

NOTE

The Khronos Group imposes additional requirements on implementors who wish to make public statements describing their Vulkan implementations as conformant. These include signing the Vulkan Adopter’s Agreement, paying the associated fee, and making a successful conformance test submission to the Khronos Conformance Process. For details see the [Khronos Trademark Guidelines](#) (<https://www.khronos.org/legal/khronos-trademark-guidelines>).

Normative Terminology

Within this specification, the key words **must**, **required**, **should**, **may**, and **optional** are to be interpreted as described in [RFC 2119 - Key words for use in RFCs to Indicate Requirement Levels](#) (<https://www.ietf.org/rfc/rfc2119.txt>). The additional key word **optionally** is an alternate form of **optional**, for use where grammatically appropriate. These key words are highlighted in the specification to indicate that they are being used in a specific technical sense.

The additional key words **can** and **cannot** are to be interpreted as describing the capabilities of an application, as follows:

can

This word means that the application is able to perform the action described.

cannot

This word means that the API and/or the execution environment provide no mechanism through which the application can express or accomplish the action described.

These key words are never used in text addressing implementors.

NOTE

There is an important distinction between **cannot** and **must not**, as used in this Specification. **Cannot** refers to something the API provides no way for the application to express or accomplish. **Must not** describes something that the application is able to express, but that is not valid use of the API, and will have undefined and potentially unrecoverable consequences.

Normative Descriptions

In the Vulkan Specification, the normative term **must** is primarily used to describe **application** behavior, and in particular to constrain what inputs or commands issued by the application to the implementation are considered valid.

To constrain **implementation** behavior, the specification sometimes uses **must**, but more often simply describes the behavior of the implementation in response to specified commands and inputs. Unless explicitly stated otherwise, such references to implementation behavior describe the behavior of **conformant** implementations, and express normative requirements which an implementation must satisfy in order to conform to the specification. For example, if the specification says “Under **specified condition**, the error code [VK_ERROR_FEATURE_NOT_PRESENT](#) is returned”, that behavior is a requirement of the specification, and an implementation which does not return that error code under that condition is not conformant.

When the normative terms **may**, **should**, or **optional** are used to describe implementation behavior, they define alternative or optional behaviors which a conformant implementation may or may not exhibit. Such statements are also normative. For example, if the specification says “Under **specified condition**, the implementation **should** return A but **may** instead return B”, then an implementation that returns either A or B under that condition is conformant (assuming it does not violate other normative requirements), while an implementation that returns anything else is not.

2.1.2. Normative References

References to external documents are considered normative references if the Specification uses [normative terminology](#) or [normative descriptions](#) to refer to them or their requirements, either as a whole or in part.

The following documents are referenced by normative sections of the specification:

IEEE. August, 2008. *IEEE Standard for Floating-Point Arithmetic*. IEEE Std 754-2008. <https://dx.doi.org/10.1109/IEEESTD.2008.4610935>.

Andrew Garrard. *Khronos Data Format Specification, version 1.3*. <https://registry.khronos.org/DataFormat/specs/1.3/dataformat.1.3.html> .

John Kessenich. *SPIR-V Extended Instructions for GLSL, Version 1.00* (February 10, 2016). <https://registry.khronos.org/spir-v/> .

John Kessenich, Boaz Ouriel, Raun Krisch, and Diego Novillo. *SPIR-V Specification, Version 1.6.7, Revision 1, Unified* (March, 2026). <https://registry.khronos.org/spir-v/> .

ITU-T. *H.264 Advanced Video Coding for Generic Audiovisual Services* (August, 2021). <https://www.itu.int/rec/T-REC-H.264-202108-I/> .

ITU-T. *H.265 High Efficiency Video Coding* (August, 2021). <https://www.itu.int/rec/T-REC-H.265-202108-S/> .

Google. *VP9 Bitstream & Decoding Process Specification* (February 22, 2017). <https://storage.googleapis.com/downloads.webmproject.org/docs/vp9/vp9-bitstream-specification-v0.7-20170222-draft.pdf> .

Alliance for Open Media. *AV1 Bitstream & Decoding Process Specification* (January 8, 2019). <https://aomediacodec.github.io/av1-spec/av1-spec.pdf> .

Jon Leech. *The Khronos Vulkan API Registry* (February 26, 2023). <https://registry.khronos.org/vulkan/specs/latest/registry.html> .

Jon Leech and Tobias Hector. *Vulkan Documentation and Extensions: Procedures and Conventions* (February 26, 2023). <https://registry.khronos.org/vulkan/specs/latest/styleguide.html> .

Architecture of the Vulkan Loader Interfaces (October, 2021). <https://github.com/KhronosGroup/Vulkan-Loader/blob/main/docs/LoaderInterfaceArchitecture.md> .

2.1.3. Informative Language

Some language in the specification is purely informative, intended to provide background information or make suggestions to implementors or developers. Such language does not impose normative requirements on implementations or applications.

All NOTES are implicitly informative.

If an entire chapter, section, or appendix contains only informative language, its title will be suffixed with “(Informative)”. Unless so noted in the title, all chapters, sections, and appendices in this document are normative.

2.1.4. Technical Terminology

The Vulkan Specification makes use of common engineering and graphics terms such as **Pipeline**, **Shader**, and **Host** to identify and describe Vulkan API constructs and their attributes, states, and behaviors. The [Glossary](#) defines the basic meanings of these terms in the context of the Specification. The Specification text provides fuller definitions of the terms and may elaborate, extend, or clarify the [Glossary](#) definitions. When a term defined in the [Glossary](#) is used in

normative language within the Specification, the definitions within the Specification govern and supersede any meanings the terms may have in other technical contexts (i.e. outside the Specification).

2.1.5. Ratification

Ratification of a Vulkan core version or extension is a status conferred by vote of the Khronos Board of Promoters, bringing that core version or extension under the umbrella of the Khronos IP Rights Policy.

All Vulkan core versions and **KHR** extensions (including provisional specifications) are ratified, as are some multi-vendor **EXT** extensions. Ratification status of extensions is described in the [Layers & Extensions \(Informative\)](#) appendix.

NOTE

Ratification status is primarily of interest to IHVs developing GPU hardware and Vulkan implementations. For developers, ratification does not necessarily mean that an extension is “better”, has a more stable API, or is more widely supported than alternative ways of achieving that functionality.

Interactions between ratified and non-ratified extensions are not themselves ratified.

Chapter 3. Fundamentals

This chapter introduces fundamental concepts including the Vulkan architecture and execution model, API syntax, queues, pipeline configurations, numeric representation, state and state queries, and the different types of objects and shaders. It provides a framework for interpreting more specific descriptions of commands and behavior in the remainder of the Specification.

3.1. Host and Device Environment

The Vulkan Specification assumes and requires: the following properties of the host environment with respect to Vulkan implementations:

- The host **must** have runtime support for 8-, 16-, 32-, and 64-bit signed and unsigned twos-complement integers, all addressable at the granularity of their size in bytes.
- The host **must** have runtime support for 32- and 64-bit floating-point types satisfying the range and precision constraints in the [Floating-Point Computation](#) section.
- The representation and endianness of these types on the host **must** match the representation and endianness of the same types on every physical device supported.

NOTE

Since a variety of data types and structures in Vulkan **may** be accessible by both host and physical device operations, the implementation **should** be able to access such data efficiently in both paths in order to facilitate writing portable and performant applications.

3.2. Execution Model

This section outlines the execution model of a Vulkan system.

Vulkan exposes one or more *devices*, each of which exposes one or more *queues* which **may** process work asynchronously to one another. The set of queues supported by a device is partitioned into *families*. Each family supports one or more types of functionality and **may** contain multiple queues with similar characteristics. Queues within a single family are considered *compatible* with one another, and work produced for a family of queues **can** be executed on any queue within that family. This specification defines the following types of functionality that queues **may** support: graphics, compute, video decode, video encode, protected memory management, sparse memory management, and transfer.

NOTE

A single device **may** report multiple similar queue families rather than, or as well as, reporting multiple members of one or more of those families. This indicates that while members of those families have similar capabilities, they are *not* directly compatible with one another.

Device memory is explicitly managed by the application. Each device **may** advertise one or more heaps, representing different areas of memory. Memory heaps are either device-local or host-local, but are always visible to the device. Further detail about memory heaps is exposed via memory types available on that heap. Examples of memory areas that **may** be available on an

implementation include:

- *device-local* is memory that is physically connected to the device.
- *device-local, host visible* is device-local memory that is visible to the host.
- *host-local, host visible* is memory that is local to the host and visible to the device and host.

On other architectures, there **may** only be a single heap that **can** be used for any purpose.

3.2.1. Queue Operation

Each device supports a number of [queues](#), which provide an interface for [submitting work](#) for execution on the device.

[Queue submission commands](#) are used to submit work, along with a set of [synchronization primitives](#) used to constrain the order of submitted operations. Queues are intended for asynchronous execution of submitted workloads, and queue submission commands **should** return as soon as the work has been submitted, without waiting for the work to complete. Once submitted to a queue, work will begin and complete execution without further application intervention.

There are no implicit ordering constraints between queue operations on different queues, or between queues and the host, so these **may** operate in any order with respect to each other. Explicit ordering constraints between different queues or with the host **can** be expressed with [semaphores](#) and [fences](#).

Many commands for queues are recorded into [command buffers](#) first, before the command buffers are then submitted to a queue for execution. Command buffer submissions to a single queue respect [submission order](#) and other [implicit ordering guarantees](#), but otherwise **may** overlap or execute out of order. Other types of batches and queue submissions against a single queue (e.g. [sparse memory binding](#)) have no implicit ordering constraints with any other queue submission or batch. Additional explicit ordering constraints between queue submissions and individual batches can be expressed with [semaphores](#) and [fences](#).

Before a fence or semaphore is signaled, it is guaranteed that any previously submitted queue operations have completed execution, and that memory writes from those queue operations are [available](#) to future queue operations. Waiting on a signaled semaphore or fence guarantees that previous writes that are available are also [visible](#) to subsequent commands.

Command buffer boundaries, both between primary command buffers of the same or different batches or submissions as well as between primary and secondary command buffers, do not introduce any additional ordering constraints. In other words, submitting the set of command buffers (which **can** include executing secondary command buffers) between any semaphore or fence operations execute the recorded commands as if they had all been recorded into a single primary command buffer, except that the current state is [reset](#) on each boundary. Explicit ordering constraints **can** be expressed with [explicit synchronization primitives](#).

There are a few [implicit ordering guarantees](#) between commands within a command buffer, but only covering a subset of execution. Additional explicit ordering constraints can be expressed with the various [explicit synchronization primitives](#).

NOTE

Implementations have significant freedom to overlap execution of work submitted to a queue, and this is common due to deep pipelining and parallelism in Vulkan devices.

Commands recorded in command buffers can perform actions, set state that persists across commands, synchronize other commands, or indirectly launch other commands, with some commands fulfilling several of these roles. The “Command Properties” section for each such command lists which of these roles the command takes:

Action

Action commands perform operations that can update values in memory. E.g. [draw commands](#), [dispatch commands](#).

State

State setting commands update the current state of a command buffer, affecting the operation of future action commands.

Synchronization

Synchronization commands impose ordering constraints on action commands, by introducing explicit [execution and memory dependencies](#).

Indirection

Indirection commands execute other commands which were not directly recorded in the same command buffer.

NOTE

In the absence of explicit synchronization or [implicit ordering guarantees](#), action commands may overlap execution or execute out of order, potentially leading to data races. However, such reordering does not affect the current state observed by any action command. Each action command uses the state in effect at the point where the command occurs in the command buffer, regardless of when it is executed.

3.3. Object Model

The devices, queues, and other entities in Vulkan are represented by Vulkan objects. At the API level, all objects are referred to by handles. There are two classes of handles: dispatchable and non-dispatchable. *Dispatchable* handle types are a pointer to an opaque type. This pointer **may** be used by layers as part of intercepting API commands, and thus each API command takes a dispatchable type as its first parameter. Each object of a dispatchable type **must** have a unique handle value during its lifetime.

Non-dispatchable handle types are a 64-bit integer type whose meaning is implementation-dependent. If the `privateData` feature is enabled for a [VkDevice](#), each object of a non-dispatchable type created on that device **must** have a handle value that is unique among objects created on that device, for the duration of the object’s lifetime. Otherwise, non-dispatchable handles **may** encode object information directly in the handle rather than acting as a reference to an underlying object, and thus **may** not have unique handle values. If handle values are not unique, then destroying one

such handle **must** not cause identical handles of other types to become invalid, and **must** not cause identical handles of the same type to become invalid if that handle value has been created more times than it has been destroyed.

All objects created or allocated from a **VkDevice** (i.e. with a **VkDevice** as the first parameter) are private to that device, and **must** not be used on other devices.

3.3.1. Object Lifetime

Objects are created or allocated by **vkCreate*** and **vkAllocate*** commands, respectively. Once an object is created or allocated, its “structure” is considered to be immutable, though the content of certain object types is still free to change. When an object is passed to another command, it **may** be accessed by the implementation, which **may** include both read and write access unless explicitly stated otherwise. Objects are destroyed or freed by **vkDestroy*** and **vkFree*** commands, respectively.

Objects that are allocated (rather than created) take resources from an existing pool object or memory heap, and when freed return resources to that pool or heap. While object creation and destruction are generally expected to be low-frequency occurrences during runtime, allocating and freeing objects **can** occur at high frequency. Pool objects help accommodate improved performance of the allocations and frees.

Applications are responsible for managing the lifetimes of Vulkan objects and memory passed into the Vulkan API. The access semantics of different functions in the API follow a typical pattern as laid out below, with any exceptions listed with the commands or objects that have them.

Application-owned memory and Vulkan objects **may** be accessed at any time during the execution of a command they are passed to. Vulkan objects that device addresses are retrieved from **may** be accessed by the implementation any time that memory backing the device address is accessed. Device addresses and Vulkan objects passed in during the creation or allocation of another object **may** be accessed by the implementation any time that the created/allocated object is accessed unless explicitly stated otherwise. Device addresses and Vulkan objects passed to a recording command (**vkCmd***) **may** be accessed at any time during the execution of the command, when the command buffer is subsequently recorded into another command buffer, during any subsequent command that is recorded to either the command buffer or one it is recorded into, or while the command buffer is in the *pending state*, unless explicitly stated otherwise. If an application is using *deferred host operations* in a command, and that operation is successfully deferred, objects and memory passed to that command **may** be accessed at any time until the deferred operation is complete. Some additional operations hold references to other objects or application-owned memory beyond the duration of the command; in which case the access semantics and lifetime of those references are described by that command.

When destroying or freeing an object, implementations **must** not access any memory or other objects that **may** otherwise be accessed when the object is accessed. Applications **can** free or destroy objects in any order, except that parent objects **must** be freed only after all child objects are freed. An object is the parent of another child object if the parent was used as the first object parameter in the creation of the child. Once an object is freed or destroyed it **must** not be accessed again, either directly or via access through another object. Applications **must** not free or destroy any object while it is being accessed.

3.3.2. External Object Handles

As defined above, the scope of object handles created or allocated from a `VkDevice` is limited to that logical device. Objects which are not in scope are said to be external. To bring an external object into scope, an external handle **must** be exported from the object in the source scope and imported into the destination scope.

NOTE

The scope of external handles and their associated resources **may** vary according to their type, but they **can** generally be shared across process and API boundaries.

3.4. Application Binary Interface

The mechanism by which Vulkan is made available to applications is platform- or implementation-defined. On many platforms the C interface described in this Specification is provided by a shared library. Since shared libraries can be changed independently of the applications that use them, they present particular compatibility challenges, and this Specification places some requirements on them.

Shared library implementations **must** use the default Application Binary Interface (ABI) of the standard C compiler for the platform, or provide customized API headers that cause application code to use the implementation's non-default ABI. An ABI in this context means the size, alignment, and layout of C data types; the procedure calling convention; and the naming convention for shared library symbols corresponding to C functions. Customizing the calling convention for a platform is usually accomplished by defining [calling convention macros](#) appropriately in `vk_platform.h`.

On platforms where Vulkan is provided as a shared library, library symbols beginning with “vk” and followed by a digit or uppercase letter are reserved for use by the implementation. Applications which use Vulkan **must** not provide definitions of these symbols. This allows the Vulkan shared library to be updated with additional symbols for new API versions or extensions without causing symbol conflicts with existing applications.

Shared library implementations **should** provide library symbols for commands in the highest version of this Specification they support, and for [Window System Integration](#) extensions relevant to the platform. They **may** also provide library symbols for commands defined by additional extensions.

NOTE

These requirements and recommendations are intended to allow implementors to take advantage of platform-specific conventions for SDKs, ABIs, library versioning mechanisms, etc. while still minimizing the code changes necessary to port applications or libraries between platforms. Platform vendors, or providers of the *de facto* standard Vulkan shared library for a platform, are encouraged to document what symbols the shared library provides and how it will be versioned when new symbols are added.

Applications **should** only rely on shared library symbols for commands in the minimum core version required by the application. [vkGetInstanceProcAddr](#) and [vkGetDeviceProcAddr](#) **should** be used to obtain function pointers for commands in core versions beyond the application's minimum required version.

3.5. Command Syntax and Duration

The Specification describes Vulkan commands as functions or procedures using C99 syntax. Language bindings for other languages such as C++ and JavaScript **may** allow for stricter parameter passing, or object-oriented interfaces.

Vulkan uses the standard C types for the base type of scalar parameters (e.g. types from `<stdint.h>`), with exceptions described below, or elsewhere in the text when appropriate:

`VkBool32` represents boolean `True` and `False` values, since C does not have a sufficiently portable built-in boolean type:

```
// Provided by VK_VERSION_1_0
typedef uint32_t VkBool32;
```

`VK_TRUE` represents a boolean **True** (unsigned integer 1) value, and `VK_FALSE` a boolean **False** (unsigned integer 0) value.

All values returned from a Vulkan implementation in a `VkBool32` will be either `VK_TRUE` or `VK_FALSE`.

Applications **must** not pass any other values than `VK_TRUE` or `VK_FALSE` into a Vulkan implementation where a `VkBool32` is expected.

`VK_TRUE` is a constant representing a `VkBool32` **True** value.

```
#define VK_TRUE 1U
```

`VK_FALSE` is a constant representing a `VkBool32` **False** value.

```
#define VK_FALSE 0U
```

`VkDeviceSize` represents device memory size and offset values:

```
// Provided by VK_VERSION_1_0
typedef uint64_t VkDeviceSize;
```

`VkDeviceAddress` represents device buffer address values:

```
// Provided by VK_VERSION_1_0
typedef uint64_t VkDeviceAddress;
```


Valid Usage

- VUID-VkDeviceAddress-size-11364

A valid `VkDeviceAddress` **must** be equal to the sum of an address retrieved from a `VkBuffer` via `vkGetBufferDeviceAddress`, and any offset in the range `[0, size)`, where `size` is the value of `VkBufferCreateInfo::size` used to create that `VkBuffer`

- VUID-VkDeviceAddress-None-10894

If a `VkDeviceAddress` was retrieved from a non-sparse buffer, that buffer **must** be bound completely and contiguously to a single `VkDeviceMemory` object

Commands that create Vulkan objects are of the form `vkCreate*` and take `Vk*CreateInfo` structures with the parameters needed to create the object. These Vulkan objects are destroyed with commands of the form `vkDestroy*`.

The last in-parameter to each command that creates or destroys a Vulkan object is `pAllocator`. The `pAllocator` parameter **can** be a non-NULL value, in which case allocations for the given object are delegated to an application provided callback. Refer to the [Memory Allocation](#) chapter for further details.

Commands that allocate Vulkan objects owned by pool objects are of the form `vkAllocate*`, and take `Vk*AllocateInfo` structures. These Vulkan objects are freed with commands of the form `vkFree*`. These objects do not take allocators; if host memory is needed, they will use the allocator that was specified when their parent pool was created.

Commands are recorded into a command buffer by calling API commands of the form `vkCmd*`. Each such command **may** have different restrictions on where it **can** be used: in a primary and/or secondary command buffer, inside and/or outside a render pass, and in one or more of the supported queue types. These restrictions are documented together with the definition of each such command.

The *duration* of a Vulkan command refers to the interval between calling the command and its return to the caller.

3.5.1. Lifetime of Retrieved Results

Information is retrieved from the implementation with commands of the form `vkGet*` and `vkEnumerate*`.

Unless otherwise specified for an individual command, the results are *invariant*; that is, they will remain unchanged when retrieved again by calling the same command with the same parameters, so long as those parameters themselves all remain valid.

3.5.2. Array Results

Some query commands of the form `vkGet*` and `vkEnumerate*` enable retrieving multiple results in the form of a return array. Such commands typically have two pointer arguments as follows:

- An element count pointer pointing to an integer variable, conventionally named as `p*Count`

where ***** is the capitalized singular form of the name of the retrieved values.

- A pointer to an array where the result array is retrieved, conventionally named as **p*** where ***** is the capitalized plural form of the name of the retrieved values.

If such commands are called with the array pointer set to **NULL**, then the number of retrievable elements is returned in the variable pointed to by the element count pointer. Otherwise, the element count pointer **must** point to a variable set by the application to the number of elements in the return array, and on return the variable is overwritten with the number of elements actually written to the return array. If the input element count is less than the number of retrievable array elements, the query will write only as many elements to the return array as specified by the element count variable set by the application, and the command will return **VK_INCOMPLETE** instead of **VK_SUCCESS**, to indicate that not all retrievable array elements were returned.

NOTE

In practice, this means that applications will typically call such query commands twice:

- First, with the array pointer set to **NULL**, to retrieve the number of retrievable elements.
- Second, with the array pointer pointing to an application allocated storage for at least as many elements as indicated by the variable pointed to by the element count pointer, to retrieve at most as many of the retrievable elements.

Query commands that return one or more structures, regardless of whether they return a single or an array of structures with or without a **pNext** chain, **may** also contain arrays within those structures. Such return arrays are typically defined in the form of two members as follows:

- An integer value specifying the element count, conventionally named as ***Count** where ***** is the singular form of the name of the retrieved values.
- A pointer to an array where the result array is retrieved, conventionally named as **p*** where ***** is the capitalized plural form of the name of the retrieved values.

Analogously to query commands that return multiple results, if the command is called with the array pointer member of the output structure in question set to **NULL**, then the number of retrievable elements is returned in the element count member of that output structure. Otherwise, the element count **must** specify the number of elements in the return array, and on return the element count member is overwritten with the number of elements actually written to the return array. If the input element count is less than the number of retrievable array elements, the query will write only as many elements to the return array as specified by the input element count, and the command will return **VK_INCOMPLETE** instead of **VK_SUCCESS**, if the query command has a **VkResult** return type, to indicate that not all retrievable array elements were returned.

NOTE

Applications need to separately track the value they provided as the input element count member for such arrays and compare those with the returned element counts in order to determine whether the actually returned element count is smaller than the size of the return array. Another side effect of this is that it is impossible for the application to determine if the number of retrievable elements has increased beyond the provided input element count so using return arrays in output

structures **should** be limited to *invariant* array results. In practice, this means that applications will typically call such query commands multiple times:

- First, with the array pointer member(s) set to **NULL**, to retrieve the number(s) of retrievable elements.
- Second, with the array pointer(s) pointing to an application allocated storage for at least as many elements as indicated by the element count member(s), to retrieve at most as many of the retrievable elements.
- Then the process **may** need to be repeated for all other newly introduced return arrays in any nested output structures indirectly specified through the previously retrieved result arrays.

Regardless of the type of query command, any array pointer member of an output structure **must** either be **NULL**, or point to an application-allocated array. Query commands **must** not return a pointer to implementation allocated storage in any output structure.

3.5.3. Opaque Binary Data Results

Some query commands of the form **vkGet*** retrieve opaque binary data in the form of a byte array and have a possible result code of **VK_ERROR_NOT_ENOUGH_SPACE_KHR**. Such commands always have two pointer arguments as follows:

- A binary data size pointer pointing to a **size_t** variable, conventionally named as **p*Size** where ***** is the capitalized form of the name of the retrieved binary data.
- A pointer to a byte array where the binary data is retrieved, conventionally named as **p*** where ***** is the capitalized form of the name of the retrieved binary data.

If such commands are called with the binary pointer not set to **NULL**, the binary size pointer **must** point to a variable set by the application to the allocated size of the binary pointer. These arguments **may** also be placed in an extensible structure, in which case the binary data size argument is not a pointer.

If the input binary size is less than the total retrievable binary size, the query will not write any data to the location pointed to the binary pointer, and the command will return **VK_ERROR_NOT_ENOUGH_SPACE_KHR** instead of **VK_SUCCESS**.

If the return code is **VK_SUCCESS** or **VK_ERROR_NOT_ENOUGH_SPACE_KHR**, the total size of the binary data that **can** be retrieved is returned in the variable pointed to by the binary size pointer.

If multiple binaries are being retrieved, **VK_ERROR_NOT_ENOUGH_SPACE_KHR** will be returned if any input binary sizes are less than their respective total retrievable binary sizes. Unless otherwise specified, this command will determine writing data to each binary individually based on if their input binary sizes are sufficiently sized, following the behavior for single binary retrieval.

For all other error codes, the contents of the return structures are undefined.

NOTE

If **VK_ERROR_NOT_ENOUGH_SPACE_KHR** is returned with a command that returns multiple binaries, the application **can** determine which binaries are undersized by

comparing the total binary size that is returned for each binary against the allocated size that was provided to the command.

NOTE

Some binary queries do not behave consistently with this pattern for historical reasons, primarily that the [VK_ERROR_NOT_ENOUGH_SPACE_KHR](#) error code was not defined until after those queries were written.

A NOTE is added to each such query, describing such inconsistent behavior.

3.6. Threading Behavior

Vulkan is intended to provide scalable performance when used on multiple host threads. All commands support being called concurrently from multiple threads, but certain parameters, or components of parameters are defined to be *externally synchronized*. This means that the caller **must** guarantee that no more than one thread is using such a parameter at a given time.

More precisely, Vulkan commands use simple stores to update the state of Vulkan objects. The implementation **may** not synchronize accesses to memory parameters or object parameters declared as externally synchronized with other accesses. If two commands access the same object or memory and at least one of the commands declares the object to be externally synchronized, then the caller **must** guarantee not only that the commands do not execute simultaneously, but also that the two commands are separated by an appropriate memory barrier (if needed). Similarly, if a Vulkan command accesses a non-const memory parameter and the application also accesses that memory, or if the application writes to that memory and the command accesses it as a const memory parameter, the application **must** ensure the accesses are properly synchronized with a memory barrier if needed.

NOTE

Memory barriers are particularly relevant for hosts based on the ARM CPU architecture, which is more weakly ordered than many developers are accustomed to from x86/x64 programming. Fortunately, most higher-level synchronization primitives (like the pthread library) perform memory barriers as a part of mutual exclusion, so mutexing Vulkan objects via these primitives will have the desired effect.

Any object parameters that are not labeled as externally synchronized are either not mutated by the command or are internally synchronized. Additionally, certain objects related to a command's parameters (e.g. command pools and descriptor pools) **may** be affected by a command, and **must** also be externally synchronized. These implicit parameters are documented as described below.

Parameters of commands that are externally synchronized are listed below.

Externally Synchronized Parameters and Members

- The **instance** parameter in [vkDestroyInstance](#)
- The **device** parameter in [vkDestroyDevice](#)
- The **queue** parameter in [vkQueueSubmit](#), if it was not created with

VK_DEVICE_QUEUE_CREATE INTERNALLY SYNCHRONIZED_BIT_KHR

- The **fence** parameter in `vkQueueSubmit`
- The **queue** parameter in `vkQueueWaitIdle`, if it was not created with `VK_DEVICE_QUEUE_CREATE INTERNALLY SYNCHRONIZED_BIT_KHR`
- The **memory** parameter in `vkFreeMemory`
- The **memory** parameter in `vkMapMemory`
- The **memory** parameter in `vkUnmapMemory`
- The **buffer** parameter in `vkBindBufferMemory`
- The **image** parameter in `vkBindImageMemory`
- The **queue** parameter in `vkQueueBindSparse`, if it was not created with `VK_DEVICE_QUEUE_CREATE INTERNALLY SYNCHRONIZED_BIT_KHR`
- The **fence** parameter in `vkQueueBindSparse`
- The **fence** parameter in `vkDestroyFence`
- The **semaphore** parameter in `vkDestroySemaphore`
- The **queryPool** parameter in `vkDestroyQueryPool`
- The **buffer** parameter in `vkDestroyBuffer`
- The **image** parameter in `vkDestroyImage`
- The **imageView** parameter in `vkDestroyImageView`
- The **commandPool** parameter in `vkDestroyCommandPool`
- The **commandPool** parameter in `vkResetCommandPool`
- The **commandPool** parameter in `vkFreeCommandBuffers`
- The **commandBuffer** parameter in `vkBeginCommandBuffer`
- The **commandBuffer** parameter in `vkEndCommandBuffer`
- The **commandBuffer** parameter in `vkResetCommandBuffer`
- The **commandBuffer** parameter in `vkCmdCopyBuffer`
- The **commandBuffer** parameter in `vkCmdCopyImage`
- The **commandBuffer** parameter in `vkCmdCopyBufferToImage`
- The **commandBuffer** parameter in `vkCmdCopyImageToBuffer`
- The **commandBuffer** parameter in `vkCmdUpdateBuffer`
- The **commandBuffer** parameter in `vkCmdFillBuffer`
- The **commandBuffer** parameter in `vkCmdPipelineBarrier`
- The **commandBuffer** parameter in `vkCmdBeginQuery`
- The **commandBuffer** parameter in `vkCmdEndQuery`
- The **commandBuffer** parameter in `vkCmdResetQueryPool`
- The **commandBuffer** parameter in `vkCmdWriteTimestamp`

- The `commandBuffer` parameter in `vkCmdCopyQueryPoolResults`
- The `commandBuffer` parameter in `vkCmdExecuteCommands`
- The `event` parameter in `vkDestroyEvent`
- The `event` parameter in `vkSetEvent`
- The `event` parameter in `vkResetEvent`
- The `bufferView` parameter in `vkDestroyBufferView`
- The `shaderModule` parameter in `vkDestroyShaderModule`
- The `pipelineCache` parameter in `vkDestroyPipelineCache`
- The `dstCache` parameter in `vkMergePipelineCaches`, conditionally¹
- The `pipelineCache` parameter in `vkCreateComputePipelines`, conditionally¹
- The `pipeline` parameter in `vkDestroyPipeline`
- The `pipelineLayout` parameter in `vkDestroyPipelineLayout`
- The `sampler` parameter in `vkDestroySampler`
- The `descriptorSetLayout` parameter in `vkDestroyDescriptorSetLayout`
- The `descriptorPool` parameter in `vkDestroyDescriptorPool`
- The `descriptorPool` parameter in `vkResetDescriptorPool`
- The `descriptorPool` parameter in `vkFreeDescriptorSets`
- The `commandBuffer` parameter in `vkCmdBindPipeline`
- The `commandBuffer` parameter in `vkCmdBindDescriptorSets`
- The `commandBuffer` parameter in `vkCmdClearColorImage`
- The `commandBuffer` parameter in `vkCmdDispatch`
- The `commandBuffer` parameter in `vkCmdDispatchIndirect`
- The `commandBuffer` parameter in `vkCmdSetEvent`
- The `commandBuffer` parameter in `vkCmdResetEvent`
- The `commandBuffer` parameter in `vkCmdWaitEvents`
- The `commandBuffer` parameter in `vkCmdPushConstants`
- The `pipelineCache` parameter in `vkCreateGraphicsPipelines`, conditionally¹
- The `framebuffer` parameter in `vkDestroyFramebuffer`
- The `renderPass` parameter in `vkDestroyRenderPass`
- The `commandBuffer` parameter in `vkCmdSetViewport`
- The `commandBuffer` parameter in `vkCmdSetScissor`
- The `commandBuffer` parameter in `vkCmdSetLineWidth`
- The `commandBuffer` parameter in `vkCmdSetDepthBias`
- The `commandBuffer` parameter in `vkCmdSetBlendConstants`
- The `commandBuffer` parameter in `vkCmdSetDepthBounds`

- The `commandBuffer` parameter in `vkCmdSetStencilCompareMask`
- The `commandBuffer` parameter in `vkCmdSetStencilWriteMask`
- The `commandBuffer` parameter in `vkCmdSetStencilReference`
- The `commandBuffer` parameter in `vkCmdBindIndexBuffer`
- The `commandBuffer` parameter in `vkCmdBindVertexBuffers`
- The `commandBuffer` parameter in `vkCmdDraw`
- The `commandBuffer` parameter in `vkCmdDrawIndexed`
- The `commandBuffer` parameter in `vkCmdDrawIndirect`
- The `commandBuffer` parameter in `vkCmdDrawIndexedIndirect`
- The `commandBuffer` parameter in `vkCmdBlitImage`
- The `commandBuffer` parameter in `vkCmdClearDepthStencilImage`
- The `commandBuffer` parameter in `vkCmdClearAttachments`
- The `commandBuffer` parameter in `vkCmdResolveImage`
- The `commandBuffer` parameter in `vkCmdBeginRenderPass`
- The `commandBuffer` parameter in `vkCmdNextSubpass`
- The `commandBuffer` parameter in `vkCmdEndRenderPass`
- The `commandBuffer` parameter in `vkCmdSetDeviceMask`
- The `commandPool` parameter in `vkTrimCommandPool`
- The `commandBuffer` parameter in `vkCmdDispatchBase`
- The `descriptorUpdateTemplate` parameter in `vkDestroyDescriptorUpdateTemplate`
- The `descriptorSet` parameter in `vkUpdateDescriptorSetWithTemplate`, conditionally¹
- The `ycbcrConversion` parameter in `vkDestroySamplerYcbcrConversion`
- The `commandBuffer` parameter in `vkCmdDrawIndirectCount`
- The `commandBuffer` parameter in `vkCmdDrawIndexedIndirectCount`
- The `commandBuffer` parameter in `vkCmdBeginRenderPass2`
- The `commandBuffer` parameter in `vkCmdNextSubpass2`
- The `commandBuffer` parameter in `vkCmdEndRenderPass2`
- The `privateDataSlot` parameter in `vkDestroyPrivateDataSlot`
- The `commandBuffer` parameter in `vkCmdPipelineBarrier2`
- The `commandBuffer` parameter in `vkCmdWriteTimestamp2`
- The `queue` parameter in `vkQueueSubmit2`, if it was not created with `VK_DEVICE_QUEUE_CREATE INTERNALLY SYNCHRONIZED_BIT_KHR`
- The `fence` parameter in `vkQueueSubmit2`
- The `commandBuffer` parameter in `vkCmdCopyBuffer2`
- The `commandBuffer` parameter in `vkCmdCopyImage2`

- The `commandBuffer` parameter in `vkCmdCopyBufferToImage2`
- The `commandBuffer` parameter in `vkCmdCopyImageToBuffer2`
- The `commandBuffer` parameter in `vkCmdSetEvent2`
- The `commandBuffer` parameter in `vkCmdResetEvent2`
- The `commandBuffer` parameter in `vkCmdWaitEvents2`
- The `commandBuffer` parameter in `vkCmdBlitImage2`
- The `commandBuffer` parameter in `vkCmdResolveImage2`
- The `commandBuffer` parameter in `vkCmdBeginRendering`
- The `commandBuffer` parameter in `vkCmdEndRendering`
- The `commandBuffer` parameter in `vkCmdSetCullMode`
- The `commandBuffer` parameter in `vkCmdSetFrontFace`
- The `commandBuffer` parameter in `vkCmdSetPrimitiveTopology`
- The `commandBuffer` parameter in `vkCmdSetViewportWithCount`
- The `commandBuffer` parameter in `vkCmdSetScissorWithCount`
- The `commandBuffer` parameter in `vkCmdBindVertexBuffers2`
- The `commandBuffer` parameter in `vkCmdSetDepthTestEnable`
- The `commandBuffer` parameter in `vkCmdSetDepthWriteEnable`
- The `commandBuffer` parameter in `vkCmdSetDepthCompareOp`
- The `commandBuffer` parameter in `vkCmdSetDepthBoundsTestEnable`
- The `commandBuffer` parameter in `vkCmdSetStencilTestEnable`
- The `commandBuffer` parameter in `vkCmdSetStencilOp`
- The `commandBuffer` parameter in `vkCmdSetRasterizerDiscardEnable`
- The `commandBuffer` parameter in `vkCmdSetDepthBiasEnable`
- The `commandBuffer` parameter in `vkCmdSetPrimitiveRestartEnable`
- The `commandBuffer` parameter in `vkCmdPushDescriptorSet`
- The `commandBuffer` parameter in `vkCmdPushDescriptorSetWithTemplate`
- The `commandBuffer` parameter in `vkCmdBindDescriptorSets2`
- The `commandBuffer` parameter in `vkCmdPushConstants2`
- The `commandBuffer` parameter in `vkCmdPushDescriptorSet2`
- The `commandBuffer` parameter in `vkCmdPushDescriptorSetWithTemplate2`
- The `commandBuffer` parameter in `vkCmdSetLineStipple`
- The `commandBuffer` parameter in `vkCmdBindIndexBuffer2`
- The `commandBuffer` parameter in `vkCmdSetRenderingAttachmentLocations`
- The `commandBuffer` parameter in `vkCmdSetRenderingInputAttachmentIndices`
- The `surface` parameter in `vkDestroySurfaceKHR`

- The `swapchain` parameter in `vkDestroySwapchainKHR`
- The `swapchain` parameter in `vkAcquireNextImageKHR`
- The `semaphore` parameter in `vkAcquireNextImageKHR`
- The `fence` parameter in `vkAcquireNextImageKHR`
- The `queue` parameter in `vkQueuePresentKHR`, if it was not created with `VK_DEVICE_QUEUE_CREATE INTERNALLY SYNCHRONIZED_BIT_KHR`
- The `surface` parameter in `vkGetDeviceGroupSurfacePresentModesKHR`
- The `surface` parameter in `vkGetPhysicalDevicePresentRectanglesKHR`
- The `display` parameter in `vkCreateDisplayModeKHR`
- The `mode` parameter in `vkGetDisplayPlaneCapabilitiesKHR`
- The `videoSession` parameter in `vkDestroyVideoSessionKHR`
- The `videoSession` parameter in `vkBindVideoSessionMemoryKHR`
- The `videoSessionParameters` parameter in `vkDestroyVideoSessionParametersKHR`
- The `commandBuffer` parameter in `vkCmdBeginVideoCodingKHR`
- The `commandBuffer` parameter in `vkCmdEndVideoCodingKHR`
- The `commandBuffer` parameter in `vkCmdControlVideoCodingKHR`
- The `commandBuffer` parameter in `vkCmdDecodeVideoKHR`
- The `commandBuffer` parameter in `vkCmdBeginRenderingKHR`
- The `commandBuffer` parameter in `vkCmdEndRenderingKHR`
- The `commandBuffer` parameter in `vkCmdSetDeviceMaskKHR`
- The `commandBuffer` parameter in `vkCmdDispatchBaseKHR`
- The `commandPool` parameter in `vkTrimCommandPoolKHR`
- The `commandBuffer` parameter in `vkCmdPushDescriptorSetKHR`
- The `commandBuffer` parameter in `vkCmdPushDescriptorSetWithTemplateKHR`
- The `descriptorUpdateTemplate` parameter in `vkDestroyDescriptorUpdateTemplateKHR`
- The `descriptorSet` parameter in `vkUpdateDescriptorSetWithTemplateKHR`, conditionally¹
- The `commandBuffer` parameter in `vkCmdBeginRenderPass2KHR`
- The `commandBuffer` parameter in `vkCmdNextSubpass2KHR`
- The `commandBuffer` parameter in `vkCmdEndRenderPass2KHR`
- The `swapchain` parameter in `vkGetSwapchainStatusKHR`
- The `ycbcrConversion` parameter in `vkDestroySamplerYcbcrConversionKHR`
- The `commandBuffer` parameter in `vkCmdDrawIndirectCountKHR`
- The `commandBuffer` parameter in `vkCmdDrawIndexedIndirectCountKHR`
- The `commandBuffer` parameter in `vkCmdSetFragmentShadingRateKHR`
- The `commandBuffer` parameter in `vkCmdSetRenderingAttachmentLocationsKHR`

- The `commandBuffer` parameter in `vkCmdSetRenderingInputAttachmentIndicesKHR`
- The `swapchain` parameter in `vkWaitForPresentKHR`
- The `operation` parameter in `vkDestroyDeferredOperationKHR`
- The `commandBuffer` parameter in `vkCmdEncodeVideoKHR`
- The `commandBuffer` parameter in `vkCmdSetEvent2KHR`
- The `commandBuffer` parameter in `vkCmdResetEvent2KHR`
- The `commandBuffer` parameter in `vkCmdWaitEvents2KHR`
- The `commandBuffer` parameter in `vkCmdPipelineBarrier2KHR`
- The `commandBuffer` parameter in `vkCmdWriteTimestamp2KHR`
- The `queue` parameter in `vkQueueSubmit2KHR`, if it was not created with `VK_DEVICE_QUEUE_CREATE INTERNALLY SYNCHRONIZED_BIT_KHR`
- The `fence` parameter in `vkQueueSubmit2KHR`
- The `commandBuffer` parameter in `vkCmdBindIndexBuffer3KHR`
- The `commandBuffer` parameter in `vkCmdBindVertexBuffers3KHR`
- The `commandBuffer` parameter in `vkCmdDrawIndirect2KHR`
- The `commandBuffer` parameter in `vkCmdDrawIndexedIndirect2KHR`
- The `commandBuffer` parameter in `vkCmdDispatchIndirect2KHR`
- The `commandBuffer` parameter in `vkCmdCopyMemoryKHR`
- The `commandBuffer` parameter in `vkCmdCopyMemoryToImageKHR`
- The `commandBuffer` parameter in `vkCmdCopyImageToMemoryKHR`
- The `commandBuffer` parameter in `vkCmdUpdateMemoryKHR`
- The `commandBuffer` parameter in `vkCmdFillMemoryKHR`
- The `commandBuffer` parameter in `vkCmdCopyQueryPoolResultsToMemoryKHR`
- The `commandBuffer` parameter in `vkCmdDrawIndirectCount2KHR`
- The `commandBuffer` parameter in `vkCmdDrawIndexedIndirectCount2KHR`
- The `commandBuffer` parameter in `vkCmdBeginConditionalRenderingEXT`
- The `commandBuffer` parameter in `vkCmdBindTransformFeedbackBuffers2EXT`
- The `commandBuffer` parameter in `vkCmdBeginTransformFeedback2EXT`
- The `commandBuffer` parameter in `vkCmdEndTransformFeedback2EXT`
- The `commandBuffer` parameter in `vkCmdDrawIndirectByteCount2EXT`
- The `commandBuffer` parameter in `vkCmdDrawMeshTasksIndirect2EXT`
- The `commandBuffer` parameter in `vkCmdDrawMeshTasksIndirectCount2EXT`
- The `commandBuffer` parameter in `vkCmdWriteMarkerToMemoryAMD`
- The `commandBuffer` parameter in `vkCmdCopyBuffer2KHR`
- The `commandBuffer` parameter in `vkCmdCopyImage2KHR`

- The `commandBuffer` parameter in `vkCmdCopyBufferToImage2KHR`
- The `commandBuffer` parameter in `vkCmdCopyImageToBuffer2KHR`
- The `commandBuffer` parameter in `vkCmdBlitImage2KHR`
- The `commandBuffer` parameter in `vkCmdResolveImage2KHR`
- The `commandBuffer` parameter in `vkCmdTraceRaysIndirect2KHR`
- The `commandBuffer` parameter in `vkCmdBindIndexBuffer2KHR`
- The `swapchain` parameter in `vkWaitForPresent2KHR`
- The `pipelineBinary` parameter in `vkDestroyPipelineBinaryKHR`
- The `commandBuffer` parameter in `vkCmdSetLineStippleKHR`
- The `commandBuffer` parameter in `vkCmdBindDescriptorSets2KHR`
- The `commandBuffer` parameter in `vkCmdPushConstants2KHR`
- The `commandBuffer` parameter in `vkCmdPushDescriptorSet2KHR`
- The `commandBuffer` parameter in `vkCmdPushDescriptorSetWithTemplate2KHR`
- The `commandBuffer` parameter in `vkCmdSetDescriptorBufferOffsets2EXT`
- The `commandBuffer` parameter in `vkCmdBindDescriptorBufferEmbeddedSamplers2EXT`
- The `commandBuffer` parameter in `vkCmdCopyMemoryIndirectKHR`
- The `commandBuffer` parameter in `vkCmdCopyMemoryToImageIndirectKHR`
- The `commandBuffer` parameter in `vkCmdEndRendering2KHR`
- The `callback` parameter in `vkDestroyDebugReportCallbackEXT`
- The `commandBuffer` parameter in `vkCmdDebugMarkerBeginEXT`
- The `commandBuffer` parameter in `vkCmdDebugMarkerEndEXT`
- The `commandBuffer` parameter in `vkCmdDebugMarkerInsertEXT`
- The `commandBuffer` parameter in `vkCmdBindTransformFeedbackBuffersEXT`
- The `commandBuffer` parameter in `vkCmdBeginTransformFeedbackEXT`
- The `commandBuffer` parameter in `vkCmdEndTransformFeedbackEXT`
- The `commandBuffer` parameter in `vkCmdBeginQueryIndexedEXT`
- The `commandBuffer` parameter in `vkCmdEndQueryIndexedEXT`
- The `commandBuffer` parameter in `vkCmdDrawIndirectByteCountEXT`
- The `commandBuffer` parameter in `vkCmdDrawIndirectCountAMD`
- The `commandBuffer` parameter in `vkCmdDrawIndexedIndirectCountAMD`
- The `commandBuffer` parameter in `vkCmdBeginConditionalRenderingEXT`
- The `commandBuffer` parameter in `vkCmdEndConditionalRenderingEXT`
- The `commandBuffer` parameter in `vkCmdSetViewportWScalingNV`
- The `swapchain` parameter in `vkGetRefreshCycleDurationGOOGLE`
- The `swapchain` parameter in `vkGetPastPresentationTimingGOOGLE`

- The `commandBuffer` parameter in `vkCmdSetDiscardRectangleEXT`
- The `commandBuffer` parameter in `vkCmdSetDiscardRectangleEnableEXT`
- The `commandBuffer` parameter in `vkCmdSetDiscardRectangleModeEXT`
- The `objectHandle` member of the `pNameInfo` parameter in `vkSetDebugUtilsObjectNameEXT`
- The `queue` parameter in `vkQueueBeginDebugUtilsLabelEXT`, if it was not created with `VK_DEVICE_QUEUE_CREATE INTERNALLY SYNCHRONIZED_BIT_KHR`
- The `queue` parameter in `vkQueueEndDebugUtilsLabelEXT`, if it was not created with `VK_DEVICE_QUEUE_CREATE INTERNALLY SYNCHRONIZED_BIT_KHR`
- The `queue` parameter in `vkQueueInsertDebugUtilsLabelEXT`, if it was not created with `VK_DEVICE_QUEUE_CREATE INTERNALLY SYNCHRONIZED_BIT_KHR`
- The `commandBuffer` parameter in `vkCmdBeginDebugUtilsLabelEXT`
- The `commandBuffer` parameter in `vkCmdEndDebugUtilsLabelEXT`
- The `commandBuffer` parameter in `vkCmdInsertDebugUtilsLabelEXT`
- The `messenger` parameter in `vkDestroyDebugUtilsMessengerEXT`
- The `pipelineCache` parameter in `vkCreateExecutionGraphPipelinesAMD`, conditionally¹
- The `commandBuffer` parameter in `vkCmdBindSamplerHeapEXT`
- The `commandBuffer` parameter in `vkCmdBindResourceHeapEXT`
- The `commandBuffer` parameter in `vkCmdPushDataEXT`
- The `commandBuffer` parameter in `vkCmdSetSampleLocationsEXT`
- The `validationCache` parameter in `vkDestroyValidationCacheEXT`
- The `dstCache` parameter in `vkMergeValidationCachesEXT`
- The `commandBuffer` parameter in `vkCmdBindShadingRateImageNV`
- The `commandBuffer` parameter in `vkCmdSetViewportShadingRatePaletteNV`
- The `commandBuffer` parameter in `vkCmdSetCoarseSampleOrderNV`
- The `accelerationStructure` parameter in `vkDestroyAccelerationStructureNV`
- The `commandBuffer` parameter in `vkCmdBuildAccelerationStructureNV`
- The `commandBuffer` parameter in `vkCmdCopyAccelerationStructureNV`
- The `commandBuffer` parameter in `vkCmdTraceRaysNV`
- The `pipelineCache` parameter in `vkCreateRayTracingPipelinesNV`, conditionally¹
- The `commandBuffer` parameter in `vkCmdWriteAccelerationStructuresPropertiesNV`
- The `commandBuffer` parameter in `vkCmdWriteBufferMarkerAMD`
- The `commandBuffer` parameter in `vkCmdWriteBufferMarker2AMD`
- The `commandBuffer` parameter in `vkCmdDrawMeshTasksNV`
- The `commandBuffer` parameter in `vkCmdDrawMeshTasksIndirectNV`
- The `commandBuffer` parameter in `vkCmdDrawMeshTasksIndirectCountNV`

- The `commandBuffer` parameter in `vkCmdSetExclusiveScissorEnableNV`
- The `commandBuffer` parameter in `vkCmdSetExclusiveScissorNV`
- The `commandBuffer` parameter in `vkCmdSetCheckpointNV`
- The `swapchain` parameter in `vkSetSwapchainPresentTimingQueueSizeEXT`
- The `swapchain` parameter in `vkGetSwapchainTimingPropertiesEXT`
- The `swapchain` parameter in `vkGetSwapchainTimeDomainPropertiesEXT`
- The `commandBuffer` parameter in `vkCmdSetPerformanceMarkerINTEL`
- The `commandBuffer` parameter in `vkCmdSetPerformanceStreamMarkerINTEL`
- The `commandBuffer` parameter in `vkCmdSetPerformanceOverrideINTEL`
- The `configuration` parameter in `vkReleasePerformanceConfigurationINTEL`
- The `queue` parameter in `vkQueueSetPerformanceConfigurationINTEL`, if it was not created with `VK_DEVICE_QUEUE_CREATE INTERNALLY SYNCHRONIZED_BIT_KHR`
- The `commandBuffer` parameter in `vkCmdSetLineStippleEXT`
- The `commandBuffer` parameter in `vkCmdSetCullModeEXT`
- The `commandBuffer` parameter in `vkCmdSetFrontFaceEXT`
- The `commandBuffer` parameter in `vkCmdSetPrimitiveTopologyEXT`
- The `commandBuffer` parameter in `vkCmdSetViewportWithCountEXT`
- The `commandBuffer` parameter in `vkCmdSetScissorWithCountEXT`
- The `commandBuffer` parameter in `vkCmdBindVertexBuffers2EXT`
- The `commandBuffer` parameter in `vkCmdSetDepthTestEnableEXT`
- The `commandBuffer` parameter in `vkCmdSetDepthWriteEnableEXT`
- The `commandBuffer` parameter in `vkCmdSetDepthCompareOpEXT`
- The `commandBuffer` parameter in `vkCmdSetDepthBoundsTestEnableEXT`
- The `commandBuffer` parameter in `vkCmdSetStencilTestEnableEXT`
- The `commandBuffer` parameter in `vkCmdSetStencilOpEXT`
- The `commandBuffer` parameter in `vkCmdPreprocessGeneratedCommandsNV`
- The `commandBuffer` parameter in `vkCmdExecuteGeneratedCommandsNV`
- The `commandBuffer` parameter in `vkCmdBindPipelineShaderGroupNV`
- The `indirectCommandsLayout` parameter in `vkDestroyIndirectCommandsLayoutNV`
- The `commandBuffer` parameter in `vkCmdSetDepthBias2EXT`
- The `privateDataSlot` parameter in `vkDestroyPrivateDataSlotEXT`
- The `queue` parameter in `vkQueueSetPerfHintQCOM`, if it was not created with `VK_DEVICE_QUEUE_CREATE INTERNALLY SYNCHRONIZED_BIT_KHR`
- The `commandBuffer` parameter in `vkCmdBindDescriptorBuffersEXT`
- The `commandBuffer` parameter in `vkCmdSetDescriptorBufferOffsetsEXT`

- The `commandBuffer` parameter in `vkCmdBindDescriptorBufferEmbeddedSamplersEXT`
- The `commandBuffer` parameter in `vkCmdSetFragmentShadingRateEnumNV`
- The `commandBuffer` parameter in `vkCmdSetVertexInputEXT`
- The `commandBuffer` parameter in `vkCmdSubpassShadingHUAWEI`
- The `commandBuffer` parameter in `vkCmdBindInvocationMaskHUAWEI`
- The `commandBuffer` parameter in `vkCmdSetPatchControlPointsEXT`
- The `commandBuffer` parameter in `vkCmdSetRasterizerDiscardEnableEXT`
- The `commandBuffer` parameter in `vkCmdSetDepthBiasEnableEXT`
- The `commandBuffer` parameter in `vkCmdSetLogicOpEXT`
- The `commandBuffer` parameter in `vkCmdSetPrimitiveRestartEnableEXT`
- The `commandBuffer` parameter in `vkCmdSetColorWriteEnableEXT`
- The `commandBuffer` parameter in `vkCmdDrawMultiEXT`
- The `commandBuffer` parameter in `vkCmdDrawMultiIndexedEXT`
- The `micromap` parameter in `vkDestroyMicromapEXT`
- The `commandBuffer` parameter in `vkCmdBuildMicromapsEXT`
- The `commandBuffer` parameter in `vkCmdCopyMicromapEXT`
- The `commandBuffer` parameter in `vkCmdCopyMicromapToMemoryEXT`
- The `commandBuffer` parameter in `vkCmdCopyMemoryToMicromapEXT`
- The `commandBuffer` parameter in `vkCmdWriteMicromapsPropertiesEXT`
- The `commandBuffer` parameter in `vkCmdDrawClusterHUAWEI`
- The `commandBuffer` parameter in `vkCmdDrawClusterIndirectHUAWEI`
- The `commandBuffer` parameter in `vkCmdSetDispatchParametersARM`
- The `commandBuffer` parameter in `vkCmdCopyMemoryIndirectNV`
- The `commandBuffer` parameter in `vkCmdCopyMemoryToImageIndirectNV`
- The `commandBuffer` parameter in `vkCmdDecompressMemoryNV`
- The `commandBuffer` parameter in `vkCmdDecompressMemoryIndirectCountNV`
- The `commandBuffer` parameter in `vkCmdUpdatePipelineIndirectBufferNV`
- The `commandBuffer` parameter in `vkCmdSetDepthClampEnableEXT`
- The `commandBuffer` parameter in `vkCmdSetPolygonModeEXT`
- The `commandBuffer` parameter in `vkCmdSetRasterizationSamplesEXT`
- The `commandBuffer` parameter in `vkCmdSetSampleMaskEXT`
- The `commandBuffer` parameter in `vkCmdSetAlphaToCoverageEnableEXT`
- The `commandBuffer` parameter in `vkCmdSetAlphaToOneEnableEXT`
- The `commandBuffer` parameter in `vkCmdSetLogicOpEnableEXT`
- The `commandBuffer` parameter in `vkCmdSetColorBlendEnableEXT`

- The `commandBuffer` parameter in `vkCmdSetColorBlendEquationEXT`
- The `commandBuffer` parameter in `vkCmdSetColorWriteMaskEXT`
- The `commandBuffer` parameter in `vkCmdSetTessellationDomainOriginEXT`
- The `commandBuffer` parameter in `vkCmdSetRasterizationStreamEXT`
- The `commandBuffer` parameter in `vkCmdSetConservativeRasterizationModeEXT`
- The `commandBuffer` parameter in `vkCmdSetExtraPrimitiveOverestimationSizeEXT`
- The `commandBuffer` parameter in `vkCmdSetDepthClipEnableEXT`
- The `commandBuffer` parameter in `vkCmdSetSampleLocationsEnableEXT`
- The `commandBuffer` parameter in `vkCmdSetColorBlendAdvancedEXT`
- The `commandBuffer` parameter in `vkCmdSetProvokingVertexModeEXT`
- The `commandBuffer` parameter in `vkCmdSetLineRasterizationModeEXT`
- The `commandBuffer` parameter in `vkCmdSetLineStippleEnableEXT`
- The `commandBuffer` parameter in `vkCmdSetDepthClipNegativeOneToOneEXT`
- The `commandBuffer` parameter in `vkCmdSetViewportWScalingEnableNV`
- The `commandBuffer` parameter in `vkCmdSetViewportSwizzleNV`
- The `commandBuffer` parameter in `vkCmdSetCoverageToColorEnableNV`
- The `commandBuffer` parameter in `vkCmdSetCoverageToColorLocationNV`
- The `commandBuffer` parameter in `vkCmdSetCoverageModulationModeNV`
- The `commandBuffer` parameter in `vkCmdSetCoverageModulationTableEnableNV`
- The `commandBuffer` parameter in `vkCmdSetCoverageModulationTableNV`
- The `commandBuffer` parameter in `vkCmdSetShadingRateImageEnableNV`
- The `commandBuffer` parameter in `vkCmdSetRepresentativeFragmentTestEnableNV`
- The `commandBuffer` parameter in `vkCmdSetCoverageReductionModeNV`
- The `tensor` parameter in `vkDestroyTensorARM`
- The `tensorView` parameter in `vkDestroyTensorViewARM`
- The `commandBuffer` parameter in `vkCmdCopyTensorARM`
- The `shader` parameter in `vkDestroyShaderEXT`
- The `commandBuffer` parameter in `vkCmdBindShadersEXT`
- The `commandBuffer` parameter in `vkCmdSetDepthClampRangeEXT`
- The `commandBuffer` parameter in `vkCmdConvertCooperativeVectorMatrixNV`
- The `session` parameter in `vkDestroyDataGraphPipelineSessionARM`
- The `commandBuffer` parameter in `vkCmdDispatchDataGraphARM`
- The `commandBuffer` parameter in `vkCmdSetAttachmentFeedbackLoopEnableEXT`
- The `commandBuffer` parameter in `vkCmdBindTileMemoryQCOM`
- The `commandBuffer` parameter in `vkCmdDecompressMemoryEXT`

- The `commandBuffer` parameter in `vkCmdDecompressMemoryIndirectCountEXT`
- The `commandBuffer` parameter in `vkCmdBuildClusterAccelerationStructureIndirectNV`
- The `commandBuffer` parameter in `vkCmdBuildPartitionedAccelerationStructuresNV`
- The `commandBuffer` parameter in `vkCmdPreprocessGeneratedCommandsEXT`
- The `stateCommandBuffer` parameter in `vkCmdPreprocessGeneratedCommandsEXT`
- The `commandBuffer` parameter in `vkCmdExecuteGeneratedCommandsEXT`
- The `indirectCommandsLayout` parameter in `vkDestroyIndirectCommandsLayoutEXT`
- The `indirectExecutionSet` parameter in `vkDestroyIndirectExecutionSetEXT`
- The `indirectExecutionSet` parameter in `vkUpdateIndirectExecutionSetPipelineEXT`
- The `indirectExecutionSet` parameter in `vkUpdateIndirectExecutionSetShaderEXT`
- The `instrumentation` parameter in `vkDestroyShaderInstrumentationARM`
- The `commandBuffer` parameter in `vkCmdBeginShaderInstrumentationARM`
- The `instrumentation` parameter in `vkCmdBeginShaderInstrumentationARM`
- The `commandBuffer` parameter in `vkCmdEndShaderInstrumentationARM`
- The `commandBuffer` parameter in `vkCmdEndRendering2EXT`
- The `commandBuffer` parameter in `vkCmdBeginCustomResolveEXT`
- The `commandBuffer` parameter in `vkCmdSetPrimitiveRestartIndexEXT`
- The `accelerationStructure` parameter in `vkDestroyAccelerationStructureKHR`
- The `commandBuffer` parameter in `vkCmdBuildAccelerationStructuresKHR`
- The `commandBuffer` parameter in `vkCmdBuildAccelerationStructuresIndirectKHR`
- The `commandBuffer` parameter in `vkCmdCopyAccelerationStructureKHR`
- The `commandBuffer` parameter in `vkCmdCopyAccelerationStructureToMemoryKHR`
- The `commandBuffer` parameter in `vkCmdCopyMemoryToAccelerationStructureKHR`
- The `commandBuffer` parameter in `vkCmdWriteAccelerationStructuresPropertiesKHR`
- The `commandBuffer` parameter in `vkCmdTraceRaysKHR`
- The `pipelineCache` parameter in `vkCreateRayTracingPipelinesKHR`, conditionally¹
- The `commandBuffer` parameter in `vkCmdTraceRaysIndirectKHR`
- The `commandBuffer` parameter in `vkCmdSetRayTracingPipelineStackSizeKHR`
- The `commandBuffer` parameter in `vkCmdDrawMeshTasksEXT`
- The `commandBuffer` parameter in `vkCmdDrawMeshTasksIndirectEXT`
- The `commandBuffer` parameter in `vkCmdDrawMeshTasksIndirectCountEXT`
- The `commandPool` member of `VkCommandBufferAllocateInfo`
- The `dstSet` member of `VkCopyDescriptorSet`, conditionally¹
- The `descriptorPool` member of `VkDescriptorSetAllocateInfo`
- The `buffer` member of `VkBindBufferMemoryInfo`

- The **image** member of [VkBindImageMemoryInfo](#)
- The **memory** member of [VkMemoryMapInfo](#)
- The **memory** member of [VkMemoryUnmapInfo](#)
- The **surface** member of [VkSwapchainCreateInfoKHR](#)
- The **oldSwapchain** member of [VkSwapchainCreateInfoKHR](#)
- The **swapchain** member of [VkBindImageMemorySwapchainInfoKHR](#)
- The **swapchain** member of [VkAcquireNextImageInfoKHR](#)
- The **semaphore** member of [VkAcquireNextImageInfoKHR](#)
- The **fence** member of [VkAcquireNextImageInfoKHR](#)
- The **semaphore** member of [VkImportSemaphoreWin32HandleInfoKHR](#)
- The **semaphore** member of [VkImportSemaphoreFdInfoKHR](#)
- The **fence** member of [VkImportFenceWin32HandleInfoKHR](#)
- The **fence** member of [VkImportFenceFdInfoKHR](#)
- The **mode** member of [VkDisplayPlaneInfo2KHR](#)
- The **pipeline** member of [VkReleaseCapturedPipelineDataInfoKHR](#)
- The **swapchain** member of [VkReleaseSwapchainImagesInfoKHR](#)
- The **object** member of [VkDebugMarkerObjectNameInfoEXT](#)
- The **object** member of [VkDebugMarkerObjectTagInfoEXT](#)
- The **objectHandle** member of [VkDebugUtilsObjectTagInfoEXT](#)
- The **swapchain** member of [VkPastPresentationTimingInfoEXT](#)
- The **semaphore** member of [VkImportSemaphoreZirconHandleInfoFUCHSIA](#)
- The **tensor** member of [VkBindTensorMemoryInfoARM](#)

¹ See Valid Usage language for this token for details.

There are also a few instances where a command **can** take in an application-allocated list whose contents are externally synchronized parameters. In these cases, the caller **must** guarantee that at most one thread is using a given element within the list at a given time. These parameters are listed below.

Externally Synchronized Parameter and Member Lists

- Each element of the **pFences** parameter in [vkResetFences](#)
- Each element of the **pCommandBuffers** parameter in [vkFreeCommandBuffers](#)
- Each element of the **pDescriptorSets** parameter in [vkFreeDescriptorSets](#)
- The **dstSet** member of each element of the **pDescriptorWrites** parameter in [vkUpdateDescriptorSets](#), conditionally¹

- Each element of the `pSwapchains` parameter in `vkSetHdrMetadataEXT`
- Each element of the `pWaitSemaphores` member of `VkPresentInfoKHR`
- Each element of the `pSwapchains` member of `VkPresentInfoKHR`

¹ See Valid Usage language for this token for details.

In addition, there are some implicit parameters that need to be externally synchronized. For example, when a `commandBuffer` parameter needs to be externally synchronized, it implies that the `commandPool` from which that command buffer was allocated also needs to be externally synchronized. The implicit parameters and their associated object are listed below.

Implicit Externally Synchronized Parameters

- All `VkPhysicalDevice` objects enumerated from `instance` in `vkDestroyInstance`
- All `VkQueue` objects created from `device` in `vkDestroyDevice`
- All `VkQueue` objects created from `device` that are not created with `VK_DEVICE_QUEUE_CREATE INTERNALLY SYNCHRONIZED_BIT_KHR` in `vkDeviceWaitIdle`
- The `VkCommandPool` that `commandBuffer` was allocated from in `vkBeginCommandBuffer`
- The `VkCommandPool` that `commandBuffer` was allocated from in `vkEndCommandBuffer`
- The `VkCommandPool` that `commandBuffer` was allocated from in `vkResetCommandBuffer`
- The `VkCommandPool` that `commandBuffer` was allocated from, in `vkCmdCopyBuffer`
- The `VkCommandPool` that `commandBuffer` was allocated from, in `vkCmdCopyImage`
- The `VkCommandPool` that `commandBuffer` was allocated from, in `vkCmdCopyBufferToImage`
- The `VkCommandPool` that `commandBuffer` was allocated from, in `vkCmdCopyImageToBuffer`
- The `VkCommandPool` that `commandBuffer` was allocated from, in `vkCmdUpdateBuffer`
- The `VkCommandPool` that `commandBuffer` was allocated from, in `vkCmdFillBuffer`
- The `VkCommandPool` that `commandBuffer` was allocated from, in `vkCmdPipelineBarrier`
- The `VkCommandPool` that `commandBuffer` was allocated from, in `vkCmdBeginQuery`
- The `VkCommandPool` that `commandBuffer` was allocated from, in `vkCmdEndQuery`
- The `VkCommandPool` that `commandBuffer` was allocated from, in `vkCmdResetQueryPool`
- The `VkCommandPool` that `commandBuffer` was allocated from, in `vkCmdWriteTimestamp`
- The `VkCommandPool` that `commandBuffer` was allocated from, in `vkCmdCopyQueryPoolResults`
- The `VkCommandPool` that `commandBuffer` was allocated from, in `vkCmdExecuteCommands`
- Any `VkDescriptorSet` objects allocated from `descriptorPool` in `vkResetDescriptorPool`
- The `VkCommandPool` that `commandBuffer` was allocated from, in `vkCmdBindPipeline`
- The `VkCommandPool` that `commandBuffer` was allocated from, in `vkCmdBindDescriptorSets`
- The `VkCommandPool` that `commandBuffer` was allocated from, in `vkCmdClearColorImage`

- The `VkCommandPool` that `commandBuffer` was allocated from, in `vkCmdDispatch`
- The `VkCommandPool` that `commandBuffer` was allocated from, in `vkCmdDispatchIndirect`
- The `VkCommandPool` that `commandBuffer` was allocated from, in `vkCmdSetEvent`
- The `VkCommandPool` that `commandBuffer` was allocated from, in `vkCmdResetEvent`
- The `VkCommandPool` that `commandBuffer` was allocated from, in `vkCmdWaitEvents`
- The `VkCommandPool` that `commandBuffer` was allocated from, in `vkCmdPushConstants`
- The `VkCommandPool` that `commandBuffer` was allocated from, in `vkCmdSetViewport`
- The `VkCommandPool` that `commandBuffer` was allocated from, in `vkCmdSetScissor`
- The `VkCommandPool` that `commandBuffer` was allocated from, in `vkCmdSetLineWidth`
- The `VkCommandPool` that `commandBuffer` was allocated from, in `vkCmdSetDepthBias`
- The `VkCommandPool` that `commandBuffer` was allocated from, in `vkCmdSetBlendConstants`
- The `VkCommandPool` that `commandBuffer` was allocated from, in `vkCmdSetDepthBounds`
- The `VkCommandPool` that `commandBuffer` was allocated from, in `vkCmdSetStencilCompareMask`
- The `VkCommandPool` that `commandBuffer` was allocated from, in `vkCmdSetStencilWriteMask`
- The `VkCommandPool` that `commandBuffer` was allocated from, in `vkCmdSetStencilReference`
- The `VkCommandPool` that `commandBuffer` was allocated from, in `vkCmdBindIndexBuffer`
- The `VkCommandPool` that `commandBuffer` was allocated from, in `vkCmdBindVertexBuffers`
- The `VkCommandPool` that `commandBuffer` was allocated from, in `vkCmdDraw`
- The `VkCommandPool` that `commandBuffer` was allocated from, in `vkCmdDrawIndexed`
- The `VkCommandPool` that `commandBuffer` was allocated from, in `vkCmdDrawIndirect`
- The `VkCommandPool` that `commandBuffer` was allocated from, in `vkCmdDrawIndexedIndirect`
- The `VkCommandPool` that `commandBuffer` was allocated from, in `vkCmdBlitImage`
- The `VkCommandPool` that `commandBuffer` was allocated from, in `vkCmdClearDepthStencilImage`
- The `VkCommandPool` that `commandBuffer` was allocated from, in `vkCmdClearAttachments`
- The `VkCommandPool` that `commandBuffer` was allocated from, in `vkCmdResolveImage`
- The `VkCommandPool` that `commandBuffer` was allocated from, in `vkCmdBeginRenderPass`
- The `VkCommandPool` that `commandBuffer` was allocated from, in `vkCmdNextSubpass`
- The `VkCommandPool` that `commandBuffer` was allocated from, in `vkCmdEndRenderPass`
- The `VkCommandPool` that `commandBuffer` was allocated from, in `vkCmdSetDeviceMask`
- The `VkCommandPool` that `commandBuffer` was allocated from, in `vkCmdDispatchBase`
- The `VkCommandPool` that `commandBuffer` was allocated from, in `vkCmdDrawIndirectCount`
- The `VkCommandPool` that `commandBuffer` was allocated from, in `vkCmdDrawIndexedIndirectCount`

- The `VkCommandPool` that `commandBuffer` was allocated from, in `vkCmdBeginRenderPass2`
- The `VkCommandPool` that `commandBuffer` was allocated from, in `vkCmdNextSubpass2`
- The `VkCommandPool` that `commandBuffer` was allocated from, in `vkCmdEndRenderPass2`
- The `VkCommandPool` that `commandBuffer` was allocated from, in `vkCmdPipelineBarrier2`
- The `VkCommandPool` that `commandBuffer` was allocated from, in `vkCmdWriteTimestamp2`
- The `VkCommandPool` that `commandBuffer` was allocated from, in `vkCmdCopyBuffer2`
- The `VkCommandPool` that `commandBuffer` was allocated from, in `vkCmdCopyImage2`
- The `VkCommandPool` that `commandBuffer` was allocated from, in `vkCmdCopyBufferToImage2`
- The `VkCommandPool` that `commandBuffer` was allocated from, in `vkCmdCopyImageToBuffer2`
- The `VkCommandPool` that `commandBuffer` was allocated from, in `vkCmdSetEvent2`
- The `VkCommandPool` that `commandBuffer` was allocated from, in `vkCmdResetEvent2`
- The `VkCommandPool` that `commandBuffer` was allocated from, in `vkCmdWaitEvents2`
- The `VkCommandPool` that `commandBuffer` was allocated from, in `vkCmdBlitImage2`
- The `VkCommandPool` that `commandBuffer` was allocated from, in `vkCmdResolveImage2`
- The `VkCommandPool` that `commandBuffer` was allocated from, in `vkCmdBeginRendering`
- The `VkCommandPool` that `commandBuffer` was allocated from, in `vkCmdEndRendering`
- The `VkCommandPool` that `commandBuffer` was allocated from, in `vkCmdSetCullMode`
- The `VkCommandPool` that `commandBuffer` was allocated from, in `vkCmdSetFrontFace`
- The `VkCommandPool` that `commandBuffer` was allocated from, in `vkCmdSetPrimitiveTopology`
- The `VkCommandPool` that `commandBuffer` was allocated from, in `vkCmdSetViewportWithCount`
- The `VkCommandPool` that `commandBuffer` was allocated from, in `vkCmdSetScissorWithCount`
- The `VkCommandPool` that `commandBuffer` was allocated from, in `vkCmdBindVertexBuffers2`
- The `VkCommandPool` that `commandBuffer` was allocated from, in `vkCmdSetDepthTestEnable`
- The `VkCommandPool` that `commandBuffer` was allocated from, in `vkCmdSetDepthWriteEnable`
- The `VkCommandPool` that `commandBuffer` was allocated from, in `vkCmdSetDepthCompareOp`
- The `VkCommandPool` that `commandBuffer` was allocated from, in `vkCmdSetDepthBoundsTestEnable`
- The `VkCommandPool` that `commandBuffer` was allocated from, in `vkCmdSetStencilTestEnable`
- The `VkCommandPool` that `commandBuffer` was allocated from, in `vkCmdSetStencilOp`
- The `VkCommandPool` that `commandBuffer` was allocated from, in `vkCmdSetRasterizerDiscardEnable`
- The `VkCommandPool` that `commandBuffer` was allocated from, in `vkCmdSetDepthBiasEnable`
- The `VkCommandPool` that `commandBuffer` was allocated from, in `vkCmdSetPrimitiveRestartEnable`
- The `VkCommandPool` that `commandBuffer` was allocated from, in `vkCmdPushDescriptorSet`

- The `VkCommandPool` that `commandBuffer` was allocated from, in `vkCmdPushDescriptorSetWithTemplate`
- The `VkCommandPool` that `commandBuffer` was allocated from, in `vkCmdBindDescriptorSets2`
- The `VkCommandPool` that `commandBuffer` was allocated from, in `vkCmdPushConstants2`
- The `VkCommandPool` that `commandBuffer` was allocated from, in `vkCmdPushDescriptorSet2`
- The `VkCommandPool` that `commandBuffer` was allocated from, in `vkCmdPushDescriptorSetWithTemplate2`
- The `VkCommandPool` that `commandBuffer` was allocated from, in `vkCmdSetLineStipple`
- The `VkCommandPool` that `commandBuffer` was allocated from, in `vkCmdBindIndexBuffer2`
- The `VkCommandPool` that `commandBuffer` was allocated from, in `vkCmdSetRenderingAttachmentLocations`
- The `VkCommandPool` that `commandBuffer` was allocated from, in `vkCmdSetRenderingInputAttachmentIndices`
- The `VkCommandPool` that `commandBuffer` was allocated from, in `vkCmdBeginVideoCodingKHR`
- The `VkCommandPool` that `commandBuffer` was allocated from, in `vkCmdEndVideoCodingKHR`
- The `VkCommandPool` that `commandBuffer` was allocated from, in `vkCmdControlVideoCodingKHR`
- The `VkCommandPool` that `commandBuffer` was allocated from, in `vkCmdDecodeVideoKHR`
- The `VkCommandPool` that `commandBuffer` was allocated from, in `vkCmdBeginRenderingKHR`
- The `VkCommandPool` that `commandBuffer` was allocated from, in `vkCmdEndRenderingKHR`
- The `VkCommandPool` that `commandBuffer` was allocated from, in `vkCmdSetDeviceMaskKHR`
- The `VkCommandPool` that `commandBuffer` was allocated from, in `vkCmdDispatchBaseKHR`
- The `VkCommandPool` that `commandBuffer` was allocated from, in `vkCmdPushDescriptorSetKHR`
- The `VkCommandPool` that `commandBuffer` was allocated from, in `vkCmdPushDescriptorSetWithTemplateKHR`
- The `VkCommandPool` that `commandBuffer` was allocated from, in `vkCmdBeginRenderPass2KHR`
- The `VkCommandPool` that `commandBuffer` was allocated from, in `vkCmdNextSubpass2KHR`
- The `VkCommandPool` that `commandBuffer` was allocated from, in `vkCmdEndRenderPass2KHR`
- The `VkCommandPool` that `commandBuffer` was allocated from, in `vkCmdDrawIndirectCountKHR`
- The `VkCommandPool` that `commandBuffer` was allocated from, in `vkCmdDrawIndexedIndirectCountKHR`
- The `VkCommandPool` that `commandBuffer` was allocated from, in `vkCmdSetFragmentShadingRateKHR`
- The `VkCommandPool` that `commandBuffer` was allocated from, in `vkCmdSetRenderingAttachmentLocationsKHR`
- The `VkCommandPool` that `commandBuffer` was allocated from, in `vkCmdSetRenderingInputAttachmentIndicesKHR`

- The `VkCommandPool` that `commandBuffer` was allocated from, in `vkCmdEncodeVideoKHR`
- The `VkCommandPool` that `commandBuffer` was allocated from, in `vkCmdSetEvent2KHR`
- The `VkCommandPool` that `commandBuffer` was allocated from, in `vkCmdResetEvent2KHR`
- The `VkCommandPool` that `commandBuffer` was allocated from, in `vkCmdWaitEvents2KHR`
- The `VkCommandPool` that `commandBuffer` was allocated from, in `vkCmdPipelineBarrier2KHR`
- The `VkCommandPool` that `commandBuffer` was allocated from, in `vkCmdWriteTimestamp2KHR`
- The `VkCommandPool` that `commandBuffer` was allocated from, in `vkCmdBindIndexBuffer3KHR`
- The `VkCommandPool` that `commandBuffer` was allocated from, in `vkCmdBindVertexBuffers3KHR`
- The `VkCommandPool` that `commandBuffer` was allocated from, in `vkCmdDrawIndirect2KHR`
- The `VkCommandPool` that `commandBuffer` was allocated from, in `vkCmdDrawIndexedIndirect2KHR`
- The `VkCommandPool` that `commandBuffer` was allocated from, in `vkCmdDispatchIndirect2KHR`
- The `VkCommandPool` that `commandBuffer` was allocated from, in `vkCmdCopyMemoryKHR`
- The `VkCommandPool` that `commandBuffer` was allocated from, in `vkCmdCopyMemoryToImageKHR`
- The `VkCommandPool` that `commandBuffer` was allocated from, in `vkCmdCopyImageToMemoryKHR`
- The `VkCommandPool` that `commandBuffer` was allocated from, in `vkCmdUpdateMemoryKHR`
- The `VkCommandPool` that `commandBuffer` was allocated from, in `vkCmdFillMemoryKHR`
- The `VkCommandPool` that `commandBuffer` was allocated from, in `vkCmdCopyQueryPoolResultsToMemoryKHR`
- The `VkCommandPool` that `commandBuffer` was allocated from, in `vkCmdDrawIndirectCount2KHR`
- The `VkCommandPool` that `commandBuffer` was allocated from, in `vkCmdDrawIndexedIndirectCount2KHR`
- The `VkCommandPool` that `commandBuffer` was allocated from, in `vkCmdBeginConditionalRendering2EXT`
- The `VkCommandPool` that `commandBuffer` was allocated from, in `vkCmdBindTransformFeedbackBuffers2EXT`
- The `VkCommandPool` that `commandBuffer` was allocated from, in `vkCmdBeginTransformFeedback2EXT`
- The `VkCommandPool` that `commandBuffer` was allocated from, in `vkCmdEndTransformFeedback2EXT`
- The `VkCommandPool` that `commandBuffer` was allocated from, in `vkCmdDrawIndirectByteCount2EXT`
- The `VkCommandPool` that `commandBuffer` was allocated from, in `vkCmdDrawMeshTasksIndirect2EXT`

- The `VkCommandPool` that `commandBuffer` was allocated from, in `vkCmdDrawMeshTasksIndirectCount2EXT`
- The `VkCommandPool` that `commandBuffer` was allocated from, in `vkCmdWriteMarkerToMemoryAMD`
- The `VkCommandPool` that `commandBuffer` was allocated from, in `vkCmdCopyBuffer2KHR`
- The `VkCommandPool` that `commandBuffer` was allocated from, in `vkCmdCopyImage2KHR`
- The `VkCommandPool` that `commandBuffer` was allocated from, in `vkCmdCopyBufferToImage2KHR`
- The `VkCommandPool` that `commandBuffer` was allocated from, in `vkCmdCopyImageToBuffer2KHR`
- The `VkCommandPool` that `commandBuffer` was allocated from, in `vkCmdBlitImage2KHR`
- The `VkCommandPool` that `commandBuffer` was allocated from, in `vkCmdResolveImage2KHR`
- The `VkCommandPool` that `commandBuffer` was allocated from, in `vkCmdTraceRaysIndirect2KHR`
- The `VkCommandPool` that `commandBuffer` was allocated from, in `vkCmdBindIndexBuffer2KHR`
- The `VkCommandPool` that `commandBuffer` was allocated from, in `vkCmdSetLineStippleKHR`
- The `VkCommandPool` that `commandBuffer` was allocated from, in `vkCmdBindDescriptorSets2KHR`
- The `VkCommandPool` that `commandBuffer` was allocated from, in `vkCmdPushConstants2KHR`
- The `VkCommandPool` that `commandBuffer` was allocated from, in `vkCmdPushDescriptorSet2KHR`
- The `VkCommandPool` that `commandBuffer` was allocated from, in `vkCmdPushDescriptorSetWithTemplate2KHR`
- The `VkCommandPool` that `commandBuffer` was allocated from, in `vkCmdSetDescriptorBufferOffsets2EXT`
- The `VkCommandPool` that `commandBuffer` was allocated from, in `vkCmdBindDescriptorBufferEmbeddedSamplers2EXT`
- The `VkCommandPool` that `commandBuffer` was allocated from, in `vkCmdCopyMemoryIndirectKHR`
- The `VkCommandPool` that `commandBuffer` was allocated from, in `vkCmdCopyMemoryToImageIndirectKHR`
- The `VkCommandPool` that `commandBuffer` was allocated from, in `vkCmdEndRendering2KHR`
- The `VkCommandPool` that `commandBuffer` was allocated from, in `vkCmdDebugMarkerBeginEXT`
- The `VkCommandPool` that `commandBuffer` was allocated from, in `vkCmdDebugMarkerEndEXT`
- The `VkCommandPool` that `commandBuffer` was allocated from, in `vkCmdDebugMarkerInsertEXT`
- The `VkCommandPool` that `commandBuffer` was allocated from, in `vkCmdBindTransformFeedbackBuffersEXT`

- The `VkCommandPool` that `commandBuffer` was allocated from, in `vkCmdBeginTransformFeedbackEXT`
- The `VkCommandPool` that `commandBuffer` was allocated from, in `vkCmdEndTransformFeedbackEXT`
- The `VkCommandPool` that `commandBuffer` was allocated from, in `vkCmdBeginQueryIndexedEXT`
- The `VkCommandPool` that `commandBuffer` was allocated from, in `vkCmdEndQueryIndexedEXT`
- The `VkCommandPool` that `commandBuffer` was allocated from, in `vkCmdDrawIndirectByteCountEXT`
- The `VkCommandPool` that `commandBuffer` was allocated from, in `vkCmdCuLaunchKernelNVX`
- The `VkCommandPool` that `commandBuffer` was allocated from, in `vkCmdDrawIndirectCountAMD`
- The `VkCommandPool` that `commandBuffer` was allocated from, in `vkCmdDrawIndexedIndirectCountAMD`
- The `VkCommandPool` that `commandBuffer` was allocated from, in `vkCmdBeginConditionalRenderingEXT`
- The `VkCommandPool` that `commandBuffer` was allocated from, in `vkCmdEndConditionalRenderingEXT`
- The `VkCommandPool` that `commandBuffer` was allocated from, in `vkCmdSetViewportWScalingNV`
- The `VkCommandPool` that `commandBuffer` was allocated from, in `vkCmdSetDiscardRectangleEXT`
- The `VkCommandPool` that `commandBuffer` was allocated from, in `vkCmdSetDiscardRectangleEnableEXT`
- The `VkCommandPool` that `commandBuffer` was allocated from, in `vkCmdSetDiscardRectangleModeEXT`
- The `VkCommandPool` that `commandBuffer` was allocated from, in `vkCmdBeginDebugUtilsLabelEXT`
- The `VkCommandPool` that `commandBuffer` was allocated from, in `vkCmdEndDebugUtilsLabelEXT`
- The `VkCommandPool` that `commandBuffer` was allocated from, in `vkCmdInsertDebugUtilsLabelEXT`
- The `VkCommandPool` that `commandBuffer` was allocated from, in `vkCmdInitializeGraphScratchMemoryAMD`
- The `VkCommandPool` that `commandBuffer` was allocated from, in `vkCmdDispatchGraphAMD`
- The `VkCommandPool` that `commandBuffer` was allocated from, in `vkCmdDispatchGraphIndirectAMD`
- The `VkCommandPool` that `commandBuffer` was allocated from, in `vkCmdDispatchGraphIndirectCountAMD`
- The `VkCommandPool` that `commandBuffer` was allocated from, in `vkCmdBindSamplerHeapEXT`

- The `VkCommandPool` that `commandBuffer` was allocated from, in `vkCmdBindResourceHeapEXT`
- The `VkCommandPool` that `commandBuffer` was allocated from, in `vkCmdPushDataEXT`
- The `VkCommandPool` that `commandBuffer` was allocated from, in `vkCmdSetSampleLocationsEXT`
- The `VkCommandPool` that `commandBuffer` was allocated from, in `vkCmdBindShadingRateImageNV`
- The `VkCommandPool` that `commandBuffer` was allocated from, in `vkCmdSetViewportShadingRatePaletteNV`
- The `VkCommandPool` that `commandBuffer` was allocated from, in `vkCmdSetCoarseSampleOrderNV`
- The `VkCommandPool` that `commandBuffer` was allocated from, in `vkCmdBuildAccelerationStructureNV`
- The `VkCommandPool` that `commandBuffer` was allocated from, in `vkCmdCopyAccelerationStructureNV`
- The `VkCommandPool` that `commandBuffer` was allocated from, in `vkCmdTraceRaysNV`
- The `VkCommandPool` that `commandBuffer` was allocated from, in `vkCmdWriteAccelerationStructuresPropertiesNV`
- The `VkCommandPool` that `commandBuffer` was allocated from, in `vkCmdWriteBufferMarkerAMD`
- The `VkCommandPool` that `commandBuffer` was allocated from, in `vkCmdWriteBufferMarker2AMD`
- The `VkCommandPool` that `commandBuffer` was allocated from, in `vkCmdDrawMeshTasksNV`
- The `VkCommandPool` that `commandBuffer` was allocated from, in `vkCmdDrawMeshTasksIndirectNV`
- The `VkCommandPool` that `commandBuffer` was allocated from, in `vkCmdDrawMeshTasksIndirectCountNV`
- The `VkCommandPool` that `commandBuffer` was allocated from, in `vkCmdSetExclusiveScissorEnableNV`
- The `VkCommandPool` that `commandBuffer` was allocated from, in `vkCmdSetExclusiveScissorNV`
- The `VkCommandPool` that `commandBuffer` was allocated from, in `vkCmdSetCheckpointNV`
- The `VkCommandPool` that `commandBuffer` was allocated from, in `vkCmdSetPerformanceMarkerINTEL`
- The `VkCommandPool` that `commandBuffer` was allocated from, in `vkCmdSetPerformanceStreamMarkerINTEL`
- The `VkCommandPool` that `commandBuffer` was allocated from, in `vkCmdSetPerformanceOverrideINTEL`
- The `VkCommandPool` that `commandBuffer` was allocated from, in `vkCmdSetLineStippleEXT`
- The `VkCommandPool` that `commandBuffer` was allocated from, in `vkCmdSetCullModeEXT`
- The `VkCommandPool` that `commandBuffer` was allocated from, in `vkCmdSetFrontFaceEXT`

- The `VkCommandPool` that `commandBuffer` was allocated from, in `vkCmdSetPrimitiveTopologyEXT`
- The `VkCommandPool` that `commandBuffer` was allocated from, in `vkCmdSetViewportWithCountEXT`
- The `VkCommandPool` that `commandBuffer` was allocated from, in `vkCmdSetScissorWithCountEXT`
- The `VkCommandPool` that `commandBuffer` was allocated from, in `vkCmdBindVertexBuffers2EXT`
- The `VkCommandPool` that `commandBuffer` was allocated from, in `vkCmdSetDepthTestEnableEXT`
- The `VkCommandPool` that `commandBuffer` was allocated from, in `vkCmdSetDepthWriteEnableEXT`
- The `VkCommandPool` that `commandBuffer` was allocated from, in `vkCmdSetDepthCompareOpEXT`
- The `VkCommandPool` that `commandBuffer` was allocated from, in `vkCmdSetDepthBoundsTestEnableEXT`
- The `VkCommandPool` that `commandBuffer` was allocated from, in `vkCmdSetStencilTestEnableEXT`
- The `VkCommandPool` that `commandBuffer` was allocated from, in `vkCmdSetStencilOpEXT`
- The `VkCommandPool` that `commandBuffer` was allocated from, in `vkCmdPreprocessGeneratedCommandsNV`
- The `VkCommandPool` that `commandBuffer` was allocated from, in `vkCmdExecuteGeneratedCommandsNV`
- The `VkCommandPool` that `commandBuffer` was allocated from, in `vkCmdBindPipelineShaderGroupNV`
- The `VkCommandPool` that `commandBuffer` was allocated from, in `vkCmdSetDepthBias2EXT`
- The `VkCommandPool` that `commandBuffer` was allocated from, in `vkCmdCudaLaunchKernelNV`
- The `VkCommandPool` that `commandBuffer` was allocated from, in `vkCmdDispatchTileQCOM`
- The `VkCommandPool` that `commandBuffer` was allocated from, in `vkCmdBeginPerTileExecutionQCOM`
- The `VkCommandPool` that `commandBuffer` was allocated from, in `vkCmdEndPerTileExecutionQCOM`
- The `VkCommandPool` that `commandBuffer` was allocated from, in `vkCmdBindDescriptorBuffersEXT`
- The `VkCommandPool` that `commandBuffer` was allocated from, in `vkCmdSetDescriptorBufferOffsetsEXT`
- The `VkCommandPool` that `commandBuffer` was allocated from, in `vkCmdBindDescriptorBufferEmbeddedSamplersEXT`
- The `VkCommandPool` that `commandBuffer` was allocated from, in `vkCmdSetFragmentShadingRateEnumNV`

- The `VkCommandPool` that `commandBuffer` was allocated from, in `vkCmdSetVertexInputEXT`
- The `VkCommandPool` that `commandBuffer` was allocated from, in `vkCmdSubpassShadingHUAWEI`
- The `VkCommandPool` that `commandBuffer` was allocated from, in `vkCmdBindInvocationMaskHUAWEI`
- The `VkCommandPool` that `commandBuffer` was allocated from, in `vkCmdSetPatchControlPointsEXT`
- The `VkCommandPool` that `commandBuffer` was allocated from, in `vkCmdSetRasterizerDiscardEnableEXT`
- The `VkCommandPool` that `commandBuffer` was allocated from, in `vkCmdSetDepthBiasEnableEXT`
- The `VkCommandPool` that `commandBuffer` was allocated from, in `vkCmdSetLogicOpEXT`
- The `VkCommandPool` that `commandBuffer` was allocated from, in `vkCmdSetPrimitiveRestartEnableEXT`
- The `VkCommandPool` that `commandBuffer` was allocated from, in `vkCmdSetColorWriteEnableEXT`
- The `VkCommandPool` that `commandBuffer` was allocated from, in `vkCmdDrawMultiEXT`
- The `VkCommandPool` that `commandBuffer` was allocated from, in `vkCmdDrawMultiIndexedEXT`
- The `VkCommandPool` that `commandBuffer` was allocated from, in `vkCmdBuildMicromapsEXT`
- The `VkCommandPool` that `commandBuffer` was allocated from, in `vkCmdCopyMicromapEXT`
- The `VkCommandPool` that `commandBuffer` was allocated from, in `vkCmdCopyMicromapToMemoryEXT`
- The `VkCommandPool` that `commandBuffer` was allocated from, in `vkCmdCopyMemoryToMicromapEXT`
- The `VkCommandPool` that `commandBuffer` was allocated from, in `vkCmdWriteMicromapsPropertiesEXT`
- The `VkCommandPool` that `commandBuffer` was allocated from, in `vkCmdDrawClusterHUAWEI`
- The `VkCommandPool` that `commandBuffer` was allocated from, in `vkCmdDrawClusterIndirectHUAWEI`
- The `VkCommandPool` that `commandBuffer` was allocated from, in `vkCmdSetDispatchParametersARM`
- The `VkCommandPool` that `commandBuffer` was allocated from, in `vkCmdCopyMemoryIndirectNV`
- The `VkCommandPool` that `commandBuffer` was allocated from, in `vkCmdCopyMemoryToImageIndirectNV`
- The `VkCommandPool` that `commandBuffer` was allocated from, in `vkCmdDecompressMemoryNV`
- The `VkCommandPool` that `commandBuffer` was allocated from, in `vkCmdDecompressMemoryIndirectCountNV`

- The `VkCommandPool` that `commandBuffer` was allocated from, in `vkCmdUpdatePipelineIndirectBufferNV`
- The `VkCommandPool` that `commandBuffer` was allocated from, in `vkCmdSetDepthClampEnableEXT`
- The `VkCommandPool` that `commandBuffer` was allocated from, in `vkCmdSetPolygonModeEXT`
- The `VkCommandPool` that `commandBuffer` was allocated from, in `vkCmdSetRasterizationSamplesEXT`
- The `VkCommandPool` that `commandBuffer` was allocated from, in `vkCmdSetSampleMaskEXT`
- The `VkCommandPool` that `commandBuffer` was allocated from, in `vkCmdSetAlphaToCoverageEnableEXT`
- The `VkCommandPool` that `commandBuffer` was allocated from, in `vkCmdSetAlphaToOneEnableEXT`
- The `VkCommandPool` that `commandBuffer` was allocated from, in `vkCmdSetLogicOpEnableEXT`
- The `VkCommandPool` that `commandBuffer` was allocated from, in `vkCmdSetColorBlendEnableEXT`
- The `VkCommandPool` that `commandBuffer` was allocated from, in `vkCmdSetColorBlendEquationEXT`
- The `VkCommandPool` that `commandBuffer` was allocated from, in `vkCmdSetColorWriteMaskEXT`
- The `VkCommandPool` that `commandBuffer` was allocated from, in `vkCmdSetTessellationDomainOriginEXT`
- The `VkCommandPool` that `commandBuffer` was allocated from, in `vkCmdSetRasterizationStreamEXT`
- The `VkCommandPool` that `commandBuffer` was allocated from, in `vkCmdSetConservativeRasterizationModeEXT`
- The `VkCommandPool` that `commandBuffer` was allocated from, in `vkCmdSetExtraPrimitiveOverestimationSizeEXT`
- The `VkCommandPool` that `commandBuffer` was allocated from, in `vkCmdSetDepthClipEnableEXT`
- The `VkCommandPool` that `commandBuffer` was allocated from, in `vkCmdSetSampleLocationsEnableEXT`
- The `VkCommandPool` that `commandBuffer` was allocated from, in `vkCmdSetColorBlendAdvancedEXT`
- The `VkCommandPool` that `commandBuffer` was allocated from, in `vkCmdSetProvokingVertexModeEXT`
- The `VkCommandPool` that `commandBuffer` was allocated from, in `vkCmdSetLineRasterizationModeEXT`
- The `VkCommandPool` that `commandBuffer` was allocated from, in `vkCmdSetLineStippleEnableEXT`
- The `VkCommandPool` that `commandBuffer` was allocated from, in

vkCmdSetDepthClipNegativeOneToOneEXT

- The `VkCommandPool` that `commandBuffer` was allocated from, in `vkCmdSetViewportWScalingEnableNV`
- The `VkCommandPool` that `commandBuffer` was allocated from, in `vkCmdSetViewportSwizzleNV`
- The `VkCommandPool` that `commandBuffer` was allocated from, in `vkCmdSetCoverageToColorEnableNV`
- The `VkCommandPool` that `commandBuffer` was allocated from, in `vkCmdSetCoverageToColorLocationNV`
- The `VkCommandPool` that `commandBuffer` was allocated from, in `vkCmdSetCoverageModulationModeNV`
- The `VkCommandPool` that `commandBuffer` was allocated from, in `vkCmdSetCoverageModulationTableEnableNV`
- The `VkCommandPool` that `commandBuffer` was allocated from, in `vkCmdSetCoverageModulationTableNV`
- The `VkCommandPool` that `commandBuffer` was allocated from, in `vkCmdSetShadingRateImageEnableNV`
- The `VkCommandPool` that `commandBuffer` was allocated from, in `vkCmdSetRepresentativeFragmentTestEnableNV`
- The `VkCommandPool` that `commandBuffer` was allocated from, in `vkCmdSetCoverageReductionModeNV`
- The `VkCommandPool` that `commandBuffer` was allocated from, in `vkCmdCopyTensorARM`
- The `VkCommandPool` that `commandBuffer` was allocated from, in `vkCmdOpticalFlowExecuteNV`
- The `VkCommandPool` that `commandBuffer` was allocated from, in `vkCmdBindShadersEXT`
- The `VkCommandPool` that `commandBuffer` was allocated from, in `vkCmdSetDepthClampRangeEXT`
- The `VkCommandPool` that `commandBuffer` was allocated from, in `vkCmdConvertCooperativeVectorMatrixNV`
- The `VkCommandPool` that `commandBuffer` was allocated from, in `vkCmdDispatchDataGraphARM`
- The `VkCommandPool` that `commandBuffer` was allocated from, in `vkCmdSetAttachmentFeedbackLoopEnableEXT`
- The `VkCommandPool` that `commandBuffer` was allocated from, in `vkCmdBindTileMemoryQCOM`
- The `VkCommandPool` that `commandBuffer` was allocated from, in `vkCmdDecompressMemoryEXT`
- The `VkCommandPool` that `commandBuffer` was allocated from, in `vkCmdDecompressMemoryIndirectCountEXT`
- The `VkCommandPool` that `commandBuffer` was allocated from, in `vkCmdBuildClusterAccelerationStructureIndirectNV`
- The `VkCommandPool` that `commandBuffer` was allocated from, in

vkCmdBuildPartitionedAccelerationStructuresNV

- The `VkCommandPool` that `commandBuffer` was allocated from, in `vkCmdPreprocessGeneratedCommandsEXT`
- The `VkCommandPool` that `commandBuffer` was allocated from, in `vkCmdExecuteGeneratedCommandsEXT`
- The `VkCommandPool` that `commandBuffer` was allocated from, in `vkCmdBeginShaderInstrumentationARM`
- The `VkCommandPool` that `commandBuffer` was allocated from, in `vkCmdEndShaderInstrumentationARM`
- The `VkCommandPool` that `commandBuffer` was allocated from, in `vkCmdEndRendering2EXT`
- The `VkCommandPool` that `commandBuffer` was allocated from, in `vkCmdBeginCustomResolveEXT`
- The `VkCommandPool` that `commandBuffer` was allocated from, in `vkCmdSetComputeOccupancyPriorityNV`
- The `VkCommandPool` that `commandBuffer` was allocated from, in `vkCmdSetPrimitiveRestartIndexEXT`
- The `VkCommandPool` that `commandBuffer` was allocated from, in `vkCmdBuildAccelerationStructuresKHR`
- The `VkCommandPool` that `commandBuffer` was allocated from, in `vkCmdBuildAccelerationStructuresIndirectKHR`
- The `VkCommandPool` that `commandBuffer` was allocated from, in `vkCmdCopyAccelerationStructureKHR`
- The `VkCommandPool` that `commandBuffer` was allocated from, in `vkCmdCopyAccelerationStructureToMemoryKHR`
- The `VkCommandPool` that `commandBuffer` was allocated from, in `vkCmdCopyMemoryToAccelerationStructureKHR`
- The `VkCommandPool` that `commandBuffer` was allocated from, in `vkCmdWriteAccelerationStructuresPropertiesKHR`
- The `VkCommandPool` that `commandBuffer` was allocated from, in `vkCmdTraceRaysKHR`
- The `VkCommandPool` that `commandBuffer` was allocated from, in `vkCmdTraceRaysIndirectKHR`
- The `VkCommandPool` that `commandBuffer` was allocated from, in `vkCmdSetRayTracingPipelineStackSizeKHR`
- The `VkCommandPool` that `commandBuffer` was allocated from, in `vkCmdDrawMeshTasksEXT`
- The `VkCommandPool` that `commandBuffer` was allocated from, in `vkCmdDrawMeshTasksIndirectEXT`
- The `VkCommandPool` that `commandBuffer` was allocated from, in `vkCmdDrawMeshTasksIndirectCountEXT`

3.7. Valid Usage

Valid usage defines a set of conditions which **must** be met in order to achieve well-defined runtime behavior in an application. These conditions depend only on Vulkan state, and the parameters or objects whose usage is constrained by the condition.

The core layer assumes applications are using the API correctly. Except as documented elsewhere in the Specification, the behavior of the core layer to an application using the API incorrectly is undefined, and **may** include program termination. However, implementations **must** ensure that incorrect usage by an application does not affect the integrity of the operating system, the Vulkan implementation, or other applications in the system using Vulkan. In particular, any guarantees made by an operating system about whether memory from one process **can** be visible to another process or not **must** not be violated by a Vulkan implementation for **any memory allocation**. Vulkan implementations are not **required** to make additional security or integrity guarantees beyond those provided by the OS unless explicitly directed by the application's use of a particular feature or extension.

NOTE

For instance, if an operating system guarantees that data in all its memory allocations are set to zero when newly allocated, the Vulkan implementation **must** make the same guarantees for any allocations it controls (e.g. [VkDeviceMemory](#)).

Similarly, if an operating system guarantees that use-after-free of host allocations will not result in values written by another process becoming visible, the same guarantees **must** be made by the Vulkan implementation for device memory.

If the [protectedMemory](#) feature is supported, the implementation provides additional guarantees when invalid usage occurs to prevent values in protected memory from being accessed or inferred outside of protected operations, as described in [Protected Memory Access Rules](#).

Some valid usage conditions have dependencies on runtime limits or feature availability. It is possible to validate these conditions against Vulkan's minimum supported values for these limits and features, or some subset of other known values.

Valid usage conditions do not cover conditions where well-defined behavior (including returning an error code) exists.

Valid usage conditions **should** apply to the command or structure where complete information about the condition would be known during execution of an application. This is such that a validation layer or linter **can** be written directly against these statements at the point they are specified.

NOTE

This does lead to some non-obvious places for valid usage statements. For instance, the valid values for a structure might depend on a separate value in the calling command. In this case, the structure itself will not reference this valid usage as it is impossible to determine validity from the structure that it is invalid - instead this valid usage would be attached to the calling command.

Another example is draw state - the state setters are independent, and can cause a legitimately invalid state configuration between draw calls; so the valid usage

statements are attached to the place where all state needs to be valid - at the drawing command.

Valid usage conditions are described in a block labeled “Valid Usage” following each command or structure they apply to.

3.7.1. Usage Validation

Vulkan is a layered API. The lowest layer is the core Vulkan layer, as defined by this Specification. The application **can** use additional layers above the core for debugging, validation, and other purposes.

One of the core principles of Vulkan is that building and submitting command buffers **should** be highly efficient. Thus error checking and validation of state in the core layer is minimal, although more rigorous validation **can** be enabled through the use of layers.

Validation of correct API usage is left to validation layers. Applications **should** be developed with validation layers enabled, to help catch and eliminate errors. Once validated, released applications **should** not enable validation layers by default.

3.7.2. Implicit Valid Usage

Some valid usage conditions apply to all commands and structures in the API, unless explicitly denoted otherwise for a specific command or structure. These conditions are considered *implicit*, and are described in a block labeled “Valid Usage (Implicit)” following each command or structure they apply to. Implicit valid usage conditions are described in detail below.

Valid Usage for Object Handles

Any input parameter to a command that is an object handle **must** be a valid object handle, unless otherwise specified. An object handle is valid if:

- It has been created or allocated by a previous, successful call to the API. Such calls are noted in the Specification.
- It has not been deleted or freed by a previous call to the API. Such calls are noted in the Specification.
- Any objects used by that object, either as part of creation or execution, **must** also be valid.

The reserved values `VK_NULL_HANDLE` and `NULL` **can** be used in place of valid non-dispatchable handles and dispatchable handles, respectively, when *explicitly called out in the Specification*. Any command that creates an object successfully **must** not return these values. It is valid to pass these values to `vkDestroy*` or `vkFree*` commands, which will silently ignore these values.

Valid Usage for Pointers

Any parameter that is a pointer **must** be a *valid pointer* only if it is explicitly called out by a Valid Usage statement.

A pointer is “valid” if it points at memory containing values of the number and type(s) expected by

the command, and all fundamental types accessed through the pointer (e.g. as elements of an array or as members of a structure) satisfy the alignment requirements of the host processor.

Valid Usage for Strings

Any parameter that is a pointer to **char** **must** be a finite sequence of values terminated by a null character, or if *explicitly called out in the Specification*, **can** be **NULL**.

Strings specified as UTF-8 encoded **must** not contain invalid UTF-8 sequences. See [String Representation](#) for additional information about strings.

Valid Usage for Enumerated Types

Any parameter of an enumerated type **must** be a valid enumerant for that type. Use of an enumerant is valid if the following conditions are true:

- The enumerant is defined as part of the enumerated type.
- The enumerant is not a value suffixed with **_MAX_ENUM**.
 - This value exists only to ensure that C **enum** types are 32 bits in size and **must** not be used by applications.
- If the enumerant is used in a function that has a [VkInstance](#) as its first parameter and either:
 - it was added by a core version that is supported (as reported by [vkEnumerateInstanceVersion](#)) and the value of [VkApplicationInfo::apiVersion](#) is greater than or equal to the version that added it; or
 - it was added by an [instance extension](#) that was enabled for the instance.
- If the enumerant is used in a function that has a [VkPhysicalDevice](#) object as its first parameter and either:
 - it was added by a core version that is supported by that device (as reported by [VkPhysicalDeviceProperties::apiVersion](#));
 - it was added by an [instance extension](#) that was enabled for the instance; or
 - it was added by a [device extension](#) that is supported by that device.
- If the enumerant is used in a function that has any other dispatchable object as its first parameter and either:
 - it was added by a core version that is supported for the device (as reported by [VkPhysicalDeviceProperties::apiVersion](#)); or
 - it was added by a [device extension](#) that was enabled for the device.

Additionally, if the **maintenance5** feature is supported, any integer value representable in the range valid for the defined type is valid when used in a function that has a [VkPhysicalDevice](#) object as its first parameter. Physical device queries will either return results indicating lack of support, or ignore unsupported values when used as a bit flag in a **Vk*Flags*** parameter.

Any enumerated type returned from a query command or otherwise output from Vulkan to the application **must** not have a reserved value. Reserved values are values not defined by any extension for that enumerated type.

NOTE

In some special cases, an enumerator is only meaningful if a feature defined by an extension is also enabled, as well as the extension itself. The global “valid enumerator” rule described here does not address such cases.

NOTE

This language is intended to accommodate cases such as “hidden” extensions known only to driver internals, or layers enabling extensions without knowledge of the application, without allowing return of values not defined by any extension.

NOTE

Application developers are encouraged to be careful when using **switch** statements with Vulkan API enums. This is because new extensions can add new values to existing enums. Using a **default:** statement within a **switch** may avoid future compilation issues.

This is particularly true for enums such as **VkDriverId**, which may have values added that do not belong to a corresponding new extension.

Valid Usage for Flags

A collection of flags is represented by a bitmask using the type **VkFlags**:

```
// Provided by VK_VERSION_1_0
typedef uint32_t VkFlags;
```

Bitmasks are passed to many commands and structures to compactly represent options, but **VkFlags** is not used directly in the API. Instead, a **Vk*Flags** type which is an alias of **VkFlags**, and whose name matches the corresponding **Vk*FlagBits** that are valid for that type, is used.

Any **Vk*Flags** member or parameter used in the API as an input **must** be a valid combination of bit flags. A valid combination is either zero or the bitwise OR of valid bit flags.

An individual bit flag is valid for a **Vk*Flags** type if it would be a **valid enumerator** when used with the equivalent **Vk*FlagBits** type, where the bits type is obtained by taking the flag type and replacing the trailing **Flags** with **FlagBits**. For example, a flag value of type **VkColorComponentFlags** **must** contain only bit flags defined by **VkColorComponentFlagBits**.

Any **Vk*Flags** member or parameter returned from a query command or otherwise output from Vulkan to the application **may** contain bit flags undefined in its corresponding **Vk*FlagBits** type. An application **cannot** rely on the state of these unspecified bits.

Only the low-order 31 bits (bit positions zero through 30) are available for use as flag bits.

NOTE

This restriction is due to poorly defined behavior by C compilers given a C enumerator value of **0x80000000**. In some cases adding this enumerator value may increase the size of the underlying **Vk*FlagBits** type, breaking the ABI.

A collection of 64-bit flags is represented by a bitmask using the type **VkFlags64**:


```
// Provided by VK_VERSION_1_3, VK_KHR_synchronization2
typedef uint64_t VkFlags64;
```

When the 31 bits available in `VkFlags` are insufficient, the `VkFlags64` type can be passed to commands and structures to represent up to 64 options. `VkFlags64` is not used directly in the API. Instead, a `Vk*Flags2` type which is an alias of `VkFlags64`, and whose name matches the corresponding `Vk*FlagBits2` that are valid for that type, is used.

Any `Vk*Flags2` member or parameter used in the API as an input **must** be a valid combination of bit flags. A valid combination is either zero or the bitwise OR of valid bit flags.

An individual bit flag is valid for a `Vk*Flags2` type if it would be a [valid enumerant](#) when used with the equivalent `Vk*FlagBits2` type, where the bits type is obtained by taking the flag type and replacing the trailing `Flags2` with `FlagBits2`. For example, a flag value of type `VkAccessFlags2KHR` **must** contain only bit flags defined by `VkAccessFlagBits2KHR`.

Any `Vk*Flags2` member or parameter returned from a query command or otherwise output from Vulkan to the application **may** contain bit flags undefined in its corresponding `Vk*FlagBits2` type. An application **cannot** rely on the state of these unspecified bits.

NOTE

Both the `Vk*FlagBits2` type, and the individual bits defined for that type, are defined as `uint64_t` integers in the C API. This is in contrast to the 32-bit types, where the `Vk*FlagBits` type is defined as a C `enum` and the individual bits as enumerants belonging to that `enum`. As a result, there is less compile time type checking possible for the 64-bit types. This is unavoidable since there is no sufficiently portable way to define a 64-bit `enum` type in C99.

Valid Usage for Structure Types

Any parameter that is a structure containing a `sType` member **must** have a value of `sType` which is a valid `VkStructureType` value matching the type of the structure.

Valid Usage for Structure Pointer Chains

Any parameter that is a structure containing a `void* pNext` member **must** have a value of `pNext` that is either `NULL`, or is a pointer to a valid *extending structure*, containing `sType` and `pNext` members as described in the [Vulkan Documentation and Extensions](#) document in the section “Extending Structures”. The set of structures connected by `pNext` pointers is referred to as a *pNext chain*.

Each structure included in the `pNext` chain **must** be defined at runtime by either:

- a core version which is supported
- an extension which is enabled
- a supported device extension in the case of physical-device-level functionality added by the device extension

Each type of extending structure **must** not appear more than once in a `pNext` chain, including any [aliases](#). This general rule may be explicitly overridden for specific structures.

Any component of the implementation (the loader, any enabled layers, and drivers) **must** skip over, without processing (other than reading the `sType` and `pNext` members) any extending structures in the chain not defined by core versions or extensions supported by that component.

As a convenience to implementations and layers needing to iterate through a structure pointer chain, the Vulkan API provides two *base structures*. These structures allow for some type safety, and can be used by Vulkan API functions that operate on generic inputs and outputs.

The `VkBaseInStructure` structure is defined as:

```
// Provided by VK_VERSION_1_0
typedef struct VkBaseInStructure {
    VkStructureType      sType;
    const struct VkBaseInStructure* pNext;
} VkBaseInStructure;
```

- `sType` is the structure type of the structure being iterated through.
- `pNext` is `NULL` or a pointer to the next structure in a structure chain.

`VkBaseInStructure` can be used to facilitate iterating through a read-only structure pointer chain.

The `VkBaseOutStructure` structure is defined as:

```
// Provided by VK_VERSION_1_0
typedef struct VkBaseOutStructure {
    VkStructureType      sType;
    struct VkBaseOutStructure* pNext;
} VkBaseOutStructure;
```

- `sType` is the structure type of the structure being iterated through.
- `pNext` is `NULL` or a pointer to the next structure in a structure chain.

`VkBaseOutStructure` can be used to facilitate iterating through a structure pointer chain that returns data back to the application.

Valid Usage for Nested Structures

The above conditions also apply recursively to members of structures provided as input to a command, either as a direct argument to the command, or themselves a member of another structure.

Specifics on valid usage of each command are covered in their individual sections.

Valid Usage for Extensions

Instance-level functionality or behavior added by an [instance extension](#) to the API **must** not be used unless that extension is supported by the instance as determined by [vkEnumerateInstanceExtensionProperties](#), and that extension is enabled in [VkInstanceCreateInfo](#).

Physical-device-level functionality or behavior added by an [instance extension](#) to the API **must** not be used unless that extension is supported by the instance as determined by [vkEnumerateInstanceExtensionProperties](#), and that extension is enabled in [VkInstanceCreateInfo](#).

Physical-device-level functionality or behavior added by a [device extension](#) to the API **must** not be used unless the conditions described in [Extending Physical Device From Device Extensions](#) are met.

Device-level functionality added by a [device extension](#) that is dispatched from a [VkDevice](#), or from a child object of a [VkDevice](#) **must** not be used unless that extension is supported by the device as determined by [vkEnumerateDeviceExtensionProperties](#), and that extension is enabled in [VkDeviceCreateInfo](#).

Valid Usage for Newer Core Versions

Instance-level functionality or behavior added by a [new core version](#) of the API **must** not be used unless it is supported by the instance as determined by [vkEnumerateInstanceVersion](#) and the specified version of [VkApplicationInfo::apiVersion](#).

Physical-device-level functionality or behavior added by a [new core version](#) of the API **must** not be used unless it is supported by the physical device as determined by [VkPhysicalDeviceProperties::apiVersion](#) and the specified version of [VkApplicationInfo::apiVersion](#).

Device-level functionality or behavior added by a [new core version](#) of the API **must** not be used unless it is supported by the device as determined by [VkPhysicalDeviceProperties::apiVersion](#) and the specified version of [VkApplicationInfo::apiVersion](#).

3.8. [VkResult](#) Return Codes

While the core Vulkan API is not designed to capture incorrect usage, some circumstances still require return codes. Commands in Vulkan return their status via return codes that are in one of two categories:

- Successful completion codes are returned when a command needs to communicate success or status information. All successful completion codes are non-negative values.
- Runtime error codes are returned when a command needs to communicate a failure that could only be detected at runtime. All runtime error codes are negative values.

All return codes in Vulkan are reported via [VkResult](#) return values. The possible codes are:

```
// Provided by VK_VERSION_1_0
typedef enum VkResult {
    VK_SUCCESS = 0,
    VK_NOT_READY = 1,
    VK_TIMEOUT = 2,
    VK_EVENT_SET = 3,
    VK_EVENT_RESET = 4,
    VK_INCOMPLETE = 5,
    VK_ERROR_OUT_OF_HOST_MEMORY = -1,
    VK_ERROR_OUT_OF_DEVICE_MEMORY = -2,
```



```
VK_ERROR_INITIALIZATION_FAILED = -3,  
VK_ERROR_DEVICE_LOST = -4,  
VK_ERROR_MEMORY_MAP_FAILED = -5,  
VK_ERROR_LAYER_NOT_PRESENT = -6,  
VK_ERROR_EXTENSION_NOT_PRESENT = -7,  
VK_ERROR_FEATURE_NOT_PRESENT = -8,  
VK_ERROR_INCOMPATIBLE_DRIVER = -9,  
VK_ERROR_TOO_MANY_OBJECTS = -10,  
VK_ERROR_FORMAT_NOT_SUPPORTED = -11,  
VK_ERROR_FRAGMENTED_POOL = -12,  
VK_ERROR_UNKNOWN = -13,  
// Provided by VK_VERSION_1_0  
VK_ERROR_VALIDATION_FAILED = -1000011001,  
// Provided by VK_VERSION_1_1  
VK_ERROR_OUT_OF_POOL_MEMORY = -1000069000,  
// Provided by VK_VERSION_1_1  
VK_ERROR_INVALID_EXTERNAL_HANDLE = -1000072003,  
// Provided by VK_VERSION_1_2  
VK_ERROR_INVALID_OPAQUE_CAPTURE_ADDRESS = -1000257000,  
// Provided by VK_VERSION_1_2  
VK_ERROR_FRAGMENTATION = -1000161000,  
// Provided by VK_VERSION_1_3  
VK_PIPELINE_COMPILE_REQUIRED = 1000297000,  
// Provided by VK_VERSION_1_4  
VK_ERROR_NOT_PERMITTED = -1000174001,  
// Provided by VK_KHR_surface  
VK_ERROR_SURFACE_LOST_KHR = -1000000000,  
// Provided by VK_KHR_surface  
VK_ERROR_NATIVE_WINDOW_IN_USE_KHR = -1000000001,  
// Provided by VK_KHR_swapchain  
VK_SUBOPTIMAL_KHR = 1000001003,  
// Provided by VK_KHR_swapchain  
VK_ERROR_OUT_OF_DATE_KHR = -1000001004,  
// Provided by VK_KHR_display_swapchain  
VK_ERROR_INCOMPATIBLE_DISPLAY_KHR = -1000003001,  
// Provided by VK_NV_glsl_shader  
VK_ERROR_INVALID_SHADER_NV = -1000012000,  
// Provided by VK_KHR_video_queue  
VK_ERROR_IMAGE_USAGE_NOT_SUPPORTED_KHR = -1000023000,  
// Provided by VK_KHR_video_queue  
VK_ERROR_VIDEO_PICTURE_LAYOUT_NOT_SUPPORTED_KHR = -1000023001,  
// Provided by VK_KHR_video_queue  
VK_ERROR_VIDEO_PROFILE_OPERATION_NOT_SUPPORTED_KHR = -1000023002,  
// Provided by VK_KHR_video_queue  
VK_ERROR_VIDEO_PROFILE_FORMAT_NOT_SUPPORTED_KHR = -1000023003,  
// Provided by VK_KHR_video_queue  
VK_ERROR_VIDEO_PROFILE_CODEC_NOT_SUPPORTED_KHR = -1000023004,  
// Provided by VK_KHR_video_queue  
VK_ERROR_VIDEO_STD_VERSION_NOT_SUPPORTED_KHR = -1000023005,  
// Provided by VK_EXT_image_drm_format_modifier  
VK_ERROR_INVALID_DRM_FORMAT_MODIFIER_PLANE_LAYOUT_EXT = -1000158000,
```



```

// Provided by VK_EXT_present_timing
VK_ERROR_PRESENT_TIMING_QUEUE_FULL_EXT = -1000208000,
// Provided by VK_EXT_full_screen_exclusive
VK_ERROR_FULL_SCREEN_EXCLUSIVE_MODE_LOST_EXT = -1000255000,
// Provided by VK_KHR_deferred_host_operations
VK_THREAD_IDLE_KHR = 1000268000,
// Provided by VK_KHR_deferred_host_operations
VK_THREAD_DONE_KHR = 1000268001,
// Provided by VK_KHR_deferred_host_operations
VK_OPERATION_DEFERRED_KHR = 1000268002,
// Provided by VK_KHR_deferred_host_operations
VK_OPERATION_NOT_DEFERRED_KHR = 1000268003,
// Provided by VK_KHR_video_encode_queue
VK_ERROR_INVALID_VIDEO_STD_PARAMETERS_KHR = -1000299000,
// Provided by VK_EXT_image_compression_control
VK_ERROR_COMPRESSION_EXHAUSTED_EXT = -1000338000,
// Provided by VK_EXT_shader_object
VK_INCOMPATIBLE_SHADER_BINARY_EXT = 1000482000,
// Provided by VK_KHR_pipeline_binary
VK_PIPELINE_BINARY_MISSING_KHR = 1000483000,
// Provided by VK_KHR_pipeline_binary
VK_ERROR_NOT_ENOUGH_SPACE_KHR = -1000483000,
// Provided by VK_EXT_debug_report
VK_ERROR_VALIDATION_FAILED_EXT = VK_ERROR_VALIDATION_FAILED,
// Provided by VK_KHR_maintenance1
VK_ERROR_OUT_OF_POOL_MEMORY_KHR = VK_ERROR_OUT_OF_POOL_MEMORY,
// Provided by VK_KHR_external_memory
VK_ERROR_INVALID_EXTERNAL_HANDLE_KHR = VK_ERROR_INVALID_EXTERNAL_HANDLE,
// Provided by VK_EXT_descriptor_indexing
VK_ERROR_FRAGMENTATION_EXT = VK_ERROR_FRAGMENTATION,
// Provided by VK_EXT_global_priority
VK_ERROR_NOT_PERMITTED_EXT = VK_ERROR_NOT_PERMITTED,
// Provided by VK_KHR_global_priority
VK_ERROR_NOT_PERMITTED_KHR = VK_ERROR_NOT_PERMITTED,
// Provided by VK_EXT_buffer_device_address
VK_ERROR_INVALID_DEVICE_ADDRESS_EXT = VK_ERROR_INVALID_OPAQUE_CAPTURE_ADDRESS,
// Provided by VK_KHR_buffer_device_address
VK_ERROR_INVALID_OPAQUE_CAPTURE_ADDRESS_KHR =
VK_ERROR_INVALID_OPAQUE_CAPTURE_ADDRESS,
// Provided by VK_EXT_pipeline_creation_cache_control
VK_PIPELINE_COMPILE_REQUIRED_EXT = VK_PIPELINE_COMPILE_REQUIRED,
// Provided by VK_EXT_pipeline_creation_cache_control
VK_ERROR_PIPELINE_COMPILE_REQUIRED_EXT = VK_PIPELINE_COMPILE_REQUIRED,
// Provided by VK_EXT_shader_object
// VK_ERROR_INCOMPATIBLE_SHADER_BINARY_EXT is a legacy alias
VK_ERROR_INCOMPATIBLE_SHADER_BINARY_EXT = VK_INCOMPATIBLE_SHADER_BINARY_EXT,
} VkResult;

```

Success Codes

- **VK_SUCCESS** Command successfully completed

- [VK_NOT_READY](#) A fence or query has not yet completed
- [VK_TIMEOUT](#) A wait operation has not completed in the specified time
- [VK_EVENT_SET](#) An event is signaled
- [VK_EVENT_RESET](#) An event is unsignaled
- [VK_INCOMPLETE](#) A return array was too small for the result
- [VK_SUBOPTIMAL_KHR](#) A swapchain no longer matches the surface properties exactly, but **can** still be used to present to the surface successfully.
- [VK_THREAD_IDLE_KHR](#) A deferred operation is not complete but there is currently no work for this thread to do at the time of this call.
- [VK_THREAD_DONE_KHR](#) A deferred operation is not complete but there is no work remaining to assign to additional threads.
- [VK_OPERATION_DEFERRED_KHR](#) A deferred operation was requested and at least some of the work was deferred.
- [VK_OPERATION_NOT_DEFERRED_KHR](#) A deferred operation was requested and no operations were deferred.
- [VK_PIPELINE_COMPILE_REQUIRED](#) A requested pipeline creation would have required compilation, but the application requested compilation to not be performed.
- [VK_PIPELINE_BINARY_MISSING_KHR](#) The application attempted to create a pipeline binary by querying an internal cache, but the internal cache entry did not exist.
- [VK_INCOMPATIBLE_SHADER_BINARY_EXT](#) The provided binary shader code is not compatible with this device.

NOTE

In the initial version of the [VK_EXT_shader_object](#) extension, this return code was named [VK_ERROR_INCOMPATIBLE_SHADER_BINARY_EXT](#) and improperly described as an error code. The name has been changed, but the old name is retained as an alias for compatibility with old code.

Error Codes

- [VK_ERROR_OUT_OF_HOST_MEMORY](#) A host memory allocation has failed.
- [VK_ERROR_OUT_OF_DEVICE_MEMORY](#) A device memory allocation has failed.
- [VK_ERROR_INITIALIZATION_FAILED](#) Initialization of an object could not be completed for implementation-specific reasons.
- [VK_ERROR_DEVICE_LOST](#) The logical or physical device has been lost. See [Lost Device](#)
- [VK_ERROR_MEMORY_MAP_FAILED](#) Mapping of a memory object has failed.
- [VK_ERROR_LAYER_NOT_PRESENT](#) A requested layer is not present or could not be loaded.
- [VK_ERROR_EXTENSION_NOT_PRESENT](#) A requested extension is not supported.
- [VK_ERROR_FEATURE_NOT_PRESENT](#) A requested feature is not supported.
- [VK_ERROR_INCOMPATIBLE_DRIVER](#) The requested version of Vulkan is not supported by the driver or is otherwise incompatible for implementation-specific reasons.

- [VK_ERROR_TOO_MANY_OBJECTS](#) Too many objects of the type have already been created.
- [VK_ERROR_FORMAT_NOT_SUPPORTED](#) A requested format is not supported on this device.
- [VK_ERROR_FRAGMENTED_POOL](#) A pool allocation has failed due to fragmentation of the pool's memory. This **must** only be returned if no attempt to allocate host or device memory was made to accommodate the new allocation. This **should** be returned in preference to [VK_ERROR_OUT_OF_POOL_MEMORY](#), but only if the implementation is certain that the pool allocation failure was due to fragmentation.
- [VK_ERROR_SURFACE_LOST_KHR](#) A surface is no longer available.
- [VK_ERROR_NATIVE_WINDOW_IN_USE_KHR](#) The requested window is already in use by Vulkan or another API in a manner which prevents it from being used again.
- [VK_ERROR_OUT_OF_DATE_KHR](#) A surface has changed in such a way that it is no longer compatible with the swapchain, and further presentation requests using the swapchain will fail. Applications **must** query the new surface properties and recreate their swapchain if they wish to continue presenting to the surface.
- [VK_ERROR_INCOMPATIBLE_DISPLAY_KHR](#) The display used by a swapchain does not use the same presentable image layout, or is incompatible in a way that prevents sharing an image.
- [VK_ERROR_INVALID_SHADER_NV](#) One or more shaders failed to compile or link. More details are reported back to the application via [VK_EXT_debug_report](#) if enabled.
- [VK_ERROR_OUT_OF_POOL_MEMORY](#) A pool memory allocation has failed. This **must** only be returned if no attempt to allocate host or device memory was made to accommodate the new allocation. If the failure was definitely due to fragmentation of the pool, [VK_ERROR_FRAGMENTED_POOL](#) **should** be returned instead.
- [VK_ERROR_INVALID_EXTERNAL_HANDLE](#) An external handle is not a valid handle of the specified type.
- [VK_ERROR_FRAGMENTATION](#) A descriptor pool creation has failed due to fragmentation.
- [VK_ERROR_INVALID_DEVICE_ADDRESS_EXT](#) A buffer creation failed because the requested address is not available.
- [VK_ERROR_INVALID_OPAQUE_CAPTURE_ADDRESS](#) A buffer creation or memory allocation failed because the requested address is not available. A shader group handle assignment failed because the requested shader group handle information is no longer valid.
- [VK_ERROR_FULL_SCREEN_EXCLUSIVE_MODE_LOST_EXT](#) An operation on a swapchain created with [VK_FULL_SCREEN_EXCLUSIVE_APPLICATION_CONTROLLED_EXT](#) failed as it did not have exclusive full-screen access. This **may** occur due to implementation-dependent reasons, outside of the application's control.
- [VK_ERROR_PRESENT_TIMING_QUEUE_FULL_EXT](#) A present operation on a swapchain created with [VK_SWAPCHAIN_CREATE_PRESENT_TIMING_BIT_EXT](#) failed due to insufficient space in the swapchain's internal results queue to hold requested present timing data.
- [VK_ERROR_VALIDATION_FAILED](#) A command failed because invalid usage was detected by the implementation or a validation layer. This **may** result in the command not being dispatched to the ICD.
- [VK_ERROR_COMPRESSION_EXHAUSTED_EXT](#) An image creation failed because internal

resources required for compression are exhausted. This **must** only be returned when fixed-rate compression is requested.

- [VK_ERROR_IMAGE_USAGE_NOT_SUPPORTED_KHR](#) The requested [VkImageUsageFlags](#) are not supported.
- [VK_ERROR_VIDEO_PICTURE_LAYOUT_NOT_SUPPORTED_KHR](#) The requested video picture layout is not supported.
- [VK_ERROR_VIDEO_PROFILE_OPERATION_NOT_SUPPORTED_KHR](#) A video profile operation specified via [VkVideoProfileInfoKHR::videoCodecOperation](#) is not supported.
- [VK_ERROR_VIDEO_PROFILE_FORMAT_NOT_SUPPORTED_KHR](#) Format parameters in a requested [VkVideoProfileInfoKHR](#) chain are not supported.
- [VK_ERROR_VIDEO_PROFILE_CODEC_NOT_SUPPORTED_KHR](#) Codec-specific parameters in a requested [VkVideoProfileInfoKHR](#) chain are not supported.
- [VK_ERROR_VIDEO_STD_VERSION_NOT_SUPPORTED_KHR](#) The specified video Std header version is not supported.
- [VK_ERROR_INVALID_VIDEO_STD_PARAMETERS_KHR](#) The specified Video Std parameters do not adhere to the syntactic or semantic requirements of the used video compression standard, or values derived from parameters according to the rules defined by the used video compression standard do not adhere to the capabilities of the video compression standard or the implementation.
- [VK_ERROR_NOT_PERMITTED](#) The driver implementation has denied a request to acquire a priority above the default priority ([VK_QUEUE_GLOBAL_PRIORITY_MEDIUM_EXT](#)) because the application does not have sufficient privileges.
- [VK_ERROR_NOT_ENOUGH_SPACE_KHR](#) The application did not provide enough space to return all the required data.
- [VK_ERROR_UNKNOWN](#) An unknown error has occurred; either the application has provided invalid input, or an implementation failure has occurred.

If a command returns a runtime error, unless otherwise specified any output parameters will have undefined contents, except that if the output parameter is a structure with [sType](#) and [pNext](#) fields, those fields will be unmodified. Any structures chained from [pNext](#) will also have undefined contents, except that [sType](#) and [pNext](#) will be unmodified.

[VK_ERROR_OUT_OF_*_MEMORY](#) errors do not modify any currently existing Vulkan objects. Objects that have already been successfully created **can** still be used by the application.

NOTE

As a general rule, [Free](#), [Release](#), and [Reset](#) commands do not return [VK_ERROR_OUT_OF_HOST_MEMORY](#), while any other command with a return code **may** return it. Any exceptions from this rule are described for those commands.

[VK_ERROR_UNKNOWN](#) will be returned by an implementation when an unexpected error occurs that cannot be attributed to valid behavior of the application and implementation. Under these conditions, it **may** be returned from any command returning a [VkResult](#).

NOTE

[VK_ERROR_UNKNOWN](#) is not expected to ever be returned if the application

behavior is valid, and if the implementation is bug-free. If [VK_ERROR_UNKNOWN](#) is returned, the application should be checked against the latest validation layers to verify correct behavior as much as possible. If no issues are identified it could be an implementation issue, and the implementor should be contacted for support.

Any command returning a [VkResult](#) **may** return [VK_ERROR_VALIDATION_FAILED](#) if a violation of valid usage is detected.

Performance-critical commands generally do not have return codes. If a runtime error occurs in such commands, the implementation will defer reporting the error until a specified point. For commands that record into command buffers ([vkCmd*](#)) runtime errors are reported by [vkEndCommandBuffer](#).

3.9. Numeric Representation and Computation

Implementations normally perform computations in floating-point, and **must** meet the range and precision requirements defined under “Floating-Point Computation” below.

These requirements only apply to computations performed in Vulkan operations outside of shader execution, such as texture image specification and sampling, and per-fragment operations. Range and precision requirements during shader execution differ, and are specified by the [Precision and Operation of SPIR-V Instructions](#) section.

In some cases, the representation and/or precision of operations is implicitly limited by the specified format of vertex or texel data consumed by Vulkan. Specific floating-point formats are described later in this section.

3.9.1. Floating-Point Computation

Most floating-point computation is performed in SPIR-V shader modules. The properties of computation within shaders are constrained as defined by the [Precision and Operation of SPIR-V Instructions](#) section.

Some floating-point computation is performed outside of shaders, such as viewport and depth range calculations. For these computations, we do not specify how floating-point numbers are to be represented, or the details of how operations on them are performed, but only place minimal requirements on representation and precision as described in the remainder of this section.

We require simply that numbers' floating-point parts contain enough bits and that their exponent fields are large enough so that individual results of floating-point operations are accurate to about 1 part in 10^5 . The maximum representable magnitude for all floating-point values **must** be at least 2^{32} .

$$x \times 0 = 0 \times x = 0 \text{ for any non-infinite and non-NaN } x.$$

$$1 \times x = x \times 1 = x.$$

$$x + 0 = 0 + x = x.$$

$$0^0 = 1.$$

Occasionally, further requirements will be specified. Most single-precision floating-point formats meet these requirements.

The special values Inf and -Inf encode values with magnitudes too large to be represented; the special value NaN encodes “Not A Number” values resulting from undefined arithmetic operations such as $0 / 0$. Implementations **may** support Inf and NaN in their floating-point computations. Any computation which does not support either Inf or NaN, for which that value is an input or output will yield an undefined value.

3.9.2. Floating-Point Format Conversions

When a value is converted to a defined floating-point representation, finite values falling between two representable finite values are rounded to one or the other. The rounding mode is not defined. Finite values whose magnitude is larger than that of any representable finite value may be rounded either to the closest representable finite value or to the appropriately signed infinity. For unsigned destination formats any negative values are converted to zero. Positive infinity is converted to positive infinity; negative infinity is converted to negative infinity in signed formats and to zero in unsigned formats; and any NaN is converted to a NaN.

3.9.3. 16-Bit Floating-Point Numbers

16-bit floating-point numbers are defined in the “16-bit floating-point numbers” section of the [Khronos Data Format Specification](#).

3.9.4. Unsigned 11-Bit Floating-Point Numbers

Unsigned 11-bit floating-point numbers are defined in the “Unsigned 11-bit floating-point numbers” section of the [Khronos Data Format Specification](#).

3.9.5. Unsigned 10-Bit Floating-Point Numbers

Unsigned 10-bit floating-point numbers are defined in the “Unsigned 10-bit floating-point numbers” section of the [Khronos Data Format Specification](#).

3.9.6. 8-bit booleans

An 8-bit boolean uses the following representation for **true** and **false**:

- Zero to represent **false**
- Any non-zero value to represent **true**

3.9.7. General Requirements

Any representable floating-point value in the appropriate format is legal as input to a Vulkan command that requires floating-point data. The result of providing a value that is not a floating-point number to such a command is unspecified, but **must** not lead to Vulkan interruption or termination. For example, providing a negative zero (where applicable) or a denormalized number to a Vulkan command **must** yield deterministic results, while providing a NaN or Inf yields unspecified results.

Some calculations require division. In such cases (including implied divisions performed by vector normalization), division by zero produces an unspecified result but **must** not lead to Vulkan interruption or termination.

3.10. Fixed-Point Data Conversions

When generic vertex attributes and pixel color or depth *components* are represented as integers, they are often (but not always) considered to be *normalized*. Normalized integer values are treated specially when being converted to and from floating-point values, and are usually referred to as *normalized fixed-point*.

In the remainder of this section, b denotes the bit width of the fixed-point integer representation. When the integer is one of the types defined by the API, b is the bit width of that type. When the integer comes from an [image](#) containing color or depth component texels, b is the number of bits allocated to that component in its [specified image format](#).

The signed and unsigned fixed-point representations are assumed to be b -bit binary two's-complement integers and binary unsigned integers, respectively.

3.10.1. Conversion From Normalized Fixed-Point to Floating-Point

Unsigned normalized fixed-point integers represent numbers in the range $[0,1]$. The conversion from an unsigned normalized fixed-point value c to the corresponding floating-point value f is defined as

$$f = \frac{c}{2^b - 1}$$

Signed normalized fixed-point integers represent numbers in the range $[-1,1]$. The conversion from a signed normalized fixed-point value c to the corresponding floating-point value f is performed using

$$f = \max\left(\frac{c}{2^{b-1} - 1}, -1.0\right)$$

Only the range $[-2^{b-1} + 1, 2^{b-1} - 1]$ is used to represent signed fixed-point values in the range $[-1,1]$. For example, if $b = 8$, then the integer value -127 corresponds to -1.0 and the value 127 corresponds to 1.0. This equation is used everywhere that signed normalized fixed-point values are converted to floating-point.

Note that while zero is exactly expressible in this representation, one value (-128 in the example) is

outside the representable range, and implementations **must** clamp it to -1.0. Where the value is subject to further processing by the implementation, e.g. during texture filtering, values less than -1.0 **may** be used but the result **must** be clamped before the value is returned to shaders.

3.10.2. Conversion From Floating-Point to Normalized Fixed-Point

The conversion from a floating-point value f to the corresponding unsigned normalized fixed-point value c is defined by first clamping f to the range $[0,1]$, then computing

$$c = \text{convertFloatToUint}(f \times (2^b - 1), b)$$

where $\text{convertFloatToUint}(r,b)$ returns one of the two unsigned binary integer values with exactly b bits which are closest to the floating-point value r . Implementations **should** round to nearest. If r is equal to an integer, then that integer value **must** be returned. In particular, if f is equal to 0.0 or 1.0, then c **must** be assigned 0 or $2^b - 1$, respectively.

The conversion from a floating-point value f to the corresponding signed normalized fixed-point value c is performed by clamping f to the range $[-1,1]$, then computing

$$c = \text{convertFloatToInt}(f \times (2^{b-1} - 1), b)$$

where $\text{convertFloatToInt}(r,b)$ returns one of the two signed two's-complement binary integer values with exactly b bits which are closest to the floating-point value r . Implementations **should** round to nearest. If r is equal to an integer, then that integer value **must** be returned. In particular, if f is equal to -1.0, 0.0, or 1.0, then c **must** be assigned $-(2^{b-1} - 1)$, 0, or $2^{b-1} - 1$, respectively.

This equation is used everywhere that floating-point values are converted to signed normalized fixed-point.

3.11. String Representation

Strings passed into and returned from Vulkan API commands are usually defined to be null-terminated and UTF-8 encoded.

NOTE

Exceptions to this rule exist only when strings are defined or used by operating system APIs where that OS has a different convention. For example, `VkExportMemoryWin32HandleInfoKHR::name` is a null-terminated UTF-16 encoded string used in conjunction with Windows handles.

When a UTF-8 string is **returned from** a Vulkan API query, it is returned in a fixed-length buffer of C `char`. For example, a string returned in `VkPhysicalDeviceProperties::deviceName` has maximum length `VK_MAX_PHYSICAL_DEVICE_NAME_SIZE`, and a string returned in `VkExtensionProperties::extensionName` has maximum length `VK_MAX_EXTENSION_NAME_SIZE`. The string, **including** its null terminator, will always fit completely within this buffer. If the string is shorter than the buffer size, the contents of `char` in the buffer following the null terminator are undefined.

When a UTF-8 string is **passed into** a Vulkan API, such as `VkDeviceCreateInfo`

::ppEnabledExtensionNames, there is no explicit limit on the length of that string. However, the string **must** contain a valid UTF-8 encoded string and **must** be null-terminated.

3.12. Common Object Types

Some types of Vulkan objects are used in many different structures and command parameters, and are described here. These types include *offsets*, *extents*, and *rectangles*.

3.12.1. Offsets

Offsets are used to describe a pixel location within an image or framebuffer, as an (x,y) location for two-dimensional images, or an (x,y,z) location for three-dimensional images.

A two-dimensional offset is defined by the structure:

```
// Provided by VK_VERSION_1_0
typedef struct VkOffset2D {
    int32_t    x;
    int32_t    y;
} VkOffset2D;
```

- **x** is the x offset.
- **y** is the y offset.

A three-dimensional offset is defined by the structure:

```
// Provided by VK_VERSION_1_0
typedef struct VkOffset3D {
    int32_t    x;
    int32_t    y;
    int32_t    z;
} VkOffset3D;
```

- **x** is the x offset.
- **y** is the y offset.
- **z** is the z offset.

3.12.2. Extents

Extents are used to describe the size of a rectangular region of pixels within an image or framebuffer, as (width,height) for two-dimensional images, or as (width,height,depth) for three-dimensional images.

A two-dimensional extent is defined by the structure:


```
// Provided by VK_VERSION_1_0
typedef struct VkExtent2D {
    uint32_t    width;
    uint32_t    height;
} VkExtent2D;
```

- **width** is the width of the extent.
- **height** is the height of the extent.

A three-dimensional extent is defined by the structure:

```
// Provided by VK_VERSION_1_0
typedef struct VkExtent3D {
    uint32_t    width;
    uint32_t    height;
    uint32_t    depth;
} VkExtent3D;
```

- **width** is the width of the extent.
- **height** is the height of the extent.
- **depth** is the depth of the extent.

3.12.3. Rectangles

Rectangles are used to describe a specified rectangular region of pixels within an image or framebuffer. Rectangles include both an offset and an extent of the same dimensionality, as described above. Two-dimensional rectangles are defined by the structure

```
// Provided by VK_VERSION_1_0
typedef struct VkRect2D {
    VkOffset2D    offset;
    VkExtent2D    extent;
} VkRect2D;
```

- **offset** is a [VkOffset2D](#) specifying the rectangle offset.
- **extent** is a [VkExtent2D](#) specifying the rectangle extent.

3.12.4. Host Address Ranges

A host address range indicates a range of host memory.


```
// Provided by VK_EXT_descriptor_heap
typedef struct VkHostAddressRangeEXT {
    void*      address;
    size_t     size;
} VkHostAddressRangeEXT;
```

- **address** is a host memory address.
- **size** is the size of the range.

Valid Usage (Implicit)

- VUID-VkHostAddressRangeEXT-address-parameter
address must be a valid pointer to an array of **size** bytes
- VUID-VkHostAddressRangeEXT-size-arraylength
size must be greater than 0

A constant host address range indicates a range of host memory that cannot be altered.

```
// Provided by VK_EXT_descriptor_heap
typedef struct VkHostAddressRangeConstEXT {
    const void*  address;
    size_t       size;
} VkHostAddressRangeConstEXT;
```

- **address** is a read-only host memory address.
- **size** is the size of the range.

Valid Usage (Implicit)

- VUID-VkHostAddressRangeConstEXT-address-parameter
address must be a valid pointer to an array of **size** bytes
- VUID-VkHostAddressRangeConstEXT-size-arraylength
size must be greater than 0

3.12.5. Device Address Ranges

A device address range indicates a sized range of device memory.


```
// Provided by VK_KHR_device_address_commands
typedef struct VkDeviceAddressRangeKHR {
    VkDeviceAddress    address;
    VkDeviceSize       size;
} VkDeviceAddressRangeKHR;
```

```
// Provided by VK_EXT_descriptor_heap
// Equivalent to VkDeviceAddressRangeKHR
typedef VkDeviceAddressRangeKHR VkDeviceAddressRangeEXT;
```

- **address** is 0 or a [VkDeviceAddress](#) specifying the start of the range.
- **size** is a [VkDeviceSize](#) specifying the size of the range.

Valid Usage

- VUID-VkDeviceAddressRangeKHR-size-11411
If **size** is not 0, **address** **must** not be 0
- VUID-VkDeviceAddressRangeKHR-address-11365
The sum of **address** and **size** **must** be less than or equal to the sum of an address retrieved from a [VkBuffer](#) and the value of [VkBufferCreateInfo::size](#) used to create that [VkBuffer](#)

Valid Usage (Implicit)

- VUID-VkDeviceAddressRangeKHR-address-parameter
If **address** is not 0, **address** **must** be a valid [VkDeviceAddress](#) value

A strided device address range is defined by the structure:

```
// Provided by VK_KHR_copy_memory_indirect, VK_KHR_device_address_commands
typedef struct VkStridedDeviceAddressRangeKHR {
    VkDeviceAddress    address;
    VkDeviceSize       size;
    VkDeviceSize       stride;
} VkStridedDeviceAddressRangeKHR;
```

- **address** is a [VkDeviceAddress](#) specifying the start of the range.
- **size** is a [VkDeviceSize](#) specifying the size of the range.
- **stride** is a [VkDeviceSize](#) specifying the stride of elements over the range.

Valid Usage

- VUID-VkStridedDeviceAddressRangeKHR-size-11411
If **size** is not 0, **address** **must** not be 0
- VUID-VkStridedDeviceAddressRangeKHR-address-11365
The sum of **address** and **size** **must** be less than or equal to the sum of an address retrieved from a **VkBuffer** and the value of **VkBufferCreateInfo::size** used to create that **VkBuffer**
- VUID-VkStridedDeviceAddressRangeKHR-stride-10957
stride **must** be less than or equal to **size**

Valid Usage (Implicit)

- VUID-VkStridedDeviceAddressRangeKHR-address-parameter
If **address** is not 0, **address** **must** be a valid **VkDeviceAddress** value

Many Vulkan commands need additional information about an address range; this **may** be provided by the following flags.

Bits which **can** be set in a **VkAddressCommandFlagsKHR** mask are:

```
// Provided by VK_KHR_device_address_commands
typedef enum VkAddressCommandFlagBitsKHR {
    VK_ADDRESS_COMMAND_PROTECTED_BIT_KHR = 0x00000001,
    VK_ADDRESS_COMMAND_FULLY_BOUND_BIT_KHR = 0x00000002,
    VK_ADDRESS_COMMAND_STORAGE_BUFFER_USAGE_BIT_KHR = 0x00000004,
    VK_ADDRESS_COMMAND_UNKNOWN_STORAGE_BUFFER_USAGE_BIT_KHR = 0x00000008,
    // Provided by VK_KHR_device_address_commands with VK_EXT_transform_feedback
    VK_ADDRESS_COMMAND_TRANSFORM_FEEDBACK_BUFFER_USAGE_BIT_KHR = 0x00000010,
    // Provided by VK_KHR_device_address_commands with VK_EXT_transform_feedback
    VK_ADDRESS_COMMAND_UNKNOWN_TRANSFORM_FEEDBACK_BUFFER_USAGE_BIT_KHR = 0x00000020,
} VkAddressCommandFlagBitsKHR;
```

- **VK_ADDRESS_COMMAND_PROTECTED_BIT_KHR** specifies that an address range is allocated from protected memory.
- **VK_ADDRESS_COMMAND_FULLY_BOUND_BIT_KHR** specifies that an address range will be fully bound to physical memory when accessed.
- **VK_ADDRESS_COMMAND_STORAGE_BUFFER_USAGE_BIT_KHR** specifies that all buffers containing any part of an address range were created with the **VK_BUFFER_USAGE_STORAGE_BUFFER_BIT** usage.
- **VK_ADDRESS_COMMAND_UNKNOWN_STORAGE_BUFFER_USAGE_BIT_KHR** specifies that whether buffers containing any part of an address range were created with **VK_BUFFER_USAGE_STORAGE_BUFFER_BIT** usage or not is unknown.
- **VK_ADDRESS_COMMAND_TRANSFORM_FEEDBACK_BUFFER_USAGE_BIT_KHR** specifies that all buffers containing any part of an address range are allocated with the **VK_BUFFER_USAGE_TRANSFORM_FEEDBACK_BUFFER_BIT_EXT** usage.

- [VK_ADDRESS_COMMAND_UNKNOWN_TRANSFORM_FEEDBACK_BUFFER_USAGE_BIT_KHR](#) specifies that whether buffers containing an any part of an address range were created with [VK_BUFFER_USAGE_TRANSFORM_FEEDBACK_BUFFER_BIT_EXT](#) usage or not is unknown.

If neither [VK_ADDRESS_COMMAND_STORAGE_BUFFER_USAGE_BIT_KHR](#) nor [VK_ADDRESS_COMMAND_UNKNOWN_STORAGE_BUFFER_USAGE_BIT_KHR](#) are specified, the address range **must** not be aliased with any buffer allocated with the [VK_BUFFER_USAGE_STORAGE_BUFFER_BIT](#). If neither [VK_ADDRESS_COMMAND_TRANSFORM_FEEDBACK_BUFFER_USAGE_BIT_KHR](#) nor [VK_ADDRESS_COMMAND_UNKNOWN_TRANSFORM_FEEDBACK_BUFFER_USAGE_BIT_KHR](#) are specified, the address range **must** not be aliased with any buffer allocated with the [VK_BUFFER_USAGE_TRANSFORM_FEEDBACK_BUFFER_BIT_EXT](#).

NOTE

Buffers can return overlapping address ranges if they are bound to overlapping ranges of a [VkDeviceMemory](#) object. Applications should ensure that if they do this kind of aliasing, that they consistently either include or do not include [VK_BUFFER_USAGE_STORAGE_BUFFER_BIT](#) and [VK_BUFFER_USAGE_TRANSFORM_FEEDBACK_BUFFER_BIT_EXT](#) on aliased buffers when considering these flags.

```
// Provided by VK_KHR_device_address_commands
typedef VkFlags VkAddressCommandFlagsKHR;
```

[VkAddressCommandFlagsKHR](#) is a bitmask type for setting a mask of zero or more [VkAddressCommandFlagBitsKHR](#).

3.12.6. Structure Types

Each value corresponds to a particular structure with a **sType** member with a matching name. As a general rule, the name of each [VkStructureType](#) value is obtained by taking the name of the structure, stripping the leading **Vk**, prefixing each capital letter except the first with **_**, converting the entire resulting string to upper case, and prefixing it with [VK_STRUCTURE_TYPE_](#). For example, structures of type [VkImageCreateInfo](#) correspond to a [VkStructureType](#) value of [VK_STRUCTURE_TYPE_IMAGE_CREATE_INFO](#), and thus a structure of this type **must** have its **sType** member set to this value before it is passed to the API.

The values [VK_STRUCTURE_TYPE_LOADER_INSTANCE_CREATE_INFO](#) and [VK_STRUCTURE_TYPE_LOADER_DEVICE_CREATE_INFO](#) are reserved for internal use by the loader, and do not have corresponding Vulkan structures in this Specification.

Structure types supported by the Vulkan API include:

```
// Provided by VK_VERSION_1_0
typedef enum VkStructureType {
    VK_STRUCTURE_TYPE_APPLICATION_INFO = 0,
    VK_STRUCTURE_TYPE_INSTANCE_CREATE_INFO = 1,
    VK_STRUCTURE_TYPE_DEVICE_QUEUE_CREATE_INFO = 2,
```



```

VK_STRUCTURE_TYPE_DEVICE_CREATE_INFO = 3,
VK_STRUCTURE_TYPE_SUBMIT_INFO = 4,
VK_STRUCTURE_TYPE_MEMORY_ALLOCATE_INFO = 5,
VK_STRUCTURE_TYPE_MAPPED_MEMORY_RANGE = 6,
VK_STRUCTURE_TYPE_BIND_SPARSE_INFO = 7,
VK_STRUCTURE_TYPE_FENCE_CREATE_INFO = 8,
VK_STRUCTURE_TYPE_SEMAPHORE_CREATE_INFO = 9,
VK_STRUCTURE_TYPE_EVENT_CREATE_INFO = 10,
VK_STRUCTURE_TYPE_QUERY_POOL_CREATE_INFO = 11,
VK_STRUCTURE_TYPE_BUFFER_CREATE_INFO = 12,
VK_STRUCTURE_TYPE_BUFFER_VIEW_CREATE_INFO = 13,
VK_STRUCTURE_TYPE_IMAGE_CREATE_INFO = 14,
VK_STRUCTURE_TYPE_IMAGE_VIEW_CREATE_INFO = 15,
VK_STRUCTURE_TYPE_SHADER_MODULE_CREATE_INFO = 16,
VK_STRUCTURE_TYPE_PIPELINE_CACHE_CREATE_INFO = 17,
VK_STRUCTURE_TYPE_PIPELINE_SHADER_STAGE_CREATE_INFO = 18,
VK_STRUCTURE_TYPE_PIPELINE_VERTEX_INPUT_STATE_CREATE_INFO = 19,
VK_STRUCTURE_TYPE_PIPELINE_INPUT_ASSEMBLY_STATE_CREATE_INFO = 20,
VK_STRUCTURE_TYPE_PIPELINE_TESSELLATION_STATE_CREATE_INFO = 21,
VK_STRUCTURE_TYPE_PIPELINE_VIEWPORT_STATE_CREATE_INFO = 22,
VK_STRUCTURE_TYPE_PIPELINE_RASTERIZATION_STATE_CREATE_INFO = 23,
VK_STRUCTURE_TYPE_PIPELINE_MULTISAMPLE_STATE_CREATE_INFO = 24,
VK_STRUCTURE_TYPE_PIPELINE_DEPTH_STENCIL_STATE_CREATE_INFO = 25,
VK_STRUCTURE_TYPE_PIPELINE_COLOR_BLEND_STATE_CREATE_INFO = 26,
VK_STRUCTURE_TYPE_PIPELINE_DYNAMIC_STATE_CREATE_INFO = 27,
VK_STRUCTURE_TYPE_GRAPHICS_PIPELINE_CREATE_INFO = 28,
VK_STRUCTURE_TYPE_COMPUTE_PIPELINE_CREATE_INFO = 29,
VK_STRUCTURE_TYPE_PIPELINE_LAYOUT_CREATE_INFO = 30,
VK_STRUCTURE_TYPE_SAMPLER_CREATE_INFO = 31,
VK_STRUCTURE_TYPE_DESCRIPTOR_SET_LAYOUT_CREATE_INFO = 32,
VK_STRUCTURE_TYPE_DESCRIPTOR_POOL_CREATE_INFO = 33,
VK_STRUCTURE_TYPE_DESCRIPTOR_SET_ALLOCATE_INFO = 34,
VK_STRUCTURE_TYPE_WRITE_DESCRIPTOR_SET = 35,
VK_STRUCTURE_TYPE_COPY_DESCRIPTOR_SET = 36,
VK_STRUCTURE_TYPE_FRAMEBUFFER_CREATE_INFO = 37,
VK_STRUCTURE_TYPE_RENDER_PASS_CREATE_INFO = 38,
VK_STRUCTURE_TYPE_COMMAND_POOL_CREATE_INFO = 39,
VK_STRUCTURE_TYPE_COMMAND_BUFFER_ALLOCATE_INFO = 40,
VK_STRUCTURE_TYPE_COMMAND_BUFFER_INHERITANCE_INFO = 41,
VK_STRUCTURE_TYPE_COMMAND_BUFFER_BEGIN_INFO = 42,
VK_STRUCTURE_TYPE_RENDER_PASS_BEGIN_INFO = 43,
VK_STRUCTURE_TYPE_BUFFER_MEMORY_BARRIER = 44,
VK_STRUCTURE_TYPE_IMAGE_MEMORY_BARRIER = 45,
VK_STRUCTURE_TYPE_MEMORY_BARRIER = 46,
VK_STRUCTURE_TYPE_LOADER_INSTANCE_CREATE_INFO = 47,
VK_STRUCTURE_TYPE_LOADER_DEVICE_CREATE_INFO = 48,
// Provided by VK_VERSION_1_1
VK_STRUCTURE_TYPE_BIND_BUFFER_MEMORY_INFO = 1000157000,
// Provided by VK_VERSION_1_1
VK_STRUCTURE_TYPE_BIND_IMAGE_MEMORY_INFO = 1000157001,
// Provided by VK_VERSION_1_1

```



```
VK_STRUCTURE_TYPE_MEMORY_DEDICATED_REQUIREMENTS = 1000127000,  
// Provided by VK_VERSION_1_1  
VK_STRUCTURE_TYPE_MEMORY_DEDICATED_ALLOCATE_INFO = 1000127001,  
// Provided by VK_VERSION_1_1  
VK_STRUCTURE_TYPE_MEMORY_ALLOCATE_FLAGS_INFO = 1000060000,  
// Provided by VK_VERSION_1_1  
VK_STRUCTURE_TYPE_DEVICE_GROUP_COMMAND_BUFFER_BEGIN_INFO = 1000060004,  
// Provided by VK_VERSION_1_1  
VK_STRUCTURE_TYPE_DEVICE_GROUP_SUBMIT_INFO = 1000060005,  
// Provided by VK_VERSION_1_1  
VK_STRUCTURE_TYPE_DEVICE_GROUP_BIND_SPARSE_INFO = 1000060006,  
// Provided by VK_VERSION_1_1  
VK_STRUCTURE_TYPE_BIND_BUFFER_MEMORY_DEVICE_GROUP_INFO = 1000060013,  
// Provided by VK_VERSION_1_1  
VK_STRUCTURE_TYPE_BIND_IMAGE_MEMORY_DEVICE_GROUP_INFO = 1000060014,  
// Provided by VK_VERSION_1_1  
VK_STRUCTURE_TYPE_PHYSICAL_DEVICE_GROUP_PROPERTIES = 1000070000,  
// Provided by VK_VERSION_1_1  
VK_STRUCTURE_TYPE_DEVICE_GROUP_DEVICE_CREATE_INFO = 1000070001,  
// Provided by VK_VERSION_1_1  
VK_STRUCTURE_TYPE_BUFFER_MEMORY_REQUIREMENTS_INFO_2 = 1000146000,  
// Provided by VK_VERSION_1_1  
VK_STRUCTURE_TYPE_IMAGE_MEMORY_REQUIREMENTS_INFO_2 = 1000146001,  
// Provided by VK_VERSION_1_1  
VK_STRUCTURE_TYPE_IMAGE_SPARSE_MEMORY_REQUIREMENTS_INFO_2 = 1000146002,  
// Provided by VK_VERSION_1_1  
VK_STRUCTURE_TYPE_MEMORY_REQUIREMENTS_2 = 1000146003,  
// Provided by VK_VERSION_1_1  
VK_STRUCTURE_TYPE_SPARSE_IMAGE_MEMORY_REQUIREMENTS_2 = 1000146004,  
// Provided by VK_VERSION_1_1  
VK_STRUCTURE_TYPE_PHYSICAL_DEVICE_FEATURES_2 = 1000059000,  
// Provided by VK_VERSION_1_1  
VK_STRUCTURE_TYPE_PHYSICAL_DEVICE_PROPERTIES_2 = 1000059001,  
// Provided by VK_VERSION_1_1  
VK_STRUCTURE_TYPE_FORMAT_PROPERTIES_2 = 1000059002,  
// Provided by VK_VERSION_1_1  
VK_STRUCTURE_TYPE_IMAGE_FORMAT_PROPERTIES_2 = 1000059003,  
// Provided by VK_VERSION_1_1  
VK_STRUCTURE_TYPE_PHYSICAL_DEVICE_IMAGE_FORMAT_INFO_2 = 1000059004,  
// Provided by VK_VERSION_1_1  
VK_STRUCTURE_TYPE_QUEUE_FAMILY_PROPERTIES_2 = 1000059005,  
// Provided by VK_VERSION_1_1  
VK_STRUCTURE_TYPE_PHYSICAL_DEVICE_MEMORY_PROPERTIES_2 = 1000059006,  
// Provided by VK_VERSION_1_1  
VK_STRUCTURE_TYPE_SPARSE_IMAGE_FORMAT_PROPERTIES_2 = 1000059007,  
// Provided by VK_VERSION_1_1  
VK_STRUCTURE_TYPE_PHYSICAL_DEVICE_SPARSE_IMAGE_FORMAT_INFO_2 = 1000059008,  
// Provided by VK_VERSION_1_1  
VK_STRUCTURE_TYPE_IMAGE_VIEW_USAGE_CREATE_INFO = 1000117002,  
// Provided by VK_VERSION_1_1  
VK_STRUCTURE_TYPE_PROTECTED_SUBMIT_INFO = 1000145000,
```



```
// Provided by VK_VERSION_1_1
VK_STRUCTURE_TYPE_PHYSICAL_DEVICE_PROTECTED_MEMORY_FEATURES = 1000145001,
// Provided by VK_VERSION_1_1
VK_STRUCTURE_TYPE_PHYSICAL_DEVICE_PROTECTED_MEMORY_PROPERTIES = 1000145002,
// Provided by VK_VERSION_1_1
VK_STRUCTURE_TYPE_DEVICE_QUEUE_INFO_2 = 1000145003,
// Provided by VK_VERSION_1_1
VK_STRUCTURE_TYPE_PHYSICAL_DEVICE_EXTERNAL_IMAGE_FORMAT_INFO = 1000071000,
// Provided by VK_VERSION_1_1
VK_STRUCTURE_TYPE_EXTERNAL_IMAGE_FORMAT_PROPERTIES = 1000071001,
// Provided by VK_VERSION_1_1
VK_STRUCTURE_TYPE_PHYSICAL_DEVICE_EXTERNAL_BUFFER_INFO = 1000071002,
// Provided by VK_VERSION_1_1
VK_STRUCTURE_TYPE_EXTERNAL_BUFFER_PROPERTIES = 1000071003,
// Provided by VK_VERSION_1_1
VK_STRUCTURE_TYPE_PHYSICAL_DEVICE_ID_PROPERTIES = 1000071004,
// Provided by VK_VERSION_1_1
VK_STRUCTURE_TYPE_EXTERNAL_MEMORY_BUFFER_CREATE_INFO = 1000072000,
// Provided by VK_VERSION_1_1
VK_STRUCTURE_TYPE_EXTERNAL_MEMORY_IMAGE_CREATE_INFO = 1000072001,
// Provided by VK_VERSION_1_1
VK_STRUCTURE_TYPE_EXPORT_MEMORY_ALLOCATE_INFO = 1000072002,
// Provided by VK_VERSION_1_1
VK_STRUCTURE_TYPE_PHYSICAL_DEVICE_EXTERNAL_FENCE_INFO = 1000112000,
// Provided by VK_VERSION_1_1
VK_STRUCTURE_TYPE_EXTERNAL_FENCE_PROPERTIES = 1000112001,
// Provided by VK_VERSION_1_1
VK_STRUCTURE_TYPE_EXPORT_FENCE_CREATE_INFO = 1000113000,
// Provided by VK_VERSION_1_1
VK_STRUCTURE_TYPE_EXPORT_SEMAPHORE_CREATE_INFO = 1000077000,
// Provided by VK_VERSION_1_1
VK_STRUCTURE_TYPE_PHYSICAL_DEVICE_EXTERNAL_SEMAPHORE_INFO = 1000076000,
// Provided by VK_VERSION_1_1
VK_STRUCTURE_TYPE_EXTERNAL_SEMAPHORE_PROPERTIES = 1000076001,
// Provided by VK_VERSION_1_1
VK_STRUCTURE_TYPE_PHYSICAL_DEVICE_SUBGROUP_PROPERTIES = 1000094000,
// Provided by VK_VERSION_1_1
VK_STRUCTURE_TYPE_PHYSICAL_DEVICE_16BIT_STORAGE_FEATURES = 1000083000,
// Provided by VK_VERSION_1_1
VK_STRUCTURE_TYPE_PHYSICAL_DEVICE_VARIABLE_POINTERS_FEATURES = 1000120000,
// Provided by VK_VERSION_1_1
VK_STRUCTURE_TYPE_DESCRIPTOR_UPDATE_TEMPLATE_CREATE_INFO = 1000085000,
// Provided by VK_VERSION_1_1
VK_STRUCTURE_TYPE_PHYSICAL_DEVICE_MAINTENANCE_3_PROPERTIES = 1000168000,
// Provided by VK_VERSION_1_1
VK_STRUCTURE_TYPE_DESCRIPTOR_SET_LAYOUT_SUPPORT = 1000168001,
// Provided by VK_VERSION_1_1
VK_STRUCTURE_TYPE_SAMPLER_YCBCR_CONVERSION_CREATE_INFO = 1000156000,
// Provided by VK_VERSION_1_1
VK_STRUCTURE_TYPE_SAMPLER_YCBCR_CONVERSION_INFO = 1000156001,
// Provided by VK_VERSION_1_1
```



```

VK_STRUCTURE_TYPE_BIND_IMAGE_PLANE_MEMORY_INFO = 1000156002,
// Provided by VK_VERSION_1_1
VK_STRUCTURE_TYPE_IMAGE_PLANE_MEMORY_REQUIREMENTS_INFO = 1000156003,
// Provided by VK_VERSION_1_1
VK_STRUCTURE_TYPE_PHYSICAL_DEVICE_SAMPLER_YCBCR_CONVERSION_FEATURES = 1000156004,
// Provided by VK_VERSION_1_1
VK_STRUCTURE_TYPE_SAMPLER_YCBCR_CONVERSION_IMAGE_FORMAT_PROPERTIES = 1000156005,
// Provided by VK_VERSION_1_1
VK_STRUCTURE_TYPE_DEVICE_GROUP_RENDER_PASS_BEGIN_INFO = 1000060003,
// Provided by VK_VERSION_1_1
VK_STRUCTURE_TYPE_PHYSICAL_DEVICE_POINT_CLIPPING_PROPERTIES = 1000117000,
// Provided by VK_VERSION_1_1
VK_STRUCTURE_TYPE_RENDER_PASS_INPUT_ATTACHMENT_ASPECT_CREATE_INFO = 1000117001,
// Provided by VK_VERSION_1_1
VK_STRUCTURE_TYPE_PIPELINE_TESSELLATION_DOMAIN_ORIGIN_STATE_CREATE_INFO =
1000117003,
// Provided by VK_VERSION_1_1
VK_STRUCTURE_TYPE_RENDER_PASS_MULTIVIEW_CREATE_INFO = 1000053000,
// Provided by VK_VERSION_1_1
VK_STRUCTURE_TYPE_PHYSICAL_DEVICE_MULTIVIEW_FEATURES = 1000053001,
// Provided by VK_VERSION_1_1
VK_STRUCTURE_TYPE_PHYSICAL_DEVICE_MULTIVIEW_PROPERTIES = 1000053002,
// Provided by VK_VERSION_1_1
VK_STRUCTURE_TYPE_PHYSICAL_DEVICE_SHADER_DRAW_PARAMETERS_FEATURES = 1000063000,
// Provided by VK_VERSION_1_2
VK_STRUCTURE_TYPE_PHYSICAL_DEVICE_DRIVER_PROPERTIES = 1000196000,
// Provided by VK_VERSION_1_2
VK_STRUCTURE_TYPE_PHYSICAL_DEVICE_VULKAN_1_1_FEATURES = 49,
// Provided by VK_VERSION_1_2
VK_STRUCTURE_TYPE_PHYSICAL_DEVICE_VULKAN_1_1_PROPERTIES = 50,
// Provided by VK_VERSION_1_2
VK_STRUCTURE_TYPE_PHYSICAL_DEVICE_VULKAN_1_2_FEATURES = 51,
// Provided by VK_VERSION_1_2
VK_STRUCTURE_TYPE_PHYSICAL_DEVICE_VULKAN_1_2_PROPERTIES = 52,
// Provided by VK_VERSION_1_2
VK_STRUCTURE_TYPE_IMAGE_FORMAT_LIST_CREATE_INFO = 1000147000,
// Provided by VK_VERSION_1_2
VK_STRUCTURE_TYPE_PHYSICAL_DEVICE_VULKAN_MEMORY_MODEL_FEATURES = 1000211000,
// Provided by VK_VERSION_1_2
VK_STRUCTURE_TYPE_PHYSICAL_DEVICE_HOST_QUERY_RESET_FEATURES = 1000261000,
// Provided by VK_VERSION_1_2
VK_STRUCTURE_TYPE_PHYSICAL_DEVICE_TIMELINE_SEMAPHORE_FEATURES = 1000207000,
// Provided by VK_VERSION_1_2
VK_STRUCTURE_TYPE_PHYSICAL_DEVICE_TIMELINE_SEMAPHORE_PROPERTIES = 1000207001,
// Provided by VK_VERSION_1_2
VK_STRUCTURE_TYPE_SEMAPHORE_TYPE_CREATE_INFO = 1000207002,
// Provided by VK_VERSION_1_2
VK_STRUCTURE_TYPE_TIMELINE_SEMAPHORE_SUBMIT_INFO = 1000207003,
// Provided by VK_VERSION_1_2
VK_STRUCTURE_TYPE_SEMAPHORE_WAIT_INFO = 1000207004,
// Provided by VK_VERSION_1_2

```



```

VK_STRUCTURE_TYPE_SEMAPHORE_SIGNAL_INFO = 1000207005,
// Provided by VK_VERSION_1_2
VK_STRUCTURE_TYPE_PHYSICAL_DEVICE_BUFFER_DEVICE_ADDRESS_FEATURES = 1000257000,
// Provided by VK_VERSION_1_2
VK_STRUCTURE_TYPE_BUFFER_DEVICE_ADDRESS_INFO = 1000244001,
// Provided by VK_VERSION_1_2
VK_STRUCTURE_TYPE_BUFFER_OPAQUE_CAPTURE_ADDRESS_CREATE_INFO = 1000257002,
// Provided by VK_VERSION_1_2
VK_STRUCTURE_TYPE_MEMORY_OPAQUE_CAPTURE_ADDRESS_ALLOCATE_INFO = 1000257003,
// Provided by VK_VERSION_1_2
VK_STRUCTURE_TYPE_DEVICE_MEMORY_OPAQUE_CAPTURE_ADDRESS_INFO = 1000257004,
// Provided by VK_VERSION_1_2
VK_STRUCTURE_TYPE_PHYSICAL_DEVICE_8BIT_STORAGE_FEATURES = 1000177000,
// Provided by VK_VERSION_1_2
VK_STRUCTURE_TYPE_PHYSICAL_DEVICE_SHADER_ATOMIC_INT64_FEATURES = 1000180000,
// Provided by VK_VERSION_1_2
VK_STRUCTURE_TYPE_PHYSICAL_DEVICE_SHADER_FLOAT16_INT8_FEATURES = 1000082000,
// Provided by VK_VERSION_1_2
VK_STRUCTURE_TYPE_PHYSICAL_DEVICE_FLOAT_CONTROLS_PROPERTIES = 1000197000,
// Provided by VK_VERSION_1_2
VK_STRUCTURE_TYPE_DESCRIPTOR_SET_LAYOUT_BINDING_FLAGS_CREATE_INFO = 1000161000,
// Provided by VK_VERSION_1_2
VK_STRUCTURE_TYPE_PHYSICAL_DEVICE_DESCRIPTOR_INDEXING_FEATURES = 1000161001,
// Provided by VK_VERSION_1_2
VK_STRUCTURE_TYPE_PHYSICAL_DEVICE_DESCRIPTOR_INDEXING_PROPERTIES = 1000161002,
// Provided by VK_VERSION_1_2
VK_STRUCTURE_TYPE_DESCRIPTOR_SET_VARIABLE_DESCRIPTOR_COUNT_ALLOCATE_INFO =
1000161003,
// Provided by VK_VERSION_1_2
VK_STRUCTURE_TYPE_DESCRIPTOR_SET_VARIABLE_DESCRIPTOR_COUNT_LAYOUT_SUPPORT =
1000161004,
// Provided by VK_VERSION_1_2
VK_STRUCTURE_TYPE_PHYSICAL_DEVICE_SCALAR_BLOCK_LAYOUT_FEATURES = 1000221000,
// Provided by VK_VERSION_1_2
VK_STRUCTURE_TYPE_PHYSICAL_DEVICE_SAMPLER_FILTER_MINMAX_PROPERTIES = 1000130000,
// Provided by VK_VERSION_1_2
VK_STRUCTURE_TYPE_SAMPLER_REDUCTION_MODE_CREATE_INFO = 1000130001,
// Provided by VK_VERSION_1_2
VK_STRUCTURE_TYPE_PHYSICAL_DEVICE_UNIFORM_BUFFER_STANDARD_LAYOUT_FEATURES =
1000253000,
// Provided by VK_VERSION_1_2
VK_STRUCTURE_TYPE_PHYSICAL_DEVICE_SHADER_SUBGROUP_EXTENDED_TYPES_FEATURES =
1000175000,
// Provided by VK_VERSION_1_2
VK_STRUCTURE_TYPE_ATTACHMENT_DESCRIPTION_2 = 1000109000,
// Provided by VK_VERSION_1_2
VK_STRUCTURE_TYPE_ATTACHMENT_REFERENCE_2 = 1000109001,
// Provided by VK_VERSION_1_2
VK_STRUCTURE_TYPE_SUBPASS_DESCRIPTION_2 = 1000109002,
// Provided by VK_VERSION_1_2
VK_STRUCTURE_TYPE_SUBPASS_DEPENDENCY_2 = 1000109003,

```



```

// Provided by VK_VERSION_1_2
VK_STRUCTURE_TYPE_RENDER_PASS_CREATE_INFO_2 = 1000109004,
// Provided by VK_VERSION_1_2
VK_STRUCTURE_TYPE_SUBPASS_BEGIN_INFO = 1000109005,
// Provided by VK_VERSION_1_2
VK_STRUCTURE_TYPE_SUBPASS_END_INFO = 1000109006,
// Provided by VK_VERSION_1_2
VK_STRUCTURE_TYPE_PHYSICAL_DEVICE_DEPTH_STENCIL_RESOLVE_PROPERTIES = 1000199000,
// Provided by VK_VERSION_1_2
VK_STRUCTURE_TYPE_SUBPASS_DESCRIPTION_DEPTH_STENCIL_RESOLVE = 1000199001,
// Provided by VK_VERSION_1_2
VK_STRUCTURE_TYPE_IMAGE_STENCIL_USAGE_CREATE_INFO = 1000246000,
// Provided by VK_VERSION_1_2
VK_STRUCTURE_TYPE_PHYSICAL_DEVICE_IMAGELESS_FRAMEBUFFER_FEATURES = 1000108000,
// Provided by VK_VERSION_1_2
VK_STRUCTURE_TYPE_FRAMEBUFFER_ATTACHMENTS_CREATE_INFO = 1000108001,
// Provided by VK_VERSION_1_2
VK_STRUCTURE_TYPE_FRAMEBUFFER_ATTACHMENT_IMAGE_INFO = 1000108002,
// Provided by VK_VERSION_1_2
VK_STRUCTURE_TYPE_RENDER_PASS_ATTACHMENT_BEGIN_INFO = 1000108003,
// Provided by VK_VERSION_1_2
VK_STRUCTURE_TYPE_PHYSICAL_DEVICE_SEPARATE_DEPTH_STENCIL_LAYOUTS_FEATURES =
1000241000,
// Provided by VK_VERSION_1_2
VK_STRUCTURE_TYPE_ATTACHMENT_REFERENCE_STENCIL_LAYOUT = 1000241001,
// Provided by VK_VERSION_1_2
VK_STRUCTURE_TYPE_ATTACHMENT_DESCRIPTION_STENCIL_LAYOUT = 1000241002,
// Provided by VK_VERSION_1_3
VK_STRUCTURE_TYPE_PHYSICAL_DEVICE_VULKAN_1_3_FEATURES = 53,
// Provided by VK_VERSION_1_3
VK_STRUCTURE_TYPE_PHYSICAL_DEVICE_VULKAN_1_3_PROPERTIES = 54,
// Provided by VK_VERSION_1_3
VK_STRUCTURE_TYPE_PHYSICAL_DEVICE_TOOL_PROPERTIES = 1000245000,
// Provided by VK_VERSION_1_3
VK_STRUCTURE_TYPE_PHYSICAL_DEVICE_PRIVATE_DATA_FEATURES = 1000295000,
// Provided by VK_VERSION_1_3
VK_STRUCTURE_TYPE_DEVICE_PRIVATE_DATA_CREATE_INFO = 1000295001,
// Provided by VK_VERSION_1_3
VK_STRUCTURE_TYPE_PRIVATE_DATA_SLOT_CREATE_INFO = 1000295002,
// Provided by VK_VERSION_1_3
VK_STRUCTURE_TYPE_MEMORY_BARRIER_2 = 1000314000,
// Provided by VK_VERSION_1_3
VK_STRUCTURE_TYPE_BUFFER_MEMORY_BARRIER_2 = 1000314001,
// Provided by VK_VERSION_1_3
VK_STRUCTURE_TYPE_IMAGE_MEMORY_BARRIER_2 = 1000314002,
// Provided by VK_VERSION_1_3
VK_STRUCTURE_TYPE_DEPENDENCY_INFO = 1000314003,
// Provided by VK_VERSION_1_3
VK_STRUCTURE_TYPE_SUBMIT_INFO_2 = 1000314004,
// Provided by VK_VERSION_1_3
VK_STRUCTURE_TYPE_SEMAPHORE_SUBMIT_INFO = 1000314005,

```



```

// Provided by VK_VERSION_1_3
VK_STRUCTURE_TYPE_COMMAND_BUFFER_SUBMIT_INFO = 1000314006,
// Provided by VK_VERSION_1_3
VK_STRUCTURE_TYPE_PHYSICAL_DEVICE_SYNCHRONIZATION_2_FEATURES = 1000314007,
// Provided by VK_VERSION_1_3
VK_STRUCTURE_TYPE_COPY_BUFFER_INFO_2 = 1000337000,
// Provided by VK_VERSION_1_3
VK_STRUCTURE_TYPE_COPY_IMAGE_INFO_2 = 1000337001,
// Provided by VK_VERSION_1_3
VK_STRUCTURE_TYPE_COPY_BUFFER_TO_IMAGE_INFO_2 = 1000337002,
// Provided by VK_VERSION_1_3
VK_STRUCTURE_TYPE_COPY_IMAGE_TO_BUFFER_INFO_2 = 1000337003,
// Provided by VK_VERSION_1_3
VK_STRUCTURE_TYPE_BUFFER_COPY_2 = 1000337006,
// Provided by VK_VERSION_1_3
VK_STRUCTURE_TYPE_IMAGE_COPY_2 = 1000337007,
// Provided by VK_VERSION_1_3
VK_STRUCTURE_TYPE_BUFFER_IMAGE_COPY_2 = 1000337009,
// Provided by VK_VERSION_1_3
VK_STRUCTURE_TYPE_PHYSICAL_DEVICE_TEXTURE_COMPRESSION_ASTC_HDR_FEATURES =
1000066000,
// Provided by VK_VERSION_1_3
VK_STRUCTURE_TYPE_FORMAT_PROPERTIES_3 = 1000360000,
// Provided by VK_VERSION_1_3
VK_STRUCTURE_TYPE_PHYSICAL_DEVICE_MAINTENANCE_4_FEATURES = 1000413000,
// Provided by VK_VERSION_1_3
VK_STRUCTURE_TYPE_PHYSICAL_DEVICE_MAINTENANCE_4_PROPERTIES = 1000413001,
// Provided by VK_VERSION_1_3
VK_STRUCTURE_TYPE_DEVICE_BUFFER_MEMORY_REQUIREMENTS = 1000413002,
// Provided by VK_VERSION_1_3
VK_STRUCTURE_TYPE_DEVICE_IMAGE_MEMORY_REQUIREMENTS = 1000413003,
// Provided by VK_VERSION_1_3
VK_STRUCTURE_TYPE_PIPELINE_CREATION_FEEDBACK_CREATE_INFO = 1000192000,
// Provided by VK_VERSION_1_3
VK_STRUCTURE_TYPE_PHYSICAL_DEVICE_SHADER_TERMINATE_INVOCATION_FEATURES =
1000215000,
// Provided by VK_VERSION_1_3
VK_STRUCTURE_TYPE_PHYSICAL_DEVICE_SHADER_DEMOTE_TO_HELPER_INVOCATION_FEATURES =
1000276000,
// Provided by VK_VERSION_1_3
VK_STRUCTURE_TYPE_PHYSICAL_DEVICE_PIPELINE_CREATION_CACHE_CONTROL_FEATURES =
1000297000,
// Provided by VK_VERSION_1_3
VK_STRUCTURE_TYPE_PHYSICAL_DEVICE_ZERO_INITIALIZE_WORKGROUP_MEMORY_FEATURES =
1000325000,
// Provided by VK_VERSION_1_3
VK_STRUCTURE_TYPE_PHYSICAL_DEVICE_IMAGE_ROBUSTNESS_FEATURES = 1000335000,
// Provided by VK_VERSION_1_3
VK_STRUCTURE_TYPE_PHYSICAL_DEVICE_SUBGROUP_SIZE_CONTROL_PROPERTIES = 1000225000,
// Provided by VK_VERSION_1_3
VK_STRUCTURE_TYPE_PIPELINE_SHADER_STAGE_REQUIRED_SUBGROUP_SIZE_CREATE_INFO =

```



```

1000225001,
// Provided by VK_VERSION_1_3
VK_STRUCTURE_TYPE_PHYSICAL_DEVICE_SUBGROUP_SIZE_CONTROL_FEATURES = 1000225002,
// Provided by VK_VERSION_1_3
VK_STRUCTURE_TYPE_PHYSICAL_DEVICE_INLINE_UNIFORM_BLOCK_FEATURES = 1000138000,
// Provided by VK_VERSION_1_3
VK_STRUCTURE_TYPE_PHYSICAL_DEVICE_INLINE_UNIFORM_BLOCK_PROPERTIES = 1000138001,
// Provided by VK_VERSION_1_3
VK_STRUCTURE_TYPE_WRITE_DESCRIPTOR_SET_INLINE_UNIFORM_BLOCK = 1000138002,
// Provided by VK_VERSION_1_3
VK_STRUCTURE_TYPE_DESCRIPTOR_POOL_INLINE_UNIFORM_BLOCK_CREATE_INFO = 1000138003,
// Provided by VK_VERSION_1_3
VK_STRUCTURE_TYPE_PHYSICAL_DEVICE_SHADER_INTEGER_DOT_PRODUCT_FEATURES =
1000280000,
// Provided by VK_VERSION_1_3
VK_STRUCTURE_TYPE_PHYSICAL_DEVICE_SHADER_INTEGER_DOT_PRODUCT_PROPERTIES =
1000280001,
// Provided by VK_VERSION_1_3
VK_STRUCTURE_TYPE_PHYSICAL_DEVICE_TEXEL_BUFFER_ALIGNMENT_PROPERTIES = 1000281001,
// Provided by VK_VERSION_1_3
VK_STRUCTURE_TYPE_BLIT_IMAGE_INFO_2 = 1000337004,
// Provided by VK_VERSION_1_3
VK_STRUCTURE_TYPE_RESOLVE_IMAGE_INFO_2 = 1000337005,
// Provided by VK_VERSION_1_3
VK_STRUCTURE_TYPE_IMAGE_BLIT_2 = 1000337008,
// Provided by VK_VERSION_1_3
VK_STRUCTURE_TYPE_IMAGE_RESOLVE_2 = 1000337010,
// Provided by VK_VERSION_1_3
VK_STRUCTURE_TYPE_RENDERING_INFO = 1000044000,
// Provided by VK_VERSION_1_3
VK_STRUCTURE_TYPE_RENDERING_ATTACHMENT_INFO = 1000044001,
// Provided by VK_VERSION_1_3
VK_STRUCTURE_TYPE_PIPELINE_RENDERING_CREATE_INFO = 1000044002,
// Provided by VK_VERSION_1_3
VK_STRUCTURE_TYPE_PHYSICAL_DEVICE_DYNAMIC_RENDERING_FEATURES = 1000044003,
// Provided by VK_VERSION_1_3
VK_STRUCTURE_TYPE_COMMAND_BUFFER_INHERITANCE_RENDERING_INFO = 1000044004,
// Provided by VK_VERSION_1_4
VK_STRUCTURE_TYPE_PHYSICAL_DEVICE_VULKAN_1_4_FEATURES = 55,
// Provided by VK_VERSION_1_4
VK_STRUCTURE_TYPE_PHYSICAL_DEVICE_VULKAN_1_4_PROPERTIES = 56,
// Provided by VK_VERSION_1_4
VK_STRUCTURE_TYPE_DEVICE_QUEUE_GLOBAL_PRIORITY_CREATE_INFO = 1000174000,
// Provided by VK_VERSION_1_4
VK_STRUCTURE_TYPE_PHYSICAL_DEVICE_GLOBAL_PRIORITY_QUERY_FEATURES = 1000388000,
// Provided by VK_VERSION_1_4
VK_STRUCTURE_TYPE_QUEUE_FAMILY_GLOBAL_PRIORITY_PROPERTIES = 1000388001,
// Provided by VK_VERSION_1_4
VK_STRUCTURE_TYPE_PHYSICAL_DEVICE_INDEX_TYPE_UINT8_FEATURES = 1000265000,
// Provided by VK_VERSION_1_4
VK_STRUCTURE_TYPE_MEMORY_MAP_INFO = 1000271000,

```



```

// Provided by VK_VERSION_1_4
VK_STRUCTURE_TYPE_MEMORY_UNMAP_INFO = 1000271001,
// Provided by VK_VERSION_1_4
VK_STRUCTURE_TYPE_PHYSICAL_DEVICE_MAINTENANCE_5_FEATURES = 1000470000,
// Provided by VK_VERSION_1_4
VK_STRUCTURE_TYPE_PHYSICAL_DEVICE_MAINTENANCE_5_PROPERTIES = 1000470001,
// Provided by VK_VERSION_1_4
VK_STRUCTURE_TYPE_DEVICE_IMAGE_SUBRESOURCE_INFO = 1000470004,
// Provided by VK_VERSION_1_4
VK_STRUCTURE_TYPE_SUBRESOURCE_LAYOUT_2 = 1000338002,
// Provided by VK_VERSION_1_4
VK_STRUCTURE_TYPE_IMAGE_SUBRESOURCE_2 = 1000338003,
// Provided by VK_VERSION_1_4
VK_STRUCTURE_TYPE_BUFFER_USAGE_FLAGS_2_CREATE_INFO = 1000470006,
// Provided by VK_VERSION_1_4
VK_STRUCTURE_TYPE_PHYSICAL_DEVICE_MAINTENANCE_6_FEATURES = 1000545000,
// Provided by VK_VERSION_1_4
VK_STRUCTURE_TYPE_PHYSICAL_DEVICE_MAINTENANCE_6_PROPERTIES = 1000545001,
// Provided by VK_VERSION_1_4
VK_STRUCTURE_TYPE_BIND_MEMORY_STATUS = 1000545002,
// Provided by VK_VERSION_1_4
VK_STRUCTURE_TYPE_PHYSICAL_DEVICE_HOST_IMAGE_COPY_FEATURES = 1000270000,
// Provided by VK_VERSION_1_4
VK_STRUCTURE_TYPE_PHYSICAL_DEVICE_HOST_IMAGE_COPY_PROPERTIES = 1000270001,
// Provided by VK_VERSION_1_4
VK_STRUCTURE_TYPE_MEMORY_TO_IMAGE_COPY = 1000270002,
// Provided by VK_VERSION_1_4
VK_STRUCTURE_TYPE_IMAGE_TO_MEMORY_COPY = 1000270003,
// Provided by VK_VERSION_1_4
VK_STRUCTURE_TYPE_COPY_IMAGE_TO_MEMORY_INFO = 1000270004,
// Provided by VK_VERSION_1_4
VK_STRUCTURE_TYPE_COPY_MEMORY_TO_IMAGE_INFO = 1000270005,
// Provided by VK_VERSION_1_4
VK_STRUCTURE_TYPE_HOST_IMAGE_LAYOUT_TRANSITION_INFO = 1000270006,
// Provided by VK_VERSION_1_4
VK_STRUCTURE_TYPE_COPY_IMAGE_TO_IMAGE_INFO = 1000270007,
// Provided by VK_VERSION_1_4
VK_STRUCTURE_TYPE_SUBRESOURCE_HOST_MEMCPY_SIZE = 1000270008,
// Provided by VK_VERSION_1_4
VK_STRUCTURE_TYPE_HOST_IMAGE_COPY_DEVICE_PERFORMANCE_QUERY = 1000270009,
// Provided by VK_VERSION_1_4
VK_STRUCTURE_TYPE_PHYSICAL_DEVICE_SHADER_SUBGROUP_ROTATE_FEATURES = 1000416000,
// Provided by VK_VERSION_1_4
VK_STRUCTURE_TYPE_PHYSICAL_DEVICE_SHADER_FLOAT_CONTROLS_2_FEATURES = 1000528000,
// Provided by VK_VERSION_1_4
VK_STRUCTURE_TYPE_PHYSICAL_DEVICE_SHADER_EXPECT_ASSUME_FEATURES = 1000544000,
// Provided by VK_VERSION_1_4
VK_STRUCTURE_TYPE_PIPELINE_CREATE_FLAGS_2_CREATE_INFO = 1000470005,
// Provided by VK_VERSION_1_4
VK_STRUCTURE_TYPE_PHYSICAL_DEVICE_PUSH_DESCRIPTOR_PROPERTIES = 1000080000,
// Provided by VK_VERSION_1_4

```



```

VK_STRUCTURE_TYPE_BIND_DESCRIPTOR_SETS_INFO = 1000545003,
// Provided by VK_VERSION_1_4
VK_STRUCTURE_TYPE_PUSH_CONSTANTS_INFO = 1000545004,
// Provided by VK_VERSION_1_4
VK_STRUCTURE_TYPE_PUSH_DESCRIPTOR_SET_INFO = 1000545005,
// Provided by VK_VERSION_1_4
VK_STRUCTURE_TYPE_PUSH_DESCRIPTOR_SET_WITH_TEMPLATE_INFO = 1000545006,
// Provided by VK_VERSION_1_4
VK_STRUCTURE_TYPE_PHYSICAL_DEVICE_PIPELINE_PROTECTED_ACCESS_FEATURES = 1000466000,
// Provided by VK_VERSION_1_4
VK_STRUCTURE_TYPE_PIPELINE_ROBUSTNESS_CREATE_INFO = 1000068000,
// Provided by VK_VERSION_1_4
VK_STRUCTURE_TYPE_PHYSICAL_DEVICE_PIPELINE_ROBUSTNESS_FEATURES = 1000068001,
// Provided by VK_VERSION_1_4
VK_STRUCTURE_TYPE_PHYSICAL_DEVICE_PIPELINE_ROBUSTNESS_PROPERTIES = 1000068002,
// Provided by VK_VERSION_1_4
VK_STRUCTURE_TYPE_PHYSICAL_DEVICE_LINE_RASTERIZATION_FEATURES = 1000259000,
// Provided by VK_VERSION_1_4
VK_STRUCTURE_TYPE_PIPELINE_RASTERIZATION_LINE_STATE_CREATE_INFO = 1000259001,
// Provided by VK_VERSION_1_4
VK_STRUCTURE_TYPE_PHYSICAL_DEVICE_LINE_RASTERIZATION_PROPERTIES = 1000259002,
// Provided by VK_VERSION_1_4
VK_STRUCTURE_TYPE_PHYSICAL_DEVICE_VERTEX_ATTRIBUTE_DIVISOR_PROPERTIES =
1000525000,
// Provided by VK_VERSION_1_4
VK_STRUCTURE_TYPE_PIPELINE_VERTEX_INPUT_DIVISOR_STATE_CREATE_INFO = 1000190001,
// Provided by VK_VERSION_1_4
VK_STRUCTURE_TYPE_PHYSICAL_DEVICE_VERTEX_ATTRIBUTE_DIVISOR_FEATURES = 1000190002,
// Provided by VK_VERSION_1_4
VK_STRUCTURE_TYPE_RENDERING_AREA_INFO = 1000470003,
// Provided by VK_VERSION_1_4
VK_STRUCTURE_TYPE_PHYSICAL_DEVICE_DYNAMIC_RENDERING_LOCAL_READ_FEATURES =
1000232000,
// Provided by VK_VERSION_1_4
VK_STRUCTURE_TYPE_RENDERING_ATTACHMENT_LOCATION_INFO = 1000232001,
// Provided by VK_VERSION_1_4
VK_STRUCTURE_TYPE_RENDERING_INPUT_ATTACHMENT_INDEX_INFO = 1000232002,
// Provided by VK_KHR_swapchain
VK_STRUCTURE_TYPE_SWAPCHAIN_CREATE_INFO_KHR = 1000001000,
// Provided by VK_KHR_swapchain
VK_STRUCTURE_TYPE_PRESENT_INFO_KHR = 1000001001,
// Provided by VK_VERSION_1_1 with VK_KHR_swapchain, VK_KHR_device_group with
VK_KHR_surface
VK_STRUCTURE_TYPE_DEVICE_GROUP_PRESENT_CAPABILITIES_KHR = 1000060007,
// Provided by VK_VERSION_1_1 with VK_KHR_swapchain, VK_KHR_device_group with
VK_KHR_swapchain
VK_STRUCTURE_TYPE_IMAGE_SWAPCHAIN_CREATE_INFO_KHR = 1000060008,
// Provided by VK_VERSION_1_1 with VK_KHR_swapchain, VK_KHR_device_group with
VK_KHR_swapchain
VK_STRUCTURE_TYPE_BIND_IMAGE_MEMORY_SWAPCHAIN_INFO_KHR = 1000060009,
// Provided by VK_VERSION_1_1 with VK_KHR_swapchain, VK_KHR_device_group with

```



```

VK_KHR_swapchain
    VK_STRUCTURE_TYPE_ACQUIRE_NEXT_IMAGE_INFO_KHR = 1000060010,
    // Provided by VK_VERSION_1_1 with VK_KHR_swapchain, VK_KHR_device_group with
VK_KHR_swapchain
    VK_STRUCTURE_TYPE_DEVICE_GROUP_PRESENT_INFO_KHR = 1000060011,
    // Provided by VK_VERSION_1_1 with VK_KHR_swapchain, VK_KHR_device_group with
VK_KHR_swapchain
    VK_STRUCTURE_TYPE_DEVICE_GROUP_SWAPCHAIN_CREATE_INFO_KHR = 1000060012,
    // Provided by VK_KHR_display
    VK_STRUCTURE_TYPE_DISPLAY_MODE_CREATE_INFO_KHR = 1000002000,
    // Provided by VK_KHR_display
    VK_STRUCTURE_TYPE_DISPLAY_SURFACE_CREATE_INFO_KHR = 1000002001,
    // Provided by VK_KHR_display_swapchain
    VK_STRUCTURE_TYPE_DISPLAY_PRESENT_INFO_KHR = 1000003000,
    // Provided by VK_KHR_xlib_surface
    VK_STRUCTURE_TYPE_XLIB_SURFACE_CREATE_INFO_KHR = 1000004000,
    // Provided by VK_KHR_xcb_surface
    VK_STRUCTURE_TYPE_XCB_SURFACE_CREATE_INFO_KHR = 1000005000,
    // Provided by VK_KHR_wayland_surface
    VK_STRUCTURE_TYPE_WAYLAND_SURFACE_CREATE_INFO_KHR = 1000006000,
    // Provided by VK_KHR_android_surface
    VK_STRUCTURE_TYPE_ANDROID_SURFACE_CREATE_INFO_KHR = 1000008000,
    // Provided by VK_KHR_win32_surface
    VK_STRUCTURE_TYPE_WIN32_SURFACE_CREATE_INFO_KHR = 1000009000,
    // Provided by VK_EXT_debug_report
    VK_STRUCTURE_TYPE_DEBUG_REPORT_CALLBACK_CREATE_INFO_EXT = 1000011000,
    // Provided by VK_AMD_rasterization_order
    VK_STRUCTURE_TYPE_PIPELINE_RASTERIZATION_STATE_RASTERIZATION_ORDER_AMD =
1000018000,
    // Provided by VK_EXT_debug_marker
    VK_STRUCTURE_TYPE_DEBUG_MARKER_OBJECT_NAME_INFO_EXT = 1000022000,
    // Provided by VK_EXT_debug_marker
    VK_STRUCTURE_TYPE_DEBUG_MARKER_OBJECT_TAG_INFO_EXT = 1000022001,
    // Provided by VK_EXT_debug_marker
    VK_STRUCTURE_TYPE_DEBUG_MARKER_MARKER_INFO_EXT = 1000022002,
    // Provided by VK_KHR_video_queue
    VK_STRUCTURE_TYPE_VIDEO_PROFILE_INFO_KHR = 1000023000,
    // Provided by VK_KHR_video_queue
    VK_STRUCTURE_TYPE_VIDEO_CAPABILITIES_KHR = 1000023001,
    // Provided by VK_KHR_video_queue
    VK_STRUCTURE_TYPE_VIDEO_PICTURE_RESOURCE_INFO_KHR = 1000023002,
    // Provided by VK_KHR_video_queue
    VK_STRUCTURE_TYPE_VIDEO_SESSION_MEMORY_REQUIREMENTS_KHR = 1000023003,
    // Provided by VK_KHR_video_queue
    VK_STRUCTURE_TYPE_BIND_VIDEO_SESSION_MEMORY_INFO_KHR = 1000023004,
    // Provided by VK_KHR_video_queue
    VK_STRUCTURE_TYPE_VIDEO_SESSION_CREATE_INFO_KHR = 1000023005,
    // Provided by VK_KHR_video_queue
    VK_STRUCTURE_TYPE_VIDEO_SESSION_PARAMETERS_CREATE_INFO_KHR = 1000023006,
    // Provided by VK_KHR_video_queue
    VK_STRUCTURE_TYPE_VIDEO_SESSION_PARAMETERS_UPDATE_INFO_KHR = 1000023007,

```



```

// Provided by VK_KHR_video_queue
VK_STRUCTURE_TYPE_VIDEO_BEGIN_CODING_INFO_KHR = 1000023008,
// Provided by VK_KHR_video_queue
VK_STRUCTURE_TYPE_VIDEO_END_CODING_INFO_KHR = 1000023009,
// Provided by VK_KHR_video_queue
VK_STRUCTURE_TYPE_VIDEO_CODING_CONTROL_INFO_KHR = 1000023010,
// Provided by VK_KHR_video_queue
VK_STRUCTURE_TYPE_VIDEO_REFERENCE_SLOT_INFO_KHR = 1000023011,
// Provided by VK_KHR_video_queue
VK_STRUCTURE_TYPE_QUEUE_FAMILY_VIDEO_PROPERTIES_KHR = 1000023012,
// Provided by VK_KHR_video_queue
VK_STRUCTURE_TYPE_VIDEO_PROFILE_LIST_INFO_KHR = 1000023013,
// Provided by VK_KHR_video_queue
VK_STRUCTURE_TYPE_PHYSICAL_DEVICE_VIDEO_FORMAT_INFO_KHR = 1000023014,
// Provided by VK_KHR_video_queue
VK_STRUCTURE_TYPE_VIDEO_FORMAT_PROPERTIES_KHR = 1000023015,
// Provided by VK_KHR_video_queue
VK_STRUCTURE_TYPE_QUEUE_FAMILY_QUERY_RESULT_STATUS_PROPERTIES_KHR = 1000023016,
// Provided by VK_KHR_video_decode_queue
VK_STRUCTURE_TYPE_VIDEO_DECODE_INFO_KHR = 1000024000,
// Provided by VK_KHR_video_decode_queue
VK_STRUCTURE_TYPE_VIDEO_DECODE_CAPABILITIES_KHR = 1000024001,
// Provided by VK_KHR_video_decode_queue
VK_STRUCTURE_TYPE_VIDEO_DECODE_USAGE_INFO_KHR = 1000024002,
// Provided by VK_NV_dedicated_allocation
VK_STRUCTURE_TYPE_DEDICATED_ALLOCATION_IMAGE_CREATE_INFO_NV = 1000026000,
// Provided by VK_NV_dedicated_allocation
VK_STRUCTURE_TYPE_DEDICATED_ALLOCATION_BUFFER_CREATE_INFO_NV = 1000026001,
// Provided by VK_NV_dedicated_allocation
VK_STRUCTURE_TYPE_DEDICATED_ALLOCATION_MEMORY_ALLOCATE_INFO_NV = 1000026002,
// Provided by VK_EXT_transform_feedback
VK_STRUCTURE_TYPE_PHYSICAL_DEVICE_TRANSFORM_FEEDBACK_FEATURES_EXT = 1000028000,
// Provided by VK_EXT_transform_feedback
VK_STRUCTURE_TYPE_PHYSICAL_DEVICE_TRANSFORM_FEEDBACK_PROPERTIES_EXT = 1000028001,
// Provided by VK_EXT_transform_feedback
VK_STRUCTURE_TYPE_PIPELINE_RASTERIZATION_STATE_STREAM_CREATE_INFO_EXT =
1000028002,
// Provided by VK_NVX_binary_import
VK_STRUCTURE_TYPE_CU_MODULE_CREATE_INFO_NVX = 1000029000,
// Provided by VK_NVX_binary_import
VK_STRUCTURE_TYPE_CU_FUNCTION_CREATE_INFO_NVX = 1000029001,
// Provided by VK_NVX_binary_import
VK_STRUCTURE_TYPE_CU_LAUNCH_INFO_NVX = 1000029002,
// Provided by VK_NVX_binary_import
VK_STRUCTURE_TYPE_CU_MODULE_TEXTURE_MODE_CREATE_INFO_NVX = 1000029004,
// Provided by VK_NVX_image_view_handle
VK_STRUCTURE_TYPE_IMAGE_VIEW_HANDLE_INFO_NVX = 1000030000,
// Provided by VK_NVX_image_view_handle
VK_STRUCTURE_TYPE_IMAGE_VIEW_ADDRESS_PROPERTIES_NVX = 1000030001,
// Provided by VK_KHR_video_encode_h264
VK_STRUCTURE_TYPE_VIDEO_ENCODE_H264_CAPABILITIES_KHR = 1000038000,

```



```

// Provided by VK_KHR_video_encode_h264
VK_STRUCTURE_TYPE_VIDEO_ENCODE_H264_SESSION_PARAMETERS_CREATE_INFO_KHR =
1000038001,
// Provided by VK_KHR_video_encode_h264
VK_STRUCTURE_TYPE_VIDEO_ENCODE_H264_SESSION_PARAMETERS_ADD_INFO_KHR = 1000038002,
// Provided by VK_KHR_video_encode_h264
VK_STRUCTURE_TYPE_VIDEO_ENCODE_H264_PICTURE_INFO_KHR = 1000038003,
// Provided by VK_KHR_video_encode_h264
VK_STRUCTURE_TYPE_VIDEO_ENCODE_H264_DPB_SLOT_INFO_KHR = 1000038004,
// Provided by VK_KHR_video_encode_h264
VK_STRUCTURE_TYPE_VIDEO_ENCODE_H264_NALU_SLICE_INFO_KHR = 1000038005,
// Provided by VK_KHR_video_encode_h264
VK_STRUCTURE_TYPE_VIDEO_ENCODE_H264_GOP_REMAINING_FRAME_INFO_KHR = 1000038006,
// Provided by VK_KHR_video_encode_h264
VK_STRUCTURE_TYPE_VIDEO_ENCODE_H264_PROFILE_INFO_KHR = 1000038007,
// Provided by VK_KHR_video_encode_h264
VK_STRUCTURE_TYPE_VIDEO_ENCODE_H264_RATE_CONTROL_INFO_KHR = 1000038008,
// Provided by VK_KHR_video_encode_h264
VK_STRUCTURE_TYPE_VIDEO_ENCODE_H264_RATE_CONTROL_LAYER_INFO_KHR = 1000038009,
// Provided by VK_KHR_video_encode_h264
VK_STRUCTURE_TYPE_VIDEO_ENCODE_H264_SESSION_CREATE_INFO_KHR = 1000038010,
// Provided by VK_KHR_video_encode_h264
VK_STRUCTURE_TYPE_VIDEO_ENCODE_H264_QUALITY_LEVEL_PROPERTIES_KHR = 1000038011,
// Provided by VK_KHR_video_encode_h264
VK_STRUCTURE_TYPE_VIDEO_ENCODE_H264_SESSION_PARAMETERS_GET_INFO_KHR = 1000038012,
// Provided by VK_KHR_video_encode_h264
VK_STRUCTURE_TYPE_VIDEO_ENCODE_H264_SESSION_PARAMETERS_FEEDBACK_INFO_KHR =
1000038013,
// Provided by VK_KHR_video_encode_h265
VK_STRUCTURE_TYPE_VIDEO_ENCODE_H265_CAPABILITIES_KHR = 1000039000,
// Provided by VK_KHR_video_encode_h265
VK_STRUCTURE_TYPE_VIDEO_ENCODE_H265_SESSION_PARAMETERS_CREATE_INFO_KHR =
1000039001,
// Provided by VK_KHR_video_encode_h265
VK_STRUCTURE_TYPE_VIDEO_ENCODE_H265_SESSION_PARAMETERS_ADD_INFO_KHR = 1000039002,
// Provided by VK_KHR_video_encode_h265
VK_STRUCTURE_TYPE_VIDEO_ENCODE_H265_PICTURE_INFO_KHR = 1000039003,
// Provided by VK_KHR_video_encode_h265
VK_STRUCTURE_TYPE_VIDEO_ENCODE_H265_DPB_SLOT_INFO_KHR = 1000039004,
// Provided by VK_KHR_video_encode_h265
VK_STRUCTURE_TYPE_VIDEO_ENCODE_H265_NALU_SLICE_SEGMENT_INFO_KHR = 1000039005,
// Provided by VK_KHR_video_encode_h265
VK_STRUCTURE_TYPE_VIDEO_ENCODE_H265_GOP_REMAINING_FRAME_INFO_KHR = 1000039006,
// Provided by VK_KHR_video_encode_h265
VK_STRUCTURE_TYPE_VIDEO_ENCODE_H265_PROFILE_INFO_KHR = 1000039007,
// Provided by VK_KHR_video_encode_h265
VK_STRUCTURE_TYPE_VIDEO_ENCODE_H265_RATE_CONTROL_INFO_KHR = 1000039009,
// Provided by VK_KHR_video_encode_h265
VK_STRUCTURE_TYPE_VIDEO_ENCODE_H265_RATE_CONTROL_LAYER_INFO_KHR = 1000039010,
// Provided by VK_KHR_video_encode_h265
VK_STRUCTURE_TYPE_VIDEO_ENCODE_H265_SESSION_CREATE_INFO_KHR = 1000039011,

```



```

// Provided by VK_KHR_video_encode_h265
VK_STRUCTURE_TYPE_VIDEO_ENCODE_H265_QUALITY_LEVEL_PROPERTIES_KHR = 1000039012,
// Provided by VK_KHR_video_encode_h265
VK_STRUCTURE_TYPE_VIDEO_ENCODE_H265_SESSION_PARAMETERS_GET_INFO_KHR = 1000039013,
// Provided by VK_KHR_video_encode_h265
VK_STRUCTURE_TYPE_VIDEO_ENCODE_H265_SESSION_PARAMETERS_FEEDBACK_INFO_KHR =
1000039014,
// Provided by VK_KHR_video_decode_h264
VK_STRUCTURE_TYPE_VIDEO_DECODE_H264_CAPABILITIES_KHR = 1000040000,
// Provided by VK_KHR_video_decode_h264
VK_STRUCTURE_TYPE_VIDEO_DECODE_H264_PICTURE_INFO_KHR = 1000040001,
// Provided by VK_KHR_video_decode_h264
VK_STRUCTURE_TYPE_VIDEO_DECODE_H264_PROFILE_INFO_KHR = 1000040003,
// Provided by VK_KHR_video_decode_h264
VK_STRUCTURE_TYPE_VIDEO_DECODE_H264_SESSION_PARAMETERS_CREATE_INFO_KHR =
1000040004,
// Provided by VK_KHR_video_decode_h264
VK_STRUCTURE_TYPE_VIDEO_DECODE_H264_SESSION_PARAMETERS_ADD_INFO_KHR = 1000040005,
// Provided by VK_KHR_video_decode_h264
VK_STRUCTURE_TYPE_VIDEO_DECODE_H264_DPB_SLOT_INFO_KHR = 1000040006,
// Provided by VK_AMD_texture_gather_bias_lod
VK_STRUCTURE_TYPE_TEXTURE_LOD_GATHER_FORMAT_PROPERTIES_AMD = 1000041000,
// Provided by VK_GGP_stream_descriptor_surface
VK_STRUCTURE_TYPE_STREAM_DESCRIPTOR_SURFACE_CREATE_INFO_GGP = 1000049000,
// Provided by VK_NV_corner_sampled_image
VK_STRUCTURE_TYPE_PHYSICAL_DEVICE_CORNER_SAMPLED_IMAGE_FEATURES_NV = 1000050000,
// Provided by VK_NV_external_memory
VK_STRUCTURE_TYPE_EXTERNAL_MEMORY_IMAGE_CREATE_INFO_NV = 1000056000,
// Provided by VK_NV_external_memory
VK_STRUCTURE_TYPE_EXPORT_MEMORY_ALLOCATE_INFO_NV = 1000056001,
// Provided by VK_NV_external_memory_win32
VK_STRUCTURE_TYPE_IMPORT_MEMORY_WIN32_HANDLE_INFO_NV = 1000057000,
// Provided by VK_NV_external_memory_win32
VK_STRUCTURE_TYPE_EXPORT_MEMORY_WIN32_HANDLE_INFO_NV = 1000057001,
// Provided by VK_NV_win32_keyed_mutex
VK_STRUCTURE_TYPE_WIN32_KEYED_MUTEX_ACQUIRE_RELEASE_INFO_NV = 1000058000,
// Provided by VK_EXT_validation_flags
VK_STRUCTURE_TYPE_VALIDATION_FLAGS_EXT = 1000061000,
// Provided by VK_NN_vi_surface
VK_STRUCTURE_TYPE_VI_SURFACE_CREATE_INFO_NN = 1000062000,
// Provided by VK_EXT_astc_decode_mode
VK_STRUCTURE_TYPE_IMAGE_VIEW_ASTC_DECODE_MODE_EXT = 1000067000,
// Provided by VK_EXT_astc_decode_mode
VK_STRUCTURE_TYPE_PHYSICAL_DEVICE_ASTC_DECODE_FEATURES_EXT = 1000067001,
// Provided by VK_KHR_external_memory_win32
VK_STRUCTURE_TYPE_IMPORT_MEMORY_WIN32_HANDLE_INFO_KHR = 1000073000,
// Provided by VK_KHR_external_memory_win32
VK_STRUCTURE_TYPE_EXPORT_MEMORY_WIN32_HANDLE_INFO_KHR = 1000073001,
// Provided by VK_KHR_external_memory_win32
VK_STRUCTURE_TYPE_MEMORY_WIN32_HANDLE_PROPERTIES_KHR = 1000073002,
// Provided by VK_KHR_external_memory_win32

```



```

VK_STRUCTURE_TYPE_MEMORY_GET_WIN32_HANDLE_INFO_KHR = 1000073003,
// Provided by VK_KHR_external_memory_fd
VK_STRUCTURE_TYPE_IMPORT_MEMORY_FD_INFO_KHR = 1000074000,
// Provided by VK_KHR_external_memory_fd
VK_STRUCTURE_TYPE_MEMORY_FD_PROPERTIES_KHR = 1000074001,
// Provided by VK_KHR_external_memory_fd
VK_STRUCTURE_TYPE_MEMORY_GET_FD_INFO_KHR = 1000074002,
// Provided by VK_KHR_win32_keyed_mutex
VK_STRUCTURE_TYPE_WIN32_KEYED_MUTEX_ACQUIRE_RELEASE_INFO_KHR = 1000075000,
// Provided by VK_KHR_external_semaphore_win32
VK_STRUCTURE_TYPE_IMPORT_SEMAPHORE_WIN32_HANDLE_INFO_KHR = 1000078000,
// Provided by VK_KHR_external_semaphore_win32
VK_STRUCTURE_TYPE_EXPORT_SEMAPHORE_WIN32_HANDLE_INFO_KHR = 1000078001,
// Provided by VK_KHR_external_semaphore_win32
VK_STRUCTURE_TYPE_D3D12_FENCE_SUBMIT_INFO_KHR = 1000078002,
// Provided by VK_KHR_external_semaphore_win32
VK_STRUCTURE_TYPE_SEMAPHORE_GET_WIN32_HANDLE_INFO_KHR = 1000078003,
// Provided by VK_KHR_external_semaphore_fd
VK_STRUCTURE_TYPE_IMPORT_SEMAPHORE_FD_INFO_KHR = 1000079000,
// Provided by VK_KHR_external_semaphore_fd
VK_STRUCTURE_TYPE_SEMAPHORE_GET_FD_INFO_KHR = 1000079001,
// Provided by VK_EXT_conditional_rendering
VK_STRUCTURE_TYPE_COMMAND_BUFFER_INHERITANCE_CONDITIONAL_RENDERING_INFO_EXT =
1000081000,
// Provided by VK_EXT_conditional_rendering
VK_STRUCTURE_TYPE_PHYSICAL_DEVICE_CONDITIONAL_RENDERING_FEATURES_EXT = 1000081001,
// Provided by VK_EXT_conditional_rendering
VK_STRUCTURE_TYPE_CONDITIONAL_RENDERING_BEGIN_INFO_EXT = 1000081002,
// Provided by VK_KHR_incremental_present
VK_STRUCTURE_TYPE_PRESENT_REGIONS_KHR = 1000084000,
// Provided by VK_NV_clip_space_w_scaling
VK_STRUCTURE_TYPE_PIPELINE_VIEWPORT_W_SCALING_STATE_CREATE_INFO_NV = 1000087000,
// Provided by VK_EXT_display_surface_counter
VK_STRUCTURE_TYPE_SURFACE_CAPABILITIES_2_EXT = 1000090000,
// Provided by VK_EXT_display_control
VK_STRUCTURE_TYPE_DISPLAY_POWER_INFO_EXT = 1000091000,
// Provided by VK_EXT_display_control
VK_STRUCTURE_TYPE_DEVICE_EVENT_INFO_EXT = 1000091001,
// Provided by VK_EXT_display_control
VK_STRUCTURE_TYPE_DISPLAY_EVENT_INFO_EXT = 1000091002,
// Provided by VK_EXT_display_control
VK_STRUCTURE_TYPE_SWAPCHAIN_COUNTER_CREATE_INFO_EXT = 1000091003,
// Provided by VK_GOOGLE_display_timing
VK_STRUCTURE_TYPE_PRESENT_TIMES_INFO_GOOGLE = 1000092000,
// Provided by VK_NVX_multiview_per_view_attributes
VK_STRUCTURE_TYPE_PHYSICAL_DEVICE_MULTIVIEW_PER_VIEW_ATTRIBUTES_PROPERTIES_NVX =
1000097000,
// Provided by VK_NVX_multiview_per_view_attributes with VK_VERSION_1_3 or
VK_KHR_dynamic_rendering
VK_STRUCTURE_TYPE_MULTIVIEW_PER_VIEW_ATTRIBUTES_INFO_NVX = 1000044009,
// Provided by VK_NV_viewport_swizzle

```



```

VK_STRUCTURE_TYPE_PIPELINE_VIEWPORT_SWIZZLE_STATE_CREATE_INFO_NV = 1000098000,
// Provided by VK_EXT_discard_rectangles
VK_STRUCTURE_TYPE_PHYSICAL_DEVICE_DISCARD_RECTANGLE_PROPERTIES_EXT = 1000099000,
// Provided by VK_EXT_discard_rectangles
VK_STRUCTURE_TYPE_PIPELINE_DISCARD_RECTANGLE_STATE_CREATE_INFO_EXT = 1000099001,
// Provided by VK_EXT_conservative_rasterization
VK_STRUCTURE_TYPE_PHYSICAL_DEVICE_CONSERVATIVE_RASTERIZATION_PROPERTIES_EXT =
1000101000,
// Provided by VK_EXT_conservative_rasterization
VK_STRUCTURE_TYPE_PIPELINE_RASTERIZATION_CONSERVATIVE_STATE_CREATE_INFO_EXT =
1000101001,
// Provided by VK_EXT_depth_clip_enable
VK_STRUCTURE_TYPE_PHYSICAL_DEVICE_DEPTH_CLIP_ENABLE_FEATURES_EXT = 1000102000,
// Provided by VK_EXT_depth_clip_enable
VK_STRUCTURE_TYPE_PIPELINE_RASTERIZATION_DEPTH_CLIP_STATE_CREATE_INFO_EXT =
1000102001,
// Provided by VK_EXT_hdr_metadata
VK_STRUCTURE_TYPE_HDR_METADATA_EXT = 1000105000,
// Provided by VK_IMG_relaxed_line_rasterization
VK_STRUCTURE_TYPE_PHYSICAL_DEVICE_RELAXED_LINE_RASTERIZATION_FEATURES_IMG =
1000110000,
// Provided by VK_KHR_shared_presentable_image
VK_STRUCTURE_TYPE_SHARED_PRESENT_SURFACE_CAPABILITIES_KHR = 1000111000,
// Provided by VK_KHR_external_fence_win32
VK_STRUCTURE_TYPE_IMPORT_FENCE_WIN32_HANDLE_INFO_KHR = 1000114000,
// Provided by VK_KHR_external_fence_win32
VK_STRUCTURE_TYPE_EXPORT_FENCE_WIN32_HANDLE_INFO_KHR = 1000114001,
// Provided by VK_KHR_external_fence_win32
VK_STRUCTURE_TYPE_FENCE_GET_WIN32_HANDLE_INFO_KHR = 1000114002,
// Provided by VK_KHR_external_fence_fd
VK_STRUCTURE_TYPE_IMPORT_FENCE_FD_INFO_KHR = 1000115000,
// Provided by VK_KHR_external_fence_fd
VK_STRUCTURE_TYPE_FENCE_GET_FD_INFO_KHR = 1000115001,
// Provided by VK_KHR_performance_query
VK_STRUCTURE_TYPE_PHYSICAL_DEVICE_PERFORMANCE_QUERY_FEATURES_KHR = 1000116000,
// Provided by VK_KHR_performance_query
VK_STRUCTURE_TYPE_PHYSICAL_DEVICE_PERFORMANCE_QUERY_PROPERTIES_KHR = 1000116001,
// Provided by VK_KHR_performance_query
VK_STRUCTURE_TYPE_QUERY_POOL_PERFORMANCE_CREATE_INFO_KHR = 1000116002,
// Provided by VK_KHR_performance_query
VK_STRUCTURE_TYPE_PERFORMANCE_QUERY_SUBMIT_INFO_KHR = 1000116003,
// Provided by VK_KHR_performance_query
VK_STRUCTURE_TYPE_ACQUIRE_PROFILING_LOCK_INFO_KHR = 1000116004,
// Provided by VK_KHR_performance_query
VK_STRUCTURE_TYPE_PERFORMANCE_COUNTER_KHR = 1000116005,
// Provided by VK_KHR_performance_query
VK_STRUCTURE_TYPE_PERFORMANCE_COUNTER_DESCRIPTION_KHR = 1000116006,
// Provided by VK_KHR_get_surface_capabilities2
VK_STRUCTURE_TYPE_PHYSICAL_DEVICE_SURFACE_INFO_2_KHR = 1000119000,
// Provided by VK_KHR_get_surface_capabilities2
VK_STRUCTURE_TYPE_SURFACE_CAPABILITIES_2_KHR = 1000119001,

```



```

// Provided by VK_KHR_get_surface_capabilities2
VK_STRUCTURE_TYPE_SURFACE_FORMAT_2_KHR = 1000119002,
// Provided by VK_KHR_get_display_properties2
VK_STRUCTURE_TYPE_DISPLAY_PROPERTIES_2_KHR = 1000121000,
// Provided by VK_KHR_get_display_properties2
VK_STRUCTURE_TYPE_DISPLAY_PLANE_PROPERTIES_2_KHR = 1000121001,
// Provided by VK_KHR_get_display_properties2
VK_STRUCTURE_TYPE_DISPLAY_MODE_PROPERTIES_2_KHR = 1000121002,
// Provided by VK_KHR_get_display_properties2
VK_STRUCTURE_TYPE_DISPLAY_PLANE_INFO_2_KHR = 1000121003,
// Provided by VK_KHR_get_display_properties2
VK_STRUCTURE_TYPE_DISPLAY_PLANE_CAPABILITIES_2_KHR = 1000121004,
// Provided by VK_MVK_ios_surface
VK_STRUCTURE_TYPE_IOS_SURFACE_CREATE_INFO_MVK = 1000122000,
// Provided by VK_MVK_macos_surface
VK_STRUCTURE_TYPE_MACOS_SURFACE_CREATE_INFO_MVK = 1000123000,
// Provided by VK_EXT_debug_utils
VK_STRUCTURE_TYPE_DEBUG_UTILS_OBJECT_NAME_INFO_EXT = 1000128000,
// Provided by VK_EXT_debug_utils
VK_STRUCTURE_TYPE_DEBUG_UTILS_OBJECT_TAG_INFO_EXT = 1000128001,
// Provided by VK_EXT_debug_utils
VK_STRUCTURE_TYPE_DEBUG_UTILS_LABEL_EXT = 1000128002,
// Provided by VK_EXT_debug_utils
VK_STRUCTURE_TYPE_DEBUG_UTILS_MESSENGER_CALLBACK_DATA_EXT = 1000128003,
// Provided by VK_EXT_debug_utils
VK_STRUCTURE_TYPE_DEBUG_UTILS_MESSENGER_CREATE_INFO_EXT = 1000128004,
// Provided by VK_ANDROID_external_memory_android_hardware_buffer
VK_STRUCTURE_TYPE_ANDROID_HARDWARE_BUFFER_USAGE_ANDROID = 1000129000,
// Provided by VK_ANDROID_external_memory_android_hardware_buffer
VK_STRUCTURE_TYPE_ANDROID_HARDWARE_BUFFER_PROPERTIES_ANDROID = 1000129001,
// Provided by VK_ANDROID_external_memory_android_hardware_buffer
VK_STRUCTURE_TYPE_ANDROID_HARDWARE_BUFFER_FORMAT_PROPERTIES_ANDROID = 1000129002,
// Provided by VK_ANDROID_external_memory_android_hardware_buffer
VK_STRUCTURE_TYPE_IMPORT_ANDROID_HARDWARE_BUFFER_INFO_ANDROID = 1000129003,
// Provided by VK_ANDROID_external_memory_android_hardware_buffer
VK_STRUCTURE_TYPE_MEMORY_GET_ANDROID_HARDWARE_BUFFER_INFO_ANDROID = 1000129004,
// Provided by VK_ANDROID_external_memory_android_hardware_buffer
VK_STRUCTURE_TYPE_EXTERNAL_FORMAT_ANDROID = 1000129005,
// Provided by VK_ANDROID_external_memory_android_hardware_buffer with
VK_KHR_format_feature_flags2 or VK_VERSION_1_3
VK_STRUCTURE_TYPE_ANDROID_HARDWARE_BUFFER_FORMAT_PROPERTIES_2_ANDROID =
1000129006,
#ifdef VK_ENABLE_BETA_EXTENSIONS
// Provided by VK_AMD_shader_enqueue
VK_STRUCTURE_TYPE_PHYSICAL_DEVICE_SHADER_ENQUEUE_FEATURES_AMD = 1000134000,
#endif
#ifdef VK_ENABLE_BETA_EXTENSIONS
// Provided by VK_AMD_shader_enqueue
VK_STRUCTURE_TYPE_PHYSICAL_DEVICE_SHADER_ENQUEUE_PROPERTIES_AMD = 1000134001,
#endif
#ifdef VK_ENABLE_BETA_EXTENSIONS

```



```

// Provided by VK_AMD_shader_enqueue
VK_STRUCTURE_TYPE_EXECUTION_GRAPH_PIPELINE_SCRATCH_SIZE_AMD = 1000134002,
#endif
#ifdef VK_ENABLE_BETA_EXTENSIONS
// Provided by VK_AMD_shader_enqueue
VK_STRUCTURE_TYPE_EXECUTION_GRAPH_PIPELINE_CREATE_INFO_AMD = 1000134003,
#endif
#ifdef VK_ENABLE_BETA_EXTENSIONS
// Provided by VK_AMD_shader_enqueue
VK_STRUCTURE_TYPE_PIPELINE_SHADER_STAGE_NODE_CREATE_INFO_AMD = 1000134004,
#endif
// Provided by VK_EXT_descriptor_heap
VK_STRUCTURE_TYPE_TEXEL_BUFFER_DESCRIPTOR_INFO_EXT = 1000135000,
// Provided by VK_EXT_descriptor_heap
VK_STRUCTURE_TYPE_IMAGE_DESCRIPTOR_INFO_EXT = 1000135001,
// Provided by VK_EXT_descriptor_heap
VK_STRUCTURE_TYPE_RESOURCE_DESCRIPTOR_INFO_EXT = 1000135002,
// Provided by VK_EXT_descriptor_heap
VK_STRUCTURE_TYPE_BIND_HEAP_INFO_EXT = 1000135003,
// Provided by VK_EXT_descriptor_heap
VK_STRUCTURE_TYPE_PUSH_DATA_INFO_EXT = 1000135004,
// Provided by VK_EXT_descriptor_heap
VK_STRUCTURE_TYPE_DESCRIPTOR_SET_AND_BINDING_MAPPING_EXT = 1000135005,
// Provided by VK_EXT_descriptor_heap
VK_STRUCTURE_TYPE_SHADER_DESCRIPTOR_SET_AND_BINDING_MAPPING_INFO_EXT = 1000135006,
// Provided by VK_EXT_descriptor_heap
VK_STRUCTURE_TYPE_OPAQUE_CAPTURE_DATA_CREATE_INFO_EXT = 1000135007,
// Provided by VK_EXT_descriptor_heap
VK_STRUCTURE_TYPE_PHYSICAL_DEVICE_DESCRIPTOR_HEAP_PROPERTIES_EXT = 1000135008,
// Provided by VK_EXT_descriptor_heap
VK_STRUCTURE_TYPE_PHYSICAL_DEVICE_DESCRIPTOR_HEAP_FEATURES_EXT = 1000135009,
// Provided by VK_EXT_descriptor_heap
VK_STRUCTURE_TYPE_COMMAND_BUFFER_INHERITANCE_DESCRIPTOR_HEAP_INFO_EXT =
1000135010,
// Provided by VK_EXT_custom_border_color with VK_EXT_descriptor_heap
VK_STRUCTURE_TYPE_SAMPLER_CUSTOM_BORDER_COLOR_INDEX_CREATE_INFO_EXT = 1000135011,
// Provided by VK_EXT_descriptor_heap with VK_NV_device_generated_commands
VK_STRUCTURE_TYPE_INDIRECT_COMMANDS_LAYOUT_PUSH_DATA_TOKEN_NV = 1000135012,
// Provided by VK_EXT_descriptor_heap with VK_EXT_fragment_density_map
VK_STRUCTURE_TYPE_SUBSAMPLED_IMAGE_FORMAT_PROPERTIES_EXT = 1000135013,
// Provided by VK_EXT_descriptor_heap with VK_ARM_tensors
VK_STRUCTURE_TYPE_PHYSICAL_DEVICE_DESCRIPTOR_HEAP_TENSOR_PROPERTIES_ARM =
1000135014,
// Provided by VK_AMD_mixed_attachment_samples with VK_VERSION_1_3 or
VK_KHR_dynamic_rendering
VK_STRUCTURE_TYPE_ATTACHMENT_SAMPLE_COUNT_INFO_AMD = 1000044008,
// Provided by VK_KHR_shader_bfloat16
VK_STRUCTURE_TYPE_PHYSICAL_DEVICE_SHADER_BFLOAT16_FEATURES_KHR = 1000141000,
// Provided by VK_EXT_sample_locations
VK_STRUCTURE_TYPE_SAMPLE_LOCATIONS_INFO_EXT = 1000143000,
// Provided by VK_EXT_sample_locations

```



```
VK_STRUCTURE_TYPE_RENDER_PASS_SAMPLE_LOCATIONS_BEGIN_INFO_EXT = 1000143001,  
// Provided by VK_EXT_sample_locations  
VK_STRUCTURE_TYPE_PIPELINE_SAMPLE_LOCATIONS_STATE_CREATE_INFO_EXT = 1000143002,  
// Provided by VK_EXT_sample_locations  
VK_STRUCTURE_TYPE_PHYSICAL_DEVICE_SAMPLE_LOCATIONS_PROPERTIES_EXT = 1000143003,  
// Provided by VK_EXT_sample_locations  
VK_STRUCTURE_TYPE_MULTISAMPLE_PROPERTIES_EXT = 1000143004,  
// Provided by VK_EXT_blend_operation_advanced  
VK_STRUCTURE_TYPE_PHYSICAL_DEVICE_BLEND_OPERATION_ADVANCED_FEATURES_EXT =  
1000148000,  
// Provided by VK_EXT_blend_operation_advanced  
VK_STRUCTURE_TYPE_PHYSICAL_DEVICE_BLEND_OPERATION_ADVANCED_PROPERTIES_EXT =  
1000148001,  
// Provided by VK_EXT_blend_operation_advanced  
VK_STRUCTURE_TYPE_PIPELINE_COLOR_BLEND_ADVANCED_STATE_CREATE_INFO_EXT =  
1000148002,  
// Provided by VK_NV_fragment_coverage_to_color  
VK_STRUCTURE_TYPE_PIPELINE_COVERAGE_TO_COLOR_STATE_CREATE_INFO_NV = 1000149000,  
// Provided by VK_KHR_acceleration_structure  
VK_STRUCTURE_TYPE_WRITE_DESCRIPTOR_SET_ACCELERATION_STRUCTURE_KHR = 1000150007,  
// Provided by VK_KHR_acceleration_structure  
VK_STRUCTURE_TYPE_ACCELERATION_STRUCTURE_BUILD_GEOMETRY_INFO_KHR = 1000150000,  
// Provided by VK_KHR_acceleration_structure  
VK_STRUCTURE_TYPE_ACCELERATION_STRUCTURE_DEVICE_ADDRESS_INFO_KHR = 1000150002,  
// Provided by VK_KHR_acceleration_structure  
VK_STRUCTURE_TYPE_ACCELERATION_STRUCTURE_GEOMETRY_AABBS_DATA_KHR = 1000150003,  
// Provided by VK_KHR_acceleration_structure  
VK_STRUCTURE_TYPE_ACCELERATION_STRUCTURE_GEOMETRY_INSTANCES_DATA_KHR = 1000150004,  
// Provided by VK_KHR_acceleration_structure  
VK_STRUCTURE_TYPE_ACCELERATION_STRUCTURE_GEOMETRY_TRIANGLES_DATA_KHR = 1000150005,  
// Provided by VK_KHR_acceleration_structure  
VK_STRUCTURE_TYPE_ACCELERATION_STRUCTURE_GEOMETRY_KHR = 1000150006,  
// Provided by VK_KHR_acceleration_structure  
VK_STRUCTURE_TYPE_ACCELERATION_STRUCTURE_VERSION_INFO_KHR = 1000150009,  
// Provided by VK_KHR_acceleration_structure  
VK_STRUCTURE_TYPE_COPY_ACCELERATION_STRUCTURE_INFO_KHR = 1000150010,  
// Provided by VK_KHR_acceleration_structure  
VK_STRUCTURE_TYPE_COPY_ACCELERATION_STRUCTURE_TO_MEMORY_INFO_KHR = 1000150011,  
// Provided by VK_KHR_acceleration_structure  
VK_STRUCTURE_TYPE_COPY_MEMORY_TO_ACCELERATION_STRUCTURE_INFO_KHR = 1000150012,  
// Provided by VK_KHR_acceleration_structure  
VK_STRUCTURE_TYPE_PHYSICAL_DEVICE_ACCELERATION_STRUCTURE_FEATURES_KHR =  
1000150013,  
// Provided by VK_KHR_acceleration_structure  
VK_STRUCTURE_TYPE_PHYSICAL_DEVICE_ACCELERATION_STRUCTURE_PROPERTIES_KHR =  
1000150014,  
// Provided by VK_KHR_acceleration_structure  
VK_STRUCTURE_TYPE_ACCELERATION_STRUCTURE_CREATE_INFO_KHR = 1000150017,  
// Provided by VK_KHR_acceleration_structure  
VK_STRUCTURE_TYPE_ACCELERATION_STRUCTURE_BUILD_SIZES_INFO_KHR = 1000150020,  
// Provided by VK_KHR_ray_tracing_pipeline
```



```

VK_STRUCTURE_TYPE_PHYSICAL_DEVICE_RAY_TRACING_PIPELINE_FEATURES_KHR = 1000347000,
// Provided by VK_KHR_ray_tracing_pipeline
VK_STRUCTURE_TYPE_PHYSICAL_DEVICE_RAY_TRACING_PIPELINE_PROPERTIES_KHR =
1000347001,
// Provided by VK_KHR_ray_tracing_pipeline
VK_STRUCTURE_TYPE_RAY_TRACING_PIPELINE_CREATE_INFO_KHR = 1000150015,
// Provided by VK_KHR_ray_tracing_pipeline
VK_STRUCTURE_TYPE_RAY_TRACING_SHADER_GROUP_CREATE_INFO_KHR = 1000150016,
// Provided by VK_KHR_ray_tracing_pipeline
VK_STRUCTURE_TYPE_RAY_TRACING_PIPELINE_INTERFACE_CREATE_INFO_KHR = 1000150018,
// Provided by VK_KHR_ray_query
VK_STRUCTURE_TYPE_PHYSICAL_DEVICE_RAY_QUERY_FEATURES_KHR = 1000348013,
// Provided by VK_NV_framebuffer_mixed_samples
VK_STRUCTURE_TYPE_PIPELINE_COVERAGE_MODULATION_STATE_CREATE_INFO_NV = 1000152000,
// Provided by VK_NV_shader_sm_builtins
VK_STRUCTURE_TYPE_PHYSICAL_DEVICE_SHADER_SM_BUILTINS_FEATURES_NV = 1000154000,
// Provided by VK_NV_shader_sm_builtins
VK_STRUCTURE_TYPE_PHYSICAL_DEVICE_SHADER_SM_BUILTINS_PROPERTIES_NV = 1000154001,
// Provided by VK_EXT_image_drm_format_modifier
VK_STRUCTURE_TYPE_DRM_FORMAT_MODIFIER_PROPERTIES_LIST_EXT = 1000158000,
// Provided by VK_EXT_image_drm_format_modifier
VK_STRUCTURE_TYPE_PHYSICAL_DEVICE_IMAGE_DRM_FORMAT_MODIFIER_INFO_EXT = 1000158002,
// Provided by VK_EXT_image_drm_format_modifier
VK_STRUCTURE_TYPE_IMAGE_DRM_FORMAT_MODIFIER_LIST_CREATE_INFO_EXT = 1000158003,
// Provided by VK_EXT_image_drm_format_modifier
VK_STRUCTURE_TYPE_IMAGE_DRM_FORMAT_MODIFIER_EXPLICIT_CREATE_INFO_EXT = 1000158004,
// Provided by VK_EXT_image_drm_format_modifier
VK_STRUCTURE_TYPE_IMAGE_DRM_FORMAT_MODIFIER_PROPERTIES_EXT = 1000158005,
// Provided by VK_EXT_image_drm_format_modifier with VK_KHR_format_feature_flags2 or
VK_VERSION_1_3
VK_STRUCTURE_TYPE_DRM_FORMAT_MODIFIER_PROPERTIES_LIST_2_EXT = 1000158006,
// Provided by VK_EXT_validation_cache
VK_STRUCTURE_TYPE_VALIDATION_CACHE_CREATE_INFO_EXT = 1000160000,
// Provided by VK_EXT_validation_cache
VK_STRUCTURE_TYPE_SHADER_MODULE_VALIDATION_CACHE_CREATE_INFO_EXT = 1000160001,
#ifdef VK_ENABLE_BETA_EXTENSIONS
// Provided by VK_KHR_portability_subset
VK_STRUCTURE_TYPE_PHYSICAL_DEVICE_PORTABILITY_SUBSET_FEATURES_KHR = 1000163000,
#endif
#ifdef VK_ENABLE_BETA_EXTENSIONS
// Provided by VK_KHR_portability_subset
VK_STRUCTURE_TYPE_PHYSICAL_DEVICE_PORTABILITY_SUBSET_PROPERTIES_KHR = 1000163001,
#endif
// Provided by VK_NV_shading_rate_image
VK_STRUCTURE_TYPE_PIPELINE_VIEWPORT_SHADING_RATE_IMAGE_STATE_CREATE_INFO_NV =
1000164000,
// Provided by VK_NV_shading_rate_image
VK_STRUCTURE_TYPE_PHYSICAL_DEVICE_SHADING_RATE_IMAGE_FEATURES_NV = 1000164001,
// Provided by VK_NV_shading_rate_image
VK_STRUCTURE_TYPE_PHYSICAL_DEVICE_SHADING_RATE_IMAGE_PROPERTIES_NV = 1000164002,
// Provided by VK_NV_shading_rate_image

```



```

VK_STRUCTURE_TYPE_PIPELINE_VIEWPORT_COARSE_SAMPLE_ORDER_STATE_CREATE_INFO_NV =
1000164005,
// Provided by VK_NV_ray_tracing
VK_STRUCTURE_TYPE_RAY_TRACING_PIPELINE_CREATE_INFO_NV = 1000165000,
// Provided by VK_NV_ray_tracing
VK_STRUCTURE_TYPE_ACCELERATION_STRUCTURE_CREATE_INFO_NV = 1000165001,
// Provided by VK_NV_ray_tracing
VK_STRUCTURE_TYPE_GEOMETRY_NV = 1000165003,
// Provided by VK_NV_ray_tracing
VK_STRUCTURE_TYPE_GEOMETRY_TRIANGLES_NV = 1000165004,
// Provided by VK_NV_ray_tracing
VK_STRUCTURE_TYPE_GEOMETRY_AABB_NV = 1000165005,
// Provided by VK_NV_ray_tracing
VK_STRUCTURE_TYPE_BIND_ACCELERATION_STRUCTURE_MEMORY_INFO_NV = 1000165006,
// Provided by VK_NV_ray_tracing
VK_STRUCTURE_TYPE_WRITE_DESCRIPTOR_SET_ACCELERATION_STRUCTURE_NV = 1000165007,
// Provided by VK_NV_ray_tracing
VK_STRUCTURE_TYPE_ACCELERATION_STRUCTURE_MEMORY_REQUIREMENTS_INFO_NV = 1000165008,
// Provided by VK_NV_ray_tracing
VK_STRUCTURE_TYPE_PHYSICAL_DEVICE_RAY_TRACING_PROPERTIES_NV = 1000165009,
// Provided by VK_NV_ray_tracing
VK_STRUCTURE_TYPE_RAY_TRACING_SHADER_GROUP_CREATE_INFO_NV = 1000165011,
// Provided by VK_NV_ray_tracing
VK_STRUCTURE_TYPE_ACCELERATION_STRUCTURE_INFO_NV = 1000165012,
// Provided by VK_NV_representative_fragment_test
VK_STRUCTURE_TYPE_PHYSICAL_DEVICE_REPRESENTATIVE_FRAGMENT_TEST_FEATURES_NV =
1000166000,
// Provided by VK_NV_representative_fragment_test
VK_STRUCTURE_TYPE_PIPELINE_REPRESENTATIVE_FRAGMENT_TEST_STATE_CREATE_INFO_NV =
1000166001,
// Provided by VK_EXT_filter_cubic
VK_STRUCTURE_TYPE_PHYSICAL_DEVICE_IMAGE_VIEW_IMAGE_FORMAT_INFO_EXT = 1000170000,
// Provided by VK_EXT_filter_cubic
VK_STRUCTURE_TYPE_FILTER_CUBIC_IMAGE_VIEW_IMAGE_FORMAT_PROPERTIES_EXT =
1000170001,
// Provided by VK_QCOM_cooperative_matrix_conversion
VK_STRUCTURE_TYPE_PHYSICAL_DEVICE_COOPERATIVE_MATRIX_CONVERSION_FEATURES_QCOM =
1000172000,
// Provided by VK_EXT_external_memory_host
VK_STRUCTURE_TYPE_IMPORT_MEMORY_HOST_POINTER_INFO_EXT = 1000178000,
// Provided by VK_EXT_external_memory_host
VK_STRUCTURE_TYPE_MEMORY_HOST_POINTER_PROPERTIES_EXT = 1000178001,
// Provided by VK_EXT_external_memory_host
VK_STRUCTURE_TYPE_PHYSICAL_DEVICE_EXTERNAL_MEMORY_HOST_PROPERTIES_EXT =
1000178002,
// Provided by VK_KHR_shader_clock
VK_STRUCTURE_TYPE_PHYSICAL_DEVICE_SHADER_CLOCK_FEATURES_KHR = 1000181000,
// Provided by VK_AMD_pipeline_compiler_control
VK_STRUCTURE_TYPE_PIPELINE_COMPILER_CONTROL_CREATE_INFO_AMD = 1000183000,
// Provided by VK_AMD_shader_core_properties
VK_STRUCTURE_TYPE_PHYSICAL_DEVICE_SHADER_CORE_PROPERTIES_AMD = 1000185000,

```



```

// Provided by VK_KHR_video_decode_h265
VK_STRUCTURE_TYPE_VIDEO_DECODE_H265_CAPABILITIES_KHR = 1000187000,
// Provided by VK_KHR_video_decode_h265
VK_STRUCTURE_TYPE_VIDEO_DECODE_H265_SESSION_PARAMETERS_CREATE_INFO_KHR =
1000187001,
// Provided by VK_KHR_video_decode_h265
VK_STRUCTURE_TYPE_VIDEO_DECODE_H265_SESSION_PARAMETERS_ADD_INFO_KHR = 1000187002,
// Provided by VK_KHR_video_decode_h265
VK_STRUCTURE_TYPE_VIDEO_DECODE_H265_PROFILE_INFO_KHR = 1000187003,
// Provided by VK_KHR_video_decode_h265
VK_STRUCTURE_TYPE_VIDEO_DECODE_H265_PICTURE_INFO_KHR = 1000187004,
// Provided by VK_KHR_video_decode_h265
VK_STRUCTURE_TYPE_VIDEO_DECODE_H265_DPB_SLOT_INFO_KHR = 1000187005,
// Provided by VK_AMD_memory_overallocation_behavior
VK_STRUCTURE_TYPE_DEVICE_MEMORY_OVERALLOCATION_CREATE_INFO_AMD = 1000189000,
// Provided by VK_EXT_vertex_attribute_divisor
VK_STRUCTURE_TYPE_PHYSICAL_DEVICE_VERTEX_ATTRIBUTE_DIVISOR_PROPERTIES_EXT =
1000190000,
// Provided by VK_GGP_frame_token
VK_STRUCTURE_TYPE_PRESENT_FRAME_TOKEN_GGP = 1000191000,
// Provided by VK_NV_mesh_shader
VK_STRUCTURE_TYPE_PHYSICAL_DEVICE_MESH_SHADER_FEATURES_NV = 1000202000,
// Provided by VK_NV_mesh_shader
VK_STRUCTURE_TYPE_PHYSICAL_DEVICE_MESH_SHADER_PROPERTIES_NV = 1000202001,
// Provided by VK_NV_shader_image_footprint
VK_STRUCTURE_TYPE_PHYSICAL_DEVICE_SHADER_IMAGE_FOOTPRINT_FEATURES_NV = 1000204000,
// Provided by VK_NV_scissor_exclusive
VK_STRUCTURE_TYPE_PIPELINE_VIEWPORT_EXCLUSIVE_SCISSOR_STATE_CREATE_INFO_NV =
1000205000,
// Provided by VK_NV_scissor_exclusive
VK_STRUCTURE_TYPE_PHYSICAL_DEVICE_EXCLUSIVE_SCISSOR_FEATURES_NV = 1000205002,
// Provided by VK_NV_device_diagnostic_checkpoints
VK_STRUCTURE_TYPE_CHECKPOINT_DATA_NV = 1000206000,
// Provided by VK_NV_device_diagnostic_checkpoints
VK_STRUCTURE_TYPE_QUEUE_FAMILY_CHECKPOINT_PROPERTIES_NV = 1000206001,
// Provided by VK_NV_device_diagnostic_checkpoints with VK_VERSION_1_3 or
VK_KHR_synchronization2
VK_STRUCTURE_TYPE_QUEUE_FAMILY_CHECKPOINT_PROPERTIES_2_NV = 1000314008,
// Provided by VK_NV_device_diagnostic_checkpoints with VK_VERSION_1_3 or
VK_KHR_synchronization2
VK_STRUCTURE_TYPE_CHECKPOINT_DATA_2_NV = 1000314009,
// Provided by VK_EXT_present_timing
VK_STRUCTURE_TYPE_PHYSICAL_DEVICE_PRESENT_TIMING_FEATURES_EXT = 1000208000,
// Provided by VK_EXT_present_timing
VK_STRUCTURE_TYPE_SWAPCHAIN_TIMING_PROPERTIES_EXT = 1000208001,
// Provided by VK_EXT_present_timing
VK_STRUCTURE_TYPE_SWAPCHAIN_TIME_DOMAIN_PROPERTIES_EXT = 1000208002,
// Provided by VK_EXT_present_timing
VK_STRUCTURE_TYPE_PRESENT_TIMINGS_INFO_EXT = 1000208003,
// Provided by VK_EXT_present_timing
VK_STRUCTURE_TYPE_PRESENT_TIMING_INFO_EXT = 1000208004,

```



```

// Provided by VK_EXT_present_timing
VK_STRUCTURE_TYPE_PAST_PRESENTATION_TIMING_INFO_EXT = 1000208005,
// Provided by VK_EXT_present_timing
VK_STRUCTURE_TYPE_PAST_PRESENTATION_TIMING_PROPERTIES_EXT = 1000208006,
// Provided by VK_EXT_present_timing
VK_STRUCTURE_TYPE_PAST_PRESENTATION_TIMING_EXT = 1000208007,
// Provided by VK_EXT_present_timing
VK_STRUCTURE_TYPE_PRESENT_TIMING_SURFACE_CAPABILITIES_EXT = 1000208008,
// Provided by VK_EXT_present_timing
VK_STRUCTURE_TYPE_SWAPCHAIN_CALIBRATED_TIMESTAMP_INFO_EXT = 1000208009,
// Provided by VK_INTEL_shader_integer_functions2
VK_STRUCTURE_TYPE_PHYSICAL_DEVICE_SHADER_INTEGER_FUNCTIONS_2_FEATURES_INTEL =
1000209000,
// Provided by VK_INTEL_performance_query
VK_STRUCTURE_TYPE_QUERY_POOL_PERFORMANCE_QUERY_CREATE_INFO_INTEL = 1000210000,
// Provided by VK_INTEL_performance_query
VK_STRUCTURE_TYPE_INITIALIZE_PERFORMANCE_API_INFO_INTEL = 1000210001,
// Provided by VK_INTEL_performance_query
VK_STRUCTURE_TYPE_PERFORMANCE_MARKER_INFO_INTEL = 1000210002,
// Provided by VK_INTEL_performance_query
VK_STRUCTURE_TYPE_PERFORMANCE_STREAM_MARKER_INFO_INTEL = 1000210003,
// Provided by VK_INTEL_performance_query
VK_STRUCTURE_TYPE_PERFORMANCE_OVERRIDE_INFO_INTEL = 1000210004,
// Provided by VK_INTEL_performance_query
VK_STRUCTURE_TYPE_PERFORMANCE_CONFIGURATION_ACQUIRE_INFO_INTEL = 1000210005,
// Provided by VK_EXT_pci_bus_info
VK_STRUCTURE_TYPE_PHYSICAL_DEVICE_PCI_BUS_INFO_PROPERTIES_EXT = 1000212000,
// Provided by VK_AMD_display_native_hdr
VK_STRUCTURE_TYPE_DISPLAY_NATIVE_HDR_SURFACE_CAPABILITIES_AMD = 1000213000,
// Provided by VK_AMD_display_native_hdr
VK_STRUCTURE_TYPE_SWAPCHAIN_DISPLAY_NATIVE_HDR_CREATE_INFO_AMD = 1000213001,
// Provided by VK_FUCHSIA_imagepipe_surface
VK_STRUCTURE_TYPE_IMAGEPIPE_SURFACE_CREATE_INFO_FUCHSIA = 1000214000,
// Provided by VK_EXT_metal_surface
VK_STRUCTURE_TYPE_METAL_SURFACE_CREATE_INFO_EXT = 1000217000,
// Provided by VK_EXT_fragment_density_map
VK_STRUCTURE_TYPE_PHYSICAL_DEVICE_FRAGMENT_DENSITY_MAP_FEATURES_EXT = 1000218000,
// Provided by VK_EXT_fragment_density_map
VK_STRUCTURE_TYPE_PHYSICAL_DEVICE_FRAGMENT_DENSITY_MAP_PROPERTIES_EXT =
1000218001,
// Provided by VK_EXT_fragment_density_map
VK_STRUCTURE_TYPE_RENDER_PASS_FRAGMENT_DENSITY_MAP_CREATE_INFO_EXT = 1000218002,
// Provided by VK_EXT_fragment_density_map with VK_VERSION_1_3 or
VK_KHR_dynamic_rendering
VK_STRUCTURE_TYPE_RENDERING_FRAGMENT_DENSITY_MAP_ATTACHMENT_INFO_EXT = 1000044007,
// Provided by VK_KHR_fragment_shading_rate
VK_STRUCTURE_TYPE_FRAGMENT_SHADING_RATE_ATTACHMENT_INFO_KHR = 1000226000,
// Provided by VK_KHR_fragment_shading_rate
VK_STRUCTURE_TYPE_PIPELINE_FRAGMENT_SHADING_RATE_STATE_CREATE_INFO_KHR =
1000226001,
// Provided by VK_KHR_fragment_shading_rate

```



```

VK_STRUCTURE_TYPE_PHYSICAL_DEVICE_FRAGMENT_SHADING_RATE_PROPERTIES_KHR =
1000226002,
// Provided by VK_KHR_fragment_shading_rate
VK_STRUCTURE_TYPE_PHYSICAL_DEVICE_FRAGMENT_SHADING_RATE_FEATURES_KHR = 1000226003,
// Provided by VK_KHR_fragment_shading_rate
VK_STRUCTURE_TYPE_PHYSICAL_DEVICE_FRAGMENT_SHADING_RATE_KHR = 1000226004,
// Provided by VK_KHR_fragment_shading_rate with VK_VERSION_1_3 or
VK_KHR_dynamic_rendering
VK_STRUCTURE_TYPE_RENDERING_FRAGMENT_SHADING_RATE_ATTACHMENT_INFO_KHR =
1000044006,
// Provided by VK_AMD_shader_core_properties2
VK_STRUCTURE_TYPE_PHYSICAL_DEVICE_SHADER_CORE_PROPERTIES_2_AMD = 1000227000,
// Provided by VK_AMD_device_coherent_memory
VK_STRUCTURE_TYPE_PHYSICAL_DEVICE_COHERENT_MEMORY_FEATURES_AMD = 1000229000,
// Provided by VK_KHR_shader_constant_data
VK_STRUCTURE_TYPE_PHYSICAL_DEVICE_SHADER_CONSTANT_DATA_FEATURES_KHR = 1000231000,
// Provided by VK_KHR_shader_abort
VK_STRUCTURE_TYPE_PHYSICAL_DEVICE_SHADER_ABORT_FEATURES_KHR = 1000233000,
// Provided by VK_KHR_shader_abort
VK_STRUCTURE_TYPE_DEVICE_FAULT_SHADER_ABORT_MESSAGE_INFO_KHR = 1000233001,
// Provided by VK_KHR_shader_abort
VK_STRUCTURE_TYPE_PHYSICAL_DEVICE_SHADER_ABORT_PROPERTIES_KHR = 1000233002,
// Provided by VK_EXT_shader_image_atomic_int64
VK_STRUCTURE_TYPE_PHYSICAL_DEVICE_SHADER_IMAGE_ATOMIC_INT64_FEATURES_EXT =
1000234000,
// Provided by VK_KHR_shader_quad_control
VK_STRUCTURE_TYPE_PHYSICAL_DEVICE_SHADER_QUAD_CONTROL_FEATURES_KHR = 1000235000,
// Provided by VK_EXT_memory_budget
VK_STRUCTURE_TYPE_PHYSICAL_DEVICE_MEMORY_BUDGET_PROPERTIES_EXT = 1000237000,
// Provided by VK_EXT_memory_priority
VK_STRUCTURE_TYPE_PHYSICAL_DEVICE_MEMORY_PRIORITY_FEATURES_EXT = 1000238000,
// Provided by VK_EXT_memory_priority
VK_STRUCTURE_TYPE_MEMORY_PRIORITY_ALLOCATE_INFO_EXT = 1000238001,
// Provided by VK_KHR_surface_protected_capabilities
VK_STRUCTURE_TYPE_SURFACE_PROTECTED_CAPABILITIES_KHR = 1000239000,
// Provided by VK_NV_dedicated_allocation_image_aliasing
VK_STRUCTURE_TYPE_PHYSICAL_DEVICE_DEDICATED_ALLOCATION_IMAGE_ALIASING_FEATURES_NV
= 1000240000,
// Provided by VK_EXT_buffer_device_address
VK_STRUCTURE_TYPE_PHYSICAL_DEVICE_BUFFER_DEVICE_ADDRESS_FEATURES_EXT = 1000244000,
// Provided by VK_EXT_buffer_device_address
VK_STRUCTURE_TYPE_BUFFER_DEVICE_ADDRESS_CREATE_INFO_EXT = 1000244002,
// Provided by VK_EXT_validation_features
VK_STRUCTURE_TYPE_VALIDATION_FEATURES_EXT = 1000247000,
// Provided by VK_KHR_present_wait
VK_STRUCTURE_TYPE_PHYSICAL_DEVICE_PRESENT_WAIT_FEATURES_KHR = 1000248000,
// Provided by VK_NV_cooperative_matrix
VK_STRUCTURE_TYPE_PHYSICAL_DEVICE_COOPERATIVE_MATRIX_FEATURES_NV = 1000249000,
// Provided by VK_NV_cooperative_matrix
VK_STRUCTURE_TYPE_COOPERATIVE_MATRIX_PROPERTIES_NV = 1000249001,
// Provided by VK_NV_cooperative_matrix

```



```

VK_STRUCTURE_TYPE_PHYSICAL_DEVICE_COOPERATIVE_MATRIX_PROPERTIES_NV = 1000249002,
// Provided by VK_NV_coverage_reduction_mode
VK_STRUCTURE_TYPE_PHYSICAL_DEVICE_COVERAGE_REDUCTION_MODE_FEATURES_NV =
1000250000,
// Provided by VK_NV_coverage_reduction_mode
VK_STRUCTURE_TYPE_PIPELINE_COVERAGE_REDUCTION_STATE_CREATE_INFO_NV = 1000250001,
// Provided by VK_NV_coverage_reduction_mode
VK_STRUCTURE_TYPE_FRAMEBUFFER_MIXED_SAMPLES_COMBINATION_NV = 1000250002,
// Provided by VK_EXT_fragment_shader_interlock
VK_STRUCTURE_TYPE_PHYSICAL_DEVICE_FRAGMENT_SHADER_INTERLOCK_FEATURES_EXT =
1000251000,
// Provided by VK_EXT_ycbcr_image_arrays
VK_STRUCTURE_TYPE_PHYSICAL_DEVICE_YCBCR_IMAGE_ARRAYS_FEATURES_EXT = 1000252000,
// Provided by VK_EXT_provoking_vertex
VK_STRUCTURE_TYPE_PHYSICAL_DEVICE_PROVOKING_VERTEX_FEATURES_EXT = 1000254000,
// Provided by VK_EXT_provoking_vertex
VK_STRUCTURE_TYPE_PIPELINE_RASTERIZATION_PROVOKING_VERTEX_STATE_CREATE_INFO_EXT =
1000254001,
// Provided by VK_EXT_provoking_vertex
VK_STRUCTURE_TYPE_PHYSICAL_DEVICE_PROVOKING_VERTEX_PROPERTIES_EXT = 1000254002,
// Provided by VK_EXT_full_screen_exclusive
VK_STRUCTURE_TYPE_SURFACE_FULL_SCREEN_EXCLUSIVE_INFO_EXT = 1000255000,
// Provided by VK_EXT_full_screen_exclusive
VK_STRUCTURE_TYPE_SURFACE_CAPABILITIES_FULL_SCREEN_EXCLUSIVE_EXT = 1000255002,
// Provided by VK_KHR_win32_surface with VK_EXT_full_screen_exclusive
VK_STRUCTURE_TYPE_SURFACE_FULL_SCREEN_EXCLUSIVE_WIN32_INFO_EXT = 1000255001,
// Provided by VK_EXT_headless_surface
VK_STRUCTURE_TYPE_HEADLESS_SURFACE_CREATE_INFO_EXT = 1000256000,
// Provided by VK_EXT_shader_atomic_float
VK_STRUCTURE_TYPE_PHYSICAL_DEVICE_SHADER_ATOMIC_FLOAT_FEATURES_EXT = 1000260000,
// Provided by VK_EXT_extended_dynamic_state
VK_STRUCTURE_TYPE_PHYSICAL_DEVICE_EXTENDED_DYNAMIC_STATE_FEATURES_EXT =
1000267000,
// Provided by VK_KHR_pipeline_executable_properties
VK_STRUCTURE_TYPE_PHYSICAL_DEVICE_PIPELINE_EXECUTABLE_PROPERTIES_FEATURES_KHR =
1000269000,
// Provided by VK_KHR_pipeline_executable_properties
VK_STRUCTURE_TYPE_PIPELINE_INFO_KHR = 1000269001,
// Provided by VK_KHR_pipeline_executable_properties
VK_STRUCTURE_TYPE_PIPELINE_EXECUTABLE_PROPERTIES_KHR = 1000269002,
// Provided by VK_KHR_pipeline_executable_properties
VK_STRUCTURE_TYPE_PIPELINE_EXECUTABLE_INFO_KHR = 1000269003,
// Provided by VK_KHR_pipeline_executable_properties
VK_STRUCTURE_TYPE_PIPELINE_EXECUTABLE_STATISTIC_KHR = 1000269004,
// Provided by VK_KHR_pipeline_executable_properties
VK_STRUCTURE_TYPE_PIPELINE_EXECUTABLE_INTERNAL_REPRESENTATION_KHR = 1000269005,
// Provided by VK_EXT_map_memory_placed
VK_STRUCTURE_TYPE_PHYSICAL_DEVICE_MAP_MEMORY_PLACED_FEATURES_EXT = 1000272000,
// Provided by VK_EXT_map_memory_placed
VK_STRUCTURE_TYPE_PHYSICAL_DEVICE_MAP_MEMORY_PLACED_PROPERTIES_EXT = 1000272001,
// Provided by VK_EXT_map_memory_placed

```



```

VK_STRUCTURE_TYPE_MEMORY_MAP_PLACED_INFO_EXT = 1000272002,
// Provided by VK_EXT_shader_atomic_float2
VK_STRUCTURE_TYPE_PHYSICAL_DEVICE_SHADER_ATOMIC_FLOAT_2_FEATURES_EXT = 1000273000,
// Provided by VK_NV_device_generated_commands
VK_STRUCTURE_TYPE_PHYSICAL_DEVICE_DEVICE_GENERATED_COMMANDS_PROPERTIES_NV =
1000277000,
// Provided by VK_NV_device_generated_commands
VK_STRUCTURE_TYPE_GRAPHICS_SHADER_GROUP_CREATE_INFO_NV = 1000277001,
// Provided by VK_NV_device_generated_commands
VK_STRUCTURE_TYPE_GRAPHICS_PIPELINE_SHADER_GROUPS_CREATE_INFO_NV = 1000277002,
// Provided by VK_NV_device_generated_commands
VK_STRUCTURE_TYPE_INDIRECT_COMMANDS_LAYOUT_TOKEN_NV = 1000277003,
// Provided by VK_NV_device_generated_commands
VK_STRUCTURE_TYPE_INDIRECT_COMMANDS_LAYOUT_CREATE_INFO_NV = 1000277004,
// Provided by VK_NV_device_generated_commands
VK_STRUCTURE_TYPE_GENERATED_COMMANDS_INFO_NV = 1000277005,
// Provided by VK_NV_device_generated_commands
VK_STRUCTURE_TYPE_GENERATED_COMMANDS_MEMORY_REQUIREMENTS_INFO_NV = 1000277006,
// Provided by VK_NV_device_generated_commands
VK_STRUCTURE_TYPE_PHYSICAL_DEVICE_DEVICE_GENERATED_COMMANDS_FEATURES_NV =
1000277007,
// Provided by VK_NV_inherited_viewport_scissor
VK_STRUCTURE_TYPE_PHYSICAL_DEVICE_INHERITED_VIEWPORT_SCISSOR_FEATURES_NV =
1000278000,
// Provided by VK_NV_inherited_viewport_scissor
VK_STRUCTURE_TYPE_COMMAND_BUFFER_INHERITANCE_VIEWPORT_SCISSOR_INFO_NV =
1000278001,
// Provided by VK_EXT_texel_buffer_alignment
VK_STRUCTURE_TYPE_PHYSICAL_DEVICE_TEXEL_BUFFER_ALIGNMENT_FEATURES_EXT =
1000281000,
// Provided by VK_QCOM_render_pass_transform
VK_STRUCTURE_TYPE_COMMAND_BUFFER_INHERITANCE_RENDER_PASS_TRANSFORM_INFO_QCOM =
1000282000,
// Provided by VK_QCOM_render_pass_transform
VK_STRUCTURE_TYPE_RENDER_PASS_TRANSFORM_BEGIN_INFO_QCOM = 1000282001,
// Provided by VK_EXT_depth_bias_control
VK_STRUCTURE_TYPE_PHYSICAL_DEVICE_DEPTH_BIAS_CONTROL_FEATURES_EXT = 1000283000,
// Provided by VK_EXT_depth_bias_control
VK_STRUCTURE_TYPE_DEPTH_BIAS_INFO_EXT = 1000283001,
// Provided by VK_EXT_depth_bias_control
VK_STRUCTURE_TYPE_DEPTH_BIAS_REPRESENTATION_INFO_EXT = 1000283002,
// Provided by VK_EXT_device_memory_report
VK_STRUCTURE_TYPE_PHYSICAL_DEVICE_DEVICE_MEMORY_REPORT_FEATURES_EXT = 1000284000,
// Provided by VK_EXT_device_memory_report
VK_STRUCTURE_TYPE_DEVICE_DEVICE_MEMORY_REPORT_CREATE_INFO_EXT = 1000284001,
// Provided by VK_EXT_device_memory_report
VK_STRUCTURE_TYPE_DEVICE_MEMORY_REPORT_CALLBACK_DATA_EXT = 1000284002,
// Provided by VK_EXT_custom_border_color
VK_STRUCTURE_TYPE_SAMPLER_CUSTOM_BORDER_COLOR_CREATE_INFO_EXT = 1000287000,
// Provided by VK_EXT_custom_border_color
VK_STRUCTURE_TYPE_PHYSICAL_DEVICE_CUSTOM_BORDER_COLOR_PROPERTIES_EXT = 1000287001,

```



```

// Provided by VK_EXT_custom_border_color
VK_STRUCTURE_TYPE_PHYSICAL_DEVICE_CUSTOM_BORDER_COLOR_FEATURES_EXT = 1000287002,
// Provided by VK_EXT_texture_compression_astc_3d
VK_STRUCTURE_TYPE_PHYSICAL_DEVICE_TEXTURE_COMPRESSION_ASTC_3D_FEATURES_EXT =
1000288000,
// Provided by VK_KHR_pipeline_library
VK_STRUCTURE_TYPE_PIPELINE_LIBRARY_CREATE_INFO_KHR = 1000290000,
// Provided by VK_NV_present_barrier
VK_STRUCTURE_TYPE_PHYSICAL_DEVICE_PRESENT_BARRIER_FEATURES_NV = 1000292000,
// Provided by VK_NV_present_barrier
VK_STRUCTURE_TYPE_SURFACE_CAPABILITIES_PRESENT_BARRIER_NV = 1000292001,
// Provided by VK_NV_present_barrier
VK_STRUCTURE_TYPE_SWAPCHAIN_PRESENT_BARRIER_CREATE_INFO_NV = 1000292002,
// Provided by VK_KHR_present_id
VK_STRUCTURE_TYPE_PRESENT_ID_KHR = 1000294000,
// Provided by VK_KHR_present_id
VK_STRUCTURE_TYPE_PHYSICAL_DEVICE_PRESENT_ID_FEATURES_KHR = 1000294001,
// Provided by VK_KHR_video_encode_queue
VK_STRUCTURE_TYPE_VIDEO_ENCODE_INFO_KHR = 1000299000,
// Provided by VK_KHR_video_encode_queue
VK_STRUCTURE_TYPE_VIDEO_ENCODE_RATE_CONTROL_INFO_KHR = 1000299001,
// Provided by VK_KHR_video_encode_queue
VK_STRUCTURE_TYPE_VIDEO_ENCODE_RATE_CONTROL_LAYER_INFO_KHR = 1000299002,
// Provided by VK_KHR_video_encode_queue
VK_STRUCTURE_TYPE_VIDEO_ENCODE_CAPABILITIES_KHR = 1000299003,
// Provided by VK_KHR_video_encode_queue
VK_STRUCTURE_TYPE_VIDEO_ENCODE_USAGE_INFO_KHR = 1000299004,
// Provided by VK_KHR_video_encode_queue
VK_STRUCTURE_TYPE_QUERY_POOL_VIDEO_ENCODE_FEEDBACK_CREATE_INFO_KHR = 1000299005,
// Provided by VK_KHR_video_encode_queue
VK_STRUCTURE_TYPE_PHYSICAL_DEVICE_VIDEO_ENCODE_QUALITY_LEVEL_INFO_KHR =
1000299006,
// Provided by VK_KHR_video_encode_queue
VK_STRUCTURE_TYPE_VIDEO_ENCODE_QUALITY_LEVEL_PROPERTIES_KHR = 1000299007,
// Provided by VK_KHR_video_encode_queue
VK_STRUCTURE_TYPE_VIDEO_ENCODE_QUALITY_LEVEL_INFO_KHR = 1000299008,
// Provided by VK_KHR_video_encode_queue
VK_STRUCTURE_TYPE_VIDEO_ENCODE_SESSION_PARAMETERS_GET_INFO_KHR = 1000299009,
// Provided by VK_KHR_video_encode_queue
VK_STRUCTURE_TYPE_VIDEO_ENCODE_SESSION_PARAMETERS_FEEDBACK_INFO_KHR = 1000299010,
// Provided by VK_NV_device_diagnostics_config
VK_STRUCTURE_TYPE_PHYSICAL_DEVICE_DIAGNOSTICS_CONFIG_FEATURES_NV = 1000300000,
// Provided by VK_NV_device_diagnostics_config
VK_STRUCTURE_TYPE_DEVICE_DIAGNOSTICS_CONFIG_CREATE_INFO_NV = 1000300001,
// Provided by VK_QCOM_queue_perf_hint
VK_STRUCTURE_TYPE_PERF_HINT_INFO_QCOM = 1000302000,
// Provided by VK_QCOM_queue_perf_hint
VK_STRUCTURE_TYPE_PHYSICAL_DEVICE_QUEUE_PERF_HINT_FEATURES_QCOM = 1000302001,
// Provided by VK_QCOM_queue_perf_hint
VK_STRUCTURE_TYPE_PHYSICAL_DEVICE_QUEUE_PERF_HINT_PROPERTIES_QCOM = 1000302002,
#ifdef VK_ENABLE_BETA_EXTENSIONS

```



```

// Provided by VK_NV_cuda_kernel_launch
VK_STRUCTURE_TYPE_CUDA_MODULE_CREATE_INFO_NV = 1000307000,
#endif
#ifdef VK_ENABLE_BETA_EXTENSIONS
// Provided by VK_NV_cuda_kernel_launch
VK_STRUCTURE_TYPE_CUDA_FUNCTION_CREATE_INFO_NV = 1000307001,
#endif
#ifdef VK_ENABLE_BETA_EXTENSIONS
// Provided by VK_NV_cuda_kernel_launch
VK_STRUCTURE_TYPE_CUDA_LAUNCH_INFO_NV = 1000307002,
#endif
#ifdef VK_ENABLE_BETA_EXTENSIONS
// Provided by VK_NV_cuda_kernel_launch
VK_STRUCTURE_TYPE_PHYSICAL_DEVICE_CUDA_KERNEL_LAUNCH_FEATURES_NV = 1000307003,
#endif
#ifdef VK_ENABLE_BETA_EXTENSIONS
// Provided by VK_NV_cuda_kernel_launch
VK_STRUCTURE_TYPE_PHYSICAL_DEVICE_CUDA_KERNEL_LAUNCH_PROPERTIES_NV = 1000307004,
#endif
// Provided by VK_QCOM_tile_shading
VK_STRUCTURE_TYPE_PHYSICAL_DEVICE_TILE_SHADING_FEATURES_QCOM = 1000309000,
// Provided by VK_QCOM_tile_shading
VK_STRUCTURE_TYPE_PHYSICAL_DEVICE_TILE_SHADING_PROPERTIES_QCOM = 1000309001,
// Provided by VK_QCOM_tile_shading
VK_STRUCTURE_TYPE_RENDER_PASS_TILE_SHADING_CREATE_INFO_QCOM = 1000309002,
// Provided by VK_QCOM_tile_shading
VK_STRUCTURE_TYPE_PER_TILE_BEGIN_INFO_QCOM = 1000309003,
// Provided by VK_QCOM_tile_shading
VK_STRUCTURE_TYPE_PER_TILE_END_INFO_QCOM = 1000309004,
// Provided by VK_QCOM_tile_shading
VK_STRUCTURE_TYPE_DISPATCH_TILE_INFO_QCOM = 1000309005,
// Provided by VK_NV_low_latency
VK_STRUCTURE_TYPE_QUERY_LOW_LATENCY_SUPPORT_NV = 1000310000,
// Provided by VK_EXT_metal_objects
VK_STRUCTURE_TYPE_EXPORT_METAL_OBJECT_CREATE_INFO_EXT = 1000311000,
// Provided by VK_EXT_metal_objects
VK_STRUCTURE_TYPE_EXPORT_METAL_OBJECTS_INFO_EXT = 1000311001,
// Provided by VK_EXT_metal_objects
VK_STRUCTURE_TYPE_EXPORT_METAL_DEVICE_INFO_EXT = 1000311002,
// Provided by VK_EXT_metal_objects
VK_STRUCTURE_TYPE_EXPORT_METAL_COMMAND_QUEUE_INFO_EXT = 1000311003,
// Provided by VK_EXT_metal_objects
VK_STRUCTURE_TYPE_EXPORT_METAL_BUFFER_INFO_EXT = 1000311004,
// Provided by VK_EXT_metal_objects
VK_STRUCTURE_TYPE_IMPORT_METAL_BUFFER_INFO_EXT = 1000311005,
// Provided by VK_EXT_metal_objects
VK_STRUCTURE_TYPE_EXPORT_METAL_TEXTURE_INFO_EXT = 1000311006,
// Provided by VK_EXT_metal_objects
VK_STRUCTURE_TYPE_IMPORT_METAL_TEXTURE_INFO_EXT = 1000311007,
// Provided by VK_EXT_metal_objects
VK_STRUCTURE_TYPE_EXPORT_METAL_IO_SURFACE_INFO_EXT = 1000311008,

```



```

// Provided by VK_EXT_metal_objects
VK_STRUCTURE_TYPE_IMPORT_METAL_IO_SURFACE_INFO_EXT = 1000311009,
// Provided by VK_EXT_metal_objects
VK_STRUCTURE_TYPE_EXPORT_METAL_SHARED_EVENT_INFO_EXT = 1000311010,
// Provided by VK_EXT_metal_objects
VK_STRUCTURE_TYPE_IMPORT_METAL_SHARED_EVENT_INFO_EXT = 1000311011,
// Provided by VK_EXT_descriptor_buffer
VK_STRUCTURE_TYPE_PHYSICAL_DEVICE_DESCRIPTOR_BUFFER_PROPERTIES_EXT = 1000316000,
// Provided by VK_EXT_descriptor_buffer
VK_STRUCTURE_TYPE_PHYSICAL_DEVICE_DESCRIPTOR_BUFFER_DENSITY_MAP_PROPERTIES_EXT =
1000316001,
// Provided by VK_EXT_descriptor_buffer
VK_STRUCTURE_TYPE_PHYSICAL_DEVICE_DESCRIPTOR_BUFFER_FEATURES_EXT = 1000316002,
// Provided by VK_EXT_descriptor_buffer
VK_STRUCTURE_TYPE_DESCRIPTOR_ADDRESS_INFO_EXT = 1000316003,
// Provided by VK_EXT_descriptor_buffer
VK_STRUCTURE_TYPE_DESCRIPTOR_GET_INFO_EXT = 1000316004,
// Provided by VK_EXT_descriptor_buffer
VK_STRUCTURE_TYPE_BUFFER_CAPTURE_DESCRIPTOR_DATA_INFO_EXT = 1000316005,
// Provided by VK_EXT_descriptor_buffer
VK_STRUCTURE_TYPE_IMAGE_CAPTURE_DESCRIPTOR_DATA_INFO_EXT = 1000316006,
// Provided by VK_EXT_descriptor_buffer
VK_STRUCTURE_TYPE_IMAGE_VIEW_CAPTURE_DESCRIPTOR_DATA_INFO_EXT = 1000316007,
// Provided by VK_EXT_descriptor_buffer
VK_STRUCTURE_TYPE_SAMPLER_CAPTURE_DESCRIPTOR_DATA_INFO_EXT = 1000316008,
// Provided by VK_EXT_descriptor_buffer
VK_STRUCTURE_TYPE_OPAQUE_CAPTURE_DESCRIPTOR_DATA_CREATE_INFO_EXT = 1000316010,
// Provided by VK_EXT_descriptor_buffer
VK_STRUCTURE_TYPE_DESCRIPTOR_BUFFER_BINDING_INFO_EXT = 1000316011,
// Provided by VK_EXT_descriptor_buffer
VK_STRUCTURE_TYPE_DESCRIPTOR_BUFFER_BINDING_PUSH_DESCRIPTOR_BUFFER_HANDLE_EXT =
1000316012,
// Provided by VK_EXT_descriptor_buffer with VK_KHR_acceleration_structure or
VK_NV_ray_tracing
VK_STRUCTURE_TYPE_ACCELERATION_STRUCTURE_CAPTURE_DESCRIPTOR_DATA_INFO_EXT =
1000316009,
// Provided by VK_KHR_device_address_commands
VK_STRUCTURE_TYPE_DEVICE_MEMORY_COPY_KHR = 1000318000,
// Provided by VK_KHR_device_address_commands
VK_STRUCTURE_TYPE_COPY_DEVICE_MEMORY_INFO_KHR = 1000318001,
// Provided by VK_KHR_device_address_commands
VK_STRUCTURE_TYPE_DEVICE_MEMORY_IMAGE_COPY_KHR = 1000318002,
// Provided by VK_KHR_device_address_commands
VK_STRUCTURE_TYPE_COPY_DEVICE_MEMORY_IMAGE_INFO_KHR = 1000318003,
// Provided by VK_KHR_device_address_commands
VK_STRUCTURE_TYPE_MEMORY_RANGE_BARRIERS_INFO_KHR = 1000318004,
// Provided by VK_KHR_device_address_commands
VK_STRUCTURE_TYPE_MEMORY_RANGE_BARRIER_KHR = 1000318005,
// Provided by VK_KHR_device_address_commands
VK_STRUCTURE_TYPE_PHYSICAL_DEVICE_DEVICE_ADDRESS_COMMANDS_FEATURES_KHR =
1000318006,

```



```

// Provided by VK_KHR_device_address_commands
VK_STRUCTURE_TYPE_BIND_INDEX_BUFFER_3_INFO_KHR = 1000318007,
// Provided by VK_KHR_device_address_commands
VK_STRUCTURE_TYPE_BIND_VERTEX_BUFFER_3_INFO_KHR = 1000318008,
// Provided by VK_KHR_device_address_commands
VK_STRUCTURE_TYPE_DRAW_INDIRECT_2_INFO_KHR = 1000318009,
// Provided by VK_KHR_device_address_commands
VK_STRUCTURE_TYPE_DRAW_INDIRECT_COUNT_2_INFO_KHR = 1000318010,
// Provided by VK_KHR_device_address_commands
VK_STRUCTURE_TYPE_DISPATCH_INDIRECT_2_INFO_KHR = 1000318011,
// Provided by VK_KHR_device_address_commands with VK_EXT_conditional_rendering
VK_STRUCTURE_TYPE_CONDITIONAL_RENDERING_BEGIN_INFO_2_EXT = 1000318012,
// Provided by VK_KHR_device_address_commands with VK_EXT_transform_feedback
VK_STRUCTURE_TYPE_BIND_TRANSFORM_FEEDBACK_BUFFER_2_INFO_EXT = 1000318013,
// Provided by VK_KHR_device_address_commands with VK_AMD_buffer_marker
VK_STRUCTURE_TYPE_MEMORY_MARKER_INFO_AMD = 1000318014,
// Provided by VK_KHR_acceleration_structure with VK_KHR_device_address_commands
VK_STRUCTURE_TYPE_ACCELERATION_STRUCTURE_CREATE_INFO_2_KHR = 1000318015,
// Provided by VK_EXT_graphics_pipeline_library
VK_STRUCTURE_TYPE_PHYSICAL_DEVICE_GRAPHICS_PIPELINE_LIBRARY_FEATURES_EXT =
1000320000,
// Provided by VK_EXT_graphics_pipeline_library
VK_STRUCTURE_TYPE_PHYSICAL_DEVICE_GRAPHICS_PIPELINE_LIBRARY_PROPERTIES_EXT =
1000320001,
// Provided by VK_EXT_graphics_pipeline_library
VK_STRUCTURE_TYPE_GRAPHICS_PIPELINE_LIBRARY_CREATE_INFO_EXT = 1000320002,
// Provided by VK_AMD_shader_early_and_late_fragment_tests

VK_STRUCTURE_TYPE_PHYSICAL_DEVICE_SHADER_EARLY_AND_LATE_FRAGMENT_TESTS_FEATURES_AMD =
1000321000,
// Provided by VK_KHR_fragment_shader_barycentric
VK_STRUCTURE_TYPE_PHYSICAL_DEVICE_FRAGMENT_SHADER_BARYCENTRIC_FEATURES_KHR =
1000203000,
// Provided by VK_KHR_fragment_shader_barycentric
VK_STRUCTURE_TYPE_PHYSICAL_DEVICE_FRAGMENT_SHADER_BARYCENTRIC_PROPERTIES_KHR =
1000322000,
// Provided by VK_KHR_shader_subgroup_uniform_control_flow

VK_STRUCTURE_TYPE_PHYSICAL_DEVICE_SHADER_SUBGROUP_UNIFORM_CONTROL_FLOW_FEATURES_KHR =
1000323000,
// Provided by VK_NV_fragment_shading_rate_enums
VK_STRUCTURE_TYPE_PHYSICAL_DEVICE_FRAGMENT_SHADING_RATE_ENUMS_PROPERTIES_NV =
1000326000,
// Provided by VK_NV_fragment_shading_rate_enums
VK_STRUCTURE_TYPE_PHYSICAL_DEVICE_FRAGMENT_SHADING_RATE_ENUMS_FEATURES_NV =
1000326001,
// Provided by VK_NV_fragment_shading_rate_enums
VK_STRUCTURE_TYPE_PIPELINE_FRAGMENT_SHADING_RATE_ENUM_STATE_CREATE_INFO_NV =
1000326002,
// Provided by VK_NV_ray_tracing_motion_blur
VK_STRUCTURE_TYPE_ACCELERATION_STRUCTURE_GEOMETRY_MOTION_TRIANGLES_DATA_NV =

```



```

1000327000,
    // Provided by VK_NV_ray_tracing_motion_blur
    VK_STRUCTURE_TYPE_PHYSICAL_DEVICE_RAY_TRACING_MOTION_BLUR_FEATURES_NV =
1000327001,
    // Provided by VK_NV_ray_tracing_motion_blur
    VK_STRUCTURE_TYPE_ACCELERATION_STRUCTURE_MOTION_INFO_NV = 1000327002,
    // Provided by VK_EXT_mesh_shader
    VK_STRUCTURE_TYPE_PHYSICAL_DEVICE_MESH_SHADER_FEATURES_EXT = 1000328000,
    // Provided by VK_EXT_mesh_shader
    VK_STRUCTURE_TYPE_PHYSICAL_DEVICE_MESH_SHADER_PROPERTIES_EXT = 1000328001,
    // Provided by VK_EXT_ycbcr_2plane_444_formats
    VK_STRUCTURE_TYPE_PHYSICAL_DEVICE_YCBCR_2_PLANE_444_FORMATS_FEATURES_EXT =
1000330000,
    // Provided by VK_EXT_fragment_density_map2
    VK_STRUCTURE_TYPE_PHYSICAL_DEVICE_FRAGMENT_DENSITY_MAP_2_FEATURES_EXT =
1000332000,
    // Provided by VK_EXT_fragment_density_map2
    VK_STRUCTURE_TYPE_PHYSICAL_DEVICE_FRAGMENT_DENSITY_MAP_2_PROPERTIES_EXT =
1000332001,
    // Provided by VK_QCOM_rotated_copy_commands
    VK_STRUCTURE_TYPE_COPY_COMMAND_TRANSFORM_INFO_QCOM = 1000333000,
    // Provided by VK_KHR_workgroup_memory_explicit_layout
    VK_STRUCTURE_TYPE_PHYSICAL_DEVICE_WORKGROUP_MEMORY_EXPLICIT_LAYOUT_FEATURES_KHR =
1000336000,
    // Provided by VK_EXT_image_compression_control
    VK_STRUCTURE_TYPE_PHYSICAL_DEVICE_IMAGE_COMPRESSION_CONTROL_FEATURES_EXT =
1000338000,
    // Provided by VK_EXT_image_compression_control
    VK_STRUCTURE_TYPE_IMAGE_COMPRESSION_CONTROL_EXT = 1000338001,
    // Provided by VK_EXT_image_compression_control
    VK_STRUCTURE_TYPE_IMAGE_COMPRESSION_PROPERTIES_EXT = 1000338004,
    // Provided by VK_EXT_attachment_feedback_loop_layout
    VK_STRUCTURE_TYPE_PHYSICAL_DEVICE_ATTACHMENT_FEEDBACK_LOOP_LAYOUT_FEATURES_EXT =
1000339000,
    // Provided by VK_EXT_4444_formats
    VK_STRUCTURE_TYPE_PHYSICAL_DEVICE_4444_FORMATS_FEATURES_EXT = 1000340000,
    // Provided by VK_EXT_device_fault
    VK_STRUCTURE_TYPE_PHYSICAL_DEVICE_FAULT_FEATURES_EXT = 1000341000,
    // Provided by VK_EXT_device_fault
    VK_STRUCTURE_TYPE_DEVICE_FAULT_COUNTS_EXT = 1000341001,
    // Provided by VK_EXT_device_fault
    VK_STRUCTURE_TYPE_DEVICE_FAULT_INFO_EXT = 1000341002,
    // Provided by VK_EXT_rgba10x6_formats
    VK_STRUCTURE_TYPE_PHYSICAL_DEVICE_RGBA10X6_FORMATS_FEATURES_EXT = 1000344000,
    // Provided by VK_EXT_directfb_surface
    VK_STRUCTURE_TYPE_DIRECTFB_SURFACE_CREATE_INFO_EXT = 1000346000,
    // Provided by VK_EXT_vertex_input_dynamic_state
    VK_STRUCTURE_TYPE_PHYSICAL_DEVICE_VERTEX_INPUT_DYNAMIC_STATE_FEATURES_EXT =
1000352000,
    // Provided by VK_EXT_shader_object, VK_EXT_vertex_input_dynamic_state
    VK_STRUCTURE_TYPE_VERTEX_INPUT_BINDING_DESCRIPTION_2_EXT = 1000352001,

```



```

// Provided by VK_EXT_shader_object, VK_EXT_vertex_input_dynamic_state
VK_STRUCTURE_TYPE_VERTEX_INPUT_ATTRIBUTE_DESCRIPTION_2_EXT = 1000352002,
// Provided by VK_EXT_physical_device_drm
VK_STRUCTURE_TYPE_PHYSICAL_DEVICE_DRM_PROPERTIES_EXT = 1000353000,
// Provided by VK_EXT_device_address_binding_report
VK_STRUCTURE_TYPE_PHYSICAL_DEVICE_ADDRESS_BINDING_REPORT_FEATURES_EXT =
1000354000,
// Provided by VK_EXT_device_address_binding_report
VK_STRUCTURE_TYPE_DEVICE_ADDRESS_BINDING_CALLBACK_DATA_EXT = 1000354001,
// Provided by VK_EXT_depth_clip_control
VK_STRUCTURE_TYPE_PHYSICAL_DEVICE_DEPTH_CLIP_CONTROL_FEATURES_EXT = 1000355000,
// Provided by VK_EXT_depth_clip_control
VK_STRUCTURE_TYPE_PIPELINE_VIEWPORT_DEPTH_CLIP_CONTROL_CREATE_INFO_EXT =
1000355001,
// Provided by VK_EXT_primitive_topology_list_restart
VK_STRUCTURE_TYPE_PHYSICAL_DEVICE_PRIMITIVE_TOPOLOGY_LIST_RESTART_FEATURES_EXT =
1000356000,
// Provided by VK_FUCHSIA_external_memory
VK_STRUCTURE_TYPE_IMPORT_MEMORY_ZIRCON_HANDLE_INFO_FUCHSIA = 1000364000,
// Provided by VK_FUCHSIA_external_memory
VK_STRUCTURE_TYPE_MEMORY_ZIRCON_HANDLE_PROPERTIES_FUCHSIA = 1000364001,
// Provided by VK_FUCHSIA_external_memory
VK_STRUCTURE_TYPE_MEMORY_GET_ZIRCON_HANDLE_INFO_FUCHSIA = 1000364002,
// Provided by VK_FUCHSIA_external_semaphore
VK_STRUCTURE_TYPE_IMPORT_SEMAPHORE_ZIRCON_HANDLE_INFO_FUCHSIA = 1000365000,
// Provided by VK_FUCHSIA_external_semaphore
VK_STRUCTURE_TYPE_SEMAPHORE_GET_ZIRCON_HANDLE_INFO_FUCHSIA = 1000365001,
// Provided by VK_FUCHSIA_buffer_collection
VK_STRUCTURE_TYPE_BUFFER_COLLECTION_CREATE_INFO_FUCHSIA = 1000366000,
// Provided by VK_FUCHSIA_buffer_collection
VK_STRUCTURE_TYPE_IMPORT_MEMORY_BUFFER_COLLECTION_FUCHSIA = 1000366001,
// Provided by VK_FUCHSIA_buffer_collection
VK_STRUCTURE_TYPE_BUFFER_COLLECTION_IMAGE_CREATE_INFO_FUCHSIA = 1000366002,
// Provided by VK_FUCHSIA_buffer_collection
VK_STRUCTURE_TYPE_BUFFER_COLLECTION_PROPERTIES_FUCHSIA = 1000366003,
// Provided by VK_FUCHSIA_buffer_collection
VK_STRUCTURE_TYPE_BUFFER_CONSTRAINTS_INFO_FUCHSIA = 1000366004,
// Provided by VK_FUCHSIA_buffer_collection
VK_STRUCTURE_TYPE_BUFFER_COLLECTION_BUFFER_CREATE_INFO_FUCHSIA = 1000366005,
// Provided by VK_FUCHSIA_buffer_collection
VK_STRUCTURE_TYPE_IMAGE_CONSTRAINTS_INFO_FUCHSIA = 1000366006,
// Provided by VK_FUCHSIA_buffer_collection
VK_STRUCTURE_TYPE_IMAGE_FORMAT_CONSTRAINTS_INFO_FUCHSIA = 1000366007,
// Provided by VK_FUCHSIA_buffer_collection
VK_STRUCTURE_TYPE_SYSMEM_COLOR_SPACE_FUCHSIA = 1000366008,
// Provided by VK_FUCHSIA_buffer_collection
VK_STRUCTURE_TYPE_BUFFER_COLLECTION_CONSTRAINTS_INFO_FUCHSIA = 1000366009,
// Provided by VK_HUAWEI_subpass_shading
VK_STRUCTURE_TYPE_SUBPASS_SHADING_PIPELINE_CREATE_INFO_HUAWEI = 1000369000,
// Provided by VK_HUAWEI_subpass_shading
VK_STRUCTURE_TYPE_PHYSICAL_DEVICE_SUBPASS_SHADING_FEATURES_HUAWEI = 1000369001,

```



```

// Provided by VK_HUAWEI_subpass_shading
VK_STRUCTURE_TYPE_PHYSICAL_DEVICE_SUBPASS_SHADING_PROPERTIES_HUAWEI = 1000369002,
// Provided by VK_HUAWEI_invocation_mask
VK_STRUCTURE_TYPE_PHYSICAL_DEVICE_INVOCATION_MASK_FEATURES_HUAWEI = 1000370000,
// Provided by VK_NV_external_memory_rdma
VK_STRUCTURE_TYPE_MEMORY_GET_REMOTE_ADDRESS_INFO_NV = 1000371000,
// Provided by VK_NV_external_memory_rdma
VK_STRUCTURE_TYPE_PHYSICAL_DEVICE_EXTERNAL_MEMORY_RDMA_FEATURES_NV = 1000371001,
// Provided by VK_EXT_pipeline_properties
VK_STRUCTURE_TYPE_PIPELINE_PROPERTIES_IDENTIFIER_EXT = 1000372000,
// Provided by VK_EXT_pipeline_properties
VK_STRUCTURE_TYPE_PHYSICAL_DEVICE_PIPELINE_PROPERTIES_FEATURES_EXT = 1000372001,
// Provided by VK_EXT_frame_boundary
VK_STRUCTURE_TYPE_PHYSICAL_DEVICE_FRAME_BOUNDARY_FEATURES_EXT = 1000375000,
// Provided by VK_EXT_frame_boundary
VK_STRUCTURE_TYPE_FRAME_BOUNDARY_EXT = 1000375001,
// Provided by VK_EXT_multisampled_render_to_single_sampled

VK_STRUCTURE_TYPE_PHYSICAL_DEVICE_MULTISAMPLED_RENDER_TO_SINGLE_SAMPLED_FEATURES_EXT =
1000376000,
// Provided by VK_EXT_multisampled_render_to_single_sampled
VK_STRUCTURE_TYPE_SUBPASS_RESOLVE_PERFORMANCE_QUERY_EXT = 1000376001,
// Provided by VK_EXT_multisampled_render_to_single_sampled
VK_STRUCTURE_TYPE_MULTISAMPLED_RENDER_TO_SINGLE_SAMPLED_INFO_EXT = 1000376002,
// Provided by VK_EXT_extended_dynamic_state2
VK_STRUCTURE_TYPE_PHYSICAL_DEVICE_EXTENDED_DYNAMIC_STATE_2_FEATURES_EXT =
1000377000,
// Provided by VK_QNX_screen_surface
VK_STRUCTURE_TYPE_SCREEN_SURFACE_CREATE_INFO_QNX = 1000378000,
// Provided by VK_EXT_color_write_enable
VK_STRUCTURE_TYPE_PHYSICAL_DEVICE_COLOR_WRITE_ENABLE_FEATURES_EXT = 1000381000,
// Provided by VK_EXT_color_write_enable
VK_STRUCTURE_TYPE_PIPELINE_COLOR_WRITE_CREATE_INFO_EXT = 1000381001,
// Provided by VK_EXT_primitives_generated_query
VK_STRUCTURE_TYPE_PHYSICAL_DEVICE_PRIMITIVES_GENERATED_QUERY_FEATURES_EXT =
1000382000,
// Provided by VK_KHR_ray_tracing_maintenance1
VK_STRUCTURE_TYPE_PHYSICAL_DEVICE_RAY_TRACING_MAINTENANCE_1_FEATURES_KHR =
1000386000,
// Provided by VK_KHR_shader_untyped_pointers
VK_STRUCTURE_TYPE_PHYSICAL_DEVICE_SHADER_UNTYPED_POINTERS_FEATURES_KHR =
1000387000,
// Provided by VK_VALVE_video_encode_rgb_conversion
VK_STRUCTURE_TYPE_PHYSICAL_DEVICE_VIDEO_ENCODE_RGB_CONVERSION_FEATURES_VALVE =
1000390000,
// Provided by VK_VALVE_video_encode_rgb_conversion
VK_STRUCTURE_TYPE_VIDEO_ENCODE_RGB_CONVERSION_CAPABILITIES_VALVE = 1000390001,
// Provided by VK_VALVE_video_encode_rgb_conversion
VK_STRUCTURE_TYPE_VIDEO_ENCODE_PROFILE_RGB_CONVERSION_INFO_VALVE = 1000390002,
// Provided by VK_VALVE_video_encode_rgb_conversion
VK_STRUCTURE_TYPE_VIDEO_ENCODE_SESSION_RGB_CONVERSION_CREATE_INFO_VALVE =

```



```

1000390003,
// Provided by VK_EXT_image_view_min_lod
VK_STRUCTURE_TYPE_PHYSICAL_DEVICE_IMAGE_VIEW_MIN_LOD_FEATURES_EXT = 1000391000,
// Provided by VK_EXT_image_view_min_lod
VK_STRUCTURE_TYPE_IMAGE_VIEW_MIN_LOD_CREATE_INFO_EXT = 1000391001,
// Provided by VK_EXT_multi_draw
VK_STRUCTURE_TYPE_PHYSICAL_DEVICE_MULTI_DRAW_FEATURES_EXT = 1000392000,
// Provided by VK_EXT_multi_draw
VK_STRUCTURE_TYPE_PHYSICAL_DEVICE_MULTI_DRAW_PROPERTIES_EXT = 1000392001,
// Provided by VK_EXT_image_2d_view_of_3d
VK_STRUCTURE_TYPE_PHYSICAL_DEVICE_IMAGE_2D_VIEW_OF_3D_FEATURES_EXT = 1000393000,
// Provided by VK_EXT_shader_tile_image
VK_STRUCTURE_TYPE_PHYSICAL_DEVICE_SHADER_TILE_IMAGE_FEATURES_EXT = 1000395000,
// Provided by VK_EXT_shader_tile_image
VK_STRUCTURE_TYPE_PHYSICAL_DEVICE_SHADER_TILE_IMAGE_PROPERTIES_EXT = 1000395001,
// Provided by VK_EXT_opacity_micromap
VK_STRUCTURE_TYPE_MICROMAP_BUILD_INFO_EXT = 1000396000,
// Provided by VK_EXT_opacity_micromap
VK_STRUCTURE_TYPE_MICROMAP_VERSION_INFO_EXT = 1000396001,
// Provided by VK_EXT_opacity_micromap
VK_STRUCTURE_TYPE_COPY_MICROMAP_INFO_EXT = 1000396002,
// Provided by VK_EXT_opacity_micromap
VK_STRUCTURE_TYPE_COPY_MICROMAP_TO_MEMORY_INFO_EXT = 1000396003,
// Provided by VK_EXT_opacity_micromap
VK_STRUCTURE_TYPE_COPY_MEMORY_TO_MICROMAP_INFO_EXT = 1000396004,
// Provided by VK_EXT_opacity_micromap
VK_STRUCTURE_TYPE_PHYSICAL_DEVICE_OPACITY_MICROMAP_FEATURES_EXT = 1000396005,
// Provided by VK_EXT_opacity_micromap
VK_STRUCTURE_TYPE_PHYSICAL_DEVICE_OPACITY_MICROMAP_PROPERTIES_EXT = 1000396006,
// Provided by VK_EXT_opacity_micromap
VK_STRUCTURE_TYPE_MICROMAP_CREATE_INFO_EXT = 1000396007,
// Provided by VK_EXT_opacity_micromap
VK_STRUCTURE_TYPE_MICROMAP_BUILD_SIZES_INFO_EXT = 1000396008,
// Provided by VK_EXT_opacity_micromap
VK_STRUCTURE_TYPE_ACCELERATION_STRUCTURE_TRIANGLES_OPACITY_MICROMAP_EXT =
1000396009,
#ifdef VK_ENABLE_BETA_EXTENSIONS
// Provided by VK_NV_displacement_micromap
VK_STRUCTURE_TYPE_PHYSICAL_DEVICE_DISPLACEMENT_MICROMAP_FEATURES_NV = 1000397000,
#endif
#ifdef VK_ENABLE_BETA_EXTENSIONS
// Provided by VK_NV_displacement_micromap
VK_STRUCTURE_TYPE_PHYSICAL_DEVICE_DISPLACEMENT_MICROMAP_PROPERTIES_NV =
1000397001,
#endif
#ifdef VK_ENABLE_BETA_EXTENSIONS
// Provided by VK_NV_displacement_micromap
VK_STRUCTURE_TYPE_ACCELERATION_STRUCTURE_TRIANGLES_DISPLACEMENT_MICROMAP_NV =
1000397002,
#endif
// Provided by VK_HUAWEI_cluster_culling_shader

```



```

VK_STRUCTURE_TYPE_PHYSICAL_DEVICE_CLUSTER_CULLING_SHADER_FEATURES_HUAWEI =
1000404000,
// Provided by VK_HUAWEI_cluster_culling_shader
VK_STRUCTURE_TYPE_PHYSICAL_DEVICE_CLUSTER_CULLING_SHADER_PROPERTIES_HUAWEI =
1000404001,
// Provided by VK_HUAWEI_cluster_culling_shader
VK_STRUCTURE_TYPE_PHYSICAL_DEVICE_CLUSTER_CULLING_SHADER_VRS_FEATURES_HUAWEI =
1000404002,
// Provided by VK_EXT_border_color_swizzle
VK_STRUCTURE_TYPE_PHYSICAL_DEVICE_BORDER_COLOR_SWIZZLE_FEATURES_EXT = 1000411000,
// Provided by VK_EXT_border_color_swizzle
VK_STRUCTURE_TYPE_SAMPLER_BORDER_COLOR_COMPONENT_MAPPING_CREATE_INFO_EXT =
1000411001,
// Provided by VK_EXT_pageable_device_local_memory
VK_STRUCTURE_TYPE_PHYSICAL_DEVICE_PAGEABLE_DEVICE_LOCAL_MEMORY_FEATURES_EXT =
1000412000,
// Provided by VK_ARM_shader_core_properties
VK_STRUCTURE_TYPE_PHYSICAL_DEVICE_SHADER_CORE_PROPERTIES_ARM = 1000415000,
// Provided by VK_ARM_scheduling_controls
VK_STRUCTURE_TYPE_DEVICE_QUEUE_SHADER_CORE_CONTROL_CREATE_INFO_ARM = 1000417000,
// Provided by VK_ARM_scheduling_controls
VK_STRUCTURE_TYPE_PHYSICAL_DEVICE_SCHEDULING_CONTROLS_FEATURES_ARM = 1000417001,
// Provided by VK_ARM_scheduling_controls
VK_STRUCTURE_TYPE_PHYSICAL_DEVICE_SCHEDULING_CONTROLS_PROPERTIES_ARM = 1000417002,
// Provided by VK_ARM_scheduling_controls
VK_STRUCTURE_TYPE_DISPATCH_PARAMETERS_ARM = 1000417003,
// Provided by VK_ARM_scheduling_controls

VK_STRUCTURE_TYPE_PHYSICAL_DEVICE_SCHEDULING_CONTROLS_DISPATCH_PARAMETERS_PROPERTIES_ARM = 1000417004,
// Provided by VK_EXT_image_sliced_view_of_3d
VK_STRUCTURE_TYPE_PHYSICAL_DEVICE_IMAGE_SLICED_VIEW_OF_3D_FEATURES_EXT =
1000418000,
// Provided by VK_EXT_image_sliced_view_of_3d
VK_STRUCTURE_TYPE_IMAGE_VIEW_SLICED_CREATE_INFO_EXT = 1000418001,
// Provided by VK_VALVE_descriptor_set_host_mapping
VK_STRUCTURE_TYPE_PHYSICAL_DEVICE_DESCRIPTOR_SET_HOST_MAPPING_FEATURES_VALVE =
1000420000,
// Provided by VK_VALVE_descriptor_set_host_mapping
VK_STRUCTURE_TYPE_DESCRIPTOR_SET_BINDING_REFERENCE_VALVE = 1000420001,
// Provided by VK_VALVE_descriptor_set_host_mapping
VK_STRUCTURE_TYPE_DESCRIPTOR_SET_LAYOUT_HOST_MAPPING_INFO_VALVE = 1000420002,
// Provided by VK_EXT_non_seamless_cube_map
VK_STRUCTURE_TYPE_PHYSICAL_DEVICE_NON_SEAMLESS_CUBE_MAP_FEATURES_EXT = 1000422000,
// Provided by VK_ARM_render_pass_striped
VK_STRUCTURE_TYPE_PHYSICAL_DEVICE_RENDER_PASS_STRIPE_FEATURES_ARM = 1000424000,
// Provided by VK_ARM_render_pass_striped
VK_STRUCTURE_TYPE_PHYSICAL_DEVICE_RENDER_PASS_STRIPE_PROPERTIES_ARM = 1000424001,
// Provided by VK_ARM_render_pass_striped
VK_STRUCTURE_TYPE_RENDER_PASS_STRIPE_BEGIN_INFO_ARM = 1000424002,
// Provided by VK_ARM_render_pass_striped

```



```

VK_STRUCTURE_TYPE_RENDER_PASS_STRIPE_INFO_ARM = 1000424003,
// Provided by VK_ARM_render_pass_striped
VK_STRUCTURE_TYPE_RENDER_PASS_STRIPE_SUBMIT_INFO_ARM = 1000424004,
// Provided by VK_NV_copy_memory_indirect
VK_STRUCTURE_TYPE_PHYSICAL_DEVICE_COPY_MEMORY_INDIRECT_FEATURES_NV = 1000426000,
// Provided by VK_NV_device_generated_commands_compute
VK_STRUCTURE_TYPE_PHYSICAL_DEVICE_DEVICE_GENERATED_COMMANDS_COMPUTE_FEATURES_NV =
1000428000,
// Provided by VK_NV_device_generated_commands_compute
VK_STRUCTURE_TYPE_COMPUTE_PIPELINE_INDIRECT_BUFFER_INFO_NV = 1000428001,
// Provided by VK_NV_device_generated_commands_compute
VK_STRUCTURE_TYPE_PIPELINE_INDIRECT_DEVICE_ADDRESS_INFO_NV = 1000428002,
// Provided by VK_NV_ray_tracing_linear_swept_spheres
VK_STRUCTURE_TYPE_PHYSICAL_DEVICE_RAY_TRACING_LINEAR_SWEPT_SPHERES_FEATURES_NV =
1000429008,
// Provided by VK_NV_ray_tracing_linear_swept_spheres
VK_STRUCTURE_TYPE_ACCELERATION_STRUCTURE_GEOMETRY_LINEAR_SWEPT_SPHERES_DATA_NV =
1000429009,
// Provided by VK_NV_ray_tracing_linear_swept_spheres
VK_STRUCTURE_TYPE_ACCELERATION_STRUCTURE_GEOMETRY_SPHERES_DATA_NV = 1000429010,
// Provided by VK_NV_linear_color_attachment
VK_STRUCTURE_TYPE_PHYSICAL_DEVICE_LINEAR_COLOR_ATTACHMENT_FEATURES_NV =
1000430000,
// Provided by VK_KHR_shader_maximal_reconvergence
VK_STRUCTURE_TYPE_PHYSICAL_DEVICE_SHADER_MAXIMAL_RECONVERGENCE_FEATURES_KHR =
1000434000,
// Provided by VK_EXT_image_compression_control_swapchain
VK_STRUCTURE_TYPE_PHYSICAL_DEVICE_IMAGE_COMPRESSION_CONTROL_SWAPCHAIN_FEATURES_EXT
= 1000437000,
// Provided by VK_QCOM_image_processing
VK_STRUCTURE_TYPE_PHYSICAL_DEVICE_IMAGE_PROCESSING_FEATURES_QCOM = 1000440000,
// Provided by VK_QCOM_image_processing
VK_STRUCTURE_TYPE_PHYSICAL_DEVICE_IMAGE_PROCESSING_PROPERTIES_QCOM = 1000440001,
// Provided by VK_QCOM_image_processing
VK_STRUCTURE_TYPE_IMAGE_VIEW_SAMPLE_WEIGHT_CREATE_INFO_QCOM = 1000440002,
// Provided by VK_EXT_nested_command_buffer
VK_STRUCTURE_TYPE_PHYSICAL_DEVICE_NESTED_COMMAND_BUFFER_FEATURES_EXT = 1000451000,
// Provided by VK_EXT_nested_command_buffer
VK_STRUCTURE_TYPE_PHYSICAL_DEVICE_NESTED_COMMAND_BUFFER_PROPERTIES_EXT =
1000451001,
// Provided by VK_OHOS_external_memory
VK_STRUCTURE_TYPE_NATIVE_BUFFER_USAGE_OHOS = 1000452000,
// Provided by VK_OHOS_external_memory
VK_STRUCTURE_TYPE_NATIVE_BUFFER_PROPERTIES_OHOS = 1000452001,
// Provided by VK_OHOS_external_memory
VK_STRUCTURE_TYPE_NATIVE_BUFFER_FORMAT_PROPERTIES_OHOS = 1000452002,
// Provided by VK_OHOS_external_memory
VK_STRUCTURE_TYPE_IMPORT_NATIVE_BUFFER_INFO_OHOS = 1000452003,
// Provided by VK_OHOS_external_memory
VK_STRUCTURE_TYPE_MEMORY_GET_NATIVE_BUFFER_INFO_OHOS = 1000452004,
// Provided by VK_OHOS_external_memory

```



```

VK_STRUCTURE_TYPE_EXTERNAL_FORMAT_OHOS = 1000452005,
// Provided by VK_EXT_external_memory_acquire_unmodified
VK_STRUCTURE_TYPE_EXTERNAL_MEMORY_ACQUIRE_UNMODIFIED_EXT = 1000453000,
// Provided by VK_EXT_extended_dynamic_state3
VK_STRUCTURE_TYPE_PHYSICAL_DEVICE_EXTENDED_DYNAMIC_STATE_3_FEATURES_EXT =
1000455000,
// Provided by VK_EXT_extended_dynamic_state3
VK_STRUCTURE_TYPE_PHYSICAL_DEVICE_EXTENDED_DYNAMIC_STATE_3_PROPERTIES_EXT =
1000455001,
// Provided by VK_EXT_subpass_merge_feedback
VK_STRUCTURE_TYPE_PHYSICAL_DEVICE_SUBPASS_MERGE_FEEDBACK_FEATURES_EXT =
1000458000,
// Provided by VK_EXT_subpass_merge_feedback
VK_STRUCTURE_TYPE_RENDER_PASS_CREATION_CONTROL_EXT = 1000458001,
// Provided by VK_EXT_subpass_merge_feedback
VK_STRUCTURE_TYPE_RENDER_PASS_CREATION_FEEDBACK_CREATE_INFO_EXT = 1000458002,
// Provided by VK_EXT_subpass_merge_feedback
VK_STRUCTURE_TYPE_RENDER_PASS_SUBPASS_FEEDBACK_CREATE_INFO_EXT = 1000458003,
// Provided by VK_LUNARG_direct_driver_loading
VK_STRUCTURE_TYPE_DIRECT_DRIVER_LOADING_INFO_LUNARG = 1000459000,
// Provided by VK_LUNARG_direct_driver_loading
VK_STRUCTURE_TYPE_DIRECT_DRIVER_LOADING_LIST_LUNARG = 1000459001,
// Provided by VK_ARM_tensors
VK_STRUCTURE_TYPE_TENSOR_CREATE_INFO_ARM = 1000460000,
// Provided by VK_ARM_tensors
VK_STRUCTURE_TYPE_TENSOR_VIEW_CREATE_INFO_ARM = 1000460001,
// Provided by VK_ARM_tensors
VK_STRUCTURE_TYPE_BIND_TENSOR_MEMORY_INFO_ARM = 1000460002,
// Provided by VK_ARM_tensors
VK_STRUCTURE_TYPE_WRITE_DESCRIPTOR_SET_TENSOR_ARM = 1000460003,
// Provided by VK_ARM_tensors
VK_STRUCTURE_TYPE_PHYSICAL_DEVICE_TENSOR_PROPERTIES_ARM = 1000460004,
// Provided by VK_ARM_tensors
VK_STRUCTURE_TYPE_TENSOR_FORMAT_PROPERTIES_ARM = 1000460005,
// Provided by VK_ARM_tensors
VK_STRUCTURE_TYPE_TENSOR_DESCRIPTION_ARM = 1000460006,
// Provided by VK_ARM_tensors
VK_STRUCTURE_TYPE_TENSOR_MEMORY_REQUIREMENTS_INFO_ARM = 1000460007,
// Provided by VK_ARM_tensors
VK_STRUCTURE_TYPE_TENSOR_MEMORY_BARRIER_ARM = 1000460008,
// Provided by VK_ARM_tensors
VK_STRUCTURE_TYPE_PHYSICAL_DEVICE_TENSOR_FEATURES_ARM = 1000460009,
// Provided by VK_ARM_tensors
VK_STRUCTURE_TYPE_DEVICE_TENSOR_MEMORY_REQUIREMENTS_ARM = 1000460010,
// Provided by VK_ARM_tensors
VK_STRUCTURE_TYPE_COPY_TENSOR_INFO_ARM = 1000460011,
// Provided by VK_ARM_tensors
VK_STRUCTURE_TYPE_TENSOR_COPY_ARM = 1000460012,
// Provided by VK_ARM_tensors
VK_STRUCTURE_TYPE_TENSOR_DEPENDENCY_INFO_ARM = 1000460013,
// Provided by VK_ARM_tensors

```



```

VK_STRUCTURE_TYPE_MEMORY_DEDICATED_ALLOCATE_INFO_TENSOR_ARM = 1000460014,
// Provided by VK_ARM_tensors
VK_STRUCTURE_TYPE_PHYSICAL_DEVICE_EXTERNAL_TENSOR_INFO_ARM = 1000460015,
// Provided by VK_ARM_tensors
VK_STRUCTURE_TYPE_EXTERNAL_TENSOR_PROPERTIES_ARM = 1000460016,
// Provided by VK_ARM_tensors
VK_STRUCTURE_TYPE_EXTERNAL_MEMORY_TENSOR_CREATE_INFO_ARM = 1000460017,
// Provided by VK_EXT_descriptor_buffer with VK_ARM_tensors
VK_STRUCTURE_TYPE_PHYSICAL_DEVICE_DESCRIPTOR_BUFFER_TENSOR_FEATURES_ARM =
1000460018,
// Provided by VK_EXT_descriptor_buffer with VK_ARM_tensors
VK_STRUCTURE_TYPE_PHYSICAL_DEVICE_DESCRIPTOR_BUFFER_TENSOR_PROPERTIES_ARM =
1000460019,
// Provided by VK_EXT_descriptor_buffer with VK_ARM_tensors
VK_STRUCTURE_TYPE_DESCRIPTOR_GET_TENSOR_INFO_ARM = 1000460020,
// Provided by VK_EXT_descriptor_buffer with VK_ARM_tensors
VK_STRUCTURE_TYPE_TENSOR_CAPTURE_DESCRIPTOR_DATA_INFO_ARM = 1000460021,
// Provided by VK_EXT_descriptor_buffer with VK_ARM_tensors
VK_STRUCTURE_TYPE_TENSOR_VIEW_CAPTURE_DESCRIPTOR_DATA_INFO_ARM = 1000460022,
// Provided by VK_EXT_frame_boundary with VK_ARM_tensors
VK_STRUCTURE_TYPE_FRAME_BOUNDARY_TENSORS_ARM = 1000460023,
// Provided by VK_EXT_shader_module_identifier
VK_STRUCTURE_TYPE_PHYSICAL_DEVICE_SHADER_MODULE_IDENTIFIER_FEATURES_EXT =
1000462000,
// Provided by VK_EXT_shader_module_identifier
VK_STRUCTURE_TYPE_PHYSICAL_DEVICE_SHADER_MODULE_IDENTIFIER_PROPERTIES_EXT =
1000462001,
// Provided by VK_EXT_shader_module_identifier
VK_STRUCTURE_TYPE_PIPELINE_SHADER_STAGE_MODULE_IDENTIFIER_CREATE_INFO_EXT =
1000462002,
// Provided by VK_EXT_shader_module_identifier
VK_STRUCTURE_TYPE_SHADER_MODULE_IDENTIFIER_EXT = 1000462003,
// Provided by VK_EXT_rasterization_order_attachment_access

VK_STRUCTURE_TYPE_PHYSICAL_DEVICE_RASTERIZATION_ORDER_ATTACHMENT_ACCESS_FEATURES_EXT =
1000342000,
// Provided by VK_NV_optical_flow
VK_STRUCTURE_TYPE_PHYSICAL_DEVICE_OPTICAL_FLOW_FEATURES_NV = 1000464000,
// Provided by VK_NV_optical_flow
VK_STRUCTURE_TYPE_PHYSICAL_DEVICE_OPTICAL_FLOW_PROPERTIES_NV = 1000464001,
// Provided by VK_NV_optical_flow
VK_STRUCTURE_TYPE_OPTICAL_FLOW_IMAGE_FORMAT_INFO_NV = 1000464002,
// Provided by VK_NV_optical_flow
VK_STRUCTURE_TYPE_OPTICAL_FLOW_IMAGE_FORMAT_PROPERTIES_NV = 1000464003,
// Provided by VK_NV_optical_flow
VK_STRUCTURE_TYPE_OPTICAL_FLOW_SESSION_CREATE_INFO_NV = 1000464004,
// Provided by VK_NV_optical_flow
VK_STRUCTURE_TYPE_OPTICAL_FLOW_EXECUTE_INFO_NV = 1000464005,
// Provided by VK_NV_optical_flow
VK_STRUCTURE_TYPE_OPTICAL_FLOW_SESSION_CREATE_PRIVATE_DATA_INFO_NV = 1000464010,
// Provided by VK_EXT_legacy_dithering

```



```

VK_STRUCTURE_TYPE_PHYSICAL_DEVICE_LEGACY_DITHERING_FEATURES_EXT = 1000465000,
// Provided by VK_ANDROID_external_format_resolve
VK_STRUCTURE_TYPE_PHYSICAL_DEVICE_EXTERNAL_FORMAT_RESOLVE_FEATURES_ANDROID =
1000468000,
// Provided by VK_ANDROID_external_format_resolve
VK_STRUCTURE_TYPE_PHYSICAL_DEVICE_EXTERNAL_FORMAT_RESOLVE_PROPERTIES_ANDROID =
1000468001,
// Provided by VK_ANDROID_external_format_resolve
VK_STRUCTURE_TYPE_ANDROID_HARDWARE_BUFFER_FORMAT_RESOLVE_PROPERTIES_ANDROID =
1000468002,
// Provided by VK_AMD_anti_lag
VK_STRUCTURE_TYPE_PHYSICAL_DEVICE_ANTI_LAG_FEATURES_AMD = 1000476000,
// Provided by VK_AMD_anti_lag
VK_STRUCTURE_TYPE_ANTI_LAG_DATA_AMD = 1000476001,
// Provided by VK_AMD_anti_lag
VK_STRUCTURE_TYPE_ANTI_LAG_PRESENTATION_INFO_AMD = 1000476002,
#ifdef VK_ENABLE_BETA_EXTENSIONS
// Provided by VK_AMD_anti_lag
VK_STRUCTURE_TYPE_PHYSICAL_DEVICE_DENSE_GEOMETRY_FORMAT_FEATURES_AMD =
1000478000,
#endif
#ifdef VK_ENABLE_BETA_EXTENSIONS
// Provided by VK_AMD_anti_lag
VK_STRUCTURE_TYPE_ACCELERATION_STRUCTURE_DENSE_GEOMETRY_FORMAT_TRIANGLES_DATA_AMD
= 1000478001,
#endif
// Provided by VK_KHR_present_id2
VK_STRUCTURE_TYPE_SURFACE_CAPABILITIES_PRESENT_ID_2_KHR = 1000479000,
// Provided by VK_KHR_present_id2
VK_STRUCTURE_TYPE_PRESENT_ID_2_KHR = 1000479001,
// Provided by VK_KHR_present_id2
VK_STRUCTURE_TYPE_PHYSICAL_DEVICE_PRESENT_ID_2_FEATURES_KHR = 1000479002,
// Provided by VK_KHR_present_wait2
VK_STRUCTURE_TYPE_SURFACE_CAPABILITIES_PRESENT_WAIT_2_KHR = 1000480000,
// Provided by VK_KHR_present_wait2
VK_STRUCTURE_TYPE_PHYSICAL_DEVICE_PRESENT_WAIT_2_FEATURES_KHR = 1000480001,
// Provided by VK_KHR_present_wait2
VK_STRUCTURE_TYPE_PRESENT_WAIT_2_INFO_KHR = 1000480002,
// Provided by VK_KHR_ray_tracing_position_fetch
VK_STRUCTURE_TYPE_PHYSICAL_DEVICE_RAY_TRACING_POSITION_FETCH_FEATURES_KHR =
1000481000,
// Provided by VK_EXT_shader_object
VK_STRUCTURE_TYPE_PHYSICAL_DEVICE_SHADER_OBJECT_FEATURES_EXT = 1000482000,
// Provided by VK_EXT_shader_object
VK_STRUCTURE_TYPE_PHYSICAL_DEVICE_SHADER_OBJECT_PROPERTIES_EXT = 1000482001,
// Provided by VK_EXT_shader_object
VK_STRUCTURE_TYPE_SHADER_CREATE_INFO_EXT = 1000482002,
// Provided by VK_KHR_pipeline_binary
VK_STRUCTURE_TYPE_PHYSICAL_DEVICE_PIPELINE_BINARY_FEATURES_KHR = 1000483000,
// Provided by VK_KHR_pipeline_binary
VK_STRUCTURE_TYPE_PIPELINE_BINARY_CREATE_INFO_KHR = 1000483001,

```



```

// Provided by VK_KHR_pipeline_binary
VK_STRUCTURE_TYPE_PIPELINE_BINARY_INFO_KHR = 1000483002,
// Provided by VK_KHR_pipeline_binary
VK_STRUCTURE_TYPE_PIPELINE_BINARY_KEY_KHR = 1000483003,
// Provided by VK_KHR_pipeline_binary
VK_STRUCTURE_TYPE_PHYSICAL_DEVICE_PIPELINE_BINARY_PROPERTIES_KHR = 1000483004,
// Provided by VK_KHR_pipeline_binary
VK_STRUCTURE_TYPE_RELEASE_CAPTURED_PIPELINE_DATA_INFO_KHR = 1000483005,
// Provided by VK_KHR_pipeline_binary
VK_STRUCTURE_TYPE_PIPELINE_BINARY_DATA_INFO_KHR = 1000483006,
// Provided by VK_KHR_pipeline_binary
VK_STRUCTURE_TYPE_PIPELINE_CREATE_INFO_KHR = 1000483007,
// Provided by VK_KHR_pipeline_binary
VK_STRUCTURE_TYPE_DEVICE_PIPELINE_BINARY_INTERNAL_CACHE_CONTROL_KHR = 1000483008,
// Provided by VK_KHR_pipeline_binary
VK_STRUCTURE_TYPE_PIPELINE_BINARY_HANDLES_INFO_KHR = 1000483009,
// Provided by VK_QCOM_tile_properties
VK_STRUCTURE_TYPE_PHYSICAL_DEVICE_TILE_PROPERTIES_FEATURES_QCOM = 1000484000,
// Provided by VK_QCOM_tile_properties
VK_STRUCTURE_TYPE_TILE_PROPERTIES_QCOM = 1000484001,
// Provided by VK_SEC_amigo_profiling
VK_STRUCTURE_TYPE_PHYSICAL_DEVICE_AMIGO_PROFILING_FEATURES_SEC = 1000485000,
// Provided by VK_SEC_amigo_profiling
VK_STRUCTURE_TYPE_AMIGO_PROFILING_SUBMIT_INFO_SEC = 1000485001,
// Provided by VK_KHR_surface_maintenance1
VK_STRUCTURE_TYPE_SURFACE_PRESENT_MODE_KHR = 1000274000,
// Provided by VK_KHR_surface_maintenance1
VK_STRUCTURE_TYPE_SURFACE_PRESENT_SCALING_CAPABILITIES_KHR = 1000274001,
// Provided by VK_KHR_surface_maintenance1
VK_STRUCTURE_TYPE_SURFACE_PRESENT_MODE_COMPATIBILITY_KHR = 1000274002,
// Provided by VK_KHR_swapchain_maintenance1
VK_STRUCTURE_TYPE_PHYSICAL_DEVICE_SWAPCHAIN_MAINTENANCE_1_FEATURES_KHR =
1000275000,
// Provided by VK_KHR_swapchain_maintenance1
VK_STRUCTURE_TYPE_SWAPCHAIN_PRESENT_FENCE_INFO_KHR = 1000275001,
// Provided by VK_KHR_swapchain_maintenance1
VK_STRUCTURE_TYPE_SWAPCHAIN_PRESENT_MODES_CREATE_INFO_KHR = 1000275002,
// Provided by VK_KHR_swapchain_maintenance1
VK_STRUCTURE_TYPE_SWAPCHAIN_PRESENT_MODE_INFO_KHR = 1000275003,
// Provided by VK_KHR_swapchain_maintenance1
VK_STRUCTURE_TYPE_SWAPCHAIN_PRESENT_SCALING_CREATE_INFO_KHR = 1000275004,
// Provided by VK_KHR_swapchain_maintenance1
VK_STRUCTURE_TYPE_RELEASE_SWAPCHAIN_IMAGES_INFO_KHR = 1000275005,
// Provided by VK_QCOM_multiview_per_view_viewports
VK_STRUCTURE_TYPE_PHYSICAL_DEVICE_MULTIVIEW_PER_VIEW_VIEWPORTS_FEATURES_QCOM =
1000488000,
// Provided by VK_NV_ray_tracing_invocation_reorder
VK_STRUCTURE_TYPE_PHYSICAL_DEVICE_RAY_TRACING_INVOCATION_REORDER_FEATURES_NV =
1000490000,
// Provided by VK_NV_ray_tracing_invocation_reorder
VK_STRUCTURE_TYPE_PHYSICAL_DEVICE_RAY_TRACING_INVOCATION_REORDER_PROPERTIES_NV =

```



```

1000490001,
    // Provided by VK_NV_cooperative_vector
    VK_STRUCTURE_TYPE_PHYSICAL_DEVICE_COOPERATIVE_VECTOR_FEATURES_NV = 1000491000,
    // Provided by VK_NV_cooperative_vector
    VK_STRUCTURE_TYPE_PHYSICAL_DEVICE_COOPERATIVE_VECTOR_PROPERTIES_NV = 1000491001,
    // Provided by VK_NV_cooperative_vector
    VK_STRUCTURE_TYPE_COOPERATIVE_VECTOR_PROPERTIES_NV = 1000491002,
    // Provided by VK_NV_cooperative_vector
    VK_STRUCTURE_TYPE_CONVERT_COOPERATIVE_VECTOR_MATRIX_INFO_NV = 1000491004,
    // Provided by VK_NV_extended_sparse_address_space
    VK_STRUCTURE_TYPE_PHYSICAL_DEVICE_EXTENDED_SPARSE_ADDRESS_SPACE_FEATURES_NV =
1000492000,
    // Provided by VK_NV_extended_sparse_address_space
    VK_STRUCTURE_TYPE_PHYSICAL_DEVICE_EXTENDED_SPARSE_ADDRESS_SPACE_PROPERTIES_NV =
1000492001,
    // Provided by VK_EXT_mutable_descriptor_type
    VK_STRUCTURE_TYPE_PHYSICAL_DEVICE_MUTABLE_DESCRIPTOR_TYPE_FEATURES_EXT =
1000351000,
    // Provided by VK_EXT_mutable_descriptor_type
    VK_STRUCTURE_TYPE_MUTABLE_DESCRIPTOR_TYPE_CREATE_INFO_EXT = 1000351002,
    // Provided by VK_EXT_legacy_vertex_attributes
    VK_STRUCTURE_TYPE_PHYSICAL_DEVICE_LEGACY_VERTEX_ATTRIBUTES_FEATURES_EXT =
1000495000,
    // Provided by VK_EXT_legacy_vertex_attributes
    VK_STRUCTURE_TYPE_PHYSICAL_DEVICE_LEGACY_VERTEX_ATTRIBUTES_PROPERTIES_EXT =
1000495001,
    // Provided by VK_EXT_layer_settings
    VK_STRUCTURE_TYPE_LAYER_SETTINGS_CREATE_INFO_EXT = 1000496000,
    // Provided by VK_ARM_shader_core_builtins
    VK_STRUCTURE_TYPE_PHYSICAL_DEVICE_SHADER_CORE_BUILTINS_FEATURES_ARM = 1000497000,
    // Provided by VK_ARM_shader_core_builtins
    VK_STRUCTURE_TYPE_PHYSICAL_DEVICE_SHADER_CORE_BUILTINS_PROPERTIES_ARM =
1000497001,
    // Provided by VK_EXT_pipeline_library_group_handles
    VK_STRUCTURE_TYPE_PHYSICAL_DEVICE_PIPELINE_LIBRARY_GROUP_HANDLES_FEATURES_EXT =
1000498000,
    // Provided by VK_EXT_dynamic_rendering_unused_attachments

VK_STRUCTURE_TYPE_PHYSICAL_DEVICE_DYNAMIC_RENDERING_UNUSED_ATTACHMENTS_FEATURES_EXT =
1000499000,
    // Provided by VK_KHR_internally_synchronized_queues
    VK_STRUCTURE_TYPE_PHYSICAL_DEVICE_INTERNALLY_SYNCHRONIZED_QUEUES_FEATURES_KHR =
1000504000,
    // Provided by VK_NV_low_latency2
    VK_STRUCTURE_TYPE_LATENCY_SLEEP_MODE_INFO_NV = 1000505000,
    // Provided by VK_NV_low_latency2
    VK_STRUCTURE_TYPE_LATENCY_SLEEP_INFO_NV = 1000505001,
    // Provided by VK_NV_low_latency2
    VK_STRUCTURE_TYPE_SET_LATENCY_MARKER_INFO_NV = 1000505002,
    // Provided by VK_NV_low_latency2
    VK_STRUCTURE_TYPE_GET_LATENCY_MARKER_INFO_NV = 1000505003,

```



```

// Provided by VK_NV_low_latency2
VK_STRUCTURE_TYPE_LATENCY_TIMINGS_FRAME_REPORT_NV = 1000505004,
// Provided by VK_NV_low_latency2
VK_STRUCTURE_TYPE_LATENCY_SUBMISSION_PRESENT_ID_NV = 1000505005,
// Provided by VK_NV_low_latency2
VK_STRUCTURE_TYPE_OUT_OF_BAND_QUEUE_TYPE_INFO_NV = 1000505006,
// Provided by VK_NV_low_latency2
VK_STRUCTURE_TYPE_SWAPCHAIN_LATENCY_CREATE_INFO_NV = 1000505007,
// Provided by VK_NV_low_latency2
VK_STRUCTURE_TYPE_LATENCY_SURFACE_CAPABILITIES_NV = 1000505008,
// Provided by VK_KHR_cooperative_matrix
VK_STRUCTURE_TYPE_PHYSICAL_DEVICE_COOPERATIVE_MATRIX_FEATURES_KHR = 1000506000,
// Provided by VK_KHR_cooperative_matrix
VK_STRUCTURE_TYPE_COOPERATIVE_MATRIX_PROPERTIES_KHR = 1000506001,
// Provided by VK_KHR_cooperative_matrix
VK_STRUCTURE_TYPE_PHYSICAL_DEVICE_COOPERATIVE_MATRIX_PROPERTIES_KHR = 1000506002,
// Provided by VK_ARM_data_graph
VK_STRUCTURE_TYPE_DATA_GRAPH_PIPELINE_CREATE_INFO_ARM = 1000507000,
// Provided by VK_ARM_data_graph
VK_STRUCTURE_TYPE_DATA_GRAPH_PIPELINE_SESSION_CREATE_INFO_ARM = 1000507001,
// Provided by VK_ARM_data_graph
VK_STRUCTURE_TYPE_DATA_GRAPH_PIPELINE_RESOURCE_INFO_ARM = 1000507002,
// Provided by VK_ARM_data_graph
VK_STRUCTURE_TYPE_DATA_GRAPH_PIPELINE_CONSTANT_ARM = 1000507003,
// Provided by VK_ARM_data_graph
VK_STRUCTURE_TYPE_DATA_GRAPH_PIPELINE_SESSION_MEMORY_REQUIREMENTS_INFO_ARM =
1000507004,
// Provided by VK_ARM_data_graph
VK_STRUCTURE_TYPE_BIND_DATA_GRAPH_PIPELINE_SESSION_MEMORY_INFO_ARM = 1000507005,
// Provided by VK_ARM_data_graph
VK_STRUCTURE_TYPE_PHYSICAL_DEVICE_DATA_GRAPH_FEATURES_ARM = 1000507006,
// Provided by VK_ARM_data_graph
VK_STRUCTURE_TYPE_DATA_GRAPH_PIPELINE_SHADER_MODULE_CREATE_INFO_ARM = 1000507007,
// Provided by VK_ARM_data_graph
VK_STRUCTURE_TYPE_DATA_GRAPH_PIPELINE_PROPERTY_QUERY_RESULT_ARM = 1000507008,
// Provided by VK_ARM_data_graph
VK_STRUCTURE_TYPE_DATA_GRAPH_PIPELINE_INFO_ARM = 1000507009,
// Provided by VK_ARM_data_graph
VK_STRUCTURE_TYPE_DATA_GRAPH_PIPELINE_COMPILER_CONTROL_CREATE_INFO_ARM =
1000507010,
// Provided by VK_ARM_data_graph
VK_STRUCTURE_TYPE_DATA_GRAPH_PIPELINE_SESSION_BIND_POINT_REQUIREMENTS_INFO_ARM =
1000507011,
// Provided by VK_ARM_data_graph
VK_STRUCTURE_TYPE_DATA_GRAPH_PIPELINE_SESSION_BIND_POINT_REQUIREMENT_ARM =
1000507012,
// Provided by VK_ARM_data_graph
VK_STRUCTURE_TYPE_DATA_GRAPH_PIPELINE_IDENTIFIER_CREATE_INFO_ARM = 1000507013,
// Provided by VK_ARM_data_graph
VK_STRUCTURE_TYPE_DATA_GRAPH_PIPELINE_DISPATCH_INFO_ARM = 1000507014,
// Provided by VK_ARM_data_graph

```



```

    VK_STRUCTURE_TYPE_DATA_GRAPH_PROCESSING_ENGINE_CREATE_INFO_ARM = 1000507016,
    // Provided by VK_ARM_data_graph
    VK_STRUCTURE_TYPE_QUEUE_FAMILY_DATA_GRAPH_PROCESSING_ENGINE_PROPERTIES_ARM =
1000507017,
    // Provided by VK_ARM_data_graph
    VK_STRUCTURE_TYPE_QUEUE_FAMILY_DATA_GRAPH_PROPERTIES_ARM = 1000507018,
    // Provided by VK_ARM_data_graph

VK_STRUCTURE_TYPE_PHYSICAL_DEVICE_QUEUE_FAMILY_DATA_GRAPH_PROCESSING_ENGINE_INFO_ARM =
1000507019,
    // Provided by VK_ARM_data_graph with VK_ARM_tensors

VK_STRUCTURE_TYPE_DATA_GRAPH_PIPELINE_CONSTANT_TENSOR_SEMI_STRUCTURED_SPARSITY_INFO_ARM =
1000507015,
    // Provided by VK_ARM_data_graph_instruction_set_tosa
    VK_STRUCTURE_TYPE_QUEUE_FAMILY_DATA_GRAPH_TOSA_PROPERTIES_ARM = 1000508000,
    // Provided by VK_QCOM_multiview_per_view_render_areas
    VK_STRUCTURE_TYPE_PHYSICAL_DEVICE_MULTIVIEW_PER_VIEW_RENDER_AREAS_FEATURES_QCOM =
1000510000,
    // Provided by VK_QCOM_multiview_per_view_render_areas
    VK_STRUCTURE_TYPE_MULTIVIEW_PER_VIEW_RENDER_AREAS_RENDER_PASS_BEGIN_INFO_QCOM =
1000510001,
    // Provided by VK_KHR_compute_shader_derivatives
    VK_STRUCTURE_TYPE_PHYSICAL_DEVICE_COMPUTE_SHADER_DERIVATIVES_FEATURES_KHR =
1000201000,
    // Provided by VK_KHR_compute_shader_derivatives
    VK_STRUCTURE_TYPE_PHYSICAL_DEVICE_COMPUTE_SHADER_DERIVATIVES_PROPERTIES_KHR =
1000511000,
    // Provided by VK_KHR_video_decode_av1
    VK_STRUCTURE_TYPE_VIDEO_DECODE_AV1_CAPABILITIES_KHR = 1000512000,
    // Provided by VK_KHR_video_decode_av1
    VK_STRUCTURE_TYPE_VIDEO_DECODE_AV1_PICTURE_INFO_KHR = 1000512001,
    // Provided by VK_KHR_video_decode_av1
    VK_STRUCTURE_TYPE_VIDEO_DECODE_AV1_PROFILE_INFO_KHR = 1000512003,
    // Provided by VK_KHR_video_decode_av1
    VK_STRUCTURE_TYPE_VIDEO_DECODE_AV1_SESSION_PARAMETERS_CREATE_INFO_KHR =
1000512004,
    // Provided by VK_KHR_video_decode_av1
    VK_STRUCTURE_TYPE_VIDEO_DECODE_AV1_DPB_SLOT_INFO_KHR = 1000512005,
    // Provided by VK_KHR_video_encode_av1
    VK_STRUCTURE_TYPE_VIDEO_ENCODE_AV1_CAPABILITIES_KHR = 1000513000,
    // Provided by VK_KHR_video_encode_av1
    VK_STRUCTURE_TYPE_VIDEO_ENCODE_AV1_SESSION_PARAMETERS_CREATE_INFO_KHR =
1000513001,
    // Provided by VK_KHR_video_encode_av1
    VK_STRUCTURE_TYPE_VIDEO_ENCODE_AV1_PICTURE_INFO_KHR = 1000513002,
    // Provided by VK_KHR_video_encode_av1
    VK_STRUCTURE_TYPE_VIDEO_ENCODE_AV1_DPB_SLOT_INFO_KHR = 1000513003,
    // Provided by VK_KHR_video_encode_av1
    VK_STRUCTURE_TYPE_PHYSICAL_DEVICE_VIDEO_ENCODE_AV1_FEATURES_KHR = 1000513004,
    // Provided by VK_KHR_video_encode_av1

```



```

VK_STRUCTURE_TYPE_VIDEO_ENCODE_AV1_PROFILE_INFO_KHR = 1000513005,
// Provided by VK_KHR_video_encode_av1
VK_STRUCTURE_TYPE_VIDEO_ENCODE_AV1_RATE_CONTROL_INFO_KHR = 1000513006,
// Provided by VK_KHR_video_encode_av1
VK_STRUCTURE_TYPE_VIDEO_ENCODE_AV1_RATE_CONTROL_LAYER_INFO_KHR = 1000513007,
// Provided by VK_KHR_video_encode_av1
VK_STRUCTURE_TYPE_VIDEO_ENCODE_AV1_QUALITY_LEVEL_PROPERTIES_KHR = 1000513008,
// Provided by VK_KHR_video_encode_av1
VK_STRUCTURE_TYPE_VIDEO_ENCODE_AV1_SESSION_CREATE_INFO_KHR = 1000513009,
// Provided by VK_KHR_video_encode_av1
VK_STRUCTURE_TYPE_VIDEO_ENCODE_AV1_GOP_REMAINING_FRAME_INFO_KHR = 1000513010,
// Provided by VK_KHR_video_decode_vp9
VK_STRUCTURE_TYPE_PHYSICAL_DEVICE_VIDEO_DECODE_VP9_FEATURES_KHR = 1000514000,
// Provided by VK_KHR_video_decode_vp9
VK_STRUCTURE_TYPE_VIDEO_DECODE_VP9_CAPABILITIES_KHR = 1000514001,
// Provided by VK_KHR_video_decode_vp9
VK_STRUCTURE_TYPE_VIDEO_DECODE_VP9_PICTURE_INFO_KHR = 1000514002,
// Provided by VK_KHR_video_decode_vp9
VK_STRUCTURE_TYPE_VIDEO_DECODE_VP9_PROFILE_INFO_KHR = 1000514003,
// Provided by VK_KHR_video_maintenance1
VK_STRUCTURE_TYPE_PHYSICAL_DEVICE_VIDEO_MAINTENANCE_1_FEATURES_KHR = 1000515000,
// Provided by VK_KHR_video_maintenance1
VK_STRUCTURE_TYPE_VIDEO_INLINE_QUERY_INFO_KHR = 1000515001,
// Provided by VK_NV_per_stage_descriptor_set
VK_STRUCTURE_TYPE_PHYSICAL_DEVICE_PER_STAGE_DESCRIPTOR_SET_FEATURES_NV =
1000516000,
// Provided by VK_QCOM_image_processing2
VK_STRUCTURE_TYPE_PHYSICAL_DEVICE_IMAGE_PROCESSING_2_FEATURES_QCOM = 1000518000,
// Provided by VK_QCOM_image_processing2
VK_STRUCTURE_TYPE_PHYSICAL_DEVICE_IMAGE_PROCESSING_2_PROPERTIES_QCOM = 1000518001,
// Provided by VK_QCOM_image_processing2
VK_STRUCTURE_TYPE_SAMPLER_BLOCK_MATCH_WINDOW_CREATE_INFO_QCOM = 1000518002,
// Provided by VK_QCOM_filter_cubic_weights
VK_STRUCTURE_TYPE_SAMPLER_CUBIC_WEIGHTS_CREATE_INFO_QCOM = 1000519000,
// Provided by VK_QCOM_filter_cubic_weights
VK_STRUCTURE_TYPE_PHYSICAL_DEVICE_CUBIC_WEIGHTS_FEATURES_QCOM = 1000519001,
// Provided by VK_QCOM_filter_cubic_weights
VK_STRUCTURE_TYPE_BLIT_IMAGE_CUBIC_WEIGHTS_INFO_QCOM = 1000519002,
// Provided by VK_QCOM_ycbcr_degama
VK_STRUCTURE_TYPE_PHYSICAL_DEVICE_YCBCR_DEGAMMA_FEATURES_QCOM = 1000520000,
// Provided by VK_QCOM_ycbcr_degama
VK_STRUCTURE_TYPE_SAMPLER_YCBCR_CONVERSION_YCBCR_DEGAMMA_CREATE_INFO_QCOM =
1000520001,
// Provided by VK_QCOM_filter_cubic_clamp
VK_STRUCTURE_TYPE_PHYSICAL_DEVICE_CUBIC_CLAMP_FEATURES_QCOM = 1000521000,
// Provided by VK_EXT_attachment_feedback_loop_dynamic_state

VK_STRUCTURE_TYPE_PHYSICAL_DEVICE_ATTACHMENT_FEEDBACK_LOOP_DYNAMIC_STATE_FEATURES_EXT
= 1000524000,
// Provided by VK_KHR_unified_image_layouts
VK_STRUCTURE_TYPE_PHYSICAL_DEVICE_UNIFIED_IMAGE_LAYOUTS_FEATURES_KHR = 1000527000,

```



```

// Provided by VK_KHR_unified_image_layouts with
VK_EXT_attachment_feedback_loop_layout and (VK_VERSION_1_3 or
VK_KHR_dynamic_rendering)
    VK_STRUCTURE_TYPE_ATTACHMENT_FEEDBACK_LOOP_INFO_EXT = 1000527001,
// Provided by VK_QNX_external_memory_screen_buffer
    VK_STRUCTURE_TYPE_SCREEN_BUFFER_PROPERTIES_QNX = 1000529000,
// Provided by VK_QNX_external_memory_screen_buffer
    VK_STRUCTURE_TYPE_SCREEN_BUFFER_FORMAT_PROPERTIES_QNX = 1000529001,
// Provided by VK_QNX_external_memory_screen_buffer
    VK_STRUCTURE_TYPE_IMPORT_SCREEN_BUFFER_INFO_QNX = 1000529002,
// Provided by VK_QNX_external_memory_screen_buffer
    VK_STRUCTURE_TYPE_EXTERNAL_FORMAT_QNX = 1000529003,
// Provided by VK_QNX_external_memory_screen_buffer
    VK_STRUCTURE_TYPE_PHYSICAL_DEVICE_EXTERNAL_MEMORY_SCREEN_BUFFER_FEATURES_QNX =
1000529004,
// Provided by VK_MSFT_layered_driver
    VK_STRUCTURE_TYPE_PHYSICAL_DEVICE_LAYERED_DRIVER_PROPERTIES_MSFT = 1000530000,
// Provided by VK_KHR_calibrated_timestamps
    VK_STRUCTURE_TYPE_CALIBRATED_TIMESTAMP_INFO_KHR = 1000184000,
// Provided by VK_KHR_maintenance6 with VK_EXT_descriptor_buffer
    VK_STRUCTURE_TYPE_SET_DESCRIPTOR_BUFFER_OFFSETS_INFO_EXT = 1000545007,
// Provided by VK_KHR_maintenance6 with VK_EXT_descriptor_buffer
    VK_STRUCTURE_TYPE_BIND_DESCRIPTOR_BUFFER_EMBEDDED_SAMPLERS_INFO_EXT = 1000545008,
// Provided by VK_NV_descriptor_pool_overallocation
    VK_STRUCTURE_TYPE_PHYSICAL_DEVICE_DESCRIPTOR_POOL_OVERALLOCATION_FEATURES_NV =
1000546000,
// Provided by VK_QCOM_tile_memory_heap
    VK_STRUCTURE_TYPE_PHYSICAL_DEVICE_TILE_MEMORY_HEAP_FEATURES_QCOM = 1000547000,
// Provided by VK_QCOM_tile_memory_heap
    VK_STRUCTURE_TYPE_PHYSICAL_DEVICE_TILE_MEMORY_HEAP_PROPERTIES_QCOM = 1000547001,
// Provided by VK_QCOM_tile_memory_heap
    VK_STRUCTURE_TYPE_TILE_MEMORY_REQUIREMENTS_QCOM = 1000547002,
// Provided by VK_QCOM_tile_memory_heap
    VK_STRUCTURE_TYPE_TILE_MEMORY_BIND_INFO_QCOM = 1000547003,
// Provided by VK_QCOM_tile_memory_heap with VK_QCOM_tile_properties
    VK_STRUCTURE_TYPE_TILE_MEMORY_SIZE_INFO_QCOM = 1000547004,
// Provided by VK_KHR_copy_memory_indirect
    VK_STRUCTURE_TYPE_PHYSICAL_DEVICE_COPY_MEMORY_INDIRECT_FEATURES_KHR = 1000549000,
// Provided by VK_KHR_copy_memory_indirect
    VK_STRUCTURE_TYPE_PHYSICAL_DEVICE_COPY_MEMORY_INDIRECT_PROPERTIES_KHR =
1000426001,
// Provided by VK_KHR_copy_memory_indirect
    VK_STRUCTURE_TYPE_COPY_MEMORY_INDIRECT_INFO_KHR = 1000549002,
// Provided by VK_KHR_copy_memory_indirect
    VK_STRUCTURE_TYPE_COPY_MEMORY_TO_IMAGE_INDIRECT_INFO_KHR = 1000549003,
// Provided by VK_EXT_memory_decompression
    VK_STRUCTURE_TYPE_PHYSICAL_DEVICE_MEMORY_DECOMPRESSION_FEATURES_EXT = 1000427000,
// Provided by VK_EXT_memory_decompression
    VK_STRUCTURE_TYPE_PHYSICAL_DEVICE_MEMORY_DECOMPRESSION_PROPERTIES_EXT =
1000427001,
// Provided by VK_EXT_memory_decompression

```



```

VK_STRUCTURE_TYPE_DECOMPRESS_MEMORY_INFO_EXT = 1000550002,
// Provided by VK_NV_display_stereo
VK_STRUCTURE_TYPE_DISPLAY_SURFACE_STEREO_CREATE_INFO_NV = 1000551000,
// Provided by VK_NV_display_stereo
VK_STRUCTURE_TYPE_DISPLAY_MODE_STEREO_PROPERTIES_NV = 1000551001,
// Provided by VK_KHR_video_encode_intra_refresh
VK_STRUCTURE_TYPE_VIDEO_ENCODE_INTRA_REFRESH_CAPABILITIES_KHR = 1000552000,
// Provided by VK_KHR_video_encode_intra_refresh
VK_STRUCTURE_TYPE_VIDEO_ENCODE_SESSION_INTRA_REFRESH_CREATE_INFO_KHR = 1000552001,
// Provided by VK_KHR_video_encode_intra_refresh
VK_STRUCTURE_TYPE_VIDEO_ENCODE_INTRA_REFRESH_INFO_KHR = 1000552002,
// Provided by VK_KHR_video_encode_intra_refresh
VK_STRUCTURE_TYPE_VIDEO_REFERENCE_INTRA_REFRESH_INFO_KHR = 1000552003,
// Provided by VK_KHR_video_encode_intra_refresh
VK_STRUCTURE_TYPE_PHYSICAL_DEVICE_VIDEO_ENCODE_INTRA_REFRESH_FEATURES_KHR =
1000552004,
// Provided by VK_KHR_video_encode_quantization_map
VK_STRUCTURE_TYPE_VIDEO_ENCODE_QUANTIZATION_MAP_CAPABILITIES_KHR = 1000553000,
// Provided by VK_KHR_video_encode_quantization_map
VK_STRUCTURE_TYPE_VIDEO_FORMAT_QUANTIZATION_MAP_PROPERTIES_KHR = 1000553001,
// Provided by VK_KHR_video_encode_quantization_map
VK_STRUCTURE_TYPE_VIDEO_ENCODE_QUANTIZATION_MAP_INFO_KHR = 1000553002,
// Provided by VK_KHR_video_encode_quantization_map
VK_STRUCTURE_TYPE_VIDEO_ENCODE_QUANTIZATION_MAP_SESSION_PARAMETERS_CREATE_INFO_KHR
= 1000553005,
// Provided by VK_KHR_video_encode_quantization_map
VK_STRUCTURE_TYPE_PHYSICAL_DEVICE_VIDEO_ENCODE_QUANTIZATION_MAP_FEATURES_KHR =
1000553009,
// Provided by VK_KHR_video_encode_h264 with VK_KHR_video_encode_quantization_map
VK_STRUCTURE_TYPE_VIDEO_ENCODE_H264_QUANTIZATION_MAP_CAPABILITIES_KHR =
1000553003,
// Provided by VK_KHR_video_encode_h265 with VK_KHR_video_encode_quantization_map
VK_STRUCTURE_TYPE_VIDEO_ENCODE_H265_QUANTIZATION_MAP_CAPABILITIES_KHR =
1000553004,
// Provided by VK_KHR_video_encode_h265 with VK_KHR_video_encode_quantization_map
VK_STRUCTURE_TYPE_VIDEO_FORMAT_H265_QUANTIZATION_MAP_PROPERTIES_KHR = 1000553006,
// Provided by VK_KHR_video_encode_av1 with VK_KHR_video_encode_quantization_map
VK_STRUCTURE_TYPE_VIDEO_ENCODE_AV1_QUANTIZATION_MAP_CAPABILITIES_KHR = 1000553007,
// Provided by VK_KHR_video_encode_av1 with VK_KHR_video_encode_quantization_map
VK_STRUCTURE_TYPE_VIDEO_FORMAT_AV1_QUANTIZATION_MAP_PROPERTIES_KHR = 1000553008,
// Provided by VK_NV_raw_access_chains
VK_STRUCTURE_TYPE_PHYSICAL_DEVICE_RAW_ACCESS_CHAINS_FEATURES_NV = 1000555000,
// Provided by VK_NV_external_compute_queue
VK_STRUCTURE_TYPE_EXTERNAL_COMPUTE_QUEUE_DEVICE_CREATE_INFO_NV = 1000556000,
// Provided by VK_NV_external_compute_queue
VK_STRUCTURE_TYPE_EXTERNAL_COMPUTE_QUEUE_CREATE_INFO_NV = 1000556001,
// Provided by VK_NV_external_compute_queue
VK_STRUCTURE_TYPE_EXTERNAL_COMPUTE_QUEUE_DATA_PARAMS_NV = 1000556002,
// Provided by VK_NV_external_compute_queue
VK_STRUCTURE_TYPE_PHYSICAL_DEVICE_EXTERNAL_COMPUTE_QUEUE_PROPERTIES_NV =
1000556003,

```



```

// Provided by VK_KHR_shader_relaxed_extended_instruction
VK_STRUCTURE_TYPE_PHYSICAL_DEVICE_SHADER_RELAXED_EXTENDED_INSTRUCTION_FEATURES_KHR
= 1000558000,
// Provided by VK_NV_command_buffer_inheritance
VK_STRUCTURE_TYPE_PHYSICAL_DEVICE_COMMAND_BUFFER_INHERITANCE_FEATURES_NV =
1000559000,
// Provided by VK_KHR_maintenance7
VK_STRUCTURE_TYPE_PHYSICAL_DEVICE_MAINTENANCE_7_FEATURES_KHR = 1000562000,
// Provided by VK_KHR_maintenance7
VK_STRUCTURE_TYPE_PHYSICAL_DEVICE_MAINTENANCE_7_PROPERTIES_KHR = 1000562001,
// Provided by VK_KHR_maintenance7
VK_STRUCTURE_TYPE_PHYSICAL_DEVICE_LAYERED_API_PROPERTIES_LIST_KHR = 1000562002,
// Provided by VK_KHR_maintenance7
VK_STRUCTURE_TYPE_PHYSICAL_DEVICE_LAYERED_API_PROPERTIES_KHR = 1000562003,
// Provided by VK_KHR_maintenance7
VK_STRUCTURE_TYPE_PHYSICAL_DEVICE_LAYERED_API_VULKAN_PROPERTIES_KHR = 1000562004,
// Provided by VK_NV_shader_atomic_float16_vector
VK_STRUCTURE_TYPE_PHYSICAL_DEVICE_SHADER_ATOMIC_FLOAT16_VECTOR_FEATURES_NV =
1000563000,
// Provided by VK_EXT_shader_replicated_composites
VK_STRUCTURE_TYPE_PHYSICAL_DEVICE_SHADER_REPLICATED_COMPOSITES_FEATURES_EXT =
1000564000,
// Provided by VK_EXT_shader_float8
VK_STRUCTURE_TYPE_PHYSICAL_DEVICE_SHADER_FLOAT8_FEATURES_EXT = 1000567000,
// Provided by VK_NV_ray_tracing_validation
VK_STRUCTURE_TYPE_PHYSICAL_DEVICE_RAY_TRACING_VALIDATION_FEATURES_NV = 1000568000,
// Provided by VK_NV_cluster_acceleration_structure
VK_STRUCTURE_TYPE_PHYSICAL_DEVICE_CLUSTER_ACCELERATION_STRUCTURE_FEATURES_NV =
1000569000,
// Provided by VK_NV_cluster_acceleration_structure
VK_STRUCTURE_TYPE_PHYSICAL_DEVICE_CLUSTER_ACCELERATION_STRUCTURE_PROPERTIES_NV =
1000569001,
// Provided by VK_NV_cluster_acceleration_structure
VK_STRUCTURE_TYPE_CLUSTER_ACCELERATION_STRUCTURE_CLUSTERS_BOTTOM_LEVEL_INPUT_NV =
1000569002,
// Provided by VK_NV_cluster_acceleration_structure
VK_STRUCTURE_TYPE_CLUSTER_ACCELERATION_STRUCTURE_TRIANGLE_CLUSTER_INPUT_NV =
1000569003,
// Provided by VK_NV_cluster_acceleration_structure
VK_STRUCTURE_TYPE_CLUSTER_ACCELERATION_STRUCTURE_MOVE_OBJECTS_INPUT_NV =
1000569004,
// Provided by VK_NV_cluster_acceleration_structure
VK_STRUCTURE_TYPE_CLUSTER_ACCELERATION_STRUCTURE_INPUT_INFO_NV = 1000569005,
// Provided by VK_NV_cluster_acceleration_structure
VK_STRUCTURE_TYPE_CLUSTER_ACCELERATION_STRUCTURE_COMMANDS_INFO_NV = 1000569006,
// Provided by VK_NV_cluster_acceleration_structure

VK_STRUCTURE_TYPE_RAY_TRACING_PIPELINE_CLUSTER_ACCELERATION_STRUCTURE_CREATE_INFO_NV =
1000569007,
// Provided by VK_NV_partitioned_acceleration_structure
VK_STRUCTURE_TYPE_PHYSICAL_DEVICE_PARTITIONED_ACCELERATION_STRUCTURE_FEATURES_NV =

```



```

1000570000,
    // Provided by VK_NV_partitioned_acceleration_structure
    VK_STRUCTURE_TYPE_PHYSICAL_DEVICE_PARTITIONED_ACCELERATION_STRUCTURE_PROPERTIES_NV
= 1000570001,
    // Provided by VK_NV_partitioned_acceleration_structure
    VK_STRUCTURE_TYPE_WRITE_DESCRIPTOR_SET_PARTITIONED_ACCELERATION_STRUCTURE_NV =
1000570002,
    // Provided by VK_NV_partitioned_acceleration_structure
    VK_STRUCTURE_TYPE_PARTITIONED_ACCELERATION_STRUCTURE_INSTANCES_INPUT_NV =
1000570003,
    // Provided by VK_NV_partitioned_acceleration_structure
    VK_STRUCTURE_TYPE_BUILD_PARTITIONED_ACCELERATION_STRUCTURE_INFO_NV = 1000570004,
    // Provided by VK_NV_partitioned_acceleration_structure
    VK_STRUCTURE_TYPE_PARTITIONED_ACCELERATION_STRUCTURE_FLAGS_NV = 1000570005,
    // Provided by VK_EXT_device_generated_commands
    VK_STRUCTURE_TYPE_PHYSICAL_DEVICE_DEVICE_GENERATED_COMMANDS_FEATURES_EXT =
1000572000,
    // Provided by VK_EXT_device_generated_commands
    VK_STRUCTURE_TYPE_PHYSICAL_DEVICE_DEVICE_GENERATED_COMMANDS_PROPERTIES_EXT =
1000572001,
    // Provided by VK_EXT_device_generated_commands
    VK_STRUCTURE_TYPE_GENERATED_COMMANDS_MEMORY_REQUIREMENTS_INFO_EXT = 1000572002,
    // Provided by VK_EXT_device_generated_commands
    VK_STRUCTURE_TYPE_INDIRECT_EXECUTION_SET_CREATE_INFO_EXT = 1000572003,
    // Provided by VK_EXT_device_generated_commands
    VK_STRUCTURE_TYPE_GENERATED_COMMANDS_INFO_EXT = 1000572004,
    // Provided by VK_EXT_device_generated_commands
    VK_STRUCTURE_TYPE_INDIRECT_COMMANDS_LAYOUT_CREATE_INFO_EXT = 1000572006,
    // Provided by VK_EXT_device_generated_commands
    VK_STRUCTURE_TYPE_INDIRECT_COMMANDS_LAYOUT_TOKEN_EXT = 1000572007,
    // Provided by VK_EXT_device_generated_commands
    VK_STRUCTURE_TYPE_WRITE_INDIRECT_EXECUTION_SET_PIPELINE_EXT = 1000572008,
    // Provided by VK_EXT_device_generated_commands
    VK_STRUCTURE_TYPE_WRITE_INDIRECT_EXECUTION_SET_SHADER_EXT = 1000572009,
    // Provided by VK_EXT_device_generated_commands
    VK_STRUCTURE_TYPE_INDIRECT_EXECUTION_SET_PIPELINE_INFO_EXT = 1000572010,
    // Provided by VK_EXT_device_generated_commands
    VK_STRUCTURE_TYPE_INDIRECT_EXECUTION_SET_SHADER_INFO_EXT = 1000572011,
    // Provided by VK_EXT_device_generated_commands
    VK_STRUCTURE_TYPE_INDIRECT_EXECUTION_SET_SHADER_LAYOUT_INFO_EXT = 1000572012,
    // Provided by VK_EXT_device_generated_commands
    VK_STRUCTURE_TYPE_GENERATED_COMMANDS_PIPELINE_INFO_EXT = 1000572013,
    // Provided by VK_EXT_device_generated_commands
    VK_STRUCTURE_TYPE_GENERATED_COMMANDS_SHADER_INFO_EXT = 1000572014,
    // Provided by VK_KHR_device_fault
    VK_STRUCTURE_TYPE_PHYSICAL_DEVICE_FAULT_FEATURES_KHR = 1000573000,
    // Provided by VK_KHR_device_fault
    VK_STRUCTURE_TYPE_PHYSICAL_DEVICE_FAULT_PROPERTIES_KHR = 1000573001,
    // Provided by VK_KHR_device_fault
    VK_STRUCTURE_TYPE_DEVICE_FAULT_INFO_KHR = 1000573002,
    // Provided by VK_KHR_device_fault

```



```

VK_STRUCTURE_TYPE_DEVICE_FAULT_DEBUG_INFO_KHR = 1000573003,
// Provided by VK_KHR_maintenance8
VK_STRUCTURE_TYPE_PHYSICAL_DEVICE_MAINTENANCE_8_FEATURES_KHR = 1000574000,
// Provided by VK_KHR_maintenance8
VK_STRUCTURE_TYPE_MEMORY_BARRIER_ACCESS_FLAGS_3_KHR = 1000574002,
// Provided by VK_MESA_image_alignment_control
VK_STRUCTURE_TYPE_PHYSICAL_DEVICE_IMAGE_ALIGNMENT_CONTROL_FEATURES_MESA =
1000575000,
// Provided by VK_MESA_image_alignment_control
VK_STRUCTURE_TYPE_PHYSICAL_DEVICE_IMAGE_ALIGNMENT_CONTROL_PROPERTIES_MESA =
1000575001,
// Provided by VK_MESA_image_alignment_control
VK_STRUCTURE_TYPE_IMAGE_ALIGNMENT_CONTROL_CREATE_INFO_MESA = 1000575002,
// Provided by VK_KHR_shader_fma
VK_STRUCTURE_TYPE_PHYSICAL_DEVICE_SHADER_FMA_FEATURES_KHR = 1000579000,
// Provided by VK_NV_push_constant_bank
VK_STRUCTURE_TYPE_PUSH_CONSTANT_BANK_INFO_NV = 1000580000,
// Provided by VK_NV_push_constant_bank
VK_STRUCTURE_TYPE_PHYSICAL_DEVICE_PUSH_CONSTANT_BANK_FEATURES_NV = 1000580001,
// Provided by VK_NV_push_constant_bank
VK_STRUCTURE_TYPE_PHYSICAL_DEVICE_PUSH_CONSTANT_BANK_PROPERTIES_NV = 1000580002,
// Provided by VK_EXT_ray_tracing_invocation_reorder
VK_STRUCTURE_TYPE_PHYSICAL_DEVICE_RAY_TRACING_INVOCATION_REORDER_FEATURES_EXT =
1000581000,
// Provided by VK_EXT_ray_tracing_invocation_reorder
VK_STRUCTURE_TYPE_PHYSICAL_DEVICE_RAY_TRACING_INVOCATION_REORDER_PROPERTIES_EXT =
1000581001,
// Provided by VK_EXT_depth_clamp_control
VK_STRUCTURE_TYPE_PHYSICAL_DEVICE_DEPTH_CLAMP_CONTROL_FEATURES_EXT = 1000582000,
// Provided by VK_EXT_depth_clamp_control
VK_STRUCTURE_TYPE_PIPELINE_VIEWPORT_DEPTH_CLAMP_CONTROL_CREATE_INFO_EXT =
1000582001,
// Provided by VK_KHR_maintenance9
VK_STRUCTURE_TYPE_PHYSICAL_DEVICE_MAINTENANCE_9_FEATURES_KHR = 1000584000,
// Provided by VK_KHR_maintenance9
VK_STRUCTURE_TYPE_PHYSICAL_DEVICE_MAINTENANCE_9_PROPERTIES_KHR = 1000584001,
// Provided by VK_KHR_maintenance9
VK_STRUCTURE_TYPE_QUEUE_FAMILY_OWNERSHIP_TRANSFER_PROPERTIES_KHR = 1000584002,
// Provided by VK_KHR_video_maintenance2
VK_STRUCTURE_TYPE_PHYSICAL_DEVICE_VIDEO_MAINTENANCE_2_FEATURES_KHR = 1000586000,
// Provided by VK_KHR_video_decode_h264 with VK_KHR_video_maintenance2
VK_STRUCTURE_TYPE_VIDEO_DECODE_H264_INLINE_SESSION_PARAMETERS_INFO_KHR =
1000586001,
// Provided by VK_KHR_video_decode_h265 with VK_KHR_video_maintenance2
VK_STRUCTURE_TYPE_VIDEO_DECODE_H265_INLINE_SESSION_PARAMETERS_INFO_KHR =
1000586002,
// Provided by VK_KHR_video_decode_av1 with VK_KHR_video_maintenance2
VK_STRUCTURE_TYPE_VIDEO_DECODE_AV1_INLINE_SESSION_PARAMETERS_INFO_KHR =
1000586003,
// Provided by VK_OHOS_surface
VK_STRUCTURE_TYPE_SURFACE_CREATE_INFO_OHOS = 1000685000,

```



```

// Provided by VK_HUAWEI_hdr_vivid
VK_STRUCTURE_TYPE_PHYSICAL_DEVICE_HDR_VIVID_FEATURES_HUAWEI = 1000590000,
// Provided by VK_HUAWEI_hdr_vivid
VK_STRUCTURE_TYPE_HDR_VIVID_DYNAMIC_METADATA_HUAWEI = 1000590001,
// Provided by VK_NV_cooperative_matrix2
VK_STRUCTURE_TYPE_PHYSICAL_DEVICE_COOPERATIVE_MATRIX_2_FEATURES_NV = 1000593000,
// Provided by VK_NV_cooperative_matrix2
VK_STRUCTURE_TYPE_COOPERATIVE_MATRIX_FLEXIBLE_DIMENSIONS_PROPERTIES_NV =
1000593001,
// Provided by VK_NV_cooperative_matrix2
VK_STRUCTURE_TYPE_PHYSICAL_DEVICE_COOPERATIVE_MATRIX_2_PROPERTIES_NV = 1000593002,
// Provided by VK_ARM_pipeline_opacity_micromap
VK_STRUCTURE_TYPE_PHYSICAL_DEVICE_PIPELINE_OPACITY_MICROMAP_FEATURES_ARM =
1000596000,
// Provided by VK_EXT_external_memory_metal
VK_STRUCTURE_TYPE_IMPORT_MEMORY_METAL_HANDLE_INFO_EXT = 1000602000,
// Provided by VK_EXT_external_memory_metal
VK_STRUCTURE_TYPE_MEMORY_METAL_HANDLE_PROPERTIES_EXT = 1000602001,
// Provided by VK_EXT_external_memory_metal
VK_STRUCTURE_TYPE_MEMORY_GET_METAL_HANDLE_INFO_EXT = 1000602002,
// Provided by VK_KHR_depth_clamp_zero_one
VK_STRUCTURE_TYPE_PHYSICAL_DEVICE_DEPTH_CLAMP_ZERO_ONE_FEATURES_KHR = 1000421000,
// Provided by VK_ARM_performance_counters_by_region
VK_STRUCTURE_TYPE_PHYSICAL_DEVICE_PERFORMANCE_COUNTERS_BY_REGION_FEATURES_ARM =
1000605000,
// Provided by VK_ARM_performance_counters_by_region
VK_STRUCTURE_TYPE_PHYSICAL_DEVICE_PERFORMANCE_COUNTERS_BY_REGION_PROPERTIES_ARM =
1000605001,
// Provided by VK_ARM_performance_counters_by_region
VK_STRUCTURE_TYPE_PERFORMANCE_COUNTER_ARM = 1000605002,
// Provided by VK_ARM_performance_counters_by_region
VK_STRUCTURE_TYPE_PERFORMANCE_COUNTER_DESCRIPTION_ARM = 1000605003,
// Provided by VK_ARM_performance_counters_by_region
VK_STRUCTURE_TYPE_RENDER_PASS_PERFORMANCE_COUNTERS_BY_REGION_BEGIN_INFO_ARM =
1000605004,
// Provided by VK_ARM_shader_instrumentation
VK_STRUCTURE_TYPE_PHYSICAL_DEVICE_SHADER_INSTRUMENTATION_FEATURES_ARM =
1000607000,
// Provided by VK_ARM_shader_instrumentation
VK_STRUCTURE_TYPE_PHYSICAL_DEVICE_SHADER_INSTRUMENTATION_PROPERTIES_ARM =
1000607001,
// Provided by VK_ARM_shader_instrumentation
VK_STRUCTURE_TYPE_SHADER_INSTRUMENTATION_CREATE_INFO_ARM = 1000607002,
// Provided by VK_ARM_shader_instrumentation
VK_STRUCTURE_TYPE_SHADER_INSTRUMENTATION_METRIC_DESCRIPTION_ARM = 1000607003,
// Provided by VK_EXT_vertex_attribute_robustness
VK_STRUCTURE_TYPE_PHYSICAL_DEVICE_VERTEX_ATTRIBUTE_ROBUSTNESS_FEATURES_EXT =
1000608000,
// Provided by VK_ARM_format_pack
VK_STRUCTURE_TYPE_PHYSICAL_DEVICE_FORMAT_PACK_FEATURES_ARM = 1000609000,
// Provided by VK_VALVE_fragment_density_map_layered

```



```

VK_STRUCTURE_TYPE_PHYSICAL_DEVICE_FRAGMENT_DENSITY_MAP_LAYERED_FEATURES_VALVE =
1000611000,
// Provided by VK_VALVE_fragment_density_map_layered
VK_STRUCTURE_TYPE_PHYSICAL_DEVICE_FRAGMENT_DENSITY_MAP_LAYERED_PROPERTIES_VALVE =
1000611001,
// Provided by VK_VALVE_fragment_density_map_layered
VK_STRUCTURE_TYPE_PIPELINE_FRAGMENT_DENSITY_MAP_LAYERED_CREATE_INFO_VALVE =
1000611002,
// Provided by VK_KHR_robustness2
VK_STRUCTURE_TYPE_PHYSICAL_DEVICE_ROBUSTNESS_2_FEATURES_KHR = 1000286000,
// Provided by VK_KHR_robustness2
VK_STRUCTURE_TYPE_PHYSICAL_DEVICE_ROBUSTNESS_2_PROPERTIES_KHR = 1000286001,
// Provided by VK_NV_present_metering
VK_STRUCTURE_TYPE_SET_PRESENT_CONFIG_NV = 1000613000,
// Provided by VK_NV_present_metering
VK_STRUCTURE_TYPE_PHYSICAL_DEVICE_PRESENT_METERING_FEATURES_NV = 1000613001,
// Provided by VK_EXT_fragment_density_map_offset
VK_STRUCTURE_TYPE_PHYSICAL_DEVICE_FRAGMENT_DENSITY_MAP_OFFSET_FEATURES_EXT =
1000425000,
// Provided by VK_EXT_fragment_density_map_offset
VK_STRUCTURE_TYPE_PHYSICAL_DEVICE_FRAGMENT_DENSITY_MAP_OFFSET_PROPERTIES_EXT =
1000425001,
// Provided by VK_EXT_fragment_density_map_offset
VK_STRUCTURE_TYPE_RENDER_PASS_FRAGMENT_DENSITY_MAP_OFFSET_END_INFO_EXT =
1000425002,
// Provided by VK_EXT_zero_initialize_device_memory
VK_STRUCTURE_TYPE_PHYSICAL_DEVICE_ZERO_INITIALIZE_DEVICE_MEMORY_FEATURES_EXT =
1000620000,
// Provided by VK_KHR_present_mode_fifo_latest_ready
VK_STRUCTURE_TYPE_PHYSICAL_DEVICE_PRESENT_MODE_FIFO_LATEST_READY_FEATURES_KHR =
1000361000,
// Provided by VK_EXT_shader_64bit_indexing
VK_STRUCTURE_TYPE_PHYSICAL_DEVICE_SHADER_64_BIT_INDEXING_FEATURES_EXT =
1000627000,
// Provided by VK_EXT_custom_resolve
VK_STRUCTURE_TYPE_PHYSICAL_DEVICE_CUSTOM_RESOLVE_FEATURES_EXT = 1000628000,
// Provided by VK_EXT_custom_resolve with VK_KHR_dynamic_rendering or VK_VERSION_1_3
VK_STRUCTURE_TYPE_BEGIN_CUSTOM_RESOLVE_INFO_EXT = 1000628001,
// Provided by VK_EXT_custom_resolve with VK_KHR_dynamic_rendering or VK_VERSION_1_3
VK_STRUCTURE_TYPE_CUSTOM_RESOLVE_CREATE_INFO_EXT = 1000628002,
// Provided by VK_QCOM_data_graph_model
VK_STRUCTURE_TYPE_PHYSICAL_DEVICE_DATA_GRAPH_MODEL_FEATURES_QCOM = 1000629000,
// Provided by VK_QCOM_data_graph_model
VK_STRUCTURE_TYPE_DATA_GRAPH_PIPELINE_BUILTIN_MODEL_CREATE_INFO_QCOM = 1000629001,
// Provided by VK_KHR_maintenance10
VK_STRUCTURE_TYPE_PHYSICAL_DEVICE_MAINTENANCE_10_FEATURES_KHR = 1000630000,
// Provided by VK_KHR_maintenance10
VK_STRUCTURE_TYPE_PHYSICAL_DEVICE_MAINTENANCE_10_PROPERTIES_KHR = 1000630001,
// Provided by VK_KHR_maintenance10
VK_STRUCTURE_TYPE_RENDERING_ATTACHMENT_FLAGS_INFO_KHR = 1000630002,
// Provided by VK_KHR_maintenance10

```



```

VK_STRUCTURE_TYPE_RENDERING_END_INFO_KHR = 1000619003,
// Provided by VK_KHR_maintenance10
VK_STRUCTURE_TYPE_RESOLVE_IMAGE_MODE_INFO_KHR = 1000630004,
// Provided by VK_ARM_data_graph_optical_flow
VK_STRUCTURE_TYPE_PHYSICAL_DEVICE_DATA_GRAPH_OPTICAL_FLOW_FEATURES_ARM =
1000631000,
// Provided by VK_ARM_data_graph_optical_flow
VK_STRUCTURE_TYPE_QUEUE_FAMILY_DATA_GRAPH_OPTICAL_FLOW_PROPERTIES_ARM =
1000631001,
// Provided by VK_ARM_data_graph_optical_flow
VK_STRUCTURE_TYPE_DATA_GRAPH_OPTICAL_FLOW_IMAGE_FORMAT_INFO_ARM = 1000631003,
// Provided by VK_ARM_data_graph_optical_flow
VK_STRUCTURE_TYPE_DATA_GRAPH_OPTICAL_FLOW_IMAGE_FORMAT_PROPERTIES_ARM =
1000631004,
// Provided by VK_ARM_data_graph_optical_flow
VK_STRUCTURE_TYPE_DATA_GRAPH_PIPELINE_OPTICAL_FLOW_DISPATCH_INFO_ARM = 1000631005,
// Provided by VK_ARM_data_graph_optical_flow
VK_STRUCTURE_TYPE_DATA_GRAPH_PIPELINE_OPTICAL_FLOW_CREATE_INFO_ARM = 1000631002,
// Provided by VK_ARM_data_graph_optical_flow
VK_STRUCTURE_TYPE_DATA_GRAPH_PIPELINE_RESOURCE_INFO_IMAGE_LAYOUT_ARM = 1000631006,
// Provided by VK_ARM_data_graph_optical_flow
VK_STRUCTURE_TYPE_DATA_GRAPH_PIPELINE_SINGLE_NODE_CREATE_INFO_ARM = 1000631007,
// Provided by VK_ARM_data_graph_optical_flow
VK_STRUCTURE_TYPE_DATA_GRAPH_PIPELINE_SINGLE_NODE_CONNECTION_ARM = 1000631008,
// Provided by VK_EXT_shader_long_vector
VK_STRUCTURE_TYPE_PHYSICAL_DEVICE_SHADER_LONG_VECTOR_FEATURES_EXT = 1000635000,
// Provided by VK_EXT_shader_long_vector
VK_STRUCTURE_TYPE_PHYSICAL_DEVICE_SHADER_LONG_VECTOR_PROPERTIES_EXT = 1000635001,
// Provided by VK_SEC_pipeline_cache_incremental_mode
VK_STRUCTURE_TYPE_PHYSICAL_DEVICE_PIPELINE_CACHE_INCREMENTAL_MODE_FEATURES_SEC =
1000637000,
// Provided by VK_EXT_shader_uniform_buffer_unsized_array
VK_STRUCTURE_TYPE_PHYSICAL_DEVICE_SHADER_UNIFORM_BUFFER_UNSIDED_ARRAY_FEATURES_EXT
= 1000642000,
// Provided by VK_NV_compute_occupancy_priority
VK_STRUCTURE_TYPE_COMPUTE_OCCUPANCY_PRIORITY_PARAMETERS_NV = 1000645000,
// Provided by VK_NV_compute_occupancy_priority
VK_STRUCTURE_TYPE_PHYSICAL_DEVICE_COMPUTE_OCCUPANCY_PRIORITY_FEATURES_NV =
1000645001,
// Provided by VK_KHR_maintenance11
VK_STRUCTURE_TYPE_PHYSICAL_DEVICE_MAINTENANCE_11_FEATURES_KHR = 1000657000,
// Provided by VK_KHR_maintenance11
VK_STRUCTURE_TYPE_QUEUE_FAMILY_OPTIMAL_IMAGE_TRANSFER_GRANULARITY_PROPERTIES_KHR =
1000657001,
// Provided by VK_EXT_shader_subgroup_partitioned
VK_STRUCTURE_TYPE_PHYSICAL_DEVICE_SHADER_SUBGROUP_PARTITIONED_FEATURES_EXT =
1000662000,
// Provided by VK_SEC_ubm_surface
VK_STRUCTURE_TYPE_UBM_SURFACE_CREATE_INFO_SEC = 1000664000,
// Provided by VK_VALVE_shader_mixed_float_dot_product
VK_STRUCTURE_TYPE_PHYSICAL_DEVICE_SHADER_MIXED_FLOAT_DOT_PRODUCT_FEATURES_VALVE =

```



```

1000673000,
    // Provided by VK_SEC_throttle_hint
    VK_STRUCTURE_TYPE_PHYSICAL_DEVICE_THROTTLE_HINT_FEATURES_SEC = 1000674000,
    // Provided by VK_SEC_throttle_hint
    VK_STRUCTURE_TYPE_THROTTLE_HINT_SUBMIT_INFO_SEC = 1000674001,
    // Provided by VK_ARM_data_graph_neural_accelerator_statistics
    VK_STRUCTURE_TYPE_DATA_GRAPH_PIPELINE_NEURAL_STATISTICS_CREATE_INFO_ARM =
1000676000,
    // Provided by VK_ARM_data_graph_neural_accelerator_statistics
    VK_STRUCTURE_TYPE_DATA_GRAPH_PIPELINE_SESSION_NEURAL_STATISTICS_CREATE_INFO_ARM =
1000676001,
    // Provided by VK_ARM_data_graph_neural_accelerator_statistics

VK_STRUCTURE_TYPE_PHYSICAL_DEVICE_DATA_GRAPH_NEURAL_ACCELERATOR_STATISTICS_FEATURES_ARM = 1000676002,
    // Provided by VK_EXT_primitive_restart_index
    VK_STRUCTURE_TYPE_PHYSICAL_DEVICE_PRIMITIVE_RESTART_INDEX_FEATURES_EXT =
1000678000,
    // Provided by VK_VERSION_1_1
    VK_STRUCTURE_TYPE_PHYSICAL_DEVICE_VARIABLE_POINTER_FEATURES =
VK_STRUCTURE_TYPE_PHYSICAL_DEVICE_VARIABLE_POINTERS_FEATURES,
    // Provided by VK_VERSION_1_1
    VK_STRUCTURE_TYPE_PHYSICAL_DEVICE_SHADER_DRAW_PARAMETER_FEATURES =
VK_STRUCTURE_TYPE_PHYSICAL_DEVICE_SHADER_DRAW_PARAMETERS_FEATURES,
    // Provided by VK_EXT_debug_report
    // VK_STRUCTURE_TYPE_DEBUG_REPORT_CREATE_INFO_EXT is a legacy alias
    VK_STRUCTURE_TYPE_DEBUG_REPORT_CREATE_INFO_EXT =
VK_STRUCTURE_TYPE_DEBUG_REPORT_CALLBACK_CREATE_INFO_EXT,
    // Provided by VK_KHR_dynamic_rendering
    VK_STRUCTURE_TYPE_RENDERING_INFO_KHR = VK_STRUCTURE_TYPE_RENDERING_INFO,
    // Provided by VK_KHR_dynamic_rendering
    VK_STRUCTURE_TYPE_RENDERING_ATTACHMENT_INFO_KHR =
VK_STRUCTURE_TYPE_RENDERING_ATTACHMENT_INFO,
    // Provided by VK_KHR_dynamic_rendering
    VK_STRUCTURE_TYPE_PIPELINE_RENDERING_CREATE_INFO_KHR =
VK_STRUCTURE_TYPE_PIPELINE_RENDERING_CREATE_INFO,
    // Provided by VK_KHR_dynamic_rendering
    VK_STRUCTURE_TYPE_PHYSICAL_DEVICE_DYNAMIC_RENDERING_FEATURES_KHR =
VK_STRUCTURE_TYPE_PHYSICAL_DEVICE_DYNAMIC_RENDERING_FEATURES,
    // Provided by VK_KHR_dynamic_rendering
    VK_STRUCTURE_TYPE_COMMAND_BUFFER_INHERITANCE_RENDERING_INFO_KHR =
VK_STRUCTURE_TYPE_COMMAND_BUFFER_INHERITANCE_RENDERING_INFO,
    // Provided by VK_KHR_multiview
    VK_STRUCTURE_TYPE_RENDER_PASS_MULTIVIEW_CREATE_INFO_KHR =
VK_STRUCTURE_TYPE_RENDER_PASS_MULTIVIEW_CREATE_INFO,
    // Provided by VK_KHR_multiview
    VK_STRUCTURE_TYPE_PHYSICAL_DEVICE_MULTIVIEW_FEATURES_KHR =
VK_STRUCTURE_TYPE_PHYSICAL_DEVICE_MULTIVIEW_FEATURES,
    // Provided by VK_KHR_multiview
    VK_STRUCTURE_TYPE_PHYSICAL_DEVICE_MULTIVIEW_PROPERTIES_KHR =
VK_STRUCTURE_TYPE_PHYSICAL_DEVICE_MULTIVIEW_PROPERTIES,

```



```

// Provided by VK_KHR_get_physical_device_properties2
VK_STRUCTURE_TYPE_PHYSICAL_DEVICE_FEATURES_2_KHR =
VK_STRUCTURE_TYPE_PHYSICAL_DEVICE_FEATURES_2,
// Provided by VK_KHR_get_physical_device_properties2
VK_STRUCTURE_TYPE_PHYSICAL_DEVICE_PROPERTIES_2_KHR =
VK_STRUCTURE_TYPE_PHYSICAL_DEVICE_PROPERTIES_2,
// Provided by VK_KHR_get_physical_device_properties2
VK_STRUCTURE_TYPE_FORMAT_PROPERTIES_2_KHR = VK_STRUCTURE_TYPE_FORMAT_PROPERTIES_2,
// Provided by VK_KHR_get_physical_device_properties2
VK_STRUCTURE_TYPE_IMAGE_FORMAT_PROPERTIES_2_KHR =
VK_STRUCTURE_TYPE_IMAGE_FORMAT_PROPERTIES_2,
// Provided by VK_KHR_get_physical_device_properties2
VK_STRUCTURE_TYPE_PHYSICAL_DEVICE_IMAGE_FORMAT_INFO_2_KHR =
VK_STRUCTURE_TYPE_PHYSICAL_DEVICE_IMAGE_FORMAT_INFO_2,
// Provided by VK_KHR_get_physical_device_properties2
VK_STRUCTURE_TYPE_QUEUE_FAMILY_PROPERTIES_2_KHR =
VK_STRUCTURE_TYPE_QUEUE_FAMILY_PROPERTIES_2,
// Provided by VK_KHR_get_physical_device_properties2
VK_STRUCTURE_TYPE_PHYSICAL_DEVICE_MEMORY_PROPERTIES_2_KHR =
VK_STRUCTURE_TYPE_PHYSICAL_DEVICE_MEMORY_PROPERTIES_2,
// Provided by VK_KHR_get_physical_device_properties2
VK_STRUCTURE_TYPE_SPARSE_IMAGE_FORMAT_PROPERTIES_2_KHR =
VK_STRUCTURE_TYPE_SPARSE_IMAGE_FORMAT_PROPERTIES_2,
// Provided by VK_KHR_get_physical_device_properties2
VK_STRUCTURE_TYPE_PHYSICAL_DEVICE_SPARSE_IMAGE_FORMAT_INFO_2_KHR =
VK_STRUCTURE_TYPE_PHYSICAL_DEVICE_SPARSE_IMAGE_FORMAT_INFO_2,
// Provided by VK_KHR_device_group
VK_STRUCTURE_TYPE_MEMORY_ALLOCATE_FLAGS_INFO_KHR =
VK_STRUCTURE_TYPE_MEMORY_ALLOCATE_FLAGS_INFO,
// Provided by VK_KHR_device_group
VK_STRUCTURE_TYPE_DEVICE_GROUP_RENDER_PASS_BEGIN_INFO_KHR =
VK_STRUCTURE_TYPE_DEVICE_GROUP_RENDER_PASS_BEGIN_INFO,
// Provided by VK_KHR_device_group
VK_STRUCTURE_TYPE_DEVICE_GROUP_COMMAND_BUFFER_BEGIN_INFO_KHR =
VK_STRUCTURE_TYPE_DEVICE_GROUP_COMMAND_BUFFER_BEGIN_INFO,
// Provided by VK_KHR_device_group
VK_STRUCTURE_TYPE_DEVICE_GROUP_SUBMIT_INFO_KHR =
VK_STRUCTURE_TYPE_DEVICE_GROUP_SUBMIT_INFO,
// Provided by VK_KHR_device_group
VK_STRUCTURE_TYPE_DEVICE_GROUP_BIND_SPARSE_INFO_KHR =
VK_STRUCTURE_TYPE_DEVICE_GROUP_BIND_SPARSE_INFO,
// Provided by VK_KHR_bind_memory2 with VK_KHR_device_group
VK_STRUCTURE_TYPE_BIND_BUFFER_MEMORY_DEVICE_GROUP_INFO_KHR =
VK_STRUCTURE_TYPE_BIND_BUFFER_MEMORY_DEVICE_GROUP_INFO,
// Provided by VK_KHR_bind_memory2 with VK_KHR_device_group
VK_STRUCTURE_TYPE_BIND_IMAGE_MEMORY_DEVICE_GROUP_INFO_KHR =
VK_STRUCTURE_TYPE_BIND_IMAGE_MEMORY_DEVICE_GROUP_INFO,
// Provided by VK_EXT_texture_compression_astc_hdr
VK_STRUCTURE_TYPE_PHYSICAL_DEVICE_TEXTURE_COMPRESSION_ASTC_HDR_FEATURES_EXT =
VK_STRUCTURE_TYPE_PHYSICAL_DEVICE_TEXTURE_COMPRESSION_ASTC_HDR_FEATURES,
// Provided by VK_EXT_pipeline_robustness

```



```

VK_STRUCTURE_TYPE_PIPELINE_ROBUSTNESS_CREATE_INFO_EXT =
VK_STRUCTURE_TYPE_PIPELINE_ROBUSTNESS_CREATE_INFO,
// Provided by VK_EXT_pipeline_robustness
VK_STRUCTURE_TYPE_PHYSICAL_DEVICE_PIPELINE_ROBUSTNESS_FEATURES_EXT =
VK_STRUCTURE_TYPE_PHYSICAL_DEVICE_PIPELINE_ROBUSTNESS_FEATURES,
// Provided by VK_EXT_pipeline_robustness
VK_STRUCTURE_TYPE_PHYSICAL_DEVICE_PIPELINE_ROBUSTNESS_PROPERTIES_EXT =
VK_STRUCTURE_TYPE_PHYSICAL_DEVICE_PIPELINE_ROBUSTNESS_PROPERTIES,
// Provided by VK_KHR_device_group_creation
VK_STRUCTURE_TYPE_PHYSICAL_DEVICE_GROUP_PROPERTIES_KHR =
VK_STRUCTURE_TYPE_PHYSICAL_DEVICE_GROUP_PROPERTIES,
// Provided by VK_KHR_device_group_creation
VK_STRUCTURE_TYPE_DEVICE_GROUP_DEVICE_CREATE_INFO_KHR =
VK_STRUCTURE_TYPE_DEVICE_GROUP_DEVICE_CREATE_INFO,
// Provided by VK_KHR_external_memory_capabilities
VK_STRUCTURE_TYPE_PHYSICAL_DEVICE_EXTERNAL_IMAGE_FORMAT_INFO_KHR =
VK_STRUCTURE_TYPE_PHYSICAL_DEVICE_EXTERNAL_IMAGE_FORMAT_INFO,
// Provided by VK_KHR_external_memory_capabilities
VK_STRUCTURE_TYPE_EXTERNAL_IMAGE_FORMAT_PROPERTIES_KHR =
VK_STRUCTURE_TYPE_EXTERNAL_IMAGE_FORMAT_PROPERTIES,
// Provided by VK_KHR_external_memory_capabilities
VK_STRUCTURE_TYPE_PHYSICAL_DEVICE_EXTERNAL_BUFFER_INFO_KHR =
VK_STRUCTURE_TYPE_PHYSICAL_DEVICE_EXTERNAL_BUFFER_INFO,
// Provided by VK_KHR_external_memory_capabilities
VK_STRUCTURE_TYPE_EXTERNAL_BUFFER_PROPERTIES_KHR =
VK_STRUCTURE_TYPE_EXTERNAL_BUFFER_PROPERTIES,
// Provided by VK_KHR_external_fence_capabilities,
VK_KHR_external_memory_capabilities, VK_KHR_external_semaphore_capabilities
VK_STRUCTURE_TYPE_PHYSICAL_DEVICE_ID_PROPERTIES_KHR =
VK_STRUCTURE_TYPE_PHYSICAL_DEVICE_ID_PROPERTIES,
// Provided by VK_KHR_external_memory
VK_STRUCTURE_TYPE_EXTERNAL_MEMORY_BUFFER_CREATE_INFO_KHR =
VK_STRUCTURE_TYPE_EXTERNAL_MEMORY_BUFFER_CREATE_INFO,
// Provided by VK_KHR_external_memory
VK_STRUCTURE_TYPE_EXTERNAL_MEMORY_IMAGE_CREATE_INFO_KHR =
VK_STRUCTURE_TYPE_EXTERNAL_MEMORY_IMAGE_CREATE_INFO,
// Provided by VK_KHR_external_memory
VK_STRUCTURE_TYPE_EXPORT_MEMORY_ALLOCATE_INFO_KHR =
VK_STRUCTURE_TYPE_EXPORT_MEMORY_ALLOCATE_INFO,
// Provided by VK_KHR_external_semaphore_capabilities
VK_STRUCTURE_TYPE_PHYSICAL_DEVICE_EXTERNAL_SEMAPHORE_INFO_KHR =
VK_STRUCTURE_TYPE_PHYSICAL_DEVICE_EXTERNAL_SEMAPHORE_INFO,
// Provided by VK_KHR_external_semaphore_capabilities
VK_STRUCTURE_TYPE_EXTERNAL_SEMAPHORE_PROPERTIES_KHR =
VK_STRUCTURE_TYPE_EXTERNAL_SEMAPHORE_PROPERTIES,
// Provided by VK_KHR_external_semaphore
VK_STRUCTURE_TYPE_EXPORT_SEMAPHORE_CREATE_INFO_KHR =
VK_STRUCTURE_TYPE_EXPORT_SEMAPHORE_CREATE_INFO,
// Provided by VK_KHR_push_descriptor
VK_STRUCTURE_TYPE_PHYSICAL_DEVICE_PUSH_DESCRIPTOR_PROPERTIES_KHR =
VK_STRUCTURE_TYPE_PHYSICAL_DEVICE_PUSH_DESCRIPTOR_PROPERTIES,

```



```

// Provided by VK_KHR_shader_float16_int8
VK_STRUCTURE_TYPE_PHYSICAL_DEVICE_SHADER_FLOAT16_INT8_FEATURES_KHR =
VK_STRUCTURE_TYPE_PHYSICAL_DEVICE_SHADER_FLOAT16_INT8_FEATURES,
// Provided by VK_KHR_shader_float16_int8
VK_STRUCTURE_TYPE_PHYSICAL_DEVICE_FLOAT16_INT8_FEATURES_KHR =
VK_STRUCTURE_TYPE_PHYSICAL_DEVICE_SHADER_FLOAT16_INT8_FEATURES,
// Provided by VK_KHR_16bit_storage
VK_STRUCTURE_TYPE_PHYSICAL_DEVICE_16BIT_STORAGE_FEATURES_KHR =
VK_STRUCTURE_TYPE_PHYSICAL_DEVICE_16BIT_STORAGE_FEATURES,
// Provided by VK_KHR_descriptor_update_template
VK_STRUCTURE_TYPE_DESCRIPTOR_UPDATE_TEMPLATE_CREATE_INFO_KHR =
VK_STRUCTURE_TYPE_DESCRIPTOR_UPDATE_TEMPLATE_CREATE_INFO,
// Provided by VK_EXT_display_surface_counter
// VK_STRUCTURE_TYPE_SURFACE_CAPABILITIES2_EXT is a legacy alias
VK_STRUCTURE_TYPE_SURFACE_CAPABILITIES2_EXT =
VK_STRUCTURE_TYPE_SURFACE_CAPABILITIES_2_EXT,
// Provided by VK_KHR_imageless_framebuffer
VK_STRUCTURE_TYPE_PHYSICAL_DEVICE_IMAGELESS_FRAMEBUFFER_FEATURES_KHR =
VK_STRUCTURE_TYPE_PHYSICAL_DEVICE_IMAGELESS_FRAMEBUFFER_FEATURES,
// Provided by VK_KHR_imageless_framebuffer
VK_STRUCTURE_TYPE_FRAMEBUFFER_ATTACHMENTS_CREATE_INFO_KHR =
VK_STRUCTURE_TYPE_FRAMEBUFFER_ATTACHMENTS_CREATE_INFO,
// Provided by VK_KHR_imageless_framebuffer
VK_STRUCTURE_TYPE_FRAMEBUFFER_ATTACHMENT_IMAGE_INFO_KHR =
VK_STRUCTURE_TYPE_FRAMEBUFFER_ATTACHMENT_IMAGE_INFO,
// Provided by VK_KHR_imageless_framebuffer
VK_STRUCTURE_TYPE_RENDER_PASS_ATTACHMENT_BEGIN_INFO_KHR =
VK_STRUCTURE_TYPE_RENDER_PASS_ATTACHMENT_BEGIN_INFO,
// Provided by VK_KHR_create_renderpass2
VK_STRUCTURE_TYPE_ATTACHMENT_DESCRIPTION_2_KHR =
VK_STRUCTURE_TYPE_ATTACHMENT_DESCRIPTION_2,
// Provided by VK_KHR_create_renderpass2
VK_STRUCTURE_TYPE_ATTACHMENT_REFERENCE_2_KHR =
VK_STRUCTURE_TYPE_ATTACHMENT_REFERENCE_2,
// Provided by VK_KHR_create_renderpass2
VK_STRUCTURE_TYPE_SUBPASS_DESCRIPTION_2_KHR =
VK_STRUCTURE_TYPE_SUBPASS_DESCRIPTION_2,
// Provided by VK_KHR_create_renderpass2
VK_STRUCTURE_TYPE_SUBPASS_DEPENDENCY_2_KHR =
VK_STRUCTURE_TYPE_SUBPASS_DEPENDENCY_2,
// Provided by VK_KHR_create_renderpass2
VK_STRUCTURE_TYPE_RENDER_PASS_CREATE_INFO_2_KHR =
VK_STRUCTURE_TYPE_RENDER_PASS_CREATE_INFO_2,
// Provided by VK_KHR_create_renderpass2
VK_STRUCTURE_TYPE_SUBPASS_BEGIN_INFO_KHR = VK_STRUCTURE_TYPE_SUBPASS_BEGIN_INFO,
// Provided by VK_KHR_create_renderpass2
VK_STRUCTURE_TYPE_SUBPASS_END_INFO_KHR = VK_STRUCTURE_TYPE_SUBPASS_END_INFO,
// Provided by VK_KHR_external_fence_capabilities
VK_STRUCTURE_TYPE_PHYSICAL_DEVICE_EXTERNAL_FENCE_INFO_KHR =
VK_STRUCTURE_TYPE_PHYSICAL_DEVICE_EXTERNAL_FENCE_INFO,
// Provided by VK_KHR_external_fence_capabilities

```



```

VK_STRUCTURE_TYPE_EXTERNAL_FENCE_PROPERTIES_KHR =
VK_STRUCTURE_TYPE_EXTERNAL_FENCE_PROPERTIES,
// Provided by VK_KHR_external_fence
VK_STRUCTURE_TYPE_EXPORT_FENCE_CREATE_INFO_KHR =
VK_STRUCTURE_TYPE_EXPORT_FENCE_CREATE_INFO,
// Provided by VK_KHR_maintenance2
VK_STRUCTURE_TYPE_PHYSICAL_DEVICE_POINT_CLIPPING_PROPERTIES_KHR =
VK_STRUCTURE_TYPE_PHYSICAL_DEVICE_POINT_CLIPPING_PROPERTIES,
// Provided by VK_KHR_maintenance2
VK_STRUCTURE_TYPE_RENDER_PASS_INPUT_ATTACHMENT_ASPECT_CREATE_INFO_KHR =
VK_STRUCTURE_TYPE_RENDER_PASS_INPUT_ATTACHMENT_ASPECT_CREATE_INFO,
// Provided by VK_KHR_maintenance2
VK_STRUCTURE_TYPE_IMAGE_VIEW_USAGE_CREATE_INFO_KHR =
VK_STRUCTURE_TYPE_IMAGE_VIEW_USAGE_CREATE_INFO,
// Provided by VK_KHR_maintenance2
VK_STRUCTURE_TYPE_PIPELINE_TESSELLATION_DOMAIN_ORIGIN_STATE_CREATE_INFO_KHR =
VK_STRUCTURE_TYPE_PIPELINE_TESSELLATION_DOMAIN_ORIGIN_STATE_CREATE_INFO,
// Provided by VK_KHR_variable_pointers
VK_STRUCTURE_TYPE_PHYSICAL_DEVICE_VARIABLE_POINTERS_FEATURES_KHR =
VK_STRUCTURE_TYPE_PHYSICAL_DEVICE_VARIABLE_POINTERS_FEATURES,
// Provided by VK_KHR_variable_pointers
VK_STRUCTURE_TYPE_PHYSICAL_DEVICE_VARIABLE_POINTER_FEATURES_KHR =
VK_STRUCTURE_TYPE_PHYSICAL_DEVICE_VARIABLE_POINTERS_FEATURES_KHR,
// Provided by VK_KHR_dedicated_allocation
VK_STRUCTURE_TYPE_MEMORY_DEDICATED_REQUIREMENTS_KHR =
VK_STRUCTURE_TYPE_MEMORY_DEDICATED_REQUIREMENTS,
// Provided by VK_KHR_dedicated_allocation
VK_STRUCTURE_TYPE_MEMORY_DEDICATED_ALLOCATE_INFO_KHR =
VK_STRUCTURE_TYPE_MEMORY_DEDICATED_ALLOCATE_INFO,
// Provided by VK_EXT_sampler_filter_minmax
VK_STRUCTURE_TYPE_PHYSICAL_DEVICE_SAMPLER_FILTER_MINMAX_PROPERTIES_EXT =
VK_STRUCTURE_TYPE_PHYSICAL_DEVICE_SAMPLER_FILTER_MINMAX_PROPERTIES,
// Provided by VK_EXT_sampler_filter_minmax
VK_STRUCTURE_TYPE_SAMPLER_REDUCTION_MODE_CREATE_INFO_EXT =
VK_STRUCTURE_TYPE_SAMPLER_REDUCTION_MODE_CREATE_INFO,
// Provided by VK_EXT_inline_uniform_block
VK_STRUCTURE_TYPE_PHYSICAL_DEVICE_INLINE_UNIFORM_BLOCK_FEATURES_EXT =
VK_STRUCTURE_TYPE_PHYSICAL_DEVICE_INLINE_UNIFORM_BLOCK_FEATURES,
// Provided by VK_EXT_inline_uniform_block
VK_STRUCTURE_TYPE_PHYSICAL_DEVICE_INLINE_UNIFORM_BLOCK_PROPERTIES_EXT =
VK_STRUCTURE_TYPE_PHYSICAL_DEVICE_INLINE_UNIFORM_BLOCK_PROPERTIES,
// Provided by VK_EXT_inline_uniform_block
VK_STRUCTURE_TYPE_WRITE_DESCRIPTOR_SET_INLINE_UNIFORM_BLOCK_EXT =
VK_STRUCTURE_TYPE_WRITE_DESCRIPTOR_SET_INLINE_UNIFORM_BLOCK,
// Provided by VK_EXT_inline_uniform_block
VK_STRUCTURE_TYPE_DESCRIPTOR_POOL_INLINE_UNIFORM_BLOCK_CREATE_INFO_EXT =
VK_STRUCTURE_TYPE_DESCRIPTOR_POOL_INLINE_UNIFORM_BLOCK_CREATE_INFO,
// Provided by VK_KHR_get_memory_requirements2
VK_STRUCTURE_TYPE_BUFFER_MEMORY_REQUIREMENTS_INFO_2_KHR =
VK_STRUCTURE_TYPE_BUFFER_MEMORY_REQUIREMENTS_INFO_2,
// Provided by VK_KHR_get_memory_requirements2

```



```

VK_STRUCTURE_TYPE_IMAGE_MEMORY_REQUIREMENTS_INFO_2_KHR =
VK_STRUCTURE_TYPE_IMAGE_MEMORY_REQUIREMENTS_INFO_2,
// Provided by VK_KHR_get_memory_requirements2
VK_STRUCTURE_TYPE_IMAGE_SPARSE_MEMORY_REQUIREMENTS_INFO_2_KHR =
VK_STRUCTURE_TYPE_IMAGE_SPARSE_MEMORY_REQUIREMENTS_INFO_2,
// Provided by VK_KHR_get_memory_requirements2
VK_STRUCTURE_TYPE_MEMORY_REQUIREMENTS_2_KHR =
VK_STRUCTURE_TYPE_MEMORY_REQUIREMENTS_2,
// Provided by VK_KHR_get_memory_requirements2
VK_STRUCTURE_TYPE_SPARSE_IMAGE_MEMORY_REQUIREMENTS_2_KHR =
VK_STRUCTURE_TYPE_SPARSE_IMAGE_MEMORY_REQUIREMENTS_2,
// Provided by VK_KHR_image_format_list
VK_STRUCTURE_TYPE_IMAGE_FORMAT_LIST_CREATE_INFO_KHR =
VK_STRUCTURE_TYPE_IMAGE_FORMAT_LIST_CREATE_INFO,
// Provided by VK_NV_framebuffer_mixed_samples with VK_VERSION_1_3 or
VK_KHR_dynamic_rendering
VK_STRUCTURE_TYPE_ATTACHMENT_SAMPLE_COUNT_INFO_NV =
VK_STRUCTURE_TYPE_ATTACHMENT_SAMPLE_COUNT_INFO_AMD,
// Provided by VK_KHR_sampler_ycbcr_conversion
VK_STRUCTURE_TYPE_SAMPLER_YCBCR_CONVERSION_CREATE_INFO_KHR =
VK_STRUCTURE_TYPE_SAMPLER_YCBCR_CONVERSION_CREATE_INFO,
// Provided by VK_KHR_sampler_ycbcr_conversion
VK_STRUCTURE_TYPE_SAMPLER_YCBCR_CONVERSION_INFO_KHR =
VK_STRUCTURE_TYPE_SAMPLER_YCBCR_CONVERSION_INFO,
// Provided by VK_KHR_sampler_ycbcr_conversion
VK_STRUCTURE_TYPE_BIND_IMAGE_PLANE_MEMORY_INFO_KHR =
VK_STRUCTURE_TYPE_BIND_IMAGE_PLANE_MEMORY_INFO,
// Provided by VK_KHR_sampler_ycbcr_conversion
VK_STRUCTURE_TYPE_IMAGE_PLANE_MEMORY_REQUIREMENTS_INFO_KHR =
VK_STRUCTURE_TYPE_IMAGE_PLANE_MEMORY_REQUIREMENTS_INFO,
// Provided by VK_KHR_sampler_ycbcr_conversion
VK_STRUCTURE_TYPE_PHYSICAL_DEVICE_SAMPLER_YCBCR_CONVERSION_FEATURES_KHR =
VK_STRUCTURE_TYPE_PHYSICAL_DEVICE_SAMPLER_YCBCR_CONVERSION_FEATURES,
// Provided by VK_KHR_sampler_ycbcr_conversion
VK_STRUCTURE_TYPE_SAMPLER_YCBCR_CONVERSION_IMAGE_FORMAT_PROPERTIES_KHR =
VK_STRUCTURE_TYPE_SAMPLER_YCBCR_CONVERSION_IMAGE_FORMAT_PROPERTIES,
// Provided by VK_KHR_bind_memory2
VK_STRUCTURE_TYPE_BIND_BUFFER_MEMORY_INFO_KHR =
VK_STRUCTURE_TYPE_BIND_BUFFER_MEMORY_INFO,
// Provided by VK_KHR_bind_memory2
VK_STRUCTURE_TYPE_BIND_IMAGE_MEMORY_INFO_KHR =
VK_STRUCTURE_TYPE_BIND_IMAGE_MEMORY_INFO,
// Provided by VK_EXT_descriptor_indexing
VK_STRUCTURE_TYPE_DESCRIPTOR_SET_LAYOUT_BINDING_FLAGS_CREATE_INFO_EXT =
VK_STRUCTURE_TYPE_DESCRIPTOR_SET_LAYOUT_BINDING_FLAGS_CREATE_INFO,
// Provided by VK_EXT_descriptor_indexing
VK_STRUCTURE_TYPE_PHYSICAL_DEVICE_DESCRIPTOR_INDEXING_FEATURES_EXT =
VK_STRUCTURE_TYPE_PHYSICAL_DEVICE_DESCRIPTOR_INDEXING_FEATURES,
// Provided by VK_EXT_descriptor_indexing
VK_STRUCTURE_TYPE_PHYSICAL_DEVICE_DESCRIPTOR_INDEXING_PROPERTIES_EXT =
VK_STRUCTURE_TYPE_PHYSICAL_DEVICE_DESCRIPTOR_INDEXING_PROPERTIES,

```



```

// Provided by VK_EXT_descriptor_indexing
VK_STRUCTURE_TYPE_DESCRIPTOR_SET_VARIABLE_DESCRIPTOR_COUNT_ALLOCATE_INFO_EXT =
VK_STRUCTURE_TYPE_DESCRIPTOR_SET_VARIABLE_DESCRIPTOR_COUNT_ALLOCATE_INFO,
// Provided by VK_EXT_descriptor_indexing
VK_STRUCTURE_TYPE_DESCRIPTOR_SET_VARIABLE_DESCRIPTOR_COUNT_LAYOUT_SUPPORT_EXT =
VK_STRUCTURE_TYPE_DESCRIPTOR_SET_VARIABLE_DESCRIPTOR_COUNT_LAYOUT_SUPPORT,
// Provided by VK_KHR_maintenance3
VK_STRUCTURE_TYPE_PHYSICAL_DEVICE_MAINTENANCE_3_PROPERTIES_KHR =
VK_STRUCTURE_TYPE_PHYSICAL_DEVICE_MAINTENANCE_3_PROPERTIES,
// Provided by VK_KHR_maintenance3
VK_STRUCTURE_TYPE_DESCRIPTOR_SET_LAYOUT_SUPPORT_KHR =
VK_STRUCTURE_TYPE_DESCRIPTOR_SET_LAYOUT_SUPPORT,
// Provided by VK_EXT_global_priority
VK_STRUCTURE_TYPE_DEVICE_QUEUE_GLOBAL_PRIORITY_CREATE_INFO_EXT =
VK_STRUCTURE_TYPE_DEVICE_QUEUE_GLOBAL_PRIORITY_CREATE_INFO,
// Provided by VK_KHR_shader_subgroup_extended_types
VK_STRUCTURE_TYPE_PHYSICAL_DEVICE_SHADER_SUBGROUP_EXTENDED_TYPES_FEATURES_KHR =
VK_STRUCTURE_TYPE_PHYSICAL_DEVICE_SHADER_SUBGROUP_EXTENDED_TYPES_FEATURES,
// Provided by VK_KHR_8bit_storage
VK_STRUCTURE_TYPE_PHYSICAL_DEVICE_8BIT_STORAGE_FEATURES_KHR =
VK_STRUCTURE_TYPE_PHYSICAL_DEVICE_8BIT_STORAGE_FEATURES,
// Provided by VK_KHR_shader_atomic_int64
VK_STRUCTURE_TYPE_PHYSICAL_DEVICE_SHADER_ATOMIC_INT64_FEATURES_KHR =
VK_STRUCTURE_TYPE_PHYSICAL_DEVICE_SHADER_ATOMIC_INT64_FEATURES,
// Provided by VK_EXT_calibrated_timestamps
VK_STRUCTURE_TYPE_CALIBRATED_TIMESTAMP_INFO_EXT =
VK_STRUCTURE_TYPE_CALIBRATED_TIMESTAMP_INFO_KHR,
// Provided by VK_KHR_global_priority
VK_STRUCTURE_TYPE_DEVICE_QUEUE_GLOBAL_PRIORITY_CREATE_INFO_KHR =
VK_STRUCTURE_TYPE_DEVICE_QUEUE_GLOBAL_PRIORITY_CREATE_INFO,
// Provided by VK_KHR_global_priority
VK_STRUCTURE_TYPE_PHYSICAL_DEVICE_GLOBAL_PRIORITY_QUERY_FEATURES_KHR =
VK_STRUCTURE_TYPE_PHYSICAL_DEVICE_GLOBAL_PRIORITY_QUERY_FEATURES,
// Provided by VK_KHR_global_priority
VK_STRUCTURE_TYPE_QUEUE_FAMILY_GLOBAL_PRIORITY_PROPERTIES_KHR =
VK_STRUCTURE_TYPE_QUEUE_FAMILY_GLOBAL_PRIORITY_PROPERTIES,
// Provided by VK_EXT_vertex_attribute_divisor
VK_STRUCTURE_TYPE_PIPELINE_VERTEX_INPUT_DIVISOR_STATE_CREATE_INFO_EXT =
VK_STRUCTURE_TYPE_PIPELINE_VERTEX_INPUT_DIVISOR_STATE_CREATE_INFO,
// Provided by VK_EXT_vertex_attribute_divisor
VK_STRUCTURE_TYPE_PHYSICAL_DEVICE_VERTEX_ATTRIBUTE_DIVISOR_FEATURES_EXT =
VK_STRUCTURE_TYPE_PHYSICAL_DEVICE_VERTEX_ATTRIBUTE_DIVISOR_FEATURES,
// Provided by VK_EXT_pipeline_creation_feedback
VK_STRUCTURE_TYPE_PIPELINE_CREATION_FEEDBACK_CREATE_INFO_EXT =
VK_STRUCTURE_TYPE_PIPELINE_CREATION_FEEDBACK_CREATE_INFO,
// Provided by VK_KHR_driver_properties
VK_STRUCTURE_TYPE_PHYSICAL_DEVICE_DRIVER_PROPERTIES_KHR =
VK_STRUCTURE_TYPE_PHYSICAL_DEVICE_DRIVER_PROPERTIES,
// Provided by VK_KHR_shader_float_controls
VK_STRUCTURE_TYPE_PHYSICAL_DEVICE_FLOAT_CONTROLS_PROPERTIES_KHR =
VK_STRUCTURE_TYPE_PHYSICAL_DEVICE_FLOAT_CONTROLS_PROPERTIES,

```



```

// Provided by VK_KHR_depth_stencil_resolve
VK_STRUCTURE_TYPE_PHYSICAL_DEVICE_DEPTH_STENCIL_RESOLVE_PROPERTIES_KHR =
VK_STRUCTURE_TYPE_PHYSICAL_DEVICE_DEPTH_STENCIL_RESOLVE_PROPERTIES,
// Provided by VK_KHR_depth_stencil_resolve
VK_STRUCTURE_TYPE_SUBPASS_DESCRIPTION_DEPTH_STENCIL_RESOLVE_KHR =
VK_STRUCTURE_TYPE_SUBPASS_DESCRIPTION_DEPTH_STENCIL_RESOLVE,
// Provided by VK_NV_compute_shader_derivatives
VK_STRUCTURE_TYPE_PHYSICAL_DEVICE_COMPUTE_SHADER_DERIVATIVES_FEATURES_NV =
VK_STRUCTURE_TYPE_PHYSICAL_DEVICE_COMPUTE_SHADER_DERIVATIVES_FEATURES_KHR,
// Provided by VK_NV_fragment_shader_barycentric
VK_STRUCTURE_TYPE_PHYSICAL_DEVICE_FRAGMENT_SHADER_BARYCENTRIC_FEATURES_NV =
VK_STRUCTURE_TYPE_PHYSICAL_DEVICE_FRAGMENT_SHADER_BARYCENTRIC_FEATURES_KHR,
// Provided by VK_KHR_timeline_semaphore
VK_STRUCTURE_TYPE_PHYSICAL_DEVICE_TIMELINE_SEMAPHORE_FEATURES_KHR =
VK_STRUCTURE_TYPE_PHYSICAL_DEVICE_TIMELINE_SEMAPHORE_FEATURES,
// Provided by VK_KHR_timeline_semaphore
VK_STRUCTURE_TYPE_PHYSICAL_DEVICE_TIMELINE_SEMAPHORE_PROPERTIES_KHR =
VK_STRUCTURE_TYPE_PHYSICAL_DEVICE_TIMELINE_SEMAPHORE_PROPERTIES,
// Provided by VK_KHR_timeline_semaphore
VK_STRUCTURE_TYPE_SEMAPHORE_TYPE_CREATE_INFO_KHR =
VK_STRUCTURE_TYPE_SEMAPHORE_TYPE_CREATE_INFO,
// Provided by VK_KHR_timeline_semaphore
VK_STRUCTURE_TYPE_TIMELINE_SEMAPHORE_SUBMIT_INFO_KHR =
VK_STRUCTURE_TYPE_TIMELINE_SEMAPHORE_SUBMIT_INFO,
// Provided by VK_KHR_timeline_semaphore
VK_STRUCTURE_TYPE_SEMAPHORE_WAIT_INFO_KHR = VK_STRUCTURE_TYPE_SEMAPHORE_WAIT_INFO,
// Provided by VK_KHR_timeline_semaphore
VK_STRUCTURE_TYPE_SEMAPHORE_SIGNAL_INFO_KHR =
VK_STRUCTURE_TYPE_SEMAPHORE_SIGNAL_INFO,
// Provided by VK_INTEL_performance_query
// VK_STRUCTURE_TYPE_QUERY_POOL_CREATE_INFO_INTEL is a legacy alias
VK_STRUCTURE_TYPE_QUERY_POOL_CREATE_INFO_INTEL =
VK_STRUCTURE_TYPE_QUERY_POOL_PERFORMANCE_QUERY_CREATE_INFO_INTEL,
// Provided by VK_KHR_vulkan_memory_model
VK_STRUCTURE_TYPE_PHYSICAL_DEVICE_VULKAN_MEMORY_MODEL_FEATURES_KHR =
VK_STRUCTURE_TYPE_PHYSICAL_DEVICE_VULKAN_MEMORY_MODEL_FEATURES,
// Provided by VK_KHR_shader_terminate_invocation
VK_STRUCTURE_TYPE_PHYSICAL_DEVICE_SHADER_TERMINATE_INVOCATION_FEATURES_KHR =
VK_STRUCTURE_TYPE_PHYSICAL_DEVICE_SHADER_TERMINATE_INVOCATION_FEATURES,
// Provided by VK_EXT_scalar_block_layout
VK_STRUCTURE_TYPE_PHYSICAL_DEVICE_SCALAR_BLOCK_LAYOUT_FEATURES_EXT =
VK_STRUCTURE_TYPE_PHYSICAL_DEVICE_SCALAR_BLOCK_LAYOUT_FEATURES,
// Provided by VK_EXT_subgroup_size_control
VK_STRUCTURE_TYPE_PHYSICAL_DEVICE_SUBGROUP_SIZE_CONTROL_PROPERTIES_EXT =
VK_STRUCTURE_TYPE_PHYSICAL_DEVICE_SUBGROUP_SIZE_CONTROL_PROPERTIES,
// Provided by VK_EXT_subgroup_size_control
VK_STRUCTURE_TYPE_PIPELINE_SHADER_STAGE_REQUIRED_SUBGROUP_SIZE_CREATE_INFO_EXT =
VK_STRUCTURE_TYPE_PIPELINE_SHADER_STAGE_REQUIRED_SUBGROUP_SIZE_CREATE_INFO,
// Provided by VK_EXT_subgroup_size_control
VK_STRUCTURE_TYPE_PHYSICAL_DEVICE_SUBGROUP_SIZE_CONTROL_FEATURES_EXT =
VK_STRUCTURE_TYPE_PHYSICAL_DEVICE_SUBGROUP_SIZE_CONTROL_FEATURES,

```



```

// Provided by VK_KHR_dynamic_rendering_local_read
VK_STRUCTURE_TYPE_PHYSICAL_DEVICE_DYNAMIC_RENDERING_LOCAL_READ_FEATURES_KHR =
VK_STRUCTURE_TYPE_PHYSICAL_DEVICE_DYNAMIC_RENDERING_LOCAL_READ_FEATURES,
// Provided by VK_KHR_dynamic_rendering_local_read
VK_STRUCTURE_TYPE_RENDERING_ATTACHMENT_LOCATION_INFO_KHR =
VK_STRUCTURE_TYPE_RENDERING_ATTACHMENT_LOCATION_INFO,
// Provided by VK_KHR_dynamic_rendering_local_read
VK_STRUCTURE_TYPE_RENDERING_INPUT_ATTACHMENT_INDEX_INFO_KHR =
VK_STRUCTURE_TYPE_RENDERING_INPUT_ATTACHMENT_INDEX_INFO,
// Provided by VK_KHR_separate_depth_stencil_layouts
VK_STRUCTURE_TYPE_PHYSICAL_DEVICE_SEPARATE_DEPTH_STENCIL_LAYOUTS_FEATURES_KHR =
VK_STRUCTURE_TYPE_PHYSICAL_DEVICE_SEPARATE_DEPTH_STENCIL_LAYOUTS_FEATURES,
// Provided by VK_KHR_separate_depth_stencil_layouts
VK_STRUCTURE_TYPE_ATTACHMENT_REFERENCE_STENCIL_LAYOUT_KHR =
VK_STRUCTURE_TYPE_ATTACHMENT_REFERENCE_STENCIL_LAYOUT,
// Provided by VK_KHR_separate_depth_stencil_layouts
VK_STRUCTURE_TYPE_ATTACHMENT_DESCRIPTION_STENCIL_LAYOUT_KHR =
VK_STRUCTURE_TYPE_ATTACHMENT_DESCRIPTION_STENCIL_LAYOUT,
// Provided by VK_EXT_buffer_device_address
VK_STRUCTURE_TYPE_PHYSICAL_DEVICE_BUFFER_ADDRESS_FEATURES_EXT =
VK_STRUCTURE_TYPE_PHYSICAL_DEVICE_BUFFER_DEVICE_ADDRESS_FEATURES_EXT,
// Provided by VK_EXT_buffer_device_address
VK_STRUCTURE_TYPE_BUFFER_DEVICE_ADDRESS_INFO_EXT =
VK_STRUCTURE_TYPE_BUFFER_DEVICE_ADDRESS_INFO,
// Provided by VK_EXT_tooling_info
VK_STRUCTURE_TYPE_PHYSICAL_DEVICE_TOOL_PROPERTIES_EXT =
VK_STRUCTURE_TYPE_PHYSICAL_DEVICE_TOOL_PROPERTIES,
// Provided by VK_EXT_separate_stencil_usage
VK_STRUCTURE_TYPE_IMAGE_STENCIL_USAGE_CREATE_INFO_EXT =
VK_STRUCTURE_TYPE_IMAGE_STENCIL_USAGE_CREATE_INFO,
// Provided by VK_KHR_uniform_buffer_standard_layout
VK_STRUCTURE_TYPE_PHYSICAL_DEVICE_UNIFORM_BUFFER_STANDARD_LAYOUT_FEATURES_KHR =
VK_STRUCTURE_TYPE_PHYSICAL_DEVICE_UNIFORM_BUFFER_STANDARD_LAYOUT_FEATURES,
// Provided by VK_KHR_buffer_device_address
VK_STRUCTURE_TYPE_PHYSICAL_DEVICE_BUFFER_DEVICE_ADDRESS_FEATURES_KHR =
VK_STRUCTURE_TYPE_PHYSICAL_DEVICE_BUFFER_DEVICE_ADDRESS_FEATURES,
// Provided by VK_KHR_buffer_device_address
VK_STRUCTURE_TYPE_BUFFER_DEVICE_ADDRESS_INFO_KHR =
VK_STRUCTURE_TYPE_BUFFER_DEVICE_ADDRESS_INFO,
// Provided by VK_KHR_buffer_device_address
VK_STRUCTURE_TYPE_BUFFER_OPAQUE_CAPTURE_ADDRESS_CREATE_INFO_KHR =
VK_STRUCTURE_TYPE_BUFFER_OPAQUE_CAPTURE_ADDRESS_CREATE_INFO,
// Provided by VK_KHR_buffer_device_address
VK_STRUCTURE_TYPE_MEMORY_OPAQUE_CAPTURE_ADDRESS_ALLOCATE_INFO_KHR =
VK_STRUCTURE_TYPE_MEMORY_OPAQUE_CAPTURE_ADDRESS_ALLOCATE_INFO,
// Provided by VK_KHR_buffer_device_address
VK_STRUCTURE_TYPE_DEVICE_MEMORY_OPAQUE_CAPTURE_ADDRESS_INFO_KHR =
VK_STRUCTURE_TYPE_DEVICE_MEMORY_OPAQUE_CAPTURE_ADDRESS_INFO,
// Provided by VK_EXT_line_rasterization
VK_STRUCTURE_TYPE_PHYSICAL_DEVICE_LINE_RASTERIZATION_FEATURES_EXT =
VK_STRUCTURE_TYPE_PHYSICAL_DEVICE_LINE_RASTERIZATION_FEATURES,

```



```

// Provided by VK_EXT_line_rasterization
VK_STRUCTURE_TYPE_PIPELINE_RASTERIZATION_LINE_STATE_CREATE_INFO_EXT =
VK_STRUCTURE_TYPE_PIPELINE_RASTERIZATION_LINE_STATE_CREATE_INFO,
// Provided by VK_EXT_line_rasterization
VK_STRUCTURE_TYPE_PHYSICAL_DEVICE_LINE_RASTERIZATION_PROPERTIES_EXT =
VK_STRUCTURE_TYPE_PHYSICAL_DEVICE_LINE_RASTERIZATION_PROPERTIES,
// Provided by VK_EXT_host_query_reset
VK_STRUCTURE_TYPE_PHYSICAL_DEVICE_HOST_QUERY_RESET_FEATURES_EXT =
VK_STRUCTURE_TYPE_PHYSICAL_DEVICE_HOST_QUERY_RESET_FEATURES,
// Provided by VK_EXT_index_type_uint8
VK_STRUCTURE_TYPE_PHYSICAL_DEVICE_INDEX_TYPE_UINT8_FEATURES_EXT =
VK_STRUCTURE_TYPE_PHYSICAL_DEVICE_INDEX_TYPE_UINT8_FEATURES,
// Provided by VK_EXT_host_image_copy
VK_STRUCTURE_TYPE_PHYSICAL_DEVICE_HOST_IMAGE_COPY_FEATURES_EXT =
VK_STRUCTURE_TYPE_PHYSICAL_DEVICE_HOST_IMAGE_COPY_FEATURES,
// Provided by VK_EXT_host_image_copy
VK_STRUCTURE_TYPE_PHYSICAL_DEVICE_HOST_IMAGE_COPY_PROPERTIES_EXT =
VK_STRUCTURE_TYPE_PHYSICAL_DEVICE_HOST_IMAGE_COPY_PROPERTIES,
// Provided by VK_EXT_host_image_copy
VK_STRUCTURE_TYPE_MEMORY_TO_IMAGE_COPY_EXT =
VK_STRUCTURE_TYPE_MEMORY_TO_IMAGE_COPY,
// Provided by VK_EXT_host_image_copy
VK_STRUCTURE_TYPE_IMAGE_TO_MEMORY_COPY_EXT =
VK_STRUCTURE_TYPE_IMAGE_TO_MEMORY_COPY,
// Provided by VK_EXT_host_image_copy
VK_STRUCTURE_TYPE_COPY_IMAGE_TO_MEMORY_INFO_EXT =
VK_STRUCTURE_TYPE_COPY_IMAGE_TO_MEMORY_INFO,
// Provided by VK_EXT_host_image_copy
VK_STRUCTURE_TYPE_COPY_MEMORY_TO_IMAGE_INFO_EXT =
VK_STRUCTURE_TYPE_COPY_MEMORY_TO_IMAGE_INFO,
// Provided by VK_EXT_host_image_copy
VK_STRUCTURE_TYPE_HOST_IMAGE_LAYOUT_TRANSITION_INFO_EXT =
VK_STRUCTURE_TYPE_HOST_IMAGE_LAYOUT_TRANSITION_INFO,
// Provided by VK_EXT_host_image_copy
VK_STRUCTURE_TYPE_COPY_IMAGE_TO_IMAGE_INFO_EXT =
VK_STRUCTURE_TYPE_COPY_IMAGE_TO_IMAGE_INFO,
// Provided by VK_EXT_host_image_copy
VK_STRUCTURE_TYPE_SUBRESOURCE_HOST_MEMCPY_SIZE_EXT =
VK_STRUCTURE_TYPE_SUBRESOURCE_HOST_MEMCPY_SIZE,
// Provided by VK_EXT_host_image_copy
VK_STRUCTURE_TYPE_HOST_IMAGE_COPY_DEVICE_PERFORMANCE_QUERY_EXT =
VK_STRUCTURE_TYPE_HOST_IMAGE_COPY_DEVICE_PERFORMANCE_QUERY,
// Provided by VK_KHR_map_memory2
VK_STRUCTURE_TYPE_MEMORY_MAP_INFO_KHR = VK_STRUCTURE_TYPE_MEMORY_MAP_INFO,
// Provided by VK_KHR_map_memory2
VK_STRUCTURE_TYPE_MEMORY_UNMAP_INFO_KHR = VK_STRUCTURE_TYPE_MEMORY_UNMAP_INFO,
// Provided by VK_EXT_surface_maintenance1
VK_STRUCTURE_TYPE_SURFACE_PRESENT_MODE_EXT =
VK_STRUCTURE_TYPE_SURFACE_PRESENT_MODE_KHR,
// Provided by VK_EXT_surface_maintenance1
VK_STRUCTURE_TYPE_SURFACE_PRESENT_SCALING_CAPABILITIES_EXT =

```



```

VK_STRUCTURE_TYPE_SURFACE_PRESENT_SCALING_CAPABILITIES_KHR,
    // Provided by VK_EXT_surface_maintenance1
    VK_STRUCTURE_TYPE_SURFACE_PRESENT_MODE_COMPATIBILITY_EXT =
VK_STRUCTURE_TYPE_SURFACE_PRESENT_MODE_COMPATIBILITY_KHR,
    // Provided by VK_EXT_swapchain_maintenance1
    VK_STRUCTURE_TYPE_PHYSICAL_DEVICE_SWAPCHAIN_MAINTENANCE_1_FEATURES_EXT =
VK_STRUCTURE_TYPE_PHYSICAL_DEVICE_SWAPCHAIN_MAINTENANCE_1_FEATURES_KHR,
    // Provided by VK_EXT_swapchain_maintenance1
    VK_STRUCTURE_TYPE_SWAPCHAIN_PRESENT_FENCE_INFO_EXT =
VK_STRUCTURE_TYPE_SWAPCHAIN_PRESENT_FENCE_INFO_KHR,
    // Provided by VK_EXT_swapchain_maintenance1
    VK_STRUCTURE_TYPE_SWAPCHAIN_PRESENT_MODES_CREATE_INFO_EXT =
VK_STRUCTURE_TYPE_SWAPCHAIN_PRESENT_MODES_CREATE_INFO_KHR,
    // Provided by VK_EXT_swapchain_maintenance1
    VK_STRUCTURE_TYPE_SWAPCHAIN_PRESENT_MODE_INFO_EXT =
VK_STRUCTURE_TYPE_SWAPCHAIN_PRESENT_MODE_INFO_KHR,
    // Provided by VK_EXT_swapchain_maintenance1
    VK_STRUCTURE_TYPE_SWAPCHAIN_PRESENT_SCALING_CREATE_INFO_EXT =
VK_STRUCTURE_TYPE_SWAPCHAIN_PRESENT_SCALING_CREATE_INFO_KHR,
    // Provided by VK_EXT_swapchain_maintenance1
    VK_STRUCTURE_TYPE_RELEASE_SWAPCHAIN_IMAGES_INFO_EXT =
VK_STRUCTURE_TYPE_RELEASE_SWAPCHAIN_IMAGES_INFO_KHR,
    // Provided by VK_EXT_shader_demote_to_helper_invocation
    VK_STRUCTURE_TYPE_PHYSICAL_DEVICE_SHADER_DEMOTE_TO_HELPER_INVOCATION_FEATURES_EXT
= VK_STRUCTURE_TYPE_PHYSICAL_DEVICE_SHADER_DEMOTE_TO_HELPER_INVOCATION_FEATURES,
    // Provided by VK_KHR_shader_integer_dot_product
    VK_STRUCTURE_TYPE_PHYSICAL_DEVICE_SHADER_INTEGER_DOT_PRODUCT_FEATURES_KHR =
VK_STRUCTURE_TYPE_PHYSICAL_DEVICE_SHADER_INTEGER_DOT_PRODUCT_FEATURES,
    // Provided by VK_KHR_shader_integer_dot_product
    VK_STRUCTURE_TYPE_PHYSICAL_DEVICE_SHADER_INTEGER_DOT_PRODUCT_PROPERTIES_KHR =
VK_STRUCTURE_TYPE_PHYSICAL_DEVICE_SHADER_INTEGER_DOT_PRODUCT_PROPERTIES,
    // Provided by VK_EXT_texel_buffer_alignment
    VK_STRUCTURE_TYPE_PHYSICAL_DEVICE_TEXEL_BUFFER_ALIGNMENT_PROPERTIES_EXT =
VK_STRUCTURE_TYPE_PHYSICAL_DEVICE_TEXEL_BUFFER_ALIGNMENT_PROPERTIES,
    // Provided by VK_EXT_robustness2
    VK_STRUCTURE_TYPE_PHYSICAL_DEVICE_ROBUSTNESS_2_FEATURES_EXT =
VK_STRUCTURE_TYPE_PHYSICAL_DEVICE_ROBUSTNESS_2_FEATURES_KHR,
    // Provided by VK_EXT_robustness2
    VK_STRUCTURE_TYPE_PHYSICAL_DEVICE_ROBUSTNESS_2_PROPERTIES_EXT =
VK_STRUCTURE_TYPE_PHYSICAL_DEVICE_ROBUSTNESS_2_PROPERTIES_KHR,
    // Provided by VK_EXT_private_data
    VK_STRUCTURE_TYPE_PHYSICAL_DEVICE_PRIVATE_DATA_FEATURES_EXT =
VK_STRUCTURE_TYPE_PHYSICAL_DEVICE_PRIVATE_DATA_FEATURES,
    // Provided by VK_EXT_private_data
    VK_STRUCTURE_TYPE_DEVICE_PRIVATE_DATA_CREATE_INFO_EXT =
VK_STRUCTURE_TYPE_DEVICE_PRIVATE_DATA_CREATE_INFO,
    // Provided by VK_EXT_private_data
    VK_STRUCTURE_TYPE_PRIVATE_DATA_SLOT_CREATE_INFO_EXT =
VK_STRUCTURE_TYPE_PRIVATE_DATA_SLOT_CREATE_INFO,
    // Provided by VK_EXT_pipeline_creation_cache_control
    VK_STRUCTURE_TYPE_PHYSICAL_DEVICE_PIPELINE_CREATION_CACHE_CONTROL_FEATURES_EXT =

```



```

VK_STRUCTURE_TYPE_PHYSICAL_DEVICE_PIPELINE_CREATION_CACHE_CONTROL_FEATURES,
    // Provided by VK_KHR_synchronization2
    VK_STRUCTURE_TYPE_MEMORY_BARRIER_2_KHR = VK_STRUCTURE_TYPE_MEMORY_BARRIER_2,
    // Provided by VK_KHR_synchronization2
    VK_STRUCTURE_TYPE_BUFFER_MEMORY_BARRIER_2_KHR =
VK_STRUCTURE_TYPE_BUFFER_MEMORY_BARRIER_2,
    // Provided by VK_KHR_synchronization2
    VK_STRUCTURE_TYPE_IMAGE_MEMORY_BARRIER_2_KHR =
VK_STRUCTURE_TYPE_IMAGE_MEMORY_BARRIER_2,
    // Provided by VK_KHR_synchronization2
    VK_STRUCTURE_TYPE_DEPENDENCY_INFO_KHR = VK_STRUCTURE_TYPE_DEPENDENCY_INFO,
    // Provided by VK_KHR_synchronization2
    VK_STRUCTURE_TYPE_SUBMIT_INFO_2_KHR = VK_STRUCTURE_TYPE_SUBMIT_INFO_2,
    // Provided by VK_KHR_synchronization2
    VK_STRUCTURE_TYPE_SEMAPHORE_SUBMIT_INFO_KHR =
VK_STRUCTURE_TYPE_SEMAPHORE_SUBMIT_INFO,
    // Provided by VK_KHR_synchronization2
    VK_STRUCTURE_TYPE_COMMAND_BUFFER_SUBMIT_INFO_KHR =
VK_STRUCTURE_TYPE_COMMAND_BUFFER_SUBMIT_INFO,
    // Provided by VK_KHR_synchronization2
    VK_STRUCTURE_TYPE_PHYSICAL_DEVICE_SYNCHRONIZATION_2_FEATURES_KHR =
VK_STRUCTURE_TYPE_PHYSICAL_DEVICE_SYNCHRONIZATION_2_FEATURES,
    // Provided by VK_KHR_zero_initialize_workgroup_memory
    VK_STRUCTURE_TYPE_PHYSICAL_DEVICE_ZERO_INITIALIZE_WORKGROUP_MEMORY_FEATURES_KHR =
VK_STRUCTURE_TYPE_PHYSICAL_DEVICE_ZERO_INITIALIZE_WORKGROUP_MEMORY_FEATURES,
    // Provided by VK_EXT_image_robustness
    VK_STRUCTURE_TYPE_PHYSICAL_DEVICE_IMAGE_ROBUSTNESS_FEATURES_EXT =
VK_STRUCTURE_TYPE_PHYSICAL_DEVICE_IMAGE_ROBUSTNESS_FEATURES,
    // Provided by VK_KHR_copy_commands2
    VK_STRUCTURE_TYPE_COPY_BUFFER_INFO_2_KHR = VK_STRUCTURE_TYPE_COPY_BUFFER_INFO_2,
    // Provided by VK_KHR_copy_commands2
    VK_STRUCTURE_TYPE_COPY_IMAGE_INFO_2_KHR = VK_STRUCTURE_TYPE_COPY_IMAGE_INFO_2,
    // Provided by VK_KHR_copy_commands2
    VK_STRUCTURE_TYPE_COPY_BUFFER_TO_IMAGE_INFO_2_KHR =
VK_STRUCTURE_TYPE_COPY_BUFFER_TO_IMAGE_INFO_2,
    // Provided by VK_KHR_copy_commands2
    VK_STRUCTURE_TYPE_COPY_IMAGE_TO_BUFFER_INFO_2_KHR =
VK_STRUCTURE_TYPE_COPY_IMAGE_TO_BUFFER_INFO_2,
    // Provided by VK_KHR_copy_commands2
    VK_STRUCTURE_TYPE_BLIT_IMAGE_INFO_2_KHR = VK_STRUCTURE_TYPE_BLIT_IMAGE_INFO_2,
    // Provided by VK_KHR_copy_commands2
    VK_STRUCTURE_TYPE_RESOLVE_IMAGE_INFO_2_KHR =
VK_STRUCTURE_TYPE_RESOLVE_IMAGE_INFO_2,
    // Provided by VK_KHR_copy_commands2
    VK_STRUCTURE_TYPE_BUFFER_COPY_2_KHR = VK_STRUCTURE_TYPE_BUFFER_COPY_2,
    // Provided by VK_KHR_copy_commands2
    VK_STRUCTURE_TYPE_IMAGE_COPY_2_KHR = VK_STRUCTURE_TYPE_IMAGE_COPY_2,
    // Provided by VK_KHR_copy_commands2
    VK_STRUCTURE_TYPE_IMAGE_BLIT_2_KHR = VK_STRUCTURE_TYPE_IMAGE_BLIT_2,
    // Provided by VK_KHR_copy_commands2
    VK_STRUCTURE_TYPE_BUFFER_IMAGE_COPY_2_KHR = VK_STRUCTURE_TYPE_BUFFER_IMAGE_COPY_2,

```



```

// Provided by VK_KHR_copy_commands2
VK_STRUCTURE_TYPE_IMAGE_RESOLVE_2_KHR = VK_STRUCTURE_TYPE_IMAGE_RESOLVE_2,
// Provided by VK_EXT_image_compression_control
VK_STRUCTURE_TYPE_SUBRESOURCE_LAYOUT_2_EXT =
VK_STRUCTURE_TYPE_SUBRESOURCE_LAYOUT_2,
// Provided by VK_EXT_image_compression_control
VK_STRUCTURE_TYPE_IMAGE_SUBRESOURCE_2_EXT = VK_STRUCTURE_TYPE_IMAGE_SUBRESOURCE_2,
// Provided by VK_ARM_rasterization_order_attachment_access

VK_STRUCTURE_TYPE_PHYSICAL_DEVICE_RASTERIZATION_ORDER_ATTACHMENT_ACCESS_FEATURES_ARM =
VK_STRUCTURE_TYPE_PHYSICAL_DEVICE_RASTERIZATION_ORDER_ATTACHMENT_ACCESS_FEATURES_EXT,
// Provided by VK_VALVE_mutable_descriptor_type
VK_STRUCTURE_TYPE_PHYSICAL_DEVICE_MUTABLE_DESCRIPTOR_TYPE_FEATURES_VALVE =
VK_STRUCTURE_TYPE_PHYSICAL_DEVICE_MUTABLE_DESCRIPTOR_TYPE_FEATURES_EXT,
// Provided by VK_VALVE_mutable_descriptor_type
VK_STRUCTURE_TYPE_MUTABLE_DESCRIPTOR_TYPE_CREATE_INFO_VALVE =
VK_STRUCTURE_TYPE_MUTABLE_DESCRIPTOR_TYPE_CREATE_INFO_EXT,
// Provided by VK_KHR_format_feature_flags2
VK_STRUCTURE_TYPE_FORMAT_PROPERTIES_3_KHR = VK_STRUCTURE_TYPE_FORMAT_PROPERTIES_3,
// Provided by VK_EXT_present_mode_fifo_latest_ready
VK_STRUCTURE_TYPE_PHYSICAL_DEVICE_PRESENT_MODE_FIFO_LATEST_READY_FEATURES_EXT =
VK_STRUCTURE_TYPE_PHYSICAL_DEVICE_PRESENT_MODE_FIFO_LATEST_READY_FEATURES_KHR,
// Provided by VK_EXT_pipeline_properties
VK_STRUCTURE_TYPE_PIPELINE_INFO_EXT = VK_STRUCTURE_TYPE_PIPELINE_INFO_KHR,
// Provided by VK_EXT_global_priority_query
VK_STRUCTURE_TYPE_PHYSICAL_DEVICE_GLOBAL_PRIORITY_QUERY_FEATURES_EXT =
VK_STRUCTURE_TYPE_PHYSICAL_DEVICE_GLOBAL_PRIORITY_QUERY_FEATURES,
// Provided by VK_EXT_global_priority_query
VK_STRUCTURE_TYPE_QUEUE_FAMILY_GLOBAL_PRIORITY_PROPERTIES_EXT =
VK_STRUCTURE_TYPE_QUEUE_FAMILY_GLOBAL_PRIORITY_PROPERTIES,
// Provided by VK_KHR_maintenance4
VK_STRUCTURE_TYPE_PHYSICAL_DEVICE_MAINTENANCE_4_FEATURES_KHR =
VK_STRUCTURE_TYPE_PHYSICAL_DEVICE_MAINTENANCE_4_FEATURES,
// Provided by VK_KHR_maintenance4
VK_STRUCTURE_TYPE_PHYSICAL_DEVICE_MAINTENANCE_4_PROPERTIES_KHR =
VK_STRUCTURE_TYPE_PHYSICAL_DEVICE_MAINTENANCE_4_PROPERTIES,
// Provided by VK_KHR_maintenance4
VK_STRUCTURE_TYPE_DEVICE_BUFFER_MEMORY_REQUIREMENTS_KHR =
VK_STRUCTURE_TYPE_DEVICE_BUFFER_MEMORY_REQUIREMENTS,
// Provided by VK_KHR_maintenance4
VK_STRUCTURE_TYPE_DEVICE_IMAGE_MEMORY_REQUIREMENTS_KHR =
VK_STRUCTURE_TYPE_DEVICE_IMAGE_MEMORY_REQUIREMENTS,
// Provided by VK_KHR_shader_subgroup_rotate
VK_STRUCTURE_TYPE_PHYSICAL_DEVICE_SHADER_SUBGROUP_ROTATE_FEATURES_KHR =
VK_STRUCTURE_TYPE_PHYSICAL_DEVICE_SHADER_SUBGROUP_ROTATE_FEATURES,
// Provided by VK_EXT_depth_clamp_zero_one
VK_STRUCTURE_TYPE_PHYSICAL_DEVICE_DEPTH_CLAMP_ZERO_ONE_FEATURES_EXT =
VK_STRUCTURE_TYPE_PHYSICAL_DEVICE_DEPTH_CLAMP_ZERO_ONE_FEATURES_KHR,
// Provided by VK_QCOM_fragment_density_map_offset
VK_STRUCTURE_TYPE_PHYSICAL_DEVICE_FRAGMENT_DENSITY_MAP_OFFSET_FEATURES_QCOM =
VK_STRUCTURE_TYPE_PHYSICAL_DEVICE_FRAGMENT_DENSITY_MAP_OFFSET_FEATURES_EXT,

```



```

// Provided by VK_QCOM_fragment_density_map_offset
VK_STRUCTURE_TYPE_PHYSICAL_DEVICE_FRAGMENT_DENSITY_MAP_OFFSET_PROPERTIES_QCOM =
VK_STRUCTURE_TYPE_PHYSICAL_DEVICE_FRAGMENT_DENSITY_MAP_OFFSET_PROPERTIES_EXT,
// Provided by VK_QCOM_fragment_density_map_offset
VK_STRUCTURE_TYPE_SUBPASS_FRAGMENT_DENSITY_MAP_OFFSET_END_INFO_QCOM =
VK_STRUCTURE_TYPE_RENDER_PASS_FRAGMENT_DENSITY_MAP_OFFSET_END_INFO_EXT,
// Provided by VK_NV_copy_memory_indirect
VK_STRUCTURE_TYPE_PHYSICAL_DEVICE_COPY_MEMORY_INDIRECT_PROPERTIES_NV =
VK_STRUCTURE_TYPE_PHYSICAL_DEVICE_COPY_MEMORY_INDIRECT_PROPERTIES_KHR,
// Provided by VK_NV_memory_decompression
VK_STRUCTURE_TYPE_PHYSICAL_DEVICE_MEMORY_DECOMPRESSION_FEATURES_NV =
VK_STRUCTURE_TYPE_PHYSICAL_DEVICE_MEMORY_DECOMPRESSION_FEATURES_EXT,
// Provided by VK_NV_memory_decompression
VK_STRUCTURE_TYPE_PHYSICAL_DEVICE_MEMORY_DECOMPRESSION_PROPERTIES_NV =
VK_STRUCTURE_TYPE_PHYSICAL_DEVICE_MEMORY_DECOMPRESSION_PROPERTIES_EXT,
// Provided by VK_EXT_pipeline_protected_access
VK_STRUCTURE_TYPE_PHYSICAL_DEVICE_PIPELINE_PROTECTED_ACCESS_FEATURES_EXT =
VK_STRUCTURE_TYPE_PHYSICAL_DEVICE_PIPELINE_PROTECTED_ACCESS_FEATURES,
// Provided by VK_KHR_maintenance5
VK_STRUCTURE_TYPE_PHYSICAL_DEVICE_MAINTENANCE_5_FEATURES_KHR =
VK_STRUCTURE_TYPE_PHYSICAL_DEVICE_MAINTENANCE_5_FEATURES,
// Provided by VK_KHR_maintenance5
VK_STRUCTURE_TYPE_PHYSICAL_DEVICE_MAINTENANCE_5_PROPERTIES_KHR =
VK_STRUCTURE_TYPE_PHYSICAL_DEVICE_MAINTENANCE_5_PROPERTIES,
// Provided by VK_KHR_maintenance5
VK_STRUCTURE_TYPE_RENDERING_AREA_INFO_KHR = VK_STRUCTURE_TYPE_RENDERING_AREA_INFO,
// Provided by VK_KHR_maintenance5
VK_STRUCTURE_TYPE_DEVICE_IMAGE_SUBRESOURCE_INFO_KHR =
VK_STRUCTURE_TYPE_DEVICE_IMAGE_SUBRESOURCE_INFO,
// Provided by VK_KHR_maintenance5
VK_STRUCTURE_TYPE_SUBRESOURCE_LAYOUT_2_KHR =
VK_STRUCTURE_TYPE_SUBRESOURCE_LAYOUT_2,
// Provided by VK_KHR_maintenance5
VK_STRUCTURE_TYPE_IMAGE_SUBRESOURCE_2_KHR = VK_STRUCTURE_TYPE_IMAGE_SUBRESOURCE_2,
// Provided by VK_KHR_maintenance5
VK_STRUCTURE_TYPE_PIPELINE_CREATE_FLAGS_2_CREATE_INFO_KHR =
VK_STRUCTURE_TYPE_PIPELINE_CREATE_FLAGS_2_CREATE_INFO,
// Provided by VK_KHR_maintenance5
VK_STRUCTURE_TYPE_BUFFER_USAGE_FLAGS_2_CREATE_INFO_KHR =
VK_STRUCTURE_TYPE_BUFFER_USAGE_FLAGS_2_CREATE_INFO,
// Provided by VK_EXT_shader_object
VK_STRUCTURE_TYPE_SHADER_REQUIRED_SUBGROUP_SIZE_CREATE_INFO_EXT =
VK_STRUCTURE_TYPE_PIPELINE_SHADER_STAGE_REQUIRED_SUBGROUP_SIZE_CREATE_INFO,
// Provided by VK_KHR_vertex_attribute_divisor
VK_STRUCTURE_TYPE_PHYSICAL_DEVICE_VERTEX_ATTRIBUTE_DIVISOR_PROPERTIES_KHR =
VK_STRUCTURE_TYPE_PHYSICAL_DEVICE_VERTEX_ATTRIBUTE_DIVISOR_PROPERTIES,
// Provided by VK_KHR_vertex_attribute_divisor
VK_STRUCTURE_TYPE_PIPELINE_VERTEX_INPUT_DIVISOR_STATE_CREATE_INFO_KHR =
VK_STRUCTURE_TYPE_PIPELINE_VERTEX_INPUT_DIVISOR_STATE_CREATE_INFO,
// Provided by VK_KHR_vertex_attribute_divisor
VK_STRUCTURE_TYPE_PHYSICAL_DEVICE_VERTEX_ATTRIBUTE_DIVISOR_FEATURES_KHR =

```



```

VK_STRUCTURE_TYPE_PHYSICAL_DEVICE_VERTEX_ATTRIBUTE_DIVISOR_FEATURES,
    // Provided by VK_KHR_shader_float_controls2
    VK_STRUCTURE_TYPE_PHYSICAL_DEVICE_SHADER_FLOAT_CONTROLS_2_FEATURES_KHR =
VK_STRUCTURE_TYPE_PHYSICAL_DEVICE_SHADER_FLOAT_CONTROLS_2_FEATURES,
    // Provided by VK_KHR_index_type_uint8
    VK_STRUCTURE_TYPE_PHYSICAL_DEVICE_INDEX_TYPE_UINT8_FEATURES_KHR =
VK_STRUCTURE_TYPE_PHYSICAL_DEVICE_INDEX_TYPE_UINT8_FEATURES,
    // Provided by VK_KHR_line_rasterization
    VK_STRUCTURE_TYPE_PHYSICAL_DEVICE_LINE_RASTERIZATION_FEATURES_KHR =
VK_STRUCTURE_TYPE_PHYSICAL_DEVICE_LINE_RASTERIZATION_FEATURES,
    // Provided by VK_KHR_line_rasterization
    VK_STRUCTURE_TYPE_PIPELINE_RASTERIZATION_LINE_STATE_CREATE_INFO_KHR =
VK_STRUCTURE_TYPE_PIPELINE_RASTERIZATION_LINE_STATE_CREATE_INFO,
    // Provided by VK_KHR_line_rasterization
    VK_STRUCTURE_TYPE_PHYSICAL_DEVICE_LINE_RASTERIZATION_PROPERTIES_KHR =
VK_STRUCTURE_TYPE_PHYSICAL_DEVICE_LINE_RASTERIZATION_PROPERTIES,
    // Provided by VK_KHR_shader_expect_assume
    VK_STRUCTURE_TYPE_PHYSICAL_DEVICE_SHADER_EXPECT_ASSUME_FEATURES_KHR =
VK_STRUCTURE_TYPE_PHYSICAL_DEVICE_SHADER_EXPECT_ASSUME_FEATURES,
    // Provided by VK_KHR_maintenance6
    VK_STRUCTURE_TYPE_PHYSICAL_DEVICE_MAINTENANCE_6_FEATURES_KHR =
VK_STRUCTURE_TYPE_PHYSICAL_DEVICE_MAINTENANCE_6_FEATURES,
    // Provided by VK_KHR_maintenance6
    VK_STRUCTURE_TYPE_PHYSICAL_DEVICE_MAINTENANCE_6_PROPERTIES_KHR =
VK_STRUCTURE_TYPE_PHYSICAL_DEVICE_MAINTENANCE_6_PROPERTIES,
    // Provided by VK_KHR_maintenance6
    VK_STRUCTURE_TYPE_BIND_MEMORY_STATUS_KHR = VK_STRUCTURE_TYPE_BIND_MEMORY_STATUS,
    // Provided by VK_KHR_maintenance6
    VK_STRUCTURE_TYPE_BIND_DESCRIPTOR_SETS_INFO_KHR =
VK_STRUCTURE_TYPE_BIND_DESCRIPTOR_SETS_INFO,
    // Provided by VK_KHR_maintenance6
    VK_STRUCTURE_TYPE_PUSH_CONSTANTS_INFO_KHR = VK_STRUCTURE_TYPE_PUSH_CONSTANTS_INFO,
    // Provided by VK_KHR_maintenance6 with VK_KHR_push_descriptor
    VK_STRUCTURE_TYPE_PUSH_DESCRIPTOR_SET_INFO_KHR =
VK_STRUCTURE_TYPE_PUSH_DESCRIPTOR_SET_INFO,
    // Provided by VK_KHR_maintenance6 with VK_KHR_push_descriptor
    VK_STRUCTURE_TYPE_PUSH_DESCRIPTOR_SET_WITH_TEMPLATE_INFO_KHR =
VK_STRUCTURE_TYPE_PUSH_DESCRIPTOR_SET_WITH_TEMPLATE_INFO,
    // Provided by VK_EXT_fragment_density_map_offset
    VK_STRUCTURE_TYPE_RENDERING_END_INFO_EXT =
VK_STRUCTURE_TYPE_RENDERING_END_INFO_KHR,
} VkStructureType;

```

3.13. API Name Aliases

A small number of APIs did not follow the [naming conventions](#) when initially defined. For consistency, when we discover an API name that violates the naming conventions, we rename it in the Specification, XML, and header files. For backwards compatibility, the original (incorrect) name is retained as a “typo alias”. The alias is legacy and should not be used, but will be retained

indefinitely.

NOTE

`VK_STENCIL_FRONT_AND_BACK` is an example of a *typo alias*. It was initially defined as part of `VkStencilFaceFlagBits`. Once the naming inconsistency was noticed, it was renamed to `VK_STENCIL_FACE_FRONT_AND_BACK`, and the old name was aliased to the correct name.

Chapter 4. Initialization

Before using Vulkan, an application **must** initialize it by loading the Vulkan commands, and creating a `VkInstance` object.

4.1. Command Function Pointers

Vulkan commands are not necessarily exposed by static linking on a platform. Commands to query function pointers for Vulkan commands are described below.

NOTE

When extensions are [promoted](#) or otherwise incorporated into another extension or Vulkan core version, command [aliases](#) may be included. Whilst the behavior of each command alias is identical, the behavior of retrieving each alias's function pointer is not. A function pointer for a given alias can only be retrieved if the extension or version that introduced that alias is supported and enabled, irrespective of whether any other alias is available.

Function pointers for all Vulkan commands **can** be obtained by calling:

```
// Provided by VK_VERSION_1_0
PFN_vkVoidFunction vkGetInstanceProcAddr(
    VkInstance          instance,
    const char*         pName);
```

- `instance` is the instance that the function pointer will be compatible with, or `NULL` for commands not dependent on any instance.
- `pName` is the name of the command to obtain.

`vkGetInstanceProcAddr` itself is obtained in a platform- and loader- specific manner. Typically, the loader library will export this command as a function symbol, so applications **can** link against the loader library, or load it dynamically and look up the symbol using platform-specific APIs.

The table below defines the various use cases for `vkGetInstanceProcAddr` and expected return value (“fp” is “function pointer”) for each case. A valid returned function pointer (“fp”) **must** not be `NULL`.

The returned function pointer is of type `PFN_vkVoidFunction`, and **must** be cast to the type of the command being queried before use.

Table 1. `vkGetInstanceProcAddr` behavior

<code>instance</code>	<code>pName</code>	return value
* ¹	<code>NULL</code>	undefined
invalid non- <code>NULL</code> instance	* ¹	undefined
<code>NULL</code>	<i>global command</i> ²	fp
<code>NULL</code>	<code>vkGetInstanceProcAddr</code>	fp ⁵

instance	pName	return value
instance	vkGetInstanceProcAddr	fp
instance	core <i>dispatchable command</i>	fp ³
instance	enabled instance extension dispatchable command for instance	fp ³
instance	available device extension ⁴ dispatchable command for instance	fp ³
any other case, not covered above		NULL

1

"*" means any representable value for the parameter (including valid values, invalid values, and **NULL**).

2

The global commands are: [vkEnumerateInstanceVersion](#), [vkEnumerateInstanceExtensionProperties](#), [vkEnumerateInstanceLayerProperties](#), and [vkCreateInstance](#). Dispatchable commands are all other commands which are not global.

3

The returned function pointer **must** only be called with a dispatchable object (the first parameter) that is **instance** or a child of **instance**, e.g. [VkInstance](#), [VkPhysicalDevice](#), [VkDevice](#), [VkQueue](#), or [VkCommandBuffer](#).

4

An “available device extension” is a device extension supported by any physical device enumerated by **instance**.

5

Starting with Vulkan 1.2, [vkGetInstanceProcAddr](#) can resolve itself with a **NULL** instance pointer.

Valid Usage (Implicit)

- VUID-vkGetInstanceProcAddr-instance-parameter
If **instance** is not **NULL**, **instance** **must** be a valid [VkInstance](#) handle
- VUID-vkGetInstanceProcAddr-pName-parameter
pName **must** be a null-terminated UTF-8 string

In order to support systems with multiple Vulkan implementations, the function pointers returned by [vkGetInstanceProcAddr](#) **may** point to dispatch code that calls a different real implementation for different [VkDevice](#) objects or their child objects. The overhead of the internal dispatch for [VkDevice](#) objects can be avoided by obtaining device-specific function pointers for any commands that use a

device or device-child object as their dispatchable object. Such function pointers **can** be obtained by calling:

```
// Provided by VK_VERSION_1_0
PFN_vkVoidFunction vkGetDeviceProcAddr(
    VkDevice          device,
    const char*       pName);
```

The table below defines the various use cases for `vkGetDeviceProcAddr` and expected return value (“fp” is “function pointer”) for each case. A valid returned function pointer (“fp”) **must** not be `NULL`.

The returned function pointer is of type `PFN_vkVoidFunction`, and **must** be cast to the type of the command being queried before use. The function pointer **must** only be called with a dispatchable object (the first parameter) that is `device` or a child of `device`.

Table 2. `vkGetDeviceProcAddr` behavior

device	pName	return value
<code>NULL</code>	* ¹	undefined
invalid device	* ¹	undefined
device	<code>NULL</code>	undefined
device	requested core version ² device-level dispatchable command ³	fp ⁴
device	enabled extension device-level dispatchable command ³	fp ⁴
any other case, not covered above		<code>NULL</code>

1
“*” means any representable value for the parameter (including valid values, invalid values, and `NULL`).

2
Device-level commands which are part of the core version specified by `VkApplicationInfo::apiVersion` when creating the instance will always return a valid function pointer. If the `maintenance5` feature is enabled, core commands beyond that version which are supported by the implementation will return `NULL`, otherwise the implementation **may** either return `NULL` or a function pointer. If a function pointer is returned, it **must** not be called.

3
In this function, device-level excludes all physical-device-level commands.

4
The returned function pointer **must** only be called with a dispatchable object (the first parameter) that is `device` or a child of `device` e.g. `VkDevice`, `VkQueue`, or `VkCommandBuffer`.

Valid Usage (Implicit)

- VUID-vkGetDeviceProcAddr-device-parameter
device **must** be a valid [VkDevice](#) handle
- VUID-vkGetDeviceProcAddr-pName-parameter
pName **must** be a null-terminated UTF-8 string

The definition of [PFN_vkVoidFunction](#) is:

```
// Provided by VK_VERSION_1_0
typedef void (*PFN_vkVoidFunction)(void);
```

This type is returned from command function pointer queries, and **must** be cast to an actual command function pointer before use.

4.1.1. Extending Physical Device Core Functionality

New core physical-device-level functionality **can** be used when both [VkPhysicalDeviceProperties::apiVersion](#) and [VkApplicationInfo::apiVersion](#) are greater than or equal to the version of Vulkan that added the new functionality. The Vulkan version supported by a physical device **can** be obtained by calling [vkGetPhysicalDeviceProperties](#).

4.1.2. Extending Physical Device From Device Extensions

When the [VK_KHR_get_physical_device_properties2](#) extension is enabled, or when both the instance and the physical-device versions are at least 1.1, physical-device-level functionality of a device extension **can** be used with a physical device if the corresponding extension is enumerated by [vkEnumerateDeviceExtensionProperties](#) for that physical device, even before a logical device has been created.

To obtain a function pointer for a physical-device-level command from a device extension, an application **can** use [vkGetInstanceProcAddr](#). This function pointer **may** point to dispatch code, which calls a different real implementation for different [VkPhysicalDevice](#) objects. Applications **must** not use a [VkPhysicalDevice](#) in any command added by an extension or core version that is not supported by that physical device.

Device extensions **may** define structures that **can** be added to the **pNext** chain of physical-device-level commands.

4.2. Instances

There is no global state in Vulkan and all per-application state is stored in a [VkInstance](#) object. Creating a [VkInstance](#) object initializes the Vulkan library and allows the application to pass information about itself to the implementation.

Instances are represented by [VkInstance](#) handles:


```
// Provided by VK_VERSION_1_0
VK_DEFINE_HANDLE(VkInstance)
```

To query the version of instance-level functionality supported by the implementation, call:

```
// Provided by VK_VERSION_1_1
VkResult vkEnumerateInstanceVersion(
    uint32_t*                                pApiVersion);
```

- `pApiVersion` is a pointer to a `uint32_t`, which is the version of Vulkan supported by instance-level functionality, encoded as described in [Version Numbers](#).

NOTE

The intended behavior of `vkEnumerateInstanceVersion` is that an implementation **should** not need to perform memory allocations and **should** unconditionally return `VK_SUCCESS`. The loader, and any enabled layers, **may** return `VK_ERROR_OUT_OF_HOST_MEMORY` in the case of a failed memory allocation.

Valid Usage (Implicit)

- VUID-vkEnumerateInstanceVersion-pApiVersion-parameter `pApiVersion` **must** be a valid pointer to a `uint32_t` value

Return Codes

Success

- `VK_SUCCESS`

Failure

- `VK_ERROR_OUT_OF_HOST_MEMORY`
- `VK_ERROR_UNKNOWN`
- `VK_ERROR_VALIDATION_FAILED`

To create an instance object, call:

```
// Provided by VK_VERSION_1_0
VkResult vkCreateInstance(
    const VkInstanceCreateInfo*    pCreateInfo,
    const VkAllocationCallbacks*   pAllocator,
    VkInstance*                    pInstance);
```

- `pCreateInfo` is a pointer to a `VkInstanceCreateInfo` structure controlling creation of the instance.
- `pAllocator` controls host memory allocation as described in the [Memory Allocation](#) chapter.

- `pInstance` points a `VkInstance` handle in which the resulting instance is returned.

`vkCreateInstance` verifies that the requested layers exist. If not, `vkCreateInstance` will return `VK_ERROR_LAYER_NOT_PRESENT`. Next `vkCreateInstance` verifies that the requested extensions are supported (e.g. in the implementation or in any enabled instance layer) and if any requested extension is not supported, `vkCreateInstance` **must** return `VK_ERROR_EXTENSION_NOT_PRESENT`. After verifying and enabling the instance layers and extensions the `VkInstance` object is created and returned to the application. If a requested extension is only supported by a layer, both the layer and the extension need to be specified at `vkCreateInstance` time for the creation to succeed.

Valid Usage

- VUID-vkCreateInstance-ppEnabledExtensionNames-01388

All **required extensions** for each extension in the `VkInstanceCreateInfo::ppEnabledExtensionNames` list **must** also be present in that list

Valid Usage (Implicit)

- VUID-vkCreateInstance-pCreateInfo-parameter
`pCreateInfo` **must** be a valid pointer to a valid `VkInstanceCreateInfo` structure
- VUID-vkCreateInstance-pAllocator-parameter
If `pAllocator` is not `NULL`, `pAllocator` **must** be a valid pointer to a valid `VkAllocationCallbacks` structure
- VUID-vkCreateInstance-pInstance-parameter
`pInstance` **must** be a valid pointer to a `VkInstance` handle

Return Codes

Success

- `VK_SUCCESS`

Failure

- `VK_ERROR_EXTENSION_NOT_PRESENT`
- `VK_ERROR_INCOMPATIBLE_DRIVER`
- `VK_ERROR_INITIALIZATION_FAILED`
- `VK_ERROR_LAYER_NOT_PRESENT`
- `VK_ERROR_OUT_OF_DEVICE_MEMORY`
- `VK_ERROR_OUT_OF_HOST_MEMORY`
- `VK_ERROR_UNKNOWN`
- `VK_ERROR_VALIDATION_FAILED`

The `VkInstanceCreateInfo` structure is defined as:


```
// Provided by VK_VERSION_1_0
typedef struct VkInstanceCreateInfo {
    VkStructureType      sType;
    const void*          pNext;
    VkInstanceCreateFlags flags;
    const VkApplicationInfo* pApplicationInfo;
    uint32_t             enabledLayerCount;
    const char* const*   ppEnabledLayerNames;
    uint32_t             enabledExtensionCount;
    const char* const*   ppEnabledExtensionNames;
} VkInstanceCreateInfo;
```

- `sType` is a [VkStructureType](#) value identifying this structure.
- `pNext` is `NULL` or a pointer to a structure extending this structure.
- `flags` is a bitmask of [VkInstanceCreateFlagBits](#) indicating the behavior of the instance.
- `pApplicationInfo` is `NULL` or a pointer to a [VkApplicationInfo](#) structure. If not `NULL`, this information helps implementations recognize behavior inherent to classes of applications. [VkApplicationInfo](#) is defined in detail below.
- `enabledLayerCount` is the number of global layers to enable.
- `ppEnabledLayerNames` is a pointer to an array of `enabledLayerCount` null-terminated UTF-8 strings containing the names of layers to enable for the created instance. The layers are loaded in the order they are listed in this array, with the first array element being the closest to the application, and the last array element being the closest to the driver. See the [Layers](#) section for further details.
- `enabledExtensionCount` is the number of global extensions to enable.
- `ppEnabledExtensionNames` is a pointer to an array of `enabledExtensionCount` null-terminated UTF-8 strings containing the names of extensions to enable.

To capture events that occur while creating or destroying an instance, an application **can** link a [VkDebugReportCallbackCreateInfoEXT](#) structure or a [VkDebugUtilsMessengerCreateInfoEXT](#) structure to the `pNext` chain of the [VkInstanceCreateInfo](#) structure passed to `vkCreateInstance`. This callback is only valid for the duration of the `vkCreateInstance` and the `vkDestroyInstance` call. Use [vkCreateDebugReportCallbackEXT](#) or [vkCreateDebugUtilsMessengerEXT](#) to create persistent callback objects.

An application can add additional drivers by including the [VkDirectDriverLoadingListLUNARG](#) structure in the `pNext` chain of the [VkInstanceCreateInfo](#) structure passed to `vkCreateInstance`.

NOTE

[VkDirectDriverLoadingListLUNARG](#) allows applications to ship drivers with themselves. Only drivers that are designed to work with it should be used, such as drivers that implement Vulkan in software or that implement Vulkan by translating it to a different API. Any driver that requires installation should not be used, such as hardware drivers.

Valid Usage

- VUID-VkInstanceCreateInfo-pNext-04925

If the `pNext` chain of `VkInstanceCreateInfo` includes a `VkDebugReportCallbackCreateInfoEXT` structure, the list of enabled extensions in `ppEnabledExtensionNames` **must** contain `VK_EXT_debug_report`

- VUID-VkInstanceCreateInfo-pNext-04926

If the `pNext` chain of `VkInstanceCreateInfo` includes a `VkDebugUtilsMessengerCreateInfoEXT` structure, the list of enabled extensions in `ppEnabledExtensionNames` **must** contain `VK_EXT_debug_utils`

- VUID-VkInstanceCreateInfo-pNext-06779

If the `pNext` chain includes a `VkExportMetalObjectCreateInfoEXT` structure, its `exportObjectType` member **must** be either `VK_EXPORT_METAL_OBJECT_TYPE_METAL_DEVICE_BIT_EXT` or `VK_EXPORT_METAL_OBJECT_TYPE_METAL_COMMAND_QUEUE_BIT_EXT`

- VUID-VkInstanceCreateInfo-flags-06559

If `flags` has the `VK_INSTANCE_CREATE_ENUMERATE_PORTABILITY_BIT_KHR` bit set, the list of enabled extensions in `ppEnabledExtensionNames` **must** contain `VK_KHR_portability_enumeration`

- VUID-VkInstanceCreateInfo-pNext-09400

If the `pNext` chain of `VkInstanceCreateInfo` includes a `VkDirectDriverLoadingListLUNARG` structure, the list of enabled extensions in `ppEnabledExtensionNames` **must** contain `VK_LUNARG_direct_driver_loading`

- VUID-VkInstanceCreateInfo-pNext-10242

If the `pNext` chain of `VkInstanceCreateInfo` includes a `VkLayerSettingsCreateInfoEXT` structure, the list of enabled extensions in `ppEnabledExtensionNames` **must** contain `VK_EXT_layer_settings`

- VUID-VkInstanceCreateInfo-pNext-10243

If the `pNext` chain of `VkInstanceCreateInfo` includes a `VkValidationFeaturesEXT` structure, the list of enabled extensions in `ppEnabledExtensionNames` **must** contain `VK_EXT_validation_features`

- VUID-VkInstanceCreateInfo-pNext-10244

If the `pNext` chain of `VkInstanceCreateInfo` includes a `VkValidationFlagsEXT` structure, the list of enabled extensions in `ppEnabledExtensionNames` **must** contain `VK_EXT_validation_flags`

Valid Usage (Implicit)

- VUID-VkInstanceCreateInfo-sType-sType

`sType` **must** be `VK_STRUCTURE_TYPE_INSTANCE_CREATE_INFO`

- VUID-VkInstanceCreateInfo-pNext-pNext

Each `pNext` member of any structure (including this one) in the `pNext` chain **must** be either `NULL` or a pointer to a valid instance of `VkDebugReportCallbackCreateInfoEXT`,

VkDebugUtilsMessengerCreateInfoEXT,
VkExportMetalObjectCreateInfoEXT,
VkValidationFeaturesEXT, or VkValidationFlagsEXT

VkDirectDriverLoadingListLUNARG,
VkLayerSettingsCreateInfoEXT,

- VUID-VkInstanceCreateInfo-sType-unique
The **sType** value of each structure in the **pNext** chain **must** be unique, with the exception of structures of type **VkDebugUtilsMessengerCreateInfoEXT**, **VkExportMetalObjectCreateInfoEXT**, or **VkLayerSettingsCreateInfoEXT**
- VUID-VkInstanceCreateInfo-flags-parameter
flags **must** be a valid combination of **VkInstanceCreateFlagBits** values
- VUID-VkInstanceCreateInfo-pApplicationInfo-parameter
If **pApplicationInfo** is not **NULL**, **pApplicationInfo** **must** be a valid pointer to a valid **VkApplicationInfo** structure
- VUID-VkInstanceCreateInfo-ppEnabledLayerNames-parameter
If **enabledLayerCount** is not **0**, **ppEnabledLayerNames** **must** be a valid pointer to an array of **enabledLayerCount** null-terminated UTF-8 strings
- VUID-VkInstanceCreateInfo-ppEnabledExtensionNames-parameter
If **enabledExtensionCount** is not **0**, **ppEnabledExtensionNames** **must** be a valid pointer to an array of **enabledExtensionCount** null-terminated UTF-8 strings

```
// Provided by VK_VERSION_1_0
typedef enum VkInstanceCreateFlagBits {
    // Provided by VK_KHR_portability_enumeration
    VK_INSTANCE_CREATE_ENUMERATE_PORTABILITY_BIT_KHR = 0x00000001,
} VkInstanceCreateFlagBits;
```

- **VK_INSTANCE_CREATE_ENUMERATE_PORTABILITY_BIT_KHR** specifies that the instance will enumerate available Vulkan Portability-compliant physical devices and groups in addition to the Vulkan physical devices and groups that are enumerated by default.

```
// Provided by VK_VERSION_1_0
typedef VkFlags VkInstanceCreateFlags;
```

VkInstanceCreateFlags is a bitmask type for setting a mask of zero or more **VkInstanceCreateFlagBits**.

When creating a Vulkan instance for which you wish to disable validation checks, add a **VkValidationFlagsEXT** structure to the **pNext** chain of the **VkInstanceCreateInfo** structure, specifying the checks to be disabled.


```
// Provided by VK_EXT_validation_flags
typedef struct VkValidationFlagsEXT {
    VkStructureType      sType;
    const void*          pNext;
    uint32_t             disabledValidationCheckCount;
    const VkValidationCheckEXT* pDisabledValidationChecks;
} VkValidationFlagsEXT;
```

- `sType` is a `VkStructureType` value identifying this structure.
- `pNext` is `NULL` or a pointer to a structure extending this structure.
- `disabledValidationCheckCount` is the number of checks to disable.
- `pDisabledValidationChecks` is a pointer to an array of `VkValidationCheckEXT` values specifying the validation checks to be disabled.

Valid Usage (Implicit)

- VUID-VkValidationFlagsEXT-sType-sType
`sType` **must** be `VK_STRUCTURE_TYPE_VALIDATION_FLAGS_EXT`
- VUID-VkValidationFlagsEXT-pDisabledValidationChecks-parameter
`pDisabledValidationChecks` **must** be a valid pointer to an array of `disabledValidationCheckCount` valid `VkValidationCheckEXT` values
- VUID-VkValidationFlagsEXT-disabledValidationCheckCount-arraylength
`disabledValidationCheckCount` **must** be greater than 0

Structure Chaining

Extends the structure

- `VkInstanceCreateInfo`

Possible values of elements of the `VkValidationFlagsEXT::pDisabledValidationChecks` array, specifying validation checks to be disabled, are:

```
// Provided by VK_EXT_validation_flags
typedef enum VkValidationCheckEXT {
    VK_VALIDATION_CHECK_ALL_EXT = 0,
    VK_VALIDATION_CHECK_SHADERS_EXT = 1,
} VkValidationCheckEXT;
```

- `VK_VALIDATION_CHECK_ALL_EXT` specifies that all validation checks are disabled.
- `VK_VALIDATION_CHECK_SHADERS_EXT` specifies that shader validation is disabled.

When creating a Vulkan instance for which you wish to enable or disable specific validation

features, add a [VkValidationFeaturesEXT](#) structure to the **pNext** chain of the [VkInstanceCreateInfo](#) structure, specifying the features to be enabled or disabled.

```
// Provided by VK_EXT_validation_features
typedef struct VkValidationFeaturesEXT {
    VkStructureType      sType;
    const void*          pNext;
    uint32_t             enabledValidationFeatureCount;
    const VkValidationFeatureEnableEXT* pEnabledValidationFeatures;
    uint32_t             disabledValidationFeatureCount;
    const VkValidationFeatureDisableEXT* pDisabledValidationFeatures;
} VkValidationFeaturesEXT;
```

- **sType** is a [VkStructureType](#) value identifying this structure.
- **pNext** is **NULL** or a pointer to a structure extending this structure.
- **enabledValidationFeatureCount** is the number of features to enable.
- **pEnabledValidationFeatures** is a pointer to an array of [VkValidationFeatureEnableEXT](#) values specifying the validation features to be enabled.
- **disabledValidationFeatureCount** is the number of features to disable.
- **pDisabledValidationFeatures** is a pointer to an array of [VkValidationFeatureDisableEXT](#) values specifying the validation features to be disabled.

Valid Usage

- VUID-VkValidationFeaturesEXT-pEnabledValidationFeatures-02967

If the **pEnabledValidationFeatures** array contains [VK_VALIDATION_FEATURE_ENABLE_GPU_ASSISTED_RESERVE_BINDING_SLOT_EXT](#), then it **must** also contain [VK_VALIDATION_FEATURE_ENABLE_GPU_ASSISTED_EXT](#) or [VK_VALIDATION_FEATURE_ENABLE_DEBUG_PRINTF_EXT](#)

Valid Usage (Implicit)

- VUID-VkValidationFeaturesEXT-sType-sType

sType **must** be [VK_STRUCTURE_TYPE_VALIDATION_FEATURES_EXT](#)

- VUID-VkValidationFeaturesEXT-pEnabledValidationFeatures-parameter

If **enabledValidationFeatureCount** is not 0, **pEnabledValidationFeatures** **must** be a valid pointer to an array of **enabledValidationFeatureCount** valid [VkValidationFeatureEnableEXT](#) values

- VUID-VkValidationFeaturesEXT-pDisabledValidationFeatures-parameter

If **disabledValidationFeatureCount** is not 0, **pDisabledValidationFeatures** **must** be a valid pointer to an array of **disabledValidationFeatureCount** valid [VkValidationFeatureDisableEXT](#) values

Structure Chaining

Extends the structures

- [VkInstanceCreateInfo](#)
- [VkShaderCreateInfoEXT](#)
- [VkShaderModuleCreateInfo](#)

Possible values of elements of the [VkValidationFeaturesEXT::pEnabledValidationFeatures](#) array, specifying validation features to be enabled, are:

```
// Provided by VK_EXT_validation_features
typedef enum VkValidationFeatureEnableEXT {
    VK_VALIDATION_FEATURE_ENABLE_GPU_ASSISTED_EXT = 0,
    VK_VALIDATION_FEATURE_ENABLE_GPU_ASSISTED_RESERVE_BINDING_SLOT_EXT = 1,
    VK_VALIDATION_FEATURE_ENABLE_BEST_PRACTICES_EXT = 2,
    VK_VALIDATION_FEATURE_ENABLE_DEBUG_PRINTF_EXT = 3,
    VK_VALIDATION_FEATURE_ENABLE_SYNCHRONIZATION_VALIDATION_EXT = 4,
} VkValidationFeatureEnableEXT;
```

- [VK_VALIDATION_FEATURE_ENABLE_GPU_ASSISTED_EXT](#) specifies that GPU-assisted validation is enabled. Activating this feature instruments shader programs to generate additional diagnostic data. This feature is disabled by default.
- [VK_VALIDATION_FEATURE_ENABLE_GPU_ASSISTED_RESERVE_BINDING_SLOT_EXT](#) specifies that the validation layers reserve a descriptor set binding slot for their own use. The layer reports a value for [VkPhysicalDeviceLimits::maxBoundDescriptorSets](#) that is one less than the value reported by the device. If the device supports the binding of only one descriptor set, the validation layer does not perform GPU-assisted validation. This feature is disabled by default.
- [VK_VALIDATION_FEATURE_ENABLE_BEST_PRACTICES_EXT](#) specifies that Vulkan best-practices validation is enabled. Activating this feature enables the output of warnings related to common misuse of the API, but which are not explicitly prohibited by the specification. This feature is disabled by default.
- [VK_VALIDATION_FEATURE_ENABLE_DEBUG_PRINTF_EXT](#) specifies that the layers will process [debugPrintfEXT](#) operations in shaders and send the resulting output to the debug callback. This feature is disabled by default.
- [VK_VALIDATION_FEATURE_ENABLE_SYNCHRONIZATION_VALIDATION_EXT](#) specifies that Vulkan synchronization validation is enabled. This feature reports resource access conflicts due to missing or incorrect synchronization operations between actions (Draw, Copy, Dispatch, Blit) reading or writing the same regions of memory. This feature is disabled by default.

Possible values of elements of the [VkValidationFeaturesEXT::pDisabledValidationFeatures](#) array, specifying validation features to be disabled, are:


```
// Provided by VK_EXT_validation_features
typedef enum VkValidationFeatureDisableEXT {
    VK_VALIDATION_FEATURE_DISABLE_ALL_EXT = 0,
    VK_VALIDATION_FEATURE_DISABLE_SHADERS_EXT = 1,
    VK_VALIDATION_FEATURE_DISABLE_THREAD_SAFETY_EXT = 2,
    VK_VALIDATION_FEATURE_DISABLE_API_PARAMETERS_EXT = 3,
    VK_VALIDATION_FEATURE_DISABLE_OBJECT_LIFETIMES_EXT = 4,
    VK_VALIDATION_FEATURE_DISABLE_CORE_CHECKS_EXT = 5,
    VK_VALIDATION_FEATURE_DISABLE_UNIQUE_HANDLES_EXT = 6,
    VK_VALIDATION_FEATURE_DISABLE_SHADER_VALIDATION_CACHE_EXT = 7,
} VkValidationFeatureDisableEXT;
```

- [VK_VALIDATION_FEATURE_DISABLE_ALL_EXT](#) specifies that all validation checks are disabled.
- [VK_VALIDATION_FEATURE_DISABLE_SHADERS_EXT](#) specifies that shader validation, both runtime and standalone, is disabled. This validation occurs inside [VkShaderCreateInfoEXT](#) and [VkShaderModuleCreateInfo](#). This feature is enabled by default.
- [VK_VALIDATION_FEATURE_DISABLE_THREAD_SAFETY_EXT](#) specifies that thread safety validation is disabled. This feature is enabled by default.
- [VK_VALIDATION_FEATURE_DISABLE_API_PARAMETERS_EXT](#) specifies that stateless parameter validation is disabled. This feature is enabled by default.
- [VK_VALIDATION_FEATURE_DISABLE_OBJECT_LIFETIMES_EXT](#) specifies that object lifetime validation is disabled. This feature is enabled by default.
- [VK_VALIDATION_FEATURE_DISABLE_CORE_CHECKS_EXT](#) specifies that core validation checks are disabled. This feature is enabled by default. If this feature is disabled, [VK_VALIDATION_FEATURE_DISABLE_SHADERS_EXT](#) is implied.
- [VK_VALIDATION_FEATURE_DISABLE_UNIQUE_HANDLES_EXT](#) specifies that protection against duplicate non-dispatchable object handles is disabled. This feature is enabled by default.
- [VK_VALIDATION_FEATURE_DISABLE_SHADER_VALIDATION_CACHE_EXT](#) specifies that there will be no caching of shader validation results and every shader will be validated on every application execution. Shader validation caching is enabled by default.

NOTE	Disabling checks such as parameter validation and object lifetime validation prevents the reporting of error conditions that can cause other validation checks to behave incorrectly or crash. Some validation checks assume that their inputs are already valid and do not always revalidate them.
-------------	---

NOTE	The VK_EXT_validation_features extension subsumes all the functionality provided in the VK_EXT_validation_flags extension.
-------------	--

To create a Vulkan instance with a specific configuration of layer settings, add [VkLayerSettingsCreateInfoEXT](#) structures to the `pNext` chain of the [VkInstanceCreateInfo](#) structure, specifying the settings to be configured.


```
// Provided by VK_EXT_layer_settings
typedef struct VkLayerSettingsCreateInfoEXT {
    VkStructureType      sType;
    const void*          pNext;
    uint32_t             settingCount;
    const VkLayerSettingEXT* pSettings;
} VkLayerSettingsCreateInfoEXT;
```

- **sType** is a [VkStructureType](#) value identifying this structure.
- **pNext** is **NULL** or a pointer to a structure extending this structure.
- **settingCount** is the number of settings to configure.
- **pSettings** is a pointer to an array of **settingCount** [VkLayerSettingEXT](#) values specifying the settings to be configured.

Valid Usage (Implicit)

- VUID-VkLayerSettingsCreateInfoEXT-sType-sType
sType **must** be [VK_STRUCTURE_TYPE_LAYER_SETTINGS_CREATE_INFO_EXT](#)
- VUID-VkLayerSettingsCreateInfoEXT-pSettings-parameter
If **settingCount** is not 0, **pSettings** **must** be a valid pointer to an array of **settingCount** valid [VkLayerSettingEXT](#) structures

Structure Chaining

Extends the structure

- [VkInstanceCreateInfo](#)

The values of elements of the [VkLayerSettingsCreateInfoEXT::pSettings](#) array, specifying layer settings to be configured, are:

```
// Provided by VK_EXT_layer_settings
typedef struct VkLayerSettingEXT {
    const char*      pLayerName;
    const char*      pSettingName;
    VkLayerSettingTypeEXT type;
    uint32_t         valueCount;
    const void*      pValues;
} VkLayerSettingEXT;
```

- **pLayerName** is a pointer to a null-terminated UTF-8 string naming the layer to configure the setting from.
- **pSettingName** is a pointer to a null-terminated UTF-8 string naming the setting to configure.

Values of `pSettingName` that are unknown to the layer are ignored.

- `type` is a `VkLayerSettingTypeEXT` value specifying the type of the `pValues` values.
- `valueCount` is the number of values used to configure the layer setting.
- `pValues` is a pointer to an array of `valueCount` values of the type indicated by `type` to configure the layer setting.

When multiple `VkLayerSettingsCreateInfoEXT` structures are chained and the same `pSettingName` is referenced for the same `pLayerName`, the value of the first reference of the layer setting is used.

Valid Usage

- VUID-VkLayerSettingEXT-valueCount-10070
If `valueCount` is not 0, `pValues` **must** be a valid pointer to an array of `valueCount` values of the type indicated by `type`

Valid Usage (Implicit)

- VUID-VkLayerSettingEXT-pLayerName-parameter
`pLayerName` **must** be a null-terminated UTF-8 string
- VUID-VkLayerSettingEXT-pSettingName-parameter
`pSettingName` **must** be a null-terminated UTF-8 string
- VUID-VkLayerSettingEXT-type-parameter
`type` **must** be a valid `VkLayerSettingTypeEXT` value

Possible values of `VkLayerSettingEXT::type`, specifying the type of the data returned in `VkLayerSettingEXT::pValues`, are:

```
// Provided by VK_EXT_layer_settings
typedef enum VkLayerSettingTypeEXT {
    VK_LAYER_SETTING_TYPE_BOOL32_EXT = 0,
    VK_LAYER_SETTING_TYPE_INT32_EXT = 1,
    VK_LAYER_SETTING_TYPE_INT64_EXT = 2,
    VK_LAYER_SETTING_TYPE_UINT32_EXT = 3,
    VK_LAYER_SETTING_TYPE_UINT64_EXT = 4,
    VK_LAYER_SETTING_TYPE_FLOAT32_EXT = 5,
    VK_LAYER_SETTING_TYPE_FLOAT64_EXT = 6,
    VK_LAYER_SETTING_TYPE_STRING_EXT = 7,
} VkLayerSettingTypeEXT;
```

- `VK_LAYER_SETTING_TYPE_BOOL32_EXT` specifies that the layer setting's type is `VkBool32`.
- `VK_LAYER_SETTING_TYPE_INT32_EXT` specifies that the layer setting's type is signed 32-bit integer.
- `VK_LAYER_SETTING_TYPE_INT64_EXT` specifies that the layer setting's type is signed 64-bit

integer.

- [VK_LAYER_SETTING_TYPE_UINT32_EXT](#) specifies that the layer setting's type is unsigned 32-bit integer.
- [VK_LAYER_SETTING_TYPE_UINT64_EXT](#) specifies that the layer setting's type is unsigned 64-bit integer.
- [VK_LAYER_SETTING_TYPE_FLOAT32_EXT](#) specifies that the layer setting's type is 32-bit floating-point.
- [VK_LAYER_SETTING_TYPE_FLOAT64_EXT](#) specifies that the layer setting's type is 64-bit floating-point.
- [VK_LAYER_SETTING_TYPE_STRING_EXT](#) specifies that the layer setting's type is a pointer to a null-terminated UTF-8 string.

The [VkDirectDriverLoadingListLUNARG](#) structure is defined as:

```
// Provided by VK_LUNARG_direct_driver_loading
typedef struct VkDirectDriverLoadingListLUNARG {
    VkStructureType          sType;
    const void*              pNext;
    VkDirectDriverLoadingModeLUNARG mode;
    uint32_t                 driverCount;
    const VkDirectDriverLoadingInfoLUNARG* pDrivers;
} VkDirectDriverLoadingListLUNARG;
```

- [sType](#) is a [VkStructureType](#) value identifying this structure.
- [pNext](#) is `NULL` or a pointer to a structure extending this structure.
- [mode](#) controls the mode in which to load the provided drivers.
- [driverCount](#) is the number of driver manifest paths.
- [pDrivers](#) is a pointer to an array of [driverCount](#) [VkDirectDriverLoadingInfoLUNARG](#) structures.

When creating a Vulkan instance for which additional drivers are to be included, add a [VkDirectDriverLoadingListLUNARG](#) structure to the [pNext](#) chain of the [VkInstanceCreateInfo](#) structure, and include in it the list of [VkDirectDriverLoadingInfoLUNARG](#) structures which contain the information necessary to load additional drivers.

Valid Usage (Implicit)

- VUID-VkDirectDriverLoadingListLUNARG-sType-sType
[sType](#) **must** be [VK_STRUCTURE_TYPE_DIRECT_DRIVER_LOADING_LIST_LUNARG](#)
- VUID-VkDirectDriverLoadingListLUNARG-mode-parameter
[mode](#) **must** be a valid [VkDirectDriverLoadingModeLUNARG](#) value
- VUID-VkDirectDriverLoadingListLUNARG-pDrivers-parameter
[pDrivers](#) **must** be a valid pointer to an array of [driverCount](#) valid [VkDirectDriverLoadingInfoLUNARG](#) structures

- VUID-VkDirectDriverLoadingListLUNARG-driverCount-arraylength
driverCount must be greater than 0

Structure Chaining

Extends the structure

- [VkInstanceCreateInfo](#)

The [VkDirectDriverLoadingInfoLUNARG](#) structure is defined as:

```
// Provided by VK_LUNARG_direct_driver_loading
typedef struct VkDirectDriverLoadingInfoLUNARG {
    VkStructureType          sType;
    void*                    pNext;
    VkDirectDriverLoadingFlagsLUNARG flags;
    PFN_vkGetInstanceProcAddrLUNARG pfnGetInstanceProcAddr;
} VkDirectDriverLoadingInfoLUNARG;
```

- **sType** is a [VkStructureType](#) value identifying this structure.
- **pNext** is **NULL** or a pointer to a structure extending this structure.
- **flags** is reserved for future use.
- **pfnGetInstanceProcAddr** is a [PFN_vkGetInstanceProcAddrLUNARG](#) pointer to the driver [vkGetInstanceProcAddr](#) function.

Valid Usage (Implicit)

- VUID-VkDirectDriverLoadingInfoLUNARG-sType-sType
sType must be [VK_STRUCTURE_TYPE_DIRECT_DRIVER_LOADING_INFO_LUNARG](#)
- VUID-VkDirectDriverLoadingInfoLUNARG-flags-zero bitmask
flags must be 0

Possible values of [VkDirectDriverLoadingListLUNARG::mode](#), specifying the mode in which drivers are used, are:

```
// Provided by VK_LUNARG_direct_driver_loading
typedef enum VkDirectDriverLoadingModeLUNARG {
    VK_DIRECT_DRIVER_LOADING_MODE_EXCLUSIVE_LUNARG = 0,
    VK_DIRECT_DRIVER_LOADING_MODE_INCLUSIVE_LUNARG = 1,
} VkDirectDriverLoadingModeLUNARG;
```

- [VK_DIRECT_DRIVER_LOADING_MODE_EXCLUSIVE_LUNARG](#) specifies that the provided drivers are used instead of the system-loaded drivers.

- [VK_DIRECT_DRIVER_LOADING_MODE_INCLUSIVE_LUNARG](#) specifies that the provided drivers are used in addition to the system-loaded drivers.

```
// Provided by VK_LUNARG_direct_driver_loading
typedef VkFlags VkDirectDriverLoadingFlagsLUNARG;
```

[VkDirectDriverLoadingFlagsLUNARG](#) is a bitmask type for setting a mask, but is currently reserved for future use.

The type of [PFN_vkGetInstanceProcAddrLUNARG](#) is:

```
// Provided by VK_LUNARG_direct_driver_loading
typedef PFN_vkVoidFunction (*PFN_vkGetInstanceProcAddrLUNARG)(
    VkInstance          instance,
    const char*         pName);
```

- `instance` is a [VkInstance](#) handle.
- `pName` is the name of a Vulkan command.

This type is compatible with the type of a pointer to the [vkGetInstanceProcAddr](#) command, but is used only to specify device driver addresses in [VkDirectDriverLoadingInfoLUNARG::pfnGetInstanceProcAddr](#).

NOTE

This type exists only because of limitations in the XML schema and processing scripts, and its name may change in the future. Ideally we would use the [PFN_vkGetInstanceProcAddr](#) type generated in the [vulkan_core.h](#) header.

The [VkApplicationInfo](#) structure is defined as:

```
// Provided by VK_VERSION_1_0
typedef struct VkApplicationInfo {
    VkStructureType    sType;
    const void*        pNext;
    const char*         pApplicationName;
    uint32_t            applicationVersion;
    const char*         pEngineName;
    uint32_t            engineVersion;
    uint32_t            apiVersion;
} VkApplicationInfo;
```

- `sType` is a [VkStructureType](#) value identifying this structure.
- `pNext` is `NULL` or a pointer to a structure extending this structure.
- `pApplicationName` is `NULL` or is a pointer to a null-terminated UTF-8 string containing the name of the application.
- `applicationVersion` is an unsigned integer variable containing the developer-supplied version

number of the application.

- `pEngineName` is `NULL` or is a pointer to a null-terminated UTF-8 string containing the name of the engine (if any) used to create the application.
- `engineVersion` is an unsigned integer variable containing the developer-supplied version number of the engine used to create the application.
- `apiVersion` **must** be the highest version of Vulkan that the application is designed to use, encoded as described in [Version Numbers](#). The patch version number specified in `apiVersion` is ignored when creating an instance object. The variant version of the instance **must** match that requested in `apiVersion`.

Vulkan 1.0 implementations were required to return `VK_ERROR_INCOMPATIBLE_DRIVER` if `apiVersion` was larger than 1.0. Implementations that support Vulkan 1.1 or later **must** not return `VK_ERROR_INCOMPATIBLE_DRIVER` for any value of `apiVersion`.

NOTE

Because Vulkan 1.0 implementations **may** fail with `VK_ERROR_INCOMPATIBLE_DRIVER`, applications **should** determine the version of Vulkan available before calling `vkCreateInstance`. If the `vkGetInstanceProcAddr` returns `NULL` for `vkEnumerateInstanceVersion`, it is a Vulkan 1.0 implementation. Otherwise, the application **can** call `vkEnumerateInstanceVersion` to determine the version of Vulkan.

As long as the instance supports at least Vulkan 1.1, an application **can** use different versions of Vulkan with an instance than it does with a device or physical device.

NOTE

The Khronos validation layers will treat `apiVersion` as the highest API version the application targets, and will validate API usage against the minimum of that version and the implementation version (instance or device, depending on context). If an application tries to use functionality from a greater version than this, a validation error will be triggered.

For example, if the instance supports Vulkan 1.1 and three physical devices support Vulkan 1.0, Vulkan 1.1, and Vulkan 1.2, respectively, and if the application sets `apiVersion` to 1.2, the application **can** use the following versions of Vulkan:

- Vulkan 1.0 **can** be used with the instance and with all physical devices.
- Vulkan 1.1 **can** be used with the instance and with the physical devices that support Vulkan 1.1 and Vulkan 1.2.
- Vulkan 1.2 **can** be used with the physical device that supports Vulkan 1.2.

If we modify the above example so that the application sets `apiVersion` to 1.1, then the application **must** not use Vulkan 1.2 functionality on the physical device that supports Vulkan 1.2.

NOTE

Providing a `NULL VkInstanceCreateInfo::pApplicationInfo` or providing an `apiVersion` of 0 is equivalent to providing an `apiVersion` of `VK_MAKE_API_VERSION(0,1,0,0)`.

Valid Usage

- VUID-VkApplicationInfo-apiVersion-04010
If `apiVersion` is not 0, then it **must** be greater than or equal to `VK_API_VERSION_1_0`

Valid Usage (Implicit)

- VUID-VkApplicationInfo-sType-sType
`sType` **must** be `VK_STRUCTURE_TYPE_APPLICATION_INFO`
- VUID-VkApplicationInfo-pNext-pNext
`pNext` **must** be `NULL`
- VUID-VkApplicationInfo-pApplicationName-parameter
If `pApplicationName` is not `NULL`, `pApplicationName` **must** be a null-terminated UTF-8 string
- VUID-VkApplicationInfo-pEngineName-parameter
If `pEngineName` is not `NULL`, `pEngineName` **must** be a null-terminated UTF-8 string

To destroy an instance, call:

```
// Provided by VK_VERSION_1_0
void vkDestroyInstance(
    VkInstance          instance,
    const VkAllocationCallbacks* pAllocator);
```

- `instance` is the handle of the instance to destroy.
- `pAllocator` controls host memory allocation as described in the [Memory Allocation](#) chapter.

Prior to destroying an instance, an application is responsible for destroying/freeing any Vulkan objects with explicit `vkDestroy*` or `vkFree*` commands that were created using that instance, or any `VkPhysicalDevice` object retrieved from it, as the first parameter of the corresponding `vkCreate*` or `vkAllocate*` command.

Valid Usage

- VUID-vkDestroyInstance-instance-00629
All child objects that were created with `instance` or with a `VkPhysicalDevice` retrieved from it, and that **can** be destroyed or freed, **must** have been destroyed or freed prior to destroying `instance`
- VUID-vkDestroyInstance-instance-00630
If `VkAllocationCallbacks` were provided when `instance` was created, a compatible set of callbacks **must** be provided here
- VUID-vkDestroyInstance-instance-00631
If no `VkAllocationCallbacks` were provided when `instance` was created, `pAllocator` **must**

be **NULL**

Valid Usage (Implicit)

- VUID-vkDestroyInstance-instance-parameter
If **instance** is not **NULL**, **instance** **must** be a valid **VkInstance** handle
- VUID-vkDestroyInstance-pAllocator-parameter
If **pAllocator** is not **NULL**, **pAllocator** **must** be a valid pointer to a valid **VkAllocationCallbacks** structure

Host Synchronization

- Host access to **instance** **must** be externally synchronized
- Host access to all **VkPhysicalDevice** objects enumerated from **instance** **must** be externally synchronized

Chapter 5. Devices and Queues

Once Vulkan is initialized, devices and queues are the primary objects used to interact with a Vulkan implementation.

Vulkan separates the concept of *physical* and *logical* devices. A physical device usually represents a single complete implementation of Vulkan (excluding instance-level functionality) available to the host, of which there are a finite number. A logical device represents an instance of that implementation with its own state and resources independent of other logical devices.

Physical devices **cannot** be independently destroyed, and are instead destroyed with the [VkInstance](#) that they were retrieved from.

Physical devices are represented by [VkPhysicalDevice](#) handles:

```
// Provided by VK_VERSION_1_0
VK_DEFINE_HANDLE(VkPhysicalDevice)
```

5.1. Physical Devices

To retrieve a list of physical device objects representing the physical devices installed in the system, call:

```
// Provided by VK_VERSION_1_0
VkResult vkEnumeratePhysicalDevices(
    VkInstance          instance,
    uint32_t*           pPhysicalDeviceCount,
    VkPhysicalDevice*   pPhysicalDevices);
```

- [instance](#) is a handle to a Vulkan instance previously created with [vkCreateInstance](#).
- [pPhysicalDeviceCount](#) is a pointer to an integer related to the number of physical devices available or queried, as described below.
- [pPhysicalDevices](#) is either [NULL](#) or a pointer to an array of [VkPhysicalDevice](#) handles.

If [pPhysicalDevices](#) is [NULL](#), then the number of physical devices available is returned in [pPhysicalDeviceCount](#). Otherwise, [pPhysicalDeviceCount](#) **must** point to a variable set by the application to the number of elements in the [pPhysicalDevices](#) array, and on return the variable is overwritten with the number of handles actually written to [pPhysicalDevices](#). If [pPhysicalDeviceCount](#) is less than the number of physical devices available, at most [pPhysicalDeviceCount](#) structures will be written, and [VK_INCOMPLETE](#) will be returned instead of [VK_SUCCESS](#), to indicate that not all the available physical devices were returned.

Valid Usage (Implicit)

- VUID-vkEnumeratePhysicalDevices-instance-parameter

instance **must** be a valid [VkInstance](#) handle

- VUID-vkEnumeratePhysicalDevices-pPhysicalDeviceCount-parameter

pPhysicalDeviceCount **must** be a valid pointer to a [uint32_t](#) value

- VUID-vkEnumeratePhysicalDevices-pPhysicalDevices-parameter

If the value referenced by **pPhysicalDeviceCount** is not 0, and **pPhysicalDevices** is not NULL, **pPhysicalDevices** **must** be a valid pointer to an array of [pPhysicalDeviceCount](#) [VkPhysicalDevice](#) handles

Return Codes

Success

- [VK_INCOMPLETE](#)
- [VK_SUCCESS](#)

Failure

- [VK_ERROR_INITIALIZATION_FAILED](#)
- [VK_ERROR_OUT_OF_DEVICE_MEMORY](#)
- [VK_ERROR_OUT_OF_HOST_MEMORY](#)
- [VK_ERROR_UNKNOWN](#)
- [VK_ERROR_VALIDATION_FAILED](#)

To query general properties of physical devices once enumerated, call:

WARNING

This functionality is superseded by [vkGetPhysicalDeviceProperties2](#). See [Legacy Functionality](#) for more information.

```
// Provided by VK_VERSION_1_0
void vkGetPhysicalDeviceProperties(
    VkPhysicalDevice          physicalDevice,
    VkPhysicalDeviceProperties* pProperties);
```

- **physicalDevice** is the handle to the physical device whose properties will be queried.
- **pProperties** is a pointer to a [VkPhysicalDeviceProperties](#) structure in which properties are returned.

Valid Usage (Implicit)

- VUID-vkGetPhysicalDeviceProperties-physicalDevice-parameter

physicalDevice **must** be a valid [VkPhysicalDevice](#) handle

- VUID-vkGetPhysicalDeviceProperties-pProperties-parameter

pProperties **must** be a valid pointer to a [VkPhysicalDeviceProperties](#) structure

The `VkPhysicalDeviceProperties` structure is defined as:

```
// Provided by VK_VERSION_1_0
typedef struct VkPhysicalDeviceProperties {
    uint32_t          apiVersion;
    uint32_t          driverVersion;
    uint32_t          vendorID;
    uint32_t          deviceID;
    VkPhysicalDeviceType deviceType;
    char              deviceName[VK_MAX_PHYSICAL_DEVICE_NAME_SIZE];
    uint8_t           pipelineCacheUUID[VK_UUID_SIZE];
    VkPhysicalDeviceLimits limits;
    VkPhysicalDeviceSparseProperties sparseProperties;
} VkPhysicalDeviceProperties;
```

- `apiVersion` is the version of Vulkan supported by the device, encoded as described in [Version Numbers](#).
- `driverVersion` is the vendor-specified version of the driver.
- `vendorID` is a unique identifier for the *vendor* (see below) of the physical device.
- `deviceID` is a unique identifier for the physical device among devices available from the vendor.
- `deviceType` is a [VkPhysicalDeviceType](#) specifying the type of device.
- `deviceName` is an array of `VK_MAX_PHYSICAL_DEVICE_NAME_SIZE` `char` containing a null-terminated UTF-8 string which is the name of the device.
- `pipelineCacheUUID` is an array of `VK_UUID_SIZE` `uint8_t` values representing a universally unique identifier for the device.
- `limits` is the [VkPhysicalDeviceLimits](#) structure specifying device-specific limits of the physical device. See [Limits](#) for details.
- `sparseProperties` is the [VkPhysicalDeviceSparseProperties](#) structure specifying various sparse related properties of the physical device. See [Sparse Properties](#) for details.

NOTE The value of `apiVersion` **may** be different than the version returned by [vkEnumerateInstanceVersion](#); either higher or lower. In such cases, the application **must** not use functionality that exceeds the version of Vulkan associated with a given object. The `pApiVersion` parameter returned by [vkEnumerateInstanceVersion](#) is the version associated with a [VkInstance](#) and its children, except for a [VkPhysicalDevice](#) and its children. `VkPhysicalDeviceProperties::apiVersion` is the version associated with a [VkPhysicalDevice](#) and its children.

NOTE The encoding of `driverVersion` is implementation-defined. It **may** not use the same encoding as `apiVersion`. Applications should follow information from the *vendor* on how to extract the version information from `driverVersion`.

On implementations that claim support for the [Roadmap 2022](#) profile, the major and minor version expressed by `apiVersion` **must** be at least Vulkan 1.3.

The `vendorID` and `deviceID` fields are provided to allow applications to adapt to device characteristics that are not adequately exposed by other Vulkan queries.

NOTE These **may** include performance profiles, hardware errata, or other characteristics.

The *vendor* identified by `vendorID` is the entity responsible for the most salient characteristics of the underlying implementation of the `VkPhysicalDevice` being queried.

NOTE For example, in the case of a discrete GPU implementation, this **should** be the GPU chipset vendor. In the case of a hardware accelerator integrated into a system-on-chip (SoC), this **should** be the supplier of the silicon IP used to create the accelerator.

If the vendor has a `PCI vendor ID`, the low 16 bits of `vendorID` **must** contain that PCI vendor ID, and the remaining bits **must** be zero. Otherwise, the value returned **must** be a valid Khronos vendor ID, obtained as described in the [Vulkan Documentation and Extensions: Procedures and Conventions](#) document in the section “Registering a Vendor ID with Khronos”. Khronos vendor IDs are allocated starting at 0x10000, to distinguish them from the PCI vendor ID namespace. Khronos vendor IDs are symbolically defined in the `VkVendorId` type.

The vendor is also responsible for the value returned in `deviceID`. If the implementation is driven primarily by a `PCI device` with a `PCI device ID`, the low 16 bits of `deviceID` **must** contain that PCI device ID, and the remaining bits **must** be zero. Otherwise, the choice of what values to return **may** be dictated by operating system or platform policies - but **should** uniquely identify both the device version and any major configuration options (for example, core count in the case of multicore devices).

NOTE The same device ID **should** be used for all physical implementations of that device version and configuration. For example, all uses of a specific silicon IP GPU version and configuration **should** use the same device ID, even if those uses occur in different SoCs.

Khronos vendor IDs which **may** be returned in `VkPhysicalDeviceProperties::vendorID` are:

```
// Provided by VK_VERSION_1_0
typedef enum VkVendorId {
    VK_VENDOR_ID_KHRONOS = 0x10000,
    VK_VENDOR_ID_VIV = 0x10001,
    VK_VENDOR_ID_VSI = 0x10002,
    VK_VENDOR_ID_KAZAN = 0x10003,
    VK_VENDOR_ID_CODEPLAY = 0x10004,
    VK_VENDOR_ID_MESA = 0x10005,
    VK_VENDOR_ID_POCL = 0x10006,
    VK_VENDOR_ID_MOBILEYE = 0x10007,
} VkVendorId;
```

NOTE Khronos vendor IDs may be allocated by vendors at any time. Only the latest

canonical versions of this Specification, of the corresponding `vk.xml` API Registry, and of the corresponding `vulkan_core.h` header file **must** contain all reserved Khronos vendor IDs.

Only Khronos vendor IDs are given symbolic names at present. PCI vendor IDs returned by the implementation can be looked up in the PCI-SIG database.

`VK_MAX_PHYSICAL_DEVICE_NAME_SIZE` is the length in `char` values of an array containing a physical device name string, as returned in `VkPhysicalDeviceProperties::deviceName`.

```
#define VK_MAX_PHYSICAL_DEVICE_NAME_SIZE 256U
```

The physical device types which **may** be returned in `VkPhysicalDeviceProperties::deviceType` are:

```
// Provided by VK_VERSION_1_0
typedef enum VkPhysicalDeviceType {
    VK_PHYSICAL_DEVICE_TYPE_OTHER = 0,
    VK_PHYSICAL_DEVICE_TYPE_INTEGRATED_GPU = 1,
    VK_PHYSICAL_DEVICE_TYPE_DISCRETE_GPU = 2,
    VK_PHYSICAL_DEVICE_TYPE_VIRTUAL_GPU = 3,
    VK_PHYSICAL_DEVICE_TYPE_CPU = 4,
} VkPhysicalDeviceType;
```

- `VK_PHYSICAL_DEVICE_TYPE_OTHER` - the device does not match any other available types.
- `VK_PHYSICAL_DEVICE_TYPE_INTEGRATED_GPU` - the device is typically one embedded in or tightly coupled with the host.
- `VK_PHYSICAL_DEVICE_TYPE_DISCRETE_GPU` - the device is typically a separate processor connected to the host via an interlink.
- `VK_PHYSICAL_DEVICE_TYPE_VIRTUAL_GPU` - the device is typically a virtual node in a virtualization environment.
- `VK_PHYSICAL_DEVICE_TYPE_CPU` - the device is typically running on the same processors as the host.

The physical device type is advertised for informational purposes only, and does not directly affect the operation of the system. However, the device type **may** correlate with other advertised properties or capabilities of the system, such as how many memory heaps there are.

To query general properties of physical devices once enumerated, call:

```
// Provided by VK_VERSION_1_1
void vkGetPhysicalDeviceProperties2(
    VkPhysicalDevice          physicalDevice,
    VkPhysicalDeviceProperties2* pProperties);
```



```
// Provided by VK_KHR_get_physical_device_properties2
// Equivalent to vkGetPhysicalDeviceProperties2
void vkGetPhysicalDeviceProperties2KHR(
    VkPhysicalDevice          physicalDevice,
    VkPhysicalDeviceProperties2* pProperties);
```

- **physicalDevice** is the handle to the physical device whose properties will be queried.
- **pProperties** is a pointer to a **VkPhysicalDeviceProperties2** structure in which properties are returned.

Each structure in **pProperties** and its **pNext** chain contains members corresponding to implementation-dependent properties, behaviors, or limits. **vkGetPhysicalDeviceProperties2** fills in each member to specify the corresponding value for the implementation.

Valid Usage (Implicit)

- VUID-vkGetPhysicalDeviceProperties2-physicalDevice-parameter **physicalDevice** **must** be a valid **VkPhysicalDevice** handle
- VUID-vkGetPhysicalDeviceProperties2-pProperties-parameter **pProperties** **must** be a valid pointer to a **VkPhysicalDeviceProperties2** structure

The **VkPhysicalDeviceProperties2** structure is defined as:

```
// Provided by VK_VERSION_1_1
typedef struct VkPhysicalDeviceProperties2 {
    VkStructureType    sType;
    void*              pNext;
    VkPhysicalDeviceProperties properties;
} VkPhysicalDeviceProperties2;
```

```
// Provided by VK_KHR_get_physical_device_properties2
// Equivalent to VkPhysicalDeviceProperties2
typedef VkPhysicalDeviceProperties2 VkPhysicalDeviceProperties2KHR;
```

- **sType** is a **VkStructureType** value identifying this structure.
- **pNext** is **NULL** or a pointer to a structure extending this structure.
- **properties** is a **VkPhysicalDeviceProperties** structure describing properties of the physical device. This structure is written with the same values as if it were written by **vkGetPhysicalDeviceProperties**.

The **pNext** chain of this structure is used to extend the structure with properties defined by extensions.

Valid Usage (Implicit)

- VUID-VkPhysicalDeviceProperties2-sType-sType

sType **must** be `VK_STRUCTURE_TYPE_PHYSICAL_DEVICE_PROPERTIES_2`

- VUID-VkPhysicalDeviceProperties2-pNext-pNext

Each **pNext** member of any structure (including this one) in the **pNext** chain **must** be either **NULL** or a pointer to a valid instance of

`VkPhysicalDeviceAccelerationStructurePropertiesKHR`,
`VkPhysicalDeviceBlendOperationAdvancedPropertiesEXT`,
`VkPhysicalDeviceClusterAccelerationStructurePropertiesNV`,
`VkPhysicalDeviceClusterCullingShaderPropertiesHUAWEI`,
`VkPhysicalDeviceComputeShaderDerivativesPropertiesKHR`,
`VkPhysicalDeviceConservativeRasterizationPropertiesEXT`,
`VkPhysicalDeviceCooperativeMatrix2PropertiesNV`,
`VkPhysicalDeviceCooperativeMatrixPropertiesKHR`,
`VkPhysicalDeviceCooperativeMatrixPropertiesNV`,
`VkPhysicalDeviceCooperativeVectorPropertiesNV`,
`VkPhysicalDeviceCopyMemoryIndirectPropertiesKHR`,
`VkPhysicalDeviceCudaKernelLaunchPropertiesNV`,
`VkPhysicalDeviceCustomBorderColorPropertiesEXT`,
`VkPhysicalDeviceDepthStencilResolveProperties`,
`VkPhysicalDeviceDescriptorBufferDensityMapPropertiesEXT`,
`VkPhysicalDeviceDescriptorBufferPropertiesEXT`,
`VkPhysicalDeviceDescriptorBufferTensorPropertiesARM`,
`VkPhysicalDeviceDescriptorHeapPropertiesEXT`,
`VkPhysicalDeviceDescriptorHeapTensorPropertiesARM`,
`VkPhysicalDeviceDescriptorIndexingProperties`,
`VkPhysicalDeviceDeviceGeneratedCommandsPropertiesEXT`,
`VkPhysicalDeviceDeviceGeneratedCommandsPropertiesNV`,
`VkPhysicalDeviceDiscardRectanglePropertiesEXT`,
`VkPhysicalDeviceDisplacementMicromapPropertiesNV`,
`VkPhysicalDeviceDriverProperties`, `VkPhysicalDeviceDrmPropertiesEXT`,
`VkPhysicalDeviceExtendedDynamicState3PropertiesEXT`,
`VkPhysicalDeviceExtendedSparseAddressSpacePropertiesNV`,
`VkPhysicalDeviceExternalComputeQueuePropertiesNV`,
`VkPhysicalDeviceExternalFormatResolvePropertiesANDROID`,
`VkPhysicalDeviceExternalMemoryHostPropertiesEXT`,
`VkPhysicalDeviceFaultPropertiesKHR`, `VkPhysicalDeviceFloatControlsProperties`,
`VkPhysicalDeviceFragmentDensityMap2PropertiesEXT`,
`VkPhysicalDeviceFragmentDensityMapLayeredPropertiesVALVE`,
`VkPhysicalDeviceFragmentDensityMapOffsetPropertiesEXT`,
`VkPhysicalDeviceFragmentDensityMapPropertiesEXT`,
`VkPhysicalDeviceFragmentShaderBarycentricPropertiesKHR`,
`VkPhysicalDeviceFragmentShadingRateEnumsPropertiesNV`,
`VkPhysicalDeviceFragmentShadingRatePropertiesKHR`,
`VkPhysicalDeviceGraphicsPipelineLibraryPropertiesEXT`,
`VkPhysicalDeviceHostImageCopyProperties`, `VkPhysicalDeviceIDProperties`,

VkPhysicalDeviceImageAlignmentControlPropertiesMESA,
VkPhysicalDeviceImageProcessing2PropertiesQCOM,
VkPhysicalDeviceImageProcessingPropertiesQCOM,
VkPhysicalDeviceInlineUniformBlockProperties,
VkPhysicalDeviceLayeredApiPropertiesListKHR,
VkPhysicalDeviceLayeredDriverPropertiesMSFT,
VkPhysicalDeviceLegacyVertexAttributesPropertiesEXT,
VkPhysicalDeviceLineRasterizationProperties,
VkPhysicalDeviceMaintenance10PropertiesKHR,
VkPhysicalDeviceMaintenance3Properties, VkPhysicalDeviceMaintenance4Properties,
VkPhysicalDeviceMaintenance5Properties, VkPhysicalDeviceMaintenance6Properties,
VkPhysicalDeviceMaintenance7PropertiesKHR,
VkPhysicalDeviceMaintenance9PropertiesKHR,
VkPhysicalDeviceMapMemoryPlacedPropertiesEXT,
VkPhysicalDeviceMemoryDecompressionPropertiesEXT,
VkPhysicalDeviceMeshShaderPropertiesEXT, VkPhysicalDeviceMeshShaderPropertiesNV,
VkPhysicalDeviceMultiDrawPropertiesEXT,
VkPhysicalDeviceMultiviewPerViewAttributesPropertiesNVX,
VkPhysicalDeviceMultiviewProperties,
VkPhysicalDeviceNestedCommandBufferPropertiesEXT,
VkPhysicalDeviceOpacityMicromapPropertiesEXT,
VkPhysicalDeviceOpticalFlowPropertiesNV, VkPhysicalDevicePCIBusInfoPropertiesEXT,
VkPhysicalDevicePartitionedAccelerationStructurePropertiesNV,
VkPhysicalDevicePerformanceCountersByRegionPropertiesARM,
VkPhysicalDevicePerformanceQueryPropertiesKHR,
VkPhysicalDevicePipelineBinaryPropertiesKHR,
VkPhysicalDevicePipelineRobustnessProperties,
VkPhysicalDevicePointClippingProperties,
VkPhysicalDevicePortabilitySubsetPropertiesKHR,
VkPhysicalDeviceProtectedMemoryProperties,
VkPhysicalDeviceProvokingVertexPropertiesEXT,
VkPhysicalDevicePushConstantBankPropertiesNV,
VkPhysicalDevicePushDescriptorProperties,
VkPhysicalDeviceQueuePerfHintPropertiesQCOM,
VkPhysicalDeviceRayTracingInvocationReorderPropertiesEXT,
VkPhysicalDeviceRayTracingInvocationReorderPropertiesNV,
VkPhysicalDeviceRayTracingPipelinePropertiesKHR,
VkPhysicalDeviceRayTracingPropertiesNV,
VkPhysicalDeviceRenderPassStripedPropertiesARM,
VkPhysicalDeviceRobustness2PropertiesKHR,
VkPhysicalDeviceSampleLocationsPropertiesEXT,
VkPhysicalDeviceSamplerFilterMinmaxProperties,
VkPhysicalDeviceSchedulingControlsDispatchParametersPropertiesARM,
VkPhysicalDeviceSchedulingControlsPropertiesARM,
VkPhysicalDeviceShaderAbortPropertiesKHR,
VkPhysicalDeviceShaderCoreBuiltinsPropertiesARM,
VkPhysicalDeviceShaderCoreProperties2AMD,
VkPhysicalDeviceShaderCorePropertiesAMD,

VkPhysicalDeviceShaderCorePropertiesARM,
 VkPhysicalDeviceShaderEnqueuePropertiesAMD,
 VkPhysicalDeviceShaderInstrumentationPropertiesARM,
 VkPhysicalDeviceShaderIntegerDotProductProperties,
 VkPhysicalDeviceShaderLongVectorPropertiesEXT,
 VkPhysicalDeviceShaderModuleIdentifierPropertiesEXT,
 VkPhysicalDeviceShaderObjectPropertiesEXT,
 VkPhysicalDeviceShaderSMBuiltinsPropertiesNV,
 VkPhysicalDeviceShaderTileImagePropertiesEXT,
 VkPhysicalDeviceShadingRateImagePropertiesNV, VkPhysicalDeviceSubgroupProperties,
 VkPhysicalDeviceSubgroupSizeControlProperties,
 VkPhysicalDeviceSubpassShadingPropertiesHUAWEI,
 VkPhysicalDeviceTensorPropertiesARM,
 VkPhysicalDeviceTexelBufferAlignmentProperties,
 VkPhysicalDeviceTileMemoryHeapPropertiesQCOM,
 VkPhysicalDeviceTileShadingPropertiesQCOM,
 VkPhysicalDeviceTimelineSemaphoreProperties,
 VkPhysicalDeviceTransformFeedbackPropertiesEXT,
 VkPhysicalDeviceVertexAttributeDivisorProperties,
 VkPhysicalDeviceVertexAttributeDivisorPropertiesEXT,
 VkPhysicalDeviceVulkan11Properties, VkPhysicalDeviceVulkan12Properties,
 VkPhysicalDeviceVulkan13Properties, or VkPhysicalDeviceVulkan14Properties

- VUID-VkPhysicalDeviceProperties2-sType-unique
 The **sType** value of each structure in the **pNext** chain **must** be unique

The **VkPhysicalDeviceVulkan11Properties** structure is defined as:

```

// Provided by VK_VERSION_1_2
typedef struct VkPhysicalDeviceVulkan11Properties {
    VkStructureType    sType;
    void*              pNext;
    uint8_t            deviceUUID[VK_UUID_SIZE];
    uint8_t            driverUUID[VK_UUID_SIZE];
    uint8_t            deviceLUID[VK_LUID_SIZE];
    uint32_t           deviceNodeMask;
    VkBool32           deviceLUIDValid;
    uint32_t           subgroupSize;
    VkShaderStageFlags subgroupSupportedStages;
    VkSubgroupFeatureFlags subgroupSupportedOperations;
    VkBool32           subgroupQuadOperationsInAllStages;
    VkPointClippingBehavior pointClippingBehavior;
    uint32_t           maxMultiviewViewCount;
    uint32_t           maxMultiviewInstanceIndex;
    VkBool32           protectedNoFault;
    uint32_t           maxPerSetDescriptors;
    VkDeviceSize        maxMemoryAllocationSize;
} VkPhysicalDeviceVulkan11Properties;
  
```


- `sType` is a `VkStructureType` value identifying this structure.
- `pNext` is `NULL` or a pointer to a structure extending this structure.
- `deviceUUID` is an array of `VK_UUID_SIZE` `uint8_t` values representing a universally unique identifier for the device.
- `driverUUID` is an array of `VK_UUID_SIZE` `uint8_t` values representing a universally unique identifier for the driver build in use by the device.
- `deviceLUID` is an array of `VK_LUID_SIZE` `uint8_t` values representing a locally unique identifier for the device.
- `deviceNodeMask` is a `uint32_t` bitfield identifying the node within a linked device adapter corresponding to the device.
- `deviceLUIDValid` is a boolean value that will be `VK_TRUE` if `deviceLUID` contains a valid LUID and `deviceNodeMask` contains a valid node mask, and `VK_FALSE` if they do not.
- `subgroupSize` is the default number of invocations in each subgroup. `subgroupSize` is at least 1 if any of the physical device's queues support `VK_QUEUE_GRAPHICS_BIT` or `VK_QUEUE_COMPUTE_BIT`. `subgroupSize` is a power-of-two.
- `subgroupSupportedStages` is a bitfield of `VkShaderStageFlagBits` describing the shader stages that group operations with subgroup scope are supported in. `subgroupSupportedStages` will have the `VK_SHADER_STAGE_COMPUTE_BIT` bit set if any of the physical device's queues support `VK_QUEUE_COMPUTE_BIT`.
- `subgroupSupportedOperations` is a bitmask of `VkSubgroupFeatureFlagBits` specifying the sets of group operations with subgroup scope supported on this device. `subgroupSupportedOperations` will have the `VK_SUBGROUP_FEATURE_BASIC_BIT` bit set if any of the physical device's queues support `VK_QUEUE_GRAPHICS_BIT` or `VK_QUEUE_COMPUTE_BIT`.
- `subgroupQuadOperationsInAllStages` is a boolean specifying whether quad group operations are available in all stages, or are restricted to fragment and compute stages.
- `pointClippingBehavior` is a `VkPointClippingBehavior` value specifying the point clipping behavior supported by the implementation.
- `maxMultiviewViewCount` is one greater than the maximum view index that **can** be used in a subpass.
- `maxMultiviewInstanceIndex` is the maximum valid value of instance index allowed to be generated by a drawing command recorded within a subpass of a multiview render pass instance.
- `protectedNoFault` specifies how an implementation behaves when an application attempts to write to unprotected memory in a protected queue operation, read from protected memory in an unprotected queue operation, or perform a query in a protected queue operation. If this limit is `VK_TRUE`, such writes will be discarded or have undefined values written; reads and queries will return poison. If this limit is `VK_FALSE`, applications **must** not perform these operations. See [Protected Memory Access Rules](#) for more information.
- `maxPerSetDescriptors` is a maximum number of descriptors (summed over all descriptor types) in a single descriptor set that is guaranteed to satisfy any implementation-dependent constraints on the size of a descriptor set itself. Applications **can** query whether a descriptor set

that goes beyond this limit is supported using [vkGetDescriptorSetLayoutSupport](#).

- [maxMemoryAllocationSize](#) is the maximum size of a memory allocation that **can** be created, even if there is more space available in the heap. If [VkMemoryAllocateInfo::allocationSize](#) is larger the error [VK_ERROR_OUT_OF_DEVICE_MEMORY](#) **may** be returned.

If the [VkPhysicalDeviceVulkan11Properties](#) structure is included in the [pNext](#) chain of the [VkPhysicalDeviceProperties2](#) structure passed to [vkGetPhysicalDeviceProperties2](#), it is filled in with each corresponding implementation-dependent property.

These properties correspond to Vulkan 1.1 functionality.

The members of [VkPhysicalDeviceVulkan11Properties](#) have the same values as the corresponding members of [VkPhysicalDeviceIDProperties](#), [VkPhysicalDeviceSubgroupProperties](#), [VkPhysicalDevicePointClippingProperties](#), [VkPhysicalDeviceMultiviewProperties](#), [VkPhysicalDeviceProtectedMemoryProperties](#), and [VkPhysicalDeviceMaintenance3Properties](#).

NOTE

The [subgroupSupportedStages](#), [subgroupSupportedOperations](#), and [subgroupQuadOperationsInAllStages](#) members of this structure correspond respectively to the [VkPhysicalDeviceSubgroupProperties::supportedStages](#), [VkPhysicalDeviceSubgroupProperties::supportedOperations](#), and [VkPhysicalDeviceSubgroupProperties::quadOperationsInAllStages](#) members, but add the [subgroup](#) prefix to the member name.

Valid Usage (Implicit)

- VUID-VkPhysicalDeviceVulkan11Properties-sType-sType
[sType](#) **must** be [VK_STRUCTURE_TYPE_PHYSICAL_DEVICE_VULKAN_1_1_PROPERTIES](#)

Structure Chaining

Extends the structure

- [VkPhysicalDeviceProperties2](#)

The [VkPhysicalDeviceVulkan12Properties](#) structure is defined as:

```
// Provided by VK_VERSION_1_2
typedef struct VkPhysicalDeviceVulkan12Properties {
    VkStructureType    sType;
    void*              pNext;
    VkDriverId         driverID;
    char               driverName[VK_MAX_DRIVER_NAME_SIZE];
    char               driverInfo[VK_MAX_DRIVER_INFO_SIZE];
    VkConformanceVersion conformanceVersion;
    VkShaderFloatControlsIndependence denormBehaviorIndependence;
    VkShaderFloatControlsIndependence roundingModeIndependence;
    VkBool32           shaderSignedZeroInfNanPreserveFloat16;
```


VkBool32	shaderSignedZeroInfNanPreserveFloat32;
VkBool32	shaderSignedZeroInfNanPreserveFloat64;
VkBool32	shaderDenormPreserveFloat16;
VkBool32	shaderDenormPreserveFloat32;
VkBool32	shaderDenormPreserveFloat64;
VkBool32	shaderDenormFlushToZeroFloat16;
VkBool32	shaderDenormFlushToZeroFloat32;
VkBool32	shaderDenormFlushToZeroFloat64;
VkBool32	shaderRoundingModeRTEFloat16;
VkBool32	shaderRoundingModeRTEFloat32;
VkBool32	shaderRoundingModeRTEFloat64;
VkBool32	shaderRoundingModeRTZFloat16;
VkBool32	shaderRoundingModeRTZFloat32;
VkBool32	shaderRoundingModeRTZFloat64;
uint32_t	maxUpdateAfterBindDescriptorsInAllPools;
VkBool32	
shaderUniformBufferArrayNonUniformIndexingNative;	
VkBool32	
shaderSampledImageArrayNonUniformIndexingNative;	
VkBool32	
shaderStorageBufferArrayNonUniformIndexingNative;	
VkBool32	
shaderStorageImageArrayNonUniformIndexingNative;	
VkBool32	
shaderInputAttachmentArrayNonUniformIndexingNative;	
VkBool32	robustBufferAccessUpdateAfterBind;
VkBool32	quadDivergentImplicitLod;
uint32_t	maxPerStageDescriptorUpdateAfterBindSamplers;
uint32_t	
maxPerStageDescriptorUpdateAfterBindUniformBuffers;	
uint32_t	
maxPerStageDescriptorUpdateAfterBindStorageBuffers;	
uint32_t	
maxPerStageDescriptorUpdateAfterBindSampledImages;	
uint32_t	
maxPerStageDescriptorUpdateAfterBindStorageImages;	
uint32_t	
maxPerStageDescriptorUpdateAfterBindInputAttachments;	
uint32_t	maxPerStageUpdateAfterBindResources;
uint32_t	maxDescriptorSetUpdateAfterBindSamplers;
uint32_t	
maxDescriptorSetUpdateAfterBindUniformBuffers;	
uint32_t	
maxDescriptorSetUpdateAfterBindUniformBuffersDynamic;	
uint32_t	
maxDescriptorSetUpdateAfterBindStorageBuffers;	
uint32_t	
maxDescriptorSetUpdateAfterBindStorageBuffersDynamic;	
uint32_t	maxDescriptorSetUpdateAfterBindSampledImages;
uint32_t	maxDescriptorSetUpdateAfterBindStorageImages;
uint32_t	


```

maxDescriptorSetUpdateAfterBindInputAttachments;
    VkResolveModeFlags                supportedDepthResolveModes;
    VkResolveModeFlags                supportedStencilResolveModes;
    VkBool32                          independentResolveNone;
    VkBool32                          independentResolve;
    VkBool32                          filterMinmaxSingleComponentFormats;
    VkBool32                          filterMinmaxImageComponentMapping;
    uint64_t                          maxTimelineSemaphoreValueDifference;
    VkSampleCountFlags                framebufferIntegerColorSampleCounts;
} VkPhysicalDeviceVulkan12Properties;

```

- **sType** is a [VkStructureType](#) value identifying this structure.
- **pNext** is `NULL` or a pointer to a structure extending this structure.
- **driverID** is a unique identifier for the driver of the physical device.
- **driverName** is an array of [VK_MAX_DRIVER_NAME_SIZE](#) `char` containing a null-terminated UTF-8 string which is the name of the driver.
- **driverInfo** is an array of [VK_MAX_DRIVER_INFO_SIZE](#) `char` containing a null-terminated UTF-8 string with additional information about the driver.
- **conformanceVersion** is the latest version of the Vulkan conformance test that the implementor has successfully tested this driver against prior to release (see [VkConformanceVersion](#)).
- **denormBehaviorIndependence** is a [VkShaderFloatControlsIndependence](#) value indicating whether, and how, denorm behavior can be set independently for different bit widths.
- **roundingModeIndependence** is a [VkShaderFloatControlsIndependence](#) value indicating whether, and how, rounding modes can be set independently for different bit widths.
- **shaderSignedZeroInfNanPreserveFloat16** is a boolean value indicating whether sign of a zero, Nans and $\pm\infty$ **can** be preserved in 16-bit floating-point computations. It also indicates whether the [SignedZeroInfNanPreserve](#) execution mode **can** be used for 16-bit floating-point types.
- **shaderSignedZeroInfNanPreserveFloat32** is a boolean value indicating whether sign of a zero, Nans and $\pm\infty$ **can** be preserved in 32-bit floating-point computations. It also indicates whether the [SignedZeroInfNanPreserve](#) execution mode **can** be used for 32-bit floating-point types.
- **shaderSignedZeroInfNanPreserveFloat64** is a boolean value indicating whether sign of a zero, Nans and $\pm\infty$ **can** be preserved in 64-bit floating-point computations. It also indicates whether the [SignedZeroInfNanPreserve](#) execution mode **can** be used for 64-bit floating-point types.
- **shaderDenormPreserveFloat16** is a boolean value indicating whether denormals **can** be preserved in 16-bit floating-point computations. It also indicates whether the [DenormPreserve](#) execution mode **can** be used for 16-bit floating-point types.
- **shaderDenormPreserveFloat32** is a boolean value indicating whether denormals **can** be preserved in 32-bit floating-point computations. It also indicates whether the [DenormPreserve](#) execution mode **can** be used for 32-bit floating-point types.
- **shaderDenormPreserveFloat64** is a boolean value indicating whether denormals **can** be preserved in 64-bit floating-point computations. It also indicates whether the [DenormPreserve](#) execution mode **can** be used for 64-bit floating-point types.

- `shaderDenormFlushToZeroFloat16` is a boolean value indicating whether denormals **can** be flushed to zero in 16-bit floating-point computations. It also indicates whether the `DenormFlushToZero` execution mode **can** be used for 16-bit floating-point types.
- `shaderDenormFlushToZeroFloat32` is a boolean value indicating whether denormals **can** be flushed to zero in 32-bit floating-point computations. It also indicates whether the `DenormFlushToZero` execution mode **can** be used for 32-bit floating-point types.
- `shaderDenormFlushToZeroFloat64` is a boolean value indicating whether denormals **can** be flushed to zero in 64-bit floating-point computations. It also indicates whether the `DenormFlushToZero` execution mode **can** be used for 64-bit floating-point types.
- `shaderRoundingModeRTEFloat16` is a boolean value indicating whether an implementation supports the round-to-nearest-even rounding mode for 16-bit floating-point arithmetic and conversion instructions. It also indicates whether the `RoundingModeRTE` execution mode **can** be used for 16-bit floating-point types.
- `shaderRoundingModeRTEFloat32` is a boolean value indicating whether an implementation supports the round-to-nearest-even rounding mode for 32-bit floating-point arithmetic and conversion instructions. It also indicates whether the `RoundingModeRTE` execution mode **can** be used for 32-bit floating-point types.
- `shaderRoundingModeRTEFloat64` is a boolean value indicating whether an implementation supports the round-to-nearest-even rounding mode for 64-bit floating-point arithmetic and conversion instructions. It also indicates whether the `RoundingModeRTE` execution mode **can** be used for 64-bit floating-point types.
- `shaderRoundingModeRTZFloat16` is a boolean value indicating whether an implementation supports the round-towards-zero rounding mode for 16-bit floating-point arithmetic and conversion instructions. It also indicates whether the `RoundingModeRTZ` execution mode **can** be used for 16-bit floating-point types.
- `shaderRoundingModeRTZFloat32` is a boolean value indicating whether an implementation supports the round-towards-zero rounding mode for 32-bit floating-point arithmetic and conversion instructions. It also indicates whether the `RoundingModeRTZ` execution mode **can** be used for 32-bit floating-point types.
- `shaderRoundingModeRTZFloat64` is a boolean value indicating whether an implementation supports the round-towards-zero rounding mode for 64-bit floating-point arithmetic and conversion instructions. It also indicates whether the `RoundingModeRTZ` execution mode **can** be used for 64-bit floating-point types.
- `maxUpdateAfterBindDescriptorsInAllPools` is the maximum number of descriptors (summed over all descriptor types) that **can** be created across all pools that are created with the `VK_DESCRIPTOR_POOL_CREATE_UPDATE_AFTER_BIND_BIT` bit set. Pool creation **may** fail when this limit is exceeded, or when the space this limit represents is unable to satisfy a pool creation due to fragmentation.
- `shaderUniformBufferArrayNonUniformIndexingNative` is a boolean value indicating whether uniform buffer descriptors natively support non-uniform indexing. If this is `VK_FALSE`, then a single dynamic instance of an instruction that non-uniformly indexes an array of uniform buffers **may** execute multiple times in order to access all the descriptors.
- `shaderSampledImageArrayNonUniformIndexingNative` is a boolean value indicating whether

sampler and image descriptors natively support non-uniform indexing. If this is [VK_FALSE](#), then a single dynamic instance of an instruction that non-uniformly indexes an array of samplers or images **may** execute multiple times in order to access all the descriptors.

- [shaderStorageBufferArrayNonUniformIndexingNative](#) is a boolean value indicating whether storage buffer descriptors natively support non-uniform indexing. If this is [VK_FALSE](#), then a single dynamic instance of an instruction that non-uniformly indexes an array of storage buffers **may** execute multiple times in order to access all the descriptors.
- [shaderStorageImageArrayNonUniformIndexingNative](#) is a boolean value indicating whether storage image descriptors natively support non-uniform indexing. If this is [VK_FALSE](#), then a single dynamic instance of an instruction that non-uniformly indexes an array of storage images **may** execute multiple times in order to access all the descriptors.
- [shaderInputAttachmentArrayNonUniformIndexingNative](#) is a boolean value indicating whether input attachment descriptors natively support non-uniform indexing. If this is [VK_FALSE](#), then a single dynamic instance of an instruction that non-uniformly indexes an array of input attachments **may** execute multiple times in order to access all the descriptors.
- [robustBufferAccessUpdateAfterBind](#) is a boolean value indicating whether [robustBufferAccess](#) can be enabled on a device simultaneously with [descriptorBindingUniformBufferUpdateAfterBind](#), [descriptorBindingStorageBufferUpdateAfterBind](#), [descriptorBindingUniformTexelBufferUpdateAfterBind](#), and/or [descriptorBindingStorageTexelBufferUpdateAfterBind](#). If this is [VK_FALSE](#), then either [robustBufferAccess](#) **must** be disabled or all of these update-after-bind features **must** be disabled. Similarly, if this property is [VK_FALSE](#), robustness **must** not be enabled through the [VkPipelineRobustnessCreateInfo](#) mechanism.
- [quadDivergentImplicitLod](#) is a boolean value indicating whether implicit LOD calculations for image operations have well-defined results when the image and/or sampler objects used for the instruction are not uniform within a quad. See [Derivative Image Operations](#).
- [maxPerStageDescriptorUpdateAfterBindSamplers](#) is similar to [maxPerStageDescriptorSamplers](#) but counts descriptors from descriptor sets created with or without the [VK_DESCRIPTOR_SET_LAYOUT_CREATE_UPDATE_AFTER_BIND_POOL_BIT](#) bit set.
- [maxPerStageDescriptorUpdateAfterBindUniformBuffers](#) is similar to [maxPerStageDescriptorUniformBuffers](#) but counts descriptors from descriptor sets created with or without the [VK_DESCRIPTOR_SET_LAYOUT_CREATE_UPDATE_AFTER_BIND_POOL_BIT](#) bit set.
- [maxPerStageDescriptorUpdateAfterBindStorageBuffers](#) is similar to [maxPerStageDescriptorStorageBuffers](#) but counts descriptors from descriptor sets created with or without the [VK_DESCRIPTOR_SET_LAYOUT_CREATE_UPDATE_AFTER_BIND_POOL_BIT](#) bit set.
- [maxPerStageDescriptorUpdateAfterBindSampledImages](#) is similar to [maxPerStageDescriptorSampledImages](#) but counts descriptors from descriptor sets created with or without the [VK_DESCRIPTOR_SET_LAYOUT_CREATE_UPDATE_AFTER_BIND_POOL_BIT](#) bit set.
- [maxPerStageDescriptorUpdateAfterBindStorageImages](#) is similar to [maxPerStageDescriptorStorageImages](#) but counts descriptors from descriptor sets created with or without the [VK_DESCRIPTOR_SET_LAYOUT_CREATE_UPDATE_AFTER_BIND_POOL_BIT](#) bit set.
- [maxPerStageDescriptorUpdateAfterBindInputAttachments](#) is similar to [maxPerStageDescriptorInputAttachments](#) but counts descriptors from descriptor sets created with

or without the [VK_DESCRIPTOR_SET_LAYOUT_CREATE_UPDATE_AFTER_BIND_POOL_BIT](#) bit set.

- [maxPerStageUpdateAfterBindResources](#) is similar to [maxPerStageResources](#) but counts descriptors from descriptor sets created with or without the [VK_DESCRIPTOR_SET_LAYOUT_CREATE_UPDATE_AFTER_BIND_POOL_BIT](#) bit set.
- [maxDescriptorSetUpdateAfterBindSamplers](#) is similar to [maxDescriptorSetSamplers](#) but counts descriptors from descriptor sets created with or without the [VK_DESCRIPTOR_SET_LAYOUT_CREATE_UPDATE_AFTER_BIND_POOL_BIT](#) bit set.
- [maxDescriptorSetUpdateAfterBindUniformBuffers](#) is similar to [maxDescriptorSetUniformBuffers](#) but counts descriptors from descriptor sets created with or without the [VK_DESCRIPTOR_SET_LAYOUT_CREATE_UPDATE_AFTER_BIND_POOL_BIT](#) bit set.
- [maxDescriptorSetUpdateAfterBindUniformBuffersDynamic](#) is similar to [maxDescriptorSetUniformBuffersDynamic](#) but counts descriptors from descriptor sets created with or without the [VK_DESCRIPTOR_SET_LAYOUT_CREATE_UPDATE_AFTER_BIND_POOL_BIT](#) bit set. While an application **can** allocate dynamic uniform buffer descriptors from a pool created with the [VK_DESCRIPTOR_SET_LAYOUT_CREATE_UPDATE_AFTER_BIND_POOL_BIT](#), bindings for these descriptors **must** not be present in any descriptor set layout that includes bindings created with [VK_DESCRIPTOR_BINDING_UPDATE_AFTER_BIND_BIT](#).
- [maxDescriptorSetUpdateAfterBindStorageBuffers](#) is similar to [maxDescriptorSetStorageBuffers](#) but counts descriptors from descriptor sets created with or without the [VK_DESCRIPTOR_SET_LAYOUT_CREATE_UPDATE_AFTER_BIND_POOL_BIT](#) bit set.
- [maxDescriptorSetUpdateAfterBindStorageBuffersDynamic](#) is similar to [maxDescriptorSetStorageBuffersDynamic](#) but counts descriptors from descriptor sets created with or without the [VK_DESCRIPTOR_SET_LAYOUT_CREATE_UPDATE_AFTER_BIND_POOL_BIT](#) bit set. While an application **can** allocate dynamic storage buffer descriptors from a pool created with the [VK_DESCRIPTOR_SET_LAYOUT_CREATE_UPDATE_AFTER_BIND_POOL_BIT](#), bindings for these descriptors **must** not be present in any descriptor set layout that includes bindings created with [VK_DESCRIPTOR_BINDING_UPDATE_AFTER_BIND_BIT](#).
- [maxDescriptorSetUpdateAfterBindSampledImages](#) is similar to [maxDescriptorSetSampledImages](#) but counts descriptors from descriptor sets created with or without the [VK_DESCRIPTOR_SET_LAYOUT_CREATE_UPDATE_AFTER_BIND_POOL_BIT](#) bit set.
- [maxDescriptorSetUpdateAfterBindStorageImages](#) is similar to [maxDescriptorSetStorageImages](#) but counts descriptors from descriptor sets created with or without the [VK_DESCRIPTOR_SET_LAYOUT_CREATE_UPDATE_AFTER_BIND_POOL_BIT](#) bit set.
- [maxDescriptorSetUpdateAfterBindInputAttachments](#) is similar to [maxDescriptorSetInputAttachments](#) but counts descriptors from descriptor sets created with or without the [VK_DESCRIPTOR_SET_LAYOUT_CREATE_UPDATE_AFTER_BIND_POOL_BIT](#) bit set.
- [supportedDepthResolveModes](#) is a bitmask of [VkResolveModeFlagBits](#) indicating the set of supported depth resolve modes. [VK_RESOLVE_MODE_SAMPLE_ZERO_BIT](#) **must** be included in the set but implementations **may** support additional modes.
- [supportedStencilResolveModes](#) is a bitmask of [VkResolveModeFlagBits](#) indicating the set of supported stencil resolve modes. [VK_RESOLVE_MODE_SAMPLE_ZERO_BIT](#) **must** be included in the set but implementations **may** support additional modes. [VK_RESOLVE_MODE_AVERAGE_BIT](#) **must** not be included in the set.

- `independentResolveNone` is `VK_TRUE` if the implementation supports setting the depth and stencil resolve modes to different values when one of those modes is `VK_RESOLVE_MODE_NONE`. Otherwise the implementation only supports setting both modes to the same value.
- `independentResolve` is `VK_TRUE` if the implementation supports all combinations of the supported depth and stencil resolve modes, including setting either depth or stencil resolve mode to `VK_RESOLVE_MODE_NONE`. An implementation that supports `independentResolve` **must** also support `independentResolveNone`.
- `filterMinmaxSingleComponentFormats` is a boolean value indicating whether a minimum set of required formats support min/max filtering.
- `filterMinmaxImageComponentMapping` is a boolean value indicating whether the implementation supports non-identity component mapping of the image when doing min/max filtering.
- `maxTimelineSemaphoreValueDifference` indicates the maximum difference allowed by the implementation between the current value of a timeline semaphore and any pending signal or wait operations.
- `framebufferIntegerColorSampleCounts` is a bitmask of `VkSampleCountFlagBits` indicating the color sample counts that are supported for all framebuffer color attachments with integer formats.

If the `VkPhysicalDeviceVulkan12Properties` structure is included in the `pNext` chain of the `VkPhysicalDeviceProperties2` structure passed to `vkGetPhysicalDeviceProperties2`, it is filled in with each corresponding implementation-dependent property.

These properties correspond to Vulkan 1.2 functionality.

The members of `VkPhysicalDeviceVulkan12Properties` **must** have the same values as the corresponding members of `VkPhysicalDeviceDriverProperties`, `VkPhysicalDeviceFloatControlsProperties`, `VkPhysicalDeviceDescriptorIndexingProperties`, `VkPhysicalDeviceDepthStencilResolveProperties`, `VkPhysicalDeviceSamplerFilterMinmaxProperties`, and `VkPhysicalDeviceTimelineSemaphoreProperties`.

Valid Usage (Implicit)

- VUID-VkPhysicalDeviceVulkan12Properties-sType-sType `sType` **must** be `VK_STRUCTURE_TYPE_PHYSICAL_DEVICE_VULKAN_1_2_PROPERTIES`

Structure Chaining

Extends the structure

- `VkPhysicalDeviceProperties2`

The `VkPhysicalDeviceVulkan13Properties` structure is defined as:

```
// Provided by VK_VERSION_1_3
typedef struct VkPhysicalDeviceVulkan13Properties {
```


VkStructureType	sType;
void*	pNext;
uint32_t	minSubgroupSize;
uint32_t	maxSubgroupSize;
uint32_t	maxComputeWorkgroupSubgroups;
VkShaderStageFlags	requiredSubgroupSizeStages;
uint32_t	maxInlineUniformBlockSize;
uint32_t	maxPerStageDescriptorInlineUniformBlocks;
uint32_t	maxPerStageDescriptorUpdateAfterBindInlineUniformBlocks;
uint32_t	maxDescriptorSetInlineUniformBlocks;
uint32_t	maxDescriptorSetUpdateAfterBindInlineUniformBlocks;
uint32_t	maxInlineUniformTotalSize;
VkBool32	integerDotProduct8BitUnsignedAccelerated;
VkBool32	integerDotProduct8BitSignedAccelerated;
VkBool32	integerDotProduct8BitMixedSignednessAccelerated;
VkBool32	integerDotProduct4x8BitPackedUnsignedAccelerated;
VkBool32	integerDotProduct4x8BitPackedSignedAccelerated;
VkBool32	integerDotProduct4x8BitPackedMixedSignednessAccelerated;
VkBool32	integerDotProduct16BitUnsignedAccelerated;
VkBool32	integerDotProduct16BitSignedAccelerated;
VkBool32	integerDotProduct16BitMixedSignednessAccelerated;
VkBool32	integerDotProduct32BitUnsignedAccelerated;
VkBool32	integerDotProduct32BitSignedAccelerated;
VkBool32	integerDotProduct32BitMixedSignednessAccelerated;
VkBool32	integerDotProduct64BitUnsignedAccelerated;
VkBool32	integerDotProduct64BitSignedAccelerated;
VkBool32	integerDotProduct64BitMixedSignednessAccelerated;
VkBool32	
integerDotProductAccumulatingSaturating8BitUnsignedAccelerated;	
VkBool32	
integerDotProductAccumulatingSaturating8BitSignedAccelerated;	
VkBool32	
integerDotProductAccumulatingSaturating8BitMixedSignednessAccelerated;	
VkBool32	
integerDotProductAccumulatingSaturating4x8BitPackedUnsignedAccelerated;	
VkBool32	
integerDotProductAccumulatingSaturating4x8BitPackedSignedAccelerated;	
VkBool32	
integerDotProductAccumulatingSaturating4x8BitPackedMixedSignednessAccelerated;	
VkBool32	
integerDotProductAccumulatingSaturating16BitUnsignedAccelerated;	
VkBool32	
integerDotProductAccumulatingSaturating16BitSignedAccelerated;	
VkBool32	
integerDotProductAccumulatingSaturating16BitMixedSignednessAccelerated;	
VkBool32	
integerDotProductAccumulatingSaturating32BitUnsignedAccelerated;	
VkBool32	
integerDotProductAccumulatingSaturating32BitSignedAccelerated;	
VkBool32	
integerDotProductAccumulatingSaturating32BitMixedSignednessAccelerated;	


```

    VkBool32
integerDotProductAccumulatingSaturating64BitUnsignedAccelerated;
    VkBool32
integerDotProductAccumulatingSaturating64BitSignedAccelerated;
    VkBool32
integerDotProductAccumulatingSaturating64BitMixedSignednessAccelerated;
    VkDeviceSize          storageTexelBufferOffsetAlignmentBytes;
    VkBool32              storageTexelBufferOffsetSingleTexelAlignment;
    VkDeviceSize          uniformTexelBufferOffsetAlignmentBytes;
    VkBool32              uniformTexelBufferOffsetSingleTexelAlignment;
    VkDeviceSize          maxBufferSize;
} VkPhysicalDeviceVulkan13Properties;

```

- **sType** is a **VkStructureType** value identifying this structure.
- **pNext** is **NULL** or a pointer to a structure extending this structure.
- **minSubgroupSize** is the minimum subgroup size supported by this device. **minSubgroupSize** is at least one if any of the physical device's queues support **VK_QUEUE_GRAPHICS_BIT** or **VK_QUEUE_COMPUTE_BIT**. **minSubgroupSize** is a power-of-two. **minSubgroupSize** is less than or equal to **maxSubgroupSize**. **minSubgroupSize** is less than or equal to **subgroupSize**.
- **maxSubgroupSize** is the maximum subgroup size supported by this device. **maxSubgroupSize** is at least one if any of the physical device's queues support **VK_QUEUE_GRAPHICS_BIT** or **VK_QUEUE_COMPUTE_BIT**. **maxSubgroupSize** is a power-of-two. **maxSubgroupSize** is greater than or equal to **minSubgroupSize**. **maxSubgroupSize** is greater than or equal to **subgroupSize**.
- **maxComputeWorkgroupSubgroups** is the maximum number of subgroups supported by the implementation within a workgroup.
- **requiredSubgroupSizeStages** is a bitfield of what shader stages support having a required subgroup size specified.
- **maxInlineUniformBlockSize** is the maximum size in bytes of an **inline uniform block** binding.
- **maxPerStageDescriptorInlineUniformBlocks** is the maximum number of inline uniform block bindings that **can** be accessible to a single shader stage in a pipeline layout. Descriptor bindings with a descriptor type of **VK_DESCRIPTOR_TYPE_INLINE_UNIFORM_BLOCK** count against this limit. Only descriptor bindings in descriptor set layouts created without the **VK_DESCRIPTOR_SET_LAYOUT_CREATE_UPDATE_AFTER_BIND_POOL_BIT** bit set count against this limit.
- **maxPerStageDescriptorUpdateAfterBindInlineUniformBlocks** is similar to **maxPerStageDescriptorInlineUniformBlocks** but counts descriptor bindings from descriptor sets created with or without the **VK_DESCRIPTOR_SET_LAYOUT_CREATE_UPDATE_AFTER_BIND_POOL_BIT** bit set.
- **maxDescriptorSetInlineUniformBlocks** is the maximum number of inline uniform block bindings that **can** be included in descriptor bindings in a pipeline layout across all pipeline shader stages and descriptor set numbers. Descriptor bindings with a descriptor type of **VK_DESCRIPTOR_TYPE_INLINE_UNIFORM_BLOCK** count against this limit. Only descriptor bindings in descriptor set layouts created without the **VK_DESCRIPTOR_SET_LAYOUT_CREATE_UPDATE_AFTER_BIND_POOL_BIT** bit set count against this limit.

this limit.

- `maxDescriptorSetUpdateAfterBindInlineUniformBlocks` is similar to `maxDescriptorSetInlineUniformBlocks` but counts descriptor bindings from descriptor sets created with or without the `VK_DESCRIPTOR_SET_LAYOUT_CREATE_UPDATE_AFTER_BIND_POOL_BIT` bit set.
- `maxInlineUniformTotalSize` is the maximum total size in bytes of all inline uniform block bindings, across all pipeline shader stages and descriptor set numbers, that **can** be included in a pipeline layout. Descriptor bindings with a descriptor type of `VK_DESCRIPTOR_TYPE_INLINE_UNIFORM_BLOCK` count against this limit.
- `integerDotProduct8BitUnsignedAccelerated` is a boolean that will be `VK_TRUE` if the support for 8-bit unsigned dot product operations using the `OpUDotKHR` SPIR-V instruction is accelerated [as defined below](#).
- `integerDotProduct8BitSignedAccelerated` is a boolean that will be `VK_TRUE` if the support for 8-bit signed dot product operations using the `OpSDotKHR` SPIR-V instruction is accelerated [as defined below](#).
- `integerDotProduct8BitMixedSignednessAccelerated` is a boolean that will be `VK_TRUE` if the support for 8-bit mixed signedness dot product operations using the `OpSUDotKHR` SPIR-V instruction is accelerated [as defined below](#).
- `integerDotProduct4x8BitPackedUnsignedAccelerated` is a boolean that will be `VK_TRUE` if the support for 8-bit unsigned dot product operations from operands packed into 32-bit integers using the `OpUDotKHR` SPIR-V instruction is accelerated [as defined below](#).
- `integerDotProduct4x8BitPackedSignedAccelerated` is a boolean that will be `VK_TRUE` if the support for 8-bit signed dot product operations from operands packed into 32-bit integers using the `OpSDotKHR` SPIR-V instruction is accelerated [as defined below](#).
- `integerDotProduct4x8BitPackedMixedSignednessAccelerated` is a boolean that will be `VK_TRUE` if the support for 8-bit mixed signedness dot product operations from operands packed into 32-bit integers using the `OpSUDotKHR` SPIR-V instruction is accelerated [as defined below](#).
- `integerDotProduct16BitUnsignedAccelerated` is a boolean that will be `VK_TRUE` if the support for 16-bit unsigned dot product operations using the `OpUDotKHR` SPIR-V instruction is accelerated [as defined below](#).
- `integerDotProduct16BitSignedAccelerated` is a boolean that will be `VK_TRUE` if the support for 16-bit signed dot product operations using the `OpSDotKHR` SPIR-V instruction is accelerated [as defined below](#).
- `integerDotProduct16BitMixedSignednessAccelerated` is a boolean that will be `VK_TRUE` if the support for 16-bit mixed signedness dot product operations using the `OpSUDotKHR` SPIR-V instruction is accelerated [as defined below](#).
- `integerDotProduct32BitUnsignedAccelerated` is a boolean that will be `VK_TRUE` if the support for 32-bit unsigned dot product operations using the `OpUDotKHR` SPIR-V instruction is accelerated [as defined below](#).
- `integerDotProduct32BitSignedAccelerated` is a boolean that will be `VK_TRUE` if the support for 32-bit signed dot product operations using the `OpSDotKHR` SPIR-V instruction is accelerated [as defined below](#).

- `integerDotProduct32BitMixedSignednessAccelerated` is a boolean that will be `VK_TRUE` if the support for 32-bit mixed signedness dot product operations using the `OpSUDotKHR` SPIR-V instruction is accelerated [as defined below](#).
- `integerDotProduct64BitUnsignedAccelerated` is a boolean that will be `VK_TRUE` if the support for 64-bit unsigned dot product operations using the `OpUDotKHR` SPIR-V instruction is accelerated [as defined below](#).
- `integerDotProduct64BitSignedAccelerated` is a boolean that will be `VK_TRUE` if the support for 64-bit signed dot product operations using the `OpSDotKHR` SPIR-V instruction is accelerated [as defined below](#).
- `integerDotProduct64BitMixedSignednessAccelerated` is a boolean that will be `VK_TRUE` if the support for 64-bit mixed signedness dot product operations using the `OpSUDotKHR` SPIR-V instruction is accelerated [as defined below](#).
- `integerDotProductAccumulatingSaturating8BitUnsignedAccelerated` is a boolean that will be `VK_TRUE` if the support for 8-bit unsigned accumulating saturating dot product operations using the `OpUDotAccSatKHR` SPIR-V instruction is accelerated [as defined below](#).
- `integerDotProductAccumulatingSaturating8BitSignedAccelerated` is a boolean that will be `VK_TRUE` if the support for 8-bit signed accumulating saturating dot product operations using the `OpSDotAccSatKHR` SPIR-V instruction is accelerated [as defined below](#).
- `integerDotProductAccumulatingSaturating8BitMixedSignednessAccelerated` is a boolean that will be `VK_TRUE` if the support for 8-bit mixed signedness accumulating saturating dot product operations using the `OpSUDotAccSatKHR` SPIR-V instruction is accelerated [as defined below](#).
- `integerDotProductAccumulatingSaturating4x8BitPackedUnsignedAccelerated` is a boolean that will be `VK_TRUE` if the support for 8-bit unsigned accumulating saturating dot product operations from operands packed into 32-bit integers using the `OpUDotAccSatKHR` SPIR-V instruction is accelerated [as defined below](#).
- `integerDotProductAccumulatingSaturating4x8BitPackedSignedAccelerated` is a boolean that will be `VK_TRUE` if the support for 8-bit signed accumulating saturating dot product operations from operands packed into 32-bit integers using the `OpSDotAccSatKHR` SPIR-V instruction is accelerated [as defined below](#).
- `integerDotProductAccumulatingSaturating4x8BitPackedMixedSignednessAccelerated` is a boolean that will be `VK_TRUE` if the support for 8-bit mixed signedness accumulating saturating dot product operations from operands packed into 32-bit integers using the `OpSUDotAccSatKHR` SPIR-V instruction is accelerated [as defined below](#).
- `integerDotProductAccumulatingSaturating16BitUnsignedAccelerated` is a boolean that will be `VK_TRUE` if the support for 16-bit unsigned accumulating saturating dot product operations using the `OpUDotAccSatKHR` SPIR-V instruction is accelerated [as defined below](#).
- `integerDotProductAccumulatingSaturating16BitSignedAccelerated` is a boolean that will be `VK_TRUE` if the support for 16-bit signed accumulating saturating dot product operations using the `OpSDotAccSatKHR` SPIR-V instruction is accelerated [as defined below](#).
- `integerDotProductAccumulatingSaturating16BitMixedSignednessAccelerated` is a boolean that will be `VK_TRUE` if the support for 16-bit mixed signedness accumulating saturating dot product operations using the `OpSUDotAccSatKHR` SPIR-V instruction is accelerated [as defined below](#).
- `integerDotProductAccumulatingSaturating32BitUnsignedAccelerated` is a boolean that will be

`VK_TRUE` if the support for 32-bit unsigned accumulating saturating dot product operations using the `OpUDotAccSatKHR` SPIR-V instruction is accelerated [as defined below](#).

- `integerDotProductAccumulatingSaturating32BitSignedAccelerated` is a boolean that will be `VK_TRUE` if the support for 32-bit signed accumulating saturating dot product operations using the `OpSDotAccSatKHR` SPIR-V instruction is accelerated [as defined below](#).
- `integerDotProductAccumulatingSaturating32BitMixedSignednessAccelerated` is a boolean that will be `VK_TRUE` if the support for 32-bit mixed signedness accumulating saturating dot product operations using the `OpSUDotAccSatKHR` SPIR-V instruction is accelerated [as defined below](#).
- `integerDotProductAccumulatingSaturating64BitUnsignedAccelerated` is a boolean that will be `VK_TRUE` if the support for 64-bit unsigned accumulating saturating dot product operations using the `OpUDotAccSatKHR` SPIR-V instruction is accelerated [as defined below](#).
- `integerDotProductAccumulatingSaturating64BitSignedAccelerated` is a boolean that will be `VK_TRUE` if the support for 64-bit signed accumulating saturating dot product operations using the `OpSDotAccSatKHR` SPIR-V instruction is accelerated [as defined below](#).
- `integerDotProductAccumulatingSaturating64BitMixedSignednessAccelerated` is a boolean that will be `VK_TRUE` if the support for 64-bit mixed signedness accumulating saturating dot product operations using the `OpSUDotAccSatKHR` SPIR-V instruction is accelerated [as defined below](#).
- `storageTexelBufferOffsetAlignmentBytes` is a byte alignment that is sufficient for a storage texel buffer of any format. The value **must** be a power of two.
- `storageTexelBufferOffsetSingleTexelAlignment` indicates whether single texel alignment is sufficient for a storage texel buffer of any format.
- `uniformTexelBufferOffsetAlignmentBytes` is a byte alignment that is sufficient for a uniform texel buffer of any format. The value **must** be a power of two.
- `uniformTexelBufferOffsetSingleTexelAlignment` indicates whether single texel alignment is sufficient for a uniform texel buffer of any format.
- `maxBufferSize` is the maximum size `VkBuffer` that **can** be created.

If the `VkPhysicalDeviceVulkan13Properties` structure is included in the `pNext` chain of the `VkPhysicalDeviceProperties2` structure passed to `vkGetPhysicalDeviceProperties2`, it is filled in with each corresponding implementation-dependent property.

These properties correspond to Vulkan 1.3 functionality.

The members of `VkPhysicalDeviceVulkan13Properties` **must** have the same values as the corresponding members of `VkPhysicalDeviceInlineUniformBlockProperties` and `VkPhysicalDeviceSubgroupSizeControlProperties`.

Valid Usage (Implicit)

- `VOID-VkPhysicalDeviceVulkan13Properties-sType-sType`
`sType` **must** be `VK_STRUCTURE_TYPE_PHYSICAL_DEVICE_VULKAN_1_3_PROPERTIES`

Structure Chaining

Extends the structure

- [VkPhysicalDeviceProperties2](#)

The [VkPhysicalDeviceVulkan14Properties](#) structure is defined as:

```
// Provided by VK_VERSION_1_4
typedef struct VkPhysicalDeviceVulkan14Properties {
    VkStructureType          sType;
    void*                    pNext;
    uint32_t                 lineSubPixelPrecisionBits;
    uint32_t                 maxVertexAttribDivisor;
    VkBool32                 supportsNonZeroFirstInstance;
    uint32_t                 maxPushDescriptors;
    VkBool32
dynamicRenderingLocalReadDepthStencilAttachments;
    VkBool32
dynamicRenderingLocalReadMultisampledAttachments;
    VkBool32
earlyFragmentMultisampleCoverageAfterSampleCounting;
    VkBool32
earlyFragmentSampleMaskTestBeforeSampleCounting;
    VkBool32                 depthStencilSwizzleOneSupport;
    VkBool32                 polygonModePointSize;
    VkBool32
nonStrictSinglePixelWideLinesUseParallelogram;
    VkBool32                 nonStrictWideLinesUseParallelogram;
    VkBool32                 blockTexelViewCompatibleMultipleLayers;
    uint32_t                 maxCombinedImageSamplerDescriptorCount;
    VkBool32                 fragmentShadingRateClampCombinerInputs;
    VkPipelineRobustnessBufferBehavior defaultRobustnessStorageBuffers;
    VkPipelineRobustnessBufferBehavior defaultRobustnessUniformBuffers;
    VkPipelineRobustnessBufferBehavior defaultRobustnessVertexInputs;
    VkPipelineRobustnessImageBehavior defaultRobustnessImages;
    uint32_t                 copySrcLayoutCount;
    VkImageLayout*           pCopySrcLayouts;
    uint32_t                 copyDstLayoutCount;
    VkImageLayout*           pCopyDstLayouts;
    uint8_t                  optimalTilingLayoutUUID[VK_UUID_SIZE];
    VkBool32                 identicalMemoryTypeRequirements;
} VkPhysicalDeviceVulkan14Properties;
```

- `sType` is a [VkStructureType](#) value identifying this structure.
- `pNext` is `NULL` or a pointer to a structure extending this structure.
- `lineSubPixelPrecisionBits` is the number of bits of subpixel precision in framebuffer coordinates x_f and y_f when rasterizing [line segments](#).

- `maxVertexAttribDivisor` is the maximum value of the number of instances that will repeat the value of vertex attribute data when instanced rendering is enabled.
- `supportsNonZeroFirstInstance` specifies whether a non-zero value for the `firstInstance` parameter of `drawing commands` is supported when `VkVertexInputBindingDivisorDescription::divisor` is not 1.
- `maxPushDescriptors` is the maximum number of descriptors that **can** be used in a descriptor set layout created with `VK_DESCRIPTOR_SET_LAYOUT_CREATE_PUSH_DESCRIPTOR_BIT` set.
- `dynamicRenderingLocalReadDepthStencilAttachments` is `VK_TRUE` if the implementation supports local reads of depth/stencil attachments, `VK_FALSE` otherwise.
- `dynamicRenderingLocalReadMultisampledAttachments` is `VK_TRUE` if the implementation supports local reads of multisampled attachments, `VK_FALSE` otherwise.
- `earlyFragmentMultisampleCoverageAfterSampleCounting` is a boolean value indicating whether the `fragment shading` and `multisample coverage` operations are performed after `sample counting` for `fragment shaders` with `EarlyFragmentTests` execution mode.
- `earlyFragmentSampleMaskTestBeforeSampleCounting` is a boolean value indicating whether the `sample mask test` operation is performed before `sample counting` for `fragment shaders` using the `EarlyFragmentTests` execution mode.
- `depthStencilSwizzleOneSupport` is a boolean indicating that depth/stencil texturing operations with `VK_COMPONENT_SWIZZLE_ONE` have defined behavior.
- `polygonModePointSize` is a boolean value indicating whether the point size of the final rasterization of polygons with `VK_POLYGON_MODE_POINT` is controlled by `PointSize`.
- `nonStrictSinglePixelWideLinesUseParallelogram` is a boolean value indicating whether non-strict lines with a width of 1.0 are rasterized as parallelograms or using Bresenham's algorithm.
- `nonStrictWideLinesUseParallelogram` is a boolean value indicating whether non-strict lines with a width greater than 1.0 are rasterized as parallelograms or using Bresenham's algorithm.
- `blockTexelViewCompatibleMultipleLayers` is a boolean value indicating that an implementation supports creating image views with `VK_IMAGE_CREATE_BLOCK_TEXEL_VIEW_COMPATIBLE_BIT` where the `layerCount` member of `subresourceRange` is greater than 1.
- `maxCombinedImageSamplerDescriptorCount` is the maximum number of combined image sampler descriptors that the implementation uses to access any of the `formats that require a sampler Y'CBCR conversion` supported by the implementation.
- `fragmentShadingRateClampCombinerInputs` is a boolean value indicating that an implementation clamps the inputs to `combiner operations`.
- `defaultRobustnessStorageBuffers` describes the behavior of out of bounds accesses made to storage buffers when no robustness features are enabled
- `defaultRobustnessUniformBuffers` describes the behavior of out of bounds accesses made to uniform buffers when no robustness features are enabled
- `defaultRobustnessVertexInputs` describes the behavior of out of bounds accesses made to vertex input attributes when no robustness features are enabled
- `defaultRobustnessImages` describes the behavior of out of bounds accesses made to images when

no robustness features are enabled

- `copySrcLayoutCount` is an integer related to the number of image layouts for host copies from images available or queried, as described below.
- `pCopySrcLayouts` is a pointer to an array of `VkImageLayout` in which supported image layouts for use with host copy operations from images are returned.
- `copyDstLayoutCount` is an integer related to the number of image layouts for host copies to images available or queried, as described below.
- `pCopyDstLayouts` is a pointer to an array of `VkImageLayout` in which supported image layouts for use with host copy operations to images are returned.
- `optimalTilingLayoutUUID` is an array of `VK_UUID_SIZE uint8_t` values representing a universally unique identifier for the implementation's swizzling layout of images created with `VK_IMAGE_TILING_OPTIMAL`.
- `identicalMemoryTypeRequirements` indicates that specifying the `VK_IMAGE_USAGE_HOST_TRANSFER_BIT` flag in `VkImageCreateInfo::usage` does not affect the memory type requirements of the image.

If the `VkPhysicalDeviceVulkan14Properties` structure is included in the `pNext` chain of the `VkPhysicalDeviceProperties2` structure passed to `vkGetPhysicalDeviceProperties2`, it is filled in with each corresponding implementation-dependent property.

These properties correspond to Vulkan 1.4 functionality.

Valid Usage (Implicit)

- `UUID-VkPhysicalDeviceVulkan14Properties-sType-sType`
`sType` must be `VK_STRUCTURE_TYPE_PHYSICAL_DEVICE_VULKAN_1_4_PROPERTIES`

Structure Chaining

Extends the structure

- `VkPhysicalDeviceProperties2`

The `VkPhysicalDeviceIDProperties` structure is defined as:


```
// Provided by VK_VERSION_1_1
typedef struct VkPhysicalDeviceIDProperties {
    VkStructureType    sType;
    void*              pNext;
    uint8_t             deviceUUID[VK_UUID_SIZE];
    uint8_t             driverUUID[VK_UUID_SIZE];
    uint8_t             deviceLUID[VK_LUID_SIZE];
    uint32_t            deviceNodeMask;
    VkBool32            deviceLUIDValid;
} VkPhysicalDeviceIDProperties;
```

```
// Provided by VK_KHR_external_fence_capabilities,
VK_KHR_external_memory_capabilities, VK_KHR_external_semaphore_capabilities
// Equivalent to VkPhysicalDeviceIDProperties
typedef VkPhysicalDeviceIDProperties VkPhysicalDeviceIDPropertiesKHR;
```

- `sType` is a `VkStructureType` value identifying this structure.
- `pNext` is `NULL` or a pointer to a structure extending this structure.
- `deviceUUID` is an array of `VK_UUID_SIZE` `uint8_t` values representing a universally unique identifier for the device.
- `driverUUID` is an array of `VK_UUID_SIZE` `uint8_t` values representing a universally unique identifier for the driver build in use by the device.
- `deviceLUID` is an array of `VK_LUID_SIZE` `uint8_t` values representing a locally unique identifier for the device.
- `deviceNodeMask` is a `uint32_t` bitfield identifying the node within a linked device adapter corresponding to the device.
- `deviceLUIDValid` is a boolean value that will be `VK_TRUE` if `deviceLUID` contains a valid LUID and `deviceNodeMask` contains a valid node mask, and `VK_FALSE` if they do not.

If the `VkPhysicalDeviceIDProperties` structure is included in the `pNext` chain of the `VkPhysicalDeviceProperties2` structure passed to `vkGetPhysicalDeviceProperties2`, it is filled in with each corresponding implementation-dependent property.

`deviceUUID` **must** be immutable for a given device across instances, processes, driver APIs, driver versions, and system reboots.

Applications **can** compare the `driverUUID` value across instance and process boundaries, and **can** make similar queries in external APIs to determine whether they are capable of sharing memory objects and resources using them with the device.

`deviceUUID` and/or `driverUUID` **must** be used to determine whether a particular external object can be shared between driver components, where such a restriction exists as defined in the compatibility table for the particular object type:

- [External memory handle types compatibility](#)

- External semaphore handle types compatibility
- External fence handle types compatibility

If `deviceLUIDValid` is `VK_FALSE`, the values of `deviceLUID` and `deviceNodeMask` are undefined. If `deviceLUIDValid` is `VK_TRUE` and Vulkan is running on the Windows operating system, the contents of `deviceLUID` **can** be cast to an `LUID` object and **must** be equal to the locally unique identifier of a `IDXGIAdapter1` object that corresponds to `physicalDevice`. If `deviceLUIDValid` is `VK_TRUE`, `deviceNodeMask` **must** contain exactly one bit. If Vulkan is running on an operating system that supports the Direct3D 12 API and `physicalDevice` corresponds to an individual device in a linked device adapter, `deviceNodeMask` identifies the Direct3D 12 node corresponding to `physicalDevice`. Otherwise, `deviceNodeMask` **must** be 1.

NOTE	<p>Although they have identical descriptions, <code>VkPhysicalDeviceIDProperties::deviceUUID</code> may differ from <code>VkPhysicalDeviceProperties2::properties.pipelineCacheUUID</code>. The former is intended to identify and correlate devices across API and driver boundaries, while the latter is used to identify a compatible device and driver combination to use when serializing and de-serializing pipeline state.</p> <p>Implementations should return <code>deviceUUID</code> values which are likely to be unique even in the presence of multiple Vulkan implementations (such as a GPU driver and a software renderer; two drivers for different GPUs; or the same Vulkan driver running on two logically different devices).</p> <p>Khronos' conformance testing is unable to guarantee that <code>deviceUUID</code> values are actually unique, so implementors should make their own best efforts to ensure this. In particular, hard-coded <code>deviceUUID</code> values, especially all-0 bits, should never be used.</p> <p>A combination of values unique to the vendor, the driver, and the hardware environment can be used to provide a <code>deviceUUID</code> which is unique to a high degree of certainty. Some possible inputs to such a computation are:</p> <ul style="list-style-type: none"> • Information reported by <code>vkGetPhysicalDeviceProperties</code> • PCI device ID (if defined) • PCI bus ID, or similar system configuration information. • Driver binary checksums.
NOTE	<p>While <code>VkPhysicalDeviceIDProperties::deviceUUID</code> is specified to remain consistent across driver versions and system reboots, it is not intended to be usable as a serializable persistent identifier for a device. It may change when a device is physically added to, removed from, or moved to a different connector in a system while that system is powered down. Further, there is no reasonable way to verify with conformance testing that a given device retains the same UUID in a given system across all driver versions supported in that system. While implementations should make every effort to report consistent device UUIDs across driver versions, applications should avoid relying on the persistence of this value for uses other</p>

than identifying compatible devices for external object sharing purposes.

Valid Usage (Implicit)

- VUID-VkPhysicalDeviceIDProperties-sType-sType
sType must be [VK_STRUCTURE_TYPE_PHYSICAL_DEVICE_ID_PROPERTIES](#)

Structure Chaining

Extends the structure

- [VkPhysicalDeviceProperties2](#)

[VK_UUID_SIZE](#) is the length in `uint8_t` values of an array containing a universally unique device or driver build identifier, as returned in [VkPhysicalDeviceIDProperties::deviceUUID](#) and [VkPhysicalDeviceIDProperties::driverUUID](#).

```
#define VK_UUID_SIZE 16U
```

[VK_LUID_SIZE](#) is the length in `uint8_t` values of an array containing a locally unique device identifier, as returned in [VkPhysicalDeviceIDProperties::deviceLUID](#).

```
#define VK_LUID_SIZE 8U
```

```
#define VK_LUID_SIZE_KHR VK_LUID_SIZE
```

The [VkPhysicalDeviceDriverProperties](#) structure is defined as:

```
// Provided by VK_VERSION_1_2
typedef struct VkPhysicalDeviceDriverProperties {
    VkStructureType    sType;
    void*              pNext;
    VkDriverId          driverID;
    char                driverName[VK_MAX_DRIVER_NAME_SIZE];
    char                driverInfo[VK_MAX_DRIVER_INFO_SIZE];
    VkConformanceVersion conformanceVersion;
} VkPhysicalDeviceDriverProperties;
```

```
// Provided by VK_KHR_driver_properties
// Equivalent to VkPhysicalDeviceDriverProperties
typedef VkPhysicalDeviceDriverProperties VkPhysicalDeviceDriverPropertiesKHR;
```


- `sType` is a `VkStructureType` value identifying this structure.
- `pNext` is `NULL` or a pointer to a structure extending this structure.
- `driverID` is a unique identifier for the driver of the physical device.
- `driverName` is an array of `VK_MAX_DRIVER_NAME_SIZE` `char` containing a null-terminated UTF-8 string which is the name of the driver.
- `driverInfo` is an array of `VK_MAX_DRIVER_INFO_SIZE` `char` containing a null-terminated UTF-8 string with additional information about the driver.
- `conformanceVersion` is the latest version of the Vulkan conformance test that the implementor has successfully tested this driver against prior to release (see `VkConformanceVersion`).

If the `VkPhysicalDeviceDriverProperties` structure is included in the `pNext` chain of the `VkPhysicalDeviceProperties2` structure passed to `vkGetPhysicalDeviceProperties2`, it is filled in with each corresponding implementation-dependent property.

These are properties of the driver corresponding to a physical device.

`driverID` **must** be immutable for a given driver across instances, processes, driver versions, and system reboots.

Valid Usage (Implicit)

- VUID-VkPhysicalDeviceDriverProperties-sType-sType
`sType` **must** be `VK_STRUCTURE_TYPE_PHYSICAL_DEVICE_DRIVER_PROPERTIES`

Structure Chaining

Extends the structure

- `VkPhysicalDeviceProperties2`

Khronos driver IDs which **may** be returned in `VkPhysicalDeviceDriverProperties::driverID` are:

```
// Provided by VK_VERSION_1_2
typedef enum VkDriverId {
    VK_DRIVER_ID_AMD_PROPRIETARY = 1,
    VK_DRIVER_ID_AMD_OPEN_SOURCE = 2,
    VK_DRIVER_ID_MESA_RADV = 3,
    VK_DRIVER_ID_NVIDIA_PROPRIETARY = 4,
    VK_DRIVER_ID_INTEL_PROPRIETARY_WINDOWS = 5,
    VK_DRIVER_ID_INTEL_OPEN_SOURCE_MESA = 6,
    VK_DRIVER_ID_IMAGINATION_PROPRIETARY = 7,
    VK_DRIVER_ID_QUALCOMM_PROPRIETARY = 8,
    VK_DRIVER_ID_ARM_PROPRIETARY = 9,
    VK_DRIVER_ID_GOOGLE_SWIFTSHADER = 10,
    VK_DRIVER_ID_GGP_PROPRIETARY = 11,
```



```

VK_DRIVER_ID_BROADCOM_PROPRIETARY = 12,
VK_DRIVER_ID_MESA_LLVMPIPE = 13,
VK_DRIVER_ID_MOLTENVK = 14,
VK_DRIVER_ID_COREAVI_PROPRIETARY = 15,
VK_DRIVER_ID_JUICE_PROPRIETARY = 16,
VK_DRIVER_ID_VERISILICON_PROPRIETARY = 17,
VK_DRIVER_ID_MESA_TURNIP = 18,
VK_DRIVER_ID_MESA_V3DV = 19,
VK_DRIVER_ID_MESA_PANVK = 20,
VK_DRIVER_ID_SAMSUNG_PROPRIETARY = 21,
VK_DRIVER_ID_MESA_VENUS = 22,
VK_DRIVER_ID_MESA_DOZEN = 23,
VK_DRIVER_ID_MESA_NVK = 24,
VK_DRIVER_ID_IMAGINATION_OPEN_SOURCE_MESA = 25,
VK_DRIVER_ID_MESA_HONEYKRISP = 26,
VK_DRIVER_ID_VULKAN_SC_EMULATION_ON_VULKAN = 27,
VK_DRIVER_ID_MESA_KOSMICKRISP = 28,
// Provided by VK_KHR_driver_properties
VK_DRIVER_ID_AMD_PROPRIETARY_KHR = VK_DRIVER_ID_AMD_PROPRIETARY,
// Provided by VK_KHR_driver_properties
VK_DRIVER_ID_AMD_OPEN_SOURCE_KHR = VK_DRIVER_ID_AMD_OPEN_SOURCE,
// Provided by VK_KHR_driver_properties
VK_DRIVER_ID_MESA_RADV_KHR = VK_DRIVER_ID_MESA_RADV,
// Provided by VK_KHR_driver_properties
VK_DRIVER_ID_NVIDIA_PROPRIETARY_KHR = VK_DRIVER_ID_NVIDIA_PROPRIETARY,
// Provided by VK_KHR_driver_properties
VK_DRIVER_ID_INTEL_PROPRIETARY_WINDOWS_KHR =
VK_DRIVER_ID_INTEL_PROPRIETARY_WINDOWS,
// Provided by VK_KHR_driver_properties
VK_DRIVER_ID_INTEL_OPEN_SOURCE_MESA_KHR = VK_DRIVER_ID_INTEL_OPEN_SOURCE_MESA,
// Provided by VK_KHR_driver_properties
VK_DRIVER_ID_IMAGINATION_PROPRIETARY_KHR = VK_DRIVER_ID_IMAGINATION_PROPRIETARY,
// Provided by VK_KHR_driver_properties
VK_DRIVER_ID_QUALCOMM_PROPRIETARY_KHR = VK_DRIVER_ID_QUALCOMM_PROPRIETARY,
// Provided by VK_KHR_driver_properties
VK_DRIVER_ID_ARM_PROPRIETARY_KHR = VK_DRIVER_ID_ARM_PROPRIETARY,
// Provided by VK_KHR_driver_properties
VK_DRIVER_ID_GOOGLE_SWIFTSHADER_KHR = VK_DRIVER_ID_GOOGLE_SWIFTSHADER,
// Provided by VK_KHR_driver_properties
VK_DRIVER_ID_GGP_PROPRIETARY_KHR = VK_DRIVER_ID_GGP_PROPRIETARY,
// Provided by VK_KHR_driver_properties
VK_DRIVER_ID_BROADCOM_PROPRIETARY_KHR = VK_DRIVER_ID_BROADCOM_PROPRIETARY,
} VkDriverId;

```

```

// Provided by VK_KHR_driver_properties
// Equivalent to VkDriverId
typedef VkDriverId VkDriverIdKHR;

```

NOTE | Khronos driver IDs may be allocated by vendors at any time. There may be multiple

driver IDs for the same vendor, representing different drivers (for e.g. different platforms, proprietary or open source, etc.). Only the latest canonical versions of this Specification, of the corresponding `vk.xml` API Registry, and of the corresponding `vulkan_core.h` header file **must** contain all reserved Khronos driver IDs.

Only driver IDs registered with Khronos are given symbolic names. There **may** be unregistered driver IDs returned.

`VK_MAX_DRIVER_NAME_SIZE` is the length in `char` values of an array containing a driver name string, as returned in `VkPhysicalDeviceDriverProperties::driverName`.

```
#define VK_MAX_DRIVER_NAME_SIZE          256U
```

```
#define VK_MAX_DRIVER_NAME_SIZE_KHR     VK_MAX_DRIVER_NAME_SIZE
```

`VK_MAX_DRIVER_INFO_SIZE` is the length in `char` values of an array containing a driver information string, as returned in `VkPhysicalDeviceDriverProperties::driverInfo`.

```
#define VK_MAX_DRIVER_INFO_SIZE         256U
```

```
#define VK_MAX_DRIVER_INFO_SIZE_KHR    VK_MAX_DRIVER_INFO_SIZE
```

The conformance test suite version an implementation is compliant with is described with the `VkConformanceVersion` structure:

```
// Provided by VK_VERSION_1_2
typedef struct VkConformanceVersion {
    uint8_t    major;
    uint8_t    minor;
    uint8_t    subminor;
    uint8_t    patch;
} VkConformanceVersion;
```

```
// Provided by VK_KHR_driver_properties
// Equivalent to VkConformanceVersion
typedef VkConformanceVersion VkConformanceVersionKHR;
```

- `major` is the major version number of the conformance test suite.
- `minor` is the minor version number of the conformance test suite.
- `subminor` is the subminor version number of the conformance test suite.

- `patch` is the patch version number of the conformance test suite.

The `VkPhysicalDevicePCIBusInfoPropertiesEXT` structure is defined as:

```
// Provided by VK_EXT_pci_bus_info
typedef struct VkPhysicalDevicePCIBusInfoPropertiesEXT {
    VkStructureType    sType;
    void*              pNext;
    uint32_t           pciDomain;
    uint32_t           pciBus;
    uint32_t           pciDevice;
    uint32_t           pciFunction;
} VkPhysicalDevicePCIBusInfoPropertiesEXT;
```

- `sType` is a `VkStructureType` value identifying this structure.
- `pNext` is `NULL` or a pointer to a structure extending this structure.
- `pciDomain` is the PCI bus domain.
- `pciBus` is the PCI bus identifier.
- `pciDevice` is the PCI device identifier.
- `pciFunction` is the PCI device function identifier.

If the `VkPhysicalDevicePCIBusInfoPropertiesEXT` structure is included in the `pNext` chain of the `VkPhysicalDeviceProperties2` structure passed to `vkGetPhysicalDeviceProperties2`, it is filled in with each corresponding implementation-dependent property.

These are properties of the PCI bus information of a physical device.

Valid Usage (Implicit)

- VUID-VkPhysicalDevicePCIBusInfoPropertiesEXT-sType-sType `sType` must be `VK_STRUCTURE_TYPE_PHYSICAL_DEVICE_PCI_BUS_INFO_PROPERTIES_EXT`

Structure Chaining

Extends the structure

- `VkPhysicalDeviceProperties2`

The `VkPhysicalDeviceDrmPropertiesEXT` structure is defined as:


```
// Provided by VK_EXT_physical_device_drm
typedef struct VkPhysicalDeviceDrmPropertiesEXT {
    VkStructureType    sType;
    void*              pNext;
    VkBool32           hasPrimary;
    VkBool32           hasRender;
    int64_t            primaryMajor;
    int64_t            primaryMinor;
    int64_t            renderMajor;
    int64_t            renderMinor;
} VkPhysicalDeviceDrmPropertiesEXT;
```

- `sType` is a `VkStructureType` value identifying this structure.
- `pNext` is `NULL` or a pointer to a structure extending this structure.
- `hasPrimary` is a boolean indicating whether the physical device has a DRM primary node.
- `hasRender` is a boolean indicating whether the physical device has a DRM render node.
- `primaryMajor` is the DRM primary node major number, if any.
- `primaryMinor` is the DRM primary node minor number, if any.
- `renderMajor` is the DRM render node major number, if any.
- `renderMinor` is the DRM render node minor number, if any.

If the `VkPhysicalDeviceDrmPropertiesEXT` structure is included in the `pNext` chain of the `VkPhysicalDeviceProperties2` structure passed to `vkGetPhysicalDeviceProperties2`, it is filled in with each corresponding implementation-dependent property.

These are properties of the DRM information of a physical device.

Valid Usage (Implicit)

- VUID-VkPhysicalDeviceDrmPropertiesEXT-sType-sType
`sType` must be `VK_STRUCTURE_TYPE_PHYSICAL_DEVICE_DRM_PROPERTIES_EXT`

Structure Chaining

Extends the structure

- `VkPhysicalDeviceProperties2`

The `VkPhysicalDeviceShaderIntegerDotProductProperties` structure is defined as:


```
// Provided by VK_VERSION_1_3
```

```
typedef struct VkPhysicalDeviceShaderIntegerDotProductProperties {  
    VkStructureType    sType;  
    void*              pNext;  
    VkBool32           integerDotProduct8BitUnsignedAccelerated;  
    VkBool32           integerDotProduct8BitSignedAccelerated;  
    VkBool32           integerDotProduct8BitMixedSignednessAccelerated;  
    VkBool32           integerDotProduct4x8BitPackedUnsignedAccelerated;  
    VkBool32           integerDotProduct4x8BitPackedSignedAccelerated;  
    VkBool32           integerDotProduct4x8BitPackedMixedSignednessAccelerated;  
    VkBool32           integerDotProduct16BitUnsignedAccelerated;  
    VkBool32           integerDotProduct16BitSignedAccelerated;  
    VkBool32           integerDotProduct16BitMixedSignednessAccelerated;  
    VkBool32           integerDotProduct32BitUnsignedAccelerated;  
    VkBool32           integerDotProduct32BitSignedAccelerated;  
    VkBool32           integerDotProduct32BitMixedSignednessAccelerated;  
    VkBool32           integerDotProduct64BitUnsignedAccelerated;  
    VkBool32           integerDotProduct64BitSignedAccelerated;  
    VkBool32           integerDotProduct64BitMixedSignednessAccelerated;  
    VkBool32           integerDotProductAccumulatingSaturating8BitUnsignedAccelerated;  
    VkBool32           integerDotProductAccumulatingSaturating8BitSignedAccelerated;  
    VkBool32           integerDotProductAccumulatingSaturating8BitMixedSignednessAccelerated;  
    VkBool32           integerDotProductAccumulatingSaturating4x8BitPackedUnsignedAccelerated;  
    VkBool32           integerDotProductAccumulatingSaturating4x8BitPackedSignedAccelerated;  
    VkBool32           integerDotProductAccumulatingSaturating4x8BitPackedMixedSignednessAccelerated;  
    VkBool32           integerDotProductAccumulatingSaturating16BitUnsignedAccelerated;  
    VkBool32           integerDotProductAccumulatingSaturating16BitSignedAccelerated;  
    VkBool32           integerDotProductAccumulatingSaturating16BitMixedSignednessAccelerated;  
    VkBool32           integerDotProductAccumulatingSaturating32BitUnsignedAccelerated;  
    VkBool32           integerDotProductAccumulatingSaturating32BitSignedAccelerated;  
    VkBool32           integerDotProductAccumulatingSaturating32BitMixedSignednessAccelerated;  
    VkBool32           integerDotProductAccumulatingSaturating64BitUnsignedAccelerated;  
    VkBool32           integerDotProductAccumulatingSaturating64BitSignedAccelerated;  
    VkBool32           integerDotProductAccumulatingSaturating64BitMixedSignednessAccelerated;  
} VkPhysicalDeviceShaderIntegerDotProductProperties;
```



```
// Provided by VK_KHR_shader_integer_dot_product
// Equivalent to VkPhysicalDeviceShaderIntegerDotProductProperties
typedef VkPhysicalDeviceShaderIntegerDotProductProperties
VkPhysicalDeviceShaderIntegerDotProductPropertiesKHR;
```

- **sType** is a [VkStructureType](#) value identifying this structure.
- **pNext** is **NULL** or a pointer to a structure extending this structure.
- **integerDotProduct8BitUnsignedAccelerated** is a boolean that will be [VK_TRUE](#) if the support for 8-bit unsigned dot product operations using the **OpUDotKHR** SPIR-V instruction is accelerated [as defined below](#).
- **integerDotProduct8BitSignedAccelerated** is a boolean that will be [VK_TRUE](#) if the support for 8-bit signed dot product operations using the **OpSDotKHR** SPIR-V instruction is accelerated [as defined below](#).
- **integerDotProduct8BitMixedSignednessAccelerated** is a boolean that will be [VK_TRUE](#) if the support for 8-bit mixed signedness dot product operations using the **OpSUDotKHR** SPIR-V instruction is accelerated [as defined below](#).
- **integerDotProduct4x8BitPackedUnsignedAccelerated** is a boolean that will be [VK_TRUE](#) if the support for 8-bit unsigned dot product operations from operands packed into 32-bit integers using the **OpUDotKHR** SPIR-V instruction is accelerated [as defined below](#).
- **integerDotProduct4x8BitPackedSignedAccelerated** is a boolean that will be [VK_TRUE](#) if the support for 8-bit signed dot product operations from operands packed into 32-bit integers using the **OpSDotKHR** SPIR-V instruction is accelerated [as defined below](#).
- **integerDotProduct4x8BitPackedMixedSignednessAccelerated** is a boolean that will be [VK_TRUE](#) if the support for 8-bit mixed signedness dot product operations from operands packed into 32-bit integers using the **OpSUDotKHR** SPIR-V instruction is accelerated [as defined below](#).
- **integerDotProduct16BitUnsignedAccelerated** is a boolean that will be [VK_TRUE](#) if the support for 16-bit unsigned dot product operations using the **OpUDotKHR** SPIR-V instruction is accelerated [as defined below](#).
- **integerDotProduct16BitSignedAccelerated** is a boolean that will be [VK_TRUE](#) if the support for 16-bit signed dot product operations using the **OpSDotKHR** SPIR-V instruction is accelerated [as defined below](#).
- **integerDotProduct16BitMixedSignednessAccelerated** is a boolean that will be [VK_TRUE](#) if the support for 16-bit mixed signedness dot product operations using the **OpSUDotKHR** SPIR-V instruction is accelerated [as defined below](#).
- **integerDotProduct32BitUnsignedAccelerated** is a boolean that will be [VK_TRUE](#) if the support for 32-bit unsigned dot product operations using the **OpUDotKHR** SPIR-V instruction is accelerated [as defined below](#).
- **integerDotProduct32BitSignedAccelerated** is a boolean that will be [VK_TRUE](#) if the support for 32-bit signed dot product operations using the **OpSDotKHR** SPIR-V instruction is accelerated [as defined below](#).
- **integerDotProduct32BitMixedSignednessAccelerated** is a boolean that will be [VK_TRUE](#) if the

support for 32-bit mixed signedness dot product operations using the `OpSUDotKHR` SPIR-V instruction is accelerated [as defined below](#).

- `integerDotProduct64BitUnsignedAccelerated` is a boolean that will be `VK_TRUE` if the support for 64-bit unsigned dot product operations using the `OpUDotKHR` SPIR-V instruction is accelerated [as defined below](#).
- `integerDotProduct64BitSignedAccelerated` is a boolean that will be `VK_TRUE` if the support for 64-bit signed dot product operations using the `OpSDotKHR` SPIR-V instruction is accelerated [as defined below](#).
- `integerDotProduct64BitMixedSignednessAccelerated` is a boolean that will be `VK_TRUE` if the support for 64-bit mixed signedness dot product operations using the `OpSUDotKHR` SPIR-V instruction is accelerated [as defined below](#).
- `integerDotProductAccumulatingSaturating8BitUnsignedAccelerated` is a boolean that will be `VK_TRUE` if the support for 8-bit unsigned accumulating saturating dot product operations using the `OpUDotAccSatKHR` SPIR-V instruction is accelerated [as defined below](#).
- `integerDotProductAccumulatingSaturating8BitSignedAccelerated` is a boolean that will be `VK_TRUE` if the support for 8-bit signed accumulating saturating dot product operations using the `OpSDotAccSatKHR` SPIR-V instruction is accelerated [as defined below](#).
- `integerDotProductAccumulatingSaturating8BitMixedSignednessAccelerated` is a boolean that will be `VK_TRUE` if the support for 8-bit mixed signedness accumulating saturating dot product operations using the `OpSUDotAccSatKHR` SPIR-V instruction is accelerated [as defined below](#).
- `integerDotProductAccumulatingSaturating4x8BitPackedUnsignedAccelerated` is a boolean that will be `VK_TRUE` if the support for 8-bit unsigned accumulating saturating dot product operations from operands packed into 32-bit integers using the `OpUDotAccSatKHR` SPIR-V instruction is accelerated [as defined below](#).
- `integerDotProductAccumulatingSaturating4x8BitPackedSignedAccelerated` is a boolean that will be `VK_TRUE` if the support for 8-bit signed accumulating saturating dot product operations from operands packed into 32-bit integers using the `OpSDotAccSatKHR` SPIR-V instruction is accelerated [as defined below](#).
- `integerDotProductAccumulatingSaturating4x8BitPackedMixedSignednessAccelerated` is a boolean that will be `VK_TRUE` if the support for 8-bit mixed signedness accumulating saturating dot product operations from operands packed into 32-bit integers using the `OpSUDotAccSatKHR` SPIR-V instruction is accelerated [as defined below](#).
- `integerDotProductAccumulatingSaturating16BitUnsignedAccelerated` is a boolean that will be `VK_TRUE` if the support for 16-bit unsigned accumulating saturating dot product operations using the `OpUDotAccSatKHR` SPIR-V instruction is accelerated [as defined below](#).
- `integerDotProductAccumulatingSaturating16BitSignedAccelerated` is a boolean that will be `VK_TRUE` if the support for 16-bit signed accumulating saturating dot product operations using the `OpSDotAccSatKHR` SPIR-V instruction is accelerated [as defined below](#).
- `integerDotProductAccumulatingSaturating16BitMixedSignednessAccelerated` is a boolean that will be `VK_TRUE` if the support for 16-bit mixed signedness accumulating saturating dot product operations using the `OpSUDotAccSatKHR` SPIR-V instruction is accelerated [as defined below](#).
- `integerDotProductAccumulatingSaturating32BitUnsignedAccelerated` is a boolean that will be `VK_TRUE` if the support for 32-bit unsigned accumulating saturating dot product operations

using the `OpUDotAccSatKHR` SPIR-V instruction is accelerated as defined below.

- `integerDotProductAccumulatingSaturating32BitSignedAccelerated` is a boolean that will be `VK_TRUE` if the support for 32-bit signed accumulating saturating dot product operations using the `OpSDotAccSatKHR` SPIR-V instruction is accelerated as defined below.
- `integerDotProductAccumulatingSaturating32BitMixedSignednessAccelerated` is a boolean that will be `VK_TRUE` if the support for 32-bit mixed signedness accumulating saturating dot product operations using the `OpSUDotAccSatKHR` SPIR-V instruction is accelerated as defined below.
- `integerDotProductAccumulatingSaturating64BitUnsignedAccelerated` is a boolean that will be `VK_TRUE` if the support for 64-bit unsigned accumulating saturating dot product operations using the `OpUDotAccSatKHR` SPIR-V instruction is accelerated as defined below.
- `integerDotProductAccumulatingSaturating64BitSignedAccelerated` is a boolean that will be `VK_TRUE` if the support for 64-bit signed accumulating saturating dot product operations using the `OpSDotAccSatKHR` SPIR-V instruction is accelerated as defined below.
- `integerDotProductAccumulatingSaturating64BitMixedSignednessAccelerated` is a boolean that will be `VK_TRUE` if the support for 64-bit mixed signedness accumulating saturating dot product operations using the `OpSUDotAccSatKHR` SPIR-V instruction is accelerated as defined below.

If the `VkPhysicalDeviceShaderIntegerDotProductProperties` structure is included in the `pNext` chain of the `VkPhysicalDeviceProperties2` structure passed to `vkGetPhysicalDeviceProperties2`, it is filled in with each corresponding implementation-dependent property.

These are properties of the integer dot product acceleration information of a physical device.

NOTE

A dot product operation is deemed accelerated if its implementation provides a performance advantage over application-provided code composed from elementary instructions and/or other dot product instructions, either because the implementation uses optimized machine code sequences whose generation from application-provided code cannot be guaranteed or because it uses hardware features that cannot otherwise be targeted from application-provided code.

Valid Usage (Implicit)

- `VUID-VkPhysicalDeviceShaderIntegerDotProductProperties-sType-sType` must be `VK_STRUCTURE_TYPE_PHYSICAL_DEVICE_SHADER_INTEGER_DOT_PRODUCT_PROPERTIES`

Structure Chaining

Extends the structure

- `VkPhysicalDeviceProperties2`

The `VkPhysicalDeviceImageProcessingPropertiesQCOM` structure is defined as:


```
// Provided by VK_QCOM_image_processing
typedef struct VkPhysicalDeviceImageProcessingPropertiesQCOM {
    VkStructureType    sType;
    void*              pNext;
    uint32_t           maxWeightFilterPhases;
    VkExtent2D         maxWeightFilterDimension;
    VkExtent2D         maxBlockMatchRegion;
    VkExtent2D         maxBoxFilterBlockSize;
} VkPhysicalDeviceImageProcessingPropertiesQCOM;
```

- `sType` is a `VkStructureType` value identifying this structure.
- `pNext` is `NULL` or a pointer to a structure extending this structure.
- `maxWeightFilterPhases` is the maximum value that **can** be specified for `VkImageViewSampleWeightCreateInfoQCOM::numPhases` in `weight image sampling` operations.
- `maxWeightFilterDimension` is a `VkExtent2D` describing the largest dimensions (`width` and `height`) that **can** be specified for `VkImageViewSampleWeightCreateInfoQCOM::filterSize`.
- `maxBlockMatchRegion` is a `VkExtent2D` describing the largest dimensions (`width` and `height`) that **can** be specified for `blockSize` in `block matching` operations.
- `maxBoxFilterBlockSize` is a `VkExtent2D` describing the maximum dimensions (`width` and `height`) that **can** be specified for `blocksize` in `box filter sampling` operations.

If the `VkPhysicalDeviceImageProcessingPropertiesQCOM` structure is included in the `pNext` chain of the `VkPhysicalDeviceProperties2` structure passed to `vkGetPhysicalDeviceProperties2`, it is filled in with each corresponding implementation-dependent property.

These are properties of the image processing information of a physical device.

Valid Usage (Implicit)

- VUID-VkPhysicalDeviceImageProcessingPropertiesQCOM-sType-sType `sType` **must** be `VK_STRUCTURE_TYPE_PHYSICAL_DEVICE_IMAGE_PROCESSING_PROPERTIES_QCOM`

Structure Chaining

Extends the structure

- `VkPhysicalDeviceProperties2`

The `VkPhysicalDeviceShaderTileImagePropertiesEXT` structure is defined as:


```
// Provided by VK_EXT_shader_tile_image
typedef struct VkPhysicalDeviceShaderTileImagePropertiesEXT {
    VkStructureType    sType;
    void*              pNext;
    VkBool32           shaderTileImageCoherentReadAccelerated;
    VkBool32           shaderTileImageReadSampleFromPixelRateInvocation;
    VkBool32           shaderTileImageReadFromHelperInvocation;
} VkPhysicalDeviceShaderTileImagePropertiesEXT;
```

- `sType` is a `VkStructureType` value identifying this structure.
- `pNext` is `NULL` or a pointer to a structure extending this structure.
- `shaderTileImageCoherentReadAccelerated` is a boolean that will be `VK_TRUE` if coherent reads of tile image data is accelerated.
- `shaderTileImageReadSampleFromPixelRateInvocation` is a boolean that will be `VK_TRUE` if reading from samples from a pixel rate fragment invocation is supported when `VkPipelineMultisampleStateCreateInfo::rasterizationSamples > 1`.
- `shaderTileImageReadFromHelperInvocation` is a boolean that will be `VK_TRUE` if reads of tile image data from helper fragment invocations result in valid values.

If the `VkPhysicalDeviceShaderTileImagePropertiesEXT` structure is included in the `pNext` chain of the `VkPhysicalDeviceProperties2` structure passed to `vkGetPhysicalDeviceProperties2`, it is filled in with each corresponding implementation-dependent property.

These are properties of the tile image information of a physical device.

Valid Usage (Implicit)

- VUID-VkPhysicalDeviceShaderTileImagePropertiesEXT-sType-sType `sType` must be `VK_STRUCTURE_TYPE_PHYSICAL_DEVICE_SHADER_TILE_IMAGE_PROPERTIES_EXT`

Structure Chaining

Extends the structure

- `VkPhysicalDeviceProperties2`

The `VkPhysicalDeviceImageProcessing2PropertiesQCOM` structure is defined as:


```
// Provided by VK_QCOM_image_processing2
typedef struct VkPhysicalDeviceImageProcessing2PropertiesQCOM {
    VkStructureType    sType;
    void*              pNext;
    VkExtent2D         maxBlockMatchWindow;
} VkPhysicalDeviceImageProcessing2PropertiesQCOM;
```

- **sType** is a **VkStructureType** value identifying this structure.
- **pNext** is **NULL** or a pointer to a structure extending this structure.
- **maxBlockMatchWindow** is a **VkExtent2D** describing the largest dimensions (**width** and **height**) that **can** be specified for the block match window.

If the **VkPhysicalDeviceImageProcessing2PropertiesQCOM** structure is included in the **pNext** chain of the **VkPhysicalDeviceProperties2** structure passed to **vkGetPhysicalDeviceProperties2**, it is filled in with each corresponding implementation-dependent property.

These are properties of the image processing2 information of a physical device.

Valid Usage (Implicit)

- VUID-VkPhysicalDeviceImageProcessing2PropertiesQCOM-sType-sType
sType **must** be **VK_STRUCTURE_TYPE_PHYSICAL_DEVICE_IMAGE_PROCESSING_2_PROPERTIES_QCOM**

Structure Chaining

Extends the structure

- **VkPhysicalDeviceProperties2**

The **VkPhysicalDeviceLayeredDriverPropertiesMSFT** structure is defined as:

```
// Provided by VK_MSFT_layered_driver
typedef struct VkPhysicalDeviceLayeredDriverPropertiesMSFT {
    VkStructureType    sType;
    void*              pNext;
    VkLayeredDriverUnderlyingApiMSFT    underlyingAPI;
} VkPhysicalDeviceLayeredDriverPropertiesMSFT;
```

- **sType** is a **VkStructureType** value identifying this structure.
- **pNext** is **NULL** or a pointer to a structure extending this structure.
- **underlyingAPI** is a **VkLayeredDriverUnderlyingApiMSFT** value indicating which underlying API is used to implement the layered driver, or **VK_LAYERED_DRIVER_UNDERLYING_API_NONE_MSFT** if the driver is not layered.

These are properties of the driver layering information of a physical device.

Valid Usage (Implicit)

- VUID-VkPhysicalDeviceLayeredDriverPropertiesMSFT-sType-sType must be VK_STRUCTURE_TYPE_PHYSICAL_DEVICE_LAYERED_DRIVER_PROPERTIES_MSFT

Structure Chaining

Extends the structure

- [VkPhysicalDeviceProperties2](#)

Underlying APIs which **may** be returned in [VkPhysicalDeviceLayeredDriverPropertiesMSFT::underlyingAPI](#) are:

```
// Provided by VK_MSFT_layered_driver
typedef enum VkLayeredDriverUnderlyingApiMSFT {
    VK_LAYERED_DRIVER_UNDERLYING_API_NONE_MSFT = 0,
    VK_LAYERED_DRIVER_UNDERLYING_API_D3D12_MSFT = 1,
} VkLayeredDriverUnderlyingApiMSFT;
```

The [VkPhysicalDeviceSchedulingControlsPropertiesARM](#) structure is defined as:

```
// Provided by VK_ARM_scheduling_controls
typedef struct VkPhysicalDeviceSchedulingControlsPropertiesARM {
    VkStructureType          sType;
    void*                    pNext;
    VkPhysicalDeviceSchedulingControlsFlagsARM schedulingControlsFlags;
} VkPhysicalDeviceSchedulingControlsPropertiesARM;
```

- [schedulingControlsFlags](#) specifies the specific scheduling controls that a physical device supports.

If the [VkPhysicalDeviceSchedulingControlsPropertiesARM](#) structure is included in the [pNext](#) chain of the [VkPhysicalDeviceProperties2](#) structure passed to [vkGetPhysicalDeviceProperties2](#), it is filled in with each corresponding implementation-dependent property.

Valid Usage (Implicit)

- VUID-VkPhysicalDeviceSchedulingControlsPropertiesARM-sType-sType must be VK_STRUCTURE_TYPE_PHYSICAL_DEVICE_SCHEDULING_CONTROLS_PROPERTIES_ARM

Structure Chaining

Extends the structure

- [VkPhysicalDeviceProperties2](#)

Bits which **can** be set in [VkPhysicalDeviceSchedulingControlsPropertiesARM::schedulingControlsFlags](#), specifying supported scheduling controls, are:

```
// Provided by VK_ARM_scheduling_controls
// Flag bits for VkPhysicalDeviceSchedulingControlsFlagBitsARM
typedef VkFlags64 VkPhysicalDeviceSchedulingControlsFlagBitsARM;
static const VkPhysicalDeviceSchedulingControlsFlagBitsARM
VK_PHYSICAL_DEVICE_SCHEDULING_CONTROLS_SHADER_CORE_COUNT_ARM = 0x00000001ULL;
static const VkPhysicalDeviceSchedulingControlsFlagBitsARM
VK_PHYSICAL_DEVICE_SCHEDULING_CONTROLS_DISPATCH_PARAMETERS_ARM = 0x00000002ULL;
```

- [VK_PHYSICAL_DEVICE_SCHEDULING_CONTROLS_SHADER_CORE_COUNT_ARM](#) specifies that a [VkDeviceQueueShaderCoreControlCreateInfoARM](#) structure **may** be included in the **pNext** chain of a [VkDeviceQueueCreateInfo](#) or [VkDeviceCreateInfo](#) structure.
- [VK_PHYSICAL_DEVICE_SCHEDULING_CONTROLS_DISPATCH_PARAMETERS_ARM](#) specifies that a [vkCmdSetDispatchParametersARM](#) command **may** be recorded in a command buffer and that properties returned in [VkPhysicalDeviceSchedulingControlsDispatchParametersPropertiesARM](#) are valid.

```
// Provided by VK_ARM_scheduling_controls
typedef VkFlags64 VkPhysicalDeviceSchedulingControlsFlagsARM;
```

[VkPhysicalDeviceSchedulingControlsFlagsARM](#) is a bitmask type for setting a mask of zero or more [VkPhysicalDeviceSchedulingControlsFlagBitsARM](#).

The [VkPhysicalDeviceSchedulingControlsDispatchParametersPropertiesARM](#) structure is defined as:

```
// Provided by VK_ARM_scheduling_controls
typedef struct VkPhysicalDeviceSchedulingControlsDispatchParametersPropertiesARM {
    VkStructureType    sType;
    void*              pNext;
    uint32_t            schedulingControlsMaxWarpsCount;
    uint32_t            schedulingControlsMaxQueuedBatchesCount;
    uint32_t            schedulingControlsMaxWorkGroupBatchSize;
} VkPhysicalDeviceSchedulingControlsDispatchParametersPropertiesARM;
```

- [schedulingControlsMaxWarpsCount](#) specifies the maximum number of warps that a shader core **can** run concurrently.
- [schedulingControlsMaxQueuedWorkgroupBatchesCount](#) specifies the maximum number of

workgroup batches that a shader core **can** queue.

- `schedulingControlsMaxWorkGroupBatchSize` specifies the maximum size of workgroup batches that **can** be requested using `VkDispatchParametersARM::workGroupBatchSize`.

If the `VkPhysicalDeviceSchedulingControlsDispatchParametersPropertiesARM` structure is included in the `pNext` chain of the `VkPhysicalDeviceProperties2` structure passed to `vkGetPhysicalDeviceProperties2`, it is filled in with each corresponding implementation-dependent property.

If `VkPhysicalDeviceSchedulingControlsPropertiesARM::schedulingControlsFlags` does not contain `VK_PHYSICAL_DEVICE_SCHEDULING_CONTROLS_DISPATCH_PARAMETERS_ARM` then `schedulingControlsMaxWarpCount` and `schedulingControlsMaxQueuedBatchesCount` are undefined.

Valid Usage (Implicit)

- VUID-VkPhysicalDeviceSchedulingControlsDispatchParametersPropertiesARM-sType-sType **must** be `VK_STRUCTURE_TYPE_PHYSICAL_DEVICE_SCHEDULING_CONTROLS_DISPATCH_PARAMETERS_PROPERTIES_ARM`

Structure Chaining

Extends the structure

- `VkPhysicalDeviceProperties2`

To query properties of queues available on a physical device, call:

WARNING

This functionality is superseded by `vkGetPhysicalDeviceQueueFamilyProperties2`. See [Legacy Functionality](#) for more information.

```
// Provided by VK_VERSION_1_0
void vkGetPhysicalDeviceQueueFamilyProperties(
    VkPhysicalDevice    physicalDevice,
    uint32_t*           pQueueFamilyPropertyCount,
    VkQueueFamilyProperties* pQueueFamilyProperties);
```

- `physicalDevice` is the handle to the physical device whose properties will be queried.
- `pQueueFamilyPropertyCount` is a pointer to an integer related to the number of queue families available or queried, as described below.
- `pQueueFamilyProperties` is either `NULL` or a pointer to an array of `VkQueueFamilyProperties` structures.

If `pQueueFamilyProperties` is `NULL`, then the number of queue families available is returned in `pQueueFamilyPropertyCount`. Implementations **must** support at least one queue family. Otherwise, `pQueueFamilyPropertyCount` **must** point to a variable set by the application to the number of elements in the `pQueueFamilyProperties` array, and on return the variable is overwritten with the number of structures actually written to `pQueueFamilyProperties`. If `pQueueFamilyPropertyCount` is less than the number of queue families available, at most `pQueueFamilyPropertyCount` structures will be written.

Valid Usage (Implicit)

- `VOID-vkGetPhysicalDeviceQueueFamilyProperties-physicalDevice-parameter` `physicalDevice` **must** be a valid `VkPhysicalDevice` handle
- `VOID-vkGetPhysicalDeviceQueueFamilyProperties-pQueueFamilyPropertyCount-parameter` `pQueueFamilyPropertyCount` **must** be a valid pointer to a `uint32_t` value
- `VOID-vkGetPhysicalDeviceQueueFamilyProperties-pQueueFamilyProperties-parameter`
If the value referenced by `pQueueFamilyPropertyCount` is not 0, and `pQueueFamilyProperties` is not `NULL`, `pQueueFamilyProperties` **must** be a valid pointer to an array of `pQueueFamilyPropertyCount` `VkQueueFamilyProperties` structures

The `VkQueueFamilyProperties` structure is defined as:

```
// Provided by VK_VERSION_1_0
typedef struct VkQueueFamilyProperties {
    VkQueueFlags    queueFlags;
    uint32_t        queueCount;
    uint32_t        timestampValidBits;
    VkExtent3D      minImageTransferGranularity;
} VkQueueFamilyProperties;
```

- `queueFlags` is a bitmask of `VkQueueFlagBits` indicating capabilities of the queues in this queue family.
- `queueCount` is the unsigned integer count of queues in this queue family. Each queue family **must** support at least one queue.
- `timestampValidBits` is the unsigned integer count of meaningful bits in the timestamps written via `vkCmdWriteTimestamp2` or `vkCmdWriteTimestamp`. The valid range for the count is 36 to 64 bits, or a value of 0, indicating no support for timestamps. Bits outside the valid range are guaranteed to be zeros.
- `minImageTransferGranularity` is the minimum granularity supported for image transfer operations on the queues in this queue family.

The value returned in `minImageTransferGranularity` has a unit of compressed texel blocks for images having a block-compressed format, and a unit of texels otherwise.

Possible values of `minImageTransferGranularity` are:

- (0,0,0) specifies that only whole mip levels **must** be transferred using the image transfer operations on the corresponding queues. In this case, the following restrictions apply to all offset and extent parameters of image transfer operations:
 - The **x**, **y**, and **z** members of a `VkOffset3D` parameter **must** always be zero.
 - The **width**, **height**, and **depth** members of a `VkExtent3D` parameter **must** always match the width, height, and depth of the image subresource corresponding to the parameter, respectively.
- (A_x , A_y , A_z) where A_x , A_y , and A_z are all integer powers of two. In this case the following restrictions apply to all image transfer operations:
 - **x**, **y**, and **z** of a `VkOffset3D` parameter **must** be integer multiples of A_x , A_y , and A_z , respectively.
 - **width** of a `VkExtent3D` parameter **must** be an integer multiple of A_x , or else **x** + **width** **must** equal the width of the image subresource corresponding to the parameter.
 - **height** of a `VkExtent3D` parameter **must** be an integer multiple of A_y , or else **y** + **height** **must** equal the height of the image subresource corresponding to the parameter.
 - **depth** of a `VkExtent3D` parameter **must** be an integer multiple of A_z , or else **z** + **depth** **must** equal the depth of the image subresource corresponding to the parameter.
 - If the format of the image corresponding to the parameters is one of the block-compressed formats then for the purposes of the above calculations the granularity **must** be scaled up by the compressed texel block dimensions.

Queues supporting graphics and/or compute and/or, if the `maintenance11` feature is supported, transfer operations, **must** report (1,1,1) in `minImageTransferGranularity`, meaning that there are no additional restrictions on the granularity of image transfer operations for these queues. Other queues supporting image transfer operations are only **required** to support whole mip level transfers, thus `minImageTransferGranularity` for queues belonging to such queue families **may** be (0,0,0).

If the `maintenance11` feature is supported, `VkQueueFamilyOptimalImageTransferGranularityPropertiesKHR::optimalImageTransferGranularity` **can** be used to determine the optimal image transfer granularity for a particular queue family.

The `Device Memory` section describes memory properties queried from the physical device.

For physical device feature queries see the `Features` chapter.

Bits which **may** be set in `VkQueueFamilyProperties::queueFlags`, indicating capabilities of queues in a queue family are:


```
// Provided by VK_VERSION_1_0
typedef enum VkQueueFlagBits {
    VK_QUEUE_GRAPHICS_BIT = 0x00000001,
    VK_QUEUE_COMPUTE_BIT = 0x00000002,
    VK_QUEUE_TRANSFER_BIT = 0x00000004,
    VK_QUEUE_SPARSE_BINDING_BIT = 0x00000008,
    // Provided by VK_VERSION_1_1
    VK_QUEUE_PROTECTED_BIT = 0x00000010,
    // Provided by VK_KHR_video_decode_queue
    VK_QUEUE_VIDEO_DECODE_BIT_KHR = 0x00000020,
    // Provided by VK_KHR_video_encode_queue
    VK_QUEUE_VIDEO_ENCODE_BIT_KHR = 0x00000040,
    // Provided by VK_NV_optical_flow
    VK_QUEUE_OPTICAL_FLOW_BIT_NV = 0x00000100,
    // Provided by VK_ARM_data_graph
    VK_QUEUE_DATA_GRAPH_BIT_ARM = 0x00000400,
} VkQueueFlagBits;
```

- [VK_QUEUE_GRAPHICS_BIT](#) specifies that queues in this queue family support graphics operations.
- [VK_QUEUE_COMPUTE_BIT](#) specifies that queues in this queue family support compute operations.
- [VK_QUEUE_TRANSFER_BIT](#) specifies that queues in this queue family support transfer operations.
- [VK_QUEUE_SPARSE_BINDING_BIT](#) specifies that queues in this queue family support sparse memory management operations (see [Sparse Resources](#)). If any of the sparse resource features are supported, then at least one queue family **must** support this bit.
- [VK_QUEUE_VIDEO_DECODE_BIT_KHR](#) specifies that queues in this queue family support [video decode operations](#).
- [VK_QUEUE_VIDEO_ENCODE_BIT_KHR](#) specifies that queues in this queue family support [video encode operations](#).
- [VK_QUEUE_OPTICAL_FLOW_BIT_NV](#) specifies that queues in this queue family support optical flow operations.
- [VK_QUEUE_DATA_GRAPH_BIT_ARM](#) specifies that queues in this queue family support [data graph operations](#).
- [VK_QUEUE_PROTECTED_BIT](#) specifies that queues in this queue family support the [VK_DEVICE_QUEUE_CREATE_PROTECTED_BIT](#) bit. (see [Protected Memory](#)). If the physical device supports the [protectedMemory](#) feature, at least one of its queue families **must** support this bit.

At least one queue family of at least one physical device exposed by the implementation **must** support at least one of the following sets of operations:

- graphics operations
- compute operations

- video encode operations
- video decode operations

If an implementation exposes any queue family that supports graphics operations, at least one queue family of at least one physical device exposed by the implementation **must** support both graphics and compute operations.

Furthermore, if the `protectedMemory` physical device feature is supported, then at least one queue family of at least one physical device exposed by the implementation **must** support graphics operations, compute operations, and protected memory operations.

NOTE

All commands that are allowed on a queue that supports transfer operations are also allowed on a queue that supports either graphics or compute operations. Thus, if the capabilities of a queue family include `VK_QUEUE_GRAPHICS_BIT` or `VK_QUEUE_COMPUTE_BIT`, then reporting the `VK_QUEUE_TRANSFER_BIT` capability separately for that queue family is **optional**.

For further details see [Queues](#).

```
// Provided by VK_VERSION_1_0
typedef VkFlags VkQueueFlags;
```

`VkQueueFlags` is a bitmask type for setting a mask of zero or more `VkQueueFlagBits`.

To query properties of queues available on a physical device, call:

```
// Provided by VK_VERSION_1_1
void vkGetPhysicalDeviceQueueFamilyProperties2(
    VkPhysicalDevice          physicalDevice,
    uint32_t*                 pQueueFamilyPropertyCount,
    VkQueueFamilyProperties2* pQueueFamilyProperties);
```

```
// Provided by VK_KHR_get_physical_device_properties2
// Equivalent to vkGetPhysicalDeviceQueueFamilyProperties2
void vkGetPhysicalDeviceQueueFamilyProperties2KHR(
    VkPhysicalDevice          physicalDevice,
    uint32_t*                 pQueueFamilyPropertyCount,
    VkQueueFamilyProperties2* pQueueFamilyProperties);
```

- `physicalDevice` is the handle to the physical device whose properties will be queried.
- `pQueueFamilyPropertyCount` is a pointer to an integer related to the number of queue families available or queried, as described in [vkGetPhysicalDeviceQueueFamilyProperties](#).
- `pQueueFamilyProperties` is either `NULL` or a pointer to an array of `VkQueueFamilyProperties2` structures.

`vkGetPhysicalDeviceQueueFamilyProperties2` behaves similarly to `vkGetPhysicalDeviceQueueFamilyProperties`, with the ability to return extended information in a `pNext` chain of output structures.

Valid Usage (Implicit)

- VUID-vkGetPhysicalDeviceQueueFamilyProperties2-physicalDevice-parameter `physicalDevice` **must** be a valid `VkPhysicalDevice` handle
- VUID-vkGetPhysicalDeviceQueueFamilyProperties2-pQueueFamilyPropertyCount-parameter `pQueueFamilyPropertyCount` **must** be a valid pointer to a `uint32_t` value
- VUID-vkGetPhysicalDeviceQueueFamilyProperties2-pQueueFamilyProperties-parameter
If the value referenced by `pQueueFamilyPropertyCount` is not 0, and `pQueueFamilyProperties` is not `NULL`, `pQueueFamilyProperties` **must** be a valid pointer to an array of `pQueueFamilyPropertyCount` `VkQueueFamilyProperties2` structures

The `VkQueueFamilyProperties2` structure is defined as:

```
// Provided by VK_VERSION_1_1
typedef struct VkQueueFamilyProperties2 {
    VkStructureType    sType;
    void*              pNext;
    VkQueueFamilyProperties queueFamilyProperties;
} VkQueueFamilyProperties2;
```

```
// Provided by VK_KHR_get_physical_device_properties2
// Equivalent to VkQueueFamilyProperties2
typedef VkQueueFamilyProperties2 VkQueueFamilyProperties2KHR;
```

- `sType` is a `VkStructureType` value identifying this structure.
- `pNext` is `NULL` or a pointer to a structure extending this structure.
- `queueFamilyProperties` is a `VkQueueFamilyProperties` structure which is populated with the same values as in `vkGetPhysicalDeviceQueueFamilyProperties`.

Valid Usage (Implicit)

- VUID-VkQueueFamilyProperties2-sType-sType
`sType` **must** be `VK_STRUCTURE_TYPE_QUEUE_FAMILY_PROPERTIES_2`
- VUID-VkQueueFamilyProperties2-pNext-pNext
Each `pNext` member of any structure (including this one) in the `pNext` chain **must** be either `NULL` or a pointer to a valid instance of `VkQueueFamilyCheckpointProperties2NV`, `VkQueueFamilyCheckpointPropertiesNV`, `VkQueueFamilyGlobalPriorityProperties`, `VkQueueFamilyOptimalImageTransferGranularityPropertiesKHR`,

VkQueueFamilyOwnershipTransferPropertiesKHR,
VkQueueFamilyQueryResultStatusPropertiesKHR, or VkQueueFamilyVideoPropertiesKHR

- VUID-VkQueueFamilyProperties2-sType-unique
The **sType** value of each structure in the **pNext** chain **must** be unique

The **VkQueueFamilyGlobalPriorityProperties** structure is defined as:

```
// Provided by VK_VERSION_1_4
typedef struct VkQueueFamilyGlobalPriorityProperties {
    VkStructureType    sType;
    void*              pNext;
    uint32_t           priorityCount;
    VkQueueGlobalPriority priorities[VK_MAX_GLOBAL_PRIORITY_SIZE];
} VkQueueFamilyGlobalPriorityProperties;
```

```
// Provided by VK_KHR_global_priority
// Equivalent to VkQueueFamilyGlobalPriorityProperties
typedef VkQueueFamilyGlobalPriorityProperties
VkQueueFamilyGlobalPriorityPropertiesKHR;
```

```
// Provided by VK_EXT_global_priority_query
// Equivalent to VkQueueFamilyGlobalPriorityProperties
typedef VkQueueFamilyGlobalPriorityProperties
VkQueueFamilyGlobalPriorityPropertiesEXT;
```

- **sType** is a **VkStructureType** value identifying this structure.
- **pNext** is **NULL** or a pointer to a structure extending this structure.
- **priorityCount** is the number of supported global queue priorities in this queue family, and it **must** be greater than 0.
- **priorities** is an array of **VK_MAX_GLOBAL_PRIORITY_SIZE** **VkQueueGlobalPriority** enums representing all supported global queue priorities in this queue family. The first **priorityCount** elements of the array will be valid.

If the **VkQueueFamilyGlobalPriorityProperties** structure is included in the **pNext** chain of the **VkQueueFamilyProperties2** structure passed to **vkGetPhysicalDeviceQueueFamilyProperties2**, it is filled in with the list of supported global queue priorities for the indicated family.

The valid elements of **priorities** **must** not contain any duplicate values.

The valid elements of **priorities** **must** be a continuous sequence of **VkQueueGlobalPriority** enums in ascending order.

NOTE

For example, returning **priorityCount** as 3 with supported **priorities** as **VK_QUEUE_GLOBAL_PRIORITY_LOW**, **VK_QUEUE_GLOBAL_PRIORITY_MEDIUM** and

`VK_QUEUE_GLOBAL_PRIORITY_REALTIME` is not allowed.

Valid Usage (Implicit)

- `VUID-VkQueueFamilyGlobalPriorityProperties-sType-sType`
`sType` must be `VK_STRUCTURE_TYPE_QUEUE_FAMILY_GLOBAL_PRIORITY_PROPERTIES`

Structure Chaining

Extends the structure

- `VkQueueFamilyProperties2`

`VK_MAX_GLOBAL_PRIORITY_SIZE` is the length of an array of `VkQueueGlobalPriority` enumerants representing supported queue priorities, as returned in `VkQueueFamilyGlobalPriorityProperties::priorities`.

```
#define VK_MAX_GLOBAL_PRIORITY_SIZE 16U
```

```
#define VK_MAX_GLOBAL_PRIORITY_SIZE_KHR VK_MAX_GLOBAL_PRIORITY_SIZE
```

```
#define VK_MAX_GLOBAL_PRIORITY_SIZE_EXT VK_MAX_GLOBAL_PRIORITY_SIZE
```

The `VkQueueFamilyCheckpointProperties2NV` structure is defined as:

```
// Provided by VK_NV_device_diagnostic_checkpoints with VK_VERSION_1_3 or  
VK_KHR_synchronization2  
typedef struct VkQueueFamilyCheckpointProperties2NV {  
    VkStructureType    sType;  
    void*              pNext;  
    VkPipelineStageFlags2 checkpointExecutionStageMask;  
} VkQueueFamilyCheckpointProperties2NV;
```

- `sType` is a `VkStructureType` value identifying this structure.
- `pNext` is `NULL` or a pointer to a structure extending this structure.
- `checkpointExecutionStageMask` is a mask indicating which pipeline stages the implementation can execute checkpoint markers in.

Additional queue family information can be queried by setting `VkQueueFamilyProperties2::pNext` to point to a `VkQueueFamilyCheckpointProperties2NV` structure.

Valid Usage (Implicit)

- VUID-VkQueueFamilyCheckpointProperties2NV-sType-sType
sType must be [VK_STRUCTURE_TYPE_QUEUE_FAMILY_CHECKPOINT_PROPERTIES_2_NV](#)

Structure Chaining

Extends the structure

- [VkQueueFamilyProperties2](#)

The [VkQueueFamilyCheckpointPropertiesNV](#) structure is defined as:

```
// Provided by VK_NV_device_diagnostic_checkpoints
typedef struct VkQueueFamilyCheckpointPropertiesNV {
    VkStructureType    sType;
    void*              pNext;
    VkPipelineStageFlags checkpointExecutionStageMask;
} VkQueueFamilyCheckpointPropertiesNV;
```

- **sType** is a [VkStructureType](#) value identifying this structure.
- **pNext** is [NULL](#) or a pointer to a structure extending this structure.
- **checkpointExecutionStageMask** is a mask indicating which pipeline stages the implementation can execute checkpoint markers in.

Additional queue family information can be queried by setting [VkQueueFamilyProperties2::pNext](#) to point to a [VkQueueFamilyCheckpointPropertiesNV](#) structure.

Valid Usage (Implicit)

- VUID-VkQueueFamilyCheckpointPropertiesNV-sType-sType
sType must be [VK_STRUCTURE_TYPE_QUEUE_FAMILY_CHECKPOINT_PROPERTIES_NV](#)

Structure Chaining

Extends the structure

- [VkQueueFamilyProperties2](#)

The [VkQueueFamilyVideoPropertiesKHR](#) structure is defined as:


```
// Provided by VK_KHR_video_queue
typedef struct VkQueueFamilyVideoPropertiesKHR {
    VkStructureType    sType;
    void*              pNext;
    VkVideoCodecOperationFlagsKHR videoCodecOperations;
} VkQueueFamilyVideoPropertiesKHR;
```

- **sType** is a [VkStructureType](#) value identifying this structure.
- **pNext** is **NULL** or a pointer to a structure extending this structure.
- **videoCodecOperations** is a bitmask of [VkVideoCodecOperationFlagBitsKHR](#) that indicates the set of video codec operations supported by the queue family.

If this structure is included in the **pNext** chain of the [VkQueueFamilyProperties2](#) structure passed to [vkGetPhysicalDeviceQueueFamilyProperties2](#), then it is filled with the set of video codec operations supported by the specified queue family.

Valid Usage (Implicit)

- VUID-VkQueueFamilyVideoPropertiesKHR-sType-sType
sType must be [VK_STRUCTURE_TYPE_QUEUE_FAMILY_VIDEO_PROPERTIES_KHR](#)

Structure Chaining

Extends the structure

- [VkQueueFamilyProperties2](#)

The [VkQueueFamilyQueryResultStatusPropertiesKHR](#) structure is defined as:

```
// Provided by VK_KHR_video_queue
typedef struct VkQueueFamilyQueryResultStatusPropertiesKHR {
    VkStructureType    sType;
    void*              pNext;
    VkBool32           queryResultStatusSupport;
} VkQueueFamilyQueryResultStatusPropertiesKHR;
```

- **sType** is a [VkStructureType](#) value identifying this structure.
- **pNext** is **NULL** or a pointer to a structure extending this structure.
- **queryResultStatusSupport** reports [VK_TRUE](#) if query type [VK_QUERY_TYPE_RESULT_STATUS_ONLY_KHR](#) and [VK_QUERY_RESULT_WITH_STATUS_BIT_KHR](#) are supported.

If this structure is included in the **pNext** chain of the [VkQueueFamilyProperties2](#) structure passed to [vkGetPhysicalDeviceQueueFamilyProperties2](#), then it is filled with information about whether

result status queries are supported by the specified queue family.

Valid Usage (Implicit)

- `VUID-VkQueueFamilyQueryResultStatusPropertiesKHR-sType-sType` must be `VK_STRUCTURE_TYPE_QUEUE_FAMILY_QUERY_RESULT_STATUS_PROPERTIES_KHR`

Structure Chaining

Extends the structure

- `VkQueueFamilyProperties2`

To enumerate the performance query counters available on a queue family of a physical device, call:

```
// Provided by VK_KHR_performance_query
VkResult vkEnumeratePhysicalDeviceQueueFamilyPerformanceQueryCountersKHR(
    VkPhysicalDevice          physicalDevice,
    uint32_t                  queueFamilyIndex,
    uint32_t*                  pCounterCount,
    VkPerformanceCounterKHR*   pCounters,
    VkPerformanceCounterDescriptionKHR* pCounterDescriptions);
```

- `physicalDevice` is the handle to the physical device whose queue family performance query counter properties will be queried.
- `queueFamilyIndex` is the index into the queue family of the physical device we want to get properties for.
- `pCounterCount` is a pointer to an integer related to the number of counters available or queried, as described below.
- `pCounters` is either `NULL` or a pointer to an array of `VkPerformanceCounterKHR` structures.
- `pCounterDescriptions` is either `NULL` or a pointer to an array of `VkPerformanceCounterDescriptionKHR` structures.

If `pCounters` is `NULL` and `pCounterDescriptions` is `NULL`, then the number of counters available is returned in `pCounterCount`. Otherwise, `pCounterCount` must point to a variable set by the application to the number of elements in the `pCounters`, `pCounterDescriptions`, or both arrays and on return the variable is overwritten with the number of structures actually written out. If `pCounterCount` is less than the number of counters available, at most `pCounterCount` structures will be written, and `VK_INCOMPLETE` will be returned instead of `VK_SUCCESS`, to indicate that not all the available counters were returned.

Valid Usage (Implicit)

- VUID-vkEnumeratePhysicalDeviceQueueFamilyPerformanceQueryCountersKHR-physicalDevice-parameter
`physicalDevice` **must** be a valid `VkPhysicalDevice` handle
- VUID-vkEnumeratePhysicalDeviceQueueFamilyPerformanceQueryCountersKHR-pCounterCount-parameter
`pCounterCount` **must** be a valid pointer to a `uint32_t` value
- VUID-vkEnumeratePhysicalDeviceQueueFamilyPerformanceQueryCountersKHR-pCounters-parameter
If the value referenced by `pCounterCount` is not `0`, and `pCounters` is not `NULL`, `pCounters` **must** be a valid pointer to an array of `pCounterCount` `VkPerformanceCounterKHR` structures
- VUID-vkEnumeratePhysicalDeviceQueueFamilyPerformanceQueryCountersKHR-pCounterDescriptions-parameter
If the value referenced by `pCounterCount` is not `0`, and `pCounterDescriptions` is not `NULL`, `pCounterDescriptions` **must** be a valid pointer to an array of `pCounterCount` `VkPerformanceCounterDescriptionKHR` structures

Return Codes

Success

- `VK_INCOMPLETE`
- `VK_SUCCESS`

Failure

- `VK_ERROR_INITIALIZATION_FAILED`
- `VK_ERROR_OUT_OF_DEVICE_MEMORY`
- `VK_ERROR_OUT_OF_HOST_MEMORY`
- `VK_ERROR_UNKNOWN`
- `VK_ERROR_VALIDATION_FAILED`

The `VkPerformanceCounterKHR` structure is defined as:

```
// Provided by VK_KHR_performance_query
typedef struct VkPerformanceCounterKHR {
    VkStructureType    sType;
    void*              pNext;
    VkPerformanceCounterUnitKHR    unit;
    VkPerformanceCounterScopeKHR    scope;
    VkPerformanceCounterStorageKHR    storage;
    uint8_t             uuid[VK_UUID_SIZE];
} VkPerformanceCounterKHR;
```


- **sType** is a [VkStructureType](#) value identifying this structure.
- **pNext** is **NULL** or a pointer to a structure extending this structure.
- **unit** is a [VkPerformanceCounterUnitKHR](#) specifying the unit that the counter data will record.
- **scope** is a [VkPerformanceCounterScopeKHR](#) specifying the scope that the counter belongs to.
- **storage** is a [VkPerformanceCounterStorageKHR](#) specifying the storage type that the counter's data uses.
- **uuid** is an array of size [VK_UUID_SIZE](#), containing 8-bit values that represent a universally unique identifier for the counter of the physical device.

Valid Usage (Implicit)

- VUID-VkPerformanceCounterKHR-sType-sType
sType **must** be [VK_STRUCTURE_TYPE_PERFORMANCE_COUNTER_KHR](#)
- VUID-VkPerformanceCounterKHR-pNext-pNext
pNext **must** be **NULL**

Performance counters have an associated unit. This unit describes how to interpret the performance counter result.

The performance counter unit types which **may** be returned in [VkPerformanceCounterKHR::unit](#) are:

```
// Provided by VK_KHR_performance_query
typedef enum VkPerformanceCounterUnitKHR {
    VK_PERFORMANCE_COUNTER_UNIT_GENERIC_KHR = 0,
    VK_PERFORMANCE_COUNTER_UNIT_PERCENTAGE_KHR = 1,
    VK_PERFORMANCE_COUNTER_UNIT_NANOSECONDS_KHR = 2,
    VK_PERFORMANCE_COUNTER_UNIT_BYTES_KHR = 3,
    VK_PERFORMANCE_COUNTER_UNIT_BYTES_PER_SECOND_KHR = 4,
    VK_PERFORMANCE_COUNTER_UNIT_KELVIN_KHR = 5,
    VK_PERFORMANCE_COUNTER_UNIT_WATTS_KHR = 6,
    VK_PERFORMANCE_COUNTER_UNIT_VOLTS_KHR = 7,
    VK_PERFORMANCE_COUNTER_UNIT_AMPS_KHR = 8,
    VK_PERFORMANCE_COUNTER_UNIT_HERTZ_KHR = 9,
    VK_PERFORMANCE_COUNTER_UNIT_CYCLES_KHR = 10,
} VkPerformanceCounterUnitKHR;
```

- [VK_PERFORMANCE_COUNTER_UNIT_GENERIC_KHR](#) - the performance counter unit is a generic data point.
- [VK_PERFORMANCE_COUNTER_UNIT_PERCENTAGE_KHR](#) - the performance counter unit is a percentage (%).
- [VK_PERFORMANCE_COUNTER_UNIT_NANOSECONDS_KHR](#) - the performance counter unit is a value of nanoseconds (ns).
- [VK_PERFORMANCE_COUNTER_UNIT_BYTES_KHR](#) - the performance counter unit is a value of

bytes.

- [VK_PERFORMANCE_COUNTER_UNIT_BYTES_PER_SECOND_KHR](#) - the performance counter unit is a value of bytes/s.
- [VK_PERFORMANCE_COUNTER_UNIT_KELVIN_KHR](#) - the performance counter unit is a temperature reported in Kelvin.
- [VK_PERFORMANCE_COUNTER_UNIT_WATTS_KHR](#) - the performance counter unit is a value of watts (W).
- [VK_PERFORMANCE_COUNTER_UNIT_VOLTS_KHR](#) - the performance counter unit is a value of volts (V).
- [VK_PERFORMANCE_COUNTER_UNIT_AMPS_KHR](#) - the performance counter unit is a value of amps (A).
- [VK_PERFORMANCE_COUNTER_UNIT_HERTZ_KHR](#) - the performance counter unit is a value of hertz (Hz).
- [VK_PERFORMANCE_COUNTER_UNIT_CYCLES_KHR](#) - the performance counter unit is a value of cycles.

Performance counters have an associated scope. This scope describes the granularity of a performance counter.

The performance counter scope types which **may** be returned in [VkPerformanceCounterKHR::scope](#) are:

```
// Provided by VK_KHR_performance_query
typedef enum VkPerformanceCounterScopeKHR {
    VK_PERFORMANCE_COUNTER_SCOPE_COMMAND_BUFFER_KHR = 0,
    VK_PERFORMANCE_COUNTER_SCOPE_RENDER_PASS_KHR = 1,
    VK_PERFORMANCE_COUNTER_SCOPE_COMMAND_KHR = 2,
    // VK_QUERY_SCOPE_COMMAND_BUFFER_KHR is a legacy alias
    VK_QUERY_SCOPE_COMMAND_BUFFER_KHR =
VK_PERFORMANCE_COUNTER_SCOPE_COMMAND_BUFFER_KHR,
    // VK_QUERY_SCOPE_RENDER_PASS_KHR is a legacy alias
    VK_QUERY_SCOPE_RENDER_PASS_KHR = VK_PERFORMANCE_COUNTER_SCOPE_RENDER_PASS_KHR,
    // VK_QUERY_SCOPE_COMMAND_KHR is a legacy alias
    VK_QUERY_SCOPE_COMMAND_KHR = VK_PERFORMANCE_COUNTER_SCOPE_COMMAND_KHR,
} VkPerformanceCounterScopeKHR;
```

- [VK_PERFORMANCE_COUNTER_SCOPE_COMMAND_BUFFER_KHR](#) - the performance counter scope is a single complete command buffer.
- [VK_PERFORMANCE_COUNTER_SCOPE_RENDER_PASS_KHR](#) - the performance counter scope is zero or more complete render passes. The performance query containing the performance counter **must** begin and end outside a render pass instance.
- [VK_PERFORMANCE_COUNTER_SCOPE_COMMAND_KHR](#) - the performance counter scope is zero or more commands.

Performance counters have an associated storage. This storage describes the payload of a counter

result.

The performance counter storage types which **may** be returned in `VkPerformanceCounterKHR` **::storage** are:

```
// Provided by VK_KHR_performance_query
typedef enum VkPerformanceCounterStorageKHR {
    VK_PERFORMANCE_COUNTER_STORAGE_INT32_KHR = 0,
    VK_PERFORMANCE_COUNTER_STORAGE_INT64_KHR = 1,
    VK_PERFORMANCE_COUNTER_STORAGE_UINT32_KHR = 2,
    VK_PERFORMANCE_COUNTER_STORAGE_UINT64_KHR = 3,
    VK_PERFORMANCE_COUNTER_STORAGE_FLOAT32_KHR = 4,
    VK_PERFORMANCE_COUNTER_STORAGE_FLOAT64_KHR = 5,
} VkPerformanceCounterStorageKHR;
```

- `VK_PERFORMANCE_COUNTER_STORAGE_INT32_KHR` - the performance counter storage is a 32-bit signed integer.
- `VK_PERFORMANCE_COUNTER_STORAGE_INT64_KHR` - the performance counter storage is a 64-bit signed integer.
- `VK_PERFORMANCE_COUNTER_STORAGE_UINT32_KHR` - the performance counter storage is a 32-bit unsigned integer.
- `VK_PERFORMANCE_COUNTER_STORAGE_UINT64_KHR` - the performance counter storage is a 64-bit unsigned integer.
- `VK_PERFORMANCE_COUNTER_STORAGE_FLOAT32_KHR` - the performance counter storage is a 32-bit floating-point.
- `VK_PERFORMANCE_COUNTER_STORAGE_FLOAT64_KHR` - the performance counter storage is a 64-bit floating-point.

The `VkPerformanceCounterDescriptionKHR` structure is defined as:

```
// Provided by VK_KHR_performance_query
typedef struct VkPerformanceCounterDescriptionKHR {
    VkStructureType      sType;
    void*                pNext;
    VkPerformanceCounterDescriptionFlagsKHR flags;
    char                 name[VK_MAX_DESCRIPTION_SIZE];
    char                 category[VK_MAX_DESCRIPTION_SIZE];
    char                 description[VK_MAX_DESCRIPTION_SIZE];
} VkPerformanceCounterDescriptionKHR;
```

- `sType` is a `VkStructureType` value identifying this structure.
- `pNext` is `NULL` or a pointer to a structure extending this structure.
- `flags` is a bitmask of `VkPerformanceCounterDescriptionFlagBitsKHR` indicating the usage behavior for the counter.

- **name** is an array of size `VK_MAX_DESCRIPTION_SIZE`, containing a null-terminated UTF-8 string specifying the name of the counter.
- **category** is an array of size `VK_MAX_DESCRIPTION_SIZE`, containing a null-terminated UTF-8 string specifying the category of the counter.
- **description** is an array of size `VK_MAX_DESCRIPTION_SIZE`, containing a null-terminated UTF-8 string specifying the description of the counter.

Valid Usage (Implicit)

- VUID-VkPerformanceCounterDescriptionKHR-sType-sType
sType must be `VK_STRUCTURE_TYPE_PERFORMANCE_COUNTER_DESCRIPTION_KHR`
- VUID-VkPerformanceCounterDescriptionKHR-pNext-pNext
pNext must be `NULL`

Bits which **can** be set in `VkPerformanceCounterDescriptionKHR::flags`, specifying usage behavior of a performance counter, are:

```
// Provided by VK_KHR_performance_query
typedef enum VkPerformanceCounterDescriptionFlagBitsKHR {
    VK_PERFORMANCE_COUNTER_DESCRIPTION_PERFORMANCE_IMPACTING_BIT_KHR = 0x00000001,
    VK_PERFORMANCE_COUNTER_DESCRIPTION_CONCURRENTLY_IMPACTED_BIT_KHR = 0x00000002,
    // VK_PERFORMANCE_COUNTER_DESCRIPTION_PERFORMANCE_IMPACTING_KHR is a legacy alias
    VK_PERFORMANCE_COUNTER_DESCRIPTION_PERFORMANCE_IMPACTING_KHR =
VK_PERFORMANCE_COUNTER_DESCRIPTION_PERFORMANCE_IMPACTING_BIT_KHR,
    // VK_PERFORMANCE_COUNTER_DESCRIPTION_CONCURRENTLY_IMPACTED_KHR is a legacy alias
    VK_PERFORMANCE_COUNTER_DESCRIPTION_CONCURRENTLY_IMPACTED_KHR =
VK_PERFORMANCE_COUNTER_DESCRIPTION_CONCURRENTLY_IMPACTED_BIT_KHR,
} VkPerformanceCounterDescriptionFlagBitsKHR;
```

- `VK_PERFORMANCE_COUNTER_DESCRIPTION_PERFORMANCE_IMPACTING_BIT_KHR` specifies that recording the counter **may** have a noticeable performance impact.
- `VK_PERFORMANCE_COUNTER_DESCRIPTION_CONCURRENTLY_IMPACTED_BIT_KHR` specifies that concurrently recording the counter while other submitted command buffers are running **may** impact the accuracy of the recording.

```
// Provided by VK_KHR_performance_query
typedef VkFlags VkPerformanceCounterDescriptionFlagsKHR;
```

`VkPerformanceCounterDescriptionFlagsKHR` is a bitmask type for setting a mask of zero or more `VkPerformanceCounterDescriptionFlagBitsKHR`.

The `VkQueueFamilyOwnershipTransferPropertiesKHR` structure is defined as:


```
// Provided by VK_KHR_maintenance9
typedef struct VkQueueFamilyOwnershipTransferPropertiesKHR {
    VkStructureType    sType;
    void*              pNext;
    uint32_t           optimalImageTransferToQueueFamilies;
} VkQueueFamilyOwnershipTransferPropertiesKHR;
```

- **sType** is a [VkStructureType](#) value identifying this structure.
- **pNext** is **NULL** or a pointer to a structure extending this structure.
- **optimalImageTransferToQueueFamilies** is a bitmask of queue family indices that indicates which queue families belonging to the same logical device support implicitly acquiring optimal image resources owned by this queue family, without the resources' contents becoming undefined.

If this structure is included in the **pNext** chain of the [VkQueueFamilyProperties2](#) structure passed to [vkGetPhysicalDeviceQueueFamilyProperties2](#), then it is filled with the queue family ownership properties for the specified queue family.

Valid Usage (Implicit)

- VUID-VkQueueFamilyOwnershipTransferPropertiesKHR-sType-sType **must** be [VK_STRUCTURE_TYPE_QUEUE_FAMILY_OWNERSHIP_TRANSFER_PROPERTIES_KHR](#)

Structure Chaining

Extends the structure

- [VkQueueFamilyProperties2](#)

The [VkQueueFamilyOptimalImageTransferGranularityPropertiesKHR](#) structure is defined as:

```
// Provided by VK_KHR_maintenance11
typedef struct VkQueueFamilyOptimalImageTransferGranularityPropertiesKHR {
    VkStructureType    sType;
    void*              pNext;
    VkExtent3D         optimalImageTransferGranularity;
} VkQueueFamilyOptimalImageTransferGranularityPropertiesKHR;
```

- **sType** is a [VkStructureType](#) value identifying this structure.
- **pNext** is **NULL** or a pointer to a structure extending this structure.
- **optimalImageTransferGranularity** is the optimal granularity for image copy operations in this queue family.

If this structure is included in the **pNext** chain of the [VkQueueFamilyProperties2](#) structure passed to

[vkGetPhysicalDeviceQueueFamilyProperties2](#), then it is filled with the optimal image transfer granularity for the specified queue family.

The value returned in [optimalImageTransferGranularity](#) has a unit of compressed texel blocks for images having a block-compressed format, and a unit of texels otherwise.

Possible values of [optimalImageTransferGranularity](#) are:

- (0,0,0) specifies that an image copy operation is optimal only when copying whole mip levels, i.e. all of the following conditions are met:
 - The [x](#), [y](#), and [z](#) members of a [VkOffset3D](#) are zero.
 - The [width](#), [height](#), and [depth](#) members of a [VkExtent3D](#) parameter match the width, height, and depth of the image subresource corresponding to the parameter, respectively.
- (A_x , A_y , A_z) where A_x , A_y , and A_z are all integer powers of two. An image copy operation is optimal when all of the following conditions are met:
 - [width](#) of a [VkExtent3D](#) parameter is an integer multiple of A_x , or else $x + \text{width}$ equals the width of the image subresource corresponding to the parameter.
 - [height](#) of a [VkExtent3D](#) parameter is an integer multiple of A_y , or else $y + \text{height}$ equals the height of the image subresource corresponding to the parameter.
 - [depth](#) of a [VkExtent3D](#) parameter is an integer multiple of A_z , or else $z + \text{depth}$ equals the depth of the image subresource corresponding to the parameter.
 - If the format of the image corresponding to the parameters is one of the block-compressed formats then for the purposes of the above calculations the granularity **must** be scaled up by the compressed texel block dimensions.

NOTE

While it is not required that copies are optimal, there may be a performance cost for copies not aligned to [optimalImageTransferGranularity](#).

Valid Usage (Implicit)

- VUID-VkQueueFamilyOptimalImageTransferGranularityPropertiesKHR-sType-sType [sType](#) **must** be [VK_STRUCTURE_TYPE_QUEUE_FAMILY_OPTIMAL_IMAGE_TRANSFER_GRANULARITY_PROPERTIES_KHR](#)

Structure Chaining

Extends the structure

- [VkQueueFamilyProperties2](#)

To enumerate the by region performance counters available on a queue family of a physical device, call:


```
// Provided by VK_ARM_performance_counters_by_region
VkResult vkEnumeratePhysicalDeviceQueueFamilyPerformanceCountersByRegionARM(
    VkPhysicalDevice          physicalDevice,
    uint32_t                  queueFamilyIndex,
    uint32_t*                  pCounterCount,
    VkPerformanceCounterARM*   pCounters,
    VkPerformanceCounterDescriptionARM* pCounterDescriptions);
```

- **physicalDevice** is the handle to the physical device whose queue family by region performance counter properties will be queried.
- **queueFamilyIndex** is the index into the queue family of the physical device we want to get properties for.
- **pCounterCount** is a pointer to an integer related to the number of counters available or queried, as described below.
- **pCounters** is either **NULL** or a pointer to an array of **VkPerformanceCounterARM** structures.
- **pCounterDescriptions** is either **NULL** or a pointer to an array of **VkPerformanceCounterDescriptionARM** structures.

If **pCounters** is **NULL** and **pCounterDescriptions** is **NULL**, then the number of counters available is returned in **pCounterCount**. Otherwise, **pCounterCount** **must** point to a variable set by the application to the number of elements in the **pCounters**, **pCounterDescriptions**, or both arrays and on return the variable is overwritten with the number of structures actually written out. If **pCounterCount** is less than the number of counters available, at most **pCounterCount** structures will be written, and **VK_INCOMPLETE** will be returned instead of **VK_SUCCESS**, to indicate that not all the available counters were returned.

Valid Usage (Implicit)

- VUID-vkEnumeratePhysicalDeviceQueueFamilyPerformanceCountersByRegionARM-physicalDevice-parameter
physicalDevice **must** be a valid **VkPhysicalDevice** handle
- VUID-vkEnumeratePhysicalDeviceQueueFamilyPerformanceCountersByRegionARM-pCounterCount-parameter
pCounterCount **must** be a valid pointer to a **uint32_t** value
- VUID-vkEnumeratePhysicalDeviceQueueFamilyPerformanceCountersByRegionARM-pCounters-parameter
If the value referenced by **pCounterCount** is not **0**, and **pCounters** is not **NULL**, **pCounters** **must** be a valid pointer to an array of **pCounterCount** **VkPerformanceCounterARM** structures
- VUID-vkEnumeratePhysicalDeviceQueueFamilyPerformanceCountersByRegionARM-pCounterDescriptions-parameter
If the value referenced by **pCounterCount** is not **0**, and **pCounterDescriptions** is not **NULL**, **pCounterDescriptions** **must** be a valid pointer to an array of **pCounterCount** **VkPerformanceCounterDescriptionARM** structures

Return Codes

Success

- [VK_INCOMPLETE](#)
- [VK_SUCCESS](#)

Failure

- [VK_ERROR_INITIALIZATION_FAILED](#)
- [VK_ERROR_OUT_OF_DEVICE_MEMORY](#)
- [VK_ERROR_OUT_OF_HOST_MEMORY](#)
- [VK_ERROR_UNKNOWN](#)
- [VK_ERROR_VALIDATION_FAILED](#)

The [VkPerformanceCounterARM](#) structure is defined as:

```
// Provided by VK_ARM_performance_counters_by_region
typedef struct VkPerformanceCounterARM {
    VkStructureType    sType;
    void*              pNext;
    uint32_t           counterID;
} VkPerformanceCounterARM;
```

- [sType](#) is a [VkStructureType](#) value identifying this structure.
- [pNext](#) is [NULL](#) or a pointer to a structure extending this structure.
- [counterID](#) is an identifier for the counter of the physical device.

Valid Usage (Implicit)

- VUID-VkPerformanceCounterARM-sType-sType
[sType](#) **must** be [VK_STRUCTURE_TYPE_PERFORMANCE_COUNTER_ARM](#)
- VUID-VkPerformanceCounterARM-pNext-pNext
[pNext](#) **must** be [NULL](#)

The [VkPerformanceCounterDescriptionARM](#) structure is defined as:

```
// Provided by VK_ARM_performance_counters_by_region
typedef struct VkPerformanceCounterDescriptionARM {
    VkStructureType    sType;
    void*              pNext;
    VkPerformanceCounterDescriptionFlagsARM flags;
    char               name[VK_MAX_DESCRIPTION_SIZE];
} VkPerformanceCounterDescriptionARM;
```


- `sType` is a `VkStructureType` value identifying this structure.
- `pNext` is `NULL` or a pointer to a structure extending this structure.
- `flags` is reserved for future use.
- `name` is an array of size `VK_MAX_DESCRIPTION_SIZE`, containing a null-terminated UTF-8 string specifying the name of the counter.

Valid Usage (Implicit)

- VUID-VkPerformanceCounterDescriptionARM-sType-sType
`sType` **must** be `VK_STRUCTURE_TYPE_PERFORMANCE_COUNTER_DESCRIPTION_ARM`
- VUID-VkPerformanceCounterDescriptionARM-pNext-pNext
`pNext` **must** be `NULL`

```
// Provided by VK_ARM_performance_counters_by_region
typedef VkFlags VkPerformanceCounterDescriptionFlagsARM;
```

`VkPerformanceCounterDescriptionFlagsARM` is a bitmask type for setting a mask, but is currently reserved for future use.

5.2. Devices

Device objects represent logical connections to physical devices. Each device exposes a number of *queue families* each having one or more *queues*. All queues in a queue family support the same operations.

As described in [Physical Devices](#), a Vulkan application will first query for all physical devices in a system. Each physical device **can** then be queried for its capabilities, including its queue and queue family properties. Once an acceptable physical device is identified, an application will create a corresponding logical device. The created logical device is then the primary interface to the physical device.

How to enumerate the physical devices in a system and query those physical devices for their queue family properties is described in the [Physical Device Enumeration](#) section above.

A single logical device **can** be created from multiple physical devices, if those physical devices belong to the same device group. A *device group* is a set of physical devices that support accessing each other's memory and recording a single command buffer that **can** be executed on all the physical devices. Device groups are enumerated by calling `vkEnumeratePhysicalDeviceGroups`, and a logical device is created from a subset of the physical devices in a device group by passing the physical devices through `VkDeviceGroupDeviceCreateInfo`. For two physical devices to be in the same device group, they **must** support identical extensions, features, and properties.

NOTE

Physical devices in the same device group **must** be so similar because there are no rules for how different features/properties would interact. They **must** return the same values for nearly every invariant `vkGetPhysicalDevice*` feature, property,

capability, etc., but could potentially differ for certain queries based on things like having a different display connected, or a different compositor. The specification does not attempt to enumerate which state is in each category, because such a list would quickly become out of date.

To retrieve a list of the device groups present in the system, call:

```
// Provided by VK_VERSION_1_1
VkResult vkEnumeratePhysicalDeviceGroups(
    VkInstance          instance,
    uint32_t*           pPhysicalDeviceGroupCount,
    VkPhysicalDeviceGroupProperties* pPhysicalDeviceGroupProperties);
```

```
// Provided by VK_KHR_device_group_creation
// Equivalent to vkEnumeratePhysicalDeviceGroups
VkResult vkEnumeratePhysicalDeviceGroupsKHR(
    VkInstance          instance,
    uint32_t*           pPhysicalDeviceGroupCount,
    VkPhysicalDeviceGroupProperties* pPhysicalDeviceGroupProperties);
```

- `instance` is a handle to a Vulkan instance previously created with [vkCreateInstance](#).
- `pPhysicalDeviceGroupCount` is a pointer to an integer related to the number of device groups available or queried, as described below.
- `pPhysicalDeviceGroupProperties` is either `NULL` or a pointer to an array of [VkPhysicalDeviceGroupProperties](#) structures.

If `pPhysicalDeviceGroupProperties` is `NULL`, then the number of device groups available is returned in `pPhysicalDeviceGroupCount`. Otherwise, `pPhysicalDeviceGroupCount` **must** point to a variable set by the application to the number of elements in the `pPhysicalDeviceGroupProperties` array, and on return the variable is overwritten with the number of structures actually written to `pPhysicalDeviceGroupProperties`. If `pPhysicalDeviceGroupCount` is less than the number of device groups available, at most `pPhysicalDeviceGroupCount` structures will be written, and [VK_INCOMPLETE](#) will be returned instead of [VK_SUCCESS](#), to indicate that not all the available device groups were returned.

Every physical device **must** be in exactly one device group.

Valid Usage (Implicit)

- VUID-vkEnumeratePhysicalDeviceGroups-instance-parameter
`instance` **must** be a valid [VkInstance](#) handle
- VUID-vkEnumeratePhysicalDeviceGroups-pPhysicalDeviceGroupCount-parameter
`pPhysicalDeviceGroupCount` **must** be a valid pointer to a `uint32_t` value
- VUID-vkEnumeratePhysicalDeviceGroups-pPhysicalDeviceGroupProperties-parameter
If the value referenced by `pPhysicalDeviceGroupCount` is not `0`, and

`pPhysicalDeviceGroupProperties` is not `NULL`, `pPhysicalDeviceGroupProperties` **must** be a valid pointer to an array of `pPhysicalDeviceGroupCount` `VkPhysicalDeviceGroupProperties` structures

Return Codes

Success

- `VK_INCOMPLETE`
- `VK_SUCCESS`

Failure

- `VK_ERROR_INITIALIZATION_FAILED`
- `VK_ERROR_OUT_OF_DEVICE_MEMORY`
- `VK_ERROR_OUT_OF_HOST_MEMORY`
- `VK_ERROR_UNKNOWN`
- `VK_ERROR_VALIDATION_FAILED`

The `VkPhysicalDeviceGroupProperties` structure is defined as:

```
// Provided by VK_VERSION_1_1
typedef struct VkPhysicalDeviceGroupProperties {
    VkStructureType    sType;
    void*              pNext;
    uint32_t           physicalDeviceCount;
    VkPhysicalDevice    physicalDevices[VK_MAX_DEVICE_GROUP_SIZE];
    VkBool32           subsetAllocation;
} VkPhysicalDeviceGroupProperties;
```

```
// Provided by VK_KHR_device_group_creation
// Equivalent to VkPhysicalDeviceGroupProperties
typedef VkPhysicalDeviceGroupProperties VkPhysicalDeviceGroupPropertiesKHR;
```

- `sType` is a `VkStructureType` value identifying this structure.
- `pNext` is `NULL` or a pointer to a structure extending this structure.
- `physicalDeviceCount` is the number of physical devices in the group.
- `physicalDevices` is an array of `VK_MAX_DEVICE_GROUP_SIZE` `VkPhysicalDevice` handles representing all physical devices in the group. The first `physicalDeviceCount` elements of the array will be valid.
- `subsetAllocation` specifies whether logical devices created from the group support allocating device memory on a subset of devices, via the `deviceMask` member of the `VkMemoryAllocateFlagsInfo`. If this is `VK_FALSE`, then all device memory allocations are made

across all physical devices in the group. If `physicalDeviceCount` is 1, then `subsetAllocation` must be `VK_FALSE`.

Valid Usage (Implicit)

- `VUID-VkPhysicalDeviceGroupProperties-sType-sType`
`sType` must be `VK_STRUCTURE_TYPE_PHYSICAL_DEVICE_GROUP_PROPERTIES`
- `VUID-VkPhysicalDeviceGroupProperties-pNext-pNext`
`pNext` must be `NULL`

`VK_MAX_DEVICE_GROUP_SIZE` is the length of an array containing `VkPhysicalDevice` handle values representing all physical devices in a group, as returned in `VkPhysicalDeviceGroupProperties::physicalDevices`.

```
#define VK_MAX_DEVICE_GROUP_SIZE 32U
```

```
#define VK_MAX_DEVICE_GROUP_SIZE_KHR VK_MAX_DEVICE_GROUP_SIZE
```

5.2.1. Device Creation

Logical devices are represented by `VkDevice` handles:

```
// Provided by VK_VERSION_1_0
VK_DEFINE_HANDLE(VkDevice)
```

A logical device is created as a *connection* to a physical device. To create a logical device, call:

```
// Provided by VK_VERSION_1_0
VkResult vkCreateDevice(
    VkPhysicalDevice          physicalDevice,
    const VkDeviceCreateInfo* pCreateInfo,
    const VkAllocationCallbacks* pAllocator,
    VkDevice*                 pDevice);
```

- `physicalDevice` must be one of the device handles returned from a call to `vkEnumeratePhysicalDevices` (see [Physical Device Enumeration](#)).
- `pCreateInfo` is a pointer to a `VkDeviceCreateInfo` structure containing information about how to create the device.
- `pAllocator` controls host memory allocation as described in the [Memory Allocation](#) chapter.
- `pDevice` is a pointer to a handle in which the created `VkDevice` is returned.

`vkCreateDevice` verifies that extensions and features requested in the `ppEnabledExtensionNames` and

`ppEnabledFeatures` members of `pCreateInfo`, respectively, are supported by the implementation. If any requested extension is not supported, `vkCreateDevice` **must** return `VK_ERROR_EXTENSION_NOT_PRESENT`. If any requested feature is not supported, `vkCreateDevice` **must** return `VK_ERROR_FEATURE_NOT_PRESENT`. Support for extensions **can** be checked before creating a device by querying `vkEnumerateDeviceExtensionProperties`. Support for features **can** similarly be checked by querying `vkGetPhysicalDeviceFeatures`.

After verifying and enabling the extensions the `VkDevice` object is created and returned to the application.

Multiple logical devices **can** be created from the same physical device. Logical device creation **may** fail due to lack of device-specific resources (in addition to other errors). If that occurs, `vkCreateDevice` will return `VK_ERROR_TOO_MANY_OBJECTS`.

Valid Usage

- VUID-vkCreateDevice-ppEnabledExtensionNames-01387
All [required device extensions](#) for each extension in the `VkDeviceCreateInfo::ppEnabledExtensionNames` list **must** also be present in that list

Valid Usage (Implicit)

- VUID-vkCreateDevice-physicalDevice-parameter
`physicalDevice` **must** be a valid [VkPhysicalDevice](#) handle
- VUID-vkCreateDevice-pCreateInfo-parameter
`pCreateInfo` **must** be a valid pointer to a valid [VkDeviceCreateInfo](#) structure
- VUID-vkCreateDevice-pAllocator-parameter
If `pAllocator` is not `NULL`, `pAllocator` **must** be a valid pointer to a valid [VkAllocationCallbacks](#) structure
- VUID-vkCreateDevice-pDevice-parameter
`pDevice` **must** be a valid pointer to a [VkDevice](#) handle

Return Codes

Success

- [VK_SUCCESS](#)

Failure

- [VK_ERROR_DEVICE_LOST](#)
- [VK_ERROR_EXTENSION_NOT_PRESENT](#)
- [VK_ERROR_FEATURE_NOT_PRESENT](#)
- [VK_ERROR_INITIALIZATION_FAILED](#)
- [VK_ERROR_OUT_OF_DEVICE_MEMORY](#)

- [VK_ERROR_OUT_OF_HOST_MEMORY](#)
- [VK_ERROR_TOO_MANY_OBJECTS](#)
- [VK_ERROR_UNKNOWN](#)
- [VK_ERROR_VALIDATION_FAILED](#)

The `VkDeviceCreateInfo` structure is defined as:

```
// Provided by VK_VERSION_1_0
typedef struct VkDeviceCreateInfo {
    VkStructureType           sType;
    const void*               pNext;
    VkDeviceCreateFlags       flags;
    uint32_t                  queueCreateInfoCount;
    const VkDeviceQueueCreateInfo* pQueueCreateInfos;
    // enabledLayerCount is legacy and not used
    uint32_t                  enabledLayerCount;
    // ppEnabledLayerNames is legacy and not used
    const char* const*        ppEnabledLayerNames;
    uint32_t                  enabledExtensionCount;
    const char* const*        ppEnabledExtensionNames;
    const VkPhysicalDeviceFeatures* pEnabledFeatures;
} VkDeviceCreateInfo;
```

- `sType` is a [VkStructureType](#) value identifying this structure.
- `pNext` is `NULL` or a pointer to a structure extending this structure.
- `flags` is reserved for future use.
- `queueCreateInfoCount` is the unsigned integer size of the `pQueueCreateInfos` array. Refer to the [Queue Creation](#) section below for further details.
- `pQueueCreateInfos` is a pointer to an array of [VkDeviceQueueCreateInfo](#) structures describing the queues that are requested to be created along with the logical device. Refer to the [Queue Creation](#) section below for further details.
- `enabledLayerCount` is legacy and not used. Implementations **must** not access this parameter. It **must** be 0. See [Device Layers: Superseded via instance layers](#).
- `ppEnabledLayerNames` is legacy and not used. Implementations **must** not access this parameter. It **must** be `NULL`. See [Device Layers: Superseded via instance layers](#).
- `enabledExtensionCount` is the number of device extensions to enable.
- `ppEnabledExtensionNames` is a pointer to an array of `enabledExtensionCount` null-terminated UTF-8 strings containing the names of extensions to enable for the created device. See the [Extensions](#) section for further details.
- `pEnabledFeatures` is `NULL` or a pointer to a [VkPhysicalDeviceFeatures](#) structure containing boolean indicators of all the features to be enabled. Refer to the [Features](#) section for further details. This field is legacy. See [Physical Device Queries: Superseded via version 2](#).

Valid Usage

- VUID-VkDeviceCreateInfo-queueFamilyIndex-02802
The combination of the values in the `queueFamilyIndex` and `flags` members of each element of `pQueueCreateInfos` **must** be unique within `pQueueCreateInfos`
- VUID-VkDeviceCreateInfo-pQueueCreateInfos-06755
If multiple elements of `pQueueCreateInfos` share the same `queueFamilyIndex`, the sum of their `queueCount` members **must** be less than or equal to the `queueCount` member of the `VkQueueFamilyProperties` structure, as returned by `vkGetPhysicalDeviceQueueFamilyProperties` in the `pQueueFamilyProperties[queueFamilyIndex]`
- VUID-VkDeviceCreateInfo-pQueueCreateInfos-06654
If multiple elements of `pQueueCreateInfos` share the same `queueFamilyIndex`, then all of such elements **must** have the same global priority level, which **can** be specified explicitly by the including a `VkDeviceQueueGlobalPriorityCreateInfo` structure in the `pNext` chain, or by the implicit default value
- VUID-VkDeviceCreateInfo-pNext-00373
If the `pNext` chain includes a `VkPhysicalDeviceFeatures2` structure, then `pEnabledFeatures` **must** be `NULL`
- VUID-VkDeviceCreateInfo-ppEnabledExtensionNames-01840
If `VkPhysicalDeviceProperties::apiVersion` advertises Vulkan 1.1 or later, `ppEnabledExtensionNames` **must** not contain `VK_AMD_negative_viewport_height`
- VUID-VkDeviceCreateInfo-ppEnabledExtensionNames-00374
`ppEnabledExtensionNames` **must** not contain both `VK_KHR_maintenance1` and `VK_AMD_negative_viewport_height`
- VUID-VkDeviceCreateInfo-ppEnabledExtensionNames-03328
`ppEnabledExtensionNames` **must** not contain both `VK_KHR_buffer_device_address` and `VK_EXT_buffer_device_address`
- VUID-VkDeviceCreateInfo-pNext-04748
If the `pNext` chain includes a `VkPhysicalDeviceVulkan12Features` structure and `VkPhysicalDeviceVulkan12Features::bufferDeviceAddress` is `VK_TRUE`, `ppEnabledExtensionNames` **must** not contain `VK_EXT_buffer_device_address`
- VUID-VkDeviceCreateInfo-pNext-02829
If the `pNext` chain includes a `VkPhysicalDeviceVulkan11Features` structure, then it **must** not include a `VkPhysicalDevice16BitStorageFeatures`, `VkPhysicalDeviceMultiviewFeatures`, `VkPhysicalDeviceVariablePointersFeatures`, `VkPhysicalDeviceProtectedMemoryFeatures`, `VkPhysicalDeviceSamplerYcbcrConversionFeatures`, or `VkPhysicalDeviceShaderDrawParametersFeatures` structure
- VUID-VkDeviceCreateInfo-pNext-02830
If the `pNext` chain includes a `VkPhysicalDeviceVulkan12Features` structure, then it **must** not include a `VkPhysicalDevice8BitStorageFeatures`, `VkPhysicalDeviceShaderAtomicInt64Features`, `VkPhysicalDeviceShaderFloat16Int8Features`,

VkPhysicalDeviceDescriptorIndexingFeatures,
 VkPhysicalDeviceScalarBlockLayoutFeatures,
 VkPhysicalDeviceImagelessFramebufferFeatures,
 VkPhysicalDeviceUniformBufferStandardLayoutFeatures,
 VkPhysicalDeviceShaderSubgroupExtendedTypesFeatures,
 VkPhysicalDeviceSeparateDepthStencilLayoutsFeatures,
 VkPhysicalDeviceHostQueryResetFeatures,
 VkPhysicalDeviceTimelineSemaphoreFeatures,
 VkPhysicalDeviceBufferDeviceAddressFeatures, or
 VkPhysicalDeviceVulkanMemoryModelFeatures structure

- VUID-VkDeviceCreateInfo-ppEnabledExtensionNames-04476
 If `ppEnabledExtensionNames` contains "VK_KHR_shader_draw_parameters" and the `pNext` chain includes a `VkPhysicalDeviceVulkan11Features` structure, then `VkPhysicalDeviceVulkan11Features::shaderDrawParameters` **must** be `VK_TRUE`
- VUID-VkDeviceCreateInfo-ppEnabledExtensionNames-02831
 If `ppEnabledExtensionNames` contains "VK_KHR_draw_indirect_count" and the `pNext` chain includes a `VkPhysicalDeviceVulkan12Features` structure, then `VkPhysicalDeviceVulkan12Features::drawIndirectCount` **must** be `VK_TRUE`
- VUID-VkDeviceCreateInfo-ppEnabledExtensionNames-02832
 If `ppEnabledExtensionNames` contains "VK_KHR_sampler_mirror_clamp_to_edge" and the `pNext` chain includes a `VkPhysicalDeviceVulkan12Features` structure, then `VkPhysicalDeviceVulkan12Features::samplerMirrorClampToEdge` **must** be `VK_TRUE`
- VUID-VkDeviceCreateInfo-ppEnabledExtensionNames-02833
 If `ppEnabledExtensionNames` contains "VK_EXT_descriptor_indexing" and the `pNext` chain includes a `VkPhysicalDeviceVulkan12Features` structure, then `VkPhysicalDeviceVulkan12Features::descriptorIndexing` **must** be `VK_TRUE`
- VUID-VkDeviceCreateInfo-ppEnabledExtensionNames-02834
 If `ppEnabledExtensionNames` contains "VK_EXT_sampler_filter_minmax" and the `pNext` chain includes a `VkPhysicalDeviceVulkan12Features` structure, then `VkPhysicalDeviceVulkan12Features::samplerFilterMinmax` **must** be `VK_TRUE`
- VUID-VkDeviceCreateInfo-ppEnabledExtensionNames-02835
 If `ppEnabledExtensionNames` contains "VK_EXT_shader_viewport_index_layer" and the `pNext` chain includes a `VkPhysicalDeviceVulkan12Features` structure, then `VkPhysicalDeviceVulkan12Features::shaderOutputViewportIndex` and `VkPhysicalDeviceVulkan12Features::shaderOutputLayer` **must** both be `VK_TRUE`
- VUID-VkDeviceCreateInfo-pNext-06532
 If the `pNext` chain includes a `VkPhysicalDeviceVulkan13Features` structure, then it **must** not include a `VkPhysicalDeviceDynamicRenderingFeatures`, `VkPhysicalDeviceImageRobustnessFeatures`, `VkPhysicalDeviceInlineUniformBlockFeatures`, `VkPhysicalDeviceMaintenance4Features`, `VkPhysicalDevicePipelineCreationCacheControlFeatures`, `VkPhysicalDevicePrivateDataFeatures`, `VkPhysicalDeviceShaderDemoteToHelperInvocationFeatures`, `VkPhysicalDeviceShaderIntegerDotProductFeatures`, `VkPhysicalDeviceShaderTerminateInvocationFeatures`,

VkPhysicalDeviceSubgroupSizeControlFeatures,
VkPhysicalDeviceSynchronization2Features,
VkPhysicalDeviceTextureCompressionASTCHDRFeatures, or
VkPhysicalDeviceZeroInitializeWorkgroupMemoryFeatures structure

- VUID-VkDeviceCreateInfo-pNext-10360

If the **pNext** chain includes a **VkPhysicalDeviceVulkan14Features** structure, then it **must** not include a **VkPhysicalDeviceGlobalPriorityQueryFeatures**, **VkPhysicalDeviceShaderSubgroupRotateFeatures**, **VkPhysicalDeviceShaderFloatControls2Features**, **VkPhysicalDeviceShaderExpectAssumeFeatures**, **VkPhysicalDeviceLineRasterizationFeatures**, **VkPhysicalDeviceVertexAttributeDivisorFeatures**, **VkPhysicalDeviceIndexTypeUint8Features**, **VkPhysicalDeviceDynamicRenderingLocalReadFeatures**, **VkPhysicalDeviceMaintenance5Features**, **VkPhysicalDeviceMaintenance6Features**, **VkPhysicalDevicePipelineProtectedAccessFeatures**, **VkPhysicalDevicePipelineRobustnessFeatures**, or **VkPhysicalDeviceHostImageCopyFeatures** structure

- VUID-VkDeviceCreateInfo-ppEnabledExtensionNames-10858

If **ppEnabledExtensionNames** contains "VK_KHR_push_descriptor" and the **pNext** chain includes a **VkPhysicalDeviceVulkan14Features** structure, then **VkPhysicalDeviceVulkan14Features::pushDescriptor** **must** be **VK_TRUE**

- VUID-VkDeviceCreateInfo-pProperties-04451

If the **VK_KHR_portability_subset** extension is included in **pProperties** of **vkEnumerateDeviceExtensionProperties**, **ppEnabledExtensionNames** **must** include "VK_KHR_portability_subset"

- VUID-VkDeviceCreateInfo-shadingRateImage-04478

If the **shadingRateImage** feature is enabled, the **pipelineFragmentShadingRate** feature **must** not be enabled

- VUID-VkDeviceCreateInfo-shadingRateImage-04479

If the **shadingRateImage** feature is enabled, the **primitiveFragmentShadingRate** feature **must** not be enabled

- VUID-VkDeviceCreateInfo-shadingRateImage-04480

If the **shadingRateImage** feature is enabled, the **attachmentFragmentShadingRate** feature **must** not be enabled

- VUID-VkDeviceCreateInfo-fragmentDensityMap-04481

If the **fragmentDensityMap** feature is enabled, the **pipelineFragmentShadingRate** feature **must** not be enabled

- VUID-VkDeviceCreateInfo-fragmentDensityMap-04482

If the **fragmentDensityMap** feature is enabled, the **primitiveFragmentShadingRate** feature **must** not be enabled

- VUID-VkDeviceCreateInfo-fragmentDensityMap-04483

If the **fragmentDensityMap** feature is enabled, the **attachmentFragmentShadingRate** feature **must** not be enabled

- VUID-VkDeviceCreateInfo-None-04896
If the `sparseImageInt64Atomics` feature is enabled, `shaderImageInt64Atomics` **must** be enabled
- VUID-VkDeviceCreateInfo-None-04897
If the `sparseImageFloat32Atomics` feature is enabled, `shaderImageFloat32Atomics` **must** be enabled
- VUID-VkDeviceCreateInfo-None-04898
If the `sparseImageFloat32AtomicAdd` feature is enabled, `shaderImageFloat32AtomicAdd` **must** be enabled
- VUID-VkDeviceCreateInfo-sparseImageFloat32AtomicMinMax-04975
If the `sparseImageFloat32AtomicMinMax` feature is enabled, `shaderImageFloat32AtomicMinMax` **must** be enabled
- VUID-VkDeviceCreateInfo-robustBufferAccess-10247
If the `robustBufferAccess` feature is enabled, and `robustBufferAccessUpdateAfterBind` is `VK_FALSE`, then `descriptorBindingUniformBufferUpdateAfterBind`, `descriptorBindingStorageBufferUpdateAfterBind`, `descriptorBindingUniformTexelBufferUpdateAfterBind`, and `descriptorBindingStorageTexelBufferUpdateAfterBind` **must** not be enabled
- VUID-VkDeviceCreateInfo-None-08095
If the `descriptorBuffer` feature is enabled, `ppEnabledExtensionNames` **must** not contain `VK_AMD_shader_fragment_mask`
- VUID-VkDeviceCreateInfo-pNext-09396
If the `pNext` chain includes a `VkDeviceQueueShaderCoreControlCreateInfoARM` structure, then it **must** not be included in the `pNext` chain of any of the `VkDeviceQueueCreateInfo` structures in `pQueueCreateInfos`
- VUID-VkDeviceCreateInfo-pNext-09397
If the `pNext` chain includes a `VkDeviceQueueShaderCoreControlCreateInfoARM` structure then `VkPhysicalDeviceSchedulingControlsPropertiesARM::schedulingControlsFlags` **must** contain `VK_PHYSICAL_DEVICE_SCHEDULING_CONTROLS_SHADER_CORE_COUNT_ARM`
- VUID-VkDeviceCreateInfo-None-10778
If the `maintenance9` feature is not supported, `queueCreateInfoCount` **must** be greater than 0
- VUID-VkDeviceCreateInfo-queueFamilyIndex-11831
If any element of `pQueueCreateInfos` specifies a `queueFamilyIndex` that supports `VK_QUEUE_DATA_GRAPH_BIT_ARM` and that `queueFamilyIndex` enumerates an engine through `vkGetPhysicalDeviceQueueFamilyDataGraphPropertiesARM` with type `VK_PHYSICAL_DEVICE_DATA_GRAPH_PROCESSING_ENGINE_TYPE_NEURAL_QCOM` or `VK_PHYSICAL_DEVICE_DATA_GRAPH_PROCESSING_ENGINE_TYPE_COMPUTE_QCOM`, a `VkPhysicalDeviceDataGraphModelFeaturesQCOM` structure **must** be included in `pNext` with `dataGraphModel` set to `VK_TRUE`
- VUID-VkDeviceCreateInfo-enabledLayerCount-12384
`enabledLayerCount` **must** be 0
- VUID-VkDeviceCreateInfo-ppEnabledLayerNames-12385
`ppEnabledLayerNames` **must** be `NULL`

Valid Usage (Implicit)

- VUID-VkDeviceCreateInfo-sType-sType

sType **must** be `VK_STRUCTURE_TYPE_DEVICE_CREATE_INFO`

- VUID-VkDeviceCreateInfo-pNext-pNext

Each **pNext** member of any structure (including this one) in the **pNext** chain **must** be either **NULL** or a pointer to a valid instance of `VkDeviceDeviceMemoryReportCreateInfoEXT`, `VkDeviceDiagnosticsConfigCreateInfoNV`, `VkDeviceGroupDeviceCreateInfo`, `VkDeviceMemoryOverallAllocationCreateInfoAMD`, `VkDevicePipelineBinaryInternalCacheControlKHR`, `VkDevicePrivateDataCreateInfo`, `VkDeviceQueueShaderCoreControlCreateInfoARM`, `VkExternalComputeQueueDeviceCreateInfoNV`, `VkPhysicalDevice16BitStorageFeatures`, `VkPhysicalDevice4444FormatsFeaturesEXT`, `VkPhysicalDevice8BitStorageFeatures`, `VkPhysicalDeviceASTCDecodeFeaturesEXT`, `VkPhysicalDeviceAccelerationStructureFeaturesKHR`, `VkPhysicalDeviceAddressBindingReportFeaturesEXT`, `VkPhysicalDeviceAmigoProfilingFeaturesSEC`, `VkPhysicalDeviceAntiLagFeaturesAMD`, `VkPhysicalDeviceAttachmentFeedbackLoopDynamicStateFeaturesEXT`, `VkPhysicalDeviceAttachmentFeedbackLoopLayoutFeaturesEXT`, `VkPhysicalDeviceBlendOperationAdvancedFeaturesEXT`, `VkPhysicalDeviceBorderColorSwizzleFeaturesEXT`, `VkPhysicalDeviceBufferDeviceAddressFeatures`, `VkPhysicalDeviceBufferDeviceAddressFeaturesEXT`, `VkPhysicalDeviceClusterAccelerationStructureFeaturesNV`, `VkPhysicalDeviceClusterCullingShaderFeaturesHUAWEI`, `VkPhysicalDeviceCoherentMemoryFeaturesAMD`, `VkPhysicalDeviceColorWriteEnableFeaturesEXT`, `VkPhysicalDeviceCommandBufferInheritanceFeaturesNV`, `VkPhysicalDeviceComputeOccupancyPriorityFeaturesNV`, `VkPhysicalDeviceComputeShaderDerivativesFeaturesKHR`, `VkPhysicalDeviceConditionalRenderingFeaturesEXT`, `VkPhysicalDeviceCooperativeMatrix2FeaturesNV`, `VkPhysicalDeviceCooperativeMatrixConversionFeaturesQCOM`, `VkPhysicalDeviceCooperativeMatrixFeaturesKHR`, `VkPhysicalDeviceCooperativeMatrixFeaturesNV`, `VkPhysicalDeviceCooperativeVectorFeaturesNV`, `VkPhysicalDeviceCopyMemoryIndirectFeaturesKHR`, `VkPhysicalDeviceCopyMemoryIndirectFeaturesNV`, `VkPhysicalDeviceCornerSampledImageFeaturesNV`, `VkPhysicalDeviceCoverageReductionModeFeaturesNV`, `VkPhysicalDeviceCubicClampFeaturesQCOM`, `VkPhysicalDeviceCubicWeightsFeaturesQCOM`, `VkPhysicalDeviceCudaKernelLaunchFeaturesNV`, `VkPhysicalDeviceCustomBorderColorFeaturesEXT`, `VkPhysicalDeviceCustomResolveFeaturesEXT`, `VkPhysicalDeviceDataGraphFeaturesARM`, `VkPhysicalDeviceDataGraphModelFeaturesQCOM`, `VkPhysicalDeviceDataGraphNeuralAcceleratorStatisticsFeaturesARM`,

VkPhysicalDeviceDataGraphOpticalFlowFeaturesARM,
VkPhysicalDeviceDedicatedAllocationImageAliasingFeaturesNV,
VkPhysicalDeviceDenseGeometryFormatFeaturesAMD, X,
VkPhysicalDeviceDepthBiasControlFeaturesEXT,
VkPhysicalDeviceDepthClampControlFeaturesEXT,
VkPhysicalDeviceDepthClampZeroOneFeaturesKHR,
VkPhysicalDeviceDepthClipControlFeaturesEXT,
VkPhysicalDeviceDepthClipEnableFeaturesEXT,
VkPhysicalDeviceDescriptorBufferFeaturesEXT,
VkPhysicalDeviceDescriptorBufferTensorFeaturesARM,
VkPhysicalDeviceDescriptorHeapFeaturesEXT,
VkPhysicalDeviceDescriptorIndexingFeatures,
VkPhysicalDeviceDescriptorPoolOverallocationFeaturesNV,
VkPhysicalDeviceDescriptorSetHostMappingFeaturesVALVE,
VkPhysicalDeviceDeviceAddressCommandsFeaturesKHR,
VkPhysicalDeviceDeviceGeneratedCommandsComputeFeaturesNV,
VkPhysicalDeviceDeviceGeneratedCommandsFeaturesEXT,
VkPhysicalDeviceDeviceGeneratedCommandsFeaturesNV,
VkPhysicalDeviceDeviceMemoryReportFeaturesEXT,
VkPhysicalDeviceDiagnosticsConfigFeaturesNV,
VkPhysicalDeviceDisplacementMicromapFeaturesNV,
VkPhysicalDeviceDynamicRenderingFeatures,
VkPhysicalDeviceDynamicRenderingLocalReadFeatures,
VkPhysicalDeviceDynamicRenderingUnusedAttachmentsFeaturesEXT,
VkPhysicalDeviceExclusiveScissorFeaturesNV,
VkPhysicalDeviceExtendedDynamicState2FeaturesEXT,
VkPhysicalDeviceExtendedDynamicState3FeaturesEXT,
VkPhysicalDeviceExtendedDynamicStateFeaturesEXT,
VkPhysicalDeviceExtendedSparseAddressSpaceFeaturesNV,
VkPhysicalDeviceExternalFormatResolveFeaturesANDROID,
VkPhysicalDeviceExternalMemoryRDMAFeaturesNV,
VkPhysicalDeviceExternalMemoryScreenBufferFeaturesQNX,
VkPhysicalDeviceFaultFeaturesEXT, VkPhysicalDeviceFaultFeaturesKHR,
VkPhysicalDeviceFeatures2, VkPhysicalDeviceFormatPackFeaturesARM,
VkPhysicalDeviceFragmentDensityMap2FeaturesEXT,
VkPhysicalDeviceFragmentDensityMapFeaturesEXT,
VkPhysicalDeviceFragmentDensityMapLayeredFeaturesVALVE,
VkPhysicalDeviceFragmentDensityMapOffsetFeaturesEXT,
VkPhysicalDeviceFragmentShaderBarycentricFeaturesKHR,
VkPhysicalDeviceFragmentShaderInterlockFeaturesEXT,
VkPhysicalDeviceFragmentShadingRateEnumsFeaturesNV,
VkPhysicalDeviceFragmentShadingRateFeaturesKHR,
VkPhysicalDeviceFrameBoundaryFeaturesEXT,
VkPhysicalDeviceGlobalPriorityQueryFeatures,
VkPhysicalDeviceGraphicsPipelineLibraryFeaturesEXT,
VkPhysicalDeviceHdrVividFeaturesHUAWEI, VkPhysicalDeviceHostImageCopyFeatures,
VkPhysicalDeviceHostQueryResetFeatures,
VkPhysicalDeviceImage2DViewOf3DFeaturesEXT,

VkPhysicalDeviceImageAlignmentControlFeaturesMESA,
VkPhysicalDeviceImageCompressionControlFeaturesEXT,
VkPhysicalDeviceImageCompressionControlSwapchainFeaturesEXT,
VkPhysicalDeviceImageProcessing2FeaturesQCOM,
VkPhysicalDeviceImageProcessingFeaturesQCOM,
VkPhysicalDeviceImageRobustnessFeatures,
VkPhysicalDeviceImageSlicedViewOf3DFeaturesEXT,
VkPhysicalDeviceImageViewMinLodFeaturesEXT,
VkPhysicalDeviceImagelessFramebufferFeatures,
VkPhysicalDeviceIndexTypeUint8Features,
VkPhysicalDeviceInheritedViewportScissorFeaturesNV,
VkPhysicalDeviceInlineUniformBlockFeatures,
VkPhysicalDeviceInternallySynchronizedQueuesFeaturesKHR,
VkPhysicalDeviceInvocationMaskFeaturesHUAWEI,
VkPhysicalDeviceLegacyDitheringFeaturesEXT,
VkPhysicalDeviceLegacyVertexAttributesFeaturesEXT,
VkPhysicalDeviceLineRasterizationFeatures,
VkPhysicalDeviceLinearColorAttachmentFeaturesNV,
VkPhysicalDeviceMaintenance10FeaturesKHR,
VkPhysicalDeviceMaintenance11FeaturesKHR, VkPhysicalDeviceMaintenance4Features,
VkPhysicalDeviceMaintenance5Features, VkPhysicalDeviceMaintenance6Features,
VkPhysicalDeviceMaintenance7FeaturesKHR,
VkPhysicalDeviceMaintenance8FeaturesKHR,
VkPhysicalDeviceMaintenance9FeaturesKHR,
VkPhysicalDeviceMapMemoryPlacedFeaturesEXT,
VkPhysicalDeviceMemoryDecompressionFeaturesEXT,
VkPhysicalDeviceMemoryPriorityFeaturesEXT,
VkPhysicalDeviceMeshShaderFeaturesEXT, VkPhysicalDeviceMeshShaderFeaturesNV,
VkPhysicalDeviceMultiDrawFeaturesEXT,
VkPhysicalDeviceMultisampledRenderToSingleSampledFeaturesEXT,
VkPhysicalDeviceMultiviewFeatures,
VkPhysicalDeviceMultiviewPerViewRenderAreasFeaturesQCOM,
VkPhysicalDeviceMultiviewPerViewViewportsFeaturesQCOM,
VkPhysicalDeviceMutableDescriptorTypeFeaturesEXT,
VkPhysicalDeviceNestedCommandBufferFeaturesEXT,
VkPhysicalDeviceNonSeamlessCubeMapFeaturesEXT,
VkPhysicalDeviceOpacityMicromapFeaturesEXT,
VkPhysicalDeviceOpticalFlowFeaturesNV,
VkPhysicalDevicePageableDeviceLocalMemoryFeaturesEXT,
VkPhysicalDevicePartitionedAccelerationStructureFeaturesNV,
VkPhysicalDevicePerStageDescriptorSetFeaturesNV,
VkPhysicalDevicePerformanceCountersByRegionFeaturesARM,
VkPhysicalDevicePerformanceQueryFeaturesKHR,
VkPhysicalDevicePipelineBinaryFeaturesKHR,
VkPhysicalDevicePipelineCacheIncrementalModeFeaturesSEC,
VkPhysicalDevicePipelineCreationCacheControlFeatures,
VkPhysicalDevicePipelineExecutablePropertiesFeaturesKHR,
VkPhysicalDevicePipelineLibraryGroupHandlesFeaturesEXT,

VkPhysicalDevicePipelineOpacityMicromapFeaturesARM,
VkPhysicalDevicePipelinePropertiesFeaturesEXT,
VkPhysicalDevicePipelineProtectedAccessFeatures,
VkPhysicalDevicePipelineRobustnessFeatures,
VkPhysicalDevicePortabilitySubsetFeaturesKHR,
VkPhysicalDevicePresentBarrierFeaturesNV, VkPhysicalDevicePresentId2FeaturesKHR,
VkPhysicalDevicePresentIdFeaturesKHR, VkPhysicalDevicePresentMeteringFeaturesNV,
VkPhysicalDevicePresentModeFifoLatestReadyFeaturesKHR,
VkPhysicalDevicePresentTimingFeaturesEXT,
VkPhysicalDevicePresentWait2FeaturesKHR, VkPhysicalDevicePresentWaitFeaturesKHR,
VkPhysicalDevicePrimitiveRestartIndexFeaturesEXT,
VkPhysicalDevicePrimitiveTopologyListRestartFeaturesEXT,
VkPhysicalDevicePrimitivesGeneratedQueryFeaturesEXT,
VkPhysicalDevicePrivateDataFeatures, VkPhysicalDeviceProtectedMemoryFeatures,
VkPhysicalDeviceProvokingVertexFeaturesEXT,
VkPhysicalDevicePushConstantBankFeaturesNV,
VkPhysicalDeviceQueuePerfHintFeaturesQCOM,
VkPhysicalDeviceRGBA10X6FormatsFeaturesEXT,
VkPhysicalDeviceRasterizationOrderAttachmentAccessFeaturesEXT,
VkPhysicalDeviceRawAccessChainsFeaturesNV, VkPhysicalDeviceRayQueryFeaturesKHR,
VkPhysicalDeviceRayTracingInvocationReorderFeaturesEXT,
VkPhysicalDeviceRayTracingInvocationReorderFeaturesNV,
VkPhysicalDeviceRayTracingLinearSweptSpheresFeaturesNV,
VkPhysicalDeviceRayTracingMaintenance1FeaturesKHR,
VkPhysicalDeviceRayTracingMotionBlurFeaturesNV,
VkPhysicalDeviceRayTracingPipelineFeaturesKHR,
VkPhysicalDeviceRayTracingPositionFetchFeaturesKHR,
VkPhysicalDeviceRayTracingValidationFeaturesNV,
VkPhysicalDeviceRelaxedLineRasterizationFeaturesIMG,
VkPhysicalDeviceRenderPassStripedFeaturesARM,
VkPhysicalDeviceRepresentativeFragmentTestFeaturesNV,
VkPhysicalDeviceRobustness2FeaturesKHR,
VkPhysicalDeviceSamplerYcbcrConversionFeatures,
VkPhysicalDeviceScalarBlockLayoutFeatures,
VkPhysicalDeviceSchedulingControlsFeaturesARM,
VkPhysicalDeviceSeparateDepthStencilLayoutsFeatures,
VkPhysicalDeviceShader64BitIndexingFeaturesEXT,
VkPhysicalDeviceShaderAbortFeaturesKHR,
VkPhysicalDeviceShaderAtomicFloat16VectorFeaturesNV,
VkPhysicalDeviceShaderAtomicFloat2FeaturesEXT,
VkPhysicalDeviceShaderAtomicFloatFeaturesEXT,
VkPhysicalDeviceShaderAtomicInt64Features,
VkPhysicalDeviceShaderBfloat16FeaturesKHR,
VkPhysicalDeviceShaderClockFeaturesKHR,
VkPhysicalDeviceShaderConstantDataFeaturesKHR,
VkPhysicalDeviceShaderCoreBuiltinsFeaturesARM,
VkPhysicalDeviceShaderDemoteToHelperInvocationFeatures,
VkPhysicalDeviceShaderDrawParametersFeatures,

VkPhysicalDeviceShaderEarlyAndLateFragmentTestsFeaturesAMD,
VkPhysicalDeviceShaderEnqueueFeaturesAMD,
VkPhysicalDeviceShaderExpectAssumeFeatures,
VkPhysicalDeviceShaderFloat16Int8Features, VkPhysicalDeviceShaderFloat8FeaturesEXT,
VkPhysicalDeviceShaderFloatControls2Features,
VkPhysicalDeviceShaderFmaFeaturesKHR,
VkPhysicalDeviceShaderImageAtomicInt64FeaturesEXT,
VkPhysicalDeviceShaderImageFootprintFeaturesNV,
VkPhysicalDeviceShaderInstrumentationFeaturesARM,
VkPhysicalDeviceShaderIntegerDotProductFeatures,
VkPhysicalDeviceShaderIntegerFunctions2FeaturesINTEL,
VkPhysicalDeviceShaderLongVectorFeaturesEXT,
VkPhysicalDeviceShaderMaximalReconvergenceFeaturesKHR,
VkPhysicalDeviceShaderMixedFloatDotProductFeaturesVALVE,
VkPhysicalDeviceShaderModuleIdentifierFeaturesEXT,
VkPhysicalDeviceShaderObjectFeaturesEXT,
VkPhysicalDeviceShaderQuadControlFeaturesKHR,
VkPhysicalDeviceShaderRelaxedExtendedInstructionFeaturesKHR,
VkPhysicalDeviceShaderReplicatedCompositesFeaturesEXT,
VkPhysicalDeviceShaderSMBuiltinsFeaturesNV,
VkPhysicalDeviceShaderSubgroupExtendedTypesFeatures,
VkPhysicalDeviceShaderSubgroupPartitionedFeaturesEXT,
VkPhysicalDeviceShaderSubgroupRotateFeatures,
VkPhysicalDeviceShaderSubgroupUniformControlFlowFeaturesKHR,
VkPhysicalDeviceShaderTerminateInvocationFeatures,
VkPhysicalDeviceShaderTileImageFeaturesEXT,
VkPhysicalDeviceShaderUniformBufferUnsizedArrayFeaturesEXT,
VkPhysicalDeviceShaderUntypedPointersFeaturesKHR,
VkPhysicalDeviceShadingRateImageFeaturesNV,
VkPhysicalDeviceSubgroupSizeControlFeatures,
VkPhysicalDeviceSubpassMergeFeedbackFeaturesEXT,
VkPhysicalDeviceSubpassShadingFeaturesHUAWEI,
VkPhysicalDeviceSwapchainMaintenance1FeaturesKHR,
VkPhysicalDeviceSynchronization2Features, VkPhysicalDeviceTensorFeaturesARM,
VkPhysicalDeviceTexelBufferAlignmentFeaturesEXT,
VkPhysicalDeviceTextureCompressionASTC3DFeaturesEXT,
VkPhysicalDeviceTextureCompressionASTCHDRFeatures,
VkPhysicalDeviceThrottleHintFeaturesSEC,
VkPhysicalDeviceTileMemoryHeapFeaturesQCOM,
VkPhysicalDeviceTilePropertiesFeaturesQCOM,
VkPhysicalDeviceTileShadingFeaturesQCOM,
VkPhysicalDeviceTimelineSemaphoreFeatures,
VkPhysicalDeviceTransformFeedbackFeaturesEXT,
VkPhysicalDeviceUnifiedImageLayoutsFeaturesKHR,
VkPhysicalDeviceUniformBufferStandardLayoutFeatures,
VkPhysicalDeviceVariablePointersFeatures,
VkPhysicalDeviceVertexAttributeDivisorFeatures,
VkPhysicalDeviceVertexAttributeRobustnessFeaturesEXT,


```
// Provided by VK_VERSION_1_1
typedef struct VkDeviceGroupDeviceCreateInfo {
    VkStructureType      sType;
    const void*          pNext;
    uint32_t             physicalDeviceCount;
    const VkPhysicalDevice* pPhysicalDevices;
} VkDeviceGroupDeviceCreateInfo;
```

```
// Provided by VK_KHR_device_group_creation
// Equivalent to VkDeviceGroupDeviceCreateInfo
typedef VkDeviceGroupDeviceCreateInfo VkDeviceGroupDeviceCreateInfoKHR;
```

- **sType** is a [VkStructureType](#) value identifying this structure.
- **pNext** is **NULL** or a pointer to a structure extending this structure.
- **physicalDeviceCount** is the number of elements in the **pPhysicalDevices** array.
- **pPhysicalDevices** is a pointer to an array of physical device handles belonging to the same device group.

The elements of the **pPhysicalDevices** array are an ordered list of the physical devices that the logical device represents. These **must** be a subset of a single device group, and need not be in the same order as they were enumerated. The order of the physical devices in the **pPhysicalDevices** array determines the *device index* of each physical device, with element *i* being assigned a device index of *i*. Certain commands and structures refer to one or more physical devices by using device indices or *device masks* formed using device indices.

A logical device created without using **VkDeviceGroupDeviceCreateInfo**, or with **physicalDeviceCount** equal to zero, is equivalent to a **physicalDeviceCount** of one and **pPhysicalDevices** pointing to the **physicalDevice** parameter to [vkCreateDevice](#). In particular, the device index of that physical device is zero.

Valid Usage

- VUID-VkDeviceGroupDeviceCreateInfo-pPhysicalDevices-00375
Each element of **pPhysicalDevices** **must** be unique
- VUID-VkDeviceGroupDeviceCreateInfo-pPhysicalDevices-00376
All elements of **pPhysicalDevices** **must** be in the same device group as enumerated by [vkEnumeratePhysicalDeviceGroups](#)
- VUID-VkDeviceGroupDeviceCreateInfo-physicalDeviceCount-00377
If **physicalDeviceCount** is not 0, the **physicalDevice** parameter of [vkCreateDevice](#) **must** be an element of **pPhysicalDevices**

Valid Usage (Implicit)

- VUID-VkDeviceGroupDeviceCreateInfo-sType-sType
`sType` **must** be `VK_STRUCTURE_TYPE_DEVICE_GROUP_DEVICE_CREATE_INFO`
- VUID-VkDeviceGroupDeviceCreateInfo-pPhysicalDevices-parameter
If `physicalDeviceCount` is not 0, `pPhysicalDevices` **must** be a valid pointer to an array of `physicalDeviceCount` valid `VkPhysicalDevice` handles

Structure Chaining

Extends the structure

- `VkDeviceCreateInfo`

To specify whether device memory allocation is allowed beyond the size reported by `VkPhysicalDeviceMemoryProperties`, add a `VkDeviceMemoryOverallocationCreateInfoAMD` structure to the `pNext` chain of the `VkDeviceCreateInfo` structure. If this structure is not specified, it is as if the `VK_MEMORY_OVERALLOCATION_BEHAVIOR_DEFAULT_AMD` value is used.

```
// Provided by VK_AMD_memory_overallocation_behavior
typedef struct VkDeviceMemoryOverallocationCreateInfoAMD {
    VkStructureType          sType;
    const void*              pNext;
    VkMemoryOverallocationBehaviorAMD overallocationBehavior;
} VkDeviceMemoryOverallocationCreateInfoAMD;
```

- `sType` is a `VkStructureType` value identifying this structure.
- `pNext` is `NULL` or a pointer to a structure extending this structure.
- `overallocationBehavior` is the desired overallocation behavior.

Valid Usage (Implicit)

- VUID-VkDeviceMemoryOverallocationCreateInfoAMD-sType-sType
`sType` **must** be `VK_STRUCTURE_TYPE_DEVICE_MEMORY_OVERALLOCATION_CREATE_INFO_AMD`
- VUID-VkDeviceMemoryOverallocationCreateInfoAMD-overallocationBehavior-parameter
`overallocationBehavior` **must** be a valid `VkMemoryOverallocationBehaviorAMD` value

Structure Chaining

Extends the structure

- `VkDeviceCreateInfo`

Possible values for `VkDeviceMemoryOverallocationCreateInfoAMD::overallocationBehavior` include:

```
// Provided by VK_AMD_memory_overallocation_behavior
typedef enum VkMemoryOverallocationBehaviorAMD {
    VK_MEMORY_OVERALLOCATION_BEHAVIOR_DEFAULT_AMD = 0,
    VK_MEMORY_OVERALLOCATION_BEHAVIOR_ALLOWED_AMD = 1,
    VK_MEMORY_OVERALLOCATION_BEHAVIOR_DISALLOWED_AMD = 2,
} VkMemoryOverallocationBehaviorAMD;
```

- `VK_MEMORY_OVERALLOCATION_BEHAVIOR_DEFAULT_AMD` lets the implementation decide if overallocation is allowed.
- `VK_MEMORY_OVERALLOCATION_BEHAVIOR_ALLOWED_AMD` specifies overallocation is allowed if platform permits.
- `VK_MEMORY_OVERALLOCATION_BEHAVIOR_DISALLOWED_AMD` specifies the application is not allowed to allocate device memory beyond the heap sizes reported by `VkPhysicalDeviceMemoryProperties`. Allocations that are not explicitly made by the application within the scope of the Vulkan instance are not accounted for.

When using the Nsight™ Aftermath SDK, to configure how device crash dumps are created, add a `VkDeviceDiagnosticsConfigCreateInfoNV` structure to the `pNext` chain of the `VkDeviceCreateInfo` structure.

```
// Provided by VK_NV_device_diagnostics_config
typedef struct VkDeviceDiagnosticsConfigCreateInfoNV {
    VkStructureType      sType;
    const void*          pNext;
    VkDeviceDiagnosticsConfigFlagsNV flags;
} VkDeviceDiagnosticsConfigCreateInfoNV;
```

- `sType` is a `VkStructureType` value identifying this structure.
- `pNext` is `NULL` or a pointer to a structure extending this structure.
- `flags` is a bitmask of `VkDeviceDiagnosticsConfigFlagBitsNV` specifying additional parameters for configuring diagnostic tools.

Valid Usage (Implicit)

- VUID-VkDeviceDiagnosticsConfigCreateInfoNV-sType-sType
`sType` must be `VK_STRUCTURE_TYPE_DEVICE_DIAGNOSTICS_CONFIG_CREATE_INFO_NV`
- VUID-VkDeviceDiagnosticsConfigCreateInfoNV-flags-parameter
`flags` must be a valid combination of `VkDeviceDiagnosticsConfigFlagBitsNV` values

Structure Chaining

Extends the structure

- [VkDeviceCreateInfo](#)

Bits which **can** be set in [VkDeviceDiagnosticsConfigCreateInfoNV::flags](#) include:

```
// Provided by VK_NV_device_diagnostics_config
typedef enum VkDeviceDiagnosticsConfigFlagBitsNV {
    VK_DEVICE_DIAGNOSTICS_CONFIG_ENABLE_SHADER_DEBUG_INFO_BIT_NV = 0x00000001,
    VK_DEVICE_DIAGNOSTICS_CONFIG_ENABLE_RESOURCE_TRACKING_BIT_NV = 0x00000002,
    VK_DEVICE_DIAGNOSTICS_CONFIG_ENABLE_AUTOMATIC_CHECKPOINTS_BIT_NV = 0x00000004,
    VK_DEVICE_DIAGNOSTICS_CONFIG_ENABLE_SHADER_ERROR_REPORTING_BIT_NV = 0x00000008,
} VkDeviceDiagnosticsConfigFlagBitsNV;
```

- [VK_DEVICE_DIAGNOSTICS_CONFIG_ENABLE_SHADER_DEBUG_INFO_BIT_NV](#) enables the generation of debug information for shaders.
- [VK_DEVICE_DIAGNOSTICS_CONFIG_ENABLE_RESOURCE_TRACKING_BIT_NV](#) enables driver side tracking of resources (images, buffers, etc.) used to augment the device fault information.
- [VK_DEVICE_DIAGNOSTICS_CONFIG_ENABLE_AUTOMATIC_CHECKPOINTS_BIT_NV](#) enables automatic insertion of [diagnostic checkpoints](#) for draw calls, dispatches, trace rays, and copies. The CPU call stack at the time of the command will be associated as the marker data for the automatically inserted checkpoints.
- [VK_DEVICE_DIAGNOSTICS_CONFIG_ENABLE_SHADER_ERROR_REPORTING_BIT_NV](#) enables shader error reporting.

```
// Provided by VK_NV_device_diagnostics_config
typedef VkFlags VkDeviceDiagnosticsConfigFlagsNV;
```

[VkDeviceDiagnosticsConfigFlagsNV](#) is a bitmask type for setting a mask of zero or more [VkDeviceDiagnosticsConfigFlagBitsNV](#).

To register callbacks for underlying device memory events of type [VkDeviceMemoryReportEventTypeEXT](#), add one or multiple [VkDeviceDeviceMemoryReportCreateInfoEXT](#) structures to the [pNext](#) chain of the [VkDeviceCreateInfo](#) structure.


```
// Provided by VK_EXT_device_memory_report
typedef struct VkDeviceDeviceMemoryReportCreateInfoEXT {
    VkStructureType          sType;
    const void*              pNext;
    VkDeviceMemoryReportFlagsEXT flags;
    PFN_vkDeviceMemoryReportCallbackEXT pfnUserCallback;
    void*                    pUserData;
} VkDeviceDeviceMemoryReportCreateInfoEXT;
```

- **sType** is a [VkStructureType](#) value identifying this structure.
- **pNext** is **NULL** or a pointer to a structure extending this structure.
- **flags** is 0 and reserved for future use.
- **pfnUserCallback** is the application callback function to call.
- **pUserData** is **NULL** or an application-defined user data pointer to be passed to the callback.

The callback **may** be called from multiple threads simultaneously.

The callback **must** be called only once by the implementation when a [VkDeviceMemoryReportEventTypeEXT](#) event occurs.

NOTE

The callback could be called from a background thread other than the thread calling the Vulkan commands.

Valid Usage (Implicit)

- VUID-VkDeviceDeviceMemoryReportCreateInfoEXT-sType-sType **must** be [VK_STRUCTURE_TYPE_DEVICE_DEVICE_MEMORY_REPORT_CREATE_INFO_EXT](#)
- VUID-VkDeviceDeviceMemoryReportCreateInfoEXT-flags-zero bitmask **must** be 0
- VUID-VkDeviceDeviceMemoryReportCreateInfoEXT-pfnUserCallback-parameter **pfnUserCallback** **must** be a valid [PFN_vkDeviceMemoryReportCallbackEXT](#) value

Structure Chaining

Extends the structure

- [VkDeviceCreateInfo](#)

The prototype for the [VkDeviceDeviceMemoryReportCreateInfoEXT::pfnUserCallback](#) function implemented by the application is:


```
// Provided by VK_EXT_device_memory_report
typedef void (*PFN_vkDeviceMemoryReportCallbackEXT)(
    const VkDeviceMemoryReportCallbackDataEXT* pCallbackData,
    void* pUserData);
```

- `pCallbackData` contains all the callback related data in the `VkDeviceMemoryReportCallbackDataEXT` structure.
- `pUserData` is the application-defined user data pointer, equal to the value of `VkDeviceMemoryReportCreateInfoEXT::pUserData` specified when the `VkDevice` object was created.

The callback **must** not make calls to any Vulkan commands.

The definition of `VkDeviceMemoryReportCallbackDataEXT` is:

```
// Provided by VK_EXT_device_memory_report
typedef struct VkDeviceMemoryReportCallbackDataEXT {
    VkStructureType          sType;
    void*                    pNext;
    VkDeviceMemoryReportFlagsEXT flags;
    VkDeviceMemoryReportEventTypeEXT type;
    uint64_t                 memoryObjectId;
    VkDeviceSize             size;
    VkObjectType             objectType;
    uint64_t                 objectHandle;
    uint32_t                 heapIndex;
} VkDeviceMemoryReportCallbackDataEXT;
```

- `sType` is a `VkStructureType` value identifying this structure.
- `pNext` is `NULL` or a pointer to a structure extending this structure.
- `flags` is 0 and reserved for future use.
- `type` is a `VkDeviceMemoryReportEventTypeEXT` type specifying the type of event reported in this `VkDeviceMemoryReportCallbackDataEXT` structure.
- `memoryObjectId` is the unique id for the underlying memory object as described below.
- `size` is the size of the memory object in bytes. If `type` is `VK_DEVICE_MEMORY_REPORT_EVENT_TYPE_ALLOCATE_EXT`, `VK_DEVICE_MEMORY_REPORT_EVENT_TYPE_IMPORT_EXT` or `VK_DEVICE_MEMORY_REPORT_EVENT_TYPE_ALLOCATION_FAILED_EXT`, `size` is a valid `VkDeviceSize` value. Otherwise, `size` is undefined.
- `objectType` is a `VkObjectType` value specifying the type of the object associated with this device memory report event. If `type` is `VK_DEVICE_MEMORY_REPORT_EVENT_TYPE_ALLOCATE_EXT`, `VK_DEVICE_MEMORY_REPORT_EVENT_TYPE_FREE_EXT`, `VK_DEVICE_MEMORY_REPORT_EVENT_TYPE_IMPORT_EXT`, `VK_DEVICE_MEMORY_REPORT_EVENT_TYPE_UNIMPORT_EXT` or

VK_DEVICE_MEMORY_REPORT_EVENT_TYPE_ALLOCATION_FAILED_EXT, `objectType` is a valid `VkObjectType` enum. Otherwise, `objectType` is undefined.

- `objectHandle` is the object this device memory report event is attributed to. If `type` is `VK_DEVICE_MEMORY_REPORT_EVENT_TYPE_ALLOCATE_EXT`, `VK_DEVICE_MEMORY_REPORT_EVENT_TYPE_FREE_EXT`, `VK_DEVICE_MEMORY_REPORT_EVENT_TYPE_IMPORT_EXT` or `VK_DEVICE_MEMORY_REPORT_EVENT_TYPE_UNIMPORT_EXT`, `objectHandle` is a valid Vulkan handle of the type associated with `objectType` as defined in the `VkObjectType` and `Vulkan Handle Relationship` table. Otherwise, `objectHandle` is undefined.
- `heapIndex` describes which memory heap this device memory allocation is made from. If `type` is `VK_DEVICE_MEMORY_REPORT_EVENT_TYPE_ALLOCATE_EXT` or `VK_DEVICE_MEMORY_REPORT_EVENT_TYPE_ALLOCATION_FAILED_EXT`, `heapIndex` corresponds to one of the valid heaps from the `VkPhysicalDeviceMemoryProperties` structure. Otherwise, `heapIndex` is undefined.

`memoryObjectId` is used to avoid double-counting on the same memory object.

If an internally-allocated device memory object or a `VkDeviceMemory` **cannot** be exported, `memoryObjectId` **must** be unique in the `VkDevice`.

If an internally-allocated device memory object or a `VkDeviceMemory` supports being exported, `memoryObjectId` **must** be unique system wide.

If an internal device memory object or a `VkDeviceMemory` is backed by an imported external memory object, `memoryObjectId` **must** be unique system wide.

Implementor's Note

If the heap backing an internally-allocated device memory **cannot** be used to back `VkDeviceMemory`, implementations **can** advertise that heap with no types.

NOTE

This structure should only be considered valid during the lifetime of the triggered callback.

For `VK_DEVICE_MEMORY_REPORT_EVENT_TYPE_ALLOCATE_EXT` and `VK_DEVICE_MEMORY_REPORT_EVENT_TYPE_IMPORT_EXT` events, `objectHandle` usually will not yet exist when the application or tool receives the callback. `objectHandle` will only exist when the create or allocate call that triggered the event returns, and if the allocation or import ends up failing `objectHandle` will not ever exist.

Valid Usage (Implicit)

- VUID-VkDeviceMemoryReportCallbackDataEXT-sType-sType
`sType` **must** be `VK_STRUCTURE_TYPE_DEVICE_MEMORY_REPORT_CALLBACK_DATA_EXT`
- VUID-VkDeviceMemoryReportCallbackDataEXT-pNext-pNext

pNext must be **NULL**

```
// Provided by VK_EXT_device_memory_report
typedef VkFlags VkDeviceMemoryReportFlagsEXT;
```

VkDeviceMemoryReportFlagsEXT is a bitmask type for setting a mask, but is currently reserved for future use.

Possible values of **VkDeviceMemoryReportCallbackDataEXT::type**, specifying event types which cause the device driver to call the callback, are:

```
// Provided by VK_EXT_device_memory_report
typedef enum VkDeviceMemoryReportEventTypeEXT {
    VK_DEVICE_MEMORY_REPORT_EVENT_TYPE_ALLOCATE_EXT = 0,
    VK_DEVICE_MEMORY_REPORT_EVENT_TYPE_FREE_EXT = 1,
    VK_DEVICE_MEMORY_REPORT_EVENT_TYPE_IMPORT_EXT = 2,
    VK_DEVICE_MEMORY_REPORT_EVENT_TYPE_UNIMPORT_EXT = 3,
    VK_DEVICE_MEMORY_REPORT_EVENT_TYPE_ALLOCATION_FAILED_EXT = 4,
} VkDeviceMemoryReportEventTypeEXT;
```

- **VK_DEVICE_MEMORY_REPORT_EVENT_TYPE_ALLOCATE_EXT** specifies this event corresponds to the allocation of an internal device memory object or a **VkDeviceMemory**.
- **VK_DEVICE_MEMORY_REPORT_EVENT_TYPE_FREE_EXT** specifies this event corresponds to the deallocation of an internally-allocated device memory object or a **VkDeviceMemory**.
- **VK_DEVICE_MEMORY_REPORT_EVENT_TYPE_IMPORT_EXT** specifies this event corresponds to the import of an external memory object.
- **VK_DEVICE_MEMORY_REPORT_EVENT_TYPE_UNIMPORT_EXT** specifies this event is the release of an imported external memory object.
- **VK_DEVICE_MEMORY_REPORT_EVENT_TYPE_ALLOCATION_FAILED_EXT** specifies this event corresponds to the failed allocation of an internal device memory object or a **VkDeviceMemory**.

To reserve private data storage slots, add a **VkDevicePrivateDataCreateInfo** structure to the **pNext** chain of the **VkDeviceCreateInfo** structure. Reserving slots in this manner is not strictly necessary, but doing so **may** improve performance.

```
// Provided by VK_VERSION_1_3
typedef struct VkDevicePrivateDataCreateInfo {
    VkStructureType    sType;
    const void*        pNext;
    uint32_t           privateDataSlotRequestCount;
} VkDevicePrivateDataCreateInfo;
```



```
// Provided by VK_EXT_private_data
// Equivalent to VkDevicePrivateDataCreateInfo
typedef VkDevicePrivateDataCreateInfo VkDevicePrivateDataCreateInfoEXT;
```

- **sType** is a [VkStructureType](#) value identifying this structure.
- **pNext** is `NULL` or a pointer to a structure extending this structure.
- **privateDataSlotRequestCount** is the amount of slots to reserve.

Valid Usage (Implicit)

- VUID-VkDevicePrivateDataCreateInfo-sType-sType
sType must be [VK_STRUCTURE_TYPE_DEVICE_PRIVATE_DATA_CREATE_INFO](#)

Structure Chaining

Extends the structure

- [VkDeviceCreateInfo](#)

To disable the implementation's internal pipeline cache, add a [VkDevicePipelineBinaryInternalCacheControlKHR](#) structure to the **pNext** chain of the [VkDeviceCreateInfo](#) structure.

```
// Provided by VK_KHR_pipeline_binary
typedef struct VkDevicePipelineBinaryInternalCacheControlKHR {
    VkStructureType    sType;
    const void*        pNext;
    VkBool32           disableInternalCache;
} VkDevicePipelineBinaryInternalCacheControlKHR;
```

- **sType** is a [VkStructureType](#) value identifying this structure.
- **pNext** is `NULL` or a pointer to a structure extending this structure.
- **disableInternalCache** specifies whether or not to disable the implementation's internal pipeline cache.

If the [VkDeviceCreateInfo::pNext](#) chain does not include this structure, then **disableInternalCache** defaults to [VK_FALSE](#).

Valid Usage

- VUID-VkDevicePipelineBinaryInternalCacheControlKHR-disableInternalCache-09602
If [VkPhysicalDevicePipelineBinaryPropertiesKHR::pipelineBinaryInternalCacheControl](#) is [VK_FALSE](#), **disableInternalCache** must be [VK_FALSE](#)

Valid Usage (Implicit)

- VUID-VkDevicePipelineBinaryInternalCacheControlKHR-sType-sType **must** be `VK_STRUCTURE_TYPE_DEVICE_PIPELINE_BINARY_INTERNAL_CACHE_CONTROL_KHR`

Structure Chaining

Extends the structure

- [VkDeviceCreateInfo](#)

The number of shader cores used by all the queues of a device **can** be controlled by adding a `VkDeviceQueueShaderCoreControlCreateInfoARM` structure to the `pNext` chain of the [VkDeviceCreateInfo](#) structure.

5.2.2. Device Use

The following is a high-level list of `VkDevice` uses along with references on where to find more information:

- Creation of queues. See the [Queues](#) section below for further details.
- Creation and tracking of various synchronization constructs. See [Synchronization and Cache Control](#) for further details.
- Allocating, freeing, and managing memory. See [Memory Allocation](#) and [Resource Creation](#) for further details.
- Creation and destruction of command buffers and command buffer pools. See [Command Buffers](#) for further details.
- Creation, destruction, and management of graphics state. See [Pipelines](#) and [Resource Descriptors](#), among others, for further details.

5.2.3. Lost Device

A logical device **may** become *lost* for a number of implementation-specific reasons, indicating that pending and future command execution **may** fail and cause resources and backing memory to become undefined.

Typical reasons for device loss will include things like execution timing out (to prevent denial of service), power management events, platform resource management, implementation errors.

NOTE

Applications not adhering to [valid usage](#) may also result in device loss being reported, however this is not guaranteed. Even if device loss is reported, the system may be in an unrecoverable state, and further usage of the API is still considered invalid.

When this happens, certain commands will return [VK_ERROR_DEVICE_LOST](#). After any such event, the logical device is considered *lost*. It is not possible to reset the logical device to a non-lost state, however the lost state is specific to a logical device ([VkDevice](#)), and the corresponding physical device ([VkPhysicalDevice](#)) **may** be otherwise unaffected.

In some cases, the physical device **may** also be lost, and attempting to create a new logical device will fail, returning [VK_ERROR_DEVICE_LOST](#). This is usually indicative of a problem with the underlying implementation, or its connection to the host. If the physical device has not been lost, and a new logical device is successfully created from that physical device, it **must** be in the non-lost state.

NOTE

Whilst logical device loss **may** be recoverable, in the case of physical device loss, it is unlikely that an application will be able to recover unless additional, unaffected physical devices exist on the system. The error is largely informational and intended only to inform the application that a platform issue has occurred, and **should** be investigated further. For example, underlying hardware **may** have developed a fault or become physically disconnected from the rest of the system. In many cases, physical device loss **may** cause other more serious issues such as the operating system crashing; in which case it **may** not be reported via the Vulkan API.

When a device is lost, its child objects are not implicitly destroyed and their handles are still valid. Those objects **must** still be destroyed before their parents or the device **can** be destroyed (see the [Object Lifetime](#) section). The host address space corresponding to device memory mapped using [vkMapMemory](#) is still valid, and host memory accesses to these mapped regions are still valid, but the contents are undefined. It is still legal to call any API command on the device and child objects.

Once a device is lost, command execution **may** fail, and certain commands that return a [VkResult](#) **may** return [VK_ERROR_DEVICE_LOST](#). These commands can be identified by the inclusion of [VK_ERROR_DEVICE_LOST](#) in the Return Codes section for each command. Commands that do not allow runtime errors **must** still operate correctly for valid usage and, if applicable, return valid data.

Commands that wait indefinitely for device execution (namely [vkDeviceWaitIdle](#), [vkQueueWaitIdle](#), [vkWaitForFences](#) or [vkAcquireNextImageKHR](#) with a maximum [timeout](#), and [vkGetQueryPoolResults](#) with the [VK_QUERY_RESULT_WAIT_BIT](#) bit set in [flags](#)) **must** return in finite time even in the case of a lost device, and return either [VK_SUCCESS](#) or [VK_ERROR_DEVICE_LOST](#). For any command that **may** return [VK_ERROR_DEVICE_LOST](#), for the purpose of determining whether a command buffer is in the [pending state](#), or whether resources are considered in-use by the device, a return value of [VK_ERROR_DEVICE_LOST](#) is equivalent to [VK_SUCCESS](#).

If a device was created with the [maintenance5](#) feature enabled, and any device command returns [VK_ERROR_DEVICE_LOST](#), then all device commands for which [VK_ERROR_DEVICE_LOST](#) is a valid return value and which happen-after it on the same host thread **must** return [VK_ERROR_DEVICE_LOST](#).

Device commands executing on other threads **must** begin returning [VK_ERROR_DEVICE_LOST](#) within finite time.

The content of any external memory objects that have been exported from or imported to a lost device become undefined. Objects on other logical devices or in other APIs which are associated with the same underlying memory resource as the external memory objects on the lost device are unaffected other than their content becoming undefined. The layout of subresources of images on other logical devices that are bound to `VkDeviceMemory` objects associated with the same underlying memory resources as external memory objects on the lost device becomes `VK_IMAGE_LAYOUT_UNDEFINED`.

The state of `VkSemaphore` objects on other logical devices created by [importing a semaphore payload](#) with temporary permanence which was exported from the lost device is undefined. The state of `VkSemaphore` objects on other logical devices that permanently share a semaphore payload with a `VkSemaphore` object on the lost device is undefined, and remains undefined following any subsequent signal operations. Implementations **must** ensure pending and subsequently submitted wait operations on such semaphores behave as defined in [Semaphore State Requirements For Wait Operations](#) for external semaphores not in a valid state for a wait operation.

5.2.4. Device Destruction

To destroy a device, call:

```
// Provided by VK_VERSION_1_0
void vkDestroyDevice(
    VkDevice device,
    const VkAllocationCallbacks* pAllocator);
```

- `device` is the logical device to destroy.
- `pAllocator` controls host memory allocation as described in the [Memory Allocation](#) chapter.

To ensure that no work is active on the device, `vkDeviceWaitIdle` **can** be used to gate the destruction of the device. Prior to destroying a device, an application is responsible for destroying/freeing any Vulkan objects with explicit `vkDestroy*` or `vkFree*` commands that were created using that device as the first parameter of the corresponding `vkCreate*` or `vkAllocate*` command.

NOTE

The lifetime of each of these objects is bound by the lifetime of the `VkDevice` object. Therefore, to avoid resource leaks, it is critical that an application explicitly free all of these resources prior to calling `vkDestroyDevice`.

Valid Usage

- VUID-vkDestroyDevice-device-05137
All child objects created on `device` that can be destroyed or freed **must** have been destroyed or freed prior to destroying `device`
- VUID-vkDestroyDevice-device-00379
If `VkAllocationCallbacks` were provided when `device` was created, a compatible set of callbacks **must** be provided here

- VUID-vkDestroyDevice-device-00380

If no `VkAllocationCallbacks` were provided when `device` was created, `pAllocator` **must** be `NULL`

Valid Usage (Implicit)

- VUID-vkDestroyDevice-device-parameter
If `device` is not `NULL`, `device` **must** be a valid `VkDevice` handle
- VUID-vkDestroyDevice-pAllocator-parameter
If `pAllocator` is not `NULL`, `pAllocator` **must** be a valid pointer to a valid `VkAllocationCallbacks` structure

Host Synchronization

- Host access to `device` **must** be externally synchronized
- Host access to all `VkQueue` objects created from `device` **must** be externally synchronized

5.3. Queues

5.3.1. Queue Family Properties

As discussed in the [Physical Device Enumeration](#) section above, the `vkGetPhysicalDeviceQueueFamilyProperties` command is used to retrieve details about the queue families and queues supported by a device.

Each index in the `pQueueFamilyProperties` array returned by `vkGetPhysicalDeviceQueueFamilyProperties` describes a unique queue family on that physical device. These indices are used when creating queues, and they correspond directly with the `queueFamilyIndex` that is passed to the `vkCreateDevice` command via the `VkDeviceQueueCreateInfo` structure as described in the [Queue Creation](#) section below.

Grouping of queue families within a physical device is implementation-dependent.

NOTE

The general expectation is that a physical device groups all queues of matching capabilities into a single family. However, while implementations **should** do this, it is possible that a physical device **may** return two separate queue families with the same capabilities.

Once an application has identified a physical device with the queue(s) that it desires to use, it will create those queues in conjunction with a logical device. This is described in the following section.

5.3.2. Queue Creation

Creating a logical device also creates the queues associated with that device. The queues to create

are described by a set of [VkDeviceQueueCreateInfo](#) structures that are passed to [vkCreateDevice](#) in [pQueueCreateInfos](#). Queues **cannot** be independently destroyed, and are instead destroyed with the [VkDevice](#) that they were created from.

Queues are represented by [VkQueue](#) handles:

```
// Provided by VK_VERSION_1_0
VK_DEFINE_HANDLE(VkQueue)
```

The [VkDeviceQueueCreateInfo](#) structure is defined as:

```
// Provided by VK_VERSION_1_0
typedef struct VkDeviceQueueCreateInfo {
    VkStructureType    sType;
    const void*        pNext;
    VkDeviceQueueCreateFlags flags;
    uint32_t            queueFamilyIndex;
    uint32_t            queueCount;
    const float*        pQueuePriorities;
} VkDeviceQueueCreateInfo;
```

- [sType](#) is a [VkStructureType](#) value identifying this structure.
- [pNext](#) is [NULL](#) or a pointer to a structure extending this structure.
- [flags](#) is a bitmask indicating behavior of the queues.
- [queueFamilyIndex](#) is an unsigned integer indicating the index of the queue family in which to create the queues on this device. This index corresponds to the index of an element of the [pQueueFamilyProperties](#) array that was returned by [vkGetPhysicalDeviceQueueFamilyProperties](#).
- [queueCount](#) is an unsigned integer specifying the number of queues to create in the queue family indicated by [queueFamilyIndex](#), and with the behavior specified by [flags](#).
- [pQueuePriorities](#) is a pointer to an array of [queueCount](#) normalized floating-point values, specifying priorities of work that will be submitted to each created queue. See [Queue Priority](#) for more information.

Some queue families support functionality which requires a device feature or extension to be enabled, as indicated by the [VkQueueFamilyProperties::queueFlags](#) member. Applications **may** create such queues and submit [queue submission commands](#) to them without enabling the corresponding feature or extension, but **must** not utilize the specific functionality that they did not enable.

For example, [sparse memory management operations](#) **can** be performed on queues from queue families exposing the [VK_QUEUE_SPARSE_BINDING_BIT](#) bit, provided the [sparseBinding](#) feature is enabled. If a queue family supports both the [VK_QUEUE_SPARSE_BINDING_BIT](#) and [VK_QUEUE_TRANSFER_BIT](#) bits, applications **may** create a queue from this family and issue transfer operations without enabling the [sparseBinding](#) feature.

Valid Usage

- VUID-VkDeviceQueueCreateInfo-queueFamilyIndex-00381
`queueFamilyIndex` **must** be less than `pQueueFamilyPropertyCount` returned by `vkGetPhysicalDeviceQueueFamilyProperties`
- VUID-VkDeviceQueueCreateInfo-queueCount-00382
`queueCount` **must** be less than or equal to the `queueCount` member of the `VkQueueFamilyProperties` structure, as returned by `vkGetPhysicalDeviceQueueFamilyProperties` in the `pQueueFamilyProperties[queueFamilyIndex]`
- VUID-VkDeviceQueueCreateInfo-pQueuePriorities-00383
Each element of `pQueuePriorities` **must** be between `0.0` and `1.0` inclusive
- VUID-VkDeviceQueueCreateInfo-flags-02861
If the `protectedMemory` feature is not enabled, the `VK_DEVICE_QUEUE_CREATE_PROTECTED_BIT` bit of `flags` **must** not be set
- VUID-VkDeviceQueueCreateInfo-flags-06449
If `flags` includes `VK_DEVICE_QUEUE_CREATE_PROTECTED_BIT`, `queueFamilyIndex` **must** be the index of a queue family that includes the `VK_QUEUE_PROTECTED_BIT` capability
- VUID-VkDeviceQueueCreateInfo-pNext-09398
If the `pNext` chain includes a `VkDeviceQueueShaderCoreControlCreateInfoARM` structure then `VkPhysicalDeviceSchedulingControlsPropertiesARM::schedulingControlsFlags` **must** contain `VK_PHYSICAL_DEVICE_SCHEDULING_CONTROLS_SHADER_CORE_COUNT_ARM`
- VUID-VkDeviceQueueCreateInfo-internallySynchronizedQueues-12348
If the `internallySynchronizedQueues` feature is not enabled, `flags` **must** not include `VK_DEVICE_QUEUE_CREATE INTERNALLY SYNCHRONIZED_BIT_KHR`

Valid Usage (Implicit)

- VUID-VkDeviceQueueCreateInfo-sType-sType
`sType` **must** be `VK_STRUCTURE_TYPE_DEVICE_QUEUE_CREATE_INFO`
- VUID-VkDeviceQueueCreateInfo-pNext-pNext
Each `pNext` member of any structure (including this one) in the `pNext` chain **must** be either `NULL` or a pointer to a valid instance of `VkDeviceQueueGlobalPriorityCreateInfo` or `VkDeviceQueueShaderCoreControlCreateInfoARM`
- VUID-VkDeviceQueueCreateInfo-sType-unique
The `sType` value of each structure in the `pNext` chain **must** be unique
- VUID-VkDeviceQueueCreateInfo-flags-parameter
`flags` **must** be a valid combination of `VkDeviceQueueCreateFlagBits` values
- VUID-VkDeviceQueueCreateInfo-pQueuePriorities-parameter
`pQueuePriorities` **must** be a valid pointer to an array of `queueCount` float values
- VUID-VkDeviceQueueCreateInfo-queueCount-arraylength
`queueCount` **must** be greater than `0`

Bits which **can** be set in `VkDeviceQueueCreateInfo::flags`, specifying usage behavior of a queue, are:

```
// Provided by VK_VERSION_1_1
typedef enum VkDeviceQueueCreateFlagBits {
    // Provided by VK_VERSION_1_1
    VK_DEVICE_QUEUE_CREATE_PROTECTED_BIT = 0x00000001,
    // Provided by VK_KHR_internally_synchronized_queues
    VK_DEVICE_QUEUE_CREATE_INTERNALLY_SYNCHRONIZED_BIT_KHR = 0x00000004,
} VkDeviceQueueCreateFlagBits;
```

- `VK_DEVICE_QUEUE_CREATE_PROTECTED_BIT` specifies that the device queue is a protected-capable queue.
- `VK_DEVICE_QUEUE_CREATE_INTERNALLY_SYNCHRONIZED_BIT_KHR` specifies that the device queue is internally synchronized and does not require external synchronization.

```
// Provided by VK_VERSION_1_0
typedef VkFlags VkDeviceQueueCreateFlags;
```

`VkDeviceQueueCreateFlags` is a bitmask type for setting a mask of zero or more `VkDeviceQueueCreateFlagBits`.

Queues **can** be created with a system-wide priority by adding a `VkDeviceQueueGlobalPriorityCreateInfo` structure to the `pNext` chain of `VkDeviceQueueCreateInfo`.

The `VkDeviceQueueGlobalPriorityCreateInfo` structure is defined as:

```
// Provided by VK_VERSION_1_4
typedef struct VkDeviceQueueGlobalPriorityCreateInfo {
    VkStructureType    sType;
    const void*        pNext;
    VkQueueGlobalPriority globalPriority;
} VkDeviceQueueGlobalPriorityCreateInfo;
```

```
// Provided by VK_KHR_global_priority
// Equivalent to VkDeviceQueueGlobalPriorityCreateInfo
typedef VkDeviceQueueGlobalPriorityCreateInfo
VkDeviceQueueGlobalPriorityCreateInfoKHR;
```

```
// Provided by VK_EXT_global_priority
// Equivalent to VkDeviceQueueGlobalPriorityCreateInfo
typedef VkDeviceQueueGlobalPriorityCreateInfo
VkDeviceQueueGlobalPriorityCreateInfoEXT;
```


- `sType` is a `VkStructureType` value identifying this structure.
- `pNext` is `NULL` or a pointer to a structure extending this structure.
- `globalPriority` is the system-wide priority associated to these queues as specified by `VkQueueGlobalPriority`

Queues created without specifying `VkDeviceQueueGlobalPriorityCreateInfo` will default to `VK_QUEUE_GLOBAL_PRIORITY_MEDIUM`.

Valid Usage (Implicit)

- VUID-VkDeviceQueueGlobalPriorityCreateInfo-sType-sType
`sType` **must** be `VK_STRUCTURE_TYPE_DEVICE_QUEUE_GLOBAL_PRIORITY_CREATE_INFO`
- VUID-VkDeviceQueueGlobalPriorityCreateInfo-globalPriority-parameter
`globalPriority` **must** be a valid `VkQueueGlobalPriority` value

Structure Chaining

Extends the structure

- `VkDeviceQueueCreateInfo`

Possible values of `VkDeviceQueueGlobalPriorityCreateInfo::globalPriority`, specifying a system-wide priority level are:


```
// Provided by VK_VERSION_1_4
typedef enum VkQueueGlobalPriority {
    VK_QUEUE_GLOBAL_PRIORITY_LOW = 128,
    VK_QUEUE_GLOBAL_PRIORITY_MEDIUM = 256,
    VK_QUEUE_GLOBAL_PRIORITY_HIGH = 512,
    VK_QUEUE_GLOBAL_PRIORITY_REALTIME = 1024,
// Provided by VK_EXT_global_priority
    VK_QUEUE_GLOBAL_PRIORITY_LOW_EXT = VK_QUEUE_GLOBAL_PRIORITY_LOW,
// Provided by VK_EXT_global_priority
    VK_QUEUE_GLOBAL_PRIORITY_MEDIUM_EXT = VK_QUEUE_GLOBAL_PRIORITY_MEDIUM,
// Provided by VK_EXT_global_priority
    VK_QUEUE_GLOBAL_PRIORITY_HIGH_EXT = VK_QUEUE_GLOBAL_PRIORITY_HIGH,
// Provided by VK_EXT_global_priority
    VK_QUEUE_GLOBAL_PRIORITY_REALTIME_EXT = VK_QUEUE_GLOBAL_PRIORITY_REALTIME,
// Provided by VK_KHR_global_priority
    VK_QUEUE_GLOBAL_PRIORITY_LOW_KHR = VK_QUEUE_GLOBAL_PRIORITY_LOW,
// Provided by VK_KHR_global_priority
    VK_QUEUE_GLOBAL_PRIORITY_MEDIUM_KHR = VK_QUEUE_GLOBAL_PRIORITY_MEDIUM,
// Provided by VK_KHR_global_priority
    VK_QUEUE_GLOBAL_PRIORITY_HIGH_KHR = VK_QUEUE_GLOBAL_PRIORITY_HIGH,
// Provided by VK_KHR_global_priority
    VK_QUEUE_GLOBAL_PRIORITY_REALTIME_KHR = VK_QUEUE_GLOBAL_PRIORITY_REALTIME,
} VkQueueGlobalPriority;
```

```
// Provided by VK_KHR_global_priority
// Equivalent to VkQueueGlobalPriority
typedef VkQueueGlobalPriority VkQueueGlobalPriorityKHR;
```

```
// Provided by VK_EXT_global_priority
// Equivalent to VkQueueGlobalPriority
typedef VkQueueGlobalPriority VkQueueGlobalPriorityEXT;
```

Priority values are sorted in ascending order. A comparison operation on the enum values can be used to determine the priority order.

- [VK_QUEUE_GLOBAL_PRIORITY_LOW](#) is below the system default. Useful for non-interactive tasks.
- [VK_QUEUE_GLOBAL_PRIORITY_MEDIUM](#) is the system default priority.
- [VK_QUEUE_GLOBAL_PRIORITY_HIGH](#) is above the system default.
- [VK_QUEUE_GLOBAL_PRIORITY_REALTIME](#) is the highest priority. Useful for critical tasks.

Queues with higher system priority **may** be allotted more processing time than queues with lower priority. An implementation **may** allow a higher-priority queue to starve a lower-priority queue until the higher-priority queue has no further commands to execute.

Priorities imply no ordering or scheduling constraints.

No specific guarantees are made about higher priority queues receiving more processing time or better quality of service than lower priority queues.

The global priority level of a queue takes precedence over the per-process queue priority ([VkDeviceQueueCreateInfo::pQueuePriorities](#)).

Abuse of this feature **may** result in starving the rest of the system of implementation resources. Therefore, the driver implementation **may** deny requests to acquire a priority above the default priority ([VK_QUEUE_GLOBAL_PRIORITY_MEDIUM](#)) if the caller does not have sufficient privileges. In this scenario [VK_ERROR_NOT_PERMITTED](#) is returned.

The driver implementation **may** fail the queue allocation request if resources required to complete the operation have been exhausted (either by the same process or a different process). In this scenario [VK_ERROR_INITIALIZATION_FAILED](#) is returned.

If the [globalPriorityQuery](#) feature is enabled and the requested global priority is not reported via [VkQueueFamilyGlobalPriorityProperties](#), the driver implementation **must** fail the queue creation. In this scenario, [VK_ERROR_INITIALIZATION_FAILED](#) is returned.

The number of shader cores used by a queue **can** be controlled by adding a [VkDeviceQueueShaderCoreControlCreateInfoARM](#) structure to the [pNext](#) chain of [VkDeviceQueueCreateInfo](#) structures.

The [VkDeviceQueueShaderCoreControlCreateInfoARM](#) structure is defined as:

```
// Provided by VK_ARM_scheduling_controls
typedef struct VkDeviceQueueShaderCoreControlCreateInfoARM {
    VkStructureType    sType;
    void*              pNext;
    uint32_t           shaderCoreCount;
} VkDeviceQueueShaderCoreControlCreateInfoARM;
```

- [sType](#) is a [VkStructureType](#) value identifying this structure.
- [pNext](#) is [NULL](#) or a pointer to a structure extending this structure.
- [shaderCoreCount](#) is the number of shader cores this queue uses.

Queues created without specifying [VkDeviceQueueShaderCoreControlCreateInfoARM](#) will default to using all the shader cores available.

Valid Usage

- VUID-VkDeviceQueueShaderCoreControlCreateInfoARM-shaderCoreCount-09399
[shaderCoreCount](#) **must** be greater than 0 and less than or equal to the total number of shader cores as reported via [VkPhysicalDeviceShaderCoreBuiltinsPropertiesARM::shaderCoreCount](#)

Valid Usage (Implicit)

- VUID-VkDeviceQueueShaderCoreControlCreateInfoARM-sType-sType **must** be `VK_STRUCTURE_TYPE_DEVICE_QUEUE_SHADER_CORE_CONTROL_CREATE_INFO_ARM`

Structure Chaining

Extends the structures

- `VkDeviceCreateInfo`
- `VkDeviceQueueCreateInfo`

To retrieve a handle to a `VkQueue` object, call:

```
// Provided by VK_VERSION_1_0
void vkGetDeviceQueue(
    VkDevice          device,
    uint32_t          queueFamilyIndex,
    uint32_t          queueIndex,
    VkQueue*          pQueue);
```

- `device` is the logical device that owns the queue.
- `queueFamilyIndex` is the index of the queue family to which the queue belongs.
- `queueIndex` is the index within this queue family of the queue to retrieve.
- `pQueue` is a pointer to a `VkQueue` object that will be filled with the handle for the requested queue.

`vkGetDeviceQueue` **must** only be used to get queues that were created with the `flags` parameter of `VkDeviceQueueCreateInfo` set to zero. To get queues that were created with a non-zero `flags` parameter use `vkGetDeviceQueue2`.

Valid Usage

- VUID-vkGetDeviceQueue-queueFamilyIndex-00384
`queueFamilyIndex` **must** be one of the queue family indices specified when `device` was created, via the `VkDeviceQueueCreateInfo` structure
- VUID-vkGetDeviceQueue-queueIndex-00385
`queueIndex` **must** be less than the value of `VkDeviceQueueCreateInfo::queueCount` for the queue family indicated by `queueFamilyIndex` when `device` was created
- VUID-vkGetDeviceQueue-flags-01841
`VkDeviceQueueCreateInfo::flags` **must** have been zero when `device` was created

Valid Usage (Implicit)

- VUID-vkGetDeviceQueue-device-parameter
device must be a valid [VkDevice](#) handle
- VUID-vkGetDeviceQueue-pQueue-parameter
pQueue must be a valid pointer to a [VkQueue](#) handle

To retrieve a handle to a [VkQueue](#) object with specific [VkDeviceQueueCreateFlags](#) creation flags, call:

```
// Provided by VK_VERSION_1_1
void vkGetDeviceQueue2(
    VkDevice          device,
    const VkDeviceQueueInfo2* pQueueInfo,
    VkQueue*          pQueue);
```

- **device** is the logical device that owns the queue.
- **pQueueInfo** is a pointer to a [VkDeviceQueueInfo2](#) structure, describing parameters of the device queue to be retrieved.
- **pQueue** is a pointer to a [VkQueue](#) object that will be filled with the handle for the requested queue.

Valid Usage (Implicit)

- VUID-vkGetDeviceQueue2-device-parameter
device must be a valid [VkDevice](#) handle
- VUID-vkGetDeviceQueue2-pQueueInfo-parameter
pQueueInfo must be a valid pointer to a valid [VkDeviceQueueInfo2](#) structure
- VUID-vkGetDeviceQueue2-pQueue-parameter
pQueue must be a valid pointer to a [VkQueue](#) handle

The [VkDeviceQueueInfo2](#) structure is defined as:

```
// Provided by VK_VERSION_1_1
typedef struct VkDeviceQueueInfo2 {
    VkStructureType    sType;
    const void*        pNext;
    VkDeviceQueueCreateFlags flags;
    uint32_t            queueFamilyIndex;
    uint32_t            queueIndex;
} VkDeviceQueueInfo2;
```

- **sType** is a [VkStructureType](#) value identifying this structure.

- `pNext` is `NULL` or a pointer to a structure extending this structure. The `pNext` chain of `VkDeviceQueueInfo2` **can** be used to provide additional device queue parameters to `vkGetDeviceQueue2`.
- `flags` is a `VkDeviceQueueCreateFlags` value indicating the flags used to create the device queue.
- `queueFamilyIndex` is the index of the queue family to which the queue belongs.
- `queueIndex` is the index of the queue to retrieve from within the set of queues that share both the queue family and flags specified.

The queue returned by `vkGetDeviceQueue2` **must** have the same `flags` value from this structure as that used at device creation time in a `VkDeviceQueueCreateInfo` structure.

NOTE

Normally, if you create both protected-capable and non-protected-capable queues with the same family, they are treated as separate lists of queues and `queueIndex` is relative to the start of the list of queues specified by both `queueFamilyIndex` and `flags`. However, for historical reasons, some implementations may exhibit different behavior. These divergent implementations instead concatenate the lists of queues and treat `queueIndex` as relative to the start of the first list of queues with the given `queueFamilyIndex`. This only matters in cases where an application has created both protected-capable and non-protected-capable queues from the same queue family.

For such divergent implementations, the maximum value of `queueIndex` is equal to the sum of `VkDeviceQueueCreateInfo::queueCount` minus one, for all `VkDeviceQueueCreateInfo` structures that share a common `queueFamilyIndex`.

Such implementations will return `NULL` for either the protected or unprotected queues when calling `vkGetDeviceQueue2` with `queueIndex` in the range zero to `VkDeviceQueueCreateInfo::queueCount` minus one. In cases where these implementations returned `NULL`, the corresponding queues are instead located in the extended range described in the preceding two paragraphs.

This behavior will not be observed on any driver that has passed Vulkan conformance test suite version 1.3.3.0, or any subsequent version. This information can be found by querying `VkPhysicalDeviceDriverProperties::conformanceVersion`.

Valid Usage

- VUID-VkDeviceQueueInfo2-queueFamilyIndex-01842
`queueFamilyIndex` **must** be one of the queue family indices specified when `device` was created, via the `VkDeviceQueueCreateInfo` structure
- VUID-VkDeviceQueueInfo2-flags-06225
`flags` **must** be equal to `VkDeviceQueueCreateInfo::flags` for a `VkDeviceQueueCreateInfo` structure for the queue family indicated by `queueFamilyIndex` when `device` was created
- VUID-VkDeviceQueueInfo2-queueIndex-01843
`queueIndex` **must** be less than `VkDeviceQueueCreateInfo::queueCount` for the corresponding queue family and flags indicated by `queueFamilyIndex` and `flags` when `device` was created

Valid Usage (Implicit)

- VUID-VkDeviceQueueInfo2-sType-sType
sType must be [VK_STRUCTURE_TYPE_DEVICE_QUEUE_INFO_2](#)
- VUID-VkDeviceQueueInfo2-pNext-pNext
pNext must be `NULL`
- VUID-VkDeviceQueueInfo2-flags-parameter
flags must be a valid combination of [VkDeviceQueueCreateFlagBits](#) values

5.3.3. Queue Family Index

The queue family index is used in multiple places in Vulkan in order to tie operations to a specific family of queues.

When retrieving a handle to the queue via [vkGetDeviceQueue](#), the queue family index is used to select which queue family to retrieve the [VkQueue](#) handle from as described in the previous section.

When creating a [VkCommandPool](#) object (see [Command Pools](#)), a queue family index is specified in the [VkCommandPoolCreateInfo](#) structure. Command buffers from this pool **can** only be submitted on queues corresponding to this queue family.

When creating [VkImage](#) (see [Images](#)) and [VkBuffer](#) (see [Buffers](#)) resources, a set of queue families is included in the [VkImageCreateInfo](#) and [VkBufferCreateInfo](#) structures to specify the queue families that **can** access the resource.

When inserting a [VkBufferMemoryBarrier](#) or [VkImageMemoryBarrier](#) (see [Pipeline Barriers](#)), a source and destination queue family index is specified to allow the ownership of a buffer or image to be transferred from one queue family to another. See the [Resource Sharing](#) section for details.

5.3.4. Queue Priority

Each queue is assigned a priority, as set in the [VkDeviceQueueCreateInfo](#) structures when creating the device. The priority of each queue is a normalized floating-point value between 0.0 and 1.0, which is then translated to a discrete priority level by the implementation. Higher values indicate a higher priority, with 0.0 being the lowest priority and 1.0 being the highest.

Within the same device, queues with higher priority **may** be allotted more processing time than queues with lower priority. The implementation makes no guarantees with regards to ordering or scheduling among queues with the same priority, other than the constraints defined by any [explicit synchronization primitives](#). The implementation makes no guarantees with regards to queues across different devices.

An implementation **may** allow a higher-priority queue to starve a lower-priority queue on the same [VkDevice](#) until the higher-priority queue has no further commands to execute. The relationship of queue priorities **must** not cause queues on one [VkDevice](#) to starve queues on another [VkDevice](#).

No specific guarantees are made about higher priority queues receiving more processing time or

better quality of service than lower priority queues.

Queue Performance Hints

Each queue has performance hint state, which defaults to [VK_PERF_HINT_TYPE_DEFAULT_QCOM](#) when creating them with device.

Applications **can** set a performance hint on the queue to influence the power and performance settings for the operation of the device while the queue is active. This state persists for the lifetime of the queue object and resets when the queue is destroyed or replaced when another performance hint is set on queue.

Determination of whether or not a queue is active is implementation-dependent. Submitting commands to an inactive queue reapplies the queue's current performance hint state to device.

To set a performance hint on a [VkQueue](#) object, call:

```
// Provided by VK_QCOM_queue_perf_hint
VkResult vkQueueSetPerfHintQCOM(
    VkQueue queue,
    const VkPerfHintInfoQCOM* pPerfHintInfo);
```

- `queue` is the queue to set the performance hint on.
- `pPerfHintInfo` is a pointer to a [VkPerfHintInfoQCOM](#) structure, describing the performance hint to set.

Valid Usage

- VUID-vkQueueSetPerfHintQCOM-queuePerfHint-12387
The `queuePerfHint` feature **must** be enabled
- VUID-vkQueueSetPerfHintQCOM-queue-12388
`queue` **must** support at least one of the queue types specified in [VkPhysicalDeviceQueuePerfHintPropertiesQCOM::supportedQueues](#)

Valid Usage (Implicit)

- VUID-vkQueueSetPerfHintQCOM-queue-parameter
`queue` **must** be a valid [VkQueue](#) handle
- VUID-vkQueueSetPerfHintQCOM-pPerfHintInfo-parameter
`pPerfHintInfo` **must** be a valid pointer to a valid [VkPerfHintInfoQCOM](#) structure

Host Synchronization

- Host access to `queue` **must** be externally synchronized if it was not created with

Command Properties

Command Buffer Levels	Render Pass Scope	Video Coding Scope	Supported Queue Types	Command Type
-	-	-	Any	-

Return Codes

Success

- [VK_SUCCESS](#)

Failure

- [VK_ERROR_DEVICE_LOST](#)
- [VK_ERROR_UNKNOWN](#)
- [VK_ERROR_VALIDATION_FAILED](#)

The [VkPerfHintInfoQCOM](#) structure is defined as:

```
// Provided by VK_QCOM_queue_perf_hint
typedef struct VkPerfHintInfoQCOM {
    VkStructureType    sType;
    void*              pNext;
    VkPerfHintTypeQCOM type;
    uint32_t           scale;
} VkPerfHintInfoQCOM;
```

- [sType](#) is a [VkStructureType](#) value identifying this structure.
- [pNext](#) is [NULL](#) or a pointer to a structure extending this structure.
- [type](#) is a [VkPerfHintTypeQCOM](#) value indicating the type of performance hint to apply.
- [scale](#) is a normalized fixed-point scale factor.

The device has two global frequency constraints, f_{min} and f_{max} , that can be influenced by the [VK_PERF_HINT_TYPE_FREQUENCY_MIN_QCOM](#), [VK_PERF_HINT_TYPE_FREQUENCY_MAX_QCOM](#), and [VK_PERF_HINT_TYPE_FREQUENCY_SCALED_QCOM](#) performance hints. These constraints determine the range of clock frequencies that the platform performance algorithms **may** select from. If no constraints are set, f_{min} and f_{max} are set to the minimum and maximum frequencies the device can support, F_{min} and F_{max} respectively.

The f_{min} constraint applied by [VK_PERF_HINT_TYPE_FREQUENCY_SCALED_QCOM](#) is calculated with the following:

$$f_{min} = \lfloor \frac{scale}{100} \times F_{max} \rfloor$$

The implementation rounds f_{min} down to the next available lower frequency the device supports, clamped to F_{min} .

The global frequency constraints are determined by combining the performance hints from all of the device's active queues of all processes on the host. Performance hints that influence device frequency are ranked, where a higher ranked hint supersedes all lower ranked hints. These are listed in order of highest rank to lowest:

- `VK_PERF_HINT_TYPE_FREQUENCY_MAX_QCOM`
- `VK_PERF_HINT_TYPE_FREQUENCY_SCALED_QCOM` and `scale` equal to `100`
- `VK_PERF_HINT_TYPE_FREQUENCY_SCALED_QCOM` and `scale` equal to `99`
- `VK_PERF_HINT_TYPE_FREQUENCY_SCALED_QCOM` and `scale` equal to `98`
- ...
- `VK_PERF_HINT_TYPE_FREQUENCY_SCALED_QCOM` and `scale` equal to `0`
- `VK_PERF_HINT_TYPE_DEFAULT_QCOM`
- `VK_PERF_HINT_TYPE_FREQUENCY_MIN_QCOM`

This means that `VK_PERF_HINT_TYPE_FREQUENCY_MIN_QCOM` only takes effect if all of the device's other active queues running on the host also have the `VK_PERF_HINT_TYPE_FREQUENCY_MIN_QCOM` hint applied.

NOTE

If any queue is active that never had a performance hint applied and therefore is in the `VK_PERF_HINT_TYPE_DEFAULT_QCOM` state, it will supersede in setting the constraints over `VK_PERF_HINT_TYPE_FREQUENCY_MIN_QCOM`. This is necessary to avoid negatively impacting performance for normal queues while a low power queue is active.

Valid Usage

- VUID-VkPerfHintInfoQCOM-type-12389
If `type` is not `VK_PERF_HINT_TYPE_FREQUENCY_SCALED_QCOM`, `scale` **must** equal `0`
- VUID-VkPerfHintInfoQCOM-scale-12390
`scale` **must** be less than or equal to `100`

Valid Usage (Implicit)

- VUID-VkPerfHintInfoQCOM-sType-sType
`sType` **must** be `VK_STRUCTURE_TYPE_PERF_HINT_INFO_QCOM`
- VUID-VkPerfHintInfoQCOM-pNext-pNext
`pNext` **must** be `NULL`

- VUID-VkPerfHintInfoQCOM-type-parameter
type must be a valid [VkPerfHintTypeQCOM](#) value

Possible values of [VkPerfHintInfoQCOM::type](#), specifying the type of performance hint to apply, are:

```
// Provided by VK_QCOM_queue_perf_hint
typedef enum VkPerfHintTypeQCOM {
    VK_PERF_HINT_TYPE_DEFAULT_QCOM = 0,
    VK_PERF_HINT_TYPE_FREQUENCY_MIN_QCOM = 1,
    VK_PERF_HINT_TYPE_FREQUENCY_MAX_QCOM = 2,
    VK_PERF_HINT_TYPE_FREQUENCY_SCALED_QCOM = 3,
} VkPerfHintTypeQCOM;
```

- [VK_PERF_HINT_TYPE_DEFAULT_QCOM](#) resets the performance hint state back to default for the queue.
- [VK_PERF_HINT_TYPE_FREQUENCY_MIN_QCOM](#) specifies the queue **should** prioritize power and sets the frequency constraints f_{\min} and f_{\max} to F_{\min} .
- [VK_PERF_HINT_TYPE_FREQUENCY_MAX_QCOM](#) specifies the queue **should** prioritize performance and sets the frequency constraints f_{\min} and f_{\max} to F_{\max} .
- [VK_PERF_HINT_TYPE_FREQUENCY_SCALED_QCOM](#) specifies the queue **should** be balanced between performance and power and sets the frequency constraint f_{\min} by applying a scale factor to F_{\max} . No constraint is applied to f_{\max} .

5.3.5. Queue Submission

Work is submitted to a queue via *queue submission* commands such as [vkQueueSubmit2](#) or [vkQueuePresentKHR](#) or [vkQueueSubmit](#). Queue submission commands define a set of *queue operations* to be executed by the underlying physical device, including synchronization with semaphores and fences.

Submission commands take as parameters a target queue, zero or more *batches* of work, and an **optional** fence to signal upon completion. Each batch consists of three distinct parts:

1. Zero or more semaphores to wait on before execution of the rest of the batch.
 - If present, these describe a [semaphore wait operation](#).
2. Zero or more work items to execute.
 - If present, these describe a *queue operation* matching the work described.
3. Zero or more semaphores to signal upon completion of the work items.
 - If present, these describe a [semaphore signal operation](#).

If a fence is present in a queue submission, it describes a [fence signal operation](#).

All work described by a queue submission command **must** be submitted to the queue before the command returns.

Sparse Memory Binding

In Vulkan it is possible to sparsely bind memory to buffers and images as described in the [Sparse Resource](#) chapter. Sparse memory binding is a queue operation. A queue whose flags include the `VK_QUEUE_SPARSE_BINDING_BIT` **must** be able to support the mapping of a virtual address to a physical address on the device. This causes an update to the page table mappings on the device. This update **must** be synchronized on a queue to avoid corrupting page table mappings during execution of graphics commands. By binding the sparse memory resources on queues, all commands that are dependent on the updated bindings are synchronized to only execute after the binding is updated. See the [Synchronization and Cache Control](#) chapter for how this synchronization is accomplished.

5.3.6. Queue Destruction

Queues are created along with a logical device during `vkCreateDevice`. All queues associated with a logical device are destroyed when `vkDestroyDevice` is called on that device.

Chapter 6. Command Buffers

Command buffers are objects used to record commands which **can** be subsequently submitted to a device queue for execution. There are two levels of command buffers - *primary command buffers*, which **can** execute secondary command buffers, and which are submitted to queues, and *secondary command buffers*, which **can** be executed by primary command buffers, and which are not directly submitted to queues.

Command buffers are represented by `VkCommandBuffer` handles:

```
// Provided by VK_VERSION_1_0
VK_DEFINE_HANDLE(VkCommandBuffer)
```

Recorded commands include commands to bind pipelines and descriptor sets to the command buffer, commands to modify dynamic state, commands to draw (for graphics rendering), commands to dispatch (for compute), commands to execute secondary command buffers (for primary command buffers only), commands to copy buffers and images, and other commands.

Each command buffer manages state independently of other command buffers. There is no inheritance of state across primary and secondary command buffers, or between secondary command buffers. When a command buffer begins recording, all state in that command buffer is undefined. When secondary command buffer(s) are recorded to execute on a primary command buffer, the secondary command buffer inherits no state from the primary command buffer, and all state of the primary command buffer is undefined after an execute secondary command buffer command is recorded, with the following exception(s):

- If the primary command buffer is inside a render pass instance, then the render pass and subpass state is not disturbed by executing secondary command buffers.
- If the primary command buffer has a descriptor heap bound, and the address of that descriptor heap is specified in `VkCommandBufferInheritanceDescriptorHeapInfoEXT` for every secondary command buffer, that heap binding is not disturbed by executing secondary command buffers.

For state dependent commands (such as draws and dispatches), any state consumed by those commands **must** not be undefined.

`VkCommandBufferInheritanceViewportScissorInfoNV` defines an exception allowing limited inheritance of dynamic viewport and scissor state.

Unless otherwise specified, and without explicit synchronization, the various commands submitted to a queue via command buffers **may** execute in arbitrary order relative to each other, and/or concurrently. Also, the memory side effects of those commands **may** not be directly visible to other commands without explicit memory dependencies. This is true within a command buffer, and across command buffers submitted to a given queue. See [the synchronization chapter](#) for information on [implicit](#) and explicit synchronization between commands.

6.1. Command Buffer Lifecycle

Each command buffer is always in one of the following states:

Initial

Command buffers in the *initial state* **can** only be transitioned to the recording state, or freed. When a command buffer is [allocated](#), it is in the *initial state*. Command buffers in any state other than the pending state **can** be transitioned to the initial state by calling [vkResetCommandPool](#) on the pool they were allocated from. Command buffers allocated from a command pool created with [VK_COMMAND_POOL_CREATE_RESET_COMMAND_BUFFER_BIT](#) and in any state other than the pending state **can** also be transitioned to the initial state by calling [vkResetCommandBuffer](#).

Recording

Command buffers in the *recording state* **can** be used to record commands via [vkCmd*](#) commands, be reset, or be freed. Command buffers in the initial state **can** be transitioned to the recording state by [vkBeginCommandBuffer](#). Command buffers allocated from a command pool created with [VK_COMMAND_POOL_CREATE_RESET_COMMAND_BUFFER_BIT](#) in the invalid, recording, or executable state **can** also be transitioned to the recording state by [vkBeginCommandBuffer](#).

Executable

A command buffer in the *executable state* **can** be [submitted for execution](#), reset, freed, or [recorded to another command buffer](#). Command buffers in the recording state are transitioned to the executable state by [vkEndCommandBuffer](#). Command buffers in the pending state that were recorded without the [VK_COMMAND_BUFFER_USAGE_ONE_TIME_SUBMIT_BIT](#) flag immediately return to the executable state as the final command in the command buffer completes all execution, which can be observed via [synchronization commands](#).

Pending

A command buffer in the *pending state* **must** not be modified by the application, as it **may** be executing on the device. Command buffers in the pending state that were recorded without the [VK_COMMAND_BUFFER_USAGE_SIMULTANEOUS_USE_BIT](#) flag, or with the [VK_COMMAND_BUFFER_USAGE_ONE_TIME_SUBMIT_BIT](#) flag, **must** not be submitted to the device for execution. Command buffers in the executable state **can** be transitioned to the pending state by [queue submission commands](#). Once commands in the command buffer have completed all execution, the command buffer is immediately in either the executable state, or in the invalid state if it was recorded with the [VK_COMMAND_BUFFER_USAGE_ONE_TIME_SUBMIT_BIT](#) flag. A [synchronization](#) command **can** be used to detect when command execution is complete.

Invalid

A command buffer in the *invalid state* **can** be reset or freed. Command buffers in any state other than the pending state will transition to the invalid state if any memory or object, other than [VkCommandPool](#), that **may** be accessed when the command buffer is accessed (e.g. an object bound to the command buffer) is destroyed or freed. Command buffers in any state other than the pending state will transition to the invalid state if any command buffer executed within it via [vkCmdExecuteCommands](#) transitions to any state other than the pending or executable state. Command buffers in the pending state that were recorded without the [VK_COMMAND_BUFFER_USAGE_ONE_TIME_SUBMIT_BIT](#) flag are immediately invalid as the

final command in the command buffer completes all execution, which can be observed via [synchronization commands](#).

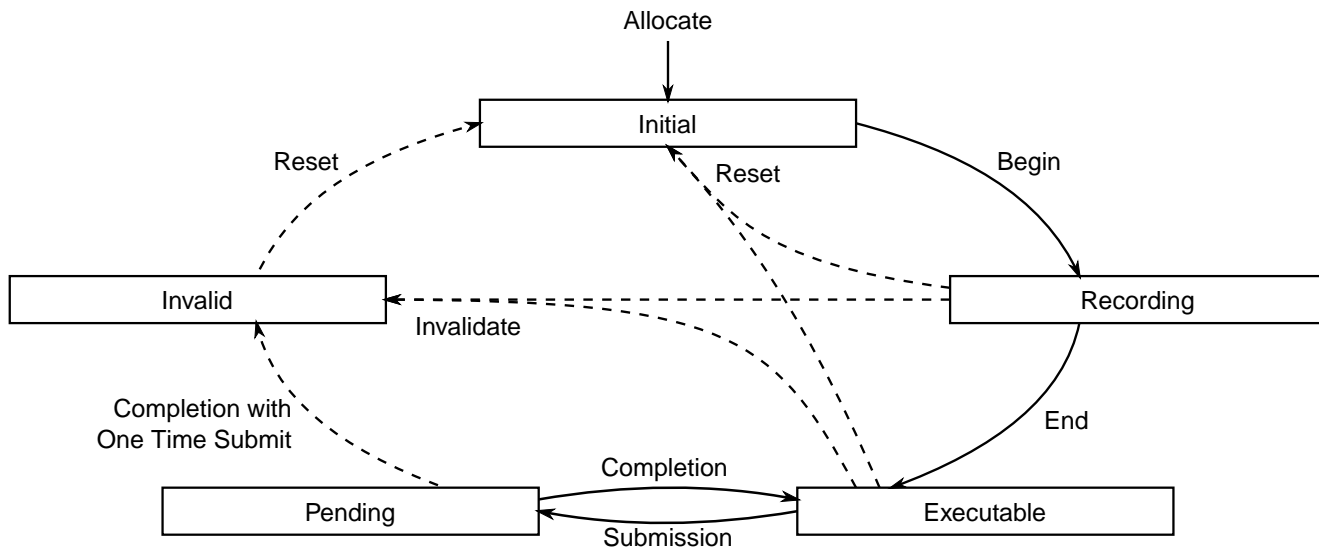


Figure 1. Lifecycle of a command buffer

NOTE

The pending state is tied entirely to the status of execution of a command buffer’s commands; once all commands are finished executing, the command buffer is in the subsequent state (executable or invalid) with no further intervention.

Detection of the final command in a command buffer completing all stages of execution (i.e. `VK_PIPELINE_STAGE_ALL_COMMANDS_BIT`) with a [synchronization command](#) is sufficient to ensure the command buffer is in the expected state.

[Secondary command buffers](#) can be recorded to a primary command buffer via `vkCmdExecuteCommands`. This partially ties the lifecycle of the two command buffers together - if the primary is submitted to a queue, both the primary and any secondaries recorded to it move to the *pending* state. Similarly, once execution of the primary completes, it completes for any command buffer recorded within it.

NOTE

Resetting or freeing a primary command buffer removes the lifecycle linkage to all secondary command buffers that were recorded into it.

6.2. Command Pools

Command pools are opaque objects that command buffer memory is allocated from, and which allow the implementation to amortize the cost of resource creation across multiple command buffers. Command pools are externally synchronized, meaning that a command pool **must** not be used concurrently in multiple threads. That includes use via recording commands on any command buffers allocated from the pool, as well as operations that allocate, free, and reset command buffers or the pool itself.

Command pools are represented by `VkCommandPool` handles:


```
// Provided by VK_VERSION_1_0
VK_DEFINE_NON_DISPATCHABLE_HANDLE(VkCommandPool)
```

To create a command pool, call:

```
// Provided by VK_VERSION_1_0
VkResult vkCreateCommandPool(
    VkDevice                                device,
    const VkCommandPoolCreateInfo*          pCreateInfo,
    const VkAllocationCallbacks*            pAllocator,
    VkCommandPool*                          pCommandPool);
```

- **device** is the logical device that creates the command pool.
- **pCreateInfo** is a pointer to a [VkCommandPoolCreateInfo](#) structure specifying the state of the command pool object.
- **pAllocator** controls host memory allocation as described in the [Memory Allocation](#) chapter.
- **pCommandPool** is a pointer to a [VkCommandPool](#) handle in which the created pool is returned.

Valid Usage

- VUID-vkCreateCommandPool-queueFamilyIndex-01937
pCreateInfo->queueFamilyIndex **must** be the index of a queue family available in the logical device **device**

Valid Usage (Implicit)

- VUID-vkCreateCommandPool-device-parameter
device **must** be a valid [VkDevice](#) handle
- VUID-vkCreateCommandPool-pCreateInfo-parameter
pCreateInfo **must** be a valid pointer to a valid [VkCommandPoolCreateInfo](#) structure
- VUID-vkCreateCommandPool-pAllocator-parameter
If **pAllocator** is not **NULL**, **pAllocator** **must** be a valid pointer to a valid [VkAllocationCallbacks](#) structure
- VUID-vkCreateCommandPool-pCommandPool-parameter
pCommandPool **must** be a valid pointer to a [VkCommandPool](#) handle
- VUID-vkCreateCommandPool-device-queuecount
The device **must** have been created with at least **1** queue

Return Codes

Success

- [VK_SUCCESS](#)

Failure

- [VK_ERROR_OUT_OF_DEVICE_MEMORY](#)
- [VK_ERROR_OUT_OF_HOST_MEMORY](#)
- [VK_ERROR_UNKNOWN](#)
- [VK_ERROR_VALIDATION_FAILED](#)

The [VkCommandPoolCreateInfo](#) structure is defined as:

```
// Provided by VK_VERSION_1_0
typedef struct VkCommandPoolCreateInfo {
    VkStructureType      sType;
    const void*          pNext;
    VkCommandPoolCreateFlags flags;
    uint32_t             queueFamilyIndex;
} VkCommandPoolCreateInfo;
```

- [sType](#) is a [VkStructureType](#) value identifying this structure.
- [pNext](#) is [NULL](#) or a pointer to a structure extending this structure.
- [flags](#) is a bitmask of [VkCommandPoolCreateFlagBits](#) indicating usage behavior for the pool and command buffers allocated from it.
- [queueFamilyIndex](#) designates a queue family as described in section [Queue Family Properties](#). All command buffers allocated from this command pool **must** be submitted on queues from the same queue family.

Valid Usage

- VUID-VkCommandPoolCreateInfo-flags-02860

If the [protectedMemory](#) feature is not enabled, the [VK_COMMAND_POOL_CREATE_PROTECTED_BIT](#) bit of [flags](#) **must** not be set

- VUID-VkCommandPoolCreateInfo-pNext-09908

If the [pNext](#) chain includes a [VkDataGraphProcessingEngineCreateInfoARM](#) structure, then [queueFamilyIndex](#) **must** designate a queue family that supports [VK_QUEUE_DATA_GRAPH_BIT_ARM](#)

- VUID-VkCommandPoolCreateInfo-pNext-09909

If the [pNext](#) chain includes a [VkDataGraphProcessingEngineCreateInfoARM](#) structure, each member of [pProcessingEngines](#) **must** be identical to [VkQueueFamilyDataGraphPropertiesARM::engine](#) retrieved from [vkGetPhysicalDeviceQueueFamilyDataGraphPropertiesARM](#) with [queueFamilyIndex](#) and

the `physicalDevice` that was used to create `device`

- VUID-VkCommandPoolCreateInfo-queueFamilyIndex-11830

If `queueFamilyIndex` designates a queue family that supports `VK_QUEUE_DATA_GRAPH_BIT_ARM` and enumerates a foreign engine through `vkGetPhysicalDeviceQueueFamilyDataGraphPropertiesARM` with type `VK_PHYSICAL_DEVICE_DATA_GRAPH_PROCESSING_ENGINE_TYPE_NEURAL_QCOM` or `VK_PHYSICAL_DEVICE_DATA_GRAPH_PROCESSING_ENGINE_TYPE_COMPUTE_QCOM`, the `pNext` chain must include `VkDataGraphProcessingEngineCreateInfoARM` with `VkPhysicalDeviceDataGraphProcessingEngineARM::isForeign` set to `VK_TRUE` for all elements of `pProcessingEngines`

Valid Usage (Implicit)

- VUID-VkCommandPoolCreateInfo-sType-sType

`sType` must be `VK_STRUCTURE_TYPE_COMMAND_POOL_CREATE_INFO`

- VUID-VkCommandPoolCreateInfo-pNext-pNext

`pNext` must be `NULL` or a pointer to a valid instance of `VkDataGraphProcessingEngineCreateInfoARM`

- VUID-VkCommandPoolCreateInfo-sType-unique

The `sType` value of each structure in the `pNext` chain must be unique

- VUID-VkCommandPoolCreateInfo-flags-parameter

`flags` must be a valid combination of `VkCommandPoolCreateFlagBits` values

Bits which can be set in `VkCommandPoolCreateInfo::flags`, specifying usage behavior for a command pool, are:

```
// Provided by VK_VERSION_1_0
typedef enum VkCommandPoolCreateFlagBits {
    VK_COMMAND_POOL_CREATE_TRANSIENT_BIT = 0x00000001,
    VK_COMMAND_POOL_CREATE_RESET_COMMAND_BUFFER_BIT = 0x00000002,
    // Provided by VK_VERSION_1_1
    VK_COMMAND_POOL_CREATE_PROTECTED_BIT = 0x00000004,
} VkCommandPoolCreateFlagBits;
```

- `VK_COMMAND_POOL_CREATE_TRANSIENT_BIT` specifies that command buffers allocated from the pool will be short-lived, meaning that they will be reset or freed in a relatively short timeframe. This flag may be used by the implementation to control memory allocation behavior within the pool.
- `VK_COMMAND_POOL_CREATE_RESET_COMMAND_BUFFER_BIT` allows any command buffer allocated from a pool to be individually reset to the initial state; either by calling `vkResetCommandBuffer`, or via the implicit reset when calling `vkBeginCommandBuffer`. If this flag is not set on a pool, then `vkResetCommandBuffer` must not be called for any command buffer allocated from that pool.

- [VK_COMMAND_POOL_CREATE_PROTECTED_BIT](#) specifies that command buffers allocated from the pool are protected command buffers.

```
// Provided by VK_VERSION_1_0
typedef VkFlags VkCommandPoolCreateFlags;
```

[VkCommandPoolCreateFlags](#) is a bitmask type for setting a mask of zero or more [VkCommandPoolCreateFlagBits](#).

To trim a command pool, call:

```
// Provided by VK_VERSION_1_1
void vkTrimCommandPool(
    VkDevice                device,
    VkCommandPool           commandPool,
    VkCommandPoolTrimFlags  flags);
```

```
// Provided by VK_KHR_maintenance1
// Equivalent to vkTrimCommandPool
void vkTrimCommandPoolKHR(
    VkDevice                device,
    VkCommandPool           commandPool,
    VkCommandPoolTrimFlags  flags);
```

- [device](#) is the logical device that owns the command pool.
- [commandPool](#) is the command pool to trim.
- [flags](#) is reserved for future use.

Trimming a command pool recycles unused memory from the command pool back to the system. Command buffers allocated from the pool are not affected by the command.

This command provides applications with some control over the internal memory allocations used by command pools.

NOTE Unused memory normally arises from command buffers that have been recorded and later reset, such that they are no longer using the memory. On reset, a command buffer can return memory to its command pool, but the only way to release memory from a command pool to the system requires calling [vkResetCommandPool](#), which cannot be executed while any command buffers from that pool are still in use. Subsequent recording operations into command buffers will reuse this memory but since total memory requirements fluctuate over time, unused memory can accumulate.

In this situation, trimming a command pool **may** be useful to return unused memory back to the system, returning the total outstanding memory allocated by the pool back to a more “average” value.

Implementations utilize many internal allocation strategies that make it impossible to guarantee that all unused memory is released back to the system. For instance, an implementation of a command pool **may** involve allocating memory in bulk from the system and sub-allocating from that memory. In such an implementation any live command buffer that holds a reference to a bulk allocation would prevent that allocation from being freed, even if only a small proportion of the bulk allocation is in use.

In most cases trimming will result in a reduction in allocated but unused memory, but it does not guarantee the “ideal” behavior.

Trimming **may** be an expensive operation, and **should** not be called frequently. Trimming **should** be treated as a way to relieve memory pressure after application-known points when there exists enough unused memory that the cost of trimming is “worth” it.

Valid Usage (Implicit)

- VUID-vkTrimCommandPool-device-parameter
device **must** be a valid [VkDevice](#) handle
- VUID-vkTrimCommandPool-commandPool-parameter
commandPool **must** be a valid [VkCommandPool](#) handle
- VUID-vkTrimCommandPool-flags-zeroBitmask
flags **must** be 0
- VUID-vkTrimCommandPool-commandPool-parent
commandPool **must** have been created, allocated, or retrieved from **device**

Host Synchronization

- Host access to **commandPool** **must** be externally synchronized

```
// Provided by VK_VERSION_1_1
typedef VkFlags VkCommandPoolTrimFlags;
```

```
// Provided by VK_KHR_maintenance1
// Equivalent to VkCommandPoolTrimFlags
typedef VkCommandPoolTrimFlags VkCommandPoolTrimFlagsKHR;
```

VkCommandPoolTrimFlags is a bitmask type for setting a mask, but is currently reserved for future use.

To reset a command pool, call:


```
// Provided by VK_VERSION_1_0
VkResult vkResetCommandPool(
    VkDevice                device,
    VkCommandPool           commandPool,
    VkCommandPoolResetFlags flags);
```

- **device** is the logical device that owns the command pool.
- **commandPool** is the command pool to reset.
- **flags** is a bitmask of [VkCommandPoolResetFlagBits](#) controlling the reset operation.

Resetting a command pool recycles all of the resources from all of the command buffers allocated from the command pool back to the command pool. All command buffers that have been allocated from the command pool are put in the [initial state](#).

Any primary command buffer allocated from another [VkCommandPool](#) that is in the [recording or executable state](#) and has a secondary command buffer allocated from **commandPool** recorded into it, becomes [invalid](#).

Valid Usage

- VUID-vkResetCommandPool-commandPool-00040
All **VkCommandBuffer** objects allocated from **commandPool** **must** not be in the [pending state](#)

Valid Usage (Implicit)

- VUID-vkResetCommandPool-device-parameter
device **must** be a valid [VkDevice](#) handle
- VUID-vkResetCommandPool-commandPool-parameter
commandPool **must** be a valid [VkCommandPool](#) handle
- VUID-vkResetCommandPool-flags-parameter
flags **must** be a valid combination of [VkCommandPoolResetFlagBits](#) values
- VUID-vkResetCommandPool-commandPool-parent
commandPool **must** have been created, allocated, or retrieved from **device**

Host Synchronization

- Host access to **commandPool** **must** be externally synchronized

Return Codes

Success

- [VK_SUCCESS](#)

Failure

- [VK_ERROR_OUT_OF_DEVICE_MEMORY](#)
- [VK_ERROR_UNKNOWN](#)
- [VK_ERROR_VALIDATION_FAILED](#)

Bits which **can** be set in [vkResetCommandPool::flags](#), controlling the reset operation, are:

```
// Provided by VK_VERSION_1_0
typedef enum VkCommandPoolResetFlagBits {
    VK_COMMAND_POOL_RESET_RELEASE_RESOURCES_BIT = 0x00000001,
} VkCommandPoolResetFlagBits;
```

- [VK_COMMAND_POOL_RESET_RELEASE_RESOURCES_BIT](#) specifies that resetting a command pool recycles all of the resources from the command pool back to the system.

```
// Provided by VK_VERSION_1_0
typedef VkFlags VkCommandPoolResetFlags;
```

[VkCommandPoolResetFlags](#) is a bitmask type for setting a mask of zero or more [VkCommandPoolResetFlagBits](#).

To destroy a command pool, call:

```
// Provided by VK_VERSION_1_0
void vkDestroyCommandPool(
    VkDevice          device,
    VkCommandPool     commandPool,
    const VkAllocationCallbacks* pAllocator);
```

- [device](#) is the logical device that destroys the command pool.
- [commandPool](#) is the handle of the command pool to destroy.
- [pAllocator](#) controls host memory allocation as described in the [Memory Allocation](#) chapter.

When a pool is destroyed, all command buffers allocated from the pool are [freed](#).

Any primary command buffer allocated from another [VkCommandPool](#) that is in the [recording or executable state](#) and has a secondary command buffer allocated from [commandPool](#) recorded into it, becomes [invalid](#).

Valid Usage

- VUID-vkDestroyCommandPool-commandPool-00041
All `VkCommandBuffer` objects allocated from `commandPool` **must** not be in the `pending state`
- VUID-vkDestroyCommandPool-commandPool-00042
If `VkAllocationCallbacks` were provided when `commandPool` was created, a compatible set of callbacks **must** be provided here
- VUID-vkDestroyCommandPool-commandPool-00043
If no `VkAllocationCallbacks` were provided when `commandPool` was created, `pAllocator` **must** be `NULL`

Valid Usage (Implicit)

- VUID-vkDestroyCommandPool-device-parameter
`device` **must** be a valid `VkDevice` handle
- VUID-vkDestroyCommandPool-commandPool-parameter
If `commandPool` is not `VK_NULL_HANDLE`, `commandPool` **must** be a valid `VkCommandPool` handle
- VUID-vkDestroyCommandPool-pAllocator-parameter
If `pAllocator` is not `NULL`, `pAllocator` **must** be a valid pointer to a valid `VkAllocationCallbacks` structure
- VUID-vkDestroyCommandPool-commandPool-parent
If `commandPool` is a valid handle, it **must** have been created, allocated, or retrieved from `device`

Host Synchronization

- Host access to `commandPool` **must** be externally synchronized

6.3. Command Buffer Allocation and Management

To allocate command buffers, call:

```
// Provided by VK_VERSION_1_0
VkResult vkAllocateCommandBuffers(
    VkDevice device,
    const VkCommandBufferAllocateInfo* pAllocateInfo,
    VkCommandBuffer* pCommandBuffers);
```

- `device` is the logical device that owns the command pool.
- `pAllocateInfo` is a pointer to a `VkCommandBufferAllocateInfo` structure describing parameters

of the allocation. `commandPool` **may** be accessed any time one of the resulting command buffers is accessed.

- `pCommandBuffers` is a pointer to an array of `VkCommandBuffer` handles in which the resulting command buffer objects are returned. The array **must** be at least the length specified by the `commandBufferCount` member of `pAllocateInfo`. Each allocated command buffer begins in the initial state.

`vkAllocateCommandBuffers` **can** be used to allocate multiple command buffers. If the allocation of any of those command buffers fails, the implementation **must** free all successfully allocated command buffer objects from this command, set all entries of the `pCommandBuffers` array to `NULL` and return the error.

NOTE

Filling `pCommandBuffers` with `NULL` values on failure is an exception to the default error behavior that output parameters will have undefined contents.

When command buffers are first allocated, they are in the `initial state`.

Valid Usage (Implicit)

- VUID-vkAllocateCommandBuffers-device-parameter
`device` **must** be a valid `VkDevice` handle
- VUID-vkAllocateCommandBuffers-pAllocateInfo-parameter
`pAllocateInfo` **must** be a valid pointer to a valid `VkCommandBufferAllocateInfo` structure
- VUID-vkAllocateCommandBuffers-pCommandBuffers-parameter
`pCommandBuffers` **must** be a valid pointer to an array of `pAllocateInfo->commandBufferCount` `VkCommandBuffer` handles
- VUID-vkAllocateCommandBuffers-device-queuecount
The device **must** have been created with at least `1` queue
- VUID-vkAllocateCommandBuffers-pAllocateInfo::commandBufferCount-arraylength
`pAllocateInfo->commandBufferCount` **must** be greater than `0`

Return Codes

Success

- `VK_SUCCESS`

Failure

- `VK_ERROR_OUT_OF_DEVICE_MEMORY`
- `VK_ERROR_OUT_OF_HOST_MEMORY`
- `VK_ERROR_UNKNOWN`
- `VK_ERROR_VALIDATION_FAILED`

The `VkCommandBufferAllocateInfo` structure is defined as:


```
// Provided by VK_VERSION_1_0
typedef struct VkCommandBufferAllocateInfo {
    VkStructureType      sType;
    const void*          pNext;
    VkCommandPool        commandPool;
    VkCommandBufferLevel level;
    uint32_t             commandBufferCount;
} VkCommandBufferAllocateInfo;
```

- **sType** is a [VkStructureType](#) value identifying this structure.
- **pNext** is `NULL` or a pointer to a structure extending this structure.
- **commandPool** is the command pool from which the command buffers are allocated.
- **level** is a [VkCommandBufferLevel](#) value specifying the command buffer level.
- **commandBufferCount** is the number of command buffers to allocate from the pool.

Valid Usage (Implicit)

- VUID-VkCommandBufferAllocateInfo-sType-sType
sType must be [VK_STRUCTURE_TYPE_COMMAND_BUFFER_ALLOCATE_INFO](#)
- VUID-VkCommandBufferAllocateInfo-pNext-pNext
pNext must be `NULL`
- VUID-VkCommandBufferAllocateInfo-commandPool-parameter
commandPool must be a valid [VkCommandPool](#) handle
- VUID-VkCommandBufferAllocateInfo-level-parameter
level must be a valid [VkCommandBufferLevel](#) value

Host Synchronization

- Host access to **commandPool** **must** be externally synchronized

Possible values of [VkCommandBufferAllocateInfo::level](#), specifying the command buffer level, are:

```
// Provided by VK_VERSION_1_0
typedef enum VkCommandBufferLevel {
    VK_COMMAND_BUFFER_LEVEL_PRIMARY = 0,
    VK_COMMAND_BUFFER_LEVEL_SECONDARY = 1,
} VkCommandBufferLevel;
```

- [VK_COMMAND_BUFFER_LEVEL_PRIMARY](#) specifies a primary command buffer.
- [VK_COMMAND_BUFFER_LEVEL_SECONDARY](#) specifies a secondary command buffer.

To reset a command buffer, call:


```
// Provided by VK_VERSION_1_0
VkResult vkResetCommandBuffer(
    VkCommandBuffer                commandBuffer,
    VkCommandBufferResetFlags      flags);
```

- **commandBuffer** is the command buffer to reset. The command buffer **can** be in any state other than **pending**, and is moved into the **initial state**.
- **flags** is a bitmask of **VkCommandBufferResetFlagBits** controlling the reset operation.

Any primary command buffer that is in the **recording or executable state** and has **commandBuffer** recorded into it, becomes **invalid**.

After a command buffer is reset, any objects or memory specified by commands recorded into the command buffer **must** no longer be accessed when the command buffer is accessed by the implementation.

Valid Usage

- VUID-vkResetCommandBuffer-commandBuffer-00045
commandBuffer **must** not be in the **pending state**
- VUID-vkResetCommandBuffer-commandBuffer-00046
commandBuffer **must** have been allocated from a pool that was created with the **VK_COMMAND_POOL_CREATE_RESET_COMMAND_BUFFER_BIT**

Valid Usage (Implicit)

- VUID-vkResetCommandBuffer-commandBuffer-parameter
commandBuffer **must** be a valid **VkCommandBuffer** handle
- VUID-vkResetCommandBuffer-flags-parameter
flags **must** be a valid combination of **VkCommandBufferResetFlagBits** values

Host Synchronization

- Host access to **commandBuffer** **must** be externally synchronized
- Host access to the **VkCommandPool** that **commandBuffer** was allocated from **must** be externally synchronized

Return Codes

Success

- **VK_SUCCESS**

Failure

- [VK_ERROR_OUT_OF_DEVICE_MEMORY](#)
- [VK_ERROR_UNKNOWN](#)
- [VK_ERROR_VALIDATION_FAILED](#)

Bits which **can** be set in [vkResetCommandBuffer::flags](#), controlling the reset operation, are:

```
// Provided by VK_VERSION_1_0
typedef enum VkCommandBufferResetFlagBits {
    VK_COMMAND_BUFFER_RESET_RELEASE_RESOURCES_BIT = 0x00000001,
} VkCommandBufferResetFlagBits;
```

- [VK_COMMAND_BUFFER_RESET_RELEASE_RESOURCES_BIT](#) specifies that most or all memory resources currently owned by the command buffer **should** be returned to the parent command pool. If this flag is not set, then the command buffer **may** hold onto memory resources and reuse them when recording commands. [commandBuffer](#) is moved to the [initial state](#).

```
// Provided by VK_VERSION_1_0
typedef VkFlags VkCommandBufferResetFlags;
```

[VkCommandBufferResetFlags](#) is a bitmask type for setting a mask of zero or more [VkCommandBufferResetFlagBits](#).

To free command buffers, call:

```
// Provided by VK_VERSION_1_0
void vkFreeCommandBuffers(
    VkDevice                device,
    VkCommandPool            commandPool,
    uint32_t                commandBufferCount,
    const VkCommandBuffer*  pCommandBuffers);
```

- [device](#) is the logical device that owns the command pool.
- [commandPool](#) is the command pool from which the command buffers were allocated.
- [commandBufferCount](#) is the length of the [pCommandBuffers](#) array.
- [pCommandBuffers](#) is a pointer to an array of handles of command buffers to free.

Any primary command buffer that is in the [recording or executable state](#) and has any element of [pCommandBuffers](#) recorded into it, becomes [invalid](#).

Valid Usage

- VUID-vkFreeCommandBuffers-pCommandBuffers-00047

All elements of `pCommandBuffers` **must** not be in the `pending` state

- VUID-vkFreeCommandBuffers-pCommandBuffers-00048
`pCommandBuffers` **must** be a valid pointer to an array of `commandBufferCount` `VkCommandBuffer` handles, each element of which **must** either be a valid handle or `NULL`

Valid Usage (Implicit)

- VUID-vkFreeCommandBuffers-device-parameter
`device` **must** be a valid `VkDevice` handle
- VUID-vkFreeCommandBuffers-commandPool-parameter
`commandPool` **must** be a valid `VkCommandPool` handle
- VUID-vkFreeCommandBuffers-commandBufferCount-arraylength
`commandBufferCount` **must** be greater than 0
- VUID-vkFreeCommandBuffers-commandPool-parent
`commandPool` **must** have been created, allocated, or retrieved from `device`
- VUID-vkFreeCommandBuffers-pCommandBuffers-parent
Each element of `pCommandBuffers` that is a valid handle **must** have been created, allocated, or retrieved from `commandPool`

Host Synchronization

- Host access to `commandPool` **must** be externally synchronized
- Host access to each member of `pCommandBuffers` **must** be externally synchronized

6.4. Command Buffer Recording

To begin recording a command buffer, call:

```
// Provided by VK_VERSION_1_0
VkResult vkBeginCommandBuffer(
    VkCommandBuffer          commandBuffer,
    const VkCommandBufferBeginInfo* pBeginInfo);
```

- `commandBuffer` is the handle of the command buffer which is to be put in the recording state.
- `pBeginInfo` is a pointer to a `VkCommandBufferBeginInfo` structure defining additional information about how the command buffer begins recording.

Valid Usage

- VUID-vkBeginCommandBuffer-commandBuffer-00049
`commandBuffer` **must** not be in the `recording` or `pending` state

- VUID-vkBeginCommandBuffer-commandBuffer-00050
If `commandBuffer` was allocated from a `VkCommandPool` which did not have the `VK_COMMAND_POOL_CREATE_RESET_COMMAND_BUFFER_BIT` flag set, `commandBuffer` **must** be in the `initial state`
- VUID-vkBeginCommandBuffer-commandBuffer-00051
If `commandBuffer` is a secondary command buffer, the `pInheritanceInfo` member of `pBeginInfo` **must** be a valid `VkCommandBufferInheritanceInfo` structure
- VUID-vkBeginCommandBuffer-commandBuffer-00052
If `commandBuffer` is a secondary command buffer and either the `occlusionQueryEnable` member of the `pInheritanceInfo` member of `pBeginInfo` is `VK_FALSE`, or the `occlusionQueryPrecise` feature is not enabled, then `pBeginInfo->pInheritanceInfo->queryFlags` **must** not contain `VK_QUERY_CONTROL_PRECISE_BIT`
- VUID-vkBeginCommandBuffer-commandBuffer-02840
If `commandBuffer` is a primary command buffer, then `pBeginInfo->flags` **must** not set both the `VK_COMMAND_BUFFER_USAGE_ONE_TIME_SUBMIT_BIT` and the `VK_COMMAND_BUFFER_USAGE_SIMULTANEOUS_USE_BIT` flags

Valid Usage (Implicit)

- VUID-vkBeginCommandBuffer-commandBuffer-parameter
`commandBuffer` **must** be a valid `VkCommandBuffer` handle
- VUID-vkBeginCommandBuffer-pBeginInfo-parameter
`pBeginInfo` **must** be a valid pointer to a valid `VkCommandBufferBeginInfo` structure

Host Synchronization

- Host access to `commandBuffer` **must** be externally synchronized
- Host access to the `VkCommandPool` that `commandBuffer` was allocated from **must** be externally synchronized

Return Codes

Success

- `VK_SUCCESS`

Failure

- `VK_ERROR_OUT_OF_DEVICE_MEMORY`
- `VK_ERROR_OUT_OF_HOST_MEMORY`
- `VK_ERROR_UNKNOWN`
- `VK_ERROR_VALIDATION_FAILED`

The `VkCommandBufferBeginInfo` structure is defined as:

```
// Provided by VK_VERSION_1_0
typedef struct VkCommandBufferBeginInfo {
    VkStructureType           sType;
    const void*               pNext;
    VkCommandBufferUsageFlags flags;
    const VkCommandBufferInheritanceInfo* pInheritanceInfo;
} VkCommandBufferBeginInfo;
```

- `sType` is a `VkStructureType` value identifying this structure.
- `pNext` is `NULL` or a pointer to a structure extending this structure.
- `flags` is a bitmask of `VkCommandBufferUsageFlagBits` specifying usage behavior for the command buffer.
- `pInheritanceInfo` is a pointer to a `VkCommandBufferInheritanceInfo` structure, used if `commandBuffer` is a secondary command buffer. If this is a primary command buffer, then this value is ignored.

Valid Usage

- VUID-VkCommandBufferBeginInfo-flags-09123
If `flags` contains `VK_COMMAND_BUFFER_USAGE_RENDER_PASS_CONTINUE_BIT`, the `VkCommandPool` that `commandBuffer` was allocated from **must** support graphics operations
- VUID-VkCommandBufferBeginInfo-flags-00055
If `flags` contains `VK_COMMAND_BUFFER_USAGE_RENDER_PASS_CONTINUE_BIT`, the `framebuffer` member of `pInheritanceInfo` **must** be either `VK_NULL_HANDLE`, or a valid `VkFramebuffer` that is compatible with the `renderPass` member of `pInheritanceInfo`
- VUID-VkCommandBufferBeginInfo-flags-09240
If `flags` contains `VK_COMMAND_BUFFER_USAGE_RENDER_PASS_CONTINUE_BIT` and the `dynamicRendering` feature is not enabled, the `renderPass` member of `pInheritanceInfo` **must** not be `VK_NULL_HANDLE`
- VUID-VkCommandBufferBeginInfo-flags-06002
If `flags` contains `VK_COMMAND_BUFFER_USAGE_RENDER_PASS_CONTINUE_BIT` and the `renderPass` member of `pInheritanceInfo` is `VK_NULL_HANDLE`, the `pNext` chain of `pInheritanceInfo` **must** include a `VkCommandBufferInheritanceRenderingInfo` structure
- VUID-VkCommandBufferBeginInfo-flags-06003
If `flags` contains `VK_COMMAND_BUFFER_USAGE_RENDER_PASS_CONTINUE_BIT`, the `renderPass` member of `pInheritanceInfo` is `VK_NULL_HANDLE`, and the `pNext` chain of `pInheritanceInfo` includes a `VkAttachmentSampleCountInfoAMD` or `VkAttachmentSampleCountInfoNV` structure, the `colorAttachmentCount` member of that structure **must** be equal to the value of `VkCommandBufferInheritanceRenderingInfo::colorAttachmentCount`
- VUID-VkCommandBufferBeginInfo-flags-06000
If `flags` contains `VK_COMMAND_BUFFER_USAGE_RENDER_PASS_CONTINUE_BIT` and the

`renderPass` member of `pInheritanceInfo` is not `VK_NULL_HANDLE`, the `renderPass` member of `pInheritanceInfo` **must** be a valid `VkRenderPass`

- VUID-VkCommandBufferBeginInfo-flags-06001

If `flags` contains `VK_COMMAND_BUFFER_USAGE_RENDER_PASS_CONTINUE_BIT` and the `renderPass` member of `pInheritanceInfo` is not `VK_NULL_HANDLE`, the `subpass` member of `pInheritanceInfo` **must** be a valid subpass index within the `renderPass` member of `pInheritanceInfo`

- VUID-VkCommandBufferBeginInfo-flags-10617

If `flags` contains `VK_COMMAND_BUFFER_USAGE_RENDER_PASS_CONTINUE_BIT`, the `renderPass` member of `pInheritanceInfo` is not `VK_NULL_HANDLE`, and `renderPass` was created with tile shading enabled, `VK_TILE_SHADING_RENDER_PASS_ENABLE_BIT_QCOM` **must** be included in `VkRenderPassTileShadingCreateInfoQCOM::flags`

- VUID-VkCommandBufferBeginInfo-flags-10618

If `flags` does not contain `VK_COMMAND_BUFFER_USAGE_RENDER_PASS_CONTINUE_BIT`, the `renderPass` member of `pInheritanceInfo` is `VK_NULL_HANDLE`, or `renderPass` was not created with tile shading enabled, `VK_TILE_SHADING_RENDER_PASS_ENABLE_BIT_QCOM` **must** not be included in `VkRenderPassTileShadingCreateInfoQCOM::flags`

- VUID-VkCommandBufferBeginInfo-flags-10619

If `VK_TILE_SHADING_RENDER_PASS_ENABLE_BIT_QCOM` is included in `VkRenderPassTileShadingCreateInfoQCOM::flags`, `VkRenderPassTileShadingCreateInfoQCOM::tileApronSize` **must** be equal to the `tileApronSize` used to create `renderPass`

Valid Usage (Implicit)

- VUID-VkCommandBufferBeginInfo-sType-sType

`sType` **must** be `VK_STRUCTURE_TYPE_COMMAND_BUFFER_BEGIN_INFO`

- VUID-VkCommandBufferBeginInfo-pNext-pNext

`pNext` **must** be `NULL` or a pointer to a valid instance of `VkDeviceGroupCommandBufferBeginInfo`

- VUID-VkCommandBufferBeginInfo-sType-unique

The `sType` value of each structure in the `pNext` chain **must** be unique

- VUID-VkCommandBufferBeginInfo-flags-parameter

`flags` **must** be a valid combination of `VkCommandBufferUsageFlagBits` values

Bits which **can** be set in `VkCommandBufferBeginInfo::flags`, specifying usage behavior for a command buffer, are:


```
// Provided by VK_VERSION_1_0
typedef enum VkCommandBufferUsageFlagBits {
    VK_COMMAND_BUFFER_USAGE_ONE_TIME_SUBMIT_BIT = 0x00000001,
    VK_COMMAND_BUFFER_USAGE_RENDER_PASS_CONTINUE_BIT = 0x00000002,
    VK_COMMAND_BUFFER_USAGE_SIMULTANEOUS_USE_BIT = 0x00000004,
} VkCommandBufferUsageFlagBits;
```

- [VK_COMMAND_BUFFER_USAGE_ONE_TIME_SUBMIT_BIT](#) specifies that each recording of the command buffer will only be submitted once, and the command buffer will be reset and recorded again between each submission.
- [VK_COMMAND_BUFFER_USAGE_RENDER_PASS_CONTINUE_BIT](#) specifies that a secondary command buffer is considered to be entirely inside a render pass. If this is a primary command buffer, then this bit is ignored.
- [VK_COMMAND_BUFFER_USAGE_SIMULTANEOUS_USE_BIT](#) specifies that a command buffer **can** be resubmitted to any queue of the same queue family while it is in the *pending state*, and recorded into multiple primary command buffers.

```
// Provided by VK_VERSION_1_0
typedef VkFlags VkCommandBufferUsageFlags;
```

[VkCommandBufferUsageFlags](#) is a bitmask type for setting a mask of zero or more [VkCommandBufferUsageFlagBits](#).

If the command buffer is a secondary command buffer, then the [VkCommandBufferInheritanceInfo](#) structure defines any state that will be inherited from the primary command buffer:

```
// Provided by VK_VERSION_1_0
typedef struct VkCommandBufferInheritanceInfo {
    VkStructureType      sType;
    const void*          pNext;
    VkRenderPass          renderPass;
    uint32_t              subpass;
    VkFramebuffer         framebuffer;
    VkBool32              occlusionQueryEnable;
    VkQueryControlFlags   queryFlags;
    VkQueryPipelineStatisticFlags pipelineStatistics;
} VkCommandBufferInheritanceInfo;
```

- [sType](#) is a [VkStructureType](#) value identifying this structure.
- [pNext](#) is `NULL` or a pointer to a structure extending this structure.
- [renderPass](#) is a [VkRenderPass](#) object defining which render passes the [VkCommandBuffer](#) will be [compatible](#) with and **can** be executed within.
- [subpass](#) is the index of the subpass within the render pass instance that the [VkCommandBuffer](#) will be executed within.

- **framebuffer** **can** refer to the [VkFramebuffer](#) object that the [VkCommandBuffer](#) will be rendering to if it is executed within a render pass instance. It **can** be [VK_NULL_HANDLE](#) if the framebuffer is not known.

NOTE

Specifying the exact framebuffer that the secondary command buffer will be executed with **may** result in better performance at command buffer execution time.

- **occlusionQueryEnable** specifies whether the command buffer **can** be executed while an occlusion query is active in the primary command buffer. If this is [VK_TRUE](#), then this command buffer **can** be executed whether the primary command buffer has an occlusion query active or not. If this is [VK_FALSE](#), then the primary command buffer **must** not have an occlusion query active.
- **queryFlags** specifies the query flags that **can** be used by an active occlusion query in the primary command buffer when this secondary command buffer is executed. If this value includes the [VK_QUERY_CONTROL_PRECISE_BIT](#) bit, then the active query **can** return boolean results or actual sample counts. If this bit is not set, then the active query **must** not use the [VK_QUERY_CONTROL_PRECISE_BIT](#) bit.
- **pipelineStatistics** is a bitmask of [VkQueryPipelineStatisticFlagBits](#) specifying the set of pipeline statistics that **can** be counted by an active query in the primary command buffer when this secondary command buffer is executed. If this value includes a given bit, then this command buffer **can** be executed whether the primary command buffer has a pipeline statistics query active that includes this bit or not. If this value excludes a given bit, then the active pipeline statistics query **must** not be from a query pool that counts that statistic.

If the [VkCommandBuffer](#) will not be executed within a render pass instance, or if the render pass instance was begun with [vkCmdBeginRendering](#), **renderPass**, **subpass**, and **framebuffer** are ignored.

Valid Usage

- VUID-VkCommandBufferInheritanceInfo-occlusionQueryEnable-00056
If the **inheritedQueries** feature is not enabled, **occlusionQueryEnable** **must** be [VK_FALSE](#)
- VUID-VkCommandBufferInheritanceInfo-queryFlags-00057
If the **inheritedQueries** feature is enabled, **queryFlags** **must** be a valid combination of [VkQueryControlFlagBits](#) values
- VUID-VkCommandBufferInheritanceInfo-queryFlags-02788
If the **inheritedQueries** feature is not enabled, **queryFlags** **must** be 0
- VUID-VkCommandBufferInheritanceInfo-pipelineStatistics-02789
If the **pipelineStatisticsQuery** feature is enabled, **pipelineStatistics** **must** be a valid combination of [VkQueryPipelineStatisticFlagBits](#) values
- VUID-VkCommandBufferInheritanceInfo-pipelineStatistics-00058
If the **pipelineStatisticsQuery** feature is not enabled, **pipelineStatistics** **must** be 0

Valid Usage (Implicit)

- VUID-VkCommandBufferInheritanceInfo-sType-sType
`sType` **must** be `VK_STRUCTURE_TYPE_COMMAND_BUFFER_INHERITANCE_INFO`
- VUID-VkCommandBufferInheritanceInfo-pNext-pNext
Each `pNext` member of any structure (including this one) in the `pNext` chain **must** be either `NULL` or a pointer to a valid instance of `VkAttachmentSampleCountInfoAMD`, `VkCommandBufferInheritanceConditionalRenderingInfoEXT`, `VkCommandBufferInheritanceDescriptorHeapInfoEXT`, `VkCommandBufferInheritanceRenderPassTransformInfoQCOM`, `VkCommandBufferInheritanceRenderingInfo`, `VkCommandBufferInheritanceViewportScissorInfoNV`, `VkCustomResolveCreateInfoEXT`, `VkExternalFormatANDROID`, `VkExternalFormatOHOS`, `VkMultiviewPerViewAttributesInfoNVX`, `VkRenderPassTileShadingCreateInfoQCOM`, `VkRenderingAttachmentLocationInfo`, `VkRenderingInputAttachmentIndexInfo`, or `VkTileMemoryBindInfoQCOM`
- VUID-VkCommandBufferInheritanceInfo-sType-unique
The `sType` value of each structure in the `pNext` chain **must** be unique
- VUID-VkCommandBufferInheritanceInfo-commonparent
Both of `framebuffer`, and `renderPass` that are valid handles of non-ignored parameters **must** have been created, allocated, or retrieved from the same `VkDevice`

NOTE

On some implementations, not using the `VK_COMMAND_BUFFER_USAGE_SIMULTANEOUS_USE_BIT` bit enables command buffers to be patched in-place if needed, rather than creating a copy of the command buffer.

If a command buffer is in the `invalid, or executable state`, and the command buffer was allocated from a command pool with the `VK_COMMAND_POOL_CREATE_RESET_COMMAND_BUFFER_BIT` flag set, then `vkBeginCommandBuffer` implicitly resets the command buffer, behaving as if `vkResetCommandBuffer` had been called with `VK_COMMAND_BUFFER_RESET_RELEASE_RESOURCES_BIT` not set. After the implicit reset, `commandBuffer` is moved to the `recording state`.

If the `commandBufferInheritance` feature is enabled, all graphics and compute state including bound pipeline state, bound shader objects, bound vertex and index buffers, bound descriptor sets and push constants, descriptor heaps and push data, and all previously set dynamic state is inherited by the secondary command buffer from the primary or secondary command buffer that executes it. Furthermore, all of the state set by this secondary command buffer is inherited back to the primary or secondary command buffer that executes it. If the `commandBufferInheritance` feature is not enabled there is a limited amount of inheritance of state into the secondary command buffer as specified below.

If the `pNext` chain of `VkCommandBufferInheritanceInfo` includes a `VkCommandBufferInheritanceConditionalRenderingInfoEXT` structure, then that structure controls whether a command buffer **can** be executed while conditional rendering is `active` in the primary

command buffer.

The `VkCommandBufferInheritanceConditionalRenderingInfoEXT` structure is defined as:

```
// Provided by VK_EXT_conditional_rendering
typedef struct VkCommandBufferInheritanceConditionalRenderingInfoEXT {
    VkStructureType    sType;
    const void*        pNext;
    VkBool32           conditionalRenderingEnable;
} VkCommandBufferInheritanceConditionalRenderingInfoEXT;
```

- `sType` is a `VkStructureType` value identifying this structure.
- `pNext` is `NULL` or a pointer to a structure extending this structure.
- `conditionalRenderingEnable` specifies whether the command buffer **can** be executed while conditional rendering is active in the primary command buffer. If this is `VK_TRUE`, then this command buffer **can** be executed whether the primary command buffer has active conditional rendering or not. If this is `VK_FALSE`, then the primary command buffer **must** not have conditional rendering active.

If this structure is not present, the behavior is as if `conditionalRenderingEnable` is `VK_FALSE`.

Valid Usage

- VUID-VkCommandBufferInheritanceConditionalRenderingInfoEXT-conditionalRenderingEnable-01977

If the `inheritedConditionalRendering` feature is not enabled, `conditionalRenderingEnable` **must** be `VK_FALSE`

Valid Usage (Implicit)

- VUID-VkCommandBufferInheritanceConditionalRenderingInfoEXT-sType-sType
`sType` **must** be `VK_STRUCTURE_TYPE_COMMAND_BUFFER_INHERITANCE_CONDITIONAL_RENDERING_INFO_EXT`

Structure Chaining

Extends the structure

- `VkCommandBufferInheritanceInfo`

To begin recording a secondary command buffer compatible with execution inside a render pass using `render` `pass` `transform`, add the `VkCommandBufferInheritanceRenderPassTransformInfoQCOM` to the `pNext` chain of `VkCommandBufferInheritanceInfo` structure passed to the `vkBeginCommandBuffer` command

specifying the parameters for transformed rasterization.

The `VkCommandBufferInheritanceRenderPassTransformInfoQCOM` structure is defined as:

```
// Provided by VK_QCOM_render_pass_transform
typedef struct VkCommandBufferInheritanceRenderPassTransformInfoQCOM {
    VkStructureType          sType;
    const void*              pNext;
    VkSurfaceTransformFlagBitsKHR transform;
    VkRect2D                  renderArea;
} VkCommandBufferInheritanceRenderPassTransformInfoQCOM;
```

- `sType` is a `VkStructureType` value identifying this structure.
- `pNext` is `NULL` or a pointer to a structure extending this structure.
- `transform` is a `VkSurfaceTransformFlagBitsKHR` value describing the transform to be applied to the render pass.
- `renderArea` is the render area that is affected by the command buffer.

When the secondary is recorded to execute within a render pass instance using `vkCmdExecuteCommands`, the render pass transform parameters of the secondary command buffer **must** be consistent with the render pass transform parameters specified for the render pass instance. In particular, the `transform` and `renderArea` for command buffer **must** be identical to the `transform` and `renderArea` of the render pass instance.

Valid Usage

- VUID-VkCommandBufferInheritanceRenderPassTransformInfoQCOM-transform-02864
`transform` **must** be `VK_SURFACE_TRANSFORM_IDENTITY_BIT_KHR`,
`VK_SURFACE_TRANSFORM_ROTATE_90_BIT_KHR`,
`VK_SURFACE_TRANSFORM_ROTATE_180_BIT_KHR`, or
`VK_SURFACE_TRANSFORM_ROTATE_270_BIT_KHR`

Valid Usage (Implicit)

- VUID-VkCommandBufferInheritanceRenderPassTransformInfoQCOM-sType-sType
`sType` **must** be
`VK_STRUCTURE_TYPE_COMMAND_BUFFER_INHERITANCE_RENDER_PASS_TRANSFORM_I`
`NFO_QCOM`

Structure Chaining

Extends the structure

- `VkCommandBufferInheritanceInfo`

The `VkCommandBufferInheritanceViewportScissorInfoNV` structure is defined as:

```
// Provided by VK_NV_inherited_viewport_scissor
typedef struct VkCommandBufferInheritanceViewportScissorInfoNV {
    VkStructureType    sType;
    const void*        pNext;
    VkBool32           viewportScissor2D;
    uint32_t           viewportDepthCount;
    const VkViewport*   pViewportDepths;
} VkCommandBufferInheritanceViewportScissorInfoNV;
```

- `sType` is a `VkStructureType` value identifying this structure.
- `pNext` is `NULL` or a pointer to a structure extending this structure.
- `viewportScissor2D` specifies whether the listed dynamic state is inherited.
- `viewportDepthCount` specifies the maximum number of viewports to inherit. When `viewportScissor2D` is `VK_FALSE`, the behavior is as if this value is zero.
- `pViewportDepths` is a pointer to a `VkViewport` structure specifying the expected depth range for each inherited viewport.

If the `pNext` chain of `VkCommandBufferInheritanceInfo` includes a `VkCommandBufferInheritanceViewportScissorInfoNV` structure, then that structure controls whether a command buffer **can** inherit the following state from other command buffers:

- `VK_DYNAMIC_STATE_SCISSOR`
- `VK_DYNAMIC_STATE_SCISSOR_WITH_COUNT`
- `VK_DYNAMIC_STATE_DISCARD_RECTANGLE_EXT`
- `VK_DYNAMIC_STATE_DISCARD_RECTANGLE_ENABLE_EXT`
- `VK_DYNAMIC_STATE_DISCARD_RECTANGLE_MODE_EXT`

as well as the following state, with restrictions on inherited depth values and viewport count:

- `VK_DYNAMIC_STATE_VIEWPORT`
- `VK_DYNAMIC_STATE_VIEWPORT_WITH_COUNT`

If `viewportScissor2D` is `VK_FALSE`, then the command buffer does not inherit the listed dynamic state, and **should** set this state itself. If this structure is not present, the behavior is as if `viewportScissor2D` is `VK_FALSE`.

If `viewportScissor2D` is `VK_TRUE`, then the listed dynamic state is inherited, and the command buffer **must** not set this state, except that the viewport and scissor count **may** be set by binding a graphics pipeline that does not specify this state as dynamic.

NOTE

Due to this restriction, applications **should** ensure either all or none of the graphics pipelines bound in this secondary command buffer use dynamic viewport/scissor counts.

When the command buffer is executed as part of the execution of a `vkCmdExecuteCommands` command, the inherited state (if enabled) is determined by the following procedure, performed separately for each dynamic state, and separately for each value for dynamic state that consists of multiple values (e.g. multiple viewports).

- With *i* being the index of the executed command buffer in the `pCommandBuffers` array of `vkCmdExecuteCommands`, if *i* > 0 and any secondary command buffer from index 0 to *i*-1 modifies the state, the inherited state is provisionally set to the final value set by the last such secondary command buffer. Binding a graphics pipeline defining the state statically is equivalent to setting the state to an undefined value.
- Otherwise, the tentative inherited state is that of the primary command buffer at the point the `vkCmdExecuteCommands` command was recorded; if the state is undefined, then so is the provisional inherited state.
- If the provisional inherited state is an undefined value, then the state is not inherited.
- If the provisional inherited state is a viewport, with *n* being its viewport index, then if *n* ≥ `viewportDepthCount`, or if either `VkViewport::minDepth` or `VkViewport::maxDepth` are not equal to the respective values of the *n*th element of `pViewportDepths`, then the state is not inherited.
- If the provisional inherited state passes both checks, then it becomes the actual inherited state.

NOTE

There is no support for inheriting dynamic state from a secondary command buffer executed as part of a different `vkCmdExecuteCommands` command.

Valid Usage

- VUID-VkCommandBufferInheritanceViewportScissorInfoNV-viewportScissor2D-04782
If the `inheritedViewportScissor2D` feature is not enabled, `viewportScissor2D` **must** be `VK_FALSE`
- VUID-VkCommandBufferInheritanceViewportScissorInfoNV-viewportScissor2D-04783
If the `multiViewport` feature is not enabled and `viewportScissor2D` is `VK_TRUE`, then `viewportDepthCount` **must** be 1
- VUID-VkCommandBufferInheritanceViewportScissorInfoNV-viewportScissor2D-04784
If `viewportScissor2D` is `VK_TRUE`, then `viewportDepthCount` **must** be greater than 0
- VUID-VkCommandBufferInheritanceViewportScissorInfoNV-viewportScissor2D-04785
If `viewportScissor2D` is `VK_TRUE`, then `pViewportDepths` **must** be a valid pointer to an array of `viewportDepthCount` valid `VkViewport` structures, except any requirements on *x*, *y*, *width*, and *height* do not apply
- VUID-VkCommandBufferInheritanceViewportScissorInfoNV-viewportScissor2D-04786
If `viewportScissor2D` is `VK_TRUE`, then the command buffer **must** be recorded with the `VK_COMMAND_BUFFER_USAGE_RENDER_PASS_CONTINUE_BIT`

Valid Usage (Implicit)

- VUID-VkCommandBufferInheritanceViewportScissorInfoNV-sType-sType

`sType` must be
`VK_STRUCTURE_TYPE_COMMAND_BUFFER_INHERITANCE_VIEWPORT_SCISSOR_INFO_N`
`V`

Structure Chaining

Extends the structure

- `VkCommandBufferInheritanceInfo`

The `VkCommandBufferInheritanceRenderingInfo` structure is defined as:

```
// Provided by VK_VERSION_1_3
typedef struct VkCommandBufferInheritanceRenderingInfo {
    VkStructureType    sType;
    const void*        pNext;
    VkRenderingFlags    flags;
    uint32_t           viewMask;
    uint32_t           colorAttachmentCount;
    const VkFormat*     pColorAttachmentFormats;
    VkFormat            depthAttachmentFormat;
    VkFormat            stencilAttachmentFormat;
    VkSampleCountFlagBits rasterizationSamples;
} VkCommandBufferInheritanceRenderingInfo;
```

```
// Provided by VK_KHR_dynamic_rendering
// Equivalent to VkCommandBufferInheritanceRenderingInfo
typedef VkCommandBufferInheritanceRenderingInfo
VkCommandBufferInheritanceRenderingInfoKHR;
```

- `sType` is a `VkStructureType` value identifying this structure.
- `pNext` is `NULL` or a pointer to a structure extending this structure
- `flags` is a bitmask of `VkRenderingFlagBits` used by the render pass instance.
- `viewMask` is the view mask used for rendering.
- `colorAttachmentCount` is the number of color attachments specified in the render pass instance.
- `pColorAttachmentFormats` is a pointer to an array of `VkFormat` values defining the format of color attachments.
- `depthAttachmentFormat` is a `VkFormat` value defining the format of the depth attachment.
- `stencilAttachmentFormat` is a `VkFormat` value defining the format of the stencil attachment.
- `rasterizationSamples` is a `VkSampleCountFlagBits` specifying the number of samples used in rasterization.

If the `pNext` chain of `VkCommandBufferInheritanceInfo` includes a

`VkCommandBufferInheritanceRenderingInfo` structure, then that structure controls parameters of dynamic render pass instances that the `VkCommandBuffer` **can** be executed within. If `VkCommandBufferInheritanceInfo::renderPass` is not `VK_NULL_HANDLE`, or `VK_COMMAND_BUFFER_USAGE_RENDER_PASS_CONTINUE_BIT` is not specified in `VkCommandBufferBeginInfo::flags`, parameters of this structure are ignored.

If `colorAttachmentCount` is `0` and the `variableMultisampleRate` feature is enabled, `rasterizationSamples` is ignored.

If `depthAttachmentFormat`, `stencilAttachmentFormat`, or any element of `pColorAttachmentFormats` is `VK_FORMAT_UNDEFINED`, it indicates that the corresponding attachment is unused within the render pass and writes to those attachments are discarded.

Valid Usage

- VUID-VkCommandBufferInheritanceRenderingInfo-colorAttachmentCount-06004
If `colorAttachmentCount` is not `0`, `rasterizationSamples` **must** be a valid `VkSampleCountFlagBits` value
- VUID-VkCommandBufferInheritanceRenderingInfo-variableMultisampleRate-06005
If the `variableMultisampleRate` feature is not enabled, `rasterizationSamples` **must** be a valid `VkSampleCountFlagBits` value
- VUID-VkCommandBufferInheritanceRenderingInfo-depthAttachmentFormat-06540
If `depthAttachmentFormat` is not `VK_FORMAT_UNDEFINED`, it **must** be a format that includes a depth component
- VUID-VkCommandBufferInheritanceRenderingInfo-depthAttachmentFormat-06007
If `depthAttachmentFormat` is not `VK_FORMAT_UNDEFINED`, it **must** be a format with potential format features that include `VK_FORMAT_FEATURE_DEPTH_STENCIL_ATTACHMENT_BIT`
- VUID-VkCommandBufferInheritanceRenderingInfo-pColorAttachmentFormats-06492
If any element of `pColorAttachmentFormats` is not `VK_FORMAT_UNDEFINED`, it **must** be a format with potential format features that include `VK_FORMAT_FEATURE_COLOR_ATTACHMENT_BIT`, or `VK_FORMAT_FEATURE_2_LINEAR_COLOR_ATTACHMENT_BIT_NV` if the `LinearColorAttachment` feature is enabled
- VUID-VkCommandBufferInheritanceRenderingInfo-stencilAttachmentFormat-06541
If `stencilAttachmentFormat` is not `VK_FORMAT_UNDEFINED`, it **must** be a format that includes a stencil aspect
- VUID-VkCommandBufferInheritanceRenderingInfo-stencilAttachmentFormat-06199
If `stencilAttachmentFormat` is not `VK_FORMAT_UNDEFINED`, it **must** be a format with potential format features that include `VK_FORMAT_FEATURE_DEPTH_STENCIL_ATTACHMENT_BIT`
- VUID-VkCommandBufferInheritanceRenderingInfo-depthAttachmentFormat-06200
If `depthAttachmentFormat` is not `VK_FORMAT_UNDEFINED` and `stencilAttachmentFormat` is not `VK_FORMAT_UNDEFINED`, `depthAttachmentFormat` **must** equal `stencilAttachmentFormat`
- VUID-VkCommandBufferInheritanceRenderingInfo-multiview-06008

If the **multiview** feature is not enabled, **viewMask** **must** be 0

- VUID-VkCommandBufferInheritanceRenderingInfo-viewMask-06009
The index of the most significant bit in **viewMask** **must** be less than **maxMultiviewViewCount**

Valid Usage (Implicit)

- VUID-VkCommandBufferInheritanceRenderingInfo-sType-sType
sType **must** be **VK_STRUCTURE_TYPE_COMMAND_BUFFER_INHERITANCE_RENDERING_INFO**
- VUID-VkCommandBufferInheritanceRenderingInfo-flags-parameter
flags **must** be a valid combination of **VkRenderingFlagBits** values
- VUID-VkCommandBufferInheritanceRenderingInfo-pColorAttachmentFormats-parameter
If **colorAttachmentCount** is not 0, **pColorAttachmentFormats** **must** be a valid pointer to an array of **colorAttachmentCount** valid **VkFormat** values
- VUID-VkCommandBufferInheritanceRenderingInfo-depthAttachmentFormat-parameter
depthAttachmentFormat **must** be a valid **VkFormat** value
- VUID-VkCommandBufferInheritanceRenderingInfo-stencilAttachmentFormat-parameter
stencilAttachmentFormat **must** be a valid **VkFormat** value
- VUID-VkCommandBufferInheritanceRenderingInfo-rasterizationSamples-parameter
If **rasterizationSamples** is not 0, **rasterizationSamples** **must** be a valid **VkSampleCountFlagBits** value

Structure Chaining

Extends the structure

- **VkCommandBufferInheritanceInfo**

The **VkAttachmentSampleCountInfoAMD** or **VkAttachmentSampleCountInfoNV** structure is defined as:

```
// Provided by VK_AMD_mixed_attachment_samples with VK_VERSION_1_3 or
VK_KHR_dynamic_rendering
typedef struct VkAttachmentSampleCountInfoAMD {
    VkStructureType    sType;
    const void*        pNext;
    uint32_t           colorAttachmentCount;
    const VkSampleCountFlagBits* pColorAttachmentSamples;
    VkSampleCountFlagBits depthStencilAttachmentSamples;
} VkAttachmentSampleCountInfoAMD;
```



```
// Provided by VK_NV_framebuffer_mixed_samples with VK_VERSION_1_3 or
VK_KHR_dynamic_rendering
// Equivalent to VkAttachmentSampleCountInfoAMD
typedef VkAttachmentSampleCountInfoAMD VkAttachmentSampleCountInfoNV;
```

- `sType` is a `VkStructureType` value identifying this structure.
- `pNext` is `NULL` or a pointer to a structure extending this structure
- `colorAttachmentCount` is the number of color attachments specified in a render pass instance.
- `pColorAttachmentSamples` is a pointer to an array of `VkSampleCountFlagBits` values defining the sample count of color attachments.
- `depthStencilAttachmentSamples` is a `VkSampleCountFlagBits` value defining the sample count of a depth/stencil attachment.

If `VkCommandBufferInheritanceInfo::renderPass` is `VK_NULL_HANDLE`, `VK_COMMAND_BUFFER_USAGE_RENDER_PASS_CONTINUE_BIT` is specified in `VkCommandBufferBeginInfo::flags`, and the `pNext` chain of `VkCommandBufferInheritanceInfo` includes `VkAttachmentSampleCountInfoAMD`, then this structure defines the sample counts of each attachment within the render pass instance. If `VkAttachmentSampleCountInfoAMD` is not included, the value of `VkCommandBufferInheritanceRenderingInfo::rasterizationSamples` is used as the sample count for each attachment. If `VkCommandBufferInheritanceInfo::renderPass` is not `VK_NULL_HANDLE`, or `VK_COMMAND_BUFFER_USAGE_RENDER_PASS_CONTINUE_BIT` is not specified in `VkCommandBufferBeginInfo::flags`, parameters of this structure are ignored.

`VkAttachmentSampleCountInfoAMD` can also be included in the `pNext` chain of `VkGraphicsPipelineCreateInfo`. When a graphics pipeline is created without a `VkRenderPass`, if this structure is included in the `pNext` chain of `VkGraphicsPipelineCreateInfo`, it specifies the sample count of attachments used for rendering. If this structure is not specified, and the pipeline does not include a `VkRenderPass`, the value of `VkPipelineMultisampleStateCreateInfo::rasterizationSamples` is used as the sample count for each attachment. If a graphics pipeline is created with a valid `VkRenderPass`, parameters of this structure are ignored.

Valid Usage (Implicit)

- VUID-VkAttachmentSampleCountInfoAMD-sType-sType
`sType` must be `VK_STRUCTURE_TYPE_ATTACHMENT_SAMPLE_COUNT_INFO_AMD`

Structure Chaining

Extends the structures

- `VkCommandBufferInheritanceInfo`
- `VkGraphicsPipelineCreateInfo`

If the `pNext` chain of `VkCommandBufferInheritanceInfo` includes a

`VkCommandBufferInheritanceDescriptorHeapInfoEXT` structure, then that structure indicates that the secondary will use the same descriptor heaps as the primary command buffer.

The `VkCommandBufferInheritanceDescriptorHeapInfoEXT` structure is defined as:

```
// Provided by VK_EXT_descriptor_heap
typedef struct VkCommandBufferInheritanceDescriptorHeapInfoEXT {
    VkStructureType          sType;
    const void*              pNext;
    const VkBindHeapInfoEXT* pSamplerHeapBindInfo;
    const VkBindHeapInfoEXT* pResourceHeapBindInfo;
} VkCommandBufferInheritanceDescriptorHeapInfoEXT;
```

- `sType` is a `VkStructureType` value identifying this structure.
- `pNext` is `NULL` or a pointer to a structure extending this structure.
- `pSamplerHeapBindInfo` specifies the `VkBindHeapInfoEXT` of the sampler heap bound using `vkCmdBindSamplerHeapEXT` in the primary. If this is `NULL`, it indicates that no sampler heap is bound.
- `pResourceHeapBindInfo` specifies the `VkBindHeapInfoEXT` of the resource heap bound using `vkCmdBindResourceHeapEXT` in the primary. If this is `NULL`, it indicates that no resource heap is bound.

If this structure is not present, the behavior is as if `pSamplerHeapBindInfo` and `pResourceHeapBindInfo` were both `NULL`.

Valid Usage

- VUID-VkCommandBufferInheritanceDescriptorHeapInfoEXT-descriptorHeap-11200
If the `descriptorHeap` feature is not enabled, `pSamplerHeapBindInfo` **must** be `NULL`
- VUID-VkCommandBufferInheritanceDescriptorHeapInfoEXT-descriptorHeap-11201
If the `descriptorHeap` feature is not enabled, `pResourceHeapBindInfo` **must** be `NULL`
- VUID-VkCommandBufferInheritanceDescriptorHeapInfoEXT-pSamplerHeapBindInfo-11470
If `pSamplerHeapBindInfo` is not `NULL`, `pSamplerHeapBindInfo->heapRange` **must** be a device address range allocated to the application from a buffer created with the `VK_BUFFER_USAGE_DESCRIPTOR_HEAP_BIT_EXT` usage flag set
- VUID-VkCommandBufferInheritanceDescriptorHeapInfoEXT-pResourceHeapBindInfo-11471
If `pResourceHeapBindInfo` is not `NULL`, `pResourceHeapBindInfo->heapRange` **must** be a device address range allocated to the application from a buffer created with the `VK_BUFFER_USAGE_DESCRIPTOR_HEAP_BIT_EXT` usage flag set

Valid Usage (Implicit)

- `VOID-VkCommandBufferInheritanceDescriptorHeapInfoEXT-sType-sType` **must** be `VK_STRUCTURE_TYPE_COMMAND_BUFFER_INHERITANCE_DESCRIPTOR_HEAP_INFO_EXT`
- `VOID-VkCommandBufferInheritanceDescriptorHeapInfoEXT-pSamplerHeapBindInfo-parameter`
If `pSamplerHeapBindInfo` is not `NULL`, `pSamplerHeapBindInfo` **must** be a valid pointer to a valid `VkBindHeapInfoEXT` structure
- `VOID-VkCommandBufferInheritanceDescriptorHeapInfoEXT-pResourceHeapBindInfo-parameter`
If `pResourceHeapBindInfo` is not `NULL`, `pResourceHeapBindInfo` **must** be a valid pointer to a valid `VkBindHeapInfoEXT` structure

Structure Chaining

Extends the structure

- `VkCommandBufferInheritanceInfo`

Once recording starts, an application records a sequence of commands (`vkCmd*`) to set state in the command buffer, draw, dispatch, and other commands.

Several commands can also be recorded indirectly from `VkBuffer` content, see [Device-Generated Commands](#).

To complete recording of a command buffer, call:

```
// Provided by VK_VERSION_1_0
VkResult vkEndCommandBuffer(
    VkCommandBuffer                commandBuffer);
```

- `commandBuffer` is the command buffer to complete recording.

The command buffer **must** have been in the [recording state](#), and, if successful, is moved to the [executable state](#).

If there was an error during recording, the application will be notified by an unsuccessful return code returned by `vkEndCommandBuffer`, and the command buffer will be moved to the [invalid state](#).

In case the application recorded one or more [video encode operations](#) into the command buffer, implementations **may** return the `VK_ERROR_INVALID_VIDEO_STD_PARAMETERS_KHR` error if any of the specified Video Std parameters do not adhere to the syntactic or semantic requirements of the used video compression standard, or if values derived from parameters according to the rules defined by the used video compression standard do not adhere to the capabilities of the video

compression standard or the implementation.

NOTE

Applications **should** not rely on the [VK_ERROR_INVALID_VIDEO_STD_PARAMETERS_KHR](#) error being returned by any command as a means to verify Video Std parameters, as implementations are not required to report the error in any specific set of cases.

Valid Usage

- VUID-vkEndCommandBuffer-commandBuffer-00059
commandBuffer **must** be in the [recording state](#)
- VUID-vkEndCommandBuffer-commandBuffer-00060
If **commandBuffer** is a primary command buffer, there **must** not be an active render pass instance
- VUID-vkEndCommandBuffer-commandBuffer-00061
All queries made [active](#) during the recording of **commandBuffer** **must** have been made inactive
- VUID-vkEndCommandBuffer-None-01978
Conditional rendering **must** not be [active](#)
- VUID-vkEndCommandBuffer-None-06991
There **must** be no video session object bound
- VUID-vkEndCommandBuffer-commandBuffer-01815
If **commandBuffer** is a secondary command buffer, there **must** not be an outstanding [vkCmdBeginDebugUtilsLabelEXT](#) command recorded to **commandBuffer** that has not previously been ended by a call to [vkCmdEndDebugUtilsLabelEXT](#)
- VUID-vkEndCommandBuffer-commandBuffer-00062
If **commandBuffer** is a secondary command buffer, there **must** not be an outstanding [vkCmdDebugMarkerBeginEXT](#) command recorded to **commandBuffer** that has not previously been ended by a call to [vkCmdDebugMarkerEndEXT](#)
- VUID-vkEndCommandBuffer-commandBuffer-12372
commandBuffer **must** not have any shader instrumentation [active](#)

Valid Usage (Implicit)

- VUID-vkEndCommandBuffer-commandBuffer-parameter
commandBuffer **must** be a valid [VkCommandBuffer](#) handle

Host Synchronization

- Host access to **commandBuffer** **must** be externally synchronized
- Host access to the [VkCommandPool](#) that **commandBuffer** was allocated from **must** be externally synchronized

Return Codes

Success

- [VK_SUCCESS](#)

Failure

- [VK_ERROR_INVALID_VIDEO_STD_PARAMETERS_KHR](#)
- [VK_ERROR_OUT_OF_DEVICE_MEMORY](#)
- [VK_ERROR_OUT_OF_HOST_MEMORY](#)
- [VK_ERROR_UNKNOWN](#)
- [VK_ERROR_VALIDATION_FAILED](#)

When a command buffer is in the executable state, it **can** be submitted to a queue for execution.

6.5. Command Buffer Submission

NOTE

Submission can be a high overhead operation, and applications **should** attempt to batch work together into as few calls to [vkQueueSubmit](#) or [vkQueueSubmit2](#) as possible.

To submit command buffers to a queue, call:

```
// Provided by VK_VERSION_1_3
VkResult vkQueueSubmit2(
    VkQueue          queue,
    uint32_t         submitCount,
    const VkSubmitInfo2* pSubmits,
    VkFence          fence);
```

```
// Provided by VK_KHR_synchronization2
// Equivalent to vkQueueSubmit2
VkResult vkQueueSubmit2KHR(
    VkQueue          queue,
    uint32_t         submitCount,
    const VkSubmitInfo2* pSubmits,
    VkFence          fence);
```

- [queue](#) is the queue that the command buffers will be submitted to.
- [submitCount](#) is the number of elements in the [pSubmits](#) array.
- [pSubmits](#) is a pointer to an array of [VkSubmitInfo2](#) structures, each specifying a command buffer submission batch. Command buffers and semaphores specified in this array **may** be accessed at any point until the [queue operations](#) they define complete execution on the device.
- [fence](#) is an **optional** handle to a fence to be signaled once all submitted command buffers have

completed execution. If **fence** is not **VK_NULL_HANDLE**, it defines a **fence signal operation**. If it is not **VK_NULL_HANDLE**, **fence** **may** be accessed at any point until this command completes on the device.

vkQueueSubmit2 is a **queue submission command**, with each batch defined by an element of **pSubmits**.

The first **synchronization scope** of each **semaphore signal operation** defined by this command includes every command in the same batch that the signal operation is defined in, and all commands that occur earlier in **submission order**. The scope is limited by the **stageMask** member of the **VkSemaphoreSubmitInfo** used to define each such operation.

The second **synchronization scope** of each **semaphore wait operation** defined by this command includes every command in the same batch that the wait operation is defined in, and all commands that occur later in **submission order**. The scope is limited by the **stageMask** member of the **VkSemaphoreSubmitInfo** used to define each such operation.

If any command buffer submitted to this queue is in the **executable state**, it is moved to the **pending state**. Once execution of all submissions of a command buffer complete, it moves from the **pending state**, back to the **executable state**. If a command buffer was recorded with the **VK_COMMAND_BUFFER_USAGE_ONE_TIME_SUBMIT_BIT** flag, it instead moves back to the **invalid state**.

If **vkQueueSubmit2** fails, it **may** return **VK_ERROR_OUT_OF_HOST_MEMORY** or **VK_ERROR_OUT_OF_DEVICE_MEMORY**. If it does, the implementation **must** ensure that the state and contents of any resources or synchronization primitives referenced by the submitted command buffers and any semaphores referenced by **pSubmits** is unaffected by the call or its failure. If **vkQueueSubmit2** fails in such a way that the implementation is unable to make that guarantee, the implementation **must** return **VK_ERROR_DEVICE_LOST**. See [Lost Device](#).

Valid Usage

- VUID-vkQueueSubmit2-fence-04894
If **fence** is not **VK_NULL_HANDLE**, **fence** **must** be unsignaled
- VUID-vkQueueSubmit2-fence-04895
If **fence** is not **VK_NULL_HANDLE**, **fence** **must** not be associated with any other queue command that has not yet completed execution on that queue
- VUID-vkQueueSubmit2-synchronization2-03866
The **synchronization2** feature **must** be enabled
- VUID-vkQueueSubmit2-commandBuffer-03867
If a command recorded into the **commandBuffer** member of any element of the **pCommandBufferInfos** member of any element of **pSubmits** referenced a **VkEvent**, that event **must** not be referenced by a command that has been submitted to another queue and is still in the **pending state**
- VUID-vkQueueSubmit2-semaphore-03868
The **semaphore** member of any binary semaphore element of the **pSignalSemaphoreInfos** member of any element of **pSubmits** **must** be unsignaled when the semaphore signal operation it defines is executed on the device

- VUID-vkQueueSubmit2-stageMask-03869
The **stageMask** member of any element of the **pSignalSemaphoreInfos** member of any element of **pSubmits** **must** only include pipeline stages that are supported by the queue family which **queue** belongs to
- VUID-vkQueueSubmit2-stageMask-03870
The **stageMask** member of any element of the **pWaitSemaphoreInfos** member of any element of **pSubmits** **must** only include pipeline stages that are supported by the queue family which **queue** belongs to
- VUID-vkQueueSubmit2-semaphore-03871
When a semaphore wait operation for a binary semaphore is executed, as defined by the **semaphore** member of any element of the **pWaitSemaphoreInfos** member of any element of **pSubmits**, there **must** be no other queues waiting on the same semaphore
- VUID-vkQueueSubmit2-semaphore-03873
The **semaphore** member of any element of the **pWaitSemaphoreInfos** member of any element of **pSubmits** that was created with a **VkSemaphoreType** of **VK_SEMAPHORE_TYPE_BINARY** **must** reference a semaphore signal operation that has been submitted for execution and any **semaphore signal operations** on which it depends **must** have also been submitted for execution
- VUID-vkQueueSubmit2-commandBuffer-03874
The **commandBuffer** member of any element of the **pCommandBufferInfos** member of any element of **pSubmits** **must** be in the **pending or executable state**
- VUID-vkQueueSubmit2-commandBuffer-03875
If a command recorded into the **commandBuffer** member of any element of the **pCommandBufferInfos** member of any element of **pSubmits** was not recorded with the **VK_COMMAND_BUFFER_USAGE_SIMULTANEOUS_USE_BIT**, it **must** not be in the **pending state**
- VUID-vkQueueSubmit2-commandBuffer-03876
Any **secondary command buffers recorded** into the **commandBuffer** member of any element of the **pCommandBufferInfos** member of any element of **pSubmits** **must** be in the **pending or executable state**
- VUID-vkQueueSubmit2-commandBuffer-03877
If any **secondary command buffers recorded** into the **commandBuffer** member of any element of the **pCommandBufferInfos** member of any element of **pSubmits** was not recorded with the **VK_COMMAND_BUFFER_USAGE_SIMULTANEOUS_USE_BIT**, it **must** not be in the **pending state**
- VUID-vkQueueSubmit2-commandBuffer-03878
The **commandBuffer** member of any element of the **pCommandBufferInfos** member of any element of **pSubmits** **must** have been allocated from a **VkCommandPool** that was created for the same queue family **queue** belongs to
- VUID-vkQueueSubmit2-commandBuffer-03879
If a command recorded into the **commandBuffer** member of any element of the **pCommandBufferInfos** member of any element of **pSubmits** includes a **Queue Family Ownership Transfer Acquire Operation**, there **must** exist a previously submitted **Queue Family Ownership Transfer Release Operation** on a queue in the queue family identified

by the acquire operation, with parameters matching the acquire operation as defined in the definition of such [acquire operations](#), and which happens before the acquire operation

- VUID-vkQueueSubmit2-commandBuffer-10910

If a command recorded into the `commandBuffer` member of any element of the `pCommandBufferInfos` member of any element of `pSubmits` includes a [Queue Family Ownership Transfer Acquire Operation](#), the affected resource **must** not be modified in any way between the last matching release operation and the acquire operation

- VUID-vkQueueSubmit2-commandBuffer-03880

If a command recorded into the `commandBuffer` member of any element of the `pCommandBufferInfos` member of any element of `pSubmits` was a `vkCmdBeginQuery` whose `queryPool` was created with a `queryType` of `VK_QUERY_TYPE_PERFORMANCE_QUERY_KHR`, the [profiling lock](#) **must** have been held continuously on the `VkDevice` that `queue` was retrieved from, throughout recording of those command buffers

- VUID-vkQueueSubmit2-queue-06447

If `queue` was not created with `VK_DEVICE_QUEUE_CREATE_PROTECTED_BIT`, the `flags` member of any element of `pSubmits` **must** not include `VK_SUBMIT_PROTECTED_BIT_KHR`

Valid Usage (Implicit)

- VUID-vkQueueSubmit2-queue-parameter

`queue` **must** be a valid [VkQueue](#) handle

- VUID-vkQueueSubmit2-pSubmits-parameter

If `submitCount` is not 0, `pSubmits` **must** be a valid pointer to an array of `submitCount` valid [VkSubmitInfo2](#) structures

- VUID-vkQueueSubmit2-fence-parameter

If `fence` is not `VK_NULL_HANDLE`, `fence` **must** be a valid [VkFence](#) handle

- VUID-vkQueueSubmit2-commonparent

Both of `fence`, and `queue` that are valid handles of non-ignored parameters **must** have been created, allocated, or retrieved from the same [VkDevice](#)

Host Synchronization

- Host access to `queue` **must** be externally synchronized if it was not created with `VK_DEVICE_QUEUE_CREATE INTERNALLY SYNCHRONIZED_BIT_KHR`

- Host access to `fence` **must** be externally synchronized

Command Properties

Command Buffer Levels	Render Pass Scope	Video Coding Scope	Supported Queue Types	Command Type
-	-	-	Any	-

Return Codes

Success

- [VK_SUCCESS](#)

Failure

- [VK_ERROR_DEVICE_LOST](#)
- [VK_ERROR_OUT_OF_DEVICE_MEMORY](#)
- [VK_ERROR_OUT_OF_HOST_MEMORY](#)
- [VK_ERROR_UNKNOWN](#)
- [VK_ERROR_VALIDATION_FAILED](#)

The [VkSubmitInfo2](#) structure is defined as:

```
// Provided by VK_VERSION_1_3
typedef struct VkSubmitInfo2 {
    VkStructureType          sType;
    const void*              pNext;
    VkSubmitFlags            flags;
    uint32_t                 waitSemaphoreInfoCount;
    const VkSemaphoreSubmitInfo* pWaitSemaphoreInfos;
    uint32_t                 commandBufferInfoCount;
    const VkCommandBufferSubmitInfo* pCommandBufferInfos;
    uint32_t                 signalSemaphoreInfoCount;
    const VkSemaphoreSubmitInfo* pSignalSemaphoreInfos;
} VkSubmitInfo2;
```

```
// Provided by VK_KHR_synchronization2
// Equivalent to VkSubmitInfo2
typedef VkSubmitInfo2 VkSubmitInfo2KHR;
```

- [sType](#) is a [VkStructureType](#) value identifying this structure.
- [pNext](#) is [NULL](#) or a pointer to a structure extending this structure.
- [flags](#) is a bitmask of [VkSubmitFlagBits](#).
- [waitSemaphoreInfoCount](#) is the number of elements in [pWaitSemaphoreInfos](#).

- `pWaitSemaphoreInfos` is a pointer to an array of `VkSemaphoreSubmitInfo` structures defining semaphore wait operations.
- `commandBufferInfoCount` is the number of elements in `pCommandBufferInfos` and the number of command buffers to execute in the batch.
- `pCommandBufferInfos` is a pointer to an array of `VkCommandBufferSubmitInfo` structures describing command buffers to execute in the batch.
- `signalSemaphoreInfoCount` is the number of elements in `pSignalSemaphoreInfos`.
- `pSignalSemaphoreInfos` is a pointer to an array of `VkSemaphoreSubmitInfo` describing semaphore signal operations.

Valid Usage

- VUID-VkSubmitInfo2-semaphore-03881
If the same semaphore is used as the `semaphore` member of both an element of `pSignalSemaphoreInfos` and `pWaitSemaphoreInfos`, and that semaphore is a timeline semaphore, the `value` member of the `pSignalSemaphoreInfos` element **must** be greater than the `value` member of the `pWaitSemaphoreInfos` element
- VUID-VkSubmitInfo2-semaphore-03882
If the `semaphore` member of any element of `pSignalSemaphoreInfos` is a timeline semaphore, the `value` member of that element **must** have a value greater than the current value of the semaphore when the semaphore signal operation is executed
- VUID-VkSubmitInfo2-semaphore-03883
If the `semaphore` member of any element of `pSignalSemaphoreInfos` is a timeline semaphore, the `value` member of that element **must** have a value which does not differ from the current value of the semaphore or the value of any outstanding semaphore wait or signal operation on that semaphore by more than `maxTimelineSemaphoreValueDifference`
- VUID-VkSubmitInfo2-semaphore-03884
If the `semaphore` member of any element of `pWaitSemaphoreInfos` is a timeline semaphore, the `value` member of that element **must** have a value which does not differ from the current value of the semaphore or the value of any outstanding semaphore wait or signal operation on that semaphore by more than `maxTimelineSemaphoreValueDifference`
- VUID-VkSubmitInfo2-flags-03886
If `flags` includes `VK_SUBMIT_PROTECTED_BIT`, all elements of `pCommandBuffers` **must** be protected command buffers
- VUID-VkSubmitInfo2-flags-03887
If `flags` does not include `VK_SUBMIT_PROTECTED_BIT`, each element of `pCommandBuffers` **must** not be a protected command buffer
- VUID-VkSubmitInfo2-commandBuffer-06192
If any `commandBuffer` member of an element of `pCommandBufferInfos` contains any resumed render pass instances, they **must** be suspended by a render pass instance earlier in submission order within `pCommandBufferInfos`
- VUID-VkSubmitInfo2-commandBuffer-06010
If any `commandBuffer` member of an element of `pCommandBufferInfos` contains any

suspended render pass instances, they **must** be resumed by a render pass instance later in submission order within `pCommandBufferInfos`

- VUID-VkSubmitInfo2-commandBuffer-06011

If any `commandBuffer` member of an element of `pCommandBufferInfos` contains any suspended render pass instances, there **must** be no action or synchronization commands between that render pass instance and the render pass instance that resumes it

- VUID-VkSubmitInfo2-commandBuffer-06012

If any `commandBuffer` member of an element of `pCommandBufferInfos` contains any suspended render pass instances, there **must** be no render pass instances between that render pass instance and the render pass instance that resumes it

- VUID-VkSubmitInfo2-variableSampleLocations-06013

If the `variableSampleLocations` limit is not supported, and any `commandBuffer` member of an element of `pCommandBufferInfos` contains any suspended render pass instances, where a graphics pipeline has been bound, any pipelines bound in the render pass instance that resumes it, or any subsequent render pass instances that resume from that one and so on, **must** use the same sample locations

- VUID-VkSubmitInfo2-pNext-09682

If the `pNext` chain of this structure includes a `VkFrameBoundaryTensorsARM` structure then it **must** also include a `VkFrameBoundaryEXT` structure

- VUID-VkSubmitInfo2-pCommandBufferInfos-09933

If at least one `VkCommandBufferSubmitInfo` structure in `pCommandBufferInfos` references a `commandBuffer` allocated from a pool that was created with a `VkDataGraphProcessingEngineCreateInfoARM` structure in the `pNext` chain of `VkCommandPoolCreateInfo` that included a foreign data graph processing engine in its `pProcessingEngines` member, then `pWaitSemaphoreInfos` and `pSignalSemaphoreInfos` **must** only reference `semaphore` objects that were created from external handle types reported as supported in a `VkQueueFamilyDataGraphProcessingEnginePropertiesARM::foreignSemaphoreHandleTypes` structure via `vkGetPhysicalDeviceQueueFamilyDataGraphProcessingEnginePropertiesARM` with a `queueFamilyIndex` matching the one the command pool was created for, for all the foreign data graph processing engines that were part of the `VkDataGraphProcessingEngineCreateInfoARM` used to create the command pool

Valid Usage (Implicit)

- VUID-VkSubmitInfo2-sType-sType

`sType` **must** be `VK_STRUCTURE_TYPE_SUBMIT_INFO_2`

- VUID-VkSubmitInfo2-pNext-pNext

Each `pNext` member of any structure (including this one) in the `pNext` chain **must** be either `NULL` or a pointer to a valid instance of `VkFrameBoundaryEXT`, `VkFrameBoundaryTensorsARM`, `VkLatencySubmissionPresentIdNV`, `VkPerformanceQuerySubmitInfoKHR`, `VkWin32KeyedMutexAcquireReleaseInfoKHR`, or `VkWin32KeyedMutexAcquireReleaseInfoNV`

- VUID-VkSubmitInfo2-sType-unique

The `sType` value of each structure in the `pNext` chain **must** be unique

- `VOID-VkSubmitInfo2-flags-parameter`
`flags` **must** be a valid combination of `VkSubmitFlagBits` values
- `VOID-VkSubmitInfo2-pWaitSemaphoreInfos-parameter`
If `waitSemaphoreInfoCount` is not 0, `pWaitSemaphoreInfos` **must** be a valid pointer to an array of `waitSemaphoreInfoCount` valid `VkSemaphoreSubmitInfo` structures
- `VOID-VkSubmitInfo2-pCommandBufferInfos-parameter`
If `commandBufferInfoCount` is not 0, `pCommandBufferInfos` **must** be a valid pointer to an array of `commandBufferInfoCount` valid `VkCommandBufferSubmitInfo` structures
- `VOID-VkSubmitInfo2-pSignalSemaphoreInfos-parameter`
If `signalSemaphoreInfoCount` is not 0, `pSignalSemaphoreInfos` **must** be a valid pointer to an array of `signalSemaphoreInfoCount` valid `VkSemaphoreSubmitInfo` structures

Bits which **can** be set in `VkSubmitInfo2::flags`, specifying submission behavior, are:

```
// Provided by VK_VERSION_1_3
typedef enum VkSubmitFlagBits {
    VK_SUBMIT_PROTECTED_BIT = 0x00000001,
    // Provided by VK_KHR_synchronization2
    VK_SUBMIT_PROTECTED_BIT_KHR = VK_SUBMIT_PROTECTED_BIT,
} VkSubmitFlagBits;
```

```
// Provided by VK_KHR_synchronization2
// Equivalent to VkSubmitFlagBits
typedef VkSubmitFlagBits VkSubmitFlagBitsKHR;
```

- `VK_SUBMIT_PROTECTED_BIT` specifies that this batch is a protected submission.

```
// Provided by VK_VERSION_1_3
typedef VkFlags VkSubmitFlags;
```

```
// Provided by VK_KHR_synchronization2
// Equivalent to VkSubmitFlags
typedef VkSubmitFlags VkSubmitFlagsKHR;
```

`VkSubmitFlags` is a bitmask type for setting a mask of zero or more `VkSubmitFlagBits`.

The `VkSemaphoreSubmitInfo` structure is defined as:


```
// Provided by VK_VERSION_1_3
typedef struct VkSemaphoreSubmitInfo {
    VkStructureType      sType;
    const void*          pNext;
    VkSemaphore           semaphore;
    uint64_t              value;
    VkPipelineStageFlags2 stageMask;
    uint32_t              deviceIndex;
} VkSemaphoreSubmitInfo;
```

```
// Provided by VK_KHR_synchronization2
// Equivalent to VkSemaphoreSubmitInfo
typedef VkSemaphoreSubmitInfo VkSemaphoreSubmitInfoKHR;
```

- **sType** is a [VkStructureType](#) value identifying this structure.
- **pNext** is **NULL** or a pointer to a structure extending this structure.
- **semaphore** is a [VkSemaphore](#) affected by this operation.
- **value** is either the value used to signal **semaphore** or the value waited on by **semaphore**, if **semaphore** is a timeline semaphore. Otherwise it is ignored.
- **stageMask** is a [VkPipelineStageFlags2](#) mask of pipeline stages which limit the first synchronization scope of a semaphore signal operation, or second synchronization scope of a semaphore wait operation as described in the [semaphore wait operation](#) and [semaphore signal operation](#) sections of [the synchronization chapter](#).
- **deviceIndex** is the index of the device within a device group that executes the semaphore wait or signal operation.

Whether this structure defines a semaphore wait or signal operation is defined by how it is used. The first [synchronization scope](#) of a [semaphore signal operation](#) or the second synchronization scope of a [semaphore wait operation](#) defined by this structure are limited to operations in stages indicated by **stageMask**.

Valid Usage

- VUID-VkSemaphoreSubmitInfo-stageMask-03929
If the **geometryShader** feature is not enabled, **stageMask** **must** not contain [VK_PIPELINE_STAGE_2_GEOMETRY_SHADER_BIT](#)
- VUID-VkSemaphoreSubmitInfo-stageMask-03930
If the **tessellationShader** feature is not enabled, **stageMask** **must** not contain [VK_PIPELINE_STAGE_2_TESSELLATION_CONTROL_SHADER_BIT](#) or [VK_PIPELINE_STAGE_2_TESSELLATION_EVALUATION_SHADER_BIT](#)
- VUID-VkSemaphoreSubmitInfo-stageMask-03931
If the **conditionalRendering** feature is not enabled, **stageMask** **must** not contain [VK_PIPELINE_STAGE_2_CONDITIONAL_RENDERING_BIT_EXT](#)

- VUID-VkSemaphoreSubmitInfo-stageMask-03932
If the `fragmentDensityMap` feature is not enabled, `stageMask` **must** not contain `VK_PIPELINE_STAGE_2_FRAGMENT_DENSITY_PROCESS_BIT_EXT`
- VUID-VkSemaphoreSubmitInfo-stageMask-03933
If the `transformFeedback` feature is not enabled, `stageMask` **must** not contain `VK_PIPELINE_STAGE_2_TRANSFORM_FEEDBACK_BIT_EXT`
- VUID-VkSemaphoreSubmitInfo-stageMask-03934
If the `meshShader` feature is not enabled, `stageMask` **must** not contain `VK_PIPELINE_STAGE_2_MESH_SHADER_BIT_EXT`
- VUID-VkSemaphoreSubmitInfo-stageMask-03935
If the `taskShader` feature is not enabled, `stageMask` **must** not contain `VK_PIPELINE_STAGE_2_TASK_SHADER_BIT_EXT`
- VUID-VkSemaphoreSubmitInfo-stageMask-07316
If neither of the `shadingRateImage` or the `attachmentFragmentShadingRate` features are enabled, `stageMask` **must** not contain `VK_PIPELINE_STAGE_2_FRAGMENT_SHADING_RATE_ATTACHMENT_BIT_KHR`
- VUID-VkSemaphoreSubmitInfo-stageMask-04957
If the `subpassShading` feature is not enabled, `stageMask` **must** not contain `VK_PIPELINE_STAGE_2_SUBPASS_SHADER_BIT_HUAWEI`
- VUID-VkSemaphoreSubmitInfo-stageMask-04995
If the `invocationMask` feature is not enabled, `stageMask` **must** not contain `VK_PIPELINE_STAGE_2_INVOCATION_MASK_BIT_HUAWEI`
- VUID-VkSemaphoreSubmitInfo-stageMask-07946
If neither the `VK_NV_ray_tracing` extension or the `rayTracingPipeline` feature are enabled, `stageMask` **must** not contain `VK_PIPELINE_STAGE_2_RAY_TRACING_SHADER_BIT_KHR`
- VUID-VkSemaphoreSubmitInfo-stageMask-10751
If the `accelerationStructure` feature is not enabled, `stageMask` **must** not contain `VK_PIPELINE_STAGE_2_ACCELERATION_STRUCTURE_BUILD_BIT_KHR`
- VUID-VkSemaphoreSubmitInfo-stageMask-10752
If the `rayTracingMaintenance1` feature is not enabled, `stageMask` **must** not contain `VK_PIPELINE_STAGE_2_ACCELERATION_STRUCTURE_COPY_BIT_KHR`
- VUID-VkSemaphoreSubmitInfo-stageMask-10753
If the `micromap` feature is not enabled, `stageMask` **must** not contain `VK_PIPELINE_STAGE_2_MICROMAP_BUILD_BIT_EXT`
- VUID-VkSemaphoreSubmitInfo-device-03888
If the `device` that `semaphore` was created on is not a device group, `deviceIndex` **must** be 0
- VUID-VkSemaphoreSubmitInfo-device-03889
If the `device` that `semaphore` was created on is a device group, `deviceIndex` **must** be a valid device index

Valid Usage (Implicit)

- VUID-VkSemaphoreSubmitInfo-sType-sType
sType **must** be [VK_STRUCTURE_TYPE_SEMAPHORE_SUBMIT_INFO](#)
- VUID-VkSemaphoreSubmitInfo-pNext-pNext
pNext **must** be `NULL`
- VUID-VkSemaphoreSubmitInfo-semaphore-parameter
semaphore **must** be a valid [VkSemaphore](#) handle
- VUID-VkSemaphoreSubmitInfo-stageMask-parameter
stageMask **must** be a valid combination of [VkPipelineStageFlagBits2](#) values

The [VkCommandBufferSubmitInfo](#) structure is defined as:

```
// Provided by VK_VERSION_1_3
typedef struct VkCommandBufferSubmitInfo {
    VkStructureType    sType;
    const void*        pNext;
    VkCommandBuffer    commandBuffer;
    uint32_t           deviceMask;
} VkCommandBufferSubmitInfo;
```

```
// Provided by VK_KHR_synchronization2
// Equivalent to VkCommandBufferSubmitInfo
typedef VkCommandBufferSubmitInfo VkCommandBufferSubmitInfoKHR;
```

- **sType** is a [VkStructureType](#) value identifying this structure.
- **pNext** is `NULL` or a pointer to a structure extending this structure.
- **commandBuffer** is a [VkCommandBuffer](#) to be submitted for execution.
- **deviceMask** is a bitmask indicating which devices in a device group execute the command buffer. A **deviceMask** of `0` is equivalent to setting all bits corresponding to valid devices in the group to `1`.

Valid Usage

- VUID-VkCommandBufferSubmitInfo-commandBuffer-03890
commandBuffer **must** not have been allocated with [VK_COMMAND_BUFFER_LEVEL_SECONDARY](#)
- VUID-VkCommandBufferSubmitInfo-deviceMask-03891
If **deviceMask** is not `0`, it **must** be a valid device mask
- VUID-VkCommandBufferSubmitInfo-commandBuffer-09445
If any render pass instance in **commandBuffer** was recorded with a [VkRenderPassStripeBeginInfoARM](#) structure in its pNext chain and did not specify the [VK_RENDERING_RESUMING_BIT](#) flag, a [VkRenderPassStripeSubmitInfoARM](#) **must** be

included in the `pNext` chain

- VUID-VkCommandBufferSubmitInfo-pNext-09446

If a `VkRenderPassStripeSubmitInfoARM` is included in the `pNext` chain, the value of `VkRenderPassStripeSubmitInfoARM::stripeSemaphoreInfoCount` **must** be equal to the sum of the `VkRenderPassStripeBeginInfoARM::stripeInfoCount` parameters provided to render pass instances recorded in `commandBuffer` that did not specify the `VK_RENDERING_RESUMING_BIT` flag

Valid Usage (Implicit)

- VUID-VkCommandBufferSubmitInfo-sType-sType
`sType` **must** be `VK_STRUCTURE_TYPE_COMMAND_BUFFER_SUBMIT_INFO`
- VUID-VkCommandBufferSubmitInfo-pNext-pNext
`pNext` **must** be `NULL` or a pointer to a valid instance of `VkRenderPassStripeSubmitInfoARM`
- VUID-VkCommandBufferSubmitInfo-sType-unique
The `sType` value of each structure in the `pNext` chain **must** be unique
- VUID-VkCommandBufferSubmitInfo-commandBuffer-parameter
`commandBuffer` **must** be a valid `VkCommandBuffer` handle

The `VkRenderPassStripeSubmitInfoARM` structure is defined as:

```
// Provided by VK_ARM_render_pass_striped
typedef struct VkRenderPassStripeSubmitInfoARM {
    VkStructureType    sType;
    const void*        pNext;
    uint32_t           stripeSemaphoreInfoCount;
    const VkSemaphoreSubmitInfo* pStripeSemaphoreInfos;
} VkRenderPassStripeSubmitInfoARM;
```

- `sType` is a `VkStructureType` value identifying this structure.
- `pNext` is `NULL` or a pointer to a structure extending this structure.
- `stripeSemaphoreInfoCount` is the number of semaphores used to signal stripe completion in the render pass instances in the submitted command buffer.
- `pStripeSemaphoreInfos` is a pointer to an array of `stripeSemaphoreInfoCount` `VkSemaphoreSubmitInfo` structures describing the semaphores used to signal stripe completion.

This structure can be included in the `pNext` chain of `VkCommandBufferSubmitInfo` to provide a set of semaphores to be signaled for each striped render pass instance.

The elements of `pStripeSemaphoreInfos` are mapped to render pass instances in `VkCommandBufferSubmitInfo::commandBuffer` in submission order and in stripe order within each render pass instance. Each semaphore in `pStripeSemaphoreInfos` is signaled when the

implementation has completed execution of the associated stripe. In a render pass instance that has multiview enabled, the stripe includes all views in the view mask. In a render pass instance with `layerCount` greater than 1, the stripe includes all layers.

Render pass instances that specify the `VK_RENDERING_RESUMING_BIT` will not have any elements of `pStripeSemaphoreInfos` mapped to them. Instead, for suspending and resuming render pass instances, this mapping is done for the first suspending render pass instance, and the per-stripe semaphores are only signaled for the last resuming render pass instance.

Valid Usage

- VUID-VkRenderPassStripeSubmitInfoARM-semaphore-09447
The `semaphore` member of each element of `pStripeSemaphoreInfos` **must** have been created with a `VkSemaphoreType` of `VK_SEMAPHORE_TYPE_BINARY`

Valid Usage (Implicit)

- VUID-VkRenderPassStripeSubmitInfoARM-sType-sType
`sType` **must** be `VK_STRUCTURE_TYPE_RENDER_PASS_STRIPE_SUBMIT_INFO_ARM`
- VUID-VkRenderPassStripeSubmitInfoARM-pStripeSemaphoreInfos-parameter
`pStripeSemaphoreInfos` **must** be a valid pointer to an array of `stripeSemaphoreInfoCount` valid `VkSemaphoreSubmitInfo` structures
- VUID-VkRenderPassStripeSubmitInfoARM-stripeSemaphoreInfoCount-arraylength
`stripeSemaphoreInfoCount` **must** be greater than 0

Structure Chaining

Extends the structure

- `VkCommandBufferSubmitInfo`

To submit command buffers to a queue, call:

WARNING

This functionality is superseded by `vkQueueSubmit2`. See [Legacy Functionality](#) for more information.

```
// Provided by VK_VERSION_1_0
VkResult vkQueueSubmit(
    VkQueue          queue,
    uint32_t         submitCount,
    const VkSubmitInfo* pSubmits,
    VkFence          fence);
```

- `queue` is the queue that the command buffers will be submitted to.

- `submitCount` is the number of elements in the `pSubmits` array.
- `pSubmits` is a pointer to an array of `VkSubmitInfo` structures, each specifying a command buffer submission batch. Command buffers and semaphores specified in this array **may** be accessed at any point until the `queue operations` they define complete execution on the device.
- `fence` is an **optional** handle to a fence to be signaled once all submitted command buffers have completed execution. If `fence` is not `VK_NULL_HANDLE`, it defines a `fence signal operation`. If it is not `VK_NULL_HANDLE`, `fence` **may** be accessed at any point until this command completes on the device.

`vkQueueSubmit` is a `queue submission command`, with each batch defined by an element of `pSubmits`. Batches begin execution in the order they appear in `pSubmits`, but **may** complete out of order.

The order that batches appear in `pSubmits` is used to determine `submission order`, and thus all the `implicit ordering guarantees` that respect it. Other than these implicit ordering guarantees and any `explicit synchronization primitives`, these batches **may** overlap or otherwise execute out of order.

Fence operations submitted with `vkQueueSubmit` have additional ordering constraints compared to other submission commands, with dependencies involving previous and subsequent queue operations. Information about these additional constraints can be found in the `fence` sections of [the synchronization chapter](#).

The first `synchronization scope` of each `semaphore signal operation` defined by this command includes every command in the same batch that the signal operation is defined in, and all commands that occur earlier in `submission order`.

The second `synchronization scope` of each `semaphore wait operation` defined by this command includes every command in the same batch that the wait operation is defined in, and all commands that occur later in `submission order`. The scope is limited by the `pWaitDstStageMask` for each batch, as described in `VkSubmitInfo`.

If any command buffer submitted to this queue is in the `executable state`, it is moved to the `pending state`. Once execution of all submissions of a command buffer complete, it moves from the `pending state`, back to the `executable state`. If a command buffer was recorded with the `VK_COMMAND_BUFFER_USAGE_ONE_TIME_SUBMIT_BIT` flag, it instead moves to the `invalid state`.

If `vkQueueSubmit` fails, it **may** return `VK_ERROR_OUT_OF_HOST_MEMORY` or `VK_ERROR_OUT_OF_DEVICE_MEMORY`. If it does, the implementation **must** ensure that the state and contents of any resources or synchronization primitives referenced by the submitted command buffers and any semaphores referenced by `pSubmits` is unaffected by the call or its failure. If `vkQueueSubmit` fails in such a way that the implementation is unable to make that guarantee, the implementation **must** return `VK_ERROR_DEVICE_LOST`. See [Lost Device](#).

Valid Usage

- VUID-vkQueueSubmit-fence-00063
If `fence` is not `VK_NULL_HANDLE`, `fence` **must** be unsignaled
- VUID-vkQueueSubmit-fence-00064
If `fence` is not `VK_NULL_HANDLE`, `fence` **must** not be associated with any other queue

command that has not yet completed execution on that queue

- VUID-vkQueueSubmit-pCommandBuffers-00065

Any calls to [vkCmdSetEvent](#), [vkCmdResetEvent](#) or [vkCmdWaitEvents](#) that have been recorded into any of the command buffer elements of the [pCommandBuffers](#) member of any element of [pSubmits](#), **must** not reference any [VkEvent](#) that is referenced by any of those commands in a command buffer that has been submitted to another queue and is still in the *pending state*

- VUID-vkQueueSubmit-pWaitDstStageMask-00066

Any stage flag included in any element of the [pWaitDstStageMask](#) member of any element of [pSubmits](#) **must** be a pipeline stage supported by one of the capabilities of [queue](#), as specified in the [table of supported pipeline stages](#)

- VUID-vkQueueSubmit-pSignalSemaphores-00067

Each binary semaphore element of the [pSignalSemaphores](#) member of any element of [pSubmits](#) **must** be unsignaled when the semaphore signal operation it defines is executed on the device

- VUID-vkQueueSubmit-pWaitSemaphores-00068

When a semaphore wait operation referring to a binary semaphore defined by any element of the [pWaitSemaphores](#) member of any element of [pSubmits](#) executes on [queue](#), there **must** be no other queues waiting on the same semaphore

- VUID-vkQueueSubmit-pWaitSemaphores-03238

All elements of the [pWaitSemaphores](#) member of all elements of [pSubmits](#) created with a [VkSemaphoreType](#) of [VK_SEMAPHORE_TYPE_BINARY](#) **must** reference a semaphore signal operation that has been submitted for execution and any [semaphore signal operations](#) on which it depends **must** have also been submitted for execution

- VUID-vkQueueSubmit-pCommandBuffers-00070

Each element of the [pCommandBuffers](#) member of each element of [pSubmits](#) **must** be in the [pending or executable state](#)

- VUID-vkQueueSubmit-pCommandBuffers-00071

If any element of the [pCommandBuffers](#) member of any element of [pSubmits](#) was not recorded with the [VK_COMMAND_BUFFER_USAGE_SIMULTANEOUS_USE_BIT](#), it **must** not be in the [pending state](#)

- VUID-vkQueueSubmit-pCommandBuffers-00072

Any [secondary command buffers recorded](#) into any element of the [pCommandBuffers](#) member of any element of [pSubmits](#) **must** be in the [pending or executable state](#)

- VUID-vkQueueSubmit-pCommandBuffers-00073

If any [secondary command buffers recorded](#) into any element of the [pCommandBuffers](#) member of any element of [pSubmits](#) was not recorded with the [VK_COMMAND_BUFFER_USAGE_SIMULTANEOUS_USE_BIT](#), it **must** not be in the [pending state](#)

- VUID-vkQueueSubmit-pCommandBuffers-00074

Each element of the [pCommandBuffers](#) member of each element of [pSubmits](#) **must** have been allocated from a [VkCommandPool](#) that was created for the same queue family [queue](#) belongs to

- VUID-vkQueueSubmit-pSubmits-02207
If any element of `pSubmits->pCommandBuffers` includes a [Queue Family Ownership Transfer Acquire Operation](#), there **must** exist a previously submitted [Queue Family Ownership Transfer Release Operation](#) on a queue in the queue family identified by the acquire operation, with parameters matching the acquire operation as defined in the definition of such [acquire operations](#), and which happens-before the acquire operation
- VUID-vkQueueSubmit-pSubmits-10911
If any element of `pSubmits->pCommandBuffers` includes a [Queue Family Ownership Transfer Acquire Operation](#), the affected resource **must** not be modified in any way between the last matching release operation and the acquire operation
- VUID-vkQueueSubmit-pCommandBuffers-03220
If a command recorded into any element of `pCommandBuffers` was a `vkCmdBeginQuery` whose `queryPool` was created with a `queryType` of `VK_QUERY_TYPE_PERFORMANCE_QUERY_KHR`, the [profiling lock](#) **must** have been held continuously on the `VkDevice` that `queue` was retrieved from, throughout recording of those command buffers
- VUID-vkQueueSubmit-pSubmits-02808
Any resource created with `VK_SHARING_MODE_EXCLUSIVE` that is read by an operation specified by `pSubmits` **must** not be owned by any queue family other than the one which `queue` belongs to, at the time it is executed
- VUID-vkQueueSubmit-pSubmits-04626
Any resource created with `VK_SHARING_MODE_CONCURRENT` that is accessed by an operation specified by `pSubmits` **must** have included the queue family of `queue` at resource creation time
- VUID-vkQueueSubmit-queue-06448
If `queue` was not created with `VK_DEVICE_QUEUE_CREATE_PROTECTED_BIT`, there **must** be no element of `pSubmits` that includes a `VkProtectedSubmitInfo` structure in its `pNext` chain with `protectedSubmit` equal to `VK_TRUE`

Valid Usage (Implicit)

- VUID-vkQueueSubmit-queue-parameter
`queue` **must** be a valid [VkQueue](#) handle
- VUID-vkQueueSubmit-pSubmits-parameter
If `submitCount` is not 0, `pSubmits` **must** be a valid pointer to an array of `submitCount` valid [VkSubmitInfo](#) structures
- VUID-vkQueueSubmit-fence-parameter
If `fence` is not `VK_NULL_HANDLE`, `fence` **must** be a valid [VkFence](#) handle
- VUID-vkQueueSubmit-commonparent
Both of `fence`, and `queue` that are valid handles of non-ignored parameters **must** have been created, allocated, or retrieved from the same [VkDevice](#)

Host Synchronization

- Host access to **queue** **must** be externally synchronized if it was not created with [VK_DEVICE_QUEUE_CREATE INTERNALLY SYNCHRONIZED_BIT_KHR](#)
- Host access to **fence** **must** be externally synchronized

Command Properties

Command Buffer Levels	Render Pass Scope	Video Coding Scope	Supported Queue Types	Command Type
-	-	-	Any	-

Return Codes

Success

- [VK_SUCCESS](#)

Failure

- [VK_ERROR_DEVICE_LOST](#)
- [VK_ERROR_OUT_OF_DEVICE_MEMORY](#)
- [VK_ERROR_OUT_OF_HOST_MEMORY](#)
- [VK_ERROR_UNKNOWN](#)
- [VK_ERROR_VALIDATION_FAILED](#)

The [VkSubmitInfo](#) structure is defined as:

WARNING

This functionality is superseded by [VkSubmitInfo2](#). See [Legacy Functionality](#) for more information.

```
// Provided by VK_VERSION_1_0
typedef struct VkSubmitInfo {
    VkStructureType           sType;
    const void*               pNext;
    uint32_t                  waitSemaphoreCount;
    const VkSemaphore*        pWaitSemaphores;
    const VkPipelineStageFlags* pWaitDstStageMask;
    uint32_t                  commandBufferCount;
    const VkCommandBuffer*    pCommandBuffers;
    uint32_t                  signalSemaphoreCount;
    const VkSemaphore*        pSignalSemaphores;
} VkSubmitInfo;
```


- `sType` is a `VkStructureType` value identifying this structure.
- `pNext` is `NULL` or a pointer to a structure extending this structure.
- `waitSemaphoreCount` is the number of semaphores upon which to wait before executing the command buffers for the batch.
- `pWaitSemaphores` is a pointer to an array of `VkSemaphore` handles upon which to wait before the command buffers for this batch begin execution. If semaphores to wait on are provided, they define a [semaphore wait operation](#).
- `pWaitDstStageMask` is a pointer to an array of pipeline stages at which each corresponding semaphore wait will occur.
- `commandBufferCount` is the number of command buffers to execute in the batch.
- `pCommandBuffers` is a pointer to an array of `VkCommandBuffer` handles to execute in the batch.
- `signalSemaphoreCount` is the number of semaphores to be signaled once the commands specified in `pCommandBuffers` have completed execution.
- `pSignalSemaphores` is a pointer to an array of `VkSemaphore` handles which will be signaled when the command buffers for this batch have completed execution. If semaphores to be signaled are provided, they define a [semaphore signal operation](#).

The order that command buffers appear in `pCommandBuffers` is used to determine [submission order](#), and thus all the [implicit ordering guarantees](#) that respect it. Other than these implicit ordering guarantees and any [explicit synchronization primitives](#), these command buffers **may** overlap or otherwise execute out of order.

The second [synchronization scope](#) of each [semaphore wait operation](#) defined by this structure is limited to operations in stages indicated by the corresponding element of `pWaitDstStageMask`.

A common scenario for using `pWaitDstStageMask` with values other than `VK_PIPELINE_STAGE_ALL_COMMANDS_BIT` is when synchronizing a window system presentation operation against subsequent command buffers which render the next frame. In this case, a presentation image **must** not be overwritten until the presentation operation completes, but other pipeline stages **can** execute without waiting. A mask of `VK_PIPELINE_STAGE_COLOR_ATTACHMENT_OUTPUT_BIT` prevents subsequent color attachment writes from executing until the semaphore signals. Some implementations **may** be able to execute transfer operations and/or pre-rasterization work before the semaphore is signaled.

NOTE

If an image layout transition needs to be performed on a presentable image before it is used in a framebuffer, that **can** be performed as the first operation submitted to the queue after acquiring the image, and **should** not prevent other work from overlapping with the presentation operation. For example, a `VkImageMemoryBarrier` could use:

- `srcStageMask` = `VK_PIPELINE_STAGE_COLOR_ATTACHMENT_OUTPUT_BIT`
- `srcAccessMask` = 0
- `dstStageMask` = `VK_PIPELINE_STAGE_COLOR_ATTACHMENT_OUTPUT_BIT`

- `dstAccessMask` = `VK_ACCESS_COLOR_ATTACHMENT_READ_BIT` | `VK_ACCESS_COLOR_ATTACHMENT_WRITE_BIT`.
- `oldLayout` = `VK_IMAGE_LAYOUT_PRESENT_SRC_KHR`
- `newLayout` = `VK_IMAGE_LAYOUT_COLOR_ATTACHMENT_OPTIMAL`

Alternatively, `oldLayout` can be `VK_IMAGE_LAYOUT_UNDEFINED`, if the image's contents need not be preserved.

This barrier accomplishes a dependency chain between previous presentation operations and subsequent color attachment output operations, with the layout transition performed in between, and does not introduce a dependency between previous work and any `pre-rasterization` `shader` `stages`. More precisely, the semaphore signals after the presentation operation completes, the semaphore wait stalls the `VK_PIPELINE_STAGE_COLOR_ATTACHMENT_OUTPUT_BIT` stage, and there is a dependency from that same stage to itself with the layout transition performed in between.

Valid Usage

- VUID-VkSubmitInfo-pWaitDstStageMask-04090
If the `geometryShader` feature is not enabled, `pWaitDstStageMask` **must** not contain `VK_PIPELINE_STAGE_GEOMETRY_SHADER_BIT`
- VUID-VkSubmitInfo-pWaitDstStageMask-04091
If the `tesseellationShader` feature is not enabled, `pWaitDstStageMask` **must** not contain `VK_PIPELINE_STAGE_TESSELLATION_CONTROL_SHADER_BIT` or `VK_PIPELINE_STAGE_TESSELLATION_EVALUATION_SHADER_BIT`
- VUID-VkSubmitInfo-pWaitDstStageMask-04092
If the `conditionalRendering` feature is not enabled, `pWaitDstStageMask` **must** not contain `VK_PIPELINE_STAGE_CONDITIONAL_RENDERING_BIT_EXT`
- VUID-VkSubmitInfo-pWaitDstStageMask-04093
If the `fragmentDensityMap` feature is not enabled, `pWaitDstStageMask` **must** not contain `VK_PIPELINE_STAGE_FRAGMENT_DENSITY_PROCESS_BIT_EXT`
- VUID-VkSubmitInfo-pWaitDstStageMask-04094
If the `transformFeedback` feature is not enabled, `pWaitDstStageMask` **must** not contain `VK_PIPELINE_STAGE_TRANSFORM_FEEDBACK_BIT_EXT`
- VUID-VkSubmitInfo-pWaitDstStageMask-04095
If the `meshShader` feature is not enabled, `pWaitDstStageMask` **must** not contain `VK_PIPELINE_STAGE_MESH_SHADER_BIT_EXT`
- VUID-VkSubmitInfo-pWaitDstStageMask-04096
If the `taskShader` feature is not enabled, `pWaitDstStageMask` **must** not contain `VK_PIPELINE_STAGE_TASK_SHADER_BIT_EXT`
- VUID-VkSubmitInfo-pWaitDstStageMask-07318
If neither of the `shadingRateImage` or the `attachmentFragmentShadingRate` features are enabled, `pWaitDstStageMask` **must** not contain

VK_PIPELINE_STAGE_FRAGMENT_SHADING_RATE_ATTACHMENT_BIT_KHR

- VUID-VkSubmitInfo-pWaitDstStageMask-03937

If the **synchronization2** feature is not enabled, **pWaitDstStageMask** **must** not be 0

- VUID-VkSubmitInfo-pWaitDstStageMask-07949

If neither the **VK_NV_ray_tracing** extension or the **rayTracingPipeline** feature are enabled, **pWaitDstStageMask** **must** not contain **VK_PIPELINE_STAGE_RAY_TRACING_SHADER_BIT_KHR**

- VUID-VkSubmitInfo-pWaitDstStageMask-10754

If the **accelerationStructure** feature is not enabled, **pWaitDstStageMask** **must** not contain **VK_PIPELINE_STAGE_ACCELERATION_STRUCTURE_BUILD_BIT_KHR**

- VUID-VkSubmitInfo-pCommandBuffers-00075

Each element of **pCommandBuffers** **must** not have been allocated with **VK_COMMAND_BUFFER_LEVEL_SECONDARY**

- VUID-VkSubmitInfo-pWaitDstStageMask-00078

Each element of **pWaitDstStageMask** **must** not include **VK_PIPELINE_STAGE_HOST_BIT**

- VUID-VkSubmitInfo-pWaitSemaphores-03239

If any element of **pWaitSemaphores** or **pSignalSemaphores** was created with a **VkSemaphoreType** of **VK_SEMAPHORE_TYPE_TIMELINE**, then the **pNext** chain **must** include a **VkTimelineSemaphoreSubmitInfo** structure

- VUID-VkSubmitInfo-pNext-03240

If the **pNext** chain of this structure includes a **VkTimelineSemaphoreSubmitInfo** structure and any element of **pWaitSemaphores** was created with a **VkSemaphoreType** of **VK_SEMAPHORE_TYPE_TIMELINE**, then its **waitSemaphoreValueCount** member **must** equal **waitSemaphoreCount**

- VUID-VkSubmitInfo-pNext-03241

If the **pNext** chain of this structure includes a **VkTimelineSemaphoreSubmitInfo** structure and any element of **pSignalSemaphores** was created with a **VkSemaphoreType** of **VK_SEMAPHORE_TYPE_TIMELINE**, then its **signalSemaphoreValueCount** member **must** equal **signalSemaphoreCount**

- VUID-VkSubmitInfo-pSignalSemaphores-03242

For each element of **pSignalSemaphores** created with a **VkSemaphoreType** of **VK_SEMAPHORE_TYPE_TIMELINE** the corresponding element of **VkTimelineSemaphoreSubmitInfo::pSignalSemaphoreValues** **must** have a value greater than the current value of the semaphore when the **semaphore signal operation** is executed

- VUID-VkSubmitInfo-pWaitSemaphores-03243

For each element of **pWaitSemaphores** created with a **VkSemaphoreType** of **VK_SEMAPHORE_TYPE_TIMELINE** the corresponding element of **VkTimelineSemaphoreSubmitInfo::pWaitSemaphoreValues** **must** have a value which does not differ from the current value of the semaphore or the value of any outstanding semaphore wait or signal operation on that semaphore by more than **maxTimelineSemaphoreValueDifference**

- VUID-VkSubmitInfo-pSignalSemaphores-03244

For each element of `pSignalSemaphores` created with a `VkSemaphoreType` of `VK_SEMAPHORE_TYPE_TIMELINE` the corresponding element of `VkTimelineSemaphoreSubmitInfo::pSignalSemaphoreValues` **must** have a value which does not differ from the current value of the semaphore or the value of any outstanding semaphore wait or signal operation on that semaphore by more than `maxTimelineSemaphoreValueDifference`

- VUID-VkSubmitInfo-pNext-04120

If the `pNext` chain of this structure does not include a `VkProtectedSubmitInfo` structure with `protectedSubmit` set to `VK_TRUE`, then each element of the `pCommandBuffers` array **must** be an unprotected command buffer

- VUID-VkSubmitInfo-pNext-04148

If the `pNext` chain of this structure includes a `VkProtectedSubmitInfo` structure with `protectedSubmit` set to `VK_TRUE`, then each element of the `pCommandBuffers` array **must** be a protected command buffer

- VUID-VkSubmitInfo-pCommandBuffers-06193

If `pCommandBuffers` contains any `resumed render pass instances`, they **must** be suspended by a render pass instance earlier in submission order within `pCommandBuffers`

- VUID-VkSubmitInfo-pCommandBuffers-06014

If `pCommandBuffers` contains any `suspended render pass instances`, they **must** be resumed by a render pass instance later in submission order within `pCommandBuffers`

- VUID-VkSubmitInfo-pCommandBuffers-06015

If `pCommandBuffers` contains any `suspended render pass instances`, there **must** be no action or synchronization commands executed in a primary or `secondary` command buffer between that render pass instance and the render pass instance that resumes it

- VUID-VkSubmitInfo-pCommandBuffers-06016

If `pCommandBuffers` contains any `suspended render pass instances`, there **must** be no render pass instances between that render pass instance and the render pass instance that resumes it

- VUID-VkSubmitInfo-variableSampleLocations-06017

If the `variableSampleLocations` limit is not supported, and any element of `pCommandBuffers` contains any `suspended render pass instances`, where a graphics pipeline has been bound, any pipelines bound in the render pass instance that resumes it, or any subsequent render pass instances that resume from that one and so on, **must** use the same sample locations

- VUID-VkSubmitInfo-pNext-09683

If the `pNext` chain of this structure includes a `VkFrameBoundaryTensorsARM` structure then it **must** also include a `VkFrameBoundaryEXT` structure

- VUID-VkSubmitInfo-pCommandBufferInfos-09942

If at least one `VkCommandBufferSubmitInfo` structure in `pCommandBufferInfos` references a `commandBuffer` allocated from a pool that was created with a `VkDataGraphProcessingEngineCreateInfoARM` structure in the `pNext` chain of `VkCommandPoolCreateInfo` that included a foreign data graph processing engine in its `pProcessingEngines` member, then `pWaitSemaphoreInfos` and `pSignalSemaphoreInfos` **must** only reference `semaphore` objects that were created from external handle types reported as

supported in a `VkQueueFamilyDataGraphProcessingEnginePropertiesARM::foreignSemaphoreHandleTypes` structure via `vkGetPhysicalDeviceQueueFamilyDataGraphProcessingEnginePropertiesARM` with a `queueFamilyIndex` matching the one the command pool was created for, for all the foreign data graph processing engines that were part of the `VkDataGraphProcessingEngineCreateInfoARM` used to create the command pool

Valid Usage (Implicit)

- VUID-VkSubmitInfo-sType-sType
`sType` **must** be `VK_STRUCTURE_TYPE_SUBMIT_INFO`
- VUID-VkSubmitInfo-pNext-pNext
Each `pNext` member of any structure (including this one) in the `pNext` chain **must** be either `NULL` or a pointer to a valid instance of `VkAmigoProfilingSubmitInfoSEC`, `VkD3D12FenceSubmitInfoKHR`, `VkDeviceGroupSubmitInfo`, `VkFrameBoundaryEXT`, `VkFrameBoundaryTensorsARM`, `VkLatencySubmissionPresentIdNV`, `VkPerformanceQuerySubmitInfoKHR`, `VkProtectedSubmitInfo`, `VkThrottleHintSubmitInfoSEC`, `VkTimelineSemaphoreSubmitInfo`, `VkWin32KeyedMutexAcquireReleaseInfoKHR`, or `VkWin32KeyedMutexAcquireReleaseInfoNV`
- VUID-VkSubmitInfo-sType-unique
The `sType` value of each structure in the `pNext` chain **must** be unique
- VUID-VkSubmitInfo-pWaitSemaphores-parameter
If `waitSemaphoreCount` is not 0, `pWaitSemaphores` **must** be a valid pointer to an array of `waitSemaphoreCount` valid `VkSemaphore` handles
- VUID-VkSubmitInfo-pWaitDstStageMask-parameter
If `waitSemaphoreCount` is not 0, `pWaitDstStageMask` **must** be a valid pointer to an array of `waitSemaphoreCount` valid combinations of `VkPipelineStageFlagBits` values
- VUID-VkSubmitInfo-pCommandBuffers-parameter
If `commandBufferCount` is not 0, `pCommandBuffers` **must** be a valid pointer to an array of `commandBufferCount` valid `VkCommandBuffer` handles
- VUID-VkSubmitInfo-pSignalSemaphores-parameter
If `signalSemaphoreCount` is not 0, `pSignalSemaphores` **must** be a valid pointer to an array of `signalSemaphoreCount` valid `VkSemaphore` handles
- VUID-VkSubmitInfo-commonparent
Each of the elements of `pCommandBuffers`, the elements of `pSignalSemaphores`, and the elements of `pWaitSemaphores` that are valid handles of non-ignored parameters **must** have been created, allocated, or retrieved from the same `VkDevice`

To specify the values to use when waiting for and signaling semaphores created with a `VkSemaphoreType` of `VK_SEMAPHORE_TYPE_TIMELINE`, add a `VkTimelineSemaphoreSubmitInfo` structure to the `pNext` chain of the `VkSubmitInfo` structure when using `vkQueueSubmit` or the `VkBindSparseInfo` structure when using `vkQueueBindSparse`. The `VkTimelineSemaphoreSubmitInfo`

structure is defined as:

```
// Provided by VK_VERSION_1_2
typedef struct VkTimelineSemaphoreSubmitInfo {
    VkStructureType    sType;
    const void*        pNext;
    uint32_t           waitSemaphoreValueCount;
    const uint64_t*     pWaitSemaphoreValues;
    uint32_t           signalSemaphoreValueCount;
    const uint64_t*     pSignalSemaphoreValues;
} VkTimelineSemaphoreSubmitInfo;
```

```
// Provided by VK_KHR_timeline_semaphore
// Equivalent to VkTimelineSemaphoreSubmitInfo
typedef VkTimelineSemaphoreSubmitInfo VkTimelineSemaphoreSubmitInfoKHR;
```

- **sType** is a **VkStructureType** value identifying this structure.
- **pNext** is **NULL** or a pointer to a structure extending this structure.
- **waitSemaphoreValueCount** is the number of semaphore wait values specified in **pWaitSemaphoreValues**.
- **pWaitSemaphoreValues** is a pointer to an array of **waitSemaphoreValueCount** values for the corresponding semaphores in **VkSubmitInfo::pWaitSemaphores** to wait for.
- **signalSemaphoreValueCount** is the number of semaphore signal values specified in **pSignalSemaphoreValues**.
- **pSignalSemaphoreValues** is a pointer to an array **signalSemaphoreValueCount** values for the corresponding semaphores in **VkSubmitInfo::pSignalSemaphores** to set when signaled.

If the semaphore in **VkSubmitInfo::pWaitSemaphores** or **VkSubmitInfo::pSignalSemaphores** corresponding to an entry in **pWaitSemaphoreValues** or **pSignalSemaphoreValues** respectively was not created with a **VkSemaphoreType** of **VK_SEMAPHORE_TYPE_TIMELINE**, the implementation **must** ignore the value in the **pWaitSemaphoreValues** or **pSignalSemaphoreValues** entry.

Valid Usage (Implicit)

- VUID-VkTimelineSemaphoreSubmitInfo-sType-sType
sType **must** be **VK_STRUCTURE_TYPE_TIMELINE_SEMAPHORE_SUBMIT_INFO**
- VUID-VkTimelineSemaphoreSubmitInfo-pWaitSemaphoreValues-parameter
If **waitSemaphoreValueCount** is not **0**, and **pWaitSemaphoreValues** is not **NULL**, **pWaitSemaphoreValues** **must** be a valid pointer to an array of **waitSemaphoreValueCount** **uint64_t** values
- VUID-VkTimelineSemaphoreSubmitInfo-pSignalSemaphoreValues-parameter
If **signalSemaphoreValueCount** is not **0**, and **pSignalSemaphoreValues** is not **NULL**, **pSignalSemaphoreValues** **must** be a valid pointer to an array of **signalSemaphoreValueCount** **uint64_t** values

Structure Chaining

Extends the structures

- [VkBindSparseInfo](#)
- [VkSubmitInfo](#)

To specify the values to use when waiting for and signaling semaphores whose [current payload](#) refers to a Direct3D 12 fence, add a [VkD3D12FenceSubmitInfoKHR](#) structure to the [pNext](#) chain of the [VkSubmitInfo](#) structure. The [VkD3D12FenceSubmitInfoKHR](#) structure is defined as:

```
// Provided by VK_KHR_external_semaphore_win32
typedef struct VkD3D12FenceSubmitInfoKHR {
    VkStructureType    sType;
    const void*        pNext;
    uint32_t           waitSemaphoreValuesCount;
    const uint64_t*     pWaitSemaphoreValues;
    uint32_t           signalSemaphoreValuesCount;
    const uint64_t*     pSignalSemaphoreValues;
} VkD3D12FenceSubmitInfoKHR;
```

- [sType](#) is a [VkStructureType](#) value identifying this structure.
- [pNext](#) is `NULL` or a pointer to a structure extending this structure.
- [waitSemaphoreValuesCount](#) is the number of semaphore wait values specified in [pWaitSemaphoreValues](#).
- [pWaitSemaphoreValues](#) is a pointer to an array of [waitSemaphoreValuesCount](#) values for the corresponding semaphores in [VkSubmitInfo::pWaitSemaphores](#) to wait for.
- [signalSemaphoreValuesCount](#) is the number of semaphore signal values specified in [pSignalSemaphoreValues](#).
- [pSignalSemaphoreValues](#) is a pointer to an array of [signalSemaphoreValuesCount](#) values for the corresponding semaphores in [VkSubmitInfo::pSignalSemaphores](#) to set when signaled.

If the semaphore in [VkSubmitInfo::pWaitSemaphores](#) or [VkSubmitInfo::pSignalSemaphores](#) corresponding to an entry in [pWaitSemaphoreValues](#) or [pSignalSemaphoreValues](#) respectively does not currently have a [payload](#) referring to a Direct3D 12 fence, the implementation **must** ignore the value in the [pWaitSemaphoreValues](#) or [pSignalSemaphoreValues](#) entry.

NOTE

As the introduction of the external semaphore handle type [VK_EXTERNAL_SEMAPHORE_HANDLE_TYPE_D3D12_FENCE_BIT](#) predates that of timeline semaphores, support for importing semaphore payloads from external handles of that type into semaphores created (implicitly or explicitly) with a [VkSemaphoreType](#) of [VK_SEMAPHORE_TYPE_BINARY](#) is preserved for backwards compatibility. However, applications **should** prefer importing such handle types into semaphores created with a [VkSemaphoreType](#) of [VK_SEMAPHORE_TYPE_TIMELINE](#), and use the [VkTimelineSemaphoreSubmitInfo](#)

structure instead of the `VkD3D12FenceSubmitInfoKHR` structure to specify the values to use when waiting for and signaling such semaphores.

Valid Usage

- VUID-VkD3D12FenceSubmitInfoKHR-waitSemaphoreValuesCount-00079
`waitSemaphoreValuesCount` **must** be the same value as `VkSubmitInfo::waitSemaphoreCount`, where this structure is in the `pNext` chain of a `VkSubmitInfo` structure
- VUID-VkD3D12FenceSubmitInfoKHR-signalSemaphoreValuesCount-00080
`signalSemaphoreValuesCount` **must** be the same value as `VkSubmitInfo::signalSemaphoreCount`, where this structure is in the `pNext` chain of a `VkSubmitInfo` structure

Valid Usage (Implicit)

- VUID-VkD3D12FenceSubmitInfoKHR-sType-sType
`sType` **must** be `VK_STRUCTURE_TYPE_D3D12_FENCE_SUBMIT_INFO_KHR`
- VUID-VkD3D12FenceSubmitInfoKHR-pWaitSemaphoreValues-parameter
If `waitSemaphoreValuesCount` is not 0, and `pWaitSemaphoreValues` is not NULL, `pWaitSemaphoreValues` **must** be a valid pointer to an array of `waitSemaphoreValuesCount` `uint64_t` values
- VUID-VkD3D12FenceSubmitInfoKHR-pSignalSemaphoreValues-parameter
If `signalSemaphoreValuesCount` is not 0, and `pSignalSemaphoreValues` is not NULL, `pSignalSemaphoreValues` **must** be a valid pointer to an array of `signalSemaphoreValuesCount` `uint64_t` values

Structure Chaining

Extends the structure

- `VkSubmitInfo`

When submitting work that operates on memory imported from a Direct3D 11 resource to a queue, the keyed mutex mechanism **may** be used in addition to Vulkan semaphores to synchronize the work. Keyed mutexes are a property of a properly created shareable Direct3D 11 resource. They **can** only be used if the imported resource was created with the `D3D11_RESOURCE_MISC_SHARED_KEYEDMUTEX` flag.

To acquire keyed mutexes before submitted work and/or release them after, add a `VkWin32KeyedMutexAcquireReleaseInfoKHR` structure to the `pNext` chain of the `VkSubmitInfo` structure.

The `VkWin32KeyedMutexAcquireReleaseInfoKHR` structure is defined as:


```
// Provided by VK_KHR_win32_keyed_mutex
typedef struct VkWin32KeyedMutexAcquireReleaseInfoKHR {
    VkStructureType      sType;
    const void*          pNext;
    uint32_t             acquireCount;
    const VkDeviceMemory* pAcquireSyncs;
    const uint64_t*       pAcquireKeys;
    const uint32_t*       pAcquireTimeouts;
    uint32_t             releaseCount;
    const VkDeviceMemory* pReleaseSyncs;
    const uint64_t*       pReleaseKeys;
} VkWin32KeyedMutexAcquireReleaseInfoKHR;
```

- `sType` is a `VkStructureType` value identifying this structure.
- `pNext` is `NULL` or a pointer to a structure extending this structure.
- `acquireCount` is the number of entries in the `pAcquireSyncs`, `pAcquireKeys`, and `pAcquireTimeouts` arrays.
- `pAcquireSyncs` is a pointer to an array of `VkDeviceMemory` objects which were imported from Direct3D 11 resources.
- `pAcquireKeys` is a pointer to an array of mutex key values to wait for prior to beginning the submitted work. Entries refer to the keyed mutex associated with the corresponding entries in `pAcquireSyncs`.
- `pAcquireTimeouts` is a pointer to an array of timeout values, in millisecond units, for each acquire specified in `pAcquireKeys`.
- `releaseCount` is the number of entries in the `pReleaseSyncs` and `pReleaseKeys` arrays.
- `pReleaseSyncs` is a pointer to an array of `VkDeviceMemory` objects which were imported from Direct3D 11 resources.
- `pReleaseKeys` is a pointer to an array of mutex key values to set when the submitted work has completed. Entries refer to the keyed mutex associated with the corresponding entries in `pReleaseSyncs`.

Valid Usage

- VUID-VkWin32KeyedMutexAcquireReleaseInfoKHR-pAcquireSyncs-00081
Each member of `pAcquireSyncs` and `pReleaseSyncs` **must** be a device memory object imported by setting `VkImportMemoryWin32HandleInfoKHR::handleType` to `VK_EXTERNAL_MEMORY_HANDLE_TYPE_D3D11_TEXTURE_BIT` or `VK_EXTERNAL_MEMORY_HANDLE_TYPE_D3D11_TEXTURE_KMT_BIT`

Valid Usage (Implicit)

- VUID-VkWin32KeyedMutexAcquireReleaseInfoKHR-sType-sType
`sType` **must** be

VK_STRUCTURE_TYPE_WIN32_KEYED_MUTEX_ACQUIRE_RELEASE_INFO_KHR

- VUID-VkWin32KeyedMutexAcquireReleaseInfoKHR-pAcquireSyncs-parameter
If `acquireCount` is not 0, `pAcquireSyncs` **must** be a valid pointer to an array of `acquireCount` valid `VkDeviceMemory` handles
- VUID-VkWin32KeyedMutexAcquireReleaseInfoKHR-pAcquireKeys-parameter
If `acquireCount` is not 0, `pAcquireKeys` **must** be a valid pointer to an array of `acquireCount` `uint64_t` values
- VUID-VkWin32KeyedMutexAcquireReleaseInfoKHR-pAcquireTimeouts-parameter
If `acquireCount` is not 0, `pAcquireTimeouts` **must** be a valid pointer to an array of `acquireCount` `uint32_t` values
- VUID-VkWin32KeyedMutexAcquireReleaseInfoKHR-pReleaseSyncs-parameter
If `releaseCount` is not 0, `pReleaseSyncs` **must** be a valid pointer to an array of `releaseCount` valid `VkDeviceMemory` handles
- VUID-VkWin32KeyedMutexAcquireReleaseInfoKHR-pReleaseKeys-parameter
If `releaseCount` is not 0, `pReleaseKeys` **must** be a valid pointer to an array of `releaseCount` `uint64_t` values
- VUID-VkWin32KeyedMutexAcquireReleaseInfoKHR-commonparent
Both of the elements of `pAcquireSyncs`, and the elements of `pReleaseSyncs` that are valid handles of non-ignored parameters **must** have been created, allocated, or retrieved from the same `VkDevice`

Structure Chaining

Extends the structures

- `VkSubmitInfo`
- `VkSubmitInfo2`

When submitting work that operates on memory imported from a Direct3D 11 resource to a queue, the keyed mutex mechanism **may** be used in addition to Vulkan semaphores to synchronize the work. Keyed mutexes are a property of a properly created shareable Direct3D 11 resource. They **can** only be used if the imported resource was created with the `D3D11_RESOURCE_MISC_SHARED_KEYEDMUTEX` flag.

To acquire keyed mutexes before submitted work and/or release them after, add a `VkWin32KeyedMutexAcquireReleaseInfoNV` structure to the `pNext` chain of the `VkSubmitInfo` structure.

The `VkWin32KeyedMutexAcquireReleaseInfoNV` structure is defined as:


```
// Provided by VK_NV_win32_keyed_mutex
typedef struct VkWin32KeyedMutexAcquireReleaseInfoNV {
    VkStructureType      sType;
    const void*          pNext;
    uint32_t             acquireCount;
    const VkDeviceMemory* pAcquireSyncs;
    const uint64_t*       pAcquireKeys;
    const uint32_t*       pAcquireTimeoutMilliseconds;
    uint32_t             releaseCount;
    const VkDeviceMemory* pReleaseSyncs;
    const uint64_t*       pReleaseKeys;
} VkWin32KeyedMutexAcquireReleaseInfoNV;
```

- `sType` is a `VkStructureType` value identifying this structure.
- `pNext` is `NULL` or a pointer to a structure extending this structure.
- `acquireCount` is the number of entries in the `pAcquireSyncs`, `pAcquireKeys`, and `pAcquireTimeoutMilliseconds` arrays.
- `pAcquireSyncs` is a pointer to an array of `VkDeviceMemory` objects which were imported from Direct3D 11 resources.
- `pAcquireKeys` is a pointer to an array of mutex key values to wait for prior to beginning the submitted work. Entries refer to the keyed mutex associated with the corresponding entries in `pAcquireSyncs`.
- `pAcquireTimeoutMilliseconds` is a pointer to an array of timeout values, in millisecond units, for each acquire specified in `pAcquireKeys`.
- `releaseCount` is the number of entries in the `pReleaseSyncs` and `pReleaseKeys` arrays.
- `pReleaseSyncs` is a pointer to an array of `VkDeviceMemory` objects which were imported from Direct3D 11 resources.
- `pReleaseKeys` is a pointer to an array of mutex key values to set when the submitted work has completed. Entries refer to the keyed mutex associated with the corresponding entries in `pReleaseSyncs`.

Valid Usage (Implicit)

- VUID-VkWin32KeyedMutexAcquireReleaseInfoNV-sType-sType **must** be `VK_STRUCTURE_TYPE_WIN32_KEYED_MUTEX_ACQUIRE_RELEASE_INFO_NV`
- VUID-VkWin32KeyedMutexAcquireReleaseInfoNV-pAcquireSyncs-parameter
If `acquireCount` is not 0, `pAcquireSyncs` **must** be a valid pointer to an array of `acquireCount` valid `VkDeviceMemory` handles
- VUID-VkWin32KeyedMutexAcquireReleaseInfoNV-pAcquireKeys-parameter
If `acquireCount` is not 0, `pAcquireKeys` **must** be a valid pointer to an array of `acquireCount` `uint64_t` values
- VUID-VkWin32KeyedMutexAcquireReleaseInfoNV-pAcquireTimeoutMilliseconds-

parameter

If `acquireCount` is not 0, `pAcquireTimeoutMilliseconds` **must** be a valid pointer to an array of `acquireCount` `uint32_t` values

- VUID-VkWin32KeyedMutexAcquireReleaseInfoNV-pReleaseSyncs-parameter
If `releaseCount` is not 0, `pReleaseSyncs` **must** be a valid pointer to an array of `releaseCount` valid `VkDeviceMemory` handles
- VUID-VkWin32KeyedMutexAcquireReleaseInfoNV-pReleaseKeys-parameter
If `releaseCount` is not 0, `pReleaseKeys` **must** be a valid pointer to an array of `releaseCount` `uint64_t` values
- VUID-VkWin32KeyedMutexAcquireReleaseInfoNV-commonparent
Both of the elements of `pAcquireSyncs`, and the elements of `pReleaseSyncs` that are valid handles of non-ignored parameters **must** have been created, allocated, or retrieved from the same `VkDevice`

Structure Chaining

Extends the structures

- `VkSubmitInfo`
- `VkSubmitInfo2`

If the `pNext` chain of `VkSubmitInfo` includes a `VkProtectedSubmitInfo` structure, then the structure indicates whether the batch is protected. The `VkProtectedSubmitInfo` structure is defined as:

```
// Provided by VK_VERSION_1_1
typedef struct VkProtectedSubmitInfo {
    VkStructureType    sType;
    const void*        pNext;
    VkBool32           protectedSubmit;
} VkProtectedSubmitInfo;
```

- `protectedSubmit` specifies whether the batch is protected. If `protectedSubmit` is `VK_TRUE`, the batch is protected. If `protectedSubmit` is `VK_FALSE`, the batch is unprotected. If the `VkSubmitInfo::pNext` chain does not include this structure, the batch is unprotected.

Valid Usage (Implicit)

- VUID-VkProtectedSubmitInfo-sType-sType
`sType` **must** be `VK_STRUCTURE_TYPE_PROTECTED_SUBMIT_INFO`

Structure Chaining

Extends the structure

- [VkSubmitInfo](#)

If the `pNext` chain of [VkSubmitInfo](#) includes a [VkDeviceGroupSubmitInfo](#) structure, then that structure includes device indices and masks specifying which physical devices execute semaphore operations and command buffers.

The [VkDeviceGroupSubmitInfo](#) structure is defined as:

```
// Provided by VK_VERSION_1_1
typedef struct VkDeviceGroupSubmitInfo {
    VkStructureType    sType;
    const void*        pNext;
    uint32_t           waitSemaphoreCount;
    const uint32_t*     pWaitSemaphoreDeviceIndices;
    uint32_t           commandBufferCount;
    const uint32_t*     pCommandBufferDeviceMasks;
    uint32_t           signalSemaphoreCount;
    const uint32_t*     pSignalSemaphoreDeviceIndices;
} VkDeviceGroupSubmitInfo;
```

```
// Provided by VK_KHR_device_group
// Equivalent to VkDeviceGroupSubmitInfo
typedef VkDeviceGroupSubmitInfo VkDeviceGroupSubmitInfoKHR;
```

- `sType` is a [VkStructureType](#) value identifying this structure.
- `pNext` is `NULL` or a pointer to a structure extending this structure.
- `waitSemaphoreCount` is the number of elements in the `pWaitSemaphoreDeviceIndices` array.
- `pWaitSemaphoreDeviceIndices` is a pointer to an array of `waitSemaphoreCount` device indices indicating which physical device executes the semaphore wait operation in the corresponding element of [VkSubmitInfo::pWaitSemaphores](#).
- `commandBufferCount` is the number of elements in the `pCommandBufferDeviceMasks` array.
- `pCommandBufferDeviceMasks` is a pointer to an array of `commandBufferCount` device masks indicating which physical devices execute the command buffer in the corresponding element of [VkSubmitInfo::pCommandBuffers](#). A physical device executes the command buffer if the corresponding bit is set in the mask.
- `signalSemaphoreCount` is the number of elements in the `pSignalSemaphoreDeviceIndices` array.
- `pSignalSemaphoreDeviceIndices` is a pointer to an array of `signalSemaphoreCount` device indices indicating which physical device executes the semaphore signal operation in the corresponding element of [VkSubmitInfo::pSignalSemaphores](#).

If this structure is not present, semaphore operations and command buffers execute on device index zero.

Valid Usage

- VUID-VkDeviceGroupSubmitInfo-waitSemaphoreCount-00082
`waitSemaphoreCount` **must** equal `VkSubmitInfo::waitSemaphoreCount`
- VUID-VkDeviceGroupSubmitInfo-commandBufferCount-00083
`commandBufferCount` **must** equal `VkSubmitInfo::commandBufferCount`
- VUID-VkDeviceGroupSubmitInfo-signalSemaphoreCount-00084
`signalSemaphoreCount` **must** equal `VkSubmitInfo::signalSemaphoreCount`
- VUID-VkDeviceGroupSubmitInfo-pWaitSemaphoreDeviceIndices-00085
All elements of `pWaitSemaphoreDeviceIndices` and `pSignalSemaphoreDeviceIndices` **must** be valid device indices
- VUID-VkDeviceGroupSubmitInfo-pCommandBufferDeviceMasks-00086
All elements of `pCommandBufferDeviceMasks` **must** be valid device masks

Valid Usage (Implicit)

- VUID-VkDeviceGroupSubmitInfo-sType-sType
`sType` **must** be `VK_STRUCTURE_TYPE_DEVICE_GROUP_SUBMIT_INFO`
- VUID-VkDeviceGroupSubmitInfo-pWaitSemaphoreDeviceIndices-parameter
If `waitSemaphoreCount` is not 0, `pWaitSemaphoreDeviceIndices` **must** be a valid pointer to an array of `waitSemaphoreCount` `uint32_t` values
- VUID-VkDeviceGroupSubmitInfo-pCommandBufferDeviceMasks-parameter
If `commandBufferCount` is not 0, `pCommandBufferDeviceMasks` **must** be a valid pointer to an array of `commandBufferCount` `uint32_t` values
- VUID-VkDeviceGroupSubmitInfo-pSignalSemaphoreDeviceIndices-parameter
If `signalSemaphoreCount` is not 0, `pSignalSemaphoreDeviceIndices` **must** be a valid pointer to an array of `signalSemaphoreCount` `uint32_t` values

Structure Chaining

Extends the structure

- `VkSubmitInfo`

If the `pNext` chain of `VkSubmitInfo` includes a `VkPerformanceQuerySubmitInfoKHR` structure, then the structure indicates which counter pass is active for the batch in that submit.

The `VkPerformanceQuerySubmitInfoKHR` structure is defined as:


```
// Provided by VK_KHR_performance_query
typedef struct VkPerformanceQuerySubmitInfoKHR {
    VkStructureType    sType;
    const void*        pNext;
    uint32_t           counterPassIndex;
} VkPerformanceQuerySubmitInfoKHR;
```

- `sType` is a `VkStructureType` value identifying this structure.
- `pNext` is `NULL` or a pointer to a structure extending this structure.
- `counterPassIndex` specifies which counter pass index is active.

If the `VkSubmitInfo::pNext` chain does not include this structure, the batch defaults to use counter pass index 0.

Valid Usage

- VUID-VkPerformanceQuerySubmitInfoKHR-counterPassIndex-03221
`counterPassIndex` **must** be less than the number of counter passes required by any queries within the batch. The required number of counter passes for a performance query is obtained by calling `vkGetPhysicalDeviceQueueFamilyPerformanceQueryPassesKHR`

Valid Usage (Implicit)

- VUID-VkPerformanceQuerySubmitInfoKHR-sType-sType
`sType` **must** be `VK_STRUCTURE_TYPE_PERFORMANCE_QUERY_SUBMIT_INFO_KHR`

Structure Chaining

Extends the structures

- `VkSubmitInfo`
- `VkSubmitInfo2`

6.6. Queue Forward Progress

When using binary semaphores, the application **must** ensure that command buffer submissions will be able to complete without any subsequent operations by the application on any queue. After any call to `vkQueueSubmit` (or other queue operation), for every queued wait on a semaphore created with a `VkSemaphoreType` of `VK_SEMAPHORE_TYPE_BINARY` there **must** be a prior signal of that semaphore that will not be consumed by a different wait on the semaphore.

When using timeline semaphores, wait-before-signal behavior is well-defined and applications **can** submit work via `vkQueueSubmit` defining a `timeline semaphore wait operation` before submitting a

corresponding [semaphore signal operation](#). For each [timeline semaphore wait operation](#) defined by a call to `vkQueueSubmit`, the application **must** ensure that a corresponding [semaphore signal operation](#) is executed before forward progress can be made.

If a command buffer submission waits for any events to be signaled, the application **must** ensure that command buffer submissions will be able to complete without any subsequent operations by the application. Events signaled by the host **must** be signaled before the command buffer waits on those events.

NOTE

The ability for commands to wait on the host to set an events was originally added to allow low-latency updates to resources between host and device. However, to ensure quality of service, implementations would necessarily detect extended stalls in execution and timeout after a short period. As this period is not defined in the Vulkan specification, it is impossible to correctly validate any application with any wait period. Since the original users of this functionality were highly limited and platform-specific, this functionality is now considered defunct and should not be used.

6.7. Secondary Command Buffer Execution

Secondary command buffers **must** not be directly submitted to a queue. To record a secondary command buffer to execute as part of a primary command buffer, call:

```
// Provided by VK_VERSION_1_0
void vkCmdExecuteCommands(
    VkCommandBuffer          commandBuffer,
    uint32_t                 commandBufferCount,
    const VkCommandBuffer*   pCommandBuffers);
```

- `commandBuffer` is a handle to a primary command buffer that the secondary command buffers are executed in.
- `commandBufferCount` is the length of the `pCommandBuffers` array.
- `pCommandBuffers` is a pointer to an array of `commandBufferCount` secondary command buffer handles, which are recorded to execute in the primary command buffer in the order they are listed in the array.

If any element of `pCommandBuffers` was not recorded with the `VK_COMMAND_BUFFER_USAGE_SIMULTANEOUS_USE_BIT` flag, and it was recorded into any other primary command buffer which is currently in the [executable or recording state](#), that primary command buffer becomes [invalid](#).

If the `nestedCommandBuffer` feature is enabled it is valid usage for `vkCmdExecuteCommands` to also be recorded to a [secondary command buffer](#).

Valid Usage

- VUID-vkCmdExecuteCommands-pCommandBuffers-00088
Each element of `pCommandBuffers` **must** have been allocated with a `level` of `VK_COMMAND_BUFFER_LEVEL_SECONDARY`
- VUID-vkCmdExecuteCommands-pCommandBuffers-00089
Each element of `pCommandBuffers` **must** be in the `pending or executable state`
- VUID-vkCmdExecuteCommands-pCommandBuffers-00091
If any element of `pCommandBuffers` was not recorded with the `VK_COMMAND_BUFFER_USAGE_SIMULTANEOUS_USE_BIT` flag, it **must** not be in the `pending state`
- VUID-vkCmdExecuteCommands-pCommandBuffers-00092
If any element of `pCommandBuffers` was not recorded with the `VK_COMMAND_BUFFER_USAGE_SIMULTANEOUS_USE_BIT` flag, it **must** not have already been recorded to `commandBuffer`
- VUID-vkCmdExecuteCommands-pCommandBuffers-00093
If any element of `pCommandBuffers` was not recorded with the `VK_COMMAND_BUFFER_USAGE_SIMULTANEOUS_USE_BIT` flag, it **must** not appear more than once in `pCommandBuffers`
- VUID-vkCmdExecuteCommands-pCommandBuffers-00094
Each element of `pCommandBuffers` **must** have been allocated from a `VkCommandPool` that was created for the same queue family as the `VkCommandPool` from which `commandBuffer` was allocated
- VUID-vkCmdExecuteCommands-pCommandBuffers-00096
If this command is called within a render pass instance, each element of `pCommandBuffers` **must** have been recorded with the `VK_COMMAND_BUFFER_USAGE_RENDER_PASS_CONTINUE_BIT`
- VUID-vkCmdExecuteCommands-pCommandBuffers-00099
If this command is called within a render pass instance, and any element of `pCommandBuffers` was recorded with `VkCommandBufferInheritanceInfo::framebuffer` not equal to `VK_NULL_HANDLE`, that `VkFramebuffer` **must** match the `VkFramebuffer` used in the current render pass instance
- VUID-vkCmdExecuteCommands-contents-09680
If this command is called within a render pass instance begun with `vkCmdBeginRenderPass`, and `vkCmdNextSubpass` has not been called in the current render pass instance, the `contents` parameter of `vkCmdBeginRenderPass` **must** have been `VK_SUBPASS_CONTENTS_SECONDARY_COMMAND_BUFFERS`, or `VK_SUBPASS_CONTENTS_INLINE_AND_SECONDARY_COMMAND_BUFFERS_EXT`
- VUID-vkCmdExecuteCommands-None-09681
If this command is called within a render pass instance begun with `vkCmdBeginRenderPass`, and `vkCmdNextSubpass` has been called in the current render pass instance, the `contents` parameter of the last call to `vkCmdNextSubpass` **must** have been `VK_SUBPASS_CONTENTS_SECONDARY_COMMAND_BUFFERS`, or `VK_SUBPASS_CONTENTS_INLINE_AND_SECONDARY_COMMAND_BUFFERS_KHR`

- VUID-vkCmdExecuteCommands-pCommandBuffers-06019
If this command is called within a render pass instance begun with `vkCmdBeginRenderPass`, each element of `pCommandBuffers` **must** have been recorded with `VkCommandBufferInheritanceInfo::subpass` set to the index of the subpass which the given command buffer will be executed in
- VUID-vkCmdExecuteCommands-pBeginInfo-06020
If this command is called within a render pass instance begun with `vkCmdBeginRenderPass`, the render passes specified in the `pBeginInfo->pInheritanceInfo->renderPass` members of the `vkBeginCommandBuffer` commands used to begin recording each element of `pCommandBuffers` **must** be `compatible` with the current render pass
- VUID-vkCmdExecuteCommands-pNext-02865
If this command is called within a render pass instance that included `VkRenderPassTransformBeginInfoQCOM` in the `pNext` chain of `VkRenderPassBeginInfo`, then each element of `pCommandBuffers` **must** have been recorded with `VkCommandBufferInheritanceRenderPassTransformInfoQCOM` in the `pNext` chain of `VkCommandBufferBeginInfo`
- VUID-vkCmdExecuteCommands-pNext-02866
If this command is called within a render pass instance that included `VkRenderPassTransformBeginInfoQCOM` in the `pNext` chain of `VkRenderPassBeginInfo`, then each element of `pCommandBuffers` **must** have been recorded with `VkCommandBufferInheritanceRenderPassTransformInfoQCOM::transform` identical to `VkRenderPassTransformBeginInfoQCOM::transform`
- VUID-vkCmdExecuteCommands-pNext-02867
If this command is called within a render pass instance that included `VkRenderPassTransformBeginInfoQCOM` in the `pNext` chain of `VkRenderPassBeginInfo`, then each element of `pCommandBuffers` **must** have been recorded with `VkCommandBufferInheritanceRenderPassTransformInfoQCOM::renderArea` identical to `VkRenderPassBeginInfo::renderArea`
- VUID-vkCmdExecuteCommands-pCommandBuffers-00100
If `vkCmdExecuteCommands` is not being called within a render pass instance, each element of `pCommandBuffers` **must** not have been recorded with the `VK_COMMAND_BUFFER_USAGE_RENDER_PASS_CONTINUE_BIT`
- VUID-vkCmdExecuteCommands-commandBuffer-00101
If the `inheritedQueries` feature is not enabled, `commandBuffer` **must** not have any queries `active`
- VUID-vkCmdExecuteCommands-commandBuffer-00102
If `commandBuffer` has a `VK_QUERY_TYPE_OCCLUSION` query `active`, then each element of `pCommandBuffers` **must** have been recorded with `VkCommandBufferInheritanceInfo::occlusionQueryEnable` set to `VK_TRUE`
- VUID-vkCmdExecuteCommands-commandBuffer-00103
If `commandBuffer` has a `VK_QUERY_TYPE_OCCLUSION` query `active`, then each element of `pCommandBuffers` **must** have been recorded with `VkCommandBufferInheritanceInfo::queryFlags` having all bits set that are set for the query
- VUID-vkCmdExecuteCommands-commandBuffer-00104

If `commandBuffer` has a `VK_QUERY_TYPE_PIPELINE_STATISTICS` query `active`, then each element of `pCommandBuffers` **must** have been recorded with `VkCommandBufferInheritanceInfo::pipelineStatistics` having all bits set that are set in the `VkQueryPool` the query uses

- VUID-vkCmdExecuteCommands-pCommandBuffers-00105
Each element of `pCommandBuffers` **must** not begin any query types that are `active` in `commandBuffer`
- VUID-vkCmdExecuteCommands-commandBuffer-07594
`commandBuffer` **must** not have any queries other than `VK_QUERY_TYPE_OCCLUSION` and `VK_QUERY_TYPE_PIPELINE_STATISTICS` `active`
- VUID-vkCmdExecuteCommands-commandBuffer-01820
If `commandBuffer` is a protected command buffer and `protectedNoFault` is not supported, each element of `pCommandBuffers` **must** be a protected command buffer
- VUID-vkCmdExecuteCommands-commandBuffer-01821
If `commandBuffer` is an unprotected command buffer and `protectedNoFault` is not supported, each element of `pCommandBuffers` **must** be an unprotected command buffer
- VUID-vkCmdExecuteCommands-None-02286
This command **must** not be recorded when transform feedback is active
- VUID-vkCmdExecuteCommands-commandBuffer-06533
If this command is called within a render pass instance and any recorded command in `commandBuffer` in the current subpass will write to an image subresource as an attachment, commands recorded in elements of `pCommandBuffers` **must** not read from the memory backing that image subresource in any other way
- VUID-vkCmdExecuteCommands-commandBuffer-06534
If this command is called within a render pass instance and any recorded command in `commandBuffer` in the current subpass will read from an image subresource used as an attachment in any way other than as an attachment, commands recorded in elements of `pCommandBuffers` **must** not write to that image subresource as an attachment
- VUID-vkCmdExecuteCommands-pCommandBuffers-06535
If this command is called within a render pass instance and any recorded command in a given element of `pCommandBuffers` will write to an image subresource as an attachment, commands recorded in elements of `pCommandBuffers` at a higher index **must** not read from the memory backing that image subresource in any other way
- VUID-vkCmdExecuteCommands-pCommandBuffers-06536
If this command is called within a render pass instance and any recorded command in a given element of `pCommandBuffers` will read from an image subresource used as an attachment in any way other than as an attachment, commands recorded in elements of `pCommandBuffers` at a higher index **must** not write to that image subresource as an attachment
- VUID-vkCmdExecuteCommands-pCommandBuffers-06021
If `pCommandBuffers` contains any `suspended render pass instances`, there **must** be no action or synchronization commands between that render pass instance and any render pass instance that resumes it

- VUID-vkCmdExecuteCommands-pCommandBuffers-06022
If `pCommandBuffers` contains any `suspended render pass instances`, there **must** be no render pass instances between that render pass instance and any render pass instance that resumes it
- VUID-vkCmdExecuteCommands-variableSampleLocations-06023
If the `variableSampleLocations` limit is not supported, and any element of `pCommandBuffers` contains any `suspended render pass instances`, where a graphics pipeline has been bound, any pipelines bound in the render pass instance that resumes it, or any subsequent render pass instances that resume from that one and so on, **must** use the same sample locations
- VUID-vkCmdExecuteCommands-flags-06024
If this command is called within a render pass instance begun with `vkCmdBeginRendering`, its `VkRenderingInfo::flags` parameter **must** have included `VK_RENDERING_CONTENTS_SECONDARY_COMMAND_BUFFERS_BIT`
- VUID-vkCmdExecuteCommands-pBeginInfo-06025
If this command is called within a render pass instance begun with `vkCmdBeginRendering`, the render passes specified in the `pBeginInfo->pInheritanceInfo->renderPass` members of the `VkBeginCommandBuffer` commands used to begin recording each element of `pCommandBuffers` **must** be `VK_NULL_HANDLE`
- VUID-vkCmdExecuteCommands-flags-06026
If this command is called within a render pass instance begun with `vkCmdBeginRendering`, the `flags` member of the `VkCommandBufferInheritanceRenderingInfo` structure included in the `pNext` chain of `VkCommandBufferBeginInfo::pInheritanceInfo` used to begin recording each element of `pCommandBuffers` **must** be equal to the `VkRenderingInfo::flags` parameter to `vkCmdBeginRendering`, excluding `VK_RENDERING_CONTENTS_SECONDARY_COMMAND_BUFFERS_BIT`
- VUID-vkCmdExecuteCommands-colorAttachmentCount-06027
If this command is called within a render pass instance begun with `vkCmdBeginRendering`, the `colorAttachmentCount` member of the `VkCommandBufferInheritanceRenderingInfo` structure included in the `pNext` chain of `VkCommandBufferBeginInfo::pInheritanceInfo` used to begin recording each element of `pCommandBuffers` **must** be equal to the `VkRenderingInfo::colorAttachmentCount` parameter to `vkCmdBeginRendering`
- VUID-vkCmdExecuteCommands-imageView-06028
If this command is called within a render pass instance begun with `vkCmdBeginRendering`, if the `imageView` member of an element of the `VkRenderingInfo::pColorAttachments` parameter to `vkCmdBeginRendering` is not `VK_NULL_HANDLE`, the corresponding element of the `pColorAttachmentFormats` member of the `VkCommandBufferInheritanceRenderingInfo` structure included in the `pNext` chain of `VkCommandBufferBeginInfo::pInheritanceInfo` used to begin recording each element of `pCommandBuffers` **must** be equal to the format used to create that image view
- VUID-vkCmdExecuteCommands-imageView-07606
If this command is called within a render pass instance begun with `vkCmdBeginRendering`, if the `imageView` member of an element of the `VkRenderingInfo`

::pColorAttachments parameter to vkCmdBeginRendering is VK_NULL_HANDLE, the corresponding element of the pColorAttachmentFormats member of the VkCommandBufferInheritanceRenderingInfo structure included in the pNext chain of VkCommandBufferBeginInfo::pInheritanceInfo used to begin recording each element of pCommandBuffers **must** be VK_FORMAT_UNDEFINED

- VUID-vkCmdExecuteCommands-pDepthAttachment-06029

If this command is called within a render pass instance begun with vkCmdBeginRendering, if the VkRenderingInfo::pDepthAttachment->imageView parameter to vkCmdBeginRendering is not VK_NULL_HANDLE, the value of the depthAttachmentFormat member of the VkCommandBufferInheritanceRenderingInfo structure included in the pNext chain of VkCommandBufferBeginInfo::pInheritanceInfo used to begin recording each element of pCommandBuffers **must** be equal to the format used to create that image view

- VUID-vkCmdExecuteCommands-pStencilAttachment-06030

If this command is called within a render pass instance begun with vkCmdBeginRendering, if the VkRenderingInfo::pStencilAttachment->imageView parameter to vkCmdBeginRendering is not VK_NULL_HANDLE, the value of the stencilAttachmentFormat member of the VkCommandBufferInheritanceRenderingInfo structure included in the pNext chain of VkCommandBufferBeginInfo::pInheritanceInfo used to begin recording each element of pCommandBuffers **must** be equal to the format used to create that image view

- VUID-vkCmdExecuteCommands-pDepthAttachment-06774

If this command is called within a render pass instance begun with vkCmdBeginRendering and the VkRenderingInfo::pDepthAttachment->imageView parameter to vkCmdBeginRendering was VK_NULL_HANDLE, the value of the depthAttachmentFormat member of the VkCommandBufferInheritanceRenderingInfo structure included in the pNext chain of VkCommandBufferBeginInfo::pInheritanceInfo used to begin recording each element of pCommandBuffers **must** be VK_FORMAT_UNDEFINED

- VUID-vkCmdExecuteCommands-pStencilAttachment-06775

If this command is called within a render pass instance begun with vkCmdBeginRendering and the VkRenderingInfo::pStencilAttachment->imageView parameter to vkCmdBeginRendering was VK_NULL_HANDLE, the value of the stencilAttachmentFormat member of the VkCommandBufferInheritanceRenderingInfo structure included in the pNext chain of VkCommandBufferBeginInfo::pInheritanceInfo used to begin recording each element of pCommandBuffers **must** be VK_FORMAT_UNDEFINED

- VUID-vkCmdExecuteCommands-pCommandBuffers-11500

If the current render pass instance was begun with vkCmdBeginRendering and contains a custom resolve, then each element of pCommandBuffers **must** have been recorded with a VkCustomResolveCreateInfoEXT struct chained to its VkCommandBufferInheritanceInfo

- VUID-vkCmdExecuteCommands-pCommandBuffers-11501

If the current render pass instance was begun with vkCmdBeginRendering and does not contain a custom resolve, then each element of pCommandBuffers **must** not have been recorded with a VkCustomResolveCreateInfoEXT struct chained to its VkCommandBufferInheritanceInfo

- VUID-vkCmdExecuteCommands-pCommandBuffers-11502
If the current render pass instance was begun with `vkCmdBeginRendering` and `vkCmdBeginCustomResolveEXT` has been recorded in the render pass instance, then each element of `pCommandBuffers` **must** have been recorded with `VkCustomResolveCreateInfoEXT::customResolve` as `VK_TRUE`
- VUID-vkCmdExecuteCommands-pCommandBuffers-11503
If the current render pass instance was begun with `vkCmdBeginRendering` and contains a custom resolve, and `vkCmdBeginCustomResolveEXT` has not been recorded in the render pass instance, then each element of `pCommandBuffers` **must** have been recorded with `VkCustomResolveCreateInfoEXT::customResolve` as `VK_FALSE`
- VUID-vkCmdExecuteCommands-colorAttachmentCount-11532
If this command is called within a render pass instance begun with `vkCmdBeginRendering` that contains a custom resolve, the `colorAttachmentCount` member of the `VkCustomResolveCreateInfoEXT` structure included in the `pNext` chain of `VkCommandBufferBeginInfo::pInheritanceInfo` used to begin recording each element of `pCommandBuffers` **must** be equal to the `VkRenderingInfo::colorAttachmentCount` parameter to `vkCmdBeginRendering`
- VUID-vkCmdExecuteCommands-resolveImageView-11533
If this command is called within a render pass instance begun with `vkCmdBeginRendering` that contains a custom resolve, if the `resolveImageView` member of an element of the `VkRenderingInfo::pColorAttachments` parameter to `vkCmdBeginRendering` is not `VK_NULL_HANDLE`, the corresponding element of the `pColorAttachmentFormats` member of the `VkCustomResolveCreateInfoEXT` structure included in the `pNext` chain of `VkCommandBufferBeginInfo::pInheritanceInfo` used to begin recording each element of `pCommandBuffers` **must** be equal to the format used to create that image view
- VUID-vkCmdExecuteCommands-resolveImageView-11534
If this command is called within a render pass instance begun with `vkCmdBeginRendering` that contains a custom resolve, if the `resolveImageView` member of an element of the `VkRenderingInfo::pColorAttachments` parameter to `vkCmdBeginRendering` is `VK_NULL_HANDLE`, the corresponding element of the `pColorAttachmentFormats` member of the `VkCustomResolveCreateInfoEXT` structure included in the `pNext` chain of `VkCommandBufferBeginInfo::pInheritanceInfo` used to begin recording each element of `pCommandBuffers` **must** be `VK_FORMAT_UNDEFINED`
- VUID-vkCmdExecuteCommands-pDepthAttachment-11535
If this command is called within a render pass instance begun with `vkCmdBeginRendering`, if the `VkRenderingInfo::pDepthAttachment->imageView` parameter to `vkCmdBeginRendering` is not `VK_NULL_HANDLE`, the value of the `depthAttachmentFormat` member of the `VkCommandBufferInheritanceRenderingInfo` structure included in the `pNext` chain of `VkCommandBufferBeginInfo::pInheritanceInfo` used to begin recording each element of `pCommandBuffers` **must** be equal to the format used to create that image view
- VUID-vkCmdExecuteCommands-pStencilAttachment-11536
If this command is called within a render pass instance begun with `vkCmdBeginRendering` that contains a custom resolve, if the `VkRenderingInfo`

`::pStencilAttachment->resolveImageView` parameter to `vkCmdBeginRendering` is not `VK_NULL_HANDLE`, the value of the `stencilAttachmentFormat` member of the `VkCustomResolveCreateInfoEXT` structure included in the `pNext` chain of `VkCommandBufferBeginInfo::pInheritanceInfo` used to begin recording each element of `pCommandBuffers` **must** be equal to the format used to create that image view

- VUID-vkCmdExecuteCommands-pDepthAttachment-11537

If this command is called within a render pass instance begun with `vkCmdBeginRendering` that contains a custom resolve and the `VkRenderingInfo::pDepthAttachment->resolveImageView` parameter to `vkCmdBeginRendering` was `VK_NULL_HANDLE`, the value of the `depthAttachmentFormat` member of the `VkCustomResolveCreateInfoEXT` structure included in the `pNext` chain of `VkCommandBufferBeginInfo::pInheritanceInfo` used to begin recording each element of `pCommandBuffers` **must** be `VK_FORMAT_UNDEFINED`

- VUID-vkCmdExecuteCommands-pStencilAttachment-11538

If this command is called within a render pass instance begun with `vkCmdBeginRendering` that contains a custom resolve and the `VkRenderingInfo::pStencilAttachment->resolveImageView` parameter to `vkCmdBeginRendering` was `VK_NULL_HANDLE`, the value of the `stencilAttachmentFormat` member of the `VkCustomResolveCreateInfoEXT` structure included in the `pNext` chain of `VkCommandBufferBeginInfo::pInheritanceInfo` used to begin recording each element of `pCommandBuffers` **must** be `VK_FORMAT_UNDEFINED`

- VUID-vkCmdExecuteCommands-resolveImageView-11526

If this command is called within a render pass instance begun with `vkCmdBeginRendering`, `vkCmdBeginCustomResolveEXT` has been recorded in the render pass instance, and the `resolveImageView` member of an element of the `VkRenderingInfo::pColorAttachments` parameter to `vkCmdBeginRendering` is not `VK_NULL_HANDLE`, the value of `VkCommandBufferInheritanceRenderingInfo::rasterizationSamples` **must** be equal to the sample count used to create that `resolveImageView`

- VUID-vkCmdExecuteCommands-pDepthAttachment-11527

If this command is called within a render pass instance begun with `vkCmdBeginRendering`, `vkCmdBeginCustomResolveEXT` has been recorded in the render pass instance, and the `VkRenderingInfo::pDepthAttachment->resolveImageView` parameter to `vkCmdBeginRendering` is not `VK_NULL_HANDLE`, the value of `VkCommandBufferInheritanceRenderingInfo::rasterizationSamples` **must** be equal to the sample count used to create that image view

- VUID-vkCmdExecuteCommands-pStencilAttachment-11528

If this command is called within a render pass instance begun with `vkCmdBeginRendering`, `vkCmdBeginCustomResolveEXT` has been recorded in the render pass instance, and the `VkRenderingInfo::pStencilAttachment->resolveImageView` parameter to `vkCmdBeginRendering` is not `VK_NULL_HANDLE`, the value of `VkCommandBufferInheritanceRenderingInfo::rasterizationSamples` **must** be equal to the sample count used to create that image view

- VUID-vkCmdExecuteCommands-viewMask-06031

If this command is called within a render pass instance begun with `vkCmdBeginRendering`, the `viewMask` member of the

`VkCommandBufferInheritanceRenderingInfo` structure included in the `pNext` chain of `VkCommandBufferBeginInfo::pInheritanceInfo` used to begin recording each element of `pCommandBuffers` **must** be equal to the `VkRenderingInfo::viewMask` parameter to `vkCmdBeginRendering`

- VUID-vkCmdExecuteCommands-pNext-06032

If this command is called within a render pass instance begun with `vkCmdBeginRendering` and the `pNext` chain of `VkCommandBufferInheritanceInfo` includes a `VkAttachmentSampleCountInfoAMD` or `VkAttachmentSampleCountInfoNV` structure, if the `imageView` member of an element of the `VkRenderingInfo::pColorAttachments` parameter to `vkCmdBeginRendering` is not `VK_NULL_HANDLE`, the corresponding element of the `pColorAttachmentSamples` member of the `VkAttachmentSampleCountInfoAMD` or `VkAttachmentSampleCountInfoNV` structure included in the `pNext` chain of `VkCommandBufferBeginInfo::pInheritanceInfo` used to begin recording each element of `pCommandBuffers` **must** be equal to the sample count used to create that image view

- VUID-vkCmdExecuteCommands-pNext-06033

If this command is called within a render pass instance begun with `vkCmdBeginRendering` and the `pNext` chain of `VkCommandBufferInheritanceInfo` includes a `VkAttachmentSampleCountInfoAMD` or `VkAttachmentSampleCountInfoNV` structure, if the `VkRenderingInfo::pDepthAttachment->imageView` parameter to `vkCmdBeginRendering` is not `VK_NULL_HANDLE`, the value of the `depthStencilAttachmentSamples` member of the `VkAttachmentSampleCountInfoAMD` or `VkAttachmentSampleCountInfoNV` structure included in the `pNext` chain of `VkCommandBufferBeginInfo::pInheritanceInfo` used to begin recording each element of `pCommandBuffers` **must** be equal to the sample count used to create that image view

- VUID-vkCmdExecuteCommands-pNext-06034

If this command is called within a render pass instance begun with `vkCmdBeginRendering` and the `pNext` chain of `VkCommandBufferInheritanceInfo` includes a `VkAttachmentSampleCountInfoAMD` or `VkAttachmentSampleCountInfoNV` structure, if the `VkRenderingInfo::pStencilAttachment->imageView` parameter to `vkCmdBeginRendering` is not `VK_NULL_HANDLE`, the value of the `depthStencilAttachmentSamples` member of the `VkAttachmentSampleCountInfoAMD` or `VkAttachmentSampleCountInfoNV` structure included in the `pNext` chain of `VkCommandBufferBeginInfo::pInheritanceInfo` used to begin recording each element of `pCommandBuffers` **must** be equal to the sample count used to create that image view

- VUID-vkCmdExecuteCommands-pNext-06035

If this command is called within a render pass instance begun with `vkCmdBeginRendering`, and the `pNext` chain of `VkCommandBufferInheritanceInfo` does not include a `VkAttachmentSampleCountInfoAMD` or `VkAttachmentSampleCountInfoNV` structure, `vkCmdBeginCustomResolveEXT` has not yet been recorded in the render pass instance, and if the `imageView` member of an element of the `VkRenderingInfo::pColorAttachments` parameter to `vkCmdBeginRendering` is not `VK_NULL_HANDLE`, the value of `VkCommandBufferInheritanceRenderingInfo::rasterizationSamples` **must** be equal to the sample count used to create that image view

- VUID-vkCmdExecuteCommands-pNext-06036

If this command is called within a render pass instance begun with

`vkCmdBeginRendering` and the `pNext` chain of `VkCommandBufferInheritanceInfo` does not include a `VkAttachmentSampleCountInfoAMD` or `VkAttachmentSampleCountInfoNV` structure, `vkCmdBeginCustomResolveEXT` has not yet been recorded in the render pass instance, and if the `VkRenderingInfo::pDepthAttachment->imageView` parameter to `vkCmdBeginRendering` is not `VK_NULL_HANDLE`, the value of `VkCommandBufferInheritanceRenderingInfo::rasterizationSamples` **must** be equal to the sample count used to create that image view

- VUID-vkCmdExecuteCommands-pNext-06037

If this command is called within a render pass instance begun with `vkCmdBeginRendering` and the `pNext` chain of `VkCommandBufferInheritanceInfo` does not include a `VkAttachmentSampleCountInfoAMD` or `VkAttachmentSampleCountInfoNV` structure, `vkCmdBeginCustomResolveEXT` has not yet been recorded in the render pass instance, and if the `VkRenderingInfo::pStencilAttachment->imageView` parameter to `vkCmdBeginRendering` is not `VK_NULL_HANDLE`, the value of `VkCommandBufferInheritanceRenderingInfo::rasterizationSamples` **must** be equal to the sample count used to create that image view

- VUID-vkCmdExecuteCommands-pNext-09299

If this command is called within a render pass instance begun with `vkCmdBeginRendering`, with any color attachment using a resolve mode of `VK_RESOLVE_MODE_EXTERNAL_FORMAT_DOWNSAMPLE_BIT_ANDROID`, the `pNext` chain of `VkCommandBufferInheritanceInfo` used to create each element of `pCommandBuffers` **must** include a `VkExternalFormatANDROID` structure with an `externalFormat` matching that used to create the resolve attachment in the render pass

- VUID-vkCmdExecuteCommands-pNext-09300

If this command is called within a render pass instance begun with `vkCmdBeginRendering` with any color attachment using a resolve mode of `VK_RESOLVE_MODE_EXTERNAL_FORMAT_DOWNSAMPLE_BIT_ANDROID`, and the `pNext` chain of `VkCommandBufferInheritanceInfo` does not include a `VkAttachmentSampleCountInfoAMD` or `VkAttachmentSampleCountInfoNV` structure, the value of `VkCommandBufferInheritanceRenderingInfo::rasterizationSamples` **must** be `VK_SAMPLE_COUNT_1_BIT`

- VUID-vkCmdExecuteCommands-commandBuffer-09375

`commandBuffer` **must** not be a `secondary command buffer` unless the `nestedCommandBuffer` feature is enabled

- VUID-vkCmdExecuteCommands-nestedCommandBuffer-09376

If the `nestedCommandBuffer` feature is enabled, and `commandBuffer` is a `secondary command buffer`, the `command buffer nesting level` of each element of `pCommandBuffers` **must** be less than `maxCommandBufferNestingLevel`

- VUID-vkCmdExecuteCommands-nestedCommandBufferRendering-09377

If the `nestedCommandBufferRendering` feature is not enabled, and `commandBuffer` is a `secondary command buffer`, `commandBuffer` **must** not have been recorded with `VK_COMMAND_BUFFER_USAGE_RENDER_PASS_CONTINUE_BIT`

- VUID-vkCmdExecuteCommands-nestedCommandBufferSimultaneousUse-09378

If the `nestedCommandBufferSimultaneousUse` feature is not enabled, and `commandBuffer` is a `secondary command buffer`, each element of `pCommandBuffers` **must** not have been

recorded with [VK_COMMAND_BUFFER_USAGE_SIMULTANEOUS_USE_BIT](#)

- VUID-vkCmdExecuteCommands-pCommandBuffers-09504

If this command is called within a render pass instance begun with [vkCmdBeginRendering](#), the color attachment mapping state specified by [VkRenderingAttachmentLocationInfo](#) in the inheritance info of each element of [pCommandBuffers](#) and in the current state of [commandBuffer](#) **must** match

- VUID-vkCmdExecuteCommands-pCommandBuffers-09505

If this command is called within a render pass instance begun with [vkCmdBeginRendering](#), the input attachment mapping state specified by [VkRenderingInputAttachmentIndexInfo](#) in the inheritance info of each element of [pCommandBuffers](#) and in the current state of [commandBuffer](#) **must** match

- VUID-vkCmdExecuteCommands-memory-10724

If this command is called within a render pass instance, the size of [memory](#) member of the [VkTileMemoryBindInfoQCOM](#) structure included in the [pNext](#) chain of [VkCommandBufferBeginInfo::pInheritanceInfo](#) used to begin recording each element of [pCommandBuffers](#) **must** be equal to the active bound [bound tile memory object](#) in [commandBuffer](#)

- VUID-vkCmdExecuteCommands-pCommandBuffers-10620

If this command is being recorded within a render pass instance with [tile shading](#) enabled, all elements of [pCommandBuffers](#) **must** have been recorded with [VK_TILE_SHADING_RENDER_PASS_ENABLE_BIT_QCOM](#) included in [VkRenderPassTileShadingCreateInfoQCOM::flags](#)

- VUID-vkCmdExecuteCommands-pCommandBuffers-10621

If the [per-tile execution model](#) is enabled, all elements of [pCommandBuffers](#) **must** have been recorded with [VK_TILE_SHADING_RENDER_PASS_PER_TILE_EXECUTION_BIT_QCOM](#) included in [VkRenderPassTileShadingCreateInfoQCOM::flags](#)

- VUID-vkCmdExecuteCommands-tileApronSize-10622

If this command is being recorded within a render pass instance, the [tileApronSize](#) used to create the render pass instance **must** equal the [VkRenderPassTileShadingCreateInfoQCOM::tileApronSize](#) used to record all elements of [pCommandBuffers](#)

- VUID-vkCmdExecuteCommands-pCommandBuffers-10623

If any element of [pCommandBuffers](#) was recorded with [VK_TILE_SHADING_RENDER_PASS_ENABLE_BIT_QCOM](#) included in [VkRenderPassTileShadingCreateInfoQCOM::flags](#), this command **must** be recorded in a render pass that has tile shading enabled

- VUID-vkCmdExecuteCommands-pCommandBuffers-10624

If any element of [pCommandBuffers](#) was recorded with [VK_TILE_SHADING_RENDER_PASS_PER_TILE_EXECUTION_BIT_QCOM](#) included in [VkRenderPassTileShadingCreateInfoQCOM::flags](#), [per-tile execution model](#) **must** be enabled

- VUID-vkCmdExecuteCommands-tileApronSize-10625

If this command is not being recorded into a render pass instance, the [VkRenderPassTileShadingCreateInfoQCOM::tileApronSize](#) that was recorded into all

elements of `pCommandBuffers` **must** equal `(0,0)`

- VUID-vkCmdExecuteCommands-commandBuffer-11351

If there is a sampler descriptor heap bound to `commandBuffer`, each element of `pCommandBuffers` **must** have been recorded with a value of `VkCommandBufferInheritanceDescriptorHeapInfoEXT::pSamplerHeapBindInfo` that is either `NULL` or a pointer to a bind info that is identical to that set via the last call to `vkCmdBindSamplerHeapEXT`

- VUID-vkCmdExecuteCommands-commandBuffer-11352

If there is a resource descriptor heap bound to `commandBuffer`, each element of `pCommandBuffers` **must** have been recorded with a value of `VkCommandBufferInheritanceDescriptorHeapInfoEXT::pResourceHeapBindInfo` that is either `NULL` or a pointer to a bind info that is identical to that set via the last call to `vkCmdBindResourceHeapEXT`

- VUID-vkCmdExecuteCommands-commandBuffer-11473

If there is no sampler descriptor heap bound to `commandBuffer`, each element of `pCommandBuffers` **must** have been recorded with a value of `VkCommandBufferInheritanceDescriptorHeapInfoEXT::pSamplerHeapBindInfo` set to `NULL`

- VUID-vkCmdExecuteCommands-commandBuffer-11474

If there is no resource descriptor heap bound to `commandBuffer`, each element of `pCommandBuffers` **must** have been recorded with a value of `VkCommandBufferInheritanceDescriptorHeapInfoEXT::pResourceHeapBindInfo` set to `NULL`

- VUID-vkCmdExecuteCommands-commandBuffer-12373

`commandBuffer` **must** not have any shader instrumentation `active`

Valid Usage (Implicit)

- VUID-vkCmdExecuteCommands-commandBuffer-parameter

`commandBuffer` **must** be a valid `VkCommandBuffer` handle

- VUID-vkCmdExecuteCommands-pCommandBuffers-parameter

`pCommandBuffers` **must** be a valid pointer to an array of `commandBufferCount` valid `VkCommandBuffer` handles

- VUID-vkCmdExecuteCommands-commandBuffer-recording

`commandBuffer` **must** be in the `recording` state

- VUID-vkCmdExecuteCommands-commandBuffer-cmdpool

The `VkCommandPool` that `commandBuffer` was allocated from **must** support `VK_QUEUE_COMPUTE_BIT`, `VK_QUEUE_GRAPHICS_BIT`, or `VK_QUEUE_TRANSFER_BIT` operations

- VUID-vkCmdExecuteCommands-videocoding

This command **must** only be called outside of a video coding scope

- VUID-vkCmdExecuteCommands-commandBufferCount-arraylength

`commandBufferCount` **must** be greater than `0`

- VUID-vkCmdExecuteCommands-commonparent

Both of `commandBuffer`, and the elements of `pCommandBuffers` **must** have been created, allocated, or retrieved from the same `VkDevice`

Host Synchronization

- Host access to `commandBuffer` **must** be externally synchronized
- Host access to the `VkCommandPool` that `commandBuffer` was allocated from **must** be externally synchronized

Command Properties

Command Buffer Levels	Render Pass Scope	Video Coding Scope	Supported Queue Types	Command Type
Primary Secondary	Both	Outside	VK_QUEUE_COMPUTE_BIT VK_QUEUE_GRAPHICS_BIT VK_QUEUE_TRANSFER_BIT	Indirection

Conditional Rendering

`vkCmdExecuteCommands` is not affected by [conditional rendering](#)

6.8. Nested Command Buffers

In addition to secondary command buffer execution from primary command buffers, an implementation **may** support [nested command buffers](#), which enable secondary command buffers to be executed from other secondary command buffers. If the `nestedCommandBuffer` feature is enabled, the implementation supports [nested command buffers](#).

Nested command buffer execution works the same as primary-to-secondary execution, except that it is subject to some additional implementation-defined limits.

Each secondary command buffer has a [command buffer nesting level](#), which is determined at `vkEndCommandBuffer` time and evaluated at `vkCmdExecuteCommands` time. A secondary command buffer that executes no other secondary command buffers has a [command buffer nesting level](#) of zero. Otherwise, the [command buffer nesting level](#) of a secondary command buffer is equal to the maximum nesting level of all secondary command buffers executed by that command buffer plus one. Some implementations **may** have a limit on the maximum nesting level of secondary command buffers that **can** be recorded. This limit is advertised in `maxCommandBufferNestingLevel`.

If the `nestedCommandBufferRendering` feature is enabled, the implementation supports calling `vkCmdExecuteCommands` inside secondary command buffers recorded with `VK_COMMAND_BUFFER_USAGE_RENDER_PASS_CONTINUE_BIT`. If the `nestedCommandBufferSimultaneousUse` feature is enabled, the implementation supports calling `vkCmdExecuteCommands` with secondary command buffers recorded with `VK_COMMAND_BUFFER_USAGE_SIMULTANEOUS_USE_BIT`.

Whenever `vkCmdExecuteCommands` is recorded inside a secondary command buffer recorded with `VK_COMMAND_BUFFER_USAGE_RENDER_PASS_CONTINUE_BIT`, each member of `pCommandBuffers` **must** have been recorded with a `VkCommandBufferBeginInfo` with `VkCommandBufferInheritanceInfo` compatible with the `VkCommandBufferInheritanceInfo` of the command buffer into which the `vkCmdExecuteCommands` call is being recorded. The `VkCommandBufferInheritanceRenderingInfo` structures are compatible when the `VkCommandBufferInheritanceRenderingInfo::renderpass` are `compatible`, or if they are `VK_NULL_HANDLE` then the `VkCommandBufferInheritanceRenderingInfo` members match, and all other members of `VkCommandBufferInheritanceRenderingInfo` match. This requirement applies recursively, down to the most nested command buffer and up to the command buffer where the render pass was originally begun.

6.9. Command Buffer Device Mask

Each command buffer has a piece of state storing the current device mask of the command buffer. This mask controls which physical devices within the logical device all subsequent commands will execute on, including state-setting commands, action commands, and synchronization commands.

Scissor, exclusive scissor, and viewport state (excluding the count of each) **can** be different values on each physical device (only when set as dynamic state), and each physical device will render using its local copy of the state. Other state is shared between physical devices, such that all physical devices use the most recently set values for the state. However, when recording an action command that uses a piece of state, the most recent command that set that state **must** have included all physical devices that execute the action command in its current device mask.

The command buffer's device mask is orthogonal to the `pCommandBufferDeviceMasks` member of `VkDeviceGroupSubmitInfo`. Commands only execute on a physical device if the device index is set in both device masks.

If the `pNext` chain of `VkCommandBufferBeginInfo` includes a `VkDeviceGroupCommandBufferBeginInfo` structure, then that structure includes an initial device mask for the command buffer.

The `VkDeviceGroupCommandBufferBeginInfo` structure is defined as:

```
// Provided by VK_VERSION_1_1
typedef struct VkDeviceGroupCommandBufferBeginInfo {
    VkStructureType    sType;
    const void*        pNext;
    uint32_t           deviceMask;
} VkDeviceGroupCommandBufferBeginInfo;
```



```
// Provided by VK_KHR_device_group
// Equivalent to VkDeviceGroupCommandBufferBeginInfo
typedef VkDeviceGroupCommandBufferBeginInfo VkDeviceGroupCommandBufferBeginInfoKHR;
```

- **sType** is a [VkStructureType](#) value identifying this structure.
- **pNext** is **NULL** or a pointer to a structure extending this structure.
- **deviceMask** is the initial value of the command buffer's device mask.

The initial device mask also acts as an upper bound on the set of devices that **can** ever be in the device mask in the command buffer.

If this structure is not present, the initial value of a command buffer's device mask includes all physical devices in the logical device when the command buffer begins recording.

Valid Usage

- VUID-VkDeviceGroupCommandBufferBeginInfo-deviceMask-00106
deviceMask **must** be a valid device mask value
- VUID-VkDeviceGroupCommandBufferBeginInfo-deviceMask-00107
deviceMask **must** not be zero

Valid Usage (Implicit)

- VUID-VkDeviceGroupCommandBufferBeginInfo-sType-sType
sType **must** be [VK_STRUCTURE_TYPE_DEVICE_GROUP_COMMAND_BUFFER_BEGIN_INFO](#)

Structure Chaining

Extends the structure

- [VkCommandBufferBeginInfo](#)

To update the current device mask of a command buffer, call:

```
// Provided by VK_VERSION_1_1
void vkCmdSetDeviceMask(
    VkCommandBuffer          commandBuffer,
    uint32_t                 deviceMask);
```



```
// Provided by VK_KHR_device_group
// Equivalent to vkCmdSetDeviceMask
void vkCmdSetDeviceMaskKHR(
    VkCommandBuffer                      commandBuffer,
    uint32_t                             deviceMask);
```

- **commandBuffer** is command buffer whose current device mask is modified.
- **deviceMask** is the new value of the current device mask.

deviceMask is used to filter out subsequent commands from executing on all physical devices whose bit indices are not set in the mask, except commands beginning a render pass instance, commands transitioning to the next subpass in the render pass instance, and commands ending a render pass instance, which always execute on the set of physical devices whose bit indices are included in the **deviceMask** member of the [VkDeviceGroupRenderPassBeginInfo](#) structure passed to the command beginning the corresponding render pass instance.

Valid Usage

- VUID-vkCmdSetDeviceMask-deviceMask-00108
deviceMask must be a valid device mask value
- VUID-vkCmdSetDeviceMask-deviceMask-00109
deviceMask must not be zero
- VUID-vkCmdSetDeviceMask-deviceMask-00110
deviceMask must not include any set bits that were not in the [VkDeviceGroupCommandBufferBeginInfo::deviceMask](#) value when the command buffer began recording
- VUID-vkCmdSetDeviceMask-deviceMask-00111
If [vkCmdSetDeviceMask](#) is called inside a render pass instance, **deviceMask must** not include any set bits that were not in the [VkDeviceGroupRenderPassBeginInfo::deviceMask](#) value when the render pass instance began recording

Valid Usage (Implicit)

- VUID-vkCmdSetDeviceMask-commandBuffer-parameter
commandBuffer must be a valid [VkCommandBuffer](#) handle
- VUID-vkCmdSetDeviceMask-commandBuffer-recording
commandBuffer must be in the [recording state](#)
- VUID-vkCmdSetDeviceMask-commandBuffer-cmdpool
The [VkCommandPool](#) that **commandBuffer** was allocated from **must** support [VK_QUEUE_COMPUTE_BIT](#), [VK_QUEUE_GRAPHICS_BIT](#), or [VK_QUEUE_TRANSFER_BIT](#) operations

Host Synchronization

- Host access to `commandBuffer` **must** be externally synchronized
- Host access to the `VkCommandPool` that `commandBuffer` was allocated from **must** be externally synchronized

Command Properties

Command Buffer Levels	Render Pass Scope	Video Coding Scope	Supported Queue Types	Command Type
Primary Secondary	Both	Both	VK_QUEUE_COMPUTE_BIT VK_QUEUE_GRAPHICS_BIT VK_QUEUE_TRANSFER_BIT	State

Conditional Rendering

`vkCmdSetDeviceMask` is not affected by [conditional rendering](#)

Chapter 7. Synchronization and Cache Control

Synchronization of access to resources is primarily the responsibility of the application in Vulkan. The order of execution of commands with respect to the host and other commands on the device has few implicit guarantees, and needs to be explicitly specified. Memory caches and other optimizations are also explicitly managed, requiring that the flow of data through the system is largely under application control.

Whilst some implicit guarantees exist between commands, five explicit synchronization mechanisms are exposed by Vulkan:

Fences

Fences **can** be used to communicate to the host that execution of some task on the device has completed, controlling resource access between host and device.

Semaphores

Semaphores **can** be used to control resource access across multiple queues.

Events

Events provide a fine-grained synchronization primitive which **can** be signaled either within a command buffer or by the host, and **can** be waited upon within a command buffer or queried on the host. Events **can** be used to control resource access within a single queue.

Pipeline Barriers

Pipeline barriers also provide synchronization control within a command buffer, but at a single point, rather than with separate signal and wait operations. Pipeline barriers **can** be used to control resource access within a single queue.

Render Pass Objects

Render pass objects provide a synchronization framework for rendering tasks, built upon the concepts in this chapter. Many cases that would otherwise need an application to use other synchronization primitives **can** be expressed more efficiently as part of a render pass. Render pass objects **can** be used to control resource access within a single queue.

7.1. Execution and Memory Dependencies

An *operation* is an arbitrary amount of work to be executed on the host, a device, or an external entity such as a presentation engine. Synchronization commands introduce explicit *execution dependencies*, and *memory dependencies* between two sets of operations defined by the command's two *synchronization scopes*.

The synchronization scopes define which other operations a synchronization command is able to create execution dependencies with. Any type of operation that is not in a synchronization command's synchronization scopes will not be included in the resulting dependency. For example, for many synchronization commands, the synchronization scopes **can** be limited to just operations executing in specific [pipeline stages](#), which allows other pipeline stages to be excluded from a

dependency. Other scoping options are possible, depending on the particular command.

An *execution dependency* is a guarantee that for two sets of operations, the first set **must** happen-before the second set. If an operation happens-before another operation, then the first operation **must** complete before the second operation is initiated. More precisely:

- Let **Ops₁** and **Ops₂** be separate sets of operations.
- Let **Sync** be a synchronization command.
- Let **Scope_{1st}** and **Scope_{2nd}** be the synchronization scopes of **Sync**.
- Let **ScopedOps₁** be the intersection of sets **Ops₁** and **Scope_{1st}**.
- Let **ScopedOps₂** be the intersection of sets **Ops₂** and **Scope_{2nd}**.
- Submitting **Ops₁**, **Sync** and **Ops₂** for execution, in that order, will result in execution dependency **ExeDep** between **ScopedOps₁** and **ScopedOps₂**.
- Execution dependency **ExeDep** guarantees that **ScopedOps₁** happen-before **ScopedOps₂**.

An *execution dependency chain* is a sequence of execution dependencies that form a happens-before relation between the first dependency's **ScopedOps₁** and the final dependency's **ScopedOps₂**. For each consecutive pair of execution dependencies, a chain exists if the intersection of **Scope_{2nd}** in the first dependency and **Scope_{1st}** in the second dependency is not an empty set. The formation of a single execution dependency from an execution dependency chain can be described by substituting the following in the description of execution dependencies:

- Let **Sync** be a set of synchronization commands that generate an execution dependency chain.
- Let **Scope_{1st}** be the first synchronization scope of the first command in **Sync**.
- Let **Scope_{2nd}** be the second synchronization scope of the last command in **Sync**.

Execution dependencies alone are not sufficient to guarantee that values resulting from writes in one set of operations **can** be read from another set of operations.

Three additional types of operations are used to control memory access. *Availability operations* cause the values generated by specified memory write accesses to become *available* to a memory domain for future access. Any available value remains available until a subsequent write to the same memory location occurs (whether it is made available or not) or the memory is freed. *Memory domain operations* cause writes that are available to a source memory domain to become available to a destination memory domain (an example of this is making writes available to the host domain available to the device domain). *Visibility operations* cause values available to a memory domain to become *visible* to specified memory accesses.

Availability, visibility, memory domains, and memory domain operations are formally defined in the [Availability and Visibility](#) section of the [Memory Model](#) chapter. Which API operations perform each of these operations is defined in [Availability, Visibility, and Domain Operations](#).

A *memory dependency* is an execution dependency which includes availability and visibility operations such that:

- The first set of operations happens-before the availability operation.

- The availability operation happens-before the visibility operation.
- The visibility operation happens-before the second set of operations.

Once written values are made visible to a particular type of memory access, they **can** be read or written by that type of memory access. Most synchronization commands in Vulkan define a memory dependency.

The specific memory accesses that are made available and visible are defined by the *access scopes* of a memory dependency. Any type of access that is in a memory dependency's first access scope and occurs in **ScopedOps₁** is made available. Any type of access that is in a memory dependency's second access scope and occurs in **ScopedOps₂** has any available writes made visible to it. Any type of operation that is not in a synchronization command's access scopes will not be included in the resulting dependency.

A memory dependency enforces availability and visibility of memory accesses and execution order between two sets of operations. Adding to the description of [execution dependency chains](#):

- Let **MemOps₁** be the set of memory accesses performed by **ScopedOps₁**.
- Let **MemOps₂** be the set of memory accesses performed by **ScopedOps₂**.
- Let **AccessScope_{1st}** be the first access scope of the first command in the **Sync** chain.
- Let **AccessScope_{2nd}** be the second access scope of the last command in the **Sync** chain.
- Let **ScopedMemOps₁** be the intersection of sets **MemOps₁** and **AccessScope_{1st}**.
- Let **ScopedMemOps₂** be the intersection of sets **MemOps₂** and **AccessScope_{2nd}**.
- Submitting **Ops₁**, **Sync**, and **Ops₂** for execution, in that order, will result in a memory dependency **MemDep** between **ScopedOps₁** and **ScopedOps₂**.
- Memory dependency **MemDep** guarantees that:
 - Memory writes in **ScopedMemOps₁** are made available.
 - Available memory writes, including those from **ScopedMemOps₁**, are made visible to **ScopedMemOps₂**.

NOTE

Execution and memory dependencies are used to solve data hazards, i.e. to ensure that read and write operations occur in a well-defined order. Write-after-read hazards can be solved with just an execution dependency, but read-after-write and write-after-write hazards need appropriate memory dependencies to be included between them. If an application does not include dependencies to solve these hazards, it results in a [data race](#).

7.1.1. Image Layout Transitions

Image subresources **can** be transitioned from one [layout](#) to another as part of a [memory dependency](#) (e.g. by using an [image memory barrier](#)). When a layout transition is specified in a memory dependency, it happens-after the availability operations in the memory dependency, and happens-before the visibility operations. Image layout transitions **may** perform read and write accesses on all memory bound to the image subresource range, so applications **must** ensure that all memory writes have been made [available](#) before a layout transition is executed. Available memory

is automatically made visible to a layout transition, and writes performed by a layout transition are automatically made available.

Layout transitions always apply to a particular image subresource range, and specify both an old layout and new layout. The old layout **must** either be [VK_IMAGE_LAYOUT_UNDEFINED](#), or match the current layout of the image subresource range. If the old layout matches the current layout of the image subresource range, the transition preserves the contents of that range. If the old layout is [VK_IMAGE_LAYOUT_UNDEFINED](#), the contents of that range **may** be discarded.

NOTE	<p>Image layout transitions with VK_IMAGE_LAYOUT_UNDEFINED allow the implementation to discard the image subresource range, which can provide performance or power benefits. Tile-based architectures may be able to avoid flushing tile data to memory, and immediate style renderers may be able to achieve fast metadata clears to reinitialize frame buffer compression state, or similar.</p> <p>If the contents of an attachment are not needed after a render pass completes, then applications should use VK_ATTACHMENT_STORE_OP_DONT_CARE.</p>
-------------	--

As image layout transitions **may** perform read and write accesses on the memory bound to the image, if the image subresource affected by the layout transition is bound to peer memory for any device in the current device mask then the memory heap the bound memory comes from **must** support the [VK_PEER_MEMORY_FEATURE_GENERIC_SRC_BIT](#) and [VK_PEER_MEMORY_FEATURE_GENERIC_DST_BIT](#) capabilities as returned by [vkGetDeviceGroupPeerMemoryFeatures](#).

NOTE	<p>Applications must ensure that layout transitions happen-after all operations accessing the image with the old layout, and happen-before any operations that will access the image with the new layout. Layout transitions are potentially read/write operations, so not defining appropriate memory dependencies to guarantee this will result in a data race.</p>
-------------	--

Image layout transitions interact with [memory aliasing](#).

Layout transitions that are performed via image memory barriers execute in their entirety in [submission order](#), relative to other image layout transitions submitted to the same queue, including those performed by [render passes](#). This ordering of image layout transitions only applies if the implementation performs actual read/write operations during the transition. An application **must** not rely on ordering of image layout transitions to influence ordering of other commands.

The image layout of each image subresource of a depth/stencil image created with [VK_IMAGE_CREATE_SAMPLE_LOCATIONS_COMPATIBLE_DEPTH_BIT_EXT](#) is dependent on the last sample locations used to render to the image subresource as a depth/stencil attachment, thus when the **image** member of an [image memory barrier](#) is an image created with this flag the application **can** chain a [VkSampleLocationsInfoEXT](#) structure to the **pNext** chain of [VkImageMemoryBarrier2](#) or [VkImageMemoryBarrier](#) to specify the sample locations to use during any image layout transition.

If the [VkSampleLocationsInfoEXT](#) structure does not match the sample location state last used to render to the image subresource range specified by [subresourceRange](#), or if no [VkSampleLocationsInfoEXT](#) structure is present, then the contents of the given image subresource

range becomes undefined as if `oldLayout` would equal `VK_IMAGE_LAYOUT_UNDEFINED`.

7.1.2. Pipeline Stages

The work performed by an [action command](#) consists of multiple operations, which are performed as a sequence of logically independent steps known as *pipeline stages*. The exact pipeline stages executed depend on the particular command that is used, and current command buffer state when the command was recorded.

NOTE

Operations performed by synchronization commands (e.g. [availability and visibility operations](#)) are not executed by a defined pipeline stage. However other commands can still synchronize with them by using the [synchronization scopes](#) to create a [dependency chain](#).

Execution of operations across pipeline stages **must** adhere to [implicit ordering guarantees](#), particularly including [pipeline stage order](#). Otherwise, execution across pipeline stages **may** overlap or execute out of order with regards to other stages, unless otherwise enforced by an execution dependency.

Several of the synchronization commands include pipeline stage parameters, restricting the [synchronization scopes](#) for that command to just those stages. This allows fine grained control over the exact execution dependencies and accesses performed by action commands. Implementations **should** use these pipeline stages to avoid unnecessary stalls or cache flushing.

Bits which **can** be set in a `VkPipelineStageFlags2` mask, specifying stages of execution, are:

```
// Provided by VK_VERSION_1_3
// Flag bits for VkPipelineStageFlagBits2
typedef VkFlags64 VkPipelineStageFlagBits2;
static const VkPipelineStageFlagBits2 VK_PIPELINE_STAGE_2_NONE = 0ULL;
static const VkPipelineStageFlagBits2 VK_PIPELINE_STAGE_2_TOP_OF_PIPE_BIT =
0x00000001ULL;
static const VkPipelineStageFlagBits2 VK_PIPELINE_STAGE_2_DRAW_INDIRECT_BIT =
0x00000002ULL;
static const VkPipelineStageFlagBits2 VK_PIPELINE_STAGE_2_VERTEX_INPUT_BIT =
0x00000004ULL;
static const VkPipelineStageFlagBits2 VK_PIPELINE_STAGE_2_VERTEX_SHADER_BIT =
0x00000008ULL;
static const VkPipelineStageFlagBits2
VK_PIPELINE_STAGE_2_TESSELLATION_CONTROL_SHADER_BIT = 0x00000010ULL;
static const VkPipelineStageFlagBits2
VK_PIPELINE_STAGE_2_TESSELLATION_EVALUATION_SHADER_BIT = 0x00000020ULL;
static const VkPipelineStageFlagBits2 VK_PIPELINE_STAGE_2_GEOMETRY_SHADER_BIT =
0x00000040ULL;
static const VkPipelineStageFlagBits2 VK_PIPELINE_STAGE_2_FRAGMENT_SHADER_BIT =
0x00000080ULL;
static const VkPipelineStageFlagBits2 VK_PIPELINE_STAGE_2_EARLY_FRAGMENT_TESTS_BIT =
0x00000100ULL;
static const VkPipelineStageFlagBits2 VK_PIPELINE_STAGE_2_LATE_FRAGMENT_TESTS_BIT =
```



```

0x00000200ULL;
static const VkPipelineStageFlagBits2 VK_PIPELINE_STAGE_2_COLOR_ATTACHMENT_OUTPUT_BIT
= 0x00000400ULL;
static const VkPipelineStageFlagBits2 VK_PIPELINE_STAGE_2_COMPUTE_SHADER_BIT =
0x00000800ULL;
static const VkPipelineStageFlagBits2 VK_PIPELINE_STAGE_2_ALL_TRANSFER_BIT =
0x00001000ULL;
static const VkPipelineStageFlagBits2 VK_PIPELINE_STAGE_2_TRANSFER_BIT =
0x00001000ULL;
static const VkPipelineStageFlagBits2 VK_PIPELINE_STAGE_2_BOTTOM_OF_PIPE_BIT =
0x00002000ULL;
static const VkPipelineStageFlagBits2 VK_PIPELINE_STAGE_2_HOST_BIT = 0x00004000ULL;
static const VkPipelineStageFlagBits2 VK_PIPELINE_STAGE_2_ALL_GRAPHICS_BIT =
0x00008000ULL;
static const VkPipelineStageFlagBits2 VK_PIPELINE_STAGE_2_ALL_COMMANDS_BIT =
0x00010000ULL;
static const VkPipelineStageFlagBits2 VK_PIPELINE_STAGE_2_COPY_BIT = 0x10000000ULL;
static const VkPipelineStageFlagBits2 VK_PIPELINE_STAGE_2_RESOLVE_BIT =
0x20000000ULL;
static const VkPipelineStageFlagBits2 VK_PIPELINE_STAGE_2_BLIT_BIT = 0x40000000ULL;
static const VkPipelineStageFlagBits2 VK_PIPELINE_STAGE_2_CLEAR_BIT = 0x80000000ULL;
static const VkPipelineStageFlagBits2 VK_PIPELINE_STAGE_2_INDEX_INPUT_BIT =
0x100000000ULL;
static const VkPipelineStageFlagBits2 VK_PIPELINE_STAGE_2_VERTEX_ATTRIBUTE_INPUT_BIT =
0x200000000ULL;
static const VkPipelineStageFlagBits2
VK_PIPELINE_STAGE_2_PRE_RASTERIZATION_SHADERS_BIT = 0x400000000ULL;
// Provided by VK_KHR_video_decode_queue
static const VkPipelineStageFlagBits2 VK_PIPELINE_STAGE_2_VIDEO_DECODE_BIT_KHR =
0x04000000ULL;
// Provided by VK_KHR_video_encode_queue
static const VkPipelineStageFlagBits2 VK_PIPELINE_STAGE_2_VIDEO_ENCODE_BIT_KHR =
0x08000000ULL;
// Provided by VK_KHR_synchronization2
static const VkPipelineStageFlagBits2 VK_PIPELINE_STAGE_2_NONE_KHR = 0ULL;
// Provided by VK_KHR_synchronization2
static const VkPipelineStageFlagBits2 VK_PIPELINE_STAGE_2_TOP_OF_PIPE_BIT_KHR =
0x00000001ULL;
// Provided by VK_KHR_synchronization2
static const VkPipelineStageFlagBits2 VK_PIPELINE_STAGE_2_DRAW_INDIRECT_BIT_KHR =
0x00000002ULL;
// Provided by VK_KHR_synchronization2
static const VkPipelineStageFlagBits2 VK_PIPELINE_STAGE_2_VERTEX_INPUT_BIT_KHR =
0x00000004ULL;
// Provided by VK_KHR_synchronization2
static const VkPipelineStageFlagBits2 VK_PIPELINE_STAGE_2_VERTEX_SHADER_BIT_KHR =
0x00000008ULL;
// Provided by VK_KHR_synchronization2
static const VkPipelineStageFlagBits2
VK_PIPELINE_STAGE_2_TESSELLATION_CONTROL_SHADER_BIT_KHR = 0x00000010ULL;
// Provided by VK_KHR_synchronization2

```



```

static const VkPipelineStageFlagBits2
VK_PIPELINE_STAGE_2_TESSELLATION_EVALUATION_SHADER_BIT_KHR = 0x00000020ULL;
// Provided by VK_KHR_synchronization2
static const VkPipelineStageFlagBits2 VK_PIPELINE_STAGE_2_GEOMETRY_SHADER_BIT_KHR =
0x00000040ULL;
// Provided by VK_KHR_synchronization2
static const VkPipelineStageFlagBits2 VK_PIPELINE_STAGE_2_FRAGMENT_SHADER_BIT_KHR =
0x00000080ULL;
// Provided by VK_KHR_synchronization2
static const VkPipelineStageFlagBits2 VK_PIPELINE_STAGE_2_EARLY_FRAGMENT_TESTS_BIT_KHR
= 0x00000100ULL;
// Provided by VK_KHR_synchronization2
static const VkPipelineStageFlagBits2 VK_PIPELINE_STAGE_2_LATE_FRAGMENT_TESTS_BIT_KHR
= 0x00000200ULL;
// Provided by VK_KHR_synchronization2
static const VkPipelineStageFlagBits2
VK_PIPELINE_STAGE_2_COLOR_ATTACHMENT_OUTPUT_BIT_KHR = 0x00000400ULL;
// Provided by VK_KHR_synchronization2
static const VkPipelineStageFlagBits2 VK_PIPELINE_STAGE_2_COMPUTE_SHADER_BIT_KHR =
0x00000800ULL;
// Provided by VK_KHR_synchronization2
static const VkPipelineStageFlagBits2 VK_PIPELINE_STAGE_2_ALL_TRANSFER_BIT_KHR =
0x00001000ULL;
// Provided by VK_KHR_synchronization2
static const VkPipelineStageFlagBits2 VK_PIPELINE_STAGE_2_TRANSFER_BIT_KHR =
0x00001000ULL;
// Provided by VK_KHR_synchronization2
static const VkPipelineStageFlagBits2 VK_PIPELINE_STAGE_2_BOTTOM_OF_PIPE_BIT_KHR =
0x00002000ULL;
// Provided by VK_KHR_synchronization2
static const VkPipelineStageFlagBits2 VK_PIPELINE_STAGE_2_HOST_BIT_KHR =
0x00004000ULL;
// Provided by VK_KHR_synchronization2
static const VkPipelineStageFlagBits2 VK_PIPELINE_STAGE_2_ALL_GRAPHICS_BIT_KHR =
0x00008000ULL;
// Provided by VK_KHR_synchronization2
static const VkPipelineStageFlagBits2 VK_PIPELINE_STAGE_2_ALL_COMMANDS_BIT_KHR =
0x00010000ULL;
// Provided by VK_KHR_synchronization2
static const VkPipelineStageFlagBits2 VK_PIPELINE_STAGE_2_COPY_BIT_KHR =
0x100000000ULL;
// Provided by VK_KHR_synchronization2
static const VkPipelineStageFlagBits2 VK_PIPELINE_STAGE_2_RESOLVE_BIT_KHR =
0x200000000ULL;
// Provided by VK_KHR_synchronization2
static const VkPipelineStageFlagBits2 VK_PIPELINE_STAGE_2_BLIT_BIT_KHR =
0x400000000ULL;
// Provided by VK_KHR_synchronization2
static const VkPipelineStageFlagBits2 VK_PIPELINE_STAGE_2_CLEAR_BIT_KHR =
0x800000000ULL;
// Provided by VK_KHR_synchronization2

```



```

static const VkPipelineStageFlagBits2 VK_PIPELINE_STAGE_2_INDEX_INPUT_BIT_KHR =
0x1000000000ULL;
// Provided by VK_KHR_synchronization2
static const VkPipelineStageFlagBits2
VK_PIPELINE_STAGE_2_VERTEX_ATTRIBUTE_INPUT_BIT_KHR = 0x2000000000ULL;
// Provided by VK_KHR_synchronization2
static const VkPipelineStageFlagBits2
VK_PIPELINE_STAGE_2_PRE_RASTERIZATION_SHADERS_BIT_KHR = 0x4000000000ULL;
// Provided by VK_KHR_synchronization2 with VK_EXT_transform_feedback
static const VkPipelineStageFlagBits2 VK_PIPELINE_STAGE_2_TRANSFORM_FEEDBACK_BIT_EXT =
0x01000000ULL;
// Provided by VK_KHR_synchronization2 with VK_EXT_conditional_rendering
static const VkPipelineStageFlagBits2
VK_PIPELINE_STAGE_2_CONDITIONAL_RENDERING_BIT_EXT = 0x00040000ULL;
// Provided by VK_KHR_synchronization2 with VK_NV_device_generated_commands
static const VkPipelineStageFlagBits2 VK_PIPELINE_STAGE_2_COMMAND_PREPROCESS_BIT_NV =
0x00020000ULL;
// Provided by VK_KHR_synchronization2 with VK_EXT_device_generated_commands
static const VkPipelineStageFlagBits2 VK_PIPELINE_STAGE_2_COMMAND_PREPROCESS_BIT_EXT =
0x00020000ULL;
// Provided by VK_KHR_fragment_shading_rate with VK_KHR_synchronization2
static const VkPipelineStageFlagBits2
VK_PIPELINE_STAGE_2_FRAGMENT_SHADING_RATE_ATTACHMENT_BIT_KHR = 0x00400000ULL;
// Provided by VK_KHR_synchronization2 with VK_NV_shading_rate_image
static const VkPipelineStageFlagBits2 VK_PIPELINE_STAGE_2_SHADING_RATE_IMAGE_BIT_NV =
0x00400000ULL;
// Provided by VK_KHR_acceleration_structure with VK_KHR_synchronization2
static const VkPipelineStageFlagBits2
VK_PIPELINE_STAGE_2_ACCELERATION_STRUCTURE_BUILD_BIT_KHR = 0x02000000ULL;
// Provided by VK_KHR_ray_tracing_pipeline with VK_KHR_synchronization2
static const VkPipelineStageFlagBits2 VK_PIPELINE_STAGE_2_RAY_TRACING_SHADER_BIT_KHR =
0x00200000ULL;
// Provided by VK_KHR_synchronization2 with VK_NV_ray_tracing
static const VkPipelineStageFlagBits2 VK_PIPELINE_STAGE_2_RAY_TRACING_SHADER_BIT_NV =
0x00200000ULL;
// Provided by VK_KHR_synchronization2 with VK_NV_ray_tracing
static const VkPipelineStageFlagBits2
VK_PIPELINE_STAGE_2_ACCELERATION_STRUCTURE_BUILD_BIT_NV = 0x02000000ULL;
// Provided by VK_KHR_synchronization2 with VK_EXT_fragment_density_map
static const VkPipelineStageFlagBits2
VK_PIPELINE_STAGE_2_FRAGMENT_DENSITY_PROCESS_BIT_EXT = 0x00800000ULL;
// Provided by VK_KHR_synchronization2 with VK_NV_mesh_shader
static const VkPipelineStageFlagBits2 VK_PIPELINE_STAGE_2_TASK_SHADER_BIT_NV =
0x00080000ULL;
// Provided by VK_KHR_synchronization2 with VK_NV_mesh_shader
static const VkPipelineStageFlagBits2 VK_PIPELINE_STAGE_2_MESH_SHADER_BIT_NV =
0x00100000ULL;
// Provided by VK_KHR_synchronization2 with VK_EXT_mesh_shader
static const VkPipelineStageFlagBits2 VK_PIPELINE_STAGE_2_TASK_SHADER_BIT_EXT =
0x00080000ULL;
// Provided by VK_KHR_synchronization2 with VK_EXT_mesh_shader

```



```

static const VkPipelineStageFlagBits2 VK_PIPELINE_STAGE_2_MESH_SHADER_BIT_EXT =
0x00100000ULL;
// Provided by VK_HUAWEI_subpass_shading
static const VkPipelineStageFlagBits2 VK_PIPELINE_STAGE_2_SUBPASS_SHADER_BIT_HUAWEI =
0x800000000ULL;
// Provided by VK_HUAWEI_subpass_shading
// VK_PIPELINE_STAGE_2_SUBPASS_SHADING_BIT_HUAWEI is a legacy alias
static const VkPipelineStageFlagBits2 VK_PIPELINE_STAGE_2_SUBPASS_SHADING_BIT_HUAWEI =
0x800000000ULL;
// Provided by VK_HUAWEI_invocation_mask
static const VkPipelineStageFlagBits2 VK_PIPELINE_STAGE_2_INVOCATION_MASK_BIT_HUAWEI =
0x1000000000ULL;
// Provided by VK_KHR_ray_tracing_maintenance1 with VK_KHR_synchronization2 or
VK_VERSION_1_3
static const VkPipelineStageFlagBits2
VK_PIPELINE_STAGE_2_ACCELERATION_STRUCTURE_COPY_BIT_KHR = 0x10000000ULL;
// Provided by VK_EXT_opacity_micromap
static const VkPipelineStageFlagBits2 VK_PIPELINE_STAGE_2_MICROMAP_BUILD_BIT_EXT =
0x40000000ULL;
// Provided by VK_HUAWEI_cluster_culling_shader
static const VkPipelineStageFlagBits2
VK_PIPELINE_STAGE_2_CLUSTER_CULLING_SHADER_BIT_HUAWEI = 0x2000000000ULL;
// Provided by VK_NV_optical_flow
static const VkPipelineStageFlagBits2 VK_PIPELINE_STAGE_2_OPTICAL_FLOW_BIT_NV =
0x20000000ULL;
// Provided by VK_NV_cooperative_vector
static const VkPipelineStageFlagBits2
VK_PIPELINE_STAGE_2_CONVERT_COOPERATIVE_VECTOR_MATRIX_BIT_NV = 0x10000000000ULL;
// Provided by VK_ARM_data_graph
static const VkPipelineStageFlagBits2 VK_PIPELINE_STAGE_2_DATA_GRAPH_BIT_ARM =
0x4000000000ULL;
// Provided by VK_KHR_copy_memory_indirect
static const VkPipelineStageFlagBits2 VK_PIPELINE_STAGE_2_COPY_INDIRECT_BIT_KHR =
0x40000000000ULL;
// Provided by VK_EXT_memory_decompression
static const VkPipelineStageFlagBits2 VK_PIPELINE_STAGE_2_MEMORY_DECOMPRESSION_BIT_EXT
= 0x200000000000ULL;

```

```

// Provided by VK_KHR_synchronization2
// Equivalent to VkPipelineStageFlagBits2
typedef VkPipelineStageFlagBits2 VkPipelineStageFlagBits2KHR;

```

- [VK_PIPELINE_STAGE_2_NONE](#) specifies no stages of execution.
- [VK_PIPELINE_STAGE_2_DRAW_INDIRECT_BIT](#) specifies the stage of the pipeline where indirect command parameters are consumed. This stage also includes reading commands written by [vkCmdPreprocessGeneratedCommandsNV](#). This stage also includes reading commands written by [vkCmdPreprocessGeneratedCommandsEXT](#).
- [VK_PIPELINE_STAGE_2_TASK_SHADER_BIT_EXT](#) specifies the task shader stage.

- `VK_PIPELINE_STAGE_2_MESH_SHADER_BIT_EXT` specifies the mesh shader stage.
- `VK_PIPELINE_STAGE_2_INDEX_INPUT_BIT` specifies the stage of the pipeline where index buffers are consumed.
- `VK_PIPELINE_STAGE_2_VERTEX_ATTRIBUTE_INPUT_BIT` specifies the stage of the pipeline where vertex buffers are consumed.
- `VK_PIPELINE_STAGE_2_VERTEX_INPUT_BIT` is equivalent to the logical OR of:
 - `VK_PIPELINE_STAGE_2_INDEX_INPUT_BIT`
 - `VK_PIPELINE_STAGE_2_VERTEX_ATTRIBUTE_INPUT_BIT`
- `VK_PIPELINE_STAGE_2_VERTEX_SHADER_BIT` specifies the vertex shader stage.
- `VK_PIPELINE_STAGE_2_TESSELLATION_CONTROL_SHADER_BIT` specifies the tessellation control shader stage.
- `VK_PIPELINE_STAGE_2_TESSELLATION_EVALUATION_SHADER_BIT` specifies the tessellation evaluation shader stage.
- `VK_PIPELINE_STAGE_2_GEOMETRY_SHADER_BIT` specifies the geometry shader stage.
- `VK_PIPELINE_STAGE_2_PRE_RASTERIZATION_SHADERS_BIT` is equivalent to specifying all supported pre-rasterization shader stages:
 - `VK_PIPELINE_STAGE_2_VERTEX_SHADER_BIT`
 - `VK_PIPELINE_STAGE_2_TESSELLATION_CONTROL_SHADER_BIT`
 - `VK_PIPELINE_STAGE_2_TESSELLATION_EVALUATION_SHADER_BIT`
 - `VK_PIPELINE_STAGE_2_GEOMETRY_SHADER_BIT`
 - `VK_PIPELINE_STAGE_2_TASK_SHADER_BIT_EXT`
 - `VK_PIPELINE_STAGE_2_MESH_SHADER_BIT_EXT`
 - `VK_PIPELINE_STAGE_2_CLUSTER_CULLING_SHADER_BIT_HUAWEI`
- `VK_PIPELINE_STAGE_2_FRAGMENT_SHADER_BIT` specifies the fragment shader stage.
- `VK_PIPELINE_STAGE_2_EARLY_FRAGMENT_TESTS_BIT` specifies the stage of the pipeline where early fragment tests (depth and stencil tests before fragment shading) are performed. This stage also includes [render pass load operations](#) for framebuffer attachments with a depth/stencil format.
- `VK_PIPELINE_STAGE_2_LATE_FRAGMENT_TESTS_BIT` specifies the stage of the pipeline where late fragment tests (depth and stencil tests after fragment shading) are performed. This stage also includes [render pass store operations](#) for framebuffer attachments with a depth/stencil format.
- `VK_PIPELINE_STAGE_2_COLOR_ATTACHMENT_OUTPUT_BIT` specifies the stage of the pipeline where final color values are output from the pipeline. This stage includes [blending](#), [logic operations](#), [render pass load](#) and [store operations](#) for color attachments, [render pass multisample resolve operations](#), and [vkCmdClearAttachments](#).
- `VK_PIPELINE_STAGE_2_COMPUTE_SHADER_BIT` specifies the compute shader stage.
- `VK_PIPELINE_STAGE_2_HOST_BIT` specifies a pseudo-stage indicating execution on the host of reads/writes of device memory. This stage is not invoked by any commands recorded in a

command buffer.

- `VK_PIPELINE_STAGE_2_COPY_BIT` specifies the execution of all [copy commands](#), including `vkCmdCopyQueryPoolResults`.
- `VK_PIPELINE_STAGE_2_BLIT_BIT` specifies the execution of `vkCmdBlitImage`.
- `VK_PIPELINE_STAGE_2_RESOLVE_BIT` specifies the execution of `vkCmdResolveImage`.
- `VK_PIPELINE_STAGE_2_CLEAR_BIT` specifies the execution of [clear commands](#), with the exception of `vkCmdClearAttachments`.
- `VK_PIPELINE_STAGE_2_ALL_TRANSFER_BIT` is equivalent to specifying all of:
 - `VK_PIPELINE_STAGE_2_COPY_BIT`
 - `VK_PIPELINE_STAGE_2_BLIT_BIT`
 - `VK_PIPELINE_STAGE_2_RESOLVE_BIT`
 - `VK_PIPELINE_STAGE_2_CLEAR_BIT`
 - `VK_PIPELINE_STAGE_2_ACCELERATION_STRUCTURE_COPY_BIT_KHR`
- `VK_PIPELINE_STAGE_2_RAY_TRACING_SHADER_BIT_KHR` specifies the execution of the ray tracing shader stages.
- `VK_PIPELINE_STAGE_2_ACCELERATION_STRUCTURE_BUILD_BIT_KHR` specifies the execution of acceleration structure commands or acceleration structure copy commands.
- `VK_PIPELINE_STAGE_2_ACCELERATION_STRUCTURE_COPY_BIT_KHR` specifies the execution of acceleration structure copy commands.
- `VK_PIPELINE_STAGE_2_ALL_GRAPHICS_BIT` specifies the execution of all graphics pipeline stages, and is equivalent to the logical OR of:
 - `VK_PIPELINE_STAGE_2_DRAW_INDIRECT_BIT`
 - `VK_PIPELINE_STAGE_2_COPY_INDIRECT_BIT_KHR`
 - `VK_PIPELINE_STAGE_2_TASK_SHADER_BIT_EXT`
 - `VK_PIPELINE_STAGE_2_MESH_SHADER_BIT_EXT`
 - `VK_PIPELINE_STAGE_2_VERTEX_INPUT_BIT`
 - `VK_PIPELINE_STAGE_2_VERTEX_SHADER_BIT`
 - `VK_PIPELINE_STAGE_2_TESSELLATION_CONTROL_SHADER_BIT`
 - `VK_PIPELINE_STAGE_2_TESSELLATION_EVALUATION_SHADER_BIT`
 - `VK_PIPELINE_STAGE_2_GEOMETRY_SHADER_BIT`
 - `VK_PIPELINE_STAGE_2_FRAGMENT_SHADER_BIT`
 - `VK_PIPELINE_STAGE_2_EARLY_FRAGMENT_TESTS_BIT`
 - `VK_PIPELINE_STAGE_2_LATE_FRAGMENT_TESTS_BIT`
 - `VK_PIPELINE_STAGE_2_COLOR_ATTACHMENT_OUTPUT_BIT`
 - `VK_PIPELINE_STAGE_2_CONDITIONAL_RENDERING_BIT_EXT`
 - `VK_PIPELINE_STAGE_2_TRANSFORM_FEEDBACK_BIT_EXT`

- [VK_PIPELINE_STAGE_2_FRAGMENT_SHADING_RATE_ATTACHMENT_BIT_KHR](#)
- [VK_PIPELINE_STAGE_2_FRAGMENT_DENSITY_PROCESS_BIT_EXT](#)
- [VK_PIPELINE_STAGE_2_SUBPASS_SHADER_BIT_HUAWEI](#)
- [VK_PIPELINE_STAGE_2_INVOCATION_MASK_BIT_HUAWEI](#)
- [VK_PIPELINE_STAGE_2_CLUSTER_CULLING_SHADER_BIT_HUAWEI](#)
- [VK_PIPELINE_STAGE_2_ALL_COMMANDS_BIT](#) specifies all operations performed by all commands supported on the queue it is used with.
- [VK_PIPELINE_STAGE_2_CONDITIONAL_RENDERING_BIT_EXT](#) specifies the stage of the pipeline where the predicate of conditional rendering is consumed.
- [VK_PIPELINE_STAGE_2_TRANSFORM_FEEDBACK_BIT_EXT](#) specifies the stage of the pipeline where vertex attribute output values are written to the transform feedback buffers.
- [VK_PIPELINE_STAGE_2_COMMAND_PREPROCESS_BIT_NV](#) specifies the stage of the pipeline where device-side generation of commands via [vkCmdPreprocessGeneratedCommandsNV](#) is handled.
- [VK_PIPELINE_STAGE_2_COMMAND_PREPROCESS_BIT_EXT](#) specifies the stage of the pipeline where device-side generation of commands via [vkCmdPreprocessGeneratedCommandsEXT](#) is handled.
- [VK_PIPELINE_STAGE_2_FRAGMENT_SHADING_RATE_ATTACHMENT_BIT_KHR](#) specifies the stage of the pipeline where the [fragment shading rate attachment](#) or [shading rate image](#) is read to determine the fragment shading rate for portions of a rasterized primitive.
- [VK_PIPELINE_STAGE_2_FRAGMENT_DENSITY_PROCESS_BIT_EXT](#) specifies the stage of the pipeline where the fragment density map is read to [generate the fragment areas](#).
- [VK_PIPELINE_STAGE_2_INVOCATION_MASK_BIT_HUAWEI](#) specifies the stage of the pipeline where the invocation mask image is read by the implementation to optimize the ray dispatch.
- [VK_PIPELINE_STAGE_2_VIDEO_DECODE_BIT_KHR](#) specifies the execution of [video decode operations](#).
- [VK_PIPELINE_STAGE_2_VIDEO_ENCODE_BIT_KHR](#) specifies the execution of [video encode operations](#).
- [VK_PIPELINE_STAGE_2_OPTICAL_FLOW_BIT_NV](#) specifies the stage of the pipeline where [optical flow operation](#) are performed.
- [VK_PIPELINE_STAGE_2_SUBPASS_SHADER_BIT_HUAWEI](#) specifies the subpass shading shader stage.
- [VK_PIPELINE_STAGE_2_MICROMAP_BUILD_BIT_EXT](#) specifies the execution of [micromap commands](#).
- [VK_PIPELINE_STAGE_2_CLUSTER_CULLING_SHADER_BIT_HUAWEI](#) specifies the cluster culling shader stage.
- [VK_PIPELINE_STAGE_2_CONVERT_COOPERATIVE_VECTOR_MATRIX_BIT_NV](#) specifies the execution of [vkCmdConvertCooperativeVectorMatrixNV](#).
- [VK_PIPELINE_STAGE_2_COPY_INDIRECT_BIT_KHR](#) specifies the stage of the pipeline where indirect copy commands ([vkCmdCopyMemoryIndirect*](#) and

vkCmdCopyMemoryToImageIndirect*) parameters are consumed.

- [VK_PIPELINE_STAGE_2_TOP_OF_PIPE_BIT](#) is equivalent to [VK_PIPELINE_STAGE_2_ALL_COMMANDS_BIT](#) with [VkAccessFlags2](#) set to 0 when specified in the second synchronization scope, but equivalent to [VK_PIPELINE_STAGE_2_NONE](#) in the first scope.
- [VK_PIPELINE_STAGE_2_BOTTOM_OF_PIPE_BIT](#) is equivalent to [VK_PIPELINE_STAGE_2_ALL_COMMANDS_BIT](#) with [VkAccessFlags2](#) set to 0 when specified in the first synchronization scope, but equivalent to [VK_PIPELINE_STAGE_2_NONE](#) in the second scope.

NOTE

The [TOP](#) and [BOTTOM](#) pipeline stages are legacy, and applications should prefer [VK_PIPELINE_STAGE_2_ALL_COMMANDS_BIT](#) and [VK_PIPELINE_STAGE_2_NONE](#).

NOTE

The [VkPipelineStageFlags2](#) bitmask goes beyond the 31 individual bit flags allowable within a C99 enum, which is how [VkPipelineStageFlagBits](#) is defined. The first 31 values are common to both, and are interchangeable.

[VkPipelineStageFlags2](#) is a bitmask type for setting a mask of zero or more [VkPipelineStageFlagBits2](#) flags:

```
// Provided by VK_VERSION_1_3
typedef VkFlags64 VkPipelineStageFlags2;
```

```
// Provided by VK_KHR_synchronization2
// Equivalent to VkPipelineStageFlags2
typedef VkPipelineStageFlags2 VkPipelineStageFlags2KHR;
```

Bits which **can** be set in a [VkPipelineStageFlags](#) mask, specifying stages of execution, are:

WARNING

This functionality is superseded by [VkPipelineStageFlagBits2](#). See [Legacy Functionality](#) for more information.

```
// Provided by VK_VERSION_1_0
typedef enum VkPipelineStageFlagBits {
    VK_PIPELINE_STAGE_TOP_OF_PIPE_BIT = 0x00000001,
    VK_PIPELINE_STAGE_DRAW_INDIRECT_BIT = 0x00000002,
    VK_PIPELINE_STAGE_VERTEX_INPUT_BIT = 0x00000004,
    VK_PIPELINE_STAGE_VERTEX_SHADER_BIT = 0x00000008,
    VK_PIPELINE_STAGE_TESSELLATION_CONTROL_SHADER_BIT = 0x00000010,
    VK_PIPELINE_STAGE_TESSELLATION_EVALUATION_SHADER_BIT = 0x00000020,
    VK_PIPELINE_STAGE_GEOMETRY_SHADER_BIT = 0x00000040,
    VK_PIPELINE_STAGE_FRAGMENT_SHADER_BIT = 0x00000080,
    VK_PIPELINE_STAGE_EARLY_FRAGMENT_TESTS_BIT = 0x00000100,
    VK_PIPELINE_STAGE_LATE_FRAGMENT_TESTS_BIT = 0x00000200,
    VK_PIPELINE_STAGE_COLOR_ATTACHMENT_OUTPUT_BIT = 0x00000400,
```



```

VK_PIPELINE_STAGE_COMPUTE_SHADER_BIT = 0x00000800,
VK_PIPELINE_STAGE_TRANSFER_BIT = 0x00001000,
VK_PIPELINE_STAGE_BOTTOM_OF_PIPE_BIT = 0x00002000,
VK_PIPELINE_STAGE_HOST_BIT = 0x00004000,
VK_PIPELINE_STAGE_ALL_GRAPHICS_BIT = 0x00008000,
VK_PIPELINE_STAGE_ALL_COMMANDS_BIT = 0x00010000,
// Provided by VK_VERSION_1_3
VK_PIPELINE_STAGE_NONE = 0,
// Provided by VK_EXT_transform_feedback
VK_PIPELINE_STAGE_TRANSFORM_FEEDBACK_BIT_EXT = 0x01000000,
// Provided by VK_EXT_conditional_rendering
VK_PIPELINE_STAGE_CONDITIONAL_RENDERING_BIT_EXT = 0x00040000,
// Provided by VK_KHR_acceleration_structure
VK_PIPELINE_STAGE_ACCELERATION_STRUCTURE_BUILD_BIT_KHR = 0x02000000,
// Provided by VK_KHR_ray_tracing_pipeline
VK_PIPELINE_STAGE_RAY_TRACING_SHADER_BIT_KHR = 0x00200000,
// Provided by VK_EXT_fragment_density_map
VK_PIPELINE_STAGE_FRAGMENT_DENSITY_PROCESS_BIT_EXT = 0x00800000,
// Provided by VK_KHR_fragment_shading_rate
VK_PIPELINE_STAGE_FRAGMENT_SHADING_RATE_ATTACHMENT_BIT_KHR = 0x00400000,
// Provided by VK_EXT_mesh_shader
VK_PIPELINE_STAGE_TASK_SHADER_BIT_EXT = 0x00080000,
// Provided by VK_EXT_mesh_shader
VK_PIPELINE_STAGE_MESH_SHADER_BIT_EXT = 0x00100000,
// Provided by VK_EXT_device_generated_commands
VK_PIPELINE_STAGE_COMMAND_PREPROCESS_BIT_EXT = 0x00020000,
// Provided by VK_NV_shading_rate_image
VK_PIPELINE_STAGE_SHADING_RATE_IMAGE_BIT_NV =
VK_PIPELINE_STAGE_FRAGMENT_SHADING_RATE_ATTACHMENT_BIT_KHR,
// Provided by VK_NV_ray_tracing
VK_PIPELINE_STAGE_RAY_TRACING_SHADER_BIT_NV =
VK_PIPELINE_STAGE_RAY_TRACING_SHADER_BIT_KHR,
// Provided by VK_NV_ray_tracing
VK_PIPELINE_STAGE_ACCELERATION_STRUCTURE_BUILD_BIT_NV =
VK_PIPELINE_STAGE_ACCELERATION_STRUCTURE_BUILD_BIT_KHR,
// Provided by VK_NV_mesh_shader
VK_PIPELINE_STAGE_TASK_SHADER_BIT_NV = VK_PIPELINE_STAGE_TASK_SHADER_BIT_EXT,
// Provided by VK_NV_mesh_shader
VK_PIPELINE_STAGE_MESH_SHADER_BIT_NV = VK_PIPELINE_STAGE_MESH_SHADER_BIT_EXT,
// Provided by VK_NV_device_generated_commands
VK_PIPELINE_STAGE_COMMAND_PREPROCESS_BIT_NV =
VK_PIPELINE_STAGE_COMMAND_PREPROCESS_BIT_EXT,
// Provided by VK_KHR_synchronization2
VK_PIPELINE_STAGE_NONE_KHR = VK_PIPELINE_STAGE_NONE,
} VkPipelineStageFlagBits;

```

These values all have the same meaning as the equivalently named values for [VkPipelineStageFlags2](#).

- [VK_PIPELINE_STAGE_NONE](#) specifies no stages of execution.

- `VK_PIPELINE_STAGE_DRAW_INDIRECT_BIT` specifies the stage of the pipeline where `VkDrawIndirect*` / `VkDispatchIndirect*` / `VkTraceRaysIndirect*` data structures are consumed. This stage also includes reading commands written by `vkCmdExecuteGeneratedCommandsNV`. This stage also includes reading commands written by `vkCmdExecuteGeneratedCommandsEXT`.
- `VK_PIPELINE_STAGE_TASK_SHADER_BIT_EXT` specifies the task shader stage.
- `VK_PIPELINE_STAGE_MESH_SHADER_BIT_EXT` specifies the mesh shader stage.
- `VK_PIPELINE_STAGE_VERTEX_INPUT_BIT` specifies the stage of the pipeline where vertex and index buffers are consumed.
- `VK_PIPELINE_STAGE_VERTEX_SHADER_BIT` specifies the vertex shader stage.
- `VK_PIPELINE_STAGE_TESSELLATION_CONTROL_SHADER_BIT` specifies the tessellation control shader stage.
- `VK_PIPELINE_STAGE_TESSELLATION_EVALUATION_SHADER_BIT` specifies the tessellation evaluation shader stage.
- `VK_PIPELINE_STAGE_GEOMETRY_SHADER_BIT` specifies the geometry shader stage.
- `VK_PIPELINE_STAGE_FRAGMENT_SHADER_BIT` specifies the fragment shader stage.
- `VK_PIPELINE_STAGE_EARLY_FRAGMENT_TESTS_BIT` specifies the stage of the pipeline where early fragment tests (depth and stencil tests before fragment shading) are performed. This stage also includes `render pass load operations` for framebuffer attachments with a depth/stencil format.
- `VK_PIPELINE_STAGE_LATE_FRAGMENT_TESTS_BIT` specifies the stage of the pipeline where late fragment tests (depth and stencil tests after fragment shading) are performed. This stage also includes `render pass store operations` for framebuffer attachments with a depth/stencil format.
- `VK_PIPELINE_STAGE_COLOR_ATTACHMENT_OUTPUT_BIT` specifies the stage of the pipeline after blending where the final color values are output from the pipeline. This stage includes `blending`, `logic operations`, `render pass load` and `store` operations for color attachments, `render pass multisample resolve operations`, and `vkCmdClearAttachments`.
- `VK_PIPELINE_STAGE_COMPUTE_SHADER_BIT` specifies the execution of a compute shader.
- `VK_PIPELINE_STAGE_TRANSFER_BIT` specifies the following commands:
 - All `copy commands`, including `vkCmdCopyQueryPoolResults`
 - `vkCmdBlitImage2` and `vkCmdBlitImage`
 - `vkCmdResolveImage2` and `vkCmdResolveImage`
 - All `clear commands`, with the exception of `vkCmdClearAttachments`
- `VK_PIPELINE_STAGE_HOST_BIT` specifies a pseudo-stage indicating execution on the host of reads/writes of device memory. This stage is not invoked by any commands recorded in a command buffer.
- `VK_PIPELINE_STAGE_ACCELERATION_STRUCTURE_BUILD_BIT_KHR` specifies the execution of `vkCmdBuildAccelerationStructureNV`, `vkCmdCopyAccelerationStructureNV`, `vkCmdWriteAccelerationStructuresPropertiesNV`, `vkCmdBuildAccelerationStructuresKHR`, `vkCmdBuildAccelerationStructuresIndirectKHR`, `vkCmdCopyAccelerationStructureKHR`, `vkCmdCopyAccelerationStructureToMemoryKHR`,

`vkCmdCopyMemoryToAccelerationStructureKHR`, and
`vkCmdWriteAccelerationStructuresPropertiesKHR`.

- `VK_PIPELINE_STAGE_RAY_TRACING_SHADER_BIT_KHR` specifies the execution of the ray tracing shader stages, via `vkCmdTraceRaysNV`, `vkCmdTraceRaysKHR`, or `vkCmdTraceRaysIndirectKHR`
- `VK_PIPELINE_STAGE_2_MEMORY_DECOMPRESSION_BIT_EXT` specifies the execution of decompression commands with `vkCmdDecompressMemoryEXT` and `vkCmdDecompressMemoryIndirectCountEXT`.
- `VK_PIPELINE_STAGE_ALL_GRAPHICS_BIT` specifies the execution of all graphics pipeline stages, and is equivalent to the logical OR of:
 - `VK_PIPELINE_STAGE_DRAW_INDIRECT_BIT`
 - `VK_PIPELINE_STAGE_TASK_SHADER_BIT_EXT`
 - `VK_PIPELINE_STAGE_MESH_SHADER_BIT_EXT`
 - `VK_PIPELINE_STAGE_VERTEX_INPUT_BIT`
 - `VK_PIPELINE_STAGE_VERTEX_SHADER_BIT`
 - `VK_PIPELINE_STAGE_TESSELLATION_CONTROL_SHADER_BIT`
 - `VK_PIPELINE_STAGE_TESSELLATION_EVALUATION_SHADER_BIT`
 - `VK_PIPELINE_STAGE_GEOMETRY_SHADER_BIT`
 - `VK_PIPELINE_STAGE_FRAGMENT_SHADER_BIT`
 - `VK_PIPELINE_STAGE_EARLY_FRAGMENT_TESTS_BIT`
 - `VK_PIPELINE_STAGE_LATE_FRAGMENT_TESTS_BIT`
 - `VK_PIPELINE_STAGE_COLOR_ATTACHMENT_OUTPUT_BIT`
 - `VK_PIPELINE_STAGE_CONDITIONAL_RENDERING_BIT_EXT`
 - `VK_PIPELINE_STAGE_TRANSFORM_FEEDBACK_BIT_EXT`
 - `VK_PIPELINE_STAGE_FRAGMENT_SHADING_RATE_ATTACHMENT_BIT_KHR`
 - `VK_PIPELINE_STAGE_FRAGMENT_DENSITY_PROCESS_BIT_EXT`
- `VK_PIPELINE_STAGE_ALL_COMMANDS_BIT` specifies all operations performed by all commands supported on the queue it is used with.
- `VK_PIPELINE_STAGE_CONDITIONAL_RENDERING_BIT_EXT` specifies the stage of the pipeline where the predicate of conditional rendering is consumed.
- `VK_PIPELINE_STAGE_TRANSFORM_FEEDBACK_BIT_EXT` specifies the stage of the pipeline where vertex attribute output values are written to the transform feedback buffers.
- `VK_PIPELINE_STAGE_COMMAND_PREPROCESS_BIT_NV` specifies the stage of the pipeline where device-side preprocessing for generated commands via `vkCmdPreprocessGeneratedCommandsNV` is handled.
- `VK_PIPELINE_STAGE_COMMAND_PREPROCESS_BIT_EXT` specifies the stage of the pipeline where device-side preprocessing for generated commands via `vkCmdPreprocessGeneratedCommandsEXT` is handled.

- [VK_PIPELINE_STAGE_FRAGMENT_SHADING_RATE_ATTACHMENT_BIT_KHR](#) specifies the stage of the pipeline where the [fragment shading rate attachment](#) or [shading rate image](#) is read to determine the fragment shading rate for portions of a rasterized primitive.
- [VK_PIPELINE_STAGE_FRAGMENT_DENSITY_PROCESS_BIT_EXT](#) specifies the stage of the pipeline where the fragment density map is read to [generate the fragment areas](#).
- [VK_PIPELINE_STAGE_TOP_OF_PIPE_BIT](#) is equivalent to [VK_PIPELINE_STAGE_ALL_COMMANDS_BIT](#) with [VkAccessFlags](#) set to 0 when specified in the second synchronization scope, but specifies no stage of execution when specified in the first scope.
- [VK_PIPELINE_STAGE_BOTTOM_OF_PIPE_BIT](#) is equivalent to [VK_PIPELINE_STAGE_ALL_COMMANDS_BIT](#) with [VkAccessFlags](#) set to 0 when specified in the first synchronization scope, but specifies no stage of execution when specified in the second scope.

WARNING

This functionality is superseded by [VkPipelineStageFlags2](#). See [Legacy Functionality](#) for more information.

```
// Provided by VK_VERSION_1_0
typedef VkFlags VkPipelineStageFlags;
```

[VkPipelineStageFlags](#) is a bitmask type for setting a mask of zero or more [VkPipelineStageFlagBits](#).

If a synchronization command includes a source stage mask, its first [synchronization scope](#) only includes execution of the pipeline stages specified in that mask and any [logically earlier](#) stages. Its first [access scope](#) only includes memory accesses performed by pipeline stages explicitly specified in the source stage mask.

If a synchronization command includes a destination stage mask, its second [synchronization scope](#) only includes execution of the pipeline stages specified in that mask and any [logically later](#) stages. Its second [access scope](#) only includes memory accesses performed by pipeline stages explicitly specified in the destination stage mask.

NOTE

Note that [access scopes](#) do not interact with the logically earlier or later stages for either scope - only the stages the application specifies are considered part of each access scope.

Certain pipeline stages are only available on queues that support a particular set of operations. The following table lists, for each pipeline stage flag, which queue capability flag **must** be supported by the queue. When multiple flags are enumerated in the second column of the table, it means that the pipeline stage is supported on the queue if it supports any of the listed capability flags. For further details on queue capabilities see [Physical Device Enumeration](#) and [Queues](#).

Table 3. Supported Pipeline Stage Flags

Pipeline stage flag	Required queue capability flag
VK_PIPELINE_STAGE_2_NONE	None required
VK_PIPELINE_STAGE_2_TOP_OF_PIPE_BIT	None required
VK_PIPELINE_STAGE_2_DRAW_INDIRECT_BIT	VK_QUEUE_GRAPHICS_BIT or VK_QUEUE_COMPUTE_BIT
VK_PIPELINE_STAGE_2_COPY_INDIRECT_BIT_KHR	VK_QUEUE_GRAPHICS_BIT or VK_QUEUE_COMPUTE_BIT or VK_QUEUE_TRANSFER_BIT
VK_PIPELINE_STAGE_2_VERTEX_INPUT_BIT	VK_QUEUE_GRAPHICS_BIT
VK_PIPELINE_STAGE_2_VERTEX_SHADER_BIT	VK_QUEUE_GRAPHICS_BIT
VK_PIPELINE_STAGE_2_TESSELLATION_CONTROL_SHADER_BIT	VK_QUEUE_GRAPHICS_BIT
VK_PIPELINE_STAGE_2_TESSELLATION_EVALUATION_SHADER_BIT	VK_QUEUE_GRAPHICS_BIT
VK_PIPELINE_STAGE_2_GEOMETRY_SHADER_BIT	VK_QUEUE_GRAPHICS_BIT
VK_PIPELINE_STAGE_2_FRAGMENT_SHADER_BIT	VK_QUEUE_GRAPHICS_BIT
VK_PIPELINE_STAGE_2_EARLY_FRAGMENT_TESTS_BIT	VK_QUEUE_GRAPHICS_BIT
VK_PIPELINE_STAGE_2_LATE_FRAGMENT_TESTS_BIT	VK_QUEUE_GRAPHICS_BIT
VK_PIPELINE_STAGE_2_COLOR_ATTACHMENT_OUTPUT_BIT	VK_QUEUE_GRAPHICS_BIT
VK_PIPELINE_STAGE_2_COMPUTE_SHADER_BIT	VK_QUEUE_COMPUTE_BIT
VK_PIPELINE_STAGE_2_ALL_TRANSFER_BIT	VK_QUEUE_GRAPHICS_BIT or VK_QUEUE_COMPUTE_BIT or VK_QUEUE_TRANSFER_BIT
VK_PIPELINE_STAGE_2_BOTTOM_OF_PIPE_BIT	None required
VK_PIPELINE_STAGE_2_HOST_BIT	None required
VK_PIPELINE_STAGE_2_ALL_GRAPHICS_BIT	VK_QUEUE_GRAPHICS_BIT
VK_PIPELINE_STAGE_2_ALL_COMMANDS_BIT	None required
VK_PIPELINE_STAGE_2_COPY_BIT	VK_QUEUE_GRAPHICS_BIT or VK_QUEUE_COMPUTE_BIT or VK_QUEUE_TRANSFER_BIT

Pipeline stage flag	Required queue capability flag
VK_PIPELINE_STAGE_2_RESOLVE_BIT	VK_QUEUE_GRAPHICS_BIT or VK_QUEUE_COMPUTE_BIT or VK_QUEUE_TRANSFER_BIT
VK_PIPELINE_STAGE_2_BLIT_BIT	VK_QUEUE_GRAPHICS_BIT or VK_QUEUE_COMPUTE_BIT or VK_QUEUE_TRANSFER_BIT
VK_PIPELINE_STAGE_2_CLEAR_BIT	VK_QUEUE_GRAPHICS_BIT or VK_QUEUE_COMPUTE_BIT or VK_QUEUE_TRANSFER_BIT
VK_PIPELINE_STAGE_2_INDEX_INPUT_BIT	VK_QUEUE_GRAPHICS_BIT
VK_PIPELINE_STAGE_2_VERTEX_ATTRIBUTE_INPUT_BIT	VK_QUEUE_GRAPHICS_BIT
VK_PIPELINE_STAGE_2_PRE_RASTERIZATION_SHADERS_BIT	VK_QUEUE_GRAPHICS_BIT
VK_PIPELINE_STAGE_2_VIDEO_DECODE_BIT_KHR	VK_QUEUE_VIDEO_DECODE_BIT_KHR
VK_PIPELINE_STAGE_2_VIDEO_ENCODE_BIT_KHR	VK_QUEUE_VIDEO_ENCODE_BIT_KHR
VK_PIPELINE_STAGE_2_TRANSFORM_FEEDBACK_BIT_EXT	VK_QUEUE_GRAPHICS_BIT
VK_PIPELINE_STAGE_2_CONDITIONAL_RENDERING_BIT_EXT	VK_QUEUE_GRAPHICS_BIT or VK_QUEUE_COMPUTE_BIT
VK_PIPELINE_STAGE_2_COMMAND_PREPROCESS_BIT_EXT	VK_QUEUE_GRAPHICS_BIT or VK_QUEUE_COMPUTE_BIT
VK_PIPELINE_STAGE_2_MEMORY_DECOMPRESSION_BIT_EXT	VK_QUEUE_GRAPHICS_BIT or VK_QUEUE_COMPUTE_BIT
VK_PIPELINE_STAGE_2_FRAGMENT_SHADING_RATE_ATTACHMENT_BIT_KHR	VK_QUEUE_GRAPHICS_BIT
VK_PIPELINE_STAGE_2_ACCELERATION_STRUCTURE_BUILD_BIT_KHR	VK_QUEUE_COMPUTE_BIT
VK_PIPELINE_STAGE_2_RAY_TRACING_SHADER_BIT_KHR	VK_QUEUE_COMPUTE_BIT
VK_PIPELINE_STAGE_2_FRAGMENT_DENSITY_PROCESS_BIT_EXT	VK_QUEUE_GRAPHICS_BIT
VK_PIPELINE_STAGE_2_TASK_SHADER_BIT_EXT	VK_QUEUE_GRAPHICS_BIT

Pipeline stage flag	Required queue capability flag
VK_PIPELINE_STAGE_2_MESH_SHADER_BIT_EXT	VK_QUEUE_GRAPHICS_BIT
VK_PIPELINE_STAGE_2_SUBPASS_SHADER_BIT_HUAWEI	VK_QUEUE_GRAPHICS_BIT
VK_PIPELINE_STAGE_2_INVOCATION_MASK_BIT_HUAWEI	VK_QUEUE_GRAPHICS_BIT
VK_PIPELINE_STAGE_2_ACCELERATION_STRUCTURE_COPY_BIT_KHR	VK_QUEUE_GRAPHICS_BIT or VK_QUEUE_COMPUTE_BIT or VK_QUEUE_TRANSFER_BIT
VK_PIPELINE_STAGE_2_MICROMAP_BUILD_BIT_EXT	VK_QUEUE_COMPUTE_BIT
VK_PIPELINE_STAGE_2_CLUSTER_CULLING_SHADER_BIT_HUAWEI	VK_QUEUE_GRAPHICS_BIT
VK_PIPELINE_STAGE_2_OPTICAL_FLOW_BIT_NV	VK_QUEUE_OPTICAL_FLOW_BIT_NV
VK_PIPELINE_STAGE_2_CONVERT_COOPERATIVE_VECTOR_MATRIX_BIT_NV	VK_QUEUE_GRAPHICS_BIT or VK_QUEUE_COMPUTE_BIT or VK_QUEUE_TRANSFER_BIT
VK_PIPELINE_STAGE_2_DATA_GRAPH_BIT_ARM	VK_QUEUE_DATA_GRAPH_BIT_ARM

Pipeline stages that execute as a result of a command logically complete execution in a specific order, such that completion of a logically later pipeline stage **must** not happen-before completion of a logically earlier stage. This means that including any stage in the source stage mask for a particular synchronization command also implies that any logically earlier stages are included in **Scope_{1st}** for that command.

Similarly, initiation of a logically earlier pipeline stage **must** not happen-after initiation of a logically later pipeline stage. Including any given stage in the destination stage mask for a particular synchronization command also implies that any logically later stages are included in **Scope_{2nd}** for that command.

NOTE

Implementations **may** not support synchronization at every pipeline stage for every synchronization operation. If a pipeline stage that an implementation does not support synchronization for appears in a source stage mask, it **may** substitute any logically later stage in its place for the first synchronization scope. If a pipeline stage that an implementation does not support synchronization for appears in a destination stage mask, it **may** substitute any logically earlier stage in its place for the second synchronization scope.

For example, if an implementation is unable to signal an event immediately after vertex shader execution is complete, it **may** instead signal the event after color attachment output has completed.

If an implementation makes such a substitution, it **must** not affect the semantics of execution or memory dependencies or image and buffer memory barriers.

Graphics pipelines are executable on queues supporting `VK_QUEUE_GRAPHICS_BIT`. Stages executed by graphics pipelines **can** only be specified in commands recorded for queues supporting `VK_QUEUE_GRAPHICS_BIT`.

The graphics primitive pipeline executes the following stages, with the logical ordering of the stages matching the order specified here:

- `VK_PIPELINE_STAGE_2_DRAW_INDIRECT_BIT`
- `VK_PIPELINE_STAGE_2_COPY_INDIRECT_BIT_KHR`
- `VK_PIPELINE_STAGE_2_INDEX_INPUT_BIT`
- `VK_PIPELINE_STAGE_2_VERTEX_ATTRIBUTE_INPUT_BIT`
- `VK_PIPELINE_STAGE_2_VERTEX_SHADER_BIT`
- `VK_PIPELINE_STAGE_2_TESSELLATION_CONTROL_SHADER_BIT`
- `VK_PIPELINE_STAGE_2_TESSELLATION_EVALUATION_SHADER_BIT`
- `VK_PIPELINE_STAGE_2_GEOMETRY_SHADER_BIT`
- `VK_PIPELINE_STAGE_2_TRANSFORM_FEEDBACK_BIT_EXT`
- `VK_PIPELINE_STAGE_2_FRAGMENT_SHADING_RATE_ATTACHMENT_BIT_KHR`
- `VK_PIPELINE_STAGE_2_EARLY_FRAGMENT_TESTS_BIT`
- `VK_PIPELINE_STAGE_2_FRAGMENT_SHADER_BIT`
- `VK_PIPELINE_STAGE_2_LATE_FRAGMENT_TESTS_BIT`
- `VK_PIPELINE_STAGE_2_COLOR_ATTACHMENT_OUTPUT_BIT`

The graphics mesh pipeline executes the following stages, with the logical ordering of the stages matching the order specified here:

- `VK_PIPELINE_STAGE_2_DRAW_INDIRECT_BIT`
- `VK_PIPELINE_STAGE_2_TASK_SHADER_BIT_EXT`
- `VK_PIPELINE_STAGE_2_MESH_SHADER_BIT_EXT`
- `VK_PIPELINE_STAGE_2_FRAGMENT_SHADING_RATE_ATTACHMENT_BIT_KHR`
- `VK_PIPELINE_STAGE_2_EARLY_FRAGMENT_TESTS_BIT`
- `VK_PIPELINE_STAGE_2_FRAGMENT_SHADER_BIT`
- `VK_PIPELINE_STAGE_2_LATE_FRAGMENT_TESTS_BIT`
- `VK_PIPELINE_STAGE_2_COLOR_ATTACHMENT_OUTPUT_BIT`

For the compute pipeline, the following stages occur in this order:

- `VK_PIPELINE_STAGE_2_DRAW_INDIRECT_BIT`
- `VK_PIPELINE_STAGE_2_COPY_INDIRECT_BIT_KHR`

- [VK_PIPELINE_STAGE_2_COMPUTE_SHADER_BIT](#)

For the subpass shading pipeline, the following stages occur in this order:

- [VK_PIPELINE_STAGE_2_SUBPASS_SHADER_BIT_HUAWEI](#)

For graphics pipeline commands executing in a render pass with a fragment density map attachment, the following pipeline stage where the fragment density map read happens has no particular order relative to the other stages, except that it is logically earlier than [VK_PIPELINE_STAGE_EARLY_FRAGMENT_TESTS_BIT](#):

- [VK_PIPELINE_STAGE_FRAGMENT_DENSITY_PROCESS_BIT_EXT](#)
- [VK_PIPELINE_STAGE_EARLY_FRAGMENT_TESTS_BIT](#)

The conditional rendering stage is formally part of both the graphics, and the compute pipeline. The pipeline stage where the predicate read happens has unspecified order relative to other stages of these pipelines:

- [VK_PIPELINE_STAGE_CONDITIONAL_RENDERING_BIT_EXT](#)

For the transfer pipeline, the following stages occur in this order:

- [VK_PIPELINE_STAGE_2_COPY_INDIRECT_BIT_KHR](#)
- [VK_PIPELINE_STAGE_2_TRANSFER_BIT](#)

For host operations, only one pipeline stage occurs, so no order is guaranteed:

- [VK_PIPELINE_STAGE_2_HOST_BIT](#)

For the command preprocessing pipeline, the following stages occur in this order:

- [VK_PIPELINE_STAGE_2_COMMAND_PREPROCESS_BIT_EXT](#)

For the decompression pipeline, the following stages occur in this order:

- [VK_PIPELINE_STAGE_2_MEMORY_DECOMPRESSION_BIT_EXT](#)

For acceleration structure build operations, only one pipeline stage occurs, so no order is guaranteed:

- [VK_PIPELINE_STAGE_2_ACCELERATION_STRUCTURE_BUILD_BIT_KHR](#)

For acceleration structure copy operations, only one pipeline stage occurs, so no order is guaranteed:

- [VK_PIPELINE_STAGE_2_ACCELERATION_STRUCTURE_COPY_BIT_KHR](#)

For opacity micromap build operations, only one pipeline stage occurs, so no order is guaranteed:

- [VK_PIPELINE_STAGE_2_MICROMAP_BUILD_BIT_EXT](#)

For the ray tracing pipeline, the following stages occur in this order:

- [VK_PIPELINE_STAGE_2_DRAW_INDIRECT_BIT](#)
- [VK_PIPELINE_STAGE_2_RAY_TRACING_SHADER_BIT_KHR](#)

For the video decode pipeline, the following stages occur in this order:

- [VK_PIPELINE_STAGE_2_VIDEO_DECODE_BIT_KHR](#)

For the video encode pipeline, the following stages occur in this order:

- [VK_PIPELINE_STAGE_2_VIDEO_ENCODE_BIT_KHR](#)

For the data graph pipeline, the following stages occur in this order:

- [VK_PIPELINE_STAGE_2_DATA_GRAPH_BIT_ARM](#)

7.1.3. Access Types

Memory in Vulkan **can** be accessed from within shader invocations and via some fixed-function stages of the pipeline. The *access type* is a function of the [descriptor type](#) used, or how a fixed-function stage accesses memory.

Some synchronization commands take sets of access types as parameters to define the [access scopes](#) of a memory dependency. If a synchronization command includes a *source access mask*, its first [access scope](#) only includes accesses via the access types specified in that mask. Similarly, if a synchronization command includes a *destination access mask*, its second [access scope](#) only includes accesses via the access types specified in that mask.

Bits which **can** be set in the `srcAccessMask` and `dstAccessMask` members of [VkMemoryBarrier2KHR](#), [VkImageMemoryBarrier2KHR](#), and [VkBufferMemoryBarrier2KHR](#), specifying access behavior, are:

```
// Provided by VK_VERSION_1_3
// Flag bits for VkAccessFlagBits2
typedef VkFlags64 VkAccessFlagBits2;
static const VkAccessFlagBits2 VK_ACCESS_2_NONE = 0ULL;
static const VkAccessFlagBits2 VK_ACCESS_2_INDIRECT_COMMAND_READ_BIT = 0x00000001ULL;
static const VkAccessFlagBits2 VK_ACCESS_2_INDEX_READ_BIT = 0x00000002ULL;
static const VkAccessFlagBits2 VK_ACCESS_2_VERTEX_ATTRIBUTE_READ_BIT = 0x00000004ULL;
static const VkAccessFlagBits2 VK_ACCESS_2_UNIFORM_READ_BIT = 0x00000008ULL;
static const VkAccessFlagBits2 VK_ACCESS_2_INPUT_ATTACHMENT_READ_BIT = 0x00000010ULL;
static const VkAccessFlagBits2 VK_ACCESS_2_SHADER_READ_BIT = 0x00000020ULL;
static const VkAccessFlagBits2 VK_ACCESS_2_SHADER_WRITE_BIT = 0x00000040ULL;
static const VkAccessFlagBits2 VK_ACCESS_2_COLOR_ATTACHMENT_READ_BIT = 0x00000080ULL;
static const VkAccessFlagBits2 VK_ACCESS_2_COLOR_ATTACHMENT_WRITE_BIT = 0x00000100ULL;
static const VkAccessFlagBits2 VK_ACCESS_2_DEPTH_STENCIL_ATTACHMENT_READ_BIT =
0x00000200ULL;
static const VkAccessFlagBits2 VK_ACCESS_2_DEPTH_STENCIL_ATTACHMENT_WRITE_BIT =
0x00000400ULL;
static const VkAccessFlagBits2 VK_ACCESS_2_TRANSFER_READ_BIT = 0x00000800ULL;
static const VkAccessFlagBits2 VK_ACCESS_2_TRANSFER_WRITE_BIT = 0x00001000ULL;
static const VkAccessFlagBits2 VK_ACCESS_2_HOST_READ_BIT = 0x00002000ULL;
```



```

static const VkAccessFlagBits2 VK_ACCESS_2_HOST_WRITE_BIT = 0x00004000ULL;
static const VkAccessFlagBits2 VK_ACCESS_2_MEMORY_READ_BIT = 0x00008000ULL;
static const VkAccessFlagBits2 VK_ACCESS_2_MEMORY_WRITE_BIT = 0x00010000ULL;
static const VkAccessFlagBits2 VK_ACCESS_2_SHADER_SAMPLED_READ_BIT = 0x100000000ULL;
static const VkAccessFlagBits2 VK_ACCESS_2_SHADER_STORAGE_READ_BIT = 0x200000000ULL;
static const VkAccessFlagBits2 VK_ACCESS_2_SHADER_STORAGE_WRITE_BIT = 0x400000000ULL;
// Provided by VK_KHR_video_decode_queue
static const VkAccessFlagBits2 VK_ACCESS_2_VIDEO_DECODE_READ_BIT_KHR = 0x800000000ULL;
// Provided by VK_KHR_video_decode_queue
static const VkAccessFlagBits2 VK_ACCESS_2_VIDEO_DECODE_WRITE_BIT_KHR =
0x1000000000ULL;
// Provided by VK_EXT_descriptor_heap
static const VkAccessFlagBits2 VK_ACCESS_2_SAMPLER_HEAP_READ_BIT_EXT =
0x2000000000000000ULL;
// Provided by VK_EXT_descriptor_heap
static const VkAccessFlagBits2 VK_ACCESS_2_RESOURCE_HEAP_READ_BIT_EXT =
0x4000000000000000ULL;
// Provided by VK_KHR_video_encode_queue
static const VkAccessFlagBits2 VK_ACCESS_2_VIDEO_ENCODE_READ_BIT_KHR =
0x2000000000ULL;
// Provided by VK_KHR_video_encode_queue
static const VkAccessFlagBits2 VK_ACCESS_2_VIDEO_ENCODE_WRITE_BIT_KHR =
0x4000000000ULL;
// Provided by VK_QCOM_tile_shading
static const VkAccessFlagBits2 VK_ACCESS_2_SHADER_TILE_ATTACHMENT_READ_BIT_QCOM =
0x8000000000000000ULL;
// Provided by VK_QCOM_tile_shading
static const VkAccessFlagBits2 VK_ACCESS_2_SHADER_TILE_ATTACHMENT_WRITE_BIT_QCOM =
0x1000000000000000ULL;
// Provided by VK_KHR_synchronization2
static const VkAccessFlagBits2 VK_ACCESS_2_NONE_KHR = 0ULL;
// Provided by VK_KHR_synchronization2
static const VkAccessFlagBits2 VK_ACCESS_2_INDIRECT_COMMAND_READ_BIT_KHR =
0x00000001ULL;
// Provided by VK_KHR_synchronization2
static const VkAccessFlagBits2 VK_ACCESS_2_INDEX_READ_BIT_KHR = 0x00000002ULL;
// Provided by VK_KHR_synchronization2
static const VkAccessFlagBits2 VK_ACCESS_2_VERTEX_ATTRIBUTE_READ_BIT_KHR =
0x00000004ULL;
// Provided by VK_KHR_synchronization2
static const VkAccessFlagBits2 VK_ACCESS_2_UNIFORM_READ_BIT_KHR = 0x00000008ULL;
// Provided by VK_KHR_synchronization2
static const VkAccessFlagBits2 VK_ACCESS_2_INPUT_ATTACHMENT_READ_BIT_KHR =
0x00000010ULL;
// Provided by VK_KHR_synchronization2
static const VkAccessFlagBits2 VK_ACCESS_2_SHADER_READ_BIT_KHR = 0x00000020ULL;
// Provided by VK_KHR_synchronization2
static const VkAccessFlagBits2 VK_ACCESS_2_SHADER_WRITE_BIT_KHR = 0x00000040ULL;
// Provided by VK_KHR_synchronization2
static const VkAccessFlagBits2 VK_ACCESS_2_COLOR_ATTACHMENT_READ_BIT_KHR =
0x00000080ULL;

```



```

// Provided by VK_KHR_synchronization2
static const VkAccessFlagBits2 VK_ACCESS_2_COLOR_ATTACHMENT_WRITE_BIT_KHR =
0x000000100ULL;
// Provided by VK_KHR_synchronization2
static const VkAccessFlagBits2 VK_ACCESS_2_DEPTH_STENCIL_ATTACHMENT_READ_BIT_KHR =
0x000000200ULL;
// Provided by VK_KHR_synchronization2
static const VkAccessFlagBits2 VK_ACCESS_2_DEPTH_STENCIL_ATTACHMENT_WRITE_BIT_KHR =
0x000000400ULL;
// Provided by VK_KHR_synchronization2
static const VkAccessFlagBits2 VK_ACCESS_2_TRANSFER_READ_BIT_KHR = 0x000000800ULL;
// Provided by VK_KHR_synchronization2
static const VkAccessFlagBits2 VK_ACCESS_2_TRANSFER_WRITE_BIT_KHR = 0x000001000ULL;
// Provided by VK_KHR_synchronization2
static const VkAccessFlagBits2 VK_ACCESS_2_HOST_READ_BIT_KHR = 0x000002000ULL;
// Provided by VK_KHR_synchronization2
static const VkAccessFlagBits2 VK_ACCESS_2_HOST_WRITE_BIT_KHR = 0x000004000ULL;
// Provided by VK_KHR_synchronization2
static const VkAccessFlagBits2 VK_ACCESS_2_MEMORY_READ_BIT_KHR = 0x000008000ULL;
// Provided by VK_KHR_synchronization2
static const VkAccessFlagBits2 VK_ACCESS_2_MEMORY_WRITE_BIT_KHR = 0x000010000ULL;
// Provided by VK_KHR_synchronization2
static const VkAccessFlagBits2 VK_ACCESS_2_SHADER_SAMPLED_READ_BIT_KHR =
0x100000000ULL;
// Provided by VK_KHR_synchronization2
static const VkAccessFlagBits2 VK_ACCESS_2_SHADER_STORAGE_READ_BIT_KHR =
0x200000000ULL;
// Provided by VK_KHR_synchronization2
static const VkAccessFlagBits2 VK_ACCESS_2_SHADER_STORAGE_WRITE_BIT_KHR =
0x400000000ULL;
// Provided by VK_KHR_synchronization2 with VK_EXT_transform_feedback
static const VkAccessFlagBits2 VK_ACCESS_2_TRANSFORM_FEEDBACK_WRITE_BIT_EXT =
0x020000000ULL;
// Provided by VK_KHR_synchronization2 with VK_EXT_transform_feedback
static const VkAccessFlagBits2 VK_ACCESS_2_TRANSFORM_FEEDBACK_COUNTER_READ_BIT_EXT =
0x040000000ULL;
// Provided by VK_KHR_synchronization2 with VK_EXT_transform_feedback
static const VkAccessFlagBits2 VK_ACCESS_2_TRANSFORM_FEEDBACK_COUNTER_WRITE_BIT_EXT =
0x080000000ULL;
// Provided by VK_KHR_synchronization2 with VK_EXT_conditional_rendering
static const VkAccessFlagBits2 VK_ACCESS_2_CONDITIONAL_RENDERING_READ_BIT_EXT =
0x001000000ULL;
// Provided by VK_KHR_synchronization2 with VK_NV_device_generated_commands
static const VkAccessFlagBits2 VK_ACCESS_2_COMMAND_PREPROCESS_READ_BIT_NV =
0x000200000ULL;
// Provided by VK_KHR_synchronization2 with VK_NV_device_generated_commands
static const VkAccessFlagBits2 VK_ACCESS_2_COMMAND_PREPROCESS_WRITE_BIT_NV =
0x000400000ULL;
// Provided by VK_KHR_synchronization2 with VK_EXT_device_generated_commands
static const VkAccessFlagBits2 VK_ACCESS_2_COMMAND_PREPROCESS_READ_BIT_EXT =
0x000200000ULL;

```



```

// Provided by VK_KHR_synchronization2 with VK_EXT_device_generated_commands
static const VkAccessFlagBits2 VK_ACCESS_2_COMMAND_PREPROCESS_WRITE_BIT_EXT =
0x00040000ULL;
// Provided by VK_KHR_fragment_shading_rate with VK_KHR_synchronization2
static const VkAccessFlagBits2
VK_ACCESS_2_FRAGMENT_SHADING_RATE_ATTACHMENT_READ_BIT_KHR = 0x00800000ULL;
// Provided by VK_KHR_synchronization2 with VK_NV_shading_rate_image
static const VkAccessFlagBits2 VK_ACCESS_2_SHADING_RATE_IMAGE_READ_BIT_NV =
0x00800000ULL;
// Provided by VK_KHR_acceleration_structure with VK_KHR_synchronization2
static const VkAccessFlagBits2 VK_ACCESS_2_ACCELERATION_STRUCTURE_READ_BIT_KHR =
0x00200000ULL;
// Provided by VK_KHR_acceleration_structure with VK_KHR_synchronization2
static const VkAccessFlagBits2 VK_ACCESS_2_ACCELERATION_STRUCTURE_WRITE_BIT_KHR =
0x00400000ULL;
// Provided by VK_KHR_synchronization2 with VK_NV_ray_tracing
static const VkAccessFlagBits2 VK_ACCESS_2_ACCELERATION_STRUCTURE_READ_BIT_NV =
0x00200000ULL;
// Provided by VK_KHR_synchronization2 with VK_NV_ray_tracing
static const VkAccessFlagBits2 VK_ACCESS_2_ACCELERATION_STRUCTURE_WRITE_BIT_NV =
0x00400000ULL;
// Provided by VK_KHR_synchronization2 with VK_EXT_fragment_density_map
static const VkAccessFlagBits2 VK_ACCESS_2_FRAGMENT_DENSITY_MAP_READ_BIT_EXT =
0x01000000ULL;
// Provided by VK_KHR_synchronization2 with VK_EXT_blend_operation_advanced
static const VkAccessFlagBits2 VK_ACCESS_2_COLOR_ATTACHMENT_READ_NONCOHERENT_BIT_EXT =
0x00080000ULL;
// Provided by VK_EXT_descriptor_buffer
static const VkAccessFlagBits2 VK_ACCESS_2_DESCRIPTOR_BUFFER_READ_BIT_EXT =
0x200000000000ULL;
// Provided by VK_HUAWEI_invocation_mask
static const VkAccessFlagBits2 VK_ACCESS_2_INVOCATION_MASK_READ_BIT_HUAWEI =
0x8000000000ULL;
// Provided by VK_KHR_ray_tracing_maintenance1 with (VK_KHR_synchronization2 or
VK_VERSION_1_3) and VK_KHR_ray_tracing_pipeline
static const VkAccessFlagBits2 VK_ACCESS_2_SHADER_BINDING_TABLE_READ_BIT_KHR =
0x10000000000ULL;
// Provided by VK_EXT_opacity_micromap
static const VkAccessFlagBits2 VK_ACCESS_2_MICROMAP_READ_BIT_EXT = 0x100000000000ULL;
// Provided by VK_EXT_opacity_micromap
static const VkAccessFlagBits2 VK_ACCESS_2_MICROMAP_WRITE_BIT_EXT = 0x200000000000ULL;
// Provided by VK_NV_optical_flow
static const VkAccessFlagBits2 VK_ACCESS_2_OPTICAL_FLOW_READ_BIT_NV =
0x40000000000ULL;
// Provided by VK_NV_optical_flow
static const VkAccessFlagBits2 VK_ACCESS_2_OPTICAL_FLOW_WRITE_BIT_NV =
0x80000000000ULL;
// Provided by VK_ARM_data_graph
static const VkAccessFlagBits2 VK_ACCESS_2_DATA_GRAPH_READ_BIT_ARM =
0x800000000000ULL;
// Provided by VK_ARM_data_graph

```



```
static const VkAccessFlagBits2 VK_ACCESS_2_DATA_GRAPH_WRITE_BIT_ARM =
0x10000000000000ULL;
// Provided by VK_EXT_memory_decompression
static const VkAccessFlagBits2 VK_ACCESS_2_MEMORY_DECOMPRESSION_READ_BIT_EXT =
0x80000000000000ULL;
// Provided by VK_EXT_memory_decompression
static const VkAccessFlagBits2 VK_ACCESS_2_MEMORY_DECOMPRESSION_WRITE_BIT_EXT =
0x100000000000000ULL;
```

```
// Provided by VK_KHR_synchronization2
// Equivalent to VkAccessFlagBits2
typedef VkAccessFlagBits2 VkAccessFlagBits2KHR;
```

- [VK_ACCESS_2_NONE](#) specifies no accesses.
- [VK_ACCESS_2_MEMORY_READ_BIT](#) specifies all read accesses. It is always valid in any access mask, and is treated as equivalent to setting all **READ** access flags that are valid where it is used.
- [VK_ACCESS_2_MEMORY_WRITE_BIT](#) specifies all write accesses. It is always valid in any access mask, and is treated as equivalent to setting all **WRITE** access flags that are valid where it is used.
- [VK_ACCESS_2_INDIRECT_COMMAND_READ_BIT](#) specifies read access to command data read from indirect buffers as part of an indirect build, trace, drawing or dispatch command. Such access occurs in the [VK_PIPELINE_STAGE_2_DRAW_INDIRECT_BIT](#) pipeline stage. It also specifies read access to command data read from indirect buffers as part of a copy command with access occurring in the [VK_PIPELINE_STAGE_2_COPY_INDIRECT_BIT_KHR](#) pipeline stage.
- [VK_ACCESS_2_INDEX_READ_BIT](#) specifies read access to an index buffer as part of an indexed drawing command, bound by [vkCmdBindIndexBuffer2](#) and [vkCmdBindIndexBuffer](#). Such access occurs in the [VK_PIPELINE_STAGE_2_INDEX_INPUT_BIT](#) pipeline stage.
- [VK_ACCESS_2_VERTEX_ATTRIBUTE_READ_BIT](#) specifies read access to a vertex buffer as part of a drawing command, bound by [vkCmdBindVertexBuffers](#). Such access occurs in the [VK_PIPELINE_STAGE_2_VERTEX_ATTRIBUTE_INPUT_BIT](#) pipeline stage.
- [VK_ACCESS_2_UNIFORM_READ_BIT](#) specifies read access to a [uniform buffer](#) in any shader pipeline stage.
- [VK_ACCESS_2_INPUT_ATTACHMENT_READ_BIT](#) specifies read access to an [input attachment](#) within a render pass during subpass shading or fragment shading. Such access occurs in the [VK_PIPELINE_STAGE_2_SUBPASS_SHADER_BIT_HUAWEI](#) or [VK_PIPELINE_STAGE_2_FRAGMENT_SHADER_BIT](#) pipeline stage.
- [VK_ACCESS_2_SHADER_SAMPLED_READ_BIT](#) specifies read access to a [uniform texel buffer](#) or [sampled image](#) in any shader pipeline stage.
- [VK_ACCESS_2_SHADER_STORAGE_READ_BIT](#) specifies read access to a [storage buffer](#), [physical storage buffer](#), [storage texel buffer](#), or [storage image](#) in any shader pipeline stage.
- [VK_ACCESS_2_SHADER_BINDING_TABLE_READ_BIT_KHR](#) specifies read access to a [shader binding table](#) in any shader pipeline stage.
- [VK_ACCESS_2_SHADER_READ_BIT](#) is equivalent to the logical OR of:

- `VK_ACCESS_2_SHADER_SAMPLED_READ_BIT`
- `VK_ACCESS_2_SHADER_STORAGE_READ_BIT`
- `VK_ACCESS_2_SHADER_BINDING_TABLE_READ_BIT_KHR`
- `VK_ACCESS_2_SHADER_TILE_ATTACHMENT_READ_BIT_QCOM`
- `VK_ACCESS_2_SHADER_STORAGE_WRITE_BIT` specifies write access to a [storage buffer](#), [physical storage buffer](#), [storage texel buffer](#), or [storage image](#) in any shader pipeline stage.
- `VK_ACCESS_2_SHADER_WRITE_BIT` is equivalent to `VK_ACCESS_2_SHADER_STORAGE_WRITE_BIT`.
- `VK_ACCESS_2_COLOR_ATTACHMENT_READ_BIT` specifies read access to a [color attachment](#), such as via [blending](#) (other than [advanced blend operations](#)), [logic operations](#) or certain [render pass load operations](#) in the `VK_PIPELINE_STAGE_2_COLOR_ATTACHMENT_OUTPUT_BIT` pipeline stage or via [fragment shader tile image reads](#) in the `VK_PIPELINE_STAGE_2_FRAGMENT_SHADER_BIT` pipeline stage.
- `VK_ACCESS_2_COLOR_ATTACHMENT_WRITE_BIT` specifies write access to a [color attachment](#) during a [render pass](#) or via certain render pass [load](#), [store](#), and [multisample resolve](#) operations. This includes [multisample resolve](#) operations for depth/stencil resolve attachments. Such access occurs in the `VK_PIPELINE_STAGE_2_COLOR_ATTACHMENT_OUTPUT_BIT` pipeline stage.
- `VK_ACCESS_2_DEPTH_STENCIL_ATTACHMENT_READ_BIT` specifies read access to a [depth/stencil attachment](#), via [depth or stencil operations](#) or certain [render pass load operations](#) in the `VK_PIPELINE_STAGE_2_EARLY_FRAGMENT_TESTS_BIT` or `VK_PIPELINE_STAGE_2_LATE_FRAGMENT_TESTS_BIT` pipeline stages or via [fragment shader tile image reads](#) in the `VK_PIPELINE_STAGE_2_FRAGMENT_SHADER_BIT` pipeline stage.
- `VK_ACCESS_2_DEPTH_STENCIL_ATTACHMENT_WRITE_BIT` specifies write access to a [depth/stencil attachment](#), via [depth or stencil operations](#) or certain render pass [load](#) and [store](#) operations. Such access occurs in the `VK_PIPELINE_STAGE_2_EARLY_FRAGMENT_TESTS_BIT` or `VK_PIPELINE_STAGE_2_LATE_FRAGMENT_TESTS_BIT` pipeline stages.
- `VK_ACCESS_2_TRANSFER_READ_BIT` specifies read access to an image or buffer in a [copy](#) operation. Such access occurs in the `VK_PIPELINE_STAGE_2_COPY_BIT`, `VK_PIPELINE_STAGE_2_BLIT_BIT`, or `VK_PIPELINE_STAGE_2_RESOLVE_BIT` pipeline stages.
- `VK_ACCESS_2_TRANSFER_WRITE_BIT` specifies write access to an image or buffer in a [clear](#) or [copy](#) operation. Such access occurs in the `VK_PIPELINE_STAGE_2_COPY_BIT`, `VK_PIPELINE_STAGE_2_BLIT_BIT`, `VK_PIPELINE_STAGE_2_CLEAR_BIT`, or `VK_PIPELINE_STAGE_2_RESOLVE_BIT` pipeline stages.
- `VK_ACCESS_2_HOST_READ_BIT` specifies read access by a host operation. Accesses of this type are not performed through a resource, but directly on memory. Such access occurs in the `VK_PIPELINE_STAGE_2_HOST_BIT` pipeline stage.
- `VK_ACCESS_2_HOST_WRITE_BIT` specifies write access by a host operation. Accesses of this type are not performed through a resource, but directly on memory. Such access occurs in the `VK_PIPELINE_STAGE_2_HOST_BIT` pipeline stage.
- `VK_ACCESS_2_CONDITIONAL_RENDERING_READ_BIT_EXT` specifies read access to a predicate as part of conditional rendering. Such access occurs in the `VK_PIPELINE_STAGE_2_CONDITIONAL_RENDERING_BIT_EXT` pipeline stage.

- [VK_ACCESS_2_TRANSFORM_FEEDBACK_WRITE_BIT_EXT](#) specifies write access to a transform feedback buffer made when transform feedback is active. Such access occurs in the [VK_PIPELINE_STAGE_2_TRANSFORM_FEEDBACK_BIT_EXT](#) pipeline stage.
- [VK_ACCESS_2_TRANSFORM_FEEDBACK_COUNTER_READ_BIT_EXT](#) specifies read access to a transform feedback counter buffer which is read when [vkCmdBeginTransformFeedbackEXT](#) executes. Such access occurs in the [VK_PIPELINE_STAGE_2_TRANSFORM_FEEDBACK_BIT_EXT](#) pipeline stage.
- [VK_ACCESS_2_TRANSFORM_FEEDBACK_COUNTER_WRITE_BIT_EXT](#) specifies write access to a transform feedback counter buffer which is written when [vkCmdEndTransformFeedbackEXT](#) executes. Such access occurs in the [VK_PIPELINE_STAGE_2_TRANSFORM_FEEDBACK_BIT_EXT](#) pipeline stage.
- [VK_ACCESS_2_COMMAND_PREPROCESS_READ_BIT_NV](#) specifies reads from buffer inputs to [vkCmdPreprocessGeneratedCommandsNV](#). Such access occurs in the [VK_PIPELINE_STAGE_2_COMMAND_PREPROCESS_BIT_NV](#) pipeline stage.
- [VK_ACCESS_2_COMMAND_PREPROCESS_WRITE_BIT_NV](#) specifies writes to the target command buffer preprocess outputs. Such access occurs in the [VK_PIPELINE_STAGE_2_COMMAND_PREPROCESS_BIT_NV](#) pipeline stage.
- [VK_ACCESS_2_COMMAND_PREPROCESS_READ_BIT_EXT](#) specifies reads from buffer inputs to [vkCmdPreprocessGeneratedCommandsEXT](#). Such access occurs in the [VK_PIPELINE_STAGE_2_COMMAND_PREPROCESS_BIT_EXT](#) pipeline stage.
- [VK_ACCESS_2_COMMAND_PREPROCESS_WRITE_BIT_EXT](#) specifies writes to the target command buffer preprocess outputs. Such access occurs in the [VK_PIPELINE_STAGE_2_COMMAND_PREPROCESS_BIT_EXT](#) pipeline stage.
- [VK_ACCESS_2_MEMORY_DECOMPRESSION_READ_BIT_EXT](#) specifies read access to memory in decompression commands [vkCmdDecompressMemoryEXT](#) and [vkCmdDecompressMemoryIndirectCountEXT](#). Such access occurs in [VK_PIPELINE_STAGE_2_MEMORY_DECOMPRESSION_BIT_EXT](#) pipeline stage.
- [VK_ACCESS_2_MEMORY_DECOMPRESSION_WRITE_BIT_EXT](#) specifies write access to memory in decompression commands [vkCmdDecompressMemoryEXT](#) and [vkCmdDecompressMemoryIndirectCountEXT](#). Such access occurs in [VK_PIPELINE_STAGE_2_MEMORY_DECOMPRESSION_BIT_EXT](#) pipeline stage.
- [VK_ACCESS_2_COLOR_ATTACHMENT_READ_NONCOHERENT_BIT_EXT](#) specifies read access to color attachments, including advanced blend operations. Such access occurs in the [VK_PIPELINE_STAGE_2_COLOR_ATTACHMENT_OUTPUT_BIT](#) pipeline stage.
- [VK_ACCESS_2_INVOCATION_MASK_READ_BIT_HUAWEI](#) specifies read access to an invocation mask image in the [VK_PIPELINE_STAGE_2_INVOCATION_MASK_BIT_HUAWEI](#) pipeline stage.
- [VK_ACCESS_2_ACCELERATION_STRUCTURE_READ_BIT_KHR](#) specifies read access to an acceleration structure as part of a trace, build, or copy command, or to an [acceleration structure scratch buffer](#) as part of a build command. Such access occurs in the [VK_PIPELINE_STAGE_2_RAY_TRACING_SHADER_BIT_KHR](#) pipeline stage or [VK_PIPELINE_STAGE_2_ACCELERATION_STRUCTURE_BUILD_BIT_KHR](#) pipeline stage.
- [VK_ACCESS_2_ACCELERATION_STRUCTURE_WRITE_BIT_KHR](#) specifies write access to an acceleration structure or [acceleration structure scratch buffer](#) as part of a build or copy

command. Such access occurs in the `VK_PIPELINE_STAGE_2_ACCELERATION_STRUCTURE_BUILD_BIT_KHR` pipeline stage.

- `VK_ACCESS_2_FRAGMENT_DENSITY_MAP_READ_BIT_EXT` specifies read access to a [fragment density map attachment](#) during dynamic fragment density map operations. Such access occurs in the `VK_PIPELINE_STAGE_2_FRAGMENT_DENSITY_PROCESS_BIT_EXT` pipeline stage.
- `VK_ACCESS_2_FRAGMENT_SHADING_RATE_ATTACHMENT_READ_BIT_KHR` specifies read access to a fragment shading rate attachment during rasterization. Such access occurs in the `VK_PIPELINE_STAGE_2_FRAGMENT_SHADING_RATE_ATTACHMENT_BIT_KHR` pipeline stage.
- `VK_ACCESS_2_SHADING_RATE_IMAGE_READ_BIT_NV` specifies read access to a shading rate image during rasterization. Such access occurs in the `VK_PIPELINE_STAGE_2_SHADING_RATE_IMAGE_BIT_NV` pipeline stage. It is equivalent to `VK_ACCESS_2_FRAGMENT_SHADING_RATE_ATTACHMENT_READ_BIT_KHR`.
- `VK_ACCESS_2_VIDEO_DECODE_READ_BIT_KHR` specifies read access to an image or buffer resource in a video decode operation. Such access occurs in the `VK_PIPELINE_STAGE_2_VIDEO_DECODE_BIT_KHR` pipeline stage.
- `VK_ACCESS_2_VIDEO_DECODE_WRITE_BIT_KHR` specifies write access to an image or buffer resource in a video decode operation. Such access occurs in the `VK_PIPELINE_STAGE_2_VIDEO_DECODE_BIT_KHR` pipeline stage.
- `VK_ACCESS_2_VIDEO_ENCODE_READ_BIT_KHR` specifies read access to an image or buffer resource in a video encode operation. Such access occurs in the `VK_PIPELINE_STAGE_2_VIDEO_ENCODE_BIT_KHR` pipeline stage.
- `VK_ACCESS_2_VIDEO_ENCODE_WRITE_BIT_KHR` specifies write access to an image or buffer resource in a video encode operation. Such access occurs in the `VK_PIPELINE_STAGE_2_VIDEO_ENCODE_BIT_KHR` pipeline stage.
- `VK_ACCESS_2_DESCRIPTOR_BUFFER_READ_BIT_EXT` specifies read access to a [descriptor buffer](#) in any shader pipeline stage.
- `VK_ACCESS_2_OPTICAL_FLOW_READ_BIT_NV` specifies read access to an image or buffer resource as part of a [optical flow operation](#). Such access occurs in the `VK_PIPELINE_STAGE_2_OPTICAL_FLOW_BIT_NV` pipeline stage.
- `VK_ACCESS_2_OPTICAL_FLOW_WRITE_BIT_NV` specifies write access to an image or buffer resource as part of a [optical flow operation](#). Such access occurs in the `VK_PIPELINE_STAGE_2_OPTICAL_FLOW_BIT_NV` pipeline stage.
- `VK_ACCESS_2_MICROMAP_WRITE_BIT_EXT` specifies write access to a micromap object. Such access occurs in the `VK_PIPELINE_STAGE_2_MICROMAP_BUILD_BIT_EXT` pipeline stage.
- `VK_ACCESS_2_MICROMAP_READ_BIT_EXT` specifies read access to a micromap object. Such access occurs in the `VK_PIPELINE_STAGE_2_MICROMAP_BUILD_BIT_EXT` and `VK_PIPELINE_STAGE_2_ACCELERATION_STRUCTURE_BUILD_BIT_KHR` pipeline stages.
- `VK_ACCESS_2_SHADER_TILE_ATTACHMENT_READ_BIT_QCOM` specifies read access to a [tile attachment](#). Such access occurs in the `VK_PIPELINE_STAGE_2_FRAGMENT_SHADER_BIT` or `VK_PIPELINE_STAGE_2_COMPUTE_SHADER_BIT` pipeline stages.
- `VK_ACCESS_2_SHADER_TILE_ATTACHMENT_WRITE_BIT_QCOM` specifies write access to a [tile attachment](#). Such access occurs in the `VK_PIPELINE_STAGE_2_FRAGMENT_SHADER_BIT` or

[VK_PIPELINE_STAGE_2_COMPUTE_SHADER_BIT](#) pipeline stages.

- [VK_ACCESS_2_DATA_GRAPH_READ_BIT_ARM](#) specifies read access to resources in the [VK_PIPELINE_STAGE_2_DATA_GRAPH_BIT_ARM](#) pipeline stage.
- [VK_ACCESS_2_DATA_GRAPH_WRITE_BIT_ARM](#) specifies write access to resources in the [VK_PIPELINE_STAGE_2_DATA_GRAPH_BIT_ARM](#) pipeline stage.
- [VK_ACCESS_2_SAMPLER_HEAP_READ_BIT_EXT](#) specifies read access to a sampler heap in any shader pipeline stage.
- [VK_ACCESS_2_RESOURCE_HEAP_READ_BIT_EXT](#) specifies read access to a resource heap in any shader pipeline stage.

Certain access types are only performed by a subset of pipeline stages, as described in more detail for [VkAccessFlagBits](#). The [Supported Access Types](#) table lists, for each access flag, which pipeline stages **can** perform that type of access.

NOTE

In situations where an application wishes to select all access types for a given set of pipeline stages, [VK_ACCESS_2_MEMORY_READ_BIT](#) or [VK_ACCESS_2_MEMORY_WRITE_BIT](#) can be used. This is particularly useful when specifying stages that only have a single access type.

NOTE

The [VkAccessFlags2](#) bitmask goes beyond the 31 individual bit flags allowable within a C99 enum, which is how [VkAccessFlagBits](#) is defined. The first 31 values are common to both, and are interchangeable.

[VkAccessFlags2](#) is a bitmask type for setting a mask of zero or more [VkAccessFlagBits2](#):

```
// Provided by VK_VERSION_1_3
typedef VkFlags64 VkAccessFlags2;
```

```
// Provided by VK_KHR_synchronization2
// Equivalent to VkAccessFlags2
typedef VkAccessFlags2 VkAccessFlags2KHR;
```

An application **can** link a [VkMemoryBarrierAccessFlags3KHR](#) structure in the [pNext](#) chain of [VkMemoryBarrier2](#), [VkBufferMemoryBarrier2](#), or [VkImageMemoryBarrier2](#) to provide additional access flags beyond those available in [VkAccessFlagBits2](#).

The [VkMemoryBarrierAccessFlags3KHR](#) structure is defined as:


```
// Provided by VK_KHR_maintenance8
typedef struct VkMemoryBarrierAccessFlags3KHR {
    VkStructureType    sType;
    const void*        pNext;
    VkAccessFlags3KHR  srcAccessMask3;
    VkAccessFlags3KHR  dstAccessMask3;
} VkMemoryBarrierAccessFlags3KHR;
```

- **sType** is a [VkStructureType](#) value identifying this structure.
- **pNext** is **NULL** or a pointer to a structure extending this structure.
- **srcAccessMask3** is a [VkAccessFlags3KHR](#) mask of access flags to be included in the [first access scope](#).
- **dstAccessMask3** is a [VkAccessFlags3KHR](#) mask of access flags to be included in the [second access scope](#).

Valid Usage (Implicit)

- VUID-VkMemoryBarrierAccessFlags3KHR-sType-sType **sType** **must** be [VK_STRUCTURE_TYPE_MEMORY_BARRIER_ACCESS_FLAGS_3_KHR](#)
- VUID-VkMemoryBarrierAccessFlags3KHR-srcAccessMask3-parameter **srcAccessMask3** **must** be a valid combination of [VkAccessFlagBits3KHR](#) values
- VUID-VkMemoryBarrierAccessFlags3KHR-dstAccessMask3-parameter **dstAccessMask3** **must** be a valid combination of [VkAccessFlagBits3KHR](#) values

Structure Chaining

Extends the structures

- [VkBufferMemoryBarrier2](#)
- [VkImageMemoryBarrier2](#)
- [VkMemoryRangeBarriersInfoKHR](#)
- [VkSubpassDependency2](#)

Bits which **can** be set in the **srcAccessMask3** and **dstAccessMask3** members of [VkMemoryBarrierAccessFlags3KHR](#), specifying access behavior, are:

```
// Provided by VK_KHR_maintenance8
// Flag bits for VkAccessFlagBits3KHR
typedef VkFlags64 VkAccessFlagBits3KHR;
static const VkAccessFlagBits3KHR VK_ACCESS_3_NONE_KHR = 0ULL;
```

- [VK_ACCESS_3_NONE_KHR](#) specifies no additional accesses.

`VkAccessFlags3KHR` is a bitmask type for setting a mask of zero or more `VkAccessFlagBits3KHR`:

```
// Provided by VK_KHR_maintenance8
typedef VkFlags64 VkAccessFlags3KHR;
```

When a `VkMemoryBarrierAccessFlags3KHR` structure is linked in the `pNext` field of `VkMemoryBarrier2`, `VkBufferMemoryBarrier2`, or `VkImageMemoryBarrier2`, the flags specified in the `srcAccessMask3` and `dstAccessMask3` fields are considered in addition to the flags in the `srcAccessMask` and `dstAccessMask` fields, respectively, to allow up to 128 total access types to be specified for the first or second `access scope`.

NOTE

When `VkAccessFlagBits3KHR` and `VkAccessFlagBits2` are used together, the two sets of 64 flags bits are combined together into 128 flag bits (effectively OR'ing them together). This is different from `VkAccessFlagBits2` and `VkAccessFlagBits`, where the 64 bit `VkAccessFlagBits2` extends and *replaces* the 32 bit `VkAccessFlagBits`.

Bits which **can** be set in the `srcAccessMask` and `dstAccessMask` members of `VkSubpassDependency`, `VkSubpassDependency2`, `VkMemoryBarrier`, `VkBufferMemoryBarrier`, and `VkImageMemoryBarrier`, specifying access behavior, are:

WARNING

This functionality is superseded by `VkAccessFlagBits2`. See [Legacy Functionality](#) for more information.

```
// Provided by VK_VERSION_1_0
typedef enum VkAccessFlagBits {
    VK_ACCESS_INDIRECT_COMMAND_READ_BIT = 0x00000001,
    VK_ACCESS_INDEX_READ_BIT = 0x00000002,
    VK_ACCESS_VERTEX_ATTRIBUTE_READ_BIT = 0x00000004,
    VK_ACCESS_UNIFORM_READ_BIT = 0x00000008,
    VK_ACCESS_INPUT_ATTACHMENT_READ_BIT = 0x00000010,
    VK_ACCESS_SHADER_READ_BIT = 0x00000020,
    VK_ACCESS_SHADER_WRITE_BIT = 0x00000040,
    VK_ACCESS_COLOR_ATTACHMENT_READ_BIT = 0x00000080,
    VK_ACCESS_COLOR_ATTACHMENT_WRITE_BIT = 0x00000100,
    VK_ACCESS_DEPTH_STENCIL_ATTACHMENT_READ_BIT = 0x00000200,
    VK_ACCESS_DEPTH_STENCIL_ATTACHMENT_WRITE_BIT = 0x00000400,
    VK_ACCESS_TRANSFER_READ_BIT = 0x00000800,
    VK_ACCESS_TRANSFER_WRITE_BIT = 0x00001000,
    VK_ACCESS_HOST_READ_BIT = 0x00002000,
    VK_ACCESS_HOST_WRITE_BIT = 0x00004000,
    VK_ACCESS_MEMORY_READ_BIT = 0x00008000,
    VK_ACCESS_MEMORY_WRITE_BIT = 0x00010000,
    // Provided by VK_VERSION_1_3
    VK_ACCESS_NONE = 0,
    // Provided by VK_EXT_transform_feedback
    VK_ACCESS_TRANSFORM_FEEDBACK_WRITE_BIT_EXT = 0x02000000,
    // Provided by VK_EXT_transform_feedback
    VK_ACCESS_TRANSFORM_FEEDBACK_COUNTER_READ_BIT_EXT = 0x04000000,
```



```

// Provided by VK_EXT_transform_feedback
VK_ACCESS_TRANSFORM_FEEDBACK_COUNTER_WRITE_BIT_EXT = 0x08000000,
// Provided by VK_EXT_conditional_rendering
VK_ACCESS_CONDITIONAL_RENDERING_READ_BIT_EXT = 0x00100000,
// Provided by VK_EXT_blend_operation_advanced
VK_ACCESS_COLOR_ATTACHMENT_READ_NONCOHERENT_BIT_EXT = 0x00080000,
// Provided by VK_KHR_acceleration_structure
VK_ACCESS_ACCELERATION_STRUCTURE_READ_BIT_KHR = 0x00200000,
// Provided by VK_KHR_acceleration_structure
VK_ACCESS_ACCELERATION_STRUCTURE_WRITE_BIT_KHR = 0x00400000,
// Provided by VK_EXT_fragment_density_map
VK_ACCESS_FRAGMENT_DENSITY_MAP_READ_BIT_EXT = 0x01000000,
// Provided by VK_KHR_fragment_shading_rate
VK_ACCESS_FRAGMENT_SHADING_RATE_ATTACHMENT_READ_BIT_KHR = 0x00800000,
// Provided by VK_EXT_device_generated_commands
VK_ACCESS_COMMAND_PREPROCESS_READ_BIT_EXT = 0x00020000,
// Provided by VK_EXT_device_generated_commands
VK_ACCESS_COMMAND_PREPROCESS_WRITE_BIT_EXT = 0x00040000,
// Provided by VK_NV_shading_rate_image
VK_ACCESS_SHADING_RATE_IMAGE_READ_BIT_NV =
VK_ACCESS_FRAGMENT_SHADING_RATE_ATTACHMENT_READ_BIT_KHR,
// Provided by VK_NV_ray_tracing
VK_ACCESS_ACCELERATION_STRUCTURE_READ_BIT_NV =
VK_ACCESS_ACCELERATION_STRUCTURE_READ_BIT_KHR,
// Provided by VK_NV_ray_tracing
VK_ACCESS_ACCELERATION_STRUCTURE_WRITE_BIT_NV =
VK_ACCESS_ACCELERATION_STRUCTURE_WRITE_BIT_KHR,
// Provided by VK_NV_device_generated_commands
VK_ACCESS_COMMAND_PREPROCESS_READ_BIT_NV =
VK_ACCESS_COMMAND_PREPROCESS_READ_BIT_EXT,
// Provided by VK_NV_device_generated_commands
VK_ACCESS_COMMAND_PREPROCESS_WRITE_BIT_NV =
VK_ACCESS_COMMAND_PREPROCESS_WRITE_BIT_EXT,
// Provided by VK_KHR_synchronization2
VK_ACCESS_NONE_KHR = VK_ACCESS_NONE,
} VkAccessFlagBits;

```

These values all have the same meaning as the equivalently named values for [VkAccessFlags2](#).

- [VK_ACCESS_NONE](#) specifies no accesses.
- [VK_ACCESS_MEMORY_READ_BIT](#) specifies all read accesses. It is always valid in any access mask, and is treated as equivalent to setting all **READ** access flags that are valid where it is used.
- [VK_ACCESS_MEMORY_WRITE_BIT](#) specifies all write accesses. It is always valid in any access mask, and is treated as equivalent to setting all **WRITE** access flags that are valid where it is used.
- [VK_ACCESS_INDIRECT_COMMAND_READ_BIT](#) specifies read access to indirect command data read as part of an indirect build, trace, drawing or dispatching command. Such access occurs in the [VK_PIPELINE_STAGE_DRAW_INDIRECT_BIT](#) pipeline stage.
- [VK_ACCESS_INDEX_READ_BIT](#) specifies read access to an index buffer as part of an indexed

drawing command, bound by `vkCmdBindIndexBuffer2` and `vkCmdBindIndexBuffer`. Such access occurs in the `VK_PIPELINE_STAGE_VERTEX_INPUT_BIT` pipeline stage.

- `VK_ACCESS_VERTEX_ATTRIBUTE_READ_BIT` specifies read access to a vertex buffer as part of a drawing command, bound by `vkCmdBindVertexBuffers`. Such access occurs in the `VK_PIPELINE_STAGE_VERTEX_INPUT_BIT` pipeline stage.
- `VK_ACCESS_UNIFORM_READ_BIT` specifies read access to a `uniform buffer` in any shader pipeline stage.
- `VK_ACCESS_INPUT_ATTACHMENT_READ_BIT` specifies read access to an `input attachment` within a render pass during subpass shading or fragment shading. Such access occurs in the `VK_PIPELINE_STAGE_2_SUBPASS_SHADER_BIT_HUAWEI` or `VK_PIPELINE_STAGE_FRAGMENT_SHADER_BIT` pipeline stage.
- `VK_ACCESS_SHADER_READ_BIT` specifies read access to a `uniform texel buffer`, `sampled image`, `storage buffer`, `physical storage buffer`, `shader binding table`, `storage tensor`, `storage texel buffer`, or `storage image` in any shader pipeline stage.
- `VK_ACCESS_SHADER_WRITE_BIT` specifies write access to a `storage buffer`, `physical storage buffer`, `storage tensor`, `storage texel buffer`, or `storage image` in any shader pipeline stage.
- `VK_ACCESS_COLOR_ATTACHMENT_READ_BIT` specifies read access to a `color attachment`, such as via `blending` (other than `advanced blend operations`), `logic operations` or certain `render pass load operations` in the `VK_PIPELINE_STAGE_COLOR_ATTACHMENT_OUTPUT_BIT` pipeline stage or via `fragment shader tile image reads` in the `VK_PIPELINE_STAGE_FRAGMENT_SHADER_BIT` pipeline stage.
- `VK_ACCESS_COLOR_ATTACHMENT_WRITE_BIT` specifies write access to a `color attachment` during a `render pass` or via certain render pass `load`, `store`, and `multisample resolve` operations. This includes `multisample resolve` operations for depth/stencil resolve attachments. Such access occurs in the `VK_PIPELINE_STAGE_COLOR_ATTACHMENT_OUTPUT_BIT` pipeline stage.
- `VK_ACCESS_DEPTH_STENCIL_ATTACHMENT_READ_BIT` specifies read access to a `depth/stencil attachment`, via `depth` or `stencil operations` or certain `render pass load operations` in the `VK_PIPELINE_STAGE_EARLY_FRAGMENT_TESTS_BIT` or `VK_PIPELINE_STAGE_LATE_FRAGMENT_TESTS_BIT` pipeline stages or via `fragment shader tile image reads` in the `VK_PIPELINE_STAGE_FRAGMENT_SHADER_BIT` pipeline stage.
- `VK_ACCESS_DEPTH_STENCIL_ATTACHMENT_WRITE_BIT` specifies write access to a `depth/stencil attachment`, via `depth` or `stencil operations` or certain render pass `load` and `store` operations. Such access occurs in the `VK_PIPELINE_STAGE_EARLY_FRAGMENT_TESTS_BIT` or `VK_PIPELINE_STAGE_LATE_FRAGMENT_TESTS_BIT` pipeline stages.
- `VK_ACCESS_TRANSFER_READ_BIT` specifies read access to an image, tensor, or buffer in a `copy` operation. Such access occurs in the `VK_PIPELINE_STAGE_2_ALL_TRANSFER_BIT` pipeline stage.
- `VK_ACCESS_TRANSFER_WRITE_BIT` specifies write access to an image, tensor, or buffer in a `clear` or `copy` operation. Such access occurs in the `VK_PIPELINE_STAGE_2_ALL_TRANSFER_BIT` pipeline stage.
- `VK_ACCESS_HOST_READ_BIT` specifies read access by a host operation. Accesses of this type are not performed through a resource, but directly on memory. Such access occurs in the `VK_PIPELINE_STAGE_HOST_BIT` pipeline stage.
- `VK_ACCESS_HOST_WRITE_BIT` specifies write access by a host operation. Accesses of this type

are not performed through a resource, but directly on memory. Such access occurs in the `VK_PIPELINE_STAGE_HOST_BIT` pipeline stage.

- `VK_ACCESS_CONDITIONAL_RENDERING_READ_BIT_EXT` specifies read access to a predicate as part of conditional rendering. Such access occurs in the `VK_PIPELINE_STAGE_CONDITIONAL_RENDERING_BIT_EXT` pipeline stage.
- `VK_ACCESS_TRANSFORM_FEEDBACK_WRITE_BIT_EXT` specifies write access to a transform feedback buffer made when transform feedback is active. Such access occurs in the `VK_PIPELINE_STAGE_TRANSFORM_FEEDBACK_BIT_EXT` pipeline stage.
- `VK_ACCESS_TRANSFORM_FEEDBACK_COUNTER_READ_BIT_EXT` specifies read access to a transform feedback counter buffer which is read when `vkCmdBeginTransformFeedbackEXT` executes. Such access occurs in the `VK_PIPELINE_STAGE_TRANSFORM_FEEDBACK_BIT_EXT` pipeline stage.
- `VK_ACCESS_TRANSFORM_FEEDBACK_COUNTER_WRITE_BIT_EXT` specifies write access to a transform feedback counter buffer which is written when `vkCmdEndTransformFeedbackEXT` executes. Such access occurs in the `VK_PIPELINE_STAGE_TRANSFORM_FEEDBACK_BIT_EXT` pipeline stage.
- `VK_ACCESS_COMMAND_PREPROCESS_READ_BIT_NV` specifies reads from buffer inputs to `vkCmdPreprocessGeneratedCommandsNV`. Such access occurs in the `VK_PIPELINE_STAGE_COMMAND_PREPROCESS_BIT_NV` pipeline stage.
- `VK_ACCESS_COMMAND_PREPROCESS_WRITE_BIT_NV` specifies writes to the target command buffer preprocess outputs in `vkCmdPreprocessGeneratedCommandsNV`. Such access occurs in the `VK_PIPELINE_STAGE_COMMAND_PREPROCESS_BIT_NV` pipeline stage.
- `VK_ACCESS_COMMAND_PREPROCESS_READ_BIT_EXT` specifies reads from buffer inputs to `vkCmdPreprocessGeneratedCommandsEXT`. Such access occurs in the `VK_PIPELINE_STAGE_COMMAND_PREPROCESS_BIT_EXT` pipeline stage.
- `VK_ACCESS_COMMAND_PREPROCESS_WRITE_BIT_EXT` specifies writes to the target command buffer preprocess outputs in `vkCmdPreprocessGeneratedCommandsEXT`. Such access occurs in the `VK_PIPELINE_STAGE_COMMAND_PREPROCESS_BIT_EXT` pipeline stage.
- `VK_ACCESS_COLOR_ATTACHMENT_READ_NONCOHERENT_BIT_EXT` specifies read access to color attachments, including advanced blend operations. Such access occurs in the `VK_PIPELINE_STAGE_COLOR_ATTACHMENT_OUTPUT_BIT` pipeline stage.
- `VK_ACCESS_2_INVOCATION_MASK_READ_BIT_HUAWEI` specifies read access to an invocation mask image in the `VK_PIPELINE_STAGE_2_INVOCATION_MASK_BIT_HUAWEI` pipeline stage.
- `VK_ACCESS_ACCELERATION_STRUCTURE_READ_BIT_KHR` specifies read access to an acceleration structure as part of a trace, build, or copy command, or to an `acceleration structure scratch buffer` as part of a build command. Such access occurs in the `VK_PIPELINE_STAGE_RAY_TRACING_SHADER_BIT_KHR` pipeline stage or `VK_PIPELINE_STAGE_ACCELERATION_STRUCTURE_BUILD_BIT_KHR` pipeline stage.
- `VK_ACCESS_ACCELERATION_STRUCTURE_WRITE_BIT_KHR` specifies write access to an acceleration structure or `acceleration structure scratch buffer` as part of a build or copy command. Such access occurs in the `VK_PIPELINE_STAGE_ACCELERATION_STRUCTURE_BUILD_BIT_KHR` pipeline stage.
- `VK_ACCESS_FRAGMENT_DENSITY_MAP_READ_BIT_EXT` specifies read access to a `fragment`

density map attachment during dynamic fragment density map operations. Such access occurs in the `VK_PIPELINE_STAGE_FRAGMENT_DENSITY_PROCESS_BIT_EXT` pipeline stage.

- `VK_ACCESS_FRAGMENT_SHADING_RATE_ATTACHMENT_READ_BIT_KHR` specifies read access to a fragment shading rate attachment during rasterization. Such access occurs in the `VK_PIPELINE_STAGE_FRAGMENT_SHADING_RATE_ATTACHMENT_BIT_KHR` pipeline stage.
- `VK_ACCESS_SHADING_RATE_IMAGE_READ_BIT_NV` specifies read access to a shading rate image during rasterization. Such access occurs in the `VK_PIPELINE_STAGE_SHADING_RATE_IMAGE_BIT_NV` pipeline stage. It is equivalent to `VK_PIPELINE_STAGE_FRAGMENT_SHADING_RATE_ATTACHMENT_BIT_KHR`.

Certain access types are only performed by a subset of pipeline stages. Any synchronization command that takes both stage masks and access masks uses both to define the **access scopes** - only the specified access types performed by the specified stages are included in the access scope. An application **must** not specify an access flag in a synchronization command if it does not include a pipeline stage in the corresponding stage mask that is able to perform accesses of that type. The following table lists, for each access flag, which pipeline stages **can** perform that type of access.

Table 4. Supported Access Types

Access flag	Supported pipeline stages
<code>VK_ACCESS_2_NONE</code> , <code>VK_ACCESS_NONE</code>	Any
<code>VK_ACCESS_2_INDIRECT_COMMAND_READ_BIT</code> , <code>VK_ACCESS_INDIRECT_COMMAND_READ_BIT</code>	<code>VK_PIPELINE_STAGE_2_DRAW_INDIRECT_BIT</code> , <code>VK_PIPELINE_STAGE_2_ACCELERATION_STRUCTURE_BUILD_BIT_KHR</code> , <code>VK_PIPELINE_STAGE_2_COPY_INDIRECT_BIT_KHR</code>
<code>VK_ACCESS_2_INDEX_READ_BIT</code> , <code>VK_ACCESS_INDEX_READ_BIT</code>	<code>VK_PIPELINE_STAGE_2_VERTEX_INPUT_BIT</code> , <code>VK_PIPELINE_STAGE_2_INDEX_INPUT_BIT</code>
<code>VK_ACCESS_2_VERTEX_ATTRIBUTE_READ_BIT</code> , <code>VK_ACCESS_VERTEX_ATTRIBUTE_READ_BIT</code>	<code>VK_PIPELINE_STAGE_2_VERTEX_INPUT_BIT</code> , <code>VK_PIPELINE_STAGE_2_VERTEX_ATTRIBUTE_INPUT_BIT</code>

Access flag	Supported pipeline stages
VK_ACCESS_2_UNIFORM_READ_BIT, VK_ACCESS_UNIFORM_READ_BIT	VK_PIPELINE_STAGE_2_VERTEX_SHADER_BIT, VK_PIPELINE_STAGE_2_TESSELLATION_CONTROL_SHADER_BIT, VK_PIPELINE_STAGE_2_TESSELLATION_EVALUATION_SHADER_BIT, VK_PIPELINE_STAGE_2_GEOMETRY_SHADER_BIT, VK_PIPELINE_STAGE_2_FRAGMENT_SHADER_BIT, VK_PIPELINE_STAGE_2_COMPUTE_SHADER_BIT, VK_PIPELINE_STAGE_2_RAY_TRACING_SHADER_BIT_KHR, VK_PIPELINE_STAGE_2_TASK_SHADER_BIT_EXT, VK_PIPELINE_STAGE_2_MESH_SHADER_BIT_EXT, , VK_PIPELINE_STAGE_2_SUBPASS_SHADER_BIT_HUAWEI, VK_PIPELINE_STAGE_2_CLUSTER_CULLING_SHADER_BIT_HUAWEI
VK_ACCESS_2_INPUT_ATTACHMENT_READ_BIT, VK_ACCESS_INPUT_ATTACHMENT_READ_BIT	VK_PIPELINE_STAGE_2_FRAGMENT_SHADER_BIT, VK_PIPELINE_STAGE_2_SUBPASS_SHADER_BIT_HUAWEI

Access flag	Supported pipeline stages
VK_ACCESS_2_SHADER_READ_BIT, VK_ACCESS_SHADER_READ_BIT	VK_PIPELINE_STAGE_2_ACCELERATION_STRUCTURE_BUILD_BIT_KHR, VK_PIPELINE_STAGE_2_MICROMAP_BUILD_BIT_EXT, VK_PIPELINE_STAGE_2_VERTEX_SHADER_BIT, VK_PIPELINE_STAGE_2_TESSELLATION_CONTROL_SHADER_BIT, VK_PIPELINE_STAGE_2_TESSELLATION_EVALUATION_SHADER_BIT, VK_PIPELINE_STAGE_2_GEOMETRY_SHADER_BIT, VK_PIPELINE_STAGE_2_FRAGMENT_SHADER_BIT, VK_PIPELINE_STAGE_2_COMPUTE_SHADER_BIT, VK_PIPELINE_STAGE_2_RAY_TRACING_SHADER_BIT_KHR, VK_PIPELINE_STAGE_2_TASK_SHADER_BIT_EXT, VK_PIPELINE_STAGE_2_MESH_SHADER_BIT_EXT, , VK_PIPELINE_STAGE_2_SUBPASS_SHADER_BIT_HUAWEI, VK_PIPELINE_STAGE_2_CLUSTER_CULLING_SHADER_BIT_HUAWEI
VK_ACCESS_2_SHADER_WRITE_BIT, VK_ACCESS_SHADER_WRITE_BIT	VK_PIPELINE_STAGE_2_VERTEX_SHADER_BIT, VK_PIPELINE_STAGE_2_TESSELLATION_CONTROL_SHADER_BIT, VK_PIPELINE_STAGE_2_TESSELLATION_EVALUATION_SHADER_BIT, VK_PIPELINE_STAGE_2_GEOMETRY_SHADER_BIT, VK_PIPELINE_STAGE_2_FRAGMENT_SHADER_BIT, VK_PIPELINE_STAGE_2_COMPUTE_SHADER_BIT, VK_PIPELINE_STAGE_2_RAY_TRACING_SHADER_BIT_KHR, VK_PIPELINE_STAGE_2_TASK_SHADER_BIT_EXT, VK_PIPELINE_STAGE_2_MESH_SHADER_BIT_EXT, , VK_PIPELINE_STAGE_2_SUBPASS_SHADER_BIT_HUAWEI, VK_PIPELINE_STAGE_2_CLUSTER_CULLING_SHADER_BIT_HUAWEI

Access flag	Supported pipeline stages
VK_ACCESS_2_COLOR_ATTACHMENT_READ_BIT, VK_ACCESS_COLOR_ATTACHMENT_READ_BIT	VK_PIPELINE_STAGE_2_FRAGMENT_SHADER_BIT, VK_PIPELINE_STAGE_2_COLOR_ATTACHMENT_OUTPUT_BIT
VK_ACCESS_2_COLOR_ATTACHMENT_WRITE_BIT, VK_ACCESS_COLOR_ATTACHMENT_WRITE_BIT	VK_PIPELINE_STAGE_2_COLOR_ATTACHMENT_OUTPUT_BIT
VK_ACCESS_2_DEPTH_STENCIL_ATTACHMENT_READ_BIT, VK_ACCESS_DEPTH_STENCIL_ATTACHMENT_READ_BIT	VK_PIPELINE_STAGE_2_FRAGMENT_SHADER_BIT, VK_PIPELINE_STAGE_2_EARLY_FRAGMENT_TESTS_BIT, VK_PIPELINE_STAGE_2_LATE_FRAGMENT_TESTS_BIT
VK_ACCESS_2_DEPTH_STENCIL_ATTACHMENT_WRITE_BIT, VK_ACCESS_DEPTH_STENCIL_ATTACHMENT_WRITE_BIT	VK_PIPELINE_STAGE_2_EARLY_FRAGMENT_TESTS_BIT, VK_PIPELINE_STAGE_2_LATE_FRAGMENT_TESTS_BIT
VK_ACCESS_2_TRANSFER_READ_BIT, VK_ACCESS_TRANSFER_READ_BIT	VK_PIPELINE_STAGE_2_ALL_TRANSFER_BIT, VK_PIPELINE_STAGE_2_COPY_BIT, VK_PIPELINE_STAGE_2_RESOLVE_BIT, VK_PIPELINE_STAGE_2_BLIT_BIT, VK_PIPELINE_STAGE_2_ACCELERATION_STRUCTURE_BUILD_BIT_KHR, VK_PIPELINE_STAGE_2_ACCELERATION_STRUCTURE_COPY_BIT_KHR, VK_PIPELINE_STAGE_2_MICROMAP_BUILD_BIT_EXT, VK_PIPELINE_STAGE_2_CONVERT_COOPERATIVE_VECTOR_MATRIX_BIT_NV
VK_ACCESS_2_TRANSFER_WRITE_BIT, VK_ACCESS_TRANSFER_WRITE_BIT	VK_PIPELINE_STAGE_2_ALL_TRANSFER_BIT, VK_PIPELINE_STAGE_2_COPY_BIT, VK_PIPELINE_STAGE_2_RESOLVE_BIT, VK_PIPELINE_STAGE_2_BLIT_BIT, VK_PIPELINE_STAGE_2_CLEAR_BIT, VK_PIPELINE_STAGE_2_ACCELERATION_STRUCTURE_BUILD_BIT_KHR, VK_PIPELINE_STAGE_2_ACCELERATION_STRUCTURE_COPY_BIT_KHR, VK_PIPELINE_STAGE_2_MICROMAP_BUILD_BIT_EXT, VK_PIPELINE_STAGE_2_CONVERT_COOPERATIVE_VECTOR_MATRIX_BIT_NV

Access flag	Supported pipeline stages
VK_ACCESS_2_HOST_READ_BIT, VK_ACCESS_HOST_READ_BIT	VK_PIPELINE_STAGE_2_HOST_BIT
VK_ACCESS_2_HOST_WRITE_BIT, VK_ACCESS_HOST_WRITE_BIT	VK_PIPELINE_STAGE_2_HOST_BIT
VK_ACCESS_2_MEMORY_READ_BIT, VK_ACCESS_MEMORY_READ_BIT	Any
VK_ACCESS_2_MEMORY_WRITE_BIT, VK_ACCESS_MEMORY_WRITE_BIT	Any
VK_ACCESS_2_SHADER_SAMPLED_READ_BIT	VK_PIPELINE_STAGE_2_VERTEX_SHADER_BIT, VK_PIPELINE_STAGE_2_TESSELLATION_CONTROL_SHADER_BIT, VK_PIPELINE_STAGE_2_TESSELLATION_EVALUATION_SHADER_BIT, VK_PIPELINE_STAGE_2_GEOMETRY_SHADER_BIT, VK_PIPELINE_STAGE_2_FRAGMENT_SHADER_BIT, VK_PIPELINE_STAGE_2_COMPUTE_SHADER_BIT, VK_PIPELINE_STAGE_2_RAY_TRACING_SHADER_BIT_KHR, VK_PIPELINE_STAGE_2_TASK_SHADER_BIT_EXT, VK_PIPELINE_STAGE_2_MESH_SHADER_BIT_EXT, , VK_PIPELINE_STAGE_2_SUBPASS_SHADER_BIT_HUAWEI, VK_PIPELINE_STAGE_2_CLUSTER_CULLING_SHADER_BIT_HUAWEI

Access flag	Supported pipeline stages
VK_ACCESS_2_SHADER_STORAGE_READ_BIT	VK_PIPELINE_STAGE_2_VERTEX_SHADER_BIT, VK_PIPELINE_STAGE_2_TESSELLATION_CONTROL_SHADER_BIT, VK_PIPELINE_STAGE_2_TESSELLATION_EVALUATION_SHADER_BIT, VK_PIPELINE_STAGE_2_GEOMETRY_SHADER_BIT, VK_PIPELINE_STAGE_2_FRAGMENT_SHADER_BIT, VK_PIPELINE_STAGE_2_COMPUTE_SHADER_BIT, VK_PIPELINE_STAGE_2_RAY_TRACING_SHADER_BIT_KHR, VK_PIPELINE_STAGE_2_TASK_SHADER_BIT_EXT, VK_PIPELINE_STAGE_2_MESH_SHADER_BIT_EXT, , VK_PIPELINE_STAGE_2_SUBPASS_SHADER_BIT_HUAWEI, VK_PIPELINE_STAGE_2_CLUSTER_CULLING_SHADER_BIT_HUAWEI
VK_ACCESS_2_SHADER_STORAGE_WRITE_BIT	VK_PIPELINE_STAGE_2_VERTEX_SHADER_BIT, VK_PIPELINE_STAGE_2_TESSELLATION_CONTROL_SHADER_BIT, VK_PIPELINE_STAGE_2_TESSELLATION_EVALUATION_SHADER_BIT, VK_PIPELINE_STAGE_2_GEOMETRY_SHADER_BIT, VK_PIPELINE_STAGE_2_FRAGMENT_SHADER_BIT, VK_PIPELINE_STAGE_2_COMPUTE_SHADER_BIT, VK_PIPELINE_STAGE_2_RAY_TRACING_SHADER_BIT_KHR, VK_PIPELINE_STAGE_2_TASK_SHADER_BIT_EXT, VK_PIPELINE_STAGE_2_MESH_SHADER_BIT_EXT, , VK_PIPELINE_STAGE_2_SUBPASS_SHADER_BIT_HUAWEI, VK_PIPELINE_STAGE_2_CLUSTER_CULLING_SHADER_BIT_HUAWEI
VK_ACCESS_2_VIDEO_DECODE_READ_BIT_KHR	VK_PIPELINE_STAGE_2_VIDEO_DECODE_BIT_KHR
VK_ACCESS_2_VIDEO_DECODE_WRITE_BIT_KHR	VK_PIPELINE_STAGE_2_VIDEO_DECODE_BIT_KHR
VK_ACCESS_2_VIDEO_ENCODE_READ_BIT_KHR	VK_PIPELINE_STAGE_2_VIDEO_ENCODE_BIT_KHR

Access flag	Supported pipeline stages
VK_ACCESS_2_VIDEO_ENCODE_WRITE_BIT_KHR	VK_PIPELINE_STAGE_2_VIDEO_ENCODE_BIT_KHR
VK_ACCESS_2_TRANSFORM_FEEDBACK_WRITE_BIT_EXT, VK_ACCESS_TRANSFORM_FEEDBACK_WRITE_BIT_EXT	VK_PIPELINE_STAGE_2_TRANSFORM_FEEDBACK_BIT_EXT
VK_ACCESS_2_TRANSFORM_FEEDBACK_COUNTER_READ_BIT_EXT, VK_ACCESS_TRANSFORM_FEEDBACK_COUNTER_READ_BIT_EXT	VK_PIPELINE_STAGE_2_DRAW_INDIRECT_BIT, VK_PIPELINE_STAGE_2_TRANSFORM_FEEDBACK_BIT_EXT
VK_ACCESS_2_TRANSFORM_FEEDBACK_COUNTER_WRITE_BIT_EXT, VK_ACCESS_TRANSFORM_FEEDBACK_COUNTER_WRITE_BIT_EXT	VK_PIPELINE_STAGE_2_TRANSFORM_FEEDBACK_BIT_EXT
VK_ACCESS_2_CONDITIONAL_RENDERING_READ_BIT_EXT, VK_ACCESS_CONDITIONAL_RENDERING_READ_BIT_EXT	VK_PIPELINE_STAGE_2_CONDITIONAL_RENDERING_BIT_EXT
VK_ACCESS_2_COMMAND_PREPROCESS_READ_BIT_EXT, VK_ACCESS_COMMAND_PREPROCESS_READ_BIT_EXT	VK_PIPELINE_STAGE_2_COMMAND_PREPROCESS_BIT_EXT
VK_ACCESS_2_COMMAND_PREPROCESS_WRITE_BIT_EXT, VK_ACCESS_COMMAND_PREPROCESS_WRITE_BIT_EXT	VK_PIPELINE_STAGE_2_COMMAND_PREPROCESS_BIT_EXT
VK_ACCESS_2_MEMORY_DECOMPRESSION_READ_BIT_EXT	VK_PIPELINE_STAGE_2_MEMORY_DECOMPRESSION_BIT_EXT
VK_ACCESS_2_MEMORY_DECOMPRESSION_WRITE_BIT_EXT	VK_PIPELINE_STAGE_2_MEMORY_DECOMPRESSION_BIT_EXT
VK_ACCESS_2_FRAGMENT_SHADING_RATE_ATTACHMENT_READ_BIT_KHR, VK_ACCESS_FRAGMENT_SHADING_RATE_ATTACHMENT_READ_BIT_KHR	VK_PIPELINE_STAGE_2_FRAGMENT_SHADING_RATE_ATTACHMENT_BIT_KHR

Access flag	Supported pipeline stages
VK_ACCESS_2_ACCELERATION_STRUCTURE_READ_BIT_KHR, VK_ACCESS_ACCELERATION_STRUCTURE_READ_BIT_KHR	VK_PIPELINE_STAGE_2_VERTEX_SHADER_BIT, VK_PIPELINE_STAGE_2_TESSELLATION_CONTROL_SHADER_BIT, VK_PIPELINE_STAGE_2_TESSELLATION_EVALUATION_SHADER_BIT, VK_PIPELINE_STAGE_2_GEOMETRY_SHADER_BIT, VK_PIPELINE_STAGE_2_FRAGMENT_SHADER_BIT, VK_PIPELINE_STAGE_2_COMPUTE_SHADER_BIT, VK_PIPELINE_STAGE_2_RAY_TRACING_SHADER_BIT_KHR, VK_PIPELINE_STAGE_2_TASK_SHADER_BIT_EXT, VK_PIPELINE_STAGE_2_MESH_SHADER_BIT_EXT, , VK_PIPELINE_STAGE_2_CLUSTER_CULLING_SHADER_BIT_HUAWEI, VK_PIPELINE_STAGE_2_ACCELERATION_STRUCTURE_BUILD_BIT_KHR, VK_PIPELINE_STAGE_2_ACCELERATION_STRUCTURE_COPY_BIT_KHR, VK_PIPELINE_STAGE_2_SUBPASS_SHADER_BIT_HUAWEI
VK_ACCESS_2_ACCELERATION_STRUCTURE_WRITE_BIT_KHR, VK_ACCESS_ACCELERATION_STRUCTURE_WRITE_BIT_KHR	VK_PIPELINE_STAGE_2_ACCELERATION_STRUCTURE_BUILD_BIT_KHR, VK_PIPELINE_STAGE_2_ACCELERATION_STRUCTURE_COPY_BIT_KHR
VK_ACCESS_2_FRAGMENT_DENSITY_MAP_READ_BIT_EXT, VK_ACCESS_FRAGMENT_DENSITY_MAP_READ_BIT_EXT	VK_PIPELINE_STAGE_2_FRAGMENT_DENSITY_PROCESS_BIT_EXT
VK_ACCESS_2_COLOR_ATTACHMENT_READ_NONCOHERENT_BIT_EXT, VK_ACCESS_COLOR_ATTACHMENT_READ_NONCOHERENT_BIT_EXT	VK_PIPELINE_STAGE_2_COLOR_ATTACHMENT_OUTPUT_BIT

Access flag	Supported pipeline stages
VK_ACCESS_2_DESCRIPTOR_BUFFER_READ_BIT_EXT	VK_PIPELINE_STAGE_2_VERTEX_SHADER_BIT, VK_PIPELINE_STAGE_2_TESSELLATION_CONTROL_SHADER_BIT, VK_PIPELINE_STAGE_2_TESSELLATION_EVALUATION_SHADER_BIT, VK_PIPELINE_STAGE_2_GEOMETRY_SHADER_BIT, VK_PIPELINE_STAGE_2_FRAGMENT_SHADER_BIT, VK_PIPELINE_STAGE_2_COMPUTE_SHADER_BIT, VK_PIPELINE_STAGE_2_RAY_TRACING_SHADER_BIT_KHR, VK_PIPELINE_STAGE_2_TASK_SHADER_BIT_EXT, VK_PIPELINE_STAGE_2_MESH_SHADER_BIT_EXT, , VK_PIPELINE_STAGE_2_SUBPASS_SHADER_BIT_HUAWEI, VK_PIPELINE_STAGE_2_CLUSTER_CULLING_SHADER_BIT_HUAWEI
VK_ACCESS_2_INVOCATION_MASK_READ_BIT_HUAWEI	VK_PIPELINE_STAGE_2_INVOCATION_MASK_BIT_HUAWEI
VK_ACCESS_2_SHADER_BINDING_TABLE_READ_BIT_KHR	VK_PIPELINE_STAGE_2_VERTEX_SHADER_BIT, VK_PIPELINE_STAGE_2_TESSELLATION_CONTROL_SHADER_BIT, VK_PIPELINE_STAGE_2_TESSELLATION_EVALUATION_SHADER_BIT, VK_PIPELINE_STAGE_2_GEOMETRY_SHADER_BIT, VK_PIPELINE_STAGE_2_FRAGMENT_SHADER_BIT, VK_PIPELINE_STAGE_2_COMPUTE_SHADER_BIT, VK_PIPELINE_STAGE_2_RAY_TRACING_SHADER_BIT_KHR, VK_PIPELINE_STAGE_2_TASK_SHADER_BIT_EXT, VK_PIPELINE_STAGE_2_MESH_SHADER_BIT_EXT, , VK_PIPELINE_STAGE_2_SUBPASS_SHADER_BIT_HUAWEI, VK_PIPELINE_STAGE_2_CLUSTER_CULLING_SHADER_BIT_HUAWEI
VK_ACCESS_2_MICROMAP_READ_BIT_EXT	VK_PIPELINE_STAGE_2_MICROMAP_BUILD_BIT_EXT, VK_PIPELINE_STAGE_2_ACCELERATION_STRUCTURE_BUILD_BIT_KHR

Access flag	Supported pipeline stages
VK_ACCESS_2_MICROMAP_WRITE_BIT_EXT	VK_PIPELINE_STAGE_2_MICROMAP_BUILD_BIT_EXT
VK_ACCESS_2_OPTICAL_FLOW_READ_BIT_NV	VK_PIPELINE_STAGE_2_OPTICAL_FLOW_BIT_NV
VK_ACCESS_2_OPTICAL_FLOW_WRITE_BIT_NV	VK_PIPELINE_STAGE_2_OPTICAL_FLOW_BIT_NV
VK_ACCESS_2_SHADER_TILE_ATTACHMENT_READ_BIT_QCOM	VK_PIPELINE_STAGE_2_FRAGMENT_SHADER_BIT, VK_PIPELINE_STAGE_2_COMPUTE_SHADER_BIT
VK_ACCESS_2_SHADER_TILE_ATTACHMENT_WRITE_BIT_QCOM	VK_PIPELINE_STAGE_2_FRAGMENT_SHADER_BIT, VK_PIPELINE_STAGE_2_COMPUTE_SHADER_BIT
VK_ACCESS_2_DATA_GRAPH_READ_BIT_ARM	VK_PIPELINE_STAGE_2_DATA_GRAPH_BIT_ARM
VK_ACCESS_2_DATA_GRAPH_WRITE_BIT_ARM	VK_PIPELINE_STAGE_2_DATA_GRAPH_BIT_ARM
VK_ACCESS_2_SAMPLER_HEAP_READ_BIT_EXT	VK_PIPELINE_STAGE_2_VERTEX_SHADER_BIT, VK_PIPELINE_STAGE_2_TESSELLATION_CONTROL_SHADER_BIT, VK_PIPELINE_STAGE_2_TESSELLATION_EVALUATION_SHADER_BIT, VK_PIPELINE_STAGE_2_GEOMETRY_SHADER_BIT, VK_PIPELINE_STAGE_2_FRAGMENT_SHADER_BIT, VK_PIPELINE_STAGE_2_COMPUTE_SHADER_BIT, VK_PIPELINE_STAGE_2_RAY_TRACING_SHADER_BIT_KHR, VK_PIPELINE_STAGE_2_TASK_SHADER_BIT_EXT, VK_PIPELINE_STAGE_2_MESH_SHADER_BIT_EXT, , VK_PIPELINE_STAGE_2_SUBPASS_SHADER_BIT_HUAWEI, VK_PIPELINE_STAGE_2_CLUSTER_CULLING_SHADER_BIT_HUAWEI

Access flag	Supported pipeline stages
VK_ACCESS_2_RESOURCE_HEAP_READ_BIT_EXT	VK_PIPELINE_STAGE_2_VERTEX_SHADER_BIT, VK_PIPELINE_STAGE_2_TESSELLATION_CONTROL_SHADER_BIT, VK_PIPELINE_STAGE_2_TESSELLATION_EVALUATION_SHADER_BIT, VK_PIPELINE_STAGE_2_GEOMETRY_SHADER_BIT, VK_PIPELINE_STAGE_2_FRAGMENT_SHADER_BIT, VK_PIPELINE_STAGE_2_COMPUTE_SHADER_BIT, VK_PIPELINE_STAGE_2_RAY_TRACING_SHADER_BIT_KHR, VK_PIPELINE_STAGE_2_TASK_SHADER_BIT_EXT, VK_PIPELINE_STAGE_2_MESH_SHADER_BIT_EXT, , VK_PIPELINE_STAGE_2_SUBPASS_SHADER_BIT_HUAWEI, VK_PIPELINE_STAGE_2_CLUSTER_CULLING_SHADER_BIT_HUAWEI

WARNING

This functionality is superseded by [VkAccessFlags2](#). See [Legacy Functionality](#) for more information.

```
// Provided by VK_VERSION_1_0
typedef VkFlags VkAccessFlags;
```

[VkAccessFlags](#) is a bitmask type for setting a mask of zero or more [VkAccessFlagBits](#).

If a memory object does not have the [VK_MEMORY_PROPERTY_HOST_COHERENT_BIT](#) property, then [vkFlushMappedMemoryRanges](#) **must** be called in order to guarantee that writes to the memory object from the host are made available to the host domain, where they **can** be further made available to the device domain via a domain operation. Similarly, [vkInvalidateMappedMemoryRanges](#) **must** be called to guarantee that writes which are available to the host domain are made visible to host operations.

If the memory object does have the [VK_MEMORY_PROPERTY_HOST_COHERENT_BIT](#) property flag, writes to the memory object from the host are automatically made available to the host domain. Similarly, writes made available to the host domain are automatically made visible to the host.

NOTE

[Queue submission commands](#) automatically perform a [domain operation from host to device](#) for all writes performed before the command executes, so in most cases an explicit memory barrier is not needed for this case. In the few circumstances where a submit does not occur between the host write and the device read access, writes **can** be made available by using an explicit memory barrier.

7.1.4. Framebuffer Region Dependencies

Pipeline stages that operate on, or with respect to, the framebuffer are collectively the *framebuffer-space* pipeline stages. These stages are:

- `VK_PIPELINE_STAGE_FRAGMENT_SHADER_BIT`
- `VK_PIPELINE_STAGE_EARLY_FRAGMENT_TESTS_BIT`
- `VK_PIPELINE_STAGE_LATE_FRAGMENT_TESTS_BIT`
- `VK_PIPELINE_STAGE_COLOR_ATTACHMENT_OUTPUT_BIT`

For commands recorded where the `per-tile execution model` is enabled, the `VK_PIPELINE_STAGE_COMPUTE_SHADER_BIT` and `VK_PIPELINE_STAGE_DRAW_INDIRECT_BIT` are included as framebuffer-space pipeline stages.

For these pipeline stages, an execution or memory dependency from the first set of operations to the second set **can** either be a single *framebuffer-global* dependency, or split into multiple *framebuffer-local* dependencies. A dependency with non-framebuffer-space pipeline stages is neither framebuffer-global nor framebuffer-local.

Framebuffer-global dependencies require synchronization from all framebuffer operations in the first `synchronization scope` to all framebuffer operations in the second synchronization scope.

Framebuffer-local dependencies instead partition the framebuffer operations into *framebuffer regions*, and dependencies are only formed between framebuffer regions with overlapping (x, y, layer, view, sample) coordinates. How a framebuffer-local dependency is partitioned depends on the nature of the dependency and what is being synchronized, as outlined below.

- If the `VK_DEPENDENCY_BY_REGION_BIT` flag is specified in a synchronization command, each region in that dependency covers a single (x,y,layer) position.
 - If the dependency is between two operations where the sample counts match, `VK_RENDERING_FRAGMENT_REGION_BIT_EXT` is not also specified, and the operations are not both in subpasses specified with `VK_SUBPASS_DESCRIPTION_FRAGMENT_REGION_BIT_EXT`, the regions are further split to only cover a single sample.
 - If the dependency is between commands that enable `tile shading`, instead of a single (x,y) position, each region covers multiple (x,y) positions according to the tile size and the specified apron.
- If the `VK_DEPENDENCY_VIEW_LOCAL_BIT` flag is specified in a synchronization command, each region covers a single (view).
- Each region in an automatic framebuffer-local dependency inserted between framebuffer-space operations performed by pipelines created with `VK_PIPELINE_COLOR_BLEND_STATE_CREATE_RASTERIZATION_ORDER_ATTACHMENT_ACCESS_BIT_EXT`, `VK_PIPELINE_DEPTH_STENCIL_STATE_CREATE_RASTERIZATION_ORDER_ATTACHMENT_DEPTH_ACCESS_BIT_EXT`, or `VK_PIPELINE_DEPTH_STENCIL_STATE_CREATE_RASTERIZATION_ORDER_ATTACHMENT_STENCIL_ACCESS_BIT_EXT`, covers a single (x,y,layer,sample) position.

If none of the above conditions partitions the regions across one of the x, y, layer, view, or sample dimensions, all coordinates for that dimension are included in each region. If this is true for all of those dimensions, the dependency is framebuffer-global.

NOTE

Framebuffer-local dependencies are more efficient for most architectures; particularly tile-based architectures - which can keep framebuffer-regions entirely in on-chip registers and thus avoid external bandwidth across such a dependency. Including a framebuffer-global dependency in your rendering will usually force all implementations to flush data to memory, or to a higher level cache, breaking any potential locality optimizations.

NOTE

It does not matter whether a framebuffer local dependency is within a single render pass or between two different render passes - the dependencies are always between regions with overlapping framebuffer coordinates.

7.1.5. Device-Local Dependencies

Dependencies **can** be either device-local or non-device-local. A device-local dependency acts as multiple separate dependencies, one for each physical device that executes the synchronization command, where each dependency only includes operations from that physical device in both synchronization scopes. A non-device-local dependency is a single dependency where both synchronization scopes include operations from all physical devices that participate in the synchronization command. For subpass dependencies, all physical devices in the `VkDeviceGroupRenderPassBeginInfo::deviceMask` participate in the dependency, and for pipeline barriers all physical devices that are set in the command buffer's current device mask participate in the dependency.

If a synchronization command includes a `dependencyFlags` parameter and specifies the `VK_DEPENDENCY_DEVICE_GROUP_BIT` flag, then it defines a non-device-local dependency for that synchronization command. If no `dependencyFlags` parameter is included or the `VK_DEPENDENCY_DEVICE_GROUP_BIT` flag is not specified, then it defines device-local dependencies for that synchronization command, for all participating physical devices.

Semaphore and event dependencies are device-local and only execute on the one physical device that performs the dependency.

7.2. Implicit Synchronization Guarantees

A small number of implicit ordering guarantees are provided by Vulkan, ensuring that the order in which commands are submitted is meaningful, and avoiding unnecessary complexity in common operations.

Submission order is a fundamental ordering in Vulkan, giving meaning to the order in which [action and synchronization commands](#) are recorded and submitted to a single queue. Explicit and implicit ordering guarantees between commands in Vulkan all work on the premise that this ordering is meaningful. This order does not itself define any execution or memory dependencies; synchronization commands and other orderings within the API use this ordering to define their scopes.

Submission order for any given set of commands is based on the order in which they were recorded to command buffers and then submitted. This order is determined as follows:

1. The initial order is determined by the order in which `vkQueueSubmit` and `vkQueueSubmit2` commands are executed on the host, for a single queue, from first to last.
2. The order in which `VkSubmitInfo` structures are specified in the `pSubmits` parameter of `vkQueueSubmit`, or in which `VkSubmitInfo2` structures are specified in the `pSubmits` parameter of `vkQueueSubmit2`, from lowest index to highest.
3. The order in which command buffers are specified in the `pCommandBuffers` member of `VkSubmitInfo` or `VkSubmitInfo2` from lowest index to highest.
4. The order in which commands outside of a render pass were recorded to a command buffer on the host, from first to last.
5. The order in which commands inside a single subpass were recorded to a command buffer on the host, from first to last.

NOTE

When using a `render pass object` with multiple subpasses, commands in different subpasses have no defined submission order relative to each other, regardless of the order in which the subpasses were recorded. Commands within a subpass are still ordered relative to other commands in the same subpass, and those outside of the render pass.

`State commands` do not execute any operations on the device, instead they set the state of the command buffer when they execute on the host, in the order that they are recorded. `Action commands` consume the current state of the command buffer when they are recorded, and will execute state changes on the device as required to match the recorded state.

The order of `primitives passing through the graphics pipeline` and `image layout transitions as part of an image memory barrier` provide additional guarantees based on submission order.

Execution of `pipeline stages` within a given command also has a loose ordering, dependent only on a single command.

Signal operation order is a fundamental ordering in Vulkan, giving meaning to the order in which semaphore and fence signal operations occur when submitted to a single queue. The signal operation order for queue operations is determined as follows:

1. The initial order is determined by the order in which `vkQueueSubmit` and `vkQueueSubmit2` commands are executed on the host, for a single queue, from first to last.
2. The order in which `VkSubmitInfo` structures are specified in the `pSubmits` parameter of `vkQueueSubmit`, or in which `VkSubmitInfo2` structures are specified in the `pSubmits` parameter of `vkQueueSubmit2`, from lowest index to highest.
3. The fence signal operation defined by the `fence` parameter of the following commands and the `VkAcquireNextImageInfoKHR::fence` member of the variable referred to by the `pAcquireInfo` parameter of `vkAcquireNextImage2KHR` is ordered after all semaphore signal operations defined by that command:

- `vkQueueSubmit`

- [vkQueueSubmit2](#)
- [vkQueueBindSparse](#)
- [vkAcquireNextImageKHR](#)

Semaphore signal operations defined by a single [VkSubmitInfo](#) or [VkSubmitInfo2](#) or [VkBindSparseInfo](#) structure are unordered with respect to other semaphore signal operations defined within the same structure.

The [vkSignalSemaphore](#) command does not execute on a queue but instead performs the signal operation from the host. The semaphore signal operation defined by executing a [vkSignalSemaphore](#) command happens-after the [vkSignalSemaphore](#) command is invoked and happens-before the command returns.

NOTE

When signaling timeline semaphores, it is the responsibility of the application to ensure that they are ordered such that the semaphore value is strictly increasing. Because the first synchronization scope for a semaphore signal operation contains all semaphore signal operations which occur earlier in submission order, all semaphore signal operations contained in any given batch are guaranteed to happen-after all semaphore signal operations contained in any previous batches. However, no ordering guarantee is provided between the semaphore signal operations defined within a single batch. This, combined with the requirement that timeline semaphore values strictly increase, means that it is invalid to signal the same timeline semaphore twice within a single batch.

If an application wishes to ensure that some semaphore signal operation happens-after some other semaphore signal operation, it can submit a separate batch containing only semaphore signal operations, which will happen-after the semaphore signal operations in any earlier batches.

When signaling a semaphore from the host, the only ordering guarantee is that the signal operation happens-after when [vkSignalSemaphore](#) is called and happens-before it returns. Therefore, it is invalid to call [vkSignalSemaphore](#) while there are any outstanding signal operations on that semaphore from any queue submissions unless those queue submissions have some dependency which ensures that they happen-after the host signal operation. One example of this would be if the pending signal operation is, itself, waiting on the same semaphore at a lower value and the call to [vkSignalSemaphore](#) signals that lower value. Furthermore, if there are two or more processes or threads signaling the same timeline semaphore from the host, the application must ensure that the [vkSignalSemaphore](#) with the lower semaphore value returns before [vkSignalSemaphore](#) is called with the higher value.

7.3. Fences

Fences are a synchronization primitive that **can** be used to insert a dependency from a queue to the host. Fences have two states - signaled and unsignaled. A fence **can** be signaled as part of the execution of a [queue submission](#) command. Fences **can** be unsignaled on the host with [vkResetFences](#). Fences **can** be waited on by the host with the [vkWaitForFences](#) command, and the

current state **can** be queried with [vkGetFenceStatus](#).

The internal data of a fence **may** include a reference to any resources and pending work associated with signal or unsignal operations performed on that fence object, collectively referred to as the fence's *payload*. Mechanisms to import and export that internal data to and from fences are provided [below](#). These mechanisms indirectly enable applications to share fence state between two or more fences and other synchronization primitives across process and API boundaries.

Fences are represented by [VkFence](#) handles:

```
// Provided by VK_VERSION_1_0
VK_DEFINE_NON_DISPATCHABLE_HANDLE(VkFence)
```

To create a fence, call:

```
// Provided by VK_VERSION_1_0
VkResult vkCreateFence(
    VkDevice                                device,
    const VkFenceCreateInfo*                pCreateInfo,
    const VkAllocationCallbacks*            pAllocator,
    VkFence*                                 pFence);
```

- [device](#) is the logical device that creates the fence.
- [pCreateInfo](#) is a pointer to a [VkFenceCreateInfo](#) structure containing information about how the fence is to be created.
- [pAllocator](#) controls host memory allocation as described in the [Memory Allocation](#) chapter.
- [pFence](#) is a pointer to a handle in which the resulting fence object is returned.

Valid Usage (Implicit)

- VUID-vkCreateFence-device-parameter
[device](#) **must** be a valid [VkDevice](#) handle
- VUID-vkCreateFence-pCreateInfo-parameter
[pCreateInfo](#) **must** be a valid pointer to a valid [VkFenceCreateInfo](#) structure
- VUID-vkCreateFence-pAllocator-parameter
If [pAllocator](#) is not `NULL`, [pAllocator](#) **must** be a valid pointer to a valid [VkAllocationCallbacks](#) structure
- VUID-vkCreateFence-pFence-parameter
[pFence](#) **must** be a valid pointer to a [VkFence](#) handle
- VUID-vkCreateFence-device-queuecount
The device **must** have been created with at least `1` queue

Return Codes

Success

- [VK_SUCCESS](#)

Failure

- [VK_ERROR_OUT_OF_DEVICE_MEMORY](#)
- [VK_ERROR_OUT_OF_HOST_MEMORY](#)
- [VK_ERROR_UNKNOWN](#)
- [VK_ERROR_VALIDATION_FAILED](#)

The [VkFenceCreateInfo](#) structure is defined as:

```
// Provided by VK_VERSION_1_0
typedef struct VkFenceCreateInfo {
    VkStructureType    sType;
    const void*        pNext;
    VkFenceCreateFlags flags;
} VkFenceCreateInfo;
```

- [sType](#) is a [VkStructureType](#) value identifying this structure.
- [pNext](#) is [NULL](#) or a pointer to a structure extending this structure.
- [flags](#) is a bitmask of [VkFenceCreateFlagBits](#) specifying the initial state and behavior of the fence.

Valid Usage (Implicit)

- VUID-VkFenceCreateInfo-sType-sType
[sType](#) **must** be [VK_STRUCTURE_TYPE_FENCE_CREATE_INFO](#)
- VUID-VkFenceCreateInfo-pNext-pNext
Each [pNext](#) member of any structure (including this one) in the [pNext](#) chain **must** be either [NULL](#) or a pointer to a valid instance of [VkExportFenceCreateInfo](#) or [VkExportFenceWin32HandleInfoKHR](#)
- VUID-VkFenceCreateInfo-sType-unique
The [sType](#) value of each structure in the [pNext](#) chain **must** be unique
- VUID-VkFenceCreateInfo-flags-parameter
[flags](#) **must** be a valid combination of [VkFenceCreateFlagBits](#) values


```
// Provided by VK_VERSION_1_0
typedef enum VkFenceCreateFlagBits {
    VK_FENCE_CREATE_SIGNALED_BIT = 0x00000001,
} VkFenceCreateFlagBits;
```

- [VK_FENCE_CREATE_SIGNALED_BIT](#) specifies that the fence object is created in the signaled state. Otherwise, it is created in the unsignaled state.

```
// Provided by VK_VERSION_1_0
typedef VkFlags VkFenceCreateFlags;
```

[VkFenceCreateFlags](#) is a bitmask type for setting a mask of zero or more [VkFenceCreateFlagBits](#).

To create a fence whose payload **can** be exported to external handles, add a [VkExportFenceCreateInfo](#) structure to the [pNext](#) chain of the [VkFenceCreateInfo](#) structure. The [VkExportFenceCreateInfo](#) structure is defined as:

```
// Provided by VK_VERSION_1_1
typedef struct VkExportFenceCreateInfo {
    VkStructureType          sType;
    const void*              pNext;
    VkExternalFenceHandleTypeFlags handleTypes;
} VkExportFenceCreateInfo;
```

```
// Provided by VK_KHR_external_fence
// Equivalent to VkExportFenceCreateInfo
typedef VkExportFenceCreateInfo VkExportFenceCreateInfoKHR;
```

- [sType](#) is a [VkStructureType](#) value identifying this structure.
- [pNext](#) is [NULL](#) or a pointer to a structure extending this structure.
- [handleTypes](#) is a bitmask of [VkExternalFenceHandleTypeFlagBits](#) specifying one or more fence handle types the application **can** export from the resulting fence. The application **can** request multiple handle types for the same fence.

Valid Usage

- VUID-VkExportFenceCreateInfo-handleTypes-01446

The bits in [handleTypes](#) **must** be supported and compatible, as reported by [VkExternalFenceProperties](#)

Valid Usage (Implicit)

- VUID-VkExportFenceCreateInfo-sType-sType
sType must be [VK_STRUCTURE_TYPE_EXPORT_FENCE_CREATE_INFO](#)
- VUID-VkExportFenceCreateInfo-handleTypes-parameter
handleTypes must be a valid combination of [VkExternalFenceHandleTypeFlagBits](#) values

Structure Chaining

Extends the structure

- [VkFenceCreateInfo](#)

To specify additional attributes of NT handles exported from a fence, add a [VkExportFenceWin32HandleInfoKHR](#) structure to the **pNext** chain of the [VkFenceCreateInfo](#) structure. The [VkExportFenceWin32HandleInfoKHR](#) structure is defined as:

```
// Provided by VK_KHR_external_fence_win32
typedef struct VkExportFenceWin32HandleInfoKHR {
    VkStructureType      sType;
    const void*          pNext;
    const SECURITY_ATTRIBUTES* pAttributes;
    DWORD                dwAccess;
    LPCWSTR              name;
} VkExportFenceWin32HandleInfoKHR;
```

- **sType** is a [VkStructureType](#) value identifying this structure.
- **pNext** is **NULL** or a pointer to a structure extending this structure.
- **pAttributes** is a pointer to a Windows **SECURITY_ATTRIBUTES** structure specifying security attributes of the handle.
- **dwAccess** is a **DWORD** specifying access rights of the handle.
- **name** is a null-terminated UTF-16 string to associate with the underlying synchronization primitive referenced by NT handles exported from the created fence.

If [VkExportFenceCreateInfo](#) is not included in the same **pNext** chain, this structure is ignored.

If [VkExportFenceCreateInfo](#) is included in the **pNext** chain of [VkFenceCreateInfo](#) with a Windows **handleType**, but either [VkExportFenceWin32HandleInfoKHR](#) is not included in the **pNext** chain, or it is included but **pAttributes** is **NULL**, default security descriptor values will be used, and child processes created by the application will not inherit the handle, as described in the MSDN documentation for “Synchronization Object Security and Access Rights”¹. Further, if the structure is not present, the access rights will be

DXGI_SHARED_RESOURCE_READ | DXGI_SHARED_RESOURCE_WRITE

for handles of the following types:

[VK_EXTERNAL_FENCE_HANDLE_TYPE_OPAQUE_WIN32_BIT](#)

<https://docs.microsoft.com/en-us/windows/win32/sync/synchronization-object-security-and-access-rights>

Valid Usage

- VUID-VkExportFenceWin32HandleInfoKHR-handleTypes-01447

If `VkExportFenceCreateInfo::handleTypes` does not include `VK_EXTERNAL_FENCE_HANDLE_TYPE_OPAQUE_WIN32_BIT`, a `VkExportFenceWin32HandleInfoKHR` structure **must** not be included in the `pNext` chain of `VkFenceCreateInfo`

Valid Usage (Implicit)

- VUID-VkExportFenceWin32HandleInfoKHR-sType-sType
`sType` **must** be `VK_STRUCTURE_TYPE_EXPORT_FENCE_WIN32_HANDLE_INFO_KHR`
- VUID-VkExportFenceWin32HandleInfoKHR-pAttributes-parameter
If `pAttributes` is not `NULL`, `pAttributes` **must** be a valid pointer to a valid `SECURITY_ATTRIBUTES` value

Structure Chaining

Extends the structure

- `VkFenceCreateInfo`

To export a Windows handle representing the state of a fence, call:

```
// Provided by VK_KHR_external_fence_win32
VkResult vkGetFenceWin32HandleKHR(
    VkDevice device,
    const VkFenceGetWin32HandleInfoKHR* pGetWin32HandleInfo,
    HANDLE* pHandle);
```

- `device` is the logical device that created the fence being exported.
- `pGetWin32HandleInfo` is a pointer to a `VkFenceGetWin32HandleInfoKHR` structure containing parameters of the export operation.
- `pHandle` will return the Windows handle representing the fence state.

For handle types defined as NT handles, the handles returned by `vkGetFenceWin32HandleKHR` are owned by the application. To avoid leaking resources, the application **must** release ownership of them using the `CloseHandle` system call when they are no longer needed.

Exporting a Windows handle from a fence **may** have side effects depending on the transference of

the specified handle type, as described in [Importing Fence Payloads](#).

Valid Usage (Implicit)

- VUID-vkGetFenceWin32HandleKHR-device-parameter **device** must be a valid [VkDevice](#) handle
- VUID-vkGetFenceWin32HandleKHR-pGetWin32HandleInfo-parameter **pGetWin32HandleInfo** must be a valid pointer to a valid [VkFenceGetWin32HandleInfoKHR](#) structure
- VUID-vkGetFenceWin32HandleKHR-pHandle-parameter **pHandle** must be a valid pointer to a **HANDLE** value

Return Codes

Success

- [VK_SUCCESS](#)

Failure

- [VK_ERROR_OUT_OF_HOST_MEMORY](#)
- [VK_ERROR_TOO_MANY_OBJECTS](#)
- [VK_ERROR_UNKNOWN](#)
- [VK_ERROR_VALIDATION_FAILED](#)

The [VkFenceGetWin32HandleInfoKHR](#) structure is defined as:

```
// Provided by VK_KHR_external_fence_win32
typedef struct VkFenceGetWin32HandleInfoKHR {
    VkStructureType    sType;
    const void*        pNext;
    VkFence            fence;
    VkExternalFenceHandleTypeFlagBits handleType;
} VkFenceGetWin32HandleInfoKHR;
```

- **sType** is a [VkStructureType](#) value identifying this structure.
- **pNext** is [NULL](#) or a pointer to a structure extending this structure.
- **fence** is the fence from which state will be exported.
- **handleType** is a [VkExternalFenceHandleTypeFlagBits](#) value specifying the type of handle requested.

The properties of the handle returned depend on the value of **handleType**. See [VkExternalFenceHandleTypeFlagBits](#) for a description of the properties of the defined external fence handle types.

Valid Usage

- VUID-VkFenceGetWin32HandleInfoKHR-handleType-01448
handleType **must** have been included in `VkExportFenceCreateInfo::handleTypes` when the **fence**'s current payload was created
- VUID-VkFenceGetWin32HandleInfoKHR-handleType-01449
If **handleType** is defined as an NT handle, `vkGetFenceWin32HandleKHR` **must** be called no more than once for each valid unique combination of **fence** and **handleType**
- VUID-VkFenceGetWin32HandleInfoKHR-fence-01450
fence **must** not currently have its payload replaced by an imported payload as described below in [Importing Fence Payloads](#) unless that imported payload's handle type was included in `VkExternalFenceProperties::exportFromImportedHandleTypes` for **handleType**
- VUID-VkFenceGetWin32HandleInfoKHR-handleType-01451
If **handleType** refers to a handle type with copy payload transference semantics, **fence** **must** be signaled, or have an associated [fence signal operation](#) pending execution
- VUID-VkFenceGetWin32HandleInfoKHR-handleType-01452
handleType **must** be defined as an NT handle or a global share handle

Valid Usage (Implicit)

- VUID-VkFenceGetWin32HandleInfoKHR-sType-sType
sType **must** be `VK_STRUCTURE_TYPE_FENCE_GET_WIN32_HANDLE_INFO_KHR`
- VUID-VkFenceGetWin32HandleInfoKHR-pNext-pNext
pNext **must** be `NULL`
- VUID-VkFenceGetWin32HandleInfoKHR-fence-parameter
fence **must** be a valid `VkFence` handle
- VUID-VkFenceGetWin32HandleInfoKHR-handleType-parameter
handleType **must** be a valid `VkExternalFenceHandleTypeFlagBits` value

To export a POSIX file descriptor representing the payload of a fence, call:

```
// Provided by VK_KHR_external_fence_fd
VkResult vkGetFenceFdKHR(
    VkDevice          device,
    const VkFenceGetFdInfoKHR* pGetFdInfo,
    int*              pFd);
```

- **device** is the logical device that created the fence being exported.
- **pGetFdInfo** is a pointer to a `VkFenceGetFdInfoKHR` structure containing parameters of the export operation.
- **pFd** will return the file descriptor representing the fence payload.

Each call to `vkGetFenceFdKHR` **must** create a new file descriptor and transfer ownership of it to the application. To avoid leaking resources, the application **must** release ownership of the file descriptor when it is no longer needed.

NOTE

Ownership can be released in many ways. For example, the application can call `close()` on the file descriptor, or transfer ownership back to Vulkan by using the file descriptor to import a fence payload.

If `pGetFdInfo->handleType` is `VK_EXTERNAL_FENCE_HANDLE_TYPE_SYNC_FD_BIT` and the fence is signaled at the time `vkGetFenceFdKHR` is called, `pFd` **may** return the value `-1` instead of a valid file descriptor.

Where supported by the operating system, the implementation **must** set the file descriptor to be closed automatically when an `execve` system call is made.

Exporting a file descriptor from a fence **may** have side effects depending on the transference of the specified handle type, as described in [Importing Fence State](#).

Valid Usage (Implicit)

- VUID-vkGetFenceFdKHR-device-parameter
`device` **must** be a valid `VkDevice` handle
- VUID-vkGetFenceFdKHR-pGetFdInfo-parameter
`pGetFdInfo` **must** be a valid pointer to a valid `VkFenceGetFdInfoKHR` structure
- VUID-vkGetFenceFdKHR-pFd-parameter
`pFd` **must** be a valid pointer to an `int` value

Return Codes

Success

- `VK_SUCCESS`

Failure

- `VK_ERROR_OUT_OF_HOST_MEMORY`
- `VK_ERROR_TOO_MANY_OBJECTS`
- `VK_ERROR_UNKNOWN`
- `VK_ERROR_VALIDATION_FAILED`

The `VkFenceGetFdInfoKHR` structure is defined as:


```
// Provided by VK_KHR_external_fence_fd
typedef struct VkFenceGetFdInfoKHR {
    VkStructureType          sType;
    const void*              pNext;
    VkFence                  fence;
    VkExternalFenceHandleTypeFlagBits handleType;
} VkFenceGetFdInfoKHR;
```

- **sType** is a [VkStructureType](#) value identifying this structure.
- **pNext** is **NULL** or a pointer to a structure extending this structure.
- **fence** is the fence from which state will be exported.
- **handleType** is a [VkExternalFenceHandleTypeFlagBits](#) value specifying the type of handle requested.

The properties of the file descriptor returned depend on the value of **handleType**. See [VkExternalFenceHandleTypeFlagBits](#) for a description of the properties of the defined external fence handle types.

Valid Usage

- VUID-VkFenceGetFdInfoKHR-handleType-01453
handleType **must** have been included in [VkExportFenceCreateInfo::handleTypes](#) when **fence**'s current payload was created
- VUID-VkFenceGetFdInfoKHR-handleType-01454
If **handleType** refers to a handle type with copy payload transference semantics, **fence** **must** be signaled, or have an associated [fence signal operation](#) pending execution
- VUID-VkFenceGetFdInfoKHR-fence-01455
fence **must** not currently have its payload replaced by an imported payload as described below in [Importing Fence Payloads](#) unless that imported payload's handle type was included in [VkExternalFenceProperties::exportFromImportedHandleTypes](#) for **handleType**
- VUID-VkFenceGetFdInfoKHR-handleType-01456
handleType **must** be defined as a POSIX file descriptor handle

Valid Usage (Implicit)

- VUID-VkFenceGetFdInfoKHR-sType-sType
sType **must** be [VK_STRUCTURE_TYPE_FENCE_GET_FD_INFO_KHR](#)
- VUID-VkFenceGetFdInfoKHR-pNext-pNext
pNext **must** be **NULL**
- VUID-VkFenceGetFdInfoKHR-fence-parameter
fence **must** be a valid [VkFence](#) handle
- VUID-VkFenceGetFdInfoKHR-handleType-parameter

`handleType` **must** be a valid `VkExternalFenceHandleTypeFlagBits` value

To destroy a fence, call:

```
// Provided by VK_VERSION_1_0
void vkDestroyFence(
    VkDevice          device,
    VkFence           fence,
    const VkAllocationCallbacks* pAllocator);
```

- `device` is the logical device that destroys the fence.
- `fence` is the handle of the fence to destroy.
- `pAllocator` controls host memory allocation as described in the [Memory Allocation](#) chapter.

Valid Usage

- VUID-vkDestroyFence-fence-01120
All [queue submission](#) commands that refer to `fence` **must** have completed execution
- VUID-vkDestroyFence-fence-01121
If `VkAllocationCallbacks` were provided when `fence` was created, a compatible set of callbacks **must** be provided here
- VUID-vkDestroyFence-fence-01122
If no `VkAllocationCallbacks` were provided when `fence` was created, `pAllocator` **must** be `NULL`

Valid Usage (Implicit)

- VUID-vkDestroyFence-device-parameter
`device` **must** be a valid `VkDevice` handle
- VUID-vkDestroyFence-fence-parameter
If `fence` is not `VK_NULL_HANDLE`, `fence` **must** be a valid `VkFence` handle
- VUID-vkDestroyFence-pAllocator-parameter
If `pAllocator` is not `NULL`, `pAllocator` **must** be a valid pointer to a valid `VkAllocationCallbacks` structure
- VUID-vkDestroyFence-fence-parent
If `fence` is a valid handle, it **must** have been created, allocated, or retrieved from `device`

Host Synchronization

- Host access to `fence` **must** be externally synchronized

To query the status of a fence from the host, call:

```
// Provided by VK_VERSION_1_0
VkResult vkGetFenceStatus(
    VkDevice          device,
    VkFence           fence);
```

- **device** is the logical device that owns the fence.
- **fence** is the handle of the fence to query.

Upon success, **vkGetFenceStatus** returns the status of the fence object, with the following return codes:

Table 5. Fence Object Status Codes

Status	Meaning
VK_SUCCESS	The fence specified by fence is signaled.
VK_NOT_READY	The fence specified by fence is unsignaled.
VK_ERROR_DEVICE_LOST	The device has been lost. See Lost Device .

If a [queue submission](#) command is pending execution, then the value returned by this command **may** immediately be out of date.

If the device has been lost (see [Lost Device](#)), **vkGetFenceStatus** **may** return any of the above status codes. If the device has been lost and **vkGetFenceStatus** is called repeatedly, it will eventually return either [VK_SUCCESS](#) or [VK_ERROR_DEVICE_LOST](#).

Valid Usage (Implicit)

- VUID-vkGetFenceStatus-device-parameter **device** **must** be a valid [VkDevice](#) handle
- VUID-vkGetFenceStatus-fence-parameter **fence** **must** be a valid [VkFence](#) handle
- VUID-vkGetFenceStatus-fence-parent **fence** **must** have been created, allocated, or retrieved from **device**

Return Codes

Success

- [VK_NOT_READY](#)
- [VK_SUCCESS](#)

Failure

- [VK_ERROR_DEVICE_LOST](#)
- [VK_ERROR_OUT_OF_DEVICE_MEMORY](#)
- [VK_ERROR_OUT_OF_HOST_MEMORY](#)
- [VK_ERROR_UNKNOWN](#)
- [VK_ERROR_VALIDATION_FAILED](#)

To set the state of fences to unsignaled from the host, call:

```
// Provided by VK_VERSION_1_0
VkResult vkResetFences(
    VkDevice          device,
    uint32_t          fenceCount,
    const VkFence*    pFences);
```

- `device` is the logical device that owns the fences.
- `fenceCount` is the number of fences to reset.
- `pFences` is a pointer to an array of fence handles to reset.

If any member of `pFences` currently has its [payload imported](#) with temporary permanence, that fence's prior permanent payload is first restored. The remaining operations described therefore operate on the restored payload.

When [vkResetFences](#) is executed on the host, it defines a *fence unsignal operation* for each fence, which resets the fence to the unsignaled state.

If any member of `pFences` is already in the unsignaled state when [vkResetFences](#) is executed, then [vkResetFences](#) has no effect on that fence.

Valid Usage

- VUID-vkResetFences-pFences-01123
Each element of `pFences` **must** not be currently associated with any queue command that has not yet completed execution on that queue

Valid Usage (Implicit)

- VUID-vkResetFences-device-parameter
`device` **must** be a valid [VkDevice](#) handle
- VUID-vkResetFences-pFences-parameter
`pFences` **must** be a valid pointer to an array of `fenceCount` valid [VkFence](#) handles
- VUID-vkResetFences-fenceCount-arraylength
`fenceCount` **must** be greater than 0

- VUID-vkResetFences-pFences-parent
Each element of **pFences** **must** have been created, allocated, or retrieved from **device**

Host Synchronization

- Host access to each member of **pFences** **must** be externally synchronized

Return Codes

Success

- **VK_SUCCESS**

Failure

- **VK_ERROR_OUT_OF_DEVICE_MEMORY**
- **VK_ERROR_UNKNOWN**
- **VK_ERROR_VALIDATION_FAILED**

When a fence is submitted to a queue as part of a **queue submission** command, it defines a memory dependency on the batches that were submitted as part of that command, and defines a *fence signal operation* which sets the fence to the signaled state.

The first **synchronization scope** includes every batch submitted in the same **queue submission** command. Fence signal operations that are defined by **vkQueueSubmit** or **vkQueueSubmit2** additionally include in the first synchronization scope all commands that occur earlier in **submission order**. Fence signal operations that are defined by **vkQueueSubmit** or **vkQueueSubmit2** or **vkQueueBindSparse** additionally include in the first synchronization scope any semaphore and fence signal operations that occur earlier in **signal operation order**.

The second **synchronization scope** only includes the fence signal operation.

The first **access scope** includes all memory access performed by the device.

The second **access scope** is empty.

To wait for one or more fences to enter the signaled state on the host, call:

```
// Provided by VK_VERSION_1_0
VkResult vkWaitForFences(
    VkDevice          device,
    uint32_t          fenceCount,
    const VkFence*    pFences,
    VkBool32          waitAll,
    uint64_t           timeout);
```

- **device** is the logical device that owns the fences.

- `fenceCount` is the number of fences to wait on.
- `pFences` is a pointer to an array of `fenceCount` fence handles.
- `waitAll` is the condition that **must** be satisfied to successfully unblock the wait. If `waitAll` is `VK_TRUE`, then the condition is that all fences in `pFences` are signaled. Otherwise, the condition is that at least one fence in `pFences` is signaled.
- `timeout` is the timeout period in units of nanoseconds. `timeout` is adjusted to the closest value allowed by the implementation-dependent timeout accuracy, which **may** be substantially longer than one nanosecond, and **may** be longer than the requested period.

If the condition is satisfied when `vkWaitForFences` is called, then `vkWaitForFences` returns immediately. If the condition is not satisfied at the time `vkWaitForFences` is called, then `vkWaitForFences` will block and wait until the condition is satisfied or the `timeout` has expired, whichever is sooner.

If `timeout` is zero, then `vkWaitForFences` does not wait, but simply returns the current state of the fences. `VK_TIMEOUT` will be returned in this case if the condition is not satisfied, even though no actual wait was performed.

If the condition is satisfied before the `timeout` has expired, `vkWaitForFences` returns `VK_SUCCESS`. Otherwise, `vkWaitForFences` returns `VK_TIMEOUT` after the `timeout` has expired.

If device loss occurs (see [Lost Device](#)) before the timeout has expired, `vkWaitForFences` **must** return in finite time with either `VK_SUCCESS` or `VK_ERROR_DEVICE_LOST`.

NOTE

While we guarantee that `vkWaitForFences` **must** return in finite time, no guarantees are made that it returns immediately upon device loss. However, the application can reasonably expect that the delay will be on the order of seconds and that calling `vkWaitForFences` will not result in a permanently (or seemingly permanently) dead process.

Valid Usage (Implicit)

- VUID-vkWaitForFences-device-parameter
`device` **must** be a valid `VkDevice` handle
- VUID-vkWaitForFences-pFences-parameter
`pFences` **must** be a valid pointer to an array of `fenceCount` valid `VkFence` handles
- VUID-vkWaitForFences-fenceCount-arraylength
`fenceCount` **must** be greater than 0
- VUID-vkWaitForFences-pFences-parent
Each element of `pFences` **must** have been created, allocated, or retrieved from `device`

Return Codes

Success

- [VK_SUCCESS](#)
- [VK_TIMEOUT](#)

Failure

- [VK_ERROR_DEVICE_LOST](#)
- [VK_ERROR_OUT_OF_DEVICE_MEMORY](#)
- [VK_ERROR_OUT_OF_HOST_MEMORY](#)
- [VK_ERROR_UNKNOWN](#)
- [VK_ERROR_VALIDATION_FAILED](#)

An execution dependency is defined by waiting for a fence to become signaled, either via [vkWaitForFences](#) or by polling on [vkGetFenceStatus](#).

The first [synchronization scope](#) includes only the fence signal operation.

The second [synchronization scope](#) includes the host operations of [vkWaitForFences](#) or [vkGetFenceStatus](#) indicating that the fence has become signaled.

NOTE

Signaling a fence and waiting on the host does not guarantee that the results of memory accesses will be visible to the host, as the access scope of a memory dependency defined by a fence only includes device access. A [memory barrier](#) or other memory dependency **must** be used to guarantee this. See the description of [host access types](#) for more information.

7.3.1. Alternate Methods to Signal Fences

Besides submitting a fence to a queue as part of a [queue submission](#) command, a fence **may** also be signaled when a particular event occurs on a device or display.

To create a fence that will be signaled when an event occurs on a device, call:

```
// Provided by VK_EXT_display_control
VkResult vkRegisterDeviceEventEXT(
    VkDevice                                device,
    const VkDeviceEventInfoEXT*             pDeviceEventInfo,
    const VkAllocationCallbacks*           pAllocator,
    VkFence*                                pFence);
```

- **device** is a logical device on which the event **may** occur.
- **pDeviceEventInfo** is a pointer to a [VkDeviceEventInfoEXT](#) structure describing the event of interest to the application.

- `pAllocator` controls host memory allocation as described in the [Memory Allocation](#) chapter.
- `pFence` is a pointer to a handle in which the resulting fence object is returned.

Valid Usage (Implicit)

- VUID-vkRegisterDeviceEventEXT-device-parameter
`device` **must** be a valid [VkDevice](#) handle
- VUID-vkRegisterDeviceEventEXT-pDeviceEventInfo-parameter
`pDeviceEventInfo` **must** be a valid pointer to a valid [VkDeviceEventInfoEXT](#) structure
- VUID-vkRegisterDeviceEventEXT-pAllocator-parameter
If `pAllocator` is not `NULL`, `pAllocator` **must** be a valid pointer to a valid [VkAllocationCallbacks](#) structure
- VUID-vkRegisterDeviceEventEXT-pFence-parameter
`pFence` **must** be a valid pointer to a [VkFence](#) handle

Return Codes

Success

- [VK_SUCCESS](#)

Failure

- [VK_ERROR_OUT_OF_HOST_MEMORY](#)
- [VK_ERROR_UNKNOWN](#)
- [VK_ERROR_VALIDATION_FAILED](#)

The [VkDeviceEventInfoEXT](#) structure is defined as:

```
// Provided by VK_EXT_display_control
typedef struct VkDeviceEventInfoEXT {
    VkStructureType    sType;
    const void*        pNext;
    VkDeviceEventTypeEXT deviceEvent;
} VkDeviceEventInfoEXT;
```

- `sType` is a [VkStructureType](#) value identifying this structure.
- `pNext` is `NULL` or a pointer to a structure extending this structure.
- `deviceEvent` is a [VkDeviceEventTypeEXT](#) value specifying when the fence will be signaled.

Valid Usage (Implicit)

- VUID-VkDeviceEventInfoEXT-sType-sType
`sType` **must** be [VK_STRUCTURE_TYPE_DEVICE_EVENT_INFO_EXT](#)

- VUID-VkDeviceEventInfoEXT-pNext-pNext
pNext must be **NULL**
- VUID-VkDeviceEventInfoEXT-deviceEvent-parameter
deviceEvent must be a valid **VkDeviceEventTypeEXT** value

Possible values of **VkDeviceEventInfoEXT::deviceEvent**, specifying when a fence will be signaled, are:

```
// Provided by VK_EXT_display_control
typedef enum VkDeviceEventTypeEXT {
    VK_DEVICE_EVENT_TYPE_DISPLAY_HOTPLUG_EXT = 0,
} VkDeviceEventTypeEXT;
```

- **VK_DEVICE_EVENT_TYPE_DISPLAY_HOTPLUG_EXT** specifies that the fence is signaled when a display is plugged into or unplugged from the specified device. Applications **can** use this notification to determine when they need to re-enumerate the available displays on a device.

To create a fence that will be signaled when an event occurs on a **VkDisplayKHR** object, call:

```
// Provided by VK_EXT_display_control
VkResult vkRegisterDisplayEventEXT(
    VkDevice          device,
    VkDisplayKHR      display,
    const VkDisplayEventInfoEXT* pDisplayEventInfo,
    const VkAllocationCallbacks* pAllocator,
    VkFence*          pFence);
```

- **device** is a logical device associated with **display**
- **display** is the display on which the event **may** occur.
- **pDisplayEventInfo** is a pointer to a **VkDisplayEventInfoEXT** structure describing the event of interest to the application.
- **pAllocator** controls host memory allocation as described in the **Memory Allocation** chapter.
- **pFence** is a pointer to a handle in which the resulting fence object is returned.

Valid Usage (Implicit)

- VUID-vkRegisterDisplayEventEXT-device-parameter
device must be a valid **VkDevice** handle
- VUID-vkRegisterDisplayEventEXT-display-parameter
display must be a valid **VkDisplayKHR** handle
- VUID-vkRegisterDisplayEventEXT-pDisplayEventInfo-parameter
pDisplayEventInfo must be a valid pointer to a valid **VkDisplayEventInfoEXT** structure
- VUID-vkRegisterDisplayEventEXT-pAllocator-parameter

If `pAllocator` is not `NULL`, `pAllocator` **must** be a valid pointer to a valid `VkAllocationCallbacks` structure

- VUID-vkRegisterDisplayEventEXT-pFence-parameter
`pFence` **must** be a valid pointer to a `VkFence` handle
- VUID-vkRegisterDisplayEventEXT-commonparent
Both of `device`, and `display` **must** have been created, allocated, or retrieved from the same `VkPhysicalDevice`

Return Codes

Success

- `VK_SUCCESS`

Failure

- `VK_ERROR_OUT_OF_HOST_MEMORY`
- `VK_ERROR_UNKNOWN`
- `VK_ERROR_VALIDATION_FAILED`

The `VkDisplayEventInfoEXT` structure is defined as:

```
// Provided by VK_EXT_display_control
typedef struct VkDisplayEventInfoEXT {
    VkStructureType      sType;
    const void*          pNext;
    VkDisplayEventTypeEXT displayEvent;
} VkDisplayEventInfoEXT;
```

- `sType` is a `VkStructureType` value identifying this structure.
- `pNext` is `NULL` or a pointer to a structure extending this structure.
- `displayEvent` is a `VkDisplayEventTypeEXT` specifying when the fence will be signaled.

Valid Usage (Implicit)

- VUID-VkDisplayEventInfoEXT-sType-sType
`sType` **must** be `VK_STRUCTURE_TYPE_DISPLAY_EVENT_INFO_EXT`
- VUID-VkDisplayEventInfoEXT-pNext-pNext
`pNext` **must** be `NULL`
- VUID-VkDisplayEventInfoEXT-displayEvent-parameter
`displayEvent` **must** be a valid `VkDisplayEventTypeEXT` value

Possible values of `VkDisplayEventInfoEXT::displayEvent`, specifying when a fence will be signaled, are:


```
// Provided by VK_EXT_display_control
typedef enum VkDisplayEventTypeEXT {
    VK_DISPLAY_EVENT_TYPE_FIRST_PIXEL_OUT_EXT = 0,
} VkDisplayEventTypeEXT;
```

- [VK_DISPLAY_EVENT_TYPE_FIRST_PIXEL_OUT_EXT](#) specifies that the fence is signaled when the first pixel of the next display refresh cycle leaves the display engine for the display.

7.3.2. Importing Fence Payloads

Applications **can** import a fence payload into an existing fence using an external fence handle. The effects of the import operation will be either temporary or permanent, as specified by the application. If the import is temporary, the fence will be *restored* to its permanent state the next time that fence is passed to [vkResetFences](#).

NOTE

Restoring a fence to its prior permanent payload is a distinct operation from resetting a fence payload. See [vkResetFences](#) for more detail.

Performing a subsequent temporary import on a fence before resetting it has no effect on this requirement; the next unsignal of the fence **must** still restore its last permanent state. A permanent payload import behaves as if the target fence was destroyed, and a new fence was created with the same handle but the imported payload. Because importing a fence payload temporarily or permanently detaches the existing payload from a fence, similar usage restrictions to those applied to [vkDestroyFence](#) are applied to any command that imports a fence payload. Which of these import types is used is referred to as the import operation's *permanence*. Each handle type supports either one or both types of permanence.

The implementation **must** perform the import operation by either referencing or copying the payload referred to by the specified external fence handle, depending on the handle's type. The import method used is referred to as the handle type's *transference*. When using handle types with reference transference, importing a payload to a fence adds the fence to the set of all fences sharing that payload. This set includes the fence from which the payload was exported. Fence signaling, waiting, and resetting operations performed on any fence in the set **must** behave as if the set were a single fence. Importing a payload using handle types with copy transference creates a duplicate copy of the payload at the time of import, but makes no further reference to it. Fence signaling, waiting, and resetting operations performed on the target of copy imports **must** not affect any other fence or payload.

Export operations have the same transference as the specified handle type's import operations. Additionally, exporting a fence payload to a handle with copy transference has the same side effects on the source fence's payload as executing a fence reset operation. If the fence was using a temporarily imported payload, the fence's prior permanent payload will be restored.

NOTE

The tables [Handle Types Supported by VkImportFenceWin32HandleInfoKHR](#) and [Handle Types Supported by VkImportFenceFdInfoKHR](#) define the permanence and transference of each handle type.

[External synchronization](#) allows implementations to modify an object's internal state, i.e. payload, without internal synchronization. However, for fences sharing a payload across processes, satisfying the external synchronization requirements of [VkFence](#) parameters as if all fences in the set were the same object is sometimes infeasible. Satisfying valid usage constraints on the state of a fence would similarly require impractical coordination or levels of trust between processes. Therefore, these constraints only apply to a specific fence handle, not to its payload. For distinct fence objects which share a payload:

- If multiple commands which queue a signal operation, or which unsignal a fence, are called concurrently, behavior will be as if the commands were called in an arbitrary sequential order.
- If a queue submission command is called with a fence that is sharing a payload, and the payload is already associated with another queue command that has not yet completed execution, either one or both of the commands will cause the fence to become signaled when they complete execution.
- If a fence payload is reset while it is associated with a queue command that has not yet completed execution, the payload will become unsignaled, but **may** become signaled again when the command completes execution.
- In the preceding cases, any of the devices associated with the fences sharing the payload **may** be lost, or any of the queue submission or fence reset commands **may** return [VK_ERROR_INITIALIZATION_FAILED](#).

Other than these non-deterministic results, behavior is well defined. In particular:

- The implementation **must** not crash or enter an internally inconsistent state where future valid Vulkan commands might cause undefined results,
- Timeouts on future wait commands on fences sharing the payload **must** be effective.

NOTE

These rules allow processes to synchronize access to shared memory without trusting each other. However, such processes must still be cautious not to use the shared fence for more than synchronizing access to the shared memory. For example, a process should not use a fence with shared payload to tell when commands it submitted to a queue have completed and objects used by those commands may be destroyed, since the other process can accidentally or maliciously cause the fence to signal before the commands actually complete.

When a fence is using an imported payload, its [VkExportFenceCreateInfo::handleTypes](#) value is specified when creating the fence from which the payload was exported, rather than specified when creating the fence. Additionally, [VkExternalFenceProperties::exportFromImportedHandleTypes](#) restricts which handle types **can** be exported from such a fence based on the specific handle type used to import the current payload. Passing a fence to [vkAcquireNextImageKHR](#) is equivalent to temporarily importing a fence payload to that fence.

NOTE

Because the exportable handle types of an imported fence correspond to its current imported payload, and [vkAcquireNextImageKHR](#) behaves the same as a temporary import operation for which the source fence is opaque to the application, applications have no way of determining whether any external handle types **can** be exported from a fence in this state. Therefore, applications **must** not attempt to

export handles from fences using a temporarily imported payload from [vkAcquireNextImageKHR](#).

When importing a fence payload, it is the responsibility of the application to ensure the external handles meet all valid usage requirements. However, implementations **must** perform sufficient validation of external handles to ensure that the operation results in a valid fence which will not cause program termination, device loss, queue stalls, host thread stalls, or corruption of other resources when used as allowed according to its import parameters. If the external handle provided does not meet these requirements, the implementation **must** fail the fence payload import operation with the error code [VK_ERROR_INVALID_EXTERNAL_HANDLE](#).

To import a fence payload from a Windows handle, call:

```
// Provided by VK_KHR_external_fence_win32
VkResult vkImportFenceWin32HandleKHR(
    VkDevice device,
    const VkImportFenceWin32HandleInfoKHR* pImportFenceWin32HandleInfo);
```

- **device** is the logical device that created the fence.
- **pImportFenceWin32HandleInfo** is a pointer to a [VkImportFenceWin32HandleInfoKHR](#) structure specifying the fence and import parameters.

Importing a fence payload from Windows handles does not transfer ownership of the handle to the Vulkan implementation. For handle types defined as NT handles, the application **must** release ownership using the **CloseHandle** system call when the handle is no longer needed.

Applications **can** import the same fence payload into multiple instances of Vulkan, into the same instance from which it was exported, and multiple times into a given Vulkan instance.

Valid Usage

- VUID-vkImportFenceWin32HandleKHR-fence-04448
fence must not be associated with any queue command that has not yet completed execution on that queue

Valid Usage (Implicit)

- VUID-vkImportFenceWin32HandleKHR-device-parameter
device must be a valid [VkDevice](#) handle
- VUID-vkImportFenceWin32HandleKHR-pImportFenceWin32HandleInfo-parameter
pImportFenceWin32HandleInfo must be a valid pointer to a valid [VkImportFenceWin32HandleInfoKHR](#) structure

Return Codes

Success

- [VK_SUCCESS](#)

Failure

- [VK_ERROR_INVALID_EXTERNAL_HANDLE](#)
- [VK_ERROR_OUT_OF_HOST_MEMORY](#)
- [VK_ERROR_UNKNOWN](#)
- [VK_ERROR_VALIDATION_FAILED](#)

The [VkImportFenceWin32HandleInfoKHR](#) structure is defined as:

```
// Provided by VK_KHR_external_fence_win32
typedef struct VkImportFenceWin32HandleInfoKHR {
    VkStructureType      sType;
    const void*          pNext;
    VkFence              fence;
    VkFenceImportFlags    flags;
    VkExternalFenceHandleTypeFlagBits handleType;
    HANDLE               handle;
    LPCWSTR              name;
} VkImportFenceWin32HandleInfoKHR;
```

- [sType](#) is a [VkStructureType](#) value identifying this structure.
- [pNext](#) is [NULL](#) or a pointer to a structure extending this structure.
- [fence](#) is the fence into which the state will be imported.
- [flags](#) is a bitmask of [VkFenceImportFlagBits](#) specifying additional parameters for the fence payload import operation.
- [handleType](#) is a [VkExternalFenceHandleTypeFlagBits](#) value specifying the type of [handle](#).
- [handle](#) is [NULL](#) or the external handle to import.
- [name](#) is [NULL](#) or a null-terminated UTF-16 string naming the underlying synchronization primitive to import.

The handle types supported by [handleType](#) are:

Table 6. Handle Types Supported by [VkImportFenceWin32HandleInfoKHR](#)

Handle Type	Transference	Permanence Supported
VK_EXTERNAL_FENCE_HANDLE_TYPE_OPAQUE_WIN32_BIT	Reference	Temporary,Permanent

Handle Type	Transference	Permanence Supported
VK_EXTERNAL_FENCE_HANDLE_TYPE_OPAQUE_WIN32_KMT_BIT	Reference	Temporary,Permanent

Valid Usage

- VUID-VkImportFenceWin32HandleInfoKHR-handleType-01457
handleType **must** be a value included in the [Handle Types Supported by VkImportFenceWin32HandleInfoKHR](#) table
- VUID-VkImportFenceWin32HandleInfoKHR-handleType-01459
If **handleType** is not [VK_EXTERNAL_FENCE_HANDLE_TYPE_OPAQUE_WIN32_BIT](#), **name** **must** be **NULL**
- VUID-VkImportFenceWin32HandleInfoKHR-handleType-01460
If **handle** is **NULL**, **name** **must** name a valid synchronization primitive of the type specified by **handleType**
- VUID-VkImportFenceWin32HandleInfoKHR-handleType-01461
If **name** is **NULL**, **handle** **must** be a valid handle of the type specified by **handleType**
- VUID-VkImportFenceWin32HandleInfoKHR-handle-01462
If **handle** is not **NULL**, **name** **must** be **NULL**
- VUID-VkImportFenceWin32HandleInfoKHR-handle-01539
If **handle** is not **NULL**, it **must** obey any requirements listed for **handleType** in [external fence handle types compatibility](#)
- VUID-VkImportFenceWin32HandleInfoKHR-name-01540
If **name** is not **NULL**, it **must** obey any requirements listed for **handleType** in [external fence handle types compatibility](#)

Valid Usage (Implicit)

- VUID-VkImportFenceWin32HandleInfoKHR-sType-sType
sType **must** be [VK_STRUCTURE_TYPE_IMPORT_FENCE_WIN32_HANDLE_INFO_KHR](#)
- VUID-VkImportFenceWin32HandleInfoKHR-pNext-pNext
pNext **must** be **NULL**
- VUID-VkImportFenceWin32HandleInfoKHR-fence-parameter
fence **must** be a valid [VkFence](#) handle
- VUID-VkImportFenceWin32HandleInfoKHR-flags-parameter
flags **must** be a valid combination of [VkFenceImportFlagBits](#) values

Host Synchronization

- Host access to **fence** **must** be externally synchronized

To import a fence payload from a POSIX file descriptor, call:

```
// Provided by VK_KHR_external_fence_fd
VkResult vkImportFenceFdKHR(
    VkDevice device,
    const VkImportFenceFdInfoKHR* pImportFenceFdInfo);
```

- **device** is the logical device that created the fence.
- **pImportFenceFdInfo** is a pointer to a [VkImportFenceFdInfoKHR](#) structure specifying the fence and import parameters.

Importing a fence payload from a file descriptor transfers ownership of the file descriptor from the application to the Vulkan implementation. The application **must** not perform any operations on the file descriptor after a successful import.

Applications **can** import the same fence payload into multiple instances of Vulkan, into the same instance from which it was exported, and multiple times into a given Vulkan instance.

Valid Usage

- VUID-vkImportFenceFdKHR-fence-01463
fence must not be associated with any queue command that has not yet completed execution on that queue

Valid Usage (Implicit)

- VUID-vkImportFenceFdKHR-device-parameter
device must be a valid [VkDevice](#) handle
- VUID-vkImportFenceFdKHR-pImportFenceFdInfo-parameter
pImportFenceFdInfo must be a valid pointer to a valid [VkImportFenceFdInfoKHR](#) structure

Return Codes

Success

- [VK_SUCCESS](#)

Failure

- [VK_ERROR_INVALID_EXTERNAL_HANDLE](#)
- [VK_ERROR_OUT_OF_HOST_MEMORY](#)
- [VK_ERROR_UNKNOWN](#)
- [VK_ERROR_VALIDATION_FAILED](#)

The [VkImportFenceFdInfoKHR](#) structure is defined as:


```
// Provided by VK_KHR_external_fence_fd
typedef struct VkImportFenceFdInfoKHR {
    VkStructureType          sType;
    const void*              pNext;
    VkFence                  fence;
    VkFenceImportFlags       flags;
    VkExternalFenceHandleTypeFlagBits handleType;
    int                      fd;
} VkImportFenceFdInfoKHR;
```

- **sType** is a [VkStructureType](#) value identifying this structure.
- **pNext** is `NULL` or a pointer to a structure extending this structure.
- **fence** is the fence into which the payload will be imported.
- **flags** is a bitmask of [VkFenceImportFlagBits](#) specifying additional parameters for the fence payload import operation.
- **handleType** is a [VkExternalFenceHandleTypeFlagBits](#) value specifying the type of **fd**.
- **fd** is the external handle to import.

The handle types supported by **handleType** are:

Table 7. Handle Types Supported by [VkImportFenceFdInfoKHR](#)

Handle Type	Transference	Permanence Supported
VK_EXTERNAL_FENCE_HANDLE_TYPE_OPAQUE_FD_BIT	Reference	Temporary,Permanent
VK_EXTERNAL_FENCE_HANDLE_TYPE_SYNC_FD_BIT	Copy	Temporary

Valid Usage

- VUID-VkImportFenceFdInfoKHR-handleType-01464
handleType **must** be a value included in the [Handle Types Supported by VkImportFenceFdInfoKHR](#) table
- VUID-VkImportFenceFdInfoKHR-fd-01541
fd **must** obey any requirements listed for **handleType** in [external fence handle types compatibility](#)
- VUID-VkImportFenceFdInfoKHR-handleType-07306
If **handleType** refers to a handle type with copy payload transference semantics, **flags** **must** contain [VK_FENCE_IMPORT_TEMPORARY_BIT](#)

If **handleType** is [VK_EXTERNAL_FENCE_HANDLE_TYPE_SYNC_FD_BIT](#), the special value `-1` for **fd** is treated like a valid sync file descriptor referring to an object that has already signaled. The import

operation will succeed and the **VkFence** will have a temporarily imported payload as if a valid file descriptor had been provided.

NOTE

This special behavior for importing an invalid sync file descriptor allows easier interoperability with other system APIs which use the convention that an invalid sync file descriptor represents work that has already completed and does not need to be waited for. It is consistent with the option for implementations to return a **-1** file descriptor when exporting a **VK_EXTERNAL_FENCE_HANDLE_TYPE_SYNC_FD_BIT** from a **VkFence** which is signaled.

Valid Usage (Implicit)

- **VUID-VkImportFenceFdInfoKHR-sType-sType**
sType must be **VK_STRUCTURE_TYPE_IMPORT_FENCE_FD_INFO_KHR**
- **VUID-VkImportFenceFdInfoKHR-pNext-pNext**
pNext must be **NULL**
- **VUID-VkImportFenceFdInfoKHR-fence-parameter**
fence must be a valid **VkFence** handle
- **VUID-VkImportFenceFdInfoKHR-flags-parameter**
flags must be a valid combination of **VkFenceImportFlagBits** values
- **VUID-VkImportFenceFdInfoKHR-handleType-parameter**
handleType must be a valid **VkExternalFenceHandleTypeFlagBits** value

Host Synchronization

- Host access to **fence** must be externally synchronized

Bits which **can** be set in

- **VkImportFenceWin32HandleInfoKHR::flags**
- **VkImportFenceFdInfoKHR::flags**

specifying additional parameters of a fence import operation are:

```
// Provided by VK_VERSION_1_1
typedef enum VkFenceImportFlagBits {
    VK_FENCE_IMPORT_TEMPORARY_BIT = 0x00000001,
    // Provided by VK_KHR_external_fence
    VK_FENCE_IMPORT_TEMPORARY_BIT_KHR = VK_FENCE_IMPORT_TEMPORARY_BIT,
} VkFenceImportFlagBits;
```



```
// Provided by VK_KHR_external_fence
// Equivalent to VkFenceImportFlagBits
typedef VkFenceImportFlagBits VkFenceImportFlagBitsKHR;
```

- [VK_FENCE_IMPORT_TEMPORARY_BIT](#) specifies that the fence payload will be imported only temporarily, as described in [Importing Fence Payloads](#), regardless of the permanence of [handleType](#).

```
// Provided by VK_VERSION_1_1
typedef VkFlags VkFenceImportFlags;
```

```
// Provided by VK_KHR_external_fence
// Equivalent to VkFenceImportFlags
typedef VkFenceImportFlags VkFenceImportFlagsKHR;
```

[VkFenceImportFlags](#) is a bitmask type for setting a mask of zero or more [VkFenceImportFlagBits](#).

7.4. Semaphores

Semaphores are a synchronization primitive that **can** be used to insert a dependency between queue operations or between a queue operation and the host. [Binary semaphores](#) have two states - signaled and unsignaled. [Timeline semaphores](#) have a strictly increasing 64-bit unsigned integer payload and are signaled with respect to a particular reference value. A semaphore **can** be signaled after execution of a queue operation is completed, and a queue operation **can** wait for a semaphore to become signaled before it begins execution. A timeline semaphore **can** additionally be signaled from the host with the [vkSignalSemaphore](#) command and waited on from the host with the [vkWaitSemaphores](#) command.

The internal data of a semaphore **may** include a reference to any resources and pending work associated with signal or unsignal operations performed on that semaphore object, collectively referred to as the semaphore's *payload*. Mechanisms to import and export that internal data to and from semaphores are provided [below](#). These mechanisms indirectly enable applications to share semaphore state between two or more semaphores and other synchronization primitives across process and API boundaries.

Semaphores are represented by [VkSemaphore](#) handles:

```
// Provided by VK_VERSION_1_0
VK_DEFINE_NON_DISPATCHABLE_HANDLE(VkSemaphore)
```

To create a semaphore, call:


```
// Provided by VK_VERSION_1_0
VkResult vkCreateSemaphore(
    VkDevice                                device,
    const VkSemaphoreCreateInfo*            pCreateInfo,
    const VkAllocationCallbacks*           pAllocator,
    VkSemaphore*                            pSemaphore);
```

- **device** is the logical device that creates the semaphore.
- **pCreateInfo** is a pointer to a [VkSemaphoreCreateInfo](#) structure containing information about how the semaphore is to be created.
- **pAllocator** controls host memory allocation as described in the [Memory Allocation](#) chapter.
- **pSemaphore** is a pointer to a handle in which the resulting semaphore object is returned.

Valid Usage (Implicit)

- VUID-vkCreateSemaphore-device-parameter
device **must** be a valid [VkDevice](#) handle
- VUID-vkCreateSemaphore-pCreateInfo-parameter
pCreateInfo **must** be a valid pointer to a valid [VkSemaphoreCreateInfo](#) structure
- VUID-vkCreateSemaphore-pAllocator-parameter
If **pAllocator** is not **NULL**, **pAllocator** **must** be a valid pointer to a valid [VkAllocationCallbacks](#) structure
- VUID-vkCreateSemaphore-pSemaphore-parameter
pSemaphore **must** be a valid pointer to a [VkSemaphore](#) handle
- VUID-vkCreateSemaphore-device-queuecount
The device **must** have been created with at least **1** queue

Return Codes

Success

- [VK_SUCCESS](#)

Failure

- [VK_ERROR_OUT_OF_DEVICE_MEMORY](#)
- [VK_ERROR_OUT_OF_HOST_MEMORY](#)
- [VK_ERROR_UNKNOWN](#)
- [VK_ERROR_VALIDATION_FAILED](#)

The [VkSemaphoreCreateInfo](#) structure is defined as:


```
// Provided by VK_VERSION_1_0
typedef struct VkSemaphoreCreateInfo {
    VkStructureType      sType;
    const void*          pNext;
    VkSemaphoreCreateFlags flags;
} VkSemaphoreCreateInfo;
```

- **sType** is a **VkStructureType** value identifying this structure.
- **pNext** is **NULL** or a pointer to a structure extending this structure.
- **flags** is reserved for future use.

Valid Usage

- VUID-VkSemaphoreCreateInfo-pNext-06789

If the **pNext** chain includes a **VkExportMetalObjectCreateInfoEXT** structure, its **exportObjectType** member **must** be **VK_EXPORT_METAL_OBJECT_TYPE_METAL_SHARED_EVENT_BIT_EXT**

Valid Usage (Implicit)

- VUID-VkSemaphoreCreateInfo-sType-sType
sType must be **VK_STRUCTURE_TYPE_SEMAPHORE_CREATE_INFO**
- VUID-VkSemaphoreCreateInfo-pNext-pNext
Each **pNext** member of any structure (including this one) in the **pNext** chain **must** be either **NULL** or a pointer to a valid instance of **VkExportMetalObjectCreateInfoEXT**, **VkExportSemaphoreCreateInfo**, **VkExportSemaphoreWin32HandleInfoKHR**, **VkImportMetalSharedEventInfoEXT**, **VkQueryLowLatencySupportNV**, or **VkSemaphoreTypeCreateInfo**
- VUID-VkSemaphoreCreateInfo-sType-unique
The **sType** value of each structure in the **pNext** chain **must** be unique, with the exception of structures of type **VkExportMetalObjectCreateInfoEXT**
- VUID-VkSemaphoreCreateInfo-flags-zero-bitmask
flags must be **0**

```
// Provided by VK_VERSION_1_0
typedef VkFlags VkSemaphoreCreateFlags;
```

VkSemaphoreCreateFlags is a bitmask type for setting a mask, but is currently reserved for future use.

The **VkSemaphoreTypeCreateInfo** structure is defined as:


```
// Provided by VK_VERSION_1_2
typedef struct VkSemaphoreTypeCreateInfo {
    VkStructureType    sType;
    const void*        pNext;
    VkSemaphoreType    semaphoreType;
    uint64_t           initialValue;
} VkSemaphoreTypeCreateInfo;
```

```
// Provided by VK_KHR_timeline_semaphore
// Equivalent to VkSemaphoreTypeCreateInfo
typedef VkSemaphoreTypeCreateInfo VkSemaphoreTypeCreateInfoKHR;
```

- `sType` is a `VkStructureType` value identifying this structure.
- `pNext` is `NULL` or a pointer to a structure extending this structure.
- `semaphoreType` is a `VkSemaphoreType` value specifying the type of the semaphore.
- `initialValue` is the initial payload value if `semaphoreType` is `VK_SEMAPHORE_TYPE_TIMELINE`.

To create a semaphore of a specific type, add a `VkSemaphoreTypeCreateInfo` structure to the `VkSemaphoreCreateInfo::pNext` chain.

If no `VkSemaphoreTypeCreateInfo` structure is included in the `pNext` chain of `VkSemaphoreCreateInfo`, then the created semaphore will have a default `VkSemaphoreType` of `VK_SEMAPHORE_TYPE_BINARY`.

Valid Usage

- VUID-VkSemaphoreTypeCreateInfo-timelineSemaphore-03252
If the `timelineSemaphore` feature is not enabled, `semaphoreType` **must** not equal `VK_SEMAPHORE_TYPE_TIMELINE`
- VUID-VkSemaphoreTypeCreateInfo-semaphoreType-03279
If `semaphoreType` is `VK_SEMAPHORE_TYPE_BINARY`, `initialValue` **must** be zero

Valid Usage (Implicit)

- VUID-VkSemaphoreTypeCreateInfo-sType-sType
`sType` **must** be `VK_STRUCTURE_TYPE_SEMAPHORE_TYPE_CREATE_INFO`
- VUID-VkSemaphoreTypeCreateInfo-semaphoreType-parameter
`semaphoreType` **must** be a valid `VkSemaphoreType` value

Structure Chaining

Extends the structures

- [VkPhysicalDeviceExternalSemaphoreInfo](#)
- [VkSemaphoreCreateInfo](#)

Possible values of [VkSemaphoreTypeCreateInfo::semaphoreType](#), specifying the type of a semaphore, are:

```
// Provided by VK_VERSION_1_2
typedef enum VkSemaphoreType {
    VK_SEMAPHORE_TYPE_BINARY = 0,
    VK_SEMAPHORE_TYPE_TIMELINE = 1,
    // Provided by VK_KHR_timeline_semaphore
    VK_SEMAPHORE_TYPE_BINARY_KHR = VK_SEMAPHORE_TYPE_BINARY,
    // Provided by VK_KHR_timeline_semaphore
    VK_SEMAPHORE_TYPE_TIMELINE_KHR = VK_SEMAPHORE_TYPE_TIMELINE,
} VkSemaphoreType;
```

```
// Provided by VK_KHR_timeline_semaphore
// Equivalent to VkSemaphoreType
typedef VkSemaphoreType VkSemaphoreTypeKHR;
```

- [VK_SEMAPHORE_TYPE_BINARY](#) specifies a *binary semaphore* type that has a boolean payload indicating whether the semaphore is currently signaled or unsignaled. When created, the semaphore is in the unsignaled state.
- [VK_SEMAPHORE_TYPE_TIMELINE](#) specifies a *timeline semaphore* type that has a strictly increasing 64-bit unsigned integer payload indicating whether the semaphore is signaled with respect to a particular reference value. When created, the semaphore payload has the value given by the `initialValue` field of [VkSemaphoreTypeCreateInfo](#).

To create a semaphore whose payload **can** be exported to external handles, add a [VkExportSemaphoreCreateInfo](#) structure to the `pNext` chain of the [VkSemaphoreCreateInfo](#) structure. The [VkExportSemaphoreCreateInfo](#) structure is defined as:

```
// Provided by VK_VERSION_1_1
typedef struct VkExportSemaphoreCreateInfo {
    VkStructureType          sType;
    const void*              pNext;
    VkExternalSemaphoreHandleTypeFlags handleTypes;
} VkExportSemaphoreCreateInfo;
```



```
// Provided by VK_KHR_external_semaphore
// Equivalent to VkExportSemaphoreCreateInfo
typedef VkExportSemaphoreCreateInfo VkExportSemaphoreCreateInfoKHR;
```

- **sType** is a [VkStructureType](#) value identifying this structure.
- **pNext** is **NULL** or a pointer to a structure extending this structure.
- **handleTypes** is a bitmask of [VkExternalSemaphoreHandleTypeFlagBits](#) specifying one or more semaphore handle types the application **can** export from the resulting semaphore. The application **can** request multiple handle types for the same semaphore.

Valid Usage

- VUID-VkExportSemaphoreCreateInfo-handleTypes-01124
The bits in **handleTypes** **must** be supported and compatible, as reported by [VkExternalSemaphoreProperties](#)

Valid Usage (Implicit)

- VUID-VkExportSemaphoreCreateInfo-sType-sType
sType **must** be [VK_STRUCTURE_TYPE_EXPORT_SEMAPHORE_CREATE_INFO](#)
- VUID-VkExportSemaphoreCreateInfo-handleTypes-parameter
handleTypes **must** be a valid combination of [VkExternalSemaphoreHandleTypeFlagBits](#) values

Structure Chaining

Extends the structure

- [VkSemaphoreCreateInfo](#)

To specify additional attributes of NT handles exported from a semaphore, add a [VkExportSemaphoreWin32HandleInfoKHR](#) structure to the **pNext** chain of the [VkSemaphoreCreateInfo](#) structure. The [VkExportSemaphoreWin32HandleInfoKHR](#) structure is defined as:

```
// Provided by VK_KHR_external_semaphore_win32
typedef struct VkExportSemaphoreWin32HandleInfoKHR {
    VkStructureType    sType;
    const void*        pNext;
    const SECURITY_ATTRIBUTES* pAttributes;
    DWORD              dwAccess;
    LPCWSTR            name;
} VkExportSemaphoreWin32HandleInfoKHR;
```


- `sType` is a `VkStructureType` value identifying this structure.
- `pNext` is `NULL` or a pointer to a structure extending this structure.
- `pAttributes` is a pointer to a Windows `SECURITY_ATTRIBUTES` structure specifying security attributes of the handle.
- `dwAccess` is a `DWORD` specifying access rights of the handle.
- `name` is a null-terminated UTF-16 string to associate with the underlying synchronization primitive referenced by NT handles exported from the created semaphore.

If `VkExportSemaphoreCreateInfo` is not included in the same `pNext` chain, this structure is ignored.

If `VkExportSemaphoreCreateInfo` is included in the `pNext` chain of `VkSemaphoreCreateInfo` with a Windows `handleType`, but either `VkExportSemaphoreWin32HandleInfoKHR` is not included in the `pNext` chain, or it is included but `pAttributes` is `NULL`, default security descriptor values will be used, and child processes created by the application will not inherit the handle, as described in the MSDN documentation for “Synchronization Object Security and Access Rights”¹. Further, if the structure is not present, the access rights used depend on the handle type.

For handles of the following types:

`VK_EXTERNAL_SEMAPHORE_HANDLE_TYPE_OPAQUE_WIN32_BIT`

The implementation **must** ensure the access rights allow both signal and wait operations on the semaphore.

For handles of the following types:

`VK_EXTERNAL_SEMAPHORE_HANDLE_TYPE_D3D12_FENCE_BIT`

The access rights **must** be:

`GENERIC_ALL`

1

<https://docs.microsoft.com/en-us/windows/win32/sync/synchronization-object-security-and-access-rights>

Valid Usage

- VUID-VkExportSemaphoreWin32HandleInfoKHR-handleTypes-01125

If `VkExportSemaphoreCreateInfo::handleTypes` does not include `VK_EXTERNAL_SEMAPHORE_HANDLE_TYPE_OPAQUE_WIN32_BIT` or `VK_EXTERNAL_SEMAPHORE_HANDLE_TYPE_D3D12_FENCE_BIT`, `VkExportSemaphoreWin32HandleInfoKHR` **must** not be included in the `pNext` chain of `VkSemaphoreCreateInfo`

Valid Usage (Implicit)

- VUID-VkExportSemaphoreWin32HandleInfoKHR-sType-sType
`sType` **must** be `VK_STRUCTURE_TYPE_EXPORT_SEMAPHORE_WIN32_HANDLE_INFO_KHR`
- VUID-VkExportSemaphoreWin32HandleInfoKHR-pAttributes-parameter
If `pAttributes` is not `NULL`, `pAttributes` **must** be a valid pointer to a valid `SECURITY_ATTRIBUTES` value

Structure Chaining

Extends the structure

- [VkSemaphoreCreateInfo](#)

To export a Windows handle representing the payload of a semaphore, call:

```
// Provided by VK_KHR_external_semaphore_win32
VkResult vkGetSemaphoreWin32HandleKHR(
    VkDevice device,
    const VkSemaphoreGetWin32HandleInfoKHR* pGetWin32HandleInfo,
    HANDLE* pHandle);
```

- `device` is the logical device that created the semaphore being exported.
- `pGetWin32HandleInfo` is a pointer to a [VkSemaphoreGetWin32HandleInfoKHR](#) structure containing parameters of the export operation.
- `pHandle` will return the Windows handle representing the semaphore state.

For handle types defined as NT handles, the handles returned by `vkGetSemaphoreWin32HandleKHR` are owned by the application. To avoid leaking resources, the application **must** release ownership of them using the `CloseHandle` system call when they are no longer needed.

Exporting a Windows handle from a semaphore **may** have side effects depending on the transference of the specified handle type, as described in [Importing Semaphore Payloads](#).

Valid Usage (Implicit)

- VUID-vkGetSemaphoreWin32HandleKHR-device-parameter
`device` **must** be a valid [VkDevice](#) handle
- VUID-vkGetSemaphoreWin32HandleKHR-pGetWin32HandleInfo-parameter
`pGetWin32HandleInfo` **must** be a valid pointer to a valid [VkSemaphoreGetWin32HandleInfoKHR](#) structure
- VUID-vkGetSemaphoreWin32HandleKHR-pHandle-parameter
`pHandle` **must** be a valid pointer to a `HANDLE` value

Return Codes

Success

- [VK_SUCCESS](#)

Failure

- [VK_ERROR_OUT_OF_HOST_MEMORY](#)
- [VK_ERROR_TOO_MANY_OBJECTS](#)
- [VK_ERROR_UNKNOWN](#)
- [VK_ERROR_VALIDATION_FAILED](#)

The [VkSemaphoreGetWin32HandleInfoKHR](#) structure is defined as:

```
// Provided by VK_KHR_external_semaphore_win32
typedef struct VkSemaphoreGetWin32HandleInfoKHR {
    VkStructureType          sType;
    const void*              pNext;
    VkSemaphore              semaphore;
    VkExternalSemaphoreHandleTypeFlagBits handleType;
} VkSemaphoreGetWin32HandleInfoKHR;
```

- [sType](#) is a [VkStructureType](#) value identifying this structure.
- [pNext](#) is [NULL](#) or a pointer to a structure extending this structure.
- [semaphore](#) is the semaphore from which state will be exported.
- [handleType](#) is a [VkExternalSemaphoreHandleTypeFlagBits](#) value specifying the type of handle requested.

The properties of the handle returned depend on the value of [handleType](#). See [VkExternalSemaphoreHandleTypeFlagBits](#) for a description of the properties of the defined external semaphore handle types.

Valid Usage

- VUID-VkSemaphoreGetWin32HandleInfoKHR-handleType-01126
[handleType](#) **must** have been included in [VkExportSemaphoreCreateInfo::handleTypes](#) when the [semaphore](#)'s current payload was created
- VUID-VkSemaphoreGetWin32HandleInfoKHR-handleType-01127
If [handleType](#) is defined as an NT handle, [vkGetSemaphoreWin32HandleKHR](#) **must** be called no more than once for each valid unique combination of [semaphore](#) and [handleType](#)
- VUID-VkSemaphoreGetWin32HandleInfoKHR-semaphore-01128
[semaphore](#) **must** not currently have its payload replaced by an imported payload as described below in [Importing Semaphore Payloads](#) unless that imported payload's handle type was included in [VkExternalSemaphoreProperties::exportFromImportedHandleTypes](#) for

handleType

- VUID-VkSemaphoreGetWin32HandleInfoKHR-handleType-01129
If **handleType** refers to a handle type with copy payload transference semantics, as defined below in [Importing Semaphore Payloads](#), there **must** be no queue waiting on **semaphore**
- VUID-VkSemaphoreGetWin32HandleInfoKHR-handleType-01130
If **handleType** refers to a handle type with copy payload transference semantics, **semaphore** **must** be signaled, or have an associated [semaphore signal operation](#) pending execution
- VUID-VkSemaphoreGetWin32HandleInfoKHR-handleType-01131
handleType **must** be defined as an NT handle or a global share handle

Valid Usage (Implicit)

- VUID-VkSemaphoreGetWin32HandleInfoKHR-sType-sType
sType **must** be [VK_STRUCTURE_TYPE_SEMAPHORE_GET_WIN32_HANDLE_INFO_KHR](#)
- VUID-VkSemaphoreGetWin32HandleInfoKHR-pNext-pNext
pNext **must** be `NULL`
- VUID-VkSemaphoreGetWin32HandleInfoKHR-semaphore-parameter
semaphore **must** be a valid [VkSemaphore](#) handle
- VUID-VkSemaphoreGetWin32HandleInfoKHR-handleType-parameter
handleType **must** be a valid [VkExternalSemaphoreHandleTypeFlagBits](#) value

The [VkQueryLowLatencySupportNV](#) structure is defined as:

```
// Provided by VK_NV_low_latency
typedef struct VkQueryLowLatencySupportNV {
    VkStructureType    sType;
    const void*        pNext;
    void*              pQueriedLowLatencyData;
} VkQueryLowLatencySupportNV;
```

This structure describes the following feature:

- **sType** is a [VkStructureType](#) value identifying this structure.
- **pNext** is `NULL` or a pointer to a structure extending this structure.
- **pQueriedLowLatencyData** is used for NVIDIA Reflex Support.

Valid Usage (Implicit)

- VUID-VkQueryLowLatencySupportNV-sType-sType
sType **must** be [VK_STRUCTURE_TYPE_QUERY_LOW_LATENCY_SUPPORT_NV](#)
- VUID-VkQueryLowLatencySupportNV-pQueriedLowLatencyData-parameter
pQueriedLowLatencyData **must** be a pointer value

Structure Chaining

Extends the structure

- [VkSemaphoreCreateInfo](#)

To export a POSIX file descriptor representing the payload of a semaphore, call:

```
// Provided by VK_KHR_external_semaphore_fd
VkResult vkGetSemaphoreFdKHR(
    VkDevice          device,
    const VkSemaphoreGetFdInfoKHR* pGetFdInfo,
    int*              pFd);
```

- **device** is the logical device that created the semaphore being exported.
- **pGetFdInfo** is a pointer to a [VkSemaphoreGetFdInfoKHR](#) structure containing parameters of the export operation.
- **pFd** will return the file descriptor representing the semaphore payload.

Each call to **vkGetSemaphoreFdKHR** **must** create a new file descriptor and transfer ownership of it to the application. To avoid leaking resources, the application **must** release ownership of the file descriptor when it is no longer needed.

NOTE

Ownership can be released in many ways. For example, the application can call **close()** on the file descriptor, or transfer ownership back to Vulkan by using the file descriptor to import a semaphore payload.

Where supported by the operating system, the implementation **must** set the file descriptor to be closed automatically when an **execve** system call is made.

Exporting a file descriptor from a semaphore **may** have side effects depending on the transference of the specified handle type, as described in [Importing Semaphore State](#).

Valid Usage (Implicit)

- VUID-vkGetSemaphoreFdKHR-device-parameter
device **must** be a valid [VkDevice](#) handle
- VUID-vkGetSemaphoreFdKHR-pGetFdInfo-parameter
pGetFdInfo **must** be a valid pointer to a valid [VkSemaphoreGetFdInfoKHR](#) structure
- VUID-vkGetSemaphoreFdKHR-pFd-parameter
pFd **must** be a valid pointer to an **int** value

Return Codes

Success

- [VK_SUCCESS](#)

Failure

- [VK_ERROR_OUT_OF_HOST_MEMORY](#)
- [VK_ERROR_TOO_MANY_OBJECTS](#)
- [VK_ERROR_UNKNOWN](#)
- [VK_ERROR_VALIDATION_FAILED](#)

The [VkSemaphoreGetFdInfoKHR](#) structure is defined as:

```
// Provided by VK_KHR_external_semaphore_fd
typedef struct VkSemaphoreGetFdInfoKHR {
    VkStructureType          sType;
    const void*              pNext;
    VkSemaphore              semaphore;
    VkExternalSemaphoreHandleTypeFlagBits handleType;
} VkSemaphoreGetFdInfoKHR;
```

- [sType](#) is a [VkStructureType](#) value identifying this structure.
- [pNext](#) is [NULL](#) or a pointer to a structure extending this structure.
- [semaphore](#) is the semaphore from which state will be exported.
- [handleType](#) is a [VkExternalSemaphoreHandleTypeFlagBits](#) value specifying the type of handle requested.

The properties of the file descriptor returned depend on the value of [handleType](#). See [VkExternalSemaphoreHandleTypeFlagBits](#) for a description of the properties of the defined external semaphore handle types.

Valid Usage

- VUID-VkSemaphoreGetFdInfoKHR-handleType-01132
[handleType](#) **must** have been included in [VkExportSemaphoreCreateInfo::handleTypes](#) when [semaphore](#)'s current payload was created
- VUID-VkSemaphoreGetFdInfoKHR-semaphore-01133
[semaphore](#) **must** not currently have its payload replaced by an imported payload as described below in [Importing Semaphore Payloads](#) unless that imported payload's handle type was included in [VkExternalSemaphoreProperties::exportFromImportedHandleTypes](#) for [handleType](#)
- VUID-VkSemaphoreGetFdInfoKHR-handleType-01134
If [handleType](#) refers to a handle type with copy payload transference semantics, as defined

below in [Importing Semaphore Payloads](#), there **must** be no queue waiting on **semaphore**

- VUID-VkSemaphoreGetFdInfoKHR-handleType-01135
If **handleType** refers to a handle type with copy payload transference semantics, **semaphore** **must** be signaled, or have an associated [semaphore signal operation](#) pending execution
- VUID-VkSemaphoreGetFdInfoKHR-handleType-01136
handleType **must** be defined as a POSIX file descriptor handle
- VUID-VkSemaphoreGetFdInfoKHR-handleType-03253
If **handleType** refers to a handle type with copy payload transference semantics, **semaphore** **must** have been created with a [VkSemaphoreType](#) of [VK_SEMAPHORE_TYPE_BINARY](#)
- VUID-VkSemaphoreGetFdInfoKHR-handleType-03254
If **handleType** refers to a handle type with copy payload transference semantics, **semaphore** **must** have an associated semaphore signal operation that has been submitted for execution and any semaphore signal operations on which it depends **must** have also been submitted for execution

Valid Usage (Implicit)

- VUID-VkSemaphoreGetFdInfoKHR-sType-sType
sType **must** be [VK_STRUCTURE_TYPE_SEMAPHORE_GET_FD_INFO_KHR](#)
- VUID-VkSemaphoreGetFdInfoKHR-pNext-pNext
pNext **must** be `NULL`
- VUID-VkSemaphoreGetFdInfoKHR-semaphore-parameter
semaphore **must** be a valid [VkSemaphore](#) handle
- VUID-VkSemaphoreGetFdInfoKHR-handleType-parameter
handleType **must** be a valid [VkExternalSemaphoreHandleTypeFlagBits](#) value

To export a Zircon event handle representing the payload of a semaphore, call:

```
// Provided by VK_FUCHSIA_external_semaphore
VkResult vkGetSemaphoreZirconHandleFUCHSIA(
    VkDevice device,
    const VkSemaphoreGetZirconHandleInfoFUCHSIA* pGetZirconHandleInfo,
    zx_handle_t* pZirconHandle);
```

- **device** is the logical device that created the semaphore being exported.
- **pGetZirconHandleInfo** is a pointer to a [VkSemaphoreGetZirconHandleInfoFUCHSIA](#) structure containing parameters of the export operation.
- **pZirconHandle** will return the Zircon event handle representing the semaphore payload.

Each call to **vkGetSemaphoreZirconHandleFUCHSIA** **must** create a Zircon event handle and transfer ownership of it to the application. To avoid leaking resources, the application **must** release ownership of the Zircon event handle when it is no longer needed.

NOTE

Ownership can be released in many ways. For example, the application can call `zx_handle_close()` on the file descriptor, or transfer ownership back to Vulkan by using the file descriptor to import a semaphore payload.

Exporting a Zircon event handle from a semaphore **may** have side effects depending on the transference of the specified handle type, as described in [Importing Semaphore State](#).

Valid Usage (Implicit)

- `VOID-vkGetSemaphoreZirconHandleFUCHSIA-device-parameter`
`device` **must** be a valid [VkDevice](#) handle
- `VOID-vkGetSemaphoreZirconHandleFUCHSIA-pGetZirconHandleInfo-parameter`
`pGetZirconHandleInfo` **must** be a valid pointer to a valid [VkSemaphoreGetZirconHandleInfoFUCHSIA](#) structure
- `VOID-vkGetSemaphoreZirconHandleFUCHSIA-pZirconHandle-parameter`
`pZirconHandle` **must** be a valid pointer to a `zx_handle_t` value

Return Codes

Success

- [VK_SUCCESS](#)

Failure

- [VK_ERROR_OUT_OF_HOST_MEMORY](#)
- [VK_ERROR_TOO_MANY_OBJECTS](#)
- [VK_ERROR_UNKNOWN](#)
- [VK_ERROR_VALIDATION_FAILED](#)

The [VkSemaphoreGetZirconHandleInfoFUCHSIA](#) structure is defined as:

```
// Provided by VK_FUCHSIA_external_semaphore
typedef struct VkSemaphoreGetZirconHandleInfoFUCHSIA {
    VkStructureType          sType;
    const void*              pNext;
    VkSemaphore              semaphore;
    VkExternalSemaphoreHandleTypeFlagBits handleType;
} VkSemaphoreGetZirconHandleInfoFUCHSIA;
```

- `sType` is a [VkStructureType](#) value identifying this structure.
- `pNext` is `NULL` or a pointer to a structure extending this structure.
- `semaphore` is the semaphore from which state will be exported.
- `handleType` is a [VkExternalSemaphoreHandleTypeFlagBits](#) value specifying the type of handle

requested.

The properties of the Zircon event handle returned depend on the value of `handleType`. See [VkExternalSemaphoreHandleTypeFlagBits](#) for a description of the properties of the defined external semaphore handle types.

Valid Usage

- VUID-VkSemaphoreGetZirconHandleInfoFUCHSIA-handleType-04758
`handleType` **must** have been included in `VkExportSemaphoreCreateInfo::handleTypes` when `semaphore`'s current payload was created
- VUID-VkSemaphoreGetZirconHandleInfoFUCHSIA-semaphore-04759
`semaphore` **must** not currently have its payload replaced by an imported payload as described below in [Importing Semaphore Payloads](#) unless that imported payload's handle type was included in `VkExternalSemaphoreProperties::exportFromImportedHandleTypes` for `handleType`
- VUID-VkSemaphoreGetZirconHandleInfoFUCHSIA-handleType-04760
If `handleType` refers to a handle type with copy payload transference semantics, as defined below in [Importing Semaphore Payloads](#), there **must** be no queue waiting on `semaphore`
- VUID-VkSemaphoreGetZirconHandleInfoFUCHSIA-handleType-04761
If `handleType` refers to a handle type with copy payload transference semantics, `semaphore` **must** be signaled, or have an associated [semaphore signal operation](#) pending execution
- VUID-VkSemaphoreGetZirconHandleInfoFUCHSIA-handleType-04762
`handleType` **must** be defined as a Zircon event handle
- VUID-VkSemaphoreGetZirconHandleInfoFUCHSIA-semaphore-04763
`semaphore` **must** have been created with a `VkSemaphoreType` of `VK_SEMAPHORE_TYPE_BINARY`

Valid Usage (Implicit)

- VUID-VkSemaphoreGetZirconHandleInfoFUCHSIA-sType-sType
`sType` **must** be `VK_STRUCTURE_TYPE_SEMAPHORE_GET_ZIRCON_HANDLE_INFO_FUCHSIA`
- VUID-VkSemaphoreGetZirconHandleInfoFUCHSIA-pNext-pNext
`pNext` **must** be `NULL`
- VUID-VkSemaphoreGetZirconHandleInfoFUCHSIA-semaphore-parameter
`semaphore` **must** be a valid `VkSemaphore` handle
- VUID-VkSemaphoreGetZirconHandleInfoFUCHSIA-handleType-parameter
`handleType` **must** be a valid `VkExternalSemaphoreHandleTypeFlagBits` value

To destroy a semaphore, call:


```
// Provided by VK_VERSION_1_0
void vkDestroySemaphore(
    VkDevice          device,
    VkSemaphore       semaphore,
    const VkAllocationCallbacks* pAllocator);
```

- **device** is the logical device that destroys the semaphore.
- **semaphore** is the handle of the semaphore to destroy.
- **pAllocator** controls host memory allocation as described in the [Memory Allocation](#) chapter.

Valid Usage

- VUID-vkDestroySemaphore-semaphore-05149
All submitted batches that refer to **semaphore** **must** have completed execution
- VUID-vkDestroySemaphore-semaphore-01138
If **VkAllocationCallbacks** were provided when **semaphore** was created, a compatible set of callbacks **must** be provided here
- VUID-vkDestroySemaphore-semaphore-01139
If no **VkAllocationCallbacks** were provided when **semaphore** was created, **pAllocator** **must** be **NULL**

Valid Usage (Implicit)

- VUID-vkDestroySemaphore-device-parameter
device **must** be a valid **VkDevice** handle
- VUID-vkDestroySemaphore-semaphore-parameter
If **semaphore** is not **VK_NULL_HANDLE**, **semaphore** **must** be a valid **VkSemaphore** handle
- VUID-vkDestroySemaphore-pAllocator-parameter
If **pAllocator** is not **NULL**, **pAllocator** **must** be a valid pointer to a valid **VkAllocationCallbacks** structure
- VUID-vkDestroySemaphore-semaphore-parent
If **semaphore** is a valid handle, it **must** have been created, allocated, or retrieved from **device**

Host Synchronization

- Host access to **semaphore** **must** be externally synchronized

7.4.1. Semaphore Signaling

When a batch is submitted to a queue via a [queue submission](#), and it includes semaphores to be

signaled, it defines a memory dependency on the batch, and defines *semaphore signal operations* which set the semaphores to the signaled state.

In case of semaphores created with a `VkSemaphoreType` of `VK_SEMAPHORE_TYPE_TIMELINE` the semaphore is considered signaled with respect to the counter value set to be signaled as specified in `VkTimelineSemaphoreSubmitInfo` or `VkSemaphoreSignalInfo`.

The first *synchronization scope* of a semaphore signal operation is defined by the command which defines it.

The second *synchronization scope* includes only the semaphore signal operation.

The first *access scope* includes all memory access performed by the device.

The second *access scope* is empty.

7.4.2. Semaphore Waiting

When a batch is submitted to a queue via a *queue submission*, and it includes semaphores to be waited on, it defines a memory dependency between prior semaphore signal operations and the batch, and defines *semaphore wait operations*.

Such semaphore wait operations set the semaphores created with a `VkSemaphoreType` of `VK_SEMAPHORE_TYPE_BINARY` to the unsignaled state. In case of semaphores created with a `VkSemaphoreType` of `VK_SEMAPHORE_TYPE_TIMELINE` a prior semaphore signal operation defines a memory dependency with a semaphore wait operation if the value the semaphore is signaled with is greater than or equal to the value the semaphore is waited with, thus the semaphore will continue to be considered signaled with respect to the counter value waited on as specified in `VkTimelineSemaphoreSubmitInfo`.

The first *synchronization scope* of any wait semaphore operation includes one *semaphore signal operation* for each semaphore waited on by this batch. The specific signal operation waited on for each semaphore **must** meet the following criteria:

- for binary semaphores, the signal operation is either earlier in *submission order* on the same queue, or is submitted by a command whose host operation happens-before this batch is submitted on the host
- for binary semaphores, no wait operation exists that happens-after the signal operation and happens-before this wait operation
- the signal operation is not guaranteed to happen-after the semaphore wait operation in this batch
- for timeline semaphores, the signal value is greater than or equal to the wait value

If multiple semaphore signal operations meet these criteria, any of those operations **may** be included in the first *synchronization scope*. When waiting on a binary semaphore, applications **must** ensure that exactly one semaphore signal operation meets these criteria.

The second *synchronization scope* of a wait operation is defined by each command.

The first [access scope](#) is empty.

The second [access scope](#) includes all memory access performed by the device.

The semaphore wait operation happens-after the first set of operations in the execution dependency, and happens-before the second set of operations in the execution dependency.

NOTE

Unlike timeline semaphores, fences or events, waiting for a binary semaphore also unsignals that semaphore when the wait completes. Applications **must** ensure that between two such wait operations, the semaphore is signaled again, with execution dependencies used to ensure these occur in order. Binary semaphore waits and signals should thus occur in discrete 1:1 pairs.

7.4.3. Semaphore State Requirements for Wait Operations

Before waiting on a semaphore, the application **must** ensure the semaphore is in a valid state for a wait operation. Specifically, when a [semaphore wait operation](#) is submitted to a queue:

- A binary semaphore **must** be signaled, or have an associated [semaphore signal operation](#) that is pending execution.
- Any [semaphore signal operations](#) on which the pending binary semaphore signal operation depends **must** also be completed or pending execution.
- There **must** be no other queue waiting on the same binary semaphore when the operation executes.

7.4.4. Host Operations on Semaphores

In addition to [semaphore signal operations](#) and [semaphore wait operations](#) submitted to device queues, timeline semaphores support the following host operations:

- Query the current counter value of the semaphore using the [vkGetSemaphoreCounterValue](#) command.
- Wait for a set of semaphores to reach particular counter values using the [vkWaitSemaphores](#) command.
- Signal the semaphore with a particular counter value from the host using the [vkSignalSemaphore](#) command.

To query the current counter value of a semaphore created with a [VkSemaphoreType](#) of [VK_SEMAPHORE_TYPE_TIMELINE](#) from the host, call:

```
// Provided by VK_VERSION_1_2
VkResult vkGetSemaphoreCounterValue(
    VkDevice           device,
    VkSemaphore        semaphore,
    uint64_t*          pValue);
```



```
// Provided by VK_KHR_timeline_semaphore
// Equivalent to vkGetSemaphoreCounterValue
VkResult vkGetSemaphoreCounterValueKHR(
    VkDevice          device,
    VkSemaphore        semaphore,
    uint64_t*         pValue);
```

- **device** is the logical device that owns the semaphore.
- **semaphore** is the handle of the semaphore to query.
- **pValue** is a pointer to a 64-bit integer value in which the current counter value of the semaphore is returned.

NOTE

If a [queue submission](#) command is pending execution, then the value returned by this command **may** immediately be out of date.

Valid Usage

- VUID-vkGetSemaphoreCounterValue-semaphore-03255
semaphore must have been created with a [VkSemaphoreType](#) of [VK_SEMAPHORE_TYPE_TIMELINE](#)

Valid Usage (Implicit)

- VUID-vkGetSemaphoreCounterValue-device-parameter
device must be a valid [VkDevice](#) handle
- VUID-vkGetSemaphoreCounterValue-semaphore-parameter
semaphore must be a valid [VkSemaphore](#) handle
- VUID-vkGetSemaphoreCounterValue-pValue-parameter
pValue must be a valid pointer to a [uint64_t](#) value
- VUID-vkGetSemaphoreCounterValue-semaphore-parent
semaphore must have been created, allocated, or retrieved from **device**

Return Codes

Success

- [VK_SUCCESS](#)

Failure

- [VK_ERROR_DEVICE_LOST](#)
- [VK_ERROR_OUT_OF_DEVICE_MEMORY](#)
- [VK_ERROR_OUT_OF_HOST_MEMORY](#)

- [VK_ERROR_UNKNOWN](#)
- [VK_ERROR_VALIDATION_FAILED](#)

To wait for a set of semaphores created with a [VkSemaphoreType](#) of [VK_SEMAPHORE_TYPE_TIMELINE](#) to reach particular counter values on the host, call:

```
// Provided by VK_VERSION_1_2
VkResult vkWaitSemaphores(
    VkDevice                device,
    const VkSemaphoreWaitInfo* pWaitInfo,
    uint64_t                timeout);
```

```
// Provided by VK_KHR_timeline_semaphore
// Equivalent to vkWaitSemaphores
VkResult vkWaitSemaphoresKHR(
    VkDevice                device,
    const VkSemaphoreWaitInfo* pWaitInfo,
    uint64_t                timeout);
```

- **device** is the logical device that owns the semaphores.
- **pWaitInfo** is a pointer to a [VkSemaphoreWaitInfo](#) structure containing information about the wait condition.
- **timeout** is the timeout period in units of nanoseconds. **timeout** is adjusted to the closest value allowed by the implementation-dependent timeout accuracy, which **may** be substantially longer than one nanosecond, and **may** be longer than the requested period.

If the condition is satisfied when **vkWaitSemaphores** is called, then **vkWaitSemaphores** returns immediately. If the condition is not satisfied at the time **vkWaitSemaphores** is called, then **vkWaitSemaphores** will block and wait until the condition is satisfied or the **timeout** has expired, whichever is sooner.

If **timeout** is zero, then **vkWaitSemaphores** does not wait, but simply returns information about the current state of the semaphores. [VK_TIMEOUT](#) will be returned in this case if the condition is not satisfied, even though no actual wait was performed.

If the condition is satisfied before the **timeout** has expired, **vkWaitSemaphores** returns [VK_SUCCESS](#). Otherwise, **vkWaitSemaphores** returns [VK_TIMEOUT](#) after the **timeout** has expired.

If device loss occurs (see [Lost Device](#)) before the timeout has expired, **vkWaitSemaphores** **must** return in finite time with either [VK_SUCCESS](#) or [VK_ERROR_DEVICE_LOST](#).

Valid Usage (Implicit)

- VUID-vkWaitSemaphores-device-parameter **device** **must** be a valid [VkDevice](#) handle

- VUID-vkWaitSemaphores-pWaitInfo-parameter
pWaitInfo **must** be a valid pointer to a valid [VkSemaphoreWaitInfo](#) structure

Return Codes

Success

- [VK_SUCCESS](#)
- [VK_TIMEOUT](#)

Failure

- [VK_ERROR_DEVICE_LOST](#)
- [VK_ERROR_OUT_OF_DEVICE_MEMORY](#)
- [VK_ERROR_OUT_OF_HOST_MEMORY](#)
- [VK_ERROR_UNKNOWN](#)
- [VK_ERROR_VALIDATION_FAILED](#)

The [VkSemaphoreWaitInfo](#) structure is defined as:

```
// Provided by VK_VERSION_1_2
typedef struct VkSemaphoreWaitInfo {
    VkStructureType    sType;
    const void*        pNext;
    VkSemaphoreWaitFlags flags;
    uint32_t           semaphoreCount;
    const VkSemaphore* pSemaphores;
    const uint64_t*     pValues;
} VkSemaphoreWaitInfo;
```

```
// Provided by VK_KHR_timeline_semaphore
// Equivalent to VkSemaphoreWaitInfo
typedef VkSemaphoreWaitInfo VkSemaphoreWaitInfoKHR;
```

- **sType** is a [VkStructureType](#) value identifying this structure.
- **pNext** is **NULL** or a pointer to a structure extending this structure.
- **flags** is a bitmask of [VkSemaphoreWaitFlagBits](#) specifying additional parameters for the semaphore wait operation.
- **semaphoreCount** is the number of semaphores to wait on.
- **pSemaphores** is a pointer to an array of **semaphoreCount** semaphore handles to wait on.
- **pValues** is a pointer to an array of **semaphoreCount** timeline semaphore values.

Valid Usage

- VUID-VkSemaphoreWaitInfo-pSemaphores-03256

All of the elements of `pSemaphores` **must** reference a semaphore that was created with a `VkSemaphoreType` of `VK_SEMAPHORE_TYPE_TIMELINE`

Valid Usage (Implicit)

- VUID-VkSemaphoreWaitInfo-sType-sType
`sType` **must** be `VK_STRUCTURE_TYPE_SEMAPHORE_WAIT_INFO`
- VUID-VkSemaphoreWaitInfo-pNext-pNext
`pNext` **must** be `NULL`
- VUID-VkSemaphoreWaitInfo-flags-parameter
`flags` **must** be a valid combination of `VkSemaphoreWaitFlagBits` values
- VUID-VkSemaphoreWaitInfo-pSemaphores-parameter
`pSemaphores` **must** be a valid pointer to an array of `semaphoreCount` valid `VkSemaphore` handles
- VUID-VkSemaphoreWaitInfo-pValues-parameter
`pValues` **must** be a valid pointer to an array of `semaphoreCount uint64_t` values
- VUID-VkSemaphoreWaitInfo-semaphoreCount-arraylength
`semaphoreCount` **must** be greater than `0`

Bits which **can** be set in `VkSemaphoreWaitInfo::flags`, specifying additional parameters of a semaphore wait operation, are:

```
// Provided by VK_VERSION_1_2
typedef enum VkSemaphoreWaitFlagBits {
    VK_SEMAPHORE_WAIT_ANY_BIT = 0x00000001,
    // Provided by VK_KHR_timeline_semaphore
    VK_SEMAPHORE_WAIT_ANY_BIT_KHR = VK_SEMAPHORE_WAIT_ANY_BIT,
} VkSemaphoreWaitFlagBits;
```

```
// Provided by VK_KHR_timeline_semaphore
// Equivalent to VkSemaphoreWaitFlagBits
typedef VkSemaphoreWaitFlagBits VkSemaphoreWaitFlagBitsKHR;
```

- `VK_SEMAPHORE_WAIT_ANY_BIT` specifies that the semaphore wait condition is that at least one of the semaphores in `VkSemaphoreWaitInfo::pSemaphores` has reached the value specified by the corresponding element of `VkSemaphoreWaitInfo::pValues`. If `VK_SEMAPHORE_WAIT_ANY_BIT` is not set, the semaphore wait condition is that all of the semaphores in `VkSemaphoreWaitInfo::pSemaphores` have reached the value specified by the corresponding element of `VkSemaphoreWaitInfo::pValues`.


```
// Provided by VK_VERSION_1_2
typedef VkFlags VkSemaphoreWaitFlags;
```

```
// Provided by VK_KHR_timeline_semaphore
// Equivalent to VkSemaphoreWaitFlags
typedef VkSemaphoreWaitFlags VkSemaphoreWaitFlagsKHR;
```

`VkSemaphoreWaitFlags` is a bitmask type for setting a mask of zero or more `VkSemaphoreWaitFlagBits`.

To signal a semaphore created with a `VkSemaphoreType` of `VK_SEMAPHORE_TYPE_TIMELINE` with a particular counter value, on the host, call:

```
// Provided by VK_VERSION_1_2
VkResult vkSignalSemaphore(
    VkDevice                                device,
    const VkSemaphoreSignalInfo*            pSignalInfo);
```

```
// Provided by VK_KHR_timeline_semaphore
// Equivalent to vkSignalSemaphore
VkResult vkSignalSemaphoreKHR(
    VkDevice                                device,
    const VkSemaphoreSignalInfo*            pSignalInfo);
```

- `device` is the logical device that owns the semaphore.
- `pSignalInfo` is a pointer to a `VkSemaphoreSignalInfo` structure containing information about the signal operation.

When `vkSignalSemaphore` is executed on the host, it defines and immediately executes a *semaphore signal operation* which sets the timeline semaphore to the given value.

The first synchronization scope is defined by the host execution model, but includes execution of `vkSignalSemaphore` on the host and anything that happened-before it.

The second synchronization scope is empty.

Valid Usage (Implicit)

- VUID-vkSignalSemaphore-device-parameter
`device` **must** be a valid `VkDevice` handle
- VUID-vkSignalSemaphore-pSignalInfo-parameter
`pSignalInfo` **must** be a valid pointer to a valid `VkSemaphoreSignalInfo` structure

Return Codes

Success

- [VK_SUCCESS](#)

Failure

- [VK_ERROR_OUT_OF_DEVICE_MEMORY](#)
- [VK_ERROR_OUT_OF_HOST_MEMORY](#)
- [VK_ERROR_UNKNOWN](#)
- [VK_ERROR_VALIDATION_FAILED](#)

The [VkSemaphoreSignalInfo](#) structure is defined as:

```
// Provided by VK_VERSION_1_2
typedef struct VkSemaphoreSignalInfo {
    VkStructureType    sType;
    const void*        pNext;
    VkSemaphore        semaphore;
    uint64_t           value;
} VkSemaphoreSignalInfo;
```

```
// Provided by VK_KHR_timeline_semaphore
// Equivalent to VkSemaphoreSignalInfo
typedef VkSemaphoreSignalInfo VkSemaphoreSignalInfoKHR;
```

- [sType](#) is a [VkStructureType](#) value identifying this structure.
- [pNext](#) is `NULL` or a pointer to a structure extending this structure.
- [semaphore](#) is the handle of the semaphore to signal.
- [value](#) is the value to signal.

Valid Usage

- VUID-VkSemaphoreSignalInfo-semaphore-03257
[semaphore](#) **must** have been created with a [VkSemaphoreType](#) of [VK_SEMAPHORE_TYPE_TIMELINE](#)
- VUID-VkSemaphoreSignalInfo-value-03258
[value](#) **must** have a value greater than the current value of the semaphore
- VUID-VkSemaphoreSignalInfo-value-03259
[value](#) **must** be less than the value of any pending semaphore signal operations
- VUID-VkSemaphoreSignalInfo-value-03260
[value](#) **must** have a value which does not differ from the current value of the semaphore or the value of any outstanding semaphore wait or signal operation on [semaphore](#) by more

than `maxTimelineSemaphoreValueDifference`

Valid Usage (Implicit)

- `VOID-VkSemaphoreSignalInfo-sType-sType`
`sType` **must** be `VK_STRUCTURE_TYPE_SEMAPHORE_SIGNAL_INFO`
- `VOID-VkSemaphoreSignalInfo-pNext-pNext`
`pNext` **must** be `NULL`
- `VOID-VkSemaphoreSignalInfo-semaphore-parameter`
`semaphore` **must** be a valid `VkSemaphore` handle

7.4.5. Importing Semaphore Payloads

Applications **can** import a semaphore payload into an existing semaphore using an external semaphore handle. The effects of the import operation will be either temporary or permanent, as specified by the application. If the import is temporary, the implementation **must** restore the semaphore to its prior permanent state after submitting the next semaphore wait operation. Performing a subsequent temporary import on a semaphore before performing a semaphore wait has no effect on this requirement; the next wait submitted on the semaphore **must** still restore its last permanent state. A permanent payload import behaves as if the target semaphore was destroyed, and a new semaphore was created with the same handle but the imported payload. Because importing a semaphore payload temporarily or permanently detaches the existing payload from a semaphore, similar usage restrictions to those applied to `vkDestroySemaphore` are applied to any command that imports a semaphore payload. Which of these import types is used is referred to as the import operation's *permanence*. Each handle type supports either one or both types of permanence.

The implementation **must** perform the import operation by either referencing or copying the payload referred to by the specified external semaphore handle, depending on the handle's type. The import method used is referred to as the handle type's *transference*. When using handle types with reference transference, importing a payload to a semaphore adds the semaphore to the set of all semaphores sharing that payload. This set includes the semaphore from which the payload was exported. Semaphore signaling and waiting operations performed on any semaphore in the set **must** behave as if the set were a single semaphore. Importing a payload using handle types with copy transference creates a duplicate copy of the payload at the time of import, but makes no further reference to it. Semaphore signaling and waiting operations performed on the target of copy imports **must** not affect any other semaphore or payload.

Export operations have the same transference as the specified handle type's import operations. Additionally, exporting a semaphore payload to a handle with copy transference has the same side effects on the source semaphore's payload as executing a semaphore wait operation. If the semaphore was using a temporarily imported payload, the semaphore's prior permanent payload will be restored.

NOTE

The permanence and transference of handle types can be found in:

- [Handle Types Supported by `VkImportSemaphoreWin32HandleInfoKHR`](#)
- [Handle Types Supported by `VkImportSemaphoreFdInfoKHR`](#)
- [Handle Types Supported by `VkImportSemaphoreZirconHandleInfoFUCHSIA`](#)

[External synchronization](#) allows implementations to modify an object's internal state, i.e. payload, without internal synchronization. However, for semaphores sharing a payload across processes, satisfying the external synchronization requirements of `VkSemaphore` parameters as if all semaphores in the set were the same object is sometimes infeasible. Satisfying the [wait operation state requirements](#) would similarly require impractical coordination or levels of trust between processes. Therefore, these constraints only apply to a specific semaphore handle, not to its payload. For distinct semaphore objects which share a payload, if the semaphores are passed to separate queue submission commands concurrently, behavior will be as if the commands were called in an arbitrary sequential order. If the [wait operation state requirements](#) are violated for the shared payload by a queue submission command, or if a signal operation is queued for a shared payload that is already signaled or has a pending signal operation, effects **must** be limited to one or more of the following:

- Returning `VK_ERROR_INITIALIZATION_FAILED` from the command which resulted in the violation.
- Losing the logical device on which the violation occurred immediately or at a future time, resulting in a `VK_ERROR_DEVICE_LOST` error from subsequent commands, including the one causing the violation.
- Continuing execution of the violating command or operation as if the semaphore wait completed successfully after an implementation-dependent timeout. In this case, the state of the payload becomes undefined, and future operations on semaphores sharing the payload will be subject to these same rules. The semaphore **must** be destroyed or have its payload replaced by an import operation to again have a well-defined state.

NOTE

These rules allow processes to synchronize access to shared memory without trusting each other. However, such processes must still be cautious not to use the shared semaphore for more than synchronizing access to the shared memory. For example, a process should not use a shared semaphore as part of an execution dependency chain that, when complete, leads to objects being destroyed, if it does not trust other processes sharing the semaphore payload.

When a semaphore is using an imported payload, its `VkExportSemaphoreCreateInfo::handleTypes` value is specified when creating the semaphore from which the payload was exported, rather than specified when creating the semaphore. Additionally, `VkExternalSemaphoreProperties::exportFromImportedHandleTypes` restricts which handle types **can** be exported from such a semaphore based on the specific handle type used to import the current payload. Passing a semaphore to `vkAcquireNextImageKHR` is equivalent to temporarily importing a semaphore payload to that semaphore.

NOTE

Because the exportable handle types of an imported semaphore correspond to its current imported payload, and `vkAcquireNextImageKHR` behaves the same as a temporary import operation for which the source semaphore is opaque to the

application, applications have no way of determining whether any external handle types **can** be exported from a semaphore in this state. Therefore, applications **must** not attempt to export external handles from semaphores using a temporarily imported payload from [vkAcquireNextImageKHR](#).

When importing a semaphore payload, it is the responsibility of the application to ensure the external handles meet all valid usage requirements. However, implementations **must** perform sufficient validation of external handles to ensure that the operation results in a valid semaphore which will not cause program termination, device loss, queue stalls, or corruption of other resources when used as allowed according to its import parameters, and excepting those side effects allowed for violations of the [valid semaphore state for wait operations](#) rules. If the external handle provided does not meet these requirements, the implementation **must** fail the semaphore payload import operation with the error code [VK_ERROR_INVALID_EXTERNAL_HANDLE](#).

In addition, when importing a semaphore payload that is not compatible with the payload type corresponding to the [VkSemaphoreType](#) the semaphore was created with, the implementation **may** fail the semaphore payload import operation with the error code [VK_ERROR_INVALID_EXTERNAL_HANDLE](#).

NOTE

As the introduction of the external semaphore handle type [VK_EXTERNAL_SEMAPHORE_HANDLE_TYPE_D3D12_FENCE_BIT](#) predates that of timeline semaphores, support for importing semaphore payloads from external handles of that type into semaphores created (implicitly or explicitly) with a [VkSemaphoreType](#) of [VK_SEMAPHORE_TYPE_BINARY](#) is preserved for backwards compatibility. However, applications **should** prefer importing such handle types into semaphores created with a [VkSemaphoreType](#) of [VK_SEMAPHORE_TYPE_TIMELINE](#).

To import a semaphore payload from a Windows handle, call:

```
// Provided by VK_KHR_external_semaphore_win32
VkResult vkImportSemaphoreWin32HandleKHR(
    VkDevice device,
    const VkImportSemaphoreWin32HandleInfoKHR* pImportSemaphoreWin32HandleInfo);
```

- [device](#) is the logical device that created the semaphore.
- [pImportSemaphoreWin32HandleInfo](#) is a pointer to a [VkImportSemaphoreWin32HandleInfoKHR](#) structure specifying the semaphore and import parameters.

Importing a semaphore payload from Windows handles does not transfer ownership of the handle to the Vulkan implementation. For handle types defined as NT handles, the application **must** release ownership using the [CloseHandle](#) system call when the handle is no longer needed.

Applications **can** import the same semaphore payload into multiple instances of Vulkan, into the same instance from which it was exported, and multiple times into a given Vulkan instance.

Valid Usage (Implicit)

- VUID-vkImportSemaphoreWin32HandleKHR-device-parameter **device** **must** be a valid [VkDevice](#) handle
- VUID-vkImportSemaphoreWin32HandleKHR-pImportSemaphoreWin32HandleInfo-parameter **pImportSemaphoreWin32HandleInfo** **must** be a valid pointer to a valid [VkImportSemaphoreWin32HandleInfoKHR](#) structure

Return Codes

Success

- [VK_SUCCESS](#)

Failure

- [VK_ERROR_INVALID_EXTERNAL_HANDLE](#)
- [VK_ERROR_OUT_OF_HOST_MEMORY](#)
- [VK_ERROR_UNKNOWN](#)
- [VK_ERROR_VALIDATION_FAILED](#)

The [VkImportSemaphoreWin32HandleInfoKHR](#) structure is defined as:

```
// Provided by VK_KHR_external_semaphore_win32
typedef struct VkImportSemaphoreWin32HandleInfoKHR {
    VkStructureType    sType;
    const void*        pNext;
    VkSemaphore         semaphore;
    VkSemaphoreImportFlags flags;
    VkExternalSemaphoreHandleTypeFlagBits handleType;
    HANDLE              handle;
    LPCWSTR             name;
} VkImportSemaphoreWin32HandleInfoKHR;
```

- **sType** is a [VkStructureType](#) value identifying this structure.
- **pNext** is [NULL](#) or a pointer to a structure extending this structure.
- **semaphore** is the semaphore into which the payload will be imported.
- **flags** is a bitmask of [VkSemaphoreImportFlagBits](#) specifying additional parameters for the semaphore payload import operation.
- **handleType** is a [VkExternalSemaphoreHandleTypeFlagBits](#) value specifying the type of **handle**.
- **handle** is [NULL](#) or the external handle to import.
- **name** is [NULL](#) or a null-terminated UTF-16 string naming the underlying synchronization primitive to import.

The handle types supported by `handleType` are:

Table 8. Handle Types Supported by `VkImportSemaphoreWin32HandleInfoKHR`

Handle Type	Transference	Permanence Supported
<code>VK_EXTERNAL_SEMAPHORE_HANDLE_TYPE_OPAQUE_WIN32_BIT</code>	Reference	Temporary,Permanent
<code>VK_EXTERNAL_SEMAPHORE_HANDLE_TYPE_OPAQUE_WIN32_KMT_BIT</code>	Reference	Temporary,Permanent
<code>VK_EXTERNAL_SEMAPHORE_HANDLE_TYPE_D3D12_FENCE_BIT</code>	Reference	Temporary,Permanent

Valid Usage

- VUID-VkImportSemaphoreWin32HandleInfoKHR-handleType-01140
`handleType` **must** be a value included in the [Handle Types Supported by VkImportSemaphoreWin32HandleInfoKHR](#) table
- VUID-VkImportSemaphoreWin32HandleInfoKHR-handleType-01466
If `handleType` is not `VK_EXTERNAL_SEMAPHORE_HANDLE_TYPE_OPAQUE_WIN32_BIT` or `VK_EXTERNAL_SEMAPHORE_HANDLE_TYPE_D3D12_FENCE_BIT`, `name` **must** be `NULL`
- VUID-VkImportSemaphoreWin32HandleInfoKHR-handleType-01467
If `handle` is `NULL`, `name` **must** name a valid synchronization primitive of the type specified by `handleType`
- VUID-VkImportSemaphoreWin32HandleInfoKHR-handleType-01468
If `name` is `NULL`, `handle` **must** be a valid handle of the type specified by `handleType`
- VUID-VkImportSemaphoreWin32HandleInfoKHR-handle-01469
If `handle` is not `NULL`, `name` **must** be `NULL`
- VUID-VkImportSemaphoreWin32HandleInfoKHR-handle-01542
If `handle` is not `NULL`, it **must** obey any requirements listed for `handleType` in [external semaphore handle types compatibility](#)
- VUID-VkImportSemaphoreWin32HandleInfoKHR-name-01543
If `name` is not `NULL`, it **must** obey any requirements listed for `handleType` in [external semaphore handle types compatibility](#)
- VUID-VkImportSemaphoreWin32HandleInfoKHR-handleType-03261
If `handleType` is `VK_EXTERNAL_SEMAPHORE_HANDLE_TYPE_OPAQUE_WIN32_BIT` or `VK_EXTERNAL_SEMAPHORE_HANDLE_TYPE_OPAQUE_WIN32_KMT_BIT`, the `VkSemaphoreCreateInfo::flags` field **must** match that of the semaphore from which `handle` or `name` was exported
- VUID-VkImportSemaphoreWin32HandleInfoKHR-handleType-03262
If `handleType` is `VK_EXTERNAL_SEMAPHORE_HANDLE_TYPE_OPAQUE_WIN32_BIT` or `VK_EXTERNAL_SEMAPHORE_HANDLE_TYPE_OPAQUE_WIN32_KMT_BIT`, the

`VkSemaphoreTypeCreateInfo::semaphoreType` field **must** match that of the semaphore from which `handle` or `name` was exported

- VUID-VkImportSemaphoreWin32HandleInfoKHR-flags-03322
If `flags` contains `VK_SEMAPHORE_IMPORT_TEMPORARY_BIT`, the `VkSemaphoreTypeCreateInfo::semaphoreType` field of the semaphore from which `handle` or `name` was exported **must** not be `VK_SEMAPHORE_TYPE_TIMELINE`

Valid Usage (Implicit)

- VUID-VkImportSemaphoreWin32HandleInfoKHR-sType-sType
`sType` **must** be `VK_STRUCTURE_TYPE_IMPORT_SEMAPHORE_WIN32_HANDLE_INFO_KHR`
- VUID-VkImportSemaphoreWin32HandleInfoKHR-pNext-pNext
`pNext` **must** be `NULL`
- VUID-VkImportSemaphoreWin32HandleInfoKHR-semaphore-parameter
`semaphore` **must** be a valid `VkSemaphore` handle
- VUID-VkImportSemaphoreWin32HandleInfoKHR-flags-parameter
`flags` **must** be a valid combination of `VkSemaphoreImportFlagBits` values

Host Synchronization

- Host access to `semaphore` **must** be externally synchronized

To import a semaphore payload from a POSIX file descriptor, call:

```
// Provided by VK_KHR_external_semaphore_fd
VkResult vkImportSemaphoreFdKHR(
    VkDevice device,
    const VkImportSemaphoreFdInfoKHR* pImportSemaphoreFdInfo);
```

- `device` is the logical device that created the semaphore.
- `pImportSemaphoreFdInfo` is a pointer to a `VkImportSemaphoreFdInfoKHR` structure specifying the semaphore and import parameters.

Importing a semaphore payload from a file descriptor transfers ownership of the file descriptor from the application to the Vulkan implementation. The application **must** not perform any operations on the file descriptor after a successful import.

Applications **can** import the same semaphore payload into multiple instances of Vulkan, into the same instance from which it was exported, and multiple times into a given Vulkan instance.

Valid Usage

- VUID-vkImportSemaphoreFdKHR-semaphore-01142
semaphore **must** not be associated with any queue command that has not yet completed execution on that queue

Valid Usage (Implicit)

- VUID-vkImportSemaphoreFdKHR-device-parameter
device **must** be a valid [VkDevice](#) handle
- VUID-vkImportSemaphoreFdKHR-pImportSemaphoreFdInfo-parameter
pImportSemaphoreFdInfo **must** be a valid pointer to a valid [VkImportSemaphoreFdInfoKHR](#) structure

Return Codes

Success

- [VK_SUCCESS](#)

Failure

- [VK_ERROR_INVALID_EXTERNAL_HANDLE](#)
- [VK_ERROR_OUT_OF_HOST_MEMORY](#)
- [VK_ERROR_UNKNOWN](#)
- [VK_ERROR_VALIDATION_FAILED](#)

The [VkImportSemaphoreFdInfoKHR](#) structure is defined as:

```
// Provided by VK_KHR_external_semaphore_fd
typedef struct VkImportSemaphoreFdInfoKHR {
    VkStructureType    sType;
    const void*        pNext;
    VkSemaphore        semaphore;
    VkSemaphoreImportFlags flags;
    VkExternalSemaphoreHandleTypeFlagBits handleType;
    int                fd;
} VkImportSemaphoreFdInfoKHR;
```

- **sType** is a [VkStructureType](#) value identifying this structure.
- **pNext** is [NULL](#) or a pointer to a structure extending this structure.
- **semaphore** is the semaphore into which the payload will be imported.
- **flags** is a bitmask of [VkSemaphoreImportFlagBits](#) specifying additional parameters for the semaphore payload import operation.
- **handleType** is a [VkExternalSemaphoreHandleTypeFlagBits](#) value specifying the type of **fd**.

- `fd` is the external handle to import.

The handle types supported by `handleType` are:

Table 9. Handle Types Supported by `VkImportSemaphoreFdInfoKHR`

Handle Type	Transference	Permanence Supported
<code>VK_EXTERNAL_SEMAPHORE_HANDLE_TYPE_OPAQUE_FD_BIT</code>	Reference	Temporary, Permanent
<code>VK_EXTERNAL_SEMAPHORE_HANDLE_TYPE_SYNC_FD_BIT</code>	Copy	Temporary

Valid Usage

- VUID-VkImportSemaphoreFdInfoKHR-handleType-01143
`handleType` **must** be a value included in the [Handle Types Supported by VkImportSemaphoreFdInfoKHR](#) table
- VUID-VkImportSemaphoreFdInfoKHR-fd-01544
`fd` **must** obey any requirements listed for `handleType` in [external semaphore handle types compatibility](#)
- VUID-VkImportSemaphoreFdInfoKHR-handleType-03263
If `handleType` is `VK_EXTERNAL_SEMAPHORE_HANDLE_TYPE_OPAQUE_FD_BIT`, the `VkSemaphoreCreateInfo::flags` field **must** match that of the semaphore from which `fd` was exported
- VUID-VkImportSemaphoreFdInfoKHR-handleType-07307
If `handleType` refers to a handle type with copy payload transference semantics, `flags` **must** contain `VK_SEMAPHORE_IMPORT_TEMPORARY_BIT`
- VUID-VkImportSemaphoreFdInfoKHR-handleType-03264
If `handleType` is `VK_EXTERNAL_SEMAPHORE_HANDLE_TYPE_OPAQUE_FD_BIT`, the `VkSemaphoreTypeCreateInfo::semaphoreType` field **must** match that of the semaphore from which `fd` was exported
- VUID-VkImportSemaphoreFdInfoKHR-flags-03323
If `flags` contains `VK_SEMAPHORE_IMPORT_TEMPORARY_BIT`, the `VkSemaphoreTypeCreateInfo::semaphoreType` field of the semaphore from which `fd` was exported **must** not be `VK_SEMAPHORE_TYPE_TIMELINE`

If `handleType` is `VK_EXTERNAL_SEMAPHORE_HANDLE_TYPE_SYNC_FD_BIT`, the special value `-1` for `fd` is treated like a valid sync file descriptor referring to an object that has already signaled. The import operation will succeed and the `VkSemaphore` will have a temporarily imported payload as if a valid file descriptor had been provided.

NOTE

This special behavior for importing an invalid sync file descriptor allows easier interoperability with other system APIs which use the convention that an invalid

sync file descriptor represents work that has already completed and does not need to be waited for. It is consistent with the option for implementations to return a `-1` file descriptor when exporting a `VK_EXTERNAL_SEMAPHORE_HANDLE_TYPE_SYNC_FD_BIT` from a `VkSemaphore` which is signaled.

Valid Usage (Implicit)

- `VUID-VkImportSemaphoreFdInfoKHR-sType-sType`
`sType` **must** be `VK_STRUCTURE_TYPE_IMPORT_SEMAPHORE_FD_INFO_KHR`
- `VUID-VkImportSemaphoreFdInfoKHR-pNext-pNext`
`pNext` **must** be `NULL`
- `VUID-VkImportSemaphoreFdInfoKHR-semaphore-parameter`
`semaphore` **must** be a valid `VkSemaphore` handle
- `VUID-VkImportSemaphoreFdInfoKHR-flags-parameter`
`flags` **must** be a valid combination of `VkSemaphoreImportFlagBits` values
- `VUID-VkImportSemaphoreFdInfoKHR-handleType-parameter`
`handleType` **must** be a valid `VkExternalSemaphoreHandleTypeFlagBits` value

Host Synchronization

- Host access to `semaphore` **must** be externally synchronized

To import a semaphore payload from a Zircon event handle, call:

```
// Provided by VK_FUCHSIA_external_semaphore
VkResult vkImportSemaphoreZirconHandleFUCHSIA(
    VkDevice device,
    const VkImportSemaphoreZirconHandleInfoFUCHSIA* pImportSemaphoreZirconHandleInfo);
```

- `device` is the logical device that created the semaphore.
- `pImportSemaphoreZirconHandleInfo` is a pointer to a `VkImportSemaphoreZirconHandleInfoFUCHSIA` structure specifying the semaphore and import parameters.

Importing a semaphore payload from a Zircon event handle transfers ownership of the handle from the application to the Vulkan implementation. The application **must** not perform any operations on the handle after a successful import.

Applications **can** import the same semaphore payload into multiple instances of Vulkan, into the same instance from which it was exported, and multiple times into a given Vulkan instance.

Valid Usage

- VUID-vkImportSemaphoreZirconHandleFUCHSIA-semaphore-04764
semaphore **must** not be associated with any queue command that has not yet completed execution on that queue

Valid Usage (Implicit)

- VUID-vkImportSemaphoreZirconHandleFUCHSIA-device-parameter
device **must** be a valid [VkDevice](#) handle
- VUID-vkImportSemaphoreZirconHandleFUCHSIA-pImportSemaphoreZirconHandleInfo-parameter
pImportSemaphoreZirconHandleInfo **must** be a valid pointer to a valid [VkImportSemaphoreZirconHandleInfoFUCHSIA](#) structure

Return Codes

Success

- [VK_SUCCESS](#)

Failure

- [VK_ERROR_INVALID_EXTERNAL_HANDLE](#)
- [VK_ERROR_OUT_OF_HOST_MEMORY](#)
- [VK_ERROR_UNKNOWN](#)
- [VK_ERROR_VALIDATION_FAILED](#)

The [VkImportSemaphoreZirconHandleInfoFUCHSIA](#) structure is defined as:

```
// Provided by VK_FUCHSIA_external_semaphore
typedef struct VkImportSemaphoreZirconHandleInfoFUCHSIA {
    VkStructureType             sType;
    const void*                 pNext;
    VkSemaphore                 semaphore;
    VkSemaphoreImportFlags       flags;
    VkExternalSemaphoreHandleTypeFlagBits handleType;
    zx_handle_t                 zirconHandle;
} VkImportSemaphoreZirconHandleInfoFUCHSIA;
```

- **sType** is a [VkStructureType](#) value identifying this structure.
- **pNext** is `NULL` or a pointer to a structure extending this structure.
- **semaphore** is the semaphore into which the payload will be imported.
- **flags** is a bitmask of [VkSemaphoreImportFlagBits](#) specifying additional parameters for the

semaphore payload import operation.

- `handleType` is a `VkExternalSemaphoreHandleTypeFlagBits` value specifying the type of `zirconHandle`.
- `zirconHandle` is the external handle to import.

The handle types supported by `handleType` are:

Table 10. Handle Types Supported by `VkImportSemaphoreZirconHandleInfoFUCHSIA`

Handle Type	Transference	Permanence Supported
<code>VK_EXTERNAL_SEMAPHORE_HANDLE_TYPE_ZIRCON_EVENT_BIT_FUCHSIA</code>	Reference	Temporary,Permanent

Valid Usage

- VUID-VkImportSemaphoreZirconHandleInfoFUCHSIA-handleType-04765
`handleType` **must** be a value included in the [Handle Types Supported by VkImportSemaphoreZirconHandleInfoFUCHSIA](#) table
- VUID-VkImportSemaphoreZirconHandleInfoFUCHSIA-zirconHandle-04766
`zirconHandle` **must** obey any requirements listed for `handleType` in [external semaphore handle types compatibility](#)
- VUID-VkImportSemaphoreZirconHandleInfoFUCHSIA-zirconHandle-04767
`zirconHandle` **must** have `ZX_RIGHTS_BASIC` and `ZX_RIGHTS_SIGNAL` rights
- VUID-VkImportSemaphoreZirconHandleInfoFUCHSIA-semaphoreType-04768
The `VkSemaphoreTypeCreateInfo::semaphoreType` field **must** not be `VK_SEMAPHORE_TYPE_TIMELINE`

Valid Usage (Implicit)

- VUID-VkImportSemaphoreZirconHandleInfoFUCHSIA-sType-sType
`sType` **must** be `VK_STRUCTURE_TYPE_IMPORT_SEMAPHORE_ZIRCON_HANDLE_INFO_FUCHSIA`
- VUID-VkImportSemaphoreZirconHandleInfoFUCHSIA-pNext-pNext
`pNext` **must** be `NULL`
- VUID-VkImportSemaphoreZirconHandleInfoFUCHSIA-semaphore-parameter
`semaphore` **must** be a valid `VkSemaphore` handle
- VUID-VkImportSemaphoreZirconHandleInfoFUCHSIA-flags-parameter
`flags` **must** be a valid combination of `VkSemaphoreImportFlagBits` values
- VUID-VkImportSemaphoreZirconHandleInfoFUCHSIA-handleType-parameter
`handleType` **must** be a valid `VkExternalSemaphoreHandleTypeFlagBits` value

Host Synchronization

- Host access to **semaphore** **must** be externally synchronized

Bits which **can** be set in

- `VkImportSemaphoreWin32HandleInfoKHR::flags`
- `VkImportSemaphoreFdInfoKHR::flags`
- `VkImportSemaphoreZirconHandleInfoFUCHSIA::flags`

specifying additional parameters of a semaphore import operation are:

```
// Provided by VK_VERSION_1_1
typedef enum VkSemaphoreImportFlagBits {
    VK_SEMAPHORE_IMPORT_TEMPORARY_BIT = 0x00000001,
    // Provided by VK_KHR_external_semaphore
    VK_SEMAPHORE_IMPORT_TEMPORARY_BIT_KHR = VK_SEMAPHORE_IMPORT_TEMPORARY_BIT,
} VkSemaphoreImportFlagBits;
```

```
// Provided by VK_KHR_external_semaphore
// Equivalent to VkSemaphoreImportFlagBits
typedef VkSemaphoreImportFlagBits VkSemaphoreImportFlagBitsKHR;
```

These bits have the following meanings:

- `VK_SEMAPHORE_IMPORT_TEMPORARY_BIT` specifies that the semaphore payload will be imported only temporarily, as described in [Importing Semaphore Payloads](#), regardless of the permanence of `handleType`.

```
// Provided by VK_VERSION_1_1
typedef VkFlags VkSemaphoreImportFlags;
```

```
// Provided by VK_KHR_external_semaphore
// Equivalent to VkSemaphoreImportFlags
typedef VkSemaphoreImportFlags VkSemaphoreImportFlagsKHR;
```

`VkSemaphoreImportFlags` is a bitmask type for setting a mask of zero or more `VkSemaphoreImportFlagBits`.

7.5. Events

Events are a synchronization primitive that **can** be used to insert a fine-grained dependency between commands submitted to the same queue, or between the host and a queue. Events **must**

not be used to insert a dependency between commands submitted to different queues. Events have two states - signaled and unsignaled. An application **can** signal or unsignal an event either on the host or on the device. A device **can** be made to wait for an event to become signaled before executing further operations. No command exists to wait for an event to become signaled on the host, but the current state of an event **can** be queried.

Events are represented by `VkEvent` handles:

```
// Provided by VK_VERSION_1_0
VK_DEFINE_NON_DISPATCHABLE_HANDLE(VkEvent)
```

To create an event, call:

```
// Provided by VK_VERSION_1_0
VkResult vkCreateEvent(
    VkDevice                                device,
    const VkEventCreateInfo*                pCreateInfo,
    const VkAllocationCallbacks*            pAllocator,
    VkEvent*                                 pEvent);
```

- `device` is the logical device that creates the event.
- `pCreateInfo` is a pointer to a `VkEventCreateInfo` structure containing information about how the event is to be created.
- `pAllocator` controls host memory allocation as described in the [Memory Allocation](#) chapter.
- `pEvent` is a pointer to a handle in which the resulting event object is returned.

When created, the event object is in the unsignaled state.

Valid Usage

- VUID-vkCreateEvent-device-09672
`device` **must** support at least one queue family with one of the `VK_QUEUE_VIDEO_ENCODE_BIT_KHR`, `VK_QUEUE_VIDEO_DECODE_BIT_KHR`, `VK_QUEUE_COMPUTE_BIT`, or `VK_QUEUE_GRAPHICS_BIT` capabilities
- VUID-vkCreateEvent-events-04468
If the `VK_KHR_portability_subset` extension is enabled, and `VkPhysicalDevicePortabilitySubsetFeaturesKHR::events` is `VK_FALSE`, then the implementation does not support `events`, and `vkCreateEvent` **must** not be used

Valid Usage (Implicit)

- VUID-vkCreateEvent-device-parameter
`device` **must** be a valid `VkDevice` handle

- VUID-vkCreateEvent-pCreateInfo-parameter
pCreateInfo **must** be a valid pointer to a valid [VkEventCreateInfo](#) structure
- VUID-vkCreateEvent-pAllocator-parameter
If **pAllocator** is not **NULL**, **pAllocator** **must** be a valid pointer to a valid [VkAllocationCallbacks](#) structure
- VUID-vkCreateEvent-pEvent-parameter
pEvent **must** be a valid pointer to a [VkEvent](#) handle
- VUID-vkCreateEvent-device-queuecount
The device **must** have been created with at least **1** queue

Return Codes

Success

- [VK_SUCCESS](#)

Failure

- [VK_ERROR_OUT_OF_DEVICE_MEMORY](#)
- [VK_ERROR_OUT_OF_HOST_MEMORY](#)
- [VK_ERROR_UNKNOWN](#)
- [VK_ERROR_VALIDATION_FAILED](#)

The [VkEventCreateInfo](#) structure is defined as:

```
// Provided by VK_VERSION_1_0
typedef struct VkEventCreateInfo {
    VkStructureType    sType;
    const void*        pNext;
    VkEventCreateFlags  flags;
} VkEventCreateInfo;
```

- **sType** is a [VkStructureType](#) value identifying this structure.
- **pNext** is **NULL** or a pointer to a structure extending this structure.
- **flags** is a bitmask of [VkEventCreateFlagBits](#) defining additional creation parameters.

Valid Usage

- VUID-VkEventCreateInfo-pNext-06790
If the **pNext** chain includes a [VkExportMetalObjectCreateInfoEXT](#) structure, its **exportObjectType** member **must** be [VK_EXPORT_METAL_OBJECT_TYPE_METAL_SHARED_EVENT_BIT_EXT](#)

Valid Usage (Implicit)

- VUID-VkEventCreateInfo-sType-sType
sType **must** be [VK_STRUCTURE_TYPE_EVENT_CREATE_INFO](#)
- VUID-VkEventCreateInfo-pNext-pNext
Each **pNext** member of any structure (including this one) in the **pNext** chain **must** be either **NULL** or a pointer to a valid instance of [VkExportMetalObjectCreateInfoEXT](#) or [VkImportMetalSharedEventInfoEXT](#)
- VUID-VkEventCreateInfo-sType-unique
The **sType** value of each structure in the **pNext** chain **must** be unique, with the exception of structures of type [VkExportMetalObjectCreateInfoEXT](#)
- VUID-VkEventCreateInfo-flags-parameter
flags **must** be a valid combination of [VkEventCreateFlagBits](#) values

```
// Provided by VK_VERSION_1_0
typedef enum VkEventCreateFlagBits {
    // Provided by VK_VERSION_1_3
    VK_EVENT_CREATE_DEVICE_ONLY_BIT = 0x00000001,
    // Provided by VK_KHR_synchronization2
    VK_EVENT_CREATE_DEVICE_ONLY_BIT_KHR = VK_EVENT_CREATE_DEVICE_ONLY_BIT,
} VkEventCreateFlagBits;
```

- [VK_EVENT_CREATE_DEVICE_ONLY_BIT](#) specifies that host event commands will not be used with this event.

```
// Provided by VK_VERSION_1_0
typedef VkFlags VkEventCreateFlags;
```

VkEventCreateFlags is a bitmask type for setting a mask of [VkEventCreateFlagBits](#).

To destroy an event, call:

```
// Provided by VK_VERSION_1_0
void vkDestroyEvent(
    VkDevice          device,
    VkEvent           event,
    const VkAllocationCallbacks* pAllocator);
```

- **device** is the logical device that destroys the event.
- **event** is the handle of the event to destroy.
- **pAllocator** controls host memory allocation as described in the [Memory Allocation](#) chapter.

Valid Usage

- VUID-vkDestroyEvent-event-01145
All submitted commands that refer to **event** **must** have completed execution
- VUID-vkDestroyEvent-event-01146
If **VkAllocationCallbacks** were provided when **event** was created, a compatible set of callbacks **must** be provided here
- VUID-vkDestroyEvent-event-01147
If no **VkAllocationCallbacks** were provided when **event** was created, **pAllocator** **must** be **NULL**

Valid Usage (Implicit)

- VUID-vkDestroyEvent-device-parameter
device **must** be a valid **VkDevice** handle
- VUID-vkDestroyEvent-event-parameter
If **event** is not **VK_NULL_HANDLE**, **event** **must** be a valid **VkEvent** handle
- VUID-vkDestroyEvent-pAllocator-parameter
If **pAllocator** is not **NULL**, **pAllocator** **must** be a valid pointer to a valid **VkAllocationCallbacks** structure
- VUID-vkDestroyEvent-event-parent
If **event** is a valid handle, it **must** have been created, allocated, or retrieved from **device**

Host Synchronization

- Host access to **event** **must** be externally synchronized

To query the state of an event from the host, call:

```
// Provided by VK_VERSION_1_0
VkResult vkGetEventStatus(
    VkDevice          device,
    VkEvent           event);
```

- **device** is the logical device that owns the event.
- **event** is the handle of the event to query.

Upon success, **vkGetEventStatus** returns the state of the event object with the following return codes:

Table 11. Event Object Status Codes

Status	Meaning
VK_EVENT_SET	The event specified by event is signaled.
VK_EVENT_RESET	The event specified by event is unsignaled.

If a **vkCmdSetEvent** or **vkCmdResetEvent** command is in a command buffer that is in the **pending state**, then the value returned by this command **may** immediately be out of date.

The state of an event **can** be updated by the host. The state of the event is immediately changed, and subsequent calls to **vkGetEventStatus** will return the new state. If an event is already in the requested state, then updating it to the same state has no effect.

Valid Usage

- VUID-vkGetEventStatus-event-03940
event must not have been created with **VK_EVENT_CREATE_DEVICE_ONLY_BIT**

Valid Usage (Implicit)

- VUID-vkGetEventStatus-device-parameter
device must be a valid **VkDevice** handle
- VUID-vkGetEventStatus-event-parameter
event must be a valid **VkEvent** handle
- VUID-vkGetEventStatus-event-parent
event must have been created, allocated, or retrieved from **device**

Return Codes

Success

- **VK_EVENT_RESET**
- **VK_EVENT_SET**

Failure

- **VK_ERROR_DEVICE_LOST**
- **VK_ERROR_OUT_OF_DEVICE_MEMORY**
- **VK_ERROR_OUT_OF_HOST_MEMORY**
- **VK_ERROR_UNKNOWN**
- **VK_ERROR_VALIDATION_FAILED**

To set the state of an event to signaled from the host, call:


```
// Provided by VK_VERSION_1_0
VkResult vkSetEvent(
    VkDevice          device,
    VkEvent            event);
```

- **device** is the logical device that owns the event.
- **event** is the event to set.

When **vkSetEvent** is executed on the host, it defines an *event signal operation* which sets the event to the signaled state.

If **event** is already in the signaled state when **vkSetEvent** is executed, then **vkSetEvent** has no effect, and no event signal operation occurs.

NOTE

If a command buffer is waiting for an event to be signaled from the host, the application must signal the event before submitting the command buffer, as described in the [queue forward progress](#) section.

Valid Usage

- VUID-vkSetEvent-event-03941
event must not have been created with [VK_EVENT_CREATE_DEVICE_ONLY_BIT](#)
- VUID-vkSetEvent-event-09543
event must not be waited on by a command buffer in the [pending state](#)

Valid Usage (Implicit)

- VUID-vkSetEvent-device-parameter
device must be a valid [VkDevice](#) handle
- VUID-vkSetEvent-event-parameter
event must be a valid [VkEvent](#) handle
- VUID-vkSetEvent-event-parent
event must have been created, allocated, or retrieved from **device**

Host Synchronization

- Host access to **event must** be externally synchronized

Return Codes

Success

- [VK_SUCCESS](#)

Failure

- [VK_ERROR_OUT_OF_DEVICE_MEMORY](#)
- [VK_ERROR_OUT_OF_HOST_MEMORY](#)
- [VK_ERROR_UNKNOWN](#)
- [VK_ERROR_VALIDATION_FAILED](#)

To set the state of an event to unsignaled from the host, call:

```
// Provided by VK_VERSION_1_0
VkResult vkResetEvent(
    VkDevice          device,
    VkEvent           event);
```

- **device** is the logical device that owns the event.
- **event** is the event to reset.

When [vkResetEvent](#) is executed on the host, it defines an *event unsignal operation* which resets the event to the unsignaled state.

If **event** is already in the unsignaled state when [vkResetEvent](#) is executed, then [vkResetEvent](#) has no effect, and no event unsignal operation occurs.

Valid Usage

- VUID-vkResetEvent-event-03821
There **must** be an execution dependency between [vkResetEvent](#) and the execution of any [vkCmdWaitEvents](#) that includes **event** in its **pEvents** parameter
- VUID-vkResetEvent-event-03822
There **must** be an execution dependency between [vkResetEvent](#) and the execution of any [vkCmdWaitEvents2](#) that includes **event** in its **pEvents** parameter
- VUID-vkResetEvent-event-03823
event **must** not have been created with [VK_EVENT_CREATE_DEVICE_ONLY_BIT](#)

Valid Usage (Implicit)

- VUID-vkResetEvent-device-parameter
device **must** be a valid [VkDevice](#) handle
- VUID-vkResetEvent-event-parameter
event **must** be a valid [VkEvent](#) handle
- VUID-vkResetEvent-event-parent
event **must** have been created, allocated, or retrieved from **device**

Host Synchronization

- Host access to **event** **must** be externally synchronized

Return Codes

Success

- `VK_SUCCESS`

Failure

- `VK_ERROR_OUT_OF_DEVICE_MEMORY`
- `VK_ERROR_UNKNOWN`
- `VK_ERROR_VALIDATION_FAILED`

The state of an event **can** also be updated on the device by commands inserted in command buffers.

To signal an event from a device, call:

```
// Provided by VK_VERSION_1_3
void vkCmdSetEvent2(
    VkCommandBuffer          commandBuffer,
    VkEvent                  event,
    const VkDependencyInfo*  pDependencyInfo);
```

```
// Provided by VK_KHR_synchronization2
// Equivalent to vkCmdSetEvent2
void vkCmdSetEvent2KHR(
    VkCommandBuffer          commandBuffer,
    VkEvent                  event,
    const VkDependencyInfo*  pDependencyInfo);
```

- `commandBuffer` is the command buffer into which the command is recorded.
- `event` is the event that will be signaled.
- `pDependencyInfo` is a pointer to a `VkDependencyInfo` structure defining the first scopes of this operation.

When `vkCmdSetEvent2` is submitted to a queue, it defines the first half of memory dependencies defined by `pDependencyInfo`, as well as an event signal operation which sets the event to the signaled state. A memory dependency is defined between the event signal operation and commands that occur earlier in submission order.

The first `synchronization scope` and `access scope` are defined by the union of all the memory

dependencies defined by `pDependencyInfo`, and are applied to all operations that occur earlier in submission order. Queue family ownership transfers and image layout transitions defined by `pDependencyInfo` are also included in the first scopes.

The second `synchronization scope` includes only the event signal operation, and any `queue family ownership transfers` and `image layout transitions` defined by `pDependencyInfo`.

The second `access scope` includes only `queue family ownership transfers` and `image layout transitions`.

If `VK_DEPENDENCY_ASYMMETRIC_EVENT_BIT_KHR` is not set in `pDependencyInfo->dependencyFlags`, future `vkCmdWaitEvents2` commands rely on all values of each element in `pDependencyInfo` matching exactly with those used to signal the corresponding event. If `VK_DEPENDENCY_ASYMMETRIC_EVENT_BIT_KHR` is set, `vkCmdSetEvent2` **must** only include the `source stage mask` of the first synchronization scope in `pDependencyInfo->pMemoryBarriers[0].srcStageMask`. `vkCmdWaitEvents` **must** not be used to wait on the result of a signal operation defined by `vkCmdSetEvent2`.

NOTE

The extra information provided by `vkCmdSetEvent2` compared to `vkCmdSetEvent` allows implementations to more efficiently schedule the operations required to satisfy the requested dependencies. With `vkCmdSetEvent`, the full dependency information is not known until `vkCmdWaitEvents` is recorded, forcing implementations to insert the required operations at that point and not before.

If `event` is already in the signaled state when `vkCmdSetEvent2` is executed on the device, then `vkCmdSetEvent2` has no effect, no event signal operation occurs, and no dependency is generated.

Valid Usage

- VUID-vkCmdSetEvent2-synchronization2-03824
The `synchronization2` feature **must** be enabled
- VUID-vkCmdSetEvent2-dependencyFlags-03825
The `dependencyFlags` member of `pDependencyInfo` **must** be `0` or `VK_DEPENDENCY_ASYMMETRIC_EVENT_BIT_KHR`
- VUID-vkCmdSetEvent2-srcStageMask-09391
The `srcStageMask` member of any element of the `pMemoryBarriers`, `pBufferMemoryBarriers`, or `pImageMemoryBarriers` members of `pDependencyInfo` **must** not include `VK_PIPELINE_STAGE_2_HOST_BIT`
- VUID-vkCmdSetEvent2-dstStageMask-09392
The `dstStageMask` member of any element of the `pMemoryBarriers`, `pBufferMemoryBarriers`, or `pImageMemoryBarriers` members of `pDependencyInfo` **must** not include `VK_PIPELINE_STAGE_2_HOST_BIT`
- VUID-vkCmdSetEvent2-commandBuffer-03826
The current device mask of `commandBuffer` **must** include exactly one physical device
- VUID-vkCmdSetEvent2-srcStageMask-03827
The `srcStageMask` member of any element of the `pMemoryBarriers`, `pBufferMemoryBarriers`,

or `pImageMemoryBarriers` members of `pDependencyInfo` **must** only include pipeline stages valid for the queue family that was used to create the command pool that `commandBuffer` was allocated from

- VUID-vkCmdSetEvent2-dstStageMask-03828

The `dstStageMask` member of any element of the `pMemoryBarriers`, `pBufferMemoryBarriers`, or `pImageMemoryBarriers` members of `pDependencyInfo` **must** only include pipeline stages valid for the queue family that was used to create the command pool that `commandBuffer` was allocated from

- VUID-vkCmdSetEvent2-dependencyFlags-10785

If the `dependencyFlags` member of `pDependencyInfo` includes `VK_DEPENDENCY_ASYMMETRIC_EVENT_BIT_KHR`, the `bufferMemoryBarrierCount` and `imageMemoryBarrierCount` members of `pDependencyInfo` **must** be 0

- VUID-vkCmdSetEvent2-dependencyFlags-10786

If the `dependencyFlags` member of `pDependencyInfo` includes `VK_DEPENDENCY_ASYMMETRIC_EVENT_BIT_KHR`, the `memoryBarrierCount` member of `pDependencyInfo` **must** be 1

- VUID-vkCmdSetEvent2-dependencyFlags-10787

If the `dependencyFlags` member of `pDependencyInfo` includes `VK_DEPENDENCY_ASYMMETRIC_EVENT_BIT_KHR`, the `srcAccessMask`, `dstStageMask`, and `dstAccessMask` members of `pDependencyInfo->pMemoryBarriers[0]` **must** be 0

Valid Usage (Implicit)

- VUID-vkCmdSetEvent2-commandBuffer-parameter

`commandBuffer` **must** be a valid `VkCommandBuffer` handle

- VUID-vkCmdSetEvent2-event-parameter

`event` **must** be a valid `VkEvent` handle

- VUID-vkCmdSetEvent2-pDependencyInfo-parameter

`pDependencyInfo` **must** be a valid pointer to a valid `VkDependencyInfo` structure

- VUID-vkCmdSetEvent2-commandBuffer-recording

`commandBuffer` **must** be in the `recording state`

- VUID-vkCmdSetEvent2-commandBuffer-cmdpool

The `VkCommandPool` that `commandBuffer` was allocated from **must** support `VK_QUEUE_COMPUTE_BIT`, `VK_QUEUE_GRAPHICS_BIT`, `VK_QUEUE_VIDEO_DECODE_BIT_KHR`, or `VK_QUEUE_VIDEO_ENCODE_BIT_KHR` operations

- VUID-vkCmdSetEvent2-renderpass

This command **must** only be called outside of a render pass instance

- VUID-vkCmdSetEvent2-suspended

This command **must** not be called between suspended render pass instances

- VUID-vkCmdSetEvent2-commonparent

Both of `commandBuffer`, and `event` **must** have been created, allocated, or retrieved from the

same [VkDevice](#)

Host Synchronization

- Host access to **commandBuffer** **must** be externally synchronized
- Host access to the **VkCommandPool** that **commandBuffer** was allocated from **must** be externally synchronized

Command Properties

Command Buffer Levels	Render Pass Scope	Video Coding Scope	Supported Queue Types	Command Type
Primary Secondary	Outside	Both	VK_QUEUE_COMPUTE_BIT VK_QUEUE_GRAPHICS_BIT VK_QUEUE_VIDEO_DECODE_BIT_KHR VK_QUEUE_VIDEO_ENCODE_BIT_KHR	Synchronization

Conditional Rendering

vkCmdSetEvent2 is not affected by [conditional rendering](#)

The **VkDependencyInfo** structure is defined as:

```
// Provided by VK_VERSION_1_3
typedef struct VkDependencyInfo {
    VkStructureType             sType;
    const void*                 pNext;
    VkDependencyFlags           dependencyFlags;
    uint32_t                    memoryBarrierCount;
    const VkMemoryBarrier2*     pMemoryBarriers;
    uint32_t                    bufferMemoryBarrierCount;
    const VkBufferMemoryBarrier2* pBufferMemoryBarriers;
    uint32_t                    imageMemoryBarrierCount;
    const VkImageMemoryBarrier2* pImageMemoryBarriers;
} VkDependencyInfo;
```



```
// Provided by VK_KHR_synchronization2
// Equivalent to VkDependencyInfo
typedef VkDependencyInfo VkDependencyInfoKHR;
```

- **sType** is a [VkStructureType](#) value identifying this structure.
- **pNext** is **NULL** or a pointer to a structure extending this structure.
- **dependencyFlags** is a bitmask of [VkDependencyFlagBits](#) specifying how execution and memory dependencies are formed.
- **memoryBarrierCount** is the length of the **pMemoryBarriers** array.
- **pMemoryBarriers** is a pointer to an array of [VkMemoryBarrier2](#) structures defining memory dependencies between any memory accesses.
- **bufferMemoryBarrierCount** is the length of the **pBufferMemoryBarriers** array.
- **pBufferMemoryBarriers** is a pointer to an array of [VkBufferMemoryBarrier2](#) structures defining memory dependencies between buffer ranges.
- **imageMemoryBarrierCount** is the length of the **pImageMemoryBarriers** array.
- **pImageMemoryBarriers** is a pointer to an array of [VkImageMemoryBarrier2](#) structures defining memory dependencies between image subresources.

This structure defines a set of [memory dependencies](#), as well as [queue family ownership transfer operations](#) and [image layout transitions](#).

Each member of **pMemoryBarriers**, **pBufferMemoryBarriers**, and **pImageMemoryBarriers** defines a separate [memory dependency](#).

Valid Usage

- VUID-VkDependencyInfo-pMemoryBarriers-10605
For each element of **pMemoryBarriers**, the **sType** value of each structure in the **pNext** chain **must** be unique
- VUID-VkDependencyInfo-pMemoryBarriers-10606
For each element of **pMemoryBarriers**, **pNext** **must** be either **NULL** or a pointer to a valid instance of [VkMemoryBarrierAccessFlags3KHR](#)
- VUID-VkDependencyInfo-pNext-09754
If a [VkTensorDependencyInfoARM](#) structure is included in the **pNext** chain, a [VkTensorMemoryBarrierARM](#) structure **must** not be included in the **pNext** chain

Valid Usage (Implicit)

- VUID-VkDependencyInfo-sType-sType
sType **must** be [VK_STRUCTURE_TYPE_DEPENDENCY_INFO](#)
- VUID-VkDependencyInfo-pNext-pNext

Each **pNext** member of any structure (including this one) in the **pNext** chain **must** be either **NULL** or a pointer to a valid instance of **VkMemoryRangeBarriersInfoKHR**, **VkTensorDependencyInfoARM**, or **VkTensorMemoryBarrierARM**

- VUID-VkDependencyInfo-sType-unique
The **sType** value of each structure in the **pNext** chain **must** be unique
- VUID-VkDependencyInfo-dependencyFlags-parameter
dependencyFlags **must** be a valid combination of **VkDependencyFlagBits** values
- VUID-VkDependencyInfo-pMemoryBarriers-parameter
If **memoryBarrierCount** is not 0, **pMemoryBarriers** **must** be a valid pointer to an array of **memoryBarrierCount** valid **VkMemoryBarrier2** structures
- VUID-VkDependencyInfo-pBufferMemoryBarriers-parameter
If **bufferMemoryBarrierCount** is not 0, **pBufferMemoryBarriers** **must** be a valid pointer to an array of **bufferMemoryBarrierCount** valid **VkBufferMemoryBarrier2** structures
- VUID-VkDependencyInfo-pImageMemoryBarriers-parameter
If **imageMemoryBarrierCount** is not 0, **pImageMemoryBarriers** **must** be a valid pointer to an array of **imageMemoryBarrierCount** valid **VkImageMemoryBarrier2** structures

To set the state of an event to signaled from a device, call:

WARNING

This functionality is superseded by **vkCmdSetEvent2**. See [Legacy Functionality](#) for more information.

```
// Provided by VK_VERSION_1_0
void vkCmdSetEvent(
    VkCommandBuffer          commandBuffer,
    VkEvent                  event,
    VkPipelineStageFlags     stageMask);
```

- **commandBuffer** is the command buffer into which the command is recorded.
- **event** is the event that will be signaled.
- **stageMask** specifies the **source stage mask** used to determine the first **synchronization scope**.

vkCmdSetEvent behaves identically to **vkCmdSetEvent2**, except that it does not define an access scope, and **must** only be used with **vkCmdWaitEvents**, not **vkCmdWaitEvents2**.

Valid Usage

- VUID-vkCmdSetEvent-stageMask-04090
If the **geometryShader** feature is not enabled, **stageMask** **must** not contain **VK_PIPELINE_STAGE_GEOMETRY_SHADER_BIT**
- VUID-vkCmdSetEvent-stageMask-04091
If the **tessellationShader** feature is not enabled, **stageMask** **must** not contain **VK_PIPELINE_STAGE_TESSELLATION_CONTROL_SHADER_BIT** or

VK_PIPELINE_STAGE_TESSELLATION_EVALUATION_SHADER_BIT

- VUID-vkCmdSetEvent-stageMask-04092

If the **conditionalRendering** feature is not enabled, **stageMask** **must** not contain [VK_PIPELINE_STAGE_CONDITIONAL_RENDERING_BIT_EXT](#)

- VUID-vkCmdSetEvent-stageMask-04093

If the **fragmentDensityMap** feature is not enabled, **stageMask** **must** not contain [VK_PIPELINE_STAGE_FRAGMENT_DENSITY_PROCESS_BIT_EXT](#)

- VUID-vkCmdSetEvent-stageMask-04094

If the **transformFeedback** feature is not enabled, **stageMask** **must** not contain [VK_PIPELINE_STAGE_TRANSFORM_FEEDBACK_BIT_EXT](#)

- VUID-vkCmdSetEvent-stageMask-04095

If the **meshShader** feature is not enabled, **stageMask** **must** not contain [VK_PIPELINE_STAGE_MESH_SHADER_BIT_EXT](#)

- VUID-vkCmdSetEvent-stageMask-04096

If the **taskShader** feature is not enabled, **stageMask** **must** not contain [VK_PIPELINE_STAGE_TASK_SHADER_BIT_EXT](#)

- VUID-vkCmdSetEvent-stageMask-07318

If neither of the **shadingRateImage** or the **attachmentFragmentShadingRate** features are enabled, **stageMask** **must** not contain [VK_PIPELINE_STAGE_FRAGMENT_SHADING_RATE_ATTACHMENT_BIT_KHR](#)

- VUID-vkCmdSetEvent-stageMask-03937

If the **synchronization2** feature is not enabled, **stageMask** **must** not be 0

- VUID-vkCmdSetEvent-stageMask-07949

If neither the [VK_NV_ray_tracing](#) extension or the **rayTracingPipeline** feature are enabled, **stageMask** **must** not contain [VK_PIPELINE_STAGE_RAY_TRACING_SHADER_BIT_KHR](#)

- VUID-vkCmdSetEvent-stageMask-10754

If the **accelerationStructure** feature is not enabled, **stageMask** **must** not contain [VK_PIPELINE_STAGE_ACCELERATION_STRUCTURE_BUILD_BIT_KHR](#)

- VUID-vkCmdSetEvent-stageMask-06457

Any pipeline stage included in **stageMask** **must** be supported by the capabilities of the queue family specified by the **queueFamilyIndex** member of the [VkCommandPoolCreateInfo](#) structure that was used to create the [VkCommandPool](#) that **commandBuffer** was allocated from, as specified in the [table of supported pipeline stages](#)

- VUID-vkCmdSetEvent-stageMask-01149

stageMask **must** not include [VK_PIPELINE_STAGE_HOST_BIT](#)

- VUID-vkCmdSetEvent-commandBuffer-01152

The current device mask of **commandBuffer** **must** include exactly one physical device

Valid Usage (Implicit)

- VUID-vkCmdSetEvent-commandBuffer-parameter

commandBuffer **must** be a valid [VkCommandBuffer](#) handle

- VUID-vkCmdSetEvent-event-parameter
event **must** be a valid [VkEvent](#) handle
- VUID-vkCmdSetEvent-stageMask-parameter
stageMask **must** be a valid combination of [VkPipelineStageFlagBits](#) values
- VUID-vkCmdSetEvent-commandBuffer-recording
commandBuffer **must** be in the [recording state](#)
- VUID-vkCmdSetEvent-commandBuffer-cmdpool
The [VkCommandPool](#) that **commandBuffer** was allocated from **must** support [VK_QUEUE_COMPUTE_BIT](#), [VK_QUEUE_GRAPHICS_BIT](#), [VK_QUEUE_VIDEO_DECODE_BIT_KHR](#), or [VK_QUEUE_VIDEO_ENCODE_BIT_KHR](#) operations
- VUID-vkCmdSetEvent-renderpass
This command **must** only be called outside of a render pass instance
- VUID-vkCmdSetEvent-suspended
This command **must** not be called between suspended render pass instances
- VUID-vkCmdSetEvent-commonparent
Both of **commandBuffer**, and **event** **must** have been created, allocated, or retrieved from the same [VkDevice](#)

Host Synchronization

- Host access to **commandBuffer** **must** be externally synchronized
- Host access to the [VkCommandPool](#) that **commandBuffer** was allocated from **must** be externally synchronized

Command Properties

Command Buffer Levels	Render Pass Scope	Video Coding Scope	Supported Queue Types	Command Type
Primary Secondary	Outside	Both	VK_QUEUE_COMPUTE_BIT VK_QUEUE_GRAPHICS_BIT VK_QUEUE_VIDEO_DECODE_BIT_KHR VK_QUEUE_VIDEO_ENCODE_BIT_KHR	Synchronization

Conditional Rendering

vkCmdSetEvent is not affected by [conditional rendering](#)

To unsignal the event from a device, call:

```
// Provided by VK_VERSION_1_3
void vkCmdResetEvent2(
    VkCommandBuffer          commandBuffer,
    VkEvent                  event,
    VkPipelineStageFlags2    stageMask);
```

```
// Provided by VK_KHR_synchronization2
// Equivalent to vkCmdResetEvent2
void vkCmdResetEvent2KHR(
    VkCommandBuffer          commandBuffer,
    VkEvent                  event,
    VkPipelineStageFlags2    stageMask);
```

- **commandBuffer** is the command buffer into which the command is recorded.
- **event** is the event that will be unsignaled.
- **stageMask** is a [VkPipelineStageFlags2](#) mask of pipeline stages used to determine the first [synchronization scope](#).

When [vkCmdResetEvent2](#) is submitted to a queue, it defines an execution dependency on commands that were submitted before it, and defines an event unsignal operation which resets the event to the unsignaled state.

The first [synchronization scope](#) includes all commands that occur earlier in [submission order](#). The synchronization scope is limited to operations by **stageMask** or stages that are [logically earlier](#) than **stageMask**.

The second [synchronization scope](#) includes only the event unsignal operation.

If **event** is already in the unsignaled state when [vkCmdResetEvent2](#) is executed on the device, then this command has no effect, no event unsignal operation occurs, and no execution dependency is generated.

Valid Usage

- VUID-vkCmdResetEvent2-stageMask-03929
If the **geometryShader** feature is not enabled, **stageMask** **must** not contain [VK_PIPELINE_STAGE_2_GEOMETRY_SHADER_BIT](#)
- VUID-vkCmdResetEvent2-stageMask-03930
If the **tessellationShader** feature is not enabled, **stageMask** **must** not contain

VK_PIPELINE_STAGE_2_TESSELLATION_CONTROL_SHADER_BIT
VK_PIPELINE_STAGE_2_TESSELLATION_EVALUATION_SHADER_BIT

or

- VUID-vkCmdResetEvent2-stageMask-03931
If the **conditionalRendering** feature is not enabled, **stageMask** **must** not contain VK_PIPELINE_STAGE_2_CONDITIONAL_RENDERING_BIT_EXT
- VUID-vkCmdResetEvent2-stageMask-03932
If the **fragmentDensityMap** feature is not enabled, **stageMask** **must** not contain VK_PIPELINE_STAGE_2_FRAGMENT_DENSITY_PROCESS_BIT_EXT
- VUID-vkCmdResetEvent2-stageMask-03933
If the **transformFeedback** feature is not enabled, **stageMask** **must** not contain VK_PIPELINE_STAGE_2_TRANSFORM_FEEDBACK_BIT_EXT
- VUID-vkCmdResetEvent2-stageMask-03934
If the **meshShader** feature is not enabled, **stageMask** **must** not contain VK_PIPELINE_STAGE_2_MESH_SHADER_BIT_EXT
- VUID-vkCmdResetEvent2-stageMask-03935
If the **taskShader** feature is not enabled, **stageMask** **must** not contain VK_PIPELINE_STAGE_2_TASK_SHADER_BIT_EXT
- VUID-vkCmdResetEvent2-stageMask-07316
If neither of the **shadingRateImage** or the **attachmentFragmentShadingRate** features are enabled, **stageMask** **must** not contain VK_PIPELINE_STAGE_2_FRAGMENT_SHADING_RATE_ATTACHMENT_BIT_KHR
- VUID-vkCmdResetEvent2-stageMask-04957
If the **subpassShading** feature is not enabled, **stageMask** **must** not contain VK_PIPELINE_STAGE_2_SUBPASS_SHADER_BIT_HUAWEI
- VUID-vkCmdResetEvent2-stageMask-04995
If the **invocationMask** feature is not enabled, **stageMask** **must** not contain VK_PIPELINE_STAGE_2_INVOCATION_MASK_BIT_HUAWEI
- VUID-vkCmdResetEvent2-stageMask-07946
If neither the **VK_NV_ray_tracing** extension or the **rayTracingPipeline** feature are enabled, **stageMask** **must** not contain VK_PIPELINE_STAGE_2_RAY_TRACING_SHADER_BIT_KHR
- VUID-vkCmdResetEvent2-stageMask-10751
If the **accelerationStructure** feature is not enabled, **stageMask** **must** not contain VK_PIPELINE_STAGE_2_ACCELERATION_STRUCTURE_BUILD_BIT_KHR
- VUID-vkCmdResetEvent2-stageMask-10752
If the **rayTracingMaintenance1** feature is not enabled, **stageMask** **must** not contain VK_PIPELINE_STAGE_2_ACCELERATION_STRUCTURE_COPY_BIT_KHR
- VUID-vkCmdResetEvent2-stageMask-10753
If the **micromap** feature is not enabled, **stageMask** **must** not contain VK_PIPELINE_STAGE_2_MICROMAP_BUILD_BIT_EXT
- VUID-vkCmdResetEvent2-synchronization2-03829
The **synchronization2** feature **must** be enabled
- VUID-vkCmdResetEvent2-stageMask-03830

stageMask **must** not include [VK_PIPELINE_STAGE_2_HOST_BIT](#)

- VUID-vkCmdResetEvent2-event-03831

There **must** be an execution dependency between [vkCmdResetEvent2](#) and the execution of any [vkCmdWaitEvents](#) that includes **event** in its **pEvents** parameter

- VUID-vkCmdResetEvent2-event-03832

There **must** be an execution dependency between [vkCmdResetEvent2](#) and the execution of any [vkCmdWaitEvents2](#) that includes **event** in its **pEvents** parameter

- VUID-vkCmdResetEvent2-commandBuffer-03833

commandBuffer's current device mask **must** include exactly one physical device

Valid Usage (Implicit)

- VUID-vkCmdResetEvent2-commandBuffer-parameter

commandBuffer **must** be a valid [VkCommandBuffer](#) handle

- VUID-vkCmdResetEvent2-event-parameter

event **must** be a valid [VkEvent](#) handle

- VUID-vkCmdResetEvent2-stageMask-parameter

stageMask **must** be a valid combination of [VkPipelineStageFlagBits2](#) values

- VUID-vkCmdResetEvent2-commandBuffer-recording

commandBuffer **must** be in the [recording state](#)

- VUID-vkCmdResetEvent2-commandBuffer-cmdpool

The [VkCommandPool](#) that **commandBuffer** was allocated from **must** support [VK_QUEUE_COMPUTE_BIT](#), [VK_QUEUE_GRAPHICS_BIT](#), [VK_QUEUE_VIDEO_DECODE_BIT_KHR](#), or [VK_QUEUE_VIDEO_ENCODE_BIT_KHR](#) operations

- VUID-vkCmdResetEvent2-renderpass

This command **must** only be called outside of a render pass instance

- VUID-vkCmdResetEvent2-suspended

This command **must** not be called between suspended render pass instances

- VUID-vkCmdResetEvent2-commonparent

Both of **commandBuffer**, and **event** **must** have been created, allocated, or retrieved from the same [VkDevice](#)

Host Synchronization

- Host access to **commandBuffer** **must** be externally synchronized

- Host access to the [VkCommandPool](#) that **commandBuffer** was allocated from **must** be externally synchronized

Command Properties

Command Buffer Levels	Render Pass Scope	Video Coding Scope	Supported Queue Types	Command Type
Primary Secondary	Outside	Both	VK_QUEUE_COMPUTE_BIT VK_QUEUE_GRAPHICS_BIT VK_QUEUE_VIDEO_DECODE_BIT_KHR VK_QUEUE_VIDEO_ENCODE_BIT_KHR	Synchronization

Conditional Rendering

`vkCmdResetEvent2` is not affected by [conditional rendering](#)

To set the state of an event to unsignaled from a device, call:

WARNING

This functionality is superseded by [vkCmdResetEvent2](#). See [Legacy Functionality](#) for more information.

```
// Provided by VK_VERSION_1_0
void vkCmdResetEvent(
    VkCommandBuffer          commandBuffer,
    VkEvent                  event,
    VkPipelineStageFlags     stageMask);
```

- `commandBuffer` is the command buffer into which the command is recorded.
- `event` is the event that will be unsignaled.
- `stageMask` is a bitmask of [VkPipelineStageFlagBits](#) specifying the [source stage mask](#) used to determine when the `event` is unsignaled.

`vkCmdResetEvent` behaves identically to [vkCmdResetEvent2](#).

Valid Usage

- VOID-vkCmdResetEvent-stageMask-04090
If the `geometryShader` feature is not enabled, `stageMask` **must** not contain [VK_PIPELINE_STAGE_GEOMETRY_SHADER_BIT](#)
- VOID-vkCmdResetEvent-stageMask-04091

If the `tessellationShader` feature is not enabled, `stageMask` **must** not contain `VK_PIPELINE_STAGE_TESSELLATION_CONTROL_SHADER_BIT` or `VK_PIPELINE_STAGE_TESSELLATION_EVALUATION_SHADER_BIT`

- VUID-vkCmdResetEvent-stageMask-04092

If the `conditionalRendering` feature is not enabled, `stageMask` **must** not contain `VK_PIPELINE_STAGE_CONDITIONAL_RENDERING_BIT_EXT`

- VUID-vkCmdResetEvent-stageMask-04093

If the `fragmentDensityMap` feature is not enabled, `stageMask` **must** not contain `VK_PIPELINE_STAGE_FRAGMENT_DENSITY_PROCESS_BIT_EXT`

- VUID-vkCmdResetEvent-stageMask-04094

If the `transformFeedback` feature is not enabled, `stageMask` **must** not contain `VK_PIPELINE_STAGE_TRANSFORM_FEEDBACK_BIT_EXT`

- VUID-vkCmdResetEvent-stageMask-04095

If the `meshShader` feature is not enabled, `stageMask` **must** not contain `VK_PIPELINE_STAGE_MESH_SHADER_BIT_EXT`

- VUID-vkCmdResetEvent-stageMask-04096

If the `taskShader` feature is not enabled, `stageMask` **must** not contain `VK_PIPELINE_STAGE_TASK_SHADER_BIT_EXT`

- VUID-vkCmdResetEvent-stageMask-07318

If neither of the `shadingRateImage` or the `attachmentFragmentShadingRate` features are enabled, `stageMask` **must** not contain `VK_PIPELINE_STAGE_FRAGMENT_SHADING_RATE_ATTACHMENT_BIT_KHR`

- VUID-vkCmdResetEvent-stageMask-03937

If the `synchronization2` feature is not enabled, `stageMask` **must** not be `0`

- VUID-vkCmdResetEvent-stageMask-07949

If neither the `VK_NV_ray_tracing` extension or the `rayTracingPipeline` feature are enabled, `stageMask` **must** not contain `VK_PIPELINE_STAGE_RAY_TRACING_SHADER_BIT_KHR`

- VUID-vkCmdResetEvent-stageMask-10754

If the `accelerationStructure` feature is not enabled, `stageMask` **must** not contain `VK_PIPELINE_STAGE_ACCELERATION_STRUCTURE_BUILD_BIT_KHR`

- VUID-vkCmdResetEvent-stageMask-06458

Any pipeline stage included in `stageMask` **must** be supported by the capabilities of the queue family specified by the `queueFamilyIndex` member of the `VkCommandPoolCreateInfo` structure that was used to create the `VkCommandPool` that `commandBuffer` was allocated from, as specified in the [table of supported pipeline stages](#)

- VUID-vkCmdResetEvent-stageMask-01153

`stageMask` **must** not include `VK_PIPELINE_STAGE_HOST_BIT`

- VUID-vkCmdResetEvent-event-03834

There **must** be an execution dependency between `vkCmdResetEvent` and the execution of any `vkCmdWaitEvents` that includes `event` in its `pEvents` parameter

- VUID-vkCmdResetEvent-event-03835

There **must** be an execution dependency between `vkCmdResetEvent` and the execution of any `vkCmdWaitEvents2` that includes `event` in its `pEvents` parameter

- VUID-vkCmdResetEvent-commandBuffer-01157
`commandBuffer`'s current device mask **must** include exactly one physical device

Valid Usage (Implicit)

- VUID-vkCmdResetEvent-commandBuffer-parameter
`commandBuffer` **must** be a valid `VkCommandBuffer` handle
- VUID-vkCmdResetEvent-event-parameter
`event` **must** be a valid `VkEvent` handle
- VUID-vkCmdResetEvent-stageMask-parameter
`stageMask` **must** be a valid combination of `VkPipelineStageFlagBits` values
- VUID-vkCmdResetEvent-commandBuffer-recording
`commandBuffer` **must** be in the `recording` state
- VUID-vkCmdResetEvent-commandBuffer-cmdpool
The `VkCommandPool` that `commandBuffer` was allocated from **must** support `VK_QUEUE_COMPUTE_BIT`, `VK_QUEUE_GRAPHICS_BIT`, `VK_QUEUE_VIDEO_DECODE_BIT_KHR`, or `VK_QUEUE_VIDEO_ENCODE_BIT_KHR` operations
- VUID-vkCmdResetEvent-renderpass
This command **must** only be called outside of a render pass instance
- VUID-vkCmdResetEvent-suspended
This command **must** not be called between suspended render pass instances
- VUID-vkCmdResetEvent-commonparent
Both of `commandBuffer`, and `event` **must** have been created, allocated, or retrieved from the same `VkDevice`

Host Synchronization

- Host access to `commandBuffer` **must** be externally synchronized
- Host access to the `VkCommandPool` that `commandBuffer` was allocated from **must** be externally synchronized

Command Properties

Command Buffer Levels	Render Pass Scope	Video Coding Scope	Supported Queue Types	Command Type
Primary Secondary	Outside	Both	VK_QUEUE_COMPUTE_BIT VK_QUEUE_GRAPHICS_BIT VK_QUEUE_VIDEO_DECODE_BIT_KHR VK_QUEUE_VIDEO_ENCODE_BIT_KHR	Synchronization

Conditional Rendering

vkCmdResetEvent is not affected by [conditional rendering](#)

To wait for one or more events to enter the signaled state on a device, call:

```
// Provided by VK_VERSION_1_3
void vkCmdWaitEvents2(
    VkCommandBuffer          commandBuffer,
    uint32_t                 eventCount,
    const VkEvent*           pEvents,
    const VkDependencyInfo*  pDependencyInfos);
```

```
// Provided by VK_KHR_synchronization2
// Equivalent to vkCmdWaitEvents2
void vkCmdWaitEvents2KHR(
    VkCommandBuffer          commandBuffer,
    uint32_t                 eventCount,
    const VkEvent*           pEvents,
    const VkDependencyInfo*  pDependencyInfos);
```

- `commandBuffer` is the command buffer into which the command is recorded.
- `eventCount` is the length of the `pEvents` array.
- `pEvents` is a pointer to an array of `eventCount` events to wait on.
- `pDependencyInfos` is a pointer to an array of `eventCount` `VkDependencyInfo` structures, defining the second [synchronization scope](#).

When `vkCmdWaitEvents2` is submitted to a queue, it inserts memory dependencies according to the

elements of `pDependencyInfos` and each corresponding element of `pEvents`. `vkCmdWaitEvents2` **must** not be used to wait on event signal operations occurring on other queues, or signal operations executed by `vkCmdSetEvent`.

The first `synchronization scope` and `access scope` of each memory dependency defined by any element `i` of `pDependencyInfos` are applied to operations that occurred earlier in `submission order` than the last event signal operation on element `i` of `pEvents`.

Signal operations for an event at index `i` are only included if:

- The event was signaled by a `vkCmdSetEvent2` command that occurred earlier in `submission order` with a `dependencyInfo` parameter exactly equal to the element of `pDependencyInfos` at index `i`; or
- The event was created without `VK_EVENT_CREATE_DEVICE_ONLY_BIT`, and the first `synchronization scope` defined by the element of `pDependencyInfos` at index `i` only includes host operations (`VK_PIPELINE_STAGE_2_HOST_BIT`).

The second `synchronization scope` and `access scope` of each memory dependency defined by any element `i` of `pDependencyInfos` are applied to operations that occurred later in `submission order` than `vkCmdWaitEvents2`.

NOTE

`vkCmdWaitEvents2` is used with `vkCmdSetEvent2` to define a memory dependency between two sets of action commands, roughly in the same way as pipeline barriers, but split into two commands such that work between the two **may** execute unhindered.

NOTE

Applications should be careful to avoid race conditions when using events. There is no direct ordering guarantee between `vkCmdSetEvent2` and `vkCmdResetEvent2`, `vkCmdResetEvent`, or `vkCmdSetEvent`. Another execution dependency (e.g. a pipeline barrier or semaphore with `VK_PIPELINE_STAGE_2_ALL_COMMANDS_BIT`) is needed to prevent such a race condition.

Valid Usage

- VUID-vkCmdWaitEvents2-image-09373

If `vkCmdWaitEvents2` is called within a render pass instance using a `VkRenderPass` object, and the `image` member of any image memory barrier is a color resolve attachment, the corresponding color attachment **must** be `VK_ATTACHMENT_UNUSED`

- VUID-vkCmdWaitEvents2-image-09374

If `vkCmdWaitEvents2` is called within a render pass instance using a `VkRenderPass` object, and the `image` member of any image memory barrier is a color resolve attachment, it **must** have been created with a non-zero `VkExternalFormatANDROID::externalFormat` value

- VUID-vkCmdWaitEvents2-oldLayout-01181

If `vkCmdWaitEvents2` is called within a render pass instance, the `oldLayout` and `newLayout` members of any image memory barrier included in this command **must** be equal

- VUID-vkCmdWaitEvents2-srcQueueFamilyIndex-01182
If `vkCmdWaitEvents2` is called within a render pass instance, the `srcQueueFamilyIndex` and `dstQueueFamilyIndex` members of any memory barrier included in this command **must** be equal
- VUID-vkCmdWaitEvents2-synchronization2-03836
The `synchronization2` feature **must** be enabled
- VUID-vkCmdWaitEvents2-pEvents-03837
Members of `pEvents` **must** not have been signaled by `vkCmdSetEvent`
- VUID-vkCmdWaitEvents2-pEvents-10788
For each element *i* of `pEvents`, if the `dependencyFlags` member of the *i*th element of `pDependencyInfos` does not include `VK_DEPENDENCY_ASYMMETRIC_EVENT_BIT_KHR`, and if that event is signaled by `vkCmdSetEvent2`, that command's `dependencyInfo` parameter **must** be exactly equal to the *i*th element of `pDependencyInfos`
- VUID-vkCmdWaitEvents2-pEvents-10789
For each element *i* of `pEvents`, if the `dependencyFlags` member of the *i*th element of `pDependencyInfos` includes `VK_DEPENDENCY_ASYMMETRIC_EVENT_BIT_KHR`, that event **must** be signaled by `vkCmdSetEvent2` with `VK_DEPENDENCY_ASYMMETRIC_EVENT_BIT_KHR`
- VUID-vkCmdWaitEvents2-pEvents-10790
For each element *i* of `pEvents`, if the `dependencyFlags` member of the *i*th element of `pDependencyInfos` includes `VK_DEPENDENCY_ASYMMETRIC_EVENT_BIT_KHR`, the union of `srcStageMask` members of all elements of `pMemoryBarriers`, `pBufferMemoryBarriers`, and `pImageMemoryBarriers` of the *i*th element of `pDependencyInfos` **must** equal `pDependencyInfos->pMemoryBarriers[0].srcStageMask` in the `vkCmdSetEvent2` command
- VUID-vkCmdWaitEvents2-pEvents-03839
For each element *i* of `pEvents`, if that event is signaled by `vkSetEvent`, barriers in the *i*th element of `pDependencyInfos` **must** include only host operations in their first `synchronization scope`
- VUID-vkCmdWaitEvents2-pEvents-03840
For each element *i* of `pEvents`, if barriers in the *i*th element of `pDependencyInfos` include only host operations, the *i*th element of `pEvents` **must** be signaled before `vkCmdWaitEvents2` is executed
- VUID-vkCmdWaitEvents2-pEvents-03841
For each element *i* of `pEvents`, if barriers in the *i*th element of `pDependencyInfos` do not include host operations, the *i*th element of `pEvents` **must** be signaled by a corresponding `vkCmdSetEvent2` that occurred earlier in `submission order`
- VUID-vkCmdWaitEvents2-srcStageMask-03842
The `srcStageMask` member of any element of the `pMemoryBarriers`, `pBufferMemoryBarriers`, or `pImageMemoryBarriers` members of `pDependencyInfos` **must** only include pipeline stages valid for the queue family that was used to create the command pool that `commandBuffer` was allocated from
- VUID-vkCmdWaitEvents2-dstStageMask-03843
The `dstStageMask` member of any element of the `pMemoryBarriers`, `pBufferMemoryBarriers`, or `pImageMemoryBarriers` members of `pDependencyInfos` **must** only include pipeline stages

valid for the queue family that was used to create the command pool that `commandBuffer` was allocated from

- VUID-vkCmdWaitEvents2-dependencyFlags-10394

The `dependencyFlags` member of any element of `pDependencyInfo` **must** not include any of the following bits:

- `VK_DEPENDENCY_BY_REGION_BIT`
- `VK_DEPENDENCY_DEVICE_GROUP_BIT`
- `VK_DEPENDENCY_VIEW_LOCAL_BIT`
- `VK_DEPENDENCY_FEEDBACK_LOOP_BIT_EXT`

- VUID-vkCmdWaitEvents2-maintenance8-10205

If the `maintenance8` feature is not enabled, the `dependencyFlags` members of any element of `pDependencyInfos` **must** not include `VK_DEPENDENCY_QUEUE_FAMILY_OWNERSHIP_TRANSFER_USE_ALL_STAGES_BIT_KHR`

- VUID-vkCmdWaitEvents2-dependencyFlags-03844

If this command is called inside a render pass instance, the `srcStageMask` member of any element of the `pMemoryBarriers`, `pBufferMemoryBarriers`, or `pImageMemoryBarriers` members of `pDependencyInfos` **must** not include `VK_PIPELINE_STAGE_2_HOST_BIT`

- VUID-vkCmdWaitEvents2-commandBuffer-03846

`commandBuffer`'s current device mask **must** include exactly one physical device

- VUID-vkCmdWaitEvents2-None-10654

This command **must** not be recorded when `per-tile execution model` is enabled

Valid Usage (Implicit)

- VUID-vkCmdWaitEvents2-commandBuffer-parameter

`commandBuffer` **must** be a valid `VkCommandBuffer` handle

- VUID-vkCmdWaitEvents2-pEvents-parameter

`pEvents` **must** be a valid pointer to an array of `eventCount` valid `VkEvent` handles

- VUID-vkCmdWaitEvents2-pDependencyInfos-parameter

`pDependencyInfos` **must** be a valid pointer to an array of `eventCount` valid `VkDependencyInfo` structures

- VUID-vkCmdWaitEvents2-commandBuffer-recording

`commandBuffer` **must** be in the `recording state`

- VUID-vkCmdWaitEvents2-commandBuffer-cmdpool

The `VkCommandPool` that `commandBuffer` was allocated from **must** support `VK_QUEUE_COMPUTE_BIT`, `VK_QUEUE_GRAPHICS_BIT`, `VK_QUEUE_VIDEO_DECODE_BIT_KHR`, or `VK_QUEUE_VIDEO_ENCODE_BIT_KHR` operations

- VUID-vkCmdWaitEvents2-suspended

This command **must** not be called between suspended render pass instances

- VUID-vkCmdWaitEvents2-eventCount-arraylength

`eventCount` **must** be greater than 0

- VUID-vkCmdWaitEvents2-commonparent
Both of `commandBuffer`, and the elements of `pEvents` **must** have been created, allocated, or retrieved from the same `VkDevice`

Host Synchronization

- Host access to `commandBuffer` **must** be externally synchronized
- Host access to the `VkCommandPool` that `commandBuffer` was allocated from **must** be externally synchronized

Command Properties

Command Buffer Levels	Render Pass Scope	Video Coding Scope	Supported Queue Types	Command Type
Primary Secondary	Both	Both	VK_QUEUE_COMPUTE_BIT VK_QUEUE_GRAPHICS_BIT VK_QUEUE_VIDEO_DECODE_BIT_KHR VK_QUEUE_VIDEO_ENCODE_BIT_KHR	Synchronization

Conditional Rendering

`vkCmdWaitEvents2` is not affected by [conditional rendering](#)

To wait for one or more events to enter the signaled state on a device, call:

WARNING

This functionality is superseded by [vkCmdWaitEvents2](#). See [Legacy Functionality](#) for more information.


```
// Provided by VK_VERSION_1_0
void vkCmdWaitEvents(
    VkCommandBuffer                commandBuffer,
    uint32_t                       eventCount,
    const VkEvent*                 pEvents,
    VkPipelineStageFlags           srcStageMask,
    VkPipelineStageFlags           dstStageMask,
    uint32_t                       memoryBarrierCount,
    const VkMemoryBarrier*         pMemoryBarriers,
    uint32_t                       bufferMemoryBarrierCount,
    const VkBufferMemoryBarrier*   pBufferMemoryBarriers,
    uint32_t                       imageMemoryBarrierCount,
    const VkImageMemoryBarrier*    pImageMemoryBarriers);
```

- `commandBuffer` is the command buffer into which the command is recorded.
- `eventCount` is the length of the `pEvents` array.
- `pEvents` is a pointer to an array of event object handles to wait on.
- `srcStageMask` is a bitmask of `VkPipelineStageFlagBits` specifying the [source stage mask](#).
- `dstStageMask` is a bitmask of `VkPipelineStageFlagBits` specifying the [destination stage mask](#).
- `memoryBarrierCount` is the length of the `pMemoryBarriers` array.
- `pMemoryBarriers` is a pointer to an array of `VkMemoryBarrier` structures.
- `bufferMemoryBarrierCount` is the length of the `pBufferMemoryBarriers` array.
- `pBufferMemoryBarriers` is a pointer to an array of `VkBufferMemoryBarrier` structures.
- `imageMemoryBarrierCount` is the length of the `pImageMemoryBarriers` array.
- `pImageMemoryBarriers` is a pointer to an array of `VkImageMemoryBarrier` structures.

`vkCmdWaitEvents` is largely similar to `vkCmdWaitEvents2`, but **can** only wait on signal operations defined by `vkCmdSetEvent`. As `vkCmdSetEvent` does not define any access scopes, `vkCmdWaitEvents` defines the first access scope for each event signal operation in addition to its own access scopes.

NOTE	Since <code>vkCmdSetEvent</code> does not have any dependency information beyond a stage mask, implementations do not have the same opportunity to perform availability and visibility operations or image layout transitions in advance as they do with <code>vkCmdSetEvent2</code> and <code>vkCmdWaitEvents2</code> .
-------------	--

When `vkCmdWaitEvents` is submitted to a queue, it defines a memory dependency between prior event signal operations on the same queue or the host, and subsequent commands. `vkCmdWaitEvents` **must** not be used to wait on event signal operations occurring on other queues.

The first synchronization scope only includes event signal operations that operate on members of `pEvents`, and the operations that happened-before the event signal operations. Event signal operations performed by `vkCmdSetEvent` that occur earlier in [submission order](#) are included in the first synchronization scope, if the [logically latest](#) pipeline stage in their `stageMask` parameter is [logically earlier](#) than or equal to the [logically latest](#) pipeline stage in `srcStageMask`. Event signal

operations performed by `vkSetEvent` are only included in the first synchronization scope if `VK_PIPELINE_STAGE_HOST_BIT` is included in `srcStageMask`.

The second `synchronization scope` includes all commands that occur later in `submission order`. The second synchronization scope is limited to operations on the pipeline stages determined by the `destination stage mask` specified by `dstStageMask`.

The first `access scope` is limited to accesses in the pipeline stages determined by the `source stage mask` specified by `srcStageMask`. Within that, the first access scope only includes the first access scopes defined by elements of the `pMemoryBarriers`, `pBufferMemoryBarriers` and `pImageMemoryBarriers` arrays, which each define a set of `memory barriers`. If no memory barriers are specified, then the first access scope includes no accesses.

The second `access scope` is limited to accesses in the pipeline stages determined by the `destination stage mask` specified by `dstStageMask`. Within that, the second access scope only includes the second access scopes defined by elements of the `pMemoryBarriers`, `pBufferMemoryBarriers` and `pImageMemoryBarriers` arrays, which each define a set of `memory barriers`. If no memory barriers are specified, then the second access scope includes no accesses.

Valid Usage

- VUID-vkCmdWaitEvents-srcStageMask-04090
If the `geometryShader` feature is not enabled, `srcStageMask` **must** not contain `VK_PIPELINE_STAGE_GEOMETRY_SHADER_BIT`
- VUID-vkCmdWaitEvents-srcStageMask-04091
If the `tessellationShader` feature is not enabled, `srcStageMask` **must** not contain `VK_PIPELINE_STAGE_TESSELLATION_CONTROL_SHADER_BIT` or `VK_PIPELINE_STAGE_TESSELLATION_EVALUATION_SHADER_BIT`
- VUID-vkCmdWaitEvents-srcStageMask-04092
If the `conditionalRendering` feature is not enabled, `srcStageMask` **must** not contain `VK_PIPELINE_STAGE_CONDITIONAL_RENDERING_BIT_EXT`
- VUID-vkCmdWaitEvents-srcStageMask-04093
If the `fragmentDensityMap` feature is not enabled, `srcStageMask` **must** not contain `VK_PIPELINE_STAGE_FRAGMENT_DENSITY_PROCESS_BIT_EXT`
- VUID-vkCmdWaitEvents-srcStageMask-04094
If the `transformFeedback` feature is not enabled, `srcStageMask` **must** not contain `VK_PIPELINE_STAGE_TRANSFORM_FEEDBACK_BIT_EXT`
- VUID-vkCmdWaitEvents-srcStageMask-04095
If the `meshShader` feature is not enabled, `srcStageMask` **must** not contain `VK_PIPELINE_STAGE_MESH_SHADER_BIT_EXT`
- VUID-vkCmdWaitEvents-srcStageMask-04096
If the `taskShader` feature is not enabled, `srcStageMask` **must** not contain `VK_PIPELINE_STAGE_TASK_SHADER_BIT_EXT`
- VUID-vkCmdWaitEvents-srcStageMask-07318
If neither of the `shadingRateImage` or the `attachmentFragmentShadingRate` features are

- enabled, `srcStageMask` **must** not contain
[VK_PIPELINE_STAGE_FRAGMENT_SHADING_RATE_ATTACHMENT_BIT_KHR](#)
- VUID-vkCmdWaitEvents-srcStageMask-03937
 If the `synchronization2` feature is not enabled, `srcStageMask` **must** not be 0
 - VUID-vkCmdWaitEvents-srcStageMask-07949
 If neither the `VK_NV_ray_tracing` extension or the `rayTracingPipeline` feature are enabled, `srcStageMask` **must** not contain [VK_PIPELINE_STAGE_RAY_TRACING_SHADER_BIT_KHR](#)
 - VUID-vkCmdWaitEvents-srcStageMask-10754
 If the `accelerationStructure` feature is not enabled, `srcStageMask` **must** not contain [VK_PIPELINE_STAGE_ACCELERATION_STRUCTURE_BUILD_BIT_KHR](#)
 - VUID-vkCmdWaitEvents-srcAccessMask-06257
 If the `rayQuery` feature is not enabled and a memory barrier `srcAccessMask` includes [VK_ACCESS_ACCELERATION_STRUCTURE_READ_BIT_KHR](#), `srcStageMask` **must** include [VK_PIPELINE_STAGE_RAY_TRACING_SHADER_BIT_KHR](#),
[VK_PIPELINE_STAGE_ACCELERATION_STRUCTURE_BUILD_BIT_KHR](#), or
[VK_PIPELINE_STAGE_ALL_COMMANDS_BIT](#)
 - VUID-vkCmdWaitEvents-dstStageMask-04090
 If the `geometryShader` feature is not enabled, `dstStageMask` **must** not contain [VK_PIPELINE_STAGE_GEOMETRY_SHADER_BIT](#)
 - VUID-vkCmdWaitEvents-dstStageMask-04091
 If the `tessellationShader` feature is not enabled, `dstStageMask` **must** not contain [VK_PIPELINE_STAGE_TESSELLATION_CONTROL_SHADER_BIT](#) or
[VK_PIPELINE_STAGE_TESSELLATION_EVALUATION_SHADER_BIT](#)
 - VUID-vkCmdWaitEvents-dstStageMask-04092
 If the `conditionalRendering` feature is not enabled, `dstStageMask` **must** not contain [VK_PIPELINE_STAGE_CONDITIONAL_RENDERING_BIT_EXT](#)
 - VUID-vkCmdWaitEvents-dstStageMask-04093
 If the `fragmentDensityMap` feature is not enabled, `dstStageMask` **must** not contain [VK_PIPELINE_STAGE_FRAGMENT_DENSITY_PROCESS_BIT_EXT](#)
 - VUID-vkCmdWaitEvents-dstStageMask-04094
 If the `transformFeedback` feature is not enabled, `dstStageMask` **must** not contain [VK_PIPELINE_STAGE_TRANSFORM_FEEDBACK_BIT_EXT](#)
 - VUID-vkCmdWaitEvents-dstStageMask-04095
 If the `meshShader` feature is not enabled, `dstStageMask` **must** not contain [VK_PIPELINE_STAGE_MESH_SHADER_BIT_EXT](#)
 - VUID-vkCmdWaitEvents-dstStageMask-04096
 If the `taskShader` feature is not enabled, `dstStageMask` **must** not contain [VK_PIPELINE_STAGE_TASK_SHADER_BIT_EXT](#)
 - VUID-vkCmdWaitEvents-dstStageMask-07318
 If neither of the `shadingRateImage` or the `attachmentFragmentShadingRate` features are enabled, `dstStageMask` **must** not contain
[VK_PIPELINE_STAGE_FRAGMENT_SHADING_RATE_ATTACHMENT_BIT_KHR](#)

- VUID-vkCmdWaitEvents-dstStageMask-03937
If the [synchronization2](#) feature is not enabled, [dstStageMask](#) **must** not be 0
- VUID-vkCmdWaitEvents-dstStageMask-07949
If neither the [VK_NV_ray_tracing](#) extension or the [rayTracingPipeline](#) feature are enabled, [dstStageMask](#) **must** not contain [VK_PIPELINE_STAGE_RAY_TRACING_SHADER_BIT_KHR](#)
- VUID-vkCmdWaitEvents-dstStageMask-10754
If the [accelerationStructure](#) feature is not enabled, [dstStageMask](#) **must** not contain [VK_PIPELINE_STAGE_ACCELERATION_STRUCTURE_BUILD_BIT_KHR](#)
- VUID-vkCmdWaitEvents-dstAccessMask-06257
If the [rayQuery](#) feature is not enabled and a memory barrier [dstAccessMask](#) includes [VK_ACCESS_ACCELERATION_STRUCTURE_READ_BIT_KHR](#), [dstStageMask](#) **must** include [VK_PIPELINE_STAGE_RAY_TRACING_SHADER_BIT_KHR](#),
[VK_PIPELINE_STAGE_ACCELERATION_STRUCTURE_BUILD_BIT_KHR](#), or
[VK_PIPELINE_STAGE_ALL_COMMANDS_BIT](#)
- VUID-vkCmdWaitEvents-srcAccessMask-02815
The [srcAccessMask](#) member of each element of [pMemoryBarriers](#) **must** only include access flags that are supported by one or more of the pipeline stages in [srcStageMask](#), as specified in the [table of supported access types](#)
- VUID-vkCmdWaitEvents-dstAccessMask-02816
The [dstAccessMask](#) member of each element of [pMemoryBarriers](#) **must** only include access flags that are supported by one or more of the pipeline stages in [dstStageMask](#), as specified in the [table of supported access types](#)
- VUID-vkCmdWaitEvents-pBufferMemoryBarriers-02817
For each element of [pBufferMemoryBarriers](#), if its [srcQueueFamilyIndex](#) and [dstQueueFamilyIndex](#) members are equal, or if its [srcQueueFamilyIndex](#) is the queue family index that was used to create the command pool that [commandBuffer](#) was allocated from, then its [srcAccessMask](#) member **must** only contain access flags that are supported by one or more of the pipeline stages in [srcStageMask](#), as specified in the [table of supported access types](#)
- VUID-vkCmdWaitEvents-pBufferMemoryBarriers-02818
For each element of [pBufferMemoryBarriers](#), if its [srcQueueFamilyIndex](#) and [dstQueueFamilyIndex](#) members are equal, or if its [dstQueueFamilyIndex](#) is the queue family index that was used to create the command pool that [commandBuffer](#) was allocated from, then its [dstAccessMask](#) member **must** only contain access flags that are supported by one or more of the pipeline stages in [dstStageMask](#), as specified in the [table of supported access types](#)
- VUID-vkCmdWaitEvents-pImageMemoryBarriers-02819
For each element of [pImageMemoryBarriers](#), if its [srcQueueFamilyIndex](#) and [dstQueueFamilyIndex](#) members are equal, or if its [srcQueueFamilyIndex](#) is the queue family index that was used to create the command pool that [commandBuffer](#) was allocated from, then its [srcAccessMask](#) member **must** only contain access flags that are supported by one or more of the pipeline stages in [srcStageMask](#), as specified in the [table of supported access types](#)

- VUID-vkCmdWaitEvents-pImageMemoryBarriers-02820
For each element of `pImageMemoryBarriers`, if its `srcQueueFamilyIndex` and `dstQueueFamilyIndex` members are equal, or if its `dstQueueFamilyIndex` is the queue family index that was used to create the command pool that `commandBuffer` was allocated from, then its `dstAccessMask` member **must** only contain access flags that are supported by one or more of the pipeline stages in `dstStageMask`, as specified in the [table of supported access types](#)
- VUID-vkCmdWaitEvents-image-09373
If `vkCmdWaitEvents` is called within a render pass instance using a `VkRenderPass` object, and the `image` member of any image memory barrier is a color resolve attachment, the corresponding color attachment **must** be `VK_ATTACHMENT_UNUSED`
- VUID-vkCmdWaitEvents-image-09374
If `vkCmdWaitEvents` is called within a render pass instance using a `VkRenderPass` object, and the `image` member of any image memory barrier is a color resolve attachment, it **must** have been created with a non-zero `VkExternalFormatANDROID::externalFormat` value
- VUID-vkCmdWaitEvents-oldLayout-01181
If `vkCmdWaitEvents` is called within a render pass instance, the `oldLayout` and `newLayout` members of any image memory barrier included in this command **must** be equal
- VUID-vkCmdWaitEvents-srcQueueFamilyIndex-01182
If `vkCmdWaitEvents` is called within a render pass instance, the `srcQueueFamilyIndex` and `dstQueueFamilyIndex` members of any memory barrier included in this command **must** be equal
- VUID-vkCmdWaitEvents-srcStageMask-06459
Any pipeline stage included in `srcStageMask` **must** be supported by the capabilities of the queue family specified by the `queueFamilyIndex` member of the `VkCommandPoolCreateInfo` structure that was used to create the `VkCommandPool` that `commandBuffer` was allocated from, as specified in the [table of supported pipeline stages](#)
- VUID-vkCmdWaitEvents-dstStageMask-06460
Any pipeline stage included in `dstStageMask` **must** be supported by the capabilities of the queue family specified by the `queueFamilyIndex` member of the `VkCommandPoolCreateInfo` structure that was used to create the `VkCommandPool` that `commandBuffer` was allocated from, as specified in the [table of supported pipeline stages](#)
- VUID-vkCmdWaitEvents-srcStageMask-01158
`srcStageMask` **must** be the bitwise OR of the `stageMask` parameter used in previous calls to `vkCmdSetEvent` with any of the elements of `pEvents` and `VK_PIPELINE_STAGE_HOST_BIT` if any of the elements of `pEvents` was set using `vkSetEvent`
- VUID-vkCmdWaitEvents-srcStageMask-07308
If this command is called inside a render pass instance, `srcStageMask` **must** not include `VK_PIPELINE_STAGE_HOST_BIT`
- VUID-vkCmdWaitEvents-srcQueueFamilyIndex-02803
The `srcQueueFamilyIndex` and `dstQueueFamilyIndex` members of any element of `pBufferMemoryBarriers` or `pImageMemoryBarriers` **must** be equal

- VUID-vkCmdWaitEvents-commandBuffer-01167
`commandBuffer`'s current device mask **must** include exactly one physical device
- VUID-vkCmdWaitEvents-pEvents-03847
Elements of `pEvents` **must** not have been signaled by `vkCmdSetEvent2`
- VUID-vkCmdWaitEvents-None-10655
This command **must** not be recorded when `per-tile execution model` is enabled

Valid Usage (Implicit)

- VUID-vkCmdWaitEvents-commandBuffer-parameter
`commandBuffer` **must** be a valid `VkCommandBuffer` handle
- VUID-vkCmdWaitEvents-pEvents-parameter
`pEvents` **must** be a valid pointer to an array of `eventCount` valid `VkEvent` handles
- VUID-vkCmdWaitEvents-srcStageMask-parameter
`srcStageMask` **must** be a valid combination of `VkPipelineStageFlagBits` values
- VUID-vkCmdWaitEvents-dstStageMask-parameter
`dstStageMask` **must** be a valid combination of `VkPipelineStageFlagBits` values
- VUID-vkCmdWaitEvents-pMemoryBarriers-parameter
If `memoryBarrierCount` is not 0, `pMemoryBarriers` **must** be a valid pointer to an array of `memoryBarrierCount` valid `VkMemoryBarrier` structures
- VUID-vkCmdWaitEvents-pBufferMemoryBarriers-parameter
If `bufferMemoryBarrierCount` is not 0, `pBufferMemoryBarriers` **must** be a valid pointer to an array of `bufferMemoryBarrierCount` valid `VkBufferMemoryBarrier` structures
- VUID-vkCmdWaitEvents-pImageMemoryBarriers-parameter
If `imageMemoryBarrierCount` is not 0, `pImageMemoryBarriers` **must** be a valid pointer to an array of `imageMemoryBarrierCount` valid `VkImageMemoryBarrier` structures
- VUID-vkCmdWaitEvents-commandBuffer-recording
`commandBuffer` **must** be in the `recording state`
- VUID-vkCmdWaitEvents-commandBuffer-cmdpool
The `VkCommandPool` that `commandBuffer` was allocated from **must** support `VK_QUEUE_COMPUTE_BIT`, `VK_QUEUE_GRAPHICS_BIT`, `VK_QUEUE_VIDEO_DECODE_BIT_KHR`, or `VK_QUEUE_VIDEO_ENCODE_BIT_KHR` operations
- VUID-vkCmdWaitEvents-suspended
This command **must** not be called between suspended render pass instances
- VUID-vkCmdWaitEvents-eventCount-arraylength
`eventCount` **must** be greater than 0
- VUID-vkCmdWaitEvents-commonparent
Both of `commandBuffer`, and the elements of `pEvents` **must** have been created, allocated, or retrieved from the same `VkDevice`

Host Synchronization

- Host access to `commandBuffer` **must** be externally synchronized
- Host access to the `VkCommandPool` that `commandBuffer` was allocated from **must** be externally synchronized

Command Properties

Command Buffer Levels	Render Pass Scope	Video Coding Scope	Supported Queue Types	Command Type
Primary Secondary	Both	Both	VK_QUEUE_COMPUTE_BIT VK_QUEUE_GRAPHICS_BIT VK_QUEUE_VIDEO_DECODE_BIT_KHR VK_QUEUE_VIDEO_ENCODE_BIT_KHR	Synchronization

Conditional Rendering

`vkCmdWaitEvents` is not affected by [conditional rendering](#)

7.6. Pipeline Barriers

To record a pipeline barrier, call:

```
// Provided by VK_VERSION_1_3
void vkCmdPipelineBarrier2(
    VkCommandBuffer          commandBuffer,
    const VkDependencyInfo*  pDependencyInfo);
```

```
// Provided by VK_KHR_synchronization2
// Equivalent to vkCmdPipelineBarrier2
void vkCmdPipelineBarrier2KHR(
    VkCommandBuffer          commandBuffer,
    const VkDependencyInfo*  pDependencyInfo);
```

- `commandBuffer` is the command buffer into which the command is recorded.

- `pDependencyInfo` is a pointer to a `VkDependencyInfo` structure defining the scopes of this operation.

When `vkCmdPipelineBarrier2` is submitted to a queue, it defines memory dependencies between commands that were submitted to the same queue before it, and those submitted to the same queue after it.

The first `synchronization scope` and `access scope` of each memory dependency defined by `pDependencyInfo` are applied to operations that occurred earlier in `submission order`.

The second `synchronization scope` and `access scope` of each memory dependency defined by `pDependencyInfo` are applied to operations that occurred later in `submission order`.

If `vkCmdPipelineBarrier2` is recorded within a render pass instance, the synchronization scopes are limited to a subset of operations within the same subpass or render pass instance.

Valid Usage

- VUID-vkCmdPipelineBarrier2-None-07889
If `vkCmdPipelineBarrier2` is called within a render pass instance using a `VkRenderPass` object, the render pass **must** have been created with at least one subpass dependency that expresses a dependency from the current subpass to itself, does not include `VK_DEPENDENCY_BY_REGION_BIT` if this command does not, does not include `VK_DEPENDENCY_VIEW_LOCAL_BIT` if this command does not, and has `synchronization scopes` and `access scopes` that are all supersets of the scopes defined in this command
- VUID-vkCmdPipelineBarrier2-bufferMemoryBarrierCount-01178
If `vkCmdPipelineBarrier2` is called within a render pass instance using a `VkRenderPass` object, it **must** not include any buffer memory barriers
- VUID-vkCmdPipelineBarrier2-image-04073
If `vkCmdPipelineBarrier2` is called within a render pass instance using a `VkRenderPass` object, the `image` member of any image memory barrier included in this command **must** be an attachment used in the current subpass both as an input attachment, and as either a color, color resolve, or depth/stencil attachment
- VUID-vkCmdPipelineBarrier2-None-07890
If `vkCmdPipelineBarrier2` is called within a render pass instance, and the source stage masks of any memory barriers include `framebuffer-space stages`, destination stage masks of all memory barriers **must** only include `framebuffer-space stages`
- VUID-vkCmdPipelineBarrier2-dependencyFlags-07891
If `vkCmdPipelineBarrier2` is called within a render pass instance, and the source stage masks of any memory barriers include `framebuffer-space stages`, then `dependencyFlags` **must** include `VK_DEPENDENCY_BY_REGION_BIT`
- VUID-vkCmdPipelineBarrier2-None-07892
If `vkCmdPipelineBarrier2` is called within a render pass instance, the source and destination stage masks of any memory barriers **must** only include graphics pipeline stages
- VUID-vkCmdPipelineBarrier2-dependencyFlags-01186

If `vkCmdPipelineBarrier2` is called outside of a render pass instance, the dependency flags **must** not include `VK_DEPENDENCY_VIEW_LOCAL_BIT`

- VUID-vkCmdPipelineBarrier2-None-07893

If `vkCmdPipelineBarrier2` is called inside a render pass instance, and there is more than one view in the current subpass, dependency flags **must** include `VK_DEPENDENCY_VIEW_LOCAL_BIT`

- VUID-vkCmdPipelineBarrier2-None-09553

If none of the `shaderTileImageColorReadAccess`, `shaderTileImageStencilReadAccess`, or `shaderTileImageDepthReadAccess` features are enabled, and the `dynamicRenderingLocalRead` feature is not enabled, `vkCmdPipelineBarrier2` **must** not be called within a render pass instance started with `vkCmdBeginRendering`

- VUID-vkCmdPipelineBarrier2-None-09554

If the `dynamicRenderingLocalRead` feature is not enabled, and `vkCmdPipelineBarrier2` is called within a render pass instance started with `vkCmdBeginRendering`, there **must** be no buffer or image memory barriers specified by this command

- VUID-vkCmdPipelineBarrier2-None-09586

If the `dynamicRenderingLocalRead` feature is not enabled, and `vkCmdPipelineBarrier2` is called within a render pass instance started with `vkCmdBeginRendering`, memory barriers specified by this command **must** only include `VK_ACCESS_2_COLOR_ATTACHMENT_READ_BIT`, `VK_ACCESS_2_COLOR_ATTACHMENT_WRITE_BIT`, `VK_ACCESS_2_DEPTH_STENCIL_ATTACHMENT_READ_BIT`, or `VK_ACCESS_2_DEPTH_STENCIL_ATTACHMENT_WRITE_BIT` in their access masks

- VUID-vkCmdPipelineBarrier2-image-09555

If `vkCmdPipelineBarrier2` is called within a render pass instance started with `vkCmdBeginRendering`, and the `image` member of any image memory barrier is used as an attachment in the current render pass instance, it **must** be in the `VK_IMAGE_LAYOUT_RENDERING_LOCAL_READ` or `VK_IMAGE_LAYOUT_GENERAL` layout

- VUID-vkCmdPipelineBarrier2-srcStageMask-09556

If `vkCmdPipelineBarrier2` is called within a render pass instance started with `vkCmdBeginRendering`, this command **must** only specify `framebuffer-space` stages in `srcStageMask` and `dstStageMask`

- VUID-vkCmdPipelineBarrier2-image-09373

If `vkCmdPipelineBarrier2` is called within a render pass instance using a `VkRenderPass` object, and the `image` member of any image memory barrier is a color resolve attachment, the corresponding color attachment **must** be `VK_ATTACHMENT_UNUSED`

- VUID-vkCmdPipelineBarrier2-image-09374

If `vkCmdPipelineBarrier2` is called within a render pass instance using a `VkRenderPass` object, and the `image` member of any image memory barrier is a color resolve attachment, it **must** have been created with a non-zero `VkExternalFormatANDROID::externalFormat` value

- VUID-vkCmdPipelineBarrier2-oldLayout-01181

If `vkCmdPipelineBarrier2` is called within a render pass instance, the `oldLayout` and `newLayout` members of any image memory barrier included in this command **must** be

equal

- VUID-vkCmdPipelineBarrier2-srcQueueFamilyIndex-01182

If `vkCmdPipelineBarrier2` is called within a render pass instance, the `srcQueueFamilyIndex` and `dstQueueFamilyIndex` members of any memory barrier included in this command **must** be equal

- VUID-vkCmdPipelineBarrier2-synchronization2-03848

The `synchronization2` feature **must** be enabled

- VUID-vkCmdPipelineBarrier2-srcStageMask-09673

The `srcStageMask` member of any element of the `pMemoryBarriers` member of `pDependencyInfo` **must** only include pipeline stages valid for the queue family that was used to create the command pool that `commandBuffer` was allocated from

- VUID-vkCmdPipelineBarrier2-dstStageMask-09674

The `dstStageMask` member of any element of the `pMemoryBarriers` member of `pDependencyInfo` **must** only include pipeline stages valid for the queue family that was used to create the command pool that `commandBuffer` was allocated from

- VUID-vkCmdPipelineBarrier2-srcStageMask-09675

If a buffer or image memory barrier does not specify an `acquire operation`, or if it does but `pDependencyInfo->dependencyFlags` includes `VK_DEPENDENCY_QUEUE_FAMILY_OWNERSHIP_TRANSFER_USE_ALL_STAGES_BIT_KHR`, the respective `srcStageMask` member of the element of the `pBufferMemoryBarriers` or `pImageMemoryBarriers` members of `pDependencyInfo` **must** only include pipeline stages valid for the queue family that was used to create the command pool that `commandBuffer` was allocated from

- VUID-vkCmdPipelineBarrier2-dstStageMask-09676

If a buffer or image memory barrier does not specify an `release operation`, or if it does but `pDependencyInfo->dependencyFlags` includes `VK_DEPENDENCY_QUEUE_FAMILY_OWNERSHIP_TRANSFER_USE_ALL_STAGES_BIT_KHR`, the respective `dstStageMask` member of the element of the `pBufferMemoryBarriers` or `pImageMemoryBarriers` members of `pDependencyInfo` **must** only include pipeline stages valid for the queue family that was used to create the command pool that `commandBuffer` was allocated from

- VUID-vkCmdPipelineBarrier2-srcQueueFamilyIndex-10387

If a buffer or image memory barrier specifies a `queue family ownership transfer operation`, either the `srcQueueFamilyIndex` or `dstQueueFamilyIndex` member of the element of the `pBufferMemoryBarriers` or `pImageMemoryBarriers` members of `pDependencyInfo` and the queue family index that was used to create the command pool that `commandBuffer` was allocated from **must** be equal

Valid Usage (Implicit)

- VUID-vkCmdPipelineBarrier2-commandBuffer-parameter `commandBuffer` **must** be a valid `VkCommandBuffer` handle
- VUID-vkCmdPipelineBarrier2-pDependencyInfo-parameter

`pDependencyInfo` **must** be a valid pointer to a valid `VkDependencyInfo` structure

- `VUID-vkCmdPipelineBarrier2-commandBuffer-recording`
`commandBuffer` **must** be in the `recording` state
- `VUID-vkCmdPipelineBarrier2-commandBuffer-cmdpool`
The `VkCommandPool` that `commandBuffer` was allocated from **must** support `VK_QUEUE_COMPUTE_BIT`, `VK_QUEUE_GRAPHICS_BIT`, `VK_QUEUE_TRANSFER_BIT`, `VK_QUEUE_VIDEO_DECODE_BIT_KHR`, or `VK_QUEUE_VIDEO_ENCODE_BIT_KHR` operations
- `VUID-vkCmdPipelineBarrier2-suspended`
This command **must** not be called between suspended render pass instances

Host Synchronization

- Host access to `commandBuffer` **must** be externally synchronized
- Host access to the `VkCommandPool` that `commandBuffer` was allocated from **must** be externally synchronized

Command Properties

Command Buffer Levels	Render Pass Scope	Video Coding Scope	Supported Queue Types	Command Type
Primary Secondary	Both	Both	<code>VK_QUEUE_COMPUTE_BIT</code> <code>VK_QUEUE_GRAPHICS_BIT</code> <code>VK_QUEUE_TRANSFER_BIT</code> <code>VK_QUEUE_VIDEO_DECODE_BIT_KHR</code> <code>VK_QUEUE_VIDEO_ENCODE_BIT_KHR</code>	Synchronization

Conditional Rendering

`vkCmdPipelineBarrier2` is not affected by `conditional rendering`

To record a pipeline barrier, call:

WARNING

This functionality is superseded by `vkCmdPipelineBarrier2`. See [Legacy](#)

[Functionality](#) for more information.

```
// Provided by VK_VERSION_1_0
void vkCmdPipelineBarrier(
    VkCommandBuffer                commandBuffer,
    VkPipelineStageFlags           srcStageMask,
    VkPipelineStageFlags           dstStageMask,
    VkDependencyFlags              dependencyFlags,
    uint32_t                       memoryBarrierCount,
    const VkMemoryBarrier*         pMemoryBarriers,
    uint32_t                       bufferMemoryBarrierCount,
    const VkBufferMemoryBarrier*   pBufferMemoryBarriers,
    uint32_t                       imageMemoryBarrierCount,
    const VkImageMemoryBarrier*    pImageMemoryBarriers);
```

- `commandBuffer` is the command buffer into which the command is recorded.
- `srcStageMask` is a bitmask of `VkPipelineStageFlagBits` specifying the [source stages](#).
- `dstStageMask` is a bitmask of `VkPipelineStageFlagBits` specifying the [destination stages](#).
- `dependencyFlags` is a bitmask of `VkDependencyFlagBits` specifying how execution and memory dependencies are formed.
- `memoryBarrierCount` is the length of the `pMemoryBarriers` array.
- `pMemoryBarriers` is a pointer to an array of `VkMemoryBarrier` structures.
- `bufferMemoryBarrierCount` is the length of the `pBufferMemoryBarriers` array.
- `pBufferMemoryBarriers` is a pointer to an array of `VkBufferMemoryBarrier` structures.
- `imageMemoryBarrierCount` is the length of the `pImageMemoryBarriers` array.
- `pImageMemoryBarriers` is a pointer to an array of `VkImageMemoryBarrier` structures.

`vkCmdPipelineBarrier` operates almost identically to `vkCmdPipelineBarrier2`, except that the scopes and barriers are defined as direct parameters rather than being defined by a `VkDependencyInfo`.

When `vkCmdPipelineBarrier` is submitted to a queue, it defines a memory dependency between commands that were submitted to the same queue before it, and those submitted to the same queue after it.

If `vkCmdPipelineBarrier` was recorded outside a render pass instance, the first [synchronization scope](#) includes all commands that occur earlier in [submission order](#). If `vkCmdPipelineBarrier` was recorded inside a render pass instance, the first synchronization scope includes only commands that occur earlier in [submission order](#) within the same subpass. In either case, the first synchronization scope is limited to operations on the pipeline stages determined by the [source stage mask](#) specified by `srcStageMask`.

If `vkCmdPipelineBarrier` was recorded outside a render pass instance, the second [synchronization scope](#) includes all commands that occur later in [submission order](#). If `vkCmdPipelineBarrier` was recorded inside a render pass instance, the second synchronization scope includes only commands that occur later in [submission order](#) within the same subpass. In either case, the second

synchronization scope is limited to operations on the pipeline stages determined by the [destination stage mask](#) specified by `dstStageMask`.

The first [access scope](#) is limited to accesses in the pipeline stages determined by the [source stage mask](#) specified by `srcStageMask`. Within that, the first access scope only includes the first access scopes defined by elements of the `pMemoryBarriers`, `pBufferMemoryBarriers` and `pImageMemoryBarriers` arrays, which each define a set of [memory barriers](#). If no memory barriers are specified, then the first access scope includes no accesses.

The second [access scope](#) is limited to accesses in the pipeline stages determined by the [destination stage mask](#) specified by `dstStageMask`. Within that, the second access scope only includes the second access scopes defined by elements of the `pMemoryBarriers`, `pBufferMemoryBarriers` and `pImageMemoryBarriers` arrays, which each define a set of [memory barriers](#). If no memory barriers are specified, then the second access scope includes no accesses.

If `dependencyFlags` includes `VK_DEPENDENCY_BY_REGION_BIT`, then any dependency between framebuffer-space pipeline stages is [framebuffer-local](#) - otherwise it is [framebuffer-global](#).

Valid Usage

- VUID-vkCmdPipelineBarrier-srcStageMask-04090
If the `geometryShader` feature is not enabled, `srcStageMask` **must** not contain `VK_PIPELINE_STAGE_GEOMETRY_SHADER_BIT`
- VUID-vkCmdPipelineBarrier-srcStageMask-04091
If the `tessellationShader` feature is not enabled, `srcStageMask` **must** not contain `VK_PIPELINE_STAGE_TESSELLATION_CONTROL_SHADER_BIT` or `VK_PIPELINE_STAGE_TESSELLATION_EVALUATION_SHADER_BIT`
- VUID-vkCmdPipelineBarrier-srcStageMask-04092
If the `conditionalRendering` feature is not enabled, `srcStageMask` **must** not contain `VK_PIPELINE_STAGE_CONDITIONAL_RENDERING_BIT_EXT`
- VUID-vkCmdPipelineBarrier-srcStageMask-04093
If the `fragmentDensityMap` feature is not enabled, `srcStageMask` **must** not contain `VK_PIPELINE_STAGE_FRAGMENT_DENSITY_PROCESS_BIT_EXT`
- VUID-vkCmdPipelineBarrier-srcStageMask-04094
If the `transformFeedback` feature is not enabled, `srcStageMask` **must** not contain `VK_PIPELINE_STAGE_TRANSFORM_FEEDBACK_BIT_EXT`
- VUID-vkCmdPipelineBarrier-srcStageMask-04095
If the `meshShader` feature is not enabled, `srcStageMask` **must** not contain `VK_PIPELINE_STAGE_MESH_SHADER_BIT_EXT`
- VUID-vkCmdPipelineBarrier-srcStageMask-04096
If the `taskShader` feature is not enabled, `srcStageMask` **must** not contain `VK_PIPELINE_STAGE_TASK_SHADER_BIT_EXT`
- VUID-vkCmdPipelineBarrier-srcStageMask-07318
If neither of the `shadingRateImage` or the `attachmentFragmentShadingRate` features are enabled, `srcStageMask` **must** not contain

VK_PIPELINE_STAGE_FRAGMENT_SHADING_RATE_ATTACHMENT_BIT_KHR

- VUID-vkCmdPipelineBarrier-srcStageMask-03937

If the `synchronization2` feature is not enabled, `srcStageMask` **must** not be 0

- VUID-vkCmdPipelineBarrier-srcStageMask-07949

If neither the `VK_NV_ray_tracing` extension or the `rayTracingPipeline` feature are enabled, `srcStageMask` **must** not contain `VK_PIPELINE_STAGE_RAY_TRACING_SHADER_BIT_KHR`

- VUID-vkCmdPipelineBarrier-srcStageMask-10754

If the `accelerationStructure` feature is not enabled, `srcStageMask` **must** not contain `VK_PIPELINE_STAGE_ACCELERATION_STRUCTURE_BUILD_BIT_KHR`

- VUID-vkCmdPipelineBarrier-srcAccessMask-06257

If the `rayQuery` feature is not enabled and a memory barrier `srcAccessMask` includes `VK_ACCESS_ACCELERATION_STRUCTURE_READ_BIT_KHR`, `srcStageMask` **must** include `VK_PIPELINE_STAGE_RAY_TRACING_SHADER_BIT_KHR`,
`VK_PIPELINE_STAGE_ACCELERATION_STRUCTURE_BUILD_BIT_KHR`, or
`VK_PIPELINE_STAGE_ALL_COMMANDS_BIT`

- VUID-vkCmdPipelineBarrier-dstStageMask-04090

If the `geometryShader` feature is not enabled, `dstStageMask` **must** not contain `VK_PIPELINE_STAGE_GEOMETRY_SHADER_BIT`

- VUID-vkCmdPipelineBarrier-dstStageMask-04091

If the `tessellationShader` feature is not enabled, `dstStageMask` **must** not contain `VK_PIPELINE_STAGE_TESSELLATION_CONTROL_SHADER_BIT` or
`VK_PIPELINE_STAGE_TESSELLATION_EVALUATION_SHADER_BIT`

- VUID-vkCmdPipelineBarrier-dstStageMask-04092

If the `conditionalRendering` feature is not enabled, `dstStageMask` **must** not contain `VK_PIPELINE_STAGE_CONDITIONAL_RENDERING_BIT_EXT`

- VUID-vkCmdPipelineBarrier-dstStageMask-04093

If the `fragmentDensityMap` feature is not enabled, `dstStageMask` **must** not contain `VK_PIPELINE_STAGE_FRAGMENT_DENSITY_PROCESS_BIT_EXT`

- VUID-vkCmdPipelineBarrier-dstStageMask-04094

If the `transformFeedback` feature is not enabled, `dstStageMask` **must** not contain `VK_PIPELINE_STAGE_TRANSFORM_FEEDBACK_BIT_EXT`

- VUID-vkCmdPipelineBarrier-dstStageMask-04095

If the `meshShader` feature is not enabled, `dstStageMask` **must** not contain `VK_PIPELINE_STAGE_MESH_SHADER_BIT_EXT`

- VUID-vkCmdPipelineBarrier-dstStageMask-04096

If the `taskShader` feature is not enabled, `dstStageMask` **must** not contain `VK_PIPELINE_STAGE_TASK_SHADER_BIT_EXT`

- VUID-vkCmdPipelineBarrier-dstStageMask-07318

If neither of the `shadingRateImage` or the `attachmentFragmentShadingRate` features are enabled, `dstStageMask` **must** not contain `VK_PIPELINE_STAGE_FRAGMENT_SHADING_RATE_ATTACHMENT_BIT_KHR`

- VUID-vkCmdPipelineBarrier-dstStageMask-03937

If the `synchronization2` feature is not enabled, `dstStageMask` **must** not be 0

- VUID-vkCmdPipelineBarrier-dstStageMask-07949

If neither the `VK_NV_ray_tracing` extension or the `rayTracingPipeline` feature are enabled, `dstStageMask` **must** not contain `VK_PIPELINE_STAGE_RAY_TRACING_SHADER_BIT_KHR`

- VUID-vkCmdPipelineBarrier-dstStageMask-10754

If the `accelerationStructure` feature is not enabled, `dstStageMask` **must** not contain `VK_PIPELINE_STAGE_ACCELERATION_STRUCTURE_BUILD_BIT_KHR`

- VUID-vkCmdPipelineBarrier-dstAccessMask-06257

If the `rayQuery` feature is not enabled and a memory barrier `dstAccessMask` includes `VK_ACCESS_ACCELERATION_STRUCTURE_READ_BIT_KHR`, `dstStageMask` **must** include `VK_PIPELINE_STAGE_RAY_TRACING_SHADER_BIT_KHR`,
`VK_PIPELINE_STAGE_ACCELERATION_STRUCTURE_BUILD_BIT_KHR`, or
`VK_PIPELINE_STAGE_ALL_COMMANDS_BIT`

- VUID-vkCmdPipelineBarrier-srcAccessMask-02815

The `srcAccessMask` member of each element of `pMemoryBarriers` **must** only include access flags that are supported by one or more of the pipeline stages in `srcStageMask`, as specified in the [table of supported access types](#)

- VUID-vkCmdPipelineBarrier-dstAccessMask-02816

The `dstAccessMask` member of each element of `pMemoryBarriers` **must** only include access flags that are supported by one or more of the pipeline stages in `dstStageMask`, as specified in the [table of supported access types](#)

- VUID-vkCmdPipelineBarrier-pBufferMemoryBarriers-02817

For each element of `pBufferMemoryBarriers`, if its `srcQueueFamilyIndex` and `dstQueueFamilyIndex` members are equal, or if its `srcQueueFamilyIndex` is the queue family index that was used to create the command pool that `commandBuffer` was allocated from, then its `srcAccessMask` member **must** only contain access flags that are supported by one or more of the pipeline stages in `srcStageMask`, as specified in the [table of supported access types](#)

- VUID-vkCmdPipelineBarrier-pBufferMemoryBarriers-02818

For each element of `pBufferMemoryBarriers`, if its `srcQueueFamilyIndex` and `dstQueueFamilyIndex` members are equal, or if its `dstQueueFamilyIndex` is the queue family index that was used to create the command pool that `commandBuffer` was allocated from, then its `dstAccessMask` member **must** only contain access flags that are supported by one or more of the pipeline stages in `dstStageMask`, as specified in the [table of supported access types](#)

- VUID-vkCmdPipelineBarrier-pImageMemoryBarriers-02819

For each element of `pImageMemoryBarriers`, if its `srcQueueFamilyIndex` and `dstQueueFamilyIndex` members are equal, or if its `srcQueueFamilyIndex` is the queue family index that was used to create the command pool that `commandBuffer` was allocated from, then its `srcAccessMask` member **must** only contain access flags that are supported by one or more of the pipeline stages in `srcStageMask`, as specified in the [table of supported access types](#)

- VUID-vkCmdPipelineBarrier-pImageMemoryBarriers-02820

For each element of `pImageMemoryBarriers`, if its `srcQueueFamilyIndex` and `dstQueueFamilyIndex` members are equal, or if its `dstQueueFamilyIndex` is the queue family index that was used to create the command pool that `commandBuffer` was allocated from, then its `dstAccessMask` member **must** only contain access flags that are supported by one or more of the pipeline stages in `dstStageMask`, as specified in the [table of supported access types](#)

- VUID-vkCmdPipelineBarrier-image-09373

If `vkCmdPipelineBarrier` is called within a render pass instance using a `VkRenderPass` object, and the `image` member of any image memory barrier is a color resolve attachment, the corresponding color attachment **must** be `VK_ATTACHMENT_UNUSED`

- VUID-vkCmdPipelineBarrier-image-09374

If `vkCmdPipelineBarrier` is called within a render pass instance using a `VkRenderPass` object, and the `image` member of any image memory barrier is a color resolve attachment, it **must** have been created with a non-zero `VkExternalFormatANDROID::externalFormat` value

- VUID-vkCmdPipelineBarrier-oldLayout-01181

If `vkCmdPipelineBarrier` is called within a render pass instance, the `oldLayout` and `newLayout` members of any image memory barrier included in this command **must** be equal

- VUID-vkCmdPipelineBarrier-srcQueueFamilyIndex-01182

If `vkCmdPipelineBarrier` is called within a render pass instance, the `srcQueueFamilyIndex` and `dstQueueFamilyIndex` members of any memory barrier included in this command **must** be equal

- VUID-vkCmdPipelineBarrier-None-07889

If `vkCmdPipelineBarrier` is called within a render pass instance using a `VkRenderPass` object, the render pass **must** have been created with at least one subpass dependency that expresses a dependency from the current subpass to itself, does not include `VK_DEPENDENCY_BY_REGION_BIT` if this command does not, does not include `VK_DEPENDENCY_VIEW_LOCAL_BIT` if this command does not, and has [synchronization scopes](#) and [access scopes](#) that are all supersets of the scopes defined in this command

- VUID-vkCmdPipelineBarrier-bufferMemoryBarrierCount-01178

If `vkCmdPipelineBarrier` is called within a render pass instance using a `VkRenderPass` object, it **must** not include any buffer memory barriers

- VUID-vkCmdPipelineBarrier-image-04073

If `vkCmdPipelineBarrier` is called within a render pass instance using a `VkRenderPass` object, the `image` member of any image memory barrier included in this command **must** be an attachment used in the current subpass both as an input attachment, and as either a color, color resolve, or depth/stencil attachment

- VUID-vkCmdPipelineBarrier-None-07890

If `vkCmdPipelineBarrier` is called within a render pass instance, and the source stage masks of any memory barriers include [framebuffer-space stages](#), destination stage masks of all memory barriers **must** only include [framebuffer-space stages](#)

- VUID-vkCmdPipelineBarrier-dependencyFlags-07891

If `vkCmdPipelineBarrier` is called within a render pass instance, and the source stage masks of any memory barriers include `framebuffer-space` stages, then `dependencyFlags` **must** include `VK_DEPENDENCY_BY_REGION_BIT`

- VUID-vkCmdPipelineBarrier-None-07892

If `vkCmdPipelineBarrier` is called within a render pass instance, the source and destination stage masks of any memory barriers **must** only include graphics pipeline stages

- VUID-vkCmdPipelineBarrier-dependencyFlags-01186

If `vkCmdPipelineBarrier` is called outside of a render pass instance, the dependency flags **must** not include `VK_DEPENDENCY_VIEW_LOCAL_BIT`

- VUID-vkCmdPipelineBarrier-None-07893

If `vkCmdPipelineBarrier` is called inside a render pass instance, and there is more than one view in the current subpass, dependency flags **must** include `VK_DEPENDENCY_VIEW_LOCAL_BIT`

- VUID-vkCmdPipelineBarrier-None-09553

If none of the `shaderTileImageColorReadAccess`, `shaderTileImageStencilReadAccess`, or `shaderTileImageDepthReadAccess` features are enabled, and the `dynamicRenderingLocalRead` feature is not enabled, `vkCmdPipelineBarrier` **must** not be called within a render pass instance started with `vkCmdBeginRendering`

- VUID-vkCmdPipelineBarrier-None-09554

If the `dynamicRenderingLocalRead` feature is not enabled, and `vkCmdPipelineBarrier` is called within a render pass instance started with `vkCmdBeginRendering`, there **must** be no buffer or image memory barriers specified by this command

- VUID-vkCmdPipelineBarrier-None-09586

If the `dynamicRenderingLocalRead` feature is not enabled, and `vkCmdPipelineBarrier` is called within a render pass instance started with `vkCmdBeginRendering`, memory barriers specified by this command **must** only include `VK_ACCESS_2_COLOR_ATTACHMENT_READ_BIT`, `VK_ACCESS_2_COLOR_ATTACHMENT_WRITE_BIT`, `VK_ACCESS_2_DEPTH_STENCIL_ATTACHMENT_READ_BIT`, or `VK_ACCESS_2_DEPTH_STENCIL_ATTACHMENT_WRITE_BIT` in their access masks

- VUID-vkCmdPipelineBarrier-image-09555

If `vkCmdPipelineBarrier` is called within a render pass instance started with `vkCmdBeginRendering`, and the `image` member of any image memory barrier is used as an attachment in the current render pass instance, it **must** be in the `VK_IMAGE_LAYOUT_RENDERING_LOCAL_READ` or `VK_IMAGE_LAYOUT_GENERAL` layout

- VUID-vkCmdPipelineBarrier-srcStageMask-09556

If `vkCmdPipelineBarrier` is called within a render pass instance started with `vkCmdBeginRendering`, this command **must** only specify `framebuffer-space` stages in `srcStageMask` and `dstStageMask`

- VUID-vkCmdPipelineBarrier-oldLayout-10758

If called within a render pass instance using a `VkRenderPass` object, the `oldLayout` member of any image memory barrier included in this command **must** be equal to the layout that the corresponding attachment uses during the subpass

- VUID-vkCmdPipelineBarrier-oldLayout-10759

If called within a render pass instance started with `vkCmdBeginRendering`, the `oldLayout` member of any image memory barrier included in this command **must** be equal to the layout that the corresponding attachment uses during the render pass instance

- VUID-vkCmdPipelineBarrier-srcStageMask-06461

Any pipeline stage included in `srcStageMask` **must** be supported by the capabilities of the queue family specified by the `queueFamilyIndex` member of the `VkCommandPoolCreateInfo` structure that was used to create the `VkCommandPool` that `commandBuffer` was allocated from, as specified in the [table of supported pipeline stages](#)

- VUID-vkCmdPipelineBarrier-dstStageMask-06462

Any pipeline stage included in `dstStageMask` **must** be supported by the capabilities of the queue family specified by the `queueFamilyIndex` member of the `VkCommandPoolCreateInfo` structure that was used to create the `VkCommandPool` that `commandBuffer` was allocated from, as specified in the [table of supported pipeline stages](#)

- VUID-vkCmdPipelineBarrier-srcStageMask-09633

If either `srcStageMask` or `dstStageMask` includes `VK_PIPELINE_STAGE_HOST_BIT`, for each element of `pImageMemoryBarriers`, `srcQueueFamilyIndex` and `dstQueueFamilyIndex` **must** be equal

- VUID-vkCmdPipelineBarrier-srcStageMask-09634

If either `srcStageMask` or `dstStageMask` includes `VK_PIPELINE_STAGE_HOST_BIT`, for each element of `pBufferMemoryBarriers`, `srcQueueFamilyIndex` and `dstQueueFamilyIndex` **must** be equal

- VUID-vkCmdPipelineBarrier-srcQueueFamilyIndex-10388

If a buffer or image memory barrier specifies a [queue family ownership transfer operation](#), either the `srcQueueFamilyIndex` or `dstQueueFamilyIndex` member and the queue family index that was used to create the command pool that `commandBuffer` was allocated from **must** be equal

- VUID-vkCmdPipelineBarrier-maintenance8-10206

If the `maintenance8` feature is not enabled, `dependencyFlags` **must** not include `VK_DEPENDENCY_QUEUE_FAMILY_OWNERSHIP_TRANSFER_USE_ALL_STAGES_BIT_KHR`

Valid Usage (Implicit)

- VUID-vkCmdPipelineBarrier-commandBuffer-parameter

`commandBuffer` **must** be a valid `VkCommandBuffer` handle

- VUID-vkCmdPipelineBarrier-srcStageMask-parameter

`srcStageMask` **must** be a valid combination of `VkPipelineStageFlagBits` values

- VUID-vkCmdPipelineBarrier-dstStageMask-parameter

`dstStageMask` **must** be a valid combination of `VkPipelineStageFlagBits` values

- VUID-vkCmdPipelineBarrier-dependencyFlags-parameter

`dependencyFlags` **must** be a valid combination of `VkDependencyFlagBits` values

- VUID-vkCmdPipelineBarrier-pMemoryBarriers-parameter

If `memoryBarrierCount` is not 0, `pMemoryBarriers` **must** be a valid pointer to an array of `memoryBarrierCount` valid `VkMemoryBarrier` structures

- VUID-vkCmdPipelineBarrier-pBufferMemoryBarriers-parameter
If `bufferMemoryBarrierCount` is not 0, `pBufferMemoryBarriers` **must** be a valid pointer to an array of `bufferMemoryBarrierCount` valid `VkBufferMemoryBarrier` structures
- VUID-vkCmdPipelineBarrier-pImageMemoryBarriers-parameter
If `imageMemoryBarrierCount` is not 0, `pImageMemoryBarriers` **must** be a valid pointer to an array of `imageMemoryBarrierCount` valid `VkImageMemoryBarrier` structures
- VUID-vkCmdPipelineBarrier-commandBuffer-recording
`commandBuffer` **must** be in the `recording` state
- VUID-vkCmdPipelineBarrier-commandBuffer-cmdpool
The `VkCommandPool` that `commandBuffer` was allocated from **must** support `VK_QUEUE_COMPUTE_BIT`, `VK_QUEUE_GRAPHICS_BIT`, `VK_QUEUE_TRANSFER_BIT`, `VK_QUEUE_VIDEO_DECODE_BIT_KHR`, or `VK_QUEUE_VIDEO_ENCODE_BIT_KHR` operations
- VUID-vkCmdPipelineBarrier-suspended
This command **must** not be called between suspended render pass instances

Host Synchronization

- Host access to `commandBuffer` **must** be externally synchronized
- Host access to the `VkCommandPool` that `commandBuffer` was allocated from **must** be externally synchronized

Command Properties

Command Buffer Levels	Render Pass Scope	Video Coding Scope	Supported Queue Types	Command Type
Primary Secondary	Both	Both	VK_QUEUE_COMPUTE_BIT VK_QUEUE_GRAPHICS_BIT VK_QUEUE_TRANSFER_BIT VK_QUEUE_VIDEO_DECODE_BIT_KHR VK_QUEUE_VIDEO_ENCODE_BIT_KHR	Synchronization

Conditional Rendering

`vkCmdPipelineBarrier` is not affected by [conditional rendering](#)

Bits which **can** be set in `vkCmdPipelineBarrier::dependencyFlags`, specifying how execution and memory dependencies are formed, are:

```
// Provided by VK_VERSION_1_0
typedef enum VkDependencyFlagBits {
    VK_DEPENDENCY_BY_REGION_BIT = 0x00000001,
    // Provided by VK_VERSION_1_1
    VK_DEPENDENCY_DEVICE_GROUP_BIT = 0x00000004,
    // Provided by VK_VERSION_1_1
    VK_DEPENDENCY_VIEW_LOCAL_BIT = 0x00000002,
    // Provided by VK_EXT_attachment_feedback_loop_layout
    VK_DEPENDENCY_FEEDBACK_LOOP_BIT_EXT = 0x00000008,
    // Provided by VK_KHR_maintenance8
    VK_DEPENDENCY_QUEUE_FAMILY_OWNERSHIP_TRANSFER_USE_ALL_STAGES_BIT_KHR = 0x00000020,
    // Provided by VK_KHR_maintenance9
    VK_DEPENDENCY_ASYMMETRIC_EVENT_BIT_KHR = 0x00000040,
    // Provided by VK_KHR_multiview
    VK_DEPENDENCY_VIEW_LOCAL_BIT_KHR = VK_DEPENDENCY_VIEW_LOCAL_BIT,
    // Provided by VK_KHR_device_group
    VK_DEPENDENCY_DEVICE_GROUP_BIT_KHR = VK_DEPENDENCY_DEVICE_GROUP_BIT,
} VkDependencyFlagBits;
```

- [VK_DEPENDENCY_BY_REGION_BIT](#) specifies that dependencies will be split into multiple [framebuffer-local regions](#) according to the (x,y,layer,sample) coordinates.
- [VK_DEPENDENCY_VIEW_LOCAL_BIT](#) specifies that dependencies will be split into multiple [framebuffer-local regions](#) according to the view.
- [VK_DEPENDENCY_DEVICE_GROUP_BIT](#) specifies that dependencies are [non-device-local](#).
- [VK_DEPENDENCY_FEEDBACK_LOOP_BIT_EXT](#) specifies that the render pass will write to and read from the same image with [feedback loop enabled](#).
- [VK_DEPENDENCY_QUEUE_FAMILY_OWNERSHIP_TRANSFER_USE_ALL_STAGES_BIT_KHR](#) specifies that source and destination stages are not ignored when performing a [queue family ownership transfer](#).
- [VK_DEPENDENCY_ASYMMETRIC_EVENT_BIT_KHR](#) specifies that the access scopes of [vkCmdSetEvent2](#) and [vkCmdWaitEvents2](#) do not need to match for a given event when it is specified in both commands, and the access scope of [vkCmdSetEvent2](#) is empty.

```
// Provided by VK_VERSION_1_0
typedef VkFlags VkDependencyFlags;
```

`VkDependencyFlags` is a bitmask type for setting a mask of zero or more [VkDependencyFlagBits](#).

7.7. Memory Barriers

Memory barriers are used to explicitly control access to buffer and image subresource ranges. Memory barriers are used to [transfer ownership between queue families](#), [change image layouts](#), and define [availability and visibility operations](#). They explicitly define the [access types](#) and buffer and image subresource ranges that are included in the [access scopes](#) of a memory dependency that is created by a synchronization command that includes them.

7.7.1. Global Memory Barriers

Global memory barriers apply to memory accesses involving all memory objects that exist at the time of its execution.

The `VkMemoryBarrier2` structure is defined as:

```
// Provided by VK_VERSION_1_3
typedef struct VkMemoryBarrier2 {
    VkStructureType    sType;
    const void*        pNext;
    VkPipelineStageFlags2 srcStageMask;
    VkAccessFlags2     srcAccessMask;
    VkPipelineStageFlags2 dstStageMask;
    VkAccessFlags2     dstAccessMask;
} VkMemoryBarrier2;
```

```
// Provided by VK_KHR_synchronization2
// Equivalent to VkMemoryBarrier2
typedef VkMemoryBarrier2 VkMemoryBarrier2KHR;
```

- `sType` is a [VkStructureType](#) value identifying this structure.
- `pNext` is `NULL` or a pointer to a structure extending this structure.
- `srcStageMask` is a [VkPipelineStageFlags2](#) mask of pipeline stages to be included in the [first synchronization scope](#).
- `srcAccessMask` is a [VkAccessFlags2](#) mask of access flags to be included in the [first access scope](#).
- `dstStageMask` is a [VkPipelineStageFlags2](#) mask of pipeline stages to be included in the [second synchronization scope](#).
- `dstAccessMask` is a [VkAccessFlags2](#) mask of access flags to be included in the [second access scope](#).

This structure defines a [memory dependency](#) affecting all device memory.

The first [synchronization scope](#) and [access scope](#) described by this structure include only operations and memory accesses specified by the source stage mask and source access mask.

The second [synchronization scope](#) and [access scope](#) described by this structure include only operations and memory accesses specified by destination stage mask and destination access mask.

Valid Usage

- VUID-VkMemoryBarrier2-srcStageMask-03929
If the `geometryShader` feature is not enabled, `srcStageMask` **must** not contain `VK_PIPELINE_STAGE_2_GEOMETRY_SHADER_BIT`
- VUID-VkMemoryBarrier2-srcStageMask-03930
If the `tessellationShader` feature is not enabled, `srcStageMask` **must** not contain `VK_PIPELINE_STAGE_2_TESSELLATION_CONTROL_SHADER_BIT` or `VK_PIPELINE_STAGE_2_TESSELLATION_EVALUATION_SHADER_BIT`
- VUID-VkMemoryBarrier2-srcStageMask-03931
If the `conditionalRendering` feature is not enabled, `srcStageMask` **must** not contain `VK_PIPELINE_STAGE_2_CONDITIONAL_RENDERING_BIT_EXT`
- VUID-VkMemoryBarrier2-srcStageMask-03932
If the `fragmentDensityMap` feature is not enabled, `srcStageMask` **must** not contain `VK_PIPELINE_STAGE_2_FRAGMENT_DENSITY_PROCESS_BIT_EXT`
- VUID-VkMemoryBarrier2-srcStageMask-03933
If the `transformFeedback` feature is not enabled, `srcStageMask` **must** not contain `VK_PIPELINE_STAGE_2_TRANSFORM_FEEDBACK_BIT_EXT`
- VUID-VkMemoryBarrier2-srcStageMask-03934
If the `meshShader` feature is not enabled, `srcStageMask` **must** not contain `VK_PIPELINE_STAGE_2_MESH_SHADER_BIT_EXT`
- VUID-VkMemoryBarrier2-srcStageMask-03935
If the `taskShader` feature is not enabled, `srcStageMask` **must** not contain `VK_PIPELINE_STAGE_2_TASK_SHADER_BIT_EXT`
- VUID-VkMemoryBarrier2-srcStageMask-07316
If neither of the `shadingRateImage` or the `attachmentFragmentShadingRate` features are enabled, `srcStageMask` **must** not contain `VK_PIPELINE_STAGE_2_FRAGMENT_SHADING_RATE_ATTACHMENT_BIT_KHR`
- VUID-VkMemoryBarrier2-srcStageMask-04957
If the `subpassShading` feature is not enabled, `srcStageMask` **must** not contain `VK_PIPELINE_STAGE_2_SUBPASS_SHADER_BIT_HUAWEI`
- VUID-VkMemoryBarrier2-srcStageMask-04995
If the `invocationMask` feature is not enabled, `srcStageMask` **must** not contain `VK_PIPELINE_STAGE_2_INVOCATION_MASK_BIT_HUAWEI`
- VUID-VkMemoryBarrier2-srcStageMask-07946
If neither the `VK_NV_ray_tracing` extension or the `rayTracingPipeline` feature are enabled, `srcStageMask` **must** not contain `VK_PIPELINE_STAGE_2_RAY_TRACING_SHADER_BIT_KHR`
- VUID-VkMemoryBarrier2-srcStageMask-10751
If the `accelerationStructure` feature is not enabled, `srcStageMask` **must** not contain `VK_PIPELINE_STAGE_2_ACCELERATION_STRUCTURE_BUILD_BIT_KHR`
- VUID-VkMemoryBarrier2-srcStageMask-10752
If the `rayTracingMaintenance1` feature is not enabled, `srcStageMask` **must** not contain

VK_PIPELINE_STAGE_2_ACCELERATION_STRUCTURE_COPY_BIT_KHR

- VUID-VkMemoryBarrier2-srcStageMask-10753

If the **micromap** feature is not enabled, **srcStageMask** **must** not contain **VK_PIPELINE_STAGE_2_MICROMAP_BUILD_BIT_EXT**

- VUID-VkMemoryBarrier2-srcAccessMask-03900

If **srcAccessMask** includes **VK_ACCESS_2_INDIRECT_COMMAND_READ_BIT**, **srcStageMask** **must** include **VK_PIPELINE_STAGE_2_DRAW_INDIRECT_BIT**, **VK_PIPELINE_STAGE_2_ACCELERATION_STRUCTURE_BUILD_BIT_KHR**, **VK_PIPELINE_STAGE_2_COPY_INDIRECT_BIT_KHR**, **VK_PIPELINE_STAGE_2_ALL_GRAPHICS_BIT**, or **VK_PIPELINE_STAGE_2_ALL_COMMANDS_BIT**

- VUID-VkMemoryBarrier2-srcAccessMask-03901

If **srcAccessMask** includes **VK_ACCESS_2_INDEX_READ_BIT**, **srcStageMask** **must** include **VK_PIPELINE_STAGE_2_INDEX_INPUT_BIT**, **VK_PIPELINE_STAGE_2_VERTEX_INPUT_BIT**, **VK_PIPELINE_STAGE_2_ALL_GRAPHICS_BIT**, or **VK_PIPELINE_STAGE_2_ALL_COMMANDS_BIT**

- VUID-VkMemoryBarrier2-srcAccessMask-03902

If **srcAccessMask** includes **VK_ACCESS_2_VERTEX_ATTRIBUTE_READ_BIT**, **srcStageMask** **must** include **VK_PIPELINE_STAGE_2_VERTEX_ATTRIBUTE_INPUT_BIT**, **VK_PIPELINE_STAGE_2_VERTEX_INPUT_BIT**, **VK_PIPELINE_STAGE_2_ALL_GRAPHICS_BIT**, or **VK_PIPELINE_STAGE_2_ALL_COMMANDS_BIT**

- VUID-VkMemoryBarrier2-srcAccessMask-03903

If **srcAccessMask** includes **VK_ACCESS_2_INPUT_ATTACHMENT_READ_BIT**, **srcStageMask** **must** include **VK_PIPELINE_STAGE_2_FRAGMENT_SHADER_BIT**, **VK_PIPELINE_STAGE_2_SUBPASS_SHADER_BIT_HUAWEI**, **VK_PIPELINE_STAGE_2_ALL_GRAPHICS_BIT**, or **VK_PIPELINE_STAGE_2_ALL_COMMANDS_BIT**

- VUID-VkMemoryBarrier2-srcAccessMask-03904

If **srcAccessMask** includes **VK_ACCESS_2_UNIFORM_READ_BIT**, **srcStageMask** **must** include **VK_PIPELINE_STAGE_2_ALL_GRAPHICS_BIT**, **VK_PIPELINE_STAGE_2_ALL_COMMANDS_BIT**, or one of the **VK_PIPELINE_STAGE_*_SHADER_BIT** stages

- VUID-VkMemoryBarrier2-srcAccessMask-03905

If **srcAccessMask** includes **VK_ACCESS_2_SHADER_SAMPLED_READ_BIT**, **srcStageMask** **must** include **VK_PIPELINE_STAGE_2_ALL_GRAPHICS_BIT**, **VK_PIPELINE_STAGE_2_ALL_COMMANDS_BIT**, or one of the **VK_PIPELINE_STAGE_*_SHADER_BIT** stages

- VUID-VkMemoryBarrier2-srcAccessMask-03906

If **srcAccessMask** includes **VK_ACCESS_2_SHADER_STORAGE_READ_BIT**, **srcStageMask** **must** include **VK_PIPELINE_STAGE_2_ALL_GRAPHICS_BIT**, **VK_PIPELINE_STAGE_2_ALL_COMMANDS_BIT**, or one of the **VK_PIPELINE_STAGE_*_SHADER_BIT** stages

- VUID-VkMemoryBarrier2-srcAccessMask-03907

If **srcAccessMask** includes **VK_ACCESS_2_SHADER_STORAGE_WRITE_BIT**, **srcStageMask**

must include `VK_PIPELINE_STAGE_2_ALL_GRAPHICS_BIT`,
`VK_PIPELINE_STAGE_2_ALL_COMMANDS_BIT`, or one of the
`VK_PIPELINE_STAGE_*_SHADER_BIT` stages

- VUID-VkMemoryBarrier2-srcAccessMask-07454

If `srcAccessMask` includes `VK_ACCESS_2_SHADER_READ_BIT`, `srcStageMask` **must** include
`VK_PIPELINE_STAGE_2_ALL_GRAPHICS_BIT`,
`VK_PIPELINE_STAGE_2_ALL_COMMANDS_BIT`,
`VK_PIPELINE_STAGE_2_ACCELERATION_STRUCTURE_BUILD_BIT_KHR`,
`VK_PIPELINE_STAGE_2_MICROMAP_BUILD_BIT_EXT`, or one of the
`VK_PIPELINE_STAGE_*_SHADER_BIT` stages

- VUID-VkMemoryBarrier2-srcAccessMask-03909

If `srcAccessMask` includes `VK_ACCESS_2_SHADER_WRITE_BIT`, `srcStageMask` **must** include
`VK_PIPELINE_STAGE_2_ALL_GRAPHICS_BIT`,
`VK_PIPELINE_STAGE_2_ALL_COMMANDS_BIT`, or one of the
`VK_PIPELINE_STAGE_*_SHADER_BIT` stages

- VUID-VkMemoryBarrier2-srcAccessMask-03910

If `srcAccessMask` includes `VK_ACCESS_2_COLOR_ATTACHMENT_READ_BIT`, `srcStageMask` **must** include
`VK_PIPELINE_STAGE_2_COLOR_ATTACHMENT_OUTPUT_BIT`,
`VK_PIPELINE_STAGE_2_ALL_GRAPHICS_BIT`, or
`VK_PIPELINE_STAGE_2_ALL_COMMANDS_BIT`

- VUID-VkMemoryBarrier2-srcAccessMask-03911

If `srcAccessMask` includes `VK_ACCESS_2_COLOR_ATTACHMENT_WRITE_BIT`, `srcStageMask` **must** include
`VK_PIPELINE_STAGE_2_COLOR_ATTACHMENT_OUTPUT_BIT`,
`VK_PIPELINE_STAGE_2_ALL_GRAPHICS_BIT`, or
`VK_PIPELINE_STAGE_2_ALL_COMMANDS_BIT`

- VUID-VkMemoryBarrier2-srcAccessMask-03912

If `srcAccessMask` includes `VK_ACCESS_2_DEPTH_STENCIL_ATTACHMENT_READ_BIT`,
`srcStageMask` **must** include `VK_PIPELINE_STAGE_2_EARLY_FRAGMENT_TESTS_BIT`,
`VK_PIPELINE_STAGE_2_LATE_FRAGMENT_TESTS_BIT`,
`VK_PIPELINE_STAGE_2_ALL_GRAPHICS_BIT`, or
`VK_PIPELINE_STAGE_2_ALL_COMMANDS_BIT`

- VUID-VkMemoryBarrier2-srcAccessMask-03913

If `srcAccessMask` includes `VK_ACCESS_2_DEPTH_STENCIL_ATTACHMENT_WRITE_BIT`,
`srcStageMask` **must** include `VK_PIPELINE_STAGE_2_EARLY_FRAGMENT_TESTS_BIT`,
`VK_PIPELINE_STAGE_2_LATE_FRAGMENT_TESTS_BIT`,
`VK_PIPELINE_STAGE_2_ALL_GRAPHICS_BIT`, or
`VK_PIPELINE_STAGE_2_ALL_COMMANDS_BIT`

- VUID-VkMemoryBarrier2-srcAccessMask-03914

If `srcAccessMask` includes `VK_ACCESS_2_TRANSFER_READ_BIT`, `srcStageMask` **must** include
`VK_PIPELINE_STAGE_2_COPY_BIT`, `VK_PIPELINE_STAGE_2_BLIT_BIT`,
`VK_PIPELINE_STAGE_2_RESOLVE_BIT`, `VK_PIPELINE_STAGE_2_ALL_TRANSFER_BIT`,
`VK_PIPELINE_STAGE_2_ACCELERATION_STRUCTURE_BUILD_BIT_KHR`,
`VK_PIPELINE_STAGE_2_ACCELERATION_STRUCTURE_COPY_BIT_KHR`,
`VK_PIPELINE_STAGE_2_CONVERT_COOPERATIVE_VECTOR_MATRIX_BIT_NV`, or
`VK_PIPELINE_STAGE_2_ALL_COMMANDS_BIT`

- VUID-VkMemoryBarrier2-srcAccessMask-03915
If **srcAccessMask** includes `VK_ACCESS_2_TRANSFER_WRITE_BIT`, **srcStageMask** **must** include `VK_PIPELINE_STAGE_2_COPY_BIT`, `VK_PIPELINE_STAGE_2_BLIT_BIT`, `VK_PIPELINE_STAGE_2_RESOLVE_BIT`, `VK_PIPELINE_STAGE_2_CLEAR_BIT`, `VK_PIPELINE_STAGE_2_ALL_TRANSFER_BIT`, `VK_PIPELINE_STAGE_2_ACCELERATION_STRUCTURE_BUILD_BIT_KHR`, `VK_PIPELINE_STAGE_2_ACCELERATION_STRUCTURE_COPY_BIT_KHR`, `VK_PIPELINE_STAGE_2_CONVERT_COOPERATIVE_VECTOR_MATRIX_BIT_NV`, or `VK_PIPELINE_STAGE_2_ALL_COMMANDS_BIT`
- VUID-VkMemoryBarrier2-srcAccessMask-03916
If **srcAccessMask** includes `VK_ACCESS_2_HOST_READ_BIT`, **srcStageMask** **must** include `VK_PIPELINE_STAGE_2_HOST_BIT`
- VUID-VkMemoryBarrier2-srcAccessMask-03917
If **srcAccessMask** includes `VK_ACCESS_2_HOST_WRITE_BIT`, **srcStageMask** **must** include `VK_PIPELINE_STAGE_2_HOST_BIT`
- VUID-VkMemoryBarrier2-srcAccessMask-03918
If **srcAccessMask** includes `VK_ACCESS_2_CONDITIONAL_RENDERING_READ_BIT_EXT`, **srcStageMask** **must** include `VK_PIPELINE_STAGE_2_CONDITIONAL_RENDERING_BIT_EXT`, `VK_PIPELINE_STAGE_2_ALL_GRAPHICS_BIT`, or `VK_PIPELINE_STAGE_2_ALL_COMMANDS_BIT`
- VUID-VkMemoryBarrier2-srcAccessMask-03919
If **srcAccessMask** includes `VK_ACCESS_2_FRAGMENT_DENSITY_MAP_READ_BIT_EXT`, **srcStageMask** **must** include `VK_PIPELINE_STAGE_2_FRAGMENT_DENSITY_PROCESS_BIT_EXT`, `VK_PIPELINE_STAGE_2_ALL_GRAPHICS_BIT`, or `VK_PIPELINE_STAGE_2_ALL_COMMANDS_BIT`
- VUID-VkMemoryBarrier2-srcAccessMask-03920
If **srcAccessMask** includes `VK_ACCESS_2_TRANSFORM_FEEDBACK_WRITE_BIT_EXT`, **srcStageMask** **must** include `VK_PIPELINE_STAGE_2_TRANSFORM_FEEDBACK_BIT_EXT`, `VK_PIPELINE_STAGE_2_ALL_GRAPHICS_BIT`, or `VK_PIPELINE_STAGE_2_ALL_COMMANDS_BIT`
- VUID-VkMemoryBarrier2-srcAccessMask-04747
If **srcAccessMask** includes `VK_ACCESS_2_TRANSFORM_FEEDBACK_COUNTER_READ_BIT_EXT`, **srcStageMask** **must** include `VK_PIPELINE_STAGE_2_DRAW_INDIRECT_BIT`, `VK_PIPELINE_STAGE_2_TRANSFORM_FEEDBACK_BIT_EXT`, `VK_PIPELINE_STAGE_2_ALL_GRAPHICS_BIT`, or `VK_PIPELINE_STAGE_2_ALL_COMMANDS_BIT`
- VUID-VkMemoryBarrier2-srcAccessMask-03922
If **srcAccessMask** includes `VK_ACCESS_2_TRANSFORM_FEEDBACK_COUNTER_WRITE_BIT_EXT`, **srcStageMask** **must** include `VK_PIPELINE_STAGE_2_TRANSFORM_FEEDBACK_BIT_EXT`, `VK_PIPELINE_STAGE_2_ALL_GRAPHICS_BIT`, or `VK_PIPELINE_STAGE_2_ALL_COMMANDS_BIT`
- VUID-VkMemoryBarrier2-srcAccessMask-03923

- If `srcAccessMask` includes `VK_ACCESS_2_SHADING_RATE_IMAGE_READ_BIT_NV`, `srcStageMask` **must** include `VK_PIPELINE_STAGE_2_SHADING_RATE_IMAGE_BIT_NV`, `VK_PIPELINE_STAGE_2_ALL_GRAPHICS_BIT`, or `VK_PIPELINE_STAGE_2_ALL_COMMANDS_BIT`
- VUID-VkMemoryBarrier2-srcAccessMask-04994
If `srcAccessMask` includes `VK_ACCESS_2_INVOCATION_MASK_READ_BIT_HUAWEI`, `srcStageMask` **must** include `VK_PIPELINE_STAGE_2_INVOCATION_MASK_BIT_HUAWEI`
- VUID-VkMemoryBarrier2-srcAccessMask-03924
If `srcAccessMask` includes `VK_ACCESS_2_COMMAND_PREPROCESS_READ_BIT_NV`, `srcStageMask` **must** include `VK_PIPELINE_STAGE_2_COMMAND_PREPROCESS_BIT_NV` or `VK_PIPELINE_STAGE_2_ALL_COMMANDS_BIT`
- VUID-VkMemoryBarrier2-srcAccessMask-03925
If `srcAccessMask` includes `VK_ACCESS_2_COMMAND_PREPROCESS_WRITE_BIT_NV`, `srcStageMask` **must** include `VK_PIPELINE_STAGE_2_COMMAND_PREPROCESS_BIT_NV` or `VK_PIPELINE_STAGE_2_ALL_COMMANDS_BIT`
- VUID-VkMemoryBarrier2-srcAccessMask-03926
If `srcAccessMask` includes `VK_ACCESS_2_COLOR_ATTACHMENT_READ_NONCOHERENT_BIT_EXT`, `srcStageMask` **must** include `VK_PIPELINE_STAGE_2_COLOR_ATTACHMENT_OUTPUT_BIT`, `VK_PIPELINE_STAGE_2_ALL_GRAPHICS_BIT`, or `VK_PIPELINE_STAGE_2_ALL_COMMANDS_BIT`
- VUID-VkMemoryBarrier2-srcAccessMask-03927
If `srcAccessMask` includes `VK_ACCESS_2_ACCELERATION_STRUCTURE_READ_BIT_KHR`, and the `rayQuery` feature is enabled, `srcStageMask` **must** include `VK_PIPELINE_STAGE_2_RAY_TRACING_SHADER_BIT_KHR`, one of the stages, `VK_PIPELINE_STAGE_2_ACCELERATION_STRUCTURE_BUILD_BIT_KHR`, `VK_PIPELINE_STAGE_2_ACCELERATION_STRUCTURE_COPY_BIT_KHR`, or `VK_PIPELINE_STAGE_2_ALL_COMMANDS_BIT`
- VUID-VkMemoryBarrier2-srcAccessMask-03928
If `srcAccessMask` includes `VK_ACCESS_2_ACCELERATION_STRUCTURE_WRITE_BIT_KHR`, `srcStageMask` **must** include `VK_PIPELINE_STAGE_2_ACCELERATION_STRUCTURE_COPY_BIT_KHR`, `VK_PIPELINE_STAGE_2_ACCELERATION_STRUCTURE_BUILD_BIT_KHR`, or `VK_PIPELINE_STAGE_2_ALL_COMMANDS_BIT`
- VUID-VkMemoryBarrier2-srcAccessMask-06256
If `srcAccessMask` includes `VK_ACCESS_2_ACCELERATION_STRUCTURE_READ_BIT_KHR`, and the `rayQuery` feature is not enabled, `srcStageMask` **must** include `VK_PIPELINE_STAGE_2_RAY_TRACING_SHADER_BIT_KHR`, `VK_PIPELINE_STAGE_2_ACCELERATION_STRUCTURE_BUILD_BIT_KHR`, `VK_PIPELINE_STAGE_2_ACCELERATION_STRUCTURE_COPY_BIT_KHR`, or `VK_PIPELINE_STAGE_2_ALL_COMMANDS_BIT`
- VUID-VkMemoryBarrier2-srcAccessMask-07272
If `srcAccessMask` includes `VK_ACCESS_2_SHADER_BINDING_TABLE_READ_BIT_KHR`, `srcStageMask` **must** include `VK_PIPELINE_STAGE_2_ALL_COMMANDS_BIT` or

VK_PIPELINE_STAGE_2_RAY_TRACING_SHADER_BIT_KHR

- VUID-VkMemoryBarrier2-srcAccessMask-04858
If **srcAccessMask** includes `VK_ACCESS_2_VIDEO_DECODE_READ_BIT_KHR`, **srcStageMask** **must** include `VK_PIPELINE_STAGE_2_VIDEO_DECODE_BIT_KHR`
- VUID-VkMemoryBarrier2-srcAccessMask-04859
If **srcAccessMask** includes `VK_ACCESS_2_VIDEO_DECODE_WRITE_BIT_KHR`, **srcStageMask** **must** include `VK_PIPELINE_STAGE_2_VIDEO_DECODE_BIT_KHR`
- VUID-VkMemoryBarrier2-srcAccessMask-04860
If **srcAccessMask** includes `VK_ACCESS_2_VIDEO_ENCODE_READ_BIT_KHR`, **srcStageMask** **must** include `VK_PIPELINE_STAGE_2_VIDEO_ENCODE_BIT_KHR`
- VUID-VkMemoryBarrier2-srcAccessMask-04861
If **srcAccessMask** includes `VK_ACCESS_2_VIDEO_ENCODE_WRITE_BIT_KHR`, **srcStageMask** **must** include `VK_PIPELINE_STAGE_2_VIDEO_ENCODE_BIT_KHR`
- VUID-VkMemoryBarrier2-srcAccessMask-07455
If **srcAccessMask** includes `VK_ACCESS_2_OPTICAL_FLOW_READ_BIT_NV`, **srcStageMask** **must** include `VK_PIPELINE_STAGE_2_OPTICAL_FLOW_BIT_NV`
- VUID-VkMemoryBarrier2-srcAccessMask-07456
If **srcAccessMask** includes `VK_ACCESS_2_OPTICAL_FLOW_WRITE_BIT_NV`, **srcStageMask** **must** include `VK_PIPELINE_STAGE_2_OPTICAL_FLOW_BIT_NV`
- VUID-VkMemoryBarrier2-srcAccessMask-07457
If **srcAccessMask** includes `VK_ACCESS_2_MICROMAP_WRITE_BIT_EXT`, **srcStageMask** **must** include `VK_PIPELINE_STAGE_2_MICROMAP_BUILD_BIT_EXT`
- VUID-VkMemoryBarrier2-srcAccessMask-07458
If **srcAccessMask** includes `VK_ACCESS_2_MICROMAP_READ_BIT_EXT`, **srcStageMask** **must** include `VK_PIPELINE_STAGE_2_MICROMAP_BUILD_BIT_EXT` or `VK_PIPELINE_STAGE_2_ACCELERATION_STRUCTURE_BUILD_BIT_KHR`
- VUID-VkMemoryBarrier2-srcAccessMask-08118
If **srcAccessMask** includes `VK_ACCESS_2_DESCRIPTOR_BUFFER_READ_BIT_EXT`, **srcStageMask** **must** include `VK_PIPELINE_STAGE_2_ALL_GRAPHICS_BIT`, `VK_PIPELINE_STAGE_2_ALL_COMMANDS_BIT`, or one of `VK_PIPELINE_STAGE_*_SHADER_BIT` stages
- VUID-VkMemoryBarrier2-srcAccessMask-10670
If **srcAccessMask** includes `VK_ACCESS_2_SHADER_TILE_ATTACHMENT_READ_BIT_QCOM`, **srcStageMask** **must** include `VK_PIPELINE_STAGE_2_FRAGMENT_SHADER_BIT` or `VK_PIPELINE_STAGE_2_COMPUTE_SHADER_BIT`
- VUID-VkMemoryBarrier2-srcAccessMask-10671
If **srcAccessMask** includes `VK_ACCESS_2_SHADER_TILE_ATTACHMENT_WRITE_BIT_QCOM`, **srcStageMask** **must** include `VK_PIPELINE_STAGE_2_FRAGMENT_SHADER_BIT` or `VK_PIPELINE_STAGE_2_COMPUTE_SHADER_BIT`
- VUID-VkMemoryBarrier2-srcAccessMask-11771
If **srcAccessMask** includes `VK_ACCESS_2_MEMORY_DECOMPRESSION_READ_BIT_EXT`, **srcStageMask** **must** include `VK_PIPELINE_STAGE_2_MEMORY_DECOMPRESSION_BIT_EXT`
- VUID-VkMemoryBarrier2-srcAccessMask-11772

If `srcAccessMask` includes `VK_ACCESS_2_MEMORY_DECOMPRESSION_WRITE_BIT_EXT`, `srcStageMask` **must** include `VK_PIPELINE_STAGE_2_MEMORY_DECOMPRESSION_BIT_EXT`

- VUID-VkMemoryBarrier2-srcAccessMask-11294

If `srcAccessMask` includes `VK_ACCESS_2_SAMPLER_HEAP_READ_BIT_EXT` or `VK_ACCESS_2_RESOURCE_HEAP_READ_BIT_EXT`, `srcStageMask` **must** include `VK_PIPELINE_STAGE_2_ALL_GRAPHICS_BIT`, `VK_PIPELINE_STAGE_2_ALL_COMMANDS_BIT`, or one of `VK_PIPELINE_STAGE_*_SHADER_BIT` stages

- VUID-VkMemoryBarrier2-dstStageMask-03929

If the `geometryShader` feature is not enabled, `dstStageMask` **must** not contain `VK_PIPELINE_STAGE_2_GEOMETRY_SHADER_BIT`

- VUID-VkMemoryBarrier2-dstStageMask-03930

If the `tessellationShader` feature is not enabled, `dstStageMask` **must** not contain `VK_PIPELINE_STAGE_2_TESSELLATION_CONTROL_SHADER_BIT` or `VK_PIPELINE_STAGE_2_TESSELLATION_EVALUATION_SHADER_BIT`

- VUID-VkMemoryBarrier2-dstStageMask-03931

If the `conditionalRendering` feature is not enabled, `dstStageMask` **must** not contain `VK_PIPELINE_STAGE_2_CONDITIONAL_RENDERING_BIT_EXT`

- VUID-VkMemoryBarrier2-dstStageMask-03932

If the `fragmentDensityMap` feature is not enabled, `dstStageMask` **must** not contain `VK_PIPELINE_STAGE_2_FRAGMENT_DENSITY_PROCESS_BIT_EXT`

- VUID-VkMemoryBarrier2-dstStageMask-03933

If the `transformFeedback` feature is not enabled, `dstStageMask` **must** not contain `VK_PIPELINE_STAGE_2_TRANSFORM_FEEDBACK_BIT_EXT`

- VUID-VkMemoryBarrier2-dstStageMask-03934

If the `meshShader` feature is not enabled, `dstStageMask` **must** not contain `VK_PIPELINE_STAGE_2_MESH_SHADER_BIT_EXT`

- VUID-VkMemoryBarrier2-dstStageMask-03935

If the `taskShader` feature is not enabled, `dstStageMask` **must** not contain `VK_PIPELINE_STAGE_2_TASK_SHADER_BIT_EXT`

- VUID-VkMemoryBarrier2-dstStageMask-07316

If neither of the `shadingRateImage` or the `attachmentFragmentShadingRate` features are enabled, `dstStageMask` **must** not contain `VK_PIPELINE_STAGE_2_FRAGMENT_SHADING_RATE_ATTACHMENT_BIT_KHR`

- VUID-VkMemoryBarrier2-dstStageMask-04957

If the `subpassShading` feature is not enabled, `dstStageMask` **must** not contain `VK_PIPELINE_STAGE_2_SUBPASS_SHADER_BIT_HUAWEI`

- VUID-VkMemoryBarrier2-dstStageMask-04995

If the `invocationMask` feature is not enabled, `dstStageMask` **must** not contain `VK_PIPELINE_STAGE_2_INVOCATION_MASK_BIT_HUAWEI`

- VUID-VkMemoryBarrier2-dstStageMask-07946

If neither the `VK_NV_ray_tracing` extension or the `rayTracingPipeline` feature are enabled, `dstStageMask` **must** not contain `VK_PIPELINE_STAGE_2_RAY_TRACING_SHADER_BIT_KHR`

- VUID-VkMemoryBarrier2-dstStageMask-10751
If the `accelerationStructure` feature is not enabled, `dstStageMask` **must** not contain `VK_PIPELINE_STAGE_2_ACCELERATION_STRUCTURE_BUILD_BIT_KHR`
- VUID-VkMemoryBarrier2-dstStageMask-10752
If the `rayTracingMaintenance1` feature is not enabled, `dstStageMask` **must** not contain `VK_PIPELINE_STAGE_2_ACCELERATION_STRUCTURE_COPY_BIT_KHR`
- VUID-VkMemoryBarrier2-dstStageMask-10753
If the `micromap` feature is not enabled, `dstStageMask` **must** not contain `VK_PIPELINE_STAGE_2_MICROMAP_BUILD_BIT_EXT`
- VUID-VkMemoryBarrier2-dstAccessMask-03900
If `dstAccessMask` includes `VK_ACCESS_2_INDIRECT_COMMAND_READ_BIT`, `dstStageMask` **must** include `VK_PIPELINE_STAGE_2_DRAW_INDIRECT_BIT`, `VK_PIPELINE_STAGE_2_ACCELERATION_STRUCTURE_BUILD_BIT_KHR`, `VK_PIPELINE_STAGE_2_COPY_INDIRECT_BIT_KHR`, `VK_PIPELINE_STAGE_2_ALL_GRAPHICS_BIT`, or `VK_PIPELINE_STAGE_2_ALL_COMMANDS_BIT`
- VUID-VkMemoryBarrier2-dstAccessMask-03901
If `dstAccessMask` includes `VK_ACCESS_2_INDEX_READ_BIT`, `dstStageMask` **must** include `VK_PIPELINE_STAGE_2_INDEX_INPUT_BIT`, `VK_PIPELINE_STAGE_2_VERTEX_INPUT_BIT`, `VK_PIPELINE_STAGE_2_ALL_GRAPHICS_BIT`, or `VK_PIPELINE_STAGE_2_ALL_COMMANDS_BIT`
- VUID-VkMemoryBarrier2-dstAccessMask-03902
If `dstAccessMask` includes `VK_ACCESS_2_VERTEX_ATTRIBUTE_READ_BIT`, `dstStageMask` **must** include `VK_PIPELINE_STAGE_2_VERTEX_ATTRIBUTE_INPUT_BIT`, `VK_PIPELINE_STAGE_2_VERTEX_INPUT_BIT`, `VK_PIPELINE_STAGE_2_ALL_GRAPHICS_BIT`, or `VK_PIPELINE_STAGE_2_ALL_COMMANDS_BIT`
- VUID-VkMemoryBarrier2-dstAccessMask-03903
If `dstAccessMask` includes `VK_ACCESS_2_INPUT_ATTACHMENT_READ_BIT`, `dstStageMask` **must** include `VK_PIPELINE_STAGE_2_FRAGMENT_SHADER_BIT`, `VK_PIPELINE_STAGE_2_SUBPASS_SHADER_BIT_HUAWEI`, `VK_PIPELINE_STAGE_2_ALL_GRAPHICS_BIT`, or `VK_PIPELINE_STAGE_2_ALL_COMMANDS_BIT`
- VUID-VkMemoryBarrier2-dstAccessMask-03904
If `dstAccessMask` includes `VK_ACCESS_2_UNIFORM_READ_BIT`, `dstStageMask` **must** include `VK_PIPELINE_STAGE_2_ALL_GRAPHICS_BIT`, `VK_PIPELINE_STAGE_2_ALL_COMMANDS_BIT`, or one of the `VK_PIPELINE_STAGE_*_SHADER_BIT` stages
- VUID-VkMemoryBarrier2-dstAccessMask-03905
If `dstAccessMask` includes `VK_ACCESS_2_SHADER_SAMPLED_READ_BIT`, `dstStageMask` **must** include `VK_PIPELINE_STAGE_2_ALL_GRAPHICS_BIT`, `VK_PIPELINE_STAGE_2_ALL_COMMANDS_BIT`, or one of the `VK_PIPELINE_STAGE_*_SHADER_BIT` stages
- VUID-VkMemoryBarrier2-dstAccessMask-03906
If `dstAccessMask` includes `VK_ACCESS_2_SHADER_STORAGE_READ_BIT`, `dstStageMask` **must**

include `VK_PIPELINE_STAGE_2_ALL_GRAPHICS_BIT`,
`VK_PIPELINE_STAGE_2_ALL_COMMANDS_BIT`, or one of the
`VK_PIPELINE_STAGE_*_SHADER_BIT` stages

- VUID-VkMemoryBarrier2-dstAccessMask-03907

If `dstAccessMask` includes `VK_ACCESS_2_SHADER_STORAGE_WRITE_BIT`, `dstStageMask` **must** include
`VK_PIPELINE_STAGE_2_ALL_GRAPHICS_BIT`,
`VK_PIPELINE_STAGE_2_ALL_COMMANDS_BIT`, or one of the
`VK_PIPELINE_STAGE_*_SHADER_BIT` stages

- VUID-VkMemoryBarrier2-dstAccessMask-07454

If `dstAccessMask` includes `VK_ACCESS_2_SHADER_READ_BIT`, `dstStageMask` **must** include
`VK_PIPELINE_STAGE_2_ALL_GRAPHICS_BIT`,
`VK_PIPELINE_STAGE_2_ALL_COMMANDS_BIT`,
`VK_PIPELINE_STAGE_2_ACCELERATION_STRUCTURE_BUILD_BIT_KHR`,
`VK_PIPELINE_STAGE_2_MICROMAP_BUILD_BIT_EXT`, or one of the
`VK_PIPELINE_STAGE_*_SHADER_BIT` stages

- VUID-VkMemoryBarrier2-dstAccessMask-03909

If `dstAccessMask` includes `VK_ACCESS_2_SHADER_WRITE_BIT`, `dstStageMask` **must** include
`VK_PIPELINE_STAGE_2_ALL_GRAPHICS_BIT`,
`VK_PIPELINE_STAGE_2_ALL_COMMANDS_BIT`, or one of the
`VK_PIPELINE_STAGE_*_SHADER_BIT` stages

- VUID-VkMemoryBarrier2-dstAccessMask-03910

If `dstAccessMask` includes `VK_ACCESS_2_COLOR_ATTACHMENT_READ_BIT`, `dstStageMask` **must** include
`VK_PIPELINE_STAGE_2_COLOR_ATTACHMENT_OUTPUT_BIT`
`VK_PIPELINE_STAGE_2_ALL_GRAPHICS_BIT`, or
`VK_PIPELINE_STAGE_2_ALL_COMMANDS_BIT`

- VUID-VkMemoryBarrier2-dstAccessMask-03911

If `dstAccessMask` includes `VK_ACCESS_2_COLOR_ATTACHMENT_WRITE_BIT`, `dstStageMask` **must** include
`VK_PIPELINE_STAGE_2_COLOR_ATTACHMENT_OUTPUT_BIT`
`VK_PIPELINE_STAGE_2_ALL_GRAPHICS_BIT`, or
`VK_PIPELINE_STAGE_2_ALL_COMMANDS_BIT`

- VUID-VkMemoryBarrier2-dstAccessMask-03912

If `dstAccessMask` includes `VK_ACCESS_2_DEPTH_STENCIL_ATTACHMENT_READ_BIT`,
`dstStageMask` **must** include `VK_PIPELINE_STAGE_2_EARLY_FRAGMENT_TESTS_BIT`,
`VK_PIPELINE_STAGE_2_LATE_FRAGMENT_TESTS_BIT`,
`VK_PIPELINE_STAGE_2_ALL_GRAPHICS_BIT`, or
`VK_PIPELINE_STAGE_2_ALL_COMMANDS_BIT`

- VUID-VkMemoryBarrier2-dstAccessMask-03913

If `dstAccessMask` includes `VK_ACCESS_2_DEPTH_STENCIL_ATTACHMENT_WRITE_BIT`,
`dstStageMask` **must** include `VK_PIPELINE_STAGE_2_EARLY_FRAGMENT_TESTS_BIT`,
`VK_PIPELINE_STAGE_2_LATE_FRAGMENT_TESTS_BIT`,
`VK_PIPELINE_STAGE_2_ALL_GRAPHICS_BIT`, or
`VK_PIPELINE_STAGE_2_ALL_COMMANDS_BIT`

- VUID-VkMemoryBarrier2-dstAccessMask-03914

If `dstAccessMask` includes `VK_ACCESS_2_TRANSFER_READ_BIT`, `dstStageMask` **must** include
`VK_PIPELINE_STAGE_2_COPY_BIT`, `VK_PIPELINE_STAGE_2_BLIT_BIT`,

VK_PIPELINE_STAGE_2_RESOLVE_BIT, VK_PIPELINE_STAGE_2_ALL_TRANSFER_BIT,
VK_PIPELINE_STAGE_2_ACCELERATION_STRUCTURE_BUILD_BIT_KHR,
VK_PIPELINE_STAGE_2_ACCELERATION_STRUCTURE_COPY_BIT_KHR,
VK_PIPELINE_STAGE_2_CONVERT_COOPERATIVE_VECTOR_MATRIX_BIT_NV, or
VK_PIPELINE_STAGE_2_ALL_COMMANDS_BIT

- VUID-VkMemoryBarrier2-dstAccessMask-03915

If **dstAccessMask** includes VK_ACCESS_2_TRANSFER_WRITE_BIT, **dstStageMask** **must** include VK_PIPELINE_STAGE_2_COPY_BIT, VK_PIPELINE_STAGE_2_BLIT_BIT, VK_PIPELINE_STAGE_2_RESOLVE_BIT, VK_PIPELINE_STAGE_2_CLEAR_BIT, VK_PIPELINE_STAGE_2_ALL_TRANSFER_BIT, VK_PIPELINE_STAGE_2_ACCELERATION_STRUCTURE_BUILD_BIT_KHR, VK_PIPELINE_STAGE_2_ACCELERATION_STRUCTURE_COPY_BIT_KHR, VK_PIPELINE_STAGE_2_CONVERT_COOPERATIVE_VECTOR_MATRIX_BIT_NV, or VK_PIPELINE_STAGE_2_ALL_COMMANDS_BIT

- VUID-VkMemoryBarrier2-dstAccessMask-03916

If **dstAccessMask** includes VK_ACCESS_2_HOST_READ_BIT, **dstStageMask** **must** include VK_PIPELINE_STAGE_2_HOST_BIT

- VUID-VkMemoryBarrier2-dstAccessMask-03917

If **dstAccessMask** includes VK_ACCESS_2_HOST_WRITE_BIT, **dstStageMask** **must** include VK_PIPELINE_STAGE_2_HOST_BIT

- VUID-VkMemoryBarrier2-dstAccessMask-03918

If **dstAccessMask** includes VK_ACCESS_2_CONDITIONAL_RENDERING_READ_BIT_EXT, **dstStageMask** **must** include VK_PIPELINE_STAGE_2_CONDITIONAL_RENDERING_BIT_EXT, VK_PIPELINE_STAGE_2_ALL_GRAPHICS_BIT, or VK_PIPELINE_STAGE_2_ALL_COMMANDS_BIT

- VUID-VkMemoryBarrier2-dstAccessMask-03919

If **dstAccessMask** includes VK_ACCESS_2_FRAGMENT_DENSITY_MAP_READ_BIT_EXT, **dstStageMask** **must** include VK_PIPELINE_STAGE_2_FRAGMENT_DENSITY_PROCESS_BIT_EXT, VK_PIPELINE_STAGE_2_ALL_GRAPHICS_BIT, or VK_PIPELINE_STAGE_2_ALL_COMMANDS_BIT

- VUID-VkMemoryBarrier2-dstAccessMask-03920

If **dstAccessMask** includes VK_ACCESS_2_TRANSFORM_FEEDBACK_WRITE_BIT_EXT, **dstStageMask** **must** include VK_PIPELINE_STAGE_2_TRANSFORM_FEEDBACK_BIT_EXT, VK_PIPELINE_STAGE_2_ALL_GRAPHICS_BIT, or VK_PIPELINE_STAGE_2_ALL_COMMANDS_BIT

- VUID-VkMemoryBarrier2-dstAccessMask-04747

If **dstAccessMask** includes VK_ACCESS_2_TRANSFORM_FEEDBACK_COUNTER_READ_BIT_EXT, **dstStageMask** **must** include VK_PIPELINE_STAGE_2_DRAW_INDIRECT_BIT, VK_PIPELINE_STAGE_2_TRANSFORM_FEEDBACK_BIT_EXT, VK_PIPELINE_STAGE_2_ALL_GRAPHICS_BIT, or VK_PIPELINE_STAGE_2_ALL_COMMANDS_BIT

- VUID-VkMemoryBarrier2-dstAccessMask-03922

If **dstAccessMask** includes

VK_ACCESS_2_TRANSFORM_FEEDBACK_COUNTER_WRITE_BIT_EXT, **dstStageMask** **must** include VK_PIPELINE_STAGE_2_TRANSFORM_FEEDBACK_BIT_EXT, VK_PIPELINE_STAGE_2_ALL_GRAPHICS_BIT, or VK_PIPELINE_STAGE_2_ALL_COMMANDS_BIT

- VUID-VkMemoryBarrier2-dstAccessMask-03923

If **dstAccessMask** includes VK_ACCESS_2_SHADING_RATE_IMAGE_READ_BIT_NV, **dstStageMask** **must** include VK_PIPELINE_STAGE_2_SHADING_RATE_IMAGE_BIT_NV, VK_PIPELINE_STAGE_2_ALL_GRAPHICS_BIT, or VK_PIPELINE_STAGE_2_ALL_COMMANDS_BIT

- VUID-VkMemoryBarrier2-dstAccessMask-04994

If **dstAccessMask** includes VK_ACCESS_2_INVOCATION_MASK_READ_BIT_HUAWEI, **dstStageMask** **must** include VK_PIPELINE_STAGE_2_INVOCATION_MASK_BIT_HUAWEI

- VUID-VkMemoryBarrier2-dstAccessMask-03924

If **dstAccessMask** includes VK_ACCESS_2_COMMAND_PREPROCESS_READ_BIT_NV, **dstStageMask** **must** include VK_PIPELINE_STAGE_2_COMMAND_PREPROCESS_BIT_NV or VK_PIPELINE_STAGE_2_ALL_COMMANDS_BIT

- VUID-VkMemoryBarrier2-dstAccessMask-03925

If **dstAccessMask** includes VK_ACCESS_2_COMMAND_PREPROCESS_WRITE_BIT_NV, **dstStageMask** **must** include VK_PIPELINE_STAGE_2_COMMAND_PREPROCESS_BIT_NV or VK_PIPELINE_STAGE_2_ALL_COMMANDS_BIT

- VUID-VkMemoryBarrier2-dstAccessMask-03926

If **dstAccessMask** includes VK_ACCESS_2_COLOR_ATTACHMENT_READ_NONCOHERENT_BIT_EXT, **dstStageMask** **must** include VK_PIPELINE_STAGE_2_COLOR_ATTACHMENT_OUTPUT_BIT or VK_PIPELINE_STAGE_2_ALL_GRAPHICS_BIT, or VK_PIPELINE_STAGE_2_ALL_COMMANDS_BIT

- VUID-VkMemoryBarrier2-dstAccessMask-03927

If **dstAccessMask** includes VK_ACCESS_2_ACCELERATION_STRUCTURE_READ_BIT_KHR, and the **rayQuery** feature is enabled, **dstStageMask** **must** include VK_PIPELINE_STAGE_2_RAY_TRACING_SHADER_BIT_KHR, one of the stages, VK_PIPELINE_STAGE_2_SHADER_BIT, VK_PIPELINE_STAGE_2_ACCELERATION_STRUCTURE_BUILD_BIT_KHR, VK_PIPELINE_STAGE_2_ACCELERATION_STRUCTURE_COPY_BIT_KHR, or VK_PIPELINE_STAGE_2_ALL_COMMANDS_BIT

- VUID-VkMemoryBarrier2-dstAccessMask-03928

If **dstAccessMask** includes VK_ACCESS_2_ACCELERATION_STRUCTURE_WRITE_BIT_KHR, **dstStageMask** **must** include VK_PIPELINE_STAGE_2_ACCELERATION_STRUCTURE_COPY_BIT_KHR, VK_PIPELINE_STAGE_2_ACCELERATION_STRUCTURE_BUILD_BIT_KHR or VK_PIPELINE_STAGE_2_ALL_COMMANDS_BIT

- VUID-VkMemoryBarrier2-dstAccessMask-06256

If **dstAccessMask** includes VK_ACCESS_2_ACCELERATION_STRUCTURE_READ_BIT_KHR, and the **rayQuery** feature is not enabled, **dstStageMask** **must** include VK_PIPELINE_STAGE_2_RAY_TRACING_SHADER_BIT_KHR, VK_PIPELINE_STAGE_2_ACCELERATION_STRUCTURE_BUILD_BIT_KHR,

VK_PIPELINE_STAGE_2_ACCELERATION_STRUCTURE_COPY_BIT_KHR, or
VK_PIPELINE_STAGE_2_ALL_COMMANDS_BIT

- VUID-VkMemoryBarrier2-dstAccessMask-07272
If `dstAccessMask` includes `VK_ACCESS_2_SHADER_BINDING_TABLE_READ_BIT_KHR`, `dstStageMask` **must** include `VK_PIPELINE_STAGE_2_ALL_COMMANDS_BIT` or `VK_PIPELINE_STAGE_2_RAY_TRACING_SHADER_BIT_KHR`
- VUID-VkMemoryBarrier2-dstAccessMask-04858
If `dstAccessMask` includes `VK_ACCESS_2_VIDEO_DECODE_READ_BIT_KHR`, `dstStageMask` **must** include `VK_PIPELINE_STAGE_2_VIDEO_DECODE_BIT_KHR`
- VUID-VkMemoryBarrier2-dstAccessMask-04859
If `dstAccessMask` includes `VK_ACCESS_2_VIDEO_DECODE_WRITE_BIT_KHR`, `dstStageMask` **must** include `VK_PIPELINE_STAGE_2_VIDEO_DECODE_BIT_KHR`
- VUID-VkMemoryBarrier2-dstAccessMask-04860
If `dstAccessMask` includes `VK_ACCESS_2_VIDEO_ENCODE_READ_BIT_KHR`, `dstStageMask` **must** include `VK_PIPELINE_STAGE_2_VIDEO_ENCODE_BIT_KHR`
- VUID-VkMemoryBarrier2-dstAccessMask-04861
If `dstAccessMask` includes `VK_ACCESS_2_VIDEO_ENCODE_WRITE_BIT_KHR`, `dstStageMask` **must** include `VK_PIPELINE_STAGE_2_VIDEO_ENCODE_BIT_KHR`
- VUID-VkMemoryBarrier2-dstAccessMask-07455
If `dstAccessMask` includes `VK_ACCESS_2_OPTICAL_FLOW_READ_BIT_NV`, `dstStageMask` **must** include `VK_PIPELINE_STAGE_2_OPTICAL_FLOW_BIT_NV`
- VUID-VkMemoryBarrier2-dstAccessMask-07456
If `dstAccessMask` includes `VK_ACCESS_2_OPTICAL_FLOW_WRITE_BIT_NV`, `dstStageMask` **must** include `VK_PIPELINE_STAGE_2_OPTICAL_FLOW_BIT_NV`
- VUID-VkMemoryBarrier2-dstAccessMask-07457
If `dstAccessMask` includes `VK_ACCESS_2_MICROMAP_WRITE_BIT_EXT`, `dstStageMask` **must** include `VK_PIPELINE_STAGE_2_MICROMAP_BUILD_BIT_EXT`
- VUID-VkMemoryBarrier2-dstAccessMask-07458
If `dstAccessMask` includes `VK_ACCESS_2_MICROMAP_READ_BIT_EXT`, `dstStageMask` **must** include `VK_PIPELINE_STAGE_2_MICROMAP_BUILD_BIT_EXT` or `VK_PIPELINE_STAGE_2_ACCELERATION_STRUCTURE_BUILD_BIT_KHR`
- VUID-VkMemoryBarrier2-dstAccessMask-08118
If `dstAccessMask` includes `VK_ACCESS_2_DESCRIPTOR_BUFFER_READ_BIT_EXT`, `dstStageMask` **must** include `VK_PIPELINE_STAGE_2_ALL_GRAPHICS_BIT`, `VK_PIPELINE_STAGE_2_ALL_COMMANDS_BIT`, or one of `VK_PIPELINE_STAGE_*_SHADER_BIT` stages
- VUID-VkMemoryBarrier2-dstAccessMask-10670
If `dstAccessMask` includes `VK_ACCESS_2_SHADER_TILE_ATTACHMENT_READ_BIT_QCOM`, `dstStageMask` **must** include `VK_PIPELINE_STAGE_2_FRAGMENT_SHADER_BIT` or `VK_PIPELINE_STAGE_2_COMPUTE_SHADER_BIT`
- VUID-VkMemoryBarrier2-dstAccessMask-10671
If `dstAccessMask` includes `VK_ACCESS_2_SHADER_TILE_ATTACHMENT_WRITE_BIT_QCOM`, `dstStageMask` **must** include `VK_PIPELINE_STAGE_2_FRAGMENT_SHADER_BIT` or

VK_PIPELINE_STAGE_2_COMPUTE_SHADER_BIT

- VUID-VkMemoryBarrier2-dstAccessMask-11771
If `dstAccessMask` includes `VK_ACCESS_2_MEMORY_DECOMPRESSION_READ_BIT_EXT`, `dstStageMask` **must** include `VK_PIPELINE_STAGE_2_MEMORY_DECOMPRESSION_BIT_EXT`
- VUID-VkMemoryBarrier2-dstAccessMask-11772
If `dstAccessMask` includes `VK_ACCESS_2_MEMORY_DECOMPRESSION_WRITE_BIT_EXT`, `dstStageMask` **must** include `VK_PIPELINE_STAGE_2_MEMORY_DECOMPRESSION_BIT_EXT`
- VUID-VkMemoryBarrier2-dstAccessMask-11294
If `dstAccessMask` includes `VK_ACCESS_2_SAMPLER_HEAP_READ_BIT_EXT` or `VK_ACCESS_2_RESOURCE_HEAP_READ_BIT_EXT`, `dstStageMask` **must** include `VK_PIPELINE_STAGE_2_ALL_GRAPHICS_BIT`, `VK_PIPELINE_STAGE_2_ALL_COMMANDS_BIT`, or one of `VK_PIPELINE_STAGE_*_SHADER_BIT` stages

Valid Usage (Implicit)

- VUID-VkMemoryBarrier2-sType-sType
`sType` **must** be `VK_STRUCTURE_TYPE_MEMORY_BARRIER_2`
- VUID-VkMemoryBarrier2-srcStageMask-parameter
`srcStageMask` **must** be a valid combination of `VkPipelineStageFlagBits2` values
- VUID-VkMemoryBarrier2-srcAccessMask-parameter
`srcAccessMask` **must** be a valid combination of `VkAccessFlagBits2` values
- VUID-VkMemoryBarrier2-dstStageMask-parameter
`dstStageMask` **must** be a valid combination of `VkPipelineStageFlagBits2` values
- VUID-VkMemoryBarrier2-dstAccessMask-parameter
`dstAccessMask` **must** be a valid combination of `VkAccessFlagBits2` values

Structure Chaining

Extends the structure

- `VkSubpassDependency2`

The `VkMemoryBarrier` structure is defined as:

WARNING

This functionality is superseded by `VkMemoryBarrier2`. See [Legacy Functionality](#) for more information.


```
// Provided by VK_VERSION_1_0
typedef struct VkMemoryBarrier {
    VkStructureType    sType;
    const void*        pNext;
    VkAccessFlags       srcAccessMask;
    VkAccessFlags       dstAccessMask;
} VkMemoryBarrier;
```

- **sType** is a [VkStructureType](#) value identifying this structure.
- **pNext** is **NULL** or a pointer to a structure extending this structure.
- **srcAccessMask** is a bitmask of [VkAccessFlagBits](#) specifying a [source access mask](#).
- **dstAccessMask** is a bitmask of [VkAccessFlagBits](#) specifying a [destination access mask](#).

The first [access scope](#) is limited to access types in the [source access mask](#) specified by **srcAccessMask** and, if a [VkMemoryBarrierAccessFlags3KHR](#) is passed in **pNext**, **srcAccessMask3**.

The second [access scope](#) is limited to access types in the [destination access mask](#) specified by **dstAccessMask** and, if a [VkMemoryBarrierAccessFlags3KHR](#) is passed in **pNext**, **dstAccessMask3**.

Valid Usage (Implicit)

- VUID-VkMemoryBarrier-sType-sType
sType **must** be [VK_STRUCTURE_TYPE_MEMORY_BARRIER](#)
- VUID-VkMemoryBarrier-pNext-pNext
pNext **must** be **NULL**
- VUID-VkMemoryBarrier-srcAccessMask-parameter
srcAccessMask **must** be a valid combination of [VkAccessFlagBits](#) values
- VUID-VkMemoryBarrier-dstAccessMask-parameter
dstAccessMask **must** be a valid combination of [VkAccessFlagBits](#) values

7.7.2. Memory Range Barriers

Memory range barriers only apply to memory accesses involving a specific device address range. That is, a memory dependency formed from a memory range barrier is [scoped](#) to access via the specified device address range. Memory range barriers **can** also be used to define a [queue family ownership transfer](#) for the specified device address range.

The [VkMemoryRangeBarriersInfoKHR](#) structure is defined as:


```
// Provided by VK_KHR_device_address_commands
typedef struct VkMemoryRangeBarriersInfoKHR {
    VkStructureType          sType;
    const void*              pNext;
    uint32_t                 memoryRangeBarrierCount;
    const VkMemoryRangeBarrierKHR* pMemoryRangeBarriers;
} VkMemoryRangeBarriersInfoKHR;
```

- `sType` is a `VkStructureType` value identifying this structure.
- `pNext` is `NULL` or a pointer to a structure extending this structure.
- `memoryRangeBarrierCount` is the length of the `pMemoryRangeBarriers` array
- `pMemoryRangeBarriers` is a pointer to an array of `VkMemoryRangeBarrierKHR` structures defining memory dependencies between accesses to specified memory ranges.

When this structure is included in the `pNext` chain of `VkDependencyInfo`, it defines a set of `memory dependencies`, as well as `queue family ownership transfer operations`, for a specified set of memory ranges.

If this structure is not included in the `pNext` chain of `VkDependencyInfo`, it is equivalent to specifying it with a `memoryRangeBarrierCount` of 0.

Each member of `pMemoryRangeBarriers` defines a separate `memory dependency`.

Valid Usage (Implicit)

- VUID-VkMemoryRangeBarriersInfoKHR-sType-sType
`sType` **must** be `VK_STRUCTURE_TYPE_MEMORY_RANGE_BARRIERS_INFO_KHR`
- VUID-VkMemoryRangeBarriersInfoKHR-pMemoryRangeBarriers-parameter
If `memoryRangeBarrierCount` is not 0, `pMemoryRangeBarriers` **must** be a valid pointer to an array of `memoryRangeBarrierCount` valid `VkMemoryRangeBarrierKHR` structures

Structure Chaining

Extends the structure

- `VkDependencyInfo`

The `VkMemoryRangeBarrierKHR` structure is defined as:


```
// Provided by VK_KHR_device_address_commands
typedef struct VkMemoryRangeBarrierKHR {
    VkStructureType      sType;
    const void*          pNext;
    VkPipelineStageFlags2 srcStageMask;
    VkAccessFlags2       srcAccessMask;
    VkPipelineStageFlags2 dstStageMask;
    VkAccessFlags2       dstAccessMask;
    uint32_t             srcQueueFamilyIndex;
    uint32_t             dstQueueFamilyIndex;
    VkDeviceAddressRangeKHR addressRange;
    VkAddressCommandFlagsKHR addressFlags;
} VkMemoryRangeBarrierKHR;
```

- **sType** is a **VkStructureType** value identifying this structure.
- **pNext** is **NULL** or a pointer to a structure extending this structure.
- **srcStageMask** is a **VkPipelineStageFlags2** mask of pipeline stages to be included in the **first synchronization scope**.
- **srcAccessMask** is a **VkAccessFlags2** mask of access flags to be included in the **first access scope**.
- **dstStageMask** is a **VkPipelineStageFlags2** mask of pipeline stages to be included in the **second synchronization scope**.
- **dstAccessMask** is a **VkAccessFlags2** mask of access flags to be included in the **second access scope**.
- **srcQueueFamilyIndex** is the source queue family for a **queue family ownership transfer**.
- **dstQueueFamilyIndex** is the destination queue family for a **queue family ownership transfer**.
- **addressRange** is a **VkDeviceAddressRangeKHR** structure specifying the address range affected by the barrier.
- **addressFlags** is a **VkAddressCommandFlagsKHR** value defining the flags for the address range.

This structure defines a **memory dependency** limited to an address range, and **can** define a **queue family ownership transfer operation** for that range.

The first **synchronization scope** and **access scope** described by this structure include only operations and memory accesses specified by **srcStageMask** and **srcAccessMask**.

The second **synchronization scope** and **access scope** described by this structure include only operations and memory accesses specified by **dstStageMask** and **dstAccessMask**.

Both **access scopes** are limited to only memory accesses to memory in **addressRange**.

If the buffer from which **address** was queried was created with a sharing mode of **VK_SHARING_MODE_EXCLUSIVE**, and **srcQueueFamilyIndex** is not equal to **dstQueueFamilyIndex**, this memory range barrier defines a **queue family ownership transfer operation**. When executed on a queue in the family identified by **srcQueueFamilyIndex**, this barrier defines a **queue family release operation** for the specified address range, and the second synchronization scope does not apply to this operation. When executed on a queue in the family identified by **dstQueueFamilyIndex**, this

barrier defines a [queue family acquire operation](#) for the specified address range, and the first synchronization scope does not apply to this operation.

A [queue family ownership transfer operation](#) is also defined if the values are not equal, and either is one of the special queue family values reserved for external memory ownership transfers, as described in [Queue Family Ownership Transfer](#). A [queue family release operation](#) is defined when `dstQueueFamilyIndex` is one of those values, and a [queue family acquire operation](#) is defined when `srcQueueFamilyIndex` is one of those values.

Valid Usage

- VUID-VkMemoryRangeBarrierKHR-addressRange-13097
If the range specified by `addressRange` is not bound completely to memory when accessed, `addressFlags` **must** not include `VK_ADDRESS_COMMAND_FULLY_BOUND_BIT_KHR`
- VUID-VkMemoryRangeBarrierKHR-addressRange-13098
If the buffer from which the range specified by `addressRange` was created with `VK_BUFFER_CREATE_PROTECTED_BIT`, and `protectedNoFault` is not supported, `addressFlags` **must** include `VK_ADDRESS_COMMAND_PROTECTED_BIT_KHR`
- VUID-VkMemoryRangeBarrierKHR-addressRange-13099
If the buffer from which the range specified by `addressRange` was created without `VK_BUFFER_CREATE_PROTECTED_BIT`, and `protectedNoFault` is not supported, `addressFlags` **must** not include `VK_ADDRESS_COMMAND_PROTECTED_BIT_KHR`
- VUID-VkMemoryRangeBarrierKHR-addressFlags-13100

<code>addressFlags</code>	must	not	include	both
<code>VK_ADDRESS_COMMAND_STORAGE_BUFFER_USAGE_BIT_KHR</code>				and
<code>VK_ADDRESS_COMMAND_UNKNOWN_STORAGE_BUFFER_USAGE_BIT_KHR</code>				
- VUID-VkMemoryRangeBarrierKHR-addressRange-13122
If any buffer, which is bound to a range of `VkDeviceMemory` that overlaps the range backing `addressRange`, was created with `VK_BUFFER_USAGE_STORAGE_BUFFER_BIT`, `addressFlags` **must** include `VK_ADDRESS_COMMAND_STORAGE_BUFFER_USAGE_BIT_KHR` or `VK_ADDRESS_COMMAND_UNKNOWN_STORAGE_BUFFER_USAGE_BIT_KHR`
- VUID-VkMemoryRangeBarrierKHR-addressRange-13123
If any buffer, which is bound to a range of `VkDeviceMemory` that overlaps the range backing `addressRange`, was created without `VK_BUFFER_USAGE_STORAGE_BUFFER_BIT`, `addressFlags` **must** not include `VK_ADDRESS_COMMAND_STORAGE_BUFFER_USAGE_BIT_KHR`
- VUID-VkMemoryRangeBarrierKHR-addressFlags-13101

<code>addressFlags</code>	must	not	include	both
<code>VK_ADDRESS_COMMAND_TRANSFORM_FEEDBACK_BUFFER_USAGE_BIT_KHR</code>				and
<code>VK_ADDRESS_COMMAND_UNKNOWN_TRANSFORM_FEEDBACK_BUFFER_USAGE_BIT_KHR</code>				
- VUID-VkMemoryRangeBarrierKHR-addressRange-13124
If any buffer, which is bound to a range of `VkDeviceMemory` that overlaps the range backing `addressRange`, was created with `VK_BUFFER_USAGE_TRANSFORM_FEEDBACK_BUFFER_BIT_EXT`, `addressFlags` **must**

include `VK_ADDRESS_COMMAND_TRANSFORM_FEEDBACK_BUFFER_USAGE_BIT_KHR` or `VK_ADDRESS_COMMAND_UNKNOWN_TRANSFORM_FEEDBACK_BUFFER_USAGE_BIT_KHR`

- VUID-VkMemoryRangeBarrierKHR-addressRange-13125

If any buffer, which is bound to a range of `VkDeviceMemory` that overlaps the range backing `addressRange`, was created without `VK_BUFFER_USAGE_TRANSFORM_FEEDBACK_BUFFER_BIT_EXT`, `addressFlags` **must** not include `VK_ADDRESS_COMMAND_TRANSFORM_FEEDBACK_BUFFER_USAGE_BIT_KHR`

- VUID-VkMemoryRangeBarrierKHR-srcStageMask-03929

If the `geometryShader` feature is not enabled, `srcStageMask` **must** not contain `VK_PIPELINE_STAGE_2_GEOMETRY_SHADER_BIT`

- VUID-VkMemoryRangeBarrierKHR-srcStageMask-03930

If the `tessellationShader` feature is not enabled, `srcStageMask` **must** not contain `VK_PIPELINE_STAGE_2_TESSELLATION_CONTROL_SHADER_BIT` or `VK_PIPELINE_STAGE_2_TESSELLATION_EVALUATION_SHADER_BIT`

- VUID-VkMemoryRangeBarrierKHR-srcStageMask-03931

If the `conditionalRendering` feature is not enabled, `srcStageMask` **must** not contain `VK_PIPELINE_STAGE_2_CONDITIONAL_RENDERING_BIT_EXT`

- VUID-VkMemoryRangeBarrierKHR-srcStageMask-03932

If the `fragmentDensityMap` feature is not enabled, `srcStageMask` **must** not contain `VK_PIPELINE_STAGE_2_FRAGMENT_DENSITY_PROCESS_BIT_EXT`

- VUID-VkMemoryRangeBarrierKHR-srcStageMask-03933

If the `transformFeedback` feature is not enabled, `srcStageMask` **must** not contain `VK_PIPELINE_STAGE_2_TRANSFORM_FEEDBACK_BIT_EXT`

- VUID-VkMemoryRangeBarrierKHR-srcStageMask-03934

If the `meshShader` feature is not enabled, `srcStageMask` **must** not contain `VK_PIPELINE_STAGE_2_MESH_SHADER_BIT_EXT`

- VUID-VkMemoryRangeBarrierKHR-srcStageMask-03935

If the `taskShader` feature is not enabled, `srcStageMask` **must** not contain `VK_PIPELINE_STAGE_2_TASK_SHADER_BIT_EXT`

- VUID-VkMemoryRangeBarrierKHR-srcStageMask-07316

If neither of the `shadingRateImage` or the `attachmentFragmentShadingRate` features are enabled, `srcStageMask` **must** not contain `VK_PIPELINE_STAGE_2_FRAGMENT_SHADING_RATE_ATTACHMENT_BIT_KHR`

- VUID-VkMemoryRangeBarrierKHR-srcStageMask-04957

If the `subpassShading` feature is not enabled, `srcStageMask` **must** not contain `VK_PIPELINE_STAGE_2_SUBPASS_SHADER_BIT_HUAWEI`

- VUID-VkMemoryRangeBarrierKHR-srcStageMask-04995

If the `invocationMask` feature is not enabled, `srcStageMask` **must** not contain `VK_PIPELINE_STAGE_2_INVOCATION_MASK_BIT_HUAWEI`

- VUID-VkMemoryRangeBarrierKHR-srcStageMask-07946

If neither the `VK_NV_ray_tracing` extension or the `rayTracingPipeline` feature are enabled, `srcStageMask` **must** not contain `VK_PIPELINE_STAGE_2_RAY_TRACING_SHADER_BIT_KHR`

- VUID-VkMemoryRangeBarrierKHR-srcStageMask-10751
If the `accelerationStructure` feature is not enabled, `srcStageMask` **must** not contain `VK_PIPELINE_STAGE_2_ACCELERATION_STRUCTURE_BUILD_BIT_KHR`
- VUID-VkMemoryRangeBarrierKHR-srcStageMask-10752
If the `rayTracingMaintenance1` feature is not enabled, `srcStageMask` **must** not contain `VK_PIPELINE_STAGE_2_ACCELERATION_STRUCTURE_COPY_BIT_KHR`
- VUID-VkMemoryRangeBarrierKHR-srcStageMask-10753
If the `micromap` feature is not enabled, `srcStageMask` **must** not contain `VK_PIPELINE_STAGE_2_MICROMAP_BUILD_BIT_EXT`
- VUID-VkMemoryRangeBarrierKHR-srcAccessMask-03900
If `srcAccessMask` includes `VK_ACCESS_2_INDIRECT_COMMAND_READ_BIT`, `srcStageMask` **must** include `VK_PIPELINE_STAGE_2_DRAW_INDIRECT_BIT`, `VK_PIPELINE_STAGE_2_ACCELERATION_STRUCTURE_BUILD_BIT_KHR`, `VK_PIPELINE_STAGE_2_COPY_INDIRECT_BIT_KHR`, `VK_PIPELINE_STAGE_2_ALL_GRAPHICS_BIT`, or `VK_PIPELINE_STAGE_2_ALL_COMMANDS_BIT`
- VUID-VkMemoryRangeBarrierKHR-srcAccessMask-03901
If `srcAccessMask` includes `VK_ACCESS_2_INDEX_READ_BIT`, `srcStageMask` **must** include `VK_PIPELINE_STAGE_2_INDEX_INPUT_BIT`, `VK_PIPELINE_STAGE_2_VERTEX_INPUT_BIT`, `VK_PIPELINE_STAGE_2_ALL_GRAPHICS_BIT`, or `VK_PIPELINE_STAGE_2_ALL_COMMANDS_BIT`
- VUID-VkMemoryRangeBarrierKHR-srcAccessMask-03902
If `srcAccessMask` includes `VK_ACCESS_2_VERTEX_ATTRIBUTE_READ_BIT`, `srcStageMask` **must** include `VK_PIPELINE_STAGE_2_VERTEX_ATTRIBUTE_INPUT_BIT`, `VK_PIPELINE_STAGE_2_VERTEX_INPUT_BIT`, `VK_PIPELINE_STAGE_2_ALL_GRAPHICS_BIT`, or `VK_PIPELINE_STAGE_2_ALL_COMMANDS_BIT`
- VUID-VkMemoryRangeBarrierKHR-srcAccessMask-03903
If `srcAccessMask` includes `VK_ACCESS_2_INPUT_ATTACHMENT_READ_BIT`, `srcStageMask` **must** include `VK_PIPELINE_STAGE_2_FRAGMENT_SHADER_BIT`, `VK_PIPELINE_STAGE_2_SUBPASS_SHADER_BIT_HUAWEI`, `VK_PIPELINE_STAGE_2_ALL_GRAPHICS_BIT`, or `VK_PIPELINE_STAGE_2_ALL_COMMANDS_BIT`
- VUID-VkMemoryRangeBarrierKHR-srcAccessMask-03904
If `srcAccessMask` includes `VK_ACCESS_2_UNIFORM_READ_BIT`, `srcStageMask` **must** include `VK_PIPELINE_STAGE_2_ALL_GRAPHICS_BIT`, `VK_PIPELINE_STAGE_2_ALL_COMMANDS_BIT`, or one of the `VK_PIPELINE_STAGE_*_SHADER_BIT` stages
- VUID-VkMemoryRangeBarrierKHR-srcAccessMask-03905
If `srcAccessMask` includes `VK_ACCESS_2_SHADER_SAMPLED_READ_BIT`, `srcStageMask` **must** include `VK_PIPELINE_STAGE_2_ALL_GRAPHICS_BIT`, `VK_PIPELINE_STAGE_2_ALL_COMMANDS_BIT`, or one of the `VK_PIPELINE_STAGE_*_SHADER_BIT` stages
- VUID-VkMemoryRangeBarrierKHR-srcAccessMask-03906
If `srcAccessMask` includes `VK_ACCESS_2_SHADER_STORAGE_READ_BIT`, `srcStageMask` **must**

include `VK_PIPELINE_STAGE_2_ALL_GRAPHICS_BIT`,
`VK_PIPELINE_STAGE_2_ALL_COMMANDS_BIT`, or one of the
`VK_PIPELINE_STAGE_*_SHADER_BIT` stages

- VUID-VkMemoryRangeBarrierKHR-srcAccessMask-03907

If `srcAccessMask` includes `VK_ACCESS_2_SHADER_STORAGE_WRITE_BIT`, `srcStageMask` **must** include
`VK_PIPELINE_STAGE_2_ALL_GRAPHICS_BIT`,
`VK_PIPELINE_STAGE_2_ALL_COMMANDS_BIT`, or one of the
`VK_PIPELINE_STAGE_*_SHADER_BIT` stages

- VUID-VkMemoryRangeBarrierKHR-srcAccessMask-07454

If `srcAccessMask` includes `VK_ACCESS_2_SHADER_READ_BIT`, `srcStageMask` **must** include
`VK_PIPELINE_STAGE_2_ALL_GRAPHICS_BIT`,
`VK_PIPELINE_STAGE_2_ALL_COMMANDS_BIT`,
`VK_PIPELINE_STAGE_2_ACCELERATION_STRUCTURE_BUILD_BIT_KHR`,
`VK_PIPELINE_STAGE_2_MICROMAP_BUILD_BIT_EXT`, or one of the
`VK_PIPELINE_STAGE_*_SHADER_BIT` stages

- VUID-VkMemoryRangeBarrierKHR-srcAccessMask-03909

If `srcAccessMask` includes `VK_ACCESS_2_SHADER_WRITE_BIT`, `srcStageMask` **must** include
`VK_PIPELINE_STAGE_2_ALL_GRAPHICS_BIT`,
`VK_PIPELINE_STAGE_2_ALL_COMMANDS_BIT`, or one of the
`VK_PIPELINE_STAGE_*_SHADER_BIT` stages

- VUID-VkMemoryRangeBarrierKHR-srcAccessMask-03910

If `srcAccessMask` includes `VK_ACCESS_2_COLOR_ATTACHMENT_READ_BIT`, `srcStageMask` **must** include
`VK_PIPELINE_STAGE_2_COLOR_ATTACHMENT_OUTPUT_BIT`
`VK_PIPELINE_STAGE_2_ALL_GRAPHICS_BIT`, or
`VK_PIPELINE_STAGE_2_ALL_COMMANDS_BIT`

- VUID-VkMemoryRangeBarrierKHR-srcAccessMask-03911

If `srcAccessMask` includes `VK_ACCESS_2_COLOR_ATTACHMENT_WRITE_BIT`, `srcStageMask` **must** include
`VK_PIPELINE_STAGE_2_COLOR_ATTACHMENT_OUTPUT_BIT`
`VK_PIPELINE_STAGE_2_ALL_GRAPHICS_BIT`, or
`VK_PIPELINE_STAGE_2_ALL_COMMANDS_BIT`

- VUID-VkMemoryRangeBarrierKHR-srcAccessMask-03912

If `srcAccessMask` includes `VK_ACCESS_2_DEPTH_STENCIL_ATTACHMENT_READ_BIT`,
`srcStageMask` **must** include `VK_PIPELINE_STAGE_2_EARLY_FRAGMENT_TESTS_BIT`,
`VK_PIPELINE_STAGE_2_LATE_FRAGMENT_TESTS_BIT`,
`VK_PIPELINE_STAGE_2_ALL_GRAPHICS_BIT`, or
`VK_PIPELINE_STAGE_2_ALL_COMMANDS_BIT`

- VUID-VkMemoryRangeBarrierKHR-srcAccessMask-03913

If `srcAccessMask` includes `VK_ACCESS_2_DEPTH_STENCIL_ATTACHMENT_WRITE_BIT`,
`srcStageMask` **must** include `VK_PIPELINE_STAGE_2_EARLY_FRAGMENT_TESTS_BIT`,
`VK_PIPELINE_STAGE_2_LATE_FRAGMENT_TESTS_BIT`,
`VK_PIPELINE_STAGE_2_ALL_GRAPHICS_BIT`, or
`VK_PIPELINE_STAGE_2_ALL_COMMANDS_BIT`

- VUID-VkMemoryRangeBarrierKHR-srcAccessMask-03914

If `srcAccessMask` includes `VK_ACCESS_2_TRANSFER_READ_BIT`, `srcStageMask` **must** include
`VK_PIPELINE_STAGE_2_COPY_BIT`, `VK_PIPELINE_STAGE_2_BLIT_BIT`,

VK_PIPELINE_STAGE_2_RESOLVE_BIT, VK_PIPELINE_STAGE_2_ALL_TRANSFER_BIT,
VK_PIPELINE_STAGE_2_ACCELERATION_STRUCTURE_BUILD_BIT_KHR,
VK_PIPELINE_STAGE_2_ACCELERATION_STRUCTURE_COPY_BIT_KHR,
VK_PIPELINE_STAGE_2_CONVERT_COOPERATIVE_VECTOR_MATRIX_BIT_NV, or
VK_PIPELINE_STAGE_2_ALL_COMMANDS_BIT

- VUID-VkMemoryRangeBarrierKHR-srcAccessMask-03915

If **srcAccessMask** includes VK_ACCESS_2_TRANSFER_WRITE_BIT, **srcStageMask** **must** include VK_PIPELINE_STAGE_2_COPY_BIT, VK_PIPELINE_STAGE_2_BLIT_BIT, VK_PIPELINE_STAGE_2_RESOLVE_BIT, VK_PIPELINE_STAGE_2_CLEAR_BIT, VK_PIPELINE_STAGE_2_ALL_TRANSFER_BIT, VK_PIPELINE_STAGE_2_ACCELERATION_STRUCTURE_BUILD_BIT_KHR, VK_PIPELINE_STAGE_2_ACCELERATION_STRUCTURE_COPY_BIT_KHR, VK_PIPELINE_STAGE_2_CONVERT_COOPERATIVE_VECTOR_MATRIX_BIT_NV, or VK_PIPELINE_STAGE_2_ALL_COMMANDS_BIT

- VUID-VkMemoryRangeBarrierKHR-srcAccessMask-03916

If **srcAccessMask** includes VK_ACCESS_2_HOST_READ_BIT, **srcStageMask** **must** include VK_PIPELINE_STAGE_2_HOST_BIT

- VUID-VkMemoryRangeBarrierKHR-srcAccessMask-03917

If **srcAccessMask** includes VK_ACCESS_2_HOST_WRITE_BIT, **srcStageMask** **must** include VK_PIPELINE_STAGE_2_HOST_BIT

- VUID-VkMemoryRangeBarrierKHR-srcAccessMask-03918

If **srcAccessMask** includes VK_ACCESS_2_CONDITIONAL_RENDERING_READ_BIT_EXT, **srcStageMask** **must** include VK_PIPELINE_STAGE_2_CONDITIONAL_RENDERING_BIT_EXT, VK_PIPELINE_STAGE_2_ALL_GRAPHICS_BIT, or VK_PIPELINE_STAGE_2_ALL_COMMANDS_BIT

- VUID-VkMemoryRangeBarrierKHR-srcAccessMask-03919

If **srcAccessMask** includes VK_ACCESS_2_FRAGMENT_DENSITY_MAP_READ_BIT_EXT, **srcStageMask** **must** include VK_PIPELINE_STAGE_2_FRAGMENT_DENSITY_PROCESS_BIT_EXT, VK_PIPELINE_STAGE_2_ALL_GRAPHICS_BIT, or VK_PIPELINE_STAGE_2_ALL_COMMANDS_BIT

- VUID-VkMemoryRangeBarrierKHR-srcAccessMask-03920

If **srcAccessMask** includes VK_ACCESS_2_TRANSFORM_FEEDBACK_WRITE_BIT_EXT, **srcStageMask** **must** include VK_PIPELINE_STAGE_2_TRANSFORM_FEEDBACK_BIT_EXT, VK_PIPELINE_STAGE_2_ALL_GRAPHICS_BIT, or VK_PIPELINE_STAGE_2_ALL_COMMANDS_BIT

- VUID-VkMemoryRangeBarrierKHR-srcAccessMask-04747

If **srcAccessMask** includes VK_ACCESS_2_TRANSFORM_FEEDBACK_COUNTER_READ_BIT_EXT, **srcStageMask** **must** include VK_PIPELINE_STAGE_2_DRAW_INDIRECT_BIT, VK_PIPELINE_STAGE_2_TRANSFORM_FEEDBACK_BIT_EXT, VK_PIPELINE_STAGE_2_ALL_GRAPHICS_BIT, or VK_PIPELINE_STAGE_2_ALL_COMMANDS_BIT

- VUID-VkMemoryRangeBarrierKHR-srcAccessMask-03922

If **srcAccessMask** includes

VK_ACCESS_2_TRANSFORM_FEEDBACK_COUNTER_WRITE_BIT_EXT, **srcStageMask** **must** include VK_PIPELINE_STAGE_2_TRANSFORM_FEEDBACK_BIT_EXT, VK_PIPELINE_STAGE_2_ALL_GRAPHICS_BIT, or VK_PIPELINE_STAGE_2_ALL_COMMANDS_BIT

- VUID-VkMemoryRangeBarrierKHR-srcAccessMask-03923

If **srcAccessMask** includes VK_ACCESS_2_SHADING_RATE_IMAGE_READ_BIT_NV, **srcStageMask** **must** include VK_PIPELINE_STAGE_2_SHADING_RATE_IMAGE_BIT_NV, VK_PIPELINE_STAGE_2_ALL_GRAPHICS_BIT, or VK_PIPELINE_STAGE_2_ALL_COMMANDS_BIT

- VUID-VkMemoryRangeBarrierKHR-srcAccessMask-04994

If **srcAccessMask** includes VK_ACCESS_2_INVOCATION_MASK_READ_BIT_HUAWEI, **srcStageMask** **must** include VK_PIPELINE_STAGE_2_INVOCATION_MASK_BIT_HUAWEI

- VUID-VkMemoryRangeBarrierKHR-srcAccessMask-03924

If **srcAccessMask** includes VK_ACCESS_2_COMMAND_PREPROCESS_READ_BIT_NV, **srcStageMask** **must** include VK_PIPELINE_STAGE_2_COMMAND_PREPROCESS_BIT_NV or VK_PIPELINE_STAGE_2_ALL_COMMANDS_BIT

- VUID-VkMemoryRangeBarrierKHR-srcAccessMask-03925

If **srcAccessMask** includes VK_ACCESS_2_COMMAND_PREPROCESS_WRITE_BIT_NV, **srcStageMask** **must** include VK_PIPELINE_STAGE_2_COMMAND_PREPROCESS_BIT_NV or VK_PIPELINE_STAGE_2_ALL_COMMANDS_BIT

- VUID-VkMemoryRangeBarrierKHR-srcAccessMask-03926

If **srcAccessMask** includes VK_ACCESS_2_COLOR_ATTACHMENT_READ_NONCOHERENT_BIT_EXT, **srcStageMask** **must** include VK_PIPELINE_STAGE_2_COLOR_ATTACHMENT_OUTPUT_BIT or VK_PIPELINE_STAGE_2_ALL_GRAPHICS_BIT, or VK_PIPELINE_STAGE_2_ALL_COMMANDS_BIT

- VUID-VkMemoryRangeBarrierKHR-srcAccessMask-03927

If **srcAccessMask** includes VK_ACCESS_2_ACCELERATION_STRUCTURE_READ_BIT_KHR, and the **rayQuery** feature is enabled, **srcStageMask** **must** include VK_PIPELINE_STAGE_2_RAY_TRACING_SHADER_BIT_KHR, one of the stages, VK_PIPELINE_STAGE_2_SHADER_BIT, VK_PIPELINE_STAGE_2_ACCELERATION_STRUCTURE_BUILD_BIT_KHR, VK_PIPELINE_STAGE_2_ACCELERATION_STRUCTURE_COPY_BIT_KHR, or VK_PIPELINE_STAGE_2_ALL_COMMANDS_BIT

- VUID-VkMemoryRangeBarrierKHR-srcAccessMask-03928

If **srcAccessMask** includes VK_ACCESS_2_ACCELERATION_STRUCTURE_WRITE_BIT_KHR, **srcStageMask** **must** include VK_PIPELINE_STAGE_2_ACCELERATION_STRUCTURE_COPY_BIT_KHR, VK_PIPELINE_STAGE_2_ACCELERATION_STRUCTURE_BUILD_BIT_KHR or VK_PIPELINE_STAGE_2_ALL_COMMANDS_BIT

- VUID-VkMemoryRangeBarrierKHR-srcAccessMask-06256

If **srcAccessMask** includes VK_ACCESS_2_ACCELERATION_STRUCTURE_READ_BIT_KHR, and the **rayQuery** feature is not enabled, **srcStageMask** **must** include VK_PIPELINE_STAGE_2_RAY_TRACING_SHADER_BIT_KHR, VK_PIPELINE_STAGE_2_ACCELERATION_STRUCTURE_BUILD_BIT_KHR,

VK_PIPELINE_STAGE_2_ACCELERATION_STRUCTURE_COPY_BIT_KHR, or
VK_PIPELINE_STAGE_2_ALL_COMMANDS_BIT

- VUID-VkMemoryRangeBarrierKHR-srcAccessMask-07272
If `srcAccessMask` includes `VK_ACCESS_2_SHADER_BINDING_TABLE_READ_BIT_KHR`, `srcStageMask` **must** include `VK_PIPELINE_STAGE_2_ALL_COMMANDS_BIT` or `VK_PIPELINE_STAGE_2_RAY_TRACING_SHADER_BIT_KHR`
- VUID-VkMemoryRangeBarrierKHR-srcAccessMask-04858
If `srcAccessMask` includes `VK_ACCESS_2_VIDEO_DECODE_READ_BIT_KHR`, `srcStageMask` **must** include `VK_PIPELINE_STAGE_2_VIDEO_DECODE_BIT_KHR`
- VUID-VkMemoryRangeBarrierKHR-srcAccessMask-04859
If `srcAccessMask` includes `VK_ACCESS_2_VIDEO_DECODE_WRITE_BIT_KHR`, `srcStageMask` **must** include `VK_PIPELINE_STAGE_2_VIDEO_DECODE_BIT_KHR`
- VUID-VkMemoryRangeBarrierKHR-srcAccessMask-04860
If `srcAccessMask` includes `VK_ACCESS_2_VIDEO_ENCODE_READ_BIT_KHR`, `srcStageMask` **must** include `VK_PIPELINE_STAGE_2_VIDEO_ENCODE_BIT_KHR`
- VUID-VkMemoryRangeBarrierKHR-srcAccessMask-04861
If `srcAccessMask` includes `VK_ACCESS_2_VIDEO_ENCODE_WRITE_BIT_KHR`, `srcStageMask` **must** include `VK_PIPELINE_STAGE_2_VIDEO_ENCODE_BIT_KHR`
- VUID-VkMemoryRangeBarrierKHR-srcAccessMask-07455
If `srcAccessMask` includes `VK_ACCESS_2_OPTICAL_FLOW_READ_BIT_NV`, `srcStageMask` **must** include `VK_PIPELINE_STAGE_2_OPTICAL_FLOW_BIT_NV`
- VUID-VkMemoryRangeBarrierKHR-srcAccessMask-07456
If `srcAccessMask` includes `VK_ACCESS_2_OPTICAL_FLOW_WRITE_BIT_NV`, `srcStageMask` **must** include `VK_PIPELINE_STAGE_2_OPTICAL_FLOW_BIT_NV`
- VUID-VkMemoryRangeBarrierKHR-srcAccessMask-07457
If `srcAccessMask` includes `VK_ACCESS_2_MICROMAP_WRITE_BIT_EXT`, `srcStageMask` **must** include `VK_PIPELINE_STAGE_2_MICROMAP_BUILD_BIT_EXT`
- VUID-VkMemoryRangeBarrierKHR-srcAccessMask-07458
If `srcAccessMask` includes `VK_ACCESS_2_MICROMAP_READ_BIT_EXT`, `srcStageMask` **must** include `VK_PIPELINE_STAGE_2_MICROMAP_BUILD_BIT_EXT` or `VK_PIPELINE_STAGE_2_ACCELERATION_STRUCTURE_BUILD_BIT_KHR`
- VUID-VkMemoryRangeBarrierKHR-srcAccessMask-08118
If `srcAccessMask` includes `VK_ACCESS_2_DESCRIPTOR_BUFFER_READ_BIT_EXT`, `srcStageMask` **must** include `VK_PIPELINE_STAGE_2_ALL_GRAPHICS_BIT`, `VK_PIPELINE_STAGE_2_ALL_COMMANDS_BIT`, or one of `VK_PIPELINE_STAGE_*_SHADER_BIT` stages
- VUID-VkMemoryRangeBarrierKHR-srcAccessMask-10670
If `srcAccessMask` includes `VK_ACCESS_2_SHADER_TILE_ATTACHMENT_READ_BIT_QCOM`, `srcStageMask` **must** include `VK_PIPELINE_STAGE_2_FRAGMENT_SHADER_BIT` or `VK_PIPELINE_STAGE_2_COMPUTE_SHADER_BIT`
- VUID-VkMemoryRangeBarrierKHR-srcAccessMask-10671
If `srcAccessMask` includes `VK_ACCESS_2_SHADER_TILE_ATTACHMENT_WRITE_BIT_QCOM`, `srcStageMask` **must** include `VK_PIPELINE_STAGE_2_FRAGMENT_SHADER_BIT` or

VK_PIPELINE_STAGE_2_COMPUTE_SHADER_BIT

- VUID-VkMemoryRangeBarrierKHR-srcAccessMask-11771
If `srcAccessMask` includes `VK_ACCESS_2_MEMORY_DECOMPRESSION_READ_BIT_EXT`, `srcStageMask` **must** include `VK_PIPELINE_STAGE_2_MEMORY_DECOMPRESSION_BIT_EXT`
- VUID-VkMemoryRangeBarrierKHR-srcAccessMask-11772
If `srcAccessMask` includes `VK_ACCESS_2_MEMORY_DECOMPRESSION_WRITE_BIT_EXT`, `srcStageMask` **must** include `VK_PIPELINE_STAGE_2_MEMORY_DECOMPRESSION_BIT_EXT`
- VUID-VkMemoryRangeBarrierKHR-srcAccessMask-11294
If `srcAccessMask` includes `VK_ACCESS_2_SAMPLER_HEAP_READ_BIT_EXT` or `VK_ACCESS_2_RESOURCE_HEAP_READ_BIT_EXT`, `srcStageMask` **must** include `VK_PIPELINE_STAGE_2_ALL_GRAPHICS_BIT`, `VK_PIPELINE_STAGE_2_ALL_COMMANDS_BIT`, or one of `VK_PIPELINE_STAGE_*_SHADER_BIT` stages
- VUID-VkMemoryRangeBarrierKHR-dstStageMask-03929
If the `geometryShader` feature is not enabled, `dstStageMask` **must** not contain `VK_PIPELINE_STAGE_2_GEOMETRY_SHADER_BIT`
- VUID-VkMemoryRangeBarrierKHR-dstStageMask-03930
If the `tessellationShader` feature is not enabled, `dstStageMask` **must** not contain `VK_PIPELINE_STAGE_2_TESSELLATION_CONTROL_SHADER_BIT` or `VK_PIPELINE_STAGE_2_TESSELLATION_EVALUATION_SHADER_BIT`
- VUID-VkMemoryRangeBarrierKHR-dstStageMask-03931
If the `conditionalRendering` feature is not enabled, `dstStageMask` **must** not contain `VK_PIPELINE_STAGE_2_CONDITIONAL_RENDERING_BIT_EXT`
- VUID-VkMemoryRangeBarrierKHR-dstStageMask-03932
If the `fragmentDensityMap` feature is not enabled, `dstStageMask` **must** not contain `VK_PIPELINE_STAGE_2_FRAGMENT_DENSITY_PROCESS_BIT_EXT`
- VUID-VkMemoryRangeBarrierKHR-dstStageMask-03933
If the `transformFeedback` feature is not enabled, `dstStageMask` **must** not contain `VK_PIPELINE_STAGE_2_TRANSFORM_FEEDBACK_BIT_EXT`
- VUID-VkMemoryRangeBarrierKHR-dstStageMask-03934
If the `meshShader` feature is not enabled, `dstStageMask` **must** not contain `VK_PIPELINE_STAGE_2_MESH_SHADER_BIT_EXT`
- VUID-VkMemoryRangeBarrierKHR-dstStageMask-03935
If the `taskShader` feature is not enabled, `dstStageMask` **must** not contain `VK_PIPELINE_STAGE_2_TASK_SHADER_BIT_EXT`
- VUID-VkMemoryRangeBarrierKHR-dstStageMask-07316
If neither of the `shadingRateImage` or the `attachmentFragmentShadingRate` features are enabled, `dstStageMask` **must** not contain `VK_PIPELINE_STAGE_2_FRAGMENT_SHADING_RATE_ATTACHMENT_BIT_KHR`
- VUID-VkMemoryRangeBarrierKHR-dstStageMask-04957
If the `subpassShading` feature is not enabled, `dstStageMask` **must** not contain `VK_PIPELINE_STAGE_2_SUBPASS_SHADER_BIT_HUAWEI`

- VUID-VkMemoryRangeBarrierKHR-dstStageMask-04995
If the `invocationMask` feature is not enabled, `dstStageMask` **must** not contain `VK_PIPELINE_STAGE_2_INVOCATION_MASK_BIT_HUAWEI`
- VUID-VkMemoryRangeBarrierKHR-dstStageMask-07946
If neither the `VK_NV_ray_tracing` extension or the `rayTracingPipeline` feature are enabled, `dstStageMask` **must** not contain `VK_PIPELINE_STAGE_2_RAY_TRACING_SHADER_BIT_KHR`
- VUID-VkMemoryRangeBarrierKHR-dstStageMask-10751
If the `accelerationStructure` feature is not enabled, `dstStageMask` **must** not contain `VK_PIPELINE_STAGE_2_ACCELERATION_STRUCTURE_BUILD_BIT_KHR`
- VUID-VkMemoryRangeBarrierKHR-dstStageMask-10752
If the `rayTracingMaintenance1` feature is not enabled, `dstStageMask` **must** not contain `VK_PIPELINE_STAGE_2_ACCELERATION_STRUCTURE_COPY_BIT_KHR`
- VUID-VkMemoryRangeBarrierKHR-dstStageMask-10753
If the `micromap` feature is not enabled, `dstStageMask` **must** not contain `VK_PIPELINE_STAGE_2_MICROMAP_BUILD_BIT_EXT`
- VUID-VkMemoryRangeBarrierKHR-dstAccessMask-03900
If `dstAccessMask` includes `VK_ACCESS_2_INDIRECT_COMMAND_READ_BIT`, `dstStageMask` **must** include `VK_PIPELINE_STAGE_2_DRAW_INDIRECT_BIT`, `VK_PIPELINE_STAGE_2_ACCELERATION_STRUCTURE_BUILD_BIT_KHR`, `VK_PIPELINE_STAGE_2_COPY_INDIRECT_BIT_KHR`, `VK_PIPELINE_STAGE_2_ALL_GRAPHICS_BIT`, or `VK_PIPELINE_STAGE_2_ALL_COMMANDS_BIT`
- VUID-VkMemoryRangeBarrierKHR-dstAccessMask-03901
If `dstAccessMask` includes `VK_ACCESS_2_INDEX_READ_BIT`, `dstStageMask` **must** include `VK_PIPELINE_STAGE_2_INDEX_INPUT_BIT`, `VK_PIPELINE_STAGE_2_VERTEX_INPUT_BIT`, `VK_PIPELINE_STAGE_2_ALL_GRAPHICS_BIT`, or `VK_PIPELINE_STAGE_2_ALL_COMMANDS_BIT`
- VUID-VkMemoryRangeBarrierKHR-dstAccessMask-03902
If `dstAccessMask` includes `VK_ACCESS_2_VERTEX_ATTRIBUTE_READ_BIT`, `dstStageMask` **must** include `VK_PIPELINE_STAGE_2_VERTEX_ATTRIBUTE_INPUT_BIT`, `VK_PIPELINE_STAGE_2_VERTEX_INPUT_BIT`, `VK_PIPELINE_STAGE_2_ALL_GRAPHICS_BIT`, or `VK_PIPELINE_STAGE_2_ALL_COMMANDS_BIT`
- VUID-VkMemoryRangeBarrierKHR-dstAccessMask-03903
If `dstAccessMask` includes `VK_ACCESS_2_INPUT_ATTACHMENT_READ_BIT`, `dstStageMask` **must** include `VK_PIPELINE_STAGE_2_FRAGMENT_SHADER_BIT`, `VK_PIPELINE_STAGE_2_SUBPASS_SHADER_BIT_HUAWEI`, `VK_PIPELINE_STAGE_2_ALL_GRAPHICS_BIT`, or `VK_PIPELINE_STAGE_2_ALL_COMMANDS_BIT`
- VUID-VkMemoryRangeBarrierKHR-dstAccessMask-03904
If `dstAccessMask` includes `VK_ACCESS_2_UNIFORM_READ_BIT`, `dstStageMask` **must** include `VK_PIPELINE_STAGE_2_ALL_GRAPHICS_BIT`, `VK_PIPELINE_STAGE_2_ALL_COMMANDS_BIT`, or one of the `VK_PIPELINE_STAGE_*_SHADER_BIT` stages

- VUID-VkMemoryRangeBarrierKHR-dstAccessMask-03905
If **dstAccessMask** includes `VK_ACCESS_2_SHADER_SAMPLED_READ_BIT`, **dstStageMask** **must** include `VK_PIPELINE_STAGE_2_ALL_GRAPHICS_BIT`, `VK_PIPELINE_STAGE_2_ALL_COMMANDS_BIT`, or one of the `VK_PIPELINE_STAGE_*_SHADER_BIT` stages
- VUID-VkMemoryRangeBarrierKHR-dstAccessMask-03906
If **dstAccessMask** includes `VK_ACCESS_2_SHADER_STORAGE_READ_BIT`, **dstStageMask** **must** include `VK_PIPELINE_STAGE_2_ALL_GRAPHICS_BIT`, `VK_PIPELINE_STAGE_2_ALL_COMMANDS_BIT`, or one of the `VK_PIPELINE_STAGE_*_SHADER_BIT` stages
- VUID-VkMemoryRangeBarrierKHR-dstAccessMask-03907
If **dstAccessMask** includes `VK_ACCESS_2_SHADER_STORAGE_WRITE_BIT`, **dstStageMask** **must** include `VK_PIPELINE_STAGE_2_ALL_GRAPHICS_BIT`, `VK_PIPELINE_STAGE_2_ALL_COMMANDS_BIT`, or one of the `VK_PIPELINE_STAGE_*_SHADER_BIT` stages
- VUID-VkMemoryRangeBarrierKHR-dstAccessMask-07454
If **dstAccessMask** includes `VK_ACCESS_2_SHADER_READ_BIT`, **dstStageMask** **must** include `VK_PIPELINE_STAGE_2_ALL_GRAPHICS_BIT`, `VK_PIPELINE_STAGE_2_ALL_COMMANDS_BIT`, `VK_PIPELINE_STAGE_2_ACCELERATION_STRUCTURE_BUILD_BIT_KHR`, `VK_PIPELINE_STAGE_2_MICROMAP_BUILD_BIT_EXT`, or one of the `VK_PIPELINE_STAGE_*_SHADER_BIT` stages
- VUID-VkMemoryRangeBarrierKHR-dstAccessMask-03909
If **dstAccessMask** includes `VK_ACCESS_2_SHADER_WRITE_BIT`, **dstStageMask** **must** include `VK_PIPELINE_STAGE_2_ALL_GRAPHICS_BIT`, `VK_PIPELINE_STAGE_2_ALL_COMMANDS_BIT`, or one of the `VK_PIPELINE_STAGE_*_SHADER_BIT` stages
- VUID-VkMemoryRangeBarrierKHR-dstAccessMask-03910
If **dstAccessMask** includes `VK_ACCESS_2_COLOR_ATTACHMENT_READ_BIT`, **dstStageMask** **must** include `VK_PIPELINE_STAGE_2_COLOR_ATTACHMENT_OUTPUT_BIT`, `VK_PIPELINE_STAGE_2_ALL_GRAPHICS_BIT`, or `VK_PIPELINE_STAGE_2_ALL_COMMANDS_BIT`
- VUID-VkMemoryRangeBarrierKHR-dstAccessMask-03911
If **dstAccessMask** includes `VK_ACCESS_2_COLOR_ATTACHMENT_WRITE_BIT`, **dstStageMask** **must** include `VK_PIPELINE_STAGE_2_COLOR_ATTACHMENT_OUTPUT_BIT`, `VK_PIPELINE_STAGE_2_ALL_GRAPHICS_BIT`, or `VK_PIPELINE_STAGE_2_ALL_COMMANDS_BIT`
- VUID-VkMemoryRangeBarrierKHR-dstAccessMask-03912
If **dstAccessMask** includes `VK_ACCESS_2_DEPTH_STENCIL_ATTACHMENT_READ_BIT`, **dstStageMask** **must** include `VK_PIPELINE_STAGE_2_EARLY_FRAGMENT_TESTS_BIT`, `VK_PIPELINE_STAGE_2_LATE_FRAGMENT_TESTS_BIT`, `VK_PIPELINE_STAGE_2_ALL_GRAPHICS_BIT`, or `VK_PIPELINE_STAGE_2_ALL_COMMANDS_BIT`
- VUID-VkMemoryRangeBarrierKHR-dstAccessMask-03913
If **dstAccessMask** includes `VK_ACCESS_2_DEPTH_STENCIL_ATTACHMENT_WRITE_BIT`,

dstStageMask **must** include VK_PIPELINE_STAGE_2_EARLY_FRAGMENT_TESTS_BIT,
VK_PIPELINE_STAGE_2_LATE_FRAGMENT_TESTS_BIT,
VK_PIPELINE_STAGE_2_ALL_GRAPHICS_BIT, or
VK_PIPELINE_STAGE_2_ALL_COMMANDS_BIT

- VUID-VkMemoryRangeBarrierKHR-dstAccessMask-03914

If **dstAccessMask** includes VK_ACCESS_2_TRANSFER_READ_BIT, **dstStageMask** **must** include
VK_PIPELINE_STAGE_2_COPY_BIT, VK_PIPELINE_STAGE_2_BLIT_BIT,
VK_PIPELINE_STAGE_2_RESOLVE_BIT, VK_PIPELINE_STAGE_2_ALL_TRANSFER_BIT,
VK_PIPELINE_STAGE_2_ACCELERATION_STRUCTURE_BUILD_BIT_KHR,
VK_PIPELINE_STAGE_2_ACCELERATION_STRUCTURE_COPY_BIT_KHR,
VK_PIPELINE_STAGE_2_CONVERT_COOPERATIVE_VECTOR_MATRIX_BIT_NV, or
VK_PIPELINE_STAGE_2_ALL_COMMANDS_BIT

- VUID-VkMemoryRangeBarrierKHR-dstAccessMask-03915

If **dstAccessMask** includes VK_ACCESS_2_TRANSFER_WRITE_BIT, **dstStageMask** **must**
include VK_PIPELINE_STAGE_2_COPY_BIT, VK_PIPELINE_STAGE_2_BLIT_BIT,
VK_PIPELINE_STAGE_2_RESOLVE_BIT, VK_PIPELINE_STAGE_2_CLEAR_BIT,
VK_PIPELINE_STAGE_2_ALL_TRANSFER_BIT,
VK_PIPELINE_STAGE_2_ACCELERATION_STRUCTURE_BUILD_BIT_KHR,
VK_PIPELINE_STAGE_2_ACCELERATION_STRUCTURE_COPY_BIT_KHR,
VK_PIPELINE_STAGE_2_CONVERT_COOPERATIVE_VECTOR_MATRIX_BIT_NV, or
VK_PIPELINE_STAGE_2_ALL_COMMANDS_BIT

- VUID-VkMemoryRangeBarrierKHR-dstAccessMask-03916

If **dstAccessMask** includes VK_ACCESS_2_HOST_READ_BIT, **dstStageMask** **must** include
VK_PIPELINE_STAGE_2_HOST_BIT

- VUID-VkMemoryRangeBarrierKHR-dstAccessMask-03917

If **dstAccessMask** includes VK_ACCESS_2_HOST_WRITE_BIT, **dstStageMask** **must** include
VK_PIPELINE_STAGE_2_HOST_BIT

- VUID-VkMemoryRangeBarrierKHR-dstAccessMask-03918

If **dstAccessMask** includes VK_ACCESS_2_CONDITIONAL_RENDERING_READ_BIT_EXT,
dstStageMask **must** include VK_PIPELINE_STAGE_2_CONDITIONAL_RENDERING_BIT_EXT,
VK_PIPELINE_STAGE_2_ALL_GRAPHICS_BIT, or
VK_PIPELINE_STAGE_2_ALL_COMMANDS_BIT

- VUID-VkMemoryRangeBarrierKHR-dstAccessMask-03919

If **dstAccessMask** includes VK_ACCESS_2_FRAGMENT_DENSITY_MAP_READ_BIT_EXT,
dstStageMask **must** include
VK_PIPELINE_STAGE_2_FRAGMENT_DENSITY_PROCESS_BIT_EXT,
VK_PIPELINE_STAGE_2_ALL_GRAPHICS_BIT, or
VK_PIPELINE_STAGE_2_ALL_COMMANDS_BIT

- VUID-VkMemoryRangeBarrierKHR-dstAccessMask-03920

If **dstAccessMask** includes VK_ACCESS_2_TRANSFORM_FEEDBACK_WRITE_BIT_EXT,
dstStageMask **must** include VK_PIPELINE_STAGE_2_TRANSFORM_FEEDBACK_BIT_EXT,
VK_PIPELINE_STAGE_2_ALL_GRAPHICS_BIT, or
VK_PIPELINE_STAGE_2_ALL_COMMANDS_BIT

- VUID-VkMemoryRangeBarrierKHR-dstAccessMask-04747

If **dstAccessMask** includes

- VK_ACCESS_2_TRANSFORM_FEEDBACK_COUNTER_READ_BIT_EXT, **dstStageMask must**
 include VK_PIPELINE_STAGE_2_DRAW_INDIRECT_BIT,
 VK_PIPELINE_STAGE_2_TRANSFORM_FEEDBACK_BIT_EXT,
 VK_PIPELINE_STAGE_2_ALL_GRAPHICS_BIT, or
 VK_PIPELINE_STAGE_2_ALL_COMMANDS_BIT
- VUID-VkMemoryRangeBarrierKHR-dstAccessMask-03922
 If **dstAccessMask** includes
 VK_ACCESS_2_TRANSFORM_FEEDBACK_COUNTER_WRITE_BIT_EXT, **dstStageMask must**
 include VK_PIPELINE_STAGE_2_TRANSFORM_FEEDBACK_BIT_EXT,
 VK_PIPELINE_STAGE_2_ALL_GRAPHICS_BIT, or
 VK_PIPELINE_STAGE_2_ALL_COMMANDS_BIT
- VUID-VkMemoryRangeBarrierKHR-dstAccessMask-03923
 If **dstAccessMask** includes VK_ACCESS_2_SHADING_RATE_IMAGE_READ_BIT_NV,
dstStageMask must include VK_PIPELINE_STAGE_2_SHADING_RATE_IMAGE_BIT_NV,
 VK_PIPELINE_STAGE_2_ALL_GRAPHICS_BIT, or
 VK_PIPELINE_STAGE_2_ALL_COMMANDS_BIT
- VUID-VkMemoryRangeBarrierKHR-dstAccessMask-04994
 If **dstAccessMask** includes VK_ACCESS_2_INVOCATION_MASK_READ_BIT_HUAWEI,
dstStageMask must include VK_PIPELINE_STAGE_2_INVOCATION_MASK_BIT_HUAWEI
- VUID-VkMemoryRangeBarrierKHR-dstAccessMask-03924
 If **dstAccessMask** includes VK_ACCESS_2_COMMAND_PREPROCESS_READ_BIT_NV,
dstStageMask must include VK_PIPELINE_STAGE_2_COMMAND_PREPROCESS_BIT_NV or
 VK_PIPELINE_STAGE_2_ALL_COMMANDS_BIT
- VUID-VkMemoryRangeBarrierKHR-dstAccessMask-03925
 If **dstAccessMask** includes VK_ACCESS_2_COMMAND_PREPROCESS_WRITE_BIT_NV,
dstStageMask must include VK_PIPELINE_STAGE_2_COMMAND_PREPROCESS_BIT_NV or
 VK_PIPELINE_STAGE_2_ALL_COMMANDS_BIT
- VUID-VkMemoryRangeBarrierKHR-dstAccessMask-03926
 If **dstAccessMask** includes
 VK_ACCESS_2_COLOR_ATTACHMENT_READ_NONCOHERENT_BIT_EXT, **dstStageMask must**
 include VK_PIPELINE_STAGE_2_COLOR_ATTACHMENT_OUTPUT_BIT
 VK_PIPELINE_STAGE_2_ALL_GRAPHICS_BIT, or
 VK_PIPELINE_STAGE_2_ALL_COMMANDS_BIT
- VUID-VkMemoryRangeBarrierKHR-dstAccessMask-03927
 If **dstAccessMask** includes VK_ACCESS_2_ACCELERATION_STRUCTURE_READ_BIT_KHR, and
 the **rayQuery** feature is enabled, **dstStageMask must** include
 VK_PIPELINE_STAGE_2_RAY_TRACING_SHADER_BIT_KHR, one of the
 VK_PIPELINE_STAGE_*_SHADER_BIT stages,
 VK_PIPELINE_STAGE_2_ACCELERATION_STRUCTURE_BUILD_BIT_KHR,
 VK_PIPELINE_STAGE_2_ACCELERATION_STRUCTURE_COPY_BIT_KHR, or
 VK_PIPELINE_STAGE_2_ALL_COMMANDS_BIT
- VUID-VkMemoryRangeBarrierKHR-dstAccessMask-03928
 If **dstAccessMask** includes VK_ACCESS_2_ACCELERATION_STRUCTURE_WRITE_BIT_KHR,
dstStageMask must include
 VK_PIPELINE_STAGE_2_ACCELERATION_STRUCTURE_COPY_BIT_KHR,

VK_PIPELINE_STAGE_2_ACCELERATION_STRUCTURE_BUILD_BIT_KHR

or

VK_PIPELINE_STAGE_2_ALL_COMMANDS_BIT

- VUID-VkMemoryRangeBarrierKHR-dstAccessMask-06256

If **dstAccessMask** includes VK_ACCESS_2_ACCELERATION_STRUCTURE_READ_BIT_KHR, and the **rayQuery** feature is not enabled, **dstStageMask** **must** include

VK_PIPELINE_STAGE_2_RAY_TRACING_SHADER_BIT_KHR,

VK_PIPELINE_STAGE_2_ACCELERATION_STRUCTURE_BUILD_BIT_KHR,

VK_PIPELINE_STAGE_2_ACCELERATION_STRUCTURE_COPY_BIT_KHR,

or

VK_PIPELINE_STAGE_2_ALL_COMMANDS_BIT

- VUID-VkMemoryRangeBarrierKHR-dstAccessMask-07272

If **dstAccessMask** includes VK_ACCESS_2_SHADER_BINDING_TABLE_READ_BIT_KHR, **dstStageMask** **must** include VK_PIPELINE_STAGE_2_ALL_COMMANDS_BIT or

VK_PIPELINE_STAGE_2_RAY_TRACING_SHADER_BIT_KHR

- VUID-VkMemoryRangeBarrierKHR-dstAccessMask-04858

If **dstAccessMask** includes VK_ACCESS_2_VIDEO_DECODE_READ_BIT_KHR, **dstStageMask** **must** include VK_PIPELINE_STAGE_2_VIDEO_DECODE_BIT_KHR

- VUID-VkMemoryRangeBarrierKHR-dstAccessMask-04859

If **dstAccessMask** includes VK_ACCESS_2_VIDEO_DECODE_WRITE_BIT_KHR, **dstStageMask** **must** include VK_PIPELINE_STAGE_2_VIDEO_DECODE_BIT_KHR

- VUID-VkMemoryRangeBarrierKHR-dstAccessMask-04860

If **dstAccessMask** includes VK_ACCESS_2_VIDEO_ENCODE_READ_BIT_KHR, **dstStageMask** **must** include VK_PIPELINE_STAGE_2_VIDEO_ENCODE_BIT_KHR

- VUID-VkMemoryRangeBarrierKHR-dstAccessMask-04861

If **dstAccessMask** includes VK_ACCESS_2_VIDEO_ENCODE_WRITE_BIT_KHR, **dstStageMask** **must** include VK_PIPELINE_STAGE_2_VIDEO_ENCODE_BIT_KHR

- VUID-VkMemoryRangeBarrierKHR-dstAccessMask-07455

If **dstAccessMask** includes VK_ACCESS_2_OPTICAL_FLOW_READ_BIT_NV, **dstStageMask** **must** include VK_PIPELINE_STAGE_2_OPTICAL_FLOW_BIT_NV

- VUID-VkMemoryRangeBarrierKHR-dstAccessMask-07456

If **dstAccessMask** includes VK_ACCESS_2_OPTICAL_FLOW_WRITE_BIT_NV, **dstStageMask** **must** include VK_PIPELINE_STAGE_2_OPTICAL_FLOW_BIT_NV

- VUID-VkMemoryRangeBarrierKHR-dstAccessMask-07457

If **dstAccessMask** includes VK_ACCESS_2_MICROMAP_WRITE_BIT_EXT, **dstStageMask** **must** include VK_PIPELINE_STAGE_2_MICROMAP_BUILD_BIT_EXT

- VUID-VkMemoryRangeBarrierKHR-dstAccessMask-07458

If **dstAccessMask** includes VK_ACCESS_2_MICROMAP_READ_BIT_EXT, **dstStageMask** **must** include VK_PIPELINE_STAGE_2_MICROMAP_BUILD_BIT_EXT or VK_PIPELINE_STAGE_2_ACCELERATION_STRUCTURE_BUILD_BIT_KHR

- VUID-VkMemoryRangeBarrierKHR-dstAccessMask-08118

If **dstAccessMask** includes VK_ACCESS_2_DESCRIPTOR_BUFFER_READ_BIT_EXT, **dstStageMask** **must** include VK_PIPELINE_STAGE_2_ALL_GRAPHICS_BIT, VK_PIPELINE_STAGE_2_ALL_COMMANDS_BIT, or one of VK_PIPELINE_STAGE_*_SHADER_BIT stages

- VUID-VkMemoryRangeBarrierKHR-dstAccessMask-10670
If **dstAccessMask** includes `VK_ACCESS_2_SHADER_TILE_ATTACHMENT_READ_BIT_QCOM`, **dstStageMask** **must** include `VK_PIPELINE_STAGE_2_FRAGMENT_SHADER_BIT` or `VK_PIPELINE_STAGE_2_COMPUTE_SHADER_BIT`
- VUID-VkMemoryRangeBarrierKHR-dstAccessMask-10671
If **dstAccessMask** includes `VK_ACCESS_2_SHADER_TILE_ATTACHMENT_WRITE_BIT_QCOM`, **dstStageMask** **must** include `VK_PIPELINE_STAGE_2_FRAGMENT_SHADER_BIT` or `VK_PIPELINE_STAGE_2_COMPUTE_SHADER_BIT`
- VUID-VkMemoryRangeBarrierKHR-dstAccessMask-11771
If **dstAccessMask** includes `VK_ACCESS_2_MEMORY_DECOMPRESSION_READ_BIT_EXT`, **dstStageMask** **must** include `VK_PIPELINE_STAGE_2_MEMORY_DECOMPRESSION_BIT_EXT`
- VUID-VkMemoryRangeBarrierKHR-dstAccessMask-11772
If **dstAccessMask** includes `VK_ACCESS_2_MEMORY_DECOMPRESSION_WRITE_BIT_EXT`, **dstStageMask** **must** include `VK_PIPELINE_STAGE_2_MEMORY_DECOMPRESSION_BIT_EXT`
- VUID-VkMemoryRangeBarrierKHR-dstAccessMask-11294
If **dstAccessMask** includes `VK_ACCESS_2_SAMPLER_HEAP_READ_BIT_EXT` or `VK_ACCESS_2_RESOURCE_HEAP_READ_BIT_EXT`, **dstStageMask** **must** include `VK_PIPELINE_STAGE_2_ALL_GRAPHICS_BIT`, `VK_PIPELINE_STAGE_2_ALL_COMMANDS_BIT`, or one of `VK_PIPELINE_STAGE_*_SHADER_BIT` stages
- VUID-VkMemoryRangeBarrierKHR-None-09097
If the `VK_KHR_external_memory` extension is not enabled, and the value of `VkApplicationInfo::apiVersion` used to create the `VkInstance` is not greater than or equal to Version 1.1, **srcQueueFamilyIndex** **must** not be `VK_QUEUE_FAMILY_EXTERNAL`
- VUID-VkMemoryRangeBarrierKHR-None-09098
If the `VK_KHR_external_memory` extension is not enabled, and the value of `VkApplicationInfo::apiVersion` used to create the `VkInstance` is not greater than or equal to Version 1.1, **dstQueueFamilyIndex** **must** not be `VK_QUEUE_FAMILY_EXTERNAL`
- VUID-VkMemoryRangeBarrierKHR-srcQueueFamilyIndex-09099
If the `VK_EXT_queue_family_foreign` extension is not enabled **srcQueueFamilyIndex** **must** not be `VK_QUEUE_FAMILY_FOREIGN_EXT`
- VUID-VkMemoryRangeBarrierKHR-dstQueueFamilyIndex-09100
If the `VK_EXT_queue_family_foreign` extension is not enabled **dstQueueFamilyIndex** **must** not be `VK_QUEUE_FAMILY_FOREIGN_EXT`
- VUID-VkMemoryRangeBarrierKHR-address-13087
If the buffer from which **address** was queried was created with a sharing mode of `VK_SHARING_MODE_EXCLUSIVE`, and **srcQueueFamilyIndex** and **dstQueueFamilyIndex** are not equal, **srcQueueFamilyIndex** **must** be `VK_QUEUE_FAMILY_EXTERNAL`, `VK_QUEUE_FAMILY_FOREIGN_EXT`, or a valid queue family
- VUID-VkMemoryRangeBarrierKHR-address-13088
If the buffer from which **address** was queried was created with a sharing mode of `VK_SHARING_MODE_EXCLUSIVE`, and **srcQueueFamilyIndex** and **dstQueueFamilyIndex** are not equal, **dstQueueFamilyIndex** **must** be `VK_QUEUE_FAMILY_EXTERNAL`,

[VK_QUEUE_FAMILY_FOREIGN_EXT](#), or a valid queue family

- VUID-VkMemoryRangeBarrierKHR-srcStageMask-13089

If either `srcStageMask` or `dstStageMask` includes [VK_PIPELINE_STAGE_2_HOST_BIT](#), `srcQueueFamilyIndex` and `dstQueueFamilyIndex` **must** be equal

Valid Usage (Implicit)

- VUID-VkMemoryRangeBarrierKHR-sType-sType
`sType` **must** be [VK_STRUCTURE_TYPE_MEMORY_RANGE_BARRIER_KHR](#)
- VUID-VkMemoryRangeBarrierKHR-pNext-pNext
`pNext` **must** be `NULL`
- VUID-VkMemoryRangeBarrierKHR-srcStageMask-parameter
`srcStageMask` **must** be a valid combination of [VkPipelineStageFlagBits2](#) values
- VUID-VkMemoryRangeBarrierKHR-srcAccessMask-parameter
`srcAccessMask` **must** be a valid combination of [VkAccessFlagBits2](#) values
- VUID-VkMemoryRangeBarrierKHR-dstStageMask-parameter
`dstStageMask` **must** be a valid combination of [VkPipelineStageFlagBits2](#) values
- VUID-VkMemoryRangeBarrierKHR-dstAccessMask-parameter
`dstAccessMask` **must** be a valid combination of [VkAccessFlagBits2](#) values
- VUID-VkMemoryRangeBarrierKHR-addressFlags-parameter
`addressFlags` **must** be a valid combination of [VkAddressCommandFlagBitsKHR](#) values

7.7.3. Buffer Memory Barriers

Buffer memory barriers only apply to memory accesses involving a specific buffer range. That is, a memory dependency formed from a buffer memory barrier is [scoped](#) to access via the specified buffer range. Buffer memory barriers **can** also be used to define a [queue family ownership transfer](#) for the specified buffer range.

The [VkBufferMemoryBarrier2](#) structure is defined as:


```
// Provided by VK_VERSION_1_3
typedef struct VkBufferMemoryBarrier2 {
    VkStructureType      sType;
    const void*          pNext;
    VkPipelineStageFlags2 srcStageMask;
    VkAccessFlags2       srcAccessMask;
    VkPipelineStageFlags2 dstStageMask;
    VkAccessFlags2       dstAccessMask;
    uint32_t             srcQueueFamilyIndex;
    uint32_t             dstQueueFamilyIndex;
    VkBuffer              buffer;
    VkDeviceSize          offset;
    VkDeviceSize          size;
} VkBufferMemoryBarrier2;
```

```
// Provided by VK_KHR_synchronization2
// Equivalent to VkBufferMemoryBarrier2
typedef VkBufferMemoryBarrier2 VkBufferMemoryBarrier2KHR;
```

- **sType** is a [VkStructureType](#) value identifying this structure.
- **pNext** is `NULL` or a pointer to a structure extending this structure.
- **srcStageMask** is a [VkPipelineStageFlags2](#) mask of pipeline stages to be included in the [first synchronization scope](#).
- **srcAccessMask** is a [VkAccessFlags2](#) mask of access flags to be included in the [first access scope](#).
- **dstStageMask** is a [VkPipelineStageFlags2](#) mask of pipeline stages to be included in the [second synchronization scope](#).
- **dstAccessMask** is a [VkAccessFlags2](#) mask of access flags to be included in the [second access scope](#).
- **srcQueueFamilyIndex** is the source queue family for a [queue family ownership transfer](#).
- **dstQueueFamilyIndex** is the destination queue family for a [queue family ownership transfer](#).
- **buffer** is a handle to the buffer whose backing memory is affected by the barrier.
- **offset** is an offset in bytes into the backing memory for **buffer**; this is relative to the base offset as bound to the buffer (see [vkBindBufferMemory](#)).
- **size** is a size in bytes of the affected area of backing memory for **buffer**, or [VK_WHOLE_SIZE](#) to use the range from **offset** to the end of the buffer.

This structure defines a [memory dependency](#) limited to a range of a buffer, and **can** define a [queue family ownership transfer operation](#) for that range.

The [first synchronization scope](#) and [access scope](#) described by this structure include only operations and memory accesses specified by the source stage mask and the source access mask.

The [second synchronization scope](#) and [access scope](#) described by this structure include only operations and memory accesses specified by the destination stage mask and the destination access

mask.

Both [access scopes](#) are limited to only memory accesses to [buffer](#) in the range defined by [offset](#) and [size](#).

If [buffer](#) was created with [VK_SHARING_MODE_EXCLUSIVE](#), and [srcQueueFamilyIndex](#) is not equal to [dstQueueFamilyIndex](#), this memory barrier defines a [queue family ownership transfer operation](#). When executed on a queue in the family identified by [srcQueueFamilyIndex](#), this barrier defines a [queue family release operation](#) for the specified buffer range, and if [VkDependencyInfoKHR::dependencyFlags](#) did not include [VK_DEPENDENCY_QUEUE_FAMILY_OWNERSHIP_TRANSFER_USE_ALL_STAGES_BIT_KHR](#), the second synchronization scope does not apply to this operation. When executed on a queue in the family identified by [dstQueueFamilyIndex](#), this barrier defines a [queue family acquire operation](#) for the specified buffer range, and if [VkDependencyInfoKHR::dependencyFlags](#) did not include [VK_DEPENDENCY_QUEUE_FAMILY_OWNERSHIP_TRANSFER_USE_ALL_STAGES_BIT_KHR](#), the first synchronization scope does not apply to this operation.

A [queue family ownership transfer operation](#) is also defined if the values are not equal, and either is one of the special queue family values reserved for external memory ownership transfers, as described in [Queue Family Ownership Transfer](#). A [queue family release operation](#) is defined when [dstQueueFamilyIndex](#) is one of those values, and a [queue family acquire operation](#) is defined when [srcQueueFamilyIndex](#) is one of those values.

Valid Usage

- VUID-VkBufferMemoryBarrier2-srcStageMask-03929
If the [geometryShader](#) feature is not enabled, [srcStageMask](#) **must** not contain [VK_PIPELINE_STAGE_2_GEOMETRY_SHADER_BIT](#)
- VUID-VkBufferMemoryBarrier2-srcStageMask-03930
If the [tessellationShader](#) feature is not enabled, [srcStageMask](#) **must** not contain [VK_PIPELINE_STAGE_2_TESSELLATION_CONTROL_SHADER_BIT](#) or [VK_PIPELINE_STAGE_2_TESSELLATION_EVALUATION_SHADER_BIT](#)
- VUID-VkBufferMemoryBarrier2-srcStageMask-03931
If the [conditionalRendering](#) feature is not enabled, [srcStageMask](#) **must** not contain [VK_PIPELINE_STAGE_2_CONDITIONAL_RENDERING_BIT_EXT](#)
- VUID-VkBufferMemoryBarrier2-srcStageMask-03932
If the [fragmentDensityMap](#) feature is not enabled, [srcStageMask](#) **must** not contain [VK_PIPELINE_STAGE_2_FRAGMENT_DENSITY_PROCESS_BIT_EXT](#)
- VUID-VkBufferMemoryBarrier2-srcStageMask-03933
If the [transformFeedback](#) feature is not enabled, [srcStageMask](#) **must** not contain [VK_PIPELINE_STAGE_2_TRANSFORM_FEEDBACK_BIT_EXT](#)
- VUID-VkBufferMemoryBarrier2-srcStageMask-03934
If the [meshShader](#) feature is not enabled, [srcStageMask](#) **must** not contain [VK_PIPELINE_STAGE_2_MESH_SHADER_BIT_EXT](#)
- VUID-VkBufferMemoryBarrier2-srcStageMask-03935
If the [taskShader](#) feature is not enabled, [srcStageMask](#) **must** not contain

VK_PIPELINE_STAGE_2_TASK_SHADER_BIT_EXT

- VUID-VkBufferMemoryBarrier2-srcStageMask-07316

If neither of the `shadingRateImage` or the `attachmentFragmentShadingRate` features are enabled, `srcStageMask` **must** not contain `VK_PIPELINE_STAGE_2_FRAGMENT_SHADING_RATE_ATTACHMENT_BIT_KHR`

- VUID-VkBufferMemoryBarrier2-srcStageMask-04957

If the `subpassShading` feature is not enabled, `srcStageMask` **must** not contain `VK_PIPELINE_STAGE_2_SUBPASS_SHADER_BIT_HUAWEI`

- VUID-VkBufferMemoryBarrier2-srcStageMask-04995

If the `invocationMask` feature is not enabled, `srcStageMask` **must** not contain `VK_PIPELINE_STAGE_2_INVOCATION_MASK_BIT_HUAWEI`

- VUID-VkBufferMemoryBarrier2-srcStageMask-07946

If neither the `VK_NV_ray_tracing` extension or the `rayTracingPipeline` feature are enabled, `srcStageMask` **must** not contain `VK_PIPELINE_STAGE_2_RAY_TRACING_SHADER_BIT_KHR`

- VUID-VkBufferMemoryBarrier2-srcStageMask-10751

If the `accelerationStructure` feature is not enabled, `srcStageMask` **must** not contain `VK_PIPELINE_STAGE_2_ACCELERATION_STRUCTURE_BUILD_BIT_KHR`

- VUID-VkBufferMemoryBarrier2-srcStageMask-10752

If the `rayTracingMaintenance1` feature is not enabled, `srcStageMask` **must** not contain `VK_PIPELINE_STAGE_2_ACCELERATION_STRUCTURE_COPY_BIT_KHR`

- VUID-VkBufferMemoryBarrier2-srcStageMask-10753

If the `micromap` feature is not enabled, `srcStageMask` **must** not contain `VK_PIPELINE_STAGE_2_MICROMAP_BUILD_BIT_EXT`

- VUID-VkBufferMemoryBarrier2-srcAccessMask-03900

If `srcAccessMask` includes `VK_ACCESS_2_INDIRECT_COMMAND_READ_BIT`, `srcStageMask` **must** include `VK_PIPELINE_STAGE_2_DRAW_INDIRECT_BIT`, `VK_PIPELINE_STAGE_2_ACCELERATION_STRUCTURE_BUILD_BIT_KHR`, `VK_PIPELINE_STAGE_2_COPY_INDIRECT_BIT_KHR`, `VK_PIPELINE_STAGE_2_ALL_GRAPHICS_BIT`, or `VK_PIPELINE_STAGE_2_ALL_COMMANDS_BIT`

- VUID-VkBufferMemoryBarrier2-srcAccessMask-03901

If `srcAccessMask` includes `VK_ACCESS_2_INDEX_READ_BIT`, `srcStageMask` **must** include `VK_PIPELINE_STAGE_2_INDEX_INPUT_BIT`, `VK_PIPELINE_STAGE_2_VERTEX_INPUT_BIT`, `VK_PIPELINE_STAGE_2_ALL_GRAPHICS_BIT`, or `VK_PIPELINE_STAGE_2_ALL_COMMANDS_BIT`

- VUID-VkBufferMemoryBarrier2-srcAccessMask-03902

If `srcAccessMask` includes `VK_ACCESS_2_VERTEX_ATTRIBUTE_READ_BIT`, `srcStageMask` **must** include `VK_PIPELINE_STAGE_2_VERTEX_ATTRIBUTE_INPUT_BIT`, `VK_PIPELINE_STAGE_2_VERTEX_INPUT_BIT`, `VK_PIPELINE_STAGE_2_ALL_GRAPHICS_BIT`, or `VK_PIPELINE_STAGE_2_ALL_COMMANDS_BIT`

- VUID-VkBufferMemoryBarrier2-srcAccessMask-03903

If `srcAccessMask` includes `VK_ACCESS_2_INPUT_ATTACHMENT_READ_BIT`, `srcStageMask` **must** include `VK_PIPELINE_STAGE_2_FRAGMENT_SHADER_BIT`,

VK_PIPELINE_STAGE_2_SUBPASS_SHADER_BIT_HUAWEI,
VK_PIPELINE_STAGE_2_ALL_GRAPHICS_BIT,
VK_PIPELINE_STAGE_2_ALL_COMMANDS_BIT

or

- VUID-VkBufferMemoryBarrier2-srcAccessMask-03904
If **srcAccessMask** includes VK_ACCESS_2_UNIFORM_READ_BIT, **srcStageMask** **must** include
VK_PIPELINE_STAGE_2_ALL_GRAPHICS_BIT,
VK_PIPELINE_STAGE_2_ALL_COMMANDS_BIT, or one of the
VK_PIPELINE_STAGE_2_SHADER_BIT stages
- VUID-VkBufferMemoryBarrier2-srcAccessMask-03905
If **srcAccessMask** includes VK_ACCESS_2_SHADER_SAMPLED_READ_BIT, **srcStageMask** **must**
include VK_PIPELINE_STAGE_2_ALL_GRAPHICS_BIT,
VK_PIPELINE_STAGE_2_ALL_COMMANDS_BIT, or one of the
VK_PIPELINE_STAGE_2_SHADER_BIT stages
- VUID-VkBufferMemoryBarrier2-srcAccessMask-03906
If **srcAccessMask** includes VK_ACCESS_2_SHADER_STORAGE_READ_BIT, **srcStageMask** **must**
include VK_PIPELINE_STAGE_2_ALL_GRAPHICS_BIT,
VK_PIPELINE_STAGE_2_ALL_COMMANDS_BIT, or one of the
VK_PIPELINE_STAGE_2_SHADER_BIT stages
- VUID-VkBufferMemoryBarrier2-srcAccessMask-03907
If **srcAccessMask** includes VK_ACCESS_2_SHADER_STORAGE_WRITE_BIT, **srcStageMask** **must**
must include VK_PIPELINE_STAGE_2_ALL_GRAPHICS_BIT,
VK_PIPELINE_STAGE_2_ALL_COMMANDS_BIT, or one of the
VK_PIPELINE_STAGE_2_SHADER_BIT stages
- VUID-VkBufferMemoryBarrier2-srcAccessMask-07454
If **srcAccessMask** includes VK_ACCESS_2_SHADER_READ_BIT, **srcStageMask** **must** include
VK_PIPELINE_STAGE_2_ALL_GRAPHICS_BIT,
VK_PIPELINE_STAGE_2_ALL_COMMANDS_BIT,
VK_PIPELINE_STAGE_2_ACCELERATION_STRUCTURE_BUILD_BIT_KHR,
VK_PIPELINE_STAGE_2_MICROMAP_BUILD_BIT_EXT, or one of the
VK_PIPELINE_STAGE_2_SHADER_BIT stages
- VUID-VkBufferMemoryBarrier2-srcAccessMask-03909
If **srcAccessMask** includes VK_ACCESS_2_SHADER_WRITE_BIT, **srcStageMask** **must** include
VK_PIPELINE_STAGE_2_ALL_GRAPHICS_BIT,
VK_PIPELINE_STAGE_2_ALL_COMMANDS_BIT, or one of the
VK_PIPELINE_STAGE_2_SHADER_BIT stages
- VUID-VkBufferMemoryBarrier2-srcAccessMask-03910
If **srcAccessMask** includes VK_ACCESS_2_COLOR_ATTACHMENT_READ_BIT, **srcStageMask**
must include VK_PIPELINE_STAGE_2_COLOR_ATTACHMENT_OUTPUT_BIT
VK_PIPELINE_STAGE_2_ALL_GRAPHICS_BIT, or
VK_PIPELINE_STAGE_2_ALL_COMMANDS_BIT
- VUID-VkBufferMemoryBarrier2-srcAccessMask-03911
If **srcAccessMask** includes VK_ACCESS_2_COLOR_ATTACHMENT_WRITE_BIT, **srcStageMask**
must include VK_PIPELINE_STAGE_2_COLOR_ATTACHMENT_OUTPUT_BIT
VK_PIPELINE_STAGE_2_ALL_GRAPHICS_BIT, or
VK_PIPELINE_STAGE_2_ALL_COMMANDS_BIT

- VUID-VkBufferMemoryBarrier2-srcAccessMask-03912
If **srcAccessMask** includes `VK_ACCESS_2_DEPTH_STENCIL_ATTACHMENT_READ_BIT`, **srcStageMask** **must** include `VK_PIPELINE_STAGE_2_EARLY_FRAGMENT_TESTS_BIT`, `VK_PIPELINE_STAGE_2_LATE_FRAGMENT_TESTS_BIT`, `VK_PIPELINE_STAGE_2_ALL_GRAPHICS_BIT`, `VK_PIPELINE_STAGE_2_ALL_COMMANDS_BIT` or
- VUID-VkBufferMemoryBarrier2-srcAccessMask-03913
If **srcAccessMask** includes `VK_ACCESS_2_DEPTH_STENCIL_ATTACHMENT_WRITE_BIT`, **srcStageMask** **must** include `VK_PIPELINE_STAGE_2_EARLY_FRAGMENT_TESTS_BIT`, `VK_PIPELINE_STAGE_2_LATE_FRAGMENT_TESTS_BIT`, `VK_PIPELINE_STAGE_2_ALL_GRAPHICS_BIT`, `VK_PIPELINE_STAGE_2_ALL_COMMANDS_BIT` or
- VUID-VkBufferMemoryBarrier2-srcAccessMask-03914
If **srcAccessMask** includes `VK_ACCESS_2_TRANSFER_READ_BIT`, **srcStageMask** **must** include `VK_PIPELINE_STAGE_2_COPY_BIT`, `VK_PIPELINE_STAGE_2_BLIT_BIT`, `VK_PIPELINE_STAGE_2_RESOLVE_BIT`, `VK_PIPELINE_STAGE_2_ALL_TRANSFER_BIT`, `VK_PIPELINE_STAGE_2_ACCELERATION_STRUCTURE_BUILD_BIT_KHR`, `VK_PIPELINE_STAGE_2_ACCELERATION_STRUCTURE_COPY_BIT_KHR`, `VK_PIPELINE_STAGE_2_CONVERT_COOPERATIVE_VECTOR_MATRIX_BIT_NV`, `VK_PIPELINE_STAGE_2_ALL_COMMANDS_BIT` or
- VUID-VkBufferMemoryBarrier2-srcAccessMask-03915
If **srcAccessMask** includes `VK_ACCESS_2_TRANSFER_WRITE_BIT`, **srcStageMask** **must** include `VK_PIPELINE_STAGE_2_COPY_BIT`, `VK_PIPELINE_STAGE_2_BLIT_BIT`, `VK_PIPELINE_STAGE_2_RESOLVE_BIT`, `VK_PIPELINE_STAGE_2_CLEAR_BIT`, `VK_PIPELINE_STAGE_2_ALL_TRANSFER_BIT`, `VK_PIPELINE_STAGE_2_ACCELERATION_STRUCTURE_BUILD_BIT_KHR`, `VK_PIPELINE_STAGE_2_ACCELERATION_STRUCTURE_COPY_BIT_KHR`, `VK_PIPELINE_STAGE_2_CONVERT_COOPERATIVE_VECTOR_MATRIX_BIT_NV`, `VK_PIPELINE_STAGE_2_ALL_COMMANDS_BIT` or
- VUID-VkBufferMemoryBarrier2-srcAccessMask-03916
If **srcAccessMask** includes `VK_ACCESS_2_HOST_READ_BIT`, **srcStageMask** **must** include `VK_PIPELINE_STAGE_2_HOST_BIT`
- VUID-VkBufferMemoryBarrier2-srcAccessMask-03917
If **srcAccessMask** includes `VK_ACCESS_2_HOST_WRITE_BIT`, **srcStageMask** **must** include `VK_PIPELINE_STAGE_2_HOST_BIT`
- VUID-VkBufferMemoryBarrier2-srcAccessMask-03918
If **srcAccessMask** includes `VK_ACCESS_2_CONDITIONAL_RENDERING_READ_BIT_EXT`, **srcStageMask** **must** include `VK_PIPELINE_STAGE_2_CONDITIONAL_RENDERING_BIT_EXT`, `VK_PIPELINE_STAGE_2_ALL_GRAPHICS_BIT`, `VK_PIPELINE_STAGE_2_ALL_COMMANDS_BIT` or
- VUID-VkBufferMemoryBarrier2-srcAccessMask-03919
If **srcAccessMask** includes `VK_ACCESS_2_FRAGMENT_DENSITY_MAP_READ_BIT_EXT`, **srcStageMask** **must** include `VK_PIPELINE_STAGE_2_FRAGMENT_DENSITY_PROCESS_BIT_EXT`, `VK_PIPELINE_STAGE_2_ALL_GRAPHICS_BIT`, or

VK_PIPELINE_STAGE_2_ALL_COMMANDS_BIT

- VUID-VkBufferMemoryBarrier2-srcAccessMask-03920

If `srcAccessMask` includes `VK_ACCESS_2_TRANSFORM_FEEDBACK_WRITE_BIT_EXT`, `srcStageMask` **must** include `VK_PIPELINE_STAGE_2_TRANSFORM_FEEDBACK_BIT_EXT`, `VK_PIPELINE_STAGE_2_ALL_GRAPHICS_BIT`, or `VK_PIPELINE_STAGE_2_ALL_COMMANDS_BIT`

- VUID-VkBufferMemoryBarrier2-srcAccessMask-04747

If `srcAccessMask` includes `VK_ACCESS_2_TRANSFORM_FEEDBACK_COUNTER_READ_BIT_EXT`, `srcStageMask` **must** include `VK_PIPELINE_STAGE_2_DRAW_INDIRECT_BIT`, `VK_PIPELINE_STAGE_2_TRANSFORM_FEEDBACK_BIT_EXT`, `VK_PIPELINE_STAGE_2_ALL_GRAPHICS_BIT`, or `VK_PIPELINE_STAGE_2_ALL_COMMANDS_BIT`

- VUID-VkBufferMemoryBarrier2-srcAccessMask-03922

If `srcAccessMask` includes `VK_ACCESS_2_TRANSFORM_FEEDBACK_COUNTER_WRITE_BIT_EXT`, `srcStageMask` **must** include `VK_PIPELINE_STAGE_2_TRANSFORM_FEEDBACK_BIT_EXT`, `VK_PIPELINE_STAGE_2_ALL_GRAPHICS_BIT`, or `VK_PIPELINE_STAGE_2_ALL_COMMANDS_BIT`

- VUID-VkBufferMemoryBarrier2-srcAccessMask-03923

If `srcAccessMask` includes `VK_ACCESS_2_SHADING_RATE_IMAGE_READ_BIT_NV`, `srcStageMask` **must** include `VK_PIPELINE_STAGE_2_SHADING_RATE_IMAGE_BIT_NV`, `VK_PIPELINE_STAGE_2_ALL_GRAPHICS_BIT`, or `VK_PIPELINE_STAGE_2_ALL_COMMANDS_BIT`

- VUID-VkBufferMemoryBarrier2-srcAccessMask-04994

If `srcAccessMask` includes `VK_ACCESS_2_INVOCATION_MASK_READ_BIT_HUAWEI`, `srcStageMask` **must** include `VK_PIPELINE_STAGE_2_INVOCATION_MASK_BIT_HUAWEI`

- VUID-VkBufferMemoryBarrier2-srcAccessMask-03924

If `srcAccessMask` includes `VK_ACCESS_2_COMMAND_PREPROCESS_READ_BIT_NV`, `srcStageMask` **must** include `VK_PIPELINE_STAGE_2_COMMAND_PREPROCESS_BIT_NV` or `VK_PIPELINE_STAGE_2_ALL_COMMANDS_BIT`

- VUID-VkBufferMemoryBarrier2-srcAccessMask-03925

If `srcAccessMask` includes `VK_ACCESS_2_COMMAND_PREPROCESS_WRITE_BIT_NV`, `srcStageMask` **must** include `VK_PIPELINE_STAGE_2_COMMAND_PREPROCESS_BIT_NV` or `VK_PIPELINE_STAGE_2_ALL_COMMANDS_BIT`

- VUID-VkBufferMemoryBarrier2-srcAccessMask-03926

If `srcAccessMask` includes `VK_ACCESS_2_COLOR_ATTACHMENT_READ_NONCOHERENT_BIT_EXT`, `srcStageMask` **must** include `VK_PIPELINE_STAGE_2_COLOR_ATTACHMENT_OUTPUT_BIT`, `VK_PIPELINE_STAGE_2_ALL_GRAPHICS_BIT`, or `VK_PIPELINE_STAGE_2_ALL_COMMANDS_BIT`

- VUID-VkBufferMemoryBarrier2-srcAccessMask-03927

If `srcAccessMask` includes `VK_ACCESS_2_ACCELERATION_STRUCTURE_READ_BIT_KHR`, and the `rayQuery` feature is enabled, `srcStageMask` **must** include

VK_PIPELINE_STAGE_2_RAY_TRACING_SHADER_BIT_KHR, one of the
VK_PIPELINE_STAGE_2_*_SHADER_BIT stages,
VK_PIPELINE_STAGE_2_ACCELERATION_STRUCTURE_BUILD_BIT_KHR,
VK_PIPELINE_STAGE_2_ACCELERATION_STRUCTURE_COPY_BIT_KHR, or
VK_PIPELINE_STAGE_2_ALL_COMMANDS_BIT

- VUID-VkBufferMemoryBarrier2-srcAccessMask-03928
If `srcAccessMask` includes `VK_ACCESS_2_ACCELERATION_STRUCTURE_WRITE_BIT_KHR`, `srcStageMask` **must** include
`VK_PIPELINE_STAGE_2_ACCELERATION_STRUCTURE_COPY_BIT_KHR`,
`VK_PIPELINE_STAGE_2_ACCELERATION_STRUCTURE_BUILD_BIT_KHR` or
`VK_PIPELINE_STAGE_2_ALL_COMMANDS_BIT`
- VUID-VkBufferMemoryBarrier2-srcAccessMask-06256
If `srcAccessMask` includes `VK_ACCESS_2_ACCELERATION_STRUCTURE_READ_BIT_KHR`, and
the `rayQuery` feature is not enabled, `srcStageMask` **must** include
`VK_PIPELINE_STAGE_2_RAY_TRACING_SHADER_BIT_KHR`,
`VK_PIPELINE_STAGE_2_ACCELERATION_STRUCTURE_BUILD_BIT_KHR`,
`VK_PIPELINE_STAGE_2_ACCELERATION_STRUCTURE_COPY_BIT_KHR`, or
`VK_PIPELINE_STAGE_2_ALL_COMMANDS_BIT`
- VUID-VkBufferMemoryBarrier2-srcAccessMask-07272
If `srcAccessMask` includes `VK_ACCESS_2_SHADER_BINDING_TABLE_READ_BIT_KHR`,
`srcStageMask` **must** include `VK_PIPELINE_STAGE_2_ALL_COMMANDS_BIT` or
`VK_PIPELINE_STAGE_2_RAY_TRACING_SHADER_BIT_KHR`
- VUID-VkBufferMemoryBarrier2-srcAccessMask-04858
If `srcAccessMask` includes `VK_ACCESS_2_VIDEO_DECODE_READ_BIT_KHR`, `srcStageMask`
must include `VK_PIPELINE_STAGE_2_VIDEO_DECODE_BIT_KHR`
- VUID-VkBufferMemoryBarrier2-srcAccessMask-04859
If `srcAccessMask` includes `VK_ACCESS_2_VIDEO_DECODE_WRITE_BIT_KHR`, `srcStageMask`
must include `VK_PIPELINE_STAGE_2_VIDEO_DECODE_BIT_KHR`
- VUID-VkBufferMemoryBarrier2-srcAccessMask-04860
If `srcAccessMask` includes `VK_ACCESS_2_VIDEO_ENCODE_READ_BIT_KHR`, `srcStageMask`
must include `VK_PIPELINE_STAGE_2_VIDEO_ENCODE_BIT_KHR`
- VUID-VkBufferMemoryBarrier2-srcAccessMask-04861
If `srcAccessMask` includes `VK_ACCESS_2_VIDEO_ENCODE_WRITE_BIT_KHR`, `srcStageMask`
must include `VK_PIPELINE_STAGE_2_VIDEO_ENCODE_BIT_KHR`
- VUID-VkBufferMemoryBarrier2-srcAccessMask-07455
If `srcAccessMask` includes `VK_ACCESS_2_OPTICAL_FLOW_READ_BIT_NV`, `srcStageMask`
must include `VK_PIPELINE_STAGE_2_OPTICAL_FLOW_BIT_NV`
- VUID-VkBufferMemoryBarrier2-srcAccessMask-07456
If `srcAccessMask` includes `VK_ACCESS_2_OPTICAL_FLOW_WRITE_BIT_NV`, `srcStageMask`
must include `VK_PIPELINE_STAGE_2_OPTICAL_FLOW_BIT_NV`
- VUID-VkBufferMemoryBarrier2-srcAccessMask-07457
If `srcAccessMask` includes `VK_ACCESS_2_MICROMAP_WRITE_BIT_EXT`, `srcStageMask` **must**
include `VK_PIPELINE_STAGE_2_MICROMAP_BUILD_BIT_EXT`

- VUID-VkBufferMemoryBarrier2-srcAccessMask-07458
If `srcAccessMask` includes `VK_ACCESS_2_MICROMAP_READ_BIT_EXT`, `srcStageMask` **must** include `VK_PIPELINE_STAGE_2_MICROMAP_BUILD_BIT_EXT` or `VK_PIPELINE_STAGE_2_ACCELERATION_STRUCTURE_BUILD_BIT_KHR`
- VUID-VkBufferMemoryBarrier2-srcAccessMask-08118
If `srcAccessMask` includes `VK_ACCESS_2_DESCRIPTOR_BUFFER_READ_BIT_EXT`, `srcStageMask` **must** include `VK_PIPELINE_STAGE_2_ALL_GRAPHICS_BIT`, `VK_PIPELINE_STAGE_2_ALL_COMMANDS_BIT`, or one of `VK_PIPELINE_STAGE_*_SHADER_BIT` stages
- VUID-VkBufferMemoryBarrier2-srcAccessMask-10670
If `srcAccessMask` includes `VK_ACCESS_2_SHADER_TILE_ATTACHMENT_READ_BIT_QCOM`, `srcStageMask` **must** include `VK_PIPELINE_STAGE_2_FRAGMENT_SHADER_BIT` or `VK_PIPELINE_STAGE_2_COMPUTE_SHADER_BIT`
- VUID-VkBufferMemoryBarrier2-srcAccessMask-10671
If `srcAccessMask` includes `VK_ACCESS_2_SHADER_TILE_ATTACHMENT_WRITE_BIT_QCOM`, `srcStageMask` **must** include `VK_PIPELINE_STAGE_2_FRAGMENT_SHADER_BIT` or `VK_PIPELINE_STAGE_2_COMPUTE_SHADER_BIT`
- VUID-VkBufferMemoryBarrier2-srcAccessMask-11771
If `srcAccessMask` includes `VK_ACCESS_2_MEMORY_DECOMPRESSION_READ_BIT_EXT`, `srcStageMask` **must** include `VK_PIPELINE_STAGE_2_MEMORY_DECOMPRESSION_BIT_EXT`
- VUID-VkBufferMemoryBarrier2-srcAccessMask-11772
If `srcAccessMask` includes `VK_ACCESS_2_MEMORY_DECOMPRESSION_WRITE_BIT_EXT`, `srcStageMask` **must** include `VK_PIPELINE_STAGE_2_MEMORY_DECOMPRESSION_BIT_EXT`
- VUID-VkBufferMemoryBarrier2-srcAccessMask-11294
If `srcAccessMask` includes `VK_ACCESS_2_SAMPLER_HEAP_READ_BIT_EXT` or `VK_ACCESS_2_RESOURCE_HEAP_READ_BIT_EXT`, `srcStageMask` **must** include `VK_PIPELINE_STAGE_2_ALL_GRAPHICS_BIT`, `VK_PIPELINE_STAGE_2_ALL_COMMANDS_BIT`, or one of `VK_PIPELINE_STAGE_*_SHADER_BIT` stages
- VUID-VkBufferMemoryBarrier2-dstStageMask-03929
If the `geometryShader` feature is not enabled, `dstStageMask` **must** not contain `VK_PIPELINE_STAGE_2_GEOMETRY_SHADER_BIT`
- VUID-VkBufferMemoryBarrier2-dstStageMask-03930
If the `tessellationShader` feature is not enabled, `dstStageMask` **must** not contain `VK_PIPELINE_STAGE_2_TESSELLATION_CONTROL_SHADER_BIT` or `VK_PIPELINE_STAGE_2_TESSELLATION_EVALUATION_SHADER_BIT`
- VUID-VkBufferMemoryBarrier2-dstStageMask-03931
If the `conditionalRendering` feature is not enabled, `dstStageMask` **must** not contain `VK_PIPELINE_STAGE_2_CONDITIONAL_RENDERING_BIT_EXT`
- VUID-VkBufferMemoryBarrier2-dstStageMask-03932
If the `fragmentDensityMap` feature is not enabled, `dstStageMask` **must** not contain `VK_PIPELINE_STAGE_2_FRAGMENT_DENSITY_PROCESS_BIT_EXT`
- VUID-VkBufferMemoryBarrier2-dstStageMask-03933

If the `transformFeedback` feature is not enabled, `dstStageMask` **must** not contain `VK_PIPELINE_STAGE_2_TRANSFORM_FEEDBACK_BIT_EXT`

- VUID-VkBufferMemoryBarrier2-dstStageMask-03934

If the `meshShader` feature is not enabled, `dstStageMask` **must** not contain `VK_PIPELINE_STAGE_2_MESH_SHADER_BIT_EXT`

- VUID-VkBufferMemoryBarrier2-dstStageMask-03935

If the `taskShader` feature is not enabled, `dstStageMask` **must** not contain `VK_PIPELINE_STAGE_2_TASK_SHADER_BIT_EXT`

- VUID-VkBufferMemoryBarrier2-dstStageMask-07316

If neither of the `shadingRateImage` or the `attachmentFragmentShadingRate` features are enabled, `dstStageMask` **must** not contain `VK_PIPELINE_STAGE_2_FRAGMENT_SHADING_RATE_ATTACHMENT_BIT_KHR`

- VUID-VkBufferMemoryBarrier2-dstStageMask-04957

If the `subpassShading` feature is not enabled, `dstStageMask` **must** not contain `VK_PIPELINE_STAGE_2_SUBPASS_SHADER_BIT_HUAWEI`

- VUID-VkBufferMemoryBarrier2-dstStageMask-04995

If the `invocationMask` feature is not enabled, `dstStageMask` **must** not contain `VK_PIPELINE_STAGE_2_INVOCATION_MASK_BIT_HUAWEI`

- VUID-VkBufferMemoryBarrier2-dstStageMask-07946

If neither the `VK_NV_ray_tracing` extension or the `rayTracingPipeline` feature are enabled, `dstStageMask` **must** not contain `VK_PIPELINE_STAGE_2_RAY_TRACING_SHADER_BIT_KHR`

- VUID-VkBufferMemoryBarrier2-dstStageMask-10751

If the `accelerationStructure` feature is not enabled, `dstStageMask` **must** not contain `VK_PIPELINE_STAGE_2_ACCELERATION_STRUCTURE_BUILD_BIT_KHR`

- VUID-VkBufferMemoryBarrier2-dstStageMask-10752

If the `rayTracingMaintenance1` feature is not enabled, `dstStageMask` **must** not contain `VK_PIPELINE_STAGE_2_ACCELERATION_STRUCTURE_COPY_BIT_KHR`

- VUID-VkBufferMemoryBarrier2-dstStageMask-10753

If the `micromap` feature is not enabled, `dstStageMask` **must** not contain `VK_PIPELINE_STAGE_2_MICROMAP_BUILD_BIT_EXT`

- VUID-VkBufferMemoryBarrier2-dstAccessMask-03900

If `dstAccessMask` includes `VK_ACCESS_2_INDIRECT_COMMAND_READ_BIT`, `dstStageMask` **must** include `VK_PIPELINE_STAGE_2_DRAW_INDIRECT_BIT`, `VK_PIPELINE_STAGE_2_ACCELERATION_STRUCTURE_BUILD_BIT_KHR`, `VK_PIPELINE_STAGE_2_COPY_INDIRECT_BIT_KHR`, `VK_PIPELINE_STAGE_2_ALL_GRAPHICS_BIT`, or `VK_PIPELINE_STAGE_2_ALL_COMMANDS_BIT`

- VUID-VkBufferMemoryBarrier2-dstAccessMask-03901

If `dstAccessMask` includes `VK_ACCESS_2_INDEX_READ_BIT`, `dstStageMask` **must** include `VK_PIPELINE_STAGE_2_INDEX_INPUT_BIT`, `VK_PIPELINE_STAGE_2_VERTEX_INPUT_BIT`, `VK_PIPELINE_STAGE_2_ALL_GRAPHICS_BIT`, or `VK_PIPELINE_STAGE_2_ALL_COMMANDS_BIT`

- VUID-VkBufferMemoryBarrier2-dstAccessMask-03902

If `dstAccessMask` includes `VK_ACCESS_2_VERTEX_ATTRIBUTE_READ_BIT`, `dstStageMask` **must** include `VK_PIPELINE_STAGE_2_VERTEX_ATTRIBUTE_INPUT_BIT`, `VK_PIPELINE_STAGE_2_VERTEX_INPUT_BIT`, `VK_PIPELINE_STAGE_2_ALL_GRAPHICS_BIT`, or `VK_PIPELINE_STAGE_2_ALL_COMMANDS_BIT`

- VUID-VkBufferMemoryBarrier2-dstAccessMask-03903

If `dstAccessMask` includes `VK_ACCESS_2_INPUT_ATTACHMENT_READ_BIT`, `dstStageMask` **must** include `VK_PIPELINE_STAGE_2_FRAGMENT_SHADER_BIT`, `VK_PIPELINE_STAGE_2_SUBPASS_SHADER_BIT_HUAWEI`, `VK_PIPELINE_STAGE_2_ALL_GRAPHICS_BIT`, or `VK_PIPELINE_STAGE_2_ALL_COMMANDS_BIT`

- VUID-VkBufferMemoryBarrier2-dstAccessMask-03904

If `dstAccessMask` includes `VK_ACCESS_2_UNIFORM_READ_BIT`, `dstStageMask` **must** include `VK_PIPELINE_STAGE_2_ALL_GRAPHICS_BIT`, `VK_PIPELINE_STAGE_2_ALL_COMMANDS_BIT`, or one of the `VK_PIPELINE_STAGE_*_SHADER_BIT` stages

- VUID-VkBufferMemoryBarrier2-dstAccessMask-03905

If `dstAccessMask` includes `VK_ACCESS_2_SHADER_SAMPLED_READ_BIT`, `dstStageMask` **must** include `VK_PIPELINE_STAGE_2_ALL_GRAPHICS_BIT`, `VK_PIPELINE_STAGE_2_ALL_COMMANDS_BIT`, or one of the `VK_PIPELINE_STAGE_*_SHADER_BIT` stages

- VUID-VkBufferMemoryBarrier2-dstAccessMask-03906

If `dstAccessMask` includes `VK_ACCESS_2_SHADER_STORAGE_READ_BIT`, `dstStageMask` **must** include `VK_PIPELINE_STAGE_2_ALL_GRAPHICS_BIT`, `VK_PIPELINE_STAGE_2_ALL_COMMANDS_BIT`, or one of the `VK_PIPELINE_STAGE_*_SHADER_BIT` stages

- VUID-VkBufferMemoryBarrier2-dstAccessMask-03907

If `dstAccessMask` includes `VK_ACCESS_2_SHADER_STORAGE_WRITE_BIT`, `dstStageMask` **must** include `VK_PIPELINE_STAGE_2_ALL_GRAPHICS_BIT`, `VK_PIPELINE_STAGE_2_ALL_COMMANDS_BIT`, or one of the `VK_PIPELINE_STAGE_*_SHADER_BIT` stages

- VUID-VkBufferMemoryBarrier2-dstAccessMask-07454

If `dstAccessMask` includes `VK_ACCESS_2_SHADER_READ_BIT`, `dstStageMask` **must** include `VK_PIPELINE_STAGE_2_ALL_GRAPHICS_BIT`, `VK_PIPELINE_STAGE_2_ALL_COMMANDS_BIT`, `VK_PIPELINE_STAGE_2_ACCELERATION_STRUCTURE_BUILD_BIT_KHR`, `VK_PIPELINE_STAGE_2_MICROMAP_BUILD_BIT_EXT`, or one of the `VK_PIPELINE_STAGE_*_SHADER_BIT` stages

- VUID-VkBufferMemoryBarrier2-dstAccessMask-03909

If `dstAccessMask` includes `VK_ACCESS_2_SHADER_WRITE_BIT`, `dstStageMask` **must** include `VK_PIPELINE_STAGE_2_ALL_GRAPHICS_BIT`, `VK_PIPELINE_STAGE_2_ALL_COMMANDS_BIT`, or one of the `VK_PIPELINE_STAGE_*_SHADER_BIT` stages

- VUID-VkBufferMemoryBarrier2-dstAccessMask-03910

If `dstAccessMask` includes `VK_ACCESS_2_COLOR_ATTACHMENT_READ_BIT`, `dstStageMask` **must** include `VK_PIPELINE_STAGE_2_COLOR_ATTACHMENT_OUTPUT_BIT`

VK_PIPELINE_STAGE_2_ALL_GRAPHICS_BIT, or
VK_PIPELINE_STAGE_2_ALL_COMMANDS_BIT

- VUID-VkBufferMemoryBarrier2-dstAccessMask-03911

If **dstAccessMask** includes VK_ACCESS_2_COLOR_ATTACHMENT_WRITE_BIT, **dstStageMask** **must** include VK_PIPELINE_STAGE_2_COLOR_ATTACHMENT_OUTPUT_BIT, VK_PIPELINE_STAGE_2_ALL_GRAPHICS_BIT, or
VK_PIPELINE_STAGE_2_ALL_COMMANDS_BIT

- VUID-VkBufferMemoryBarrier2-dstAccessMask-03912

If **dstAccessMask** includes VK_ACCESS_2_DEPTH_STENCIL_ATTACHMENT_READ_BIT, **dstStageMask** **must** include VK_PIPELINE_STAGE_2_EARLY_FRAGMENT_TESTS_BIT, VK_PIPELINE_STAGE_2_LATE_FRAGMENT_TESTS_BIT, VK_PIPELINE_STAGE_2_ALL_GRAPHICS_BIT, or
VK_PIPELINE_STAGE_2_ALL_COMMANDS_BIT

- VUID-VkBufferMemoryBarrier2-dstAccessMask-03913

If **dstAccessMask** includes VK_ACCESS_2_DEPTH_STENCIL_ATTACHMENT_WRITE_BIT, **dstStageMask** **must** include VK_PIPELINE_STAGE_2_EARLY_FRAGMENT_TESTS_BIT, VK_PIPELINE_STAGE_2_LATE_FRAGMENT_TESTS_BIT, VK_PIPELINE_STAGE_2_ALL_GRAPHICS_BIT, or
VK_PIPELINE_STAGE_2_ALL_COMMANDS_BIT

- VUID-VkBufferMemoryBarrier2-dstAccessMask-03914

If **dstAccessMask** includes VK_ACCESS_2_TRANSFER_READ_BIT, **dstStageMask** **must** include VK_PIPELINE_STAGE_2_COPY_BIT, VK_PIPELINE_STAGE_2_BLIT_BIT, VK_PIPELINE_STAGE_2_RESOLVE_BIT, VK_PIPELINE_STAGE_2_ALL_TRANSFER_BIT, VK_PIPELINE_STAGE_2_ACCELERATION_STRUCTURE_BUILD_BIT_KHR, VK_PIPELINE_STAGE_2_ACCELERATION_STRUCTURE_COPY_BIT_KHR, VK_PIPELINE_STAGE_2_CONVERT_COOPERATIVE_VECTOR_MATRIX_BIT_NV, or
VK_PIPELINE_STAGE_2_ALL_COMMANDS_BIT

- VUID-VkBufferMemoryBarrier2-dstAccessMask-03915

If **dstAccessMask** includes VK_ACCESS_2_TRANSFER_WRITE_BIT, **dstStageMask** **must** include VK_PIPELINE_STAGE_2_COPY_BIT, VK_PIPELINE_STAGE_2_BLIT_BIT, VK_PIPELINE_STAGE_2_RESOLVE_BIT, VK_PIPELINE_STAGE_2_CLEAR_BIT, VK_PIPELINE_STAGE_2_ALL_TRANSFER_BIT, VK_PIPELINE_STAGE_2_ACCELERATION_STRUCTURE_BUILD_BIT_KHR, VK_PIPELINE_STAGE_2_ACCELERATION_STRUCTURE_COPY_BIT_KHR, VK_PIPELINE_STAGE_2_CONVERT_COOPERATIVE_VECTOR_MATRIX_BIT_NV, or
VK_PIPELINE_STAGE_2_ALL_COMMANDS_BIT

- VUID-VkBufferMemoryBarrier2-dstAccessMask-03916

If **dstAccessMask** includes VK_ACCESS_2_HOST_READ_BIT, **dstStageMask** **must** include VK_PIPELINE_STAGE_2_HOST_BIT

- VUID-VkBufferMemoryBarrier2-dstAccessMask-03917

If **dstAccessMask** includes VK_ACCESS_2_HOST_WRITE_BIT, **dstStageMask** **must** include VK_PIPELINE_STAGE_2_HOST_BIT

- VUID-VkBufferMemoryBarrier2-dstAccessMask-03918

If **dstAccessMask** includes VK_ACCESS_2_CONDITIONAL_RENDERING_READ_BIT_EXT, **dstStageMask** **must** include VK_PIPELINE_STAGE_2_CONDITIONAL_RENDERING_BIT_EXT,

VK_PIPELINE_STAGE_2_ALL_GRAPHICS_BIT, or
VK_PIPELINE_STAGE_2_ALL_COMMANDS_BIT

- VUID-VkBufferMemoryBarrier2-dstAccessMask-03919

If **dstAccessMask** includes VK_ACCESS_2_FRAGMENT_DENSITY_MAP_READ_BIT_EXT,
dstStageMask **must** include
VK_PIPELINE_STAGE_2_FRAGMENT_DENSITY_PROCESS_BIT_EXT,
VK_PIPELINE_STAGE_2_ALL_GRAPHICS_BIT, or
VK_PIPELINE_STAGE_2_ALL_COMMANDS_BIT

- VUID-VkBufferMemoryBarrier2-dstAccessMask-03920

If **dstAccessMask** includes VK_ACCESS_2_TRANSFORM_FEEDBACK_WRITE_BIT_EXT,
dstStageMask **must** include VK_PIPELINE_STAGE_2_TRANSFORM_FEEDBACK_BIT_EXT,
VK_PIPELINE_STAGE_2_ALL_GRAPHICS_BIT, or
VK_PIPELINE_STAGE_2_ALL_COMMANDS_BIT

- VUID-VkBufferMemoryBarrier2-dstAccessMask-04747

If **dstAccessMask** includes
VK_ACCESS_2_TRANSFORM_FEEDBACK_COUNTER_READ_BIT_EXT, **dstStageMask** **must**
include VK_PIPELINE_STAGE_2_DRAW_INDIRECT_BIT,
VK_PIPELINE_STAGE_2_TRANSFORM_FEEDBACK_BIT_EXT,
VK_PIPELINE_STAGE_2_ALL_GRAPHICS_BIT, or
VK_PIPELINE_STAGE_2_ALL_COMMANDS_BIT

- VUID-VkBufferMemoryBarrier2-dstAccessMask-03922

If **dstAccessMask** includes
VK_ACCESS_2_TRANSFORM_FEEDBACK_COUNTER_WRITE_BIT_EXT, **dstStageMask** **must**
include VK_PIPELINE_STAGE_2_TRANSFORM_FEEDBACK_BIT_EXT,
VK_PIPELINE_STAGE_2_ALL_GRAPHICS_BIT, or
VK_PIPELINE_STAGE_2_ALL_COMMANDS_BIT

- VUID-VkBufferMemoryBarrier2-dstAccessMask-03923

If **dstAccessMask** includes VK_ACCESS_2_SHADING_RATE_IMAGE_READ_BIT_NV,
dstStageMask **must** include VK_PIPELINE_STAGE_2_SHADING_RATE_IMAGE_BIT_NV,
VK_PIPELINE_STAGE_2_ALL_GRAPHICS_BIT, or
VK_PIPELINE_STAGE_2_ALL_COMMANDS_BIT

- VUID-VkBufferMemoryBarrier2-dstAccessMask-04994

If **dstAccessMask** includes VK_ACCESS_2_INVOCATION_MASK_READ_BIT_HUAWEI,
dstStageMask **must** include VK_PIPELINE_STAGE_2_INVOCATION_MASK_BIT_HUAWEI

- VUID-VkBufferMemoryBarrier2-dstAccessMask-03924

If **dstAccessMask** includes VK_ACCESS_2_COMMAND_PREPROCESS_READ_BIT_NV,
dstStageMask **must** include VK_PIPELINE_STAGE_2_COMMAND_PREPROCESS_BIT_NV or
VK_PIPELINE_STAGE_2_ALL_COMMANDS_BIT

- VUID-VkBufferMemoryBarrier2-dstAccessMask-03925

If **dstAccessMask** includes VK_ACCESS_2_COMMAND_PREPROCESS_WRITE_BIT_NV,
dstStageMask **must** include VK_PIPELINE_STAGE_2_COMMAND_PREPROCESS_BIT_NV or
VK_PIPELINE_STAGE_2_ALL_COMMANDS_BIT

- VUID-VkBufferMemoryBarrier2-dstAccessMask-03926

If **dstAccessMask** includes

VK_ACCESS_2_COLOR_ATTACHMENT_READ_NONCOHERENT_BIT_EXT, **dstStageMask** **must** include VK_PIPELINE_STAGE_2_COLOR_ATTACHMENT_OUTPUT_BIT, VK_PIPELINE_STAGE_2_ALL_GRAPHICS_BIT, or VK_PIPELINE_STAGE_2_ALL_COMMANDS_BIT

- VUID-VkBufferMemoryBarrier2-dstAccessMask-03927

If **dstAccessMask** includes VK_ACCESS_2_ACCELERATION_STRUCTURE_READ_BIT_KHR, and the **rayQuery** feature is enabled, **dstStageMask** **must** include VK_PIPELINE_STAGE_2_RAY_TRACING_SHADER_BIT_KHR, one of the stages, VK_PIPELINE_STAGE_2_SHADER_BIT, VK_PIPELINE_STAGE_2_ACCELERATION_STRUCTURE_BUILD_BIT_KHR, or VK_PIPELINE_STAGE_2_ACCELERATION_STRUCTURE_COPY_BIT_KHR, or VK_PIPELINE_STAGE_2_ALL_COMMANDS_BIT

- VUID-VkBufferMemoryBarrier2-dstAccessMask-03928

If **dstAccessMask** includes VK_ACCESS_2_ACCELERATION_STRUCTURE_WRITE_BIT_KHR, **dstStageMask** **must** include VK_PIPELINE_STAGE_2_ACCELERATION_STRUCTURE_COPY_BIT_KHR, VK_PIPELINE_STAGE_2_ACCELERATION_STRUCTURE_BUILD_BIT_KHR or VK_PIPELINE_STAGE_2_ALL_COMMANDS_BIT

- VUID-VkBufferMemoryBarrier2-dstAccessMask-06256

If **dstAccessMask** includes VK_ACCESS_2_ACCELERATION_STRUCTURE_READ_BIT_KHR, and the **rayQuery** feature is not enabled, **dstStageMask** **must** include VK_PIPELINE_STAGE_2_RAY_TRACING_SHADER_BIT_KHR, VK_PIPELINE_STAGE_2_ACCELERATION_STRUCTURE_BUILD_BIT_KHR, VK_PIPELINE_STAGE_2_ACCELERATION_STRUCTURE_COPY_BIT_KHR, or VK_PIPELINE_STAGE_2_ALL_COMMANDS_BIT

- VUID-VkBufferMemoryBarrier2-dstAccessMask-07272

If **dstAccessMask** includes VK_ACCESS_2_SHADER_BINDING_TABLE_READ_BIT_KHR, **dstStageMask** **must** include VK_PIPELINE_STAGE_2_ALL_COMMANDS_BIT or VK_PIPELINE_STAGE_2_RAY_TRACING_SHADER_BIT_KHR

- VUID-VkBufferMemoryBarrier2-dstAccessMask-04858

If **dstAccessMask** includes VK_ACCESS_2_VIDEO_DECODE_READ_BIT_KHR, **dstStageMask** **must** include VK_PIPELINE_STAGE_2_VIDEO_DECODE_BIT_KHR

- VUID-VkBufferMemoryBarrier2-dstAccessMask-04859

If **dstAccessMask** includes VK_ACCESS_2_VIDEO_DECODE_WRITE_BIT_KHR, **dstStageMask** **must** include VK_PIPELINE_STAGE_2_VIDEO_DECODE_BIT_KHR

- VUID-VkBufferMemoryBarrier2-dstAccessMask-04860

If **dstAccessMask** includes VK_ACCESS_2_VIDEO_ENCODE_READ_BIT_KHR, **dstStageMask** **must** include VK_PIPELINE_STAGE_2_VIDEO_ENCODE_BIT_KHR

- VUID-VkBufferMemoryBarrier2-dstAccessMask-04861

If **dstAccessMask** includes VK_ACCESS_2_VIDEO_ENCODE_WRITE_BIT_KHR, **dstStageMask** **must** include VK_PIPELINE_STAGE_2_VIDEO_ENCODE_BIT_KHR

- VUID-VkBufferMemoryBarrier2-dstAccessMask-07455

If **dstAccessMask** includes VK_ACCESS_2_OPTICAL_FLOW_READ_BIT_NV, **dstStageMask** **must** include VK_PIPELINE_STAGE_2_OPTICAL_FLOW_BIT_NV

- VUID-VkBufferMemoryBarrier2-dstAccessMask-07456
If **dstAccessMask** includes `VK_ACCESS_2_OPTICAL_FLOW_WRITE_BIT_NV`, **dstStageMask** **must** include `VK_PIPELINE_STAGE_2_OPTICAL_FLOW_BIT_NV`
- VUID-VkBufferMemoryBarrier2-dstAccessMask-07457
If **dstAccessMask** includes `VK_ACCESS_2_MICROMAP_WRITE_BIT_EXT`, **dstStageMask** **must** include `VK_PIPELINE_STAGE_2_MICROMAP_BUILD_BIT_EXT`
- VUID-VkBufferMemoryBarrier2-dstAccessMask-07458
If **dstAccessMask** includes `VK_ACCESS_2_MICROMAP_READ_BIT_EXT`, **dstStageMask** **must** include `VK_PIPELINE_STAGE_2_MICROMAP_BUILD_BIT_EXT` or `VK_PIPELINE_STAGE_2_ACCELERATION_STRUCTURE_BUILD_BIT_KHR`
- VUID-VkBufferMemoryBarrier2-dstAccessMask-08118
If **dstAccessMask** includes `VK_ACCESS_2_DESCRIPTOR_BUFFER_READ_BIT_EXT`, **dstStageMask** **must** include `VK_PIPELINE_STAGE_2_ALL_GRAPHICS_BIT`, `VK_PIPELINE_STAGE_2_ALL_COMMANDS_BIT`, or one of `VK_PIPELINE_STAGE_*_SHADER_BIT` stages
- VUID-VkBufferMemoryBarrier2-dstAccessMask-10670
If **dstAccessMask** includes `VK_ACCESS_2_SHADER_TILE_ATTACHMENT_READ_BIT_QCOM`, **dstStageMask** **must** include `VK_PIPELINE_STAGE_2_FRAGMENT_SHADER_BIT` or `VK_PIPELINE_STAGE_2_COMPUTE_SHADER_BIT`
- VUID-VkBufferMemoryBarrier2-dstAccessMask-10671
If **dstAccessMask** includes `VK_ACCESS_2_SHADER_TILE_ATTACHMENT_WRITE_BIT_QCOM`, **dstStageMask** **must** include `VK_PIPELINE_STAGE_2_FRAGMENT_SHADER_BIT` or `VK_PIPELINE_STAGE_2_COMPUTE_SHADER_BIT`
- VUID-VkBufferMemoryBarrier2-dstAccessMask-11771
If **dstAccessMask** includes `VK_ACCESS_2_MEMORY_DECOMPRESSION_READ_BIT_EXT`, **dstStageMask** **must** include `VK_PIPELINE_STAGE_2_MEMORY_DECOMPRESSION_BIT_EXT`
- VUID-VkBufferMemoryBarrier2-dstAccessMask-11772
If **dstAccessMask** includes `VK_ACCESS_2_MEMORY_DECOMPRESSION_WRITE_BIT_EXT`, **dstStageMask** **must** include `VK_PIPELINE_STAGE_2_MEMORY_DECOMPRESSION_BIT_EXT`
- VUID-VkBufferMemoryBarrier2-dstAccessMask-11294
If **dstAccessMask** includes `VK_ACCESS_2_SAMPLER_HEAP_READ_BIT_EXT` or `VK_ACCESS_2_RESOURCE_HEAP_READ_BIT_EXT`, **dstStageMask** **must** include `VK_PIPELINE_STAGE_2_ALL_GRAPHICS_BIT`, `VK_PIPELINE_STAGE_2_ALL_COMMANDS_BIT`, or one of `VK_PIPELINE_STAGE_*_SHADER_BIT` stages
- VUID-VkBufferMemoryBarrier2-offset-01187
offset **must** be less than the size of **buffer**
- VUID-VkBufferMemoryBarrier2-size-01188
If **size** is not equal to `VK_WHOLE_SIZE`, **size** **must** be greater than 0
- VUID-VkBufferMemoryBarrier2-size-01189
If **size** is not equal to `VK_WHOLE_SIZE`, **size** **must** be less than or equal to than the size of **buffer** minus **offset**
- VUID-VkBufferMemoryBarrier2-buffer-01931

If **buffer** is non-sparse then it **must** be bound completely and contiguously to a single **VkDeviceMemory** object

- VUID-VkBufferMemoryBarrier2-buffer-09095

If **buffer** was created with a sharing mode of **VK_SHARING_MODE_EXCLUSIVE**, and **srcQueueFamilyIndex** and **dstQueueFamilyIndex** are not equal, **srcQueueFamilyIndex** **must** be **VK_QUEUE_FAMILY_EXTERNAL**, **VK_QUEUE_FAMILY_FOREIGN_EXT**, or a valid queue family

- VUID-VkBufferMemoryBarrier2-buffer-09096

If **buffer** was created with a sharing mode of **VK_SHARING_MODE_EXCLUSIVE**, and **srcQueueFamilyIndex** and **dstQueueFamilyIndex** are not equal, **dstQueueFamilyIndex** **must** be **VK_QUEUE_FAMILY_EXTERNAL**, **VK_QUEUE_FAMILY_FOREIGN_EXT**, or a valid queue family

- VUID-VkBufferMemoryBarrier2-None-09097

If the **VK_KHR_external_memory** extension is not enabled, and the value of **VkApplicationInfo::apiVersion** used to create the **VkInstance** is not greater than or equal to Version 1.1, **srcQueueFamilyIndex** **must** not be **VK_QUEUE_FAMILY_EXTERNAL**

- VUID-VkBufferMemoryBarrier2-None-09098

If the **VK_KHR_external_memory** extension is not enabled, and the value of **VkApplicationInfo::apiVersion** used to create the **VkInstance** is not greater than or equal to Version 1.1, **dstQueueFamilyIndex** **must** not be **VK_QUEUE_FAMILY_EXTERNAL**

- VUID-VkBufferMemoryBarrier2-srcQueueFamilyIndex-09099

If the **VK_EXT_queue_family_foreign** extension is not enabled **srcQueueFamilyIndex** **must** not be **VK_QUEUE_FAMILY_FOREIGN_EXT**

- VUID-VkBufferMemoryBarrier2-dstQueueFamilyIndex-09100

If the **VK_EXT_queue_family_foreign** extension is not enabled **dstQueueFamilyIndex** **must** not be **VK_QUEUE_FAMILY_FOREIGN_EXT**

- VUID-VkBufferMemoryBarrier2-srcStageMask-03851

If either **srcStageMask** or **dstStageMask** includes **VK_PIPELINE_STAGE_2_HOST_BIT**, **srcQueueFamilyIndex** and **dstQueueFamilyIndex** **must** be equal

Valid Usage (Implicit)

- VUID-VkBufferMemoryBarrier2-sType-sType

sType **must** be **VK_STRUCTURE_TYPE_BUFFER_MEMORY_BARRIER_2**

- VUID-VkBufferMemoryBarrier2-pNext-pNext

Each **pNext** member of any structure (including this one) in the **pNext** chain **must** be either **NULL** or a pointer to a valid instance of **VkExternalMemoryAcquireUnmodifiedEXT** or **VkMemoryBarrierAccessFlags3KHR**

- VUID-VkBufferMemoryBarrier2-sType-unique

The **sType** value of each structure in the **pNext** chain **must** be unique

- VUID-VkBufferMemoryBarrier2-srcStageMask-parameter

srcStageMask **must** be a valid combination of **VkPipelineStageFlagBits2** values

- VUID-VkBufferMemoryBarrier2-srcAccessMask-parameter
srcAccessMask **must** be a valid combination of [VkAccessFlagBits2](#) values
- VUID-VkBufferMemoryBarrier2-dstStageMask-parameter
dstStageMask **must** be a valid combination of [VkPipelineStageFlagBits2](#) values
- VUID-VkBufferMemoryBarrier2-dstAccessMask-parameter
dstAccessMask **must** be a valid combination of [VkAccessFlagBits2](#) values
- VUID-VkBufferMemoryBarrier2-buffer-parameter
buffer **must** be a valid [VkBuffer](#) handle

The [VkBufferMemoryBarrier](#) structure is defined as:

WARNING

This functionality is superseded by [VkBufferMemoryBarrier2](#). See [Legacy Functionality](#) for more information.

```
// Provided by VK_VERSION_1_0
typedef struct VkBufferMemoryBarrier {
    VkStructureType    sType;
    const void*        pNext;
    VkAccessFlags       srcAccessMask;
    VkAccessFlags       dstAccessMask;
    uint32_t            srcQueueFamilyIndex;
    uint32_t            dstQueueFamilyIndex;
    VkBuffer            buffer;
    VkDeviceSize        offset;
    VkDeviceSize        size;
} VkBufferMemoryBarrier;
```

- **sType** is a [VkStructureType](#) value identifying this structure.
- **pNext** is `NULL` or a pointer to a structure extending this structure.
- **srcAccessMask** is a bitmask of [VkAccessFlagBits](#) specifying a [source access mask](#).
- **dstAccessMask** is a bitmask of [VkAccessFlagBits](#) specifying a [destination access mask](#).
- **srcQueueFamilyIndex** is the source queue family for a [queue family ownership transfer](#).
- **dstQueueFamilyIndex** is the destination queue family for a [queue family ownership transfer](#).
- **buffer** is a handle to the buffer whose backing memory is affected by the barrier.
- **offset** is an offset in bytes into the backing memory for **buffer**; this is relative to the base offset as bound to the buffer (see [vkBindBufferMemory](#)).
- **size** is a size in bytes of the affected area of backing memory for **buffer**, or [VK_WHOLE_SIZE](#) to use the range from **offset** to the end of the buffer.

The first [access scope](#) is limited to access to memory through the specified buffer range, via access types in the [source access mask](#) specified by **srcAccessMask** and, if a [VkMemoryBarrierAccessFlags3KHR](#) is passed in **pNext**, **srcAccessMask3**. If the source access mask includes [VK_ACCESS_HOST_WRITE_BIT](#), a [memory domain operation](#) is performed where available

memory in the host domain is also made available to the device domain.

The second [access scope](#) is limited to access to memory through the specified buffer range, via access types in the [destination access mask](#) specified by [dstAccessMask](#) and, if a [VkMemoryBarrierAccessFlags3KHR](#) is passed in [pNext](#), [dstAccessMask3](#). If the destination access mask includes [VK_ACCESS_HOST_WRITE_BIT](#) or [VK_ACCESS_HOST_READ_BIT](#), a [memory domain operation](#) is performed where available memory in the device domain is also made available to the host domain.

NOTE

Host writes to device memory that was allocated without [VK_MEMORY_PROPERTY_HOST_COHERENT_BIT](#) have to be flushed with [vkFlushMappedMemoryRanges](#) before they can be accessed safely on the device. Similarly, device writes to such memory have to be invalidated with [vkInvalidateMappedMemoryRanges](#) before they can be accessed safely on the host.

Memory allocated with [VK_MEMORY_PROPERTY_HOST_COHERENT_BIT](#) does not need to have these additional operations performed.

If [srcQueueFamilyIndex](#) is not equal to [dstQueueFamilyIndex](#), and [srcQueueFamilyIndex](#) is equal to the current queue family, then the memory barrier defines a [queue family release operation](#) for the specified buffer range, and if [dependencyFlags](#) did not include [VK_DEPENDENCY_QUEUE_FAMILY_OWNERSHIP_TRANSFER_USE_ALL_STAGES_BIT_KHR](#), the second synchronization scope of the calling command does not apply to this operation.

If [dstQueueFamilyIndex](#) is not equal to [srcQueueFamilyIndex](#), and [dstQueueFamilyIndex](#) is equal to the current queue family, then the memory barrier defines a [queue family acquire operation](#) for the specified buffer range, and if [dependencyFlags](#) did not include [VK_DEPENDENCY_QUEUE_FAMILY_OWNERSHIP_TRANSFER_USE_ALL_STAGES_BIT_KHR](#), the first synchronization scope of the calling command does not apply to this operation.

Valid Usage

- VUID-VkBufferMemoryBarrier-offset-01187
[offset](#) **must** be less than the size of [buffer](#)
- VUID-VkBufferMemoryBarrier-size-01188
If [size](#) is not equal to [VK_WHOLE_SIZE](#), [size](#) **must** be greater than 0
- VUID-VkBufferMemoryBarrier-size-01189
If [size](#) is not equal to [VK_WHOLE_SIZE](#), [size](#) **must** be less than or equal to the size of [buffer](#) minus [offset](#)
- VUID-VkBufferMemoryBarrier-buffer-01931
If [buffer](#) is non-sparse then it **must** be bound completely and contiguously to a single [VkDeviceMemory](#) object
- VUID-VkBufferMemoryBarrier-buffer-09095
If [buffer](#) was created with a sharing mode of [VK_SHARING_MODE_EXCLUSIVE](#), and [srcQueueFamilyIndex](#) and [dstQueueFamilyIndex](#) are not equal, [srcQueueFamilyIndex](#) **must** be [VK_QUEUE_FAMILY_EXTERNAL](#), [VK_QUEUE_FAMILY_FOREIGN_EXT](#), or a valid queue

family

- VUID-VkBufferMemoryBarrier-buffer-09096

If **buffer** was created with a sharing mode of `VK_SHARING_MODE_EXCLUSIVE`, and **srcQueueFamilyIndex** and **dstQueueFamilyIndex** are not equal, **dstQueueFamilyIndex** **must** be `VK_QUEUE_FAMILY_EXTERNAL`, `VK_QUEUE_FAMILY_FOREIGN_EXT`, or a valid queue family

- VUID-VkBufferMemoryBarrier-None-09097

If the `VK_KHR_external_memory` extension is not enabled, and the value of `VkApplicationInfo::apiVersion` used to create the `VkInstance` is not greater than or equal to Version 1.1, **srcQueueFamilyIndex** **must** not be `VK_QUEUE_FAMILY_EXTERNAL`

- VUID-VkBufferMemoryBarrier-None-09098

If the `VK_KHR_external_memory` extension is not enabled, and the value of `VkApplicationInfo::apiVersion` used to create the `VkInstance` is not greater than or equal to Version 1.1, **dstQueueFamilyIndex** **must** not be `VK_QUEUE_FAMILY_EXTERNAL`

- VUID-VkBufferMemoryBarrier-srcQueueFamilyIndex-09099

If the `VK_EXT_queue_family_foreign` extension is not enabled **srcQueueFamilyIndex** **must** not be `VK_QUEUE_FAMILY_FOREIGN_EXT`

- VUID-VkBufferMemoryBarrier-dstQueueFamilyIndex-09100

If the `VK_EXT_queue_family_foreign` extension is not enabled **dstQueueFamilyIndex** **must** not be `VK_QUEUE_FAMILY_FOREIGN_EXT`

- VUID-VkBufferMemoryBarrier-None-09049

If the `synchronization2` feature is not enabled, and **buffer** was created with a sharing mode of `VK_SHARING_MODE_CONCURRENT`, at least one of **srcQueueFamilyIndex** and **dstQueueFamilyIndex** **must** be `VK_QUEUE_FAMILY_IGNORED`

- VUID-VkBufferMemoryBarrier-None-09050

If the `synchronization2` feature is not enabled, and **buffer** was created with a sharing mode of `VK_SHARING_MODE_CONCURRENT`, **srcQueueFamilyIndex** **must** be `VK_QUEUE_FAMILY_IGNORED` or `VK_QUEUE_FAMILY_EXTERNAL`

- VUID-VkBufferMemoryBarrier-None-09051

If the `synchronization2` feature is not enabled, and **buffer** was created with a sharing mode of `VK_SHARING_MODE_CONCURRENT`, **dstQueueFamilyIndex** **must** be `VK_QUEUE_FAMILY_IGNORED` or `VK_QUEUE_FAMILY_EXTERNAL`

Valid Usage (Implicit)

- VUID-VkBufferMemoryBarrier-sType-sType

sType **must** be `VK_STRUCTURE_TYPE_BUFFER_MEMORY_BARRIER`

- VUID-VkBufferMemoryBarrier-pNext-pNext

pNext **must** be `NULL` or a pointer to a valid instance of `VkExternalMemoryAcquireUnmodifiedEXT`

- VUID-VkBufferMemoryBarrier-sType-unique

The **sType** value of each structure in the **pNext** chain **must** be unique

- VUID-VkBufferMemoryBarrier-buffer-parameter
buffer **must** be a valid [VkBuffer](#) handle

[VK_WHOLE_SIZE](#) is a special value indicating that the entire remaining length of a buffer or allocation following a given **offset** should be used. It **can** be specified for [VkBufferMemoryBarrier::size](#), [vkMapMemory::size](#), and other similar structures.

```
#define VK_WHOLE_SIZE          (~0ULL)
```

7.7.4. Image Memory Barriers

Image memory barriers only apply to memory accesses involving a specific image subresource range. That is, a memory dependency formed from an image memory barrier is [scoped](#) to access via the specified image subresource range. Image memory barriers **can** also be used to define [image layout transitions](#) or a [queue family ownership transfer](#) for the specified image subresource range.

The [VkImageMemoryBarrier2](#) structure is defined as:

```
// Provided by VK_VERSION_1_3
typedef struct VkImageMemoryBarrier2 {
    VkStructureType    sType;
    const void*        pNext;
    VkPipelineStageFlags2 srcStageMask;
    VkAccessFlags2     srcAccessMask;
    VkPipelineStageFlags2 dstStageMask;
    VkAccessFlags2     dstAccessMask;
    VkImageLayout       oldLayout;
    VkImageLayout       newLayout;
    uint32_t            srcQueueFamilyIndex;
    uint32_t            dstQueueFamilyIndex;
    VkImage             image;
    VkImageSubresourceRange subresourceRange;
} VkImageMemoryBarrier2;
```

```
// Provided by VK_KHR_synchronization2
// Equivalent to VkImageMemoryBarrier2
typedef VkImageMemoryBarrier2 VkImageMemoryBarrier2KHR;
```

- **sType** is a [VkStructureType](#) value identifying this structure.
- **pNext** is **NULL** or a pointer to a structure extending this structure.
- **srcStageMask** is a [VkPipelineStageFlags2](#) mask of pipeline stages to be included in the [first synchronization scope](#).
- **srcAccessMask** is a [VkAccessFlags2](#) mask of access flags to be included in the [first access scope](#).

- `dstStageMask` is a `VkPipelineStageFlags2` mask of pipeline stages to be included in the [second synchronization scope](#).
- `dstAccessMask` is a `VkAccessFlags2` mask of access flags to be included in the [second access scope](#).
- `oldLayout` is the old layout in an [image layout transition](#).
- `newLayout` is the new layout in an [image layout transition](#).
- `srcQueueFamilyIndex` is the source queue family for a [queue family ownership transfer](#).
- `dstQueueFamilyIndex` is the destination queue family for a [queue family ownership transfer](#).
- `image` is a handle to the image affected by this barrier.
- `subresourceRange` describes the [image subresource range](#) within `image` that is affected by this barrier.

This structure defines a [memory dependency](#) limited to an image subresource range, and **can** define a [queue family ownership transfer operation](#) and [image layout transition](#) for that subresource range.

The first [synchronization scope](#) and [access scope](#) described by this structure include only operations and memory accesses specified by the source stage mask and the source access mask.

The second [synchronization scope](#) and [access scope](#) described by this structure include only operations and memory accesses specified by the destination stage mask and the destination access mask.

Both [access scopes](#) are limited to only memory accesses to `image` in the subresource range defined by `subresourceRange`.

If `image` was created with `VK_SHARING_MODE_EXCLUSIVE`, and `srcQueueFamilyIndex` is not equal to `dstQueueFamilyIndex`, this memory barrier defines a [queue family ownership transfer operation](#). When executed on a queue in the family identified by `srcQueueFamilyIndex`, this barrier defines a [queue family release operation](#) for the specified image subresource range, and if `VkDependencyInfoKHR::dependencyFlags` did not include `VK_DEPENDENCY_QUEUE_FAMILY_OWNERSHIP_TRANSFER_USE_ALL_STAGES_BIT_KHR`, the second synchronization scope does not apply to this operation. When executed on a queue in the family identified by `dstQueueFamilyIndex`, this barrier defines a [queue family acquire operation](#) for the specified image subresource range, and if `VkDependencyInfoKHR::dependencyFlags` did not include `VK_DEPENDENCY_QUEUE_FAMILY_OWNERSHIP_TRANSFER_USE_ALL_STAGES_BIT_KHR`, the first synchronization scope does not apply to this operation.

A [queue family ownership transfer operation](#) is also defined if the values are not equal, and either is one of the special queue family values reserved for external memory ownership transfers, as described in [Queue Family Ownership Transfer](#). A [queue family release operation](#) is defined when `dstQueueFamilyIndex` is one of those values, and a [queue family acquire operation](#) is defined when `srcQueueFamilyIndex` is one of those values.

If `oldLayout` is not equal to `newLayout`, then the memory barrier defines an [image layout transition](#) for the specified image subresource range. If this memory barrier defines a [queue family ownership transfer operation](#), the layout transition is only executed once between the queues.

If `srcQueueFamilyIndex` and `dstQueueFamilyIndex` are equal and `oldLayout` and `newLayout` are also equal, the layout values are ignored and the image contents are preserved regardless of the values of `oldLayout`, `newLayout`, and the current layout of the image.

If `image` is a 3D image created with `VK_IMAGE_CREATE_2D_ARRAY_COMPATIBLE_BIT` and the `maintenance9` feature is enabled, the `baseArrayLayer` and `layerCount` members of `subresourceRange` specify the subset of slices of the 3D image affected by the memory barrier, including the layout transition. Any slices of a 3D image not included in `subresourceRange` are not affected by the memory barrier and remain in their existing layout.

NOTE

Enabling the `maintenance9` feature modifies the behavior of image barriers targeting 3D images created with `VK_IMAGE_CREATE_2D_ARRAY_COMPATIBLE_BIT`. Previously, a `layerCount` equal to 1 would cover the entire 3D image, but this has a different meaning when the `maintenance9` feature is enabled. Linking this behavioral change solely to the `maintenance9` feature caused an unintended break in forward-compatibility. Validation layers are expected to flag a warning for the scenario where the `maintenance9` feature is not enabled, and the application uses `layerCount` equal to 1 on this kind of 3D image. `layerCount` can be set to `VK_REMAINING_ARRAY_LAYERS` instead, which has the same semantics with or without the extension. This validation check should make it feasible for software to avoid any breaking changes should the `maintenance9` feature be enabled in the future, either explicitly by application or by a layer outside the control of the application.

If `image` has a `multi-planar format` and the image is *disjoint*, then including `VK_IMAGE_ASPECT_COLOR_BIT` in the `aspectMask` member of `subresourceRange` is equivalent to including `VK_IMAGE_ASPECT_PLANE_0_BIT`, `VK_IMAGE_ASPECT_PLANE_1_BIT`, and (for three-plane formats only) `VK_IMAGE_ASPECT_PLANE_2_BIT`.

Valid Usage

- VUID-VkImageMemoryBarrier2-srcStageMask-03929
If the `geometryShader` feature is not enabled, `srcStageMask` **must** not contain `VK_PIPELINE_STAGE_2_GEOMETRY_SHADER_BIT`
- VUID-VkImageMemoryBarrier2-srcStageMask-03930
If the `tessellationShader` feature is not enabled, `srcStageMask` **must** not contain `VK_PIPELINE_STAGE_2_TESSELLATION_CONTROL_SHADER_BIT` or `VK_PIPELINE_STAGE_2_TESSELLATION_EVALUATION_SHADER_BIT`
- VUID-VkImageMemoryBarrier2-srcStageMask-03931
If the `conditionalRendering` feature is not enabled, `srcStageMask` **must** not contain `VK_PIPELINE_STAGE_2_CONDITIONAL_RENDERING_BIT_EXT`
- VUID-VkImageMemoryBarrier2-srcStageMask-03932
If the `fragmentDensityMap` feature is not enabled, `srcStageMask` **must** not contain `VK_PIPELINE_STAGE_2_FRAGMENT_DENSITY_PROCESS_BIT_EXT`
- VUID-VkImageMemoryBarrier2-srcStageMask-03933
If the `transformFeedback` feature is not enabled, `srcStageMask` **must** not contain

VK_PIPELINE_STAGE_2_TRANSFORM_FEEDBACK_BIT_EXT

- VUID-VkImageMemoryBarrier2-srcStageMask-03934
If the `meshShader` feature is not enabled, `srcStageMask` **must** not contain `VK_PIPELINE_STAGE_2_MESH_SHADER_BIT_EXT`
- VUID-VkImageMemoryBarrier2-srcStageMask-03935
If the `taskShader` feature is not enabled, `srcStageMask` **must** not contain `VK_PIPELINE_STAGE_2_TASK_SHADER_BIT_EXT`
- VUID-VkImageMemoryBarrier2-srcStageMask-07316
If neither of the `shadingRateImage` or the `attachmentFragmentShadingRate` features are enabled, `srcStageMask` **must** not contain `VK_PIPELINE_STAGE_2_FRAGMENT_SHADING_RATE_ATTACHMENT_BIT_KHR`
- VUID-VkImageMemoryBarrier2-srcStageMask-04957
If the `subpassShading` feature is not enabled, `srcStageMask` **must** not contain `VK_PIPELINE_STAGE_2_SUBPASS_SHADER_BIT_HUAWEI`
- VUID-VkImageMemoryBarrier2-srcStageMask-04995
If the `invocationMask` feature is not enabled, `srcStageMask` **must** not contain `VK_PIPELINE_STAGE_2_INVOCATION_MASK_BIT_HUAWEI`
- VUID-VkImageMemoryBarrier2-srcStageMask-07946
If neither the `VK_NV_ray_tracing` extension or the `rayTracingPipeline` feature are enabled, `srcStageMask` **must** not contain `VK_PIPELINE_STAGE_2_RAY_TRACING_SHADER_BIT_KHR`
- VUID-VkImageMemoryBarrier2-srcStageMask-10751
If the `accelerationStructure` feature is not enabled, `srcStageMask` **must** not contain `VK_PIPELINE_STAGE_2_ACCELERATION_STRUCTURE_BUILD_BIT_KHR`
- VUID-VkImageMemoryBarrier2-srcStageMask-10752
If the `rayTracingMaintenance1` feature is not enabled, `srcStageMask` **must** not contain `VK_PIPELINE_STAGE_2_ACCELERATION_STRUCTURE_COPY_BIT_KHR`
- VUID-VkImageMemoryBarrier2-srcStageMask-10753
If the `micromap` feature is not enabled, `srcStageMask` **must** not contain `VK_PIPELINE_STAGE_2_MICROMAP_BUILD_BIT_EXT`
- VUID-VkImageMemoryBarrier2-srcAccessMask-03900
If `srcAccessMask` includes `VK_ACCESS_2_INDIRECT_COMMAND_READ_BIT`, `srcStageMask` **must** include `VK_PIPELINE_STAGE_2_DRAW_INDIRECT_BIT`, `VK_PIPELINE_STAGE_2_ACCELERATION_STRUCTURE_BUILD_BIT_KHR`, `VK_PIPELINE_STAGE_2_COPY_INDIRECT_BIT_KHR`, `VK_PIPELINE_STAGE_2_ALL_GRAPHICS_BIT`, or `VK_PIPELINE_STAGE_2_ALL_COMMANDS_BIT`
- VUID-VkImageMemoryBarrier2-srcAccessMask-03901
If `srcAccessMask` includes `VK_ACCESS_2_INDEX_READ_BIT`, `srcStageMask` **must** include `VK_PIPELINE_STAGE_2_INDEX_INPUT_BIT`, `VK_PIPELINE_STAGE_2_VERTEX_INPUT_BIT`, `VK_PIPELINE_STAGE_2_ALL_GRAPHICS_BIT`, or `VK_PIPELINE_STAGE_2_ALL_COMMANDS_BIT`
- VUID-VkImageMemoryBarrier2-srcAccessMask-03902
If `srcAccessMask` includes `VK_ACCESS_2_VERTEX_ATTRIBUTE_READ_BIT`, `srcStageMask`

must include VK_PIPELINE_STAGE_2_VERTEX_ATTRIBUTE_INPUT_BIT, VK_PIPELINE_STAGE_2_VERTEX_INPUT_BIT, VK_PIPELINE_STAGE_2_ALL_GRAPHICS_BIT, or VK_PIPELINE_STAGE_2_ALL_COMMANDS_BIT

- VUID-VkImageMemoryBarrier2-srcAccessMask-03903

If **srcAccessMask** includes VK_ACCESS_2_INPUT_ATTACHMENT_READ_BIT, **srcStageMask** **must** include VK_PIPELINE_STAGE_2_FRAGMENT_SHADER_BIT, VK_PIPELINE_STAGE_2_SUBPASS_SHADER_BIT_HUAWEI, VK_PIPELINE_STAGE_2_ALL_GRAPHICS_BIT, or VK_PIPELINE_STAGE_2_ALL_COMMANDS_BIT

- VUID-VkImageMemoryBarrier2-srcAccessMask-03904

If **srcAccessMask** includes VK_ACCESS_2_UNIFORM_READ_BIT, **srcStageMask** **must** include VK_PIPELINE_STAGE_2_ALL_GRAPHICS_BIT, VK_PIPELINE_STAGE_2_ALL_COMMANDS_BIT, or one of the VK_PIPELINE_STAGE_*_SHADER_BIT stages

- VUID-VkImageMemoryBarrier2-srcAccessMask-03905

If **srcAccessMask** includes VK_ACCESS_2_SHADER_SAMPLED_READ_BIT, **srcStageMask** **must** include VK_PIPELINE_STAGE_2_ALL_GRAPHICS_BIT, VK_PIPELINE_STAGE_2_ALL_COMMANDS_BIT, or one of the VK_PIPELINE_STAGE_*_SHADER_BIT stages

- VUID-VkImageMemoryBarrier2-srcAccessMask-03906

If **srcAccessMask** includes VK_ACCESS_2_SHADER_STORAGE_READ_BIT, **srcStageMask** **must** include VK_PIPELINE_STAGE_2_ALL_GRAPHICS_BIT, VK_PIPELINE_STAGE_2_ALL_COMMANDS_BIT, or one of the VK_PIPELINE_STAGE_*_SHADER_BIT stages

- VUID-VkImageMemoryBarrier2-srcAccessMask-03907

If **srcAccessMask** includes VK_ACCESS_2_SHADER_STORAGE_WRITE_BIT, **srcStageMask** **must** include VK_PIPELINE_STAGE_2_ALL_GRAPHICS_BIT, VK_PIPELINE_STAGE_2_ALL_COMMANDS_BIT, or one of the VK_PIPELINE_STAGE_*_SHADER_BIT stages

- VUID-VkImageMemoryBarrier2-srcAccessMask-07454

If **srcAccessMask** includes VK_ACCESS_2_SHADER_READ_BIT, **srcStageMask** **must** include VK_PIPELINE_STAGE_2_ALL_GRAPHICS_BIT, VK_PIPELINE_STAGE_2_ALL_COMMANDS_BIT, VK_PIPELINE_STAGE_2_ACCELERATION_STRUCTURE_BUILD_BIT_KHR, VK_PIPELINE_STAGE_2_MICROMAP_BUILD_BIT_EXT, or one of the VK_PIPELINE_STAGE_*_SHADER_BIT stages

- VUID-VkImageMemoryBarrier2-srcAccessMask-03909

If **srcAccessMask** includes VK_ACCESS_2_SHADER_WRITE_BIT, **srcStageMask** **must** include VK_PIPELINE_STAGE_2_ALL_GRAPHICS_BIT, VK_PIPELINE_STAGE_2_ALL_COMMANDS_BIT, or one of the VK_PIPELINE_STAGE_*_SHADER_BIT stages

- VUID-VkImageMemoryBarrier2-srcAccessMask-03910

If **srcAccessMask** includes VK_ACCESS_2_COLOR_ATTACHMENT_READ_BIT, **srcStageMask** **must** include VK_PIPELINE_STAGE_2_COLOR_ATTACHMENT_OUTPUT_BIT, VK_PIPELINE_STAGE_2_ALL_GRAPHICS_BIT, or

VK_PIPELINE_STAGE_2_ALL_COMMANDS_BIT

- VUID-VkImageMemoryBarrier2-srcAccessMask-03911

If **srcAccessMask** includes VK_ACCESS_2_COLOR_ATTACHMENT_WRITE_BIT, **srcStageMask** **must** include VK_PIPELINE_STAGE_2_COLOR_ATTACHMENT_OUTPUT_BIT, VK_PIPELINE_STAGE_2_ALL_GRAPHICS_BIT, or VK_PIPELINE_STAGE_2_ALL_COMMANDS_BIT

- VUID-VkImageMemoryBarrier2-srcAccessMask-03912

If **srcAccessMask** includes VK_ACCESS_2_DEPTH_STENCIL_ATTACHMENT_READ_BIT, **srcStageMask** **must** include VK_PIPELINE_STAGE_2_EARLY_FRAGMENT_TESTS_BIT, VK_PIPELINE_STAGE_2_LATE_FRAGMENT_TESTS_BIT, VK_PIPELINE_STAGE_2_ALL_GRAPHICS_BIT, or VK_PIPELINE_STAGE_2_ALL_COMMANDS_BIT

- VUID-VkImageMemoryBarrier2-srcAccessMask-03913

If **srcAccessMask** includes VK_ACCESS_2_DEPTH_STENCIL_ATTACHMENT_WRITE_BIT, **srcStageMask** **must** include VK_PIPELINE_STAGE_2_EARLY_FRAGMENT_TESTS_BIT, VK_PIPELINE_STAGE_2_LATE_FRAGMENT_TESTS_BIT, VK_PIPELINE_STAGE_2_ALL_GRAPHICS_BIT, or VK_PIPELINE_STAGE_2_ALL_COMMANDS_BIT

- VUID-VkImageMemoryBarrier2-srcAccessMask-03914

If **srcAccessMask** includes VK_ACCESS_2_TRANSFER_READ_BIT, **srcStageMask** **must** include VK_PIPELINE_STAGE_2_COPY_BIT, VK_PIPELINE_STAGE_2_BLIT_BIT, VK_PIPELINE_STAGE_2_RESOLVE_BIT, VK_PIPELINE_STAGE_2_ALL_TRANSFER_BIT, VK_PIPELINE_STAGE_2_ACCELERATION_STRUCTURE_BUILD_BIT_KHR, VK_PIPELINE_STAGE_2_ACCELERATION_STRUCTURE_COPY_BIT_KHR, VK_PIPELINE_STAGE_2_CONVERT_COOPERATIVE_VECTOR_MATRIX_BIT_NV, or VK_PIPELINE_STAGE_2_ALL_COMMANDS_BIT

- VUID-VkImageMemoryBarrier2-srcAccessMask-03915

If **srcAccessMask** includes VK_ACCESS_2_TRANSFER_WRITE_BIT, **srcStageMask** **must** include VK_PIPELINE_STAGE_2_COPY_BIT, VK_PIPELINE_STAGE_2_BLIT_BIT, VK_PIPELINE_STAGE_2_RESOLVE_BIT, VK_PIPELINE_STAGE_2_CLEAR_BIT, VK_PIPELINE_STAGE_2_ALL_TRANSFER_BIT, VK_PIPELINE_STAGE_2_ACCELERATION_STRUCTURE_BUILD_BIT_KHR, VK_PIPELINE_STAGE_2_ACCELERATION_STRUCTURE_COPY_BIT_KHR, VK_PIPELINE_STAGE_2_CONVERT_COOPERATIVE_VECTOR_MATRIX_BIT_NV, or VK_PIPELINE_STAGE_2_ALL_COMMANDS_BIT

- VUID-VkImageMemoryBarrier2-srcAccessMask-03916

If **srcAccessMask** includes VK_ACCESS_2_HOST_READ_BIT, **srcStageMask** **must** include VK_PIPELINE_STAGE_2_HOST_BIT

- VUID-VkImageMemoryBarrier2-srcAccessMask-03917

If **srcAccessMask** includes VK_ACCESS_2_HOST_WRITE_BIT, **srcStageMask** **must** include VK_PIPELINE_STAGE_2_HOST_BIT

- VUID-VkImageMemoryBarrier2-srcAccessMask-03918

If **srcAccessMask** includes VK_ACCESS_2_CONDITIONAL_RENDERING_READ_BIT_EXT, **srcStageMask** **must** include VK_PIPELINE_STAGE_2_CONDITIONAL_RENDERING_BIT_EXT, VK_PIPELINE_STAGE_2_ALL_GRAPHICS_BIT, or

VK_PIPELINE_STAGE_2_ALL_COMMANDS_BIT

- VUID-VkImageMemoryBarrier2-srcAccessMask-03919

If **srcAccessMask** includes VK_ACCESS_2_FRAGMENT_DENSITY_MAP_READ_BIT_EXT,
srcStageMask **must** include
VK_PIPELINE_STAGE_2_FRAGMENT_DENSITY_PROCESS_BIT_EXT,
VK_PIPELINE_STAGE_2_ALL_GRAPHICS_BIT, or
VK_PIPELINE_STAGE_2_ALL_COMMANDS_BIT

- VUID-VkImageMemoryBarrier2-srcAccessMask-03920

If **srcAccessMask** includes VK_ACCESS_2_TRANSFORM_FEEDBACK_WRITE_BIT_EXT,
srcStageMask **must** include VK_PIPELINE_STAGE_2_TRANSFORM_FEEDBACK_BIT_EXT,
VK_PIPELINE_STAGE_2_ALL_GRAPHICS_BIT, or
VK_PIPELINE_STAGE_2_ALL_COMMANDS_BIT

- VUID-VkImageMemoryBarrier2-srcAccessMask-04747

If **srcAccessMask** includes
VK_ACCESS_2_TRANSFORM_FEEDBACK_COUNTER_READ_BIT_EXT, **srcStageMask** **must**
include VK_PIPELINE_STAGE_2_DRAW_INDIRECT_BIT,
VK_PIPELINE_STAGE_2_TRANSFORM_FEEDBACK_BIT_EXT,
VK_PIPELINE_STAGE_2_ALL_GRAPHICS_BIT, or
VK_PIPELINE_STAGE_2_ALL_COMMANDS_BIT

- VUID-VkImageMemoryBarrier2-srcAccessMask-03922

If **srcAccessMask** includes
VK_ACCESS_2_TRANSFORM_FEEDBACK_COUNTER_WRITE_BIT_EXT, **srcStageMask** **must**
include VK_PIPELINE_STAGE_2_TRANSFORM_FEEDBACK_BIT_EXT,
VK_PIPELINE_STAGE_2_ALL_GRAPHICS_BIT, or
VK_PIPELINE_STAGE_2_ALL_COMMANDS_BIT

- VUID-VkImageMemoryBarrier2-srcAccessMask-03923

If **srcAccessMask** includes VK_ACCESS_2_SHADING_RATE_IMAGE_READ_BIT_NV,
srcStageMask **must** include VK_PIPELINE_STAGE_2_SHADING_RATE_IMAGE_BIT_NV,
VK_PIPELINE_STAGE_2_ALL_GRAPHICS_BIT, or
VK_PIPELINE_STAGE_2_ALL_COMMANDS_BIT

- VUID-VkImageMemoryBarrier2-srcAccessMask-04994

If **srcAccessMask** includes VK_ACCESS_2_INVOCATION_MASK_READ_BIT_HUAWEI,
srcStageMask **must** include VK_PIPELINE_STAGE_2_INVOCATION_MASK_BIT_HUAWEI

- VUID-VkImageMemoryBarrier2-srcAccessMask-03924

If **srcAccessMask** includes VK_ACCESS_2_COMMAND_PREPROCESS_READ_BIT_NV,
srcStageMask **must** include VK_PIPELINE_STAGE_2_COMMAND_PREPROCESS_BIT_NV or
VK_PIPELINE_STAGE_2_ALL_COMMANDS_BIT

- VUID-VkImageMemoryBarrier2-srcAccessMask-03925

If **srcAccessMask** includes VK_ACCESS_2_COMMAND_PREPROCESS_WRITE_BIT_NV,
srcStageMask **must** include VK_PIPELINE_STAGE_2_COMMAND_PREPROCESS_BIT_NV or
VK_PIPELINE_STAGE_2_ALL_COMMANDS_BIT

- VUID-VkImageMemoryBarrier2-srcAccessMask-03926

If **srcAccessMask** includes
VK_ACCESS_2_COLOR_ATTACHMENT_READ_NONCOHERENT_BIT_EXT, **srcStageMask** **must**

include VK_PIPELINE_STAGE_2_COLOR_ATTACHMENT_OUTPUT_BIT
VK_PIPELINE_STAGE_2_ALL_GRAPHICS_BIT, or
VK_PIPELINE_STAGE_2_ALL_COMMANDS_BIT

- VUID-VkImageMemoryBarrier2-srcAccessMask-03927

If `srcAccessMask` includes `VK_ACCESS_2_ACCELERATION_STRUCTURE_READ_BIT_KHR`, and the `rayQuery` feature is enabled, `srcStageMask` **must** include `VK_PIPELINE_STAGE_2_RAY_TRACING_SHADER_BIT_KHR`, one of the stages, `VK_PIPELINE_STAGE_2_SHADER_BIT`, `VK_PIPELINE_STAGE_2_ACCELERATION_STRUCTURE_BUILD_BIT_KHR`, `VK_PIPELINE_STAGE_2_ACCELERATION_STRUCTURE_COPY_BIT_KHR`, or `VK_PIPELINE_STAGE_2_ALL_COMMANDS_BIT`

- VUID-VkImageMemoryBarrier2-srcAccessMask-03928

If `srcAccessMask` includes `VK_ACCESS_2_ACCELERATION_STRUCTURE_WRITE_BIT_KHR`, `srcStageMask` **must** include `VK_PIPELINE_STAGE_2_ACCELERATION_STRUCTURE_COPY_BIT_KHR`, `VK_PIPELINE_STAGE_2_ACCELERATION_STRUCTURE_BUILD_BIT_KHR` or `VK_PIPELINE_STAGE_2_ALL_COMMANDS_BIT`

- VUID-VkImageMemoryBarrier2-srcAccessMask-06256

If `srcAccessMask` includes `VK_ACCESS_2_ACCELERATION_STRUCTURE_READ_BIT_KHR`, and the `rayQuery` feature is not enabled, `srcStageMask` **must** include `VK_PIPELINE_STAGE_2_RAY_TRACING_SHADER_BIT_KHR`, `VK_PIPELINE_STAGE_2_ACCELERATION_STRUCTURE_BUILD_BIT_KHR`, `VK_PIPELINE_STAGE_2_ACCELERATION_STRUCTURE_COPY_BIT_KHR`, or `VK_PIPELINE_STAGE_2_ALL_COMMANDS_BIT`

- VUID-VkImageMemoryBarrier2-srcAccessMask-07272

If `srcAccessMask` includes `VK_ACCESS_2_SHADER_BINDING_TABLE_READ_BIT_KHR`, `srcStageMask` **must** include `VK_PIPELINE_STAGE_2_ALL_COMMANDS_BIT` or `VK_PIPELINE_STAGE_2_RAY_TRACING_SHADER_BIT_KHR`

- VUID-VkImageMemoryBarrier2-srcAccessMask-04858

If `srcAccessMask` includes `VK_ACCESS_2_VIDEO_DECODE_READ_BIT_KHR`, `srcStageMask` **must** include `VK_PIPELINE_STAGE_2_VIDEO_DECODE_BIT_KHR`

- VUID-VkImageMemoryBarrier2-srcAccessMask-04859

If `srcAccessMask` includes `VK_ACCESS_2_VIDEO_DECODE_WRITE_BIT_KHR`, `srcStageMask` **must** include `VK_PIPELINE_STAGE_2_VIDEO_DECODE_BIT_KHR`

- VUID-VkImageMemoryBarrier2-srcAccessMask-04860

If `srcAccessMask` includes `VK_ACCESS_2_VIDEO_ENCODE_READ_BIT_KHR`, `srcStageMask` **must** include `VK_PIPELINE_STAGE_2_VIDEO_ENCODE_BIT_KHR`

- VUID-VkImageMemoryBarrier2-srcAccessMask-04861

If `srcAccessMask` includes `VK_ACCESS_2_VIDEO_ENCODE_WRITE_BIT_KHR`, `srcStageMask` **must** include `VK_PIPELINE_STAGE_2_VIDEO_ENCODE_BIT_KHR`

- VUID-VkImageMemoryBarrier2-srcAccessMask-07455

If `srcAccessMask` includes `VK_ACCESS_2_OPTICAL_FLOW_READ_BIT_NV`, `srcStageMask` **must** include `VK_PIPELINE_STAGE_2_OPTICAL_FLOW_BIT_NV`

- VUID-VkImageMemoryBarrier2-srcAccessMask-07456

If `srcAccessMask` includes `VK_ACCESS_2_OPTICAL_FLOW_WRITE_BIT_NV`, `srcStageMask` **must** include `VK_PIPELINE_STAGE_2_OPTICAL_FLOW_BIT_NV`

- VUID-VkImageMemoryBarrier2-srcAccessMask-07457

If `srcAccessMask` includes `VK_ACCESS_2_MICROMAP_WRITE_BIT_EXT`, `srcStageMask` **must** include `VK_PIPELINE_STAGE_2_MICROMAP_BUILD_BIT_EXT`

- VUID-VkImageMemoryBarrier2-srcAccessMask-07458

If `srcAccessMask` includes `VK_ACCESS_2_MICROMAP_READ_BIT_EXT`, `srcStageMask` **must** include `VK_PIPELINE_STAGE_2_MICROMAP_BUILD_BIT_EXT` or `VK_PIPELINE_STAGE_2_ACCELERATION_STRUCTURE_BUILD_BIT_KHR`

- VUID-VkImageMemoryBarrier2-srcAccessMask-08118

If `srcAccessMask` includes `VK_ACCESS_2_DESCRIPTOR_BUFFER_READ_BIT_EXT`, `srcStageMask` **must** include `VK_PIPELINE_STAGE_2_ALL_GRAPHICS_BIT`, `VK_PIPELINE_STAGE_2_ALL_COMMANDS_BIT`, or one of `VK_PIPELINE_STAGE_*_SHADER_BIT` stages

- VUID-VkImageMemoryBarrier2-srcAccessMask-10670

If `srcAccessMask` includes `VK_ACCESS_2_SHADER_TILE_ATTACHMENT_READ_BIT_QCOM`, `srcStageMask` **must** include `VK_PIPELINE_STAGE_2_FRAGMENT_SHADER_BIT` or `VK_PIPELINE_STAGE_2_COMPUTE_SHADER_BIT`

- VUID-VkImageMemoryBarrier2-srcAccessMask-10671

If `srcAccessMask` includes `VK_ACCESS_2_SHADER_TILE_ATTACHMENT_WRITE_BIT_QCOM`, `srcStageMask` **must** include `VK_PIPELINE_STAGE_2_FRAGMENT_SHADER_BIT` or `VK_PIPELINE_STAGE_2_COMPUTE_SHADER_BIT`

- VUID-VkImageMemoryBarrier2-srcAccessMask-11771

If `srcAccessMask` includes `VK_ACCESS_2_MEMORY_DECOMPRESSION_READ_BIT_EXT`, `srcStageMask` **must** include `VK_PIPELINE_STAGE_2_MEMORY_DECOMPRESSION_BIT_EXT`

- VUID-VkImageMemoryBarrier2-srcAccessMask-11772

If `srcAccessMask` includes `VK_ACCESS_2_MEMORY_DECOMPRESSION_WRITE_BIT_EXT`, `srcStageMask` **must** include `VK_PIPELINE_STAGE_2_MEMORY_DECOMPRESSION_BIT_EXT`

- VUID-VkImageMemoryBarrier2-srcAccessMask-11294

If `srcAccessMask` includes `VK_ACCESS_2_SAMPLER_HEAP_READ_BIT_EXT` or `VK_ACCESS_2_RESOURCE_HEAP_READ_BIT_EXT`, `srcStageMask` **must** include `VK_PIPELINE_STAGE_2_ALL_GRAPHICS_BIT`, `VK_PIPELINE_STAGE_2_ALL_COMMANDS_BIT`, or one of `VK_PIPELINE_STAGE_*_SHADER_BIT` stages

- VUID-VkImageMemoryBarrier2-dstStageMask-03929

If the `geometryShader` feature is not enabled, `dstStageMask` **must** not contain `VK_PIPELINE_STAGE_2_GEOMETRY_SHADER_BIT`

- VUID-VkImageMemoryBarrier2-dstStageMask-03930

If the `tessellationShader` feature is not enabled, `dstStageMask` **must** not contain `VK_PIPELINE_STAGE_2_TESSELLATION_CONTROL_SHADER_BIT` or `VK_PIPELINE_STAGE_2_TESSELLATION_EVALUATION_SHADER_BIT`

- VUID-VkImageMemoryBarrier2-dstStageMask-03931

If the `conditionalRendering` feature is not enabled, `dstStageMask` **must** not contain

VK_PIPELINE_STAGE_2_CONDITIONAL_RENDERING_BIT_EXT

- VUID-VkImageMemoryBarrier2-dstStageMask-03932
If the `fragmentDensityMap` feature is not enabled, `dstStageMask` **must** not contain `VK_PIPELINE_STAGE_2_FRAGMENT_DENSITY_PROCESS_BIT_EXT`
- VUID-VkImageMemoryBarrier2-dstStageMask-03933
If the `transformFeedback` feature is not enabled, `dstStageMask` **must** not contain `VK_PIPELINE_STAGE_2_TRANSFORM_FEEDBACK_BIT_EXT`
- VUID-VkImageMemoryBarrier2-dstStageMask-03934
If the `meshShader` feature is not enabled, `dstStageMask` **must** not contain `VK_PIPELINE_STAGE_2_MESH_SHADER_BIT_EXT`
- VUID-VkImageMemoryBarrier2-dstStageMask-03935
If the `taskShader` feature is not enabled, `dstStageMask` **must** not contain `VK_PIPELINE_STAGE_2_TASK_SHADER_BIT_EXT`
- VUID-VkImageMemoryBarrier2-dstStageMask-07316
If neither of the `shadingRateImage` or the `attachmentFragmentShadingRate` features are enabled, `dstStageMask` **must** not contain `VK_PIPELINE_STAGE_2_FRAGMENT_SHADING_RATE_ATTACHMENT_BIT_KHR`
- VUID-VkImageMemoryBarrier2-dstStageMask-04957
If the `subpassShading` feature is not enabled, `dstStageMask` **must** not contain `VK_PIPELINE_STAGE_2_SUBPASS_SHADER_BIT_HUAWEI`
- VUID-VkImageMemoryBarrier2-dstStageMask-04995
If the `invocationMask` feature is not enabled, `dstStageMask` **must** not contain `VK_PIPELINE_STAGE_2_INVOCATION_MASK_BIT_HUAWEI`
- VUID-VkImageMemoryBarrier2-dstStageMask-07946
If neither the `VK_NV_ray_tracing` extension or the `rayTracingPipeline` feature are enabled, `dstStageMask` **must** not contain `VK_PIPELINE_STAGE_2_RAY_TRACING_SHADER_BIT_KHR`
- VUID-VkImageMemoryBarrier2-dstStageMask-10751
If the `accelerationStructure` feature is not enabled, `dstStageMask` **must** not contain `VK_PIPELINE_STAGE_2_ACCELERATION_STRUCTURE_BUILD_BIT_KHR`
- VUID-VkImageMemoryBarrier2-dstStageMask-10752
If the `rayTracingMaintenance1` feature is not enabled, `dstStageMask` **must** not contain `VK_PIPELINE_STAGE_2_ACCELERATION_STRUCTURE_COPY_BIT_KHR`
- VUID-VkImageMemoryBarrier2-dstStageMask-10753
If the `micromap` feature is not enabled, `dstStageMask` **must** not contain `VK_PIPELINE_STAGE_2_MICROMAP_BUILD_BIT_EXT`
- VUID-VkImageMemoryBarrier2-dstAccessMask-03900
If `dstAccessMask` includes `VK_ACCESS_2_INDIRECT_COMMAND_READ_BIT`, `dstStageMask` **must** include `VK_PIPELINE_STAGE_2_DRAW_INDIRECT_BIT`,
`VK_PIPELINE_STAGE_2_ACCELERATION_STRUCTURE_BUILD_BIT_KHR`,
`VK_PIPELINE_STAGE_2_COPY_INDIRECT_BIT_KHR`,
`VK_PIPELINE_STAGE_2_ALL_GRAPHICS_BIT`,
`VK_PIPELINE_STAGE_2_ALL_COMMANDS_BIT` or

- VUID-VkImageMemoryBarrier2-dstAccessMask-03901
If **dstAccessMask** includes `VK_ACCESS_2_INDEX_READ_BIT`, **dstStageMask** **must** include `VK_PIPELINE_STAGE_2_INDEX_INPUT_BIT`, `VK_PIPELINE_STAGE_2_VERTEX_INPUT_BIT`, `VK_PIPELINE_STAGE_2_ALL_GRAPHICS_BIT`, or `VK_PIPELINE_STAGE_2_ALL_COMMANDS_BIT`
- VUID-VkImageMemoryBarrier2-dstAccessMask-03902
If **dstAccessMask** includes `VK_ACCESS_2_VERTEX_ATTRIBUTE_READ_BIT`, **dstStageMask** **must** include `VK_PIPELINE_STAGE_2_VERTEX_ATTRIBUTE_INPUT_BIT`, `VK_PIPELINE_STAGE_2_VERTEX_INPUT_BIT`, `VK_PIPELINE_STAGE_2_ALL_GRAPHICS_BIT`, or `VK_PIPELINE_STAGE_2_ALL_COMMANDS_BIT`
- VUID-VkImageMemoryBarrier2-dstAccessMask-03903
If **dstAccessMask** includes `VK_ACCESS_2_INPUT_ATTACHMENT_READ_BIT`, **dstStageMask** **must** include `VK_PIPELINE_STAGE_2_FRAGMENT_SHADER_BIT`, `VK_PIPELINE_STAGE_2_SUBPASS_SHADER_BIT_HUAWEI`, `VK_PIPELINE_STAGE_2_ALL_GRAPHICS_BIT`, or `VK_PIPELINE_STAGE_2_ALL_COMMANDS_BIT`
- VUID-VkImageMemoryBarrier2-dstAccessMask-03904
If **dstAccessMask** includes `VK_ACCESS_2_UNIFORM_READ_BIT`, **dstStageMask** **must** include `VK_PIPELINE_STAGE_2_ALL_GRAPHICS_BIT`, `VK_PIPELINE_STAGE_2_ALL_COMMANDS_BIT`, or one of the `VK_PIPELINE_STAGE_*_SHADER_BIT` stages
- VUID-VkImageMemoryBarrier2-dstAccessMask-03905
If **dstAccessMask** includes `VK_ACCESS_2_SHADER_SAMPLED_READ_BIT`, **dstStageMask** **must** include `VK_PIPELINE_STAGE_2_ALL_GRAPHICS_BIT`, `VK_PIPELINE_STAGE_2_ALL_COMMANDS_BIT`, or one of the `VK_PIPELINE_STAGE_*_SHADER_BIT` stages
- VUID-VkImageMemoryBarrier2-dstAccessMask-03906
If **dstAccessMask** includes `VK_ACCESS_2_SHADER_STORAGE_READ_BIT`, **dstStageMask** **must** include `VK_PIPELINE_STAGE_2_ALL_GRAPHICS_BIT`, `VK_PIPELINE_STAGE_2_ALL_COMMANDS_BIT`, or one of the `VK_PIPELINE_STAGE_*_SHADER_BIT` stages
- VUID-VkImageMemoryBarrier2-dstAccessMask-03907
If **dstAccessMask** includes `VK_ACCESS_2_SHADER_STORAGE_WRITE_BIT`, **dstStageMask** **must** include `VK_PIPELINE_STAGE_2_ALL_GRAPHICS_BIT`, `VK_PIPELINE_STAGE_2_ALL_COMMANDS_BIT`, or one of the `VK_PIPELINE_STAGE_*_SHADER_BIT` stages
- VUID-VkImageMemoryBarrier2-dstAccessMask-07454
If **dstAccessMask** includes `VK_ACCESS_2_SHADER_READ_BIT`, **dstStageMask** **must** include `VK_PIPELINE_STAGE_2_ALL_GRAPHICS_BIT`, `VK_PIPELINE_STAGE_2_ALL_COMMANDS_BIT`, `VK_PIPELINE_STAGE_2_ACCELERATION_STRUCTURE_BUILD_BIT_KHR`, `VK_PIPELINE_STAGE_2_MICROMAP_BUILD_BIT_EXT`, or one of the `VK_PIPELINE_STAGE_*_SHADER_BIT` stages
- VUID-VkImageMemoryBarrier2-dstAccessMask-03909
If **dstAccessMask** includes `VK_ACCESS_2_SHADER_WRITE_BIT`, **dstStageMask** **must** include

VK_PIPELINE_STAGE_2_ALL_GRAPHICS_BIT,
VK_PIPELINE_STAGE_2_ALL_COMMANDS_BIT, or one of the
VK_PIPELINE_STAGE_*_SHADER_BIT stages

- VUID-VkImageMemoryBarrier2-dstAccessMask-03910

If **dstAccessMask** includes VK_ACCESS_2_COLOR_ATTACHMENT_READ_BIT, **dstStageMask** **must** include VK_PIPELINE_STAGE_2_COLOR_ATTACHMENT_OUTPUT_BIT
VK_PIPELINE_STAGE_2_ALL_GRAPHICS_BIT, or
VK_PIPELINE_STAGE_2_ALL_COMMANDS_BIT

- VUID-VkImageMemoryBarrier2-dstAccessMask-03911

If **dstAccessMask** includes VK_ACCESS_2_COLOR_ATTACHMENT_WRITE_BIT, **dstStageMask** **must** include VK_PIPELINE_STAGE_2_COLOR_ATTACHMENT_OUTPUT_BIT
VK_PIPELINE_STAGE_2_ALL_GRAPHICS_BIT, or
VK_PIPELINE_STAGE_2_ALL_COMMANDS_BIT

- VUID-VkImageMemoryBarrier2-dstAccessMask-03912

If **dstAccessMask** includes VK_ACCESS_2_DEPTH_STENCIL_ATTACHMENT_READ_BIT, **dstStageMask** **must** include VK_PIPELINE_STAGE_2_EARLY_FRAGMENT_TESTS_BIT,
VK_PIPELINE_STAGE_2_LATE_FRAGMENT_TESTS_BIT,
VK_PIPELINE_STAGE_2_ALL_GRAPHICS_BIT, or
VK_PIPELINE_STAGE_2_ALL_COMMANDS_BIT

- VUID-VkImageMemoryBarrier2-dstAccessMask-03913

If **dstAccessMask** includes VK_ACCESS_2_DEPTH_STENCIL_ATTACHMENT_WRITE_BIT, **dstStageMask** **must** include VK_PIPELINE_STAGE_2_EARLY_FRAGMENT_TESTS_BIT,
VK_PIPELINE_STAGE_2_LATE_FRAGMENT_TESTS_BIT,
VK_PIPELINE_STAGE_2_ALL_GRAPHICS_BIT, or
VK_PIPELINE_STAGE_2_ALL_COMMANDS_BIT

- VUID-VkImageMemoryBarrier2-dstAccessMask-03914

If **dstAccessMask** includes VK_ACCESS_2_TRANSFER_READ_BIT, **dstStageMask** **must** include
VK_PIPELINE_STAGE_2_COPY_BIT, VK_PIPELINE_STAGE_2_BLIT_BIT,
VK_PIPELINE_STAGE_2_RESOLVE_BIT, VK_PIPELINE_STAGE_2_ALL_TRANSFER_BIT,
VK_PIPELINE_STAGE_2_ACCELERATION_STRUCTURE_BUILD_BIT_KHR,
VK_PIPELINE_STAGE_2_ACCELERATION_STRUCTURE_COPY_BIT_KHR,
VK_PIPELINE_STAGE_2_CONVERT_COOPERATIVE_VECTOR_MATRIX_BIT_NV, or
VK_PIPELINE_STAGE_2_ALL_COMMANDS_BIT

- VUID-VkImageMemoryBarrier2-dstAccessMask-03915

If **dstAccessMask** includes VK_ACCESS_2_TRANSFER_WRITE_BIT, **dstStageMask** **must** include
VK_PIPELINE_STAGE_2_COPY_BIT, VK_PIPELINE_STAGE_2_BLIT_BIT,
VK_PIPELINE_STAGE_2_RESOLVE_BIT, VK_PIPELINE_STAGE_2_CLEAR_BIT,
VK_PIPELINE_STAGE_2_ALL_TRANSFER_BIT,
VK_PIPELINE_STAGE_2_ACCELERATION_STRUCTURE_BUILD_BIT_KHR,
VK_PIPELINE_STAGE_2_ACCELERATION_STRUCTURE_COPY_BIT_KHR,
VK_PIPELINE_STAGE_2_CONVERT_COOPERATIVE_VECTOR_MATRIX_BIT_NV, or
VK_PIPELINE_STAGE_2_ALL_COMMANDS_BIT

- VUID-VkImageMemoryBarrier2-dstAccessMask-03916

If **dstAccessMask** includes VK_ACCESS_2_HOST_READ_BIT, **dstStageMask** **must** include
VK_PIPELINE_STAGE_2_HOST_BIT

- VUID-VkImageMemoryBarrier2-dstAccessMask-03917
If **dstAccessMask** includes `VK_ACCESS_2_HOST_WRITE_BIT`, **dstStageMask** **must** include `VK_PIPELINE_STAGE_2_HOST_BIT`
- VUID-VkImageMemoryBarrier2-dstAccessMask-03918
If **dstAccessMask** includes `VK_ACCESS_2_CONDITIONAL_RENDERING_READ_BIT_EXT`, **dstStageMask** **must** include `VK_PIPELINE_STAGE_2_CONDITIONAL_RENDERING_BIT_EXT`,
`VK_PIPELINE_STAGE_2_ALL_GRAPHICS_BIT`, or
`VK_PIPELINE_STAGE_2_ALL_COMMANDS_BIT`
- VUID-VkImageMemoryBarrier2-dstAccessMask-03919
If **dstAccessMask** includes `VK_ACCESS_2_FRAGMENT_DENSITY_MAP_READ_BIT_EXT`, **dstStageMask** **must** include
`VK_PIPELINE_STAGE_2_FRAGMENT_DENSITY_PROCESS_BIT_EXT`,
`VK_PIPELINE_STAGE_2_ALL_GRAPHICS_BIT`, or
`VK_PIPELINE_STAGE_2_ALL_COMMANDS_BIT`
- VUID-VkImageMemoryBarrier2-dstAccessMask-03920
If **dstAccessMask** includes `VK_ACCESS_2_TRANSFORM_FEEDBACK_WRITE_BIT_EXT`, **dstStageMask** **must** include `VK_PIPELINE_STAGE_2_TRANSFORM_FEEDBACK_BIT_EXT`,
`VK_PIPELINE_STAGE_2_ALL_GRAPHICS_BIT`, or
`VK_PIPELINE_STAGE_2_ALL_COMMANDS_BIT`
- VUID-VkImageMemoryBarrier2-dstAccessMask-04747
If **dstAccessMask** includes `VK_ACCESS_2_TRANSFORM_FEEDBACK_COUNTER_READ_BIT_EXT`, **dstStageMask** **must** include
`VK_PIPELINE_STAGE_2_DRAW_INDIRECT_BIT`,
`VK_PIPELINE_STAGE_2_TRANSFORM_FEEDBACK_BIT_EXT`,
`VK_PIPELINE_STAGE_2_ALL_GRAPHICS_BIT`, or
`VK_PIPELINE_STAGE_2_ALL_COMMANDS_BIT`
- VUID-VkImageMemoryBarrier2-dstAccessMask-03922
If **dstAccessMask** includes `VK_ACCESS_2_TRANSFORM_FEEDBACK_COUNTER_WRITE_BIT_EXT`, **dstStageMask** **must** include
`VK_PIPELINE_STAGE_2_TRANSFORM_FEEDBACK_BIT_EXT`,
`VK_PIPELINE_STAGE_2_ALL_GRAPHICS_BIT`, or
`VK_PIPELINE_STAGE_2_ALL_COMMANDS_BIT`
- VUID-VkImageMemoryBarrier2-dstAccessMask-03923
If **dstAccessMask** includes `VK_ACCESS_2_SHADING_RATE_IMAGE_READ_BIT_NV`, **dstStageMask** **must** include `VK_PIPELINE_STAGE_2_SHADING_RATE_IMAGE_BIT_NV`,
`VK_PIPELINE_STAGE_2_ALL_GRAPHICS_BIT`, or
`VK_PIPELINE_STAGE_2_ALL_COMMANDS_BIT`
- VUID-VkImageMemoryBarrier2-dstAccessMask-04994
If **dstAccessMask** includes `VK_ACCESS_2_INVOCATION_MASK_READ_BIT_HUAWEI`, **dstStageMask** **must** include `VK_PIPELINE_STAGE_2_INVOCATION_MASK_BIT_HUAWEI`
- VUID-VkImageMemoryBarrier2-dstAccessMask-03924
If **dstAccessMask** includes `VK_ACCESS_2_COMMAND_PREPROCESS_READ_BIT_NV`, **dstStageMask** **must** include `VK_PIPELINE_STAGE_2_COMMAND_PREPROCESS_BIT_NV` or
`VK_PIPELINE_STAGE_2_ALL_COMMANDS_BIT`

- VUID-VkImageMemoryBarrier2-dstAccessMask-03925
If `dstAccessMask` includes `VK_ACCESS_2_COMMAND_PREPROCESS_WRITE_BIT_NV`, `dstStageMask` **must** include `VK_PIPELINE_STAGE_2_COMMAND_PREPROCESS_BIT_NV` or `VK_PIPELINE_STAGE_2_ALL_COMMANDS_BIT`
- VUID-VkImageMemoryBarrier2-dstAccessMask-03926
If `dstAccessMask` includes `VK_ACCESS_2_COLOR_ATTACHMENT_READ_NONCOHERENT_BIT_EXT`, `dstStageMask` **must** include `VK_PIPELINE_STAGE_2_COLOR_ATTACHMENT_OUTPUT_BIT`, `VK_PIPELINE_STAGE_2_ALL_GRAPHICS_BIT`, or `VK_PIPELINE_STAGE_2_ALL_COMMANDS_BIT`
- VUID-VkImageMemoryBarrier2-dstAccessMask-03927
If `dstAccessMask` includes `VK_ACCESS_2_ACCELERATION_STRUCTURE_READ_BIT_KHR`, and the `rayQuery` feature is enabled, `dstStageMask` **must** include `VK_PIPELINE_STAGE_2_RAY_TRACING_SHADER_BIT_KHR`, one of the stages, `VK_PIPELINE_STAGE_2_ACCELERATION_STRUCTURE_BUILD_BIT_KHR`, `VK_PIPELINE_STAGE_2_ACCELERATION_STRUCTURE_COPY_BIT_KHR`, or `VK_PIPELINE_STAGE_2_ALL_COMMANDS_BIT`
- VUID-VkImageMemoryBarrier2-dstAccessMask-03928
If `dstAccessMask` includes `VK_ACCESS_2_ACCELERATION_STRUCTURE_WRITE_BIT_KHR`, `dstStageMask` **must** include `VK_PIPELINE_STAGE_2_ACCELERATION_STRUCTURE_COPY_BIT_KHR`, `VK_PIPELINE_STAGE_2_ACCELERATION_STRUCTURE_BUILD_BIT_KHR` or `VK_PIPELINE_STAGE_2_ALL_COMMANDS_BIT`
- VUID-VkImageMemoryBarrier2-dstAccessMask-06256
If `dstAccessMask` includes `VK_ACCESS_2_ACCELERATION_STRUCTURE_READ_BIT_KHR`, and the `rayQuery` feature is not enabled, `dstStageMask` **must** include `VK_PIPELINE_STAGE_2_RAY_TRACING_SHADER_BIT_KHR`, `VK_PIPELINE_STAGE_2_ACCELERATION_STRUCTURE_BUILD_BIT_KHR`, `VK_PIPELINE_STAGE_2_ACCELERATION_STRUCTURE_COPY_BIT_KHR`, or `VK_PIPELINE_STAGE_2_ALL_COMMANDS_BIT`
- VUID-VkImageMemoryBarrier2-dstAccessMask-07272
If `dstAccessMask` includes `VK_ACCESS_2_SHADER_BINDING_TABLE_READ_BIT_KHR`, `dstStageMask` **must** include `VK_PIPELINE_STAGE_2_ALL_COMMANDS_BIT` or `VK_PIPELINE_STAGE_2_RAY_TRACING_SHADER_BIT_KHR`
- VUID-VkImageMemoryBarrier2-dstAccessMask-04858
If `dstAccessMask` includes `VK_ACCESS_2_VIDEO_DECODE_READ_BIT_KHR`, `dstStageMask` **must** include `VK_PIPELINE_STAGE_2_VIDEO_DECODE_BIT_KHR`
- VUID-VkImageMemoryBarrier2-dstAccessMask-04859
If `dstAccessMask` includes `VK_ACCESS_2_VIDEO_DECODE_WRITE_BIT_KHR`, `dstStageMask` **must** include `VK_PIPELINE_STAGE_2_VIDEO_DECODE_BIT_KHR`
- VUID-VkImageMemoryBarrier2-dstAccessMask-04860
If `dstAccessMask` includes `VK_ACCESS_2_VIDEO_ENCODE_READ_BIT_KHR`, `dstStageMask` **must** include `VK_PIPELINE_STAGE_2_VIDEO_ENCODE_BIT_KHR`

- VUID-VkImageMemoryBarrier2-dstAccessMask-04861
If **dstAccessMask** includes `VK_ACCESS_2_VIDEO_ENCODE_WRITE_BIT_KHR`, **dstStageMask** **must** include `VK_PIPELINE_STAGE_2_VIDEO_ENCODE_BIT_KHR`
- VUID-VkImageMemoryBarrier2-dstAccessMask-07455
If **dstAccessMask** includes `VK_ACCESS_2_OPTICAL_FLOW_READ_BIT_NV`, **dstStageMask** **must** include `VK_PIPELINE_STAGE_2_OPTICAL_FLOW_BIT_NV`
- VUID-VkImageMemoryBarrier2-dstAccessMask-07456
If **dstAccessMask** includes `VK_ACCESS_2_OPTICAL_FLOW_WRITE_BIT_NV`, **dstStageMask** **must** include `VK_PIPELINE_STAGE_2_OPTICAL_FLOW_BIT_NV`
- VUID-VkImageMemoryBarrier2-dstAccessMask-07457
If **dstAccessMask** includes `VK_ACCESS_2_MICROMAP_WRITE_BIT_EXT`, **dstStageMask** **must** include `VK_PIPELINE_STAGE_2_MICROMAP_BUILD_BIT_EXT`
- VUID-VkImageMemoryBarrier2-dstAccessMask-07458
If **dstAccessMask** includes `VK_ACCESS_2_MICROMAP_READ_BIT_EXT`, **dstStageMask** **must** include `VK_PIPELINE_STAGE_2_MICROMAP_BUILD_BIT_EXT` or `VK_PIPELINE_STAGE_2_ACCELERATION_STRUCTURE_BUILD_BIT_KHR`
- VUID-VkImageMemoryBarrier2-dstAccessMask-08118
If **dstAccessMask** includes `VK_ACCESS_2_DESCRIPTOR_BUFFER_READ_BIT_EXT`, **dstStageMask** **must** include `VK_PIPELINE_STAGE_2_ALL_GRAPHICS_BIT`, `VK_PIPELINE_STAGE_2_ALL_COMMANDS_BIT`, or one of `VK_PIPELINE_STAGE_*_SHADER_BIT` stages
- VUID-VkImageMemoryBarrier2-dstAccessMask-10670
If **dstAccessMask** includes `VK_ACCESS_2_SHADER_TILE_ATTACHMENT_READ_BIT_QCOM`, **dstStageMask** **must** include `VK_PIPELINE_STAGE_2_FRAGMENT_SHADER_BIT` or `VK_PIPELINE_STAGE_2_COMPUTE_SHADER_BIT`
- VUID-VkImageMemoryBarrier2-dstAccessMask-10671
If **dstAccessMask** includes `VK_ACCESS_2_SHADER_TILE_ATTACHMENT_WRITE_BIT_QCOM`, **dstStageMask** **must** include `VK_PIPELINE_STAGE_2_FRAGMENT_SHADER_BIT` or `VK_PIPELINE_STAGE_2_COMPUTE_SHADER_BIT`
- VUID-VkImageMemoryBarrier2-dstAccessMask-11771
If **dstAccessMask** includes `VK_ACCESS_2_MEMORY_DECOMPRESSION_READ_BIT_EXT`, **dstStageMask** **must** include `VK_PIPELINE_STAGE_2_MEMORY_DECOMPRESSION_BIT_EXT`
- VUID-VkImageMemoryBarrier2-dstAccessMask-11772
If **dstAccessMask** includes `VK_ACCESS_2_MEMORY_DECOMPRESSION_WRITE_BIT_EXT`, **dstStageMask** **must** include `VK_PIPELINE_STAGE_2_MEMORY_DECOMPRESSION_BIT_EXT`
- VUID-VkImageMemoryBarrier2-dstAccessMask-11294
If **dstAccessMask** includes `VK_ACCESS_2_SAMPLER_HEAP_READ_BIT_EXT` or `VK_ACCESS_2_RESOURCE_HEAP_READ_BIT_EXT`, **dstStageMask** **must** include `VK_PIPELINE_STAGE_2_ALL_GRAPHICS_BIT`, `VK_PIPELINE_STAGE_2_ALL_COMMANDS_BIT`, or one of `VK_PIPELINE_STAGE_*_SHADER_BIT` stages
- VUID-VkImageMemoryBarrier2-oldLayout-01197
If layouts are not ignored, **oldLayout** **must** be `VK_IMAGE_LAYOUT_UNDEFINED` or the

current layout of the image subresources affected by the barrier

- VUID-VkImageMemoryBarrier2-newLayout-01198

If layouts are not ignored, **newLayout** must not be `VK_IMAGE_LAYOUT_UNDEFINED` or `VK_IMAGE_LAYOUT_ZERO_INITIALIZED_EXT` or `VK_IMAGE_LAYOUT_PREINITIALIZED`

- VUID-VkImageMemoryBarrier2-image-09117

If **image** was created with a sharing mode of `VK_SHARING_MODE_EXCLUSIVE`, and **srcQueueFamilyIndex** and **dstQueueFamilyIndex** are not equal, **srcQueueFamilyIndex** must be `VK_QUEUE_FAMILY_EXTERNAL`, `VK_QUEUE_FAMILY_FOREIGN_EXT`, or a valid queue family

- VUID-VkImageMemoryBarrier2-image-09118

If **image** was created with a sharing mode of `VK_SHARING_MODE_EXCLUSIVE`, and **srcQueueFamilyIndex** and **dstQueueFamilyIndex** are not equal, **dstQueueFamilyIndex** must be `VK_QUEUE_FAMILY_EXTERNAL`, `VK_QUEUE_FAMILY_FOREIGN_EXT`, or a valid queue family

- VUID-VkImageMemoryBarrier2-None-09097

If the `VK_KHR_external_memory` extension is not enabled, and the value of `VkApplicationInfo::apiVersion` used to create the `VkInstance` is not greater than or equal to Version 1.1, **srcQueueFamilyIndex** must not be `VK_QUEUE_FAMILY_EXTERNAL`

- VUID-VkImageMemoryBarrier2-None-09098

If the `VK_KHR_external_memory` extension is not enabled, and the value of `VkApplicationInfo::apiVersion` used to create the `VkInstance` is not greater than or equal to Version 1.1, **dstQueueFamilyIndex** must not be `VK_QUEUE_FAMILY_EXTERNAL`

- VUID-VkImageMemoryBarrier2-srcQueueFamilyIndex-09099

If the `VK_EXT_queue_family_foreign` extension is not enabled **srcQueueFamilyIndex** must not be `VK_QUEUE_FAMILY_FOREIGN_EXT`

- VUID-VkImageMemoryBarrier2-dstQueueFamilyIndex-09100

If the `VK_EXT_queue_family_foreign` extension is not enabled **dstQueueFamilyIndex** must not be `VK_QUEUE_FAMILY_FOREIGN_EXT`

- VUID-VkImageMemoryBarrier2-subresourceRange-01486

subresourceRange.baseMipLevel must be less than the **mipLevels** specified in `VkImageCreateInfo` when **image** was created

- VUID-VkImageMemoryBarrier2-subresourceRange-01724

If **subresourceRange.levelCount** is not `VK_REMAINING_MIP_LEVELS`, **subresourceRange.baseMipLevel + subresourceRange.levelCount** must be less than or equal to the **mipLevels** specified in `VkImageCreateInfo` when **image** was created

- VUID-VkImageMemoryBarrier2-subresourceRange-01488

If **image** is not a 3D image or was created without `VK_IMAGE_CREATE_2D_ARRAY_COMPATIBLE_BIT` set, or the **maintenance9** feature is not enabled, **subresourceRange.baseArrayLayer** must be less than the **arrayLayers** specified in `VkImageCreateInfo` when **image** was created

- VUID-VkImageMemoryBarrier2-maintenance9-10798

If the **maintenance9** feature is enabled and **image** is a 3D image created with `VK_IMAGE_CREATE_2D_ARRAY_COMPATIBLE_BIT` set, **subresourceRange.baseArrayLayer**

must be less than the depth computed from `baseMipLevel` and `extent.depth` specified in `VkImageCreateInfo` when `image` was created, according to the formula defined in [Image Mip Level Sizing](#)

- VUID-VkImageMemoryBarrier2-maintenance9-10799

If the `maintenance9` feature is enabled and `image` is a 3D image created with `VK_IMAGE_CREATE_2D_ARRAY_COMPATIBLE_BIT` set and either `subresourceRange.baseArrayLayer` is not equal to 0 or `subresourceRange.layerCount` is not equal to `VK_REMAINING_ARRAY_LAYERS`, `subresourceRange.levelCount` **must** be 1

- VUID-VkImageMemoryBarrier2-subresourceRange-01725

If `image` is not a 3D image or was created without `VK_IMAGE_CREATE_2D_ARRAY_COMPATIBLE_BIT` set, or the `maintenance9` feature is not enabled, and `subresourceRange.layerCount` is not `VK_REMAINING_ARRAY_LAYERS`, `subresourceRange.baseArrayLayer` + `subresourceRange.layerCount` **must** be less than or equal to the `arrayLayers` specified in `VkImageCreateInfo` when `image` was created

- VUID-VkImageMemoryBarrier2-maintenance9-10800

If the `maintenance9` feature is enabled, `subresourceRange.layerCount` is not `VK_REMAINING_ARRAY_LAYERS`, and `image` is a 3D image created with `VK_IMAGE_CREATE_2D_ARRAY_COMPATIBLE_BIT` set, `subresourceRange.baseArrayLayer` + `subresourceRange.layerCount` **must** be less than or equal to the depth computed from `baseMipLevel` and `extent.depth` specified in `VkImageCreateInfo` when `image` was created, according to the formula defined in [Image Mip Level Sizing](#)

- VUID-VkImageMemoryBarrier2-image-01932

If `image` is non-sparse then the image or each specified *disjoint* plane **must** be bound completely and contiguously to a single `VkDeviceMemory` object

- VUID-VkImageMemoryBarrier2-image-09241

If `image` has a color format that is single-plane, then the `aspectMask` member of `subresourceRange` **must** be `VK_IMAGE_ASPECT_COLOR_BIT`

- VUID-VkImageMemoryBarrier2-image-09242

If `image` has a color format and is not *disjoint*, then the `aspectMask` member of `subresourceRange` **must** be `VK_IMAGE_ASPECT_COLOR_BIT`

- VUID-VkImageMemoryBarrier2-image-01672

If `image` has a `multi-planar format` and the image is *disjoint*, then the `aspectMask` member of `subresourceRange` **must** include at least one `multi-planar aspect mask` bit or `VK_IMAGE_ASPECT_COLOR_BIT`

- VUID-VkImageMemoryBarrier2-image-03320

If `image` has a depth/stencil format with both depth and stencil and the `separateDepthStencilLayouts` feature is not enabled, then the `aspectMask` member of `subresourceRange` **must** include both `VK_IMAGE_ASPECT_DEPTH_BIT` and `VK_IMAGE_ASPECT_STENCIL_BIT`

- VUID-VkImageMemoryBarrier2-image-03319

If `image` has a depth/stencil format with both depth and stencil and the `separateDepthStencilLayouts` feature is enabled, then the `aspectMask` member of `subresourceRange` **must** include either or both `VK_IMAGE_ASPECT_DEPTH_BIT` and `VK_IMAGE_ASPECT_STENCIL_BIT`

- VUID-VkImageMemoryBarrier2-image-10749
If **image** has a depth-only format then the **aspectMask** member of **subresourceRange** **must** be **VK_IMAGE_ASPECT_DEPTH_BIT**
- VUID-VkImageMemoryBarrier2-image-10750
If **image** has a stencil-only format then the **aspectMask** member of **subresourceRange** **must** be **VK_IMAGE_ASPECT_STENCIL_BIT**
- VUID-VkImageMemoryBarrier2-aspectMask-08702
If the **aspectMask** member of **subresourceRange** includes **VK_IMAGE_ASPECT_DEPTH_BIT**, **oldLayout** and **newLayout** **must** not be one of **VK_IMAGE_LAYOUT_STENCIL_ATTACHMENT_OPTIMAL** or **VK_IMAGE_LAYOUT_STENCIL_READ_ONLY_OPTIMAL**
- VUID-VkImageMemoryBarrier2-aspectMask-08703
If the **aspectMask** member of **subresourceRange** includes **VK_IMAGE_ASPECT_STENCIL_BIT**, **oldLayout** and **newLayout** **must** not be one of **VK_IMAGE_LAYOUT_DEPTH_ATTACHMENT_OPTIMAL** or **VK_IMAGE_LAYOUT_DEPTH_READ_ONLY_OPTIMAL**
- VUID-VkImageMemoryBarrier2-subresourceRange-09601
subresourceRange.aspectMask **must** be valid for the **format** the **image** was created with
- VUID-VkImageMemoryBarrier2-oldLayout-01208
If **layouts** are not ignored, **oldLayout** or **newLayout** is **VK_IMAGE_LAYOUT_COLOR_ATTACHMENT_OPTIMAL** then **image** **must** have been created with the **VK_IMAGE_USAGE_COLOR_ATTACHMENT_BIT** usage flag set
- VUID-VkImageMemoryBarrier2-oldLayout-01209
If **layouts** are not ignored, **oldLayout** or **newLayout** is **VK_IMAGE_LAYOUT_DEPTH_STENCIL_ATTACHMENT_OPTIMAL** then **image** **must** have been created with the **VK_IMAGE_USAGE_DEPTH_STENCIL_ATTACHMENT_BIT** usage flag set
- VUID-VkImageMemoryBarrier2-oldLayout-01210
If **layouts** are not ignored, **oldLayout** or **newLayout** is **VK_IMAGE_LAYOUT_DEPTH_STENCIL_READ_ONLY_OPTIMAL** then **image** **must** have been created with the **VK_IMAGE_USAGE_DEPTH_STENCIL_ATTACHMENT_BIT** usage flag set
- VUID-VkImageMemoryBarrier2-oldLayout-01211
If **layouts** are not ignored, **oldLayout** or **newLayout** is **VK_IMAGE_LAYOUT_SHADER_READ_ONLY_OPTIMAL** then **image** **must** have been created with the **VK_IMAGE_USAGE_SAMPLED_BIT** or **VK_IMAGE_USAGE_INPUT_ATTACHMENT_BIT** usage flag set
- VUID-VkImageMemoryBarrier2-oldLayout-01212
If **layouts** are not ignored, **oldLayout** or **newLayout** is **VK_IMAGE_LAYOUT_TRANSFER_SRC_OPTIMAL** then **image** **must** have been created with the **VK_IMAGE_USAGE_TRANSFER_SRC_BIT** usage flag set
- VUID-VkImageMemoryBarrier2-oldLayout-01213
If **layouts** are not ignored, **oldLayout** or **newLayout** is **VK_IMAGE_LAYOUT_TRANSFER_DST_OPTIMAL** then **image** **must** have been created with the **VK_IMAGE_USAGE_TRANSFER_DST_BIT** usage flag set

- VUID-VkImageMemoryBarrier2-oldLayout-10767
If the `zeroInitializeDeviceMemory` feature is not enabled, `oldLayout` **must** not be `VK_IMAGE_LAYOUT_ZERO_INITIALIZED_EXT`
- VUID-VkImageMemoryBarrier2-oldLayout-10768
If `oldLayout` is `VK_IMAGE_LAYOUT_ZERO_INITIALIZED_EXT`, then all subresources **must** be included in the barrier
- VUID-VkImageMemoryBarrier2-oldLayout-01658
If `layouts` are not ignored, `oldLayout` or `newLayout` is `VK_IMAGE_LAYOUT_DEPTH_READ_ONLY_STENCIL_ATTACHMENT_OPTIMAL` then `image` **must** have been created with the `VK_IMAGE_USAGE_DEPTH_STENCIL_ATTACHMENT_BIT` usage flag set
- VUID-VkImageMemoryBarrier2-oldLayout-01659
If `layouts` are not ignored, `oldLayout` or `newLayout` is `VK_IMAGE_LAYOUT_DEPTH_ATTACHMENT_STENCIL_READ_ONLY_OPTIMAL` then `image` **must** have been created with the `VK_IMAGE_USAGE_DEPTH_STENCIL_ATTACHMENT_BIT` usage flag set
- VUID-VkImageMemoryBarrier2-srcQueueFamilyIndex-04065
If `layouts` are not ignored, `oldLayout` or `newLayout` is `VK_IMAGE_LAYOUT_DEPTH_READ_ONLY_OPTIMAL` then `image` **must** have been created with at least one of the `VK_IMAGE_USAGE_DEPTH_STENCIL_ATTACHMENT_BIT`, `VK_IMAGE_USAGE_SAMPLED_BIT`, or `VK_IMAGE_USAGE_INPUT_ATTACHMENT_BIT` usage flags set
- VUID-VkImageMemoryBarrier2-srcQueueFamilyIndex-04066
If `layouts` are not ignored, `oldLayout` or `newLayout` is `VK_IMAGE_LAYOUT_DEPTH_ATTACHMENT_OPTIMAL` then `image` **must** have been created with the `VK_IMAGE_USAGE_DEPTH_STENCIL_ATTACHMENT_BIT` usage flag set
- VUID-VkImageMemoryBarrier2-srcQueueFamilyIndex-04067
If `layouts` are not ignored, `oldLayout` or `newLayout` is `VK_IMAGE_LAYOUT_STENCIL_READ_ONLY_OPTIMAL` then `image` **must** have been created with at least one of the `VK_IMAGE_USAGE_DEPTH_STENCIL_ATTACHMENT_BIT`, `VK_IMAGE_USAGE_SAMPLED_BIT`, or `VK_IMAGE_USAGE_INPUT_ATTACHMENT_BIT` usage flags set
- VUID-VkImageMemoryBarrier2-srcQueueFamilyIndex-04068
If `layouts` are not ignored, `oldLayout` or `newLayout` is `VK_IMAGE_LAYOUT_STENCIL_ATTACHMENT_OPTIMAL` then `image` **must** have been created with the `VK_IMAGE_USAGE_DEPTH_STENCIL_ATTACHMENT_BIT` usage flag set
- VUID-VkImageMemoryBarrier2-synchronization2-07793
If the `synchronization2` feature is not enabled, `oldLayout` **must** not be `VK_IMAGE_LAYOUT_ATTACHMENT_OPTIMAL_KHR` or `VK_IMAGE_LAYOUT_READ_ONLY_OPTIMAL_KHR`
- VUID-VkImageMemoryBarrier2-synchronization2-07794
If the `synchronization2` feature is not enabled, `newLayout` **must** not be `VK_IMAGE_LAYOUT_ATTACHMENT_OPTIMAL_KHR` or `VK_IMAGE_LAYOUT_READ_ONLY_OPTIMAL_KHR`

- VUID-VkImageMemoryBarrier2-srcQueueFamilyIndex-03938
If layouts are not ignored, `oldLayout` or `newLayout` is `VK_IMAGE_LAYOUT_ATTACHMENT_OPTIMAL`, `image` **must** have been created with the `VK_IMAGE_USAGE_COLOR_ATTACHMENT_BIT` or `VK_IMAGE_USAGE_DEPTH_STENCIL_ATTACHMENT_BIT` usage flag set
- VUID-VkImageMemoryBarrier2-srcQueueFamilyIndex-03939
If layouts are not ignored, `oldLayout` or `newLayout` is `VK_IMAGE_LAYOUT_READ_ONLY_OPTIMAL`, `image` **must** have been created with at least one of the `VK_IMAGE_USAGE_DEPTH_STENCIL_ATTACHMENT_BIT`, `VK_IMAGE_USAGE_SAMPLED_BIT`, or `VK_IMAGE_USAGE_INPUT_ATTACHMENT_BIT` usage flags set
- VUID-VkImageMemoryBarrier2-oldLayout-02088
If layouts are not ignored, `oldLayout` or `newLayout` is `VK_IMAGE_LAYOUT_FRAGMENT_SHADING_RATE_ATTACHMENT_OPTIMAL_KHR` then `image` **must** have been created with the `VK_IMAGE_USAGE_FRAGMENT_SHADING_RATE_ATTACHMENT_BIT_KHR` usage flag set
- VUID-VkImageMemoryBarrier2-srcQueueFamilyIndex-07120
If layouts are not ignored, `oldLayout` or `newLayout` is `VK_IMAGE_LAYOUT_VIDEO_DECODE_SRC_KHR` then `image` **must** have been created with the `VK_IMAGE_USAGE_VIDEO_DECODE_SRC_BIT_KHR` usage flag set
- VUID-VkImageMemoryBarrier2-srcQueueFamilyIndex-07121
If layouts are not ignored, `oldLayout` or `newLayout` is `VK_IMAGE_LAYOUT_VIDEO_DECODE_DST_KHR` then `image` **must** have been created with the `VK_IMAGE_USAGE_VIDEO_DECODE_DST_BIT_KHR` usage flag set
- VUID-VkImageMemoryBarrier2-srcQueueFamilyIndex-07122
If layouts are not ignored, `oldLayout` or `newLayout` is `VK_IMAGE_LAYOUT_VIDEO_DECODE_DPB_KHR` then `image` **must** have been created with the `VK_IMAGE_USAGE_VIDEO_DECODE_DPB_BIT_KHR` usage flag set
- VUID-VkImageMemoryBarrier2-srcQueueFamilyIndex-07123
If layouts are not ignored, `oldLayout` or `newLayout` is `VK_IMAGE_LAYOUT_VIDEO_ENCODE_SRC_KHR` then `image` **must** have been created with the `VK_IMAGE_USAGE_VIDEO_ENCODE_SRC_BIT_KHR` usage flag set
- VUID-VkImageMemoryBarrier2-srcQueueFamilyIndex-07124
If layouts are not ignored, `oldLayout` or `newLayout` is `VK_IMAGE_LAYOUT_VIDEO_ENCODE_DST_KHR` then `image` **must** have been created with the `VK_IMAGE_USAGE_VIDEO_ENCODE_DST_BIT_KHR` usage flag set
- VUID-VkImageMemoryBarrier2-srcQueueFamilyIndex-07125
If layouts are not ignored, `oldLayout` or `newLayout` is `VK_IMAGE_LAYOUT_VIDEO_ENCODE_DPB_KHR` then `image` **must** have been created with the `VK_IMAGE_USAGE_VIDEO_ENCODE_DPB_BIT_KHR` usage flag set
- VUID-VkImageMemoryBarrier2-srcQueueFamilyIndex-10287
If layouts are not ignored, `oldLayout` or `newLayout` is `VK_IMAGE_LAYOUT_VIDEO_ENCODE_QUANTIZATION_MAP_KHR` then `image` **must** have been created with the

VK_IMAGE_USAGE_VIDEO_ENCODE_QUANTIZATION_DELTA_MAP_BIT_KHR or
VK_IMAGE_USAGE_VIDEO_ENCODE_EMPHASIS_MAP_BIT_KHR usage flags set

- VUID-VkImageMemoryBarrier2-srcQueueFamilyIndex-07006
If `layouts` are not ignored, `oldLayout` or `newLayout` is `VK_IMAGE_LAYOUT_ATTACHMENT_FEEDBACK_LOOP_OPTIMAL_EXT` then `image` **must** have been created with either the `VK_IMAGE_USAGE_COLOR_ATTACHMENT_BIT` or `VK_IMAGE_USAGE_DEPTH_STENCIL_ATTACHMENT_BIT` usage flags set, and the `VK_IMAGE_USAGE_INPUT_ATTACHMENT_BIT` or `VK_IMAGE_USAGE_SAMPLED_BIT` usage flags set, and the `VK_IMAGE_USAGE_ATTACHMENT_FEEDBACK_LOOP_BIT_EXT` usage flag set
- VUID-VkImageMemoryBarrier2-attachmentFeedbackLoopLayout-07313
If the `attachmentFeedbackLoopLayout` feature is not enabled, `newLayout` **must** not be `VK_IMAGE_LAYOUT_ATTACHMENT_FEEDBACK_LOOP_OPTIMAL_EXT`
- VUID-VkImageMemoryBarrier2-srcQueueFamilyIndex-09550
If `layouts` are not ignored, `oldLayout` or `newLayout` is `VK_IMAGE_LAYOUT_RENDERING_LOCAL_READ` then `image` **must** have been created with either the `VK_IMAGE_USAGE_STORAGE_BIT` usage flag set, or with both the `VK_IMAGE_USAGE_INPUT_ATTACHMENT_BIT` usage flag and either of the `VK_IMAGE_USAGE_COLOR_ATTACHMENT_BIT` or `VK_IMAGE_USAGE_DEPTH_STENCIL_ATTACHMENT_BIT` usage flags set
- VUID-VkImageMemoryBarrier2-dynamicRenderingLocalRead-09551
If the `dynamicRenderingLocalRead` feature is not enabled, `oldLayout` **must** not be `VK_IMAGE_LAYOUT_RENDERING_LOCAL_READ`
- VUID-VkImageMemoryBarrier2-dynamicRenderingLocalRead-09552
If the `dynamicRenderingLocalRead` feature is not enabled, `newLayout` **must** not be `VK_IMAGE_LAYOUT_RENDERING_LOCAL_READ`
- VUID-VkImageMemoryBarrier2-srcStageMask-03854
If either `srcStageMask` or `dstStageMask` includes `VK_PIPELINE_STAGE_2_HOST_BIT`, `srcQueueFamilyIndex` and `dstQueueFamilyIndex` **must** be equal
- VUID-VkImageMemoryBarrier2-srcStageMask-03855
If `srcStageMask` includes `VK_PIPELINE_STAGE_2_HOST_BIT`, and `srcQueueFamilyIndex` and `dstQueueFamilyIndex` define a `queue family ownership transfer` or `oldLayout` and `newLayout` define an `image layout transition`, `oldLayout` **must** be one of `VK_IMAGE_LAYOUT_PREINITIALIZED`, `VK_IMAGE_LAYOUT_ZERO_INITIALIZED_EXT`, `VK_IMAGE_LAYOUT_UNDEFINED`, or `VK_IMAGE_LAYOUT_GENERAL`

Valid Usage (Implicit)

- VUID-VkImageMemoryBarrier2-sType-sType
`sType` **must** be `VK_STRUCTURE_TYPE_IMAGE_MEMORY_BARRIER_2`
- VUID-VkImageMemoryBarrier2-pNext-pNext
Each `pNext` member of any structure (including this one) in the `pNext` chain **must** be either `NULL` or a pointer to a valid instance of `VkExternalMemoryAcquireUnmodifiedEXT`,

[VkMemoryBarrierAccessFlags3KHR](#), or [VkSampleLocationsInfoEXT](#)

- VUID-VkImageMemoryBarrier2-sType-unique
The **sType** value of each structure in the **pNext** chain **must** be unique
- VUID-VkImageMemoryBarrier2-srcStageMask-parameter
srcStageMask **must** be a valid combination of [VkPipelineStageFlagBits2](#) values
- VUID-VkImageMemoryBarrier2-srcAccessMask-parameter
srcAccessMask **must** be a valid combination of [VkAccessFlagBits2](#) values
- VUID-VkImageMemoryBarrier2-dstStageMask-parameter
dstStageMask **must** be a valid combination of [VkPipelineStageFlagBits2](#) values
- VUID-VkImageMemoryBarrier2-dstAccessMask-parameter
dstAccessMask **must** be a valid combination of [VkAccessFlagBits2](#) values
- VUID-VkImageMemoryBarrier2-oldLayout-parameter
oldLayout **must** be a valid [VkImageLayout](#) value
- VUID-VkImageMemoryBarrier2-newLayout-parameter
newLayout **must** be a valid [VkImageLayout](#) value
- VUID-VkImageMemoryBarrier2-image-parameter
image **must** be a valid [VkImage](#) handle
- VUID-VkImageMemoryBarrier2-subresourceRange-parameter
subresourceRange **must** be a valid [VkImageSubresourceRange](#) structure

The [VkImageMemoryBarrier](#) structure is defined as:

WARNING

This functionality is superseded by [VkImageMemoryBarrier2](#). See [Legacy Functionality](#) for more information.

```
// Provided by VK_VERSION_1_0
typedef struct VkImageMemoryBarrier {
    VkStructureType    sType;
    const void*        pNext;
    VkAccessFlags       srcAccessMask;
    VkAccessFlags       dstAccessMask;
    VkImageLayout       oldLayout;
    VkImageLayout       newLayout;
    uint32_t            srcQueueFamilyIndex;
    uint32_t            dstQueueFamilyIndex;
    VkImage             image;
    VkImageSubresourceRange subresourceRange;
} VkImageMemoryBarrier;
```

- **sType** is a [VkStructureType](#) value identifying this structure.
- **pNext** is **NULL** or a pointer to a structure extending this structure.
- **srcAccessMask** is a bitmask of [VkAccessFlagBits](#) specifying a [source access mask](#).

- `dstAccessMask` is a bitmask of `VkAccessFlagBits` specifying a [destination access mask](#).
- `oldLayout` is the old layout in an [image layout transition](#).
- `newLayout` is the new layout in an [image layout transition](#).
- `srcQueueFamilyIndex` is the source queue family for a [queue family ownership transfer](#).
- `dstQueueFamilyIndex` is the destination queue family for a [queue family ownership transfer](#).
- `image` is a handle to the image affected by this barrier.
- `subresourceRange` describes the [image subresource range](#) within `image` that is affected by this barrier.

The first [access scope](#) is limited to access to memory through the specified image subresource range, via access types in the [source access mask](#) specified by `srcAccessMask`. If `srcAccessMask` includes `VK_ACCESS_HOST_WRITE_BIT`, memory writes performed by that access type are also made visible, as that access type is not performed through a resource.

The second [access scope](#) is limited to access to memory through the specified image subresource range, via access types in the [destination access mask](#) specified by `dstAccessMask`. If `dstAccessMask` includes `VK_ACCESS_HOST_WRITE_BIT` or `VK_ACCESS_HOST_READ_BIT`, available memory writes are also made visible to accesses of those types, as those access types are not performed through a resource.

If `srcQueueFamilyIndex` is not equal to `dstQueueFamilyIndex`, and `srcQueueFamilyIndex` is equal to the current queue family, then the memory barrier defines a [queue family release operation](#) for the specified image subresource range, and if `dependencyFlags` did not include `VK_DEPENDENCY_QUEUE_FAMILY_OWNERSHIP_TRANSFER_USE_ALL_STAGES_BIT_KHR`, the second synchronization scope of the calling command does not apply to this operation.

If `dstQueueFamilyIndex` is not equal to `srcQueueFamilyIndex`, and `dstQueueFamilyIndex` is equal to the current queue family, then the memory barrier defines a [queue family acquire operation](#) for the specified image subresource range, and if `dependencyFlags` did not include `VK_DEPENDENCY_QUEUE_FAMILY_OWNERSHIP_TRANSFER_USE_ALL_STAGES_BIT_KHR`, the first synchronization scope of the calling command does not apply to this operation.

If the `synchronization2` feature is not enabled or `oldLayout` is not equal to `newLayout`, `oldLayout` and `newLayout` define an [image layout transition](#) for the specified image subresource range.

If the `synchronization2` feature is enabled, `srcQueueFamilyIndex` and `dstQueueFamilyIndex` are equal, and `oldLayout` and `newLayout` are also equal, the layout values are ignored and the image contents are preserved regardless of the values of `oldLayout`, `newLayout`, and the current layout of the image.

If `image` is a 3D image created with `VK_IMAGE_CREATE_2D_ARRAY_COMPATIBLE_BIT` and the `maintenance9` feature is enabled, the `baseArrayLayer` and `layerCount` members of `subresourceRange` specify the subset of slices of the 3D image affected by the memory barrier, including the layout transition. Any slices of a 3D image not included in `subresourceRange` are not affected by the memory barrier and remain in their existing layout.

If `image` has a [multi-planar format](#) and the image is *disjoint*, then including `VK_IMAGE_ASPECT_COLOR_BIT` in the `aspectMask` member of `subresourceRange` is equivalent to

including `VK_IMAGE_ASPECT_PLANE_0_BIT`, `VK_IMAGE_ASPECT_PLANE_1_BIT`, and (for three-plane formats only) `VK_IMAGE_ASPECT_PLANE_2_BIT`.

Valid Usage

- VUID-VkImageMemoryBarrier-oldLayout-01197
If `layouts are not ignored`, `oldLayout` **must** be `VK_IMAGE_LAYOUT_UNDEFINED` or the current layout of the image subresources affected by the barrier
- VUID-VkImageMemoryBarrier-newLayout-01198
If `layouts are not ignored`, `newLayout` **must** not be `VK_IMAGE_LAYOUT_UNDEFINED` or `VK_IMAGE_LAYOUT_ZERO_INITIALIZED_EXT` or `VK_IMAGE_LAYOUT_PREINITIALIZED`
- VUID-VkImageMemoryBarrier-image-09117
If `image` was created with a sharing mode of `VK_SHARING_MODE_EXCLUSIVE`, and `srcQueueFamilyIndex` and `dstQueueFamilyIndex` are not equal, `srcQueueFamilyIndex` **must** be `VK_QUEUE_FAMILY_EXTERNAL`, `VK_QUEUE_FAMILY_FOREIGN_EXT`, or a valid queue family
- VUID-VkImageMemoryBarrier-image-09118
If `image` was created with a sharing mode of `VK_SHARING_MODE_EXCLUSIVE`, and `srcQueueFamilyIndex` and `dstQueueFamilyIndex` are not equal, `dstQueueFamilyIndex` **must** be `VK_QUEUE_FAMILY_EXTERNAL`, `VK_QUEUE_FAMILY_FOREIGN_EXT`, or a valid queue family
- VUID-VkImageMemoryBarrier-None-09097
If the `VK_KHR_external_memory` extension is not enabled, and the value of `VkApplicationInfo::apiVersion` used to create the `VkInstance` is not greater than or equal to Version 1.1, `srcQueueFamilyIndex` **must** not be `VK_QUEUE_FAMILY_EXTERNAL`
- VUID-VkImageMemoryBarrier-None-09098
If the `VK_KHR_external_memory` extension is not enabled, and the value of `VkApplicationInfo::apiVersion` used to create the `VkInstance` is not greater than or equal to Version 1.1, `dstQueueFamilyIndex` **must** not be `VK_QUEUE_FAMILY_EXTERNAL`
- VUID-VkImageMemoryBarrier-srcQueueFamilyIndex-09099
If the `VK_EXT_queue_family_foreign` extension is not enabled `srcQueueFamilyIndex` **must** not be `VK_QUEUE_FAMILY_FOREIGN_EXT`
- VUID-VkImageMemoryBarrier-dstQueueFamilyIndex-09100
If the `VK_EXT_queue_family_foreign` extension is not enabled `dstQueueFamilyIndex` **must** not be `VK_QUEUE_FAMILY_FOREIGN_EXT`
- VUID-VkImageMemoryBarrier-subresourceRange-01486
`subresourceRange.baseMipLevel` **must** be less than the `mipLevels` specified in `VkImageCreateInfo` when `image` was created
- VUID-VkImageMemoryBarrier-subresourceRange-01724
If `subresourceRange.levelCount` is not `VK_REMAINING_MIP_LEVELS`, `subresourceRange.baseMipLevel + subresourceRange.levelCount` **must** be less than or equal to the `mipLevels` specified in `VkImageCreateInfo` when `image` was created
- VUID-VkImageMemoryBarrier-subresourceRange-01488

If `image` is not a 3D image or was created without `VK_IMAGE_CREATE_2D_ARRAY_COMPATIBLE_BIT` set, or the `maintenance9` feature is not enabled, `subresourceRange.baseArrayLayer` **must** be less than the `arrayLayers` specified in `VkImageCreateInfo` when `image` was created

- VUID-VkImageMemoryBarrier-maintenance9-10798

If the `maintenance9` feature is enabled and `image` is a 3D image created with `VK_IMAGE_CREATE_2D_ARRAY_COMPATIBLE_BIT` set, `subresourceRange.baseArrayLayer` **must** be less than the depth computed from `baseMipLevel` and `extent.depth` specified in `VkImageCreateInfo` when `image` was created, according to the formula defined in [Image Mip Level Sizing](#)

- VUID-VkImageMemoryBarrier-maintenance9-10799

If the `maintenance9` feature is enabled and `image` is a 3D image created with `VK_IMAGE_CREATE_2D_ARRAY_COMPATIBLE_BIT` set and either `subresourceRange.baseArrayLayer` is not equal to 0 or `subresourceRange.layerCount` is not equal to `VK_REMAINING_ARRAY_LAYERS`, `subresourceRange.levelCount` **must** be 1

- VUID-VkImageMemoryBarrier-subresourceRange-01725

If `image` is not a 3D image or was created without `VK_IMAGE_CREATE_2D_ARRAY_COMPATIBLE_BIT` set, or the `maintenance9` feature is not enabled, and `subresourceRange.layerCount` is not `VK_REMAINING_ARRAY_LAYERS`, `subresourceRange.baseArrayLayer` + `subresourceRange.layerCount` **must** be less than or equal to the `arrayLayers` specified in `VkImageCreateInfo` when `image` was created

- VUID-VkImageMemoryBarrier-maintenance9-10800

If the `maintenance9` feature is enabled, `subresourceRange.layerCount` is not `VK_REMAINING_ARRAY_LAYERS`, and `image` is a 3D image created with `VK_IMAGE_CREATE_2D_ARRAY_COMPATIBLE_BIT` set, `subresourceRange.baseArrayLayer` + `subresourceRange.layerCount` **must** be less than or equal to the depth computed from `baseMipLevel` and `extent.depth` specified in `VkImageCreateInfo` when `image` was created, according to the formula defined in [Image Mip Level Sizing](#)

- VUID-VkImageMemoryBarrier-image-01932

If `image` is non-sparse then the image or each specified *disjoint* plane **must** be bound completely and contiguously to a single `VkDeviceMemory` object

- VUID-VkImageMemoryBarrier-image-09241

If `image` has a color format that is single-plane, then the `aspectMask` member of `subresourceRange` **must** be `VK_IMAGE_ASPECT_COLOR_BIT`

- VUID-VkImageMemoryBarrier-image-09242

If `image` has a color format and is not *disjoint*, then the `aspectMask` member of `subresourceRange` **must** be `VK_IMAGE_ASPECT_COLOR_BIT`

- VUID-VkImageMemoryBarrier-image-01672

If `image` has a [multi-planar format](#) and the image is *disjoint*, then the `aspectMask` member of `subresourceRange` **must** include at least one [multi-planar aspect mask](#) bit or `VK_IMAGE_ASPECT_COLOR_BIT`

- VUID-VkImageMemoryBarrier-image-03320

If `image` has a depth/stencil format with both depth and stencil and the `separateDepthStencilLayouts` feature is not enabled, then the `aspectMask` member of

`subresourceRange` **must** include both `VK_IMAGE_ASPECT_DEPTH_BIT` and `VK_IMAGE_ASPECT_STENCIL_BIT`

- VUID-VkImageMemoryBarrier-image-03319

If `image` has a depth/stencil format with both depth and stencil and the `separateDepthStencilLayouts` feature is enabled, then the `aspectMask` member of `subresourceRange` **must** include either or both `VK_IMAGE_ASPECT_DEPTH_BIT` and `VK_IMAGE_ASPECT_STENCIL_BIT`

- VUID-VkImageMemoryBarrier-image-10749

If `image` has a depth-only format then the `aspectMask` member of `subresourceRange` **must** be `VK_IMAGE_ASPECT_DEPTH_BIT`

- VUID-VkImageMemoryBarrier-image-10750

If `image` has a stencil-only format then the `aspectMask` member of `subresourceRange` **must** be `VK_IMAGE_ASPECT_STENCIL_BIT`

- VUID-VkImageMemoryBarrier-aspectMask-08702

If the `aspectMask` member of `subresourceRange` includes `VK_IMAGE_ASPECT_DEPTH_BIT`, `oldLayout` and `newLayout` **must** not be one of `VK_IMAGE_LAYOUT_STENCIL_ATTACHMENT_OPTIMAL` or `VK_IMAGE_LAYOUT_STENCIL_READ_ONLY_OPTIMAL`

- VUID-VkImageMemoryBarrier-aspectMask-08703

If the `aspectMask` member of `subresourceRange` includes `VK_IMAGE_ASPECT_STENCIL_BIT`, `oldLayout` and `newLayout` **must** not be one of `VK_IMAGE_LAYOUT_DEPTH_ATTACHMENT_OPTIMAL` or `VK_IMAGE_LAYOUT_DEPTH_READ_ONLY_OPTIMAL`

- VUID-VkImageMemoryBarrier-subresourceRange-09601

`subresourceRange.aspectMask` **must** be valid for the `format` the `image` was created with

- VUID-VkImageMemoryBarrier-oldLayout-01208

If `layouts` are not ignored, `oldLayout` or `newLayout` is `VK_IMAGE_LAYOUT_COLOR_ATTACHMENT_OPTIMAL` then `image` **must** have been created with the `VK_IMAGE_USAGE_COLOR_ATTACHMENT_BIT` usage flag set

- VUID-VkImageMemoryBarrier-oldLayout-01209

If `layouts` are not ignored, `oldLayout` or `newLayout` is `VK_IMAGE_LAYOUT_DEPTH_STENCIL_ATTACHMENT_OPTIMAL` then `image` **must** have been created with the `VK_IMAGE_USAGE_DEPTH_STENCIL_ATTACHMENT_BIT` usage flag set

- VUID-VkImageMemoryBarrier-oldLayout-01210

If `layouts` are not ignored, `oldLayout` or `newLayout` is `VK_IMAGE_LAYOUT_DEPTH_STENCIL_READ_ONLY_OPTIMAL` then `image` **must** have been created with the `VK_IMAGE_USAGE_DEPTH_STENCIL_ATTACHMENT_BIT` usage flag set

- VUID-VkImageMemoryBarrier-oldLayout-01211

If `layouts` are not ignored, `oldLayout` or `newLayout` is `VK_IMAGE_LAYOUT_SHADER_READ_ONLY_OPTIMAL` then `image` **must** have been created with the `VK_IMAGE_USAGE_SAMPLED_BIT` or `VK_IMAGE_USAGE_INPUT_ATTACHMENT_BIT` usage flag set

- VUID-VkImageMemoryBarrier-oldLayout-01212
If layouts are not ignored, `oldLayout` or `newLayout` is `VK_IMAGE_LAYOUT_TRANSFER_SRC_OPTIMAL` then `image` **must** have been created with the `VK_IMAGE_USAGE_TRANSFER_SRC_BIT` usage flag set
- VUID-VkImageMemoryBarrier-oldLayout-01213
If layouts are not ignored, `oldLayout` or `newLayout` is `VK_IMAGE_LAYOUT_TRANSFER_DST_OPTIMAL` then `image` **must** have been created with the `VK_IMAGE_USAGE_TRANSFER_DST_BIT` usage flag set
- VUID-VkImageMemoryBarrier-oldLayout-10767
If the `zeroInitializeDeviceMemory` feature is not enabled, `oldLayout` **must** not be `VK_IMAGE_LAYOUT_ZERO_INITIALIZED_EXT`
- VUID-VkImageMemoryBarrier-oldLayout-10768
If `oldLayout` is `VK_IMAGE_LAYOUT_ZERO_INITIALIZED_EXT`, then all subresources **must** be included in the barrier
- VUID-VkImageMemoryBarrier-oldLayout-01658
If layouts are not ignored, `oldLayout` or `newLayout` is `VK_IMAGE_LAYOUT_DEPTH_READ_ONLY_STENCIL_ATTACHMENT_OPTIMAL` then `image` **must** have been created with the `VK_IMAGE_USAGE_DEPTH_STENCIL_ATTACHMENT_BIT` usage flag set
- VUID-VkImageMemoryBarrier-oldLayout-01659
If layouts are not ignored, `oldLayout` or `newLayout` is `VK_IMAGE_LAYOUT_DEPTH_ATTACHMENT_STENCIL_READ_ONLY_OPTIMAL` then `image` **must** have been created with the `VK_IMAGE_USAGE_DEPTH_STENCIL_ATTACHMENT_BIT` usage flag set
- VUID-VkImageMemoryBarrier-srcQueueFamilyIndex-04065
If layouts are not ignored, `oldLayout` or `newLayout` is `VK_IMAGE_LAYOUT_DEPTH_READ_ONLY_OPTIMAL` then `image` **must** have been created with at least one of the `VK_IMAGE_USAGE_DEPTH_STENCIL_ATTACHMENT_BIT`, `VK_IMAGE_USAGE_SAMPLED_BIT`, or `VK_IMAGE_USAGE_INPUT_ATTACHMENT_BIT` usage flags set
- VUID-VkImageMemoryBarrier-srcQueueFamilyIndex-04066
If layouts are not ignored, `oldLayout` or `newLayout` is `VK_IMAGE_LAYOUT_DEPTH_ATTACHMENT_OPTIMAL` then `image` **must** have been created with the `VK_IMAGE_USAGE_DEPTH_STENCIL_ATTACHMENT_BIT` usage flag set
- VUID-VkImageMemoryBarrier-srcQueueFamilyIndex-04067
If layouts are not ignored, `oldLayout` or `newLayout` is `VK_IMAGE_LAYOUT_STENCIL_READ_ONLY_OPTIMAL` then `image` **must** have been created with at least one of the `VK_IMAGE_USAGE_DEPTH_STENCIL_ATTACHMENT_BIT`, `VK_IMAGE_USAGE_SAMPLED_BIT`, or `VK_IMAGE_USAGE_INPUT_ATTACHMENT_BIT` usage flags set
- VUID-VkImageMemoryBarrier-srcQueueFamilyIndex-04068
If layouts are not ignored, `oldLayout` or `newLayout` is `VK_IMAGE_LAYOUT_STENCIL_ATTACHMENT_OPTIMAL` then `image` **must** have been created with the `VK_IMAGE_USAGE_DEPTH_STENCIL_ATTACHMENT_BIT` usage flag set

- VUID-VkImageMemoryBarrier-synchronization2-07793
If the `synchronization2` feature is not enabled, `oldLayout` **must** not be `VK_IMAGE_LAYOUT_ATTACHMENT_OPTIMAL_KHR` or `VK_IMAGE_LAYOUT_READ_ONLY_OPTIMAL_KHR`
- VUID-VkImageMemoryBarrier-synchronization2-07794
If the `synchronization2` feature is not enabled, `newLayout` **must** not be `VK_IMAGE_LAYOUT_ATTACHMENT_OPTIMAL_KHR` or `VK_IMAGE_LAYOUT_READ_ONLY_OPTIMAL_KHR`
- VUID-VkImageMemoryBarrier-srcQueueFamilyIndex-03938
If `layouts` are not ignored, `oldLayout` or `newLayout` is `VK_IMAGE_LAYOUT_ATTACHMENT_OPTIMAL`, `image` **must** have been created with the `VK_IMAGE_USAGE_COLOR_ATTACHMENT_BIT` or `VK_IMAGE_USAGE_DEPTH_STENCIL_ATTACHMENT_BIT` usage flag set
- VUID-VkImageMemoryBarrier-srcQueueFamilyIndex-03939
If `layouts` are not ignored, `oldLayout` or `newLayout` is `VK_IMAGE_LAYOUT_READ_ONLY_OPTIMAL`, `image` **must** have been created with at least one of the `VK_IMAGE_USAGE_DEPTH_STENCIL_ATTACHMENT_BIT`, `VK_IMAGE_USAGE_SAMPLED_BIT`, or `VK_IMAGE_USAGE_INPUT_ATTACHMENT_BIT` usage flags set
- VUID-VkImageMemoryBarrier-oldLayout-02088
If `layouts` are not ignored, `oldLayout` or `newLayout` is `VK_IMAGE_LAYOUT_FRAGMENT_SHADING_RATE_ATTACHMENT_OPTIMAL_KHR` then `image` **must** have been created with the `VK_IMAGE_USAGE_FRAGMENT_SHADING_RATE_ATTACHMENT_BIT_KHR` usage flag set
- VUID-VkImageMemoryBarrier-srcQueueFamilyIndex-07120
If `layouts` are not ignored, `oldLayout` or `newLayout` is `VK_IMAGE_LAYOUT_VIDEO_DECODE_SRC_KHR` then `image` **must** have been created with the `VK_IMAGE_USAGE_VIDEO_DECODE_SRC_BIT_KHR` usage flag set
- VUID-VkImageMemoryBarrier-srcQueueFamilyIndex-07121
If `layouts` are not ignored, `oldLayout` or `newLayout` is `VK_IMAGE_LAYOUT_VIDEO_DECODE_DST_KHR` then `image` **must** have been created with the `VK_IMAGE_USAGE_VIDEO_DECODE_DST_BIT_KHR` usage flag set
- VUID-VkImageMemoryBarrier-srcQueueFamilyIndex-07122
If `layouts` are not ignored, `oldLayout` or `newLayout` is `VK_IMAGE_LAYOUT_VIDEO_DECODE_DPB_KHR` then `image` **must** have been created with the `VK_IMAGE_USAGE_VIDEO_DECODE_DPB_BIT_KHR` usage flag set
- VUID-VkImageMemoryBarrier-srcQueueFamilyIndex-07123
If `layouts` are not ignored, `oldLayout` or `newLayout` is `VK_IMAGE_LAYOUT_VIDEO_ENCODE_SRC_KHR` then `image` **must** have been created with the `VK_IMAGE_USAGE_VIDEO_ENCODE_SRC_BIT_KHR` usage flag set
- VUID-VkImageMemoryBarrier-srcQueueFamilyIndex-07124
If `layouts` are not ignored, `oldLayout` or `newLayout` is `VK_IMAGE_LAYOUT_VIDEO_ENCODE_DST_KHR` then `image` **must** have been created with the `VK_IMAGE_USAGE_VIDEO_ENCODE_DST_BIT_KHR` usage flag set

- VUID-VkImageMemoryBarrier-srcQueueFamilyIndex-07125
If `layouts` are not ignored, `oldLayout` or `newLayout` is `VK_IMAGE_LAYOUT_VIDEO_ENCODE_DPB_KHR` then `image` **must** have been created with the `VK_IMAGE_USAGE_VIDEO_ENCODE_DPB_BIT_KHR` usage flag set
- VUID-VkImageMemoryBarrier-srcQueueFamilyIndex-10287
If `layouts` are not ignored, `oldLayout` or `newLayout` is `VK_IMAGE_LAYOUT_VIDEO_ENCODE_QUANTIZATION_MAP_KHR` then `image` **must** have been created with the `VK_IMAGE_USAGE_VIDEO_ENCODE_QUANTIZATION_DELTA_MAP_BIT_KHR` or `VK_IMAGE_USAGE_VIDEO_ENCODE_EMPHASIS_MAP_BIT_KHR` usage flags set
- VUID-VkImageMemoryBarrier-srcQueueFamilyIndex-07006
If `layouts` are not ignored, `oldLayout` or `newLayout` is `VK_IMAGE_LAYOUT_ATTACHMENT_FEEDBACK_LOOP_OPTIMAL_EXT` then `image` **must** have been created with either the `VK_IMAGE_USAGE_COLOR_ATTACHMENT_BIT` or `VK_IMAGE_USAGE_DEPTH_STENCIL_ATTACHMENT_BIT` usage flags set, and the `VK_IMAGE_USAGE_INPUT_ATTACHMENT_BIT` or `VK_IMAGE_USAGE_SAMPLED_BIT` usage flags set, and the `VK_IMAGE_USAGE_ATTACHMENT_FEEDBACK_LOOP_BIT_EXT` usage flag set
- VUID-VkImageMemoryBarrier-attachmentFeedbackLoopLayout-07313
If the `attachmentFeedbackLoopLayout` feature is not enabled, `newLayout` **must** not be `VK_IMAGE_LAYOUT_ATTACHMENT_FEEDBACK_LOOP_OPTIMAL_EXT`
- VUID-VkImageMemoryBarrier-srcQueueFamilyIndex-09550
If `layouts` are not ignored, `oldLayout` or `newLayout` is `VK_IMAGE_LAYOUT_RENDERING_LOCAL_READ` then `image` **must** have been created with either the `VK_IMAGE_USAGE_STORAGE_BIT` usage flag set, or with both the `VK_IMAGE_USAGE_INPUT_ATTACHMENT_BIT` usage flag and either of the `VK_IMAGE_USAGE_COLOR_ATTACHMENT_BIT` or `VK_IMAGE_USAGE_DEPTH_STENCIL_ATTACHMENT_BIT` usage flags set
- VUID-VkImageMemoryBarrier-dynamicRenderingLocalRead-09551
If the `dynamicRenderingLocalRead` feature is not enabled, `oldLayout` **must** not be `VK_IMAGE_LAYOUT_RENDERING_LOCAL_READ`
- VUID-VkImageMemoryBarrier-dynamicRenderingLocalRead-09552
If the `dynamicRenderingLocalRead` feature is not enabled, `newLayout` **must** not be `VK_IMAGE_LAYOUT_RENDERING_LOCAL_READ`
- VUID-VkImageMemoryBarrier-None-09052
If the `synchronization2` feature is not enabled, and `image` was created with a sharing mode of `VK_SHARING_MODE_CONCURRENT`, at least one of `srcQueueFamilyIndex` and `dstQueueFamilyIndex` **must** be `VK_QUEUE_FAMILY_IGNORED`
- VUID-VkImageMemoryBarrier-None-09053
If the `synchronization2` feature is not enabled, and `image` was created with a sharing mode of `VK_SHARING_MODE_CONCURRENT`, `srcQueueFamilyIndex` **must** be `VK_QUEUE_FAMILY_IGNORED` or `VK_QUEUE_FAMILY_EXTERNAL`
- VUID-VkImageMemoryBarrier-None-09054
If the `synchronization2` feature is not enabled, and `image` was created with a sharing mode

of `VK_SHARING_MODE_CONCURRENT`, `dstQueueFamilyIndex` **must** be `VK_QUEUE_FAMILY_IGNORED` or `VK_QUEUE_FAMILY_EXTERNAL`

- VUID-VkImageMemoryBarrier-dstQueueFamilyIndex-12331

If `dstQueueFamilyIndex` is `VK_QUEUE_FAMILY_EXTERNAL` and `image` was created with `VK_EXTERNAL_MEMORY_HANDLE_TYPE_D3D11_TEXTURE_BIT` or `VK_EXTERNAL_MEMORY_HANDLE_TYPE_D3D11_TEXTURE_KMT_BIT` in `VkExternalMemoryImageCreateInfo::handleTypes`, `newLayout` **must** be `VK_IMAGE_LAYOUT_GENERAL`

- VUID-VkImageMemoryBarrier-srcQueueFamilyIndex-12332

If `srcQueueFamilyIndex` is `VK_QUEUE_FAMILY_EXTERNAL` and `image` was created with `VK_EXTERNAL_MEMORY_HANDLE_TYPE_D3D11_TEXTURE_BIT` or `VK_EXTERNAL_MEMORY_HANDLE_TYPE_D3D11_TEXTURE_KMT_BIT` in `VkExternalMemoryImageCreateInfo::handleTypes`, `oldLayout` **must** be `VK_IMAGE_LAYOUT_GENERAL` or `VK_IMAGE_LAYOUT_UNDEFINED`

Valid Usage (Implicit)

- VUID-VkImageMemoryBarrier-sType-sType

`sType` **must** be `VK_STRUCTURE_TYPE_IMAGE_MEMORY_BARRIER`

- VUID-VkImageMemoryBarrier-pNext-pNext

Each `pNext` member of any structure (including this one) in the `pNext` chain **must** be either `NULL` or a pointer to a valid instance of `VkExternalMemoryAcquireUnmodifiedEXT` or `VkSampleLocationsInfoEXT`

- VUID-VkImageMemoryBarrier-sType-unique

The `sType` value of each structure in the `pNext` chain **must** be unique

- VUID-VkImageMemoryBarrier-oldLayout-parameter

`oldLayout` **must** be a valid `VkImageLayout` value

- VUID-VkImageMemoryBarrier-newLayout-parameter

`newLayout` **must** be a valid `VkImageLayout` value

- VUID-VkImageMemoryBarrier-image-parameter

`image` **must** be a valid `VkImage` handle

- VUID-VkImageMemoryBarrier-subresourceRange-parameter

`subresourceRange` **must** be a valid `VkImageSubresourceRange` structure

To facilitate usage of images whose memory is initialized on the host, Vulkan allows image layout transitions to be performed by the host as well, albeit supporting limited layouts.

To perform an image layout transition on the host, call:


```
// Provided by VK_VERSION_1_4
VkResult vkTransitionImageLayout(
    VkDevice          device,
    uint32_t          transitionCount,
    const VkHostImageLayoutTransitionInfo* pTransitions);
```

```
// Provided by VK_EXT_host_image_copy
// Equivalent to vkTransitionImageLayout
VkResult vkTransitionImageLayoutEXT(
    VkDevice          device,
    uint32_t          transitionCount,
    const VkHostImageLayoutTransitionInfo* pTransitions);
```

- **device** is the device which owns **pTransitions[i].image**.
- **transitionCount** is the number of image layout transitions to perform.
- **pTransitions** is a pointer to an array of **VkHostImageLayoutTransitionInfo** structures specifying the image and **subresource ranges** within them to transition.

Valid Usage (Implicit)

- VUID-vkTransitionImageLayout-device-parameter **device** **must** be a valid **VkDevice** handle
- VUID-vkTransitionImageLayout-pTransitions-parameter **pTransitions** **must** be a valid pointer to an array of **transitionCount** valid **VkHostImageLayoutTransitionInfo** structures
- VUID-vkTransitionImageLayout-transitionCount-arraylength **transitionCount** **must** be greater than **0**

Return Codes

Success

- **VK_SUCCESS**

Failure

- **VK_ERROR_INITIALIZATION_FAILED**
- **VK_ERROR_MEMORY_MAP_FAILED**
- **VK_ERROR_OUT_OF_DEVICE_MEMORY**
- **VK_ERROR_OUT_OF_HOST_MEMORY**
- **VK_ERROR_UNKNOWN**
- **VK_ERROR_VALIDATION_FAILED**

The `VkHostImageLayoutTransitionInfo` structure is defined as:

```
// Provided by VK_VERSION_1_4
typedef struct VkHostImageLayoutTransitionInfo {
    VkStructureType      sType;
    const void*          pNext;
    VkImage              image;
    VkImageLayout        oldLayout;
    VkImageLayout        newLayout;
    VkImageSubresourceRange subresourceRange;
} VkHostImageLayoutTransitionInfo;
```

```
// Provided by VK_EXT_host_image_copy
// Equivalent to VkHostImageLayoutTransitionInfo
typedef VkHostImageLayoutTransitionInfo VkHostImageLayoutTransitionInfoEXT;
```

- `sType` is a `VkStructureType` value identifying this structure.
- `pNext` is `NULL` or a pointer to a structure extending this structure.
- `image` is a handle to the image affected by this layout transition.
- `oldLayout` is the old layout in an [image layout transition](#).
- `newLayout` is the new layout in an [image layout transition](#).
- `subresourceRange` describes the [image subresource range](#) within `image` that is affected by this layout transition.

`vkTransitionImageLayout` does not check whether the device memory associated with an image is currently in use before performing the layout transition. The application **must** guarantee that any previously submitted command that reads from or writes to this subresource has completed before the host performs the layout transition. The memory of `image` is accessed by the host as if [coherent](#).

If `image` is a 3D image created with `VK_IMAGE_CREATE_2D_ARRAY_COMPATIBLE_BIT` and the `maintenance9` feature is enabled, the `baseArrayLayer` and `layerCount` members of `subresourceRange` specify the subset of slices of the 3D image affected by the memory barrier, including the layout transition. Any slices of a 3D image not included in `subresourceRange` are not affected by the memory barrier and remain in their existing layout.

NOTE

Image layout transitions performed on the host do not require queue family ownership transfers as the physical layout of the image will not vary between queue families for the layouts supported by this function.

NOTE

If the device has written to the image memory, it is not automatically made available to the host. Before this command can be called, a memory barrier for this image **must** have been issued on the device with the second [synchronization scope](#) including `VK_PIPELINE_STAGE_HOST_BIT` and `VK_ACCESS_HOST_READ_BIT`.

Because queue submissions [automatically make host memory visible to the device](#),

there would not be a need for a memory barrier before using the results of this layout transition on the device.

Valid Usage

- VUID-VkHostImageLayoutTransitionInfo-image-09055
`image` **must** have been created with the `VK_IMAGE_USAGE_HOST_TRANSFER_BIT` usage flag set
- VUID-VkHostImageLayoutTransitionInfo-subresourceRange-01486
`subresourceRange.baseMipLevel` **must** be less than the `mipLevels` specified in `VkImageCreateInfo` when `image` was created
- VUID-VkHostImageLayoutTransitionInfo-subresourceRange-01724
If `subresourceRange.levelCount` is not `VK_REMAINING_MIP_LEVELS`, `subresourceRange.baseMipLevel + subresourceRange.levelCount` **must** be less than or equal to the `mipLevels` specified in `VkImageCreateInfo` when `image` was created
- VUID-VkHostImageLayoutTransitionInfo-subresourceRange-01488
If `image` is not a 3D image or was created without `VK_IMAGE_CREATE_2D_ARRAY_COMPATIBLE_BIT` set, or the `maintenance9` feature is not enabled, `subresourceRange.baseArrayLayer` **must** be less than the `arrayLayers` specified in `VkImageCreateInfo` when `image` was created
- VUID-VkHostImageLayoutTransitionInfo-maintenance9-10798
If the `maintenance9` feature is enabled and `image` is a 3D image created with `VK_IMAGE_CREATE_2D_ARRAY_COMPATIBLE_BIT` set, `subresourceRange.baseArrayLayer` **must** be less than the depth computed from `baseMipLevel` and `extent.depth` specified in `VkImageCreateInfo` when `image` was created, according to the formula defined in [Image Mip Level Sizing](#)
- VUID-VkHostImageLayoutTransitionInfo-maintenance9-10799
If the `maintenance9` feature is enabled and `image` is a 3D image created with `VK_IMAGE_CREATE_2D_ARRAY_COMPATIBLE_BIT` set and either `subresourceRange.baseArrayLayer` is not equal to 0 or `subresourceRange.layerCount` is not equal to `VK_REMAINING_ARRAY_LAYERS`, `subresourceRange.levelCount` **must** be 1
- VUID-VkHostImageLayoutTransitionInfo-subresourceRange-01725
If `image` is not a 3D image or was created without `VK_IMAGE_CREATE_2D_ARRAY_COMPATIBLE_BIT` set, or the `maintenance9` feature is not enabled, and `subresourceRange.layerCount` is not `VK_REMAINING_ARRAY_LAYERS`, `subresourceRange.baseArrayLayer + subresourceRange.layerCount` **must** be less than or equal to the `arrayLayers` specified in `VkImageCreateInfo` when `image` was created
- VUID-VkHostImageLayoutTransitionInfo-maintenance9-10800
If the `maintenance9` feature is enabled, `subresourceRange.layerCount` is not `VK_REMAINING_ARRAY_LAYERS`, and `image` is a 3D image created with `VK_IMAGE_CREATE_2D_ARRAY_COMPATIBLE_BIT` set, `subresourceRange.baseArrayLayer + subresourceRange.layerCount` **must** be less than or equal to the depth computed from `baseMipLevel` and `extent.depth` specified in `VkImageCreateInfo` when `image` was created, according to the formula defined in [Image Mip Level Sizing](#)

- VUID-VkHostImageLayoutTransitionInfo-image-01932
If **image** is non-sparse then the image or each specified *disjoint* plane **must** be bound completely and contiguously to a single **VkDeviceMemory** object
- VUID-VkHostImageLayoutTransitionInfo-image-09241
If **image** has a color format that is single-plane, then the **aspectMask** member of **subresourceRange** **must** be **VK_IMAGE_ASPECT_COLOR_BIT**
- VUID-VkHostImageLayoutTransitionInfo-image-09242
If **image** has a color format and is not *disjoint*, then the **aspectMask** member of **subresourceRange** **must** be **VK_IMAGE_ASPECT_COLOR_BIT**
- VUID-VkHostImageLayoutTransitionInfo-image-01672
If **image** has a **multi-planar format** and the image is *disjoint*, then the **aspectMask** member of **subresourceRange** **must** include at least one **multi-planar aspect mask** bit or **VK_IMAGE_ASPECT_COLOR_BIT**
- VUID-VkHostImageLayoutTransitionInfo-image-03320
If **image** has a depth/stencil format with both depth and stencil and the **separateDepthStencilLayouts** feature is not enabled, then the **aspectMask** member of **subresourceRange** **must** include both **VK_IMAGE_ASPECT_DEPTH_BIT** and **VK_IMAGE_ASPECT_STENCIL_BIT**
- VUID-VkHostImageLayoutTransitionInfo-image-03319
If **image** has a depth/stencil format with both depth and stencil and the **separateDepthStencilLayouts** feature is enabled, then the **aspectMask** member of **subresourceRange** **must** include either or both **VK_IMAGE_ASPECT_DEPTH_BIT** and **VK_IMAGE_ASPECT_STENCIL_BIT**
- VUID-VkHostImageLayoutTransitionInfo-image-10749
If **image** has a depth-only format then the **aspectMask** member of **subresourceRange** **must** be **VK_IMAGE_ASPECT_DEPTH_BIT**
- VUID-VkHostImageLayoutTransitionInfo-image-10750
If **image** has a stencil-only format then the **aspectMask** member of **subresourceRange** **must** be **VK_IMAGE_ASPECT_STENCIL_BIT**
- VUID-VkHostImageLayoutTransitionInfo-aspectMask-08702
If the **aspectMask** member of **subresourceRange** includes **VK_IMAGE_ASPECT_DEPTH_BIT**, **oldLayout** and **newLayout** **must** not be one of **VK_IMAGE_LAYOUT_STENCIL_ATTACHMENT_OPTIMAL** or **VK_IMAGE_LAYOUT_STENCIL_READ_ONLY_OPTIMAL**
- VUID-VkHostImageLayoutTransitionInfo-aspectMask-08703
If the **aspectMask** member of **subresourceRange** includes **VK_IMAGE_ASPECT_STENCIL_BIT**, **oldLayout** and **newLayout** **must** not be one of **VK_IMAGE_LAYOUT_DEPTH_ATTACHMENT_OPTIMAL** or **VK_IMAGE_LAYOUT_DEPTH_READ_ONLY_OPTIMAL**
- VUID-VkHostImageLayoutTransitionInfo-subresourceRange-09601
subresourceRange.aspectMask **must** be valid for the **format** the **image** was created with
- VUID-VkHostImageLayoutTransitionInfo-oldLayout-01208
If **oldLayout** or **newLayout** is **VK_IMAGE_LAYOUT_COLOR_ATTACHMENT_OPTIMAL** then

image **must** have been created with the `VK_IMAGE_USAGE_COLOR_ATTACHMENT_BIT` usage flag set

- VUID-VkHostImageLayoutTransitionInfo-oldLayout-01209

If `oldLayout` or `newLayout` is `VK_IMAGE_LAYOUT_DEPTH_STENCIL_ATTACHMENT_OPTIMAL` then **image** **must** have been created with the `VK_IMAGE_USAGE_DEPTH_STENCIL_ATTACHMENT_BIT` usage flag set

- VUID-VkHostImageLayoutTransitionInfo-oldLayout-01210

If `oldLayout` or `newLayout` is `VK_IMAGE_LAYOUT_DEPTH_STENCIL_READ_ONLY_OPTIMAL` then **image** **must** have been created with the `VK_IMAGE_USAGE_DEPTH_STENCIL_ATTACHMENT_BIT` usage flag set

- VUID-VkHostImageLayoutTransitionInfo-oldLayout-01211

If `oldLayout` or `newLayout` is `VK_IMAGE_LAYOUT_SHADER_READ_ONLY_OPTIMAL` then **image** **must** have been created with the `VK_IMAGE_USAGE_SAMPLED_BIT` or `VK_IMAGE_USAGE_INPUT_ATTACHMENT_BIT` usage flag set

- VUID-VkHostImageLayoutTransitionInfo-oldLayout-01212

If `oldLayout` or `newLayout` is `VK_IMAGE_LAYOUT_TRANSFER_SRC_OPTIMAL` then **image** **must** have been created with the `VK_IMAGE_USAGE_TRANSFER_SRC_BIT` usage flag set

- VUID-VkHostImageLayoutTransitionInfo-oldLayout-01213

If `oldLayout` or `newLayout` is `VK_IMAGE_LAYOUT_TRANSFER_DST_OPTIMAL` then **image** **must** have been created with the `VK_IMAGE_USAGE_TRANSFER_DST_BIT` usage flag set

- VUID-VkHostImageLayoutTransitionInfo-oldLayout-10767

If the `zeroInitializeDeviceMemory` feature is not enabled, `oldLayout` **must** not be `VK_IMAGE_LAYOUT_ZERO_INITIALIZED_EXT`

- VUID-VkHostImageLayoutTransitionInfo-oldLayout-10768

If `oldLayout` is `VK_IMAGE_LAYOUT_ZERO_INITIALIZED_EXT`, then all subresources **must** be included in the barrier

- VUID-VkHostImageLayoutTransitionInfo-oldLayout-01658

If `oldLayout` or `newLayout` is `VK_IMAGE_LAYOUT_DEPTH_READ_ONLY_STENCIL_ATTACHMENT_OPTIMAL` then **image** **must** have been created with the `VK_IMAGE_USAGE_DEPTH_STENCIL_ATTACHMENT_BIT` usage flag set

- VUID-VkHostImageLayoutTransitionInfo-oldLayout-01659

If `oldLayout` or `newLayout` is `VK_IMAGE_LAYOUT_DEPTH_ATTACHMENT_STENCIL_READ_ONLY_OPTIMAL` then **image** **must** have been created with the `VK_IMAGE_USAGE_DEPTH_STENCIL_ATTACHMENT_BIT` usage flag set

- VUID-VkHostImageLayoutTransitionInfo-srcQueueFamilyIndex-04065

If `oldLayout` or `newLayout` is `VK_IMAGE_LAYOUT_DEPTH_READ_ONLY_OPTIMAL` then **image** **must** have been created with at least one of the `VK_IMAGE_USAGE_DEPTH_STENCIL_ATTACHMENT_BIT`, `VK_IMAGE_USAGE_SAMPLED_BIT`, or `VK_IMAGE_USAGE_INPUT_ATTACHMENT_BIT` usage flags set

- VUID-VkHostImageLayoutTransitionInfo-srcQueueFamilyIndex-04066
If **oldLayout** or **newLayout** is `VK_IMAGE_LAYOUT_DEPTH_ATTACHMENT_OPTIMAL` then **image** **must** have been created with the `VK_IMAGE_USAGE_DEPTH_STENCIL_ATTACHMENT_BIT` usage flag set
- VUID-VkHostImageLayoutTransitionInfo-srcQueueFamilyIndex-04067
If **oldLayout** or **newLayout** is `VK_IMAGE_LAYOUT_STENCIL_READ_ONLY_OPTIMAL` then **image** **must** have been created with at least one of the `VK_IMAGE_USAGE_DEPTH_STENCIL_ATTACHMENT_BIT`, `VK_IMAGE_USAGE_SAMPLED_BIT`, or `VK_IMAGE_USAGE_INPUT_ATTACHMENT_BIT` usage flags set
- VUID-VkHostImageLayoutTransitionInfo-srcQueueFamilyIndex-04068
If **oldLayout** or **newLayout** is `VK_IMAGE_LAYOUT_STENCIL_ATTACHMENT_OPTIMAL` then **image** **must** have been created with the `VK_IMAGE_USAGE_DEPTH_STENCIL_ATTACHMENT_BIT` usage flag set
- VUID-VkHostImageLayoutTransitionInfo-synchronization2-07793
If the **synchronization2** feature is not enabled, **oldLayout** **must** not be `VK_IMAGE_LAYOUT_ATTACHMENT_OPTIMAL_KHR` or `VK_IMAGE_LAYOUT_READ_ONLY_OPTIMAL_KHR`
- VUID-VkHostImageLayoutTransitionInfo-synchronization2-07794
If the **synchronization2** feature is not enabled, **newLayout** **must** not be `VK_IMAGE_LAYOUT_ATTACHMENT_OPTIMAL_KHR` or `VK_IMAGE_LAYOUT_READ_ONLY_OPTIMAL_KHR`
- VUID-VkHostImageLayoutTransitionInfo-srcQueueFamilyIndex-03938
If **oldLayout** or **newLayout** is `VK_IMAGE_LAYOUT_ATTACHMENT_OPTIMAL`, **image** **must** have been created with the `VK_IMAGE_USAGE_COLOR_ATTACHMENT_BIT` or `VK_IMAGE_USAGE_DEPTH_STENCIL_ATTACHMENT_BIT` usage flag set
- VUID-VkHostImageLayoutTransitionInfo-srcQueueFamilyIndex-03939
If **oldLayout** or **newLayout** is `VK_IMAGE_LAYOUT_READ_ONLY_OPTIMAL`, **image** **must** have been created with at least one of the `VK_IMAGE_USAGE_DEPTH_STENCIL_ATTACHMENT_BIT`, `VK_IMAGE_USAGE_SAMPLED_BIT`, or `VK_IMAGE_USAGE_INPUT_ATTACHMENT_BIT` usage flags set
- VUID-VkHostImageLayoutTransitionInfo-oldLayout-02088
If **oldLayout** or **newLayout** is `VK_IMAGE_LAYOUT_FRAGMENT_SHADING_RATE_ATTACHMENT_OPTIMAL_KHR` then **image** **must** have been created with the `VK_IMAGE_USAGE_FRAGMENT_SHADING_RATE_ATTACHMENT_BIT_KHR` usage flag set
- VUID-VkHostImageLayoutTransitionInfo-srcQueueFamilyIndex-07120
If **oldLayout** or **newLayout** is `VK_IMAGE_LAYOUT_VIDEO_DECODE_SRC_KHR` then **image** **must** have been created with the `VK_IMAGE_USAGE_VIDEO_DECODE_SRC_BIT_KHR` usage flag set
- VUID-VkHostImageLayoutTransitionInfo-srcQueueFamilyIndex-07121
If **oldLayout** or **newLayout** is `VK_IMAGE_LAYOUT_VIDEO_DECODE_DST_KHR` then **image** **must** have been created with the `VK_IMAGE_USAGE_VIDEO_DECODE_DST_BIT_KHR`

usage flag set

- VUID-VkHostImageLayoutTransitionInfo-srcQueueFamilyIndex-07122
If **oldLayout** or **newLayout** is `VK_IMAGE_LAYOUT_VIDEO_DECODE_DPB_KHR` then **image must** have been created with the `VK_IMAGE_USAGE_VIDEO_DECODE_DPB_BIT_KHR` usage flag set
- VUID-VkHostImageLayoutTransitionInfo-srcQueueFamilyIndex-07123
If **oldLayout** or **newLayout** is `VK_IMAGE_LAYOUT_VIDEO_ENCODE_SRC_KHR` then **image must** have been created with the `VK_IMAGE_USAGE_VIDEO_ENCODE_SRC_BIT_KHR` usage flag set
- VUID-VkHostImageLayoutTransitionInfo-srcQueueFamilyIndex-07124
If **oldLayout** or **newLayout** is `VK_IMAGE_LAYOUT_VIDEO_ENCODE_DST_KHR` then **image must** have been created with the `VK_IMAGE_USAGE_VIDEO_ENCODE_DST_BIT_KHR` usage flag set
- VUID-VkHostImageLayoutTransitionInfo-srcQueueFamilyIndex-07125
If **oldLayout** or **newLayout** is `VK_IMAGE_LAYOUT_VIDEO_ENCODE_DPB_KHR` then **image must** have been created with the `VK_IMAGE_USAGE_VIDEO_ENCODE_DPB_BIT_KHR` usage flag set
- VUID-VkHostImageLayoutTransitionInfo-srcQueueFamilyIndex-10287
If **oldLayout** or **newLayout** is `VK_IMAGE_LAYOUT_VIDEO_ENCODE_QUANTIZATION_MAP_KHR` then **image must** have been created with the `VK_IMAGE_USAGE_VIDEO_ENCODE_QUANTIZATION_DELTA_MAP_BIT_KHR` or `VK_IMAGE_USAGE_VIDEO_ENCODE_EMPHASIS_MAP_BIT_KHR` usage flags set
- VUID-VkHostImageLayoutTransitionInfo-srcQueueFamilyIndex-07006
If **oldLayout** or **newLayout** is `VK_IMAGE_LAYOUT_ATTACHMENT_FEEDBACK_LOOP_OPTIMAL_EXT` then **image must** have been created with either the `VK_IMAGE_USAGE_COLOR_ATTACHMENT_BIT` or `VK_IMAGE_USAGE_DEPTH_STENCIL_ATTACHMENT_BIT` usage flags set, and the `VK_IMAGE_USAGE_INPUT_ATTACHMENT_BIT` or `VK_IMAGE_USAGE_SAMPLED_BIT` usage flags set, and the `VK_IMAGE_USAGE_ATTACHMENT_FEEDBACK_LOOP_BIT_EXT` usage flag set
- VUID-VkHostImageLayoutTransitionInfo-attachmentFeedbackLoopLayout-07313
If the **attachmentFeedbackLoopLayout** feature is not enabled, **newLayout must** not be `VK_IMAGE_LAYOUT_ATTACHMENT_FEEDBACK_LOOP_OPTIMAL_EXT`
- VUID-VkHostImageLayoutTransitionInfo-srcQueueFamilyIndex-09550
If **oldLayout** or **newLayout** is `VK_IMAGE_LAYOUT_RENDERING_LOCAL_READ` then **image must** have been created with either the `VK_IMAGE_USAGE_STORAGE_BIT` usage flag set, or with both the `VK_IMAGE_USAGE_INPUT_ATTACHMENT_BIT` usage flag and either of the `VK_IMAGE_USAGE_COLOR_ATTACHMENT_BIT` or `VK_IMAGE_USAGE_DEPTH_STENCIL_ATTACHMENT_BIT` usage flags set
- VUID-VkHostImageLayoutTransitionInfo-dynamicRenderingLocalRead-09551
If the **dynamicRenderingLocalRead** feature is not enabled, **oldLayout must** not be `VK_IMAGE_LAYOUT_RENDERING_LOCAL_READ`
- VUID-VkHostImageLayoutTransitionInfo-dynamicRenderingLocalRead-09552

If the `dynamicRenderingLocalRead` feature is not enabled, `newLayout` **must** not be `VK_IMAGE_LAYOUT_RENDERING_LOCAL_READ`

- VUID-VkHostImageLayoutTransitionInfo-oldLayout-09229
`oldLayout` **must** be either `VK_IMAGE_LAYOUT_UNDEFINED` or the current layout of the image subresources as specified in `subresourceRange`
- VUID-VkHostImageLayoutTransitionInfo-oldLayout-09230
If `oldLayout` is not `VK_IMAGE_LAYOUT_UNDEFINED`, `VK_IMAGE_LAYOUT_ZERO_INITIALIZED_EXT`, or `VK_IMAGE_LAYOUT_PREINITIALIZED`, it **must** be one of the layouts in `VkPhysicalDeviceHostImageCopyProperties::pCopySrcLayouts`
- VUID-VkHostImageLayoutTransitionInfo-newLayout-09057
`newLayout` **must** be one of the layouts in `VkPhysicalDeviceHostImageCopyProperties::pCopyDstLayouts`

Valid Usage (Implicit)

- VUID-VkHostImageLayoutTransitionInfo-sType-sType
`sType` **must** be `VK_STRUCTURE_TYPE_HOST_IMAGE_LAYOUT_TRANSITION_INFO`
- VUID-VkHostImageLayoutTransitionInfo-pNext-pNext
`pNext` **must** be `NULL`
- VUID-VkHostImageLayoutTransitionInfo-image-parameter
`image` **must** be a valid `VkImage` handle
- VUID-VkHostImageLayoutTransitionInfo-oldLayout-parameter
`oldLayout` **must** be a valid `VkImageLayout` value
- VUID-VkHostImageLayoutTransitionInfo-newLayout-parameter
`newLayout` **must** be a valid `VkImageLayout` value
- VUID-VkHostImageLayoutTransitionInfo-subresourceRange-parameter
`subresourceRange` **must** be a valid `VkImageSubresourceRange` structure

7.7.5. Tensor Memory Barriers

Tensor memory barriers only apply to memory accesses involving a specific tensor. That is, a memory dependency formed from a tensor memory barrier is `scoped` to access via the specified tensor. Tensor memory barriers **can** also be used to define a `queue family ownership transfer` for the specified tensor.

The `VkTensorMemoryBarrierARM` structure is defined as:


```
// Provided by VK_ARM_tensors
typedef struct VkTensorMemoryBarrierARM {
    VkStructureType      sType;
    const void*          pNext;
    VkPipelineStageFlags2 srcStageMask;
    VkAccessFlags2       srcAccessMask;
    VkPipelineStageFlags2 dstStageMask;
    VkAccessFlags2       dstAccessMask;
    uint32_t             srcQueueFamilyIndex;
    uint32_t             dstQueueFamilyIndex;
    VkTensorARM          tensor;
} VkTensorMemoryBarrierARM;
```

- `sType` is a `VkStructureType` value identifying this structure.
- `pNext` is `NULL` or a pointer to a structure extending this structure.
- `srcStageMask` is a `VkPipelineStageFlags2` mask of pipeline stages to be included in the [first synchronization scope](#).
- `srcAccessMask` is a `VkAccessFlags2` mask of access flags to be included in the [first access scope](#).
- `dstStageMask` is a `VkPipelineStageFlags2` mask of pipeline stages to be included in the [second synchronization scope](#).
- `dstAccessMask` is a `VkAccessFlags2` mask of access flags to be included in the [second access scope](#).
- `srcQueueFamilyIndex` is the source queue family for a [queue family ownership transfer](#).
- `dstQueueFamilyIndex` is the destination queue family for a [queue family ownership transfer](#).
- `tensor` is a handle to the tensor whose backing memory is affected by the barrier.

The first [synchronization scope](#) and [access scope](#) described by this structure include only operations and memory accesses specified by `srcStageMask` and `srcAccessMask`.

The second [synchronization scope](#) and [access scope](#) described by this structure include only operations and memory accesses specified by `dstStageMask` and `dstAccessMask`.

Both [access scopes](#) are limited to only memory accesses to `tensor`.

If `tensor` was created with `VK_SHARING_MODE_EXCLUSIVE`, and `srcQueueFamilyIndex` is not equal to `dstQueueFamilyIndex`, this memory barrier defines a [queue family transfer operation](#). When executed on a queue in the family identified by `srcQueueFamilyIndex`, this barrier defines a [queue family release operation](#) for the specified tensor, and the second synchronization and access scopes do not synchronize operations on that queue. When executed on a queue in the family identified by `dstQueueFamilyIndex`, this barrier defines a [queue family acquire operation](#) for the specified tensor, and the first synchronization and access scopes do not synchronize operations on that queue.

A [queue family transfer operation](#) is also defined if the values are not equal, and either is one of the special queue family values reserved for external memory ownership transfers, as described in [Queue Family Ownership Transfer](#). A [queue family release operation](#) is defined when `dstQueueFamilyIndex` is one of those values, and a [queue family acquire operation](#) is defined when

`srcQueueFamilyIndex` is one of those values.

Valid Usage

- VUID-VkTensorMemoryBarrierARM-tensor-09755
If `tensor` was created with a sharing mode of `VK_SHARING_MODE_CONCURRENT`, `srcQueueFamilyIndex` and `dstQueueFamilyIndex` **must** both be `VK_QUEUE_FAMILY_IGNORED`
- VUID-VkTensorMemoryBarrierARM-tensor-09756
If `tensor` was created with a sharing mode of `VK_SHARING_MODE_EXCLUSIVE`, `srcQueueFamilyIndex` and `dstQueueFamilyIndex` **must** both be either `VK_QUEUE_FAMILY_IGNORED`, or a valid queue family (see [Queue Family Properties](#))
- VUID-VkTensorMemoryBarrierARM-tensor-09757
If `tensor` was created with a sharing mode of `VK_SHARING_MODE_EXCLUSIVE`, and `srcQueueFamilyIndex` and `dstQueueFamilyIndex` are not `VK_QUEUE_FAMILY_IGNORED`, at least one of them **must** be the same as the family of the queue that will execute this barrier
- VUID-VkTensorMemoryBarrierARM-tensor-09758
If `tensor` is non-sparse then it **must** be bound completely and contiguously to a single `VkDeviceMemory` object

Valid Usage (Implicit)

- VUID-VkTensorMemoryBarrierARM-sType-sType
`sType` **must** be `VK_STRUCTURE_TYPE_TENSOR_MEMORY_BARRIER_ARM`
- VUID-VkTensorMemoryBarrierARM-srcStageMask-parameter
`srcStageMask` **must** be a valid combination of `VkPipelineStageFlagBits2` values
- VUID-VkTensorMemoryBarrierARM-srcAccessMask-parameter
`srcAccessMask` **must** be a valid combination of `VkAccessFlagBits2` values
- VUID-VkTensorMemoryBarrierARM-dstStageMask-parameter
`dstStageMask` **must** be a valid combination of `VkPipelineStageFlagBits2` values
- VUID-VkTensorMemoryBarrierARM-dstAccessMask-parameter
`dstAccessMask` **must** be a valid combination of `VkAccessFlagBits2` values
- VUID-VkTensorMemoryBarrierARM-tensor-parameter
`tensor` **must** be a valid `VkTensorARM` handle

Structure Chaining

Extends the structure

- `VkDependencyInfo`

The `VkTensorDependencyInfoARM` structure is defined as:


```
// Provided by VK_ARM_tensors
typedef struct VkTensorDependencyInfoARM {
    VkStructureType          sType;
    const void*              pNext;
    uint32_t                  tensorMemoryBarrierCount;
    const VkTensorMemoryBarrierARM* pTensorMemoryBarriers;
} VkTensorDependencyInfoARM;
```

- `sType` is a `VkStructureType` value identifying this structure.
- `pNext` is `NULL` or a pointer to a structure extending this structure.
- `tensorMemoryBarrierCount` is the length of the `pTensorMemoryBarriers` array.
- `pTensorMemoryBarriers` is a pointer to an array of `VkTensorMemoryBarrierARM` structures defining memory dependencies between tensors.

Valid Usage (Implicit)

- VUID-VkTensorDependencyInfoARM-sType-sType
`sType` **must** be `VK_STRUCTURE_TYPE_TENSOR_DEPENDENCY_INFO_ARM`
- VUID-VkTensorDependencyInfoARM-pTensorMemoryBarriers-parameter
`pTensorMemoryBarriers` **must** be a valid pointer to an array of `tensorMemoryBarrierCount` valid `VkTensorMemoryBarrierARM` structures
- VUID-VkTensorDependencyInfoARM-tensorMemoryBarrierCount-arraylength
`tensorMemoryBarrierCount` **must** be greater than 0

Structure Chaining

Extends the structure

- `VkDependencyInfo`

7.7.6. Queue Family Ownership Transfer

Resources created with a `VkSharingMode` of `VK_SHARING_MODE_EXCLUSIVE` **must** have their ownership explicitly transferred from one queue family to another in order to access their content in a well-defined manner on a queue in a different queue family.

The special queue family index `VK_QUEUE_FAMILY_IGNORED` indicates that a queue family parameter or member is ignored.

```
#define VK_QUEUE_FAMILY_IGNORED          (~0U)
```

Resources shared with external APIs or instances using external memory **must** also explicitly manage ownership transfers between local and external queues (or equivalent constructs in

external APIs) regardless of the [VkSharingMode](#) specified when creating them.

The special queue family index [VK_QUEUE_FAMILY_EXTERNAL](#) represents any queue external to the resource's current Vulkan instance, as long as the queue uses the same underlying device group or physical device, and the same driver version as the resource's [VkDevice](#), as indicated by [VkPhysicalDeviceIDProperties::deviceUUID](#) and [VkPhysicalDeviceIDProperties::driverUUID](#).

```
#define VK_QUEUE_FAMILY_EXTERNAL        (~1U)
```

```
#define VK_QUEUE_FAMILY_EXTERNAL_KHR    VK_QUEUE_FAMILY_EXTERNAL
```

The special queue family index [VK_QUEUE_FAMILY_FOREIGN_EXT](#) represents any queue external to the resource's current Vulkan instance, regardless of the queue's underlying physical device or driver version. This includes, for example, queues for fixed-function image processing devices, media codec devices, and display devices, as well as all queues that use the same underlying device group or physical device, and the same driver version as the resource's [VkDevice](#).

```
#define VK_QUEUE_FAMILY_FOREIGN_EXT    (~2U)
```

If memory dependencies are correctly expressed between uses of such a resource between two queues in different families, but no ownership transfer is defined, the contents of that resource are undefined for any read accesses performed by the second queue family.

NOTE	If an application does not need the contents of a resource to remain valid when transferring from one queue family to another, then the ownership transfer should be skipped.
NOTE	Applications should expect transfers to/from VK_QUEUE_FAMILY_FOREIGN_EXT to be more expensive than transfers to/from VK_QUEUE_FAMILY_EXTERNAL_KHR .

A queue family ownership transfer consists of two distinct parts:

1. Release exclusive ownership from the source queue family
2. Acquire exclusive ownership for the destination queue family

An application **must** ensure that these operations occur in the correct order by defining an execution dependency between them, e.g. using a semaphore.

A *release operation* is used to release exclusive ownership of a range of a buffer or image subresource range. A release operation is defined by executing a [buffer memory barrier](#) (for a buffer range) or an [image memory barrier](#) (for an image subresource range) using a pipeline barrier command, on a queue from the source queue family. The [srcQueueFamilyIndex](#) parameter of the barrier **must** be the source queue family index, and the [dstQueueFamilyIndex](#) parameter to the destination queue family index. The destination access mask is ignored for such a barrier, such that no visibility operation is executed - the value of this mask does not affect the validity of the barrier.

The release operation happens-after the availability operation. If `dependencyFlags` does not include `VK_DEPENDENCY_QUEUE_FAMILY_OWNERSHIP_TRANSFER_USE_ALL_STAGES_BIT_KHR`, `dstStageMask` is also ignored for such a barrier as defined by [buffer memory ownership transfer](#) and [image memory ownership transfer](#). After a release operation is performed, the contents and image layout (if applicable) of the released resource are undefined until a matching acquire operation is performed.

NOTE

It is valid to never call the acquire operation after a release, and instead simply start using the resource on any queue (even the releasing queue), but the contents should be reinitialized before being read. In the case of images, an image layout transition away from `VK_IMAGE_LAYOUT_UNDEFINED` is also required. Executing an acquire operation after this without another release is invalid.

An *acquire operation* is used to acquire exclusive ownership of a range of a buffer or image subresource range. An acquire operation is defined by executing a [buffer memory barrier](#) (for a buffer range) or an [image memory barrier](#) (for an image subresource range) using a pipeline barrier command, on a queue from the destination queue family. The buffer range or image subresource range specified in an acquire operation **must** match exactly that of a previous release operation. The `srcQueueFamilyIndex` parameter of the barrier **must** be the source queue family index, and the `dstQueueFamilyIndex` parameter to the destination queue family index. The source access mask is ignored for such a barrier, such that no availability operation is executed - the value of this mask does not affect the validity of the barrier. The acquire operation happens-before the visibility operation. If `dependencyFlags` does not include `VK_DEPENDENCY_QUEUE_FAMILY_OWNERSHIP_TRANSFER_USE_ALL_STAGES_BIT_KHR`, `srcStageMask` is also ignored for such a barrier as defined by [buffer memory ownership transfer](#) and [image memory ownership transfer](#). Applications **must** not execute an acquire operation on any resource where it has been modified in any way other than a matching release operation.

NOTE

Whilst it is not invalid to provide destination or source access masks for memory barriers used for release or acquire operations, respectively, they have no practical effect. Access after a release operation has undefined results, and so visibility for those accesses has no practical effect. Similarly, write access before an acquire operation will produce undefined results for future access, so availability of those writes has no practical use. In an earlier version of the specification, these were required to match on both sides - but this was subsequently relaxed. These masks **should** be set to 0.

NOTE

To ensure that an acquire and release operation are valid, the release operation must happen-before the acquire operation. Often, semaphores are used for this directly, with the semaphore signaling after a release and then waiting before an acquire. Prior to the introduction of `VK_DEPENDENCY_QUEUE_FAMILY_OWNERSHIP_TRANSFER_USE_ALL_STAGES_BIT_KHR`, `VK_PIPELINE_STAGE_ALL_COMMANDS_BIT` is the only valid stage to wait on or wait for these operations, as the acquire and release operations do not occur in a defined stage. When `VK_DEPENDENCY_QUEUE_FAMILY_OWNERSHIP_TRANSFER_USE_ALL_STAGES_BIT_KHR` is specified however, these can be synchronized with the stages which would

otherwise be ignored, as these stages now synchronize the acquire and release operations, providing a way to avoid full pipeline stalls.

If the transfer is via an image memory barrier, and an [image layout transition](#) is desired, then the values of `oldLayout` and `newLayout` in the *release operation*'s memory barrier **must** be equal to values of `oldLayout` and `newLayout` in the *acquire operation*'s memory barrier. Although the image layout transition is submitted twice, it will only be executed once. A layout transition specified in this way happens-after the *release operation* and happens-before the *acquire operation*.

If the values of `srcQueueFamilyIndex` and `dstQueueFamilyIndex` are equal, no ownership transfer is performed, and the barrier operates as if they were both set to `VK_QUEUE_FAMILY_IGNORED`.

Queue family ownership transfers **may** perform read and write accesses on all memory bound to the image subresource or buffer range, so applications **must** ensure that all memory writes have been made [available](#) before a queue family ownership transfer is executed. Available memory is automatically made visible to queue family release and acquire operations, and writes performed by those operations are automatically made available.

Once a queue family has acquired ownership of a buffer range or image subresource range of a `VK_SHARING_MODE_EXCLUSIVE` resource, its contents are undefined to other queue families unless ownership is transferred. The contents of any portion of another resource which aliases memory that is bound to the transferred buffer or image subresource range are undefined after a release or acquire operation.

NOTE

Because [events](#) **cannot** be used directly for inter-queue synchronization, and because `vkCmdSetEvent` does not have the queue family index or memory barrier parameters needed by a *release operation*, the release and acquire operations of a queue family ownership transfer **can** only be performed using `vkCmdPipelineBarrier`.

An *acquire operation* **may** have a performance penalty when acquiring ownership of a subresource range from one of the special queue families reserved for external memory ownership transfers described above. The application **can** reduce the performance penalty in some cases by adding a `VkExternalMemoryAcquireUnmodifiedEXT` structure to the `pNext` chain of the *acquire operation*'s memory barrier structure.

The `VkExternalMemoryAcquireUnmodifiedEXT` structure is defined as:

```
// Provided by VK_EXT_external_memory_acquire_unmodified
typedef struct VkExternalMemoryAcquireUnmodifiedEXT {
    VkStructureType    sType;
    const void*        pNext;
    VkBool32           acquireUnmodifiedMemory;
} VkExternalMemoryAcquireUnmodifiedEXT;
```

- `sType` is a `VkStructureType` value identifying this structure.
- `pNext` is `NULL` or a pointer to a structure extending this structure.

- `acquireUnmodifiedMemory` specifies, if `VK_TRUE`, that no range of `VkDeviceMemory` bound to the resource of the memory barrier's subresource range was modified at any time since the resource's most recent release of ownership to the queue family specified by the memory barrier's `srcQueueFamilyIndex`. If `VK_FALSE`, it specifies nothing.

If the application releases ownership of the subresource range to one of the special queue families reserved for external memory ownership transfers with a memory barrier structure, and later re-acquires ownership from the same queue family with a memory barrier structure, and if no range of `VkDeviceMemory` bound to the resource was modified at any time between the *release operation* and the *acquire operation*, then the application **should** add a `VkExternalMemoryAcquireUnmodifiedEXT` structure to the `pNext` chain of the *acquire operation's* memory barrier structure because this **may** reduce the performance penalty.

This structure is ignored if `acquireUnmodifiedMemory` is `VK_FALSE`. In particular, `VK_FALSE` does *not* specify that memory was modified.

This structure is ignored if the memory barrier's `srcQueueFamilyIndex` is not a special queue family reserved for external memory ownership transfers.

NOTE

The method by which the application determines whether memory was modified between the *release operation* and *acquire operation* is outside the scope of Vulkan.

For any Vulkan operation that accesses a resource, the application **must** not assume the implementation accesses the resource's memory as read-only, even for *apparently* read-only operations such as transfer commands and shader reads.

The validity of `VkExternalMemoryAcquireUnmodifiedEXT::acquireUnmodifiedMemory` is independent of memory ranges outside the ranges of `VkDeviceMemory` bound to the resource. In particular, it is independent of any implementation-private memory associated with the resource.

Valid Usage

- VUID-VkExternalMemoryAcquireUnmodifiedEXT-acquireUnmodifiedMemory-08922
If `acquireUnmodifiedMemory` is `VK_TRUE`, and the memory barrier's `srcQueueFamilyIndex` is a special queue family reserved for external memory ownership transfers (as described in [Queue Family Ownership Transfer](#)), then each range of `VkDeviceMemory` bound to the resource **must** have remained unmodified during all time since the resource's most recent release of ownership to the queue family

Valid Usage (Implicit)

- VUID-VkExternalMemoryAcquireUnmodifiedEXT-sType-sType
`sType` **must** be `VK_STRUCTURE_TYPE_EXTERNAL_MEMORY_ACQUIRE_UNMODIFIED_EXT`

Structure Chaining

Extends the structures

- [VkBufferMemoryBarrier](#)
- [VkBufferMemoryBarrier2](#)
- [VkImageMemoryBarrier](#)
- [VkImageMemoryBarrier2](#)

7.8. Wait Idle Operations

To wait on the host for the completion of outstanding queue operations for a given queue, call:

```
// Provided by VK_VERSION_1_0
VkResult vkQueueWaitIdle(
    VkQueue queue);
```

- **queue** is the queue on which to wait.

vkQueueWaitIdle is equivalent to having submitted a valid fence to every previously executed [queue submission command](#) that accepts a fence, then waiting for all of those fences to signal using [vkWaitForFences](#) with an infinite timeout and **waitAll** set to [VK_TRUE](#).

NOTE

Even though [vkQueuePresentKHR](#) does not have a fence parameter, it does accept a fence through [VkSwapchainPresentFenceInfoEXT](#).

Valid Usage (Implicit)

- VUID-vkQueueWaitIdle-queue-parameter **queue** must be a valid [VkQueue](#) handle

Host Synchronization

- Host access to **queue** must be externally synchronized if it was not created with [VK_DEVICE_QUEUE_CREATE INTERNALLY SYNCHRONIZED_BIT_KHR](#)

Command Properties

Command Buffer Levels	Render Pass Scope	Video Coding Scope	Supported Queue Types	Command Type
-	-	-	Any	-

Return Codes

Success

- [VK_SUCCESS](#)

Failure

- [VK_ERROR_DEVICE_LOST](#)
- [VK_ERROR_OUT_OF_DEVICE_MEMORY](#)
- [VK_ERROR_OUT_OF_HOST_MEMORY](#)
- [VK_ERROR_UNKNOWN](#)
- [VK_ERROR_VALIDATION_FAILED](#)

To wait on the host for the completion of outstanding queue operations for all queues on a given logical device, call:

```
// Provided by VK_VERSION_1_0
VkResult vkDeviceWaitIdle(
    VkDevice device);
```

- **device** is the logical device to idle.

vkDeviceWaitIdle is equivalent to calling **vkQueueWaitIdle** for all queues owned by **device**.

Valid Usage (Implicit)

- VUID-vkDeviceWaitIdle-device-parameter **device** **must** be a valid [VkDevice](#) handle

Host Synchronization

- Host access to all [VkQueue](#) objects created from **device** that are not created with [VK_DEVICE_QUEUE_CREATE INTERNALLY SYNCHRONIZED_BIT_KHR](#) **must** be externally synchronized

Return Codes

Success

- [VK_SUCCESS](#)

Failure

- [VK_ERROR_DEVICE_LOST](#)
- [VK_ERROR_OUT_OF_DEVICE_MEMORY](#)

- [VK_ERROR_OUT_OF_HOST_MEMORY](#)
- [VK_ERROR_UNKNOWN](#)
- [VK_ERROR_VALIDATION_FAILED](#)

7.9. Host Write Ordering Guarantees

When batches of command buffers are submitted to a queue via a [queue submission command](#), it defines a memory dependency with prior host operations, and execution of command buffers submitted to the queue.

The first [synchronization scope](#) includes execution of [vkQueueSubmit](#) on the host and anything that happened-before it, as defined by the host memory model.

NOTE

Some systems allow writes that do not directly integrate with the host memory model; these have to be synchronized by the application manually. One example of this is non-temporal store instructions on x86; to ensure these happen-before submission, applications should call [_mm_sfence\(\)](#).

The second [synchronization scope](#) includes all commands submitted in the same [queue submission](#), and all commands that occur later in [submission order](#).

The first [access scope](#) includes all host writes to mappable device memory that are available to the host memory domain.

The second [access scope](#) includes all memory access performed by the device.

7.10. Synchronization and Multiple Physical Devices

If a logical device includes more than one physical device, then fences, semaphores, and events all still have a single instance of the signaled state.

A fence becomes signaled when all physical devices complete the necessary queue operations.

Semaphore wait and signal operations all include a device index that is the sole physical device that performs the operation. These indices are provided in the [VkDeviceGroupSubmitInfo](#) and [VkDeviceGroupBindSparseInfo](#) structures. Semaphores are not exclusively owned by any physical device. For example, a semaphore can be signaled by one physical device and then waited on by a different physical device.

An event **can** only be waited on by the same physical device that signaled it (or the host).

7.11. Calibrated Timestamps

In order to be able to correlate the time a particular operation took place at on timelines of different time domains (e.g. a device operation vs. a host operation), Vulkan allows querying calibrated timestamps from multiple time domains.

To query calibrated timestamps from a set of time domains, call:

```
// Provided by VK_KHR_calibrated_timestamps
VkResult vkGetCalibratedTimestampsKHR(
    VkDevice          device,
    uint32_t          timestampCount,
    const VkCalibratedTimestampInfoKHR* pTimestampInfos,
    uint64_t*          pTimestamps,
    uint64_t*          pMaxDeviation);
```

```
// Provided by VK_EXT_calibrated_timestamps
// Equivalent to vkGetCalibratedTimestampsKHR
VkResult vkGetCalibratedTimestampsEXT(
    VkDevice          device,
    uint32_t          timestampCount,
    const VkCalibratedTimestampInfoKHR* pTimestampInfos,
    uint64_t*          pTimestamps,
    uint64_t*          pMaxDeviation);
```

- **device** is the logical device used to perform the query.
- **timestampCount** is the number of timestamps to query.
- **pTimestampInfos** is a pointer to an array of **timestampCount** [VkCalibratedTimestampInfoKHR](#) structures, describing the time domains the calibrated timestamps should be captured from.
- **pTimestamps** is a pointer to an array of **timestampCount** 64-bit unsigned integer values in which the requested calibrated timestamp values are returned.
- **pMaxDeviation** is a pointer to a 64-bit unsigned integer value in which the strictly positive maximum deviation, in nanoseconds, of the calibrated timestamp values is returned.

NOTE

The maximum deviation **may** vary between calls to [vkGetCalibratedTimestampsKHR](#) even for the same set of time domains due to implementation and platform specific reasons. It is the application's responsibility to assess whether the returned maximum deviation makes the timestamp values suitable for any particular purpose and **can** choose to re-issue the timestamp calibration call pursuing a lower deviation value.

Calibrated timestamp values **can** be extrapolated to estimate future coinciding timestamp values, however, depending on the nature of the time domains and other properties of the platform extrapolating values over a sufficiently long period of time **may** no longer be accurate enough to fit any particular purpose, so applications are expected to re-calibrate the timestamps on a regular basis.

Valid Usage

- VUID-vkGetCalibratedTimestampsKHR-timeDomain-09246
The **timeDomain** value of each [VkCalibratedTimestampInfoKHR](#) in **pTimestampInfos** **must** be

unique except for those with a value of `VK_TIME_DOMAIN_PRESENT_STAGE_LOCAL_EXT`

Valid Usage (Implicit)

- `VUID-vkGetCalibratedTimestampsKHR-device-parameter`
`device` **must** be a valid `VkDevice` handle
- `VUID-vkGetCalibratedTimestampsKHR-pTimestampInfos-parameter`
`pTimestampInfos` **must** be a valid pointer to an array of `timestampCount` valid `VkCalibratedTimestampInfoKHR` structures
- `VUID-vkGetCalibratedTimestampsKHR-pTimestamps-parameter`
`pTimestamps` **must** be a valid pointer to an array of `timestampCount` `uint64_t` values
- `VUID-vkGetCalibratedTimestampsKHR-pMaxDeviation-parameter`
`pMaxDeviation` **must** be a valid pointer to a `uint64_t` value
- `VUID-vkGetCalibratedTimestampsKHR-timestampCount-arraylength`
`timestampCount` **must** be greater than `0`

Return Codes

Success

- `VK_SUCCESS`

Failure

- `VK_ERROR_OUT_OF_DEVICE_MEMORY`
- `VK_ERROR_OUT_OF_HOST_MEMORY`
- `VK_ERROR_UNKNOWN`
- `VK_ERROR_VALIDATION_FAILED`

The `VkCalibratedTimestampInfoKHR` structure is defined as:

```
// Provided by VK_KHR_calibrated_timestamps
typedef struct VkCalibratedTimestampInfoKHR {
    VkStructureType    sType;
    const void*        pNext;
    VkTimeDomainKHR    timeDomain;
} VkCalibratedTimestampInfoKHR;
```

```
// Provided by VK_EXT_calibrated_timestamps
// Equivalent to VkCalibratedTimestampInfoKHR
typedef VkCalibratedTimestampInfoKHR VkCalibratedTimestampInfoEXT;
```

- `sType` is a `VkStructureType` value identifying this structure.

- `pNext` is `NULL` or a pointer to a structure extending this structure.
- `timeDomain` is a `VkTimeDomainKHR` value specifying the time domain from which the calibrated timestamp value should be returned.

Valid Usage

- VUID-VkCalibratedTimestampInfoKHR-timeDomain-02354
`timeDomain` **must** be one of the `VkTimeDomainKHR` values returned by `vkGetPhysicalDeviceCalibrateableTimeDomainsKHR`
- VUID-VkCalibratedTimestampInfoKHR-timeDomain-12227
If `timeDomain` is `VK_TIME_DOMAIN_SWAPCHAIN_LOCAL_EXT` or `VK_TIME_DOMAIN_PRESENT_STAGE_LOCAL_EXT`, the `pNext` chain **must** include a `VkSwapchainCalibratedTimestampInfoEXT` structure

Valid Usage (Implicit)

- VUID-VkCalibratedTimestampInfoKHR-sType-sType
`sType` **must** be `VK_STRUCTURE_TYPE_CALIBRATED_TIMESTAMP_INFO_KHR`
- VUID-VkCalibratedTimestampInfoKHR-pNext-pNext
`pNext` **must** be `NULL` or a pointer to a valid instance of `VkSwapchainCalibratedTimestampInfoEXT`
- VUID-VkCalibratedTimestampInfoKHR-sType-unique
The `sType` value of each structure in the `pNext` chain **must** be unique
- VUID-VkCalibratedTimestampInfoKHR-timeDomain-parameter
`timeDomain` **must** be a valid `VkTimeDomainKHR` value

The set of supported time domains consists of:


```
// Provided by VK_KHR_calibrated_timestamps
typedef enum VkTimeDomainKHR {
    VK_TIME_DOMAIN_DEVICE_KHR = 0,
    VK_TIME_DOMAIN_CLOCK_MONOTONIC_KHR = 1,
    VK_TIME_DOMAIN_CLOCK_MONOTONIC_RAW_KHR = 2,
    VK_TIME_DOMAIN_QUERY_PERFORMANCE_COUNTER_KHR = 3,
// Provided by VK_EXT_present_timing
    VK_TIME_DOMAIN_PRESENT_STAGE_LOCAL_EXT = 1000208000,
// Provided by VK_EXT_present_timing
    VK_TIME_DOMAIN_SWAPCHAIN_LOCAL_EXT = 1000208001,
// Provided by VK_EXT_calibrated_timestamps
    VK_TIME_DOMAIN_DEVICE_EXT = VK_TIME_DOMAIN_DEVICE_KHR,
// Provided by VK_EXT_calibrated_timestamps
    VK_TIME_DOMAIN_CLOCK_MONOTONIC_EXT = VK_TIME_DOMAIN_CLOCK_MONOTONIC_KHR,
// Provided by VK_EXT_calibrated_timestamps
    VK_TIME_DOMAIN_CLOCK_MONOTONIC_RAW_EXT = VK_TIME_DOMAIN_CLOCK_MONOTONIC_RAW_KHR,
// Provided by VK_EXT_calibrated_timestamps
    VK_TIME_DOMAIN_QUERY_PERFORMANCE_COUNTER_EXT =
VK_TIME_DOMAIN_QUERY_PERFORMANCE_COUNTER_KHR,
} VkTimeDomainKHR;
```

```
// Provided by VK_EXT_calibrated_timestamps
// Equivalent to VkTimeDomainKHR
typedef VkTimeDomainKHR VkTimeDomainEXT;
```

- [VK_TIME_DOMAIN_DEVICE_KHR](#) specifies the device time domain. Timestamp values in this time domain use the same units and are comparable with device timestamp values captured using [vkCmdWriteTimestamp](#) or [vkCmdWriteTimestamp2](#) and are defined to be incrementing according to the [timestampPeriod](#) of the device.
- [VK_TIME_DOMAIN_PRESENT_STAGE_LOCAL_EXT](#) specifies a time domain unique to a particular swapchain and a specific present stage. Timestamp values in this time domain are in units of nanosecond and are comparable only with other values from the same swapchain and present stage.
- [VK_TIME_DOMAIN_SWAPCHAIN_LOCAL_EXT](#) specifies a time domain unique to a particular swapchain. Timestamp values in this time domain are in units of nanosecond and are comparable only with other values from the same swapchain.
- [VK_TIME_DOMAIN_CLOCK_MONOTONIC_KHR](#) specifies the CLOCK_MONOTONIC time domain available on POSIX platforms. Timestamp values in this time domain are in units of nanoseconds and are comparable with platform timestamp values captured using the POSIX `clock_gettime` API as computed by this example:

NOTE	An implementation supporting VK_KHR_calibrated_timestamps or VK_EXT_calibrated_timestamps will use the same time domain for all its VkQueue so that timestamp values reported for VK_TIME_DOMAIN_DEVICE_KHR can be matched to any timestamp captured through vkCmdWriteTimestamp or
-------------	---

vkCmdWriteTimestamp2.

```
struct timespec tv;
clock_gettime(CLOCK_MONOTONIC, &tv);
return tv.tv_nsec + tv.tv_sec*1000000000ull;
```

- [VK_TIME_DOMAIN_CLOCK_MONOTONIC_RAW_KHR](#) specifies the `CLOCK_MONOTONIC_RAW` time domain available on POSIX platforms. Timestamp values in this time domain are in units of nanoseconds and are comparable with platform timestamp values captured using the POSIX `clock_gettime` API as computed by this example:

```
struct timespec tv;
clock_gettime(CLOCK_MONOTONIC_RAW, &tv);
return tv.tv_nsec + tv.tv_sec*1000000000ull;
```

- [VK_TIME_DOMAIN_QUERY_PERFORMANCE_COUNTER_KHR](#) specifies the performance counter (QPC) time domain available on Windows. Timestamp values in this time domain are in the same units as those provided by the Windows `QueryPerformanceCounter` API and are comparable with platform timestamp values captured using that API as computed by this example:

```
LARGE_INTEGER counter;
QueryPerformanceCounter(&counter);
return counter.QuadPart;
```

The `VkSwapchainCalibratedTimestampInfoEXT` structure is defined as:

```
// Provided by VK_EXT_present_timing
typedef struct VkSwapchainCalibratedTimestampInfoEXT {
    VkStructureType      sType;
    const void*          pNext;
    VkSwapchainKHR       swapchain;
    VkPresentStageFlagsEXT presentStage;
    uint64_t             timeDomainId;
} VkSwapchainCalibratedTimestampInfoEXT;
```

- `sType` is a [VkStructureType](#) value identifying this structure.
- `pNext` is `NULL` or a pointer to a structure extending this structure.
- `swapchain` is the swapchain to retrieve the swapchain-local timestamp from.
- `presentStage` is zero or a [VkPresentStageFlagsEXT](#) value used to identify a single present stage when calibrating a timestamp in the [VK_TIME_DOMAIN_PRESENT_STAGE_LOCAL_EXT](#) time domain.
- `timeDomainId` is the id for the opaque time domain being calibrated.

`timeDomainId` **must** be an id previously reported by `vkGetSwapchainTimeDomainPropertiesEXT` for `swapchain`. If the `timeDomainId` is no longer supported by the `swapchain`, implementations **may** report zero as the calibrated timestamp value.

Valid Usage

- VUID-VkSwapchainCalibratedTimestampInfoEXT-timeDomain-12228
If the `timeDomain` member of the `VkCalibratedTimestampInfoKHR` structure in this structure's `pNext` chain is `VK_TIME_DOMAIN_PRESENT_STAGE_LOCAL_EXT`, `presentStage` **must** specify one and only one present stage

Valid Usage (Implicit)

- VUID-VkSwapchainCalibratedTimestampInfoEXT-sType-sType
`sType` **must** be `VK_STRUCTURE_TYPE_SWAPCHAIN_CALIBRATED_TIMESTAMP_INFO_EXT`
- VUID-VkSwapchainCalibratedTimestampInfoEXT-swapchain-parameter
`swapchain` **must** be a valid `VkSwapchainKHR` handle
- VUID-VkSwapchainCalibratedTimestampInfoEXT-presentStage-parameter
`presentStage` **must** be a valid combination of `VkPresentStageFlagBitsEXT` values

Structure Chaining

Extends the structure

- `VkCalibratedTimestampInfoKHR`

Chapter 8. Render Pass

Draw commands **must** be recorded within a *render pass instance*. Each render pass instance defines a set of image resources, referred to as *attachments*, used during rendering.

To begin a render pass instance, call:

```
// Provided by VK_VERSION_1_3
void vkCmdBeginRendering(
    VkCommandBuffer          commandBuffer,
    const VkRenderingInfo*   pRenderingInfo);
```

```
// Provided by VK_KHR_dynamic_rendering
// Equivalent to vkCmdBeginRendering
void vkCmdBeginRenderingKHR(
    VkCommandBuffer          commandBuffer,
    const VkRenderingInfo*   pRenderingInfo);
```

- **commandBuffer** is the command buffer in which to record the command.
- **pRenderingInfo** is a pointer to a **VkRenderingInfo** structure specifying details of the render pass instance to begin.

After beginning a render pass instance, the command buffer is ready to record **draw commands**.

If **pRenderingInfo->flags** includes **VK_RENDERING_RESUMING_BIT** then this render pass is resumed from a render pass instance that has been suspended earlier in **submission order**.

If there is an instance of **VkTileMemorySizeInfoQCOM** included in the **pNext** chain of **VkRenderingInfo**, the structure is ignored.

Valid Usage

- VUID-vkCmdBeginRendering-dynamicRendering-06446
The **dynamicRendering** feature **must** be enabled
- VUID-vkCmdBeginRendering-commandBuffer-06068
If **commandBuffer** is a secondary command buffer, and the **nestedCommandBuffer** feature is not enabled, **pRenderingInfo->flags** **must** not include **VK_RENDERING_CONTENTS_SECONDARY_COMMAND_BUFFERS_BIT**
- VUID-vkCmdBeginRendering-commandBuffer-10914
If **commandBuffer** is a secondary command buffer, **VK_COMMAND_BUFFER_USAGE_RENDER_PASS_CONTINUE_BIT** **must** not have been set in **VkCommandBufferBeginInfo::flags** when **commandBuffer** began
- VUID-vkCmdBeginRendering-pRenderingInfo-09588
If **pRenderingInfo->pDepthAttachment** is not **NULL** and **pRenderingInfo->pDepthAttachment->imageView** is not **VK_NULL_HANDLE**, when **pRenderingInfo->pDepthAttachment->imageView**

is accessed it **must** be in the layout specified by `pRenderingInfo->pDepthAttachment->imageView`

- VUID-vkCmdBeginRendering-pRenderingInfo-09589

If `pRenderingInfo->pDepthAttachment` is not `NULL`, `pRenderingInfo->pDepthAttachment->imageView` is not `VK_NULL_HANDLE`, `pRenderingInfo->pDepthAttachment->resolveMode` is not `VK_RESOLVE_MODE_NONE`, and `pRenderingInfo->pDepthAttachment->resolveImageView` is not `VK_NULL_HANDLE`, `pRenderingInfo->pDepthAttachment->resolveImageView` **must** be in the layout specified by `pRenderingInfo->pDepthAttachment->resolveImageLayout`

- VUID-vkCmdBeginRendering-pRenderingInfo-09590

If `pRenderingInfo->pStencilAttachment` is not `NULL` and `pRenderingInfo->pStencilAttachment->imageView` is not `VK_NULL_HANDLE`, when `pRenderingInfo->pStencilAttachment->imageView` is accessed it **must** be in the layout specified by `pRenderingInfo->pStencilAttachment->imageLayout`

- VUID-vkCmdBeginRendering-pRenderingInfo-09591

If `pRenderingInfo->pStencilAttachment` is not `NULL`, `pRenderingInfo->pStencilAttachment->imageView` is not `VK_NULL_HANDLE`, `pRenderingInfo->pStencilAttachment->resolveMode` is not `VK_RESOLVE_MODE_NONE`, and `pRenderingInfo->pStencilAttachment->resolveImageView` is not `VK_NULL_HANDLE`, `pRenderingInfo->pStencilAttachment->resolveImageView` **must** be in the layout specified by `pRenderingInfo->pStencilAttachment->resolveImageLayout`

- VUID-vkCmdBeginRendering-pRenderingInfo-09592

For each element of `pRenderingInfo->pColorAttachments`, if `imageView` is not `VK_NULL_HANDLE`, when that image view is accessed it **must** be in the layout specified by the `imageLayout` member of that same element of `pRenderingInfo->pColorAttachments`

- VUID-vkCmdBeginRendering-pRenderingInfo-09593

For each element of `pRenderingInfo->pColorAttachments`, if either `resolveMode` is `VK_RESOLVE_MODE_EXTERNAL_FORMAT_DOWNSAMPLE_BIT_ANDROID`, or `imageView` is not `VK_NULL_HANDLE` and `resolveMode` is not `VK_RESOLVE_MODE_NONE`, and `resolveImageView` is not `VK_NULL_HANDLE`, `resolveImageView` **must** be in the layout specified by `resolveImageLayout`

- VUID-vkCmdBeginRendering-flags-10641

If `VK_TILE_SHADING_RENDER_PASS_ENABLE_BIT_QCOM` is included in `VkRenderPassTileShadingCreateInfoQCOM::flags`, `commandBuffer` **must** not have been recorded with `VK_COMMAND_BUFFER_USAGE_SIMULTANEOUS_USE_BIT`

- VUID-vkCmdBeginRendering-flags-10642

`VkRenderPassTileShadingCreateInfoQCOM::flags` **must** not include `VK_TILE_SHADING_RENDER_PASS_PER_TILE_EXECUTION_BIT_QCOM`

- VUID-vkCmdBeginRendering-pRenderingInfo-11750

If `pRenderingInfo->flags` contains `VK_RENDERING_LOCAL_READ_CONCURRENT_ACCESS_CONTROL_BIT_KHR`, `maintenance10` **must** be enabled

- VUID-vkCmdBeginRendering-pRenderingInfo-11751

If `pRenderingInfo->flags` does not contain `VK_RENDERING_LOCAL_READ_CONCURRENT_ACCESS_CONTROL_BIT_KHR`, attachments

must

not

specify

VK_RENDERING_ATTACHMENT_INPUT_ATTACHMENT_FEEDBACK_BIT_KHR

- VUID-vkCmdBeginRendering-imageView-12276

If `VkRenderingFragmentDensityMapAttachmentInfoEXT::imageView` is not equal to `VK_NULL_HANDLE`, when `imageView` is accessed it **must** be in the layout specified by `VkRenderingFragmentDensityMapAttachmentInfoEXT::imageLayout`

- VUID-vkCmdBeginRendering-imageView-12277

If `VkRenderingFragmentShadingRateAttachmentInfoKHR::imageView` is not equal to `VK_NULL_HANDLE`, when `imageView` is accessed it **must** be in the layout specified by `VkRenderingFragmentShadingRateAttachmentInfoKHR::imageLayout`

Valid Usage (Implicit)

- VUID-vkCmdBeginRendering-commandBuffer-parameter
`commandBuffer` **must** be a valid `VkCommandBuffer` handle
- VUID-vkCmdBeginRendering-pRenderingInfo-parameter
`pRenderingInfo` **must** be a valid pointer to a valid `VkRenderingInfo` structure
- VUID-vkCmdBeginRendering-commandBuffer-recording
`commandBuffer` **must** be in the `recording` state
- VUID-vkCmdBeginRendering-commandBuffer-cmdpool
The `VkCommandPool` that `commandBuffer` was allocated from **must** support `VK_QUEUE_GRAPHICS_BIT` operations
- VUID-vkCmdBeginRendering-renderpass
This command **must** only be called outside of a render pass instance
- VUID-vkCmdBeginRendering-suspended
This command **must** not be called between suspended render pass instances
- VUID-vkCmdBeginRendering-videocoding
This command **must** only be called outside of a video coding scope

Host Synchronization

- Host access to `commandBuffer` **must** be externally synchronized
- Host access to the `VkCommandPool` that `commandBuffer` was allocated from **must** be externally synchronized

Command Properties

Command Buffer Levels	Render Pass Scope	Video Coding Scope	Supported Queue Types	Command Type
Primary Secondary	Outside	Outside	VK_QUEUE_GRAP HICS_BIT	Action State

Conditional Rendering

vkCmdBeginRendering is not affected by [conditional rendering](#)

The `VkRenderingInfo` structure is defined as:

```
// Provided by VK_VERSION_1_3
typedef struct VkRenderingInfo {
    VkStructureType      sType;
    const void*          pNext;
    VkRenderingFlags      flags;
    VkRect2D              renderArea;
    uint32_t              layerCount;
    uint32_t              viewMask;
    uint32_t              colorAttachmentCount;
    const VkRenderingAttachmentInfo* pColorAttachments;
    const VkRenderingAttachmentInfo* pDepthAttachment;
    const VkRenderingAttachmentInfo* pStencilAttachment;
} VkRenderingInfo;
```

```
// Provided by VK_KHR_dynamic_rendering, VK_QCOM_tile_properties with
VK_KHR_dynamic_rendering or VK_VERSION_1_3
// Equivalent to VkRenderingInfo
typedef VkRenderingInfo VkRenderingInfoKHR;
```

- `sType` is a `VkStructureType` value identifying this structure.
- `pNext` is `NULL` or a pointer to a structure extending this structure.
- `flags` is a bitmask of `VkRenderingFlagBits`.
- `renderArea` is the render area that is affected by the render pass instance.
- `layerCount` is the number of layers rendered to in each attachment when `viewMask` is 0.
- `viewMask` is a bitfield of view indices describing which views are active during rendering, when it is not 0.
- `colorAttachmentCount` is the number of elements in `pColorAttachments`.
- `pColorAttachments` is a pointer to an array of `colorAttachmentCount` `VkRenderingAttachmentInfo`

structures describing any color attachments used.

- `pDepthAttachment` is a pointer to a `VkRenderingAttachmentInfo` structure describing a depth attachment.
- `pStencilAttachment` is a pointer to a `VkRenderingAttachmentInfo` structure describing a stencil attachment.

If `viewMask` is not 0, multiview is enabled.

If there is an instance of `VkDeviceGroupRenderPassBeginInfo` included in the `pNext` chain and its `deviceRenderAreaCount` member is not 0, then `renderArea` is ignored, and the render area is defined per-device by that structure.

If multiview is enabled, and the `multiviewPerViewRenderAreas` feature is enabled, and there is an instance of `VkMultiviewPerViewRenderAreasRenderPassBeginInfoQCOM` included in the `pNext` chain with `perViewRenderAreaCount` not equal to 0, then the elements of `VkMultiviewPerViewRenderAreasRenderPassBeginInfoQCOM::pPerViewRenderAreas` override `renderArea` and define a render area for each view. In this case, `renderArea` **must** be an area at least as large as the union of all the per-view render areas.

Each element of the `pColorAttachments` array corresponds to an output location in the shader, i.e. if the shader declares an output variable decorated with a `Location` value of `X`, then it uses the attachment provided in `pColorAttachments[X]`. If the `imageView` member of any element of `pColorAttachments` is `VK_NULL_HANDLE`, and `resolveMode` is not `VK_RESOLVE_MODE_EXTERNAL_FORMAT_DOWNSAMPLE_BIT_ANDROID`, writes to the corresponding location by a fragment are discarded.

The `aspectMask` of any image view specified for `pDepthAttachment` or `pStencilAttachment` is ignored. Instead, depth attachments are automatically treated as if `VK_IMAGE_ASPECT_DEPTH_BIT` was specified for their aspect masks, and stencil attachments are automatically treated as if `VK_IMAGE_ASPECT_STENCIL_BIT` was specified for their aspect masks.

Valid Usage

- VUID-VkRenderingInfo-viewMask-06069
If `viewMask` is 0, `layerCount` **must** not be 0
- VUID-VkRenderingInfo-multisampledRenderToSingleSampled-06857
If none of the following are enabled:
 - The `VK_AMD_mixed_attachment_samples` extension
 - The `VK_NV_framebuffer_mixed_samples` extension
 - The `multisampledRenderToSingleSampled` feature

`imageView` members of `pDepthAttachment`, `pStencilAttachment`, and elements of `pColorAttachments` that are not `VK_NULL_HANDLE` **must** have been created with the same `sampleCount`

- VUID-VkRenderingInfo-imageView-09429
`imageView` members of elements of `pColorAttachments` that are not `VK_NULL_HANDLE`

must have been created with the same `sampleCount` , if the `multisampledRenderToSingleSampled` feature is not enabled

- VUID-VkRenderingInfo-None-08994

If `VkDeviceGroupRenderPassBeginInfo::deviceRenderAreaCount` is 0, `renderArea.extent.width` **must** be greater than 0

- VUID-VkRenderingInfo-None-08995

If `VkDeviceGroupRenderPassBeginInfo::deviceRenderAreaCount` is 0, `renderArea.extent.height` **must** be greater than 0

- VUID-VkRenderingInfo-imageView-06858

If `multisampled-render-to-single-sampled` is enabled, then all attachments referenced by `imageView` members of `pDepthAttachment`, `pStencilAttachment`, and elements of `pColorAttachments` that are not `VK_NULL_HANDLE` **must** have a sample count that is either `VK_SAMPLE_COUNT_1_BIT` or equal to `VkMultisampledRenderToSingleSampledInfoEXT::rasterizationSamples`

- VUID-VkRenderingInfo-imageView-06859

If `multisampled-render-to-single-sampled` is enabled, then all attachments referenced by `imageView` members of `pDepthAttachment`, `pStencilAttachment`, and elements of `pColorAttachments` that are not `VK_NULL_HANDLE` and have a sample count of `VK_SAMPLE_COUNT_1_BIT` **must** have been created with `VK_IMAGE_CREATE_MULTISAMPLED_RENDER_TO_SINGLE_SAMPLED_BIT_EXT` in their `VkImageCreateInfo::flags`

- VUID-VkRenderingInfo-pNext-06077

If the `pNext` chain does not contain `VkDeviceGroupRenderPassBeginInfo` or its `deviceRenderAreaCount` member is equal to 0, `renderArea.offset.x` **must** be greater than or equal to 0

- VUID-VkRenderingInfo-pNext-06078

If the `pNext` chain does not contain `VkDeviceGroupRenderPassBeginInfo` or its `deviceRenderAreaCount` member is equal to 0, `renderArea.offset.y` **must** be greater than or equal to 0

- VUID-VkRenderingInfo-pNext-07815

If the `pNext` chain does not contain `VkDeviceGroupRenderPassBeginInfo` or its `deviceRenderAreaCount` member is equal to 0, the sum of `renderArea.extent.width` and `renderArea.offset.x` **must** be less than or equal to `maxFramebufferWidth`

- VUID-VkRenderingInfo-pNext-07816

If the `pNext` chain does not contain `VkDeviceGroupRenderPassBeginInfo` or its `deviceRenderAreaCount` member is equal to 0, the sum of `renderArea.extent.height` and `renderArea.offset.y` **must** be less than or equal to `maxFramebufferHeight`

- VUID-VkRenderingInfo-pNext-06079

If the `pNext` chain does not contain `VkDeviceGroupRenderPassBeginInfo` or its `deviceRenderAreaCount` member is equal to 0, the width of the `imageView` member of each element of `pColorAttachments`, `pDepthAttachment`, or `pStencilAttachment` that is not `VK_NULL_HANDLE` **must** be greater than or equal to `renderArea.offset.x` + `renderArea.extent.width`

- VUID-VkRenderingInfo-pNext-06080

If the `pNext` chain does not contain `VkDeviceGroupRenderPassBeginInfo` or its `deviceRenderAreaCount` member is equal to 0, the height of the `imageView` member of each element of `pColorAttachments`, `pDepthAttachment`, or `pStencilAttachment` that is not `VK_NULL_HANDLE` **must** be greater than or equal to `renderArea.offset.y + renderArea.extent.height`

- VUID-VkRenderingInfo-pNext-06083

If the `pNext` chain contains `VkDeviceGroupRenderPassBeginInfo`, the width of the `imageView` member of any element of `pColorAttachments`, `pDepthAttachment`, or `pStencilAttachment` that is not `VK_NULL_HANDLE` **must** be greater than or equal to the sum of the `offset.x` and `extent.width` members of each element of `pDeviceRenderAreas`

- VUID-VkRenderingInfo-pNext-06084

If the `pNext` chain contains `VkDeviceGroupRenderPassBeginInfo`, the height of the `imageView` member of any element of `pColorAttachments`, `pDepthAttachment`, or `pStencilAttachment` that is not `VK_NULL_HANDLE` **must** be greater than or equal to the sum of the `offset.y` and `extent.height` members of each element of `pDeviceRenderAreas`

- VUID-VkRenderingInfo-pDepthAttachment-06085

If neither `pDepthAttachment` or `pStencilAttachment` are `NULL` and the `imageView` member of either structure is not `VK_NULL_HANDLE`, the `imageView` member of each structure **must** be the same

- VUID-VkRenderingInfo-pDepthAttachment-06086

If neither `pDepthAttachment` or `pStencilAttachment` are `NULL`, and the `resolveMode` member of each is not `VK_RESOLVE_MODE_NONE`, the `resolveImageView` member of each structure **must** be the same

- VUID-VkRenderingInfo-colorAttachmentCount-06087

If `colorAttachmentCount` is not 0 and the `imageView` member of an element of `pColorAttachments` is not `VK_NULL_HANDLE`, that `imageView` **must** have been created with the `VK_IMAGE_USAGE_COLOR_ATTACHMENT_BIT` usage flag set

- VUID-VkRenderingInfo-colorAttachmentCount-09476

If `colorAttachmentCount` is not 0 and there is an element of `pColorAttachments` with either its `resolveMode` member set to `VK_RESOLVE_MODE_EXTERNAL_FORMAT_DOWNSAMPLE_BIT_ANDROID`, or its `imageView` member not `VK_NULL_HANDLE`, and its `resolveMode` member not set to `VK_RESOLVE_MODE_NONE`, the `resolveImageView` member of that element of `pColorAttachments` **must** have been created with the `VK_IMAGE_USAGE_COLOR_ATTACHMENT_BIT` usage flag set

- VUID-VkRenderingInfo-pDepthAttachment-06547

If `pDepthAttachment` is not `NULL` and `pDepthAttachment->imageView` is not `VK_NULL_HANDLE`, `pDepthAttachment->imageView` **must** have been created with a format that includes a depth component

- VUID-VkRenderingInfo-pDepthAttachment-06088

If `pDepthAttachment` is not `NULL` and `pDepthAttachment->imageView` is not `VK_NULL_HANDLE`, `pDepthAttachment->imageView` **must** have been created with the `VK_IMAGE_USAGE_DEPTH_STENCIL_ATTACHMENT_BIT` usage flag set

- VUID-VkRenderingInfo-pDepthAttachment-09477

If `pDepthAttachment` is not `NULL` and `pDepthAttachment->resolveMode` is not `VK_RESOLVE_MODE_NONE`, `pDepthAttachment->resolveImageView` **must** have been created with the `VK_IMAGE_USAGE_DEPTH_STENCIL_ATTACHMENT_BIT` usage flag set

- VUID-VkRenderingInfo-pStencilAttachment-06548

If `pStencilAttachment` is not `NULL` and `pStencilAttachment->imageView` is not `VK_NULL_HANDLE`, `pStencilAttachment->imageView` **must** have been created with a format that includes a stencil aspect

- VUID-VkRenderingInfo-pStencilAttachment-06089

If `pStencilAttachment` is not `NULL` and `pStencilAttachment->imageView` is not `VK_NULL_HANDLE`, `pStencilAttachment->imageView` **must** have been created with the `VK_IMAGE_USAGE_DEPTH_STENCIL_ATTACHMENT_BIT` usage flag set

- VUID-VkRenderingInfo-pStencilAttachment-09478

If `pStencilAttachment` is not `NULL` and `pStencilAttachment->resolveMode` is not `VK_RESOLVE_MODE_NONE`, `pStencilAttachment->resolveImageView` **must** have been created with the `VK_IMAGE_USAGE_DEPTH_STENCIL_ATTACHMENT_BIT` usage flag set

- VUID-VkRenderingInfo-colorAttachmentCount-06090

If `colorAttachmentCount` is not `0` and the `imageView` member of an element of `pColorAttachments` is not `VK_NULL_HANDLE`, the `layout` member of that element of `pColorAttachments` **must** not be `VK_IMAGE_LAYOUT_DEPTH_STENCIL_ATTACHMENT_OPTIMAL` or `VK_IMAGE_LAYOUT_DEPTH_STENCIL_READ_ONLY_OPTIMAL`

- VUID-VkRenderingInfo-colorAttachmentCount-06091

If `colorAttachmentCount` is not `0` and the `imageView` member of an element of `pColorAttachments` is not `VK_NULL_HANDLE`, if the `resolveMode` member of that element of `pColorAttachments` is not `VK_RESOLVE_MODE_NONE`, its `resolveImageLayout` member **must** not be `VK_IMAGE_LAYOUT_DEPTH_STENCIL_ATTACHMENT_OPTIMAL` or `VK_IMAGE_LAYOUT_DEPTH_STENCIL_READ_ONLY_OPTIMAL`

- VUID-VkRenderingInfo-pDepthAttachment-06092

If `pDepthAttachment` is not `NULL` and `pDepthAttachment->imageView` is not `VK_NULL_HANDLE`, `pDepthAttachment->layout` **must** not be `VK_IMAGE_LAYOUT_COLOR_ATTACHMENT_OPTIMAL`

- VUID-VkRenderingInfo-pDepthAttachment-06093

If `pDepthAttachment` is not `NULL`, `pDepthAttachment->imageView` is not `VK_NULL_HANDLE`, and `pDepthAttachment->resolveMode` is not `VK_RESOLVE_MODE_NONE`, `pDepthAttachment->resolveImageLayout` **must** not be `VK_IMAGE_LAYOUT_COLOR_ATTACHMENT_OPTIMAL`

- VUID-VkRenderingInfo-pStencilAttachment-06094

If `pStencilAttachment` is not `NULL` and `pStencilAttachment->imageView` is not `VK_NULL_HANDLE`, `pStencilAttachment->layout` **must** not be `VK_IMAGE_LAYOUT_COLOR_ATTACHMENT_OPTIMAL`

- VUID-VkRenderingInfo-flags-11514

If `flags` contains `VK_RENDERING_CUSTOM_RESOLVE_BIT_EXT` or `VK_RENDERING_FRAGMENT_REGION_BIT_EXT`, then the `customResolve` feature **must** be enabled

- VUID-VkRenderingInfo-pColorAttachments-11515

For any element of `pColorAttachments`, `pDepthAttachment`, or `pStencilAttachment`, if `resolveMode` contains `VK_RESOLVE_MODE_CUSTOM_BIT_EXT`, then `flags` **must** contain `VK_RENDERING_CUSTOM_RESOLVE_BIT_EXT`

- VUID-VkRenderingInfo-flags-11516

If `flags` contains `VK_RENDERING_CUSTOM_RESOLVE_BIT_EXT`, then for any element of `pColorAttachments`, `pDepthAttachment`, or `pStencilAttachment`, `resolveMode` **must** be `VK_RESOLVE_MODE_CUSTOM_BIT_EXT` or `VK_RESOLVE_MODE_NONE`

- VUID-VkRenderingInfo-pStencilAttachment-06095

If `pStencilAttachment` is not `NULL`, `pStencilAttachment->imageView` is not `VK_NULL_HANDLE`, and `pStencilAttachment->resolveMode` is not `VK_RESOLVE_MODE_NONE`, `pStencilAttachment->resolveImageLayout` **must** not be `VK_IMAGE_LAYOUT_COLOR_ATTACHMENT_OPTIMAL`

- VUID-VkRenderingInfo-layerCount-07817

`layerCount` **must** be less than or equal to `maxFramebufferLayers`

- VUID-VkRenderingInfo-viewMask-10859

If `viewMask` is `0`, each `pColorAttachment->imageView` and `pColorAttachment->resolveImageView` that is not `VK_NULL_HANDLE` **must** have a `layerCount` that is greater than or equal to `VkRenderingInfo::layerCount`

- VUID-VkRenderingInfo-viewMask-10860

If `viewMask` is `0`, each `pDepthAttachment->imageView` and `pDepthAttachment->resolveImageView` that is not `VK_NULL_HANDLE` **must** have a `layerCount` that is greater than or equal to `VkRenderingInfo::layerCount`

- VUID-VkRenderingInfo-viewMask-10861

If `viewMask` is `0`, each `pStencilAttachment->imageView` and `pStencilAttachment->resolveImageView` that is not `VK_NULL_HANDLE` **must** have a `layerCount` that is greater than or equal to `VkRenderingInfo::layerCount`

- VUID-VkRenderingInfo-viewMask-12403

If `viewMask` is not `0`, each `pColorAttachment->imageView` and `pColorAttachment->resolveImageView` that is not `VK_NULL_HANDLE` **must** have a `layerCount` that is greater than the index of the most significant bit in `viewMask`

- VUID-VkRenderingInfo-viewMask-12404

If `viewMask` is not `0`, each `pDepthAttachment->imageView` and `pDepthAttachment->resolveImageView` that is not `VK_NULL_HANDLE` **must** have a `layerCount` that is greater than the index of the most significant bit in `viewMask`

- VUID-VkRenderingInfo-viewMask-12405

If `viewMask` is not `0`, each `pStencilAttachment->imageView` and `pStencilAttachment->resolveImageView` that is not `VK_NULL_HANDLE` **must** have a `layerCount` that is greater than the index of the most significant bit in `viewMask`

- VUID-VkRenderingInfo-colorAttachmentCount-06096

If `colorAttachmentCount` is not `0` and the `imageView` member of an element of `pColorAttachments` is not `VK_NULL_HANDLE`, the `layout` member of that element of `pColorAttachments` **must** not be `VK_IMAGE_LAYOUT_DEPTH_READ_ONLY_STENCIL_ATTACHMENT_OPTIMAL` or `VK_IMAGE_LAYOUT_DEPTH_ATTACHMENT_STENCIL_READ_ONLY_OPTIMAL`

- VUID-VkRenderingInfo-colorAttachmentCount-06097
If `colorAttachmentCount` is not 0 and the `imageView` member of an element of `pColorAttachments` is not `VK_NULL_HANDLE`, if the `resolveMode` member of that element of `pColorAttachments` is not `VK_RESOLVE_MODE_NONE`, its `resolveImageLayout` member **must** not be `VK_IMAGE_LAYOUT_DEPTH_READ_ONLY_STENCIL_ATTACHMENT_OPTIMAL` or `VK_IMAGE_LAYOUT_DEPTH_ATTACHMENT_STENCIL_READ_ONLY_OPTIMAL`
- VUID-VkRenderingInfo-pDepthAttachment-06098
If `pDepthAttachment` is not `NULL`, `pDepthAttachment->imageView` is not `VK_NULL_HANDLE`, and `pDepthAttachment->resolveMode` is not `VK_RESOLVE_MODE_NONE`, `pDepthAttachment->resolveImageLayout` **must** not be `VK_IMAGE_LAYOUT_DEPTH_READ_ONLY_STENCIL_ATTACHMENT_OPTIMAL`
- VUID-VkRenderingInfo-pStencilAttachment-06099
If `pStencilAttachment` is not `NULL`, `pStencilAttachment->imageView` is not `VK_NULL_HANDLE`, and `pStencilAttachment->resolveMode` is not `VK_RESOLVE_MODE_NONE`, `pStencilAttachment->resolveImageLayout` **must** not be `VK_IMAGE_LAYOUT_DEPTH_ATTACHMENT_STENCIL_READ_ONLY_OPTIMAL`
- VUID-VkRenderingInfo-colorAttachmentCount-06100
If `colorAttachmentCount` is not 0 and the `imageView` member of an element of `pColorAttachments` is not `VK_NULL_HANDLE`, the `layout` member of that element of `pColorAttachments` **must** not be `VK_IMAGE_LAYOUT_DEPTH_ATTACHMENT_OPTIMAL`, `VK_IMAGE_LAYOUT_DEPTH_READ_ONLY_OPTIMAL`, `VK_IMAGE_LAYOUT_STENCIL_ATTACHMENT_OPTIMAL`, or `VK_IMAGE_LAYOUT_STENCIL_READ_ONLY_OPTIMAL`
- VUID-VkRenderingInfo-colorAttachmentCount-06101
If `colorAttachmentCount` is not 0 and the `imageView` member of an element of `pColorAttachments` is not `VK_NULL_HANDLE`, if the `resolveMode` member of that element of `pColorAttachments` is not `VK_RESOLVE_MODE_NONE`, its `resolveImageLayout` member **must** not be `VK_IMAGE_LAYOUT_DEPTH_ATTACHMENT_OPTIMAL`, `VK_IMAGE_LAYOUT_DEPTH_READ_ONLY_OPTIMAL`, `VK_IMAGE_LAYOUT_STENCIL_ATTACHMENT_OPTIMAL`, or `VK_IMAGE_LAYOUT_STENCIL_READ_ONLY_OPTIMAL`
- VUID-VkRenderingInfo-pDepthAttachment-07732
If `pDepthAttachment` is not `NULL` and `pDepthAttachment->imageView` is not `VK_NULL_HANDLE`, `pDepthAttachment->layout` **must** not be `VK_IMAGE_LAYOUT_STENCIL_ATTACHMENT_OPTIMAL` or `VK_IMAGE_LAYOUT_STENCIL_READ_ONLY_OPTIMAL`
- VUID-VkRenderingInfo-pDepthAttachment-07733
If `pDepthAttachment` is not `NULL`, `pDepthAttachment->imageView` is not `VK_NULL_HANDLE`, and `pDepthAttachment->resolveMode` is not `VK_RESOLVE_MODE_NONE`, `pDepthAttachment->resolveImageLayout` **must** not be `VK_IMAGE_LAYOUT_STENCIL_ATTACHMENT_OPTIMAL` or `VK_IMAGE_LAYOUT_STENCIL_READ_ONLY_OPTIMAL`
- VUID-VkRenderingInfo-pStencilAttachment-07734
If `pStencilAttachment` is not `NULL` and `pStencilAttachment->imageView` is not `VK_NULL_HANDLE`, `pStencilAttachment->layout` **must** not be `VK_IMAGE_LAYOUT_DEPTH_ATTACHMENT_OPTIMAL` or `VK_IMAGE_LAYOUT_STENCIL_READ_ONLY_OPTIMAL`

VK_IMAGE_LAYOUT_DEPTH_READ_ONLY_OPTIMAL

- VUID-VkRenderingInfo-pStencilAttachment-07735

If `pStencilAttachment` is not `NULL`, `pStencilAttachment->imageView` is not `VK_NULL_HANDLE`, and `pStencilAttachment->resolveMode` is not `VK_RESOLVE_MODE_NONE`, `pStencilAttachment->resolveImageLayout` **must** not be `VK_IMAGE_LAYOUT_DEPTH_ATTACHMENT_OPTIMAL` or `VK_IMAGE_LAYOUT_DEPTH_READ_ONLY_OPTIMAL`

- VUID-VkRenderingInfo-pDepthAttachment-06102

If `pDepthAttachment` is not `NULL` and `pDepthAttachment->imageView` is not `VK_NULL_HANDLE`, `pDepthAttachment->resolveMode` **must** be one of the bits set in `VkPhysicalDeviceDepthStencilResolveProperties::supportedDepthResolveModes`

- VUID-VkRenderingInfo-pStencilAttachment-06103

If `pStencilAttachment` is not `NULL` and `pStencilAttachment->imageView` is not `VK_NULL_HANDLE`, `pStencilAttachment->resolveMode` **must** be one of the bits set in `VkPhysicalDeviceDepthStencilResolveProperties::supportedStencilResolveModes`

- VUID-VkRenderingInfo-pDepthAttachment-06104

If `pDepthAttachment` or `pStencilAttachment` are both not `NULL`, `pDepthAttachment->imageView` and `pStencilAttachment->imageView` are both not `VK_NULL_HANDLE`, and `VkPhysicalDeviceDepthStencilResolveProperties::independentResolveNone` is `VK_FALSE`, the `resolveMode` of both structures **must** be the same value

- VUID-VkRenderingInfo-pDepthAttachment-06105

If `pDepthAttachment` or `pStencilAttachment` are both not `NULL`, `pDepthAttachment->imageView` and `pStencilAttachment->imageView` are both not `VK_NULL_HANDLE`, `VkPhysicalDeviceDepthStencilResolveProperties::independentResolve` is `VK_FALSE`, and the `resolveMode` of neither structure is `VK_RESOLVE_MODE_NONE`, the `resolveMode` of both structures **must** be the same value

- VUID-VkRenderingInfo-colorAttachmentCount-06106

`colorAttachmentCount` **must** be less than or equal to `VkPhysicalDeviceLimits::maxColorAttachments`

- VUID-VkRenderingInfo-imageView-06107

If the `imageView` member of a `VkRenderingFragmentDensityMapAttachmentInfoEXT` structure included in the `pNext` chain is not `VK_NULL_HANDLE`, and the `fragmentDensityMapNonSubsampledImages` feature is not enabled, valid `imageView` and `resolveImageView` members of `pDepthAttachment`, `pStencilAttachment`, and each element of `pColorAttachments` **must** be a `VkImageView` created with `VK_IMAGE_CREATE_SUBSAMPLED_BIT_EXT`

- VUID-VkRenderingInfo-imageView-06108

If the `imageView` member of a `VkRenderingFragmentDensityMapAttachmentInfoEXT` structure included in the `pNext` chain is not `VK_NULL_HANDLE`, and `viewMask` is not `0`, `imageView` **must** have a `layerCount` greater than the index of the most significant bit in `viewMask`

- VUID-VkRenderingInfo-imageView-06109

If the `imageView` member of a `VkRenderingFragmentDensityMapAttachmentInfoEXT` structure included in the `pNext` chain is not `VK_NULL_HANDLE`, and `viewMask` is `0`,

imageView must have a **layerCount** equal to 1

- VUID-VkRenderingInfo-pNext-06112

If the **pNext** chain does not contain **VkDeviceGroupRenderPassBeginInfo** or its **deviceRenderAreaCount** member is equal to 0 and the **imageView** member of a **VkRenderingFragmentDensityMapAttachmentInfoEXT** structure included in the **pNext** chain is not **VK_NULL_HANDLE**, **imageView** must have a width greater than or equal to $\lceil \frac{\text{renderArea}_x + \text{renderArea}_{width}}{\text{maxFragmentDensityTexelSize}_{width}} \rceil$

- VUID-VkRenderingInfo-pNext-06114

If the **pNext** chain does not contain **VkDeviceGroupRenderPassBeginInfo** or its **deviceRenderAreaCount** member is equal to 0 and the **imageView** member of a **VkRenderingFragmentDensityMapAttachmentInfoEXT** structure included in the **pNext** chain is not **VK_NULL_HANDLE**, **imageView** must have a height greater than or equal to $\lceil \frac{\text{renderArea}_y + \text{renderArea}_{height}}{\text{maxFragmentDensityTexelSize}_{height}} \rceil$

- VUID-VkRenderingInfo-pNext-06113

If the **pNext** chain contains a **VkDeviceGroupRenderPassBeginInfo** structure, its **deviceRenderAreaCount** member is not 0, and the **imageView** member of a **VkRenderingFragmentDensityMapAttachmentInfoEXT** structure included in the **pNext** chain is not **VK_NULL_HANDLE**, **imageView** must have a width greater than or equal to $\lceil \frac{\text{pDeviceRenderAreas}_x + \text{pDeviceRenderAreas}_{width}}{\text{maxFragmentDensityTexelSize}_{width}} \rceil$ for each element of **pDeviceRenderAreas**

- VUID-VkRenderingInfo-pNext-06115

If the **pNext** chain contains a **VkDeviceGroupRenderPassBeginInfo** structure, its **deviceRenderAreaCount** member is not 0, and the **imageView** member of a **VkRenderingFragmentDensityMapAttachmentInfoEXT** structure included in the **pNext** chain is not **VK_NULL_HANDLE**, **imageView** must have a height greater than or equal to $\lceil \frac{\text{pDeviceRenderAreas}_y + \text{pDeviceRenderAreas}_{height}}{\text{maxFragmentDensityTexelSize}_{height}} \rceil$ for each element of **pDeviceRenderAreas**

- VUID-VkRenderingInfo-imageView-06116

If the **imageView** member of a **VkRenderingFragmentDensityMapAttachmentInfoEXT** structure included in the **pNext** chain is not **VK_NULL_HANDLE**, it must not be equal to the **imageView** or **resolveImageView** member of **pDepthAttachment**, **pStencilAttachment**, or any element of **pColorAttachments**

- VUID-VkRenderingInfo-flags-10826

If **flags** contains **VK_RENDERING_PER_LAYER_FRAGMENT_DENSITY_BIT_VALVE**, then **layerCount** must be less than or equal to **maxFragmentDensityMapLayers**

- VUID-VkRenderingInfo-fragmentDensityMapLayered-10827

If the **fragmentDensityMapLayered** feature is not enabled, **flags** must not contain **VK_RENDERING_PER_LAYER_FRAGMENT_DENSITY_BIT_VALVE**

- VUID-VkRenderingInfo-pNext-06119

If the **maintenance7** feature is not enabled or the **robustFragmentShadingRateAttachmentAccess** limit is **VK_FALSE** or the **imageView** member of a **VkRenderingFragmentShadingRateAttachmentInfoKHR** structure was created with **VkImageSubresourceRange::baseMipLevel** greater than 0, the **pNext** chain does not contain **VkDeviceGroupRenderPassBeginInfo** or its **deviceRenderAreaCount** member is equal to 0, and the **imageView** member of a **VkRenderingFragmentShadingRateAttachmentInfoKHR** structure included in the **pNext** chain is not **VK_NULL_HANDLE**, **imageView** must have a width greater than or equal to $\lceil \frac{\text{renderArea}_x + \text{renderArea}_{width}}{\text{shadingRateAttachmentTexelSize}_{width}} \rceil$

- VUID-VkRenderingInfo-pNext-06121

If the `maintenance7` feature is not enabled or the `robustFragmentShadingRateAttachmentAccess` limit is `VK_FALSE` or the `imageView` member of a `VkRenderingFragmentShadingRateAttachmentInfoKHR` structure was created with `VkImageSubresourceRange::baseMipLevel` greater than 0, the `pNext` chain does not contain `VkDeviceGroupRenderPassBeginInfo` or its `deviceRenderAreaCount` member is equal to 0 and the `imageView` member of a `VkRenderingFragmentShadingRateAttachmentInfoKHR` structure included in the `pNext` chain is not `VK_NULL_HANDLE`, `imageView` **must** have a height greater than or equal to $\lceil \frac{renderArea_y + renderArea_{height}}{shadingRateAttachmentTexelSize_{height}} \rceil$

- VUID-VkRenderingInfo-pNext-06120

If the `maintenance7` feature is not enabled or the `robustFragmentShadingRateAttachmentAccess` limit is `VK_FALSE` or the `imageView` member of a `VkRenderingFragmentShadingRateAttachmentInfoKHR` structure was created with `VkImageSubresourceRange::baseMipLevel` greater than 0, the `pNext` chain contains a `VkDeviceGroupRenderPassBeginInfo` structure, its `deviceRenderAreaCount` member is not 0, and the `imageView` member of a `VkRenderingFragmentShadingRateAttachmentInfoKHR` structure included in the `pNext` chain is not `VK_NULL_HANDLE`, `imageView` **must** have a width greater than or equal to $\lceil \frac{pDeviceRenderAreas_x + pDeviceRenderAreas_{width}}{shadingRateAttachmentTexelSize_{width}} \rceil$ for each element of `pDeviceRenderAreas`

- VUID-VkRenderingInfo-pNext-06122

If the `maintenance7` feature is not enabled or the `robustFragmentShadingRateAttachmentAccess` limit is `VK_FALSE` or the `imageView` member of a `VkRenderingFragmentShadingRateAttachmentInfoKHR` structure was created with `VkImageSubresourceRange::baseMipLevel` greater than 0, the `pNext` chain contains a `VkDeviceGroupRenderPassBeginInfo` structure, its `deviceRenderAreaCount` member is not 0, and the `imageView` member of a `VkRenderingFragmentShadingRateAttachmentInfoKHR` structure included in the `pNext` chain is not `VK_NULL_HANDLE`, `imageView` **must** have a height greater than or equal to $\lceil \frac{pDeviceRenderAreas_y + pDeviceRenderAreas_{height}}{shadingRateAttachmentTexelSize_{height}} \rceil$ for each element of `pDeviceRenderAreas`

- VUID-VkRenderingInfo-imageView-06123

If the `imageView` member of a `VkRenderingFragmentShadingRateAttachmentInfoKHR` structure included in the `pNext` chain is not `VK_NULL_HANDLE`, and `viewMask` is 0, `imageView` **must** have a `layerCount` that is either equal to 1 or greater than or equal to `VkRenderingInfo::layerCount`

- VUID-VkRenderingInfo-imageView-06124

If the `imageView` member of a `VkRenderingFragmentShadingRateAttachmentInfoKHR` structure included in the `pNext` chain is not `VK_NULL_HANDLE`, and `viewMask` is not 0, `imageView` **must** have a `layerCount` that is either equal to 1 or greater than the index of the most significant bit in `viewMask`

- VUID-VkRenderingInfo-imageView-06125

If the `imageView` member of a `VkRenderingFragmentShadingRateAttachmentInfoKHR` structure included in the `pNext` chain is not `VK_NULL_HANDLE`, it **must** not be equal to the `imageView` or `resolveImageView` member of `pDepthAttachment`, `pStencilAttachment`, or any element of `pColorAttachments`

- VUID-VkRenderingInfo-imageView-06126

If the `imageView` member of a `VkRenderingFragmentShadingRateAttachmentInfoKHR` structure included in the `pNext` chain is not `VK_NULL_HANDLE`, it **must** not be equal to the `imageView` member of a `VkRenderingFragmentDensityMapAttachmentInfoEXT` structure included in the `pNext` chain

- VUID-VkRenderingInfo-multiview-06127

If the `multiview` feature is not enabled, `viewMask` **must** be 0

- VUID-VkRenderingInfo-viewMask-06128

The index of the most significant bit in `viewMask` **must** be less than `maxMultiviewViewCount`

- VUID-VkRenderingInfo-perViewRenderAreaCount-07857

If the `perViewRenderAreaCount` member of a `VkMultiviewPerViewRenderAreasRenderPassBeginInfoQCOM` structure included in the `pNext` chain is not 0, then the `multiviewPerViewRenderAreas` feature **must** be enabled

- VUID-VkRenderingInfo-perViewRenderAreaCount-07858

If the `perViewRenderAreaCount` member of a `VkMultiviewPerViewRenderAreasRenderPassBeginInfoQCOM` structure included in the `pNext` chain is not 0, then `renderArea` **must** specify a render area that includes the union of all per view render areas

- VUID-VkRenderingInfo-None-09044

Valid attachments specified by this structure **must** not be bound to memory locations that are bound to any other valid attachments specified by this structure

- VUID-VkRenderingInfo-flags-10012

If `flags` includes `VK_RENDERING_CONTENTS_INLINE_BIT_KHR` then at least one of the following features **must** be enabled

- `maintenance7`
- `nestedCommandBuffer`

- VUID-VkRenderingInfo-pDepthAttachment-09318

`pDepthAttachment->resolveMode` **must** not be `VK_RESOLVE_MODE_EXTERNAL_FORMAT_DOWNSAMPLE_BIT_ANDROID`

- VUID-VkRenderingInfo-pStencilAttachment-09319

`pStencilAttachment->resolveMode` **must** not be `VK_RESOLVE_MODE_EXTERNAL_FORMAT_DOWNSAMPLE_BIT_ANDROID`

- VUID-VkRenderingInfo-colorAttachmentCount-09320

If `colorAttachmentCount` is not 1, the `resolveMode` member of any element of `pColorAttachments` **must** not be `VK_RESOLVE_MODE_EXTERNAL_FORMAT_DOWNSAMPLE_BIT_ANDROID`

- VUID-VkRenderingInfo-resolveMode-09321

If the `resolveMode` of any element of `pColorAttachments` is `VK_RESOLVE_MODE_EXTERNAL_FORMAT_DOWNSAMPLE_BIT_ANDROID`, `VkRenderingFragmentDensityMapAttachmentInfoEXT::imageView` **must** be `VK_NULL_HANDLE`

- VUID-VkRenderingInfo-resolveMode-09322

If the `resolveMode` of any element of `pColorAttachments` is `VK_RESOLVE_MODE_EXTERNAL_FORMAT_DOWNSAMPLE_BIT_ANDROID`,

VkRenderingFragmentShadingRateAttachmentInfoKHR::imageView must be VK_NULL_HANDLE

- VUID-VkRenderingInfo-pNext-09535
If the pNext chain contains a VkRenderPassStripeBeginInfoARM structure, the union of stripe areas defined by the elements of VkRenderPassStripeBeginInfoARM::pStripeInfos must cover the renderArea
- VUID-VkRenderingInfo-colorAttachmentCount-09479
If colorAttachmentCount is not 0 and the imageView member of an element of pColorAttachments is not VK_NULL_HANDLE, that imageView must have been created with the identity swizzle
- VUID-VkRenderingInfo-colorAttachmentCount-09480
If colorAttachmentCount is not 0, and there is an element of pColorAttachments with either its resolveMode member set to VK_RESOLVE_MODE_EXTERNAL_FORMAT_DOWNSAMPLE_BIT_ANDROID, or its imageView member not set to VK_NULL_HANDLE and its resolveMode member not set to VK_RESOLVE_MODE_NONE, the resolveImageView member of that element of pColorAttachments must have been created with the identity swizzle
- VUID-VkRenderingInfo-pDepthAttachment-09481
If pDepthAttachment is not NULL and pDepthAttachment->imageView is not VK_NULL_HANDLE, pDepthAttachment->imageView must have been created with the identity swizzle
- VUID-VkRenderingInfo-pDepthAttachment-09482
If pDepthAttachment is not NULL, pDepthAttachment->imageView is not VK_NULL_HANDLE, and pDepthAttachment->resolveMode is not VK_RESOLVE_MODE_NONE, pDepthAttachment->resolveImageView must have been created with the identity swizzle
- VUID-VkRenderingInfo-pStencilAttachment-09483
If pStencilAttachment is not NULL and pStencilAttachment->imageView is not VK_NULL_HANDLE, pStencilAttachment->imageView must have been created with the identity swizzle
- VUID-VkRenderingInfo-pStencilAttachment-09484
If pStencilAttachment is not NULL, pStencilAttachment->imageView is not VK_NULL_HANDLE, and pStencilAttachment->resolveMode is not VK_RESOLVE_MODE_NONE, pStencilAttachment->resolveImageView must have been created with the identity swizzle
- VUID-VkRenderingInfo-imageView-09485
If the imageView member of a VkRenderingFragmentShadingRateAttachmentInfoKHR structure included in the pNext chain is not VK_NULL_HANDLE, it must have been created with the identity swizzle
- VUID-VkRenderingInfo-imageView-09486
If the imageView member of a VkRenderingFragmentDensityMapAttachmentInfoEXT structure included in the pNext chain is not VK_NULL_HANDLE, it must have been created with the identity swizzle
- VUID-VkRenderingInfo-imageView-10643
If the imageView member of a VkRenderingFragmentDensityMapAttachmentInfoEXT structure included in the pNext chain is not VK_NULL_HANDLE, VK_TILE_SHADING_RENDER_PASS_ENABLE_BIT_QCOM must not be included in

VkRenderPassTileShadingCreateInfoQCOM::flags

- VUID-VkRenderingInfo-resolveMode-10644

If the `resolveMode` of any element of `pColorAttachments` is `VK_RESOLVE_MODE_EXTERNAL_FORMAT_DOWNSAMPLE_BIT_ANDROID`, `VK_TILE_SHADING_RENDER_PASS_ENABLE_BIT_QCOM` **must** not be included in `VkRenderPassTileShadingCreateInfoQCOM::flags`

Valid Usage (Implicit)

- VUID-VkRenderingInfo-sType-sType

`sType` **must** be `VK_STRUCTURE_TYPE_RENDERING_INFO`

- VUID-VkRenderingInfo-pNext-pNext

Each `pNext` member of any structure (including this one) in the `pNext` chain **must** be either `NULL` or a pointer to a valid instance of `VkDeviceGroupRenderPassBeginInfo`, `VkMultisampledRenderToSingleSampledInfoEXT`, `VkMultiviewPerViewAttributesInfoNVX`, `VkMultiviewPerViewRenderAreasRenderPassBeginInfoQCOM`, `VkRenderPassPerformanceCountersByRegionBeginInfoARM`, `VkRenderPassStripeBeginInfoARM`, `VkRenderPassTileShadingCreateInfoQCOM`, `VkRenderingFragmentDensityMapAttachmentInfoEXT`, `VkRenderingFragmentShadingRateAttachmentInfoKHR`, or `VkTileMemorySizeInfoQCOM`

- VUID-VkRenderingInfo-sType-unique

The `sType` value of each structure in the `pNext` chain **must** be unique

- VUID-VkRenderingInfo-flags-parameter

`flags` **must** be a valid combination of `VkRenderingFlagBits` values

- VUID-VkRenderingInfo-pColorAttachments-parameter

If `colorAttachmentCount` is not 0, `pColorAttachments` **must** be a valid pointer to an array of `colorAttachmentCount` valid `VkRenderingAttachmentInfo` structures

- VUID-VkRenderingInfo-pDepthAttachment-parameter

If `pDepthAttachment` is not `NULL`, `pDepthAttachment` **must** be a valid pointer to a valid `VkRenderingAttachmentInfo` structure

- VUID-VkRenderingInfo-pStencilAttachment-parameter

If `pStencilAttachment` is not `NULL`, `pStencilAttachment` **must** be a valid pointer to a valid `VkRenderingAttachmentInfo` structure

Bits which **can** be set in `VkRenderingInfo::flags` describing additional properties of the render pass are:


```

// Provided by VK_VERSION_1_3
typedef enum VkRenderingFlagBits {
    VK_RENDERING_CONTENTS_SECONDARY_COMMAND_BUFFERS_BIT = 0x00000001,
    VK_RENDERING_SUSPENDING_BIT = 0x00000002,
    VK_RENDERING_RESUMING_BIT = 0x00000004,
    // Provided by VK_EXT_legacy_dithering with (VK_KHR_dynamic_rendering or
    VK_VERSION_1_3) and (VK_KHR_maintenance5 or VK_VERSION_1_4)
    VK_RENDERING_ENABLE_LEGACY_DITHERING_BIT_EXT = 0x00000008,
    // Provided by VK_KHR_maintenance7
    VK_RENDERING_CONTENTS_INLINE_BIT_KHR = 0x00000010,
    // Provided by VK_VALVE_fragment_density_map_layered
    VK_RENDERING_PER_LAYER_FRAGMENT_DENSITY_BIT_VALVE = 0x00000020,
    // Provided by VK_EXT_custom_resolve with VK_KHR_dynamic_rendering or VK_VERSION_1_3
    VK_RENDERING_FRAGMENT_REGION_BIT_EXT = 0x00000040,
    // Provided by VK_EXT_custom_resolve with VK_KHR_dynamic_rendering or VK_VERSION_1_3
    VK_RENDERING_CUSTOM_RESOLVE_BIT_EXT = 0x00000080,
    // Provided by VK_KHR_maintenance10 with (VK_VERSION_1_4 or
    VK_KHR_dynamic_rendering_local_read) and (VK_VERSION_1_3 or VK_KHR_dynamic_rendering)
    VK_RENDERING_LOCAL_READ_CONCURRENT_ACCESS_CONTROL_BIT_KHR = 0x00000100,
    // Provided by VK_KHR_dynamic_rendering
    VK_RENDERING_CONTENTS_SECONDARY_COMMAND_BUFFERS_BIT_KHR =
VK_RENDERING_CONTENTS_SECONDARY_COMMAND_BUFFERS_BIT,
    // Provided by VK_KHR_dynamic_rendering
    VK_RENDERING_SUSPENDING_BIT_KHR = VK_RENDERING_SUSPENDING_BIT,
    // Provided by VK_KHR_dynamic_rendering
    VK_RENDERING_RESUMING_BIT_KHR = VK_RENDERING_RESUMING_BIT,
    // Provided by VK_EXT_nested_command_buffer
    VK_RENDERING_CONTENTS_INLINE_BIT_EXT = VK_RENDERING_CONTENTS_INLINE_BIT_KHR,
} VkRenderingFlagBits;

```

```

// Provided by VK_KHR_dynamic_rendering
// Equivalent to VkRenderingFlagBits
typedef VkRenderingFlagBits VkRenderingFlagBitsKHR;

```

- [VK_RENDERING_CONTENTS_SECONDARY_COMMAND_BUFFERS_BIT](#) specifies that contents for the render pass instance will be recorded in secondary command buffers, and [vkCmdExecuteCommands](#) is the only valid command in the command buffer until [vkCmdEndRendering2KHR](#) or [vkCmdEndRendering](#). If the [nestedCommandBuffer](#) feature is enabled, the contents **can** come from both inline and [vkCmdExecuteCommands](#).
- [VK_RENDERING_RESUMING_BIT](#) specifies that the render pass instance is resuming an earlier suspended render pass instance.
- [VK_RENDERING_SUSPENDING_BIT](#) specifies that the render pass instance will be suspended.
- [VK_RENDERING_ENABLE_LEGACY_DITHERING_BIT_EXT](#) specifies that [Legacy Dithering](#) is enabled for the render pass instance.
- [VK_RENDERING_CONTENTS_INLINE_BIT_KHR](#) specifies that contents for the render pass instance **can** be recorded inline within the current command buffer. This **can** be combined with

the [VK_RENDERING_CONTENTS_SECONDARY_COMMAND_BUFFERS_BIT](#) bit to allow contents to be recorded both inline and in secondary command buffers.

- [VK_RENDERING_PER_LAYER_FRAGMENT_DENSITY_BIT_VALVE](#) specifies that the render pass **can** be used with layered fragment density maps.
- [VK_RENDERING_LOCAL_READ_CONCURRENT_ACCESS_CONTROL_BIT_KHR](#) specifies that [VK_RENDERING_ATTACHMENT_INPUT_ATTACHMENT_FEEDBACK_BIT_KHR](#) will always be specified for any attachment which invokes the behavior described by [that flag](#).
- [VK_RENDERING_FRAGMENT_REGION_BIT_EXT](#) specifies that the render pass **can** access samples which are not covered in its [SampleMask](#).
- [VK_RENDERING_CUSTOM_RESOLVE_BIT_EXT](#) specifies that the render pass contains a custom resolve. When this bit is set, [vkCmdBeginCustomResolveEXT](#) **can** be called.

The contents of [pRenderingInfo](#) **must** match between suspended render pass instances and the render pass instances that resume them, other than the presence or absence of the [VK_RENDERING_RESUMING_BIT](#), [VK_RENDERING_SUSPENDING_BIT](#), and [VK_RENDERING_CONTENTS_SECONDARY_COMMAND_BUFFERS_BIT](#) flags. No action or synchronization commands, or other render pass instances, are allowed between suspending and resuming render pass instances.

```
// Provided by VK_VERSION_1_3
typedef VkFlags VkRenderingFlags;
```

```
// Provided by VK_KHR_dynamic_rendering
// Equivalent to VkRenderingFlags
typedef VkRenderingFlags VkRenderingFlagsKHR;
```

[VkRenderingFlags](#) is a bitmask type for setting a mask of zero or more [VkRenderingFlagBits](#).

The [VkRenderingAttachmentInfo](#) structure is defined as:

```
// Provided by VK_VERSION_1_3
typedef struct VkRenderingAttachmentInfo {
    VkStructureType      sType;
    const void*          pNext;
    VkImageView           imageView;
    VkImageLayout         imageLayout;
    VkResolveModeFlagBits resolveMode;
    VkImageView           resolveImageView;
    VkImageLayout         resolveImageLayout;
    VkAttachmentLoadOp     loadOp;
    VkAttachmentStoreOp    storeOp;
    VkClearValue          clearValue;
} VkRenderingAttachmentInfo;
```



```
// Provided by VK_KHR_dynamic_rendering
// Equivalent to VkRenderingAttachmentInfo
typedef VkRenderingAttachmentInfo VkRenderingAttachmentInfoKHR;
```

- **sType** is a **VkStructureType** value identifying this structure.
- **pNext** is **NULL** or a pointer to a structure extending this structure.
- **imageView** is the image view that will be used for rendering.
- **imageLayout** is the layout that **imageView** will be in during rendering.
- **resolveMode** is a **VkResolveModeFlagBits** value defining how data written to **imageView** will be resolved into **resolveImageView**.
- **resolveImageView** is an image view used to write resolved data at the end of rendering.
- **resolveImageLayout** is the layout that **resolveImageView** will be in during rendering.
- **loadOp** is a **VkAttachmentLoadOp** value defining the **load operation** for the attachment.
- **storeOp** is a **VkAttachmentStoreOp** value defining the **store operation** for the attachment.
- **clearValue** is a **VkClearColorValue** structure defining values used to clear **imageView** when **loadOp** is **VK_ATTACHMENT_LOAD_OP_CLEAR**.

Values in **imageView** are loaded and stored according to the values of **loadOp** and **storeOp**, within the render area for each device specified in **VkRenderingInfo**. If **imageView** is **VK_NULL_HANDLE**, and **resolveMode** is not **VK_RESOLVE_MODE_EXTERNAL_FORMAT_DOWNSAMPLE_BIT_ANDROID**, other members of this structure are ignored; writes to this attachment will be discarded, and no **load**, **store**, or **multisample resolve** operations will be performed.

If **resolveMode** is **VK_RESOLVE_MODE_NONE**, then **resolveImageView** is ignored. If **resolveMode** is not **VK_RESOLVE_MODE_NONE**, and **resolveImageView** is not **VK_NULL_HANDLE**, a **render pass multisample resolve operation** is defined for the attachment subresource. If **resolveMode** is **VK_RESOLVE_MODE_EXTERNAL_FORMAT_DOWNSAMPLE_BIT_ANDROID**, and the **nullColorAttachmentWithExternalFormatResolve** limit is **VK_TRUE**, values are only undefined once **load operations** have completed.

The contents of a resolve attachment within the render area become undefined at the time **vkCmdBeginCustomResolveEXT** is called if all of the following conditions are true:

- **VK_RENDERING_CUSTOM_RESOLVE_BIT_EXT** is set.
- The attachment sets **resolveMode** to **VK_RESOLVE_MODE_CUSTOM_BIT_EXT**.

This affects color, depth, and stencil attachments. In addition, there is an implicit **store operation** of **VK_ATTACHMENT_STORE_OP_STORE** for these attachments.

NOTE

The resolve mode and store operation are independent; it is valid to write both resolved and unresolved values, and equally valid to discard the unresolved values while writing the resolved ones.

Store and resolve operations are only performed at the end of a render pass instance that does not

specify the `VK_RENDERING_SUSPENDING_BIT_KHR` flag. If the `VK_RENDERING_CUSTOM_RESOLVE_BIT_EXT` is specified and an attachment uses the `VK_RESOLVE_MODE_CUSTOM_BIT_EXT` resolve mode, the resolve attachment will only be written by draws recorded following a call to `vkCmdBeginCustomResolveEXT`.

Load operations are only performed at the beginning of a render pass instance that does not specify the `VK_RENDERING_RESUMING_BIT_KHR` flag.

Image contents at the end of a suspended render pass instance remain defined for access by a resuming render pass instance.

If the `nullColorAttachmentWithExternalFormatResolve` limit is `VK_TRUE`, and `resolveMode` is `VK_RESOLVE_MODE_EXTERNAL_FORMAT_DOWNSAMPLE_BIT_ANDROID`, values in the color attachment will be loaded from the resolve attachment at the start of rendering, and **may** also be reloaded any time after a resolve occurs or the resolve attachment is written to; if this occurs it **must** happen-before any writes to the color attachment are performed which happen-after the resolve that triggers this. If any color component in the external format is subsampled, values will be read from the nearest sample in the image when they are loaded.

Valid Usage

- VUID-VkRenderingAttachmentInfo-imageView-06129

If `imageView` is not `VK_NULL_HANDLE` and has a non-integer color format, `resolveMode` **must** be `VK_RESOLVE_MODE_NONE` or `VK_RESOLVE_MODE_CUSTOM_BIT_EXT` or `VK_RESOLVE_MODE_AVERAGE_BIT`

- VUID-VkRenderingAttachmentInfo-imageView-06130

If `imageView` is not `VK_NULL_HANDLE` and has an integer color format, `resolveMode` **must** be `VK_RESOLVE_MODE_NONE` or `VK_RESOLVE_MODE_CUSTOM_BIT_EXT` or `VK_RESOLVE_MODE_SAMPLE_ZERO_BIT`

- VUID-VkRenderingAttachmentInfo-imageView-06861

If all of the following are true:

- `imageView` is not `VK_NULL_HANDLE`
- `resolveMode` is not `VK_RESOLVE_MODE_NONE`
- the `pNext` chain of `VkRenderingInfo` does not include a `VkMultisampledRenderToSingleSampledInfoEXT` structure with the `multisampledRenderToSingleSampledEnable` field equal to `VK_TRUE`

`imageView` **must** not have a sample count of `VK_SAMPLE_COUNT_1_BIT`

- VUID-VkRenderingAttachmentInfo-imageView-06862

If all of the following are true:

- `imageView` is not `VK_NULL_HANDLE`
- `resolveMode` is not `VK_RESOLVE_MODE_NONE`
- the `pNext` chain of `VkRenderingInfo` does not include a `VkMultisampledRenderToSingleSampledInfoEXT` structure with the

`multisampledRenderToSingleSampledEnable` field equal to `VK_TRUE`

`resolveImageView` **must** not be `VK_NULL_HANDLE`

- VUID-VkRenderingAttachmentInfo-imageView-06863

If `imageView` is not `VK_NULL_HANDLE`, `resolveMode` is not `VK_RESOLVE_MODE_NONE`, the `pNext` chain of `VkRenderingInfo` includes a `VkMultisampledRenderToSingleSampledInfoEXT` structure with the `multisampledRenderToSingleSampledEnable` field equal to `VK_TRUE`, and `imageView` has a sample count of `VK_SAMPLE_COUNT_1_BIT`, `resolveImageView` **must** be `VK_NULL_HANDLE`

- VUID-VkRenderingAttachmentInfo-None-12256

If all of the following are true:

- `imageView` is not `VK_NULL_HANDLE`
- `imageView` has a sample count of `VK_SAMPLE_COUNT_1_BIT`
- the `pNext` chain of `VkRenderingInfo` includes a `VkMultisampledRenderToSingleSampledInfoEXT` structure with the `multisampledRenderToSingleSampledEnable` field equal to `VK_TRUE`

then `resolveMode` **must** not be `VK_RESOLVE_MODE_NONE`

- VUID-VkRenderingAttachmentInfo-imageView-06864

If `imageView` is not `VK_NULL_HANDLE`, `resolveImageView` is not `VK_NULL_HANDLE`, and `resolveMode` is not `VK_RESOLVE_MODE_NONE`, `resolveImageView` **must** have a sample count of `VK_SAMPLE_COUNT_1_BIT`

- VUID-VkRenderingAttachmentInfo-imageView-06865

If `imageView` is not `VK_NULL_HANDLE`, `resolveImageView` is not `VK_NULL_HANDLE`, and `resolveMode` is neither `VK_RESOLVE_MODE_CUSTOM_BIT_EXT` nor `VK_RESOLVE_MODE_NONE`, `imageView` and `resolveImageView` **must** have the same `VkFormat`

- VUID-VkRenderingAttachmentInfo-imageView-06135

If `imageView` is not `VK_NULL_HANDLE`, `imageLayout` **must** not be `VK_IMAGE_LAYOUT_UNDEFINED`, `VK_IMAGE_LAYOUT_SHADER_READ_ONLY_OPTIMAL`, `VK_IMAGE_LAYOUT_TRANSFER_SRC_OPTIMAL`, `VK_IMAGE_LAYOUT_ZERO_INITIALIZED_EXT`, `VK_IMAGE_LAYOUT_TRANSFER_DST_OPTIMAL`, or `VK_IMAGE_LAYOUT_PREINITIALIZED`

- VUID-VkRenderingAttachmentInfo-imageView-06136

If `imageView` is not `VK_NULL_HANDLE` and `resolveMode` is not `VK_RESOLVE_MODE_NONE`, `resolveImageLayout` **must** not be `VK_IMAGE_LAYOUT_UNDEFINED`, `VK_IMAGE_LAYOUT_DEPTH_STENCIL_READ_ONLY_OPTIMAL`, `VK_IMAGE_LAYOUT_SHADER_READ_ONLY_OPTIMAL`, `VK_IMAGE_LAYOUT_TRANSFER_SRC_OPTIMAL`, `VK_IMAGE_LAYOUT_ZERO_INITIALIZED_EXT`, `VK_IMAGE_LAYOUT_TRANSFER_DST_OPTIMAL`, or `VK_IMAGE_LAYOUT_PREINITIALIZED`

- VUID-VkRenderingAttachmentInfo-imageView-06137

If `imageView` is not `VK_NULL_HANDLE` and `resolveMode` is not `VK_RESOLVE_MODE_NONE`, `resolveImageLayout` **must** not be `VK_IMAGE_LAYOUT_DEPTH_READ_ONLY_OPTIMAL` or

VK_IMAGE_LAYOUT_STENCIL_READ_ONLY_OPTIMAL

- VUID-VkRenderingAttachmentInfo-imageView-06138

If `imageView` is not `VK_NULL_HANDLE`, `imageLayout` **must** not be `VK_IMAGE_LAYOUT_SHADING_RATE_OPTIMAL_NV`

- VUID-VkRenderingAttachmentInfo-imageView-06139

If `imageView` is not `VK_NULL_HANDLE` and `resolveMode` is not `VK_RESOLVE_MODE_NONE`, `resolveImageLayout` **must** not be `VK_IMAGE_LAYOUT_SHADING_RATE_OPTIMAL_NV`

- VUID-VkRenderingAttachmentInfo-imageView-06140

If `imageView` is not `VK_NULL_HANDLE`, `imageLayout` **must** not be `VK_IMAGE_LAYOUT_FRAGMENT_DENSITY_MAP_OPTIMAL_EXT`

- VUID-VkRenderingAttachmentInfo-imageView-06141

If `imageView` is not `VK_NULL_HANDLE` and `resolveMode` is not `VK_RESOLVE_MODE_NONE`, `resolveImageLayout` **must** not be `VK_IMAGE_LAYOUT_FRAGMENT_DENSITY_MAP_OPTIMAL_EXT`

- VUID-VkRenderingAttachmentInfo-imageView-06142

If `imageView` is not `VK_NULL_HANDLE` and `resolveMode` is not `VK_RESOLVE_MODE_NONE`, `resolveImageLayout` **must** not be `VK_IMAGE_LAYOUT_READ_ONLY_OPTIMAL_KHR`

- VUID-VkRenderingAttachmentInfo-imageView-06143

If `imageView` is not `VK_NULL_HANDLE`, `imageLayout` **must** not be `VK_IMAGE_LAYOUT_FRAGMENT_SHADING_RATE_ATTACHMENT_OPTIMAL_KHR`

- VUID-VkRenderingAttachmentInfo-imageView-06144

If `imageView` is not `VK_NULL_HANDLE` and `resolveMode` is not `VK_RESOLVE_MODE_NONE`, `resolveImageLayout` **must** not be `VK_IMAGE_LAYOUT_FRAGMENT_SHADING_RATE_ATTACHMENT_OPTIMAL_KHR`

- VUID-VkRenderingAttachmentInfo-imageView-10780

If `feedback loop is enabled` for the attachment identified by `imageView`, then `imageView` **must** have been created with a `usage` value including `VK_IMAGE_USAGE_ATTACHMENT_FEEDBACK_LOOP_BIT_EXT`, either `VK_IMAGE_USAGE_COLOR_ATTACHMENT_BIT` or `VK_IMAGE_USAGE_DEPTH_STENCIL_ATTACHMENT_BIT`, and either `VK_IMAGE_USAGE_INPUT_ATTACHMENT_BIT` or `VK_IMAGE_USAGE_SAMPLED_BIT`

- VUID-VkRenderingAttachmentInfo-imageView-06145

If `imageView` is not `VK_NULL_HANDLE`, `imageLayout` **must** not be `VK_IMAGE_LAYOUT_PRESENT_SRC_KHR`

- VUID-VkRenderingAttachmentInfo-imageView-06146

If `imageView` is not `VK_NULL_HANDLE` and `resolveMode` is not `VK_RESOLVE_MODE_NONE`, `resolveImageLayout` **must** not be `VK_IMAGE_LAYOUT_PRESENT_SRC_KHR`

- VUID-VkRenderingAttachmentInfo-externalFormatResolve-09323

If the `externalFormatResolve` feature is not enabled, `resolveMode` **must** not be `VK_RESOLVE_MODE_EXTERNAL_FORMAT_DOWNSAMPLE_BIT_ANDROID`

- VUID-VkRenderingAttachmentInfo-resolveMode-09324

If `resolveMode` is `VK_RESOLVE_MODE_EXTERNAL_FORMAT_DOWNSAMPLE_BIT_ANDROID`,

`resolveImageView` **must** be a valid image view

- VUID-VkRenderingAttachmentInfo-nullColorAttachmentWithExternalFormatResolve-09325

If the `nullColorAttachmentWithExternalFormatResolve` property is `VK_TRUE` and `resolveMode` is `VK_RESOLVE_MODE_EXTERNAL_FORMAT_DOWNSAMPLE_BIT_ANDROID`, `resolveImageView` **must** have been created with an image with a `samples` value of `VK_SAMPLE_COUNT_1_BIT`

- VUID-VkRenderingAttachmentInfo-resolveMode-09326

If `resolveMode` is `VK_RESOLVE_MODE_EXTERNAL_FORMAT_DOWNSAMPLE_BIT_ANDROID`, `resolveImageView` **must** have been created with an external format specified by `VkExternalFormatANDROID`

- VUID-VkRenderingAttachmentInfo-resolveMode-09327

If `resolveMode` is `VK_RESOLVE_MODE_EXTERNAL_FORMAT_DOWNSAMPLE_BIT_ANDROID`, `resolveImageView` **must** have been created with a `subresourceRange.layerCount` of 1

- VUID-VkRenderingAttachmentInfo-resolveMode-09328

If `resolveMode` is `VK_RESOLVE_MODE_EXTERNAL_FORMAT_DOWNSAMPLE_BIT_ANDROID` and `nullColorAttachmentWithExternalFormatResolve` is `VK_TRUE`, `imageView` **must** be `VK_NULL_HANDLE`

- VUID-VkRenderingAttachmentInfo-resolveMode-09329

If `resolveMode` is `VK_RESOLVE_MODE_EXTERNAL_FORMAT_DOWNSAMPLE_BIT_ANDROID` and `nullColorAttachmentWithExternalFormatResolve` is `VK_FALSE`, `imageView` **must** be a valid `VkImageView`

- VUID-VkRenderingAttachmentInfo-resolveMode-09330

If `resolveMode` is `VK_RESOLVE_MODE_EXTERNAL_FORMAT_DOWNSAMPLE_BIT_ANDROID` and `nullColorAttachmentWithExternalFormatResolve` is `VK_FALSE`, `imageView` **must** have a format equal to the value of `VkAndroidHardwareBufferFormatResolvePropertiesANDROID::colorAttachmentFormat` as returned by a call to `vkGetAndroidHardwareBufferPropertiesANDROID` for the Android hardware buffer that was used to create `resolveImageView`

- VUID-VkRenderingAttachmentInfo-resolveImageView-10728

If `resolveImageView` is not `VK_NULL_HANDLE`, the underlying resource must not be bound to a `VkDeviceMemory` object allocated from a `VkMemoryHeap` with the `VK_MEMORY_HEAP_TILE_MEMORY_BIT_QCOM` property

- VUID-VkRenderingAttachmentInfo-pNext-11752

If the `pNext` chain includes a `VkRenderingAttachmentFlagsInfoKHR` structure, and `flags` includes `VK_RENDERING_ATTACHMENT_RESOLVE_SKIP_TRANSFER_FUNCTION_BIT_KHR` or `VK_RENDERING_ATTACHMENT_RESOLVE_ENABLE_TRANSFER_FUNCTION_BIT_KHR`, `imageView` **must** have a format using sRGB encoding

- VUID-VkRenderingAttachmentInfo-pNext-11753

If the `pNext` chain includes a `VkRenderingAttachmentFlagsInfoKHR` structure, and `flags` includes `VK_RENDERING_ATTACHMENT_RESOLVE_SKIP_TRANSFER_FUNCTION_BIT_KHR` or `VK_RENDERING_ATTACHMENT_RESOLVE_ENABLE_TRANSFER_FUNCTION_BIT_KHR`,

resolveMode must be equal to `VK_RESOLVE_MODE_AVERAGE_BIT`

- VUID-VkRenderingAttachmentInfo-pNext-11754

If the **pNext** chain includes a `VkRenderingAttachmentFlagsInfoKHR` structure, and **flags** includes `VK_RENDERING_ATTACHMENT_INPUT_ATTACHMENT_FEEDBACK_BIT_KHR`, **imageView** must have an image that was created with the `VK_IMAGE_USAGE_INPUT_ATTACHMENT_BIT` usage flag set

Valid Usage (Implicit)

- VUID-VkRenderingAttachmentInfo-sType-sType

sType must be `VK_STRUCTURE_TYPE_RENDERING_ATTACHMENT_INFO`

- VUID-VkRenderingAttachmentInfo-pNext-pNext

Each **pNext** member of any structure (including this one) in the **pNext** chain must be either `NULL` or a pointer to a valid instance of `VkAttachmentFeedbackLoopInfoEXT` or `VkRenderingAttachmentFlagsInfoKHR`

- VUID-VkRenderingAttachmentInfo-sType-unique

The **sType** value of each structure in the **pNext** chain must be unique

- VUID-VkRenderingAttachmentInfo-imageView-parameter

If **imageView** is not `VK_NULL_HANDLE`, **imageView** must be a valid `VkImageView` handle

- VUID-VkRenderingAttachmentInfo-imageLayout-parameter

imageLayout must be a valid `VkImageLayout` value

- VUID-VkRenderingAttachmentInfo-resolveMode-parameter

If **resolveMode** is not `0`, **resolveMode** must be a valid `VkResolveModeFlagBits` value

- VUID-VkRenderingAttachmentInfo-resolveImageView-parameter

If **resolveImageView** is not `VK_NULL_HANDLE`, **resolveImageView** must be a valid `VkImageView` handle

- VUID-VkRenderingAttachmentInfo-resolveImageLayout-parameter

resolveImageLayout must be a valid `VkImageLayout` value

- VUID-VkRenderingAttachmentInfo-loadOp-parameter

loadOp must be a valid `VkAttachmentLoadOp` value

- VUID-VkRenderingAttachmentInfo-storeOp-parameter

storeOp must be a valid `VkAttachmentStoreOp` value

- VUID-VkRenderingAttachmentInfo-clearValue-parameter

clearValue must be a valid `VkClearValue` union

- VUID-VkRenderingAttachmentInfo-commonparent

Both of **imageView**, and **resolveImageView** that are valid handles of non-ignored parameters must have been created, allocated, or retrieved from the same `VkDevice`

To specify an attachment as an *input attachment* or to specify resolve operation flags, the `VkRenderingAttachmentFlagsInfoKHR` structure can be added to the **pNext** chain of `VkRenderingAttachmentInfo`.

The `VkRenderingAttachmentFlagsInfoKHR` structure is defined as:

```
// Provided by VK_KHR_maintenance10
typedef struct VkRenderingAttachmentFlagsInfoKHR {
    VkStructureType      sType;
    const void*          pNext;
    VkRenderingAttachmentFlagsKHR flags;
} VkRenderingAttachmentFlagsInfoKHR;
```

- `sType` is a `VkStructureType` value identifying this structure.
- `pNext` is `NULL` or a pointer to a structure extending this structure.
- `flags` is a bitmask of `VkRenderingAttachmentFlagsKHR`

Valid Usage

- VUID-VkRenderingAttachmentFlagsInfoKHR-flags-11755
`flags` **must** not include `VK_RENDERING_ATTACHMENT_INPUT_ATTACHMENT_FEEDBACK_BIT_KHR` if the `dynamicRenderingLocalRead` feature is not enabled
- VUID-VkRenderingAttachmentFlagsInfoKHR-flags-11756
If `flags` includes `VK_RENDERING_ATTACHMENT_RESOLVE_SKIP_TRANSFER_FUNCTION_BIT_KHR`, `flags` **must** not include `VK_RENDERING_ATTACHMENT_RESOLVE_ENABLE_TRANSFER_FUNCTION_BIT_KHR`
- VUID-VkRenderingAttachmentFlagsInfoKHR-flags-11757
If `flags` includes `VK_RENDERING_ATTACHMENT_RESOLVE_SKIP_TRANSFER_FUNCTION_BIT_KHR` or `VK_RENDERING_ATTACHMENT_RESOLVE_ENABLE_TRANSFER_FUNCTION_BIT_KHR`, `resolveSrgbFormatSupportsTransferFunctionControl` **must** be `VK_TRUE`

Valid Usage (Implicit)

- VUID-VkRenderingAttachmentFlagsInfoKHR-sType-sType
`sType` **must** be `VK_STRUCTURE_TYPE_RENDERING_ATTACHMENT_FLAGS_INFO_KHR`
- VUID-VkRenderingAttachmentFlagsInfoKHR-flags-parameter
`flags` **must** be a valid combination of `VkRenderingAttachmentFlagBitsKHR` values

Structure Chaining

Extends the structure

- `VkRenderingAttachmentInfo`

Bits which **can** be set in `VkRenderingAttachmentFlagsInfoKHR::flags`, describing additional properties of a rendering attachment, are:

```
// Provided by VK_KHR_maintenance10
typedef enum VkRenderingAttachmentFlagBitsKHR {
    // Provided by VK_KHR_maintenance10 with (VK_VERSION_1_4 or
    VK_KHR_dynamic_rendering_local_read) and (VK_VERSION_1_3 or VK_KHR_dynamic_rendering)
    VK_RENDERING_ATTACHMENT_INPUT_ATTACHMENT_FEEDBACK_BIT_KHR = 0x00000001,
    // Provided by VK_KHR_maintenance10 with VK_VERSION_1_3 or VK_KHR_dynamic_rendering
    VK_RENDERING_ATTACHMENT_RESOLVE_SKIP_TRANSFER_FUNCTION_BIT_KHR = 0x00000002,
    // Provided by VK_KHR_maintenance10 with VK_VERSION_1_3 or VK_KHR_dynamic_rendering
    VK_RENDERING_ATTACHMENT_RESOLVE_ENABLE_TRANSFER_FUNCTION_BIT_KHR = 0x00000004,
} VkRenderingAttachmentFlagBitsKHR;
```

- `VK_RENDERING_ATTACHMENT_INPUT_ATTACHMENT_FEEDBACK_BIT_KHR` specifies that the attachment **can** be used concurrently as both an input attachment and a write-only attachment during the render pass, creating a feedback loop while processing a fragment, and without a `VK_DEPENDENCY_BY_REGION_BIT` barrier separating the write attachment and input attachment usage. Using this flag does not remove the general requirement to use a `VK_DEPENDENCY_BY_REGION_BIT` barrier to resolve hazards when two different fragments accesses a particular attachment region, where one of them performs an attachment write, and a subsequent fragment performs an input attachment read. If `VK_RENDERING_LOCAL_READ_CONCURRENT_ACCESS_CONTROL_BIT_KHR` is specified in the rendering info, this flag **must** be set for an attachment to be used concurrently as an input attachment and a write attachment in this manner. If `VK_RENDERING_LOCAL_READ_CONCURRENT_ACCESS_CONTROL_BIT_KHR` is not specified in the rendering info, this flag is implied to be set for any attachment which has a combination of image layouts and image view usage flags which support input attachment usage.
- `VK_RENDERING_ATTACHMENT_RESOLVE_SKIP_TRANSFER_FUNCTION_BIT_KHR` specifies that resolve operations happening to an sRGB encoded attachment **must** not convert samples from nonlinear to linear before averaging.
- `VK_RENDERING_ATTACHMENT_RESOLVE_ENABLE_TRANSFER_FUNCTION_BIT_KHR` specifies that resolve operations happening to an sRGB encoded attachment **must** convert samples from nonlinear to linear before averaging.

NOTE

`VK_RENDERING_ATTACHMENT_INPUT_ATTACHMENT_FEEDBACK_BIT_KHR` is intended to give implementations similar information as a subpass where an attachment could be used as both a color attachment and input attachment. Some implementations require extra work to make this scenario work beyond just considering the image layouts. Implementations which have no such considerations may treat this flag as a noop. The primary use case for this flag is to enable feedback loops inside a single shader.

Applications are encouraged to use `VK_RENDERING_LOCAL_READ_CONCURRENT_ACCESS_CONTROL_BIT_KHR` if `maintenance10` is available and they use feedback loops with `VK_KHR_dynamic_rendering_local_read`. Feedback loops are still allowed when not

using the rendering flag, but the performance implication was an oversight in the original definition of [VK_KHR_dynamic_rendering_local_read](#).

NOTE

In some scenarios, resolving sRGB in nonlinear space instead of the expected linear space can improve perceptual aliasing at the cost of inaccurate color blending.

```
// Provided by VK_KHR_maintenance10
typedef VkFlags VkRenderingAttachmentFlagsKHR;
```

[VkRenderingAttachmentFlagsKHR](#) is a bitmask type for setting a mask of zero or more [VkRenderingAttachmentFlagBitsKHR](#).

To [enable feedback loop](#) for an attachment, the [VkAttachmentFeedbackLoopInfoEXT](#) structure **can** be added to the [pNext](#) chain of [VkRenderingAttachmentInfo](#).

The [VkAttachmentFeedbackLoopInfoEXT](#) structure is defined as:

```
// Provided by VK_KHR_unified_image_layouts with
VK_EXT_attachment_feedback_loop_layout and (VK_VERSION_1_3 or
VK_KHR_dynamic_rendering)
typedef struct VkAttachmentFeedbackLoopInfoEXT {
    VkStructureType    sType;
    const void*        pNext;
    VkBool32            feedbackLoopEnable;
} VkAttachmentFeedbackLoopInfoEXT;
```

- [sType](#) is a [VkStructureType](#) value identifying this structure.
- [pNext](#) is [NULL](#) or a pointer to a structure extending this structure.
- [feedbackLoopEnable](#) specifies that [feedback loop is enabled](#) for the attachment identified by [VkRenderingAttachmentInfo::imageView](#).

Valid Usage

- VUID-VkAttachmentFeedbackLoopInfoEXT-unifiedImageLayouts-10782
If the [unifiedImageLayouts](#) feature is not enabled, [feedbackLoopEnable](#) **must** be [VK_FALSE](#)

Valid Usage (Implicit)

- VUID-VkAttachmentFeedbackLoopInfoEXT-sType-sType
[sType](#) **must** be [VK_STRUCTURE_TYPE_ATTACHMENT_FEEDBACK_LOOP_INFO_EXT](#)

Structure Chaining

Extends the structure

- [VkRenderingAttachmentInfo](#)

The [VkRenderingFragmentShadingRateAttachmentInfoKHR](#) structure is defined as:

```
// Provided by VK_KHR_fragment_shading_rate with VK_VERSION_1_3 or
VK_KHR_dynamic_rendering
typedef struct VkRenderingFragmentShadingRateAttachmentInfoKHR {
    VkStructureType    sType;
    const void*        pNext;
    VkImageView         imageView;
    VkImageLayout       imageLayout;
    VkExtent2D          shadingRateAttachmentTexelSize;
} VkRenderingFragmentShadingRateAttachmentInfoKHR;
```

- [sType](#) is a [VkStructureType](#) value identifying this structure.
- [pNext](#) is `NULL` or a pointer to a structure extending this structure.
- [imageView](#) is the image view that will be used as a fragment shading rate attachment.
- [imageLayout](#) is the layout that [imageView](#) will be in during rendering.
- [shadingRateAttachmentTexelSize](#) specifies the number of pixels corresponding to each texel in [imageView](#).

This structure can be included in the [pNext](#) chain of [VkRenderingInfo](#) to define a [fragment shading rate attachment](#). If [imageView](#) is `VK_NULL_HANDLE`, or if this structure is not specified, the implementation behaves as if a valid shading rate attachment was specified with all texels specifying a single pixel per fragment.

Valid Usage

- VUID-VkRenderingFragmentShadingRateAttachmentInfoKHR-imageView-06147
If [imageView](#) is not `VK_NULL_HANDLE`, [layout](#) **must** be `VK_IMAGE_LAYOUT_GENERAL` or `VK_IMAGE_LAYOUT_FRAGMENT_SHADING_RATE_ATTACHMENT_OPTIMAL_KHR`
- VUID-VkRenderingFragmentShadingRateAttachmentInfoKHR-imageView-06148
If [imageView](#) is not `VK_NULL_HANDLE`, it **must** have been created with the `VK_IMAGE_USAGE_FRAGMENT_SHADING_RATE_ATTACHMENT_BIT_KHR` usage flag set
- VUID-VkRenderingFragmentShadingRateAttachmentInfoKHR-imageView-06149
If [imageView](#) is not `VK_NULL_HANDLE`, [shadingRateAttachmentTexelSize.width](#) **must** be a power of two value
- VUID-VkRenderingFragmentShadingRateAttachmentInfoKHR-imageView-06150
If [imageView](#) is not `VK_NULL_HANDLE`, [shadingRateAttachmentTexelSize.width](#) **must** be less than or equal to `maxFragmentShadingRateAttachmentTexelSize.width`

- VUID-VkRenderingFragmentShadingRateAttachmentInfoKHR-imageView-06151
If `imageView` is not `VK_NULL_HANDLE`, `shadingRateAttachmentTexelSize.width` **must** be greater than or equal to `minFragmentShadingRateAttachmentTexelSize.width`
- VUID-VkRenderingFragmentShadingRateAttachmentInfoKHR-imageView-06152
If `imageView` is not `VK_NULL_HANDLE`, `shadingRateAttachmentTexelSize.height` **must** be a power of two value
- VUID-VkRenderingFragmentShadingRateAttachmentInfoKHR-imageView-06153
If `imageView` is not `VK_NULL_HANDLE`, `shadingRateAttachmentTexelSize.height` **must** be less than or equal to `maxFragmentShadingRateAttachmentTexelSize.height`
- VUID-VkRenderingFragmentShadingRateAttachmentInfoKHR-imageView-06154
If `imageView` is not `VK_NULL_HANDLE`, `shadingRateAttachmentTexelSize.height` **must** be greater than or equal to `minFragmentShadingRateAttachmentTexelSize.height`
- VUID-VkRenderingFragmentShadingRateAttachmentInfoKHR-imageView-06155
If `imageView` is not `VK_NULL_HANDLE`, the quotient of `shadingRateAttachmentTexelSize.width` and `shadingRateAttachmentTexelSize.height` **must** be less than or equal to `maxFragmentShadingRateAttachmentTexelSizeAspectRatio`
- VUID-VkRenderingFragmentShadingRateAttachmentInfoKHR-imageView-06156
If `imageView` is not `VK_NULL_HANDLE`, the quotient of `shadingRateAttachmentTexelSize.height` and `shadingRateAttachmentTexelSize.width` **must** be less than or equal to `maxFragmentShadingRateAttachmentTexelSizeAspectRatio`

Valid Usage (Implicit)

- VUID-VkRenderingFragmentShadingRateAttachmentInfoKHR-sType-sType
`sType` **must** be `VK_STRUCTURE_TYPE_RENDERING_FRAGMENT_SHADING_RATE_ATTACHMENT_INFO_KHR`
- VUID-VkRenderingFragmentShadingRateAttachmentInfoKHR-imageView-parameter
If `imageView` is not `VK_NULL_HANDLE`, `imageView` **must** be a valid `VkImageView` handle
- VUID-VkRenderingFragmentShadingRateAttachmentInfoKHR-imageLayout-parameter
`imageLayout` **must** be a valid `VkImageLayout` value

Structure Chaining

Extends the structure

- `VkRenderingInfo`

The `VkRenderingFragmentDensityMapAttachmentInfoEXT` structure is defined as:


```
// Provided by VK_EXT_fragment_density_map with VK_VERSION_1_3 or
VK_KHR_dynamic_rendering
typedef struct VkRenderingFragmentDensityMapAttachmentInfoEXT {
    VkStructureType    sType;
    const void*        pNext;
    VkImageView         imageView;
    VkImageLayout       imageLayout;
} VkRenderingFragmentDensityMapAttachmentInfoEXT;
```

- `sType` is a `VkStructureType` value identifying this structure.
- `pNext` is `NULL` or a pointer to a structure extending this structure.
- `imageView` is the image view that will be used as a fragment density map attachment.
- `imageLayout` is the layout that `imageView` will be in during rendering.

This structure can be included in the `pNext` chain of `VkRenderingInfo` to define a fragment density map. If this structure is not included in the `pNext` chain, `imageView` is treated as `VK_NULL_HANDLE`.

Valid Usage

- VUID-VkRenderingFragmentDensityMapAttachmentInfoEXT-imageView-06157
If `imageView` is not `VK_NULL_HANDLE`, `imageLayout` **must** be `VK_IMAGE_LAYOUT_GENERAL` or `VK_IMAGE_LAYOUT_FRAGMENT_DENSITY_MAP_OPTIMAL_EXT`
- VUID-VkRenderingFragmentDensityMapAttachmentInfoEXT-imageView-06158
If `imageView` is not `VK_NULL_HANDLE`, it **must** have been created with the `VK_IMAGE_USAGE_FRAGMENT_DENSITY_MAP_BIT_EXT` usage flag set
- VUID-VkRenderingFragmentDensityMapAttachmentInfoEXT-imageView-06159
If `imageView` is not `VK_NULL_HANDLE`, it **must** not have been created with `VK_IMAGE_CREATE_SUBSAMPLED_BIT_EXT`
- VUID-VkRenderingFragmentDensityMapAttachmentInfoEXT-apiVersion-07908
If the `multiview` feature is not enabled, `VkPhysicalDeviceProperties::apiVersion` is less than Vulkan 1.1, and `imageView` is not `VK_NULL_HANDLE`, it **must** have a `layerCount` equal to 1

Valid Usage (Implicit)

- VUID-VkRenderingFragmentDensityMapAttachmentInfoEXT-sType-sType
`sType` **must** be `VK_STRUCTURE_TYPE_RENDERING_FRAGMENT_DENSITY_MAP_ATTACHMENT_INFO_EXT`
- VUID-VkRenderingFragmentDensityMapAttachmentInfoEXT-imageView-parameter
`imageView` **must** be a valid `VkImageView` handle
- VUID-VkRenderingFragmentDensityMapAttachmentInfoEXT-imageLayout-parameter
`imageLayout` **must** be a valid `VkImageLayout` value

Structure Chaining

Extends the structure

- [VkRenderingInfo](#)

To query the render area granularity for a render pass instance, call:

```
// Provided by VK_VERSION_1_4
void vkGetRenderingAreaGranularity(
    VkDevice          device,
    const VkRenderingAreaInfo* pRenderingAreaInfo,
    VkExtent2D*       pGranularity);
```

```
// Provided by VK_KHR_maintenance5
// Equivalent to vkGetRenderingAreaGranularity
void vkGetRenderingAreaGranularityKHR(
    VkDevice          device,
    const VkRenderingAreaInfo* pRenderingAreaInfo,
    VkExtent2D*       pGranularity);
```

- **device** is the logical device that owns the render pass instance.
- **pRenderingAreaInfo** is a pointer to a [VkRenderingAreaInfo](#) structure specifying details of the render pass instance to query the render area granularity for.
- **pGranularity** is a pointer to a [VkExtent2D](#) structure in which the granularity is returned.

The conditions leading to an optimal **renderArea** are:

- the **offset.x** member in **renderArea** is a multiple of the **width** member of the returned [VkExtent2D](#) (the horizontal granularity).
- the **offset.y** member in **renderArea** is a multiple of the **height** member of the returned [VkExtent2D](#) (the vertical granularity).
- either the **extent.width** member in **renderArea** is a multiple of the horizontal granularity or **offset.x+extent.width** is equal to the **width** of each attachment used in the render pass instance.
- either the **extent.height** member in **renderArea** is a multiple of the vertical granularity or **offset.y+extent.height** is equal to the **height** of each attachment used in the render pass instance.

Valid Usage (Implicit)

- VUID-vkGetRenderingAreaGranularity-device-parameter **device** **must** be a valid [VkDevice](#) handle
- VUID-vkGetRenderingAreaGranularity-pRenderingAreaInfo-parameter **pRenderingAreaInfo** **must** be a valid pointer to a valid [VkRenderingAreaInfo](#) structure

- VUID-vkGetRenderingAreaGranularity-pGranularity-parameter **pGranularity** **must** be a valid pointer to a [VkExtent2D](#) structure

The `VkRenderingAreaInfo` structure is defined as:

```
// Provided by VK_VERSION_1_4
typedef struct VkRenderingAreaInfo {
    VkStructureType    sType;
    const void*        pNext;
    uint32_t           viewMask;
    uint32_t           colorAttachmentCount;
    const VkFormat*    pColorAttachmentFormats;
    VkFormat           depthAttachmentFormat;
    VkFormat           stencilAttachmentFormat;
} VkRenderingAreaInfo;
```

```
// Provided by VK_KHR_maintenance5
// Equivalent to VkRenderingAreaInfo
typedef VkRenderingAreaInfo VkRenderingAreaInfoKHR;
```

- **sType** is a [VkStructureType](#) value identifying this structure.
- **pNext** is `NULL` or a pointer to a structure extending this structure.
- **viewMask** is the viewMask used for rendering.
- **colorAttachmentCount** is the number of entries in **pColorAttachmentFormats**
- **pColorAttachmentFormats** is a pointer to an array of [VkFormat](#) values defining the format of color attachments used in the render pass instance.
- **depthAttachmentFormat** is a [VkFormat](#) value defining the format of the depth attachment used in the render pass instance.
- **stencilAttachmentFormat** is a [VkFormat](#) value defining the format of the stencil attachment used in the render pass instance.

Valid Usage (Implicit)

- VUID-VkRenderingAreaInfo-sType-sType
sType **must** be `VK_STRUCTURE_TYPE_RENDERING_AREA_INFO`
- VUID-VkRenderingAreaInfo-pNext-pNext
pNext **must** be `NULL`

The `VkRenderPassStripeBeginInfoARM` structure is defined as:


```
// Provided by VK_ARM_render_pass_striped
typedef struct VkRenderPassStripeBeginInfoARM {
    VkStructureType          sType;
    const void*              pNext;
    uint32_t                 stripeInfoCount;
    const VkRenderPassStripeInfoARM* pStripeInfos;
} VkRenderPassStripeBeginInfoARM;
```

- **sType** is a [VkStructureType](#) value identifying this structure.
- **pNext** is **NULL** or a pointer to a structure extending this structure.
- **stripeInfoCount** is the number of stripes in this render pass instance
- **pStripeInfos** is a pointer to an array of **stripeInfoCount** [VkRenderPassStripeInfoARM](#) structures describing the stripes used by the render pass instance.

This structure can be included in the **pNext** chain of [VkRenderPassBeginInfo](#) or [VkRenderingInfo](#) to define how the render pass instance is split into stripes.

Valid Usage

- VUID-VkRenderPassStripeBeginInfoARM-stripeInfoCount-09450
stripeInfoCount **must** be less than or equal to **VkPhysicalDeviceRenderPassStripedPropertiesARM::maxRenderPassStripes**
- VUID-VkRenderPassStripeBeginInfoARM-stripeArea-09451
The **stripeArea** defined by each element of **pStripeInfos** **must** not overlap the **stripeArea** of any other element

Valid Usage (Implicit)

- VUID-VkRenderPassStripeBeginInfoARM-sType-sType
sType **must** be [VK_STRUCTURE_TYPE_RENDER_PASS_STRIPE_BEGIN_INFO_ARM](#)
- VUID-VkRenderPassStripeBeginInfoARM-pStripeInfos-parameter
pStripeInfos **must** be a valid pointer to an array of **stripeInfoCount** valid [VkRenderPassStripeInfoARM](#) structures
- VUID-VkRenderPassStripeBeginInfoARM-stripeInfoCount-arraylength
stripeInfoCount **must** be greater than **0**

Structure Chaining

Extends the structures

- [VkRenderPassBeginInfo](#)
- [VkRenderingInfo](#)

The `VkRenderPassStripeInfoARM` structure is defined as:

```
// Provided by VK_ARM_render_pass_striped
typedef struct VkRenderPassStripeInfoARM {
    VkStructureType    sType;
    const void*        pNext;
    VkRect2D           stripeArea;
} VkRenderPassStripeInfoARM;
```

- `sType` is a `VkStructureType` value identifying this structure.
- `pNext` is `NULL` or a pointer to a structure extending this structure.
- `stripeArea` is the stripe area, and is described in more detail below.

`stripeArea` is the render area that is affected by this stripe of the render pass instance. It **must** be a subregion of the `renderArea` of the render pass instance.

Valid Usage

- VUID-VkRenderPassStripeInfoARM-stripeArea-09452
`stripeArea.offset.x` **must** be a multiple of `VkPhysicalDeviceRenderPassStripedPropertiesARM::renderPassStripeGranularity.width`
- VUID-VkRenderPassStripeInfoARM-stripeArea-09453
`stripeArea.extent.width` **must** be a multiple of `VkPhysicalDeviceRenderPassStripedPropertiesARM::renderPassStripeGranularity.width`, or the sum of `stripeArea.offset.x` and `stripeArea.extent.width` **must** be equal to the `renderArea.extent.width` of the render pass instance
- VUID-VkRenderPassStripeInfoARM-stripeArea-09454
`stripeArea.offset.y` **must** be a multiple of `VkPhysicalDeviceRenderPassStripedPropertiesARM::renderPassStripeGranularity.height`
- VUID-VkRenderPassStripeInfoARM-stripeArea-09455
`stripeArea.extent.height` **must** be a multiple of `VkPhysicalDeviceRenderPassStripedPropertiesARM::renderPassStripeGranularity.height`, or the sum of `stripeArea.offset.y` and `stripeArea.extent.height` **must** be equal to the `renderArea.extent.height` of the render pass instance

Valid Usage (Implicit)

- VUID-VkRenderPassStripeInfoARM-sType-sType
`sType` **must** be `VK_STRUCTURE_TYPE_RENDER_PASS_STRIPE_INFO_ARM`
- VUID-VkRenderPassStripeInfoARM-pNext-pNext
`pNext` **must** be `NULL`

The `VkRenderPassPerformanceCountersByRegionBeginInfoARM` structure is defined as:


```
// Provided by VK_ARM_performance_counters_by_region
typedef struct VkRenderPassPerformanceCountersByRegionBeginInfoARM {
    VkStructureType      sType;
    void*                pNext;
    uint32_t             counterAddressCount;
    const VkDeviceAddress* pCounterAddresses;
    VkBool32             serializeRegions;
    uint32_t             counterIndexCount;
    uint32_t*            pCounterIndices;
} VkRenderPassPerformanceCountersByRegionBeginInfoARM;
```

- `sType` is a `VkStructureType` value identifying this structure.
- `pNext` is `NULL` or a pointer to a structure extending this structure.
- `counterAddressCount` is the number of entries in the `pCounterAddresses` array.
- `pCounterAddresses` is a pointer to an array of `VkDeviceAddress` where performance counter data will be written.
- `serializeRegions` controls whether the implementation serializes the execution of each region.
- `counterIndexCount` is the number of entries in the `pCounterIndices` array.
- `pCounterIndices` is a pointer to an array of `VkPerformanceCounterARM::counterID` values, as enumerated by `vkEnumeratePhysicalDeviceQueueFamilyPerformanceCountersByRegionARM`, to enable in this render pass instance.

Performance counters values are written to each element of `pCounterAddresses` in an implementation-dependent manner. These writes execute in the `VK_PIPELINE_STAGE_2_COLOR_ATTACHMENT_OUTPUT_BIT` pipeline stage.

The index into this array is calculated as:

```
uint32_t index = s * L + l;
```

where `s` is the physical subpass index, `L` is the maximum number of views or layers in the current render pass instance, and `l` is the index of the current view or layer.

When using a render pass object with multiple subpasses, an implementation **may** merge one more subpasses. The physical subpass index represents the index into the set of subpasses that remain after such merge operations are done.

NOTE

The `VK_EXT_subpass_merge_feedback` extension can be used to determine which if any subpasses have been merged. The physical subpass index is equal to the `postMergeIndex` value provided in `VkRenderPassSubpassFeedbackInfoEXT`.

Within each element of `pCounterAddresses`, counter values are written in framebuffer-space order if `VkPhysicalDevicePerformanceCountersByRegionPropertiesARM::identityTransformOrder` is `VK_TRUE`.

Each counter value is written as an unsigned 32-bit integer value.

If the render pass has a fragment density map, performance counter values are only written for regions where the fragment area is unchanged.

Valid Usage

- VUID-VkRenderPassPerformanceCountersByRegionBeginInfoARM-counterAddressCount-11815
`counterAddressCount` **must** be equal to $S \times L$, where S is the number of subpasses in the current render pass instance, and L is the number of layers in the current render pass instance or the index of the most significant bit of any view mask in the current render pass instance
- VUID-VkRenderPassPerformanceCountersByRegionBeginInfoARM-pCounterAddresses-11816
For each element of `pCounterAddresses` that is not `0`, if the buffer from which it was queried is non-sparse then it **must** be bound completely and contiguously to a single `VkDeviceMemory` object
- VUID-VkRenderPassPerformanceCountersByRegionBeginInfoARM-pCounterAddresses-11817
For each element of `pCounterAddresses[i]`, all device addresses between `pCounterAddresses[i]` and `pCounterAddresses[i]` plus $N - 1$, **must** be in the buffer device address range of the same buffer, where N is given by $N = \text{align}([w / rsw] \times \text{align}(c \times \text{sizeof}(\text{uint32_t}), ra), rsa) \times [h / rsh]$, where w is the value of `VkRenderingInfo::renderArea.extent.width`, h is the value of `VkRenderingInfo::renderArea.extent.height`, rsw is the value of `VkPhysicalDevicePerformanceCountersByRegionPropertiesARM::performanceCounterRegionSize.width`, rsh is the value of `VkPhysicalDevicePerformanceCountersByRegionPropertiesARM::performanceCounterRegionSize.height`, c is the value of `counterIndexCount`, ra is the value of `VkPhysicalDevicePerformanceCountersByRegionPropertiesARM::regionAlignment`, and rsa is the value of `VkPhysicalDevicePerformanceCountersByRegionPropertiesARM::rowStrideAlignment`
- VUID-VkRenderPassPerformanceCountersByRegionBeginInfoARM-counterIndexCount-11818
`counterIndexCount` **must** be less than or equal to `VkPhysicalDevicePerformanceCountersByRegionPropertiesARM::maxPerRegionPerformanceCounters`

Valid Usage (Implicit)

- VUID-VkRenderPassPerformanceCountersByRegionBeginInfoARM-sType-sType
`sType` **must** be `VK_STRUCTURE_TYPE_RENDER_PASS_PERFORMANCE_COUNTERS_BY_REGION_BEGIN_INFO_ARM`

- VUID-VkRenderPassPerformanceCountersByRegionBeginInfoARM-pCounterAddresses-parameter
`pCounterAddresses` **must** be a valid pointer to an array of `counterAddressCount` `VkDeviceAddress` values
- VUID-VkRenderPassPerformanceCountersByRegionBeginInfoARM-pCounterIndices-parameter
`pCounterIndices` **must** be a valid pointer to an array of `counterIndexCount` `uint32_t` values
- VUID-VkRenderPassPerformanceCountersByRegionBeginInfoARM-counterAddressCount-arraylength
`counterAddressCount` **must** be greater than 0
- VUID-VkRenderPassPerformanceCountersByRegionBeginInfoARM-counterIndexCount-arraylength
`counterIndexCount` **must** be greater than 0

Structure Chaining

Extends the structures

- `VkRenderPassBeginInfo`
- `VkRenderingInfo`

To begin resolving attachments using render pass draws, call:

```
// Provided by VK_EXT_custom_resolve with VK_KHR_dynamic_rendering or VK_VERSION_1_3
void vkCmdBeginCustomResolveEXT(
    VkCommandBuffer                commandBuffer,
    const VkBeginCustomResolveInfoEXT* pBeginCustomResolveInfo);
```

- `commandBuffer` is the command buffer in which to record the command.
- `pBeginCustomResolveInfo` is an optional struct with which to extend functionality.

Following this call, any `resolveImageView` with `resolveMode` set to `VK_RESOLVE_MODE_CUSTOM_BIT_EXT` will be written by outputs which would otherwise have written to the `imageView` image until the end of the current render pass instance.

Following this call, the fragment area **may** be reduced to (1,1) if a fragment density map is attached. If this occurs, reads of input attachments mapped to a color, depth, or stencil attachment return the value for the original larger fragment containing the smaller fragment. Reads of input attachments not mapped to a color, depth, or stencil attachment use the new fragment area.

NOTE

Because the content of any depth/stencil resolve attachment as well as any color resolve attachment is undefined at the beginning of a resolve operation, any depth testing, stencil testing, or blending operation which sources these undefined values also has undefined result value.

During a custom resolve pass, multiple fragment invocations writing to the same (x, y, layer, view, sample) coordinate, i.e. overdraw, will produce undefined behavior.

NOTE

Implementations are allowed to implement custom resolve attachment writes through other mechanisms than framebuffer attachment writes, which would normally obey rules of rasterization order.

Valid Usage

- VUID-vkCmdBeginCustomResolveEXT-commandBuffer-11517
The current render pass instance **must** have been started or resumed by [vkCmdBeginRendering](#) in this [commandBuffer](#)
- VUID-vkCmdBeginCustomResolveEXT-None-11518
[vkCmdBeginCustomResolveEXT](#) **must** not have already been recorded in the current render pass instance
- VUID-vkCmdBeginCustomResolveEXT-None-11519
The current render pass instance **must** have specified [VK_RENDERING_CUSTOM_RESOLVE_BIT_EXT](#)
- VUID-vkCmdBeginCustomResolveEXT-None-11520
The current render pass instance **must** not have specified [VK_RENDERING_SUSPENDING_BIT](#)

Valid Usage (Implicit)

- VUID-vkCmdBeginCustomResolveEXT-commandBuffer-parameter
[commandBuffer](#) **must** be a valid [VkCommandBuffer](#) handle
- VUID-vkCmdBeginCustomResolveEXT-pBeginCustomResolveInfo-parameter
If [pBeginCustomResolveInfo](#) is not NULL, [pBeginCustomResolveInfo](#) **must** be a valid pointer to a valid [VkBeginCustomResolveInfoEXT](#) structure
- VUID-vkCmdBeginCustomResolveEXT-commandBuffer-recording
[commandBuffer](#) **must** be in the [recording state](#)
- VUID-vkCmdBeginCustomResolveEXT-commandBuffer-cmdpool
The [VkCommandPool](#) that [commandBuffer](#) was allocated from **must** support [VK_QUEUE_GRAPHICS_BIT](#) operations
- VUID-vkCmdBeginCustomResolveEXT-renderpass
This command **must** only be called inside of a render pass instance
- VUID-vkCmdBeginCustomResolveEXT-suspended
This command **must** not be called between suspended render pass instances
- VUID-vkCmdBeginCustomResolveEXT-videocoding
This command **must** only be called outside of a video coding scope

Host Synchronization

- Host access to `commandBuffer` **must** be externally synchronized
- Host access to the `VkCommandPool` that `commandBuffer` was allocated from **must** be externally synchronized

Command Properties

Command Buffer Levels	Render Pass Scope	Video Coding Scope	Supported Queue Types	Command Type
Primary Secondary	Inside	Outside	VK_QUEUE_GRAP HICS_BIT	Action

Conditional Rendering

`vkCmdBeginCustomResolveEXT` is affected by [conditional rendering](#)

The `VkBeginCustomResolveInfoEXT` structure is defined as:

```
// Provided by VK_EXT_custom_resolve with VK_KHR_dynamic_rendering or VK_VERSION_1_3
typedef struct VkBeginCustomResolveInfoEXT {
    VkStructureType    sType;
    void*              pNext;
} VkBeginCustomResolveInfoEXT;
```

- `sType` is a `VkStructureType` value identifying this structure.
- `pNext` is `NULL` or a pointer to a structure extending this structure.

Valid Usage (Implicit)

- VUID-VkBeginCustomResolveInfoEXT-sType-sType
`sType` **must** be `VK_STRUCTURE_TYPE_BEGIN_CUSTOM_RESOLVE_INFO_EXT`

To end a render pass instance, call:

```
// Provided by VK_VERSION_1_3
void vkCmdEndRendering(
    VkCommandBuffer                commandBuffer);
```



```
// Provided by VK_KHR_dynamic_rendering
// Equivalent to vkCmdEndRendering
void vkCmdEndRenderingKHR(
    VkCommandBuffer                                commandBuffer);
```

- `commandBuffer` is the command buffer in which to record the command.

If the value of `pRenderingInfo->flags` used to begin this render pass instance included `VK_RENDERING_SUSPENDING_BIT`, then this render pass is suspended and will be resumed later in [submission order](#).

There is no implicit ordering between separate render passes, even in the same command buffer, and even when the attachments match. Some applications rely on the continuation of [rasterization order](#) between multiple render passes with attachments defined in the same way, in order to perform non-rendering operations (such as copies or compute operations) between draw calls, but this has never been required by the specification. There is also no explicit barrier currently in the API that provides the guarantee that applications rely on without additional performance penalties.

NOTE

New applications should avoid relying on this ordering until an appropriate barrier is added to the API.

Implementations where applications are performing this splitting are encouraged to continue supporting this guarantee until a suitable barrier is added to the API.

Existing applications relying on this ordering should expect that it will continue working on platforms where it currently does. Once a new extension adds support for a new barrier, developers are encouraged to adapt their applications to use this when available.

Valid Usage

- VUID-vkCmdEndRendering-None-06161
The current render pass instance **must** have been begun with [vkCmdBeginRendering](#)
- VUID-vkCmdEndRendering-commandBuffer-06162
The current render pass instance **must** have been begun in `commandBuffer`
- VUID-vkCmdEndRendering-None-06781
This command **must** not be recorded when transform feedback is active
- VUID-vkCmdEndRendering-None-06999
If `vkCmdBeginQuery*` was called within the render pass, the corresponding `vkCmdEndQuery*` **must** have been called subsequently within the same subpass
- VUID-vkCmdEndRendering-None-10645
This command **must** not be recorded when [per-tile execution model](#) is enabled

Valid Usage (Implicit)

- VUID-vkCmdEndRendering-commandBuffer-parameter
`commandBuffer` **must** be a valid `VkCommandBuffer` handle
- VUID-vkCmdEndRendering-commandBuffer-recording
`commandBuffer` **must** be in the `recording` state
- VUID-vkCmdEndRendering-commandBuffer-cmdpool
The `VkCommandPool` that `commandBuffer` was allocated from **must** support `VK_QUEUE_GRAPHICS_BIT` operations
- VUID-vkCmdEndRendering-renderpass
This command **must** only be called inside of a render pass instance
- VUID-vkCmdEndRendering-suspended
This command **must** not be called between suspended render pass instances
- VUID-vkCmdEndRendering-videocoding
This command **must** only be called outside of a video coding scope

Host Synchronization

- Host access to `commandBuffer` **must** be externally synchronized
- Host access to the `VkCommandPool` that `commandBuffer` was allocated from **must** be externally synchronized

Command Properties

Command Buffer Levels	Render Pass Scope	Video Coding Scope	Supported Queue Types	Command Type
Primary Secondary	Inside	Outside	VK_QUEUE_GRAPHICS_BIT VK_QUEUE_VIDEO_CODING_BIT	Action State

Conditional Rendering

`vkCmdEndRendering` is not affected by `conditional rendering`

To end a render pass instance, call:

```
// Provided by VK_KHR_maintenance10
void vkCmdEndRendering2KHR(
    VkCommandBuffer                    commandBuffer,
    const VkRenderingEndInfoKHR*       pRenderingEndInfo);
```



```
// Provided by VK_EXT_fragment_density_map_offset
// Equivalent to vkCmdEndRendering2KHR
void vkCmdEndRendering2EXT(
    VkCommandBuffer                      commandBuffer,
    const VkRenderingEndInfoKHR*         pRenderingEndInfo);
```

- `commandBuffer` is the command buffer in which to record the command.
- `pRenderingEndInfo` is `NULL` or a pointer to a `VkRenderingEndInfoKHR` structure containing information about how the render pass will be ended.

If the value of `pRenderingInfo->flags` used to begin this render pass instance included `VK_RENDERING_SUSPENDING_BIT`, then this render pass is suspended and will be resumed later in submission order.

There is no implicit ordering between separate render passes, even in the same command buffer, and even when the attachments match. Some applications rely on the continuation of `rasterization order` between multiple render passes with attachments defined in the same way, in order to perform non-rendering operations (such as copies or compute operations) between draw calls, but this has never been required by the specification. There is also no explicit barrier currently in the API that provides the guarantee that applications rely on without additional performance penalties.

NOTE

New applications should avoid relying on this ordering until an appropriate barrier is added to the API.

Implementations where applications are performing this splitting are encouraged to continue supporting this guarantee until a suitable barrier is added to the API.

Existing applications relying on this ordering should expect that it will continue working on platforms where it currently does. Once a new extension adds support for a new barrier, developers are encouraged to adapt their applications to use this when available.

Valid Usage

- VUID-vkCmdEndRendering2KHR-None-10610
The current render pass instance **must** have been begun with `vkCmdBeginRendering`
- VUID-vkCmdEndRendering2KHR-commandBuffer-10611
The current render pass instance **must** have been begun in `commandBuffer`
- VUID-vkCmdEndRendering2KHR-None-10612
This command **must** not be recorded when transform feedback is active
- VUID-vkCmdEndRendering2KHR-None-10613
If `vkCmdBeginQuery*` was called within the render pass, the corresponding `vkCmdEndQuery*` **must** have been called subsequently within the same subpass

Valid Usage (Implicit)

- VUID-vkCmdEndRendering2KHR-commandBuffer-parameter
`commandBuffer` **must** be a valid `VkCommandBuffer` handle
- VUID-vkCmdEndRendering2KHR-pRenderingEndInfo-parameter
If `pRenderingEndInfo` is not `NULL`, `pRenderingEndInfo` **must** be a valid pointer to a valid `VkRenderingEndInfoKHR` structure
- VUID-vkCmdEndRendering2KHR-commandBuffer-recording
`commandBuffer` **must** be in the `recording` state
- VUID-vkCmdEndRendering2KHR-commandBuffer-cmdpool
The `VkCommandPool` that `commandBuffer` was allocated from **must** support `VK_QUEUE_GRAPHICS_BIT` operations
- VUID-vkCmdEndRendering2KHR-renderpass
This command **must** only be called inside of a render pass instance
- VUID-vkCmdEndRendering2KHR-suspended
This command **must** not be called between suspended render pass instances
- VUID-vkCmdEndRendering2KHR-videocoding
This command **must** only be called outside of a video coding scope

Host Synchronization

- Host access to `commandBuffer` **must** be externally synchronized
- Host access to the `VkCommandPool` that `commandBuffer` was allocated from **must** be externally synchronized

Command Properties

Command Buffer Levels	Render Pass Scope	Video Coding Scope	Supported Queue Types	Command Type
Primary Secondary	Inside	Outside	VK_QUEUE_GRAPHICS_BIT	Action State

Conditional Rendering

`vkCmdEndRendering2KHR` is not affected by [conditional rendering](#)

The `VkRenderingEndInfoKHR` structure is defined as:


```
// Provided by VK_KHR_maintenance10
typedef struct VkRenderingEndInfoKHR {
    VkStructureType    sType;
    const void*        pNext;
} VkRenderingEndInfoKHR;
```

```
// Provided by VK_EXT_fragment_density_map_offset
// Equivalent to VkRenderingEndInfoKHR
typedef VkRenderingEndInfoKHR VkRenderingEndInfoEXT;
```

- **sType** is a [VkStructureType](#) value identifying this structure.
- **pNext** is **NULL** or a pointer to a structure extending this structure.

Valid Usage (Implicit)

- VUID-VkRenderingEndInfoKHR-sType-sType
sType **must** be [VK_STRUCTURE_TYPE_RENDERING_END_INFO_KHR](#)
- VUID-VkRenderingEndInfoKHR-pNext-pNext
pNext **must** be **NULL** or a pointer to a valid instance of [VkRenderPassFragmentDensityMapOffsetEndInfoEXT](#)
- VUID-VkRenderingEndInfoKHR-sType-unique
The **sType** value of each structure in the **pNext** chain **must** be unique

NOTE

For more complex rendering graphs, it is possible to pre-define a static *render pass* object, which as well as allowing draw commands, allows the definition of framebuffer-local dependencies between multiple subpasses. These objects have a lot of setup cost compared to [vkCmdBeginRendering](#), but use of subpass dependencies can confer important performance benefits on some devices.

The [VkTilePropertiesQCOM](#) structure is defined as:

```
// Provided by VK_QCOM_tile_properties
typedef struct VkTilePropertiesQCOM {
    VkStructureType    sType;
    void*              pNext;
    VkExtent3D         tileSize;
    VkExtent2D         apronSize;
    VkOffset2D         origin;
} VkTilePropertiesQCOM;
```

- **sType** is a [VkStructureType](#) value identifying this structure.
- **pNext** is **NULL** or a pointer to a structure extending this structure.

- **tileSize** is the dimensions of a tile, with width and height describing the width and height of a tile in pixels, and depth corresponding to the number of slices the tile spans.
- **apronSize** is the dimension of the **apron**.
- **origin** is the top-left corner of the first tile in attachment space.

All tiles will be tightly packed around the first tile, with edges being multiples of tile width and/or height from the origin.

The **tileSize** is guaranteed to be a multiple of **tileGranularity**.

Valid Usage (Implicit)

- VUID-VkTilePropertiesQCOM-sType-sType
sType must be **VK_STRUCTURE_TYPE_TILE_PROPERTIES_QCOM**
- VUID-VkTilePropertiesQCOM-pNext-pNext
pNext must be **NULL**

To query the tile properties when using dynamic rendering, call:

```
// Provided by VK_QCOM_tile_properties
VkResult vkGetDynamicRenderingTilePropertiesQCOM(
    VkDevice device,
    const VkRenderingInfo* pRenderingInfo,
    VkTilePropertiesQCOM* pProperties);
```

- **device** is a logical device associated with the render pass.
- **pRenderingInfo** is a pointer to the **VkRenderingInfo** structure specifying details of the render pass instance in dynamic rendering.
- **pProperties** is a pointer to a **VkTilePropertiesQCOM** structure in which the properties are returned.

Valid Usage (Implicit)

- VUID-vkGetDynamicRenderingTilePropertiesQCOM-device-parameter
device must be a valid **VkDevice** handle
- VUID-vkGetDynamicRenderingTilePropertiesQCOM-pRenderingInfo-parameter
pRenderingInfo must be a valid pointer to a valid **VkRenderingInfo** structure
- VUID-vkGetDynamicRenderingTilePropertiesQCOM-pProperties-parameter
pProperties must be a valid pointer to a **VkTilePropertiesQCOM** structure

Return Codes

Success

- [VK_SUCCESS](#)

Failure

- [VK_ERROR_UNKNOWN](#)
- [VK_ERROR_VALIDATION_FAILED](#)

8.1. Render Pass Objects

A render pass object represents a collection of attachments, subpasses, and dependencies between the subpasses, and describes how the attachments are used over the course of the subpasses.

Render passes are represented by [VkRenderPass](#) handles:

WARNING

This functionality is superseded by [Vulkan Version 1.4](#). See [Legacy Functionality](#) for more information.

```
// Provided by VK_VERSION_1_0
VK_DEFINE_NON_DISPATCHABLE_HANDLE(VkRenderPass)
```

An *attachment description* describes the properties of an attachment including its format, sample count, and how its contents are treated at the beginning and end of each render pass instance.

A *subpass* represents a phase of rendering that reads and writes a subset of the attachments in a render pass. Rendering commands are recorded into a particular subpass of a render pass instance.

A *subpass description* describes the subset of attachments that is involved in the execution of a subpass. Each subpass **can** read from some attachments as *input attachments*, write to some as *color attachments* or *depth/stencil attachments*, perform *shader resolve operations* to *color_attachments* or *depth/stencil_attachments*, and perform *multisample resolve operations* to *resolve attachments*. A subpass description **can** also include a set of *preserve attachments*, which are attachments that are not read or written by the subpass but whose contents **must** be preserved throughout the subpass.

A subpass *uses an attachment* if the attachment is a color, depth/stencil, resolve, depth/stencil resolve, fragment shading rate, or input attachment for that subpass (as determined by the [pColorAttachments](#), [pDepthStencilAttachment](#), [pResolveAttachments](#), [VkSubpassDescriptionDepthStencilResolve::pDepthStencilResolveAttachment](#), [VkFragmentShadingRateAttachmentInfoKHR::pFragmentShadingRateAttachment->attachment](#), and [pInputAttachments](#) members of [VkSubpassDescription](#), respectively). A subpass does not use an attachment if that attachment is preserved by the subpass. The *first use of an attachment* is in the lowest numbered subpass that uses that attachment. Similarly, the *last use of an attachment* is in the highest numbered subpass that uses that attachment.

The subpasses in a render pass all render to the same dimensions, and fragments for pixel (x,y,layer) in one subpass **can** only read attachment contents written by previous subpasses at that same (x,y,layer) location. For multi-pixel fragments, the pixel read from an input attachment is selected from the pixels covered by that fragment in an implementation-dependent manner. However, this selection **must** be made consistently for any fragment with the same shading rate for the lifetime of the [VkDevice](#).

NOTE

By describing a complete set of subpasses in advance, render passes provide the implementation an opportunity to optimize the storage and transfer of attachment data between subpasses.

In practice, this means that subpasses with a simple framebuffer-space dependency **may** be merged into a single tiled rendering pass, keeping the attachment data on-chip for the duration of a render pass instance. However, it is also quite common for a render pass to only contain a single subpass.

Subpass dependencies describe [execution and memory dependencies](#) between subpasses.

A *subpass dependency chain* is a sequence of subpass dependencies in a render pass, where the source subpass of each subpass dependency (after the first) equals the destination subpass of the previous dependency.

Execution of subpasses **may** overlap or execute out of order with regards to other subpasses, unless otherwise enforced by an execution dependency. Each subpass only respects [submission order](#) for commands recorded in the same subpass, and the [vkCmdBeginRenderPass](#) and [vkCmdEndRenderPass](#) commands that delimit the render pass - commands within other subpasses are not included. This affects most other [implicit ordering guarantees](#).

A render pass describes the structure of subpasses and attachments independent of any specific image views for the attachments. The specific image views that will be used for the attachments, and their dimensions, are specified in [VkFramebuffer](#) objects. Framebuffers are created with respect to a specific render pass that the framebuffer is compatible with (see [Render Pass Compatibility](#)). Collectively, a render pass and a framebuffer define the complete render target state for one or more subpasses as well as the algorithmic dependencies between the subpasses.

The various pipeline stages of the drawing commands for a given subpass **may** execute concurrently and/or out of order, both within and across drawing commands, whilst still respecting [pipeline order](#). However for a given (x,y,layer,sample) sample location, certain per-sample operations are performed in [rasterization order](#).

[VK_ATTACHMENT_UNUSED](#) is a constant indicating that a render pass attachment is not used.

```
#define VK_ATTACHMENT_UNUSED (~0U)
```

8.2. Render Pass Creation

To create a render pass, call:

WARNING

This functionality is superseded by [vkCreateRenderPass2](#). See [Legacy Functionality](#) for more information.

```
// Provided by VK_VERSION_1_0
VkResult vkCreateRenderPass(
    VkDevice                                device,
    const VkRenderPassCreateInfo*          pCreateInfo,
    const VkAllocationCallbacks*          pAllocator,
    VkRenderPass*                          pRenderPass);
```

- **device** is the logical device that creates the render pass.
- **pCreateInfo** is a pointer to a [VkRenderPassCreateInfo](#) structure describing the parameters of the render pass.
- **pAllocator** controls host memory allocation as described in the [Memory Allocation](#) chapter.
- **pRenderPass** is a pointer to a [VkRenderPass](#) handle in which the resulting render pass object is returned.

Valid Usage

- VUID-vkCreateRenderPass-device-10000
device **must** support at least one queue family with the [VK_QUEUE_GRAPHICS_BIT](#) capability
- VUID-vkCreateRenderPass-flags-10646
[VkRenderPassTileShadingCreateInfoQCOM::flags](#) **must** not include [VK_TILE_SHADING_RENDER_PASS_PER_TILE_EXECUTION_BIT_QCOM](#)

Valid Usage (Implicit)

- VUID-vkCreateRenderPass-device-parameter
device **must** be a valid [VkDevice](#) handle
- VUID-vkCreateRenderPass-pCreateInfo-parameter
pCreateInfo **must** be a valid pointer to a valid [VkRenderPassCreateInfo](#) structure
- VUID-vkCreateRenderPass-pAllocator-parameter
If **pAllocator** is not **NULL**, **pAllocator** **must** be a valid pointer to a valid [VkAllocationCallbacks](#) structure
- VUID-vkCreateRenderPass-pRenderPass-parameter
pRenderPass **must** be a valid pointer to a [VkRenderPass](#) handle

Return Codes

Success

- [VK_SUCCESS](#)

Failure

- [VK_ERROR_OUT_OF_DEVICE_MEMORY](#)
- [VK_ERROR_OUT_OF_HOST_MEMORY](#)
- [VK_ERROR_UNKNOWN](#)
- [VK_ERROR_VALIDATION_FAILED](#)

The [VkRenderPassCreateInfo](#) structure is defined as:

WARNING

This functionality is superseded by [VkRenderPassCreateInfo2](#). See [Legacy Functionality](#) for more information.

```
// Provided by VK_VERSION_1_0
typedef struct VkRenderPassCreateInfo {
    VkStructureType      sType;
    const void*          pNext;
    VkRenderPassCreateFlags flags;
    uint32_t             attachmentCount;
    const VkAttachmentDescription* pAttachments;
    uint32_t             subpassCount;
    const VkSubpassDescription* pSubpasses;
    uint32_t             dependencyCount;
    const VkSubpassDependency* pDependencies;
} VkRenderPassCreateInfo;
```

- `sType` is a [VkStructureType](#) value identifying this structure.
- `pNext` is `NULL` or a pointer to a structure extending this structure.
- `flags` is a bitmask of [VkRenderPassCreateFlagBits](#)
- `attachmentCount` is the number of attachments used by this render pass.
- `pAttachments` is a pointer to an array of `attachmentCount` [VkAttachmentDescription](#) structures describing the attachments used by the render pass.
- `subpassCount` is the number of subpasses to create.
- `pSubpasses` is a pointer to an array of `subpassCount` [VkSubpassDescription](#) structures describing each subpass.
- `dependencyCount` is the number of memory dependencies between pairs of subpasses.
- `pDependencies` is a pointer to an array of `dependencyCount` [VkSubpassDependency](#) structures describing dependencies between pairs of subpasses.

NOTE

Care should be taken to avoid a data race here; if any subpasses access attachments with overlapping memory locations, and one of those accesses is a write, a subpass dependency needs to be included between them.

Valid Usage

- VUID-VkRenderPassCreateInfo-attachment-00834

If the `attachment` member of any element of `pInputAttachments`, `pColorAttachments`, `pResolveAttachments` or `pDepthStencilAttachment`, or any element of `pPreserveAttachments` in any element of `pSubpasses` is not `VK_ATTACHMENT_UNUSED`, then it **must** be less than `attachmentCount`

- VUID-VkRenderPassCreateInfo-fragmentDensityMapAttachment-06471

If the `pNext` chain includes a `VkRenderPassFragmentDensityMapCreateInfoEXT` structure and the `fragmentDensityMapAttachment` member is not `VK_ATTACHMENT_UNUSED`, then `attachment` **must** be less than `attachmentCount`

- VUID-VkRenderPassCreateInfo-fragmentDensityMapLayered-10828

If the `fragmentDensityMapLayered` feature is not enabled, `flags` **must** not contain `VK_RENDER_PASS_CREATE_PER_LAYER_FRAGMENT_DENSITY_BIT_VALVE`

- VUID-VkRenderPassCreateInfo-pAttachments-00836

For any member of `pAttachments` with a `loadOp` equal to `VK_ATTACHMENT_LOAD_OP_CLEAR`, the first use of that attachment **must** not specify a `layout` equal to `VK_IMAGE_LAYOUT_SHADER_READ_ONLY_OPTIMAL` or `VK_IMAGE_LAYOUT_DEPTH_STENCIL_READ_ONLY_OPTIMAL`

- VUID-VkRenderPassCreateInfo-pAttachments-02511

For any member of `pAttachments` with a `stencilLoadOp` equal to `VK_ATTACHMENT_LOAD_OP_CLEAR`, the first use of that attachment **must** not specify a `layout` equal to `VK_IMAGE_LAYOUT_SHADER_READ_ONLY_OPTIMAL` or `VK_IMAGE_LAYOUT_DEPTH_STENCIL_READ_ONLY_OPTIMAL`

- VUID-VkRenderPassCreateInfo-pAttachments-01566

For any member of `pAttachments` with a `loadOp` equal to `VK_ATTACHMENT_LOAD_OP_CLEAR`, the first use of that attachment **must** not specify a `layout` equal to `VK_IMAGE_LAYOUT_DEPTH_READ_ONLY_STENCIL_ATTACHMENT_OPTIMAL`

- VUID-VkRenderPassCreateInfo-pAttachments-01567

For any member of `pAttachments` with a `stencilLoadOp` equal to `VK_ATTACHMENT_LOAD_OP_CLEAR`, the first use of that attachment **must** not specify a `layout` equal to `VK_IMAGE_LAYOUT_DEPTH_ATTACHMENT_STENCIL_READ_ONLY_OPTIMAL`

- VUID-VkRenderPassCreateInfo-pNext-01926

If the `pNext` chain includes a `VkRenderPassInputAttachmentAspectCreateInfo` structure, the `subpass` member of each element of its `pAspectReferences` member **must** be less than `subpassCount`

- VUID-VkRenderPassCreateInfo-pNext-01927

If the `pNext` chain includes a `VkRenderPassInputAttachmentAspectCreateInfo` structure,

the `inputAttachmentIndex` member of each element of its `pAspectReferences` member **must** be less than the value of `inputAttachmentCount` in the element of `pSubpasses` identified by its `subpass` member

- VUID-VkRenderPassCreateInfo-pNext-01963

If the `pNext` chain includes a `VkRenderPassInputAttachmentAspectCreateInfo` structure, for any element of the `pInputAttachments` member of any element of `pSubpasses` where the `attachment` member is not `VK_ATTACHMENT_UNUSED`, the `aspectMask` member of the corresponding element of `VkRenderPassInputAttachmentAspectCreateInfo::pAspectReferences` **must** only include aspects that are present in images of the format specified by the element of `pAttachments` at `attachment`

- VUID-VkRenderPassCreateInfo-pNext-01928

If the `pNext` chain includes a `VkRenderPassMultiviewCreateInfo` structure, and its `subpassCount` member is not zero, that member **must** be equal to the value of `subpassCount`

- VUID-VkRenderPassCreateInfo-pNext-01929

If the `pNext` chain includes a `VkRenderPassMultiviewCreateInfo` structure, if its `dependencyCount` member is not zero, it **must** be equal to `dependencyCount`

- VUID-VkRenderPassCreateInfo-pNext-01930

If the `pNext` chain includes a `VkRenderPassMultiviewCreateInfo` structure, for each non-zero element of `pViewOffsets`, the `srcSubpass` and `dstSubpass` members of `pDependencies` at the same index **must** not be equal

- VUID-VkRenderPassCreateInfo-pNext-02512

If the `pNext` chain includes a `VkRenderPassMultiviewCreateInfo` structure, for each element of `pDependencies` with a `dependencyFlags` member that does not include `VK_DEPENDENCY_VIEW_LOCAL_BIT`, the corresponding element of the `pViewOffsets` member of that `VkRenderPassMultiviewCreateInfo` instance **must** be 0

- VUID-VkRenderPassCreateInfo-pNext-02513

If the `pNext` chain includes a `VkRenderPassMultiviewCreateInfo` structure, elements of its `pViewMasks` member **must** either all be 0, or all not be 0

- VUID-VkRenderPassCreateInfo-pNext-02514

If the `pNext` chain includes a `VkRenderPassMultiviewCreateInfo` structure, and each element of its `pViewMasks` member is 0, the `dependencyFlags` member of each element of `pDependencies` **must** not include `VK_DEPENDENCY_VIEW_LOCAL_BIT`

- VUID-VkRenderPassCreateInfo-pNext-02515

If the `pNext` chain includes a `VkRenderPassMultiviewCreateInfo` structure, and each element of its `pViewMasks` member is 0, its `correlationMaskCount` member **must** be 0

- VUID-VkRenderPassCreateInfo-pDependencies-00837

For each element of `pDependencies`, if the `srcSubpass` is not `VK_SUBPASS_EXTERNAL`, all stage flags included in the `srcStageMask` member of that dependency **must** be `VK_PIPELINE_STAGE_ALL_COMMANDS_BIT` or a pipeline stage supported by the `pipeline` identified by the `pipelineBindPoint` member of the source subpass

- VUID-VkRenderPassCreateInfo-pDependencies-00838

For each element of `pDependencies`, if the `dstSubpass` is not `VK_SUBPASS_EXTERNAL`, all stage flags included in the `dstStageMask` member of that dependency **must** be `VK_PIPELINE_STAGE_ALL_COMMANDS_BIT` or a pipeline stage supported by the `pipeline`

identified by the `pipelineBindPoint` member of the destination subpass

- VUID-VkRenderPassCreateInfo-pDependencies-06866

For each element of `pDependencies`, if its `srcSubpass` is not `VK_SUBPASS_EXTERNAL`, it **must** be less than `subpassCount`

- VUID-VkRenderPassCreateInfo-pDependencies-06867

For each element of `pDependencies`, if its `dstSubpass` is not `VK_SUBPASS_EXTERNAL`, it **must** be less than `subpassCount`

- VUID-VkRenderPassCreateInfo-pResolveAttachments-10647

If any element of `pResolveAttachments` of any element of `pSubpasses` references an attachment description with a format of `VK_FORMAT_UNDEFINED`, `VK_TILE_SHADING_RENDER_PASS_ENABLE_BIT_QCOM` **must** not be included in `VkRenderPassTileShadingCreateInfoQCOM::flags`

- VUID-VkRenderPassCreateInfo-fragmentDensityMapAttachment-10648

If `VkRenderPassFragmentDensityMapCreateInfoEXT::fragmentDensityMapAttachment` is not `VK_ATTACHMENT_UNUSED`, `VK_TILE_SHADING_RENDER_PASS_ENABLE_BIT_QCOM` **must** not be included in `VkRenderPassTileShadingCreateInfoQCOM::flags`

- VUID-VkRenderPassCreateInfo-None-10915

If any subpass preserves an attachment, there **must** be a subpass dependency from a prior subpass which uses or preserves that attachment

Valid Usage (Implicit)

- VUID-VkRenderPassCreateInfo-sType-sType

`sType` **must** be `VK_STRUCTURE_TYPE_RENDER_PASS_CREATE_INFO`

- VUID-VkRenderPassCreateInfo-pNext-pNext

Each `pNext` member of any structure (including this one) in the `pNext` chain **must** be either `NULL` or a pointer to a valid instance of `VkRenderPassFragmentDensityMapCreateInfoEXT`, `VkRenderPassInputAttachmentAspectCreateInfo`, `VkRenderPassMultiviewCreateInfo`, `VkRenderPassTileShadingCreateInfoQCOM`, or `VkTileMemorySizeInfoQCOM`

- VUID-VkRenderPassCreateInfo-sType-unique

The `sType` value of each structure in the `pNext` chain **must** be unique

- VUID-VkRenderPassCreateInfo-flags-parameter

`flags` **must** be a valid combination of `VkRenderPassCreateFlagBits` values

- VUID-VkRenderPassCreateInfo-pAttachments-parameter

If `attachmentCount` is not `0`, `pAttachments` **must** be a valid pointer to an array of `attachmentCount` valid `VkAttachmentDescription` structures

- VUID-VkRenderPassCreateInfo-pSubpasses-parameter

`pSubpasses` **must** be a valid pointer to an array of `subpassCount` valid `VkSubpassDescription` structures

- VUID-VkRenderPassCreateInfo-pDependencies-parameter

If `dependencyCount` is not `0`, `pDependencies` **must** be a valid pointer to an array of `dependencyCount` valid `VkSubpassDependency` structures

- `VUID-VkRenderPassCreateInfo-subpassCount-arraylength`
`subpassCount` **must** be greater than 0

Bits which **can** be set in `VkRenderPassCreateInfo::flags`, describing additional properties of the render pass, are:

WARNING

This functionality is superseded by [Vulkan Version 1.2](#). See [Legacy Functionality](#) for more information.

```
// Provided by VK_VERSION_1_0
typedef enum VkRenderPassCreateFlagBits {
    // Provided by VK_QCOM_render_pass_transform
    VK_RENDER_PASS_CREATE_TRANSFORM_BIT_QCOM = 0x00000002,
    // Provided by VK_VALVE_fragment_density_map_layered
    VK_RENDER_PASS_CREATE_PER_LAYER_FRAGMENT_DENSITY_BIT_VALVE = 0x00000004,
} VkRenderPassCreateFlagBits;
```

- `VK_RENDER_PASS_CREATE_TRANSFORM_BIT_QCOM` specifies that the created render pass is compatible with [render pass transform](#).
- `VK_RENDER_PASS_CREATE_PER_LAYER_FRAGMENT_DENSITY_BIT_VALVE` specifies that the created render pass is usable with layered fragment density maps.

WARNING

This functionality is superseded by [Vulkan Version 1.2](#). See [Legacy Functionality](#) for more information.

```
// Provided by VK_VERSION_1_0
typedef VkFlags VkRenderPassCreateFlags;
```

`VkRenderPassCreateFlags` is a bitmask type for setting a mask of zero or more `VkRenderPassCreateFlagBits`.

If the `VkRenderPassCreateInfo::pNext` chain includes a `VkRenderPassMultiviewCreateInfo` structure, then that structure includes an array of view masks, view offsets, and correlation masks for the render pass.

The `VkRenderPassMultiviewCreateInfo` structure is defined as:

WARNING

This functionality is superseded by [Vulkan Version 1.2](#). See [Legacy Functionality](#) for more information.


```
// Provided by VK_VERSION_1_1
typedef struct VkRenderPassMultiviewCreateInfo {
    VkStructureType    sType;
    const void*        pNext;
    uint32_t           subpassCount;
    const uint32_t*     pViewMasks;
    uint32_t           dependencyCount;
    const int32_t*      pViewOffsets;
    uint32_t           correlationMaskCount;
    const uint32_t*     pCorrelationMasks;
} VkRenderPassMultiviewCreateInfo;
```

```
// Provided by VK_KHR_multiview
// Equivalent to VkRenderPassMultiviewCreateInfo
typedef VkRenderPassMultiviewCreateInfo VkRenderPassMultiviewCreateInfoKHR;
```

- **sType** is a **VkStructureType** value identifying this structure.
- **pNext** is **NULL** or a pointer to a structure extending this structure.
- **subpassCount** is zero or the number of subpasses in the render pass.
- **pViewMasks** is a pointer to an array of **subpassCount** view masks, where each mask is a bitfield of view indices describing which views rendering is broadcast to in each subpass, when multiview is enabled. If **subpassCount** is zero, each view mask is treated as zero.
- **dependencyCount** is zero or the number of dependencies in the render pass.
- **pViewOffsets** is a pointer to an array of **dependencyCount** view offsets, one for each dependency. If **dependencyCount** is zero, each dependency's view offset is treated as zero. Each view offset controls which views in the source subpass the views in the destination subpass depend on.
- **correlationMaskCount** is zero or the number of correlation masks.
- **pCorrelationMasks** is a pointer to an array of **correlationMaskCount** view masks indicating sets of views that **may** be more efficient to render concurrently.

When a subpass uses a non-zero view mask, *multiview* functionality is considered to be enabled. Multiview is all-or-nothing for a render pass - that is, either all subpasses **must** have a non-zero view mask (though some subpasses **may** have only one view) or all **must** be zero. Multiview causes all drawing and clear commands in the subpass to behave as if they were broadcast to each view, where a view is represented by one layer of the framebuffer attachments. All draws and clears are broadcast to each *view index* whose bit is set in the view mask. The view index is provided in the **ViewIndex** shader input variable, and color, depth/stencil, and input attachments all read/write the layer of the framebuffer corresponding to the view index.

If the view mask is zero for all subpasses, multiview is considered to be disabled and all drawing commands execute normally, without this additional broadcasting.

Some implementations **may** not support multiview in conjunction with **mesh shaders**, **geometry shaders** or **tessellation shaders**.

When multiview is enabled, the [VK_DEPENDENCY_VIEW_LOCAL_BIT](#) bit in a dependency **can** be used to express a view-local dependency, meaning that each view in the destination subpass depends on a single view in the source subpass. Unlike pipeline barriers, a subpass dependency **can** potentially have a different view mask in the source subpass and the destination subpass. If the dependency is view-local, then each view (dstView) in the destination subpass depends on the view `dstView + pViewOffsets[dependency]` in the source subpass. If there is not such a view in the source subpass, then this dependency does not affect that view in the destination subpass. If the dependency is not view-local, then all views in the destination subpass depend on all views in the source subpass, and the view offset is ignored. A non-zero view offset is not allowed in a self-dependency.

The elements of `pCorrelationMasks` are a set of masks of views indicating that views in the same mask **may** exhibit spatial coherency between the views, making it more efficient to render them concurrently. Correlation masks **must** not have a functional effect on the results of the multiview rendering.

When multiview is enabled, at the beginning of each subpass all non-render pass state is undefined. In particular, each time [vkCmdBeginRenderPass](#) or [vkCmdNextSubpass](#) is called the graphics pipeline **must** be bound, any relevant descriptor sets or vertex/index buffers **must** be bound, and any relevant dynamic state or push constants **must** be set before they are used.

A multiview subpass **can** declare that its shaders will write per-view attributes for all views in a single invocation, by setting the [VK_SUBPASS_DESCRIPTION_PER_VIEW_ATTRIBUTES_BIT_NVX](#) bit in the subpass description. The only supported per-view attributes are position and viewport mask, and per-view position and viewport masks are written to output array variables decorated with `PositionPerViewNV` and `ViewportMaskPerViewNV`, respectively. If the [VK_NV_viewport_array2](#) extension is not supported and enabled, `ViewportMaskPerViewNV` **must** not be used. Values written to elements of `PositionPerViewNV` and `ViewportMaskPerViewNV` **must** not depend on the `ViewIndex`. The shader **must** also write to an output variable decorated with `Position`, and the value written to `Position` **must** equal the value written to `PositionPerViewNV[ViewIndex]`. Similarly, if `ViewportMaskPerViewNV` is written to then the shader **must** also write to an output variable decorated with `ViewportMaskNV`, and the value written to `ViewportMaskNV` **must** equal the value written to `ViewportMaskPerViewNV[ViewIndex]`. Implementations will either use values taken from `Position` and `ViewportMaskNV` and invoke the shader once for each view, or will use values taken from `PositionPerViewNV` and `ViewportMaskPerViewNV` and invoke the shader fewer times. The values written to `Position` and `ViewportMaskNV` **must** not depend on the values written to `PositionPerViewNV` and `ViewportMaskPerViewNV`, or vice versa (to allow compilers to eliminate the unused outputs). All attributes that do not have `*PerViewNV` counterparts **must** not depend on `ViewIndex`.

Per-view attributes are all-or-nothing for a subpass. That is, all pipelines compiled against a subpass that includes the [VK_SUBPASS_DESCRIPTION_PER_VIEW_ATTRIBUTES_BIT_NVX](#) bit **must** write per-view attributes to the `*PerViewNV[]` shader outputs, in addition to the non-per-view (e.g. `Position`) outputs. Pipelines compiled against a subpass that does not include this bit **must** not include the `*PerViewNV[]` outputs in their interfaces.

Valid Usage

- VUID-VkRenderPassMultiviewCreateInfo-pCorrelationMasks-00841

Each view index **must** not be set in more than one element of `pCorrelationMasks`

- VUID-VkRenderPassMultiviewCreateInfo-multiview-06555

If the `multiview` feature is not enabled, each element of `pViewMasks` **must** be 0

- VUID-VkRenderPassMultiviewCreateInfo-pViewMasks-06697

The index of the most significant bit in each element of `pViewMasks` **must** be less than `maxMultiviewViewCount`

Valid Usage (Implicit)

- VUID-VkRenderPassMultiviewCreateInfo-sType-sType

`sType` **must** be `VK_STRUCTURE_TYPE_RENDER_PASS_MULTIVIEW_CREATE_INFO`

- VUID-VkRenderPassMultiviewCreateInfo-pViewMasks-parameter

If `subpassCount` is not 0, `pViewMasks` **must** be a valid pointer to an array of `subpassCount` `uint32_t` values

- VUID-VkRenderPassMultiviewCreateInfo-pViewOffsets-parameter

If `dependencyCount` is not 0, `pViewOffsets` **must** be a valid pointer to an array of `dependencyCount` `int32_t` values

- VUID-VkRenderPassMultiviewCreateInfo-pCorrelationMasks-parameter

If `correlationMaskCount` is not 0, `pCorrelationMasks` **must** be a valid pointer to an array of `correlationMaskCount` `uint32_t` values

Structure Chaining

Extends the structure

- `VkRenderPassCreateInfo`

The `VkMultiviewPerViewAttributesInfoNVX` structure is defined as:

```
// Provided by VK_NVX_multiview_per_view_attributes with VK_VERSION_1_3 or
VK_KHR_dynamic_rendering
typedef struct VkMultiviewPerViewAttributesInfoNVX {
    VkStructureType    sType;
    const void*        pNext;
    VkBool32           perViewAttributes;
    VkBool32           perViewAttributesPositionXOnly;
} VkMultiviewPerViewAttributesInfoNVX;
```

- `sType` is a `VkStructureType` value identifying this structure.
- `pNext` is `NULL` or a pointer to a structure extending this structure.
- `perViewAttributes` specifies that shaders compiled for this pipeline write the attributes for all views in a single invocation of each vertex processing stage. All pipelines executed within a render pass instance that includes this bit **must** write per-view attributes to the `*PerViewNV[]`

shader outputs, in addition to the non-per-view (e.g. [Position](#)) outputs.

- [perViewAttributesPositionXOnly](#) specifies that shaders compiled for this pipeline use per-view positions which only differ in value in the x component. Per-view viewport mask **can** also be used.

When dynamic render pass instances are being used, instead of specifying [VK_SUBPASS_DESCRIPTION_PER_VIEW_ATTRIBUTES_BIT_NVX](#) or [VK_SUBPASS_DESCRIPTION_PER_VIEW_POSITION_X_ONLY_BIT_NVX](#) in the subpass description flags, the per-attribute properties of the render pass instance **must** be specified by the [VkMultiviewPerViewAttributesInfoNVX](#) structure. Include the [VkMultiviewPerViewAttributesInfoNVX](#) structure in the [pNext](#) chain of [VkGraphicsPipelineCreateInfo](#) when creating a graphics pipeline for dynamic rendering, [VkRenderingInfo](#) when starting a dynamic render pass instance, and [VkCommandBufferInheritanceInfo](#) when specifying the dynamic render pass instance parameters for secondary command buffers.

Valid Usage (Implicit)

- VUID-VkMultiviewPerViewAttributesInfoNVX-sType-sType [sType](#) **must** be [VK_STRUCTURE_TYPE_MULTIVIEW_PER_VIEW_ATTRIBUTES_INFO_NVX](#)

Structure Chaining

Extends the structures

- [VkCommandBufferInheritanceInfo](#)
- [VkGraphicsPipelineCreateInfo](#)
- [VkRenderingInfo](#)

If the [VkRenderPassCreateInfo::pNext](#) chain includes a [VkRenderPassFragmentDensityMapCreateInfoEXT](#) structure, then that structure includes a fragment density map attachment for the render pass.

The [VkRenderPassFragmentDensityMapCreateInfoEXT](#) structure is defined as:

WARNING

This functionality is superseded by [Vulkan Version 1.4](#) and [VK_KHR_dynamic_rendering_local_read](#). See [Legacy Functionality](#) for more information.

```
// Provided by VK_EXT_fragment_density_map
typedef struct VkRenderPassFragmentDensityMapCreateInfoEXT {
    VkStructureType    sType;
    const void*        pNext;
    VkAttachmentReference fragmentDensityMapAttachment;
} VkRenderPassFragmentDensityMapCreateInfoEXT;
```

- [sType](#) is a [VkStructureType](#) value identifying this structure.

- `pNext` is `NULL` or a pointer to a structure extending this structure.
- `fragmentDensityMapAttachment` is the fragment density map to use for the render pass.

The fragment density map is read at an implementation-dependent time with the following constraints determined by the attachment's image view `flags`:

- `VK_IMAGE_VIEW_CREATE_FRAGMENT_DENSITY_MAP_DYNAMIC_BIT_EXT` specifies that the fragment density map will be read by the device during `VK_PIPELINE_STAGE_FRAGMENT_DENSITY_PROCESS_BIT_EXT`
- `VK_IMAGE_VIEW_CREATE_FRAGMENT_DENSITY_MAP_DEFERRED_BIT_EXT` specifies that the fragment density map will be read by the host during `vkEndCommandBuffer` of the primary command buffer that the render pass is recorded into
- Otherwise the fragment density map will be read by the host during `vkCmdBeginRenderPass`

The fragment density map **may** additionally be read by the device during `VK_PIPELINE_STAGE_FRAGMENT_DENSITY_PROCESS_BIT_EXT` for any mode.

If this structure is not present, it is as if `fragmentDensityMapAttachment` was given as `VK_ATTACHMENT_UNUSED`.

Valid Usage

- VUID-VkRenderPassFragmentDensityMapCreateInfoEXT-fragmentDensityMapAttachment-02548
If `fragmentDensityMapAttachment` is not `VK_ATTACHMENT_UNUSED`, `fragmentDensityMapAttachment` **must** not be an element of `VkSubpassDescription::pInputAttachments`, `VkSubpassDescription::pColorAttachments`, `VkSubpassDescription::pResolveAttachments`, `VkSubpassDescription::pDepthStencilAttachment`, or `VkSubpassDescription::pPreserveAttachments` for any subpass
- VUID-VkRenderPassFragmentDensityMapCreateInfoEXT-fragmentDensityMapAttachment-02549
If `fragmentDensityMapAttachment` is not `VK_ATTACHMENT_UNUSED`, `layout` **must** be equal to `VK_IMAGE_LAYOUT_FRAGMENT_DENSITY_MAP_OPTIMAL_EXT`, or `VK_IMAGE_LAYOUT_GENERAL`
- VUID-VkRenderPassFragmentDensityMapCreateInfoEXT-fragmentDensityMapAttachment-02550
If `fragmentDensityMapAttachment` is not `VK_ATTACHMENT_UNUSED`, `fragmentDensityMapAttachment` **must** reference an attachment with a `loadOp` equal to `VK_ATTACHMENT_LOAD_OP_LOAD` or `VK_ATTACHMENT_LOAD_OP_DONT_CARE`
- VUID-VkRenderPassFragmentDensityMapCreateInfoEXT-fragmentDensityMapAttachment-02551
If `fragmentDensityMapAttachment` is not `VK_ATTACHMENT_UNUSED`, `fragmentDensityMapAttachment` **must** reference an attachment with a `storeOp` equal to `VK_ATTACHMENT_STORE_OP_DONT_CARE`

Valid Usage (Implicit)

- `VUID-VkRenderPassFragmentDensityMapCreateInfoEXT-sType-sType` `sType` must be `VK_STRUCTURE_TYPE_RENDER_PASS_FRAGMENT_DENSITY_MAP_CREATE_INFO_EXT`
- `VUID-VkRenderPassFragmentDensityMapCreateInfoEXT-fragmentDensityMapAttachment-parameter` `fragmentDensityMapAttachment` must be a valid `VkAttachmentReference` structure

Structure Chaining

Extends the structures

- `VkRenderPassCreateInfo`
- `VkRenderPassCreateInfo2`

The `VkAttachmentDescription` structure is defined as:

WARNING

This functionality is superseded by `VkAttachmentDescription2`. See [Legacy Functionality](#) for more information.

```
// Provided by VK_VERSION_1_0
typedef struct VkAttachmentDescription {
    VkAttachmentDescriptionFlags    flags;
    VkFormat                       format;
    VkSampleCountFlagBits          samples;
    VkAttachmentLoadOp              loadOp;
    VkAttachmentStoreOp             storeOp;
    VkAttachmentLoadOp              stencilLoadOp;
    VkAttachmentStoreOp             stencilStoreOp;
    VkImageLayout                  initialLayout;
    VkImageLayout                   finalLayout;
} VkAttachmentDescription;
```

- `flags` is a bitmask of `VkAttachmentDescriptionFlagBits` specifying additional properties of the attachment.
- `format` is a `VkFormat` value specifying the format of the image view that will be used for the attachment.
- `samples` is a `VkSampleCountFlagBits` value specifying the number of samples of the image.
- `loadOp` is a `VkAttachmentLoadOp` value specifying how the contents of color and depth components of the attachment are treated at the beginning of the subpass where it is first used.
- `storeOp` is a `VkAttachmentStoreOp` value specifying how the contents of color and depth components of the attachment are treated at the end of the subpass where it is last used.

- `stencilLoadOp` is a `VkAttachmentLoadOp` value specifying how the contents of stencil components of the attachment are treated at the beginning of the subpass where it is first used.
- `stencilStoreOp` is a `VkAttachmentStoreOp` value specifying how the contents of stencil components of the attachment are treated at the end of the last subpass where it is used.
- `initialLayout` is the layout the attachment image subresource will be in when a render pass instance begins.
- `finalLayout` is the layout the attachment image subresource will be transitioned to when a render pass instance ends.

If the attachment uses a color format, then `loadOp` and `storeOp` are used, and `stencilLoadOp` and `stencilStoreOp` are ignored. If the format has depth and/or stencil components, `loadOp` and `storeOp` apply only to the depth data, while `stencilLoadOp` and `stencilStoreOp` define how the stencil data is handled. `loadOp` and `stencilLoadOp` define the `load operations` for the attachment. `storeOp` and `stencilStoreOp` define the `store operations` for the attachment. If an attachment is not used by any subpass, `loadOp`, `storeOp`, `stencilStoreOp`, and `stencilLoadOp` will be ignored for that attachment, and no load or store ops will be performed. However, any transition specified by `initialLayout` and `finalLayout` will still be executed.

If `flags` includes `VK_ATTACHMENT_DESCRIPTION_MAY_ALIAS_BIT`, then the attachment is treated as if it shares physical memory with another attachment in the same render pass. This information limits the ability of the implementation to reorder certain operations (like layout transitions and the `loadOp`) such that it is not improperly reordered against other uses of the same physical memory via a different attachment. This is described in more detail below.

If a render pass uses multiple attachments that alias the same device memory, those attachments **must** each include the `VK_ATTACHMENT_DESCRIPTION_MAY_ALIAS_BIT` bit in their attachment description flags. Attachments aliasing the same memory occurs in multiple ways:

- Multiple attachments being assigned the same image view as part of framebuffer creation.
- Attachments using distinct image views that correspond to the same image subresource of an image.
- Attachments using views of distinct image subresources which are bound to overlapping memory ranges.

NOTE

Render passes **must** include subpass dependencies (either directly or via a subpass dependency chain) between any two subpasses that operate on the same attachment or aliasing attachments and those subpass dependencies **must** include execution and memory dependencies separating uses of the aliases, if at least one of those subpasses writes to one of the aliases. These dependencies **must** not include the `VK_DEPENDENCY_BY_REGION_BIT` if the aliases are views of distinct image subresources which overlap in memory.

Multiple attachments that alias the same memory **must** not be used in a single subpass. A given attachment index **must** not be used multiple times in a single subpass, with one exception: two subpass attachments **can** use the same attachment index if at least one use is as an input attachment and neither use is as a resolve or preserve attachment. In other words, the same view **can** be used simultaneously as an input and color or depth/stencil attachment, but **must** not be

used as multiple color or depth/stencil attachments nor as resolve or preserve attachments.

If a set of attachments alias each other, then all except the first to be used in the render pass **must** use an **initialLayout** of `VK_IMAGE_LAYOUT_UNDEFINED`, since the earlier uses of the other aliases make their contents undefined. Once an alias has been used and a different alias has been used after it, the first alias **must** not be used in any later subpasses. However, an application **can** assign the same image view to multiple aliasing attachment indices, which allows that image view to be used multiple times even if other aliases are used in between.

NOTE

Once an attachment needs the `VK_ATTACHMENT_DESCRIPTION_MAY_ALIAS_BIT` bit, there **should** be no additional cost of introducing additional aliases, and using these additional aliases **may** allow more efficient clearing of the attachments on multiple uses via `VK_ATTACHMENT_LOAD_OP_CLEAR`.

Valid Usage

- VUID-VkAttachmentDescription-format-06699

If **format** includes a color or depth component and **loadOp** is `VK_ATTACHMENT_LOAD_OP_LOAD`, then **initialLayout** **must** not be `VK_IMAGE_LAYOUT_UNDEFINED`

- VUID-VkAttachmentDescription-finalLayout-00843

finalLayout **must** not be `VK_IMAGE_LAYOUT_UNDEFINED` or `VK_IMAGE_LAYOUT_ZERO_INITIALIZED_EXT` or `VK_IMAGE_LAYOUT_PREINITIALIZED`

- VUID-VkAttachmentDescription-format-03280

If **format** is a color format, **initialLayout** **must** not be `VK_IMAGE_LAYOUT_DEPTH_STENCIL_ATTACHMENT_OPTIMAL` or `VK_IMAGE_LAYOUT_DEPTH_STENCIL_READ_ONLY_OPTIMAL`

- VUID-VkAttachmentDescription-format-03281

If **format** is a depth/stencil format, **initialLayout** **must** not be `VK_IMAGE_LAYOUT_COLOR_ATTACHMENT_OPTIMAL`

- VUID-VkAttachmentDescription-format-03282

If **format** is a color format, **finalLayout** **must** not be `VK_IMAGE_LAYOUT_DEPTH_STENCIL_ATTACHMENT_OPTIMAL` or `VK_IMAGE_LAYOUT_DEPTH_STENCIL_READ_ONLY_OPTIMAL`

- VUID-VkAttachmentDescription-format-03283

If **format** is a depth/stencil format, **finalLayout** **must** not be `VK_IMAGE_LAYOUT_COLOR_ATTACHMENT_OPTIMAL`

- VUID-VkAttachmentDescription-format-06487

If **format** is a color format, **initialLayout** **must** not be `VK_IMAGE_LAYOUT_DEPTH_ATTACHMENT_STENCIL_READ_ONLY_OPTIMAL` or `VK_IMAGE_LAYOUT_DEPTH_READ_ONLY_STENCIL_ATTACHMENT_OPTIMAL`

- VUID-VkAttachmentDescription-format-06488

If **format** is a color format, **finalLayout** **must** not be `VK_IMAGE_LAYOUT_DEPTH_ATTACHMENT_STENCIL_READ_ONLY_OPTIMAL` or `VK_IMAGE_LAYOUT_DEPTH_READ_ONLY_STENCIL_ATTACHMENT_OPTIMAL`

- VUID-VkAttachmentDescription-separateDepthStencilLayouts-03284
If the `separateDepthStencilLayouts` feature is not enabled, `initialLayout` **must** not be `VK_IMAGE_LAYOUT_DEPTH_ATTACHMENT_OPTIMAL`,
`VK_IMAGE_LAYOUT_DEPTH_READ_ONLY_OPTIMAL`,
`VK_IMAGE_LAYOUT_STENCIL_ATTACHMENT_OPTIMAL`, or
`VK_IMAGE_LAYOUT_STENCIL_READ_ONLY_OPTIMAL`,
- VUID-VkAttachmentDescription-separateDepthStencilLayouts-03285
If the `separateDepthStencilLayouts` feature is not enabled, `finalLayout` **must** not be `VK_IMAGE_LAYOUT_DEPTH_ATTACHMENT_OPTIMAL`,
`VK_IMAGE_LAYOUT_DEPTH_READ_ONLY_OPTIMAL`,
`VK_IMAGE_LAYOUT_STENCIL_ATTACHMENT_OPTIMAL`, or
`VK_IMAGE_LAYOUT_STENCIL_READ_ONLY_OPTIMAL`,
- VUID-VkAttachmentDescription-format-03286
If `format` is a color format, `initialLayout` **must** not be `VK_IMAGE_LAYOUT_DEPTH_ATTACHMENT_OPTIMAL`,
`VK_IMAGE_LAYOUT_DEPTH_READ_ONLY_OPTIMAL`,
`VK_IMAGE_LAYOUT_STENCIL_ATTACHMENT_OPTIMAL`, or
`VK_IMAGE_LAYOUT_STENCIL_READ_ONLY_OPTIMAL`
- VUID-VkAttachmentDescription-format-03287
If `format` is a color format, `finalLayout` **must** not be `VK_IMAGE_LAYOUT_DEPTH_ATTACHMENT_OPTIMAL`,
`VK_IMAGE_LAYOUT_DEPTH_READ_ONLY_OPTIMAL`,
`VK_IMAGE_LAYOUT_STENCIL_ATTACHMENT_OPTIMAL`, or
`VK_IMAGE_LAYOUT_STENCIL_READ_ONLY_OPTIMAL`
- VUID-VkAttachmentDescription-format-06906
If `format` is a depth/stencil format which includes both depth and stencil components, `initialLayout` **must** not be `VK_IMAGE_LAYOUT_STENCIL_ATTACHMENT_OPTIMAL` or
`VK_IMAGE_LAYOUT_STENCIL_READ_ONLY_OPTIMAL`
- VUID-VkAttachmentDescription-format-06907
If `format` is a depth/stencil format which includes both depth and stencil components, `finalLayout` **must** not be `VK_IMAGE_LAYOUT_STENCIL_ATTACHMENT_OPTIMAL` or
`VK_IMAGE_LAYOUT_STENCIL_READ_ONLY_OPTIMAL`
- VUID-VkAttachmentDescription-format-03290
If `format` is a depth/stencil format which includes only the depth component, `initialLayout` **must** not be `VK_IMAGE_LAYOUT_STENCIL_ATTACHMENT_OPTIMAL` or
`VK_IMAGE_LAYOUT_STENCIL_READ_ONLY_OPTIMAL`
- VUID-VkAttachmentDescription-format-03291
If `format` is a depth/stencil format which includes only the depth component, `finalLayout` **must** not be `VK_IMAGE_LAYOUT_STENCIL_ATTACHMENT_OPTIMAL` or
`VK_IMAGE_LAYOUT_STENCIL_READ_ONLY_OPTIMAL`
- VUID-VkAttachmentDescription-synchronization2-06908
If the `synchronization2` feature is not enabled, `initialLayout` **must** not be `VK_IMAGE_LAYOUT_ATTACHMENT_OPTIMAL_KHR` or
`VK_IMAGE_LAYOUT_READ_ONLY_OPTIMAL_KHR`

- VUID-VkAttachmentDescription-synchronization2-06909
If the `synchronization2` feature is not enabled, `finalLayout` **must** not be `VK_IMAGE_LAYOUT_ATTACHMENT_OPTIMAL_KHR` or `VK_IMAGE_LAYOUT_READ_ONLY_OPTIMAL_KHR`
- VUID-VkAttachmentDescription-attachmentFeedbackLoopLayout-07309
If the `attachmentFeedbackLoopLayout` feature is not enabled, `initialLayout` **must** not be `VK_IMAGE_LAYOUT_ATTACHMENT_FEEDBACK_LOOP_OPTIMAL_EXT`
- VUID-VkAttachmentDescription-attachmentFeedbackLoopLayout-07310
If the `attachmentFeedbackLoopLayout` feature is not enabled, `finalLayout` **must** not be `VK_IMAGE_LAYOUT_ATTACHMENT_FEEDBACK_LOOP_OPTIMAL_EXT`
- VUID-VkAttachmentDescription-samples-08745
`samples` **must** be a valid `VkSampleCountFlagBits` value that is set in `imageCreateSampleCounts` (as defined in [Image Creation Limits](#)) for the given `format`
- VUID-VkAttachmentDescription-dynamicRenderingLocalRead-09544
If the `dynamicRenderingLocalRead` feature is not enabled, `initialLayout` **must** not be `VK_IMAGE_LAYOUT_RENDERING_LOCAL_READ`
- VUID-VkAttachmentDescription-dynamicRenderingLocalRead-09545
If the `dynamicRenderingLocalRead` feature is not enabled, `finalLayout` **must** not be `VK_IMAGE_LAYOUT_RENDERING_LOCAL_READ`
- VUID-VkAttachmentDescription-flags-11773
If `flags` includes `VK_ATTACHMENT_DESCRIPTION_RESOLVE_SKIP_TRANSFER_FUNCTION_BIT_KHR`, `flags` **must** not include `VK_ATTACHMENT_DESCRIPTION_RESOLVE_ENABLE_TRANSFER_FUNCTION_BIT_KHR`
- VUID-VkAttachmentDescription-flags-11774
If `flags` includes `VK_ATTACHMENT_DESCRIPTION_RESOLVE_SKIP_TRANSFER_FUNCTION_BIT_KHR` or `VK_ATTACHMENT_DESCRIPTION_RESOLVE_ENABLE_TRANSFER_FUNCTION_BIT_KHR`, `resolveSrgbFormatSupportsTransferFunctionControl` **must** be `VK_TRUE`
- VUID-VkAttachmentDescription-flags-11775
If `flags` includes `VK_ATTACHMENT_DESCRIPTION_RESOLVE_SKIP_TRANSFER_FUNCTION_BIT_KHR` or `VK_ATTACHMENT_DESCRIPTION_RESOLVE_ENABLE_TRANSFER_FUNCTION_BIT_KHR`, `maintenance10` **must** be enabled
- VUID-VkAttachmentDescription-flags-11776
If `flags` includes `VK_ATTACHMENT_DESCRIPTION_RESOLVE_SKIP_TRANSFER_FUNCTION_BIT_KHR` or `VK_ATTACHMENT_DESCRIPTION_RESOLVE_ENABLE_TRANSFER_FUNCTION_BIT_KHR`, `format` **must** use sRGB encoding
- VUID-VkAttachmentDescription-flags-11777
If `flags` includes `VK_ATTACHMENT_DESCRIPTION_RESOLVE_SKIP_TRANSFER_FUNCTION_BIT_KHR` or `VK_ATTACHMENT_DESCRIPTION_RESOLVE_ENABLE_TRANSFER_FUNCTION_BIT_KHR`, `samples` **must** be `VK_SAMPLE_COUNT_1_BIT`

- VUID-VkAttachmentDescription-format-06698
format **must** not be `VK_FORMAT_UNDEFINED`
- VUID-VkAttachmentDescription-format-06700
If **format** includes a stencil component and **stencilLoadOp** is `VK_ATTACHMENT_LOAD_OP_LOAD`, then **initialLayout** **must** not be `VK_IMAGE_LAYOUT_UNDEFINED`
- VUID-VkAttachmentDescription-format-03292
If **format** is a depth/stencil format which includes only the stencil component, **initialLayout** **must** not be `VK_IMAGE_LAYOUT_DEPTH_ATTACHMENT_OPTIMAL` or `VK_IMAGE_LAYOUT_DEPTH_READ_ONLY_OPTIMAL`
- VUID-VkAttachmentDescription-format-03293
If **format** is a depth/stencil format which includes only the stencil component, **finalLayout** **must** not be `VK_IMAGE_LAYOUT_DEPTH_ATTACHMENT_OPTIMAL` or `VK_IMAGE_LAYOUT_DEPTH_READ_ONLY_OPTIMAL`
- VUID-VkAttachmentDescription-format-06242
If **format** is a depth/stencil format which includes both depth and stencil components, **initialLayout** **must** not be `VK_IMAGE_LAYOUT_DEPTH_ATTACHMENT_OPTIMAL` or `VK_IMAGE_LAYOUT_DEPTH_READ_ONLY_OPTIMAL`
- VUID-VkAttachmentDescription-format-06243
If **format** is a depth/stencil format which includes both depth and stencil components, **finalLayout** **must** not be `VK_IMAGE_LAYOUT_DEPTH_ATTACHMENT_OPTIMAL` or `VK_IMAGE_LAYOUT_DEPTH_READ_ONLY_OPTIMAL`

Valid Usage (Implicit)

- VUID-VkAttachmentDescription-flags-parameter
flags **must** be a valid combination of `VkAttachmentDescriptionFlagBits` values
- VUID-VkAttachmentDescription-format-parameter
format **must** be a valid `VkFormat` value
- VUID-VkAttachmentDescription-samples-parameter
samples **must** be a valid `VkSampleCountFlagBits` value
- VUID-VkAttachmentDescription-loadOp-parameter
loadOp **must** be a valid `VkAttachmentLoadOp` value
- VUID-VkAttachmentDescription-storeOp-parameter
storeOp **must** be a valid `VkAttachmentStoreOp` value
- VUID-VkAttachmentDescription-stencilLoadOp-parameter
stencilLoadOp **must** be a valid `VkAttachmentLoadOp` value
- VUID-VkAttachmentDescription-stencilStoreOp-parameter
stencilStoreOp **must** be a valid `VkAttachmentStoreOp` value
- VUID-VkAttachmentDescription-initialLayout-parameter
initialLayout **must** be a valid `VkImageLayout` value
- VUID-VkAttachmentDescription-finalLayout-parameter

`finalLayout` **must** be a valid `VkImageLayout` value

Bits which **can** be set in `VkAttachmentDescription::flags`, describing additional properties of the attachment, are:

WARNING

This functionality is superseded by [Vulkan Version 1.2](#). See [Legacy Functionality](#) for more information.

```
// Provided by VK_VERSION_1_0
typedef enum VkAttachmentDescriptionFlagBits {
    VK_ATTACHMENT_DESCRIPTION_MAY_ALIAS_BIT = 0x00000001,
    // Provided by VK_KHR_maintenance10
    VK_ATTACHMENT_DESCRIPTION_RESOLVE_SKIP_TRANSFER_FUNCTION_BIT_KHR = 0x00000002,
    // Provided by VK_KHR_maintenance10
    VK_ATTACHMENT_DESCRIPTION_RESOLVE_ENABLE_TRANSFER_FUNCTION_BIT_KHR = 0x00000004,
} VkAttachmentDescriptionFlagBits;
```

- `VK_ATTACHMENT_DESCRIPTION_MAY_ALIAS_BIT` specifies that the attachment aliases the same device memory as other attachments.
- `VK_ATTACHMENT_DESCRIPTION_RESOLVE_SKIP_TRANSFER_FUNCTION_BIT_KHR` specifies that resolve operations happening to an sRGB encoded attachment **must** not convert samples from nonlinear to linear before averaging.
- `VK_ATTACHMENT_DESCRIPTION_RESOLVE_ENABLE_TRANSFER_FUNCTION_BIT_KHR` specifies that resolve operations happening to an sRGB encoded attachment **must** convert samples from nonlinear to linear before averaging.

WARNING

This functionality is superseded by [Vulkan Version 1.2](#). See [Legacy Functionality](#) for more information.

```
// Provided by VK_VERSION_1_0
typedef VkFlags VkAttachmentDescriptionFlags;
```

`VkAttachmentDescriptionFlags` is a bitmask type for setting a mask of zero or more `VkAttachmentDescriptionFlagBits`.

The `VkRenderPassInputAttachmentAspectCreateInfo` structure is defined as:

WARNING

This functionality is superseded by [Vulkan Version 1.2](#). See [Legacy Functionality](#) for more information.


```
// Provided by VK_VERSION_1_1
typedef struct VkRenderPassInputAttachmentAspectCreateInfo {
    VkStructureType          sType;
    const void*              pNext;
    uint32_t                 aspectReferenceCount;
    const VkInputAttachmentAspectReference* pAspectReferences;
} VkRenderPassInputAttachmentAspectCreateInfo;
```

```
// Provided by VK_KHR_maintenance2
// Equivalent to VkRenderPassInputAttachmentAspectCreateInfo
typedef VkRenderPassInputAttachmentAspectCreateInfo
VkRenderPassInputAttachmentAspectCreateInfoKHR;
```

- **sType** is a **VkStructureType** value identifying this structure.
- **pNext** is **NULL** or a pointer to a structure extending this structure.
- **aspectReferenceCount** is the number of elements in the **pAspectReferences** array.
- **pAspectReferences** is a pointer to an array of **aspectReferenceCount** **VkInputAttachmentAspectReference** structures containing a mask describing which aspect(s) **can** be accessed for a given input attachment within a given subpass.

To specify which aspects of an input attachment **can** be read, add a **VkRenderPassInputAttachmentAspectCreateInfo** structure to the **pNext** chain of the **VkRenderPassCreateInfo** structure:

An application **can** access any aspect of an input attachment that does not have a specified aspect mask in the **pAspectReferences** array. Otherwise, an application **must** not access aspect(s) of an input attachment other than those in its specified aspect mask.

Valid Usage (Implicit)

- VUID-VkRenderPassInputAttachmentAspectCreateInfo-sType-sType **must** be **VK_STRUCTURE_TYPE_RENDER_PASS_INPUT_ATTACHMENT_ASPECT_CREATE_INFO**
- VUID-VkRenderPassInputAttachmentAspectCreateInfo-pAspectReferences-parameter **pAspectReferences** **must** be a valid pointer to an array of **aspectReferenceCount** valid **VkInputAttachmentAspectReference** structures
- VUID-VkRenderPassInputAttachmentAspectCreateInfo-aspectReferenceCount-arraylength **aspectReferenceCount** **must** be greater than 0

Structure Chaining

Extends the structure

- **VkRenderPassCreateInfo**

The `VkInputAttachmentAspectReference` structure is defined as:

WARNING

This functionality is superseded by [Vulkan Version 1.2](#). See [Legacy Functionality](#) for more information.

```
// Provided by VK_VERSION_1_1
typedef struct VkInputAttachmentAspectReference {
    uint32_t      subpass;
    uint32_t      inputAttachmentIndex;
    VkImageAspectFlags aspectMask;
} VkInputAttachmentAspectReference;
```

```
// Provided by VK_KHR_maintenance2
// Equivalent to VkInputAttachmentAspectReference
typedef VkInputAttachmentAspectReference VkInputAttachmentAspectReferenceKHR;
```

- `subpass` is an index into the `pSubpasses` array of the parent `VkRenderPassCreateInfo` structure.
- `inputAttachmentIndex` is an index into the `pInputAttachments` of the specified subpass.
- `aspectMask` is a mask of which aspect(s) **can** be accessed within the specified subpass.

This structure specifies an aspect mask for a specific input attachment of a specific subpass in the render pass.

`subpass` and `inputAttachmentIndex` index into the render pass as:

```
pCreateInfo->pSubpasses[subpass].pInputAttachments[inputAttachmentIndex]
```

Valid Usage

- VUID-VkInputAttachmentAspectReference-aspectMask-01964
`aspectMask` **must** not include `VK_IMAGE_ASPECT_METADATA_BIT`
- VUID-VkInputAttachmentAspectReference-aspectMask-02250
`aspectMask` **must** not include `VK_IMAGE_ASPECT_MEMORY_PLANE_i_BIT_EXT` for any index *i*

Valid Usage (Implicit)

- VUID-VkInputAttachmentAspectReference-aspectMask-parameter
`aspectMask` **must** be a valid combination of `VkImageAspectFlagBits` values
- VUID-VkInputAttachmentAspectReference-aspectMask-requiredbitmask
`aspectMask` **must** not be 0

The `VkSubpassDescription` structure is defined as:

WARNING

This functionality is superseded by [VkSubpassDescription2](#). See [Legacy Functionality](#) for more information.

```
// Provided by VK_VERSION_1_0
typedef struct VkSubpassDescription {
    VkSubpassDescriptionFlags    flags;
    VkPipelineBindPoint          pipelineBindPoint;
    uint32_t                     inputAttachmentCount;
    const VkAttachmentReference* pInputAttachments;
    uint32_t                     colorAttachmentCount;
    const VkAttachmentReference* pColorAttachments;
    const VkAttachmentReference* pResolveAttachments;
    const VkAttachmentReference* pDepthStencilAttachment;
    uint32_t                     preserveAttachmentCount;
    const uint32_t*              pPreserveAttachments;
} VkSubpassDescription;
```

- `flags` is a bitmask of [VkSubpassDescriptionFlagBits](#) specifying usage of the subpass.
- `pipelineBindPoint` is a [VkPipelineBindPoint](#) value specifying the pipeline type supported for this subpass.
- `inputAttachmentCount` is the number of input attachments.
- `pInputAttachments` is a pointer to an array of [VkAttachmentReference](#) structures defining the input attachments for this subpass and their layouts.
- `colorAttachmentCount` is the number of color attachments.
- `pColorAttachments` is a pointer to an array of `colorAttachmentCount` [VkAttachmentReference](#) structures defining the color attachments for this subpass and their layouts.
- `pResolveAttachments` is `NULL` or a pointer to an array of `colorAttachmentCount` [VkAttachmentReference](#) structures defining the resolve attachments for this subpass and their layouts.
- `pDepthStencilAttachment` is a pointer to a [VkAttachmentReference](#) structure specifying the depth/stencil attachment for this subpass and its layout.
- `preserveAttachmentCount` is the number of preserved attachments.
- `pPreserveAttachments` is a pointer to an array of `preserveAttachmentCount` render pass attachment indices identifying attachments that are not used by this subpass, but whose contents **must** be preserved throughout the subpass.

Each element of the `pInputAttachments` array corresponds to an input attachment index in a fragment shader, i.e. if a shader declares an image variable decorated with a `InputAttachmentIndex` value of `X`, then it uses the attachment provided in `pInputAttachments[X]`. Input attachments **must** also be bound to the pipeline in a descriptor set. If the `attachment` member of any element of `pInputAttachments` is [VK_ATTACHMENT_UNUSED](#), the application **must** not read from the corresponding input attachment index. Fragment shaders **can** use subpass input variables to access the contents of an input attachment at the fragment's (x_f, y_f) framebuffer coordinates and layer. Input attachments **must** not be used by any subpasses within a render pass that enables [render](#)

pass transform.

Each element of the `pColorAttachments` array corresponds to an output location in the shader, i.e. if the shader declares an output variable decorated with a `Location` value of `X`, then it uses the attachment provided in `pColorAttachments[X]`. If the `attachment` member of any element of `pColorAttachments` is `VK_ATTACHMENT_UNUSED`, or if `Color Write Enable` has been disabled for the corresponding attachment index, then writes to the corresponding location by a fragment shader are discarded.

If `flags` does not include `VK_SUBPASS_DESCRIPTION_CUSTOM_RESOLVE_BIT_EXT`, and if `pResolveAttachments` is not `NULL`, each of its elements corresponds to a color attachment (the element in `pColorAttachments` at the same index), and a `multisample resolve operation` is defined for each attachment unless the resolve attachment index is `VK_ATTACHMENT_UNUSED`.

Similarly, if `flags` does not include `VK_SUBPASS_DESCRIPTION_CUSTOM_RESOLVE_BIT_EXT`, and `VkSubpassDescriptionDepthStencilResolve::pDepthStencilResolveAttachment` is not `NULL` and does not have the value `VK_ATTACHMENT_UNUSED`, it corresponds to the depth/stencil attachment in `pDepthStencilAttachment`, and `multisample resolve operation` for depth and stencil are defined by `VkSubpassDescriptionDepthStencilResolve::depthResolveMode` and `VkSubpassDescriptionDepthStencilResolve::stencilResolveMode`, respectively. If `VkSubpassDescriptionDepthStencilResolve::depthResolveMode` is `VK_RESOLVE_MODE_NONE` or the `pDepthStencilResolveAttachment` does not have a depth aspect, no resolve operation is performed for the depth attachment. If `VkSubpassDescriptionDepthStencilResolve::stencilResolveMode` is `VK_RESOLVE_MODE_NONE` or the `pDepthStencilResolveAttachment` does not have a stencil aspect, no resolve operation is performed for the stencil attachment.

If the image subresource range referenced by the depth/stencil attachment is created with `VK_IMAGE_CREATE_SAMPLE_LOCATIONS_COMPATIBLE_DEPTH_BIT_EXT`, then the `multisample resolve operation` uses the sample locations state specified in the `sampleLocationsInfo` member of the element of the `VkRenderPassSampleLocationsBeginInfoEXT::pPostSubpassSampleLocations` for the subpass.

If `pDepthStencilAttachment` is `NULL`, or if its attachment index is `VK_ATTACHMENT_UNUSED`, it indicates that no depth/stencil attachment will be used in the subpass.

Following this call, if the `customResolve` feature is enabled the fragment area **may** be reduced to (1,1) if a fragment density map is attached to the render pass. If this occurs, reads of input attachments **may** return the value for the original larger fragment containing the smaller fragment or use the new fragment area.

The contents of an attachment within the render area become undefined at the start of a subpass `S` if all of the following conditions are true:

- The attachment is used as a color, depth/stencil, or resolve attachment in any subpass in the render pass.
- There is a subpass `S1` that uses or preserves the attachment, and a subpass dependency from `S1` to `S`.
- The attachment is not used or preserved in subpass `S`.

In addition, the contents of an attachment within the render area become undefined at the start of a subpass **S** if all of the following conditions are true:

- `VK_SUBPASS_DESCRIPTION_CUSTOM_RESOLVE_BIT_EXT` is set.
- The attachment is used as a color or depth/stencil in the subpass.

For color attachments, this operation will be performed in the `VK_PIPELINE_STAGE_COLOR_ATTACHMENT_OUTPUT_BIT` pipeline stage, with any image accesses performed via `VK_ACCESS_INPUT_ATTACHMENT_READ_BIT`, `VK_ACCESS_COLOR_ATTACHMENT_READ_BIT`, and `VK_ACCESS_COLOR_ATTACHMENT_WRITE_BIT`. For depth/stencil attachments, this operation **may** be performed in either the `VK_PIPELINE_STAGE_EARLY_FRAGMENT_TESTS_BIT` or `VK_PIPELINE_STAGE_LATE_FRAGMENT_TESTS_BIT` pipeline stage, with any image accesses performed via `VK_ACCESS_INPUT_ATTACHMENT_READ_BIT`, `VK_ACCESS_DEPTH_STENCIL_ATTACHMENT_READ_BIT`, and `VK_ACCESS_DEPTH_STENCIL_ATTACHMENT_WRITE_BIT`.

Once the contents of an attachment become undefined in subpass **S**, they remain undefined for subpasses in subpass dependency chains starting with subpass **S** until they are written again. However, they remain valid for subpasses in other subpass dependency chains starting with subpass **S**₁ if all subpasses in each chain use or preserve the attachment.

NOTE

If a subpass has multiple dependency chains where some of the chains preserve the attachment, and others do not, the contents of the attachment are undefined for that subpass.

Valid Usage

- VUID-VkSubpassDescription-attachment-06912

If the `attachment` member of an element of `pInputAttachments` is not `VK_ATTACHMENT_UNUSED`, its `layout` member **must** not be `VK_IMAGE_LAYOUT_COLOR_ATTACHMENT_OPTIMAL` or `VK_IMAGE_LAYOUT_DEPTH_STENCIL_ATTACHMENT_OPTIMAL`.

- VUID-VkSubpassDescription-attachment-06913

If the `attachment` member of an element of `pColorAttachments` is not `VK_ATTACHMENT_UNUSED`, its `layout` member **must** not be `VK_IMAGE_LAYOUT_DEPTH_STENCIL_ATTACHMENT_OPTIMAL` or `VK_IMAGE_LAYOUT_SHADER_READ_ONLY_OPTIMAL`.

- VUID-VkSubpassDescription-attachment-06914

If the `attachment` member of an element of `pResolveAttachments` is not `VK_ATTACHMENT_UNUSED`, its `layout` member **must** not be `VK_IMAGE_LAYOUT_DEPTH_STENCIL_ATTACHMENT_OPTIMAL` or `VK_IMAGE_LAYOUT_SHADER_READ_ONLY_OPTIMAL`.

- VUID-VkSubpassDescription-attachment-06915

If the `attachment` member of `pDepthStencilAttachment` is not `VK_ATTACHMENT_UNUSED`, its `layout` member **must** not be `VK_IMAGE_LAYOUT_COLOR_ATTACHMENT_OPTIMAL` or

VK_IMAGE_LAYOUT_SHADER_READ_ONLY_OPTIMAL

- VUID-VkSubpassDescription-attachment-06916

If the **attachment** member of an element of **pColorAttachments** is not **VK_ATTACHMENT_UNUSED**, its **layout** member **must** not be **VK_IMAGE_LAYOUT_DEPTH_ATTACHMENT_STENCIL_READ_ONLY_OPTIMAL** or **VK_IMAGE_LAYOUT_DEPTH_READ_ONLY_STENCIL_ATTACHMENT_OPTIMAL**

- VUID-VkSubpassDescription-attachment-06917

If the **attachment** member of an element of **pResolveAttachments** is not **VK_ATTACHMENT_UNUSED**, its **layout** member **must** not be **VK_IMAGE_LAYOUT_DEPTH_ATTACHMENT_STENCIL_READ_ONLY_OPTIMAL** or **VK_IMAGE_LAYOUT_DEPTH_READ_ONLY_STENCIL_ATTACHMENT_OPTIMAL**

- VUID-VkSubpassDescription-attachment-06918

If the **attachment** member of an element of **pInputAttachments** is not **VK_ATTACHMENT_UNUSED**, its **layout** member **must** not be **VK_IMAGE_LAYOUT_DEPTH_ATTACHMENT_OPTIMAL** or **VK_IMAGE_LAYOUT_STENCIL_ATTACHMENT_OPTIMAL**

- VUID-VkSubpassDescription-attachment-06919

If the **attachment** member of an element of **pColorAttachments** is not **VK_ATTACHMENT_UNUSED**, its **layout** member **must** not be **VK_IMAGE_LAYOUT_DEPTH_ATTACHMENT_OPTIMAL**, **VK_IMAGE_LAYOUT_DEPTH_READ_ONLY_OPTIMAL**, **VK_IMAGE_LAYOUT_STENCIL_ATTACHMENT_OPTIMAL**, or **VK_IMAGE_LAYOUT_STENCIL_READ_ONLY_OPTIMAL**

- VUID-VkSubpassDescription-attachment-06920

If the **attachment** member of an element of **pResolveAttachments** is not **VK_ATTACHMENT_UNUSED**, its **layout** member **must** not be **VK_IMAGE_LAYOUT_DEPTH_ATTACHMENT_OPTIMAL**, **VK_IMAGE_LAYOUT_DEPTH_READ_ONLY_OPTIMAL**, **VK_IMAGE_LAYOUT_STENCIL_ATTACHMENT_OPTIMAL**, or **VK_IMAGE_LAYOUT_STENCIL_READ_ONLY_OPTIMAL**

- VUID-VkSubpassDescription-attachment-06921

If the **attachment** member of an element of **pInputAttachments** is not **VK_ATTACHMENT_UNUSED**, its **layout** member **must** not be **VK_IMAGE_LAYOUT_ATTACHMENT_OPTIMAL_KHR**

- VUID-VkSubpassDescription-attachment-06922

If the **attachment** member of an element of **pColorAttachments** is not **VK_ATTACHMENT_UNUSED**, its **layout** member **must** not be **VK_IMAGE_LAYOUT_READ_ONLY_OPTIMAL_KHR**

- VUID-VkSubpassDescription-attachment-06923

If the **attachment** member of an element of **pResolveAttachments** is not **VK_ATTACHMENT_UNUSED**, its **layout** member **must** not be **VK_IMAGE_LAYOUT_READ_ONLY_OPTIMAL_KHR**

- VUID-VkSubpassDescription-flags-10683

If **flags** includes **VK_SUBPASS_DESCRIPTION_TILE_SHADING_APRON_BIT_QCOM**, the

render pass **must** have been created with a `VkRenderPassTileShadingCreateInfoQCOM::tileApronSize` greater than `(0,0)`

- VUID-VkSubpassDescription-inputAttachmentCount-12293
`inputAttachmentCount` **must** be less than or equal to `maxPerStageDescriptorInputAttachments`
- VUID-VkSubpassDescription-colorAttachmentCount-00845
`colorAttachmentCount` **must** be less than or equal to `maxColorAttachments`
- VUID-VkSubpassDescription-loadOp-00846
If the first use of an attachment in this render pass is as an input attachment, and the attachment is not also used as a color or depth/stencil attachment in the same subpass, then `loadOp` **must** not be `VK_ATTACHMENT_LOAD_OP_CLEAR`
- VUID-VkSubpassDescription-pipelineBindPoint-04952
`pipelineBindPoint` **must** be `VK_PIPELINE_BIND_POINT_GRAPHICS` or `VK_PIPELINE_BIND_POINT_SUBPASS_SHADING_HUAWEI`
- VUID-VkSubpassDescription-pResolveAttachments-00847
If `pResolveAttachments` is not `NULL`, for each resolve attachment that is not `VK_ATTACHMENT_UNUSED`, the corresponding color attachment **must** not be `VK_ATTACHMENT_UNUSED`
- VUID-VkSubpassDescription-pResolveAttachments-00848
If `pResolveAttachments` is not `NULL`, for each resolve attachment that is not `VK_ATTACHMENT_UNUSED`, the corresponding color attachment **must** not have a sample count of `VK_SAMPLE_COUNT_1_BIT`
- VUID-VkSubpassDescription-pResolveAttachments-00849
If `pResolveAttachments` is not `NULL`, each resolve attachment that is not `VK_ATTACHMENT_UNUSED` **must** have a sample count of `VK_SAMPLE_COUNT_1_BIT`
- VUID-VkSubpassDescription-pResolveAttachments-00850
If `pResolveAttachments` is not `NULL`, each resolve attachment that is not `VK_ATTACHMENT_UNUSED` **must** have the same `VkFormat` as its corresponding color attachment
- VUID-VkSubpassDescription-pColorAttachments-09430
All attachments in `pColorAttachments` that are not `VK_ATTACHMENT_UNUSED` **must** have the same sample count
- VUID-VkSubpassDescription-pInputAttachments-02647
All attachments in `pInputAttachments` that are not `VK_ATTACHMENT_UNUSED` **must** have image formats whose `potential format features` contain at least `VK_FORMAT_FEATURE_COLOR_ATTACHMENT_BIT` or `VK_FORMAT_FEATURE_DEPTH_STENCIL_ATTACHMENT_BIT`
- VUID-VkSubpassDescription-pColorAttachments-02648
All attachments in `pColorAttachments` that are not `VK_ATTACHMENT_UNUSED` **must** have image formats whose `potential format features` contain `VK_FORMAT_FEATURE_COLOR_ATTACHMENT_BIT`
- VUID-VkSubpassDescription-pResolveAttachments-02649
All attachments in `pResolveAttachments` that are not `VK_ATTACHMENT_UNUSED` **must** have image formats whose `potential format features` contain

VK_FORMAT_FEATURE_COLOR_ATTACHMENT_BIT

- VUID-VkSubpassDescription-pDepthStencilAttachment-02650

If `pDepthStencilAttachment` is not `NULL` and the attachment is not `VK_ATTACHMENT_UNUSED` then it **must** have an image format whose `potential format features` contain `VK_FORMAT_FEATURE_DEPTH_STENCIL_ATTACHMENT_BIT`

- VUID-VkSubpassDescription-linearColorAttachment-06496

If the `linearColorAttachment` feature is enabled and the image is created with `VK_IMAGE_TILING_LINEAR`, all attachments in `pInputAttachments` that are not `VK_ATTACHMENT_UNUSED` **must** have image formats whose `potential format features` **must** contain `VK_FORMAT_FEATURE_2_LINEAR_COLOR_ATTACHMENT_BIT_NV`

- VUID-VkSubpassDescription-linearColorAttachment-06497

If the `linearColorAttachment` feature is enabled and the image is created with `VK_IMAGE_TILING_LINEAR`, all attachments in `pColorAttachments` that are not `VK_ATTACHMENT_UNUSED` **must** have image formats whose `potential format features` **must** contain `VK_FORMAT_FEATURE_2_LINEAR_COLOR_ATTACHMENT_BIT_NV`

- VUID-VkSubpassDescription-linearColorAttachment-06498

If the `linearColorAttachment` feature is enabled and the image is created with `VK_IMAGE_TILING_LINEAR`, all attachments in `pResolveAttachments` that are not `VK_ATTACHMENT_UNUSED` **must** have image formats whose `potential format features` **must** contain `VK_FORMAT_FEATURE_2_LINEAR_COLOR_ATTACHMENT_BIT_NV`

- VUID-VkSubpassDescription-None-09431

If either of the following is enabled:

- The `VK_AMD_mixed_attachment_samples` extension
- The `VK_NV_framebuffer_mixed_samples` extension

all attachments in `pColorAttachments` that are not `VK_ATTACHMENT_UNUSED` **must** have a sample count that is smaller than or equal to the sample count of `pDepthStencilAttachment` if it is not `VK_ATTACHMENT_UNUSED`

- VUID-VkSubpassDescription-pDepthStencilAttachment-01418

If none of the following are enabled:

- The `VK_AMD_mixed_attachment_samples` extension
- The `VK_NV_framebuffer_mixed_samples` extension

all attachments in `pDepthStencilAttachment` and `pColorAttachments` that are not `VK_ATTACHMENT_UNUSED` **must** have the same sample count

- VUID-VkSubpassDescription-attachment-00853

Each element of `pPreserveAttachments` **must** not be `VK_ATTACHMENT_UNUSED`

- VUID-VkSubpassDescription-pPreserveAttachments-00854

Each element of `pPreserveAttachments` **must** not also be an element of any other member of the subpass description

- VUID-VkSubpassDescription-layout-02519

If any attachment is used by more than one `VkAttachmentReference` member, then each

use **must** use the same **layout**

- VUID-VkSubpassDescription-flags-00856

If **flags** includes **VK_SUBPASS_DESCRIPTION_PER_VIEW_POSITION_X_ONLY_BIT_NVX**, it **must** also include **VK_SUBPASS_DESCRIPTION_PER_VIEW_ATTRIBUTES_BIT_NVX**

- VUID-VkSubpassDescription-flags-03341

If **flags** includes **VK_SUBPASS_DESCRIPTION_CUSTOM_RESOLVE_BIT_EXT**, and if **pResolveAttachments** is not **NULL**, then each resolve attachment **must** be **VK_ATTACHMENT_UNUSED**

- VUID-VkSubpassDescription-flags-03343

If **flags** includes **VK_SUBPASS_DESCRIPTION_CUSTOM_RESOLVE_BIT_EXT**, then the subpass **must** be the last subpass in a subpass dependency chain

- VUID-VkSubpassDescription-pInputAttachments-02868

If the render pass is created with **VK_RENDER_PASS_CREATE_TRANSFORM_BIT_QCOM** each of the elements of **pInputAttachments** **must** be **VK_ATTACHMENT_UNUSED**

- VUID-VkSubpassDescription-pDepthStencilAttachment-04438

pDepthStencilAttachment and **pColorAttachments** **must** not contain references to the same attachment

Valid Usage (Implicit)

- VUID-VkSubpassDescription-flags-parameter

flags **must** be a valid combination of **VkSubpassDescriptionFlagBits** values

- VUID-VkSubpassDescription-pipelineBindPoint-parameter

pipelineBindPoint **must** be a valid **VkPipelineBindPoint** value

- VUID-VkSubpassDescription-pInputAttachments-parameter

If **inputAttachmentCount** is not 0, **pInputAttachments** **must** be a valid pointer to an array of **inputAttachmentCount** valid **VkAttachmentReference** structures

- VUID-VkSubpassDescription-pColorAttachments-parameter

If **colorAttachmentCount** is not 0, **pColorAttachments** **must** be a valid pointer to an array of **colorAttachmentCount** valid **VkAttachmentReference** structures

- VUID-VkSubpassDescription-pResolveAttachments-parameter

If **colorAttachmentCount** is not 0, and **pResolveAttachments** is not **NULL**, **pResolveAttachments** **must** be a valid pointer to an array of **colorAttachmentCount** valid **VkAttachmentReference** structures

- VUID-VkSubpassDescription-pDepthStencilAttachment-parameter

If **pDepthStencilAttachment** is not **NULL**, **pDepthStencilAttachment** **must** be a valid pointer to a valid **VkAttachmentReference** structure

- VUID-VkSubpassDescription-pPreserveAttachments-parameter

If **preserveAttachmentCount** is not 0, **pPreserveAttachments** **must** be a valid pointer to an array of **preserveAttachmentCount** **uint32_t** values

Bits which **can** be set in **VkSubpassDescription::flags**, specifying usage of the subpass, are:

WARNING

This functionality is superseded by [Vulkan Version 1.2](#). See [Legacy Functionality](#) for more information.

```
// Provided by VK_VERSION_1_0
typedef enum VkSubpassDescriptionFlagBits {
    // Provided by VK_NVX_multiview_per_view_attributes
    VK_SUBPASS_DESCRIPTION_PER_VIEW_ATTRIBUTES_BIT_NVX = 0x00000001,
    // Provided by VK_NVX_multiview_per_view_attributes
    VK_SUBPASS_DESCRIPTION_PER_VIEW_POSITION_X_ONLY_BIT_NVX = 0x00000002,
    // Provided by VK_QCOM_tile_shading
    VK_SUBPASS_DESCRIPTION_TILE_SHADING_APRON_BIT_QCOM = 0x00000100,
    // Provided by VK_EXT_rasterization_order_attachment_access
    VK_SUBPASS_DESCRIPTION_RASTERIZATION_ORDER_ATTACHMENT_COLOR_ACCESS_BIT_EXT =
0x00000010,
    // Provided by VK_EXT_rasterization_order_attachment_access
    VK_SUBPASS_DESCRIPTION_RASTERIZATION_ORDER_ATTACHMENT_DEPTH_ACCESS_BIT_EXT =
0x00000020,
    // Provided by VK_EXT_rasterization_order_attachment_access
    VK_SUBPASS_DESCRIPTION_RASTERIZATION_ORDER_ATTACHMENT_STENCIL_ACCESS_BIT_EXT =
0x00000040,
    // Provided by VK_EXT_legacy_dithering
    VK_SUBPASS_DESCRIPTION_ENABLE_LEGACY_DITHERING_BIT_EXT = 0x00000080,
    // Provided by VK_EXT_custom_resolve
    VK_SUBPASS_DESCRIPTION_FRAGMENT_REGION_BIT_EXT = 0x00000004,
    // Provided by VK_EXT_custom_resolve
    VK_SUBPASS_DESCRIPTION_CUSTOM_RESOLVE_BIT_EXT = 0x00000008,
    // Provided by VK_QCOM_render_pass_shader_resolve
    VK_SUBPASS_DESCRIPTION_FRAGMENT_REGION_BIT_QCOM =
VK_SUBPASS_DESCRIPTION_FRAGMENT_REGION_BIT_EXT,
    // Provided by VK_QCOM_render_pass_shader_resolve
    VK_SUBPASS_DESCRIPTION_SHADER_RESOLVE_BIT_QCOM =
VK_SUBPASS_DESCRIPTION_CUSTOM_RESOLVE_BIT_EXT,
    // Provided by VK_ARM_rasterization_order_attachment_access
    VK_SUBPASS_DESCRIPTION_RASTERIZATION_ORDER_ATTACHMENT_COLOR_ACCESS_BIT_ARM =
VK_SUBPASS_DESCRIPTION_RASTERIZATION_ORDER_ATTACHMENT_COLOR_ACCESS_BIT_EXT,
    // Provided by VK_ARM_rasterization_order_attachment_access
    VK_SUBPASS_DESCRIPTION_RASTERIZATION_ORDER_ATTACHMENT_DEPTH_ACCESS_BIT_ARM =
VK_SUBPASS_DESCRIPTION_RASTERIZATION_ORDER_ATTACHMENT_DEPTH_ACCESS_BIT_EXT,
    // Provided by VK_ARM_rasterization_order_attachment_access
    VK_SUBPASS_DESCRIPTION_RASTERIZATION_ORDER_ATTACHMENT_STENCIL_ACCESS_BIT_ARM =
VK_SUBPASS_DESCRIPTION_RASTERIZATION_ORDER_ATTACHMENT_STENCIL_ACCESS_BIT_EXT,
} VkSubpassDescriptionFlagBits;
```

- [VK_SUBPASS_DESCRIPTION_PER_VIEW_ATTRIBUTES_BIT_NVX](#) specifies that shaders compiled for this subpass write the attributes for all views in a single invocation of each [pre-rasterization shader stage](#). All pipelines compiled against a subpass that includes this bit **must** write per-view attributes to the `*PerViewNV[]` shader outputs, in addition to the non-per-view (e.g. [Position](#)) outputs.

- [VK_SUBPASS_DESCRIPTION_PER_VIEW_POSITION_X_ONLY_BIT_NVX](#) specifies that shaders compiled for this subpass use per-view positions which only differ in value in the x component. Per-view viewport mask **can** also be used.
- [VK_SUBPASS_DESCRIPTION_FRAGMENT_REGION_BIT_EXT](#) specifies that the framebuffer region is the fragment region, that is, the minimum region dependencies are by pixel rather than by sample, such that any fragment shader invocation **can** access any sample associated with that fragment shader invocation.
- [VK_SUBPASS_DESCRIPTION_CUSTOM_RESOLVE_BIT_EXT](#) specifies that the subpass performs shader resolve operations.
- [VK_SUBPASS_DESCRIPTION_RASTERIZATION_ORDER_ATTACHMENT_COLOR_ACCESS_BIT_EXT](#) specifies that this subpass supports pipelines created with [VK_PIPELINE_COLOR_BLEND_STATE_CREATE_RASTERIZATION_ORDER_ATTACHMENT_ACCESS_BIT_EXT](#).
- [VK_SUBPASS_DESCRIPTION_RASTERIZATION_ORDER_ATTACHMENT_DEPTH_ACCESS_BIT_EXT](#) specifies that this subpass supports pipelines created with [VK_PIPELINE_DEPTH_STENCIL_STATE_CREATE_RASTERIZATION_ORDER_ATTACHMENT_DEPTH_ACCESS_BIT_EXT](#).
- [VK_SUBPASS_DESCRIPTION_RASTERIZATION_ORDER_ATTACHMENT_STENCIL_ACCESS_BIT_EXT](#) specifies that this subpass supports pipelines created with [VK_PIPELINE_DEPTH_STENCIL_STATE_CREATE_RASTERIZATION_ORDER_ATTACHMENT_STENCIL_ACCESS_BIT_EXT](#).
- [VK_SUBPASS_DESCRIPTION_ENABLE_LEGACY_DITHERING_BIT_EXT](#) specifies that [Legacy Dithering](#) is enabled for this subpass.
- [VK_SUBPASS_DESCRIPTION_TILE_SHADING_APRON_BIT_QCOM](#) specifies that [apron regions](#) **can** be read within this subpass when [tile shading is enabled](#).

NOTE

Shader resolve operations allow for custom resolve operations, but overdrawing pixels **may** have a performance and/or power cost. Furthermore, since the content of any depth stencil attachment or color attachment is undefined at the beginning of a shader resolve subpass, any depth testing, stencil testing, or blending operation which sources these undefined values also has undefined result value.

NOTE

There is no equivalent to [VK_SUBPASS_DESCRIPTION_RASTERIZATION_ORDER_ATTACHMENT_COLOR_ACCESS_BIT_EXT](#), [VK_SUBPASS_DESCRIPTION_RASTERIZATION_ORDER_ATTACHMENT_DEPTH_ACCESS_BIT_EXT](#), or [VK_SUBPASS_DESCRIPTION_RASTERIZATION_ORDER_ATTACHMENT_STENCIL_ACCESS_BIT_EXT](#) for render pass instances begun with [vkCmdBeginRendering](#). For such render passes, only the corresponding pipeline flags are specified.

WARNING

This functionality is superseded by [Vulkan Version 1.2](#). See [Legacy Functionality](#) for more information.


```
// Provided by VK_VERSION_1_0
typedef VkFlags VkSubpassDescriptionFlags;
```

`VkSubpassDescriptionFlags` is a bitmask type for setting a mask of zero or more `VkSubpassDescriptionFlagBits`.

The `VkAttachmentReference` structure is defined as:

WARNING

This functionality is superseded by `VkAttachmentReference2`. See [Legacy Functionality](#) for more information.

```
// Provided by VK_VERSION_1_0
typedef struct VkAttachmentReference {
    uint32_t      attachment;
    VkImageLayout layout;
} VkAttachmentReference;
```

- `attachment` is either an integer value identifying an attachment at the corresponding index in `VkRenderPassCreateInfo::pAttachments`, or `VK_ATTACHMENT_UNUSED` to signify that this attachment is not used.
- `layout` is a `VkImageLayout` value specifying the layout the attachment uses during the subpass.

Valid Usage

- VUID-VkAttachmentReference-layout-03077
If `attachment` is not `VK_ATTACHMENT_UNUSED`, `layout` **must** not be `VK_IMAGE_LAYOUT_UNDEFINED`, `VK_IMAGE_LAYOUT_ZERO_INITIALIZED_EXT`, `VK_IMAGE_LAYOUT_PREINITIALIZED`, or `VK_IMAGE_LAYOUT_PRESENT_SRC_KHR`
- VUID-VkAttachmentReference-separateDepthStencilLayouts-03313
If the `separateDepthStencilLayouts` feature is not enabled, and `attachment` is not `VK_ATTACHMENT_UNUSED`, `layout` **must** not be `VK_IMAGE_LAYOUT_DEPTH_ATTACHMENT_OPTIMAL`, `VK_IMAGE_LAYOUT_DEPTH_READ_ONLY_OPTIMAL`, `VK_IMAGE_LAYOUT_STENCIL_ATTACHMENT_OPTIMAL`, or `VK_IMAGE_LAYOUT_STENCIL_READ_ONLY_OPTIMAL`,
- VUID-VkAttachmentReference-synchronization2-06910
If the `synchronization2` feature is not enabled, `layout` **must** not be `VK_IMAGE_LAYOUT_ATTACHMENT_OPTIMAL_KHR` or `VK_IMAGE_LAYOUT_READ_ONLY_OPTIMAL_KHR`
- VUID-VkAttachmentReference-attachmentFeedbackLoopLayout-07311
If the `attachmentFeedbackLoopLayout` feature is not enabled, `layout` **must** not be `VK_IMAGE_LAYOUT_ATTACHMENT_FEEDBACK_LOOP_OPTIMAL_EXT`
- VUID-VkAttachmentReference-dynamicRenderingLocalRead-09546
If the `dynamicRenderingLocalRead` feature is not enabled, `layout` **must** not be

Valid Usage (Implicit)

- VUID-VkAttachmentReference-layout-parameter **layout** must be a valid [VkImageLayout](#) value

[VK_SUBPASS_EXTERNAL](#) is a special subpass index value expanding synchronization scope outside a subpass. It is described in more detail by [VkSubpassDependency](#).

```
#define VK_SUBPASS_EXTERNAL          (~0U)
```

The [VkSubpassDependency](#) structure is defined as:

WARNING

This functionality is superseded by [VkSubpassDependency2](#). See [Legacy Functionality](#) for more information.

```
// Provided by VK_VERSION_1_0
typedef struct VkSubpassDependency {
    uint32_t          srcSubpass;
    uint32_t          dstSubpass;
    VkPipelineStageFlags srcStageMask;
    VkPipelineStageFlags dstStageMask;
    VkAccessFlags      srcAccessMask;
    VkAccessFlags      dstAccessMask;
    VkDependencyFlags  dependencyFlags;
} VkSubpassDependency;
```

- **srcSubpass** is the subpass index of the first subpass in the dependency, or [VK_SUBPASS_EXTERNAL](#).
- **dstSubpass** is the subpass index of the second subpass in the dependency, or [VK_SUBPASS_EXTERNAL](#).
- **srcStageMask** is a bitmask of [VkPipelineStageFlagBits](#) specifying the [source stage mask](#). If set to [VK_PIPELINE_STAGE_ALL_COMMANDS_BIT](#), it is equivalent to setting it to [VK_PIPELINE_STAGE_ALL_GRAPHICS_BIT](#).
- **dstStageMask** is a bitmask of [VkPipelineStageFlagBits](#) specifying the [destination stage mask](#). If set to [VK_PIPELINE_STAGE_ALL_COMMANDS_BIT](#), it is equivalent to setting it to [VK_PIPELINE_STAGE_ALL_GRAPHICS_BIT](#).
- **srcAccessMask** is a bitmask of [VkAccessFlagBits](#) specifying a [source access mask](#).
- **dstAccessMask** is a bitmask of [VkAccessFlagBits](#) specifying a [destination access mask](#).
- **dependencyFlags** is a bitmask of [VkDependencyFlagBits](#).

If **srcSubpass** is equal to **dstSubpass** then the [VkSubpassDependency](#) does not directly define a

dependency. Instead, it enables pipeline barriers to be used in a render pass instance within the identified subpass, where the scopes of one pipeline barrier **must** be a subset of those described by one subpass dependency. Subpass dependencies specified in this way that include **framebuffer-space stages** in the **srcStageMask** **must** only include **framebuffer-space stages** in **dstStageMask**, and **must** include **VK_DEPENDENCY_BY_REGION_BIT**. When a subpass dependency is specified in this way for a subpass that has more than one view in its view mask, its **dependencyFlags** **must** include **VK_DEPENDENCY_VIEW_LOCAL_BIT**.

If **srcSubpass** and **dstSubpass** are not equal, when a render pass instance which includes a subpass dependency is submitted to a queue, it defines a **dependency** between the subpasses identified by **srcSubpass** and **dstSubpass**.

If **srcSubpass** is equal to **VK_SUBPASS_EXTERNAL**, the first **synchronization scope** includes commands that occur earlier in **submission order** than the **vkCmdBeginRenderPass** used to begin the render pass instance. Otherwise, the first set of commands includes all commands submitted as part of the subpass instance identified by **srcSubpass** and any **load**, **store**, or **multisample resolve** operations on attachments used in **srcSubpass**. In either case, the first synchronization scope is limited to operations on the pipeline stages determined by the **source stage mask** specified by **srcStageMask**.

If **dstSubpass** is equal to **VK_SUBPASS_EXTERNAL**, the second **synchronization scope** includes commands that occur later in **submission order** than the **vkCmdEndRenderPass** used to end the render pass instance. Otherwise, the second set of commands includes all commands submitted as part of the subpass instance identified by **dstSubpass** and any **load**, **store**, and **multisample resolve** operations on attachments used in **dstSubpass**. In either case, the second synchronization scope is limited to operations on the pipeline stages determined by the **destination stage mask** specified by **dstStageMask**.

The first **access scope** is limited to accesses in the pipeline stages determined by the **source stage mask** specified by **srcStageMask**. It is also limited to access types in the **source access mask** specified by **srcAccessMask**.

The second **access scope** is limited to accesses in the pipeline stages determined by the **destination stage mask** specified by **dstStageMask**. It is also limited to access types in the **destination access mask** specified by **dstAccessMask**.

The **availability and visibility operations** defined by a subpass dependency affect the execution of **image layout transitions** within the render pass.

NOTE

For non-attachment resources, the memory dependency expressed by subpass dependency is nearly identical to that of a **VkMemoryBarrier** (with matching **srcAccessMask** and **dstAccessMask** parameters) submitted as a part of a **vkCmdPipelineBarrier** (with matching **srcStageMask** and **dstStageMask** parameters). The only difference being that its scopes are limited to the identified subpasses rather than potentially affecting everything before and after.

For attachments however, subpass dependencies work more like a **VkImageMemoryBarrier** defined similarly to the **VkMemoryBarrier** above, the queue family indices set to **VK_QUEUE_FAMILY_IGNORED**, and layouts as follows:

- The equivalent to `oldLayout` is the attachment's layout according to the subpass description for `srcSubpass`.
- The equivalent to `newLayout` is the attachment's layout according to the subpass description for `dstSubpass`.

Valid Usage

- VUID-VkSubpassDependency-srcStageMask-04090
If the `geometryShader` feature is not enabled, `srcStageMask` **must** not contain `VK_PIPELINE_STAGE_GEOMETRY_SHADER_BIT`
- VUID-VkSubpassDependency-srcStageMask-04091
If the `tessellationShader` feature is not enabled, `srcStageMask` **must** not contain `VK_PIPELINE_STAGE_TESSELLATION_CONTROL_SHADER_BIT` or `VK_PIPELINE_STAGE_TESSELLATION_EVALUATION_SHADER_BIT`
- VUID-VkSubpassDependency-srcStageMask-04092
If the `conditionalRendering` feature is not enabled, `srcStageMask` **must** not contain `VK_PIPELINE_STAGE_CONDITIONAL_RENDERING_BIT_EXT`
- VUID-VkSubpassDependency-srcStageMask-04093
If the `fragmentDensityMap` feature is not enabled, `srcStageMask` **must** not contain `VK_PIPELINE_STAGE_FRAGMENT_DENSITY_PROCESS_BIT_EXT`
- VUID-VkSubpassDependency-srcStageMask-04094
If the `transformFeedback` feature is not enabled, `srcStageMask` **must** not contain `VK_PIPELINE_STAGE_TRANSFORM_FEEDBACK_BIT_EXT`
- VUID-VkSubpassDependency-srcStageMask-04095
If the `meshShader` feature is not enabled, `srcStageMask` **must** not contain `VK_PIPELINE_STAGE_MESH_SHADER_BIT_EXT`
- VUID-VkSubpassDependency-srcStageMask-04096
If the `taskShader` feature is not enabled, `srcStageMask` **must** not contain `VK_PIPELINE_STAGE_TASK_SHADER_BIT_EXT`
- VUID-VkSubpassDependency-srcStageMask-07318
If neither of the `shadingRateImage` or the `attachmentFragmentShadingRate` features are enabled, `srcStageMask` **must** not contain `VK_PIPELINE_STAGE_FRAGMENT_SHADING_RATE_ATTACHMENT_BIT_KHR`
- VUID-VkSubpassDependency-srcStageMask-03937
If the `synchronization2` feature is not enabled, `srcStageMask` **must** not be 0
- VUID-VkSubpassDependency-srcStageMask-07949
If neither the `VK_NV_ray_tracing` extension or the `rayTracingPipeline` feature are enabled, `srcStageMask` **must** not contain `VK_PIPELINE_STAGE_RAY_TRACING_SHADER_BIT_KHR`
- VUID-VkSubpassDependency-srcStageMask-10754
If the `accelerationStructure` feature is not enabled, `srcStageMask` **must** not contain `VK_PIPELINE_STAGE_ACCELERATION_STRUCTURE_BUILD_BIT_KHR`
- VUID-VkSubpassDependency-dstStageMask-04090

If the `geometryShader` feature is not enabled, `dstStageMask` **must** not contain `VK_PIPELINE_STAGE_GEOMETRY_SHADER_BIT`

- VUID-VkSubpassDependency-dstStageMask-04091

If the `tessellationShader` feature is not enabled, `dstStageMask` **must** not contain `VK_PIPELINE_STAGE_TESSELLATION_CONTROL_SHADER_BIT` or `VK_PIPELINE_STAGE_TESSELLATION_EVALUATION_SHADER_BIT`

- VUID-VkSubpassDependency-dstStageMask-04092

If the `conditionalRendering` feature is not enabled, `dstStageMask` **must** not contain `VK_PIPELINE_STAGE_CONDITIONAL_RENDERING_BIT_EXT`

- VUID-VkSubpassDependency-dstStageMask-04093

If the `fragmentDensityMap` feature is not enabled, `dstStageMask` **must** not contain `VK_PIPELINE_STAGE_FRAGMENT_DENSITY_PROCESS_BIT_EXT`

- VUID-VkSubpassDependency-dstStageMask-04094

If the `transformFeedback` feature is not enabled, `dstStageMask` **must** not contain `VK_PIPELINE_STAGE_TRANSFORM_FEEDBACK_BIT_EXT`

- VUID-VkSubpassDependency-dstStageMask-04095

If the `meshShader` feature is not enabled, `dstStageMask` **must** not contain `VK_PIPELINE_STAGE_MESH_SHADER_BIT_EXT`

- VUID-VkSubpassDependency-dstStageMask-04096

If the `taskShader` feature is not enabled, `dstStageMask` **must** not contain `VK_PIPELINE_STAGE_TASK_SHADER_BIT_EXT`

- VUID-VkSubpassDependency-dstStageMask-07318

If neither of the `shadingRateImage` or the `attachmentFragmentShadingRate` features are enabled, `dstStageMask` **must** not contain `VK_PIPELINE_STAGE_FRAGMENT_SHADING_RATE_ATTACHMENT_BIT_KHR`

- VUID-VkSubpassDependency-dstStageMask-03937

If the `synchronization2` feature is not enabled, `dstStageMask` **must** not be `0`

- VUID-VkSubpassDependency-dstStageMask-07949

If neither the `VK_NV_ray_tracing` extension or the `rayTracingPipeline` feature are enabled, `dstStageMask` **must** not contain `VK_PIPELINE_STAGE_RAY_TRACING_SHADER_BIT_KHR`

- VUID-VkSubpassDependency-dstStageMask-10754

If the `accelerationStructure` feature is not enabled, `dstStageMask` **must** not contain `VK_PIPELINE_STAGE_ACCELERATION_STRUCTURE_BUILD_BIT_KHR`

- VUID-VkSubpassDependency-srcSubpass-00864

`srcSubpass` **must** be less than or equal to `dstSubpass`, unless one of them is `VK_SUBPASS_EXTERNAL`, to avoid cyclic dependencies and ensure a valid execution order

- VUID-VkSubpassDependency-srcSubpass-00865

`srcSubpass` and `dstSubpass` **must** not both be equal to `VK_SUBPASS_EXTERNAL`

- VUID-VkSubpassDependency-srcSubpass-06809

If `srcSubpass` is equal to `dstSubpass` and `srcStageMask` includes a `framebuffer-space` stage, `dstStageMask` **must** only contain `framebuffer-space` stages

- VUID-VkSubpassDependency-srcAccessMask-00868

Any access flag included in **srcAccessMask** **must** be supported by one of the pipeline stages in **srcStageMask**, as specified in the [table of supported access types](#)

- VUID-VkSubpassDependency-dstAccessMask-00869

Any access flag included in **dstAccessMask** **must** be supported by one of the pipeline stages in **dstStageMask**, as specified in the [table of supported access types](#)

- VUID-VkSubpassDependency-srcSubpass-02243

If **srcSubpass** equals **dstSubpass**, and **srcStageMask** and **dstStageMask** both include a [framebuffer-space](#) stage, then **dependencyFlags** **must** include [VK_DEPENDENCY_BY_REGION_BIT](#)

- VUID-VkSubpassDependency-dependencyFlags-02520

If **dependencyFlags** includes [VK_DEPENDENCY_VIEW_LOCAL_BIT](#), **srcSubpass** **must** not be equal to [VK_SUBPASS_EXTERNAL](#)

- VUID-VkSubpassDependency-dependencyFlags-02521

If **dependencyFlags** includes [VK_DEPENDENCY_VIEW_LOCAL_BIT](#), **dstSubpass** **must** not be equal to [VK_SUBPASS_EXTERNAL](#)

- VUID-VkSubpassDependency-srcSubpass-00872

If **srcSubpass** equals **dstSubpass** and that subpass has more than one bit set in the view mask, then **dependencyFlags** **must** include [VK_DEPENDENCY_VIEW_LOCAL_BIT](#)

- VUID-VkSubpassDependency-dependencyFlags-10203

dependencyFlags **must** not include [VK_DEPENDENCY_QUEUE_FAMILY_OWNERSHIP_TRANSFER_USE_ALL_STAGES_BIT_KHR](#)

Valid Usage (Implicit)

- VUID-VkSubpassDependency-srcStageMask-parameter

srcStageMask **must** be a valid combination of [VkPipelineStageFlagBits](#) values

- VUID-VkSubpassDependency-dstStageMask-parameter

dstStageMask **must** be a valid combination of [VkPipelineStageFlagBits](#) values

- VUID-VkSubpassDependency-srcAccessMask-parameter

srcAccessMask **must** be a valid combination of [VkAccessFlagBits](#) values

- VUID-VkSubpassDependency-dstAccessMask-parameter

dstAccessMask **must** be a valid combination of [VkAccessFlagBits](#) values

- VUID-VkSubpassDependency-dependencyFlags-parameter

dependencyFlags **must** be a valid combination of [VkDependencyFlagBits](#) values

When multiview is enabled, the execution of the multiple views of one subpass **may** not occur simultaneously or even back-to-back, and rather **may** be interleaved with the execution of other subpasses. The load and store operations apply to attachments on a per-view basis. For example, an attachment using [VK_ATTACHMENT_LOAD_OP_CLEAR](#) will have each view cleared on first use, but the first use of one view may be temporally distant from the first use of another view.

NOTE

A good mental model for multiview is to think of a multiview subpass as if it were a

collection of individual (per-view) subpasses that are logically grouped together and described as a single multiview subpass in the API. Similarly, a multiview attachment can be thought of like several individual attachments that happen to be layers in a single image. A view-local dependency between two multiview subpasses acts like a set of one-to-one dependencies between corresponding pairs of per-view subpasses. A view-global dependency between two multiview subpasses acts like a set of $N \times M$ dependencies between all pairs of per-view subpasses in the source and destination. Thus, it is a more compact representation which also makes clear the commonality and reuse that is present between views in a subpass. This interpretation motivates the answers to questions like “when does the load op apply” - it is on the first use of each view of an attachment, as if each view was a separate attachment.

The content of each view follows the description in [attachment content behavior](#). In particular, if an attachment is preserved, all views within the attachment are preserved.

If any two subpasses of a render pass activate transform feedback to the same bound transform feedback buffers, a subpass dependency **must** be included (either directly or via some intermediate subpasses) between them.

If there is no subpass dependency from [VK_SUBPASS_EXTERNAL](#) to the first subpass that uses an attachment, then an implicit subpass dependency exists from [VK_SUBPASS_EXTERNAL](#) to the first subpass it is used in. The implicit subpass dependency only exists if there exists an automatic layout transition away from [initialLayout](#). The subpass dependency operates as if defined with the following parameters:

```
VkSubpassDependency implicitDependency = {
    .srcSubpass = VK_SUBPASS_EXTERNAL,
    .dstSubpass = firstSubpass, // First subpass attachment is used in
    .srcStageMask = VK_PIPELINE_STAGE_NONE,
    .dstStageMask = VK_PIPELINE_STAGE_ALL_COMMANDS_BIT,
    .srcAccessMask = 0,
    .dstAccessMask = VK_ACCESS_INPUT_ATTACHMENT_READ_BIT |
                    VK_ACCESS_COLOR_ATTACHMENT_READ_BIT |
                    VK_ACCESS_COLOR_ATTACHMENT_WRITE_BIT |
                    VK_ACCESS_DEPTH_STENCIL_ATTACHMENT_READ_BIT |
                    VK_ACCESS_DEPTH_STENCIL_ATTACHMENT_WRITE_BIT,
    .dependencyFlags = 0
};
```

Similarly, if there is no subpass dependency from the last subpass that uses an attachment to [VK_SUBPASS_EXTERNAL](#), then an implicit subpass dependency exists from the last subpass it is used in to [VK_SUBPASS_EXTERNAL](#). The implicit subpass dependency only exists if there exists an automatic layout transition into [finalLayout](#). The subpass dependency operates as if defined with the following parameters:

```
VkSubpassDependency implicitDependency = {
```



```

        .srcSubpass = lastSubpass, // Last subpass attachment is used in
        .dstSubpass = VK_SUBPASS_EXTERNAL,
        .srcStageMask = VK_PIPELINE_STAGE_ALL_COMMANDS_BIT,
        .dstStageMask = VK_PIPELINE_STAGE_NONE,
        .srcAccessMask = VK_ACCESS_COLOR_ATTACHMENT_WRITE_BIT |
                        VK_ACCESS_DEPTH_STENCIL_ATTACHMENT_WRITE_BIT,
        .dstAccessMask = 0,
        .dependencyFlags = 0
    };

```

As subpasses **may** overlap or execute out of order with regards to other subpasses unless a subpass dependency chain describes otherwise, the layout transitions required between subpasses **cannot** be known to an application. Instead, an application provides the layout that each attachment **must** be in at the start and end of a render pass, and the layout it **must** be in during each subpass it is used in. The implementation then **must** execute layout transitions between subpasses in order to guarantee that the images are in the layouts required by each subpass, and in the final layout at the end of the render pass.

Automatic layout transitions apply to the entire image subresource attached to the framebuffer. If multiview is not enabled and the attachment is a view of a 1D or 2D image, the automatic layout transitions apply to the number of layers specified by `VkFramebufferCreateInfo::layers`. If multiview is enabled and the attachment is a view of a 1D or 2D image, the automatic layout transitions apply to the layers corresponding to views which are used by some subpass in the render pass, even if that subpass does not reference the given attachment. If the `maintenance9` feature is not enabled, and the attachment view is a 2D or 2D array view of a 3D image, even if the attachment view only refers to a subset of the slices of the selected mip level of the 3D image, automatic layout transitions apply to the entire subresource referenced which is the entire mip level in this case. If the attachment view is a 2D or 2D array view of a 3D image and `maintenance9` feature is enabled, layout transitions apply only to the subresource the attachment view refers to.

Automatic layout transitions away from the layout used in a subpass happen-after the availability operations for all dependencies with that subpass as the `srcSubpass`.

Automatic layout transitions into the layout used in a subpass happen-before the visibility operations for all dependencies with that subpass as the `dstSubpass`.

Automatic layout transitions away from `initialLayout` happen-after the availability operations for all dependencies with a `srcSubpass` equal to `VK_SUBPASS_EXTERNAL`, where `dstSubpass` uses the attachment that will be transitioned. For attachments created with `VK_ATTACHMENT_DESCRIPTION_MAY_ALIAS_BIT`, automatic layout transitions away from `initialLayout` happen-after the availability operations for all dependencies with a `srcSubpass` equal to `VK_SUBPASS_EXTERNAL`, where `dstSubpass` uses any aliased attachment.

Automatic layout transitions into `finalLayout` happen-before the visibility operations for all dependencies with a `dstSubpass` equal to `VK_SUBPASS_EXTERNAL`, where `srcSubpass` uses the attachment that will be transitioned. For attachments created with `VK_ATTACHMENT_DESCRIPTION_MAY_ALIAS_BIT`, automatic layout transitions into `finalLayout` happen-before the visibility operations for all dependencies with a `dstSubpass` equal to `VK_SUBPASS_EXTERNAL`, where `srcSubpass` uses any aliased attachment.

The image layout of the depth aspect of a depth/stencil attachment referring to an image created with [VK_IMAGE_CREATE_SAMPLE_LOCATIONS_COMPATIBLE_DEPTH_BIT_EXT](#) is dependent on the last sample locations used to render to the attachment, thus automatic layout transitions use the sample locations state specified in [VkRenderPassSampleLocationsBeginInfoEXT](#).

Automatic layout transitions of an attachment referring to a depth/stencil image created with [VK_IMAGE_CREATE_SAMPLE_LOCATIONS_COMPATIBLE_DEPTH_BIT_EXT](#) use the sample locations the image subresource range referenced by the attachment was last rendered with. If the current render pass does not use the attachment as a depth/stencil attachment in any subpass that happens-before, the automatic layout transition uses the sample locations state specified in the `sampleLocationsInfo` member of the element of the `VkRenderPassSampleLocationsBeginInfoEXT::pAttachmentInitialSampleLocations` array for which the `attachmentIndex` member equals the attachment index of the attachment, if one is specified. Otherwise, the automatic layout transition uses the sample locations state specified in the `sampleLocationsInfo` member of the element of the `VkRenderPassSampleLocationsBeginInfoEXT::pPostSubpassSampleLocations` array for which the `subpassIndex` member equals the index of the subpass that last used the attachment as a depth/stencil attachment, if one is specified.

If no sample locations state has been specified for an automatic layout transition performed on an attachment referring to a depth/stencil image created with [VK_IMAGE_CREATE_SAMPLE_LOCATIONS_COMPATIBLE_DEPTH_BIT_EXT](#) the contents of the depth aspect of the depth/stencil attachment become undefined as if the layout of the attachment was transitioned from the [VK_IMAGE_LAYOUT_UNDEFINED](#) layout.

If two subpasses use the same attachment, and both subpasses use the attachment in a read-only layout, no subpass dependency needs to be specified between those subpasses. If an implementation treats those layouts separately, it **must** insert an implicit subpass dependency between those subpasses to separate the uses in each layout. The subpass dependency operates as if defined with the following parameters:

```
// Used for input attachments
VkPipelineStageFlags inputAttachmentStages = VK_PIPELINE_STAGE_FRAGMENT_SHADER_BIT;
VkAccessFlags inputAttachmentDstAccess = VK_ACCESS_INPUT_ATTACHMENT_READ_BIT;

// Used for depth/stencil attachments
VkPipelineStageFlags depthStencilAttachmentStages =
VK_PIPELINE_STAGE_EARLY_FRAGMENT_TESTS_BIT |
VK_PIPELINE_STAGE_LATE_FRAGMENT_TESTS_BIT;
VkAccessFlags depthStencilAttachmentDstAccess =
VK_ACCESS_DEPTH_STENCIL_ATTACHMENT_READ_BIT;

VkSubpassDependency implicitDependency = {
    .srcSubpass = firstSubpass;
    .dstSubpass = secondSubpass;
    .srcStageMask = inputAttachmentStages | depthStencilAttachmentStages;
    .dstStageMask = inputAttachmentStages | depthStencilAttachmentStages;
    .srcAccessMask = 0;
    .dstAccessMask = inputAttachmentDstAccess | depthStencilAttachmentDstAccess;
    .dependencyFlags = 0;
```



```
};
```

When drawing using [shader objects](#), or when the graphics pipeline is created with [VK_DYNAMIC_STATE_ATTACHMENT_FEEDBACK_LOOP_ENABLE_EXT](#) set in [VkPipelineDynamicStateCreateInfo::pDynamicStates](#), the application **must** specify which types of attachments that are written to during a render pass will also be accessed as non-attachments in the render pass.

To [dynamically set](#) whether a pipeline **can** access a resource as a non-attachment while it is also used as an attachment that is written to, call:

```
// Provided by VK_EXT_attachment_feedback_loop_dynamic_state
void vkCmdSetAttachmentFeedbackLoopEnableEXT(
    VkCommandBuffer          commandBuffer,
    VkImageAspectFlags       aspectMask);
```

- [commandBuffer](#) is the command buffer into which the command will be recorded.
- [aspectMask](#) specifies the types of attachments for which feedback loops will be enabled. Attachment types whose aspects are not included in [aspectMask](#) will have feedback loops disabled.

For attachments that are written to in a render pass, only attachments with the aspects specified in [aspectMask](#) **can** be accessed as non-attachments by subsequent [drawing commands](#).

Valid Usage

- VUID-vkCmdSetAttachmentFeedbackLoopEnableEXT-attachmentFeedbackLoopDynamicState-08862
The [attachmentFeedbackLoopDynamicState](#) feature **must** be enabled
- VUID-vkCmdSetAttachmentFeedbackLoopEnableEXT-aspectMask-08863
[aspectMask](#) **must** only include [VK_IMAGE_ASPECT_NONE](#), [VK_IMAGE_ASPECT_COLOR_BIT](#), [VK_IMAGE_ASPECT_DEPTH_BIT](#), and [VK_IMAGE_ASPECT_STENCIL_BIT](#)
- VUID-vkCmdSetAttachmentFeedbackLoopEnableEXT-attachmentFeedbackLoopLayout-08864
If the [attachmentFeedbackLoopLayout](#) feature is not enabled, [aspectMask](#) **must** be [VK_IMAGE_ASPECT_NONE](#)

Valid Usage (Implicit)

- VUID-vkCmdSetAttachmentFeedbackLoopEnableEXT-commandBuffer-parameter [commandBuffer](#) **must** be a valid [VkCommandBuffer](#) handle
- VUID-vkCmdSetAttachmentFeedbackLoopEnableEXT-aspectMask-parameter [aspectMask](#) **must** be a valid combination of [VkImageAspectFlagBits](#) values
- VUID-vkCmdSetAttachmentFeedbackLoopEnableEXT-commandBuffer-recording

`commandBuffer` **must** be in the [recording state](#)

- VUID-vkCmdSetAttachmentFeedbackLoopEnableEXT-commandBuffer-cmdpool
The `VkCommandPool` that `commandBuffer` was allocated from **must** support `VK_QUEUE_GRAPHICS_BIT` operations
- VUID-vkCmdSetAttachmentFeedbackLoopEnableEXT-vidcoding
This command **must** only be called outside of a video coding scope

Host Synchronization

- Host access to `commandBuffer` **must** be externally synchronized
- Host access to the `VkCommandPool` that `commandBuffer` was allocated from **must** be externally synchronized

Command Properties

Command Buffer Levels	Render Pass Scope	Video Coding Scope	Supported Queue Types	Command Type
Primary Secondary	Both	Outside	VK_QUEUE_GRAPHICS_BIT VK_QUEUE_VIDEO_CODING_BIT	State

Conditional Rendering

`vkCmdSetAttachmentFeedbackLoopEnableEXT` is not affected by [conditional rendering](#)

A more extensible version of render pass creation is also defined below.

To create a render pass, call:

WARNING

This functionality is superseded by [Vulkan Version 1.4](#). See [Legacy Functionality](#) for more information.

```
// Provided by VK_VERSION_1_2
VkResult vkCreateRenderPass2(
    VkDevice                                device,
    const VkRenderPassCreateInfo2*          pCreateInfo,
    const VkAllocationCallbacks*            pAllocator,
    VkRenderPass*                            pRenderPass);
```



```
// Provided by VK_KHR_create_renderpass2
// Equivalent to vkCreateRenderPass2
VkResult vkCreateRenderPass2KHR(
    VkDevice                                device,
    const VkRenderPassCreateInfo2*          pCreateInfo,
    const VkAllocationCallbacks*            pAllocator,
    VkRenderPass*                            pRenderPass);
```

- **device** is the logical device that creates the render pass.
- **pCreateInfo** is a pointer to a [VkRenderPassCreateInfo2](#) structure describing the parameters of the render pass.
- **pAllocator** controls host memory allocation as described in the [Memory Allocation](#) chapter.
- **pRenderPass** is a pointer to a [VkRenderPass](#) handle in which the resulting render pass object is returned.

This command is functionally identical to [vkCreateRenderPass](#), but includes extensible sub-structures that include **sType** and **pNext** parameters, allowing them to be more easily extended.

Valid Usage

- VUID-vkCreateRenderPass2-device-10001
device **must** support at least one queue family with the [VK_QUEUE_GRAPHICS_BIT](#) capability
- VUID-vkCreateRenderPass2-flags-10649
[VkRenderPassTileShadingCreateInfoQCOM::flags](#) **must** not include [VK_TILE_SHADING_RENDER_PASS_PER_TILE_EXECUTION_BIT_QCOM](#)

Valid Usage (Implicit)

- VUID-vkCreateRenderPass2-device-parameter
device **must** be a valid [VkDevice](#) handle
- VUID-vkCreateRenderPass2-pCreateInfo-parameter
pCreateInfo **must** be a valid pointer to a valid [VkRenderPassCreateInfo2](#) structure
- VUID-vkCreateRenderPass2-pAllocator-parameter
If **pAllocator** is not **NULL**, **pAllocator** **must** be a valid pointer to a valid [VkAllocationCallbacks](#) structure
- VUID-vkCreateRenderPass2-pRenderPass-parameter
pRenderPass **must** be a valid pointer to a [VkRenderPass](#) handle

Return Codes

Success

- [VK_SUCCESS](#)

Failure

- [VK_ERROR_OUT_OF_DEVICE_MEMORY](#)
- [VK_ERROR_OUT_OF_HOST_MEMORY](#)
- [VK_ERROR_UNKNOWN](#)
- [VK_ERROR_VALIDATION_FAILED](#)

The [VkRenderPassCreateInfo2](#) structure is defined as:

WARNING

This functionality is superseded by [Vulkan Version 1.4](#). See [Legacy Functionality](#) for more information.

```
// Provided by VK_VERSION_1_2
typedef struct VkRenderPassCreateInfo2 {
    VkStructureType      sType;
    const void*          pNext;
    VkRenderPassCreateFlags flags;
    uint32_t              attachmentCount;
    const VkAttachmentDescription2* pAttachments;
    uint32_t              subpassCount;
    const VkSubpassDescription2* pSubpasses;
    uint32_t              dependencyCount;
    const VkSubpassDependency2* pDependencies;
    uint32_t              correlatedViewMaskCount;
    const uint32_t*       pCorrelatedViewMasks;
} VkRenderPassCreateInfo2;
```

```
// Provided by VK_KHR_create_renderpass2
// Equivalent to VkRenderPassCreateInfo2
typedef VkRenderPassCreateInfo2 VkRenderPassCreateInfo2KHR;
```

- `sType` is a [VkStructureType](#) value identifying this structure.
- `pNext` is `NULL` or a pointer to a structure extending this structure.
- `flags` is a bitmask of [VkRenderPassCreateFlagBits](#)
- `attachmentCount` is the number of attachments used by this render pass.
- `pAttachments` is a pointer to an array of `attachmentCount` [VkAttachmentDescription2](#) structures describing the attachments used by the render pass.
- `subpassCount` is the number of subpasses to create.

- `pSubpasses` is a pointer to an array of `subpassCount` `VkSubpassDescription2` structures describing each subpass.
- `dependencyCount` is the number of dependencies between pairs of subpasses.
- `pDependencies` is a pointer to an array of `dependencyCount` `VkSubpassDependency2` structures describing dependencies between pairs of subpasses.
- `correlatedViewMaskCount` is the number of correlation masks.
- `pCorrelatedViewMasks` is a pointer to an array of view masks indicating sets of views that **may** be more efficient to render concurrently.

Parameters defined by this structure with the same name as those in `VkRenderPassCreateInfo` have the identical effect to those parameters; the child structures are variants of those used in `VkRenderPassCreateInfo` which add `sType` and `pNext` parameters, allowing them to be extended.

If the `VkSubpassDescription2::viewMask` member of any element of `pSubpasses` is not zero, *multiview* functionality is considered to be enabled for this render pass.

`correlatedViewMaskCount` and `pCorrelatedViewMasks` have the same effect as `VkRenderPassMultiviewCreateInfo::correlationMaskCount` and `VkRenderPassMultiviewCreateInfo::pCorrelationMasks`, respectively.

Valid Usage

- VUID-VkRenderPassCreateInfo2-None-03049
If any two subpasses operate on attachments with overlapping ranges of the same `VkDeviceMemory` object, and at least one subpass writes to that area of `VkDeviceMemory`, a subpass dependency **must** be included (either directly or via some intermediate subpasses) between them
- VUID-VkRenderPassCreateInfo2-attachment-03050
If the `attachment` member of any element of `pInputAttachments`, `pColorAttachments`, `pResolveAttachments` or `pDepthStencilAttachment`, or the attachment indexed by any element of `pPreserveAttachments` in any element of `pSubpasses` is bound to a range of a `VkDeviceMemory` object that overlaps with any other attachment in any subpass (including the same subpass), the `VkAttachmentDescription2` structures describing them **must** include `VK_ATTACHMENT_DESCRIPTION_MAY_ALIAS_BIT` in `flags`
- VUID-VkRenderPassCreateInfo2-attachment-03051
If the `attachment` member of any element of `pInputAttachments`, `pColorAttachments`, `pResolveAttachments` or `pDepthStencilAttachment`, or any element of `pPreserveAttachments` in any element of `pSubpasses` is not `VK_ATTACHMENT_UNUSED`, then it **must** be less than `attachmentCount`
- VUID-VkRenderPassCreateInfo2-fragmentDensityMapAttachment-06472
If the `pNext` chain includes a `VkRenderPassFragmentDensityMapCreateInfoEXT` structure and the `fragmentDensityMapAttachment` member is not `VK_ATTACHMENT_UNUSED`, then `attachment` **must** be less than `attachmentCount`
- VUID-VkRenderPassCreateInfo2-fragmentDensityMapLayered-10829
If the `fragmentDensityMapLayered` feature is not enabled, `flags` **must** not contain

VK_RENDER_PASS_CREATE_PER_LAYER_FRAGMENT_DENSITY_BIT_VALVE

- VUID-VkRenderPassCreateInfo2-pSubpasses-06473

If the `pSubpasses` `pNext` chain includes a `VkSubpassDescriptionDepthStencilResolve` structure and the `pDepthStencilResolveAttachment` member is not `NULL` and does not have the value `VK_ATTACHMENT_UNUSED`, then `attachment` **must** be less than `attachmentCount`

- VUID-VkRenderPassCreateInfo2-pAttachments-02522

For any member of `pAttachments` with a `loadOp` equal to `VK_ATTACHMENT_LOAD_OP_CLEAR`, the first use of that attachment **must** not specify a `layout` equal to `VK_IMAGE_LAYOUT_SHADER_READ_ONLY_OPTIMAL`, `VK_IMAGE_LAYOUT_DEPTH_STENCIL_READ_ONLY_OPTIMAL`, or `VK_IMAGE_LAYOUT_DEPTH_READ_ONLY_STENCIL_ATTACHMENT_OPTIMAL`

- VUID-VkRenderPassCreateInfo2-pAttachments-02523

For any member of `pAttachments` with a `stencilLoadOp` equal to `VK_ATTACHMENT_LOAD_OP_CLEAR`, the first use of that attachment **must** not specify a `layout` equal to `VK_IMAGE_LAYOUT_SHADER_READ_ONLY_OPTIMAL`, `VK_IMAGE_LAYOUT_DEPTH_STENCIL_READ_ONLY_OPTIMAL`, or `VK_IMAGE_LAYOUT_DEPTH_ATTACHMENT_STENCIL_READ_ONLY_OPTIMAL`

- VUID-VkRenderPassCreateInfo2-pDependencies-03054

For each element of `pDependencies`, if the `srcSubpass` is not `VK_SUBPASS_EXTERNAL`, all stage flags included in the `srcStageMask` member of that dependency **must** be `VK_PIPELINE_STAGE_ALL_COMMANDS_BIT` or a pipeline stage supported by the pipeline identified by the `pipelineBindPoint` member of the source subpass

- VUID-VkRenderPassCreateInfo2-pDependencies-03055

For each element of `pDependencies`, if the `dstSubpass` is not `VK_SUBPASS_EXTERNAL`, all stage flags included in the `dstStageMask` member of that dependency **must** be `VK_PIPELINE_STAGE_ALL_COMMANDS_BIT` or a pipeline stage supported by the pipeline identified by the `pipelineBindPoint` member of the destination subpass

- VUID-VkRenderPassCreateInfo2-pCorrelatedViewMasks-03056

The set of bits included in any element of `pCorrelatedViewMasks` **must** not overlap with the set of bits included in any other element of `pCorrelatedViewMasks`

- VUID-VkRenderPassCreateInfo2-viewMask-03057

If the `VkSubpassDescription2::viewMask` member of all elements of `pSubpasses` is `0`, `correlatedViewMaskCount` **must** be `0`

- VUID-VkRenderPassCreateInfo2-viewMask-03058

The `VkSubpassDescription2::viewMask` member of all elements of `pSubpasses` **must** either all be `0`, or all not be `0`

- VUID-VkRenderPassCreateInfo2-viewMask-03059

If the `VkSubpassDescription2::viewMask` member of all elements of `pSubpasses` is `0`, the `dependencyFlags` member of any element of `pDependencies` **must** not include `VK_DEPENDENCY_VIEW_LOCAL_BIT`

- VUID-VkRenderPassCreateInfo2-pDependencies-03060

For each element of `pDependencies` where its `srcSubpass` member equals its `dstSubpass` member, if the `viewMask` member of the corresponding element of `pSubpasses` includes more than one bit, its `dependencyFlags` member **must** include

VK_DEPENDENCY_VIEW_LOCAL_BIT

- VUID-VkRenderPassCreateInfo2-attachment-02525

If the **attachment** member of any element of the **pInputAttachments** member of any element of **pSubpasses** is not **VK_ATTACHMENT_UNUSED**, the **aspectMask** member of that element of **pInputAttachments** **must** only include aspects that are present in images of the format specified by the element of **pAttachments** specified by **attachment**

- VUID-VkRenderPassCreateInfo2-srcSubpass-02526

The **srcSubpass** member of each element of **pDependencies** **must** be less than **subpassCount**

- VUID-VkRenderPassCreateInfo2-dstSubpass-02527

The **dstSubpass** member of each element of **pDependencies** **must** be less than **subpassCount**

- VUID-VkRenderPassCreateInfo2-pAttachments-04585

If any element of **pAttachments** is used as a fragment shading rate attachment in any subpass, it **must** not be used as any other attachment in the render pass

- VUID-VkRenderPassCreateInfo2-pAttachments-09387

If any element of **pAttachments** is used as a fragment shading rate attachment, the **loadOp** for that attachment **must** not be **VK_ATTACHMENT_LOAD_OP_CLEAR**

- VUID-VkRenderPassCreateInfo2-flags-04521

If **flags** includes **VK_RENDER_PASS_CREATE_TRANSFORM_BIT_QCOM**, an element of **pSubpasses** includes an instance of **VkFragmentShadingRateAttachmentInfoKHR** in its **pNext** chain, and the **pFragmentShadingRateAttachment** member of that structure is not equal to **NULL**, the **attachment** member of **pFragmentShadingRateAttachment** **must** be **VK_ATTACHMENT_UNUSED**

- VUID-VkRenderPassCreateInfo2-pAttachments-04586

If any element of **pAttachments** is used as a fragment shading rate attachment in any subpass, it **must** have an image format whose **potential format features** contain **VK_FORMAT_FEATURE_FRAGMENT_SHADING_RATE_ATTACHMENT_BIT_KHR**

- VUID-VkRenderPassCreateInfo2-attachment-06244

If the **attachment** member of the **pDepthStencilAttachment** member of an element of **pSubpasses** is not **VK_ATTACHMENT_UNUSED**, the **layout** member of that same structure is either **VK_IMAGE_LAYOUT_DEPTH_ATTACHMENT_OPTIMAL** or **VK_IMAGE_LAYOUT_DEPTH_READ_ONLY_OPTIMAL**, and the **pNext** chain of that structure does not include a **VkAttachmentReferenceStencilLayout** structure, then the element of **pAttachments** with an index equal to **attachment** **must** not have a **format** that includes both depth and stencil components

- VUID-VkRenderPassCreateInfo2-attachment-06245

If the **attachment** member of the **pDepthStencilAttachment** member of an element of **pSubpasses** is not **VK_ATTACHMENT_UNUSED** and the **layout** member of that same structure is either **VK_IMAGE_LAYOUT_STENCIL_ATTACHMENT_OPTIMAL** or **VK_IMAGE_LAYOUT_STENCIL_READ_ONLY_OPTIMAL**, then the element of **pAttachments** with an index equal to **attachment** **must** have a **format** that includes only a stencil component

- VUID-VkRenderPassCreateInfo2-attachment-06246

If the **attachment** member of the **pDepthStencilAttachment** member of an element of **pSubpasses** is not **VK_ATTACHMENT_UNUSED** and the **layout** member of that same

structure is either `VK_IMAGE_LAYOUT_DEPTH_ATTACHMENT_OPTIMAL` or `VK_IMAGE_LAYOUT_DEPTH_READ_ONLY_OPTIMAL`, then the element of `pAttachments` with an index equal to `attachment` **must** not have a `format` that includes only a stencil component

- VUID-VkRenderPassCreateInfo2-pResolveAttachments-09331

If any element of `pResolveAttachments` of any element of `pSubpasses` references an attachment description with a format of `VK_FORMAT_UNDEFINED`, `VkRenderPassFragmentDensityMapCreateInfoEXT::fragmentDensityMapAttachment->attachment` **must** be `VK_ATTACHMENT_UNUSED`

- VUID-VkRenderPassCreateInfo2-pResolveAttachments-10650

If any element of `pResolveAttachments` of any element of `pSubpasses` references an attachment description with a format of `VK_FORMAT_UNDEFINED`, `VK_TILE_SHADING_RENDER_PASS_ENABLE_BIT_QCOM` **must** not be included in `VkRenderPassTileShadingCreateInfoQCOM::flags`

- VUID-VkRenderPassCreateInfo2-fragmentDensityMapAttachment-10651

If `VkRenderPassFragmentDensityMapCreateInfoEXT::fragmentDensityMapAttachment` is not `VK_ATTACHMENT_UNUSED`, `VK_TILE_SHADING_RENDER_PASS_ENABLE_BIT_QCOM` **must** not be included in `VkRenderPassTileShadingCreateInfoQCOM::flags`

- VUID-VkRenderPassCreateInfo2-None-10916

If any subpass preserves an attachment, there **must** be a subpass dependency from a prior subpass which uses or preserves that attachment

Valid Usage (Implicit)

- VUID-VkRenderPassCreateInfo2-sType-sType

`sType` **must** be `VK_STRUCTURE_TYPE_RENDER_PASS_CREATE_INFO_2`

- VUID-VkRenderPassCreateInfo2-pNext-pNext

Each `pNext` member of any structure (including this one) in the `pNext` chain **must** be either `NULL` or a pointer to a valid instance of `VkRenderPassCreationControlEXT`, `VkRenderPassCreationFeedbackCreateInfoEXT`, `VkRenderPassFragmentDensityMapCreateInfoEXT`, `VkRenderPassTileShadingCreateInfoQCOM`, or `VkTileMemorySizeInfoQCOM`

- VUID-VkRenderPassCreateInfo2-sType-unique

The `sType` value of each structure in the `pNext` chain **must** be unique

- VUID-VkRenderPassCreateInfo2-flags-parameter

`flags` **must** be a valid combination of `VkRenderPassCreateFlagBits` values

- VUID-VkRenderPassCreateInfo2-pAttachments-parameter

If `attachmentCount` is not 0, `pAttachments` **must** be a valid pointer to an array of `attachmentCount` valid `VkAttachmentDescription2` structures

- VUID-VkRenderPassCreateInfo2-pSubpasses-parameter

`pSubpasses` **must** be a valid pointer to an array of `subpassCount` valid `VkSubpassDescription2` structures

- VUID-VkRenderPassCreateInfo2-pDependencies-parameter

If `dependencyCount` is not 0, `pDependencies` **must** be a valid pointer to an array of `dependencyCount` valid `VkSubpassDependency2` structures

- VUID-VkRenderPassCreateInfo2-pCorrelatedViewMasks-parameter

If `correlatedViewMaskCount` is not 0, `pCorrelatedViewMasks` **must** be a valid pointer to an array of `correlatedViewMaskCount` `uint32_t` values

- VUID-VkRenderPassCreateInfo2-subpassCount-arraylength
`subpassCount` **must** be greater than 0

The `VkAttachmentDescription2` structure is defined as:

WARNING

This functionality is superseded by [Vulkan Version 1.4](#). See [Legacy Functionality](#) for more information.

```
// Provided by VK_VERSION_1_2
typedef struct VkAttachmentDescription2 {
    VkStructureType          sType;
    const void*              pNext;
    VkAttachmentDescriptionFlags flags;
    VkFormat                 format;
    VkSampleCountFlagBits    samples;
    VkAttachmentLoadOp        loadOp;
    VkAttachmentStoreOp       storeOp;
    VkAttachmentLoadOp        stencilLoadOp;
    VkAttachmentStoreOp       stencilStoreOp;
    VkImageLayout             initialLayout;
    VkImageLayout             finalLayout;
} VkAttachmentDescription2;
```

```
// Provided by VK_KHR_create_renderpass2
// Equivalent to VkAttachmentDescription2
typedef VkAttachmentDescription2 VkAttachmentDescription2KHR;
```

- `sType` is a `VkStructureType` value identifying this structure.
- `pNext` is `NULL` or a pointer to a structure extending this structure.
- `flags` is a bitmask of `VkAttachmentDescriptionFlagBits` specifying additional properties of the attachment.
- `format` is a `VkFormat` value specifying the format of the image that will be used for the attachment.
- `samples` is a `VkSampleCountFlagBits` value specifying the number of samples of the image.
- `loadOp` is a `VkAttachmentLoadOp` value specifying how the contents of color and depth components of the attachment are treated at the beginning of the subpass where it is first used.
- `storeOp` is a `VkAttachmentStoreOp` value specifying how the contents of color and depth components of the attachment are treated at the end of the subpass where it is last used.

- `stencilLoadOp` is a `VkAttachmentLoadOp` value specifying how the contents of stencil components of the attachment are treated at the beginning of the subpass where it is first used.
- `stencilStoreOp` is a `VkAttachmentStoreOp` value specifying how the contents of stencil components of the attachment are treated at the end of the last subpass where it is used.
- `initialLayout` is the layout the attachment image subresource will be in when a render pass instance begins.
- `finalLayout` is the layout the attachment image subresource will be transitioned to when a render pass instance ends.

Parameters defined by this structure with the same name as those in `VkAttachmentDescription` have the identical effect to those parameters.

If the `separateDepthStencilLayouts` feature is enabled, and `format` is a depth/stencil format, `initialLayout` and `finalLayout` **can** be set to a layout that only specifies the layout of the depth aspect.

If the `pNext` chain includes a `VkAttachmentDescriptionStencilLayout` structure, then the `stencilInitialLayout` and `stencilFinalLayout` members specify the initial and final layouts of the stencil aspect of a depth/stencil format, and `initialLayout` and `finalLayout` only apply to the depth aspect. For depth-only formats, the `VkAttachmentDescriptionStencilLayout` structure is ignored. For stencil-only formats, the initial and final layouts of the stencil aspect are taken from the `VkAttachmentDescriptionStencilLayout` structure if present, or `initialLayout` and `finalLayout` if not present.

If `format` is a depth/stencil format, and either `initialLayout` or `finalLayout` does not specify a layout for the stencil aspect, then the application **must** specify the initial and final layouts of the stencil aspect by including a `VkAttachmentDescriptionStencilLayout` structure in the `pNext` chain.

`loadOp` and `storeOp` are ignored for fragment shading rate attachments. No access to the shading rate attachment is performed in `loadOp` and `storeOp`. Instead, access to `VK_ACCESS_FRAGMENT_SHADING_RATE_ATTACHMENT_READ_BIT_KHR` is performed as fragments are rasterized.

Valid Usage

- VUID-VkAttachmentDescription2-format-06699

If `format` includes a color or depth component and `loadOp` is `VK_ATTACHMENT_LOAD_OP_LOAD`, then `initialLayout` **must** not be `VK_IMAGE_LAYOUT_UNDEFINED`

- VUID-VkAttachmentDescription2-finalLayout-00843

`finalLayout` **must** not be `VK_IMAGE_LAYOUT_UNDEFINED` or `VK_IMAGE_LAYOUT_ZERO_INITIALIZED_EXT` or `VK_IMAGE_LAYOUT_PREINITIALIZED`

- VUID-VkAttachmentDescription2-format-03280

If `format` is a color format, `initialLayout` **must** not be `VK_IMAGE_LAYOUT_DEPTH_STENCIL_ATTACHMENT_OPTIMAL` or `VK_IMAGE_LAYOUT_DEPTH_STENCIL_READ_ONLY_OPTIMAL`

- VUID-VkAttachmentDescription2-format-03281
If **format** is a depth/stencil format, **initialLayout** **must** not be [VK_IMAGE_LAYOUT_COLOR_ATTACHMENT_OPTIMAL](#)
- VUID-VkAttachmentDescription2-format-03282
If **format** is a color format, **finalLayout** **must** not be [VK_IMAGE_LAYOUT_DEPTH_STENCIL_ATTACHMENT_OPTIMAL](#) or [VK_IMAGE_LAYOUT_DEPTH_STENCIL_READ_ONLY_OPTIMAL](#)
- VUID-VkAttachmentDescription2-format-03283
If **format** is a depth/stencil format, **finalLayout** **must** not be [VK_IMAGE_LAYOUT_COLOR_ATTACHMENT_OPTIMAL](#)
- VUID-VkAttachmentDescription2-format-06487
If **format** is a color format, **initialLayout** **must** not be [VK_IMAGE_LAYOUT_DEPTH_ATTACHMENT_STENCIL_READ_ONLY_OPTIMAL](#) or [VK_IMAGE_LAYOUT_DEPTH_READ_ONLY_STENCIL_ATTACHMENT_OPTIMAL](#)
- VUID-VkAttachmentDescription2-format-06488
If **format** is a color format, **finalLayout** **must** not be [VK_IMAGE_LAYOUT_DEPTH_ATTACHMENT_STENCIL_READ_ONLY_OPTIMAL](#) or [VK_IMAGE_LAYOUT_DEPTH_READ_ONLY_STENCIL_ATTACHMENT_OPTIMAL](#)
- VUID-VkAttachmentDescription2-separateDepthStencilLayouts-03284
If the **separateDepthStencilLayouts** feature is not enabled, **initialLayout** **must** not be [VK_IMAGE_LAYOUT_DEPTH_ATTACHMENT_OPTIMAL](#), [VK_IMAGE_LAYOUT_DEPTH_READ_ONLY_OPTIMAL](#), [VK_IMAGE_LAYOUT_STENCIL_ATTACHMENT_OPTIMAL](#), or [VK_IMAGE_LAYOUT_STENCIL_READ_ONLY_OPTIMAL](#),
- VUID-VkAttachmentDescription2-separateDepthStencilLayouts-03285
If the **separateDepthStencilLayouts** feature is not enabled, **finalLayout** **must** not be [VK_IMAGE_LAYOUT_DEPTH_ATTACHMENT_OPTIMAL](#), [VK_IMAGE_LAYOUT_DEPTH_READ_ONLY_OPTIMAL](#), [VK_IMAGE_LAYOUT_STENCIL_ATTACHMENT_OPTIMAL](#), or [VK_IMAGE_LAYOUT_STENCIL_READ_ONLY_OPTIMAL](#),
- VUID-VkAttachmentDescription2-format-03286
If **format** is a color format, **initialLayout** **must** not be [VK_IMAGE_LAYOUT_DEPTH_ATTACHMENT_OPTIMAL](#), [VK_IMAGE_LAYOUT_DEPTH_READ_ONLY_OPTIMAL](#), [VK_IMAGE_LAYOUT_STENCIL_ATTACHMENT_OPTIMAL](#), or [VK_IMAGE_LAYOUT_STENCIL_READ_ONLY_OPTIMAL](#)
- VUID-VkAttachmentDescription2-format-03287
If **format** is a color format, **finalLayout** **must** not be [VK_IMAGE_LAYOUT_DEPTH_ATTACHMENT_OPTIMAL](#), [VK_IMAGE_LAYOUT_DEPTH_READ_ONLY_OPTIMAL](#), [VK_IMAGE_LAYOUT_STENCIL_ATTACHMENT_OPTIMAL](#), or [VK_IMAGE_LAYOUT_STENCIL_READ_ONLY_OPTIMAL](#)
- VUID-VkAttachmentDescription2-format-06906
If **format** is a depth/stencil format which includes both depth and stencil components,

`initialLayout` **must** not be `VK_IMAGE_LAYOUT_STENCIL_ATTACHMENT_OPTIMAL` or `VK_IMAGE_LAYOUT_STENCIL_READ_ONLY_OPTIMAL`

- VUID-VkAttachmentDescription2-format-06907

If `format` is a depth/stencil format which includes both depth and stencil components, `finalLayout` **must** not be `VK_IMAGE_LAYOUT_STENCIL_ATTACHMENT_OPTIMAL` or `VK_IMAGE_LAYOUT_STENCIL_READ_ONLY_OPTIMAL`

- VUID-VkAttachmentDescription2-format-03290

If `format` is a depth/stencil format which includes only the depth component, `initialLayout` **must** not be `VK_IMAGE_LAYOUT_STENCIL_ATTACHMENT_OPTIMAL` or `VK_IMAGE_LAYOUT_STENCIL_READ_ONLY_OPTIMAL`

- VUID-VkAttachmentDescription2-format-03291

If `format` is a depth/stencil format which includes only the depth component, `finalLayout` **must** not be `VK_IMAGE_LAYOUT_STENCIL_ATTACHMENT_OPTIMAL` or `VK_IMAGE_LAYOUT_STENCIL_READ_ONLY_OPTIMAL`

- VUID-VkAttachmentDescription2-synchronization2-06908

If the `synchronization2` feature is not enabled, `initialLayout` **must** not be `VK_IMAGE_LAYOUT_ATTACHMENT_OPTIMAL_KHR` or `VK_IMAGE_LAYOUT_READ_ONLY_OPTIMAL_KHR`

- VUID-VkAttachmentDescription2-synchronization2-06909

If the `synchronization2` feature is not enabled, `finalLayout` **must** not be `VK_IMAGE_LAYOUT_ATTACHMENT_OPTIMAL_KHR` or `VK_IMAGE_LAYOUT_READ_ONLY_OPTIMAL_KHR`

- VUID-VkAttachmentDescription2-attachmentFeedbackLoopLayout-07309

If the `attachmentFeedbackLoopLayout` feature is not enabled, `initialLayout` **must** not be `VK_IMAGE_LAYOUT_ATTACHMENT_FEEDBACK_LOOP_OPTIMAL_EXT`

- VUID-VkAttachmentDescription2-attachmentFeedbackLoopLayout-07310

If the `attachmentFeedbackLoopLayout` feature is not enabled, `finalLayout` **must** not be `VK_IMAGE_LAYOUT_ATTACHMENT_FEEDBACK_LOOP_OPTIMAL_EXT`

- VUID-VkAttachmentDescription2-samples-08745

`samples` **must** be a valid `VkSampleCountFlagBits` value that is set in `imageCreateSampleCounts` (as defined in [Image Creation Limits](#)) for the given `format`

- VUID-VkAttachmentDescription2-dynamicRenderingLocalRead-09544

If the `dynamicRenderingLocalRead` feature is not enabled, `initialLayout` **must** not be `VK_IMAGE_LAYOUT_RENDERING_LOCAL_READ`

- VUID-VkAttachmentDescription2-dynamicRenderingLocalRead-09545

If the `dynamicRenderingLocalRead` feature is not enabled, `finalLayout` **must** not be `VK_IMAGE_LAYOUT_RENDERING_LOCAL_READ`

- VUID-VkAttachmentDescription2-flags-11773

If `flags` includes `VK_ATTACHMENT_DESCRIPTION_RESOLVE_SKIP_TRANSFER_FUNCTION_BIT_KHR`, `flags` **must** not include `VK_ATTACHMENT_DESCRIPTION_RESOLVE_ENABLE_TRANSFER_FUNCTION_BIT_KHR`

- VUID-VkAttachmentDescription2-flags-11774

- If `flags` includes `VK_ATTACHMENT_DESCRIPTION_RESOLVE_SKIP_TRANSFER_FUNCTION_BIT_KHR` or `VK_ATTACHMENT_DESCRIPTION_RESOLVE_ENABLE_TRANSFER_FUNCTION_BIT_KHR`, `resolveSrgbFormatSupportsTransferFunctionControl` **must** be `VK_TRUE`
- VUID-VkAttachmentDescription2-flags-11775

If `flags` includes `VK_ATTACHMENT_DESCRIPTION_RESOLVE_SKIP_TRANSFER_FUNCTION_BIT_KHR` or `VK_ATTACHMENT_DESCRIPTION_RESOLVE_ENABLE_TRANSFER_FUNCTION_BIT_KHR`, `maintenance10` **must** be enabled
- VUID-VkAttachmentDescription2-flags-11776

If `flags` includes `VK_ATTACHMENT_DESCRIPTION_RESOLVE_SKIP_TRANSFER_FUNCTION_BIT_KHR` or `VK_ATTACHMENT_DESCRIPTION_RESOLVE_ENABLE_TRANSFER_FUNCTION_BIT_KHR`, `format` **must** use sRGB encoding
- VUID-VkAttachmentDescription2-flags-11777

If `flags` includes `VK_ATTACHMENT_DESCRIPTION_RESOLVE_SKIP_TRANSFER_FUNCTION_BIT_KHR` or `VK_ATTACHMENT_DESCRIPTION_RESOLVE_ENABLE_TRANSFER_FUNCTION_BIT_KHR`, `samples` **must** be `VK_SAMPLE_COUNT_1_BIT`
- VUID-VkAttachmentDescription2-pNext-06704

If the `pNext` chain does not include a `VkAttachmentDescriptionStencilLayout` structure, `format` includes a stencil component, and `stencilLoadOp` is `VK_ATTACHMENT_LOAD_OP_LOAD`, then `initialLayout` **must** not be `VK_IMAGE_LAYOUT_UNDEFINED`
- VUID-VkAttachmentDescription2-pNext-06705

If the `pNext` chain includes a `VkAttachmentDescriptionStencilLayout` structure, `format` includes a stencil component, and `stencilLoadOp` is `VK_ATTACHMENT_LOAD_OP_LOAD`, then `VkAttachmentDescriptionStencilLayout::stencilInitialLayout` **must** not be `VK_IMAGE_LAYOUT_UNDEFINED`
- VUID-VkAttachmentDescription2-format-06249

If `format` is a depth/stencil format which includes both depth and stencil components, and `initialLayout` is `VK_IMAGE_LAYOUT_DEPTH_ATTACHMENT_OPTIMAL` or `VK_IMAGE_LAYOUT_DEPTH_READ_ONLY_OPTIMAL`, the `pNext` chain **must** include a `VkAttachmentDescriptionStencilLayout` structure
- VUID-VkAttachmentDescription2-format-06250

If `format` is a depth/stencil format which includes both depth and stencil components, and `finalLayout` is `VK_IMAGE_LAYOUT_DEPTH_ATTACHMENT_OPTIMAL` or `VK_IMAGE_LAYOUT_DEPTH_READ_ONLY_OPTIMAL`, the `pNext` chain **must** include a `VkAttachmentDescriptionStencilLayout` structure
- VUID-VkAttachmentDescription2-format-06247

If the `pNext` chain does not include a `VkAttachmentDescriptionStencilLayout` structure and `format` only includes a stencil component, `initialLayout` **must** not be `VK_IMAGE_LAYOUT_DEPTH_ATTACHMENT_OPTIMAL` or `VK_IMAGE_LAYOUT_DEPTH_READ_ONLY_OPTIMAL`

- VUID-VkAttachmentDescription2-format-06248
If the **pNext** chain does not include a [VkAttachmentDescriptionStencilLayout](#) structure and **format** only includes a stencil component, **finalLayout** **must** not be [VK_IMAGE_LAYOUT_DEPTH_ATTACHMENT_OPTIMAL](#) or [VK_IMAGE_LAYOUT_DEPTH_READ_ONLY_OPTIMAL](#)
- VUID-VkAttachmentDescription2-format-09332
If the **externalFormatResolve** feature is not enabled, **format** **must** not be [VK_FORMAT_UNDEFINED](#)
- VUID-VkAttachmentDescription2-format-09334
If **format** is [VK_FORMAT_UNDEFINED](#), there **must** be a [VkExternalFormatANDROID](#) structure in the **pNext** chain with a **externalFormat** that is not equal to 0

Valid Usage (Implicit)

- VUID-VkAttachmentDescription2-sType-sType
sType **must** be [VK_STRUCTURE_TYPE_ATTACHMENT_DESCRIPTION_2](#)
- VUID-VkAttachmentDescription2-pNext-pNext
Each **pNext** member of any structure (including this one) in the **pNext** chain **must** be either [NULL](#) or a pointer to a valid instance of [VkAttachmentDescriptionStencilLayout](#), [VkExternalFormatANDROID](#), or [VkExternalFormatOHOS](#)
- VUID-VkAttachmentDescription2-sType-unique
The **sType** value of each structure in the **pNext** chain **must** be unique
- VUID-VkAttachmentDescription2-flags-parameter
flags **must** be a valid combination of [VkAttachmentDescriptionFlagBits](#) values
- VUID-VkAttachmentDescription2-format-parameter
format **must** be a valid [VkFormat](#) value
- VUID-VkAttachmentDescription2-samples-parameter
samples **must** be a valid [VkSampleCountFlagBits](#) value
- VUID-VkAttachmentDescription2-loadOp-parameter
loadOp **must** be a valid [VkAttachmentLoadOp](#) value
- VUID-VkAttachmentDescription2-storeOp-parameter
storeOp **must** be a valid [VkAttachmentStoreOp](#) value
- VUID-VkAttachmentDescription2-stencilLoadOp-parameter
stencilLoadOp **must** be a valid [VkAttachmentLoadOp](#) value
- VUID-VkAttachmentDescription2-stencilStoreOp-parameter
stencilStoreOp **must** be a valid [VkAttachmentStoreOp](#) value
- VUID-VkAttachmentDescription2-initialLayout-parameter
initialLayout **must** be a valid [VkImageLayout](#) value
- VUID-VkAttachmentDescription2-finalLayout-parameter
finalLayout **must** be a valid [VkImageLayout](#) value

The `VkAttachmentDescriptionStencilLayout` structure is defined as:

WARNING

This functionality is superseded by [Vulkan Version 1.4](#). See [Legacy Functionality](#) for more information.

```
// Provided by VK_VERSION_1_2
typedef struct VkAttachmentDescriptionStencilLayout {
    VkStructureType    sType;
    void*              pNext;
    VkImageLayout       stencilInitialLayout;
    VkImageLayout       stencilFinalLayout;
} VkAttachmentDescriptionStencilLayout;
```

```
// Provided by VK_KHR_separate_depth_stencil_layouts
// Equivalent to VkAttachmentDescriptionStencilLayout
typedef VkAttachmentDescriptionStencilLayout VkAttachmentDescriptionStencilLayoutKHR;
```

- `sType` is a [VkStructureType](#) value identifying this structure.
- `pNext` is `NULL` or a pointer to a structure extending this structure.
- `stencilInitialLayout` is the layout the stencil aspect of the attachment image subresource will be in when a render pass instance begins.
- `stencilFinalLayout` is the layout the stencil aspect of the attachment image subresource will be transitioned to when a render pass instance ends.

Valid Usage

- VUID-VkAttachmentDescriptionStencilLayout-stencilInitialLayout-03308
`stencilInitialLayout` **must** not be [VK_IMAGE_LAYOUT_COLOR_ATTACHMENT_OPTIMAL](#),
[VK_IMAGE_LAYOUT_DEPTH_ATTACHMENT_OPTIMAL](#),
[VK_IMAGE_LAYOUT_DEPTH_READ_ONLY_OPTIMAL](#),
[VK_IMAGE_LAYOUT_DEPTH_STENCIL_ATTACHMENT_OPTIMAL](#),
[VK_IMAGE_LAYOUT_DEPTH_STENCIL_READ_ONLY_OPTIMAL](#),
[VK_IMAGE_LAYOUT_DEPTH_ATTACHMENT_STENCIL_READ_ONLY_OPTIMAL](#), or
[VK_IMAGE_LAYOUT_DEPTH_READ_ONLY_STENCIL_ATTACHMENT_OPTIMAL](#)
- VUID-VkAttachmentDescriptionStencilLayout-stencilFinalLayout-03309
`stencilFinalLayout` **must** not be [VK_IMAGE_LAYOUT_COLOR_ATTACHMENT_OPTIMAL](#),
[VK_IMAGE_LAYOUT_DEPTH_ATTACHMENT_OPTIMAL](#),
[VK_IMAGE_LAYOUT_DEPTH_READ_ONLY_OPTIMAL](#),
[VK_IMAGE_LAYOUT_DEPTH_STENCIL_ATTACHMENT_OPTIMAL](#),
[VK_IMAGE_LAYOUT_DEPTH_STENCIL_READ_ONLY_OPTIMAL](#),
[VK_IMAGE_LAYOUT_DEPTH_ATTACHMENT_STENCIL_READ_ONLY_OPTIMAL](#), or
[VK_IMAGE_LAYOUT_DEPTH_READ_ONLY_STENCIL_ATTACHMENT_OPTIMAL](#)
- VUID-VkAttachmentDescriptionStencilLayout-stencilFinalLayout-03310
`stencilFinalLayout` **must** not be [VK_IMAGE_LAYOUT_UNDEFINED](#) or

[VK_IMAGE_LAYOUT_ZERO_INITIALIZED_EXT](#) or [VK_IMAGE_LAYOUT_PREINITIALIZED](#)

Valid Usage (Implicit)

- VUID-VkAttachmentDescriptionStencilLayout-sType-sType
`sType` **must** be [VK_STRUCTURE_TYPE_ATTACHMENT_DESCRIPTION_STENCIL_LAYOUT](#)
- VUID-VkAttachmentDescriptionStencilLayout-stencilInitialLayout-parameter
`stencilInitialLayout` **must** be a valid [VkImageLayout](#) value
- VUID-VkAttachmentDescriptionStencilLayout-stencilFinalLayout-parameter
`stencilFinalLayout` **must** be a valid [VkImageLayout](#) value

Structure Chaining

Extends the structure

- [VkAttachmentDescription2](#)

The [VkSubpassDescription2](#) structure is defined as:

WARNING

This functionality is superseded by [Vulkan Version 1.4](#). See [Legacy Functionality](#) for more information.

```
// Provided by VK_VERSION_1_2
typedef struct VkSubpassDescription2 {
    VkStructureType      sType;
    const void*          pNext;
    VkSubpassDescriptionFlags flags;
    VkPipelineBindPoint  pipelineBindPoint;
    uint32_t             viewMask;
    uint32_t             inputAttachmentCount;
    const VkAttachmentReference2* pInputAttachments;
    uint32_t             colorAttachmentCount;
    const VkAttachmentReference2* pColorAttachments;
    const VkAttachmentReference2* pResolveAttachments;
    const VkAttachmentReference2* pDepthStencilAttachment;
    uint32_t             preserveAttachmentCount;
    const uint32_t*       pPreserveAttachments;
} VkSubpassDescription2;
```

```
// Provided by VK_KHR_create_renderpass2
// Equivalent to VkSubpassDescription2
typedef VkSubpassDescription2 VkSubpassDescription2KHR;
```

- `sType` is a [VkStructureType](#) value identifying this structure.

- `pNext` is `NULL` or a pointer to a structure extending this structure.
- `flags` is a bitmask of `VkSubpassDescriptionFlagBits` specifying usage of the subpass.
- `pipelineBindPoint` is a `VkPipelineBindPoint` value specifying the pipeline type supported for this subpass.
- `viewMask` is a bitfield of view indices describing which views rendering is broadcast to in this subpass, when multiview is enabled.
- `inputAttachmentCount` is the number of input attachments.
- `pInputAttachments` is a pointer to an array of `VkAttachmentReference2` structures defining the input attachments for this subpass and their layouts.
- `colorAttachmentCount` is the number of color attachments.
- `pColorAttachments` is a pointer to an array of `colorAttachmentCount` `VkAttachmentReference2` structures defining the color attachments for this subpass and their layouts.
- `pResolveAttachments` is `NULL` or a pointer to an array of `colorAttachmentCount` `VkAttachmentReference2` structures defining the resolve attachments for this subpass and their layouts.
- `pDepthStencilAttachment` is a pointer to a `VkAttachmentReference2` structure specifying the depth/stencil attachment for this subpass and its layout.
- `preserveAttachmentCount` is the number of preserved attachments.
- `pPreserveAttachments` is a pointer to an array of `preserveAttachmentCount` render pass attachment indices identifying attachments that are not used by this subpass, but whose contents **must** be preserved throughout the subpass.

Parameters defined by this structure with the same name as those in `VkSubpassDescription` have the identical effect to those parameters.

`viewMask` has the same effect for the described subpass as `VkRenderPassMultiviewCreateInfo::pViewMasks` has on each corresponding subpass.

If a `VkFragmentShadingRateAttachmentInfoKHR` structure is included in the `pNext` chain, `pFragmentShadingRateAttachment` is not `NULL`, and its `attachment` member is not `VK_ATTACHMENT_UNUSED`, the identified attachment defines a fragment shading rate attachment for that subpass.

If any element of `pResolveAttachments` is an image specified with an `VkExternalFormatANDROID`, values in the corresponding color attachment will be resolved to the resolve attachment in the same manner as specified for `VK_RESOLVE_MODE_EXTERNAL_FORMAT_DOWNSAMPLE_BIT_ANDROID`.

If the `nullColorAttachmentWithExternalFormatResolve` limit is `VK_TRUE`, values in the color attachment will be loaded from the resolve attachment at the start of rendering, and **may** also be reloaded any time after a resolve occurs or the resolve attachment is written to; if this occurs it **must** happen-before any writes to the color attachment are performed which happen-after the resolve that triggers this. If any color component in the external format is subsampled, values will be read from the nearest sample in the image when they are loaded. If the color attachment is also used as an input attachment, the same behavior applies.

Setting the color attachment to [VK_ATTACHMENT_UNUSED](#) when an external resolve attachment is used and the [nullColorAttachmentWithExternalFormatResolve](#) limit is [VK_TRUE](#) will not result in color attachment writes to be discarded for that attachment.

When [nullColorAttachmentWithExternalFormatResolve](#) is [VK_TRUE](#), the color output from the subpass can still be read via an input attachment; but the application cannot bind an image view for the color attachment as there is no such image view bound. Instead to access the data as an input attachment applications **can** use the resolve attachment in its place - using the resolve attachment image for the descriptor, and setting the corresponding element of [pInputAttachments](#) to the index of the resolve attachment.

Loads or input attachment reads from the resolve attachment are performed as if using a [VkSamplerYcbcrConversionCreateInfo](#) with the following parameters:

```
VkSamplerYcbcrConversionCreateInfo createInfo = {
    .sType = VK_STRUCTURE_TYPE_SAMPLER_YCBCR_CONVERSION_CREATE_INFO,
    .pNext = NULL,
    .format = VK_FORMAT_UNDEFINED,
    .ycbcrModel = VK_SAMPLER_YCBCR_MODEL_CONVERSION_RGB_IDENTITY,
    .ycbcrRange = VK_SAMPLER_YCBCR_RANGE_ITU_FULL,
    .components = {
        .r = VK_COMPONENT_SWIZZLE_B
        .g = VK_COMPONENT_SWIZZLE_R
        .b = VK_COMPONENT_SWIZZLE_G
        .a = VK_COMPONENT_SWIZZLE_IDENTITY},
    .xChromaOffset = properties.chromaOffsetX,
    .yChromaOffset = properties.chromaOffsetY,
    .chromaFilter = VK_FILTER_NEAREST,
    .forceExplicitReconstruction = ... };
```

where [properties](#) is equal to [VkPhysicalDeviceExternalFormatResolvePropertiesANDROID](#) returned by the device and [forceExplicitReconstruction](#) is effectively ignored as the [VK_SAMPLER_YCBCR_MODEL_CONVERSION_RGB_IDENTITY](#) model is used. The applied swizzle is the same effective swizzle that would be applied by the [VK_SAMPLER_YCBCR_MODEL_CONVERSION_YCBCR_IDENTITY](#) model, but no range expansion is applied.

Valid Usage

- VUID-VkSubpassDescription2-attachment-06912

If the [attachment](#) member of an element of [pInputAttachments](#) is not [VK_ATTACHMENT_UNUSED](#), its [layout](#) member **must** not be [VK_IMAGE_LAYOUT_COLOR_ATTACHMENT_OPTIMAL](#) or [VK_IMAGE_LAYOUT_DEPTH_STENCIL_ATTACHMENT_OPTIMAL](#)

- VUID-VkSubpassDescription2-attachment-06913

If the [attachment](#) member of an element of [pColorAttachments](#) is not [VK_ATTACHMENT_UNUSED](#), its [layout](#) member **must** not be

VK_IMAGE_LAYOUT_DEPTH_STENCIL_ATTACHMENT_OPTIMAL or
VK_IMAGE_LAYOUT_SHADER_READ_ONLY_OPTIMAL

- VUID-VkSubpassDescription2-attachment-06914

If the **attachment** member of an element of **pResolveAttachments** is not VK_ATTACHMENT_UNUSED, its **layout** member **must** not be VK_IMAGE_LAYOUT_DEPTH_STENCIL_ATTACHMENT_OPTIMAL or VK_IMAGE_LAYOUT_SHADER_READ_ONLY_OPTIMAL

- VUID-VkSubpassDescription2-attachment-06915

If the **attachment** member of **pDepthStencilAttachment** is not VK_ATTACHMENT_UNUSED, its **layout** member **must** not be VK_IMAGE_LAYOUT_COLOR_ATTACHMENT_OPTIMAL or VK_IMAGE_LAYOUT_SHADER_READ_ONLY_OPTIMAL

- VUID-VkSubpassDescription2-attachment-06916

If the **attachment** member of an element of **pColorAttachments** is not VK_ATTACHMENT_UNUSED, its **layout** member **must** not be VK_IMAGE_LAYOUT_DEPTH_ATTACHMENT_STENCIL_READ_ONLY_OPTIMAL or VK_IMAGE_LAYOUT_DEPTH_READ_ONLY_STENCIL_ATTACHMENT_OPTIMAL

- VUID-VkSubpassDescription2-attachment-06917

If the **attachment** member of an element of **pResolveAttachments** is not VK_ATTACHMENT_UNUSED, its **layout** member **must** not be VK_IMAGE_LAYOUT_DEPTH_ATTACHMENT_STENCIL_READ_ONLY_OPTIMAL or VK_IMAGE_LAYOUT_DEPTH_READ_ONLY_STENCIL_ATTACHMENT_OPTIMAL

- VUID-VkSubpassDescription2-attachment-06918

If the **attachment** member of an element of **pInputAttachments** is not VK_ATTACHMENT_UNUSED, its **layout** member **must** not be VK_IMAGE_LAYOUT_DEPTH_ATTACHMENT_OPTIMAL or VK_IMAGE_LAYOUT_STENCIL_ATTACHMENT_OPTIMAL

- VUID-VkSubpassDescription2-attachment-06919

If the **attachment** member of an element of **pColorAttachments** is not VK_ATTACHMENT_UNUSED, its **layout** member **must** not be VK_IMAGE_LAYOUT_DEPTH_ATTACHMENT_OPTIMAL, VK_IMAGE_LAYOUT_DEPTH_READ_ONLY_OPTIMAL, VK_IMAGE_LAYOUT_STENCIL_ATTACHMENT_OPTIMAL, or VK_IMAGE_LAYOUT_STENCIL_READ_ONLY_OPTIMAL

- VUID-VkSubpassDescription2-attachment-06920

If the **attachment** member of an element of **pResolveAttachments** is not VK_ATTACHMENT_UNUSED, its **layout** member **must** not be VK_IMAGE_LAYOUT_DEPTH_ATTACHMENT_OPTIMAL, VK_IMAGE_LAYOUT_DEPTH_READ_ONLY_OPTIMAL, VK_IMAGE_LAYOUT_STENCIL_ATTACHMENT_OPTIMAL, or VK_IMAGE_LAYOUT_STENCIL_READ_ONLY_OPTIMAL

- VUID-VkSubpassDescription2-attachment-06921

If the **attachment** member of an element of **pInputAttachments** is not VK_ATTACHMENT_UNUSED, its **layout** member **must** not be VK_IMAGE_LAYOUT_ATTACHMENT_OPTIMAL_KHR

- VUID-VkSubpassDescription2-attachment-06922
If the `attachment` member of an element of `pColorAttachments` is not `VK_ATTACHMENT_UNUSED`, its `layout` member **must** not be `VK_IMAGE_LAYOUT_READ_ONLY_OPTIMAL_KHR`
- VUID-VkSubpassDescription2-attachment-06923
If the `attachment` member of an element of `pResolveAttachments` is not `VK_ATTACHMENT_UNUSED`, its `layout` member **must** not be `VK_IMAGE_LAYOUT_READ_ONLY_OPTIMAL_KHR`
- VUID-VkSubpassDescription2-flags-10683
If `flags` includes `VK_SUBPASS_DESCRIPTION_TILE_SHADING_APRON_BIT_QCOM`, the render pass **must** have been created with a `VkRenderPassTileShadingCreateInfoQCOM::tileApronSize` greater than `(0,0)`
- VUID-VkSubpassDescription2-inputAttachmentCount-12293
`inputAttachmentCount` **must** be less than or equal to `maxPerStageDescriptorInputAttachments`
- VUID-VkSubpassDescription2-colorAttachmentCount-00845
`colorAttachmentCount` **must** be less than or equal to `maxColorAttachments`
- VUID-VkSubpassDescription2-loadOp-00846
If the first use of an attachment in this render pass is as an input attachment, and the attachment is not also used as a color or depth/stencil attachment in the same subpass, then `loadOp` **must** not be `VK_ATTACHMENT_LOAD_OP_CLEAR`
- VUID-VkSubpassDescription2-attachment-06251
If the `attachment` member of `pDepthStencilAttachment` is not `VK_ATTACHMENT_UNUSED` and its `pNext` chain includes a `VkAttachmentReferenceStencilLayout` structure, the `layout` member of `pDepthStencilAttachment` **must** not be `VK_IMAGE_LAYOUT_STENCIL_ATTACHMENT_OPTIMAL` or `VK_IMAGE_LAYOUT_STENCIL_READ_ONLY_OPTIMAL`
- VUID-VkSubpassDescription2-pipelineBindPoint-04953
`pipelineBindPoint` **must** be `VK_PIPELINE_BIND_POINT_GRAPHICS` or `VK_PIPELINE_BIND_POINT_SUBPASS_SHADING_HUAWEI`
- VUID-VkSubpassDescription2-pResolveAttachments-03067
If `pResolveAttachments` is not `NULL`, each resolve attachment that is not `VK_ATTACHMENT_UNUSED` **must** have a sample count of `VK_SAMPLE_COUNT_1_BIT`
- VUID-VkSubpassDescription2-externalFormatResolve-09335
If the `externalFormatResolve` feature is not enabled and `pResolveAttachments` is not `NULL`, for each resolve attachment that does not have the value `VK_ATTACHMENT_UNUSED`, the corresponding color attachment **must** not have the value `VK_ATTACHMENT_UNUSED`
- VUID-VkSubpassDescription2-nullColorAttachmentWithExternalFormatResolve-09336
If the `nullColorAttachmentWithExternalFormatResolve` property is `VK_FALSE` and `pResolveAttachments` is not `NULL`, for each resolve attachment that has a format of `VK_FORMAT_UNDEFINED`, the corresponding color attachment **must** not have the value `VK_ATTACHMENT_UNUSED`
- VUID-VkSubpassDescription2-nullColorAttachmentWithExternalFormatResolve-09337
If the `nullColorAttachmentWithExternalFormatResolve` property is `VK_TRUE` and

`pResolveAttachments` is not `NULL`, for each resolve attachment that has a format of `VK_FORMAT_UNDEFINED`, the corresponding color attachment **must** have the value `VK_ATTACHMENT_UNUSED`

- VUID-VkSubpassDescription2-externalFormatResolve-09338

If the `externalFormatResolve` feature is not enabled and `pResolveAttachments` is not `NULL`, for each resolve attachment that is not `VK_ATTACHMENT_UNUSED`, the corresponding color attachment **must** not have a sample count of `VK_SAMPLE_COUNT_1_BIT`

- VUID-VkSubpassDescription2-externalFormatResolve-09339

If the `externalFormatResolve` feature is not enabled, each element of `pResolveAttachments` **must** have the same `VkFormat` as its corresponding color attachment

- VUID-VkSubpassDescription2-multisampledRenderToSingleSampled-06869

If the `multisampledRenderToSingleSampled` feature is not enabled, all attachments in `pColorAttachments` that are not `VK_ATTACHMENT_UNUSED` **must** have the same sample count

- VUID-VkSubpassDescription2-pInputAttachments-02897

All attachments in `pInputAttachments` that are not `VK_ATTACHMENT_UNUSED` and any of the following is true:

- the `externalFormatResolve` feature is not enabled
- the `nullColorAttachmentWithExternalFormatResolve` property is `VK_FALSE`
- does not have a non-zero value of `VkExternalFormatANDROID::externalFormat`

must have image formats whose `potential format features` contain at least `VK_FORMAT_FEATURE_COLOR_ATTACHMENT_BIT` or `VK_FORMAT_FEATURE_DEPTH_STENCIL_ATTACHMENT_BIT`

- VUID-VkSubpassDescription2-pColorAttachments-02898

All attachments in `pColorAttachments` that are not `VK_ATTACHMENT_UNUSED` **must** have image formats whose `potential format features` contain `VK_FORMAT_FEATURE_COLOR_ATTACHMENT_BIT`

- VUID-VkSubpassDescription2-pResolveAttachments-09343

All attachments in `pResolveAttachments` that are not `VK_ATTACHMENT_UNUSED` and do not have an image format of `VK_FORMAT_UNDEFINED` **must** have image formats whose `potential format features` contain `VK_FORMAT_FEATURE_COLOR_ATTACHMENT_BIT`

- VUID-VkSubpassDescription2-pDepthStencilAttachment-02900

If `pDepthStencilAttachment` is not `NULL` and the attachment is not `VK_ATTACHMENT_UNUSED` then it **must** have an image format whose `potential format features` contain `VK_FORMAT_FEATURE_DEPTH_STENCIL_ATTACHMENT_BIT`

- VUID-VkSubpassDescription2-linearColorAttachment-06499

If the `linearColorAttachment` feature is enabled and the image is created with `VK_IMAGE_TILING_LINEAR`, all attachments in `pInputAttachments` that are not `VK_ATTACHMENT_UNUSED` **must** have image formats whose `potential format features` **must** contain `VK_FORMAT_FEATURE_2_LINEAR_COLOR_ATTACHMENT_BIT_NV`

- VUID-VkSubpassDescription2-linearColorAttachment-06500

If the `linearColorAttachment` feature is enabled and the image is created with

VK_IMAGE_TILING_LINEAR, all attachments in pColorAttachments that are not VK_ATTACHMENT_UNUSED **must** have image formats whose potential format features **must** contain VK_FORMAT_FEATURE_2_LINEAR_COLOR_ATTACHMENT_BIT_NV

- VUID-VkSubpassDescription2-linearColorAttachment-06501

If the linearColorAttachment feature is enabled and the image is created with VK_IMAGE_TILING_LINEAR, all attachments in pResolveAttachments that are not VK_ATTACHMENT_UNUSED **must** have image formats whose potential format features **must** contain VK_FORMAT_FEATURE_2_LINEAR_COLOR_ATTACHMENT_BIT_NV

- VUID-VkSubpassDescription2-None-09456

If either of the following is enabled:

- The VK_AMD_mixed_attachment_samples extension
- The VK_NV_framebuffer_mixed_samples extension

all attachments in pColorAttachments that are not VK_ATTACHMENT_UNUSED **must** have a sample count that is smaller than or equal to the sample count of pDepthStencilAttachment if it is not VK_ATTACHMENT_UNUSED

- VUID-VkSubpassDescription2-pNext-06870

If the pNext chain includes a VkMultisampledRenderToSingleSampledInfoEXT structure with multisampledRenderToSingleSampledEnable equal to VK_TRUE, then all attachments in pColorAttachments and pDepthStencilAttachment that are not VK_ATTACHMENT_UNUSED **must** have a sample count that is either VK_SAMPLE_COUNT_1_BIT or equal to VkMultisampledRenderToSingleSampledInfoEXT::rasterizationSamples

- VUID-VkSubpassDescription2-pNext-06871

If the pNext chain includes a VkMultisampledRenderToSingleSampledInfoEXT structure with multisampledRenderToSingleSampledEnable equal to VK_TRUE, and pDepthStencilAttachment is not NULL, does not have the value VK_ATTACHMENT_UNUSED, and has a sample count of VK_SAMPLE_COUNT_1_BIT, the pNext chain **must** also include a VkSubpassDescriptionDepthStencilResolve structure with pDepthStencilResolveAttachment that is either NULL or has the value VK_ATTACHMENT_UNUSED

- VUID-VkSubpassDescription2-multisampledRenderToSingleSampled-06872

If none of the following are enabled:

- The VK_AMD_mixed_attachment_samples extension
- The VK_NV_framebuffer_mixed_samples extension
- The multisampledRenderToSingleSampled feature

all attachments in pDepthStencilAttachment and pColorAttachments that are not VK_ATTACHMENT_UNUSED **must** have the same sample count

- VUID-VkSubpassDescription2-attachment-03073

Each element of pPreserveAttachments **must** not be VK_ATTACHMENT_UNUSED

- VUID-VkSubpassDescription2-pPreserveAttachments-03074

Each element of pPreserveAttachments **must** not also be an element of any other member of the subpass description

- VUID-VkSubpassDescription2-layout-02528
If any attachment is used by more than one `VkAttachmentReference2` member, then each use **must** use the same `layout`
- VUID-VkSubpassDescription2-flags-03076
If `flags` includes `VK_SUBPASS_DESCRIPTION_PER_VIEW_POSITION_X_ONLY_BIT_NVX`, it **must** also include `VK_SUBPASS_DESCRIPTION_PER_VIEW_ATTRIBUTES_BIT_NVX`
- VUID-VkSubpassDescription2-attachment-02799
If the `attachment` member of any element of `pInputAttachments` is not `VK_ATTACHMENT_UNUSED`, then the `aspectMask` member **must** be a valid combination of `VkImageAspectFlagBits`
- VUID-VkSubpassDescription2-attachment-02800
If the `attachment` member of any element of `pInputAttachments` is not `VK_ATTACHMENT_UNUSED`, then the `aspectMask` member **must** not be `0`
- VUID-VkSubpassDescription2-attachment-02801
If the `attachment` member of any element of `pInputAttachments` is not `VK_ATTACHMENT_UNUSED`, then the `aspectMask` member **must** not include `VK_IMAGE_ASPECT_METADATA_BIT`
- VUID-VkSubpassDescription2-attachment-04563
If the `attachment` member of any element of `pInputAttachments` is not `VK_ATTACHMENT_UNUSED`, then the `aspectMask` member **must** not include `VK_IMAGE_ASPECT_MEMORY_PLANE_i_BIT_EXT` for any index `i`
- VUID-VkSubpassDescription2-pDepthStencilAttachment-04440
An attachment **must** not be used in both `pDepthStencilAttachment` and `pColorAttachments`
- VUID-VkSubpassDescription2-multiview-06558
If the `multiview` feature is not enabled, `viewMask` **must** be `0`
- VUID-VkSubpassDescription2-viewMask-06706
The index of the most significant bit in `viewMask` **must** be less than `maxMultiviewViewCount`
- VUID-VkSubpassDescription2-externalFormatResolve-09344
If the `externalFormatResolve` feature is enabled, `pResolveAttachments` is not `NULL`, and `colorAttachmentCount` is not `1`, any element of `pResolveAttachments` that is not `VK_ATTACHMENT_UNUSED`, **must** not have a format of `VK_FORMAT_UNDEFINED`
- VUID-VkSubpassDescription2-externalFormatResolve-09345
If the `externalFormatResolve` feature is enabled, `pResolveAttachments` is not `NULL`, any element of `pResolveAttachments` is not `VK_ATTACHMENT_UNUSED` and has a format of `VK_FORMAT_UNDEFINED`, and the corresponding element of `pColorAttachments` is not `VK_ATTACHMENT_UNUSED`, the color attachment **must** have a `samples` value of `1`
- VUID-VkSubpassDescription2-externalFormatResolve-09346
If the `externalFormatResolve` feature is enabled, `pResolveAttachments` is not `NULL`, and any element of `pResolveAttachments` is not `VK_ATTACHMENT_UNUSED` and has a format of `VK_FORMAT_UNDEFINED`, `viewMask` **must** be `0`
- VUID-VkSubpassDescription2-externalFormatResolve-09347
If the `externalFormatResolve` feature is enabled, `pResolveAttachments` is not `NULL`, and any element of `pResolveAttachments` is not `VK_ATTACHMENT_UNUSED` and has a format of

VK_FORMAT_UNDEFINED, VkFragmentShadingRateAttachmentInfoKHR
::pFragmentShadingRateAttachment **must** either be NULL or a VkAttachmentReference2 structure with an attachment value of VK_ATTACHMENT_UNUSED

- VUID-VkSubpassDescription2-externalFormatResolve-09348
If the externalFormatResolve feature is enabled, pResolveAttachments is not NULL, and any element of pResolveAttachments is not VK_ATTACHMENT_UNUSED and has a format of VK_FORMAT_UNDEFINED, elements of pInputAttachments referencing either a color attachment or resolve attachment used in this subpass **must** not include VK_IMAGE_ASPECT_PLANE_i_BIT for any index *i* in its aspectMask
- VUID-VkSubpassDescription2-flags-04907
If flags includes VK_SUBPASS_DESCRIPTION_CUSTOM_RESOLVE_BIT_EXT, and if pResolveAttachments is not NULL, then each resolve attachment **must** be VK_ATTACHMENT_UNUSED
- VUID-VkSubpassDescription2-flags-04908
If flags includes VK_SUBPASS_DESCRIPTION_CUSTOM_RESOLVE_BIT_EXT, and if pDepthStencilResolveAttachment is not NULL, then the depth/stencil resolve attachment **must** be VK_ATTACHMENT_UNUSED
- VUID-VkSubpassDescription2-flags-04909
If flags includes VK_SUBPASS_DESCRIPTION_CUSTOM_RESOLVE_BIT_EXT, then the subpass **must** be the last subpass in a subpass dependency chain

Valid Usage (Implicit)

- VUID-VkSubpassDescription2-sType-sType
sType **must** be VK_STRUCTURE_TYPE_SUBPASS_DESCRIPTION_2
- VUID-VkSubpassDescription2-pNext-pNext
Each pNext member of any structure (including this one) in the pNext chain **must** be either NULL or a pointer to a valid instance of VkFragmentShadingRateAttachmentInfoKHR, VkMultisampledRenderToSingleSampledInfoEXT, VkRenderPassCreationControlEXT, VkRenderPassSubpassFeedbackCreateInfoEXT, or VkSubpassDescriptionDepthStencilResolve
- VUID-VkSubpassDescription2-sType-unique
The sType value of each structure in the pNext chain **must** be unique
- VUID-VkSubpassDescription2-flags-parameter
flags **must** be a valid combination of VkSubpassDescriptionFlagBits values
- VUID-VkSubpassDescription2-pipelineBindPoint-parameter
pipelineBindPoint **must** be a valid VkPipelineBindPoint value
- VUID-VkSubpassDescription2-pInputAttachments-parameter
If inputAttachmentCount is not 0, pInputAttachments **must** be a valid pointer to an array of inputAttachmentCount valid VkAttachmentReference2 structures
- VUID-VkSubpassDescription2-pColorAttachments-parameter
If colorAttachmentCount is not 0, pColorAttachments **must** be a valid pointer to an array of colorAttachmentCount valid VkAttachmentReference2 structures

- VUID-VkSubpassDescription2-pResolveAttachments-parameter
If `colorAttachmentCount` is not 0, and `pResolveAttachments` is not `NULL`, `pResolveAttachments` **must** be a valid pointer to an array of `colorAttachmentCount` valid `VkAttachmentReference2` structures
- VUID-VkSubpassDescription2-pDepthStencilAttachment-parameter
If `pDepthStencilAttachment` is not `NULL`, `pDepthStencilAttachment` **must** be a valid pointer to a valid `VkAttachmentReference2` structure
- VUID-VkSubpassDescription2-pPreserveAttachments-parameter
If `preserveAttachmentCount` is not 0, `pPreserveAttachments` **must** be a valid pointer to an array of `preserveAttachmentCount` `uint32_t` values

The `VkSubpassDescriptionDepthStencilResolve` structure is defined as:

WARNING

This functionality is superseded by [Vulkan Version 1.4](#). See [Legacy Functionality](#) for more information.

```
// Provided by VK_VERSION_1_2
typedef struct VkSubpassDescriptionDepthStencilResolve {
    VkStructureType          sType;
    const void*              pNext;
    VkResolveModeFlagBits    depthResolveMode;
    VkResolveModeFlagBits    stencilResolveMode;
    const VkAttachmentReference2* pDepthStencilResolveAttachment;
} VkSubpassDescriptionDepthStencilResolve;
```

```
// Provided by VK_KHR_depth_stencil_resolve
// Equivalent to VkSubpassDescriptionDepthStencilResolve
typedef VkSubpassDescriptionDepthStencilResolve
VkSubpassDescriptionDepthStencilResolveKHR;
```

- `sType` is a `VkStructureType` value identifying this structure.
- `pNext` is `NULL` or a pointer to a structure extending this structure.
- `depthResolveMode` is a `VkResolveModeFlagBits` value describing the depth resolve mode.
- `stencilResolveMode` is a `VkResolveModeFlagBits` value describing the stencil resolve mode.
- `pDepthStencilResolveAttachment` is `NULL` or a pointer to a `VkAttachmentReference2` structure defining the depth/stencil resolve attachment for this subpass and its layout.

If the `pNext` chain of `VkSubpassDescription2` includes a `VkSubpassDescriptionDepthStencilResolve` structure, then that structure describes [multisample resolve operations](#) for the depth/stencil attachment in a subpass. If this structure is not included in the `pNext` chain of `VkSubpassDescription2`, or if it is and either `pDepthStencilResolveAttachment` is `NULL` or its attachment index is `VK_ATTACHMENT_UNUSED`, it indicates that no depth/stencil resolve attachment will be used in the subpass.

Valid Usage

- VUID-VkSubpassDescriptionDepthStencilResolve-pDepthStencilResolveAttachment-03177
If `pDepthStencilResolveAttachment` is not `NULL` and does not have the value `VK_ATTACHMENT_UNUSED`, `pDepthStencilAttachment` **must** not be `NULL` or have the value `VK_ATTACHMENT_UNUSED`
- VUID-VkSubpassDescriptionDepthStencilResolve-pDepthStencilResolveAttachment-03179
If `pDepthStencilResolveAttachment` is not `NULL` and does not have the value `VK_ATTACHMENT_UNUSED`, `pDepthStencilAttachment` **must** not have a sample count of `VK_SAMPLE_COUNT_1_BIT`
- VUID-VkSubpassDescriptionDepthStencilResolve-pDepthStencilResolveAttachment-03180
If `pDepthStencilResolveAttachment` is not `NULL` and does not have the value `VK_ATTACHMENT_UNUSED`, `pDepthStencilResolveAttachment` **must** have a sample count of `VK_SAMPLE_COUNT_1_BIT`
- VUID-VkSubpassDescriptionDepthStencilResolve-pDepthStencilResolveAttachment-02651
If `pDepthStencilResolveAttachment` is not `NULL` and does not have the value `VK_ATTACHMENT_UNUSED` then it **must** have an image format whose `potential format features` contain `VK_FORMAT_FEATURE_DEPTH_STENCIL_ATTACHMENT_BIT`
- VUID-VkSubpassDescriptionDepthStencilResolve-pDepthStencilResolveAttachment-03181
If `pDepthStencilResolveAttachment` is not `NULL` and does not have the value `VK_ATTACHMENT_UNUSED` and `VkFormat` of `pDepthStencilResolveAttachment` has a depth component, then the `VkFormat` of `pDepthStencilAttachment` **must** have a depth component with the same number of bits and `numeric format`
- VUID-VkSubpassDescriptionDepthStencilResolve-pDepthStencilResolveAttachment-03182
If `pDepthStencilResolveAttachment` is not `NULL` and does not have the value `VK_ATTACHMENT_UNUSED`, and `VkFormat` of `pDepthStencilResolveAttachment` has a stencil component, then the `VkFormat` of `pDepthStencilAttachment` **must** have a stencil component with the same number of bits and `numeric format`
- VUID-VkSubpassDescriptionDepthStencilResolve-pDepthStencilResolveAttachment-03178
If `pDepthStencilResolveAttachment` is not `NULL` and does not have the value `VK_ATTACHMENT_UNUSED`, `depthResolveMode` and `stencilResolveMode` **must** not both be `VK_RESOLVE_MODE_NONE`
- VUID-VkSubpassDescriptionDepthStencilResolve-depthResolveMode-03183
If `pDepthStencilResolveAttachment` is not `NULL` and does not have the value `VK_ATTACHMENT_UNUSED` and the `VkFormat` of `pDepthStencilResolveAttachment` has a depth component, then the value of `depthResolveMode` **must** be one of the bits set in `VkPhysicalDeviceDepthStencilResolveProperties::supportedDepthResolveModes` or `VK_RESOLVE_MODE_NONE`
- VUID-VkSubpassDescriptionDepthStencilResolve-stencilResolveMode-03184
If `pDepthStencilResolveAttachment` is not `NULL` and does not have the value `VK_ATTACHMENT_UNUSED` and the `VkFormat` of `pDepthStencilResolveAttachment` has a stencil component, then the value of `stencilResolveMode` **must** be one of the bits set in `VkPhysicalDeviceDepthStencilResolveProperties::supportedStencilResolveModes` or `VK_RESOLVE_MODE_NONE`

- VUID-VkSubpassDescriptionDepthStencilResolve-pDepthStencilResolveAttachment-03185
If `pDepthStencilResolveAttachment` is not `NULL` and does not have the value `VK_ATTACHMENT_UNUSED`, the `VkFormat` of `pDepthStencilResolveAttachment` has both depth and stencil components, `VkPhysicalDeviceDepthStencilResolveProperties::independentResolve` is `VK_FALSE`, and `VkPhysicalDeviceDepthStencilResolveProperties::independentResolveNone` is `VK_FALSE`, then the values of `depthResolveMode` and `stencilResolveMode` **must** be identical
- VUID-VkSubpassDescriptionDepthStencilResolve-pDepthStencilResolveAttachment-03186
If `pDepthStencilResolveAttachment` is not `NULL` and does not have the value `VK_ATTACHMENT_UNUSED`, the `VkFormat` of `pDepthStencilResolveAttachment` has both depth and stencil components, `VkPhysicalDeviceDepthStencilResolveProperties::independentResolve` is `VK_FALSE` and `VkPhysicalDeviceDepthStencilResolveProperties::independentResolveNone` is `VK_TRUE`, then the values of `depthResolveMode` and `stencilResolveMode` **must** be identical or one of them **must** be `VK_RESOLVE_MODE_NONE`
- VUID-VkSubpassDescriptionDepthStencilResolve-pNext-06873
If the `pNext` chain of `VkSubpassDescription2` includes a `VkMultisampledRenderToSingleSampledInfoEXT` structure, the `multisampledRenderToSingleSampledEnable` field is `VK_TRUE`, and `pDepthStencilAttachment` is not `NULL` and does not have the value `VK_ATTACHMENT_UNUSED`, `depthResolveMode` and `stencilResolveMode` **must** not both be `VK_RESOLVE_MODE_NONE`
- VUID-VkSubpassDescriptionDepthStencilResolve-pNext-06874
If the `pNext` chain of `VkSubpassDescription2` includes a `VkMultisampledRenderToSingleSampledInfoEXT` structure whose `multisampledRenderToSingleSampledEnable` field is `VK_TRUE`, and `pDepthStencilAttachment` is not `NULL`, does not have the value `VK_ATTACHMENT_UNUSED`, and has a `VkFormat` that has a depth component, then the value of `depthResolveMode` **must** be one of the bits set in `VkPhysicalDeviceDepthStencilResolveProperties::supportedDepthResolveModes` or `VK_RESOLVE_MODE_NONE`
- VUID-VkSubpassDescriptionDepthStencilResolve-pNext-06875
If the `pNext` chain of `VkSubpassDescription2` includes a `VkMultisampledRenderToSingleSampledInfoEXT` structure whose `multisampledRenderToSingleSampledEnable` field is `VK_TRUE`, and `pDepthStencilAttachment` is not `NULL`, does not have the value `VK_ATTACHMENT_UNUSED`, and has a `VkFormat` with a stencil component, then the value of `stencilResolveMode` **must** be one of the bits set in `VkPhysicalDeviceDepthStencilResolveProperties::supportedStencilResolveModes` or `VK_RESOLVE_MODE_NONE`
- VUID-VkSubpassDescriptionDepthStencilResolve-pNext-06876
If the `pNext` chain of `VkSubpassDescription2` includes a `VkMultisampledRenderToSingleSampledInfoEXT` structure whose `multisampledRenderToSingleSampledEnable` field is `VK_TRUE`, `pDepthStencilAttachment` is not `NULL`, does not have the value `VK_ATTACHMENT_UNUSED`, and has a `VkFormat` with both depth and stencil components, and both `VkPhysicalDeviceDepthStencilResolveProperties::independentResolve` and `VkPhysicalDeviceDepthStencilResolveProperties::independentResolveNone` are `VK_FALSE`, then the values of `depthResolveMode` and `stencilResolveMode` **must** be identical

- VUID-VkSubpassDescriptionDepthStencilResolve-pNext-06877

If the `pNext` chain of `VkSubpassDescription2` includes a `VkMultisampledRenderToSingleSampledInfoEXT` structure whose `multisampledRenderToSingleSampledEnable` field is `VK_TRUE`, `pDepthStencilAttachment` is not `NULL`, does not have the value `VK_ATTACHMENT_UNUSED`, and has a `VkFormat` with both depth and stencil components, `VkPhysicalDeviceDepthStencilResolveProperties::independentResolve` is `VK_FALSE`, and `VkPhysicalDeviceDepthStencilResolveProperties::independentResolveNone` is `VK_TRUE`, then the values of `depthResolveMode` and `stencilResolveMode` **must** be identical or one of them **must** be `VK_RESOLVE_MODE_NONE`

Valid Usage (Implicit)

- VUID-VkSubpassDescriptionDepthStencilResolve-sType-sType
`sType` **must** be `VK_STRUCTURE_TYPE_SUBPASS_DESCRIPTION_DEPTH_STENCIL_RESOLVE`
- VUID-VkSubpassDescriptionDepthStencilResolve-pDepthStencilResolveAttachment-parameter
If `pDepthStencilResolveAttachment` is not `NULL`, `pDepthStencilResolveAttachment` **must** be a valid pointer to a valid `VkAttachmentReference2` structure

Structure Chaining

Extends the structure

- `VkSubpassDescription2`

The `VkFragmentShadingRateAttachmentInfoKHR` structure is defined as:

WARNING

This functionality is superseded by Vulkan Version 1.4 and `VK_KHR_dynamic_rendering_local_read`. See [Legacy Functionality](#) for more information.

```
// Provided by VK_KHR_fragment_shading_rate
typedef struct VkFragmentShadingRateAttachmentInfoKHR {
    VkStructureType           sType;
    const void*               pNext;
    const VkAttachmentReference2* pFragmentShadingRateAttachment;
    VkExtent2D                shadingRateAttachmentTexelSize;
} VkFragmentShadingRateAttachmentInfoKHR;
```

- `sType` is a `VkStructureType` value identifying this structure.
- `pNext` is `NULL` or a pointer to a structure extending this structure.
- `pFragmentShadingRateAttachment` is `NULL` or a pointer to a `VkAttachmentReference2` structure defining the fragment shading rate attachment for this subpass.

- `shadingRateAttachmentTexelSize` specifies the size of the portion of the framebuffer corresponding to each texel in `pFragmentShadingRateAttachment`.

If no shading rate attachment is specified, or if this structure is not specified, the implementation behaves as if a valid shading rate attachment was specified with all texels specifying a single pixel per fragment.

Valid Usage

- VUID-VkFragmentShadingRateAttachmentInfoKHR-pFragmentShadingRateAttachment-04524
If `pFragmentShadingRateAttachment` is not `NULL` and its `attachment` member is not `VK_ATTACHMENT_UNUSED`, its `layout` member **must** be equal to `VK_IMAGE_LAYOUT_GENERAL` or `VK_IMAGE_LAYOUT_FRAGMENT_SHADING_RATE_ATTACHMENT_OPTIMAL_KHR`
- VUID-VkFragmentShadingRateAttachmentInfoKHR-pFragmentShadingRateAttachment-04525
If `pFragmentShadingRateAttachment` is not `NULL` and its `attachment` member is not `VK_ATTACHMENT_UNUSED`, `shadingRateAttachmentTexelSize.width` **must** be a power of two value
- VUID-VkFragmentShadingRateAttachmentInfoKHR-pFragmentShadingRateAttachment-04526
If `pFragmentShadingRateAttachment` is not `NULL` and its `attachment` member is not `VK_ATTACHMENT_UNUSED`, `shadingRateAttachmentTexelSize.width` **must** be less than or equal to `maxFragmentShadingRateAttachmentTexelSize.width`
- VUID-VkFragmentShadingRateAttachmentInfoKHR-pFragmentShadingRateAttachment-04527
If `pFragmentShadingRateAttachment` is not `NULL` and its `attachment` member is not `VK_ATTACHMENT_UNUSED`, `shadingRateAttachmentTexelSize.width` **must** be greater than or equal to `minFragmentShadingRateAttachmentTexelSize.width`
- VUID-VkFragmentShadingRateAttachmentInfoKHR-pFragmentShadingRateAttachment-04528
If `pFragmentShadingRateAttachment` is not `NULL` and its `attachment` member is not `VK_ATTACHMENT_UNUSED`, `shadingRateAttachmentTexelSize.height` **must** be a power of two value
- VUID-VkFragmentShadingRateAttachmentInfoKHR-pFragmentShadingRateAttachment-04529
If `pFragmentShadingRateAttachment` is not `NULL` and its `attachment` member is not `VK_ATTACHMENT_UNUSED`, `shadingRateAttachmentTexelSize.height` **must** be less than or equal to `maxFragmentShadingRateAttachmentTexelSize.height`
- VUID-VkFragmentShadingRateAttachmentInfoKHR-pFragmentShadingRateAttachment-04530
If `pFragmentShadingRateAttachment` is not `NULL` and its `attachment` member is not `VK_ATTACHMENT_UNUSED`, `shadingRateAttachmentTexelSize.height` **must** be greater than or equal to `minFragmentShadingRateAttachmentTexelSize.height`

- VUID-VkFragmentShadingRateAttachmentInfoKHR-pFragmentShadingRateAttachment-04531

If `pFragmentShadingRateAttachment` is not `NULL` and its `attachment` member is not `VK_ATTACHMENT_UNUSED`, the quotient of `shadingRateAttachmentTexelSize.width` and `shadingRateAttachmentTexelSize.height` **must** be less than or equal to `maxFragmentShadingRateAttachmentTexelSizeAspectRatio`

- VUID-VkFragmentShadingRateAttachmentInfoKHR-pFragmentShadingRateAttachment-04532

If `pFragmentShadingRateAttachment` is not `NULL` and its `attachment` member is not `VK_ATTACHMENT_UNUSED`, the quotient of `shadingRateAttachmentTexelSize.height` and `shadingRateAttachmentTexelSize.width` **must** be less than or equal to `maxFragmentShadingRateAttachmentTexelSizeAspectRatio`

Valid Usage (Implicit)

- VUID-VkFragmentShadingRateAttachmentInfoKHR-sType-sType

`sType` **must** be `VK_STRUCTURE_TYPE_FRAGMENT_SHADING_RATE_ATTACHMENT_INFO_KHR`

- VUID-VkFragmentShadingRateAttachmentInfoKHR-pFragmentShadingRateAttachment-parameter

If `pFragmentShadingRateAttachment` is not `NULL`, `pFragmentShadingRateAttachment` **must** be a valid pointer to a valid `VkAttachmentReference2` structure

Structure Chaining

Extends the structure

- `VkSubpassDescription2`

If the `pNext` chain of `VkSubpassDescription2` or `VkRenderingInfo` includes a `VkMultisampledRenderToSingleSampledInfoEXT` structure, then that structure describes how multisampled rendering is performed on single sampled attachments in that subpass.

The `VkMultisampledRenderToSingleSampledInfoEXT` structure is defined as:

```
// Provided by VK_EXT_multisampled_render_to_single_sampled
typedef struct VkMultisampledRenderToSingleSampledInfoEXT {
    VkStructureType    sType;
    const void*        pNext;
    VkBool32           multisampledRenderToSingleSampledEnable;
    VkSampleCountFlagBits rasterizationSamples;
} VkMultisampledRenderToSingleSampledInfoEXT;
```

- `sType` is a `VkStructureType` value identifying this structure.

- `pNext` is `NULL` or a pointer to a structure extending this structure.
- `multisampledRenderToSingleSampledEnable` controls whether multisampled rendering to single-sampled attachments is performed as described [below](#).
- `rasterizationSamples` is a `VkSampleCountFlagBits` specifying the number of samples used in rasterization.

Valid Usage

- VUID-VkMultisampledRenderToSingleSampledInfoEXT-rasterizationSamples-06878
The value of `rasterizationSamples` **must** not be `VK_SAMPLE_COUNT_1_BIT`
- VUID-VkMultisampledRenderToSingleSampledInfoEXT-pNext-06880
If added to the `pNext` chain of `VkRenderingInfo`, each `imageView` member of any element of `VkRenderingInfo::pColorAttachments`, `VkRenderingInfo::pDepthAttachment`, or `VkRenderingInfo::pStencilAttachment` that is not `VK_NULL_HANDLE` **must** have a format that supports the sample count specified in `rasterizationSamples`

Valid Usage (Implicit)

- VUID-VkMultisampledRenderToSingleSampledInfoEXT-sType-sType
`sType` **must** be `VK_STRUCTURE_TYPE_MULTISAMPLED_RENDER_TO_SINGLE_SAMPLED_INFO_EXT`
- VUID-VkMultisampledRenderToSingleSampledInfoEXT-rasterizationSamples-parameter
`rasterizationSamples` **must** be a valid `VkSampleCountFlagBits` value

Structure Chaining

Extends the structures

- `VkRenderingInfo`
- `VkSubpassDescription2`

If the `pNext` chain of `VkSubpassDescription2` or `VkRenderingInfo` includes a `VkMultisampledRenderToSingleSampledInfoEXT` structure whose `multisampledRenderToSingleSampledEnable` field is `VK_TRUE`, the graphics pipelines **must** have `VkGraphicsPipelineCreateInfo::rasterizationSamples` equal to `VkMultisampledRenderToSingleSampledInfoEXT::rasterizationSamples`, and the subpass attachments **can** have a sample count of `VK_SAMPLE_COUNT_1_BIT`. For attachments with a sample count of `VK_SAMPLE_COUNT_1_BIT`, multisampled rendering is performed to an intermediate multisampled image with `VkMultisampledRenderToSingleSampledInfoEXT::rasterizationSamples` samples, implicitly allocated by the implementation for the duration of the subpass. For such attachments:

- If `loadOp` equals to `VK_ATTACHMENT_LOAD_OP_LOAD`, samples of the implicit image are initialized by replicating the value from the corresponding pixel in the attachment.

- If `storeOp` or `stencilStoreOp` is equal to `VK_ATTACHMENT_STORE_OP_STORE`, the implicit image is implicitly resolved prior to storage in the attachment.

Memory constraints due to high primitive counts **may** result in an implicit split of the subpass. This is the equivalent of partial rasterization of geometry in a render pass that ends in `storeOp` and `stencilStoreOp` equal to `VK_ATTACHMENT_STORE_OP_STORE`, followed by another render pass with `loadOp` and `stencilLoadOp` equal to `VK_ATTACHMENT_LOAD_OP_LOAD` with appropriate barriers in between. When `VkMultisampledRenderToSingleSampledInfoEXT` is used, the implementation is allowed to resolve attachments with a sample count of `VK_SAMPLE_COUNT_1_BIT` and lose multisampled data on such splits. The implementation **may** similarly split the render pass at subpass boundaries even if they use the same value for `VkMultisampledRenderToSingleSampledInfoEXT::rasterizationSamples`.

The `VkAttachmentReference2` structure is defined as:

WARNING

This functionality is superseded by [Vulkan Version 1.4](#). See [Legacy Functionality](#) for more information.

```
// Provided by VK_VERSION_1_2
typedef struct VkAttachmentReference2 {
    VkStructureType    sType;
    const void*        pNext;
    uint32_t           attachment;
    VkImageLayout       layout;
    VkImageAspectFlags aspectMask;
} VkAttachmentReference2;
```

```
// Provided by VK_KHR_create_renderpass2
// Equivalent to VkAttachmentReference2
typedef VkAttachmentReference2 VkAttachmentReference2KHR;
```

- `sType` is a `VkStructureType` value identifying this structure.
- `pNext` is `NULL` or a pointer to a structure extending this structure.
- `attachment` is either an integer value identifying an attachment at the corresponding index in `VkRenderPassCreateInfo2::pAttachments`, or `VK_ATTACHMENT_UNUSED` to signify that this attachment is not used.
- `layout` is a `VkImageLayout` value specifying the layout the attachment uses during the subpass.
- `aspectMask` is a mask of which aspect(s) **can** be accessed within the specified subpass as an input attachment.

Parameters defined by this structure with the same name as those in `VkAttachmentReference` have the identical effect to those parameters.

`aspectMask` is ignored when this structure is used to describe anything other than an input attachment reference.

If the `separateDepthStencilLayouts` feature is enabled, and `attachment` has a depth/stencil format, `layout` **can** be set to a layout that only specifies the layout of the depth aspect.

If `layout` only specifies the layout of the depth aspect of the attachment, the layout of the stencil aspect is specified by the `stencilLayout` member of a `VkAttachmentReferenceStencilLayout` structure included in the `pNext` chain. Otherwise, `layout` describes the layout for all relevant image aspects.

Valid Usage

- VUID-VkAttachmentReference2-layout-03077

If `attachment` is not `VK_ATTACHMENT_UNUSED`, `layout` **must** not be `VK_IMAGE_LAYOUT_UNDEFINED`, `VK_IMAGE_LAYOUT_ZERO_INITIALIZED_EXT`, `VK_IMAGE_LAYOUT_PREINITIALIZED`, or `VK_IMAGE_LAYOUT_PRESENT_SRC_KHR`

- VUID-VkAttachmentReference2-separateDepthStencilLayouts-03313

If the `separateDepthStencilLayouts` feature is not enabled, and `attachment` is not `VK_ATTACHMENT_UNUSED`, `layout` **must** not be `VK_IMAGE_LAYOUT_DEPTH_ATTACHMENT_OPTIMAL`, `VK_IMAGE_LAYOUT_DEPTH_READ_ONLY_OPTIMAL`, `VK_IMAGE_LAYOUT_STENCIL_ATTACHMENT_OPTIMAL`, or `VK_IMAGE_LAYOUT_STENCIL_READ_ONLY_OPTIMAL`,

- VUID-VkAttachmentReference2-synchronization2-06910

If the `synchronization2` feature is not enabled, `layout` **must** not be `VK_IMAGE_LAYOUT_ATTACHMENT_OPTIMAL_KHR` or `VK_IMAGE_LAYOUT_READ_ONLY_OPTIMAL_KHR`

- VUID-VkAttachmentReference2-attachmentFeedbackLoopLayout-07311

If the `attachmentFeedbackLoopLayout` feature is not enabled, `layout` **must** not be `VK_IMAGE_LAYOUT_ATTACHMENT_FEEDBACK_LOOP_OPTIMAL_EXT`

- VUID-VkAttachmentReference2-dynamicRenderingLocalRead-09546

If the `dynamicRenderingLocalRead` feature is not enabled, `layout` **must** not be `VK_IMAGE_LAYOUT_RENDERING_LOCAL_READ`

Valid Usage (Implicit)

- VUID-VkAttachmentReference2-sType-sType

`sType` **must** be `VK_STRUCTURE_TYPE_ATTACHMENT_REFERENCE_2`

- VUID-VkAttachmentReference2-pNext-pNext

`pNext` **must** be `NULL` or a pointer to a valid instance of `VkAttachmentReferenceStencilLayout`

- VUID-VkAttachmentReference2-sType-unique

The `sType` value of each structure in the `pNext` chain **must** be unique

- VUID-VkAttachmentReference2-layout-parameter

`layout` **must** be a valid `VkImageLayout` value

The `VkAttachmentReferenceStencilLayout` structure is defined as:

```
// Provided by VK_VERSION_1_2
typedef struct VkAttachmentReferenceStencilLayout {
    VkStructureType    sType;
    void*              pNext;
    VkImageLayout      stencilLayout;
} VkAttachmentReferenceStencilLayout;
```

```
// Provided by VK_KHR_separate_depth_stencil_layouts
// Equivalent to VkAttachmentReferenceStencilLayout
typedef VkAttachmentReferenceStencilLayout VkAttachmentReferenceStencilLayoutKHR;
```

- `sType` is a `VkStructureType` value identifying this structure.
- `pNext` is `NULL` or a pointer to a structure extending this structure.
- `stencilLayout` is a `VkImageLayout` value specifying the layout the stencil aspect of the attachment uses during the subpass.

Valid Usage

- VUID-VkAttachmentReferenceStencilLayout-stencilLayout-03318
`stencilLayout` **must** not be `VK_IMAGE_LAYOUT_UNDEFINED`,
`VK_IMAGE_LAYOUT_PREINITIALIZED`,
`VK_IMAGE_LAYOUT_COLOR_ATTACHMENT_OPTIMAL`,
`VK_IMAGE_LAYOUT_DEPTH_ATTACHMENT_OPTIMAL`,
`VK_IMAGE_LAYOUT_DEPTH_READ_ONLY_OPTIMAL`,
`VK_IMAGE_LAYOUT_DEPTH_STENCIL_ATTACHMENT_OPTIMAL`,
`VK_IMAGE_LAYOUT_DEPTH_STENCIL_READ_ONLY_OPTIMAL`,
`VK_IMAGE_LAYOUT_DEPTH_ATTACHMENT_STENCIL_READ_ONLY_OPTIMAL`,
`VK_IMAGE_LAYOUT_DEPTH_READ_ONLY_STENCIL_ATTACHMENT_OPTIMAL`, or
`VK_IMAGE_LAYOUT_PRESENT_SRC_KHR`

Valid Usage (Implicit)

- VUID-VkAttachmentReferenceStencilLayout-sType-sType
`sType` **must** be `VK_STRUCTURE_TYPE_ATTACHMENT_REFERENCE_STENCIL_LAYOUT`
- VUID-VkAttachmentReferenceStencilLayout-stencilLayout-parameter
`stencilLayout` **must** be a valid `VkImageLayout` value

Structure Chaining

Extends the structure

- [VkAttachmentReference2](#)

The [VkSubpassDependency2](#) structure is defined as:

WARNING

This functionality is superseded by [Vulkan Version 1.4](#). See [Legacy Functionality](#) for more information.

```
// Provided by VK_VERSION_1_2
typedef struct VkSubpassDependency2 {
    VkStructureType    sType;
    const void*        pNext;
    uint32_t           srcSubpass;
    uint32_t           dstSubpass;
    VkPipelineStageFlags srcStageMask;
    VkPipelineStageFlags dstStageMask;
    VkAccessFlags       srcAccessMask;
    VkAccessFlags       dstAccessMask;
    VkDependencyFlags    dependencyFlags;
    int32_t             viewOffset;
} VkSubpassDependency2;
```

```
// Provided by VK_KHR_create_renderpass2
// Equivalent to VkSubpassDependency2
typedef VkSubpassDependency2 VkSubpassDependency2KHR;
```

- **sType** is a [VkStructureType](#) value identifying this structure.
- **pNext** is `NULL` or a pointer to a structure extending this structure.
- **srcSubpass** is the subpass index of the first subpass in the dependency, or [VK_SUBPASS_EXTERNAL](#).
- **dstSubpass** is the subpass index of the second subpass in the dependency, or [VK_SUBPASS_EXTERNAL](#).
- **srcStageMask** is a bitmask of [VkPipelineStageFlagBits](#) specifying the [source stage mask](#). If set to [VK_PIPELINE_STAGE_ALL_COMMANDS_BIT](#), it is equivalent to setting it to [VK_PIPELINE_STAGE_ALL_GRAPHICS_BIT](#).
- **dstStageMask** is a bitmask of [VkPipelineStageFlagBits](#) specifying the [destination stage mask](#). If set to [VK_PIPELINE_STAGE_ALL_COMMANDS_BIT](#), it is equivalent to setting it to [VK_PIPELINE_STAGE_ALL_GRAPHICS_BIT](#).
- **srcAccessMask** is a bitmask of [VkAccessFlagBits](#) specifying a [source access mask](#).
- **dstAccessMask** is a bitmask of [VkAccessFlagBits](#) specifying a [destination access mask](#).

- `dependencyFlags` is a bitmask of `VkDependencyFlagBits`.
- `viewOffset` controls which views in the source subpass the views in the destination subpass depend on.

Parameters defined by this structure with the same name as those in `VkSubpassDependency` have the identical effect to those parameters.

`viewOffset` has the same effect for the described subpass dependency as `VkRenderPassMultiviewCreateInfo::pViewOffsets` has on each corresponding subpass dependency.

If a `VkMemoryBarrier2` is included in the `pNext` chain, `srcStageMask`, `dstStageMask`, `srcAccessMask`, and `dstAccessMask` parameters are ignored. The synchronization and access scopes instead are defined by the parameters of `VkMemoryBarrier2`. If either `srcStageMask` or `dstStageMask` are set to `VK_PIPELINE_STAGE_ALL_COMMANDS_BIT`, it is equivalent to setting `VK_PIPELINE_STAGE_ALL_GRAPHICS_BIT`.

Valid Usage

- VUID-VkSubpassDependency2-srcStageMask-04090
If the `geometryShader` feature is not enabled, `srcStageMask` **must** not contain `VK_PIPELINE_STAGE_GEOMETRY_SHADER_BIT`
- VUID-VkSubpassDependency2-srcStageMask-04091
If the `tessellationShader` feature is not enabled, `srcStageMask` **must** not contain `VK_PIPELINE_STAGE_TESSELLATION_CONTROL_SHADER_BIT` or `VK_PIPELINE_STAGE_TESSELLATION_EVALUATION_SHADER_BIT`
- VUID-VkSubpassDependency2-srcStageMask-04092
If the `conditionalRendering` feature is not enabled, `srcStageMask` **must** not contain `VK_PIPELINE_STAGE_CONDITIONAL_RENDERING_BIT_EXT`
- VUID-VkSubpassDependency2-srcStageMask-04093
If the `fragmentDensityMap` feature is not enabled, `srcStageMask` **must** not contain `VK_PIPELINE_STAGE_FRAGMENT_DENSITY_PROCESS_BIT_EXT`
- VUID-VkSubpassDependency2-srcStageMask-04094
If the `transformFeedback` feature is not enabled, `srcStageMask` **must** not contain `VK_PIPELINE_STAGE_TRANSFORM_FEEDBACK_BIT_EXT`
- VUID-VkSubpassDependency2-srcStageMask-04095
If the `meshShader` feature is not enabled, `srcStageMask` **must** not contain `VK_PIPELINE_STAGE_MESH_SHADER_BIT_EXT`
- VUID-VkSubpassDependency2-srcStageMask-04096
If the `taskShader` feature is not enabled, `srcStageMask` **must** not contain `VK_PIPELINE_STAGE_TASK_SHADER_BIT_EXT`
- VUID-VkSubpassDependency2-srcStageMask-07318
If neither of the `shadingRateImage` or the `attachmentFragmentShadingRate` features are enabled, `srcStageMask` **must** not contain `VK_PIPELINE_STAGE_FRAGMENT_SHADING_RATE_ATTACHMENT_BIT_KHR`
- VUID-VkSubpassDependency2-srcStageMask-03937

If the `synchronization2` feature is not enabled, `srcStageMask` **must** not be 0

- VUID-VkSubpassDependency2-srcStageMask-07949

If neither the `VK_NV_ray_tracing` extension or the `rayTracingPipeline` feature are enabled, `srcStageMask` **must** not contain `VK_PIPELINE_STAGE_RAY_TRACING_SHADER_BIT_KHR`

- VUID-VkSubpassDependency2-srcStageMask-10754

If the `accelerationStructure` feature is not enabled, `srcStageMask` **must** not contain `VK_PIPELINE_STAGE_ACCELERATION_STRUCTURE_BUILD_BIT_KHR`

- VUID-VkSubpassDependency2-dstStageMask-04090

If the `geometryShader` feature is not enabled, `dstStageMask` **must** not contain `VK_PIPELINE_STAGE_GEOMETRY_SHADER_BIT`

- VUID-VkSubpassDependency2-dstStageMask-04091

If the `tessellationShader` feature is not enabled, `dstStageMask` **must** not contain `VK_PIPELINE_STAGE_TESSELLATION_CONTROL_SHADER_BIT` or `VK_PIPELINE_STAGE_TESSELLATION_EVALUATION_SHADER_BIT`

- VUID-VkSubpassDependency2-dstStageMask-04092

If the `conditionalRendering` feature is not enabled, `dstStageMask` **must** not contain `VK_PIPELINE_STAGE_CONDITIONAL_RENDERING_BIT_EXT`

- VUID-VkSubpassDependency2-dstStageMask-04093

If the `fragmentDensityMap` feature is not enabled, `dstStageMask` **must** not contain `VK_PIPELINE_STAGE_FRAGMENT_DENSITY_PROCESS_BIT_EXT`

- VUID-VkSubpassDependency2-dstStageMask-04094

If the `transformFeedback` feature is not enabled, `dstStageMask` **must** not contain `VK_PIPELINE_STAGE_TRANSFORM_FEEDBACK_BIT_EXT`

- VUID-VkSubpassDependency2-dstStageMask-04095

If the `meshShader` feature is not enabled, `dstStageMask` **must** not contain `VK_PIPELINE_STAGE_MESH_SHADER_BIT_EXT`

- VUID-VkSubpassDependency2-dstStageMask-04096

If the `taskShader` feature is not enabled, `dstStageMask` **must** not contain `VK_PIPELINE_STAGE_TASK_SHADER_BIT_EXT`

- VUID-VkSubpassDependency2-dstStageMask-07318

If neither of the `shadingRateImage` or the `attachmentFragmentShadingRate` features are enabled, `dstStageMask` **must** not contain `VK_PIPELINE_STAGE_FRAGMENT_SHADING_RATE_ATTACHMENT_BIT_KHR`

- VUID-VkSubpassDependency2-dstStageMask-03937

If the `synchronization2` feature is not enabled, `dstStageMask` **must** not be 0

- VUID-VkSubpassDependency2-dstStageMask-07949

If neither the `VK_NV_ray_tracing` extension or the `rayTracingPipeline` feature are enabled, `dstStageMask` **must** not contain `VK_PIPELINE_STAGE_RAY_TRACING_SHADER_BIT_KHR`

- VUID-VkSubpassDependency2-dstStageMask-10754

If the `accelerationStructure` feature is not enabled, `dstStageMask` **must** not contain `VK_PIPELINE_STAGE_ACCELERATION_STRUCTURE_BUILD_BIT_KHR`

- VUID-VkSubpassDependency2-srcSubpass-03084

srcSubpass **must** be less than or equal to **dstSubpass**, unless one of them is **VK_SUBPASS_EXTERNAL**, to avoid cyclic dependencies and ensure a valid execution order

- VUID-VkSubpassDependency2-srcSubpass-03085
srcSubpass and **dstSubpass** **must** not both be equal to **VK_SUBPASS_EXTERNAL**
- VUID-VkSubpassDependency2-srcSubpass-06810
If **srcSubpass** is equal to **dstSubpass** and **srcStageMask** includes a **framebuffer-space** stage, **dstStageMask** **must** only contain **framebuffer-space** stages
- VUID-VkSubpassDependency2-srcAccessMask-03088
Any access flag included in **srcAccessMask** **must** be supported by one of the pipeline stages in **srcStageMask**, as specified in the [table of supported access types](#)
- VUID-VkSubpassDependency2-dstAccessMask-03089
Any access flag included in **dstAccessMask** **must** be supported by one of the pipeline stages in **dstStageMask**, as specified in the [table of supported access types](#)
- VUID-VkSubpassDependency2-dependencyFlags-03090
If **dependencyFlags** includes **VK_DEPENDENCY_VIEW_LOCAL_BIT**, **srcSubpass** **must** not be equal to **VK_SUBPASS_EXTERNAL**
- VUID-VkSubpassDependency2-dependencyFlags-03091
If **dependencyFlags** includes **VK_DEPENDENCY_VIEW_LOCAL_BIT**, **dstSubpass** **must** not be equal to **VK_SUBPASS_EXTERNAL**
- VUID-VkSubpassDependency2-srcSubpass-02245
If **srcSubpass** equals **dstSubpass**, and **srcStageMask** and **dstStageMask** both include a **framebuffer-space** stage, then **dependencyFlags** **must** include **VK_DEPENDENCY_BY_REGION_BIT**
- VUID-VkSubpassDependency2-viewOffset-02530
If **viewOffset** is not equal to 0, **srcSubpass** **must** not be equal to **dstSubpass**
- VUID-VkSubpassDependency2-dependencyFlags-03092
If **dependencyFlags** does not include **VK_DEPENDENCY_VIEW_LOCAL_BIT**, **viewOffset** **must** be 0
- VUID-VkSubpassDependency2-dependencyFlags-10204
dependencyFlags **must** not include **VK_DEPENDENCY_QUEUE_FAMILY_OWNERSHIP_TRANSFER_USE_ALL_STAGES_BIT_KHR**

Valid Usage (Implicit)

- VUID-VkSubpassDependency2-sType-sType
sType **must** be **VK_STRUCTURE_TYPE_SUBPASS_DEPENDENCY_2**
- VUID-VkSubpassDependency2-pNext-pNext
Each **pNext** member of any structure (including this one) in the **pNext** chain **must** be either **NULL** or a pointer to a valid instance of **VkMemoryBarrier2** or **VkMemoryBarrierAccessFlags3KHR**
- VUID-VkSubpassDependency2-sType-unique
The **sType** value of each structure in the **pNext** chain **must** be unique

- VUID-VkSubpassDependency2-srcStageMask-parameter
srcStageMask **must** be a valid combination of [VkPipelineStageFlagBits](#) values
- VUID-VkSubpassDependency2-dstStageMask-parameter
dstStageMask **must** be a valid combination of [VkPipelineStageFlagBits](#) values
- VUID-VkSubpassDependency2-srcAccessMask-parameter
srcAccessMask **must** be a valid combination of [VkAccessFlagBits](#) values
- VUID-VkSubpassDependency2-dstAccessMask-parameter
dstAccessMask **must** be a valid combination of [VkAccessFlagBits](#) values
- VUID-VkSubpassDependency2-dependencyFlags-parameter
dependencyFlags **must** be a valid combination of [VkDependencyFlagBits](#) values

To destroy a render pass, call:

WARNING

This functionality is superseded by [Vulkan Version 1.4](#). See [Legacy Functionality](#) for more information.

```
// Provided by VK_VERSION_1_0
void vkDestroyRenderPass(
    VkDevice          device,
    VkRenderPass      renderPass,
    const VkAllocationCallbacks* pAllocator);
```

- **device** is the logical device that destroys the render pass.
- **renderPass** is the handle of the render pass to destroy.
- **pAllocator** controls host memory allocation as described in the [Memory Allocation](#) chapter.

Valid Usage

- VUID-vkDestroyRenderPass-renderPass-00873
All submitted commands that refer to **renderPass** **must** have completed execution
- VUID-vkDestroyRenderPass-renderPass-00874
If **VkAllocationCallbacks** were provided when **renderPass** was created, a compatible set of callbacks **must** be provided here
- VUID-vkDestroyRenderPass-renderPass-00875
If no **VkAllocationCallbacks** were provided when **renderPass** was created, **pAllocator** **must** be **NULL**

Valid Usage (Implicit)

- VUID-vkDestroyRenderPass-device-parameter
device **must** be a valid [VkDevice](#) handle

- VUID-vkDestroyRenderPass-renderPass-parameter
If `renderPass` is not `VK_NULL_HANDLE`, `renderPass` **must** be a valid `VkRenderPass` handle
- VUID-vkDestroyRenderPass-pAllocator-parameter
If `pAllocator` is not `NULL`, `pAllocator` **must** be a valid pointer to a valid `VkAllocationCallbacks` structure
- VUID-vkDestroyRenderPass-renderPass-parent
If `renderPass` is a valid handle, it **must** have been created, allocated, or retrieved from `device`

Host Synchronization

- Host access to `renderPass` **must** be externally synchronized

8.3. Render Pass Compatibility

Framebuffers and graphics pipelines are created based on a specific render pass object. They **must** only be used with that render pass object, or one compatible with it.

Two attachment references are compatible if they have matching format and sample count, or are both `VK_ATTACHMENT_UNUSED`.

Two arrays of attachment references are compatible if all corresponding pairs of attachments are compatible. If the arrays are of different lengths, attachment references not present in the smaller array are treated as `VK_ATTACHMENT_UNUSED`. If the pointer that would contain the reference is `NULL`, the attachment reference is treated as `VK_ATTACHMENT_UNUSED`.

Two render passes are compatible if their corresponding color, input, resolve, and depth/stencil attachment references are compatible and if they are otherwise identical except for:

- Initial and final image layout in attachment descriptions
- Load and store operations in attachment descriptions
- Image layout in attachment references
- The `VK_ATTACHMENT_DESCRIPTION_RESOLVE_SKIP_TRANSFER_FUNCTION_BIT_KHR` inclusion of
- The `VK_ATTACHMENT_DESCRIPTION_RESOLVE_ENABLE_TRANSFER_FUNCTION_BIT_KHR` inclusion of

As an additional special case, if two render passes have a single subpass, the resolve attachment reference and depth/stencil resolve mode compatibility requirements are ignored.

A framebuffer is compatible with a render pass if it was created using the same render pass or a compatible render pass.

8.4. Framebuffers

Render passes operate in conjunction with *framebuffers*. Framebuffers represent a collection of specific memory attachments that a render pass instance uses.

Framebuffers are represented by `VkFramebuffer` handles:

WARNING

This functionality is superseded by [Vulkan Version 1.4](#). See [Legacy Functionality](#) for more information.

```
// Provided by VK_VERSION_1_0
VK_DEFINE_NON_DISPATCHABLE_HANDLE(VkFramebuffer)
```

To create a framebuffer, call:

WARNING

This functionality is superseded by [Vulkan Version 1.4](#). See [Legacy Functionality](#) for more information.

```
// Provided by VK_VERSION_1_0
VkResult vkCreateFramebuffer(
    VkDevice                                device,
    const VkFramebufferCreateInfo*          pCreateInfo,
    const VkAllocationCallbacks*            pAllocator,
    VkFramebuffer*                          pFramebuffer);
```

- `device` is the logical device that creates the framebuffer.
- `pCreateInfo` is a pointer to a `VkFramebufferCreateInfo` structure describing additional information about framebuffer creation.
- `pAllocator` controls host memory allocation as described in the [Memory Allocation](#) chapter.
- `pFramebuffer` is a pointer to a `VkFramebuffer` handle in which the resulting framebuffer object is returned.

Valid Usage

- VUID-vkCreateFramebuffer-device-10002
`device` **must** support at least one queue family with the `VK_QUEUE_GRAPHICS_BIT` capability
- VUID-vkCreateFramebuffer-pCreateInfo-02777
If `pCreateInfo->flags` does not include `VK_FRAMEBUFFER_CREATE_IMAGELESS_BIT`, and `attachmentCount` is not 0, each element of `pCreateInfo->pAttachments` **must** have been created on `device`

Valid Usage (Implicit)

- VUID-vkCreateFramebuffer-device-parameter
device **must** be a valid [VkDevice](#) handle
- VUID-vkCreateFramebuffer-pCreateInfo-parameter
pCreateInfo **must** be a valid pointer to a valid [VkFramebufferCreateInfo](#) structure
- VUID-vkCreateFramebuffer-pAllocator-parameter
If **pAllocator** is not **NULL**, **pAllocator** **must** be a valid pointer to a valid [VkAllocationCallbacks](#) structure
- VUID-vkCreateFramebuffer-pFramebuffer-parameter
pFramebuffer **must** be a valid pointer to a [VkFramebuffer](#) handle
- VUID-vkCreateFramebuffer-device-queuecount
The device **must** have been created with at least **1** queue

Return Codes

Success

- [VK_SUCCESS](#)

Failure

- [VK_ERROR_OUT_OF_DEVICE_MEMORY](#)
- [VK_ERROR_OUT_OF_HOST_MEMORY](#)
- [VK_ERROR_UNKNOWN](#)
- [VK_ERROR_VALIDATION_FAILED](#)

The [VkFramebufferCreateInfo](#) structure is defined as:

WARNING

This functionality is superseded by [Vulkan Version 1.4](#). See [Legacy Functionality](#) for more information.

```
// Provided by VK_VERSION_1_0
typedef struct VkFramebufferCreateInfo {
    VkStructureType    sType;
    const void*        pNext;
    VkFramebufferCreateFlags flags;
    VkRenderPass        renderPass;
    uint32_t            attachmentCount;
    const VkImageView*  pAttachments;
    uint32_t            width;
    uint32_t            height;
    uint32_t            layers;
} VkFramebufferCreateInfo;
```


- `sType` is a `VkStructureType` value identifying this structure.
- `pNext` is `NULL` or a pointer to a structure extending this structure.
- `flags` is a bitmask of `VkFramebufferCreateFlagBits`
- `renderPass` is a render pass defining what render passes the framebuffer will be compatible with. See [Render Pass Compatibility](#) for details. The implementation **must** not access this object outside of the duration of the command this structure is passed to.
- `attachmentCount` is the number of attachments.
- `pAttachments` is a pointer to an array of `VkImageView` handles, each of which will be used as the corresponding attachment in a render pass instance. If `flags` includes `VK_FRAMEBUFFER_CREATE_IMAGELESS_BIT`, this parameter is ignored.
- `width`, `height` and `layers` define the dimensions of the framebuffer. If the render pass uses multiview, then `layers` **must** be one and each attachment requires a number of layers that is greater than the maximum bit index set in the view mask in the subpasses in which it is used.

For any depth/stencil attachments used by this framebuffer in `pAttachments`, or set later through `VkRenderPassAttachmentBeginInfoKHR::pAttachments`, the `aspectMask` is ignored.

It is legal for a subpass to use no color or depth/stencil attachments, either because it has no attachment references or because all of them are `VK_ATTACHMENT_UNUSED`. This kind of subpass **can** use shader side effects such as image stores and atomics to produce an output. In this case, the subpass continues to use the `width`, `height`, and `layers` of the framebuffer to define the dimensions of the rendering area, and the `rasterizationSamples` from each pipeline's `VkPipelineMultisampleStateCreateInfo` to define the number of samples used in rasterization; however, if `VkPhysicalDeviceFeatures::variableMultisampleRate` is `VK_FALSE`, then all pipelines to be bound with the subpass **must** have the same value for `VkPipelineMultisampleStateCreateInfo::rasterizationSamples`. In all such cases, `rasterizationSamples` **must** be a valid `VkSampleCountFlagBits` value that is set in `VkPhysicalDeviceLimits::framebufferNoAttachmentsSampleCounts`.

Valid Usage

- VUID-VkFramebufferCreateInfo-attachmentCount-00876
`attachmentCount` **must** be equal to the attachment count specified in `renderPass`
- VUID-VkFramebufferCreateInfo-flags-02778
If `flags` does not include `VK_FRAMEBUFFER_CREATE_IMAGELESS_BIT` and `attachmentCount` is not 0, `pAttachments` **must** be a valid pointer to an array of `attachmentCount` valid `VkImageView` handles
- VUID-VkFramebufferCreateInfo-pAttachments-00877
If `flags` does not include `VK_FRAMEBUFFER_CREATE_IMAGELESS_BIT`, each element of `pAttachments` that is used as a color attachment or resolve attachment by `renderPass` **must** have been created with the `VK_IMAGE_USAGE_COLOR_ATTACHMENT_BIT` usage flag set
- VUID-VkFramebufferCreateInfo-pAttachments-02633
If `flags` does not include `VK_FRAMEBUFFER_CREATE_IMAGELESS_BIT`, each element of `pAttachments` that is used as a depth/stencil attachment by `renderPass` **must** have been

created with the `VK_IMAGE_USAGE_DEPTH_STENCIL_ATTACHMENT_BIT` usage flag set

- VUID-VkFramebufferCreateInfo-pAttachments-02634

If `flags` does not include `VK_FRAMEBUFFER_CREATE_IMAGELESS_BIT`, each element of `pAttachments` that is used as a depth/stencil resolve attachment by `renderPass` **must** have been created with the `VK_IMAGE_USAGE_DEPTH_STENCIL_ATTACHMENT_BIT` usage flag set

- VUID-VkFramebufferCreateInfo-pAttachments-00879

If `renderpass` is not `VK_NULL_HANDLE`, `flags` does not include `VK_FRAMEBUFFER_CREATE_IMAGELESS_BIT`, each element of `pAttachments` that is used as an input attachment by `renderPass` **must** have been created with the `VK_IMAGE_USAGE_INPUT_ATTACHMENT_BIT` usage flag set

- VUID-VkFramebufferCreateInfo-pAttachments-02552

Each element of `pAttachments` that is used as a fragment density map attachment by `renderPass` **must** not have been created with a `flags` value including `VK_IMAGE_CREATE_SUBSAMPLED_BIT_EXT`

- VUID-VkFramebufferCreateInfo-renderPass-02553

If `renderPass` has a fragment density map attachment and the `fragmentDensityMapNonSubsampledImages` feature is not enabled, each element of `pAttachments` **must** have been created with a `flags` value including `VK_IMAGE_CREATE_SUBSAMPLED_BIT_EXT` unless that element is the fragment density map attachment

- VUID-VkFramebufferCreateInfo-renderPass-10830

If `renderPass` was created with `VK_RENDER_PASS_CREATE_PER_LAYER_FRAGMENT_DENSITY_BIT_VALVE`, then `layers` **must** be less than or equal to `maxFragmentDensityMapLayers`

- VUID-VkFramebufferCreateInfo-pAttachments-12327

If `flags` does not include `VK_FRAMEBUFFER_CREATE_IMAGELESS_BIT`, then each element of `pAttachments` that is used as a resolve attachment by `renderPass` **must** not be bound to a `VkDeviceMemory` object allocated from a `VkMemoryHeap` with the `VK_MEMORY_HEAP_TILE_MEMORY_BIT_QCOM` property

- VUID-VkFramebufferCreateInfo-pAttachments-00880

If `flags` does not include `VK_FRAMEBUFFER_CREATE_IMAGELESS_BIT`, each element of `pAttachments` **must** have been created with a `VkFormat` value that matches the `VkFormat` specified by the corresponding `VkAttachmentDescription` in `renderPass`

- VUID-VkFramebufferCreateInfo-pAttachments-00881

If `flags` does not include `VK_FRAMEBUFFER_CREATE_IMAGELESS_BIT`, each element of `pAttachments` **must** have been created with a `samples` value that matches the `samples` value specified by the corresponding `VkAttachmentDescription` in `renderPass`

- VUID-VkFramebufferCreateInfo-flags-04533

If `flags` does not include `VK_FRAMEBUFFER_CREATE_IMAGELESS_BIT`, each element of `pAttachments` that is used as an input, color, resolve, or depth/stencil attachment by `renderPass` **must** have been created with a `VkImageCreateInfo::extent.width` greater than or equal to `width`

- VUID-VkFramebufferCreateInfo-flags-04534

If **flags** does not include **VK_FRAMEBUFFER_CREATE_IMAGELESS_BIT**, each element of **pAttachments** that is used as an input, color, resolve, or depth/stencil attachment by **renderPass** **must** have been created with a **VkImageCreateInfo::extent.height** greater than or equal to **height**

- VUID-VkFramebufferCreateInfo-flags-04535

If **flags** does not include **VK_FRAMEBUFFER_CREATE_IMAGELESS_BIT**, each element of **pAttachments** that is used as an input, color, resolve, or depth/stencil attachment by **renderPass** **must** have been created with a **VkImageViewCreateInfo::subresourceRange.layerCount** greater than or equal to **layers**

- VUID-VkFramebufferCreateInfo-renderPass-04536

If **renderPass** was specified with non-zero view masks, each element of **pAttachments** that is used as an input, color, resolve, or depth/stencil attachment by **renderPass** **must** have a **layerCount** greater than the index of the most significant bit set in any of those view masks

- VUID-VkFramebufferCreateInfo-renderPass-02746

Each element of **pAttachments** that is referenced by **fragmentDensityMapAttachment** **must** have a **layerCount** equal to 1 or if **renderPass** was specified with non-zero view masks, greater than the index of the most significant bit set in any of those view masks

- VUID-VkFramebufferCreateInfo-pAttachments-02555

If **flags** does not include **VK_FRAMEBUFFER_CREATE_IMAGELESS_BIT**, an element of **pAttachments** that is referenced by **fragmentDensityMapAttachment** **must** have a width at least as large as $\lceil \frac{\text{width}}{\text{maxFragmentDensityTexelSize}_{\text{width}}} \rceil$

- VUID-VkFramebufferCreateInfo-pAttachments-02556

If **flags** does not include **VK_FRAMEBUFFER_CREATE_IMAGELESS_BIT**, an element of **pAttachments** that is referenced by **fragmentDensityMapAttachment** **must** have a height at least as large as $\lceil \frac{\text{height}}{\text{maxFragmentDensityTexelSize}_{\text{height}}} \rceil$

- VUID-VkFramebufferCreateInfo-flags-04537

If **flags** does not include **VK_FRAMEBUFFER_CREATE_IMAGELESS_BIT**, and **renderPass** was specified with non-zero view masks, each element of **pAttachments** that is used as a **fragment shading rate attachment** by **renderPass** **must** have a **layerCount** that is either 1, or greater than the index of the most significant bit set in any of those view masks

- VUID-VkFramebufferCreateInfo-flags-04538

If **flags** does not include **VK_FRAMEBUFFER_CREATE_IMAGELESS_BIT**, and **renderPass** was not specified with non-zero view masks, each element of **pAttachments** that is used as a **fragment shading rate attachment** by **renderPass** **must** have a **layerCount** that is either 1, or greater than **layers**

- VUID-VkFramebufferCreateInfo-flags-04539

If the **maintenance7** feature is not enabled or the **robustFragmentShadingRateAttachmentAccess** limit is **VK_FALSE** or the **imageView** member of a **VkRenderingFragmentShadingRateAttachmentInfoKHR** structure was created with **VkImageSubresourceRange::baseMipLevel** greater than 0, **flags** does not include **VK_FRAMEBUFFER_CREATE_IMAGELESS_BIT**, an element of **pAttachments** that is used as a **fragment shading rate attachment** **must** have a width at least as large as $\lceil \text{width} / \text{texelWidth} \rceil$, where **texelWidth** is the largest value of **shadingRateAttachmentTexelSize.width** in a **VkFragmentShadingRateAttachmentInfoKHR** which references that attachment

- VUID-VkFramebufferCreateInfo-flags-04540
If the `maintenance7` feature is not enabled or the `robustFragmentShadingRateAttachmentAccess` limit is `VK_FALSE` or the `imageView` member of a `VkRenderingFragmentShadingRateAttachmentInfoKHR` structure was created with `VkImageSubresourceRange::baseMipLevel` greater than 0, `flags` does not include `VK_FRAMEBUFFER_CREATE_IMAGELESS_BIT`, an element of `pAttachments` that is used as a `fragment shading rate attachment` **must** have a height at least as large as $\lceil \text{height} / \text{texelHeight} \rceil$, where `texelHeight` is the largest value of `shadingRateAttachmentTexelSize.height` in a `VkFragmentShadingRateAttachmentInfoKHR` which references that attachment
- VUID-VkFramebufferCreateInfo-pAttachments-00883
If `flags` does not include `VK_FRAMEBUFFER_CREATE_IMAGELESS_BIT`, each element of `pAttachments` **must** only specify a single mip level
- VUID-VkFramebufferCreateInfo-pAttachments-00884
If `flags` does not include `VK_FRAMEBUFFER_CREATE_IMAGELESS_BIT`, each element of `pAttachments` **must** have been created with the identity swizzle
- VUID-VkFramebufferCreateInfo-width-00885
`width` **must** be greater than 0
- VUID-VkFramebufferCreateInfo-width-00886
`width` **must** be less than or equal to `maxFramebufferWidth`
- VUID-VkFramebufferCreateInfo-height-00887
`height` **must** be greater than 0
- VUID-VkFramebufferCreateInfo-height-00888
`height` **must** be less than or equal to `maxFramebufferHeight`
- VUID-VkFramebufferCreateInfo-layers-00889
`layers` **must** be greater than 0
- VUID-VkFramebufferCreateInfo-layers-00890
`layers` **must** be less than or equal to `maxFramebufferLayers`
- VUID-VkFramebufferCreateInfo-renderPass-02531
If `renderPass` was specified with non-zero view masks, `layers` **must** be 1
- VUID-VkFramebufferCreateInfo-pAttachments-00891
If `flags` does not include `VK_FRAMEBUFFER_CREATE_IMAGELESS_BIT`, each element of `pAttachments` that is a 2D or 2D array image view taken from a 3D image **must** not be a depth/stencil format
- VUID-VkFramebufferCreateInfo-flags-03189
If the `imagelessFramebuffer` feature is not enabled, `flags` **must** not include `VK_FRAMEBUFFER_CREATE_IMAGELESS_BIT`
- VUID-VkFramebufferCreateInfo-flags-03190
If `flags` includes `VK_FRAMEBUFFER_CREATE_IMAGELESS_BIT`, the `pNext` chain **must** include a `VkFramebufferAttachmentsCreateInfo` structure
- VUID-VkFramebufferCreateInfo-flags-03191
If `flags` includes `VK_FRAMEBUFFER_CREATE_IMAGELESS_BIT`, the `attachmentImageInfoCount` member of a `VkFramebufferAttachmentsCreateInfo` structure in

the `pNext` chain **must** be equal to either zero or `attachmentCount`

- VUID-VkFramebufferCreateInfo-flags-04541

If `flags` includes `VK_FRAMEBUFFER_CREATE_IMAGELESS_BIT`, the `width` member of any element of the `pAttachmentImageInfos` member of a `VkFramebufferAttachmentsCreateInfo` structure in the `pNext` chain that is used as an input, color, resolve, or depth/stencil attachment in `renderPass` **must** be greater than or equal to `width`

- VUID-VkFramebufferCreateInfo-flags-04542

If `flags` includes `VK_FRAMEBUFFER_CREATE_IMAGELESS_BIT`, the `height` member of any element of the `pAttachmentImageInfos` member of a `VkFramebufferAttachmentsCreateInfo` structure in the `pNext` chain that is used as an input, color, resolve, or depth/stencil attachment in `renderPass` **must** be greater than or equal to `height`

- VUID-VkFramebufferCreateInfo-flags-03196

If `flags` includes `VK_FRAMEBUFFER_CREATE_IMAGELESS_BIT`, the `width` member of any element of the `pAttachmentImageInfos` member of a `VkFramebufferAttachmentsCreateInfo` structure in the `pNext` chain that is referenced by `VkRenderPassFragmentDensityMapCreateInfoEXT::fragmentDensityMapAttachment` in `renderPass` **must** be greater than or equal to $\lceil \frac{\text{width}}{\text{maxFragmentDensityTexelSize}_{\text{width}}} \rceil$

- VUID-VkFramebufferCreateInfo-flags-03197

If `flags` includes `VK_FRAMEBUFFER_CREATE_IMAGELESS_BIT`, the `height` member of any element of the `pAttachmentImageInfos` member of a `VkFramebufferAttachmentsCreateInfo` structure included in the `pNext` chain that is referenced by `VkRenderPassFragmentDensityMapCreateInfoEXT::fragmentDensityMapAttachment` in `renderPass` **must** be greater than or equal to $\lceil \frac{\text{height}}{\text{maxFragmentDensityTexelSize}_{\text{height}}} \rceil$

- VUID-VkFramebufferCreateInfo-flags-04543

If the `maintenance7` feature is not enabled or the `robustFragmentShadingRateAttachmentAccess` limit is `VK_FALSE` or the `imageView` member of a `VkRenderingFragmentShadingRateAttachmentInfoKHR` structure was created with `VkImageSubresourceRange::baseMipLevel` greater than 0, and `flags` includes `VK_FRAMEBUFFER_CREATE_IMAGELESS_BIT`, the `width` member of any element of the `pAttachmentImageInfos` member of a `VkFramebufferAttachmentsCreateInfo` structure in the `pNext` chain that is used as a `fragment shading rate attachment` **must** be greater than or equal to $\lceil \text{width} / \text{texelWidth} \rceil$, where `texelWidth` is the largest value of `shadingRateAttachmentTexelSize.width` in a `VkFragmentShadingRateAttachmentInfoKHR` which references that attachment

- VUID-VkFramebufferCreateInfo-flags-04544

If the `maintenance7` feature is not enabled or the `robustFragmentShadingRateAttachmentAccess` limit is `VK_FALSE` or the `imageView` member of a `VkRenderingFragmentShadingRateAttachmentInfoKHR` structure was created with `VkImageSubresourceRange::baseMipLevel` greater than 0, and `flags` includes `VK_FRAMEBUFFER_CREATE_IMAGELESS_BIT`, the `height` member of any element of the `pAttachmentImageInfos` member of a `VkFramebufferAttachmentsCreateInfo` structure in the `pNext` chain that is used as a `fragment shading rate attachment` **must** be greater than or equal to $\lceil \text{height} / \text{texelHeight} \rceil$, where `texelHeight` is the largest value of `shadingRateAttachmentTexelSize.height` in a `VkFragmentShadingRateAttachmentInfoKHR` which references that attachment

- VUID-VkFramebufferCreateInfo-flags-04545

If **flags** includes **VK_FRAMEBUFFER_CREATE_IMAGELESS_BIT**, the **layerCount** member of any element of the **pAttachmentImageInfos** member of a **VkFramebufferAttachmentsCreateInfo** structure in the **pNext** chain that is used as a **fragment shading rate attachment** **must** be either **1**, or greater than or equal to **layers**

- VUID-VkFramebufferCreateInfo-flags-04587

If **flags** includes **VK_FRAMEBUFFER_CREATE_IMAGELESS_BIT** and **renderPass** was specified with non-zero view masks, the **layerCount** member of any element of the **pAttachmentImageInfos** member of a **VkFramebufferAttachmentsCreateInfo** structure in the **pNext** chain that is used as a **fragment shading rate attachment** **must** be either **1**, or greater than the index of the most significant bit set in any of those view masks

- VUID-VkFramebufferCreateInfo-renderPass-03198

If **multiview** is enabled for **renderPass** and **flags** includes **VK_FRAMEBUFFER_CREATE_IMAGELESS_BIT**, the **layerCount** member of any element of the **pAttachmentImageInfos** member of a **VkFramebufferAttachmentsCreateInfo** structure included in the **pNext** chain used as an input, color, resolve, or depth/stencil attachment in **renderPass** **must** be greater than the maximum bit index set in the view mask in the subpasses in which it is used in **renderPass**

- VUID-VkFramebufferCreateInfo-renderPass-04546

If **multiview** is not enabled for **renderPass** and **flags** includes **VK_FRAMEBUFFER_CREATE_IMAGELESS_BIT**, the **layerCount** member of any element of the **pAttachmentImageInfos** member of a **VkFramebufferAttachmentsCreateInfo** structure included in the **pNext** chain used as an input, color, resolve, or depth/stencil attachment in **renderPass** **must** be greater than or equal to **layers**

- VUID-VkFramebufferCreateInfo-flags-03201

If **flags** includes **VK_FRAMEBUFFER_CREATE_IMAGELESS_BIT**, the **usage** member of any element of the **pAttachmentImageInfos** member of a **VkFramebufferAttachmentsCreateInfo** structure included in the **pNext** chain that refers to an attachment used as a color attachment or resolve attachment by **renderPass** **must** include **VK_IMAGE_USAGE_COLOR_ATTACHMENT_BIT**

- VUID-VkFramebufferCreateInfo-flags-03202

If **flags** includes **VK_FRAMEBUFFER_CREATE_IMAGELESS_BIT**, the **usage** member of any element of the **pAttachmentImageInfos** member of a **VkFramebufferAttachmentsCreateInfo** structure included in the **pNext** chain that refers to an attachment used as a depth/stencil attachment by **renderPass** **must** include **VK_IMAGE_USAGE_DEPTH_STENCIL_ATTACHMENT_BIT**

- VUID-VkFramebufferCreateInfo-flags-03203

If **flags** includes **VK_FRAMEBUFFER_CREATE_IMAGELESS_BIT**, the **usage** member of any element of the **pAttachmentImageInfos** member of a **VkFramebufferAttachmentsCreateInfo** structure included in the **pNext** chain that refers to an attachment used as a depth/stencil resolve attachment by **renderPass** **must** include **VK_IMAGE_USAGE_DEPTH_STENCIL_ATTACHMENT_BIT**

- VUID-VkFramebufferCreateInfo-flags-03204

If **flags** includes **VK_FRAMEBUFFER_CREATE_IMAGELESS_BIT**, the **usage** member of any element of the **pAttachmentImageInfos** member of a **VkFramebufferAttachmentsCreateInfo**

structure included in the `pNext` chain that refers to an attachment used as an input attachment by `renderPass` **must** include `VK_IMAGE_USAGE_INPUT_ATTACHMENT_BIT`

- VUID-VkFramebufferCreateInfo-flags-03205

If `flags` includes `VK_FRAMEBUFFER_CREATE_IMAGELESS_BIT`, at least one element of the `pViewFormats` member of any element of the `pAttachmentImageInfos` member of a `VkFramebufferAttachmentsCreateInfo` structure included in the `pNext` chain **must** be equal to the corresponding value of `VkAttachmentDescription::format` used to create `renderPass`

- VUID-VkFramebufferCreateInfo-flags-04113

If `flags` does not include `VK_FRAMEBUFFER_CREATE_IMAGELESS_BIT`, each element of `pAttachments` **must** have been created with `VkImageViewCreateInfo::viewType` not equal to `VK_IMAGE_VIEW_TYPE_3D`

- VUID-VkFramebufferCreateInfo-flags-04548

If `flags` does not include `VK_FRAMEBUFFER_CREATE_IMAGELESS_BIT`, each element of `pAttachments` that is used as a fragment shading rate attachment by `renderPass` **must** have been created with the `VK_IMAGE_USAGE_FRAGMENT_SHADING_RATE_ATTACHMENT_BIT_KHR` usage flag set

- VUID-VkFramebufferCreateInfo-flags-04549

If `flags` includes `VK_FRAMEBUFFER_CREATE_IMAGELESS_BIT`, the `usage` member of any element of the `pAttachmentImageInfos` member of a `VkFramebufferAttachmentsCreateInfo` structure included in the `pNext` chain that refers to an attachment used as a fragment shading rate attachment by `renderPass` **must** include `VK_IMAGE_USAGE_FRAGMENT_SHADING_RATE_ATTACHMENT_BIT_KHR`

- VUID-VkFramebufferCreateInfo-samples-06881

If `multisampled-render-to-single-sampled` is enabled for any subpass, all color, depth/stencil, and input attachments used in that subpass which have `VkAttachmentDescription::samples` or `VkAttachmentDescription2::samples` equal to `VK_SAMPLE_COUNT_1_BIT` **must** have been created with `VK_IMAGE_CREATE_MULTISAMPLED_RENDER_TO_SINGLE_SAMPLED_BIT_EXT` in their `VkImageCreateInfo::flags`

- VUID-VkFramebufferCreateInfo-samples-07009

If `multisampled-render-to-single-sampled` is enabled for any subpass, all color, depth/stencil, and input attachments used in that subpass which have `VkAttachmentDescription::samples` or `VkAttachmentDescription2::samples` equal to `VK_SAMPLE_COUNT_1_BIT` **must** have a format that supports the sample count specified in `VkMultisampledRenderToSingleSampledInfoEXT::rasterizationSamples`

- VUID-VkFramebufferCreateInfo-nullColorAttachmentWithExternalFormatResolve-09349

If the `nullColorAttachmentWithExternalFormatResolve` is `VK_FALSE`, and `flags` does not include `VK_FRAMEBUFFER_CREATE_IMAGELESS_BIT`, the format of the color attachment for each subpass in `renderPass` that includes an external format image as a resolve attachment **must** have a format equal to the value of `VkAndroidHardwareBufferFormatResolvePropertiesANDROID::colorAttachmentFormat` as returned by a call to `vkGetAndroidHardwareBufferPropertiesANDROID` for the Android hardware buffer that was used to create the image view use as its resolve attachment

- VUID-VkFramebufferCreateInfo-pAttachments-09350

If `flags` does not include `VK_FRAMEBUFFER_CREATE_IMAGELESS_BIT`, then if an element of `pAttachments` has a format of `VK_FORMAT_UNDEFINED`, it **must** have been created with a `VkExternalFormatANDROID::externalFormat` value identical to that provided in the `VkExternalFormatANDROID::externalFormat` specified by the corresponding `VkAttachmentDescription2` in `renderPass`

Valid Usage (Implicit)

- `VUID-VkFramebufferCreateInfo-sType-sType`
`sType` **must** be `VK_STRUCTURE_TYPE_FRAMEBUFFER_CREATE_INFO`
- `VUID-VkFramebufferCreateInfo-pNext-pNext`
`pNext` **must** be `NULL` or a pointer to a valid instance of `VkFramebufferAttachmentsCreateInfo`
- `VUID-VkFramebufferCreateInfo-sType-unique`
The `sType` value of each structure in the `pNext` chain **must** be unique
- `VUID-VkFramebufferCreateInfo-flags-parameter`
`flags` **must** be a valid combination of `VkFramebufferCreateFlagBits` values
- `VUID-VkFramebufferCreateInfo-renderPass-parameter`
`renderPass` **must** be a valid `VkRenderPass` handle
- `VUID-VkFramebufferCreateInfo-commonparent`
Both of `renderPass`, and the elements of `pAttachments` that are valid handles of non-ignored parameters **must** have been created, allocated, or retrieved from the same `VkDevice`

The `VkFramebufferAttachmentsCreateInfo` structure is defined as:

WARNING

This functionality is superseded by [Vulkan Version 1.4](#). See [Legacy Functionality](#) for more information.

```
// Provided by VK_VERSION_1_2
typedef struct VkFramebufferAttachmentsCreateInfo {
    VkStructureType    sType;
    const void*        pNext;
    uint32_t           attachmentImageInfoCount;
    const VkFramebufferAttachmentImageInfo* pAttachmentImageInfos;
} VkFramebufferAttachmentsCreateInfo;
```

```
// Provided by VK_KHR_imageless_framebuffer
// Equivalent to VkFramebufferAttachmentsCreateInfo
typedef VkFramebufferAttachmentsCreateInfo VkFramebufferAttachmentsCreateInfoKHR;
```

- `sType` is a `VkStructureType` value identifying this structure.
- `pNext` is `NULL` or a pointer to a structure extending this structure.

- `attachmentImageInfoCount` is the number of attachments being described.
- `pAttachmentImageInfos` is a pointer to an array of `VkFramebufferAttachmentImageInfo` structures, each structure describing a number of parameters of the corresponding attachment in a render pass instance.

Valid Usage (Implicit)

- VUID-VkFramebufferAttachmentsCreateInfo-sType-sType
`sType` **must** be `VK_STRUCTURE_TYPE_FRAMEBUFFER_ATTACHMENTS_CREATE_INFO`
- VUID-VkFramebufferAttachmentsCreateInfo-pAttachmentImageInfos-parameter
If `attachmentImageInfoCount` is not 0, `pAttachmentImageInfos` **must** be a valid pointer to an array of `attachmentImageInfoCount` valid `VkFramebufferAttachmentImageInfo` structures

Structure Chaining

Extends the structure

- `VkFramebufferCreateInfo`

The `VkFramebufferAttachmentImageInfo` structure is defined as:

WARNING

This functionality is superseded by [Vulkan Version 1.4](#). See [Legacy Functionality](#) for more information.

```
// Provided by VK_VERSION_1_2
typedef struct VkFramebufferAttachmentImageInfo {
    VkStructureType    sType;
    const void*        pNext;
    VkImageCreateFlags  flags;
    VkImageUsageFlags   usage;
    uint32_t            width;
    uint32_t            height;
    uint32_t            layerCount;
    uint32_t            viewFormatCount;
    const VkFormat*     pViewFormats;
} VkFramebufferAttachmentImageInfo;
```

```
// Provided by VK_KHR_imageless_framebuffer
// Equivalent to VkFramebufferAttachmentImageInfo
typedef VkFramebufferAttachmentImageInfo VkFramebufferAttachmentImageInfoKHR;
```

- `sType` is a `VkStructureType` value identifying this structure.
- `pNext` is `NULL` or a pointer to a structure extending this structure.
- `flags` is a bitmask of `VkImageCreateFlagBits`, matching the value of `VkImageCreateInfo::flags`

used to create an image that will be used with this framebuffer.

- **usage** is a bitmask of **VkImageUsageFlagBits**, matching the value of **VkImageCreateInfo::usage** used to create an image used with this framebuffer.
- **width** is the width of the image view used for rendering.
- **height** is the height of the image view used for rendering.
- **layerCount** is the number of array layers of the image view used for rendering.
- **viewFormatCount** is the number of entries in the **pViewFormats** array, matching the value of **VkImageFormatListCreateInfo::viewFormatCount** used to create an image used with this framebuffer.
- **pViewFormats** is a pointer to an array of **VkFormat** values specifying all of the formats which **can** be used when creating views of the image, matching the value of **VkImageFormatListCreateInfo::pViewFormats** used to create an image used with this framebuffer.

Images that **can** be used with the framebuffer when beginning a render pass, as specified by **VkRenderPassAttachmentBeginInfo**, **must** be created with parameters that are identical to those specified here.

Valid Usage

- VUID-VkFramebufferAttachmentImageInfo-viewFormatCount-09536
If **viewFormatCount** is not 0, and the render pass is not being used with an external format resolve attachment, each element of **pViewFormats** **must** not be **VK_FORMAT_UNDEFINED**

Valid Usage (Implicit)

- VUID-VkFramebufferAttachmentImageInfo-sType-sType
sType **must** be **VK_STRUCTURE_TYPE_FRAMEBUFFER_ATTACHMENT_IMAGE_INFO**
- VUID-VkFramebufferAttachmentImageInfo-pNext-pNext
pNext **must** be **NULL**
- VUID-VkFramebufferAttachmentImageInfo-flags-parameter
flags **must** be a valid combination of **VkImageCreateFlagBits** values
- VUID-VkFramebufferAttachmentImageInfo-usage-parameter
usage **must** be a valid combination of **VkImageUsageFlagBits** values
- VUID-VkFramebufferAttachmentImageInfo-usage-requiredbitmask
usage **must** not be 0
- VUID-VkFramebufferAttachmentImageInfo-pViewFormats-parameter
If **viewFormatCount** is not 0, **pViewFormats** **must** be a valid pointer to an array of **viewFormatCount** valid **VkFormat** values

Bits which **can** be set in **VkFramebufferCreateInfo::flags**, specifying options for framebuffers, are:

WARNING

This functionality is superseded by [Vulkan Version 1.4](#). See [Legacy Functionality](#) for more information.

```
// Provided by VK_VERSION_1_0
typedef enum VkFramebufferCreateFlagBits {
    // Provided by VK_VERSION_1_2
    VK_FRAMEBUFFER_CREATE_IMAGELESS_BIT = 0x00000001,
    // Provided by VK_KHR_imageless_framebuffer
    VK_FRAMEBUFFER_CREATE_IMAGELESS_BIT_KHR = VK_FRAMEBUFFER_CREATE_IMAGELESS_BIT,
} VkFramebufferCreateFlagBits;
```

- [VK_FRAMEBUFFER_CREATE_IMAGELESS_BIT](#) specifies that image views are not specified, and only attachment compatibility information will be provided via a [VkFramebufferAttachmentImageInfo](#) structure.

WARNING

This functionality is superseded by [Vulkan Version 1.4](#). See [Legacy Functionality](#) for more information.

```
// Provided by VK_VERSION_1_0
typedef VkFlags VkFramebufferCreateFlags;
```

[VkFramebufferCreateFlags](#) is a bitmask type for setting a mask of zero or more [VkFramebufferCreateFlagBits](#).

To destroy a framebuffer, call:

WARNING

This functionality is superseded by [Vulkan Version 1.4](#). See [Legacy Functionality](#) for more information.

```
// Provided by VK_VERSION_1_0
void vkDestroyFramebuffer(
    VkDevice          device,
    VkFramebuffer     framebuffer,
    const VkAllocationCallbacks* pAllocator);
```

- [device](#) is the logical device that destroys the framebuffer.
- [framebuffer](#) is the handle of the framebuffer to destroy.
- [pAllocator](#) controls host memory allocation as described in the [Memory Allocation](#) chapter.

Valid Usage

- VUID-vkDestroyFramebuffer-framebuffer-00892
All submitted commands that refer to [framebuffer](#) **must** have completed execution

- VUID-vkDestroyFramebuffer-framebuffer-00893
If `VkAllocationCallbacks` were provided when `framebuffer` was created, a compatible set of callbacks **must** be provided here
- VUID-vkDestroyFramebuffer-framebuffer-00894
If no `VkAllocationCallbacks` were provided when `framebuffer` was created, `pAllocator` **must** be `NULL`

Valid Usage (Implicit)

- VUID-vkDestroyFramebuffer-device-parameter
`device` **must** be a valid `VkDevice` handle
- VUID-vkDestroyFramebuffer-framebuffer-parameter
If `framebuffer` is not `VK_NULL_HANDLE`, `framebuffer` **must** be a valid `VkFramebuffer` handle
- VUID-vkDestroyFramebuffer-pAllocator-parameter
If `pAllocator` is not `NULL`, `pAllocator` **must** be a valid pointer to a valid `VkAllocationCallbacks` structure
- VUID-vkDestroyFramebuffer-framebuffer-parent
If `framebuffer` is a valid handle, it **must** have been created, allocated, or retrieved from `device`

Host Synchronization

- Host access to `framebuffer` **must** be externally synchronized

8.5. Render Pass Load Operations

Render pass load operations define the initial values of an attachment during a render pass instance.

Load operations for attachments with a depth/stencil format execute in the `VK_PIPELINE_STAGE_EARLY_FRAGMENT_TESTS_BIT` pipeline stage. Load operations for attachments with a color format execute in the `VK_PIPELINE_STAGE_COLOR_ATTACHMENT_OUTPUT_BIT` pipeline stage. The load operation for each sample in an attachment happens-before any recorded command which accesses the sample in that render pass instance via that attachment or an alias. In a render pass object with multiple `subpasses`, load operations are performed in the first subpass which uses an attachment.

NOTE

Because load operations always happen first, external synchronization with attachment access only needs to synchronize the load operations with previous commands; not the operations within the render pass instance. This does not apply when using `VK_ATTACHMENT_LOAD_OP_NONE`.

Load operations only update values within the defined render area for the render pass instance. However, any writes performed by a load operation (as defined by its access masks) to a given attachment **may** read and write back any memory locations within the image subresource bound for that attachment. For depth/stencil images, if the [maintenance7](#) feature is not enabled or `separateDepthStencilAttachmentAccess` is `VK_FALSE`, writes to one aspect **may** also result in read-modify-write operations for the other aspect. If the subresource is bound to an attachment with [feedback loop enabled](#), implementations **must** not access pixels outside of the render area.

NOTE

As entire subresources could be accessed by load operations, applications cannot safely access values outside of the render area during a render pass instance when a load operation that modifies values is used.

Load operations that **can** be used for a render pass are:

```
// Provided by VK_VERSION_1_0
typedef enum VkAttachmentLoadOp {
    VK_ATTACHMENT_LOAD_OP_LOAD = 0,
    VK_ATTACHMENT_LOAD_OP_CLEAR = 1,
    VK_ATTACHMENT_LOAD_OP_DONT_CARE = 2,
    // Provided by VK_VERSION_1_4
    VK_ATTACHMENT_LOAD_OP_NONE = 1000400000,
    // Provided by VK_EXT_load_store_op_none
    VK_ATTACHMENT_LOAD_OP_NONE_EXT = VK_ATTACHMENT_LOAD_OP_NONE,
    // Provided by VK_KHR_load_store_op_none
    VK_ATTACHMENT_LOAD_OP_NONE_KHR = VK_ATTACHMENT_LOAD_OP_NONE,
} VkAttachmentLoadOp;
```

- [VK_ATTACHMENT_LOAD_OP_LOAD](#) specifies that the previous contents of the image within the render area will be preserved as the initial values. For attachments with a depth/stencil format, this uses the access type [VK_ACCESS_DEPTH_STENCIL_ATTACHMENT_READ_BIT](#). For attachments with a color format, this uses the access type [VK_ACCESS_COLOR_ATTACHMENT_READ_BIT](#).
- [VK_ATTACHMENT_LOAD_OP_CLEAR](#) specifies that the contents within the render area will be cleared to a uniform value, which is specified when a render pass instance is begun. For attachments with a depth/stencil format, this uses the access type [VK_ACCESS_DEPTH_STENCIL_ATTACHMENT_WRITE_BIT](#). For attachments with a color format, this uses the access type [VK_ACCESS_COLOR_ATTACHMENT_WRITE_BIT](#).
- [VK_ATTACHMENT_LOAD_OP_DONT_CARE](#) specifies that the previous contents within the area need not be preserved; the contents of the attachment will be undefined inside the render area. For attachments with a depth/stencil format, this uses the access type [VK_ACCESS_DEPTH_STENCIL_ATTACHMENT_WRITE_BIT](#). For attachments with a color format, this uses the access type [VK_ACCESS_COLOR_ATTACHMENT_WRITE_BIT](#).
- [VK_ATTACHMENT_LOAD_OP_NONE](#) specifies that the previous contents of the image will be undefined inside the render pass. No access type is used as the image is not accessed.

During a render pass instance, input and color attachments with color formats that have a component size of 8, 16, or 32 bits **must** be represented in the attachment's format throughout the

instance. Attachments with other floating- or fixed-point color formats, or with depth components **may** be represented in a format with a precision higher than the attachment format, but **must** be represented with the same range. When such a component is loaded via the `loadOp`, it will be converted into an implementation-dependent format used by the render pass. Such components **must** be converted from the render pass format, to the format of the attachment, before they are resolved or stored at the end of a render pass instance via `storeOp`. Conversions occur as described in [Numeric Representation and Computation](#) and [Fixed-Point Data Conversions](#).

8.6. Render Pass Store Operations

Render pass store operations define how values written to an attachment during a render pass instance are stored to memory.

Store operations for attachments with a depth/stencil format execute in the `VK_PIPELINE_STAGE_LATE_FRAGMENT_TESTS_BIT` pipeline stage. Store operations for attachments with a color format execute in the `VK_PIPELINE_STAGE_COLOR_ATTACHMENT_OUTPUT_BIT` pipeline stage. The store operation for each sample in an attachment happens-after any recorded command which accesses the sample via that attachment or an alias. In a render pass object with multiple [subpasses](#), store operations are performed in the last subpass which uses an attachment.

NOTE

Because store operations always happen after other accesses in a render pass instance, external synchronization with attachment access in an earlier render pass only needs to synchronize with the store operations; not the operations within the render pass instance. This does not apply when using `VK_ATTACHMENT_STORE_OP_NONE`.

Store operations only update values within the defined render area for the render pass instance. However, any writes performed by a store operation (as defined by its access masks) to a given attachment **may** read and write back any memory locations within the image subresource bound for that attachment. For depth/stencil images, if `separateDepthStencilAttachmentAccess` is `VK_FALSE`, writes to one aspect **may** also result in read-modify-write operations for the other aspect. If the subresource is bound to an attachment with [feedback loop enabled](#), implementations **must** not access pixels outside of the render area.

NOTE

As entire subresources could be accessed by store operations, applications cannot safely access values outside of the render area via aliased resources during a render pass instance when a store operation that modifies values is used.

Possible values of `VkAttachmentDescription::storeOp` and `stencilStoreOp`, specifying how the contents of the attachment are treated, are:


```
// Provided by VK_VERSION_1_0
typedef enum VkAttachmentStoreOp {
    VK_ATTACHMENT_STORE_OP_STORE = 0,
    VK_ATTACHMENT_STORE_OP_DONT_CARE = 1,
// Provided by VK_VERSION_1_3
    VK_ATTACHMENT_STORE_OP_NONE = 1000301000,
// Provided by VK_KHR_dynamic_rendering, VK_KHR_load_store_op_none
    VK_ATTACHMENT_STORE_OP_NONE_KHR = VK_ATTACHMENT_STORE_OP_NONE,
// Provided by VK_QCOM_render_pass_store_ops
    VK_ATTACHMENT_STORE_OP_NONE_QCOM = VK_ATTACHMENT_STORE_OP_NONE,
// Provided by VK_EXT_load_store_op_none
    VK_ATTACHMENT_STORE_OP_NONE_EXT = VK_ATTACHMENT_STORE_OP_NONE,
} VkAttachmentStoreOp;
```

- [VK_ATTACHMENT_STORE_OP_STORE](#) specifies the contents generated during the render pass and within the render area are written to memory. For attachments with a depth/stencil format, this uses the access type [VK_ACCESS_DEPTH_STENCIL_ATTACHMENT_WRITE_BIT](#). For attachments with a color format, this uses the access type [VK_ACCESS_COLOR_ATTACHMENT_WRITE_BIT](#).
- [VK_ATTACHMENT_STORE_OP_DONT_CARE](#) specifies the contents within the render area are not needed after rendering, and **may** be discarded; the contents of the attachment will be undefined inside the render area. For attachments with a depth/stencil format, this uses the access type [VK_ACCESS_DEPTH_STENCIL_ATTACHMENT_WRITE_BIT](#). For attachments with a color format, this uses the access type [VK_ACCESS_COLOR_ATTACHMENT_WRITE_BIT](#).
- [VK_ATTACHMENT_STORE_OP_NONE](#) specifies the contents within the render area are not accessed by the store operation as long as no values are written to the attachment during the render pass. If values are written during the render pass, this behaves identically to [VK_ATTACHMENT_STORE_OP_DONT_CARE](#) and with matching access semantics.

NOTE [VK_ATTACHMENT_STORE_OP_DONT_CARE](#) **can** cause contents generated during previous render passes to be discarded before reaching memory, even if no write to the attachment occurs during the current render pass.

8.7. Render Pass Multisample Resolve Operations

Fixed-function render pass multisample resolve operations combine sample values from a single pixel in a multisample attachment and store the result to the corresponding pixel in a single sample attachment.

NOTE Because [VK_RESOLVE_MODE_CUSTOM_BIT_EXT](#) specifies that the attachment will be resolved by shaders in the render pass instead of fixed-function operations, resolve operations with [VK_RESOLVE_MODE_CUSTOM_BIT_EXT](#) do not count as fixed-function multisample resolve operations.

Fixed-function multisample resolve operations for attachments execute in the [VK_PIPELINE_STAGE_COLOR_ATTACHMENT_OUTPUT_BIT](#) pipeline stage. A final resolve operation

for all pixels in the render area happens-after any recorded command which writes a pixel via the multisample attachment to be resolved or an explicit alias of it in the subpass that it is specified. Any single sample attachment specified for use in a fixed-function multisample resolve operation **may** have its contents modified at any point once rendering begins for the render pass instance. Reads from the multisample attachment can be synchronized with [VK_ACCESS_COLOR_ATTACHMENT_READ_BIT](#). Access to the single sample attachment can be synchronized with [VK_ACCESS_COLOR_ATTACHMENT_READ_BIT](#) and [VK_ACCESS_COLOR_ATTACHMENT_WRITE_BIT](#). These pipeline stage and access types are used whether the attachments are color or depth/stencil attachments.

When using render pass objects, a subpass dependency specified with the above pipeline stages and access flags will ensure synchronization with fixed-function multisample resolve operations for any attachments that were last accessed by that subpass. This allows later subpasses to read resolved values as input attachments.

Fixed-function resolve operations only update values within the defined render area for the render pass instance. However, any writes performed by a resolve operation (as defined by its access masks) to a given attachment **may** read and write back any memory locations within the image subresource bound for that attachment. For depth/stencil images, if [separateDepthStencilAttachmentAccess](#) is [VK_FALSE](#), writes to one aspect **may** also result in read-modify-write operations for the other aspect. If the subresource is bound to an attachment with [feedback loop enabled](#), implementations **must** not access pixels outside of the render area.

NOTE

As entire subresources could be accessed by fixed-function multisample resolve operations, applications cannot safely access values outside of the render area via aliased resources during a render pass instance when a multisample resolve operation is performed.

Multisample values in a multisample attachment are combined according to the resolve mode used:


```

// Provided by VK_VERSION_1_2
typedef enum VkResolveModeFlagBits {
    VK_RESOLVE_MODE_NONE = 0,
    VK_RESOLVE_MODE_SAMPLE_ZERO_BIT = 0x00000001,
    VK_RESOLVE_MODE_AVERAGE_BIT = 0x00000002,
    VK_RESOLVE_MODE_MIN_BIT = 0x00000004,
    VK_RESOLVE_MODE_MAX_BIT = 0x00000008,
    // Provided by VK_ANDROID_external_format_resolve with VK_KHR_dynamic_rendering or
    VK_VERSION_1_3
    VK_RESOLVE_MODE_EXTERNAL_FORMAT_DOWNSAMPLE_BIT_ANDROID = 0x00000010,
    // Provided by VK_EXT_custom_resolve with VK_KHR_dynamic_rendering or VK_VERSION_1_3
    VK_RESOLVE_MODE_CUSTOM_BIT_EXT = 0x00000020,
    // Provided by VK_KHR_depth_stencil_resolve
    VK_RESOLVE_MODE_NONE_KHR = VK_RESOLVE_MODE_NONE,
    // Provided by VK_KHR_depth_stencil_resolve
    VK_RESOLVE_MODE_SAMPLE_ZERO_BIT_KHR = VK_RESOLVE_MODE_SAMPLE_ZERO_BIT,
    // Provided by VK_KHR_depth_stencil_resolve
    VK_RESOLVE_MODE_AVERAGE_BIT_KHR = VK_RESOLVE_MODE_AVERAGE_BIT,
    // Provided by VK_KHR_depth_stencil_resolve
    VK_RESOLVE_MODE_MIN_BIT_KHR = VK_RESOLVE_MODE_MIN_BIT,
    // Provided by VK_KHR_depth_stencil_resolve
    VK_RESOLVE_MODE_MAX_BIT_KHR = VK_RESOLVE_MODE_MAX_BIT,
    // Provided by VK_ANDROID_external_format_resolve with VK_KHR_dynamic_rendering or
    VK_VERSION_1_3
    // VK_RESOLVE_MODE_EXTERNAL_FORMAT_DOWNSAMPLE_ANDROID is a legacy alias
    VK_RESOLVE_MODE_EXTERNAL_FORMAT_DOWNSAMPLE_ANDROID =
VK_RESOLVE_MODE_EXTERNAL_FORMAT_DOWNSAMPLE_BIT_ANDROID,
} VkResolveModeFlagBits;

```

```

// Provided by VK_KHR_depth_stencil_resolve
// Equivalent to VkResolveModeFlagBits
typedef VkResolveModeFlagBits VkResolveModeFlagBitsKHR;

```

- [VK_RESOLVE_MODE_NONE](#) specifies that no resolve operation is done.
- [VK_RESOLVE_MODE_SAMPLE_ZERO_BIT](#) specifies that result of the resolve operation is equal to the value of sample 0.
- [VK_RESOLVE_MODE_AVERAGE_BIT](#) specifies that result of the resolve operation is the average of the sample values.
- [VK_RESOLVE_MODE_MIN_BIT](#) specifies that result of the resolve operation is the minimum of the sample values.
- [VK_RESOLVE_MODE_MAX_BIT](#) specifies that result of the resolve operation is the maximum of the sample values.
- [VK_RESOLVE_MODE_EXTERNAL_FORMAT_DOWNSAMPLE_BIT_ANDROID](#) specifies that rather than a multisample resolve, a single sampled color attachment will be downsampled into a Y'C_BC_R format image specified by an external Android format. Unlike other resolve modes,

implementations can resolve multiple times during rendering, or even bypass writing to the color attachment altogether, as long as the final value is resolved to the resolve attachment. Values in the G, B, and R channels of the color attachment will be written to the Y, C_B, and C_R channels of the external format image, respectively. Chroma values are calculated as if sampling with a linear filter from the color attachment at full rate, at the location the chroma values sit according to [VkPhysicalDeviceExternalFormatResolvePropertiesANDROID::externalFormatResolveChromaOffsetX](#), [VkPhysicalDeviceExternalFormatResolvePropertiesANDROID::externalFormatResolveChromaOffsetY](#), and the chroma sample rate of the resolved image.

- [VK_RESOLVE_MODE_CUSTOM_BIT_EXT](#) specifies that the attachment will be resolved by shaders in the render pass instead of fixed-function operations.

If no resolve mode is otherwise specified, [VK_RESOLVE_MODE_AVERAGE_BIT](#) is used.

If [VK_RESOLVE_MODE_AVERAGE_BIT](#) is used, and the source format is a floating-point or normalized type, the sample values for each pixel are resolved with implementation-defined numerical precision.

If the [numeric format](#) of the resolve attachment uses sRGB encoding, the implementation **should** convert samples from nonlinear to linear before averaging samples as described in the “sRGB EOTF” section of the [Khronos Data Format Specification](#). In this case, the implementation **must** convert the linear averaged value to nonlinear before writing the resolved result to resolve attachment. If the [maintenance10](#) feature is enabled, whether a nonlinear to linear conversion happens for sRGB resolve is defined by [resolveSrgbFormatAppliesTransferFunction](#). This behavior **can** be overridden with appropriate [VK_*RESOLVE{SKIP,ENABLE}_TRANSFER_FUNCTION_BIT_KHR](#) flag usage.

NOTE

No range compression or Y'C_BC_R model conversion is performed by [VK_RESOLVE_MODE_EXTERNAL_FORMAT_DOWNSAMPLE_BIT_ANDROID](#); applications have to do these conversions themselves. Value outputs are expected to match those that would be read through a Y'C_BC_R sampler using [VK_SAMPLER_YCBCR_MODEL_CONVERSION_RGB_IDENTITY](#). The color space that the values should be in is defined by the platform and is not exposed via Vulkan.

```
// Provided by VK_VERSION_1_2
typedef VkFlags VkResolveModeFlags;
```

```
// Provided by VK_KHR_depth_stencil_resolve
// Equivalent to VkResolveModeFlags
typedef VkResolveModeFlags VkResolveModeFlagsKHR;
```

[VkResolveModeFlags](#) is a bitmask type for setting a mask of zero or more [VkResolveModeFlagBits](#).

8.8. Render Pass Commands

An application records the commands for a render pass instance one subpass at a time, by beginning a render pass instance, iterating over the subpasses to record commands for that subpass, and then ending the render pass instance.

To begin a render pass instance, call:

WARNING

This functionality is superseded by [vkCmdBeginRenderPass2](#). See [Legacy Functionality](#) for more information.

```
// Provided by VK_VERSION_1_0
void vkCmdBeginRenderPass(
    VkCommandBuffer                commandBuffer,
    const VkRenderPassBeginInfo*   pRenderPassBegin,
    VkSubpassContents              contents);
```

- `commandBuffer` is the command buffer in which to record the command.
- `pRenderPassBegin` is a pointer to a [VkRenderPassBeginInfo](#) structure specifying the render pass to begin an instance of, and the framebuffer the instance uses.
- `contents` is a [VkSubpassContents](#) value specifying how the commands in the first subpass will be provided.

After beginning a render pass instance, the command buffer is ready to record the commands for the first subpass of that render pass.

Valid Usage

- VUID-vkCmdBeginRenderPass-initialLayout-00895
If any of the `initialLayout` or `finalLayout` member of the [VkAttachmentDescription](#) structures or the `layout` member of the [VkAttachmentReference](#) structures specified when creating the render pass specified in the `renderPass` member of `pRenderPassBegin` is [VK_IMAGE_LAYOUT_COLOR_ATTACHMENT_OPTIMAL](#) then the corresponding attachment image view of the framebuffer specified in the `framebuffer` member of `pRenderPassBegin` **must** have been created with the [VK_IMAGE_USAGE_COLOR_ATTACHMENT_BIT](#) usage flag set
- VUID-vkCmdBeginRenderPass-initialLayout-01758
If any of the `initialLayout` or `finalLayout` member of the [VkAttachmentDescription](#) structures or the `layout` member of the [VkAttachmentReference](#) structures specified when creating the render pass specified in the `renderPass` member of `pRenderPassBegin` is [VK_IMAGE_LAYOUT_DEPTH_READ_ONLY_STENCIL_ATTACHMENT_OPTIMAL](#), [VK_IMAGE_LAYOUT_DEPTH_ATTACHMENT_STENCIL_READ_ONLY_OPTIMAL](#), [VK_IMAGE_LAYOUT_DEPTH_STENCIL_ATTACHMENT_OPTIMAL](#), or [VK_IMAGE_LAYOUT_DEPTH_STENCIL_READ_ONLY_OPTIMAL](#) then the corresponding attachment image view of the framebuffer specified in the `framebuffer` member of

`pRenderPassBegin` **must** have been created with the `VK_IMAGE_USAGE_DEPTH_STENCIL_ATTACHMENT_BIT` usage flag set

- VUID-vkCmdBeginRenderPass-initialLayout-02842

If any of the `initialLayout` or `finalLayout` member of the `VkAttachmentDescription` structures or the `layout` member of the `VkAttachmentReference` structures specified when creating the render pass specified in the `renderPass` member of `pRenderPassBegin` is `VK_IMAGE_LAYOUT_DEPTH_ATTACHMENT_OPTIMAL`, or `VK_IMAGE_LAYOUT_DEPTH_READ_ONLY_OPTIMAL`, `VK_IMAGE_LAYOUT_STENCIL_ATTACHMENT_OPTIMAL`, or `VK_IMAGE_LAYOUT_STENCIL_READ_ONLY_OPTIMAL` then the corresponding attachment image view of the framebuffer specified in the `framebuffer` member of `pRenderPassBegin` **must** have been created with the `VK_IMAGE_USAGE_DEPTH_STENCIL_ATTACHMENT_BIT` usage flag set

- VUID-vkCmdBeginRenderPass-stencilInitialLayout-02843

If any of the `stencilInitialLayout` or `stencilFinalLayout` member of the `VkAttachmentDescriptionStencilLayout` structures or the `stencilLayout` member of the `VkAttachmentReferenceStencilLayout` structures specified when creating the render pass specified in the `renderPass` member of `pRenderPassBegin` is `VK_IMAGE_LAYOUT_STENCIL_ATTACHMENT_OPTIMAL`, or `VK_IMAGE_LAYOUT_STENCIL_READ_ONLY_OPTIMAL` then the corresponding attachment image view of the framebuffer specified in the `framebuffer` member of `pRenderPassBegin` **must** have been created with the `VK_IMAGE_USAGE_DEPTH_STENCIL_ATTACHMENT_BIT` usage flag set

- VUID-vkCmdBeginRenderPass-initialLayout-00897

If any of the `initialLayout` or `finalLayout` member of the `VkAttachmentDescription` structures or the `layout` member of the `VkAttachmentReference` structures specified when creating the render pass specified in the `renderPass` member of `pRenderPassBegin` is `VK_IMAGE_LAYOUT_SHADER_READ_ONLY_OPTIMAL` then the corresponding attachment image view of the framebuffer specified in the `framebuffer` member of `pRenderPassBegin` **must** have been created with the `VK_IMAGE_USAGE_SAMPLED_BIT` or `VK_IMAGE_USAGE_INPUT_ATTACHMENT_BIT` usage flags set

- VUID-vkCmdBeginRenderPass-initialLayout-00898

If any of the `initialLayout` or `finalLayout` member of the `VkAttachmentDescription` structures or the `layout` member of the `VkAttachmentReference` structures specified when creating the render pass specified in the `renderPass` member of `pRenderPassBegin` is `VK_IMAGE_LAYOUT_TRANSFER_SRC_OPTIMAL` then the corresponding attachment image view of the framebuffer specified in the `framebuffer` member of `pRenderPassBegin` **must** have been created with the `VK_IMAGE_USAGE_TRANSFER_SRC_BIT` usage flag set

- VUID-vkCmdBeginRenderPass-initialLayout-00899

If any of the `initialLayout` or `finalLayout` member of the `VkAttachmentDescription` structures or the `layout` member of the `VkAttachmentReference` structures specified when creating the render pass specified in the `renderPass` member of `pRenderPassBegin` is `VK_IMAGE_LAYOUT_TRANSFER_DST_OPTIMAL` then the corresponding attachment image view of the framebuffer specified in the `framebuffer` member of `pRenderPassBegin` **must** have been created with the `VK_IMAGE_USAGE_TRANSFER_DST_BIT` usage flag set

- VUID-vkCmdBeginRenderPass-initialLayout-00900
If the `initialLayout` member of any of the `VkAttachmentDescription` structures specified when creating the render pass specified in the `renderPass` member of `pRenderPassBegin` is not `VK_IMAGE_LAYOUT_UNDEFINED`, then each such `initialLayout` **must** be equal to the current layout of the corresponding attachment image subresource of the framebuffer specified in the `framebuffer` member of `pRenderPassBegin`
- VUID-vkCmdBeginRenderPass-srcStageMask-06451
The `srcStageMask` members of any element of the `pDependencies` member of `VkRenderPassCreateInfo` used to create `renderPass` **must** be supported by the capabilities of the queue family identified by the `queueFamilyIndex` member of the `VkCommandPoolCreateInfo` used to create the command pool which `commandBuffer` was allocated from
- VUID-vkCmdBeginRenderPass-dstStageMask-06452
The `dstStageMask` members of any element of the `pDependencies` member of `VkRenderPassCreateInfo` used to create `renderPass` **must** be supported by the capabilities of the queue family identified by the `queueFamilyIndex` member of the `VkCommandPoolCreateInfo` used to create the command pool which `commandBuffer` was allocated from
- VUID-vkCmdBeginRenderPass-framebuffer-02532
For any attachment in `framebuffer` that is used by `renderPass` and is bound to memory locations that are also bound to another attachment used by `renderPass`, and if at least one of those uses causes either attachment to be written to, both attachments **must** have had the `VK_ATTACHMENT_DESCRIPTION_MAY_ALIAS_BIT` set
- VUID-vkCmdBeginRenderPass-framebuffer-09045
If any attachments specified in `framebuffer` are used by `renderPass` and are bound to overlapping memory locations, there **must** be only one that is used as a color attachment, depth/stencil, or resolve attachment in any subpass
- VUID-vkCmdBeginRenderPass-initialLayout-07000
If any of the `initialLayout` or `finalLayout` member of the `VkAttachmentDescription` structures or the `layout` member of the `VkAttachmentReference` structures specified when creating the render pass specified in the `renderPass` member of `pRenderPassBegin` is `VK_IMAGE_LAYOUT_ATTACHMENT_FEEDBACK_LOOP_OPTIMAL_EXT` then the corresponding attachment image view of the framebuffer specified in the `framebuffer` member of `pRenderPassBegin` **must** have been created with either the `VK_IMAGE_USAGE_COLOR_ATTACHMENT_BIT` or `VK_IMAGE_USAGE_DEPTH_STENCIL_ATTACHMENT_BIT` usage flags set, and either the `VK_IMAGE_USAGE_INPUT_ATTACHMENT_BIT` or `VK_IMAGE_USAGE_SAMPLED_BIT` usage flags set
- VUID-vkCmdBeginRenderPass-initialLayout-07001
If any of the `initialLayout` or `finalLayout` member of the `VkAttachmentDescription` structures or the `layout` member of the `VkAttachmentReference` structures specified when creating the render pass specified in the `renderPass` member of `pRenderPassBegin` is `VK_IMAGE_LAYOUT_ATTACHMENT_FEEDBACK_LOOP_OPTIMAL_EXT` then the corresponding attachment image view of the framebuffer specified in the `framebuffer` member of `pRenderPassBegin` **must** have been created with the

[VK_IMAGE_USAGE_ATTACHMENT_FEEDBACK_LOOP_BIT_EXT](#) usage flag set

- VUID-vkCmdBeginRenderPass-initialLayout-09537

If any of the [initialLayout](#) or [finalLayout](#) member of the [VkAttachmentDescription](#) structures or the [layout](#) member of the [VkAttachmentReference](#) structures specified when creating the render pass specified in the [renderPass](#) member of [pRenderPassBegin](#) is [VK_IMAGE_LAYOUT_RENDERING_LOCAL_READ](#) then the corresponding attachment image view of the framebuffer specified in the [framebuffer](#) member of [pRenderPassBegin](#) **must** have been created with either the [VK_IMAGE_USAGE_STORAGE_BIT](#) usage flag set, or both the [VK_IMAGE_USAGE_INPUT_ATTACHMENT_BIT](#) and either of [VK_IMAGE_USAGE_COLOR_ATTACHMENT_BIT](#) or [VK_IMAGE_USAGE_DEPTH_STENCIL_ATTACHMENT_BIT](#) usage flags set

- VUID-vkCmdBeginRenderPass-contents-09640

If [contents](#) is [VK_SUBPASS_CONTENTS_INLINE_AND_SECONDARY_COMMAND_BUFFERS_KHR](#), then at least one of the following features **must** be enabled:

- [maintenance7](#)
- [nestedCommandBuffer](#)

Valid Usage (Implicit)

- VUID-vkCmdBeginRenderPass-commandBuffer-parameter
[commandBuffer](#) **must** be a valid [VkCommandBuffer](#) handle
- VUID-vkCmdBeginRenderPass-pRenderPassBegin-parameter
[pRenderPassBegin](#) **must** be a valid pointer to a valid [VkRenderPassBeginInfo](#) structure
- VUID-vkCmdBeginRenderPass-contents-parameter
[contents](#) **must** be a valid [VkSubpassContents](#) value
- VUID-vkCmdBeginRenderPass-commandBuffer-recording
[commandBuffer](#) **must** be in the [recording state](#)
- VUID-vkCmdBeginRenderPass-commandBuffer-cmdpool
The [VkCommandPool](#) that [commandBuffer](#) was allocated from **must** support [VK_QUEUE_GRAPHICS_BIT](#) operations
- VUID-vkCmdBeginRenderPass-renderpass
This command **must** only be called outside of a render pass instance
- VUID-vkCmdBeginRenderPass-suspended
This command **must** not be called between suspended render pass instances
- VUID-vkCmdBeginRenderPass-videocoding
This command **must** only be called outside of a video coding scope
- VUID-vkCmdBeginRenderPass-bufferlevel
[commandBuffer](#) **must** be a primary [VkCommandBuffer](#)

Host Synchronization

- Host access to `commandBuffer` **must** be externally synchronized
- Host access to the `VkCommandPool` that `commandBuffer` was allocated from **must** be externally synchronized

Command Properties

Command Buffer Levels	Render Pass Scope	Video Coding Scope	Supported Queue Types	Command Type
Primary	Outside	Outside	VK_QUEUE_GRAPHICS_BIT HICS_BIT	Action State Synchronization

Conditional Rendering

`vkCmdBeginRenderPass` is not affected by [conditional rendering](#)

To begin a render pass, call:

WARNING

This functionality is superseded by [Vulkan Version 1.4](#). See [Legacy Functionality](#) for more information.

```
// Provided by VK_VERSION_1_2
void vkCmdBeginRenderPass2(
    VkCommandBuffer                commandBuffer,
    const VkRenderPassBeginInfo*   pRenderPassBegin,
    const VkSubpassBeginInfo*      pSubpassBeginInfo);
```

```
// Provided by VK_KHR_create_renderpass2
// Equivalent to vkCmdBeginRenderPass2
void vkCmdBeginRenderPass2KHR(
    VkCommandBuffer                commandBuffer,
    const VkRenderPassBeginInfo*   pRenderPassBegin,
    const VkSubpassBeginInfo*      pSubpassBeginInfo);
```

- `commandBuffer` is the command buffer in which to record the command.
- `pRenderPassBegin` is a pointer to a `VkRenderPassBeginInfo` structure specifying the render pass to begin an instance of, and the framebuffer the instance uses. After recording this command, the render pass and framebuffer **may** be accessed at any point that `commandBuffer` is in the recording or pending state until it is reset.

- `pSubpassBeginInfo` is a pointer to a `VkSubpassBeginInfo` structure containing information about the subpass which is about to begin rendering.

After beginning a render pass instance, the command buffer is ready to record the commands for the first subpass of that render pass.

Valid Usage

- VUID-vkCmdBeginRenderPass2-framebuffer-02779
Both the `framebuffer` and `renderPass` members of `pRenderPassBegin` **must** have been created on the same `VkDevice` that `commandBuffer` was allocated on
- VUID-vkCmdBeginRenderPass2-initialLayout-03094
If any of the `initialLayout` or `finalLayout` member of the `VkAttachmentDescription` structures or the `layout` member of the `VkAttachmentReference` structures specified when creating the render pass specified in the `renderPass` member of `pRenderPassBegin` is `VK_IMAGE_LAYOUT_COLOR_ATTACHMENT_OPTIMAL` then the corresponding attachment image view of the framebuffer specified in the `framebuffer` member of `pRenderPassBegin` **must** have been created with the `VK_IMAGE_USAGE_COLOR_ATTACHMENT_BIT` usage flag set
- VUID-vkCmdBeginRenderPass2-initialLayout-03096
If any of the `initialLayout` or `finalLayout` member of the `VkAttachmentDescription` structures or the `layout` member of the `VkAttachmentReference` structures specified when creating the render pass specified in the `renderPass` member of `pRenderPassBegin` is `VK_IMAGE_LAYOUT_DEPTH_READ_ONLY_STENCIL_ATTACHMENT_OPTIMAL`, `VK_IMAGE_LAYOUT_DEPTH_ATTACHMENT_STENCIL_READ_ONLY_OPTIMAL`, `VK_IMAGE_LAYOUT_DEPTH_STENCIL_ATTACHMENT_OPTIMAL`, or `VK_IMAGE_LAYOUT_DEPTH_STENCIL_READ_ONLY_OPTIMAL` then the corresponding attachment image view of the framebuffer specified in the `framebuffer` member of `pRenderPassBegin` **must** have been created with the `VK_IMAGE_USAGE_DEPTH_STENCIL_ATTACHMENT_BIT` usage flag set
- VUID-vkCmdBeginRenderPass2-initialLayout-02844
If any of the `initialLayout` or `finalLayout` member of the `VkAttachmentDescription` structures or the `layout` member of the `VkAttachmentReference` structures specified when creating the render pass specified in the `renderPass` member of `pRenderPassBegin` is `VK_IMAGE_LAYOUT_DEPTH_ATTACHMENT_OPTIMAL`, or `VK_IMAGE_LAYOUT_DEPTH_READ_ONLY_OPTIMAL`, `VK_IMAGE_LAYOUT_STENCIL_ATTACHMENT_OPTIMAL`, or `VK_IMAGE_LAYOUT_STENCIL_READ_ONLY_OPTIMAL` then the corresponding attachment image view of the framebuffer specified in the `framebuffer` member of `pRenderPassBegin` **must** have been created with the `VK_IMAGE_USAGE_DEPTH_STENCIL_ATTACHMENT_BIT` usage flag set
- VUID-vkCmdBeginRenderPass2-stencilInitialLayout-02845
If any of the `stencilInitialLayout` or `stencilFinalLayout` member of the `VkAttachmentDescriptionStencilLayout` structures or the `stencilLayout` member of the `VkAttachmentReferenceStencilLayout` structures specified when creating the render pass specified in the `renderPass` member of `pRenderPassBegin` is

`VK_IMAGE_LAYOUT_STENCIL_ATTACHMENT_OPTIMAL`, or
`VK_IMAGE_LAYOUT_STENCIL_READ_ONLY_OPTIMAL` then the corresponding attachment image view of the framebuffer specified in the `framebuffer` member of `pRenderPassBegin` **must** have been created with the `VK_IMAGE_USAGE_DEPTH_STENCIL_ATTACHMENT_BIT` usage flag set

- VUID-vkCmdBeginRenderPass2-initialLayout-03097

If any of the `initialLayout` or `finalLayout` member of the `VkAttachmentDescription` structures or the `layout` member of the `VkAttachmentReference` structures specified when creating the render pass specified in the `renderPass` member of `pRenderPassBegin` is `VK_IMAGE_LAYOUT_SHADER_READ_ONLY_OPTIMAL` then the corresponding attachment image view of the framebuffer specified in the `framebuffer` member of `pRenderPassBegin` **must** have been created with the `VK_IMAGE_USAGE_SAMPLED_BIT` or `VK_IMAGE_USAGE_INPUT_ATTACHMENT_BIT` usage flags set

- VUID-vkCmdBeginRenderPass2-initialLayout-03098

If any of the `initialLayout` or `finalLayout` member of the `VkAttachmentDescription` structures or the `layout` member of the `VkAttachmentReference` structures specified when creating the render pass specified in the `renderPass` member of `pRenderPassBegin` is `VK_IMAGE_LAYOUT_TRANSFER_SRC_OPTIMAL` then the corresponding attachment image view of the framebuffer specified in the `framebuffer` member of `pRenderPassBegin` **must** have been created with the `VK_IMAGE_USAGE_TRANSFER_SRC_BIT` usage flag set

- VUID-vkCmdBeginRenderPass2-initialLayout-03099

If any of the `initialLayout` or `finalLayout` member of the `VkAttachmentDescription` structures or the `layout` member of the `VkAttachmentReference` structures specified when creating the render pass specified in the `renderPass` member of `pRenderPassBegin` is `VK_IMAGE_LAYOUT_TRANSFER_DST_OPTIMAL` then the corresponding attachment image view of the framebuffer specified in the `framebuffer` member of `pRenderPassBegin` **must** have been created with the `VK_IMAGE_USAGE_TRANSFER_DST_BIT` usage flag set

- VUID-vkCmdBeginRenderPass2-initialLayout-03100

If the `initialLayout` member of any of the `VkAttachmentDescription` structures specified when creating the render pass specified in the `renderPass` member of `pRenderPassBegin` is not `VK_IMAGE_LAYOUT_UNDEFINED`, then each such `initialLayout` **must** be equal to the current layout of the corresponding attachment image subresource of the framebuffer specified in the `framebuffer` member of `pRenderPassBegin`

- VUID-vkCmdBeginRenderPass2-srcStageMask-06453

The `srcStageMask` members of any element of the `pDependencies` member of `VkRenderPassCreateInfo` used to create `renderPass` **must** be supported by the capabilities of the queue family identified by the `queueFamilyIndex` member of the `VkCommandPoolCreateInfo` used to create the command pool which `commandBuffer` was allocated from

- VUID-vkCmdBeginRenderPass2-dstStageMask-06454

The `dstStageMask` members of any element of the `pDependencies` member of `VkRenderPassCreateInfo` used to create `renderPass` **must** be supported by the capabilities of the queue family identified by the `queueFamilyIndex` member of the `VkCommandPoolCreateInfo` used to create the command pool which `commandBuffer` was allocated from

- VUID-vkCmdBeginRenderPass2-framebuffer-02533
For any attachment in `framebuffer` that is used by `renderPass` and is bound to memory locations that are also bound to another attachment used by `renderPass`, and if at least one of those uses causes either attachment to be written to, both attachments **must** have had the `VK_ATTACHMENT_DESCRIPTION_MAY_ALIAS_BIT` set
- VUID-vkCmdBeginRenderPass2-framebuffer-09046
If any attachments specified in `framebuffer` are used by `renderPass` and are bound to overlapping memory locations, there **must** be only one that is used as a color attachment, depth/stencil, or resolve attachment in any subpass
- VUID-vkCmdBeginRenderPass2-initialLayout-07002
If any of the `initialLayout` or `finalLayout` member of the `VkAttachmentDescription` structures or the `layout` member of the `VkAttachmentReference` structures specified when creating the render pass specified in the `renderPass` member of `pRenderPassBegin` is `VK_IMAGE_LAYOUT_ATTACHMENT_FEEDBACK_LOOP_OPTIMAL_EXT` then the corresponding attachment image view of the framebuffer specified in the `framebuffer` member of `pRenderPassBegin` **must** have been created with either the `VK_IMAGE_USAGE_COLOR_ATTACHMENT_BIT` or `VK_IMAGE_USAGE_DEPTH_STENCIL_ATTACHMENT_BIT` usage flags set, and either the `VK_IMAGE_USAGE_INPUT_ATTACHMENT_BIT` or `VK_IMAGE_USAGE_SAMPLED_BIT` usage flags set
- VUID-vkCmdBeginRenderPass2-initialLayout-07003
If any of the `initialLayout` or `finalLayout` member of the `VkAttachmentDescription` structures or the `layout` member of the `VkAttachmentReference` structures specified when creating the render pass specified in the `renderPass` member of `pRenderPassBegin` is `VK_IMAGE_LAYOUT_ATTACHMENT_FEEDBACK_LOOP_OPTIMAL_EXT` then the corresponding attachment image view of the framebuffer specified in the `framebuffer` member of `pRenderPassBegin` **must** have been created with the `VK_IMAGE_USAGE_ATTACHMENT_FEEDBACK_LOOP_BIT_EXT` usage flag set
- VUID-vkCmdBeginRenderPass2-initialLayout-09538
If any of the `initialLayout` or `finalLayout` member of the `VkAttachmentDescription` structures or the `layout` member of the `VkAttachmentReference` structures specified when creating the render pass specified in the `renderPass` member of `pRenderPassBegin` is `VK_IMAGE_LAYOUT_RENDERING_LOCAL_READ` then the corresponding attachment image view of the framebuffer specified in the `framebuffer` member of `pRenderPassBegin` **must** have been created with either the `VK_IMAGE_USAGE_STORAGE_BIT` usage flag set, or both the `VK_IMAGE_USAGE_INPUT_ATTACHMENT_BIT` and either of the `VK_IMAGE_USAGE_COLOR_ATTACHMENT_BIT` or `VK_IMAGE_USAGE_DEPTH_STENCIL_ATTACHMENT_BIT` usage flags set
- VUID-vkCmdBeginRenderPass2-flags-10652
If `VK_TILE_SHADING_RENDER_PASS_ENABLE_BIT_QCOM` was included in the `VkRenderPassTileShadingCreateInfoQCOM::flags` used to create the `renderPass`, `commandBuffer` **must** not have been recorded with `VK_COMMAND_BUFFER_USAGE_SIMULTANEOUS_USE_BIT`

Valid Usage (Implicit)

- VUID-vkCmdBeginRenderPass2-commandBuffer-parameter
`commandBuffer` **must** be a valid `VkCommandBuffer` handle
- VUID-vkCmdBeginRenderPass2-pRenderPassBegin-parameter
`pRenderPassBegin` **must** be a valid pointer to a valid `VkRenderPassBeginInfo` structure
- VUID-vkCmdBeginRenderPass2-pSubpassBeginInfo-parameter
`pSubpassBeginInfo` **must** be a valid pointer to a valid `VkSubpassBeginInfo` structure
- VUID-vkCmdBeginRenderPass2-commandBuffer-recording
`commandBuffer` **must** be in the `recording` state
- VUID-vkCmdBeginRenderPass2-commandBuffer-cmdpool
The `VkCommandPool` that `commandBuffer` was allocated from **must** support `VK_QUEUE_GRAPHICS_BIT` operations
- VUID-vkCmdBeginRenderPass2-renderpass
This command **must** only be called outside of a render pass instance
- VUID-vkCmdBeginRenderPass2-suspended
This command **must** not be called between suspended render pass instances
- VUID-vkCmdBeginRenderPass2-videocoding
This command **must** only be called outside of a video coding scope
- VUID-vkCmdBeginRenderPass2-bufferlevel
`commandBuffer` **must** be a primary `VkCommandBuffer`

Host Synchronization

- Host access to `commandBuffer` **must** be externally synchronized
- Host access to the `VkCommandPool` that `commandBuffer` was allocated from **must** be externally synchronized

Command Properties

Command Buffer Levels	Render Pass Scope	Video Coding Scope	Supported Queue Types	Command Type
Primary	Outside	Outside	VK_QUEUE_GRAPHICS_BIT	Action State Synchronization

Conditional Rendering

`vkCmdBeginRenderPass2` is not affected by `conditional rendering`

The `VkRenderPassBeginInfo` structure is defined as:

WARNING

This functionality is superseded by [Vulkan Version 1.4](#). See [Legacy Functionality](#) for more information.

```
// Provided by VK_VERSION_1_0
typedef struct VkRenderPassBeginInfo {
    VkStructureType    sType;
    const void*        pNext;
    VkRenderPass        renderPass;
    VkFramebuffer        framebuffer;
    VkRect2D            renderArea;
    uint32_t            clearValueCount;
    const VkClearValue* pClearValues;
} VkRenderPassBeginInfo;
```

- `sType` is a `VkStructureType` value identifying this structure.
- `pNext` is `NULL` or a pointer to a structure extending this structure.
- `renderPass` is the render pass to begin an instance of.
- `framebuffer` is the framebuffer containing the attachments that are used with the render pass.
- `renderArea` is the render area that is affected by the render pass instance, and is described in more detail below.
- `clearValueCount` is the number of elements in `pClearValues`.
- `pClearValues` is a pointer to an array of `clearValueCount` `VkClearValue` structures containing clear values for each attachment, if the attachment uses a `loadOp` value of `VK_ATTACHMENT_LOAD_OP_CLEAR` or if the attachment has a depth/stencil format and uses a `stencilLoadOp` value of `VK_ATTACHMENT_LOAD_OP_CLEAR`. The array is indexed by attachment number. Only elements corresponding to cleared attachments are used. Other elements of `pClearValues` are ignored.

`renderArea` is the render area that is affected by the render pass instance. The effects of attachment load, store, and multisample resolve operations are restricted to the pixels whose x and y coordinates fall within the render area on all attachments. The render area extends to all layers of `framebuffer`. The application **must** ensure (using scissor if necessary) that all rendering is contained within the render area. The render area, after any transform specified by `VkRenderPassTransformBeginInfoQCOM::transform` is applied, **must** be contained within the framebuffer dimensions.

If `render pass transform` is enabled, then `renderArea` **must** equal the framebuffer pre-transformed dimensions. After `renderArea` has been transformed by `VkRenderPassTransformBeginInfoQCOM::transform`, the resulting render area **must** be equal to the framebuffer dimensions.

If multiview is enabled in `renderPass`, and `multiviewPerViewRenderAreas` feature is enabled, and there is an instance of `VkMultiviewPerViewRenderAreasRenderPassBeginInfoQCOM` included in the `pNext` chain with `perViewRenderAreaCount` not equal to `0`, then the elements of

`VkMultiviewPerViewRenderAreasRenderPassBeginInfoQCOM::pPerViewRenderAreas` override `renderArea` and define a render area for each view. In this case, `renderArea` **must** be an area at least as large as the union of all the per-view render areas.

If the `subpassShading` feature is enabled, then `renderArea` **must** equal the framebuffer dimensions.

NOTE

There **may** be a performance cost for using a render area smaller than the framebuffer, unless it matches the render area granularity for the render pass.

Valid Usage

- VUID-VkRenderPassBeginInfo-clearValueCount-00902
`clearValueCount` **must** be greater than the largest attachment index in `renderPass` specifying a `loadOp` (or `stencilLoadOp`, if the attachment has a depth/stencil format) of `VK_ATTACHMENT_LOAD_OP_CLEAR`
- VUID-VkRenderPassBeginInfo-clearValueCount-04962
If `clearValueCount` is not 0, `pClearValues` **must** be a valid pointer to an array of `clearValueCount` `VkClearColor` unions
- VUID-VkRenderPassBeginInfo-renderPass-00904
`renderPass` **must** be `compatible` with the `renderPass` member of the `VkFramebufferCreateInfo` structure specified when creating `framebuffer`
- VUID-VkRenderPassBeginInfo-None-08996
If the `pNext` chain does not contain `VkDeviceGroupRenderPassBeginInfo` or its `deviceRenderAreaCount` member is equal to 0, `renderArea.extent.width` **must** be greater than 0
- VUID-VkRenderPassBeginInfo-None-08997
If the `pNext` chain does not contain `VkDeviceGroupRenderPassBeginInfo` or its `deviceRenderAreaCount` member is equal to 0, `renderArea.extent.height` **must** be greater than 0
- VUID-VkRenderPassBeginInfo-pNext-02850
If the `pNext` chain does not contain `VkDeviceGroupRenderPassBeginInfo` or its `deviceRenderAreaCount` member is equal to 0, `renderArea.offset.x` **must** be greater than or equal to 0
- VUID-VkRenderPassBeginInfo-pNext-02851
If the `pNext` chain does not contain `VkDeviceGroupRenderPassBeginInfo` or its `deviceRenderAreaCount` member is equal to 0, `renderArea.offset.y` **must** be greater than or equal to 0
- VUID-VkRenderPassBeginInfo-pNext-02852
If the `pNext` chain does not contain `VkDeviceGroupRenderPassBeginInfo` or its `deviceRenderAreaCount` member is equal to 0, `renderArea.offset.x + renderArea.extent.width` **must** be less than or equal to `VkFramebufferCreateInfo::width` the `framebuffer` was created with
- VUID-VkRenderPassBeginInfo-pNext-02853
If the `pNext` chain does not contain `VkDeviceGroupRenderPassBeginInfo` or its

`deviceRenderAreaCount` member is equal to 0, `renderArea.offset.y + renderArea.extent.height` **must** be less than or equal to `VkFramebufferCreateInfo::height` the `framebuffer` was created with

- VUID-VkRenderPassBeginInfo-pNext-02856

If the `pNext` chain contains `VkDeviceGroupRenderPassBeginInfo`, `offset.x + extent.width` of each element of `pDeviceRenderAreas` **must** be less than or equal to `VkFramebufferCreateInfo::width` the `framebuffer` was created with

- VUID-VkRenderPassBeginInfo-pNext-02857

If the `pNext` chain contains `VkDeviceGroupRenderPassBeginInfo`, `offset.y + extent.height` of each element of `pDeviceRenderAreas` **must** be less than or equal to `VkFramebufferCreateInfo::height` the `framebuffer` was created with

- VUID-VkRenderPassBeginInfo-framebuffer-03207

If `framebuffer` was created with a `VkFramebufferCreateInfo::flags` value that did not include `VK_FRAMEBUFFER_CREATE_IMAGELESS_BIT`, and the `pNext` chain includes a `VkRenderPassAttachmentBeginInfo` structure, its `attachmentCount` **must** be zero

- VUID-VkRenderPassBeginInfo-framebuffer-03208

If `framebuffer` was created with a `VkFramebufferCreateInfo::flags` value that included `VK_FRAMEBUFFER_CREATE_IMAGELESS_BIT`, the `attachmentCount` of a `VkRenderPassAttachmentBeginInfo` structure included in the `pNext` chain **must** be equal to the value of `VkFramebufferAttachmentsCreateInfo::attachmentImageInfoCount` used to create `framebuffer`

- VUID-VkRenderPassBeginInfo-framebuffer-02780

If `framebuffer` was created with a `VkFramebufferCreateInfo::flags` value that included `VK_FRAMEBUFFER_CREATE_IMAGELESS_BIT`, each element of the `pAttachments` member of a `VkRenderPassAttachmentBeginInfo` structure included in the `pNext` chain **must** have been created on the same `VkDevice` as `framebuffer` and `renderPass`

- VUID-VkRenderPassBeginInfo-framebuffer-03209

If `framebuffer` was created with a `VkFramebufferCreateInfo::flags` value that included `VK_FRAMEBUFFER_CREATE_IMAGELESS_BIT`, each element of the `pAttachments` member of a `VkRenderPassAttachmentBeginInfo` structure included in the `pNext` chain **must** be a `VkImageView` of an image created with a value of `VkImageCreateInfo::flags` equal to the `flags` member of the corresponding element of `VkFramebufferAttachmentsCreateInfo::pAttachmentImageInfos` used to create `framebuffer`

- VUID-VkRenderPassBeginInfo-framebuffer-12328

If `framebuffer` was created with a `VkFramebufferCreateInfo::flags` value that included `VK_FRAMEBUFFER_CREATE_IMAGELESS_BIT`, each `pAttachments` member of `VkRenderPassAttachmentBeginInfo` that is used as a resolve attachment by `renderPass` **must** not be bound to a `VkDeviceMemory` object allocated from a `VkMemoryHeap` with the `VK_MEMORY_HEAP_TILE_MEMORY_BIT_QCOM` property

- VUID-VkRenderPassBeginInfo-framebuffer-04627

If `framebuffer` was created with a `VkFramebufferCreateInfo::flags` value that included `VK_FRAMEBUFFER_CREATE_IMAGELESS_BIT`, each element of the `pAttachments` member of a `VkRenderPassAttachmentBeginInfo` structure included in the `pNext` chain **must** be a `VkImageView` with an `inherited usage` equal to the `usage` member of the corresponding element of `VkFramebufferAttachmentsCreateInfo::pAttachmentImageInfos` used to create

framebuffer

- VUID-VkRenderPassBeginInfo-framebuffer-03211

If `framebuffer` was created with a `VkFramebufferCreateInfo::flags` value that included `VK_FRAMEBUFFER_CREATE_IMAGELESS_BIT`, each element of the `pAttachments` member of a `VkRenderPassAttachmentBeginInfo` structure included in the `pNext` chain **must** be a `VkImageView` with a width equal to the `width` member of the corresponding element of `VkFramebufferAttachmentsCreateInfo::pAttachmentImageInfos` used to create `framebuffer`

- VUID-VkRenderPassBeginInfo-framebuffer-03212

If `framebuffer` was created with a `VkFramebufferCreateInfo::flags` value that included `VK_FRAMEBUFFER_CREATE_IMAGELESS_BIT`, each element of the `pAttachments` member of a `VkRenderPassAttachmentBeginInfo` structure included in the `pNext` chain **must** be a `VkImageView` with a height equal to the `height` member of the corresponding element of `VkFramebufferAttachmentsCreateInfo::pAttachmentImageInfos` used to create `framebuffer`

- VUID-VkRenderPassBeginInfo-framebuffer-03213

If `framebuffer` was created with a `VkFramebufferCreateInfo::flags` value that included `VK_FRAMEBUFFER_CREATE_IMAGELESS_BIT`, each element of the `pAttachments` member of a `VkRenderPassAttachmentBeginInfo` structure included in the `pNext` chain **must** be a `VkImageView` of an image created with a value of `VkImageViewCreateInfo::subresourceRange.layerCount` equal to the `layerCount` member of the corresponding element of `VkFramebufferAttachmentsCreateInfo::pAttachmentImageInfos` used to create `framebuffer`

- VUID-VkRenderPassBeginInfo-framebuffer-03214

If `framebuffer` was created with a `VkFramebufferCreateInfo::flags` value that included `VK_FRAMEBUFFER_CREATE_IMAGELESS_BIT`, each element of the `pAttachments` member of a `VkRenderPassAttachmentBeginInfo` structure included in the `pNext` chain **must** be a `VkImageView` of an image created with a value of `VkImageFormatListCreateInfo::viewFormatCount` equal to the `viewFormatCount` member of the corresponding element of `VkFramebufferAttachmentsCreateInfo::pAttachmentImageInfos` used to create `framebuffer`

- VUID-VkRenderPassBeginInfo-framebuffer-03215

If `framebuffer` was created with a `VkFramebufferCreateInfo::flags` value that included `VK_FRAMEBUFFER_CREATE_IMAGELESS_BIT`, each element of the `pAttachments` member of a `VkRenderPassAttachmentBeginInfo` structure included in the `pNext` chain **must** be a `VkImageView` of an image created with a set of elements in `VkImageFormatListCreateInfo::pViewFormats` equal to the set of elements in the `pViewFormats` member of the corresponding element of `VkFramebufferAttachmentsCreateInfo::pAttachmentImageInfos` used to create `framebuffer`

- VUID-VkRenderPassBeginInfo-framebuffer-03216

If `framebuffer` was created with a `VkFramebufferCreateInfo::flags` value that included `VK_FRAMEBUFFER_CREATE_IMAGELESS_BIT`, each element of the `pAttachments` member of a `VkRenderPassAttachmentBeginInfo` structure included in the `pNext` chain **must** be a `VkImageView` of an image created with a value of `VkImageViewCreateInfo::format` equal to the corresponding value of `VkAttachmentDescription::format` in `renderPass`

- VUID-VkRenderPassBeginInfo-framebuffer-09353

If `framebuffer` was created with a `VkFramebufferCreateInfo::flags` value that included `VK_FRAMEBUFFER_CREATE_IMAGELESS_BIT`, and the

`nullColorAttachmentWithExternalFormatResolve` is `VK_FALSE`, the format of the color attachment for each subpass that includes an external format image as a resolve attachment **must** have a format equal to the value of `VkAndroidHardwareBufferFormatResolvePropertiesANDROID::colorAttachmentFormat` as returned by a call to `vkGetAndroidHardwareBufferPropertiesANDROID` for the Android hardware buffer that was used to create the image view use as its resolve attachment

- VUID-VkRenderPassBeginInfo-framebuffer-09354

If `framebuffer` was created with a `VkFramebufferCreateInfo::flags` value that included `VK_FRAMEBUFFER_CREATE_IMAGELESS_BIT`, each element of the `pAttachments` member of a `VkRenderPassAttachmentBeginInfo` structure included in the `pNext` chain **must** be a `VkImageView` of an image created with a value of `VkExternalFormatANDROID::externalFormat` equal to `VkExternalFormatANDROID::externalFormat` in the `pNext` chain of the corresponding `VkAttachmentDescription2` structure used to create `renderPass`

- VUID-VkRenderPassBeginInfo-framebuffer-09047

If `framebuffer` was created with a `VkFramebufferCreateInfo::flags` value that included `VK_FRAMEBUFFER_CREATE_IMAGELESS_BIT`, each element of the `pAttachments` member of a `VkRenderPassAttachmentBeginInfo` structure included in the `pNext` chain **must** be a `VkImageView` of an image created with a value of `VkImageCreateInfo::samples` equal to the corresponding value of `VkAttachmentDescription::samples` in `renderPass`, or `VK_SAMPLE_COUNT_1_BIT` if `renderPass` was created with `VkMultisampledRenderToSingleSampledInfoEXT` structure in the `pNext` chain with `multisampledRenderToSingleSampledEnable` equal to `VK_TRUE`

- VUID-VkRenderPassBeginInfo-pNext-02869

If the `pNext` chain includes `VkRenderPassTransformBeginInfoQCOM`, `renderArea.offset` **must** equal (0,0)

- VUID-VkRenderPassBeginInfo-pNext-02870

If the `pNext` chain includes `VkRenderPassTransformBeginInfoQCOM`, `renderArea.extent` transformed by `VkRenderPassTransformBeginInfoQCOM::transform` **must** equal the `framebuffer` dimensions

- VUID-VkRenderPassBeginInfo-perViewRenderAreaCount-07859

If the `perViewRenderAreaCount` member of a `VkMultiviewPerViewRenderAreasRenderPassBeginInfoQCOM` structure included in the `pNext` chain is not 0, then the `multiviewPerViewRenderAreas` feature **must** be enabled

- VUID-VkRenderPassBeginInfo-perViewRenderAreaCount-07860

If the `perViewRenderAreaCount` member of a `VkMultiviewPerViewRenderAreasRenderPassBeginInfoQCOM` structure included in the `pNext` chain is not 0, then `renderArea` **must** specify a render area that includes the union of all per view render areas

- VUID-VkRenderPassBeginInfo-pNext-09539

If the `pNext` chain contains a `VkRenderPassStripeBeginInfoARM` structure, the union of stripe areas defined by the elements of `VkRenderPassStripeBeginInfoARM::pStripeInfos` **must** cover the `renderArea`

Valid Usage (Implicit)

- VUID-VkRenderPassBeginInfo-sType-sType
`sType` **must** be `VK_STRUCTURE_TYPE_RENDER_PASS_BEGIN_INFO`
- VUID-VkRenderPassBeginInfo-pNext-pNext
Each `pNext` member of any structure (including this one) in the `pNext` chain **must** be either `NULL` or a pointer to a valid instance of `VkDeviceGroupRenderPassBeginInfo`, `VkMultiviewPerViewRenderAreasRenderPassBeginInfoQCOM`, `VkRenderPassAttachmentBeginInfo`, `VkRenderPassPerformanceCountersByRegionBeginInfoARM`, `VkRenderPassSampleLocationsBeginInfoEXT`, `VkRenderPassStripeBeginInfoARM`, or `VkRenderPassTransformBeginInfoQCOM`
- VUID-VkRenderPassBeginInfo-sType-unique
The `sType` value of each structure in the `pNext` chain **must** be unique
- VUID-VkRenderPassBeginInfo-renderPass-parameter
`renderPass` **must** be a valid `VkRenderPass` handle
- VUID-VkRenderPassBeginInfo-framebuffer-parameter
`framebuffer` **must** be a valid `VkFramebuffer` handle
- VUID-VkRenderPassBeginInfo-commonparent
Both of `framebuffer`, and `renderPass` **must** have been created, allocated, or retrieved from the same `VkDevice`

The image layout of the depth aspect of a depth/stencil attachment referring to an image created with `VK_IMAGE_CREATE_SAMPLE_LOCATIONS_COMPATIBLE_DEPTH_BIT_EXT` is dependent on the last sample locations used to render to the image subresource, thus preserving the contents of such depth/stencil attachments across subpass boundaries requires the application to specify these sample locations whenever a layout transition of the attachment **may** occur. This information **can** be provided by adding a `VkRenderPassSampleLocationsBeginInfoEXT` structure to the `pNext` chain of `VkRenderPassBeginInfo`.

The `VkRenderPassSampleLocationsBeginInfoEXT` structure is defined as:

WARNING

This functionality is superseded by [Vulkan Version 1.4](#) and [VK_KHR_dynamic_rendering_local_read](#). See [Legacy Functionality](#) for more information.


```
// Provided by VK_EXT_sample_locations
typedef struct VkRenderPassSampleLocationsBeginInfoEXT {
    VkStructureType                sType;
    const void*                    pNext;
    uint32_t                       attachmentInitialSampleLocationsCount;
    const VkAttachmentSampleLocationsEXT* pAttachmentInitialSampleLocations;
    uint32_t                       postSubpassSampleLocationsCount;
    const VkSubpassSampleLocationsEXT* pPostSubpassSampleLocations;
} VkRenderPassSampleLocationsBeginInfoEXT;
```

- **sType** is a **VkStructureType** value identifying this structure.
- **pNext** is **NULL** or a pointer to a structure extending this structure.
- **attachmentInitialSampleLocationsCount** is the number of elements in the **pAttachmentInitialSampleLocations** array.
- **pAttachmentInitialSampleLocations** is a pointer to an array of **attachmentInitialSampleLocationsCount** **VkAttachmentSampleLocationsEXT** structures specifying the attachment indices and their corresponding sample location state. Each element of **pAttachmentInitialSampleLocations** **can** specify the sample location state to use in the automatic layout transition performed to transition a depth/stencil attachment from the initial layout of the attachment to the image layout specified for the attachment in the first subpass using it.
- **postSubpassSampleLocationsCount** is the number of elements in the **pPostSubpassSampleLocations** array.
- **pPostSubpassSampleLocations** is a pointer to an array of **postSubpassSampleLocationsCount** **VkSubpassSampleLocationsEXT** structures specifying the subpass indices and their corresponding sample location state. Each element of **pPostSubpassSampleLocations** **can** specify the sample location state to use in the automatic layout transition performed to transition the depth/stencil attachment used by the specified subpass to the image layout specified in a dependent subpass or to the final layout of the attachment in case the specified subpass is the last subpass using that attachment. In addition, if **VkPhysicalDeviceSampleLocationsPropertiesEXT::variableSampleLocations** is **VK_FALSE**, each element of **pPostSubpassSampleLocations** **must** specify the sample location state that matches the sample locations used by all pipelines that will be bound to a command buffer during the specified subpass. If **variableSampleLocations** is **VK_TRUE**, the sample locations used for rasterization do not depend on **pPostSubpassSampleLocations**.

Valid Usage (Implicit)

- VUID-VkRenderPassSampleLocationsBeginInfoEXT-sType-sType **must** be **VK_STRUCTURE_TYPE_RENDER_PASS_SAMPLE_LOCATIONS_BEGIN_INFO_EXT**
- VUID-VkRenderPassSampleLocationsBeginInfoEXT-pAttachmentInitialSampleLocations-parameter
If **attachmentInitialSampleLocationsCount** is not 0, **pAttachmentInitialSampleLocations** **must**

be a valid pointer to an array of `attachmentInitialSampleLocationsCount` valid `VkAttachmentSampleLocationsEXT` structures

- VUID-VkRenderPassSampleLocationsBeginInfoEXT-pPostSubpassSampleLocations-parameter

If `postSubpassSampleLocationsCount` is not 0, `pPostSubpassSampleLocations` **must** be a valid pointer to an array of `postSubpassSampleLocationsCount` valid `VkSubpassSampleLocationsEXT` structures

Structure Chaining

Extends the structure

- `VkRenderPassBeginInfo`

The `VkAttachmentSampleLocationsEXT` structure is defined as:

WARNING

This functionality is superseded by [Vulkan Version 1.4](#) and [VK_KHR_dynamic_rendering_local_read](#). See [Legacy Functionality](#) for more information.

```
// Provided by VK_EXT_sample_locations
typedef struct VkAttachmentSampleLocationsEXT {
    uint32_t      attachmentIndex;
    VkSampleLocationsInfoEXT sampleLocationsInfo;
} VkAttachmentSampleLocationsEXT;
```

- `attachmentIndex` is the index of the attachment for which the sample locations state is provided.
- `sampleLocationsInfo` is the sample locations state to use for the layout transition of the given attachment from the initial layout of the attachment to the image layout specified for the attachment in the first subpass using it.

If the image referenced by the framebuffer attachment at index `attachmentIndex` was not created with `VK_IMAGE_CREATE_SAMPLE_LOCATIONS_COMPATIBLE_DEPTH_BIT_EXT` then the values specified in `sampleLocationsInfo` are ignored.

Valid Usage

- VUID-VkAttachmentSampleLocationsEXT-attachmentIndex-01531
`attachmentIndex` **must** be less than the `attachmentCount` specified in `VkRenderPassCreateInfo` the render pass specified by `VkRenderPassBeginInfo::renderPass` was created with

Valid Usage (Implicit)

- VUID-VkAttachmentSampleLocationsEXT-sampleLocationsInfo-parameter `sampleLocationsInfo` **must** be a valid `VkSampleLocationsInfoEXT` structure

The `VkSubpassSampleLocationsEXT` structure is defined as:

WARNING

This functionality is superseded by [Vulkan Version 1.4](#) and `VK_KHR_dynamic_rendering_local_read`. See [Legacy Functionality](#) for more information.

```
// Provided by VK_EXT_sample_locations
typedef struct VkSubpassSampleLocationsEXT {
    uint32_t          subpassIndex;
    VkSampleLocationsInfoEXT sampleLocationsInfo;
} VkSubpassSampleLocationsEXT;
```

- `subpassIndex` is the index of the subpass for which the sample locations state is provided.
- `sampleLocationsInfo` is the sample locations state to use for the layout transition of the depth/stencil attachment away from the image layout the attachment is used with in the subpass specified in `subpassIndex`.

If the image referenced by the depth/stencil attachment used in the subpass identified by `subpassIndex` was not created with `VK_IMAGE_CREATE_SAMPLE_LOCATIONS_COMPATIBLE_DEPTH_BIT_EXT` or if the subpass does not use a depth/stencil attachment, and `VkPhysicalDeviceSampleLocationsPropertiesEXT::variableSampleLocations` is `VK_TRUE` then the values specified in `sampleLocationsInfo` are ignored.

Valid Usage

- VUID-VkSubpassSampleLocationsEXT-subpassIndex-01532 `subpassIndex` **must** be less than the `subpassCount` specified in `VkRenderPassCreateInfo` the render pass specified by `VkRenderPassBeginInfo::renderPass` was created with

Valid Usage (Implicit)

- VUID-VkSubpassSampleLocationsEXT-sampleLocationsInfo-parameter `sampleLocationsInfo` **must** be a valid `VkSampleLocationsInfoEXT` structure

To begin a render pass instance with `render pass transform` enabled, add the `VkRenderPassTransformBeginInfoQCOM` to the `pNext` chain of `VkRenderPassBeginInfo` structure passed to the `vkCmdBeginRenderPass` command specifying the render pass transform.

The `VkRenderPassTransformBeginInfoQCOM` structure is defined as:


```
// Provided by VK_QCOM_render_pass_transform
typedef struct VkRenderPassTransformBeginInfoQCOM {
    VkStructureType      sType;
    const void*          pNext;
    VkSurfaceTransformFlagBitsKHR transform;
} VkRenderPassTransformBeginInfoQCOM;
```

- **sType** is a [VkStructureType](#) value identifying this structure.
- **pNext** is **NULL** or a pointer to a structure extending this structure.
- **transform** is a [VkSurfaceTransformFlagBitsKHR](#) value describing the transform to be applied to rasterization.

Valid Usage

- VUID-VkRenderPassTransformBeginInfoQCOM-transform-02871
transform **must** be [VK_SURFACE_TRANSFORM_IDENTITY_BIT_KHR](#),
[VK_SURFACE_TRANSFORM_ROTATE_90_BIT_KHR](#),
[VK_SURFACE_TRANSFORM_ROTATE_180_BIT_KHR](#), or
[VK_SURFACE_TRANSFORM_ROTATE_270_BIT_KHR](#)
- VUID-VkRenderPassTransformBeginInfoQCOM-flags-02872
The **renderpass** **must** have been created with [VkRenderPassCreateInfo::flags](#) containing [VK_RENDER_PASS_CREATE_TRANSFORM_BIT_QCOM](#)

Valid Usage (Implicit)

- VUID-VkRenderPassTransformBeginInfoQCOM-sType-sType
sType **must** be [VK_STRUCTURE_TYPE_RENDER_PASS_TRANSFORM_BEGIN_INFO_QCOM](#)

Structure Chaining

Extends the structure

- [VkRenderPassBeginInfo](#)

The tile properties queried using [VK_QCOM_tile_properties](#) depend on the size of the reserved tile memory by the application. This size **can** be specified by the following structure to [VkRenderPassCreateInfo](#), [VkRenderPassCreateInfo2](#) , or [VkRenderingInfo](#) to specify the reserved tile memory size for the render pass object.

For dynamic render passes, this structure **can** be attached to the **pNext** member of [VkRenderingInfo](#) passed to [vkGetDynamicRenderingTilePropertiesQCOM](#).

The [VkTileMemorySizeInfoQCOM](#) structure is defined as:


```
// Provided by VK_QCOM_tile_memory_heap with VK_QCOM_tile_properties
typedef struct VkTileMemorySizeInfoQCOM {
    VkStructureType    sType;
    const void*        pNext;
    VkDeviceSize       size;
} VkTileMemorySizeInfoQCOM;
```

- `sType` is a `VkStructureType` value identifying this structure.
- `pNext` is `NULL` or a pointer to a structure extending this structure.
- `size` is the size in bytes of tile memory used by the render pass or preserved for later use.

The returned tile properties are invalid if the `size` is not equal to the `bound tile memory's` allocation size when the render pass is executed.

If this structure is not provided, the `size` of the reserved region defaults to `0`.

NOTE

Tile memory is reserved for application use by binding tile memory objects to the command buffer.

The size provided by this command is informational only for use when evaluating tile properties. If the application does not need to query the tile properties, then this size **can** be safely omitted.

Valid Usage

- VUID-VkTileMemorySizeInfoQCOM-size-10729
`size` must be less than or equal to the largest size memory heap with the `VK_MEMORY_HEAP_TILE_MEMORY_BIT_QCOM` property

Valid Usage (Implicit)

- VUID-VkTileMemorySizeInfoQCOM-sType-sType
`sType` must be `VK_STRUCTURE_TYPE_TILE_MEMORY_SIZE_INFO_QCOM`

Structure Chaining

Extends the structures

- `VkRenderPassCreateInfo`
- `VkRenderPassCreateInfo2`
- `VkRenderingInfo`

The `VkSubpassBeginInfo` structure is defined as:

WARNING

This functionality is superseded by [Vulkan Version 1.4](#). See [Legacy Functionality](#) for more information.

```
// Provided by VK_VERSION_1_2
typedef struct VkSubpassBeginInfo {
    VkStructureType    sType;
    const void*        pNext;
    VkSubpassContents  contents;
} VkSubpassBeginInfo;
```

```
// Provided by VK_KHR_create_renderpass2
// Equivalent to VkSubpassBeginInfo
typedef VkSubpassBeginInfo VkSubpassBeginInfoKHR;
```

- `sType` is a [VkStructureType](#) value identifying this structure.
- `pNext` is `NULL` or a pointer to a structure extending this structure.
- `contents` is a [VkSubpassContents](#) value specifying how the commands in the next subpass will be provided.

Valid Usage

- VUID-VkSubpassBeginInfo-contents-09382

If `contents` is [VK_SUBPASS_CONTENTS_INLINE_AND_SECONDARY_COMMAND_BUFFERS_KHR](#), then at least one of the following features **must** be enabled:

- `maintenance7`
- `nestedCommandBuffer`

Valid Usage (Implicit)

- VUID-VkSubpassBeginInfo-sType-sType
`sType` **must** be [VK_STRUCTURE_TYPE_SUBPASS_BEGIN_INFO](#)
- VUID-VkSubpassBeginInfo-pNext-pNext
`pNext` **must** be `NULL`
- VUID-VkSubpassBeginInfo-contents-parameter
`contents` **must** be a valid [VkSubpassContents](#) value

Possible values of [vkCmdBeginRenderPass::contents](#), specifying how the commands in the first subpass will be provided, are:

WARNING

This functionality is superseded by [Vulkan Version 1.4](#). See [Legacy](#)

[Functionality](#) for more information.

```
// Provided by VK_VERSION_1_0
typedef enum VkSubpassContents {
    VK_SUBPASS_CONTENTS_INLINE = 0,
    VK_SUBPASS_CONTENTS_SECONDARY_COMMAND_BUFFERS = 1,
    // Provided by VK_KHR_maintenance7
    VK_SUBPASS_CONTENTS_INLINE_AND_SECONDARY_COMMAND_BUFFERS_KHR = 1000451000,
    // Provided by VK_EXT_nested_command_buffer
    VK_SUBPASS_CONTENTS_INLINE_AND_SECONDARY_COMMAND_BUFFERS_EXT =
VK_SUBPASS_CONTENTS_INLINE_AND_SECONDARY_COMMAND_BUFFERS_KHR,
} VkSubpassContents;
```

- [VK_SUBPASS_CONTENTS_INLINE](#) specifies that the contents of the subpass will be recorded inline in the primary command buffer, and secondary command buffers **must** not be executed within the subpass.
- [VK_SUBPASS_CONTENTS_SECONDARY_COMMAND_BUFFERS](#) specifies that the contents are recorded in secondary command buffers that will be called from the primary command buffer, and [vkCmdExecuteCommands](#) is the only valid command in the command buffer until [vkCmdNextSubpass](#) or [vkCmdEndRenderPass](#).
- [VK_SUBPASS_CONTENTS_INLINE_AND_SECONDARY_COMMAND_BUFFERS_KHR](#) specifies that the contents of the subpass **can** be recorded both inline and in secondary command buffers executed from this command buffer with [vkCmdExecuteCommands](#).

If the `pNext` chain of [VkRenderPassBeginInfo](#) or [VkRenderingInfo](#) includes a [VkDeviceGroupRenderPassBeginInfo](#) structure, then that structure includes a device mask and set of render areas for the render pass instance.

The [VkDeviceGroupRenderPassBeginInfo](#) structure is defined as:

```
// Provided by VK_VERSION_1_1
typedef struct VkDeviceGroupRenderPassBeginInfo {
    VkStructureType    sType;
    const void*        pNext;
    uint32_t           deviceMask;
    uint32_t           deviceRenderAreaCount;
    const VkRect2D*    pDeviceRenderAreas;
} VkDeviceGroupRenderPassBeginInfo;
```

```
// Provided by VK_KHR_device_group
// Equivalent to VkDeviceGroupRenderPassBeginInfo
typedef VkDeviceGroupRenderPassBeginInfo VkDeviceGroupRenderPassBeginInfoKHR;
```

- `sType` is a [VkStructureType](#) value identifying this structure.
- `pNext` is `NULL` or a pointer to a structure extending this structure.

- `deviceMask` is the device mask for the render pass instance.
- `deviceRenderAreaCount` is the number of elements in the `pDeviceRenderAreas` array.
- `pDeviceRenderAreas` is a pointer to an array of `VkRect2D` structures defining the render area for each physical device.

The `deviceMask` serves several purposes. It is an upper bound on the set of physical devices that **can** be used during the render pass instance, and the initial device mask when the render pass instance begins. In addition, commands transitioning to the next subpass in a render pass instance and commands ending the render pass instance, and, accordingly render pass `load`, `store`, and `multisample resolve` operations and subpass dependencies corresponding to the render pass instance, are executed on the physical devices included in the device mask provided here.

If `deviceRenderAreaCount` is not zero, then the elements of `pDeviceRenderAreas` override the value of `VkRenderPassBeginInfo::renderArea`, and provide a render area specific to each physical device. These render areas serve the same purpose as `VkRenderPassBeginInfo::renderArea`, including controlling the region of attachments that are cleared by `VK_ATTACHMENT_LOAD_OP_CLEAR` and that are resolved into resolve attachments.

If this structure is not present, the render pass instance's device mask is the value of `VkDeviceGroupCommandBufferBeginInfo::deviceMask`. If this structure is not present or if `deviceRenderAreaCount` is zero, `VkRenderPassBeginInfo::renderArea` is used for all physical devices.

Valid Usage

- VUID-VkDeviceGroupRenderPassBeginInfo-deviceMask-00905
`deviceMask` **must** be a valid device mask value
- VUID-VkDeviceGroupRenderPassBeginInfo-deviceMask-00906
`deviceMask` **must** not be zero
- VUID-VkDeviceGroupRenderPassBeginInfo-deviceMask-00907
`deviceMask` **must** be a subset of the command buffer's initial device mask
- VUID-VkDeviceGroupRenderPassBeginInfo-deviceRenderAreaCount-00908
`deviceRenderAreaCount` **must** either be zero or equal to the number of physical devices in the logical device
- VUID-VkDeviceGroupRenderPassBeginInfo-offset-06166
The `offset.x` member of any element of `pDeviceRenderAreas` **must** be greater than or equal to 0
- VUID-VkDeviceGroupRenderPassBeginInfo-offset-06167
The `offset.y` member of any element of `pDeviceRenderAreas` **must** be greater than or equal to 0
- VUID-VkDeviceGroupRenderPassBeginInfo-offset-06168
The sum of the `offset.x` and `extent.width` members of any element of `pDeviceRenderAreas` **must** be less than or equal to `maxFramebufferWidth`
- VUID-VkDeviceGroupRenderPassBeginInfo-offset-06169
The sum of the `offset.y` and `extent.height` members of any element of `pDeviceRenderAreas` **must** be less than or equal to `maxFramebufferHeight`

- VUID-VkDeviceGroupRenderPassBeginInfo-extent-08998
The `extent.width` member of any element of `pDeviceRenderAreas` **must** be greater than 0
- VUID-VkDeviceGroupRenderPassBeginInfo-extent-08999
The `extent.height` member of any element of `pDeviceRenderAreas` **must** be greater than 0

Valid Usage (Implicit)

- VUID-VkDeviceGroupRenderPassBeginInfo-sType-sType
`sType` **must** be `VK_STRUCTURE_TYPE_DEVICE_GROUP_RENDER_PASS_BEGIN_INFO`
- VUID-VkDeviceGroupRenderPassBeginInfo-pDeviceRenderAreas-parameter
If `deviceRenderAreaCount` is not 0, `pDeviceRenderAreas` **must** be a valid pointer to an array of `deviceRenderAreaCount` `VkRect2D` structures

Structure Chaining

Extends the structures

- `VkRenderPassBeginInfo`
- `VkRenderingInfo`

The `VkRenderPassAttachmentBeginInfo` structure is defined as:

WARNING

This functionality is superseded by [Vulkan Version 1.4](#). See [Legacy Functionality](#) for more information.

```
// Provided by VK_VERSION_1_2
typedef struct VkRenderPassAttachmentBeginInfo {
    VkStructureType    sType;
    const void*        pNext;
    uint32_t           attachmentCount;
    const VkImageView* pAttachments;
} VkRenderPassAttachmentBeginInfo;
```

```
// Provided by VK_KHR_imageless_framebuffer
// Equivalent to VkRenderPassAttachmentBeginInfo
typedef VkRenderPassAttachmentBeginInfo VkRenderPassAttachmentBeginInfoKHR;
```

- `sType` is a `VkStructureType` value identifying this structure.
- `pNext` is `NULL` or a pointer to a structure extending this structure.
- `attachmentCount` is the number of attachments.
- `pAttachments` is a pointer to an array of `VkImageView` handles, each of which will be used as the corresponding attachment in the render pass instance.

Valid Usage

- VUID-VkRenderPassAttachmentBeginInfo-pAttachments-03218
Each element of **pAttachments** **must** only specify a single mip level
- VUID-VkRenderPassAttachmentBeginInfo-pAttachments-03219
Each element of **pAttachments** **must** have been created with the **identity swizzle**
- VUID-VkRenderPassAttachmentBeginInfo-pAttachments-04114
Each element of **pAttachments** **must** have been created with **VkImageViewCreateInfo::viewType** not equal to **VK_IMAGE_VIEW_TYPE_3D**
- VUID-VkRenderPassAttachmentBeginInfo-pAttachments-07010
If **multisampled-render-to-single-sampled** is enabled for any subpass, all element of **pAttachments** which have a sample count equal to **VK_SAMPLE_COUNT_1_BIT** **must** have a format that supports the sample count specified in **VkMultisampledRenderToSingleSampledInfoEXT::rasterizationSamples**

Valid Usage (Implicit)

- VUID-VkRenderPassAttachmentBeginInfo-sType-sType
sType **must** be **VK_STRUCTURE_TYPE_RENDER_PASS_ATTACHMENT_BEGIN_INFO**
- VUID-VkRenderPassAttachmentBeginInfo-pAttachments-parameter
If **attachmentCount** is not 0, **pAttachments** **must** be a valid pointer to an array of **attachmentCount** valid **VkImageView** handles

Structure Chaining

Extends the structure

- **VkRenderPassBeginInfo**

If a render pass instance enables multiview and if the **multiviewPerViewRenderAreas** feature is enabled, the **VkMultiviewPerViewRenderAreasRenderPassBeginInfoQCOM** structure **can** be included in the **pNext** chain of **VkRenderPassBeginInfo** or **VkRenderingInfo**

The **VkMultiviewPerViewRenderAreasRenderPassBeginInfoQCOM** structure is defined as:

```
// Provided by VK_QCOM_multiview_per_view_render_areas
typedef struct VkMultiviewPerViewRenderAreasRenderPassBeginInfoQCOM {
    VkStructureType    sType;
    const void*        pNext;
    uint32_t           perViewRenderAreaCount;
    const VkRect2D*    pPerViewRenderAreas;
} VkMultiviewPerViewRenderAreasRenderPassBeginInfoQCOM;
```


- `sType` is a `VkStructureType` value identifying this structure.
- `pNext` is `NULL` or a pointer to a structure extending this structure.
- `perViewRenderAreaCount` is the number of elements in the `pPerViewRenderAreas` array.
- `pPerViewRenderAreas` is a pointer to an array of `VkRect2D` structures defining the render area for each view.

If `perViewRenderAreaCount` is not zero, then the elements of `pPerViewRenderAreas` override the value of `VkRenderPassBeginInfo::renderArea` or `VkRenderingInfo::renderArea` and define per-view render areas for the individual views of a multiview render pass. The render area for the view with *view index* `i` is specified by `pPerViewRenderAreas[i]`.

The per-view render areas define per-view regions of attachments that are loaded, stored, and resolved according to the `loadOp`, `storeOp`, and `resolveMode` values of the render pass instance. When per-view render areas are defined, the value of `VkRenderPassBeginInfo::renderArea` or `VkRenderingInfo::renderArea` **must** be a render area that includes the union of all per-view render areas, **may** be used by the implementation for optimizations, but does not affect loads, stores, or resolves.

If this structure is present and if `perViewRenderAreaCount` is not zero, then `perViewRenderAreaCount` **must** be at least one greater than the most significant bit set in any element of `VkRenderPassMultiviewCreateInfo::pViewMasks`. or `VkRenderingInfo::viewMask`

If this structure is not present or if `perViewRenderAreaCount` is zero, `VkRenderPassBeginInfo::renderArea` or `VkRenderingInfo::renderArea` is used for all views.

Valid Usage

- VUID-VkMultiviewPerViewRenderAreasRenderPassBeginInfoQCOM-offset-07861
The `offset.x` member of any element of `pPerViewRenderAreas` **must** be greater than or equal to 0
- VUID-VkMultiviewPerViewRenderAreasRenderPassBeginInfoQCOM-offset-07862
The `offset.y` member of any element of `pPerViewRenderAreas` **must** be greater than or equal to 0
- VUID-VkMultiviewPerViewRenderAreasRenderPassBeginInfoQCOM-offset-07863
The sum of the `offset.x` and `extent.width` members of any element of `pPerViewRenderAreas` **must** be less than or equal to `maxFramebufferWidth`
- VUID-VkMultiviewPerViewRenderAreasRenderPassBeginInfoQCOM-offset-07864
The sum of the `offset.y` and `extent.height` members of any element of `pPerViewRenderAreas` **must** be less than or equal to `maxFramebufferHeight`
- VUID-VkMultiviewPerViewRenderAreasRenderPassBeginInfoQCOM-pNext-07865
If this structure is in the `pNext` chain of `VkRenderPassBeginInfo` and if the render pass object included an element in `VkRenderPassMultiviewCreateInfo::pViewMasks` that set bit `n`, then `perViewRenderAreaCount` **must** be at least equal to `n+1`
- VUID-VkMultiviewPerViewRenderAreasRenderPassBeginInfoQCOM-pNext-07866
If this structure is in the `pNext` chain of `VkRenderingInfo` and if `VkRenderingInfo::viewMask`

set bit `n`, then `perViewRenderAreaCount` **must** be at least equal to `n+1`

Valid Usage (Implicit)

- `VUID-VkMultiviewPerViewRenderAreasRenderPassBeginInfoQCOM-sType-sType` `sType` **must** be `VK_STRUCTURE_TYPE_MULTIVIEW_PER_VIEW_RENDER_AREAS_RENDER_PASS_BEGIN_INFO_QCOM`
- `VUID-VkMultiviewPerViewRenderAreasRenderPassBeginInfoQCOM-pPerViewRenderAreas-parameter`
If `perViewRenderAreaCount` is not 0, `pPerViewRenderAreas` **must** be a valid pointer to an array of `perViewRenderAreaCount` `VkRect2D` structures

Structure Chaining

Extends the structures

- `VkRenderPassBeginInfo`
- `VkRenderingInfo`

To query the render area granularity, call:

WARNING

This functionality is superseded by [Vulkan Version 1.4](#). See [Legacy Functionality](#) for more information.

```
// Provided by VK_VERSION_1_0
void vkGetRenderAreaGranularity(
    VkDevice          device,
    VkRenderPass      renderPass,
    VkExtent2D*       pGranularity);
```

- `device` is the logical device that owns the render pass.
- `renderPass` is a handle to a render pass.
- `pGranularity` is a pointer to a `VkExtent2D` structure in which the granularity is returned.

The conditions leading to an optimal `renderArea` are:

- the `offset.x` member in `renderArea` is a multiple of the `width` member of the returned `VkExtent2D` (the horizontal granularity).
- the `offset.y` member in `renderArea` is a multiple of the `height` member of the returned `VkExtent2D` (the vertical granularity).
- either the `extent.width` member in `renderArea` is a multiple of the horizontal granularity or `offset.x+extent.width` is equal to the `width` of the `framebuffer` in the `VkRenderPassBeginInfo`.

- either the `extent.height` member in `renderArea` is a multiple of the vertical granularity or `offset.y+extent.height` is equal to the `height` of the `framebuffer` in the `VkRenderPassBeginInfo`.

Subpass dependencies are not affected by the render area, and apply to the entire image subresources attached to the framebuffer as specified in the description of [automatic layout transitions](#). Similarly, pipeline barriers are valid even if their effect extends outside the render area.

Valid Usage (Implicit)

- VUID-vkGetRenderAreaGranularity-device-parameter `device` **must** be a valid `VkDevice` handle
- VUID-vkGetRenderAreaGranularity-renderPass-parameter `renderPass` **must** be a valid `VkRenderPass` handle
- VUID-vkGetRenderAreaGranularity-pGranularity-parameter `pGranularity` **must** be a valid pointer to a `VkExtent2D` structure
- VUID-vkGetRenderAreaGranularity-renderPass-parent `renderPass` **must** have been created, allocated, or retrieved from `device`

To transition to the next subpass in the render pass instance after recording the commands for a subpass, call:

WARNING

This functionality is superseded by `vkCmdNextSubpass2`. See [Legacy Functionality](#) for more information.

```
// Provided by VK_VERSION_1_0
void vkCmdNextSubpass(
    VkCommandBuffer          commandBuffer,
    VkSubpassContents        contents);
```

- `commandBuffer` is the command buffer in which to record the command.
- `contents` specifies how the commands in the next subpass will be provided, in the same fashion as the corresponding parameter of `vkCmdBeginRenderPass`.

The subpass index for a render pass begins at zero when `vkCmdBeginRenderPass` is recorded, and increments each time `vkCmdNextSubpass` is recorded.

After transitioning to the next subpass, the application **can** record the commands for that subpass.

Valid Usage

- VUID-vkCmdNextSubpass-None-00909
The current subpass index **must** be less than the number of subpasses in the render pass minus one

- VUID-vkCmdNextSubpass-None-02349

This command **must** not be recorded when transform feedback is active

Valid Usage (Implicit)

- VUID-vkCmdNextSubpass-commandBuffer-parameter
`commandBuffer` **must** be a valid `VkCommandBuffer` handle
- VUID-vkCmdNextSubpass-contents-parameter
`contents` **must** be a valid `VkSubpassContents` value
- VUID-vkCmdNextSubpass-commandBuffer-recording
`commandBuffer` **must** be in the `recording state`
- VUID-vkCmdNextSubpass-commandBuffer-cmdpool
The `VkCommandPool` that `commandBuffer` was allocated from **must** support `VK_QUEUE_GRAPHICS_BIT` operations
- VUID-vkCmdNextSubpass-renderpass
This command **must** only be called inside of a render pass instance
- VUID-vkCmdNextSubpass-suspended
This command **must** not be called between suspended render pass instances
- VUID-vkCmdNextSubpass-videocoding
This command **must** only be called outside of a video coding scope
- VUID-vkCmdNextSubpass-bufferlevel
`commandBuffer` **must** be a primary `VkCommandBuffer`

Host Synchronization

- Host access to `commandBuffer` **must** be externally synchronized
- Host access to the `VkCommandPool` that `commandBuffer` was allocated from **must** be externally synchronized

Command Properties

Command Buffer Levels	Render Pass Scope	Video Coding Scope	Supported Queue Types	Command Type
Primary	Inside	Outside	VK_QUEUE_GRAPHICS_BIT	Action State Synchronization

Conditional Rendering

vkCmdNextSubpass is not affected by [conditional rendering](#)

To transition to the next subpass in the render pass instance after recording the commands for a subpass, call:

WARNING

This functionality is superseded by [Vulkan Version 1.4](#). See [Legacy Functionality](#) for more information.

```
// Provided by VK_VERSION_1_2
void vkCmdNextSubpass2(
    VkCommandBuffer                commandBuffer,
    const VkSubpassBeginInfo*      pSubpassBeginInfo,
    const VkSubpassEndInfo*        pSubpassEndInfo);
```

```
// Provided by VK_KHR_create_renderpass2
// Equivalent to vkCmdNextSubpass2
void vkCmdNextSubpass2KHR(
    VkCommandBuffer                commandBuffer,
    const VkSubpassBeginInfo*      pSubpassBeginInfo,
    const VkSubpassEndInfo*        pSubpassEndInfo);
```

- `commandBuffer` is the command buffer in which to record the command.
- `pSubpassBeginInfo` is a pointer to a [VkSubpassBeginInfo](#) structure containing information about the subpass which is about to begin rendering.
- `pSubpassEndInfo` is a pointer to a [VkSubpassEndInfo](#) structure containing information about how the previous subpass will be ended.

`vkCmdNextSubpass2` is semantically identical to [vkCmdNextSubpass](#), except that it is extensible, and that `contents` is provided as part of an extensible structure instead of as a flat parameter.

Valid Usage

- VUID-vkCmdNextSubpass2-None-03102
The current subpass index **must** be less than the number of subpasses in the render pass minus one
- VUID-vkCmdNextSubpass2-None-02350
This command **must** not be recorded when transform feedback is active

Valid Usage (Implicit)

- VUID-vkCmdNextSubpass2-commandBuffer-parameter

`commandBuffer` **must** be a valid `VkCommandBuffer` handle

- VUID-vkCmdNextSubpass2-pSubpassBeginInfo-parameter
`pSubpassBeginInfo` **must** be a valid pointer to a valid `VkSubpassBeginInfo` structure
- VUID-vkCmdNextSubpass2-pSubpassEndInfo-parameter
`pSubpassEndInfo` **must** be a valid pointer to a valid `VkSubpassEndInfo` structure
- VUID-vkCmdNextSubpass2-commandBuffer-recording
`commandBuffer` **must** be in the `recording` state
- VUID-vkCmdNextSubpass2-commandBuffer-cmdpool
The `VkCommandPool` that `commandBuffer` was allocated from **must** support `VK_QUEUE_GRAPHICS_BIT` operations
- VUID-vkCmdNextSubpass2-renderpass
This command **must** only be called inside of a render pass instance
- VUID-vkCmdNextSubpass2-suspended
This command **must** not be called between suspended render pass instances
- VUID-vkCmdNextSubpass2-videocoding
This command **must** only be called outside of a video coding scope
- VUID-vkCmdNextSubpass2-bufferlevel
`commandBuffer` **must** be a primary `VkCommandBuffer`

Host Synchronization

- Host access to `commandBuffer` **must** be externally synchronized
- Host access to the `VkCommandPool` that `commandBuffer` was allocated from **must** be externally synchronized

Command Properties

Command Buffer Levels	Render Pass Scope	Video Coding Scope	Supported Queue Types	Command Type
Primary	Inside	Outside	VK_QUEUE_GRAPHICS_BIT	Action State Synchronization

Conditional Rendering

`vkCmdNextSubpass2` is not affected by `conditional rendering`

To record a command to end a render pass instance after recording the commands for the last subpass, call:

WARNING

This functionality is superseded by [vkCmdEndRenderPass2](#). See [Legacy Functionality](#) for more information.

```
// Provided by VK_VERSION_1_0
void vkCmdEndRenderPass(
    VkCommandBuffer                      commandBuffer);
```

- `commandBuffer` is the command buffer in which to end the current render pass instance.

Ending a render pass instance performs any multisample resolve operations on the final subpass.

There is no implicit ordering between separate render passes, even in the same command buffer, and even when the attachments match. Some applications rely on the continuation of [rasterization order](#) between multiple render passes with attachments defined in the same way, in order to perform non-rendering operations (such as copies or compute operations) between draw calls, but this has never been required by the specification. There is also no explicit barrier currently in the API that provides the guarantee that applications rely on without additional performance penalties.

NOTE

New applications should avoid relying on this ordering until an appropriate barrier is added to the API.

Implementations where applications are performing this splitting are encouraged to continue supporting this guarantee until a suitable barrier is added to the API.

Existing applications relying on this ordering should expect that it will continue working on platforms where it currently does. Once a new extension adds support for a new barrier, developers are encouraged to adapt their applications to use this when available.

Valid Usage

- VUID-vkCmdEndRenderPass-None-00910
The current subpass index **must** be equal to the number of subpasses in the render pass minus one
- VUID-vkCmdEndRenderPass-None-02351
This command **must** not be recorded when transform feedback is active
- VUID-vkCmdEndRenderPass-None-06170
The current render pass instance **must** not have been begun with [vkCmdBeginRendering](#)
- VUID-vkCmdEndRenderPass-None-07004
If [vkCmdBeginQuery*](#) was called within a subpass of the render pass, the corresponding [vkCmdEndQuery*](#) **must** have been called subsequently within the same subpass
- VUID-vkCmdEndRenderPass-None-10653
This command **must** not be recorded when [per-tile execution model](#) is enabled

Valid Usage (Implicit)

- VUID-vkCmdEndRenderPass-commandBuffer-parameter
`commandBuffer` **must** be a valid `VkCommandBuffer` handle
- VUID-vkCmdEndRenderPass-commandBuffer-recording
`commandBuffer` **must** be in the `recording` state
- VUID-vkCmdEndRenderPass-commandBuffer-cmdpool
The `VkCommandPool` that `commandBuffer` was allocated from **must** support `VK_QUEUE_GRAPHICS_BIT` operations
- VUID-vkCmdEndRenderPass-renderpass
This command **must** only be called inside of a render pass instance
- VUID-vkCmdEndRenderPass-suspended
This command **must** not be called between suspended render pass instances
- VUID-vkCmdEndRenderPass-videocoding
This command **must** only be called outside of a video coding scope
- VUID-vkCmdEndRenderPass-bufferlevel
`commandBuffer` **must** be a primary `VkCommandBuffer`

Host Synchronization

- Host access to `commandBuffer` **must** be externally synchronized
- Host access to the `VkCommandPool` that `commandBuffer` was allocated from **must** be externally synchronized

Command Properties

Command Buffer Levels	Render Pass Scope	Video Coding Scope	Supported Queue Types	Command Type
Primary	Inside	Outside	VK_QUEUE_GRAPHICS_BIT	Action State Synchronization

Conditional Rendering

`vkCmdEndRenderPass` is not affected by [conditional rendering](#)

To record a command to end a render pass instance after recording the commands for the last subpass, call:

WARNING | This functionality is superseded by [Vulkan Version 1.4](#). See [Legacy](#)

[Functionality](#) for more information.

```
// Provided by VK_VERSION_1_2
void vkCmdEndRenderPass2(
    VkCommandBuffer                commandBuffer,
    const VkSubpassEndInfo*        pSubpassEndInfo);
```

```
// Provided by VK_KHR_create_renderpass2
// Equivalent to vkCmdEndRenderPass2
void vkCmdEndRenderPass2KHR(
    VkCommandBuffer                commandBuffer,
    const VkSubpassEndInfo*        pSubpassEndInfo);
```

- `commandBuffer` is the command buffer in which to end the current render pass instance.
- `pSubpassEndInfo` is a pointer to a [VkSubpassEndInfo](#) structure containing information about how the last subpass will be ended.

`vkCmdEndRenderPass2` is semantically identical to [vkCmdEndRenderPass](#), except that it is extensible.

There is no implicit ordering between separate render passes, even in the same command buffer, and even when the attachments match. Some applications rely on the continuation of [rasterization order](#) between multiple render passes with attachments defined in the same way, in order to perform non-rendering operations (such as copies or compute operations) between draw calls, but this has never been required by the specification. There is also no explicit barrier currently in the API that provides the guarantee that applications rely on without additional performance penalties.

NOTE

New applications should avoid relying on this ordering until an appropriate barrier is added to the API.

Implementations where applications are performing this splitting are encouraged to continue supporting this guarantee until a suitable barrier is added to the API.

Existing applications relying on this ordering should expect that it will continue working on platforms where it currently does. Once a new extension adds support for a new barrier, developers are encouraged to adapt their applications to use this when available.

Valid Usage

- VUID-vkCmdEndRenderPass2-None-03103
The current subpass index **must** be equal to the number of subpasses in the render pass minus one
- VUID-vkCmdEndRenderPass2-None-02352

This command **must** not be recorded when transform feedback is active

- VUID-vkCmdEndRenderPass2-None-06171

The current render pass instance **must** not have been begun with [vkCmdBeginRendering](#)

- VUID-vkCmdEndRenderPass2-None-07005

If [vkCmdBeginQuery*](#) was called within a subpass of the render pass, the corresponding [vkCmdEndQuery*](#) **must** have been called subsequently within the same subpass

Valid Usage (Implicit)

- VUID-vkCmdEndRenderPass2-commandBuffer-parameter

[commandBuffer](#) **must** be a valid [VkCommandBuffer](#) handle

- VUID-vkCmdEndRenderPass2-pSubpassEndInfo-parameter

[pSubpassEndInfo](#) **must** be a valid pointer to a valid [VkSubpassEndInfo](#) structure

- VUID-vkCmdEndRenderPass2-commandBuffer-recording

[commandBuffer](#) **must** be in the [recording state](#)

- VUID-vkCmdEndRenderPass2-commandBuffer-cmdpool

The [VkCommandPool](#) that [commandBuffer](#) was allocated from **must** support [VK_QUEUE_GRAPHICS_BIT](#) operations

- VUID-vkCmdEndRenderPass2-renderpass

This command **must** only be called inside of a render pass instance

- VUID-vkCmdEndRenderPass2-suspended

This command **must** not be called between suspended render pass instances

- VUID-vkCmdEndRenderPass2-videocoding

This command **must** only be called outside of a video coding scope

- VUID-vkCmdEndRenderPass2-bufferlevel

[commandBuffer](#) **must** be a primary [VkCommandBuffer](#)

Host Synchronization

- Host access to [commandBuffer](#) **must** be externally synchronized
- Host access to the [VkCommandPool](#) that [commandBuffer](#) was allocated from **must** be externally synchronized

Command Properties

Command Buffer Levels	Render Pass Scope	Video Coding Scope	Supported Queue Types	Command Type
Primary	Inside	Outside	VK_QUEUE_GRAPHICS_BIT	Action State Synchronization

Conditional Rendering

vkCmdEndRenderPass2 is not affected by [conditional rendering](#)

The `VkSubpassEndInfo` structure is defined as:

WARNING

This functionality is superseded by [Vulkan Version 1.4](#). See [Legacy Functionality](#) for more information.

```
// Provided by VK_VERSION_1_2
typedef struct VkSubpassEndInfo {
    VkStructureType    sType;
    const void*        pNext;
} VkSubpassEndInfo;
```

```
// Provided by VK_KHR_create_renderpass2
// Equivalent to VkSubpassEndInfo
typedef VkSubpassEndInfo VkSubpassEndInfoKHR;
```

- `sType` is a [VkStructureType](#) value identifying this structure.
- `pNext` is `NULL` or a pointer to a structure extending this structure.

Valid Usage (Implicit)

- VUID-VkSubpassEndInfo-sType-sType
`sType` **must** be [VK_STRUCTURE_TYPE_SUBPASS_END_INFO](#)
- VUID-VkSubpassEndInfo-pNext-pNext
`pNext` **must** be `NULL` or a pointer to a valid instance of [VkRenderPassFragmentDensityMapOffsetEndInfoEXT](#)
- VUID-VkSubpassEndInfo-sType-unique
The `sType` value of each structure in the `pNext` chain **must** be unique

If the [VkSubpassEndInfo::pNext](#) chain or [VkRenderingEndInfoEXT::pNext](#) chain includes a [VkRenderPassFragmentDensityMapOffsetEndInfoEXT](#) structure, then that structure includes an array of fragment density map offsets per layer for the render pass.

The [VkRenderPassFragmentDensityMapOffsetEndInfoEXT](#) structure is defined as:


```
// Provided by VK_EXT_fragment_density_map_offset
typedef struct VkRenderPassFragmentDensityMapOffsetEndInfoEXT {
    VkStructureType    sType;
    const void*        pNext;
    uint32_t           fragmentDensityOffsetCount;
    const VkOffset2D*   pFragmentDensityOffsets;
} VkRenderPassFragmentDensityMapOffsetEndInfoEXT;
```

```
// Provided by VK_QCOM_fragment_density_map_offset
// Equivalent to VkRenderPassFragmentDensityMapOffsetEndInfoEXT
typedef VkRenderPassFragmentDensityMapOffsetEndInfoEXT
VkSubpassFragmentDensityMapOffsetEndInfoQCOM;
```

- `sType` is a `VkStructureType` value identifying this structure.
- `pNext` is `NULL` or a pointer to a structure extending this structure.
- `fragmentDensityOffsetCount` is the number of offsets being specified.
- `pFragmentDensityOffsets` is a pointer to an array of `VkOffset2D` structs, each of which describes the offset per layer.

The array elements are given per `layer` as defined by `Fetch Density Value`, where `index = layer`. Each (x,y) offset is in framebuffer pixels and shifts the fetch of the fragment density map by that amount. Offsets can be positive or negative.

If neither the `VkSubpassEndInfo::pNext` chain for the last subpass of a render pass nor the `VkRenderingEndInfoEXT::pNext` chain of a dynamic render pass include `VkRenderPassFragmentDensityMapOffsetEndInfoEXT`, or if `fragmentDensityOffsetCount` is zero, then the offset (0,0) is used for `Fetch Density Value`.

Valid Usage

- VUID-VkRenderPassFragmentDensityMapOffsetEndInfoEXT-fragmentDensityMapOffsets-06503
If the `fragmentDensityMapOffset` feature is not enabled or fragment density map is not enabled in the render pass, `fragmentDensityOffsetCount` **must** equal 0
- VUID-VkRenderPassFragmentDensityMapOffsetEndInfoEXT-fragmentDensityMapAttachment-06504
If `VkRenderPassFragmentDensityMapCreateInfoEXT::fragmentDensityMapAttachment` is not `VK_ATTACHMENT_UNUSED` and was not created with `VK_IMAGE_CREATE_FRAGMENT_DENSITY_MAP_OFFSET_BIT_EXT`, `fragmentDensityOffsetCount` **must** equal 0
- VUID-VkRenderPassFragmentDensityMapOffsetEndInfoEXT-pDepthStencilAttachment-06505
If the depth or stencil attachments for the render pass are used and were not created with `VK_IMAGE_CREATE_FRAGMENT_DENSITY_MAP_OFFSET_BIT_EXT`,

`fragmentDensityOffsetCount` **must** equal 0

- VUID-VkRenderPassFragmentDensityMapOffsetEndInfoEXT-pInputAttachments-06506
If any used input attachments for the render pass were not created with `VK_IMAGE_CREATE_FRAGMENT_DENSITY_MAP_OFFSET_BIT_EXT`,
`fragmentDensityOffsetCount` **must** equal 0
- VUID-VkRenderPassFragmentDensityMapOffsetEndInfoEXT-pColorAttachments-06507
If any used color attachments for the render pass were not created with `VK_IMAGE_CREATE_FRAGMENT_DENSITY_MAP_OFFSET_BIT_EXT`,
`fragmentDensityOffsetCount` **must** equal 0
- VUID-VkRenderPassFragmentDensityMapOffsetEndInfoEXT-pResolveAttachments-06508
If any used resolve attachments for the render pass were not created with `VK_IMAGE_CREATE_FRAGMENT_DENSITY_MAP_OFFSET_BIT_EXT`,
`fragmentDensityOffsetCount` **must** equal 0
- VUID-VkRenderPassFragmentDensityMapOffsetEndInfoEXT-pPreserveAttachments-06509
If any used preserve attachments for the render pass were not created with `VK_IMAGE_CREATE_FRAGMENT_DENSITY_MAP_OFFSET_BIT_EXT`,
`fragmentDensityOffsetCount` **must** equal 0
- VUID-VkRenderPassFragmentDensityMapOffsetEndInfoEXT-fragmentDensityOffsetCount-06510
If `fragmentDensityOffsetCount` is not 0 and multiview is enabled for the render pass,
`fragmentDensityOffsetCount` **must** equal the `layerCount` that was specified in creating the fragment density map attachment view
- VUID-VkRenderPassFragmentDensityMapOffsetEndInfoEXT-fragmentDensityOffsetCount-06511
If `fragmentDensityOffsetCount` is not 0 and multiview is not enabled for the render pass,
`fragmentDensityOffsetCount` **must** equal 1
- VUID-VkRenderPassFragmentDensityMapOffsetEndInfoEXT-x-06512
The `x` component of each element of `pFragmentDensityOffsets` **must** be an integer multiple of `fragmentDensityOffsetGranularity.width`
- VUID-VkRenderPassFragmentDensityMapOffsetEndInfoEXT-y-06513
The `y` component of each element of `pFragmentDensityOffsets` **must** be an integer multiple of `fragmentDensityOffsetGranularity.height`
- VUID-VkRenderPassFragmentDensityMapOffsetEndInfoEXT-pFragmentDensityOffsets-10730
Each element of `pFragmentDensityOffsets` **must** be identical for every `vkCmdEndRendering2KHR` call made in a render pass

Valid Usage (Implicit)

- VUID-VkRenderPassFragmentDensityMapOffsetEndInfoEXT-sType-sType
`sType` **must** be `VK_STRUCTURE_TYPE_RENDER_PASS_FRAGMENT_DENSITY_MAP_OFFSET_END_INFO_EXT`

- VUID-VkRenderPassFragmentDensityMapOffsetEndInfoEXT-pFragmentDensityOffsets-parameter

If `fragmentDensityOffsetCount` is not 0, `pFragmentDensityOffsets` **must** be a valid pointer to an array of `fragmentDensityOffsetCount` `VkOffset2D` structures

Structure Chaining

Extends the structures

- `VkRenderingEndInfoKHR`
- `VkSubpassEndInfo`

8.9. Render Pass Creation Feedback

A `VkRenderPassCreationControlEXT` structure **can** be included in the `pNext` chain of `VkRenderPassCreateInfo2` or `pNext` chain of `VkSubpassDescription2`. The `VkRenderPassCreationControlEXT` structure is defined as:

WARNING

This functionality is superseded by [Vulkan Version 1.4](#) and `VK_KHR_dynamic_rendering_local_read`. See [Legacy Functionality](#) for more information.

```
// Provided by VK_EXT_subpass_merge_feedback
typedef struct VkRenderPassCreationControlEXT {
    VkStructureType    sType;
    const void*        pNext;
    VkBool32           disallowMerging;
} VkRenderPassCreationControlEXT;
```

- `sType` is a `VkStructureType` value identifying this structure.
- `pNext` is `NULL` or a pointer to a structure extending this structure.
- `disallowMerging` is a boolean value indicating whether subpass merging will be disabled.

If a `VkRenderPassCreationControlEXT` structure is included in the `pNext` chain of `VkRenderPassCreateInfo2` and its value of `disallowMerging` is `VK_TRUE`, the implementation will disable subpass merging for the entire render pass. If a `VkRenderPassCreationControlEXT` structure is included in the `pNext` chain of `VkSubpassDescription2` and its value of `disallowMerging` is `VK_TRUE`, the implementation will disable merging the described subpass with previous subpasses in the render pass.

Valid Usage (Implicit)

- VUID-VkRenderPassCreationControlEXT-sType-sType
`sType` **must** be `VK_STRUCTURE_TYPE_RENDER_PASS_CREATION_CONTROL_EXT`

Structure Chaining

Extends the structures

- [VkRenderPassCreateInfo2](#)
- [VkSubpassDescription2](#)

To obtain feedback about the creation of a render pass, include a [VkRenderPassCreationFeedbackCreateInfoEXT](#) structure in the [pNext](#) chain of [VkRenderPassCreateInfo2](#). The [VkRenderPassCreationFeedbackCreateInfoEXT](#) structure is defined as:

WARNING This functionality is superseded by [Vulkan Version 1.4](#) and [VK_KHR_dynamic_rendering_local_read](#). See [Legacy Functionality](#) for more information.

```
// Provided by VK_EXT_subpass_merge_feedback
typedef struct VkRenderPassCreationFeedbackCreateInfoEXT {
    VkStructureType          sType;
    const void*              pNext;
    VkRenderPassCreationFeedbackInfoEXT* pRenderPassFeedback;
} VkRenderPassCreationFeedbackCreateInfoEXT;
```

- [sType](#) is a [VkStructureType](#) value identifying this structure.
- [pNext](#) is [NULL](#) or a pointer to a structure extending this structure.
- [pRenderPassFeedback](#) is a pointer to a [VkRenderPassCreationFeedbackInfoEXT](#) structure in which feedback is returned.

Valid Usage (Implicit)

- VUID-VkRenderPassCreationFeedbackCreateInfoEXT-sType-sType [sType](#) **must** be [VK_STRUCTURE_TYPE_RENDER_PASS_CREATION_FEEDBACK_CREATE_INFO_EXT](#)
- VUID-VkRenderPassCreationFeedbackCreateInfoEXT-pRenderPassFeedback-parameter [pRenderPassFeedback](#) **must** be a valid pointer to a [VkRenderPassCreationFeedbackInfoEXT](#) structure

Structure Chaining

Extends the structure

- [VkRenderPassCreateInfo2](#)

The [VkRenderPassCreationFeedbackInfoEXT](#) structure is defined as:

WARNING

This functionality is superseded by [Vulkan Version 1.4](#) and [VK_KHR_dynamic_rendering_local_read](#). See [Legacy Functionality](#) for more information.

```
// Provided by VK_EXT_subpass_merge_feedback
typedef struct VkRenderPassCreationFeedbackInfoEXT {
    uint32_t    postMergeSubpassCount;
} VkRenderPassCreationFeedbackInfoEXT;
```

- `postMergeSubpassCount` is the subpass count after merge.

Feedback about the creation of a subpass **can** be obtained by including a `VkRenderPassSubpassFeedbackCreateInfoEXT` structure in the `pNext` chain of [VkSubpassDescription2](#). `VkRenderPassSubpassFeedbackCreateInfoEXT` structure is defined as:

WARNING

This functionality is superseded by [Vulkan Version 1.4](#) and [VK_KHR_dynamic_rendering_local_read](#). See [Legacy Functionality](#) for more information.

```
// Provided by VK_EXT_subpass_merge_feedback
typedef struct VkRenderPassSubpassFeedbackCreateInfoEXT {
    VkStructureType    sType;
    const void*        pNext;
    VkRenderPassSubpassFeedbackInfoEXT* pSubpassFeedback;
} VkRenderPassSubpassFeedbackCreateInfoEXT;
```

- `sType` is a [VkStructureType](#) value identifying this structure.
- `pNext` is `NULL` or a pointer to a structure extending this structure.
- `pSubpassFeedback` is a pointer to a [VkRenderPassSubpassFeedbackInfoEXT](#) structure in which feedback is returned.

Valid Usage (Implicit)

- VUID-VkRenderPassSubpassFeedbackCreateInfoEXT-sType-sType `sType` **must** be [VK_STRUCTURE_TYPE_RENDER_PASS_SUBPASS_FEEDBACK_CREATE_INFO_EXT](#)
- VUID-VkRenderPassSubpassFeedbackCreateInfoEXT-pSubpassFeedback-parameter `pSubpassFeedback` **must** be a valid pointer to a [VkRenderPassSubpassFeedbackInfoEXT](#) structure

Structure Chaining

Extends the structure

- [VkSubpassDescription2](#)

The `VkRenderPassSubpassFeedbackInfoEXT` structure is defined as:

WARNING

This functionality is superseded by [Vulkan Version 1.4](#) and [VK_KHR_dynamic_rendering_local_read](#). See [Legacy Functionality](#) for more information.

```
// Provided by VK_EXT_subpass_merge_feedback
typedef struct VkRenderPassSubpassFeedbackInfoEXT {
    VkSubpassMergeStatusEXT    subpassMergeStatus;
    char                        description[VK_MAX_DESCRIPTION_SIZE];
    uint32_t                    postMergeIndex;
} VkRenderPassSubpassFeedbackInfoEXT;
```

- `subpassMergeStatus` is a [VkSubpassMergeStatusEXT](#) value specifying information about whether the subpass is merged with the previous subpass and the reason why it is not merged.
- `description` is an array of [VK_MAX_DESCRIPTION_SIZE](#) `char` containing a null-terminated UTF-8 string which provides additional details.
- `postMergeIndex` is the subpass index after the subpass merging.

Possible values of `VkRenderPassSubpassFeedbackInfoEXT:subpassMergeStatus` are:

```
// Provided by VK_EXT_subpass_merge_feedback
typedef enum VkSubpassMergeStatusEXT {
    VK_SUBPASS_MERGE_STATUS_MERGED_EXT = 0,
    VK_SUBPASS_MERGE_STATUS_DISALLOWED_EXT = 1,
    VK_SUBPASS_MERGE_STATUS_NOT_MERGED_SIDE_EFFECTS_EXT = 2,
    VK_SUBPASS_MERGE_STATUS_NOT_MERGED_SAMPLES_MISMATCH_EXT = 3,
    VK_SUBPASS_MERGE_STATUS_NOT_MERGED_VIEWS_MISMATCH_EXT = 4,
    VK_SUBPASS_MERGE_STATUS_NOT_MERGED_ALIASING_EXT = 5,
    VK_SUBPASS_MERGE_STATUS_NOT_MERGED_DEPENDENCIES_EXT = 6,
    VK_SUBPASS_MERGE_STATUS_NOT_MERGED_INCOMPATIBLE_INPUT_ATTACHMENT_EXT = 7,
    VK_SUBPASS_MERGE_STATUS_NOT_MERGED_TOO_MANY_ATTACHMENTS_EXT = 8,
    VK_SUBPASS_MERGE_STATUS_NOT_MERGED_INSUFFICIENT_STORAGE_EXT = 9,
    VK_SUBPASS_MERGE_STATUS_NOT_MERGED_DEPTH_STENCIL_COUNT_EXT = 10,
    VK_SUBPASS_MERGE_STATUS_NOT_MERGED_RESOLVE_ATTACHMENT_REUSE_EXT = 11,
    VK_SUBPASS_MERGE_STATUS_NOT_MERGED_SINGLE_SUBPASS_EXT = 12,
    VK_SUBPASS_MERGE_STATUS_NOT_MERGED_UNSPECIFIED_EXT = 13,
} VkSubpassMergeStatusEXT;
```

- [VK_SUBPASS_MERGE_STATUS_MERGED_EXT](#) specifies that the subpass is merged with a

previous subpass.

- [VK_SUBPASS_MERGE_STATUS_DISALLOWED_EXT](#) specifies that the subpass is not merged because merging was disabled using [VkRenderPassCreationControlEXT](#). If the render pass does not allow subpass merging, then all subpass statuses are set to this value. If a subpass description does not allow subpass merging, then only that subpass's status is set to this value.
- [VK_SUBPASS_MERGE_STATUS_NOT_MERGED_SIDE_EFFECTS_EXT](#) specifies that the subpass is not merged because it contains side effects.
- [VK_SUBPASS_MERGE_STATUS_NOT_MERGED_SAMPLES_MISMATCH_EXT](#) specifies that the subpass is not merged because sample count is not compatible with the previous subpass.
- [VK_SUBPASS_MERGE_STATUS_NOT_MERGED_VIEWS_MISMATCH_EXT](#) specifies that the subpass is not merged because view masks do not match with previous subpass.
- [VK_SUBPASS_MERGE_STATUS_NOT_MERGED_ALIASING_EXT](#) specifies that the subpass is not merged because of attachments aliasing between them.
- [VK_SUBPASS_MERGE_STATUS_NOT_MERGED_DEPENDENCIES_EXT](#) specifies that the subpass is not merged because subpass dependencies do not allow merging.
- [VK_SUBPASS_MERGE_STATUS_NOT_MERGED_INCOMPATIBLE_INPUT_ATTACHMENT_EXT](#) specifies that the subpass is not merged because input attachment is not a color attachment from previous subpass or the formats are incompatible.
- [VK_SUBPASS_MERGE_STATUS_NOT_MERGED_TOO_MANY_ATTACHMENTS_EXT](#) specifies that the subpass is not merged because of too many attachments.
- [VK_SUBPASS_MERGE_STATUS_NOT_MERGED_INSUFFICIENT_STORAGE_EXT](#) specifies that the subpass is not merged because of insufficient memory.
- [VK_SUBPASS_MERGE_STATUS_NOT_MERGED_DEPTH_STENCIL_COUNT_EXT](#) specifies that the subpass is not merged because of too many depth/stencil attachments.
- [VK_SUBPASS_MERGE_STATUS_NOT_MERGED_RESOLVE_ATTACHMENT_REUSE_EXT](#) specifies that the subpass is not merged because a resolve attachment is reused as an input attachment in a subsequent subpass.
- [VK_SUBPASS_MERGE_STATUS_NOT_MERGED_SINGLE_SUBPASS_EXT](#) specifies that the subpass is not merged because the render pass has only one subpass.
- [VK_SUBPASS_MERGE_STATUS_NOT_MERGED_UNSPECIFIED_EXT](#) specifies that the subpass is not merged for unspecified reasons. Implementations **should** return this value when no other [VkSubpassMergeStatusEXT](#) value is appropriate.

8.10. Common Render Pass Data Races (Informative)

Due to the complexity of how rendering is performed, there are several ways an application can accidentally introduce a data race, usually by doing something that may seem benign but actually cannot be supported. This section indicates a number of the more common cases as guidelines to help avoid them.

8.10.1. Sampling From a Read-Only Attachment

Vulkan includes read-only layouts for depth/stencil images, that allow the images to be both read during a render pass for the purposes of depth/stencil tests, and read as a non-attachment.

However, because `VK_ATTACHMENT_STORE_OP_STORE` and `VK_ATTACHMENT_STORE_OP_DONT_CARE` may perform write operations, even if no recorded command writes to an attachment, reading from an image while also using it as an attachment with these store operations can result in a data race. If the reads from the non-attachment are performed in a fragment shader where the accessed samples match those covered by the fragment shader, no data race will occur as store operations are guaranteed to operate after fragment shader execution for the set of samples the fragment covers. Notably, input attachments can also be used for this case. Reading other samples or in any other shader stage can result in unexpected behavior due to the potential for a data race, and validation errors should be generated for doing so. In practice, many applications have shipped reading samples outside of the covered fragment without any observable issue, but there is no guarantee that this will always work, and it is not advisable to rely on this in new or re-worked code bases. As `VK_ATTACHMENT_STORE_OP_NONE` is guaranteed to perform no writes, applications wishing to read an image as both an attachment and a non-attachment should make use of this store operation, coupled with a load operation that also performs no writes.

8.10.2. Non-Overlapping Access Between Resources

When relying on non-overlapping accesses between attachments and other resources, it is important to note that `load` and `store` operations have fairly wide alignment requirements - potentially affecting entire subresources and adjacent depth/stencil aspects. This makes it invalid to access a non-attachment subresource that is simultaneously being used as an attachment where either access performs a write operation.

The only exception to this is if a subresource is explicitly specified for use as a feedback loop attachment. Feedback loop is enabled for an attachment if either of the following conditions are satisfied:

- The corresponding attachment is in the `VK_IMAGE_LAYOUT_ATTACHMENT_FEEDBACK_LOOP_OPTIMAL_EXT` layout
- For the attachment identified by `VkRenderingAttachmentInfo::imageView`, `VkAttachmentFeedbackLoopInfoEXT::feedbackLoopEnable` is `VK_TRUE`

In that case the overlap is defined to occur at a per-pixel granularity, and applications can read data from pixels outside the render area without introducing a data race.

In addition to the attachment layout requirements, extra state **must** be set for non-attachment uses to be valid. For every image aspect accessed with feedback loops, one of the following conditions **must** be satisfied:

- The feedback loop attachment is a color attachment, and the bound pipeline was created with `VK_PIPELINE_CREATE_COLOR_ATTACHMENT_FEEDBACK_LOOP_BIT_EXT`.
- The feedback loop attachment is a depth-stencil attachment, and the bound pipeline was created with

[VK_PIPELINE_CREATE_DEPTH_STENCIL_ATTACHMENT_FEEDBACK_LOOP_BIT_EXT](#).

- There is no bound pipeline or the bound pipeline was created with [VK_DYNAMIC_STATE_ATTACHMENT_FEEDBACK_LOOP_ENABLE_EXT](#) and the `aspectMask` state in [vkCmdSetAttachmentFeedbackLoopEnableEXT](#) has been set and not subsequently `invalidated` in the current command buffer, and `aspectMask` includes all aspects which require feedback loop.

8.10.3. Depth/Stencil and Input Attachments

When rendering to only the depth OR stencil aspect of an image, an input attachment accessing the other aspect will not cause a data race only under very specific conditions. To avoid a data race, the aspect not being written **must** be in a read-only layout, and writes to it **must** be disabled in the draw state. For example, to read from stencil while writing depth, the attachment **must** be in [VK_IMAGE_LAYOUT_DEPTH_ATTACHMENT_STENCIL_READ_ONLY_OPTIMAL](#) (or equivalent), and the stencil write mask **must** be 0. Similarly to read from depth while writing stencil, the attachment **must** be in [VK_IMAGE_LAYOUT_DEPTH_READ_ONLY_STENCIL_ATTACHMENT_OPTIMAL](#) (or equivalent), and depth write enable **must** be [VK_FALSE](#).

8.10.4. Synchronization Options

There are several synchronization options available to synchronize between accesses to resources within a render pass. Some of the options are outlined below:

- A [VkSubpassDependency](#) in a render pass object can synchronize attachment writes and [multisample resolve operations](#) from a prior subpass for subsequent input attachment reads.
- A [vkCmdPipelineBarrier](#) inside a subpass can synchronize prior attachment writes in the subpass with subsequent input attachment reads.
- A [vkCmdPipelineBarrier](#) inside a subpass can synchronize prior attachment writes in the subpass with subsequent non-attachment reads if [feedback loop is enabled](#) for the attachment.
- If a subresource is used as a color and input attachment, and the pipeline performing the read was `created` with [VK_PIPELINE_COLOR_BLEND_STATE_CREATE_RASTERIZATION_ORDER_ATTACHMENT_ACCESS_BIT_EXT](#)
- If a subresource is used as a depth and input attachment, and the pipeline performing the read was `created` with [VK_PIPELINE_DEPTH_STENCIL_STATE_CREATE_RASTERIZATION_ORDER_ATTACHMENT_DEPTH_ACCESS_BIT_EXT](#)
- If a subresource is used as a stencil and input attachment, and the pipeline performing the read was `created` with [VK_PIPELINE_DEPTH_STENCIL_STATE_CREATE_RASTERIZATION_ORDER_ATTACHMENT_STENCIL_ACCESS_BIT_EXT](#)
- If a subresource is used as two separate non-attachment resources, writes to a pixel or individual sample in a fragment shader can be synchronized with access to the same pixel or sample in another fragment shader by using one of the [fragment interlock](#) execution modes.

8.11. Tile Shading Render Pass

Tile shading **can** be enabled within a render pass.

To enable tile shading for a render pass object, add a [VkRenderPassTileShadingCreateInfoQCOM](#) to the **pNext** chain of [VkRenderPassCreateInfo](#) or [VkRenderPassCreateInfo2](#). To enable tile shading for a dynamic render pass, add a [VkRenderPassTileShadingCreateInfoQCOM](#) to the **pNext** chain of [VkRenderingInfo](#). To execute a secondary command buffer within a render pass, add a [VkRenderPassTileShadingCreateInfoQCOM](#) to the **pNext** chain of [VkCommandBufferInheritanceInfo](#) when the secondary command buffer is recorded.

The [VkRenderPassTileShadingCreateInfoQCOM](#) structure is defined as:

```
// Provided by VK_QCOM_tile_shading
typedef struct VkRenderPassTileShadingCreateInfoQCOM {
    VkStructureType          sType;
    const void*              pNext;
    VkTileShadingRenderPassFlagsQCOM flags;
    VkExtent2D               tileApronSize;
} VkRenderPassTileShadingCreateInfoQCOM;
```

- **sType** is a [VkStructureType](#) value identifying this structure
- **pNext** is `NULL` or a pointer to a structure extending this structure.
- **flags** is a bitmask of [VkTileShadingRenderPassFlagBitsQCOM](#).
- **tileApronSize** is a [VkExtent2D](#) describing the is size of the [tiling apron](#) in each dimension.

If this structure is not present, the render pass will have **flags** set to `0` and **tileApronSize** is set to `(0,0)`.

Valid Usage

- VUID-VkRenderPassTileShadingCreateInfoQCOM-tileShading-10658
If the **tileShading** feature is not enabled, [VK_TILE_SHADING_RENDER_PASS_ENABLE_BIT_QCOM](#) **must** not be included in **flags**
- VUID-VkRenderPassTileShadingCreateInfoQCOM-flags-10659
If [VK_TILE_SHADING_RENDER_PASS_ENABLE_BIT_QCOM](#) is not included in **flags** or the **tileShadingApron** feature is not enabled, **tileApronSize** **must** be `(0,0)`
- VUID-VkRenderPassTileShadingCreateInfoQCOM-flags-10660
If [VK_TILE_SHADING_RENDER_PASS_ENABLE_BIT_QCOM](#) is not included in **flags**, or neither the [tileShadingPerTileDispatch](#) and [tileShadingPerTileDraw](#) features are enabled, **flags** **must** not include [VK_TILE_SHADING_RENDER_PASS_PER_TILE_EXECUTION_BIT_QCOM](#)
- VUID-VkRenderPassTileShadingCreateInfoQCOM-tileShadingAnisotropicApron-10661
If the **tileShadingAnisotropicApron** feature is not enabled, **tileApronSize.x** and **must** be equal to **tileApronSize.y**

- VUID-VkRenderPassTileShadingCreateInfoQCOM-tileApronSize-10662
`tileApronSize.x` **must** be less than or equal to `maxApronSize`
- VUID-VkRenderPassTileShadingCreateInfoQCOM-tileApronSize-10663
`tileApronSize.y` **must** be less than or equal to `maxApronSize`

Valid Usage (Implicit)

- VUID-VkRenderPassTileShadingCreateInfoQCOM-sType-sType
`sType` **must** be `VK_STRUCTURE_TYPE_RENDER_PASS_TILE_SHADING_CREATE_INFO_QCOM`
- VUID-VkRenderPassTileShadingCreateInfoQCOM-flags-parameter
`flags` **must** be a valid combination of `VkTileShadingRenderPassFlagBitsQCOM` values

Structure Chaining

Extends the structures

- `VkCommandBufferInheritanceInfo`
- `VkRenderPassCreateInfo`
- `VkRenderPassCreateInfo2`
- `VkRenderingInfo`

Bits which **can** be set in `VkRenderPassTileShadingCreateInfoQCOM::flags` describing additional properties of the render pass are:

```
// Provided by VK_QCOM_tile_shading
typedef enum VkTileShadingRenderPassFlagBitsQCOM {
    VK_TILE_SHADING_RENDER_PASS_ENABLE_BIT_QCOM = 0x00000001,
    VK_TILE_SHADING_RENDER_PASS_PER_TILE_EXECUTION_BIT_QCOM = 0x00000002,
} VkTileShadingRenderPassFlagBitsQCOM;
```

- `VK_TILE_SHADING_RENDER_PASS_ENABLE_BIT_QCOM` specifies that the render pass has tile shading enabled.
- `VK_TILE_SHADING_RENDER_PASS_PER_TILE_EXECUTION_BIT_QCOM` specifies that the secondary command buffer will be executed within a `per-tile execution block`.

```
// Provided by VK_QCOM_tile_shading
typedef VkFlags VkTileShadingRenderPassFlagsQCOM;
```

`VkTileShadingRenderPassFlagsQCOM` is a bitmask type for setting a mask of zero or more `VkTileShadingRenderPassFlagBitsQCOM`.

8.11.1. Tile Attachment Variables

Within a [tile shading render pass](#), fragment and compute shader invocations **can** use the [Tile Attachment Interface](#) to perform load/store, operations on *storage tile attachment* variables, to perform load operations on *input tile attachment* variables, and to perform sampling operations on *sampled tile attachment* variables. *Storage tile attachment*, *sampled tile attachment*, and *input tile attachment* variables **must** be declared and used as described in the tile attachment interface.

8.11.2. Tiling Aprons

In a render pass that [enables](#) tile shading, a *tiling apron* **can** be enabled by setting [VkRenderPassTileShadingCreateInfoQCOM::tileApronSize](#) to a value other than (0,0). Additionally, subpass **flags** **must** include [VK_SUBPASS_DESCRIPTION_TILE_SHADING_APRON_BIT_QCOM](#) if the render pass is not a dynamic render pass or the apron size for that subpass will be (0,0). The tile apron enables shader invocations to load from tile attachment variables at a location that is outside the current tile. The **width** and **height** value of [tileApronSize](#) specifies the number of pixels in the horizontal and vertical directions that are included in the apron region. For example, (1,1) means that the apron region extends the top, bottom, left, and right margins of the tile by 1 pixel. The [tileApronSize](#) **must** not exceed [VkPhysicalDeviceTileShadingPropertiesQCOM::maxApronSize](#).

NOTE

A good mental model for the tiling apron is to think of it as enabling "overlapping tiles". The top/bottom and left/right margins of each tile are extended to include a few pixels of the adjacent tiles. Those pixels that are outside the original tile extents, but within the apron extents are "apron pixels". In a render pass that enables tile shading, apron pixels will be initialized by the [VkAttachmentLoadOp](#), and **may** be updated by any draw within the render pass, but are always discarded and never written by [VkAttachmentStoreOp](#). Apron pixels **can** be read as a result of using [OpImageRead](#), [OpImageSparseRead](#), [OpImageSample*](#), [OpImageSparseSample*](#), [OpImage*Gather](#), [OpImageSparse*Gather](#), [OpImageSampleWeightedQCOM](#), [OpImageBoxFilterQCOM](#), [OpImageBlockMatch*QCOM](#), [OpImageFetch](#), or [OpImageSparseFetch](#) but **cannot** be written using [OpImageWrite](#) or with atomic operations using [OpImageTexelPointer](#).

For image processing use cases, the tiling apron allows fragment and compute shader invocations to read or sample color attachment pixels within the neighborhood of a given fragment, even if the given fragment is close to a tile edge.

Enabling the apron **may** reduce the GPU efficiency, with larger apron sizes having a greater potential impact. Aprons **should** be enabled only when needing to access pixels outside the tile.

8.11.3. Tile Attachment Coordinate Validation

Image operations that access a tile attachment **can** use normalized, unnormalized, or integer texel coordinates, but the final set of (i,j,[k]) integer texel coordinates accessed in [texel filtering](#) **must** be within the extents of the current tile and apron as well as within the render pass [renderArea](#). Any out of bounds shader access will result in poison.

The `robustImageAccess` and `robustImageAccess2` features do not apply to tile attachment accesses.

The built-in variables `TileOffsetQCOM`, `TileApronSizeQCOM`, and `TileDimensionQCOM` define the extent of the current tile and apron.

For *storage tile attachment* stores using `OpImageWrite` and with an `Image` operand from storage class `TileAttachmentQCOM`, the `Coordinate` operand O_s **must** specify a framebuffer location within the render pass `renderArea` and within the extent of the tile.

$$\begin{aligned}O_{min} &= \max(O_{ra}, O_t) \\O_{max} &= \min((O_{ra} + E_{ra}), (O_t + Size_t)) \\O_{min} &\leq O_s < O_{max}\end{aligned}$$

For *storage tile attachment* using `OpImageRead` or `OpImageSparseRead`, or *input tile attachment* loads using `OpImageRead`, and with an `Image` operand from storage class `TileAttachmentQCOM`, the `Coordinate` operand O_l **must** specify a framebuffer location within the render pass `renderArea` and within the combined extent of the tile and apron.

$$\begin{aligned}O_{min} &= \max(O_{ra}, O_t - Size_a) \\O_{max} &= \min((O_{ra} + E_{ra}), (O_t + Size_t + Size_a)) \\O_{min} &\leq O_l < O_{max}\end{aligned}$$

where:

O_s represents `offset` operand to `OpImageWrite`

O_l represents `offset` operand to `OpImageRead`

O_t represents `TileOffsetQCOM`

$Size_t$ represents `TileDimensionQCOM`

O_{ra} represents the render pass `renderArea.offset`

E_{ra} represents the render pass `renderArea.extent`

$Size_a$ represents `TileApronSizeQCOM`

For *storage tile attachment* atomic operations using `OpImageTexelPointer`, the `Coordinate` operand

must specify a framebuffer location within the render pass **RenderArea** and within the extent of the tile. The **Coordinate** **must** not point to the apron region.

When accessing a *sampled tile attachment* using **OpImageSample***, **OpImageSparseSample***, **OpImageFetch**, **OpImageSparseFetch***, **OpImageSampleWeightedQCOM**, **OpImageBoxFilterQCOM**, **OpImageBlockMatch*QCOM**, **OpImage*Gather**, or **OpImageSparse*Gather**, and with an **Image** operand from storage class **TileAttachmentQCOM**, the **Coordinate** operand **must** not result in any texels accessed that are outside the **renderArea** or outside the combined extent of the tile and apron.

NOTE

It is the application's responsibility to guarantee that the instruction and texture coordinates do not cause any out of bounds texels to be accessed as a result of loads, stores, atomics, or the sampling filter. In practice, this may require that the coordinates are clamped in the shader code.

8.11.4. Tile Shading Fragment Regions

If *tile shading* is **enabled** for a render pass instance, then **framebuffer-local dependencies** defined using **VK_DEPENDENCY_BY_REGION_BIT** specify a **framebuffer region** equal to the region covered by the *active tile*.

When **per-tile execution model** is enabled an *active tile* is associated with each of the per-tile command invocations with an extent described by shader built-in variables **TileOffsetQCOM**, **TileDimensionQCOM**, and **TileApronSizeQCOM**. Otherwise, the extent of the *active tile* is defined by the tile exposed by **VK_QCOM_tile_properties** that contains the framebuffer coordinate (*x*, *y*, *z*) of the fragment being processed.

NOTE

Without tile shading the **framebuffer region** described by **VK_DEPENDENCY_BY_REGION_BIT** must be assumed by applications to be no larger than a single pixel or single sample.

The larger tile-sized **framebuffer region** provided by tile shading allows applications to achieve increased rendering efficiency on some tiling architectures. It enables synchronization commands with a framebuffer-local dependency to be used for a dependency across fragments with different framebuffer coordinates, as long as the fragments are located within the same tile. In this situation, it avoids an otherwise required framebuffer-global dependency and corresponding data flushing to memory as noted in the **synchronization chapter**.

8.11.5. Per-Tile Execution Model

Within a **tile shading render pass** instance, the per-tile execution model can be enabled.

To enable the per-tile execution model, call:


```
// Provided by VK_QCOM_tile_shading
void vkCmdBeginPerTileExecutionQCOM(
    VkCommandBuffer                      commandBuffer,
    const VkPerTileBeginInfoQCOM*       pPerTileBeginInfo);
```

- `commandBuffer` is the command buffer in which to record the command.
- `pPerTileBeginInfo` is a pointer to a `VkPerTileBeginInfoQCOM` structure containing information about how the *per-tile execution model* is started.

When *per-tile execution model* is enabled, recorded `vkCmdDraw*` or `vkCmdDispatch*` commands are invoked per tile. That is, the recorded draw or dispatch is invoked exactly once for each *covered tile*. The set of *covered tiles* for a given render pass instance consists of the set of render pass tiles, which **can** be queried with `VK_QCOM_tile_properties`, that are completely or partially covered by the `renderArea` for the render pass instance. The draw or dispatch commands **may** be invoked for uncovered tiles.

Each per-tile command invocation is associated with a single tile, the *active tile*. These per-tile invocations are not specified to execute in any particular order, but the size and offset of the *active tile* is available via shader built-ins.

When *per-tile execution model* is enabled, the following restrictions apply:

- Transform feedback commands such as `vkCmdBeginTransformFeedbackEXT`, `vkCmdEndTransformFeedbackEXT`, `vkCmdBeginQueryIndexedEXT`, and `vkCmdEndQueryIndexedEXT`, **must** not be recorded.
- Query commands such as `vkCmdWriteTimestamp`, `vkCmdDebugMarkerBeginEXT`, `vkCmdDebugMarkerEndEXT`, `vkCmdDebugMarkerInsertEXT`, `vkCmdBeginQuery`, and `vkCmdEndQuery`, **must** not be recorded.
- Event commands such as `vkCmdWaitEvents2` and `vkCmdWaitEvents` **must** not be recorded.
- Render pass clears like `vkCmdClearAttachments` **must** not be recorded
- Access of an attachment with layout `VK_IMAGE_LAYOUT_ATTACHMENT_FEEDBACK_LOOP_OPTIMAL_EXT` as provided by `VK_EXT_attachment_feedback_loop_layout` is disallowed
- Any commands that would cause a invocations of one of the following shader stages are not allowed
 - tessellation
 - geometry
 - ray tracing
 - mesh shading

Valid Usage

- VUID-vkCmdBeginPerTileExecutionQCOM-None-10664
The current render pass **must** be a [tile shading render pass](#)

- VUID-vkCmdBeginPerTileExecutionQCOM-None-10665
The [tileShadingPerTileDispatch](#) or [tileShadingPerTileDraw](#) feature must be enabled

Valid Usage (Implicit)

- VUID-vkCmdBeginPerTileExecutionQCOM-commandBuffer-parameter
commandBuffer **must** be a valid [VkCommandBuffer](#) handle
- VUID-vkCmdBeginPerTileExecutionQCOM-pPerTileBeginInfo-parameter
pPerTileBeginInfo **must** be a valid pointer to a valid [VkPerTileBeginInfoQCOM](#) structure
- VUID-vkCmdBeginPerTileExecutionQCOM-commandBuffer-recording
commandBuffer **must** be in the [recording state](#)
- VUID-vkCmdBeginPerTileExecutionQCOM-commandBuffer-cmdpool
The [VkCommandPool](#) that **commandBuffer** was allocated from **must** support [VK_QUEUE_COMPUTE_BIT](#), or [VK_QUEUE_GRAPHICS_BIT](#) operations
- VUID-vkCmdBeginPerTileExecutionQCOM-renderpass
This command **must** only be called inside of a render pass instance
- VUID-vkCmdBeginPerTileExecutionQCOM-videocoding
This command **must** only be called outside of a video coding scope

Host Synchronization

- Host access to the [VkCommandPool](#) that **commandBuffer** was allocated from **must** be externally synchronized

Command Properties

Command Buffer Levels	Render Pass Scope	Video Coding Scope	Supported Queue Types	Command Type
Primary Secondary	Inside	Outside	VK_QUEUE_COMPUTE_BIT VK_QUEUE_GRAPHICS_BIT	State

Conditional Rendering

vkCmdBeginPerTileExecutionQCOM is not affected by [conditional rendering](#)

The [VkPerTileBeginInfoQCOM](#) structure is defined as:


```
// Provided by VK_QCOM_tile_shading
typedef struct VkPerTileBeginInfoQCOM {
    VkStructureType    sType;
    const void*        pNext;
} VkPerTileBeginInfoQCOM;
```

- `sType` is a `VkStructureType` value identifying this structure.
- `pNext` is `NULL` or a pointer to a structure extending this structure.

Valid Usage (Implicit)

- VUID-VkPerTileBeginInfoQCOM-sType-sType
`sType` **must** be `VK_STRUCTURE_TYPE_PER_TILE_BEGIN_INFO_QCOM`
- VUID-VkPerTileBeginInfoQCOM-pNext-pNext
`pNext` **must** be `NULL`

To disable per-tile execution model, call:

```
// Provided by VK_QCOM_tile_shading
void vkCmdEndPerTileExecutionQCOM(
    VkCommandBuffer          commandBuffer,
    const VkPerTileEndInfoQCOM* pPerTileEndInfo);
```

- `commandBuffer` is the command buffer in which to record the command.
- `pPerTileEndInfo` is a pointer to a `VkPerTileEndInfoQCOM` structure containing information about how the *per-tile execution model* is ended.

This command disables *per-tile execution model*.

Valid Usage

- VUID-vkCmdEndPerTileExecutionQCOM-None-10666
The *per-tile execution model* **must** have been enabled in the current render pass
- VUID-vkCmdEndPerTileExecutionQCOM-None-10667
The current render pass **must** be a `tile shading render pass`

Valid Usage (Implicit)

- VUID-vkCmdEndPerTileExecutionQCOM-commandBuffer-parameter
`commandBuffer` **must** be a valid `VkCommandBuffer` handle
- VUID-vkCmdEndPerTileExecutionQCOM-pPerTileEndInfo-parameter
`pPerTileEndInfo` **must** be a valid pointer to a valid `VkPerTileEndInfoQCOM` structure

- VUID-vkCmdEndPerTileExecutionQCOM-commandBuffer-recording
`commandBuffer` **must** be in the [recording state](#)
- VUID-vkCmdEndPerTileExecutionQCOM-commandBuffer-cmdpool
The `VkCommandPool` that `commandBuffer` was allocated from **must** support [VK_QUEUE_COMPUTE_BIT](#), or [VK_QUEUE_GRAPHICS_BIT](#) operations
- VUID-vkCmdEndPerTileExecutionQCOM-renderpass
This command **must** only be called inside of a render pass instance
- VUID-vkCmdEndPerTileExecutionQCOM-videocoding
This command **must** only be called outside of a video coding scope

Host Synchronization

- Host access to the `VkCommandPool` that `commandBuffer` was allocated from **must** be externally synchronized

Command Properties

Command Buffer Levels	Render Pass Scope	Video Coding Scope	Supported Queue Types	Command Type
Primary Secondary	Inside	Outside	VK_QUEUE_COMPUTE_BIT VK_QUEUE_GRAPHICS_BIT	State

Conditional Rendering

`vkCmdEndPerTileExecutionQCOM` is not affected by [conditional rendering](#)

The `VkPerTileEndInfoQCOM` structure is defined as:

```
// Provided by VK_QCOM_tile_shading
typedef struct VkPerTileEndInfoQCOM {
    VkStructureType    sType;
    const void*        pNext;
} VkPerTileEndInfoQCOM;
```

- `sType` is a [VkStructureType](#) value identifying this structure.
- `pNext` is `NULL` or a pointer to a structure extending this structure.

Valid Usage (Implicit)

- VUID-VkPerTileEndInfoQCOM-sType-sType
sType must be `VK_STRUCTURE_TYPE_PER_TILE_END_INFO_QCOM`
- VUID-VkPerTileEndInfoQCOM-pNext-pNext
pNext must be `NULL`

8.11.6. Area-Based Dispatch

When the [per-tile execution model](#) is enabled, the command `vkCmdDispatchTileQCOM` **can** be used to provide an area-based dispatch, where the implementation determines the work group count and size based on the tile size and a given shading rate.

Chapter 9. Shaders

A shader specifies programmable operations that execute for each vertex, control point, tessellated vertex, primitive, fragment, or workgroup in the corresponding stage(s) of the graphics and compute pipelines.

Graphics pipelines include vertex shader execution as a result of [primitive assembly](#), followed, if enabled, by tessellation control and evaluation shaders operating on [patches](#), geometry shaders, if enabled, operating on primitives, and fragment shaders, if present, operating on fragments generated by [Rasterization](#). In this specification, vertex, tessellation control, tessellation evaluation and geometry shaders are collectively referred to as [pre-rasterization shader stages](#) and occur in the logical pipeline before rasterization. The fragment shader occurs logically after rasterization.

Only the compute shader stage is included in a compute pipeline. Compute shaders operate on compute invocations in a workgroup.

Shaders **can** read from input variables, and read from and write to output variables. Input and output variables **can** be used to transfer data between shader stages, or to allow the shader to interact with values that exist in the execution environment. Similarly, the execution environment provides constants describing capabilities.

Shader variables are associated with execution environment-provided inputs and outputs using *built-in* decorations in the shader. The available decorations for each stage are documented in the following subsections.

9.1. Shader Objects

Shaders **may** be compiled and linked into pipeline objects as described in [Pipelines](#) chapter, or if the `shaderObject` feature is enabled they **may** be compiled into individual per-stage *shader objects* which **can** be bound on a command buffer independently from one another. Unlike pipelines, shader objects are not intrinsically tied to any specific set of state. Instead, state is specified dynamically in the command buffer.

Each shader object represents a single compiled shader stage, which **may optionally** be linked with one or more other stages.

Shader objects are represented by `VkShaderEXT` handles:

```
// Provided by VK_EXT_shader_object
VK_DEFINE_NON_DISPATCHABLE_HANDLE(VkShaderEXT)
```

9.1.1. Shader Object Creation

Shader objects **may** be created from shader code provided as SPIR-V, or in an opaque, implementation-defined binary format specific to the physical device.

To create one or more shader objects, call:


```
// Provided by VK_EXT_shader_object
VkResult vkCreateShadersEXT(
    VkDevice                                device,
    uint32_t                                createInfoCount,
    const VkShaderCreateInfoEXT*            pCreateInfos,
    const VkAllocationCallbacks*            pAllocator,
    VkShaderEXT*                            pShaders);
```

- **device** is the logical device that creates the shader objects.
- **createInfoCount** is the length of the **pCreateInfos** and **pShaders** arrays.
- **pCreateInfos** is a pointer to an array of **VkShaderCreateInfoEXT** structures.
- **pAllocator** controls host memory allocation as described in the [Memory Allocation](#) chapter.
- **pShaders** is a pointer to an array of **VkShaderEXT** handles in which the resulting shader objects are returned.

When this function returns, whether or not it succeeds, it is guaranteed that every element of **pShaders** will have been overwritten by either **VK_NULL_HANDLE** or a valid **VkShaderEXT** handle.

This means that whenever shader creation fails, the application **can** determine which shader the returned error pertains to by locating the first **VK_NULL_HANDLE** element in **pShaders**. It also means that an application **can** reliably clean up from a failed call by iterating over the **pShaders** array and destroying every element that is not **VK_NULL_HANDLE**.

Valid Usage

- VUID-vkCreateShadersEXT-stage-09670
If the **stage** member of any element of **pCreateInfos** is **VK_SHADER_STAGE_COMPUTE_BIT**, **device** **must** support at least one queue family with the **VK_QUEUE_COMPUTE_BIT** capability
- VUID-vkCreateShadersEXT-stage-09671
If the **stage** member of any element of **pCreateInfos** is **VK_SHADER_STAGE_TASK_BIT_EXT**, **VK_SHADER_STAGE_MESH_BIT_EXT**, **VK_SHADER_STAGE_VERTEX_BIT**, **VK_SHADER_STAGE_TESSELLATION_CONTROL_BIT**, **VK_SHADER_STAGE_TESSELLATION_EVALUATION_BIT**, **VK_SHADER_STAGE_GEOMETRY_BIT**, or **VK_SHADER_STAGE_FRAGMENT_BIT**, **device** **must** support at least one queue family with the **VK_QUEUE_GRAPHICS_BIT** capability
- VUID-vkCreateShadersEXT-None-08400
The **shaderObject** feature **must** be enabled
- VUID-vkCreateShadersEXT-pCreateInfos-08402
If the **flags** member of any element of **pCreateInfos** includes **VK_SHADER_CREATE_LINK_STAGE_BIT_EXT**, the **flags** member of all other elements of **pCreateInfos** whose **stage** is **VK_SHADER_STAGE_VERTEX_BIT**, **VK_SHADER_STAGE_TESSELLATION_CONTROL_BIT**, **VK_SHADER_STAGE_TESSELLATION_EVALUATION_BIT**,

VK_SHADER_STAGE_GEOMETRY_BIT, or VK_SHADER_STAGE_FRAGMENT_BIT **must** also include VK_SHADER_CREATE_LINK_STAGE_BIT_EXT

- VUID-vkCreateShadersEXT-pCreateInfo-08403

If the **flags** member of any element of **pCreateInfo** includes VK_SHADER_CREATE_LINK_STAGE_BIT_EXT, the **flags** member of all other elements of **pCreateInfo** whose **stage** is VK_SHADER_STAGE_TASK_BIT_EXT or VK_SHADER_STAGE_MESH_BIT_EXT **must** also include VK_SHADER_CREATE_LINK_STAGE_BIT_EXT

- VUID-vkCreateShadersEXT-pCreateInfo-08404

If the **flags** member of any element of **pCreateInfo** whose **stage** is VK_SHADER_STAGE_TASK_BIT_EXT or VK_SHADER_STAGE_MESH_BIT_EXT includes VK_SHADER_CREATE_LINK_STAGE_BIT_EXT, there **must** be no member of **pCreateInfo** whose **flags** member includes VK_SHADER_CREATE_LINK_STAGE_BIT_EXT and whose **stage** is any of VK_SHADER_STAGE_VERTEX_BIT, VK_SHADER_STAGE_GEOMETRY_BIT, VK_SHADER_STAGE_TESSELLATION_CONTROL_BIT, or VK_SHADER_STAGE_TESSELLATION_EVALUATION_BIT

- VUID-vkCreateShadersEXT-pCreateInfo-08405

If there is any element of **pCreateInfo** whose **stage** is VK_SHADER_STAGE_MESH_BIT_EXT and whose **flags** member includes both VK_SHADER_CREATE_LINK_STAGE_BIT_EXT and VK_SHADER_CREATE_NO_TASK_SHADER_BIT_EXT, there **must** be no element of **pCreateInfo** whose **stage** is VK_SHADER_STAGE_TASK_BIT_EXT and whose **flags** member includes VK_SHADER_CREATE_LINK_STAGE_BIT_EXT

- VUID-vkCreateShadersEXT-pCreateInfo-08409

For each element of **pCreateInfo** whose **flags** member includes VK_SHADER_CREATE_LINK_STAGE_BIT_EXT, if there is any other element of **pCreateInfo** whose **stage** is logically later than the **stage** of the former and whose **flags** member also includes VK_SHADER_CREATE_LINK_STAGE_BIT_EXT, the **nextStage** of the former **must** be equal to the **stage** of the element with the logically earliest **stage** following the **stage** of the former whose **flags** member also includes VK_SHADER_CREATE_LINK_STAGE_BIT_EXT

- VUID-vkCreateShadersEXT-pCreateInfo-08410

The **stage** member of each element of **pCreateInfo** whose **flags** member includes VK_SHADER_CREATE_LINK_STAGE_BIT_EXT **must** be unique

- VUID-vkCreateShadersEXT-pCreateInfo-08411

The **codeType** member of all elements of **pCreateInfo** whose **flags** member includes VK_SHADER_CREATE_LINK_STAGE_BIT_EXT **must** be the same

- VUID-vkCreateShadersEXT-pCreateInfo-12224

If **pCreateInfo** contains elements with both VK_SHADER_STAGE_TESSELLATION_CONTROL_BIT and VK_SHADER_STAGE_TESSELLATION_EVALUATION_BIT, both elements' **flags** include VK_SHADER_CREATE_LINK_STAGE_BIT_EXT, both elements' **codeType** is VK_SHADER_CODE_TYPE_SPIRV_EXT, at least one **must** contain an **OpExecutionMode** instruction specifying the orientation of triangles generated by the tessellator

- VUID-vkCreateShadersEXT-pCreateInfo-12225

If **pCreateInfo** contains elements with both VK_SHADER_STAGE_TESSELLATION_CONTROL_BIT and

VK_SHADER_STAGE_TESSELLATION_EVALUATION_BIT, both elements' flags include VK_SHADER_CREATE_LINK_STAGE_BIT_EXT, both elements' codeType is VK_SHADER_CODE_TYPE_SPIRV_EXT, at least one **must** contain an OpExecutionMode instruction specifying the spacing of segments on the edges of tessellated primitives

- VUID-vkCreateShadersEXT-pCreateInfo-08867

If pCreateInfo contains elements with both VK_SHADER_STAGE_TESSELLATION_CONTROL_BIT and VK_SHADER_STAGE_TESSELLATION_EVALUATION_BIT, both elements' flags include VK_SHADER_CREATE_LINK_STAGE_BIT_EXT, both elements' codeType is VK_SHADER_CODE_TYPE_SPIRV_EXT, and both stages contains an OpExecutionMode instruction specifying the type of subdivision, they **must** be the same

- VUID-vkCreateShadersEXT-pCreateInfo-08868

If pCreateInfo contains elements with both VK_SHADER_STAGE_TESSELLATION_CONTROL_BIT and VK_SHADER_STAGE_TESSELLATION_EVALUATION_BIT, both elements' flags include VK_SHADER_CREATE_LINK_STAGE_BIT_EXT, both elements' codeType is VK_SHADER_CODE_TYPE_SPIRV_EXT, and both stages contains an OpExecutionMode instruction specifying the orientation of triangles, they **must** be the same

- VUID-vkCreateShadersEXT-pCreateInfo-08870

If pCreateInfo contains elements with both VK_SHADER_STAGE_TESSELLATION_CONTROL_BIT and VK_SHADER_STAGE_TESSELLATION_EVALUATION_BIT, both elements' flags include VK_SHADER_CREATE_LINK_STAGE_BIT_EXT, both elements' codeType is VK_SHADER_CODE_TYPE_SPIRV_EXT, and both stages contains an OpExecutionMode instruction specifying the spacing of segments on the edges of tessellated primitives, they **must** be the same

- VUID-vkCreateShadersEXT-pCreateInfo-08871

If pCreateInfo contains elements with both VK_SHADER_STAGE_TESSELLATION_CONTROL_BIT and VK_SHADER_STAGE_TESSELLATION_EVALUATION_BIT, both elements' flags include VK_SHADER_CREATE_LINK_STAGE_BIT_EXT, both elements' codeType is VK_SHADER_CODE_TYPE_SPIRV_EXT, and both stages contains an OpExecutionMode instruction specifying the output patch size, they **must** be the same

- VUID-vkCreateShadersEXT-pCreateInfo-09632

If pCreateInfo contains a VK_SHADER_STAGE_MESH_BIT_EXT with codeType of VK_SHADER_CODE_TYPE_SPIRV_EXT and VK_SHADER_CREATE_NO_TASK_SHADER_BIT_EXT is not set, then the mesh shader's entry point **must** not declare a variable with a DrawIndex BuiltIn decoration

- VUID-vkCreateShadersEXT-pCreateInfo-11413

If any element of pCreateInfo sets VK_SHADER_CREATE_DESCRIPTOR_HEAP_BIT_EXT and includes embedded sampler mappings, there **must** be less than $(\text{maxSamplerAllocationCount} - (\text{minSamplerHeapReservedRangeWithEmbedded} / \text{samplerDescriptorSize}))$ VkSampler objects currently created on the device

- VUID-vkCreateShadersEXT-pCreateInfo-11428

If any element of pCreateInfo sets VK_SHADER_CREATE_DESCRIPTOR_HEAP_BIT_EXT

and includes embedded sampler mappings, this command **must** not cause the total number of unique embedded samplers in pipelines and shaders on this device to exceed `maxDescriptorHeapEmbeddedSamplers`

- VUID-vkCreateShadersEXT-flags-11472

If the `flags` member of any element of `pCreateInfo`s includes `VK_SHADER_CREATE_LINK_STAGE_BIT_EXT` and `VK_SHADER_CREATE_DESCRIPTOR_HEAP_BIT_EXT`, the `flags` member of all other elements of `pCreateInfo`s whose `stage` is `VK_SHADER_STAGE_VERTEX_BIT`, `VK_SHADER_STAGE_TESSELLATION_CONTROL_BIT`, `VK_SHADER_STAGE_TESSELLATION_EVALUATION_BIT`, `VK_SHADER_STAGE_GEOMETRY_BIT`, `VK_SHADER_STAGE_TASK_BIT_EXT`, `VK_SHADER_STAGE_MESH_BIT_EXT`, or `VK_SHADER_STAGE_FRAGMENT_BIT` **must** also include `VK_SHADER_CREATE_DESCRIPTOR_HEAP_BIT_EXT`

Valid Usage (Implicit)

- VUID-vkCreateShadersEXT-device-parameter
`device` **must** be a valid `VkDevice` handle
- VUID-vkCreateShadersEXT-pCreateInfo-parameter
`pCreateInfo` **must** be a valid pointer to an array of `createInfoCount` valid `VkShaderCreateInfoEXT` structures
- VUID-vkCreateShadersEXT-pAllocator-parameter
If `pAllocator` is not `NULL`, `pAllocator` **must** be a valid pointer to a valid `VkAllocationCallbacks` structure
- VUID-vkCreateShadersEXT-pShaders-parameter
`pShaders` **must** be a valid pointer to an array of `createInfoCount` `VkShaderEXT` handles
- VUID-vkCreateShadersEXT-createInfoCount-arraylength
`createInfoCount` **must** be greater than `0`

Return Codes

Success

- `VK_INCOMPATIBLE_SHADER_BINARY_EXT`
- `VK_SUCCESS`

Failure

- `VK_ERROR_INITIALIZATION_FAILED`
- `VK_ERROR_OUT_OF_DEVICE_MEMORY`
- `VK_ERROR_OUT_OF_HOST_MEMORY`
- `VK_ERROR_UNKNOWN`
- `VK_ERROR_VALIDATION_FAILED`

The `VkShaderCreateInfoEXT` structure is defined as:

```
// Provided by VK_EXT_shader_object
typedef struct VkShaderCreateInfoEXT {
    VkStructureType          sType;
    const void*              pNext;
    VkShaderCreateFlagsEXT   flags;
    VkShaderStageFlagBits    stage;
    VkShaderStageFlags       nextStage;
    VkShaderCodeTypeEXT      codeType;
    size_t                   codeSize;
    const void*              pCode;
    const char*              pName;
    uint32_t                 setLayoutCount;
    const VkDescriptorSetLayout* pSetLayouts;
    uint32_t                 pushConstantRangeCount;
    const VkPushConstantRange* pPushConstantRanges;
    const VkSpecializationInfo* pSpecializationInfo;
} VkShaderCreateInfoEXT;
```

- `sType` is a `VkStructureType` value identifying this structure.
- `pNext` is `NULL` or a pointer to a structure extending this structure.
- `flags` is a bitmask of `VkShaderCreateFlagBitsEXT` describing additional parameters of the shader.
- `stage` is a `VkShaderStageFlagBits` value specifying a single shader stage.
- `nextStage` is a bitmask of `VkShaderStageFlagBits` specifying which stages **can** be used as a logically next bound stage when drawing with the shader bound. A value of zero indicates this shader stage **must** be the last one.
- `codeType` is a `VkShaderCodeTypeEXT` value specifying the type of the shader code pointed to be `pCode`.
- `codeSize` is the size in bytes of the shader code pointed to be `pCode`.
- `pCode` is a pointer to the shader code to use to create the shader.
- `pName` is a pointer to a null-terminated UTF-8 string specifying the entry point name of the shader for this stage.
- `setLayoutCount` is the number of descriptor set layouts pointed to by `pSetLayouts`.
- `pSetLayouts` is a pointer to an array of `VkDescriptorSetLayout` objects used by the shader stage. The implementation **must** not access these objects outside of the duration of the command this structure is passed to.
- `pushConstantRangeCount` is the number of push constant ranges pointed to by `pPushConstantRanges`.
- `pPushConstantRanges` is a pointer to an array of `VkPushConstantRange` structures used by the shader stage.
- `pSpecializationInfo` is a pointer to a `VkSpecializationInfo` structure, as described in

Specialization Constants, or **NULL**.

When determining [pipeline layout compatibility](#), compatibility is determined as if a the shader was created with a pipeline layout object that was created with identical values of **setLayoutCount**, **pSetLayouts**, **pushConstantRangeCount**, and **pPushConstantRanges**, and with **VkPipelineLayoutCreateInfo::flags** set to 0. If **flags** includes **VK_SHADER_CREATE_DESCRIPTOR_HEAP_BIT_EXT**, the shader is not considered created with a pipeline layout.

When specifying descriptor heap mappings, only mappings corresponding to bindings that are actually present in the SPIR-V shader affect compilation. Mappings are ignored when **codeType** is **VK_SHADER_CODE_TYPE_BINARY_EXT**. The resulting compiled binary from two different SPIR-V shaders which would have identical bit patterns **must** remain identical even if the mapping entries vary in any of the following ways:

- Different numbers of unused mapping structures
- Different binding counts for unused bindings
- Unused parameters in mapping structures (e.g. sampler offsets)
- Ignored parameters in mapping structures
- Different order of mapping structures, used or unused

NOTE

Calculating the same offset in a mapping via different parameter values is not guaranteed to provide identical results.

Valid Usage

- VUID-VkShaderCreateInfoEXT-codeSize-08735
If **codeType** is **VK_SHADER_CODE_TYPE_SPIRV_EXT**, **codeSize** **must** be a multiple of 4
- VUID-VkShaderCreateInfoEXT-pCode-08736
If **codeType** is **VK_SHADER_CODE_TYPE_SPIRV_EXT**, **pCode** **must** point to valid SPIR-V code, formatted and packed as described by the [Khronos SPIR-V Specification](#)
- VUID-VkShaderCreateInfoEXT-pCode-08737
If **codeType** is **VK_SHADER_CODE_TYPE_SPIRV_EXT**, **pCode** **must** adhere to the validation rules described by the [Validation Rules within a Module](#) section of the [SPIR-V Environment](#) appendix
- VUID-VkShaderCreateInfoEXT-pCode-08738
If **codeType** is **VK_SHADER_CODE_TYPE_SPIRV_EXT**, **pCode** **must** declare the **Shader** capability for SPIR-V code
- VUID-VkShaderCreateInfoEXT-pCode-08739
If **codeType** is **VK_SHADER_CODE_TYPE_SPIRV_EXT**, **pCode** **must** not declare any capability that is not supported by the API, as described by the [Capabilities](#) section of the [SPIR-V Environment](#) appendix
- VUID-VkShaderCreateInfoEXT-pCode-08740
If **codeType** is **VK_SHADER_CODE_TYPE_SPIRV_EXT**, and **pCode** declares any of the

capabilities listed in the [SPIR-V Environment](#) appendix, one of the corresponding requirements **must** be satisfied

- VUID-VkShaderCreateInfoEXT-pCode-08741

If `codeType` is [VK_SHADER_CODE_TYPE_SPIRV_EXT](#), `pCode` **must** not declare any SPIR-V extension that is not supported by the API, as described by the [Extension](#) section of the [SPIR-V Environment](#) appendix

- VUID-VkShaderCreateInfoEXT-pCode-08742

If `codeType` is [VK_SHADER_CODE_TYPE_SPIRV_EXT](#), and `pCode` declares any of the SPIR-V extensions listed in the [SPIR-V Environment](#) appendix, one of the corresponding requirements **must** be satisfied

- VUID-VkShaderCreateInfoEXT-descriptorHeap-11314

If the `descriptorHeap` feature is not enabled, `VkShaderDescriptorSetAndBindingMappingInfoEXT::mappingCount` **must** be 0

- VUID-VkShaderCreateInfoEXT-pNext-11315

If the `pNext` chain specifies a `descriptor mapping` using [VK_DESCRIPTOR_MAPPING_SOURCE_PUSH_DATA_EXT](#), [VK_DESCRIPTOR_MAPPING_SOURCE_SHADER_RECORD_DATA_EXT](#), or [VK_DESCRIPTOR_MAPPING_SOURCE_RESOURCE_HEAP_DATA_EXT](#), the mapped resource in the shader **must** be a variable with a structure type decorated with `Block` in the `Uniform Storage Class`

- VUID-VkShaderCreateInfoEXT-pNext-11316

If the `pNext` chain specifies a `descriptor mapping` using [VK_DESCRIPTOR_MAPPING_SOURCE_PUSH_DATA_EXT](#), the mapped structure **must** not be larger than the sum of `pushDataOffset` used in the mapping and `maxPushDataSize`

- VUID-VkShaderCreateInfoEXT-pNext-11317

If the `pNext` chain specifies a `descriptor mapping` using [VK_DESCRIPTOR_MAPPING_SOURCE_SHADER_RECORD_DATA_EXT](#), the sum of mapped structure size and `shaderRecordDataOffset` used in the mapping **must** not be larger than `maxShaderGroupStride`

- VUID-VkShaderCreateInfoEXT-pNext-11318

If the `pNext` chain specifies a `descriptor mapping` using [VK_DESCRIPTOR_MAPPING_SOURCE_SHADER_RECORD_ADDRESS_EXT](#) or [VK_DESCRIPTOR_MAPPING_SOURCE_PUSH_ADDRESS_EXT](#), the mapped resource in the shader **must** be one of:

- A variable with a structure type decorated with `Block` in the `Uniform Storage Class`
- A variable with a structure type decorated with `BufferBlock` in the `Uniform Storage Class`
- A variable with a structure type decorated with `Block` in the `StorageBuffer Storage Class`
- A `OpTypeAccelerationStructureKHR` variable
- A `OpTypeAccelerationStructureNV` variable

- VUID-VkShaderCreateInfoEXT-pNext-11378

If the `pNext` chain specifies a descriptor mapping using `VK_DESCRIPTOR_MAPPING_SOURCE_PUSH_ADDRESS_EXT`, `VK_DESCRIPTOR_MAPPING_SOURCE_SHADER_RECORD_ADDRESS_EXT`, or `VK_DESCRIPTOR_MAPPING_SOURCE_INDIRECT_ADDRESS_EXT`, the `OpArrayLength` or `OpUntypedArrayLengthKHR` instruction **must** not be used on that resource

- VUID-VkShaderCreateInfoEXT-pNext-11399

If the `pNext` chain specifies a descriptor mapping using `VK_DESCRIPTOR_MAPPING_SOURCE_HEAP_WITH_CONSTANT_OFFSET_EXT`, `VK_DESCRIPTOR_MAPPING_SOURCE_HEAP_WITH_PUSH_INDEX_EXT`, `VK_DESCRIPTOR_MAPPING_SOURCE_HEAP_WITH_SHADER_RECORD_INDEX_EXT`, `VK_DESCRIPTOR_MAPPING_SOURCE_HEAP_WITH_INDIRECT_INDEX_EXT`, or `VK_DESCRIPTOR_MAPPING_SOURCE_HEAP_WITH_INDIRECT_INDEX_ARRAY_EXT`, and the mapped resource declaration is an array, the `pEmbeddedSampler` member of the corresponding mapping structure **must** be `NULL`

- VUID-VkShaderCreateInfoEXT-flags-08412

If `stage` is not `VK_SHADER_STAGE_TASK_BIT_EXT`, `VK_SHADER_STAGE_MESH_BIT_EXT`, `VK_SHADER_STAGE_VERTEX_BIT`, `VK_SHADER_STAGE_TESSELLATION_CONTROL_BIT`, `VK_SHADER_STAGE_TESSELLATION_EVALUATION_BIT`, `VK_SHADER_STAGE_GEOMETRY_BIT`, or `VK_SHADER_STAGE_FRAGMENT_BIT`, `flags` **must** not include `VK_SHADER_CREATE_LINK_STAGE_BIT_EXT`

- VUID-VkShaderCreateInfoEXT-flags-08486

If `stage` is not `VK_SHADER_STAGE_FRAGMENT_BIT`, `flags` **must** not include `VK_SHADER_CREATE_FRAGMENT_SHADING_RATE_ATTACHMENT_BIT_EXT`

- VUID-VkShaderCreateInfoEXT-flags-08487

If the `attachmentFragmentShadingRate` feature is not enabled, `flags` **must** not include `VK_SHADER_CREATE_FRAGMENT_SHADING_RATE_ATTACHMENT_BIT_EXT`

- VUID-VkShaderCreateInfoEXT-flags-08488

If `stage` is not `VK_SHADER_STAGE_FRAGMENT_BIT`, `flags` **must** not include `VK_SHADER_CREATE_FRAGMENT_DENSITY_MAP_ATTACHMENT_BIT_EXT`

- VUID-VkShaderCreateInfoEXT-flags-08489

If the `fragmentDensityMap` feature is not enabled, `flags` **must** not include `VK_SHADER_CREATE_FRAGMENT_DENSITY_MAP_ATTACHMENT_BIT_EXT`

- VUID-VkShaderCreateInfoEXT-flags-09404

If `flags` includes `VK_SHADER_CREATE_ALLOW_VARYING_SUBGROUP_SIZE_BIT_EXT`, the `subgroupSizeControl` feature **must** be enabled

- VUID-VkShaderCreateInfoEXT-flags-09405

If `flags` includes `VK_SHADER_CREATE_REQUIRE_FULL_SUBGROUPS_BIT_EXT`, the `computeFullSubgroups` feature **must** be enabled

- VUID-VkShaderCreateInfoEXT-flags-11005

If `flags` includes `VK_SHADER_CREATE_INDIRECT_BINDABLE_BIT_EXT`, then the `VkPhysicalDeviceDeviceGeneratedCommandsFeaturesEXT::deviceGeneratedCommands` feature **must** be enabled

- VUID-VkShaderCreateInfoEXT-flags-11006

If **flags** includes `VK_SHADER_CREATE_INDIRECT_BINDABLE_BIT_EXT`, then the identified entry point **must** not specify `Xfb` execution mode

- VUID-VkShaderCreateInfoEXT-flags-08992

If **flags** includes `VK_SHADER_CREATE_REQUIRE_FULL_SUBGROUPS_BIT_EXT`, **stage** **must** be one of `VK_SHADER_STAGE_MESH_BIT_EXT`, `VK_SHADER_STAGE_TASK_BIT_EXT`, or `VK_SHADER_STAGE_COMPUTE_BIT`

- VUID-VkShaderCreateInfoEXT-flags-08485

If **stage** is not `VK_SHADER_STAGE_COMPUTE_BIT`, **flags** **must** not include `VK_SHADER_CREATE_DISPATCH_BASE_BIT_EXT`

- VUID-VkShaderCreateInfoEXT-flags-08414

If **stage** is not `VK_SHADER_STAGE_MESH_BIT_EXT`, **flags** **must** not include `VK_SHADER_CREATE_NO_TASK_SHADER_BIT_EXT`

- VUID-VkShaderCreateInfoEXT-flags-08416

If **flags** includes both `VK_SHADER_CREATE_ALLOW_VARYING_SUBGROUP_SIZE_BIT_EXT` and `VK_SHADER_CREATE_REQUIRE_FULL_SUBGROUPS_BIT_EXT`, the local workgroup size in the X dimension of the shader **must** be a multiple of `maxSubgroupSize`

- VUID-VkShaderCreateInfoEXT-flags-08417

If **flags** includes `VK_SHADER_CREATE_REQUIRE_FULL_SUBGROUPS_BIT_EXT` but not `VK_SHADER_CREATE_ALLOW_VARYING_SUBGROUP_SIZE_BIT_EXT` and no `VkShaderRequiredSubgroupSizeCreateInfoEXT` structure is included in the `pNext` chain, the local workgroup size in the X dimension of the shader **must** be a multiple of `subgroupSize`

- VUID-VkShaderCreateInfoEXT-stage-08418

stage **must** not be `VK_SHADER_STAGE_ALL_GRAPHICS` or `VK_SHADER_STAGE_ALL`

- VUID-VkShaderCreateInfoEXT-stage-08419

If the `tessellationShader` feature is not enabled, **stage** **must** not be `VK_SHADER_STAGE_TESSELLATION_CONTROL_BIT` or `VK_SHADER_STAGE_TESSELLATION_EVALUATION_BIT`

- VUID-VkShaderCreateInfoEXT-stage-08420

If the `geometryShader` feature is not enabled, **stage** **must** not be `VK_SHADER_STAGE_GEOMETRY_BIT`

- VUID-VkShaderCreateInfoEXT-stage-08421

If the `taskShader` feature is not enabled, **stage** **must** not be `VK_SHADER_STAGE_TASK_BIT_EXT`

- VUID-VkShaderCreateInfoEXT-stage-08422

If the `meshShader` feature is not enabled, **stage** **must** not be `VK_SHADER_STAGE_MESH_BIT_EXT`

- VUID-VkShaderCreateInfoEXT-stage-08425

stage **must** not be `VK_SHADER_STAGE_SUBPASS_SHADING_BIT_HUAWEI`

- VUID-VkShaderCreateInfoEXT-stage-08426

stage **must** not be `VK_SHADER_STAGE_CLUSTER_CULLING_BIT_HUAWEI`

- VUID-VkShaderCreateInfoEXT-nextStage-08427

If **stage** is `VK_SHADER_STAGE_VERTEX_BIT`, **nextStage** **must** not include any bits other

than `VK_SHADER_STAGE_TESSELLATION_CONTROL_BIT`, `VK_SHADER_STAGE_GEOMETRY_BIT`, and `VK_SHADER_STAGE_FRAGMENT_BIT`

- VUID-VkShaderCreateInfoEXT-nextStage-08428

If the `tessellationShader` feature is not enabled, `nextStage` **must** not include `VK_SHADER_STAGE_TESSELLATION_CONTROL_BIT` or `VK_SHADER_STAGE_TESSELLATION_EVALUATION_BIT`

- VUID-VkShaderCreateInfoEXT-nextStage-08429

If the `geometryShader` feature is not enabled, `nextStage` **must** not include `VK_SHADER_STAGE_GEOMETRY_BIT`

- VUID-VkShaderCreateInfoEXT-nextStage-08430

If `stage` is `VK_SHADER_STAGE_TESSELLATION_CONTROL_BIT`, `nextStage` **must** not include any bits other than `VK_SHADER_STAGE_TESSELLATION_EVALUATION_BIT`

- VUID-VkShaderCreateInfoEXT-nextStage-08431

If `stage` is `VK_SHADER_STAGE_TESSELLATION_EVALUATION_BIT`, `nextStage` **must** not include any bits other than `VK_SHADER_STAGE_GEOMETRY_BIT` and `VK_SHADER_STAGE_FRAGMENT_BIT`

- VUID-VkShaderCreateInfoEXT-nextStage-08433

If `stage` is `VK_SHADER_STAGE_GEOMETRY_BIT`, `nextStage` **must** not include any bits other than `VK_SHADER_STAGE_FRAGMENT_BIT`

- VUID-VkShaderCreateInfoEXT-nextStage-08434

If `stage` is `VK_SHADER_STAGE_FRAGMENT_BIT` or `VK_SHADER_STAGE_COMPUTE_BIT`, `nextStage` **must** be 0

- VUID-VkShaderCreateInfoEXT-nextStage-08435

If `stage` is `VK_SHADER_STAGE_TASK_BIT_EXT`, `nextStage` **must** not include any bits other than `VK_SHADER_STAGE_MESH_BIT_EXT`

- VUID-VkShaderCreateInfoEXT-nextStage-08436

If `stage` is `VK_SHADER_STAGE_MESH_BIT_EXT`, `nextStage` **must** not include any bits other than `VK_SHADER_STAGE_FRAGMENT_BIT`

- VUID-VkShaderCreateInfoEXT-pName-08440

If `codeType` is `VK_SHADER_CODE_TYPE_SPIRV_EXT`, `pName` **must** be the name of an `OpEntryPoint` in `pCode` with an execution model that matches `stage`

- VUID-VkShaderCreateInfoEXT-pCode-08492

If `codeType` is `VK_SHADER_CODE_TYPE_BINARY_EXT`, `pCode` **must** be aligned to 16 bytes

- VUID-VkShaderCreateInfoEXT-pCode-08493

If `codeType` is `VK_SHADER_CODE_TYPE_SPIRV_EXT`, `pCode` **must** be aligned to 4 bytes

- VUID-VkShaderCreateInfoEXT-pCode-08448

If `codeType` is `VK_SHADER_CODE_TYPE_SPIRV_EXT`, and the identified entry point includes any variable in its interface that is declared with the `ClipDistance BuiltIn` decoration, that variable **must** not have an array size greater than `VkPhysicalDeviceLimits::maxClipDistances`

- VUID-VkShaderCreateInfoEXT-pCode-08449

If `codeType` is `VK_SHADER_CODE_TYPE_SPIRV_EXT`, and the identified entry point includes any variable in its interface that is declared with the `CullDistance BuiltIn` decoration, that

variable **must** not have an array size greater than `VkPhysicalDeviceLimits::maxCullDistances`

- VUID-VkShaderCreateInfoEXT-pCode-08450

If `codeType` is `VK_SHADER_CODE_TYPE_SPIRV_EXT`, and the identified entry point includes variables in its interface that are declared with the `ClipDistance BuiltIn` decoration and variables in its interface that are declared with the `CullDistance BuiltIn` decoration, those variables **must** not have array sizes which sum to more than `VkPhysicalDeviceLimits::maxCombinedClipAndCullDistances`

- VUID-VkShaderCreateInfoEXT-pCode-08451

If `codeType` is `VK_SHADER_CODE_TYPE_SPIRV_EXT`, and the identified entry point includes any variable in its interface that is declared with the `SampleMask BuiltIn` decoration, that variable **must** not have an array size greater than `VkPhysicalDeviceLimits::maxSampleMaskWords`

- VUID-VkShaderCreateInfoEXT-pCode-08453

If `codeType` is `VK_SHADER_CODE_TYPE_SPIRV_EXT`, and `stage` is `VK_SHADER_STAGE_TESSELLATION_CONTROL_BIT` or `VK_SHADER_STAGE_TESSELLATION_EVALUATION_BIT`, and the identified entry point has an `OpExecutionMode` instruction specifying a patch size with `OutputVertices`, the patch size **must** be greater than `0` and less than or equal to `VkPhysicalDeviceLimits::maxTessellationPatchSize`

- VUID-VkShaderCreateInfoEXT-pCode-08454

If `codeType` is `VK_SHADER_CODE_TYPE_SPIRV_EXT`, and `stage` is `VK_SHADER_STAGE_GEOMETRY_BIT`, the identified entry point **must** have an `OpExecutionMode` instruction specifying a maximum output vertex count that is greater than `0` and less than or equal to `VkPhysicalDeviceLimits::maxGeometryOutputVertices`

- VUID-VkShaderCreateInfoEXT-pCode-08455

If `codeType` is `VK_SHADER_CODE_TYPE_SPIRV_EXT`, and `stage` is `VK_SHADER_STAGE_GEOMETRY_BIT`, the identified entry point **must** have an `OpExecutionMode` instruction specifying an invocation count that is greater than `0` and less than or equal to `VkPhysicalDeviceLimits::maxGeometryShaderInvocations`

- VUID-VkShaderCreateInfoEXT-pCode-08456

If `codeType` is `VK_SHADER_CODE_TYPE_SPIRV_EXT`, and `stage` is a `pre-rasterization shader stage`, and the identified entry point writes to `Layer` for any primitive, it **must** write the same value to `Layer` for all vertices of a given primitive

- VUID-VkShaderCreateInfoEXT-pCode-08457

If `codeType` is `VK_SHADER_CODE_TYPE_SPIRV_EXT`, and `stage` is a `pre-rasterization shader stage`, and the identified entry point writes to `ViewportIndex` for any primitive, it **must** write the same value to `ViewportIndex` for all vertices of a given primitive

- VUID-VkShaderCreateInfoEXT-pCode-08459

If `codeType` is `VK_SHADER_CODE_TYPE_SPIRV_EXT`, and `stage` is `VK_SHADER_STAGE_FRAGMENT_BIT`, and the identified entry point writes to `FragDepth` in any execution path, all execution paths that are not exclusive to helper invocations **must** either discard the fragment, or write or initialize the value of `FragDepth`

- VUID-VkShaderCreateInfoEXT-pCode-08460

If `codeType` is `VK_SHADER_CODE_TYPE_SPIRV_EXT`, the shader code in `pCode` **must** be valid as described by the [Khronos SPIR-V Specification](#) after applying the specializations provided in `pSpecializationInfo`, if any, and then converting all specialization constants into fixed constants

- VUID-VkShaderCreateInfoEXT-codeType-08872

If `codeType` is `VK_SHADER_CODE_TYPE_SPIRV_EXT`, and `stage` is `VK_SHADER_STAGE_TESSELLATION_EVALUATION_BIT`, `pCode` **must** contain an `OpExecutionMode` instruction specifying the type of subdivision

- VUID-VkShaderCreateInfoEXT-codeType-12226

If `codeType` is `VK_SHADER_CODE_TYPE_SPIRV_EXT`, and `stage` is `VK_SHADER_STAGE_TESSELLATION_CONTROL_BIT`, `pCode` **must** contain an `OpExecutionMode` instruction specifying the output patch size

- VUID-VkShaderCreateInfoEXT-pPushConstantRanges-10063

Any two elements of `pPushConstantRanges` **must** not include the same stage in `stageFlags`

- VUID-VkShaderCreateInfoEXT-codeType-10064

If `codeType` is `VK_SHADER_CODE_TYPE_SPIRV_EXT`, `flags` does not include `VK_SHADER_CREATE_DESCRIPTOR_HEAP_BIT_EXT` and if a push constant block is declared in a shader, then an element of `pPushConstantRanges->stageFlags` **must** match `stage`

- VUID-VkShaderCreateInfoEXT-codeType-10065

If `codeType` is `VK_SHADER_CODE_TYPE_SPIRV_EXT`, `flags` does not include `VK_SHADER_CREATE_DESCRIPTOR_HEAP_BIT_EXT` and if a push constant block is declared in a shader, the block must be contained inside the element of `pPushConstantRanges` that matches the stage

- VUID-VkShaderCreateInfoEXT-codeType-10383

If `codeType` is `VK_SHADER_CODE_TYPE_SPIRV_EXT`, `flags` does not include `VK_SHADER_CREATE_DESCRIPTOR_HEAP_BIT_EXT` and a `resource variable` is declared in a shader, the corresponding descriptor set in `pSetLayouts` **must** match the shader stage

- VUID-VkShaderCreateInfoEXT-codeType-10384

If `codeType` is `VK_SHADER_CODE_TYPE_SPIRV_EXT`, `flags` does not include `VK_SHADER_CREATE_DESCRIPTOR_HEAP_BIT_EXT` and a `resource variable` is declared in a shader, and the descriptor type is not `VK_DESCRIPTOR_TYPE_MUTABLE_EXT`, the corresponding descriptor set in `pSetLayouts` **must** match the descriptor type

- VUID-VkShaderCreateInfoEXT-codeType-10385

If `codeType` is `VK_SHADER_CODE_TYPE_SPIRV_EXT`, `flags` does not include `VK_SHADER_CREATE_DESCRIPTOR_HEAP_BIT_EXT` and a `resource variable` is declared in a shader as an array, the corresponding descriptor set in `pSetLayouts` **must** match the descriptor count

- VUID-VkShaderCreateInfoEXT-setLayoutCount-13359

If `setLayoutCount` is not 0, `pSetLayouts` is not `NULL`, and `flags` does not include `VK_SHADER_CREATE_INDEPENDENT_SETS_BIT_KHR`, then `pSetLayouts` must be a valid pointer to an array of `setLayoutCount` valid `VkDescriptorSetLayout` handles

- VUID-VkShaderCreateInfoEXT-setLayoutCount-13360

If `setLayoutCount` is not 0, `pSetLayouts` is not `NULL`, and `flags` includes

`VK_SHADER_CREATE_INDEPENDENT_SETS_BIT_KHR`, then `pSetLayouts` must be a valid pointer to an array of `setLayoutCount` `VkDescriptorSetLayout` or `VK_NULL_HANDLE` handles

- VUID-VkShaderCreateInfoEXT-codeType-10386
If `codeType` is `VK_SHADER_CODE_TYPE_SPIRV_EXT`, `flags` does not include `VK_SHADER_CREATE_DESCRIPTOR_HEAP_BIT_EXT` and a `resource variable` is declared in a shader as an array of descriptors, then the descriptor type of that variable **must** not be `VK_DESCRIPTOR_TYPE_INLINE_UNIFORM_BLOCK`
- VUID-VkShaderCreateInfoEXT-flags-11758
If `shader64BitIndexing` feature is not enabled, `flags` **must** not contain `VK_SHADER_CREATE_64_BIT_INDEXING_BIT_EXT`
- VUID-VkShaderCreateInfoEXT-setLayoutCount-12257
`setLayoutCount` **must** be less than or equal to `VkPhysicalDeviceLimits::maxBoundDescriptorSets`
- VUID-VkShaderCreateInfoEXT-flags-11290
If `flags` includes `VK_SHADER_CREATE_DESCRIPTOR_HEAP_BIT_EXT`, `setLayoutCount` **must** be 0
- VUID-VkShaderCreateInfoEXT-flags-11291
If `flags` includes `VK_SHADER_CREATE_DESCRIPTOR_HEAP_BIT_EXT`, `pSetLayouts` **must** be `NULL`
- VUID-VkShaderCreateInfoEXT-flags-11370
If `flags` includes `VK_SHADER_CREATE_DESCRIPTOR_HEAP_BIT_EXT`, `pushConstantRangeCount` **must** be 0
- VUID-VkShaderCreateInfoEXT-flags-11371
If `flags` includes `VK_SHADER_CREATE_DESCRIPTOR_HEAP_BIT_EXT`, `pPushConstantRanges` **must** be `NULL`
- VUID-VkShaderCreateInfoEXT-flags-11292
If `flags` includes `VK_SHADER_CREATE_DESCRIPTOR_HEAP_BIT_EXT`, and `codeType` is `VK_SHADER_CODE_TYPE_SPIRV_EXT`, all shader variables in the `shader resource interface` with a `DescriptorSet` and `Binding` decoration **must** have a mapping declared in `VkShaderDescriptorSetAndBindingMappingInfoEXT::pMappings`

Valid Usage (Implicit)

- VUID-VkShaderCreateInfoEXT-sType-sType
`sType` **must** be `VK_STRUCTURE_TYPE_SHADER_CREATE_INFO_EXT`
- VUID-VkShaderCreateInfoEXT-pNext-pNext
Each `pNext` member of any structure (including this one) in the `pNext` chain **must** be either `NULL` or a pointer to a valid instance of `VkCustomResolveCreateInfoEXT`, `VkPipelineShaderStageRequiredSubgroupSizeCreateInfo`, `VkShaderDescriptorSetAndBindingMappingInfoEXT`, or `VkValidationFeaturesEXT`
- VUID-VkShaderCreateInfoEXT-sType-unique
The `sType` value of each structure in the `pNext` chain **must** be unique

- VUID-VkShaderCreateInfoEXT-flags-parameter
flags **must** be a valid combination of [VkShaderCreateFlagBitsEXT](#) values
- VUID-VkShaderCreateInfoEXT-stage-parameter
stage **must** be a valid [VkShaderStageFlagBits](#) value
- VUID-VkShaderCreateInfoEXT-nextStage-parameter
nextStage **must** be a valid combination of [VkShaderStageFlagBits](#) values
- VUID-VkShaderCreateInfoEXT-codeType-parameter
codeType **must** be a valid [VkShaderCodeTypeEXT](#) value
- VUID-VkShaderCreateInfoEXT-pCode-parameter
pCode **must** be a valid pointer to an array of **codeSize** bytes
- VUID-VkShaderCreateInfoEXT-pName-parameter
If **pName** is not **NULL**, **pName** **must** be a null-terminated UTF-8 string
- VUID-VkShaderCreateInfoEXT-pPushConstantRanges-parameter
If **pushConstantRangeCount** is not **0**, and **pPushConstantRanges** is not **NULL**, **pPushConstantRanges** **must** be a valid pointer to an array of **pushConstantRangeCount** valid [VkPushConstantRange](#) structures
- VUID-VkShaderCreateInfoEXT-pSpecializationInfo-parameter
If **pSpecializationInfo** is not **NULL**, **pSpecializationInfo** **must** be a valid pointer to a valid [VkSpecializationInfo](#) structure
- VUID-VkShaderCreateInfoEXT-codeSize-arraylength
codeSize **must** be greater than **0**

```
// Provided by VK_EXT_shader_object
typedef VkFlags VkShaderCreateFlagsEXT;
```

VkShaderCreateFlagsEXT is a bitmask type for setting a mask of zero or more [VkShaderCreateFlagBitsEXT](#).

Possible values of the **flags** member of [VkShaderCreateInfoEXT](#) specifying how a shader object is created, are:


```

// Provided by VK_EXT_shader_object
typedef enum VkShaderCreateFlagBitsEXT {
    VK_SHADER_CREATE_LINK_STAGE_BIT_EXT = 0x00000001,
    // Provided by VK_EXT_descriptor_heap with VK_EXT_shader_object
    VK_SHADER_CREATE_DESCRIPTOR_HEAP_BIT_EXT = 0x00000400,
    // Provided by VK_KHR_maintenance5 with VK_ARM_shader_instrumentation,
    // VK_EXT_shader_object with VK_ARM_shader_instrumentation
    VK_SHADER_CREATE_INSTRUMENT_SHADER_BIT_ARM = 0x00000800,
    // Provided by VK_EXT_shader_object with VK_EXT_subgroup_size_control or
    // VK_VERSION_1_3
    VK_SHADER_CREATE_ALLOW_VARYING_SUBGROUP_SIZE_BIT_EXT = 0x00000002,
    // Provided by VK_EXT_shader_object with VK_EXT_subgroup_size_control or
    // VK_VERSION_1_3
    VK_SHADER_CREATE_REQUIRE_FULL_SUBGROUPS_BIT_EXT = 0x00000004,
    // Provided by VK_EXT_shader_object with VK_EXT_mesh_shader or VK_NV_mesh_shader
    VK_SHADER_CREATE_NO_TASK_SHADER_BIT_EXT = 0x00000008,
    // Provided by VK_EXT_shader_object with VK_KHR_device_group or VK_VERSION_1_1
    VK_SHADER_CREATE_DISPATCH_BASE_BIT_EXT = 0x00000010,
    // Provided by VK_KHR_fragment_shading_rate with VK_EXT_shader_object
    VK_SHADER_CREATE_FRAGMENT_SHADING_RATE_ATTACHMENT_BIT_EXT = 0x00000020,
    // Provided by VK_EXT_fragment_density_map with VK_EXT_shader_object
    VK_SHADER_CREATE_FRAGMENT_DENSITY_MAP_ATTACHMENT_BIT_EXT = 0x00000040,
    // Provided by VK_EXT_device_generated_commands
    VK_SHADER_CREATE_INDIRECT_BINDABLE_BIT_EXT = 0x00000080,
    // Provided by VK_EXT_shader_64bit_indexing
    VK_SHADER_CREATE_64_BIT_INDEXING_BIT_EXT = 0x00008000,
    // Provided by VK_KHR_maintenance11 with VK_EXT_shader_object
    VK_SHADER_CREATE_INDEPENDENT_SETS_BIT_KHR = 0x00040000,
} VkShaderCreateFlagBitsEXT;

```

- [VK_SHADER_CREATE_LINK_STAGE_BIT_EXT](#) specifies that a shader is linked to all other shaders created in the same [vkCreateShadersEXT](#) call whose [VkShaderCreateInfoEXT](#) structures' **flags** include [VK_SHADER_CREATE_LINK_STAGE_BIT_EXT](#).
- [VK_SHADER_CREATE_ALLOW_VARYING_SUBGROUP_SIZE_BIT_EXT](#) specifies that the **SubgroupSize** may vary in a task, mesh, or compute shader.
- [VK_SHADER_CREATE_REQUIRE_FULL_SUBGROUPS_BIT_EXT](#) specifies that the subgroup sizes **must** be launched with all invocations active in a task, mesh, or compute shader.
- [VK_SHADER_CREATE_NO_TASK_SHADER_BIT_EXT](#) specifies that a mesh shader **must** only be used without a task shader. Otherwise, the mesh shader **must** only be used with a task shader.
- [VK_SHADER_CREATE_DISPATCH_BASE_BIT_EXT](#) specifies that a compute shader **can** be used with [vkCmdDispatchBase](#) with a non-zero base workgroup.
- [VK_SHADER_CREATE_FRAGMENT_SHADING_RATE_ATTACHMENT_BIT_EXT](#) specifies that a fragment shader **can** be used with a fragment shading rate attachment.
- [VK_SHADER_CREATE_FRAGMENT_DENSITY_MAP_ATTACHMENT_BIT_EXT](#) specifies that a fragment shader **can** be used with a fragment density map attachment.
- [VK_SHADER_CREATE_INDIRECT_BINDABLE_BIT_EXT](#) specifies that the shader **can** be used in

combination with [Device-Generated Commands](#).

- [VK_SHADER_CREATE_INDEPENDENT_SETS_BIT_KHR](#) specifies that implementations **must** ensure that the properties and/or absence of a particular descriptor set do not influence any other descriptor sets for the shader. This allows shader objects to be created with a subset of the total descriptor sets.
- [VK_SHADER_CREATE_64_BIT_INDEXING_BIT_EXT](#) specifies that the shader enables [64-bit indexing](#).
- [VK_SHADER_CREATE_DESCRIPTOR_HEAP_BIT_EXT](#) specifies that the shader will use descriptor heap mappings instead of descriptor set layouts.

NOTE

The behavior of [VK_SHADER_CREATE_FRAGMENT_SHADING_RATE_ATTACHMENT_BIT_EXT](#) and [VK_SHADER_CREATE_FRAGMENT_DENSITY_MAP_ATTACHMENT_BIT_EXT](#) differs subtly from the behavior of [VK_PIPELINE_CREATE_RENDERING_FRAGMENT_SHADING_RATE_ATTACHMENT_BIT_KHR](#) and [VK_PIPELINE_CREATE_RENDERING_FRAGMENT_DENSITY_MAP_ATTACHMENT_BIT_EXT](#) in that the shader bit allows, but does not require the shader to be used with that type of attachment. This means that the application need not create multiple shaders when it does not know in advance whether the shader will be used with or without the attachment type, or when it needs the same shader to be compatible with usage both with and without. This **may** come at some performance cost on some implementations, so applications **should** still only set bits that are actually necessary.

Shader objects **can** be created using different types of shader code. Possible values of [VkShaderCreateInfoEXT::codeType](#), are:

```
// Provided by VK_EXT_shader_object
typedef enum VkShaderCodeTypeEXT {
    VK_SHADER_CODE_TYPE_BINARY_EXT = 0,
    VK_SHADER_CODE_TYPE_SPIRV_EXT = 1,
} VkShaderCodeTypeEXT;
```

- [VK_SHADER_CODE_TYPE_BINARY_EXT](#) specifies shader code in an opaque, implementation-defined binary format specific to the physical device.
- [VK_SHADER_CODE_TYPE_SPIRV_EXT](#) specifies shader code in SPIR-V format.

9.1.2. Binary Shader Code

Binary shader code **can** be retrieved from a shader object using the command:


```
// Provided by VK_EXT_shader_object
VkResult vkGetShaderBinaryDataEXT(
    VkDevice          device,
    VkShaderEXT       shader,
    size_t*           pDataSize,
    void*             pData);
```

- **device** is the logical device that shader object was created from.
- **shader** is the shader object to retrieve binary shader code from.
- **pDataSize** is a pointer to a **size_t** value related to the size of the binary shader code, as described below.
- **pData** is either **NULL** or a pointer to a buffer.

If **pData** is **NULL**, then the size of the binary shader code of the shader object, in bytes, is returned in **pDataSize**. Otherwise, **pDataSize** **must** point to a variable set by the application to the size of the buffer, in bytes, pointed to by **pData**, and on return the variable is overwritten with the amount of data actually written to **pData**. If **pDataSize** is less than the size of the binary shader code, nothing is written to **pData**, and **VK_INCOMPLETE** will be returned instead of **VK_SUCCESS**.

NOTE

The behavior of this command when **pDataSize** is too small differs from how some other getter-type commands work in Vulkan. Because shader binary data is only usable in its entirety, it would never be useful for the implementation to return partial data. Because of this, nothing is written to **pData** unless **pDataSize** is large enough to fit the data in its entirety.

This behavior is not consistent with the behavior described in [Opaque Binary Data Results](#), for historical reasons.

If the amount of data available is larger than the passed **pDataSize**, the query returns a **VK_INCOMPLETE** success status instead of a **VK_ERROR_NOT_ENOUGH_SPACE_KHR** error status.

Binary shader code retrieved using **vkGetShaderBinaryDataEXT** **can** be passed to a subsequent call to **vkCreateShadersEXT** on a compatible physical device by specifying **VK_SHADER_CODE_TYPE_BINARY_EXT** in the **codeType** member of **VkShaderCreateInfoEXT**.

The shader code returned by repeated calls to this function with the same **VkShaderEXT** is guaranteed to be invariant for the lifetime of the **VkShaderEXT** object.

Valid Usage

- VUID-vkGetShaderBinaryDataEXT-None-08461
The **shaderObject** feature **must** be enabled
- VUID-vkGetShaderBinaryDataEXT-None-08499
If **pData** is not **NULL**, it **must** be aligned to **16** bytes

Valid Usage (Implicit)

- VUID-vkGetShaderBinaryDataEXT-device-parameter **device** **must** be a valid [VkDevice](#) handle
- VUID-vkGetShaderBinaryDataEXT-shader-parameter **shader** **must** be a valid [VkShaderEXT](#) handle
- VUID-vkGetShaderBinaryDataEXT-pDataSize-parameter **pDataSize** **must** be a valid pointer to a [size_t](#) value
- VUID-vkGetShaderBinaryDataEXT-pData-parameter
If the value referenced by **pDataSize** is not 0, and **pData** is not **NULL**, **pData** **must** be a valid pointer to an array of **pDataSize** bytes
- VUID-vkGetShaderBinaryDataEXT-shader-parent **shader** **must** have been created, allocated, or retrieved from **device**

Return Codes

Success

- [VK_INCOMPLETE](#)
- [VK_SUCCESS](#)

Failure

- [VK_ERROR_OUT_OF_DEVICE_MEMORY](#)
- [VK_ERROR_OUT_OF_HOST_MEMORY](#)
- [VK_ERROR_UNKNOWN](#)
- [VK_ERROR_VALIDATION_FAILED](#)

9.1.3. Binary Shader Compatibility

Binary shader compatibility means that binary shader code returned from a call to [vkGetShaderBinaryDataEXT](#) **can** be passed to a later call to [vkCreateShadersEXT](#), potentially on a different logical and/or physical device, and that this will result in the successful creation of a shader object functionally equivalent to the shader object that the code was originally queried from.

Binary shader code queried from [vkGetShaderBinaryDataEXT](#) is not guaranteed to be compatible across all devices, but implementations are required to provide some compatibility guarantees. Applications **may** determine binary shader compatibility using either (or both) of two mechanisms.

Guaranteed compatibility of shader binaries is expressed through a combination of the [shaderBinaryUUID](#) and [shaderBinaryVersion](#) members of the [VkPhysicalDeviceShaderObjectPropertiesEXT](#) structure queried from a physical device. Binary shaders retrieved from a physical device with a certain [shaderBinaryUUID](#) are guaranteed to be compatible with all other physical devices reporting the same [shaderBinaryUUID](#) and the same or

higher `shaderBinaryVersion`.

Whenever a new version of an implementation incorporates any changes that affect the output of `vkGetShaderBinaryDataEXT`, the implementation **should** either increment `shaderBinaryVersion` if binary shader code retrieved from older versions remains compatible with the new implementation, or else replace `shaderBinaryUUID` with a new value if backward compatibility has been broken. Binary shader code queried from a device with a matching `shaderBinaryUUID` and lower `shaderBinaryVersion` relative to the device on which `vkCreateShadersEXT` is being called **may** be suboptimal for the new device in ways that do not change shader functionality, but it is still guaranteed to be usable to successfully create the shader object(s).

NOTE

Implementations are encouraged to share `shaderBinaryUUID` between devices and driver versions to the maximum extent their hardware naturally allows, and are **strongly** discouraged from ever changing the `shaderBinaryUUID` for the same hardware except unless absolutely necessary.

In addition to the shader compatibility guarantees described above, it is valid for an application to call `vkCreateShadersEXT` with binary shader code created on a device with a different or unknown `shaderBinaryUUID` and/or higher `shaderBinaryVersion`. In this case, the implementation **may** use any unspecified means of its choosing to determine whether the provided binary shader code is usable. If it is, `vkCreateShadersEXT` **must** return `VK_SUCCESS`, and the created shader object is guaranteed to be valid. Otherwise, in the absence of some error, `vkCreateShadersEXT` **must** return `VK_INCOMPATIBLE_SHADER_BINARY_EXT` to indicate that the provided binary shader code is not compatible with the device.

9.1.4. Binding Shader Objects

Once shader objects have been created, they **can** be bound to the command buffer using the command:

```
// Provided by VK_EXT_shader_object
void vkCmdBindShadersEXT(
    VkCommandBuffer          commandBuffer,
    uint32_t                 stageCount,
    const VkShaderStageFlagBits* pStages,
    const VkShaderEXT*        pShaders);
```

- `commandBuffer` is the command buffer that the shader object will be bound to.
- `stageCount` is the length of the `pStages` and `pShaders` arrays.
- `pStages` is a pointer to an array of `VkShaderStageFlagBits` values specifying one stage per array index that is affected by the corresponding value in the `pShaders` array.
- `pShaders` is a pointer to an array of `VkShaderEXT` handles and/or `VK_NULL_HANDLE` values describing the shader binding operations to be performed on each stage in `pStages`.

When binding linked shaders, an application **may** bind them in any combination of one or more calls to `vkCmdBindShadersEXT` (i.e., shaders that were created linked together do not need to be bound

in the same `vkCmdBindShadersEXT` call).

Any shader object bound to a particular stage **may** be unbound by setting its value in `pShaders` to `VK_NULL_HANDLE`. If `pShaders` is `NULL`, `vkCmdBindShadersEXT` behaves as if `pShaders` was an array of `stageCount` `VK_NULL_HANDLE` values (i.e., any shaders bound to the stages specified in `pStages` are unbound).

Valid Usage

- VUID-vkCmdBindShadersEXT-None-08462
The `shaderObject` feature **must** be enabled
- VUID-vkCmdBindShadersEXT-pStages-08463
Every element of `pStages` **must** be unique
- VUID-vkCmdBindShadersEXT-pStages-08464
`pStages` **must** not contain `VK_SHADER_STAGE_ALL_GRAPHICS` or `VK_SHADER_STAGE_ALL`
- VUID-vkCmdBindShadersEXT-pStages-08465
`pStages` **must** not contain `VK_SHADER_STAGE_RAYGEN_BIT_KHR`, `VK_SHADER_STAGE_ANY_HIT_BIT_KHR`, `VK_SHADER_STAGE_CLOSEST_HIT_BIT_KHR`, `VK_SHADER_STAGE_MISS_BIT_KHR`, `VK_SHADER_STAGE_INTERSECTION_BIT_KHR`, or `VK_SHADER_STAGE_CALLABLE_BIT_KHR`
- VUID-vkCmdBindShadersEXT-pStages-08467
`pStages` **must** not contain `VK_SHADER_STAGE_SUBPASS_SHADING_BIT_HUAWEI`
- VUID-vkCmdBindShadersEXT-pStages-08468
`pStages` **must** not contain `VK_SHADER_STAGE_CLUSTER_CULLING_BIT_HUAWEI`
- VUID-vkCmdBindShadersEXT-pShaders-08469
For each element of `pStages`, if `pShaders` is not `NULL`, and the element of the `pShaders` array with the same index is not `VK_NULL_HANDLE`, it **must** have been created with a `stage` equal to the corresponding element of `pStages`
- VUID-vkCmdBindShadersEXT-pShaders-08470
If `pStages` contains both `VK_SHADER_STAGE_TASK_BIT_EXT` and `VK_SHADER_STAGE_VERTEX_BIT`, and `pShaders` is not `NULL`, and the same index in `pShaders` as `VK_SHADER_STAGE_TASK_BIT_EXT` in `pStages` is not `VK_NULL_HANDLE`, the same index in `pShaders` as `VK_SHADER_STAGE_VERTEX_BIT` in `pStages` **must** be `VK_NULL_HANDLE`
- VUID-vkCmdBindShadersEXT-pShaders-08471
If `pStages` contains both `VK_SHADER_STAGE_MESH_BIT_EXT` and `VK_SHADER_STAGE_VERTEX_BIT`, and `pShaders` is not `NULL`, and the same index in `pShaders` as `VK_SHADER_STAGE_MESH_BIT_EXT` in `pStages` is not `VK_NULL_HANDLE`, the same index in `pShaders` as `VK_SHADER_STAGE_VERTEX_BIT` in `pStages` **must** be `VK_NULL_HANDLE`
- VUID-vkCmdBindShadersEXT-pShaders-08476
If `pStages` contains `VK_SHADER_STAGE_COMPUTE_BIT`, the `VkCommandPool` that `commandBuffer` was allocated from **must** support compute operations

- VUID-vkCmdBindShadersEXT-pShaders-08477
If `pStages` contains `VK_SHADER_STAGE_VERTEX_BIT`, `VK_SHADER_STAGE_TESSELLATION_CONTROL_BIT`, `VK_SHADER_STAGE_TESSELLATION_EVALUATION_BIT`, `VK_SHADER_STAGE_GEOMETRY_BIT`, or `VK_SHADER_STAGE_FRAGMENT_BIT`, the `VkCommandPool` that `commandBuffer` was allocated from **must** support graphics operations
- VUID-vkCmdBindShadersEXT-pShaders-08478
If `pStages` contains `VK_SHADER_STAGE_MESH_BIT_EXT` or `VK_SHADER_STAGE_TASK_BIT_EXT`, the `VkCommandPool` that `commandBuffer` was allocated from **must** support graphics operations

Valid Usage (Implicit)

- VUID-vkCmdBindShadersEXT-commandBuffer-parameter
`commandBuffer` **must** be a valid `VkCommandBuffer` handle
- VUID-vkCmdBindShadersEXT-pStages-parameter
`pStages` **must** be a valid pointer to an array of `stageCount` valid `VkShaderStageFlagBits` values
- VUID-vkCmdBindShadersEXT-pShaders-parameter
If `pShaders` is not `NULL`, `pShaders` **must** be a valid pointer to an array of `stageCount` valid or `VK_NULL_HANDLE` `VkShaderEXT` handles
- VUID-vkCmdBindShadersEXT-commandBuffer-recording
`commandBuffer` **must** be in the `recording state`
- VUID-vkCmdBindShadersEXT-commandBuffer-cmdpool
The `VkCommandPool` that `commandBuffer` was allocated from **must** support `VK_QUEUE_COMPUTE_BIT`, or `VK_QUEUE_GRAPHICS_BIT` operations
- VUID-vkCmdBindShadersEXT-videocoding
This command **must** only be called outside of a video coding scope
- VUID-vkCmdBindShadersEXT-stageCount-arraylength
`stageCount` **must** be greater than 0
- VUID-vkCmdBindShadersEXT-commonparent
Both of `commandBuffer`, and the elements of `pShaders` that are valid handles of non-ignored parameters **must** have been created, allocated, or retrieved from the same `VkDevice`

Host Synchronization

- Host access to `commandBuffer` **must** be externally synchronized
- Host access to the `VkCommandPool` that `commandBuffer` was allocated from **must** be externally synchronized

Command Properties

Command Buffer Levels	Render Pass Scope	Video Coding Scope	Supported Queue Types	Command Type
Primary Secondary	Both	Outside	VK_QUEUE_COMPUTE_BIT VK_QUEUE_GRAPHICS_BIT HICS_BIT	State

Conditional Rendering

vkCmdBindShadersEXT is not affected by [conditional rendering](#)

9.1.5. Setting State

Whenever shader objects are used to issue drawing commands, the appropriate [dynamic state](#) setting commands **must** have been called to set the relevant state in the command buffer prior to drawing:

- [vkCmdSetViewportWithCount](#)
- [vkCmdSetScissorWithCount](#)
- [vkCmdSetRasterizerDiscardEnable](#)

If a shader is bound to the [VK_SHADER_STAGE_VERTEX_BIT](#) stage, the following commands **must** have been called in the command buffer prior to drawing:

- [vkCmdSetVertexInputEXT](#)
- [vkCmdSetPrimitiveTopology](#)
- [vkCmdSetPrimitiveRestartEnable](#)

If a shader is bound to the [VK_SHADER_STAGE_TESSELLATION_CONTROL_BIT](#) stage, the following command **must** have been called in the command buffer prior to drawing:

- [vkCmdSetPatchControlPointsEXT](#), if [primitiveTopology](#) is [VK_PRIMITIVE_TOPOLOGY_PATCH_LIST](#)

If a shader is bound to the [VK_SHADER_STAGE_TESSELLATION_EVALUATION_BIT](#) stage, the following command **must** have been called in the command buffer prior to drawing:

- [vkCmdSetTessellationDomainOriginEXT](#)

If [rasterizerDiscardEnable](#) is [VK_FALSE](#), the following commands **must** have been called in the command buffer prior to drawing:

- [vkCmdSetRasterizationSamplesEXT](#)

- `vkCmdSetSampleMaskEXT`
- `vkCmdSetAlphaToCoverageEnableEXT`
- `vkCmdSetAlphaToOneEnableEXT`, if the `alphaToOne` feature is enabled
- `vkCmdSetPolygonModeEXT`
- `vkCmdSetLineWidth`, if the `effective rasterization input topology` is in `line topology class`
- `vkCmdSetCullMode`
- `vkCmdSetFrontFace`
- `vkCmdSetDepthTestEnable`
- `vkCmdSetDepthWriteEnable`, if `depthTestEnable` is `VK_TRUE`
- `vkCmdSetDepthCompareOp`, if `depthTestEnable` is `VK_TRUE`
- `vkCmdSetDepthBoundsTestEnable`, if the `depthBounds` feature is enabled
- `vkCmdSetDepthBounds`, if `depthBoundsTestEnable` is `VK_TRUE`
- `vkCmdSetDepthBiasEnable`
- `vkCmdSetDepthBias` or `vkCmdSetDepthBias2EXT`, if `depthBiasEnable` is `VK_TRUE`
- `vkCmdSetDepthClampEnableEXT`, if the `depthClamp` feature is enabled
- `vkCmdSetStencilTestEnable`
- `vkCmdSetStencilOp`, if `stencilTestEnable` is `VK_TRUE`
- `vkCmdSetStencilCompareMask`, if `stencilTestEnable` is `VK_TRUE`
- `vkCmdSetStencilWriteMask`, if `stencilTestEnable` is `VK_TRUE`
- `vkCmdSetStencilReference`, if `stencilTestEnable` is `VK_TRUE`

If a shader is bound to the `VK_SHADER_STAGE_FRAGMENT_BIT` stage, and `rasterizerDiscardEnable` is `VK_FALSE`, the following commands **must** have been called in the command buffer prior to drawing:

- `vkCmdSetLogicOpEnableEXT`, if the `logicOp` feature is enabled
- `vkCmdSetLogicOpEXT`, if `logicOpEnable` is `VK_TRUE`
- `vkCmdSetColorBlendEnableEXT` and `vkCmdSetColorWriteMaskEXT`, if color attachments are bound, with values set for every color attachment in the render pass instance active at draw time
- `vkCmdSetColorBlendEquationEXT` or `vkCmdSetColorBlendAdvancedEXT`, if color attachments are bound, for every attachment whose index in `pColorBlendEnables` is a pointer to a value of `VK_TRUE`
- `vkCmdSetBlendConstants`, if any index in `pColorBlendEnables` is `VK_TRUE`, and the same index in `pColorBlendEquations` is a `VkColorBlendEquationEXT` structure with any `VkBlendFactor` member with a value of `VK_BLEND_FACTOR_CONSTANT_COLOR`, `VK_BLEND_FACTOR_ONE_MINUS_CONSTANT_COLOR`, `VK_BLEND_FACTOR_CONSTANT_ALPHA`, or `VK_BLEND_FACTOR_ONE_MINUS_CONSTANT_ALPHA`

If the `pipelineFragmentShadingRate` feature is enabled, and `rasterizerDiscardEnable` is `VK_FALSE`, the

following command **must** have been called in the command buffer prior to drawing:

- `vkCmdSetFragmentShadingRateKHR`

If the `geometryStreams` feature is enabled, and a shader is bound to the `VK_SHADER_STAGE_GEOMETRY_BIT` stage, the following command **must** have been called in the command buffer prior to drawing:

- `vkCmdSetRasterizationStreamEXT`

If the `VK_EXT_discard_rectangles` extension is enabled, and `rasterizerDiscardEnable` is `VK_FALSE`, the following commands **must** have been called in the command buffer prior to drawing:

- `vkCmdSetDiscardRectangleEnableEXT`
- `vkCmdSetDiscardRectangleModeEXT`, if `discardRectangleEnable` is `VK_TRUE`
- `vkCmdSetDiscardRectangleEXT`, if `discardRectangleEnable` is `VK_TRUE`

If the `VK_EXT_conservative_rasterization` extension is enabled, and `rasterizerDiscardEnable` is `VK_FALSE`, the following commands **must** have been called in the command buffer prior to drawing:

- `vkCmdSetConservativeRasterizationModeEXT`
- `vkCmdSetExtraPrimitiveOverestimationSizeEXT`, if `conservativeRasterizationMode` is `VK_CONSERVATIVE_RASTERIZATION_MODE_OVERESTIMATE_EXT`

If the `depthClipEnable` feature is enabled, the following command **must** have been called in the command buffer prior to drawing:

- `vkCmdSetDepthClipEnableEXT`

If the `VK_EXT_sample_locations` extension is enabled, and `rasterizerDiscardEnable` is `VK_FALSE`, the following commands **must** have been called in the command buffer prior to drawing:

- `vkCmdSetSampleLocationsEnableEXT`
- `vkCmdSetSampleLocationsEXT`, if `sampleLocationsEnable` is `VK_TRUE`

If the `VK_EXT_provoking_vertex` extension is enabled, and `rasterizerDiscardEnable` is `VK_FALSE`, and a shader is bound to the `VK_SHADER_STAGE_VERTEX_BIT` stage, the following command **must** have been called in the command buffer prior to drawing:

- `vkCmdSetProvokingVertexModeEXT`

If any of the `stippledRectangularLines`, `stippledBresenhamLines`, or `stippledSmoothLines` features are enabled, and `rasterizerDiscardEnable` is `VK_FALSE`, and if the `effective rasterization input topology` is in line `topology class`, the following commands **must** have been called in the command buffer prior to drawing:

- `vkCmdSetLineRasterizationModeEXT`
- `vkCmdSetLineStippleEnableEXT`

- `vkCmdSetLineStipple`, if `stippledLineEnable` is `VK_TRUE`

If the `depthClipControl` feature is enabled, the following command **must** have been called in the command buffer prior to drawing:

- `vkCmdSetDepthClipNegativeOneToOneEXT`

If the `colorWriteEnable` feature is enabled, and a shader is bound to the `VK_SHADER_STAGE_FRAGMENT_BIT` stage, and `rasterizerDiscardEnable` is `VK_FALSE`, the following command **must** have been called in the command buffer prior to drawing:

- `vkCmdSetColorWriteEnableEXT`, with values set for every color attachment in the render pass instance active at draw time

If the `attachmentFeedbackLoopDynamicState` feature is enabled, and a shader is bound to the `VK_SHADER_STAGE_FRAGMENT_BIT` stage, and `rasterizerDiscardEnable` is `VK_FALSE`, the following command **must** have been called in the command buffer prior to drawing:

- `vkCmdSetAttachmentFeedbackLoopEnableEXT`

If the `VK_NV_clip_space_w_scaling` extension is enabled, the following commands **must** have been called in the command buffer prior to drawing:

- `vkCmdSetViewportWScalingEnableNV`
- `vkCmdSetViewportWScalingNV`, if `viewportWScalingEnable` is `VK_TRUE`

If the `depthClamp` and `depthClampControl` features are enabled, and `depthClampEnable` is `VK_TRUE`, the following command **must** have been called in the command buffer prior to drawing:

- `vkCmdSetDepthClampRangeEXT`

If the `VK_NV_viewport_swizzle` extension is enabled, the following command **must** have been called in the command buffer prior to drawing:

- `vkCmdSetViewportSwizzleNV`

If the `VK_NV_fragment_coverage_to_color` extension is enabled, and `rasterizerDiscardEnable` is `VK_FALSE`, the following commands **must** have been called in the command buffer prior to drawing:

- `vkCmdSetCoverageToColorEnableNV`
- `vkCmdSetCoverageToColorLocationNV`, if `coverageToColorEnable` is `VK_TRUE`

If the `VK_NV_framebuffer_mixed_samples` extension is enabled, and `rasterizerDiscardEnable` is `VK_FALSE`, the following commands **must** have been called in the command buffer prior to drawing:

- `vkCmdSetCoverageModulationModeNV`
- `vkCmdSetCoverageModulationTableEnableNV`, if `coverageModulationMode` is not `VK_COVERAGE_MODULATION_MODE_NONE_NV`

- `vkCmdSetCoverageModulationTableNV`, if `coverageModulationTableEnable` is `VK_TRUE`

If the `coverageReductionMode` feature is enabled, and `rasterizerDiscardEnable` is `VK_FALSE`, the following command **must** have been called in the command buffer prior to drawing:

- `vkCmdSetCoverageReductionModeNV`

If the `representativeFragmentTest` feature is enabled, and `rasterizerDiscardEnable` is `VK_FALSE`, the following command **must** have been called in the command buffer prior to drawing:

- `vkCmdSetRepresentativeFragmentTestEnableNV`

If the `shadingRateImage` feature is enabled, and `rasterizerDiscardEnable` is `VK_FALSE`, the following commands **must** have been called in the command buffer prior to drawing:

- `vkCmdSetCoarseSampleOrderNV`
- `vkCmdSetShadingRateImageEnableNV`
- `vkCmdSetViewportShadingRatePaletteNV`, if `shadingRateImageEnable` is `VK_TRUE`

If the `exclusiveScissor` feature is enabled, the following commands **must** have been called in the command buffer prior to drawing:

- `vkCmdSetExclusiveScissorEnableNV`
- `vkCmdSetExclusiveScissorNV`, if any value in `pExclusiveScissorEnables` is `VK_TRUE`

State **can** be set either at any time before or after shader objects are bound, but all required state **must** be set prior to issuing drawing commands.

If the `commandBufferInheritance` feature is enabled, graphics and compute state is inherited from the previously executed command buffer in the queue. Any valid state inherited in this way does not need to be set again in the current command buffer.

9.1.6. Interaction With Pipelines

Calling `vkCmdBindShadersEXT` causes the pipeline bind points `corresponding to each stage` in `pStages` to be disturbed, meaning that any `pipelines` that had previously been bound to those pipeline bind points are no longer bound.

If `VK_PIPELINE_BIND_POINT_GRAPHICS` is disturbed (i.e., if `pStages` contains any graphics stage), any graphics pipeline state that the previously bound pipeline did not specify as `dynamic` becomes undefined, and **must** be set in the command buffer before issuing drawing commands using shader objects.

Calls to `vkCmdBindPipeline` likewise disturb the shader stage(s) corresponding to `pipelineBindPoint`, meaning that any shaders that had previously been bound to any of those stages are no longer bound, even if the pipeline was created without shaders for some of those stages.

9.1.7. Shader Object Destruction

To destroy a shader object, call:

```
// Provided by VK_EXT_shader_object
void vkDestroyShaderEXT(
    VkDevice          device,
    VkShaderEXT       shader,
    const VkAllocationCallbacks* pAllocator);
```

- **device** is the logical device that destroys the shader object.
- **shader** is the handle of the shader object to destroy.
- **pAllocator** controls host memory allocation as described in the [Memory Allocation](#) chapter.

Destroying a shader object used by one or more command buffers in the [recording or executable state](#) causes those command buffers to move into the *invalid state*.

Valid Usage

- VUID-vkDestroyShaderEXT-None-08481
The **shaderObject** feature **must** be enabled
- VUID-vkDestroyShaderEXT-shader-08482
All submitted commands that refer to **shader** **must** have completed execution
- VUID-vkDestroyShaderEXT-pAllocator-08483
If **VkAllocationCallbacks** were provided when **shader** was created, a compatible set of callbacks **must** be provided here
- VUID-vkDestroyShaderEXT-pAllocator-08484
If no **VkAllocationCallbacks** were provided when **shader** was created, **pAllocator** **must** be **NULL**

Valid Usage (Implicit)

- VUID-vkDestroyShaderEXT-device-parameter
device **must** be a valid **VkDevice** handle
- VUID-vkDestroyShaderEXT-shader-parameter
If **shader** is not **VK_NULL_HANDLE**, **shader** **must** be a valid **VkShaderEXT** handle
- VUID-vkDestroyShaderEXT-pAllocator-parameter
If **pAllocator** is not **NULL**, **pAllocator** **must** be a valid pointer to a valid **VkAllocationCallbacks** structure
- VUID-vkDestroyShaderEXT-shader-parent
If **shader** is a valid handle, it **must** have been created, allocated, or retrieved from **device**

Host Synchronization

- Host access to **shader** **must** be externally synchronized

9.2. Shader Modules

Shader modules contain *shader code* and one or more entry points. Shaders are selected from a shader module by specifying an entry point as part of [pipeline](#) creation. The stages of a pipeline **can** use shaders that come from different modules. The shader code defining a shader module **must** be in the SPIR-V format, as described by the [Vulkan Environment for SPIR-V](#) appendix.

Shader modules are represented by **VkShaderModule** handles:

```
// Provided by VK_VERSION_1_0
VK_DEFINE_NON_DISPATCHABLE_HANDLE(VkShaderModule)
```

To create a shader module, call:

```
// Provided by VK_VERSION_1_0
VkResult vkCreateShaderModule(
    VkDevice                                device,
    const VkShaderModuleCreateInfo*         pCreateInfo,
    const VkAllocationCallbacks*           pAllocator,
    VkShaderModule*                         pShaderModule);
```

- **device** is the logical device that creates the shader module.
- **pCreateInfo** is a pointer to a [VkShaderModuleCreateInfo](#) structure.
- **pAllocator** controls host memory allocation as described in the [Memory Allocation](#) chapter.
- **pShaderModule** is a pointer to a [VkShaderModule](#) handle in which the resulting shader module object is returned.

Once a shader module has been created, any entry points it contains **can** be used in pipeline shader stages as described in [Compute Pipelines](#) and [Graphics Pipelines](#) .

NOTE

If the **maintenance5** feature is enabled, shader module creation can be omitted entirely. Instead, applications should provide the [VkShaderModuleCreateInfo](#) structure directly in to pipeline creation by chaining it to [VkPipelineShaderStageCreateInfo](#). This avoids the overhead of creating and managing an additional object.

Valid Usage

- VUID-vkCreateShaderModule-pCreateInfo-06904

If `pCreateInfo` is not `NULL`, `pCreateInfo->pNext` **must** be `NULL` or a pointer to a valid instance of

- `VkShaderModuleValidationCacheCreateInfoEXT`
- `VkValidationFeaturesEXT`

Valid Usage (Implicit)

- VUID-vkCreateShaderModule-device-parameter
`device` **must** be a valid `VkDevice` handle
- VUID-vkCreateShaderModule-pCreateInfo-parameter
`pCreateInfo` **must** be a valid pointer to a valid `VkShaderModuleCreateInfo` structure
- VUID-vkCreateShaderModule-pAllocator-parameter
If `pAllocator` is not `NULL`, `pAllocator` **must** be a valid pointer to a valid `VkAllocationCallbacks` structure
- VUID-vkCreateShaderModule-pShaderModule-parameter
`pShaderModule` **must** be a valid pointer to a `VkShaderModule` handle

Return Codes

Success

- `VK_SUCCESS`

Failure

- `VK_ERROR_INVALID_SHADER_NV`
- `VK_ERROR_OUT_OF_DEVICE_MEMORY`
- `VK_ERROR_OUT_OF_HOST_MEMORY`
- `VK_ERROR_UNKNOWN`
- `VK_ERROR_VALIDATION_FAILED`

The `VkShaderModuleCreateInfo` structure is defined as:

```
// Provided by VK_VERSION_1_0
typedef struct VkShaderModuleCreateInfo {
    VkStructureType    sType;
    const void*        pNext;
    VkShaderModuleCreateFlags flags;
    size_t              codeSize;
    const uint32_t*     pCode;
} VkShaderModuleCreateInfo;
```

- `sType` is a `VkStructureType` value identifying this structure.

- `pNext` is `NULL` or a pointer to a structure extending this structure.
- `flags` is reserved for future use.
- `codeSize` is the size, in bytes, of the code pointed to by `pCode`.
- `pCode` is a pointer to code that is used to create the shader module. The type and format of the code is determined from the content of the memory addressed by `pCode`.

Valid Usage

- VUID-VkShaderModuleCreateInfo-codeSize-08735
If `pCode` is a pointer to SPIR-V code, `codeSize` **must** be a multiple of 4
- VUID-VkShaderModuleCreateInfo-pCode-08736
If `pCode` is a pointer to SPIR-V code, `pCode` **must** point to valid SPIR-V code, formatted and packed as described by the [Khronos SPIR-V Specification](#)
- VUID-VkShaderModuleCreateInfo-pCode-08737
If `pCode` is a pointer to SPIR-V code, `pCode` **must** adhere to the validation rules described by the [Validation Rules within a Module](#) section of the [SPIR-V Environment](#) appendix
- VUID-VkShaderModuleCreateInfo-pCode-08738
If `pCode` is a pointer to SPIR-V code, `pCode` **must** declare the `Shader` capability for SPIR-V code
- VUID-VkShaderModuleCreateInfo-pCode-08739
If `pCode` is a pointer to SPIR-V code, `pCode` **must** not declare any capability that is not supported by the API, as described by the [Capabilities](#) section of the [SPIR-V Environment](#) appendix
- VUID-VkShaderModuleCreateInfo-pCode-08740
If `pCode` is a pointer to SPIR-V code, and `pCode` declares any of the capabilities listed in the [SPIR-V Environment](#) appendix, one of the corresponding requirements **must** be satisfied
- VUID-VkShaderModuleCreateInfo-pCode-08741
If `pCode` is a pointer to SPIR-V code, `pCode` **must** not declare any SPIR-V extension that is not supported by the API, as described by the [Extension](#) section of the [SPIR-V Environment](#) appendix
- VUID-VkShaderModuleCreateInfo-pCode-08742
If `pCode` is a pointer to SPIR-V code, and `pCode` declares any of the SPIR-V extensions listed in the [SPIR-V Environment](#) appendix, one of the corresponding requirements **must** be satisfied
- VUID-VkShaderModuleCreateInfo-pCode-07912
If the `VK_NV_glsl_shader` extension is not enabled, `pCode` **must** be a pointer to SPIR-V code
- VUID-VkShaderModuleCreateInfo-pCode-01379
If `pCode` is a pointer to GLSL code, it **must** be valid GLSL code written to the `GL_KHR_vulkan_glsl` GLSL extension specification
- VUID-VkShaderModuleCreateInfo-codeSize-01085
`codeSize` **must** be greater than 0

Valid Usage (Implicit)

- `VUID-VkShaderModuleCreateInfo-sType-sType`
`sType` **must** be `VK_STRUCTURE_TYPE_SHADER_MODULE_CREATE_INFO`
- `VUID-VkShaderModuleCreateInfo-flags-zeroBitmask`
`flags` **must** be `0`
- `VUID-VkShaderModuleCreateInfo-pCode-parameter`
`pCode` **must** be a valid pointer to an array of $\frac{\text{codeSize}}{4}$ `uint32_t` values

Structure Chaining

Extends the structures

- `VkDataGraphPipelineCreateInfoARM`
- `VkPipelineShaderStageCreateInfo`

```
// Provided by VK_VERSION_1_0
typedef VkFlags VkShaderModuleCreateFlags;
```

`VkShaderModuleCreateFlags` is a bitmask type for setting a mask, but is currently reserved for future use.

To use a `VkValidationCacheEXT` to cache shader validation results, add a `VkShaderModuleValidationCacheCreateInfoEXT` structure to the `pNext` chain of the `VkShaderModuleCreateInfo` structure, specifying the cache object to use.

The `VkShaderModuleValidationCacheCreateInfoEXT` structure is defined as:

```
// Provided by VK_EXT_validation_cache
typedef struct VkShaderModuleValidationCacheCreateInfoEXT {
    VkStructureType    sType;
    const void*        pNext;
    VkValidationCacheEXT validationCache;
} VkShaderModuleValidationCacheCreateInfoEXT;
```

- `sType` is a `VkStructureType` value identifying this structure.
- `pNext` is `NULL` or a pointer to a structure extending this structure.
- `validationCache` is the validation cache object from which the results of prior validation attempts will be written, and to which new validation results for this `VkShaderModule` will be written (if not already present). The implementation **must** not access this object outside of the duration of the command this structure is passed to.

Valid Usage (Implicit)

- VUID-VkShaderModuleValidationCacheCreateInfoEXT-sType-sType **must** be [VK_STRUCTURE_TYPE_SHADER_MODULE_VALIDATION_CACHE_CREATE_INFO_EXT](#)
- VUID-VkShaderModuleValidationCacheCreateInfoEXT-validationCache-parameter **validationCache** **must** be a valid [VkValidationCacheEXT](#) handle

Structure Chaining

Extends the structures

- [VkPipelineShaderStageCreateInfo](#)
- [VkShaderModuleCreateInfo](#)

To destroy a shader module, call:

```
// Provided by VK_VERSION_1_0
void vkDestroyShaderModule(
    VkDevice          device,
    VkShaderModule    shaderModule,
    const VkAllocationCallbacks* pAllocator);
```

- **device** is the logical device that destroys the shader module.
- **shaderModule** is the handle of the shader module to destroy.
- **pAllocator** controls host memory allocation as described in the [Memory Allocation](#) chapter.

A shader module **can** be destroyed while pipelines created using its shaders are still in use.

Valid Usage

- VUID-vkDestroyShaderModule-shaderModule-01092
If **VkAllocationCallbacks** were provided when **shaderModule** was created, a compatible set of callbacks **must** be provided here
- VUID-vkDestroyShaderModule-shaderModule-01093
If no **VkAllocationCallbacks** were provided when **shaderModule** was created, **pAllocator** **must** be **NULL**

Valid Usage (Implicit)

- VUID-vkDestroyShaderModule-device-parameter **device** **must** be a valid [VkDevice](#) handle

- VUID-vkDestroyShaderModule-shaderModule-parameter
If `shaderModule` is not `VK_NULL_HANDLE`, `shaderModule` **must** be a valid `VkShaderModule` handle
- VUID-vkDestroyShaderModule-pAllocator-parameter
If `pAllocator` is not `NULL`, `pAllocator` **must** be a valid pointer to a valid `VkAllocationCallbacks` structure
- VUID-vkDestroyShaderModule-shaderModule-parent
If `shaderModule` is a valid handle, it **must** have been created, allocated, or retrieved from `device`

Host Synchronization

- Host access to `shaderModule` **must** be externally synchronized

9.3. Shader Module Identifiers

Shader modules have unique identifiers associated with them. To query an implementation provided identifier, call:

```
// Provided by VK_EXT_shader_module_identifier
void vkGetShaderModuleIdentifierEXT(
    VkDevice                device,
    VkShaderModule          shaderModule,
    VkShaderModuleIdentifierEXT* pIdentifier);
```

- `device` is the logical device that created the shader module.
- `shaderModule` is the handle of the shader module.
- `pIdentifier` is a pointer to the returned `VkShaderModuleIdentifierEXT`.

The identifier returned by the implementation **must** only depend on `shaderIdentifierAlgorithmUUID` and information provided in the `VkShaderModuleCreateInfo` which created `shaderModule`. The implementation **may** return equal identifiers for two different `VkShaderModuleCreateInfo` structures if the difference does not affect pipeline compilation. Identifiers are only meaningful on different `VkDevice` objects if the device the identifier was queried from had the same `shaderModuleIdentifierAlgorithmUUID` as the device consuming the identifier.

Valid Usage

- VUID-vkGetShaderModuleIdentifierEXT-shaderModuleIdentifier-06884
`shaderModuleIdentifier` feature **must** be enabled

Valid Usage (Implicit)

- VUID-vkGetShaderModuleIdentifierEXT-device-parameter **device** **must** be a valid [VkDevice](#) handle
- VUID-vkGetShaderModuleIdentifierEXT-shaderModule-parameter **shaderModule** **must** be a valid [VkShaderModule](#) handle
- VUID-vkGetShaderModuleIdentifierEXT-pIdentifier-parameter **pIdentifier** **must** be a valid pointer to a [VkShaderModuleIdentifierEXT](#) structure
- VUID-vkGetShaderModuleIdentifierEXT-shaderModule-parent **shaderModule** **must** have been created, allocated, or retrieved from **device**

[VkShaderModuleCreateInfo](#) structures have unique identifiers associated with them. To query an implementation provided identifier, call:

```
// Provided by VK_EXT_shader_module_identifier
void vkGetShaderModuleCreateInfoIdentifierEXT(
    VkDevice device,
    const VkShaderModuleCreateInfo* pCreateInfo,
    VkShaderModuleIdentifierEXT* pIdentifier);
```

- **device** is the logical device that **can** create a [VkShaderModule](#) from **pCreateInfo**.
- **pCreateInfo** is a pointer to a [VkShaderModuleCreateInfo](#) structure.
- **pIdentifier** is a pointer to the returned [VkShaderModuleIdentifierEXT](#).

The identifier returned by implementation **must** only depend on **shaderIdentifierAlgorithmUUID** and information provided in the [VkShaderModuleCreateInfo](#). The implementation **may** return equal identifiers for two different [VkShaderModuleCreateInfo](#) structures if the difference does not affect pipeline compilation. Identifiers are only meaningful on different [VkDevice](#) objects if the device the identifier was queried from had the same **shaderModuleIdentifierAlgorithmUUID** as the device consuming the identifier.

The identifier returned by the implementation in [vkGetShaderModuleCreateInfoIdentifierEXT](#) **must** be equal to the identifier returned by [vkGetShaderModuleIdentifierEXT](#) given equivalent definitions of [VkShaderModuleCreateInfo](#) and any chained **pNext** structures.

Valid Usage

- VUID-vkGetShaderModuleCreateInfoIdentifierEXT-shaderModuleIdentifier-06885 **shaderModuleIdentifier** feature **must** be enabled

Valid Usage (Implicit)

- VUID-vkGetShaderModuleCreateInfoIdentifierEXT-device-parameter

device **must** be a valid [VkDevice](#) handle

- VUID-vkGetShaderModuleCreateInfoIdentifierEXT-pCreateInfo-parameter
pCreateInfo **must** be a valid pointer to a valid [VkShaderModuleCreateInfo](#) structure
- VUID-vkGetShaderModuleCreateInfoIdentifierEXT-pIdentifier-parameter
pIdentifier **must** be a valid pointer to a [VkShaderModuleIdentifierEXT](#) structure

[VkShaderModuleIdentifierEXT](#) represents a shader module identifier returned by the implementation.

```
// Provided by VK_EXT_shader_module_identifier
typedef struct VkShaderModuleIdentifierEXT {
    VkStructureType    sType;
    void*              pNext;
    uint32_t           identifierSize;
    uint8_t            identifier[VK_MAX_SHADER_MODULE_IDENTIFIER_SIZE_EXT];
} VkShaderModuleIdentifierEXT;
```

- **sType** is a [VkStructureType](#) value identifying this structure.
- **pNext** is `NULL` or a pointer to a structure extending this structure.
- **identifierSize** is the size, in bytes, of valid data returned in **identifier**.
- **identifier** is a buffer of opaque data specifying an identifier.

Any returned values beyond the first **identifierSize** bytes are undefined. Implementations **must** return an **identifierSize** greater than 0, and less-or-equal to [VK_MAX_SHADER_MODULE_IDENTIFIER_SIZE_EXT](#).

Two identifiers are considered equal if **identifierSize** is equal and the first **identifierSize** bytes of **identifier** compare equal.

Implementations **may** return a different **identifierSize** for different modules. Implementations **should** ensure that **identifierSize** is large enough to uniquely define a shader module.

Valid Usage (Implicit)

- VUID-VkShaderModuleIdentifierEXT-sType-sType
sType **must** be [VK_STRUCTURE_TYPE_SHADER_MODULE_IDENTIFIER_EXT](#)
- VUID-VkShaderModuleIdentifierEXT-pNext-pNext
pNext **must** be `NULL`

[VK_MAX_SHADER_MODULE_IDENTIFIER_SIZE_EXT](#) is the length in bytes of a shader module identifier, as returned in [VkShaderModuleIdentifierEXT::identifierSize](#).

```
#define VK_MAX_SHADER_MODULE_IDENTIFIER_SIZE_EXT 32U
```


9.4. Binding Shaders

Before a shader can be used it **must** be first bound to the command buffer.

Calling `vkCmdBindPipeline` binds all stages corresponding to the `VkPipelineBindPoint`. Calling `vkCmdBindShadersEXT` binds all stages in `pStages`

The following table describes the relationship between shader stages and pipeline bind points:

Shader stage	Pipeline bind point	behavior controlled
<ul style="list-style-type: none">• <code>VK_SHADER_STAGE_VERTEX_BIT</code>• <code>VK_SHADER_STAGE_TESSELLATION_CONTROL_BIT</code>• <code>VK_SHADER_STAGE_TESSELLATION_EVALUATION_BIT</code>• <code>VK_SHADER_STAGE_GEOMETRY_BIT</code>• <code>VK_SHADER_STAGE_FRAGMENT_BIT</code>• <code>VK_SHADER_STAGE_TASK_BIT_EXT</code>• <code>VK_SHADER_STAGE_MESH_BIT_EXT</code>	<code>VK_PIPELINE_BIND_POINT_GRAPHICS</code>	all drawing commands
<ul style="list-style-type: none">• <code>VK_SHADER_STAGE_COMPUTE_BIT</code>	<code>VK_PIPELINE_BIND_POINT_COMPUTE</code>	all dispatch commands
<ul style="list-style-type: none">• <code>VK_SHADER_STAGE_ANY_HIT_BIT_KHR</code>• <code>VK_SHADER_STAGE_CALLABLE_BIT_KHR</code>• <code>VK_SHADER_STAGE_CLOSEST_HIT_BIT_KHR</code>• <code>VK_SHADER_STAGE_INTERSECTION_BIT_KHR</code>• <code>VK_SHADER_STAGE_MISS_BIT_KHR</code>• <code>VK_SHADER_STAGE_RAYGEN_BIT_KHR</code>	<code>VK_PIPELINE_BIND_POINT_RAY_TRACING_KHR</code>	<code>vkCmdTraceRaysNV</code> <code>vkCmdTraceRaysKHR</code> and <code>vkCmdTraceRaysIndirectKHR</code>
<ul style="list-style-type: none">• <code>VK_SHADER_STAGE_SUBPASS_SHADING_BIT_HUAWEI</code>• <code>VK_SHADER_STAGE_CLUSTER_CULLING_BIT_HUAWEI</code>	<code>VK_PIPELINE_BIND_POINT_SUBPASS_SHADING_HUAWEI</code>	<code>vkCmdSubpassShadingHUAWEI</code>

Shader stage	Pipeline bind point	behavior controlled
<ul style="list-style-type: none"> VK_SHADER_STAGE_COMPUTE_BIT 	VK_PIPELINE_BIND_POINT_COMPUTE_GRAPH_AMD	all execution graph commands

9.5. Shader Execution

At each stage of the pipeline, multiple invocations of a shader **may** execute simultaneously. Further, invocations of a single shader produced as the result of different commands **may** execute simultaneously. The relative execution order of invocations of the same shader type is undefined. Shader invocations **may** complete in a different order than that in which the primitives they originated from were drawn or dispatched by the application. However, fragment shader outputs are written to attachments in [rasterization order](#).

The relative execution order of invocations of different shader types is largely undefined. However, when invoking a shader whose inputs are generated from a previous pipeline stage, the shader invocations from the previous stage are guaranteed to have executed far enough to generate input values for all required [shader inputs](#).

NOTE

This execution ordering guarantee is limited to variables in the shader input and output interface and payloads sent between stages. In particular, stores or atomic operations on storage buffers or images are not part of these interfaces and such operations in a previous pipeline stage are not guaranteed to be visible in the subsequent pipeline stage.

9.5.1. Shader Termination

A shader invocation that is *terminated* has finished executing instructions.

Executing [OpReturn](#) in the entry point, or executing [OpTerminateInvocation](#) in any function will terminate an invocation. Implementations **may** also terminate a shader invocation when [OpKill](#) is executed in any function; otherwise it becomes a [helper invocation](#).

In addition to the above conditions, [helper invocations](#) **may** be terminated when all non-helper invocations in the same [derivative group](#) either terminate or become [helper invocations](#).

A shader stage for a given command completes execution when all invocations for that stage have terminated.

NOTE

Depending on the implementation, [OpKill](#) will be functionally equivalent to either [OpTerminateInvocation](#) or [OpDemoteToHelperInvocation](#). To obtain the most predictable behavior, shader authors should use [OpTerminateInvocation](#) or [OpDemoteToHelperInvocation](#) rather than [OpKill](#) wherever possible.

9.6. Shader Out-of-Bounds Memory Access

Shader accesses to memory are not automatically bounds checked by the implementation. Applications **must** not execute operations that would access out of bounds memory locations unless

some form of bounds checking is enabled. An access is considered out of bounds if any part of the access is outside of any specified memory range, whether that is the array length specified in a shader or a range specified in the API (e.g. descriptor size).

NOTE

External tooling such as the Vulkan Validation Layers can be used to help validate that accesses are not out of bounds.

An access **can** be independently out of bounds for each range that applies; if one is bounds checked and the others are not, behavior is still undefined.

For example, given the following shader declaration

NOTE

```
// Buffer type
struct MySSBO {
    uint32_t data[2];
};
```

accessing `data` at an index greater than 1 is undefined behavior, whether the underlying buffer is bigger than that or not.

Vulkan provides functionality that enables automatic bounds checking in some cases, as outlined below.

NOTE

Automatic bounds checking can be used to ensure that accesses outside of certain bounds have predictable results, acting as a safety net for untrusted code, or simply as a way for applications to avoid their own bounds checks. While there may be a performance cost for enabling these features, they should not be slower than an application performing equivalent checks. Automatic checks do not necessarily account for all possible bounds - e.g. [Robust Buffer Access](#) will not prevent undefined behavior in the buffer access example in the prior note.

9.6.1. Robust Buffer Access

Robust buffer access **can** be enabled by specifying `VK_PIPELINE_ROBUSTNESS_BUFFER_BEHAVIOR_ROBUST_BUFFER_ACCESS` in `VkPipelineRobustnessCreateInfo`, or specifying `VK_PIPELINE_ROBUSTNESS_BUFFER_BEHAVIOR_DEVICE_DEFAULT` and enabling the `robustBufferAccess` feature.

When robust buffer access is enabled, access to a buffer via a descriptor is bounds checked against the range specified for the descriptor, and access to vertex input data is bounds checked against the bound vertex buffer range. Reads from a vertex input **may** instead be bounds checked against a range rounded down to the nearest multiple of the stride of its binding.

NOTE

The range of a descriptor is not necessarily equivalent to the size of the underlying resource; applications may suballocate descriptors from larger buffers, for instance. The APIs specifying the descriptor range vary between resource types and

descriptor interfaces, but for example include the ranges specified by [VkDescriptorBufferInfo](#) or [VkBufferViewCreateInfo](#).

If any vertex input read is outside of the checked range, all other vertex input reads through the same binding in the same shader invocation **may** behave as if they were outside of the checked range.

If any access to a uniform, storage, uniform texel, or storage texel buffer is outside of the checked range, any access of the same type (write, read-modify-write, or read) to the same buffer that is less than 16 bytes away from the first access **may** behave as if it is also outside of the checked range.

Any non-atomic access to a uniform, storage, uniform texel, or storage texel buffer wider than 32-bits **may** be treated as multiple 32-bit accesses that are separately bounds checked.

Writes to a storage or storage texel buffer outside of the checked range will either be discarded, or modify values within the memory range(s) bound to the underlying buffer (including outside of the checked range). They will not modify any other memory.

NOTE

Non-atomic writes outside of the checked range **can** lead to data races, as the application has no control over where the data will be written.

Atomic read-modify-write operations to a storage or storage texel buffer outside of the checked range will behave the same as a write outside of the checked range, but will return an undefined value.

Reading a uniform, storage, uniform texel, or storage texel buffer outside of the checked range will return one of the following values:

- Values from anywhere within the memory range(s) bound to the underlying buffer object, which **may** include bytes beyond the size of the buffer itself.
- Zero values
- For 4-component vectors, a value of (0,0,0,x), where x is any of
 - 0, 1, or the maximum positive integer value for integer components
 - 0.0 or 1.0 for floating-point components
- The value of the last store to the same out-of-bounds location in the same shader invocation.
 - Using the **Volatile/VolatileTexel** memory/image operand, the **Volatile** memory semantic, or the **Volatile** decoration to load the value will prevent prior stored values from being returned.

NOTE

Getting the value of the previous store is possible as implementations are free to optimize multiple accesses in the general case. There are several ways this **can** be prevented, but using volatile loads is by far the simplest.

Reads from a vertex input outside of the checked range will produce one of the following values:

- Values from anywhere within the memory range(s) bound to the underlying buffer object, which **may** include bytes beyond the size of the buffer itself, converted via [input extraction](#).

- Zero values, converted via [input extraction](#).
- Zero values
- For 4-component vectors, a value of (0,0,0,x), where x is any of
 - 0, 1, or the maximum positive integer value for integer components
 - 0.0 or 1.0 for floating-point components

Accesses via `OpCooperativeMatrixLoadNV` and `OpCooperativeMatrixStoreNV` are only bounds checked in the above manner if the `VkPhysicalDeviceCooperativeMatrixFeaturesNV::cooperativeMatrixRobustBufferAccess` feature is enabled.

Accesses via `OpCooperativeMatrixLoadKHR` and `OpCooperativeMatrixStoreKHR` are only bounds checked in the above manner if the `VkPhysicalDeviceCooperativeMatrixFeaturesKHR::cooperativeMatrixRobustBufferAccess` feature is enabled.

Accesses using `OpCooperativeVector*` instructions are not bounds-checked.

9.6.2. Robust Buffer Access 2

Robust buffer access 2 can be enabled by specifying `VK_PIPELINE_ROBUSTNESS_BUFFER_BEHAVIOR_ROBUST_BUFFER_ACCESS_2` in `VkPipelineRobustnessCreateInfo`, or specifying `VK_PIPELINE_ROBUSTNESS_BUFFER_BEHAVIOR_DEVICE_DEFAULT` and enabling the `robustBufferAccess2` feature.

When robust buffer access 2 is enabled, access to a buffer via a descriptor is bounds checked against the range specified for the descriptor, and access to vertex input data is bounds checked against the bound vertex buffer range, similarly to [Robust Buffer Access](#), but with tighter bounds on the results.

Accesses to a uniform buffer **may** instead be bounds checked against a range rounded up to `robustUniformBufferAccessSizeAlignment`. Accesses inside the aligned range **may** behave as if they are in bounds, even if they are outside of the unaligned descriptor range, and access memory accordingly. The same is true for accesses to a storage buffer, using the `robustStorageBufferAccessSizeAlignment` limit instead.

NOTE	To avoid unexpected data races between neighboring descriptor ranges, applications may wish to ensure suballocated ranges of buffers are aligned to these limits.
-------------	---

Any access to a uniform, storage, uniform texel, or storage texel buffer wider than 32-bits **may** be treated as multiple 32-bit accesses that are separately bounds checked.

NOTE	Accesses to null descriptors are not considered out-of-bounds and have separate behavior controlled by the <code>nullDescriptor</code> feature.
-------------	---

Writes to a storage or storage texel buffer outside of the checked range will not modify any memory.

Atomic read-modify-write operations to a storage or storage texel buffer outside of the checked range will behave the same as a write outside of the checked range, but will return an undefined value.

Reads from a uniform or storage buffer outside of the checked range will return zero values. If a value was previously written to the same out of bounds location in the same shader invocation, that value **may** be returned instead; using the `Volatile/VolatileTexel` memory/image operand, the `Volatile` memory semantic, or the `Volatile` decoration to load the value will prevent prior stored values from being returned.

Reading a uniform texel or storage texel buffer outside of the checked range will produce zero values, but `component substitution` will still be applied based on the buffer view's format, with the resulting value returned to the shader. If a value was previously written to the same out of bounds location in the same shader invocation, that value **may** be returned instead; using the `Volatile/VolatileTexel` memory/image operand, the `Volatile` memory semantic, or the `Volatile` decoration to load the value will prevent prior stored values from being returned.

Reads from a vertex input outside of the checked range will produce zero values, but `input extraction` will still be applied, filling missing G, B, or A components with (0,0,1).

Accesses via `OpCooperativeMatrixLoadNV` and `OpCooperativeMatrixStoreNV` are only bounds checked in the above manner if the `VkPhysicalDeviceCooperativeMatrixFeaturesNV::cooperativeMatrixRobustBufferAccess` feature is enabled.

Accesses via `OpCooperativeMatrixLoadKHR` and `OpCooperativeMatrixStoreKHR` are only bounds checked in the above manner if the `VkPhysicalDeviceCooperativeMatrixFeaturesKHR::cooperativeMatrixRobustBufferAccess` feature is enabled.

Accesses using `OpCooperativeVector*` instructions are not bounds-checked.

9.6.3. Image Sampling

Sampling operations on an image descriptor are always well-defined when coordinates exceeding the dimensions specified for the descriptor are accessed, as described in the [Wrapping Operation](#) section.

9.6.4. Robust Image Access

Robust image access **can** be enabled by specifying `VK_PIPELINE_ROBUSTNESS_IMAGE_BEHAVIOR_ROBUST_IMAGE_ACCESS` in `VkPipelineRobustnessCreateInfo`, or specifying `VK_PIPELINE_ROBUSTNESS_IMAGE_BEHAVIOR_DEVICE_DEFAULT` and enabling the `robustImageAccess` feature.

If robust image access is enabled, accesses to image descriptors are bounds checked against the image view dimensions specified for the descriptor.

Writes or atomic read-modify-write operations to a storage image outside of the checked dimensions will not modify any memory.

Reads, atomic read-modify-write operations, or fetches from images outside of the checked dimensions will return zero values, with (0,0,1) or (0,0,0) values [inserted for missing G, B, or A components](#) based on the format.

If a value was previously written to the same out of bounds location in the same shader invocation, that value **may** be returned instead; using the `VolatileTexel` image operand, the `Volatile` memory semantic, or the `Volatile` decoration to load the value will prevent prior stored values from being returned.

9.6.5. Robust Image Access 2

NOTE

This is largely identical to [Robust Image Access](#); the only difference being that the alpha channel must be replaced with 1, rather than 1 or 0, for out of bounds texel access.

Robust image access 2 **can** be enabled by specifying `VK_PIPELINE_ROBUSTNESS_IMAGE_BEHAVIOR_ROBUST_IMAGE_ACCESS_2` in `VkPipelineRobustnessCreateInfo`, or specifying `VK_PIPELINE_ROBUSTNESS_IMAGE_BEHAVIOR_DEVICE_DEFAULT` and enabling the `robustImageAccess2` feature.

If robust image access 2 is enabled, accesses to image descriptors are bounds checked against the image view dimensions specified for the descriptor.

Writes or atomic read-modify-write operations to a storage image outside of the checked dimensions will not modify any memory.

Reads, atomic read-modify-write operations, or fetches from images outside of the checked dimensions will return zero values, with (0,0,1) values [inserted for missing G, B, or A components](#) based on the format.

If a value was previously written to the same out of bounds location in the same shader invocation, that value **may** be returned instead; using the `VolatileTexel` image operand, the `Volatile` memory semantic, or the `Volatile` decoration to load the value will prevent prior stored values from being returned.

9.7. Shader Memory Access Ordering

The order in which image or buffer memory is read or written by shaders is largely undefined. For some shader types (vertex, tessellation evaluation, and in some cases, fragment), even the number of shader invocations that **may** perform loads and stores is undefined.

In particular, the following rules apply:

- [Vertex](#) and [tessellation evaluation](#) shaders will be invoked at least once for each unique vertex, as defined in those sections.
- [Fragment](#) shaders will be invoked zero or more times, as defined in that section.
- The relative execution order of invocations of the same shader type is undefined. A store issued

by a shader when working on primitive B might complete prior to a store for primitive A, even if primitive A is specified prior to primitive B. This applies even to fragment shaders; while fragment shader outputs are always written to the framebuffer in [rasterization order](#), stores executed by fragment shader invocations are not.

- The relative execution order of invocations of different shader types is largely undefined.

NOTE

The above limitations on shader invocation order make some forms of synchronization between shader invocations within a single set of primitives unimplementable. For example, having one invocation poll memory written by another invocation assumes that the other invocation has been launched and will complete its writes in finite time.

The [Memory Model](#) appendix defines the terminology and rules for how to correctly communicate between shader invocations, such as when a write is [Visible-To](#) a read, and what constitutes a [Data Race](#). Applications **must** not cause a data race.

9.8. Shader Inputs and Outputs

Data is passed into and out of shaders using variables with input or output storage class, respectively. User-defined inputs and outputs are connected between stages by matching their [Location](#) decorations. Additionally, data **can** be provided by or communicated to special functions provided by the execution environment using [BuiltIn](#) decorations.

In many cases, the same [BuiltIn](#) decoration **can** be used in multiple shader stages with similar meaning. The specific behavior of variables decorated as [BuiltIn](#) is documented in the following sections.

9.9. Task Shaders

Task shaders operate in conjunction with the mesh shaders to produce a collection of primitives that will be processed by subsequent stages of the graphics pipeline. Its primary purpose is to create a variable amount of subsequent mesh shader invocations.

Task shaders are invoked via the execution of the [programmable mesh shading](#) pipeline.

The task shader has no fixed-function inputs other than variables identifying the specific workgroup and invocation. In the [TaskNV Execution Model](#) the number of mesh shader workgroups to create is specified via a [TaskCountNV](#) decorated output variable. In the [TaskEXT Execution Model](#) the number of mesh shader workgroups to create is specified via the [OpEmitMeshTasksEXT](#) instruction.

The task shader can write additional outputs to task memory, which can be read by all of the mesh shader workgroups it created.

9.9.1. Task Shader Execution

Task workloads are formed from groups of work items called workgroups and processed by the task shader in the current graphics pipeline. A workgroup is a collection of shader invocations that execute the same shader, potentially in parallel. Task shaders execute in *global workgroups* which

are divided into a number of *local workgroups* with a size that **can** be set by assigning a value to the `LocalSize` or `LocalSizeId` execution mode or via an object decorated by the `WorkgroupSize` decoration. An invocation within a local workgroup **can** share data with other members of the local workgroup through shared variables and issue memory and control flow barriers to synchronize with other members of the local workgroup. If the subpass includes multiple views in its view mask, a Task shader using `TaskEXT Execution Model` **may** be invoked separately for each view.

9.10. Mesh Shaders

Mesh shaders operate in workgroups to produce a collection of primitives that will be processed by subsequent stages of the graphics pipeline. Each workgroup emits zero or more output primitives and the group of vertices and their associated data required for each output primitive.

Mesh shaders are invoked via the execution of the [programmable mesh shading](#) pipeline.

The only inputs available to the mesh shader are variables identifying the specific workgroup and invocation and, if applicable, any outputs written to task memory by the task shader that spawned the mesh shader's workgroup. The mesh shader can operate without a task shader as well.

The invocations of the mesh shader workgroup write an output mesh, comprising a set of primitives with per-primitive attributes, a set of vertices with per-vertex attributes, and an array of indices identifying the mesh vertices that belong to each primitive. The primitives of this mesh are then processed by subsequent graphics pipeline stages, where the outputs of the mesh shader form an interface with the fragment shader.

9.10.1. Mesh Shader Execution

Mesh workloads are formed from groups of work items called workgroups and processed by the mesh shader in the current graphics pipeline. A workgroup is a collection of shader invocations that execute the same shader, potentially in parallel. Mesh shaders execute in *global workgroups* which are divided into a number of *local workgroups* with a size that **can** be set by assigning a value to the `LocalSize` or `LocalSizeId` execution mode or via an object decorated by the `WorkgroupSize` decoration. An invocation within a local workgroup **can** share data with other members of the local workgroup through shared variables and issue memory and control flow barriers to synchronize with other members of the local workgroup.

The *global workgroups* may be generated explicitly via the API, or implicitly through the task shader's work creation mechanism. If the subpass includes multiple views in its view mask, a Mesh shader using `MeshEXT Execution Model` **may** be invoked separately for each view.

9.11. Cluster Culling Shaders

Cluster Culling shaders are invoked via the execution of the [Programmable Cluster Culling Shading](#) pipeline.

The only inputs available to the cluster culling shader are variables identifying the specific workgroup and invocation.

Cluster Culling shaders operate in workgroups to perform cluster-based culling and produce zero

or more cluster drawing command that will be processed by subsequent stages of the graphics pipeline.

The Cluster Drawing Command (CDC) is very similar to the MDI command, invocations in workgroup can emit zero or more CDC to draw zero or more visible cluster.

9.11.1. Cluster Culling Shader Execution

Cluster Culling workloads are formed from groups of work items called workgroups and processed by the cluster culling shader in the current graphics pipeline. A workgroup is a collection of shader invocations that execute the same shader, potentially in parallel. Cluster Culling shaders execute in *global workgroups* which are divided into a number of *local workgroups* with a size that **can** be set by assigning a value to the `LocalSize` or `LocalSizeId` execution mode or via an object decorated by the `WorkgroupSize` decoration. An invocation within a local workgroup **can** share data with other members of the local workgroup through shared variables and issue memory and control flow barriers to synchronize with other members of the local workgroup.

9.12. Vertex Shaders

Each vertex shader invocation operates on one vertex and its associated `vertex attribute` data, and outputs one vertex and associated data. Graphics pipelines using primitive shading **must** include a vertex shader, and the vertex shader stage is always the first shader stage in the graphics pipeline.

9.12.1. Vertex Shader Execution

A vertex shader **must** be executed at least once for each vertex specified by a drawing command. If the subpass includes multiple views in its view mask, the shader **may** be invoked separately for each view. During execution, the shader is presented with the index of the vertex and instance for which it has been invoked. Input variables declared in the vertex shader are filled by the implementation with the values of vertex attributes associated with the invocation being executed.

If the same vertex is specified multiple times in a drawing command (e.g. by including the same index value multiple times in an index buffer) the implementation **may** reuse the results of vertex shading if it can statically determine that the vertex shader invocations will produce identical results.

NOTE

It is implementation-dependent when and if results of vertex shading are reused, and thus how many times the vertex shader will be executed. This is true also if the vertex shader contains stores or atomic operations (see `vertexPipelineStoresAndAtomics`).

9.13. Tessellation Control Shaders

The tessellation control shader is used to read an input patch provided by the application and to produce an output patch. Each tessellation control shader invocation operates on an input patch (after all control points in the patch are processed by a vertex shader) and its associated data, and outputs a single control point of the output patch and its associated data, and **can** also output

additional per-patch data. The input patch is sized according to the `patchControlPoints` member of `VkPipelineTessellationStateCreateInfo`, as part of input assembly.

The input patch can also be dynamically sized with `patchControlPoints` parameter of `vkCmdSetPatchControlPointsEXT`.

To [dynamically set](#) the number of control points per patch, call:

```
// Provided by VK_EXT_extended_dynamic_state2, VK_EXT_shader_object
void vkCmdSetPatchControlPointsEXT(
    VkCommandBuffer          commandBuffer,
    uint32_t                 patchControlPoints);
```

- `commandBuffer` is the command buffer into which the command will be recorded.
- `patchControlPoints` specifies the number of control points per patch.

This command sets the number of control points per patch for subsequent drawing commands when drawing using [shader objects](#), or when the graphics pipeline is created with `VK_DYNAMIC_STATE_PATCH_CONTROL_POINTS_EXT` set in `VkPipelineDynamicStateCreateInfo::pDynamicStates`. Otherwise, this state is specified by the `VkPipelineTessellationStateCreateInfo::patchControlPoints` value used to create the currently active pipeline.

Valid Usage

- VUID-vkCmdSetPatchControlPointsEXT-None-09422
At least one of the following **must** be true:
 - The `extendedDynamicState2PatchControlPoints` feature is enabled
 - The `shaderObject` feature is enabled
- VUID-vkCmdSetPatchControlPointsEXT-patchControlPoints-04874
`patchControlPoints` **must** be greater than zero and less than or equal to `VkPhysicalDeviceLimits::maxTessellationPatchSize`

Valid Usage (Implicit)

- VUID-vkCmdSetPatchControlPointsEXT-commandBuffer-parameter
`commandBuffer` **must** be a valid `VkCommandBuffer` handle
- VUID-vkCmdSetPatchControlPointsEXT-commandBuffer-recording
`commandBuffer` **must** be in the [recording state](#)
- VUID-vkCmdSetPatchControlPointsEXT-commandBuffer-cmdpool
The `VkCommandPool` that `commandBuffer` was allocated from **must** support `VK_QUEUE_GRAPHICS_BIT` operations
- VUID-vkCmdSetPatchControlPointsEXT-videocoding
This command **must** only be called outside of a video coding scope

Host Synchronization

- Host access to `commandBuffer` **must** be externally synchronized
- Host access to the `VkCommandPool` that `commandBuffer` was allocated from **must** be externally synchronized

Command Properties

Command Buffer Levels	Render Pass Scope	Video Coding Scope	Supported Queue Types	Command Type
Primary Secondary	Both	Outside	VK_QUEUE_GRAPHICS HICS_BIT	State

Conditional Rendering

`vkCmdSetPatchControlPointsEXT` is not affected by [conditional rendering](#)

The size of the output patch is controlled by the `OpExecutionMode OutputVertices` specified in the tessellation control or tessellation evaluation shaders, which **must** be specified in at least one of the shaders. The size of the input and output patches **must** each be greater than zero and less than or equal to `VkPhysicalDeviceLimits::maxTessellationPatchSize`.

9.13.1. Tessellation Control Shader Execution

A tessellation control shader is invoked at least once for each *output* vertex in a patch. If the subpass includes multiple views in its view mask, the shader **may** be invoked separately for each view.

Inputs to the tessellation control shader are generated by the vertex shader. Each invocation of the tessellation control shader **can** read the attributes of any incoming vertices and their associated data. The invocations corresponding to a given patch execute logically in parallel, with undefined relative execution order. However, the `OpControlBarrier` instruction **can** be used to provide limited control of the execution order by synchronizing invocations within a patch, effectively dividing tessellation control shader execution into a set of phases. Tessellation control shaders will read undefined values if one invocation reads a per-vertex or per-patch output written by another invocation at any point during the same phase, or if two invocations attempt to write different values to the same per-patch output in a single phase.

9.14. Tessellation Evaluation Shaders

The Tessellation Evaluation Shader operates on an input patch of control points and their associated data, and a single input barycentric coordinate indicating the invocation's relative position within the subdivided patch, and outputs a single vertex and its associated data.

9.14.1. Tessellation Evaluation Shader Execution

A tessellation evaluation shader is invoked at least once for each unique vertex generated by the tessellator. If the subpass includes multiple views in its view mask, the shader **may** be invoked separately for each view.

9.15. Geometry Shaders

The geometry shader operates on a group of vertices and their associated data assembled from a single input primitive, and emits zero or more output primitives and the group of vertices and their associated data required for each output primitive.

9.15.1. Geometry Shader Execution

A geometry shader is invoked at least once for each primitive produced by the tessellation stages, or at least once for each primitive generated by [primitive assembly](#) when tessellation is not in use. A shader can request that the geometry shader runs multiple [instances](#). A geometry shader is invoked at least once for each instance. If the subpass includes multiple views in its view mask, the shader **may** be invoked separately for each view.

9.16. Fragment Shaders

Fragment shaders are invoked as a [fragment operation](#) in a graphics pipeline. Each fragment shader invocation operates on a single fragment and its associated data. With few exceptions, fragment shaders do not have access to any data associated with other fragments and are considered to execute in isolation of fragment shader invocations associated with other fragments.

9.17. Compute Shaders

Compute shaders are invoked via [dispatching commands](#). In general, they have access to similar resources as shader stages executing as part of a graphics pipeline.

Compute workloads are formed from groups of work items called workgroups and processed by the compute shader in the current compute pipeline. A workgroup is a collection of shader invocations that execute the same shader, potentially in parallel. Compute shaders execute in *global workgroups* which are divided into a number of *local workgroups* with a size that **can** be set by assigning a value to the [LocalSize](#) or [LocalSizeId](#) execution mode or via an object decorated by the [WorkgroupSize](#) decoration. An invocation within a local workgroup **can** share data with other members of the local workgroup through shared variables and issue memory and control flow barriers to synchronize with other members of the local workgroup.

9.18. Ray Generation Shaders

A ray generation shader is similar to a compute shader. Its main purpose is to execute ray tracing queries using [pipeline trace ray](#) instructions (such as [OpTraceRayKHR](#)) and process the results.

9.18.1. Ray Generation Shader Execution

One ray generation shader is executed per ray tracing dispatch. Its location in the shader binding table (see [Shader Binding Table](#) for details) is passed directly into `vkCmdTraceRaysKHR` using the `pRaygenShaderBindingTable` parameter or `vkCmdTraceRaysNV` using the `raygenShaderBindingTableBuffer` and `raygenShaderBindingOffset` parameters.

9.19. Intersection Shaders

Intersection shaders enable the implementation of arbitrary, application defined geometric primitives. An intersection shader for a primitive is executed whenever its axis-aligned bounding box is hit by a ray.

Like other ray tracing shader domains, an intersection shader operates on a single ray at a time. It also operates on a single primitive at a time. It is therefore the purpose of an intersection shader to compute the ray-primitive intersections and report them. To report an intersection, the shader calls the `OpReportIntersectionKHR` instruction.

An intersection shader communicates with any-hit and closest shaders by generating attribute values that they **can** read. Intersection shaders **cannot** read or modify the ray payload.

9.19.1. Intersection Shader Execution

The order in which intersections are found along a ray, and therefore the order in which intersection shaders are executed, is unspecified.

The intersection shader of the closest AABB which intersects the ray is guaranteed to be executed at some point during traversal, unless the ray is forcibly terminated.

9.20. Any-Hit Shaders

The any-hit shader is executed after the intersection shader reports an intersection that lies within the current $[t_{\min}, t_{\max}]$ of the ray. The main use of any-hit shaders is to programmatically decide whether or not an intersection will be accepted. The intersection will be accepted unless the shader calls the `OpIgnoreIntersectionKHR` instruction. Any-hit shaders have read-only access to the attributes generated by the corresponding intersection shader, and **can** read or modify the ray payload.

9.20.1. Any-Hit Shader Execution

The order in which intersections are found along a ray, and therefore the order in which any-hit shaders are executed, is unspecified.

The any-hit shader of the closest hit is guaranteed to be executed at some point during traversal, unless the ray is forcibly terminated.

9.21. Closest Hit Shaders

Closest hit shaders have read-only access to the attributes generated by the corresponding intersection shader, and **can** read or modify the ray payload. They also have access to a number of system-generated values. Closest hit shaders **can** call [pipeline trace ray](#) instructions to recursively trace rays.

9.21.1. Closest Hit Shader Execution

Exactly one closest hit shader is executed when traversal is finished and an intersection has been found and accepted.

9.22. Miss Shaders

Miss shaders **can** access the ray payload and **can** trace new rays through the [pipeline trace ray](#) instructions, but **cannot** access attributes since they are not associated with an intersection.

9.22.1. Miss Shader Execution

A miss shader is executed instead of a closest hit shader if no intersection was found during traversal.

9.23. Callable Shaders

Callable shaders **can** access a callable payload that works similarly to ray payloads to do subroutine work.

9.23.1. Callable Shader Execution

A callable shader is executed by calling [OpExecuteCallableKHR](#) from an allowed shader stage.

9.24. Interpolation Decorations

Variables in the [Input](#) storage class in a fragment shader's interface are interpolated from the values specified by the primitive being rasterized.

NOTE

Interpolation decorations can be present on input and output variables in pre-rasterization shaders but have no effect on the interpolation performed.

An undecorated input variable will be interpolated with perspective-correct interpolation according to the primitive type being rasterized. [Lines](#) and [polygons](#) are interpolated in the same way as the primitive's clip coordinates. If the [NoPerspective](#) decoration is present, linear interpolation is instead used for [lines](#) and [polygons](#). For points, as there is only a single vertex, input values are never interpolated and instead take the value written for the single vertex.

If the [Flat](#) decoration is present on an input variable, the value is not interpolated, and instead takes its value directly from the [provoking vertex](#). Fragment shader inputs that are signed or

unsigned integers, integer vectors, or any double-precision floating-point type **must** be decorated with **Flat**.

Interpolation of input variables is performed at an implementation-defined position within the fragment area being shaded. The position is further constrained as follows:

- If the **Centroid** decoration is used, the interpolation position used for the variable **must** also fall within the bounds of the primitive being rasterized.
- If the **Sample** decoration is used, the interpolation position used for the variable **must** be at the position of the sample being shaded by the current fragment shader invocation.
- If a sample count of 1 is used, and the **sampleLocationSampleCounts** limit includes **VK_SAMPLE_COUNT_1_BIT**, the interpolation position **must** be at the position of the sample being shaded by the current fragment shader invocation.
- If a sample count of 1 is used and **VK_SAMPLE_COUNT_1_BIT** is not advertised in the **sampleLocationSampleCounts** limit, the interpolation position **must** be at the center of the fragment area.

NOTE

As **Centroid** constrains the interpolation position to lie within the covered area of the primitive, using it may cause the position to differ between neighboring fragments when it otherwise would not. Derivatives calculated based on these differing locations can produce inconsistent results compared to undecorated inputs. Thus using **Centroid** with input variables used in derivative calculations is not recommended.

If the **PerVertexKHR** decoration is present on an input variable, the value is not interpolated, and instead values from all input vertices are available in an array. Each index of the array corresponds to one of the vertices of the primitive that produced the fragment.

If the **CustomInterpAMD** decoration is present on an input variable, the value **cannot** be accessed directly; instead the extended instruction **InterpolateAtVertexAMD** **must** be used to obtain values from the input vertices.

9.25. Push Constant Decorations

Variables in the **PushConstant** storage class **can** be decorated with additional parameters to control their placement and behavior within push constant banks.

The **BankNV** decoration specifies which hardware push constant bank a variable or block should be placed in. When present on a push constant variable or block, it indicates the hardware bank index to use for accessing the push constant data. When **BankNV** is absent, it behaves as if the value is 0.

The **MemberOffsetNV** decoration specifies an additional offset within a push constant bank for push constant variables or blocks. This decoration allows control over the placement of push constants within the specified bank, enabling more efficient memory layout and access patterns. When **MemberOffsetNV** is absent, it behaves as if the value is 0.

9.26. Static Use

A SPIR-V module declares a global object in memory using the `OpVariable` or `OpUntypedVariableKHR` instruction, which results in a pointer `x` to that object. A specific entry point in a SPIR-V module is said to *statically use* that object if that entry point's call tree contains a function containing a instruction with `x` as an `id` operand. A shader entry point also *statically uses* any variables explicitly declared in its interface.

9.27. Scope

A *scope* describes a set of shader invocations, where each such set is a *scope instance*. Each invocation belongs to one or more scope instances, but belongs to no more than one scope instance for each scope.

The operations available between invocations in a given scope instance vary, with smaller scopes generally able to perform more operations, and with greater efficiency.

9.27.1. Cross Device

All invocations executed in a Vulkan instance fall into a single *cross device scope instance*.

Whilst the `CrossDevice` scope is defined in SPIR-V, it is disallowed in Vulkan. API [synchronization](#) commands **can** be used to communicate between devices.

9.27.2. Device

All invocations executed on a single device form a *device scope instance*.

If the `vulkanMemoryModel` and `vulkanMemoryModelDeviceScope` features are enabled, this scope is represented in SPIR-V by the `Device Scope`, which **can** be used as a `Memory Scope` for barrier and atomic operations.

If both the `shaderDeviceClock` and `vulkanMemoryModelDeviceScope` features are enabled, using the `Device Scope` with the `OpReadClockKHR` instruction will read from a clock that is consistent across invocations in the same device scope instance.

There is no method to synchronize the execution of these invocations within SPIR-V, and this **can** only be done with API synchronization primitives.

Invocations executing on different devices in a device group operate in separate device scope instances.

9.27.3. Queue Family

Invocations executed by queues in a given queue family form a *queue family scope instance*.

This scope is identified in SPIR-V as the `QueueFamily Scope` if the `vulkanMemoryModel` feature is enabled, or if not, the `Device Scope`, which **can** be used as a `Memory Scope` for barrier and atomic operations.

If the `shaderDeviceClock` feature is enabled, but the `vulkanMemoryModelDeviceScope` feature is not enabled, using the `Device Scope` with the `OpReadClockKHR` instruction will read from a clock that is consistent across invocations in the same queue family scope instance.

There is no method to synchronize the execution of these invocations within SPIR-V, and this **can** only be done with API synchronization primitives.

Each invocation in a queue family scope instance **must** be in the same [device scope instance](#).

9.27.4. Command

Any shader invocations executed as the result of a single command such as `vkCmdDispatch` or `vkCmdDraw` form a *command scope instance*. For indirect drawing commands with `drawCount` greater than one, invocations from separate draws are in separate command scope instances. For ray tracing shaders, an invocation group is an implementation-dependent subset of the set of shader invocations of a given shader stage which are produced by a single trace rays command.

There is no specific `Scope` for communication across invocations in a command scope instance. As this has a clear boundary at the API level, coordination here **can** be performed in the API, rather than in SPIR-V.

Each invocation in a command scope instance **must** be in the same [queue-family scope instance](#).

For shaders without defined [workgroups](#), this set of invocations forms an *invocation group* as defined in the [SPIR-V specification](#).

9.27.5. Primitive

Any fragment shader invocations executed as the result of rasterization of a single primitive form a *primitive scope instance*.

There is no specific `Scope` for communication across invocations in a primitive scope instance.

Any generated [helper invocations](#) are included in this scope instance.

Each invocation in a primitive scope instance **must** be in the same [command scope instance](#).

Any input variables decorated with `Flat` are uniform within a primitive scope instance.

9.27.6. Shader Call

Any [shader-call-related](#) invocations that are executed in one or more ray tracing execution models form a *shader call scope instance*.

The `ShaderCallKHR Scope` can be used as `Memory Scope` for barrier and atomic operations.

Each invocation in a shader call scope instance **must** be in the same [queue family scope instance](#).

9.27.7. Workgroup

A *local workgroup* is a set of invocations that can synchronize and share data with each other using

memory in the **Workgroup** storage class.

The **Workgroup Scope** can be used as both an **Execution Scope** and **Memory Scope** for barrier and atomic operations.

Each invocation in a local workgroup **must** be in the same **command scope instance**.

Only task, mesh, and compute shaders have defined workgroups - other shader types **cannot** use workgroup functionality. For shaders that have defined workgroups, this set of invocations forms an *invocation group* as defined in the **SPIR-V specification**.

When variables declared with the **Workgroup** storage class are explicitly laid out (hence they are also decorated with **Block**), the amount of storage consumed is the size of the largest Block variable, not counting any padding at the end. The amount of storage consumed by the non-Block variables declared with the **Workgroup** storage class is implementation-dependent. However, the amount of storage consumed may not exceed the largest block size that would be obtained if all active non-Block variables declared with **Workgroup** storage class were assigned offsets in an arbitrary order by successively taking the smallest valid offset according to the **Standard Storage Buffer Layout** rules, and with **Boolean** values considered as 32-bit integer values for the purpose of this calculation. (This is equivalent to using the GLSL std430 layout rules.)

9.27.8. Subgroup

A *subgroup* (see the subsection “Control Flow” of section 2 of the SPIR-V 1.3 Revision 1 specification) is a set of invocations that can synchronize and share data with each other efficiently.

The **Subgroup Scope** can be used as both an **Execution Scope** and **Memory Scope** for barrier and atomic operations. Other **subgroup features** allow the use of **group operations** with subgroup scope.

If the **shaderSubgroupClock** feature is enabled, using the **Subgroup Scope** with the **OpReadClockKHR** instruction will read from a clock that is consistent across invocations in the same subgroup.

For **shaders that have defined workgroups**, each invocation in a subgroup **must** be in the same **local workgroup**.

In other shader stages, each invocation in a subgroup **must** be in the same **device scope instance**.

Only **shader stages that support subgroup operations** have defined subgroups.

Subgroups are not guaranteed to be a subset of a single command in **shaders that do not have defined workgroups**. Values that are guaranteed to be uniform for a given command or sub command may then not be uniform for the subgroup, and vice versa. As such, applications must take care when dealing with mixed uniformity.

NOTE

A somewhat common example of this would something like trying to optimize access to per-draw data using subgroup operations:

```
buffer { uint draw_data[]; };

flat in int vDrawID; // Passed through from vertex shader
```



```
void main()
{
    uint local_draw_data = subgroupBroadcastFirst(draw_data
[local_draw_data]);
}
```

This can be done in an attempt to optimize the shader to only perform the loads once per subgroup. However, if the implementation packs multiple draws into a single subgroup, invocations from draws with a different drawID are now receiving data from the wrong invocation. Applications should rely on implementations to do this kind of optimization automatically where the implementation can, rather than trying to force it.

9.27.9. Quad

A *quad scope instance* is formed of four shader invocations.

In a fragment shader, each invocation in a quad scope instance is formed of invocations in neighboring framebuffer locations (x_i, y_i) , where:

- i is the index of the invocation within the scope instance.
- w and h are the number of pixels the fragment covers in the x and y axes.
- w and h are identical for all participating invocations.
- $(x_0) = (x_1 - w) = (x_2) = (x_3 - w)$
- $(y_0) = (y_1) = (y_2 - h) = (y_3 - h)$
- Each invocation has the same layer and sample indices.

In a mesh, task, or compute shader, if the **DerivativeGroupQuadsKHR** execution mode is specified, each invocation in a quad scope instance is formed of invocations with adjacent local invocation IDs (x_i, y_i) , where:

- i is the index of the invocation within the quad scope instance.
- $(x_0) = (x_1 - 1) = (x_2) = (x_3 - 1)$
- $(y_0) = (y_1) = (y_2 - 1) = (y_3 - 1)$
- x_0 and y_0 are integer multiples of 2.
- Each invocation has the same z coordinate.

In a mesh, task, or compute shader, if the **DerivativeGroupLinearKHR** execution mode is specified, each invocation in a quad scope instance is formed of invocations with adjacent local invocation indices (l_i) , where:

- i is the index of the invocation within the quad scope instance.
- $(l_0) = (l_1 - 1) = (l_2 - 2) = (l_3 - 3)$
- l_0 is an integer multiple of 4.

In all shaders, each invocation in a quad scope instance is formed of invocations in adjacent subgroup invocation indices (s_i), where:

- i is the index of the invocation within the quad scope instance.
- $(s_0) = (s_1 - 1) = (s_2 - 2) = (s_3 - 3)$
- s_0 is an integer multiple of 4.

Each invocation in a quad scope instance **must** be in the same [subgroup](#).

In a fragment shader, each invocation in a quad scope instance **must** be in the same [primitive scope instance](#).

Fragment, mesh, task, and compute shaders have defined quad scope instances. If the [quadOperationsInAllStages](#) limit is supported, any [shader stages that support subgroup operations](#) also have defined quad scope instances.

9.27.10. Fragment Interlock

A *fragment interlock scope instance* is formed of fragment shader invocations based on their framebuffer locations ($x,y,layer,sample$), executed by commands inside a single [subpass](#).

The specific set of invocations included varies based on the execution mode as follows:

- If the [SampleInterlockOrderedEXT](#) or [SampleInterlockUnorderedEXT](#) execution modes are used, only invocations with identical framebuffer locations ($x,y,layer,sample$) are included.
- If the [PixelInterlockOrderedEXT](#) or [PixelInterlockUnorderedEXT](#) execution modes are used, fragments with different sample ids are also included.
- If the [ShadingRateInterlockOrderedEXT](#) or [ShadingRateInterlockUnorderedEXT](#) execution modes are used, fragments from neighboring framebuffer locations are also included. The [shading rate image](#) or [fragment shading rate](#) determines these fragments.

Only fragment shaders with one of the above execution modes have defined fragment interlock scope instances.

There is no specific [Scope](#) value for communication across invocations in a fragment interlock scope instance. However, this is implicitly used as a memory scope by [OpBeginInvocationInterlockEXT](#) and [OpEndInvocationInterlockEXT](#).

Each invocation in a fragment interlock scope instance **must** be in the same [queue family scope instance](#).

9.27.11. Invocation

The smallest *scope* is a single invocation; this is represented by the [Invocation Scope](#) in SPIR-V.

Fragment shader invocations **must** be in a [primitive scope instance](#).

Invocations in [fragment shaders that have a defined fragment interlock scope](#) **must** be in a [fragment interlock scope instance](#).

Invocations in [shaders that have defined workgroups](#) **must** be in a [local workgroup](#).

Invocations in [shaders that have a defined subgroup scope](#) **must** be in a [subgroup](#).

Invocations in [shaders that have a defined quad scope](#) **must** be in a [quad scope instance](#).

All invocations in all stages **must** be in a [command scope instance](#).

9.28. Group Operations

Group operations are executed by multiple invocations within a [scope instance](#); with each invocation involved in calculating the result. This provides a mechanism for efficient communication between invocations in a particular scope instance.

Group operations all take a [Scope](#) defining the desired [scope instance](#) to operate within. Only the [Subgroup](#) scope **can** be used for these operations; the [subgroupSupportedOperations](#) limit defines which types of operation **can** be used.

9.28.1. Basic Group Operations

Basic group operations include the use of [OpGroupNonUniformElect](#), [OpControlBarrier](#), [OpMemoryBarrier](#), and atomic operations.

[OpGroupNonUniformElect](#) **can** be used to choose a single invocation to perform a task for the whole group. Only the invocation with the lowest id in the group will return [true](#).

The [Memory Model](#) appendix defines the operation of barriers and atomics.

9.28.2. Vote Group Operations

The vote group operations allow invocations within a group to compare values across a group. The types of votes enabled are:

- Do all active group invocations agree that an expression is true?
- Do any active group invocations evaluate an expression to true?
- Do all active group invocations have the same value of an expression?

NOTE

These operations are useful in combination with control flow in that they allow for developers to check whether conditions match across the group and choose potentially faster code-paths in these cases.

9.28.3. Arithmetic Group Operations

The arithmetic group operations allow invocations to perform scans and reductions across a group. The operators supported are add, mul, min, max, and, or, xor.

For reductions, every invocation in a group will obtain the cumulative result of these operators applied to all values in the group. For exclusive scans, each invocation in a group will obtain the cumulative result of these operators applied to all values in invocations with a lower index in the

group. Inclusive scans are identical to exclusive scans, except the cumulative result includes the operator applied to the value in the current invocation.

The order in which these operators are applied is implementation-dependent.

9.28.4. Ballot Group Operations

The ballot group operations allow invocations to perform more complex votes across the group. The ballot functionality allows all invocations within a group to provide a boolean value and get as a result what each invocation provided as their boolean value. The broadcast functionality allows values to be broadcast from an invocation to all other invocations within the group.

9.28.5. Shuffle Group Operations

The shuffle group operations allow invocations to read values from other invocations within a group.

9.28.6. Shuffle Relative Group Operations

The shuffle relative group operations allow invocations to read values from other invocations within the group relative to the current invocation in the group. The relative operations supported allow data to be shifted up and down through the invocations within a group.

9.28.7. Clustered Group Operations

The clustered group operations allow invocations to perform an operation among partitions of a group, such that the operation is only performed within the group invocations within a partition. The partitions for clustered group operations are consecutive power-of-two size groups of invocations and the cluster size **must** be known at pipeline creation time. The operations supported are add, mul, min, max, and, or, xor.

9.28.8. Rotate Group Operations

The rotate group operations allow invocations to read values from other invocations within the group relative to the current invocation and modulo the size of the group. Clustered rotate group operations perform the same operation within individual partitions of a group.

The partitions for clustered rotate group operations are consecutive power-of-two size groups of invocations and the cluster size **must** be known at pipeline creation time.

9.29. Quad Group Operations

Quad group operations (`OpGroupNonUniformQuad*`) are a specialized type of [group operations](#) that only operate on [quad scope instances](#). Whilst these instructions do include a `Scope` parameter, this scope is always overridden; only the [quad scope instance](#) is included in its execution scope.

Fragment shaders that statically execute either `OpGroupNonUniformQuadBroadcast` or `OpGroupNonUniformQuadSwap` **must** launch sufficient invocations to ensure their correct operation; additional [helper invocations](#) are launched for framebuffer locations not covered by rasterized

fragments if necessary.

The index used to select participating invocations is *i*, as described for a [quad scope instance](#), defined as the *quad index* in the [SPIR-V specification](#).

For `OpGroupNonUniformQuadBroadcast` this value is equal to `Index`. For `OpGroupNonUniformQuadSwap`, it is equal to the implicit `Index` used by each participating invocation.

9.30. Derivative Operations

Derivative operations calculate the partial derivative for an expression *P* as a function of an invocation's *x* and *y* coordinates.

Derivative operations operate on a set of invocations known as a *derivative group* as defined in the [SPIR-V specification](#).

A derivative group in a fragment shader is equivalent to the [quad scope instance](#) if the `QuadDerivativesKHR` execution mode is specified, otherwise it is equivalent to the [primitive scope instance](#). A derivative group in a mesh, task, or compute shader is equivalent to the [quad scope instance](#).

Derivatives are calculated assuming that *P* is piecewise linear and continuous within the derivative group.

The following control-flow restrictions apply to derivative operations:

- If the `QuadDerivativesKHR` execution mode is specified, dynamic instances of any derivative operations **must** be executed in control flow that is uniform within the current [quad scope instance](#).
- If the `QuadDerivativesKHR` execution mode is not specified:
 - dynamic instances of explicit derivative instructions (`OpDPdx*`, `OpDPdy*`, and `OpFwidth*`) **must** be executed in control flow that is uniform within a derivative group.
 - dynamic instances of implicit derivative operations **can** be executed in control flow that is not uniform within the derivative group, but results are undefined.

Fragment shaders that statically execute derivative operations **must** launch sufficient invocations to ensure their correct operation; additional [helper invocations](#) are launched for framebuffer locations not covered by rasterized fragments if necessary.

NOTE

In a mesh, task, or compute shader, it is the application's responsibility to ensure that sufficient invocations are launched.

Derivative operations calculate their results as the difference between the result of *P* across invocations in the quad. For fine derivative operations (`OpDPdxFine` and `OpDPdyFine`), the values of $DPdx(P_i)$ are calculated as

$$DPdx(P_0) = DPdx(P_1) = P_1 - P_0$$

$$DPdx(P_2) = DPdx(P_3) = P_3 - P_2$$

and the values of $DPdy(P_i)$ are calculated as

$$DPdy(P_0) = DPdy(P_2) = P_2 - P_0$$

$$DPdy(P_1) = DPdy(P_3) = P_3 - P_1$$

where i is the index of each invocation as described in [Quad](#).

Coarse derivative operations ([OpDPdxCoarse](#) and [OpDPdyCoarse](#)), calculate their results in roughly the same manner, but **may** only calculate two values instead of four (one for each of $DPdx$ and $DPdy$), reusing the same result no matter the originating invocation. If an implementation does this, it **should** use the fine derivative calculations described for P_0 .

NOTE

Derivative values are calculated between fragments rather than pixels. If the fragment shader invocations involved in the calculation cover multiple pixels, these operations cover a wider area, resulting in larger derivative values. This in turn will result in a coarser LOD being selected for image sampling operations using derivatives.

Applications may want to account for this when using multi-pixel fragments; if pixel derivatives are desired, applications should use explicit derivative operations and divide the results by the size of the fragment in each dimension as follows:

$$DPdx(P_n)' = DPdx(P_n) / w$$

$$DPdy(P_n)' = DPdy(P_n) / h$$

where w and h are the size of the fragments in the quad, and $DPdx(P_n)'$ and $DPdy(P_n)'$ are the pixel derivatives.

The results for [OpDPdx](#) and [OpDPdy](#) **may** be calculated as either fine or coarse derivatives, with implementations favoring the most efficient approach. Implementations **must** choose coarse or fine consistently between the two.

Executing [OpFwidthFine](#), [OpFwidthCoarse](#), or [OpFwidth](#) is equivalent to executing the corresponding [OpDPdx*](#) and [OpDPdy*](#) instructions, taking the absolute value of the results, and summing them.

Executing an [OpImage*Sample*ImplicitLod](#) instruction is equivalent to executing [OpDPdx\(Coordinate\)](#) and [OpDPdy\(Coordinate\)](#), and passing the results as the [Grad](#) operands [dx](#) and [dy](#).

NOTE

It is expected that using the [ImplicitLod](#) variants of sampling functions will be substantially more efficient than using the [ExplicitLod](#) variants with explicitly

generated derivatives.

9.31. Helper Invocations

When performing `derivative` or `quad group` operations in a fragment shader, additional invocations **may** be spawned in order to ensure correct results. These additional invocations are known as *helper invocations* and **can** be identified by a non-zero value in the `HelperInvocation` built-in. Stores and atomics performed by helper invocations **must** not have any effect on memory except for the `Function`, `Private` and `Output` storage classes, and values returned by atomic instructions in helper invocations are undefined.

NOTE

While storage to `Output` storage class has an effect even in helper invocations, it does not mean that helper invocations have an effect on the framebuffer. `Output` variables in fragment shaders can be read from as well, and they behave more like `Private` variables for the duration of the shader invocation.

If the `MaximallyReconvergesKHR` execution mode is applied to the entry point, helper invocations **must** remain active for all instructions for the lifetime of the quad scope instance they are a part of. If the `MaximallyReconvergesKHR` execution mode is not applied to the entry point, helper invocations **may** be considered inactive for `group operations` other than `derivative` and `quad group` operations. All invocations in a quad scope instance **may** become permanently inactive at any point once the only remaining invocations in that quad scope instance are helper invocations.

9.32. Cooperative Matrices

A *cooperative matrix* type is a SPIR-V type where the storage for and computations performed on the matrix are spread across the invocations in a scope instance. These types give the implementation freedom in how to optimize matrix multiplies.

SPIR-V defines the types and instructions, but does not specify rules about what sizes/combinations are valid, and it is expected that different implementations **may** support different sizes.

To enumerate the supported cooperative matrix types and operations, call:

```
// Provided by VK_KHR_cooperative_matrix
VkResult vkGetPhysicalDeviceCooperativeMatrixPropertiesKHR(
    VkPhysicalDevice          physicalDevice,
    uint32_t*                 pPropertyCount,
    VkCooperativeMatrixPropertiesKHR* pProperties);
```

- `physicalDevice` is the physical device.
- `pPropertyCount` is a pointer to an integer related to the number of cooperative matrix properties available or queried.
- `pProperties` is either `NULL` or a pointer to an array of `VkCooperativeMatrixPropertiesKHR` structures.

If `pProperties` is `NULL`, then the number of cooperative matrix properties available is returned in `pPropertyCount`. Otherwise, `pPropertyCount` **must** point to a variable set by the application to the number of elements in the `pProperties` array, and on return the variable is overwritten with the number of structures actually written to `pProperties`. If `pPropertyCount` is less than the number of cooperative matrix properties available, at most `pPropertyCount` structures will be written, and `VK_INCOMPLETE` will be returned instead of `VK_SUCCESS`, to indicate that not all the available cooperative matrix properties were returned.

Valid Usage (Implicit)

- VUID-vkGetPhysicalDeviceCooperativeMatrixPropertiesKHR-physicalDevice-parameter `physicalDevice` **must** be a valid `VkPhysicalDevice` handle
- VUID-vkGetPhysicalDeviceCooperativeMatrixPropertiesKHR-pPropertyCount-parameter `pPropertyCount` **must** be a valid pointer to a `uint32_t` value
- VUID-vkGetPhysicalDeviceCooperativeMatrixPropertiesKHR-pProperties-parameter
If the value referenced by `pPropertyCount` is not 0, and `pProperties` is not `NULL`, `pProperties` **must** be a valid pointer to an array of `pPropertyCount` `VkCooperativeMatrixPropertiesKHR` structures

Return Codes

Success

- `VK_INCOMPLETE`
- `VK_SUCCESS`

Failure

- `VK_ERROR_OUT_OF_DEVICE_MEMORY`
- `VK_ERROR_OUT_OF_HOST_MEMORY`
- `VK_ERROR_UNKNOWN`
- `VK_ERROR_VALIDATION_FAILED`

To enumerate additional supported cooperative matrix types and operations, call:

```
// Provided by VK_NV_cooperative_matrix2
VkResult vkGetPhysicalDeviceCooperativeMatrixFlexibleDimensionsPropertiesNV(
    VkPhysicalDevice          physicalDevice,
    uint32_t*                 pPropertyCount,
    VkCooperativeMatrixFlexibleDimensionsPropertiesNV* pProperties);
```

- `physicalDevice` is the physical device.
- `pPropertyCount` is a pointer to an integer related to the number of cooperative matrix properties available or queried.

- `pProperties` is either `NULL` or a pointer to an array of `VkCooperativeMatrixFlexibleDimensionsPropertiesNV` structures.

If `pProperties` is `NULL`, then the number of flexible dimensions properties available is returned in `pPropertyCount`. Otherwise, `pPropertyCount` **must** point to a variable set by the application to the number of elements in the `pProperties` array, and on return the variable is overwritten with the number of structures actually written to `pProperties`. If `pPropertyCount` is less than the number flexible dimensions properties available, at most `pPropertyCount` structures will be written, and `VK_INCOMPLETE` will be returned instead of `VK_SUCCESS`, to indicate that not all the available flexible dimensions properties were returned.

If the `cooperativeMatrixFlexibleDimensions` feature is not supported, the implementation **must** advertise zero properties.

Valid Usage (Implicit)

- VUID-vkGetPhysicalDeviceCooperativeMatrixFlexibleDimensionsPropertiesNV-physicalDevice-parameter
`physicalDevice` **must** be a valid `VkPhysicalDevice` handle
- VUID-vkGetPhysicalDeviceCooperativeMatrixFlexibleDimensionsPropertiesNV-pPropertyCount-parameter
`pPropertyCount` **must** be a valid pointer to a `uint32_t` value
- VUID-vkGetPhysicalDeviceCooperativeMatrixFlexibleDimensionsPropertiesNV-pProperties-parameter
If the value referenced by `pPropertyCount` is not 0, and `pProperties` is not `NULL`, `pProperties` **must** be a valid pointer to an array of `pPropertyCount` `VkCooperativeMatrixFlexibleDimensionsPropertiesNV` structures

Return Codes

Success

- `VK_INCOMPLETE`
- `VK_SUCCESS`

Failure

- `VK_ERROR_OUT_OF_DEVICE_MEMORY`
- `VK_ERROR_OUT_OF_HOST_MEMORY`
- `VK_ERROR_UNKNOWN`
- `VK_ERROR_VALIDATION_FAILED`

To enumerate the supported cooperative matrix types and operations, call:


```
// Provided by VK_NV_cooperative_matrix
VkResult vkGetPhysicalDeviceCooperativeMatrixPropertiesNV(
    VkPhysicalDevice          physicalDevice,
    uint32_t*                 pPropertyCount,
    VkCooperativeMatrixPropertiesNV* pProperties);
```

- `physicalDevice` is the physical device.
- `pPropertyCount` is a pointer to an integer related to the number of cooperative matrix properties available or queried.
- `pProperties` is either `NULL` or a pointer to an array of `VkCooperativeMatrixPropertiesNV` structures.

If `pProperties` is `NULL`, then the number of cooperative matrix properties available is returned in `pPropertyCount`. Otherwise, `pPropertyCount` **must** point to a variable set by the application to the number of elements in the `pProperties` array, and on return the variable is overwritten with the number of structures actually written to `pProperties`. If `pPropertyCount` is less than the number of cooperative matrix properties available, at most `pPropertyCount` structures will be written, and `VK_INCOMPLETE` will be returned instead of `VK_SUCCESS`, to indicate that not all the available cooperative matrix properties were returned.

Valid Usage (Implicit)

- VUID-vkGetPhysicalDeviceCooperativeMatrixPropertiesNV-physicalDevice-parameter `physicalDevice` **must** be a valid `VkPhysicalDevice` handle
- VUID-vkGetPhysicalDeviceCooperativeMatrixPropertiesNV-pPropertyCount-parameter `pPropertyCount` **must** be a valid pointer to a `uint32_t` value
- VUID-vkGetPhysicalDeviceCooperativeMatrixPropertiesNV-pProperties-parameter
If the value referenced by `pPropertyCount` is not 0, and `pProperties` is not `NULL`, `pProperties` **must** be a valid pointer to an array of `pPropertyCount` `VkCooperativeMatrixPropertiesNV` structures

Return Codes

Success

- `VK_INCOMPLETE`
- `VK_SUCCESS`

Failure

- `VK_ERROR_OUT_OF_DEVICE_MEMORY`
- `VK_ERROR_OUT_OF_HOST_MEMORY`
- `VK_ERROR_UNKNOWN`
- `VK_ERROR_VALIDATION_FAILED`

Each [VkCooperativeMatrixPropertiesKHR](#) or [VkCooperativeMatrixPropertiesNV](#) structure describes a single supported combination of types for a matrix multiply/add operation ([OpCooperativeMatrixMulAddKHR](#) or [OpCooperativeMatrixMulAddNV](#)). The multiply **can** be described in terms of the following variables and types (in SPIR-V pseudocode):

```
%A is of type OpTypeCooperativeMatrixKHR %AType %scope %MSize %KSize %MatrixAKHR
%B is of type OpTypeCooperativeMatrixKHR %BType %scope %KSize %NSize %MatrixBKHR
%C is of type OpTypeCooperativeMatrixKHR %CType %scope %MSize %NSize
%MatrixAccumulatorKHR
%Result is of type OpTypeCooperativeMatrixKHR %ResultType %scope %MSize %NSize
%MatrixAccumulatorKHR

%Result = %A * %B + %C // using OpCooperativeMatrixMulAddKHR
```

```
%A is of type OpTypeCooperativeMatrixNV %AType %scope %MSize %KSize
%B is of type OpTypeCooperativeMatrixNV %BType %scope %KSize %NSize
%C is of type OpTypeCooperativeMatrixNV %CType %scope %MSize %NSize
%D is of type OpTypeCooperativeMatrixNV %DType %scope %MSize %NSize

%D = %A * %B + %C // using OpCooperativeMatrixMulAddNV
```

A matrix multiply with these dimensions is known as an $M \times N \times K$ matrix multiply.

The [VkCooperativeMatrixPropertiesKHR](#) structure is defined as:

```
// Provided by VK_KHR_cooperative_matrix
typedef struct VkCooperativeMatrixPropertiesKHR {
    VkStructureType    sType;
    void*              pNext;
    uint32_t           MSize;
    uint32_t           NSize;
    uint32_t           KSize;
    VkComponentTypeKHR AType;
    VkComponentTypeKHR BType;
    VkComponentTypeKHR CType;
    VkComponentTypeKHR ResultType;
    VkBool32           saturatingAccumulation;
    VkScopeKHR         scope;
} VkCooperativeMatrixPropertiesKHR;
```

- **sType** is a [VkStructureType](#) value identifying this structure.
- **pNext** is `NULL` or a pointer to a structure extending this structure.
- **MSize** is the number of rows in matrices **A**, **C**, and **Result**.
- **KSize** is the number of columns in matrix **A** and rows in matrix **B**.
- **NSize** is the number of columns in matrices **B**, **C**, **Result**.

- **AType** is the component type of matrix **A**, of type [VkComponentTypeKHR](#).
- **BType** is the component type of matrix **B**, of type [VkComponentTypeKHR](#).
- **CType** is the component type of matrix **C**, of type [VkComponentTypeKHR](#).
- **ResultType** is the component type of matrix **Result**, of type [VkComponentTypeKHR](#).
- **saturatingAccumulation** indicates whether the **SaturatingAccumulation** operand to [OpCooperativeMatrixMulAddKHR](#) **must** be present or not. If it is [VK_TRUE](#), the **SaturatingAccumulation** operand **must** be present. If it is [VK_FALSE](#), the **SaturatingAccumulation** operand **must** not be present.
- **scope** is the scope of all the matrix types, of type [VkScopeKHR](#).

If some types are preferred over other types (e.g. for performance), they **should** appear earlier in the list enumerated by [vkGetPhysicalDeviceCooperativeMatrixPropertiesKHR](#).

At least one entry in the list **must** have power of two values for all of **MSize**, **KSize**, and **NSize**.

If the [cooperativeMatrixWorkgroupScope](#) feature is not supported, **scope** **must** be [VK_SCOPE_SUBGROUP_KHR](#).

Valid Usage (Implicit)

- VUID-VkCooperativeMatrixPropertiesKHR-sType-sType
sType **must** be [VK_STRUCTURE_TYPE_COOPERATIVE_MATRIX_PROPERTIES_KHR](#)
- VUID-VkCooperativeMatrixPropertiesKHR-pNext-pNext
pNext **must** be [NULL](#)

The [VkCooperativeMatrixFlexibleDimensionsPropertiesNV](#) structure is defined as:

```
// Provided by VK_NV_cooperative_matrix2
typedef struct VkCooperativeMatrixFlexibleDimensionsPropertiesNV {
    VkStructureType    sType;
    void*              pNext;
    uint32_t           MGranularity;
    uint32_t           NGranularity;
    uint32_t           KGranularity;
    VkComponentTypeKHR AType;
    VkComponentTypeKHR BType;
    VkComponentTypeKHR CType;
    VkComponentTypeKHR ResultType;
    VkBool32           saturatingAccumulation;
    VkScopeKHR         scope;
    uint32_t           workgroupInvocations;
} VkCooperativeMatrixFlexibleDimensionsPropertiesNV;
```

- **sType** is a [VkStructureType](#) value identifying this structure.
- **pNext** is [NULL](#) or a pointer to a structure extending this structure.

- **MGranularity** is the granularity of the number of rows in matrices **A**, **C**, and **Result**. The rows **must** be an integer multiple of this value.
- **KGranularity** is the granularity of columns in matrix **A** and rows in matrix **B**. The columns/rows **must** be an integer multiple of this value.
- **NGranularity** is the granularity of columns in matrices **B**, **C**, **Result**. The columns **must** be an integer multiple of this value.
- **AType** is the component type of matrix **A**, of type **VkComponentTypeKHR**.
- **BType** is the component type of matrix **B**, of type **VkComponentTypeKHR**.
- **CType** is the component type of matrix **C**, of type **VkComponentTypeKHR**.
- **ResultType** is the component type of matrix **Result**, of type **VkComponentTypeKHR**.
- **saturatingAccumulation** indicates whether the **SaturatingAccumulation** operand to **OpCooperativeMatrixMulAddKHR** **must** be present or not. If it is **VK_TRUE**, the **SaturatingAccumulation** operand **must** be present. If it is **VK_FALSE**, the **SaturatingAccumulation** operand **must** not be present.
- **scope** is the scope of all the matrix types, of type **VkScopeKHR**.
- **workgroupInvocations** is the number of invocations in the local workgroup when this combination of values is supported.

Rather than explicitly enumerating a list of supported sizes, **VkCooperativeMatrixFlexibleDimensionsPropertiesNV** advertises size granularities, where the matrix **must** be a multiple of the advertised size. The M and K granularities apply to rows and columns of matrices with Use of **MatrixA**, K, and N apply to rows and columns of matrices with Use of **MatrixB**, M, and N apply to rows and columns of matrices with Use of **MatrixAccumulator**.

For a given type combination, if multiple workgroup sizes are supported there **may** be multiple **VkCooperativeMatrixFlexibleDimensionsPropertiesNV** structures with different granularities.

All granularity values **must** be powers of two.

NOTE

Different A/B types may require different granularities but share the same accumulator type. In such a case, the supported granularity for a matrix with the accumulator type would be the smallest advertised granularity.

Valid Usage (Implicit)

- VUID-VkCooperativeMatrixFlexibleDimensionsPropertiesNV-sType-sType **must** be **VK_STRUCTURE_TYPE_COOPERATIVE_MATRIX_FLEXIBLE_DIMENSIONS_PROPERTIES_NV**
- VUID-VkCooperativeMatrixFlexibleDimensionsPropertiesNV-pNext-pNext **pNext must** be **NULL**

The **VkCooperativeMatrixPropertiesNV** structure is defined as:


```
// Provided by VK_NV_cooperative_matrix
typedef struct VkCooperativeMatrixPropertiesNV {
    VkStructureType    sType;
    void*              pNext;
    uint32_t           MSize;
    uint32_t           NSize;
    uint32_t           KSize;
    VkComponentTypeNV  AType;
    VkComponentTypeNV  BType;
    VkComponentTypeNV  CType;
    VkComponentTypeNV  DType;
    VkScopeNV          scope;
} VkCooperativeMatrixPropertiesNV;
```

- **sType** is a [VkStructureType](#) value identifying this structure.
- **pNext** is **NULL** or a pointer to a structure extending this structure.
- **MSize** is the number of rows in matrices A, C, and D.
- **KSize** is the number of columns in matrix A and rows in matrix B.
- **NSize** is the number of columns in matrices B, C, D.
- **AType** is the component type of matrix A, of type [VkComponentTypeNV](#).
- **BType** is the component type of matrix B, of type [VkComponentTypeNV](#).
- **CType** is the component type of matrix C, of type [VkComponentTypeNV](#).
- **DType** is the component type of matrix D, of type [VkComponentTypeNV](#).
- **scope** is the scope of all the matrix types, of type [VkScopeNV](#).

If some types are preferred over other types (e.g. for performance), they **should** appear earlier in the list enumerated by [vkGetPhysicalDeviceCooperativeMatrixPropertiesNV](#).

At least one entry in the list **must** have power of two values for all of **MSize**, **KSize**, and **NSize**.

Valid Usage (Implicit)

- VUID-VkCooperativeMatrixPropertiesNV-sType-sType
sType must be [VK_STRUCTURE_TYPE_COOPERATIVE_MATRIX_PROPERTIES_NV](#)
- VUID-VkCooperativeMatrixPropertiesNV-pNext-pNext
pNext must be **NULL**

Possible values for [VkScopeKHR](#) include:


```
// Provided by VK_KHR_cooperative_matrix
typedef enum VkScopeKHR {
    VK_SCOPE_DEVICE_KHR = 1,
    VK_SCOPE_WORKGROUP_KHR = 2,
    VK_SCOPE_SUBGROUP_KHR = 3,
    VK_SCOPE_QUEUE_FAMILY_KHR = 5,
    // Provided by VK_NV_cooperative_matrix
    VK_SCOPE_DEVICE_NV = VK_SCOPE_DEVICE_KHR,
    // Provided by VK_NV_cooperative_matrix
    VK_SCOPE_WORKGROUP_NV = VK_SCOPE_WORKGROUP_KHR,
    // Provided by VK_NV_cooperative_matrix
    VK_SCOPE_SUBGROUP_NV = VK_SCOPE_SUBGROUP_KHR,
    // Provided by VK_NV_cooperative_matrix
    VK_SCOPE_QUEUE_FAMILY_NV = VK_SCOPE_QUEUE_FAMILY_KHR,
} VkScopeKHR;
```

```
// Provided by VK_NV_cooperative_matrix
// Equivalent to VkScopeKHR
typedef VkScopeKHR VkScopeNV;
```

- [VK_SCOPE_DEVICE_KHR](#) corresponds to SPIR-V [Device](#) scope.
- [VK_SCOPE_WORKGROUP_KHR](#) corresponds to SPIR-V [Workgroup](#) scope.
- [VK_SCOPE_SUBGROUP_KHR](#) corresponds to SPIR-V [Subgroup](#) scope.
- [VK_SCOPE_QUEUE_FAMILY_KHR](#) corresponds to SPIR-V [QueueFamily](#) scope.

All enum values match the corresponding SPIR-V value.

Possible values for [VkComponentTypeKHR](#) include:

```
// Provided by VK_KHR_cooperative_matrix, VK_NV_cooperative_vector
typedef enum VkComponentTypeKHR {
    VK_COMPONENT_TYPE_FLOAT16_KHR = 0,
    VK_COMPONENT_TYPE_FLOAT32_KHR = 1,
    VK_COMPONENT_TYPE_FLOAT64_KHR = 2,
    VK_COMPONENT_TYPE_SINT8_KHR = 3,
    VK_COMPONENT_TYPE_SINT16_KHR = 4,
    VK_COMPONENT_TYPE_SINT32_KHR = 5,
    VK_COMPONENT_TYPE_SINT64_KHR = 6,
    VK_COMPONENT_TYPE_UINT8_KHR = 7,
    VK_COMPONENT_TYPE_UINT16_KHR = 8,
    VK_COMPONENT_TYPE_UINT32_KHR = 9,
    VK_COMPONENT_TYPE_UINT64_KHR = 10,
    // Provided by VK_KHR_cooperative_matrix with VK_KHR_shader_bfloat16
    VK_COMPONENT_TYPE_BFLOAT16_KHR = 1000141000,
    // Provided by VK_NV_cooperative_vector
    VK_COMPONENT_TYPE_SINT8_PACKED_NV = 1000491000,
    // Provided by VK_NV_cooperative_vector
```



```

VK_COMPONENT_TYPE_UINT8_PACKED_NV = 1000491001,
// Provided by VK_KHR_cooperative_matrix with VK_EXT_shader_float8
VK_COMPONENT_TYPE_FLOAT8_E4M3_EXT = 1000491002,
// Provided by VK_KHR_cooperative_matrix with VK_EXT_shader_float8
VK_COMPONENT_TYPE_FLOAT8_E5M2_EXT = 1000491003,
// Provided by VK_NV_cooperative_matrix
VK_COMPONENT_TYPE_FLOAT16_NV = VK_COMPONENT_TYPE_FLOAT16_KHR,
// Provided by VK_NV_cooperative_matrix
VK_COMPONENT_TYPE_FLOAT32_NV = VK_COMPONENT_TYPE_FLOAT32_KHR,
// Provided by VK_NV_cooperative_matrix
VK_COMPONENT_TYPE_FLOAT64_NV = VK_COMPONENT_TYPE_FLOAT64_KHR,
// Provided by VK_NV_cooperative_matrix
VK_COMPONENT_TYPE_SINT8_NV = VK_COMPONENT_TYPE_SINT8_KHR,
// Provided by VK_NV_cooperative_matrix
VK_COMPONENT_TYPE_SINT16_NV = VK_COMPONENT_TYPE_SINT16_KHR,
// Provided by VK_NV_cooperative_matrix
VK_COMPONENT_TYPE_SINT32_NV = VK_COMPONENT_TYPE_SINT32_KHR,
// Provided by VK_NV_cooperative_matrix
VK_COMPONENT_TYPE_SINT64_NV = VK_COMPONENT_TYPE_SINT64_KHR,
// Provided by VK_NV_cooperative_matrix
VK_COMPONENT_TYPE_UINT8_NV = VK_COMPONENT_TYPE_UINT8_KHR,
// Provided by VK_NV_cooperative_matrix
VK_COMPONENT_TYPE_UINT16_NV = VK_COMPONENT_TYPE_UINT16_KHR,
// Provided by VK_NV_cooperative_matrix
VK_COMPONENT_TYPE_UINT32_NV = VK_COMPONENT_TYPE_UINT32_KHR,
// Provided by VK_NV_cooperative_matrix
VK_COMPONENT_TYPE_UINT64_NV = VK_COMPONENT_TYPE_UINT64_KHR,
// Provided by VK_NV_cooperative_vector
VK_COMPONENT_TYPE_FLOAT_E4M3_NV = VK_COMPONENT_TYPE_FLOAT8_E4M3_EXT,
// Provided by VK_NV_cooperative_vector
VK_COMPONENT_TYPE_FLOAT_E5M2_NV = VK_COMPONENT_TYPE_FLOAT8_E5M2_EXT,
} VkComponentTypeKHR;

```

```

// Provided by VK_NV_cooperative_matrix
// Equivalent to VkComponentTypeKHR
typedef VkComponentTypeKHR VkComponentTypeNV;

```

- [VK_COMPONENT_TYPE_FLOAT16_KHR](#) corresponds to SPIR-V [OpTypeFloat](#) 16.
- [VK_COMPONENT_TYPE_FLOAT32_KHR](#) corresponds to SPIR-V [OpTypeFloat](#) 32.
- [VK_COMPONENT_TYPE_FLOAT64_KHR](#) corresponds to SPIR-V [OpTypeFloat](#) 64.
- [VK_COMPONENT_TYPE_SINT8_KHR](#) corresponds to SPIR-V [OpTypeInt](#) 8 0/1.
- [VK_COMPONENT_TYPE_SINT16_KHR](#) corresponds to SPIR-V [OpTypeInt](#) 16 0/1.
- [VK_COMPONENT_TYPE_SINT32_KHR](#) corresponds to SPIR-V [OpTypeInt](#) 32 0/1.
- [VK_COMPONENT_TYPE_SINT64_KHR](#) corresponds to SPIR-V [OpTypeInt](#) 64 0/1.
- [VK_COMPONENT_TYPE_UINT8_KHR](#) corresponds to SPIR-V [OpTypeInt](#) 8 0/1.

- `VK_COMPONENT_TYPE_UINT16_KHR` corresponds to SPIR-V `OpTypeInt` 16 0/1.
- `VK_COMPONENT_TYPE_UINT32_KHR` corresponds to SPIR-V `OpTypeInt` 32 0/1.
- `VK_COMPONENT_TYPE_UINT64_KHR` corresponds to SPIR-V `OpTypeInt` 64 0/1.
- `VK_COMPONENT_TYPE_BFLOAT16_KHR` corresponds to SPIR-V `OpTypeFloat` 16 BFloat16KHR.
- `VK_COMPONENT_TYPE_SINT8_PACKED_NV` corresponds to four 8-bit signed integers packed in a 32-bit unsigned integer.
- `VK_COMPONENT_TYPE_UINT8_PACKED_NV` corresponds to four 8-bit unsigned integers packed in a 32-bit unsigned integer.
- `VK_COMPONENT_TYPE_FLOAT_E4M3_NV` corresponds to a floating-point type with a sign bit in the most significant bit, followed by four exponent bits, followed by three mantissa bits.
- `VK_COMPONENT_TYPE_FLOAT_E5M2_NV` corresponds to a floating-point type with a sign bit in the most significant bit, followed by five exponent bits, followed by two mantissa bits.
- `VK_COMPONENT_TYPE_FLOAT8_E4M3_EXT` corresponds to SPIR-V `OpTypeFloat` 8 Float8E4M3EXT.
- `VK_COMPONENT_TYPE_FLOAT8_E5M2_EXT` corresponds to SPIR-V `OpTypeFloat` 8 Float8E5M2EXT.

9.33. Cooperative Vectors

A *cooperative vector* type is a SPIR-V vector type optimized for the evaluation of small neural networks.

SPIR-V defines the types and instructions, but does not specify rules about what combinations of types are valid, and it is expected that different implementations **may** support different combinations.

To enumerate the supported cooperative vector type combinations, call:

```
// Provided by VK_NV_cooperative_vector
VkResult vkGetPhysicalDeviceCooperativeVectorPropertiesNV(
    VkPhysicalDevice      physicalDevice,
    uint32_t*             pPropertyCount,
    VkCooperativeVectorPropertiesNV* pProperties);
```

- `physicalDevice` is the physical device.
- `pPropertyCount` is a pointer to an integer related to the number of cooperative vector properties available or queried.
- `pProperties` is either `NULL` or a pointer to an array of `VkCooperativeVectorPropertiesNV` structures.

If `pProperties` is `NULL`, then the number of cooperative vector properties available is returned in `pPropertyCount`. Otherwise, `pPropertyCount` **must** point to a variable set by the user to the number of elements in the `pProperties` array, and on return the variable is overwritten with the number of

structures actually written to `pProperties`. If `pPropertyCount` is less than the number of cooperative vector properties available, at most `pPropertyCount` structures will be written, and `VK_INCOMPLETE` will be returned instead of `VK_SUCCESS`, to indicate that not all the available cooperative vector properties were returned.

Valid Usage (Implicit)

- VUID-vkGetPhysicalDeviceCooperativeVectorPropertiesNV-physicalDevice-parameter `physicalDevice` **must** be a valid `VkPhysicalDevice` handle
- VUID-vkGetPhysicalDeviceCooperativeVectorPropertiesNV-pPropertyCount-parameter `pPropertyCount` **must** be a valid pointer to a `uint32_t` value
- VUID-vkGetPhysicalDeviceCooperativeVectorPropertiesNV-pProperties-parameter
If the value referenced by `pPropertyCount` is not 0, and `pProperties` is not `NULL`, `pProperties` **must** be a valid pointer to an array of `pPropertyCount` `VkCooperativeVectorPropertiesNV` structures

Return Codes

Success

- `VK_INCOMPLETE`
- `VK_SUCCESS`

Failure

- `VK_ERROR_OUT_OF_DEVICE_MEMORY`
- `VK_ERROR_OUT_OF_HOST_MEMORY`
- `VK_ERROR_UNKNOWN`
- `VK_ERROR_VALIDATION_FAILED`

Each `VkCooperativeVectorPropertiesNV` structure describes a single supported combination of types for a matrix-vector multiply (or multiply-add) operation (`OpCooperativeVectorMatrixMulNV` or `OpCooperativeVectorMatrixMulAddNV`).

The `VkCooperativeVectorPropertiesNV` structure is defined as:


```
// Provided by VK_NV_cooperative_vector
typedef struct VkCooperativeVectorPropertiesNV {
    VkStructureType    sType;
    void*              pNext;
    VkComponentTypeKHR inputType;
    VkComponentTypeKHR inputInterpretation;
    VkComponentTypeKHR matrixInterpretation;
    VkComponentTypeKHR biasInterpretation;
    VkComponentTypeKHR resultType;
    VkBool32           transpose;
} VkCooperativeVectorPropertiesNV;
```

- **sType** is a **VkStructureType** value identifying this structure.
- **pNext** is **NULL** or a pointer to a structure extending this structure.
- **inputType** is the component type of vector **Input**, of type **VkComponentTypeKHR**.
- **inputInterpretation** is the value of **InputInterpretation**, of type **VkComponentTypeKHR**.
- **matrixInterpretation** is the value of **MatrixInterpretation**, of type **VkComponentTypeKHR**.
- **biasInterpretation** is the value of **BiasInterpretation**, of type **VkComponentTypeKHR**.
- **resultType** is the component type of **Result Type**, of type **VkComponentTypeKHR**.
- **transpose** is a boolean indicating whether opaque layout matrices with this combination of input and output types supports transposition.

VK_COMPONENT_TYPE_SINT8_PACKED_NV and **VK_COMPONENT_TYPE_UINT8_PACKED_NV** **must** not be used for members other than **inputInterpretation**.

The following combinations **must** be supported (each row is a required combination):

inputType	inputInterpretation	matrixInterpretation	biasInterpretation	resultType
FLOAT16	FLOAT16	FLOAT16	FLOAT16	FLOAT16
UINT32	SINT8_PACKED	SINT8	SINT32	SINT32
SINT8	SINT8	SINT8	SINT32	SINT32
FLOAT32	SINT8	SINT8	SINT32	SINT32
FLOAT16	FLOAT_E4M3	FLOAT_E4M3	FLOAT16	FLOAT16
FLOAT16	FLOAT_E5M2	FLOAT_E5M2	FLOAT16	FLOAT16

Valid Usage (Implicit)

- VUID-VkCooperativeVectorPropertiesNV-sType-sType
sType must be **VK_STRUCTURE_TYPE_COOPERATIVE_VECTOR_PROPERTIES_NV**
- VUID-VkCooperativeVectorPropertiesNV-pNext-pNext
pNext must be **NULL**

- VUID-VkCooperativeVectorPropertiesNV-inputType-parameter **inputType** must be a valid [VkComponentTypeKHR](#) value
- VUID-VkCooperativeVectorPropertiesNV-inputInterpretation-parameter **inputInterpretation** must be a valid [VkComponentTypeKHR](#) value
- VUID-VkCooperativeVectorPropertiesNV-matrixInterpretation-parameter **matrixInterpretation** must be a valid [VkComponentTypeKHR](#) value
- VUID-VkCooperativeVectorPropertiesNV-biasInterpretation-parameter **biasInterpretation** must be a valid [VkComponentTypeKHR](#) value
- VUID-VkCooperativeVectorPropertiesNV-resultType-parameter **resultType** must be a valid [VkComponentTypeKHR](#) value

To query the size of a cooperative vector matrix, or to convert a matrix to another layout and type, call:

```
// Provided by VK_NV_cooperative_vector
VkResult vkConvertCooperativeVectorMatrixNV(
    VkDevice device,
    const VkConvertCooperativeVectorMatrixInfoNV* pInfo);
```

- **device** is the device.
- **pInfo** is a pointer to a [VkConvertCooperativeVectorMatrixInfoNV](#) structure containing information about the layout conversion.

If **pInfo->dstData** is **NULL**, then the number of bytes required to store the converted matrix is returned in **pDstSize**. Otherwise, **pInfo->pDstSize** must point to a variable set by the user to the number of bytes in **pInfo->dstData**, and on return the variable is overwritten with the number of bytes actually written to **pInfo->dstData**. **pInfo->srcData** can be **NULL** when **pInfo->dstData** is **NULL**. If **pInfo->pDstSize** is less than the number of bytes required to store the converted matrix, no bytes will be written, and [VK_INCOMPLETE](#) will be returned instead of [VK_SUCCESS](#), to indicate that not enough space was provided.

Valid Usage

- VUID-vkConvertCooperativeVectorMatrixNV-pInfo-10073
If **pInfo->srcData.hostAddress** is **NULL**, then **pInfo->dstData.hostAddress** must be **NULL**
- VUID-vkConvertCooperativeVectorMatrixNV-pInfo-10074
If **pInfo->srcData.hostAddress** is not **NULL**, then **pInfo->srcSize** must be large enough to contain the source matrix, based either on the standard matrix layout or based on the size filled out by this command
- VUID-vkConvertCooperativeVectorMatrixNV-pInfo-10075
If **pInfo->dstData.hostAddress** is not **NULL**, then the value pointed to by **pInfo->pDstSize** must be large enough to contain the destination matrix, based either on the standard matrix layout or based on the size filled out by this command

- VUID-vkConvertCooperativeVectorMatrixNV-pInfo-10076

If `pInfo->dstData.hostAddress` is not `NULL`, the source and destination memory ranges **must** not overlap

Valid Usage (Implicit)

- VUID-vkConvertCooperativeVectorMatrixNV-device-parameter
`device` **must** be a valid `VkDevice` handle
- VUID-vkConvertCooperativeVectorMatrixNV-pInfo-parameter
`pInfo` **must** be a valid pointer to a valid `VkConvertCooperativeVectorMatrixInfoNV` structure

Return Codes

Success

- `VK_INCOMPLETE`
- `VK_SUCCESS`

Failure

- `VK_ERROR_OUT_OF_HOST_MEMORY`
- `VK_ERROR_UNKNOWN`
- `VK_ERROR_VALIDATION_FAILED`

Each `VkConvertCooperativeVectorMatrixInfoNV` structure describes a request to convert the layout and type of a cooperative vector matrix.

The `VkConvertCooperativeVectorMatrixInfoNV` structure is defined as:


```
// Provided by VK_NV_cooperative_vector
typedef struct VkConvertCooperativeVectorMatrixInfoNV {
    VkStructureType          sType;
    const void*              pNext;
    size_t                   srcSize;
    VkDeviceOrHostAddressConstKHR srcData;
    size_t*                  pDstSize;
    VkDeviceOrHostAddressKHR dstData;
    VkComponentTypeKHR       srcComponentType;
    VkComponentTypeKHR       dstComponentType;
    uint32_t                 numRows;
    uint32_t                 numColumns;
    VkCooperativeVectorMatrixLayoutNV srcLayout;
    size_t                   srcStride;
    VkCooperativeVectorMatrixLayoutNV dstLayout;
    size_t                   dstStride;
} VkConvertCooperativeVectorMatrixInfoNV;
```

- **sType** is a **VkStructureType** value identifying this structure.
- **pNext** is **NULL** or a pointer to a structure extending this structure.
- **srcSize** is the length in bytes of **srcData**.
- **srcData** is either **NULL** or a pointer to the source data in the source layout.
- **pDstSize** is a pointer to an integer related to the number of bytes required or requested to convert.
- **dstData** is either **NULL** or a pointer to the destination data in the destination layout.
- **srcComponentType** is the type of a source matrix element.
- **dstComponentType** is the type of a destination matrix element.
- **numRows** is the number of rows in the matrix.
- **numColumns** is the number of columns in the matrix.
- **srcLayout** is the layout of the source matrix.
- **srcStride** is the number of bytes between a consecutive row or column (depending on **srcLayout**) of the source matrix, if it is row-major or column-major.
- **dstLayout** is the layout the matrix is converted to.
- **dstStride** is the number of bytes between a consecutive row or column (depending on **dstLayout**) of destination matrix, if it is row-major or column-major.

When called from **vkCmdConvertCooperativeVectorMatrixNV**, the **deviceAddress** members of **srcData** and **dstData** are used. When called from **vkConvertCooperativeVectorMatrixNV**, the **hostAddress** members of **srcData** and **dstData** are used.

For each of the source and destination matrix, if the layout is not either **VK_COOPERATIVE_VECTOR_MATRIX_LAYOUT_ROW_MAJOR_NV** or **VK_COOPERATIVE_VECTOR_MATRIX_LAYOUT_COLUMN_MAJOR_NV**, then the corresponding stride

parameter is ignored.

The size of the destination is only a function of the destination layout information, and does not depend on the source layout information.

Conversion **can** be used to convert between [VK_COMPONENT_TYPE_FLOAT32_KHR](#) or [VK_COMPONENT_TYPE_FLOAT16_KHR](#) and any supported lower-precision floating-point type. In this case, the conversion uses round-to-nearest-even rounding.

Valid Usage

- VUID-VkConvertCooperativeVectorMatrixInfoNV-srcLayout-10077
If **srcLayout** is row-major or column-major, then **srcStride** **must** be greater than the length of a row/column, and a multiple of the element size
- VUID-VkConvertCooperativeVectorMatrixInfoNV-dstLayout-10078
If **dstLayout** is row-major or column-major, then **dstStride** **must** be greater than the length of a row/column, and a multiple of the element size
- VUID-VkConvertCooperativeVectorMatrixInfoNV-srcComponentType-10079
If **srcComponentType** is not a supported [VkCooperativeVectorPropertiesNV::matrixInterpretation](#) value as reported by [vkGetPhysicalDeviceCooperativeVectorPropertiesNV](#), then **srcComponentType** **must** be [VK_COMPONENT_TYPE_FLOAT32_KHR](#)
- VUID-VkConvertCooperativeVectorMatrixInfoNV-dstComponentType-10080
If **dstComponentType** is not a supported [VkCooperativeVectorPropertiesNV::matrixInterpretation](#) value as reported by [vkGetPhysicalDeviceCooperativeVectorPropertiesNV](#), then **dstComponentType** **must** be [VK_COMPONENT_TYPE_FLOAT32_KHR](#)
- VUID-VkConvertCooperativeVectorMatrixInfoNV-srcComponentType-10081
If **srcComponentType** and **dstComponentType** are not equal, then one **must** be [VK_COMPONENT_TYPE_FLOAT32_KHR](#) or [VK_COMPONENT_TYPE_FLOAT16_KHR](#) and the other **must** be a lower-precision floating-point type
- VUID-VkConvertCooperativeVectorMatrixInfoNV-dstComponentType-10082
If **dstComponentType** is [VK_COMPONENT_TYPE_FLOAT_E4M3_NV](#) or [VK_COMPONENT_TYPE_FLOAT_E5M2_NV](#), then **dstLayout** **must** be [VK_COOPERATIVE_VECTOR_MATRIX_LAYOUT_INFERENCING_OPTIMAL_NV](#) or [VK_COOPERATIVE_VECTOR_MATRIX_LAYOUT_TRAINING_OPTIMAL_NV](#)

Valid Usage (Implicit)

- VUID-VkConvertCooperativeVectorMatrixInfoNV-sType-sType
sType **must** be [VK_STRUCTURE_TYPE_CONVERT_COOPERATIVE_VECTOR_MATRIX_INFO_NV](#)
- VUID-VkConvertCooperativeVectorMatrixInfoNV-pNext-pNext
pNext **must** be NULL

- VUID-VkConvertCooperativeVectorMatrixInfoNV-srcData-parameter **srcData** **must** be a valid [VkDeviceOrHostAddressConstKHR](#) union
- VUID-VkConvertCooperativeVectorMatrixInfoNV-pDstSize-parameter **pDstSize** **must** be a valid pointer to a [size_t](#) value
- VUID-VkConvertCooperativeVectorMatrixInfoNV-dstData-parameter **dstData** **must** be a valid [VkDeviceOrHostAddressKHR](#) union
- VUID-VkConvertCooperativeVectorMatrixInfoNV-srcComponentType-parameter **srcComponentType** **must** be a valid [VkComponentTypeKHR](#) value
- VUID-VkConvertCooperativeVectorMatrixInfoNV-dstComponentType-parameter **dstComponentType** **must** be a valid [VkComponentTypeKHR](#) value
- VUID-VkConvertCooperativeVectorMatrixInfoNV-srcLayout-parameter **srcLayout** **must** be a valid [VkCooperativeVectorMatrixLayoutNV](#) value
- VUID-VkConvertCooperativeVectorMatrixInfoNV-dstLayout-parameter **dstLayout** **must** be a valid [VkCooperativeVectorMatrixLayoutNV](#) value

Possible values for [VkCooperativeVectorMatrixLayoutNV](#) include:

```
// Provided by VK_NV_cooperative_vector
typedef enum VkCooperativeVectorMatrixLayoutNV {
    VK_COOPERATIVE_VECTOR_MATRIX_LAYOUT_ROW_MAJOR_NV = 0,
    VK_COOPERATIVE_VECTOR_MATRIX_LAYOUT_COLUMN_MAJOR_NV = 1,
    VK_COOPERATIVE_VECTOR_MATRIX_LAYOUT_INFERENCING_OPTIMAL_NV = 2,
    VK_COOPERATIVE_VECTOR_MATRIX_LAYOUT_TRAINING_OPTIMAL_NV = 3,
} VkCooperativeVectorMatrixLayoutNV;
```

- [VK_COOPERATIVE_VECTOR_MATRIX_LAYOUT_ROW_MAJOR_NV](#) corresponds to SPIR-V [RowMajorNV](#) layout.
- [VK_COOPERATIVE_VECTOR_MATRIX_LAYOUT_COLUMN_MAJOR_NV](#) corresponds to SPIR-V [ColumnMajorNV](#) layout.
- [VK_COOPERATIVE_VECTOR_MATRIX_LAYOUT_INFERENCING_OPTIMAL_NV](#) corresponds to SPIR-V [InferencingOptimalNV](#) layout.
- [VK_COOPERATIVE_VECTOR_MATRIX_LAYOUT_TRAINING_OPTIMAL_NV](#) corresponds to SPIR-V [TrainingOptimalNV](#) layout.

All enum values match the corresponding SPIR-V value.

Row-major layout has elements of each row stored consecutively in memory, with a controllable stride from the start of one row to the start of the next row. Column-major layout has elements of each column stored consecutively in memory, with a controllable stride from the start of one column to the start of the next column. Inferencing-optimal and Training-optimal layouts are implementation-dependent, and the application **can** convert a matrix to those layouts using [vkConvertCooperativeVectorMatrixNV](#) or [vkCmdConvertCooperativeVectorMatrixNV](#). Training-optimal layout with [VK_COMPONENT_TYPE_FLOAT16_KHR](#) or [VK_COMPONENT_TYPE_FLOAT32_KHR](#) type has the additional guarantee that the application **can**

reinterpret the data as an array of elements and perform element-wise operations on the data, and finite values in any padding elements do not affect the result of a matrix-vector multiply (inf/NaN values **may** still cause NaN values in the result).

To convert a matrix to another layout and type, call:

```
// Provided by VK_NV_cooperative_vector
void vkCmdConvertCooperativeVectorMatrixNV(
    VkCommandBuffer          commandBuffer,
    uint32_t                 infoCount,
    const VkConvertCooperativeVectorMatrixInfoNV* pInfos);
```

- `commandBuffer` is the command buffer into which the command will be recorded.
- `infoCount` is the number of layout conversions to perform.
- `pInfos` is a pointer to an array of `VkConvertCooperativeVectorMatrixInfoNV` structures containing information about the layout conversion.

This command does the same conversions as `vkConvertCooperativeVectorMatrixNV`, but executes on the device. One conversion is performed for each of the `infoCount` elements of `pInfos`.

This command's execution is synchronized using `VK_PIPELINE_STAGE_2_CONVERT_COOPERATIVE_VECTOR_MATRIX_BIT_NV`.

Valid Usage

- VUID-vkCmdConvertCooperativeVectorMatrixNV-pInfo-10083
For each element of `pInfo`, `srcData.deviceAddress` **must** be a valid `VkDeviceAddress`
- VUID-vkCmdConvertCooperativeVectorMatrixNV-pInfo-10895
For each element of `pInfo`, `dstData.deviceAddress` **must** be a valid `VkDeviceAddress`
- VUID-vkCmdConvertCooperativeVectorMatrixNV-pInfo-10084
For each element of `pInfo`, `srcData.deviceAddress` **must** be 64 byte aligned
- VUID-vkCmdConvertCooperativeVectorMatrixNV-pInfo-10085
For each element of `pInfo`, `dstData.deviceAddress` **must** be 64 byte aligned
- VUID-vkCmdConvertCooperativeVectorMatrixNV-pInfo-10086
For each element of `pInfo`, `srcSize` **must** be large enough to contain the source matrix, based either on the standard matrix layout or based on the size filled out by `vkConvertCooperativeVectorMatrixNV`
- VUID-vkCmdConvertCooperativeVectorMatrixNV-pInfo-10087
For each element of `pInfo`, the value pointed to by `pDstSize` **must** be large enough to contain the destination matrix, based either on the standard matrix layout or based on the size filled out by `vkConvertCooperativeVectorMatrixNV`
- VUID-vkCmdConvertCooperativeVectorMatrixNV-None-10088
Memory accessed by the sources and destinations of all of the conversions **must** not overlap

Valid Usage (Implicit)

- VUID-vkCmdConvertCooperativeVectorMatrixNV-commandBuffer-parameter **commandBuffer** **must** be a valid [VkCommandBuffer](#) handle
- VUID-vkCmdConvertCooperativeVectorMatrixNV-pInfos-parameter **pInfos** **must** be a valid pointer to an array of **infoCount** valid [VkConvertCooperativeVectorMatrixInfoNV](#) structures
- VUID-vkCmdConvertCooperativeVectorMatrixNV-commandBuffer-recording **commandBuffer** **must** be in the [recording state](#)
- VUID-vkCmdConvertCooperativeVectorMatrixNV-commandBuffer-cmdpool
The [VkCommandPool](#) that **commandBuffer** was allocated from **must** support [VK_QUEUE_COMPUTE_BIT](#), or [VK_QUEUE_GRAPHICS_BIT](#) operations
- VUID-vkCmdConvertCooperativeVectorMatrixNV-renderpass
This command **must** only be called outside of a render pass instance
- VUID-vkCmdConvertCooperativeVectorMatrixNV-suspended
This command **must** not be called between suspended render pass instances
- VUID-vkCmdConvertCooperativeVectorMatrixNV-videocoding
This command **must** only be called outside of a video coding scope
- VUID-vkCmdConvertCooperativeVectorMatrixNV-infoCount-arraylength
infoCount **must** be greater than 0

Host Synchronization

- Host access to **commandBuffer** **must** be externally synchronized
- Host access to the [VkCommandPool](#) that **commandBuffer** was allocated from **must** be externally synchronized

Command Properties

Command Buffer Levels	Render Pass Scope	Video Coding Scope	Supported Queue Types	Command Type
Primary Secondary	Outside	Outside	VK_QUEUE_COMPUTE_BIT VK_QUEUE_GRAPHICS_BIT	Action

Conditional Rendering

vkCmdConvertCooperativeVectorMatrixNV is not affected by [conditional rendering](#)

9.34. Validation Cache

Validation cache objects allow the result of internal validation to be reused, both within a single application run and between multiple runs. Reuse within a single run is achieved by passing the same validation cache object when creating supported Vulkan objects. Reuse across runs of an application is achieved by retrieving validation cache contents in one run of an application, saving the contents, and using them to preinitialize a validation cache on a subsequent run. The contents of the validation cache objects are managed by the validation layers. Applications **can** manage the host memory consumed by a validation cache object and control the amount of data retrieved from a validation cache object.

Validation cache objects are represented by `VkValidationCacheEXT` handles:

```
// Provided by VK_EXT_validation_cache
VK_DEFINE_NON_DISPATCHABLE_HANDLE(VkValidationCacheEXT)
```

To create validation cache objects, call:

```
// Provided by VK_EXT_validation_cache
VkResult vkCreateValidationCacheEXT(
    VkDevice                                device,
    const VkValidationCacheCreateInfoEXT*    pCreateInfo,
    const VkAllocationCallbacks*            pAllocator,
    VkValidationCacheEXT*                    pValidationCache);
```

- `device` is the logical device that creates the validation cache object.
- `pCreateInfo` is a pointer to a `VkValidationCacheCreateInfoEXT` structure containing the initial parameters for the validation cache object.
- `pAllocator` controls host memory allocation as described in the [Memory Allocation](#) chapter.
- `pValidationCache` is a pointer to a `VkValidationCacheEXT` handle in which the resulting validation cache object is returned.

NOTE

Applications **can** track and manage the total host memory size of a validation cache object using the `pAllocator`. Applications **can** limit the amount of data retrieved from a validation cache object in `vkGetValidationCacheDataEXT`. Implementations **should** not internally limit the total number of entries added to a validation cache object or the total host memory consumed.

Once created, a validation cache **can** be passed to the `vkCreateShaderModule` command by adding this object to the `VkShaderModuleCreateInfo` structure's `pNext` chain. If a `VkShaderModuleValidationCacheCreateInfoEXT` object is included in the `VkShaderModuleCreateInfo::pNext` chain, and its `validationCache` field is not `VK_NULL_HANDLE`, the implementation will query it for possible reuse opportunities and update it with new content. The use of the validation cache object in these commands is internally synchronized, and the same validation cache object **can** be used in multiple threads simultaneously.

NOTE

Implementations **should** make every effort to limit any critical sections to the actual accesses to the cache, which is expected to be significantly shorter than the duration of the `vkCreateShaderModule` command.

Valid Usage (Implicit)

- VUID-vkCreateValidationCacheEXT-device-parameter
`device` **must** be a valid `VkDevice` handle
- VUID-vkCreateValidationCacheEXT-pCreateInfo-parameter
`pCreateInfo` **must** be a valid pointer to a valid `VkValidationCacheCreateInfoEXT` structure
- VUID-vkCreateValidationCacheEXT-pAllocator-parameter
If `pAllocator` is not `NULL`, `pAllocator` **must** be a valid pointer to a valid `VkAllocationCallbacks` structure
- VUID-vkCreateValidationCacheEXT-pValidationCache-parameter
`pValidationCache` **must** be a valid pointer to a `VkValidationCacheEXT` handle
- VUID-vkCreateValidationCacheEXT-device-queuecount
The device **must** have been created with at least `1` queue

Return Codes

Success

- `VK_SUCCESS`

Failure

- `VK_ERROR_OUT_OF_HOST_MEMORY`
- `VK_ERROR_UNKNOWN`
- `VK_ERROR_VALIDATION_FAILED`

The `VkValidationCacheCreateInfoEXT` structure is defined as:

```
// Provided by VK_EXT_validation_cache
typedef struct VkValidationCacheCreateInfoEXT {
    VkStructureType    sType;
    const void*        pNext;
    VkValidationCacheCreateFlagsEXT flags;
    size_t              initialDataSize;
    const void*        pInitialData;
} VkValidationCacheCreateInfoEXT;
```

- `sType` is a `VkStructureType` value identifying this structure.
- `pNext` is `NULL` or a pointer to a structure extending this structure.
- `flags` is reserved for future use.

- `initialDataSize` is the number of bytes in `pInitialData`. If `initialDataSize` is zero, the validation cache will initially be empty.
- `pInitialData` is a pointer to previously retrieved validation cache data. If the validation cache data is incompatible (as defined below) with the device, the validation cache will be initially empty. If `initialDataSize` is zero, `pInitialData` is ignored.

Valid Usage

- VUID-VkValidationCacheCreateInfoEXT-initialDataSize-01534
If `initialDataSize` is not 0, it **must** be equal to the size of `pInitialData`, as returned by `vkGetValidationCacheDataEXT` when `pInitialData` was originally retrieved
- VUID-VkValidationCacheCreateInfoEXT-initialDataSize-01535
If `initialDataSize` is not 0, `pInitialData` **must** have been retrieved from a previous call to `vkGetValidationCacheDataEXT`

Valid Usage (Implicit)

- VUID-VkValidationCacheCreateInfoEXT-sType-sType
`sType` **must** be `VK_STRUCTURE_TYPE_VALIDATION_CACHE_CREATE_INFO_EXT`
- VUID-VkValidationCacheCreateInfoEXT-pNext-pNext
`pNext` **must** be `NULL`
- VUID-VkValidationCacheCreateInfoEXT-flags-zero bitmask
`flags` **must** be 0
- VUID-VkValidationCacheCreateInfoEXT-pInitialData-parameter
If `initialDataSize` is not 0, `pInitialData` **must** be a valid pointer to an array of `initialDataSize` bytes

```
// Provided by VK_EXT_validation_cache
typedef VkFlags VkValidationCacheCreateFlagsEXT;
```

`VkValidationCacheCreateFlagsEXT` is a bitmask type for setting a mask, but is currently reserved for future use.

Validation cache objects **can** be merged using the command:

```
// Provided by VK_EXT_validation_cache
VkResult vkMergeValidationCachesEXT(
    VkDevice                device,
    VkValidationCacheEXT    dstCache,
    uint32_t                srcCacheCount,
    const VkValidationCacheEXT* pSrcCaches);
```


- **device** is the logical device that owns the validation cache objects.
- **dstCache** is the handle of the validation cache to merge results into.
- **srcCacheCount** is the length of the **pSrcCaches** array.
- **pSrcCaches** is a pointer to an array of validation cache handles, which will be merged into **dstCache**. The previous contents of **dstCache** are included after the merge.

NOTE

The details of the merge operation are implementation-dependent, but implementations **should** merge the contents of the specified validation caches and prune duplicate entries.

Valid Usage

- VUID-vkMergeValidationCachesEXT-dstCache-01536
dstCache must not appear in the list of source caches

Valid Usage (Implicit)

- VUID-vkMergeValidationCachesEXT-device-parameter
device must be a valid [VkDevice](#) handle
- VUID-vkMergeValidationCachesEXT-dstCache-parameter
dstCache must be a valid [VkValidationCacheEXT](#) handle
- VUID-vkMergeValidationCachesEXT-pSrcCaches-parameter
pSrcCaches must be a valid pointer to an array of **srcCacheCount** valid [VkValidationCacheEXT](#) handles
- VUID-vkMergeValidationCachesEXT-srcCacheCount-arraylength
srcCacheCount must be greater than 0
- VUID-vkMergeValidationCachesEXT-dstCache-parent
dstCache must have been created, allocated, or retrieved from **device**
- VUID-vkMergeValidationCachesEXT-pSrcCaches-parent
Each element of **pSrcCaches must** have been created, allocated, or retrieved from **device**

Host Synchronization

- Host access to **dstCache must** be externally synchronized

Return Codes

Success

- [VK_SUCCESS](#)

Failure

- [VK_ERROR_OUT_OF_DEVICE_MEMORY](#)
- [VK_ERROR_OUT_OF_HOST_MEMORY](#)
- [VK_ERROR_UNKNOWN](#)
- [VK_ERROR_VALIDATION_FAILED](#)

Data **can** be retrieved from a validation cache object using the command:

```
// Provided by VK_EXT_validation_cache
VkResult vkGetValidationCacheDataEXT(
    VkDevice                device,
    VkValidationCacheEXT    validationCache,
    size_t*                 pDataSize,
    void*                   pData);
```

- **device** is the logical device that owns the validation cache.
- **validationCache** is the validation cache to retrieve data from.
- **pDataSize** is a pointer to a value related to the amount of data in the validation cache, as described below.
- **pData** is either **NULL** or a pointer to a buffer.

If **pData** is **NULL**, then the maximum size of the data that **can** be retrieved from the validation cache, in bytes, is returned in **pDataSize**. Otherwise, **pDataSize** **must** point to a variable set by the application to the size of the buffer, in bytes, pointed to by **pData**, and on return the variable is overwritten with the amount of data actually written to **pData**. If **pDataSize** is less than the maximum size that **can** be retrieved by the validation cache, at most **pDataSize** bytes will be written to **pData**, and **vkGetValidationCacheDataEXT** will return [VK_INCOMPLETE](#) instead of [VK_SUCCESS](#), to indicate that not all of the validation cache was returned.

Any data written to **pData** is valid and **can** be provided as the **pInitialData** member of the [VkValidationCacheCreateInfoEXT](#) structure passed to **vkCreateValidationCacheEXT**.

Two calls to **vkGetValidationCacheDataEXT** with the same parameters **must** retrieve the same data unless a command that modifies the contents of the cache is called between them.

Applications **can** store the data retrieved from the validation cache, and use these data, possibly in a future run of the application, to populate new validation cache objects. The results of validation, however, **may** depend on the vendor ID, device ID, driver version, and other details of the device. To enable applications to detect when previously retrieved data is incompatible with the device, the initial bytes written to **pData** **must** be a header consisting of the following members:

Table 12. Layout for Validation Cache Header Version
[VK_VALIDATION_CACHE_HEADER_VERSION_ONE_EXT](#)

Offset	Size	Meaning
0	4	length in bytes of the entire validation cache header written as a stream of bytes, with the least significant byte first
4	4	a VkValidationCacheHeaderVersionEXT value written as a stream of bytes, with the least significant byte first
8	VK_UUID_SIZE	a layer commit ID expressed as a UUID, which uniquely identifies the version of the validation layers used to generate these validation results

The first four bytes encode the length of the entire validation cache header, in bytes. This value includes all fields in the header including the validation cache version field and the size of the length field.

The next four bytes encode the validation cache version, as described for [VkValidationCacheHeaderVersionEXT](#). A consumer of the validation cache **should** use the cache version to interpret the remainder of the cache header.

If [pDataSize](#) is less than what is necessary to store this header, nothing will be written to [pData](#) and zero will be written to [pDataSize](#).

	This query does not behave consistently with the behavior described in Opaque Binary Data Results , for historical reasons.
NOTE	If the amount of data available is larger than the passed pDataSize , the query returns up to the size of the passed buffer, and signals overflow with a VK_INCOMPLETE success status instead of returning a VK_ERROR_NOT_ENOUGH_SPACE_KHR error status.

Valid Usage (Implicit)

- VUID-vkGetValidationCacheDataEXT-device-parameter
[device](#) **must** be a valid [VkDevice](#) handle
- VUID-vkGetValidationCacheDataEXT-validationCache-parameter
[validationCache](#) **must** be a valid [VkValidationCacheEXT](#) handle
- VUID-vkGetValidationCacheDataEXT-pDataSize-parameter
[pDataSize](#) **must** be a valid pointer to a [size_t](#) value
- VUID-vkGetValidationCacheDataEXT-pData-parameter
If the value referenced by [pDataSize](#) is not 0, and [pData](#) is not [NULL](#), [pData](#) **must** be a valid pointer to an array of [pDataSize](#) bytes
- VUID-vkGetValidationCacheDataEXT-validationCache-parent
[validationCache](#) **must** have been created, allocated, or retrieved from [device](#)

Return Codes

Success

- [VK_INCOMPLETE](#)
- [VK_SUCCESS](#)

Failure

- [VK_ERROR_OUT_OF_DEVICE_MEMORY](#)
- [VK_ERROR_OUT_OF_HOST_MEMORY](#)
- [VK_ERROR_UNKNOWN](#)
- [VK_ERROR_VALIDATION_FAILED](#)

Possible values of the second group of four bytes in the header returned by [vkGetValidationCacheDataEXT](#), encoding the validation cache version, are:

```
// Provided by VK_EXT_validation_cache
typedef enum VkValidationCacheHeaderVersionEXT {
    VK_VALIDATION_CACHE_HEADER_VERSION_ONE_EXT = 1,
} VkValidationCacheHeaderVersionEXT;
```

- [VK_VALIDATION_CACHE_HEADER_VERSION_ONE_EXT](#) specifies version one of the validation cache.

To destroy a validation cache, call:

```
// Provided by VK_EXT_validation_cache
void vkDestroyValidationCacheEXT(
    VkDevice                device,
    VkValidationCacheEXT    validationCache,
    const VkAllocationCallbacks* pAllocator);
```

- **device** is the logical device that destroys the validation cache object.
- **validationCache** is the handle of the validation cache to destroy.
- **pAllocator** controls host memory allocation as described in the [Memory Allocation](#) chapter.

Valid Usage

- VUID-vkDestroyValidationCacheEXT-validationCache-01537
If **VkAllocationCallbacks** were provided when **validationCache** was created, a compatible set of callbacks **must** be provided here
- VUID-vkDestroyValidationCacheEXT-validationCache-01538
If no **VkAllocationCallbacks** were provided when **validationCache** was created, **pAllocator** **must** be **NULL**

Valid Usage (Implicit)

- VUID-vkDestroyValidationCacheEXT-device-parameter
`device` **must** be a valid `VkDevice` handle
- VUID-vkDestroyValidationCacheEXT-validationCache-parameter
If `validationCache` is not `VK_NULL_HANDLE`, `validationCache` **must** be a valid `VkValidationCacheEXT` handle
- VUID-vkDestroyValidationCacheEXT-pAllocator-parameter
If `pAllocator` is not `NULL`, `pAllocator` **must** be a valid pointer to a valid `VkAllocationCallbacks` structure
- VUID-vkDestroyValidationCacheEXT-validationCache-parent
If `validationCache` is a valid handle, it **must** have been created, allocated, or retrieved from `device`

Host Synchronization

- Host access to `validationCache` **must** be externally synchronized

9.35. CUDA Modules

9.35.1. Creating a CUDA Module

CUDA modules **must** contain some kernel code and **must** expose at least one function entry point.

CUDA modules are represented by `VkCudaModuleNV` handles:

```
// Provided by VK_NV_cuda_kernel_launch
VK_DEFINE_NON_DISPATCHABLE_HANDLE(VkCudaModuleNV)
```

To create a CUDA module, call:

```
// Provided by VK_NV_cuda_kernel_launch
VkResult vkCreateCudaModuleNV(
    VkDevice                                device,
    const VkCudaModuleCreateInfoNV*        pCreateInfo,
    const VkAllocationCallbacks*           pAllocator,
    VkCudaModuleNV*                        pModule);
```

- `device` is the logical device that creates the shader module.
- `pCreateInfo` is a pointer to a `VkCudaModuleCreateInfoNV` structure.
- `pAllocator` controls host memory allocation as described in the [Memory Allocation](#) chapter.

- `pModule` is a pointer to a `VkCudaModuleNV` handle in which the resulting CUDA module object is returned.

Once a CUDA module has been created, the application **may** create the function entry point, which **must** refer to one function in the module.

Valid Usage (Implicit)

- VUID-vkCreateCudaModuleNV-device-parameter
`device` **must** be a valid `VkDevice` handle
- VUID-vkCreateCudaModuleNV-pCreateInfo-parameter
`pCreateInfo` **must** be a valid pointer to a valid `VkCudaModuleCreateInfoNV` structure
- VUID-vkCreateCudaModuleNV-pAllocator-parameter
If `pAllocator` is not `NULL`, `pAllocator` **must** be a valid pointer to a valid `VkAllocationCallbacks` structure
- VUID-vkCreateCudaModuleNV-pModule-parameter
`pModule` **must** be a valid pointer to a `VkCudaModuleNV` handle
- VUID-vkCreateCudaModuleNV-device-queuecount
The device **must** have been created with at least `1` queue

Return Codes

Success

- `VK_SUCCESS`

Failure

- `VK_ERROR_INITIALIZATION_FAILED`
- `VK_ERROR_OUT_OF_HOST_MEMORY`
- `VK_ERROR_UNKNOWN`
- `VK_ERROR_VALIDATION_FAILED`

The `VkCudaModuleCreateInfoNV` structure is defined as:

```
// Provided by VK_NV_cuda_kernel_launch
typedef struct VkCudaModuleCreateInfoNV {
    VkStructureType    sType;
    const void*        pNext;
    size_t             dataSize;
    const void*        pData;
} VkCudaModuleCreateInfoNV;
```

- `sType` is a `VkStructureType` value identifying this structure.
- `pNext` **may** be `NULL` or **may** be a pointer to a structure extending this structure.

- `dataSize` is the length of the `pData` array.
- `pData` is a pointer to CUDA code

Valid Usage

- VUID-VkCudaModuleCreateInfoNV-dataSize-09413
`dataSize` **must** be the total size in bytes of the PTX files or binary cache passed to `pData`

Valid Usage (Implicit)

- VUID-VkCudaModuleCreateInfoNV-sType-sType
`sType` **must** be `VK_STRUCTURE_TYPE_CUDA_MODULE_CREATE_INFO_NV`
- VUID-VkCudaModuleCreateInfoNV-pNext-pNext
`pNext` **must** be `NULL`
- VUID-VkCudaModuleCreateInfoNV-pData-parameter
`pData` **must** be a valid pointer to an array of `dataSize` bytes
- VUID-VkCudaModuleCreateInfoNV-dataSize-arraylength
`dataSize` **must** be greater than `0`

9.35.2. Creating a CUDA Function Handle

CUDA functions are represented by `VkCudaFunctionNV` handles. Handles to `global` functions **may** then be used to issue a kernel launch (i.e. dispatch) from a commandbuffer. See [Dispatching Command for CUDA PTX kernel](#).

```
// Provided by VK_NV_cuda_kernel_launch
VK_DEFINE_NON_DISPATCHABLE_HANDLE(VkCudaFunctionNV)
```

To create a CUDA function, call:

```
// Provided by VK_NV_cuda_kernel_launch
VkResult vkCreateCudaFunctionNV(
    VkDevice                                device,
    const VkCudaFunctionCreateInfoNV*       pCreateInfo,
    const VkAllocationCallbacks*            pAllocator,
    VkCudaFunctionNV*                       pFunction);
```

- `device` is the logical device that creates the shader module.
- `pCreateInfo` is a pointer to a `VkCudaFunctionCreateInfoNV` structure.
- `pAllocator` controls host memory allocation as described in the [Memory Allocation](#) chapter.
- `pFunction` is a pointer to a `VkCudaFunctionNV` handle in which the resulting CUDA function object is returned.

Valid Usage (Implicit)

- VUID-vkCreateCudaFunctionNV-device-parameter
device **must** be a valid [VkDevice](#) handle
- VUID-vkCreateCudaFunctionNV-pCreateInfo-parameter
pCreateInfo **must** be a valid pointer to a valid [VkCudaFunctionCreateInfoNV](#) structure
- VUID-vkCreateCudaFunctionNV-pAllocator-parameter
If **pAllocator** is not **NULL**, **pAllocator** **must** be a valid pointer to a valid [VkAllocationCallbacks](#) structure
- VUID-vkCreateCudaFunctionNV-pFunction-parameter
pFunction **must** be a valid pointer to a [VkCudaFunctionNV](#) handle
- VUID-vkCreateCudaFunctionNV-device-queuecount
The device **must** have been created with at least **1** queue

Return Codes

Success

- [VK_SUCCESS](#)

Failure

- [VK_ERROR_INITIALIZATION_FAILED](#)
- [VK_ERROR_OUT_OF_HOST_MEMORY](#)
- [VK_ERROR_UNKNOWN](#)
- [VK_ERROR_VALIDATION_FAILED](#)

The [VkCudaFunctionCreateInfoNV](#) structure is defined as:

```
// Provided by VK_NV_cuda_kernel_launch
typedef struct VkCudaFunctionCreateInfoNV {
    VkStructureType    sType;
    const void*        pNext;
    VkCudaModuleNV     module;
    const char*        pName;
} VkCudaFunctionCreateInfoNV;
```

- **sType** is a [VkStructureType](#) value identifying this structure.
- **pNext** is **NULL** or a pointer to a structure extending this structure.
- **module** is the CUDA [VkCudaModuleNV](#) module in which the function resides.
- **pName** is a null-terminated UTF-8 string containing the name of the shader entry point for this stage.

Valid Usage (Implicit)

- VUID-VkCudaFunctionCreateInfoNV-sType-sType
sType **must** be [VK_STRUCTURE_TYPE_CUDA_FUNCTION_CREATE_INFO_NV](#)
- VUID-VkCudaFunctionCreateInfoNV-pNext-pNext
pNext **must** be `NULL`
- VUID-VkCudaFunctionCreateInfoNV-module-parameter
module **must** be a valid [VkCudaModuleNV](#) handle
- VUID-VkCudaFunctionCreateInfoNV-pName-parameter
pName **must** be a null-terminated UTF-8 string

9.35.3. Destroying a CUDA Function

To destroy a CUDA function handle, call:

```
// Provided by VK_NV_cuda_kernel_launch
void vkDestroyCudaFunctionNV(
    VkDevice                device,
    VkCudaFunctionNV        function,
    const VkAllocationCallbacks* pAllocator);
```

- **device** is the logical device that destroys the Function.
- **function** is the handle of the CUDA function to destroy.
- **pAllocator** controls host memory allocation as described in the [Memory Allocation](#) chapter.

Valid Usage (Implicit)

- VUID-vkDestroyCudaFunctionNV-device-parameter
device **must** be a valid [VkDevice](#) handle
- VUID-vkDestroyCudaFunctionNV-function-parameter
function **must** be a valid [VkCudaFunctionNV](#) handle
- VUID-vkDestroyCudaFunctionNV-pAllocator-parameter
If **pAllocator** is not `NULL`, **pAllocator** **must** be a valid pointer to a valid [VkAllocationCallbacks](#) structure
- VUID-vkDestroyCudaFunctionNV-function-parent
function **must** have been created, allocated, or retrieved from **device**

9.35.4. Destroying a CUDA Module

To destroy a CUDA shader module, call:


```
// Provided by VK_NV_cuda_kernel_launch
void vkDestroyCudaModuleNV(
    VkDevice                device,
    VkCudaModuleNV          module,
    const VkAllocationCallbacks* pAllocator);
```

- **device** is the logical device that destroys the shader module.
- **module** is the handle of the CUDA module to destroy.
- **pAllocator** controls host memory allocation as described in the [Memory Allocation](#) chapter.

Valid Usage (Implicit)

- VUID-vkDestroyCudaModuleNV-device-parameter
device **must** be a valid [VkDevice](#) handle
- VUID-vkDestroyCudaModuleNV-module-parameter
module **must** be a valid [VkCudaModuleNV](#) handle
- VUID-vkDestroyCudaModuleNV-pAllocator-parameter
If **pAllocator** is not **NULL**, **pAllocator** **must** be a valid pointer to a valid [VkAllocationCallbacks](#) structure
- VUID-vkDestroyCudaModuleNV-module-parent
module **must** have been created, allocated, or retrieved from **device**

9.35.5. Reading back CUDA Module Cache

After uploading the PTX kernel code, the module compiles the code to generate a binary cache with all the necessary information for the device to execute it. It is possible to read back this cache for later use, such as accelerating the initialization of further executions.

To get the CUDA module cache call:

```
// Provided by VK_NV_cuda_kernel_launch
VkResult vkGetCudaModuleCacheNV(
    VkDevice                device,
    VkCudaModuleNV          module,
    size_t*                 pCacheSize,
    void*                   pCacheData);
```

- **device** is the logical device that destroys the Function.
- **module** is the CUDA module.
- **pCacheSize** is a pointer containing the amount of bytes to be copied in **pCacheData**
- **pCacheData** is a pointer to a buffer in which to copy the binary cache

If **pCacheData** is **NULL**, then the size of the binary cache, in bytes, is returned in **pCacheSize**. Otherwise,

`pCacheSize` **must** point to a variable set by the application to the size of the buffer, in bytes, pointed to by `pCacheData`, and on return the variable is overwritten with the amount of data actually written to `pCacheData`. If `pCacheSize` is less than the size of the binary shader code, nothing is written to `pCacheData`, and `VK_INCOMPLETE` will be returned instead of `VK_SUCCESS`.

The returned cache **may** then be used later for further initialization of the CUDA module, by sending this cache *instead* of the PTX code when using `vkCreateCudaModuleNV`.

NOTE Using the binary cache instead of the original PTX code **should** significantly speed up initialization of the CUDA module, given that the whole compilation and validation will not be necessary.

As with `VkPipelineCache`, the binary cache depends on the specific implementation. The application **must** assume the cache upload might fail in many circumstances and thus **may** have to get ready for falling back to the original PTX code if necessary. Most often, the cache **may** succeed if the same device driver and architecture is used between the cache generation from PTX and the use of this cache. In the event of a new driver version or if using a different device architecture, this cache **may** become invalid.

NOTE This query does not behave consistently with the behavior described in [Opaque Binary Data Results](#), for historical reasons.

If the amount of data available is larger than the passed `pDataSize`, the query returns a `VK_INCOMPLETE` success status instead of a `VK_ERROR_NOT_ENOUGH_SPACE_KHR` error status.

Valid Usage (Implicit)

- VUID-vkGetCudaModuleCacheNV-device-parameter
`device` **must** be a valid `VkDevice` handle
- VUID-vkGetCudaModuleCacheNV-module-parameter
`module` **must** be a valid `VkCudaModuleNV` handle
- VUID-vkGetCudaModuleCacheNV-pCacheSize-parameter
`pCacheSize` **must** be a valid pointer to a `size_t` value
- VUID-vkGetCudaModuleCacheNV-pCacheData-parameter
If the value referenced by `pCacheSize` is not 0, and `pCacheData` is not NULL, `pCacheData` **must** be a valid pointer to an array of `pCacheSize` bytes
- VUID-vkGetCudaModuleCacheNV-module-parent
`module` **must** have been created, allocated, or retrieved from `device`

Return Codes

Success

- `VK_INCOMPLETE`

- [VK_SUCCESS](#)

Failure

- [VK_ERROR_INITIALIZATION_FAILED](#)
- [VK_ERROR_UNKNOWN](#)
- [VK_ERROR_VALIDATION_FAILED](#)

9.35.6. Limitations

CUDA and Vulkan do not use the device in the same configuration. The following limitations **must** be taken into account:

- It is not possible to read or write global parameters from Vulkan. The only way to share resources or send values to the PTX kernel is to pass them as arguments of the function. See [Resources sharing between CUDA Kernel and Vulkan](#) for more details.
- No calls to functions external to the module PTX are supported.
- Vulkan disables some shader/kernel exceptions, which could break CUDA kernels relying on exceptions.
- CUDA kernels submitted to Vulkan are limited to the amount of shared memory, which can be queried from the physical capabilities. It may be less than what CUDA can offer.
- CUDA instruction-level preemption (CILP) does not work.
- CUDA Unified Memory will not work in this extension.
- CUDA Dynamic parallelism is not supported.
- `vk*DispatchIndirect` is not available.

9.36. Shader Instrumentation

Shaders **can** be instrumented to provide a runtime shader cost analysis.

Shader instrumentation is enabled for a pipeline when [VK_PIPELINE_CREATE_2_INSTRUMENT_SHADERS_BIT_ARM](#) is included in [VkPipelineCreateFlags2CreateInfoKHR::flags](#).

Shader instrumentation is enabled for a shader object when [VK_SHADER_CREATE_INSTRUMENT_SHADER_BIT_ARM](#) is included in [VkShaderCreateInfoEXT::flags](#).

NOTE

Shader instrumentation will incur a runtime performance cost. Applications or tools are only expected to enable shader instrumentation during development, for performance profiling or debugging purposes, and to leave it disabled in production use of the applications.

9.36.1. Shader Instrumentation Metrics

To enumerate the available shader instrumentation metrics, call:

```
// Provided by VK_ARM_shader_instrumentation
VkResult vkEnumeratePhysicalDeviceShaderInstrumentationMetricsARM(
    VkPhysicalDevice          physicalDevice,
    uint32_t*                 pDescriptionCount,
    VkShaderInstrumentationMetricDescriptionARM* pDescriptions);
```

- `physicalDevice` is the physical device.
- `pDescriptionCount` is a pointer to an integer related to the number of shader instrumentation metrics available or queried.
- `pDescriptions` is either `NULL` or a pointer to an array of `VkShaderInstrumentationMetricDescriptionARM` structures.

If `pDescriptions` is `NULL`, then the number of shader instrumentation metrics available is returned in `pDescriptionCount`. Otherwise, `pDescriptionCount` **must** point to a variable set by the application to the number of elements in the `pDescriptions` array, and on return the variable is overwritten with the number of structures actually written to `pDescriptions`. If `pDescriptionCount` is less than the number shader instrumentation metrics available, at most `pDescriptionCount` structures will be written, and `VK_INCOMPLETE` will be returned instead of `VK_SUCCESS`, to indicate that not all the available shader instrumentation metrics were returned.

Valid Usage (Implicit)

- VUID-vkEnumeratePhysicalDeviceShaderInstrumentationMetricsARM-physicalDevice-parameter
`physicalDevice` **must** be a valid `VkPhysicalDevice` handle
- VUID-vkEnumeratePhysicalDeviceShaderInstrumentationMetricsARM-pDescriptionCount-parameter
`pDescriptionCount` **must** be a valid pointer to a `uint32_t` value
- VUID-vkEnumeratePhysicalDeviceShaderInstrumentationMetricsARM-pDescriptions-parameter
If the value referenced by `pDescriptionCount` is not 0, and `pDescriptions` is not `NULL`, `pDescriptions` **must** be a valid pointer to an array of `pDescriptionCount` `VkShaderInstrumentationMetricDescriptionARM` structures

Return Codes

Success

- `VK_INCOMPLETE`
- `VK_SUCCESS`

Failure

- [VK_ERROR_INITIALIZATION_FAILED](#)
- [VK_ERROR_OUT_OF_DEVICE_MEMORY](#)
- [VK_ERROR_OUT_OF_HOST_MEMORY](#)
- [VK_ERROR_UNKNOWN](#)
- [VK_ERROR_VALIDATION_FAILED](#)

The `VkShaderInstrumentationMetricDescriptionARM` structure is defined as:

```
// Provided by VK_ARM_shader_instrumentation
typedef struct VkShaderInstrumentationMetricDescriptionARM {
    VkStructureType    sType;
    void*              pNext;
    char                name[VK_MAX_DESCRIPTION_SIZE];
    char                description[VK_MAX_DESCRIPTION_SIZE];
} VkShaderInstrumentationMetricDescriptionARM;
```

- `sType` is a [VkStructureType](#) value identifying this structure.
- `pNext` is `NULL` or a pointer to a structure extending this structure.
- `name` is an array of [VK_MAX_DESCRIPTION_SIZE](#) `char` containing a null-terminated UTF-8 string which is a short human readable name for this shader instrumentation metric.
- `description` is an array of [VK_MAX_DESCRIPTION_SIZE](#) `char` containing a null-terminated UTF-8 string which is a human readable description for this shader instrumentation metric.

Valid Usage (Implicit)

- VUID-VkShaderInstrumentationMetricDescriptionARM-sType-sType `sType` **must** be [VK_STRUCTURE_TYPE_SHADER_INSTRUMENTATION_METRIC_DESCRIPTION_ARM](#)
- VUID-VkShaderInstrumentationMetricDescriptionARM-pNext-pNext `pNext` **must** be `NULL`
- VUID-VkShaderInstrumentationMetricDescriptionARM-name-parameter `name` **must** be a null-terminated UTF-8 string whose length is less than or equal to [VK_MAX_DESCRIPTION_SIZE](#)
- VUID-VkShaderInstrumentationMetricDescriptionARM-description-parameter `description` **must** be a null-terminated UTF-8 string whose length is less than or equal to [VK_MAX_DESCRIPTION_SIZE](#)

9.36.2. Shader Instrumentation Objects

Shader instrumentation metrics are captured via instrumentation objects.

Shader instrumentation objects are represented by `VkShaderInstrumentationARM` handles:

```
// Provided by VK_ARM_shader_instrumentation
VK_DEFINE_NON_DISPATCHABLE_HANDLE(VkShaderInstrumentationARM)
```

To create a shader instrumentation object, call:

```
// Provided by VK_ARM_shader_instrumentation
VkResult vkCreateShaderInstrumentationARM(
    VkDevice device,
    const VkShaderInstrumentationCreateInfoARM* pCreateInfo,
    const VkAllocationCallbacks* pAllocator,
    VkShaderInstrumentationARM* pInstrumentation);
```

- `device` is the logical device that creates the shader instrumentation object.
- `pCreateInfo` is a pointer to a `VkShaderInstrumentationCreateInfoARM` structure containing information about how the shader instrumentation object is to be created.
- `pAllocator` controls host memory allocation as described in the [Memory Allocation](#) chapter.
- `pInstrumentation` is a pointer to a handle in which the resulting shader instrumentation object is returned.

Valid Usage

Valid Usage (Implicit)

- VUID-vkCreateShaderInstrumentationARM-device-parameter `device` **must** be a valid `VkDevice` handle
- VUID-vkCreateShaderInstrumentationARM-pCreateInfo-parameter `pCreateInfo` **must** be a valid pointer to a valid `VkShaderInstrumentationCreateInfoARM` structure
- VUID-vkCreateShaderInstrumentationARM-pAllocator-parameter
If `pAllocator` is not `NULL`, `pAllocator` **must** be a valid pointer to a valid `VkAllocationCallbacks` structure
- VUID-vkCreateShaderInstrumentationARM-pInstrumentation-parameter `pInstrumentation` **must** be a valid pointer to a `VkShaderInstrumentationARM` handle
- VUID-vkCreateShaderInstrumentationARM-device-queuecount
The device **must** have been created with at least `1` queue

Return Codes

Success

- [VK_SUCCESS](#)

Failure

- [VK_ERROR_OUT_OF_DEVICE_MEMORY](#)
- [VK_ERROR_OUT_OF_HOST_MEMORY](#)
- [VK_ERROR_UNKNOWN](#)
- [VK_ERROR_VALIDATION_FAILED](#)

The `VkShaderInstrumentationCreateInfoARM` structure is defined as:

```
// Provided by VK_ARM_shader_instrumentation
typedef struct VkShaderInstrumentationCreateInfoARM {
    VkStructureType    sType;
    void*              pNext;
} VkShaderInstrumentationCreateInfoARM;
```

- `sType` is a [VkStructureType](#) value identifying this structure.
- `pNext` is `NULL` or a pointer to a structure extending this structure.

Valid Usage (Implicit)

- VUID-VkShaderInstrumentationCreateInfoARM-sType-sType
`sType` **must** be [VK_STRUCTURE_TYPE_SHADER_INSTRUMENTATION_CREATE_INFO_ARM](#)
- VUID-VkShaderInstrumentationCreateInfoARM-pNext-pNext
`pNext` **must** be `NULL`

To destroy a shader instrumentation object, call:

```
// Provided by VK_ARM_shader_instrumentation
void vkDestroyShaderInstrumentationARM(
    VkDevice                device,
    VkShaderInstrumentationARM instrumentation,
    const VkAllocationCallbacks* pAllocator);
```

- `device` is the logical device that destroys the shader instrumentation.
- `instrumentation` is the handle of the shader instrumentation to destroy.
- `pAllocator` controls host memory allocation as described in the [Memory Allocation](#) chapter.

Valid Usage

- VUID-vkDestroyShaderInstrumentationARM-instrumentation-12374
All submitted commands that refer to **instrumentation** **must** have completed execution

Valid Usage (Implicit)

- VUID-vkDestroyShaderInstrumentationARM-device-parameter
device **must** be a valid **VkDevice** handle
- VUID-vkDestroyShaderInstrumentationARM-instrumentation-parameter
If **instrumentation** is not **VK_NULL_HANDLE**, **instrumentation** **must** be a valid **VkShaderInstrumentationARM** handle
- VUID-vkDestroyShaderInstrumentationARM-pAllocator-parameter
If **pAllocator** is not **NULL**, **pAllocator** **must** be a valid pointer to a valid **VkAllocationCallbacks** structure
- VUID-vkDestroyShaderInstrumentationARM-instrumentation-parent
If **instrumentation** is a valid handle, it **must** have been created, allocated, or retrieved from **device**

Host Synchronization

- Host access to **instrumentation** **must** be externally synchronized

9.36.3. Shader Instrumentation Capture

To begin shader instrumentation, call:

```
// Provided by VK_ARM_shader_instrumentation
void vkCmdBeginShaderInstrumentationARM(
    VkCommandBuffer          commandBuffer,
    VkShaderInstrumentationARM instrumentation);
```

- **commandBuffer** is the command buffer into which this command will be recorded.
- **instrumentation** is the handle of the shader instrumentation object that will capture the metrics.

After beginning shader instrumentation, shader instrumentation is considered *active* within the command buffer it was called in until shader instrumentation is ended.

The shader instrumentation object has an implicit result index where the per-shader metrics will be written. The result index is set to 0 when the object is created by calling **vkCreateShaderInstrumentationARM**, and incremented by 1 for each draw, dispatch, and ray tracing command recorded while the shader instrumentation object is active.

The result index is also incremented by 1 when [vkCmdExecuteGeneratedCommandsEXT](#) is recorded.

While shader instrumentation is active, instrumented shaders write to the instrumentation object. These writes **must** be synchronized using the instrumented shader's stage with access mask [VK_ACCESS_2_SHADER_WRITE_BIT](#). If no instrumentation object is bound, writes are discarded.

If a command buffer is submitted multiple times, the shader instrumented metrics for all submissions will be aggregated in the instrumentation object, unless the metrics are [cleared](#) between submissions.

Valid Usage

- VUID-vkCmdBeginShaderInstrumentationARM-commandBuffer-12375
This command **must** not be recorded while shader instrumentation is active within [commandBuffer](#)
- VUID-vkCmdBeginShaderInstrumentationARM-commandBuffer-12376
[commandBuffer](#) **must** not be a protected command buffer

Valid Usage (Implicit)

- VUID-vkCmdBeginShaderInstrumentationARM-commandBuffer-parameter
[commandBuffer](#) **must** be a valid [VkCommandBuffer](#) handle
- VUID-vkCmdBeginShaderInstrumentationARM-instrumentation-parameter
[instrumentation](#) **must** be a valid [VkShaderInstrumentationARM](#) handle
- VUID-vkCmdBeginShaderInstrumentationARM-commandBuffer-recording
[commandBuffer](#) **must** be in the [recording state](#)
- VUID-vkCmdBeginShaderInstrumentationARM-commandBuffer-cmdpool
The [VkCommandPool](#) that [commandBuffer](#) was allocated from **must** support [VK_QUEUE_COMPUTE_BIT](#), [VK_QUEUE_DATA_GRAPH_BIT_ARM](#), or [VK_QUEUE_GRAPHICS_BIT](#) operations
- VUID-vkCmdBeginShaderInstrumentationARM-suspended
This command **must** not be called between suspended render pass instances
- VUID-vkCmdBeginShaderInstrumentationARM-videocoding
This command **must** only be called outside of a video coding scope
- VUID-vkCmdBeginShaderInstrumentationARM-commonparent
Both of [commandBuffer](#), and [instrumentation](#) **must** have been created, allocated, or retrieved from the same [VkDevice](#)

Host Synchronization

- Host access to [commandBuffer](#) **must** be externally synchronized
- Host access to [instrumentation](#) **must** be externally synchronized

- Host access to the `VkCommandPool` that `commandBuffer` was allocated from **must** be externally synchronized

Command Properties

Command Buffer Levels	Render Pass Scope	Video Coding Scope	Supported Queue Types	Command Type
Primary Secondary	Both	Outside	VK_QUEUE_COMPUTE_BIT VK_QUEUE_DATA_GRAPH_BIT_ARM VK_QUEUE_GRAPHICS_BIT VK_QUEUE_VIDEO_BIT	Action State

Conditional Rendering

`vkCmdBeginShaderInstrumentationARM` is not affected by [conditional rendering](#)

To end shader instrumentation, call:

```
// Provided by VK_ARM_shader_instrumentation
void vkCmdEndShaderInstrumentationARM(
    VkCommandBuffer          commandBuffer);
```

- `commandBuffer` is the command buffer into which this command will be recorded.

Once recorded, shader instrumentation is no longer considered *active* within the command buffer.

Valid Usage

- VUID-vkCmdEndShaderInstrumentationARM-commandBuffer-12377
Shader instrumentation **must** be active within `commandBuffer`
- VUID-vkCmdEndShaderInstrumentationARM-commandBuffer-12378
`commandBuffer` **must** not be a protected command buffer

Valid Usage (Implicit)

- VUID-vkCmdEndShaderInstrumentationARM-commandBuffer-parameter
`commandBuffer` **must** be a valid `VkCommandBuffer` handle
- VUID-vkCmdEndShaderInstrumentationARM-commandBuffer-recording

`commandBuffer` **must** be in the `recording state`

- VUID-vkCmdEndShaderInstrumentationARM-commandBuffer-cmdpool

The `VkCommandPool` that `commandBuffer` was allocated from **must** support `VK_QUEUE_COMPUTE_BIT`, `VK_QUEUE_DATA_GRAPH_BIT_ARM`, or `VK_QUEUE_GRAPHICS_BIT` operations

- VUID-vkCmdEndShaderInstrumentationARM-suspended

This command **must** not be called between suspended render pass instances

- VUID-vkCmdEndShaderInstrumentationARM-videocoding

This command **must** only be called outside of a video coding scope

Host Synchronization

- Host access to `commandBuffer` **must** be externally synchronized
- Host access to the `VkCommandPool` that `commandBuffer` was allocated from **must** be externally synchronized

Command Properties

Command Buffer Levels	Render Pass Scope	Video Coding Scope	Supported Queue Types	Command Type
Primary Secondary	Both	Outside	VK_QUEUE_COMPUTE_BIT VK_QUEUE_DATA_GRAPH_BIT_ARM VK_QUEUE_GRAPHICS_BIT	Action State

Conditional Rendering

`vkCmdEndShaderInstrumentationARM` is not affected by `conditional rendering`

9.36.4. Shader Instrumentation Retrieval

Data **can** be retrieved from an instrumentation object in units of metric blocks. The size of each metric block in bytes is `sizeof(VkShaderInstrumentationMetricDataHeaderARM) + sizeof(uint64_t) × VkPhysicalDeviceShaderInstrumentationPropertiesARM::numMetrics`.

To retrieve metric blocks from an instrumentation object, call:


```
// Provided by VK_ARM_shader_instrumentation
VkResult vkGetShaderInstrumentationValuesARM(
    VkDevice device,
    VkShaderInstrumentationARM instrumentation,
    uint32_t* pMetricBlockCount,
    void* pMetricValues,
    VkShaderInstrumentationValuesFlagsARM flags);
```

- **device** is the logical device that was used to capture shader instrumentation data.
- **instrumentation** is the shader instrumentation object to retrieve values from
- **pMetricBlockCount** is a pointer to an integer related to the number of metric blocks available or queried.
- **pMetricValues** is either **NULL** or a pointer to an application-allocated buffer where the results will be written.
- **flags** is reserved for future use.

If **pMetricValues** is **NULL**, then the number of metric blocks available is returned in **pMetricBlockCount**. Otherwise, **pMetricBlockCount** **must** point to a variable set by the application to the number of elements in the **pMetricValues** array, and on return the variable is overwritten with the number of metric blocks actually written to **pMetricValues**. If **pMetricBlockCount** is less than the number of metric blocks available, at most **pMetricBlockCount** elements will be written, and **VK_INCOMPLETE** will be returned instead of **VK_SUCCESS**, to indicate that not all the available metric blocks were returned.

Metrics are written to **pMetricValues** as a tightly packed array of metric blocks, where each block consists of a **VkShaderInstrumentationMetricDataHeaderARM** header followed by **VkPhysicalDeviceShaderInstrumentationPropertiesARM::numMetrics** unsigned 64-bit values. The order of the metrics matches the order in which they are enumerated by **vkEnumeratePhysicalDeviceShaderInstrumentationMetricsARM**.

Valid Usage (Implicit)

- VUID-vkGetShaderInstrumentationValuesARM-device-parameter **device** **must** be a valid **VkDevice** handle
- VUID-vkGetShaderInstrumentationValuesARM-instrumentation-parameter **instrumentation** **must** be a valid **VkShaderInstrumentationARM** handle
- VUID-vkGetShaderInstrumentationValuesARM-pMetricBlockCount-parameter **pMetricBlockCount** **must** be a valid pointer to a **uint32_t** value
- VUID-vkGetShaderInstrumentationValuesARM-pMetricValues-parameter **pMetricValues** **must** be a pointer value
- VUID-vkGetShaderInstrumentationValuesARM-flags-zero-bitmask **flags** **must** be 0
- VUID-vkGetShaderInstrumentationValuesARM-instrumentation-parent **instrumentation** **must** have been created, allocated, or retrieved from **device**

Return Codes

Success

- [VK_INCOMPLETE](#)
- [VK_SUCCESS](#)

Failure

- [VK_ERROR_OUT_OF_DEVICE_MEMORY](#)
- [VK_ERROR_OUT_OF_HOST_MEMORY](#)
- [VK_ERROR_UNKNOWN](#)
- [VK_ERROR_VALIDATION_FAILED](#)

```
// Provided by VK_ARM_shader_instrumentation
typedef VkFlags VkShaderInstrumentationValuesFlagsARM;
```

[VkShaderInstrumentationValuesFlagsARM](#) is a bitmask type for parameters to the retrieval, but is currently reserved for future use.

The shader instrumentation metrics block header is defined as:

```
// Provided by VK_ARM_shader_instrumentation
typedef struct VkShaderInstrumentationMetricDataHeaderARM {
    uint32_t      resultIndex;
    uint32_t      resultSubIndex;
    VkShaderStageFlags stages;
    uint32_t      basicBlockIndex;
} VkShaderInstrumentationMetricDataHeaderARM;
```

- [resultIndex](#) is the result index of the metric block, as captured when the command was recorded.
- [resultSubIndex](#) is a secondary index with the result index, explained further below.
- [stages](#) is a bitfield of [VkShaderStageFlagBits](#) describing the shader stages that the metric block is for.
- [basicBlockIndex](#) is the index of the basic block within the shader that the metric block is for.

Valid Usage (Implicit)

- VUID-VkShaderInstrumentationMetricDataHeaderARM-stages-parameter [stages](#) **must** be a valid combination of [VkShaderStageFlagBits](#) values
- VUID-VkShaderInstrumentationMetricDataHeaderARM-stages-requiredbitmask [stages](#) **must** not be 0

The `resultIndex` is the index captured during command buffer recording, and identifies the draw, dispatch, or ray tracing command that the metrics are captured for.

Metrics are returned in ascending order of `resultIndex` values. Metrics with the same value of `resultIndex` are returned in ascending order of `resultSubIndex` values. Metrics with the same value of `resultIndex` and `resultSubIndex` are grouped by the value of `stages`. Metrics with the same value of `resultIndex`, `resultSubIndex`, and `stages` are returned in ascending order of `basicBlockIndex` values.

All metrics for commands that record multiple draws (such as indirect drawing commands with `drawCount` greater than one), dispatches, or involve groups of shaders (such as ray tracing pipelines), are returned using the same `resultIndex`.

Implementations **may** use a non-zero `resultSubIndex` to report more fine-grained metrics (such as per draw) for such commands, or aggregate all metrics for the command using `resultSubIndex` zero.

Metrics for commands recorded while multiview is enabled are returned as aggregated values across all views.

Implementations **may** aggregate metrics for multiple shader stages. The value of `stages` describes which shader stages have been aggregated.

`basicBlockIndex` describes the index of the basic block of the shader that metrics are captured for. If `VkPhysicalDeviceShaderInstrumentationPropertiesARM::perBasicBlockGranularity` is `VK_FALSE`, results are aggregated for the entire shader and reported as basic block zero.

9.36.5. Shader Instrumentation Clearing

To clear the value of all metric blocks in an instrumentation object to zero, call:

```
// Provided by VK_ARM_shader_instrumentation
void vkClearShaderInstrumentationMetricsARM(
    VkDevice                device,
    VkShaderInstrumentationARM instrumentation);
```

- `device` is the logical device that owns the shader instrumentation object.
- `instrumentation` is the shader instrumentation object to clear.

Valid Usage (Implicit)

- VUID-vkClearShaderInstrumentationMetricsARM-device-parameter `device` **must** be a valid `VkDevice` handle
- VUID-vkClearShaderInstrumentationMetricsARM-instrumentation-parameter `instrumentation` **must** be a valid `VkShaderInstrumentationARM` handle
- VUID-vkClearShaderInstrumentationMetricsARM-instrumentation-parent `instrumentation` **must** have been created, allocated, or retrieved from `device`

Chapter 10. Pipelines

The following [figure](#) shows a block diagram of the Vulkan pipelines. Some Vulkan commands specify geometric objects to be drawn or computational work to be performed, while others specify state controlling how objects are handled by the various pipeline stages, or control data transfer between memory organized as images and buffers. Commands are effectively sent through a processing pipeline, such as a *graphics pipeline*, a *ray tracing pipeline*, or a *compute pipeline*.

The graphics pipeline can be operated in two modes, as either *primitive shading* or *mesh shading* pipeline.

Primitive Shading

The first stage of the [graphics pipeline](#) ([Input Assembler](#)) assembles vertices to form geometric primitives such as points, lines, and triangles, based on a requested primitive topology. In the next stage ([Vertex Shader](#)) vertices **can** be transformed, computing positions and attributes for each vertex. If [tessellation](#) and/or [geometry](#) shaders are supported, they **can** then generate multiple primitives from a single input primitive, possibly changing the primitive topology or generating additional attribute data in the process.

Cluster Culling Shading

When using the Cluster Culling Shader, a compute-like shader will perform cluster-based culling, a set of new built-in output variables are used to express visible cluster, in addition, a new built-in function is used to emit these variables from the cluster culling shader to the Input Assembler (IA) stage, then IA can use these variables to fetch vertices of visible cluster and drive vertex shader to work.

Mesh Shading

When using the [mesh shading](#) pipeline input primitives are not assembled implicitly, but explicitly through the ([Mesh Shader](#)). The work on the mesh pipeline is initiated by the application [drawing](#) a set of mesh tasks.

If an optional ([Task Shader](#)) is active, each task triggers the execution of a task shader workgroup that will generate a new set of tasks upon completion. Each of these spawned tasks, or each of the original dispatched tasks if no task shader is present, triggers the execution of a mesh shader workgroup that produces an output mesh with a variable-sized number of primitives assembled from vertices stored in the output mesh.

Common

The final resulting primitives are [clipped](#) to a clip volume in preparation for the next stage, [Rasterization](#). The rasterizer produces a series of *fragments* associated with a region of the framebuffer, from a two-dimensional description of a point, line segment, or triangle. These fragments are processed by [fragment operations](#) to determine whether generated values will be written to the framebuffer. [Fragment shading](#) determines the values to be written to the framebuffer attachments. Framebuffer operations then read and write the color and depth/stencil attachments of the framebuffer for a given subpass of a [render pass instance](#). The attachments **can**

be used as input attachments in the fragment shader in a later subpass of the same render pass.

The [compute pipeline](#) is a separate pipeline from the graphics pipeline, which operates on one-, two-, or three-dimensional workgroups which **can** read from and write to buffer and image memory.

This ordering is meant only as a tool for describing Vulkan, not as a strict rule of how Vulkan is implemented, and we present it only as a means to organize the various operations of the pipelines. Actual ordering guarantees between pipeline stages are explained in detail in the [synchronization chapter](#).

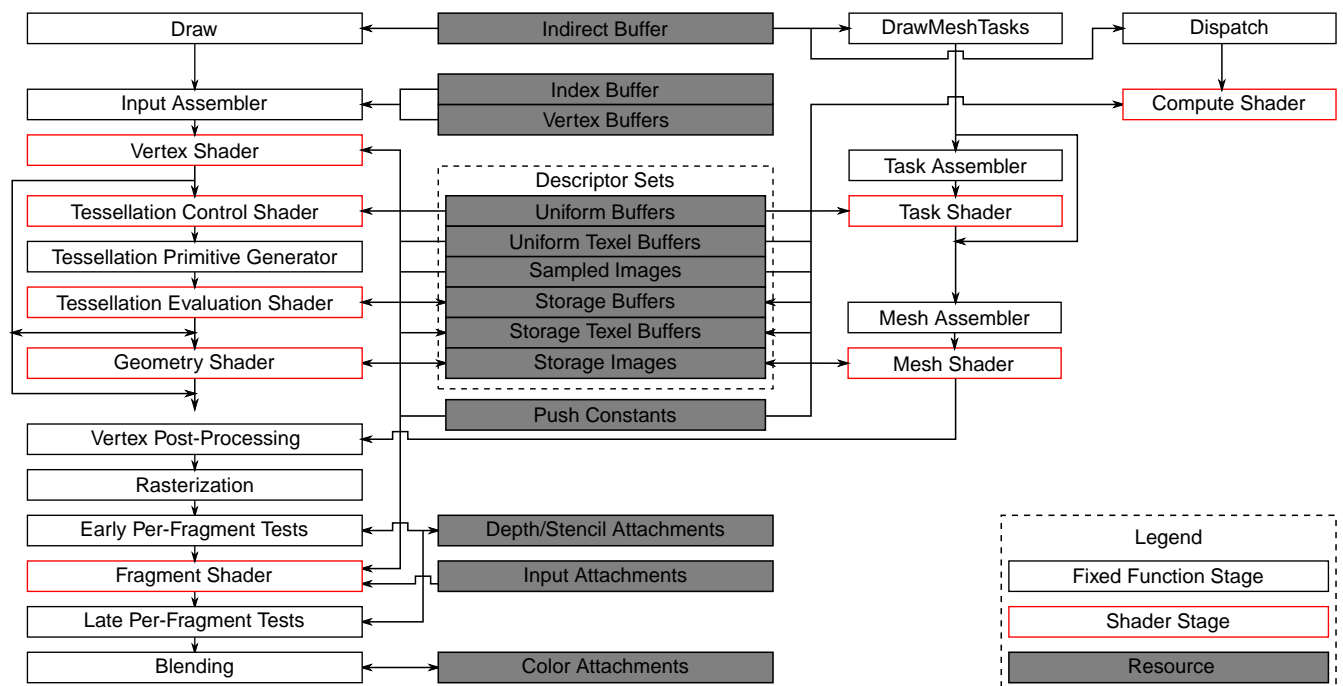


Figure 2. Block diagram of the Vulkan pipeline

Each pipeline is controlled by a monolithic object created from a description of all of the shader stages and any relevant fixed-function stages. [Linking](#) the whole pipeline together allows the optimization of shaders based on their input/outputs and eliminates expensive draw time state validation.

A pipeline object is bound to the current state using [vkCmdBindPipeline](#). Any pipeline object state that is specified as [dynamic](#) is not applied to the current state when the pipeline object is bound, but is instead set by dynamic state setting commands.

If the [commandBufferInheritance](#) feature is not enabled, then no state, including dynamic state, is inherited from one command buffer to another.

If the [commandBufferInheritance](#) feature is enabled, then all graphics and compute state that is valid at the end of the command buffer executed in a queue is inherited and valid at beginning of the command buffer next executed in the same queue. This applies to both primary and secondary command buffers, where a primary command buffer submitted to a queue will inherit state from the previously submitted command buffer to that queue, secondary command buffers will inherit state from the primary or secondary command buffer they are executed in, and after a secondary command buffer is executed, its state is inherited by the primary or secondary command buffer that executed it. Command buffers executed in one queue do not inherit state from any command

buffers executed in another queue.

Compute, ray tracing, and graphics pipelines are each represented by `VkPipeline` handles:

```
// Provided by VK_VERSION_1_0
VK_DEFINE_NON_DISPATCHABLE_HANDLE(VkPipeline)
```

10.1. Multiple Pipeline Creation

Multiple pipelines **can** be created in a single call by commands such as:

- `vkCreateExecutionGraphPipelinesAMD`,
- `vkCreateRayTracingPipelinesKHR`,
- `vkCreateRayTracingPipelinesNV`,
- `vkCreateDataGraphPipelinesARM`,
- `vkCreateGraphicsPipelines`,
- `vkCreateComputePipelines`.

The creation commands are passed an array `pCreateInfos` of `Vk*PipelineCreateInfo` structures specifying parameters of each pipeline to be created, and return a corresponding array of handles in `pPipelines`. Each element index i of `pPipelines` is created based on the corresponding element i of `pCreateInfos`.

Applications **can** group together similar pipelines to be created in a single call, and implementations are encouraged to look for reuse opportunities when creating a group.

When attempting to create many pipelines in a single command, it is possible that creation **may** fail for a subset of them. In this case, the corresponding elements of `pPipelines` will be `VK_NULL_HANDLE`. If creation fails for a pipeline despite valid arguments (for example, due to out of memory errors), the `VkResult` code returned by the pipeline creation command will indicate why. The implementation will attempt to create all pipelines, and only return `VK_NULL_HANDLE` values for those that actually failed.

If creation fails for a pipeline that has the `VK_PIPELINE_CREATE_EARLY_RETURN_ON_FAILURE_BIT` set in its `Vk*PipelineCreateInfo`, pipelines at an index in the `pPipelines` array greater than or equal to that of the failing pipeline will be `VK_NULL_HANDLE`.

If creation fails for multiple pipelines, the returned `VkResult` **must** be the return value of any one of the pipelines which did not succeed. An application **can** reliably clean up from a failed call by iterating over the `pPipelines` array and destroying every element that is not `VK_NULL_HANDLE`.

If the entire command fails and no pipelines are created, all elements of `pPipelines` will be `VK_NULL_HANDLE`.

10.2. Pipeline Creation Flags

When creating a pipeline, the application **can** specify a set of flags that control how the pipeline is created and certain aspects of its behavior and capabilities. These flags are specified by chaining the `VkPipelineCreateFlags2CreateInfo` structure to the pipeline creation structure with a bitmask of `VkPipelineCreateFlagBits2`, or by setting the `flags` member of the pipeline creation structure to a bitmask of `VkPipelineCreateFlagBits`.

The `VkPipelineCreateFlags2CreateInfo` structure is defined as:

```
// Provided by VK_VERSION_1_4
typedef struct VkPipelineCreateFlags2CreateInfo {
    VkStructureType      sType;
    const void*          pNext;
    VkPipelineCreateFlags2 flags;
} VkPipelineCreateFlags2CreateInfo;
```

```
// Provided by VK_KHR_maintenance5
// Equivalent to VkPipelineCreateFlags2CreateInfo
typedef VkPipelineCreateFlags2CreateInfo VkPipelineCreateFlags2CreateInfoKHR;
```

- `sType` is a `VkStructureType` value identifying this structure.
- `pNext` is `NULL` or a pointer to a structure extending this structure.
- `flags` is a bitmask of `VkPipelineCreateFlagBits2` specifying how a pipeline will be generated.

If this structure is included in the `pNext` chain of a pipeline creation structure, `flags` is used instead of the corresponding `flags` value passed in that creation structure, allowing additional creation flags to be specified.

Valid Usage (Implicit)

- VUID-VkPipelineCreateFlags2CreateInfo-sType-sType
`sType` **must** be `VK_STRUCTURE_TYPE_PIPELINE_CREATE_FLAGS_2_CREATE_INFO`
- VUID-VkPipelineCreateFlags2CreateInfo-flags-parameter
`flags` **must** be a valid combination of `VkPipelineCreateFlagBits2` values

Structure Chaining

Extends the structures

- `VkComputePipelineCreateInfo`
- `VkGraphicsPipelineCreateInfo`
- `VkRayTracingPipelineCreateInfoKHR`

- [VkRayTracingPipelineCreateInfoNV](#)

Bits which **can** be set in [VkPipelineCreateFlags2CreateInfo::flags](#), specifying how a pipeline is created, are:

```
// Provided by VK_VERSION_1_4
// Flag bits for VkPipelineCreateFlagBits2
typedef VkFlags64 VkPipelineCreateFlagBits2;
static const VkPipelineCreateFlagBits2 VK_PIPELINE_CREATE_2_DISABLE_OPTIMIZATION_BIT =
0x00000001ULL;
static const VkPipelineCreateFlagBits2 VK_PIPELINE_CREATE_2_ALLOW_DERIVATIVES_BIT =
0x00000002ULL;
static const VkPipelineCreateFlagBits2 VK_PIPELINE_CREATE_2_DERIVATIVE_BIT =
0x00000004ULL;
static const VkPipelineCreateFlagBits2
VK_PIPELINE_CREATE_2_VIEW_INDEX_FROM_DEVICE_INDEX_BIT = 0x00000008ULL;
static const VkPipelineCreateFlagBits2 VK_PIPELINE_CREATE_2_DISPATCH_BASE_BIT =
0x00000010ULL;
static const VkPipelineCreateFlagBits2
VK_PIPELINE_CREATE_2_FAIL_ON_PIPELINE_COMPILE_REQUIRED_BIT = 0x00000100ULL;
static const VkPipelineCreateFlagBits2
VK_PIPELINE_CREATE_2_EARLY_RETURN_ON_FAILURE_BIT = 0x00000200ULL;
static const VkPipelineCreateFlagBits2 VK_PIPELINE_CREATE_2_NO_PROTECTED_ACCESS_BIT =
0x08000000ULL;
static const VkPipelineCreateFlagBits2 VK_PIPELINE_CREATE_2_PROTECTED_ACCESS_ONLY_BIT
= 0x40000000ULL;
// Provided by VK_AMD_shader_enqueue with VK_KHR_maintenance5 or VK_VERSION_1_4
#ifdef VK_ENABLE_BETA_EXTENSIONS
static const VkPipelineCreateFlagBits2 VK_PIPELINE_CREATE_2_EXECUTION_GRAPH_BIT_AMD =
0x10000000ULL;
#endif
// Provided by VK_EXT_descriptor_heap
static const VkPipelineCreateFlagBits2 VK_PIPELINE_CREATE_2_DESCRIPTOR_HEAP_BIT_EXT =
0x100000000ULL;
// Provided by VK_KHR_ray_tracing_pipeline
static const VkPipelineCreateFlagBits2
VK_PIPELINE_CREATE_2_RAY_TRACING_SKIP_BUILT_IN_PRIMITIVES_BIT_KHR = 0x00001000ULL;
// Provided by VK_NV_ray_tracing_linear_swept_spheres
static const VkPipelineCreateFlagBits2
VK_PIPELINE_CREATE_2_RAY_TRACING_ALLOW_SPHERES_AND_LINEAR_SWEPT_SPHERES_BIT_NV =
0x20000000ULL;
// Provided by VK_EXT_legacy_dithering with (VK_KHR_dynamic_rendering or
VK_VERSION_1_3) and (VK_KHR_maintenance5 or VK_VERSION_1_4)
static const VkPipelineCreateFlagBits2
VK_PIPELINE_CREATE_2_ENABLE_LEGACY_DITHERING_BIT_EXT = 0x40000000ULL;
// Provided by VK_KHR_maintenance5
static const VkPipelineCreateFlagBits2
VK_PIPELINE_CREATE_2_DISABLE_OPTIMIZATION_BIT_KHR = 0x00000001ULL;
// Provided by VK_KHR_maintenance5
static const VkPipelineCreateFlagBits2 VK_PIPELINE_CREATE_2_ALLOW_DERIVATIVES_BIT_KHR
```



```

= 0x00000002ULL;
// Provided by VK_KHR_maintenance5
static const VkPipelineCreateFlags2 VK_PIPELINE_CREATE_2_DERIVATIVE_BIT_KHR =
0x00000004ULL;
// Provided by VK_KHR_maintenance5
static const VkPipelineCreateFlags2
VK_PIPELINE_CREATE_2_VIEW_INDEX_FROM_DEVICE_INDEX_BIT_KHR = 0x00000008ULL;
// Provided by VK_KHR_maintenance5
static const VkPipelineCreateFlags2 VK_PIPELINE_CREATE_2_DISPATCH_BASE_BIT_KHR =
0x00000010ULL;
// Provided by VK_KHR_maintenance5 with VK_NV_ray_tracing
static const VkPipelineCreateFlags2 VK_PIPELINE_CREATE_2_DEFER_COMPILE_BIT_NV =
0x00000020ULL;
// Provided by VK_KHR_maintenance5 with VK_KHR_pipeline_executable_properties
static const VkPipelineCreateFlags2 VK_PIPELINE_CREATE_2_CAPTURE_STATISTICS_BIT_KHR
= 0x00000040ULL;
// Provided by VK_KHR_maintenance5 with VK_KHR_pipeline_executable_properties
static const VkPipelineCreateFlags2
VK_PIPELINE_CREATE_2_CAPTURE_INTERNAL_REPRESENTATIONS_BIT_KHR = 0x00000080ULL;
// Provided by VK_KHR_maintenance5 with VK_VERSION_1_3 or
VK_EXT_pipeline_creation_cache_control
static const VkPipelineCreateFlags2
VK_PIPELINE_CREATE_2_FAIL_ON_PIPELINE_COMPILE_REQUIRED_BIT_KHR = 0x00000100ULL;
// Provided by VK_KHR_maintenance5 with VK_VERSION_1_3 or
VK_EXT_pipeline_creation_cache_control
static const VkPipelineCreateFlags2
VK_PIPELINE_CREATE_2_EARLY_RETURN_ON_FAILURE_BIT_KHR = 0x00000200ULL;
// Provided by VK_KHR_maintenance5 with VK_EXT_graphics_pipeline_library
static const VkPipelineCreateFlags2
VK_PIPELINE_CREATE_2_LINK_TIME_OPTIMIZATION_BIT_EXT = 0x00000400ULL;
// Provided by VK_KHR_maintenance5 with VK_EXT_graphics_pipeline_library
static const VkPipelineCreateFlags2
VK_PIPELINE_CREATE_2_RETAIN_LINK_TIME_OPTIMIZATION_INFO_BIT_EXT = 0x00800000ULL;
// Provided by VK_KHR_maintenance5 with VK_KHR_pipeline_library
static const VkPipelineCreateFlags2 VK_PIPELINE_CREATE_2_LIBRARY_BIT_KHR =
0x00000800ULL;
// Provided by VK_KHR_maintenance5 with VK_KHR_ray_tracing_pipeline
static const VkPipelineCreateFlags2
VK_PIPELINE_CREATE_2_RAY_TRACING_SKIP_TRIANGLES_BIT_KHR = 0x00001000ULL;
// Provided by VK_KHR_maintenance5 with VK_KHR_ray_tracing_pipeline
static const VkPipelineCreateFlags2
VK_PIPELINE_CREATE_2_RAY_TRACING_SKIP_AABBS_BIT_KHR = 0x00002000ULL;
// Provided by VK_KHR_maintenance5 with VK_KHR_ray_tracing_pipeline
static const VkPipelineCreateFlags2
VK_PIPELINE_CREATE_2_RAY_TRACING_NO_NULL_ANY_HIT_SHADERS_BIT_KHR = 0x00004000ULL;
// Provided by VK_KHR_maintenance5 with VK_KHR_ray_tracing_pipeline
static const VkPipelineCreateFlags2
VK_PIPELINE_CREATE_2_RAY_TRACING_NO_NULL_CLOSEST_HIT_SHADERS_BIT_KHR = 0x00008000ULL;
// Provided by VK_KHR_maintenance5 with VK_KHR_ray_tracing_pipeline
static const VkPipelineCreateFlags2
VK_PIPELINE_CREATE_2_RAY_TRACING_NO_NULL_MISS_SHADERS_BIT_KHR = 0x00010000ULL;

```



```

// Provided by VK_KHR_maintenance5 with VK_KHR_ray_tracing_pipeline
static const VkPipelineCreateFlagsBits2
VK_PIPELINE_CREATE_2_RAY_TRACING_NO_NULL_INTERSECTION_SHADERS_BIT_KHR = 0x00020000ULL;
// Provided by VK_KHR_maintenance5 with VK_KHR_ray_tracing_pipeline
static const VkPipelineCreateFlagsBits2
VK_PIPELINE_CREATE_2_RAY_TRACING_SHADER_GROUP_HANDLE_CAPTURE_REPLAY_BIT_KHR =
0x00080000ULL;
// Provided by VK_KHR_maintenance5 with VK_NV_device_generated_commands
static const VkPipelineCreateFlagsBits2 VK_PIPELINE_CREATE_2_INDIRECT_BINDABLE_BIT_NV =
0x00040000ULL;
// Provided by VK_KHR_maintenance5 with VK_NV_ray_tracing_motion_blur
static const VkPipelineCreateFlagsBits2
VK_PIPELINE_CREATE_2_RAY_TRACING_ALLOW_MOTION_BIT_NV = 0x00100000ULL;
// Provided by VK_KHR_maintenance5 with (VK_KHR_dynamic_rendering or VK_VERSION_1_3)
and VK_KHR_fragment_shading_rate
static const VkPipelineCreateFlagsBits2
VK_PIPELINE_CREATE_2_RENDERING_FRAGMENT_SHADING_RATE_ATTACHMENT_BIT_KHR =
0x00200000ULL;
// Provided by VK_KHR_maintenance5 with (VK_KHR_dynamic_rendering or VK_VERSION_1_3)
and VK_EXT_fragment_density_map
static const VkPipelineCreateFlagsBits2
VK_PIPELINE_CREATE_2_RENDERING_FRAGMENT_DENSITY_MAP_ATTACHMENT_BIT_EXT =
0x00400000ULL;
// Provided by VK_KHR_maintenance5 with VK_EXT_opacity_micromap
static const VkPipelineCreateFlagsBits2
VK_PIPELINE_CREATE_2_RAY_TRACING_OPACITY_MICROMAP_BIT_EXT = 0x01000000ULL;
// Provided by VK_KHR_maintenance5 with VK_EXT_attachment_feedback_loop_layout
static const VkPipelineCreateFlagsBits2
VK_PIPELINE_CREATE_2_COLOR_ATTACHMENT_FEEDBACK_LOOP_BIT_EXT = 0x02000000ULL;
// Provided by VK_KHR_maintenance5 with VK_EXT_attachment_feedback_loop_layout
static const VkPipelineCreateFlagsBits2
VK_PIPELINE_CREATE_2_DEPTH_STENCIL_ATTACHMENT_FEEDBACK_LOOP_BIT_EXT = 0x04000000ULL;
// Provided by VK_KHR_maintenance5 with VK_VERSION_1_4 or
VK_EXT_pipeline_protected_access
static const VkPipelineCreateFlagsBits2
VK_PIPELINE_CREATE_2_NO_PROTECTED_ACCESS_BIT_EXT = 0x08000000ULL;
// Provided by VK_KHR_maintenance5 with VK_VERSION_1_4 or
VK_EXT_pipeline_protected_access
static const VkPipelineCreateFlagsBits2
VK_PIPELINE_CREATE_2_PROTECTED_ACCESS_ONLY_BIT_EXT = 0x40000000ULL;
// Provided by VK_KHR_maintenance5 with VK_NV_displacement_micromap
#ifdef VK_ENABLE_BETA_EXTENSIONS
static const VkPipelineCreateFlagsBits2
VK_PIPELINE_CREATE_2_RAY_TRACING_DISPLACEMENT_MICROMAP_BIT_NV = 0x10000000ULL;
#endif
// Provided by VK_KHR_maintenance5 with VK_EXT_descriptor_buffer
static const VkPipelineCreateFlagsBits2 VK_PIPELINE_CREATE_2_DESCRIPTOR_BUFFER_BIT_EXT
= 0x20000000ULL;
// Provided by VK_KHR_maintenance5 with VK_ARM_pipeline_opacity_micromap,
VK_ARM_pipeline_opacity_micromap
static const VkPipelineCreateFlagsBits2

```



```

VK_PIPELINE_CREATE_2_DISALLOW_OPACITY_MICROMAP_BIT_ARM = 0x2000000000ULL;
// Provided by VK_KHR_maintenance5 with VK_ARM_shader_instrumentation,
VK_ARM_shader_instrumentation
static const VkPipelineCreateFlags2 VK_PIPELINE_CREATE_2_INSTRUMENT_SHADERS_BIT_ARM
= 0x8000000000ULL;
// Provided by VK_KHR_pipeline_binary
static const VkPipelineCreateFlags2 VK_PIPELINE_CREATE_2_CAPTURE_DATA_BIT_KHR =
0x8000000000ULL;
// Provided by VK_EXT_device_generated_commands
static const VkPipelineCreateFlags2 VK_PIPELINE_CREATE_2_INDIRECT_BINDABLE_BIT_EXT
= 0x4000000000ULL;
// Provided by VK_VALVE_fragment_density_map_layered
static const VkPipelineCreateFlags2
VK_PIPELINE_CREATE_2_PER_LAYER_FRAGMENT_DENSITY_BIT_VALVE = 0x10000000000ULL;
// Provided by VK_EXT_shader_64bit_indexing
static const VkPipelineCreateFlags2 VK_PIPELINE_CREATE_2_64_BIT_INDEXING_BIT_EXT =
0x80000000000ULL;

```

```

// Provided by VK_KHR_maintenance5
// Equivalent to VkPipelineCreateFlags2
typedef VkPipelineCreateFlags2 VkPipelineCreateFlags2KHR;

```

- [VK_PIPELINE_CREATE_2_DISABLE_OPTIMIZATION_BIT](#) specifies that the created pipeline will not be optimized. Using this flag **may** reduce the time taken to create the pipeline.
- [VK_PIPELINE_CREATE_2_ALLOW_DERIVATIVES_BIT](#) specifies that the pipeline to be created is allowed to be the parent of a pipeline that will be created in a subsequent pipeline creation call.
- [VK_PIPELINE_CREATE_2_DERIVATIVE_BIT](#) specifies that the pipeline to be created will be a child of a previously created parent pipeline.
- [VK_PIPELINE_CREATE_2_VIEW_INDEX_FROM_DEVICE_INDEX_BIT](#) specifies that any shader input variables decorated as [ViewIndex](#) will be assigned values as if they were decorated as [DeviceIndex](#).
- [VK_PIPELINE_CREATE_2_DISPATCH_BASE_BIT](#) specifies that a compute pipeline **can** be used with [vkCmdDispatchBase](#) with a non-zero base workgroup.
- [VK_PIPELINE_CREATE_2_DEFER_COMPILE_BIT_NV](#) specifies that a pipeline is created with all shaders in the deferred state. Before using the pipeline the application **must** call [vkCompileDeferredNV](#) exactly once on each shader in the pipeline before using the pipeline.
- [VK_PIPELINE_CREATE_2_CAPTURE_STATISTICS_BIT_KHR](#) specifies that the shader compiler should capture statistics for the pipeline executables produced by the compile process which **can** later be retrieved by calling [vkGetPipelineExecutableStatisticsKHR](#). Enabling this flag **must** not affect the final compiled pipeline but **may** disable pipeline caching or otherwise affect pipeline creation time.
- [VK_PIPELINE_CREATE_2_CAPTURE_INTERNAL_REPRESENTATIONS_BIT_KHR](#) specifies that the shader compiler should capture the internal representations of pipeline executables produced by the compile process which **can** later be retrieved by calling [vkGetPipelineExecutableInternalRepresentationsKHR](#). Enabling this flag **must** not affect the

final compiled pipeline but **may** disable pipeline caching or otherwise affect pipeline creation time. When capturing IR from pipelines created with pipeline libraries, there is no guarantee that IR from libraries **can** be retrieved from the linked pipeline. Applications **should** retrieve IR from each library, and any linked pipelines, separately.

- [VK_PIPELINE_CREATE_2_LIBRARY_BIT_KHR](#) specifies that the pipeline **cannot** be used directly, and instead defines a *pipeline library* that **can** be combined with other pipelines using the [VkPipelineLibraryCreateInfoKHR](#) structure. This is available in ray tracing and graphics pipelines.
- [VK_PIPELINE_CREATE_2_RAY_TRACING_NO_NULL_ANY_HIT_SHADERS_BIT_KHR](#) specifies that an any-hit shader will always be present when an any-hit shader would be executed. A NULL any-hit shader is an any-hit shader which is effectively [VK_SHADER_UNUSED_KHR](#), such as from a shader group consisting entirely of zeros.
- [VK_PIPELINE_CREATE_2_RAY_TRACING_NO_NULL_CLOSEST_HIT_SHADERS_BIT_KHR](#) specifies that a closest hit shader will always be present when a closest hit shader would be executed. A NULL closest hit shader is a closest hit shader which is effectively [VK_SHADER_UNUSED_KHR](#), such as from a shader group consisting entirely of zeros.
- [VK_PIPELINE_CREATE_2_RAY_TRACING_NO_NULL_MISS_SHADERS_BIT_KHR](#) specifies that a miss shader will always be present when a miss shader would be executed. A NULL miss shader is a miss shader which is effectively [VK_SHADER_UNUSED_KHR](#), such as from a shader group consisting entirely of zeros.
- [VK_PIPELINE_CREATE_2_RAY_TRACING_NO_NULL_INTERSECTION_SHADERS_BIT_KHR](#) specifies that an intersection shader will always be present when an intersection shader would be executed. A NULL intersection shader is an intersection shader which is effectively [VK_SHADER_UNUSED_KHR](#), such as from a shader group consisting entirely of zeros.
- [VK_PIPELINE_CREATE_2_RAY_TRACING_SKIP_TRIANGLES_BIT_KHR](#) specifies that all built-in primitives including triangles, spheres, and LSS primitives will be skipped during traversal using [pipeline trace ray](#) instructions.
- [VK_PIPELINE_CREATE_2_RAY_TRACING_SKIP_BUILT_IN_PRIMITIVES_BIT_KHR](#) is an alias for [VK_PIPELINE_CREATE_2_RAY_TRACING_SKIP_TRIANGLES_BIT_KHR](#).
- [VK_PIPELINE_CREATE_2_RAY_TRACING_SKIP_AABBS_BIT_KHR](#) specifies that AABB primitives will be skipped during traversal using [pipeline trace ray](#) instructions.
- [VK_PIPELINE_CREATE_2_RAY_TRACING_SHADER_GROUP_HANDLE_CAPTURE_REPLAY_BIT_KHR](#) specifies that the shader group handles **can** be saved and reused on a subsequent run (e.g. for trace capture and replay).
- [VK_PIPELINE_CREATE_2_RAY_TRACING_ALLOW_SPHERES_AND_LINEAR_SWEPT_SPHERES_BIT_NV](#) specifies that the pipeline is allowed to use spheres or linear swept spheres as a geometry type in the acceleration structures. Using this flag **may** affect performance.
- [VK_PIPELINE_CREATE_2_INDIRECT_BINDABLE_BIT_NV](#) specifies that the pipeline can be used in combination with [Device-Generated Commands](#).
- [VK_PIPELINE_CREATE_2_INDIRECT_BINDABLE_BIT_EXT](#) specifies that the pipeline **can** be used in a [VkIndirectExecutionSetEXT](#).
- [VK_PIPELINE_CREATE_2_FAIL_ON_PIPELINE_COMPILE_REQUIRED_BIT](#) specifies that pipeline creation will fail if a compile is required for creation of a valid [VkPipeline](#) object;

`VK_PIPELINE_COMPILE_REQUIRED` will be returned by pipeline creation, and the `VkPipeline` will be `VK_NULL_HANDLE`.

- When creating multiple pipelines, `VK_PIPELINE_CREATE_2_EARLY_RETURN_ON_FAILURE_BIT` specifies that control will be returned to the application if any individual pipeline returns a result which is not `VK_SUCCESS` rather than continuing to create additional pipelines.
- `VK_PIPELINE_CREATE_2_RAY_TRACING_ALLOW_MOTION_BIT_NV` specifies that the pipeline is allowed to use `OpTraceRayMotionNV`.
- `VK_PIPELINE_CREATE_2_RENDERING_FRAGMENT_SHADING_RATE_ATTACHMENT_BIT_KHR` specifies that the pipeline will be used with a fragment shading rate attachment.
- `VK_PIPELINE_CREATE_2_RENDERING_FRAGMENT_DENSITY_MAP_ATTACHMENT_BIT_EXT` specifies that the pipeline will be used with a fragment density map attachment.
- `VK_PIPELINE_CREATE_2_PER_LAYER_FRAGMENT_DENSITY_BIT_VALVE` specifies that the pipeline **can** be used with layered fragment density maps.
- `VK_PIPELINE_CREATE_2_LINK_TIME_OPTIMIZATION_BIT_EXT` specifies that pipeline libraries being linked into this library **should** have link time optimizations applied. If this bit is omitted, implementations **should** instead perform linking as rapidly as possible.
- `VK_PIPELINE_CREATE_2_RETAIN_LINK_TIME_OPTIMIZATION_INFO_BIT_EXT` specifies that pipeline libraries should retain any information necessary to later perform an optimal link with `VK_PIPELINE_CREATE_2_LINK_TIME_OPTIMIZATION_BIT_EXT`.
- `VK_PIPELINE_CREATE_2_DESCRIPTOR_BUFFER_BIT_EXT` specifies that a pipeline will be used with `descriptor buffers`, rather than `descriptor sets`.
- `VK_PIPELINE_CREATE_2_COLOR_ATTACHMENT_FEEDBACK_LOOP_BIT_EXT` specifies that the pipeline **may** be used with an attachment `feedback loop` including color attachments.
- `VK_PIPELINE_CREATE_2_DEPTH_STENCIL_ATTACHMENT_FEEDBACK_LOOP_BIT_EXT` specifies that the pipeline **may** be used with an attachment `feedback loop` including depth-stencil attachments.
- `VK_PIPELINE_CREATE_2_RAY_TRACING_OPACITY_MICROMAP_BIT_EXT` specifies that the ray tracing pipeline **can** be used with acceleration structures which reference an opacity micromap array.
- `VK_PIPELINE_CREATE_2_RAY_TRACING_DISPLACEMENT_MICROMAP_BIT_NV` specifies that the ray tracing pipeline **can** be used with acceleration structures which reference a displacement micromap array.
- `VK_PIPELINE_CREATE_2_NO_PROTECTED_ACCESS_BIT` specifies that the pipeline **must** not be bound to a protected command buffer.
- `VK_PIPELINE_CREATE_2_PROTECTED_ACCESS_ONLY_BIT` specifies that the pipeline **must** not be bound to an unprotected command buffer.
- `VK_PIPELINE_CREATE_2_CAPTURE_DATA_BIT_KHR` specifies that `VkPipelineBinaryKHR` objects **can** be created from the pipeline. If `VK_PIPELINE_CREATE_2_CAPTURE_DATA_BIT_KHR` is used, implementations **should** not store pipeline data to an internal cache, if such a cache exists as stated by `pipelineBinaryInternalCache`. If `pipelineBinaryPrefersInternalCache` is `VK_TRUE`, applications **should** not use `VK_PIPELINE_CREATE_2_CAPTURE_DATA_BIT_KHR`.

- [VK_PIPELINE_CREATE_2_ENABLE_LEGACY_DITHERING_BIT_EXT](#) specifies that the pipeline will be used in a render pass that is begun with [VK_RENDERING_ENABLE_LEGACY_DITHERING_BIT_EXT](#).
- [VK_PIPELINE_CREATE_2_EXECUTION_GRAPH_BIT_AMD](#) specifies that the pipeline will be used in an [execution graph](#)
- [VK_PIPELINE_CREATE_2_DISALLOW_OPACITY_MICROMAP_BIT_ARM](#) specifies that the pipeline **must** not be used with acceleration structures which reference an opacity micromap array.
- [VK_PIPELINE_CREATE_2_64_BIT_INDEXING_BIT_EXT](#) specifies that the pipeline enables [64-bit indexing](#).
- [VK_PIPELINE_CREATE_2_DESCRIPTOR_HEAP_BIT_EXT](#) specifies that the pipeline will use descriptor heap mappings instead of descriptor set layouts.
- [VK_PIPELINE_CREATE_2_INSTRUMENT_SHADERS_BIT_ARM](#) specifies that the shaders in the pipeline will be instrumented.

It is valid to set both [VK_PIPELINE_CREATE_2_ALLOW_DERIVATIVES_BIT](#) and [VK_PIPELINE_CREATE_2_DERIVATIVE_BIT](#). This allows a pipeline to be both a parent and possibly a child in a pipeline hierarchy. See [Pipeline Derivatives](#) for more information.

When an implementation is looking up a pipeline in a [pipeline cache](#), if that pipeline is being created using linked libraries, implementations **should** always return an equivalent pipeline created with [VK_PIPELINE_CREATE_2_LINK_TIME_OPTIMIZATION_BIT_EXT](#) if available, whether or not that bit was specified.

NOTE

Using [VK_PIPELINE_CREATE_2_LINK_TIME_OPTIMIZATION_BIT_EXT](#) (or not) when linking pipeline libraries is intended as a performance tradeoff between host and device. If the bit is omitted, linking should be faster and produce a pipeline more rapidly, but performance of the pipeline on the target device may be reduced. If the bit is included, linking may be slower but should produce a pipeline with device performance comparable to a monolithically created pipeline. Using both options can allow latency-sensitive applications to generate a suboptimal but usable pipeline quickly, and then perform an optimal link in the background, substituting the result for the suboptimally linked pipeline as soon as it is available.

```
// Provided by VK_VERSION_1_4
typedef VkFlags64 VkPipelineCreateFlags2;
```

```
// Provided by VK_KHR_maintenance5
// Equivalent to VkPipelineCreateFlags2
typedef VkPipelineCreateFlags2 VkPipelineCreateFlags2KHR;
```

[VkPipelineCreateFlags2](#) is a bitmask type for setting a mask of zero or more [VkPipelineCreateFlagBits2](#).

Bits which **can** be set in

- [VkGraphicsPipelineCreateInfo::flags](#)
- [VkComputePipelineCreateInfo::flags](#)
- [VkRayTracingPipelineCreateInfoKHR::flags](#)
- [VkRayTracingPipelineCreateInfoNV::flags](#)

specify how a pipeline is created, and are:

WARNING

This functionality is superseded by [VkPipelineCreateFlagBits2](#). See [Legacy Functionality](#) for more information.

```
// Provided by VK_VERSION_1_0
typedef enum VkPipelineCreateFlagBits {
    VK_PIPELINE_CREATE_DISABLE_OPTIMIZATION_BIT = 0x00000001,
    VK_PIPELINE_CREATE_ALLOW_DERIVATIVES_BIT = 0x00000002,
    VK_PIPELINE_CREATE_DERIVATIVE_BIT = 0x00000004,
    // Provided by VK_VERSION_1_1
    VK_PIPELINE_CREATE_DISPATCH_BASE_BIT = 0x00000010,
    // Provided by VK_VERSION_1_1
    VK_PIPELINE_CREATE_VIEW_INDEX_FROM_DEVICE_INDEX_BIT = 0x00000008,
    // Provided by VK_VERSION_1_3
    VK_PIPELINE_CREATE_FAIL_ON_PIPELINE_COMPILE_REQUIRED_BIT = 0x00000100,
    // Provided by VK_VERSION_1_3
    VK_PIPELINE_CREATE_EARLY_RETURN_ON_FAILURE_BIT = 0x00000200,
    // Provided by VK_VERSION_1_4
    VK_PIPELINE_CREATE_NO_PROTECTED_ACCESS_BIT = 0x08000000,
    // Provided by VK_VERSION_1_4
    VK_PIPELINE_CREATE_PROTECTED_ACCESS_ONLY_BIT = 0x40000000,
    // Provided by VK_KHR_ray_tracing_pipeline
    VK_PIPELINE_CREATE_RAY_TRACING_NO_NULL_ANY_HIT_SHADERS_BIT_KHR = 0x00004000,
    // Provided by VK_KHR_ray_tracing_pipeline
    VK_PIPELINE_CREATE_RAY_TRACING_NO_NULL_CLOSEST_HIT_SHADERS_BIT_KHR = 0x00008000,
    // Provided by VK_KHR_ray_tracing_pipeline
    VK_PIPELINE_CREATE_RAY_TRACING_NO_NULL_MISS_SHADERS_BIT_KHR = 0x00010000,
    // Provided by VK_KHR_ray_tracing_pipeline
    VK_PIPELINE_CREATE_RAY_TRACING_NO_NULL_INTERSECTION_SHADERS_BIT_KHR = 0x00020000,
    // Provided by VK_KHR_ray_tracing_pipeline
    VK_PIPELINE_CREATE_RAY_TRACING_SKIP_TRIANGLES_BIT_KHR = 0x00001000,
    // Provided by VK_KHR_ray_tracing_pipeline
    VK_PIPELINE_CREATE_RAY_TRACING_SKIP_AABBS_BIT_KHR = 0x00002000,
    // Provided by VK_KHR_ray_tracing_pipeline
    VK_PIPELINE_CREATE_RAY_TRACING_SHADER_GROUP_HANDLE_CAPTURE_REPLAY_BIT_KHR =
0x00008000,
    // Provided by VK_NV_ray_tracing
    VK_PIPELINE_CREATE_DEFER_COMPILE_BIT_NV = 0x00000020,
    // Provided by VK_EXT_fragment_density_map with VK_VERSION_1_3 or
VK_KHR_dynamic_rendering
    VK_PIPELINE_CREATE_RENDERING_FRAGMENT_DENSITY_MAP_ATTACHMENT_BIT_EXT = 0x00400000,
    // Provided by VK_KHR_fragment_shading_rate with VK_VERSION_1_3 or
VK_KHR_dynamic_rendering
```



```

VK_PIPELINE_CREATE_RENDERING_FRAGMENT_SHADING_RATE_ATTACHMENT_BIT_KHR =
0x00200000,
// Provided by VK_KHR_pipeline_executable_properties
VK_PIPELINE_CREATE_CAPTURE_STATISTICS_BIT_KHR = 0x00000040,
// Provided by VK_KHR_pipeline_executable_properties
VK_PIPELINE_CREATE_CAPTURE_INTERNAL_REPRESENTATIONS_BIT_KHR = 0x00000080,
// Provided by VK_NV_device_generated_commands
VK_PIPELINE_CREATE_INDIRECT_BINDABLE_BIT_NV = 0x00040000,
// Provided by VK_KHR_pipeline_library
VK_PIPELINE_CREATE_LIBRARY_BIT_KHR = 0x00000800,
// Provided by VK_EXT_descriptor_buffer
VK_PIPELINE_CREATE_DESCRIPTOR_BUFFER_BIT_EXT = 0x20000000,
// Provided by VK_EXT_graphics_pipeline_library
VK_PIPELINE_CREATE_RETAIN_LINK_TIME_OPTIMIZATION_INFO_BIT_EXT = 0x00800000,
// Provided by VK_EXT_graphics_pipeline_library
VK_PIPELINE_CREATE_LINK_TIME_OPTIMIZATION_BIT_EXT = 0x00000400,
// Provided by VK_NV_ray_tracing_motion_blur
VK_PIPELINE_CREATE_RAY_TRACING_ALLOW_MOTION_BIT_NV = 0x00100000,
// Provided by VK_EXT_attachment_feedback_loop_layout
VK_PIPELINE_CREATE_COLOR_ATTACHMENT_FEEDBACK_LOOP_BIT_EXT = 0x02000000,
// Provided by VK_EXT_attachment_feedback_loop_layout
VK_PIPELINE_CREATE_DEPTH_STENCIL_ATTACHMENT_FEEDBACK_LOOP_BIT_EXT = 0x04000000,
// Provided by VK_EXT_opacity_micromap
VK_PIPELINE_CREATE_RAY_TRACING_OPACITY_MICROMAP_BIT_EXT = 0x01000000,
#ifdef VK_ENABLE_BETA_EXTENSIONS
// Provided by VK_NV_displacement_micromap
VK_PIPELINE_CREATE_RAY_TRACING_DISPLACEMENT_MICROMAP_BIT_NV = 0x10000000,
#endif
// Provided by VK_VERSION_1_1
// VK_PIPELINE_CREATE_DISPATCH_BASE is a legacy alias
VK_PIPELINE_CREATE_DISPATCH_BASE = VK_PIPELINE_CREATE_DISPATCH_BASE_BIT,
// Provided by VK_KHR_device_group
VK_PIPELINE_CREATE_VIEW_INDEX_FROM_DEVICE_INDEX_BIT_KHR =
VK_PIPELINE_CREATE_VIEW_INDEX_FROM_DEVICE_INDEX_BIT,
// Provided by VK_KHR_device_group
VK_PIPELINE_CREATE_DISPATCH_BASE_BIT_KHR = VK_PIPELINE_CREATE_DISPATCH_BASE_BIT,
// Provided by VK_KHR_device_group
// VK_PIPELINE_CREATE_DISPATCH_BASE_KHR is a legacy alias
VK_PIPELINE_CREATE_DISPATCH_BASE_KHR = VK_PIPELINE_CREATE_DISPATCH_BASE_BIT,
// Provided by VK_EXT_fragment_density_map with VK_VERSION_1_3 or
VK_KHR_dynamic_rendering
// VK_PIPELINE_RASTERIZATION_STATE_CREATE_FRAGMENT_DENSITY_MAP_ATTACHMENT_BIT_EXT is
a legacy alias
VK_PIPELINE_RASTERIZATION_STATE_CREATE_FRAGMENT_DENSITY_MAP_ATTACHMENT_BIT_EXT =
VK_PIPELINE_CREATE_RENDERING_FRAGMENT_DENSITY_MAP_ATTACHMENT_BIT_EXT,
// Provided by VK_KHR_fragment_shading_rate with VK_VERSION_1_3 or
VK_KHR_dynamic_rendering
// VK_PIPELINE_RASTERIZATION_STATE_CREATE_FRAGMENT_SHADING_RATE_ATTACHMENT_BIT_KHR
is a legacy alias
VK_PIPELINE_RASTERIZATION_STATE_CREATE_FRAGMENT_SHADING_RATE_ATTACHMENT_BIT_KHR =
VK_PIPELINE_CREATE_RENDERING_FRAGMENT_SHADING_RATE_ATTACHMENT_BIT_KHR,

```



```

// Provided by VK_EXT_pipeline_creation_cache_control
VK_PIPELINE_CREATE_FAIL_ON_PIPELINE_COMPILE_REQUIRED_BIT_EXT =
VK_PIPELINE_CREATE_FAIL_ON_PIPELINE_COMPILE_REQUIRED_BIT,
// Provided by VK_EXT_pipeline_creation_cache_control
VK_PIPELINE_CREATE_EARLY_RETURN_ON_FAILURE_BIT_EXT =
VK_PIPELINE_CREATE_EARLY_RETURN_ON_FAILURE_BIT,
// Provided by VK_EXT_pipeline_protected_access
VK_PIPELINE_CREATE_NO_PROTECTED_ACCESS_BIT_EXT =
VK_PIPELINE_CREATE_NO_PROTECTED_ACCESS_BIT,
// Provided by VK_EXT_pipeline_protected_access
VK_PIPELINE_CREATE_PROTECTED_ACCESS_ONLY_BIT_EXT =
VK_PIPELINE_CREATE_PROTECTED_ACCESS_ONLY_BIT,
} VkPipelineCreateFlagBits;

```

- [VK_PIPELINE_CREATE_DISABLE_OPTIMIZATION_BIT](#) specifies that the created pipeline will not be optimized. Using this flag **may** reduce the time taken to create the pipeline.
- [VK_PIPELINE_CREATE_ALLOW_DERIVATIVES_BIT](#) specifies that the pipeline to be created is allowed to be the parent of a pipeline that will be created in a subsequent pipeline creation call.
- [VK_PIPELINE_CREATE_DERIVATIVE_BIT](#) specifies that the pipeline to be created will be a child of a previously created parent pipeline.
- [VK_PIPELINE_CREATE_VIEW_INDEX_FROM_DEVICE_INDEX_BIT](#) specifies that any shader input variables decorated as [ViewIndex](#) will be assigned values as if they were decorated as [DeviceIndex](#).
- [VK_PIPELINE_CREATE_DISPATCH_BASE_BIT](#) specifies that a compute pipeline **can** be used with [vkCmdDispatchBase](#) with a non-zero base workgroup.
- [VK_PIPELINE_CREATE_DEFER_COMPILE_BIT_NV](#) specifies that a pipeline is created with all shaders in the deferred state. Before using the pipeline the application **must** call [vkCompileDeferredNV](#) exactly once on each shader in the pipeline before using the pipeline.
- [VK_PIPELINE_CREATE_CAPTURE_STATISTICS_BIT_KHR](#) specifies that the shader compiler should capture statistics for the pipeline executables produced by the compile process which **can** later be retrieved by calling [vkGetPipelineExecutableStatisticsKHR](#). Enabling this flag **must** not affect the final compiled pipeline but **may** disable pipeline caching or otherwise affect pipeline creation time.
- [VK_PIPELINE_CREATE_CAPTURE_INTERNAL_REPRESENTATIONS_BIT_KHR](#) specifies that the shader compiler should capture the internal representations of pipeline executables produced by the compile process which **can** later be retrieved by calling [vkGetPipelineExecutableInternalRepresentationsKHR](#). Enabling this flag **must** not affect the final compiled pipeline but **may** disable pipeline caching or otherwise affect pipeline creation time. When capturing IR from pipelines created with pipeline libraries, there is no guarantee that IR from libraries **can** be retrieved from the linked pipeline. Applications **should** retrieve IR from each library, and any linked pipelines, separately.
- [VK_PIPELINE_CREATE_LIBRARY_BIT_KHR](#) specifies that the pipeline **cannot** be used directly, and instead defines a *pipeline library* that **can** be combined with other pipelines using the [VkPipelineLibraryCreateInfoKHR](#) structure. This is available in ray tracing and graphics pipelines.

- [VK_PIPELINE_CREATE_RAY_TRACING_NO_NULL_ANY_HIT_SHADERS_BIT_KHR](#) specifies that an any-hit shader will always be present when an any-hit shader would be executed. A NULL any-hit shader is an any-hit shader which is effectively [VK_SHADER_UNUSED_KHR](#), such as from a shader group consisting entirely of zeros.
- [VK_PIPELINE_CREATE_RAY_TRACING_NO_NULL_CLOSEST_HIT_SHADERS_BIT_KHR](#) specifies that a closest hit shader will always be present when a closest hit shader would be executed. A NULL closest hit shader is a closest hit shader which is effectively [VK_SHADER_UNUSED_KHR](#), such as from a shader group consisting entirely of zeros.
- [VK_PIPELINE_CREATE_RAY_TRACING_NO_NULL_MISS_SHADERS_BIT_KHR](#) specifies that a miss shader will always be present when a miss shader would be executed. A NULL miss shader is a miss shader which is effectively [VK_SHADER_UNUSED_KHR](#), such as from a shader group consisting entirely of zeros.
- [VK_PIPELINE_CREATE_RAY_TRACING_NO_NULL_INTERSECTION_SHADERS_BIT_KHR](#) specifies that an intersection shader will always be present when an intersection shader would be executed. A NULL intersection shader is an intersection shader which is effectively [VK_SHADER_UNUSED_KHR](#), such as from a shader group consisting entirely of zeros.
- [VK_PIPELINE_CREATE_RAY_TRACING_SKIP_TRIANGLES_BIT_KHR](#) specifies that sphere, LSS and triangle primitives will be skipped during traversal using [pipeline trace ray](#) instructions.
- [VK_PIPELINE_CREATE_RAY_TRACING_SKIP_AABBS_BIT_KHR](#) specifies that AABB primitives will be skipped during traversal using [pipeline trace ray](#) instructions.
- [VK_PIPELINE_CREATE_RAY_TRACING_SHADER_GROUP_HANDLE_CAPTURE_REPLAY_BIT_KHR](#) specifies that the shader group handles **can** be saved and reused on a subsequent run (e.g. for trace capture and replay).
- [VK_PIPELINE_CREATE_INDIRECT_BINDABLE_BIT_NV](#) specifies that the pipeline **can** be used in combination with [Device-Generated Commands](#).
- [VK_PIPELINE_CREATE_FAIL_ON_PIPELINE_COMPILE_REQUIRED_BIT](#) specifies that pipeline creation will fail if a compile is required for creation of a valid [VkPipeline](#) object; [VK_PIPELINE_COMPILE_REQUIRED](#) will be returned by pipeline creation, and the [VkPipeline](#) will be [VK_NULL_HANDLE](#).
- When creating multiple pipelines, [VK_PIPELINE_CREATE_EARLY_RETURN_ON_FAILURE_BIT](#) specifies that control will be returned to the application if any individual pipeline returns a result which is not [VK_SUCCESS](#) rather than continuing to create additional pipelines.
- [VK_PIPELINE_CREATE_RAY_TRACING_ALLOW_MOTION_BIT_NV](#) specifies that the pipeline is allowed to use [OpTraceRayMotionNV](#).
- [VK_PIPELINE_CREATE_RENDERING_FRAGMENT_SHADING_RATE_ATTACHMENT_BIT_KHR](#) specifies that the pipeline will be used with a fragment shading rate attachment and dynamic rendering.
- [VK_PIPELINE_CREATE_RENDERING_FRAGMENT_DENSITY_MAP_ATTACHMENT_BIT_EXT](#) specifies that the pipeline will be used with a fragment density map attachment and dynamic rendering.
- [VK_PIPELINE_CREATE_LINK_TIME_OPTIMIZATION_BIT_EXT](#) specifies that pipeline libraries being linked into this library **should** have link time optimizations applied. If this bit is omitted, implementations **should** instead perform linking as rapidly as possible.

- [VK_PIPELINE_CREATE_RETAIN_LINK_TIME_OPTIMIZATION_INFO_BIT_EXT](#) specifies that pipeline libraries should retain any information necessary to later perform an optimal link with [VK_PIPELINE_CREATE_LINK_TIME_OPTIMIZATION_BIT_EXT](#).
- [VK_PIPELINE_CREATE_DESCRIPTOR_BUFFER_BIT_EXT](#) specifies that a pipeline will be used with [descriptor buffers](#), rather than [descriptor sets](#).
- [VK_PIPELINE_CREATE_COLOR_ATTACHMENT_FEEDBACK_LOOP_BIT_EXT](#) specifies that the pipeline **may** be used with an attachment [feedback loop](#) including color attachments. It is ignored if [VK_DYNAMIC_STATE_ATTACHMENT_FEEDBACK_LOOP_ENABLE_EXT](#) is set in [pDynamicStates](#).
- [VK_PIPELINE_CREATE_DEPTH_STENCIL_ATTACHMENT_FEEDBACK_LOOP_BIT_EXT](#) specifies that the pipeline **may** be used with an attachment [feedback loop](#) including depth-stencil attachments. It is ignored if [VK_DYNAMIC_STATE_ATTACHMENT_FEEDBACK_LOOP_ENABLE_EXT](#) is set in [pDynamicStates](#).
- [VK_PIPELINE_CREATE_RAY_TRACING_OPACITY_MICROMAP_BIT_EXT](#) specifies that the ray tracing pipeline **can** be used with acceleration structures which reference an opacity micromap array.
- [VK_PIPELINE_CREATE_RAY_TRACING_DISPLACEMENT_MICROMAP_BIT_NV](#) specifies that the ray tracing pipeline **can** be used with acceleration structures which reference a displacement micromap array.
- [VK_PIPELINE_CREATE_NO_PROTECTED_ACCESS_BIT](#) specifies that the pipeline **must** not be bound to a protected command buffer.
- [VK_PIPELINE_CREATE_PROTECTED_ACCESS_ONLY_BIT](#) specifies that the pipeline **must** not be bound to an unprotected command buffer.

It is valid to set both [VK_PIPELINE_CREATE_ALLOW_DERIVATIVES_BIT](#) and [VK_PIPELINE_CREATE_DERIVATIVE_BIT](#). This allows a pipeline to be both a parent and possibly a child in a pipeline hierarchy. See [Pipeline Derivatives](#) for more information.

When an implementation is looking up a pipeline in a [pipeline cache](#), if that pipeline is being created using linked libraries, implementations **should** always return an equivalent pipeline created with [VK_PIPELINE_CREATE_LINK_TIME_OPTIMIZATION_BIT_EXT](#) if available, whether or not that bit was specified.

NOTE

Using [VK_PIPELINE_CREATE_LINK_TIME_OPTIMIZATION_BIT_EXT](#) (or not) when linking pipeline libraries is intended as a performance tradeoff between host and device. If the bit is omitted, linking should be faster and produce a pipeline more rapidly, but performance of the pipeline on the target device may be reduced. If the bit is included, linking may be slower but should produce a pipeline with device performance comparable to a monolithically created pipeline. Using both options can allow latency-sensitive applications to generate a suboptimal but usable pipeline quickly, and then perform an optimal link in the background, substituting the result for the suboptimally linked pipeline as soon as it is available.

WARNING

This functionality is superseded by [VkPipelineCreateFlags2](#). See [Legacy Functionality](#) for more information.


```
// Provided by VK_VERSION_1_0
typedef VkFlags VkPipelineCreateFlags;
```

`VkPipelineCreateFlags` is a bitmask type for setting a mask of zero or more `VkPipelineCreateFlagBits`.

10.3. Compute Pipelines

Compute pipelines consist of a single static compute shader stage and the pipeline layout.

The compute pipeline represents a compute shader and is created by calling `vkCreateComputePipelines` with `module` and `pName` selecting an entry point from a shader module, where that entry point defines a valid compute shader, in the `VkPipelineShaderStageCreateInfo` structure contained within the `VkComputePipelineCreateInfo` structure.

To create compute pipelines, call:

```
// Provided by VK_VERSION_1_0
VkResult vkCreateComputePipelines(
    VkDevice                device,
    VkPipelineCache         pipelineCache,
    uint32_t               createInfoCount,
    const VkComputePipelineCreateInfo* pCreateInfos,
    const VkAllocationCallbacks* pAllocator,
    VkPipeline*             pPipelines);
```

- `device` is the logical device that creates the compute pipelines.
- `pipelineCache` is either `VK_NULL_HANDLE`, indicating that pipeline caching is disabled, or to enable caching, the handle of a valid `VkPipelineCache` object. The implementation **must** not access this object outside of the duration of this command.
- `createInfoCount` is the length of the `pCreateInfos` and `pPipelines` arrays.
- `pCreateInfos` is a pointer to an array of `VkComputePipelineCreateInfo` structures.
- `pAllocator` controls host memory allocation as described in the [Memory Allocation](#) chapter.
- `pPipelines` is a pointer to an array of `VkPipeline` handles in which the resulting compute pipeline objects are returned.

Pipelines are created and returned as described for [Multiple Pipeline Creation](#).

Valid Usage

- VUID-vkCreateComputePipelines-device-09661
`device` **must** support at least one queue family with the `VK_QUEUE_COMPUTE_BIT` capability
- VUID-vkCreateComputePipelines-flags-00695

If the `flags` member of any element of `pCreateInfo`s contains the `VK_PIPELINE_CREATE_DERIVATIVE_BIT` flag, and the `basePipelineIndex` member of that same element is not `-1`, `basePipelineIndex` **must** be less than the index into `pCreateInfo`s that corresponds to that element

- VUID-vkCreateComputePipelines-flags-00696

If the `flags` member of any element of `pCreateInfo`s contains the `VK_PIPELINE_CREATE_DERIVATIVE_BIT` flag, the base pipeline **must** have been created with the `VK_PIPELINE_CREATE_ALLOW_DERIVATIVES_BIT` flag set

- VUID-vkCreateComputePipelines-pipelineCache-02873

If `pipelineCache` was created with `VK_PIPELINE_CACHE_CREATE_EXTERNALLY_SYNCHRONIZED_BIT`, host access to `pipelineCache` **must** be externally synchronized

- VUID-vkCreateComputePipelines-pNext-09616

If `VkPipelineBinaryInfoKHR::binaryCount` is not `0` for any element of `pCreateInfo`s, `pipelineCache` **must** be `VK_NULL_HANDLE`

- VUID-vkCreateComputePipelines-pNext-09617

If a `VkPipelineCreateFlags2CreateInfoKHR` structure with the `VK_PIPELINE_CREATE_2_CAPTURE_DATA_BIT_KHR` flag set is included in the `pNext` chain of any element of `pCreateInfo`s, `pipelineCache` **must** be `VK_NULL_HANDLE`

- VUID-vkCreateComputePipelines-binaryCount-09620

If `VkPipelineBinaryInfoKHR::binaryCount` is not `0` for any element of `pCreateInfo`s, `VK_PIPELINE_CREATION_FEEDBACK_APPLICATION_PIPELINE_CACHE_HIT_BIT` **must** not be set in the `flags` of that element

- VUID-vkCreateComputePipelines-binaryCount-09621

If `VkPipelineBinaryInfoKHR::binaryCount` is not `0` for any element of `pCreateInfo`s, `VK_PIPELINE_CREATION_FEEDBACK_BASE_PIPELINE_ACCELERATION_BIT` **must** not be set in the `flags` of that element

- VUID-vkCreateComputePipelines-binaryCount-09622

If `VkPipelineBinaryInfoKHR::binaryCount` is not `0` for any element of `pCreateInfo`s, `VK_PIPELINE_CREATE_FAIL_ON_PIPELINE_COMPILE_REQUIRED_BIT_EXT` **must** not be set in the `flags` of that element

- VUID-vkCreateComputePipelines-pCreateInfo-11414

If any element of `pCreateInfo`s sets `VK_PIPELINE_CREATE_2_DESCRIPTOR_HEAP_BIT_EXT` and includes embedded sampler mappings, there **must** be less than $(\text{maxSamplerAllocationCount} - (\text{minSamplerHeapReservedRangeWithEmbedded} / \text{samplerDescriptorSize}))$ `VkSampler` objects currently created on the device

- VUID-vkCreateComputePipelines-pCreateInfo-11429

If any element of `pCreateInfo`s sets `VK_PIPELINE_CREATE_2_DESCRIPTOR_HEAP_BIT_EXT` and includes embedded sampler mappings, this command **must** not cause the total number of unique embedded samplers in pipelines and shaders on this device to exceed `maxDescriptorHeapEmbeddedSamplers`

Valid Usage (Implicit)

- VUID-vkCreateComputePipelines-device-parameter
`device` **must** be a valid `VkDevice` handle
- VUID-vkCreateComputePipelines-pipelineCache-parameter
If `pipelineCache` is not `VK_NULL_HANDLE`, `pipelineCache` **must** be a valid `VkPipelineCache` handle
- VUID-vkCreateComputePipelines-pCreateInfos-parameter
`pCreateInfos` **must** be a valid pointer to an array of `createInfoCount` valid `VkComputePipelineCreateInfo` structures
- VUID-vkCreateComputePipelines-pAllocator-parameter
If `pAllocator` is not `NULL`, `pAllocator` **must** be a valid pointer to a valid `VkAllocationCallbacks` structure
- VUID-vkCreateComputePipelines-pPipelines-parameter
`pPipelines` **must** be a valid pointer to an array of `createInfoCount` `VkPipeline` handles
- VUID-vkCreateComputePipelines-createInfoCount-arraylength
`createInfoCount` **must** be greater than `0`
- VUID-vkCreateComputePipelines-pipelineCache-parent
If `pipelineCache` is a valid handle, it **must** have been created, allocated, or retrieved from `device`

Return Codes

Success

- `VK_PIPELINE_COMPILE_REQUIRED_EXT`
- `VK_SUCCESS`

Failure

- `VK_ERROR_INVALID_SHADER_NV`
- `VK_ERROR_OUT_OF_DEVICE_MEMORY`
- `VK_ERROR_OUT_OF_HOST_MEMORY`
- `VK_ERROR_UNKNOWN`
- `VK_ERROR_VALIDATION_FAILED`

The `VkComputePipelineCreateInfo` structure is defined as:


```
// Provided by VK_VERSION_1_0
typedef struct VkComputePipelineCreateInfo {
    VkStructureType          sType;
    const void*              pNext;
    VkPipelineCreateFlags    flags;
    VkPipelineShaderStageCreateInfo stage;
    VkPipelineLayout         layout;
    VkPipeline               basePipelineHandle;
    int32_t                  basePipelineIndex;
} VkComputePipelineCreateInfo;
```

- `sType` is a `VkStructureType` value identifying this structure.
- `pNext` is `NULL` or a pointer to a structure extending this structure.
- `flags` is a bitmask of `VkPipelineCreateFlagBits` specifying how the pipeline will be generated.
- `stage` is a `VkPipelineShaderStageCreateInfo` structure describing the compute shader.
- `layout` is the description of binding locations used by both the pipeline and descriptor sets used with the pipeline. If `VkPhysicalDeviceProperties::apiVersion` is greater than or equal to Vulkan 1.3 or `VK_KHR_maintenance4` is enabled `layout` **must** not be accessed by the implementation outside of the duration of the command this structure is passed to.
- `basePipelineHandle` is a pipeline to derive from.
- `basePipelineIndex` is an index into the `pCreateInfo` parameter to use as a pipeline to derive from.

The parameters `basePipelineHandle` and `basePipelineIndex` are described in more detail in [Pipeline Derivatives](#).

If the `pNext` chain includes a `VkPipelineCreateFlags2CreateInfo` structure, `VkPipelineCreateFlags2CreateInfo::flags` from that structure is used instead of `flags` from this structure.

Valid Usage

- VUID-VkComputePipelineCreateInfo-None-09497
If the `pNext` chain does not include a `VkPipelineCreateFlags2CreateInfo` structure, `flags` **must** be a valid combination of `VkPipelineCreateFlagBits` values
- VUID-VkComputePipelineCreateInfo-flags-07984
If `flags` contains the `VK_PIPELINE_CREATE_DERIVATIVE_BIT` flag, and `basePipelineIndex` is -1, `basePipelineHandle` **must** be a valid compute `VkPipeline` handle
- VUID-VkComputePipelineCreateInfo-flags-07985
If `flags` contains the `VK_PIPELINE_CREATE_DERIVATIVE_BIT` flag, and `basePipelineHandle` is `VK_NULL_HANDLE`, `basePipelineIndex` **must** be a valid index into the calling command's `pCreateInfo` parameter
- VUID-VkComputePipelineCreateInfo-flags-07986
If `flags` contains the `VK_PIPELINE_CREATE_DERIVATIVE_BIT` flag, `basePipelineIndex` **must**

be -1 or `basePipelineHandle` must be `VK_NULL_HANDLE`

- VUID-VkComputePipelineCreateInfo-layout-07987

If a push constant block is declared in a shader and `layout` is not `VK_NULL_HANDLE`, a push constant range in `layout` must match the shader stage

- VUID-VkComputePipelineCreateInfo-layout-10069

If a push constant block is declared in a shader and `layout` is not `VK_NULL_HANDLE`, the block must be contained inside the push constant range in `layout` that matches the stage

- VUID-VkComputePipelineCreateInfo-layout-07988

If a `resource variable` is declared in a shader and `layout` is not `VK_NULL_HANDLE`, the corresponding descriptor set in `layout` must match the shader stage

- VUID-VkComputePipelineCreateInfo-layout-07990

If a `resource variable` is declared in a shader, `layout` is not `VK_NULL_HANDLE`, and the descriptor type is not `VK_DESCRIPTOR_TYPE_MUTABLE_EXT`, the corresponding descriptor set in `layout` must match the descriptor type

- VUID-VkComputePipelineCreateInfo-layout-07991

If a `resource variable` is declared in a shader as an array and `layout` is not `VK_NULL_HANDLE`, the corresponding descriptor binding used to create `layout` must have a `descriptorCount` that is greater than or equal to the length of the array

- VUID-VkComputePipelineCreateInfo-None-10391

If a `resource variables` is declared in a shader as an array of descriptors, then the descriptor type of that variable must not be `VK_DESCRIPTOR_TYPE_INLINE_UNIFORM_BLOCK`

- VUID-VkComputePipelineCreateInfo-flags-11798

If `shader64BitIndexing` feature is not enabled, `flags` must not contain `VK_PIPELINE_CREATE_2_64_BIT_INDEXING_BIT_EXT`

- VUID-VkComputePipelineCreateInfo-pipelineCreationCacheControl-02878

If the `pipelineCreationCacheControl` feature is not enabled, `flags` must not include `VK_PIPELINE_CREATE_FAIL_ON_PIPELINE_COMPILE_REQUIRED_BIT` nor `VK_PIPELINE_CREATE_EARLY_RETURN_ON_FAILURE_BIT`

- VUID-VkComputePipelineCreateInfo-pipelineProtectedAccess-07368

If the `pipelineProtectedAccess` feature is not enabled, `flags` must not include `VK_PIPELINE_CREATE_NO_PROTECTED_ACCESS_BIT` nor `VK_PIPELINE_CREATE_PROTECTED_ACCESS_ONLY_BIT`

- VUID-VkComputePipelineCreateInfo-flags-07369

`flags` must not include both `VK_PIPELINE_CREATE_NO_PROTECTED_ACCESS_BIT` and `VK_PIPELINE_CREATE_PROTECTED_ACCESS_ONLY_BIT`

- VUID-VkComputePipelineCreateInfo-flags-11311

If `VkPipelineCreateFlags2CreateInfoKHR::flags` includes `VK_PIPELINE_CREATE_2_DESCRIPTOR_HEAP_BIT_EXT`, `layout` must be `VK_NULL_HANDLE`

- VUID-VkComputePipelineCreateInfo-flags-11312

If `VkPipelineCreateFlags2CreateInfoKHR::flags` includes `VK_PIPELINE_CREATE_2_DESCRIPTOR_HEAP_BIT_EXT`, all shader variables in the `shader`

resource interface with a `DescriptorSet` and `Binding` decoration **must** have a mapping declared in `VkShaderDescriptorSetAndBindingMappingInfoEXT::pMappings`

- VUID-VkComputePipelineCreateInfo-flags-03365
`flags` **must** not include `VK_PIPELINE_CREATE_RAY_TRACING_NO_NULL_ANY_HIT_SHADERS_BIT_KHR`
- VUID-VkComputePipelineCreateInfo-flags-03366
`flags` **must** not include `VK_PIPELINE_CREATE_RAY_TRACING_NO_NULL_CLOSEST_HIT_SHADERS_BIT_KHR`
- VUID-VkComputePipelineCreateInfo-flags-03367
`flags` **must** not include `VK_PIPELINE_CREATE_RAY_TRACING_NO_NULL_MISS_SHADERS_BIT_KHR`
- VUID-VkComputePipelineCreateInfo-flags-03368
`flags` **must** not include `VK_PIPELINE_CREATE_RAY_TRACING_NO_NULL_INTERSECTION_SHADERS_BIT_KHR`
- VUID-VkComputePipelineCreateInfo-flags-03369
`flags` **must** not include `VK_PIPELINE_CREATE_RAY_TRACING_SKIP_TRIANGLES_BIT_KHR`
- VUID-VkComputePipelineCreateInfo-flags-03370
`flags` **must** not include `VK_PIPELINE_CREATE_RAY_TRACING_SKIP_AABBS_BIT_KHR`
- VUID-VkComputePipelineCreateInfo-flags-03576
`flags` **must** not include `VK_PIPELINE_CREATE_RAY_TRACING_SHADER_GROUP_HANDLE_CAPTURE_REPLAY_BIT_KHR`
- VUID-VkComputePipelineCreateInfo-flags-04945
`flags` **must** not include `VK_PIPELINE_CREATE_RAY_TRACING_ALLOW_MOTION_BIT_NV`
- VUID-VkComputePipelineCreateInfo-flags-09007
If the `VkPhysicalDeviceDeviceGeneratedCommandsComputeFeaturesNV::deviceGeneratedComputePipelines` feature is not enabled, `flags` **must** not include `VK_PIPELINE_CREATE_INDIRECT_BINDABLE_BIT_NV`
- VUID-VkComputePipelineCreateInfo-flags-09008
If `flags` includes `VK_PIPELINE_CREATE_INDIRECT_BINDABLE_BIT_NV`, then the `pNext` chain **must** include a pointer to a valid instance of `VkComputePipelineIndirectBufferInfoNV` specifying the address where the pipeline's metadata will be saved
- VUID-VkComputePipelineCreateInfo-flags-11007
If `flags` includes `VK_PIPELINE_CREATE_2_INDIRECT_BINDABLE_BIT_EXT`, then the `VkPhysicalDeviceDeviceGeneratedCommandsFeaturesEXT::deviceGeneratedCommands` feature **must** be enabled
- VUID-VkComputePipelineCreateInfo-stage-00701
The `stage` member of `stage` **must** be `VK_SHADER_STAGE_COMPUTE_BIT`
- VUID-VkComputePipelineCreateInfo-stage-00702
The shader code for the entry point identified by `stage` and the rest of the state identified by this structure **must** adhere to the pipeline linking rules described in the `Shader`

Interfaces chapter

- VUID-VkComputePipelineCreateInfo-layout-01687
If **layout** is not `VK_NULL_HANDLE`, the number of resources in **layout** accessible to the compute shader stage **must** be less than or equal to `VkPhysicalDeviceLimits::maxPerStageResources`
- VUID-VkComputePipelineCreateInfo-shaderEnqueue-09177
If the **shaderEnqueue** feature is not enabled, **flags** **must** not include `VK_PIPELINE_CREATE_LIBRARY_BIT_KHR`
- VUID-VkComputePipelineCreateInfo-flags-09178
If **flags** does not include `VK_PIPELINE_CREATE_LIBRARY_BIT_KHR`, the shader specified by **stage** **must** not declare the `ShaderEnqueueAMD` capability
- VUID-VkComputePipelineCreateInfo-pipelineStageCreationFeedbackCount-06566
If `VkPipelineCreationFeedbackCreateInfo::pipelineStageCreationFeedbackCount` is not 0, it **must** be 1
- VUID-VkComputePipelineCreateInfo-flags-07367
flags **must** not include `VK_PIPELINE_CREATE_RAY_TRACING_OPACITY_MICROMAP_BIT_EXT`
- VUID-VkComputePipelineCreateInfo-flags-07996
flags **must** not include `VK_PIPELINE_CREATE_RAY_TRACING_DISPLACEMENT_MICROMAP_BIT_NV`
- VUID-VkComputePipelineCreateInfo-layout-12396
If **layout** is not `VK_NULL_HANDLE`, it **must** not have been created with `VK_PIPELINE_LAYOUT_CREATE_INDEPENDENT_SETS_BIT_EXT`
- VUID-VkComputePipelineCreateInfo-None-11367
If `VkPipelineCreateFlags2CreateInfoKHR::flags` does not include `VK_PIPELINE_CREATE_2_DESCRIPTOR_HEAP_BIT_EXT`, **layout** **must** not be `VK_NULL_HANDLE`

Valid Usage (Implicit)

- VUID-VkComputePipelineCreateInfo-sType-sType
sType **must** be `VK_STRUCTURE_TYPE_COMPUTE_PIPELINE_CREATE_INFO`
- VUID-VkComputePipelineCreateInfo-pNext-pNext
Each **pNext** member of any structure (including this one) in the **pNext** chain **must** be either `NULL` or a pointer to a valid instance of `VkComputePipelineIndirectBufferInfoNV`, `VkPipelineBinaryInfoKHR`, `VkPipelineCompilerControlCreateInfoAMD`, `VkPipelineCreateFlags2CreateInfo`, `VkPipelineCreationFeedbackCreateInfo`, `VkPipelineRobustnessCreateInfo`, or `VkSubpassShadingPipelineCreateInfoHUAWEI`
- VUID-VkComputePipelineCreateInfo-sType-unique
The **sType** value of each structure in the **pNext** chain **must** be unique
- VUID-VkComputePipelineCreateInfo-stage-parameter
stage **must** be a valid `VkPipelineShaderStageCreateInfo` structure

- VUID-VkComputePipelineCreateInfo-layout-parameter
If **layout** is not `VK_NULL_HANDLE`, **layout** **must** be a valid `VkPipelineLayout` handle
- VUID-VkComputePipelineCreateInfo-commonparent
Both of **basePipelineHandle**, and **layout** that are valid handles of non-ignored parameters **must** have been created, allocated, or retrieved from the same `VkDevice`

The `VkPipelineShaderStageCreateInfo` structure is defined as:

```
// Provided by VK_VERSION_1_0
typedef struct VkPipelineShaderStageCreateInfo {
    VkStructureType          sType;
    const void*              pNext;
    VkPipelineShaderStageCreateFlags flags;
    VkShaderStageFlagBits    stage;
    VkShaderModule            module;
    const char*              pName;
    const VkSpecializationInfo* pSpecializationInfo;
} VkPipelineShaderStageCreateInfo;
```

- **sType** is a `VkStructureType` value identifying this structure.
- **pNext** is `NULL` or a pointer to a structure extending this structure.
- **flags** is a bitmask of `VkPipelineShaderStageCreateFlagBits` specifying how the pipeline shader stage will be generated.
- **stage** is a `VkShaderStageFlagBits` value specifying a single pipeline stage.
- **module** is optionally a `VkShaderModule` object containing the shader code for this stage. The implementation **must** not access this object outside of the duration of the command this structure is passed to.
- **pName** is a pointer to a null-terminated UTF-8 string specifying the entry point name of the shader for this stage.
- **pSpecializationInfo** is a pointer to a `VkSpecializationInfo` structure, as described in [Specialization Constants](#), or `NULL`.

If **module** is not `VK_NULL_HANDLE`, the shader code used by the pipeline is defined by **module**. If **module** is `VK_NULL_HANDLE`, the shader code is defined by the chained `VkShaderModuleCreateInfo` if present.

If the `shaderModuleIdentifier` feature is enabled, applications **can** omit shader code for **stage** and instead provide a module identifier. This is done by including a `VkPipelineShaderStageModuleIdentifierCreateInfoEXT` structure with **identifierSize** not equal to 0 in the **pNext** chain. A shader stage created in this way is equivalent to one created using a shader module with the same identifier. The identifier allows an implementation to look up a pipeline without consuming a valid SPIR-V module. If a pipeline is not found, pipeline compilation is not possible and the implementation **must** fail as specified by `VK_PIPELINE_CREATE_FAIL_ON_PIPELINE_COMPILE_REQUIRED_BIT`.

When an identifier is used in lieu of a shader module, implementations **may** fail pipeline compilation with `VK_PIPELINE_COMPILE_REQUIRED` for any reason.

NOTE

The rationale for the relaxed requirement on implementations to return a pipeline with `VkPipelineShaderStageModuleIdentifierCreateInfoEXT` is that layers or tools may intercept pipeline creation calls and require the full SPIR-V context to operate correctly. ICDs are not expected to fail pipeline compilation if the pipeline exists in a cache somewhere.

Applications **can** use identifiers when creating pipelines with `VK_PIPELINE_CREATE_LIBRARY_BIT_KHR`. When creating such pipelines, `VK_SUCCESS` **may** be returned, but subsequently fail when referencing the pipeline in a `VkPipelineLibraryCreateInfoKHR` struct. Applications **must** allow pipeline compilation to fail during link steps with `VK_PIPELINE_CREATE_FAIL_ON_PIPELINE_COMPILE_REQUIRED_BIT` as it **may** not be possible to determine if a pipeline **can** be created from identifiers until the link step.

Valid Usage

- VUID-VkPipelineShaderStageCreateInfo-descriptorHeap-11314
If the `descriptorHeap` feature is not enabled, `VkShaderDescriptorSetAndBindingMappingInfoEXT::mappingCount` **must** be 0
- VUID-VkPipelineShaderStageCreateInfo-pNext-11315
If the `pNext` chain specifies a `descriptor mapping` using `VK_DESCRIPTOR_MAPPING_SOURCE_PUSH_DATA_EXT`, `VK_DESCRIPTOR_MAPPING_SOURCE_SHADER_RECORD_DATA_EXT`, or `VK_DESCRIPTOR_MAPPING_SOURCE_RESOURCE_HEAP_DATA_EXT`, the mapped resource in the shader **must** be a variable with a structure type decorated with `Block` in the `Uniform Storage Class`
- VUID-VkPipelineShaderStageCreateInfo-pNext-11316
If the `pNext` chain specifies a `descriptor mapping` using `VK_DESCRIPTOR_MAPPING_SOURCE_PUSH_DATA_EXT`, the mapped structure **must** not be larger than the sum of `pushDataOffset` used in the mapping and `maxPushDataSize`
- VUID-VkPipelineShaderStageCreateInfo-pNext-11317
If the `pNext` chain specifies a `descriptor mapping` using `VK_DESCRIPTOR_MAPPING_SOURCE_SHADER_RECORD_DATA_EXT`, the sum of mapped structure size and `shaderRecordDataOffset` used in the mapping **must** not be larger than `maxShaderGroupStride`
- VUID-VkPipelineShaderStageCreateInfo-pNext-11318
If the `pNext` chain specifies a `descriptor mapping` using `VK_DESCRIPTOR_MAPPING_SOURCE_SHADER_RECORD_ADDRESS_EXT` or `VK_DESCRIPTOR_MAPPING_SOURCE_PUSH_ADDRESS_EXT`, the mapped resource in the shader **must** be one of:
 - A variable with a structure type decorated with `Block` in the `Uniform Storage Class`
 - A variable with a structure type decorated with `BufferBlock` in the `Uniform Storage Class`

- A variable with a structure type decorated with **Block** in the **StorageBuffer Storage Class**
- A **OpTypeAccelerationStructureKHR** variable
- A **OpTypeAccelerationStructureNV** variable
- VUID-VkPipelineShaderStageCreateInfo-pNext-11378
If the **pNext** chain specifies a **descriptor mapping** using **VK_DESCRIPTOR_MAPPING_SOURCE_PUSH_ADDRESS_EXT**, **VK_DESCRIPTOR_MAPPING_SOURCE_SHADER_RECORD_ADDRESS_EXT**, or **VK_DESCRIPTOR_MAPPING_SOURCE_INDIRECT_ADDRESS_EXT**, the **OpArrayLength** or **OpUntypedArrayLengthKHR** instruction **must** not be used on that resource
- VUID-VkPipelineShaderStageCreateInfo-pNext-11399
If the **pNext** chain specifies a **descriptor mapping** using **VK_DESCRIPTOR_MAPPING_SOURCE_HEAP_WITH_CONSTANT_OFFSET_EXT**, **VK_DESCRIPTOR_MAPPING_SOURCE_HEAP_WITH_PUSH_INDEX_EXT**, **VK_DESCRIPTOR_MAPPING_SOURCE_HEAP_WITH_SHADER_RECORD_INDEX_EXT**, **VK_DESCRIPTOR_MAPPING_SOURCE_HEAP_WITH_INDIRECT_INDEX_EXT**, or **VK_DESCRIPTOR_MAPPING_SOURCE_HEAP_WITH_INDIRECT_INDEX_ARRAY_EXT**, and the mapped resource declaration is an array, the **pEmbeddedSampler** member of the corresponding mapping structure **must** be **NULL**
- VUID-VkPipelineShaderStageCreateInfo-stage-00704
If the **geometryShader** feature is not enabled, **stage** **must** not be **VK_SHADER_STAGE_GEOMETRY_BIT**
- VUID-VkPipelineShaderStageCreateInfo-stage-00705
If the **tessellationShader** feature is not enabled, **stage** **must** not be **VK_SHADER_STAGE_TESSELLATION_CONTROL_BIT** or **VK_SHADER_STAGE_TESSELLATION_EVALUATION_BIT**
- VUID-VkPipelineShaderStageCreateInfo-stage-02091
If the **meshShaders** feature is not enabled, **stage** **must** not be **VK_SHADER_STAGE_MESH_BIT_EXT**
- VUID-VkPipelineShaderStageCreateInfo-stage-02092
If the **taskShaders** feature is not enabled, **stage** **must** not be **VK_SHADER_STAGE_TASK_BIT_EXT**
- VUID-VkPipelineShaderStageCreateInfo-clusterCullingShader-07813
If the **clusterCullingShader** feature is not enabled, **stage** **must** not be **VK_SHADER_STAGE_CLUSTER_CULLING_BIT_HUAWEI**
- VUID-VkPipelineShaderStageCreateInfo-stage-00706
stage **must** not be **VK_SHADER_STAGE_ALL_GRAPHICS**, or **VK_SHADER_STAGE_ALL**
- VUID-VkPipelineShaderStageCreateInfo-pName-00707
pName **must** be the name of an **OpEntryPoint** in **module** with an execution model that matches **stage**
- VUID-VkPipelineShaderStageCreateInfo-maxClipDistances-00708
If the identified entry point includes any variable in its interface that is declared with the **ClipDistance BuiltIn** decoration, that variable **must** not have an array size greater than

VkPhysicalDeviceLimits::maxClipDistances

- VUID-VkPipelineShaderStageCreateInfo-maxCullDistances-00709

If the identified entry point includes any variable in its interface that is declared with the **CullDistance BuiltIn** decoration, that variable **must** not have an array size greater than **VkPhysicalDeviceLimits::maxCullDistances**

- VUID-VkPipelineShaderStageCreateInfo-maxCombinedClipAndCullDistances-00710

If the identified entry point includes variables in its interface that are declared with the **ClipDistance BuiltIn** decoration and variables in its interface that are declared with the **CullDistance BuiltIn** decoration, those variables **must** not have array sizes which sum to more than **VkPhysicalDeviceLimits::maxCombinedClipAndCullDistances**

- VUID-VkPipelineShaderStageCreateInfo-maxSampleMaskWords-00711

If the identified entry point includes any variable in its interface that is declared with the **SampleMask BuiltIn** decoration, that variable **must** not have an array size greater than **VkPhysicalDeviceLimits::maxSampleMaskWords**

- VUID-VkPipelineShaderStageCreateInfo-stage-00713

If **stage** is **VK_SHADER_STAGE_TESSELLATION_CONTROL_BIT** or **VK_SHADER_STAGE_TESSELLATION_EVALUATION_BIT**, and the identified entry point has an **OpExecutionMode** instruction specifying a patch size with **OutputVertices**, the patch size **must** be greater than **0** and less than or equal to **VkPhysicalDeviceLimits::maxTessellationPatchSize**

- VUID-VkPipelineShaderStageCreateInfo-stage-00714

If **stage** is **VK_SHADER_STAGE_GEOMETRY_BIT**, the identified entry point **must** have an **OpExecutionMode** instruction specifying a maximum output vertex count that is greater than **0** and less than or equal to **VkPhysicalDeviceLimits::maxGeometryOutputVertices**

- VUID-VkPipelineShaderStageCreateInfo-stage-00715

If **stage** is **VK_SHADER_STAGE_GEOMETRY_BIT**, the identified entry point **must** have an **OpExecutionMode** instruction specifying an invocation count that is greater than **0** and less than or equal to **VkPhysicalDeviceLimits::maxGeometryShaderInvocations**

- VUID-VkPipelineShaderStageCreateInfo-stage-02596

If **stage** is either **VK_SHADER_STAGE_VERTEX_BIT**, **VK_SHADER_STAGE_TESSELLATION_CONTROL_BIT**, **VK_SHADER_STAGE_TESSELLATION_EVALUATION_BIT**, or **VK_SHADER_STAGE_GEOMETRY_BIT**, and the identified entry point writes to **Layer** for any primitive, it **must** write the same value to **Layer** for all vertices of a given primitive

- VUID-VkPipelineShaderStageCreateInfo-stage-02597

If **stage** is either **VK_SHADER_STAGE_VERTEX_BIT**, **VK_SHADER_STAGE_TESSELLATION_CONTROL_BIT**, **VK_SHADER_STAGE_TESSELLATION_EVALUATION_BIT**, or **VK_SHADER_STAGE_GEOMETRY_BIT**, and the identified entry point writes to **ViewportIndex** for any primitive, it **must** write the same value to **ViewportIndex** for all vertices of a given primitive

- VUID-VkPipelineShaderStageCreateInfo-stage-06685

If **stage** is **VK_SHADER_STAGE_FRAGMENT_BIT**, and the identified entry point writes to **FragDepth** in any execution path, all execution paths that are not exclusive to helper

invocations **must** either discard the fragment, or write or initialize the value of `FragDepth`

- VUID-VkPipelineShaderStageCreateInfo-stage-06686

If `stage` is `VK_SHADER_STAGE_FRAGMENT_BIT`, and the identified entry point writes to `FragStencilRefEXT` in any execution path, all execution paths that are not exclusive to helper invocations **must** either discard the fragment, or write or initialize the value of `FragStencilRefEXT`

- VUID-VkPipelineShaderStageCreateInfo-flags-02784

If `flags` has the `VK_PIPELINE_SHADER_STAGE_CREATE_ALLOW_VARYING_SUBGROUP_SIZE_BIT` flag set, the `subgroupSizeControl` feature **must** be enabled

- VUID-VkPipelineShaderStageCreateInfo-flags-02785

If `flags` has the `VK_PIPELINE_SHADER_STAGE_CREATE_REQUIRE_FULL_SUBGROUPS_BIT` flag set, the `computeFullSubgroups` feature **must** be enabled

- VUID-VkPipelineShaderStageCreateInfo-flags-08988

If `flags` includes `VK_PIPELINE_SHADER_STAGE_CREATE_REQUIRE_FULL_SUBGROUPS_BIT`, `stage` **must** be one of `VK_SHADER_STAGE_MESH_BIT_EXT`, `VK_SHADER_STAGE_TASK_BIT_EXT`, or `VK_SHADER_STAGE_COMPUTE_BIT`

- VUID-VkPipelineShaderStageCreateInfo-pNext-02754

If a `VkPipelineShaderStageRequiredSubgroupSizeCreateInfo` structure is included in the `pNext` chain, `flags` **must** not have the `VK_PIPELINE_SHADER_STAGE_CREATE_ALLOW_VARYING_SUBGROUP_SIZE_BIT` flag set

- VUID-VkPipelineShaderStageCreateInfo-pNext-02755

If a `VkPipelineShaderStageRequiredSubgroupSizeCreateInfo` structure is included in the `pNext` chain, the `subgroupSizeControl` feature **must** be enabled, and `stage` **must** be a valid bit specified in `requiredSubgroupSizeStages`

- VUID-VkPipelineShaderStageCreateInfo-pNext-02756

If a `VkPipelineShaderStageRequiredSubgroupSizeCreateInfo` structure is included in the `pNext` chain and `stage` is `VK_SHADER_STAGE_COMPUTE_BIT`, `VK_SHADER_STAGE_MESH_BIT_EXT`, or `VK_SHADER_STAGE_TASK_BIT_EXT`, the local workgroup size of the shader **must** be less than or equal to the product of `VkPipelineShaderStageRequiredSubgroupSizeCreateInfo::requiredSubgroupSize` and `maxComputeWorkgroupSubgroups`

- VUID-VkPipelineShaderStageCreateInfo-pNext-02757

If a `VkPipelineShaderStageRequiredSubgroupSizeCreateInfo` structure is included in the `pNext` chain, and `flags` has the `VK_PIPELINE_SHADER_STAGE_CREATE_REQUIRE_FULL_SUBGROUPS_BIT` flag set, the local workgroup size in the X dimension of the pipeline **must** be a multiple of `VkPipelineShaderStageRequiredSubgroupSizeCreateInfo::requiredSubgroupSize`

- VUID-VkPipelineShaderStageCreateInfo-flags-02758

If `flags` has both the `VK_PIPELINE_SHADER_STAGE_CREATE_REQUIRE_FULL_SUBGROUPS_BIT` and `VK_PIPELINE_SHADER_STAGE_CREATE_ALLOW_VARYING_SUBGROUP_SIZE_BIT` flags set, the local workgroup size in the X dimension of the pipeline **must** be a multiple of

maxSubgroupSize

- VUID-VkPipelineShaderStageCreateInfo-flags-02759

If **flags** has the `VK_PIPELINE_SHADER_STAGE_CREATE_REQUIRE_FULL_SUBGROUPS_BIT` flag set and **flags** does not have the `VK_PIPELINE_SHADER_STAGE_CREATE_ALLOW_VARYING_SUBGROUP_SIZE_BIT` flag set and no `VkPipelineShaderStageRequiredSubgroupSizeCreateInfo` structure is included in the **pNext** chain, the local workgroup size in the X dimension of the pipeline **must** be a multiple of **subgroupSize**

- VUID-VkPipelineShaderStageCreateInfo-module-08987

If **module** uses the `OpTypeCooperativeMatrixKHR` instruction with a **Scope** equal to `Subgroup`, then the local workgroup size in the X dimension of the pipeline **must** be a multiple of the **effective subgroup size**

- VUID-VkPipelineShaderStageCreateInfo-module-10169

If **module** uses the `OpTypeCooperativeMatrixKHR` instruction with a **Scope** equal to `Workgroup`, then the local workgroup size in the X dimension of the pipeline **must** be a multiple of the **effective subgroup size** and the total local workgroup size **must** be a power of two multiple of the **effective subgroup size** and **must** be less than or equal to `cooperativeMatrixWorkgroupScopeMaxWorkgroupSize`

- VUID-VkPipelineShaderStageCreateInfo-stage-08771

If a shader module identifier is not specified for this **stage**, **module** **must** be a valid `VkShaderModule`, or the **pNext** chain of the parent `Vk*CreateInfo` structure **must** set `VkPipelineBinaryInfoKHR::binaryCount` to a value greater than 0, if none of the following features are enabled:

- `graphicsPipelineLibrary`
- `maintenance5`

- VUID-VkPipelineShaderStageCreateInfo-stage-06845

If a shader module identifier is not specified for this **stage**, **module** **must** be a valid `VkShaderModule`, or there **must** be a valid `VkShaderModuleCreateInfo` structure in the **pNext** chain, or the **pNext** chain of the parent `Vk*CreateInfo` structure **must** set `VkPipelineBinaryInfoKHR::binaryCount` to a value greater than 0,

- VUID-VkPipelineShaderStageCreateInfo-stage-06844

If a shader module identifier is specified for this **stage**, the **pNext** chain **must** not include a `VkShaderModuleCreateInfo` structure

- VUID-VkPipelineShaderStageCreateInfo-stage-06848

If a shader module identifier is specified for this **stage**, **module** **must** be `VK_NULL_HANDLE`

- VUID-VkPipelineShaderStageCreateInfo-pSpecializationInfo-06849

If a shader module identifier is not specified, the shader code used by the pipeline **must** be valid as described by the [Khronos SPIR-V Specification](#) after applying the specializations provided in `pSpecializationInfo`, if any, and then converting all specialization constants into fixed constants

Valid Usage (Implicit)

- VUID-VkPipelineShaderStageCreateInfo-sType-sType
sType **must** be [VK_STRUCTURE_TYPE_PIPELINE_SHADER_STAGE_CREATE_INFO](#)
- VUID-VkPipelineShaderStageCreateInfo-pNext-pNext
Each **pNext** member of any structure (including this one) in the **pNext** chain **must** be either **NULL** or a pointer to a valid instance of [VkDebugUtilsObjectNameInfoEXT](#), [VkPipelineRobustnessCreateInfo](#), [VkPipelineShaderStageModuleIdentifierCreateInfoEXT](#), [VkPipelineShaderStageNodeCreateInfoAMD](#), [VkPipelineShaderStageRequiredSubgroupSizeCreateInfo](#), [VkShaderDescriptorSetAndBindingMappingInfoEXT](#), [VkShaderModuleCreateInfo](#), or [VkShaderModuleValidationCacheCreateInfoEXT](#)
- VUID-VkPipelineShaderStageCreateInfo-sType-unique
The **sType** value of each structure in the **pNext** chain **must** be unique
- VUID-VkPipelineShaderStageCreateInfo-flags-parameter
flags **must** be a valid combination of [VkPipelineShaderStageCreateFlagBits](#) values
- VUID-VkPipelineShaderStageCreateInfo-stage-parameter
stage **must** be a valid [VkShaderStageFlagBits](#) value
- VUID-VkPipelineShaderStageCreateInfo-module-parameter
If **module** is not [VK_NULL_HANDLE](#), **module** **must** be a valid [VkShaderModule](#) handle
- VUID-VkPipelineShaderStageCreateInfo-pName-parameter
pName **must** be a null-terminated UTF-8 string
- VUID-VkPipelineShaderStageCreateInfo-pSpecializationInfo-parameter
If **pSpecializationInfo** is not **NULL**, **pSpecializationInfo** **must** be a valid pointer to a valid [VkSpecializationInfo](#) structure

```
// Provided by VK_VERSION_1_0
typedef VkFlags VkPipelineShaderStageCreateFlags;
```

[VkPipelineShaderStageCreateFlags](#) is a bitmask type for setting a mask of zero or more [VkPipelineShaderStageCreateFlagBits](#).

Possible values of the **flags** member of [VkPipelineShaderStageCreateInfo](#) specifying how a pipeline shader stage is created, are:


```
// Provided by VK_VERSION_1_0
typedef enum VkPipelineShaderStageCreateFlagBits {
    // Provided by VK_VERSION_1_3
    VK_PIPELINE_SHADER_STAGE_CREATE_ALLOW_VARYING_SUBGROUP_SIZE_BIT = 0x00000001,
    // Provided by VK_VERSION_1_3
    VK_PIPELINE_SHADER_STAGE_CREATE_REQUIRE_FULL_SUBGROUPS_BIT = 0x00000002,
    // Provided by VK_EXT_subgroup_size_control
    VK_PIPELINE_SHADER_STAGE_CREATE_ALLOW_VARYING_SUBGROUP_SIZE_BIT_EXT =
VK_PIPELINE_SHADER_STAGE_CREATE_ALLOW_VARYING_SUBGROUP_SIZE_BIT,
    // Provided by VK_EXT_subgroup_size_control
    VK_PIPELINE_SHADER_STAGE_CREATE_REQUIRE_FULL_SUBGROUPS_BIT_EXT =
VK_PIPELINE_SHADER_STAGE_CREATE_REQUIRE_FULL_SUBGROUPS_BIT,
} VkPipelineShaderStageCreateFlagBits;
```

- `VK_PIPELINE_SHADER_STAGE_CREATE_ALLOW_VARYING_SUBGROUP_SIZE_BIT` specifies that the **SubgroupSize** **may** vary in the shader stage.
- `VK_PIPELINE_SHADER_STAGE_CREATE_REQUIRE_FULL_SUBGROUPS_BIT` specifies that the subgroup sizes **must** be launched with all invocations active in the task, mesh, or compute stage.

NOTE If `VK_PIPELINE_SHADER_STAGE_CREATE_ALLOW_VARYING_SUBGROUP_SIZE_BIT_EXT` and `VK_PIPELINE_SHADER_STAGE_CREATE_REQUIRE_FULL_SUBGROUPS_BIT_EXT` are specified and **minSubgroupSize** does not equal **maxSubgroupSize** and no **required subgroup size** is specified, then the only way to guarantee that the 'X' dimension of the local workgroup size is a multiple of **SubgroupSize** is to make it a multiple of **maxSubgroupSize**. Under these conditions, you are guaranteed full subgroups but not any particular subgroup size.

Bits which **can** be set by commands and structures, specifying one or more shader stages, are:


```

// Provided by VK_VERSION_1_0
typedef enum VkShaderStageFlagBits {
    VK_SHADER_STAGE_VERTEX_BIT = 0x00000001,
    VK_SHADER_STAGE_TESSELLATION_CONTROL_BIT = 0x00000002,
    VK_SHADER_STAGE_TESSELLATION_EVALUATION_BIT = 0x00000004,
    VK_SHADER_STAGE_GEOMETRY_BIT = 0x00000008,
    VK_SHADER_STAGE_FRAGMENT_BIT = 0x00000010,
    VK_SHADER_STAGE_COMPUTE_BIT = 0x00000020,
    VK_SHADER_STAGE_ALL_GRAPHICS = 0x0000001F,
    VK_SHADER_STAGE_ALL = 0x7FFFFFFF,
// Provided by VK_KHR_ray_tracing_pipeline
    VK_SHADER_STAGE_RAYGEN_BIT_KHR = 0x00000100,
// Provided by VK_KHR_ray_tracing_pipeline
    VK_SHADER_STAGE_ANY_HIT_BIT_KHR = 0x00000200,
// Provided by VK_KHR_ray_tracing_pipeline
    VK_SHADER_STAGE_CLOSEST_HIT_BIT_KHR = 0x00000400,
// Provided by VK_KHR_ray_tracing_pipeline
    VK_SHADER_STAGE_MISS_BIT_KHR = 0x00000800,
// Provided by VK_KHR_ray_tracing_pipeline
    VK_SHADER_STAGE_INTERSECTION_BIT_KHR = 0x00001000,
// Provided by VK_KHR_ray_tracing_pipeline
    VK_SHADER_STAGE_CALLABLE_BIT_KHR = 0x00002000,
// Provided by VK_EXT_mesh_shader
    VK_SHADER_STAGE_TASK_BIT_EXT = 0x00000040,
// Provided by VK_EXT_mesh_shader
    VK_SHADER_STAGE_MESH_BIT_EXT = 0x00000080,
// Provided by VK_HUAWEI_subpass_shading
    VK_SHADER_STAGE_SUBPASS_SHADING_BIT_HUAWEI = 0x00004000,
// Provided by VK_HUAWEI_cluster_culling_shader
    VK_SHADER_STAGE_CLUSTER_CULLING_BIT_HUAWEI = 0x00080000,
// Provided by VK_NV_ray_tracing
    VK_SHADER_STAGE_RAYGEN_BIT_NV = VK_SHADER_STAGE_RAYGEN_BIT_KHR,
// Provided by VK_NV_ray_tracing
    VK_SHADER_STAGE_ANY_HIT_BIT_NV = VK_SHADER_STAGE_ANY_HIT_BIT_KHR,
// Provided by VK_NV_ray_tracing
    VK_SHADER_STAGE_CLOSEST_HIT_BIT_NV = VK_SHADER_STAGE_CLOSEST_HIT_BIT_KHR,
// Provided by VK_NV_ray_tracing
    VK_SHADER_STAGE_MISS_BIT_NV = VK_SHADER_STAGE_MISS_BIT_KHR,
// Provided by VK_NV_ray_tracing
    VK_SHADER_STAGE_INTERSECTION_BIT_NV = VK_SHADER_STAGE_INTERSECTION_BIT_KHR,
// Provided by VK_NV_ray_tracing
    VK_SHADER_STAGE_CALLABLE_BIT_NV = VK_SHADER_STAGE_CALLABLE_BIT_KHR,
// Provided by VK_NV_mesh_shader
    VK_SHADER_STAGE_TASK_BIT_NV = VK_SHADER_STAGE_TASK_BIT_EXT,
// Provided by VK_NV_mesh_shader
    VK_SHADER_STAGE_MESH_BIT_NV = VK_SHADER_STAGE_MESH_BIT_EXT,
} VkShaderStageFlagBits;

```

- [VK_SHADER_STAGE_VERTEX_BIT](#) specifies the vertex stage.

- [VK_SHADER_STAGE_TESSELLATION_CONTROL_BIT](#) specifies the tessellation control stage.
- [VK_SHADER_STAGE_TESSELLATION_EVALUATION_BIT](#) specifies the tessellation evaluation stage.
- [VK_SHADER_STAGE_GEOMETRY_BIT](#) specifies the geometry stage.
- [VK_SHADER_STAGE_FRAGMENT_BIT](#) specifies the fragment stage.
- [VK_SHADER_STAGE_COMPUTE_BIT](#) specifies the compute stage.
- [VK_SHADER_STAGE_ALL_GRAPHICS](#) is a combination of bits used as shorthand to specify all graphics stages defined above (excluding the compute stage).
- [VK_SHADER_STAGE_ALL](#) is a combination of bits used as shorthand to specify all shader stages supported by the device, including all additional stages which are introduced by extensions.
- [VK_SHADER_STAGE_TASK_BIT_EXT](#) specifies the task stage.
- [VK_SHADER_STAGE_MESH_BIT_EXT](#) specifies the mesh stage.
- [VK_SHADER_STAGE_CLUSTER_CULLING_BIT_HUAWEI](#) specifies the cluster culling stage.
- [VK_SHADER_STAGE_RAYGEN_BIT_KHR](#) specifies the ray generation stage.
- [VK_SHADER_STAGE_ANY_HIT_BIT_KHR](#) specifies the any-hit stage.
- [VK_SHADER_STAGE_CLOSEST_HIT_BIT_KHR](#) specifies the closest hit stage.
- [VK_SHADER_STAGE_MISS_BIT_KHR](#) specifies the miss stage.
- [VK_SHADER_STAGE_INTERSECTION_BIT_KHR](#) specifies the intersection stage.
- [VK_SHADER_STAGE_CALLABLE_BIT_KHR](#) specifies the callable stage.

NOTE

[VK_SHADER_STAGE_ALL_GRAPHICS](#) only includes the original five graphics stages included in Vulkan 1.0, and not any stages added by extensions. Thus, it may not have the desired effect in all cases.

```
// Provided by VK_VERSION_1_0
typedef VkFlags VkShaderStageFlags;
```

[VkShaderStageFlags](#) is a bitmask type for setting a mask of zero or more [VkShaderStageFlagBits](#).

The [VkPipelineShaderStageRequiredSubgroupSizeCreateInfo](#) structure is defined as:

```
// Provided by VK_VERSION_1_3
typedef struct VkPipelineShaderStageRequiredSubgroupSizeCreateInfo {
    VkStructureType    sType;
    const void*        pNext;
    uint32_t           requiredSubgroupSize;
} VkPipelineShaderStageRequiredSubgroupSizeCreateInfo;
```



```
// Provided by VK_EXT_subgroup_size_control
// Equivalent to VkPipelineShaderStageRequiredSubgroupSizeCreateInfo
typedef VkPipelineShaderStageRequiredSubgroupSizeCreateInfo
VkPipelineShaderStageRequiredSubgroupSizeCreateInfoEXT;
```

or the equivalent

```
// Provided by VK_EXT_shader_object
// Equivalent to VkPipelineShaderStageRequiredSubgroupSizeCreateInfo
typedef VkPipelineShaderStageRequiredSubgroupSizeCreateInfo
VkShaderRequiredSubgroupSizeCreateInfoEXT;
```

- **sType** is a **VkStructureType** value identifying this structure.
- **pNext** is **NULL** or a pointer to a structure extending this structure.
- **requiredSubgroupSize** is an unsigned integer value specifying the required subgroup size for the newly created pipeline shader stage.

If a **VkPipelineShaderStageRequiredSubgroupSizeCreateInfo** structure is included in the **pNext** chain of **VkPipelineShaderStageCreateInfo**, it specifies that the pipeline shader stage being compiled has a required subgroup size.

If a **VkShaderRequiredSubgroupSizeCreateInfoEXT** structure is included in the **pNext** chain of **VkShaderCreateInfoEXT**, it specifies that the shader being compiled has a required subgroup size.

Valid Usage

- VUID-VkPipelineShaderStageRequiredSubgroupSizeCreateInfo-requiredSubgroupSize-02760
requiredSubgroupSize **must** be a power-of-two integer
- VUID-VkPipelineShaderStageRequiredSubgroupSizeCreateInfo-requiredSubgroupSize-02761
requiredSubgroupSize **must** be greater or equal to **minSubgroupSize**
- VUID-VkPipelineShaderStageRequiredSubgroupSizeCreateInfo-requiredSubgroupSize-02762
requiredSubgroupSize **must** be less than or equal to **maxSubgroupSize**

Valid Usage (Implicit)

- VUID-VkPipelineShaderStageRequiredSubgroupSizeCreateInfo-sType-sType
sType **must** be **VK_STRUCTURE_TYPE_PIPELINE_SHADER_STAGE_REQUIRED_SUBGROUP_SIZE_CREATE_INFO**

Structure Chaining

Extends the structures

- [VkPipelineShaderStageCreateInfo](#)
- [VkShaderCreateInfoEXT](#)

A subpass shading pipeline is a compute pipeline which **must** be called only in a subpass of a render pass with work dimensions specified by render area size. The subpass shading pipeline shader is a compute shader allowed to access input attachments specified in the calling subpass. To create a subpass shading pipeline, call [vkCreateComputePipelines](#) with [VkSubpassShadingPipelineCreateInfoHUAWEI](#) in the **pNext** chain of [VkComputePipelineCreateInfo](#).

The [VkSubpassShadingPipelineCreateInfoHUAWEI](#) structure is defined as:

```
// Provided by VK_HUAWEI_subpass_shading
typedef struct VkSubpassShadingPipelineCreateInfoHUAWEI {
    VkStructureType    sType;
    void*              pNext;
    VkRenderPass        renderPass;
    uint32_t            subpass;
} VkSubpassShadingPipelineCreateInfoHUAWEI;
```

- **sType** is a [VkStructureType](#) value identifying this structure.
- **pNext** is **NULL** or a pointer to a structure extending this structure.
- **renderPass** is a handle to a render pass object describing the environment in which the pipeline will be used. The pipeline **must** only be used with a render pass instance compatible with the one provided. See [Render Pass Compatibility](#) for more information. The implementation **must** not access this object outside of the duration of the command this structure is passed to.
- **subpass** is the index of the subpass in the render pass where this pipeline will be used.

Valid Usage

- VUID-VkSubpassShadingPipelineCreateInfoHUAWEI-subpass-04946
subpass **must** be created with [VK_PIPELINE_BIND_POINT_SUBPASS_SHADING_HUAWEI](#) bind point

Valid Usage (Implicit)

- VUID-VkSubpassShadingPipelineCreateInfoHUAWEI-sType-sType
sType **must** be [VK_STRUCTURE_TYPE_SUBPASS_SHADING_PIPELINE_CREATE_INFO_HUAWEI](#)
- VUID-VkSubpassShadingPipelineCreateInfoHUAWEI-renderPass-parameter
renderPass **must** be a valid [VkRenderPass](#) handle

Structure Chaining

Extends the structure

- [VkComputePipelineCreateInfo](#)

A subpass shading pipeline's workgroup size is a 2D vector with number of power-of-two in width and height. The maximum number of width and height is implementation-dependent, and **may** vary for different formats and sample counts of attachments in a render pass.

To query the maximum workgroup size, call:

```
// Provided by VK_HUAWEI_subpass_shading
VkResult vkGetDeviceSubpassShadingMaxWorkgroupSizeHUAWEI(
    VkDevice          device,
    VkRenderPass      renderpass,
    VkExtent2D*       pMaxWorkgroupSize);
```

- **device** is a handle to a local device object that was used to create the given render pass.
- **renderpass** is a handle to a render pass object describing the environment in which the pipeline will be used. The pipeline **must** only be used with a render pass instance compatible with the one provided. See [Render Pass Compatibility](#) for more information.
- **pMaxWorkgroupSize** is a pointer to a [VkExtent2D](#) structure.

Valid Usage (Implicit)

- VUID-vkGetDeviceSubpassShadingMaxWorkgroupSizeHUAWEI-device-parameter **device** **must** be a valid [VkDevice](#) handle
- VUID-vkGetDeviceSubpassShadingMaxWorkgroupSizeHUAWEI-renderpass-parameter **renderpass** **must** be a valid [VkRenderPass](#) handle
- VUID-vkGetDeviceSubpassShadingMaxWorkgroupSizeHUAWEI-pMaxWorkgroupSize-parameter **pMaxWorkgroupSize** **must** be a valid pointer to [VkExtent2D](#) structures
- VUID-vkGetDeviceSubpassShadingMaxWorkgroupSizeHUAWEI-renderpass-parent **renderpass** **must** have been created, allocated, or retrieved from **device**

Return Codes

Success

- [VK_SUCCESS](#)

Failure

- [VK_ERROR_OUT_OF_DEVICE_MEMORY](#)

- [VK_ERROR_OUT_OF_HOST_MEMORY](#)
- [VK_ERROR_SURFACE_LOST_KHR](#)
- [VK_ERROR_UNKNOWN](#)
- [VK_ERROR_VALIDATION_FAILED](#)

The `VkPipelineRobustnessCreateInfo` structure is defined as:

```
// Provided by VK_VERSION_1_4
typedef struct VkPipelineRobustnessCreateInfo {
    VkStructureType          sType;
    const void*              pNext;
    VkPipelineRobustnessBufferBehavior storageBuffers;
    VkPipelineRobustnessBufferBehavior uniformBuffers;
    VkPipelineRobustnessBufferBehavior vertexInputs;
    VkPipelineRobustnessImageBehavior images;
} VkPipelineRobustnessCreateInfo;
```

```
// Provided by VK_EXT_pipeline_robustness
// Equivalent to VkPipelineRobustnessCreateInfo
typedef VkPipelineRobustnessCreateInfo VkPipelineRobustnessCreateInfoEXT;
```

- `sType` is a [VkStructureType](#) value identifying this structure.
- `pNext` is `NULL` or a pointer to a structure extending this structure.
- `storageBuffers` sets the behavior of out of bounds accesses made to resources bound as:
 - [VK_DESCRIPTOR_TYPE_STORAGE_BUFFER](#)
 - [VK_DESCRIPTOR_TYPE_STORAGE_TEXEL_BUFFER](#)
 - [VK_DESCRIPTOR_TYPE_STORAGE_BUFFER_DYNAMIC](#)
- `uniformBuffers` describes the behavior of out of bounds accesses made to resources bound as:
 - [VK_DESCRIPTOR_TYPE_UNIFORM_TEXEL_BUFFER](#)
 - [VK_DESCRIPTOR_TYPE_UNIFORM_BUFFER](#)
 - [VK_DESCRIPTOR_TYPE_UNIFORM_BUFFER_DYNAMIC](#)
 - [VK_DESCRIPTOR_TYPE_INLINE_UNIFORM_BLOCK](#)
- `vertexInputs` describes the behavior of out of bounds accesses made to vertex input attributes
- `images` describes the behavior of out of bounds accesses made to resources bound as:
 - [VK_DESCRIPTOR_TYPE_SAMPLED_IMAGE](#)
 - [VK_DESCRIPTOR_TYPE_STORAGE_IMAGE](#)

Resources bound as [VK_DESCRIPTOR_TYPE_MUTABLE_EXT](#) will have the robustness behavior that covers its active descriptor type.

The scope of the effect of `VkPipelineRobustnessCreateInfo` depends on which structure's `pNext` chain it is included in.

- `VkGraphicsPipelineCreateInfo`, `VkRayTracingPipelineCreateInfoKHR`, `VkComputePipelineCreateInfo`:
The robustness behavior described by `VkPipelineRobustnessCreateInfo` applies to all accesses through this pipeline
- `VkPipelineShaderStageCreateInfo`:
The robustness behavior described by `VkPipelineRobustnessCreateInfo` applies to all accesses emanating from the shader code of this shader stage

If `VkPipelineRobustnessCreateInfo` is specified for both a pipeline and a pipeline stage, the `VkPipelineRobustnessCreateInfo` specified for the pipeline stage will take precedence.

When `VkPipelineRobustnessCreateInfo` is specified for a pipeline, it only affects the subset of the pipeline that is specified by the create info, as opposed to subsets linked from pipeline libraries. For `VkGraphicsPipelineCreateInfo`, that subset is specified by `VkGraphicsPipelineLibraryCreateInfoEXT::flags`. For `VkRayTracingPipelineCreateInfoKHR`, that subset is specified by the specific stages in `VkRayTracingPipelineCreateInfoKHR::pStages`.

Valid Usage

- VUID-VkPipelineRobustnessCreateInfo-pipelineRobustness-06926
If the `pipelineRobustness` feature is not enabled, `storageBuffers` **must** be `VK_PIPELINE_ROBUSTNESS_BUFFER_BEHAVIOR_DEVICE_DEFAULT`
- VUID-VkPipelineRobustnessCreateInfo-pipelineRobustness-06927
If the `pipelineRobustness` feature is not enabled, `uniformBuffers` **must** be `VK_PIPELINE_ROBUSTNESS_BUFFER_BEHAVIOR_DEVICE_DEFAULT`
- VUID-VkPipelineRobustnessCreateInfo-pipelineRobustness-06928
If the `pipelineRobustness` feature is not enabled, `vertexInputs` **must** be `VK_PIPELINE_ROBUSTNESS_BUFFER_BEHAVIOR_DEVICE_DEFAULT`
- VUID-VkPipelineRobustnessCreateInfo-pipelineRobustness-06929
If the `pipelineRobustness` feature is not enabled, `images` **must** be `VK_PIPELINE_ROBUSTNESS_IMAGE_BEHAVIOR_DEVICE_DEFAULT`
- VUID-VkPipelineRobustnessCreateInfo-robustImageAccess-06930
If the `robustImageAccess` feature is not supported, `images` **must** not be `VK_PIPELINE_ROBUSTNESS_IMAGE_BEHAVIOR_ROBUST_IMAGE_ACCESS`
- VUID-VkPipelineRobustnessCreateInfo-robustBufferAccess2-06931
If the `robustBufferAccess2` feature is not supported, `storageBuffers` **must** not be `VK_PIPELINE_ROBUSTNESS_BUFFER_BEHAVIOR_ROBUST_BUFFER_ACCESS_2`
- VUID-VkPipelineRobustnessCreateInfo-robustBufferAccess2-06932
If the `robustBufferAccess2` feature is not supported, `uniformBuffers` **must** not be `VK_PIPELINE_ROBUSTNESS_BUFFER_BEHAVIOR_ROBUST_BUFFER_ACCESS_2`
- VUID-VkPipelineRobustnessCreateInfo-robustBufferAccess2-06933
If the `robustBufferAccess2` feature is not supported, `vertexInputs` **must** not be `VK_PIPELINE_ROBUSTNESS_BUFFER_BEHAVIOR_ROBUST_BUFFER_ACCESS_2`

- VUID-VkPipelineRobustnessCreateInfo-robustImageAccess2-06934
If the `robustImageAccess2` feature is not supported, `images` **must** not be `VK_PIPELINE_ROBUSTNESS_IMAGE_BEHAVIOR_ROBUST_IMAGE_ACCESS_2`
- VUID-VkPipelineRobustnessCreateInfo-storageBuffers-10636
If `storageBuffers` is `VK_PIPELINE_ROBUSTNESS_BUFFER_BEHAVIOR_ROBUST_BUFFER_ACCESS` or `VK_PIPELINE_ROBUSTNESS_BUFFER_BEHAVIOR_ROBUST_BUFFER_ACCESS_2`, and either the `descriptorBindingStorageBufferUpdateAfterBind` feature or the `descriptorBindingStorageTexelBufferUpdateAfterBind` feature is enabled on the device, `robustBufferAccessUpdateAfterBind` **must** be `VK_TRUE`
- VUID-VkPipelineRobustnessCreateInfo-uniformBuffers-10637
If `uniformBuffers` is `VK_PIPELINE_ROBUSTNESS_BUFFER_BEHAVIOR_ROBUST_BUFFER_ACCESS` or `VK_PIPELINE_ROBUSTNESS_BUFFER_BEHAVIOR_ROBUST_BUFFER_ACCESS_2`, and either the `descriptorBindingInlineUniformBlockUpdateAfterBind` feature, the `descriptorBindingUniformBufferUpdateAfterBind` feature, or the `descriptorBindingUniformTexelBufferUpdateAfterBind` feature is enabled on the device, `robustBufferAccessUpdateAfterBind` **must** be `VK_TRUE`
- VUID-VkPipelineRobustnessCreateInfo-images-10638
If `images` is `VK_PIPELINE_ROBUSTNESS_IMAGE_BEHAVIOR_ROBUST_IMAGE_ACCESS` or `VK_PIPELINE_ROBUSTNESS_IMAGE_BEHAVIOR_ROBUST_IMAGE_ACCESS_2`, and either the `descriptorBindingStorageImageUpdateAfterBind` feature or the `descriptorBindingSampledImageUpdateAfterBind` feature is enabled on the device, `robustBufferAccessUpdateAfterBind` **must** be `VK_TRUE`

Valid Usage (Implicit)

- VUID-VkPipelineRobustnessCreateInfo-sType-sType
`sType` **must** be `VK_STRUCTURE_TYPE_PIPELINE_ROBUSTNESS_CREATE_INFO`
- VUID-VkPipelineRobustnessCreateInfo-storageBuffers-parameter
`storageBuffers` **must** be a valid `VkPipelineRobustnessBufferBehavior` value
- VUID-VkPipelineRobustnessCreateInfo-uniformBuffers-parameter
`uniformBuffers` **must** be a valid `VkPipelineRobustnessBufferBehavior` value
- VUID-VkPipelineRobustnessCreateInfo-vertexInputs-parameter
`vertexInputs` **must** be a valid `VkPipelineRobustnessBufferBehavior` value
- VUID-VkPipelineRobustnessCreateInfo-images-parameter
`images` **must** be a valid `VkPipelineRobustnessImageBehavior` value

Structure Chaining

Extends the structures

- `VkComputePipelineCreateInfo`

- [VkGraphicsPipelineCreateInfo](#)
- [VkPipelineShaderStageCreateInfo](#)
- [VkRayTracingPipelineCreateInfoKHR](#)

Possible values of the `storageBuffers`, `uniformBuffers`, and `vertexInputs` members of [VkPipelineRobustnessCreateInfo](#) are:

```
// Provided by VK_VERSION_1_4
typedef enum VkPipelineRobustnessBufferBehavior {
    VK_PIPELINE_ROBUSTNESS_BUFFER_BEHAVIOR_DEVICE_DEFAULT = 0,
    VK_PIPELINE_ROBUSTNESS_BUFFER_BEHAVIOR_DISABLED = 1,
    VK_PIPELINE_ROBUSTNESS_BUFFER_BEHAVIOR_ROBUST_BUFFER_ACCESS = 2,
    VK_PIPELINE_ROBUSTNESS_BUFFER_BEHAVIOR_ROBUST_BUFFER_ACCESS_2 = 3,
    // Provided by VK_EXT_pipeline_robustness
    VK_PIPELINE_ROBUSTNESS_BUFFER_BEHAVIOR_DEVICE_DEFAULT_EXT =
VK_PIPELINE_ROBUSTNESS_BUFFER_BEHAVIOR_DEVICE_DEFAULT,
    // Provided by VK_EXT_pipeline_robustness
    VK_PIPELINE_ROBUSTNESS_BUFFER_BEHAVIOR_DISABLED_EXT =
VK_PIPELINE_ROBUSTNESS_BUFFER_BEHAVIOR_DISABLED,
    // Provided by VK_EXT_pipeline_robustness
    VK_PIPELINE_ROBUSTNESS_BUFFER_BEHAVIOR_ROBUST_BUFFER_ACCESS_EXT =
VK_PIPELINE_ROBUSTNESS_BUFFER_BEHAVIOR_ROBUST_BUFFER_ACCESS,
    // Provided by VK_EXT_pipeline_robustness
    VK_PIPELINE_ROBUSTNESS_BUFFER_BEHAVIOR_ROBUST_BUFFER_ACCESS_2_EXT =
VK_PIPELINE_ROBUSTNESS_BUFFER_BEHAVIOR_ROBUST_BUFFER_ACCESS_2,
} VkPipelineRobustnessBufferBehavior;
```

```
// Provided by VK_EXT_pipeline_robustness
// Equivalent to VkPipelineRobustnessBufferBehavior
typedef VkPipelineRobustnessBufferBehavior VkPipelineRobustnessBufferBehaviorEXT;
```

- [VK_PIPELINE_ROBUSTNESS_BUFFER_BEHAVIOR_DEVICE_DEFAULT](#) specifies that **out of bounds** buffer accesses follow the behavior of robust buffer access features enabled for the device.
- [VK_PIPELINE_ROBUSTNESS_BUFFER_BEHAVIOR_DISABLED](#) specifies that buffer accesses **must** not be **out of bounds**.
- [VK_PIPELINE_ROBUSTNESS_BUFFER_BEHAVIOR_ROBUST_BUFFER_ACCESS](#) specifies that buffer accesses conform to [Robust Buffer Access](#) guarantees.
- [VK_PIPELINE_ROBUSTNESS_BUFFER_BEHAVIOR_ROBUST_BUFFER_ACCESS_2](#) specifies that buffer accesses conform to [Robust Buffer Access 2](#) guarantees.

Possible values of the `images` member of [VkPipelineRobustnessCreateInfo](#) are:


```
// Provided by VK_VERSION_1_4
typedef enum VkPipelineRobustnessImageBehavior {
    VK_PIPELINE_ROBUSTNESS_IMAGE_BEHAVIOR_DEVICE_DEFAULT = 0,
    VK_PIPELINE_ROBUSTNESS_IMAGE_BEHAVIOR_DISABLED = 1,
    VK_PIPELINE_ROBUSTNESS_IMAGE_BEHAVIOR_ROBUST_IMAGE_ACCESS = 2,
    VK_PIPELINE_ROBUSTNESS_IMAGE_BEHAVIOR_ROBUST_IMAGE_ACCESS_2 = 3,
    // Provided by VK_EXT_pipeline_robustness
    VK_PIPELINE_ROBUSTNESS_IMAGE_BEHAVIOR_DEVICE_DEFAULT_EXT =
VK_PIPELINE_ROBUSTNESS_IMAGE_BEHAVIOR_DEVICE_DEFAULT,
    // Provided by VK_EXT_pipeline_robustness
    VK_PIPELINE_ROBUSTNESS_IMAGE_BEHAVIOR_DISABLED_EXT =
VK_PIPELINE_ROBUSTNESS_IMAGE_BEHAVIOR_DISABLED,
    // Provided by VK_EXT_pipeline_robustness
    VK_PIPELINE_ROBUSTNESS_IMAGE_BEHAVIOR_ROBUST_IMAGE_ACCESS_EXT =
VK_PIPELINE_ROBUSTNESS_IMAGE_BEHAVIOR_ROBUST_IMAGE_ACCESS,
    // Provided by VK_EXT_pipeline_robustness
    VK_PIPELINE_ROBUSTNESS_IMAGE_BEHAVIOR_ROBUST_IMAGE_ACCESS_2_EXT =
VK_PIPELINE_ROBUSTNESS_IMAGE_BEHAVIOR_ROBUST_IMAGE_ACCESS_2,
} VkPipelineRobustnessImageBehavior;
```

```
// Provided by VK_EXT_pipeline_robustness
// Equivalent to VkPipelineRobustnessImageBehavior
typedef VkPipelineRobustnessImageBehavior VkPipelineRobustnessImageBehaviorEXT;
```

- [VK_PIPELINE_ROBUSTNESS_IMAGE_BEHAVIOR_DEVICE_DEFAULT](#) specifies that [out of bounds](#) image accesses follow the behavior of robust image access features enabled for the device.
- [VK_PIPELINE_ROBUSTNESS_IMAGE_BEHAVIOR_DISABLED](#) specifies that image accesses **must** not be [out of bounds](#).
- [VK_PIPELINE_ROBUSTNESS_IMAGE_BEHAVIOR_ROBUST_IMAGE_ACCESS](#) specifies that image accesses conform to [Robust Image Access](#) guarantees.
- [VK_PIPELINE_ROBUSTNESS_IMAGE_BEHAVIOR_ROBUST_IMAGE_ACCESS_2](#) specifies that image accesses conform to [Robust Image Access 2](#) guarantees.

An identifier **can** be provided instead of shader code in an attempt to compile pipelines without providing complete SPIR-V to the implementation.

The [VkPipelineShaderStageModuleIdentifierCreateInfoEXT](#) structure is defined as:

```
// Provided by VK_EXT_shader_module_identifier
typedef struct VkPipelineShaderStageModuleIdentifierCreateInfoEXT {
    VkStructureType    sType;
    const void*        pNext;
    uint32_t           identifierSize;
    const uint8_t*      pIdentifier;
} VkPipelineShaderStageModuleIdentifierCreateInfoEXT;
```


- `sType` is a `VkStructureType` value identifying this structure.
- `pNext` is `NULL` or a pointer to a structure extending this structure.
- `identifierSize` is the size, in bytes, of the buffer pointed to by `pIdentifier`.
- `pIdentifier` is a pointer to a buffer of opaque data specifying an identifier.

Any identifier **can** be used. If the pipeline being created with identifier requires compilation to complete the pipeline creation call, pipeline compilation **must** fail as defined by `VK_PIPELINE_CREATE_FAIL_ON_PIPELINE_COMPILE_REQUIRED_BIT`.

`pIdentifier` and `identifierSize` **can** be obtained from an `VkShaderModuleIdentifierEXT` queried earlier.

Valid Usage

- VUID-VkPipelineShaderStageModuleIdentifierCreateInfoEXT-pNext-06850
If this structure is included in a `pNext` chain and `identifierSize` is not equal to 0, the `shaderModuleIdentifier` feature **must** be enabled
- VUID-VkPipelineShaderStageModuleIdentifierCreateInfoEXT-pNext-06851
If this structure is included in a `pNext` chain of `VkPipelineShaderStageCreateInfo` and `identifierSize` is not equal to 0, the pipeline **must** be created with the `VK_PIPELINE_CREATE_FAIL_ON_PIPELINE_COMPILE_REQUIRED_BIT` flag set
- VUID-VkPipelineShaderStageModuleIdentifierCreateInfoEXT-identifierSize-06852
`identifierSize` **must** be less-or-equal to `VK_MAX_SHADER_MODULE_IDENTIFIER_SIZE_EXT`

Valid Usage (Implicit)

- VUID-VkPipelineShaderStageModuleIdentifierCreateInfoEXT-sType-sType
`sType` **must** be `VK_STRUCTURE_TYPE_PIPELINE_SHADER_STAGE_MODULE_IDENTIFIER_CREATE_INFO_EXT`
- VUID-VkPipelineShaderStageModuleIdentifierCreateInfoEXT-pIdentifier-parameter
If `identifierSize` is not 0, `pIdentifier` **must** be a valid pointer to an array of `identifierSize` `uint8_t` values

Structure Chaining

Extends the structure

- `VkPipelineShaderStageCreateInfo`

If a compute pipeline is going to be used in `Device-Generated Commands` by specifying its pipeline token with `VkBindPipelineIndirectCommandNV`, then that pipeline's associated metadata **must** be saved at a specified buffer device address for later use in indirect command generation. The buffer

device address **must** be specified at the time of compute pipeline creation with `VkComputePipelineIndirectBufferInfoNV` structure in the `pNext` chain of `VkComputePipelineCreateInfo`.

The `VkComputePipelineIndirectBufferInfoNV` structure is defined as:

```
// Provided by VK_NV_device_generated_commands_compute
typedef struct VkComputePipelineIndirectBufferInfoNV {
    VkStructureType    sType;
    const void*        pNext;
    VkDeviceAddress     deviceAddress;
    VkDeviceSize        size;
    VkDeviceAddress     pipelineDeviceAddressCaptureReplay;
} VkComputePipelineIndirectBufferInfoNV;
```

- `sType` is a `VkStructureType` value identifying this structure.
- `pNext` is `NULL` or a pointer to a structure extending this structure.
- `deviceAddress` is the address where the pipeline's metadata will be stored.
- `size` is the size of pipeline's metadata that was queried using `vkGetPipelineIndirectMemoryRequirementsNV`.
- `pipelineDeviceAddressCaptureReplay` is the device address where pipeline's metadata was originally saved and can now be used to re-populate `deviceAddress` for replay.

If `pipelineDeviceAddressCaptureReplay` is zero, no specific address is requested. If `pipelineDeviceAddressCaptureReplay` is not zero, then it **must** be an address retrieved from an identically created pipeline on the same implementation. The pipeline metadata **must** also be placed on an identically created buffer and at the same offset using the `vkCmdUpdatePipelineIndirectBufferNV` command.

Valid Usage

- VUID-VkComputePipelineIndirectBufferInfoNV-deviceGeneratedComputePipelines-09009
The `VkPhysicalDeviceDeviceGeneratedCommandsComputeFeaturesNV::deviceGeneratedComputePipelines` feature **must** be enabled
- VUID-VkComputePipelineIndirectBufferInfoNV-flags-09010
The pipeline creation flags in `VkComputePipelineCreateInfo::flags` **must** include `VK_PIPELINE_CREATE_INDIRECT_BINDABLE_BIT_NV`
- VUID-VkComputePipelineIndirectBufferInfoNV-deviceAddress-09011
`deviceAddress` **must** be aligned to the `VkMemoryRequirements2::memoryRequirements.alignment`, as returned by `vkGetPipelineIndirectMemoryRequirementsNV`
- VUID-VkComputePipelineIndirectBufferInfoNV-deviceAddress-09012
`deviceAddress` **must** have been allocated from a buffer that was created with both the `VK_BUFFER_USAGE_TRANSFER_DST_BIT` and `VK_BUFFER_USAGE_INDIRECT_BUFFER_BIT` usage flags set

- VUID-VkComputePipelineIndirectBufferInfoNV-size-09013
`size` **must** be greater than or equal to the `VkMemoryRequirements2::memoryRequirements.size`, as returned by `vkGetPipelineIndirectMemoryRequirementsNV`
- VUID-VkComputePipelineIndirectBufferInfoNV-pipelineDeviceAddressCaptureReplay-09014
 If `pipelineDeviceAddressCaptureReplay` is non-zero then the `VkPhysicalDeviceDeviceGeneratedCommandsComputeFeaturesNV::deviceGeneratedComputeCaptureReplay` feature **must** be enabled
- VUID-VkComputePipelineIndirectBufferInfoNV-pipelineDeviceAddressCaptureReplay-09015
 If `pipelineDeviceAddressCaptureReplay` is non-zero then that address **must** have been allocated with flag `VK_MEMORY_ALLOCATE_DEVICE_ADDRESS_CAPTURE_REPLAY_BIT` set
- VUID-VkComputePipelineIndirectBufferInfoNV-pipelineDeviceAddressCaptureReplay-09016
 If `pipelineDeviceAddressCaptureReplay` is non-zero, the `pipeline` **must** have been recreated for replay
- VUID-VkComputePipelineIndirectBufferInfoNV-pipelineDeviceAddressCaptureReplay-09017
`pipelineDeviceAddressCaptureReplay` **must** satisfy the `alignment` and `size` requirements similar to `deviceAddress`

Valid Usage (Implicit)

- VUID-VkComputePipelineIndirectBufferInfoNV-sType-sType
`sType` **must** be `VK_STRUCTURE_TYPE_COMPUTE_PIPELINE_INDIRECT_BUFFER_INFO_NV`
- VUID-VkComputePipelineIndirectBufferInfoNV-deviceAddress-parameter
`deviceAddress` **must** be a valid `VkDeviceAddress` value
- VUID-VkComputePipelineIndirectBufferInfoNV-pipelineDeviceAddressCaptureReplay-parameter
 If `pipelineDeviceAddressCaptureReplay` is not 0, `pipelineDeviceAddressCaptureReplay` **must** be a valid `VkDeviceAddress` value

Structure Chaining

Extends the structure

- `VkComputePipelineCreateInfo`

To save a compute pipeline's metadata at a device address call:


```
// Provided by VK_NV_device_generated_commands_compute
void vkCmdUpdatePipelineIndirectBufferNV(
    VkCommandBuffer                commandBuffer,
    VkPipelineBindPoint            pipelineBindPoint,
    VkPipeline                      pipeline);
```

- **commandBuffer** is the command buffer into which the command will be recorded.
- **pipelineBindPoint** is a [VkPipelineBindPoint](#) value specifying the type of pipeline whose metadata will be saved.
- **pipeline** is the pipeline whose metadata will be saved.

vkCmdUpdatePipelineIndirectBufferNV is only allowed outside of a render pass. This command is treated as a “transfer” operation for the purposes of synchronization barriers. The writes to the address **must** be synchronized using stages [VK_PIPELINE_STAGE_2_COPY_BIT](#) and [VK_PIPELINE_STAGE_COMMAND_PREPROCESS_BIT_NV](#) and with access masks [VK_ACCESS_MEMORY_WRITE_BIT](#) and [VK_ACCESS_COMMAND_PREPROCESS_READ_BIT_NV](#) respectively before using the results in preprocessing.

Valid Usage

- VUID-vkCmdUpdatePipelineIndirectBufferNV-pipelineBindPoint-09018
pipelineBindPoint **must** be [VK_PIPELINE_BIND_POINT_COMPUTE](#)
- VUID-vkCmdUpdatePipelineIndirectBufferNV-pipeline-09019
pipeline **must** have been created with [VK_PIPELINE_CREATE_INDIRECT_BINDABLE_BIT_NV](#) flag set
- VUID-vkCmdUpdatePipelineIndirectBufferNV-pipeline-09020
pipeline **must** have been created with [VkComputePipelineIndirectBufferInfoNV](#) structure specifying a valid address where its metadata will be saved
- VUID-vkCmdUpdatePipelineIndirectBufferNV-deviceGeneratedComputePipelines-09021
The [VkPhysicalDeviceDeviceGeneratedCommandsComputeFeaturesNV::deviceGeneratedComputePipelines](#) feature **must** be enabled

Valid Usage (Implicit)

- VUID-vkCmdUpdatePipelineIndirectBufferNV-commandBuffer-parameter
commandBuffer **must** be a valid [VkCommandBuffer](#) handle
- VUID-vkCmdUpdatePipelineIndirectBufferNV-pipelineBindPoint-parameter
pipelineBindPoint **must** be a valid [VkPipelineBindPoint](#) value
- VUID-vkCmdUpdatePipelineIndirectBufferNV-pipeline-parameter
pipeline **must** be a valid [VkPipeline](#) handle
- VUID-vkCmdUpdatePipelineIndirectBufferNV-commandBuffer-recording
commandBuffer **must** be in the [recording state](#)

- VUID-vkCmdUpdatePipelineIndirectBufferNV-commandBuffer-cmdpool
The `VkCommandPool` that `commandBuffer` was allocated from **must** support `VK_QUEUE_COMPUTE_BIT`, `VK_QUEUE_GRAPHICS_BIT`, or `VK_QUEUE_TRANSFER_BIT` operations
- VUID-vkCmdUpdatePipelineIndirectBufferNV-renderpass
This command **must** only be called outside of a render pass instance
- VUID-vkCmdUpdatePipelineIndirectBufferNV-suspended
This command **must** not be called between suspended render pass instances
- VUID-vkCmdUpdatePipelineIndirectBufferNV-videocoding
This command **must** only be called outside of a video coding scope
- VUID-vkCmdUpdatePipelineIndirectBufferNV-commonparent
Both of `commandBuffer`, and `pipeline` **must** have been created, allocated, or retrieved from the same `VkDevice`

Host Synchronization

- Host access to `commandBuffer` **must** be externally synchronized
- Host access to the `VkCommandPool` that `commandBuffer` was allocated from **must** be externally synchronized

Command Properties

Command Buffer Levels	Render Pass Scope	Video Coding Scope	Supported Queue Types	Command Type
Primary Secondary	Outside	Outside	VK_QUEUE_COMPUTE_BIT VK_QUEUE_GRAPHICS_BIT VK_QUEUE_TRANSFER_BIT	Action

Conditional Rendering

`vkCmdUpdatePipelineIndirectBufferNV` is not affected by [conditional rendering](#)

10.4. Graphics Pipelines

Graphics pipelines consist of multiple shader stages, multiple fixed-function pipeline stages, and a pipeline layout.

To create graphics pipelines, call:


```
// Provided by VK_VERSION_1_0
VkResult vkCreateGraphicsPipelines(
    VkDevice                                device,
    VkPipelineCache                        pipelineCache,
    uint32_t                               createInfoCount,
    const VkGraphicsPipelineCreateInfo*    pCreateInfos,
    const VkAllocationCallbacks*          pAllocator,
    VkPipeline*                            pPipelines);
```

- **device** is the logical device that creates the graphics pipelines.
- **pipelineCache** is either [VK_NULL_HANDLE](#), indicating that pipeline caching is disabled, or to enable caching, the handle of a valid [VkPipelineCache](#) object. The implementation **must** not access this object outside of the duration of this command.
- **createInfoCount** is the length of the **pCreateInfos** and **pPipelines** arrays.
- **pCreateInfos** is a pointer to an array of [VkGraphicsPipelineCreateInfo](#) structures.
- **pAllocator** controls host memory allocation as described in the [Memory Allocation](#) chapter.
- **pPipelines** is a pointer to an array of [VkPipeline](#) handles in which the resulting graphics pipeline objects are returned.

The [VkGraphicsPipelineCreateInfo](#) structure includes an array of [VkPipelineShaderStageCreateInfo](#) structures for each of the desired active shader stages, as well as creation information for all relevant fixed-function stages, and a pipeline layout.

Pipelines are created and returned as described for [Multiple Pipeline Creation](#).

Valid Usage

- VUID-vkCreateGraphicsPipelines-device-09662
device **must** support at least one queue family with the [VK_QUEUE_GRAPHICS_BIT](#) capability
- VUID-vkCreateGraphicsPipelines-flags-00720
If the **flags** member of any element of **pCreateInfos** contains the [VK_PIPELINE_CREATE_DERIVATIVE_BIT](#) flag, and the **basePipelineIndex** member of that same element is not **-1**, **basePipelineIndex** **must** be less than the index into **pCreateInfos** that corresponds to that element
- VUID-vkCreateGraphicsPipelines-flags-00721
If the **flags** member of any element of **pCreateInfos** contains the [VK_PIPELINE_CREATE_DERIVATIVE_BIT](#) flag, the base pipeline **must** have been created with the [VK_PIPELINE_CREATE_ALLOW_DERIVATIVES_BIT](#) flag set
- VUID-vkCreateGraphicsPipelines-pipelineCache-02876
If **pipelineCache** was created with [VK_PIPELINE_CACHE_CREATE_EXTERNALLY_SYNCHRONIZED_BIT](#), host access to **pipelineCache** **must** be [externally synchronized](#)

- VUID-vkCreateGraphicsPipelines-pNext-09616
If `VkPipelineBinaryInfoKHR::binaryCount` is not 0 for any element of `pCreateInfos`, `pipelineCache` **must** be `VK_NULL_HANDLE`
- VUID-vkCreateGraphicsPipelines-pNext-09617
If a `VkPipelineCreateFlags2CreateInfoKHR` structure with the `VK_PIPELINE_CREATE_2_CAPTURE_DATA_BIT_KHR` flag set is included in the `pNext` chain of any element of `pCreateInfos`, `pipelineCache` **must** be `VK_NULL_HANDLE`
- VUID-vkCreateGraphicsPipelines-binaryCount-09620
If `VkPipelineBinaryInfoKHR::binaryCount` is not 0 for any element of `pCreateInfos`, `VK_PIPELINE_CREATION_FEEDBACK_APPLICATION_PIPELINE_CACHE_HIT_BIT` **must** not be set in the `flags` of that element
- VUID-vkCreateGraphicsPipelines-binaryCount-09621
If `VkPipelineBinaryInfoKHR::binaryCount` is not 0 for any element of `pCreateInfos`, `VK_PIPELINE_CREATION_FEEDBACK_BASE_PIPELINE_ACCELERATION_BIT` **must** not be set in the `flags` of that element
- VUID-vkCreateGraphicsPipelines-binaryCount-09622
If `VkPipelineBinaryInfoKHR::binaryCount` is not 0 for any element of `pCreateInfos`, `VK_PIPELINE_CREATE_FAIL_ON_PIPELINE_COMPILE_REQUIRED_BIT_EXT` **must** not be set in the `flags` of that element
- VUID-vkCreateGraphicsPipelines-pCreateInfos-11414
If any element of `pCreateInfos` sets `VK_PIPELINE_CREATE_2_DESCRIPTOR_HEAP_BIT_EXT` and includes embedded sampler mappings, there **must** be less than $(\text{maxSamplerAllocationCount} - (\text{minSamplerHeapReservedRangeWithEmbedded} / \text{samplerDescriptorSize}))$ `VkSampler` objects currently created on the device
- VUID-vkCreateGraphicsPipelines-pCreateInfos-11429
If any element of `pCreateInfos` sets `VK_PIPELINE_CREATE_2_DESCRIPTOR_HEAP_BIT_EXT` and includes embedded sampler mappings, this command **must** not cause the total number of unique embedded samplers in pipelines and shaders on this device to exceed `maxDescriptorHeapEmbeddedSamplers`

NOTE

An implicit cache may be provided by the implementation or a layer. For this reason, it is still valid to set `VK_PIPELINE_CREATE_FAIL_ON_PIPELINE_COMPILE_REQUIRED_BIT` on `flags` for any element of `pCreateInfos` while passing `VK_NULL_HANDLE` for `pipelineCache`.

Valid Usage (Implicit)

- VUID-vkCreateGraphicsPipelines-device-parameter
`device` **must** be a valid `VkDevice` handle
- VUID-vkCreateGraphicsPipelines-pipelineCache-parameter
If `pipelineCache` is not `VK_NULL_HANDLE`, `pipelineCache` **must** be a valid `VkPipelineCache` handle
- VUID-vkCreateGraphicsPipelines-pCreateInfos-parameter

`pCreateInfo` **must** be a valid pointer to an array of `createInfoCount` valid `VkGraphicsPipelineCreateInfo` structures

- VUID-vkCreateGraphicsPipelines-pAllocator-parameter
If `pAllocator` is not `NULL`, `pAllocator` **must** be a valid pointer to a valid `VkAllocationCallbacks` structure
- VUID-vkCreateGraphicsPipelines-pPipelines-parameter
`pPipelines` **must** be a valid pointer to an array of `createInfoCount` `VkPipeline` handles
- VUID-vkCreateGraphicsPipelines-createInfoCount-arraylength
`createInfoCount` **must** be greater than `0`
- VUID-vkCreateGraphicsPipelines-pipelineCache-parent
If `pipelineCache` is a valid handle, it **must** have been created, allocated, or retrieved from device

Return Codes

Success

- `VK_PIPELINE_COMPILE_REQUIRED_EXT`
- `VK_SUCCESS`

Failure

- `VK_ERROR_INVALID_SHADER_NV`
- `VK_ERROR_OUT_OF_DEVICE_MEMORY`
- `VK_ERROR_OUT_OF_HOST_MEMORY`
- `VK_ERROR_UNKNOWN`
- `VK_ERROR_VALIDATION_FAILED`

The `VkGraphicsPipelineCreateInfo` structure is defined as:


```
// Provided by VK_VERSION_1_0
typedef struct VkGraphicsPipelineCreateInfo {
    VkStructureType           sType;
    const void*               pNext;
    VkPipelineCreateFlags     flags;
    uint32_t                  stageCount;
    const VkPipelineShaderStageCreateInfo* pStages;
    const VkPipelineVertexInputStateCreateInfo* pVertexInputState;
    const VkPipelineInputAssemblyStateCreateInfo* pInputAssemblyState;
    const VkPipelineTessellationStateCreateInfo* pTessellationState;
    const VkPipelineViewportStateCreateInfo* pViewportState;
    const VkPipelineRasterizationStateCreateInfo* pRasterizationState;
    const VkPipelineMultisampleStateCreateInfo* pMultisampleState;
    const VkPipelineDepthStencilStateCreateInfo* pDepthStencilState;
    const VkPipelineColorBlendStateCreateInfo* pColorBlendState;
    const VkPipelineDynamicStateCreateInfo* pDynamicState;
    VkPipelineLayout          layout;
    VkRenderPass              renderPass;
    uint32_t                  subpass;
    VkPipeline                basePipelineHandle;
    int32_t                   basePipelineIndex;
} VkGraphicsPipelineCreateInfo;
```

- **sType** is a [VkStructureType](#) value identifying this structure.
- **pNext** is **NULL** or a pointer to a structure extending this structure.
- **flags** is a bitmask of [VkPipelineCreateFlagBits](#) specifying how the pipeline will be generated.
- **stageCount** is the number of entries in the **pStages** array.
- **pStages** is a pointer to an array of **stageCount** [VkPipelineShaderStageCreateInfo](#) structures describing the set of the shader stages to be included in the graphics pipeline.
- **pVertexInputState** is a pointer to a [VkPipelineVertexInputStateCreateInfo](#) structure. It is ignored if the pipeline includes a mesh shader stage. It **can** be **NULL** if the pipeline is created with the [VK_DYNAMIC_STATE_VERTEX_INPUT_EXT](#) dynamic state set.
- **pInputAssemblyState** is a pointer to a [VkPipelineInputAssemblyStateCreateInfo](#) structure which determines input assembly behavior for vertex shading, as described in [Drawing Commands](#). If the [VK_EXT_extended_dynamic_state3](#) extension is enabled, it **can** be **NULL** if the pipeline is created with both [VK_DYNAMIC_STATE_PRIMITIVE_RESTART_ENABLE](#), and [VK_DYNAMIC_STATE_PRIMITIVE_TOPOLOGY](#) dynamic states set and [dynamicPrimitiveTopologyUnrestricted](#) is [VK_TRUE](#). It is ignored if the pipeline includes a mesh shader stage.
- **pTessellationState** is a pointer to a [VkPipelineTessellationStateCreateInfo](#) structure defining tessellation state used by tessellation shaders. It **can** be **NULL** if the pipeline is created with the [VK_DYNAMIC_STATE_PATCH_CONTROL_POINTS_EXT](#) dynamic state set.
- **pViewportState** is a pointer to a [VkPipelineViewportStateCreateInfo](#) structure defining viewport state used when rasterization is enabled. If the [VK_EXT_extended_dynamic_state3](#) extension is enabled, it **can** be **NULL** if the pipeline is created with both

VK_DYNAMIC_STATE_VIEWPORT_WITH_COUNT, and
VK_DYNAMIC_STATE_SCISSOR_WITH_COUNT dynamic states set.

- **pRasterizationState** is a pointer to a [VkPipelineRasterizationStateCreateInfo](#) structure defining rasterization state. If the [VK_EXT_extended_dynamic_state3](#) extension is enabled, it **can** be **NULL** if the pipeline is created with all of [VK_DYNAMIC_STATE_DEPTH_CLAMP_ENABLE_EXT](#), [VK_DYNAMIC_STATE_RASTERIZER_DISCARD_ENABLE](#), [VK_DYNAMIC_STATE_POLYGON_MODE_EXT](#), [VK_DYNAMIC_STATE_CULL_MODE](#), [VK_DYNAMIC_STATE_FRONT_FACE](#), [VK_DYNAMIC_STATE_DEPTH_BIAS_ENABLE](#), [VK_DYNAMIC_STATE_DEPTH_BIAS](#), and [VK_DYNAMIC_STATE_LINE_WIDTH](#) dynamic states set.
- **pMultisampleState** is a pointer to a [VkPipelineMultisampleStateCreateInfo](#) structure defining multisample state used when rasterization is enabled. If the [VK_EXT_extended_dynamic_state3](#) extension is enabled, it **can** be **NULL** if the pipeline is created with all of [VK_DYNAMIC_STATE_RASTERIZATION_SAMPLES_EXT](#), [VK_DYNAMIC_STATE_SAMPLE_MASK_EXT](#), and [VK_DYNAMIC_STATE_ALPHA_TO_COVERAGE_ENABLE_EXT](#) dynamic states set, and either the [alphaToOne](#) feature is not enabled or [VK_DYNAMIC_STATE_ALPHA_TO_ONE_ENABLE_EXT](#) is set, in which case [VkPipelineMultisampleStateCreateInfo::sampleShadingEnable](#) is assumed to be [VK_FALSE](#).
- **pDepthStencilState** is a pointer to a [VkPipelineDepthStencilStateCreateInfo](#) structure defining depth/stencil state used when rasterization is enabled for depth or stencil attachments accessed during rendering. If the [VK_EXT_extended_dynamic_state3](#) extension is enabled, it **can** be **NULL** if the pipeline is created with all of [VK_DYNAMIC_STATE_DEPTH_TEST_ENABLE](#), [VK_DYNAMIC_STATE_DEPTH_WRITE_ENABLE](#), [VK_DYNAMIC_STATE_DEPTH_COMPARE_OP](#), [VK_DYNAMIC_STATE_DEPTH_BOUNDS_TEST_ENABLE](#), [VK_DYNAMIC_STATE_STENCIL_TEST_ENABLE](#), [VK_DYNAMIC_STATE_STENCIL_OP](#), and [VK_DYNAMIC_STATE_DEPTH_BOUNDS](#) dynamic states set.
- **pColorBlendState** is a pointer to a [VkPipelineColorBlendStateCreateInfo](#) structure defining color blend state used when rasterization is enabled for any color attachments accessed during rendering. If the [VK_EXT_extended_dynamic_state3](#) extension is enabled, it **can** be **NULL** if the pipeline is created with all of [VK_DYNAMIC_STATE_LOGIC_OP_ENABLE_EXT](#), [VK_DYNAMIC_STATE_LOGIC_OP_EXT](#), [VK_DYNAMIC_STATE_COLOR_BLEND_ENABLE_EXT](#), [VK_DYNAMIC_STATE_COLOR_BLEND_EQUATION_EXT](#), [VK_DYNAMIC_STATE_COLOR_WRITE_MASK_EXT](#), and [VK_DYNAMIC_STATE_BLEND_CONSTANTS](#) dynamic states set.
- **pDynamicState** is a pointer to a [VkPipelineDynamicStateCreateInfo](#) structure defining which properties of the pipeline state object are dynamic and **can** be changed independently of the pipeline state. This **can** be **NULL**, which means no state in the pipeline is considered dynamic.
- **layout** is the description of binding locations used by both the pipeline and descriptor sets used with the pipeline. If [VkPhysicalDeviceProperties::apiVersion](#) is greater than or equal to Vulkan 1.3 or [VK_KHR_maintenance4](#) is enabled **layout** **must** not be accessed by the implementation outside of the duration of the command this structure is passed to.
- **renderPass** is a handle to a render pass object describing the environment in which the pipeline will be used. The pipeline **must** only be used with a render pass instance compatible with the one provided. See [Render Pass Compatibility](#) for more information. The implementation **must** not access this object outside of the duration of the command this structure is passed to.

- `subpass` is the index of the subpass in the render pass where this pipeline will be used.
- `basePipelineHandle` is a pipeline to derive from.
- `basePipelineIndex` is an index into the `pCreateInfo` parameter to use as a pipeline to derive from.

The parameters `basePipelineHandle` and `basePipelineIndex` are described in more detail in [Pipeline Derivatives](#).

If any shader stage fails to compile, the compile log will be reported back to the application, and `VK_ERROR_INVALID_SHADER_NV` will be generated.

NOTE

With `VK_EXT_extended_dynamic_state3`, it is possible that many of the `VkGraphicsPipelineCreateInfo` members above **can** be `NULL` because all their state is dynamic and therefore ignored. This is optional so the application **can** still use a valid pointer if it needs to set the `pNext` or `flags` fields to specify state for other extensions.

The state required for a graphics pipeline is divided into [vertex input state](#), [pre-rasterization shader state](#), [fragment shader state](#), and [fragment output state](#).

Vertex Input State

Vertex input state is defined by:

- [VkPipelineVertexInputStateCreateInfo](#)
- [VkPipelineInputAssemblyStateCreateInfo](#)

If this pipeline specifies [pre-rasterization state](#) either directly or by including it as a pipeline library and its `pStages` includes a vertex shader, this state **must** be specified to create a [complete graphics pipeline](#).

If a pipeline includes `VK_GRAPHICS_PIPELINE_LIBRARY_VERTEX_INPUT_INTERFACE_BIT_EXT` in `VkGraphicsPipelineLibraryCreateInfoEXT::flags` either explicitly or as a default, and either the conditions requiring this state for a [complete graphics pipeline](#) are met or this pipeline does not specify [pre-rasterization state](#) in any way, that pipeline **must** specify this state directly.

Pre-Rasterization Shader State

Pre-rasterization shader state is defined by:

- [VkPipelineShaderStageCreateInfo](#) entries for:
 - Vertex shaders
 - Tessellation control shaders
 - Tessellation evaluation shaders
 - Geometry shaders
 - Task shaders
 - Mesh shaders

- Within the `VkPipelineLayout`, all descriptor sets with pre-rasterization shader bindings if `VK_PIPELINE_LAYOUT_CREATE_INDEPENDENT_SETS_BIT_EXT` was specified.
 - If `VK_PIPELINE_LAYOUT_CREATE_INDEPENDENT_SETS_BIT_EXT` was not specified, the full pipeline layout **must** be specified.
- `VkPipelineViewportStateCreateInfo`
- `VkPipelineRasterizationStateCreateInfo`
- `VkPipelineTessellationStateCreateInfo`
- `VkRenderPass` and `subpass` parameter
- The `viewMask` parameter of `VkPipelineRenderingCreateInfo` (formats are ignored)
- `VkPipelineDiscardRectangleStateCreateInfoEXT`
- `VkPipelineFragmentShadingRateStateCreateInfoKHR`
- Inclusion/omission of the `VK_PIPELINE_CREATE_2_PER_LAYER_FRAGMENT_DENSITY_BIT_VALVE` flag

This state **must** be specified to create a complete graphics pipeline.

If either the `pNext` chain includes a `VkGraphicsPipelineLibraryCreateInfoEXT` structure with `VK_GRAPHICS_PIPELINE_LIBRARY_PRE_RASTERIZATION_SHADERS_BIT_EXT` included in `flags`, or it is not specified and would default to include that value, this state **must** be specified in the pipeline.

Fragment Shader State

Fragment shader state is defined by:

- A `VkPipelineShaderStageCreateInfo` entry for the fragment shader
- Within the `VkPipelineLayout`, all descriptor sets with fragment shader bindings if `VK_PIPELINE_LAYOUT_CREATE_INDEPENDENT_SETS_BIT_EXT` was specified.
 - If `VK_PIPELINE_LAYOUT_CREATE_INDEPENDENT_SETS_BIT_EXT` was not specified, the full pipeline layout **must** be specified.
- `VkPipelineMultisampleStateCreateInfo` if `sample shading` is enabled or `renderpass` is not `VK_NULL_HANDLE`
- `VkPipelineDepthStencilStateCreateInfo`
- `VkRenderPass` and `subpass` parameter
- The `viewMask` parameter of `VkPipelineRenderingCreateInfo` (formats are ignored)
- `VkPipelineFragmentShadingRateStateCreateInfoKHR`
- `VkPipelineFragmentShadingRateEnumStateCreateInfoNV`
- `VkPipelineRepresentativeFragmentTestStateCreateInfoNV`
- Inclusion/omission of the `VK_PIPELINE_RASTERIZATION_STATE_CREATE_FRAGMENT_SHADING_RATE_ATTACHMENT_BIT_KHR` flag
- Inclusion/omission of the

VK_PIPELINE_RASTERIZATION_STATE_CREATE_FRAGMENT_DENSITY_MAP_ATTACHMENT_BIT_EXT flag

- [VkRenderingInputAttachmentIndexInfo](#)
- Inclusion/omission of the [VK_PIPELINE_CREATE_2_PER_LAYER_FRAGMENT_DENSITY_BIT_VALVE](#) flag
- The [customResolve](#) parameter of [VkCustomResolveCreateInfoEXT](#). Formats are ignored, and not including the structure behaves identically to setting [customResolve](#) to [VK_FALSE](#), unlike in [fragment output interface state](#).

If a pipeline specifies [pre-rasterization state](#) either directly or by including it as a pipeline library and [rasterizerDiscardEnable](#) is [VK_FALSE](#) or [VK_DYNAMIC_STATE_RASTERIZER_DISCARD_ENABLE](#) is used, this state **must** be specified to create a [complete graphics pipeline](#).

If a pipeline includes [VK_GRAPHICS_PIPELINE_LIBRARY_FRAGMENT_SHADER_BIT_EXT](#) in [VkGraphicsPipelineLibraryCreateInfoEXT::flags](#) either explicitly or as a default, and either the conditions requiring this state for a [complete graphics pipeline](#) are met or this pipeline does not specify [pre-rasterization state](#) in any way, that pipeline **must** specify this state directly.

Fragment Output State

Fragment output state is defined by:

- [VkPipelineColorBlendStateCreateInfo](#)
- [VkRenderPass](#) and [subpass](#) parameter
- [VkPipelineMultisampleStateCreateInfo](#)
- The format parameters of [VkPipelineRenderingCreateInfo](#) ([viewMask](#) is ignored)
- [VkAttachmentSampleCountInfoAMD](#)
- [VkAttachmentSampleCountInfoNV](#)
- [VkExternalFormatANDROID](#)
- [VkCustomResolveCreateInfoEXT](#)
- Inclusion/omission of the [VK_PIPELINE_CREATE_COLOR_ATTACHMENT_FEEDBACK_LOOP_BIT_EXT](#) and [VK_PIPELINE_CREATE_DEPTH_STENCIL_ATTACHMENT_FEEDBACK_LOOP_BIT_EXT](#) flags
- Inclusion/omission of the [VK_PIPELINE_CREATE_2_ENABLE_LEGACY_DITHERING_BIT_EXT](#) flag
- [VkRenderingAttachmentLocationInfo](#)

If a pipeline specifies [pre-rasterization state](#) either directly or by including it as a pipeline library and [rasterizerDiscardEnable](#) is [VK_FALSE](#) or [VK_DYNAMIC_STATE_RASTERIZER_DISCARD_ENABLE](#) is used, this state **must** be specified to create a [complete graphics pipeline](#).

If a pipeline includes [VK_GRAPHICS_PIPELINE_LIBRARY_FRAGMENT_OUTPUT_INTERFACE_BIT_EXT](#) in [VkGraphicsPipelineLibraryCreateInfoEXT::flags](#) either explicitly or as a default, and either the conditions requiring this state for a [complete graphics pipeline](#) are met or this pipeline does not specify [pre-rasterization state](#) in any way, that pipeline **must** specify this state directly.

Dynamic State

Dynamic state values set via `pDynamicState` **must** be ignored if the state they correspond to is not otherwise statically set by one of the state subsets used to create the pipeline. Additionally, setting dynamic state values **must** not modify whether state in a linked library is static or dynamic; this is set and unchangeable when the library is created. For example, if a pipeline only included `pre-rasterization shader state`, then any dynamic state value corresponding to depth or stencil testing has no effect. Any linked library that has dynamic state enabled that same dynamic state **must** also be enabled in all the other linked libraries to which that dynamic state applies.

Complete Graphics Pipelines

A complete graphics pipeline always includes `pre-rasterization shader state`, with other subsets included depending on that state as specified in the above sections.

Graphics Pipeline Library Layouts

If different subsets are linked together with pipeline layouts created with `VK_PIPELINE_LAYOUT_CREATE_INDEPENDENT_SETS_BIT_EXT`, the final effective pipeline layout is effectively the union of the linked pipeline layouts. When binding descriptor sets for this pipeline, the pipeline layout used **must** be compatible with this union. This pipeline layout **can** be overridden when linking with `VK_PIPELINE_CREATE_LINK_TIME_OPTIMIZATION_BIT_EXT` by providing a `VkPipelineLayout` that is `compatible` with this union other than `VK_PIPELINE_LAYOUT_CREATE_INDEPENDENT_SETS_BIT_EXT`, or when linking without `VK_PIPELINE_CREATE_LINK_TIME_OPTIMIZATION_BIT_EXT` by providing a `VkPipelineLayout` that is fully `compatible` with this union.

If the `pNext` chain includes a `VkPipelineCreateFlags2CreateInfo` structure, `VkPipelineCreateFlags2CreateInfo::flags` from that structure is used instead of `flags` from this structure.

Valid Usage

- VUID-VkGraphicsPipelineCreateInfo-None-09497
If the `pNext` chain does not include a `VkPipelineCreateFlags2CreateInfo` structure, `flags` **must** be a valid combination of `VkPipelineCreateFlagBits` values
- VUID-VkGraphicsPipelineCreateInfo-flags-07984
If `flags` contains the `VK_PIPELINE_CREATE_DERIVATIVE_BIT` flag, and `basePipelineIndex` is -1, `basePipelineHandle` **must** be a valid graphics `VkPipeline` handle
- VUID-VkGraphicsPipelineCreateInfo-flags-07985
If `flags` contains the `VK_PIPELINE_CREATE_DERIVATIVE_BIT` flag, and `basePipelineHandle` is `VK_NULL_HANDLE`, `basePipelineIndex` **must** be a valid index into the calling command's `pCreateInfos` parameter
- VUID-VkGraphicsPipelineCreateInfo-flags-07986
If `flags` contains the `VK_PIPELINE_CREATE_DERIVATIVE_BIT` flag, `basePipelineIndex` **must** be -1 or `basePipelineHandle` **must** be `VK_NULL_HANDLE`
- VUID-VkGraphicsPipelineCreateInfo-layout-07987
If a push constant block is declared in a shader and `layout` is not `VK_NULL_HANDLE`, a push constant range in `layout` **must** match the shader stage

- VUID-VkGraphicsPipelineCreateInfo-layout-10069
If a push constant block is declared in a shader and **layout** is not `VK_NULL_HANDLE`, the block must be contained inside the push constant range in **layout** that matches the stage
- VUID-VkGraphicsPipelineCreateInfo-layout-07988
If a **resource variable** is declared in a shader and **layout** is not `VK_NULL_HANDLE`, the corresponding descriptor set in **layout** **must** match the shader stage
- VUID-VkGraphicsPipelineCreateInfo-layout-07990
If a **resource variable** is declared in a shader, **layout** is not `VK_NULL_HANDLE`, and the descriptor type is not `VK_DESCRIPTOR_TYPE_MUTABLE_EXT`, the corresponding descriptor set in **layout** **must** match the descriptor type
- VUID-VkGraphicsPipelineCreateInfo-layout-07991
If a **resource variable** is declared in a shader as an array and **layout** is not `VK_NULL_HANDLE`, the corresponding descriptor binding used to create **layout** **must** have a **descriptorCount** that is greater than or equal to the length of the array
- VUID-VkGraphicsPipelineCreateInfo-None-10391
If a **resource variables** is declared in a shader as an array of descriptors, then the descriptor type of that variable **must** not be `VK_DESCRIPTOR_TYPE_INLINE_UNIFORM_BLOCK`
- VUID-VkGraphicsPipelineCreateInfo-flags-11798
If **shader64BitIndexing** feature is not enabled, **flags** **must** not contain `VK_PIPELINE_CREATE_2_64_BIT_INDEXING_BIT_EXT`
- VUID-VkGraphicsPipelineCreateInfo-pipelineCreationCacheControl-02878
If the **pipelineCreationCacheControl** feature is not enabled, **flags** **must** not include `VK_PIPELINE_CREATE_FAIL_ON_PIPELINE_COMPILE_REQUIRED_BIT` nor `VK_PIPELINE_CREATE_EARLY_RETURN_ON_FAILURE_BIT`
- VUID-VkGraphicsPipelineCreateInfo-pipelineProtectedAccess-07368
If the **pipelineProtectedAccess** feature is not enabled, **flags** **must** not include `VK_PIPELINE_CREATE_NO_PROTECTED_ACCESS_BIT` nor `VK_PIPELINE_CREATE_PROTECTED_ACCESS_ONLY_BIT`
- VUID-VkGraphicsPipelineCreateInfo-flags-07369
flags **must** not include both `VK_PIPELINE_CREATE_NO_PROTECTED_ACCESS_BIT` and `VK_PIPELINE_CREATE_PROTECTED_ACCESS_ONLY_BIT`
- VUID-VkGraphicsPipelineCreateInfo-flags-11311
If `VkPipelineCreateFlags2CreateInfoKHR::flags` includes `VK_PIPELINE_CREATE_2_DESCRIPTOR_HEAP_BIT_EXT`, **layout** **must** be `VK_NULL_HANDLE`
- VUID-VkGraphicsPipelineCreateInfo-flags-11312
If `VkPipelineCreateFlags2CreateInfoKHR::flags` includes `VK_PIPELINE_CREATE_2_DESCRIPTOR_HEAP_BIT_EXT`, all shader variables in the **shader resource interface** with a **DescriptorSet** and **Binding** decoration **must** have a mapping declared in `VkShaderDescriptorSetAndBindingMappingInfoEXT::pMappings`
- VUID-VkGraphicsPipelineCreateInfo-stage-02096
If the pipeline requires **pre-rasterization shader state** the **stage** member of one element of

pStages **must** be `VK_SHADER_STAGE_VERTEX_BIT` or `VK_SHADER_STAGE_MESH_BIT_EXT`

- VUID-VkGraphicsPipelineCreateInfo-pStages-02095

If the pipeline requires `pre-rasterization shader state` the geometric shader stages provided in **pStages** **must** be either from the mesh shading pipeline (**stage** is `VK_SHADER_STAGE_TASK_BIT_EXT` or `VK_SHADER_STAGE_MESH_BIT_EXT`) or from the primitive shading pipeline (**stage** is `VK_SHADER_STAGE_VERTEX_BIT`, `VK_SHADER_STAGE_TESSELLATION_CONTROL_BIT`, `VK_SHADER_STAGE_TESSELLATION_EVALUATION_BIT`, or `VK_SHADER_STAGE_GEOMETRY_BIT`)

- VUID-VkGraphicsPipelineCreateInfo-pStages-09631

If the pipeline requires `pre-rasterization shader state` and **pStages** contains both `VK_SHADER_STAGE_TASK_BIT_EXT` and `VK_SHADER_STAGE_MESH_BIT_EXT`, then the mesh shader's entry point **must** not declare a variable with a `DrawIndex BuiltIn` decoration

- VUID-VkGraphicsPipelineCreateInfo-TaskNV-07063

The shader stages for `VK_SHADER_STAGE_TASK_BIT_EXT` or `VK_SHADER_STAGE_MESH_BIT_EXT` **must** use either the `TaskNV` and `MeshNV Execution Model` or the `TaskEXT` and `MeshEXT Execution Model`, but **must** not use both

- VUID-VkGraphicsPipelineCreateInfo-pStages-00729

If the pipeline requires `pre-rasterization shader state` and **pStages** includes a tessellation control shader stage, it **must** include a tessellation evaluation shader stage

- VUID-VkGraphicsPipelineCreateInfo-pStages-00730

If the pipeline requires `pre-rasterization shader state` and **pStages** includes a tessellation evaluation shader stage, it **must** include a tessellation control shader stage

- VUID-VkGraphicsPipelineCreateInfo-pStages-09022

If the pipeline requires `pre-rasterization shader state` and **pStages** includes a tessellation control shader stage, and the `VK_EXT_extended_dynamic_state3` extension is not enabled or the `VK_DYNAMIC_STATE_PATCH_CONTROL_POINTS_EXT` dynamic state is not set, **pTessellationState** **must** be a valid pointer to a valid `VkPipelineTessellationStateCreateInfo` structure

- VUID-VkGraphicsPipelineCreateInfo-pTessellationState-09023

If **pTessellationState** is not `NULL` it **must** be a pointer to a valid `VkPipelineTessellationStateCreateInfo` structure

- VUID-VkGraphicsPipelineCreateInfo-pStages-00732

If the pipeline requires `pre-rasterization shader state` and **pStages** includes tessellation shader stages, the shader code of at least one stage **must** contain an `OpExecutionMode` instruction specifying the type of subdivision in the pipeline

- VUID-VkGraphicsPipelineCreateInfo-pStages-00733

If the pipeline requires `pre-rasterization shader state` and **pStages** includes tessellation shader stages, and the shader code of both stages contain an `OpExecutionMode` instruction specifying the type of subdivision in the pipeline, they **must** both specify the same subdivision mode

- VUID-VkGraphicsPipelineCreateInfo-pStages-00734

If the pipeline requires `pre-rasterization shader state` and **pStages** includes tessellation

shader stages, the shader code of at least one stage **must** contain an `OpExecutionMode` instruction specifying the output patch size in the pipeline

- VUID-VkGraphicsPipelineCreateInfo-pStages-00735

If the pipeline requires `pre-rasterization shader state` and `pStages` includes tessellation shader stages, and the shader code of both contain an `OpExecutionMode` instruction specifying the out patch size in the pipeline, they **must** both specify the same patch size

- VUID-VkGraphicsPipelineCreateInfo-pStages-08888

If the pipeline is being created with `pre-rasterization shader state` and `vertex input state` and `pStages` includes tessellation shader stages, and either `VK_DYNAMIC_STATE_PRIMITIVE_TOPOLOGY` dynamic state is not enabled or `dynamicPrimitiveTopologyUnrestricted` is `VK_FALSE`, the `topology` member of `pInputAssembly` **must** be `VK_PRIMITIVE_TOPOLOGY_PATCH_LIST`

- VUID-VkGraphicsPipelineCreateInfo-topology-08889

If the pipeline is being created with `pre-rasterization shader state` and `vertex input state` and the `topology` member of `pInputAssembly` is `VK_PRIMITIVE_TOPOLOGY_PATCH_LIST`, and either `VK_DYNAMIC_STATE_PRIMITIVE_TOPOLOGY` dynamic state is not enabled or `dynamicPrimitiveTopologyUnrestricted` is `VK_FALSE`, then `pStages` **must** include tessellation shader stages

- VUID-VkGraphicsPipelineCreateInfo-TessellationEvaluation-07723

If the pipeline is being created with a `TessellationEvaluation Execution Model`, no `Geometry Execution Model`, uses the `PointMode Execution Mode`, and the `shaderTessellationAndGeometryPointSize` feature is enabled, a `PointSize` decorated variable **must** be written to if the `maintenance5` feature is not enabled

- VUID-VkGraphicsPipelineCreateInfo-topology-08773

If the pipeline is being created with a `Vertex Execution Model` and no `TessellationEvaluation` or `Geometry Execution Model`, and the `topology` member of `pInputAssembly` is `VK_PRIMITIVE_TOPOLOGY_POINT_LIST`, and either `VK_DYNAMIC_STATE_PRIMITIVE_TOPOLOGY` dynamic state is not enabled or `dynamicPrimitiveTopologyUnrestricted` is `VK_FALSE`, a `PointSize` decorated variable **must** be written to if the `maintenance5` feature is not enabled

- VUID-VkGraphicsPipelineCreateInfo-TessellationEvaluation-07724

If the pipeline is being created with a `TessellationEvaluation Execution Model`, no `Geometry Execution Model`, uses the `PointMode Execution Mode`, and the `shaderTessellationAndGeometryPointSize` feature is not enabled, a `PointSize` decorated variable **must** not be written to

- VUID-VkGraphicsPipelineCreateInfo-shaderTessellationAndGeometryPointSize-08776

If the pipeline is being created with a `Geometry Execution Model`, uses the `OutputPoints Execution Mode`, and the `shaderTessellationAndGeometryPointSize` feature is enabled, a `PointSize` decorated variable **must** be written to for every vertex emitted if the `maintenance5` feature is not enabled

- VUID-VkGraphicsPipelineCreateInfo-Geometry-07726

If the pipeline is being created with a `Geometry Execution Model`, uses the `OutputPoints Execution Mode`, and the `shaderTessellationAndGeometryPointSize` feature is not enabled, a `PointSize` decorated variable **must** not be written to

- VUID-VkGraphicsPipelineCreateInfo-pStages-00738
If the pipeline requires [pre-rasterization shader state](#) and `pStages` includes a geometry shader stage, and does not include any tessellation shader stages, its shader code **must** contain an `OpExecutionMode` instruction specifying an input primitive type that is [compatible](#) with the primitive topology specified in `pInputAssembly`
- VUID-VkGraphicsPipelineCreateInfo-pStages-00739
If the pipeline requires [pre-rasterization shader state](#) and `pStages` includes a geometry shader stage, and also includes tessellation shader stages, its shader code **must** contain an `OpExecutionMode` instruction specifying an input primitive type that is [compatible](#) with the primitive topology that is output by the tessellation stages
- VUID-VkGraphicsPipelineCreateInfo-pStages-00740
If the pipeline requires [pre-rasterization shader state](#) and [fragment shader state](#), it includes both a fragment shader and a geometry shader, and the fragment shader code reads from an input variable that is decorated with `PrimitiveId`, then the geometry shader code **must** write to a matching output variable, decorated with `PrimitiveId`, in all execution paths
- VUID-VkGraphicsPipelineCreateInfo-PrimitiveId-06264
If the pipeline requires [pre-rasterization shader state](#), it includes a mesh shader and the fragment shader code reads from an input variable that is decorated with `PrimitiveId`, then the mesh shader code **must** write to a matching output variable, decorated with `PrimitiveId`, in all execution paths
- VUID-VkGraphicsPipelineCreateInfo-renderPass-06038
If `renderPass` is not `VK_NULL_HANDLE` and the pipeline is being created with [fragment shader state](#) the fragment shader **must** not read from any input attachment that is defined as `VK_ATTACHMENT_UNUSED` in `subpass`
- VUID-VkGraphicsPipelineCreateInfo-pStages-00742
If the pipeline requires [pre-rasterization shader state](#) and multiple pre-rasterization shader stages are included in `pStages`, the shader code for the entry points identified by those `pStages` and the rest of the state identified by this structure **must** adhere to the pipeline linking rules described in the [Shader Interfaces](#) chapter
- VUID-VkGraphicsPipelineCreateInfo-None-04889
If the pipeline requires [pre-rasterization shader state](#) and [fragment shader state](#), the fragment shader and last [pre-rasterization shader stage](#) and any relevant state **must** adhere to the pipeline linking rules described in the [Shader Interfaces](#) chapter
- VUID-VkGraphicsPipelineCreateInfo-renderPass-06041
If `renderPass` is not `VK_NULL_HANDLE`, and the pipeline is being created with [fragment output interface state](#), then for each color attachment in the subpass, if the [potential format features](#) of the format of the corresponding attachment description do not contain `VK_FORMAT_FEATURE_COLOR_ATTACHMENT_BLEND_BIT`, then the `blendEnable` member of the corresponding element of the `pAttachments` member of `pColorBlendState` **must** be `VK_FALSE`
- VUID-VkGraphicsPipelineCreateInfo-renderPass-07609
If `renderPass` is not `VK_NULL_HANDLE`, the pipeline is being created with [fragment output interface state](#), the `pColorBlendState` pointer is not `NULL`, the `attachmentCount` member of `pColorBlendState` is not ignored, and the subpass uses color attachments, the

`attachmentCount` member of `pColorBlendState` **must** be equal to the `colorAttachmentCount` used to create `subpass`

- VUID-VkGraphicsPipelineCreateInfo-pDynamicStates-04130
If the pipeline requires `pre-rasterization shader state`, and `pViewportState->pViewports` is not dynamic, then `pViewportState->pViewports` **must** be a valid pointer to an array of `pViewportState->viewportCount` valid `VkViewport` structures
- VUID-VkGraphicsPipelineCreateInfo-pDynamicStates-04131
If the pipeline requires `pre-rasterization shader state`, and `pViewportState->pScissors` is not dynamic, then `pViewportState->pScissors` **must** be a valid pointer to an array of `pViewportState->scissorCount` `VkRect2D` structures
- VUID-VkGraphicsPipelineCreateInfo-pDynamicStates-00749
If the pipeline requires `pre-rasterization shader state`, and the `wideLines` feature is not enabled, and no element of the `pDynamicStates` member of `pDynamicState` is `VK_DYNAMIC_STATE_LINE_WIDTH`, the `lineWidth` member of `pRasterizationState` **must** be `1.0`
- VUID-VkGraphicsPipelineCreateInfo-rasterizerDiscardEnable-09024
If the pipeline requires `pre-rasterization shader state`, and the `VK_DYNAMIC_STATE_RASTERIZER_DISCARD_ENABLE` dynamic state is enabled or the `rasterizerDiscardEnable` member of `pRasterizationState` is `VK_FALSE`, and `related dynamic state is not set`, `pViewportState` **must** be a valid pointer to a valid `VkPipelineViewportStateCreateInfo` structure
- VUID-VkGraphicsPipelineCreateInfo-pViewportState-09025
If `pViewportState` is not `NULL` it **must** be a valid pointer to a valid `VkPipelineViewportStateCreateInfo` structure
- VUID-VkGraphicsPipelineCreateInfo-pMultisampleState-09026
If the pipeline requires `fragment output interface state`, and the `VK_EXT_extended_dynamic_state3` extension is not enabled or any of the `VK_DYNAMIC_STATE_RASTERIZATION_SAMPLES_EXT`, `VK_DYNAMIC_STATE_SAMPLE_MASK_EXT`, or `VK_DYNAMIC_STATE_ALPHA_TO_COVERAGE_ENABLE_EXT` dynamic states is not set, or the `alphaToOne` feature is enabled and `VK_DYNAMIC_STATE_ALPHA_TO_ONE_ENABLE_EXT` is not set, `pMultisampleState` **must** be a valid pointer to a valid `VkPipelineMultisampleStateCreateInfo` structure
- VUID-VkGraphicsPipelineCreateInfo-pMultisampleState-09027
If `pMultisampleState` is not `NULL` it **must** be a valid pointer to a valid `VkPipelineMultisampleStateCreateInfo` structure
- VUID-VkGraphicsPipelineCreateInfo-alphaToCoverageEnable-08891
If the pipeline is being created with `fragment shader state`, the `VkPipelineMultisampleStateCreateInfo::alphaToCoverageEnable` is not ignored and is `VK_TRUE`, then the `Fragment Output Interface` **must** contain a variable for the alpha `Component` word in `Location 0` at `Index 0`
- VUID-VkGraphicsPipelineCreateInfo-renderPass-09028
If `renderPass` is not `VK_NULL_HANDLE`, the pipeline is being created with `fragment shader state`, and `subpass` uses a depth/stencil attachment, and `related dynamic state is not set`,

`pDepthStencilState` **must** be a valid pointer to a valid `VkPipelineDepthStencilStateCreateInfo` structure

- VUID-VkGraphicsPipelineCreateInfo-pDepthStencilState-09029

If `pDepthStencilState` is not `NULL` it **must** be a valid pointer to a valid `VkPipelineDepthStencilStateCreateInfo` structure

- VUID-VkGraphicsPipelineCreateInfo-renderPass-09030

If `renderPass` is not `VK_NULL_HANDLE`, the pipeline is being created with `fragment output interface state`, and `subpass` uses color attachments, and `related dynamic state is not set`, `pColorBlendState` **must** be a valid pointer to a valid `VkPipelineColorBlendStateCreateInfo` structure

- VUID-VkGraphicsPipelineCreateInfo-pDynamicStates-00754

If the pipeline requires `pre-rasterization shader state`, the `depthBiasClamp` feature is not enabled, no element of the `pDynamicStates` member of `pDynamicState` is `VK_DYNAMIC_STATE_DEPTH_BIAS`, and the `depthBiasEnable` member of `pRasterizationState` is `VK_TRUE`, the `depthBiasClamp` member of `pRasterizationState` **must** be `0.0`

- VUID-VkGraphicsPipelineCreateInfo-pDynamicStates-02510

If the pipeline requires `fragment shader state`, the `VK_EXT_depth_range_unrestricted` extension is not enabled and no element of the `pDynamicStates` member of `pDynamicState` is `VK_DYNAMIC_STATE_DEPTH_BOUNDS`, and the `depthBoundsTestEnable` member of `pDepthStencilState` is `VK_TRUE`, the `minDepthBounds` and `maxDepthBounds` members of `pDepthStencilState` **must** be between `0.0` and `1.0`, inclusive

- VUID-VkGraphicsPipelineCreateInfo-pDynamicStates-10913

If the pipeline requires `fragment shader state`, no element of the `pDynamicStates` member of `pDynamicState` is `VK_DYNAMIC_STATE_DEPTH_BOUNDS`, and `pDynamicStates` includes `VK_DYNAMIC_STATE_DEPTH_BOUNDS_TEST_ENABLE` or the `depthBoundsTestEnable` member of `pDepthStencilState` is `VK_TRUE`, `minDepthBounds` **must** be less than or equal to `maxDepthBounds`

- VUID-VkGraphicsPipelineCreateInfo-pDynamicStates-07610

If the pipeline requires `fragment shader state` or `fragment output interface state`, and `rasterizationSamples` and `sampleLocationsInfo` are not dynamic, and `VkPipelineSampleLocationsStateCreateInfoEXT::sampleLocationsEnable` included in the `pNext` chain of `pMultisampleState` is `VK_TRUE`, `sampleLocationsInfo.sampleLocationGridSize.width` **must** evenly divide `VkMultisamplePropertiesEXT::maxSampleLocationGridSize.width` as returned by `vkGetPhysicalDeviceMultisamplePropertiesEXT` with a `samples` parameter equaling `rasterizationSamples`

- VUID-VkGraphicsPipelineCreateInfo-pDynamicStates-07611

If the pipeline requires `fragment shader state` or `fragment output interface state`, and `rasterizationSamples` and `sampleLocationsInfo` are not dynamic, and `VkPipelineSampleLocationsStateCreateInfoEXT::sampleLocationsEnable` the included in the `pNext` chain of `pMultisampleState` is `VK_TRUE` or `VK_DYNAMIC_STATE_SAMPLE_LOCATIONS_ENABLE_EXT` is used, `sampleLocationsInfo.sampleLocationGridSize.height` **must** evenly divide `VkMultisamplePropertiesEXT::maxSampleLocationGridSize.height` as returned by

`vkGetPhysicalDeviceMultisamplePropertiesEXT` with a `samples` parameter equaling `rasterizationSamples`

- VUID-VkGraphicsPipelineCreateInfo-pDynamicStates-07612

If the pipeline requires `fragment shader state` or `fragment output interface state`, and `rasterizationSamples` and `sampleLocationsInfo` are not dynamic, and `VkPipelineSampleLocationsStateCreateInfoEXT::sampleLocationsEnable` included in the `pNext` chain of `pMultisampleState` is `VK_TRUE` or `VK_DYNAMIC_STATE_SAMPLE_LOCATIONS_ENABLE_EXT` is used, `sampleLocationsInfo.sampleLocationsPerPixel` **must** equal `rasterizationSamples`

- VUID-VkGraphicsPipelineCreateInfo-sampleLocationsEnable-01524

If the pipeline requires `fragment shader state`, and the `sampleLocationsEnable` member of a `VkPipelineSampleLocationsStateCreateInfoEXT` structure included in the `pNext` chain of `pMultisampleState` is `VK_TRUE`, the fragment shader code **must** not statically use the extended instruction `InterpolateAtSample`

- VUID-VkGraphicsPipelineCreateInfo-multisampledRenderToSingleSampled-06853

If the pipeline requires `fragment output interface state`, the `multisampledRenderToSingleSampled` feature is not enabled, the `VK_AMD_mixed_attachment_samples` extension is not enabled, the `VK_NV_framebuffer_mixed_samples` extension is not enabled, `rasterizationSamples` is not dynamic, and `subpass` uses color and/or depth/stencil attachments, then the `rasterizationSamples` member of `pMultisampleState` **must** be the same as the sample count for those subpass attachments

- VUID-VkGraphicsPipelineCreateInfo-subpass-01505

If the pipeline requires `fragment output interface state`, and the `VK_AMD_mixed_attachment_samples` extension is enabled, `rasterizationSamples` is not dynamic, and if `subpass` uses color and/or depth/stencil attachments, then the `rasterizationSamples` member of `pMultisampleState` **must** equal the maximum of the sample counts of those subpass attachments

- VUID-VkGraphicsPipelineCreateInfo-renderPass-06854

If `renderPass` is not `VK_NULL_HANDLE`, the `multisampledRenderToSingleSampled` feature is not enabled, `rasterizationSamples` is not dynamic, and `subpass` has a `VkMultisampledRenderToSingleSampledInfoEXT` structure included in the `VkSubpassDescription2::pNext` chain with `multisampledRenderToSingleSampledEnable` equal to `VK_TRUE`, then the `rasterizationSamples` member of `pMultisampleState` **must** be equal to `VkMultisampledRenderToSingleSampledInfoEXT::rasterizationSamples`

- VUID-VkGraphicsPipelineCreateInfo-subpass-01411

If the pipeline requires `fragment output interface state`, the `VK_NV_framebuffer_mixed_samples` extension is enabled, `rasterizationSamples` is not dynamic, and if `subpass` has a depth/stencil attachment and depth test, stencil test, or depth bounds test are enabled, then the `rasterizationSamples` member of `pMultisampleState` **must** be the same as the sample count of the depth/stencil attachment

- VUID-VkGraphicsPipelineCreateInfo-subpass-01412

If the pipeline requires `fragment output interface state`, the `VK_NV_framebuffer_mixed_samples` extension is enabled, `rasterizationSamples` is not dynamic, and if `subpass` has any color attachments, then the `rasterizationSamples` member

of `pMultisampleState` **must** be greater than or equal to the sample count for those subpass attachments

- VUID-VkGraphicsPipelineCreateInfo-coverageReductionMode-02722

If the pipeline requires `fragment output interface state`, the `coverageReductionMode` feature is enabled, and `rasterizationSamples` is not dynamic, the coverage reduction mode specified by `VkPipelineCoverageReductionStateCreateInfoNV::coverageReductionMode`, the `rasterizationSamples` member of `pMultisampleState` and the sample counts for the color and depth/stencil attachments (if the subpass has them) **must** be a valid combination returned by `vkGetPhysicalDeviceSupportedFramebufferMixedSamplesCombinationsNV`

- VUID-VkGraphicsPipelineCreateInfo-subpass-00758

If the pipeline requires `fragment output interface state`, `rasterizationSamples` is not dynamic, and `subpass` does not use any color and/or depth/stencil attachments, then the `rasterizationSamples` member of `pMultisampleState` **must** follow the rules for a `zero-attachment subpass`

- VUID-VkGraphicsPipelineCreateInfo-renderPass-06046

If `renderPass` is not `VK_NULL_HANDLE`, `subpass` **must** be a valid subpass within `renderPass`

- VUID-VkGraphicsPipelineCreateInfo-renderPass-06047

If `renderPass` is not `VK_NULL_HANDLE`, the pipeline is being created with `pre-rasterization shader state`, `subpass` viewMask is not 0, and `multiviewTessellationShader` is not enabled, then `pStages` **must** not include tessellation shaders

- VUID-VkGraphicsPipelineCreateInfo-renderPass-06048

If `renderPass` is not `VK_NULL_HANDLE`, the pipeline is being created with `pre-rasterization shader state`, `subpass` viewMask is not 0, and `multiviewGeometryShader` is not enabled, then `pStages` **must** not include a geometry shader

- VUID-VkGraphicsPipelineCreateInfo-renderPass-06050

If `renderPass` is not `VK_NULL_HANDLE` and the pipeline is being created with `pre-rasterization shader state`, and `subpass` viewMask is not 0, then all of the shaders in the pipeline **must** not include variables decorated with the `Layer` built-in decoration in their interfaces

- VUID-VkGraphicsPipelineCreateInfo-renderPass-07064

If `renderPass` is not `VK_NULL_HANDLE`, the pipeline is being created with `pre-rasterization shader state`, `subpass` viewMask is not 0, and `multiviewMeshShader` is not enabled, then `pStages` **must** not include a mesh shader

- VUID-VkGraphicsPipelineCreateInfo-renderPass-12325

If `renderPass` is not `VK_NULL_HANDLE`, the pipeline is being created with `pre-rasterization shader state`, `pStages` include a mesh shader, and `subpass` viewMask is not 0, then the index of the most significant bit in `viewMask` **must** be less than `maxMeshMultiviewViewCount`

- VUID-VkGraphicsPipelineCreateInfo-flags-00764

`flags` **must** not contain the `VK_PIPELINE_CREATE_DISPATCH_BASE_BIT` flag

- VUID-VkGraphicsPipelineCreateInfo-pStages-01565

If the pipeline requires `fragment shader state` and an input attachment was referenced by an `aspectMask` at `renderPass` creation time, the fragment shader **must** only read from the aspects that were specified for that input attachment

- VUID-VkGraphicsPipelineCreateInfo-layout-01688
The number of resources in `layout` accessible to each shader stage that is used by the pipeline **must** be less than or equal to `VkPhysicalDeviceLimits::maxPerStageResources`
- VUID-VkGraphicsPipelineCreateInfo-pDynamicStates-01715
If the pipeline requires `pre-rasterization shader state`, and no element of the `pDynamicStates` member of `pDynamicState` is `VK_DYNAMIC_STATE_VIEWPORT_W_SCALING_NV`, and the `viewportWScalingEnable` member of a `VkPipelineViewportWScalingStateCreateInfoNV` structure, included in the `pNext` chain of `pViewportState`, is `VK_TRUE`, the `pViewportWScalings` member of the `VkPipelineViewportWScalingStateCreateInfoNV` **must** be a pointer to an array of `VkPipelineViewportWScalingStateCreateInfoNV::viewportCount` valid `VkViewportWScalingNV` structures
- VUID-VkGraphicsPipelineCreateInfo-pDynamicStates-04056
If the pipeline requires `pre-rasterization shader state`, and no element of the `pDynamicStates` member of `pDynamicState` is `VK_DYNAMIC_STATE_EXCLUSIVE_SCISSOR_NV`, and if `pViewportState->pNext` chain includes a `VkPipelineViewportExclusiveScissorStateCreateInfoNV` structure, and if its `exclusiveScissorCount` member is not `0`, then its `pExclusiveScissors` member **must** be a valid pointer to an array of `exclusiveScissorCount` `VkRect2D` structures
- VUID-VkGraphicsPipelineCreateInfo-pDynamicStates-07854
If `VK_DYNAMIC_STATE_EXCLUSIVE_SCISSOR_ENABLE_NV` is included in the `pDynamicStates` array then the implementation **must** support at least `specVersion 2` of the `VK_NV_scissor_exclusive` extension
- VUID-VkGraphicsPipelineCreateInfo-pDynamicStates-04057
If the pipeline requires `pre-rasterization shader state`, and no element of the `pDynamicStates` member of `pDynamicState` is `VK_DYNAMIC_STATE_VIEWPORT_SHADING_RATE_PALETTE_NV`, and if `pViewportState->pNext` chain includes a `VkPipelineViewportShadingRateImageStateCreateInfoNV` structure, then its `pShadingRatePalettes` member **must** be a valid pointer to an array of `viewportCount` valid `VkShadingRatePaletteNV` structures
- VUID-VkGraphicsPipelineCreateInfo-pDynamicStates-04058
If the pipeline requires `pre-rasterization shader state`, and no element of the `pDynamicStates` member of `pDynamicState` is `VK_DYNAMIC_STATE_DISCARD_RECTANGLE_EXT`, and if `pNext` chain includes a `VkPipelineDiscardRectangleStateCreateInfoEXT` structure, and if its `discardRectangleCount` member is not `0`, then its `pDiscardRectangles` member **must** be a valid pointer to an array of `discardRectangleCount` `VkRect2D` structures
- VUID-VkGraphicsPipelineCreateInfo-pDynamicStates-07855
If `VK_DYNAMIC_STATE_DISCARD_RECTANGLE_ENABLE_EXT` is included in the `pDynamicStates` array then the implementation **must** support at least `specVersion 2` of the `VK_EXT_discard_rectangles` extension
- VUID-VkGraphicsPipelineCreateInfo-pDynamicStates-07856
If `VK_DYNAMIC_STATE_DISCARD_RECTANGLE_MODE_EXT` is included in the `pDynamicStates` array then the implementation **must** support at least `specVersion 2` of the `VK_EXT_discard_rectangles` extension

- VUID-VkGraphicsPipelineCreateInfo-pStages-02097
If the pipeline requires [vertex input state](#), and [pVertexInputState](#) is not dynamic, then [pVertexInputState](#) **must** be a valid pointer to a valid [VkPipelineVertexInputStateCreateInfo](#) structure
- VUID-VkGraphicsPipelineCreateInfo-Input-07904
If the [vertexAttributeRobustness](#) feature is not enabled, and the [maintenance9](#) feature is not enabled, and the pipeline is being created with [vertex input state](#) and [pVertexInputState](#) is not dynamic, then all variables with the [Input](#) storage class decorated with [Location](#) in the [Vertex Execution Model OpEntryPoint](#) **must** contain a location in [VkVertexInputAttributeDescription::location](#)
- VUID-VkGraphicsPipelineCreateInfo-Input-08733
If the pipeline requires [vertex input state](#) and [pVertexInputState](#) is not dynamic, then the numeric type associated with all [Input](#) variables of the corresponding [Location](#) in the [Vertex Execution Model OpEntryPoint](#) **must** be the same as [VkVertexInputAttributeDescription::format](#)
- VUID-VkGraphicsPipelineCreateInfo-pVertexInputState-08929
If the pipeline is being created with [vertex input state](#) and [pVertexInputState](#) is not dynamic, and [VkVertexInputAttributeDescription::format](#) has a 64-bit component, then the scalar width associated with all [Input](#) variables of the corresponding [Location](#) in the [Vertex Execution Model OpEntryPoint](#) **must** be 64-bit
- VUID-VkGraphicsPipelineCreateInfo-pVertexInputState-08930
If the pipeline is being created with [vertex input state](#) and [pVertexInputState](#) is not dynamic, and the scalar width associated with a [Location](#) decorated [Input](#) variable in the [Vertex Execution Model OpEntryPoint](#) is 64-bit, then the corresponding [VkVertexInputAttributeDescription::format](#) **must** have a 64-bit component
- VUID-VkGraphicsPipelineCreateInfo-pVertexInputState-09198
If the pipeline is being created with [vertex input state](#) and [pVertexInputState](#) is not dynamic, and [VkVertexInputAttributeDescription::format](#) has a 64-bit component, then all [Input](#) variables at the corresponding [Location](#) in the [Vertex Execution Model OpEntryPoint](#) **must** not use components that are not present in the format
- VUID-VkGraphicsPipelineCreateInfo-dynamicPrimitiveTopologyUnrestricted-09031
If the pipeline requires [vertex input state](#), and [related dynamic state is not set](#), [pInputAssemblyState](#) **must** be a valid pointer to a valid [VkPipelineInputAssemblyStateCreateInfo](#) structure
- VUID-VkGraphicsPipelineCreateInfo-pInputAssemblyState-09032
If [pInputAssemblyState](#) is not [NULL](#) it **must** be a valid pointer to a valid [VkPipelineInputAssemblyStateCreateInfo](#) structure
- VUID-VkGraphicsPipelineCreateInfo-pStages-02317
If the pipeline requires [pre-rasterization shader state](#), the [Xfb](#) execution mode **can** be specified by no more than one shader stage in [pStages](#)
- VUID-VkGraphicsPipelineCreateInfo-pStages-02318
If the pipeline requires [pre-rasterization shader state](#), and any shader stage in [pStages](#) specifies [Xfb](#) execution mode it **must** be the last [pre-rasterization shader stage](#)
- VUID-VkGraphicsPipelineCreateInfo-rasterizationStream-02319

If the pipeline requires [pre-rasterization shader state](#), and a [VkPipelineRasterizationStateStreamCreateInfoEXT::rasterizationStream](#) value other than zero is specified, all variables in the output interface of the entry point being compiled decorated with [Position](#), [PointSize](#), [ClipDistance](#), or [CullDistance](#) **must** be decorated with identical [Stream](#) values that match the [rasterizationStream](#)

- VUID-VkGraphicsPipelineCreateInfo-rasterizationStream-02320

If the pipeline requires [pre-rasterization shader state](#), and [VkPipelineRasterizationStateStreamCreateInfoEXT::rasterizationStream](#) is zero, or not specified, all variables in the output interface of the entry point being compiled decorated with [Position](#), [PointSize](#), [ClipDistance](#), or [CullDistance](#) **must** be decorated with a [Stream](#) value of zero, or **must** not specify the [Stream](#) decoration

- VUID-VkGraphicsPipelineCreateInfo-geometryStreams-02321

If the pipeline requires [pre-rasterization shader state](#), and the last [pre-rasterization shader stage](#) is a geometry shader, and that geometry shader uses the [GeometryStreams](#) capability, then [VkPhysicalDeviceTransformFeedbackFeaturesEXT::geometryStreams](#) feature **must** be enabled

- VUID-VkGraphicsPipelineCreateInfo-None-02322

If the pipeline requires [pre-rasterization shader state](#), and there are any mesh shader stages in the pipeline there **must** not be any shader stage in the pipeline with a [Xfb](#) execution mode

- VUID-VkGraphicsPipelineCreateInfo-lineRasterizationMode-02766

If the pipeline requires [pre-rasterization shader state](#) and at least one of [fragment output interface state](#) or [fragment shader state](#), and [pMultisampleState](#) is not [NULL](#), the [lineRasterizationMode](#) member of a [VkPipelineRasterizationLineStateCreateInfo](#) structure included in the [pNext](#) chain of [pRasterizationState](#) is [VK_LINE_RASTERIZATION_MODE_BRESENHAM](#) or [VK_LINE_RASTERIZATION_MODE_RECTANGULAR_SMOOTH](#), then the [alphaToCoverageEnable](#), [alphaToOneEnable](#), and [sampleShadingEnable](#) members of [pMultisampleState](#) **must** all be [VK_FALSE](#)

- VUID-VkGraphicsPipelineCreateInfo-stippledLineEnable-02767

If the pipeline requires [pre-rasterization shader state](#), the [stippledLineEnable](#) member of [VkPipelineRasterizationLineStateCreateInfo](#) is [VK_TRUE](#), and no element of the [pDynamicStates](#) member of [pDynamicState](#) is [VK_DYNAMIC_STATE_LINE_STIPPLE](#), then the [lineStippleFactor](#) member of [VkPipelineRasterizationLineStateCreateInfo](#) **must** be in the range [1,256]

- VUID-VkGraphicsPipelineCreateInfo-shaderMeshEnqueue-10187

If the [shaderMeshEnqueue](#) feature is not enabled, shaders specified by [pStages](#) **must** not declare the [ShaderEnqueueAMD](#) capability

- VUID-VkGraphicsPipelineCreateInfo-flags-10188

If [flags](#) does not include [VK_PIPELINE_CREATE_LIBRARY_BIT_KHR](#), shaders specified by [pStages](#) **must** not declare the [ShaderEnqueueAMD](#) capability

- VUID-VkGraphicsPipelineCreateInfo-pStages-10189

If any shader stages in [pStages](#) declare the [ShaderEnqueueAMD](#) capability, [VK_PIPELINE_CREATE_2_EXECUTION_GRAPH_BIT_AMD](#) and [VK_PIPELINE_CREATE_2_LIBRARY_BIT_KHR](#) **must** be included in [flags](#)

- VUID-VkGraphicsPipelineCreateInfo-flags-10190
If `VK_PIPELINE_CREATE_2_EXECUTION_GRAPH_BIT_AMD` is included in `flags`, and the pipeline requires `pre-rasterization shader state`, there **must** not be a task or vertex shader specified in `pStages`
- VUID-VkGraphicsPipelineCreateInfo-flags-10191
If `VK_PIPELINE_CREATE_2_EXECUTION_GRAPH_BIT_AMD` is included in `flags`, all elements of `VkPipelineLibraryCreateInfoKHR::pLibraries` **must** have been created with `VK_PIPELINE_CREATE_2_EXECUTION_GRAPH_BIT_AMD`
- VUID-VkGraphicsPipelineCreateInfo-flags-03372

<code>flags</code>	must	not	include
<code>VK_PIPELINE_CREATE_RAY_TRACING_NO_NULL_ANY_HIT_SHADERS_BIT_KHR</code>			
- VUID-VkGraphicsPipelineCreateInfo-flags-03373

<code>flags</code>	must	not	include
<code>VK_PIPELINE_CREATE_RAY_TRACING_NO_NULL_CLOSEST_HIT_SHADERS_BIT_KHR</code>			
- VUID-VkGraphicsPipelineCreateInfo-flags-03374

<code>flags</code>	must	not	include
<code>VK_PIPELINE_CREATE_RAY_TRACING_NO_NULL_MISS_SHADERS_BIT_KHR</code>			
- VUID-VkGraphicsPipelineCreateInfo-flags-03375

<code>flags</code>	must	not	include
<code>VK_PIPELINE_CREATE_RAY_TRACING_NO_NULL_INTERSECTION_SHADERS_BIT_KHR</code>			
- VUID-VkGraphicsPipelineCreateInfo-flags-03376
`flags` **must** not include `VK_PIPELINE_CREATE_RAY_TRACING_SKIP_TRIANGLES_BIT_KHR`
- VUID-VkGraphicsPipelineCreateInfo-flags-03377
`flags` **must** not include `VK_PIPELINE_CREATE_RAY_TRACING_SKIP_AABBS_BIT_KHR`
- VUID-VkGraphicsPipelineCreateInfo-flags-03577

<code>flags</code>	must	not	include
<code>VK_PIPELINE_CREATE_RAY_TRACING_SHADER_GROUP_HANDLE_CAPTURE_REPLAY_BIT_KHR</code>			
- VUID-VkGraphicsPipelineCreateInfo-flags-04947
`flags` **must** not include `VK_PIPELINE_CREATE_RAY_TRACING_ALLOW_MOTION_BIT_NV`
- VUID-VkGraphicsPipelineCreateInfo-pDynamicStates-03378
If the `extendedDynamicState` feature is not enabled, and the minimum value of `VkApplicationInfo::apiVersion` used to create the `VkInstance` and `apiVersion` supported by the physical device is less than Version 1.3 there **must** be no element of the `pDynamicStates` member of `pDynamicState` set to `VK_DYNAMIC_STATE_CULL_MODE`, `VK_DYNAMIC_STATE_FRONT_FACE`, `VK_DYNAMIC_STATE_PRIMITIVE_TOPOLOGY`, `VK_DYNAMIC_STATE_VIEWPORT_WITH_COUNT`, `VK_DYNAMIC_STATE_SCISSOR_WITH_COUNT`, `VK_DYNAMIC_STATE_VERTEX_INPUT_BINDING_STRIDE`, `VK_DYNAMIC_STATE_DEPTH_TEST_ENABLE`, `VK_DYNAMIC_STATE_DEPTH_WRITE_ENABLE`, `VK_DYNAMIC_STATE_DEPTH_COMPARE_OP`, `VK_DYNAMIC_STATE_DEPTH_BOUNDS_TEST_ENABLE`, `VK_DYNAMIC_STATE_STENCIL_TEST_ENABLE`, or `VK_DYNAMIC_STATE_STENCIL_OP`

- VUID-VkGraphicsPipelineCreateInfo-pDynamicStates-03379
If the pipeline requires `pre-rasterization shader state`, and `VK_DYNAMIC_STATE_VIEWPORT_WITH_COUNT` is included in the `pDynamicStates` array then `viewportCount` **must** be zero
- VUID-VkGraphicsPipelineCreateInfo-pDynamicStates-03380
If the pipeline requires `pre-rasterization shader state`, and `VK_DYNAMIC_STATE_SCISSOR_WITH_COUNT` is included in the `pDynamicStates` array then `scissorCount` **must** be zero
- VUID-VkGraphicsPipelineCreateInfo-pDynamicStates-04132
If the pipeline requires `pre-rasterization shader state`, and `VK_DYNAMIC_STATE_VIEWPORT_WITH_COUNT` is included in the `pDynamicStates` array then `VK_DYNAMIC_STATE_VIEWPORT` **must** not be present
- VUID-VkGraphicsPipelineCreateInfo-pDynamicStates-04133
If the pipeline requires `pre-rasterization shader state`, and `VK_DYNAMIC_STATE_SCISSOR_WITH_COUNT` is included in the `pDynamicStates` array then `VK_DYNAMIC_STATE_SCISSOR` **must** not be present
- VUID-VkGraphicsPipelineCreateInfo-pDynamicStates-07065
If the pipeline requires `pre-rasterization shader state`, and includes a mesh shader, there **must** be no element of the `pDynamicStates` member of `pDynamicState` set to `VK_DYNAMIC_STATE_PRIMITIVE_TOPOLOGY`, or `VK_DYNAMIC_STATE_VERTEX_INPUT_BINDING_STRIDE`
- VUID-VkGraphicsPipelineCreateInfo-pDynamicStates-04868
If the `extendedDynamicState2` feature is not enabled, and the minimum value of `VkApplicationInfo::apiVersion` used to create the `VkInstance` and `apiVersion` supported by the physical device is less than Version 1.3 there **must** be no element of the `pDynamicStates` member of `pDynamicState` set to `VK_DYNAMIC_STATE_DEPTH_BIAS_ENABLE`, `VK_DYNAMIC_STATE_PRIMITIVE_RESTART_ENABLE`, or `VK_DYNAMIC_STATE_RASTERIZER_DISCARD_ENABLE`
- VUID-VkGraphicsPipelineCreateInfo-pDynamicStates-04869
If the `extendedDynamicState2LogicOp` feature is not enabled, there **must** be no element of the `pDynamicStates` member of `pDynamicState` set to `VK_DYNAMIC_STATE_LOGIC_OP_EXT`
- VUID-VkGraphicsPipelineCreateInfo-pDynamicStates-04870
If the `extendedDynamicState2PatchControlPoints` feature is not enabled, there **must** be no element of the `pDynamicStates` member of `pDynamicState` set to `VK_DYNAMIC_STATE_PATCH_CONTROL_POINTS_EXT`
- VUID-VkGraphicsPipelineCreateInfo-pDynamicStates-07066
If the pipeline requires `pre-rasterization shader state`, and includes a mesh shader, there **must** be no element of the `pDynamicStates` member of `pDynamicState` set to `VK_DYNAMIC_STATE_PRIMITIVE_RESTART_ENABLE`, or `VK_DYNAMIC_STATE_PATCH_CONTROL_POINTS_EXT`
- VUID-VkGraphicsPipelineCreateInfo-flags-02877
If `flags` includes `VK_PIPELINE_CREATE_INDIRECT_BINDABLE_BIT_NV`, then the `VkPhysicalDeviceDeviceGeneratedCommandsFeaturesNV::deviceGeneratedCommands` feature **must** be enabled

- VUID-VkGraphicsPipelineCreateInfo-flags-02966
If the pipeline requires `pre-rasterization shader state` and `flags` includes `VK_PIPELINE_CREATE_INDIRECT_BINDABLE_BIT_NV`, then all stages **must** not specify `Xfb` execution mode
- VUID-VkGraphicsPipelineCreateInfo-libraryCount-06648
If the pipeline is not created with a `complete set of state`, or `VkPipelineLibraryCreateInfoKHR::libraryCount` is not `0`, `VkGraphicsPipelineShaderGroupsCreateInfoNV::groupCount` and `VkGraphicsPipelineShaderGroupsCreateInfoNV::pipelineCount` **must** be `0`
- VUID-VkGraphicsPipelineCreateInfo-libraryCount-06649
If the pipeline is created with a `complete set of state`, and `VkPipelineLibraryCreateInfoKHR::libraryCount` is `0`, and the `pNext` chain includes an instance of `VkGraphicsPipelineShaderGroupsCreateInfoNV`, `VkGraphicsPipelineShaderGroupsCreateInfoNV::groupCount` **must** be greater than `0`
- VUID-VkGraphicsPipelineCreateInfo-flags-11000
If `flags` includes `VK_PIPELINE_CREATE_2_INDIRECT_BINDABLE_BIT_EXT`, then the `VkPhysicalDeviceDeviceGeneratedCommandsFeaturesEXT::deviceGeneratedCommands` feature **must** be enabled
- VUID-VkGraphicsPipelineCreateInfo-flags-11001
If the pipeline requires `pre-rasterization shader state` and `flags` includes `VK_PIPELINE_CREATE_2_INDIRECT_BINDABLE_BIT_EXT`, then all stages **must** not specify `Xfb` execution mode
- VUID-VkGraphicsPipelineCreateInfo-pDynamicState-04494
If the pipeline requires `pre-rasterization shader state` or `fragment shader state` and `VK_DYNAMIC_STATE_FRAGMENT_SHADING_RATE_KHR` is not included in `pDynamicState->pDynamicStates`, `VkPipelineFragmentShadingRateStateCreateInfoKHR::fragmentSize.width` **must** be greater than or equal to `1`
- VUID-VkGraphicsPipelineCreateInfo-pDynamicState-04495
If the pipeline requires `pre-rasterization shader state` or `fragment shader state` and `VK_DYNAMIC_STATE_FRAGMENT_SHADING_RATE_KHR` is not included in `pDynamicState->pDynamicStates`, `VkPipelineFragmentShadingRateStateCreateInfoKHR::fragmentSize.height` **must** be greater than or equal to `1`
- VUID-VkGraphicsPipelineCreateInfo-pDynamicState-04496
If the pipeline requires `pre-rasterization shader state` or `fragment shader state` and `VK_DYNAMIC_STATE_FRAGMENT_SHADING_RATE_KHR` is not included in `pDynamicState->pDynamicStates`, `VkPipelineFragmentShadingRateStateCreateInfoKHR::fragmentSize.width` **must** be a power-of-two value
- VUID-VkGraphicsPipelineCreateInfo-pDynamicState-04497
If the pipeline requires `pre-rasterization shader state` or `fragment shader state` and `VK_DYNAMIC_STATE_FRAGMENT_SHADING_RATE_KHR` is not included in `pDynamicState->pDynamicStates`, `VkPipelineFragmentShadingRateStateCreateInfoKHR::fragmentSize.height` **must** be a power-of-two value
- VUID-VkGraphicsPipelineCreateInfo-pDynamicState-04498
If the pipeline requires `pre-rasterization shader state` or `fragment shader state` and

VK_DYNAMIC_STATE_FRAGMENT_SHADING_RATE_KHR is not included in `pDynamicState->pDynamicStates`, `VkPipelineFragmentShadingRateStateCreateInfoKHR::fragmentSize.width` **must** be less than or equal to 4

- VUID-VkGraphicsPipelineCreateInfo-pDynamicState-04499

If the pipeline requires `pre-rasterization shader state` or `fragment shader state` and `VK_DYNAMIC_STATE_FRAGMENT_SHADING_RATE_KHR` is not included in `pDynamicState->pDynamicStates`, `VkPipelineFragmentShadingRateStateCreateInfoKHR::fragmentSize.height` **must** be less than or equal to 4

- VUID-VkGraphicsPipelineCreateInfo-pDynamicState-04500

If the pipeline requires `pre-rasterization shader state` or `fragment shader state` and `VK_DYNAMIC_STATE_FRAGMENT_SHADING_RATE_KHR` is not included in `pDynamicState->pDynamicStates`, and the `pipelineFragmentShadingRate` feature is not enabled, `VkPipelineFragmentShadingRateStateCreateInfoKHR::fragmentSize.width` and `VkPipelineFragmentShadingRateStateCreateInfoKHR::fragmentSize.height` **must** both be equal to 1

- VUID-VkGraphicsPipelineCreateInfo-pDynamicState-06567

If the pipeline requires `pre-rasterization shader state` or `fragment shader state` and `VK_DYNAMIC_STATE_FRAGMENT_SHADING_RATE_KHR` is not included in `pDynamicState->pDynamicStates`, `VkPipelineFragmentShadingRateStateCreateInfoKHR::combinerOps[0]` **must** be a valid `VkFragmentShadingRateCombinerOpKHR` value

- VUID-VkGraphicsPipelineCreateInfo-pDynamicState-06568

If the pipeline requires `pre-rasterization shader state` or `fragment shader state` and `VK_DYNAMIC_STATE_FRAGMENT_SHADING_RATE_KHR` is not included in `pDynamicState->pDynamicStates`, `VkPipelineFragmentShadingRateStateCreateInfoKHR::combinerOps[1]` **must** be a valid `VkFragmentShadingRateCombinerOpKHR` value

- VUID-VkGraphicsPipelineCreateInfo-pDynamicState-04501

If the pipeline requires `pre-rasterization shader state` or `fragment shader state` and `VK_DYNAMIC_STATE_FRAGMENT_SHADING_RATE_KHR` is not included in `pDynamicState->pDynamicStates`, and the `primitiveFragmentShadingRate` feature is not enabled, `VkPipelineFragmentShadingRateStateCreateInfoKHR::combinerOps[0]` **must** be `VK_FRAGMENT_SHADING_RATE_COMBINER_OP_KEEP_KHR`

- VUID-VkGraphicsPipelineCreateInfo-pDynamicState-04502

If the pipeline requires `pre-rasterization shader state` or `fragment shader state` and `VK_DYNAMIC_STATE_FRAGMENT_SHADING_RATE_KHR` is not included in `pDynamicState->pDynamicStates`, and the `attachmentFragmentShadingRate` feature is not enabled, `VkPipelineFragmentShadingRateStateCreateInfoKHR::combinerOps[1]` **must** be `VK_FRAGMENT_SHADING_RATE_COMBINER_OP_KEEP_KHR`

- VUID-VkGraphicsPipelineCreateInfo-primitiveFragmentShadingRateWithMultipleViewports-04503

If the pipeline requires `pre-rasterization shader state` and the `primitiveFragmentShadingRateWithMultipleViewports` limit is not supported, `VK_DYNAMIC_STATE_VIEWPORT_WITH_COUNT` is not included in `pDynamicState->pDynamicStates`, and `VkPipelineViewportStateCreateInfo::viewportCount` is greater than 1, entry points specified in `pStages` **must** not write to the `PrimitiveShadingRateKHR` built-in

- VUID-VkGraphicsPipelineCreateInfo-

primitiveFragmentShadingRateWithMultipleViewports-04504

If the pipeline requires [pre-rasterization shader state](#) and the [primitiveFragmentShadingRateWithMultipleViewports](#) limit is not supported, and entry points specified in [pStages](#) write to the [ViewportIndex](#) built-in, they **must** not also write to the [PrimitiveShadingRateKHR](#) built-in

- VUID-VkGraphicsPipelineCreateInfo-

primitiveFragmentShadingRateWithMultipleViewports-04505

If the pipeline requires [pre-rasterization shader state](#) and the [primitiveFragmentShadingRateWithMultipleViewports](#) limit is not supported, and entry points specified in [pStages](#) write to the [ViewportMaskNV](#) built-in, they **must** not also write to the [PrimitiveShadingRateKHR](#) built-in

- VUID-VkGraphicsPipelineCreateInfo-fragmentShadingRateNonTrivialCombinerOps-04506

If the pipeline requires [pre-rasterization shader state](#) or [fragment shader state](#), the [fragmentShadingRateNonTrivialCombinerOps](#) limit is not supported, and [VK_DYNAMIC_STATE_FRAGMENT_SHADING_RATE_KHR](#) is not included in [pDynamicState->pDynamicStates](#), elements of [VkPipelineFragmentShadingRateStateCreateInfoKHR::combinerOps](#) **must** be [VK_FRAGMENT_SHADING_RATE_COMBINER_OP_KEEP_KHR](#) or [VK_FRAGMENT_SHADING_RATE_COMBINER_OP_REPLACE_KHR](#)

- VUID-VkGraphicsPipelineCreateInfo-None-06569

If the pipeline requires [fragment shader state](#) and [VK_DYNAMIC_STATE_FRAGMENT_SHADING_RATE_KHR](#) is not included in [pDynamicState->pDynamicStates](#), [VkPipelineFragmentShadingRateEnumStateCreateInfoNV::shadingRateType](#) **must** be a valid [VkFragmentShadingRateTypeNV](#) value

- VUID-VkGraphicsPipelineCreateInfo-pDynamicState-06570

If the pipeline requires [fragment shader state](#) and [VK_DYNAMIC_STATE_FRAGMENT_SHADING_RATE_KHR](#) is not included in [pDynamicState->pDynamicStates](#), [VkPipelineFragmentShadingRateEnumStateCreateInfoNV::shadingRate](#) **must** be a valid [VkFragmentShadingRateNV](#) value

- VUID-VkGraphicsPipelineCreateInfo-pDynamicState-06571

If the pipeline requires [fragment shader state](#) and [VK_DYNAMIC_STATE_FRAGMENT_SHADING_RATE_KHR](#) is not included in [pDynamicState->pDynamicStates](#), [VkPipelineFragmentShadingRateEnumStateCreateInfoNV::combinerOps\[0\]](#) **must** be a valid [VkFragmentShadingRateCombinerOpKHR](#) value

- VUID-VkGraphicsPipelineCreateInfo-pDynamicState-06572

If the pipeline requires [fragment shader state](#) and [VK_DYNAMIC_STATE_FRAGMENT_SHADING_RATE_KHR](#) is not included in [pDynamicState->pDynamicStates](#), [VkPipelineFragmentShadingRateEnumStateCreateInfoNV::combinerOps\[1\]](#) **must** be a valid [VkFragmentShadingRateCombinerOpKHR](#) value

- VUID-VkGraphicsPipelineCreateInfo-pDynamicState-04569

If the pipeline requires [fragment shader state](#) and [VK_DYNAMIC_STATE_FRAGMENT_SHADING_RATE_KHR](#) is not included in [pDynamicState->pDynamicStates](#), and the [fragmentShadingRateEnums](#) feature is not enabled, [VkPipelineFragmentShadingRateEnumStateCreateInfoNV::shadingRateType](#) **must** be equal to [VK_FRAGMENT_SHADING_RATE_TYPE_FRAGMENT_SIZE_NV](#)

- VUID-VkGraphicsPipelineCreateInfo-pDynamicState-04570

If the pipeline requires fragment shader state and `VK_DYNAMIC_STATE_FRAGMENT_SHADING_RATE_KHR` is not included in `pDynamicState->pDynamicStates`, and the `pipelineFragmentShadingRate` feature is not enabled, `VkPipelineFragmentShadingRateEnumStateCreateInfoNV::shadingRate` **must** be equal to `VK_FRAGMENT_SHADING_RATE_1_INVOCATION_PER_PIXEL_NV`

- VUID-VkGraphicsPipelineCreateInfo-pDynamicState-04571

If the pipeline requires fragment shader state and `VK_DYNAMIC_STATE_FRAGMENT_SHADING_RATE_KHR` is not included in `pDynamicState->pDynamicStates`, and the `primitiveFragmentShadingRate` feature is not enabled, `VkPipelineFragmentShadingRateEnumStateCreateInfoNV::combinerOps[0]` **must** be `VK_FRAGMENT_SHADING_RATE_COMBINER_OP_KEEP_KHR`

- VUID-VkGraphicsPipelineCreateInfo-pDynamicState-04572

If the pipeline requires fragment shader state and `VK_DYNAMIC_STATE_FRAGMENT_SHADING_RATE_KHR` is not included in `pDynamicState->pDynamicStates`, and the `attachmentFragmentShadingRate` feature is not enabled, `VkPipelineFragmentShadingRateEnumStateCreateInfoNV::combinerOps[1]` **must** be `VK_FRAGMENT_SHADING_RATE_COMBINER_OP_KEEP_KHR`

- VUID-VkGraphicsPipelineCreateInfo-fragmentShadingRateNonTrivialCombinerOps-04573

If the pipeline requires fragment shader state, and the `fragmentShadingRateNonTrivialCombinerOps` limit is not supported and `VK_DYNAMIC_STATE_FRAGMENT_SHADING_RATE_KHR` is not included in `pDynamicState->pDynamicStates`, elements of `VkPipelineFragmentShadingRateEnumStateCreateInfoNV::combinerOps` **must** be `VK_FRAGMENT_SHADING_RATE_COMBINER_OP_KEEP_KHR` or `VK_FRAGMENT_SHADING_RATE_COMBINER_OP_REPLACE_KHR`

- VUID-VkGraphicsPipelineCreateInfo-None-04574

If the pipeline requires fragment shader state, and the `supersampleFragmentShadingRates` feature is not enabled, `VkPipelineFragmentShadingRateEnumStateCreateInfoNV::shadingRate` **must** not be equal to `VK_FRAGMENT_SHADING_RATE_2_INVOCATIONS_PER_PIXEL_NV`, `VK_FRAGMENT_SHADING_RATE_4_INVOCATIONS_PER_PIXEL_NV`, `VK_FRAGMENT_SHADING_RATE_8_INVOCATIONS_PER_PIXEL_NV`, or `VK_FRAGMENT_SHADING_RATE_16_INVOCATIONS_PER_PIXEL_NV`

- VUID-VkGraphicsPipelineCreateInfo-None-04575

If the pipeline requires fragment shader state, and the `noInvocationFragmentShadingRates` feature is not enabled, `VkPipelineFragmentShadingRateEnumStateCreateInfoNV::shadingRate` **must** not be equal to `VK_FRAGMENT_SHADING_RATE_NO_INVOCATIONS_NV`

- VUID-VkGraphicsPipelineCreateInfo-pDynamicStates-03578

All elements of the `pDynamicStates` member of `pDynamicState` **must** not be `VK_DYNAMIC_STATE_RAY_TRACING_PIPELINE_STACK_SIZE_KHR`

- VUID-VkGraphicsPipelineCreateInfo-pDynamicStates-04807

If the pipeline requires pre-rasterization shader state and the `vertexInputDynamicState` feature is not enabled, there **must** be no element of the `pDynamicStates` member of `pDynamicState` set to `VK_DYNAMIC_STATE_VERTEX_INPUT_EXT`

- VUID-VkGraphicsPipelineCreateInfo-pDynamicStates-07067

If the pipeline requires `pre-rasterization shader state`, and includes a mesh shader, there **must** be no element of the `pDynamicStates` member of `pDynamicState` set to `VK_DYNAMIC_STATE_VERTEX_INPUT_EXT`

- VUID-VkGraphicsPipelineCreateInfo-pDynamicStates-04800

If the `colorWriteEnable` feature is not enabled, there **must** be no element of the `pDynamicStates` member of `pDynamicState` set to `VK_DYNAMIC_STATE_COLOR_WRITE_ENABLE_EXT`

- VUID-VkGraphicsPipelineCreateInfo-rasterizationSamples-04899

If the pipeline requires `fragment shader state`, and the `VK_QCOM_render_pass_shader_resolve` extension or the `customResolve` feature is enabled, `rasterizationSamples` is not dynamic, and if subpass has any input attachments, and if the subpass description contains `VK_SUBPASS_DESCRIPTION_FRAGMENT_REGION_BIT_EXT`, then the sample count of the input attachments **must** equal `rasterizationSamples`

- VUID-VkGraphicsPipelineCreateInfo-sampleShadingEnable-04900

If the pipeline requires `fragment shader state`, and the `VK_QCOM_render_pass_shader_resolve` extension or the `customResolve` feature is enabled, and if the subpass description contains `VK_SUBPASS_DESCRIPTION_FRAGMENT_REGION_BIT_EXT`, then `sampleShadingEnable` **must** be false

- VUID-VkGraphicsPipelineCreateInfo-dynamicRendering-06576

If the `dynamicRendering` feature is not enabled and the pipeline requires `pre-rasterization shader state`, `fragment shader state`, or `fragment output interface state`, `renderPass` **must** not be `VK_NULL_HANDLE`

- VUID-VkGraphicsPipelineCreateInfo-multiview-06577

If the `multiview` feature is not enabled, the pipeline requires `pre-rasterization shader state` or `fragment shader state`, and `renderPass` is `VK_NULL_HANDLE`, `VkPipelineRenderingCreateInfo::viewMask` **must** be 0

- VUID-VkGraphicsPipelineCreateInfo-renderPass-06578

If the pipeline requires `pre-rasterization shader state` or `fragment shader state`, and `renderPass` is `VK_NULL_HANDLE`, the index of the most significant bit in `VkPipelineRenderingCreateInfo::viewMask` **must** be less than `maxMultiviewViewCount`

- VUID-VkGraphicsPipelineCreateInfo-renderPass-06579

If the pipeline requires `fragment output interface state`, and `renderPass` is `VK_NULL_HANDLE`, and `VkPipelineRenderingCreateInfo::colorAttachmentCount` is not 0, `VkPipelineRenderingCreateInfo::pColorAttachmentFormats` **must** be a valid pointer to an array of `colorAttachmentCount` valid `VkFormat` values

- VUID-VkGraphicsPipelineCreateInfo-renderPass-06580

If the pipeline requires `fragment output interface state`, and `renderPass` is `VK_NULL_HANDLE`, each element of `VkPipelineRenderingCreateInfo::pColorAttachmentFormats` **must** be a valid `VkFormat` value

- VUID-VkGraphicsPipelineCreateInfo-renderPass-06582

If the pipeline requires `fragment output interface state`, `renderPass` is `VK_NULL_HANDLE`, and any element of `VkPipelineRenderingCreateInfo::pColorAttachmentFormats` is not `VK_FORMAT_UNDEFINED`, that format **must** be a format with `potential format features`

that include `VK_FORMAT_FEATURE_COLOR_ATTACHMENT_BIT` or `VK_FORMAT_FEATURE_2_LINEAR_COLOR_ATTACHMENT_BIT_NV`

- VUID-VkGraphicsPipelineCreateInfo-renderPass-06583
If the pipeline requires `fragment output interface state`, and `renderPass` is `VK_NULL_HANDLE`, `VkPipelineRenderingCreateInfo::depthAttachmentFormat` **must** be a valid `VkFormat` value
- VUID-VkGraphicsPipelineCreateInfo-renderPass-06584
If the pipeline requires `fragment output interface state`, and `renderPass` is `VK_NULL_HANDLE`, `VkPipelineRenderingCreateInfo::stencilAttachmentFormat` **must** be a valid `VkFormat` value
- VUID-VkGraphicsPipelineCreateInfo-renderPass-06585
If the pipeline requires `fragment output interface state`, `renderPass` is `VK_NULL_HANDLE`, and `VkPipelineRenderingCreateInfo::depthAttachmentFormat` is not `VK_FORMAT_UNDEFINED`, it **must** be a format with `potential format features` that include `VK_FORMAT_FEATURE_DEPTH_STENCIL_ATTACHMENT_BIT`
- VUID-VkGraphicsPipelineCreateInfo-renderPass-06586
If the pipeline requires `fragment output interface state`, `renderPass` is `VK_NULL_HANDLE`, and `VkPipelineRenderingCreateInfo::stencilAttachmentFormat` is not `VK_FORMAT_UNDEFINED`, it **must** be a format with `potential format features` that include `VK_FORMAT_FEATURE_DEPTH_STENCIL_ATTACHMENT_BIT`
- VUID-VkGraphicsPipelineCreateInfo-renderPass-06587
If the pipeline requires `fragment output interface state`, `renderPass` is `VK_NULL_HANDLE`, and `VkPipelineRenderingCreateInfo::depthAttachmentFormat` is not `VK_FORMAT_UNDEFINED`, it **must** be a format that includes a depth component
- VUID-VkGraphicsPipelineCreateInfo-renderPass-06588
If the pipeline requires `fragment output interface state`, `renderPass` is `VK_NULL_HANDLE`, and `VkPipelineRenderingCreateInfo::stencilAttachmentFormat` is not `VK_FORMAT_UNDEFINED`, it **must** be a format that includes a stencil component
- VUID-VkGraphicsPipelineCreateInfo-renderPass-06589
If the pipeline requires `fragment output interface state`, `renderPass` is `VK_NULL_HANDLE`, `VkPipelineRenderingCreateInfo::depthAttachmentFormat` is not `VK_FORMAT_UNDEFINED`, and `VkPipelineRenderingCreateInfo::stencilAttachmentFormat` is not `VK_FORMAT_UNDEFINED`, `depthAttachmentFormat` **must** equal `stencilAttachmentFormat`
- VUID-VkGraphicsPipelineCreateInfo-renderPass-09033
If `renderPass` is `VK_NULL_HANDLE`, the pipeline is being created with `fragment shader state` and `fragment output interface state`, and either of `VkPipelineRenderingCreateInfo::depthAttachmentFormat` or `VkPipelineRenderingCreateInfo::stencilAttachmentFormat` are not `VK_FORMAT_UNDEFINED`, and the `VK_EXT_extended_dynamic_state3` extension is not enabled or any of the `VK_DYNAMIC_STATE_DEPTH_TEST_ENABLE`, `VK_DYNAMIC_STATE_DEPTH_WRITE_ENABLE`, `VK_DYNAMIC_STATE_DEPTH_COMPARE_OP`, `VK_DYNAMIC_STATE_DEPTH_BOUNDS_TEST_ENABLE`, `VK_DYNAMIC_STATE_STENCIL_TEST_ENABLE`, `VK_DYNAMIC_STATE_STENCIL_OP`, or `VK_DYNAMIC_STATE_DEPTH_BOUNDS` dynamic states are not set, `pDepthStencilState` **must** be a valid pointer to a valid `VkPipelineDepthStencilStateCreateInfo` structure

- VUID-VkGraphicsPipelineCreateInfo-pDepthStencilState-09034
If `pDepthStencilState` is not `NULL` it **must** be a valid pointer to a valid `VkPipelineDepthStencilStateCreateInfo` structure
- VUID-VkGraphicsPipelineCreateInfo-renderPass-09035
If `renderPass` is `VK_NULL_HANDLE` and the pipeline is being created with `fragment shader state` but not `fragment output interface state`, and the `VK_EXT_extended_dynamic_state3` extension is not enabled, or any of the `VK_DYNAMIC_STATE_DEPTH_TEST_ENABLE`, `VK_DYNAMIC_STATE_DEPTH_WRITE_ENABLE`, `VK_DYNAMIC_STATE_DEPTH_COMPARE_OP`, `VK_DYNAMIC_STATE_DEPTH_BOUNDS_TEST_ENABLE`, `VK_DYNAMIC_STATE_STENCIL_TEST_ENABLE`, `VK_DYNAMIC_STATE_STENCIL_OP`, or `VK_DYNAMIC_STATE_DEPTH_BOUNDS` dynamic states are not set, `pDepthStencilState` **must** be a valid pointer to a valid `VkPipelineDepthStencilStateCreateInfo` structure
- VUID-VkGraphicsPipelineCreateInfo-pDepthStencilState-09036
If `pDepthStencilState` is not `NULL` it **must** be a valid pointer to a valid `VkPipelineDepthStencilStateCreateInfo` structure
- VUID-VkGraphicsPipelineCreateInfo-renderPass-09037
If `renderPass` is `VK_NULL_HANDLE`, the pipeline is being created with `fragment output interface state`, and any element of `VkPipelineRenderingCreateInfo::pColorAttachmentFormats` is not `VK_FORMAT_UNDEFINED`, and the `VK_EXT_extended_dynamic_state3` extension is not enabled, or any of the `VK_DYNAMIC_STATE_LOGIC_OP_ENABLE_EXT`, `VK_DYNAMIC_STATE_LOGIC_OP_EXT`, `VK_DYNAMIC_STATE_COLOR_BLEND_ENABLE_EXT`, `VK_DYNAMIC_STATE_COLOR_BLEND_EQUATION_EXT`, `VK_DYNAMIC_STATE_COLOR_WRITE_MASK_EXT`, or `VK_DYNAMIC_STATE_BLEND_CONSTANTS` dynamic states are not set, `pColorBlendState` **must** be a valid pointer to a valid `VkPipelineColorBlendStateCreateInfo` structure
- VUID-VkGraphicsPipelineCreateInfo-pColorBlendState-09038
If `pColorBlendState` is not `NULL` it **must** be a valid pointer to a valid `VkPipelineColorBlendStateCreateInfo` structure
- VUID-VkGraphicsPipelineCreateInfo-renderPass-06055
If `renderPass` is `VK_NULL_HANDLE`, `pColorBlendState` is not dynamic, and the pipeline is being created with `fragment output interface state`, `pColorBlendState->attachmentCount` **must** be equal to `VkPipelineRenderingCreateInfo::colorAttachmentCount`
- VUID-VkGraphicsPipelineCreateInfo-renderPass-11504
If `renderPass` is `VK_NULL_HANDLE`, a `VkCustomResolveCreateInfoEXT` is in the `pNext` chain, and the pipeline is being created with `fragment output interface state`, `VkPipelineRenderingCreateInfo::colorAttachmentCount` **must** be equal to `VkCustomResolveCreateInfoEXT::colorAttachmentCount`
- VUID-VkGraphicsPipelineCreateInfo-renderPass-06057
If `renderPass` is `VK_NULL_HANDLE`, the pipeline is being created with `pre-rasterization shader state`, `VkPipelineRenderingCreateInfo::viewMask` is not `0`, and the `multiviewTessellationShader` feature is not enabled, then `pStages` **must** not include tessellation shaders
- VUID-VkGraphicsPipelineCreateInfo-renderPass-06058

If `renderPass` is `VK_NULL_HANDLE`, the pipeline is being created with `pre-rasterization shader state`, `VkPipelineRenderingCreateInfo::viewMask` is not `0`, and the `multiviewGeometryShader` feature is not enabled, then `pStages` **must** not include a geometry shader

- VUID-VkGraphicsPipelineCreateInfo-renderPass-06059

If `renderPass` is `VK_NULL_HANDLE`, the pipeline is being created with `pre-rasterization shader state`, and `VkPipelineRenderingCreateInfo::viewMask` is not `0`, all of the shaders in the pipeline **must** not include variables decorated with the `Layer` built-in decoration in their interfaces

- VUID-VkGraphicsPipelineCreateInfo-renderPass-07720

If `renderPass` is `VK_NULL_HANDLE`, the pipeline is being created with `pre-rasterization shader state`, and `VkPipelineRenderingCreateInfo::viewMask` is not `0`, and `multiviewMeshShader` is not enabled, then `pStages` **must** not include a mesh shader

- VUID-VkGraphicsPipelineCreateInfo-renderPass-12326

If `renderPass` is `VK_NULL_HANDLE`, the pipeline is being created with `pre-rasterization shader state`, `pStages` include a mesh shader, and `VkPipelineRenderingCreateInfo::viewMask` is not `0`, then the index of the most significant bit in `viewMask` **must** be less than `maxMeshMultiviewViewCount`

- VUID-VkGraphicsPipelineCreateInfo-renderPass-06061

If the `dynamicRenderingLocalRead` feature is not enabled, the pipeline requires `fragment shader state`, and `renderPass` is `VK_NULL_HANDLE`, fragment shaders in `pStages` **must** not include the `InputAttachment` capability

- VUID-VkGraphicsPipelineCreateInfo-renderPass-08710

If the pipeline requires `fragment shader state` and `renderPass` is not `VK_NULL_HANDLE`, fragment shaders in `pStages` **must** not include any of the `TileImageColorReadAccessEXT`, `TileImageDepthReadAccessEXT`, or `TileImageStencilReadAccessEXT` capabilities

- VUID-VkGraphicsPipelineCreateInfo-renderPass-06062

If the pipeline requires `fragment output interface state` and `renderPass` is `VK_NULL_HANDLE`, for each color attachment format defined by the `pColorAttachmentFormats` member of `VkPipelineRenderingCreateInfo`, if its `potential format features` do not contain `VK_FORMAT_FEATURE_COLOR_ATTACHMENT_BLEND_BIT`, then the `blendEnable` member of the corresponding element of the `pAttachments` member of `pColorBlendState` **must** be `VK_FALSE`

- VUID-VkGraphicsPipelineCreateInfo-renderPass-06063

If the pipeline requires `fragment output interface state` and `renderPass` is `VK_NULL_HANDLE`, if the `pNext` chain includes `VkAttachmentSampleCountInfoAMD` or `VkAttachmentSampleCountInfoNV`, the `colorAttachmentCount` member of that structure **must** be equal to the value of `VkPipelineRenderingCreateInfo::colorAttachmentCount`

- VUID-VkGraphicsPipelineCreateInfo-flags-06591

If `pStages` includes a fragment shader stage, and the fragment shader declares the `EarlyFragmentTests` execution mode, the `flags` member of `VkPipelineDepthStencilStateCreateInfo` **must** not include `VK_PIPELINE_DEPTH_STENCIL_STATE_CREATE_RASTERIZATION_ORDER_ATTACHMENT_DEPTH_ACCESS_BIT_EXT` or

VK_PIPELINE_DEPTH_STENCIL_STATE_CREATE_RASTERIZATION_ORDER_ATTACHMENT_STENCIL_ACCESS_BIT_EXT

- VUID-VkGraphicsPipelineCreateInfo-flags-06482

If the `dynamicRenderingLocalRead` feature is not enabled, the pipeline requires `fragment output interface state`, and the `flags` member of `VkPipelineColorBlendStateCreateInfo` includes

VK_PIPELINE_COLOR_BLEND_STATE_CREATE_RASTERIZATION_ORDER_ATTACHMENT_ACCESS_BIT_EXT, `renderPass` **must** not be VK_NULL_HANDLE

- VUID-VkGraphicsPipelineCreateInfo-None-09526

If the `dynamicRenderingLocalRead` feature is not enabled, the pipeline requires `fragment output interface state`, and the `flags` member of `VkPipelineDepthStencilStateCreateInfo` includes

VK_PIPELINE_DEPTH_STENCIL_STATE_CREATE_RASTERIZATION_ORDER_ATTACHMENT_DEPTH_ACCESS_BIT_EXT or
VK_PIPELINE_DEPTH_STENCIL_STATE_CREATE_RASTERIZATION_ORDER_ATTACHMENT_STENCIL_ACCESS_BIT_EXT, `renderPass` **must** not be VK_NULL_HANDLE

- VUID-VkGraphicsPipelineCreateInfo-pColorAttachmentSamples-06592

If the `fragment output interface state`, elements of the `pColorAttachmentSamples` member of `VkAttachmentSampleCountInfoAMD` or `VkAttachmentSampleCountInfoNV` **must** be valid `VkSampleCountFlagBits` values

- VUID-VkGraphicsPipelineCreateInfo-depthStencilAttachmentSamples-06593

If the `fragment output interface state` and the `depthStencilAttachmentSamples` member of `VkAttachmentSampleCountInfoAMD` or `VkAttachmentSampleCountInfoNV` is not 0, it **must** be a valid `VkSampleCountFlagBits` value

- VUID-VkGraphicsPipelineCreateInfo-renderPass-09527

If the pipeline requires `fragment output interface state`, `renderPass` is not VK_NULL_HANDLE, and the `flags` member of `VkPipelineColorBlendStateCreateInfo` includes

VK_PIPELINE_COLOR_BLEND_STATE_CREATE_RASTERIZATION_ORDER_ATTACHMENT_ACCESS_BIT_EXT `subpass` **must** have been created with
VK_SUBPASS_DESCRIPTION_RASTERIZATION_ORDER_ATTACHMENT_COLOR_ACCESS_BIT_EXT

- VUID-VkGraphicsPipelineCreateInfo-renderPass-09528

If the pipeline requires `fragment shader state`, `renderPass` is not VK_NULL_HANDLE, and the `flags` member of `VkPipelineDepthStencilStateCreateInfo` includes
VK_PIPELINE_DEPTH_STENCIL_STATE_CREATE_RASTERIZATION_ORDER_ATTACHMENT_DEPTH_ACCESS_BIT_EXT, `subpass` **must** have been created with
VK_SUBPASS_DESCRIPTION_RASTERIZATION_ORDER_ATTACHMENT_DEPTH_ACCESS_BIT_EXT

- VUID-VkGraphicsPipelineCreateInfo-renderPass-09529

If the pipeline requires `fragment shader state`, `renderPass` is not VK_NULL_HANDLE, and the `flags` member of `VkPipelineDepthStencilStateCreateInfo` includes
VK_PIPELINE_DEPTH_STENCIL_STATE_CREATE_RASTERIZATION_ORDER_ATTACHMENT_STENCIL_ACCESS_BIT_EXT, `subpass` **must** have been created with
VK_SUBPASS_DESCRIPTION_RASTERIZATION_ORDER_ATTACHMENT_STENCIL_ACCESS_B

IT_EXT

- VUID-VkGraphicsPipelineCreateInfo-pipelineStageCreationFeedbackCount-06594
If `VkPipelineCreationFeedbackCreateInfo::pipelineStageCreationFeedbackCount` is not 0, it **must** be equal to `stageCount`
- VUID-VkGraphicsPipelineCreateInfo-renderPass-06595
If `renderPass` is `VK_NULL_HANDLE`, the pipeline is being created with `pre-rasterization shader state` or `fragment shader state`, and `VkMultiviewPerViewAttributesInfoNVX::perViewAttributesPositionXOnly` is `VK_TRUE` then `VkMultiviewPerViewAttributesInfoNVX::perViewAttributes` **must** also be `VK_TRUE`
- VUID-VkGraphicsPipelineCreateInfo-flags-06596
If `VkGraphicsPipelineLibraryCreateInfoEXT::flags` includes only one of `VK_GRAPHICS_PIPELINE_LIBRARY_PRE_RASTERIZATION_SHADERS_BIT_EXT` or `VK_GRAPHICS_PIPELINE_LIBRARY_FRAGMENT_SHADER_BIT_EXT`, and an element of `VkPipelineLibraryCreateInfoKHR::pLibraries` includes the other flag, the value of `VkMultiviewPerViewAttributesInfoNVX::perViewAttributes` specified in both this pipeline and the library **must** be equal
- VUID-VkGraphicsPipelineCreateInfo-pLibraries-06597
If one element of `VkPipelineLibraryCreateInfoKHR::pLibraries` includes `VK_GRAPHICS_PIPELINE_LIBRARY_PRE_RASTERIZATION_SHADERS_BIT_EXT` and another element includes `VK_GRAPHICS_PIPELINE_LIBRARY_FRAGMENT_SHADER_BIT_EXT`, the value of `VkMultiviewPerViewAttributesInfoNVX::perViewAttributes` specified in both libraries **must** be equal
- VUID-VkGraphicsPipelineCreateInfo-flags-06598
If `VkGraphicsPipelineLibraryCreateInfoEXT::flags` includes only one of `VK_GRAPHICS_PIPELINE_LIBRARY_PRE_RASTERIZATION_SHADERS_BIT_EXT` or `VK_GRAPHICS_PIPELINE_LIBRARY_FRAGMENT_SHADER_BIT_EXT`, and an element of `VkPipelineLibraryCreateInfoKHR::pLibraries` includes the other flag, the value of `VkMultiviewPerViewAttributesInfoNVX::perViewAttributesPositionXOnly` specified in both this pipeline and the library **must** be equal
- VUID-VkGraphicsPipelineCreateInfo-pLibraries-06599
If one element of `VkPipelineLibraryCreateInfoKHR::pLibraries` includes `VK_GRAPHICS_PIPELINE_LIBRARY_PRE_RASTERIZATION_SHADERS_BIT_EXT` and another element includes `VK_GRAPHICS_PIPELINE_LIBRARY_FRAGMENT_SHADER_BIT_EXT`, the value of `VkMultiviewPerViewAttributesInfoNVX::perViewAttributesPositionXOnly` specified in both libraries **must** be equal
- VUID-VkGraphicsPipelineCreateInfo-pStages-06600
If the pipeline requires `pre-rasterization shader state` or `fragment shader state`, `pStages` **must** be a valid pointer to an array of `stageCount` valid `VkPipelineShaderStageCreateInfo` structures
- VUID-VkGraphicsPipelineCreateInfo-stageCount-09587
If the pipeline does not require `pre-rasterization shader state` or `fragment shader state`, `stageCount` **must** be zero
- VUID-VkGraphicsPipelineCreateInfo-pRasterizationState-06601
If the pipeline requires `pre-rasterization shader state`, and `related dynamic state is not set`,

`pRasterizationState` **must** be a valid pointer to a valid `VkPipelineRasterizationStateCreateInfo` structure

- VUID-VkGraphicsPipelineCreateInfo-pRasterizationState-09039
If `VkGraphicsPipelineLibraryCreateInfoEXT::flags` includes `VK_GRAPHICS_PIPELINE_LIBRARY_PRE_RASTERIZATION_SHADERS_BIT_EXT`, and related dynamic state is not set, then `pMultisampleState` **must** be a valid pointer to a valid `VkPipelineMultisampleStateCreateInfo` structure
- VUID-VkGraphicsPipelineCreateInfo-pRasterizationState-09040
If `pRasterizationState` is not `NULL` it **must** be a valid pointer to a valid `VkPipelineRasterizationStateCreateInfo` structure
- VUID-VkGraphicsPipelineCreateInfo-layout-06602
If the pipeline requires fragment shader state or pre-rasterization shader state, and `VkPipelineCreateFlags2CreateInfoKHR::flags` does not include `VK_PIPELINE_CREATE_2_DESCRIPTOR_HEAP_BIT_EXT`, `layout` **must** be a valid `VkPipelineLayout` handle
- VUID-VkGraphicsPipelineCreateInfo-renderPass-06603
If the pipeline requires pre-rasterization shader state, fragment shader state, or fragment output state, and `renderPass` is not `VK_NULL_HANDLE`, `renderPass` **must** be a valid `VkRenderPass` handle
- VUID-VkGraphicsPipelineCreateInfo-stageCount-09530
If the pipeline requires pre-rasterization shader state, `stageCount` **must** be greater than 0
- VUID-VkGraphicsPipelineCreateInfo-graphicsPipelineLibrary-06606
If the `graphicsPipelineLibrary` feature is not enabled, and if the `shaderMeshEnqueue` feature is not enabled, `flags` **must** not include `VK_PIPELINE_CREATE_LIBRARY_BIT_KHR`
- VUID-VkGraphicsPipelineCreateInfo-flags-06608
If the `shaderMeshEnqueue` feature is not enabled, and the pipeline is being created with all possible state subsets, `flags` **must** not include `VK_PIPELINE_CREATE_LIBRARY_BIT_KHR`
- VUID-VkGraphicsPipelineCreateInfo-flags-06609
If `flags` includes `VK_PIPELINE_CREATE_LINK_TIME_OPTIMIZATION_BIT_EXT`, pipeline libraries included via `VkPipelineLibraryCreateInfoKHR` **must** have been created with `VK_PIPELINE_CREATE_RETAIN_LINK_TIME_OPTIMIZATION_INFO_BIT_EXT`
- VUID-VkGraphicsPipelineCreateInfo-flags-09245
If `flags` includes `VK_PIPELINE_CREATE_RETAIN_LINK_TIME_OPTIMIZATION_INFO_BIT_EXT`, `flags` **must** also include `VK_PIPELINE_CREATE_LIBRARY_BIT_KHR`
- VUID-VkGraphicsPipelineCreateInfo-flags-06610
If `flags` includes `VK_PIPELINE_CREATE_RETAIN_LINK_TIME_OPTIMIZATION_INFO_BIT_EXT`, pipeline libraries included via `VkPipelineLibraryCreateInfoKHR` **must** have been created with `VK_PIPELINE_CREATE_RETAIN_LINK_TIME_OPTIMIZATION_INFO_BIT_EXT`
- VUID-VkGraphicsPipelineCreateInfo-pLibraries-06611
Any pipeline libraries included via `VkPipelineLibraryCreateInfoKHR::pLibraries` **must** not include any state subset already defined by this structure or defined by any other pipeline

library in `VkPipelineLibraryCreateInfoKHR::pLibraries`

- VUID-VkGraphicsPipelineCreateInfo-flags-06612

If `VkPipelineCreateFlags2CreateInfoKHR::flags` does not include `VK_PIPELINE_CREATE_2_DESCRIPTOR_HEAP_BIT_EXT`, `VkGraphicsPipelineLibraryCreateInfoEXT::flags` includes only one of `VK_GRAPHICS_PIPELINE_LIBRARY_PRE_RASTERIZATION_SHADERS_BIT_EXT` or `VK_GRAPHICS_PIPELINE_LIBRARY_FRAGMENT_SHADER_BIT_EXT`, and an element of `VkPipelineLibraryCreateInfoKHR::pLibraries` includes the other flag, and `layout` was not created with `VK_PIPELINE_LAYOUT_CREATE_INDEPENDENT_SETS_BIT_EXT`, then the `layout` used by this pipeline and the library **must** be *identically defined*

- VUID-VkGraphicsPipelineCreateInfo-pLibraries-06613

If `VkPipelineCreateFlags2CreateInfoKHR::flags` does not include `VK_PIPELINE_CREATE_2_DESCRIPTOR_HEAP_BIT_EXT`, one element of `VkPipelineLibraryCreateInfoKHR::pLibraries` includes `VK_GRAPHICS_PIPELINE_LIBRARY_PRE_RASTERIZATION_SHADERS_BIT_EXT` and another element includes `VK_GRAPHICS_PIPELINE_LIBRARY_FRAGMENT_SHADER_BIT_EXT`, and the `layout` specified by either library was not created with `VK_PIPELINE_LAYOUT_CREATE_INDEPENDENT_SETS_BIT_EXT`, then the `layout` used by each library **must** be *identically defined*

- VUID-VkGraphicsPipelineCreateInfo-flags-06614

If `VkPipelineCreateFlags2CreateInfoKHR::flags` does not include `VK_PIPELINE_CREATE_2_DESCRIPTOR_HEAP_BIT_EXT`, `VkGraphicsPipelineLibraryCreateInfoEXT::flags` includes only one of `VK_GRAPHICS_PIPELINE_LIBRARY_PRE_RASTERIZATION_SHADERS_BIT_EXT` or `VK_GRAPHICS_PIPELINE_LIBRARY_FRAGMENT_SHADER_BIT_EXT`, an element of `VkPipelineLibraryCreateInfoKHR::pLibraries` includes the other subset, and `layout` was created with `VK_PIPELINE_LAYOUT_CREATE_INDEPENDENT_SETS_BIT_EXT`, then the `layout` used by the library **must** also have been created with `VK_PIPELINE_LAYOUT_CREATE_INDEPENDENT_SETS_BIT_EXT`

- VUID-VkGraphicsPipelineCreateInfo-pLibraries-06615

If `VkPipelineCreateFlags2CreateInfoKHR::flags` does not include `VK_PIPELINE_CREATE_2_DESCRIPTOR_HEAP_BIT_EXT`, one element of `VkPipelineLibraryCreateInfoKHR::pLibraries` includes `VK_GRAPHICS_PIPELINE_LIBRARY_PRE_RASTERIZATION_SHADERS_BIT_EXT` and another element includes `VK_GRAPHICS_PIPELINE_LIBRARY_FRAGMENT_SHADER_BIT_EXT`, and the `layout` specified by either library was created with `VK_PIPELINE_LAYOUT_CREATE_INDEPENDENT_SETS_BIT_EXT`, then the `layout` used by both libraries **must** have been created with `VK_PIPELINE_LAYOUT_CREATE_INDEPENDENT_SETS_BIT_EXT`

- VUID-VkGraphicsPipelineCreateInfo-flags-06616

If `VkPipelineCreateFlags2CreateInfoKHR::flags` does not include `VK_PIPELINE_CREATE_2_DESCRIPTOR_HEAP_BIT_EXT`, `VkGraphicsPipelineLibraryCreateInfoEXT::flags` includes only one of `VK_GRAPHICS_PIPELINE_LIBRARY_PRE_RASTERIZATION_SHADERS_BIT_EXT` or `VK_GRAPHICS_PIPELINE_LIBRARY_FRAGMENT_SHADER_BIT_EXT`, an element of `VkPipelineLibraryCreateInfoKHR::pLibraries` includes the other subset, and `layout` was

created with `VK_PIPELINE_LAYOUT_CREATE_INDEPENDENT_SETS_BIT_EXT`, elements of the `pSetLayouts` array which `layout` was created with that are not `VK_NULL_HANDLE` **must** be **identically defined** to the element at the same index of `pSetLayouts` used to create the library's `layout`

- VUID-VkGraphicsPipelineCreateInfo-pLibraries-06617

If `VkPipelineCreateFlags2CreateInfoKHR::flags` does not include `VK_PIPELINE_CREATE_2_DESCRIPTOR_HEAP_BIT_EXT`, one element of `VkPipelineLibraryCreateInfoKHR::pLibraries` includes `VK_GRAPHICS_PIPELINE_LIBRARY_PRE_RASTERIZATION_SHADERS_BIT_EXT` and another element includes `VK_GRAPHICS_PIPELINE_LIBRARY_FRAGMENT_SHADER_BIT_EXT`, and the `layout` specified by either library was created with `VK_PIPELINE_LAYOUT_CREATE_INDEPENDENT_SETS_BIT_EXT`, elements of the `pSetLayouts` array which either `layout` was created with that are not `VK_NULL_HANDLE` **must** be **identically defined** to the element at the same index of `pSetLayouts` used to create the other library's `layout`

- VUID-VkGraphicsPipelineCreateInfo-flags-06618

If `VkPipelineCreateFlags2CreateInfoKHR::flags` does not include `VK_PIPELINE_CREATE_2_DESCRIPTOR_HEAP_BIT_EXT`, `VkGraphicsPipelineLibraryCreateInfoEXT::flags` includes only one of `VK_GRAPHICS_PIPELINE_LIBRARY_PRE_RASTERIZATION_SHADERS_BIT_EXT` or `VK_GRAPHICS_PIPELINE_LIBRARY_FRAGMENT_SHADER_BIT_EXT`, and an element of `VkPipelineLibraryCreateInfoKHR::pLibraries` includes the other flag, any descriptor set layout *N* specified by `layout` in both this pipeline and the library which include bindings accessed by shader stages in each **must** be *identically defined*

- VUID-VkGraphicsPipelineCreateInfo-pLibraries-06619

If `VkPipelineCreateFlags2CreateInfoKHR::flags` does not include `VK_PIPELINE_CREATE_2_DESCRIPTOR_HEAP_BIT_EXT`, one element of `VkPipelineLibraryCreateInfoKHR::pLibraries` includes `VK_GRAPHICS_PIPELINE_LIBRARY_PRE_RASTERIZATION_SHADERS_BIT_EXT` and another element includes `VK_GRAPHICS_PIPELINE_LIBRARY_FRAGMENT_SHADER_BIT_EXT`, any descriptor set layout *N* specified by `layout` in both libraries which include bindings accessed by shader stages in each **must** be **identically defined**

- VUID-VkGraphicsPipelineCreateInfo-flags-06620

If `VkPipelineCreateFlags2CreateInfoKHR::flags` does not include `VK_PIPELINE_CREATE_2_DESCRIPTOR_HEAP_BIT_EXT`, `VkGraphicsPipelineLibraryCreateInfoEXT::flags` includes only one of `VK_GRAPHICS_PIPELINE_LIBRARY_PRE_RASTERIZATION_SHADERS_BIT_EXT` or `VK_GRAPHICS_PIPELINE_LIBRARY_FRAGMENT_SHADER_BIT_EXT`, and an element of `VkPipelineLibraryCreateInfoKHR::pLibraries` includes the other flag, push constants specified in `layout` in both this pipeline and the library which are available to shader stages in each **must** be **identically defined**

- VUID-VkGraphicsPipelineCreateInfo-pLibraries-06621

If `VkPipelineCreateFlags2CreateInfoKHR::flags` does not include `VK_PIPELINE_CREATE_2_DESCRIPTOR_HEAP_BIT_EXT`, and one element of `VkPipelineLibraryCreateInfoKHR::pLibraries` includes `VK_GRAPHICS_PIPELINE_LIBRARY_PRE_RASTERIZATION_SHADERS_BIT_EXT` and another

element includes [VK_GRAPHICS_PIPELINE_LIBRARY_FRAGMENT_SHADER_BIT_EXT](#), push constants specified in [layout](#) in both this pipeline and the library which are available to shader stages in each **must** be [identically defined](#)

- VUID-VkGraphicsPipelineCreateInfo-flags-06679

If [VkPipelineCreateFlags2CreateInfoKHR::flags](#) does not include [VK_PIPELINE_CREATE_2_DESCRIPTOR_HEAP_BIT_EXT](#), and [VkGraphicsPipelineLibraryCreateInfoEXT::flags](#) includes only one of [VK_GRAPHICS_PIPELINE_LIBRARY_PRE_RASTERIZATION_SHADERS_BIT_EXT](#) or [VK_GRAPHICS_PIPELINE_LIBRARY_FRAGMENT_SHADER_BIT_EXT](#), an element of [VkPipelineLibraryCreateInfoKHR::pLibraries](#) includes the other subset, [VK_PIPELINE_LAYOUT_CREATE_INDEPENDENT_SETS_BIT_EXT](#) was not used, and any element of the [pSetLayouts](#) array when [layout](#) was created and the corresponding element of the [pSetLayouts](#) array used to create the library's [layout](#) **must** not both be [VK_NULL_HANDLE](#)

- VUID-VkGraphicsPipelineCreateInfo-pLibraries-06681

If [VkPipelineCreateFlags2CreateInfoKHR::flags](#) does not include [VK_PIPELINE_CREATE_2_DESCRIPTOR_HEAP_BIT_EXT](#), one element of [VkPipelineLibraryCreateInfoKHR::pLibraries](#) includes [VK_GRAPHICS_PIPELINE_LIBRARY_PRE_RASTERIZATION_SHADERS_BIT_EXT](#) and another element includes [VK_GRAPHICS_PIPELINE_LIBRARY_FRAGMENT_SHADER_BIT_EXT](#), [VK_PIPELINE_LAYOUT_CREATE_INDEPENDENT_SETS_BIT_EXT](#) was not used, and any element of the [pSetLayouts](#) array used to create each library's [layout](#) was [VK_NULL_HANDLE](#), then the corresponding element of the [pSetLayouts](#) array used to create the other library's [layout](#) **must** not be [VK_NULL_HANDLE](#)

- VUID-VkGraphicsPipelineCreateInfo-flags-06756

If [VkPipelineCreateFlags2CreateInfoKHR::flags](#) does not include [VK_PIPELINE_CREATE_2_DESCRIPTOR_HEAP_BIT_EXT](#), [VkGraphicsPipelineLibraryCreateInfoEXT::flags](#) includes only one of [VK_GRAPHICS_PIPELINE_LIBRARY_PRE_RASTERIZATION_SHADERS_BIT_EXT](#) or [VK_GRAPHICS_PIPELINE_LIBRARY_FRAGMENT_SHADER_BIT_EXT](#), an element of [VkPipelineLibraryCreateInfoKHR::pLibraries](#) includes the other subset, and any element of the [pSetLayouts](#) array which [layout](#) was created with was [VK_NULL_HANDLE](#), then the corresponding element of the [pSetLayouts](#) array used to create the library's [layout](#) **must** not have shader bindings for shaders in the other subset

- VUID-VkGraphicsPipelineCreateInfo-flags-06757

If [VkPipelineCreateFlags2CreateInfoKHR::flags](#) does not include [VK_PIPELINE_CREATE_2_DESCRIPTOR_HEAP_BIT_EXT](#), [VkGraphicsPipelineLibraryCreateInfoEXT::flags](#) includes only one of [VK_GRAPHICS_PIPELINE_LIBRARY_PRE_RASTERIZATION_SHADERS_BIT_EXT](#) or [VK_GRAPHICS_PIPELINE_LIBRARY_FRAGMENT_SHADER_BIT_EXT](#), an element of [VkPipelineLibraryCreateInfoKHR::pLibraries](#) includes the other subset, and any element of the [pSetLayouts](#) array used to create the library's [layout](#) was [VK_NULL_HANDLE](#), then the corresponding element of the [pSetLayouts](#) array used to create this pipeline's [layout](#) **must** not have shader bindings for shaders in the other subset

- VUID-VkGraphicsPipelineCreateInfo-pLibraries-06758

If [VkPipelineCreateFlags2CreateInfoKHR::flags](#) does not include

`VK_PIPELINE_CREATE_2_DESCRIPTOR_HEAP_BIT_EXT`, one element of `VkPipelineLibraryCreateInfoKHR::pLibraries` includes `VK_GRAPHICS_PIPELINE_LIBRARY_PRE_RASTERIZATION_SHADERS_BIT_EXT` and another element includes `VK_GRAPHICS_PIPELINE_LIBRARY_FRAGMENT_SHADER_BIT_EXT`, and any element of the `pSetLayouts` array used to create each library's `layout` was `VK_NULL_HANDLE`, then the corresponding element of the `pSetLayouts` array used to create the other library's `layout` **must** not have shader bindings for shaders in the other subset

- VUID-VkGraphicsPipelineCreateInfo-flags-06682

If `VkPipelineCreateFlags2CreateInfoKHR::flags` does not include `VK_PIPELINE_CREATE_2_DESCRIPTOR_HEAP_BIT_EXT`, and `VkGraphicsPipelineLibraryCreateInfoEXT::flags` includes both `VK_GRAPHICS_PIPELINE_LIBRARY_PRE_RASTERIZATION_SHADERS_BIT_EXT` and `VK_GRAPHICS_PIPELINE_LIBRARY_FRAGMENT_SHADER_BIT_EXT`, `layout` **must** have been created with no elements of the `pSetLayouts` array set to `VK_NULL_HANDLE`

- VUID-VkGraphicsPipelineCreateInfo-flags-06683

If `VkPipelineCreateFlags2CreateInfoKHR::flags` does not include `VK_PIPELINE_CREATE_2_DESCRIPTOR_HEAP_BIT_EXT`, `VkGraphicsPipelineLibraryCreateInfoEXT::flags` includes `VK_GRAPHICS_PIPELINE_LIBRARY_PRE_RASTERIZATION_SHADERS_BIT_EXT`, and `pRasterizationState->rasterizerDiscardEnable` is `VK_TRUE`, `layout` **must** have been created with no elements of the `pSetLayouts` array set to `VK_NULL_HANDLE`

- VUID-VkGraphicsPipelineCreateInfo-flags-06684

If `VkGraphicsPipelineLibraryCreateInfoEXT::flags` includes at least one of and no more than two of `VK_GRAPHICS_PIPELINE_LIBRARY_PRE_RASTERIZATION_SHADERS_BIT_EXT`, `VK_GRAPHICS_PIPELINE_LIBRARY_FRAGMENT_SHADER_BIT_EXT`, or `VK_GRAPHICS_PIPELINE_LIBRARY_FRAGMENT_OUTPUT_INTERFACE_BIT_EXT`, and an element of `VkPipelineLibraryCreateInfoKHR::pLibraries` includes one of the other flags, the value of `subpass` **must** be equal to that used to create the library

- VUID-VkGraphicsPipelineCreateInfo-pLibraries-06623

If one element of `VkPipelineLibraryCreateInfoKHR::pLibraries` includes at least one of and no more than two of `VK_GRAPHICS_PIPELINE_LIBRARY_PRE_RASTERIZATION_SHADERS_BIT_EXT`, `VK_GRAPHICS_PIPELINE_LIBRARY_FRAGMENT_SHADER_BIT_EXT`, or `VK_GRAPHICS_PIPELINE_LIBRARY_FRAGMENT_OUTPUT_INTERFACE_BIT_EXT`, and another element of `VkPipelineLibraryCreateInfoKHR::pLibraries` includes one of the other flags, the value of `subpass` used to create each library **must** be identical

- VUID-VkGraphicsPipelineCreateInfo-renderpass-06624

If `renderpass` is not `VK_NULL_HANDLE`, `VkGraphicsPipelineLibraryCreateInfoEXT::flags` includes at least one of and no more than two of `VK_GRAPHICS_PIPELINE_LIBRARY_PRE_RASTERIZATION_SHADERS_BIT_EXT`, `VK_GRAPHICS_PIPELINE_LIBRARY_FRAGMENT_SHADER_BIT_EXT`, or `VK_GRAPHICS_PIPELINE_LIBRARY_FRAGMENT_OUTPUT_INTERFACE_BIT_EXT`, and an element of `VkPipelineLibraryCreateInfoKHR::pLibraries` includes one of the other flags, `renderPass` **must** be compatible with that used to create the library

- VUID-VkGraphicsPipelineCreateInfo-renderpass-06625
If `renderpass` is `VK_NULL_HANDLE`, `VkGraphicsPipelineLibraryCreateInfoEXT::flags` includes at least one of and no more than two of `VK_GRAPHICS_PIPELINE_LIBRARY_PRE_RASTERIZATION_SHADERS_BIT_EXT`, `VK_GRAPHICS_PIPELINE_LIBRARY_FRAGMENT_SHADER_BIT_EXT`, or `VK_GRAPHICS_PIPELINE_LIBRARY_FRAGMENT_OUTPUT_INTERFACE_BIT_EXT`, and an element of `VkPipelineLibraryCreateInfoKHR::pLibraries` includes one of the other flags, the value of `renderPass` used to create that library **must** also be `VK_NULL_HANDLE`
- VUID-VkGraphicsPipelineCreateInfo-flags-06626
If `VkGraphicsPipelineLibraryCreateInfoEXT::flags` includes either `VK_GRAPHICS_PIPELINE_LIBRARY_PRE_RASTERIZATION_SHADERS_BIT_EXT` or `VK_GRAPHICS_PIPELINE_LIBRARY_FRAGMENT_SHADER_BIT_EXT`, and the other element is included in `VkPipelineLibraryCreateInfoKHR::pLibraries`, and `renderPass` is `VK_NULL_HANDLE`, the value of `VkPipelineRenderingCreateInfo::viewMask` used by this pipeline and that specified by the library **must** be identical
- VUID-VkGraphicsPipelineCreateInfo-pLibraries-06627
If `VK_GRAPHICS_PIPELINE_LIBRARY_PRE_RASTERIZATION_SHADERS_BIT_EXT` and `VK_GRAPHICS_PIPELINE_LIBRARY_FRAGMENT_SHADER_BIT_EXT` are included in two elements of `VkPipelineLibraryCreateInfoKHR::pLibraries`, and `renderPass` was `VK_NULL_HANDLE` for both libraries, the value of `VkPipelineRenderingCreateInfo::viewMask` set by each library **must** be identical
- VUID-VkGraphicsPipelineCreateInfo-pLibraries-06628
If one element of `VkPipelineLibraryCreateInfoKHR::pLibraries` includes at least one of and no more than two of `VK_GRAPHICS_PIPELINE_LIBRARY_PRE_RASTERIZATION_SHADERS_BIT_EXT`, `VK_GRAPHICS_PIPELINE_LIBRARY_FRAGMENT_SHADER_BIT_EXT`, or `VK_GRAPHICS_PIPELINE_LIBRARY_FRAGMENT_OUTPUT_INTERFACE_BIT_EXT`, and another element of `VkPipelineLibraryCreateInfoKHR::pLibraries` includes one of the other flags, the `renderPass` objects used to create each library **must** be compatible or all equal to `VK_NULL_HANDLE`
- VUID-VkGraphicsPipelineCreateInfo-renderpass-06631
If `renderPass` is not `VK_NULL_HANDLE`, the pipeline requires `fragment shader state`, and the `VK_EXT_extended_dynamic_state3` extension is not enabled or any of the `VK_DYNAMIC_STATE_RASTERIZATION_SAMPLES_EXT`, `VK_DYNAMIC_STATE_SAMPLE_MASK_EXT`, or `VK_DYNAMIC_STATE_ALPHA_TO_COVERAGE_ENABLE_EXT` dynamic states is not set, or the `alphaToOne` feature is enabled and `VK_DYNAMIC_STATE_ALPHA_TO_ONE_ENABLE_EXT` is not set, then `pMultisampleState` **must** be a valid pointer to a valid `VkPipelineMultisampleStateCreateInfo` structure
- VUID-VkGraphicsPipelineCreateInfo-Input-06632
If the pipeline requires `fragment shader state` with a fragment shader that either enables `sample shading` or decorates any variable in the `Input` storage class with `Sample`, and the `VK_EXT_extended_dynamic_state3` extension is not enabled or any of the `VK_DYNAMIC_STATE_RASTERIZATION_SAMPLES_EXT`, `VK_DYNAMIC_STATE_SAMPLE_MASK_EXT`, or `VK_DYNAMIC_STATE_ALPHA_TO_COVERAGE_ENABLE_EXT` dynamic states is not set, or

the `alphaToOne` feature is enabled and `VK_DYNAMIC_STATE_ALPHA_TO_ONE_ENABLE_EXT` is not set, then `pMultisampleState` **must** be a valid pointer to a valid `VkPipelineMultisampleStateCreateInfo` structure

- VUID-VkGraphicsPipelineCreateInfo-flags-11856

If `VkGraphicsPipelineLibraryCreateInfoEXT::flags` includes either `VK_GRAPHICS_PIPELINE_LIBRARY_FRAGMENT_OUTPUT_INTERFACE_BIT_EXT` or `VK_GRAPHICS_PIPELINE_LIBRARY_FRAGMENT_SHADER_BIT_EXT`, `VkCustomResolveCreateInfoEXT` is included and `VkCustomResolveCreateInfoEXT::customResolve` is `VK_TRUE`, and an element of `VkPipelineLibraryCreateInfoKHR::pLibraries` also includes either `VK_GRAPHICS_PIPELINE_LIBRARY_FRAGMENT_OUTPUT_INTERFACE_BIT_EXT` or `VK_GRAPHICS_PIPELINE_LIBRARY_FRAGMENT_SHADER_BIT_EXT`, the library **must** also include `VkCustomResolveCreateInfoEXT` and the `VkCustomResolveCreateInfoEXT::customResolve` specified by the library **must** be `VK_TRUE`

- VUID-VkGraphicsPipelineCreateInfo-flags-11857

If `VkGraphicsPipelineLibraryCreateInfoEXT::flags` includes either `VK_GRAPHICS_PIPELINE_LIBRARY_FRAGMENT_OUTPUT_INTERFACE_BIT_EXT` or `VK_GRAPHICS_PIPELINE_LIBRARY_FRAGMENT_SHADER_BIT_EXT`, `VkCustomResolveCreateInfoEXT` is not included or `VkCustomResolveCreateInfoEXT::customResolve` is `VK_FALSE`, and an element of `VkPipelineLibraryCreateInfoKHR::pLibraries` also includes either `VK_GRAPHICS_PIPELINE_LIBRARY_FRAGMENT_OUTPUT_INTERFACE_BIT_EXT` or `VK_GRAPHICS_PIPELINE_LIBRARY_FRAGMENT_SHADER_BIT_EXT`, either the library **must** not include `VkCustomResolveCreateInfoEXT` or the `VkCustomResolveCreateInfoEXT::customResolve` specified by the library **must** be `VK_FALSE`

- VUID-VkGraphicsPipelineCreateInfo-customResolve-11858

If one element of `VkPipelineLibraryCreateInfoKHR` includes either `VK_GRAPHICS_PIPELINE_LIBRARY_FRAGMENT_OUTPUT_INTERFACE_BIT_EXT` or `VK_GRAPHICS_PIPELINE_LIBRARY_FRAGMENT_SHADER_BIT_EXT`, `VkCustomResolveCreateInfoEXT` is included and `VkCustomResolveCreateInfoEXT::customResolve` is `VK_TRUE`, and another element of `VkPipelineLibraryCreateInfoKHR::pLibraries` also includes either `VK_GRAPHICS_PIPELINE_LIBRARY_FRAGMENT_OUTPUT_INTERFACE_BIT_EXT` or `VK_GRAPHICS_PIPELINE_LIBRARY_FRAGMENT_SHADER_BIT_EXT`, the other library **must** also include `VkCustomResolveCreateInfoEXT` and the `VkCustomResolveCreateInfoEXT::customResolve` specified by the library **must** be `VK_TRUE`

- VUID-VkGraphicsPipelineCreateInfo-customResolve-11859

If one element of `VkPipelineLibraryCreateInfoKHR` includes either `VK_GRAPHICS_PIPELINE_LIBRARY_FRAGMENT_OUTPUT_INTERFACE_BIT_EXT` or `VK_GRAPHICS_PIPELINE_LIBRARY_FRAGMENT_SHADER_BIT_EXT`, `VkCustomResolveCreateInfoEXT` is not included or `VkCustomResolveCreateInfoEXT::customResolve` is `VK_FALSE`, and another element of `VkPipelineLibraryCreateInfoKHR::pLibraries` also includes either `VK_GRAPHICS_PIPELINE_LIBRARY_FRAGMENT_OUTPUT_INTERFACE_BIT_EXT` or `VK_GRAPHICS_PIPELINE_LIBRARY_FRAGMENT_SHADER_BIT_EXT`, either the other

library **must** not include `VkCustomResolveCreateInfoEXT` or the `VkCustomResolveCreateInfoEXT::customResolve` specified by the library **must** be `VK_FALSE`

- VUID-VkGraphicsPipelineCreateInfo-flags-06633

If `VkGraphicsPipelineLibraryCreateInfoEXT::flags` includes `VK_GRAPHICS_PIPELINE_LIBRARY_FRAGMENT_SHADER_BIT_EXT` with a `pMultisampleState` that was not `NULL`, and an element of `VkPipelineLibraryCreateInfoKHR::pLibraries` was created with `VK_GRAPHICS_PIPELINE_LIBRARY_FRAGMENT_OUTPUT_INTERFACE_BIT_EXT`, `pMultisampleState` **must** be identically defined to that used to create the library

- VUID-VkGraphicsPipelineCreateInfo-pLibraries-06634

If an element of `VkPipelineLibraryCreateInfoKHR::pLibraries` was created with `VK_GRAPHICS_PIPELINE_LIBRARY_FRAGMENT_SHADER_BIT_EXT` with a `pMultisampleState` that was not `NULL`, and if `VkGraphicsPipelineLibraryCreateInfoEXT::flags` includes `VK_GRAPHICS_PIPELINE_LIBRARY_FRAGMENT_OUTPUT_INTERFACE_BIT_EXT`, `pMultisampleState` **must** be identically defined to that used to create the library

- VUID-VkGraphicsPipelineCreateInfo-pLibraries-06635

If one element of `VkPipelineLibraryCreateInfoKHR::pLibraries` was created with `VK_GRAPHICS_PIPELINE_LIBRARY_FRAGMENT_SHADER_BIT_EXT` with a `pMultisampleState` that was not `NULL`, and if a different element of `VkPipelineLibraryCreateInfoKHR::pLibraries` was created with `VK_GRAPHICS_PIPELINE_LIBRARY_FRAGMENT_OUTPUT_INTERFACE_BIT_EXT`, the `pMultisampleState` used to create each library **must** be identically defined

- VUID-VkGraphicsPipelineCreateInfo-pLibraries-06636

If one element of `VkPipelineLibraryCreateInfoKHR::pLibraries` was created with `VK_GRAPHICS_PIPELINE_LIBRARY_FRAGMENT_OUTPUT_INTERFACE_BIT_EXT` and a value of `pMultisampleState->sampleShadingEnable` equal `VK_TRUE`, and if a different element of `VkPipelineLibraryCreateInfoKHR::pLibraries` was created with `VK_GRAPHICS_PIPELINE_LIBRARY_FRAGMENT_SHADER_BIT_EXT`, the `pMultisampleState` used to create each library **must** be identically defined

- VUID-VkGraphicsPipelineCreateInfo-flags-06637

If `VkGraphicsPipelineLibraryCreateInfoEXT::flags` includes `VK_GRAPHICS_PIPELINE_LIBRARY_FRAGMENT_OUTPUT_INTERFACE_BIT_EXT`, `pMultisampleState->sampleShadingEnable` is `VK_TRUE`, and an element of `VkPipelineLibraryCreateInfoKHR::pLibraries` was created with `VK_GRAPHICS_PIPELINE_LIBRARY_FRAGMENT_SHADER_BIT_EXT`, `pMultisampleState` **must** be identically defined to that used to create the library

- VUID-VkGraphicsPipelineCreateInfo-pLibraries-09567

If one element of `VkPipelineLibraryCreateInfoKHR::pLibraries` was created with `VK_GRAPHICS_PIPELINE_LIBRARY_FRAGMENT_OUTPUT_INTERFACE_BIT_EXT` and a value of `pMultisampleState->sampleShadingEnable` equal `VK_TRUE`, and if `VkGraphicsPipelineLibraryCreateInfoEXT::flags` includes `VK_GRAPHICS_PIPELINE_LIBRARY_FRAGMENT_SHADER_BIT_EXT`, `pMultisampleState` **must** be identically defined to that used to create the library

- VUID-VkGraphicsPipelineCreateInfo-flags-06638
If `VkGraphicsPipelineLibraryCreateInfoEXT::flags` includes only one of `VK_GRAPHICS_PIPELINE_LIBRARY_PRE_RASTERIZATION_SHADERS_BIT_EXT` or `VK_GRAPHICS_PIPELINE_LIBRARY_FRAGMENT_SHADER_BIT_EXT`, and an element of `VkPipelineLibraryCreateInfoKHR::pLibraries` includes the other flag, values specified in `VkPipelineFragmentShadingRateStateCreateInfoKHR` for both this pipeline and that library **must** be identical
- VUID-VkGraphicsPipelineCreateInfo-pLibraries-06639
If one element of `VkPipelineLibraryCreateInfoKHR::pLibraries` includes `VK_GRAPHICS_PIPELINE_LIBRARY_PRE_RASTERIZATION_SHADERS_BIT_EXT` and another element includes `VK_GRAPHICS_PIPELINE_LIBRARY_FRAGMENT_SHADER_BIT_EXT`, values specified in `VkPipelineFragmentShadingRateStateCreateInfoKHR` for both this pipeline and that library **must** be identical
- VUID-VkGraphicsPipelineCreateInfo-flags-06640
If `VkGraphicsPipelineLibraryCreateInfoEXT::flags` includes `VK_GRAPHICS_PIPELINE_LIBRARY_PRE_RASTERIZATION_SHADERS_BIT_EXT` or `VK_GRAPHICS_PIPELINE_LIBRARY_FRAGMENT_SHADER_BIT_EXT`, `pStages` **must** be a valid pointer to an array of `stageCount` valid `VkPipelineShaderStageCreateInfo` structures
- VUID-VkGraphicsPipelineCreateInfo-flags-06642
If `VkPipelineCreateFlags2CreateInfoKHR::flags` does not include `VK_PIPELINE_CREATE_2_DESCRIPTOR_HEAP_BIT_EXT`, `VkGraphicsPipelineLibraryCreateInfoEXT::flags` includes `VK_GRAPHICS_PIPELINE_LIBRARY_PRE_RASTERIZATION_SHADERS_BIT_EXT` or `VK_GRAPHICS_PIPELINE_LIBRARY_FRAGMENT_SHADER_BIT_EXT`, `layout` **must** be a valid `VkPipelineLayout` handle
- VUID-VkGraphicsPipelineCreateInfo-flags-06643
If `VkGraphicsPipelineLibraryCreateInfoEXT::flags` includes `VK_GRAPHICS_PIPELINE_LIBRARY_PRE_RASTERIZATION_SHADERS_BIT_EXT`, or `VK_GRAPHICS_PIPELINE_LIBRARY_FRAGMENT_SHADER_BIT_EXT`, `VK_GRAPHICS_PIPELINE_LIBRARY_FRAGMENT_OUTPUT_INTERFACE_BIT_EXT`, and `renderPass` is not `VK_NULL_HANDLE`, `renderPass` **must** be a valid `VkRenderPass` handle
- VUID-VkGraphicsPipelineCreateInfo-flags-06644
If `VkGraphicsPipelineLibraryCreateInfoEXT::flags` includes `VK_GRAPHICS_PIPELINE_LIBRARY_PRE_RASTERIZATION_SHADERS_BIT_EXT` or `VK_GRAPHICS_PIPELINE_LIBRARY_FRAGMENT_SHADER_BIT_EXT`, `stageCount` **must** be greater than 0
- VUID-VkGraphicsPipelineCreateInfo-flags-06645
If `VkGraphicsPipelineLibraryCreateInfoEXT::flags` is non-zero, if `flags` includes `VK_PIPELINE_CREATE_CAPTURE_INTERNAL_REPRESENTATIONS_BIT_KHR`, any libraries **must** have also been created with `VK_PIPELINE_CREATE_CAPTURE_INTERNAL_REPRESENTATIONS_BIT_KHR`
- VUID-VkGraphicsPipelineCreateInfo-pLibraries-06646
If `VkPipelineLibraryCreateInfoKHR::pLibraries` includes more than one library, and any library was created with `VK_PIPELINE_CREATE_CAPTURE_INTERNAL_REPRESENTATIONS_BIT_KHR`, all libraries

must have also been created with `VK_PIPELINE_CREATE_CAPTURE_INTERNAL_REPRESENTATIONS_BIT_KHR`

- VUID-VkGraphicsPipelineCreateInfo-pLibraries-06647

If `VkPipelineLibraryCreateInfoKHR::pLibraries` includes at least one library, `VkGraphicsPipelineLibraryCreateInfoEXT::flags` is non-zero, and any library was created with `VK_PIPELINE_CREATE_CAPTURE_INTERNAL_REPRESENTATIONS_BIT_KHR`, **flags must** include `VK_PIPELINE_CREATE_CAPTURE_INTERNAL_REPRESENTATIONS_BIT_KHR`

- VUID-VkGraphicsPipelineCreateInfo-None-07826

If `VkPipelineCreateFlags2CreateInfoKHR::flags` does not include `VK_PIPELINE_CREATE_2_DESCRIPTOR_HEAP_BIT_EXT`, the pipeline includes a **complete set of state**, and there are no libraries included in `VkPipelineLibraryCreateInfoKHR::pLibraries`, then `VkPipelineLayout` **must** be a valid pipeline layout

- VUID-VkGraphicsPipelineCreateInfo-layout-07827

If `VkPipelineCreateFlags2CreateInfoKHR::flags` does not include `VK_PIPELINE_CREATE_2_DESCRIPTOR_HEAP_BIT_EXT`, the pipeline includes a **complete set of state** specified entirely by libraries, and each library was created with a `VkPipelineLayout` created without `VK_PIPELINE_LAYOUT_CREATE_INDEPENDENT_SETS_BIT_EXT`, then **layout must** be **compatible** with the layouts in those libraries

- VUID-VkGraphicsPipelineCreateInfo-flags-06729

If `VkPipelineCreateFlags2CreateInfoKHR::flags` does not include `VK_PIPELINE_CREATE_2_DESCRIPTOR_HEAP_BIT_EXT`, **flags** includes `VK_PIPELINE_CREATE_LINK_TIME_OPTIMIZATION_BIT_EXT`, the pipeline includes a **complete set of state** specified entirely by libraries, and each library was created with a `VkPipelineLayout` created with `VK_PIPELINE_LAYOUT_CREATE_INDEPENDENT_SETS_BIT_EXT`, then **layout must** be **compatible** with the union of the libraries' pipeline layouts other than the inclusion/exclusion of `VK_PIPELINE_LAYOUT_CREATE_INDEPENDENT_SETS_BIT_EXT`

- VUID-VkGraphicsPipelineCreateInfo-flags-06730

If `VkPipelineCreateFlags2CreateInfoKHR::flags` does not include `VK_PIPELINE_CREATE_2_DESCRIPTOR_HEAP_BIT_EXT`, **flags** does not include `VK_PIPELINE_CREATE_LINK_TIME_OPTIMIZATION_BIT_EXT`, the pipeline includes a **complete set of state** specified entirely by libraries, and each library was created with a `VkPipelineLayout` created with `VK_PIPELINE_LAYOUT_CREATE_INDEPENDENT_SETS_BIT_EXT`, then **layout must** be **compatible** with the union of the libraries' pipeline layouts

- VUID-VkGraphicsPipelineCreateInfo-conservativePointAndLineRasterization-08892

If **conservativePointAndLineRasterization** is not supported and the **effective rasterization input topology** is in line or point topology class, then `VkPipelineRasterizationConservativeStateCreateInfoEXT::conservativeRasterizationMode` **must** be `VK_CONSERVATIVE_RASTERIZATION_MODE_DISABLED_EXT`

- VUID-VkGraphicsPipelineCreateInfo-pStages-06894

If the pipeline requires **pre-rasterization shader state** but not **fragment shader state**, elements of **pStages must** not have **stage** set to `VK_SHADER_STAGE_FRAGMENT_BIT`

- VUID-VkGraphicsPipelineCreateInfo-pStages-06895

If the pipeline requires [fragment shader state](#) but not [pre-rasterization shader state](#), elements of `pStages` **must** not have `stage` set to a shader stage which participates in pre-rasterization

- VUID-VkGraphicsPipelineCreateInfo-pStages-06896

If the pipeline requires [pre-rasterization shader state](#), all elements of `pStages` **must** have a `stage` set to a shader stage which participates in [fragment shader state](#) or [pre-rasterization shader state](#)

- VUID-VkGraphicsPipelineCreateInfo-stage-06897

If the pipeline requires [fragment shader state](#) and/or [pre-rasterization shader state](#), any value of `stage` **must** not be set in more than one element of `pStages`

- VUID-VkGraphicsPipelineCreateInfo-extendedDynamicState3TessellationDomainOrigin-07370

If the `extendedDynamicState3TessellationDomainOrigin` feature is not enabled, there **must** be no element of the `pDynamicStates` member of `pDynamicState` set to [VK_DYNAMIC_STATE_TESSELLATION_DOMAIN_ORIGIN_EXT](#)

- VUID-VkGraphicsPipelineCreateInfo-extendedDynamicState3DepthClampEnable-07371

If the `extendedDynamicState3DepthClampEnable` feature is not enabled, there **must** be no element of the `pDynamicStates` member of `pDynamicState` set to [VK_DYNAMIC_STATE_DEPTH_CLAMP_ENABLE_EXT](#)

- VUID-VkGraphicsPipelineCreateInfo-extendedDynamicState3PolygonMode-07372

If the `extendedDynamicState3PolygonMode` feature is not enabled, there **must** be no element of the `pDynamicStates` member of `pDynamicState` set to [VK_DYNAMIC_STATE_POLYGON_MODE_EXT](#)

- VUID-VkGraphicsPipelineCreateInfo-extendedDynamicState3RasterizationSamples-07373

If the `extendedDynamicState3RasterizationSamples` feature is not enabled, there **must** be no element of the `pDynamicStates` member of `pDynamicState` set to [VK_DYNAMIC_STATE_RASTERIZATION_SAMPLES_EXT](#)

- VUID-VkGraphicsPipelineCreateInfo-extendedDynamicState3SampleMask-07374

If the `extendedDynamicState3SampleMask` feature is not enabled, there **must** be no element of the `pDynamicStates` member of `pDynamicState` set to [VK_DYNAMIC_STATE_SAMPLE_MASK_EXT](#)

- VUID-VkGraphicsPipelineCreateInfo-extendedDynamicState3AlphaToCoverageEnable-07375

If the `extendedDynamicState3AlphaToCoverageEnable` feature is not enabled, there **must** be no element of the `pDynamicStates` member of `pDynamicState` set to [VK_DYNAMIC_STATE_ALPHA_TO_COVERAGE_ENABLE_EXT](#)

- VUID-VkGraphicsPipelineCreateInfo-extendedDynamicState3AlphaToOneEnable-07376

If the `extendedDynamicState3AlphaToOneEnable` feature is not enabled, there **must** be no element of the `pDynamicStates` member of `pDynamicState` set to [VK_DYNAMIC_STATE_ALPHA_TO_ONE_ENABLE_EXT](#)

- VUID-VkGraphicsPipelineCreateInfo-extendedDynamicState3LogicOpEnable-07377

If the `extendedDynamicState3LogicOpEnable` feature is not enabled, there **must** be no element of the `pDynamicStates` member of `pDynamicState` set to [VK_DYNAMIC_STATE_LOGIC_OP_ENABLE_EXT](#)

- VUID-VkGraphicsPipelineCreateInfo-extendedDynamicState3ColorBlendEnable-07378
If the `extendedDynamicState3ColorBlendEnable` feature is not enabled, there **must** be no element of the `pDynamicStates` member of `pDynamicState` set to `VK_DYNAMIC_STATE_COLOR_BLEND_ENABLE_EXT`
- VUID-VkGraphicsPipelineCreateInfo-extendedDynamicState3ColorBlendEquation-07379
If the `extendedDynamicState3ColorBlendEquation` feature is not enabled, there **must** be no element of the `pDynamicStates` member of `pDynamicState` set to `VK_DYNAMIC_STATE_COLOR_BLEND_EQUATION_EXT`
- VUID-VkGraphicsPipelineCreateInfo-extendedDynamicState3ColorWriteMask-07380
If the `extendedDynamicState3ColorWriteMask` feature is not enabled, there **must** be no element of the `pDynamicStates` member of `pDynamicState` set to `VK_DYNAMIC_STATE_COLOR_WRITE_MASK_EXT`
- VUID-VkGraphicsPipelineCreateInfo-extendedDynamicState3RasterizationStream-07381
If the `extendedDynamicState3RasterizationStream` feature is not enabled, there **must** be no element of the `pDynamicStates` member of `pDynamicState` set to `VK_DYNAMIC_STATE_RASTERIZATION_STREAM_EXT`
- VUID-VkGraphicsPipelineCreateInfo-extendedDynamicState3ConservativeRasterizationMode-07382
If the `extendedDynamicState3ConservativeRasterizationMode` feature is not enabled, there **must** be no element of the `pDynamicStates` member of `pDynamicState` set to `VK_DYNAMIC_STATE_CONSERVATIVE_RASTERIZATION_MODE_EXT`
- VUID-VkGraphicsPipelineCreateInfo-extendedDynamicState3ExtraPrimitiveOverestimationSize-07383
If the `extendedDynamicState3ExtraPrimitiveOverestimationSize` feature is not enabled, there **must** be no element of the `pDynamicStates` member of `pDynamicState` set to `VK_DYNAMIC_STATE_EXTRA_PRIMITIVE_OVERESTIMATION_SIZE_EXT`
- VUID-VkGraphicsPipelineCreateInfo-pDynamicState-09639
If the pipeline requires `pre-rasterization shader state`, `pDynamicState` includes `VK_DYNAMIC_STATE_CONSERVATIVE_RASTERIZATION_MODE_EXT`, and `pDynamicState` does not include `VK_DYNAMIC_STATE_EXTRA_PRIMITIVE_OVERESTIMATION_SIZE_EXT`, `pRasterizationState` **must** include a `VkPipelineRasterizationConservativeStateCreateInfoEXT` in its `pNext` chain
- VUID-VkGraphicsPipelineCreateInfo-extendedDynamicState3DepthClipEnable-07384
If the `extendedDynamicState3DepthClipEnable` feature is not enabled, there **must** be no element of the `pDynamicStates` member of `pDynamicState` set to `VK_DYNAMIC_STATE_DEPTH_CLIP_ENABLE_EXT`
- VUID-VkGraphicsPipelineCreateInfo-extendedDynamicState3SampleLocationsEnable-07385
If the `extendedDynamicState3SampleLocationsEnable` feature is not enabled, there **must** be no element of the `pDynamicStates` member of `pDynamicState` set to `VK_DYNAMIC_STATE_SAMPLE_LOCATIONS_ENABLE_EXT`
- VUID-VkGraphicsPipelineCreateInfo-extendedDynamicState3ColorBlendAdvanced-07386
If the `extendedDynamicState3ColorBlendAdvanced` feature is not enabled, there **must** be no element of the `pDynamicStates` member of `pDynamicState` set to

VK_DYNAMIC_STATE_COLOR_BLEND_ADVANCED_EXT

- VUID-VkGraphicsPipelineCreateInfo-extendedDynamicState3ProvokingVertexMode-07387
If the `extendedDynamicState3ProvokingVertexMode` feature is not enabled, there **must** be no element of the `pDynamicStates` member of `pDynamicState` set to `VK_DYNAMIC_STATE_PROVOKING_VERTEX_MODE_EXT`
- VUID-VkGraphicsPipelineCreateInfo-extendedDynamicState3LineRasterizationMode-07388
If the `extendedDynamicState3LineRasterizationMode` feature is not enabled, there **must** be no element of the `pDynamicStates` member of `pDynamicState` set to `VK_DYNAMIC_STATE_LINE_RASTERIZATION_MODE_EXT`
- VUID-VkGraphicsPipelineCreateInfo-extendedDynamicState3LineStippleEnable-07389
If the `extendedDynamicState3LineStippleEnable` feature is not enabled, there **must** be no element of the `pDynamicStates` member of `pDynamicState` set to `VK_DYNAMIC_STATE_LINE_STIPPLE_ENABLE_EXT`
- VUID-VkGraphicsPipelineCreateInfo-extendedDynamicState3DepthClipNegativeOneToOne-07390
If the `extendedDynamicState3DepthClipNegativeOneToOne` feature is not enabled, there **must** be no element of the `pDynamicStates` member of `pDynamicState` set to `VK_DYNAMIC_STATE_DEPTH_CLIP_NEGATIVE_ONE_TO_ONE_EXT`
- VUID-VkGraphicsPipelineCreateInfo-extendedDynamicState3ViewportWScalingEnable-07391
If the `extendedDynamicState3ViewportWScalingEnable` feature is not enabled, there **must** be no element of the `pDynamicStates` member of `pDynamicState` set to `VK_DYNAMIC_STATE_VIEWPORT_W_SCALING_ENABLE_NV`
- VUID-VkGraphicsPipelineCreateInfo-extendedDynamicState3ViewportSwizzle-07392
If the `extendedDynamicState3ViewportSwizzle` feature is not enabled, there **must** be no element of the `pDynamicStates` member of `pDynamicState` set to `VK_DYNAMIC_STATE_VIEWPORT_SWIZZLE_NV`
- VUID-VkGraphicsPipelineCreateInfo-extendedDynamicState3CoverageToColorEnable-07393
If the `extendedDynamicState3CoverageToColorEnable` feature is not enabled, there **must** be no element of the `pDynamicStates` member of `pDynamicState` set to `VK_DYNAMIC_STATE_COVERAGE_TO_COLOR_ENABLE_NV`
- VUID-VkGraphicsPipelineCreateInfo-extendedDynamicState3CoverageToColorLocation-07394
If the `extendedDynamicState3CoverageToColorLocation` feature is not enabled, there **must** be no element of the `pDynamicStates` member of `pDynamicState` set to `VK_DYNAMIC_STATE_COVERAGE_TO_COLOR_LOCATION_NV`
- VUID-VkGraphicsPipelineCreateInfo-extendedDynamicState3CoverageModulationMode-07395
If the `extendedDynamicState3CoverageModulationMode` feature is not enabled, there **must** be no element of the `pDynamicStates` member of `pDynamicState` set to `VK_DYNAMIC_STATE_COVERAGE_MODULATION_MODE_NV`
- VUID-VkGraphicsPipelineCreateInfo-

extendedDynamicState3CoverageModulationTableEnable-07396

If the `extendedDynamicState3CoverageModulationTableEnable` feature is not enabled, there **must** be no element of the `pDynamicStates` member of `pDynamicState` set to `VK_DYNAMIC_STATE_COVERAGE_MODULATION_TABLE_ENABLE_NV`

- VUID-VkGraphicsPipelineCreateInfo-extendedDynamicState3CoverageModulationTable-07397

If the `extendedDynamicState3CoverageModulationTable` feature is not enabled, there **must** be no element of the `pDynamicStates` member of `pDynamicState` set to `VK_DYNAMIC_STATE_COVERAGE_MODULATION_TABLE_NV`

- VUID-VkGraphicsPipelineCreateInfo-extendedDynamicState3CoverageReductionMode-07398

If the `extendedDynamicState3CoverageReductionMode` feature is not enabled, there **must** be no element of the `pDynamicStates` member of `pDynamicState` set to `VK_DYNAMIC_STATE_COVERAGE_REDUCTION_MODE_NV`

- VUID-VkGraphicsPipelineCreateInfo-extendedDynamicState3RepresentativeFragmentTestEnable-07399

If the `extendedDynamicState3RepresentativeFragmentTestEnable` feature is not enabled, there **must** be no element of the `pDynamicStates` member of `pDynamicState` set to `VK_DYNAMIC_STATE_REPRESENTATIVE_FRAGMENT_TEST_ENABLE_NV`

- VUID-VkGraphicsPipelineCreateInfo-extendedDynamicState3ShadingRateImageEnable-07400

If the `extendedDynamicState3ShadingRateImageEnable` feature is not enabled, there **must** be no element of the `pDynamicStates` member of `pDynamicState` set to `VK_DYNAMIC_STATE_SHADING_RATE_IMAGE_ENABLE_NV`

- VUID-VkGraphicsPipelineCreateInfo-flags-07401

<code>flags</code>	must	not	include
<code>VK_PIPELINE_CREATE_RAY_TRACING_OPACITY_MICROMAP_BIT_EXT</code>			

- VUID-VkGraphicsPipelineCreateInfo-flags-07997

<code>flags</code>	must	not	include
<code>VK_PIPELINE_CREATE_RAY_TRACING_DISPLACEMENT_MICROMAP_BIT_NV</code>			

- VUID-VkGraphicsPipelineCreateInfo-pDynamicStates-07730

If the `multiviewPerViewViewports` feature is enabled, `renderpass` is not `VK_NULL_HANDLE`, the pipeline requires `pre-rasterization shader state`, and no element of the `pDynamicStates` member of `pDynamicState` is `VK_DYNAMIC_STATE_VIEWPORT_WITH_COUNT`, then the index of the most significant bit in each element of `VkRenderPassMultiviewCreateInfo::pViewMasks` **must** be less than `pViewportState->viewportCount`

- VUID-VkGraphicsPipelineCreateInfo-pDynamicStates-07731

If the `multiviewPerViewViewports` feature is enabled, `renderpass` is not `VK_NULL_HANDLE`, the pipeline requires `pre-rasterization shader state`, and no element of the `pDynamicStates` member of `pDynamicState` is `VK_DYNAMIC_STATE_SCISSOR_WITH_COUNT`, then the index of the most significant bit in each element of `VkRenderPassMultiviewCreateInfo::pViewMasks` **must** be less than `pViewportState->scissorCount`

- VUID-VkGraphicsPipelineCreateInfo-multiviewPerViewViewports-12249

If the `multiviewPerViewViewports` feature is enabled, `renderpass` is `VK_NULL_HANDLE`, the

pipeline requires [pre-rasterization shader state](#), and no element of the `pDynamicStates` member of `pDynamicState` is `VK_DYNAMIC_STATE_VIEWPORT_WITH_COUNT`, then the index of the most significant bit in `VkPipelineRenderingCreateInfo::viewMask` **must** be less than `pViewportState->viewportCount`

- VUID-VkGraphicsPipelineCreateInfo-multiviewPerViewViewports-12250

If the `multiviewPerViewViewports` feature is enabled, `renderpass` is `VK_NULL_HANDLE`, the pipeline requires [pre-rasterization shader state](#), and no element of the `pDynamicStates` member of `pDynamicState` is `VK_DYNAMIC_STATE_SCISSOR_WITH_COUNT`, then the index of the most significant bit in `VkPipelineRenderingCreateInfo::viewMask` **must** be less than `pViewportState->scissorCount`

- VUID-VkGraphicsPipelineCreateInfo-pStages-08711

If `pStages` includes a fragment shader stage, `VK_DYNAMIC_STATE_DEPTH_WRITE_ENABLE` is not set in `VkPipelineDynamicStateCreateInfo::pDynamicStates`, and the fragment shader declares the `EarlyFragmentTests` execution mode and uses `OpDepthAttachmentReadEXT`, the `depthWriteEnable` member of `VkPipelineDepthStencilStateCreateInfo` **must** be `VK_FALSE`

- VUID-VkGraphicsPipelineCreateInfo-pStages-08712

If `pStages` includes a fragment shader stage, `VK_DYNAMIC_STATE_STENCIL_WRITE_MASK` is not set in `VkPipelineDynamicStateCreateInfo::pDynamicStates`, and the fragment shader declares the `EarlyFragmentTests` execution mode and uses `OpStencilAttachmentReadEXT`, the value of `VkStencilOpState::writeMask` for both `front` and `back` in `VkPipelineDepthStencilStateCreateInfo` **must** be `0`

- VUID-VkGraphicsPipelineCreateInfo-renderPass-08744

If `renderPass` is `VK_NULL_HANDLE`, the pipeline requires [fragment output state](#) or [fragment shader state](#), the pipeline enables [sample shading](#), `rasterizationSamples` is not dynamic, and the `pNext` chain includes a `VkPipelineRenderingCreateInfo` structure, `rasterizationSamples` **must** be a valid `VkSampleCountFlagBits` value that is set in `imageCreateSampleCounts` (as defined in [Image Creation Limits](#)) for every element of `depthAttachmentFormat`, `stencilAttachmentFormat` and the `pColorAttachmentFormats` array which is not `VK_FORMAT_UNDEFINED`

- VUID-VkGraphicsPipelineCreateInfo-flags-08897

If `VkGraphicsPipelineLibraryCreateInfoEXT::flags` includes `VK_GRAPHICS_PIPELINE_LIBRARY_VERTEX_INPUT_INTERFACE_BIT_EXT`, [pre-rasterization shader state](#) is specified either in a library or by the inclusion of `VK_GRAPHICS_PIPELINE_LIBRARY_PRE_RASTERIZATION_SHADERS_BIT_EXT`, and that state includes a vertex shader stage in `pStages`, the pipeline **must** define [vertex input state](#)

- VUID-VkGraphicsPipelineCreateInfo-flags-08898

If `VkGraphicsPipelineLibraryCreateInfoEXT::flags` includes `VK_GRAPHICS_PIPELINE_LIBRARY_VERTEX_INPUT_INTERFACE_BIT_EXT`, and [pre-rasterization shader state](#) is not specified, the pipeline **must** define [vertex input state](#)

- VUID-VkGraphicsPipelineCreateInfo-flags-08899

If `flags` does not include `VK_PIPELINE_CREATE_LIBRARY_BIT_KHR`, [pre-rasterization shader state](#) is specified either in a library or by the inclusion of `VK_GRAPHICS_PIPELINE_LIBRARY_PRE_RASTERIZATION_SHADERS_BIT_EXT`, and that state includes a vertex shader stage in `pStages`, the pipeline **must** either define [vertex](#)

input state or include that state in a linked pipeline library

- VUID-VkGraphicsPipelineCreateInfo-flags-08900

If `VkGraphicsPipelineLibraryCreateInfoEXT::flags` includes `VK_GRAPHICS_PIPELINE_LIBRARY_PRE_RASTERIZATION_SHADERS_BIT_EXT` the pipeline **must** define pre-rasterization shader state

- VUID-VkGraphicsPipelineCreateInfo-flags-08901

If `flags` does not include `VK_PIPELINE_CREATE_LIBRARY_BIT_KHR`, the pipeline **must** either define pre-rasterization shader state or include that state in a linked pipeline library

- VUID-VkGraphicsPipelineCreateInfo-flags-08903

If `VkGraphicsPipelineLibraryCreateInfoEXT::flags` includes `VK_GRAPHICS_PIPELINE_LIBRARY_FRAGMENT_SHADER_BIT_EXT`, pre-rasterization shader state is specified either in a library or by the inclusion of `VK_GRAPHICS_PIPELINE_LIBRARY_PRE_RASTERIZATION_SHADERS_BIT_EXT`, and that state either includes `VK_DYNAMIC_STATE_RASTERIZER_DISCARD_ENABLE` or has `pRasterizationState->rasterizerDiscardEnable` set to `VK_FALSE`, the pipeline **must** define fragment shader state

- VUID-VkGraphicsPipelineCreateInfo-flags-08904

If `VkGraphicsPipelineLibraryCreateInfoEXT::flags` includes `VK_GRAPHICS_PIPELINE_LIBRARY_FRAGMENT_SHADER_BIT_EXT`, and pre-rasterization shader state is not specified, the pipeline **must** define fragment shader state

- VUID-VkGraphicsPipelineCreateInfo-flags-08906

If `VkGraphicsPipelineLibraryCreateInfoEXT::flags` includes `VK_GRAPHICS_PIPELINE_LIBRARY_FRAGMENT_SHADER_BIT_EXT`, pre-rasterization shader state is specified either in a library or by the inclusion of `VK_GRAPHICS_PIPELINE_LIBRARY_FRAGMENT_OUTPUT_INTERFACE_BIT_EXT`, and that state either includes `VK_DYNAMIC_STATE_RASTERIZER_DISCARD_ENABLE` or has `pRasterizationState->rasterizerDiscardEnable` set to `VK_FALSE`, the pipeline **must** define fragment output interface state

- VUID-VkGraphicsPipelineCreateInfo-flags-08907

If `VkGraphicsPipelineLibraryCreateInfoEXT::flags` includes `VK_GRAPHICS_PIPELINE_LIBRARY_FRAGMENT_SHADER_BIT_EXT`, and pre-rasterization shader state is not specified, the pipeline **must** define fragment output interface state

- VUID-VkGraphicsPipelineCreateInfo-flags-08909

If `flags` does not include `VK_PIPELINE_CREATE_LIBRARY_BIT_KHR`, pre-rasterization shader state is specified either in a library or by the inclusion of `VK_GRAPHICS_PIPELINE_LIBRARY_PRE_RASTERIZATION_SHADERS_BIT_EXT`, and that state either includes `VK_DYNAMIC_STATE_RASTERIZER_DISCARD_ENABLE` or has `pRasterizationState->rasterizerDiscardEnable` set to `VK_FALSE`, the pipeline **must** define fragment output interface state and fragment shader state or include those states in linked pipeline libraries

- VUID-VkGraphicsPipelineCreateInfo-None-09043

If `pDynamicState->pDynamicStates` does not include `VK_DYNAMIC_STATE_COLOR_WRITE_MASK_EXT`, and the format of any color attachment is `VK_FORMAT_E5B9G9R9_UFLOAT_PACK32`, the `colorWriteMask` member of the

corresponding element of `pColorBlendState->pAttachments` **must** either include all of `VK_COLOR_COMPONENT_R_BIT`, `VK_COLOR_COMPONENT_G_BIT`, and `VK_COLOR_COMPONENT_B_BIT`, or none of them

- VUID-VkGraphicsPipelineCreateInfo-externalFormatResolve-09301
If the `externalFormatResolve` feature is enabled, the pipeline requires `fragment output interface state`, `renderPass` is `VK_NULL_HANDLE`, and `VkExternalFormatANDROID::externalFormat` is not 0, `VkPipelineRenderingCreateInfo::viewMask` **must** be 0
- VUID-VkGraphicsPipelineCreateInfo-externalFormatResolve-09304
If the `externalFormatResolve` feature is enabled, the pipeline requires `fragment output interface state`, `renderPass` is `VK_NULL_HANDLE`, `VkExternalFormatANDROID::externalFormat` is not 0, and `rasterizationSamples` is not dynamic, `VkPipelineMultisampleStateCreateInfo::rasterizationSamples` **must** be 1
- VUID-VkGraphicsPipelineCreateInfo-externalFormatResolve-09305
If the `externalFormatResolve` feature is enabled, the pipeline requires `fragment output interface state`, `renderPass` is `VK_NULL_HANDLE`, and `VkExternalFormatANDROID::externalFormat` is not 0, and `blendEnable` is not dynamic, the `blendEnable` member of each element of `pColorBlendState->pAttachments` **must** be `VK_FALSE`
- VUID-VkGraphicsPipelineCreateInfo-externalFormatResolve-09306
If the `externalFormatResolve` feature is enabled, the pipeline requires `fragment output interface state`, `renderPass` is `VK_NULL_HANDLE`, and `VkExternalFormatANDROID::externalFormat` is not 0, and `pDynamicState->pDynamicStates` does not include `VK_DYNAMIC_STATE_FRAGMENT_SHADING_RATE_KHR`, `VkPipelineFragmentShadingRateStateCreateInfoKHR::fragmentSize.width` **must** be 1
- VUID-VkGraphicsPipelineCreateInfo-externalFormatResolve-09307
If the `externalFormatResolve` feature is enabled, the pipeline requires `fragment output interface state`, `renderPass` is `VK_NULL_HANDLE`, and `VkExternalFormatANDROID::externalFormat` is not 0, and `pDynamicState->pDynamicStates` does not include `VK_DYNAMIC_STATE_FRAGMENT_SHADING_RATE_KHR`, `VkPipelineFragmentShadingRateStateCreateInfoKHR::fragmentSize.height` **must** be 1
- VUID-VkGraphicsPipelineCreateInfo-externalFormatResolve-09308
If the `externalFormatResolve` feature is enabled, the pipeline requires `pre-rasterization shader state` and `fragment output interface state`, `renderPass` is `VK_NULL_HANDLE`, and `VkExternalFormatANDROID::externalFormat` is not 0, the last `pre-rasterization shader stage` **must** not statically use a variable with the `PrimitiveShadingRateKHR` built-in
- VUID-VkGraphicsPipelineCreateInfo-externalFormatResolve-09309
If the `externalFormatResolve` feature is enabled, the pipeline requires `fragment output interface state`, `renderPass` is `VK_NULL_HANDLE`, and `VkExternalFormatANDROID::externalFormat` is not 0, `VkPipelineRenderingCreateInfo::colorAttachmentCount` **must** be 1
- VUID-VkGraphicsPipelineCreateInfo-externalFormatResolve-09310
If the `externalFormatResolve` feature is enabled, the pipeline requires `fragment shader state` and `fragment output interface state`, `renderPass` is `VK_NULL_HANDLE`, and `VkExternalFormatANDROID::externalFormat` is not 0, the fragment shader **must** not declare the `DepthReplacing` or `StencilRefReplacingEXT` execution modes
- VUID-VkGraphicsPipelineCreateInfo-externalFormatResolve-09313

If the `externalFormatResolve` feature is enabled, the pipeline requires `fragment output interface state`, `renderPass` is not `VK_NULL_HANDLE`, `subpass` includes an external format resolve attachment, and `rasterizationSamples` is not dynamic, `VkPipelineMultisampleStateCreateInfo::rasterizationSamples` **must** be `VK_SAMPLE_COUNT_1_BIT`

- VUID-VkGraphicsPipelineCreateInfo-externalFormatResolve-09314

If the `externalFormatResolve` feature is enabled, the pipeline requires `fragment output interface state`, `renderPass` is not `VK_NULL_HANDLE`, `subpass` includes an external format resolve attachment, and `blendEnable` is not dynamic, the `blendEnable` member of each element of `pColorBlendState->pAttachments` **must** be `VK_FALSE`

- VUID-VkGraphicsPipelineCreateInfo-externalFormatResolve-09315

If the `externalFormatResolve` feature is enabled, the pipeline requires `fragment output interface state`, `renderPass` is not `VK_NULL_HANDLE`, `subpass` includes an external format resolve attachment, and `pDynamicState->pDynamicStates` does not include `VK_DYNAMIC_STATE_FRAGMENT_SHADING_RATE_KHR`, `VkPipelineFragmentShadingRateStateCreateInfoKHR::fragmentSize.width` **must** be 1

- VUID-VkGraphicsPipelineCreateInfo-externalFormatResolve-09316

If the `externalFormatResolve` feature is enabled, the pipeline requires `fragment output interface state`, `renderPass` is not `VK_NULL_HANDLE`, `subpass` includes an external format resolve attachment, and `pDynamicState->pDynamicStates` does not include `VK_DYNAMIC_STATE_FRAGMENT_SHADING_RATE_KHR`, `VkPipelineFragmentShadingRateStateCreateInfoKHR::fragmentSize.height` **must** be 1

- VUID-VkGraphicsPipelineCreateInfo-externalFormatResolve-09317

If the `externalFormatResolve` feature is enabled, the pipeline requires `pre-rasterization shader state` and `fragment output interface state`, `renderPass` is not `VK_NULL_HANDLE`, and `subpass` includes an external format resolve attachment, the last `pre-rasterization shader stage` **must** not statically use a variable with the `PrimitiveShadingRateKHR` built-in

- VUID-VkGraphicsPipelineCreateInfo-renderPass-09531

If the pipeline is being created with `fragment shader state` and `fragment output state`, the value of `renderPass` is `VK_NULL_HANDLE`, and `VkRenderingInputAttachmentIndexInfo` is included, `VkRenderingInputAttachmentIndexInfo::colorAttachmentCount` **must** be equal to `VkPipelineRenderingCreateInfo::colorAttachmentCount`

- VUID-VkGraphicsPipelineCreateInfo-renderPass-09652

If the pipeline is being created with `fragment shader state` and `fragment output state`, the value of `renderPass` is `VK_NULL_HANDLE`, and `VkRenderingInputAttachmentIndexInfo` is not included, the fragment shader **must** not contain any input attachments with a `InputAttachmentIndex` greater than or equal to `VkPipelineRenderingCreateInfo::colorAttachmentCount`

- VUID-VkGraphicsPipelineCreateInfo-renderPass-09532

If the pipeline is being created with `fragment output state`, and the value of `renderPass` is `VK_NULL_HANDLE`, `VkRenderingAttachmentLocationInfo::colorAttachmentCount` **must** be equal to `VkPipelineRenderingCreateInfo::colorAttachmentCount`

- VUID-VkGraphicsPipelineCreateInfo-flags-11273

If `VkPipelineCreateFlags2CreateInfoKHR::flags` includes `VK_PIPELINE_CREATE_2_DESCRIPTOR_HEAP_BIT_EXT`, all libraries linked to this pipeline

must also have that flag set

- VUID-VkGraphicsPipelineCreateInfo-flags-11274

If `VkPipelineCreateFlags2CreateInfoKHR::flags` does not include `VK_PIPELINE_CREATE_2_DESCRIPTOR_HEAP_BIT_EXT`, all libraries linked to this pipeline **must** also not have that flag set

- VUID-VkGraphicsPipelineCreateInfo-flags-12355

If `flags` includes `VK_PIPELINE_CREATE_DESCRIPTOR_BUFFER_BIT_EXT`, all libraries linked to this pipeline **must** also have that flag set

- VUID-VkGraphicsPipelineCreateInfo-flags-12356

If `flags` does not include `VK_PIPELINE_CREATE_DESCRIPTOR_BUFFER_BIT_EXT`, all libraries linked to this pipeline **must** also not have that flag set

- VUID-VkGraphicsPipelineCreateInfo-flags-12357

If `flags` includes `VK_PIPELINE_CREATE_NO_PROTECTED_ACCESS_BIT`, all libraries linked to this pipeline **must** also have that flag set

- VUID-VkGraphicsPipelineCreateInfo-flags-12358

If `flags` does not include `VK_PIPELINE_CREATE_NO_PROTECTED_ACCESS_BIT`, all libraries linked to this pipeline **must** also not have that flag set

- VUID-VkGraphicsPipelineCreateInfo-flags-12359

If `flags` includes `VK_PIPELINE_CREATE_PROTECTED_ACCESS_ONLY_BIT`, all libraries linked to this pipeline **must** also have that flag set

- VUID-VkGraphicsPipelineCreateInfo-flags-12360

If `flags` does not include `VK_PIPELINE_CREATE_PROTECTED_ACCESS_ONLY_BIT`, all libraries linked to this pipeline **must** also not have that flag set

Valid Usage (Implicit)

- VUID-VkGraphicsPipelineCreateInfo-sType-sType

`sType` **must** be `VK_STRUCTURE_TYPE_GRAPHICS_PIPELINE_CREATE_INFO`

- VUID-VkGraphicsPipelineCreateInfo-pNext-pNext

Each `pNext` member of any structure (including this one) in the `pNext` chain **must** be either `NULL` or a pointer to a valid instance of `VkAttachmentSampleCountInfoAMD`, `VkCustomResolveCreateInfoEXT`, `VkExternalFormatANDROID`, `VkExternalFormatOHOS`, `VkGraphicsPipelineLibraryCreateInfoEXT`, `VkGraphicsPipelineShaderGroupsCreateInfoNV`, `VkMultiviewPerViewAttributesInfoNVX`, `VkPipelineBinaryInfoKHR`, `VkPipelineCompilerControlCreateInfoAMD`, `VkPipelineCreateFlags2CreateInfo`, `VkPipelineCreationFeedbackCreateInfo`, `VkPipelineDiscardRectangleStateCreateInfoEXT`, `VkPipelineFragmentDensityMapLayeredCreateInfoVALVE`, `VkPipelineFragmentShadingRateEnumStateCreateInfoNV`, `VkPipelineFragmentShadingRateStateCreateInfoKHR`, `VkPipelineLibraryCreateInfoKHR`, `VkPipelineRenderingCreateInfo`, `VkPipelineRepresentativeFragmentTestStateCreateInfoNV`, `VkPipelineRobustnessCreateInfo`, `VkRenderingAttachmentLocationInfo`, or

VkRenderingInputAttachmentIndexInfo

- VUID-VkGraphicsPipelineCreateInfo-sType-unique
The **sType** value of each structure in the **pNext** chain **must** be unique
- VUID-VkGraphicsPipelineCreateInfo-pDynamicState-parameter
If **pDynamicState** is not **NULL**, **pDynamicState** **must** be a valid pointer to a valid **VkPipelineDynamicStateCreateInfo** structure
- VUID-VkGraphicsPipelineCreateInfo-commonparent
Each of **basePipelineHandle**, **layout**, and **renderPass** that are valid handles of non-ignored parameters **must** have been created, allocated, or retrieved from the same **VkDevice**

The **VkPipelineFragmentDensityMapLayeredCreateInfoVALVE** structure is defined as:

```
// Provided by VK_VALVE_fragment_density_map_layered
typedef struct VkPipelineFragmentDensityMapLayeredCreateInfoVALVE {
    VkStructureType    sType;
    const void*        pNext;
    uint32_t           maxFragmentDensityMapLayers;
} VkPipelineFragmentDensityMapLayeredCreateInfoVALVE;
```

- **sType** is a **VkStructureType** value identifying this structure.
- **pNext** is **NULL** or a pointer to a structure extending this structure.
- **maxFragmentDensityMapLayers** is the maximum number of layers which can be used with a fragment density map.

Valid Usage

- VUID-VkPipelineFragmentDensityMapLayeredCreateInfoVALVE-maxFragmentDensityMapLayers-10825
maxFragmentDensityMapLayers **must** be less than or equal to **maxFragmentDensityMapLayers**

Valid Usage (Implicit)

- VUID-VkPipelineFragmentDensityMapLayeredCreateInfoVALVE-sType-sType
sType **must** be **VK_STRUCTURE_TYPE_PIPELINE_FRAGMENT_DENSITY_MAP_LAYERED_CREATE_INFO_VALVE**

Structure Chaining

Extends the structure

- **VkGraphicsPipelineCreateInfo**

The `VkPipelineRenderingCreateInfo` structure is defined as:

```
// Provided by VK_VERSION_1_3
typedef struct VkPipelineRenderingCreateInfo {
    VkStructureType    sType;
    const void*        pNext;
    uint32_t           viewMask;
    uint32_t           colorAttachmentCount;
    const VkFormat*    pColorAttachmentFormats;
    VkFormat            depthAttachmentFormat;
    VkFormat            stencilAttachmentFormat;
} VkPipelineRenderingCreateInfo;
```

```
// Provided by VK_KHR_dynamic_rendering
// Equivalent to VkPipelineRenderingCreateInfo
typedef VkPipelineRenderingCreateInfo VkPipelineRenderingCreateInfoKHR;
```

- `sType` is a `VkStructureType` value identifying this structure.
- `pNext` is `NULL` or a pointer to a structure extending this structure.
- `viewMask` is a bitfield of view indices describing which views are active during rendering. It **must** match `VkRenderingInfo::viewMask` when rendering.
- `colorAttachmentCount` is the number of entries in `pColorAttachmentFormats`
- `pColorAttachmentFormats` is a pointer to an array of `VkFormat` values defining the format of color attachments used in this pipeline.
- `depthAttachmentFormat` is a `VkFormat` value defining the format of the depth attachment used in this pipeline.
- `stencilAttachmentFormat` is a `VkFormat` value defining the format of the stencil attachment used in this pipeline.

When a pipeline is created without a `VkRenderPass`, if the `pNext` chain of `VkGraphicsPipelineCreateInfo` includes this structure, it specifies the view mask and format of attachments used for rendering. If this structure is not specified, and the pipeline does not include a `VkRenderPass`, `viewMask` and `colorAttachmentCount` are 0, and `depthAttachmentFormat` and `stencilAttachmentFormat` are `VK_FORMAT_UNDEFINED`. If a graphics pipeline is created with a valid `VkRenderPass`, parameters of this structure are ignored.

If `depthAttachmentFormat`, `stencilAttachmentFormat`, or any element of `pColorAttachmentFormats` is `VK_FORMAT_UNDEFINED`, it indicates that the corresponding attachment is unused within the render pass. Valid formats indicate that an attachment **can** be used - but it is still valid to set the attachment to `NULL` when beginning rendering.

If the render pass is going to be used with an external format resolve attachment, a `VkExternalFormatANDROID` structure **must** also be included in the `pNext` chain of `VkGraphicsPipelineCreateInfo`, defining the external format of the resolve attachment that will be used.

Valid Usage

- VUID-VkPipelineRenderingCreateInfo-colorAttachmentCount-09533
`colorAttachmentCount` **must** be less than or equal to `maxColorAttachments`

Valid Usage (Implicit)

- VUID-VkPipelineRenderingCreateInfo-sType-sType
`sType` **must** be `VK_STRUCTURE_TYPE_PIPELINE_RENDERING_CREATE_INFO`

Structure Chaining

Extends the structure

- `VkGraphicsPipelineCreateInfo`

The `VkCustomResolveCreateInfoEXT` structure is defined as:

```
// Provided by VK_EXT_custom_resolve with VK_KHR_dynamic_rendering or VK_VERSION_1_3
typedef struct VkCustomResolveCreateInfoEXT {
    VkStructureType    sType;
    const void*        pNext;
    VkBool32           customResolve;
    uint32_t           colorAttachmentCount;
    const VkFormat*    pColorAttachmentFormats;
    VkFormat           depthAttachmentFormat;
    VkFormat           stencilAttachmentFormat;
} VkCustomResolveCreateInfoEXT;
```

- `sType` is a `VkStructureType` value identifying this structure.
- `pNext` is `NULL` or a pointer to a structure extending this structure.
- `customResolve` indicates whether this pipeline will be used for a resolve operation.
- `colorAttachmentCount` is the number of entries in `pColorAttachmentFormats`.
- `pColorAttachmentFormats` is a pointer to an array of `VkFormat` values defining the format of color resolve attachments used in custom resolves in the same render pass.
- `depthAttachmentFormat` is a `VkFormat` value defining the format of the depth resolve attachment used in custom resolves in the same render pass.
- `stencilAttachmentFormat` is a `VkFormat` value defining the format of the stencil resolve attachment used in custom resolves in the same render pass.

If the `pNext` chain includes this structure for one of:

- a `VkGraphicsPipelineCreateInfo` for a pipeline created without a `VkRenderPass`

- a [VkCommandBufferInheritanceInfo](#) for a secondary command buffer within a render pass instance begun with [vkCmdBeginRendering](#).

it specifies the formats used in custom resolves within the same render pass. It also specifies that the corresponding object will be used in a render pass which contains a custom resolve operation.

If the [pNext](#) chain includes this structure for a [VkShaderCreateInfoEXT](#) for a fragment shader object, it only specifies that the fragment shader will be used in a custom resolve operation.

If a graphics pipeline is created with a valid [VkRenderPass](#), parameters of this structure are ignored.

If [customResolve](#) is [VK_FALSE](#), the pipeline **can** only be used outside the custom resolve section. If [customResolve](#) is [VK_TRUE](#), the pipeline **can** only be used inside the custom resolve section.

When a dynamic render pass instance contains a custom resolve operation and the [dynamicRenderingUnusedAttachments](#) feature is not enabled, all pipelines used to draw in such render pass **must** include this structure and have identical format information in it. When a dynamic render pass does not contain a custom resolve operation and the [dynamicRenderingUnusedAttachments](#) feature is not enabled, all pipelines used to draw in such render pass **must** not include this structure.

If the [dynamicRenderingUnusedAttachments](#) feature is enabled, then when this structure is not included in the [pNext](#) chain for [VkGraphicsPipelineCreateInfo](#), [customResolve](#) is [VK_FALSE](#), [colorAttachmentCount](#) is 0, and [depthAttachmentFormat](#) and [stencilAttachmentFormat](#) are [VK_FORMAT_UNDEFINED](#).

If [depthAttachmentFormat](#), [stencilAttachmentFormat](#), or any element of [pColorAttachmentFormats](#) is [VK_FORMAT_UNDEFINED](#), it indicates that the corresponding attachment is unused within the resolve portion of the render pass. Valid formats indicate that an attachment **can** be used - but it is still valid to set the attachment to [NULL](#) when beginning rendering.

When passed as a [pNext](#) member to a [VkShaderCreateInfoEXT](#) struct for use with fragment density maps, the [colorAttachmentCount](#), [pColorAttachmentFormats](#), [depthAttachmentFormat](#), and [stencilAttachmentFormat](#) members of this struct are ignored. When not passed as a [pNext](#) member, [customResolve](#) is [VK_FALSE](#).

Valid Usage

- VUID-VkCustomResolveCreateInfoEXT-colorAttachmentCount-11507
[colorAttachmentCount](#) **must** be less than or equal to [maxColorAttachments](#)
- VUID-VkCustomResolveCreateInfoEXT-depthAttachmentFormat-11508
If [depthAttachmentFormat](#) is not [VK_FORMAT_UNDEFINED](#), it **must** be a format that includes a depth component
- VUID-VkCustomResolveCreateInfoEXT-depthAttachmentFormat-11509
If [depthAttachmentFormat](#) is not [VK_FORMAT_UNDEFINED](#), it **must** be a format with
potential format features that include
[VK_FORMAT_FEATURE_DEPTH_STENCIL_ATTACHMENT_BIT](#)

- VUID-VkCustomResolveCreateInfoEXT-pColorAttachmentFormats-11510

If any element of `pColorAttachmentFormats` is not `VK_FORMAT_UNDEFINED`, it **must** be a format with potential format features that include `VK_FORMAT_FEATURE_COLOR_ATTACHMENT_BIT`, or `VK_FORMAT_FEATURE_2_LINEAR_COLOR_ATTACHMENT_BIT_NV` if the `linearColorAttachment` feature is enabled

- VUID-VkCustomResolveCreateInfoEXT-stencilAttachmentFormat-11511

If `stencilAttachmentFormat` is not `VK_FORMAT_UNDEFINED`, it **must** be a format that includes a stencil aspect

- VUID-VkCustomResolveCreateInfoEXT-stencilAttachmentFormat-11512

If `stencilAttachmentFormat` is not `VK_FORMAT_UNDEFINED`, it **must** be a format with potential format features that include `VK_FORMAT_FEATURE_DEPTH_STENCIL_ATTACHMENT_BIT`

- VUID-VkCustomResolveCreateInfoEXT-depthAttachmentFormat-11513

If `depthAttachmentFormat` is not `VK_FORMAT_UNDEFINED` and `stencilAttachmentFormat` is not `VK_FORMAT_UNDEFINED`, `depthAttachmentFormat` **must** equal `stencilAttachmentFormat`

Valid Usage (Implicit)

- VUID-VkCustomResolveCreateInfoEXT-sType-sType

`sType` **must** be `VK_STRUCTURE_TYPE_CUSTOM_RESOLVE_CREATE_INFO_EXT`

Structure Chaining

Extends the structures

- `VkCommandBufferInheritanceInfo`
- `VkGraphicsPipelineCreateInfo`
- `VkShaderCreateInfoEXT`

The `VkPipelineBinaryInfoKHR` structure is defined as:

```
// Provided by VK_KHR_pipeline_binary
typedef struct VkPipelineBinaryInfoKHR {
    VkStructureType    sType;
    const void*        pNext;
    uint32_t           binaryCount;
    const VkPipelineBinaryKHR* pPipelineBinaries;
} VkPipelineBinaryInfoKHR;
```

- `sType` is a `VkStructureType` value identifying this structure.
- `pNext` is `NULL` or a pointer to a structure extending this structure.
- `binaryCount` is the number of elements in the `pPipelineBinaries` array.

- `pPipelineBinaries` is a pointer to an array of `VkPipelineBinaryKHR` handles.

If a `VkPipelineBinaryInfoKHR` structure with a `binaryCount` greater than 0 is included in the `pNext` chain of any `Vk*PipelineCreateInfo` structure when creating a pipeline, implementations **must** use the data in `pPipelineBinaries` instead of recalculating it. Any shader module identifiers, shader modules, or chained `VkShaderModuleCreateInfo` structures declared in `VkPipelineShaderStageCreateInfo` instances, are ignored. Any `VkShaderDescriptorSetAndBindingMappingInfoEXT` in the `pNext` chains of `VkPipelineShaderStageCreateInfo` instances are ignored.

If this structure is not included in the `pNext` chain, it is equivalent to specifying this structure with a `binaryCount` of 0.

Valid Usage

- VUID-VkPipelineBinaryInfoKHR-binaryCount-09603
`binaryCount` and the order of the elements in `pPipelineBinaries` **must** exactly match that returned by `vkCreatePipelineBinariesKHR` for the matching `Vk*PipelineCreateInfo` structure and its `pNext` chain, ignoring the presence of the `VkPipelineBinaryInfoKHR` structure, the presence of the `VK_PIPELINE_CREATE_2_CAPTURE_DATA_BIT_KHR` flag, and absence of any shader module identifiers, shader modules, or `VkShaderModuleCreateInfo` structures, for the same `global pipeline key`, from either:
 - `VkPipelineBinaryCreateInfoKHR::pPipelineCreateInfo`, or
 - `VkPipelineBinaryCreateInfoKHR::pipeline`

Valid Usage (Implicit)

- VUID-VkPipelineBinaryInfoKHR-sType-sType
`sType` **must** be `VK_STRUCTURE_TYPE_PIPELINE_BINARY_INFO_KHR`
- VUID-VkPipelineBinaryInfoKHR-pPipelineBinaries-parameter
 If `binaryCount` is not 0, `pPipelineBinaries` **must** be a valid pointer to an array of `binaryCount` valid `VkPipelineBinaryKHR` handles

Structure Chaining

Extends the structures

- `VkComputePipelineCreateInfo`
- `VkGraphicsPipelineCreateInfo`
- `VkRayTracingPipelineCreateInfoKHR`

The `VkGraphicsPipelineLibraryCreateInfoEXT` structure is defined as:


```
// Provided by VK_EXT_graphics_pipeline_library
typedef struct VkGraphicsPipelineLibraryCreateInfoEXT {
    VkStructureType          sType;
    const void*              pNext;
    VkGraphicsPipelineLibraryFlagsEXT flags;
} VkGraphicsPipelineLibraryCreateInfoEXT;
```

- **sType** is a [VkStructureType](#) value identifying this structure.
- **pNext** is **NULL** or a pointer to a structure extending this structure.
- **flags** is a bitmask of [VkGraphicsPipelineLibraryFlagBitsEXT](#) specifying the subsets of the graphics pipeline that are being compiled.

If a [VkGraphicsPipelineLibraryCreateInfoEXT](#) structure is included in the **pNext** chain of [VkGraphicsPipelineCreateInfo](#), it specifies the [subsets of the graphics pipeline](#) being created, excluding any subsets from linked pipeline libraries. If the pipeline is created with pipeline libraries, state from those libraries is aggregated with said subset.

If this structure is omitted, and either [VkGraphicsPipelineCreateInfo::flags](#) includes [VK_PIPELINE_CREATE_LIBRARY_BIT_KHR](#) or the [VkGraphicsPipelineCreateInfo::pNext](#) chain includes a [VkPipelineLibraryCreateInfoKHR](#) structure with a **libraryCount** greater than 0, it is as if **flags** is 0. Otherwise if this structure is omitted, it is as if **flags** includes all possible subsets of the graphics pipeline (i.e. a [complete graphics pipeline](#)).

Valid Usage (Implicit)

- VUID-VkGraphicsPipelineLibraryCreateInfoEXT-sType-sType
sType **must** be [VK_STRUCTURE_TYPE_GRAPHICS_PIPELINE_LIBRARY_CREATE_INFO_EXT](#)
- VUID-VkGraphicsPipelineLibraryCreateInfoEXT-flags-parameter
flags **must** be a valid combination of [VkGraphicsPipelineLibraryFlagBitsEXT](#) values
- VUID-VkGraphicsPipelineLibraryCreateInfoEXT-flags-requiredbitmask
flags **must** not be 0

Structure Chaining

Extends the structure

- [VkGraphicsPipelineCreateInfo](#)

```
// Provided by VK_EXT_graphics_pipeline_library
typedef VkFlags VkGraphicsPipelineLibraryFlagsEXT;
```

[VkGraphicsPipelineLibraryFlagsEXT](#) is a bitmask type for setting a mask of zero or more [VkGraphicsPipelineLibraryFlagBitsEXT](#).

Possible values of the `flags` member of `VkGraphicsPipelineLibraryCreateInfoEXT`, specifying the subsets of a graphics pipeline to compile are:

```
// Provided by VK_EXT_graphics_pipeline_library
typedef enum VkGraphicsPipelineLibraryFlagBitsEXT {
    VK_GRAPHICS_PIPELINE_LIBRARY_VERTEX_INPUT_INTERFACE_BIT_EXT = 0x00000001,
    VK_GRAPHICS_PIPELINE_LIBRARY_PRE_RASTERIZATION_SHADERS_BIT_EXT = 0x00000002,
    VK_GRAPHICS_PIPELINE_LIBRARY_FRAGMENT_SHADER_BIT_EXT = 0x00000004,
    VK_GRAPHICS_PIPELINE_LIBRARY_FRAGMENT_OUTPUT_INTERFACE_BIT_EXT = 0x00000008,
} VkGraphicsPipelineLibraryFlagBitsEXT;
```

- `VK_GRAPHICS_PIPELINE_LIBRARY_VERTEX_INPUT_INTERFACE_BIT_EXT` specifies that a pipeline will include [vertex input interface state](#).
- `VK_GRAPHICS_PIPELINE_LIBRARY_PRE_RASTERIZATION_SHADERS_BIT_EXT` specifies that a pipeline will include [pre-rasterization shader state](#).
- `VK_GRAPHICS_PIPELINE_LIBRARY_FRAGMENT_SHADER_BIT_EXT` specifies that a pipeline will include [fragment shader state](#).
- `VK_GRAPHICS_PIPELINE_LIBRARY_FRAGMENT_OUTPUT_INTERFACE_BIT_EXT` specifies that a pipeline will include [fragment output interface state](#).

The `VkPipelineDynamicStateCreateInfo` structure is defined as:

```
// Provided by VK_VERSION_1_0
typedef struct VkPipelineDynamicStateCreateInfo {
    VkStructureType          sType;
    const void*              pNext;
    VkPipelineDynamicStateCreateFlags flags;
    uint32_t                 dynamicStateCount;
    const VkDynamicState*     pDynamicStates;
} VkPipelineDynamicStateCreateInfo;
```

- `sType` is a [VkStructureType](#) value identifying this structure.
- `pNext` is `NULL` or a pointer to a structure extending this structure.
- `flags` is reserved for future use.
- `dynamicStateCount` is the number of elements in the `pDynamicStates` array.
- `pDynamicStates` is a pointer to an array of [VkDynamicState](#) values specifying which pieces of pipeline state will use the values from dynamic state commands rather than from pipeline state creation information.

Valid Usage

- VUID-VkPipelineDynamicStateCreateInfo-pDynamicStates-01442
Each element of `pDynamicStates` **must** be unique

Valid Usage (Implicit)

- VUID-VkPipelineDynamicStateCreateInfo-sType-sType
sType **must** be `VK_STRUCTURE_TYPE_PIPELINE_DYNAMIC_STATE_CREATE_INFO`
- VUID-VkPipelineDynamicStateCreateInfo-pNext-pNext
pNext **must** be `NULL`
- VUID-VkPipelineDynamicStateCreateInfo-flags-zeroBitmask
flags **must** be `0`
- VUID-VkPipelineDynamicStateCreateInfo-pDynamicStates-parameter
If **dynamicStateCount** is not `0`, **pDynamicStates** **must** be a valid pointer to an array of **dynamicStateCount** valid `VkDynamicState` values

```
// Provided by VK_VERSION_1_0
typedef VkFlags VkPipelineDynamicStateCreateFlags;
```

`VkPipelineDynamicStateCreateFlags` is a bitmask type for setting a mask, but is currently reserved for future use.

The source of different pieces of dynamic state is specified by the `VkPipelineDynamicStateCreateInfo::pDynamicStates` property of the currently active pipeline, each of whose elements **must** be one of the values:

```
// Provided by VK_VERSION_1_0
typedef enum VkDynamicState {
    VK_DYNAMIC_STATE_VIEWPORT = 0,
    VK_DYNAMIC_STATE_SCISSOR = 1,
    VK_DYNAMIC_STATE_LINE_WIDTH = 2,
    VK_DYNAMIC_STATE_DEPTH_BIAS = 3,
    VK_DYNAMIC_STATE_BLEND_CONSTANTS = 4,
    VK_DYNAMIC_STATE_DEPTH_BOUNDS = 5,
    VK_DYNAMIC_STATE_STENCIL_COMPARE_MASK = 6,
    VK_DYNAMIC_STATE_STENCIL_WRITE_MASK = 7,
    VK_DYNAMIC_STATE_STENCIL_REFERENCE = 8,
    // Provided by VK_VERSION_1_3
    VK_DYNAMIC_STATE_CULL_MODE = 1000267000,
    // Provided by VK_VERSION_1_3
    VK_DYNAMIC_STATE_FRONT_FACE = 1000267001,
    // Provided by VK_VERSION_1_3
    VK_DYNAMIC_STATE_PRIMITIVE_TOPOLOGY = 1000267002,
    // Provided by VK_VERSION_1_3
    VK_DYNAMIC_STATE_VIEWPORT_WITH_COUNT = 1000267003,
    // Provided by VK_VERSION_1_3
    VK_DYNAMIC_STATE_SCISSOR_WITH_COUNT = 1000267004,
    // Provided by VK_VERSION_1_3
    VK_DYNAMIC_STATE_VERTEX_INPUT_BINDING_STRIDE = 1000267005,
    // Provided by VK_VERSION_1_3
```



```
VK_DYNAMIC_STATE_DEPTH_TEST_ENABLE = 1000267006,  
// Provided by VK_VERSION_1_3  
VK_DYNAMIC_STATE_DEPTH_WRITE_ENABLE = 1000267007,  
// Provided by VK_VERSION_1_3  
VK_DYNAMIC_STATE_DEPTH_COMPARE_OP = 1000267008,  
// Provided by VK_VERSION_1_3  
VK_DYNAMIC_STATE_DEPTH_BOUNDS_TEST_ENABLE = 1000267009,  
// Provided by VK_VERSION_1_3  
VK_DYNAMIC_STATE_STENCIL_TEST_ENABLE = 1000267010,  
// Provided by VK_VERSION_1_3  
VK_DYNAMIC_STATE_STENCIL_OP = 1000267011,  
// Provided by VK_VERSION_1_3  
VK_DYNAMIC_STATE_RASTERIZER_DISCARD_ENABLE = 1000377001,  
// Provided by VK_VERSION_1_3  
VK_DYNAMIC_STATE_DEPTH_BIAS_ENABLE = 1000377002,  
// Provided by VK_VERSION_1_3  
VK_DYNAMIC_STATE_PRIMITIVE_RESTART_ENABLE = 1000377004,  
// Provided by VK_VERSION_1_4  
VK_DYNAMIC_STATE_LINE_STIPPLE = 1000259000,  
// Provided by VK_NV_clip_space_w_scaling  
VK_DYNAMIC_STATE_VIEWPORT_W_SCALING_NV = 1000087000,  
// Provided by VK_EXT_discard_rectangles  
VK_DYNAMIC_STATE_DISCARD_RECTANGLE_EXT = 1000099000,  
// Provided by VK_EXT_discard_rectangles  
VK_DYNAMIC_STATE_DISCARD_RECTANGLE_ENABLE_EXT = 1000099001,  
// Provided by VK_EXT_discard_rectangles  
VK_DYNAMIC_STATE_DISCARD_RECTANGLE_MODE_EXT = 1000099002,  
// Provided by VK_EXT_sample_locations  
VK_DYNAMIC_STATE_SAMPLE_LOCATIONS_EXT = 1000143000,  
// Provided by VK_KHR_ray_tracing_pipeline  
VK_DYNAMIC_STATE_RAY_TRACING_PIPELINE_STACK_SIZE_KHR = 1000347000,  
// Provided by VK_NV_shading_rate_image  
VK_DYNAMIC_STATE_VIEWPORT_SHADING_RATE_PALETTE_NV = 1000164004,  
// Provided by VK_NV_shading_rate_image  
VK_DYNAMIC_STATE_VIEWPORT_COARSE_SAMPLE_ORDER_NV = 1000164006,  
// Provided by VK_NV_scissor_exclusive  
VK_DYNAMIC_STATE_EXCLUSIVE_SCISSOR_ENABLE_NV = 1000205000,  
// Provided by VK_NV_scissor_exclusive  
VK_DYNAMIC_STATE_EXCLUSIVE_SCISSOR_NV = 1000205001,  
// Provided by VK_KHR_fragment_shading_rate  
VK_DYNAMIC_STATE_FRAGMENT_SHADING_RATE_KHR = 1000226000,  
// Provided by VK_EXT_vertex_input_dynamic_state  
VK_DYNAMIC_STATE_VERTEX_INPUT_EXT = 1000352000,  
// Provided by VK_EXT_extended_dynamic_state2  
VK_DYNAMIC_STATE_PATCH_CONTROL_POINTS_EXT = 1000377000,  
// Provided by VK_EXT_extended_dynamic_state2  
VK_DYNAMIC_STATE_LOGIC_OP_EXT = 1000377003,  
// Provided by VK_EXT_color_write_enable  
VK_DYNAMIC_STATE_COLOR_WRITE_ENABLE_EXT = 1000381000,  
// Provided by VK_EXT_extended_dynamic_state3  
VK_DYNAMIC_STATE_DEPTH_CLAMP_ENABLE_EXT = 1000455003,
```



```

// Provided by VK_EXT_extended_dynamic_state3
VK_DYNAMIC_STATE_POLYGON_MODE_EXT = 1000455004,
// Provided by VK_EXT_extended_dynamic_state3
VK_DYNAMIC_STATE_RASTERIZATION_SAMPLES_EXT = 1000455005,
// Provided by VK_EXT_extended_dynamic_state3
VK_DYNAMIC_STATE_SAMPLE_MASK_EXT = 1000455006,
// Provided by VK_EXT_extended_dynamic_state3
VK_DYNAMIC_STATE_ALPHA_TO_COVERAGE_ENABLE_EXT = 1000455007,
// Provided by VK_EXT_extended_dynamic_state3
VK_DYNAMIC_STATE_ALPHA_TO_ONE_ENABLE_EXT = 1000455008,
// Provided by VK_EXT_extended_dynamic_state3
VK_DYNAMIC_STATE_LOGIC_OP_ENABLE_EXT = 1000455009,
// Provided by VK_EXT_extended_dynamic_state3
VK_DYNAMIC_STATE_COLOR_BLEND_ENABLE_EXT = 1000455010,
// Provided by VK_EXT_extended_dynamic_state3
VK_DYNAMIC_STATE_COLOR_BLEND_EQUATION_EXT = 1000455011,
// Provided by VK_EXT_extended_dynamic_state3
VK_DYNAMIC_STATE_COLOR_WRITE_MASK_EXT = 1000455012,
// Provided by VK_EXT_extended_dynamic_state3 with VK_KHR_maintenance2 or
VK_VERSION_1_1
VK_DYNAMIC_STATE_TESSELLATION_DOMAIN_ORIGIN_EXT = 1000455002,
// Provided by VK_EXT_extended_dynamic_state3 with VK_EXT_transform_feedback
VK_DYNAMIC_STATE_RASTERIZATION_STREAM_EXT = 1000455013,
// Provided by VK_EXT_conservative_rasterization with VK_EXT_extended_dynamic_state3
VK_DYNAMIC_STATE_CONSERVATIVE_RASTERIZATION_MODE_EXT = 1000455014,
// Provided by VK_EXT_conservative_rasterization with VK_EXT_extended_dynamic_state3
VK_DYNAMIC_STATE_EXTRA_PRIMITIVE_OVERESTIMATION_SIZE_EXT = 1000455015,
// Provided by VK_EXT_depth_clip_enable with VK_EXT_extended_dynamic_state3
VK_DYNAMIC_STATE_DEPTH_CLIP_ENABLE_EXT = 1000455016,
// Provided by VK_EXT_extended_dynamic_state3 with VK_EXT_sample_locations
VK_DYNAMIC_STATE_SAMPLE_LOCATIONS_ENABLE_EXT = 1000455017,
// Provided by VK_EXT_blend_operation_advanced with VK_EXT_extended_dynamic_state3
VK_DYNAMIC_STATE_COLOR_BLEND_ADVANCED_EXT = 1000455018,
// Provided by VK_EXT_extended_dynamic_state3 with VK_EXT_provoking_vertex
VK_DYNAMIC_STATE_PROVOKING_VERTEX_MODE_EXT = 1000455019,
// Provided by VK_EXT_extended_dynamic_state3 with VK_EXT_line_rasterization
VK_DYNAMIC_STATE_LINE_RASTERIZATION_MODE_EXT = 1000455020,
// Provided by VK_EXT_extended_dynamic_state3 with VK_EXT_line_rasterization
VK_DYNAMIC_STATE_LINE_STIPPLE_ENABLE_EXT = 1000455021,
// Provided by VK_EXT_depth_clip_control with VK_EXT_extended_dynamic_state3
VK_DYNAMIC_STATE_DEPTH_CLIP_NEGATIVE_ONE_TO_ONE_EXT = 1000455022,
// Provided by VK_EXT_extended_dynamic_state3 with VK_NV_clip_space_w_scaling
VK_DYNAMIC_STATE_VIEWPORT_W_SCALING_ENABLE_NV = 1000455023,
// Provided by VK_EXT_extended_dynamic_state3 with VK_NV_viewport_swizzle
VK_DYNAMIC_STATE_VIEWPORT_SWIZZLE_NV = 1000455024,
// Provided by VK_EXT_extended_dynamic_state3 with VK_NV_fragment_coverage_to_color
VK_DYNAMIC_STATE_COVERAGE_TO_COLOR_ENABLE_NV = 1000455025,
// Provided by VK_EXT_extended_dynamic_state3 with VK_NV_fragment_coverage_to_color
VK_DYNAMIC_STATE_COVERAGE_TO_COLOR_LOCATION_NV = 1000455026,
// Provided by VK_EXT_extended_dynamic_state3 with VK_NV_framebuffer_mixed_samples
VK_DYNAMIC_STATE_COVERAGE_MODULATION_MODE_NV = 1000455027,

```



```

// Provided by VK_EXT_extended_dynamic_state3 with VK_NV_framebuffer_mixed_samples
VK_DYNAMIC_STATE_COVERAGE_MODULATION_TABLE_ENABLE_NV = 1000455028,
// Provided by VK_EXT_extended_dynamic_state3 with VK_NV_framebuffer_mixed_samples
VK_DYNAMIC_STATE_COVERAGE_MODULATION_TABLE_NV = 1000455029,
// Provided by VK_EXT_extended_dynamic_state3 with VK_NV_shading_rate_image
VK_DYNAMIC_STATE_SHADING_RATE_IMAGE_ENABLE_NV = 1000455030,
// Provided by VK_EXT_extended_dynamic_state3 with
VK_NV_representative_fragment_test
VK_DYNAMIC_STATE_REPRESENTATIVE_FRAGMENT_TEST_ENABLE_NV = 1000455031,
// Provided by VK_EXT_extended_dynamic_state3 with VK_NV_coverage_reduction_mode
VK_DYNAMIC_STATE_COVERAGE_REDUCTION_MODE_NV = 1000455032,
// Provided by VK_EXT_attachment_feedback_loop_dynamic_state
VK_DYNAMIC_STATE_ATTACHMENT_FEEDBACK_LOOP_ENABLE_EXT = 1000524000,
// Provided by VK_EXT_depth_clamp_control
VK_DYNAMIC_STATE_DEPTH_CLAMP_RANGE_EXT = 1000582000,
// Provided by VK_EXT_line_rasterization
VK_DYNAMIC_STATE_LINE_STIPPLE_EXT = VK_DYNAMIC_STATE_LINE_STIPPLE,
// Provided by VK_EXT_extended_dynamic_state
VK_DYNAMIC_STATE_CULL_MODE_EXT = VK_DYNAMIC_STATE_CULL_MODE,
// Provided by VK_EXT_extended_dynamic_state
VK_DYNAMIC_STATE_FRONT_FACE_EXT = VK_DYNAMIC_STATE_FRONT_FACE,
// Provided by VK_EXT_extended_dynamic_state
VK_DYNAMIC_STATE_PRIMITIVE_TOPOLOGY_EXT = VK_DYNAMIC_STATE_PRIMITIVE_TOPOLOGY,
// Provided by VK_EXT_extended_dynamic_state
VK_DYNAMIC_STATE_VIEWPORT_WITH_COUNT_EXT = VK_DYNAMIC_STATE_VIEWPORT_WITH_COUNT,
// Provided by VK_EXT_extended_dynamic_state
VK_DYNAMIC_STATE_SCISSOR_WITH_COUNT_EXT = VK_DYNAMIC_STATE_SCISSOR_WITH_COUNT,
// Provided by VK_EXT_extended_dynamic_state
VK_DYNAMIC_STATE_VERTEX_INPUT_BINDING_STRIDE_EXT =
VK_DYNAMIC_STATE_VERTEX_INPUT_BINDING_STRIDE,
// Provided by VK_EXT_extended_dynamic_state
VK_DYNAMIC_STATE_DEPTH_TEST_ENABLE_EXT = VK_DYNAMIC_STATE_DEPTH_TEST_ENABLE,
// Provided by VK_EXT_extended_dynamic_state
VK_DYNAMIC_STATE_DEPTH_WRITE_ENABLE_EXT = VK_DYNAMIC_STATE_DEPTH_WRITE_ENABLE,
// Provided by VK_EXT_extended_dynamic_state
VK_DYNAMIC_STATE_DEPTH_COMPARE_OP_EXT = VK_DYNAMIC_STATE_DEPTH_COMPARE_OP,
// Provided by VK_EXT_extended_dynamic_state
VK_DYNAMIC_STATE_DEPTH_BOUNDS_TEST_ENABLE_EXT =
VK_DYNAMIC_STATE_DEPTH_BOUNDS_TEST_ENABLE,
// Provided by VK_EXT_extended_dynamic_state
VK_DYNAMIC_STATE_STENCIL_TEST_ENABLE_EXT = VK_DYNAMIC_STATE_STENCIL_TEST_ENABLE,
// Provided by VK_EXT_extended_dynamic_state
VK_DYNAMIC_STATE_STENCIL_OP_EXT = VK_DYNAMIC_STATE_STENCIL_OP,
// Provided by VK_EXT_extended_dynamic_state2
VK_DYNAMIC_STATE_RASTERIZER_DISCARD_ENABLE_EXT =
VK_DYNAMIC_STATE_RASTERIZER_DISCARD_ENABLE,
// Provided by VK_EXT_extended_dynamic_state2
VK_DYNAMIC_STATE_DEPTH_BIAS_ENABLE_EXT = VK_DYNAMIC_STATE_DEPTH_BIAS_ENABLE,
// Provided by VK_EXT_extended_dynamic_state2
VK_DYNAMIC_STATE_PRIMITIVE_RESTART_ENABLE_EXT =
VK_DYNAMIC_STATE_PRIMITIVE_RESTART_ENABLE,

```



```
// Provided by VK_KHR_line_rasterization
VK_DYNAMIC_STATE_LINE_STIPPLE_KHR = VK_DYNAMIC_STATE_LINE_STIPPLE,
} VkDynamicState;
```

- `VK_DYNAMIC_STATE_VIEWPORT` specifies that the `pViewports` state in `VkPipelineViewportStateCreateInfo` will be ignored and **must** be set dynamically with `vkCmdSetViewport` before any drawing commands. The number of viewports used by a pipeline is still specified by the `viewportCount` member of `VkPipelineViewportStateCreateInfo`.
- `VK_DYNAMIC_STATE_SCISSOR` specifies that the `pScissors` state in `VkPipelineViewportStateCreateInfo` will be ignored and **must** be set dynamically with `vkCmdSetScissor` before any drawing commands. The number of scissor rectangles used by a pipeline is still specified by the `scissorCount` member of `VkPipelineViewportStateCreateInfo`.
- `VK_DYNAMIC_STATE_LINE_WIDTH` specifies that the `lineWidth` state in `VkPipelineRasterizationStateCreateInfo` will be ignored and **must** be set dynamically with `vkCmdSetLineWidth` before any drawing commands that generate line primitives for the rasterizer.
- `VK_DYNAMIC_STATE_DEPTH_BIAS` specifies that any instance of `VkDepthBiasRepresentationInfoEXT` included in the `pNext` chain of `VkPipelineRasterizationStateCreateInfo` as well as the `depthBiasConstantFactor`, `depthBiasClamp` and `depthBiasSlopeFactor` states in `VkPipelineRasterizationStateCreateInfo` will be ignored and **must** be set dynamically with `vkCmdSetDepthBias` or `vkCmdSetDepthBias2EXT` before any draws are performed with `depth bias enabled`.
- `VK_DYNAMIC_STATE_BLEND_CONSTANTS` specifies that the `blendConstants` state in `VkPipelineColorBlendStateCreateInfo` will be ignored and **must** be set dynamically with `vkCmdSetBlendConstants` before any draws are performed with a pipeline state with `VkPipelineColorBlendAttachmentState` member `blendEnable` set to `VK_TRUE` and any of the blend functions using a constant blend color.
- `VK_DYNAMIC_STATE_DEPTH_BOUNDS` specifies that the `minDepthBounds` and `maxDepthBounds` states of `VkPipelineDepthStencilStateCreateInfo` will be ignored and **must** be set dynamically with `vkCmdSetDepthBounds` before any draws are performed with a pipeline state with `VkPipelineDepthStencilStateCreateInfo` member `depthBoundsTestEnable` set to `VK_TRUE`.
- `VK_DYNAMIC_STATE_STENCIL_COMPARE_MASK` specifies that the `compareMask` state in `VkPipelineDepthStencilStateCreateInfo` for both `front` and `back` will be ignored and **must** be set dynamically with `vkCmdSetStencilCompareMask` before any draws are performed with a pipeline state with `VkPipelineDepthStencilStateCreateInfo` member `stencilTestEnable` set to `VK_TRUE`.
- `VK_DYNAMIC_STATE_STENCIL_WRITE_MASK` specifies that the `writeMask` state in `VkPipelineDepthStencilStateCreateInfo` for both `front` and `back` will be ignored and **must** be set dynamically with `vkCmdSetStencilWriteMask` before any draws are performed with a pipeline state with `VkPipelineDepthStencilStateCreateInfo` member `stencilTestEnable` set to `VK_TRUE`.
- `VK_DYNAMIC_STATE_STENCIL_REFERENCE` specifies that the `reference` state in `VkPipelineDepthStencilStateCreateInfo` for both `front` and `back` will be ignored and **must** be set dynamically with `vkCmdSetStencilReference` before any draws are performed with a pipeline state with `VkPipelineDepthStencilStateCreateInfo` member `stencilTestEnable` set to `VK_TRUE`.

- `VK_DYNAMIC_STATE_VIEWPORT_W_SCALING_NV` specifies that the `pViewportWScalings` state in `VkPipelineViewportWScalingStateCreateInfoNV` will be ignored and **must** be set dynamically with `vkCmdSetViewportWScalingNV` before any draws are performed with a pipeline state with `VkPipelineViewportWScalingStateCreateInfoNV` member `viewportScalingEnable` set to `VK_TRUE`
- `VK_DYNAMIC_STATE_DISCARD_RECTANGLE_EXT` specifies that the `pDiscardRectangles` state in `VkPipelineDiscardRectangleStateCreateInfoEXT` will be ignored and **must** be set dynamically with `vkCmdSetDiscardRectangleEXT` before any draw or clear commands.
- `VK_DYNAMIC_STATE_DISCARD_RECTANGLE_ENABLE_EXT` specifies that the presence of the `VkPipelineDiscardRectangleStateCreateInfoEXT` structure in the `VkGraphicsPipelineCreateInfo` chain with a `discardRectangleCount` greater than zero does not implicitly enable discard rectangles and they **must** be enabled dynamically with `vkCmdSetDiscardRectangleEnableEXT` before any draw commands. This is available on implementations that support at least `specVersion 2` of the `VK_EXT_discard_rectangles` extension.
- `VK_DYNAMIC_STATE_DISCARD_RECTANGLE_MODE_EXT` specifies that the `discardRectangleMode` state in `VkPipelineDiscardRectangleStateCreateInfoEXT` will be ignored and **must** be set dynamically with `vkCmdSetDiscardRectangleModeEXT` before any draw commands. This is available on implementations that support at least `specVersion 2` of the `VK_EXT_discard_rectangles` extension.
- `VK_DYNAMIC_STATE_SAMPLE_LOCATIONS_EXT` specifies that the `sampleLocationsInfo` state in `VkPipelineSampleLocationsStateCreateInfoEXT` will be ignored and **must** be set dynamically with `vkCmdSetSampleLocationsEXT` before any draw or clear commands. Enabling custom sample locations is still indicated by the `sampleLocationsEnable` member of `VkPipelineSampleLocationsStateCreateInfoEXT`.
- `VK_DYNAMIC_STATE_EXCLUSIVE_SCISSOR_NV` specifies that the `pExclusiveScissors` state in `VkPipelineViewportExclusiveScissorStateCreateInfoNV` will be ignored and **must** be set dynamically with `vkCmdSetExclusiveScissorNV` before any drawing commands.
- `VK_DYNAMIC_STATE_EXCLUSIVE_SCISSOR_ENABLE_NV` specifies that the exclusive scissors **must** be explicitly enabled with `vkCmdSetExclusiveScissorEnableNV` and the `exclusiveScissorCount` value in `VkPipelineViewportExclusiveScissorStateCreateInfoNV` will not implicitly enable them. This is available on implementations that support at least `specVersion 2` of the `VK_NV_scissor_exclusive` extension.
- `VK_DYNAMIC_STATE_VIEWPORT_SHADING_RATE_PALETTE_NV` specifies that the `pShadingRatePalettes` state in `VkPipelineViewportShadingRateImageStateCreateInfoNV` will be ignored and **must** be set dynamically with `vkCmdSetViewportShadingRatePaletteNV` before any drawing commands.
- `VK_DYNAMIC_STATE_VIEWPORT_COARSE_SAMPLE_ORDER_NV` specifies that the coarse sample order state in `VkPipelineViewportCoarseSampleOrderStateCreateInfoNV` will be ignored and **must** be set dynamically with `vkCmdSetCoarseSampleOrderNV` before any drawing commands.
- `VK_DYNAMIC_STATE_LINE_STIPPLE` specifies that the `lineStippleFactor` and `lineStipplePattern` state in `VkPipelineRasterizationLineStateCreateInfo` will be ignored and **must** be set dynamically with `vkCmdSetLineStipple` before any draws are performed with a pipeline state with `VkPipelineRasterizationLineStateCreateInfo` member `stippledLineEnable` set to `VK_TRUE`.
- `VK_DYNAMIC_STATE_CULL_MODE` specifies that the `cullMode` state in `VkPipelineRasterizationStateCreateInfo` will be ignored and **must** be set dynamically with

`vkCmdSetCullMode` before any drawing commands.

- `VK_DYNAMIC_STATE_FRONT_FACE` specifies that the `frontFace` state in `VkPipelineRasterizationStateCreateInfo` will be ignored and **must** be set dynamically with `vkCmdSetFrontFace` before any drawing commands.
- `VK_DYNAMIC_STATE_PRIMITIVE_TOPOLOGY` specifies that the `topology` state in `VkPipelineInputAssemblyStateCreateInfo` only specifies the `topology class`, and the specific topology order and adjacency **must** be set dynamically with `vkCmdSetPrimitiveTopology` before any drawing commands.
- `VK_DYNAMIC_STATE_VIEWPORT_WITH_COUNT` specifies that the `viewportCount` and `pViewports` state in `VkPipelineViewportStateCreateInfo` will be ignored and **must** be set dynamically with `vkCmdSetViewportWithCount` before any draw call.
- `VK_DYNAMIC_STATE_SCISSOR_WITH_COUNT` specifies that the `scissorCount` and `pScissors` state in `VkPipelineViewportStateCreateInfo` will be ignored and **must** be set dynamically with `vkCmdSetScissorWithCount` before any draw call.
- `VK_DYNAMIC_STATE_VERTEX_INPUT_BINDING_STRIDE` specifies that the `stride` state in `VkVertexInputBindingDescription` will be ignored and **must** be set dynamically with `vkCmdBindVertexBuffers2` before any draw call.
- `VK_DYNAMIC_STATE_DEPTH_TEST_ENABLE` specifies that the `depthTestEnable` state in `VkPipelineDepthStencilStateCreateInfo` will be ignored and **must** be set dynamically with `vkCmdSetDepthTestEnable` before any draw call.
- `VK_DYNAMIC_STATE_DEPTH_WRITE_ENABLE` specifies that the `depthWriteEnable` state in `VkPipelineDepthStencilStateCreateInfo` will be ignored and **must** be set dynamically with `vkCmdSetDepthWriteEnable` before any draw call.
- `VK_DYNAMIC_STATE_DEPTH_COMPARE_OP` specifies that the `depthCompareOp` state in `VkPipelineDepthStencilStateCreateInfo` will be ignored and **must** be set dynamically with `vkCmdSetDepthCompareOp` before any draw call.
- `VK_DYNAMIC_STATE_DEPTH_BOUNDS_TEST_ENABLE` specifies that the `depthBoundsTestEnable` state in `VkPipelineDepthStencilStateCreateInfo` will be ignored and **must** be set dynamically with `vkCmdSetDepthBoundsTestEnable` before any draw call.
- `VK_DYNAMIC_STATE_STENCIL_TEST_ENABLE` specifies that the `stencilTestEnable` state in `VkPipelineDepthStencilStateCreateInfo` will be ignored and **must** be set dynamically with `vkCmdSetStencilTestEnable` before any draw call.
- `VK_DYNAMIC_STATE_STENCIL_OP` specifies that the `failOp`, `passOp`, `depthFailOp`, and `compareOp` states in `VkPipelineDepthStencilStateCreateInfo` for both `front` and `back` will be ignored and **must** be set dynamically with `vkCmdSetStencilOp` before any draws are performed with a pipeline state with `VkPipelineDepthStencilStateCreateInfo` member `stencilTestEnable` set to `VK_TRUE`
- `VK_DYNAMIC_STATE_PATCH_CONTROL_POINTS_EXT` specifies that the `patchControlPoints` state in `VkPipelineTessellationStateCreateInfo` will be ignored and **must** be set dynamically with `vkCmdSetPatchControlPointsEXT` before any drawing commands.
- `VK_DYNAMIC_STATE_RASTERIZER_DISCARD_ENABLE` specifies that the `rasterizerDiscardEnable` state in `VkPipelineRasterizationStateCreateInfo` will be ignored and **must** be set dynamically with `vkCmdSetRasterizerDiscardEnable` before any drawing commands.

- `VK_DYNAMIC_STATE_DEPTH_BIAS_ENABLE` specifies that the `depthBiasEnable` state in `VkPipelineRasterizationStateCreateInfo` will be ignored and **must** be set dynamically with `vkCmdSetDepthBiasEnable` before any drawing commands.
- `VK_DYNAMIC_STATE_LOGIC_OP_EXT` specifies that the `logicOp` state in `VkPipelineColorBlendStateCreateInfo` will be ignored and **must** be set dynamically with `vkCmdSetLogicOpEXT` before any drawing commands.
- `VK_DYNAMIC_STATE_PRIMITIVE_RESTART_ENABLE` specifies that the `primitiveRestartEnable` state in `VkPipelineInputAssemblyStateCreateInfo` will be ignored and **must** be set dynamically with `vkCmdSetPrimitiveRestartEnable` before any drawing commands.
- `VK_DYNAMIC_STATE_FRAGMENT_SHADING_RATE_KHR` specifies that state in `VkPipelineFragmentShadingRateStateCreateInfoKHR` and `VkPipelineFragmentShadingRateEnumStateCreateInfoNV` will be ignored and **must** be set dynamically with `vkCmdSetFragmentShadingRateKHR` or `vkCmdSetFragmentShadingRateEnumNV` before any drawing commands.
- `VK_DYNAMIC_STATE_RAY_TRACING_PIPELINE_STACK_SIZE_KHR` specifies that the default stack size computation for the pipeline will be ignored and **must** be set dynamically with `vkCmdSetRayTracingPipelineStackSizeKHR` before any ray tracing calls are performed.
- `VK_DYNAMIC_STATE_VERTEX_INPUT_EXT` specifies that the `pVertexInputState` state will be ignored and **must** be set dynamically with `vkCmdSetVertexInputEXT` before any drawing commands
- `VK_DYNAMIC_STATE_COLOR_WRITE_ENABLE_EXT` specifies that the `pColorWriteEnables` state in `VkPipelineColorWriteCreateInfoEXT` will be ignored and **must** be set dynamically with `vkCmdSetColorWriteEnableEXT` before any draw call.
- `VK_DYNAMIC_STATE_TESSELLATION_DOMAIN_ORIGIN_EXT` specifies that the `domainOrigin` state in `VkPipelineTessellationDomainOriginStateCreateInfo` will be ignored and **must** be set dynamically with `vkCmdSetTessellationDomainOriginEXT` before any draw call.
- `VK_DYNAMIC_STATE_DEPTH_CLAMP_ENABLE_EXT` specifies that the `depthClampEnable` state in `VkPipelineRasterizationStateCreateInfo` will be ignored and **must** be set dynamically with `vkCmdSetDepthClampEnableEXT` before any draw call.
- `VK_DYNAMIC_STATE_POLYGON_MODE_EXT` specifies that the `polygonMode` state in `VkPipelineRasterizationStateCreateInfo` will be ignored and **must** be set dynamically with `vkCmdSetPolygonModeEXT` before any draw call.
- `VK_DYNAMIC_STATE_RASTERIZATION_SAMPLES_EXT` specifies that the `rasterizationSamples` state in `VkPipelineMultisampleStateCreateInfo` will be ignored and **must** be set dynamically with `vkCmdSetRasterizationSamplesEXT` before any draw call.
- `VK_DYNAMIC_STATE_SAMPLE_MASK_EXT` specifies that the `pSampleMask` state in `VkPipelineMultisampleStateCreateInfo` will be ignored and **must** be set dynamically with `vkCmdSetSampleMaskEXT` before any draw call.
- `VK_DYNAMIC_STATE_ALPHA_TO_COVERAGE_ENABLE_EXT` specifies that the `alphaToCoverageEnable` state in `VkPipelineMultisampleStateCreateInfo` will be ignored and **must** be set dynamically with `vkCmdSetAlphaToCoverageEnableEXT` before any draw call.
- `VK_DYNAMIC_STATE_ALPHA_TO_ONE_ENABLE_EXT` specifies that the `alphaToOneEnable` state in `VkPipelineMultisampleStateCreateInfo` will be ignored and **must** be set dynamically with

`vkCmdSetAlphaToOneEnableEXT` before any draw call.

- `VK_DYNAMIC_STATE_LOGIC_OP_ENABLE_EXT` specifies that the `logicOpEnable` state in `VkPipelineColorBlendStateCreateInfo` will be ignored and **must** be set dynamically with `vkCmdSetLogicOpEnableEXT` before any draw call.
- `VK_DYNAMIC_STATE_COLOR_BLEND_ENABLE_EXT` specifies that the `blendEnable` state in `VkPipelineColorBlendAttachmentState` will be ignored and **must** be set dynamically with `vkCmdSetColorBlendEnableEXT` before any draw call.
- `VK_DYNAMIC_STATE_COLOR_BLEND_EQUATION_EXT` specifies that the `srcColorBlendFactor`, `dstColorBlendFactor`, `colorBlendOp`, `srcAlphaBlendFactor`, `dstAlphaBlendFactor`, and `alphaBlendOp` states in `VkPipelineColorBlendAttachmentState` will be ignored and **must** be set dynamically with `vkCmdSetColorBlendEquationEXT` before any draw call.
- `VK_DYNAMIC_STATE_COLOR_WRITE_MASK_EXT` specifies that the `colorWriteMask` state in `VkPipelineColorBlendAttachmentState` will be ignored and **must** be set dynamically with `vkCmdSetColorWriteMaskEXT` before any draw call.
- `VK_DYNAMIC_STATE_RASTERIZATION_STREAM_EXT` specifies that the `rasterizationStream` state in `VkPipelineRasterizationStateStreamCreateInfoEXT` will be ignored and **must** be set dynamically with `vkCmdSetRasterizationStreamEXT` before any draw call.
- `VK_DYNAMIC_STATE_CONSERVATIVE_RASTERIZATION_MODE_EXT` specifies that the `conservativeRasterizationMode` state in `VkPipelineRasterizationConservativeStateCreateInfoEXT` will be ignored and **must** be set dynamically with `vkCmdSetConservativeRasterizationModeEXT` before any draw call.
- `VK_DYNAMIC_STATE_EXTRA_PRIMITIVE_OVERESTIMATION_SIZE_EXT` specifies that the `extraPrimitiveOverestimationSize` state in `VkPipelineRasterizationConservativeStateCreateInfoEXT` will be ignored and **must** be set dynamically with `vkCmdSetExtraPrimitiveOverestimationSizeEXT` before any draw call.
- `VK_DYNAMIC_STATE_DEPTH_CLIP_ENABLE_EXT` specifies that the `depthClipEnable` state in `VkPipelineRasterizationDepthClipStateCreateInfoEXT` will be ignored and **must** be set dynamically with `vkCmdSetDepthClipEnableEXT` before any draw call.
- `VK_DYNAMIC_STATE_SAMPLE_LOCATIONS_ENABLE_EXT` specifies that the `sampleLocationsEnable` state in `VkPipelineSampleLocationsStateCreateInfoEXT` will be ignored and **must** be set dynamically with `vkCmdSetSampleLocationsEnableEXT` before any draw call.
- `VK_DYNAMIC_STATE_COLOR_BLEND_ADVANCED_EXT` specifies that the `colorBlendOp` state in `VkPipelineColorBlendAttachmentState`, and `srcPremultiplied`, `dstPremultiplied`, and `blendOverlap` states in `VkPipelineColorBlendAdvancedStateCreateInfoEXT` will be ignored and **must** be set dynamically with `vkCmdSetColorBlendAdvancedEXT` before any draw call.
- `VK_DYNAMIC_STATE_PROVOKING_VERTEX_MODE_EXT` specifies that the `provokingVertexMode` state in `VkPipelineRasterizationProvokingVertexStateCreateInfoEXT` will be ignored and **must** be set dynamically with `vkCmdSetProvokingVertexModeEXT` before any draw call.
- `VK_DYNAMIC_STATE_LINE_RASTERIZATION_MODE_EXT` specifies that the `lineRasterizationMode` state in `VkPipelineRasterizationLineStateCreateInfo` will be ignored and **must** be set dynamically with `vkCmdSetLineRasterizationModeEXT` before any draw call.
- `VK_DYNAMIC_STATE_LINE_STIPPLE_ENABLE_EXT` specifies that the `stippledLineEnable` state in `VkPipelineRasterizationLineStateCreateInfo` will be ignored and **must** be set dynamically with

`vkCmdSetLineStippleEnableEXT` before any draw call.

- `VK_DYNAMIC_STATE_DEPTH_CLIP_NEGATIVE_ONE_TO_ONE_EXT` specifies that the `negativeOneToOne` state in `VkPipelineViewportDepthClipControlCreateInfoEXT` will be ignored and **must** be set dynamically with `vkCmdSetDepthClipNegativeOneToOneEXT` before any draw call.
- `VK_DYNAMIC_STATE_DEPTH_CLAMP_RANGE_EXT` specifies that the `depthClampMode` and `pDepthClampRange` state in `VkPipelineViewportDepthClampControlCreateInfoEXT` will be ignored and **must** be set dynamically with `vkCmdSetDepthClampRangeEXT` before any draw call.
- `VK_DYNAMIC_STATE_VIEWPORT_W_SCALING_ENABLE_NV` specifies that the `viewportWScalingEnable` state in `VkPipelineViewportWScalingStateCreateInfoNV` will be ignored and **must** be set dynamically with `vkCmdSetViewportWScalingEnableNV` before any draw call.
- `VK_DYNAMIC_STATE_VIEWPORT_SWIZZLE_NV` specifies that the `viewportCount`, and `pViewportSwizzles` states in `VkPipelineViewportSwizzleStateCreateInfoNV` will be ignored and **must** be set dynamically with `vkCmdSetViewportSwizzleNV` before any draw call.
- `VK_DYNAMIC_STATE_COVERAGE_TO_COLOR_ENABLE_NV` specifies that the `coverageToColorEnable` state in `VkPipelineCoverageToColorStateCreateInfoNV` will be ignored and **must** be set dynamically with `vkCmdSetCoverageToColorEnableNV` before any draw call.
- `VK_DYNAMIC_STATE_COVERAGE_TO_COLOR_LOCATION_NV` specifies that the `coverageToColorLocation` state in `VkPipelineCoverageToColorStateCreateInfoNV` will be ignored and **must** be set dynamically with `vkCmdSetCoverageToColorLocationNV` before any draw call.
- `VK_DYNAMIC_STATE_COVERAGE_MODULATION_MODE_NV` specifies that the `coverageModulationMode` state in `VkPipelineCoverageModulationStateCreateInfoNV` will be ignored and **must** be set dynamically with `vkCmdSetCoverageModulationModeNV` before any draw call.
- `VK_DYNAMIC_STATE_COVERAGE_MODULATION_TABLE_ENABLE_NV` specifies that the `coverageModulationTableEnable` state in `VkPipelineCoverageModulationStateCreateInfoNV` will be ignored and **must** be set dynamically with `vkCmdSetCoverageModulationTableEnableNV` before any draw call.
- `VK_DYNAMIC_STATE_COVERAGE_MODULATION_TABLE_NV` specifies that the `coverageModulationTableCount`, and `pCoverageModulationTable` states in `VkPipelineCoverageModulationStateCreateInfoNV` will be ignored and **must** be set dynamically with `vkCmdSetCoverageModulationTableNV` before any draw call.
- `VK_DYNAMIC_STATE_SHADING_RATE_IMAGE_ENABLE_NV` specifies that the `shadingRateImageEnable` state in `VkPipelineViewportShadingRateImageStateCreateInfoNV` will be ignored and **must** be set dynamically with `vkCmdSetShadingRateImageEnableNV` before any draw call.
- `VK_DYNAMIC_STATE_REPRESENTATIVE_FRAGMENT_TEST_ENABLE_NV` specifies that the `representativeFragmentTestEnable` state in `VkPipelineRepresentativeFragmentTestStateCreateInfoNV` will be ignored and **must** be set dynamically with `vkCmdSetRepresentativeFragmentTestEnableNV` before any draw call.
- `VK_DYNAMIC_STATE_COVERAGE_REDUCTION_MODE_NV` specifies that the `coverageReductionMode` state in `VkPipelineCoverageReductionStateCreateInfoNV` will be ignored and **must** be set dynamically with `vkCmdSetCoverageReductionModeNV` before any draw call.

- [VK_DYNAMIC_STATE_ATTACHMENT_FEEDBACK_LOOP_ENABLE_EXT](#) specifies that the [VK_PIPELINE_CREATE_COLOR_ATTACHMENT_FEEDBACK_LOOP_BIT_EXT](#) and [VK_PIPELINE_CREATE_DEPTH_STENCIL_ATTACHMENT_FEEDBACK_LOOP_BIT_EXT](#) flags will be ignored and **must** be set dynamically with [vkCmdSetAttachmentFeedbackLoopEnableEXT](#) before any draw call.

10.4.1. Valid Combinations of Stages for Graphics Pipelines

Primitive processing can be handled either on a per primitive basis by the vertex, tessellation, and geometry shader stages, or on a per mesh basis using task and mesh shader stages. If the pipeline includes a mesh shader stage, it uses the mesh pipeline, otherwise it uses the primitive pipeline.

If a task shader is omitted, the task shading stage is skipped.

If tessellation shader stages are omitted, the tessellation shading and fixed-function stages of the pipeline are skipped.

If a geometry shader is omitted, the geometry shading stage is skipped.

If a fragment shader is omitted, fragment color outputs have undefined values, and the fragment depth value is determined by [Fragment Operations](#) state. This **can** be useful for depth-only rendering.

Presence of a shader stage in a pipeline is indicated by including a valid [VkPipelineShaderStageCreateInfo](#) with [module](#) and [pName](#) selecting an entry point from a shader module, where that entry point is valid for the stage specified by [stage](#).

Presence of some of the fixed-function stages in the pipeline is implicitly derived from enabled shaders and provided state. For example, the fixed-function tessellator is always present when the pipeline has valid Tessellation Control and Tessellation Evaluation shaders.

For example:

- Depth/stencil-only rendering in a subpass with no color attachments
 - Active Pipeline Shader Stages
 - Vertex Shader
 - Required: Fixed-Function Pipeline Stages
 - [VkPipelineVertexInputStateCreateInfo](#)
 - [VkPipelineInputAssemblyStateCreateInfo](#)
 - [VkPipelineViewportStateCreateInfo](#)
 - [VkPipelineRasterizationStateCreateInfo](#)
 - [VkPipelineMultisampleStateCreateInfo](#)
 - [VkPipelineDepthStencilStateCreateInfo](#)
- Color-only rendering in a subpass with no depth/stencil attachment
 - Active Pipeline Shader Stages
 - Vertex Shader

- Fragment Shader
- Required: Fixed-Function Pipeline Stages
 - [VkPipelineVertexInputStateCreateInfo](#)
 - [VkPipelineInputAssemblyStateCreateInfo](#)
 - [VkPipelineViewportStateCreateInfo](#)
 - [VkPipelineRasterizationStateCreateInfo](#)
 - [VkPipelineMultisampleStateCreateInfo](#)
 - [VkPipelineColorBlendStateCreateInfo](#)
- Rendering pipeline with tessellation and geometry shaders
 - Active Pipeline Shader Stages
 - Vertex Shader
 - Tessellation Control Shader
 - Tessellation Evaluation Shader
 - Geometry Shader
 - Fragment Shader
 - Required: Fixed-Function Pipeline Stages
 - [VkPipelineVertexInputStateCreateInfo](#)
 - [VkPipelineInputAssemblyStateCreateInfo](#)
 - [VkPipelineTessellationStateCreateInfo](#)
 - [VkPipelineViewportStateCreateInfo](#)
 - [VkPipelineRasterizationStateCreateInfo](#)
 - [VkPipelineMultisampleStateCreateInfo](#)
 - [VkPipelineDepthStencilStateCreateInfo](#)
 - [VkPipelineColorBlendStateCreateInfo](#)
- Rendering pipeline with task and mesh shaders
 - Active Pipeline Shader Stages
 - Task Shader
 - Mesh Shader
 - Fragment Shader
 - Required: Fixed-Function Pipeline Stages
 - [VkPipelineViewportStateCreateInfo](#)
 - [VkPipelineRasterizationStateCreateInfo](#)
 - [VkPipelineMultisampleStateCreateInfo](#)
 - [VkPipelineDepthStencilStateCreateInfo](#)
 - [VkPipelineColorBlendStateCreateInfo](#)

10.4.2. Graphics Pipeline Shader Groups

Graphics pipelines can contain multiple shader groups that can be bound individually. Each shader group behaves as if it was a pipeline using the shader group's state. When the pipeline is bound by regular means, it behaves as if the state of group 0 is active, use [vkCmdBindPipelineShaderGroupNV](#) to bind an individual shader group.

The primary purpose of shader groups is allowing the device to bind different pipeline state using [Device-Generated Commands](#).

The [VkGraphicsPipelineShaderGroupsCreateInfoNV](#) structure is defined as:

```
// Provided by VK_NV_device_generated_commands
typedef struct VkGraphicsPipelineShaderGroupsCreateInfoNV {
    VkStructureType          sType;
    const void*              pNext;
    uint32_t                 groupCount;
    const VkGraphicsShaderGroupCreateInfoNV* pGroups;
    uint32_t                 pipelineCount;
    const VkPipeline*         pPipelines;
} VkGraphicsPipelineShaderGroupsCreateInfoNV;
```

- `sType` is a [VkStructureType](#) value identifying this structure.
- `pNext` is `NULL` or a pointer to a structure extending this structure.
- `groupCount` is the number of elements in the `pGroups` array.
- `pGroups` is a pointer to an array of [VkGraphicsShaderGroupCreateInfoNV](#) structures specifying which state of the original [VkGraphicsPipelineCreateInfo](#) each shader group overrides.
- `pipelineCount` is the number of elements in the `pPipelines` array.
- `pPipelines` is a pointer to an array of graphics [VkPipeline](#) structures which are referenced within the created pipeline, including all their shader groups.

When referencing shader groups by index, groups defined in the referenced pipelines are treated as if they were defined as additional entries in `pGroups`. They are appended in the order they appear in the `pPipelines` array and in the `pGroups` array when those pipelines were defined.

The application **must** maintain the lifetime of all such referenced pipelines based on the pipelines that make use of them.

Valid Usage

- VUID-VkGraphicsPipelineShaderGroupsCreateInfoNV-groupCount-02879
`groupCount` **must** be at least 1 and as maximum `VkPhysicalDeviceDeviceGeneratedCommandsPropertiesNV::maxGraphicsShaderGroupCount`
- VUID-VkGraphicsPipelineShaderGroupsCreateInfoNV-groupCount-02880
The sum of `groupCount` including those groups added from referenced `pPipelines` **must** also be as maximum `VkPhysicalDeviceDeviceGeneratedCommandsPropertiesNV`

`::maxGraphicsShaderGroupCount`

- VUID-VkGraphicsPipelineShaderGroupsCreateInfoNV-pGroups-02881
The state of the first element of `pGroups` **must** match its equivalent within the parent's `VkGraphicsPipelineCreateInfo`
- VUID-VkGraphicsPipelineShaderGroupsCreateInfoNV-pGroups-02882
Each element of `pGroups` **must** in combination with the rest of the pipeline state yield a valid state configuration
- VUID-VkGraphicsPipelineShaderGroupsCreateInfoNV-pGroups-02884
All elements of `pGroups` **must** use the same shader stage combinations unless any mesh shader stage is used, then either combination of task and mesh or just mesh shader is valid
- VUID-VkGraphicsPipelineShaderGroupsCreateInfoNV-pGroups-02885
Mesh and regular primitive shading stages cannot be mixed across `pGroups`
- VUID-VkGraphicsPipelineShaderGroupsCreateInfoNV-pPipelines-02886
Each element of `pPipelines` **must** have been created with identical state to the pipeline currently created except the state that can be overridden by `VkGraphicsShaderGroupCreateInfoNV`
- VUID-VkGraphicsPipelineShaderGroupsCreateInfoNV-deviceGeneratedCommands-02887
The `VkPhysicalDeviceDeviceGeneratedCommandsFeaturesNV::deviceGeneratedCommands` feature **must** be enabled

Valid Usage (Implicit)

- VUID-VkGraphicsPipelineShaderGroupsCreateInfoNV-sType-sType
`sType` **must** be `VK_STRUCTURE_TYPE_GRAPHICS_PIPELINE_SHADER_GROUPS_CREATE_INFO_NV`
- VUID-VkGraphicsPipelineShaderGroupsCreateInfoNV-pGroups-parameter
If `groupCount` is not 0, `pGroups` **must** be a valid pointer to an array of `groupCount` valid `VkGraphicsShaderGroupCreateInfoNV` structures
- VUID-VkGraphicsPipelineShaderGroupsCreateInfoNV-pPipelines-parameter
If `pipelineCount` is not 0, `pPipelines` **must** be a valid pointer to an array of `pipelineCount` valid `VkPipeline` handles

Structure Chaining

Extends the structure

- `VkGraphicsPipelineCreateInfo`

The `VkGraphicsShaderGroupCreateInfoNV` structure provides the state overrides for each shader group. Each shader group behaves like a pipeline that was created from its state as well as the remaining parent's state. It is defined as:


```
// Provided by VK_NV_device_generated_commands
typedef struct VkGraphicsShaderGroupCreateInfoNV {
    VkStructureType          sType;
    const void*              pNext;
    uint32_t                 stageCount;
    const VkPipelineShaderStageCreateInfo* pStages;
    const VkPipelineVertexInputStateCreateInfo* pVertexInputState;
    const VkPipelineTessellationStateCreateInfo* pTessellationState;
} VkGraphicsShaderGroupCreateInfoNV;
```

- **sType** is a [VkStructureType](#) value identifying this structure.
- **pNext** is **NULL** or a pointer to a structure extending this structure.
- **stageCount** is the number of entries in the **pStages** array.
- **pStages** is a pointer to an array [VkPipelineShaderStageCreateInfo](#) structures specifying the set of the shader stages to be included in this shader group.
- **pVertexInputState** is a pointer to a [VkPipelineVertexInputStateCreateInfo](#) structure.
- **pTessellationState** is a pointer to a [VkPipelineTessellationStateCreateInfo](#) structure, and is ignored if the shader group does not include a tessellation control shader stage and tessellation evaluation shader stage.

Valid Usage

- VUID-VkGraphicsShaderGroupCreateInfoNV-stageCount-02888
For **stageCount**, the same restrictions as in [VkGraphicsPipelineCreateInfo::stageCount](#) apply
- VUID-VkGraphicsShaderGroupCreateInfoNV-pStages-02889
For **pStages**, the same restrictions as in [VkGraphicsPipelineCreateInfo::pStages](#) apply
- VUID-VkGraphicsShaderGroupCreateInfoNV-pVertexInputState-02890
For **pVertexInputState**, the same restrictions as in [VkGraphicsPipelineCreateInfo::pVertexInputState](#) apply
- VUID-VkGraphicsShaderGroupCreateInfoNV-pTessellationState-02891
For **pTessellationState**, the same restrictions as in [VkGraphicsPipelineCreateInfo::pTessellationState](#) apply

Valid Usage (Implicit)

- VUID-VkGraphicsShaderGroupCreateInfoNV-sType-sType
sType **must** be [VK_STRUCTURE_TYPE_GRAPHICS_SHADER_GROUP_CREATE_INFO_NV](#)
- VUID-VkGraphicsShaderGroupCreateInfoNV-pNext-pNext
pNext **must** be **NULL**
- VUID-VkGraphicsShaderGroupCreateInfoNV-pStages-parameter
pStages **must** be a valid pointer to an array of **stageCount** valid

[VkPipelineShaderStageCreateInfo](#) structures

- [VUID-VkGraphicsShaderGroupCreateInfoNV-stageCount-arraylength](#)
`stageCount` must be greater than 0

10.5. Ray Tracing Pipelines

Ray tracing pipelines consist of multiple shader stages, fixed-function traversal stages, and a pipeline layout.

10.5.1. Ray Tracing Pipeline Enums and Types

[VK_SHADER_UNUSED_KHR](#) is a special shader index used to indicate that a ray generation, miss, or callable shader member is not used.

```
#define VK_SHADER_UNUSED_KHR          (~0U)
```

```
#define VK_SHADER_UNUSED_NV          VK_SHADER_UNUSED_KHR
```

The [VkRayTracingShaderGroupTypeKHR](#) enumeration is defined as:

```
// Provided by VK_KHR_ray_tracing_pipeline
typedef enum VkRayTracingShaderGroupTypeKHR {
    VK_RAY_TRACING_SHADER_GROUP_TYPE_GENERAL_KHR = 0,
    VK_RAY_TRACING_SHADER_GROUP_TYPE_TRIANGLES_HIT_GROUP_KHR = 1,
    VK_RAY_TRACING_SHADER_GROUP_TYPE_PROCEDURAL_HIT_GROUP_KHR = 2,
    // Provided by VK_NV_ray_tracing
    VK_RAY_TRACING_SHADER_GROUP_TYPE_GENERAL_NV =
VK_RAY_TRACING_SHADER_GROUP_TYPE_GENERAL_KHR,
    // Provided by VK_NV_ray_tracing
    VK_RAY_TRACING_SHADER_GROUP_TYPE_TRIANGLES_HIT_GROUP_NV =
VK_RAY_TRACING_SHADER_GROUP_TYPE_TRIANGLES_HIT_GROUP_KHR,
    // Provided by VK_NV_ray_tracing
    VK_RAY_TRACING_SHADER_GROUP_TYPE_PROCEDURAL_HIT_GROUP_NV =
VK_RAY_TRACING_SHADER_GROUP_TYPE_PROCEDURAL_HIT_GROUP_KHR,
} VkRayTracingShaderGroupTypeKHR;
```

```
// Provided by VK_NV_ray_tracing
// Equivalent to VkRayTracingShaderGroupTypeKHR
typedef VkRayTracingShaderGroupTypeKHR VkRayTracingShaderGroupTypeNV;
```

- [VK_RAY_TRACING_SHADER_GROUP_TYPE_GENERAL_KHR](#) specifies that a shader group with a single [VK_SHADER_STAGE_RAYGEN_BIT_KHR](#), [VK_SHADER_STAGE_MISS_BIT_KHR](#), or [VK_SHADER_STAGE_CALLABLE_BIT_KHR](#) shader in it.

- [VK_RAY_TRACING_SHADER_GROUP_TYPE_TRIANGLES_HIT_GROUP_KHR](#) specifies that a shader group that only hits triangles and **must** not contain an intersection shader, only closest hit and any-hit shaders.
- [VK_RAY_TRACING_SHADER_GROUP_TYPE_PROCEDURAL_HIT_GROUP_KHR](#) specifies that a shader group that only intersects with custom geometry and **must** contain an intersection shader and **may** contain closest hit and any-hit shaders.

NOTE

For current group types, the hit group type could be inferred from the presence or absence of the intersection shader, but we provide the type explicitly for future hit groups that do not have that property.

10.5.2. Ray Tracing Pipeline Creation

To create ray tracing pipelines, call:

```
// Provided by VK_KHR_ray_tracing_pipeline
VkResult vkCreateRayTracingPipelinesKHR(
    VkDevice                device,
    VkDeferredOperationKHR  deferredOperation,
    VkPipelineCache         pipelineCache,
    uint32_t                createInfoCount,
    const VkRayTracingPipelineCreateInfoKHR* pCreateInfos,
    const VkAllocationCallbacks* pAllocator,
    VkPipeline*              pPipelines);
```

- **device** is the logical device that creates the ray tracing pipelines.
- **deferredOperation** is [VK_NULL_HANDLE](#) or the handle of a valid [VkDeferredOperationKHR](#) request deferral object for this command.
- **pipelineCache** is either [VK_NULL_HANDLE](#), indicating that pipeline caching is disabled, or to enable caching, the handle of a valid [VkPipelineCache](#) object. The implementation **must** not access this object outside of the duration of this command.
- **createInfoCount** is the length of the **pCreateInfos** and **pPipelines** arrays.
- **pCreateInfos** is a pointer to an array of [VkRayTracingPipelineCreateInfoKHR](#) structures.
- **pAllocator** controls host memory allocation as described in the [Memory Allocation](#) chapter.
- **pPipelines** is a pointer to an array in which the resulting ray tracing pipeline objects are returned.

The [VK_ERROR_INVALID_OPAQUE_CAPTURE_ADDRESS](#) error is returned if the implementation is unable to reuse the shader group handles provided in [VkRayTracingShaderGroupCreateInfoKHR::pShaderGroupCaptureReplayHandle](#) when [VkPhysicalDeviceRayTracingPipelineFeaturesKHR::rayTracingPipelineShaderGroupHandleCaptureReplay](#) is enabled.

Pipelines are created and returned as described for [Multiple Pipeline Creation](#).

Valid Usage

- VUID-vkCreateRayTracingPipelinesKHR-device-09677
device **must** support at least one queue family with the `VK_QUEUE_COMPUTE_BIT` capability
- VUID-vkCreateRayTracingPipelinesKHR-flags-03415
If the **flags** member of any element of **pCreateInfos** contains the `VK_PIPELINE_CREATE_DERIVATIVE_BIT` flag, and the **basePipelineIndex** member of that same element is not `-1`, **basePipelineIndex** **must** be less than the index into **pCreateInfos** that corresponds to that element
- VUID-vkCreateRayTracingPipelinesKHR-flags-03416
If the **flags** member of any element of **pCreateInfos** contains the `VK_PIPELINE_CREATE_DERIVATIVE_BIT` flag, the base pipeline **must** have been created with the `VK_PIPELINE_CREATE_ALLOW_DERIVATIVES_BIT` flag set
- VUID-vkCreateRayTracingPipelinesKHR-flags-03816
flags **must** not contain the `VK_PIPELINE_CREATE_DISPATCH_BASE_BIT` flag
- VUID-vkCreateRayTracingPipelinesKHR-pipelineCache-02903
If **pipelineCache** was created with `VK_PIPELINE_CACHE_CREATE_EXTERNALLY_SYNCHRONIZED_BIT`, host access to **pipelineCache** **must** be externally synchronized
- VUID-vkCreateRayTracingPipelinesKHR-deferredOperation-03678
Any previous deferred operation that was associated with **deferredOperation** **must** be complete
- VUID-vkCreateRayTracingPipelinesKHR-pNext-09616
If `VkPipelineBinaryInfoKHR::binaryCount` is not `0` for any element of **pCreateInfos**, **pipelineCache** **must** be `VK_NULL_HANDLE`
- VUID-vkCreateRayTracingPipelinesKHR-pNext-09617
If a `VkPipelineCreateFlags2CreateInfoKHR` structure with the `VK_PIPELINE_CREATE_2_CAPTURE_DATA_BIT_KHR` flag set is included in the **pNext** chain of any element of **pCreateInfos**, **pipelineCache** **must** be `VK_NULL_HANDLE`
- VUID-vkCreateRayTracingPipelinesKHR-binaryCount-09620
If `VkPipelineBinaryInfoKHR::binaryCount` is not `0` for any element of **pCreateInfos**, `VK_PIPELINE_CREATION_FEEDBACK_APPLICATION_PIPELINE_CACHE_HIT_BIT` **must** not be set in the **flags** of that element
- VUID-vkCreateRayTracingPipelinesKHR-binaryCount-09621
If `VkPipelineBinaryInfoKHR::binaryCount` is not `0` for any element of **pCreateInfos**, `VK_PIPELINE_CREATION_FEEDBACK_BASE_PIPELINE_ACCELERATION_BIT` **must** not be set in the **flags** of that element
- VUID-vkCreateRayTracingPipelinesKHR-binaryCount-09622
If `VkPipelineBinaryInfoKHR::binaryCount` is not `0` for any element of **pCreateInfos**, `VK_PIPELINE_CREATE_FAIL_ON_PIPELINE_COMPILE_REQUIRED_BIT_EXT` **must** not be set in the **flags** of that element

- VUID-vkCreateRayTracingPipelinesKHR-pCreateInfos-11414
If any element of `pCreateInfos` sets `VK_PIPELINE_CREATE_2_DESCRIPTOR_HEAP_BIT_EXT` and includes embedded sampler mappings, there **must** be less than $(\text{maxSamplerAllocationCount} - (\text{minSamplerHeapReservedRangeWithEmbedded} / \text{samplerDescriptorSize}))$ `VkSampler` objects currently created on the device
- VUID-vkCreateRayTracingPipelinesKHR-pCreateInfos-11429
If any element of `pCreateInfos` sets `VK_PIPELINE_CREATE_2_DESCRIPTOR_HEAP_BIT_EXT` and includes embedded sampler mappings, this command **must** not cause the total number of unique embedded samplers in pipelines and shaders on this device to exceed `maxDescriptorHeapEmbeddedSamplers`
- VUID-vkCreateRayTracingPipelinesKHR-rayTracingPipeline-03586
The `rayTracingPipeline` feature **must** be enabled
- VUID-vkCreateRayTracingPipelinesKHR-deferredOperation-03587
If `deferredOperation` is not `VK_NULL_HANDLE`, the `flags` member of elements of `pCreateInfos` **must** not include `VK_PIPELINE_CREATE_EARLY_RETURN_ON_FAILURE_BIT`

Valid Usage (Implicit)

- VUID-vkCreateRayTracingPipelinesKHR-device-parameter
`device` **must** be a valid `VkDevice` handle
- VUID-vkCreateRayTracingPipelinesKHR-deferredOperation-parameter
If `deferredOperation` is not `VK_NULL_HANDLE`, `deferredOperation` **must** be a valid `VkDeferredOperationKHR` handle
- VUID-vkCreateRayTracingPipelinesKHR-pipelineCache-parameter
If `pipelineCache` is not `VK_NULL_HANDLE`, `pipelineCache` **must** be a valid `VkPipelineCache` handle
- VUID-vkCreateRayTracingPipelinesKHR-pCreateInfos-parameter
`pCreateInfos` **must** be a valid pointer to an array of `createInfoCount` valid `VkRayTracingPipelineCreateInfoKHR` structures
- VUID-vkCreateRayTracingPipelinesKHR-pAllocator-parameter
If `pAllocator` is not `NULL`, `pAllocator` **must** be a valid pointer to a valid `VkAllocationCallbacks` structure
- VUID-vkCreateRayTracingPipelinesKHR-pPipelines-parameter
`pPipelines` **must** be a valid pointer to an array of `createInfoCount` `VkPipeline` handles
- VUID-vkCreateRayTracingPipelinesKHR-createInfoCount-arraylength
`createInfoCount` **must** be greater than 0
- VUID-vkCreateRayTracingPipelinesKHR-deferredOperation-parent
If `deferredOperation` is a valid handle, it **must** have been created, allocated, or retrieved from `device`
- VUID-vkCreateRayTracingPipelinesKHR-pipelineCache-parent
If `pipelineCache` is a valid handle, it **must** have been created, allocated, or retrieved from `device`

Return Codes

Success

- [VK_OPERATION_DEFERRED_KHR](#)
- [VK_OPERATION_NOT_DEFERRED_KHR](#)
- [VK_PIPELINE_COMPILE_REQUIRED_EXT](#)
- [VK_SUCCESS](#)

Failure

- [VK_ERROR_INVALID_OPAQUE_CAPTURE_ADDRESS](#)
- [VK_ERROR_OUT_OF_DEVICE_MEMORY](#)
- [VK_ERROR_OUT_OF_HOST_MEMORY](#)
- [VK_ERROR_UNKNOWN](#)
- [VK_ERROR_VALIDATION_FAILED](#)

The [VkRayTracingPipelineCreateInfoKHR](#) structure is defined as:

```
// Provided by VK_KHR_ray_tracing_pipeline
typedef struct VkRayTracingPipelineCreateInfoKHR {
    VkStructureType           sType;
    const void*               pNext;
    VkPipelineCreateFlags     flags;
    uint32_t                  stageCount;
    const VkPipelineShaderStageCreateInfo* pStages;
    uint32_t                  groupCount;
    const VkRayTracingShaderGroupCreateInfoKHR* pGroups;
    uint32_t                  maxPipelineRayRecursionDepth;
    const VkPipelineLibraryCreateInfoKHR* pLibraryInfo;
    const VkRayTracingPipelineInterfaceCreateInfoKHR* pLibraryInterface;
    const VkPipelineDynamicStateCreateInfo* pDynamicState;
    VkPipelineLayout          layout;
    VkPipeline                basePipelineHandle;
    int32_t                   basePipelineIndex;
} VkRayTracingPipelineCreateInfoKHR;
```

- [sType](#) is a [VkStructureType](#) value identifying this structure.
- [pNext](#) is [NULL](#) or a pointer to a structure extending this structure.
- [flags](#) is a bitmask of [VkPipelineCreateFlagBits](#) specifying how the pipeline will be generated.
- [stageCount](#) is the number of entries in the [pStages](#) array.
- [pStages](#) is a pointer to an array of [stageCount](#) [VkPipelineShaderStageCreateInfo](#) structures describing the set of the shader stages to be included in the ray tracing pipeline.
- [groupCount](#) is the number of entries in the [pGroups](#) array.

- `pGroups` is a pointer to an array of `groupCount` `VkRayTracingShaderGroupCreateInfoKHR` structures describing the set of the shader stages to be included in each shader group in the ray tracing pipeline.
- `maxPipelineRayRecursionDepth` is the `maximum recursion depth` of shaders executed by this pipeline.
- `pLibraryInfo` is a pointer to a `VkPipelineLibraryCreateInfoKHR` structure defining pipeline libraries to include.
- `pLibraryInterface` is a pointer to a `VkRayTracingPipelineInterfaceCreateInfoKHR` structure defining additional information when using pipeline libraries.
- `pDynamicState` is a pointer to a `VkPipelineDynamicStateCreateInfo` structure, and is used to indicate which properties of the pipeline state object are dynamic and **can** be changed independently of the pipeline state. This **can** be `NULL`, which means no state in the pipeline is considered dynamic.
- `layout` is the description of binding locations used by both the pipeline and descriptor sets used with the pipeline. If `VkPhysicalDeviceProperties::apiVersion` is greater than or equal to Vulkan 1.3 or `VK_KHR_maintenance4` is enabled `layout` **must** not be accessed by the implementation outside of the duration of the command this structure is passed to.
- `basePipelineHandle` is a pipeline to derive from.
- `basePipelineIndex` is an index into the `pCreateInfos` parameter to use as a pipeline to derive from.

The parameters `basePipelineHandle` and `basePipelineIndex` are described in more detail in [Pipeline Derivatives](#).

When `VK_PIPELINE_CREATE_LIBRARY_BIT_KHR` is specified, this pipeline defines a *pipeline library* which **cannot** be bound as a ray tracing pipeline directly. Instead, pipeline libraries define common shaders and shader groups which **can** be included in future pipeline creation.

If pipeline libraries are included in `pLibraryInfo`, shaders defined in those libraries are treated as if they were defined as additional entries in `pStages`, appended in the order they appear in the `pLibraries` array and in the `pStages` array when those libraries were defined.

When referencing shader groups in order to obtain a shader group handle, groups defined in those libraries are treated as if they were defined as additional entries in `pGroups`, appended in the order they appear in the `pLibraries` array and in the `pGroups` array when those libraries were defined. The shaders these groups reference are set when the pipeline library is created, referencing those specified in the pipeline library, not in the pipeline that includes it.

The default stack size for a pipeline if `VK_DYNAMIC_STATE_RAY_TRACING_PIPELINE_STACK_SIZE_KHR` is not provided is computed as described in [Ray Tracing Pipeline Stack](#).

If the `pNext` chain includes a `VkPipelineCreateFlags2CreateInfo` structure, `VkPipelineCreateFlags2CreateInfo::flags` from that structure is used instead of `flags` from this structure.

If the `pNext` chain includes a `VkRayTracingPipelineClusterAccelerationStructureCreateInfoNV`

structure, then that structure controls whether cluster acceleration structures are allowed in this ray tracing pipeline.

Valid Usage

- VUID-VkRayTracingPipelineCreateInfoKHR-None-09497
If the `pNext` chain does not include a `VkPipelineCreateFlags2CreateInfo` structure, `flags` **must** be a valid combination of `VkPipelineCreateFlagBits` values
- VUID-VkRayTracingPipelineCreateInfoKHR-flags-07984
If `flags` contains the `VK_PIPELINE_CREATE_DERIVATIVE_BIT` flag, and `basePipelineIndex` is -1, `basePipelineHandle` **must** be a valid ray tracing `VkPipeline` handle
- VUID-VkRayTracingPipelineCreateInfoKHR-flags-07985
If `flags` contains the `VK_PIPELINE_CREATE_DERIVATIVE_BIT` flag, and `basePipelineHandle` is `VK_NULL_HANDLE`, `basePipelineIndex` **must** be a valid index into the calling command's `pCreateInfos` parameter
- VUID-VkRayTracingPipelineCreateInfoKHR-flags-07986
If `flags` contains the `VK_PIPELINE_CREATE_DERIVATIVE_BIT` flag, `basePipelineIndex` **must** be -1 or `basePipelineHandle` **must** be `VK_NULL_HANDLE`
- VUID-VkRayTracingPipelineCreateInfoKHR-layout-07987
If a push constant block is declared in a shader and `layout` is not `VK_NULL_HANDLE`, a push constant range in `layout` **must** match the shader stage
- VUID-VkRayTracingPipelineCreateInfoKHR-layout-10069
If a push constant block is declared in a shader and `layout` is not `VK_NULL_HANDLE`, the block must be contained inside the push constant range in `layout` that matches the stage
- VUID-VkRayTracingPipelineCreateInfoKHR-layout-07988
If a `resource variable` is declared in a shader and `layout` is not `VK_NULL_HANDLE`, the corresponding descriptor set in `layout` **must** match the shader stage
- VUID-VkRayTracingPipelineCreateInfoKHR-layout-07990
If a `resource variable` is declared in a shader, `layout` is not `VK_NULL_HANDLE`, and the descriptor type is not `VK_DESCRIPTOR_TYPE_MUTABLE_EXT`, the corresponding descriptor set in `layout` **must** match the descriptor type
- VUID-VkRayTracingPipelineCreateInfoKHR-layout-07991
If a `resource variable` is declared in a shader as an array and `layout` is not `VK_NULL_HANDLE`, the corresponding descriptor binding used to create `layout` **must** have a `descriptorCount` that is greater than or equal to the length of the array
- VUID-VkRayTracingPipelineCreateInfoKHR-None-10391
If a `resource variables` is declared in a shader as an array of descriptors, then the descriptor type of that variable **must** not be `VK_DESCRIPTOR_TYPE_INLINE_UNIFORM_BLOCK`
- VUID-VkRayTracingPipelineCreateInfoKHR-flags-11798
If `shader64BitIndexing` feature is not enabled, `flags` **must** not contain `VK_PIPELINE_CREATE_2_64_BIT_INDEXING_BIT_EXT`
- VUID-VkRayTracingPipelineCreateInfoKHR-pipelineCreationCacheControl-02878

If the `pipelineCreationCacheControl` feature is not enabled, `flags` **must** not include `VK_PIPELINE_CREATE_FAIL_ON_PIPELINE_COMPILE_REQUIRED_BIT` nor `VK_PIPELINE_CREATE_EARLY_RETURN_ON_FAILURE_BIT`

- VUID-VkRayTracingPipelineCreateInfoKHR-pipelineProtectedAccess-07368

If the `pipelineProtectedAccess` feature is not enabled, `flags` **must** not include `VK_PIPELINE_CREATE_NO_PROTECTED_ACCESS_BIT` nor `VK_PIPELINE_CREATE_PROTECTED_ACCESS_ONLY_BIT`

- VUID-VkRayTracingPipelineCreateInfoKHR-flags-07369

`flags` **must** not include both `VK_PIPELINE_CREATE_NO_PROTECTED_ACCESS_BIT` and `VK_PIPELINE_CREATE_PROTECTED_ACCESS_ONLY_BIT`

- VUID-VkRayTracingPipelineCreateInfoKHR-flags-11311

If `VkPipelineCreateFlags2CreateInfoKHR::flags` includes `VK_PIPELINE_CREATE_2_DESCRIPTOR_HEAP_BIT_EXT`, `layout` **must** be `VK_NULL_HANDLE`

- VUID-VkRayTracingPipelineCreateInfoKHR-flags-11312

If `VkPipelineCreateFlags2CreateInfoKHR::flags` includes `VK_PIPELINE_CREATE_2_DESCRIPTOR_HEAP_BIT_EXT`, all shader variables in the `shader resource interface` with a `DescriptorSet` and `Binding` decoration **must** have a mapping declared in `VkShaderDescriptorSetAndBindingMappingInfoEXT::pMappings`

- VUID-VkRayTracingPipelineCreateInfoKHR-pStages-03426

The shader code for the entry points identified by `pStages`, and the rest of the state identified by this structure **must** adhere to the pipeline linking rules described in the `Shader Interfaces` chapter

- VUID-VkRayTracingPipelineCreateInfoKHR-layout-03428

The number of resources in `layout` accessible to each shader stage that is used by the pipeline **must** be less than or equal to `VkPhysicalDeviceLimits::maxPerStageResources`

- VUID-VkRayTracingPipelineCreateInfoKHR-flags-02904

`flags` **must** not include `VK_PIPELINE_CREATE_INDIRECT_BINDABLE_BIT_NV`

- VUID-VkRayTracingPipelineCreateInfoKHR-flags-12341

`flags` **must** not include `VK_PIPELINE_CREATE_NO_PROTECTED_ACCESS_BIT` nor `VK_PIPELINE_CREATE_PROTECTED_ACCESS_ONLY_BIT`

- VUID-VkRayTracingPipelineCreateInfoKHR-layout-12402

If `layout` is not `VK_NULL_HANDLE`, it **must** not have been created with `VK_PIPELINE_LAYOUT_CREATE_INDEPENDENT_SETS_BIT_EXT`

- VUID-VkRayTracingPipelineCreateInfoKHR-stage-03425

If `flags` does not include `VK_PIPELINE_CREATE_LIBRARY_BIT_KHR`, the `stage` member of at least one element of `pStages`, including those implicitly added by `pLibraryInfo`, **must** be `VK_SHADER_STAGE_RAYGEN_BIT_KHR`

- VUID-VkRayTracingPipelineCreateInfoKHR-maxPipelineRayRecursionDepth-03589

`maxPipelineRayRecursionDepth` **must** be less than or equal to `VkPhysicalDeviceRayTracingPipelinePropertiesKHR::maxRayRecursionDepth`

- VUID-VkRayTracingPipelineCreateInfoKHR-flags-03465

If `flags` includes `VK_PIPELINE_CREATE_LIBRARY_BIT_KHR`, `pLibraryInterface` **must** not

be **NULL**

- VUID-VkRayTracingPipelineCreateInfoKHR-pLibraryInfo-03590

If **pLibraryInfo** is not **NULL** and its **libraryCount** member is greater than **0**, **pLibraryInterface** **must** not be **NULL**

- VUID-VkRayTracingPipelineCreateInfoKHR-pLibraries-03591

Each element of **pLibraryInfo->pLibraries** **must** have been created with the value of **maxPipelineRayRecursionDepth** equal to that in this pipeline

- VUID-VkRayTracingPipelineCreateInfoKHR-pLibraryInfo-03592

If **pLibraryInfo** is not **NULL** and **layout** is not **VK_NULL_HANDLE**, each element of **pLibraryInfo->pLibraries** **must** have been created with a **layout** that is compatible with the **layout** in this pipeline

- VUID-VkRayTracingPipelineCreateInfoKHR-pLibraryInfo-03593

If **pLibraryInfo** is not **NULL**, each element of its **pLibraries** member **must** have been created with values of the **maxPipelineRayPayloadSize** and **maxPipelineRayHitAttributeSize** members of **pLibraryInterface** equal to those in this pipeline

- VUID-VkRayTracingPipelineCreateInfoKHR-flags-03594

If **flags** includes **VK_PIPELINE_CREATE_RAY_TRACING_SHADER_GROUP_HANDLE_CAPTURE_REPLAY_BIT_KHR**, each element of **pLibraryInfo->pLibraries** **must** have been created with the **VK_PIPELINE_CREATE_RAY_TRACING_SHADER_GROUP_HANDLE_CAPTURE_REPLAY_BIT_KHR** bit set

- VUID-VkRayTracingPipelineCreateInfoKHR-flags-04718

If **flags** includes **VK_PIPELINE_CREATE_RAY_TRACING_SKIP_AABBS_BIT_KHR**, each element of **pLibraryInfo->pLibraries** **must** have been created with the **VK_PIPELINE_CREATE_RAY_TRACING_SKIP_AABBS_BIT_KHR** bit set

- VUID-VkRayTracingPipelineCreateInfoKHR-flags-04719

If **flags** includes **VK_PIPELINE_CREATE_RAY_TRACING_SKIP_TRIANGLES_BIT_KHR**, each element of **pLibraryInfo->pLibraries** **must** have been created with the **VK_PIPELINE_CREATE_RAY_TRACING_SKIP_TRIANGLES_BIT_KHR** bit set

- VUID-VkRayTracingPipelineCreateInfoKHR-flags-04720

If **flags** includes **VK_PIPELINE_CREATE_RAY_TRACING_NO_NULL_ANY_HIT_SHADERS_BIT_KHR**, each element of **pLibraryInfo->pLibraries** **must** have been created with the **VK_PIPELINE_CREATE_RAY_TRACING_NO_NULL_ANY_HIT_SHADERS_BIT_KHR** bit set

- VUID-VkRayTracingPipelineCreateInfoKHR-flags-04721

If **flags** includes **VK_PIPELINE_CREATE_RAY_TRACING_NO_NULL_CLOSEST_HIT_SHADERS_BIT_KHR**, each element of **pLibraryInfo->pLibraries** **must** have been created with the **VK_PIPELINE_CREATE_RAY_TRACING_NO_NULL_CLOSEST_HIT_SHADERS_BIT_KHR** bit set

- VUID-VkRayTracingPipelineCreateInfoKHR-flags-04722

If **flags** includes **VK_PIPELINE_CREATE_RAY_TRACING_NO_NULL_INTERSECTION_SHADERS_BIT_KHR**, each element of **pLibraryInfo->pLibraries** **must** have been created with the **VK_PIPELINE_CREATE_RAY_TRACING_NO_NULL_INTERSECTION_SHADERS_BIT_KHR** bit

set

- VUID-VkRayTracingPipelineCreateInfoKHR-flags-04723
If **flags** includes `VK_PIPELINE_CREATE_RAY_TRACING_NO_NULL_MISS_SHADERS_BIT_KHR`, each element of `pLibraryInfo->pLibraries` **must** have been created with the `VK_PIPELINE_CREATE_RAY_TRACING_NO_NULL_MISS_SHADERS_BIT_KHR` bit set
- VUID-VkRayTracingPipelineCreateInfoKHR-pLibraryInfo-03595
If the `VK_KHR_pipeline_library` extension is not enabled, `pLibraryInfo` and `pLibraryInterface` **must** be `NULL`
- VUID-VkRayTracingPipelineCreateInfoKHR-flags-03470
If **flags** includes `VK_PIPELINE_CREATE_RAY_TRACING_NO_NULL_ANY_HIT_SHADERS_BIT_KHR`, for each element of `pGroups` with a **type** of `VK_RAY_TRACING_SHADER_GROUP_TYPE_TRIANGLES_HIT_GROUP_KHR` or `VK_RAY_TRACING_SHADER_GROUP_TYPE_PROCEDURAL_HIT_GROUP_KHR`, the `anyHitShader` of that element **must** not be `VK_SHADER_UNUSED_KHR`
- VUID-VkRayTracingPipelineCreateInfoKHR-flags-03471
If **flags** includes `VK_PIPELINE_CREATE_RAY_TRACING_NO_NULL_CLOSEST_HIT_SHADERS_BIT_KHR`, for each element of `pGroups` with a **type** of `VK_RAY_TRACING_SHADER_GROUP_TYPE_TRIANGLES_HIT_GROUP_KHR` or `VK_RAY_TRACING_SHADER_GROUP_TYPE_PROCEDURAL_HIT_GROUP_KHR`, the `closestHitShader` of that element **must** not be `VK_SHADER_UNUSED_KHR`
- VUID-VkRayTracingPipelineCreateInfoKHR-rayTraversalPrimitiveCulling-03596
If the `rayTraversalPrimitiveCulling` feature is not enabled, **flags** **must** not include `VK_PIPELINE_CREATE_RAY_TRACING_SKIP_AABBS_BIT_KHR`
- VUID-VkRayTracingPipelineCreateInfoKHR-rayTraversalPrimitiveCulling-03597
If the `rayTraversalPrimitiveCulling` feature is not enabled, **flags** **must** not include `VK_PIPELINE_CREATE_RAY_TRACING_SKIP_TRIANGLES_BIT_KHR`
- VUID-VkRayTracingPipelineCreateInfoKHR-flags-06546
flags **must** not include both `VK_PIPELINE_CREATE_RAY_TRACING_SKIP_TRIANGLES_BIT_KHR` and `VK_PIPELINE_CREATE_RAY_TRACING_SKIP_AABBS_BIT_KHR`
- VUID-VkRayTracingPipelineCreateInfoKHR-flags-03598
If **flags** includes `VK_PIPELINE_CREATE_RAY_TRACING_SHADER_GROUP_HANDLE_CAPTURE_REPLAY_BIT_KHR`, `rayTracingPipelineShaderGroupHandleCaptureReplay` **must** be enabled
- VUID-VkRayTracingPipelineCreateInfoKHR-rayTracingPipelineShaderGroupHandleCaptureReplay-03599
If `VkPhysicalDeviceRayTracingPipelineFeaturesKHR::rayTracingPipelineShaderGroupHandleCaptureReplay` is `VK_TRUE` and the `pShaderGroupCaptureReplayHandle` member of any element of `pGroups` is not `NULL`, **flags** **must** include `VK_PIPELINE_CREATE_RAY_TRACING_SHADER_GROUP_HANDLE_CAPTURE_REPLAY_BIT_`

KHR

- VUID-VkRayTracingPipelineCreateInfoKHR-pLibraryInfo-07999
If `pLibraryInfo` is `NULL` or its `libraryCount` is `0`, `stageCount` **must** not be `0`
- VUID-VkRayTracingPipelineCreateInfoKHR-flags-08700
If `flags` does not include `VK_PIPELINE_CREATE_LIBRARY_BIT_KHR` and either `pLibraryInfo` is `NULL` or its `libraryCount` is `0`, `groupCount` **must** not be `0`
- VUID-VkRayTracingPipelineCreateInfoKHR-pDynamicStates-03602
Any element of the `pDynamicStates` member of `pDynamicState` **must** be `VK_DYNAMIC_STATE_RAY_TRACING_PIPELINE_STACK_SIZE_KHR`
- VUID-VkRayTracingPipelineCreateInfoKHR-pipelineStageCreationFeedbackCount-06652
If `VkPipelineCreationFeedbackCreateInfo::pipelineStageCreationFeedbackCount` is not `0`, it **must** be equal to `stageCount`
- VUID-VkRayTracingPipelineCreateInfoKHR-stage-06899
The `stage` value in all `pStages` elements **must** be one of `VK_SHADER_STAGE_RAYGEN_BIT_KHR`, `VK_SHADER_STAGE_ANY_HIT_BIT_KHR`, `VK_SHADER_STAGE_CLOSEST_HIT_BIT_KHR`, `VK_SHADER_STAGE_MISS_BIT_KHR`, `VK_SHADER_STAGE_INTERSECTION_BIT_KHR`, or `VK_SHADER_STAGE_CALLABLE_BIT_KHR`
- VUID-VkRayTracingPipelineCreateInfoKHR-flags-07403
If `flags` includes `VK_PIPELINE_CREATE_RAY_TRACING_OPACITY_MICROMAP_BIT_EXT`, each element of `pLibraryInfo->pLibraries` **must** have been created with the `VK_PIPELINE_CREATE_RAY_TRACING_OPACITY_MICROMAP_BIT_EXT` bit set
- VUID-VkRayTracingPipelineCreateInfoKHR-flags-08701
If `flags` includes `VK_PIPELINE_CREATE_RAY_TRACING_DISPLACEMENT_MICROMAP_BIT_NV`, each element of `pLibraryInfo->pLibraries` **must** have been created with the `VK_PIPELINE_CREATE_RAY_TRACING_DISPLACEMENT_MICROMAP_BIT_NV` bit set
- VUID-VkRayTracingPipelineCreateInfoKHR-flags-10392
If the `pNext` chain includes a `VkPipelineCreateFlags2CreateInfo` structure, `flags` **must** not include both `VK_PIPELINE_CREATE_2_RAY_TRACING_OPACITY_MICROMAP_BIT_EXT` and `VK_PIPELINE_CREATE_2_DISALLOW_OPACITY_MICROMAP_BIT_ARM`
- VUID-VkRayTracingPipelineCreateInfoKHR-flags-11275
If `VkPipelineCreateFlags2CreateInfoKHR::flags` includes `VK_PIPELINE_CREATE_2_DESCRIPTOR_HEAP_BIT_EXT`, all libraries linked to this pipeline **must** also have that flag set
- VUID-VkRayTracingPipelineCreateInfoKHR-flags-11276
If `VkPipelineCreateFlags2CreateInfoKHR::flags` does not include `VK_PIPELINE_CREATE_2_DESCRIPTOR_HEAP_BIT_EXT`, all libraries linked to this pipeline **must** also not have that flag set
- VUID-VkRayTracingPipelineCreateInfoKHR-flags-12361
If `flags` includes `VK_PIPELINE_CREATE_DESCRIPTOR_BUFFER_BIT_EXT`, all libraries linked to this pipeline **must** also have that flag set
- VUID-VkRayTracingPipelineCreateInfoKHR-flags-12362

If `flags` does not include `VK_PIPELINE_CREATE_DESCRIPTOR_BUFFER_BIT_EXT`, all libraries linked to this pipeline **must** also not have that flag set

- VUID-VkRayTracingPipelineCreateInfoKHR-None-11369

If `VkPipelineCreateFlags2CreateInfoKHR::flags` does not include `VK_PIPELINE_CREATE_2_DESCRIPTOR_HEAP_BIT_EXT`, `layout` **must** not be `VK_NULL_HANDLE`

Valid Usage (Implicit)

- VUID-VkRayTracingPipelineCreateInfoKHR-sType-sType
`sType` **must** be `VK_STRUCTURE_TYPE_RAY_TRACING_PIPELINE_CREATE_INFO_KHR`
- VUID-VkRayTracingPipelineCreateInfoKHR-pNext-pNext
Each `pNext` member of any structure (including this one) in the `pNext` chain **must** be either `NULL` or a pointer to a valid instance of `VkPipelineBinaryInfoKHR`, `VkPipelineCreateFlags2CreateInfo`, `VkPipelineCreationFeedbackCreateInfo`, `VkPipelineRobustnessCreateInfo`, or `VkRayTracingPipelineClusterAccelerationStructureCreateInfoNV`
- VUID-VkRayTracingPipelineCreateInfoKHR-sType-unique
The `sType` value of each structure in the `pNext` chain **must** be unique
- VUID-VkRayTracingPipelineCreateInfoKHR-pStages-parameter
If `stageCount` is not 0, `pStages` **must** be a valid pointer to an array of `stageCount` valid `VkPipelineShaderStageCreateInfo` structures
- VUID-VkRayTracingPipelineCreateInfoKHR-pGroups-parameter
If `groupCount` is not 0, `pGroups` **must** be a valid pointer to an array of `groupCount` valid `VkRayTracingShaderGroupCreateInfoKHR` structures
- VUID-VkRayTracingPipelineCreateInfoKHR-pLibraryInfo-parameter
If `pLibraryInfo` is not `NULL`, `pLibraryInfo` **must** be a valid pointer to a valid `VkPipelineLibraryCreateInfoKHR` structure
- VUID-VkRayTracingPipelineCreateInfoKHR-pLibraryInterface-parameter
If `pLibraryInterface` is not `NULL`, `pLibraryInterface` **must** be a valid pointer to a valid `VkRayTracingPipelineInterfaceCreateInfoKHR` structure
- VUID-VkRayTracingPipelineCreateInfoKHR-pDynamicState-parameter
If `pDynamicState` is not `NULL`, `pDynamicState` **must** be a valid pointer to a valid `VkPipelineDynamicStateCreateInfo` structure
- VUID-VkRayTracingPipelineCreateInfoKHR-layout-parameter
If `layout` is not `VK_NULL_HANDLE`, `layout` **must** be a valid `VkPipelineLayout` handle
- VUID-VkRayTracingPipelineCreateInfoKHR-commonparent
Both of `basePipelineHandle`, and `layout` that are valid handles of non-ignored parameters **must** have been created, allocated, or retrieved from the same `VkDevice`

The `VkRayTracingPipelineClusterAccelerationStructureCreateInfoNV` structure is defined as:


```
// Provided by VK_KHR_ray_tracing_pipeline with VK_NV_cluster_acceleration_structure
typedef struct VkRayTracingPipelineClusterAccelerationStructureCreateInfoNV {
    VkStructureType    sType;
    void*              pNext;
    VkBool32           allowClusterAccelerationStructure;
} VkRayTracingPipelineClusterAccelerationStructureCreateInfoNV;
```

- `sType` is a `VkStructureType` value identifying this structure.
- `pNext` is `NULL` or a pointer to a structure extending this structure.
- `allowClusterAccelerationStructure` controls if cluster acceleration structures are allowed in the ray tracing pipeline.

If no cluster acceleration structures are present in the ray tracing pipeline, `allowClusterAccelerationStructure` **should** not be used to prevent traversal penalty on some implementations.

Valid Usage

- VUID-VkRayTracingPipelineClusterAccelerationStructureCreateInfoNV-clusterAccelerationStructure-10576
The `VkPhysicalDeviceClusterAccelerationStructureFeaturesNV::clusterAccelerationStructure` feature **must** be enabled

Valid Usage (Implicit)

- VUID-VkRayTracingPipelineClusterAccelerationStructureCreateInfoNV-sType-sType
`sType` **must** be `VK_STRUCTURE_TYPE_RAY_TRACING_PIPELINE_CLUSTER_ACCELERATION_STRUCTURE_CREATE_INFO_NV`

Structure Chaining

Extends the structure

- `VkRayTracingPipelineCreateInfoKHR`

The `VkRayTracingShaderGroupCreateInfoKHR` structure is defined as:


```
// Provided by VK_KHR_ray_tracing_pipeline
typedef struct VkRayTracingShaderGroupCreateInfoKHR {
    VkStructureType          sType;
    const void*              pNext;
    VkRayTracingShaderGroupTypeKHR type;
    uint32_t                  generalShader;
    uint32_t                  closestHitShader;
    uint32_t                  anyHitShader;
    uint32_t                  intersectionShader;
    const void*              pShaderGroupCaptureReplayHandle;
} VkRayTracingShaderGroupCreateInfoKHR;
```

- `sType` is a `VkStructureType` value identifying this structure.
- `pNext` is `NULL` or a pointer to a structure extending this structure.
- `type` is the type of hit group specified in this structure.
- `generalShader` is the index of the ray generation, miss, or callable shader from `VkRayTracingPipelineCreateInfoKHR::pStages` in the group if the shader group has `type` of `VK_RAY_TRACING_SHADER_GROUP_TYPE_GENERAL_KHR`, and `VK_SHADER_UNUSED_KHR` otherwise.
- `closestHitShader` is the optional index of the closest hit shader from `VkRayTracingPipelineCreateInfoKHR::pStages` in the group if the shader group has `type` of `VK_RAY_TRACING_SHADER_GROUP_TYPE_TRIANGLES_HIT_GROUP_KHR` or `VK_RAY_TRACING_SHADER_GROUP_TYPE_PROCEDURAL_HIT_GROUP_KHR`, and `VK_SHADER_UNUSED_KHR` otherwise.
- `anyHitShader` is the optional index of the any-hit shader from `VkRayTracingPipelineCreateInfoKHR::pStages` in the group if the shader group has `type` of `VK_RAY_TRACING_SHADER_GROUP_TYPE_TRIANGLES_HIT_GROUP_KHR` or `VK_RAY_TRACING_SHADER_GROUP_TYPE_PROCEDURAL_HIT_GROUP_KHR`, and `VK_SHADER_UNUSED_KHR` otherwise.
- `intersectionShader` is the index of the intersection shader from `VkRayTracingPipelineCreateInfoKHR::pStages` in the group if the shader group has `type` of `VK_RAY_TRACING_SHADER_GROUP_TYPE_PROCEDURAL_HIT_GROUP_KHR`, and `VK_SHADER_UNUSED_KHR` otherwise.
- `pShaderGroupCaptureReplayHandle` is `NULL` or a pointer to replay information for this shader group queried from `vkGetRayTracingCaptureReplayShaderGroupHandlesKHR`, as described in [Ray Tracing Capture Replay](#). Ignored if `VkPhysicalDeviceRayTracingPipelineFeaturesKHR::rayTracingPipelineShaderGroupHandleCaptureReplay` is `VK_FALSE`.

If the pipeline is created with `VK_PIPELINE_CREATE_LIBRARY_BIT_KHR` and the `pipelineLibraryGroupHandles` feature is enabled, `pShaderGroupCaptureReplayHandle` is inherited by all pipelines which link against this pipeline and remains bitwise identical for any pipeline which references this pipeline library.

Valid Usage

- VUID-VkRayTracingShaderGroupCreateInfoKHR-type-03474
If `type` is `VK_RAY_TRACING_SHADER_GROUP_TYPE_GENERAL_KHR` then `generalShader` **must** be a valid index into the list of shaders, formed by shaders in `VkRayTracingPipelineCreateInfoKHR::pStages` and the shaders imported from pipeline libraries, referring to a shader of `VK_SHADER_STAGE_RAYGEN_BIT_KHR`, `VK_SHADER_STAGE_MISS_BIT_KHR`, or `VK_SHADER_STAGE_CALLABLE_BIT_KHR`
- VUID-VkRayTracingShaderGroupCreateInfoKHR-type-03475
If `type` is `VK_RAY_TRACING_SHADER_GROUP_TYPE_GENERAL_KHR` then `closestHitShader`, `anyHitShader`, and `intersectionShader` **must** be `VK_SHADER_UNUSED_KHR`
- VUID-VkRayTracingShaderGroupCreateInfoKHR-type-03476
If `type` is `VK_RAY_TRACING_SHADER_GROUP_TYPE_PROCEDURAL_HIT_GROUP_KHR` then `intersectionShader` **must** be a valid index into the list of shaders, formed by shaders in `VkRayTracingPipelineCreateInfoKHR::pStages` and the shaders imported from pipeline libraries, referring to a shader of `VK_SHADER_STAGE_INTERSECTION_BIT_KHR`
- VUID-VkRayTracingShaderGroupCreateInfoKHR-type-03477
If `type` is `VK_RAY_TRACING_SHADER_GROUP_TYPE_TRIANGLES_HIT_GROUP_KHR` then `intersectionShader` **must** be `VK_SHADER_UNUSED_KHR`
- VUID-VkRayTracingShaderGroupCreateInfoKHR-closestHitShader-03478
`closestHitShader` **must** be either `VK_SHADER_UNUSED_KHR` or a valid index into the list of shaders, formed by shaders in `VkRayTracingPipelineCreateInfoKHR::pStages` and the shaders imported from pipeline libraries, referring to a shader of `VK_SHADER_STAGE_CLOSEST_HIT_BIT_KHR`
- VUID-VkRayTracingShaderGroupCreateInfoKHR-anyHitShader-03479
`anyHitShader` **must** be either `VK_SHADER_UNUSED_KHR` or a valid index into the list of shaders, formed by shaders in `VkRayTracingPipelineCreateInfoKHR::pStages` and the shaders imported from pipeline libraries, referring to a shader of `VK_SHADER_STAGE_ANY_HIT_BIT_KHR`
- VUID-VkRayTracingShaderGroupCreateInfoKHR-rayTracingPipelineShaderGroupHandleCaptureReplayMixed-03603
If `VkPhysicalDeviceRayTracingPipelineFeaturesKHR::rayTracingPipelineShaderGroupHandleCaptureReplayMixed` is `VK_FALSE` then `pShaderGroupCaptureReplayHandle` **must** not be provided if it has not been provided on a previous call to ray tracing pipeline creation
- VUID-VkRayTracingShaderGroupCreateInfoKHR-rayTracingPipelineShaderGroupHandleCaptureReplayMixed-03604
If `VkPhysicalDeviceRayTracingPipelineFeaturesKHR::rayTracingPipelineShaderGroupHandleCaptureReplayMixed` is `VK_FALSE` then the caller **must** guarantee that no ray tracing pipeline creation commands with `pShaderGroupCaptureReplayHandle` provided execute simultaneously with ray tracing pipeline creation commands without `pShaderGroupCaptureReplayHandle` provided

Valid Usage (Implicit)

- VUID-VkRayTracingShaderGroupCreateInfoKHR-sType-sType
sType must be `VK_STRUCTURE_TYPE_RAY_TRACING_SHADER_GROUP_CREATE_INFO_KHR`
- VUID-VkRayTracingShaderGroupCreateInfoKHR-pNext-pNext
pNext must be `NULL`
- VUID-VkRayTracingShaderGroupCreateInfoKHR-type-parameter
type must be a valid `VkRayTracingShaderGroupTypeKHR` value

The `VkRayTracingPipelineInterfaceCreateInfoKHR` structure is defined as:

```
// Provided by VK_KHR_ray_tracing_pipeline
typedef struct VkRayTracingPipelineInterfaceCreateInfoKHR {
    VkStructureType    sType;
    const void*        pNext;
    uint32_t            maxPipelineRayPayloadSize;
    uint32_t            maxPipelineRayHitAttributeSize;
} VkRayTracingPipelineInterfaceCreateInfoKHR;
```

- **sType** is a `VkStructureType` value identifying this structure.
- **pNext** is `NULL` or a pointer to a structure extending this structure.
- **maxPipelineRayPayloadSize** is the maximum payload size in bytes used by any shader in the pipeline.
- **maxPipelineRayHitAttributeSize** is the maximum attribute structure size in bytes used by any shader in the pipeline.

maxPipelineRayPayloadSize is calculated as the maximum size of the block (in bytes) declared in the `RayPayloadKHR` or `IncomingRayPayloadKHR` storage classes. **maxPipelineRayHitAttributeSize** is calculated as the maximum size of any block (in bytes) declared in the `HitAttributeKHR` or `HitObjectAttributeEXT` storage class. As variables in these storage classes do not have explicit offsets, the size should be calculated as if each variable has a `scalar alignment` equal to the largest scalar alignment of any of the block's members.

NOTE

There is no explicit upper limit for **maxPipelineRayPayloadSize**, but in practice it should be kept as small as possible. Similar to invocation local memory, it must be allocated for each shader invocation and for devices which support many simultaneous invocations, this storage can rapidly be exhausted, resulting in failure.

Valid Usage

- VUID-VkRayTracingPipelineInterfaceCreateInfoKHR-maxPipelineRayHitAttributeSize-03605
maxPipelineRayHitAttributeSize must be less than or equal to

Valid Usage (Implicit)

- VUID-VkRayTracingPipelineInterfaceCreateInfoKHR-sType-sType **must** be `VK_STRUCTURE_TYPE_RAY_TRACING_PIPELINE_INTERFACE_CREATE_INFO_KHR`
- VUID-VkRayTracingPipelineInterfaceCreateInfoKHR-pNext-pNext **must** be `NULL`

To create ray tracing pipelines, call:

```
// Provided by VK_NV_ray_tracing
VkResult vkCreateRayTracingPipelinesNV(
    VkDevice                                device,
    VkPipelineCache                         pipelineCache,
    uint32_t                               createInfoCount,
    const VkRayTracingPipelineCreateInfoNV* pCreateInfos,
    const VkAllocationCallbacks*           pAllocator,
    VkPipeline*                             pPipelines);
```

- `device` is the logical device that creates the ray tracing pipelines.
- `pipelineCache` is either `VK_NULL_HANDLE`, indicating that pipeline caching is disabled, or to enable caching, the handle of a valid `VkPipelineCache` object. The implementation **must** not access this object outside of the duration of this command.
- `createInfoCount` is the length of the `pCreateInfos` and `pPipelines` arrays.
- `pCreateInfos` is a pointer to an array of `VkRayTracingPipelineCreateInfoNV` structures.
- `pAllocator` controls host memory allocation as described in the [Memory Allocation](#) chapter.
- `pPipelines` is a pointer to an array in which the resulting ray tracing pipeline objects are returned.

Pipelines are created and returned as described for [Multiple Pipeline Creation](#).

Valid Usage

- VUID-vkCreateRayTracingPipelinesNV-device-09677
`device` **must** support at least one queue family with the `VK_QUEUE_COMPUTE_BIT` capability
- VUID-vkCreateRayTracingPipelinesNV-flags-03415
If the `flags` member of any element of `pCreateInfos` contains the `VK_PIPELINE_CREATE_DERIVATIVE_BIT` flag, and the `basePipelineIndex` member of that same element is not `-1`, `basePipelineIndex` **must** be less than the index into `pCreateInfos` that corresponds to that element

- VUID-vkCreateRayTracingPipelinesNV-flags-03416
If the **flags** member of any element of **pCreateInfo**s contains the **VK_PIPELINE_CREATE_DERIVATIVE_BIT** flag, the base pipeline **must** have been created with the **VK_PIPELINE_CREATE_ALLOW_DERIVATIVES_BIT** flag set
- VUID-vkCreateRayTracingPipelinesNV-flags-03816
flags **must** not contain the **VK_PIPELINE_CREATE_DISPATCH_BASE_BIT** flag
- VUID-vkCreateRayTracingPipelinesNV-pipelineCache-02903
If **pipelineCache** was created with **VK_PIPELINE_CACHE_CREATE_EXTERNALLY_SYNCHRONIZED_BIT**, host access to **pipelineCache** **must** be externally synchronized
- VUID-vkCreateRayTracingPipelinesNV-pNext-09616
If **VkPipelineBinaryInfoKHR::binaryCount** is not 0 for any element of **pCreateInfo**s, **pipelineCache** **must** be **VK_NULL_HANDLE**
- VUID-vkCreateRayTracingPipelinesNV-pNext-09617
If a **VkPipelineCreateFlags2CreateInfoKHR** structure with the **VK_PIPELINE_CREATE_2_CAPTURE_DATA_BIT_KHR** flag set is included in the **pNext** chain of any element of **pCreateInfo**s, **pipelineCache** **must** be **VK_NULL_HANDLE**
- VUID-vkCreateRayTracingPipelinesNV-binaryCount-09620
If **VkPipelineBinaryInfoKHR::binaryCount** is not 0 for any element of **pCreateInfo**s, **VK_PIPELINE_CREATION_FEEDBACK_APPLICATION_PIPELINE_CACHE_HIT_BIT** **must** not be set in the **flags** of that element
- VUID-vkCreateRayTracingPipelinesNV-binaryCount-09621
If **VkPipelineBinaryInfoKHR::binaryCount** is not 0 for any element of **pCreateInfo**s, **VK_PIPELINE_CREATION_FEEDBACK_BASE_PIPELINE_ACCELERATION_BIT** **must** not be set in the **flags** of that element
- VUID-vkCreateRayTracingPipelinesNV-binaryCount-09622
If **VkPipelineBinaryInfoKHR::binaryCount** is not 0 for any element of **pCreateInfo**s, **VK_PIPELINE_CREATE_FAIL_ON_PIPELINE_COMPILE_REQUIRED_BIT_EXT** **must** not be set in the **flags** of that element
- VUID-vkCreateRayTracingPipelinesNV-pCreateInfo-11414
If any element of **pCreateInfo**s sets **VK_PIPELINE_CREATE_2_DESCRIPTOR_HEAP_BIT_EXT** and includes embedded sampler mappings, there **must** be less than $(\text{maxSamplerAllocationCount} - (\text{minSamplerHeapReservedRangeWithEmbedded} / \text{samplerDescriptorSize}))$ **VkSampler** objects currently created on the device
- VUID-vkCreateRayTracingPipelinesNV-pCreateInfo-11429
If any element of **pCreateInfo**s sets **VK_PIPELINE_CREATE_2_DESCRIPTOR_HEAP_BIT_EXT** and includes embedded sampler mappings, this command **must** not cause the total number of unique embedded samplers in pipelines and shaders on this device to exceed **maxDescriptorHeapEmbeddedSamplers**
- VUID-vkCreateRayTracingPipelinesNV-pNext-10150
If a **VkPipelineCreateFlags2CreateInfoKHR** structure is included in the **pNext** chain of any element of **pCreateInfo**s, **VK_PIPELINE_CREATE_2_CAPTURE_DATA_BIT_KHR** flag **must** not be set

Valid Usage (Implicit)

- VUID-vkCreateRayTracingPipelinesNV-device-parameter
`device` **must** be a valid `VkDevice` handle
- VUID-vkCreateRayTracingPipelinesNV-pipelineCache-parameter
If `pipelineCache` is not `VK_NULL_HANDLE`, `pipelineCache` **must** be a valid `VkPipelineCache` handle
- VUID-vkCreateRayTracingPipelinesNV-pCreateInfos-parameter
`pCreateInfos` **must** be a valid pointer to an array of `createInfoCount` valid `VkRayTracingPipelineCreateInfoNV` structures
- VUID-vkCreateRayTracingPipelinesNV-pAllocator-parameter
If `pAllocator` is not `NULL`, `pAllocator` **must** be a valid pointer to a valid `VkAllocationCallbacks` structure
- VUID-vkCreateRayTracingPipelinesNV-pPipelines-parameter
`pPipelines` **must** be a valid pointer to an array of `createInfoCount` `VkPipeline` handles
- VUID-vkCreateRayTracingPipelinesNV-createInfoCount-arraylength
`createInfoCount` **must** be greater than `0`
- VUID-vkCreateRayTracingPipelinesNV-pipelineCache-parent
If `pipelineCache` is a valid handle, it **must** have been created, allocated, or retrieved from `device`

Return Codes

Success

- `VK_PIPELINE_COMPILE_REQUIRED_EXT`
- `VK_SUCCESS`

Failure

- `VK_ERROR_INVALID_SHADER_NV`
- `VK_ERROR_OUT_OF_DEVICE_MEMORY`
- `VK_ERROR_OUT_OF_HOST_MEMORY`
- `VK_ERROR_UNKNOWN`
- `VK_ERROR_VALIDATION_FAILED`

The `VkRayTracingPipelineCreateInfoNV` structure is defined as:


```
// Provided by VK_NV_ray_tracing
typedef struct VkRayTracingPipelineCreateInfoNV {
    VkStructureType           sType;
    const void*               pNext;
    VkPipelineCreateFlags     flags;
    uint32_t                  stageCount;
    const VkPipelineShaderStageCreateInfo* pStages;
    uint32_t                  groupCount;
    const VkRayTracingShaderGroupCreateInfoNV* pGroups;
    uint32_t                  maxRecursionDepth;
    VkPipelineLayout          layout;
    VkPipeline                basePipelineHandle;
    int32_t                   basePipelineIndex;
} VkRayTracingPipelineCreateInfoNV;
```

- `sType` is a `VkStructureType` value identifying this structure.
- `pNext` is `NULL` or a pointer to a structure extending this structure.
- `flags` is a bitmask of `VkPipelineCreateFlagBits` specifying how the pipeline will be generated.
- `stageCount` is the number of entries in the `pStages` array.
- `pStages` is a pointer to an array of `VkPipelineShaderStageCreateInfo` structures specifying the set of the shader stages to be included in the ray tracing pipeline.
- `groupCount` is the number of entries in the `pGroups` array.
- `pGroups` is a pointer to an array of `VkRayTracingShaderGroupCreateInfoNV` structures describing the set of the shader stages to be included in each shader group in the ray tracing pipeline.
- `maxRecursionDepth` is the `maximum recursion depth` of shaders executed by this pipeline.
- `layout` is the description of binding locations used by both the pipeline and descriptor sets used with the pipeline. If `VkPhysicalDeviceProperties::apiVersion` is greater than or equal to Vulkan 1.3 or `VK_KHR_maintenance4` is enabled `layout` **must** not be accessed by the implementation outside of the duration of the command this structure is passed to.
- `basePipelineHandle` is a pipeline to derive from.
- `basePipelineIndex` is an index into the `pCreateInfos` parameter to use as a pipeline to derive from.

The parameters `basePipelineHandle` and `basePipelineIndex` are described in more detail in [Pipeline Derivatives](#).

If the `pNext` chain includes a `VkPipelineCreateFlags2CreateInfo` structure, `VkPipelineCreateFlags2CreateInfo::flags` from that structure is used instead of `flags` from this structure.

Valid Usage

- VUID-VkRayTracingPipelineCreateInfoNV-None-09497

If the `pNext` chain does not include a `VkPipelineCreateFlags2CreateInfo` structure, `flags` **must** be a valid combination of `VkPipelineCreateFlagBits` values

- VUID-VkRayTracingPipelineCreateInfoNV-flags-07984
If `flags` contains the `VK_PIPELINE_CREATE_DERIVATIVE_BIT` flag, and `basePipelineIndex` is -1, `basePipelineHandle` **must** be a valid ray tracing `VkPipeline` handle
- VUID-VkRayTracingPipelineCreateInfoNV-flags-07985
If `flags` contains the `VK_PIPELINE_CREATE_DERIVATIVE_BIT` flag, and `basePipelineHandle` is `VK_NULL_HANDLE`, `basePipelineIndex` **must** be a valid index into the calling command's `pCreateInfos` parameter
- VUID-VkRayTracingPipelineCreateInfoNV-flags-07986
If `flags` contains the `VK_PIPELINE_CREATE_DERIVATIVE_BIT` flag, `basePipelineIndex` **must** be -1 or `basePipelineHandle` **must** be `VK_NULL_HANDLE`
- VUID-VkRayTracingPipelineCreateInfoNV-layout-07987
If a push constant block is declared in a shader and `layout` is not `VK_NULL_HANDLE`, a push constant range in `layout` **must** match the shader stage
- VUID-VkRayTracingPipelineCreateInfoNV-layout-10069
If a push constant block is declared in a shader and `layout` is not `VK_NULL_HANDLE`, the block must be contained inside the push constant range in `layout` that matches the stage
- VUID-VkRayTracingPipelineCreateInfoNV-layout-07988
If a `resource variable` is declared in a shader and `layout` is not `VK_NULL_HANDLE`, the corresponding descriptor set in `layout` **must** match the shader stage
- VUID-VkRayTracingPipelineCreateInfoNV-layout-07990
If a `resource variable` is declared in a shader, `layout` is not `VK_NULL_HANDLE`, and the descriptor type is not `VK_DESCRIPTOR_TYPE_MUTABLE_EXT`, the corresponding descriptor set in `layout` **must** match the descriptor type
- VUID-VkRayTracingPipelineCreateInfoNV-layout-07991
If a `resource variable` is declared in a shader as an array and `layout` is not `VK_NULL_HANDLE`, the corresponding descriptor binding used to create `layout` **must** have a `descriptorCount` that is greater than or equal to the length of the array
- VUID-VkRayTracingPipelineCreateInfoNV-None-10391
If a `resource variables` is declared in a shader as an array of descriptors, then the descriptor type of that variable **must** not be `VK_DESCRIPTOR_TYPE_INLINE_UNIFORM_BLOCK`
- VUID-VkRayTracingPipelineCreateInfoNV-flags-11798
If `shader64BitIndexing` feature is not enabled, `flags` **must** not contain `VK_PIPELINE_CREATE_2_64_BIT_INDEXING_BIT_EXT`
- VUID-VkRayTracingPipelineCreateInfoNV-pipelineCreationCacheControl-02878
If the `pipelineCreationCacheControl` feature is not enabled, `flags` **must** not include `VK_PIPELINE_CREATE_FAIL_ON_PIPELINE_COMPILE_REQUIRED_BIT` nor `VK_PIPELINE_CREATE_EARLY_RETURN_ON_FAILURE_BIT`
- VUID-VkRayTracingPipelineCreateInfoNV-pipelineProtectedAccess-07368
If the `pipelineProtectedAccess` feature is not enabled, `flags` **must** not include `VK_PIPELINE_CREATE_NO_PROTECTED_ACCESS_BIT` nor

VK_PIPELINE_CREATE_PROTECTED_ACCESS_ONLY_BIT

- VUID-VkRayTracingPipelineCreateInfoNV-flags-07369
flags must not include both [VK_PIPELINE_CREATE_NO_PROTECTED_ACCESS_BIT](#) and [VK_PIPELINE_CREATE_PROTECTED_ACCESS_ONLY_BIT](#)
- VUID-VkRayTracingPipelineCreateInfoNV-flags-11311
If [VkPipelineCreateFlags2CreateInfoKHR::flags](#) includes [VK_PIPELINE_CREATE_2_DESCRIPTOR_HEAP_BIT_EXT](#), **layout must** be [VK_NULL_HANDLE](#)
- VUID-VkRayTracingPipelineCreateInfoNV-flags-11312
If [VkPipelineCreateFlags2CreateInfoKHR::flags](#) includes [VK_PIPELINE_CREATE_2_DESCRIPTOR_HEAP_BIT_EXT](#), all shader variables in the [shader resource interface](#) with a [DescriptorSet](#) and [Binding](#) decoration **must** have a mapping declared in [VkShaderDescriptorSetAndBindingMappingInfoEXT::pMappings](#)
- VUID-VkRayTracingPipelineCreateInfoNV-pStages-03426
The shader code for the entry points identified by [pStages](#), and the rest of the state identified by this structure **must** adhere to the pipeline linking rules described in the [Shader Interfaces](#) chapter
- VUID-VkRayTracingPipelineCreateInfoNV-layout-03428
The number of resources in **layout** accessible to each shader stage that is used by the pipeline **must** be less than or equal to [VkPhysicalDeviceLimits::maxPerStageResources](#)
- VUID-VkRayTracingPipelineCreateInfoNV-flags-02904
flags must not include [VK_PIPELINE_CREATE_INDIRECT_BINDABLE_BIT_NV](#)
- VUID-VkRayTracingPipelineCreateInfoNV-flags-12341
flags must not include [VK_PIPELINE_CREATE_NO_PROTECTED_ACCESS_BIT](#) nor [VK_PIPELINE_CREATE_PROTECTED_ACCESS_ONLY_BIT](#)
- VUID-VkRayTracingPipelineCreateInfoNV-layout-12402
If **layout** is not [VK_NULL_HANDLE](#), it **must** not have been created with [VK_PIPELINE_LAYOUT_CREATE_INDEPENDENT_SETS_BIT_EXT](#)
- VUID-VkRayTracingPipelineCreateInfoNV-stage-06232
The **stage** member of at least one element of [pStages](#) **must** be [VK_SHADER_STAGE_RAYGEN_BIT_KHR](#)
- VUID-VkRayTracingPipelineCreateInfoNV-flags-03456
flags must not include [VK_PIPELINE_CREATE_LIBRARY_BIT_KHR](#)
- VUID-VkRayTracingPipelineCreateInfoNV-maxRecursionDepth-03457
[maxRecursionDepth](#) **must** be less than or equal to [VkPhysicalDeviceRayTracingPropertiesNV::maxRecursionDepth](#)
- VUID-VkRayTracingPipelineCreateInfoNV-flags-03458
flags must not include [VK_PIPELINE_CREATE_RAY_TRACING_NO_NULL_ANY_HIT_SHADERS_BIT_KHR](#)
- VUID-VkRayTracingPipelineCreateInfoNV-flags-03459
flags must not include [VK_PIPELINE_CREATE_RAY_TRACING_NO_NULL_CLOSEST_HIT_SHADERS_BIT_KHR](#)

- VUID-VkRayTracingPipelineCreateInfoNV-flags-03460
flags **must** not include `VK_PIPELINE_CREATE_RAY_TRACING_NO_NULL_MISS_SHADERS_BIT_KHR`
- VUID-VkRayTracingPipelineCreateInfoNV-flags-03461
flags **must** not include `VK_PIPELINE_CREATE_RAY_TRACING_NO_NULL_INTERSECTION_SHADERS_BIT_KHR`
- VUID-VkRayTracingPipelineCreateInfoNV-flags-03462
flags **must** not include `VK_PIPELINE_CREATE_RAY_TRACING_SKIP_AABBS_BIT_KHR`
- VUID-VkRayTracingPipelineCreateInfoNV-flags-03463
flags **must** not include `VK_PIPELINE_CREATE_RAY_TRACING_SKIP_TRIANGLES_BIT_KHR`
- VUID-VkRayTracingPipelineCreateInfoNV-flags-03588
flags **must** not include `VK_PIPELINE_CREATE_RAY_TRACING_SHADER_GROUP_HANDLE_CAPTURE_REPLAY_BIT_KHR`
- VUID-VkRayTracingPipelineCreateInfoNV-flags-04948
flags **must** not include `VK_PIPELINE_CREATE_RAY_TRACING_ALLOW_MOTION_BIT_NV`
- VUID-VkRayTracingPipelineCreateInfoNV-flags-02957
flags **must** not include both `VK_PIPELINE_CREATE_DEFER_COMPILE_BIT_NV` and `VK_PIPELINE_CREATE_FAIL_ON_PIPELINE_COMPILE_REQUIRED_BIT` at the same time
- VUID-VkRayTracingPipelineCreateInfoNV-pipelineStageCreationFeedbackCount-06651
If `VkPipelineCreationFeedbackCreateInfo::pipelineStageCreationFeedbackCount` is not 0, it **must** be equal to `stageCount`
- VUID-VkRayTracingPipelineCreateInfoNV-stage-06898
The **stage** value in all **pStages** elements **must** be one of `VK_SHADER_STAGE_RAYGEN_BIT_KHR`, `VK_SHADER_STAGE_ANY_HIT_BIT_KHR`, `VK_SHADER_STAGE_CLOSEST_HIT_BIT_KHR`, `VK_SHADER_STAGE_MISS_BIT_KHR`, `VK_SHADER_STAGE_INTERSECTION_BIT_KHR`, or `VK_SHADER_STAGE_CALLABLE_BIT_KHR`
- VUID-VkRayTracingPipelineCreateInfoNV-flags-07402
flags **must** not include `VK_PIPELINE_CREATE_RAY_TRACING_OPACITY_MICROMAP_BIT_EXT`
- VUID-VkRayTracingPipelineCreateInfoNV-flags-07998
flags **must** not include `VK_PIPELINE_CREATE_RAY_TRACING_DISPLACEMENT_MICROMAP_BIT_NV`
- VUID-VkRayTracingPipelineCreateInfoNV-flags-11008
flags **must** not include `VK_PIPELINE_CREATE_2_INDIRECT_BINDABLE_BIT_EXT`
- VUID-VkRayTracingPipelineCreateInfoNV-None-11368
If `VkPipelineCreateFlags2CreateInfoKHR::flags` does not include `VK_PIPELINE_CREATE_2_DESCRIPTOR_HEAP_BIT_EXT`, **layout** **must** not be `VK_NULL_HANDLE`

Valid Usage (Implicit)

- VUID-VkRayTracingPipelineCreateInfoNV-sType-sType
`sType` **must** be `VK_STRUCTURE_TYPE_RAY_TRACING_PIPELINE_CREATE_INFO_NV`
- VUID-VkRayTracingPipelineCreateInfoNV-pNext-pNext
Each `pNext` member of any structure (including this one) in the `pNext` chain **must** be either `NULL` or a pointer to a valid instance of `VkPipelineCreateFlags2CreateInfo` or `VkPipelineCreationFeedbackCreateInfo`
- VUID-VkRayTracingPipelineCreateInfoNV-sType-unique
The `sType` value of each structure in the `pNext` chain **must** be unique
- VUID-VkRayTracingPipelineCreateInfoNV-pStages-parameter
`pStages` **must** be a valid pointer to an array of `stageCount` valid `VkPipelineShaderStageCreateInfo` structures
- VUID-VkRayTracingPipelineCreateInfoNV-pGroups-parameter
`pGroups` **must** be a valid pointer to an array of `groupCount` valid `VkRayTracingShaderGroupCreateInfoNV` structures
- VUID-VkRayTracingPipelineCreateInfoNV-layout-parameter
If `layout` is not `VK_NULL_HANDLE`, `layout` **must** be a valid `VkPipelineLayout` handle
- VUID-VkRayTracingPipelineCreateInfoNV-stageCount-arraylength
`stageCount` **must** be greater than 0
- VUID-VkRayTracingPipelineCreateInfoNV-groupCount-arraylength
`groupCount` **must** be greater than 0
- VUID-VkRayTracingPipelineCreateInfoNV-commonparent
Both of `basePipelineHandle`, and `layout` that are valid handles of non-ignored parameters **must** have been created, allocated, or retrieved from the same `VkDevice`

The `VkRayTracingShaderGroupCreateInfoNV` structure is defined as:

```
// Provided by VK_NV_ray_tracing
typedef struct VkRayTracingShaderGroupCreateInfoNV {
    VkStructureType           sType;
    const void*               pNext;
    VkRayTracingShaderGroupTypeKHR type;
    uint32_t                  generalShader;
    uint32_t                  closestHitShader;
    uint32_t                  anyHitShader;
    uint32_t                  intersectionShader;
} VkRayTracingShaderGroupCreateInfoNV;
```

- `sType` is a `VkStructureType` value identifying this structure.
- `pNext` is `NULL` or a pointer to a structure extending this structure.
- `type` is the type of hit group specified in this structure.

- **generalShader** is the index of the ray generation, miss, or callable shader from `VkRayTracingPipelineCreateInfoNV::pStages` in the group if the shader group has **type** of `VK_RAY_TRACING_SHADER_GROUP_TYPE_GENERAL_NV`, and `VK_SHADER_UNUSED_NV` otherwise.
- **closestHitShader** is the optional index of the closest hit shader from `VkRayTracingPipelineCreateInfoNV::pStages` in the group if the shader group has **type** of `VK_RAY_TRACING_SHADER_GROUP_TYPE_TRIANGLES_HIT_GROUP_NV` or `VK_RAY_TRACING_SHADER_GROUP_TYPE_PROCEDURAL_HIT_GROUP_NV`, and `VK_SHADER_UNUSED_NV` otherwise.
- **anyHitShader** is the optional index of the any-hit shader from `VkRayTracingPipelineCreateInfoNV::pStages` in the group if the shader group has **type** of `VK_RAY_TRACING_SHADER_GROUP_TYPE_TRIANGLES_HIT_GROUP_NV` or `VK_RAY_TRACING_SHADER_GROUP_TYPE_PROCEDURAL_HIT_GROUP_NV`, and `VK_SHADER_UNUSED_NV` otherwise.
- **intersectionShader** is the index of the intersection shader from `VkRayTracingPipelineCreateInfoNV::pStages` in the group if the shader group has **type** of `VK_RAY_TRACING_SHADER_GROUP_TYPE_PROCEDURAL_HIT_GROUP_NV`, and `VK_SHADER_UNUSED_NV` otherwise.

Valid Usage

- VUID-VkRayTracingShaderGroupCreateInfoNV-type-02413
If **type** is `VK_RAY_TRACING_SHADER_GROUP_TYPE_GENERAL_NV` then **generalShader** **must** be a valid index into `VkRayTracingPipelineCreateInfoNV::pStages` referring to a shader of `VK_SHADER_STAGE_RAYGEN_BIT_NV`, `VK_SHADER_STAGE_MISS_BIT_NV`, or `VK_SHADER_STAGE_CALLABLE_BIT_NV`
- VUID-VkRayTracingShaderGroupCreateInfoNV-type-02414
If **type** is `VK_RAY_TRACING_SHADER_GROUP_TYPE_GENERAL_NV` then **closestHitShader**, **anyHitShader**, and **intersectionShader** **must** be `VK_SHADER_UNUSED_NV`
- VUID-VkRayTracingShaderGroupCreateInfoNV-type-02415
If **type** is `VK_RAY_TRACING_SHADER_GROUP_TYPE_PROCEDURAL_HIT_GROUP_NV` then **intersectionShader** **must** be a valid index into `VkRayTracingPipelineCreateInfoNV::pStages` referring to a shader of `VK_SHADER_STAGE_INTERSECTION_BIT_NV`
- VUID-VkRayTracingShaderGroupCreateInfoNV-type-02416
If **type** is `VK_RAY_TRACING_SHADER_GROUP_TYPE_TRIANGLES_HIT_GROUP_NV` then **intersectionShader** **must** be `VK_SHADER_UNUSED_NV`
- VUID-VkRayTracingShaderGroupCreateInfoNV-closestHitShader-02417
closestHitShader **must** be either `VK_SHADER_UNUSED_NV` or a valid index into `VkRayTracingPipelineCreateInfoNV::pStages` referring to a shader of `VK_SHADER_STAGE_CLOSEST_HIT_BIT_NV`
- VUID-VkRayTracingShaderGroupCreateInfoNV-anyHitShader-02418
anyHitShader **must** be either `VK_SHADER_UNUSED_NV` or a valid index into `VkRayTracingPipelineCreateInfoNV::pStages` referring to a shader of `VK_SHADER_STAGE_ANY_HIT_BIT_NV`

Valid Usage (Implicit)

- VUID-VkRayTracingShaderGroupCreateInfoNV-sType-sType
sType must be [VK_STRUCTURE_TYPE_RAY_TRACING_SHADER_GROUP_CREATE_INFO_NV](#)
- VUID-VkRayTracingShaderGroupCreateInfoNV-pNext-pNext
pNext must be `NULL`
- VUID-VkRayTracingShaderGroupCreateInfoNV-type-parameter
type must be a valid [VkRayTracingShaderGroupTypeKHR](#) value

10.5.3. Ray Tracing Pipeline Queries and Commands

To query the opaque handles of shaders in the ray tracing pipeline, call:

```
// Provided by VK_KHR_ray_tracing_pipeline
VkResult vkGetRayTracingShaderGroupHandlesKHR(
    VkDevice          device,
    VkPipeline        pipeline,
    uint32_t          firstGroup,
    uint32_t          groupCount,
    size_t            dataSize,
    void*             pData);
```

```
// Provided by VK_NV_ray_tracing
// Equivalent to vkGetRayTracingShaderGroupHandlesKHR
VkResult vkGetRayTracingShaderGroupHandlesNV(
    VkDevice          device,
    VkPipeline        pipeline,
    uint32_t          firstGroup,
    uint32_t          groupCount,
    size_t            dataSize,
    void*             pData);
```

- **device** is the logical device containing the ray tracing pipeline.
- **pipeline** is the ray tracing pipeline object containing the shaders.
- **firstGroup** is the index of the first group to retrieve a handle for from the [VkRayTracingPipelineCreateInfoKHR::pGroups](#) or [VkRayTracingPipelineCreateInfoNV::pGroups](#) array.
- **groupCount** is the number of shader handles to retrieve.
- **dataSize** is the size in bytes of the buffer pointed to by **pData**.
- **pData** is a pointer to an application-allocated buffer where the results will be written.

On success, an array of **groupCount** shader handles will be written to **pData**, with each element being of size [VkPhysicalDeviceRayTracingPipelinePropertiesKHR::shaderGroupHandleSize](#). The first handle

written corresponds to the group identified by `firstGroup`, with subsequent handles corresponding to consecutive shader groups in the order they appear in the `VkRayTracingPipelineCreateInfoKHR::pGroups` or `VkRayTracingPipelineCreateInfoNV::pGroups` array.

If `pipeline` was created with `VK_PIPELINE_CREATE_LIBRARY_BIT_KHR` and the `pipelineLibraryGroupHandles` feature is enabled applications **can** query group handles from that pipeline, even if the pipeline is a library and is never bound to a command buffer. These group handles remain bitwise identical for any `pipeline` which references the pipeline library. Group indices are assigned as-if the pipeline was created without `VK_PIPELINE_CREATE_LIBRARY_BIT_KHR`.

Valid Usage

- VUID-vkGetRayTracingShaderGroupHandlesKHR-pipeline-04619
`pipeline` **must** be a ray tracing pipeline
- VUID-vkGetRayTracingShaderGroupHandlesKHR-firstGroup-04050
`firstGroup` **must** be less than the number of shader groups in `pipeline`
- VUID-vkGetRayTracingShaderGroupHandlesKHR-firstGroup-02419
The sum of `firstGroup` and `groupCount` **must** be less than or equal to the number of shader groups in `pipeline`
- VUID-vkGetRayTracingShaderGroupHandlesKHR-dataSize-02420
`dataSize` **must** be at least `VkPhysicalDeviceRayTracingPipelinePropertiesKHR::shaderGroupHandleSize × groupCount`
- VUID-vkGetRayTracingShaderGroupHandlesKHR-pipeline-07828
If the `pipelineLibraryGroupHandles` feature is not enabled, `pipeline` **must** not have been created with `VK_PIPELINE_CREATE_LIBRARY_BIT_KHR`

Valid Usage (Implicit)

- VUID-vkGetRayTracingShaderGroupHandlesKHR-device-parameter
`device` **must** be a valid `VkDevice` handle
- VUID-vkGetRayTracingShaderGroupHandlesKHR-pipeline-parameter
`pipeline` **must** be a valid `VkPipeline` handle
- VUID-vkGetRayTracingShaderGroupHandlesKHR-pData-parameter
`pData` **must** be a valid pointer to an array of `dataSize` bytes
- VUID-vkGetRayTracingShaderGroupHandlesKHR-dataSize-arraylength
`dataSize` **must** be greater than 0
- VUID-vkGetRayTracingShaderGroupHandlesKHR-pipeline-parent
`pipeline` **must** have been created, allocated, or retrieved from `device`

Return Codes

Success

- [VK_SUCCESS](#)

Failure

- [VK_ERROR_OUT_OF_DEVICE_MEMORY](#)
- [VK_ERROR_OUT_OF_HOST_MEMORY](#)
- [VK_ERROR_UNKNOWN](#)
- [VK_ERROR_VALIDATION_FAILED](#)

To query the opaque capture data of shader groups in a ray tracing pipeline, call:

```
// Provided by VK_KHR_ray_tracing_pipeline
VkResult vkGetRayTracingCaptureReplayShaderGroupHandlesKHR(
    VkDevice          device,
    VkPipeline        pipeline,
    uint32_t          firstGroup,
    uint32_t          groupCount,
    size_t            dataSize,
    void*             pData);
```

- [device](#) is the logical device containing the ray tracing pipeline.
- [pipeline](#) is the ray tracing pipeline object containing the shaders.
- [firstGroup](#) is the index of the first group to retrieve a handle for from the [VkRayTracingPipelineCreateInfoKHR::pGroups](#) array.
- [groupCount](#) is the number of shader handles to retrieve.
- [dataSize](#) is the size in bytes of the buffer pointed to by [pData](#).
- [pData](#) is a pointer to an application-allocated buffer where the results will be written.

On success, an array of [groupCount](#) shader handles will be written to [pData](#), with each element being of size [VkPhysicalDeviceRayTracingPipelinePropertiesKHR::shaderGroupHandleCaptureReplaySize](#). The first handle written corresponds to the group identified by [firstGroup](#), with subsequent handles corresponding to consecutive shader groups in the order they appear in the [VkRayTracingPipelineCreateInfoKHR::pGroups](#) array.

Once queried, this opaque data **can** be provided at pipeline creation time (in a subsequent execution), using [VkRayTracingShaderGroupCreateInfoKHR::pShaderGroupCaptureReplayHandle](#), as described in [Ray Tracing Capture Replay](#).

If [pipeline](#) was created with [VK_PIPELINE_CREATE_LIBRARY_BIT_KHR](#) and the [pipelineLibraryGroupHandles](#) feature is enabled applications **can** query capture replay group handles from that pipeline. The capture replay handle remains bitwise identical for any [pipeline](#) which references the pipeline library. Group indices are assigned as-if the pipeline was created

without [VK_PIPELINE_CREATE_LIBRARY_BIT_KHR](#).

Valid Usage

- VUID-vkGetRayTracingCaptureReplayShaderGroupHandlesKHR-pipeline-04620
pipeline **must** be a ray tracing pipeline
- VUID-vkGetRayTracingCaptureReplayShaderGroupHandlesKHR-firstGroup-04051
firstGroup **must** be less than the number of shader groups in **pipeline**
- VUID-vkGetRayTracingCaptureReplayShaderGroupHandlesKHR-firstGroup-03483
The sum of **firstGroup** and **groupCount** **must** be less than or equal to the number of shader groups in **pipeline**
- VUID-vkGetRayTracingCaptureReplayShaderGroupHandlesKHR-dataSize-03484
dataSize **must** be at least [VkPhysicalDeviceRayTracingPipelinePropertiesKHR::shaderGroupHandleCaptureReplaySize](#) × **groupCount**
- VUID-vkGetRayTracingCaptureReplayShaderGroupHandlesKHR-rayTracingPipelineShaderGroupHandleCaptureReplay-03606
[VkPhysicalDeviceRayTracingPipelineFeaturesKHR::rayTracingPipelineShaderGroupHandleCaptureReplay](#) **must** be enabled to call this function
- VUID-vkGetRayTracingCaptureReplayShaderGroupHandlesKHR-pipeline-03607
pipeline **must** have been created with a **flags** that included [VK_PIPELINE_CREATE_RAY_TRACING_SHADER_GROUP_HANDLE_CAPTURE_REPLAY_BIT_KHR](#)
- VUID-vkGetRayTracingCaptureReplayShaderGroupHandlesKHR-pipeline-07829
If the [pipelineLibraryGroupHandles](#) feature is not enabled, **pipeline** **must** not have been created with [VK_PIPELINE_CREATE_LIBRARY_BIT_KHR](#)

Valid Usage (Implicit)

- VUID-vkGetRayTracingCaptureReplayShaderGroupHandlesKHR-device-parameter
device **must** be a valid [VkDevice](#) handle
- VUID-vkGetRayTracingCaptureReplayShaderGroupHandlesKHR-pipeline-parameter
pipeline **must** be a valid [VkPipeline](#) handle
- VUID-vkGetRayTracingCaptureReplayShaderGroupHandlesKHR-pData-parameter
pData **must** be a valid pointer to an array of **dataSize** bytes
- VUID-vkGetRayTracingCaptureReplayShaderGroupHandlesKHR-dataSize-arraylength
dataSize **must** be greater than 0
- VUID-vkGetRayTracingCaptureReplayShaderGroupHandlesKHR-pipeline-parent
pipeline **must** have been created, allocated, or retrieved from **device**

Return Codes

Success

- [VK_SUCCESS](#)

Failure

- [VK_ERROR_OUT_OF_DEVICE_MEMORY](#)
- [VK_ERROR_OUT_OF_HOST_MEMORY](#)
- [VK_ERROR_UNKNOWN](#)
- [VK_ERROR_VALIDATION_FAILED](#)

To query the pipeline stack size of shaders in a shader group in the ray tracing pipeline, call:

```
// Provided by VK_KHR_ray_tracing_pipeline
VkDeviceSize vkGetRayTracingShaderGroupStackSizeKHR(
    VkDevice          device,
    VkPipeline        pipeline,
    uint32_t          group,
    VkShaderGroupShaderKHR groupShader);
```

- [device](#) is the logical device containing the ray tracing pipeline.
- [pipeline](#) is the ray tracing pipeline object containing the shaders groups.
- [group](#) is the index of the shader group to query.
- [groupShader](#) is the type of shader from the group to query.

The return value is the ray tracing pipeline stack size in bytes for the specified shader as called from the specified shader group.

Valid Usage

- VUID-vkGetRayTracingShaderGroupStackSizeKHR-pipeline-04622
[pipeline](#) **must** be a ray tracing pipeline
- VUID-vkGetRayTracingShaderGroupStackSizeKHR-group-03608
The value of [group](#) **must** be less than the number of shader groups in [pipeline](#)
- VUID-vkGetRayTracingShaderGroupStackSizeKHR-groupShader-03609
The shader identified by [groupShader](#) in [group](#) **must** not be [VK_SHADER_UNUSED_KHR](#)

Valid Usage (Implicit)

- VUID-vkGetRayTracingShaderGroupStackSizeKHR-device-parameter
[device](#) **must** be a valid [VkDevice](#) handle
- VUID-vkGetRayTracingShaderGroupStackSizeKHR-pipeline-parameter

pipeline must be a valid [VkPipeline](#) handle

- VUID-vkGetRayTracingShaderGroupStackSizeKHR-groupShader-parameter **groupShader** must be a valid [VkShaderGroupShaderKHR](#) value
- VUID-vkGetRayTracingShaderGroupStackSizeKHR-pipeline-parent **pipeline** must have been created, allocated, or retrieved from **device**

Possible values of **groupShader** in [vkGetRayTracingShaderGroupStackSizeKHR](#) are:

```
// Provided by VK_KHR_ray_tracing_pipeline
typedef enum VkShaderGroupShaderKHR {
    VK_SHADER_GROUP_SHADER_GENERAL_KHR = 0,
    VK_SHADER_GROUP_SHADER_CLOSEST_HIT_KHR = 1,
    VK_SHADER_GROUP_SHADER_ANY_HIT_KHR = 2,
    VK_SHADER_GROUP_SHADER_INTERSECTION_KHR = 3,
} VkShaderGroupShaderKHR;
```

- [VK_SHADER_GROUP_SHADER_GENERAL_KHR](#) uses the shader specified in the group with [VkRayTracingShaderGroupCreateInfoKHR::generalShader](#)
- [VK_SHADER_GROUP_SHADER_CLOSEST_HIT_KHR](#) uses the shader specified in the group with [VkRayTracingShaderGroupCreateInfoKHR::closestHitShader](#)
- [VK_SHADER_GROUP_SHADER_ANY_HIT_KHR](#) uses the shader specified in the group with [VkRayTracingShaderGroupCreateInfoKHR::anyHitShader](#)
- [VK_SHADER_GROUP_SHADER_INTERSECTION_KHR](#) uses the shader specified in the group with [VkRayTracingShaderGroupCreateInfoKHR::intersectionShader](#)

To [dynamically set](#) the stack size for a ray tracing pipeline, call:

```
// Provided by VK_KHR_ray_tracing_pipeline
void vkCmdSetRayTracingPipelineStackSizeKHR(
    VkCommandBuffer          commandBuffer,
    uint32_t                 pipelineStackSize);
```

- **commandBuffer** is the command buffer into which the command will be recorded.
- **pipelineStackSize** is the stack size to use for subsequent ray tracing trace commands.

This command sets the stack size for subsequent ray tracing commands when the ray tracing pipeline is created with [VK_DYNAMIC_STATE_RAY_TRACING_PIPELINE_STACK_SIZE_KHR](#) set in [VkPipelineDynamicStateCreateInfo::pDynamicStates](#). Otherwise, the stack size is computed as described in [Ray Tracing Pipeline Stack](#).

Valid Usage

- VUID-vkCmdSetRayTracingPipelineStackSizeKHR-pipelineStackSize-03610 **pipelineStackSize** must be large enough for any dynamic execution through the shaders

in the ray tracing pipeline used by a subsequent trace call

Valid Usage (Implicit)

- VUID-vkCmdSetRayTracingPipelineStackSizeKHR-commandBuffer-parameter **commandBuffer** **must** be a valid [VkCommandBuffer](#) handle
- VUID-vkCmdSetRayTracingPipelineStackSizeKHR-commandBuffer-recording **commandBuffer** **must** be in the [recording state](#)
- VUID-vkCmdSetRayTracingPipelineStackSizeKHR-commandBuffer-cmdpool
The [VkCommandPool](#) that **commandBuffer** was allocated from **must** support [VK_QUEUE_COMPUTE_BIT](#) operations
- VUID-vkCmdSetRayTracingPipelineStackSizeKHR-renderpass
This command **must** only be called outside of a render pass instance
- VUID-vkCmdSetRayTracingPipelineStackSizeKHR-videocoding
This command **must** only be called outside of a video coding scope

Host Synchronization

- Host access to **commandBuffer** **must** be externally synchronized
- Host access to the [VkCommandPool](#) that **commandBuffer** was allocated from **must** be externally synchronized

Command Properties

Command Buffer Levels	Render Pass Scope	Video Coding Scope	Supported Queue Types	Command Type
Primary Secondary	Outside	Outside	VK_QUEUE_COMPUTE_BIT	State

Conditional Rendering

`vkCmdSetRayTracingPipelineStackSizeKHR` is not affected by [conditional rendering](#)

Ray tracing pipelines **can** contain more shaders than a graphics or compute pipeline, so to allow parallel compilation of shaders within a pipeline, an application **can** choose to defer compilation until a later point in time.

To compile a deferred shader in a pipeline call:


```
// Provided by VK_NV_ray_tracing
VkResult vkCompileDeferredNV(
    VkDevice          device,
    VkPipeline        pipeline,
    uint32_t          shader);
```

- **device** is the logical device containing the ray tracing pipeline.
- **pipeline** is the ray tracing pipeline object containing the shaders.
- **shader** is the index of the shader to compile.

Valid Usage

- VUID-vkCompileDeferredNV-pipeline-04621
pipeline must be a ray tracing pipeline
- VUID-vkCompileDeferredNV-pipeline-02237
pipeline must have been created with `VK_PIPELINE_CREATE_DEFER_COMPILE_BIT_NV`
- VUID-vkCompileDeferredNV-shader-02238
shader must not have been called as a deferred compile before

Valid Usage (Implicit)

- VUID-vkCompileDeferredNV-device-parameter
device must be a valid `VkDevice` handle
- VUID-vkCompileDeferredNV-pipeline-parameter
pipeline must be a valid `VkPipeline` handle
- VUID-vkCompileDeferredNV-pipeline-parent
pipeline must have been created, allocated, or retrieved from **device**

Return Codes

Success

- `VK_SUCCESS`

Failure

- `VK_ERROR_OUT_OF_DEVICE_MEMORY`
- `VK_ERROR_OUT_OF_HOST_MEMORY`
- `VK_ERROR_UNKNOWN`
- `VK_ERROR_VALIDATION_FAILED`

10.6. Pipeline Destruction

To destroy a pipeline, call:

```
// Provided by VK_VERSION_1_0
void vkDestroyPipeline(
    VkDevice          device,
    VkPipeline        pipeline,
    const VkAllocationCallbacks* pAllocator);
```

- **device** is the logical device that destroys the pipeline.
- **pipeline** is the handle of the pipeline to destroy.
- **pAllocator** controls host memory allocation as described in the [Memory Allocation](#) chapter.

Valid Usage

- VUID-vkDestroyPipeline-pipeline-00765
All submitted commands that refer to **pipeline** **must** have completed execution
- VUID-vkDestroyPipeline-pipeline-00766
If **VkAllocationCallbacks** were provided when **pipeline** was created, a compatible set of callbacks **must** be provided here
- VUID-vkDestroyPipeline-pipeline-00767
If no **VkAllocationCallbacks** were provided when **pipeline** was created, **pAllocator** **must** be **NULL**

Valid Usage (Implicit)

- VUID-vkDestroyPipeline-device-parameter
device **must** be a valid **VkDevice** handle
- VUID-vkDestroyPipeline-pipeline-parameter
If **pipeline** is not **VK_NULL_HANDLE**, **pipeline** **must** be a valid **VkPipeline** handle
- VUID-vkDestroyPipeline-pAllocator-parameter
If **pAllocator** is not **NULL**, **pAllocator** **must** be a valid pointer to a valid **VkAllocationCallbacks** structure
- VUID-vkDestroyPipeline-pipeline-parent
If **pipeline** is a valid handle, it **must** have been created, allocated, or retrieved from **device**

Host Synchronization

- Host access to **pipeline** **must** be externally synchronized

10.7. Pipeline Derivatives

A pipeline derivative is a child pipeline created from a parent pipeline, where the child and parent are expected to have much commonality.

The goal of derivative pipelines is that they be cheaper to create using the parent as a starting point, and that it be more efficient (on either host or device) to switch/bind between children of the same parent.

A derivative pipeline is created by setting the `VK_PIPELINE_CREATE_DERIVATIVE_BIT` flag in the `Vk*PipelineCreateInfo` structure. If this is set, then exactly one of `basePipelineHandle` or `basePipelineIndex` members of the structure **must** have a valid handle/index, and specifies the parent pipeline. If `basePipelineHandle` is used, the parent pipeline **must** have already been created. If `basePipelineIndex` is used, then the parent is being created in the same command. `VK_NULL_HANDLE` acts as the invalid handle for `basePipelineHandle`, and -1 is the invalid index for `basePipelineIndex`. If `basePipelineIndex` is used, the base pipeline **must** appear earlier in the array. The base pipeline **must** have been created with the `VK_PIPELINE_CREATE_ALLOW_DERIVATIVES_BIT` flag set.

10.8. Pipeline Cache

Pipeline cache objects allow the result of pipeline construction to be reused between pipelines and between runs of an application. Reuse between pipelines is achieved by passing the same pipeline cache object when creating multiple related pipelines. Reuse across runs of an application is achieved by retrieving pipeline cache contents in one run of an application, saving the contents, and using them to preinitialize a pipeline cache on a subsequent run. The contents of the pipeline cache objects are managed by the implementation. Applications **can** manage the host memory consumed by a pipeline cache object and control the amount of data retrieved from a pipeline cache object.

Pipeline cache objects are represented by `VkPipelineCache` handles:

```
// Provided by VK_VERSION_1_0
VK_DEFINE_NON_DISPATCHABLE_HANDLE(VkPipelineCache)
```

10.8.1. Creating a Pipeline Cache

To create pipeline cache objects, call:

```
// Provided by VK_VERSION_1_0
VkResult vkCreatePipelineCache(
    VkDevice                                device,
    const VkPipelineCacheCreateInfo*        pCreateInfo,
    const VkAllocationCallbacks*           pAllocator,
    VkPipelineCache*                        pPipelineCache);
```


- **device** is the logical device that creates the pipeline cache object.
- **pCreateInfo** is a pointer to a [VkPipelineCacheCreateInfo](#) structure containing initial parameters for the pipeline cache object.
- **pAllocator** controls host memory allocation as described in the [Memory Allocation](#) chapter.
- **pPipelineCache** is a pointer to a [VkPipelineCache](#) handle in which the resulting pipeline cache object is returned.

NOTE

Applications **can** track and manage the total host memory size of a pipeline cache object using the **pAllocator**. Applications **can** limit the amount of data retrieved from a pipeline cache object in **vkGetPipelineCacheData**. Implementations **should** not internally limit the total number of entries added to a pipeline cache object or the total host memory consumed.

Once created, a pipeline cache **can** be passed to the [vkCreateGraphicsPipelines](#), [vkCreateRayTracingPipelinesKHR](#), [vkCreateRayTracingPipelinesNV](#), [vkCreateDataGraphPipelinesARM](#), and [vkCreateComputePipelines](#) commands. If the pipeline cache passed into these commands is not [VK_NULL_HANDLE](#), the implementation will query it for possible reuse opportunities and update it with new content. The use of the pipeline cache object in these commands is internally synchronized, and the same pipeline cache object **can** be used in multiple threads simultaneously.

If **flags** of **pCreateInfo** includes [VK_PIPELINE_CACHE_CREATE_EXTERNALLY_SYNCHRONIZED_BIT](#), all commands that modify the returned pipeline cache object **must** be [externally synchronized](#).

NOTE

Implementations **should** make every effort to limit any critical sections to the actual accesses to the cache, which is expected to be significantly shorter than the duration of the **vkCreate*Pipelines** commands.

Valid Usage (Implicit)

- VUID-vkCreatePipelineCache-device-parameter **device** **must** be a valid [VkDevice](#) handle
- VUID-vkCreatePipelineCache-pCreateInfo-parameter **pCreateInfo** **must** be a valid pointer to a valid [VkPipelineCacheCreateInfo](#) structure
- VUID-vkCreatePipelineCache-pAllocator-parameter
If **pAllocator** is not **NULL**, **pAllocator** **must** be a valid pointer to a valid [VkAllocationCallbacks](#) structure
- VUID-vkCreatePipelineCache-pPipelineCache-parameter **pPipelineCache** **must** be a valid pointer to a [VkPipelineCache](#) handle

Return Codes

Success

- [VK_SUCCESS](#)

Failure

- [VK_ERROR_OUT_OF_DEVICE_MEMORY](#)
- [VK_ERROR_OUT_OF_HOST_MEMORY](#)
- [VK_ERROR_UNKNOWN](#)
- [VK_ERROR_VALIDATION_FAILED](#)

The `VkPipelineCacheCreateInfo` structure is defined as:

```
// Provided by VK_VERSION_1_0
typedef struct VkPipelineCacheCreateInfo {
    VkStructureType      sType;
    const void*          pNext;
    VkPipelineCacheCreateFlags flags;
    size_t               initialDataSize;
    const void*          pInitialData;
} VkPipelineCacheCreateInfo;
```

- `sType` is a [VkStructureType](#) value identifying this structure.
- `pNext` is `NULL` or a pointer to a structure extending this structure.
- `flags` is a bitmask of [VkPipelineCacheCreateFlagBits](#) specifying the behavior of the pipeline cache.
- `initialDataSize` is the number of bytes in `pInitialData`. If `initialDataSize` is zero, the pipeline cache will initially be empty.
- `pInitialData` is a pointer to previously retrieved pipeline cache data. If the pipeline cache data is incompatible (as defined below) with the device, the pipeline cache will be initially empty. If `initialDataSize` is zero, `pInitialData` is ignored.

Valid Usage

- VUID-VkPipelineCacheCreateInfo-initialDataSize-00768
If `initialDataSize` is not 0, it **must** be equal to the size of `pInitialData`, as returned by `vkGetPipelineCacheData` when `pInitialData` was originally retrieved
- VUID-VkPipelineCacheCreateInfo-initialDataSize-00769
If `initialDataSize` is not 0, `pInitialData` **must** have been retrieved from a previous call to `vkGetPipelineCacheData`
- VUID-VkPipelineCacheCreateInfo-pipelineCreationCacheControl-02892
If the `pipelineCreationCacheControl` feature is not enabled, `flags` **must** not include [VK_PIPELINE_CACHE_CREATE_EXTERNALLY_SYNCHRONIZED_BIT](#)
- VUID-VkPipelineCacheCreateInfo-maintenance8-10200
If the `maintenance8` feature is not enabled, `flags` **must** not include [VK_PIPELINE_CACHE_CREATE INTERNALLY_SYNCHRONIZED_MERGE_BIT_KHR](#)
- VUID-VkPipelineCacheCreateInfo-flags-10201

If `flags` includes `VK_PIPELINE_CACHE_CREATE_EXTERNALLY_SYNCHRONIZED_BIT`, it **must** not include `VK_PIPELINE_CACHE_CREATE INTERNALLY_SYNCHRONIZED_MERGE_BIT_KHR`

Valid Usage (Implicit)

- VUID-VkPipelineCacheCreateInfo-sType-sType
`sType` **must** be `VK_STRUCTURE_TYPE_PIPELINE_CACHE_CREATE_INFO`
- VUID-VkPipelineCacheCreateInfo-pNext-pNext
`pNext` **must** be `NULL`
- VUID-VkPipelineCacheCreateInfo-flags-parameter
`flags` **must** be a valid combination of `VkPipelineCacheCreateFlagBits` values
- VUID-VkPipelineCacheCreateInfo-pInitialData-parameter
If `initialDataSize` is not `0`, `pInitialData` **must** be a valid pointer to an array of `initialDataSize` bytes

```
// Provided by VK_VERSION_1_0
typedef VkFlags VkPipelineCacheCreateFlags;
```

`VkPipelineCacheCreateFlags` is a bitmask type for setting a mask of zero or more `VkPipelineCacheCreateFlagBits`.

Bits which **can** be set in `VkPipelineCacheCreateInfo::flags`, specifying behavior of the pipeline cache, are:

```
// Provided by VK_VERSION_1_0, VK_KHR_maintenance8,
VK_EXT_pipeline_creation_cache_control
typedef enum VkPipelineCacheCreateFlagBits {
    // Provided by VK_VERSION_1_3
    VK_PIPELINE_CACHE_CREATE_EXTERNALLY_SYNCHRONIZED_BIT = 0x00000001,
    // Provided by VK_KHR_maintenance8
    VK_PIPELINE_CACHE_CREATE INTERNALLY_SYNCHRONIZED_MERGE_BIT_KHR = 0x00000008,
    // Provided by VK_EXT_pipeline_creation_cache_control
    VK_PIPELINE_CACHE_CREATE_EXTERNALLY_SYNCHRONIZED_BIT_EXT =
VK_PIPELINE_CACHE_CREATE_EXTERNALLY_SYNCHRONIZED_BIT,
} VkPipelineCacheCreateFlagBits;
```

- `VK_PIPELINE_CACHE_CREATE_EXTERNALLY_SYNCHRONIZED_BIT` specifies that all commands that modify the created `VkPipelineCache` will be **externally synchronized**. When set, the implementation **may** skip any unnecessary processing needed to support simultaneous modification from multiple threads where allowed.
- `VK_PIPELINE_CACHE_CREATE INTERNALLY_SYNCHRONIZED_MERGE_BIT_KHR` specifies that when the created `VkPipelineCache` is used as the `dstCache` parameter of `vkMergePipelineCaches`,

it does not need to be [externally synchronized](#). This flag is mutually exclusive with [VK_PIPELINE_CACHE_CREATE_EXTERNALLY_SYNCHRONIZED_BIT](#).

10.8.2. Merging Pipeline Caches

Pipeline cache objects **can** be merged using the command:

```
// Provided by VK_VERSION_1_0
VkResult vkMergePipelineCaches(
    VkDevice          device,
    VkPipelineCache   dstCache,
    uint32_t          srcCacheCount,
    const VkPipelineCache* pSrcCaches);
```

- **device** is the logical device that owns the pipeline cache objects.
- **dstCache** is the handle of the pipeline cache to merge results into.
- **srcCacheCount** is the length of the **pSrcCaches** array.
- **pSrcCaches** is a pointer to an array of pipeline cache handles, which will be merged into **dstCache**. The previous contents of **dstCache** are included after the merge.

NOTE

The details of the merge operation are implementation-dependent, but implementations **should** merge the contents of the specified pipelines and prune duplicate entries.

Valid Usage

- VUID-vkMergePipelineCaches-dstCache-00770
dstCache **must** not appear in the list of source caches
- VUID-vkMergePipelineCaches-dstCache-10202
Host access to **dstCache** **must** be externally synchronized if it was not created with [VK_PIPELINE_CACHE_CREATE INTERNALLY_SYNCHRONIZED_MERGE_BIT_KHR](#)
- VUID-vkMergePipelineCaches-dstCache-11832
dstCache **must** not have been created with the **headerVersion** member of [VkPipelineCacheCreateInfo::pInitialData](#) equal to [VK_PIPELINE_CACHE_HEADER_VERSION_DATA_GRAPH_QCOM](#)
- VUID-vkMergePipelineCaches-headerVersion-11833
Each member of **pSrcCaches** **must** not have been created with the **headerVersion** member of [VkPipelineCacheCreateInfo::pInitialData](#) equal to [VK_PIPELINE_CACHE_HEADER_VERSION_DATA_GRAPH_QCOM](#)

Valid Usage (Implicit)

- VUID-vkMergePipelineCaches-device-parameter

device must be a valid [VkDevice](#) handle

- VUID-vkMergePipelineCaches-dstCache-parameter
dstCache must be a valid [VkPipelineCache](#) handle
- VUID-vkMergePipelineCaches-pSrcCaches-parameter
pSrcCaches must be a valid pointer to an array of **srcCacheCount** valid [VkPipelineCache](#) handles
- VUID-vkMergePipelineCaches-srcCacheCount-arraylength
srcCacheCount must be greater than 0
- VUID-vkMergePipelineCaches-dstCache-parent
dstCache must have been created, allocated, or retrieved from **device**
- VUID-vkMergePipelineCaches-pSrcCaches-parent
Each element of **pSrcCaches** must have been created, allocated, or retrieved from **device**

Return Codes

Success

- [VK_SUCCESS](#)

Failure

- [VK_ERROR_OUT_OF_DEVICE_MEMORY](#)
- [VK_ERROR_OUT_OF_HOST_MEMORY](#)
- [VK_ERROR_UNKNOWN](#)
- [VK_ERROR_VALIDATION_FAILED](#)

10.8.3. Retrieving Pipeline Cache Data

Data **can** be retrieved from a pipeline cache object using the command:

```
// Provided by VK_VERSION_1_0
VkResult vkGetPipelineCacheData(
    VkDevice          device,
    VkPipelineCache    pipelineCache,
    size_t*           pDataSize,
    void*             pData);
```

- **device** is the logical device that owns the pipeline cache.
- **pipelineCache** is the pipeline cache to retrieve data from.
- **pDataSize** is a pointer to a **size_t** value related to the amount of data in the pipeline cache, as described below.
- **pData** is either **NULL** or a pointer to a buffer.

If **pData** is **NULL**, then the maximum size of the data that **can** be retrieved from the pipeline cache, in

bytes, is returned in `pDataSize`. Otherwise, `pDataSize` **must** point to a variable set by the application to the size of the buffer, in bytes, pointed to by `pData`, and on return the variable is overwritten with the amount of data actually written to `pData`. If `pDataSize` is less than the maximum size that **can** be retrieved by the pipeline cache, at most `pDataSize` bytes will be written to `pData`, and `VK_INCOMPLETE` will be returned instead of `VK_SUCCESS`, to indicate that not all of the pipeline cache was returned.

Any data written to `pData` is valid and **can** be provided as the `pInitialData` member of the `VkPipelineCacheCreateInfo` structure passed to `vkCreatePipelineCache`.

Two calls to `vkGetPipelineCacheData` with the same parameters **must** retrieve the same data unless a command that modifies the contents of the cache is called between them.

The initial bytes written to `pData` **must** be a header as described in the [Pipeline Cache Header](#) section.

If `pDataSize` is less than what is necessary to store this header, nothing will be written to `pData` and zero will be written to `pDataSize`.

NOTE

This query does not behave consistently with the behavior described in [Opaque Binary Data Results](#), for historical reasons.

If the amount of data available is larger than the passed `pDataSize`, the query returns up to the size of the passed buffer, and signals overflow with a `VK_INCOMPLETE` success status instead of returning a `VK_ERROR_NOT_ENOUGH_SPACE_KHR` error status.

Valid Usage

- VUID-vkGetPipelineCacheData-pipelineCache-11834
`pipelineCache` **must** not have been created with the `headerVersion` member of `VkPipelineCacheCreateInfo::pInitialData` equal to `VK_PIPELINE_CACHE_HEADER_VERSION_DATA_GRAPH_QCOM`

Valid Usage (Implicit)

- VUID-vkGetPipelineCacheData-device-parameter
`device` **must** be a valid `VkDevice` handle
- VUID-vkGetPipelineCacheData-pipelineCache-parameter
`pipelineCache` **must** be a valid `VkPipelineCache` handle
- VUID-vkGetPipelineCacheData-pDataSize-parameter
`pDataSize` **must** be a valid pointer to a `size_t` value
- VUID-vkGetPipelineCacheData-pData-parameter
If the value referenced by `pDataSize` is not 0, and `pData` is not `NULL`, `pData` **must** be a valid pointer to an array of `pDataSize` bytes
- VUID-vkGetPipelineCacheData-pipelineCache-parent

`pipelineCache` **must** have been created, allocated, or retrieved from `device`

Return Codes

Success

- `VK_INCOMPLETE`
- `VK_SUCCESS`

Failure

- `VK_ERROR_OUT_OF_DEVICE_MEMORY`
- `VK_ERROR_OUT_OF_HOST_MEMORY`
- `VK_ERROR_UNKNOWN`
- `VK_ERROR_VALIDATION_FAILED`

10.8.4. Pipeline Cache Header

Applications **can** store the data retrieved from the pipeline cache, and use these data, possibly in a future run of the application, to populate new pipeline cache objects. The results of pipeline compiles, however, **may** depend on the vendor ID, device ID, driver version, and other details of the device. To enable applications to detect when previously retrieved data is incompatible with the device, the pipeline cache data **must** begin with a valid pipeline cache header.

NOTE

Structures described in this section are not part of the Vulkan API and are only used to describe the representation of data elements in pipeline cache data. Accordingly, the valid usage clauses defined for structures defined in this section do not define valid usage conditions for APIs accepting pipeline cache data as input, as providing invalid pipeline cache data as input to any Vulkan API commands will result in the provided pipeline cache data being ignored.

Version one of the pipeline cache header is defined as:

```
// Provided by VK_VERSION_1_0
typedef struct VkPipelineCacheHeaderVersionOne {
    uint32_t          headerSize;
    VkPipelineCacheHeaderVersion headerVersion;
    uint32_t          vendorID;
    uint32_t          deviceID;
    uint8_t           pipelineCacheUUID[VK_UUID_SIZE];
} VkPipelineCacheHeaderVersionOne;
```

- `headerSize` is the length in bytes of the pipeline cache header.
- `headerVersion` is a `VkPipelineCacheHeaderVersion` value specifying the version of the header. A consumer of the pipeline cache **should** use the cache version to interpret the remainder of the cache header. `headerVersion` **must** be written as exactly 4 bytes.

- `vendorID` is the `VkPhysicalDeviceProperties::vendorID` of the implementation.
- `deviceID` is the `VkPhysicalDeviceProperties::deviceID` of the implementation.
- `pipelineCacheUUID` is the `VkPhysicalDeviceProperties::pipelineCacheUUID` of the implementation.

Unlike most structures declared by the Vulkan API, all fields of this structure are written with the least significant byte first, regardless of host byte-order.

The C language specification does not define the packing of structure members. This layout assumes tight structure member packing, with members laid out in the order listed in the structure, and the intended size of the structure is 32 bytes. If a compiler produces code that diverges from that pattern, applications **must** employ another method to set values at the correct offsets.

Valid Usage

- VUID-VkPipelineCacheHeaderVersionOne-headerSize-04967
`headerSize` **must** be 32
- VUID-VkPipelineCacheHeaderVersionOne-headerVersion-04968
`headerVersion` **must** be `VK_PIPELINE_CACHE_HEADER_VERSION_ONE`
- VUID-VkPipelineCacheHeaderVersionOne-headerSize-08990
`headerSize` **must** not exceed the size of the pipeline cache

Valid Usage (Implicit)

- VUID-VkPipelineCacheHeaderVersionOne-headerVersion-parameter
`headerVersion` **must** be a valid `VkPipelineCacheHeaderVersion` value

Possible values of the `headerVersion` value of the pipeline cache header are:

```
// Provided by VK_VERSION_1_0
typedef enum VkPipelineCacheHeaderVersion {
    VK_PIPELINE_CACHE_HEADER_VERSION_ONE = 1,
    // Provided by VK_QCOM_data_graph_model
    VK_PIPELINE_CACHE_HEADER_VERSION_DATA_GRAPH_QCOM = 1000629000,
} VkPipelineCacheHeaderVersion;
```

- `VK_PIPELINE_CACHE_HEADER_VERSION_ONE` specifies version one of the pipeline cache, described by `VkPipelineCacheHeaderVersionOne`.
- `VK_PIPELINE_CACHE_HEADER_VERSION_DATA_GRAPH_QCOM` specifies a pipeline cache for offline built data graph models, described by `VkPipelineCacheHeaderVersionDataGraphQCOM`.

The data graph pipeline cache header is defined as:


```
// Provided by VK_QCOM_data_graph_model
typedef struct VkPipelineCacheHeaderVersionDataGraphQCOM {
    uint32_t headerSize;
    VkPipelineCacheHeaderVersion headerVersion;
    VkDataGraphModelCacheTypeQCOM cacheType;
    uint32_t cacheVersion;
    uint32_t toolchainVersion
[VK_DATA_GRAPH_MODEL_TOOLCHAIN_VERSION_LENGTH_QCOM];
} VkPipelineCacheHeaderVersionDataGraphQCOM;
```

- **headerSize** is the length in bytes of the pipeline cache header.
- **headerVersion** is a [VkPipelineCacheHeaderVersion](#) value specifying the version of the header. A consumer of the pipeline cache **should** use the cache version to interpret the remainder of the cache header. **headerVersion** **must** be written as exactly 4 bytes.
- **cacheType** is the [VkDataGraphModelCacheTypeQCOM](#) type of data graph cache encoded in the data.
- **cacheVersion** is the version of the encoding of the data graph cache.
- **toolchainVersion** is a null-terminated UTF-8 string specifying the version of the compiler that built the data graph cache.

The application **should** verify that the header info is compatible with the [VkDataGraphProcessingEngineCreateInfoARM](#) passed during pipeline creation. Implementations **may** return [VK_PIPELINE_COMPILE_REQUIRED_EXT](#) from [vkCreateDataGraphPipelinesARM](#) if the cache is not compatible.

NOTE

This cache type is built using offline compilation, therefore Vulkan does not define engine compatibility. The application should refer to the offline compiler used to create the cache for guidance on compatibility.

Unlike most structures declared by the Vulkan API, all fields of this structure are written with the least significant byte first, regardless of host byte-order.

The C language specification does not define the packing of structure members. This layout assumes tight structure member packing, with members laid out in the order listed in the structure, and the intended size of the structure is 28 bytes. If a compiler produces code that diverges from that pattern, applications **must** employ another method to set values at the correct offsets.

Valid Usage

- VUID-VkPipelineCacheHeaderVersionDataGraphQCOM-None-11835
The [dataGraphModel](#) feature **must** be enabled
- VUID-VkPipelineCacheHeaderVersionDataGraphQCOM-headerSize-11836
headerSize **must** be 28
- VUID-VkPipelineCacheHeaderVersionDataGraphQCOM-headerVersion-11837
headerVersion **must** be [VK_PIPELINE_CACHE_HEADER_VERSION_DATA_GRAPH_QCOM](#)

- VUID-VkPipelineCacheHeaderVersionDataGraphQCOM-headerSize-11838
headerSize must not exceed the size of the pipeline cache

Valid Usage (Implicit)

- VUID-VkPipelineCacheHeaderVersionDataGraphQCOM-headerVersion-parameter
headerVersion must be a valid [VkPipelineCacheHeaderVersion](#) value
- VUID-VkPipelineCacheHeaderVersionDataGraphQCOM-cacheType-parameter
cacheType must be a valid [VkDataGraphModelCacheTypeQCOM](#) value

The [VkDataGraphModelCacheTypeQCOM](#) enumeration determines the contents of the pipeline data graph cache.

Possible values are:

```
// Provided by VK_QCOM_data_graph_model
typedef enum VkDataGraphModelCacheTypeQCOM {
    VK_DATA_GRAPH_MODEL_CACHE_TYPE_GENERIC_BINARY_QCOM = 0,
} VkDataGraphModelCacheTypeQCOM;
```

- [VK_DATA_GRAPH_MODEL_CACHE_TYPE_GENERIC_BINARY_QCOM](#) specifies a general binary layout type.

[VK_DATA_GRAPH_MODEL_TOOLCHAIN_VERSION_LENGTH_QCOM](#) is the length in **char** values of an array containing the version of the compiler that built a data graph cache, as returned in [VkPipelineCacheHeaderVersionDataGraphQCOM::toolchainVersion](#).

```
#define VK_DATA_GRAPH_MODEL_TOOLCHAIN_VERSION_LENGTH_QCOM 3U
```

10.8.5. Destroying a Pipeline Cache

To destroy a pipeline cache, call:

```
// Provided by VK_VERSION_1_0
void vkDestroyPipelineCache(
    VkDevice          device,
    VkPipelineCache    pipelineCache,
    const VkAllocationCallbacks* pAllocator);
```

- **device** is the logical device that destroys the pipeline cache object.
- **pipelineCache** is the handle of the pipeline cache to destroy.
- **pAllocator** controls host memory allocation as described in the [Memory Allocation](#) chapter.

Valid Usage

- VUID-vkDestroyPipelineCache-pipelineCache-00771
If `VkAllocationCallbacks` were provided when `pipelineCache` was created, a compatible set of callbacks **must** be provided here
- VUID-vkDestroyPipelineCache-pipelineCache-00772
If no `VkAllocationCallbacks` were provided when `pipelineCache` was created, `pAllocator` **must** be `NULL`

Valid Usage (Implicit)

- VUID-vkDestroyPipelineCache-device-parameter
`device` **must** be a valid `VkDevice` handle
- VUID-vkDestroyPipelineCache-pipelineCache-parameter
If `pipelineCache` is not `VK_NULL_HANDLE`, `pipelineCache` **must** be a valid `VkPipelineCache` handle
- VUID-vkDestroyPipelineCache-pAllocator-parameter
If `pAllocator` is not `NULL`, `pAllocator` **must** be a valid pointer to a valid `VkAllocationCallbacks` structure
- VUID-vkDestroyPipelineCache-pipelineCache-parent
If `pipelineCache` is a valid handle, it **must** have been created, allocated, or retrieved from `device`

Host Synchronization

- Host access to `pipelineCache` **must** be externally synchronized

10.9. Pipeline Binaries

Pipeline binary objects allow the result of pipeline construction to be reused between pipelines and between runs of an application. Reuse is achieved by extracting pipeline binaries from a `VkPipeline` object, associating them with a corresponding `VkPipelineBinaryKeyKHR` and then adding a `VkPipelineBinaryInfoKHR` to the `pNext` chain of any `Vk*PipelineCreateInfo` when creating a pipeline. Pipeline binaries can be reused between runs by extracting `VkPipelineBinaryDataKHR` from `VkPipelineBinaryKHR` objects, saving the contents, and then using them to create a `VkPipelineBinaryKHR` object on subsequent runs.

When creating a pipeline that includes `VkPipelineBinaryInfoKHR` in the `pNext` chain, or has the `VK_PIPELINE_CREATE_2_CAPTURE_DATA_BIT_KHR` flag set, the use of `VkPipelineCache` objects is not allowed.

Pipeline binary objects are represented by `VkPipelineBinaryKHR` handles:


```
// Provided by VK_KHR_pipeline_binary
VK_DEFINE_NON_DISPATCHABLE_HANDLE(VkPipelineBinaryKHR)
```

10.9.1. Generating the Pipeline Key

To generate the key for a particular pipeline creation info, call:

```
// Provided by VK_KHR_pipeline_binary
VkResult vkGetPipelineKeyKHR(
    VkDevice device,
    const VkPipelineCreateInfoKHR* pPipelineCreateInfo,
    VkPipelineBinaryKeyKHR* pPipelineKey);
```

- `device` is the logical device that creates the pipeline object.
- `pPipelineCreateInfo` is `NULL` or a pointer to a `VkPipelineCreateInfoKHR` structure.
- `pPipelineKey` is a pointer to a `VkPipelineBinaryKeyKHR` structure in which the resulting key is returned.

If `pPipelineCreateInfo` is `NULL`, then the implementation **must** return the global key that applies to all pipelines. If the key obtained in this way changes between saving and restoring data obtained from `vkGetPipelineBinaryDataKHR` in a different `VkDevice`, then the application **must** assume that the restored data is invalid and cannot be passed to `vkCreatePipelineBinariesKHR`. Otherwise the application **can** assume the data is still valid.

If `pPipelineCreateInfo` is not `NULL`, the key obtained functions as a method to compare two pipeline creation info structures. Implementations **may** not compare parts of a pipeline creation info which would not contribute to the final binary output. If a shader module identifier is used instead of a shader module, the `pPipelineKey` generated **must** be equal to the key generated when using the shader module from which the identifier was queried. If the content of two `pPipelineKey` are equal, pipelines created with the two `pPipelineCreateInfo->pNext` create infos **must** produce the same `VkPipelineBinaryKHR` contents.

The pipeline key is distinct from pipeline binary key. Pipeline binary keys **can** only be obtained after compilation. The pipeline key is intended to optionally allow associating pipeline create info with multiple pipeline binary keys.

Valid Usage

- VUID-vkGetPipelineKeyKHR-pNext-09605
The `pNext` chain of `pPipelineCreateInfo` **must** not set `VkPipelineBinaryInfoKHR::binaryCount` to a value greater than 0

Valid Usage (Implicit)

- VUID-vkGetPipelineKeyKHR-device-parameter
`device` **must** be a valid [VkDevice](#) handle
- VUID-vkGetPipelineKeyKHR-pPipelineCreateInfo-parameter
If `pPipelineCreateInfo` is not `NULL`, `pPipelineCreateInfo` **must** be a valid pointer to a valid [VkPipelineCreateInfoKHR](#) structure
- VUID-vkGetPipelineKeyKHR-pPipelineKey-parameter
`pPipelineKey` **must** be a valid pointer to a [VkPipelineBinaryKeyKHR](#) structure

Return Codes

Success

- [VK_SUCCESS](#)

Failure

- [VK_ERROR_OUT_OF_DEVICE_MEMORY](#)
- [VK_ERROR_OUT_OF_HOST_MEMORY](#)
- [VK_ERROR_UNKNOWN](#)
- [VK_ERROR_VALIDATION_FAILED](#)

The [VkPipelineCreateInfoKHR](#) structure is defined as:

```
// Provided by VK_KHR_pipeline_binary
typedef struct VkPipelineCreateInfoKHR {
    VkStructureType    sType;
    void*              pNext;
} VkPipelineCreateInfoKHR;
```

- `sType` is a [VkStructureType](#) value identifying this structure.
- `pNext` is a pointer to a structure extending this structure.

Valid Usage

- VUID-VkPipelineCreateInfoKHR-pNext-09604
`pNext` **must** be pointer to a valid instance of [VkGraphicsPipelineCreateInfo](#), [VkExecutionGraphPipelineCreateInfoAMD](#), [VkRayTracingPipelineCreateInfoKHR](#), or [VkComputePipelineCreateInfo](#)

Valid Usage (Implicit)

- VUID-VkPipelineCreateInfoKHR-sType-sType
`sType` **must** be `VK_STRUCTURE_TYPE_PIPELINE_CREATE_INFO_KHR`

The `VkPipelineBinaryKeyKHR` structure is defined as:

```
// Provided by VK_KHR_pipeline_binary
typedef struct VkPipelineBinaryKeyKHR {
    VkStructureType    sType;
    void*              pNext;
    uint32_t           keySize;
    uint8_t             key[VK_MAX_PIPELINE_BINARY_KEY_SIZE_KHR];
} VkPipelineBinaryKeyKHR;
```

- `sType` is a `VkStructureType` value identifying this structure.
- `pNext` is `NULL` or a pointer to a structure extending this structure.
- `keySize` is the size, in bytes, of valid data returned in `key`.
- `key` is a buffer of opaque data specifying a pipeline binary key.

Any returned values beyond the first `keySize` bytes are undefined. Implementations **must** return a `keySize` greater than 0, and less-or-equal to `VK_MAX_PIPELINE_BINARY_KEY_SIZE_KHR`.

Two keys are considered equal if `keySize` is equal and the first `keySize` bytes of `key` compare equal.

Implementations **may** return a different `keySize` for different binaries.

Implementations **should** ensure that `keySize` is large enough to uniquely identify a pipeline binary.

Valid Usage (Implicit)

- VUID-VkPipelineBinaryKeyKHR-sType-sType
`sType` **must** be `VK_STRUCTURE_TYPE_PIPELINE_BINARY_KEY_KHR`
- VUID-VkPipelineBinaryKeyKHR-pNext-pNext
`pNext` **must** be `NULL`

`VK_MAX_PIPELINE_BINARY_KEY_SIZE_KHR` is the length in bytes of a binary key, as returned in `VkPipelineBinaryKeyKHR::keySize`.

```
#define VK_MAX_PIPELINE_BINARY_KEY_SIZE_KHR 32U
```


10.9.2. Creating Pipeline Binaries

To create pipeline binary objects, call:

```
// Provided by VK_KHR_pipeline_binary
VkResult vkCreatePipelineBinariesKHR(
    VkDevice device,
    const VkPipelineBinaryCreateInfoKHR* pCreateInfo,
    const VkAllocationCallbacks* pAllocator,
    VkPipelineBinaryHandlesInfoKHR* pBinaries);
```

- **device** is the logical device that creates the pipeline binary objects.
- **pCreateInfo** is a pointer to a [VkPipelineBinaryCreateInfoKHR](#) structure that contains the data to create the pipeline binaries from.
- **pAllocator** controls host memory allocation as described in the [Memory Allocation](#) chapter.
- **pBinaries** is a pointer to a [VkPipelineBinaryHandlesInfoKHR](#) structure in which the resulting pipeline binaries are returned.

The implementation will attempt to create all pipeline binaries. If creation fails for any pipeline binary, then:

- The corresponding entry in the **pPipelineBinaries** output array will be filled with [VK_NULL_HANDLE](#).
- The **VkResult** returned by **vkCreatePipelineBinariesKHR** will contain the error value for the first entry in the output array in **pBinaries** containing [VK_NULL_HANDLE](#).

Valid Usage (Implicit)

- VUID-vkCreatePipelineBinariesKHR-device-parameter
device **must** be a valid [VkDevice](#) handle
- VUID-vkCreatePipelineBinariesKHR-pCreateInfo-parameter
pCreateInfo **must** be a valid pointer to a valid [VkPipelineBinaryCreateInfoKHR](#) structure
- VUID-vkCreatePipelineBinariesKHR-pAllocator-parameter
If **pAllocator** is not **NULL**, **pAllocator** **must** be a valid pointer to a valid [VkAllocationCallbacks](#) structure
- VUID-vkCreatePipelineBinariesKHR-pBinaries-parameter
pBinaries **must** be a valid pointer to a [VkPipelineBinaryHandlesInfoKHR](#) structure

Return Codes

Success

- [VK_INCOMPLETE](#)
- [VK_PIPELINE_BINARY_MISSING_KHR](#)

- [VK_SUCCESS](#)

Failure

- [VK_ERROR_INITIALIZATION_FAILED](#)
- [VK_ERROR_OUT_OF_DEVICE_MEMORY](#)
- [VK_ERROR_OUT_OF_HOST_MEMORY](#)
- [VK_ERROR_UNKNOWN](#)
- [VK_ERROR_VALIDATION_FAILED](#)

The [VkPipelineBinaryHandlesInfoKHR](#) structure is defined as:

```
// Provided by VK_KHR_pipeline_binary
typedef struct VkPipelineBinaryHandlesInfoKHR {
    VkStructureType      sType;
    const void*          pNext;
    uint32_t             pipelineBinaryCount;
    VkPipelineBinaryKHR* pPipelineBinaries;
} VkPipelineBinaryHandlesInfoKHR;
```

- [sType](#) is a [VkStructureType](#) value identifying this structure.
- [pNext](#) is [NULL](#) or a pointer to a structure extending this structure.
- [pipelineBinaryCount](#) is the number of binaries associated with this pipeline or the number of entries in the [pPipelineBinaries](#) array.
- [pPipelineBinaries](#) is [NULL](#) or a pointer to an array of [VkPipelineBinaryKHR](#) handles in which the resulting pipeline binaries are returned.

If [pPipelineBinaries](#) is [NULL](#), the number of binaries that would be created is returned in [pipelineBinaryCount](#). Otherwise, [pipelineBinaryCount](#) **must** be the number of entries in the [pPipelineBinaries](#) array, and on return from [vkCreatePipelineBinariesKHR](#) [pipelineBinaryCount](#) is overwritten with the number of handles actually written to [pPipelineBinaries](#). If the value of [pipelineBinaryCount](#) is less than the number of binaries that would have been created, at most [pipelineBinaryCount](#) handles will be written to [pPipelineBinaries](#) and [VK_INCOMPLETE](#) will be returned instead of [VK_SUCCESS](#), to indicate that [pPipelineBinaries](#) was not large enough to create all the binaries.

Valid Usage (Implicit)

- VUID-VkPipelineBinaryHandlesInfoKHR-sType-sType
[sType](#) **must** be [VK_STRUCTURE_TYPE_PIPELINE_BINARY_HANDLES_INFO_KHR](#)
- VUID-VkPipelineBinaryHandlesInfoKHR-pNext-pNext
[pNext](#) **must** be [NULL](#)
- VUID-VkPipelineBinaryHandlesInfoKHR-pPipelineBinaries-parameter
If [pipelineBinaryCount](#) is not 0, and [pPipelineBinaries](#) is not [NULL](#), [pPipelineBinaries](#) **must** be a valid pointer to an array of [pipelineBinaryCount](#) [VkPipelineBinaryKHR](#) handles

The `VkPipelineBinaryCreateInfoKHR` structure is defined as:

```
// Provided by VK_KHR_pipeline_binary
typedef struct VkPipelineBinaryCreateInfoKHR {
    VkStructureType           sType;
    const void*               pNext;
    const VkPipelineBinaryKeysAndDataKHR* pKeysAndDataInfo;
    VkPipeline                pipeline;
    const VkPipelineCreateInfo* pPipelineCreateInfo;
} VkPipelineBinaryCreateInfoKHR;
```

- `sType` is a `VkStructureType` value identifying this structure.
- `pNext` is `NULL` or a pointer to a structure extending this structure.
- `pKeysAndDataInfo` is `NULL` or a pointer to a `VkPipelineBinaryKeysAndDataKHR` structure that contains keys and data to create the pipeline binaries from.
- `pipeline` is `VK_NULL_HANDLE` or a `VkPipeline` that contains data to create the pipeline binaries from.
- `pPipelineCreateInfo` is `NULL` or a pointer to a `VkPipelineCreateInfoKHR` structure with the pipeline creation info. This is used to probe the implementation's internal cache for pipeline binaries.

When `pPipelineCreateInfo` is not `NULL`, an implementation will attempt to retrieve pipeline binary data from an internal cache external to the application if `pipelineBinaryInternalCache` is `VK_TRUE`. Applications **can** use this to determine if a pipeline **can** be created without compilation. If the implementation fails to create a pipeline binary due to missing an internal cache entry, `VK_PIPELINE_BINARY_MISSING_KHR` is returned. If creation succeeds, the resulting binary **can** be used to create a pipeline. `VK_PIPELINE_BINARY_MISSING_KHR` **may** be returned for any reason in this situation, even if creating a pipeline binary with the same parameters that succeeded earlier.

If `pipelineBinaryPrecompiledInternalCache` is `VK_TRUE`, the implementation **may** be able to create pipeline binaries even when `pPipelineCreateInfo` has not been used to create binaries before by the application.

NOTE

On some platforms, internal pipeline caches may be pre-populated before running the application.

Valid Usage

- VUID-VkPipelineBinaryCreateInfoKHR-pipeline-09607
If `pipeline` is not `VK_NULL_HANDLE`, `pipeline` **must** have been created with `VK_PIPELINE_CREATE_2_CAPTURE_DATA_BIT_KHR`
- VUID-VkPipelineBinaryCreateInfoKHR-pipeline-09608
If `pipeline` is not `VK_NULL_HANDLE`, `vkReleaseCapturedPipelineDataKHR` **must** not have been called on `pipeline` prior to this command
- VUID-VkPipelineBinaryCreateInfoKHR-pipelineBinaryInternalCache-09609

If `pipelineBinaryInternalCache` is `VK_FALSE` `pPipelineCreateInfo` **must** be `NULL`

- VUID-VkPipelineBinaryCreateInfoKHR-device-09610

If `device` was created with `VkDevicePipelineBinaryInternalCacheControlKHR::disableInternalCache` set to `VK_TRUE`, `pPipelineCreateInfo` **must** be `NULL`

- VUID-VkPipelineBinaryCreateInfoKHR-pKeysAndDataInfo-09619

One and only one of `pKeysAndDataInfo`, `pipeline`, or `pPipelineCreateInfo` **must** be non-`NULL`

- VUID-VkPipelineBinaryCreateInfoKHR-pPipelineCreateInfo-09606

If `pPipelineCreateInfo` is not `NULL`, the `pNext` chain of `pPipelineCreateInfo` **must** not set `VkPipelineBinaryInfoKHR::binaryCount` to a value greater than 0

Valid Usage (Implicit)

- VUID-VkPipelineBinaryCreateInfoKHR-sType-sType

`sType` **must** be `VK_STRUCTURE_TYPE_PIPELINE_BINARY_CREATE_INFO_KHR`

- VUID-VkPipelineBinaryCreateInfoKHR-pNext-pNext

`pNext` **must** be `NULL`

- VUID-VkPipelineBinaryCreateInfoKHR-pKeysAndDataInfo-parameter

If `pKeysAndDataInfo` is not `NULL`, `pKeysAndDataInfo` **must** be a valid pointer to a valid `VkPipelineBinaryKeysAndDataKHR` structure

- VUID-VkPipelineBinaryCreateInfoKHR-pipeline-parameter

If `pipeline` is not `VK_NULL_HANDLE`, `pipeline` **must** be a valid `VkPipeline` handle

- VUID-VkPipelineBinaryCreateInfoKHR-pPipelineCreateInfo-parameter

If `pPipelineCreateInfo` is not `NULL`, `pPipelineCreateInfo` **must** be a valid pointer to a valid `VkPipelineCreateInfoKHR` structure

The `VkPipelineBinaryKeysAndDataKHR` structure is defined as:

```
// Provided by VK_KHR_pipeline_binary
typedef struct VkPipelineBinaryKeysAndDataKHR {
    uint32_t                binaryCount;
    const VkPipelineBinaryKeyKHR* pPipelineBinaryKeys;
    const VkPipelineBinaryDataKHR* pPipelineBinaryData;
} VkPipelineBinaryKeysAndDataKHR;
```

- `binaryCount` is the size of the `pPipelineBinaryKeys` and `pPipelineBinaryData` arrays
- `pPipelineBinaryKeys` is a pointer to an array of `VkPipelineBinaryKeyKHR` structures containing the pipeline binary keys
- `pPipelineBinaryData` is a pointer to an array of `VkPipelineBinaryDataKHR` structures containing the pipeline binary data

Valid Usage (Implicit)

- VUID-VkPipelineBinaryKeysAndDataKHR-pPipelineBinaryKeys-parameter
`pPipelineBinaryKeys` **must** be a valid pointer to an array of `binaryCount` valid `VkPipelineBinaryKeyKHR` structures
- VUID-VkPipelineBinaryKeysAndDataKHR-pPipelineBinaryData-parameter
`pPipelineBinaryData` **must** be a valid pointer to an array of `binaryCount` valid `VkPipelineBinaryDataKHR` structures
- VUID-VkPipelineBinaryKeysAndDataKHR-binaryCount-arraylength
`binaryCount` **must** be greater than 0

The `VkPipelineBinaryDataKHR` structure is defined as:

```
// Provided by VK_KHR_pipeline_binary
typedef struct VkPipelineBinaryDataKHR {
    size_t    dataSize;
    void*     pData;
} VkPipelineBinaryDataKHR;
```

- `dataSize` is the size of the `pData` buffer in bytes.
- `pData` is a pointer to a buffer of `size` bytes that contains pipeline binary data obtained from `vkGetPipelineBinaryDataKHR`.

Valid Usage (Implicit)

- VUID-VkPipelineBinaryDataKHR-pData-parameter
`pData` **must** be a valid pointer to an array of `dataSize` bytes
- VUID-VkPipelineBinaryDataKHR-dataSize-arraylength
`dataSize` **must** be greater than 0

10.9.3. Retrieving Pipeline Binary Data

Data **can** be retrieved from a pipeline binary object using the command:

```
// Provided by VK_KHR_pipeline_binary
VkResult vkGetPipelineBinaryDataKHR(
    VkDevice          device,
    const VkPipelineBinaryDataInfoKHR* pInfo,
    VkPipelineBinaryKeyKHR* pPipelineBinaryKey,
    size_t*           pPipelineBinaryDataSize,
    void*             pPipelineBinaryData);
```

- `device` is the logical device that created the pipeline binary.

- `pInfo` is a pointer to a `VkPipelineBinaryDataInfoKHR` structure which describes the pipeline binary to get data from.
- `pPipelineBinaryKey` is a pointer to a `VkPipelineBinaryKeyKHR` structure where the key for this binary will be written.
- `pPipelineBinaryDataSize` is a pointer to a `size_t` value related to the amount of data in the pipeline binary, as described below.
- `pPipelineBinaryData` is either `NULL` or a pointer to a buffer.

If `pPipelineBinaryData` is `NULL`, then the size of the data, in bytes, that is required to store the binary is returned in `pPipelineBinaryDataSize`. Otherwise, `pPipelineBinaryDataSize` **must** contain the size of the buffer, in bytes, pointed to by `pPipelineBinaryData`, and on return `pPipelineBinaryDataSize` is overwritten with the size of the data, in bytes, that is required to store the binary. If `pPipelineBinaryDataSize` is less than the size that is required to store the binary, nothing is written to `pPipelineBinaryData` and `VK_ERROR_NOT_ENOUGH_SPACE_KHR` will be returned, instead of `VK_SUCCESS`.

If the call returns one of the success return codes, the pipeline binary key is written to `pPipelineBinaryKey`, regardless of whether `pPipelineBinaryData` is `NULL` or not.

If `pipelineBinaryCompressedData` is `VK_FALSE`, implementations **should** not return compressed pipeline binary data to the application.

Valid Usage (Implicit)

- VUID-vkGetPipelineBinaryDataKHR-device-parameter
`device` **must** be a valid `VkDevice` handle
- VUID-vkGetPipelineBinaryDataKHR-pInfo-parameter
`pInfo` **must** be a valid pointer to a valid `VkPipelineBinaryDataInfoKHR` structure
- VUID-vkGetPipelineBinaryDataKHR-pPipelineBinaryKey-parameter
`pPipelineBinaryKey` **must** be a valid pointer to a `VkPipelineBinaryKeyKHR` structure
- VUID-vkGetPipelineBinaryDataKHR-pPipelineBinaryDataSize-parameter
`pPipelineBinaryDataSize` **must** be a valid pointer to a `size_t` value
- VUID-vkGetPipelineBinaryDataKHR-pPipelineBinaryData-parameter
If the value referenced by `pPipelineBinaryDataSize` is not `0`, and `pPipelineBinaryData` is not `NULL`, `pPipelineBinaryData` **must** be a valid pointer to an array of `pPipelineBinaryDataSize` bytes

Return Codes

Success

- `VK_SUCCESS`

Failure

- `VK_ERROR_NOT_ENOUGH_SPACE_KHR`

- [VK_ERROR_OUT_OF_DEVICE_MEMORY](#)
- [VK_ERROR_OUT_OF_HOST_MEMORY](#)
- [VK_ERROR_UNKNOWN](#)
- [VK_ERROR_VALIDATION_FAILED](#)

The `VkPipelineBinaryDataInfoKHR` structure is defined as:

```
// Provided by VK_KHR_pipeline_binary
typedef struct VkPipelineBinaryDataInfoKHR {
    VkStructureType      sType;
    void*                pNext;
    VkPipelineBinaryKHR  pipelineBinary;
} VkPipelineBinaryDataInfoKHR;
```

- `sType` is a [VkStructureType](#) value identifying this structure.
- `pNext` is `NULL` or a pointer to a structure extending this structure.
- `pipelineBinary` is the pipeline binary to get data from.

Valid Usage (Implicit)

- VUID-VkPipelineBinaryDataInfoKHR-sType-sType
`sType` **must** be [VK_STRUCTURE_TYPE_PIPELINE_BINARY_DATA_INFO_KHR](#)
- VUID-VkPipelineBinaryDataInfoKHR-pNext-pNext
`pNext` **must** be `NULL`
- VUID-VkPipelineBinaryDataInfoKHR-pipelineBinary-parameter
`pipelineBinary` **must** be a valid [VkPipelineBinaryKHR](#) handle

10.9.4. Releasing Captured Pipeline Binary Data

To release pipeline resources captured with [VK_PIPELINE_CREATE_2_CAPTURE_DATA_BIT_KHR](#), call:

```
// Provided by VK_KHR_pipeline_binary
VkResult vkReleaseCapturedPipelineDataKHR(
    VkDevice device,
    const VkReleaseCapturedPipelineDataInfoKHR* pInfo,
    const VkAllocationCallbacks* pAllocator);
```

- `device` is the logical device that created the pipeline object.
- `pInfo` is a pointer to a [VkReleaseCapturedPipelineDataInfoKHR](#) structure which describes the pipeline to release the data from.
- `pAllocator` controls host memory allocation as described in the [Memory Allocation](#) chapter.

The implementation **may** free any resources captured as a result of creating the pipeline with `VK_PIPELINE_CREATE_2_CAPTURE_DATA_BIT_KHR` and put the pipeline into a state as if `VK_PIPELINE_CREATE_2_CAPTURE_DATA_BIT_KHR` had not been provided at pipeline creation time.

NOTE

Any resources captured as a result of creating the pipeline with `VK_PIPELINE_CREATE_2_CAPTURE_DATA_BIT_KHR` are implicitly freed by `vkDestroyPipeline`.

Valid Usage

- VUID-vkReleaseCapturedPipelineDataKHR-pipeline-09611
If `VkAllocationCallbacks` were provided when `pipeline` was created, a compatible set of callbacks **must** be provided in `pAllocator`
- VUID-vkReleaseCapturedPipelineDataKHR-pipeline-09612
If no `VkAllocationCallbacks` were provided when `pipeline` was created, `pAllocator` **must** be `NULL`

Valid Usage (Implicit)

- VUID-vkReleaseCapturedPipelineDataKHR-device-parameter
`device` **must** be a valid `VkDevice` handle
- VUID-vkReleaseCapturedPipelineDataKHR-pInfo-parameter
`pInfo` **must** be a valid pointer to a valid `VkReleaseCapturedPipelineDataInfoKHR` structure
- VUID-vkReleaseCapturedPipelineDataKHR-pAllocator-parameter
If `pAllocator` is not `NULL`, `pAllocator` **must** be a valid pointer to a valid `VkAllocationCallbacks` structure

Return Codes

Success

- `VK_SUCCESS`

Failure

- `VK_ERROR_UNKNOWN`
- `VK_ERROR_VALIDATION_FAILED`

The `VkReleaseCapturedPipelineDataInfoKHR` structure is defined as:


```
// Provided by VK_KHR_pipeline_binary
typedef struct VkReleaseCapturedPipelineDataInfoKHR {
    VkStructureType    sType;
    void*              pNext;
    VkPipeline          pipeline;
} VkReleaseCapturedPipelineDataInfoKHR;
```

- **sType** is a [VkStructureType](#) value identifying this structure.
- **pNext** is **NULL** or a pointer to a structure extending this structure.
- **pipeline** the handle of the pipeline object to release the data from.

Valid Usage

- VUID-VkReleaseCapturedPipelineDataInfoKHR-pipeline-09613
pipeline must have been created with [VK_PIPELINE_CREATE_2_CAPTURE_DATA_BIT_KHR](#)
- VUID-VkReleaseCapturedPipelineDataInfoKHR-pipeline-09618
pipeline must not have been used in a previous call to [vkReleaseCapturedPipelineDataKHR](#)

Valid Usage (Implicit)

- VUID-VkReleaseCapturedPipelineDataInfoKHR-sType-sType
sType must be [VK_STRUCTURE_TYPE_RELEASE_CAPTURED_PIPELINE_DATA_INFO_KHR](#)
- VUID-VkReleaseCapturedPipelineDataInfoKHR-pNext-pNext
pNext must be **NULL**
- VUID-VkReleaseCapturedPipelineDataInfoKHR-pipeline-parameter
pipeline must be a valid [VkPipeline](#) handle

Host Synchronization

- Host access to **pipeline must** be externally synchronized

10.9.5. Destroying Pipeline Binaries

To destroy a [VkPipelineBinaryKHR](#), call:

```
// Provided by VK_KHR_pipeline_binary
void vkDestroyPipelineBinaryKHR(
    VkDevice                device,
    VkPipelineBinaryKHR     pipelineBinary,
    const VkAllocationCallbacks* pAllocator);
```


- **device** is the logical device that created the pipeline binary object.
- **pipelineBinary** is the handle of the pipeline binary object to destroy.
- **pAllocator** controls host memory allocation as described in the [Memory Allocation](#) chapter.

Valid Usage

- VUID-vkDestroyPipelineBinaryKHR-pipelineBinary-09614
If **VkAllocationCallbacks** were provided when **pipelineBinary** was created, a compatible set of callbacks **must** be provided here
- VUID-vkDestroyPipelineBinaryKHR-pipelineBinary-09615
If no **VkAllocationCallbacks** were provided when **pipelineBinary** was created, **pAllocator** **must** be **NULL**

Valid Usage (Implicit)

- VUID-vkDestroyPipelineBinaryKHR-device-parameter
device **must** be a valid **VkDevice** handle
- VUID-vkDestroyPipelineBinaryKHR-pipelineBinary-parameter
If **pipelineBinary** is not **VK_NULL_HANDLE**, **pipelineBinary** **must** be a valid **VkPipelineBinaryKHR** handle
- VUID-vkDestroyPipelineBinaryKHR-pAllocator-parameter
If **pAllocator** is not **NULL**, **pAllocator** **must** be a valid pointer to a valid **VkAllocationCallbacks** structure
- VUID-vkDestroyPipelineBinaryKHR-pipelineBinary-parent
If **pipelineBinary** is a valid handle, it **must** have been created, allocated, or retrieved from **device**

Host Synchronization

- Host access to **pipelineBinary** **must** be externally synchronized

10.10. Specialization Constants

Specialization constants are a mechanism whereby constants in a SPIR-V module **can** have their constant value specified at the time the **VkPipeline** is created. This allows a SPIR-V module to have constants that **can** be modified while executing an application that uses the Vulkan API.

NOTE

Specialization constants are useful to allow a compute shader to have its local workgroup size changed at runtime by the user, for example.

Each **VkPipelineShaderStageCreateInfo** structure contains a **pSpecializationInfo** member, which **can** be **NULL** to indicate no specialization constants, or point to a **VkSpecializationInfo** structure.

The `VkSpecializationInfo` structure is defined as:

```
// Provided by VK_VERSION_1_0
typedef struct VkSpecializationInfo {
    uint32_t          mapEntryCount;
    const VkSpecializationMapEntry* pMapEntries;
    size_t            dataSize;
    const void*        pData;
} VkSpecializationInfo;
```

- `mapEntryCount` is the number of entries in the `pMapEntries` array.
- `pMapEntries` is a pointer to an array of `VkSpecializationMapEntry` structures, which map constant IDs to offsets in `pData`.
- `dataSize` is the byte size of the `pData` buffer.
- `pData` contains the actual constant values to specialize with.

Valid Usage

- VUID-VkSpecializationInfo-offset-00773
The `offset` member of each element of `pMapEntries` **must** be less than `dataSize`
- VUID-VkSpecializationInfo-pMapEntries-00774
The `size` member of each element of `pMapEntries` **must** be less than or equal to `dataSize` minus `offset`
- VUID-VkSpecializationInfo-constantID-04911
The `constantID` value of each element of `pMapEntries` **must** be unique within `pMapEntries`

Valid Usage (Implicit)

- VUID-VkSpecializationInfo-pMapEntries-parameter
If `mapEntryCount` is not 0, `pMapEntries` **must** be a valid pointer to an array of `mapEntryCount` valid `VkSpecializationMapEntry` structures
- VUID-VkSpecializationInfo-pData-parameter
If `dataSize` is not 0, `pData` **must** be a valid pointer to an array of `dataSize` bytes

The `VkSpecializationMapEntry` structure is defined as:

```
// Provided by VK_VERSION_1_0
typedef struct VkSpecializationMapEntry {
    uint32_t    constantID;
    uint32_t    offset;
    size_t      size;
} VkSpecializationMapEntry;
```


- **constantID** is the ID of the specialization constant in SPIR-V.
- **offset** is the byte offset of the specialization constant value within the supplied data buffer.
- **size** is the byte size of the specialization constant value within the supplied data buffer.

If a **constantID** value is not a specialization constant ID used in the shader, that map entry does not affect the behavior of the pipeline.

Valid Usage

- VUID-VkSpecializationMapEntry-constantID-00776

For a **constantID** specialization constant declared in a shader, **size** **must** match the byte size of the **constantID**. If the specialization constant is of type **boolean**, **size** **must** be the byte size of **VkBool32**

In human readable SPIR-V:

```
OpDecorate %x SpecId 13 ; decorate .x component of WorkgroupSize with ID 13
OpDecorate %y SpecId 42 ; decorate .y component of WorkgroupSize with ID 42
OpDecorate %z SpecId 3 ; decorate .z component of WorkgroupSize with ID 3
OpDecorate %wgsiz BuiltIn WorkgroupSize ; decorate WorkgroupSize onto constant
%i32 = OpTypeInt 32 0 ; declare an unsigned 32-bit type
%uvec3 = OpTypeVector %i32 3 ; declare a 3 element vector type of unsigned 32-bit
%x = OpSpecConstant %i32 1 ; declare the .x component of WorkgroupSize
%y = OpSpecConstant %i32 1 ; declare the .y component of WorkgroupSize
%z = OpSpecConstant %i32 1 ; declare the .z component of WorkgroupSize
%wgsiz = OpSpecConstantComposite %uvec3 %x %y %z ; declare WorkgroupSize
```

From the above we have three specialization constants, one for each of the x, y, and z elements of the WorkgroupSize vector.

Now to specialize the above via the specialization constants mechanism:

```
const VkSpecializationMapEntry entries[] =
{
    {
        .constantID = 13,
        .offset = 0 * sizeof(uint32_t),
        .size = sizeof(uint32_t)
    },
    {
        .constantID = 42,
        .offset = 1 * sizeof(uint32_t),
        .size = sizeof(uint32_t)
    },
    {
        .constantID = 3,
        .offset = 2 * sizeof(uint32_t),
```



```

        .size = sizeof(uint32_t)
    }
};

const uint32_t data[] = { 16, 8, 4 }; // our workgroup size is 16x8x4

const VkSpecializationInfo info =
{
    .mapEntryCount = 3,
    .pMapEntries = entries,
    .dataSize = 3 * sizeof(uint32_t),
    .pData = data,
};

```

Then when calling `vkCreateComputePipelines`, and passing the `VkSpecializationInfo` we defined as the `pSpecializationInfo` parameter of `VkPipelineShaderStageCreateInfo`, we will create a compute pipeline with the runtime specified local workgroup size.

Another example would be that an application has a SPIR-V module that has some platform-dependent constants they wish to use.

In human readable SPIR-V:

```

OpDecorate %1 SpecId 0 ; decorate our signed 32-bit integer constant
OpDecorate %2 SpecId 12 ; decorate our 32-bit floating-point constant
%i32 = OpTypeInt 32 1 ; declare a signed 32-bit type
%float = OpTypeFloat 32 ; declare a 32-bit floating-point type
%1 = OpSpecConstant %i32 -1 ; some signed 32-bit integer constant
%2 = OpSpecConstant %float 0.5 ; some 32-bit floating-point constant

```

From the above we have two specialization constants, one is a signed 32-bit integer and the second is a 32-bit floating-point value.

Now to specialize the above via the specialization constants mechanism:

```

struct SpecializationData {
    int32_t data0;
    float data1;
};

const VkSpecializationMapEntry entries[] =
{
    {
        .constantID = 0,
        .offset = offsetof(SpecializationData, data0),
        .size = sizeof(SpecializationData::data0)
    },
    {
        .constantID = 12,

```



```

        .offset = offsetof(SpecializationData, data1),
        .size = sizeof(SpecializationData::data1)
    }
};

SpecializationData data;
data.data0 = -42;    // set the data for the 32-bit integer
data.data1 = 42.0f; // set the data for the 32-bit floating-point

const VkSpecializationInfo info =
{
    .mapEntryCount = 2,
    .pMapEntries = entries,
    .dataSize = sizeof(data),
    .pdata = &data,
};

```

It is legal for a SPIR-V module with specializations to be compiled into a pipeline where no specialization information was provided. SPIR-V specialization constants contain default values such that if a specialization is not provided, the default value will be used. In the examples above, it would be valid for an application to only specialize some of the specialization constants within the SPIR-V module, and let the other constants use their default values encoded within the `OpSpecConstant` declarations.

10.11. Pipeline Libraries

A pipeline library is a special pipeline that was created using the [VK_PIPELINE_CREATE_LIBRARY_BIT_KHR](#) and cannot be bound, instead it defines a set of pipeline state which can be linked into other pipelines. For ray tracing pipelines this includes shaders and shader groups. For graphics pipelines this includes distinct library types defined by [VkGraphicsPipelineLibraryFlagBitsEXT](#). The application **must** maintain the lifetime of a pipeline library based on the pipelines that link with it.

This linkage is achieved by using the following structure within the appropriate creation mechanisms:

The `VkPipelineLibraryCreateInfoKHR` structure is defined as:

```

// Provided by VK_KHR_pipeline_library
typedef struct VkPipelineLibraryCreateInfoKHR {
    VkStructureType    sType;
    const void*        pNext;
    uint32_t           libraryCount;
    const VkPipeline*  pLibraries;
} VkPipelineLibraryCreateInfoKHR;

```

- `sType` is a [VkStructureType](#) value identifying this structure.
- `pNext` is `NULL` or a pointer to a structure extending this structure.

- **libraryCount** is the number of pipeline libraries in **pLibraries**.
- **pLibraries** is a pointer to an array of **VkPipeline** structures specifying pipeline libraries to use when creating a pipeline.

Valid Usage

- VUID-VkPipelineLibraryCreateInfoKHR-pLibraries-03381
Each element of **pLibraries** **must** have been created with **VK_PIPELINE_CREATE_LIBRARY_BIT_KHR**
- VUID-VkPipelineLibraryCreateInfoKHR-pLibraries-06855
If any library in **pLibraries** was created with a shader stage with **VkPipelineShaderStageModuleIdentifierCreateInfoEXT** and **identifierSize** not equal to 0, the pipeline **must** be created with the **VK_PIPELINE_CREATE_FAIL_ON_PIPELINE_COMPILE_REQUIRED_BIT** flag set

Valid Usage (Implicit)

- VUID-VkPipelineLibraryCreateInfoKHR-sType-sType
sType **must** be **VK_STRUCTURE_TYPE_PIPELINE_LIBRARY_CREATE_INFO_KHR**
- VUID-VkPipelineLibraryCreateInfoKHR-pLibraries-parameter
If **libraryCount** is not 0, **pLibraries** **must** be a valid pointer to an array of **libraryCount** valid **VkPipeline** handles

Structure Chaining

Extends the structure

- **VkGraphicsPipelineCreateInfo**

Pipelines created with **VK_PIPELINE_CREATE_LIBRARY_BIT_KHR** libraries **can** depend on other pipeline libraries in **VkPipelineLibraryCreateInfoKHR**.

A pipeline library is considered in-use, as long as one of the linking pipelines is in-use. This applies recursively if a pipeline library includes other pipeline libraries.

10.12. Pipeline Binding

Once a pipeline has been created, it **can** be bound to the command buffer using the command:


```
// Provided by VK_VERSION_1_0
void vkCmdBindPipeline(
    VkCommandBuffer          commandBuffer,
    VkPipelineBindPoint      pipelineBindPoint,
    VkPipeline                pipeline);
```

- `commandBuffer` is the command buffer that the pipeline will be bound to.
- `pipelineBindPoint` is a `VkPipelineBindPoint` value specifying to which bind point the pipeline is bound. Binding one does not disturb the others.
- `pipeline` is the pipeline to be bound.

Once bound, a pipeline binding affects subsequent commands that interact with the given pipeline type in the command buffer until a different pipeline of the same type is bound to the bind point, or until the pipeline bind point is disturbed by binding a [shader object](#) as described in [Interaction with Pipelines](#). Commands that do not interact with the [given pipeline](#) type **must** not be affected by the pipeline state.

Valid Usage

- VUID-vkCmdBindPipeline-pipelineBindPoint-00777
If `pipelineBindPoint` is `VK_PIPELINE_BIND_POINT_COMPUTE`, the `VkCommandPool` that `commandBuffer` was allocated from **must** support compute operations
- VUID-vkCmdBindPipeline-pipelineBindPoint-00778
If `pipelineBindPoint` is `VK_PIPELINE_BIND_POINT_GRAPHICS`, the `VkCommandPool` that `commandBuffer` was allocated from **must** support graphics operations
- VUID-vkCmdBindPipeline-pipelineBindPoint-00779
If `pipelineBindPoint` is `VK_PIPELINE_BIND_POINT_COMPUTE`, `pipeline` **must** be a compute pipeline
- VUID-vkCmdBindPipeline-pipelineBindPoint-00780
If `pipelineBindPoint` is `VK_PIPELINE_BIND_POINT_GRAPHICS`, `pipeline` **must** be a graphics pipeline
- VUID-vkCmdBindPipeline-pipeline-00781
If the `variableMultisampleRate` feature is not supported, `pipeline` is a graphics pipeline, the current subpass [uses no attachments](#), and this is not the first call to this function with a graphics pipeline after transitioning to the current subpass, then the sample count specified by this pipeline **must** match that set in the previous pipeline
- VUID-vkCmdBindPipeline-variableSampleLocations-01525
If `VkPhysicalDeviceSampleLocationsPropertiesEXT::variableSampleLocations` is `VK_FALSE`, and `pipeline` is a graphics pipeline created with a `renderPass` that is not `VK_NULL_HANDLE` and with a `VkPipelineSampleLocationsStateCreateInfoEXT` structure having its `sampleLocationsEnable` member set to `VK_TRUE` but without `VK_DYNAMIC_STATE_SAMPLE_LOCATIONS_EXT` enabled then the current render pass instance **must** have been begun by specifying a `VkRenderPassSampleLocationsBeginInfoEXT` structure whose

`pPostSubpassSampleLocations` member contains an element with a `subpassIndex` matching the current subpass index and the `sampleLocationsInfo` member of that element **must** match the `sampleLocationsInfo` specified in `VkPipelineSampleLocationsStateCreateInfoEXT` when the pipeline was created

- VUID-vkCmdBindPipeline-None-02323

This command **must** not be recorded when transform feedback is active

- VUID-vkCmdBindPipeline-pipelineBindPoint-02391

If `pipelineBindPoint` is `VK_PIPELINE_BIND_POINT_RAY_TRACING_KHR`, the `VkCommandPool` that `commandBuffer` was allocated from **must** support compute operations

- VUID-vkCmdBindPipeline-pipelineBindPoint-02392

If `pipelineBindPoint` is `VK_PIPELINE_BIND_POINT_RAY_TRACING_KHR`, `pipeline` **must** be a ray tracing pipeline

- VUID-vkCmdBindPipeline-pipelineBindPoint-06721

If `pipelineBindPoint` is `VK_PIPELINE_BIND_POINT_RAY_TRACING_KHR`, `commandBuffer` **must** not be a protected command buffer

- VUID-vkCmdBindPipeline-pipelineProtectedAccess-07408

If the `pipelineProtectedAccess` feature is enabled, and `commandBuffer` is a protected command buffer, `pipeline` **must** have been created without `VK_PIPELINE_CREATE_NO_PROTECTED_ACCESS_BIT`

- VUID-vkCmdBindPipeline-pipelineProtectedAccess-07409

If the `pipelineProtectedAccess` feature is enabled, and `commandBuffer` is not a protected command buffer, `pipeline` **must** have been created without `VK_PIPELINE_CREATE_PROTECTED_ACCESS_ONLY_BIT`

- VUID-vkCmdBindPipeline-pipeline-03382

`pipeline` **must** not have been created with `VK_PIPELINE_CREATE_LIBRARY_BIT_KHR` set

- VUID-vkCmdBindPipeline-commandBuffer-04808

If `commandBuffer` is a secondary command buffer with `VkCommandBufferInheritanceViewportScissorInfoNV::viewportScissor2D` enabled and `pipelineBindPoint` is `VK_PIPELINE_BIND_POINT_GRAPHICS`, then the `pipeline` **must** have been created with `VK_DYNAMIC_STATE_VIEWPORT_WITH_COUNT` or `VK_DYNAMIC_STATE_VIEWPORT`, and `VK_DYNAMIC_STATE_SCISSOR_WITH_COUNT` or `VK_DYNAMIC_STATE_SCISSOR` enabled

- VUID-vkCmdBindPipeline-commandBuffer-04809

If `commandBuffer` is a secondary command buffer with `VkCommandBufferInheritanceViewportScissorInfoNV::viewportScissor2D` enabled and `pipelineBindPoint` is `VK_PIPELINE_BIND_POINT_GRAPHICS` and `pipeline` was created with `VkPipelineDiscardRectangleStateCreateInfoEXT` structure and its `discardRectangleCount` member is not `0`, or the pipeline was created with `VK_DYNAMIC_STATE_DISCARD_RECTANGLE_ENABLE_EXT` enabled, then the pipeline **must** have been created with `VK_DYNAMIC_STATE_DISCARD_RECTANGLE_EXT` enabled

- VUID-vkCmdBindPipeline-pipelineBindPoint-04881

If `pipelineBindPoint` is `VK_PIPELINE_BIND_POINT_GRAPHICS` and the `provokingVertexModePerPipeline` limit is `VK_FALSE`, then pipeline's `VkPipelineRasterizationProvokingVertexStateCreateInfoEXT::provokingVertexMode` **must**

be the same as that of any other pipelines previously bound to this bind point within the current render pass instance, including any pipeline already bound when beginning the render pass instance

- VUID-vkCmdBindPipeline-pipelineBindPoint-04949
If `pipelineBindPoint` is `VK_PIPELINE_BIND_POINT_SUBPASS_SHADING_HUAWEI`, the `VkCommandPool` that `commandBuffer` was allocated from **must** support compute operations
- VUID-vkCmdBindPipeline-pipelineBindPoint-04950
If `pipelineBindPoint` is `VK_PIPELINE_BIND_POINT_SUBPASS_SHADING_HUAWEI`, `pipeline` **must** be a subpass shading pipeline
- VUID-vkCmdBindPipeline-pipelineBindPoint-09910
If `pipelineBindPoint` is `VK_PIPELINE_BIND_POINT_DATA_GRAPH_ARM`, the `VkCommandPool` that `commandBuffer` was allocated from **must** have been created for a queue family that supports `VK_QUEUE_DATA_GRAPH_BIT_ARM`
- VUID-vkCmdBindPipeline-pipelineBindPoint-09911
If `pipelineBindPoint` is `VK_PIPELINE_BIND_POINT_DATA_GRAPH_ARM`, `pipeline` **must** be a data graph pipeline
- VUID-vkCmdBindPipeline-pipeline-09912
If `pipeline` is a data graph pipeline and the `VkDataGraphPipelineCreateInfoARM` structure used to create it had a `VkDataGraphProcessingEngineCreateInfoARM` structure in its `pNext` chain that specified any foreign data processing engines, then the command pool from which `commandBuffer` was allocated **must** have been created with a `VkCommandPoolCreateInfo` structure that had a `VkDataGraphProcessingEngineCreateInfoARM` structure specifying a superset of the foreign data graph processing engines specified at pipeline creation time in its `pNext` chain
- VUID-vkCmdBindPipeline-pipeline-09913
If `pipeline` is a data graph pipeline and the `VkDataGraphPipelineCreateInfoARM` structure used to create it did not have a `VkDataGraphProcessingEngineCreateInfoARM` structure in its `pNext` chain, then the command pool from which `commandBuffer` was allocated **must** not have been created with a `VkCommandPoolCreateInfo` that had a `VkDataGraphProcessingEngineCreateInfoARM` structure in its `pNext` chain

Valid Usage (Implicit)

- VUID-vkCmdBindPipeline-commandBuffer-parameter
`commandBuffer` **must** be a valid `VkCommandBuffer` handle
- VUID-vkCmdBindPipeline-pipelineBindPoint-parameter
`pipelineBindPoint` **must** be a valid `VkPipelineBindPoint` value
- VUID-vkCmdBindPipeline-pipeline-parameter
`pipeline` **must** be a valid `VkPipeline` handle
- VUID-vkCmdBindPipeline-commandBuffer-recording
`commandBuffer` **must** be in the `recording state`
- VUID-vkCmdBindPipeline-commandBuffer-cmdpool
The `VkCommandPool` that `commandBuffer` was allocated from **must** support

VK_QUEUE_COMPUTE_BIT, VK_QUEUE_DATA_GRAPH_BIT_ARM, or
VK_QUEUE_GRAPHICS_BIT operations

- VUID-vkCmdBindPipeline-videocoding
This command **must** only be called outside of a video coding scope
- VUID-vkCmdBindPipeline-commonparent
Both of **commandBuffer**, and **pipeline** **must** have been created, allocated, or retrieved from the same **VkDevice**

Host Synchronization

- Host access to **commandBuffer** **must** be externally synchronized
- Host access to the **VkCommandPool** that **commandBuffer** was allocated from **must** be externally synchronized

Command Properties

Command Buffer Levels	Render Pass Scope	Video Coding Scope	Supported Queue Types	Command Type
Primary Secondary	Both	Outside	VK_QUEUE_COMPUTE_BIT VK_QUEUE_DATA_GRAPH_BIT_ARM VK_QUEUE_GRAPHICS_BIT	State

Conditional Rendering

vkCmdBindPipeline is not affected by **conditional rendering**

Possible values of **vkCmdBindPipeline::pipelineBindPoint**, specifying the bind point of a pipeline object, are:


```
// Provided by VK_VERSION_1_0
typedef enum VkPipelineBindPoint {
    VK_PIPELINE_BIND_POINT_GRAPHICS = 0,
    VK_PIPELINE_BIND_POINT_COMPUTE = 1,
#ifdef VK_ENABLE_BETA_EXTENSIONS
    // Provided by VK_AMD_shader_enqueue
    VK_PIPELINE_BIND_POINT_EXECUTION_GRAPH_AMD = 1000134000,
#endif
    // Provided by VK_KHR_ray_tracing_pipeline
    VK_PIPELINE_BIND_POINT_RAY_TRACING_KHR = 1000165000,
    // Provided by VK_HUAWEI_subpass_shading
    VK_PIPELINE_BIND_POINT_SUBPASS_SHADING_HUAWEI = 1000369003,
    // Provided by VK_ARM_data_graph
    VK_PIPELINE_BIND_POINT_DATA_GRAPH_ARM = 1000507000,
    // Provided by VK_NV_ray_tracing
    VK_PIPELINE_BIND_POINT_RAY_TRACING_NV = VK_PIPELINE_BIND_POINT_RAY_TRACING_KHR,
} VkPipelineBindPoint;
```

- [VK_PIPELINE_BIND_POINT_COMPUTE](#) specifies binding as a compute pipeline.
- [VK_PIPELINE_BIND_POINT_GRAPHICS](#) specifies binding as a graphics pipeline.
- [VK_PIPELINE_BIND_POINT_RAY_TRACING_KHR](#) specifies binding as a ray tracing pipeline.
- [VK_PIPELINE_BIND_POINT_SUBPASS_SHADING_HUAWEI](#) specifies binding as a subpass shading pipeline.
- [VK_PIPELINE_BIND_POINT_EXECUTION_GRAPH_AMD](#) specifies binding as an [execution graph pipeline](#).

For pipelines that were created with the support of multiple shader groups (see [Graphics Pipeline Shader Groups](#)), the regular `vkCmdBindPipeline` command will bind Shader Group 0. To explicitly bind a shader group use:

```
// Provided by VK_NV_device_generated_commands
void vkCmdBindPipelineShaderGroupNV(
    VkCommandBuffer          commandBuffer,
    VkPipelineBindPoint      pipelineBindPoint,
    VkPipeline               pipeline,
    uint32_t                 groupIndex);
```

- `commandBuffer` is the command buffer that the pipeline will be bound to.
- `pipelineBindPoint` is a [VkPipelineBindPoint](#) value specifying the bind point to which the pipeline will be bound.
- `pipeline` is the pipeline to be bound.
- `groupIndex` is the shader group to be bound.

Valid Usage

- VUID-vkCmdBindPipelineShaderGroupNV-groupIndex-02893
`groupIndex` **must** be `0` or less than the effective `VkGraphicsPipelineShaderGroupsCreateInfoNV::groupCount` including the referenced pipelines
- VUID-vkCmdBindPipelineShaderGroupNV-pipelineBindPoint-02894
The `pipelineBindPoint` **must** be `VK_PIPELINE_BIND_POINT_GRAPHICS`
- VUID-vkCmdBindPipelineShaderGroupNV-groupIndex-02895
The same restrictions as `vkCmdBindPipeline` apply as if the bound pipeline was created only with the Shader Group from the `groupIndex` information
- VUID-vkCmdBindPipelineShaderGroupNV-deviceGeneratedCommands-02896
The `VkPhysicalDeviceDeviceGeneratedCommandsFeaturesNV::deviceGeneratedCommands` feature **must** be enabled

Valid Usage (Implicit)

- VUID-vkCmdBindPipelineShaderGroupNV-commandBuffer-parameter
`commandBuffer` **must** be a valid `VkCommandBuffer` handle
- VUID-vkCmdBindPipelineShaderGroupNV-pipelineBindPoint-parameter
`pipelineBindPoint` **must** be a valid `VkPipelineBindPoint` value
- VUID-vkCmdBindPipelineShaderGroupNV-pipeline-parameter
`pipeline` **must** be a valid `VkPipeline` handle
- VUID-vkCmdBindPipelineShaderGroupNV-commandBuffer-recording
`commandBuffer` **must** be in the `recording` state
- VUID-vkCmdBindPipelineShaderGroupNV-commandBuffer-cmdpool
The `VkCommandPool` that `commandBuffer` was allocated from **must** support `VK_QUEUE_COMPUTE_BIT`, or `VK_QUEUE_GRAPHICS_BIT` operations
- VUID-vkCmdBindPipelineShaderGroupNV-videocoding
This command **must** only be called outside of a video coding scope
- VUID-vkCmdBindPipelineShaderGroupNV-commonparent
Both of `commandBuffer`, and `pipeline` **must** have been created, allocated, or retrieved from the same `VkDevice`

Host Synchronization

- Host access to `commandBuffer` **must** be externally synchronized
- Host access to the `VkCommandPool` that `commandBuffer` was allocated from **must** be externally synchronized

Command Properties

Command Buffer Levels	Render Pass Scope	Video Coding Scope	Supported Queue Types	Command Type
Primary Secondary	Both	Outside	VK_QUEUE_COMPUTE_BIT VK_QUEUE_GRAPHICS_BIT HICS_BIT	State

Conditional Rendering

vkCmdBindPipelineShaderGroupNV is not affected by [conditional rendering](#)

10.12.1. Interaction With Shader Objects

If the [shaderObject](#) feature is enabled, applications **can** use both pipelines and [shader objects](#) at the same time. The interaction between pipelines and shader objects is described in [Interaction with Pipelines](#).

10.13. Dynamic State

When a pipeline object is bound, any pipeline object state that is not specified as dynamic is applied to the command buffer state. Pipeline object state that is specified as dynamic is not applied to the command buffer state at this time.

Instead, dynamic state **can** be modified at any time and persists for the lifetime of the command buffer, or until modified by another dynamic state setting command, or made invalid by binding a pipeline in which that state is statically specified.

If the [commandBufferInheritance](#) feature is enabled, all valid state from the previously executed command buffer in the queue is inherited into the next command buffer executed in the same queue. This inherited state does not need to be set again before draw or dispatch commands.

When a pipeline object is bound, the following applies to each state parameter:

- If the state is not specified as dynamic in the new pipeline object, then that command buffer state is overwritten by the state in the new pipeline object. Before any draw or dispatch call with this pipeline there **must** not have been any calls to any of the corresponding dynamic state setting commands after this pipeline was bound.
- If the state is specified as dynamic in the new pipeline object, then that command buffer state is not disturbed. Before any draw or dispatch call with this pipeline there **must** have been at least one call to each of the corresponding dynamic state setting commands. The state-setting commands **must** be recorded after command buffer recording was begun, or after the last command binding a pipeline object with that state specified as static, whichever was the latter.

- If the state is not included (corresponding pointer in [VkGraphicsPipelineCreateInfo](#) was `NULL` or was ignored) in the new pipeline object, then that command buffer state is not disturbed. For example, mesh shading pipelines do not include vertex input state and therefore do not disturb any such command buffer state.

Dynamic state that does not affect the result of operations **can** be left undefined.

NOTE	For example, if blending is disabled by the pipeline object state then the dynamic color blend constants do not need to be specified in the command buffer, even if this state is specified as dynamic in the pipeline object.
NOTE	Applications running on Vulkan implementations advertising a VkPhysicalDeviceDriverProperties::conformanceVersion less than 1.3.8.0 should be aware that rebinding the bound pipeline object may not reapply static state.

10.14. Pipeline Properties and Shader Information

When a pipeline is created, its state and shaders are compiled into zero or more device-specific executables, which are used when executing commands against that pipeline. To query the properties of these pipeline executables, call:

```
// Provided by VK_KHR_pipeline_executable_properties
VkResult vkGetPipelineExecutablePropertiesKHR(
    VkDevice device,
    const VkPipelineInfoKHR* pPipelineInfo,
    uint32_t* pExecutableCount,
    VkPipelineExecutablePropertiesKHR* pProperties);
```

- `device` is the device that created the pipeline.
- `pPipelineInfo` describes the pipeline being queried.
- `pExecutableCount` is a pointer to an integer related to the number of pipeline executables available or queried, as described below.
- `pProperties` is either `NULL` or a pointer to an array of [VkPipelineExecutablePropertiesKHR](#) structures.

If `pProperties` is `NULL`, then the number of pipeline executables associated with the pipeline is returned in `pExecutableCount`. Otherwise, `pExecutableCount` **must** point to a variable set by the application to the number of elements in the `pProperties` array, and on return the variable is overwritten with the number of structures actually written to `pProperties`. If `pExecutableCount` is less than the number of pipeline executables associated with the pipeline, at most `pExecutableCount` structures will be written, and [VK_INCOMPLETE](#) will be returned instead of [VK_SUCCESS](#), to indicate that not all the available properties were returned.

Valid Usage

- VUID-vkGetPipelineExecutablePropertiesKHR-pipelineExecutableInfo-03270
The `pipelineExecutableInfo` feature **must** be enabled
- VUID-vkGetPipelineExecutablePropertiesKHR-pipeline-03271
The `pipeline` member of `pPipelineInfo` **must** have been created with `device`

Valid Usage (Implicit)

- VUID-vkGetPipelineExecutablePropertiesKHR-device-parameter
`device` **must** be a valid `VkDevice` handle
- VUID-vkGetPipelineExecutablePropertiesKHR-pPipelineInfo-parameter
`pPipelineInfo` **must** be a valid pointer to a valid `VkPipelineInfoKHR` structure
- VUID-vkGetPipelineExecutablePropertiesKHR-pExecutableCount-parameter
`pExecutableCount` **must** be a valid pointer to a `uint32_t` value
- VUID-vkGetPipelineExecutablePropertiesKHR-pProperties-parameter
If the value referenced by `pExecutableCount` is not 0, and `pProperties` is not NULL, `pProperties` **must** be a valid pointer to an array of `pExecutableCount` `VkPipelineExecutablePropertiesKHR` structures

Return Codes

Success

- `VK_INCOMPLETE`
- `VK_SUCCESS`

Failure

- `VK_ERROR_OUT_OF_DEVICE_MEMORY`
- `VK_ERROR_OUT_OF_HOST_MEMORY`
- `VK_ERROR_UNKNOWN`
- `VK_ERROR_VALIDATION_FAILED`

The `VkPipelineExecutablePropertiesKHR` structure is defined as:


```
// Provided by VK_KHR_pipeline_executable_properties
typedef struct VkPipelineExecutablePropertiesKHR {
    VkStructureType    sType;
    void*              pNext;
    VkShaderStageFlags stages;
    char               name[VK_MAX_DESCRIPTION_SIZE];
    char               description[VK_MAX_DESCRIPTION_SIZE];
    uint32_t           subgroupSize;
} VkPipelineExecutablePropertiesKHR;
```

- **sType** is a **VkStructureType** value identifying this structure.
- **pNext** is **NULL** or a pointer to a structure extending this structure.
- **stages** is a bitmask of zero or more **VkShaderStageFlagBits** indicating which shader stages (if any) were principally used as inputs to compile this pipeline executable.
- **name** is an array of **VK_MAX_DESCRIPTION_SIZE** **char** containing a null-terminated UTF-8 string which is a short human readable name for this pipeline executable.
- **description** is an array of **VK_MAX_DESCRIPTION_SIZE** **char** containing a null-terminated UTF-8 string which is a human readable description for this pipeline executable.
- **subgroupSize** is the subgroup size with which this pipeline executable is dispatched.

Not all implementations have a 1:1 mapping between shader stages and pipeline executables and some implementations **may** reduce a given shader stage to fixed function hardware programming such that no pipeline executable is available. No guarantees are provided about the mapping between shader stages and pipeline executables and **stages** **should** be considered a best effort hint. Because the application **cannot** rely on the **stages** field to provide an exact description, **name** and **description** provide a human readable name and description which more accurately describes the given pipeline executable.

Valid Usage (Implicit)

- VUID-VkPipelineExecutablePropertiesKHR-sType-sType
sType **must** be **VK_STRUCTURE_TYPE_PIPELINE_EXECUTABLE_PROPERTIES_KHR**
- VUID-VkPipelineExecutablePropertiesKHR-pNext-pNext
pNext **must** be **NULL**

To query the pipeline properties call:

```
// Provided by VK_EXT_pipeline_properties
VkResult vkGetPipelinePropertiesEXT(
    VkDevice          device,
    const VkPipelineInfoKHR* pPipelineInfo,
    VkBaseOutStructure*      pPipelineProperties);
```

- **device** is the logical device that created the pipeline.

- `pPipelineInfo` is a pointer to a `VkPipelineInfoEXT` structure which describes the pipeline being queried.
- `pPipelineProperties` is a pointer to a `VkBaseOutStructure` structure in which the pipeline properties will be written.

To query a pipeline's `pipelineIdentifier` pass a `VkPipelinePropertiesIdentifierEXT` structure in `pPipelineProperties`. Each pipeline is associated with a `pipelineIdentifier` and the identifier is implementation specific.

Valid Usage

- VUID-vkGetPipelinePropertiesEXT-pipeline-06738
The `pipeline` member of `pPipelineInfo` **must** have been created with `device`
- VUID-vkGetPipelinePropertiesEXT-pPipelineProperties-06739
`pPipelineProperties` **must** be a valid pointer to a `VkPipelinePropertiesIdentifierEXT` structure
- VUID-vkGetPipelinePropertiesEXT-None-06766
The `pipelinePropertiesIdentifier` feature **must** be enabled

Valid Usage (Implicit)

- VUID-vkGetPipelinePropertiesEXT-device-parameter
`device` **must** be a valid `VkDevice` handle
- VUID-vkGetPipelinePropertiesEXT-pPipelineInfo-parameter
`pPipelineInfo` **must** be a valid pointer to a valid `VkPipelineInfoKHR` structure

Return Codes

Success

- `VK_SUCCESS`

Failure

- `VK_ERROR_OUT_OF_HOST_MEMORY`
- `VK_ERROR_UNKNOWN`
- `VK_ERROR_VALIDATION_FAILED`

The `VkPipelinePropertiesIdentifierEXT` structure is defined as:


```
// Provided by VK_EXT_pipeline_properties
typedef struct VkPipelinePropertiesIdentifierEXT {
    VkStructureType    sType;
    void*              pNext;
    uint8_t            pipelineIdentifier[VK_UUID_SIZE];
} VkPipelinePropertiesIdentifierEXT;
```

- **sType** is a **VkStructureType** value identifying this structure.
- **pNext** is **NULL** or a pointer to a structure extending this structure.
- **pipelineIdentifier** is an array of **VK_UUID_SIZE** **uint8_t** values into which the pipeline identifier will be written.

Valid Usage (Implicit)

- VUID-VkPipelinePropertiesIdentifierEXT-sType-sType
sType must be **VK_STRUCTURE_TYPE_PIPELINE_PROPERTIES_IDENTIFIER_EXT**
- VUID-VkPipelinePropertiesIdentifierEXT-pNext-pNext
pNext must be **NULL**

The **VkPipelineInfoKHR** structure is defined as:

```
// Provided by VK_KHR_pipeline_executable_properties
typedef struct VkPipelineInfoKHR {
    VkStructureType    sType;
    const void*        pNext;
    VkPipeline          pipeline;
} VkPipelineInfoKHR;
```

```
// Provided by VK_EXT_pipeline_properties
// Equivalent to VkPipelineInfoKHR
typedef VkPipelineInfoKHR VkPipelineInfoEXT;
```

- **sType** is a **VkStructureType** value identifying this structure.
- **pNext** is **NULL** or a pointer to a structure extending this structure.
- **pipeline** is a **VkPipeline** handle.

Valid Usage (Implicit)

- VUID-VkPipelineInfoKHR-sType-sType
sType must be **VK_STRUCTURE_TYPE_PIPELINE_INFO_KHR**
- VUID-VkPipelineInfoKHR-pNext-pNext
pNext must be **NULL**

- VUID-VkPipelineInfoKHR-pipeline-parameter
pipeline **must** be a valid [VkPipeline](#) handle

Each pipeline executable **may** have a set of statistics associated with it that are generated by the pipeline compilation process. These statistics **may** include things such as instruction counts, amount of spilling (if any), maximum number of simultaneous threads, or anything else which **may** aid developers in evaluating the expected performance of a shader. To query the compile time statistics associated with a pipeline executable, call:

```
// Provided by VK_KHR_pipeline_executable_properties
VkResult vkGetPipelineExecutableStatisticsKHR(
    VkDevice device,
    const VkPipelineExecutableInfoKHR* pExecutableInfo,
    uint32_t* pStatisticCount,
    VkPipelineExecutableStatisticKHR* pStatistics);
```

- **device** is the device that created the pipeline.
- **pExecutableInfo** describes the pipeline executable being queried.
- **pStatisticCount** is a pointer to an integer related to the number of statistics available or queried, as described below.
- **pStatistics** is either **NULL** or a pointer to an array of [VkPipelineExecutableStatisticKHR](#) structures.

If **pStatistics** is **NULL**, then the number of statistics associated with the pipeline executable is returned in **pStatisticCount**. Otherwise, **pStatisticCount** **must** point to a variable set by the application to the number of elements in the **pStatistics** array, and on return the variable is overwritten with the number of structures actually written to **pStatistics**. If **pStatisticCount** is less than the number of statistics associated with the pipeline executable, at most **pStatisticCount** structures will be written, and [VK_INCOMPLETE](#) will be returned instead of [VK_SUCCESS](#), to indicate that not all the available statistics were returned.

Valid Usage

- VUID-vkGetPipelineExecutableStatisticsKHR-pipelineExecutableInfo-03272
The **pipelineExecutableInfo** feature **must** be enabled
- VUID-vkGetPipelineExecutableStatisticsKHR-pipeline-03273
The **pipeline** member of **pExecutableInfo** **must** have been created with **device**
- VUID-vkGetPipelineExecutableStatisticsKHR-pipeline-03274
The **pipeline** member of **pExecutableInfo** **must** have been created with [VK_PIPELINE_CREATE_CAPTURE_STATISTICS_BIT_KHR](#)

Valid Usage (Implicit)

- VUID-vkGetPipelineExecutableStatisticsKHR-device-parameter **device** **must** be a valid [VkDevice](#) handle
- VUID-vkGetPipelineExecutableStatisticsKHR-pExecutableInfo-parameter **pExecutableInfo** **must** be a valid pointer to a valid [VkPipelineExecutableInfoKHR](#) structure
- VUID-vkGetPipelineExecutableStatisticsKHR-pStatisticCount-parameter **pStatisticCount** **must** be a valid pointer to a `uint32_t` value
- VUID-vkGetPipelineExecutableStatisticsKHR-pStatistics-parameter
If the value referenced by **pStatisticCount** is not 0, and **pStatistics** is not `NULL`, **pStatistics** **must** be a valid pointer to an array of **pStatisticCount** [VkPipelineExecutableStatisticKHR](#) structures

Return Codes

Success

- [VK_INCOMPLETE](#)
- [VK_SUCCESS](#)

Failure

- [VK_ERROR_OUT_OF_DEVICE_MEMORY](#)
- [VK_ERROR_OUT_OF_HOST_MEMORY](#)
- [VK_ERROR_UNKNOWN](#)
- [VK_ERROR_VALIDATION_FAILED](#)

The [VkPipelineExecutableInfoKHR](#) structure is defined as:

```
// Provided by VK_KHR_pipeline_executable_properties
typedef struct VkPipelineExecutableInfoKHR {
    VkStructureType    sType;
    const void*        pNext;
    VkPipeline          pipeline;
    uint32_t            executableIndex;
} VkPipelineExecutableInfoKHR;
```

- **sType** is a [VkStructureType](#) value identifying this structure.
- **pNext** is `NULL` or a pointer to a structure extending this structure.
- **pipeline** is the pipeline to query.
- **executableIndex** is the index of the pipeline executable to query in the array of executable properties returned by [vkGetPipelineExecutablePropertiesKHR](#).

Valid Usage

- VUID-VkPipelineExecutableInfoKHR-executableIndex-03275

`executableIndex` **must** be less than the number of pipeline executables associated with `pipeline` as returned in the `pExecutableCount` parameter of `vkGetPipelineExecutablePropertiesKHR`

Valid Usage (Implicit)

- VUID-VkPipelineExecutableInfoKHR-sType-sType
`sType` **must** be `VK_STRUCTURE_TYPE_PIPELINE_EXECUTABLE_INFO_KHR`
- VUID-VkPipelineExecutableInfoKHR-pNext-pNext
`pNext` **must** be `NULL`
- VUID-VkPipelineExecutableInfoKHR-pipeline-parameter
`pipeline` **must** be a valid `VkPipeline` handle

The `VkPipelineExecutableStatisticKHR` structure is defined as:

```
// Provided by VK_KHR_pipeline_executable_properties
typedef struct VkPipelineExecutableStatisticKHR {
    VkStructureType    sType;
    void*              pNext;
    char                name[VK_MAX_DESCRIPTION_SIZE];
    char                description[VK_MAX_DESCRIPTION_SIZE];
    VkPipelineExecutableStatisticFormatKHR format;
    VkPipelineExecutableStatisticValueKHR value;
} VkPipelineExecutableStatisticKHR;
```

- `sType` is a `VkStructureType` value identifying this structure.
- `pNext` is `NULL` or a pointer to a structure extending this structure.
- `name` is an array of `VK_MAX_DESCRIPTION_SIZE` `char` containing a null-terminated UTF-8 string which is a short human readable name for this statistic.
- `description` is an array of `VK_MAX_DESCRIPTION_SIZE` `char` containing a null-terminated UTF-8 string which is a human readable description for this statistic.
- `format` is a `VkPipelineExecutableStatisticFormatKHR` value specifying the format of the data found in `value`.
- `value` is the value of this statistic.

Valid Usage (Implicit)

- VUID-VkPipelineExecutableStatisticKHR-sType-sType
`sType` **must** be `VK_STRUCTURE_TYPE_PIPELINE_EXECUTABLE_STATISTIC_KHR`

- VUID-VkPipelineExecutableStatisticKHR-pNext-pNext
pNext must be NULL

The `VkPipelineExecutableStatisticFormatKHR` enum is defined as:

```
// Provided by VK_KHR_pipeline_executable_properties
typedef enum VkPipelineExecutableStatisticFormatKHR {
    VK_PIPELINE_EXECUTABLE_STATISTIC_FORMAT_BOOL32_KHR = 0,
    VK_PIPELINE_EXECUTABLE_STATISTIC_FORMAT_INT64_KHR = 1,
    VK_PIPELINE_EXECUTABLE_STATISTIC_FORMAT_UINT64_KHR = 2,
    VK_PIPELINE_EXECUTABLE_STATISTIC_FORMAT_FLOAT64_KHR = 3,
} VkPipelineExecutableStatisticFormatKHR;
```

- `VK_PIPELINE_EXECUTABLE_STATISTIC_FORMAT_BOOL32_KHR` specifies that the statistic is returned as a 32-bit boolean value which **must** be either `VK_TRUE` or `VK_FALSE` and **should** be read from the **b32** field of `VkPipelineExecutableStatisticValueKHR`.
- `VK_PIPELINE_EXECUTABLE_STATISTIC_FORMAT_INT64_KHR` specifies that the statistic is returned as a signed 64-bit integer and **should** be read from the **i64** field of `VkPipelineExecutableStatisticValueKHR`.
- `VK_PIPELINE_EXECUTABLE_STATISTIC_FORMAT_UINT64_KHR` specifies that the statistic is returned as an unsigned 64-bit integer and **should** be read from the **u64** field of `VkPipelineExecutableStatisticValueKHR`.
- `VK_PIPELINE_EXECUTABLE_STATISTIC_FORMAT_FLOAT64_KHR` specifies that the statistic is returned as a 64-bit floating-point value and **should** be read from the **f64** field of `VkPipelineExecutableStatisticValueKHR`.

The `VkPipelineExecutableStatisticValueKHR` union is defined as:

```
// Provided by VK_KHR_pipeline_executable_properties
typedef union VkPipelineExecutableStatisticValueKHR {
    VkBool32      b32;
    int64_t       i64;
    uint64_t      u64;
    double        f64;
} VkPipelineExecutableStatisticValueKHR;
```

- **b32** is the 32-bit boolean value if the `VkPipelineExecutableStatisticFormatKHR` is `VK_PIPELINE_EXECUTABLE_STATISTIC_FORMAT_BOOL32_KHR`.
- **i64** is the signed 64-bit integer value if the `VkPipelineExecutableStatisticFormatKHR` is `VK_PIPELINE_EXECUTABLE_STATISTIC_FORMAT_INT64_KHR`.
- **u64** is the unsigned 64-bit integer value if the `VkPipelineExecutableStatisticFormatKHR` is `VK_PIPELINE_EXECUTABLE_STATISTIC_FORMAT_UINT64_KHR`.
- **f64** is the 64-bit floating-point value if the `VkPipelineExecutableStatisticFormatKHR` is `VK_PIPELINE_EXECUTABLE_STATISTIC_FORMAT_FLOAT64_KHR`.

Each pipeline executable **may** have one or more text or binary internal representations associated with it which are generated as part of the compile process. These **may** include the final shader assembly, a binary form of the compiled shader, or the shader compiler's internal representation at any number of intermediate compile steps. To query the internal representations associated with a pipeline executable, call:

```
// Provided by VK_KHR_pipeline_executable_properties
VkResult vkGetPipelineExecutableInternalRepresentationsKHR(
    VkDevice device,
    const VkPipelineExecutableInfoKHR* pExecutableInfo,
    uint32_t* pInternalRepresentationCount,
    VkPipelineExecutableInternalRepresentationKHR* pInternalRepresentations);
```

- **device** is the device that created the pipeline.
- **pExecutableInfo** describes the pipeline executable being queried.
- **pInternalRepresentationCount** is a pointer to an integer related to the number of internal representations available or queried, as described below.
- **pInternalRepresentations** is either **NULL** or a pointer to an array of **VkPipelineExecutableInternalRepresentationKHR** structures.

If **pInternalRepresentations** is **NULL**, then the number of internal representations associated with the pipeline executable is returned in **pInternalRepresentationCount**. Otherwise, **pInternalRepresentationCount** **must** point to a variable set by the application to the number of elements in the **pInternalRepresentations** array, and on return the variable is overwritten with the number of structures actually written to **pInternalRepresentations**. If **pInternalRepresentationCount** is less than the number of internal representations associated with the pipeline executable, at most **pInternalRepresentationCount** structures will be written, and **VK_INCOMPLETE** will be returned instead of **VK_SUCCESS**, to indicate that not all the available representations were returned.

While the details of the internal representations remain implementation-dependent, the implementation **should** order the internal representations in the order in which they occur in the compiled pipeline with the final shader assembly (if any) last.

Valid Usage

- VUID-vkGetPipelineExecutableInternalRepresentationsKHR-pipelineExecutableInfo-03276
The **pipelineExecutableInfo** feature **must** be enabled
- VUID-vkGetPipelineExecutableInternalRepresentationsKHR-pipeline-03277
The **pipeline** member of **pExecutableInfo** **must** have been created with **device**
- VUID-vkGetPipelineExecutableInternalRepresentationsKHR-pipeline-03278
The **pipeline** member of **pExecutableInfo** **must** have been created with **VK_PIPELINE_CREATE_CAPTURE_INTERNAL_REPRESENTATIONS_BIT_KHR**

Valid Usage (Implicit)

- VUID-vkGetPipelineExecutableInternalRepresentationsKHR-device-parameter **device** **must** be a valid [VkDevice](#) handle
- VUID-vkGetPipelineExecutableInternalRepresentationsKHR-pExecutableInfo-parameter **pExecutableInfo** **must** be a valid pointer to a valid [VkPipelineExecutableInfoKHR](#) structure
- VUID-vkGetPipelineExecutableInternalRepresentationsKHR-pInternalRepresentationCount-parameter **pInternalRepresentationCount** **must** be a valid pointer to a [uint32_t](#) value
- VUID-vkGetPipelineExecutableInternalRepresentationsKHR-pInternalRepresentations-parameter
If the value referenced by **pInternalRepresentationCount** is not **0**, and **pInternalRepresentations** is not **NULL**, **pInternalRepresentations** **must** be a valid pointer to an array of **pInternalRepresentationCount** [VkPipelineExecutableInternalRepresentationKHR](#) structures

Return Codes

Success

- [VK_INCOMPLETE](#)
- [VK_SUCCESS](#)

Failure

- [VK_ERROR_OUT_OF_DEVICE_MEMORY](#)
- [VK_ERROR_OUT_OF_HOST_MEMORY](#)
- [VK_ERROR_UNKNOWN](#)
- [VK_ERROR_VALIDATION_FAILED](#)

The [VkPipelineExecutableInternalRepresentationKHR](#) structure is defined as:

```
// Provided by VK_KHR_pipeline_executable_properties
typedef struct VkPipelineExecutableInternalRepresentationKHR {
    VkStructureType    sType;
    void*              pNext;
    char               name[VK_MAX_DESCRIPTION_SIZE];
    char               description[VK_MAX_DESCRIPTION_SIZE];
    VkBool32           isText;
    size_t             dataSize;
    void*              pData;
} VkPipelineExecutableInternalRepresentationKHR;
```

- **sType** is a [VkStructureType](#) value identifying this structure.

- `pNext` is `NULL` or a pointer to a structure extending this structure.
- `name` is an array of `VK_MAX_DESCRIPTION_SIZE` `char` containing a null-terminated UTF-8 string which is a short human readable name for this internal representation.
- `description` is an array of `VK_MAX_DESCRIPTION_SIZE` `char` containing a null-terminated UTF-8 string which is a human readable description for this internal representation.
- `isText` specifies whether the returned data is text or opaque data. If `isText` is `VK_TRUE` then the data returned in `pData` is text and is guaranteed to be a null-terminated UTF-8 string.
- `dataSize` is an integer related to the size, in bytes, of the internal representation's data, as described below.
- `pData` is either `NULL` or a pointer to a block of data into which the implementation will write the internal representation.

If `pData` is `NULL`, then the size, in bytes, of the internal representation data is returned in `dataSize`. Otherwise, `dataSize` **must** be the size of the buffer, in bytes, pointed to by `pData` and on return `dataSize` is overwritten with the number of bytes of data actually written to `pData` including any trailing null character. If `dataSize` is less than the size, in bytes, of the internal representation's data, at most `dataSize` bytes of data will be written to `pData`, and `VK_INCOMPLETE` will be returned instead of `VK_SUCCESS`, to indicate that not all the available representation was returned.

If `isText` is `VK_TRUE` and `pData` is not `NULL` and `dataSize` is not zero, the last byte written to `pData` will be a null character.

Valid Usage (Implicit)

- `VUID-VkPipelineExecutableInternalRepresentationKHR-sType-sType` **must** be `VK_STRUCTURE_TYPE_PIPELINE_EXECUTABLE_INTERNAL_REPRESENTATION_KHR`
- `VUID-VkPipelineExecutableInternalRepresentationKHR-pNext-pNext` `pNext` **must** be `NULL`

Information about a particular shader that has been compiled as part of a pipeline object can be extracted by calling:

```
// Provided by VK_AMD_shader_info
VkResult vkGetShaderInfoAMD(
    VkDevice          device,
    VkPipeline        pipeline,
    VkShaderStageFlagBits shaderStage,
    VkShaderInfoTypeAMD infoType,
    size_t*           pInfoSize,
    void*             pInfo);
```

- `device` is the device that created `pipeline`.
- `pipeline` is the target of the query.

- **shaderStage** is a [VkShaderStageFlagBits](#) specifying the particular shader within the pipeline about which information is being queried.
- **infoType** describes what kind of information is being queried.
- **pInfoSize** is a pointer to a value related to the amount of data the query returns, as described below.
- **pInfo** is either **NULL** or a pointer to a buffer.

If **pInfo** is **NULL**, then the maximum size of the information that **can** be retrieved about the shader, in bytes, is returned in **pInfoSize**. Otherwise, **pInfoSize** **must** point to a variable set by the application to the size of the buffer, in bytes, pointed to by **pInfo**, and on return the variable is overwritten with the amount of data actually written to **pInfo**. If **pInfoSize** is less than the maximum size that **can** be retrieved by the pipeline cache, then at most **pInfoSize** bytes will be written to **pInfo**, and [VK_INCOMPLETE](#) will be returned, instead of [VK_SUCCESS](#), to indicate that not all required of the pipeline cache was returned.

Not all information is available for every shader and implementations may not support all kinds of information for any shader. When a certain type of information is unavailable, the function returns [VK_ERROR_FEATURE_NOT_PRESENT](#).

If information is successfully and fully queried, the function will return [VK_SUCCESS](#).

For **infoType** [VK_SHADER_INFO_TYPE_STATISTICS_AMD](#), a [VkShaderStatisticsInfoAMD](#) structure will be written to the buffer pointed to by **pInfo**. This structure will be populated with statistics regarding the physical device resources used by that shader along with other miscellaneous information and is described in further detail below.

For **infoType** [VK_SHADER_INFO_TYPE_DISASSEMBLY_AMD](#), **pInfo** is a pointer to a null-terminated UTF-8 string containing human-readable disassembly. The exact formatting and contents of the disassembly string are vendor-specific.

The formatting and contents of all other types of information, including **infoType** [VK_SHADER_INFO_TYPE_BINARY_AMD](#), are left to the vendor and are not further specified by this extension.

NOTE	<p>This query does not behave consistently with the behavior described in Opaque Binary Data Results, for historical reasons.</p> <p>If the amount of data available is larger than the passed pInfoSize, the query returns up to the size of the passed buffer, and signals overflow with a VK_INCOMPLETE success status instead of returning a VK_ERROR_NOT_ENOUGH_SPACE_KHR error status.</p>
-------------	---

Valid Usage (Implicit)

- VUID-vkGetShaderInfoAMD-device-parameter **device** **must** be a valid [VkDevice](#) handle
- VUID-vkGetShaderInfoAMD-pipeline-parameter

`pipeline` **must** be a valid `VkPipeline` handle

- VUID-vkGetShaderInfoAMD-shaderStage-parameter
`shaderStage` **must** be a valid `VkShaderStageFlagBits` value
- VUID-vkGetShaderInfoAMD-infoType-parameter
`infoType` **must** be a valid `VkShaderInfoTypeAMD` value
- VUID-vkGetShaderInfoAMD-pInfoSize-parameter
`pInfoSize` **must** be a valid pointer to a `size_t` value
- VUID-vkGetShaderInfoAMD-pInfo-parameter
If the value referenced by `pInfoSize` is not `0`, and `pInfo` is not `NULL`, `pInfo` **must** be a valid pointer to an array of `pInfoSize` bytes
- VUID-vkGetShaderInfoAMD-pipeline-parent
`pipeline` **must** have been created, allocated, or retrieved from `device`

Return Codes

Success

- `VK_INCOMPLETE`
- `VK_SUCCESS`

Failure

- `VK_ERROR_FEATURE_NOT_PRESENT`
- `VK_ERROR_OUT_OF_HOST_MEMORY`
- `VK_ERROR_UNKNOWN`
- `VK_ERROR_VALIDATION_FAILED`

Possible values of `vkGetShaderInfoAMD::infoType`, specifying the information being queried from a shader, are:

```
// Provided by VK_AMD_shader_info
typedef enum VkShaderInfoTypeAMD {
    VK_SHADER_INFO_TYPE_STATISTICS_AMD = 0,
    VK_SHADER_INFO_TYPE_BINARY_AMD = 1,
    VK_SHADER_INFO_TYPE_DISASSEMBLY_AMD = 2,
} VkShaderInfoTypeAMD;
```

- `VK_SHADER_INFO_TYPE_STATISTICS_AMD` specifies that device resources used by a shader will be queried.
- `VK_SHADER_INFO_TYPE_BINARY_AMD` specifies that implementation-specific information will be queried.
- `VK_SHADER_INFO_TYPE_DISASSEMBLY_AMD` specifies that human-readable disassembly of a shader.

The `VkShaderStatisticsInfoAMD` structure is defined as:

```
// Provided by VK_AMD_shader_info
typedef struct VkShaderStatisticsInfoAMD {
    VkShaderStageFlags      shaderStageMask;
    VkShaderResourceUsageAMD resourceUsage;
    uint32_t                numPhysicalVgprs;
    uint32_t                numPhysicalSgprs;
    uint32_t                numAvailableVgprs;
    uint32_t                numAvailableSgprs;
    uint32_t                computeWorkGroupSize[3];
} VkShaderStatisticsInfoAMD;
```

- `shaderStageMask` are the combination of logical shader stages contained within this shader.
- `resourceUsage` is a `VkShaderResourceUsageAMD` structure describing internal physical device resources used by this shader.
- `numPhysicalVgprs` is the maximum number of vector instruction general-purpose registers (VGPRs) available to the physical device.
- `numPhysicalSgprs` is the maximum number of scalar instruction general-purpose registers (SGPRs) available to the physical device.
- `numAvailableVgprs` is the maximum limit of VGPRs made available to the shader compiler.
- `numAvailableSgprs` is the maximum limit of SGPRs made available to the shader compiler.
- `computeWorkGroupSize` is the local workgroup size of this shader in { X, Y, Z } dimensions.

Some implementations may merge multiple logical shader stages together in a single shader. In such cases, `shaderStageMask` will contain a bitmask of all of the stages that are active within that shader. Consequently, if specifying those stages as input to `vkGetShaderInfoAMD`, the same output information **may** be returned for all such shader stage queries.

The number of available VGPRs and SGPRs (`numAvailableVgprs` and `numAvailableSgprs` respectively) are the shader-addressable subset of physical registers that is given as a limit to the compiler for register assignment. These values **may** further be limited by implementations due to performance optimizations where register pressure is a bottleneck.

The `VkShaderResourceUsageAMD` structure is defined as:

```
// Provided by VK_AMD_shader_info
typedef struct VkShaderResourceUsageAMD {
    uint32_t    numUsedVgprs;
    uint32_t    numUsedSgprs;
    uint32_t    ldsSizePerLocalWorkGroup;
    size_t      ldsUsageSizeInBytes;
    size_t      scratchMemUsageInBytes;
} VkShaderResourceUsageAMD;
```


- `numUsedVgprs` is the number of vector instruction general-purpose registers used by this shader.
- `numUsedSgprs` is the number of scalar instruction general-purpose registers used by this shader.
- `ldsSizePerLocalWorkGroup` is the maximum local data store size per work group in bytes.
- `ldsUsageSizeInBytes` is the LDS usage size in bytes per work group by this shader.
- `scratchMemUsageInBytes` is the scratch memory usage in bytes by this shader.

10.15. Pipeline Compiler Control

The compilation of a pipeline **can** be tuned by adding a `VkPipelineCompilerControlCreateInfoAMD` structure to the `pNext` chain of `VkGraphicsPipelineCreateInfo` or `VkComputePipelineCreateInfo`.

```
// Provided by VK_AMD_pipeline_compiler_control
typedef struct VkPipelineCompilerControlCreateInfoAMD {
    VkStructureType          sType;
    const void*              pNext;
    VkPipelineCompilerControlFlagsAMD compilerControlFlags;
} VkPipelineCompilerControlCreateInfoAMD;
```

- `sType` is a `VkStructureType` value identifying this structure.
- `pNext` is `NULL` or a pointer to a structure extending this structure.
- `compilerControlFlags` is a bitmask of `VkPipelineCompilerControlFlagBitsAMD` affecting how the pipeline will be compiled.

Valid Usage (Implicit)

- VUID-VkPipelineCompilerControlCreateInfoAMD-sType-sType `sType` **must** be `VK_STRUCTURE_TYPE_PIPELINE_COMPILER_CONTROL_CREATE_INFO_AMD`
- VUID-VkPipelineCompilerControlCreateInfoAMD-compilerControlFlags-zero-bitmask `compilerControlFlags` **must** be 0

Structure Chaining

Extends the structures

- `VkComputePipelineCreateInfo`
- `VkExecutionGraphPipelineCreateInfoAMD`
- `VkGraphicsPipelineCreateInfo`

There are currently no available flags for this extension; flags will be added by future versions of this extension.


```
// Provided by VK_AMD_pipeline_compiler_control
typedef enum VkPipelineCompilerControlFlagBitsAMD {
} VkPipelineCompilerControlFlagBitsAMD;
```

```
// Provided by VK_AMD_pipeline_compiler_control
typedef VkFlags VkPipelineCompilerControlFlagsAMD;
```

`VkPipelineCompilerControlFlagsAMD` is a bitmask type for setting a mask of zero or more `VkPipelineCompilerControlFlagBitsAMD`.

10.16. Pipeline Creation Feedback

Feedback about the creation of a particular pipeline object **can** be obtained by adding a `VkPipelineCreationFeedbackCreateInfo` structure to the `pNext` chain of `VkGraphicsPipelineCreateInfo`, `VkRayTracingPipelineCreateInfoKHR`, `VkRayTracingPipelineCreateInfoNV`, `VkDataGraphPipelineCreateInfoARM`, or `VkComputePipelineCreateInfo`. The `VkPipelineCreationFeedbackCreateInfo` structure is defined as:

```
// Provided by VK_VERSION_1_3
typedef struct VkPipelineCreationFeedbackCreateInfo {
    VkStructureType          sType;
    const void*              pNext;
    VkPipelineCreationFeedback* pPipelineCreationFeedback;
    uint32_t                 pipelineStageCreationFeedbackCount;
    VkPipelineCreationFeedback* pPipelineStageCreationFeedbacks;
} VkPipelineCreationFeedbackCreateInfo;
```

```
// Provided by VK_EXT_pipeline_creation_feedback
// Equivalent to VkPipelineCreationFeedbackCreateInfo
typedef VkPipelineCreationFeedbackCreateInfo VkPipelineCreationFeedbackCreateInfoEXT;
```

- `sType` is a `VkStructureType` value identifying this structure.
- `pNext` is `NULL` or a pointer to a structure extending this structure.
- `pPipelineCreationFeedback` is a pointer to a `VkPipelineCreationFeedback` structure.
- `pipelineStageCreationFeedbackCount` is the number of elements in `pPipelineStageCreationFeedbacks`.
- `pPipelineStageCreationFeedbacks` is a pointer to an array of `pipelineStageCreationFeedbackCount` `VkPipelineCreationFeedback` structures.

An implementation **should** write pipeline creation feedback to `pPipelineCreationFeedback` and **may** write pipeline stage creation feedback to `pPipelineStageCreationFeedbacks`. An implementation **must** set or clear the `VK_PIPELINE_CREATION_FEEDBACK_VALID_BIT` in `VkPipelineCreationFeedback::flags` for `pPipelineCreationFeedback` and every element of

`pPipelineStageCreationFeedbacks`.

NOTE

One common scenario for an implementation to skip per-stage feedback is when `VK_PIPELINE_CREATION_FEEDBACK_APPLICATION_PIPELINE_CACHE_HIT_BIT` is set in `pPipelineCreationFeedback`.

When chained to `VkRayTracingPipelineCreateInfoKHR`, `VkRayTracingPipelineCreateInfoNV`, or `VkGraphicsPipelineCreateInfo`, the `i` element of `pPipelineStageCreationFeedbacks` corresponds to the `i` element of `VkRayTracingPipelineCreateInfoKHR::pStages`, `VkRayTracingPipelineCreateInfoNV::pStages`, or `VkGraphicsPipelineCreateInfo::pStages`. When chained to `VkComputePipelineCreateInfo`, the first element of `pPipelineStageCreationFeedbacks` corresponds to `VkComputePipelineCreateInfo::stage`.

Valid Usage (Implicit)

- VUID-VkPipelineCreationFeedbackCreateInfo-sType-sType
`sType` **must** be `VK_STRUCTURE_TYPE_PIPELINE_CREATION_FEEDBACK_CREATE_INFO`
- VUID-VkPipelineCreationFeedbackCreateInfo-pPipelineCreationFeedback-parameter
`pPipelineCreationFeedback` **must** be a valid pointer to a `VkPipelineCreationFeedback` structure
- VUID-VkPipelineCreationFeedbackCreateInfo-pPipelineStageCreationFeedbacks-parameter
If `pipelineStageCreationFeedbackCount` is not 0, `pPipelineStageCreationFeedbacks` **must** be a valid pointer to an array of `pipelineStageCreationFeedbackCount` `VkPipelineCreationFeedback` structures

Structure Chaining

Extends the structures

- `VkComputePipelineCreateInfo`
- `VkDataGraphPipelineCreateInfoARM`
- `VkExecutionGraphPipelineCreateInfoAMD`
- `VkGraphicsPipelineCreateInfo`
- `VkRayTracingPipelineCreateInfoKHR`
- `VkRayTracingPipelineCreateInfoNV`

The `VkPipelineCreationFeedback` structure is defined as:


```
// Provided by VK_VERSION_1_3
typedef struct VkPipelineCreationFeedback {
    VkPipelineCreationFeedbackFlags    flags;
    uint64_t                           duration;
} VkPipelineCreationFeedback;
```

```
// Provided by VK_EXT_pipeline_creation_feedback
// Equivalent to VkPipelineCreationFeedback
typedef VkPipelineCreationFeedback VkPipelineCreationFeedbackEXT;
```

- **flags** is a bitmask of [VkPipelineCreationFeedbackFlagBits](#) providing feedback about the creation of a pipeline or of a pipeline stage.
- **duration** is the duration spent creating a pipeline or pipeline stage in nanoseconds.

If the [VK_PIPELINE_CREATION_FEEDBACK_VALID_BIT](#) is not set in **flags**, an implementation **must** not set any other bits in **flags**, and the values of all other **VkPipelineCreationFeedback** data members are undefined.

Possible values of the **flags** member of [VkPipelineCreationFeedback](#) are:

```
// Provided by VK_VERSION_1_3
typedef enum VkPipelineCreationFeedbackFlagBits {
    VK_PIPELINE_CREATION_FEEDBACK_VALID_BIT = 0x00000001,
    VK_PIPELINE_CREATION_FEEDBACK_APPLICATION_PIPELINE_CACHE_HIT_BIT = 0x00000002,
    VK_PIPELINE_CREATION_FEEDBACK_BASE_PIPELINE_ACCELERATION_BIT = 0x00000004,
    // Provided by VK_EXT_pipeline_creation_feedback
    VK_PIPELINE_CREATION_FEEDBACK_VALID_BIT_EXT =
VK_PIPELINE_CREATION_FEEDBACK_VALID_BIT,
    // Provided by VK_EXT_pipeline_creation_feedback
    VK_PIPELINE_CREATION_FEEDBACK_APPLICATION_PIPELINE_CACHE_HIT_BIT_EXT =
VK_PIPELINE_CREATION_FEEDBACK_APPLICATION_PIPELINE_CACHE_HIT_BIT,
    // Provided by VK_EXT_pipeline_creation_feedback
    VK_PIPELINE_CREATION_FEEDBACK_BASE_PIPELINE_ACCELERATION_BIT_EXT =
VK_PIPELINE_CREATION_FEEDBACK_BASE_PIPELINE_ACCELERATION_BIT,
} VkPipelineCreationFeedbackFlagBits;
```

```
// Provided by VK_EXT_pipeline_creation_feedback
// Equivalent to VkPipelineCreationFeedbackFlagBits
typedef VkPipelineCreationFeedbackFlagBits VkPipelineCreationFeedbackFlagBitsEXT;
```

- [VK_PIPELINE_CREATION_FEEDBACK_VALID_BIT](#) specifies that the feedback information is valid.
- [VK_PIPELINE_CREATION_FEEDBACK_APPLICATION_PIPELINE_CACHE_HIT_BIT](#) specifies that a readily usable pipeline or pipeline stage was found in the **pipelineCache** specified by the application in the pipeline creation command.

An implementation **should** set the `VK_PIPELINE_CREATION_FEEDBACK_APPLICATION_PIPELINE_CACHE_HIT_BIT` bit if it was able to avoid the large majority of pipeline or pipeline stage creation work by using the `pipelineCache` parameter of `vkCreateGraphicsPipelines`, `vkCreateRayTracingPipelinesKHR`, `vkCreateRayTracingPipelinesNV`, `vkCreateDataGraphPipelinesARM`, or `vkCreateComputePipelines`. When an implementation sets this bit for the entire pipeline, it **may** leave it unset for any stage.

NOTE

Implementations are encouraged to provide a meaningful signal to applications using this bit. The intention is to communicate to the application that the pipeline or pipeline stage was created “as fast as it gets” using the pipeline cache provided by the application. If an implementation uses an internal cache, it is discouraged from setting this bit as the feedback would be unactionable.

- `VK_PIPELINE_CREATION_FEEDBACK_BASE_PIPELINE_ACCELERATION_BIT` specifies that the base pipeline specified by the `basePipelineHandle` or `basePipelineIndex` member of the `VkPipelineCreateInfo` structure was used to accelerate the creation of the pipeline.

An implementation **should** set the `VK_PIPELINE_CREATION_FEEDBACK_BASE_PIPELINE_ACCELERATION_BIT` bit if it was able to avoid a significant amount of work by using the base pipeline.

NOTE

While “significant amount of work” is subjective, implementations are encouraged to provide a meaningful signal to applications using this bit. For example, a 1% reduction in duration may not warrant setting this bit, while a 50% reduction would.

```
// Provided by VK_VERSION_1_3
typedef VkFlags VkPipelineCreationFeedbackFlags;
```

```
// Provided by VK_EXT_pipeline_creation_feedback
// Equivalent to VkPipelineCreationFeedbackFlags
typedef VkPipelineCreationFeedbackFlags VkPipelineCreationFeedbackFlagsEXT;
```

`VkPipelineCreationFeedbackFlags` is a bitmask type for providing zero or more `VkPipelineCreationFeedbackFlagBits`.

Chapter 11. Memory Allocation

Vulkan memory is broken up into two categories, *host memory* and *device memory*.

11.1. Host Memory

Host memory is memory needed by the Vulkan implementation for non-device-visible storage.

NOTE

This memory **may** be used to store the implementation's representation and state of Vulkan objects.

Vulkan provides applications the opportunity to perform host memory allocations on behalf of the Vulkan implementation. If this feature is not used, the implementation will perform its own memory allocations. Since most memory allocations are off the critical path, this is not meant as a performance feature. Rather, this **can** be useful for certain embedded systems, for debugging purposes (e.g. putting a guard page after all host allocations), or for memory allocation logging.

Allocators are provided by the application as a pointer to a `VkAllocationCallbacks` structure:

```
// Provided by VK_VERSION_1_0
typedef struct VkAllocationCallbacks {
    void*                                pUserData;
    PFN_vkAllocationFunction              pfnAllocation;
    PFN_vkReallocationFunction            pfnReallocation;
    PFN_vkFreeFunction                   pfnFree;
    PFN_vkInternalAllocationNotification pfnInternalAllocation;
    PFN_vkInternalFreeNotification       pfnInternalFree;
} VkAllocationCallbacks;
```

- `pUserData` is NULL or an application-defined user data pointer to be interpreted by the implementation of the callbacks. When any of the callbacks in `VkAllocationCallbacks` are called, the Vulkan implementation will pass this value as the first parameter to the callback. This value **can** vary each time an allocator is passed into a command, even when the same object takes an allocator in multiple commands.
- `pfnAllocation` is a `PFN_vkAllocationFunction` pointer to an application-defined memory allocation function.
- `pfnReallocation` is a `PFN_vkReallocationFunction` pointer to an application-defined memory reallocation function.
- `pfnFree` is a `PFN_vkFreeFunction` pointer to an application-defined memory free function.
- `pfnInternalAllocation` is a `PFN_vkInternalAllocationNotification` pointer to an application-defined function that is called by the implementation when the implementation makes internal allocations.
- `pfnInternalFree` is a `PFN_vkInternalFreeNotification` pointer to an application-defined function that is called by the implementation when the implementation frees internal allocations.

Valid Usage

- VUID-VkAllocationCallbacks-pfnAllocation-00632
`pfnAllocation` **must** be a valid pointer to a valid application-defined [PFN_vkAllocationFunction](#)
- VUID-VkAllocationCallbacks-pfnReallocation-00633
`pfnReallocation` **must** be a valid pointer to a valid application-defined [PFN_vkReallocationFunction](#)
- VUID-VkAllocationCallbacks-pfnFree-00634
`pfnFree` **must** be a valid pointer to a valid application-defined [PFN_vkFreeFunction](#)
- VUID-VkAllocationCallbacks-pfnInternalAllocation-00635
If either of `pfnInternalAllocation` or `pfnInternalFree` is not `NULL`, both **must** be valid callbacks

The type of `pfnAllocation` is:

```
// Provided by VK_VERSION_1_0
typedef void* (*PFN_vkAllocationFunction)(
    void*                pUserData,
    size_t               size,
    size_t               alignment,
    VkSystemAllocationScope allocationScope);
```

- `pUserData` is the value specified for [VkAllocationCallbacks::pUserData](#) in the allocator specified by the application.
- `size` is the size in bytes of the requested allocation.
- `alignment` is the requested alignment of the allocation in bytes and **must** be a power of two.
- `allocationScope` is a [VkSystemAllocationScope](#) value specifying the allocation scope of the lifetime of the allocation, as described [here](#).

If `pfnAllocation` is unable to allocate the requested memory, it **must** return `NULL`. If the allocation was successful, it **must** return a valid pointer to memory allocation containing at least `size` bytes, and with the pointer value being a multiple of `alignment`.

NOTE

Correct Vulkan operation **cannot** be assumed if the application does not follow these rules.

For example, `pfnAllocation` (or `pfnReallocation`) could cause termination of running Vulkan instance(s) on a failed allocation for debugging purposes, either directly or indirectly. In these circumstances, it **cannot** be assumed that any part of any affected [VkInstance](#) objects are going to operate correctly (even [vkDestroyInstance](#)), and the application **must** ensure it cleans up properly via other means (e.g. process termination).

If `pfnAllocation` returns `NULL`, and if the implementation is unable to continue correct processing of the current command without the requested allocation, it **must** treat this as a runtime error, and generate `VK_ERROR_OUT_OF_HOST_MEMORY` at the appropriate time for the command in which the condition was detected, as described in [Return Codes](#).

If the implementation is able to continue correct processing of the current command without the requested allocation, then it **may** do so, and **must** not generate `VK_ERROR_OUT_OF_HOST_MEMORY` as a result of this failed allocation.

The type of `pfnReallocation` is:

```
// Provided by VK_VERSION_1_0
typedef void* (*PFN_vkReallocationFunction)(
    void*                pUserData,
    void*                pOriginal,
    size_t               size,
    size_t               alignment,
    VkSystemAllocationScope allocationScope);
```

- `pUserData` is the value specified for `VkAllocationCallbacks::pUserData` in the allocator specified by the application.
- `pOriginal` **must** be either `NULL` or a pointer previously returned by `pfnReallocation` or `pfnAllocation` of a compatible allocator.
- `size` is the size in bytes of the requested allocation.
- `alignment` is the requested alignment of the allocation in bytes and **must** be a power of two.
- `allocationScope` is a `VkSystemAllocationScope` value specifying the allocation scope of the lifetime of the allocation, as described [here](#).

If the reallocation was successful, `pfnReallocation` **must** return an allocation with enough space for `size` bytes, and the contents of the original allocation from bytes zero to `min(original size, new size) - 1` **must** be preserved in the returned allocation. If `size` is larger than the old size, the contents of the additional space are undefined. If satisfying these requirements involves creating a new allocation, then the old allocation **should** be freed.

If `pOriginal` is `NULL`, then `pfnReallocation` **must** behave equivalently to a call to `PFN_vkAllocationFunction` with the same parameter values (without `pOriginal`).

If `size` is zero, then `pfnReallocation` **must** behave equivalently to a call to `PFN_vkFreeFunction` with the same `pUserData` parameter value, and `pMemory` equal to `pOriginal`.

If `pOriginal` is non-`NULL`, the implementation **must** ensure that `alignment` is equal to the `alignment` used to originally allocate `pOriginal`.

If this function fails and `pOriginal` is non-`NULL` the application **must** not free the old allocation.

`pfnReallocation` **must** follow the same [rules for return values](#) as `PFN_vkAllocationFunction`.

The type of `pfnFree` is:


```
// Provided by VK_VERSION_1_0
typedef void (*PFN_vkFreeFunction)(
    void*                pUserData,
    void*                pMemory);
```

- `pUserData` is the value specified for `VkAllocationCallbacks::pUserData` in the allocator specified by the application.
- `pMemory` is the allocation to be freed.

`pMemory` **may** be `NULL`, which the callback **must** handle safely. If `pMemory` is non-`NULL`, it **must** be a pointer previously allocated by `pfnAllocation` or `pfnReallocation`. The application **should** free this memory.

The type of `pfnInternalAllocation` is:

```
// Provided by VK_VERSION_1_0
typedef void (*PFN_vkInternalAllocationNotification)(
    void*                pUserData,
    size_t               size,
    VkInternalAllocationType allocationType,
    VkSystemAllocationScope allocationScope);
```

- `pUserData` is the value specified for `VkAllocationCallbacks::pUserData` in the allocator specified by the application.
- `size` is the requested size of an allocation.
- `allocationType` is a `VkInternalAllocationType` value specifying the requested type of an allocation.
- `allocationScope` is a `VkSystemAllocationScope` value specifying the allocation scope of the lifetime of the allocation, as described [here](#).

This is a purely informational callback.

The type of `pfnInternalFree` is:

```
// Provided by VK_VERSION_1_0
typedef void (*PFN_vkInternalFreeNotification)(
    void*                pUserData,
    size_t               size,
    VkInternalAllocationType allocationType,
    VkSystemAllocationScope allocationScope);
```

- `pUserData` is the value specified for `VkAllocationCallbacks::pUserData` in the allocator specified by the application.
- `size` is the requested size of an allocation.

- `allocationType` is a `VkInternalAllocationType` value specifying the requested type of an allocation.
- `allocationScope` is a `VkSystemAllocationScope` value specifying the allocation scope of the lifetime of the allocation, as described [here](#).

Each allocation has an *allocation scope* defining its lifetime and which object it is associated with. Possible values passed to the `allocationScope` parameter of the callback functions specified by `VkAllocationCallbacks`, indicating the allocation scope, are:

```
// Provided by VK_VERSION_1_0
typedef enum VkSystemAllocationScope {
    VK_SYSTEM_ALLOCATION_SCOPE_COMMAND = 0,
    VK_SYSTEM_ALLOCATION_SCOPE_OBJECT = 1,
    VK_SYSTEM_ALLOCATION_SCOPE_CACHE = 2,
    VK_SYSTEM_ALLOCATION_SCOPE_DEVICE = 3,
    VK_SYSTEM_ALLOCATION_SCOPE_INSTANCE = 4,
} VkSystemAllocationScope;
```

- `VK_SYSTEM_ALLOCATION_SCOPE_COMMAND` specifies that the allocation is scoped to the duration of the Vulkan command.
- `VK_SYSTEM_ALLOCATION_SCOPE_OBJECT` specifies that the allocation is scoped to the lifetime of the Vulkan object that is being created or used.
- `VK_SYSTEM_ALLOCATION_SCOPE_CACHE` specifies that the allocation is scoped to the lifetime of a `VkPipelineCache` or `VkValidationCacheEXT` object.
- `VK_SYSTEM_ALLOCATION_SCOPE_DEVICE` specifies that the allocation is scoped to the lifetime of the Vulkan device.
- `VK_SYSTEM_ALLOCATION_SCOPE_INSTANCE` specifies that the allocation is scoped to the lifetime of the Vulkan instance.

Most Vulkan commands operate on a single object, or there is a sole object that is being created or manipulated. When an allocation uses an allocation scope of `VK_SYSTEM_ALLOCATION_SCOPE_OBJECT` or `VK_SYSTEM_ALLOCATION_SCOPE_CACHE`, the allocation is scoped to the object being created or manipulated.

When an implementation requires host memory, it will make callbacks to the application using the most specific allocator and allocation scope available:

- If an allocation is scoped to the duration of a command, the allocator will use the `VK_SYSTEM_ALLOCATION_SCOPE_COMMAND` allocation scope. The most specific allocator available is used: if the object being created or manipulated has an allocator, that object's allocator will be used, else if the parent `VkDevice` has an allocator it will be used, else if the parent `VkInstance` has an allocator it will be used. Else,
- If an allocation is associated with a `VkValidationCacheEXT` or `VkPipelineCache` object, the allocator will use the `VK_SYSTEM_ALLOCATION_SCOPE_CACHE` allocation scope. The most specific allocator available is used (cache, else device, else instance). Else,

- If an allocation is scoped to the lifetime of an object, that object is being created or manipulated by the command, and that object's type is not `VkDevice` or `VkInstance`, the allocator will use an allocation scope of `VK_SYSTEM_ALLOCATION_SCOPE_OBJECT`. The most specific allocator available is used (object, else device, else instance). Else,
- If an allocation is scoped to the lifetime of a device, the allocator will use an allocation scope of `VK_SYSTEM_ALLOCATION_SCOPE_DEVICE`. The most specific allocator available is used (device, else instance). Else,
- If the allocation is scoped to the lifetime of an instance and the instance has an allocator, its allocator will be used with an allocation scope of `VK_SYSTEM_ALLOCATION_SCOPE_INSTANCE`.
- Otherwise an implementation will allocate memory through an alternative mechanism that is unspecified.

Objects that are allocated from pools do not specify their own allocator. When an implementation requires host memory for such an object, that memory is sourced from the object's parent pool's allocator.

The application is not expected to handle allocating memory that is intended for execution by the host due to the complexities of differing security implementations across multiple platforms. The implementation will allocate such memory internally and invoke an application provided informational callback when these *internal allocations* are allocated and freed. Upon allocation of executable memory, `pfnInternalAllocation` will be called. Upon freeing executable memory, `pfnInternalFree` will be called. An implementation will only call an informational callback for executable memory allocations and frees.

The `allocationType` parameter to the `pfnInternalAllocation` and `pfnInternalFree` functions **may** be one of the following values:

```
// Provided by VK_VERSION_1_0
typedef enum VkInternalAllocationType {
    VK_INTERNAL_ALLOCATION_TYPE_EXECUTABLE = 0,
} VkInternalAllocationType;
```

- `VK_INTERNAL_ALLOCATION_TYPE_EXECUTABLE` specifies that the allocation is intended for execution by the host.

An implementation **must** only make calls into an application-provided allocator during the execution of an API command. An implementation **must** only make calls into an application-provided allocator from the same thread that called the provoking API command. The implementation **should** not synchronize calls to any of the callbacks. If synchronization is needed, the callbacks **must** provide it themselves. The informational callbacks are subject to the same restrictions as the allocation callbacks.

If an implementation intends to make calls through a `VkAllocationCallbacks` structure between the time a `vkCreate*` command returns and the time a corresponding `vkDestroy*` command begins, that implementation **must** save a copy of the allocator before the `vkCreate*` command returns. The callback functions and any data structures they rely upon **must** remain valid for the lifetime of the object they are associated with.

If an allocator is provided to a `vkCreate*` command, a *compatible* allocator **must** be provided to the corresponding `vkDestroy*` command. Two `VkAllocationCallbacks` structures are compatible if memory allocated with `pfnAllocation` or `pfnReallocation` in each **can** be freed with `pfnReallocation` or `pfnFree` in the other. An allocator **must** not be provided to a `vkDestroy*` command if an allocator was not provided to the corresponding `vkCreate*` command.

If a non-NULL allocator is used, the `pfnAllocation`, `pfnReallocation` and `pfnFree` members **must** be non-NULL and point to valid implementations of the callbacks. An application **can** choose to not provide informational callbacks by setting both `pfnInternalAllocation` and `pfnInternalFree` to NULL. `pfnInternalAllocation` and `pfnInternalFree` **must** either both be NULL or both be non-NULL.

If `pfnAllocation` or `pfnReallocation` fail, the implementation **may** fail object creation and/or generate a `VK_ERROR_OUT_OF_HOST_MEMORY` error, as appropriate.

Allocation callbacks **must** not call any Vulkan commands.

The following sets of rules define when an implementation is permitted to call the allocator callbacks.

`pfnAllocation` or `pfnReallocation` **may** be called in the following situations:

- Allocations scoped to a `VkDevice` or `VkInstance` **may** be allocated from any API command.
- Allocations scoped to a command **may** be allocated from any API command.
- Allocations scoped to a `VkPipelineCache` **may** only be allocated from:
 - `vkCreatePipelineCache`
 - `vkMergePipelineCaches` for `dstCache`
 - `vkCreateGraphicsPipelines` for `pipelineCache`
 - `vkCreateComputePipelines` for `pipelineCache`
- Allocations scoped to a `VkValidationCacheEXT` **may** only be allocated from:
 - `vkCreateValidationCacheEXT`
 - `vkMergeValidationCachesEXT` for `dstCache`
 - `vkCreateShaderModule` for `validationCache` in `VkShaderModuleValidationCacheCreateInfoEXT`
- Allocations scoped to a `VkDescriptorPool` **may** only be allocated from:
 - any command that takes the pool as a direct argument
 - `vkAllocateDescriptorSets` for the `descriptorPool` member of its `pAllocateInfo` parameter
 - `vkCreateDescriptorPool`
- Allocations scoped to a `VkCommandPool` **may** only be allocated from:
 - any command that takes the pool as a direct argument
 - `vkCreateCommandPool`
 - `vkAllocateCommandBuffers` for the `commandPool` member of its `pAllocateInfo` parameter
 - any `vkCmd*` command whose `commandBuffer` was allocated from that `VkCommandPool`

- Allocations scoped to any other object **may** only be allocated in that object's `vkCreate*` command.

`pfnFree`, or `pfnReallocation` with zero `size`, **may** be called in the following situations:

- Allocations scoped to a `VkDevice` or `VkInstance` **may** be freed from any API command.
- Allocations scoped to a command **must** be freed by any API command which allocates such memory.
- Allocations scoped to a `VkPipelineCache` **may** be freed from `vkDestroyPipelineCache`.
- Allocations scoped to a `VkValidationCacheEXT` **may** be freed from `vkDestroyValidationCacheEXT`.
- Allocations scoped to a `VkDescriptorPool` **may** be freed from
 - any command that takes the pool as a direct argument
- Allocations scoped to a `VkCommandPool` **may** be freed from:
 - any command that takes the pool as a direct argument
 - `vkResetCommandBuffer` whose `commandBuffer` was allocated from that `VkCommandPool`
- Allocations scoped to any other object **may** be freed in that object's `vkDestroy*` command.
- Any command that allocates host memory **may** also free host memory of the same scope.

11.2. Device Memory

Device memory is memory that is visible to the device—for example the contents of the image or buffer objects, which **can** be natively used by the device.

11.2.1. Device Memory Properties

Memory properties of a physical device describe the memory heaps and memory types available.

To query memory properties, call:

WARNING

This functionality is superseded by `vkGetPhysicalDeviceMemoryProperties2`. See [Legacy Functionality](#) for more information.

```
// Provided by VK_VERSION_1_0
void vkGetPhysicalDeviceMemoryProperties(
    VkPhysicalDevice          physicalDevice,
    VkPhysicalDeviceMemoryProperties* pMemoryProperties);
```

- `physicalDevice` is the handle to the device to query.
- `pMemoryProperties` is a pointer to a `VkPhysicalDeviceMemoryProperties` structure in which the properties are returned.

Valid Usage (Implicit)

- VUID-vkGetPhysicalDeviceMemoryProperties-physicalDevice-parameter `physicalDevice` **must** be a valid `VkPhysicalDevice` handle
- VUID-vkGetPhysicalDeviceMemoryProperties-pMemoryProperties-parameter `pMemoryProperties` **must** be a valid pointer to a `VkPhysicalDeviceMemoryProperties` structure

The `VkPhysicalDeviceMemoryProperties` structure is defined as:

```
// Provided by VK_VERSION_1_0
typedef struct VkPhysicalDeviceMemoryProperties {
    uint32_t      memoryTypeCount;
    VkMemoryType  memoryTypes[VK_MAX_MEMORY_TYPES];
    uint32_t      memoryHeapCount;
    VkMemoryHeap  memoryHeaps[VK_MAX_MEMORY_HEAPS];
} VkPhysicalDeviceMemoryProperties;
```

- `memoryTypeCount` is the number of valid elements in the `memoryTypes` array.
- `memoryTypes` is an array of `VK_MAX_MEMORY_TYPES` `VkMemoryType` structures describing the *memory types* that **can** be used to access memory allocated from the heaps specified by `memoryHeaps`.
- `memoryHeapCount` is the number of valid elements in the `memoryHeaps` array.
- `memoryHeaps` is an array of `VK_MAX_MEMORY_HEAPS` `VkMemoryHeap` structures describing the *memory heaps* from which memory **can** be allocated.

The `VkPhysicalDeviceMemoryProperties` structure describes a number of *memory heaps* as well as a number of *memory types* that **can** be used to access memory allocated in those heaps. Each heap describes a memory resource of a particular size, and each memory type describes a set of memory properties (e.g. host cached vs. uncached) that **can** be used with a given memory heap. Allocations using a particular memory type will consume resources from the heap indicated by that memory type's heap index. More than one memory type **may** share each heap, and the heaps and memory types provide a mechanism to advertise an accurate size of the physical memory resources while allowing the memory to be used with a variety of different properties.

The number of memory heaps is given by `memoryHeapCount` and is less than or equal to `VK_MAX_MEMORY_HEAPS`. Each heap is described by an element of the `memoryHeaps` array as a `VkMemoryHeap` structure. The number of memory types available across all memory heaps is given by `memoryTypeCount` and is less than or equal to `VK_MAX_MEMORY_TYPES`. Each memory type is described by an element of the `memoryTypes` array as a `VkMemoryType` structure.

At least one heap **must** include `VK_MEMORY_HEAP_DEVICE_LOCAL_BIT` in `VkMemoryHeap::flags`. If there are multiple heaps that all have similar performance characteristics, they **may** all include `VK_MEMORY_HEAP_DEVICE_LOCAL_BIT`. In a unified memory architecture (UMA) system there is often only a single memory heap which is considered to be equally “local” to the host and to the

device, and such an implementation **must** advertise the heap as device-local.

Memory contents within a tile memory heap, denoted by [VK_MEMORY_HEAP_TILE_MEMORY_BIT_QCOM](#), are only visible across the command buffers executed in a single command buffer submission batch within a [vkQueueSubmit](#) or [vkQueueSubmit2](#) call. If the [VkPhysicalDeviceTileMemoryHeapPropertiesQCOM::queueSubmitBoundary](#) property is set, the visibility is extended across all batches in the submit call. Memory contents are discarded and made undefined after the respective submission batch or submit call. Tile memory **may** have different performance characteristics than non tile memory. Tile memory **can** be used simultaneously by command buffers in other queues without invalidating each others contents. Collectively, these rules define the *tile memory scope*.

NOTE

Tile memory heaps work differently than most heaps as it is allowing addressing on device cache memory. Therefore, the heap's address space is aliased across the different queues, with each queue retaining its individual copy of the heap. The implementation takes care of any required saving and restoring of the tile memory contents.

Effectively, this means that the same address in the heap in different queues have simultaneously different defined contents and the contents has a lifespan scoped to the submit or batch for that specific queues.

Each memory type returned by [vkGetPhysicalDeviceMemoryProperties](#) **must** have its [propertyFlags](#) set to one of the following values:

- 0
- [VK_MEMORY_PROPERTY_HOST_VISIBLE_BIT](#) | [VK_MEMORY_PROPERTY_HOST_COHERENT_BIT](#)
- [VK_MEMORY_PROPERTY_HOST_VISIBLE_BIT](#) | [VK_MEMORY_PROPERTY_HOST_CACHED_BIT](#)
- [VK_MEMORY_PROPERTY_HOST_VISIBLE_BIT](#) | [VK_MEMORY_PROPERTY_HOST_CACHED_BIT](#) | [VK_MEMORY_PROPERTY_HOST_COHERENT_BIT](#)
- [VK_MEMORY_PROPERTY_DEVICE_LOCAL_BIT](#)
- [VK_MEMORY_PROPERTY_DEVICE_LOCAL_BIT](#) | [VK_MEMORY_PROPERTY_HOST_VISIBLE_BIT](#) | [VK_MEMORY_PROPERTY_HOST_COHERENT_BIT](#)
- [VK_MEMORY_PROPERTY_DEVICE_LOCAL_BIT](#) | [VK_MEMORY_PROPERTY_HOST_VISIBLE_BIT](#) | [VK_MEMORY_PROPERTY_HOST_CACHED_BIT](#)
- [VK_MEMORY_PROPERTY_DEVICE_LOCAL_BIT](#) | [VK_MEMORY_PROPERTY_HOST_VISIBLE_BIT](#) | [VK_MEMORY_PROPERTY_HOST_CACHED_BIT](#) | [VK_MEMORY_PROPERTY_HOST_COHERENT_BIT](#)
- [VK_MEMORY_PROPERTY_DEVICE_LOCAL_BIT](#) |

VK_MEMORY_PROPERTY_LAZILY_ALLOCATED_BIT

- VK_MEMORY_PROPERTY_PROTECTED_BIT
- VK_MEMORY_PROPERTY_PROTECTED_BIT | VK_MEMORY_PROPERTY_DEVICE_LOCAL_BIT
- VK_MEMORY_PROPERTY_HOST_VISIBLE_BIT |
VK_MEMORY_PROPERTY_HOST_COHERENT_BIT |
VK_MEMORY_PROPERTY_DEVICE_COHERENT_BIT_AMD
- VK_MEMORY_PROPERTY_HOST_VISIBLE_BIT |
VK_MEMORY_PROPERTY_HOST_CACHED_BIT |
VK_MEMORY_PROPERTY_HOST_COHERENT_BIT |
VK_MEMORY_PROPERTY_DEVICE_COHERENT_BIT_AMD
- VK_MEMORY_PROPERTY_DEVICE_LOCAL_BIT |
VK_MEMORY_PROPERTY_DEVICE_COHERENT_BIT_AMD
- VK_MEMORY_PROPERTY_DEVICE_LOCAL_BIT |
VK_MEMORY_PROPERTY_HOST_VISIBLE_BIT |
VK_MEMORY_PROPERTY_HOST_COHERENT_BIT |
VK_MEMORY_PROPERTY_DEVICE_COHERENT_BIT_AMD
- VK_MEMORY_PROPERTY_DEVICE_LOCAL_BIT |
VK_MEMORY_PROPERTY_HOST_VISIBLE_BIT |
VK_MEMORY_PROPERTY_HOST_CACHED_BIT |
VK_MEMORY_PROPERTY_HOST_COHERENT_BIT |
VK_MEMORY_PROPERTY_DEVICE_COHERENT_BIT_AMD
- VK_MEMORY_PROPERTY_HOST_VISIBLE_BIT |
VK_MEMORY_PROPERTY_HOST_COHERENT_BIT |
VK_MEMORY_PROPERTY_DEVICE_COHERENT_BIT_AMD |
VK_MEMORY_PROPERTY_DEVICE_UNCACHED_BIT_AMD
- VK_MEMORY_PROPERTY_HOST_VISIBLE_BIT |
VK_MEMORY_PROPERTY_HOST_CACHED_BIT |
VK_MEMORY_PROPERTY_HOST_COHERENT_BIT |
VK_MEMORY_PROPERTY_DEVICE_COHERENT_BIT_AMD |
VK_MEMORY_PROPERTY_DEVICE_UNCACHED_BIT_AMD
- VK_MEMORY_PROPERTY_DEVICE_LOCAL_BIT |
VK_MEMORY_PROPERTY_DEVICE_COHERENT_BIT_AMD |
VK_MEMORY_PROPERTY_DEVICE_UNCACHED_BIT_AMD
- VK_MEMORY_PROPERTY_DEVICE_LOCAL_BIT |
VK_MEMORY_PROPERTY_HOST_VISIBLE_BIT |
VK_MEMORY_PROPERTY_HOST_COHERENT_BIT |
VK_MEMORY_PROPERTY_DEVICE_COHERENT_BIT_AMD |
VK_MEMORY_PROPERTY_DEVICE_UNCACHED_BIT_AMD
- VK_MEMORY_PROPERTY_DEVICE_LOCAL_BIT |
VK_MEMORY_PROPERTY_HOST_VISIBLE_BIT |
VK_MEMORY_PROPERTY_HOST_CACHED_BIT |
VK_MEMORY_PROPERTY_HOST_COHERENT_BIT |
VK_MEMORY_PROPERTY_DEVICE_COHERENT_BIT_AMD |

VK_MEMORY_PROPERTY_DEVICE_UNCACHED_BIT_AMD

- VK_MEMORY_PROPERTY_DEVICE_LOCAL_BIT |
VK_MEMORY_PROPERTY_RDMA_CAPABLE_BIT_NV

There **must** be at least one memory type with both the `VK_MEMORY_PROPERTY_HOST_VISIBLE_BIT` and `VK_MEMORY_PROPERTY_HOST_COHERENT_BIT` bits set in its `propertyFlags`. There **must** be at least one memory type with the `VK_MEMORY_PROPERTY_DEVICE_LOCAL_BIT` bit set in its `propertyFlags`. If the `deviceCoherentMemory` feature is enabled, there **must** be at least one memory type with the `VK_MEMORY_PROPERTY_DEVICE_COHERENT_BIT_AMD` bit set in its `propertyFlags`.

For each pair of elements **X** and **Y** returned in `memoryTypes`, **X** **must** be placed at a lower index position than **Y** if:

- the set of bit flags returned in the `propertyFlags` member of **X** is a strict subset of the set of bit flags returned in the `propertyFlags` member of **Y**; or
- the `propertyFlags` members of **X** and **Y** are equal, and **X** belongs to a memory heap with greater performance (as determined in an implementation-specific manner); or
- the `propertyFlags` members of **Y** includes `VK_MEMORY_PROPERTY_DEVICE_COHERENT_BIT_AMD` or `VK_MEMORY_PROPERTY_DEVICE_UNCACHED_BIT_AMD` and **X** does not

NOTE

There is no ordering requirement between **X** and **Y** elements for the case their `propertyFlags` members are not in a subset relation. That potentially allows more than one possible way to order the same set of memory types. Notice that the [list of all allowed memory property flag combinations](#) is written in a valid order. But if instead `VK_MEMORY_PROPERTY_DEVICE_LOCAL_BIT` was before `VK_MEMORY_PROPERTY_HOST_VISIBLE_BIT` | `VK_MEMORY_PROPERTY_HOST_COHERENT_BIT`, the list would still be in a valid order.

There may be a performance penalty for using device coherent or uncached device memory types, and using these accidentally is undesirable. In order to avoid this, memory types with these properties always appear at the end of the list; but are subject to the same rules otherwise.

This ordering requirement enables applications to use a simple search loop to select the desired memory type along the lines of:

```
// Find a memory in 'memoryTypeBitsRequirement' that includes all of
'requiredProperties'
int32_t findProperties(const VkPhysicalDeviceMemoryProperties* pMemoryProperties,
                     uint32_t memoryTypeBitsRequirement,
                     VkMemoryPropertyFlags requiredProperties) {
    const uint32_t memoryCount = pMemoryProperties->memoryTypeCount;
    for (uint32_t memoryIndex = 0; memoryIndex < memoryCount; ++memoryIndex) {
        const uint32_t memoryTypeBits = (1 << memoryIndex);
        const bool isRequiredMemoryType = memoryTypeBitsRequirement & memoryTypeBits;
```



```

    const VkMemoryPropertyFlags properties =
        pMemoryProperties->memoryTypes[memoryIndex].propertyFlags;
    const bool hasRequiredProperties =
        (properties & requiredProperties) == requiredProperties;

    if (isRequiredMemoryType && hasRequiredProperties)
        return static_cast<int32_t>(memoryIndex);
}

// failed to find memory type
return -1;
}

// Try to find an optimal memory type, or if it does not exist try fallback memory
type
// `device` is the VkDevice
// `image` is the VkImage that requires memory to be bound
// `memoryProperties` properties as returned by vkGetPhysicalDeviceMemoryProperties
// `requiredProperties` are the property flags that must be present
// `optimalProperties` are the property flags that are preferred by the application
VkMemoryRequirements memoryRequirements;
vkGetImageMemoryRequirements(device, image, &memoryRequirements);
int32_t memoryType =
    findProperties(&memoryProperties, memoryRequirements.memoryTypeBits,
optimalProperties);
if (memoryType == -1) // not found; try fallback properties
    memoryType =
        findProperties(&memoryProperties, memoryRequirements.memoryTypeBits,
requiredProperties);

```

`VK_MAX_MEMORY_TYPES` is the length of an array of `VkMemoryType` structures describing memory types, as returned in `VkPhysicalDeviceMemoryProperties::memoryTypes`.

```
#define VK_MAX_MEMORY_TYPES          32U
```

`VK_MAX_MEMORY_HEAPS` is the length of an array of `VkMemoryHeap` structures describing memory heaps, as returned in `VkPhysicalDeviceMemoryProperties::memoryHeaps`.

```
#define VK_MAX_MEMORY_HEAPS         16U
```

To query memory properties, call:


```
// Provided by VK_VERSION_1_1
void vkGetPhysicalDeviceMemoryProperties2(
    VkPhysicalDevice          physicalDevice,
    VkPhysicalDeviceMemoryProperties2* pMemoryProperties);
```

```
// Provided by VK_KHR_get_physical_device_properties2
// Equivalent to vkGetPhysicalDeviceMemoryProperties2
void vkGetPhysicalDeviceMemoryProperties2KHR(
    VkPhysicalDevice          physicalDevice,
    VkPhysicalDeviceMemoryProperties2* pMemoryProperties);
```

- **physicalDevice** is the handle to the device to query.
- **pMemoryProperties** is a pointer to a **VkPhysicalDeviceMemoryProperties2** structure in which the properties are returned.

vkGetPhysicalDeviceMemoryProperties2 behaves similarly to **vkGetPhysicalDeviceMemoryProperties**, with the ability to return extended information in a **pNext** chain of output structures.

Valid Usage (Implicit)

- VUID-vkGetPhysicalDeviceMemoryProperties2-physicalDevice-parameter **physicalDevice** **must** be a valid **VkPhysicalDevice** handle
- VUID-vkGetPhysicalDeviceMemoryProperties2-pMemoryProperties-parameter **pMemoryProperties** **must** be a valid pointer to a **VkPhysicalDeviceMemoryProperties2** structure

The **VkPhysicalDeviceMemoryProperties2** structure is defined as:

```
// Provided by VK_VERSION_1_1
typedef struct VkPhysicalDeviceMemoryProperties2 {
    VkStructureType    sType;
    void*              pNext;
    VkPhysicalDeviceMemoryProperties    memoryProperties;
} VkPhysicalDeviceMemoryProperties2;
```

```
// Provided by VK_KHR_get_physical_device_properties2
// Equivalent to VkPhysicalDeviceMemoryProperties2
typedef VkPhysicalDeviceMemoryProperties2 VkPhysicalDeviceMemoryProperties2KHR;
```

- **sType** is a **VkStructureType** value identifying this structure.
- **pNext** is **NULL** or a pointer to a structure extending this structure.
- **memoryProperties** is a **VkPhysicalDeviceMemoryProperties** structure which is populated with the

same values as in [vkGetPhysicalDeviceMemoryProperties](#).

Valid Usage (Implicit)

- VUID-VkPhysicalDeviceMemoryProperties2-sType-sType
sType must be [VK_STRUCTURE_TYPE_PHYSICAL_DEVICE_MEMORY_PROPERTIES_2](#)
- VUID-VkPhysicalDeviceMemoryProperties2-pNext-pNext
pNext must be **NULL** or a pointer to a valid instance of [VkPhysicalDeviceMemoryBudgetPropertiesEXT](#)
- VUID-VkPhysicalDeviceMemoryProperties2-sType-unique
The **sType** value of each structure in the **pNext** chain must be unique

The [VkMemoryHeap](#) structure is defined as:

```
// Provided by VK_VERSION_1_0
typedef struct VkMemoryHeap {
    VkDeviceSize      size;
    VkMemoryHeapFlags flags;
} VkMemoryHeap;
```

- **size** is the total memory size in bytes in the heap.
- **flags** is a bitmask of [VkMemoryHeapFlagBits](#) specifying attribute flags for the heap.

Bits which **may** be set in [VkMemoryHeap::flags](#), indicating attribute flags for the heap, are:

```
// Provided by VK_VERSION_1_0
typedef enum VkMemoryHeapFlagBits {
    VK_MEMORY_HEAP_DEVICE_LOCAL_BIT = 0x00000001,
    // Provided by VK_VERSION_1_1
    VK_MEMORY_HEAP_MULTI_INSTANCE_BIT = 0x00000002,
    // Provided by VK_QCOM_tile_memory_heap
    VK_MEMORY_HEAP_TILE_MEMORY_BIT_QCOM = 0x00000008,
    // Provided by VK_KHR_device_group_creation
    VK_MEMORY_HEAP_MULTI_INSTANCE_BIT_KHR = VK_MEMORY_HEAP_MULTI_INSTANCE_BIT,
} VkMemoryHeapFlagBits;
```

- [VK_MEMORY_HEAP_DEVICE_LOCAL_BIT](#) specifies that the heap corresponds to device-local memory. Device-local memory **may** have different performance characteristics than host-local memory, and **may** support different memory property flags.
- [VK_MEMORY_HEAP_MULTI_INSTANCE_BIT](#) specifies that in a logical device representing more than one physical device, there is a per-physical device instance of the heap memory. By default, an allocation from such a heap will be replicated to each physical device's instance of the heap.
- [VK_MEMORY_HEAP_TILE_MEMORY_BIT_QCOM](#) bit specifies that the heap corresponds to tile memory.


```
// Provided by VK_VERSION_1_0
typedef VkFlags VkMemoryHeapFlags;
```

`VkMemoryHeapFlags` is a bitmask type for setting a mask of zero or more `VkMemoryHeapFlagBits`.

The `VkMemoryType` structure is defined as:

```
// Provided by VK_VERSION_1_0
typedef struct VkMemoryType {
    VkMemoryPropertyFlags    propertyFlags;
    uint32_t                 heapIndex;
} VkMemoryType;
```

- `heapIndex` describes which memory heap this memory type corresponds to, and **must** be less than `memoryHeapCount` from the `VkPhysicalDeviceMemoryProperties` structure.
- `propertyFlags` is a bitmask of `VkMemoryPropertyFlagBits` of properties for this memory type.

Bits which **may** be set in `VkMemoryType::propertyFlags`, indicating properties of a memory type, are:

```
// Provided by VK_VERSION_1_0
typedef enum VkMemoryPropertyFlagBits {
    VK_MEMORY_PROPERTY_DEVICE_LOCAL_BIT = 0x00000001,
    VK_MEMORY_PROPERTY_HOST_VISIBLE_BIT = 0x00000002,
    VK_MEMORY_PROPERTY_HOST_COHERENT_BIT = 0x00000004,
    VK_MEMORY_PROPERTY_HOST_CACHED_BIT = 0x00000008,
    VK_MEMORY_PROPERTY_LAZILY_ALLOCATED_BIT = 0x00000010,
// Provided by VK_VERSION_1_1
    VK_MEMORY_PROPERTY_PROTECTED_BIT = 0x00000020,
// Provided by VK_AMD_device_coherent_memory
    VK_MEMORY_PROPERTY_DEVICE_COHERENT_BIT_AMD = 0x00000040,
// Provided by VK_AMD_device_coherent_memory
    VK_MEMORY_PROPERTY_DEVICE_UNCACHED_BIT_AMD = 0x00000080,
// Provided by VK_NV_external_memory_rdma
    VK_MEMORY_PROPERTY_RDMA_CAPABLE_BIT_NV = 0x00000100,
} VkMemoryPropertyFlagBits;
```

- `VK_MEMORY_PROPERTY_DEVICE_LOCAL_BIT` bit specifies that memory allocated with this type is the most efficient for device access. This property will be set if and only if the memory type belongs to a heap with the `VK_MEMORY_HEAP_DEVICE_LOCAL_BIT` set.
- `VK_MEMORY_PROPERTY_HOST_VISIBLE_BIT` bit specifies that memory allocated with this type **can** be mapped for host access using `vkMapMemory`.
- `VK_MEMORY_PROPERTY_HOST_COHERENT_BIT` bit specifies that the host cache management commands `vkFlushMappedMemoryRanges` and `vkInvalidateMappedMemoryRanges` are not needed to manage **availability and visibility** on the host.

- [VK_MEMORY_PROPERTY_HOST_CACHED_BIT](#) bit specifies that memory allocated with this type is cached on the host. Host memory accesses to uncached memory are slower than to cached memory, however uncached memory is always host coherent.
- [VK_MEMORY_PROPERTY_LAZILY_ALLOCATED_BIT](#) bit specifies that the memory type only allows device access to the memory. Memory types **must** not have both [VK_MEMORY_PROPERTY_LAZILY_ALLOCATED_BIT](#) and [VK_MEMORY_PROPERTY_HOST_VISIBLE_BIT](#) set. Additionally, the object's backing memory **may** be provided by the implementation lazily as specified in [Lazily Allocated Memory](#).
- [VK_MEMORY_PROPERTY_PROTECTED_BIT](#) bit specifies that the memory type only allows device access to the memory, and allows protected queue operations to access the memory. Memory types **must** not have [VK_MEMORY_PROPERTY_PROTECTED_BIT](#) set and any of [VK_MEMORY_PROPERTY_HOST_VISIBLE_BIT](#) set, or [VK_MEMORY_PROPERTY_HOST_COHERENT_BIT](#) set, or [VK_MEMORY_PROPERTY_HOST_CACHED_BIT](#) set.
- [VK_MEMORY_PROPERTY_DEVICE_COHERENT_BIT_AMD](#) bit specifies that device accesses to allocations of this memory type are automatically made [available and visible](#) on the device. If paired with [VK_MEMORY_PROPERTY_HOST_COHERENT_BIT](#), [memory domain operations](#) are also performed automatically between host and device.
- [VK_MEMORY_PROPERTY_DEVICE_UNCACHED_BIT_AMD](#) bit specifies that memory allocated with this type is not cached on the device. Uncached device memory is always device coherent.
- [VK_MEMORY_PROPERTY_RDMA_CAPABLE_BIT_NV](#) bit specifies that external devices can access this memory directly.

For any memory allocated with both the [VK_MEMORY_PROPERTY_HOST_COHERENT_BIT](#) and the [VK_MEMORY_PROPERTY_DEVICE_COHERENT_BIT_AMD](#), host or device accesses also perform automatic memory domain transfer operations, such that writes are always automatically available and visible to both host and device memory domains.

NOTE

Device coherence is a useful property for certain debugging use cases (e.g. crash analysis, where performing separate coherence actions could mean values are not reported correctly). However, device coherent accesses may be slower than equivalent accesses without device coherence, particularly if they are also device uncached. For device uncached memory in particular, repeated accesses to the same or neighboring memory locations over a short time period (e.g. within a frame) may be slower than it would be for the equivalent cached memory type. As such, it is generally inadvisable to use device coherent or device uncached memory except when really needed.

```
// Provided by VK_VERSION_1_0
typedef VkFlags VkMemoryPropertyFlags;
```

[VkMemoryPropertyFlags](#) is a bitmask type for setting a mask of zero or more [VkMemoryPropertyFlagsBits](#).

If the [VkPhysicalDeviceMemoryBudgetPropertiesEXT](#) structure is included in the [pNext](#) chain of

[VkPhysicalDeviceMemoryProperties2](#), it is filled with the current memory budgets and usages.

The [VkPhysicalDeviceMemoryBudgetPropertiesEXT](#) structure is defined as:

```
// Provided by VK_EXT_memory_budget
typedef struct VkPhysicalDeviceMemoryBudgetPropertiesEXT {
    VkStructureType    sType;
    void*              pNext;
    VkDeviceSize        heapBudget[VK_MAX_MEMORY_HEAPS];
    VkDeviceSize        heapUsage[VK_MAX_MEMORY_HEAPS];
} VkPhysicalDeviceMemoryBudgetPropertiesEXT;
```

- [sType](#) is a [VkStructureType](#) value identifying this structure.
- [pNext](#) is `NULL` or a pointer to a structure extending this structure.
- [heapBudget](#) is an array of [VK_MAX_MEMORY_HEAPS](#) [VkDeviceSize](#) values in which memory budgets are returned, with one element for each memory heap. A heap's budget is a rough estimate of how much memory the process **can** allocate from that heap before allocations **may** fail or cause performance degradation. The budget includes any currently allocated device memory.
- [heapUsage](#) is an array of [VK_MAX_MEMORY_HEAPS](#) [VkDeviceSize](#) values in which memory usages are returned, with one element for each memory heap. A heap's usage is an estimate of how much memory the process is currently using in that heap.

The values returned in this structure are not invariant. The [heapBudget](#) and [heapUsage](#) values **must** be zero for array elements greater than or equal to [VkPhysicalDeviceMemoryProperties::memoryHeapCount](#). The [heapBudget](#) value **must** be non-zero for array elements less than [VkPhysicalDeviceMemoryProperties::memoryHeapCount](#). The [heapBudget](#) value **must** be less than or equal to [VkMemoryHeap::size](#) for each heap.

Valid Usage (Implicit)

- VUID-VkPhysicalDeviceMemoryBudgetPropertiesEXT-sType-sType [sType](#) **must** be [VK_STRUCTURE_TYPE_PHYSICAL_DEVICE_MEMORY_BUDGET_PROPERTIES_EXT](#)

Structure Chaining

Extends the structure

- [VkPhysicalDeviceMemoryProperties2](#)

11.2.2. Device Memory Objects

A Vulkan device operates on data in device memory via memory objects that are represented in the API by a [VkDeviceMemory](#) handle:


```
// Provided by VK_VERSION_1_0
VK_DEFINE_NON_DISPATCHABLE_HANDLE(VkDeviceMemory)
```

11.2.3. Device Memory Allocation

To allocate memory objects, call:

```
// Provided by VK_VERSION_1_0
VkResult vkAllocateMemory(
    VkDevice                                device,
    const VkMemoryAllocateInfo*            pAllocateInfo,
    const VkAllocationCallbacks*           pAllocator,
    VkDeviceMemory*                         pMemory);
```

- **device** is the logical device that owns the memory.
- **pAllocateInfo** is a pointer to a [VkMemoryAllocateInfo](#) structure describing parameters of the allocation. A successfully returned allocation **must** use the requested parameters—no substitution is permitted by the implementation.
- **pAllocator** controls host memory allocation as described in the [Memory Allocation](#) chapter.
- **pMemory** is a pointer to a [VkDeviceMemory](#) handle in which information about the allocated memory is returned.

Allocations returned by **vkAllocateMemory** are guaranteed to meet any alignment requirement of the implementation. For example, if an implementation requires 128 byte alignment for images and 64 byte alignment for buffers, the device memory returned through this mechanism would be 128-byte aligned. This ensures that applications **can** correctly suballocate objects of different types (with potentially different alignment requirements) in the same memory object.

When memory is allocated, its contents are undefined with the following constraint:

- The contents of unprotected memory **must** not be a function of the contents of data protected memory objects, even if those memory objects were previously freed.

NOTE

The contents of memory allocated by one application **should** not be a function of data from protected memory objects of another application, even if those memory objects were previously freed.

The maximum number of valid memory allocations that **can** exist simultaneously within a [VkDevice](#) **may** be restricted by implementation- or platform-dependent limits. The **maxMemoryAllocationCount** feature describes the number of allocations that **can** exist simultaneously before encountering these internal limits.

NOTE

For historical reasons, if **maxMemoryAllocationCount** is exceeded, some implementations may return [VK_ERROR_TOO_MANY_OBJECTS](#). Exceeding this limit will result in undefined behavior, and an application should not rely on the use of

the returned error code in order to identify when the limit is reached.

NOTE

Many protected memory implementations involve complex hardware and system software support, and often have additional and much lower limits on the number of simultaneous protected memory allocations (from memory types with the [VK_MEMORY_PROPERTY_PROTECTED_BIT](#) property) than for non-protected memory allocations. These limits can be system-wide, and depend on a variety of factors outside of the Vulkan implementation, so they cannot be queried in Vulkan. Applications **should** use as few allocations as possible from such memory types by suballocating aggressively, and be prepared for allocation failure even when there is apparently plenty of capacity remaining in the memory heap. As a guideline, the Vulkan conformance test suite requires that at least 80 minimum-size allocations can exist concurrently when no other uses of protected memory are active in the system.

Some platforms **may** have a limit on the maximum size of a single allocation. For example, certain systems **may** fail to create allocations with a size greater than or equal to 4GB. Such a limit is implementation-dependent, and if such a failure occurs then the error [VK_ERROR_OUT_OF_DEVICE_MEMORY](#) **must** be returned. This limit is advertised in [VkPhysicalDeviceMaintenance3Properties::maxMemoryAllocationSize](#).

The cumulative memory size allocated to a heap **can** be limited by the size of the specified heap. In such cases, allocated memory is tracked on a per-device and per-heap basis. Some platforms allow overallocation into other heaps. The overallocation behavior **can** be specified through the [VK_AMD_memory_overallocation_behavior](#) extension.

If the [memoryTypeIndex](#) belongs to a heap with the [VK_MEMORY_HEAP_TILE_MEMORY_BIT_QCOM](#) bit included in its properties, this allocation is backed by tile memory, which is an on device cache. Unlike other heaps, allocations out of the tile memory will always have a starting address at the start of the heap and its contents are aliased with all other [VkDeviceMemory](#) objects bound to the same range while executing within the same *tile memory scope*.

If the [VkPhysicalDevicePageableDeviceLocalMemoryFeaturesEXT::pageableDeviceLocalMemory](#) feature is enabled, memory allocations made from a heap that includes [VK_MEMORY_HEAP_DEVICE_LOCAL_BIT](#) in [VkMemoryHeap::flags](#) **may** be transparently moved to host-local memory allowing multiple applications to share device-local memory. If there is no space left in device-local memory when this new allocation is made, other allocations **may** be moved out transparently to make room. The operating system will determine which allocations to move to device-local memory or host-local memory based on platform-specific criteria. To help the operating system make good choices, the application **should** set the appropriate memory priority with [VkMemoryPriorityAllocateInfoEXT](#) and adjust it as necessary with [vkSetDeviceMemoryPriorityEXT](#). Higher priority allocations will moved to device-local memory first.

Memory allocations made on heaps without the [VK_MEMORY_HEAP_DEVICE_LOCAL_BIT](#) property will not be transparently promoted to device-local memory by the operating system.

Valid Usage

- VUID-vkAllocateMemory-pAllocateInfo-01713
`pAllocateInfo->allocationSize` **must** be less than or equal to `VkPhysicalDeviceMemoryProperties::memoryHeaps[memindex].size` where `memindex` = `VkPhysicalDeviceMemoryProperties::memoryTypes[pAllocateInfo->memoryTypeIndex].heapIndex` as returned by `vkGetPhysicalDeviceMemoryProperties` for the `VkPhysicalDevice` that `device` was created from
- VUID-vkAllocateMemory-pAllocateInfo-01714
`pAllocateInfo->memoryTypeIndex` **must** be less than `VkPhysicalDeviceMemoryProperties::memoryTypeCount` as returned by `vkGetPhysicalDeviceMemoryProperties` for the `VkPhysicalDevice` that `device` was created from
- VUID-vkAllocateMemory-deviceCoherentMemory-02790
If the `deviceCoherentMemory` feature is not enabled, `pAllocateInfo->memoryTypeIndex` **must** not identify a memory type supporting `VK_MEMORY_PROPERTY_DEVICE_COHERENT_BIT_AMD`
- VUID-vkAllocateMemory-maxMemoryAllocationCount-04101
There **must** be less than `VkPhysicalDeviceLimits::maxMemoryAllocationCount` device memory allocations currently allocated on the device
- VUID-vkAllocateMemory-tileMemoryHeap-10976
If the `tileMemoryHeap` feature is not enabled, `pAllocateInfo->memoryTypeIndex` **must** not identify a memory type that corresponds to a `VkMemoryHeap` with the `VK_MEMORY_HEAP_TILE_MEMORY_BIT_QCOM` property

Valid Usage (Implicit)

- VUID-vkAllocateMemory-device-parameter
`device` **must** be a valid `VkDevice` handle
- VUID-vkAllocateMemory-pAllocateInfo-parameter
`pAllocateInfo` **must** be a valid pointer to a valid `VkMemoryAllocateInfo` structure
- VUID-vkAllocateMemory-pAllocator-parameter
If `pAllocator` is not `NULL`, `pAllocator` **must** be a valid pointer to a valid `VkAllocationCallbacks` structure
- VUID-vkAllocateMemory-pMemory-parameter
`pMemory` **must** be a valid pointer to a `VkDeviceMemory` handle
- VUID-vkAllocateMemory-device-queuecount
The device **must** have been created with at least `1` queue

Return Codes

Success

- `VK_SUCCESS`

Failure

- [VK_ERROR_INVALID_EXTERNAL_HANDLE](#)
- [VK_ERROR_INVALID_OPAQUE_CAPTURE_ADDRESS_KHR](#)
- [VK_ERROR_OUT_OF_DEVICE_MEMORY](#)
- [VK_ERROR_OUT_OF_HOST_MEMORY](#)
- [VK_ERROR_UNKNOWN](#)
- [VK_ERROR_VALIDATION_FAILED](#)

The [VkMemoryAllocateInfo](#) structure is defined as:

```
// Provided by VK_VERSION_1_0
typedef struct VkMemoryAllocateInfo {
    VkStructureType    sType;
    const void*        pNext;
    VkDeviceSize        allocationSize;
    uint32_t           memoryTypeIndex;
} VkMemoryAllocateInfo;
```

- [sType](#) is a [VkStructureType](#) value identifying this structure.
- [pNext](#) is [NULL](#) or a pointer to a structure extending this structure.
- [allocationSize](#) is the size of the allocation in bytes.
- [memoryTypeIndex](#) is an index identifying a memory type from the [memoryTypes](#) array of the [VkPhysicalDeviceMemoryProperties](#) structure.

The internal data of an allocated device memory object **must** include a reference to implementation-specific resources, referred to as the memory object's *payload*. Applications **can** also import and export that internal data to and from device memory objects to share data between Vulkan instances and other compatible APIs. A [VkMemoryAllocateInfo](#) structure defines a memory import operation if its [pNext](#) chain includes one of the following structures:

- [VkImportMemoryWin32HandleInfoKHR](#) with a non-zero [handleType](#) value
- [VkImportMemoryFdInfoKHR](#) with a non-zero [handleType](#) value
- [VkImportMemoryHostPointerInfoEXT](#) with a non-zero [handleType](#) value
- [VkImportAndroidHardwareBufferInfoANDROID](#) with a non-NULL [buffer](#) value
- [VkImportMemoryZirconHandleInfoFUCHSIA](#) with a non-zero [handleType](#) value
- [VkImportMemoryBufferCollectionFUCHSIA](#)
- [VkImportScreenBufferInfoQNX](#) with a non-NULL [buffer](#) value
- [VkImportMemoryMetalHandleInfoEXT](#) with a non-zero [handleType](#) value

If the parameters define an import operation and the external handle type is [VK_EXTERNAL_MEMORY_HANDLE_TYPE_D3D11_TEXTURE_BIT](#),

`VK_EXTERNAL_MEMORY_HANDLE_TYPE_D3D11_TEXTURE_KMT_BIT`, or `VK_EXTERNAL_MEMORY_HANDLE_TYPE_D3D12_RESOURCE_BIT`, `allocationSize` is ignored. The implementation **must** query the size of these allocations from the OS.

If the parameters define an import operation and the external handle type is `VK_EXTERNAL_MEMORY_HANDLE_TYPE_MTLTEXTURE_BIT_EXT`, `allocationSize` is ignored. The implementation **must** query the size of these allocations from the OS.

Whether device memory objects constructed via a memory import operation hold a reference to their payload depends on the properties of the handle type used to perform the import, as defined below for each valid handle type. Importing memory **must** not modify the content of the memory. Implementations **must** ensure that importing memory does not enable the importing Vulkan instance to access any memory or resources in other Vulkan instances other than that corresponding to the memory object imported. Implementations **must** also ensure accessing imported memory which has not been initialized does not allow the importing Vulkan instance to obtain data from the exporting Vulkan instance or vice-versa.

NOTE	How exported and imported memory is isolated is left to the implementation, but applications should be aware that such isolation may prevent implementations from placing multiple exportable memory objects in the same physical or virtual page. Hence, applications should avoid creating many small external memory objects whenever possible.
-------------	--

Importing memory **must** not increase overall heap usage within a system. However, it **must** affect the following per-process values:

- `VkPhysicalDeviceLimits::maxMemoryAllocationCount`
- `VkPhysicalDeviceMemoryBudgetPropertiesEXT::heapUsage`

When performing a memory import operation, it is the responsibility of the application to ensure the external handles and their associated payloads meet all valid usage requirements. However, implementations **must** perform sufficient validation of external handles and payloads to ensure that the operation results in a valid memory object which will not cause program termination, device loss, queue stalls, or corruption of other resources when used as allowed according to its allocation parameters. If the external handle provided does not meet these requirements, the implementation **must** fail the memory import operation with the error code `VK_ERROR_INVALID_EXTERNAL_HANDLE`. If the parameters define an export operation and the external handle type is `VK_EXTERNAL_MEMORY_HANDLE_TYPE_ANDROID_HARDWARE_BUFFER_BIT_ANDROID`, implementations **should** not strictly follow `memoryTypeIndex`. Instead, they **should** modify the allocation internally to use the required memory type for the application's given usage. This is because for an export operation, there is currently no way for the application to know the memory type index before allocating.

Valid Usage

- VUID-VkMemoryAllocateInfo-allocationSize-07897

If the parameters do not define an `import or export operation`, `allocationSize` **must** be

greater than 0

- VUID-VkMemoryAllocateInfo-None-06657

The parameters **must** not define more than one [import operation](#)

- VUID-VkMemoryAllocateInfo-allocationSize-07899

If the parameters define an export operation and the handle type is not [VK_EXTERNAL_MEMORY_HANDLE_TYPE_ANDROID_HARDWARE_BUFFER_BIT_ANDROID](#), **allocationSize** **must** be greater than 0

- VUID-VkMemoryAllocateInfo-buffer-06380

If the parameters define an import operation from an [VkBufferCollectionFUCHSIA](#), and [VkMemoryDedicatedAllocateInfo::buffer](#) is present and non-NULL, [VkImportMemoryBufferCollectionFUCHSIA::collection](#) and [VkImportMemoryBufferCollectionFUCHSIA::index](#) **must** match [VkBufferCollectionBufferCreateInfoFUCHSIA::collection](#) and [VkBufferCollectionBufferCreateInfoFUCHSIA::index](#), respectively, of the [VkBufferCollectionBufferCreateInfoFUCHSIA](#) structure used to create the [VkMemoryDedicatedAllocateInfo::buffer](#)

- VUID-VkMemoryAllocateInfo-image-06381

If the parameters define an import operation from an [VkBufferCollectionFUCHSIA](#), and [VkMemoryDedicatedAllocateInfo::image](#) is present and non-NULL, [VkImportMemoryBufferCollectionFUCHSIA::collection](#) and [VkImportMemoryBufferCollectionFUCHSIA::index](#) **must** match [VkBufferCollectionImageCreateInfoFUCHSIA::collection](#) and [VkBufferCollectionImageCreateInfoFUCHSIA::index](#), respectively, of the [VkBufferCollectionImageCreateInfoFUCHSIA](#) structure used to create the [VkMemoryDedicatedAllocateInfo::image](#)

- VUID-VkMemoryAllocateInfo-allocationSize-06382

If the parameters define an import operation from an [VkBufferCollectionFUCHSIA](#), **allocationSize** **must** match [VkMemoryRequirements::size](#) value retrieved by [vkGetImageMemoryRequirements](#) or [vkGetBufferMemoryRequirements](#) for image-based or buffer-based collections respectively

- VUID-VkMemoryAllocateInfo-pNext-06383

If the parameters define an import operation from an [VkBufferCollectionFUCHSIA](#), the **pNext** chain **must** include a [VkMemoryDedicatedAllocateInfo](#) structure with either its **image** or **buffer** field set to a value other than [VK_NULL_HANDLE](#)

- VUID-VkMemoryAllocateInfo-image-06384

If the parameters define an import operation from an [VkBufferCollectionFUCHSIA](#) and [VkMemoryDedicatedAllocateInfo::image](#) is not [VK_NULL_HANDLE](#), the **image** **must** be created with a [VkBufferCollectionImageCreateInfoFUCHSIA](#) structure chained to its [VkImageCreateInfo::pNext](#) pointer

- VUID-VkMemoryAllocateInfo-buffer-06385

If the parameters define an import operation from an [VkBufferCollectionFUCHSIA](#) and [VkMemoryDedicatedAllocateInfo::buffer](#) is not [VK_NULL_HANDLE](#), the **buffer** **must** be created with a [VkBufferCollectionBufferCreateInfoFUCHSIA](#) structure chained to its [VkBufferCreateInfo::pNext](#) pointer

- VUID-VkMemoryAllocateInfo-memoryTypeIndex-06386
If the parameters define an import operation from an [VkBufferCollectionFUCHSIA](#), **memoryTypeIndex** **must** be from [VkBufferCollectionPropertiesFUCHSIA](#) as retrieved by [vkGetBufferCollectionPropertiesFUCHSIA](#)
- VUID-VkMemoryAllocateInfo-pNext-00639
If the **pNext** chain includes a [VkExportMemoryAllocateInfo](#) structure, and any of the handle types specified in [VkExportMemoryAllocateInfo::handleTypes](#) require a dedicated allocation, as reported by [vkGetPhysicalDeviceImageFormatProperties2](#) in [VkExternalImageFormatProperties::externalMemoryProperties.externalMemoryFeatures](#), or by [vkGetPhysicalDeviceExternalBufferProperties](#) in [VkExternalBufferProperties::externalMemoryProperties.externalMemoryFeatures](#), the **pNext** chain **must** include a [VkMemoryDedicatedAllocateInfo](#) or [VkDedicatedAllocationMemoryAllocateInfoNV](#) structure with either its **image** or **buffer** member set to a value other than [VK_NULL_HANDLE](#)
- VUID-VkMemoryAllocateInfo-pNext-09858
If the **pNext** chain includes a [VkExportMemoryAllocateInfo](#) structure, and any of the handle types specified in [VkExportMemoryAllocateInfo::handleTypes](#) require a dedicated allocation, as reported by [vkGetPhysicalDeviceExternalTensorPropertiesARM](#) in [VkExternalTensorPropertiesARM::externalMemoryProperties.externalMemoryFeatures](#), the **pNext** chain **must** include a [VkMemoryDedicatedAllocateInfoTensorARM](#) structure with its **tensor** member set to a value other than [VK_NULL_HANDLE](#)
- VUID-VkMemoryAllocateInfo-pNext-00640
If the **pNext** chain includes a [VkExportMemoryAllocateInfo](#) structure, it **must** not include a [VkExportMemoryAllocateInfoNV](#) or [VkExportMemoryWin32HandleInfoNV](#) structure
- VUID-VkMemoryAllocateInfo-pNext-00641
If the **pNext** chain includes a [VkImportMemoryWin32HandleInfoKHR](#) structure, it **must** not include a [VkImportMemoryWin32HandleInfoNV](#) structure
- VUID-VkMemoryAllocateInfo-allocationSize-01742
If the parameters define an import operation, the external handle specified was created by the Vulkan API, and the external handle type is [VK_EXTERNAL_MEMORY_HANDLE_TYPE_OPAQUE_FD_BIT](#), then the values of **allocationSize** and **memoryTypeIndex** **must** match those specified when the payload being imported was created
- VUID-VkMemoryAllocateInfo-None-00643
If the parameters define an import operation and the external handle specified was created by the Vulkan API, the device mask specified by [VkMemoryAllocateFlagsInfo](#) **must** match the mask specified when the payload being imported was allocated
- VUID-VkMemoryAllocateInfo-None-00644
If the parameters define an import operation and the external handle specified was created by the Vulkan API, the list of physical devices that comprise the logical device passed to [vkAllocateMemory](#) **must** match the list of physical devices that comprise the logical device on which the payload was originally allocated
- VUID-VkMemoryAllocateInfo-memoryTypeIndex-00645
If the parameters define an import operation and the external handle is an NT handle or a global share handle created outside of the Vulkan API, the value of **memoryTypeIndex** **must** be one of those returned by [vkGetMemoryWin32HandlePropertiesKHR](#)

- VUID-VkMemoryAllocateInfo-allocationSize-01743
If the parameters define an import operation, the external handle was created by the Vulkan API, and the external handle type is `VK_EXTERNAL_MEMORY_HANDLE_TYPE_OPAQUE_WIN32_BIT` or `VK_EXTERNAL_MEMORY_HANDLE_TYPE_OPAQUE_WIN32_KMT_BIT`, then the values of `allocationSize` and `memoryTypeIndex` **must** match those specified when the payload being imported was created
- VUID-VkMemoryAllocateInfo-allocationSize-00647
If the parameters define an import operation and the external handle type is `VK_EXTERNAL_MEMORY_HANDLE_TYPE_D3D12_HEAP_BIT`, `allocationSize` **must** match the size specified when creating the Direct3D 12 heap from which the payload was extracted
- VUID-VkMemoryAllocateInfo-memoryTypeIndex-00648
If the parameters define an import operation and the external handle is a POSIX file descriptor created outside of the Vulkan API, the value of `memoryTypeIndex` **must** be one of those returned by `vkGetMemoryFdPropertiesKHR`
- VUID-VkMemoryAllocateInfo-memoryTypeIndex-01872
If the `protectedMemory` feature is not enabled, the `VkMemoryAllocateInfo::memoryTypeIndex` **must** not indicate a memory type that reports `VK_MEMORY_PROPERTY_PROTECTED_BIT`
- VUID-VkMemoryAllocateInfo-memoryTypeIndex-01744
If the parameters define an import operation and the external handle is a host pointer, the value of `memoryTypeIndex` **must** be one of those returned by `vkGetMemoryHostPointerPropertiesEXT`
- VUID-VkMemoryAllocateInfo-allocationSize-01745
If the parameters define an import operation and the external handle is a host pointer, `allocationSize` **must** be an integer multiple of `VkPhysicalDeviceExternalMemoryHostPropertiesEXT::minImportedHostPointerAlignment`
- VUID-VkMemoryAllocateInfo-pNext-02805
If the parameters define an import operation and the external handle is a host pointer, the `pNext` chain **must** not include a `VkDedicatedAllocationMemoryAllocateInfoNV` structure with either its `image` or `buffer` field set to a value other than `VK_NULL_HANDLE`
- VUID-VkMemoryAllocateInfo-pNext-02806
If the parameters define an import operation and the external handle is a host pointer, the `pNext` chain **must** not include a `VkMemoryDedicatedAllocateInfo` structure with either its `image` or `buffer` field set to a value other than `VK_NULL_HANDLE`
- VUID-VkMemoryAllocateInfo-allocationSize-02383
If the parameters define an import operation and the external handle type is `VK_EXTERNAL_MEMORY_HANDLE_TYPE_ANDROID_HARDWARE_BUFFER_BIT_ANDROID`, `allocationSize` **must** be the size returned by `vkGetAndroidHardwareBufferPropertiesANDROID` for the Android hardware buffer
- VUID-VkMemoryAllocateInfo-pNext-02384
If the parameters define an import operation and the external handle type is `VK_EXTERNAL_MEMORY_HANDLE_TYPE_ANDROID_HARDWARE_BUFFER_BIT_ANDROID`, and the `pNext` chain does not include a `VkMemoryDedicatedAllocateInfo` structure or

`VkMemoryDedicatedAllocateInfo::image` is `VK_NULL_HANDLE`, the Android hardware buffer **must** have a `AHardwareBuffer_Desc::format` of `AHardwareBuffer_Format::BLOB` and a `AHardwareBuffer_Desc::usage` that includes `AHardwareBuffer_Usage::GPU_DATA_BUFFER`

- VUID-VkMemoryAllocateInfo-memoryTypeIndex-02385

If the parameters define an import operation and the external handle type is `VK_EXTERNAL_MEMORY_HANDLE_TYPE_ANDROID_HARDWARE_BUFFER_BIT_ANDROID`, `memoryTypeIndex` **must** be one of those returned by `vkGetAndroidHardwareBufferPropertiesANDROID` for the Android hardware buffer

- VUID-VkMemoryAllocateInfo-pNext-01874

If the parameters do not define an import operation, and the `pNext` chain includes a `VkExportMemoryAllocateInfo` structure with `VK_EXTERNAL_MEMORY_HANDLE_TYPE_ANDROID_HARDWARE_BUFFER_BIT_ANDROID` included in its `handleTypes` member, and the `pNext` chain includes a `VkMemoryDedicatedAllocateInfo` structure with `image` not equal to `VK_NULL_HANDLE`, then `allocationSize` **must** be 0

- VUID-VkMemoryAllocateInfo-pNext-07900

If the parameters define an export operation, the handle type is `VK_EXTERNAL_MEMORY_HANDLE_TYPE_ANDROID_HARDWARE_BUFFER_BIT_ANDROID`, and the `pNext` does not include a `VkMemoryDedicatedAllocateInfo` structure, `allocationSize` **must** be greater than 0

- VUID-VkMemoryAllocateInfo-pNext-07901

If the parameters define an export operation, the handle type is `VK_EXTERNAL_MEMORY_HANDLE_TYPE_ANDROID_HARDWARE_BUFFER_BIT_ANDROID`, and the `pNext` chain includes a `VkMemoryDedicatedAllocateInfo` structure with `buffer` set to a valid `VkBuffer` object, `allocationSize` **must** be greater than 0

- VUID-VkMemoryAllocateInfo-pNext-02386

If the parameters define an import operation, the external handle is an Android hardware buffer, and the `pNext` chain includes a `VkMemoryDedicatedAllocateInfo` with `image` that is not `VK_NULL_HANDLE`, the Android hardware buffer's `AHardwareBuffer::usage` **must** include at least one of `AHardwareBuffer_Usage::GPU_FRAMEBUFFER`, `AHardwareBuffer_Usage::GPU_SAMPLED_IMAGE` or `AHardwareBuffer_Usage::GPU_DATA_BUFFER`

- VUID-VkMemoryAllocateInfo-pNext-02387

If the parameters define an import operation, the external handle is an Android hardware buffer, and the `pNext` chain includes a `VkMemoryDedicatedAllocateInfo` with `image` that is not `VK_NULL_HANDLE`, the format of `image` **must** be `VK_FORMAT_UNDEFINED` or the format returned by `vkGetAndroidHardwareBufferPropertiesANDROID` in `VkAndroidHardwareBufferFormatPropertiesANDROID::format` for the Android hardware buffer

- VUID-VkMemoryAllocateInfo-pNext-02388

If the parameters define an import operation, the external handle is an Android hardware buffer, and the `pNext` chain includes a `VkMemoryDedicatedAllocateInfo` structure with `image` that is not `VK_NULL_HANDLE`, the width, height, and array layer dimensions of `image` and the Android hardware buffer's `AHardwareBuffer_Desc` **must** be identical

- VUID-VkMemoryAllocateInfo-pNext-02389

If the parameters define an import operation, the external handle is an Android hardware

buffer, and the `pNext` chain includes a `VkMemoryDedicatedAllocateInfo` structure with `image` that is not `VK_NULL_HANDLE`, and the Android hardware buffer's `AHardwareBuffer::usage` includes `AHardwareBuffer_USAGE_GPU_MIPMAP_COMPLETE`, the `image` **must** have a complete mipmap chain

- VUID-VkMemoryAllocateInfo-pNext-02586

If the parameters define an import operation, the external handle is an Android hardware buffer, and the `pNext` chain includes a `VkMemoryDedicatedAllocateInfo` structure with `image` that is not `VK_NULL_HANDLE`, and the Android hardware buffer's `AHardwareBuffer::usage` does not include `AHardwareBuffer_USAGE_GPU_MIPMAP_COMPLETE`, the `image` **must** have exactly one mipmap level

- VUID-VkMemoryAllocateInfo-pNext-02390

If the parameters define an import operation, the external handle is an Android hardware buffer, and the `pNext` chain includes a `VkMemoryDedicatedAllocateInfo` structure with `image` that is not `VK_NULL_HANDLE`, each bit set in the usage of `image` **must** be listed in `AHardwareBuffer Usage Equivalence`, and if there is a corresponding `AHardwareBuffer_USAGE` bit listed that bit **must** be included in the Android hardware buffer's `AHardwareBuffer_Desc::usage`

- VUID-VkMemoryAllocateInfo-screenBufferImport-08941

If the parameters define an import operation and the external handle type is `VK_EXTERNAL_MEMORY_HANDLE_TYPE_SCREEN_BUFFER_BIT_QNX`, `VkPhysicalDeviceExternalMemoryScreenBufferFeaturesQNX::screenBufferImport` **must** be enabled

- VUID-VkMemoryAllocateInfo-allocationSize-08942

If the parameters define an import operation and the external handle type is `VK_EXTERNAL_MEMORY_HANDLE_TYPE_SCREEN_BUFFER_BIT_QNX`, `allocationSize` **must** be the size returned by `vkGetScreenBufferPropertiesQNX` for the QNX Screen buffer

- VUID-VkMemoryAllocateInfo-memoryTypeIndex-08943

If the parameters define an import operation and the external handle type is `VK_EXTERNAL_MEMORY_HANDLE_TYPE_SCREEN_BUFFER_BIT_QNX`, `memoryTypeIndex` **must** be one of those returned by `vkGetScreenBufferPropertiesQNX` for the QNX Screen buffer

- VUID-VkMemoryAllocateInfo-pNext-08944

If the parameters define an import operation, the external handle is a QNX Screen buffer, and the `pNext` chain includes a `VkMemoryDedicatedAllocateInfo` with `image` that is not `VK_NULL_HANDLE`, the QNX Screen's buffer **must** be a valid QNX Screen buffer

- VUID-VkMemoryAllocateInfo-pNext-08945

If the parameters define an import operation, the external handle is an QNX Screen buffer, and the `pNext` chain includes a `VkMemoryDedicatedAllocateInfo` with `image` that is not `VK_NULL_HANDLE`, the format of `image` **must** be `VK_FORMAT_UNDEFINED` or the format returned by `vkGetScreenBufferPropertiesQNX` in `VkScreenBufferFormatPropertiesQNX::format` for the QNX Screen buffer

- VUID-VkMemoryAllocateInfo-pNext-08946

If the parameters define an import operation, the external handle is a QNX Screen buffer, and the `pNext` chain includes a `VkMemoryDedicatedAllocateInfo` structure with `image` that is not `VK_NULL_HANDLE`, the width, height, and array layer dimensions of `image` and the

QNX Screen buffer's `_screen_buffer` **must** be identical

- VUID-VkMemoryAllocateInfo-pNext-10395

If the parameters define an import operation and the external handle is a `VK_EXTERNAL_MEMORY_HANDLE_TYPE_MTLTEXTURE_BIT_EXT`, then `pNext` **must** include a `VkMemoryDedicatedAllocateInfo` with `image` that is not `VK_NULL_HANDLE`

- VUID-VkMemoryAllocateInfo-pNext-10396

If the parameters define an import operation, the external handle is a Metal MTLTexture, and the `pNext` chain includes a `VkMemoryDedicatedAllocateInfo` structure with `image` that is not `VK_NULL_HANDLE`, the width, height, array layer dimensions, and mipmap levels of `image` and the Metal MTLTexture's **must** be identical

- VUID-VkMemoryAllocateInfo-pNext-10397

If the parameters define an import operation, the external handle is a Metal MTLTexture, and the `pNext` chain includes a `VkMemoryDedicatedAllocateInfo` structure with `image` that is not `VK_NULL_HANDLE`, `allocationSize` **must** be 0

- VUID-VkMemoryAllocateInfo-opaqueCaptureAddress-03329

If `VkMemoryOpaqueCaptureAddressAllocateInfo::opaqueCaptureAddress` is not zero, `VkMemoryAllocateFlagsInfo::flags` **must** include `VK_MEMORY_ALLOCATE_DEVICE_ADDRESS_CAPTURE_REPLAY_BIT`

- VUID-VkMemoryAllocateInfo-flags-03330

If `VkMemoryAllocateFlagsInfo::flags` includes `VK_MEMORY_ALLOCATE_DEVICE_ADDRESS_CAPTURE_REPLAY_BIT`, the `bufferDeviceAddressCaptureReplay` feature **must** be enabled

- VUID-VkMemoryAllocateInfo-flags-03331

If `VkMemoryAllocateFlagsInfo::flags` includes `VK_MEMORY_ALLOCATE_DEVICE_ADDRESS_BIT`, the `bufferDeviceAddress` feature **must** be enabled

- VUID-VkMemoryAllocateInfo-pNext-03332

If the `pNext` chain includes a `VkImportMemoryHostPointerInfoEXT` structure, `VkMemoryOpaqueCaptureAddressAllocateInfo::opaqueCaptureAddress` **must** be zero

- VUID-VkMemoryAllocateInfo-opaqueCaptureAddress-03333

If the parameters define an import operation, `VkMemoryOpaqueCaptureAddressAllocateInfo::opaqueCaptureAddress` **must** be zero

- VUID-VkMemoryAllocateInfo-None-04749

If the parameters define an import operation and the external handle type is `VK_EXTERNAL_MEMORY_HANDLE_TYPE_ZIRCON_VMO_BIT_FUCHSIA`, the value of `memoryTypeIndex` **must** be an index identifying a memory type from the `memoryTypeBits` field of the `VkMemoryZirconHandlePropertiesFUCHSIA` structure populated by a call to `vkGetMemoryZirconHandlePropertiesFUCHSIA`

- VUID-VkMemoryAllocateInfo-allocationSize-07902

If the parameters define an import operation and the external handle type is `VK_EXTERNAL_MEMORY_HANDLE_TYPE_ZIRCON_VMO_BIT_FUCHSIA`, the value of `allocationSize` **must** be greater than 0

- VUID-VkMemoryAllocateInfo-allocationSize-07903

If the parameters define an import operation and the external handle type is `VK_EXTERNAL_MEMORY_HANDLE_TYPE_ZIRCON_VMO_BIT_FUCHSIA`, the value of `allocationSize` **must** be less than or equal to the size of the VMO as determined by `zx_vmo_get_size(handle)` where `handle` is the VMO handle to the imported external memory

- VUID-VkMemoryAllocateInfo-pNext-06780

If the `pNext` chain includes a `VkExportMetalObjectCreateInfoEXT` structure, its `exportObjectType` member **must** be `VK_EXPORT_METAL_OBJECT_TYPE_METAL_BUFFER_BIT_EXT`

Valid Usage (Implicit)

- VUID-VkMemoryAllocateInfo-sType-sType

`sType` **must** be `VK_STRUCTURE_TYPE_MEMORY_ALLOCATE_INFO`

- VUID-VkMemoryAllocateInfo-pNext-pNext

Each `pNext` member of any structure (including this one) in the `pNext` chain **must** be either `NULL` or a pointer to a valid instance of `VkDedicatedAllocationMemoryAllocateInfoNV`, `VkExportMemoryAllocateInfo`, `VkExportMemoryAllocateInfoNV`, `VkExportMemoryWin32HandleInfoKHR`, `VkExportMemoryWin32HandleInfoNV`, `VkExportMetalObjectCreateInfoEXT`, `VkImportAndroidHardwareBufferInfoANDROID`, `VkImportMemoryBufferCollectionFUCHSIA`, `VkImportMemoryFdInfoKHR`, `VkImportMemoryHostPointerInfoEXT`, `VkImportMemoryMetalHandleInfoEXT`, `VkImportMemoryWin32HandleInfoKHR`, `VkImportMemoryWin32HandleInfoNV`, `VkImportMemoryZirconHandleInfoFUCHSIA`, `VkImportMetalBufferInfoEXT`, `VkImportNativeBufferInfoOHOS`, `VkImportScreenBufferInfoQNX`, `VkMemoryAllocateFlagsInfo`, `VkMemoryDedicatedAllocateInfo`, `VkMemoryDedicatedAllocateInfoTensorARM`, `VkMemoryOpaqueCaptureAddressAllocateInfo`, or `VkMemoryPriorityAllocateInfoEXT`

- VUID-VkMemoryAllocateInfo-sType-unique

The `sType` value of each structure in the `pNext` chain **must** be unique, with the exception of structures of type `VkExportMetalObjectCreateInfoEXT`

If the `pNext` chain includes a `VkMemoryDedicatedAllocateInfo` structure, then that structure includes a handle of the sole buffer or image resource that the memory **can** be bound to.

The `VkMemoryDedicatedAllocateInfo` structure is defined as:

```
// Provided by VK_VERSION_1_1
typedef struct VkMemoryDedicatedAllocateInfo {
    VkStructureType    sType;
    const void*        pNext;
    VkImage             image;
    VkBuffer            buffer;
} VkMemoryDedicatedAllocateInfo;
```



```
// Provided by VK_KHR_dedicated_allocation
// Equivalent to VkMemoryDedicatedAllocateInfo
typedef VkMemoryDedicatedAllocateInfo VkMemoryDedicatedAllocateInfoKHR;
```

- **sType** is a [VkStructureType](#) value identifying this structure.
- **pNext** is [NULL](#) or a pointer to a structure extending this structure.
- **image** is [VK_NULL_HANDLE](#) or a handle of an image which this memory will be bound to.
- **buffer** is [VK_NULL_HANDLE](#) or a handle of a buffer which this memory will be bound to.

Valid Usage

- VUID-VkMemoryDedicatedAllocateInfo-image-01432
At least one of **image** and **buffer** **must** be [VK_NULL_HANDLE](#)
- VUID-VkMemoryDedicatedAllocateInfo-image-02964
If **image** is not [VK_NULL_HANDLE](#) and the memory is not an imported Android Hardware Buffer or an imported QNX Screen buffer , [VkMemoryAllocateInfo::allocationSize](#) **must** be greater than or equal to the [VkMemoryRequirements::size](#) of the image
- VUID-VkMemoryDedicatedAllocateInfo-image-01434
If **image** is not [VK_NULL_HANDLE](#), **image** **must** have been created without [VK_IMAGE_CREATE_SPARSE_BINDING_BIT](#) set in [VkImageCreateInfo::flags](#)
- VUID-VkMemoryDedicatedAllocateInfo-buffer-02965
If **buffer** is not [VK_NULL_HANDLE](#) and the memory is not an imported Android Hardware Buffer or an imported QNX Screen buffer , [VkMemoryAllocateInfo::allocationSize](#) **must** be greater than or equal to the [VkMemoryRequirements::size](#) of the buffer
- VUID-VkMemoryDedicatedAllocateInfo-buffer-01436
If **buffer** is not [VK_NULL_HANDLE](#), **buffer** **must** have been created without [VK_BUFFER_CREATE_SPARSE_BINDING_BIT](#) set in [VkBufferCreateInfo::flags](#)
- VUID-VkMemoryDedicatedAllocateInfo-image-01876
If **image** is not [VK_NULL_HANDLE](#) and [VkMemoryAllocateInfo](#) defines a memory import operation with handle type [VK_EXTERNAL_MEMORY_HANDLE_TYPE_OPAQUE_WIN32_BIT](#), [VK_EXTERNAL_MEMORY_HANDLE_TYPE_OPAQUE_WIN32_KMT_BIT](#), [VK_EXTERNAL_MEMORY_HANDLE_TYPE_D3D11_TEXTURE_BIT](#), [VK_EXTERNAL_MEMORY_HANDLE_TYPE_D3D11_TEXTURE_KMT_BIT](#), [VK_EXTERNAL_MEMORY_HANDLE_TYPE_D3D12_HEAP_BIT](#), or [VK_EXTERNAL_MEMORY_HANDLE_TYPE_D3D12_RESOURCE_BIT](#), and the external handle was created by the Vulkan API, then the memory being imported **must** also be a dedicated image allocation and **image** **must** be identical to the image associated with the imported memory
- VUID-VkMemoryDedicatedAllocateInfo-buffer-01877
If **buffer** is not [VK_NULL_HANDLE](#) and [VkMemoryAllocateInfo](#) defines a memory import operation with handle type [VK_EXTERNAL_MEMORY_HANDLE_TYPE_OPAQUE_WIN32_BIT](#),

VK_EXTERNAL_MEMORY_HANDLE_TYPE_OPAQUE_WIN32_KMT_BIT,
 VK_EXTERNAL_MEMORY_HANDLE_TYPE_D3D11_TEXTURE_BIT,
 VK_EXTERNAL_MEMORY_HANDLE_TYPE_D3D11_TEXTURE_KMT_BIT,
 VK_EXTERNAL_MEMORY_HANDLE_TYPE_D3D12_HEAP_BIT, or
 VK_EXTERNAL_MEMORY_HANDLE_TYPE_D3D12_RESOURCE_BIT, and the external handle
 was created by the Vulkan API, then the memory being imported **must** also be a dedicated
 buffer allocation and **buffer must** be identical to the buffer associated with the imported
 memory

- VUID-VkMemoryDedicatedAllocateInfo-image-01878
 If **image** is not VK_NULL_HANDLE and VkMemoryAllocateInfo defines a memory import
 operation with handle type VK_EXTERNAL_MEMORY_HANDLE_TYPE_OPAQUE_FD_BIT,
 the memory being imported **must** also be a dedicated image allocation and **image must** be
 identical to the image associated with the imported memory
- VUID-VkMemoryDedicatedAllocateInfo-buffer-01879
 If **buffer** is not VK_NULL_HANDLE and VkMemoryAllocateInfo defines a memory import
 operation with handle type VK_EXTERNAL_MEMORY_HANDLE_TYPE_OPAQUE_FD_BIT,
 the memory being imported **must** also be a dedicated buffer allocation and **buffer must**
 be identical to the buffer associated with the imported memory
- VUID-VkMemoryDedicatedAllocateInfo-image-01797
 If **image** is not VK_NULL_HANDLE, **image must** not have been created with
 VK_IMAGE_CREATE_DISJOINT_BIT set in VkImageCreateInfo::flags
- VUID-VkMemoryDedicatedAllocateInfo-image-04751
 If **image** is not VK_NULL_HANDLE and VkMemoryAllocateInfo defines a memory import
 operation with handle type VK_EXTERNAL_MEMORY_HANDLE_TYPE_ZIRCON_VMO_BIT_FUCHSIA, the memory being
 imported **must** also be a dedicated image allocation and **image must** be identical to the
 image associated with the imported memory
- VUID-VkMemoryDedicatedAllocateInfo-buffer-04752
 If **buffer** is not VK_NULL_HANDLE and VkMemoryAllocateInfo defines a memory import
 operation with handle type VK_EXTERNAL_MEMORY_HANDLE_TYPE_ZIRCON_VMO_BIT_FUCHSIA, the memory being
 imported **must** also be a dedicated buffer allocation and **buffer must** be identical to the
 buffer associated with the imported memory

Valid Usage (Implicit)

- VUID-VkMemoryDedicatedAllocateInfo-sType-sType
sType must be VK_STRUCTURE_TYPE_MEMORY_DEDICATED_ALLOCATE_INFO
- VUID-VkMemoryDedicatedAllocateInfo-image-parameter
 If **image** is not VK_NULL_HANDLE, **image must** be a valid VkImage handle
- VUID-VkMemoryDedicatedAllocateInfo-buffer-parameter
 If **buffer** is not VK_NULL_HANDLE, **buffer must** be a valid VkBuffer handle
- VUID-VkMemoryDedicatedAllocateInfo-commonparent

Both of `buffer`, and `image` that are valid handles of non-ignored parameters **must** have been created, allocated, or retrieved from the same `VkDevice`

Structure Chaining

Extends the structure

- `VkMemoryAllocateInfo`

To bind a range of tile memory to the command buffer, call:

```
// Provided by VK_QCOM_tile_memory_heap
void vkCmdBindTileMemoryQCOM(
    VkCommandBuffer          commandBuffer,
    const VkTileMemoryBindInfoQCOM* pTileMemoryBindInfo);
```

- `commandBuffer` is the command buffer that the tile memory will be bound to.
- `pTileMemoryBindInfo` is `VK_NULL_HANDLE` or a pointer to a `VkTileMemoryBindInfoQCOM` structure defining how tile memory is bound.

Calling `vkCmdBindTileMemoryQCOM` when `pTileMemoryBindInfo` is `NULL` is equivalent to binding no tile memory to the command buffer.

Valid Usage (Implicit)

- VUID-vkCmdBindTileMemoryQCOM-commandBuffer-parameter
`commandBuffer` **must** be a valid `VkCommandBuffer` handle
- VUID-vkCmdBindTileMemoryQCOM-pTileMemoryBindInfo-parameter
If `pTileMemoryBindInfo` is not `NULL`, `pTileMemoryBindInfo` **must** be a valid pointer to a valid `VkTileMemoryBindInfoQCOM` structure
- VUID-vkCmdBindTileMemoryQCOM-commandBuffer-recording
`commandBuffer` **must** be in the `recording state`
- VUID-vkCmdBindTileMemoryQCOM-commandBuffer-cmdpool
The `VkCommandPool` that `commandBuffer` was allocated from **must** support `VK_QUEUE_COMPUTE_BIT`, or `VK_QUEUE_GRAPHICS_BIT` operations
- VUID-vkCmdBindTileMemoryQCOM-renderpass
This command **must** only be called outside of a render pass instance
- VUID-vkCmdBindTileMemoryQCOM-videocoding
This command **must** only be called outside of a video coding scope

Host Synchronization

- Host access to `commandBuffer` **must** be externally synchronized

- Host access to the `VkCommandPool` that `commandBuffer` was allocated from **must** be externally synchronized

Command Properties

Command Buffer Levels	Render Pass Scope	Video Coding Scope	Supported Queue Types	Command Type
Primary Secondary	Outside	Outside	VK_QUEUE_COMPUTE_BIT VK_QUEUE_GRAPHICS_BIT HICS_BIT	State

Conditional Rendering

`vkCmdBindTileMemoryQCOM` is not affected by [conditional rendering](#)

The `VkTileMemoryBindInfoQCOM` structure is defined as:

```
// Provided by VK_QCOM_tile_memory_heap
typedef struct VkTileMemoryBindInfoQCOM {
    VkStructureType    sType;
    const void*        pNext;
    VkDeviceMemory      memory;
} VkTileMemoryBindInfoQCOM;
```

- `memory` is the tile memory object to be bound.

`memory` is used to bind this memory object to tile memory for all subsequent commands in the `commandBuffer`. Tile memory contents for ranges in the heap outside the bound `memory` are discarded and become undefined for the [active tile memory scope](#) if an action command is executed.

For secondary command buffers executing within a render pass instance, the active bound tile memory object is provided with this structure included in the `pNext` chain of `VkCommandBufferInheritanceInfo`.

If this structure was not specified since recording started for `commandBuffer`, no tile memory is bound to the command buffer and all contents become undefined for the *tile memory scope* if an action command is executed.

Valid Usage

- VUID-VkTileMemoryBindInfoQCOM-memory-10726
`memory` **must** have been allocated from a `VkMemoryHeap` with the `VK_MEMORY_HEAP_TILE_MEMORY_BIT_QCOM` property

Valid Usage (Implicit)

- VUID-VkTileMemoryBindInfoQCOM-sType-sType
`sType` **must** be `VK_STRUCTURE_TYPE_TILE_MEMORY_BIND_INFO_QCOM`
- VUID-VkTileMemoryBindInfoQCOM-memory-parameter
`memory` **must** be a valid `VkDeviceMemory` handle

Structure Chaining

Extends the structure

- `VkCommandBufferInheritanceInfo`

If the `pNext` chain includes a `VkMemoryDedicatedAllocateInfoTensorARM` structure, then that structure includes a handle of the sole tensor resource that the memory **can** be bound to.

The `VkMemoryDedicatedAllocateInfoTensorARM` structure is defined as:

```
// Provided by VK_ARM_tensors
typedef struct VkMemoryDedicatedAllocateInfoTensorARM {
    VkStructureType    sType;
    const void*        pNext;
    VkTensorARM         tensor;
} VkMemoryDedicatedAllocateInfoTensorARM;
```

- `sType` is a `VkStructureType` value identifying this structure.
- `pNext` is `NULL` or a pointer to a structure extending this structure.
- `tensor` is a handle of a tensor which this memory will be bound to.

Valid Usage

- VUID-VkMemoryDedicatedAllocateInfoTensorARM-allocationSize-09710
`VkMemoryAllocateInfo::allocationSize` **must** equal the `VkMemoryRequirements::size` of the tensor
- VUID-VkMemoryDedicatedAllocateInfoTensorARM-tensor-09859
If `VkMemoryAllocateInfo` defines a memory import operation with handle type `VK_EXTERNAL_MEMORY_HANDLE_TYPE_OPAQUE_FD_BIT`, the memory being imported **must** also be a dedicated tensor allocation and `tensor` **must** be identical to the tensor associated with the imported memory

Valid Usage (Implicit)

- VUID-VkMemoryDedicatedAllocateInfoTensorARM-sType-sType

`sType` **must** be `VK_STRUCTURE_TYPE_MEMORY_DEDICATED_ALLOCATE_INFO_TENSOR_ARM`

- VUID-VkMemoryDedicatedAllocateInfoTensorARM-tensor-parameter `tensor` **must** be a valid `VkTensorARM` handle

Structure Chaining

Extends the structure

- `VkMemoryAllocateInfo`

If the `pNext` chain includes a `VkDedicatedAllocationMemoryAllocateInfoNV` structure, then that structure includes a handle of the sole buffer or image resource that the memory **can** be bound to.

The `VkDedicatedAllocationMemoryAllocateInfoNV` structure is defined as:

```
// Provided by VK_NV_dedicated_allocation
typedef struct VkDedicatedAllocationMemoryAllocateInfoNV {
    VkStructureType    sType;
    const void*        pNext;
    VkImage             image;
    VkBuffer            buffer;
} VkDedicatedAllocationMemoryAllocateInfoNV;
```

- `sType` is a `VkStructureType` value identifying this structure.
- `pNext` is `NULL` or a pointer to a structure extending this structure.
- `image` is `VK_NULL_HANDLE` or a handle of an image which this memory will be bound to.
- `buffer` is `VK_NULL_HANDLE` or a handle of a buffer which this memory will be bound to.

Valid Usage

- VUID-VkDedicatedAllocationMemoryAllocateInfoNV-image-00649
At least one of `image` and `buffer` **must** be `VK_NULL_HANDLE`
- VUID-VkDedicatedAllocationMemoryAllocateInfoNV-image-00650
If `image` is not `VK_NULL_HANDLE`, the image **must** have been created with `VkDedicatedAllocationImageCreateInfoNV::dedicatedAllocation` equal to `VK_TRUE`
- VUID-VkDedicatedAllocationMemoryAllocateInfoNV-buffer-00651
If `buffer` is not `VK_NULL_HANDLE`, the buffer **must** have been created with `VkDedicatedAllocationBufferCreateInfoNV::dedicatedAllocation` equal to `VK_TRUE`
- VUID-VkDedicatedAllocationMemoryAllocateInfoNV-image-00652
If `image` is not `VK_NULL_HANDLE`, `VkMemoryAllocateInfo::allocationSize` **must** equal the `VkMemoryRequirements::size` of the image
- VUID-VkDedicatedAllocationMemoryAllocateInfoNV-buffer-00653

If **buffer** is not `VK_NULL_HANDLE`, `VkMemoryAllocateInfo::allocationSize` **must** equal the `VkMemoryRequirements::size` of the buffer

- VUID-VkDedicatedAllocationMemoryAllocateInfoNV-image-00654
If **image** is not `VK_NULL_HANDLE` and `VkMemoryAllocateInfo` defines a memory import operation, the memory being imported **must** also be a dedicated image allocation and **image** **must** be identical to the image associated with the imported memory
- VUID-VkDedicatedAllocationMemoryAllocateInfoNV-buffer-00655
If **buffer** is not `VK_NULL_HANDLE` and `VkMemoryAllocateInfo` defines a memory import operation, the memory being imported **must** also be a dedicated buffer allocation and **buffer** **must** be identical to the buffer associated with the imported memory

Valid Usage (Implicit)

- VUID-VkDedicatedAllocationMemoryAllocateInfoNV-sType-sType
sType **must** be `VK_STRUCTURE_TYPE_DEDICATED_ALLOCATION_MEMORY_ALLOCATE_INFO_NV`
- VUID-VkDedicatedAllocationMemoryAllocateInfoNV-image-parameter
If **image** is not `VK_NULL_HANDLE`, **image** **must** be a valid `VkImage` handle
- VUID-VkDedicatedAllocationMemoryAllocateInfoNV-buffer-parameter
If **buffer** is not `VK_NULL_HANDLE`, **buffer** **must** be a valid `VkBuffer` handle
- VUID-VkDedicatedAllocationMemoryAllocateInfoNV-commonparent
Both of **buffer**, and **image** that are valid handles of non-ignored parameters **must** have been created, allocated, or retrieved from the same `VkDevice`

Structure Chaining

Extends the structure

- `VkMemoryAllocateInfo`

If the **pNext** chain includes a `VkMemoryPriorityAllocateInfoEXT` structure, then that structure includes a priority for the memory.

The `VkMemoryPriorityAllocateInfoEXT` structure is defined as:

```
// Provided by VK_EXT_memory_priority
typedef struct VkMemoryPriorityAllocateInfoEXT {
    VkStructureType    sType;
    const void*        pNext;
    float               priority;
} VkMemoryPriorityAllocateInfoEXT;
```

- **sType** is a `VkStructureType` value identifying this structure.

- `pNext` is `NULL` or a pointer to a structure extending this structure.
- `priority` is a floating-point value between `0` and `1`, indicating the priority of the allocation relative to other memory allocations. Larger values are higher priority. The granularity of the priorities is implementation-dependent.

Memory allocations with higher priority **may** be more likely to stay in device-local memory when the system is under memory pressure.

If this structure is not included, it is as if the `priority` value were `0.5`.

Valid Usage

- VUID-VkMemoryPriorityAllocateInfoEXT-priority-02602
`priority` **must** be between `0` and `1`, inclusive

Valid Usage (Implicit)

- VUID-VkMemoryPriorityAllocateInfoEXT-sType-sType
`sType` **must** be `VK_STRUCTURE_TYPE_MEMORY_PRIORITY_ALLOCATE_INFO_EXT`

Structure Chaining

Extends the structure

- `VkMemoryAllocateInfo`

To modify the priority of an existing memory allocation, call:

```
// Provided by VK_EXT_pageable_device_local_memory
void vkSetDeviceMemoryPriorityEXT(
    VkDevice          device,
    VkDeviceMemory    memory,
    float             priority);
```

- `device` is the logical device that owns the memory.
- `memory` is the `VkDeviceMemory` object to which the new priority will be applied.
- `priority` is a floating-point value between `0` and `1`, indicating the priority of the allocation relative to other memory allocations. Larger values are higher priority. The granularity of the priorities is implementation-dependent.

Memory allocations with higher priority **may** be more likely to stay in device-local memory when the system is under memory pressure.

Valid Usage

- VUID-vkSetDeviceMemoryPriorityEXT-priority-06258
priority **must** be between 0 and 1, inclusive

Valid Usage (Implicit)

- VUID-vkSetDeviceMemoryPriorityEXT-device-parameter
device **must** be a valid [VkDevice](#) handle
- VUID-vkSetDeviceMemoryPriorityEXT-memory-parameter
memory **must** be a valid [VkDeviceMemory](#) handle
- VUID-vkSetDeviceMemoryPriorityEXT-memory-parent
memory **must** have been created, allocated, or retrieved from **device**

When allocating memory whose payload **may** be exported to another process or Vulkan instance, add a [VkExportMemoryAllocateInfo](#) structure to the **pNext** chain of the [VkMemoryAllocateInfo](#) structure, specifying the handle types that **may** be exported.

The [VkExportMemoryAllocateInfo](#) structure is defined as:

```
// Provided by VK_VERSION_1_1
typedef struct VkExportMemoryAllocateInfo {
    VkStructureType          sType;
    const void*              pNext;
    VkExternalMemoryHandleTypeFlags handleTypes;
} VkExportMemoryAllocateInfo;
```

```
// Provided by VK_KHR_external_memory
// Equivalent to VkExportMemoryAllocateInfo
typedef VkExportMemoryAllocateInfo VkExportMemoryAllocateInfoKHR;
```

- **sType** is a [VkStructureType](#) value identifying this structure.
- **pNext** is **NULL** or a pointer to a structure extending this structure.
- **handleTypes** is zero or a bitmask of [VkExternalMemoryHandleTypeFlagBits](#) specifying one or more memory handle types the application **can** export from the resulting allocation. The application **can** request multiple handle types for the same allocation.

Valid Usage

- VUID-VkExportMemoryAllocateInfo-handleTypes-09860
The bits in **handleTypes** **must** be supported and compatible, as reported by [VkExternalTensorPropertiesARM](#), [VkExternalImageFormatProperties](#), or

Valid Usage (Implicit)

- VUID-VkExportMemoryAllocateInfo-sType-sType
sType **must** be [VK_STRUCTURE_TYPE_EXPORT_MEMORY_ALLOCATE_INFO](#)
- VUID-VkExportMemoryAllocateInfo-handleTypes-parameter
handleTypes **must** be a valid combination of [VkExternalMemoryHandleTypeFlagBits](#) values

Structure Chaining

Extends the structure

- [VkMemoryAllocateInfo](#)

When allocating memory that **may** be exported to another process or Vulkan instance, add a [VkExportMemoryAllocateInfoNV](#) structure to the **pNext** chain of the [VkMemoryAllocateInfo](#) structure, specifying the handle types that **may** be exported.

The [VkExportMemoryAllocateInfoNV](#) structure is defined as:

```
// Provided by VK_NV_external_memory
typedef struct VkExportMemoryAllocateInfoNV {
    VkStructureType    sType;
    const void*        pNext;
    VkExternalMemoryHandleTypeFlagsNV handleTypes;
} VkExportMemoryAllocateInfoNV;
```

- **sType** is a [VkStructureType](#) value identifying this structure.
- **pNext** is **NULL** or a pointer to a structure extending this structure.
- **handleTypes** is a bitmask of [VkExternalMemoryHandleTypeFlagBitsNV](#) specifying one or more memory handle types that **may** be exported. Multiple handle types **may** be requested for the same allocation as long as they are compatible, as reported by [vkGetPhysicalDeviceExternalImageFormatPropertiesNV](#).

Valid Usage (Implicit)

- VUID-VkExportMemoryAllocateInfoNV-sType-sType
sType **must** be [VK_STRUCTURE_TYPE_EXPORT_MEMORY_ALLOCATE_INFO_NV](#)
- VUID-VkExportMemoryAllocateInfoNV-handleTypes-parameter
handleTypes **must** be a valid combination of [VkExternalMemoryHandleTypeFlagBitsNV](#) values

Structure Chaining

Extends the structure

- [VkMemoryAllocateInfo](#)

11.2.4. Win32 External Memory

To specify additional attributes of NT handles exported from a memory object, add a [VkExportMemoryWin32HandleInfoKHR](#) structure to the **pNext** chain of the [VkMemoryAllocateInfo](#) structure. The [VkExportMemoryWin32HandleInfoKHR](#) structure is defined as:

```
// Provided by VK_KHR_external_memory_win32
typedef struct VkExportMemoryWin32HandleInfoKHR {
    VkStructureType      sType;
    const void*          pNext;
    const SECURITY_ATTRIBUTES* pAttributes;
    DWORD                dwAccess;
    LPCWSTR              name;
} VkExportMemoryWin32HandleInfoKHR;
```

- **sType** is a [VkStructureType](#) value identifying this structure.
- **pNext** is **NULL** or a pointer to a structure extending this structure.
- **pAttributes** is a pointer to a Windows **SECURITY_ATTRIBUTES** structure specifying security attributes of the handle.
- **dwAccess** is a **DWORD** specifying access rights of the handle.
- **name** is a null-terminated UTF-16 string to associate with the payload referenced by NT handles exported from the created memory.

If [VkExportMemoryAllocateInfo](#) is not included in the same **pNext** chain, this structure is ignored.

If [VkExportMemoryAllocateInfo](#) is included in the **pNext** chain of [VkMemoryAllocateInfo](#) with a Windows **handleType**, but either [VkExportMemoryWin32HandleInfoKHR](#) is not included in the **pNext** chain, or it is included but **pAttributes** is set to **NULL**, default security descriptor values will be used, and child processes created by the application will not inherit the handle, as described in the MSDN documentation for “Synchronization Object Security and Access Rights”¹. Further, if the structure is not present, the access rights used depend on the handle type.

For handles of the following types:

- [VK_EXTERNAL_MEMORY_HANDLE_TYPE_OPAQUE_WIN32_BIT](#)

The implementation **must** ensure the access rights allow read and write access to the memory.

Valid Usage

- VUID-VkExportMemoryWin32HandleInfoKHR-handleTypes-00657
If `VkExportMemoryAllocateInfo::handleTypes` does not include `VK_EXTERNAL_MEMORY_HANDLE_TYPE_OPAQUE_WIN32_BIT`, a `VkExportMemoryWin32HandleInfoKHR` structure **must** not be included in the `pNext` chain of `VkMemoryAllocateInfo`

Valid Usage (Implicit)

- VUID-VkExportMemoryWin32HandleInfoKHR-sType-sType
`sType` **must** be `VK_STRUCTURE_TYPE_EXPORT_MEMORY_WIN32_HANDLE_INFO_KHR`
- VUID-VkExportMemoryWin32HandleInfoKHR-pAttributes-parameter
If `pAttributes` is not `NULL`, `pAttributes` **must** be a valid pointer to a valid `SECURITY_ATTRIBUTES` value

Structure Chaining

Extends the structure

- `VkMemoryAllocateInfo`

To import memory from a Windows handle, add a `VkImportMemoryWin32HandleInfoKHR` structure to the `pNext` chain of the `VkMemoryAllocateInfo` structure.

The `VkImportMemoryWin32HandleInfoKHR` structure is defined as:

```
// Provided by VK_KHR_external_memory_win32
typedef struct VkImportMemoryWin32HandleInfoKHR {
    VkStructureType    sType;
    const void*        pNext;
    VkExternalMemoryHandleTypeFlagBits handleType;
    HANDLE              handle;
    LPCWSTR             name;
} VkImportMemoryWin32HandleInfoKHR;
```

- `sType` is a `VkStructureType` value identifying this structure.
- `pNext` is `NULL` or a pointer to a structure extending this structure.
- `handleType` is a `VkExternalMemoryHandleTypeFlagBits` value specifying the type of `handle` or `name`.
- `handle` is `NULL` or the external handle to import.
- `name` is `NULL` or a null-terminated UTF-16 string naming the payload to import.

Importing memory object payloads from Windows handles does not transfer ownership of the handle to the Vulkan implementation. For handle types defined as NT handles, the application **must** release handle ownership using the `CloseHandle` system call when the handle is no longer needed. For handle types defined as NT handles, the imported memory object holds a reference to its payload.

NOTE

Non-NT handle import operations do not add a reference to their associated payload. If the original object owning the payload is destroyed, all resources and handles sharing that payload will become invalid.

Applications **can** import the same payload into multiple instances of Vulkan, into the same instance from which it was exported, and multiple times into a given Vulkan instance. In all cases, each import operation **must** create a distinct `VkDeviceMemory` object.

Valid Usage

- VUID-VkImportMemoryWin32HandleInfoKHR-handleType-09861
If `handleType` is not `0`, it **must** be supported for import, as reported by `VkExternalTensorPropertiesARM`, `VkExternalImageFormatProperties`, or `VkExternalBufferProperties`
- VUID-VkImportMemoryWin32HandleInfoKHR-handle-00659
The memory from which `handle` was exported, or the memory named by `name` **must** have been created on the same underlying physical device as `device`
- VUID-VkImportMemoryWin32HandleInfoKHR-handleType-00660
If `handleType` is not `0`, it **must** be defined as an NT handle or a global share handle
- VUID-VkImportMemoryWin32HandleInfoKHR-handleType-01439
If `handleType` is not `VK_EXTERNAL_MEMORY_HANDLE_TYPE_OPAQUE_WIN32_BIT`, `VK_EXTERNAL_MEMORY_HANDLE_TYPE_D3D11_TEXTURE_BIT`, `VK_EXTERNAL_MEMORY_HANDLE_TYPE_D3D12_HEAP_BIT`, or `VK_EXTERNAL_MEMORY_HANDLE_TYPE_D3D12_RESOURCE_BIT`, `name` **must** be `NULL`
- VUID-VkImportMemoryWin32HandleInfoKHR-handleType-01440
If `handleType` is not `0` and `handle` is `NULL`, `name` **must** name a valid memory resource of the type specified by `handleType`
- VUID-VkImportMemoryWin32HandleInfoKHR-handleType-00661
If `handleType` is not `0` and `name` is `NULL`, `handle` **must** be a valid handle of the type specified by `handleType`
- VUID-VkImportMemoryWin32HandleInfoKHR-handle-01441
If `handle` is not `NULL`, `name` **must** be `NULL`
- VUID-VkImportMemoryWin32HandleInfoKHR-handle-01518
If `handle` is not `NULL`, it **must** obey any requirements listed for `handleType` in [external memory handle types compatibility](#)
- VUID-VkImportMemoryWin32HandleInfoKHR-name-01519
If `name` is not `NULL`, it **must** obey any requirements listed for `handleType` in [external memory handle types compatibility](#)

Valid Usage (Implicit)

- VUID-VkImportMemoryWin32HandleInfoKHR-sType-sType
`sType` **must** be `VK_STRUCTURE_TYPE_IMPORT_MEMORY_WIN32_HANDLE_INFO_KHR`
- VUID-VkImportMemoryWin32HandleInfoKHR-handleType-parameter
If `handleType` is not `0`, `handleType` **must** be a valid `VkExternalMemoryHandleTypeFlagBits` value

Structure Chaining

Extends the structure

- `VkMemoryAllocateInfo`

To export a Windows handle representing the payload of a Vulkan device memory object, call:

```
// Provided by VK_KHR_external_memory_win32
VkResult vkGetMemoryWin32HandleKHR(
    VkDevice device,
    const VkMemoryGetWin32HandleInfoKHR* pGetWin32HandleInfo,
    HANDLE* pHandle);
```

- `device` is the logical device that created the device memory being exported.
- `pGetWin32HandleInfo` is a pointer to a `VkMemoryGetWin32HandleInfoKHR` structure containing parameters of the export operation.
- `pHandle` will return the Windows handle representing the payload of the device memory object.

For handle types defined as NT handles, the handles returned by `vkGetMemoryWin32HandleKHR` are owned by the application and hold a reference to their payload. To avoid leaking resources, the application **must** release ownership of them using the `CloseHandle` system call when they are no longer needed.

NOTE

Non-NT handle types do not add a reference to their associated payload. If the original object owning the payload is destroyed, all resources and handles sharing that payload will become invalid.

Valid Usage (Implicit)

- VUID-vkGetMemoryWin32HandleKHR-device-parameter
`device` **must** be a valid `VkDevice` handle
- VUID-vkGetMemoryWin32HandleKHR-pGetWin32HandleInfo-parameter
`pGetWin32HandleInfo` **must** be a valid pointer to a valid `VkMemoryGetWin32HandleInfoKHR` structure

- VUID-vkGetMemoryWin32HandleKHR-pHandle-parameter
pHandle **must** be a valid pointer to a **HANDLE** value

Return Codes

Success

- [VK_SUCCESS](#)

Failure

- [VK_ERROR_OUT_OF_HOST_MEMORY](#)
- [VK_ERROR_TOO_MANY_OBJECTS](#)
- [VK_ERROR_UNKNOWN](#)
- [VK_ERROR_VALIDATION_FAILED](#)

The `VkMemoryGetWin32HandleInfoKHR` structure is defined as:

```
// Provided by VK_KHR_external_memory_win32
typedef struct VkMemoryGetWin32HandleInfoKHR {
    VkStructureType          sType;
    const void*              pNext;
    VkDeviceMemory           memory;
    VkExternalMemoryHandleTypeFlagBits handleType;
} VkMemoryGetWin32HandleInfoKHR;
```

- **sType** is a [VkStructureType](#) value identifying this structure.
- **pNext** is `NULL` or a pointer to a structure extending this structure.
- **memory** is the memory object from which the handle will be exported.
- **handleType** is a [VkExternalMemoryHandleTypeFlagBits](#) value specifying the type of handle requested.

The properties of the handle returned depend on the value of **handleType**. See [VkExternalMemoryHandleTypeFlagBits](#) for a description of the properties of the defined external memory handle types.

Valid Usage

- VUID-VkMemoryGetWin32HandleInfoKHR-handleType-00662
handleType **must** have been included in [VkExportMemoryAllocateInfo::handleTypes](#) when **memory** was created
- VUID-VkMemoryGetWin32HandleInfoKHR-handleType-00663
If **handleType** is defined as an NT handle, [vkGetMemoryWin32HandleKHR](#) **must** be called no more than once for each valid unique combination of **memory** and **handleType**
- VUID-VkMemoryGetWin32HandleInfoKHR-handleType-00664

handleType must be defined as an NT handle or a global share handle

Valid Usage (Implicit)

- VUID-VkMemoryGetWin32HandleInfoKHR-sType-sType
sType must be [VK_STRUCTURE_TYPE_MEMORY_GET_WIN32_HANDLE_INFO_KHR](#)
- VUID-VkMemoryGetWin32HandleInfoKHR-pNext-pNext
pNext must be `NULL`
- VUID-VkMemoryGetWin32HandleInfoKHR-memory-parameter
memory must be a valid [VkDeviceMemory](#) handle
- VUID-VkMemoryGetWin32HandleInfoKHR-handleType-parameter
handleType must be a valid [VkExternalMemoryHandleTypeFlagBits](#) value

Windows memory handles compatible with Vulkan **may** also be created by non-Vulkan APIs using methods beyond the scope of this specification. To determine the correct parameters to use when importing such handles, call:

```
// Provided by VK_KHR_external_memory_win32
VkResult vkGetMemoryWin32HandlePropertiesKHR(
    VkDevice                device,
    VkExternalMemoryHandleTypeFlagBits handleType,
    HANDLE                  handle,
    VkMemoryWin32HandlePropertiesKHR* pMemoryWin32HandleProperties);
```

- **device** is the logical device that will be importing **handle**.
- **handleType** is a [VkExternalMemoryHandleTypeFlagBits](#) value specifying the type of the handle **handle**.
- **handle** is the handle which will be imported.
- **pMemoryWin32HandleProperties** is a pointer to a [VkMemoryWin32HandlePropertiesKHR](#) structure in which properties of **handle** are returned.

Valid Usage

- VUID-vkGetMemoryWin32HandlePropertiesKHR-handle-00665
handle must point to a valid Windows memory handle
- VUID-vkGetMemoryWin32HandlePropertiesKHR-handleType-00666
handleType must not be one of the handle types defined as opaque

Valid Usage (Implicit)

- VUID-vkGetMemoryWin32HandlePropertiesKHR-device-parameter

device must be a valid [VkDevice](#) handle

- VUID-vkGetMemoryWin32HandlePropertiesKHR-handleType-parameter **handleType** must be a valid [VkExternalMemoryHandleTypeFlagBits](#) value
- VUID-vkGetMemoryWin32HandlePropertiesKHR-pMemoryWin32HandleProperties-parameter **pMemoryWin32HandleProperties** must be a valid pointer to a [VkMemoryWin32HandlePropertiesKHR](#) structure

Return Codes

Success

- [VK_SUCCESS](#)

Failure

- [VK_ERROR_INVALID_EXTERNAL_HANDLE](#)
- [VK_ERROR_OUT_OF_HOST_MEMORY](#)
- [VK_ERROR_UNKNOWN](#)
- [VK_ERROR_VALIDATION_FAILED](#)

The [VkMemoryWin32HandlePropertiesKHR](#) structure returned is defined as:

```
// Provided by VK_KHR_external_memory_win32
typedef struct VkMemoryWin32HandlePropertiesKHR {
    VkStructureType    sType;
    void*              pNext;
    uint32_t           memoryTypeBits;
} VkMemoryWin32HandlePropertiesKHR;
```

- **sType** is a [VkStructureType](#) value identifying this structure.
- **pNext** is [NULL](#) or a pointer to a structure extending this structure.
- **memoryTypeBits** is a bitmask containing one bit set for every memory type which the specified windows handle **can** be imported as.

Valid Usage (Implicit)

- VUID-VkMemoryWin32HandlePropertiesKHR-sType-sType **sType** must be [VK_STRUCTURE_TYPE_MEMORY_WIN32_HANDLE_PROPERTIES_KHR](#)
- VUID-VkMemoryWin32HandlePropertiesKHR-pNext-pNext **pNext** must be [NULL](#)

When [VkExportMemoryAllocateInfoNV::handleTypes](#) includes [VK_EXTERNAL_MEMORY_HANDLE_TYPE_OPAQUE_WIN32_BIT_NV](#), add a

`VkExportMemoryWin32HandleInfoNV` structure to the `pNext` chain of the `VkExportMemoryAllocateInfoNV` structure to specify security attributes and access rights for the memory object's external handle.

The `VkExportMemoryWin32HandleInfoNV` structure is defined as:

```
// Provided by VK_NV_external_memory_win32
typedef struct VkExportMemoryWin32HandleInfoNV {
    VkStructureType    sType;
    const void*        pNext;
    const SECURITY_ATTRIBUTES* pAttributes;
    DWORD              dwAccess;
} VkExportMemoryWin32HandleInfoNV;
```

- `sType` is a `VkStructureType` value identifying this structure.
- `pNext` is `NULL` or a pointer to a structure extending this structure.
- `pAttributes` is a pointer to a Windows `SECURITY_ATTRIBUTES` structure specifying security attributes of the handle.
- `dwAccess` is a `DWORD` specifying access rights of the handle.

If this structure is not present, or if `pAttributes` is `NULL`, default security descriptor values will be used, and child processes created by the application will not inherit the handle, as described in the MSDN documentation for “Synchronization Object Security and Access Rights”¹. Further, if the structure is not present, the access rights will be

`DXGI_SHARED_RESOURCE_READ | DXGI_SHARED_RESOURCE_WRITE`

1

<https://docs.microsoft.com/en-us/windows/win32/sync/synchronization-object-security-and-access-rights>

Valid Usage (Implicit)

- VUID-VkExportMemoryWin32HandleInfoNV-sType-sType
`sType` **must** be `VK_STRUCTURE_TYPE_EXPORT_MEMORY_WIN32_HANDLE_INFO_NV`
- VUID-VkExportMemoryWin32HandleInfoNV-pAttributes-parameter
If `pAttributes` is not `NULL`, `pAttributes` **must** be a valid pointer to a valid `SECURITY_ATTRIBUTES` value

Structure Chaining

Extends the structure

- `VkMemoryAllocateInfo`

To import memory created on the same physical device but outside of the current Vulkan instance, add a [VkImportMemoryWin32HandleInfoNV](#) structure to the `pNext` chain of the [VkMemoryAllocateInfo](#) structure, specifying a handle to and the type of the memory.

The [VkImportMemoryWin32HandleInfoNV](#) structure is defined as:

```
// Provided by VK_NV_external_memory_win32
typedef struct VkImportMemoryWin32HandleInfoNV {
    VkStructureType    sType;
    const void*        pNext;
    VkExternalMemoryHandleTypeFlagsNV handleType;
    HANDLE              handle;
} VkImportMemoryWin32HandleInfoNV;
```

- `sType` is a [VkStructureType](#) value identifying this structure.
- `pNext` is `NULL` or a pointer to a structure extending this structure.
- `handleType` is `0` or a [VkExternalMemoryHandleTypeFlagBitsNV](#) value specifying the type of memory handle in `handle`.
- `handle` is a Windows `HANDLE` referring to the memory.

If `handleType` is `0`, this structure is ignored by consumers of the [VkMemoryAllocateInfo](#) structure it is chained from.

Valid Usage

- VUID-VkImportMemoryWin32HandleInfoNV-handleType-01327
`handleType` **must** not have more than one bit set
- VUID-VkImportMemoryWin32HandleInfoNV-handle-01328
`handle` **must** be a valid handle to memory, obtained as specified by `handleType`

Valid Usage (Implicit)

- VUID-VkImportMemoryWin32HandleInfoNV-sType-sType
`sType` **must** be `VK_STRUCTURE_TYPE_IMPORT_MEMORY_WIN32_HANDLE_INFO_NV`
- VUID-VkImportMemoryWin32HandleInfoNV-handleType-parameter
`handleType` **must** be a valid combination of [VkExternalMemoryHandleTypeFlagBitsNV](#) values

Structure Chaining

Extends the structure

- [VkMemoryAllocateInfo](#)

Bits which **can** be set in **handleType** are:

Possible values of **VkImportMemoryWin32HandleInfoNV::handleType**, specifying the type of an external memory handle, are:

```
// Provided by VK_NV_external_memory_capabilities
typedef enum VkExternalMemoryHandleTypeFlagBitsNV {
    VK_EXTERNAL_MEMORY_HANDLE_TYPE_OPAQUE_WIN32_BIT_NV = 0x00000001,
    VK_EXTERNAL_MEMORY_HANDLE_TYPE_OPAQUE_WIN32_KMT_BIT_NV = 0x00000002,
    VK_EXTERNAL_MEMORY_HANDLE_TYPE_D3D11_IMAGE_BIT_NV = 0x00000004,
    VK_EXTERNAL_MEMORY_HANDLE_TYPE_D3D11_IMAGE_KMT_BIT_NV = 0x00000008,
} VkExternalMemoryHandleTypeFlagBitsNV;
```

- **VK_EXTERNAL_MEMORY_HANDLE_TYPE_OPAQUE_WIN32_KMT_BIT_NV** specifies a handle to memory returned by **vkGetMemoryWin32HandleNV**.
- **VK_EXTERNAL_MEMORY_HANDLE_TYPE_OPAQUE_WIN32_BIT_NV** specifies a handle to memory returned by **vkGetMemoryWin32HandleNV**, or one duplicated from such a handle using **DuplicateHandle()**.
- **VK_EXTERNAL_MEMORY_HANDLE_TYPE_D3D11_IMAGE_BIT_NV** specifies a valid NT handle to memory returned by **IDXGIResource1::CreateSharedHandle**, or a handle duplicated from such a handle using **DuplicateHandle()**.
- **VK_EXTERNAL_MEMORY_HANDLE_TYPE_D3D11_IMAGE_KMT_BIT_NV** specifies a handle to memory returned by **IDXGIResource::GetSharedHandle()**.

```
// Provided by VK_NV_external_memory_capabilities
typedef VkFlags VkExternalMemoryHandleTypeFlagsNV;
```

VkExternalMemoryHandleTypeFlagsNV is a bitmask type for setting a mask of zero or more **VkExternalMemoryHandleTypeFlagBitsNV**.

To retrieve the handle corresponding to a device memory object created with **VkExportMemoryAllocateInfoNV::handleTypes** set to include **VK_EXTERNAL_MEMORY_HANDLE_TYPE_OPAQUE_WIN32_BIT_NV** or **VK_EXTERNAL_MEMORY_HANDLE_TYPE_OPAQUE_WIN32_KMT_BIT_NV**, call:

```
// Provided by VK_NV_external_memory_win32
VkResult vkGetMemoryWin32HandleNV(
    VkDevice                device,
    VkDeviceMemory          memory,
    VkExternalMemoryHandleTypeFlagsNV handleType,
    HANDLE*                 pHandle);
```

- **device** is the logical device that owns the memory.
- **memory** is the **VkDeviceMemory** object.

- **handleType** is a bitmask of [VkExternalMemoryHandleTypeFlagBitsNV](#) containing a single bit specifying the type of handle requested.
- **pHandle** is a pointer to a Windows **HANDLE** in which the handle is returned.

Valid Usage

- VUID-vkGetMemoryWin32HandleNV-handleType-01326
handleType **must** be a flag specified in [VkExportMemoryAllocateInfoNV::handleTypes](#) when allocating **memory**

Valid Usage (Implicit)

- VUID-vkGetMemoryWin32HandleNV-device-parameter
device **must** be a valid [VkDevice](#) handle
- VUID-vkGetMemoryWin32HandleNV-memory-parameter
memory **must** be a valid [VkDeviceMemory](#) handle
- VUID-vkGetMemoryWin32HandleNV-handleType-parameter
handleType **must** be a valid combination of [VkExternalMemoryHandleTypeFlagBitsNV](#) values
- VUID-vkGetMemoryWin32HandleNV-handleType-requiredbitmask
handleType **must** not be 0
- VUID-vkGetMemoryWin32HandleNV-pHandle-parameter
pHandle **must** be a valid pointer to a **HANDLE** value
- VUID-vkGetMemoryWin32HandleNV-memory-parent
memory **must** have been created, allocated, or retrieved from **device**

Return Codes

Success

- [VK_SUCCESS](#)

Failure

- [VK_ERROR_OUT_OF_HOST_MEMORY](#)
- [VK_ERROR_TOO_MANY_OBJECTS](#)
- [VK_ERROR_UNKNOWN](#)
- [VK_ERROR_VALIDATION_FAILED](#)

11.2.5. File Descriptor External Memory

To import memory from a POSIX file descriptor handle, add a [VkImportMemoryFdInfoKHR](#) structure to the **pNext** chain of the [VkMemoryAllocateInfo](#) structure. The [VkImportMemoryFdInfoKHR](#)

structure is defined as:

```
// Provided by VK_KHR_external_memory_fd
typedef struct VkImportMemoryFdInfoKHR {
    VkStructureType          sType;
    const void*              pNext;
    VkExternalMemoryHandleTypeFlagBits handleType;
    int                      fd;
} VkImportMemoryFdInfoKHR;
```

- **sType** is a [VkStructureType](#) value identifying this structure.
- **pNext** is **NULL** or a pointer to a structure extending this structure.
- **handleType** is a [VkExternalMemoryHandleTypeFlagBits](#) value specifying the handle type of **fd**.
- **fd** is the external handle to import.

Importing memory from a file descriptor transfers ownership of the file descriptor from the application to the Vulkan implementation. The application **must** not perform any operations on the file descriptor after a successful import. The imported memory object holds a reference to its payload.

Applications **can** import the same payload into multiple instances of Vulkan, into the same instance from which it was exported, and multiple times into a given Vulkan instance. In all cases, each import operation **must** create a distinct [VkDeviceMemory](#) object.

Valid Usage

- VUID-VkImportMemoryFdInfoKHR-handleType-09862
If **handleType** is not **0**, it **must** be supported for import, as reported by [VkExternalTensorPropertiesARM](#), [VkExternalImageFormatProperties](#) or [VkExternalBufferProperties](#)
- VUID-VkImportMemoryFdInfoKHR-fd-00668
The memory from which **fd** was exported **must** have been created on the same underlying physical device as **device**
- VUID-VkImportMemoryFdInfoKHR-handleType-00669
If **handleType** is not **0**, it **must** be [VK_EXTERNAL_MEMORY_HANDLE_TYPE_OPAQUE_FD_BIT](#) or [VK_EXTERNAL_MEMORY_HANDLE_TYPE_DMA_BUF_BIT_EXT](#)
- VUID-VkImportMemoryFdInfoKHR-handleType-00670
If **handleType** is not **0**, **fd** **must** be a valid handle of the type specified by **handleType**
- VUID-VkImportMemoryFdInfoKHR-fd-01746
The memory represented by **fd** **must** have been created from a physical device and driver that is compatible with **device** and **handleType**, as described in [external memory handle types compatibility](#)
- VUID-VkImportMemoryFdInfoKHR-fd-01520

fd **must** obey any requirements listed for **handleType** in [external memory handle types compatibility](#)

Valid Usage (Implicit)

- VUID-VkImportMemoryFdInfoKHR-sType-sType
sType **must** be [VK_STRUCTURE_TYPE_IMPORT_MEMORY_FD_INFO_KHR](#)
- VUID-VkImportMemoryFdInfoKHR-handleType-parameter
If **handleType** is not 0, **handleType** **must** be a valid [VkExternalMemoryHandleTypeFlagBits](#) value

Structure Chaining

Extends the structure

- [VkMemoryAllocateInfo](#)

To export a POSIX file descriptor referencing the payload of a Vulkan device memory object, call:

```
// Provided by VK_KHR_external_memory_fd
VkResult vkGetMemoryFdKHR(
    VkDevice device,
    const VkMemoryGetFdInfoKHR* pGetFdInfo,
    int* pFd);
```

- **device** is the logical device that created the device memory being exported.
- **pGetFdInfo** is a pointer to a [VkMemoryGetFdInfoKHR](#) structure containing parameters of the export operation.
- **pFd** will return a file descriptor referencing the payload of the device memory object.

Each call to **vkGetMemoryFdKHR** **must** create a new file descriptor holding a reference to the memory object's payload and transfer ownership of the file descriptor to the application. To avoid leaking resources, the application **must** release ownership of the file descriptor using the **close** system call when it is no longer needed, or by importing a Vulkan memory object from it. Where supported by the operating system, the implementation **must** set the file descriptor to be closed automatically when an **execve** system call is made.

Valid Usage (Implicit)

- VUID-vkGetMemoryFdKHR-device-parameter
device **must** be a valid [VkDevice](#) handle
- VUID-vkGetMemoryFdKHR-pGetFdInfo-parameter
pGetFdInfo **must** be a valid pointer to a valid [VkMemoryGetFdInfoKHR](#) structure

- VUID-vkGetMemoryFdKHR-pFd-parameter
pFd **must** be a valid pointer to an **int** value

Return Codes

Success

- [VK_SUCCESS](#)

Failure

- [VK_ERROR_OUT_OF_HOST_MEMORY](#)
- [VK_ERROR_TOO_MANY_OBJECTS](#)
- [VK_ERROR_UNKNOWN](#)
- [VK_ERROR_VALIDATION_FAILED](#)

The [VkMemoryGetFdInfoKHR](#) structure is defined as:

```
// Provided by VK_KHR_external_memory_fd
typedef struct VkMemoryGetFdInfoKHR {
    VkStructureType          sType;
    const void*              pNext;
    VkDeviceMemory           memory;
    VkExternalMemoryHandleTypeFlagBits handleType;
} VkMemoryGetFdInfoKHR;
```

- **sType** is a [VkStructureType](#) value identifying this structure.
- **pNext** is **NULL** or a pointer to a structure extending this structure.
- **memory** is the memory object from which the handle will be exported.
- **handleType** is a [VkExternalMemoryHandleTypeFlagBits](#) value specifying the type of handle requested.

The properties of the file descriptor exported depend on the value of **handleType**. See [VkExternalMemoryHandleTypeFlagBits](#) for a description of the properties of the defined external memory handle types.

NOTE

The size of the exported file **may** be larger than the size requested by [VkMemoryAllocateInfo::allocationSize](#). If **handleType** is [VK_EXTERNAL_MEMORY_HANDLE_TYPE_DMA_BUF_BIT_EXT](#), then the application **can** query the file's actual size with **lseek**.

Valid Usage

- VUID-VkMemoryGetFdInfoKHR-handleType-00671
handleType **must** have been included in [VkExportMemoryAllocateInfo::handleTypes](#) when

`memory` was created

- VUID-VkMemoryGetFdInfoKHR-handleType-00672
`handleType` **must** be `VK_EXTERNAL_MEMORY_HANDLE_TYPE_OPAQUE_FD_BIT` or `VK_EXTERNAL_MEMORY_HANDLE_TYPE_DMA_BUF_BIT_EXT`

Valid Usage (Implicit)

- VUID-VkMemoryGetFdInfoKHR-sType-sType
`sType` **must** be `VK_STRUCTURE_TYPE_MEMORY_GET_FD_INFO_KHR`
- VUID-VkMemoryGetFdInfoKHR-pNext-pNext
`pNext` **must** be `NULL`
- VUID-VkMemoryGetFdInfoKHR-memory-parameter
`memory` **must** be a valid `VkDeviceMemory` handle
- VUID-VkMemoryGetFdInfoKHR-handleType-parameter
`handleType` **must** be a valid `VkExternalMemoryHandleTypeFlagBits` value

POSIX file descriptor memory handles compatible with Vulkan **may** also be created by non-Vulkan APIs using methods beyond the scope of this specification. To determine the correct parameters to use when importing such handles, call:

```
// Provided by VK_KHR_external_memory_fd
VkResult vkGetMemoryFdPropertiesKHR(
    VkDevice                device,
    VkExternalMemoryHandleTypeFlagBits handleType,
    int                     fd,
    VkMemoryFdPropertiesKHR* pMemoryFdProperties);
```

- `device` is the logical device that will be importing `fd`.
- `handleType` is a `VkExternalMemoryHandleTypeFlagBits` value specifying the type of the handle `fd`.
- `fd` is the handle which will be imported.
- `pMemoryFdProperties` is a pointer to a `VkMemoryFdPropertiesKHR` structure in which the properties of the handle `fd` are returned.

Valid Usage

- VUID-vkGetMemoryFdPropertiesKHR-fd-00673
`fd` **must** point to a valid POSIX file descriptor memory handle
- VUID-vkGetMemoryFdPropertiesKHR-handleType-00674
`handleType` **must** not be `VK_EXTERNAL_MEMORY_HANDLE_TYPE_OPAQUE_FD_BIT`

Valid Usage (Implicit)

- VUID-vkGetMemoryFdPropertiesKHR-device-parameter **device** must be a valid [VkDevice](#) handle
- VUID-vkGetMemoryFdPropertiesKHR-handleType-parameter **handleType** must be a valid [VkExternalMemoryHandleTypeFlagBits](#) value
- VUID-vkGetMemoryFdPropertiesKHR-pMemoryFdProperties-parameter **pMemoryFdProperties** must be a valid pointer to a [VkMemoryFdPropertiesKHR](#) structure

Return Codes

Success

- [VK_SUCCESS](#)

Failure

- [VK_ERROR_INVALID_EXTERNAL_HANDLE](#)
- [VK_ERROR_OUT_OF_HOST_MEMORY](#)
- [VK_ERROR_UNKNOWN](#)
- [VK_ERROR_VALIDATION_FAILED](#)

The [VkMemoryFdPropertiesKHR](#) structure returned is defined as:

```
// Provided by VK_KHR_external_memory_fd
typedef struct VkMemoryFdPropertiesKHR {
    VkStructureType    sType;
    void*              pNext;
    uint32_t           memoryTypeBits;
} VkMemoryFdPropertiesKHR;
```

- **sType** is a [VkStructureType](#) value identifying this structure.
- **pNext** is [NULL](#) or a pointer to a structure extending this structure.
- **memoryTypeBits** is a bitmask containing one bit set for every memory type which the specified file descriptor **can** be imported as.

Valid Usage (Implicit)

- VUID-VkMemoryFdPropertiesKHR-sType-sType **sType** must be [VK_STRUCTURE_TYPE_MEMORY_FD_PROPERTIES_KHR](#)
- VUID-VkMemoryFdPropertiesKHR-pNext-pNext **pNext** must be [NULL](#)

11.2.6. Host External Memory

To import memory from a host pointer, add a [VkImportMemoryHostPointerInfoEXT](#) structure to the `pNext` chain of the [VkMemoryAllocateInfo](#) structure. The [VkImportMemoryHostPointerInfoEXT](#) structure is defined as:

```
// Provided by VK_EXT_external_memory_host
typedef struct VkImportMemoryHostPointerInfoEXT {
    VkStructureType      sType;
    const void*          pNext;
    VkExternalMemoryHandleTypeFlagBits handleType;
    void*                pHostPointer;
} VkImportMemoryHostPointerInfoEXT;
```

- `sType` is a [VkStructureType](#) value identifying this structure.
- `pNext` is `NULL` or a pointer to a structure extending this structure.
- `handleType` is a [VkExternalMemoryHandleTypeFlagBits](#) value specifying the handle type.
- `pHostPointer` is the host pointer to import from.

Importing memory from a host pointer shares ownership of the memory between the host and the Vulkan implementation. The application **can** continue to access the memory through the host pointer but it is the application's responsibility to synchronize device and non-device access to the payload as defined in [Host Access to Device Memory Objects](#).

Applications **can** import the same payload into multiple instances of Vulkan and multiple times into a given Vulkan instance. However, implementations **may** fail to import the same payload multiple times into a given physical device due to platform constraints.

Importing memory from a particular host pointer **may** not be possible due to additional platform-specific restrictions beyond the scope of this specification in which case the implementation **must** fail the memory import operation with the error code [VK_ERROR_INVALID_EXTERNAL_HANDLE_KHR](#).

Whether device memory objects imported from a host pointer hold a reference to their payload is undefined. As such, the application **must** ensure that the imported memory range remains valid and accessible for the lifetime of the imported memory object.

Implementations **may** support importing host pointers for memory types which are not host-visible. In this case, after a successful call to [vkAllocateMemory](#), the memory range imported from `pHostPointer` **must** not be accessed by the application until the [VkDeviceMemory](#) has been destroyed. Memory contents for the host memory becomes undefined on import, and is left undefined after the [VkDeviceMemory](#) has been destroyed. Applications **must** also not access host memory which is mapped to the same physical memory as `pHostPointer`, but mapped to a different host pointer while the [VkDeviceMemory](#) handle is valid. Implementations running on general-purpose operating systems **should** not support importing host pointers for memory types which are not host-visible.

NOTE

Using host pointers to back non-host visible allocations is a platform-specific use case, and applications should not attempt to do this unless instructed by the platform.

Valid Usage

- VUID-VkImportMemoryHostPointerInfoEXT-handleType-01747
If `handleType` is not `0`, it **must** be supported for import, as reported in [VkExternalMemoryProperties](#)
- VUID-VkImportMemoryHostPointerInfoEXT-handleType-01748
If `handleType` is not `0`, it **must** be [VK_EXTERNAL_MEMORY_HANDLE_TYPE_HOST_ALLOCATION_BIT_EXT](#) or [VK_EXTERNAL_MEMORY_HANDLE_TYPE_HOST_MAPPED_FOREIGN_MEMORY_BIT_EXT](#)
- VUID-VkImportMemoryHostPointerInfoEXT-pHostPointer-01749
`pHostPointer` **must** be a pointer aligned to an integer multiple of `VkPhysicalDeviceExternalMemoryHostPropertiesEXT::minImportedHostPointerAlignment`
- VUID-VkImportMemoryHostPointerInfoEXT-handleType-01750
If `handleType` is [VK_EXTERNAL_MEMORY_HANDLE_TYPE_HOST_ALLOCATION_BIT_EXT](#), `pHostPointer` **must** be a pointer to `allocationSize` number of bytes of host memory, where `allocationSize` is the member of the `VkMemoryAllocateInfo` structure this structure is chained to
- VUID-VkImportMemoryHostPointerInfoEXT-handleType-01751
If `handleType` is [VK_EXTERNAL_MEMORY_HANDLE_TYPE_HOST_MAPPED_FOREIGN_MEMORY_BIT_EXT](#), `pHostPointer` **must** be a pointer to `allocationSize` number of bytes of host mapped foreign memory, where `allocationSize` is the member of the `VkMemoryAllocateInfo` structure this structure is chained to

Valid Usage (Implicit)

- VUID-VkImportMemoryHostPointerInfoEXT-sType-sType
`sType` **must** be [VK_STRUCTURE_TYPE_IMPORT_MEMORY_HOST_POINTER_INFO_EXT](#)
- VUID-VkImportMemoryHostPointerInfoEXT-handleType-parameter
`handleType` **must** be a valid [VkExternalMemoryHandleTypeFlagBits](#) value
- VUID-VkImportMemoryHostPointerInfoEXT-pHostPointer-parameter
`pHostPointer` **must** be a pointer value

Structure Chaining

Extends the structure

- [VkMemoryAllocateInfo](#)

To determine the correct parameters to use when importing host pointers, call:

```
// Provided by VK_EXT_external_memory_host
VkResult vkGetMemoryHostPointerPropertiesEXT(
    VkDevice device,
    VkExternalMemoryHandleTypeFlagBits handleType,
    const void* pHostPointer,
    VkMemoryHostPointerPropertiesEXT* pMemoryHostPointerProperties);
```

- **device** is the logical device that will be importing **pHostPointer**.
- **handleType** is a **VkExternalMemoryHandleTypeFlagBits** value specifying the type of the handle **pHostPointer**.
- **pHostPointer** is the host pointer to import from.
- **pMemoryHostPointerProperties** is a pointer to a **VkMemoryHostPointerPropertiesEXT** structure in which the host pointer properties are returned.

Valid Usage

- VUID-vkGetMemoryHostPointerPropertiesEXT-handleType-01752
handleType **must** be **VK_EXTERNAL_MEMORY_HANDLE_TYPE_HOST_ALLOCATION_BIT_EXT** or **VK_EXTERNAL_MEMORY_HANDLE_TYPE_HOST_MAPPED_FOREIGN_MEMORY_BIT_EXT**
- VUID-vkGetMemoryHostPointerPropertiesEXT-pHostPointer-01753
pHostPointer **must** be a pointer aligned to an integer multiple of **VkPhysicalDeviceExternalMemoryHostPropertiesEXT::minImportedHostPointerAlignment**
- VUID-vkGetMemoryHostPointerPropertiesEXT-handleType-01754
If **handleType** is **VK_EXTERNAL_MEMORY_HANDLE_TYPE_HOST_ALLOCATION_BIT_EXT**, **pHostPointer** **must** be a pointer to host memory
- VUID-vkGetMemoryHostPointerPropertiesEXT-handleType-01755
If **handleType** is **VK_EXTERNAL_MEMORY_HANDLE_TYPE_HOST_MAPPED_FOREIGN_MEMORY_BIT_EXT**, **pHostPointer** **must** be a pointer to host mapped foreign memory

Valid Usage (Implicit)

- VUID-vkGetMemoryHostPointerPropertiesEXT-device-parameter
device **must** be a valid **VkDevice** handle
- VUID-vkGetMemoryHostPointerPropertiesEXT-handleType-parameter
handleType **must** be a valid **VkExternalMemoryHandleTypeFlagBits** value
- VUID-vkGetMemoryHostPointerPropertiesEXT-pHostPointer-parameter
pHostPointer **must** be a pointer value
- VUID-vkGetMemoryHostPointerPropertiesEXT-pMemoryHostPointerProperties-

parameter
`pMemoryHostPointerProperties` **must** be a valid pointer to a
`VkMemoryHostPointerPropertiesEXT` structure

Return Codes

Success

- `VK_SUCCESS`

Failure

- `VK_ERROR_INVALID_EXTERNAL_HANDLE`
- `VK_ERROR_OUT_OF_HOST_MEMORY`
- `VK_ERROR_UNKNOWN`
- `VK_ERROR_VALIDATION_FAILED`

The `VkMemoryHostPointerPropertiesEXT` structure is defined as:

```
// Provided by VK_EXT_external_memory_host
typedef struct VkMemoryHostPointerPropertiesEXT {
    VkStructureType    sType;
    void*              pNext;
    uint32_t           memoryTypeBits;
} VkMemoryHostPointerPropertiesEXT;
```

- `sType` is a `VkStructureType` value identifying this structure.
- `pNext` is `NULL` or a pointer to a structure extending this structure.
- `memoryTypeBits` is a bitmask containing one bit set for every memory type which the specified host pointer **can** be imported as.

The value returned by `memoryTypeBits` **should** only include bits that identify memory types which are host visible. Implementations **may** include bits that identify memory types which are not host visible. Behavior for imported pointers of such types is defined by `VkImportMemoryHostPointerInfoEXT`.

Valid Usage (Implicit)

- VUID-VkMemoryHostPointerPropertiesEXT-sType-sType
`sType` **must** be `VK_STRUCTURE_TYPE_MEMORY_HOST_POINTER_PROPERTIES_EXT`
- VUID-VkMemoryHostPointerPropertiesEXT-pNext-pNext
`pNext` **must** be `NULL`

11.2.7. Android Hardware Buffer External Memory

To import memory created outside of the current Vulkan instance from an Android hardware buffer, add a `VkImportAndroidHardwareBufferInfoANDROID` structure to the `pNext` chain of the `VkMemoryAllocateInfo` structure. The `VkImportAndroidHardwareBufferInfoANDROID` structure is defined as:

```
// Provided by VK_ANDROID_external_memory_android_hardware_buffer
typedef struct VkImportAndroidHardwareBufferInfoANDROID {
    VkStructureType    sType;
    const void*        pNext;
    struct AHardwareBuffer* buffer;
} VkImportAndroidHardwareBufferInfoANDROID;
```

- `sType` is a `VkStructureType` value identifying this structure.
- `pNext` is `NULL` or a pointer to a structure extending this structure.
- `buffer` is the Android hardware buffer to import.

If the `vkAllocateMemory` command succeeds, the implementation **must** acquire a reference to the imported hardware buffer, which it **must** release when the device memory object is freed. If the command fails, the implementation **must** not retain a reference.

Valid Usage

- VUID-VkImportAndroidHardwareBufferInfoANDROID-buffer-09863
If `buffer` is not `NULL`, Android hardware buffers **must** be supported for import, as reported by `VkExternalTensorPropertiesARM`, `VkExternalImageFormatProperties`, or `VkExternalBufferProperties`
- VUID-VkImportAndroidHardwareBufferInfoANDROID-buffer-01881
If `buffer` is not `NULL`, it **must** be a valid Android hardware buffer object with `AHardwareBuffer_Desc::usage` compatible with Vulkan as described in [Android Hardware Buffers](#)

Valid Usage (Implicit)

- VUID-VkImportAndroidHardwareBufferInfoANDROID-sType-sType
`sType` **must** be `VK_STRUCTURE_TYPE_IMPORT_ANDROID_HARDWARE_BUFFER_INFO_ANDROID`
- VUID-VkImportAndroidHardwareBufferInfoANDROID-buffer-parameter
`buffer` **must** be a valid pointer to an `AHardwareBuffer` value

Structure Chaining

Extends the structure

- [VkMemoryAllocateInfo](#)

To export an Android hardware buffer referencing the payload of a Vulkan device memory object, call:

```
// Provided by VK_ANDROID_external_memory_android_hardware_buffer
VkResult vkGetMemoryAndroidHardwareBufferANDROID(
    VkDevice device,
    const VkMemoryGetAndroidHardwareBufferInfoANDROID* pInfo,
    struct AHardwareBuffer** pBuffer);
```

- **device** is the logical device that created the device memory being exported.
- **pInfo** is a pointer to a [VkMemoryGetAndroidHardwareBufferInfoANDROID](#) structure containing parameters of the export operation.
- **pBuffer** will return an Android hardware buffer referencing the payload of the device memory object.

Each call to **vkGetMemoryAndroidHardwareBufferANDROID** **must** return an Android hardware buffer with a new reference acquired in addition to the reference held by the [VkDeviceMemory](#). To avoid leaking resources, the application **must** release the reference by calling **AHardwareBuffer_release** when it is no longer needed. When called with the same handle in [VkMemoryGetAndroidHardwareBufferInfoANDROID::memory](#), **vkGetMemoryAndroidHardwareBufferANDROID** **must** return the same Android hardware buffer object. If the device memory was created by importing an Android hardware buffer, **vkGetMemoryAndroidHardwareBufferANDROID** **must** return that same Android hardware buffer object.

Valid Usage (Implicit)

- VUID-vkGetMemoryAndroidHardwareBufferANDROID-device-parameter **device** **must** be a valid [VkDevice](#) handle
- VUID-vkGetMemoryAndroidHardwareBufferANDROID-pInfo-parameter **pInfo** **must** be a valid pointer to a valid [VkMemoryGetAndroidHardwareBufferInfoANDROID](#) structure
- VUID-vkGetMemoryAndroidHardwareBufferANDROID-pBuffer-parameter **pBuffer** **must** be a valid pointer to a valid pointer to an [AHardwareBuffer](#) value

Return Codes

Success

- [VK_SUCCESS](#)

Failure

- [VK_ERROR_OUT_OF_HOST_MEMORY](#)
- [VK_ERROR_TOO_MANY_OBJECTS](#)
- [VK_ERROR_UNKNOWN](#)
- [VK_ERROR_VALIDATION_FAILED](#)

The [VkMemoryGetAndroidHardwareBufferInfoANDROID](#) structure is defined as:

```
// Provided by VK_ANDROID_external_memory_android_hardware_buffer
typedef struct VkMemoryGetAndroidHardwareBufferInfoANDROID {
    VkStructureType    sType;
    const void*        pNext;
    VkDeviceMemory     memory;
} VkMemoryGetAndroidHardwareBufferInfoANDROID;
```

- [sType](#) is a [VkStructureType](#) value identifying this structure.
- [pNext](#) is [NULL](#) or a pointer to a structure extending this structure.
- [memory](#) is the memory object from which the Android hardware buffer will be exported.

Valid Usage

- VUID-VkMemoryGetAndroidHardwareBufferInfoANDROID-handleTypes-01882
[VK_EXTERNAL_MEMORY_HANDLE_TYPE_ANDROID_HARDWARE_BUFFER_BIT_ANDROID](#) **must** have been included in [VkExportMemoryAllocateInfo::handleTypes](#) when [memory](#) was created
- VUID-VkMemoryGetAndroidHardwareBufferInfoANDROID-pNext-01883
If the [pNext](#) chain of the [VkMemoryAllocateInfo](#) used to allocate [memory](#) included a [VkMemoryDedicatedAllocateInfo](#) with non-[NULL](#) [image](#) member, then that [image](#) **must** already be bound to [memory](#)

Valid Usage (Implicit)

- VUID-VkMemoryGetAndroidHardwareBufferInfoANDROID-sType-sType
[sType](#) **must** be [VK_STRUCTURE_TYPE_MEMORY_GET_ANDROID_HARDWARE_BUFFER_INFO_ANDROID](#)
- VUID-VkMemoryGetAndroidHardwareBufferInfoANDROID-pNext-pNext
[pNext](#) **must** be [NULL](#)
- VUID-VkMemoryGetAndroidHardwareBufferInfoANDROID-memory-parameter
[memory](#) **must** be a valid [VkDeviceMemory](#) handle

To determine the memory parameters to use when importing an Android hardware buffer, call:


```
// Provided by VK_ANDROID_external_memory_android_hardware_buffer
VkResult vkGetAndroidHardwareBufferPropertiesANDROID(
    VkDevice device,
    const struct AHardwareBuffer* buffer,
    VkAndroidHardwareBufferPropertiesANDROID* pProperties);
```

- **device** is the logical device that will be importing **buffer**.
- **buffer** is the Android hardware buffer which will be imported.
- **pProperties** is a pointer to a **VkAndroidHardwareBufferPropertiesANDROID** structure in which the properties of **buffer** are returned.

Valid Usage

- VUID-vkGetAndroidHardwareBufferPropertiesANDROID-buffer-01884
buffer must be a valid Android hardware buffer object with at least one of the **AHardwareBuffer_USAGE_GPU_*** flags in its **AHardwareBuffer_Desc::usage**

Valid Usage (Implicit)

- VUID-vkGetAndroidHardwareBufferPropertiesANDROID-device-parameter
device must be a valid **VkDevice** handle
- VUID-vkGetAndroidHardwareBufferPropertiesANDROID-buffer-parameter
buffer must be a valid pointer to a valid **AHardwareBuffer** value
- VUID-vkGetAndroidHardwareBufferPropertiesANDROID-pProperties-parameter
pProperties must be a valid pointer to a **VkAndroidHardwareBufferPropertiesANDROID** structure

Return Codes

Success

- **VK_SUCCESS**

Failure

- **VK_ERROR_INVALID_EXTERNAL_HANDLE_KHR**
- **VK_ERROR_OUT_OF_HOST_MEMORY**
- **VK_ERROR_UNKNOWN**
- **VK_ERROR_VALIDATION_FAILED**

The **VkAndroidHardwareBufferPropertiesANDROID** structure returned is defined as:


```
// Provided by VK_ANDROID_external_memory_android_hardware_buffer
typedef struct VkAndroidHardwareBufferPropertiesANDROID {
    VkStructureType    sType;
    void*              pNext;
    VkDeviceSize        allocationSize;
    uint32_t            memoryTypeBits;
} VkAndroidHardwareBufferPropertiesANDROID;
```

- **sType** is a [VkStructureType](#) value identifying this structure.
- **pNext** is **NULL** or a pointer to a structure extending this structure.
- **allocationSize** is the size of the external memory
- **memoryTypeBits** is a bitmask containing one bit set for every memory type which the specified Android hardware buffer **can** be imported as.

Valid Usage (Implicit)

- VUID-VkAndroidHardwareBufferPropertiesANDROID-sType-sType **must** be [VK_STRUCTURE_TYPE_ANDROID_HARDWARE_BUFFER_PROPERTIES_ANDROID](#)
- VUID-VkAndroidHardwareBufferPropertiesANDROID-pNext-pNext
Each **pNext** member of any structure (including this one) in the **pNext** chain **must** be either **NULL** or a pointer to a valid instance of [VkAndroidHardwareBufferFormatProperties2ANDROID](#), [VkAndroidHardwareBufferFormatPropertiesANDROID](#), or [VkAndroidHardwareBufferFormatResolvePropertiesANDROID](#)
- VUID-VkAndroidHardwareBufferPropertiesANDROID-sType-unique
The **sType** value of each structure in the **pNext** chain **must** be unique

To obtain format properties of an Android hardware buffer, include a [VkAndroidHardwareBufferFormatPropertiesANDROID](#) structure in the **pNext** chain of the [VkAndroidHardwareBufferPropertiesANDROID](#) structure passed to [vkGetAndroidHardwareBufferPropertiesANDROID](#). This structure is defined as:


```
// Provided by VK_ANDROID_external_memory_android_hardware_buffer
typedef struct VkAndroidHardwareBufferFormatPropertiesANDROID {
    VkStructureType      sType;
    void*                pNext;
    VkFormat              format;
    uint64_t             externalFormat;
    VkFormatFeatureFlags formatFeatures;
    VkComponentMapping    samplerYcbcrConversionComponents;
    VkSamplerYcbcrModelConversion suggestedYcbcrModel;
    VkSamplerYcbcrRange    suggestedYcbcrRange;
    VkChromaLocation       suggestedXChromaOffset;
    VkChromaLocation       suggestedYChromaOffset;
} VkAndroidHardwareBufferFormatPropertiesANDROID;
```

- **sType** is a [VkStructureType](#) value identifying this structure.
- **pNext** is **NULL** or a pointer to a structure extending this structure.
- **format** is the Vulkan format corresponding to the Android hardware buffer's format, or [VK_FORMAT_UNDEFINED](#) if there is not an equivalent Vulkan format.
- **externalFormat** is an implementation-defined external format identifier for use with [VkExternalFormatANDROID](#). It **must** not be zero.
- **formatFeatures** describes the capabilities of this external format when used with an image bound to memory imported from **buffer**.
- **samplerYcbcrConversionComponents** is the component swizzle that **should** be used in [VkSamplerYcbcrConversionCreateInfo](#).
- **suggestedYcbcrModel** is a suggested color model to use in the [VkSamplerYcbcrConversionCreateInfo](#).
- **suggestedYcbcrRange** is a suggested numerical value range to use in [VkSamplerYcbcrConversionCreateInfo](#).
- **suggestedXChromaOffset** is a suggested X chroma offset to use in [VkSamplerYcbcrConversionCreateInfo](#).
- **suggestedYChromaOffset** is a suggested Y chroma offset to use in [VkSamplerYcbcrConversionCreateInfo](#).

If the Android hardware buffer has one of the formats listed in the [Format Equivalence table](#), then **format** **must** have the equivalent Vulkan format listed in the table. Otherwise, **format** **may** be [VK_FORMAT_UNDEFINED](#), indicating the Android hardware buffer **can** only be used with an external format.

The **formatFeatures** member **must** include [VK_FORMAT_FEATURE_SAMPLED_IMAGE_BIT](#) and at least one of [VK_FORMAT_FEATURE_MIDPOINT_CHROMA_SAMPLES_BIT](#) or [VK_FORMAT_FEATURE_COSITED_CHROMA_SAMPLES_BIT](#), and **should** include [VK_FORMAT_FEATURE_SAMPLED_IMAGE_FILTER_LINEAR_BIT](#) and [VK_FORMAT_FEATURE_SAMPLED_IMAGE_YCBCR_CONVERSION_LINEAR_FILTER_BIT](#).

NOTE

The `formatFeatures` member only indicates the features available when using an `external-format image` created from the Android hardware buffer. Images from Android hardware buffers with a format other than `VK_FORMAT_UNDEFINED` are subject to the format capabilities obtained from `vkGetPhysicalDeviceFormatProperties2`, and `vkGetPhysicalDeviceImageFormatProperties2` with appropriate parameters. These sets of features are independent of each other, e.g. the external format will support sampler $Y'C_B C_R$ conversion even if the non-external format does not, and rendering directly to the external format will not be supported even if the non-external format does support this.

Android hardware buffers with the same external format **must** have the same support for `VK_FORMAT_FEATURE_SAMPLED_IMAGE_FILTER_LINEAR_BIT`, `VK_FORMAT_FEATURE_MIDPOINT_CHROMA_SAMPLES_BIT`, `VK_FORMAT_FEATURE_COSITED_CHROMA_SAMPLES_BIT`, `VK_FORMAT_FEATURE_SAMPLED_IMAGE_YCBCR_CONVERSION_LINEAR_FILTER_BIT`, `VK_FORMAT_FEATURE_SAMPLED_IMAGE_YCBCR_CONVERSION_SEPARATE_RECONSTRUCTION_FILTER_BIT`, and `VK_FORMAT_FEATURE_SAMPLED_IMAGE_YCBCR_CONVERSION_CHROMA_RECONSTRUCTION_EXPLICIT_FORCEABLE_BIT` in `formatFeatures`. Other format features **may** differ between Android hardware buffers that have the same external format. This allows applications to use the same `VkSamplerYcbcrConversion` object (and samplers and pipelines created from them) for any Android hardware buffers that have the same external format.

If `format` is not `VK_FORMAT_UNDEFINED`, then the value of `samplerYcbcrConversionComponents` **must** be valid when used as the `components` member of `VkSamplerYcbcrConversionCreateInfo` with that format. If `format` is `VK_FORMAT_UNDEFINED`, all members of `samplerYcbcrConversionComponents` **must** be the `identity swizzle`.

Implementations **may** not always be able to determine the color model, numerical range, or chroma offsets of the image contents, so the values in `VkAndroidHardwareBufferFormatPropertiesANDROID` are only suggestions. Applications **should** treat these values as sensible defaults to use in the absence of more reliable information obtained through some other means. If the underlying physical device is also usable via OpenGL ES with the `GL_OES_EGL_image_external` extension, the implementation **should** suggest values that will produce similar sampled values as would be obtained by sampling the same external image via `samplerExternalOES` in OpenGL ES using equivalent sampler parameters.

NOTE

Since `GL_OES_EGL_image_external` does not require the same sampling and conversion calculations as Vulkan does, achieving identical results between APIs **may** not be possible on some implementations.

Valid Usage (Implicit)

- `VUID-VkAndroidHardwareBufferFormatPropertiesANDROID-sType-sType` **must** be `VK_STRUCTURE_TYPE_ANDROID_HARDWARE_BUFFER_FORMAT_PROPERTIES_ANDROID`

Structure Chaining

Extends the structure

- [VkAndroidHardwareBufferPropertiesANDROID](#)

The format properties of an Android hardware buffer **can** be obtained by including a [VkAndroidHardwareBufferFormatProperties2ANDROID](#) structure in the **pNext** chain of the [VkAndroidHardwareBufferPropertiesANDROID](#) structure passed to [vkGetAndroidHardwareBufferPropertiesANDROID](#). This structure is defined as:

```
// Provided by VK_ANDROID_external_memory_android_hardware_buffer with
VK_KHR_format_feature_flags2 or VK_VERSION_1_3
typedef struct VkAndroidHardwareBufferFormatProperties2ANDROID {
    VkStructureType      sType;
    void*                pNext;
    VkFormat              format;
    uint64_t              externalFormat;
    VkFormatFeatureFlags2 formatFeatures;
    VkComponentMapping    samplerYcbcrConversionComponents;
    VkSamplerYcbcrModelConversion suggestedYcbcrModel;
    VkSamplerYcbcrRange    suggestedYcbcrRange;
    VkChromaLocation       suggestedXChromaOffset;
    VkChromaLocation       suggestedYChromaOffset;
} VkAndroidHardwareBufferFormatProperties2ANDROID;
```

- **sType** is a [VkStructureType](#) value identifying this structure.
- **pNext** is **NULL** or a pointer to a structure extending this structure.
- **format** is the Vulkan format corresponding to the Android hardware buffer's format, or [VK_FORMAT_UNDEFINED](#) if there is not an equivalent Vulkan format.
- **externalFormat** is an implementation-defined external format identifier for use with [VkExternalFormatANDROID](#). It **must** not be zero.
- **formatFeatures** describes the capabilities of this external format when used with an image bound to memory imported from **buffer**.
- **samplerYcbcrConversionComponents** is the component swizzle that **should** be used in [VkSamplerYcbcrConversionCreateInfo](#).
- **suggestedYcbcrModel** is a suggested color model to use in the [VkSamplerYcbcrConversionCreateInfo](#).
- **suggestedYcbcrRange** is a suggested numerical value range to use in [VkSamplerYcbcrConversionCreateInfo](#).
- **suggestedXChromaOffset** is a suggested X chroma offset to use in [VkSamplerYcbcrConversionCreateInfo](#).
- **suggestedYChromaOffset** is a suggested Y chroma offset to use in [VkSamplerYcbcrConversionCreateInfo](#).

The bits reported in `formatFeatures` **must** include the bits reported in the corresponding fields of `VkAndroidHardwareBufferFormatPropertiesANDROID::formatFeatures`.

Valid Usage (Implicit)

- `VUID-VkAndroidHardwareBufferFormatProperties2ANDROID-sType-sType` **must** be `VK_STRUCTURE_TYPE_ANDROID_HARDWARE_BUFFER_FORMAT_PROPERTIES_2_ANDROID`

Structure Chaining

Extends the structure

- `VkAndroidHardwareBufferPropertiesANDROID`

The `VkAndroidHardwareBufferFormatResolvePropertiesANDROID` structure is defined as:

```
// Provided by VK_ANDROID_external_format_resolve
typedef struct VkAndroidHardwareBufferFormatResolvePropertiesANDROID {
    VkStructureType    sType;
    void*              pNext;
    VkFormat            colorAttachmentFormat;
} VkAndroidHardwareBufferFormatResolvePropertiesANDROID;
```

- `sType` is a `VkStructureType` value identifying this structure.
- `pNext` is `NULL` or a pointer to a structure extending this structure.
- `colorAttachmentFormat` is a `VkFormat` specifying the format of color attachment images that **must** be used for color attachments when resolving to the specified external format. If the implementation supports external format resolves for the specified external format, this value will be a color format supporting the `VK_FORMAT_FEATURE_COLOR_ATTACHMENT_BIT` in `VkFormatProperties::optimalTilingFeatures` as returned by `vkGetPhysicalDeviceFormatProperties` with `format` equal to `colorAttachmentFormat`. If external format resolves are not supported, this value will be `VK_FORMAT_UNDEFINED`.

Any Android hardware buffer created with the `GRALLOC_USAGE_HW_RENDER` flag **must** be renderable in some way in Vulkan, either:

- `VkAndroidHardwareBufferFormatPropertiesANDROID::format` **must** be a format that supports `VK_FORMAT_FEATURE_COLOR_ATTACHMENT_BIT` or `VK_FORMAT_FEATURE_DEPTH_STENCIL_ATTACHMENT_BIT` in `VkFormatProperties::optimalTilingFeatures`; or
- `colorAttachmentFormat` **must** be a format that supports `VK_FORMAT_FEATURE_COLOR_ATTACHMENT_BIT` in `VkFormatProperties::optimalTilingFeatures`.

Valid Usage (Implicit)

- VUID-VkAndroidHardwareBufferFormatResolvePropertiesANDROID-sType-sType **must** be `VK_STRUCTURE_TYPE_ANDROID_HARDWARE_BUFFER_FORMAT_RESOLVE_PROPERTIES_ANDROID`

Structure Chaining

Extends the structure

- `VkAndroidHardwareBufferPropertiesANDROID`

11.2.8. Remote Device External Memory

To export an address representing the payload of a Vulkan device memory object accessible by remote devices, call:

```
// Provided by VK_NV_external_memory_rdma
VkResult vkGetMemoryRemoteAddressNV(
    VkDevice device,
    const VkMemoryGetRemoteAddressInfoNV* pMemoryGetRemoteAddressInfo,
    VkRemoteAddressNV* pAddress);
```

- `device` is the logical device that created the device memory being exported.
- `pMemoryGetRemoteAddressInfo` is a pointer to a `VkMemoryGetRemoteAddressInfoNV` structure containing parameters of the export operation.
- `pAddress` is a pointer to a `VkRemoteAddressNV` value in which an address representing the payload of the device memory object is returned.

More communication may be required between the kernel-mode drivers of the devices involved. This information is out of scope of this documentation and should be requested from the vendors of the devices.

Valid Usage (Implicit)

- VUID-vkGetMemoryRemoteAddressNV-device-parameter `device` **must** be a valid `VkDevice` handle
- VUID-vkGetMemoryRemoteAddressNV-pMemoryGetRemoteAddressInfo-parameter `pMemoryGetRemoteAddressInfo` **must** be a valid pointer to a valid `VkMemoryGetRemoteAddressInfoNV` structure
- VUID-vkGetMemoryRemoteAddressNV-pAddress-parameter `pAddress` **must** be a valid pointer to a `VkRemoteAddressNV` value

Return Codes

Success

- [VK_SUCCESS](#)

Failure

- [VK_ERROR_INVALID_EXTERNAL_HANDLE](#)
- [VK_ERROR_UNKNOWN](#)
- [VK_ERROR_VALIDATION_FAILED](#)

The [VkMemoryGetRemoteAddressInfoNV](#) structure is defined as:

```
// Provided by VK_NV_external_memory_rdma
typedef struct VkMemoryGetRemoteAddressInfoNV {
    VkStructureType          sType;
    const void*              pNext;
    VkDeviceMemory           memory;
    VkExternalMemoryHandleTypeFlagBits handleType;
} VkMemoryGetRemoteAddressInfoNV;
```

- **sType** is a [VkStructureType](#) value identifying this structure.
- **pNext** is [NULL](#) or a pointer to a structure extending this structure.
- **memory** is the memory object from which the remote accessible address will be exported.
- **handleType** is the type of handle requested.

Valid Usage

- VUID-VkMemoryGetRemoteAddressInfoNV-handleType-04966
handleType **must** have been included in [VkExportMemoryAllocateInfo::handleTypes](#) when **memory** was created

Valid Usage (Implicit)

- VUID-VkMemoryGetRemoteAddressInfoNV-sType-sType
sType **must** be [VK_STRUCTURE_TYPE_MEMORY_GET_REMOTE_ADDRESS_INFO_NV](#)
- VUID-VkMemoryGetRemoteAddressInfoNV-pNext-pNext
pNext **must** be [NULL](#)
- VUID-VkMemoryGetRemoteAddressInfoNV-memory-parameter
memory **must** be a valid [VkDeviceMemory](#) handle
- VUID-VkMemoryGetRemoteAddressInfoNV-handleType-parameter
handleType **must** be a valid [VkExternalMemoryHandleTypeFlagBits](#) value

[VkRemoteAddressNV](#) represents an address of a memory object accessible by remote devices, as returned in [vkGetMemoryRemoteAddressNV::pAddress](#).

```
// Provided by VK_NV_external_memory_rdma
typedef void* VkRemoteAddressNV;
```

11.2.9. Fuchsia External Memory

On Fuchsia, when allocating memory that **may** be imported from another device, process, or Vulkan instance, add a [VkImportMemoryZirconHandleInfoFUCHSIA](#) structure to the [pNext](#) chain of the [VkMemoryAllocateInfo](#) structure.

External memory on Fuchsia is imported and exported using VMO handles of type [zx_handle_t](#). VMO handles to external memory are canonically obtained from Fuchsia's Sysmem service or from syscalls such as [zx_vmo_create\(\)](#). VMO handles for import can also be obtained by exporting them from another Vulkan instance as described in [exporting fuchsia device memory](#).

Importing VMO handles to the Vulkan instance transfers ownership of the handle to the instance from the application. The application **must** not perform any operations on the handle after successful import.

Applications **can** import the same underlying memory into multiple instances of Vulkan, into the same instance from which it was exported, and multiple times into a given Vulkan instance. In all cases, each import operation **must** create a distinct [VkDeviceMemory](#) object.

Importing Fuchsia External Memory

The [VkImportMemoryZirconHandleInfoFUCHSIA](#) structure is defined as:

```
// Provided by VK_FUCHSIA_external_memory
typedef struct VkImportMemoryZirconHandleInfoFUCHSIA {
    VkStructureType          sType;
    const void*              pNext;
    VkExternalMemoryHandleTypeFlagBits handleType;
    zx_handle_t               handle;
} VkImportMemoryZirconHandleInfoFUCHSIA;
```

- [sType](#) is a [VkStructureType](#) value identifying this structure.
- [pNext](#) is [NULL](#) or a pointer to a structure extending this structure.
- [handleType](#) is a [VkExternalMemoryHandleTypeFlagBits](#) value specifying the type of [handle](#).
- [handle](#) is a [zx_handle_t](#) (Zircon) handle to the external memory.

Valid Usage

- VUID-VkImportMemoryZirconHandleInfoFUCHSIA-handleType-04771
[handleType](#) **must**

be

[VK_EXTERNAL_MEMORY_HANDLE_TYPE_ZIRCON_VMO_BIT_FUCHSIA](#)

- VUID-VkImportMemoryZirconHandleInfoFUCHSIA-handle-04772
handle **must** be a valid VMO handle

Valid Usage (Implicit)

- VUID-VkImportMemoryZirconHandleInfoFUCHSIA-sType-sType
sType **must** be [VK_STRUCTURE_TYPE_IMPORT_MEMORY_ZIRCON_HANDLE_INFO_FUCHSIA](#)
- VUID-VkImportMemoryZirconHandleInfoFUCHSIA-handleType-parameter
If **handleType** is not 0, **handleType** **must** be a valid [VkExternalMemoryHandleTypeFlagBits](#) value

Structure Chaining

Extends the structure

- [VkMemoryAllocateInfo](#)

To obtain the `memoryTypeIndex` for the [VkMemoryAllocateInfo](#) structure, call `vkGetMemoryZirconHandlePropertiesFUCHSIA`:

```
// Provided by VK_FUCHSIA_external_memory
VkResult vkGetMemoryZirconHandlePropertiesFUCHSIA(
    VkDevice device,
    VkExternalMemoryHandleTypeFlagBits handleType,
    zx_handle_t zirconHandle,
    VkMemoryZirconHandlePropertiesFUCHSIA* pMemoryZirconHandleProperties);
```

- **device** is the [VkDevice](#).
- **handleType** is a [VkExternalMemoryHandleTypeFlagBits](#) value specifying the type of **zirconHandle**.
- **zirconHandle** is a `zx_handle_t` (Zircon) handle to the external resource.
- **pMemoryZirconHandleProperties** is a pointer to a [VkMemoryZirconHandlePropertiesFUCHSIA](#) structure in which the result will be stored.

Valid Usage

- VUID-vkGetMemoryZirconHandlePropertiesFUCHSIA-handleType-04773
handleType **must** be [VK_EXTERNAL_MEMORY_HANDLE_TYPE_ZIRCON_VMO_BIT_FUCHSIA](#)
- VUID-vkGetMemoryZirconHandlePropertiesFUCHSIA-zirconHandle-04774
zirconHandle **must** reference a valid VMO

Valid Usage (Implicit)

- VUID-vkGetMemoryZirconHandlePropertiesFUCHSIA-device-parameter **device** **must** be a valid [VkDevice](#) handle
- VUID-vkGetMemoryZirconHandlePropertiesFUCHSIA-handleType-parameter **handleType** **must** be a valid [VkExternalMemoryHandleTypeFlagBits](#) value
- VUID-vkGetMemoryZirconHandlePropertiesFUCHSIA-pMemoryZirconHandleProperties-parameter **pMemoryZirconHandleProperties** **must** be a valid pointer to a [VkMemoryZirconHandlePropertiesFUCHSIA](#) structure

Return Codes

Success

- [VK_SUCCESS](#)

Failure

- [VK_ERROR_INVALID_EXTERNAL_HANDLE](#)
- [VK_ERROR_UNKNOWN](#)
- [VK_ERROR_VALIDATION_FAILED](#)

The [VkMemoryZirconHandlePropertiesFUCHSIA](#) structure is defined as:

```
// Provided by VK_FUCHSIA_external_memory
typedef struct VkMemoryZirconHandlePropertiesFUCHSIA {
    VkStructureType    sType;
    void*              pNext;
    uint32_t           memoryTypeBits;
} VkMemoryZirconHandlePropertiesFUCHSIA;
```

- **sType** is a [VkStructureType](#) value identifying this structure.
- **pNext** is [NULL](#) or a pointer to a structure extending this structure.
- **memoryTypeBits** a bitmask containing one bit set for every memory type which the specified handle can be imported as.

Valid Usage (Implicit)

- VUID-VkMemoryZirconHandlePropertiesFUCHSIA-sType-sType **sType** **must** be [VK_STRUCTURE_TYPE_MEMORY_ZIRCON_HANDLE_PROPERTIES_FUCHSIA](#)
- VUID-VkMemoryZirconHandlePropertiesFUCHSIA-pNext-pNext **pNext** **must** be [NULL](#)

With `pMemoryZirconHandleProperties` now successfully populated by `vkGetMemoryZirconHandlePropertiesFUCHSIA`, assign the `VkMemoryAllocateInfo` `memoryTypeIndex` field to a memory type which has a bit set in the `VkMemoryZirconHandlePropertiesFUCHSIA` `memoryTypeBits` field.

Exporting Fuchsia Device Memory

Similar to importing, exporting a VMO handle from Vulkan transfers ownership of the handle from the Vulkan instance to the application. The application is responsible for closing the handle with `zx_handle_close()` when it is no longer in use.

To export device memory as a Zircon handle that can be used by another instance, device, or process, retrieve the handle to the `VkDeviceMemory` using the command:

```
// Provided by VK_FUCHSIA_external_memory
VkResult vkGetMemoryZirconHandleFUCHSIA(
    VkDevice device,
    const VkMemoryGetZirconHandleInfoFUCHSIA* pGetZirconHandleInfo,
    zx_handle_t* pZirconHandle);
```

- `device` is the `VkDevice`.
- `pGetZirconHandleInfo` is a pointer to a `VkMemoryGetZirconHandleInfoFUCHSIA` structure.
- `pZirconHandle` is a pointer to a `zx_handle_t` which holds the resulting Zircon handle.

Valid Usage (Implicit)

- VUID-vkGetMemoryZirconHandleFUCHSIA-device-parameter `device` **must** be a valid `VkDevice` handle
- VUID-vkGetMemoryZirconHandleFUCHSIA-pGetZirconHandleInfo-parameter `pGetZirconHandleInfo` **must** be a valid pointer to a valid `VkMemoryGetZirconHandleInfoFUCHSIA` structure
- VUID-vkGetMemoryZirconHandleFUCHSIA-pZirconHandle-parameter `pZirconHandle` **must** be a valid pointer to a `zx_handle_t` value

Return Codes

Success

- `VK_SUCCESS`

Failure

- `VK_ERROR_OUT_OF_HOST_MEMORY`
- `VK_ERROR_TOO_MANY_OBJECTS`
- `VK_ERROR_UNKNOWN`
- `VK_ERROR_VALIDATION_FAILED`

VkMemoryGetZirconHandleInfoFUCHSIA is defined as:

```
// Provided by VK_FUCHSIA_external_memory
typedef struct VkMemoryGetZirconHandleInfoFUCHSIA {
    VkStructureType          sType;
    const void*              pNext;
    VkDeviceMemory           memory;
    VkExternalMemoryHandleTypeFlagBits handleType;
} VkMemoryGetZirconHandleInfoFUCHSIA;
```

- **sType** is a [VkStructureType](#) value identifying this structure.
- **pNext** is **NULL** or a pointer to a structure extending this structure.
- **memory** the [VkDeviceMemory](#) being exported.
- **handleType** is a [VkExternalMemoryHandleTypeFlagBits](#) value specifying the type of the handle pointed to by [vkGetMemoryZirconHandleFUCHSIA::pZirconHandle](#).

Valid Usage

- VUID-VkMemoryGetZirconHandleInfoFUCHSIA-handleType-04775
handleType **must** be [VK_EXTERNAL_MEMORY_HANDLE_TYPE_ZIRCON_VMO_BIT_FUCHSIA](#)
- VUID-VkMemoryGetZirconHandleInfoFUCHSIA-handleType-04776
handleType **must** have been included in the **handleTypes** field of the [VkExportMemoryAllocateInfo](#) structure when the external memory was allocated

Valid Usage (Implicit)

- VUID-VkMemoryGetZirconHandleInfoFUCHSIA-sType-sType
sType **must** be [VK_STRUCTURE_TYPE_MEMORY_GET_ZIRCON_HANDLE_INFO_FUCHSIA](#)
- VUID-VkMemoryGetZirconHandleInfoFUCHSIA-pNext-pNext
pNext **must** be **NULL**
- VUID-VkMemoryGetZirconHandleInfoFUCHSIA-memory-parameter
memory **must** be a valid [VkDeviceMemory](#) handle
- VUID-VkMemoryGetZirconHandleInfoFUCHSIA-handleType-parameter
handleType **must** be a valid [VkExternalMemoryHandleTypeFlagBits](#) value

With the result **pZirconHandle** now obtained, the memory properties for the handle can be retrieved using [vkGetMemoryZirconHandlePropertiesFUCHSIA](#) as documented above substituting the dereferenced, retrieved **pZirconHandle** in for the **zirconHandle** argument.

11.2.10. Metal Objects

A Vulkan implementation that is layered on top of Metal on Apple device platform, and implements the [VK_EXT_metal_objects](#) extension, supports the ability to import and export the underlying Metal objects associated with specific Vulkan objects.

The underlying Metal objects associated with certain Vulkan objects can be exported from those Vulkan objects using the `pNext` chain of the [VkExportMetalObjectsInfoEXT](#) parameter of the [vkExportMetalObjectsEXT](#) command.

An [VkDeviceMemory](#) object can be allocated on an existing [MTLBuffer](#) object, by including the [MTLBuffer](#) object in a [VkImportMetalBufferInfoEXT](#) structure in the `pNext` chain of the [VkMemoryAllocateInfo](#) structure in the [vkAllocateMemory](#) command.

A new [VkImage](#) object can be created on an existing [IOSurface](#) object, or one or more existing Metal [MTLTexture](#) objects, by including those Metal objects in either [VkImportMetalIOSurfaceInfoEXT](#) or [VkImportMetalTextureInfoEXT](#) structures in the `pNext` chain of the [VkImageCreateInfo](#) structure in the [vkCreateImage](#) command.

To export Metal objects from Vulkan objects, the application **must** first indicate the intention to do so during the creation of the Vulkan object, by including one or more [VkExportMetalObjectCreateInfoEXT](#) structures in the `pNext` chain of the [VkInstanceCreateInfo](#), [VkMemoryAllocateInfo](#), [VkImageCreateInfo](#), [VkImageViewCreateInfo](#), [VkBufferViewCreateInfo](#), [VkSemaphoreCreateInfo](#), or [VkEventCreateInfo](#), in the corresponding Vulkan object creation command.

The [VkExportMetalObjectCreateInfoEXT](#) structure is defined as:

```
// Provided by VK_EXT_metal_objects
typedef struct VkExportMetalObjectCreateInfoEXT {
    VkStructureType          sType;
    const void*              pNext;
    VkExportMetalObjectTypeFlagsEXT exportObjectType;
} VkExportMetalObjectCreateInfoEXT;
```

- `sType` is a [VkStructureType](#) value identifying this structure.
- `pNext` is `NULL` or a pointer to a structure extending this structure.
- `exportObjectType` is a [VkExportMetalObjectTypeFlagsEXT](#) indicating the type of Metal object that the application may request to be exported from the Vulkan object.

Valid Usage (Implicit)

- VUID-VkExportMetalObjectCreateInfoEXT-sType-sType
`sType` **must** be [VK_STRUCTURE_TYPE_EXPORT_METAL_OBJECT_CREATE_INFO_EXT](#)
- VUID-VkExportMetalObjectCreateInfoEXT-exportObjectType-parameter
If `exportObjectType` is not `0`, `exportObjectType` **must** be a valid [VkExportMetalObjectTypeFlagsEXT](#) value

Structure Chaining

Extends the structures

- [VkBufferViewCreateInfo](#)
- [VkEventCreateInfo](#)
- [VkImageCreateInfo](#)
- [VkImageViewCreateInfo](#)
- [VkInstanceCreateInfo](#)
- [VkMemoryAllocateInfo](#)
- [VkSemaphoreCreateInfo](#)

Bits which indicate the types of Metal objects that may be exported from a corresponding Vulkan object are:

```
// Provided by VK_EXT_metal_objects
typedef enum VkExportMetalObjectTypeFlagBitsEXT {
    VK_EXPORT_METAL_OBJECT_TYPE_METAL_DEVICE_BIT_EXT = 0x00000001,
    VK_EXPORT_METAL_OBJECT_TYPE_METAL_COMMAND_QUEUE_BIT_EXT = 0x00000002,
    VK_EXPORT_METAL_OBJECT_TYPE_METAL_BUFFER_BIT_EXT = 0x00000004,
    VK_EXPORT_METAL_OBJECT_TYPE_METAL_TEXTURE_BIT_EXT = 0x00000008,
    VK_EXPORT_METAL_OBJECT_TYPE_METAL_IOSURFACE_BIT_EXT = 0x00000010,
    VK_EXPORT_METAL_OBJECT_TYPE_METAL_SHARED_EVENT_BIT_EXT = 0x00000020,
} VkExportMetalObjectTypeFlagBitsEXT;
```

- [VK_EXPORT_METAL_OBJECT_TYPE_METAL_DEVICE_BIT_EXT](#) specifies that a Metal [MTLDevice](#) may be exported.
- [VK_EXPORT_METAL_OBJECT_TYPE_METAL_COMMAND_QUEUE_BIT_EXT](#) specifies that a Metal [MTLCommandQueue](#) may be exported.
- [VK_EXPORT_METAL_OBJECT_TYPE_METAL_BUFFER_BIT_EXT](#) specifies that a Metal [MTLBuffer](#) may be exported.
- [VK_EXPORT_METAL_OBJECT_TYPE_METAL_TEXTURE_BIT_EXT](#) specifies that a Metal [MTLTexture](#) may be exported.
- [VK_EXPORT_METAL_OBJECT_TYPE_METAL_IOSURFACE_BIT_EXT](#) specifies that a Metal [IOSurface](#) may be exported.
- [VK_EXPORT_METAL_OBJECT_TYPE_METAL_SHARED_EVENT_BIT_EXT](#) specifies that a Metal [MTLSharedEvent](#) may be exported.

```
// Provided by VK_EXT_metal_objects
typedef VkFlags VkExportMetalObjectTypeFlagsEXT;
```

[VkExportMetalObjectTypeFlagsEXT](#) is a bitmask type for setting a mask of zero or more

[VkExportMetalObjectTypeFlagBitsEXT](#).

To export Metal objects that underlie Vulkan objects, call:

```
// Provided by VK_EXT_metal_objects
void vkExportMetalObjectsEXT(
    VkDevice device,
    VkExportMetalObjectsInfoEXT* pMetalObjectsInfo);
```

- **device** is the device that created the Vulkan objects.
- **pMetalObjectsInfo** is a pointer to a [VkExportMetalObjectsInfoEXT](#) structure whose **pNext** chain contains structures, each identifying a Vulkan object and providing a pointer through which the Metal object will be returned.

Valid Usage (Implicit)

- VUID-vkExportMetalObjectsEXT-device-parameter **device** **must** be a valid [VkDevice](#) handle
- VUID-vkExportMetalObjectsEXT-pMetalObjectsInfo-parameter **pMetalObjectsInfo** **must** be a valid pointer to a [VkExportMetalObjectsInfoEXT](#) structure

The [VkExportMetalObjectsInfoEXT](#) structure is defined as:

```
// Provided by VK_EXT_metal_objects
typedef struct VkExportMetalObjectsInfoEXT {
    VkStructureType sType;
    const void* pNext;
} VkExportMetalObjectsInfoEXT;
```

- **sType** is a [VkStructureType](#) value identifying this structure.
- **pNext** is **NULL** or a pointer to a structure extending this structure.

Valid Usage

- VUID-VkExportMetalObjectsInfoEXT-pNext-06791
If the **pNext** chain includes a [VkExportMetalDeviceInfoEXT](#) structure, the [VkInstance](#) **must** have been created with [VK_EXPORT_METAL_OBJECT_TYPE_METAL_DEVICE_BIT_EXT](#) in the **exportObjectType** member of a [VkExportMetalObjectCreateInfoEXT](#) structure in the **pNext** chain of the [VkInstanceCreateInfo](#) structure in the [vkCreateInstance](#) command
- VUID-VkExportMetalObjectsInfoEXT-pNext-06792
If the **pNext** chain includes a [VkExportMetalCommandQueueInfoEXT](#) structure, the [VkInstance](#) **must** have been created with [VK_EXPORT_METAL_OBJECT_TYPE_METAL_COMMAND_QUEUE_BIT_EXT](#) in the **exportObjectType** member of a [VkExportMetalObjectCreateInfoEXT](#) structure in the **pNext**

chain of the [VkInstanceCreateInfo](#) structure in the [vkCreateInstance](#) command

- VUID-VkExportMetalObjectsInfoEXT-pNext-06793

If the [pNext](#) chain includes a [VkExportMetalBufferInfoEXT](#) structure, the [VkDeviceMemory](#) in its [memory](#) member **must** have been allocated with [VK_EXPORT_METAL_OBJECT_TYPE_METAL_BUFFER_BIT_EXT](#) in the [exportObjectType](#) member of a [VkExportMetalObjectCreateInfoEXT](#) structure in the [pNext](#) chain of the [VkMemoryAllocateInfo](#) structure in the [vkAllocateMemory](#) command

- VUID-VkExportMetalObjectsInfoEXT-pNext-06794

If the [pNext](#) chain includes a [VkExportMetalTextureInfoEXT](#) structure, exactly one of its [image](#), [imageView](#), or [bufferView](#) members **must** not be [VK_NULL_HANDLE](#)

- VUID-VkExportMetalObjectsInfoEXT-pNext-06795

If the [pNext](#) chain includes a [VkExportMetalTextureInfoEXT](#) structure, and its [image](#) member is not [VK_NULL_HANDLE](#), the [VkImage](#) in its [image](#) member **must** have been created with [VK_EXPORT_METAL_OBJECT_TYPE_METAL_TEXTURE_BIT_EXT](#) in the [exportObjectType](#) member of a [VkExportMetalObjectCreateInfoEXT](#) structure in the [pNext](#) chain of the [VkImageCreateInfo](#) structure in the [vkCreateImage](#) command

- VUID-VkExportMetalObjectsInfoEXT-pNext-06796

If the [pNext](#) chain includes a [VkExportMetalTextureInfoEXT](#) structure, and its [imageView](#) member is not [VK_NULL_HANDLE](#), the [VkImageView](#) in its [imageView](#) member **must** have been created with [VK_EXPORT_METAL_OBJECT_TYPE_METAL_TEXTURE_BIT_EXT](#) in the [exportObjectType](#) member of a [VkExportMetalObjectCreateInfoEXT](#) structure in the [pNext](#) chain of the [VkImageViewCreateInfo](#) structure in the [vkCreateImageView](#) command

- VUID-VkExportMetalObjectsInfoEXT-pNext-06797

If the [pNext](#) chain includes a [VkExportMetalTextureInfoEXT](#) structure, and its [bufferView](#) member is not [VK_NULL_HANDLE](#), the [VkBufferView](#) in its [bufferView](#) member **must** have been created with [VK_EXPORT_METAL_OBJECT_TYPE_METAL_TEXTURE_BIT_EXT](#) in the [exportObjectType](#) member of a [VkExportMetalObjectCreateInfoEXT](#) structure in the [pNext](#) chain of the [VkBufferViewCreateInfo](#) structure in the [vkCreateBufferView](#) command

- VUID-VkExportMetalObjectsInfoEXT-pNext-06798

If the [pNext](#) chain includes a [VkExportMetalTextureInfoEXT](#) structure, and if either its [image](#) or [imageView](#) member is not [VK_NULL_HANDLE](#), then [plane](#) **must** be [VK_IMAGE_ASPECT_PLANE_0_BIT](#), [VK_IMAGE_ASPECT_PLANE_1_BIT](#), or [VK_IMAGE_ASPECT_PLANE_2_BIT](#)

- VUID-VkExportMetalObjectsInfoEXT-pNext-06799

If the [pNext](#) chain includes a [VkExportMetalTextureInfoEXT](#) structure, and if the [VkImage](#) in its [image](#) member does not have a [multi-planar format](#), then its [plane](#) member **must** be [VK_IMAGE_ASPECT_PLANE_0_BIT](#)

- VUID-VkExportMetalObjectsInfoEXT-pNext-06800

If the [pNext](#) chain includes a [VkExportMetalTextureInfoEXT](#) structure, and if the [VkImage](#) in its [image](#) member has a [multi-planar format](#) with only two planes, then its [plane](#) member **must** not be [VK_IMAGE_ASPECT_PLANE_2_BIT](#)

- VUID-VkExportMetalObjectsInfoEXT-pNext-06801

If the [pNext](#) chain includes a [VkExportMetalTextureInfoEXT](#) structure, and if the [VkImageView](#) in its [imageView](#) member does not have a [multi-planar format](#), then its [plane](#)

member **must** be `VK_IMAGE_ASPECT_PLANE_0_BIT`

- VUID-VkExportMetalObjectsInfoEXT-pNext-06802

If the `pNext` chain includes a `VkExportMetalTextureInfoEXT` structure, and if the `VkImageView` in its `imageView` member has a `multi-planar format` with only two planes, then its `plane` member **must** not be `VK_IMAGE_ASPECT_PLANE_2_BIT`

- VUID-VkExportMetalObjectsInfoEXT-pNext-06803

If the `pNext` chain includes a `VkExportMetalIOSurfaceInfoEXT` structure, the `VkImage` in its `image` member **must** have been created with `VK_EXPORT_METAL_OBJECT_TYPE_METAL_IOSURFACE_BIT_EXT` in the `exportObjectType` member of a `VkExportMetalObjectCreateInfoEXT` structure in the `pNext` chain of the `VkImageCreateInfo` structure in the `vkCreateImage` command

- VUID-VkExportMetalObjectsInfoEXT-pNext-06804

If the `pNext` chain includes a `VkExportMetalSharedEventInfoEXT` structure, exactly one of its `semaphore` or `event` members **must** not be `VK_NULL_HANDLE`

- VUID-VkExportMetalObjectsInfoEXT-pNext-06805

If the `pNext` chain includes a `VkExportMetalSharedEventInfoEXT` structure, and its `semaphore` member is not `VK_NULL_HANDLE`, the `VkSemaphore` in its `semaphore` member **must** have been created with `VK_EXPORT_METAL_OBJECT_TYPE_METAL_SHARED_EVENT_BIT_EXT` in the `exportObjectType` member of a `VkExportMetalObjectCreateInfoEXT` structure in the `pNext` chain of the `VkSemaphoreCreateInfo` structure in the `vkCreateSemaphore` command

- VUID-VkExportMetalObjectsInfoEXT-pNext-06806

If the `pNext` chain includes a `VkExportMetalSharedEventInfoEXT` structure, and its `event` member is not `VK_NULL_HANDLE`, the `VkEvent` in its `event` member **must** have been created with `VK_EXPORT_METAL_OBJECT_TYPE_METAL_SHARED_EVENT_BIT_EXT` in the `exportObjectType` member of a `VkExportMetalObjectCreateInfoEXT` structure in the `pNext` chain of the `VkEventCreateInfo` structure in the `vkCreateEvent` command

Valid Usage (Implicit)

- VUID-VkExportMetalObjectsInfoEXT-sType-sType

`sType` **must** be `VK_STRUCTURE_TYPE_EXPORT_METAL_OBJECTS_INFO_EXT`

- VUID-VkExportMetalObjectsInfoEXT-pNext-pNext

Each `pNext` member of any structure (including this one) in the `pNext` chain **must** be either `NULL` or a pointer to a valid instance of `VkExportMetalBufferInfoEXT`, `VkExportMetalCommandQueueInfoEXT`, `VkExportMetalDeviceInfoEXT`, `VkExportMetalIOSurfaceInfoEXT`, `VkExportMetalSharedEventInfoEXT`, or `VkExportMetalTextureInfoEXT`

- VUID-VkExportMetalObjectsInfoEXT-sType-unique

The `sType` value of each structure in the `pNext` chain **must** be unique, with the exception of structures of type `VkExportMetalBufferInfoEXT`, `VkExportMetalCommandQueueInfoEXT`, `VkExportMetalIOSurfaceInfoEXT`, `VkExportMetalSharedEventInfoEXT`, or `VkExportMetalTextureInfoEXT`

To export the Metal `MTLDevice` object underlying the `VkPhysicalDevice` associated with a `VkDevice` object, include a `VkExportMetalDeviceInfoEXT` structure in the `pNext` chain of the `pMetalObjectsInfo` parameter of a `vkExportMetalObjectsEXT` call.

The `VkExportMetalDeviceInfoEXT` structure is defined as:

```
// Provided by VK_EXT_metal_objects
typedef struct VkExportMetalDeviceInfoEXT {
    VkStructureType    sType;
    const void*        pNext;
    MTLDevice_id       mtlDevice;
} VkExportMetalDeviceInfoEXT;
```

- `sType` is a `VkStructureType` value identifying this structure.
- `pNext` is `NULL` or a pointer to a structure extending this structure.
- `mtlDevice` is the Metal `id<MTLDevice>` object underlying the `VkPhysicalDevice` associated with the `VkDevice` object identified in the call. The implementation will return the `MTLDevice` in this member, or it will return `NULL` if no `MTLDevice` could be found underlying the `VkPhysicalDevice` object.

Valid Usage (Implicit)

- VUID-VkExportMetalDeviceInfoEXT-sType-sType
`sType` must be `VK_STRUCTURE_TYPE_EXPORT_METAL_DEVICE_INFO_EXT`

Structure Chaining

Extends the structure

- `VkExportMetalObjectsInfoEXT`

The type `id<MTLDevice>` is defined in Apple's Metal framework, but to remove an unnecessary compile time dependency, an incomplete type definition of `MTLDevice_id` is provided in the Vulkan headers:

```
// Provided by VK_EXT_metal_objects
#ifdef __OBJC__
@protocol MTLDevice;
typedef __unsafe_unretained id<MTLDevice> MTLDevice_id;
#else
typedef void* MTLDevice_id;
#endif
```

To export the Metal `MTLCommandQueue` object underlying a `VkQueue` object, include a `VkExportMetalCommandQueueInfoEXT` structure in the `pNext` chain of the `pMetalObjectsInfo` parameter

of a [vkExportMetalObjectsEXT](#) call.

The [VkExportMetalCommandQueueInfoEXT](#) structure is defined as:

```
// Provided by VK_EXT_metal_objects
typedef struct VkExportMetalCommandQueueInfoEXT {
    VkStructureType    sType;
    const void*        pNext;
    VkQueue             queue;
    MTLCommandQueue_id mtlCommandQueue;
} VkExportMetalCommandQueueInfoEXT;
```

- `sType` is a [VkStructureType](#) value identifying this structure.
- `pNext` is `NULL` or a pointer to a structure extending this structure.
- `queue` is a [VkQueue](#).
- `mtlCommandQueue` is the Metal `id<MTLCommandQueue>` object underlying the [VkQueue](#) object in `queue`. The implementation will return the `MTLCommandQueue` in this member, or it will return `NULL` if no `MTLCommandQueue` could be found underlying the [VkQueue](#) object.

Valid Usage (Implicit)

- VUID-VkExportMetalCommandQueueInfoEXT-sType-sType
`sType` **must** be `VK_STRUCTURE_TYPE_EXPORT_METAL_COMMAND_QUEUE_INFO_EXT`
- VUID-VkExportMetalCommandQueueInfoEXT-queue-parameter
`queue` **must** be a valid [VkQueue](#) handle

Structure Chaining

Extends the structure

- [VkExportMetalObjectsInfoEXT](#)

The type `id<MTLCommandQueue>` is defined in Apple's Metal framework, but to remove an unnecessary compile time dependency, an incomplete type definition of `MTLCommandQueue_id` is provided in the Vulkan headers:

```
// Provided by VK_EXT_metal_objects
#ifdef __OBJC__
@protocol MTLCommandQueue;
typedef __unsafe_unretained id<MTLCommandQueue> MTLCommandQueue_id;
#else
typedef void* MTLCommandQueue_id;
#endif
```


To export the Metal `MTLBuffer` object underlying a `VkDeviceMemory` object, include a `VkExportMetalBufferInfoEXT` structure in the `pNext` chain of the `pMetalObjectsInfo` parameter of a `vkExportMetalObjectsEXT` call.

The `VkExportMetalBufferInfoEXT` structure is defined as:

```
// Provided by VK_EXT_metal_objects
typedef struct VkExportMetalBufferInfoEXT {
    VkStructureType    sType;
    const void*        pNext;
    VkDeviceMemory      memory;
    MTLBuffer_id        mtlBuffer;
} VkExportMetalBufferInfoEXT;
```

- `sType` is a `VkStructureType` value identifying this structure.
- `pNext` is `NULL` or a pointer to a structure extending this structure.
- `memory` is a `VkDeviceMemory`.
- `mtlBuffer` is the Metal `id<MTLBuffer>` object underlying the `VkDeviceMemory` object in `memory`. The implementation will return the `MTLBuffer` in this member, or it will return `NULL` if no `MTLBuffer` could be found underlying the `VkDeviceMemory` object.

Valid Usage (Implicit)

- VUID-VkExportMetalBufferInfoEXT-sType-sType
`sType` **must** be `VK_STRUCTURE_TYPE_EXPORT_METAL_BUFFER_INFO_EXT`
- VUID-VkExportMetalBufferInfoEXT-memory-parameter
`memory` **must** be a valid `VkDeviceMemory` handle

Structure Chaining

Extends the structure

- `VkExportMetalObjectsInfoEXT`

To import a Metal `MTLBuffer` object to underlie a `VkDeviceMemory` object, include a `VkImportMetalBufferInfoEXT` structure in the `pNext` chain of the `VkMemoryAllocateInfo` structure in a `vkAllocateMemory` command.

The `VkImportMetalBufferInfoEXT` structure is defined as:


```
// Provided by VK_EXT_metal_objects
typedef struct VkImportMetalBufferInfoEXT {
    VkStructureType    sType;
    const void*        pNext;
    MTLBuffer_id       mtlBuffer;
} VkImportMetalBufferInfoEXT;
```

- `sType` is a `VkStructureType` value identifying this structure.
- `pNext` is `NULL` or a pointer to a structure extending this structure.
- `mtlBuffer` is the Metal `id<MTLBuffer>` object that is to underlie the `VkDeviceMemory`.

The application **must** ensure that the configuration of the `id<MTLBuffer>` object is compatible with the configuration of the `VkDeviceMemory`. Failure to do so results in undefined behavior.

Valid Usage (Implicit)

- VUID-VkImportMetalBufferInfoEXT-sType-sType
`sType` **must** be `VK_STRUCTURE_TYPE_IMPORT_METAL_BUFFER_INFO_EXT`

Structure Chaining

Extends the structure

- `VkMemoryAllocateInfo`

The type `id<MTLBuffer>` is defined in Apple's Metal framework, but to remove an unnecessary compile time dependency, an incomplete type definition of `MTLBuffer_id` is provided in the Vulkan headers:

```
// Provided by VK_EXT_metal_objects
#ifdef __OBJC__
@protocol MTLBuffer;
typedef __unsafe_unretained id<MTLBuffer> MTLBuffer_id;
#else
typedef void* MTLBuffer_id;
#endif
```

To export a Metal `MTLTexture` object underlying a `VkImage`, `VkImageView`, or `VkBufferView` object, include a `VkExportMetalTextureInfoEXT` structure in the `pNext` chain of the `pMetalObjectsInfo` parameter of a `vkExportMetalObjectsEXT` call.

The `VkExportMetalTextureInfoEXT` structure is defined as:


```
// Provided by VK_EXT_metal_objects
typedef struct VkExportMetalTextureInfoEXT {
    VkStructureType      sType;
    const void*          pNext;
    VkImage               image;
    VkImageView           imageView;
    VkBufferView          bufferView;
    VkImageAspectFlagBits plane;
    MTLTexture_id         mtlTexture;
} VkExportMetalTextureInfoEXT;
```

- **sType** is a **VkStructureType** value identifying this structure.
- **pNext** is **NULL** or a pointer to a structure extending this structure.
- **image** is **VK_NULL_HANDLE** or a **VkImage**.
- **imageView** is **VK_NULL_HANDLE** or a **VkImageView**.
- **bufferView** is **VK_NULL_HANDLE** or a **VkBufferView**.
- **plane** specifies the plane of a multi-planar **VkImage** or **VkImageView**.
- **mtlTexture** is the Metal **id<MTLTexture>** object underlying the **VkImage**, **VkImageView**, or **VkBufferView** object in **image**, **imageView**, or **bufferView**, respectively, at the plane indicated in **aspectMask**. The implementation will return the **MTLTexture** in this member, or it will return **NULL** if no **MTLTexture** could be found underlying the **VkImage**, **VkImageView**, or **VkBufferView** object, at the plane indicated in **aspectMask**.

Valid Usage (Implicit)

- VUID-VkExportMetalTextureInfoEXT-sType-sType
sType **must** be **VK_STRUCTURE_TYPE_EXPORT_METAL_TEXTURE_INFO_EXT**
- VUID-VkExportMetalTextureInfoEXT-image-parameter
If **image** is not **VK_NULL_HANDLE**, **image** **must** be a valid **VkImage** handle
- VUID-VkExportMetalTextureInfoEXT-imageView-parameter
If **imageView** is not **VK_NULL_HANDLE**, **imageView** **must** be a valid **VkImageView** handle
- VUID-VkExportMetalTextureInfoEXT-bufferView-parameter
If **bufferView** is not **VK_NULL_HANDLE**, **bufferView** **must** be a valid **VkBufferView** handle
- VUID-VkExportMetalTextureInfoEXT-plane-parameter
plane **must** be a valid **VkImageAspectFlagBits** value
- VUID-VkExportMetalTextureInfoEXT-commonparent
Each of **bufferView**, **image**, and **imageView** that are valid handles of non-ignored parameters **must** have been created, allocated, or retrieved from the same **VkDevice**

Structure Chaining

Extends the structure

- [VkExportMetalObjectsInfoEXT](#)

To import one or more existing Metal [MTLTexture](#) objects to underlie a [VkImage](#) object, include one or more [VkImportMetalTextureInfoEXT](#) structures in the [pNext](#) chain of the [VkImageCreateInfo](#) structure in a [vkCreateImage](#) command.

The [VkImportMetalTextureInfoEXT](#) structure is defined as:

```
// Provided by VK_EXT_metal_objects
typedef struct VkImportMetalTextureInfoEXT {
    VkStructureType      sType;
    const void*          pNext;
    VkImageAspectFlagBits plane;
    MTLTexture_id        mtlTexture;
} VkImportMetalTextureInfoEXT;
```

- [sType](#) is a [VkStructureType](#) value identifying this structure.
- [pNext](#) is `NULL` or a pointer to a structure extending this structure.
- [plane](#) specifies the plane of the [VkImage](#) that the [id<MTLTexture>](#) object should be attached to.
- [mtlTexture](#) is a the Metal [id<MTLTexture>](#) object that is to underlie the [VkImage](#) plane.

The [pNext](#) chain **must** include one [VkImportMetalTextureInfoEXT](#) structure for each plane in the [VkImage](#). The application **must** ensure that the configuration of the Metal [id<MTLTexture>](#) objects are compatible with the configuration of the [VkImage](#). Failure to do so results in undefined behavior.

NOTE

Due to [id<MTLTexture>](#) already being backed by memory, images created with [VkImportMetalTextureInfoEXT](#) in the [pNext](#) of the [VkImageCreateInfo](#) will be treated as bound to a `VkDeviceMemory`.

Valid Usage (Implicit)

- VUID-VkImportMetalTextureInfoEXT-sType-sType
[sType](#) **must** be `VK_STRUCTURE_TYPE_IMPORT_METAL_TEXTURE_INFO_EXT`
- VUID-VkImportMetalTextureInfoEXT-plane-parameter
[plane](#) **must** be a valid [VkImageAspectFlagBits](#) value

Structure Chaining

Extends the structure

- [VkImageCreateInfo](#)

The type `id<MTLTexture>` is defined in Apple's Metal framework, but to remove an unnecessary compile time dependency, an incomplete type definition of `MTLTexture_id` is provided in the Vulkan headers:

```
// Provided by VK_EXT_metal_objects
#ifdef __OBJC__
@protocol MTLTexture;
typedef __unsafe_unretained id<MTLTexture> MTLTexture_id;
#else
typedef void* MTLTexture_id;
#endif
```

To export the Metal [IOSurfaceRef](#) object underlying a [VkImage](#) object, include a `VkExportMetalIOSurfaceInfoEXT` structure in the `pNext` chain of the `pMetalObjectsInfo` parameter of a `vkExportMetalObjectsEXT` call.

The `VkExportMetalIOSurfaceInfoEXT` structure is defined as:

```
// Provided by VK_EXT_metal_objects
typedef struct VkExportMetalIOSurfaceInfoEXT {
    VkStructureType    sType;
    const void*        pNext;
    VkImage             image;
    IOSurfaceRef        ioSurface;
} VkExportMetalIOSurfaceInfoEXT;
```

- `sType` is a [VkStructureType](#) value identifying this structure.
- `pNext` is `NULL` or a pointer to a structure extending this structure.
- `image` is a [VkImage](#).
- `ioSurface` is the Metal [IOSurfaceRef](#) object underlying the [VkImage](#) object in `image`. The implementation will return the [IOSurfaceRef](#) in this member, or it will return `NULL` if no [IOSurfaceRef](#) could be found underlying the [VkImage](#) object.

Valid Usage (Implicit)

- VUID-VkExportMetalIOSurfaceInfoEXT-sType-sType
`sType` **must** be `VK_STRUCTURE_TYPE_EXPORT_METAL_IO_SURFACE_INFO_EXT`
- VUID-VkExportMetalIOSurfaceInfoEXT-image-parameter
`image` **must** be a valid [VkImage](#) handle

Structure Chaining

Extends the structure

- [VkExportMetalObjectsInfoEXT](#)

To import, or create, a Metal [IOSurfaceRef](#) object to underlie a [VkImage](#) object, include a [VkImportMetalIOSurfaceInfoEXT](#) structure in the `pNext` chain of the [VkImageCreateInfo](#) structure in a [vkCreateImage](#) command.

The [VkImportMetalIOSurfaceInfoEXT](#) structure is defined as:

```
// Provided by VK_EXT_metal_objects
typedef struct VkImportMetalIOSurfaceInfoEXT {
    VkStructureType    sType;
    const void*        pNext;
    IOSurfaceRef        ioSurface;
} VkImportMetalIOSurfaceInfoEXT;
```

- `sType` is a [VkStructureType](#) value identifying this structure.
- `pNext` is `NULL` or a pointer to a structure extending this structure.
- `ioSurface` is [VK_NULL_HANDLE](#) or the Metal [IOSurfaceRef](#) object that is to underlie the [VkImage](#).

If `ioSurface` is not [VK_NULL_HANDLE](#), it will be used to underlie the [VkImage](#). If `ioSurface` is [VK_NULL_HANDLE](#), the implementation will create a new [IOSurface](#) to underlie the [VkImage](#).

If provided, the application **must** ensure that the configuration of the [IOSurfaceRef](#) object is compatible with the configuration of the [VkImage](#). Failure to do so results in undefined behavior.

Valid Usage (Implicit)

- VUID-VkImportMetalIOSurfaceInfoEXT-sType-sType
`sType` **must** be [VK_STRUCTURE_TYPE_IMPORT_METAL_IO_SURFACE_INFO_EXT](#)

Structure Chaining

Extends the structure

- [VkImageCreateInfo](#)

The type [IOSurfaceRef](#) is defined in Apple's CoreGraphics framework, but to remove an unnecessary compile time dependency, an incomplete type definition of [IOSurfaceRef](#) is provided in the Vulkan headers:


```
// Provided by VK_EXT_metal_objects
typedef struct __IOSurface* IOSurfaceRef;
```

To export the Metal `MTLSharedEvent` object underlying a `VkSemaphore` or `VkEvent` object, include a `VkExportMetalSharedEventInfoEXT` structure in the `pNext` chain of the `pMetalObjectsInfo` parameter of a `vkExportMetalObjectsEXT` call.

The `VkExportMetalSharedEventInfoEXT` structure is defined as:

```
// Provided by VK_EXT_metal_objects
typedef struct VkExportMetalSharedEventInfoEXT {
    VkStructureType    sType;
    const void*        pNext;
    VkSemaphore         semaphore;
    VkEvent             event;
    MTLSharedEvent_id   mtlSharedEvent;
} VkExportMetalSharedEventInfoEXT;
```

- `sType` is a `VkStructureType` value identifying this structure.
- `pNext` is `NULL` or a pointer to a structure extending this structure.
- `semaphore` is `VK_NULL_HANDLE` or a `VkSemaphore`.
- `event` is `VK_NULL_HANDLE` or a `VkEvent`.
- `mtlSharedEvent` is the Metal `id<MTLSharedEvent>` object underlying the `VkSemaphore` or `VkEvent` object in `semaphore` or `event`, respectively. The implementation will return the `MTLSharedEvent` in this member, or it will return `NULL` if no `MTLSharedEvent` could be found underlying the `VkSemaphore` or `VkEvent` object.

Valid Usage (Implicit)

- VUID-VkExportMetalSharedEventInfoEXT-sType-sType
`sType` **must** be `VK_STRUCTURE_TYPE_EXPORT_METAL_SHARED_EVENT_INFO_EXT`
- VUID-VkExportMetalSharedEventInfoEXT-semaphore-parameter
If `semaphore` is not `VK_NULL_HANDLE`, `semaphore` **must** be a valid `VkSemaphore` handle
- VUID-VkExportMetalSharedEventInfoEXT-event-parameter
If `event` is not `VK_NULL_HANDLE`, `event` **must** be a valid `VkEvent` handle
- VUID-VkExportMetalSharedEventInfoEXT-commonparent
Both of `event`, and `semaphore` that are valid handles of non-ignored parameters **must** have been created, allocated, or retrieved from the same `VkDevice`

Structure Chaining

Extends the structure

- [VkExportMetalObjectsInfoEXT](#)

To import a Metal `id<MTLSharedEvent>` object to underlie a [VkSemaphore](#) or [VkEvent](#) object, include a [VkImportMetalSharedEventInfoEXT](#) structure in the `pNext` chain of the [VkSemaphoreCreateInfo](#) or [VkEventCreateInfo](#) structure in a [vkCreateSemaphore](#) or [vkCreateEvent](#) command, respectively.

The [VkImportMetalSharedEventInfoEXT](#) structure is defined as:

```
// Provided by VK_EXT_metal_objects
typedef struct VkImportMetalSharedEventInfoEXT {
    VkStructureType    sType;
    const void*        pNext;
    MTLSharedEvent_id  mtlSharedEvent;
} VkImportMetalSharedEventInfoEXT;
```

- `sType` is a [VkStructureType](#) value identifying this structure.
- `pNext` is `NULL` or a pointer to a structure extending this structure.
- `mtlSharedEvent` is the Metal `id<MTLSharedEvent>` object that is to underlie the [VkSemaphore](#) or [VkEvent](#).

If the `pNext` chain of the [VkSemaphoreCreateInfo](#) structure includes both [VkImportMetalSharedEventInfoEXT](#) and [VkSemaphoreTypeCreateInfo](#), the `signaledValue` property of the imported `id<MTLSharedEvent>` object will be set to [VkSemaphoreTypeCreateInfo::initialValue](#).

Valid Usage (Implicit)

- VUID-VkImportMetalSharedEventInfoEXT-sType-sType
`sType` must be [VK_STRUCTURE_TYPE_IMPORT_METAL_SHARED_EVENT_INFO_EXT](#)

Structure Chaining

Extends the structures

- [VkEventCreateInfo](#)
- [VkSemaphoreCreateInfo](#)

The type `id<MTLSharedEvent>` is defined in Apple's Metal framework, but to remove an unnecessary compile time dependency, an incomplete type definition of [MTLSharedEvent_id](#) is provided in the Vulkan headers:


```
// Provided by VK_EXT_metal_objects
#ifdef __OBJC__
@protocol MTLSharedEvent;
typedef __unsafe_unretained id<MTLSharedEvent> MTLSharedEvent_id;
#else
typedef void* MTLSharedEvent_id;
#endif
```

11.2.11. QNX Screen Buffer External Memory

To import memory created outside of the current Vulkan instance from a QNX Screen buffer, add a `VkImportScreenBufferInfoQNX` structure to the `pNext` chain of the `VkMemoryAllocateInfo` structure. The `VkImportScreenBufferInfoQNX` structure is defined as:

```
// Provided by VK_QNX_external_memory_screen_buffer
typedef struct VkImportScreenBufferInfoQNX {
    VkStructureType      sType;
    const void*          pNext;
    struct _screen_buffer* buffer;
} VkImportScreenBufferInfoQNX;
```

- `sType` is a `VkStructureType` value identifying this structure.
- `pNext` is `NULL` or a pointer to a structure extending this structure.
- `buffer` is a pointer to a `struct _screen_buffer`, the QNX Screen buffer to import

The implementation **may** not acquire a reference to the imported Screen buffer. Therefore, the application **must** ensure that the object referred to by `buffer` stays valid as long as the device memory to which it is imported is being used.

Valid Usage

- VUID-VkImportScreenBufferInfoQNX-buffer-08966
If `buffer` is not `NULL`, QNX Screen Buffers **must** be supported for import, as reported by `VkExternalImageFormatProperties` or `VkExternalBufferProperties`
- VUID-VkImportScreenBufferInfoQNX-buffer-08967
`buffer` is not `NULL`, it **must** be a pointer to `valid QNX Screen buffer`

Valid Usage (Implicit)

- VUID-VkImportScreenBufferInfoQNX-sType-sType
`sType` **must** be `VK_STRUCTURE_TYPE_IMPORT_SCREEN_BUFFER_INFO_QNX`

Structure Chaining

Extends the structure

- [VkMemoryAllocateInfo](#)

To determine the memory parameters to use when importing a QNX Screen buffer, call:

```
// Provided by VK_QNX_external_memory_screen_buffer
VkResult vkGetScreenBufferPropertiesQNX(
    VkDevice device,
    const struct _screen_buffer* buffer,
    VkScreenBufferPropertiesQNX* pProperties);
```

- **device** is the logical device that will be importing **buffer**.
- **buffer** is the QNX Screen buffer which will be imported.
- **pProperties** is a pointer to a [VkScreenBufferPropertiesQNX](#) structure in which the properties of **buffer** are returned.

Valid Usage

- VUID-vkGetScreenBufferPropertiesQNX-buffer-08968
buffer **must** be a [valid QNX Screen buffer](#)

Valid Usage (Implicit)

- VUID-vkGetScreenBufferPropertiesQNX-device-parameter
device **must** be a valid [VkDevice](#) handle
- VUID-vkGetScreenBufferPropertiesQNX-buffer-parameter
buffer **must** be a valid pointer to a valid [_screen_buffer](#) value
- VUID-vkGetScreenBufferPropertiesQNX-pProperties-parameter
pProperties **must** be a valid pointer to a [VkScreenBufferPropertiesQNX](#) structure

Return Codes

Success

- [VK_SUCCESS](#)

Failure

- [VK_ERROR_INVALID_EXTERNAL_HANDLE_KHR](#)
- [VK_ERROR_OUT_OF_HOST_MEMORY](#)
- [VK_ERROR_UNKNOWN](#)

- [VK_ERROR_VALIDATION_FAILED](#)

The [VkScreenBufferPropertiesQNX](#) structure returned is defined as:

```
// Provided by VK_QNX_external_memory_screen_buffer
typedef struct VkScreenBufferPropertiesQNX {
    VkStructureType    sType;
    void*              pNext;
    VkDeviceSize       allocationSize;
    uint32_t           memoryTypeBits;
} VkScreenBufferPropertiesQNX;
```

- **sType** is a [VkStructureType](#) value identifying this structure.
- **pNext** is [NULL](#) or a pointer to a structure extending this structure.
- **allocationSize** is the size of the external memory.
- **memoryTypeBits** is a bitmask containing one bit set for every memory type which the specified Screen buffer **can** be imported as.

Valid Usage (Implicit)

- VUID-VkScreenBufferPropertiesQNX-sType-sType
sType must be [VK_STRUCTURE_TYPE_SCREEN_BUFFER_PROPERTIES_QNX](#)
- VUID-VkScreenBufferPropertiesQNX-pNext-pNext
pNext must be [NULL](#) or a pointer to a valid instance of [VkScreenBufferFormatPropertiesQNX](#)
- VUID-VkScreenBufferPropertiesQNX-sType-unique
The **sType** value of each structure in the **pNext** chain **must** be unique

To obtain format properties of a QNX Screen buffer, include a [VkScreenBufferFormatPropertiesQNX](#) structure in the **pNext** chain of the [VkScreenBufferPropertiesQNX](#) structure passed to [vkGetScreenBufferPropertiesQNX](#). This structure is defined as:


```
// Provided by VK_QNX_external_memory_screen_buffer
typedef struct VkScreenBufferFormatPropertiesQNX {
    VkStructureType      sType;
    void*                pNext;
    VkFormat              format;
    uint64_t              externalFormat;
    uint64_t              screenUsage;
    VkFormatFeatureFlags formatFeatures;
    VkComponentMapping    samplerYcbcrConversionComponents;
    VkSamplerYcbcrModelConversion suggestedYcbcrModel;
    VkSamplerYcbcrRange   suggestedYcbcrRange;
    VkChromaLocation       suggestedXChromaOffset;
    VkChromaLocation       suggestedYChromaOffset;
} VkScreenBufferFormatPropertiesQNX;
```

- `sType` is a `VkStructureType` value identifying this structure.
- `pNext` is `NULL` or a pointer to a structure extending this structure.
- `format` is the Vulkan format corresponding to the Screen buffer's format or `VK_FORMAT_UNDEFINED` if there is not an equivalent Vulkan format.
- `externalFormat` is an implementation-defined external format identifier for use with `VkExternalFormatQNX`. It **must** not be zero.
- `screenUsage` is an implementation-defined external usage identifier for the QNX Screen buffer.
- `formatFeatures` describes the capabilities of this external format when used with an image bound to memory imported from `buffer`.
- `samplerYcbcrConversionComponents` is the component swizzle that **should** be used in `VkSamplerYcbcrConversionCreateInfo`.
- `suggestedYcbcrModel` is a suggested color model to use in the `VkSamplerYcbcrConversionCreateInfo`.
- `suggestedYcbcrRange` is a suggested numerical value range to use in `VkSamplerYcbcrConversionCreateInfo`.
- `suggestedXChromaOffset` is a suggested X chroma offset to use in `VkSamplerYcbcrConversionCreateInfo`.
- `suggestedYChromaOffset` is a suggested Y chroma offset to use in `VkSamplerYcbcrConversionCreateInfo`.

If the QNX Screen buffer has one of the formats listed in the [QNX Screen Format Equivalence table](#), then `format` **must** have the equivalent Vulkan format listed in the table. Otherwise, `format` **may** be `VK_FORMAT_UNDEFINED`, indicating the QNX Screen buffer **can** only be used with an external format. The `formatFeatures` member **must** include `VK_FORMAT_FEATURE_SAMPLED_IMAGE_BIT` and **should** include `VK_FORMAT_FEATURE_SAMPLED_IMAGE_FILTER_LINEAR_BIT` and `VK_FORMAT_FEATURE_SAMPLED_IMAGE_YCBCR_CONVERSION_LINEAR_FILTER_BIT`.

Valid Usage (Implicit)

- VUID-VkScreenBufferFormatPropertiesQNX-sType-sType
`sType` **must** be `VK_STRUCTURE_TYPE_SCREEN_BUFFER_FORMAT_PROPERTIES_QNX`

Structure Chaining

Extends the structure

- `VkScreenBufferPropertiesQNX`

11.2.12. Metal External Memory

To import memory from a Metal handle, add a `VkImportMemoryMetalHandleInfoEXT` structure to the `pNext` chain of the `VkMemoryAllocateInfo` structure.

The `VkImportMemoryMetalHandleInfoEXT` structure is defined as:

```
// Provided by VK_EXT_external_memory_metal
typedef struct VkImportMemoryMetalHandleInfoEXT {
    VkStructureType           sType;
    const void*               pNext;
    VkExternalMemoryHandleTypeFlagBits handleType;
    void*                     handle;
} VkImportMemoryMetalHandleInfoEXT;
```

- `sType` is a `VkStructureType` value identifying this structure.
- `pNext` is `NULL` or a pointer to a structure extending this structure.
- `handleType` is a `VkExternalMemoryHandleTypeFlagBits` value specifying the type of `handle` or `name`.
- `handle` is `NULL` or the external handle to import.

Importing memory object payloads from Metal handles shares the ownership of the handle to the Vulkan implementation.

Applications **can** import the same payload into multiple instances of Vulkan, into the same instance from which it was exported, and multiple times into a given Vulkan instance. In all cases, each import operation **must** create a distinct `VkDeviceMemory` object.

Valid Usage

- VUID-VkImportMemoryMetalHandleInfoEXT-handleType-10408
If `handleType` is not `0`, it **must** be supported for import, as reported by `VkExternalImageFormatProperties` or `VkExternalBufferProperties`
- VUID-VkImportMemoryMetalHandleInfoEXT-handle-10409

The memory from which **handle** was exported **must** have been created on the same underlying physical device as **device**

- VUID-VkImportMemoryMetalHandleInfoEXT-handleType-10410
If **handleType** is not **0**, it **must** be **VK_EXTERNAL_MEMORY_HANDLE_TYPE_MTLBUFFER_BIT_EXT**, **VK_EXTERNAL_MEMORY_HANDLE_TYPE_MTLTEXTURE_BIT_EXT** or **VK_EXTERNAL_MEMORY_HANDLE_TYPE_MTLHEAP_BIT_EXT**
- VUID-VkImportMemoryMetalHandleInfoEXT-handleType-10411
If **handleType** is not **0**, **handle** **must** be a valid non-NULL handle of the type specified by **handleType**
- VUID-VkImportMemoryMetalHandleInfoEXT-handle-10412
handle **must** obey any requirements listed for **handleType** in **external memory handle types compatibility**

Valid Usage (Implicit)

- VUID-VkImportMemoryMetalHandleInfoEXT-sType-sType
sType **must** be **VK_STRUCTURE_TYPE_IMPORT_MEMORY_METAL_HANDLE_INFO_EXT**
- VUID-VkImportMemoryMetalHandleInfoEXT-handleType-parameter
If **handleType** is not **0**, **handleType** **must** be a valid **VkExternalMemoryHandleTypeFlagBits** value

Structure Chaining

Extends the structure

- **VkMemoryAllocateInfo**

To export a Metal handle representing the payload of a Vulkan device memory object, call:

```
// Provided by VK_EXT_external_memory_metal
VkResult vkGetMemoryMetalHandleEXT(
    VkDevice device,
    const VkMemoryGetMetalHandleInfoEXT* pGetMetalHandleInfo,
    void** pHandle);
```

- **device** is the logical device that created the device memory being exported.
- **pGetMetalHandleInfo** is a pointer to a **VkMemoryGetMetalHandleInfoEXT** structure containing parameters of the export operation.
- **pHandle** will return the Metal handle representing the payload of the device memory object.

Unless the app retains the handle object returned by the call, the lifespan will be the same as the associated **VkDeviceMemory**.

Valid Usage (Implicit)

- VUID-vkGetMemoryMetalHandleEXT-device-parameter **device** **must** be a valid [VkDevice](#) handle
- VUID-vkGetMemoryMetalHandleEXT-pGetMetalHandleInfo-parameter **pGetMetalHandleInfo** **must** be a valid pointer to a valid [VkMemoryGetMetalHandleInfoEXT](#) structure
- VUID-vkGetMemoryMetalHandleEXT-pHandle-parameter **pHandle** **must** be a valid pointer to a pointer value

Return Codes

Success

- [VK_SUCCESS](#)

Failure

- [VK_ERROR_OUT_OF_HOST_MEMORY](#)
- [VK_ERROR_TOO_MANY_OBJECTS](#)
- [VK_ERROR_UNKNOWN](#)
- [VK_ERROR_VALIDATION_FAILED](#)

The [VkMemoryGetMetalHandleInfoEXT](#) structure is defined as:

```
// Provided by VK_EXT_external_memory_metal
typedef struct VkMemoryGetMetalHandleInfoEXT {
    VkStructureType          sType;
    const void*              pNext;
    VkDeviceMemory            memory;
    VkExternalMemoryHandleTypeFlagBits handleType;
} VkMemoryGetMetalHandleInfoEXT;
```

- **sType** is a [VkStructureType](#) value identifying this structure.
- **pNext** is `NULL` or a pointer to a structure extending this structure.
- **memory** is the memory object from which the handle will be exported.
- **handleType** is a [VkExternalMemoryHandleTypeFlagBits](#) value specifying the type of handle requested.

The properties of the handle returned depend on the value of **handleType**. See [VkExternalMemoryHandleTypeFlagBits](#) for a description of the properties of the defined external memory handle types.

Valid Usage

- VUID-VkMemoryGetMetalHandleInfoEXT-memory-10413
memory must have been created with a valid [VkExportMemoryAllocateInfo](#)
- VUID-VkMemoryGetMetalHandleInfoEXT-handleType-10414
handleType must have been included in [VkExportMemoryAllocateInfo::handleTypes](#) when **memory** was created
- VUID-VkMemoryGetMetalHandleInfoEXT-handleType-10415
handleType must be [VK_EXTERNAL_MEMORY_HANDLE_TYPE_MTLBUFFER_BIT_EXT](#),
[VK_EXTERNAL_MEMORY_HANDLE_TYPE_MTLTEXTURE_BIT_EXT](#) or
[VK_EXTERNAL_MEMORY_HANDLE_TYPE_MTLHEAP_BIT_EXT](#)

Valid Usage (Implicit)

- VUID-VkMemoryGetMetalHandleInfoEXT-sType-sType
sType must be [VK_STRUCTURE_TYPE_MEMORY_GET_METAL_HANDLE_INFO_EXT](#)
- VUID-VkMemoryGetMetalHandleInfoEXT-pNext-pNext
pNext must be NULL
- VUID-VkMemoryGetMetalHandleInfoEXT-memory-parameter
memory must be a valid [VkDeviceMemory](#) handle
- VUID-VkMemoryGetMetalHandleInfoEXT-handleType-parameter
handleType must be a valid [VkExternalMemoryHandleTypeFlagBits](#) value

Metal memory handles compatible with Vulkan **may** also be created by non-Vulkan APIs using methods beyond the scope of this specification. To determine the correct parameters to use when importing such handles, call:

```
// Provided by VK_EXT_external_memory_metal
VkResult vkGetMemoryMetalHandlePropertiesEXT(
    VkDevice device,
    VkExternalMemoryHandleTypeFlagBits handleType,
    const void* pHandle,
    VkMemoryMetalHandlePropertiesEXT* pMemoryMetalHandleProperties);
```

- **device** is the logical device that will be importing **pHandle**.
- **handleType** is a [VkExternalMemoryHandleTypeFlagBits](#) value specifying the type of the handle **pHandle**.
- **pHandle** is the handle which will be imported.
- **pMemoryMetalHandleProperties** is a pointer to a [VkMemoryMetalHandlePropertiesEXT](#) structure in which properties of **pHandle** are returned.

Valid Usage

- VUID-vkGetMemoryMetalHandlePropertiesEXT-handle-10416
pHandle must point to a valid id<MTLBuffer>, id<MTLTexture> or id<MTLDevice>
- VUID-vkGetMemoryMetalHandlePropertiesEXT-handleType-10417
handleType must be `VK_EXTERNAL_MEMORY_HANDLE_TYPE_MTLBUFFER_BIT_EXT`,
`VK_EXTERNAL_MEMORY_HANDLE_TYPE_MTLTEXTURE_BIT_EXT` or
`VK_EXTERNAL_MEMORY_HANDLE_TYPE_MTLHEAP_BIT_EXT`

Valid Usage (Implicit)

- VUID-vkGetMemoryMetalHandlePropertiesEXT-device-parameter
device must be a valid `VkDevice` handle
- VUID-vkGetMemoryMetalHandlePropertiesEXT-handleType-parameter
handleType must be a valid `VkExternalMemoryHandleTypeFlagBits` value
- VUID-vkGetMemoryMetalHandlePropertiesEXT-pHandle-parameter
pHandle must be a pointer value
- VUID-vkGetMemoryMetalHandlePropertiesEXT-pMemoryMetalHandleProperties-parameter
pMemoryMetalHandleProperties must be a valid pointer to a
`VkMemoryMetalHandlePropertiesEXT` structure

Return Codes

Success

- `VK_SUCCESS`

Failure

- `VK_ERROR_INVALID_EXTERNAL_HANDLE`
- `VK_ERROR_OUT_OF_HOST_MEMORY`
- `VK_ERROR_UNKNOWN`
- `VK_ERROR_VALIDATION_FAILED`

The `VkMemoryMetalHandlePropertiesEXT` structure returned is defined as:

```
// Provided by VK_EXT_external_memory_metal
typedef struct VkMemoryMetalHandlePropertiesEXT {
    VkStructureType    sType;
    void*              pNext;
    uint32_t           memoryTypeBits;
} VkMemoryMetalHandlePropertiesEXT;
```


- `sType` is a `VkStructureType` value identifying this structure.
- `pNext` is `NULL` or a pointer to a structure extending this structure.
- `memoryTypeBits` is a bitmask containing one bit set for every memory type which the specified Metal handle **can** be imported as.

Valid Usage (Implicit)

- VUID-VkMemoryMetalHandlePropertiesEXT-sType-sType
`sType` **must** be `VK_STRUCTURE_TYPE_MEMORY_METAL_HANDLE_PROPERTIES_EXT`
- VUID-VkMemoryMetalHandlePropertiesEXT-pNext-pNext
`pNext` **must** be `NULL`

11.2.13. Device Group Memory Allocations

If the `pNext` chain of `VkMemoryAllocateInfo` includes a `VkMemoryAllocateFlagsInfo` structure, then that structure includes flags and a device mask controlling how many instances of the memory will be allocated.

The `VkMemoryAllocateFlagsInfo` structure is defined as:

```
// Provided by VK_VERSION_1_1
typedef struct VkMemoryAllocateFlagsInfo {
    VkStructureType    sType;
    const void*        pNext;
    VkMemoryAllocateFlags flags;
    uint32_t           deviceMask;
} VkMemoryAllocateFlagsInfo;
```

```
// Provided by VK_KHR_device_group
// Equivalent to VkMemoryAllocateFlagsInfo
typedef VkMemoryAllocateFlagsInfo VkMemoryAllocateFlagsInfoKHR;
```

- `sType` is a `VkStructureType` value identifying this structure.
- `pNext` is `NULL` or a pointer to a structure extending this structure.
- `flags` is a bitmask of `VkMemoryAllocateFlagBits` controlling the allocation.
- `deviceMask` is a mask of physical devices in the logical device, indicating that memory **must** be allocated on each device in the mask, if `VK_MEMORY_ALLOCATE_DEVICE_MASK_BIT` is set in `flags`.

If `VK_MEMORY_ALLOCATE_DEVICE_MASK_BIT` is not set, the number of instances allocated depends on whether `VK_MEMORY_HEAP_MULTI_INSTANCE_BIT` is set in the memory heap. If `VK_MEMORY_HEAP_MULTI_INSTANCE_BIT` is set, then memory is allocated for every physical device in the logical device (as if `deviceMask` has bits set for all device indices). If

[VK_MEMORY_HEAP_MULTI_INSTANCE_BIT](#) is not set, then a single instance of memory is allocated (as if [deviceMask](#) is set to one).

On some implementations, allocations from a multi-instance heap **may** consume memory on all physical devices even if the [deviceMask](#) excludes some devices. If [VkPhysicalDeviceGroupProperties::subsetAllocation](#) is [VK_TRUE](#), then memory is only consumed for the devices in the device mask.

NOTE

In practice, most allocations on a multi-instance heap will be allocated across all physical devices. Unicast allocation support is an optional optimization for a minority of allocations.

Valid Usage

- VUID-VkMemoryAllocateFlagsInfo-deviceMask-00675
If [VK_MEMORY_ALLOCATE_DEVICE_MASK_BIT](#) is set, [deviceMask](#) **must** be a valid device mask
- VUID-VkMemoryAllocateFlagsInfo-deviceMask-00676
If [VK_MEMORY_ALLOCATE_DEVICE_MASK_BIT](#) is set, [deviceMask](#) **must** not be zero
- VUID-VkMemoryAllocateFlagsInfo-flags-10760
If the allocation is performing a memory import operation, then [flags](#) **must** not contain [VK_MEMORY_ALLOCATE_ZERO_INITIALIZE_BIT_EXT](#)
- VUID-VkMemoryAllocateFlagsInfo-flags-10761
If the allocation uses protected memory, then [flags](#) **must** not contain [VK_MEMORY_ALLOCATE_ZERO_INITIALIZE_BIT_EXT](#)

Valid Usage (Implicit)

- VUID-VkMemoryAllocateFlagsInfo-sType-sType
[sType](#) **must** be [VK_STRUCTURE_TYPE_MEMORY_ALLOCATE_FLAGS_INFO](#)
- VUID-VkMemoryAllocateFlagsInfo-flags-parameter
[flags](#) **must** be a valid combination of [VkMemoryAllocateFlagBits](#) values

Structure Chaining

Extends the structure

- [VkMemoryAllocateInfo](#)

Bits which **can** be set in [VkMemoryAllocateFlagsInfo::flags](#), controlling device memory allocation, are:


```
// Provided by VK_VERSION_1_1
typedef enum VkMemoryAllocateFlagBits {
    VK_MEMORY_ALLOCATE_DEVICE_MASK_BIT = 0x00000001,
    // Provided by VK_VERSION_1_2
    VK_MEMORY_ALLOCATE_DEVICE_ADDRESS_BIT = 0x00000002,
    // Provided by VK_VERSION_1_2
    VK_MEMORY_ALLOCATE_DEVICE_ADDRESS_CAPTURE_REPLAY_BIT = 0x00000004,
    // Provided by VK_EXT_zero_initialize_device_memory
    VK_MEMORY_ALLOCATE_ZERO_INITIALIZE_BIT_EXT = 0x00000008,
    // Provided by VK_KHR_device_group
    VK_MEMORY_ALLOCATE_DEVICE_MASK_BIT_KHR = VK_MEMORY_ALLOCATE_DEVICE_MASK_BIT,
    // Provided by VK_KHR_buffer_device_address
    VK_MEMORY_ALLOCATE_DEVICE_ADDRESS_BIT_KHR = VK_MEMORY_ALLOCATE_DEVICE_ADDRESS_BIT,
    // Provided by VK_KHR_buffer_device_address
    VK_MEMORY_ALLOCATE_DEVICE_ADDRESS_CAPTURE_REPLAY_BIT_KHR =
VK_MEMORY_ALLOCATE_DEVICE_ADDRESS_CAPTURE_REPLAY_BIT,
} VkMemoryAllocateFlagBits;
```

```
// Provided by VK_KHR_device_group
// Equivalent to VkMemoryAllocateFlagBits
typedef VkMemoryAllocateFlagBits VkMemoryAllocateFlagBitsKHR;
```

- [VK_MEMORY_ALLOCATE_DEVICE_MASK_BIT](#) specifies that memory will be allocated for the devices in [VkMemoryAllocateFlagsInfo::deviceMask](#).
- [VK_MEMORY_ALLOCATE_DEVICE_ADDRESS_BIT](#) specifies that the memory **can** be attached to a buffer object created with the [VK_BUFFER_USAGE_SHADER_DEVICE_ADDRESS_BIT](#) usage flag set.
- [VK_MEMORY_ALLOCATE_DEVICE_ADDRESS_CAPTURE_REPLAY_BIT](#) specifies that the memory's address **can** be saved and reused on a subsequent run (e.g. for trace capture and replay), see [VkBufferOpaqueCaptureAddressCreateInfo](#) for more detail. If this bit is set, [VK_MEMORY_ALLOCATE_DEVICE_ADDRESS_BIT](#) **must** also be set.
- [VK_MEMORY_ALLOCATE_ZERO_INITIALIZE_BIT_EXT](#) specifies that the memory will be zeroed automatically by the implementation before application is able to access it.

```
// Provided by VK_VERSION_1_1
typedef VkFlags VkMemoryAllocateFlags;
```

```
// Provided by VK_KHR_device_group
// Equivalent to VkMemoryAllocateFlags
typedef VkMemoryAllocateFlags VkMemoryAllocateFlagsKHR;
```

[VkMemoryAllocateFlags](#) is a bitmask type for setting a mask of zero or more [VkMemoryAllocateFlagBits](#).

11.2.14. Opaque Capture Address Allocation

To request a specific device address for a memory allocation, add a [VkMemoryOpaqueCaptureAddressAllocateInfo](#) structure to the [pNext](#) chain of the [VkMemoryAllocateInfo](#) structure. The [VkMemoryOpaqueCaptureAddressAllocateInfo](#) structure is defined as:

```
// Provided by VK_VERSION_1_2
typedef struct VkMemoryOpaqueCaptureAddressAllocateInfo {
    VkStructureType    sType;
    const void*        pNext;
    uint64_t           opaqueCaptureAddress;
} VkMemoryOpaqueCaptureAddressAllocateInfo;
```

```
// Provided by VK_KHR_buffer_device_address
// Equivalent to VkMemoryOpaqueCaptureAddressAllocateInfo
typedef VkMemoryOpaqueCaptureAddressAllocateInfo
VkMemoryOpaqueCaptureAddressAllocateInfoKHR;
```

- [sType](#) is a [VkStructureType](#) value identifying this structure.
- [pNext](#) is [NULL](#) or a pointer to a structure extending this structure.
- [opaqueCaptureAddress](#) is the opaque capture address requested for the memory allocation.

If [opaqueCaptureAddress](#) is zero, no specific address is requested.

If [opaqueCaptureAddress](#) is not zero, it **should** be an address retrieved from [vkGetDeviceMemoryOpaqueCaptureAddress](#) on an identically created memory allocation on the same implementation.

NOTE

In most cases, it is expected that a non-zero [opaqueAddress](#) is an address retrieved from [vkGetDeviceMemoryOpaqueCaptureAddress](#) on an identically created memory allocation. If this is not the case, it is likely that [VK_ERROR_INVALID_OPAQUE_CAPTURE_ADDRESS](#) errors will occur.

This is, however, not a strict requirement because trace capture/replay tools may need to adjust memory allocation parameters for imported memory.

If this structure is not present, it is as if [opaqueCaptureAddress](#) is zero.

Valid Usage (Implicit)

- VUID-VkMemoryOpaqueCaptureAddressAllocateInfo-sType-sType [sType](#) **must** be [VK_STRUCTURE_TYPE_MEMORY_OPAQUE_CAPTURE_ADDRESS_ALLOCATE_INFO](#)

Structure Chaining

Extends the structure

- [VkMemoryAllocateInfo](#)

11.2.15. Freeing Device Memory

To free a memory object, call:

```
// Provided by VK_VERSION_1_0
void vkFreeMemory(
    VkDevice          device,
    VkDeviceMemory    memory,
    const VkAllocationCallbacks* pAllocator);
```

- **device** is the logical device that owns the memory.
- **memory** is the [VkDeviceMemory](#) object to be freed.
- **pAllocator** controls host memory allocation as described in the [Memory Allocation](#) chapter.

Before freeing a memory object, an application **must** ensure the memory object is no longer in use by the device—for example by command buffers in the *pending state*. Memory **can** be freed whilst still bound to resources, but those resources **must** not be used afterwards. Freeing a memory object releases the reference it held, if any, to its payload. If there are still any bound images or buffers, the memory object's payload **may** not be immediately released by the implementation, but **must** be released by the time all bound images and buffers have been destroyed. Once all references to a payload are released, it is returned to the heap from which it was allocated.

How memory objects are bound to Images and Buffers is described in detail in the [Resource Memory Association](#) section.

If a memory object is mapped at the time it is freed, it is implicitly unmapped.

NOTE

As described [below](#), host writes are not implicitly flushed when the memory object is unmapped, but the implementation **must** guarantee that writes that have not been flushed do not affect any other memory.

Valid Usage

- VUID-vkFreeMemory-memory-00677
All submitted commands that refer to **memory** (via images or buffers) **must** have completed execution

Valid Usage (Implicit)

- VUID-vkFreeMemory-device-parameter
`device` **must** be a valid `VkDevice` handle
- VUID-vkFreeMemory-memory-parameter
If `memory` is not `VK_NULL_HANDLE`, `memory` **must** be a valid `VkDeviceMemory` handle
- VUID-vkFreeMemory-pAllocator-parameter
If `pAllocator` is not `NULL`, `pAllocator` **must** be a valid pointer to a valid `VkAllocationCallbacks` structure
- VUID-vkFreeMemory-memory-parent
If `memory` is a valid handle, it **must** have been created, allocated, or retrieved from `device`

Host Synchronization

- Host access to `memory` **must** be externally synchronized

11.2.16. Host Access to Device Memory Objects

Memory objects created with `vkAllocateMemory` are not directly host accessible.

Memory objects created with the memory property `VK_MEMORY_PROPERTY_HOST_VISIBLE_BIT` are considered *mappable*. Memory objects **must** be mappable in order to be successfully mapped on the host.

To retrieve a host virtual address pointer to a region of a mappable memory object, call:

```
// Provided by VK_VERSION_1_0
VkResult vkMapMemory(
    VkDevice          device,
    VkDeviceMemory    memory,
    VkDeviceSize      offset,
    VkDeviceSize      size,
    VkMemoryMapFlags  flags,
    void**            ppData);
```

- `device` is the logical device that owns the memory.
- `memory` is the `VkDeviceMemory` object to be mapped.
- `offset` is a zero-based byte offset from the beginning of the memory object.
- `size` is the size of the memory range to map, or `VK_WHOLE_SIZE` to map from `offset` to the end of the allocation.
- `flags` is a bitmask of `VkMemoryMapFlagBits` specifying additional parameters of the memory map operation.

- `ppData` is a pointer to a `void*` variable in which a host-accessible pointer to the beginning of the mapped range is returned. The value of the returned pointer minus `offset` **must** be aligned to `VkPhysicalDeviceLimits::minMemoryMapAlignment`.

After a successful call to `vkMapMemory` the memory object `memory` is considered to be currently *host mapped*.

- | | |
|-------------|---|
| NOTE | It is an application error to call <code>vkMapMemory</code> on a memory object that is already <i>host mapped</i> . |
| NOTE | <code>vkMapMemory</code> will fail if the implementation is unable to allocate an appropriately sized contiguous virtual address range, e.g. due to virtual address space fragmentation or platform limits. In such cases, <code>vkMapMemory</code> must return <code>VK_ERROR_MEMORY_MAP_FAILED</code> . The application can improve the likelihood of success by reducing the size of the mapped range and/or removing unneeded mappings using <code>vkUnmapMemory</code> . |

`vkMapMemory` does not check whether the device memory is currently in use before returning the host-accessible pointer. The application **must** guarantee that any previously submitted command that writes to this range has completed before the host reads from or writes to that range, and that any previously submitted command that reads from that range has completed before the host writes to that region (see [here](#) for details on fulfilling such a guarantee). If the device memory was allocated without the `VK_MEMORY_PROPERTY_HOST_COHERENT_BIT` set, these guarantees **must** be made for an extended range: the application **must** round down the start of the range to the nearest multiple of `VkPhysicalDeviceLimits::nonCoherentAtomSize`, and round the end of the range up to the nearest multiple of `VkPhysicalDeviceLimits::nonCoherentAtomSize`.

While a range of device memory is host mapped, the application is responsible for synchronizing both device and host access to that memory range.

- | | |
|-------------|---|
| NOTE | It is important for the application developer to become meticulously familiar with all of the mechanisms described in the chapter on Synchronization and Cache Control as they are crucial to maintaining memory access ordering. |
|-------------|---|

Calling `vkMapMemory` is equivalent to calling `vkMapMemory2` with an empty `pNext` chain.

Valid Usage

- VUID-vkMapMemory-memory-00678
`memory` **must** not be currently host mapped
- VUID-vkMapMemory-offset-00679
`offset` **must** be less than the size of `memory`
- VUID-vkMapMemory-size-00680
If `size` is not equal to `VK_WHOLE_SIZE`, `size` **must** be greater than 0
- VUID-vkMapMemory-size-00681
If `size` is not equal to `VK_WHOLE_SIZE`, `size` **must** be less than or equal to the size of the

`memory` minus `offset`

- VUID-vkMapMemory-memory-00682
`memory` **must** have been created with a memory type that reports `VK_MEMORY_PROPERTY_HOST_VISIBLE_BIT`
- VUID-vkMapMemory-memory-00683
`memory` **must** not have been allocated with multiple instances
- VUID-vkMapMemory-flags-09568
`VK_MEMORY_MAP_PLACED_BIT_EXT` **must** not be set in `flags`

Valid Usage (Implicit)

- VUID-vkMapMemory-device-parameter
`device` **must** be a valid `VkDevice` handle
- VUID-vkMapMemory-memory-parameter
`memory` **must** be a valid `VkDeviceMemory` handle
- VUID-vkMapMemory-flags-parameter
`flags` **must** be a valid combination of `VkMemoryMapFlagBits` values
- VUID-vkMapMemory-ppData-parameter
`ppData` **must** be a valid pointer to a pointer value
- VUID-vkMapMemory-memory-parent
`memory` **must** have been created, allocated, or retrieved from `device`

Host Synchronization

- Host access to `memory` **must** be externally synchronized

Return Codes

Success

- `VK_SUCCESS`

Failure

- `VK_ERROR_MEMORY_MAP_FAILED`
- `VK_ERROR_OUT_OF_DEVICE_MEMORY`
- `VK_ERROR_OUT_OF_HOST_MEMORY`
- `VK_ERROR_UNKNOWN`
- `VK_ERROR_VALIDATION_FAILED`

Bits which **can** be set in `vkMapMemory::flags` and `VkMemoryMapInfo::flags`, specifying additional properties of a memory map, are:


```
// Provided by VK_VERSION_1_0
typedef enum VkMemoryMapFlagBits {
    // Provided by VK_EXT_map_memory_placed
    VK_MEMORY_MAP_PLACED_BIT_EXT = 0x00000001,
} VkMemoryMapFlagBits;
```

- [VK_MEMORY_MAP_PLACED_BIT_EXT](#) requests that the implementation place the memory map at the virtual address specified by the application via [VkMemoryMapPlacedInfoEXT::pPlacedAddress](#), replacing any existing mapping at that address. This flag **must** not be used with [vkMapMemory](#) as there is no way to specify the placement address.

```
// Provided by VK_VERSION_1_0
typedef VkFlags VkMemoryMapFlags;
```

[VkMemoryMapFlags](#) is a bitmask type for setting a mask of zero or more [VkMemoryMapFlagBits](#).

To retrieve a host virtual address pointer to a region of a mappable memory object, call:

```
// Provided by VK_VERSION_1_4
VkResult vkMapMemory2(
    VkDevice                                device,
    const VkMemoryMapInfo*                  pMemoryMapInfo,
    void**                                  ppData);
```

```
// Provided by VK_KHR_map_memory2
// Equivalent to vkMapMemory2
VkResult vkMapMemory2KHR(
    VkDevice                                device,
    const VkMemoryMapInfo*                  pMemoryMapInfo,
    void**                                  ppData);
```

- [device](#) is the logical device that owns the memory.
- [pMemoryMapInfo](#) is a pointer to a [VkMemoryMapInfo](#) structure describing parameters of the map.
- [ppData](#) is a pointer to a `void *` variable in which is returned a host-accessible pointer to the beginning of the mapped range. This pointer minus [VkMemoryMapInfo::offset](#) **must** be aligned to at least [VkPhysicalDeviceLimits::minMemoryMapAlignment](#).

This function behaves identically to [vkMapMemory](#) except that it gets its parameters via an extensible structure pointer rather than directly as function arguments.

Valid Usage (Implicit)

- VUID-vkMapMemory2-device-parameter [device](#) **must** be a valid [VkDevice](#) handle

- VUID-vkMapMemory2-pMemoryMapInfo-parameter
`pMemoryMapInfo` **must** be a valid pointer to a valid `VkMemoryMapInfo` structure
- VUID-vkMapMemory2-ppData-parameter
`ppData` **must** be a valid pointer to a pointer value

Return Codes

Success

- `VK_SUCCESS`

Failure

- `VK_ERROR_MEMORY_MAP_FAILED`
- `VK_ERROR_OUT_OF_DEVICE_MEMORY`
- `VK_ERROR_OUT_OF_HOST_MEMORY`
- `VK_ERROR_UNKNOWN`
- `VK_ERROR_VALIDATION_FAILED`

The `VkMemoryMapInfo` structure is defined as:

```
// Provided by VK_VERSION_1_4
typedef struct VkMemoryMapInfo {
    VkStructureType    sType;
    const void*        pNext;
    VkMemoryMapFlags   flags;
    VkDeviceMemory      memory;
    VkDeviceSize        offset;
    VkDeviceSize        size;
} VkMemoryMapInfo;
```

```
// Provided by VK_KHR_map_memory2
// Equivalent to VkMemoryMapInfo
typedef VkMemoryMapInfo VkMemoryMapInfoKHR;
```

- `sType` is a `VkStructureType` value identifying this structure.
- `pNext` is `NULL` or a pointer to a structure extending this structure.
- `flags` is a bitmask of `VkMemoryMapFlagBits` specifying additional parameters of the memory map operation.
- `memory` is the `VkDeviceMemory` object to be mapped.
- `offset` is a zero-based byte offset from the beginning of the memory object.
- `size` is the size of the memory range to map, or `VK_WHOLE_SIZE` to map from `offset` to the end of the allocation.

Valid Usage

- VUID-VkMemoryMapInfo-memory-07958
`memory` **must** not be currently host mapped
- VUID-VkMemoryMapInfo-offset-07959
`offset` **must** be less than the size of `memory`
- VUID-VkMemoryMapInfo-size-07960
If `size` is not equal to `VK_WHOLE_SIZE`, `size` **must** be greater than 0
- VUID-VkMemoryMapInfo-size-07961
If `size` is not equal to `VK_WHOLE_SIZE`, `size` **must** be less than or equal to the size of the `memory` minus `offset`
- VUID-VkMemoryMapInfo-memory-07962
`memory` **must** have been created with a memory type that reports `VK_MEMORY_PROPERTY_HOST_VISIBLE_BIT`
- VUID-VkMemoryMapInfo-memory-07963
`memory` **must** not have been allocated with multiple instances
- VUID-VkMemoryMapInfo-flags-09569
If `VK_MEMORY_MAP_PLACED_BIT_EXT` is set in `flags`, the `memoryMapPlaced` feature **must** be enabled
- VUID-VkMemoryMapInfo-flags-09570
If `VK_MEMORY_MAP_PLACED_BIT_EXT` is set in `flags`, the `pNext` chain **must** include a `VkMemoryMapPlacedInfoEXT` structure and `VkMemoryMapPlacedInfoEXT::pPlacedAddress` **must** not be `NULL`
- VUID-VkMemoryMapInfo-flags-09571
If `VK_MEMORY_MAP_PLACED_BIT_EXT` is set in `flags` and the `memoryMapRangePlaced` feature is not enabled, `offset` **must** be zero
- VUID-VkMemoryMapInfo-flags-09572
If `VK_MEMORY_MAP_PLACED_BIT_EXT` is set in `flags` and the `memoryMapRangePlaced` feature is not enabled, `size` **must** be `VK_WHOLE_SIZE` or `VkMemoryAllocateInfo::allocationSize`
- VUID-VkMemoryMapInfo-flags-09573
If `VK_MEMORY_MAP_PLACED_BIT_EXT` is set in `flags` and the `memoryMapRangePlaced` feature is enabled, `offset` **must** be aligned to an integer multiple of `VkPhysicalDeviceMapMemoryPlacedPropertiesEXT::minPlacedMemoryMapAlignment`
- VUID-VkMemoryMapInfo-flags-09574
If `VK_MEMORY_MAP_PLACED_BIT_EXT` is set in `flags` and `size` is not `VK_WHOLE_SIZE`, `size` **must** be aligned to an integer multiple of `VkPhysicalDeviceMapMemoryPlacedPropertiesEXT::minPlacedMemoryMapAlignment`
- VUID-VkMemoryMapInfo-flags-09651
If `VK_MEMORY_MAP_PLACED_BIT_EXT` is set in `flags` and `size` is `VK_WHOLE_SIZE`, `VkMemoryAllocateInfo::allocationSize` **must** be aligned to an integer multiple of `VkPhysicalDeviceMapMemoryPlacedPropertiesEXT::minPlacedMemoryMapAlignment`

- VUID-VkMemoryMapInfo-flags-09575

If `VK_MEMORY_MAP_PLACED_BIT_EXT` is set in `flags`, the memory object **must** not have been imported from a handle type of `VK_EXTERNAL_MEMORY_HANDLE_TYPE_HOST_ALLOCATION_BIT_EXT` or `VK_EXTERNAL_MEMORY_HANDLE_TYPE_HOST_MAPPED_FOREIGN_MEMORY_BIT_EXT`

Valid Usage (Implicit)

- VUID-VkMemoryMapInfo-sType-sType
`sType` **must** be `VK_STRUCTURE_TYPE_MEMORY_MAP_INFO`
- VUID-VkMemoryMapInfo-pNext-pNext
`pNext` **must** be `NULL` or a pointer to a valid instance of `VkMemoryMapPlacedInfoEXT`
- VUID-VkMemoryMapInfo-sType-unique
The `sType` value of each structure in the `pNext` chain **must** be unique
- VUID-VkMemoryMapInfo-flags-parameter
`flags` **must** be a valid combination of `VkMemoryMapFlagBits` values
- VUID-VkMemoryMapInfo-memory-parameter
`memory` **must** be a valid `VkDeviceMemory` handle

Host Synchronization

- Host access to `memory` **must** be externally synchronized

If `VK_MEMORY_MAP_PLACED_BIT_EXT` is set in `VkMemoryMapInfo::flags` and the `pNext` chain of `VkMemoryMapInfo` includes a `VkMemoryMapPlacedInfoEXT` structure, then that structure specifies the placement address of the memory map. The implementation will place the memory map at the specified address, replacing any existing maps in the specified memory range. Replacing memory maps in this way does not implicitly unmap Vulkan memory objects. Instead, the application **must** ensure no other Vulkan memory objects are mapped anywhere in the specified virtual address range. If successful, `ppData` will be set to the same value as `VkMemoryMapPlacedInfoEXT::pPlacedAddress` and `vkMapMemory2` will return `VK_SUCCESS`. If it cannot place the map at the requested address for any reason, the memory object is left unmapped and `vkMapMemory2` will return `VK_ERROR_MEMORY_MAP_FAILED`.

The `VkMemoryMapPlacedInfoEXT` structure is defined as:

```
// Provided by VK_EXT_map_memory_placed
typedef struct VkMemoryMapPlacedInfoEXT {
    VkStructureType    sType;
    const void*        pNext;
    void*              pPlacedAddress;
} VkMemoryMapPlacedInfoEXT;
```


- `sType` is a `VkStructureType` value identifying this structure.
- `pNext` is `NULL` or a pointer to a structure extending this structure.
- `pPlacedAddress` is the virtual address at which to place the address. If `VkMemoryMapInfo::flags` does not contain `VK_MEMORY_MAP_PLACED_BIT_EXT`, this value is ignored.

Valid Usage

- VUID-VkMemoryMapPlacedInfoEXT-pPlacedAddress-09577
`pPlacedAddress` **must** be aligned to an integer multiple of `VkPhysicalDeviceMapMemoryPlacedPropertiesEXT::minPlacedMemoryMapAlignment`
- VUID-VkMemoryMapPlacedInfoEXT-pPlacedAddress-09578
The address range specified by `pPlacedAddress` and `VkMemoryMapInfo::size` **must** not overlap any existing Vulkan memory object mapping

Valid Usage (Implicit)

- VUID-VkMemoryMapPlacedInfoEXT-sType-sType
`sType` **must** be `VK_STRUCTURE_TYPE_MEMORY_MAP_PLACED_INFO_EXT`

Structure Chaining

Extends the structure

- `VkMemoryMapInfo`

Two commands are provided to enable applications to work with non-coherent memory allocations: `vkFlushMappedMemoryRanges` and `vkInvalidateMappedMemoryRanges`.

NOTE

If the memory object was created with the `VK_MEMORY_PROPERTY_HOST_COHERENT_BIT` set, `vkFlushMappedMemoryRanges` and `vkInvalidateMappedMemoryRanges` are unnecessary and **may** have a performance cost. However, `availability and visibility operations` still need to be managed on the device. See the description of `host access types` for more information.

NOTE

While memory objects imported from a handle type of `VK_EXTERNAL_MEMORY_HANDLE_TYPE_HOST_ALLOCATION_BIT_EXT` or `VK_EXTERNAL_MEMORY_HANDLE_TYPE_HOST_MAPPED_FOREIGN_MEMORY_BIT_EXT` are inherently mapped to host address space, they are not considered to be host mapped device memory unless they are explicitly host mapped using `vkMapMemory`. That means flushing or invalidating host caches with respect to host accesses performed on such memory through the original host pointer specified at import time is the responsibility of the application and **must** be performed with appropriate synchronization primitives provided by the platform which are outside the scope of Vulkan. `vkFlushMappedMemoryRanges` and

`vkInvalidateMappedMemoryRanges`, however, **can** still be used on such memory objects to synchronize host accesses performed through the host pointer of the host mapped device memory range returned by `vkMapMemory`.

After a successful call to `vkMapMemory` or `vkMapMemory2` the memory object `memory` is considered to be currently *host mapped*.

To flush ranges of non-coherent memory from the host caches, call:

```
// Provided by VK_VERSION_1_0
VkResult vkFlushMappedMemoryRanges(
    VkDevice          device,
    uint32_t          memoryRangeCount,
    const VkMappedMemoryRange* pMemoryRanges);
```

- `device` is the logical device that owns the memory ranges.
- `memoryRangeCount` is the length of the `pMemoryRanges` array.
- `pMemoryRanges` is a pointer to an array of `VkMappedMemoryRange` structures describing the memory ranges to flush.

`vkFlushMappedMemoryRanges` guarantees that host writes to the memory ranges described by `pMemoryRanges` are made available to the host memory domain, such that they **can** be made available to the device memory domain via *memory domain operations* using the `VK_ACCESS_HOST_WRITE_BIT` access type.

The first *synchronization scope* includes all host operations that happened-before it, as defined by the host memory model.

NOTE

Some systems allow writes that do not directly integrate with the host memory model; these have to be synchronized by the application manually. One example of this is non-temporal store instructions on x86; to ensure these happen-before submission, applications should call `_mm_sfence()`.

The second *synchronization scope* is empty.

The first *access scope* includes host writes to the specified memory ranges.

NOTE

When a host write to a memory location is made available in this way, each whole aligned set of `nonCoherentAtomSize` bytes that the memory location exists in will also be made available as if they were written by the host. For example, with a `nonCoherentAtomSize` of 128, if an application writes to the first byte of a memory object via a host mapping, the first 128 bytes of the memory object will be made available by this command. While the value of the following 127 bytes will be unchanged, this does count as an access for the purpose of synchronization, so care must be taken to avoid data races.

The second *access scope* is empty.

Unmapping non-coherent memory does not implicitly flush the host mapped memory, and host writes that have not been flushed **may** not ever be visible to the device. However, implementations **must** ensure that writes that have not been flushed do not become visible to any other memory.

NOTE

The above guarantee avoids a potential memory corruption in scenarios where host writes to a mapped memory object have not been flushed before the memory is unmapped (or freed), and the virtual address range is subsequently reused for a different mapping (or memory allocation).

Valid Usage (Implicit)

- VUID-vkFlushMappedMemoryRanges-device-parameter
device **must** be a valid [VkDevice](#) handle
- VUID-vkFlushMappedMemoryRanges-pMemoryRanges-parameter
pMemoryRanges **must** be a valid pointer to an array of **memoryRangeCount** valid [VkMappedMemoryRange](#) structures
- VUID-vkFlushMappedMemoryRanges-memoryRangeCount-arraylength
memoryRangeCount **must** be greater than 0

Return Codes

Success

- [VK_SUCCESS](#)

Failure

- [VK_ERROR_OUT_OF_DEVICE_MEMORY](#)
- [VK_ERROR_OUT_OF_HOST_MEMORY](#)
- [VK_ERROR_UNKNOWN](#)
- [VK_ERROR_VALIDATION_FAILED](#)

To invalidate ranges of non-coherent memory from the host caches, call:

```
// Provided by VK_VERSION_1_0
VkResult vkInvalidateMappedMemoryRanges(
    VkDevice          device,
    uint32_t          memoryRangeCount,
    const VkMappedMemoryRange* pMemoryRanges);
```

- **device** is the logical device that owns the memory ranges.
- **memoryRangeCount** is the length of the **pMemoryRanges** array.
- **pMemoryRanges** is a pointer to an array of [VkMappedMemoryRange](#) structures describing the memory ranges to invalidate.

`vkInvalidateMappedMemoryRanges` guarantees that device writes to the memory ranges described by `pMemoryRanges`, which have been made available to the host memory domain using the `VK_ACCESS_HOST_WRITE_BIT` and `VK_ACCESS_HOST_READ_BIT` access types, are made visible to the host. If a range of non-coherent memory is written by the host and then invalidated without first being flushed, its contents are undefined.

The first [synchronization scope](#) includes all host operations that happened-before it, as defined by the host memory model.

NOTE

This function does not synchronize with device operations directly - other host [synchronization operations](#) that depend on device operations such as `vkWaitForFences` must be executed beforehand. So for any non-coherent device write to be made visible to the host, there has to be a dependency chain along the following lines:

1. Device write
2. Device memory barrier including host reads in its second scope
3. Signal on the device (e.g. a [fence signal operation](#))
4. Wait on the host (e.g. `vkWaitForFences`)
5. `vkInvalidateMappedMemoryRanges`

The second [synchronization scope](#) includes all host operations that happen-after it, as defined by the host memory model.

The first [access scope](#) is empty.

The second [access scope](#) includes host reads to the specified memory ranges.

NOTE

When a device write to a memory location is made visible to the host in this way, each whole aligned set of `nonCoherentAtomSize` bytes that the memory location exists in will also be made visible as if they were written by the device. For example, with a `nonCoherentAtomSize` of 128, if an application writes to the first byte of a memory object on the device, the first 128 bytes of the memory object will be made visible by this command. While the value of the following 127 bytes will be unchanged, this does count as an access for the purpose of synchronization, so care must be taken to avoid data races.

NOTE

Mapping non-coherent memory does not implicitly invalidate that memory.

Valid Usage (Implicit)

- VUID-vkInvalidateMappedMemoryRanges-device-parameter `device` **must** be a valid `VkDevice` handle
- VUID-vkInvalidateMappedMemoryRanges-pMemoryRanges-parameter `pMemoryRanges` **must** be a valid pointer to an array of `memoryRangeCount` valid `VkMappedMemoryRange` structures

- VUID-vkInvalidateMappedMemoryRanges-memoryRangeCount-arraylength
`memoryRangeCount` **must** be greater than 0

Return Codes

Success

- `VK_SUCCESS`

Failure

- `VK_ERROR_OUT_OF_DEVICE_MEMORY`
- `VK_ERROR_OUT_OF_HOST_MEMORY`
- `VK_ERROR_UNKNOWN`
- `VK_ERROR_VALIDATION_FAILED`

The `VkMappedMemoryRange` structure is defined as:

```
// Provided by VK_VERSION_1_0
typedef struct VkMappedMemoryRange {
    VkStructureType    sType;
    const void*        pNext;
    VkDeviceMemory      memory;
    VkDeviceSize        offset;
    VkDeviceSize        size;
} VkMappedMemoryRange;
```

- `sType` is a `VkStructureType` value identifying this structure.
- `pNext` is `NULL` or a pointer to a structure extending this structure.
- `memory` is the memory object to which this range belongs.
- `offset` is the zero-based byte offset from the beginning of the memory object.
- `size` is either the size of range, or `VK_WHOLE_SIZE` to affect the range from `offset` to the end of the current mapping of the allocation.

Valid Usage

- VUID-VkMappedMemoryRange-memory-00684
`memory` **must** be currently host mapped
- VUID-VkMappedMemoryRange-size-00685
If `size` is not equal to `VK_WHOLE_SIZE`, `offset` and `size` **must** specify a range contained within the currently mapped range of `memory`
- VUID-VkMappedMemoryRange-size-00686
If `size` is equal to `VK_WHOLE_SIZE`, `offset` **must** be within the currently mapped range of `memory`

- VUID-VkMappedMemoryRange-offset-00687
offset **must** be a multiple of `VkPhysicalDeviceLimits::nonCoherentAtomSize`
- VUID-VkMappedMemoryRange-size-01389
If **size** is equal to `VK_WHOLE_SIZE`, the end of the current mapping of **memory** **must** either be a multiple of `VkPhysicalDeviceLimits::nonCoherentAtomSize` bytes from the beginning of the memory object, or be equal to the end of the memory object
- VUID-VkMappedMemoryRange-size-01390
If **size** is not equal to `VK_WHOLE_SIZE`, **size** **must** either be a multiple of `VkPhysicalDeviceLimits::nonCoherentAtomSize`, or **offset** plus **size** **must** equal the size of **memory**

Valid Usage (Implicit)

- VUID-VkMappedMemoryRange-sType-sType
sType **must** be `VK_STRUCTURE_TYPE_MAPPED_MEMORY_RANGE`
- VUID-VkMappedMemoryRange-pNext-pNext
pNext **must** be `NULL`
- VUID-VkMappedMemoryRange-memory-parameter
memory **must** be a valid `VkDeviceMemory` handle

To unmap a memory object once host access to it is no longer needed by the application, call:

```
// Provided by VK_VERSION_1_0
void vkUnmapMemory(
    VkDevice          device,
    VkDeviceMemory    memory);
```

- **device** is the logical device that owns the memory.
- **memory** is the memory object to be unmapped.

Calling `vkUnmapMemory` is equivalent to calling `vkUnmapMemory2` with an empty **pNext** chain and **flags** set to zero.

Valid Usage

- VUID-vkUnmapMemory-memory-00689
memory **must** be currently host mapped

Valid Usage (Implicit)

- VUID-vkUnmapMemory-device-parameter
device **must** be a valid `VkDevice` handle

- VUID-vkUnmapMemory-memory-parameter
memory must be a valid [VkDeviceMemory](#) handle
- VUID-vkUnmapMemory-memory-parent
memory must have been created, allocated, or retrieved from **device**

Host Synchronization

- Host access to **memory must** be externally synchronized

To unmap a memory object once host access to it is no longer needed by the application, call:

```
// Provided by VK_VERSION_1_4
VkResult vkUnmapMemory2(
    VkDevice                                device,
    const VkMemoryUnmapInfo*                pMemoryUnmapInfo);
```

```
// Provided by VK_KHR_map_memory2
// Equivalent to vkUnmapMemory2
VkResult vkUnmapMemory2KHR(
    VkDevice                                device,
    const VkMemoryUnmapInfo*                pMemoryUnmapInfo);
```

- **device** is the logical device that owns the memory.
- **pMemoryUnmapInfo** is a pointer to a [VkMemoryUnmapInfo](#) structure describing parameters of the unmap.

This function behaves identically to [vkUnmapMemory](#) except that it gets its parameters via an extensible structure pointer rather than directly as function arguments.

Valid Usage (Implicit)

- VUID-vkUnmapMemory2-device-parameter
device must be a valid [VkDevice](#) handle
- VUID-vkUnmapMemory2-pMemoryUnmapInfo-parameter
pMemoryUnmapInfo must be a valid pointer to a valid [VkMemoryUnmapInfo](#) structure

Return Codes

Success

- [VK_SUCCESS](#)

Failure

- [VK_ERROR_MEMORY_MAP_FAILED](#)
- [VK_ERROR_UNKNOWN](#)
- [VK_ERROR_VALIDATION_FAILED](#)

The `VkMemoryUnmapInfo` structure is defined as:

```
// Provided by VK_VERSION_1_4
typedef struct VkMemoryUnmapInfo {
    VkStructureType    sType;
    const void*        pNext;
    VkMemoryUnmapFlags flags;
    VkDeviceMemory     memory;
} VkMemoryUnmapInfo;
```

```
// Provided by VK_KHR_map_memory2
// Equivalent to VkMemoryUnmapInfo
typedef VkMemoryUnmapInfo VkMemoryUnmapInfoKHR;
```

- `sType` is a [VkStructureType](#) value identifying this structure.
- `pNext` is `NULL` or a pointer to a structure extending this structure.
- `flags` is a bitmask of [VkMemoryUnmapFlagBits](#) specifying additional parameters of the memory map operation.
- `memory` is the [VkDeviceMemory](#) object to be unmapped.

Valid Usage

- VUID-VkMemoryUnmapInfo-memory-07964
`memory` **must** be currently host mapped
- VUID-VkMemoryUnmapInfo-flags-09579
If [VK_MEMORY_UNMAP_RESERVE_BIT_EXT](#) is set in `flags`, the `memoryUnmapReserve` **must** be enabled
- VUID-VkMemoryUnmapInfo-flags-09580
If [VK_MEMORY_UNMAP_RESERVE_BIT_EXT](#) is set in `flags`, the memory object **must** not have been imported from a handle type of [VK_EXTERNAL_MEMORY_HANDLE_TYPE_HOST_ALLOCATION_BIT_EXT](#) or [VK_EXTERNAL_MEMORY_HANDLE_TYPE_HOST_MAPPED_FOREIGN_MEMORY_BIT_EXT](#)

Valid Usage (Implicit)

- VUID-VkMemoryUnmapInfo-sType-sType

sType must be [VK_STRUCTURE_TYPE_MEMORY_UNMAP_INFO](#)

- [VUID-VkMemoryUnmapInfo-pNext-pNext](#)
pNext must be `NULL`
- [VUID-VkMemoryUnmapInfo-flags-parameter](#)
flags must be a valid combination of [VkMemoryUnmapFlagBits](#) values
- [VUID-VkMemoryUnmapInfo-memory-parameter](#)
memory must be a valid [VkDeviceMemory](#) handle

Host Synchronization

- Host access to **memory** must be externally synchronized

Bits which **can** be set in [VkMemoryUnmapInfo::flags](#), specifying additional properties of a memory unmap, are:

```
// Provided by VK_VERSION_1_4
typedef enum VkMemoryUnmapFlagBits {
    // Provided by VK_EXT_map_memory_placed
    VK_MEMORY_UNMAP_RESERVE_BIT_EXT = 0x00000001,
} VkMemoryUnmapFlagBits;
```

```
// Provided by VK_KHR_map_memory2
// Equivalent to VkMemoryUnmapFlagBits
typedef VkMemoryUnmapFlagBits VkMemoryUnmapFlagBitsKHR;
```

- [VK_MEMORY_UNMAP_RESERVE_BIT_EXT](#) requests that virtual address range currently occupied by the memory map remain reserved after the [vkUnmapMemory2](#) call completes. Future system memory map operations or calls to [vkMapMemory](#) or [vkMapMemory2](#) will not return addresses in that range unless the range has since been unreserved by the client or the mapping is explicitly placed in that range by calling [vkMapMemory2](#) with [VK_MEMORY_MAP_PLACED_BIT_EXT](#), or doing the system memory map equivalent. When [VK_MEMORY_UNMAP_RESERVE_BIT_EXT](#) is set, the memory unmap operation **may** fail, in which case the memory object will remain host mapped and [vkUnmapMemory2](#) will return [VK_ERROR_MEMORY_MAP_FAILED](#).

```
// Provided by VK_VERSION_1_4
typedef VkFlags VkMemoryUnmapFlags;
```

```
// Provided by VK_KHR_map_memory2
// Equivalent to VkMemoryUnmapFlags
typedef VkMemoryUnmapFlags VkMemoryUnmapFlagsKHR;
```


`VkMemoryUnmapFlags` is a bitmask type for setting a mask of zero or more `VkMemoryUnmapFlagBits`.

11.2.17. Lazily Allocated Memory

If the memory object is allocated from a heap with the `VK_MEMORY_PROPERTY_LAZILY_ALLOCATED_BIT` bit set, that object's backing memory **may** be provided by the implementation lazily. The actual committed size of the memory **may** initially be as small as zero (or as large as the requested size), and monotonically increases as additional memory is needed.

A memory type with this flag set is only allowed to be bound to a `VkImage` whose usage flags include `VK_IMAGE_USAGE_TRANSIENT_ATTACHMENT_BIT`.

NOTE

Using lazily allocated memory objects for framebuffer attachments that are not needed once a render pass instance has completed **may** allow some implementations to never allocate memory for such attachments.

To determine the amount of lazily-allocated memory that is currently committed for a memory object, call:

```
// Provided by VK_VERSION_1_0
void vkGetDeviceMemoryCommitment(
    VkDevice          device,
    VkDeviceMemory    memory,
    VkDeviceSize*     pCommittedMemoryInBytes);
```

- `device` is the logical device that owns the memory.
- `memory` is the memory object being queried.
- `pCommittedMemoryInBytes` is a pointer to a `VkDeviceSize` value in which the number of bytes currently committed is returned, on success.

The implementation **may** update the commitment at any time, and the value returned by this query **may** be out of date.

The implementation guarantees to allocate any committed memory from the `heapIndex` indicated by the memory type that the memory object was created with.

Valid Usage

- VUID-vkGetDeviceMemoryCommitment-memory-00690
`memory` **must** have been created with a memory type that reports `VK_MEMORY_PROPERTY_LAZILY_ALLOCATED_BIT`

Valid Usage (Implicit)

- VUID-vkGetDeviceMemoryCommitment-device-parameter

device **must** be a valid [VkDevice](#) handle

- VUID-vkGetDeviceMemoryCommitment-memory-parameter

memory **must** be a valid [VkDeviceMemory](#) handle

- VUID-vkGetDeviceMemoryCommitment-pCommittedMemoryInBytes-parameter

pCommittedMemoryInBytes **must** be a valid pointer to a [VkDeviceSize](#) value

- VUID-vkGetDeviceMemoryCommitment-memory-parent

memory **must** have been created, allocated, or retrieved from **device**

11.2.18. Protected Memory

Protected memory divides device memory into protected device memory and unprotected device memory.

Protected memory adds the following concepts:

- Memory:
 - Unprotected device memory, which **can** be visible to the device and **can** be visible to the host
 - Protected device memory, which **can** be visible to the device but **must** not be visible to the host
- Resources:
 - Unprotected images , unprotected tensors, and unprotected buffers, to which unprotected memory **can** be bound
 - Protected images , protected tensors, and protected buffers, to which protected memory **can** be bound
- Command buffers:
 - Unprotected command buffers, which **can** be submitted to a device queue to execute unprotected queue operations
 - Protected command buffers, which **can** be submitted to a protected-capable device queue to execute protected queue operations
- Device queues:
 - Unprotected device queues, to which unprotected command buffers **can** be submitted
 - Protected-capable device queues, to which unprotected command buffers or protected command buffers **can** be submitted
- Queue submissions
 - Unprotected queue submissions, through which unprotected command buffers **can** be submitted
 - Protected queue submissions, through which protected command buffers **can** be submitted
- Queue operations
 - Unprotected queue operations

- Protected queue operations

NOTE

When the `protectedMemory` feature is enabled, all pipelines **may** be recorded in either protected or unprotected command buffers (or both), which may incur an extra cost on some implementations. This **can** be mitigated by enabling the `pipelineProtectedAccess` feature, in which case pipelines created with `VK_PIPELINE_CREATE_PROTECTED_ACCESS_ONLY_BIT` may only be recorded in protected command buffers, and pipelines created with `VK_PIPELINE_CREATE_NO_PROTECTED_ACCESS_BIT` may only be recorded in unprotected command buffers.

Protected Memory Access Rules

If `VkPhysicalDeviceProtectedMemoryProperties::protectedNoFault` is `VK_FALSE`, applications **must** not perform any of the following operations:

- Write to unprotected memory within protected queue operations.
- Access protected memory within protected queue operations other than in framebuffer-space pipeline stages, the compute shader stage, in video decode operations, in video encode operations, or the transfer stage.
- Perform a query within protected queue operations.

If `VkPhysicalDeviceProtectedMemoryProperties::protectedNoFault` is `VK_TRUE`, these operations are valid, but reads will return undefined values, and writes will either be dropped or store undefined values.

Additionally, indirect operations **must** not be performed within protected queue operations.

Whether these operations are valid or not, or if any other invalid usage is performed, the implementation **must** guarantee that:

- Protected device memory **must** never be visible to the host.
- Values written to unprotected device memory **must** not be a function of values from protected memory.

11.2.19. External Memory Handle Types

Android Hardware Buffer

Android's NDK defines `AHardwareBuffer` objects, which represent device memory that is shareable across processes and that **can** be accessed by a variety of media APIs and the hardware used to implement them. These Android hardware buffer objects **may** be imported into `VkDeviceMemory` objects for access via Vulkan, or exported from Vulkan. An `VkImage` or `VkBuffer` or `VkTensorARM` **can** be bound to the imported or exported `VkDeviceMemory` object if it is created with `VK_EXTERNAL_MEMORY_HANDLE_TYPE_ANDROID_HARDWARE_BUFFER_BIT_ANDROID`.

To remove an unnecessary compile time dependency, an incomplete type definition of `AHardwareBuffer` is provided in the Vulkan headers:


```
// Provided by VK_ANDROID_external_memory_android_hardware_buffer
struct AHardwareBuffer;
```

The actual [AHardwareBuffer](#) type is defined in Android NDK headers.

NOTE

The NDK format, usage, and size/dimensions of an [AHardwareBuffer](#) object can be obtained with the [AHardwareBuffer_describe](#) function. While Android hardware buffers can be imported to or exported from Vulkan without using that function, valid usage and implementation behavior is defined in terms of the [AHardwareBuffer_Desc](#) properties it returns.

Android hardware buffer objects are reference-counted using Android NDK functions outside of the scope of this specification. A [VkDeviceMemory](#) imported from an Android hardware buffer or that **can** be exported to an Android hardware buffer **must** acquire a reference to its [AHardwareBuffer](#) object, and **must** release this reference when the device memory is freed. During the host execution of a Vulkan command that has an Android hardware buffer as a parameter (including indirect parameters via [pNext](#) chains), the application **must** not decrement the Android hardware buffer's reference count to zero.

Android hardware buffers **can** be mapped and unmapped for CPU access using the NDK functions. These lock and unlock APIs are considered to acquire and release ownership of the Android hardware buffer, and applications **must** follow the rules described in [External Resource Sharing](#) to transfer ownership between the Vulkan instance and these native APIs.

Android hardware buffers **can** be shared with external APIs and Vulkan instances on the same device, and also with foreign devices. When transferring ownership of the Android hardware buffer, the external and foreign special queue families described in [Queue Family Ownership Transfer](#) are not identical. All APIs which produce or consume Android hardware buffers are considered to use foreign devices, except OpenGL ES contexts and Vulkan logical devices that have matching device and driver UUIDs. Implementations **may** treat a transfer to or from the foreign queue family as if it were a transfer to or from the external queue family when the Android hardware buffer's usage only permits it to be used on the same physical device.

Android Hardware Buffer Optimal Usages

Vulkan buffer and image usage flags do not correspond exactly to Android hardware buffer usage flags. When allocating Android hardware buffers with non-Vulkan APIs, if any [AHARDWAREBUFFER_USAGE_GPU_*](#) usage bits are included, by default the allocator **must** allocate the memory in such a way that it supports Vulkan usages and creation flags in the [usage equivalence table](#) which do not have Android hardware buffer equivalents.

An [VkAndroidHardwareBufferUsageANDROID](#) structure **can** be included in the [pNext](#) chain of a [VkImageFormatProperties2](#) structure passed to [vkGetPhysicalDeviceImageFormatProperties2](#) to obtain optimal Android hardware buffer usage flags for specific Vulkan resource creation parameters. Some usage flags returned by these commands are **required** based on the input parameters, but additional vendor-specific usage flags ([AHARDWAREBUFFER_USAGE_VENDOR_*](#)) **may** also be returned. Any Android hardware buffer allocated with these vendor-specific usage flags and imported to Vulkan **must** only be bound to resources created with parameters that are a subset of

the parameters used to obtain the Android hardware buffer usage, since the memory **may** have been allocated in a way incompatible with other parameters. If an Android hardware buffer is successfully allocated with additional non-vendor-specific usage flags in addition to the recommended usage, it **must** support being used in the same ways as an Android hardware buffer allocated with only the recommended usage, and also in ways indicated by the additional usage.

Android Hardware Buffer External Formats

Android hardware buffers **may** represent images using implementation-specific formats, layouts, color models, etc., which do not have Vulkan equivalents. Such *external formats* are commonly used by external image sources such as video decoders or cameras. Vulkan **can** import Android hardware buffers that have external formats, but since the image contents are in a possibly proprietary representation, images with external formats **must** have optimal tiling, and their use is restricted. Images with external formats **must** only be sampled with a sampler that has Y'C_BC_R conversion enabled.

Images that will be backed by an Android hardware buffer **can** use an external format by setting `VkImageCreateInfo::format` to `VK_FORMAT_UNDEFINED` and including a `VkExternalFormatANDROID` structure in the `pNext` chain. Images **can** be created with an external format even if the Android hardware buffer has a format which has an *equivalent Vulkan format* to enable consistent handling of images from sources that might use either category of format. However, all images created with an external format are subject to the valid usage requirements associated with external formats, even if the Android hardware buffer's format has a Vulkan equivalent. The external format of an Android hardware buffer **can** be obtained by passing a `VkAndroidHardwareBufferFormatPropertiesANDROID` structure to `vkGetAndroidHardwareBufferPropertiesANDROID`.

Android Hardware Buffer Image Resources

Android hardware buffers have intrinsic width, height, format, and usage properties, so Vulkan images bound to memory imported from an Android hardware buffer **must** use dedicated allocations: `VkMemoryDedicatedRequirements::requiresDedicatedAllocation` **must** be `VK_TRUE` for images created with `VkExternalMemoryImageCreateInfo::handleTypes` that includes `VK_EXTERNAL_MEMORY_HANDLE_TYPE_ANDROID_HARDWARE_BUFFER_BIT_ANDROID`. When creating an image that will be bound to an imported Android hardware buffer, the image creation parameters **must** be equivalent to the `AHardwareBuffer` properties as described by the valid usage of `VkMemoryAllocateInfo`. Similarly, device memory allocated for a dedicated image **must** not be exported to an Android hardware buffer until it has been bound to that image, and the implementation **must** return an Android hardware buffer with properties derived from the image:

- The `width` and `height` members of `AHardwareBuffer_Desc` **must** be the same as the `width` and `height` members of `VkImageCreateInfo::extent`, respectively.
- The `layers` member of `AHardwareBuffer_Desc` **must** be the same as the `arrayLayers` member of `VkImageCreateInfo`.
- The `format` member of `AHardwareBuffer_Desc` **must** be equivalent to `VkImageCreateInfo::format` as defined by *AHardwareBuffer Format Equivalence*.
- The `usage` member of `AHardwareBuffer_Desc` **must** include bits corresponding to bits included in `VkImageCreateInfo::usage` and `VkImageCreateInfo::flags` where such a correspondence exists

according to [AHardwareBuffer Usage Equivalence](#). It **may** also include additional usage bits, including vendor-specific usages. Presence of vendor usage bits **may** make the Android hardware buffer only usable in ways indicated by the image creation parameters, even when used outside Vulkan, in a similar way that allocating the Android hardware buffer with usage returned in [VkAndroidHardwareBufferUsageANDROID](#) does.

Implementations **may** support fewer combinations of image creation parameters for images with Android hardware buffer external handle type than for non-external images. Support for a given set of parameters **can** be determined by passing [VkExternalImageFormatProperties](#) to [vkGetPhysicalDeviceImageFormatProperties2](#) with [handleType](#) set to [VK_EXTERNAL_MEMORY_HANDLE_TYPE_ANDROID_HARDWARE_BUFFER_BIT_ANDROID](#). Any Android hardware buffer successfully allocated outside Vulkan with usage that includes [AHARDWAREBUFFER_USAGE_GPU_*](#) **must** be supported when using equivalent Vulkan image parameters. If a given choice of image parameters are supported for import, they **can** also be used to create an image and memory that will be exported to an Android hardware buffer.

Table 13. *AHardwareBuffer Format Equivalence*

AHardwareBuffer Format	Vulkan Format
AHARDWAREBUFFER_FORMAT_R8G8B8A8_UNORM	VK_FORMAT_R8G8B8A8_UNORM
AHARDWAREBUFFER_FORMAT_R8G8B8X8_UNORM ¹	VK_FORMAT_R8G8B8A8_UNORM
AHARDWAREBUFFER_FORMAT_R8G8B8_UNORM	VK_FORMAT_R8G8B8_UNORM
AHARDWAREBUFFER_FORMAT_R5G6B5_UNORM	VK_FORMAT_R5G6B5_UNORM_PACK16
AHARDWAREBUFFER_FORMAT_R16G16B16A16_FLOAT	VK_FORMAT_R16G16B16A16_SFLOAT
AHARDWAREBUFFER_FORMAT_R10G10B10A2_UNORM	VK_FORMAT_A2B10G10R10_UNORM_PACK32
AHARDWAREBUFFER_FORMAT_D16_UNORM	VK_FORMAT_D16_UNORM
AHARDWAREBUFFER_FORMAT_D24_UNORM	VK_FORMAT_X8_D24_UNORM_PACK32
AHARDWAREBUFFER_FORMAT_D24_UNORM_S8_UINT	VK_FORMAT_D24_UNORM_S8_UINT
AHARDWAREBUFFER_FORMAT_D32_FLOAT	VK_FORMAT_D32_SFLOAT
AHARDWAREBUFFER_FORMAT_D32_FLOAT_S8_UINT	VK_FORMAT_D32_SFLOAT_S8_UINT
AHARDWAREBUFFER_FORMAT_S8_UINT	VK_FORMAT_S8_UINT

Table 14. *AHardwareBuffer Usage Equivalence*

AHardwareBuffer Usage	Vulkan Usage or Creation Flag
None	VK_IMAGE_USAGE_TRANSFER_SRC_BIT
None	VK_IMAGE_USAGE_TRANSFER_DST_BIT
AHARDWAREBUFFER_USAGE_GPU_SAMPLED_IMAGE	VK_IMAGE_USAGE_SAMPLED_BIT
AHARDWAREBUFFER_USAGE_GPU_SAMPLED_IMAGE	VK_IMAGE_USAGE_INPUT_ATTACHMENT_BIT
AHARDWAREBUFFER_USAGE_GPU_FRAMEBUFFER ³	VK_IMAGE_USAGE_COLOR_ATTACHMENT_BIT
AHARDWAREBUFFER_USAGE_GPU_FRAMEBUFFER ³	VK_IMAGE_USAGE_DEPTH_STENCIL_ATTACHMENT_BIT

AHardwareBuffer Usage	Vulkan Usage or Creation Flag
AHardwareBuffer_USAGE_GPU_CUBE_MAP	VK_IMAGE_CREATE_CUBE_COMPATIBLE_BIT
AHardwareBuffer_USAGE_GPU_MIPMAP_COMPLETE	None ²
AHardwareBuffer_USAGE_PROTECTED_CONTENT	VK_IMAGE_CREATE_PROTECTED_BIT
None	VK_IMAGE_CREATE_MUTABLE_FORMAT_BIT
None	VK_IMAGE_CREATE_EXTENDED_USAGE_BIT
AHardwareBuffer_USAGE_GPU_DATA_BUFFER ⁴	VK_IMAGE_USAGE_STORAGE_BIT

1

Vulkan does not differentiate between `AHardwareBuffer_Format_R8G8B8A8_UNORM` and `AHardwareBuffer_Format_R8G8B8X8_UNORM`: they both behave as `VK_FORMAT_R8G8B8A8_UNORM`. After an external entity writes to a `AHardwareBuffer_Format_R8G8B8X8_UNORM` Android hardware buffer, the values read by Vulkan from the X/A component are undefined. To emulate the traditional behavior of the X component during sampling or blending, applications **should** use `VK_COMPONENT_SWIZZLE_ONE` in image view component mappings and `VK_BLEND_FACTOR_ONE` in color blend factors. There is no way to avoid copying these undefined values when copying from such an image to another image or buffer.

2

The `AHardwareBuffer_USAGE_GPU_MIPMAP_COMPLETE` flag does not correspond to a Vulkan image usage or creation flag. Instead, its presence indicates that the Android hardware buffer contains a complete mipmap chain, and its absence indicates that the Android hardware buffer contains only a single mip level.

3

Only image usages valid for the format are valid. It would be invalid to take a Android Hardware Buffer with a format of `AHardwareBuffer_Format_R8G8B8A8_UNORM` that has a `AHardwareBuffer_USAGE_GPU_FRAMEBUFFER` usage and try to create an image with `VK_IMAGE_USAGE_DEPTH_STENCIL_ATTACHMENT_BIT`.

4

In combination with a hardware buffer format other than `BLOB`.

NOTE

When using `VK_IMAGE_CREATE_MUTABLE_FORMAT_BIT` with Android hardware buffer images, applications **should** use `VkImageFormatListCreateInfo` to inform the implementation which view formats will be used with the image. For some common sets of format, this allows some implementations to provide significantly better performance when accessing the image via Vulkan.

Android Hardware Buffer Resources

Android hardware buffers with a format of `AHardwareBuffer_Format_BLOB` and usage that includes `AHardwareBuffer_USAGE_GPU_DATA_BUFFER` **can** be used as the backing store for `VkBuffer` objects. Such Android hardware buffers have a size in bytes specified by their `width`; `height` and `layers` are both 1.

Unlike images, buffer resources backed by Android hardware buffers do not require dedicated

allocations.

Exported [AHardwareBuffer](#) objects that do not have dedicated images **must** have a format of [AHARDWAREBUFFER_FORMAT_BLOB](#), usage **must** include [AHARDWAREBUFFER_USAGE_GPU_DATA_BUFFER](#), width **must** equal the device memory allocation size, and height and layers **must** be 1.

QNX Screen Buffer

The QNX SDP defines [_screen_buffer](#) objects, which represent a buffer that the QNX Screen graphics subsystem can use directly in its windowing system APIs. More specifically, a Screen buffer is an area of memory that stores pixel data. It can be attached to Screen windows, streams, or pixmaps. These QNX Screen buffer objects **may** be imported into [VkDeviceMemory](#) objects for access via Vulkan. An [VkImage](#) or [VkBuffer](#) **can** be bound to the imported [VkDeviceMemory](#) object if it is created with [VK_EXTERNAL_MEMORY_HANDLE_TYPE_SCREEN_BUFFER_BIT_QNX](#).

[struct _screen_buffer](#) is strongly typed, so naming the handle type is redundant. The internal layout and therefore size of a [struct _screen_buffer](#) image may depend on native usage flags that do not have corresponding Vulkan counterparts.

QNX Screen Buffer Validity

The design of Screen in the QNX SDP makes it difficult to determine the validity of objects from outside of Screen. Therefore, applications **must** ensure that QNX Screen buffer objects provided used in various Vulkan interfaces are ones created explicitly with QNX Screen APIs. See QNX SDP documentation for more information.

A [VkDeviceMemory](#) imported from a QNX Screen buffer has no way to acquire a reference to its [_screen_buffer](#) object. Therefore, during the host execution of a Vulkan command that has a QNX Screen buffer as a parameter (including indirect parameters via [pNext](#) chains), the application **must** ensure that the QNX Screen buffer resource remains valid.

Generally, for a [_screen_buffer](#) object to be valid for use within a Vulkan implementation, the buffer object **should** have a [_screen_buffer::SCREEN_PROPERTY_USAGE](#) that includes at least one of: [SCREEN_USAGE_VULKAN](#), [SCREEN_USAGE_OPENGL_ES2](#), [SCREEN_USAGE_OPENGL_ES3](#), or [SCREEN_USAGE_NATIVE](#). The exact Screen-native usage flags required depends on the Vulkan implementation, and QNX Screen itself will not necessarily enforce these requirements. Note that Screen-native usage flags are in no way related to usage flags in the Vulkan specification.

QNX Screen Buffer External Formats

QNX Screen buffers **may** represent images using implementation-specific formats, layouts, color models, etc., which do not have Vulkan equivalents. Such *external formats* are commonly used by external image sources such as video decoders or cameras. Vulkan **can** import QNX Screen buffers that have external formats, but since the image contents are in an undiscoverable and possibly proprietary representation, images with external formats **must** only be used as sampled images, **must** only be sampled with a sampler that has Y'C_BC_R conversion enabled, and **must** have optimal tiling.

Images that will be backed by a QNX Screen buffer **can** use an external format by setting [VkImageCreateInfo::format](#) to [VK_FORMAT_UNDEFINED](#) and including a [VkExternalFormatQNX](#)

structure in the **pNext** chain. Images **can** be created with an external format even if the QNX Screen buffer has a format which has an **equivalent Vulkan format** to enable consistent handling of images from sources that might use either category of format. The external format of a QNX Screen buffer **can** be obtained by passing a **VkScreenBufferFormatPropertiesQNX** structure to **vkGetScreenBufferPropertiesQNX**.

QNX Screen Buffer Image Resources

QNX Screen buffers have intrinsic width, height, format, and usage properties, so Vulkan images bound to memory imported from a QNX Screen buffer **must** use dedicated allocations: **VkMemoryDedicatedRequirements::requiresDedicatedAllocation** **must** be **VK_TRUE** for images created with **VkExternalMemoryImageCreateInfo::handleTypes** that includes **VK_EXTERNAL_MEMORY_HANDLE_TYPE_SCREEN_BUFFER_BIT_QNX**. When creating an image that will be bound to an imported QNX Screen buffer, the image creation parameters **must** be equivalent to the **_screen_buffer** properties as described by the valid usage of **VkMemoryAllocateInfo**.

Table 15. QNX Screen Buffer Format Equivalence

QNX Screen Format	Vulkan Format
SCREEN_FORMAT_RGBA8888	VK_FORMAT_B8G8R8A8_UNORM
SCREEN_FORMAT_RGBX8888 ¹	VK_FORMAT_B8G8R8A8_UNORM
SCREEN_FORMAT_BGRA8888	VK_FORMAT_R8G8B8A8_UNORM
SCREEN_FORMAT_BGRX8888 ¹	VK_FORMAT_R8G8B8A8_UNORM
SCREEN_FORMAT_RGBA1010102	VK_FORMAT_A2R10G10B10_UNORM_PACK32
SCREEN_FORMAT_RGBX1010102 ¹	VK_FORMAT_A2R10G10B10_UNORM_PACK32
SCREEN_FORMAT_BGRA1010102	VK_FORMAT_A2B10G10R10_UNORM_PACK32
SCREEN_FORMAT_BGRX1010102 ¹	VK_FORMAT_A2B10G10R10_UNORM_PACK32
SCREEN_FORMAT_RGBA5551	VK_FORMAT_A1R5G5B5_UNORM_PACK16
SCREEN_FORMAT_RGBX5551 ¹	VK_FORMAT_A1R5G5B5_UNORM_PACK16
SCREEN_FORMAT_RGB565	VK_FORMAT_R5G6B5_UNORM_PACK16
SCREEN_FORMAT_RGB888	VK_FORMAT_R8G8B8_UNORM

1

Vulkan does not differentiate between **SCREEN_FORMAT_RGBA8888** and **SCREEN_FORMAT_RGBX8888**: they both behave as **VK_FORMAT_R8G8B8A8_UNORM**. After an external entity writes to a **SCREEN_FORMAT_RGBX8888** QNX Screen buffer, the values read by Vulkan from the X/A component are undefined. To emulate the traditional behavior of the X component during sampling or blending, applications **should** use **VK_COMPONENT_SWIZZLE_ONE** in image view component mappings and **VK_BLEND_FACTOR_ONE** in color blend factors. There is no way to avoid copying these undefined values when copying from such an image to another image or buffer. The same behavior applies to the following pairs: **SCREEN_FORMAT_BGRA8888** and **SCREEN_FORMAT_BGRX8888**, **SCREEN_FORMAT_RGBA1010102** and **SCREEN_FORMAT_RGBX1010102**, **SCREEN_FORMAT_BGRA1010102** and **SCREEN_FORMAT_BGRX1010102**, **SCREEN_FORMAT_RGBA5551** and **SCREEN_FORMAT_RGBX5551**

11.2.20. Peer Memory Features

Peer memory is memory that is allocated for a given physical device and then bound to a resource and accessed by a different physical device, in a logical device that represents multiple physical devices. Some ways of reading and writing peer memory **may** not be supported by a device.

To determine how peer memory **can** be accessed, call:

```
// Provided by VK_VERSION_1_1
void vkGetDeviceGroupPeerMemoryFeatures(
    VkDevice          device,
    uint32_t          heapIndex,
    uint32_t          localDeviceIndex,
    uint32_t          remoteDeviceIndex,
    VkPeerMemoryFeatureFlags* pPeerMemoryFeatures);
```

```
// Provided by VK_KHR_device_group
// Equivalent to vkGetDeviceGroupPeerMemoryFeatures
void vkGetDeviceGroupPeerMemoryFeaturesKHR(
    VkDevice          device,
    uint32_t          heapIndex,
    uint32_t          localDeviceIndex,
    uint32_t          remoteDeviceIndex,
    VkPeerMemoryFeatureFlags* pPeerMemoryFeatures);
```

- **device** is the logical device that owns the memory.
- **heapIndex** is the index of the memory heap from which the memory is allocated.
- **localDeviceIndex** is the device index of the physical device that performs the memory access.
- **remoteDeviceIndex** is the device index of the physical device that the memory is allocated for.
- **pPeerMemoryFeatures** is a pointer to a [VkPeerMemoryFeatureFlags](#) bitmask indicating which types of memory accesses are supported for the combination of heap, local, and remote devices.

Valid Usage

- VUID-vkGetDeviceGroupPeerMemoryFeatures-heapIndex-00691
heapIndex must be less than **memoryHeapCount**
- VUID-vkGetDeviceGroupPeerMemoryFeatures-localDeviceIndex-00692
localDeviceIndex must be a valid device index
- VUID-vkGetDeviceGroupPeerMemoryFeatures-remoteDeviceIndex-00693
remoteDeviceIndex must be a valid device index
- VUID-vkGetDeviceGroupPeerMemoryFeatures-localDeviceIndex-00694
localDeviceIndex must not equal **remoteDeviceIndex**

Valid Usage (Implicit)

- VUID-vkGetDeviceGroupPeerMemoryFeatures-device-parameter **device** must be a valid [VkDevice](#) handle
- VUID-vkGetDeviceGroupPeerMemoryFeatures-pPeerMemoryFeatures-parameter **pPeerMemoryFeatures** must be a valid pointer to a [VkPeerMemoryFeatureFlags](#) value

Bits which **may** be set in [vkGetDeviceGroupPeerMemoryFeatures::pPeerMemoryFeatures](#), indicating supported peer memory features, are:

```
// Provided by VK_VERSION_1_1
typedef enum VkPeerMemoryFeatureFlagBits {
    VK_PEER_MEMORY_FEATURE_COPY_SRC_BIT = 0x00000001,
    VK_PEER_MEMORY_FEATURE_COPY_DST_BIT = 0x00000002,
    VK_PEER_MEMORY_FEATURE_GENERIC_SRC_BIT = 0x00000004,
    VK_PEER_MEMORY_FEATURE_GENERIC_DST_BIT = 0x00000008,
    // Provided by VK_KHR_device_group
    VK_PEER_MEMORY_FEATURE_COPY_SRC_BIT_KHR = VK_PEER_MEMORY_FEATURE_COPY_SRC_BIT,
    // Provided by VK_KHR_device_group
    VK_PEER_MEMORY_FEATURE_COPY_DST_BIT_KHR = VK_PEER_MEMORY_FEATURE_COPY_DST_BIT,
    // Provided by VK_KHR_device_group
    VK_PEER_MEMORY_FEATURE_GENERIC_SRC_BIT_KHR =
VK_PEER_MEMORY_FEATURE_GENERIC_SRC_BIT,
    // Provided by VK_KHR_device_group
    VK_PEER_MEMORY_FEATURE_GENERIC_DST_BIT_KHR =
VK_PEER_MEMORY_FEATURE_GENERIC_DST_BIT,
} VkPeerMemoryFeatureFlagBits;
```

```
// Provided by VK_KHR_device_group
// Equivalent to VkPeerMemoryFeatureFlagBits
typedef VkPeerMemoryFeatureFlagBits VkPeerMemoryFeatureFlagBitsKHR;
```

- [VK_PEER_MEMORY_FEATURE_COPY_SRC_BIT](#) specifies that the memory **can** be accessed as the source of any [vkCmdCopy*](#) command.
- [VK_PEER_MEMORY_FEATURE_COPY_DST_BIT](#) specifies that the memory **can** be accessed as the destination of any [vkCmdCopy*](#) command.
- [VK_PEER_MEMORY_FEATURE_GENERIC_SRC_BIT](#) specifies that the memory **can** be read as any memory access type.
- [VK_PEER_MEMORY_FEATURE_GENERIC_DST_BIT](#) specifies that the memory **can** be written as any memory access type. Shader atomics are considered to be writes.

NOTE

The peer memory features of a memory heap also apply to any accesses that **may** be performed during [image layout transitions](#).

[VK_PEER_MEMORY_FEATURE_COPY_DST_BIT](#) **must** be supported for all host local heaps and for at least one device-local memory heap.

If a device does not support a peer memory feature, it is still valid to use a resource that includes both local and peer memory bindings with the corresponding access type as long as only the local bindings are actually accessed. For example, an application doing split-frame rendering would use framebuffer attachments that include both local and peer memory bindings, but would scissor the rendering to only update local memory.

```
// Provided by VK_VERSION_1_1
typedef VkFlags VkPeerMemoryFeatureFlags;
```

```
// Provided by VK_KHR_device_group
// Equivalent to VkPeerMemoryFeatureFlags
typedef VkPeerMemoryFeatureFlags VkPeerMemoryFeatureFlagsKHR;
```

[VkPeerMemoryFeatureFlags](#) is a bitmask type for setting a mask of zero or more [VkPeerMemoryFeatureFlagBits](#).

11.2.21. Opaque Capture Address Query

To query a 64-bit opaque capture address value from a memory object, call:

```
// Provided by VK_VERSION_1_2
uint64_t vkGetDeviceMemoryOpaqueCaptureAddress(
    VkDevice device,
    const VkDeviceMemoryOpaqueCaptureAddressInfo* pInfo);
```

```
// Provided by VK_KHR_buffer_device_address
// Equivalent to vkGetDeviceMemoryOpaqueCaptureAddress
uint64_t vkGetDeviceMemoryOpaqueCaptureAddressKHR(
    VkDevice device,
    const VkDeviceMemoryOpaqueCaptureAddressInfo* pInfo);
```

- **device** is the logical device that the memory object was allocated on.
- **pInfo** is a pointer to a [VkDeviceMemoryOpaqueCaptureAddressInfo](#) structure specifying the memory object to retrieve an address for.

The 64-bit return value is an opaque address representing the start of **pInfo->memory**.

If the memory object was allocated with a non-zero value of [VkMemoryOpaqueCaptureAddressAllocateInfo::opaqueCaptureAddress](#), the return value **must** be the same address.

NOTE	The expected usage for these opaque addresses is only for trace capture/replay tools
-------------	--

to store these addresses in a trace and subsequently specify them during replay.

Valid Usage

- VUID-vkGetDeviceMemoryOpaqueCaptureAddress-None-03334
The `bufferDeviceAddress` and `bufferDeviceAddressCaptureReplay` features **must** be enabled
- VUID-vkGetDeviceMemoryOpaqueCaptureAddress-pInfo-10727
`pInfo->memory` **must** have been allocated using the `VK_MEMORY_ALLOCATE_DEVICE_ADDRESS_CAPTURE_REPLAY_BIT` flag
- VUID-vkGetDeviceMemoryOpaqueCaptureAddress-device-03335
If `device` was created with multiple physical devices, then the `bufferDeviceAddressMultiDevice` feature **must** be enabled

Valid Usage (Implicit)

- VUID-vkGetDeviceMemoryOpaqueCaptureAddress-device-parameter
`device` **must** be a valid `VkDevice` handle
- VUID-vkGetDeviceMemoryOpaqueCaptureAddress-pInfo-parameter
`pInfo` **must** be a valid pointer to a valid `VkDeviceMemoryOpaqueCaptureAddressInfo` structure

The `VkDeviceMemoryOpaqueCaptureAddressInfo` structure is defined as:

```
// Provided by VK_VERSION_1_2
typedef struct VkDeviceMemoryOpaqueCaptureAddressInfo {
    VkStructureType    sType;
    const void*        pNext;
    VkDeviceMemory     memory;
} VkDeviceMemoryOpaqueCaptureAddressInfo;
```

```
// Provided by VK_KHR_buffer_device_address
// Equivalent to VkDeviceMemoryOpaqueCaptureAddressInfo
typedef VkDeviceMemoryOpaqueCaptureAddressInfo
VkDeviceMemoryOpaqueCaptureAddressInfoKHR;
```

- `sType` is a `VkStructureType` value identifying this structure.
- `pNext` is `NULL` or a pointer to a structure extending this structure.
- `memory` specifies the memory whose address is being queried.

Valid Usage

- VUID-VkDeviceMemoryOpaqueCaptureAddressInfo-memory-03336

memory **must** have been allocated with [VK_MEMORY_ALLOCATE_DEVICE_ADDRESS_BIT](#)

Valid Usage (Implicit)

- VUID-VkDeviceMemoryOpaqueCaptureAddressInfo-sType-sType **must** be [VK_STRUCTURE_TYPE_DEVICE_MEMORY_OPAQUE_CAPTURE_ADDRESS_INFO](#)
- VUID-VkDeviceMemoryOpaqueCaptureAddressInfo-pNext-pNext **pNext** **must** be `NULL`
- VUID-VkDeviceMemoryOpaqueCaptureAddressInfo-memory-parameter **memory** **must** be a valid [VkDeviceMemory](#) handle

Chapter 12. Resource Creation

Vulkan supports three primary resource types: *buffers*, *images*, and *tensors*. Resources are views of memory with associated formatting and dimensionality. Buffers provide access to raw arrays of bytes, whereas images **can** be multidimensional and **may** have associated metadata. Tensors **can** be multidimensional, contain format information like images and **may** have associated metadata.

Other resource types, such as [acceleration structures](#) and [micromaps](#) use buffers as the backing store for opaque data structures.

12.1. Buffers

Buffers represent linear arrays of data which are used for various purposes by binding them to a graphics or compute pipeline via descriptor sets or certain commands, or by directly specifying them as parameters to certain commands.

Buffers are represented by `VkBuffer` handles:

```
// Provided by VK_VERSION_1_0
VK_DEFINE_NON_DISPATCHABLE_HANDLE(VkBuffer)
```

To create buffers, call:

```
// Provided by VK_VERSION_1_0
VkResult vkCreateBuffer(
    VkDevice                                device,
    const VkBufferCreateInfo*               pCreateInfo,
    const VkAllocationCallbacks*           pAllocator,
    VkBuffer*                               pBuffer);
```

- `device` is the logical device that creates the buffer object.
- `pCreateInfo` is a pointer to a `VkBufferCreateInfo` structure containing parameters affecting creation of the buffer.
- `pAllocator` controls host memory allocation as described in the [Memory Allocation](#) chapter.
- `pBuffer` is a pointer to a `VkBuffer` handle in which the resulting buffer object is returned.

Implementations **may** fail to create a buffer if the [effective usage](#) includes the `VK_BUFFER_USAGE_2_DESCRIPTOR_HEAP_BIT_EXT` flag, and `size` is greater than the maximum of `maxResourceHeapSize` and `maxSamplerHeapSize`. If this happens, `VK_ERROR_OUT_OF_DEVICE_MEMORY` will be returned.

NOTE

This is an issue identified with [VK_EXT_descriptor_heap](#), which we plan to tighten up for the KHR version. Applications using [VK_EXT_descriptor_heap](#) may wish to avoid suballocating heaps from the same buffer, instead creating one buffer per heap, to avoid situations where this causes issues.

Valid Usage

- VUID-vkCreateBuffer-device-09664

device **must** support at least one queue family with one of the [VK_QUEUE_VIDEO_ENCODE_BIT_KHR](#), [VK_QUEUE_VIDEO_DECODE_BIT_KHR](#), [VK_QUEUE_SPARSE_BINDING_BIT](#), [VK_QUEUE_TRANSFER_BIT](#), [VK_QUEUE_COMPUTE_BIT](#), or [VK_QUEUE_GRAPHICS_BIT](#) capabilities

- VUID-vkCreateBuffer-flags-00911

If the **flags** member of **pCreateInfo** includes [VK_BUFFER_CREATE_SPARSE_BINDING_BIT](#), and the **extendedSparseAddressSpace** feature is not enabled, creating this **VkBuffer** **must** not cause the total required sparse memory for all currently valid sparse resources on the device to exceed [VkPhysicalDeviceLimits::sparseAddressSpaceSize](#)

- VUID-vkCreateBuffer-flags-09383

If the **flags** member of **pCreateInfo** includes [VK_BUFFER_CREATE_SPARSE_BINDING_BIT](#), the **extendedSparseAddressSpace** feature is enabled, and the **usage** member of **pCreateInfo** contains bits not in [VkPhysicalDeviceExtendedSparseAddressSpacePropertiesNV::extendedSparseBufferUsageFlags](#), creating this **VkBuffer** **must** not cause the total required sparse memory for all currently valid sparse resources on the device, excluding **VkBuffer** created with **usage** member of **pCreateInfo** containing bits in [VkPhysicalDeviceExtendedSparseAddressSpacePropertiesNV::extendedSparseBufferUsageFlags](#) and **VkImage** created with **usage** member of **pCreateInfo** containing bits in [VkPhysicalDeviceExtendedSparseAddressSpacePropertiesNV::extendedSparseImageUsageFlags](#), to exceed [VkPhysicalDeviceLimits::sparseAddressSpaceSize](#)

- VUID-vkCreateBuffer-flags-09384

If the **flags** member of **pCreateInfo** includes [VK_BUFFER_CREATE_SPARSE_BINDING_BIT](#) and the **extendedSparseAddressSpace** feature is enabled, creating this **VkBuffer** **must** not cause the total required sparse memory for all currently valid sparse resources on the device to exceed [VkPhysicalDeviceExtendedSparseAddressSpacePropertiesNV::extendedSparseAddressSpaceSize](#)

- VUID-vkCreateBuffer-pNext-06387

If using the **VkBuffer** for an import operation from a [VkBufferCollectionFUCHSIA](#) where a [VkBufferCollectionBufferCreateInfoFUCHSIA](#) has been chained to **pNext**, **pCreateInfo** **must** match the [VkBufferConstraintsInfoFUCHSIA::createInfo](#) used when setting the constraints on the buffer collection with [vkSetBufferCollectionBufferConstraintsFUCHSIA](#)

Valid Usage (Implicit)

- VUID-vkCreateBuffer-device-parameter

device **must** be a valid [VkDevice](#) handle

- VUID-vkCreateBuffer-pCreateInfo-parameter

pCreateInfo **must** be a valid pointer to a valid [VkBufferCreateInfo](#) structure

- VUID-vkCreateBuffer-pAllocator-parameter

If **pAllocator** is not **NULL**, **pAllocator** **must** be a valid pointer to a valid

[VkAllocationCallbacks](#) structure

- VUID-vkCreateBuffer-pBuffer-parameter
[pBuffer](#) **must** be a valid pointer to a [VkBuffer](#) handle
- VUID-vkCreateBuffer-device-queuecount
The device **must** have been created with at least [1](#) queue

Return Codes

Success

- [VK_SUCCESS](#)

Failure

- [VK_ERROR_INVALID_OPAQUE_CAPTURE_ADDRESS_KHR](#)
- [VK_ERROR_OUT_OF_DEVICE_MEMORY](#)
- [VK_ERROR_OUT_OF_HOST_MEMORY](#)
- [VK_ERROR_UNKNOWN](#)
- [VK_ERROR_VALIDATION_FAILED](#)

The [VkBufferCreateInfo](#) structure is defined as:

```
// Provided by VK_VERSION_1_0
typedef struct VkBufferCreateInfo {
    VkStructureType    sType;
    const void*        pNext;
    VkBufferCreateFlags flags;
    VkDeviceSize        size;
    VkBufferUsageFlags  usage;
    VkSharingMode        sharingMode;
    uint32_t            queueFamilyIndexCount;
    const uint32_t*      pQueueFamilyIndices;
} VkBufferCreateInfo;
```

- [sType](#) is a [VkStructureType](#) value identifying this structure.
- [pNext](#) is [NULL](#) or a pointer to a structure extending this structure.
- [flags](#) is a bitmask of [VkBufferCreateFlagBits](#) specifying additional parameters of the buffer.
- [size](#) is the size in bytes of the buffer to be created.
- [usage](#) is a bitmask of [VkBufferUsageFlagBits](#) specifying allowed usages of the buffer.
- [sharingMode](#) is a [VkSharingMode](#) value specifying the sharing mode of the buffer when it will be accessed by multiple queue families.
- [queueFamilyIndexCount](#) is the number of entries in the [pQueueFamilyIndices](#) array.
- [pQueueFamilyIndices](#) is a pointer to an array of queue families that will access this buffer. It is

ignored if `sharingMode` is not `VK_SHARING_MODE_CONCURRENT`.

`usage` defines the effective usage flags for the buffer. If the `pNext` chain includes a `VkBufferUsageFlags2CreateInfo` structure, `VkBufferUsageFlags2CreateInfo::usage` from that structure is used as the effective usage instead of `usage` from this structure.

Valid Usage

- VUID-VkBufferCreateInfo-None-09499
If the `pNext` chain does not include a `VkBufferUsageFlags2CreateInfo` structure, `usage` **must** be a valid combination of `VkBufferUsageFlagBits` values
- VUID-VkBufferCreateInfo-None-09500
If the `pNext` chain does not include a `VkBufferUsageFlags2CreateInfo` structure, `usage` **must** not be 0
- VUID-VkBufferCreateInfo-size-00912
`size` **must** be greater than 0
- VUID-VkBufferCreateInfo-sharingMode-00913
If `sharingMode` is `VK_SHARING_MODE_CONCURRENT`, `pQueueFamilyIndices` **must** be a valid pointer to an array of `queueFamilyIndexCount` `uint32_t` values
- VUID-VkBufferCreateInfo-maintenance11-13353
If the `maintenance11` feature is enabled and `sharingMode` is `VK_SHARING_MODE_CONCURRENT`, then `queueFamilyIndexCount` **must** be greater than 0
- VUID-VkBufferCreateInfo-sharingMode-00914
If the `maintenance11` feature is not enabled and `sharingMode` is `VK_SHARING_MODE_CONCURRENT`, then `queueFamilyIndexCount` **must** be greater than 1
- VUID-VkBufferCreateInfo-sharingMode-01419
If `sharingMode` is `VK_SHARING_MODE_CONCURRENT`, each element of `pQueueFamilyIndices` **must** be unique and **must** be less than `pQueueFamilyPropertyCount` returned by either `vkGetPhysicalDeviceQueueFamilyProperties2` or `vkGetPhysicalDeviceQueueFamilyProperties` for the `physicalDevice` that was used to create `device`
- VUID-VkBufferCreateInfo-flags-00915
If the `sparseBinding` feature is not enabled, `flags` **must** not contain `VK_BUFFER_CREATE_SPARSE_BINDING_BIT`
- VUID-VkBufferCreateInfo-flags-00916
If the `sparseResidencyBuffer` feature is not enabled, `flags` **must** not contain `VK_BUFFER_CREATE_SPARSE_RESIDENCY_BIT`
- VUID-VkBufferCreateInfo-flags-00917
If the `sparseResidencyAliased` feature is not enabled, `flags` **must** not contain `VK_BUFFER_CREATE_SPARSE_ALIASED_BIT`
- VUID-VkBufferCreateInfo-flags-00918
If `flags` contains `VK_BUFFER_CREATE_SPARSE_RESIDENCY_BIT` or `VK_BUFFER_CREATE_SPARSE_ALIASED_BIT`, it **must** also contain `VK_BUFFER_CREATE_SPARSE_BINDING_BIT`

- VUID-VkBufferCreateInfo-pNext-00920
If the `pNext` chain includes a `VkExternalMemoryBufferCreateInfo` structure, its `handleTypes` member **must** only contain bits that are also in `VkExternalBufferProperties::externalMemoryProperties.compatibleHandleTypes`, as returned by `vkGetPhysicalDeviceExternalBufferProperties` with `pExternalBufferInfo->handleType` equal to any one of the handle types specified in `VkExternalMemoryBufferCreateInfo::handleTypes`
- VUID-VkBufferCreateInfo-flags-01887
If the `protectedMemory` feature is not enabled, `flags` **must** not contain `VK_BUFFER_CREATE_PROTECTED_BIT`
- VUID-VkBufferCreateInfo-None-01888
If any of the bits `VK_BUFFER_CREATE_SPARSE_BINDING_BIT`, `VK_BUFFER_CREATE_SPARSE_RESIDENCY_BIT`, or `VK_BUFFER_CREATE_SPARSE_ALIASED_BIT` are set, `VK_BUFFER_CREATE_PROTECTED_BIT` **must** not also be set
- VUID-VkBufferCreateInfo-pNext-01571
If the `pNext` chain includes a `VkDedicatedAllocationBufferCreateInfoNV` structure, and the `dedicatedAllocation` member of the chained structure is `VK_TRUE`, then `flags` **must** not include `VK_BUFFER_CREATE_SPARSE_BINDING_BIT`, `VK_BUFFER_CREATE_SPARSE_RESIDENCY_BIT`, or `VK_BUFFER_CREATE_SPARSE_ALIASED_BIT`
- VUID-VkBufferCreateInfo-deviceAddress-02604
If `VkBufferDeviceAddressCreateInfoEXT::deviceAddress` is not zero, `flags` **must** include `VK_BUFFER_CREATE_DEVICE_ADDRESS_CAPTURE_REPLAY_BIT`
- VUID-VkBufferCreateInfo-opaqueCaptureAddress-03337
If `VkBufferOpaqueCaptureAddressCreateInfo::opaqueCaptureAddress` is not zero, `flags` **must** include `VK_BUFFER_CREATE_DEVICE_ADDRESS_CAPTURE_REPLAY_BIT`
- VUID-VkBufferCreateInfo-flags-03338
If `flags` includes `VK_BUFFER_CREATE_DEVICE_ADDRESS_CAPTURE_REPLAY_BIT`, the `VkPhysicalDeviceBufferDeviceAddressFeaturesEXT::bufferDeviceAddressCaptureReplay` feature or the `bufferDeviceAddressCaptureReplay` feature **must** be enabled
- VUID-VkBufferCreateInfo-usage-04813
If `usage` includes `VK_BUFFER_USAGE_VIDEO_DECODE_SRC_BIT_KHR` or `VK_BUFFER_USAGE_VIDEO_DECODE_DST_BIT_KHR`, and `flags` does not include `VK_BUFFER_CREATE_VIDEO_PROFILE_INDEPENDENT_BIT_KHR`, then the `pNext` chain **must** include a `VkVideoProfileListInfoKHR` structure with `profileCount` greater than 0 and `pProfiles` including at least one `VkVideoProfileInfoKHR` structure with a `videoCodecOperation` member specifying a decode operation
- VUID-VkBufferCreateInfo-usage-04814
If `usage` includes `VK_BUFFER_USAGE_VIDEO_ENCODE_SRC_BIT_KHR` or `VK_BUFFER_USAGE_VIDEO_ENCODE_DST_BIT_KHR`, and `flags` does not include `VK_BUFFER_CREATE_VIDEO_PROFILE_INDEPENDENT_BIT_KHR`, then the `pNext` chain **must** include a `VkVideoProfileListInfoKHR` structure with `profileCount` greater than 0 and `pProfiles` including at least one `VkVideoProfileInfoKHR` structure with a `videoCodecOperation` member specifying an encode operation

- VUID-VkBufferCreateInfo-flags-08325
If **flags** includes `VK_BUFFER_CREATE_VIDEO_PROFILE_INDEPENDENT_BIT_KHR`, then **videoMaintenance1** **must** be enabled
- VUID-VkBufferCreateInfo-pNext-10783
If the **pNext** chain includes a `VkVideoProfileListInfoKHR` structure and for any element of its **pProfiles** member **videoCodecOperation** is `VK_VIDEO_CODEC_OPERATION_DECODE_VP9_BIT_KHR`, then the **videoDecodeVP9** feature **must** be enabled
- VUID-VkBufferCreateInfo-pNext-10249
If the **pNext** chain includes a `VkVideoProfileListInfoKHR` structure and for any element of its **pProfiles** member **videoCodecOperation** is `VK_VIDEO_CODEC_OPERATION_ENCODE_AV1_BIT_KHR`, then the **videoEncodeAV1** feature **must** be enabled
- VUID-VkBufferCreateInfo-pNext-10919
If the **pNext** chain includes a `VkVideoEncodeProfileRgbConversionInfoVALVE` structure, then the **videoEncodeRgbConversion** feature **must** be enabled
- VUID-VkBufferCreateInfo-size-06409
size **must** be less than or equal to `VkPhysicalDeviceMaintenance4Properties::maxBufferSize`
- VUID-VkBufferCreateInfo-usage-08097
If **usage** includes `VK_BUFFER_USAGE_SAMPLER_DESCRIPTOR_BUFFER_BIT_EXT`, creating this `VkBuffer` **must** not cause the total required space for all currently valid buffers using this flag on the device to exceed `VkPhysicalDeviceDescriptorBufferPropertiesEXT::samplerDescriptorBufferAddressSpaceSize` or `VkPhysicalDeviceDescriptorBufferPropertiesEXT::descriptorBufferAddressSpaceSize`
- VUID-VkBufferCreateInfo-usage-08098
If **usage** includes `VK_BUFFER_USAGE_RESOURCE_DESCRIPTOR_BUFFER_BIT_EXT`, creating this `VkBuffer` **must** not cause the total required space for all currently valid buffers using this flag on the device to exceed `VkPhysicalDeviceDescriptorBufferPropertiesEXT::resourceDescriptorBufferAddressSpaceSize` or `VkPhysicalDeviceDescriptorBufferPropertiesEXT::descriptorBufferAddressSpaceSize`
- VUID-VkBufferCreateInfo-flags-08099
If **flags** includes `VK_BUFFER_CREATE_DESCRIPTOR_BUFFER_CAPTURE_REPLAY_BIT_EXT`, the **descriptorBufferCaptureReplay** feature **must** be enabled
- VUID-VkBufferCreateInfo-pNext-08100
If the **pNext** chain includes a `VkOpaqueCaptureDescriptorDataCreateInfoEXT` structure, **flags** **must** contain `VK_BUFFER_CREATE_DESCRIPTOR_BUFFER_CAPTURE_REPLAY_BIT_EXT`
- VUID-VkBufferCreateInfo-usage-08101
If **usage** includes `VK_BUFFER_USAGE_PUSH_DESCRIPTORS_DESCRIPTOR_BUFFER_BIT_EXT`, the **descriptorBufferPushDescriptors** feature **must** be enabled
- VUID-VkBufferCreateInfo-usage-08102
If **usage** includes `VK_BUFFER_USAGE_PUSH_DESCRIPTORS_DESCRIPTOR_BUFFER_BIT_EXT`

VkPhysicalDeviceDescriptorBufferPropertiesEXT::bufferlessPushDescriptors **must** be VK_FALSE

- VUID-VkBufferCreateInfo-usage-08103

If **usage** includes VK_BUFFER_USAGE_PUSH_DESCRIPTOR_BUFFER_BIT_EXT, **usage must** contain at least one of VK_BUFFER_USAGE_RESOURCE_DESCRIPTOR_BUFFER_BIT_EXT or VK_BUFFER_USAGE_SAMPLER_DESCRIPTOR_BUFFER_BIT_EXT

- VUID-VkBufferCreateInfo-tileMemoryHeap-10762

If the **tileMemoryHeap** feature is not enabled, **usage must** not include VK_BUFFER_USAGE_TILE_MEMORY_BIT_QCOM

- VUID-VkBufferCreateInfo-usage-10763

If **usage** includes VK_BUFFER_USAGE_TILE_MEMORY_BIT_QCOM, then **flags must** not contain any of the following bits

- VK_BUFFER_CREATE_SPARSE_BINDING_BIT
- VK_BUFFER_CREATE_SPARSE_RESIDENCY_BIT
- VK_BUFFER_CREATE_SPARSE_ALIASED_BIT
- VK_BUFFER_CREATE_PROTECTED_BIT
- VK_BUFFER_CREATE_DEVICE_ADDRESS_CAPTURE_REPLAY_BIT
- VK_BUFFER_CREATE_DESCRIPTOR_BUFFER_CAPTURE_REPLAY_BIT_EXT
- VK_BUFFER_CREATE_VIDEO_PROFILE_INDEPENDENT_BIT_KHR

- VUID-VkBufferCreateInfo-usage-10764

If **usage** includes VK_BUFFER_USAGE_TILE_MEMORY_BIT_QCOM, then only the following **usages** may be set:

- VK_BUFFER_USAGE_UNIFORM_TEXEL_BUFFER_BIT
- VK_BUFFER_USAGE_STORAGE_TEXEL_BUFFER_BIT
- VK_BUFFER_USAGE_UNIFORM_BUFFER_BIT
- VK_BUFFER_USAGE_STORAGE_BUFFER_BIT
- VK_BUFFER_USAGE_SHADER_DEVICE_ADDRESS_BIT
- and if VkPhysicalDeviceTileMemoryHeapPropertiesQCOM::tileBufferTransfers is VK_TRUE then additionally VK_BUFFER_USAGE_TRANSFER_SRC_BIT or VK_BUFFER_USAGE_TRANSFER_DST_BIT

- VUID-VkBufferCreateInfo-flags-09641

If **flags** includes VK_BUFFER_CREATE_PROTECTED_BIT, then the **effective usage must** not contain bits other than

- VK_BUFFER_USAGE_TRANSFER_SRC_BIT
- VK_BUFFER_USAGE_TRANSFER_DST_BIT
- VK_BUFFER_USAGE_UNIFORM_TEXEL_BUFFER_BIT
- VK_BUFFER_USAGE_STORAGE_TEXEL_BUFFER_BIT
- VK_BUFFER_USAGE_UNIFORM_BUFFER_BIT

- `VK_BUFFER_USAGE_STORAGE_BUFFER_BIT`
 - `VK_BUFFER_USAGE_SHADER_DEVICE_ADDRESS_BIT`
 - `VK_BUFFER_USAGE_2_VIDEO_DECODE_SRC_BIT_KHR`
 - `VK_BUFFER_USAGE_2_VIDEO_ENCODE_DST_BIT_KHR`
 - `VK_BUFFER_USAGE_2_DESCRIPTOR_HEAP_BIT_EXT`
- VUID-VkBufferCreateInfo-flags-11277
If the `protectedDescriptorHeaps` property is not supported and the `effective usage` includes the `VK_BUFFER_USAGE_2_DESCRIPTOR_HEAP_BIT_EXT` flag, `flags` **must** not include the `VK_BUFFER_CREATE_PROTECTED_BIT` flag
 - VUID-VkBufferCreateInfo-flags-11279
If the `sparseDescriptorHeaps` property is not supported and the `effective usage` includes the `VK_BUFFER_USAGE_2_DESCRIPTOR_HEAP_BIT_EXT` flag, `flags` **must** not include any of the `VK_BUFFER_CREATE_SPARSE_BINDING_BIT`, `VK_BUFFER_CREATE_SPARSE_RESIDENCY_BIT`, or `VK_BUFFER_CREATE_SPARSE_ALIASED_BIT` flags

Valid Usage (Implicit)

- VUID-VkBufferCreateInfo-sType-sType
`sType` **must** be `VK_STRUCTURE_TYPE_BUFFER_CREATE_INFO`
- VUID-VkBufferCreateInfo-pNext-pNext
Each `pNext` member of any structure (including this one) in the `pNext` chain **must** be either `NULL` or a pointer to a valid instance of `VkBufferCollectionBufferCreateInfoFUCHSIA`, `VkBufferDeviceAddressCreateInfoEXT`, `VkBufferOpaqueCaptureAddressCreateInfo`, `VkBufferUsageFlags2CreateInfo`, `VkDedicatedAllocationBufferCreateInfoNV`, `VkExternalMemoryBufferCreateInfo`, `VkOpaqueCaptureDescriptorDataCreateInfoEXT`, or `VkVideoProfileListInfoKHR`
- VUID-VkBufferCreateInfo-sType-unique
The `sType` value of each structure in the `pNext` chain **must** be unique
- VUID-VkBufferCreateInfo-flags-parameter
`flags` **must** be a valid combination of `VkBufferCreateFlagBits` values
- VUID-VkBufferCreateInfo-sharingMode-parameter
`sharingMode` **must** be a valid `VkSharingMode` value

The `VkBufferUsageFlags2CreateInfo` structure is defined as:


```
// Provided by VK_VERSION_1_4
typedef struct VkBufferUsageFlags2CreateInfo {
    VkStructureType      sType;
    const void*          pNext;
    VkBufferUsageFlags2   usage;
} VkBufferUsageFlags2CreateInfo;
```

```
// Provided by VK_KHR_maintenance5
// Equivalent to VkBufferUsageFlags2CreateInfo
typedef VkBufferUsageFlags2CreateInfo VkBufferUsageFlags2CreateInfoKHR;
```

- **sType** is a [VkStructureType](#) value identifying this structure.
- **pNext** is `NULL` or a pointer to a structure extending this structure.
- **usage** is a bitmask of [VkBufferUsageFlagBits2](#) specifying allowed usages of the buffer.

If this structure is included in the **pNext** chain of a buffer creation structure, **usage** is used instead of the corresponding **usage** value passed in that creation structure, allowing additional usage flags to be specified. If this structure is included in the **pNext** chain of a buffer query structure, the usage flags of the buffer are returned in **usage** of this structure, and the usage flags representable in **usage** of the buffer query structure are also returned in that field.

Valid Usage (Implicit)

- VUID-VkBufferUsageFlags2CreateInfo-sType-sType
sType must be [VK_STRUCTURE_TYPE_BUFFER_USAGE_FLAGS_2_CREATE_INFO](#)
- VUID-VkBufferUsageFlags2CreateInfo-usage-parameter
usage must be a valid combination of [VkBufferUsageFlagBits2](#) values
- VUID-VkBufferUsageFlags2CreateInfo-usage-requiredbitmask
usage must not be `0`

Structure Chaining

Extends the structures

- [VkBufferCreateInfo](#)
- [VkBufferViewCreateInfo](#)
- [VkDescriptorBufferBindingInfoEXT](#)
- [VkPhysicalDeviceExternalBufferInfo](#)

Bits which **can** be set in [VkBufferUsageFlags2CreateInfo::usage](#), specifying usage behavior of a buffer, are:


```

// Provided by VK_VERSION_1_4
// Flag bits for VkBufferUsageFlagBits2
typedef VkFlags64 VkBufferUsageFlagBits2;
static const VkBufferUsageFlagBits2 VK_BUFFER_USAGE_2_TRANSFER_SRC_BIT =
0x00000001ULL;
static const VkBufferUsageFlagBits2 VK_BUFFER_USAGE_2_TRANSFER_DST_BIT =
0x00000002ULL;
static const VkBufferUsageFlagBits2 VK_BUFFER_USAGE_2_UNIFORM_TEXEL_BUFFER_BIT =
0x00000004ULL;
static const VkBufferUsageFlagBits2 VK_BUFFER_USAGE_2_STORAGE_TEXEL_BUFFER_BIT =
0x00000008ULL;
static const VkBufferUsageFlagBits2 VK_BUFFER_USAGE_2_UNIFORM_BUFFER_BIT =
0x00000010ULL;
static const VkBufferUsageFlagBits2 VK_BUFFER_USAGE_2_STORAGE_BUFFER_BIT =
0x00000020ULL;
static const VkBufferUsageFlagBits2 VK_BUFFER_USAGE_2_INDEX_BUFFER_BIT =
0x00000040ULL;
static const VkBufferUsageFlagBits2 VK_BUFFER_USAGE_2_VERTEX_BUFFER_BIT =
0x00000080ULL;
static const VkBufferUsageFlagBits2 VK_BUFFER_USAGE_2_INDIRECT_BUFFER_BIT =
0x00000100ULL;
// Provided by VK_VERSION_1_4
static const VkBufferUsageFlagBits2 VK_BUFFER_USAGE_2_SHADER_DEVICE_ADDRESS_BIT =
0x00020000ULL;
// Provided by VK_AMD_shader_enqueue with VK_KHR_maintenance5 or VK_VERSION_1_4
#ifdef VK_ENABLE_BETA_EXTENSIONS
static const VkBufferUsageFlagBits2 VK_BUFFER_USAGE_2_EXECUTION_GRAPH_SCRATCH_BIT_AMD =
0x02000000ULL;
#endif
// Provided by VK_EXT_descriptor_heap
static const VkBufferUsageFlagBits2 VK_BUFFER_USAGE_2_DESCRIPTOR_HEAP_BIT_EXT =
0x10000000ULL;
// Provided by VK_KHR_maintenance5
static const VkBufferUsageFlagBits2 VK_BUFFER_USAGE_2_TRANSFER_SRC_BIT_KHR =
0x00000001ULL;
// Provided by VK_KHR_maintenance5
static const VkBufferUsageFlagBits2 VK_BUFFER_USAGE_2_TRANSFER_DST_BIT_KHR =
0x00000002ULL;
// Provided by VK_KHR_maintenance5
static const VkBufferUsageFlagBits2 VK_BUFFER_USAGE_2_UNIFORM_TEXEL_BUFFER_BIT_KHR =
0x00000004ULL;
// Provided by VK_KHR_maintenance5
static const VkBufferUsageFlagBits2 VK_BUFFER_USAGE_2_STORAGE_TEXEL_BUFFER_BIT_KHR =
0x00000008ULL;
// Provided by VK_KHR_maintenance5
static const VkBufferUsageFlagBits2 VK_BUFFER_USAGE_2_UNIFORM_BUFFER_BIT_KHR =
0x00000010ULL;
// Provided by VK_KHR_maintenance5
static const VkBufferUsageFlagBits2 VK_BUFFER_USAGE_2_STORAGE_BUFFER_BIT_KHR =
0x00000020ULL;

```



```

// Provided by VK_KHR_maintenance5
static const VkBufferUsageFlagBits2 VK_BUFFER_USAGE_2_INDEX_BUFFER_BIT_KHR =
0x00000040ULL;
// Provided by VK_KHR_maintenance5
static const VkBufferUsageFlagBits2 VK_BUFFER_USAGE_2_VERTEX_BUFFER_BIT_KHR =
0x00000080ULL;
// Provided by VK_KHR_maintenance5
static const VkBufferUsageFlagBits2 VK_BUFFER_USAGE_2_INDIRECT_BUFFER_BIT_KHR =
0x00000100ULL;
// Provided by VK_KHR_maintenance5 with VK_EXT_conditional_rendering
static const VkBufferUsageFlagBits2 VK_BUFFER_USAGE_2_CONDITIONAL_RENDERING_BIT_EXT =
0x00000200ULL;
// Provided by VK_KHR_maintenance5 with VK_KHR_ray_tracing_pipeline
static const VkBufferUsageFlagBits2 VK_BUFFER_USAGE_2_SHADER_BINDING_TABLE_BIT_KHR =
0x00000400ULL;
// Provided by VK_KHR_maintenance5 with VK_NV_ray_tracing
static const VkBufferUsageFlagBits2 VK_BUFFER_USAGE_2_RAY_TRACING_BIT_NV =
0x00000400ULL;
// Provided by VK_KHR_maintenance5 with VK_EXT_transform_feedback
static const VkBufferUsageFlagBits2
VK_BUFFER_USAGE_2_TRANSFORM_FEEDBACK_BUFFER_BIT_EXT = 0x00000800ULL;
// Provided by VK_KHR_maintenance5 with VK_EXT_transform_feedback
static const VkBufferUsageFlagBits2
VK_BUFFER_USAGE_2_TRANSFORM_FEEDBACK_COUNTER_BUFFER_BIT_EXT = 0x00001000ULL;
// Provided by VK_KHR_maintenance5 with VK_KHR_video_decode_queue
static const VkBufferUsageFlagBits2 VK_BUFFER_USAGE_2_VIDEO_DECODE_SRC_BIT_KHR =
0x00002000ULL;
// Provided by VK_KHR_maintenance5 with VK_KHR_video_decode_queue
static const VkBufferUsageFlagBits2 VK_BUFFER_USAGE_2_VIDEO_DECODE_DST_BIT_KHR =
0x00004000ULL;
// Provided by VK_KHR_maintenance5 with VK_KHR_video_encode_queue
static const VkBufferUsageFlagBits2 VK_BUFFER_USAGE_2_VIDEO_ENCODE_DST_BIT_KHR =
0x00008000ULL;
// Provided by VK_KHR_maintenance5 with VK_KHR_video_encode_queue
static const VkBufferUsageFlagBits2 VK_BUFFER_USAGE_2_VIDEO_ENCODE_SRC_BIT_KHR =
0x00010000ULL;
// Provided by VK_KHR_maintenance5 with VK_VERSION_1_2 or VK_KHR_buffer_device_address
or VK_EXT_buffer_device_address
static const VkBufferUsageFlagBits2 VK_BUFFER_USAGE_2_SHADER_DEVICE_ADDRESS_BIT_KHR =
0x00020000ULL;
// Provided by VK_KHR_acceleration_structure with VK_KHR_maintenance5
static const VkBufferUsageFlagBits2
VK_BUFFER_USAGE_2_ACCELERATION_STRUCTURE_BUILD_INPUT_READ_ONLY_BIT_KHR =
0x00080000ULL;
// Provided by VK_KHR_acceleration_structure with VK_KHR_maintenance5
static const VkBufferUsageFlagBits2
VK_BUFFER_USAGE_2_ACCELERATION_STRUCTURE_STORAGE_BIT_KHR = 0x00100000ULL;
// Provided by VK_KHR_maintenance5 with VK_EXT_descriptor_buffer
static const VkBufferUsageFlagBits2
VK_BUFFER_USAGE_2_SAMPLER_DESCRIPTOR_BUFFER_BIT_EXT = 0x00200000ULL;
// Provided by VK_KHR_maintenance5 with VK_EXT_descriptor_buffer

```



```

static const VkBufferUsageFlagBits2
VK_BUFFER_USAGE_2_RESOURCE_DESCRIPTOR_BUFFER_BIT_EXT = 0x00400000ULL;
// Provided by VK_KHR_maintenance5 with VK_EXT_descriptor_buffer
static const VkBufferUsageFlagBits2
VK_BUFFER_USAGE_2_PUSH_DESCRIPTOR_DESCRIPTOR_BUFFER_BIT_EXT = 0x04000000ULL;
// Provided by VK_KHR_maintenance5 with VK_EXT_opacity_micromap
static const VkBufferUsageFlagBits2
VK_BUFFER_USAGE_2_MICROMAP_BUILD_INPUT_READ_ONLY_BIT_EXT = 0x00800000ULL;
// Provided by VK_KHR_maintenance5 with VK_EXT_opacity_micromap
static const VkBufferUsageFlagBits2 VK_BUFFER_USAGE_2_MICROMAP_STORAGE_BIT_EXT =
0x01000000ULL;
// Provided by VK_AMDX_dense_geometry_format
#ifdef VK_ENABLE_BETA_EXTENSIONS
static const VkBufferUsageFlagBits2 VK_BUFFER_USAGE_2_COMPRESSED_DATA_DGF1_BIT_AMD =
0x20000000ULL;
#endif
// Provided by VK_ARM_data_graph
static const VkBufferUsageFlagBits2
VK_BUFFER_USAGE_2_DATA_GRAPH_FOREIGN_DESCRIPTOR_BIT_ARM = 0x20000000ULL;
// Provided by VK_QCOM_tile_memory_heap
static const VkBufferUsageFlagBits2 VK_BUFFER_USAGE_2_TILE_MEMORY_BIT_QCOM =
0x08000000ULL;
// Provided by VK_EXT_memory_decompression
static const VkBufferUsageFlagBits2 VK_BUFFER_USAGE_2_MEMORY_DECOMPRESSION_BIT_EXT =
0x10000000ULL;
// Provided by VK_EXT_device_generated_commands
static const VkBufferUsageFlagBits2 VK_BUFFER_USAGE_2_PREPROCESS_BUFFER_BIT_EXT =
0x80000000ULL;

```

```

// Provided by VK_KHR_maintenance5
// Equivalent to VkBufferUsageFlagBits2
typedef VkBufferUsageFlagBits2 VkBufferUsageFlagBits2KHR;

```

- [VK_BUFFER_USAGE_2_TRANSFER_SRC_BIT](#) specifies that the buffer **can** be used as the source of a *transfer command* (see the definition of [VK_PIPELINE_STAGE_TRANSFER_BIT](#)).
- [VK_BUFFER_USAGE_2_TRANSFER_DST_BIT](#) specifies that the buffer **can** be used as the destination of a transfer command.
- [VK_BUFFER_USAGE_2_UNIFORM_TEXEL_BUFFER_BIT](#) specifies that the buffer **can** be used to create a [VkBufferView](#) suitable for occupying a [VkDescriptorSet](#) slot of type [VK_DESCRIPTOR_TYPE_UNIFORM_TEXEL_BUFFER](#).
- [VK_BUFFER_USAGE_2_STORAGE_TEXEL_BUFFER_BIT](#) specifies that the buffer **can** be used to create a [VkBufferView](#) suitable for occupying a [VkDescriptorSet](#) slot of type [VK_DESCRIPTOR_TYPE_STORAGE_TEXEL_BUFFER](#).
- [VK_BUFFER_USAGE_2_UNIFORM_BUFFER_BIT](#) specifies that the buffer **can** be used in a [VkDescriptorBufferInfo](#) suitable for occupying a [VkDescriptorSet](#) slot either of type [VK_DESCRIPTOR_TYPE_UNIFORM_BUFFER](#) or

VK_DESCRIPTOR_TYPE_UNIFORM_BUFFER_DYNAMIC.

- VK_BUFFER_USAGE_2_STORAGE_BUFFER_BIT specifies that the buffer **can** be used in a `VkDescriptorBufferInfo` suitable for occupying a `VkDescriptorSet` slot either of type `VK_DESCRIPTOR_TYPE_STORAGE_BUFFER` or `VK_DESCRIPTOR_TYPE_STORAGE_BUFFER_DYNAMIC`.
- VK_BUFFER_USAGE_2_INDEX_BUFFER_BIT specifies that the buffer is suitable for passing as the `buffer` parameter to `vkCmdBindIndexBuffer2` and `vkCmdBindIndexBuffer`.
- VK_BUFFER_USAGE_2_VERTEX_BUFFER_BIT specifies that the buffer is suitable for passing as an element of the `pBuffers` array to `vkCmdBindVertexBuffers`.
- VK_BUFFER_USAGE_2_INDIRECT_BUFFER_BIT specifies that the buffer is suitable for passing as the `buffer` parameter to `vkCmdDrawIndirect`, `vkCmdDrawIndexedIndirect`, `vkCmdDrawMeshTasksIndirectNV`, `vkCmdDrawMeshTasksIndirectCountNV`, `vkCmdDrawMeshTasksIndirectEXT`, `vkCmdDrawMeshTasksIndirectCountEXT`, `vkCmdDrawClusterIndirectHUAWEI`, or `vkCmdDispatchIndirect`. It is also suitable for passing as the `buffer` member of `VkIndirectCommandsStreamNV`, or `sequencesCountBuffer` or `sequencesIndexBuffer` or `preprocessedBuffer` member of `VkGeneratedCommandsInfoNV`. It is also suitable for passing as the underlying buffer of either the `preprocessAddress` or `sequenceCountAddress` members of `VkGeneratedCommandsInfoEXT`.
- VK_BUFFER_USAGE_2_CONDITIONAL_RENDERING_BIT_EXT specifies that the buffer is suitable for passing as the `buffer` parameter to `vkCmdBeginConditionalRenderingEXT`.
- VK_BUFFER_USAGE_2_TRANSFORM_FEEDBACK_BUFFER_BIT_EXT specifies that the buffer is suitable for using for binding as a transform feedback buffer with `vkCmdBindTransformFeedbackBuffers2EXT` or `vkCmdBindTransformFeedbackBuffersEXT`.
- VK_BUFFER_USAGE_2_TRANSFORM_FEEDBACK_COUNTER_BUFFER_BIT_EXT specifies that the buffer is suitable for using as a counter buffer with `vkCmdBeginTransformFeedback2EXT`, `vkCmdEndTransformFeedback2EXT`, `vkCmdBeginTransformFeedbackEXT`, and `vkCmdEndTransformFeedbackEXT`.
- VK_BUFFER_USAGE_2_SAMPLER_DESCRIPTOR_BUFFER_BIT_EXT specifies that the buffer is suitable to contain sampler and combined image sampler descriptors when bound as a descriptor buffer. Buffers containing combined image sampler descriptors **must** also specify `VK_BUFFER_USAGE_2_RESOURCE_DESCRIPTOR_BUFFER_BIT_EXT`.
- VK_BUFFER_USAGE_2_RESOURCE_DESCRIPTOR_BUFFER_BIT_EXT specifies that the buffer is suitable to contain resource descriptors when bound as a descriptor buffer.
- VK_BUFFER_USAGE_2_PUSH_DESCRIPTOR_DESCRIPTOR_BUFFER_BIT_EXT specifies that the buffer, when bound, **can** be used by the implementation to support push descriptors when using descriptor buffers.
- VK_BUFFER_USAGE_2_TILE_MEMORY_BIT_QCOM specifies that the buffer **can** be bound to `VkDeviceMemory` allocated from a `VkMemoryHeap` with the `VK_MEMORY_HEAP_TILE_MEMORY_BIT_QCOM` property.
- VK_BUFFER_USAGE_2_RAY_TRACING_BIT_NV specifies that the buffer is suitable for use in `vkCmdTraceRaysNV`.
- VK_BUFFER_USAGE_2_SHADER_BINDING_TABLE_BIT_KHR specifies that the buffer is suitable for use as a `Shader Binding Table`.

- [VK_BUFFER_USAGE_2_ACCELERATION_STRUCTURE_BUILD_INPUT_READ_ONLY_BIT_KHR](#) specifies that the buffer is suitable for use as a read-only input to an [acceleration structure build](#).
- [VK_BUFFER_USAGE_2_ACCELERATION_STRUCTURE_STORAGE_BIT_KHR](#) specifies that the buffer is suitable for storage space for a [VkAccelerationStructureKHR](#).
- [VK_BUFFER_USAGE_2_SHADER_DEVICE_ADDRESS_BIT](#) specifies that the buffer **can** be used to retrieve a buffer device address via [vkGetBufferDeviceAddress](#) and use that address to access the buffer's memory from a shader.
- [VK_BUFFER_USAGE_2_VIDEO_DECODE_SRC_BIT_KHR](#) specifies that the buffer **can** be used as the source video bitstream buffer in a [video decode operation](#).
- [VK_BUFFER_USAGE_2_VIDEO_DECODE_DST_BIT_KHR](#) is reserved for future use.
- [VK_BUFFER_USAGE_2_VIDEO_ENCODE_DST_BIT_KHR](#) specifies that the buffer **can** be used as the destination video bitstream buffer in a [video encode operation](#).
- [VK_BUFFER_USAGE_2_VIDEO_ENCODE_SRC_BIT_KHR](#) is reserved for future use.
- [VK_BUFFER_USAGE_2_EXECUTION_GRAPH_SCRATCH_BIT_AMD](#) specifies that the buffer **can** be used for as scratch memory for [execution graph dispatch](#).
- [VK_BUFFER_USAGE_2_PREPROCESS_BUFFER_BIT_EXT](#) specifies that the buffer **can** be used as a preprocess buffer for [Device-Generated Commands](#).
- [VK_BUFFER_USAGE_2_COMPRESSED_DATA_DGF1_BIT_AMD](#) specifies that the buffer is suitable as storage space for [Dense Geometry Format](#) data.
- [VK_BUFFER_USAGE_2_DATA_GRAPH_FOREIGN_DESCRIPTOR_BIT_ARM](#) specifies that the buffer is suitable to contain resource descriptors when bound as a descriptor buffer in command buffers allocated from a command pool that **can** target foreign [data graph processing engines](#).
- [VK_BUFFER_USAGE_2_MEMORY_DECOMPRESSION_BIT_EXT](#) specifies that the buffer **can** be used as a destination buffer in [memory decompression](#).
- [VK_BUFFER_USAGE_2_DESCRIPTOR_HEAP_BIT_EXT](#) specifies that the buffer **can** be used as a [descriptor heap](#).

```
// Provided by VK_VERSION_1_4
typedef VkFlags64 VkBufferUsageFlags2;
```

```
// Provided by VK_KHR_maintenance5
// Equivalent to VkBufferUsageFlags2
typedef VkBufferUsageFlags2 VkBufferUsageFlags2KHR;
```

[VkBufferUsageFlags2](#) is a bitmask type for setting a mask of zero or more [VkBufferUsageFlagBits2](#).

Bits which **can** be set in [VkBufferCreateInfo::usage](#), specifying usage behavior of a buffer, are:

WARNING

This functionality is superseded by [VkBufferUsageFlagBits2](#). See [Legacy Functionality](#) for more information.


```

// Provided by VK_VERSION_1_0
typedef enum VkBufferUsageFlagBits {
    VK_BUFFER_USAGE_TRANSFER_SRC_BIT = 0x00000001,
    VK_BUFFER_USAGE_TRANSFER_DST_BIT = 0x00000002,
    VK_BUFFER_USAGE_UNIFORM_TEXEL_BUFFER_BIT = 0x00000004,
    VK_BUFFER_USAGE_STORAGE_TEXEL_BUFFER_BIT = 0x00000008,
    VK_BUFFER_USAGE_UNIFORM_BUFFER_BIT = 0x00000010,
    VK_BUFFER_USAGE_STORAGE_BUFFER_BIT = 0x00000020,
    VK_BUFFER_USAGE_INDEX_BUFFER_BIT = 0x00000040,
    VK_BUFFER_USAGE_VERTEX_BUFFER_BIT = 0x00000080,
    VK_BUFFER_USAGE_INDIRECT_BUFFER_BIT = 0x00000100,
// Provided by VK_VERSION_1_2
    VK_BUFFER_USAGE_SHADER_DEVICE_ADDRESS_BIT = 0x00020000,
// Provided by VK_KHR_video_decode_queue
    VK_BUFFER_USAGE_VIDEO_DECODE_SRC_BIT_KHR = 0x00002000,
// Provided by VK_KHR_video_decode_queue
    VK_BUFFER_USAGE_VIDEO_DECODE_DST_BIT_KHR = 0x00004000,
// Provided by VK_EXT_transform_feedback
    VK_BUFFER_USAGE_TRANSFORM_FEEDBACK_BUFFER_BIT_EXT = 0x00000800,
// Provided by VK_EXT_transform_feedback
    VK_BUFFER_USAGE_TRANSFORM_FEEDBACK_COUNTER_BUFFER_BIT_EXT = 0x00001000,
// Provided by VK_EXT_conditional_rendering
    VK_BUFFER_USAGE_CONDITIONAL_RENDERING_BIT_EXT = 0x00000200,
#ifdef VK_ENABLE_BETA_EXTENSIONS
// Provided by VK_AMD_shader_enqueue
    VK_BUFFER_USAGE_EXECUTION_GRAPH_SCRATCH_BIT_AMD = 0x02000000,
#endif
// Provided by VK_EXT_descriptor_heap
    VK_BUFFER_USAGE_DESCRIPTOR_HEAP_BIT_EXT = 0x10000000,
// Provided by VK_KHR_acceleration_structure
    VK_BUFFER_USAGE_ACCELERATION_STRUCTURE_BUILD_INPUT_READ_ONLY_BIT_KHR = 0x00080000,
// Provided by VK_KHR_acceleration_structure
    VK_BUFFER_USAGE_ACCELERATION_STRUCTURE_STORAGE_BIT_KHR = 0x00100000,
// Provided by VK_KHR_ray_tracing_pipeline
    VK_BUFFER_USAGE_SHADER_BINDING_TABLE_BIT_KHR = 0x00000400,
// Provided by VK_KHR_video_encode_queue
    VK_BUFFER_USAGE_VIDEO_ENCODE_DST_BIT_KHR = 0x00008000,
// Provided by VK_KHR_video_encode_queue
    VK_BUFFER_USAGE_VIDEO_ENCODE_SRC_BIT_KHR = 0x00010000,
// Provided by VK_EXT_descriptor_buffer
    VK_BUFFER_USAGE_SAMPLER_DESCRIPTOR_BUFFER_BIT_EXT = 0x00200000,
// Provided by VK_EXT_descriptor_buffer
    VK_BUFFER_USAGE_RESOURCE_DESCRIPTOR_BUFFER_BIT_EXT = 0x00400000,
// Provided by VK_EXT_descriptor_buffer
    VK_BUFFER_USAGE_PUSH_DESCRIPTOR_DESCRIPTOR_BUFFER_BIT_EXT = 0x04000000,
// Provided by VK_EXT_opacity_micromap
    VK_BUFFER_USAGE_MICROMAP_BUILD_INPUT_READ_ONLY_BIT_EXT = 0x00800000,
// Provided by VK_EXT_opacity_micromap
    VK_BUFFER_USAGE_MICROMAP_STORAGE_BIT_EXT = 0x01000000,
// Provided by VK_QCOM_tile_memory_heap

```



```

VK_BUFFER_USAGE_TILE_MEMORY_BIT_QCOM = 0x08000000,
// Provided by VK_NV_ray_tracing
VK_BUFFER_USAGE_RAY_TRACING_BIT_NV = VK_BUFFER_USAGE_SHADER_BINDING_TABLE_BIT_KHR,
// Provided by VK_EXT_buffer_device_address
VK_BUFFER_USAGE_SHADER_DEVICE_ADDRESS_BIT_EXT =
VK_BUFFER_USAGE_SHADER_DEVICE_ADDRESS_BIT,
// Provided by VK_KHR_buffer_device_address
VK_BUFFER_USAGE_SHADER_DEVICE_ADDRESS_BIT_KHR =
VK_BUFFER_USAGE_SHADER_DEVICE_ADDRESS_BIT,
} VkBufferUsageFlagBits;

```

- `VK_BUFFER_USAGE_TRANSFER_SRC_BIT` specifies that the buffer **can** be used as the source of a *transfer command* (see the definition of `VK_PIPELINE_STAGE_TRANSFER_BIT`).
- `VK_BUFFER_USAGE_TRANSFER_DST_BIT` specifies that the buffer **can** be used as the destination of a transfer command.
- `VK_BUFFER_USAGE_UNIFORM_TEXEL_BUFFER_BIT` specifies that the buffer **can** be used to create a `VkBufferView` suitable for occupying a `VkDescriptorSet` slot of type `VK_DESCRIPTOR_TYPE_UNIFORM_TEXEL_BUFFER`.
- `VK_BUFFER_USAGE_STORAGE_TEXEL_BUFFER_BIT` specifies that the buffer **can** be used to create a `VkBufferView` suitable for occupying a `VkDescriptorSet` slot of type `VK_DESCRIPTOR_TYPE_STORAGE_TEXEL_BUFFER`.
- `VK_BUFFER_USAGE_UNIFORM_BUFFER_BIT` specifies that the buffer **can** be used in a `VkDescriptorBufferInfo` suitable for occupying a `VkDescriptorSet` slot either of type `VK_DESCRIPTOR_TYPE_UNIFORM_BUFFER` or `VK_DESCRIPTOR_TYPE_UNIFORM_BUFFER_DYNAMIC`.
- `VK_BUFFER_USAGE_STORAGE_BUFFER_BIT` specifies that the buffer **can** be used in a `VkDescriptorBufferInfo` suitable for occupying a `VkDescriptorSet` slot either of type `VK_DESCRIPTOR_TYPE_STORAGE_BUFFER` or `VK_DESCRIPTOR_TYPE_STORAGE_BUFFER_DYNAMIC`.
- `VK_BUFFER_USAGE_INDEX_BUFFER_BIT` specifies that the buffer is suitable for passing as the `buffer` parameter to `vkCmdBindIndexBuffer2` and `vkCmdBindIndexBuffer`.
- `VK_BUFFER_USAGE_VERTEX_BUFFER_BIT` specifies that the buffer is suitable for passing as an element of the `pBuffers` array to `vkCmdBindVertexBuffers`.
- `VK_BUFFER_USAGE_INDIRECT_BUFFER_BIT` specifies that the buffer is suitable for passing as the `buffer` parameter to `vkCmdDrawIndirect`, `vkCmdDrawIndexedIndirect`, `vkCmdDrawMeshTasksIndirectNV`, `vkCmdDrawMeshTasksIndirectCountNV`, `vkCmdDrawMeshTasksIndirectEXT`, `vkCmdDrawMeshTasksIndirectCountEXT`, `vkCmdDrawClusterIndirectHUAWEI`, or `vkCmdDispatchIndirect`. It is also suitable for passing as the `buffer` member of `VkIndirectCommandsStreamNV`, or `sequencesCountBuffer` or `sequencesIndexBuffer` or `preprocessedBuffer` member of `VkGeneratedCommandsInfoNV`. It is also suitable for passing as the underlying buffer of either the `preprocessAddress` or `sequenceCountAddress` members of `VkGeneratedCommandsInfoEXT`.
- `VK_BUFFER_USAGE_CONDITIONAL_RENDERING_BIT_EXT` specifies that the buffer is suitable for passing as the `buffer` parameter to `vkCmdBeginConditionalRenderingEXT`.

- [VK_BUFFER_USAGE_TRANSFORM_FEEDBACK_BUFFER_BIT_EXT](#) specifies that the buffer is suitable for using for binding as a transform feedback buffer with [vkCmdBindTransformFeedbackBuffers2EXT](#) or [vkCmdBindTransformFeedbackBuffersEXT](#).
- [VK_BUFFER_USAGE_TRANSFORM_FEEDBACK_COUNTER_BUFFER_BIT_EXT](#) specifies that the buffer is suitable for using as a counter buffer with [vkCmdBeginTransformFeedback2EXT](#), [vkCmdEndTransformFeedback2EXT](#), [vkCmdBeginTransformFeedbackEXT](#), and [vkCmdEndTransformFeedbackEXT](#).
- [VK_BUFFER_USAGE_SAMPLER_DESCRIPTOR_BUFFER_BIT_EXT](#) specifies that the buffer is suitable to contain sampler and combined image sampler descriptors when bound as a descriptor buffer. Buffers containing combined image sampler descriptors **must** also specify [VK_BUFFER_USAGE_RESOURCE_DESCRIPTOR_BUFFER_BIT_EXT](#).
- [VK_BUFFER_USAGE_RESOURCE_DESCRIPTOR_BUFFER_BIT_EXT](#) specifies that the buffer is suitable to contain resource descriptors when bound as a descriptor buffer.
- [VK_BUFFER_USAGE_PUSH_DESCRIPTOR_DESCRIPTOR_BUFFER_BIT_EXT](#) specifies that the buffer, when bound, **can** be used by the implementation to support push descriptors when using descriptor buffers.
- [VK_BUFFER_USAGE_TILE_MEMORY_BIT_QCOM](#) specifies that the buffer **can** be bound to [VkDeviceMemory](#) allocated from a [VkMemoryHeap](#) with the [VK_MEMORY_HEAP_TILE_MEMORY_BIT_QCOM](#) property.
- [VK_BUFFER_USAGE_RAY_TRACING_BIT_NV](#) specifies that the buffer is suitable for use in [vkCmdTraceRaysNV](#).
- [VK_BUFFER_USAGE_SHADER_BINDING_TABLE_BIT_KHR](#) specifies that the buffer is suitable for use as a [Shader Binding Table](#).
- [VK_BUFFER_USAGE_ACCELERATION_STRUCTURE_BUILD_INPUT_READ_ONLY_BIT_KHR](#) specifies that the buffer is suitable for use as a read-only input to an [acceleration structure build](#).
- [VK_BUFFER_USAGE_ACCELERATION_STRUCTURE_STORAGE_BIT_KHR](#) specifies that the buffer is suitable for storage space for a [VkAccelerationStructureKHR](#).
- [VK_BUFFER_USAGE_SHADER_DEVICE_ADDRESS_BIT](#) specifies that the buffer **can** be used to retrieve a buffer device address via [vkGetBufferDeviceAddress](#) and use that address to access the buffer's memory from a shader.
- [VK_BUFFER_USAGE_VIDEO_DECODE_SRC_BIT_KHR](#) specifies that the buffer **can** be used as the source video bitstream buffer in a [video decode operation](#).
- [VK_BUFFER_USAGE_VIDEO_DECODE_DST_BIT_KHR](#) is reserved for future use.
- [VK_BUFFER_USAGE_VIDEO_ENCODE_DST_BIT_KHR](#) specifies that the buffer **can** be used as the destination video bitstream buffer in a [video encode operation](#).
- [VK_BUFFER_USAGE_VIDEO_ENCODE_SRC_BIT_KHR](#) is reserved for future use.
- [VK_BUFFER_USAGE_EXECUTION_GRAPH_SCRATCH_BIT_AMD](#) specifies that the buffer **can** be used for as scratch memory for [execution graph dispatch](#).
- [VK_BUFFER_USAGE_DESCRIPTOR_HEAP_BIT_EXT](#) specifies that the buffer **can** be used as a [descriptor heap](#).

WARNING

This functionality is superseded by [VkBufferUsageFlags2](#). See [Legacy Functionality](#) for more information.

```
// Provided by VK_VERSION_1_0
typedef VkFlags VkBufferUsageFlags;
```

[VkBufferUsageFlags](#) is a bitmask type for setting a mask of zero or more [VkBufferUsageFlagBits](#).

Bits which **can** be set in [VkBufferCreateInfo::flags](#), specifying additional parameters of a buffer, are:

```
// Provided by VK_VERSION_1_0
typedef enum VkBufferCreateFlagBits {
    VK_BUFFER_CREATE_SPARSE_BINDING_BIT = 0x00000001,
    VK_BUFFER_CREATE_SPARSE_RESIDENCY_BIT = 0x00000002,
    VK_BUFFER_CREATE_SPARSE_ALIASED_BIT = 0x00000004,
    // Provided by VK_VERSION_1_1
    VK_BUFFER_CREATE_PROTECTED_BIT = 0x00000008,
    // Provided by VK_VERSION_1_2
    VK_BUFFER_CREATE_DEVICE_ADDRESS_CAPTURE_REPLAY_BIT = 0x00000010,
    // Provided by VK_EXT_descriptor_buffer
    VK_BUFFER_CREATE_DESCRIPTOR_BUFFER_CAPTURE_REPLAY_BIT_EXT = 0x00000020,
    // Provided by VK_KHR_video_maintenance1
    VK_BUFFER_CREATE_VIDEO_PROFILE_INDEPENDENT_BIT_KHR = 0x00000040,
    // Provided by VK_EXT_buffer_device_address
    VK_BUFFER_CREATE_DEVICE_ADDRESS_CAPTURE_REPLAY_BIT_EXT =
VK_BUFFER_CREATE_DEVICE_ADDRESS_CAPTURE_REPLAY_BIT,
    // Provided by VK_KHR_buffer_device_address
    VK_BUFFER_CREATE_DEVICE_ADDRESS_CAPTURE_REPLAY_BIT_KHR =
VK_BUFFER_CREATE_DEVICE_ADDRESS_CAPTURE_REPLAY_BIT,
} VkBufferCreateFlagBits;
```

- [VK_BUFFER_CREATE_SPARSE_BINDING_BIT](#) specifies that the buffer will be backed using sparse memory binding.
- [VK_BUFFER_CREATE_SPARSE_RESIDENCY_BIT](#) specifies that the buffer **can** be partially backed using sparse memory binding. Buffers created with this flag **must** also be created with the [VK_BUFFER_CREATE_SPARSE_BINDING_BIT](#) flag.
- [VK_BUFFER_CREATE_SPARSE_ALIASED_BIT](#) specifies that the buffer will be backed using sparse memory binding with memory ranges that might also simultaneously be backing another buffer (or another portion of the same buffer). Buffers created with this flag **must** also be created with the [VK_BUFFER_CREATE_SPARSE_BINDING_BIT](#) flag.
- [VK_BUFFER_CREATE_PROTECTED_BIT](#) specifies that the buffer is a protected buffer.
- [VK_BUFFER_CREATE_DEVICE_ADDRESS_CAPTURE_REPLAY_BIT](#) specifies that the buffer's address **can** be saved and reused on a subsequent run (e.g. for trace capture and replay), see [VkBufferOpaqueCaptureAddressCreateInfo](#) for more detail.

- [VK_BUFFER_CREATE_DESCRIPTOR_BUFFER_CAPTURE_REPLAY_BIT_EXT](#) specifies that the buffer **can** be used with descriptor buffers when capturing and replaying (e.g. for trace capture and replay), see [VkOpaqueCaptureDescriptorDataCreateInfoEXT](#) for more detail.
- [VK_BUFFER_CREATE_VIDEO_PROFILE_INDEPENDENT_BIT_KHR](#) specifies that the buffer **can** be used in [video coding operations](#) without having to specify at buffer creation time the set of video profiles the buffer will be used with.

See [Sparse Resource Features](#) and [Physical Device Features](#) for details of the sparse memory features supported on a device.

```
// Provided by VK_VERSION_1_0
typedef VkFlags VkBufferCreateFlags;
```

[VkBufferCreateFlags](#) is a bitmask type for setting a mask of zero or more [VkBufferCreateFlagBits](#).

If the [pNext](#) chain includes a [VkDedicatedAllocationBufferCreateInfoNV](#) structure, then that structure includes an enable controlling whether the buffer will have a dedicated memory allocation bound to it.

The [VkDedicatedAllocationBufferCreateInfoNV](#) structure is defined as:

```
// Provided by VK_NV_dedicated_allocation
typedef struct VkDedicatedAllocationBufferCreateInfoNV {
    VkStructureType    sType;
    const void*        pNext;
    VkBool32           dedicatedAllocation;
} VkDedicatedAllocationBufferCreateInfoNV;
```

- [sType](#) is a [VkStructureType](#) value identifying this structure.
- [pNext](#) is [NULL](#) or a pointer to a structure extending this structure.
- [dedicatedAllocation](#) specifies whether the buffer will have a dedicated allocation bound to it.

Valid Usage (Implicit)

- VUID-VkDedicatedAllocationBufferCreateInfoNV-sType-sType [sType](#) **must** be [VK_STRUCTURE_TYPE_DEDICATED_ALLOCATION_BUFFER_CREATE_INFO_NV](#)

Structure Chaining

Extends the structure

- [VkBufferCreateInfo](#)

To define a set of external memory handle types that **may** be used as backing store for a buffer, add

a [VkExternalMemoryBufferCreateInfo](#) structure to the `pNext` chain of the [VkBufferCreateInfo](#) structure. The [VkExternalMemoryBufferCreateInfo](#) structure is defined as:

```
// Provided by VK_VERSION_1_1
typedef struct VkExternalMemoryBufferCreateInfo {
    VkStructureType      sType;
    const void*          pNext;
    VkExternalMemoryHandleTypeFlags handleTypes;
} VkExternalMemoryBufferCreateInfo;
```

```
// Provided by VK_KHR_external_memory
// Equivalent to VkExternalMemoryBufferCreateInfo
typedef VkExternalMemoryBufferCreateInfo VkExternalMemoryBufferCreateInfoKHR;
```

NOTE

A [VkExternalMemoryBufferCreateInfo](#) structure with a non-zero `handleTypes` field must be included in the creation parameters for a buffer that will be bound to memory that is either exported or imported.

- `sType` is a [VkStructureType](#) value identifying this structure.
- `pNext` is `NULL` or a pointer to a structure extending this structure.
- `handleTypes` is zero or a bitmask of [VkExternalMemoryHandleTypeFlagBits](#) specifying one or more external memory handle types.

Valid Usage (Implicit)

- VUID-VkExternalMemoryBufferCreateInfo-sType-sType
`sType` **must** be [VK_STRUCTURE_TYPE_EXTERNAL_MEMORY_BUFFER_CREATE_INFO](#)
- VUID-VkExternalMemoryBufferCreateInfo-handleTypes-parameter
`handleTypes` **must** be a valid combination of [VkExternalMemoryHandleTypeFlagBits](#) values

Structure Chaining

Extends the structure

- [VkBufferCreateInfo](#)

To request a specific device address for a buffer, add a [VkBufferOpaqueCaptureAddressCreateInfo](#) structure to the `pNext` chain of the [VkBufferCreateInfo](#) structure. The [VkBufferOpaqueCaptureAddressCreateInfo](#) structure is defined as:


```
// Provided by VK_VERSION_1_2
typedef struct VkBufferOpaqueCaptureAddressCreateInfo {
    VkStructureType    sType;
    const void*        pNext;
    uint64_t           opaqueCaptureAddress;
} VkBufferOpaqueCaptureAddressCreateInfo;
```

```
// Provided by VK_KHR_buffer_device_address
// Equivalent to VkBufferOpaqueCaptureAddressCreateInfo
typedef VkBufferOpaqueCaptureAddressCreateInfo
VkBufferOpaqueCaptureAddressCreateInfoKHR;
```

- **sType** is a [VkStructureType](#) value identifying this structure.
- **pNext** is **NULL** or a pointer to a structure extending this structure.
- **opaqueCaptureAddress** is the opaque capture address requested for the buffer.

If **opaqueCaptureAddress** is zero, no specific address is requested.

If **opaqueCaptureAddress** is not zero, then it **should** be an address retrieved from [vkGetBufferOpaqueCaptureAddress](#) for an identically created buffer on the same implementation.

If this structure is not present, it is as if **opaqueCaptureAddress** is zero.

Applications **should** avoid creating buffers with application-provided addresses and implementation-provided addresses in the same process, to reduce the likelihood of [VK_ERROR_INVALID_OPAQUE_CAPTURE_ADDRESS](#) errors.

NOTE

The expected usage for this is that a trace capture/replay tool will add the [VK_BUFFER_CREATE_DEVICE_ADDRESS_CAPTURE_REPLAY_BIT](#) flag to all buffers that use [VK_BUFFER_USAGE_SHADER_DEVICE_ADDRESS_BIT](#), and during capture will save the queried opaque device addresses in the trace. During replay, the buffers will be created specifying the original address so any address values stored in the trace data will remain valid.

Implementations are expected to separate such buffers in the GPU address space so normal allocations will avoid using these addresses. Applications and tools should avoid mixing application-provided and implementation-provided addresses for buffers created with [VK_BUFFER_CREATE_DEVICE_ADDRESS_CAPTURE_REPLAY_BIT](#), to avoid address space allocation conflicts.

Valid Usage (Implicit)

- VUID-VkBufferOpaqueCaptureAddressCreateInfo-sType-sType **must** be [VK_STRUCTURE_TYPE_BUFFER_OPAQUE_CAPTURE_ADDRESS_CREATE_INFO](#)

Structure Chaining

Extends the structure

- [VkBufferCreateInfo](#)

To request a specific device address for a buffer, add a [VkBufferDeviceAddressCreateInfoEXT](#) structure to the [pNext](#) chain of the [VkBufferCreateInfo](#) structure. The [VkBufferDeviceAddressCreateInfoEXT](#) structure is defined as:

```
// Provided by VK_EXT_buffer_device_address
typedef struct VkBufferDeviceAddressCreateInfoEXT {
    VkStructureType    sType;
    const void*        pNext;
    VkDeviceAddress     deviceAddress;
} VkBufferDeviceAddressCreateInfoEXT;
```

- [sType](#) is a [VkStructureType](#) value identifying this structure.
- [pNext](#) is `NULL` or a pointer to a structure extending this structure.
- [deviceAddress](#) is the device address requested for the buffer.

If [deviceAddress](#) is zero, no specific address is requested.

If [deviceAddress](#) is not zero, then it **must** be an address retrieved from an identically created buffer on the same implementation. The buffer **must** also be bound to an identically created [VkDeviceMemory](#) object.

If this structure is not present, it is as if [deviceAddress](#) is zero.

Applications **should** avoid creating buffers with application-provided addresses and implementation-provided addresses in the same process, to reduce the likelihood of [VK_ERROR_INVALID_DEVICE_ADDRESS_EXT](#) errors.

Valid Usage (Implicit)

- VUID-VkBufferDeviceAddressCreateInfoEXT-sType-sType
[sType](#) **must** be [VK_STRUCTURE_TYPE_BUFFER_DEVICE_ADDRESS_CREATE_INFO_EXT](#)
- VUID-VkBufferDeviceAddressCreateInfoEXT-deviceAddress-parameter
If [deviceAddress](#) is not 0, [deviceAddress](#) **must** be a valid [VkDeviceAddress](#) value

Structure Chaining

Extends the structure

- [VkBufferCreateInfo](#)

The `VkBufferCollectionBufferCreateInfoFUCHSIA` structure is defined as:

```
// Provided by VK_FUCHSIA_buffer_collection
typedef struct VkBufferCollectionBufferCreateInfoFUCHSIA {
    VkStructureType      sType;
    const void*          pNext;
    VkBufferCollectionFUCHSIA collection;
    uint32_t             index;
} VkBufferCollectionBufferCreateInfoFUCHSIA;
```

- `sType` is a `VkStructureType` value identifying this structure.
- `pNext` is `NULL` or a pointer to a structure extending this structure
- `collection` is the `VkBufferCollectionFUCHSIA` handle
- `index` is the index of the buffer in the buffer collection from which the memory will be imported

Valid Usage

- VUID-VkBufferCollectionBufferCreateInfoFUCHSIA-index-06388
`index` **must** be less than `VkBufferCollectionPropertiesFUCHSIA::bufferCount`

Valid Usage (Implicit)

- VUID-VkBufferCollectionBufferCreateInfoFUCHSIA-sType-sType
`sType` **must** be `VK_STRUCTURE_TYPE_BUFFER_COLLECTION_BUFFER_CREATE_INFO_FUCHSIA`
- VUID-VkBufferCollectionBufferCreateInfoFUCHSIA-collection-parameter
`collection` **must** be a valid `VkBufferCollectionFUCHSIA` handle

Structure Chaining

Extends the structure

- `VkBufferCreateInfo`

To destroy a buffer, call:

```
// Provided by VK_VERSION_1_0
void vkDestroyBuffer(
    VkDevice      device,
    VkBuffer      buffer,
    const VkAllocationCallbacks* pAllocator);
```

- `device` is the logical device that destroys the buffer.

- **buffer** is the buffer to destroy.
- **pAllocator** controls host memory allocation as described in the [Memory Allocation](#) chapter.

Valid Usage

- VUID-vkDestroyBuffer-buffer-00922
All submitted commands that refer to **buffer**, either directly or via a **VkBufferView**, **must** have completed execution
- VUID-vkDestroyBuffer-buffer-00923
If **VkAllocationCallbacks** were provided when **buffer** was created, a compatible set of callbacks **must** be provided here
- VUID-vkDestroyBuffer-buffer-00924
If no **VkAllocationCallbacks** were provided when **buffer** was created, **pAllocator** **must** be **NULL**

Valid Usage (Implicit)

- VUID-vkDestroyBuffer-device-parameter
device **must** be a valid **VkDevice** handle
- VUID-vkDestroyBuffer-buffer-parameter
If **buffer** is not **VK_NULL_HANDLE**, **buffer** **must** be a valid **VkBuffer** handle
- VUID-vkDestroyBuffer-pAllocator-parameter
If **pAllocator** is not **NULL**, **pAllocator** **must** be a valid pointer to a valid **VkAllocationCallbacks** structure
- VUID-vkDestroyBuffer-buffer-parent
If **buffer** is a valid handle, it **must** have been created, allocated, or retrieved from **device**

Host Synchronization

- Host access to **buffer** **must** be externally synchronized

12.2. Buffer Views

A *buffer view* represents a contiguous range of a buffer and a specific format to be used to interpret the data. Buffer views are used to enable shaders to access buffer contents using [image operations](#). In order to create a valid buffer view, the buffer **must** have been created with at least one of the following usage flags:

- **VK_BUFFER_USAGE_UNIFORM_TEXEL_BUFFER_BIT**
- **VK_BUFFER_USAGE_STORAGE_TEXEL_BUFFER_BIT**

Buffer views are represented by **VkBufferView** handles:


```
// Provided by VK_VERSION_1_0
VK_DEFINE_NON_DISPATCHABLE_HANDLE(VkBufferView)
```

To create a buffer view, call:

```
// Provided by VK_VERSION_1_0
VkResult vkCreateBufferView(
    VkDevice                                device,
    const VkBufferViewCreateInfo*           pCreateInfo,
    const VkAllocationCallbacks*           pAllocator,
    VkBufferView*                           pView);
```

- **device** is the logical device that creates the buffer view.
- **pCreateInfo** is a pointer to a [VkBufferViewCreateInfo](#) structure containing parameters to be used to create the buffer view.
- **pAllocator** controls host memory allocation as described in the [Memory Allocation](#) chapter.
- **pView** is a pointer to a [VkBufferView](#) handle in which the resulting buffer view object is returned.

Valid Usage

- VUID-vkCreateBufferView-device-09665
device must support at least one queue family with one of the [VK_QUEUE_COMPUTE_BIT](#) or [VK_QUEUE_GRAPHICS_BIT](#) capabilities

Valid Usage (Implicit)

- VUID-vkCreateBufferView-device-parameter
device must be a valid [VkDevice](#) handle
- VUID-vkCreateBufferView-pCreateInfo-parameter
pCreateInfo must be a valid pointer to a valid [VkBufferViewCreateInfo](#) structure
- VUID-vkCreateBufferView-pAllocator-parameter
If **pAllocator** is not **NULL**, **pAllocator must** be a valid pointer to a valid [VkAllocationCallbacks](#) structure
- VUID-vkCreateBufferView-pView-parameter
pView must be a valid pointer to a [VkBufferView](#) handle
- VUID-vkCreateBufferView-device-queuecount
The device **must** have been created with at least **1** queue

Return Codes

Success

- [VK_SUCCESS](#)

Failure

- [VK_ERROR_OUT_OF_DEVICE_MEMORY](#)
- [VK_ERROR_OUT_OF_HOST_MEMORY](#)
- [VK_ERROR_UNKNOWN](#)
- [VK_ERROR_VALIDATION_FAILED](#)

The [VkBufferViewCreateInfo](#) structure is defined as:

```
// Provided by VK_VERSION_1_0
typedef struct VkBufferViewCreateInfo {
    VkStructureType      sType;
    const void*          pNext;
    VkBufferViewCreateFlags flags;
    VkBuffer              buffer;
    VkFormat              format;
    VkDeviceSize          offset;
    VkDeviceSize          range;
} VkBufferViewCreateInfo;
```

- [sType](#) is a [VkStructureType](#) value identifying this structure.
- [pNext](#) is [NULL](#) or a pointer to a structure extending this structure.
- [flags](#) is reserved for future use.
- [buffer](#) is a [VkBuffer](#) on which the view will be created.
- [format](#) is a [VkFormat](#) describing the format of the data elements in the buffer.
- [offset](#) is an offset in bytes from the base address of the buffer. Accesses to the buffer view from shaders use addressing that is relative to this starting offset.
- [range](#) is a size in bytes of the buffer view. If [range](#) is equal to [VK_WHOLE_SIZE](#), the range from [offset](#) to the end of the buffer is used. If [VK_WHOLE_SIZE](#) is used and the remaining size of the buffer is not a multiple of the [texel block size](#) of [format](#), the nearest smaller multiple is used.

The buffer view has a *buffer view usage* identifying which descriptor types can be created from it. This usage **can** be defined by including the [VkBufferUsageFlags2CreateInfo](#) structure in the [pNext](#) chain, and specifying the [usage](#) value there. If this structure is not included, it is equal to the [VkBufferCreateInfo::usage](#) value used to create [buffer](#).

Valid Usage

- VUID-VkBufferViewCreateInfo-offset-00925

offset **must** be less than the size of **buffer**

- VUID-VkBufferViewCreateInfo-range-00928

If **range** is not equal to **VK_WHOLE_SIZE**, **range** **must** be greater than 0

- VUID-VkBufferViewCreateInfo-range-00929

If **range** is not equal to **VK_WHOLE_SIZE**, **range** **must** be an integer multiple of the texel block size of **format**

- VUID-VkBufferViewCreateInfo-range-00930

If **range** is not equal to **VK_WHOLE_SIZE**, the number of texel buffer elements given by $\lceil \text{range} / (\text{texel block size}) \rceil \times (\text{texels per block})$ where texel block size and texels per block are as defined in the **Compatible Formats** table for **format**, **must** be less than or equal to **VkPhysicalDeviceLimits::maxTexelBufferElements**

- VUID-VkBufferViewCreateInfo-offset-00931

If **range** is not equal to **VK_WHOLE_SIZE**, the sum of **offset** and **range** **must** be less than or equal to the size of **buffer**

- VUID-VkBufferViewCreateInfo-range-04059

If **range** is equal to **VK_WHOLE_SIZE**, the number of texel buffer elements given by $\lceil (\text{size} - \text{offset}) / (\text{texel block size}) \rceil \times (\text{texels per block})$ where size is the size of **buffer**, and texel block size and texels per block are as defined in the **Compatible Formats** table for **format**, **must** be less than or equal to **VkPhysicalDeviceLimits::maxTexelBufferElements**

- VUID-VkBufferViewCreateInfo-buffer-00932

buffer **must** have been created with at least one of the **VK_BUFFER_USAGE_UNIFORM_TEXEL_BUFFER_BIT** or **VK_BUFFER_USAGE_STORAGE_TEXEL_BUFFER_BIT** usage flags set

- VUID-VkBufferViewCreateInfo-format-08778

If the **buffer view usage** contains **VK_BUFFER_USAGE_UNIFORM_TEXEL_BUFFER_BIT**, then **format** features of **format** **must** contain **VK_FORMAT_FEATURE_UNIFORM_TEXEL_BUFFER_BIT**

- VUID-VkBufferViewCreateInfo-format-08779

If the **buffer view usage** contains **VK_BUFFER_USAGE_STORAGE_TEXEL_BUFFER_BIT**, then **format** features of **format** **must** contain **VK_FORMAT_FEATURE_STORAGE_TEXEL_BUFFER_BIT**

- VUID-VkBufferViewCreateInfo-buffer-00935

If **buffer** is non-sparse then it **must** be bound completely and contiguously to a single **VkDeviceMemory** object

- VUID-VkBufferViewCreateInfo-buffer-02750

If **buffer** was created with the **VK_BUFFER_USAGE_STORAGE_TEXEL_BUFFER_BIT** usage flag set, **offset** **must** be a multiple of the effective alignment requirement of **format** for **VK_DESCRIPTOR_TYPE_STORAGE_TEXEL_BUFFER** as defined by **minTexelBufferOffsetAlignment**

- VUID-VkBufferViewCreateInfo-buffer-02751

If **buffer** was created with the **VK_BUFFER_USAGE_UNIFORM_TEXEL_BUFFER_BIT** usage flag set, **offset** **must** be a multiple of the effective alignment requirement of **format** for **VK_DESCRIPTOR_TYPE_UNIFORM_TEXEL_BUFFER** as defined by

`minTexelBufferOffsetAlignment`

- VUID-VkBufferViewCreateInfo-pNext-06782

If the `pNext` chain includes a `VkExportMetalObjectCreateInfoEXT` structure, its `exportObjectType` member **must** be `VK_EXPORT_METAL_OBJECT_TYPE_METAL_TEXTURE_BIT_EXT`

- VUID-VkBufferViewCreateInfo-pNext-08780

If the `pNext` chain includes a `VkBufferUsageFlags2CreateInfo`, its `usage` **must** not contain any other bit than `VK_BUFFER_USAGE_2_UNIFORM_TEXEL_BUFFER_BIT` or `VK_BUFFER_USAGE_2_STORAGE_TEXEL_BUFFER_BIT`

- VUID-VkBufferViewCreateInfo-pNext-08781

If the `pNext` chain includes a `VkBufferUsageFlags2CreateInfo`, its `usage` **must** be a subset of the `VkBufferCreateInfo::usage` specified or `VkBufferUsageFlags2CreateInfo::usage` from `VkBufferCreateInfo::pNext` when creating `buffer`

- VUID-VkBufferViewCreateInfo-None-12278

If Vulkan 1.3 is not supported and the `ycbcr2plane444Formats` feature is not enabled, `format` **must** not be `VK_FORMAT_G8_B8R8_2PLANE_444_UNORM`, `VK_FORMAT_G10X6_B10X6R10X6_2PLANE_444_UNORM_3PACK16`, `VK_FORMAT_G12X4_B12X4R12X4_2PLANE_444_UNORM_3PACK16`, or `VK_FORMAT_G16_B16R16_2PLANE_444_UNORM`

Valid Usage (Implicit)

- VUID-VkBufferViewCreateInfo-sType-sType

`sType` **must** be `VK_STRUCTURE_TYPE_BUFFER_VIEW_CREATE_INFO`

- VUID-VkBufferViewCreateInfo-pNext-pNext

Each `pNext` member of any structure (including this one) in the `pNext` chain **must** be either `NULL` or a pointer to a valid instance of `VkBufferUsageFlags2CreateInfo` or `VkExportMetalObjectCreateInfoEXT`

- VUID-VkBufferViewCreateInfo-sType-unique

The `sType` value of each structure in the `pNext` chain **must** be unique, with the exception of structures of type `VkExportMetalObjectCreateInfoEXT`

- VUID-VkBufferViewCreateInfo-flags-zero bitmask

`flags` **must** be 0

- VUID-VkBufferViewCreateInfo-buffer-parameter

`buffer` **must** be a valid `VkBuffer` handle

- VUID-VkBufferViewCreateInfo-format-parameter

`format` **must** be a valid `VkFormat` value

```
// Provided by VK_VERSION_1_0
typedef VkFlags VkBufferViewCreateFlags;
```

`VkBufferViewCreateFlags` is a bitmask type for setting a mask, but is currently reserved for future

use.

To destroy a buffer view, call:

```
// Provided by VK_VERSION_1_0
void vkDestroyBufferView(
    VkDevice          device,
    VkBufferView      bufferView,
    const VkAllocationCallbacks* pAllocator);
```

- **device** is the logical device that destroys the buffer view.
- **bufferView** is the buffer view to destroy.
- **pAllocator** controls host memory allocation as described in the [Memory Allocation](#) chapter.

Valid Usage

- VUID-vkDestroyBufferView-bufferView-00936
All submitted commands that refer to **bufferView** **must** have completed execution
- VUID-vkDestroyBufferView-bufferView-00937
If **VkAllocationCallbacks** were provided when **bufferView** was created, a compatible set of callbacks **must** be provided here
- VUID-vkDestroyBufferView-bufferView-00938
If no **VkAllocationCallbacks** were provided when **bufferView** was created, **pAllocator** **must** be **NULL**

Valid Usage (Implicit)

- VUID-vkDestroyBufferView-device-parameter
device **must** be a valid **VkDevice** handle
- VUID-vkDestroyBufferView-bufferView-parameter
If **bufferView** is not **VK_NULL_HANDLE**, **bufferView** **must** be a valid **VkBufferView** handle
- VUID-vkDestroyBufferView-pAllocator-parameter
If **pAllocator** is not **NULL**, **pAllocator** **must** be a valid pointer to a valid **VkAllocationCallbacks** structure
- VUID-vkDestroyBufferView-bufferView-parent
If **bufferView** is a valid handle, it **must** have been created, allocated, or retrieved from **device**

Host Synchronization

- Host access to **bufferView** **must** be externally synchronized

12.2.1. Buffer View Format Features

Valid uses of a [VkBufferView](#) may depend on the buffer view's *format features*, defined below. Such constraints are documented in the affected valid usage statement.

- If Vulkan 1.3 is supported or the [VK_KHR_format_feature_flags2](#) extension is supported, then the buffer view's set of *format features* is the value of [VkFormatProperties3::bufferFeatures](#) found by calling [vkGetPhysicalDeviceFormatProperties2](#) on the same [format](#) as [VkBufferViewCreateInfo::format](#).

12.3. Buffer Device Addresses

To query a 64-bit buffer device address value which can be used to identify a buffer to API commands or through which buffer memory **can** be accessed, call:

```
// Provided by VK_VERSION_1_2
VkDeviceAddress vkGetBufferDeviceAddress(
    VkDevice          device,
    const VkBufferDeviceAddressInfo* pInfo);
```

```
// Provided by VK_KHR_buffer_device_address
// Equivalent to vkGetBufferDeviceAddress
VkDeviceAddress vkGetBufferDeviceAddressKHR(
    VkDevice          device,
    const VkBufferDeviceAddressInfo* pInfo);
```

```
// Provided by VK_EXT_buffer_device_address
// Equivalent to vkGetBufferDeviceAddress
VkDeviceAddress vkGetBufferDeviceAddressEXT(
    VkDevice          device,
    const VkBufferDeviceAddressInfo* pInfo);
```

- [device](#) is the logical device that the buffer was created on.
- [pInfo](#) is a pointer to a [VkBufferDeviceAddressInfo](#) structure specifying the buffer to retrieve an address for.

The 64-bit return value, [bufferBaseAddress](#), is an address of the start of [pInfo->buffer](#). Addresses in the range [[bufferBaseAddress](#), [bufferBaseAddress](#) + [VkBufferCreateInfo::size](#)) **can** be used to access the memory bound to this buffer on the device.

A value of zero is reserved as a “null” pointer and **must** not be returned as a valid buffer device address.

If the buffer was created with a non-zero value of [VkBufferOpaqueCaptureAddressCreateInfo::opaqueCaptureAddress](#) or [VkBufferDeviceAddressCreateInfoEXT::deviceAddress](#), the return value will be the same address that was returned at capture time.

The returned address **must** satisfy the alignment requirement specified by `VkMemoryRequirements::alignment` for the buffer in `VkBufferDeviceAddressInfo::buffer`.

If multiple `VkBuffer` objects are bound to overlapping ranges of `VkDeviceMemory`, implementations **may** return address ranges which overlap. In this case, it is ambiguous which `VkBuffer` is associated with any given device address. For purposes of valid usage, if multiple `VkBuffer` objects **can** be attributed to a device address, a `VkBuffer` is selected such that valid usage passes, if it exists.

Valid Usage

- VUID-vkGetBufferDeviceAddress-bufferDeviceAddress-03324

The `bufferDeviceAddress` feature or the `VkPhysicalDeviceBufferDeviceAddressFeaturesEXT::bufferDeviceAddress` feature **must** be enabled, and at least one of the following conditions **must** be met

- `buffer` is sparse
- `buffer` is bound completely and contiguously to a single `VkDeviceMemory` object
- `buffer` was created with the `VK_BUFFER_CREATE_DEVICE_ADDRESS_CAPTURE_REPLAY_BIT` flag and the `VkPhysicalDeviceBufferDeviceAddressFeaturesEXT::bufferDeviceAddress` feature is enabled on the device

- VUID-vkGetBufferDeviceAddress-device-03325

If `device` was created with multiple physical devices, then the `bufferDeviceAddressMultiDevice` or `VkPhysicalDeviceBufferDeviceAddressFeaturesEXT::bufferDeviceAddressMultiDevice` feature **must** be enabled

Valid Usage (Implicit)

- VUID-vkGetBufferDeviceAddress-device-parameter
`device` **must** be a valid `VkDevice` handle
- VUID-vkGetBufferDeviceAddress-pInfo-parameter
`pInfo` **must** be a valid pointer to a valid `VkBufferDeviceAddressInfo` structure

The `VkBufferDeviceAddressInfo` structure is defined as:

```
// Provided by VK_VERSION_1_2
typedef struct VkBufferDeviceAddressInfo {
    VkStructureType    sType;
    const void*        pNext;
    VkBuffer           buffer;
} VkBufferDeviceAddressInfo;
```



```
// Provided by VK_KHR_buffer_device_address
// Equivalent to VkBufferDeviceAddressInfo
typedef VkBufferDeviceAddressInfo VkBufferDeviceAddressInfoKHR;
```

```
// Provided by VK_EXT_buffer_device_address
// Equivalent to VkBufferDeviceAddressInfo
typedef VkBufferDeviceAddressInfo VkBufferDeviceAddressInfoEXT;
```

- **sType** is a [VkStructureType](#) value identifying this structure.
- **pNext** is **NULL** or a pointer to a structure extending this structure.
- **buffer** specifies the buffer whose address is being queried.

Valid Usage

- VUID-VkBufferDeviceAddressInfo-buffer-02601
buffer **must** have been created with the [VK_BUFFER_USAGE_SHADER_DEVICE_ADDRESS_BIT](#) usage flag set

Valid Usage (Implicit)

- VUID-VkBufferDeviceAddressInfo-sType-sType
sType **must** be [VK_STRUCTURE_TYPE_BUFFER_DEVICE_ADDRESS_INFO](#)
- VUID-VkBufferDeviceAddressInfo-pNext-pNext
pNext **must** be **NULL**
- VUID-VkBufferDeviceAddressInfo-buffer-parameter
buffer **must** be a valid [VkBuffer](#) handle

To query a 64-bit buffer opaque capture address, call:

```
// Provided by VK_VERSION_1_2
uint64_t vkGetBufferOpaqueCaptureAddress(
    VkDevice device,
    const VkBufferDeviceAddressInfo* pInfo);
```

```
// Provided by VK_KHR_buffer_device_address
// Equivalent to vkGetBufferOpaqueCaptureAddress
uint64_t vkGetBufferOpaqueCaptureAddressKHR(
    VkDevice device,
    const VkBufferDeviceAddressInfo* pInfo);
```

- **device** is the logical device that the buffer was created on.

- `pInfo` is a pointer to a `VkBufferDeviceAddressInfo` structure specifying the buffer to retrieve an address for.

The 64-bit return value is an opaque capture address of the start of `pInfo->buffer`.

If the buffer was created with a non-zero value of `VkBufferOpaqueCaptureAddressCreateInfo::opaqueCaptureAddress` the return value **must** be the same address.

Valid Usage

- VUID-vkGetBufferOpaqueCaptureAddress-None-03326
The `bufferDeviceAddress` and `bufferDeviceAddressCaptureReplay` features **must** be enabled
- VUID-vkGetBufferOpaqueCaptureAddress-pInfo-10725
`pInfo->buffer` **must** have been created with the `VK_BUFFER_CREATE_DEVICE_ADDRESS_CAPTURE_REPLAY_BIT` flag
- VUID-vkGetBufferOpaqueCaptureAddress-device-03327
If `device` was created with multiple physical devices, then the `bufferDeviceAddressMultiDevice` feature **must** be enabled

Valid Usage (Implicit)

- VUID-vkGetBufferOpaqueCaptureAddress-device-parameter
`device` **must** be a valid `VkDevice` handle
- VUID-vkGetBufferOpaqueCaptureAddress-pInfo-parameter
`pInfo` **must** be a valid pointer to a valid `VkBufferDeviceAddressInfo` structure

The `VkStridedDeviceAddressRegionKHR` structure is defined as:

```
// Provided by VK_KHR_ray_tracing_pipeline
typedef struct VkStridedDeviceAddressRegionKHR {
    VkDeviceAddress    deviceAddress;
    VkDeviceSize       stride;
    VkDeviceSize       size;
} VkStridedDeviceAddressRegionKHR;
```

- `deviceAddress` is the device address (as returned by the `vkGetBufferDeviceAddress` command) at which the region starts, or zero if the region is unused.
- `stride` is the byte stride between consecutive elements.
- `size` is the size in bytes of the region starting at `deviceAddress`.

Valid Usage

- VUID-VkStridedDeviceAddressRegionKHR-size-04631

If **size** is not zero, all addresses between **deviceAddress** and **deviceAddress + size - 1** **must** be in the buffer device address range of the same buffer

- VUID-VkStridedDeviceAddressRegionKHR-size-04632

If **size** is not zero, **stride** **must** be less than or equal to the size of the buffer from which **deviceAddress** was queried

Valid Usage (Implicit)

- VUID-VkStridedDeviceAddressRegionKHR-deviceAddress-parameter

If **deviceAddress** is not 0, **deviceAddress** **must** be a valid **VkDeviceAddress** value

12.4. Images

Images are specialized resources that have multi-dimensional access, as outlined in the [Images](#) chapter. Images **can** be used for various purposes, such as [rendering attachments](#), [for copy operations](#), or accessed through shaders via [resource descriptors](#).

Images are represented by **VkImage** handles:

```
// Provided by VK_VERSION_1_0
VK_DEFINE_NON_DISPATCHABLE_HANDLE(VkImage)
```

To create images, call:

```
// Provided by VK_VERSION_1_0
VkResult vkCreateImage(
    VkDevice                                device,
    const VkImageCreateInfo*                pCreateInfo,
    const VkAllocationCallbacks*            pAllocator,
    VkImage*                                 pImage);
```

- **device** is the logical device that creates the image.
- **pCreateInfo** is a pointer to a **VkImageCreateInfo** structure containing parameters to be used to create the image.
- **pAllocator** controls host memory allocation as described in the [Memory Allocation](#) chapter.
- **pImage** is a pointer to a **VkImage** handle in which the resulting image object is returned.

Valid Usage

- VUID-vkCreateImage-device-09666

device **must** support at least one queue family with one of the **VK_QUEUE_VIDEO_ENCODE_BIT_KHR**, **VK_QUEUE_VIDEO_DECODE_BIT_KHR**, **VK_QUEUE_OPTICAL_FLOW_BIT_NV**, **VK_QUEUE_SPARSE_BINDING_BIT**,

[VK_QUEUE_TRANSFER_BIT](#), [VK_QUEUE_COMPUTE_BIT](#), or [VK_QUEUE_GRAPHICS_BIT](#) capabilities

- VUID-vkCreateImage-flags-00939

If the **flags** member of **pCreateInfo** includes [VK_IMAGE_CREATE_SPARSE_BINDING_BIT](#), and the **extendedSparseAddressSpace** feature is not enabled, creating this **VkImage** **must** not cause the total required sparse memory for all currently valid sparse resources on the device to exceed **VkPhysicalDeviceLimits::sparseAddressSpaceSize**

- VUID-vkCreateImage-flags-09385

If the **flags** member of **pCreateInfo** includes [VK_IMAGE_CREATE_SPARSE_BINDING_BIT](#), the **extendedSparseAddressSpace** feature is enabled, and the **usage** member of **pCreateInfo** contains bits not in **VkPhysicalDeviceExtendedSparseAddressSpacePropertiesNV::extendedSparseImageUsageFlags**, creating this **VkImage** **must** not cause the total required sparse memory for all currently valid sparse resources on the device, excluding **VkBuffer** created with **usage** member of **pCreateInfo** containing bits in **VkPhysicalDeviceExtendedSparseAddressSpacePropertiesNV::extendedSparseBufferUsageFlags** and **VkImage** created with **usage** member of **pCreateInfo** containing bits in **VkPhysicalDeviceExtendedSparseAddressSpacePropertiesNV::extendedSparseImageUsageFlags**, to exceed **VkPhysicalDeviceLimits::sparseAddressSpaceSize**

- VUID-vkCreateImage-flags-09386

If the **flags** member of **pCreateInfo** includes [VK_IMAGE_CREATE_SPARSE_BINDING_BIT](#) and the **extendedSparseAddressSpace** feature is enabled, creating this **VkImage** **must** not cause the total required sparse memory for all currently valid sparse resources on the device to exceed **VkPhysicalDeviceExtendedSparseAddressSpacePropertiesNV::extendedSparseAddressSpaceSize**

- VUID-vkCreateImage-pNext-06389

If a [VkBufferCollectionImageCreateInfoFUCHSIA](#) has been chained to **pNext**, **pCreateInfo** **must** match the **System** chosen **VkImageCreateInfo** excepting members **VkImageCreateInfo::extent** and **VkImageCreateInfo::usage** in the match criteria

Valid Usage (Implicit)

- VUID-vkCreateImage-device-parameter

device **must** be a valid [VkDevice](#) handle

- VUID-vkCreateImage-pCreateInfo-parameter

pCreateInfo **must** be a valid pointer to a valid [VkImageCreateInfo](#) structure

- VUID-vkCreateImage-pAllocator-parameter

If **pAllocator** is not **NULL**, **pAllocator** **must** be a valid pointer to a valid [VkAllocationCallbacks](#) structure

- VUID-vkCreateImage-pImage-parameter

pImage **must** be a valid pointer to a [VkImage](#) handle

- VUID-vkCreateImage-device-queuecount

The device **must** have been created with at least **1** queue

Return Codes

Success

- [VK_SUCCESS](#)

Failure

- [VK_ERROR_COMPRESSION_EXHAUSTED_EXT](#)
- [VK_ERROR_INVALID_OPAQUE_CAPTURE_ADDRESS_KHR](#)
- [VK_ERROR_OUT_OF_DEVICE_MEMORY](#)
- [VK_ERROR_OUT_OF_HOST_MEMORY](#)
- [VK_ERROR_UNKNOWN](#)
- [VK_ERROR_VALIDATION_FAILED](#)

The [VkImageCreateInfo](#) structure is defined as:

```
// Provided by VK_VERSION_1_0
typedef struct VkImageCreateInfo {
    VkStructureType      sType;
    const void*          pNext;
    VkImageCreateFlags    flags;
    VkImageType           imageType;
    VkFormat              format;
    VkExtent3D            extent;
    uint32_t              mipLevels;
    uint32_t              arrayLayers;
    VkSampleCountFlagBits samples;
    VkImageTiling          tiling;
    VkImageUsageFlags     usage;
    VkSharingMode          sharingMode;
    uint32_t              queueFamilyIndexCount;
    const uint32_t*       pQueueFamilyIndices;
    VkImageLayout          initialLayout;
} VkImageCreateInfo;
```

- [sType](#) is a [VkStructureType](#) value identifying this structure.
- [pNext](#) is [NULL](#) or a pointer to a structure extending this structure.
- [flags](#) is a bitmask of [VkImageCreateFlagBits](#) describing additional parameters of the image.
- [imageType](#) is a [VkImageType](#) value specifying the basic dimensionality of the image. Layers in array textures do not count as a dimension for the purposes of the image type.
- [format](#) is a [VkFormat](#) describing the format and type of the texel blocks that will be contained in the image.
- [extent](#) is a [VkExtent3D](#) describing the number of texels/pixels in each dimension of the base level.

- `mipLevels` describes the number of levels of detail available for minified sampling of the image.
- `arrayLayers` is the number of layers in the image.
- `samples` is a `VkSampleCountFlagBits` value specifying the number of `samples per texel`.
- `tiling` is a `VkImageTiling` value specifying the tiling arrangement of the texel blocks in memory.
- `usage` is a bitmask of `VkImageUsageFlagBits` describing the intended usage of the image.
- `sharingMode` is a `VkSharingMode` value specifying the sharing mode of the image when it will be accessed by multiple queue families.
- `queueFamilyIndexCount` is the number of entries in the `pQueueFamilyIndices` array.
- `pQueueFamilyIndices` is a pointer to an array of queue families that will access this image. It is ignored if `sharingMode` is not `VK_SHARING_MODE_CONCURRENT`.
- `initialLayout` is a `VkImageLayout` value specifying the initial `VkImageLayout` of all image subresources of the image. See [Image Layouts](#).

Images created with `tiling` equal to `VK_IMAGE_TILING_LINEAR` have further restrictions on their limits and capabilities compared to images created with `tiling` equal to `VK_IMAGE_TILING_OPTIMAL`. Creation of images with tiling `VK_IMAGE_TILING_LINEAR` **may** not be supported unless other parameters meet all of the constraints:

- `imageType` is `VK_IMAGE_TYPE_2D`
- `format` is not a depth/stencil format
- `mipLevels` is 1
- `arrayLayers` is 1
- `samples` is `VK_SAMPLE_COUNT_1_BIT`
- `usage` only includes `VK_IMAGE_USAGE_TRANSFER_SRC_BIT` and/or `VK_IMAGE_USAGE_TRANSFER_DST_BIT`

Images created with one of the [formats that require a sampler Y'C_BC_R conversion](#), have further restrictions on their limits and capabilities compared to images created with other formats. Creation of images with a format requiring [Y'C_BC_R conversion](#) **may** not be supported unless other parameters meet all of the constraints:

- `imageType` is `VK_IMAGE_TYPE_2D`
- `mipLevels` is 1
- `arrayLayers` is 1, unless the `ycbcrImageArrays` feature is enabled, or otherwise indicated by `VkImageFormatProperties::maxArrayLayers`, as returned by `vkGetPhysicalDeviceImageFormatProperties`
- `samples` is `VK_SAMPLE_COUNT_1_BIT`

Images created with the `VK_IMAGE_USAGE_TILE_MEMORY_BIT_QCOM` usage flag set have further restrictions on their limits and capabilities compared to images created without this flag. Creation of images with usage including `VK_IMAGE_USAGE_TILE_MEMORY_BIT_QCOM` **may** not be supported unless parameters meet all of the constraints:

- `flags` is 0 or only includes `VK_IMAGE_CREATE_ALIAS_BIT`
- `imageType` is `VK_IMAGE_TYPE_2D`
- `mipLevels` is 1
- `arrayLayers` is 1
- `samples` is `VK_SAMPLE_COUNT_1_BIT`
- `tiling` is `VK_IMAGE_TILING_OPTIMAL`
- `usage` includes `VK_IMAGE_USAGE_TILE_MEMORY_BIT_QCOM` and any valid combination of the following `VK_IMAGE_USAGE_SAMPLED_BIT`, `VK_IMAGE_USAGE_STORAGE_BIT`, `VK_IMAGE_USAGE_COLOR_ATTACHMENT_BIT`, `VK_IMAGE_USAGE_DEPTH_STENCIL_ATTACHMENT_BIT`, `VK_IMAGE_USAGE_INPUT_ATTACHMENT_BIT`

Implementations **may** support additional limits and capabilities beyond those listed above.

To determine the set of valid `usage` bits for a given format, call `vkGetPhysicalDeviceFormatProperties`.

If the size of the resultant image would exceed `maxResourceSize`, then `vkCreateImage` **must** fail and return `VK_ERROR_OUT_OF_DEVICE_MEMORY`. This failure **may** occur even when all image creation parameters satisfy their valid usage requirements.

If the implementation reports `VK_TRUE` in `VkPhysicalDeviceHostImageCopyProperties::identicalMemoryTypeRequirements`, usage of `VK_IMAGE_USAGE_HOST_TRANSFER_BIT` **must** not affect the memory type requirements of the image as described in [Sparse Resource Memory Requirements](#) and [Resource Memory Association](#).

NOTE

For images created without the `VK_IMAGE_CREATE_EXTENDED_USAGE_BIT` flag set, a `usage` bit is valid if it is supported for the format the image is created with.

For images created with `VK_IMAGE_CREATE_EXTENDED_USAGE_BIT` a `usage` bit is valid if it is supported for at least one of the formats a `VkImageView` created from the image **can** have (see [Image Views](#) for more detail).

Image Creation Limits

Valid values for some image creation parameters are limited by a numerical upper bound or by inclusion in a bitset. For example, `VkImageCreateInfo::arrayLayers` is limited by `imageCreateMaxArrayLayers`, defined below; and `VkImageCreateInfo::samples` is limited by `imageCreateSampleCounts`, also defined below.

Several limiting values are defined below, as well as assisting values from which the limiting values are derived. The limiting values are referenced by the relevant valid usage statements of `VkImageCreateInfo`.

- Let `uint64_t imageCreateDrmFormatModifiers[]` be the set of [Linux DRM format modifiers](#) that the resultant image **may** have.

- If `tiling` is not `VK_IMAGE_TILING_DRM_FORMAT_MODIFIER_EXT`, then `imageCreateDrmFormatModifiers` is empty.
- If `VkImageCreateInfo::pNext` contains `VkImageDrmFormatModifierExplicitCreateInfoEXT`, then `imageCreateDrmFormatModifiers` contains exactly one modifier, `VkImageDrmFormatModifierExplicitCreateInfoEXT::drmFormatModifier`.
- If `VkImageCreateInfo::pNext` contains `VkImageDrmFormatModifierListCreateInfoEXT`, then `imageCreateDrmFormatModifiers` contains the entire array `VkImageDrmFormatModifierListCreateInfoEXT::pDrmFormatModifiers`.
- Let `VkBool32 imageCreateMaybelinear` indicate if the resultant image may be linear.
 - If `tiling` is `VK_IMAGE_TILING_LINEAR`, then `imageCreateMaybelinear` is `VK_TRUE`.
 - If `tiling` is `VK_IMAGE_TILING_OPTIMAL`, then `imageCreateMaybelinear` is `VK_FALSE`.
 - If `tiling` is `VK_IMAGE_TILING_DRM_FORMAT_MODIFIER_EXT`, then `imageCreateMaybelinear` is `VK_TRUE` if and only if `imageCreateDrmFormatModifiers` contains `DRM_FORMAT_MOD_LINEAR`.
- Let `VkFormatFeatureFlags imageCreateFormatFeatures` be the set of valid *format features* available during image creation.
 - If `tiling` is `VK_IMAGE_TILING_LINEAR`, then `imageCreateFormatFeatures` is the value of `VkFormatProperties::linearTilingFeatures` found by calling `vkGetPhysicalDeviceFormatProperties` with parameter `format` equal to `VkImageCreateInfo::format`.
 - If `tiling` is `VK_IMAGE_TILING_OPTIMAL`, and if the `pNext` chain includes no `VkExternalFormatANDROID` or `VkExternalFormatQNX` structure with non-zero `externalFormat`, then `imageCreateFormatFeatures` is the value of `VkFormatProperties::optimalTilingFeatures` found by calling `vkGetPhysicalDeviceFormatProperties` with parameter `format` equal to `VkImageCreateInfo::format`.
 - If `tiling` is `VK_IMAGE_TILING_OPTIMAL`, and if the `pNext` chain includes a `VkExternalFormatANDROID` structure with non-zero `externalFormat`, then `imageCreateFormatFeatures` is the value of `VkAndroidHardwareBufferFormatPropertiesANDROID::formatFeatures` obtained by `vkGetAndroidHardwareBufferPropertiesANDROID` with a matching `externalFormat` value.
 - If `tiling` is `VK_IMAGE_TILING_OPTIMAL`, and if the `pNext` chain includes a `VkExternalFormatQNX` structure with non-zero `externalFormat`, then `imageCreateFormatFeatures` is the value of `VkScreenBufferFormatPropertiesQNX::formatFeatures` obtained by `vkGetScreenBufferPropertiesQNX` with a matching `externalFormat` value.
 - If the `pNext` chain includes a `VkBufferCollectionImageCreateInfoFUCHSIA` structure, then `imageCreateFormatFeatures` is the value of `VkBufferCollectionPropertiesFUCHSIA::formatFeatures` found by calling `vkGetBufferCollectionPropertiesFUCHSIA` with a parameter `collection` equal to `VkBufferCollectionImageCreateInfoFUCHSIA::collection`.
 - If `tiling` is `VK_IMAGE_TILING_DRM_FORMAT_MODIFIER_EXT`, then the value of

`imageCreateFormatFeatures` is found by calling `vkGetPhysicalDeviceFormatProperties2` with `VkImageFormatProperties::format` equal to `VkImageCreateInfo::format` and with `VkDrmFormatModifierPropertiesListEXT` chained into `VkFormatProperties2`; by collecting all members of the returned array `VkDrmFormatModifierPropertiesListEXT::pDrmFormatModifierProperties` whose `drmFormatModifier` belongs to `imageCreateDrmFormatModifiers`; and by taking the bitwise intersection, over the collected array members, of `drmFormatModifierTilingFeatures`. (The resultant `imageCreateFormatFeatures` may be empty).

- Let `VkImageFormatProperties2 imageCreateImageFormatPropertiesList[]` be defined as follows.
 - If `VkImageCreateInfo::pNext` contains no `VkExternalFormatANDROID` or `VkExternalFormatQNX` structure with non-zero `externalFormat`, then `imageCreateImageFormatPropertiesList` is the list of structures obtained by calling `vkGetPhysicalDeviceImageFormatProperties2`, possibly multiple times, as follows:
 - The parameters `VkPhysicalDeviceImageFormatInfo2::format`, `imageType`, `tiling`, `usage`, and `flags` **must** be equal to those in `VkImageCreateInfo`.
 - If `VkImageCreateInfo::pNext` contains a `VkExternalMemoryImageCreateInfo` structure whose `handleTypes` is not `0`, then `VkPhysicalDeviceImageFormatInfo2::pNext` **must** contain a `VkPhysicalDeviceExternalImageFormatInfo` structure whose `handleType` is not `0`; and `vkGetPhysicalDeviceImageFormatProperties2` **must** be called for each handle type in `VkExternalMemoryImageCreateInfo::handleTypes`, successively setting `VkPhysicalDeviceExternalImageFormatInfo::handleType` on each call.
 - If `VkImageCreateInfo::pNext` contains no `VkExternalMemoryImageCreateInfo` structure, or contains a structure whose `handleTypes` is `0`, then `VkPhysicalDeviceImageFormatInfo2::pNext` **must** either contain no `VkPhysicalDeviceExternalImageFormatInfo` structure, or contain a structure whose `handleType` is `0`.
 - If `VkImageCreateInfo::pNext` contains a `VkVideoProfileListInfoKHR` structure then `VkPhysicalDeviceImageFormatInfo2::pNext` **must** also contain the same `VkVideoProfileListInfoKHR` structure on each call.
 - If `tiling` is `VK_IMAGE_TILING_DRM_FORMAT_MODIFIER_EXT`, then:
 - `VkPhysicalDeviceImageFormatInfo2::pNext` **must** contain a `VkPhysicalDeviceImageDrmFormatModifierInfoEXT` structure where `sharingMode` is equal to `VkImageCreateInfo::sharingMode`;
 - if `sharingMode` is `VK_SHARING_MODE_CONCURRENT`, then `queueFamilyIndexCount` and `pQueueFamilyIndices` **must** be equal to those in `VkImageCreateInfo`;
 - if `flags` contains `VK_IMAGE_CREATE_MUTABLE_FORMAT_BIT`, then the `VkImageFormatListCreateInfo` structure included in the `pNext` chain of `VkPhysicalDeviceImageFormatInfo2` **must** be equivalent to the one included in the `pNext` chain of `VkImageCreateInfo`;
 - if `VkImageCreateInfo::pNext` contains a `VkImageCompressionControlEXT`

structure, then the `VkPhysicalDeviceImageFormatInfo2::pNext` chain **must** contain an equivalent structure;

- `vkGetPhysicalDeviceImageFormatProperties2` **must** be called for each modifier in `imageCreateDrmFormatModifiers`, successively setting `VkPhysicalDeviceImageDrmFormatModifierInfoEXT::drmFormatModifier` on each call.
- If `tiling` is not `VK_IMAGE_TILING_DRM_FORMAT_MODIFIER_EXT`, then `VkPhysicalDeviceImageFormatInfo2::pNext` **must** contain no `VkPhysicalDeviceImageDrmFormatModifierInfoEXT` structure.
- If any call to `vkGetPhysicalDeviceImageFormatProperties2` returns an error, then `imageCreateInfoFormatPropertiesList` is defined to be the empty list.
- If `VkImageCreateInfo::pNext` contains a `VkExternalFormatANDROID` structure with non-zero `externalFormat`, then `imageCreateInfoFormatPropertiesList` contains a single element where:
 - `VkImageFormatProperties::maxMipLevels` is $\lceil \log_2(\max(\text{extent.width}, \text{extent.height}, \text{extent.depth})) \rceil + 1$.
 - `VkImageFormatProperties::maxArrayLayers` is `VkPhysicalDeviceLimits::maxImageArrayLayers`.
 - Each component of `VkImageFormatProperties::maxExtent` is `VkPhysicalDeviceLimits::maxImageDimension2D`.
 - `VkImageFormatProperties::sampleCounts` contains exactly `VK_SAMPLE_COUNT_1_BIT`.
- Let `uint32_t imageCreateMaxMipLevels` be the minimum value of `VkImageFormatProperties::maxMipLevels` in `imageCreateInfoFormatPropertiesList`. The value is undefined if `imageCreateInfoFormatPropertiesList` is empty.
- Let `uint32_t imageCreateMaxArrayLayers` be the minimum value of `VkImageFormatProperties::maxArrayLayers` in `imageCreateInfoFormatPropertiesList`. The value is undefined if `imageCreateInfoFormatPropertiesList` is empty.
- Let `VkExtent3D imageCreateMaxExtent` be the component-wise minimum over all `VkImageFormatProperties::maxExtent` values in `imageCreateInfoFormatPropertiesList`. The value is undefined if `imageCreateInfoFormatPropertiesList` is empty.
- Let `VkSampleCountFlags imageCreateSampleCounts` be the intersection of each `VkImageFormatProperties::sampleCounts` in `imageCreateInfoFormatPropertiesList`. The value is undefined if `imageCreateInfoFormatPropertiesList` is empty.
- Let `VkVideoFormatPropertiesKHR videoFormatProperties[]` be defined as follows.
 - If `VkImageCreateInfo::pNext` contains a `VkVideoProfileListInfoKHR` structure, then `videoFormatProperties` is the list of structures obtained by calling `vkGetPhysicalDeviceVideoFormatPropertiesKHR` with `VkPhysicalDeviceVideoFormatInfoKHR::imageUsage` equal to the `usage` member of `VkImageCreateInfo` and `VkPhysicalDeviceVideoFormatInfoKHR::pNext` containing the same `VkVideoProfileListInfoKHR` structure chained to `VkImageCreateInfo`.
 - If `VkImageCreateInfo::pNext` contains no `VkVideoProfileListInfoKHR` structure, then `videoFormatProperties` is an empty list.

- Let `VkBool32 supportedVideoFormat` indicate if the image parameters are supported by the specified video profiles.
 - `supportedVideoFormat` is `VK_TRUE` if there exists an element in the `videoFormatProperties` list for which all of the following conditions are true:
 - `VkImageCreateInfo::format` equals `VkVideoFormatPropertiesKHR::format`.
 - `VkImageCreateInfo::flags` only contains `VK_IMAGE_CREATE_VIDEO_PROFILE_INDEPENDENT_BIT_KHR` and/or bits also set in `VkVideoFormatPropertiesKHR::imageCreateFlags`.
 - `VkImageCreateInfo::imageType` equals `VkVideoFormatPropertiesKHR::imageType`.
 - `VkImageCreateInfo::tiling` equals `VkVideoFormatPropertiesKHR::imageTiling`.
 - `VkImageCreateInfo::usage` only contains bits also set in `VkVideoFormatPropertiesKHR::imageUsageFlags`, or `VkImageCreateInfo::flags` includes `VK_IMAGE_CREATE_EXTENDED_USAGE_BIT`.
 - Otherwise `supportedVideoFormat` is `VK_FALSE`.

Valid Usage

- VUID-VkImageCreateInfo-imageCreateMaxMipLevels-02251
Each of the following values (as described in [Image Creation Limits](#)) **must** not be undefined : `imageCreateMaxMipLevels`, `imageCreateMaxArrayLayers`, `imageCreateMaxExtent`, and `imageCreateSampleCounts`
- VUID-VkImageCreateInfo-sharingMode-00941
If `sharingMode` is `VK_SHARING_MODE_CONCURRENT`, `pQueueFamilyIndices` **must** be a valid pointer to an array of `queueFamilyIndexCount` `uint32_t` values
- VUID-VkImageCreateInfo-maintenance11-13354
If the `maintenance11` feature is enabled and `sharingMode` is `VK_SHARING_MODE_CONCURRENT`, then `queueFamilyIndexCount` **must** be greater than 0
- VUID-VkImageCreateInfo-sharingMode-00942
If the `maintenance11` feature is not enabled and `sharingMode` is `VK_SHARING_MODE_CONCURRENT`, then `queueFamilyIndexCount` **must** be greater than 1
- VUID-VkImageCreateInfo-sharingMode-01420
If `sharingMode` is `VK_SHARING_MODE_CONCURRENT`, each element of `pQueueFamilyIndices` **must** be unique and **must** be less than `pQueueFamilyPropertyCount` returned by either `vkGetPhysicalDeviceQueueFamilyProperties` or `vkGetPhysicalDeviceQueueFamilyProperties2` for the `physicalDevice` that was used to create `device`
- VUID-VkImageCreateInfo-pNext-01974
If the `pNext` chain includes a `VkExternalFormatANDROID` structure, and its `externalFormat` member is non-zero the `format` **must** be `VK_FORMAT_UNDEFINED`
- VUID-VkImageCreateInfo-pNext-01975
If the `pNext` chain does not include a `VkExternalFormatANDROID` structure, or does and its `externalFormat` member is 0, the `format` **must** not be `VK_FORMAT_UNDEFINED`

- VUID-VkImageCreateInfo-extent-00944
`extent.width` **must** be greater than 0
- VUID-VkImageCreateInfo-extent-00945
`extent.height` **must** be greater than 0
- VUID-VkImageCreateInfo-extent-00946
`extent.depth` **must** be greater than 0
- VUID-VkImageCreateInfo-mipLevels-00947
`mipLevels` **must** be greater than 0
- VUID-VkImageCreateInfo-arrayLayers-00948
`arrayLayers` **must** be greater than 0
- VUID-VkImageCreateInfo-flags-00949
If `flags` contains `VK_IMAGE_CREATE_CUBE_COMPATIBLE_BIT`, `imageType` **must** be `VK_IMAGE_TYPE_2D`
- VUID-VkImageCreateInfo-flags-08865
If `flags` contains `VK_IMAGE_CREATE_CUBE_COMPATIBLE_BIT`, `extent.width` and `extent.height` **must** be equal
- VUID-VkImageCreateInfo-flags-08866
If `flags` contains `VK_IMAGE_CREATE_CUBE_COMPATIBLE_BIT`, `arrayLayers` **must** be greater than or equal to 6
- VUID-VkImageCreateInfo-initialLayout-10765
If the `zeroInitializeDeviceMemory` feature is not enabled, `initialLayout` **must** not be `VK_IMAGE_LAYOUT_ZERO_INITIALIZED_EXT`
- VUID-VkImageCreateInfo-flags-02557
If `flags` contains `VK_IMAGE_USAGE_FRAGMENT_DENSITY_MAP_BIT_EXT`, `imageType` **must** be `VK_IMAGE_TYPE_2D`
- VUID-VkImageCreateInfo-flags-00950
If `flags` contains `VK_IMAGE_CREATE_2D_ARRAY_COMPATIBLE_BIT`, `imageType` **must** be `VK_IMAGE_TYPE_3D`
- VUID-VkImageCreateInfo-flags-09403
If `flags` contains `VK_IMAGE_CREATE_2D_ARRAY_COMPATIBLE_BIT`, `flags` **must** not include `VK_IMAGE_CREATE_SPARSE_ALIASED_BIT`, `VK_IMAGE_CREATE_SPARSE_BINDING_BIT`, or `VK_IMAGE_CREATE_SPARSE_RESIDENCY_BIT`
- VUID-VkImageCreateInfo-flags-07755
If `flags` contains `VK_IMAGE_CREATE_2D_VIEW_COMPATIBLE_BIT_EXT`, `imageType` **must** be `VK_IMAGE_TYPE_3D`
- VUID-VkImageCreateInfo-imageType-10197
If `flags` contains `VK_IMAGE_CREATE_2D_VIEW_COMPATIBLE_BIT_EXT` and either the `maintenance9` feature is not enabled on the device or `image2DViewOf3DSparse` is `VK_FALSE`, `flags` **must** not include `VK_IMAGE_CREATE_SPARSE_ALIASED_BIT`, `VK_IMAGE_CREATE_SPARSE_BINDING_BIT`, or `VK_IMAGE_CREATE_SPARSE_RESIDENCY_BIT`

- VUID-VkImageCreateInfo-extent-02252
`extent.width` **must** be less than or equal to `imageCreateMaxExtent.width` (as defined in [Image Creation Limits](#))
- VUID-VkImageCreateInfo-extent-02253
`extent.height` **must** be less than or equal to `imageCreateMaxExtent.height` (as defined in [Image Creation Limits](#))
- VUID-VkImageCreateInfo-extent-02254
`extent.depth` **must** be less than or equal to `imageCreateMaxExtent.depth` (as defined in [Image Creation Limits](#))
- VUID-VkImageCreateInfo-imageType-00956
If `imageType` is `VK_IMAGE_TYPE_1D`, both `extent.height` and `extent.depth` **must** be 1
- VUID-VkImageCreateInfo-imageType-00957
If `imageType` is `VK_IMAGE_TYPE_2D`, `extent.depth` **must** be 1
- VUID-VkImageCreateInfo-mipLevels-00958
`mipLevels` **must** be less than or equal to the number of levels in the complete mipmap chain based on `extent.width`, `extent.height`, and `extent.depth`
- VUID-VkImageCreateInfo-mipLevels-02255
`mipLevels` **must** be less than or equal to `imageCreateMaxMipLevels` (as defined in [Image Creation Limits](#))
- VUID-VkImageCreateInfo-arrayLayers-02256
`arrayLayers` **must** be less than or equal to `imageCreateMaxArrayLayers` (as defined in [Image Creation Limits](#))
- VUID-VkImageCreateInfo-imageType-00961
If `imageType` is `VK_IMAGE_TYPE_3D`, `arrayLayers` **must** be 1
- VUID-VkImageCreateInfo-samples-02257
If `samples` is not `VK_SAMPLE_COUNT_1_BIT`, then `imageType` **must** be `VK_IMAGE_TYPE_2D`, `flags` **must** not contain `VK_IMAGE_CREATE_CUBE_COMPATIBLE_BIT`, `mipLevels` **must** be equal to 1, and `imageCreateMaybeLinear` (as defined in [Image Creation Limits](#)) **must** be `VK_FALSE`,
- VUID-VkImageCreateInfo-samples-02558
If `samples` is not `VK_SAMPLE_COUNT_1_BIT`, `usage` **must** not contain `VK_IMAGE_USAGE_FRAGMENT_DENSITY_MAP_BIT_EXT`
- VUID-VkImageCreateInfo-usage-00963
If `usage` includes `VK_IMAGE_USAGE_TRANSIENT_ATTACHMENT_BIT`, then bits other than `VK_IMAGE_USAGE_COLOR_ATTACHMENT_BIT`, `VK_IMAGE_USAGE_DEPTH_STENCIL_ATTACHMENT_BIT`, and `VK_IMAGE_USAGE_INPUT_ATTACHMENT_BIT` **must** not be set
- VUID-VkImageCreateInfo-usage-00964
If `usage` includes `VK_IMAGE_USAGE_COLOR_ATTACHMENT_BIT`, `VK_IMAGE_USAGE_DEPTH_STENCIL_ATTACHMENT_BIT`, `VK_IMAGE_USAGE_TRANSIENT_ATTACHMENT_BIT`, or `VK_IMAGE_USAGE_INPUT_ATTACHMENT_BIT`, `extent.width` **must** be less than or equal to `VkPhysicalDeviceLimits::maxFramebufferWidth`

- VUID-VkImageCreateInfo-usage-00965
If **usage** includes **VK_IMAGE_USAGE_COLOR_ATTACHMENT_BIT**, **VK_IMAGE_USAGE_DEPTH_STENCIL_ATTACHMENT_BIT**, **VK_IMAGE_USAGE_TRANSIENT_ATTACHMENT_BIT**, or **VK_IMAGE_USAGE_INPUT_ATTACHMENT_BIT**, **extent.height** **must** be less than or equal to **VkPhysicalDeviceLimits::maxFramebufferHeight**
- VUID-VkImageCreateInfo-fragmentDensityMapOffset-06514
If the **fragmentDensityMapOffset** feature is not enabled and **usage** includes **VK_IMAGE_USAGE_FRAGMENT_DENSITY_MAP_BIT_EXT**, **extent.width** **must** be less than or equal to $\lceil \frac{\text{maxFramebufferWidth}}{\text{minFragmentDensityTexelSize}_{\text{width}}} \rceil$
- VUID-VkImageCreateInfo-fragmentDensityMapOffset-06515
If the **fragmentDensityMapOffset** feature is not enabled and **usage** includes **VK_IMAGE_USAGE_FRAGMENT_DENSITY_MAP_BIT_EXT**, **extent.height** **must** be less than or equal to $\lceil \frac{\text{maxFramebufferHeight}}{\text{minFragmentDensityTexelSize}_{\text{height}}} \rceil$
- VUID-VkImageCreateInfo-usage-00966
If **usage** includes **VK_IMAGE_USAGE_TRANSIENT_ATTACHMENT_BIT**, **usage** **must** also contain at least one of **VK_IMAGE_USAGE_COLOR_ATTACHMENT_BIT**, **VK_IMAGE_USAGE_DEPTH_STENCIL_ATTACHMENT_BIT**, or **VK_IMAGE_USAGE_INPUT_ATTACHMENT_BIT**
- VUID-VkImageCreateInfo-samples-02258
samples **must** be a valid **VkSampleCountFlagBits** value that is set in **imageCreateSampleCounts** (as defined in **Image Creation Limits**)
- VUID-VkImageCreateInfo-usage-00968
If the **shaderStorageImageMultisample** feature is not enabled, and **usage** contains **VK_IMAGE_USAGE_STORAGE_BIT**, **samples** **must** be **VK_SAMPLE_COUNT_1_BIT**
- VUID-VkImageCreateInfo-flags-00969
If the **sparseBinding** feature is not enabled, **flags** **must** not contain **VK_IMAGE_CREATE_SPARSE_BINDING_BIT**
- VUID-VkImageCreateInfo-flags-01924
If the **sparseResidencyAliased** feature is not enabled, **flags** **must** not contain **VK_IMAGE_CREATE_SPARSE_ALIASED_BIT**
- VUID-VkImageCreateInfo-tiling-04121
If **tiling** is **VK_IMAGE_TILING_LINEAR**, **flags** **must** not contain **VK_IMAGE_CREATE_SPARSE_RESIDENCY_BIT**
- VUID-VkImageCreateInfo-imageType-00970
If **imageType** is **VK_IMAGE_TYPE_1D**, **flags** **must** not contain **VK_IMAGE_CREATE_SPARSE_RESIDENCY_BIT**
- VUID-VkImageCreateInfo-imageType-00971
If the **sparseResidencyImage2D** feature is not enabled, and **imageType** is **VK_IMAGE_TYPE_2D**, **flags** **must** not contain **VK_IMAGE_CREATE_SPARSE_RESIDENCY_BIT**
- VUID-VkImageCreateInfo-imageType-00972
If the **sparseResidencyImage3D** feature is not enabled, and **imageType** is **VK_IMAGE_TYPE_3D**, **flags** **must** not contain **VK_IMAGE_CREATE_SPARSE_RESIDENCY_BIT**

- VUID-VkImageCreateInfo-imageType-00973
If the `sparseResidency2Samples` feature is not enabled, `imageType` is `VK_IMAGE_TYPE_2D`, and `samples` is `VK_SAMPLE_COUNT_2_BIT`, `flags` **must** not contain `VK_IMAGE_CREATE_SPARSE_RESIDENCY_BIT`
- VUID-VkImageCreateInfo-imageType-00974
If the `sparseResidency4Samples` feature is not enabled, `imageType` is `VK_IMAGE_TYPE_2D`, and `samples` is `VK_SAMPLE_COUNT_4_BIT`, `flags` **must** not contain `VK_IMAGE_CREATE_SPARSE_RESIDENCY_BIT`
- VUID-VkImageCreateInfo-imageType-00975
If the `sparseResidency8Samples` feature is not enabled, `imageType` is `VK_IMAGE_TYPE_2D`, and `samples` is `VK_SAMPLE_COUNT_8_BIT`, `flags` **must** not contain `VK_IMAGE_CREATE_SPARSE_RESIDENCY_BIT`
- VUID-VkImageCreateInfo-imageType-00976
If the `sparseResidency16Samples` feature is not enabled, `imageType` is `VK_IMAGE_TYPE_2D`, and `samples` is `VK_SAMPLE_COUNT_16_BIT`, `flags` **must** not contain `VK_IMAGE_CREATE_SPARSE_RESIDENCY_BIT`
- VUID-VkImageCreateInfo-flags-00987
If `flags` contains `VK_IMAGE_CREATE_SPARSE_RESIDENCY_BIT` or `VK_IMAGE_CREATE_SPARSE_ALIASED_BIT`, it **must** also contain `VK_IMAGE_CREATE_SPARSE_BINDING_BIT`
- VUID-VkImageCreateInfo-None-01925
If any of the bits `VK_IMAGE_CREATE_SPARSE_BINDING_BIT`, `VK_IMAGE_CREATE_SPARSE_RESIDENCY_BIT`, or `VK_IMAGE_CREATE_SPARSE_ALIASED_BIT` are set, `VK_IMAGE_USAGE_TRANSIENT_ATTACHMENT_BIT` **must** not also be set
- VUID-VkImageCreateInfo-flags-01890
If the `protectedMemory` feature is not enabled, `flags` **must** not contain `VK_IMAGE_CREATE_PROTECTED_BIT`
- VUID-VkImageCreateInfo-None-01891
If any of the bits `VK_IMAGE_CREATE_SPARSE_BINDING_BIT`, `VK_IMAGE_CREATE_SPARSE_RESIDENCY_BIT`, or `VK_IMAGE_CREATE_SPARSE_ALIASED_BIT` are set, `VK_IMAGE_CREATE_PROTECTED_BIT` **must** not also be set
- VUID-VkImageCreateInfo-pNext-00988
If the `pNext` chain includes a `VkExternalMemoryImageCreateInfoNV` structure, it **must** not contain a `VkExternalMemoryImageCreateInfo` structure
- VUID-VkImageCreateInfo-pNext-00990
If the `pNext` chain includes a `VkExternalMemoryImageCreateInfo` structure, its `handleTypes` member **must** only contain bits that are also in `VkExternalImageFormatProperties::externalMemoryProperties.compatibleHandleTypes`, as returned by `vkGetPhysicalDeviceImageFormatProperties2` with `format`, `imageType`, `tiling`, `usage`, and `flags` equal to those in this structure, and with a `VkPhysicalDeviceExternalImageFormatInfo` structure included in the `pNext` chain, with a `handleType` equal to any one of the handle types specified in

VkExternalMemoryImageCreateInfo::handleTypes

- VUID-VkImageCreateInfo-pNext-00991

If the `pNext` chain includes a `VkExternalMemoryImageCreateInfoNV` structure, its `handleTypes` member **must** only contain bits that are also in `VkExternalImageFormatPropertiesNV::externalMemoryFeatures.compatibleHandleTypes`, as returned by `vkGetPhysicalDeviceExternalImageFormatPropertiesNV` with `format`, `imageType`, `tiling`, `usage`, and `flags` equal to those in this structure, and with `externalHandleType` equal to any one of the handle types specified in `VkExternalMemoryImageCreateInfoNV::handleTypes`

- VUID-VkImageCreateInfo-physicalDeviceCount-01421

If the logical device was created with `VkDeviceGroupDeviceCreateInfo::physicalDeviceCount` equal to 1, `flags` **must** not contain `VK_IMAGE_CREATE_SPLIT_INSTANCE_BIND_REGIONS_BIT`

- VUID-VkImageCreateInfo-flags-02259

If `flags` contains `VK_IMAGE_CREATE_SPLIT_INSTANCE_BIND_REGIONS_BIT`, then `mipLevels` **must** be one, `arrayLayers` **must** be one, `imageType` **must** be `VK_IMAGE_TYPE_2D`, and `imageCreateMayBeLinear` (as defined in Image Creation Limits) **must** be `VK_FALSE`

- VUID-VkImageCreateInfo-flags-01572

If `flags` contains `VK_IMAGE_CREATE_BLOCK_TEXEL_VIEW_COMPATIBLE_BIT`, then `format` **must** be a compressed image format

- VUID-VkImageCreateInfo-flags-01573

If `flags` contains `VK_IMAGE_CREATE_BLOCK_TEXEL_VIEW_COMPATIBLE_BIT`, then `flags` **must** also contain `VK_IMAGE_CREATE_MUTABLE_FORMAT_BIT`

- VUID-VkImageCreateInfo-initialLayout-00993

`initialLayout` **must** be `VK_IMAGE_LAYOUT_UNDEFINED` or `VK_IMAGE_LAYOUT_ZERO_INITIALIZED_EXT` or `VK_IMAGE_LAYOUT_PREINITIALIZED`

- VUID-VkImageCreateInfo-pNext-01443

If the `pNext` chain includes a `VkExternalMemoryImageCreateInfo` or `VkExternalMemoryImageCreateInfoNV` structure whose `handleTypes` member is not 0, `initialLayout` **must** be `VK_IMAGE_LAYOUT_UNDEFINED`

- VUID-VkImageCreateInfo-format-06410

If the image `format` is one of the formats that require a sampler $Y'C_B C_R$ conversion, `mipLevels` **must** be 1

- VUID-VkImageCreateInfo-format-06411

If the image `format` is one of the formats that require a sampler $Y'C_B C_R$ conversion, `samples` **must** be `VK_SAMPLE_COUNT_1_BIT`

- VUID-VkImageCreateInfo-format-06412

If the image `format` is one of the formats that require a sampler $Y'C_B C_R$ conversion, `imageType` **must** be `VK_IMAGE_TYPE_2D`

- VUID-VkImageCreateInfo-imageCreateFormatFeatures-02260

If `format` is a *multi-planar* format, and if `imageCreateFormatFeatures` (as defined in Image Creation Limits) does not contain `VK_FORMAT_FEATURE_DISJOINT_BIT`, then `flags` **must** not contain `VK_IMAGE_CREATE_DISJOINT_BIT`

- VUID-VkImageCreateInfo-format-01577
If **format** is not a *multi-planar* format, and **flags** does not include **VK_IMAGE_CREATE_ALIAS_BIT**, **flags** **must** not contain **VK_IMAGE_CREATE_DISJOINT_BIT**
- VUID-VkImageCreateInfo-format-04712
If **format** has a **_422** or **_420** suffix, **extent.width** **must** be a multiple of 2
- VUID-VkImageCreateInfo-format-04713
If **format** has a **_420** suffix, **extent.height** **must** be a multiple of 2
- VUID-VkImageCreateInfo-format-09583
If **format** is one of the **VK_FORMAT_PVRTC1*_IMG** formats, **extent.width** **must** be a power of 2
- VUID-VkImageCreateInfo-format-09584
If **format** is one of the **VK_FORMAT_PVRTC1*_IMG** formats, **extent.height** **must** be a power of 2
- VUID-VkImageCreateInfo-tiling-02261
If **tiling** is **VK_IMAGE_TILING_DRM_FORMAT_MODIFIER_EXT**, then the **pNext** chain **must** include exactly one of **VkImageDrmFormatModifierListCreateInfoEXT** or **VkImageDrmFormatModifierExplicitCreateInfoEXT** structures
- VUID-VkImageCreateInfo-pNext-02262
If the **pNext** chain includes a **VkImageDrmFormatModifierListCreateInfoEXT** or **VkImageDrmFormatModifierExplicitCreateInfoEXT** structure, then **tiling** **must** be **VK_IMAGE_TILING_DRM_FORMAT_MODIFIER_EXT**
- VUID-VkImageCreateInfo-tiling-02353
If **tiling** is **VK_IMAGE_TILING_DRM_FORMAT_MODIFIER_EXT** and **flags** contains **VK_IMAGE_CREATE_MUTABLE_FORMAT_BIT**, then the **pNext** chain **must** include a **VkImageFormatListCreateInfo** structure with non-zero **viewFormatCount**
- VUID-VkImageCreateInfo-flags-01533
If **flags** contains **VK_IMAGE_CREATE_SAMPLE_LOCATIONS_COMPATIBLE_DEPTH_BIT_EXT** **format** **must** be a depth or depth/stencil format
- VUID-VkImageCreateInfo-pNext-02393
If the **pNext** chain includes a **VkExternalMemoryImageCreateInfo** structure whose **handleTypes** member includes **VK_EXTERNAL_MEMORY_HANDLE_TYPE_ANDROID_HARDWARE_BUFFER_BIT_ANDROID**, **imageType** **must** be **VK_IMAGE_TYPE_2D**
- VUID-VkImageCreateInfo-pNext-02394
If the **pNext** chain includes a **VkExternalMemoryImageCreateInfo** structure whose **handleTypes** member includes **VK_EXTERNAL_MEMORY_HANDLE_TYPE_ANDROID_HARDWARE_BUFFER_BIT_ANDROID**, **mipLevels** **must** either be 1 or equal to the number of levels in the complete mipmap chain based on **extent.width**, **extent.height**, and **extent.depth**
- VUID-VkImageCreateInfo-pNext-02396
If the **pNext** chain includes a **VkExternalFormatANDROID** structure whose **externalFormat** member is not 0, **flags** **must** not include **VK_IMAGE_CREATE_MUTABLE_FORMAT_BIT**
- VUID-VkImageCreateInfo-pNext-02397

If the `pNext` chain includes a `VkExternalFormatANDROID` structure whose `externalFormat` member is not `0`, `usage` **must** not include any usages except `VK_IMAGE_USAGE_INPUT_ATTACHMENT_BIT`, `VK_IMAGE_USAGE_COLOR_ATTACHMENT_BIT`, or `VK_IMAGE_USAGE_SAMPLED_BIT`

- VUID-VkImageCreateInfo-pNext-09457

If the `pNext` chain includes a `VkExternalFormatANDROID` structure whose `externalFormat` member is not `0`, and `externalFormatResolve` feature is not enabled, `usage` **must** not include `VK_IMAGE_USAGE_INPUT_ATTACHMENT_BIT` or `VK_IMAGE_USAGE_COLOR_ATTACHMENT_BIT`

- VUID-VkImageCreateInfo-pNext-02398

If the `pNext` chain includes a `VkExternalFormatANDROID` structure whose `externalFormat` member is not `0`, `tiling` **must** be `VK_IMAGE_TILING_OPTIMAL`

- VUID-VkImageCreateInfo-pNext-08951

If the `pNext` chain includes a `VkExternalMemoryImageCreateInfo` structure whose `handleTypes` member includes `VK_EXTERNAL_MEMORY_HANDLE_TYPE_SCREEN_BUFFER_BIT_QNX`, `imageType` **must** be `VK_IMAGE_TYPE_2D`

- VUID-VkImageCreateInfo-pNext-08952

If the `pNext` chain includes a `VkExternalMemoryImageCreateInfo` structure whose `handleTypes` member includes `VK_EXTERNAL_MEMORY_HANDLE_TYPE_SCREEN_BUFFER_BIT_QNX`, `mipLevels` **must** either be `1` or equal to the number of levels in the complete mipmap chain based on `extent.width`, `extent.height`, and `extent.depth`

- VUID-VkImageCreateInfo-pNext-08953

If the `pNext` chain includes a `VkExternalFormatQNX` structure whose `externalFormat` member is not `0`, `flags` **must** not include `VK_IMAGE_CREATE_MUTABLE_FORMAT_BIT`

- VUID-VkImageCreateInfo-pNext-08954

If the `pNext` chain includes a `VkExternalFormatQNX` structure whose `externalFormat` member is not `0`, `usage` **must** not include any usages except `VK_IMAGE_USAGE_SAMPLED_BIT`

- VUID-VkImageCreateInfo-pNext-08955

If the `pNext` chain includes a `VkExternalFormatQNX` structure whose `externalFormat` member is not `0`, `tiling` **must** be `VK_IMAGE_TILING_OPTIMAL`

- VUID-VkImageCreateInfo-format-02795

If `format` is a depth-stencil format, `usage` includes `VK_IMAGE_USAGE_DEPTH_STENCIL_ATTACHMENT_BIT`, and the `pNext` chain includes a `VkImageStencilUsageCreateInfo` structure, then its `VkImageStencilUsageCreateInfo::stencilUsage` member **must** also include `VK_IMAGE_USAGE_DEPTH_STENCIL_ATTACHMENT_BIT`

- VUID-VkImageCreateInfo-format-02796

If `format` is a depth-stencil format, `usage` does not include `VK_IMAGE_USAGE_DEPTH_STENCIL_ATTACHMENT_BIT`, and the `pNext` chain includes a `VkImageStencilUsageCreateInfo` structure, then its `VkImageStencilUsageCreateInfo::stencilUsage` member **must** also not include

VK_IMAGE_USAGE_DEPTH_STENCIL_ATTACHMENT_BIT

- VUID-VkImageCreateInfo-format-02797

If **format** is a depth-stencil format, **usage** includes [VK_IMAGE_USAGE_TRANSIENT_ATTACHMENT_BIT](#), and the **pNext** chain includes a [VkImageStencilUsageCreateInfo](#) structure, then its [VkImageStencilUsageCreateInfo::stencilUsage](#) member **must** also include [VK_IMAGE_USAGE_TRANSIENT_ATTACHMENT_BIT](#)

- VUID-VkImageCreateInfo-format-02798

If **format** is a depth-stencil format, **usage** does not include [VK_IMAGE_USAGE_TRANSIENT_ATTACHMENT_BIT](#), and the **pNext** chain includes a [VkImageStencilUsageCreateInfo](#) structure, then its [VkImageStencilUsageCreateInfo::stencilUsage](#) member **must** also not include [VK_IMAGE_USAGE_TRANSIENT_ATTACHMENT_BIT](#)

- VUID-VkImageCreateInfo-Format-02536

If **Format** is a depth-stencil format and the **pNext** chain includes a [VkImageStencilUsageCreateInfo](#) structure with its **stencilUsage** member including [VK_IMAGE_USAGE_INPUT_ATTACHMENT_BIT](#), **extent.width** **must** be less than or equal to [VkPhysicalDeviceLimits::maxFramebufferWidth](#)

- VUID-VkImageCreateInfo-format-02537

If **format** is a depth-stencil format and the **pNext** chain includes a [VkImageStencilUsageCreateInfo](#) structure with its **stencilUsage** member including [VK_IMAGE_USAGE_INPUT_ATTACHMENT_BIT](#), **extent.height** **must** be less than or equal to [VkPhysicalDeviceLimits::maxFramebufferHeight](#)

- VUID-VkImageCreateInfo-format-02538

If the **shaderStorageImageMultisample** feature is not enabled, **format** is a depth-stencil format and the **pNext** chain includes a [VkImageStencilUsageCreateInfo](#) structure with its **stencilUsage** including [VK_IMAGE_USAGE_STORAGE_BIT](#), **samples** **must** be [VK_SAMPLE_COUNT_1_BIT](#)

- VUID-VkImageCreateInfo-flags-02050

If **flags** contains [VK_IMAGE_CREATE_CORNER_SAMPLED_BIT_NV](#), **imageType** **must** be [VK_IMAGE_TYPE_2D](#) or [VK_IMAGE_TYPE_3D](#)

- VUID-VkImageCreateInfo-flags-02051

If **flags** contains [VK_IMAGE_CREATE_CORNER_SAMPLED_BIT_NV](#), it **must** not contain [VK_IMAGE_CREATE_CUBE_COMPATIBLE_BIT](#) and the **format** **must** not be a depth/stencil format

- VUID-VkImageCreateInfo-flags-02052

If **flags** contains [VK_IMAGE_CREATE_CORNER_SAMPLED_BIT_NV](#) and **imageType** is [VK_IMAGE_TYPE_2D](#), **extent.width** and **extent.height** **must** be greater than 1

- VUID-VkImageCreateInfo-flags-02053

If **flags** contains [VK_IMAGE_CREATE_CORNER_SAMPLED_BIT_NV](#) and **imageType** is [VK_IMAGE_TYPE_3D](#), **extent.width**, **extent.height**, and **extent.depth** **must** be greater than 1

- VUID-VkImageCreateInfo-imageType-02082

If **usage** includes

VK_IMAGE_USAGE_FRAGMENT_SHADING_RATE_ATTACHMENT_BIT_KHR, **imageType** must be VK_IMAGE_TYPE_2D

- VUID-VkImageCreateInfo-samples-02083

If **usage** includes VK_IMAGE_USAGE_FRAGMENT_SHADING_RATE_ATTACHMENT_BIT_KHR, **samples** must be VK_SAMPLE_COUNT_1_BIT

- VUID-VkImageCreateInfo-shadingRateImage-07727

If the **shadingRateImage** feature is enabled and **usage** includes VK_IMAGE_USAGE_SHADING_RATE_IMAGE_BIT_NV, **tiling** must be VK_IMAGE_TILING_OPTIMAL

- VUID-VkImageCreateInfo-flags-02565

If **flags** contains VK_IMAGE_CREATE_SUBSAMPLED_BIT_EXT, **tiling** must be VK_IMAGE_TILING_OPTIMAL

- VUID-VkImageCreateInfo-flags-02566

If **flags** contains VK_IMAGE_CREATE_SUBSAMPLED_BIT_EXT, **imageType** must be VK_IMAGE_TYPE_2D

- VUID-VkImageCreateInfo-flags-02567

If **flags** contains VK_IMAGE_CREATE_SUBSAMPLED_BIT_EXT, **flags** must not contain VK_IMAGE_CREATE_CUBE_COMPATIBLE_BIT

- VUID-VkImageCreateInfo-flags-02568

If **flags** contains VK_IMAGE_CREATE_SUBSAMPLED_BIT_EXT, **mipLevels** must be 1

- VUID-VkImageCreateInfo-usage-04992

If **usage** includes VK_IMAGE_USAGE_INVOCATION_MASK_BIT_HUAWEI, **tiling** must be VK_IMAGE_TILING_LINEAR

- VUID-VkImageCreateInfo-imageView2DOn3DImage-04459

If the VK_KHR_portability_subset extension is enabled, and VkPhysicalDevicePortabilitySubsetFeaturesKHR::imageView2DOn3DImage is VK_FALSE, **flags** must not contain VK_IMAGE_CREATE_2D_ARRAY_COMPATIBLE_BIT

- VUID-VkImageCreateInfo-multisampleArrayImage-04460

If the VK_KHR_portability_subset extension is enabled, and VkPhysicalDevicePortabilitySubsetFeaturesKHR::multisampleArrayImage is VK_FALSE, and **samples** is not VK_SAMPLE_COUNT_1_BIT, then **arrayLayers** must be 1

- VUID-VkImageCreateInfo-pNext-06722

If a VkImageFormatListCreateInfo structure was included in the **pNext** chain and **format** is not a multi-planar format and VkImageFormatListCreateInfo::viewFormatCount is not zero, then each format in VkImageFormatListCreateInfo::pViewFormats must either be compatible with the **format** as described in the compatibility table or, if **flags** contains VK_IMAGE_CREATE_BLOCK_TEXEL_VIEW_COMPATIBLE_BIT, be an uncompressed format that is size-compatible with **format**

- VUID-VkImageCreateInfo-pNext-10062

If a VkImageFormatListCreateInfo structure was included in the **pNext** chain and **format** is a multi-planar format and **flags** contains VK_IMAGE_CREATE_MUTABLE_FORMAT_BIT and VkImageFormatListCreateInfo::viewFormatCount is not zero, then each format in

`VkImageFormatListCreateInfo::pViewFormats` **must** be compatible with the `VkFormat` for the plane of the image format

- VUID-VkImageCreateInfo-flags-04738

If `flags` does not contain `VK_IMAGE_CREATE_MUTABLE_FORMAT_BIT` and the `pNext` chain includes a `VkImageFormatListCreateInfo` structure, then `VkImageFormatListCreateInfo::viewFormatCount` **must** be 0 or 1

- VUID-VkImageCreateInfo-usage-04815

If `usage` includes `VK_IMAGE_USAGE_VIDEO_DECODE_SRC_BIT_KHR`, `VK_IMAGE_USAGE_VIDEO_DECODE_DST_BIT_KHR`, or `VK_IMAGE_USAGE_VIDEO_DECODE_DPB_BIT_KHR`, and `flags` does not include `VK_IMAGE_CREATE_VIDEO_PROFILE_INDEPENDENT_BIT_KHR`, then the `pNext` chain **must** include a `VkVideoProfileListInfoKHR` structure with `profileCount` greater than 0 and `pProfiles` including at least one `VkVideoProfileInfoKHR` structure with a `videoCodecOperation` member specifying a decode operation

- VUID-VkImageCreateInfo-usage-04816

If `usage` includes `VK_IMAGE_USAGE_VIDEO_ENCODE_SRC_BIT_KHR`, `VK_IMAGE_USAGE_VIDEO_ENCODE_DST_BIT_KHR`, or `VK_IMAGE_USAGE_VIDEO_ENCODE_DPB_BIT_KHR`, and `flags` does not include `VK_IMAGE_CREATE_VIDEO_PROFILE_INDEPENDENT_BIT_KHR`, then the `pNext` chain **must** include a `VkVideoProfileListInfoKHR` structure with `profileCount` greater than 0 and `pProfiles` including at least one `VkVideoProfileInfoKHR` structure with a `videoCodecOperation` member specifying an encode operation

- VUID-VkImageCreateInfo-flags-08328

If `flags` includes `VK_IMAGE_CREATE_VIDEO_PROFILE_INDEPENDENT_BIT_KHR`, then `videoMaintenance1` **must** be enabled

- VUID-VkImageCreateInfo-flags-08329

If `flags` includes `VK_IMAGE_CREATE_VIDEO_PROFILE_INDEPENDENT_BIT_KHR` and `usage` does not include `VK_IMAGE_USAGE_VIDEO_DECODE_DST_BIT_KHR`, then `usage` **must** not include `VK_IMAGE_USAGE_VIDEO_DECODE_DPB_BIT_KHR`

- VUID-VkImageCreateInfo-flags-08331

If `flags` includes `VK_IMAGE_CREATE_VIDEO_PROFILE_INDEPENDENT_BIT_KHR`, then `usage` **must** not include `VK_IMAGE_USAGE_VIDEO_ENCODE_QUANTIZATION_DELTA_MAP_BIT_KHR`, `VK_IMAGE_USAGE_VIDEO_ENCODE_EMPHASIS_MAP_BIT_KHR`, or `VK_IMAGE_USAGE_VIDEO_ENCODE_DPB_BIT_KHR`

- VUID-VkImageCreateInfo-pNext-06811

If the `pNext` chain includes a `VkVideoProfileListInfoKHR` structure with `profileCount` greater than 0, then `supportedVideoFormat` **must** be `VK_TRUE`

- VUID-VkImageCreateInfo-pNext-10784

If the `pNext` chain includes a `VkVideoProfileListInfoKHR` structure and for any element of its `pProfiles` member `videoCodecOperation` is `VK_VIDEO_CODEC_OPERATION_DECODE_VP9_BIT_KHR`, then the `videoDecodeVP9` feature **must** be enabled

- VUID-VkImageCreateInfo-pNext-10250

If the **pNext** chain includes a **VkVideoProfileListInfoKHR** structure and for any element of its **pProfiles** member **videoCodecOperation** is **VK_VIDEO_CODEC_OPERATION_ENCODE_AV1_BIT_KHR**, then the **videoEncodeAV1** feature **must** be enabled

- VUID-VkImageCreateInfo-pNext-10920

If the **pNext** chain includes a **VkVideoEncodeProfileRgbConversionInfoVALVE** structure, then the **videoEncodeRgbConversion** feature **must** be enabled

- VUID-VkImageCreateInfo-usage-10251

If **usage** includes **VK_IMAGE_USAGE_VIDEO_ENCODE_QUANTIZATION_DELTA_MAP_BIT_KHR** or **VK_IMAGE_USAGE_VIDEO_ENCODE_EMPHASIS_MAP_BIT_KHR**, then the **videoEncodeQuantizationMap** feature **must** be enabled

- VUID-VkImageCreateInfo-usage-10252

If **usage** includes **VK_IMAGE_USAGE_VIDEO_ENCODE_QUANTIZATION_DELTA_MAP_BIT_KHR** or **VK_IMAGE_USAGE_VIDEO_ENCODE_EMPHASIS_MAP_BIT_KHR**, **imageType** **must** be **VK_IMAGE_TYPE_2D**

- VUID-VkImageCreateInfo-usage-10253

If **usage** includes **VK_IMAGE_USAGE_VIDEO_ENCODE_QUANTIZATION_DELTA_MAP_BIT_KHR** or **VK_IMAGE_USAGE_VIDEO_ENCODE_EMPHASIS_MAP_BIT_KHR**, **samples** **must** be **VK_SAMPLE_COUNT_1_BIT**

- VUID-VkImageCreateInfo-usage-10254

If **usage** includes **VK_IMAGE_USAGE_VIDEO_ENCODE_QUANTIZATION_DELTA_MAP_BIT_KHR** or **VK_IMAGE_USAGE_VIDEO_ENCODE_EMPHASIS_MAP_BIT_KHR**, then the **pNext** chain **must** include a **VkVideoProfileListInfoKHR** structure with **profileCount** equal to 1 and **pProfiles** pointing to a **VkVideoProfileInfoKHR** structure with a **videoCodecOperation** member specifying an encode operation

- VUID-VkImageCreateInfo-usage-10255

If **usage** includes **VK_IMAGE_USAGE_VIDEO_ENCODE_QUANTIZATION_DELTA_MAP_BIT_KHR**, then **VkVideoEncodeCapabilitiesKHR::flags** **must** include **VK_VIDEO_ENCODE_CAPABILITY_QUANTIZATION_DELTA_MAP_BIT_KHR**, as returned by **vkGetPhysicalDeviceVideoCapabilitiesKHR** for the video profile specified in the **pProfiles** member of the **VkVideoProfileListInfoKHR** structure included in the **pNext** chain

- VUID-VkImageCreateInfo-usage-10256

If **usage** includes **VK_IMAGE_USAGE_VIDEO_ENCODE_EMPHASIS_MAP_BIT_KHR**, then **VkVideoEncodeCapabilitiesKHR::flags** **must** include **VK_VIDEO_ENCODE_CAPABILITY_EMPHASIS_MAP_BIT_KHR**, as returned by **vkGetPhysicalDeviceVideoCapabilitiesKHR** for the video profile specified in the **pProfiles** member of the **VkVideoProfileListInfoKHR** structure included in the **pNext** chain

- VUID-VkImageCreateInfo-usage-10257

If **usage** includes **VK_IMAGE_USAGE_VIDEO_ENCODE_QUANTIZATION_DELTA_MAP_BIT_KHR** or

`VK_IMAGE_USAGE_VIDEO_ENCODE_EMPHASIS_MAP_BIT_KHR`, `extent.width` **must** be less than or equal to `VkVideoEncodeQuantizationMapCapabilitiesKHR::maxQuantizationMapExtent.width`, as returned by `vkGetPhysicalDeviceVideoCapabilitiesKHR` for the video profile specified in the `pProfiles` member of the `VkVideoProfileListInfoKHR` structure included in the `pNext` chain

- VUID-VkImageCreateInfo-usage-10258

If `usage` includes `VK_IMAGE_USAGE_VIDEO_ENCODE_QUANTIZATION_DELTA_MAP_BIT_KHR` or `VK_IMAGE_USAGE_VIDEO_ENCODE_EMPHASIS_MAP_BIT_KHR`, `extent.height` **must** be less than or equal to `VkVideoEncodeQuantizationMapCapabilitiesKHR::maxQuantizationMapExtent.height`, as returned by `vkGetPhysicalDeviceVideoCapabilitiesKHR` for the video profile specified in the `pProfiles` member of the `VkVideoProfileListInfoKHR` structure included in the `pNext` chain

- VUID-VkImageCreateInfo-pNext-06390

If the `VkImage` is to be used to import memory from a `VkBufferCollectionFUCHSIA`, a `VkBufferCollectionImageCreateInfoFUCHSIA` structure **must** be chained to `pNext`

- VUID-VkImageCreateInfo-multisampledRenderToSingleSampled-06882

If the `multisampledRenderToSingleSampled` feature is not enabled, `flags` **must** not contain `VK_IMAGE_CREATE_MULTISAMPLED_RENDER_TO_SINGLE_SAMPLED_BIT_EXT`

- VUID-VkImageCreateInfo-flags-06883

If `flags` contains `VK_IMAGE_CREATE_MULTISAMPLED_RENDER_TO_SINGLE_SAMPLED_BIT_EXT`, `samples` **must** be `VK_SAMPLE_COUNT_1_BIT`

- VUID-VkImageCreateInfo-pNext-06743

If the `pNext` chain includes a `VkImageCompressionControlEXT` structure, `format` is a multi-planar format, and `VkImageCompressionControlEXT::flags` includes `VK_IMAGE_COMPRESSION_FIXED_RATE_EXPLICIT_EXT`, then `VkImageCompressionControlEXT::compressionControlPlaneCount` **must** be equal to the number of planes in `format`

- VUID-VkImageCreateInfo-pNext-06744

If the `pNext` chain includes a `VkImageCompressionControlEXT` structure, `format` is not a multi-planar format, and `VkImageCompressionControlEXT::flags` includes `VK_IMAGE_COMPRESSION_FIXED_RATE_EXPLICIT_EXT`, then `VkImageCompressionControlEXT::compressionControlPlaneCount` **must** be 1

- VUID-VkImageCreateInfo-pNext-06746

If the `pNext` chain includes a `VkImageCompressionControlEXT` structure, it **must** not contain a `VkImageDrmFormatModifierExplicitCreateInfoEXT` structure

- VUID-VkImageCreateInfo-flags-08104

If `flags` includes `VK_IMAGE_CREATE_DESCRIPTOR_HEAP_CAPTURE_REPLAY_BIT_EXT`, the `descriptorBufferCaptureReplay` or `descriptorHeapCaptureReplay` feature **must** be enabled

- VUID-VkImageCreateInfo-pNext-08105

If the `pNext` chain includes a `VkOpaqueCaptureDescriptorDataCreateInfoEXT` structure, `flags` **must** contain `VK_IMAGE_CREATE_DESCRIPTOR_BUFFER_CAPTURE_REPLAY_BIT_EXT`

- VUID-VkImageCreateInfo-pNext-06783
If the `pNext` chain includes a `VkExportMetalObjectCreateInfoEXT` structure, its `exportObjectType` member **must** be either `VK_EXPORT_METAL_OBJECT_TYPE_METAL_TEXTURE_BIT_EXT` or `VK_EXPORT_METAL_OBJECT_TYPE_METAL_IOSURFACE_BIT_EXT`
- VUID-VkImageCreateInfo-pNext-06784
If the `pNext` chain includes a `VkImportMetalTextureInfoEXT` structure its `plane` member **must** be `VK_IMAGE_ASPECT_PLANE_0_BIT`, `VK_IMAGE_ASPECT_PLANE_1_BIT`, or `VK_IMAGE_ASPECT_PLANE_2_BIT`
- VUID-VkImageCreateInfo-pNext-06785
If the `pNext` chain includes a `VkImportMetalTextureInfoEXT` structure and the image does not have a `multi-planar` format, then `VkImportMetalTextureInfoEXT::plane` **must** be `VK_IMAGE_ASPECT_PLANE_0_BIT`
- VUID-VkImageCreateInfo-pNext-06786
If the `pNext` chain includes a `VkImportMetalTextureInfoEXT` structure and the image has a `multi-planar` format with only two planes, then `VkImportMetalTextureInfoEXT::plane` **must** not be `VK_IMAGE_ASPECT_PLANE_2_BIT`
- VUID-VkImageCreateInfo-imageCreateFormatFeatures-09048
If `imageCreateFormatFeatures` (as defined in `Image Creation Limits`) does not contain `VK_FORMAT_FEATURE_2_HOST_IMAGE_TRANSFER_BIT`, then `usage` **must** not contain `VK_IMAGE_USAGE_HOST_TRANSFER_BIT`
- VUID-VkImageCreateInfo-usage-10245
If `usage` includes `VK_IMAGE_USAGE_HOST_TRANSFER_BIT`, then the `hostImageCopy` feature **must** be enabled
- VUID-VkImageCreateInfo-tileMemoryHeap-10766
If the `tileMemoryHeap` feature is not enabled, `usage` **must** not include `VK_IMAGE_USAGE_TILE_MEMORY_BIT_QCOM`
- VUID-VkImageCreateInfo-pNext-09653
If the `pNext` chain contains a `VkImageAlignmentControlCreateInfoMESA` structure, `tiling` **must** be `VK_IMAGE_TILING_OPTIMAL`
- VUID-VkImageCreateInfo-pNext-09654
If the `pNext` chain contains a `VkImageAlignmentControlCreateInfoMESA` structure, it **must** not contain a `VkExternalMemoryImageCreateInfo` structure
- VUID-VkImageCreateInfo-tiling-09711
If `tiling` is `VK_IMAGE_TILING_LINEAR` then `VK_IMAGE_USAGE_TENSOR_ALIASING_BIT_ARM` **must** not be set in `usage`
- VUID-VkImageCreateInfo-flags-13355
If `flags` contains `VK_IMAGE_CREATE_ALIAS_SINGLE_LAYER_DESCRIPTOR_BIT_KHR`, the `maintenance11` feature **must** be enabled
- VUID-VkImageCreateInfo-flags-13356
If `flags` contains `VK_IMAGE_CREATE_ALIAS_SINGLE_LAYER_DESCRIPTOR_BIT_KHR`, `imageType` **must** be `VK_IMAGE_TYPE_1D` or `VK_IMAGE_TYPE_2D`
- VUID-VkImageCreateInfo-None-12279

If Vulkan 1.3 is not supported and the `ycbcr2plane444Formats` feature is not enabled, `format` **must** not be `VK_FORMAT_G8_B8R8_2PLANE_444_UNORM`, `VK_FORMAT_G10X6_B10X6R10X6_2PLANE_444_UNORM_3PACK16`, `VK_FORMAT_G12X4_B12X4R12X4_2PLANE_444_UNORM_3PACK16`, or `VK_FORMAT_G16_B16R16_2PLANE_444_UNORM`

- VUID-VkImageCreateInfo-flags-11281

If `VkOpaqueCaptureDataCreateInfoEXT::pData` is not `NULL`, `flags` **must** contain `VK_IMAGE_CREATE_DESCRIPTOR_HEAP_CAPTURE_REPLAY_BIT_EXT`

- VUID-VkImageCreateInfo-pData-11286

If `flags` contains `VK_IMAGE_CREATE_DESCRIPTOR_HEAP_CAPTURE_REPLAY_BIT_EXT`, and `VkOpaqueCaptureDataCreateInfoEXT::pData` is not `NULL`, `VkOpaqueCaptureDataCreateInfoEXT::pData->size` **must** be equal to `imageCaptureReplayOpaqueDataSize`

Valid Usage (Implicit)

- VUID-VkImageCreateInfo-sType-sType

`sType` **must** be `VK_STRUCTURE_TYPE_IMAGE_CREATE_INFO`

- VUID-VkImageCreateInfo-pNext-pNext

Each `pNext` member of any structure (including this one) in the `pNext` chain **must** be either `NULL` or a pointer to a valid instance of `VkBufferCollectionImageCreateInfoFUCHSIA`, `VkDataGraphOpticalFlowImageFormatInfoARM`, `VkDedicatedAllocationImageCreateInfoNV`, `VkExportMetalObjectCreateInfoEXT`, `VkExternalFormatANDROID`, `VkExternalFormatOHOS`, `VkExternalFormatQNX`, `VkExternalMemoryImageCreateInfo`, `VkExternalMemoryImageCreateInfoNV`, `VkImageAlignmentControlCreateInfoMESA`, `VkImageCompressionControlEXT`, `VkImageDrmFormatModifierExplicitCreateInfoEXT`, `VkImageDrmFormatModifierListCreateInfoEXT`, `VkImageFormatListCreateInfo`, `VkImageStencilUsageCreateInfo`, `VkImageSwapchainCreateInfoKHR`, `VkImportMetalIOSurfaceInfoEXT`, `VkImportMetalTextureInfoEXT`, `VkOpaqueCaptureDataCreateInfoEXT`, `VkOpaqueCaptureDescriptorDataCreateInfoEXT`, `VkOpticalFlowImageFormatInfoNV`, or `VkVideoProfileListInfoKHR`

- VUID-VkImageCreateInfo-sType-unique

The `sType` value of each structure in the `pNext` chain **must** be unique, with the exception of structures of type `VkExportMetalObjectCreateInfoEXT` or `VkImportMetalTextureInfoEXT`

- VUID-VkImageCreateInfo-flags-parameter

`flags` **must** be a valid combination of `VkImageCreateFlagBits` values

- VUID-VkImageCreateInfo-imageType-parameter

`imageType` **must** be a valid `VkImageType` value

- VUID-VkImageCreateInfo-format-parameter

`format` **must** be a valid `VkFormat` value

- VUID-VkImageCreateInfo-samples-parameter

`samples` **must** be a valid `VkSampleCountFlagBits` value

- VUID-VkImageCreateInfo-tiling-parameter
tiling **must** be a valid [VkImageTiling](#) value
- VUID-VkImageCreateInfo-usage-parameter
usage **must** be a valid combination of [VkImageUsageFlagBits](#) values
- VUID-VkImageCreateInfo-usage-requiredbitmask
usage **must** not be 0
- VUID-VkImageCreateInfo-sharingMode-parameter
sharingMode **must** be a valid [VkSharingMode](#) value
- VUID-VkImageCreateInfo-initialLayout-parameter
initialLayout **must** be a valid [VkImageLayout](#) value

The [VkBufferCollectionImageCreateInfoFUCHSIA](#) structure is defined as:

```
// Provided by VK_FUCHSIA_buffer_collection
typedef struct VkBufferCollectionImageCreateInfoFUCHSIA {
    VkStructureType      sType;
    const void*          pNext;
    VkBufferCollectionFUCHSIA collection;
    uint32_t             index;
} VkBufferCollectionImageCreateInfoFUCHSIA;
```

- **sType** is a [VkStructureType](#) value identifying this structure.
- **pNext** is NULL or a pointer to a structure extending this structure
- **collection** is the [VkBufferCollectionFUCHSIA](#) handle
- **index** is the index of the buffer in the buffer collection from which the memory will be imported

Valid Usage

- VUID-VkBufferCollectionImageCreateInfoFUCHSIA-index-06391
index **must** be less than [VkBufferCollectionPropertiesFUCHSIA::bufferCount](#)

Valid Usage (Implicit)

- VUID-VkBufferCollectionImageCreateInfoFUCHSIA-sType-sType
sType **must** be [VK_STRUCTURE_TYPE_BUFFER_COLLECTION_IMAGE_CREATE_INFO_FUCHSIA](#)
- VUID-VkBufferCollectionImageCreateInfoFUCHSIA-collection-parameter
collection **must** be a valid [VkBufferCollectionFUCHSIA](#) handle

Structure Chaining

Extends the structure

- [VkImageCreateInfo](#)

The [VkImageStencilUsageCreateInfo](#) structure is defined as:

```
// Provided by VK_VERSION_1_2
typedef struct VkImageStencilUsageCreateInfo {
    VkStructureType    sType;
    const void*        pNext;
    VkImageUsageFlags  stencilUsage;
} VkImageStencilUsageCreateInfo;
```

```
// Provided by VK_EXT_separate_stencil_usage
// Equivalent to VkImageStencilUsageCreateInfo
typedef VkImageStencilUsageCreateInfo VkImageStencilUsageCreateInfoEXT;
```

- [sType](#) is a [VkStructureType](#) value identifying this structure.
- [pNext](#) is `NULL` or a pointer to a structure extending this structure.
- [stencilUsage](#) is a bitmask of [VkImageUsageFlagBits](#) describing the intended usage of the stencil aspect of the image.

If the [pNext](#) chain of [VkImageCreateInfo](#) includes a [VkImageStencilUsageCreateInfo](#) structure, then that structure includes the usage flags specific to the stencil aspect of the image for an image with a depth-stencil format.

This structure specifies image usages which only apply to the stencil aspect of a depth/stencil format image. When this structure is included in the [pNext](#) chain of [VkImageCreateInfo](#), the stencil aspect of the image **must** only be used as specified by [stencilUsage](#). When this structure is not included in the [pNext](#) chain of [VkImageCreateInfo](#), the stencil aspect of an image **must** only be used as specified by [VkImageCreateInfo::usage](#). Use of other aspects of an image are unaffected by this structure.

This structure **can** also be included in the [pNext](#) chain of [VkPhysicalDeviceImageFormatInfo2](#) to query additional capabilities specific to image creation parameter combinations including a separate set of usage flags for the stencil aspect of the image using [vkGetPhysicalDeviceImageFormatProperties2](#). When this structure is not included in the [pNext](#) chain of [VkPhysicalDeviceImageFormatInfo2](#) then the implicit value of [stencilUsage](#) matches that of [VkPhysicalDeviceImageFormatInfo2::usage](#).

Valid Usage

- VUID-VkImageStencilUsageCreateInfo-stencilUsage-02539

If `stencilUsage` includes `VK_IMAGE_USAGE_TRANSIENT_ATTACHMENT_BIT`, it **must** not include bits other than `VK_IMAGE_USAGE_DEPTH_STENCIL_ATTACHMENT_BIT` or `VK_IMAGE_USAGE_INPUT_ATTACHMENT_BIT`

Valid Usage (Implicit)

- VUID-VkImageStencilUsageCreateInfo-sType-sType
`sType` **must** be `VK_STRUCTURE_TYPE_IMAGE_STENCIL_USAGE_CREATE_INFO`
- VUID-VkImageStencilUsageCreateInfo-stencilUsage-parameter
`stencilUsage` **must** be a valid combination of `VkImageUsageFlagBits` values
- VUID-VkImageStencilUsageCreateInfo-stencilUsage-requiredbitmask
`stencilUsage` **must** not be 0

Structure Chaining

Extends the structures

- `VkImageCreateInfo`
- `VkPhysicalDeviceImageFormatInfo2`

If the `pNext` chain includes a `VkDedicatedAllocationImageCreateInfoNV` structure, then that structure includes an enable controlling whether the image will have a dedicated memory allocation bound to it.

The `VkDedicatedAllocationImageCreateInfoNV` structure is defined as:

```
// Provided by VK_NV_dedicated_allocation
typedef struct VkDedicatedAllocationImageCreateInfoNV {
    VkStructureType    sType;
    const void*        pNext;
    VkBool32           dedicatedAllocation;
} VkDedicatedAllocationImageCreateInfoNV;
```

- `sType` is a `VkStructureType` value identifying this structure.
- `pNext` is `NULL` or a pointer to a structure extending this structure.
- `dedicatedAllocation` specifies whether the image will have a dedicated allocation bound to it.

NOTE

Using a dedicated allocation for color and depth/stencil attachments or other large images **may** improve performance on some devices.

Valid Usage

- VUID-VkDedicatedAllocationImageCreateInfoNV-dedicatedAllocation-00994

If `dedicatedAllocation` is `VK_TRUE`, `VkImageCreateInfo::flags` **must** not include `VK_IMAGE_CREATE_SPARSE_BINDING_BIT`, `VK_IMAGE_CREATE_SPARSE_RESIDENCY_BIT`, or `VK_IMAGE_CREATE_SPARSE_ALIASED_BIT`

Valid Usage (Implicit)

- VUID-VkDedicatedAllocationImageCreateInfoNV-sType-sType **must** be `VK_STRUCTURE_TYPE_DEDICATED_ALLOCATION_IMAGE_CREATE_INFO_NV`

Structure Chaining

Extends the structure

- [VkImageCreateInfo](#)

To define a set of external memory handle types that **may** be used as backing store for an image, add a `VkExternalMemoryImageCreateInfo` structure to the `pNext` chain of the `VkImageCreateInfo` structure. The `VkExternalMemoryImageCreateInfo` structure is defined as:

```
// Provided by VK_VERSION_1_1
typedef struct VkExternalMemoryImageCreateInfo {
    VkStructureType          sType;
    const void*              pNext;
    VkExternalMemoryHandleTypeFlags handleTypes;
} VkExternalMemoryImageCreateInfo;
```

```
// Provided by VK_KHR_external_memory
// Equivalent to VkExternalMemoryImageCreateInfo
typedef VkExternalMemoryImageCreateInfo VkExternalMemoryImageCreateInfoKHR;
```

NOTE A `VkExternalMemoryImageCreateInfo` structure with a non-zero `handleTypes` field must be included in the creation parameters for an image that will be bound to memory that is either exported or imported.

- `sType` is a `VkStructureType` value identifying this structure.
- `pNext` is `NULL` or a pointer to a structure extending this structure.
- `handleTypes` is zero or a bitmask of `VkExternalMemoryHandleTypeFlagBits` specifying one or more external memory handle types.

Valid Usage (Implicit)

- VUID-VkExternalMemoryImageCreateInfo-sType-sType

sType must be [VK_STRUCTURE_TYPE_EXTERNAL_MEMORY_IMAGE_CREATE_INFO](#)

- VUID-VkExternalMemoryImageCreateInfo-handleTypes-parameter

handleTypes must be a valid combination of [VkExternalMemoryHandleTypeFlagBits](#) values

Structure Chaining

Extends the structure

- [VkImageCreateInfo](#)

12.4.1. Use External Memory On Open Harmony OS platform

The [VkExternalFormatOHOS](#) structure is defined as:

```
// Provided by VK_OHOS_external_memory
typedef struct VkExternalFormatOHOS {
    VkStructureType    sType;
    void*              pNext;
    uint64_t           externalFormat;
} VkExternalFormatOHOS;
```

- **sType** is a [VkStructureType](#) value identifying this structure.
- **pNext** is `NULL` or a pointer to a structure extending this structure.
- **externalFormat** is an implementation-defined identifier for the external format.

To obtain additional format that are not provided by [VkFormat](#) for an Open Harmony OS hardware buffer, this structure should be included in the **pNext** chain of another structure. The return value of **externalFormat** indicates whether an additional format exists. If zero is returned, then no external format is used and other format information should be used for implementations, and this is also true if this structure is not present.

Valid Usage (Implicit)

- VUID-VkExternalFormatOHOS-sType-sType
sType must be [VK_STRUCTURE_TYPE_EXTERNAL_FORMAT_OHOS](#)

Structure Chaining

Extends the structures

- [VkAttachmentDescription2](#)
- [VkCommandBufferInheritanceInfo](#)
- [VkGraphicsPipelineCreateInfo](#)

- [VkImageCreateInfo](#)
- [VkSamplerYcbcrConversionCreateInfo](#)

To import memory created outside of the current Vulkan instance from an Open Harmony OS native buffer, add a [VkImportNativeBufferInfoOHOS](#) structure to the [pNext](#) chain of the [VkMemoryAllocateInfo](#) structure. The [VkImportNativeBufferInfoOHOS](#) structure is defined as:

```
// Provided by VK_OHOS_external_memory
typedef struct VkImportNativeBufferInfoOHOS {
    VkStructureType    sType;
    const void*        pNext;
    struct OH_NativeBuffer* buffer;
} VkImportNativeBufferInfoOHOS;
```

- [sType](#) is a [VkStructureType](#) value identifying this structure.
- [pNext](#) is `NULL` or a pointer to a structure extending this structure.
- [buffer](#) is a pointer to an [OH_NativeBuffer](#) structure.

A reference to the imported native buffer should be acquired by the implementation if the [vkAllocateMemory](#) command succeeds. Then the reference **must** release when the device memory object is freed. If the command fails, the implementation **must** not retain a reference.

Valid Usage (Implicit)

- VUID-VkImportNativeBufferInfoOHOS-sType-sType
[sType](#) **must** be [VK_STRUCTURE_TYPE_IMPORT_NATIVE_BUFFER_INFO_OHOS](#)
- VUID-VkImportNativeBufferInfoOHOS-buffer-parameter
[buffer](#) **must** be a valid pointer to an [OH_NativeBuffer](#) value

Structure Chaining

Extends the structure

- [VkMemoryAllocateInfo](#)

The [OH_NativeBuffer](#) structure is defined as:

```
// Provided by VK_OHOS_external_memory
struct OH_NativeBuffer;
```

It is the native buffer structure on Open Harmony OS platform. It is defined in Open Harmony OS NDK headers.

To obtain optimal Open Harmony OS native buffer usage flags for specific image creation

parameters, add a `VkNativeBufferUsageOHOS` structure to the `pNext` chain of a `VkImageFormatProperties2` structure passed to `vkGetPhysicalDeviceImageFormatProperties2`.

The `VkNativeBufferUsageOHOS` structure is defined as:

```
// Provided by VK_OHOS_external_memory
typedef struct VkNativeBufferUsageOHOS {
    VkStructureType    sType;
    void*              pNext;
    uint64_t           OHOSNativeBufferUsage;
} VkNativeBufferUsageOHOS;
```

- `sType` is a `VkStructureType` value identifying this structure.
- `pNext` is `NULL` or a pointer to a structure extending this structure.
- `OHOSNativeBufferUsage` returns the Open Harmony OS buffer usage flags.

Valid Usage (Implicit)

- VUID-VkNativeBufferUsageOHOS-sType-sType
`sType` must be `VK_STRUCTURE_TYPE_NATIVE_BUFFER_USAGE_OHOS`

Structure Chaining

Extends the structure

- `VkImageFormatProperties2`

To determine the memory parameters to use when importing an Open Harmony OS native buffer:

```
// Provided by VK_OHOS_external_memory
VkResult vkGetNativeBufferPropertiesOHOS(
    VkDevice          device,
    const struct OH_NativeBuffer* buffer,
    VkNativeBufferPropertiesOHOS* pProperties);
```

- `device` is the logical device that will be importing `buffer`.
- `buffer` is the `OH_NativeBuffer` object specifies the buffer for which its properties are to be queried.
- `pProperties` is a pointer to a `VkNativeBufferPropertiesOHOS` structure in which the properties of `buffer` are returned.

Valid Usage (Implicit)

- VUID-vkGetNativeBufferPropertiesOHOS-device-parameter

device must be a valid [VkDevice](#) handle

- VUID-vkGetNativeBufferPropertiesOHOS-buffer-parameter
buffer must be a valid pointer to a valid [OH_NativeBuffer](#) value
- VUID-vkGetNativeBufferPropertiesOHOS-pProperties-parameter
pProperties must be a valid pointer to a [VkNativeBufferPropertiesOHOS](#) structure

Return Codes

Success

- [VK_SUCCESS](#)

Failure

- [VK_ERROR_INVALID_EXTERNAL_HANDLE_KHR](#)
- [VK_ERROR_OUT_OF_DEVICE_MEMORY](#)
- [VK_ERROR_UNKNOWN](#)
- [VK_ERROR_VALIDATION_FAILED](#)

To obtain an [OH_NativeBuffer](#) object, call:

```
// Provided by VK_OHOS_external_memory
VkResult vkGetMemoryNativeBufferOHOS(
    VkDevice device,
    const VkMemoryGetNativeBufferInfoOHOS* pInfo,
    struct OH_NativeBuffer** pBuffer);
```

- **device** is a valid Vulkan device object.
- **pInfo** is a pointer pointing to a [VkMemoryGetNativeBufferInfoOHOS](#) structure.
- **pBuffer** is a pointer to an [OH_NativeBuffer](#) object.

Valid Usage (Implicit)

- VUID-vkGetMemoryNativeBufferOHOS-device-parameter
device must be a valid [VkDevice](#) handle
- VUID-vkGetMemoryNativeBufferOHOS-pInfo-parameter
pInfo must be a valid pointer to a valid [VkMemoryGetNativeBufferInfoOHOS](#) structure
- VUID-vkGetMemoryNativeBufferOHOS-pBuffer-parameter
pBuffer must be a valid pointer to a valid pointer to an [OH_NativeBuffer](#) value

Return Codes

Success

- [VK_SUCCESS](#)

Failure

- [VK_ERROR_OUT_OF_HOST_MEMORY](#)
- [VK_ERROR_UNKNOWN](#)
- [VK_ERROR_VALIDATION_FAILED](#)

The [VkNativeBufferPropertiesOHOS](#) structure is defined as:

```
// Provided by VK_OHOS_external_memory
typedef struct VkNativeBufferPropertiesOHOS {
    VkStructureType    sType;
    void*              pNext;
    VkDeviceSize       allocationSize;
    uint32_t           memoryTypeBits;
} VkNativeBufferPropertiesOHOS;
```

- [sType](#) is a [VkStructureType](#) value identifying this structure.
- [pNext](#) is [NULL](#) or a pointer to a structure extending this structure.
- [allocationSize](#) is the size of the external memory.
- [memoryTypeBits](#) is a bitmask containing one bit set for every memory type which the specified Open Harmony OS native buffer **can** be imported as.

Valid Usage (Implicit)

- VUID-VkNativeBufferPropertiesOHOS-sType-sType
[sType](#) **must** be [VK_STRUCTURE_TYPE_NATIVE_BUFFER_PROPERTIES_OHOS](#)
- VUID-VkNativeBufferPropertiesOHOS-pNext-pNext
[pNext](#) **must** be [NULL](#) or a pointer to a valid instance of [VkNativeBufferFormatPropertiesOHOS](#)
- VUID-VkNativeBufferPropertiesOHOS-sType-unique
The [sType](#) value of each structure in the [pNext](#) chain **must** be unique

To obtain format properties of an Open Harmony OS native buffer, include a [VkNativeBufferFormatPropertiesOHOS](#) structure in the [pNext](#) chain of the [VkNativeBufferPropertiesOHOS](#) structure passed to [vkGetNativeBufferPropertiesOHOS](#). The [VkNativeBufferFormatPropertiesOHOS](#) structure is defined as:


```
// Provided by VK_OHOS_external_memory
typedef struct VkNativeBufferFormatPropertiesOHOS {
    VkStructureType      sType;
    void*                pNext;
    VkFormat              format;
    uint64_t              externalFormat;
    VkFormatFeatureFlags formatFeatures;
    VkComponentMapping    samplerYcbcrConversionComponents;
    VkSamplerYcbcrModelConversion suggestedYcbcrModel;
    VkSamplerYcbcrRange    suggestedYcbcrRange;
    VkChromaLocation       suggestedXChromaOffset;
    VkChromaLocation       suggestedYChromaOffset;
} VkNativeBufferFormatPropertiesOHOS;
```

- **sType** is a [VkStructureType](#) value identifying this structure.
- **pNext** is `NULL` or a pointer to a structure extending this structure.
- **format** is the Vulkan format corresponding to the Open Harmony OS native buffer's format, or [VK_FORMAT_UNDEFINED](#) if there is not an equivalent Vulkan format.
- **externalFormat** is an implementation-defined external format identifier for use with [VkExternalFormatOHOS](#).
- **formatFeatures** describes the capabilities of this external format when used with an image bound to memory imported from **buffer**.
- **samplerYcbcrConversionComponents** represents a set of [VkComponentSwizzle](#).
- **suggestedYcbcrModel** represents the color model.
- **suggestedYcbcrRange** represents the numerical value range.
- **suggestedXChromaOffset** represents the X chroma offset.
- **suggestedYChromaOffset** represents the Y chroma offset.

Valid Usage (Implicit)

- VUID-VkNativeBufferFormatPropertiesOHOS-sType-sType
sType must be [VK_STRUCTURE_TYPE_NATIVE_BUFFER_FORMAT_PROPERTIES_OHOS](#)

Structure Chaining

Extends the structure

- [VkNativeBufferPropertiesOHOS](#)

The [VkMemoryGetNativeBufferInfoOHOS](#) structure is defined as:


```
// Provided by VK_OHOS_external_memory
typedef struct VkMemoryGetNativeBufferInfoOHOS {
    VkStructureType    sType;
    const void*        pNext;
    VkDeviceMemory     memory;
} VkMemoryGetNativeBufferInfoOHOS;
```

- **sType** is a [VkStructureType](#) value identifying this structure.
- **pNext** is **NULL** or a pointer to a structure extending this structure.
- **memory** is a valid [VkDeviceMemory](#) object from which the Open Harmony OS native buffer will be exported.

Valid Usage (Implicit)

- VUID-VkMemoryGetNativeBufferInfoOHOS-sType-sType
sType must be [VK_STRUCTURE_TYPE_MEMORY_GET_NATIVE_BUFFER_INFO_OHOS](#)
- VUID-VkMemoryGetNativeBufferInfoOHOS-pNext-pNext
pNext must be **NULL**
- VUID-VkMemoryGetNativeBufferInfoOHOS-memory-parameter
memory must be a valid [VkDeviceMemory](#) handle

If the **pNext** chain includes a [VkExternalMemoryImageCreateInfoNV](#) structure, then that structure defines a set of external memory handle types that **may** be used as backing store for the image.

The [VkExternalMemoryImageCreateInfoNV](#) structure is defined as:

```
// Provided by VK_NV_external_memory
typedef struct VkExternalMemoryImageCreateInfoNV {
    VkStructureType          sType;
    const void*              pNext;
    VkExternalMemoryHandleTypeFlagsNV handleTypes;
} VkExternalMemoryImageCreateInfoNV;
```

- **sType** is a [VkStructureType](#) value identifying this structure.
- **pNext** is **NULL** or a pointer to a structure extending this structure.
- **handleTypes** is zero or a bitmask of [VkExternalMemoryHandleTypeFlagBitsNV](#) specifying one or more external memory handle types.

Valid Usage (Implicit)

- VUID-VkExternalMemoryImageCreateInfoNV-sType-sType
sType must be [VK_STRUCTURE_TYPE_EXTERNAL_MEMORY_IMAGE_CREATE_INFO_NV](#)
- VUID-VkExternalMemoryImageCreateInfoNV-handleTypes-parameter

`handleTypes` **must** be a valid combination of `VkExternalMemoryHandleTypeFlagBitsNV` values

Structure Chaining

Extends the structure

- `VkImageCreateInfo`

`VkExternalFormatANDROID` is defined as:

```
// Provided by VK_ANDROID_external_memory_android_hardware_buffer
typedef struct VkExternalFormatANDROID {
    VkStructureType    sType;
    void*              pNext;
    uint64_t           externalFormat;
} VkExternalFormatANDROID;
```

- `sType` is a `VkStructureType` value identifying this structure.
- `pNext` is `NULL` or a pointer to a structure extending this structure.
- `externalFormat` is an implementation-defined identifier for the external format

When included in the `pNext` chain of another structure, it indicates **additional format information** beyond what is provided by `VkFormat` values for an Android hardware buffer. If `externalFormat` is zero, it indicates that no external format is used, and implementations should rely only on other format information. If this structure is not present, it is equivalent to setting `externalFormat` to zero.

Valid Usage

- VUID-VkExternalFormatANDROID-externalFormat-01894
`externalFormat` **must** be 0 or a value returned in the `externalFormat` member of `VkAndroidHardwareBufferFormatPropertiesANDROID` by an earlier call to `vkGetAndroidHardwareBufferPropertiesANDROID`

Valid Usage (Implicit)

- VUID-VkExternalFormatANDROID-sType-sType
`sType` **must** be `VK_STRUCTURE_TYPE_EXTERNAL_FORMAT_ANDROID`

Structure Chaining

Extends the structures

- `VkAttachmentDescription2`

- [VkCommandBufferInheritanceInfo](#)
- [VkGraphicsPipelineCreateInfo](#)
- [VkImageCreateInfo](#)
- [VkSamplerYcbcrConversionCreateInfo](#)

To create an image with an [QNX Screen external format](#), add a [VkExternalFormatQNX](#) structure in the [pNext](#) chain of [VkImageCreateInfo](#). [VkExternalFormatQNX](#) is defined as:

```
// Provided by VK_QNX_external_memory_screen_buffer
typedef struct VkExternalFormatQNX {
    VkStructureType    sType;
    void*              pNext;
    uint64_t           externalFormat;
} VkExternalFormatQNX;
```

- [sType](#) is a [VkStructureType](#) value identifying this structure.
- [pNext](#) is [NULL](#) or a pointer to a structure extending this structure.
- [externalFormat](#) is an implementation-defined identifier for the external format

If [externalFormat](#) is zero, the effect is as if the [VkExternalFormatQNX](#) structure was not present. Otherwise, the [image](#) will have the specified external format.

Valid Usage

- VUID-VkExternalFormatQNX-externalFormat-08956
[externalFormat](#) **must** be [0](#) or a value returned in the [externalFormat](#) member of [VkScreenBufferFormatPropertiesQNX](#) by an earlier call to [vkGetScreenBufferPropertiesQNX](#)

Valid Usage (Implicit)

- VUID-VkExternalFormatQNX-sType-sType
[sType](#) **must** be [VK_STRUCTURE_TYPE_EXTERNAL_FORMAT_QNX](#)

Structure Chaining

Extends the structures

- [VkImageCreateInfo](#)
- [VkSamplerYcbcrConversionCreateInfo](#)

If the [pNext](#) chain of [VkImageCreateInfo](#) includes a [VkImageSwapchainCreateInfoKHR](#) structure, then

that structure includes a swapchain handle indicating that the image will be bound to memory from that swapchain.

The `VkImageSwapchainCreateInfoKHR` structure is defined as:

```
// Provided by VK_VERSION_1_1 with VK_KHR_swapchain, VK_KHR_device_group with
VK_KHR_swapchain
typedef struct VkImageSwapchainCreateInfoKHR {
    VkStructureType    sType;
    const void*        pNext;
    VkSwapchainKHR      swapchain;
} VkImageSwapchainCreateInfoKHR;
```

- `sType` is a `VkStructureType` value identifying this structure.
- `pNext` is `NULL` or a pointer to a structure extending this structure.
- `swapchain` is `VK_NULL_HANDLE` or a handle of a swapchain that the image will be bound to.

Valid Usage

- VUID-VkImageSwapchainCreateInfoKHR-swapchain-00995
If `swapchain` is not `VK_NULL_HANDLE`, the fields of `VkImageCreateInfo` **must** match the [implied image creation parameters](#) of the swapchain

Valid Usage (Implicit)

- VUID-VkImageSwapchainCreateInfoKHR-sType-sType
`sType` **must** be `VK_STRUCTURE_TYPE_IMAGE_SWAPCHAIN_CREATE_INFO_KHR`
- VUID-VkImageSwapchainCreateInfoKHR-swapchain-parameter
If `swapchain` is not `VK_NULL_HANDLE`, `swapchain` **must** be a valid `VkSwapchainKHR` handle

Structure Chaining

Extends the structure

- `VkImageCreateInfo`

If the `pNext` chain of `VkImageCreateInfo` includes a `VkImageFormatListCreateInfo` structure, then that structure contains a list of all formats that **can** be used when creating views of this image.

The `VkImageFormatListCreateInfo` structure is defined as:


```
// Provided by VK_VERSION_1_2
typedef struct VkImageFormatListCreateInfo {
    VkStructureType    sType;
    const void*        pNext;
    uint32_t           viewFormatCount;
    const VkFormat*     pViewFormats;
} VkImageFormatListCreateInfo;
```

```
// Provided by VK_KHR_image_format_list
// Equivalent to VkImageFormatListCreateInfo
typedef VkImageFormatListCreateInfo VkImageFormatListCreateInfoKHR;
```

- **sType** is a [VkStructureType](#) value identifying this structure.
- **pNext** is **NULL** or a pointer to a structure extending this structure.
- **viewFormatCount** is the number of entries in the **pViewFormats** array.
- **pViewFormats** is a pointer to an array of [VkFormat](#) values specifying all formats which **can** be used when creating views of this image.

If **viewFormatCount** is zero, **pViewFormats** is ignored and the image is created as if the **VkImageFormatListCreateInfo** structure were not included in the **pNext** chain of [VkImageCreateInfo](#).

Valid Usage

- VUID-VkImageFormatListCreateInfo-viewFormatCount-09540

If **viewFormatCount** is not 0, each element of **pViewFormats** **must** not be [VK_FORMAT_UNDEFINED](#)

Valid Usage (Implicit)

- VUID-VkImageFormatListCreateInfo-sType-sType

sType **must** be [VK_STRUCTURE_TYPE_IMAGE_FORMAT_LIST_CREATE_INFO](#)

- VUID-VkImageFormatListCreateInfo-pViewFormats-parameter

If **viewFormatCount** is not 0, **pViewFormats** **must** be a valid pointer to an array of **viewFormatCount** valid [VkFormat](#) values

Structure Chaining

Extends the structures

- [VkImageCreateInfo](#)
- [VkPhysicalDeviceImageFormatInfo2](#)
- [VkSwapchainCreateInfoKHR](#)

If the `pNext` chain of `VkImageCreateInfo` includes a `VkImageDrmFormatModifierListCreateInfoEXT` structure, then the image will be created with one of the [Linux DRM format modifiers](#) listed in the structure. The choice of modifier is implementation-dependent.

The `VkImageDrmFormatModifierListCreateInfoEXT` structure is defined as:

```
// Provided by VK_EXT_image_drm_format_modifier
typedef struct VkImageDrmFormatModifierListCreateInfoEXT {
    VkStructureType    sType;
    const void*        pNext;
    uint32_t           drmFormatModifierCount;
    const uint64_t*     pDrmFormatModifiers;
} VkImageDrmFormatModifierListCreateInfoEXT;
```

- `sType` is a `VkStructureType` value identifying this structure.
- `pNext` is `NULL` or a pointer to a structure extending this structure.
- `drmFormatModifierCount` is the length of the `pDrmFormatModifiers` array.
- `pDrmFormatModifiers` is a pointer to an array of *Linux DRM format modifiers*.

Valid Usage

- VUID-VkImageDrmFormatModifierListCreateInfoEXT-pDrmFormatModifiers-02263
Each *modifier* in `pDrmFormatModifiers` **must** be compatible with the parameters in `VkImageCreateInfo` and its `pNext` chain, as determined by querying `VkPhysicalDeviceImageFormatInfo2` extended with `VkPhysicalDeviceImageDrmFormatModifierInfoEXT`

Valid Usage (Implicit)

- VUID-VkImageDrmFormatModifierListCreateInfoEXT-sType-sType
`sType` **must** be `VK_STRUCTURE_TYPE_IMAGE_DRM_FORMAT_MODIFIER_LIST_CREATE_INFO_EXT`
- VUID-VkImageDrmFormatModifierListCreateInfoEXT-pDrmFormatModifiers-parameter
`pDrmFormatModifiers` **must** be a valid pointer to an array of `drmFormatModifierCount` `uint64_t` values
- VUID-VkImageDrmFormatModifierListCreateInfoEXT-drmFormatModifierCount-arraylength
`drmFormatModifierCount` **must** be greater than 0

Structure Chaining

Extends the structure

- `VkImageCreateInfo`

If the `pNext` chain of `VkImageCreateInfo` includes a `VkImageDrmFormatModifierExplicitCreateInfoEXT` structure, then the image will be created with the `Linux DRM format modifier` and memory layout defined by the structure.

The `VkImageDrmFormatModifierExplicitCreateInfoEXT` structure is defined as:

```
// Provided by VK_EXT_image_drm_format_modifier
typedef struct VkImageDrmFormatModifierExplicitCreateInfoEXT {
    VkStructureType      sType;
    const void*          pNext;
    uint64_t             drmFormatModifier;
    uint32_t             drmFormatModifierPlaneCount;
    const VkSubresourceLayout* pPlaneLayouts;
} VkImageDrmFormatModifierExplicitCreateInfoEXT;
```

- `sType` is a `VkStructureType` value identifying this structure.
- `pNext` is `NULL` or a pointer to a structure extending this structure.
- `drmFormatModifier` is the *Linux DRM format modifier* with which the image will be created.
- `drmFormatModifierPlaneCount` is the number of *memory planes* in the image (as reported by `VkDrmFormatModifierPropertiesEXT`) as well as the length of the `pPlaneLayouts` array.
- `pPlaneLayouts` is a pointer to an array of `VkSubresourceLayout` structures describing the image's *memory planes*.

The i^{th} member of `pPlaneLayouts` describes the layout of the image's i^{th} *memory plane* (that is, `VK_IMAGE_ASPECT_MEMORY_PLANE_i_BIT_EXT`). In each element of `pPlaneLayouts`, the implementation **must** ignore `size`. The implementation calculates the size of each plane, which the application **can** query with `vkGetImageSubresourceLayout`.

When creating an image with `VkImageDrmFormatModifierExplicitCreateInfoEXT`, it is the application's responsibility to satisfy all valid usage requirements. However, the implementation **must** validate that the provided `pPlaneLayouts`, when combined with the provided `drmFormatModifier` and other creation parameters in `VkImageCreateInfo` and its `pNext` chain, produce a valid image. (This validation is necessarily implementation-dependent and outside the scope of Vulkan, and therefore not described by valid usage requirements). If this validation fails, then `vkCreateImage` returns `VK_ERROR_INVALID_DRM_FORMAT_MODIFIER_PLANE_LAYOUT_EXT`.

Valid Usage

- VUID-VkImageDrmFormatModifierExplicitCreateInfoEXT-drmFormatModifier-02264
`drmFormatModifier` **must** be compatible with the parameters in `VkImageCreateInfo` and its `pNext` chain, as determined by querying `VkPhysicalDeviceImageFormatInfo2` extended with `VkPhysicalDeviceImageDrmFormatModifierInfoEXT`
- VUID-VkImageDrmFormatModifierExplicitCreateInfoEXT-drmFormatModifierPlaneCount-02265
`drmFormatModifierPlaneCount` **must** be equal to the `VkDrmFormatModifierPropertiesEXT::drmFormatModifierPlaneCount` associated with `VkImageCreateInfo::format` and

`drmFormatModifier`, as found by querying [VkDrmFormatModifierPropertiesListEXT](#)

- VUID-VkImageDrmFormatModifierExplicitCreateInfoEXT-size-02267
For each element of `pPlaneLayouts`, `size` **must** be 0
- VUID-VkImageDrmFormatModifierExplicitCreateInfoEXT-arrayPitch-02268
For each element of `pPlaneLayouts`, `arrayPitch` **must** be 0 if [VkImageCreateInfo::arrayLayers](#) is 1
- VUID-VkImageDrmFormatModifierExplicitCreateInfoEXT-depthPitch-02269
For each element of `pPlaneLayouts`, `depthPitch` **must** be 0 if [VkImageCreateInfo::extent.depth](#) is 1

Valid Usage (Implicit)

- VUID-VkImageDrmFormatModifierExplicitCreateInfoEXT-sType-sType
`sType` **must** be [VK_STRUCTURE_TYPE_IMAGE_DRM_FORMAT_MODIFIER_EXPLICIT_CREATE_INFO_EXT](#)
- VUID-VkImageDrmFormatModifierExplicitCreateInfoEXT-pPlaneLayouts-parameter
`pPlaneLayouts` **must** be a valid pointer to an array of `drmFormatModifierPlaneCount` [VkSubresourceLayout](#) structures
- VUID-VkImageDrmFormatModifierExplicitCreateInfoEXT-drmFormatModifierPlaneCount-arraylength
`drmFormatModifierPlaneCount` **must** be greater than 0

Structure Chaining

Extends the structure

- [VkImageCreateInfo](#)

If the `pNext` list of [VkImageCreateInfo](#) includes a [VkImageCompressionControlEXT](#) structure, then that structure describes compression controls for this image.

The [VkImageCompressionControlEXT](#) structure is defined as:

```
// Provided by VK_EXT_image_compression_control
typedef struct VkImageCompressionControlEXT {
    VkStructureType           sType;
    const void*               pNext;
    VkImageCompressionFlagsEXT flags;
    uint32_t                  compressionControlPlaneCount;
    VkImageCompressionFixedRateFlagsEXT* pFixedRateFlags;
} VkImageCompressionControlEXT;
```

- `sType` is a [VkStructureType](#) value identifying this structure.

- `pNext` is `NULL` or a pointer to a structure extending this structure.
- `flags` is a bitmask of `VkImageCompressionFlagBitsEXT` describing compression controls for the image.
- `compressionControlPlaneCount` is the number of entries in the `pFixedRateFlags` array.
- `pFixedRateFlags` is `NULL` or a pointer to an array of `VkImageCompressionFixedRateFlagsEXT` bitfields describing allowed fixed-rate compression rates of each image plane. It is ignored if `flags` does not include `VK_IMAGE_COMPRESSION_FIXED_RATE_EXPLICIT_EXT`.

If enabled, fixed-rate compression is done in an implementation-defined manner and **may** be applied at block granularity. In that case, a write to an individual texel **may** modify the value of other texels in the same block.

Valid Usage

- VUID-VkImageCompressionControlEXT-flags-06747
`flags` **must** be one of `VK_IMAGE_COMPRESSION_DEFAULT_EXT`, `VK_IMAGE_COMPRESSION_FIXED_RATE_DEFAULT_EXT`, `VK_IMAGE_COMPRESSION_FIXED_RATE_EXPLICIT_EXT`, or `VK_IMAGE_COMPRESSION_DISABLED_EXT`
- VUID-VkImageCompressionControlEXT-flags-06748
 If `flags` includes `VK_IMAGE_COMPRESSION_FIXED_RATE_EXPLICIT_EXT`, `pFixedRateFlags` **must** not be `NULL`

Valid Usage (Implicit)

- VUID-VkImageCompressionControlEXT-sType-sType
`sType` **must** be `VK_STRUCTURE_TYPE_IMAGE_COMPRESSION_CONTROL_EXT`

Structure Chaining

Extends the structures

- `VkImageCreateInfo`
- `VkPhysicalDeviceImageFormatInfo2`
- `VkSwapchainCreateInfoKHR`

NOTE

Some combinations of compression properties may not be supported. For example, some implementations may not support different fixed-rate compression rates per plane of a `multi-planar format` and will not be able to enable fixed-rate compression for any plane if the requested rates differ.

Possible values of `VkImageCompressionControlEXT::flags`, specifying compression controls for an image, are:


```
// Provided by VK_EXT_image_compression_control
typedef enum VkImageCompressionFlagBitsEXT {
    VK_IMAGE_COMPRESSION_DEFAULT_EXT = 0,
    VK_IMAGE_COMPRESSION_FIXED_RATE_DEFAULT_EXT = 0x00000001,
    VK_IMAGE_COMPRESSION_FIXED_RATE_EXPLICIT_EXT = 0x00000002,
    VK_IMAGE_COMPRESSION_DISABLED_EXT = 0x00000004,
} VkImageCompressionFlagBitsEXT;
```

- `VK_IMAGE_COMPRESSION_DEFAULT_EXT` specifies that the default image compression setting is used. Implementations **must** not apply fixed-rate compression.
- `VK_IMAGE_COMPRESSION_FIXED_RATE_DEFAULT_EXT` specifies that the implementation **may** choose any supported fixed-rate compression setting in an implementation-defined manner based on the properties of the image.
- `VK_IMAGE_COMPRESSION_FIXED_RATE_EXPLICIT_EXT` specifies that fixed-rate compression **may** be used and that the allowed compression rates are specified by `VkImageCompressionControlEXT::pFixedRateFlags`.
- `VK_IMAGE_COMPRESSION_DISABLED_EXT` specifies that all lossless and fixed-rate compression **should** be disabled.

If `VkImageCompressionControlEXT::flags` is `VK_IMAGE_COMPRESSION_FIXED_RATE_EXPLICIT_EXT`, then the i^{th} member of the `pFixedRateFlags` array specifies the allowed compression rates for the image's i^{th} plane.

NOTE If `VK_IMAGE_COMPRESSION_DISABLED_EXT` is included in `VkImageCompressionControlEXT::flags`, both lossless and fixed-rate compression will be disabled. This is likely to have a negative impact on performance and is only intended to be used for debugging purposes.

```
// Provided by VK_EXT_image_compression_control
typedef VkFlags VkImageCompressionFlagsEXT;
```

`VkImageCompressionFlagsEXT` is a bitmask type for setting a mask of zero or more `VkImageCompressionFlagBitsEXT`.

```
// Provided by VK_EXT_image_compression_control
typedef VkFlags VkImageCompressionFixedRateFlagsEXT;
```

`VkImageCompressionFixedRateFlagsEXT` is a bitmask type for setting a mask of zero or more `VkImageCompressionFixedRateFlagBitsEXT`.

Bits which **can** be set in `VkImageCompressionControlEXT::pFixedRateFlags`, specifying allowed compression rates for an image plane, are:


```
// Provided by VK_EXT_image_compression_control
typedef enum VkImageCompressionFixedRateFlagBitsEXT {
    VK_IMAGE_COMPRESSION_FIXED_RATE_NONE_EXT = 0,
    VK_IMAGE_COMPRESSION_FIXED_RATE_1BPC_BIT_EXT = 0x00000001,
    VK_IMAGE_COMPRESSION_FIXED_RATE_2BPC_BIT_EXT = 0x00000002,
    VK_IMAGE_COMPRESSION_FIXED_RATE_3BPC_BIT_EXT = 0x00000004,
    VK_IMAGE_COMPRESSION_FIXED_RATE_4BPC_BIT_EXT = 0x00000008,
    VK_IMAGE_COMPRESSION_FIXED_RATE_5BPC_BIT_EXT = 0x00000010,
    VK_IMAGE_COMPRESSION_FIXED_RATE_6BPC_BIT_EXT = 0x00000020,
    VK_IMAGE_COMPRESSION_FIXED_RATE_7BPC_BIT_EXT = 0x00000040,
    VK_IMAGE_COMPRESSION_FIXED_RATE_8BPC_BIT_EXT = 0x00000080,
    VK_IMAGE_COMPRESSION_FIXED_RATE_9BPC_BIT_EXT = 0x00000100,
    VK_IMAGE_COMPRESSION_FIXED_RATE_10BPC_BIT_EXT = 0x00000200,
    VK_IMAGE_COMPRESSION_FIXED_RATE_11BPC_BIT_EXT = 0x00000400,
    VK_IMAGE_COMPRESSION_FIXED_RATE_12BPC_BIT_EXT = 0x00000800,
    VK_IMAGE_COMPRESSION_FIXED_RATE_13BPC_BIT_EXT = 0x00001000,
    VK_IMAGE_COMPRESSION_FIXED_RATE_14BPC_BIT_EXT = 0x00002000,
    VK_IMAGE_COMPRESSION_FIXED_RATE_15BPC_BIT_EXT = 0x00004000,
    VK_IMAGE_COMPRESSION_FIXED_RATE_16BPC_BIT_EXT = 0x00008000,
    VK_IMAGE_COMPRESSION_FIXED_RATE_17BPC_BIT_EXT = 0x00010000,
    VK_IMAGE_COMPRESSION_FIXED_RATE_18BPC_BIT_EXT = 0x00020000,
    VK_IMAGE_COMPRESSION_FIXED_RATE_19BPC_BIT_EXT = 0x00040000,
    VK_IMAGE_COMPRESSION_FIXED_RATE_20BPC_BIT_EXT = 0x00080000,
    VK_IMAGE_COMPRESSION_FIXED_RATE_21BPC_BIT_EXT = 0x00100000,
    VK_IMAGE_COMPRESSION_FIXED_RATE_22BPC_BIT_EXT = 0x00200000,
    VK_IMAGE_COMPRESSION_FIXED_RATE_23BPC_BIT_EXT = 0x00400000,
    VK_IMAGE_COMPRESSION_FIXED_RATE_24BPC_BIT_EXT = 0x00800000,
} VkImageCompressionFixedRateFlagBitsEXT;
```

- [VK_IMAGE_COMPRESSION_FIXED_RATE_NONE_EXT](#) specifies that fixed-rate compression **must** not be used.
- [VK_IMAGE_COMPRESSION_FIXED_RATE_1BPC_BIT_EXT](#) specifies that fixed-rate compression with a bitrate of [1,2) bits per component **may** be used.
- [VK_IMAGE_COMPRESSION_FIXED_RATE_2BPC_BIT_EXT](#) specifies that fixed-rate compression with a bitrate of [2,3) bits per component **may** be used.
- [VK_IMAGE_COMPRESSION_FIXED_RATE_3BPC_BIT_EXT](#) specifies that fixed-rate compression with a bitrate of [3,4) bits per component **may** be used.
- [VK_IMAGE_COMPRESSION_FIXED_RATE_4BPC_BIT_EXT](#) specifies that fixed-rate compression with a bitrate of [4,5) bits per component **may** be used.
- [VK_IMAGE_COMPRESSION_FIXED_RATE_5BPC_BIT_EXT](#) specifies that fixed-rate compression with a bitrate of [5,6) bits per component **may** be used.
- [VK_IMAGE_COMPRESSION_FIXED_RATE_6BPC_BIT_EXT](#) specifies that fixed-rate compression with a bitrate of [6,7) bits per component **may** be used.
- [VK_IMAGE_COMPRESSION_FIXED_RATE_7BPC_BIT_EXT](#) specifies that fixed-rate compression with a bitrate of [7,8) bits per component **may** be used.

- [VK_IMAGE_COMPRESSION_FIXED_RATE_8BPC_BIT_EXT](#) specifies that fixed-rate compression with a bitrate of [8,9) bits per component **may** be used.
- [VK_IMAGE_COMPRESSION_FIXED_RATE_9BPC_BIT_EXT](#) specifies that fixed-rate compression with a bitrate of [9,10) bits per component **may** be used.
- [VK_IMAGE_COMPRESSION_FIXED_RATE_10BPC_BIT_EXT](#) specifies that fixed-rate compression with a bitrate of [10,11) bits per component **may** be used.
- [VK_IMAGE_COMPRESSION_FIXED_RATE_11BPC_BIT_EXT](#) specifies that fixed-rate compression with a bitrate of [11,12) bits per component **may** be used.
- [VK_IMAGE_COMPRESSION_FIXED_RATE_12BPC_BIT_EXT](#) specifies that fixed-rate compression with a bitrate of at least 12 bits per component **may** be used.

If the format has a different bit rate for different components, [VkImageCompressionControlEXT::pFixedRateFlags](#) describes the rate of the component with the largest number of bits assigned to it, scaled pro rata. For example, to request that a [VK_FORMAT_A2R10G10B10_UNORM_PACK32](#) format be stored at a rate of 8 bits per pixel, use [VK_IMAGE_COMPRESSION_FIXED_RATE_2BPC_BIT_EXT](#) (10 bits for the largest component, stored at quarter the original size, 2.5 bits, rounded down).

If [flags](#) includes [VK_IMAGE_COMPRESSION_FIXED_RATE_EXPLICIT_EXT](#), and multiple bits are set in [VkImageCompressionControlEXT::pFixedRateFlags](#) for a plane, implementations **should** apply the lowest allowed bitrate that is supported.

NOTE

The choice of “bits per component” terminology was chosen so that the same compression rate describes the same degree of compression applied to formats that differ only in the number of components. For example, [VK_FORMAT_R8G8_UNORM](#) compressed to half its original size is a rate of 4 bits per component, 8 bits per pixel. [VK_FORMAT_R8G8B8A8_UNORM](#) compressed to half *its* original size is 4 bits per component, 16 bits per pixel. Both of these cases can be requested with [VK_IMAGE_COMPRESSION_FIXED_RATE_4BPC_BIT_EXT](#).

To query the compression properties of an image, add a [VkImageCompressionPropertiesEXT](#) structure to the [pNext](#) chain of the [VkSubresourceLayout2](#) structure in a call to [vkGetImageSubresourceLayout2](#).

To determine the compression rates that are supported for a given image format, add a [VkImageCompressionPropertiesEXT](#) structure to the [pNext](#) chain of the [VkImageFormatProperties2](#) structure in a call to [vkGetPhysicalDeviceImageFormatProperties2](#).

NOTE

Since fixed-rate compression is disabled by default, the [VkImageCompressionPropertiesEXT](#) structure passed to [vkGetPhysicalDeviceImageFormatProperties2](#) will not indicate any fixed-rate compression support unless a [VkImageCompressionControlEXT](#) structure is also included in the [pNext](#) chain of the [VkPhysicalDeviceImageFormatInfo2](#) structure passed to the same command.

The [VkImageCompressionPropertiesEXT](#) structure is defined as:


```
// Provided by VK_EXT_image_compression_control
typedef struct VkImageCompressionPropertiesEXT {
    VkStructureType      sType;
    void*                pNext;
    VkImageCompressionFlagsEXT  imageCompressionFlags;
    VkImageCompressionFixedRateFlagsEXT  imageCompressionFixedRateFlags;
} VkImageCompressionPropertiesEXT;
```

- **sType** is a [VkStructureType](#) value identifying this structure.
- **pNext** is **NULL** or a pointer to a structure extending this structure.
- **imageCompressionFlags** returns a value describing the compression controls that apply to the image. The value will be either [VK_IMAGE_COMPRESSION_DEFAULT_EXT](#) to indicate no fixed-rate compression, [VK_IMAGE_COMPRESSION_FIXED_RATE_EXPLICIT_EXT](#) to indicate fixed-rate compression, or [VK_IMAGE_COMPRESSION_DISABLED_EXT](#) to indicate no compression.
- **imageCompressionFixedRateFlags** returns a [VkImageCompressionFixedRateFlagsEXT](#) value describing the compression rates that apply to the specified aspect of the image.

Valid Usage (Implicit)

- VUID-VkImageCompressionPropertiesEXT-sType-sType
sType must be [VK_STRUCTURE_TYPE_IMAGE_COMPRESSION_PROPERTIES_EXT](#)

Structure Chaining

Extends the structures

- [VkImageFormatProperties2](#)
- [VkSubresourceLayout2](#)
- [VkSurfaceFormat2KHR](#)

If the **pNext** list of [VkImageCreateInfo](#) includes a [VkImageAlignmentControlCreateInfoMESA](#) structure, then that structure describes desired alignment for this image.

The [VkImageAlignmentControlCreateInfoMESA](#) structure is defined as:

```
// Provided by VK_MESA_image_alignment_control
typedef struct VkImageAlignmentControlCreateInfoMESA {
    VkStructureType      sType;
    const void*          pNext;
    uint32_t             maximumRequestedAlignment;
} VkImageAlignmentControlCreateInfoMESA;
```

- **sType** is a [VkStructureType](#) value identifying this structure.

- `pNext` is `NULL` or a pointer to a structure extending this structure.
- `maximumRequestedAlignment` specifies the maximum alignment for the image.

If `maximumRequestedAlignment` is not 0, the implementation **should** choose an image memory layout that requires an alignment no larger than `maximumRequestedAlignment` as reported in `VkMemoryRequirements::alignment`. If such a layout does not exist for the given image creation parameters, the implementation **should** return the smallest alignment which is supported in `VkMemoryRequirements`.

If an implementation needs to disable image compression for `maximumRequestedAlignment` to be honored - where a larger alignment would enable image compression - the implementation **should** not use `maximumRequestedAlignment`, and **should** return the smallest alignment which does not compromise compression. If the `imageCompressionControl` feature is enabled, the application **can** chain a `VkImageCompressionControlEXT` with `VK_IMAGE_COMPRESSION_DISABLED_EXT`. In this case, image compression considerations **should** not apply when implementation decides alignment.

Valid Usage

- VUID-VkImageAlignmentControlCreateInfoMESA-maximumRequestedAlignment-09655
If `maximumRequestedAlignment` is not 0, `maximumRequestedAlignment` **must** be a power of two
- VUID-VkImageAlignmentControlCreateInfoMESA-maximumRequestedAlignment-09656
If `maximumRequestedAlignment` is not 0, the bitwise-and of `maximumRequestedAlignment` and `supportedImageAlignmentMask` **must** be non-zero
- VUID-VkImageAlignmentControlCreateInfoMESA-imageAlignmentControl-09657
`imageAlignmentControl` **must** be enabled

Valid Usage (Implicit)

- VUID-VkImageAlignmentControlCreateInfoMESA-sType-sType
`sType` **must** be `VK_STRUCTURE_TYPE_IMAGE_ALIGNMENT_CONTROL_CREATE_INFO_MESA`

Structure Chaining

Extends the structure

- `VkImageCreateInfo`

Bits which **can** be set in

- `VkImageViewUsageCreateInfo::usage`
- `VkImageStencilUsageCreateInfo::stencilUsage`
- `VkImageCreateInfo::usage`

specify intended usage of an image, and are:

```
// Provided by VK_VERSION_1_0
typedef enum VkImageUsageFlagBits {
    VK_IMAGE_USAGE_TRANSFER_SRC_BIT = 0x00000001,
    VK_IMAGE_USAGE_TRANSFER_DST_BIT = 0x00000002,
    VK_IMAGE_USAGE_SAMPLED_BIT = 0x00000004,
    VK_IMAGE_USAGE_STORAGE_BIT = 0x00000008,
    VK_IMAGE_USAGE_COLOR_ATTACHMENT_BIT = 0x00000010,
    VK_IMAGE_USAGE_DEPTH_STENCIL_ATTACHMENT_BIT = 0x00000020,
    VK_IMAGE_USAGE_TRANSIENT_ATTACHMENT_BIT = 0x00000040,
    VK_IMAGE_USAGE_INPUT_ATTACHMENT_BIT = 0x00000080,
// Provided by VK_VERSION_1_4
    VK_IMAGE_USAGE_HOST_TRANSFER_BIT = 0x00400000,
// Provided by VK_KHR_video_decode_queue
    VK_IMAGE_USAGE_VIDEO_DECODE_DST_BIT_KHR = 0x00000400,
// Provided by VK_KHR_video_decode_queue
    VK_IMAGE_USAGE_VIDEO_DECODE_SRC_BIT_KHR = 0x00000800,
// Provided by VK_KHR_video_decode_queue
    VK_IMAGE_USAGE_VIDEO_DECODE_DPB_BIT_KHR = 0x00001000,
// Provided by VK_EXT_fragment_density_map
    VK_IMAGE_USAGE_FRAGMENT_DENSITY_MAP_BIT_EXT = 0x00000200,
// Provided by VK_KHR_fragment_shading_rate
    VK_IMAGE_USAGE_FRAGMENT_SHADING_RATE_ATTACHMENT_BIT_KHR = 0x00000100,
// Provided by VK_KHR_video_encode_queue
    VK_IMAGE_USAGE_VIDEO_ENCODE_DST_BIT_KHR = 0x00002000,
// Provided by VK_KHR_video_encode_queue
    VK_IMAGE_USAGE_VIDEO_ENCODE_SRC_BIT_KHR = 0x00004000,
// Provided by VK_KHR_video_encode_queue
    VK_IMAGE_USAGE_VIDEO_ENCODE_DPB_BIT_KHR = 0x00008000,
// Provided by VK_EXT_attachment_feedback_loop_layout
    VK_IMAGE_USAGE_ATTACHMENT_FEEDBACK_LOOP_BIT_EXT = 0x00080000,
// Provided by VK_HUAWEI_invocation_mask
    VK_IMAGE_USAGE_INVOCATION_MASK_BIT_HUAWEI = 0x00040000,
// Provided by VK_QCOM_image_processing
    VK_IMAGE_USAGE_SAMPLE_WEIGHT_BIT_QCOM = 0x00100000,
// Provided by VK_QCOM_image_processing
    VK_IMAGE_USAGE_SAMPLE_BLOCK_MATCH_BIT_QCOM = 0x00200000,
// Provided by VK_ARM_tensors
    VK_IMAGE_USAGE_TENSOR_ALIASING_BIT_ARM = 0x00800000,
// Provided by VK_QCOM_tile_memory_heap
    VK_IMAGE_USAGE_TILE_MEMORY_BIT_QCOM = 0x08000000,
// Provided by VK_KHR_video_encode_quantization_map
    VK_IMAGE_USAGE_VIDEO_ENCODE_QUANTIZATION_DELTA_MAP_BIT_KHR = 0x02000000,
// Provided by VK_KHR_video_encode_quantization_map
    VK_IMAGE_USAGE_VIDEO_ENCODE_EMPHASIS_MAP_BIT_KHR = 0x04000000,
// Provided by VK_NV_shading_rate_image
    VK_IMAGE_USAGE_SHADING_RATE_IMAGE_BIT_NV =
VK_IMAGE_USAGE_FRAGMENT_SHADING_RATE_ATTACHMENT_BIT_KHR,
// Provided by VK_EXT_host_image_copy
```



```
VK_IMAGE_USAGE_HOST_TRANSFER_BIT_EXT = VK_IMAGE_USAGE_HOST_TRANSFER_BIT,  
} VkImageUsageFlagBits;
```

- `VK_IMAGE_USAGE_TRANSFER_SRC_BIT` specifies that the image **can** be used as the source of a transfer command.
- `VK_IMAGE_USAGE_TRANSFER_DST_BIT` specifies that the image **can** be used as the destination of a transfer command.
- `VK_IMAGE_USAGE_SAMPLED_BIT` specifies that the image **can** be used to create a `VkImageView` suitable for occupying a `VkDescriptorSet` slot either of type `VK_DESCRIPTOR_TYPE_SAMPLED_IMAGE` or `VK_DESCRIPTOR_TYPE_COMBINED_IMAGE_SAMPLER`, and be sampled by a shader.
- `VK_IMAGE_USAGE_STORAGE_BIT` specifies that the image **can** be used to create a `VkImageView` suitable for occupying a `VkDescriptorSet` slot of type `VK_DESCRIPTOR_TYPE_STORAGE_IMAGE`.
- `VK_IMAGE_USAGE_COLOR_ATTACHMENT_BIT` specifies that the image **can** be used to create a `VkImageView` suitable for use as a color or resolve attachment in a `VkFramebuffer`.
- `VK_IMAGE_USAGE_DEPTH_STENCIL_ATTACHMENT_BIT` specifies that the image **can** be used to create a `VkImageView` suitable for use as a depth/stencil or depth/stencil resolve attachment in a `VkFramebuffer`.
- `VK_IMAGE_USAGE_TRANSIENT_ATTACHMENT_BIT` specifies that implementations **may** support using memory allocations with the `VK_MEMORY_PROPERTY_LAZILY_ALLOCATED_BIT` to back an image with this usage. This bit **can** be set for any image that **can** be used to create a `VkImageView` suitable for use as a color, resolve, depth/stencil, or input attachment.
- `VK_IMAGE_USAGE_INPUT_ATTACHMENT_BIT` specifies that the image **can** be used to create a `VkImageView` suitable for occupying `VkDescriptorSet` slot of type `VK_DESCRIPTOR_TYPE_INPUT_ATTACHMENT`; be read from a shader as an input attachment; and be used as an input attachment in a framebuffer.
- `VK_IMAGE_USAGE_FRAGMENT_DENSITY_MAP_BIT_EXT` specifies that the image **can** be used to create a `VkImageView` suitable for use as a `fragment density map image`.
- `VK_IMAGE_USAGE_FRAGMENT_SHADING_RATE_ATTACHMENT_BIT_KHR` specifies that the image **can** be used to create a `VkImageView` suitable for use as a `fragment shading rate attachment` or `shading rate image`.
- `VK_IMAGE_USAGE_VIDEO_DECODE_DST_BIT_KHR` specifies that the image **can** be used as a `decode output picture` in a `video decode operation`.
- `VK_IMAGE_USAGE_VIDEO_DECODE_SRC_BIT_KHR` is reserved for future use.
- `VK_IMAGE_USAGE_VIDEO_DECODE_DPB_BIT_KHR` specifies that the image **can** be used as an `output reconstructed picture` or an `input reference picture` in a `video decode operation`.
- `VK_IMAGE_USAGE_VIDEO_ENCODE_DST_BIT_KHR` is reserved for future use.
- `VK_IMAGE_USAGE_VIDEO_ENCODE_SRC_BIT_KHR` specifies that the image **can** be used as an `encode input picture` in a `video encode operation`.
- `VK_IMAGE_USAGE_VIDEO_ENCODE_DPB_BIT_KHR` specifies that the image **can** be used as an `output reconstructed picture` or an `input reference picture` in a `video encode operation`.

- [VK_IMAGE_USAGE_ATTACHMENT_FEEDBACK_LOOP_BIT_EXT](#) specifies that the image **can** be used as a color or depth/stencil attachment with [feedback loop enabled](#).
- [VK_IMAGE_USAGE_TILE_MEMORY_BIT_QCOM](#) specifies that the image **can** be bound to [VkDeviceMemory](#) allocated from a [VkMemoryHeap](#) with the [VK_MEMORY_HEAP_TILE_MEMORY_BIT_QCOM](#) property.
- [VK_IMAGE_USAGE_HOST_TRANSFER_BIT](#) specifies that the image **can** be used with host copy commands and host layout transitions.
- [VK_IMAGE_USAGE_VIDEO_ENCODE_QUANTIZATION_DELTA_MAP_BIT_KHR](#) specifies that the image **can** be used as a [quantization delta map](#) in a [video encode operation](#).
- [VK_IMAGE_USAGE_VIDEO_ENCODE_EMPHASIS_MAP_BIT_KHR](#) specifies that the image **can** be used as an [emphasis map](#) in a [video encode operation](#).
- [VK_IMAGE_USAGE_HOST_TRANSFER_BIT_EXT](#) specifies that the image **can** be used with host copy commands and host layout transitions.
- [VK_IMAGE_USAGE_TENSOR_ALIASING_BIT_ARM](#) specifies that the image **can** be transitioned to the [VK_IMAGE_LAYOUT_TENSOR_ALIASING_ARM](#) layout. See [Memory Aliasing](#) for a complete set of rules for tensor/image aliasing.

```
// Provided by VK_VERSION_1_0
typedef VkFlags VkImageUsageFlags;
```

[VkImageUsageFlags](#) is a bitmask type for setting a mask of zero or more [VkImageUsageFlagBits](#).

Bits which **can** be set in [VkImageCreateInfo::flags](#), specifying additional parameters of an image, are:

```
// Provided by VK_VERSION_1_0
typedef enum VkImageCreateFlagBits {
    VK_IMAGE_CREATE_SPARSE_BINDING_BIT = 0x00000001,
    VK_IMAGE_CREATE_SPARSE_RESIDENCY_BIT = 0x00000002,
    VK_IMAGE_CREATE_SPARSE_ALIASED_BIT = 0x00000004,
    VK_IMAGE_CREATE_MUTABLE_FORMAT_BIT = 0x00000008,
    VK_IMAGE_CREATE_CUBE_COMPATIBLE_BIT = 0x00000010,
    // Provided by VK_VERSION_1_1
    VK_IMAGE_CREATE_ALIAS_BIT = 0x00000400,
    // Provided by VK_VERSION_1_1
    VK_IMAGE_CREATE_SPLIT_INSTANCE_BIND_REGIONS_BIT = 0x00000040,
    // Provided by VK_VERSION_1_1
    VK_IMAGE_CREATE_2D_ARRAY_COMPATIBLE_BIT = 0x00000020,
    // Provided by VK_VERSION_1_1
    VK_IMAGE_CREATE_BLOCK_TEXEL_VIEW_COMPATIBLE_BIT = 0x00000080,
    // Provided by VK_VERSION_1_1
    VK_IMAGE_CREATE_EXTENDED_USAGE_BIT = 0x00000100,
    // Provided by VK_VERSION_1_1
    VK_IMAGE_CREATE_PROTECTED_BIT = 0x00000800,
    // Provided by VK_VERSION_1_1
    VK_IMAGE_CREATE_DISJOINT_BIT = 0x00000200,
```



```

// Provided by VK_NV_corner_sampled_image
VK_IMAGE_CREATE_CORNER_SAMPLED_BIT_NV = 0x00002000,
// Provided by VK_EXT_descriptor_heap
VK_IMAGE_CREATE_DESCRIPTOR_HEAP_CAPTURE_REPLAY_BIT_EXT = 0x00010000,
// Provided by VK_EXT_sample_locations
VK_IMAGE_CREATE_SAMPLE_LOCATIONS_COMPATIBLE_DEPTH_BIT_EXT = 0x00001000,
// Provided by VK_EXT_fragment_density_map
VK_IMAGE_CREATE_SUBSAMPLED_BIT_EXT = 0x00004000,
// Provided by VK_EXT_multisampled_render_to_single_sampled
VK_IMAGE_CREATE_MULTISAMPLED_RENDER_TO_SINGLE_SAMPLED_BIT_EXT = 0x00040000,
// Provided by VK_EXT_image_2d_view_of_3d
VK_IMAGE_CREATE_2D_VIEW_COMPATIBLE_BIT_EXT = 0x00020000,
// Provided by VK_KHR_video_maintenance1
VK_IMAGE_CREATE_VIDEO_PROFILE_INDEPENDENT_BIT_KHR = 0x00100000,
// Provided by VK_EXT_fragment_density_map_offset
VK_IMAGE_CREATE_FRAGMENT_DENSITY_MAP_OFFSET_BIT_EXT = 0x00008000,
// Provided by VK_KHR_maintenance1
VK_IMAGE_CREATE_ALIAS_SINGLE_LAYER_DESCRIPTOR_BIT_KHR = 0x00400000,
// Provided by VK_KHR_bind_memory2 with VK_KHR_device_group
VK_IMAGE_CREATE_SPLIT_INSTANCE_BIND_REGIONS_BIT_KHR =
VK_IMAGE_CREATE_SPLIT_INSTANCE_BIND_REGIONS_BIT,
// Provided by VK_KHR_maintenance1
VK_IMAGE_CREATE_2D_ARRAY_COMPATIBLE_BIT_KHR =
VK_IMAGE_CREATE_2D_ARRAY_COMPATIBLE_BIT,
// Provided by VK_KHR_maintenance2
VK_IMAGE_CREATE_BLOCK_TEXEL_VIEW_COMPATIBLE_BIT_KHR =
VK_IMAGE_CREATE_BLOCK_TEXEL_VIEW_COMPATIBLE_BIT,
// Provided by VK_KHR_maintenance2
VK_IMAGE_CREATE_EXTENDED_USAGE_BIT_KHR = VK_IMAGE_CREATE_EXTENDED_USAGE_BIT,
// Provided by VK_KHR_sampler_ycbcr_conversion
VK_IMAGE_CREATE_DISJOINT_BIT_KHR = VK_IMAGE_CREATE_DISJOINT_BIT,
// Provided by VK_KHR_bind_memory2
VK_IMAGE_CREATE_ALIAS_BIT_KHR = VK_IMAGE_CREATE_ALIAS_BIT,
// Provided by VK_EXT_descriptor_buffer
VK_IMAGE_CREATE_DESCRIPTOR_BUFFER_CAPTURE_REPLAY_BIT_EXT =
VK_IMAGE_CREATE_DESCRIPTOR_HEAP_CAPTURE_REPLAY_BIT_EXT,
// Provided by VK_QCOM_fragment_density_map_offset
VK_IMAGE_CREATE_FRAGMENT_DENSITY_MAP_OFFSET_BIT_QCOM =
VK_IMAGE_CREATE_FRAGMENT_DENSITY_MAP_OFFSET_BIT_EXT,
} VkImageCreateFlagBits;

```

- [VK_IMAGE_CREATE_SPARSE_BINDING_BIT](#) specifies that the image will be backed using sparse memory binding.
- [VK_IMAGE_CREATE_SPARSE_RESIDENCY_BIT](#) specifies that the image **can** be partially backed using sparse memory binding. Images created with this flag **must** also be created with the [VK_IMAGE_CREATE_SPARSE_BINDING_BIT](#) flag.
- [VK_IMAGE_CREATE_SPARSE_ALIASED_BIT](#) specifies that the image will be backed using sparse memory binding with memory ranges that might also simultaneously be backing another image (or another portion of the same image). Images created with this flag **must** also be created with

the `VK_IMAGE_CREATE_SPARSE_BINDING_BIT` flag.

- `VK_IMAGE_CREATE_MUTABLE_FORMAT_BIT` specifies that the image **can** be used to create a `VkImageView` with a different format from the image. For **multi-planar formats**, `VK_IMAGE_CREATE_MUTABLE_FORMAT_BIT` specifies that a `VkImageView` can be created of a *plane* of the image.
- `VK_IMAGE_CREATE_CUBE_COMPATIBLE_BIT` specifies that the image **can** be used to create a `VkImageView` of type `VK_IMAGE_VIEW_TYPE_CUBE` or `VK_IMAGE_VIEW_TYPE_CUBE_ARRAY`.
- `VK_IMAGE_CREATE_2D_ARRAY_COMPATIBLE_BIT` specifies that the image **can** be used to create a `VkImageView` of type `VK_IMAGE_VIEW_TYPE_2D` or `VK_IMAGE_VIEW_TYPE_2D_ARRAY`.
- `VK_IMAGE_CREATE_2D_VIEW_COMPATIBLE_BIT_EXT` specifies that the image **can** be used to create a `VkImageView` of type `VK_IMAGE_VIEW_TYPE_2D`.
- `VK_IMAGE_CREATE_PROTECTED_BIT` specifies that the image is a protected image.
- `VK_IMAGE_CREATE_SPLIT_INSTANCE_BIND_REGIONS_BIT` specifies that the image **can** be used with a non-zero value of the `splitInstanceBindRegionCount` member of a `VkBindImageMemoryDeviceGroupInfo` structure passed into `vkBindImageMemory2`. This flag also has the effect of making the image use the standard sparse image block dimensions.
- `VK_IMAGE_CREATE_BLOCK_TEXEL_VIEW_COMPATIBLE_BIT` specifies that the image having a compressed format **can** be used to create a `VkImageView` with an uncompressed format where each texel in the image view corresponds to a compressed texel block of the image.
- `VK_IMAGE_CREATE_EXTENDED_USAGE_BIT` specifies that the image **can** be created with usage flags that are not supported for the format the image is created with but are supported for at least one format a `VkImageView` created from the image **can** have.
- `VK_IMAGE_CREATE_DISJOINT_BIT` specifies that an image with a **multi-planar format** **must** have each plane separately bound to memory, rather than having a single memory binding for the whole image; the presence of this bit distinguishes a *disjoint image* from an image without this bit set.
- `VK_IMAGE_CREATE_ALIAS_BIT` specifies that two images created with the same creation parameters and aliased to the same memory **can** interpret the contents of the memory consistently with each other, subject to the rules described in the **Memory Aliasing** section. This flag further specifies that each plane of a *disjoint* image **can** share an in-memory non-linear representation with single-plane images, and that a single-plane image **can** share an in-memory non-linear representation with a plane of a multi-planar disjoint image, according to the rules in **Compatible Formats of Planes of Multi-Planar Formats**. If the `pNext` chain includes a `VkExternalMemoryImageCreateInfo` or `VkExternalMemoryImageCreateInfoNV` structure whose `handleTypes` member is not `0`, it is as if `VK_IMAGE_CREATE_ALIAS_BIT` is set.
- `VK_IMAGE_CREATE_SAMPLE_LOCATIONS_COMPATIBLE_DEPTH_BIT_EXT` specifies that an image with a depth or depth/stencil format **can** be used with custom sample locations when used as a depth/stencil attachment.
- `VK_IMAGE_CREATE_CORNER_SAMPLED_BIT_NV` specifies that the image is a **corner-sampled image**.
- `VK_IMAGE_CREATE_SUBSAMPLED_BIT_EXT` specifies that an image **can** be in a subsampled format which **may** be more optimal when written as an attachment by a render pass that has a fragment density map attachment. Accessing a subsampled image has additional

considerations:

- Image data read as an image sampler will have undefined values if the sampler was not created with `flags` containing `VK_SAMPLER_CREATE_SUBSAMPLED_BIT_EXT` or was not sampled through a combined `embedded sampler and image mapping` if using descriptor heaps, or the use of a combined image sampler with an immutable sampler in `VkDescriptorSetLayoutBinding`.
- Image data read with an input attachment will have undefined values if the contents were not written as an attachment in an earlier subpass of the same render pass.
- Image data read as an image sampler in the fragment shader will be additionally be read by the device during `VK_PIPELINE_STAGE_VERTEX_SHADER_BIT` if `VkPhysicalDeviceFragmentDensityMap2PropertiesEXT::subsampledCoarseReconstructionEarlyAccess` is `VK_TRUE` and the sampler was created with `flags` containing `VK_SAMPLER_CREATE_SUBSAMPLED_COARSE_RECONSTRUCTION_BIT_EXT`.
- Image data read with load operations are resampled to the fragment density of the render pass if `VkPhysicalDeviceFragmentDensityMap2PropertiesEXT::subsampledLoads` is `VK_TRUE`. Otherwise, values of image data are undefined.
- Image contents outside of the render area take on undefined values if the image is stored as a render pass attachment.
- `VK_IMAGE_CREATE_FRAGMENT_DENSITY_MAP_OFFSET_BIT_EXT` specifies that an image **can** be used in a render pass with non-zero `fragment density map offsets`. In a render pass with non-zero offsets, fragment density map attachments, input attachments, color attachments, depth/stencil attachment, resolve attachments, and preserve attachments **must** be created with `VK_IMAGE_CREATE_FRAGMENT_DENSITY_MAP_OFFSET_BIT_EXT`.
- `VK_IMAGE_CREATE_DESCRIPTOR_BUFFER_CAPTURE_REPLAY_BIT_EXT` specifies that the image **can** be used with descriptor buffers when capturing and replaying (e.g. for trace capture and replay), see `VkOpaqueCaptureDescriptorDataCreateInfoEXT` for more detail.
- `VK_IMAGE_CREATE_MULTISAMPLED_RENDER_TO_SINGLE_SAMPLED_BIT_EXT` specifies that an image **can** be used with `multisampled rendering` as a `single-sampled framebuffer attachment`
- `VK_IMAGE_CREATE_ALIAS_SINGLE_LAYER_DESCRIPTOR_BIT_KHR` specifies that a single layer image view created from this image can be accessed with both `Arrayed` equal to 0 and `Arrayed` equal to 1 in a shader. If accessed with `Arrayed` equal to 1 in a shader, and `VkImageViewCreateInfo::viewType` is `VK_IMAGE_VIEW_TYPE_1D` or `VK_IMAGE_VIEW_TYPE_2D`, the image is treated as having an array size of 1, and `subresourceRange.baseArrayLayer` is accessed. If accessed with `Arrayed` equal to 0 in a shader, and `VkImageViewCreateInfo::viewType` is `VK_IMAGE_VIEW_TYPE_1D_ARRAY` or `VK_IMAGE_VIEW_TYPE_2D_ARRAY`, the descriptor is accessed as-if the view was created with `VK_IMAGE_VIEW_TYPE_1D` or `VK_IMAGE_VIEW_TYPE_2D` respectively. Cube map view aliasing is not included by this flag bit. Also, image views created with a `multi-planar format` **can** not alias like this.
- `VK_IMAGE_CREATE_VIDEO_PROFILE_INDEPENDENT_BIT_KHR` specifies that the image **can** be used in `video coding operations` without having to specify at image creation time the set of video profiles the image will be used with, except for images used only as `DPB` pictures, as long as the image is otherwise `compatible` with the video profile in question.

NOTE	This enables exchanging video picture data without additional copies or
-------------	---

conversions when used as:

- [Decode output pictures](#), regardless of the video profile used to produce them.
- [Encode input pictures](#), regardless of the video profile used to consume them.

This includes images created with both [VK_IMAGE_USAGE_VIDEO_DECODE_DST_BIT_KHR](#) and [VK_IMAGE_USAGE_VIDEO_DECODE_DPB_BIT_KHR](#), which is necessary to use the same video picture as the [reconstructed picture](#) and [decode output picture](#) in a video decode operation on implementations supporting [VK_VIDEO_DECODE_CAPABILITY_DPB_AND_OUTPUT_COINCIDE_BIT_KHR](#).

However, images with only DPB usage remain tied to the video profiles the image was created with, as the data layout of such DPB-only images **may** be implementation- and codec-dependent.

If an application would like to share or reuse the device memory backing such images (e.g. for the purposes of temporal aliasing), then it **should** create separate image objects for each video profile and bind them to the same underlying device memory range, similar to how memory resources **can** be shared across separate video sessions or any other memory-backed resource.

See [Sparse Resource Features](#) and [Sparse Physical Device Features](#) for more details.

```
// Provided by VK_VERSION_1_0
typedef VkFlags VkImageCreateFlags;
```

[VkImageCreateFlags](#) is a bitmask type for setting a mask of zero or more [VkImageCreateFlagBits](#).

Possible values of [VkImageCreateInfo::imageType](#), specifying the basic dimensionality of an image, are:

```
// Provided by VK_VERSION_1_0
typedef enum VkImageType {
    VK_IMAGE_TYPE_1D = 0,
    VK_IMAGE_TYPE_2D = 1,
    VK_IMAGE_TYPE_3D = 2,
} VkImageType;
```

- [VK_IMAGE_TYPE_1D](#) specifies a one-dimensional image.
- [VK_IMAGE_TYPE_2D](#) specifies a two-dimensional image.
- [VK_IMAGE_TYPE_3D](#) specifies a three-dimensional image.

Possible values of [VkImageCreateInfo::tiling](#), specifying the tiling arrangement of texel blocks in an image, are:


```
// Provided by VK_VERSION_1_0
typedef enum VkImageTiling {
    VK_IMAGE_TILING_OPTIMAL = 0,
    VK_IMAGE_TILING_LINEAR = 1,
    // Provided by VK_EXT_image_drm_format_modifier
    VK_IMAGE_TILING_DRM_FORMAT_MODIFIER_EXT = 1000158000,
} VkImageTiling;
```

- [VK_IMAGE_TILING_OPTIMAL](#) specifies optimal tiling (texels are laid out in an implementation-dependent arrangement, for more efficient memory access).
- [VK_IMAGE_TILING_LINEAR](#) specifies linear tiling (texels are laid out in memory in row-major order, possibly with some padding on each row).
- [VK_IMAGE_TILING_DRM_FORMAT_MODIFIER_EXT](#) specifies that the image's tiling is defined by a [Linux DRM format modifier](#). The modifier is specified at image creation with [VkImageDrmFormatModifierListCreateInfoEXT](#) or [VkImageDrmFormatModifierExplicitCreateInfoEXT](#), and **can** be queried with [vkGetImageDrmFormatModifierPropertiesEXT](#).

To query the memory layout of an image subresource, call:

```
// Provided by VK_VERSION_1_0
void vkGetImageSubresourceLayout(
    VkDevice          device,
    VkImage           image,
    const VkImageSubresource* pSubresource,
    VkSubresourceLayout* pLayout);
```

- **device** is the logical device that owns the image.
- **image** is the image whose layout is being queried.
- **pSubresource** is a pointer to a [VkImageSubresource](#) structure selecting a specific image subresource from the image.
- **pLayout** is a pointer to a [VkSubresourceLayout](#) structure in which the layout is returned.

If the image is [linear](#), then the returned layout is valid for [host access](#).

If the image's tiling is [VK_IMAGE_TILING_LINEAR](#) and its format is a [multi-planar format](#), then [vkGetImageSubresourceLayout](#) describes one *format plane* of the image. If the image's tiling is [VK_IMAGE_TILING_DRM_FORMAT_MODIFIER_EXT](#), then [vkGetImageSubresourceLayout](#) describes one *memory plane* of the image. If the image's tiling is [VK_IMAGE_TILING_DRM_FORMAT_MODIFIER_EXT](#) and the image is [non-linear](#), then the returned layout has an implementation-dependent meaning; the vendor of the image's [DRM format modifier](#) **may** provide documentation that explains how to interpret the returned layout.

[vkGetImageSubresourceLayout](#) is invariant for the lifetime of a single image. However, the subresource layout of images in Android hardware buffer or QNX Screen buffer external memory

is not known until the image has been bound to memory, so applications **must** not call `vkGetImageSubresourceLayout` for such an image before it has been bound.

Valid Usage

- VUID-vkGetImageSubresourceLayout-image-07790
The `image` **must** have been created with `tiling` equal to `VK_IMAGE_TILING_LINEAR` or `VK_IMAGE_TILING_DRM_FORMAT_MODIFIER_EXT`
- VUID-vkGetImageSubresourceLayout-aspectMask-00997
The `aspectMask` member of `pSubresource` **must** only have a single bit set
- VUID-vkGetImageSubresourceLayout-mipLevel-01716
The `mipLevel` member of `pSubresource` **must** be less than the `mipLevels` specified in `image`
- VUID-vkGetImageSubresourceLayout-arrayLayer-01717
The `arrayLayer` member of `pSubresource` **must** be less than the `arrayLayers` specified in `image`
- VUID-vkGetImageSubresourceLayout-format-08886
If `format` of the `image` is a color format that is not a `multi-planar format`, and `tiling` of the `image` is `VK_IMAGE_TILING_LINEAR` or `VK_IMAGE_TILING_OPTIMAL`, the `aspectMask` member of `pSubresource` **must** be `VK_IMAGE_ASPECT_COLOR_BIT`
- VUID-vkGetImageSubresourceLayout-format-04462
If `format` of the `image` has a depth component, the `aspectMask` member of `pSubresource` **must** contain `VK_IMAGE_ASPECT_DEPTH_BIT`
- VUID-vkGetImageSubresourceLayout-format-04463
If `format` of the `image` has a stencil component, the `aspectMask` member of `pSubresource` **must** contain `VK_IMAGE_ASPECT_STENCIL_BIT`
- VUID-vkGetImageSubresourceLayout-format-04464
If `format` of the `image` does not contain a stencil or depth component, the `aspectMask` member of `pSubresource` **must** not contain `VK_IMAGE_ASPECT_DEPTH_BIT` or `VK_IMAGE_ASPECT_STENCIL_BIT`
- VUID-vkGetImageSubresourceLayout-tiling-08717
If the `tiling` of the `image` is `VK_IMAGE_TILING_LINEAR` and has a `multi-planar format`, then the `aspectMask` member of `pSubresource` **must** be a single valid `multi-planar aspect mask` bit
- VUID-vkGetImageSubresourceLayout-image-09432
If `image` was created with the `VK_EXTERNAL_MEMORY_HANDLE_TYPE_ANDROID_HARDWARE_BUFFER_BIT_ANDROID` external memory handle type, then `image` **must** be bound to memory
- VUID-vkGetImageSubresourceLayout-tiling-09433
If the `tiling` of the `image` is `VK_IMAGE_TILING_DRM_FORMAT_MODIFIER_EXT`, then the `aspectMask` member of `pSubresource` **must** be `VK_IMAGE_ASPECT_MEMORY_PLANE_i_BIT_EXT` and the index `i` **must** be less than the `VkDrmFormatModifierPropertiesEXT::drmFormatModifierPlaneCount` associated with the image's `format` and `VkImageDrmFormatModifierPropertiesEXT::drmFormatModifier`

Valid Usage (Implicit)

- VUID-vkGetImageSubresourceLayout-device-parameter **device** must be a valid [VkDevice](#) handle
- VUID-vkGetImageSubresourceLayout-image-parameter **image** must be a valid [VkImage](#) handle
- VUID-vkGetImageSubresourceLayout-pSubresource-parameter **pSubresource** must be a valid pointer to a valid [VkImageSubresource](#) structure
- VUID-vkGetImageSubresourceLayout-pLayout-parameter **pLayout** must be a valid pointer to a [VkSubresourceLayout](#) structure
- VUID-vkGetImageSubresourceLayout-image-parent **image** must have been created, allocated, or retrieved from **device**

The [VkImageSubresource](#) structure is defined as:

```
// Provided by VK_VERSION_1_0
typedef struct VkImageSubresource {
    VkImageAspectFlags    aspectMask;
    uint32_t              mipLevel;
    uint32_t              arrayLayer;
} VkImageSubresource;
```

- **aspectMask** is a [VkImageAspectFlags](#) value selecting the image *aspect*.
- **mipLevel** selects the mipmap level.
- **arrayLayer** selects the array layer.

Valid Usage (Implicit)

- VUID-VkImageSubresource-aspectMask-parameter **aspectMask** must be a valid combination of [VkImageAspectFlagBits](#) values
- VUID-VkImageSubresource-aspectMask-requiredbitmask **aspectMask** must not be 0

Information about the layout of the image subresource is returned in a [VkSubresourceLayout](#) structure:


```
// Provided by VK_VERSION_1_0
typedef struct VkSubresourceLayout {
    VkDeviceSize    offset;
    VkDeviceSize    size;
    VkDeviceSize    rowPitch;
    VkDeviceSize    arrayPitch;
    VkDeviceSize    depthPitch;
} VkSubresourceLayout;
```

- **offset** is the byte offset from the start of the image or the plane where the image subresource begins.
- **size** is the size in bytes of the image subresource. **size** includes any extra memory that is required based on **rowPitch**.
- **rowPitch** describes the number of bytes between each row of texels in an image.
- **arrayPitch** describes the number of bytes between each array layer of an image.
- **depthPitch** describes the number of bytes between each slice of 3D image.

If the image is **linear**, then **rowPitch**, **arrayPitch** and **depthPitch** describe the layout of the image subresource in linear memory. For uncompressed formats, **rowPitch** is the number of bytes between texels with the same x coordinate in adjacent rows (y coordinates differ by one). **arrayPitch** is the number of bytes between texels with the same x and y coordinate in adjacent array layers of the image (array layer values differ by one). **depthPitch** is the number of bytes between texels with the same x and y coordinate in adjacent slices of a 3D image (z coordinates differ by one). Expressed as an addressing formula, the starting byte of a texel in the image subresource has address:

```
// (x,y,z,layer) are in texel coordinates
address(x,y,z,layer) = layer*arrayPitch + z*depthPitch + y*rowPitch + x*elementSize +
offset
```

For compressed formats, the **rowPitch** is the number of bytes between compressed texel blocks in adjacent rows. **arrayPitch** is the number of bytes between compressed texel blocks in adjacent array layers. **depthPitch** is the number of bytes between compressed texel blocks in adjacent slices of a 3D image.

```
// (x,y,z,layer) are in compressed texel block coordinates
address(x,y,z,layer) = layer*arrayPitch + z*depthPitch + y*rowPitch + x
*compressedTexelBlockByteSize + offset;
```

The value of **arrayPitch** is undefined for images that were not created as arrays. **depthPitch** is defined only for 3D images.

If the image has a *single-plane* color format and its tiling is **VK_IMAGE_TILING_LINEAR**, then the **aspectMask** member of **VkImageSubresource** **must** be **VK_IMAGE_ASPECT_COLOR_BIT**.

If the image has a depth/stencil format and its tiling is **VK_IMAGE_TILING_LINEAR**, then **aspectMask**

must be either `VK_IMAGE_ASPECT_DEPTH_BIT` or `VK_IMAGE_ASPECT_STENCIL_BIT`. On implementations that store depth and stencil aspects separately, querying each of these image subresource layouts will return a different **offset** and **size** representing the region of memory used for that aspect. On implementations that store depth and stencil aspects interleaved, the same **offset** and **size** are returned and represent the interleaved memory allocation.

If the image has a **multi-planar format** and its tiling is `VK_IMAGE_TILING_LINEAR`, then the **aspectMask** member of `VkImageSubresource` **must** be `VK_IMAGE_ASPECT_PLANE_0_BIT`, `VK_IMAGE_ASPECT_PLANE_1_BIT`, or (for 3-plane formats only) `VK_IMAGE_ASPECT_PLANE_2_BIT`. Querying each of these image subresource layouts will return a different **offset** and **size** representing the region of memory used for that plane. If the image is *disjoint*, then the **offset** is relative to the base address of the plane. If the image is *non-disjoint*, then the **offset** is relative to the base address of the image.

If the image's tiling is `VK_IMAGE_TILING_DRM_FORMAT_MODIFIER_EXT`, then the **aspectMask** member of `VkImageSubresource` **must** be one of `VK_IMAGE_ASPECT_MEMORY_PLANE_i_BIT_EXT`, where the maximum allowed plane index *i* is defined by the `VkDrmFormatModifierPropertiesEXT::drmFormatModifierPlaneCount` associated with the image's `VkImageCreateInfo::format` and `modifier`. The memory range used by the subresource is described by **offset** and **size**. If the image is *disjoint*, then the **offset** is relative to the base address of the *memory plane*. If the image is *non-disjoint*, then the **offset** is relative to the base address of the image. If the image is **non-linear**, then **rowPitch**, **arrayPitch**, and **depthPitch** have an implementation-dependent meaning.

To query the memory layout of an image subresource, call:

```
// Provided by VK_VERSION_1_4
void vkGetImageSubresourceLayout2(
    VkDevice          device,
    VkImage           image,
    const VkImageSubresource2* pSubresource,
    VkSubresourceLayout2* pLayout);
```

```
// Provided by VK_KHR_maintenance5
// Equivalent to vkGetImageSubresourceLayout2
void vkGetImageSubresourceLayout2KHR(
    VkDevice          device,
    VkImage           image,
    const VkImageSubresource2* pSubresource,
    VkSubresourceLayout2* pLayout);
```



```
// Provided by VK_EXT_host_image_copy, VK_EXT_image_compression_control
// Equivalent to vkGetImageSubresourceLayout2
void vkGetImageSubresourceLayout2EXT(
    VkDevice          device,
    VkImage           image,
    const VkImageSubresource2* pSubresource,
    VkSubresourceLayout2* pLayout);
```

- **device** is the logical device that owns the image.
- **image** is the image whose layout is being queried.
- **pSubresource** is a pointer to a [VkImageSubresource2](#) structure selecting a specific image for the image subresource.
- **pLayout** is a pointer to a [VkSubresourceLayout2](#) structure in which the layout is returned.

[vkGetImageSubresourceLayout2](#) behaves similarly to [vkGetImageSubresourceLayout](#), with the ability to specify extended inputs via chained input structures, and to return extended information via chained output structures.

It is legal to call [vkGetImageSubresourceLayout2](#) with an **image** created with **tiling** equal to [VK_IMAGE_TILING_OPTIMAL](#), but the members of [VkSubresourceLayout2::subresourceLayout](#) will have undefined values in this case.

NOTE

Structures chained from [VkImageSubresource2::pNext](#) will also be updated when **tiling** is equal to [VK_IMAGE_TILING_OPTIMAL](#).

Valid Usage

- VUID-vkGetImageSubresourceLayout2-aspectMask-00997
The **aspectMask** member of **pSubresource** **must** only have a single bit set
- VUID-vkGetImageSubresourceLayout2-mipLevel-01716
The **mipLevel** member of **pSubresource** **must** be less than the **mipLevels** specified in **image**
- VUID-vkGetImageSubresourceLayout2-arrayLayer-01717
The **arrayLayer** member of **pSubresource** **must** be less than the **arrayLayers** specified in **image**
- VUID-vkGetImageSubresourceLayout2-format-08886
If **format** of the **image** is a color format that is not a [multi-planar format](#), and **tiling** of the **image** is [VK_IMAGE_TILING_LINEAR](#) or [VK_IMAGE_TILING_OPTIMAL](#), the **aspectMask** member of **pSubresource** **must** be [VK_IMAGE_ASPECT_COLOR_BIT](#)
- VUID-vkGetImageSubresourceLayout2-format-04462
If **format** of the **image** has a depth component, the **aspectMask** member of **pSubresource** **must** contain [VK_IMAGE_ASPECT_DEPTH_BIT](#)
- VUID-vkGetImageSubresourceLayout2-format-04463
If **format** of the **image** has a stencil component, the **aspectMask** member of **pSubresource** **must** contain [VK_IMAGE_ASPECT_STENCIL_BIT](#)

- VUID-vkGetImageSubresourceLayout2-format-04464
If **format** of the **image** does not contain a stencil or depth component, the **aspectMask** member of **pSubresource** **must** not contain **VK_IMAGE_ASPECT_DEPTH_BIT** or **VK_IMAGE_ASPECT_STENCIL_BIT**
- VUID-vkGetImageSubresourceLayout2-tiling-08717
If the **tiling** of the **image** is **VK_IMAGE_TILING_LINEAR** and has a **multi-planar format**, then the **aspectMask** member of **pSubresource** **must** be a single valid **multi-planar aspect mask** bit
- VUID-vkGetImageSubresourceLayout2-image-09434
If **image** was created with the **VK_EXTERNAL_MEMORY_HANDLE_TYPE_ANDROID_HARDWARE_BUFFER_BIT_ANDROID** external memory handle type, then **image** **must** be bound to memory
- VUID-vkGetImageSubresourceLayout2-tiling-09435
If the **tiling** of the **image** is **VK_IMAGE_TILING_DRM_FORMAT_MODIFIER_EXT**, then the **aspectMask** member of **pSubresource** **must** be **VK_IMAGE_ASPECT_MEMORY_PLANE_i_BIT_EXT** and the index **i** **must** be less than the **VkDrmFormatModifierPropertiesEXT::drmFormatModifierPlaneCount** associated with the image's **format** and **VkImageDrmFormatModifierPropertiesEXT::drmFormatModifier**

Valid Usage (Implicit)

- VUID-vkGetImageSubresourceLayout2-device-parameter
device **must** be a valid **VkDevice** handle
- VUID-vkGetImageSubresourceLayout2-image-parameter
image **must** be a valid **VkImage** handle
- VUID-vkGetImageSubresourceLayout2-pSubresource-parameter
pSubresource **must** be a valid pointer to a valid **VkImageSubresource2** structure
- VUID-vkGetImageSubresourceLayout2-pLayout-parameter
pLayout **must** be a valid pointer to a **VkSubresourceLayout2** structure
- VUID-vkGetImageSubresourceLayout2-image-parent
image **must** have been created, allocated, or retrieved from **device**

The **VkImageSubresource2** structure is defined as:

```
// Provided by VK_VERSION_1_4
typedef struct VkImageSubresource2 {
    VkStructureType    sType;
    void*              pNext;
    VkImageSubresource imageSubresource;
} VkImageSubresource2;
```



```
// Provided by VK_KHR_maintenance5
// Equivalent to VkImageSubresource2
typedef VkImageSubresource2 VkImageSubresource2KHR;
```

```
// Provided by VK_EXT_host_image_copy, VK_EXT_image_compression_control
// Equivalent to VkImageSubresource2
typedef VkImageSubresource2 VkImageSubresource2EXT;
```

- **sType** is a [VkStructureType](#) value identifying this structure.
- **pNext** is **NULL** or a pointer to a structure extending this structure.
- **imageSubresource** is a [VkImageSubresource](#) structure.

Valid Usage (Implicit)

- VUID-VkImageSubresource2-sType-sType
sType must be [VK_STRUCTURE_TYPE_IMAGE_SUBRESOURCE_2](#)
- VUID-VkImageSubresource2-pNext-pNext
pNext must be **NULL**
- VUID-VkImageSubresource2-imageSubresource-parameter
imageSubresource must be a valid [VkImageSubresource](#) structure

Information about the layout of the image subresource is returned in a [VkSubresourceLayout2](#) structure:

```
// Provided by VK_VERSION_1_4
typedef struct VkSubresourceLayout2 {
    VkStructureType    sType;
    void*              pNext;
    VkSubresourceLayout subresourceLayout;
} VkSubresourceLayout2;
```

```
// Provided by VK_KHR_maintenance5
// Equivalent to VkSubresourceLayout2
typedef VkSubresourceLayout2 VkSubresourceLayout2KHR;
```

```
// Provided by VK_EXT_host_image_copy, VK_EXT_image_compression_control
// Equivalent to VkSubresourceLayout2
typedef VkSubresourceLayout2 VkSubresourceLayout2EXT;
```

- **sType** is a [VkStructureType](#) value identifying this structure.

- `pNext` is `NULL` or a pointer to a structure extending this structure.
- `subresourceLayout` is a `VkSubresourceLayout` structure.

Valid Usage (Implicit)

- VUID-VkSubresourceLayout2-sType-sType
`sType` **must** be `VK_STRUCTURE_TYPE_SUBRESOURCE_LAYOUT_2`
- VUID-VkSubresourceLayout2-pNext-pNext
Each `pNext` member of any structure (including this one) in the `pNext` chain **must** be either `NULL` or a pointer to a valid instance of `VkImageCompressionPropertiesEXT` or `VkSubresourceHostMemcpySize`
- VUID-VkSubresourceLayout2-sType-unique
The `sType` value of each structure in the `pNext` chain **must** be unique

To query the memory size needed to copy to or from an image using `vkCopyMemoryToImage` or `vkCopyImageToMemory` when the `VK_HOST_IMAGE_COPY_MEMCPY_BIT` flag is specified, add a `VkSubresourceHostMemcpySize` structure to the `pNext` chain of the `VkSubresourceLayout2` structure in a call to `vkGetImageSubresourceLayout2`.

The `VkSubresourceHostMemcpySize` structure is defined as:

```
// Provided by VK_VERSION_1_4
typedef struct VkSubresourceHostMemcpySize {
    VkStructureType    sType;
    void*              pNext;
    VkDeviceSize       size;
} VkSubresourceHostMemcpySize;
```

```
// Provided by VK_EXT_host_image_copy
// Equivalent to VkSubresourceHostMemcpySize
typedef VkSubresourceHostMemcpySize VkSubresourceHostMemcpySizeEXT;
```

- `sType` is a `VkStructureType` value identifying this structure.
- `pNext` is `NULL` or a pointer to a structure extending this structure.
- `size` is the size in bytes of the image subresource.

Valid Usage (Implicit)

- VUID-VkSubresourceHostMemcpySize-sType-sType
`sType` **must** be `VK_STRUCTURE_TYPE_SUBRESOURCE_HOST_MEMCPY_SIZE`

Structure Chaining

Extends the structure

- [VkSubresourceLayout2](#)

To query the memory layout of an image subresource, without an image object, call:

```
// Provided by VK_VERSION_1_4
void vkGetDeviceImageSubresourceLayout(
    VkDevice          device,
    const VkDeviceImageSubresourceInfo* pInfo,
    VkSubresourceLayout2* pLayout);
```

```
// Provided by VK_KHR_maintenance5
// Equivalent to vkGetDeviceImageSubresourceLayout
void vkGetDeviceImageSubresourceLayoutKHR(
    VkDevice          device,
    const VkDeviceImageSubresourceInfo* pInfo,
    VkSubresourceLayout2* pLayout);
```

- **device** is the logical device that owns the image.
- **pInfo** is a pointer to a [VkDeviceImageSubresourceInfo](#) structure containing parameters required for the subresource layout query.
- **pLayout** is a pointer to a [VkSubresourceLayout2](#) structure in which the layout is returned.

vkGetDeviceImageSubresourceLayout behaves similarly to [vkGetImageSubresourceLayout2](#), but uses a [VkImageCreateInfo](#) structure to specify the image rather than a [VkImage](#) object.

Valid Usage (Implicit)

- VUID-vkGetDeviceImageSubresourceLayout-device-parameter **device** must be a valid [VkDevice](#) handle
- VUID-vkGetDeviceImageSubresourceLayout-pInfo-parameter **pInfo** must be a valid pointer to a valid [VkDeviceImageSubresourceInfo](#) structure
- VUID-vkGetDeviceImageSubresourceLayout-pLayout-parameter **pLayout** must be a valid pointer to a [VkSubresourceLayout2](#) structure

The [VkDeviceImageSubresourceInfo](#) structure is defined as:


```
// Provided by VK_VERSION_1_4
typedef struct VkDeviceImageSubresourceInfo {
    VkStructureType      sType;
    const void*          pNext;
    const VkImageCreateInfo* pCreateInfo;
    const VkImageSubresource2* pSubresource;
} VkDeviceImageSubresourceInfo;
```

```
// Provided by VK_KHR_maintenance5
// Equivalent to VkDeviceImageSubresourceInfo
typedef VkDeviceImageSubresourceInfo VkDeviceImageSubresourceInfoKHR;
```

- **sType** is a [VkStructureType](#) value identifying this structure.
- **pNext** is **NULL** or a pointer to a structure extending this structure.
- **pCreateInfo** is a pointer to a [VkImageCreateInfo](#) structure containing parameters affecting creation of the image to query.
- **pSubresource** is a pointer to a [VkImageSubresource2](#) structure selecting a specific image subresource for the query.

Valid Usage

- VUID-VkDeviceImageSubresourceInfo-aspectMask-00997
The **aspectMask** member of **pSubresource** **must** only have a single bit set
- VUID-VkDeviceImageSubresourceInfo-mipLevel-01716
The **mipLevel** member of **pSubresource** **must** be less than the **mipLevels** specified in **pCreateInfo**
- VUID-VkDeviceImageSubresourceInfo-arrayLayer-01717
The **arrayLayer** member of **pSubresource** **must** be less than the **arrayLayers** specified in **pCreateInfo**
- VUID-VkDeviceImageSubresourceInfo-format-08886
If **format** of the **image** is a color format that is not a [multi-planar format](#), and **tiling** of the **pCreateInfo** is [VK_IMAGE_TILING_LINEAR](#) or [VK_IMAGE_TILING_OPTIMAL](#), the **aspectMask** member of **pSubresource** **must** be [VK_IMAGE_ASPECT_COLOR_BIT](#)
- VUID-VkDeviceImageSubresourceInfo-format-04462
If **format** of the **pCreateInfo** has a depth component, the **aspectMask** member of **pSubresource** **must** contain [VK_IMAGE_ASPECT_DEPTH_BIT](#)
- VUID-VkDeviceImageSubresourceInfo-format-04463
If **format** of the **pCreateInfo** has a stencil component, the **aspectMask** member of **pSubresource** **must** contain [VK_IMAGE_ASPECT_STENCIL_BIT](#)
- VUID-VkDeviceImageSubresourceInfo-format-04464
If **format** of the **pCreateInfo** does not contain a stencil or depth component, the **aspectMask** member of **pSubresource** **must** not contain [VK_IMAGE_ASPECT_DEPTH_BIT](#) or

VK_IMAGE_ASPECT_STENCIL_BIT

- VUID-VkDeviceImageSubresourceInfo-tiling-08717

If the **tiling** of the **pCreateInfo** is [VK_IMAGE_TILING_LINEAR](#) and has a [multi-planar format](#), then the **aspectMask** member of **pSubresource** **must** be a single valid [multi-planar aspect mask](#) bit

Valid Usage (Implicit)

- VUID-VkDeviceImageSubresourceInfo-sType-sType
sType **must** be [VK_STRUCTURE_TYPE_DEVICE_IMAGE_SUBRESOURCE_INFO](#)
- VUID-VkDeviceImageSubresourceInfo-pNext-pNext
pNext **must** be [NULL](#)
- VUID-VkDeviceImageSubresourceInfo-pCreateInfo-parameter
pCreateInfo **must** be a valid pointer to a valid [VkImageCreateInfo](#) structure
- VUID-VkDeviceImageSubresourceInfo-pSubresource-parameter
pSubresource **must** be a valid pointer to a valid [VkImageSubresource2](#) structure

If an image was created with [VK_IMAGE_TILING_DRM_FORMAT_MODIFIER_EXT](#), then the image has a [Linux DRM format modifier](#). To query the *modifier*, call:

```
// Provided by VK_EXT_image_drm_format_modifier
VkResult vkGetImageDrmFormatModifierPropertiesEXT(
    VkDevice          device,
    VkImage           image,
    VkImageDrmFormatModifierPropertiesEXT* pProperties);
```

- **device** is the logical device that owns the image.
- **image** is the queried image.
- **pProperties** is a pointer to a [VkImageDrmFormatModifierPropertiesEXT](#) structure in which properties of the image's *DRM format modifier* are returned.

Valid Usage

- VUID-vkGetImageDrmFormatModifierPropertiesEXT-image-02272
image **must** have been created with **tiling** equal to [VK_IMAGE_TILING_DRM_FORMAT_MODIFIER_EXT](#)

Valid Usage (Implicit)

- VUID-vkGetImageDrmFormatModifierPropertiesEXT-device-parameter
device **must** be a valid [VkDevice](#) handle

- VUID-vkGetImageDrmFormatModifierPropertiesEXT-image-parameter
image **must** be a valid [VkImage](#) handle
- VUID-vkGetImageDrmFormatModifierPropertiesEXT-pProperties-parameter
pProperties **must** be a valid pointer to a [VkImageDrmFormatModifierPropertiesEXT](#) structure
- VUID-vkGetImageDrmFormatModifierPropertiesEXT-image-parent
image **must** have been created, allocated, or retrieved from **device**

Return Codes

Success

- [VK_SUCCESS](#)

Failure

- [VK_ERROR_OUT_OF_HOST_MEMORY](#)
- [VK_ERROR_UNKNOWN](#)
- [VK_ERROR_VALIDATION_FAILED](#)

The [VkImageDrmFormatModifierPropertiesEXT](#) structure is defined as:

```
// Provided by VK_EXT_image_drm_format_modifier
typedef struct VkImageDrmFormatModifierPropertiesEXT {
    VkStructureType    sType;
    void*              pNext;
    uint64_t           drmFormatModifier;
} VkImageDrmFormatModifierPropertiesEXT;
```

- **sType** is a [VkStructureType](#) value identifying this structure.
- **pNext** is **NULL** or a pointer to a structure extending this structure.
- **drmFormatModifier** returns the image's [Linux DRM format modifier](#).

If the **image** was created with [VkImageDrmFormatModifierListCreateInfoEXT](#), then the returned **drmFormatModifier** **must** belong to the list of modifiers provided at time of image creation in [VkImageDrmFormatModifierListCreateInfoEXT::pDrmFormatModifiers](#). If the **image** was created with [VkImageDrmFormatModifierExplicitCreateInfoEXT](#), then the returned **drmFormatModifier** **must** be the modifier provided at time of image creation in [VkImageDrmFormatModifierExplicitCreateInfoEXT::drmFormatModifier](#).

Valid Usage (Implicit)

- VUID-VkImageDrmFormatModifierPropertiesEXT-sType-sType
sType **must** be [VK_STRUCTURE_TYPE_IMAGE_DRM_FORMAT_MODIFIER_PROPERTIES_EXT](#)
- VUID-VkImageDrmFormatModifierPropertiesEXT-pNext-pNext

pNext **must** be **NULL**

To destroy an image, call:

```
// Provided by VK_VERSION_1_0
void vkDestroyImage(
    VkDevice          device,
    VkImage            image,
    const VkAllocationCallbacks* pAllocator);
```

- **device** is the logical device that destroys the image.
- **image** is the image to destroy.
- **pAllocator** controls host memory allocation as described in the [Memory Allocation](#) chapter.

Valid Usage

- VUID-vkDestroyImage-image-01000
All submitted commands that refer to **image**, either directly or via a **VkImageView**, **must** have completed execution
- VUID-vkDestroyImage-image-01001
If **VkAllocationCallbacks** were provided when **image** was created, a compatible set of callbacks **must** be provided here
- VUID-vkDestroyImage-image-01002
If no **VkAllocationCallbacks** were provided when **image** was created, **pAllocator** **must** be **NULL**
- VUID-vkDestroyImage-image-04882
image **must** not have been acquired from [vkGetSwapchainImagesKHR](#)

Valid Usage (Implicit)

- VUID-vkDestroyImage-device-parameter
device **must** be a valid [VkDevice](#) handle
- VUID-vkDestroyImage-image-parameter
If **image** is not [VK_NULL_HANDLE](#), **image** **must** be a valid [VkImage](#) handle
- VUID-vkDestroyImage-pAllocator-parameter
If **pAllocator** is not **NULL**, **pAllocator** **must** be a valid pointer to a valid [VkAllocationCallbacks](#) structure
- VUID-vkDestroyImage-image-parent
If **image** is a valid handle, it **must** have been created, allocated, or retrieved from **device**

Host Synchronization

- Host access to **image** **must** be externally synchronized

12.4.2. Image Format Features

Valid uses of a **VkImage** **may** depend on the image's *format features*, defined below. Such constraints are documented in the affected valid usage statement.

- If the image was created with **VK_IMAGE_TILING_LINEAR**, then its set of *format features* is the value of **VkFormatProperties::linearTilingFeatures** found by calling **vkGetPhysicalDeviceFormatProperties** on the same **format** as **VkImageCreateInfo::format**.
- If the image was created with **VK_IMAGE_TILING_OPTIMAL**, but without an **Android hardware buffer external format**, or a **QNX Screen Buffer external format** or an **VkBufferCollectionImageCreateInfoFUCHSIA**, then its set of *format features* is the value of **VkFormatProperties::optimalTilingFeatures** found by calling **vkGetPhysicalDeviceFormatProperties** on the same **format** as **VkImageCreateInfo::format**.
- If the image was created with an **Android hardware buffer external format**, then its set of *format features* is the value of **VkAndroidHardwareBufferFormatPropertiesANDROID::formatFeatures** found by calling **vkGetAndroidHardwareBufferPropertiesANDROID** on the Android hardware buffer that was imported to the **VkDeviceMemory** to which the image is bound.
- If the image was created with an **QNX Screen buffer external format**, then its set of *format features* is the value of **VkScreenBufferFormatPropertiesQNX::formatFeatures** found by calling **vkGetScreenBufferPropertiesQNX** on the QNX Screen buffer that was imported to the **VkDeviceMemory** to which the image is bound.
- If the image was created with **VK_IMAGE_TILING_DRM_FORMAT_MODIFIER_EXT**, then:
 - The image's DRM format modifier is the value of **VkImageDrmFormatModifierPropertiesEXT::drmFormatModifier** found by calling **vkGetImageDrmFormatModifierPropertiesEXT**.
 - Let **VkDrmFormatModifierPropertiesListEXT::pDrmFormatModifierProperties** be the array found by calling **vkGetPhysicalDeviceFormatProperties2** on the same **format** as **VkImageCreateInfo::format**.
 - Let **VkDrmFormatModifierPropertiesEXT prop** be the array element whose **drmFormatModifier** member is the value of the image's DRM format modifier.
 - Then the image's set of *format features* is the value of **prop::drmFormatModifierTilingFeatures**.

12.4.3. Corner-Sampled Images

A *corner-sampled image* is an image where unnormalized texel coordinates are centered on integer values rather than half-integer values.

A corner-sampled image has a number of differences compared to conventional texture image:

- Texels are centered on integer coordinates. See [Unnormalized Texel Coordinate Operations](#)
- Normalized coordinates are scaled using $\text{coord} \times (\text{dim} - 1)$ rather than $\text{coord} \times \text{dim}$, where dim is the size of one dimension of the image. See [normalized texel coordinate transform](#).
- Partial derivatives are scaled using $\text{coord} \times (\text{dim} - 1)$ rather than $\text{coord} \times \text{dim}$. See [Scale Factor Operation](#).
- Calculation of the next higher LOD size goes according to $\lceil \text{dim} / 2 \rceil$ rather than $\lceil \text{dim} / 2 \rceil$. See [Image Mip Level Sizing](#).
- The minimum level size is 2x2 for 2D images and 2x2x2 for 3D images. See [Image Mip Level Sizing](#).

Corner-sampling is only supported for 2D and 3D images. When sampling a corner-sampled image, the sampler addressing mode **must** be [VK_SAMPLER_ADDRESS_MODE_CLAMP_TO_EDGE](#). Corner-sampled images are not supported as cube maps or depth/stencil images.

12.4.4. Image Mip Level Sizing

A *complete mipmap chain* is the full set of mip levels, from the largest mip level provided, down to the *minimum mip level size*.

Conventional Images

For conventional images, the dimensions of each successive mip level, $n+1$, are:

$$\text{width}_{n+1} = \max(\lceil \text{width}_n / 2 \rceil, 1)$$

$$\text{height}_{n+1} = \max(\lceil \text{height}_n / 2 \rceil, 1)$$

$$\text{depth}_{n+1} = \max(\lceil \text{depth}_n / 2 \rceil, 1)$$

where width_n , height_n , and depth_n are the dimensions of the next larger mip level, n .

The minimum mip level size is:

- 1 for one-dimensional images,
- 1x1 for two-dimensional images, and
- 1x1x1 for three-dimensional images.

The number of levels in a complete mipmap chain is:

$$\lceil \log_2(\max(\text{width}_0, \text{height}_0, \text{depth}_0)) \rceil + 1$$

where width_0 , height_0 , and depth_0 are the dimensions of the largest (most detailed) mip level, 0.

Corner-Sampled Images

For corner-sampled images, the dimensions of each successive mip level, $n+1$, are:

$$\text{width}_{n+1} = \max(\lceil \text{width}_n / 2 \rceil, 2)$$

$$\text{height}_{n+1} = \max(\lceil \text{height}_n / 2 \rceil, 2)$$

$$\text{depth}_{n+1} = \max(\lceil \text{depth}_n / 2 \rceil, 2)$$

where width_n , height_n , and depth_n are the dimensions of the next larger mip level, n .

The minimum mip level size is:

- 2x2 for two-dimensional images, and
- 2x2x2 for three-dimensional images.

The number of levels in a complete mipmap chain is:

$$\lceil \log_2(\max(\text{width}_0, \text{height}_0, \text{depth}_0)) \rceil$$

where width_0 , height_0 , and depth_0 are the dimensions of the largest (most detailed) mip level, 0.

12.4.5. Image Capture Replay for Descriptor Heaps

To allow for a replay tool to capture and replay image descriptors used with [descriptor heaps](#), opaque data **must** be captured during the initial recording and provided when recreating the image during replay, using the following functions:

To get the opaque capture descriptor data for images, call:

```
// Provided by VK_EXT_descriptor_heap
VkResult vkGetImageOpaqueCaptureDataEXT(
    VkDevice          device,
    uint32_t          imageCount,
    const VkImage*     pImages,
    VkHostAddressRangeEXT* pDatas);
```

- **device** is the logical device that gets the data.
- **imageCount** is the number of images to retrieve data from.
- **pImages** is a pointer to an array of [VkImage](#) objects to retrieve the opaque capture data from.
- **pDatas** is a pointer to an array of [VkHostAddressRangeEXT](#) structures defining the host address ranges where each image's opaque capture data will be written.

Valid Usage

- VUID-vkGetImageOpaqueCaptureDataEXT-descriptorHeapCaptureReplay-11282
The `descriptorHeapCaptureReplay` feature **must** be enabled
- VUID-vkGetImageOpaqueCaptureDataEXT-size-11283
The `size` member of each element of `pDatas` **must** be equal to `imageCaptureReplayOpaqueDataSize`
- VUID-vkGetImageOpaqueCaptureDataEXT-device-11284
If `device` was created with multiple physical devices, then the `bufferDeviceAddressMultiDevice` feature **must** be enabled
- VUID-vkGetImageOpaqueCaptureDataEXT-pImages-11285
Each element of `pImages` **must** have been created with `VK_IMAGE_CREATE_DESCRIPTOR_HEAP_CAPTURE_REPLAY_BIT_EXT` set in `VkImageCreateInfo::flags`

Valid Usage (Implicit)

- VUID-vkGetImageOpaqueCaptureDataEXT-device-parameter
`device` **must** be a valid `VkDevice` handle
- VUID-vkGetImageOpaqueCaptureDataEXT-pImages-parameter
`pImages` **must** be a valid pointer to an array of `imageCount` valid `VkImage` handles
- VUID-vkGetImageOpaqueCaptureDataEXT-pDdatas-parameter
`pDdatas` **must** be a valid pointer to an array of `imageCount` `VkHostAddressRangeEXT` structures
- VUID-vkGetImageOpaqueCaptureDataEXT-imageCount-arraylength
`imageCount` **must** be greater than 0
- VUID-vkGetImageOpaqueCaptureDataEXT-pImages-parent
Each element of `pImages` **must** have been created, allocated, or retrieved from `device`

Return Codes

Success

- `VK_SUCCESS`

Failure

- `VK_ERROR_OUT_OF_DEVICE_MEMORY`
- `VK_ERROR_OUT_OF_HOST_MEMORY`
- `VK_ERROR_UNKNOWN`
- `VK_ERROR_VALIDATION_FAILED`

The `VkOpaqueCaptureDataCreateInfoEXT` structure is defined as:


```
// Provided by VK_EXT_descriptor_heap
typedef struct VkOpaqueCaptureDataCreateInfoEXT {
    VkStructureType          sType;
    const void*              pNext;
    const VkHostAddressRangeConstEXT* pData;
} VkOpaqueCaptureDataCreateInfoEXT;
```

- **sType** is a [VkStructureType](#) value identifying this structure.
- **pNext** is **NULL** or a pointer to a structure extending this structure.
- **pData** is a pointer to the range of host memory containing opaque data previously captured via [vkGetImageOpaqueCaptureDataEXT](#).

When an image is created with [VK_IMAGE_CREATE_DESCRIPTOR_HEAP_CAPTURE_REPLAY_BIT_EXT](#) set in [VkImageCreateInfo::flags](#), if the **pNext** chain of [VkImageCreateInfo](#) includes this structure, and **pData** is not **NULL**, the implementation will attempt to recreate the image such that descriptors written with [vkWriteResourceDescriptorsEXT](#) will be reproduced with the same bit pattern as during capture if possible. If the implementation is unable to recreate the image based on this data, image creation will fail and return [VK_ERROR_INVALID_OPAQUE_CAPTURE_ADDRESS](#).

When a tensor is created with [VK_TENSOR_CREATE_DESCRIPTOR_HEAP_CAPTURE_REPLAY_BIT_ARM](#) set in [VkTensorCreateInfoARM::flags](#), if the **pNext** chain of [VkTensorCreateInfoARM](#) includes this structure, and **pData** is not **NULL**, the implementation will attempt to recreate the tensor such that descriptors written with [vkWriteResourceDescriptorsEXT](#) will be reproduced with the same bit pattern as during capture if possible. If the implementation is unable to recreate the tensor based on this data, tensor creation will fail and return [VK_ERROR_INVALID_OPAQUE_CAPTURE_ADDRESS](#).

If this structure is not present, it is equivalent to setting **pData** to **NULL**.

Valid Usage (Implicit)

- VUID-VkOpaqueCaptureDataCreateInfoEXT-sType-sType
sType **must** be [VK_STRUCTURE_TYPE_OPAQUE_CAPTURE_DATA_CREATE_INFO_EXT](#)
- VUID-VkOpaqueCaptureDataCreateInfoEXT-pData-parameter
If **pData** is not **NULL**, **pData** **must** be a valid pointer to a valid [VkHostAddressRangeConstEXT](#) structure

Structure Chaining

Extends the structures

- [VkImageCreateInfo](#)
- [VkTensorCreateInfoARM](#)

12.4.6. Tensor Capture Replay for Descriptor Heaps

To allow for a replay tool to capture and replay tensor descriptors used with [descriptor heaps](#), opaque data **must** be captured during the initial recording and provided when recreating the tensor during replay, using the following functions:

To get the opaque capture descriptor data for tensors, call:

```
// Provided by VK_EXT_descriptor_heap with VK_ARM_tensors
VkResult vkGetTensorOpaqueCaptureDataARM(
    VkDevice          device,
    uint32_t          tensorCount,
    const VkTensorARM* pTensors,
    VkHostAddressRangeEXT* pDatas);
```

- `device` is the logical device that gets the data.
- `tensorCount` is the number of tensors to retrieve data from.
- `pTensors` is a pointer to an array of [VkTensorARM](#) objects to retrieve the opaque capture data from.
- `pDatas` is a pointer to an array of [VkHostAddressRangeEXT](#) structures defining the host address ranges where each tensor's opaque capture data will be written.

Valid Usage

- VUID-vkGetTensorOpaqueCaptureDataARM-descriptorHeapCaptureReplay-11391
The `descriptorHeapCaptureReplay` feature **must** be enabled
- VUID-vkGetTensorOpaqueCaptureDataARM-size-11392
The `size` member of each element of `pDatas` **must** be equal to `tensorCaptureReplayOpaqueDataSize`
- VUID-vkGetTensorOpaqueCaptureDataARM-device-11393
If `device` was created with multiple physical devices, then the `bufferDeviceAddressMultiDevice` feature **must** be enabled
- VUID-vkGetTensorOpaqueCaptureDataARM-pTensors-11394
Each element of `pTensors` **must** have been created with `VK_TENSOR_CREATE_DESCRIPTOR_HEAP_CAPTURE_REPLAY_BIT_ARM` set in `VkTensorCreateInfoARM::flags`

Valid Usage (Implicit)

- VUID-vkGetTensorOpaqueCaptureDataARM-device-parameter
`device` **must** be a valid [VkDevice](#) handle
- VUID-vkGetTensorOpaqueCaptureDataARM-pTensors-parameter
`pTensors` **must** be a valid pointer to an array of `tensorCount` valid [VkTensorARM](#) handles

- VUID-vkGetTensorOpaqueCaptureDataARM-pDatas-parameter
pDatas must be a valid pointer to an array of **tensorCount** **VkHostAddressRangeEXT** structures
- VUID-vkGetTensorOpaqueCaptureDataARM-tensorCount-arraylength
tensorCount must be greater than **0**
- VUID-vkGetTensorOpaqueCaptureDataARM-pTensors-parent
Each element of **pTensors must** have been created, allocated, or retrieved from **device**

Return Codes

Success

- **VK_SUCCESS**

Failure

- **VK_ERROR_OUT_OF_DEVICE_MEMORY**
- **VK_ERROR_OUT_OF_HOST_MEMORY**
- **VK_ERROR_UNKNOWN**
- **VK_ERROR_VALIDATION_FAILED**

12.5. Image Layouts

Images are stored in implementation-dependent opaque layouts in memory. Each layout has limitations on what kinds of operations are supported for image subresources using the layout. At any given time, the data representing an image subresource in memory exists in a particular layout which is determined by the most recent layout transition that was performed on that image subresource. Applications have control over which layout each image subresource uses, and **can** transition an image subresource from one layout to another. Transitions **can** happen with an image memory barrier, included as part of a **vkCmdPipelineBarrier** or a **vkCmdWaitEvents** command buffer command (see **Image Memory Barriers**), or as part of a subpass dependency within a render pass (see **VkSubpassDependency**).

Image layout is per-image subresource. Separate image subresources of the same image **can** be in different layouts at the same time, with the exception that depth and stencil aspects of a given image subresource **can** only be in different layouts if the **separateDepthStencilLayouts** feature is enabled. When an **VkImageView** descriptor is accessed on the device, all image subresources must be in a valid image layout.

NOTE Each layout **may** offer optimal performance for a specific usage of image memory. For example, an image with a layout of **VK_IMAGE_LAYOUT_COLOR_ATTACHMENT_OPTIMAL** **may** provide optimal performance for use as a color attachment, but be unsupported for use in transfer commands. Applications **can** transition an image subresource from one layout to another in order to achieve optimal performance when the image subresource is used for multiple kinds of operations. After initialization, applications need not use

any layout other than the general layout, though this **may** produce suboptimal performance on some implementations.

Upon creation, all image subresources of an image are initially in the same layout, where that layout is selected by the `VkImageCreateInfo::initialLayout` member. The `initialLayout` **must** be either `VK_IMAGE_LAYOUT_UNDEFINED` or `VK_IMAGE_LAYOUT_ZERO_INITIALIZED_EXT` or `VK_IMAGE_LAYOUT_PREINITIALIZED`. If it is `VK_IMAGE_LAYOUT_PREINITIALIZED`, then the image data **can** be preinitialized by the host while using this layout, and the transition away from this layout will preserve that data. If it is `VK_IMAGE_LAYOUT_ZERO_INITIALIZED_EXT`, then the image data is interpreted to be zeroed. If the memory bound to this image is not fully zeroed when the image is transitioned to a different layout, the results are undefined. If it is `VK_IMAGE_LAYOUT_UNDEFINED`, then the contents of the data are considered to be undefined, and the transition away from this layout is not guaranteed to preserve that data. For either of these initial layouts, any image subresources **must** be transitioned to another layout before they are accessed by the device.

Host access to image memory is only well-defined for `linear` images and for image subresources of those images which are currently in any of the following layouts:

- `VK_IMAGE_LAYOUT_PREINITIALIZED`
- `VK_IMAGE_LAYOUT_GENERAL`
- `VK_IMAGE_LAYOUT_ZERO_INITIALIZED_EXT`

Calling `vkGetImageSubresourceLayout` for a linear image returns a subresource layout mapping that is valid for either of those image layouts.

The set of image layouts consists of:

```
// Provided by VK_VERSION_1_0
typedef enum VkImageLayout {
    VK_IMAGE_LAYOUT_UNDEFINED = 0,
    VK_IMAGE_LAYOUT_GENERAL = 1,
    VK_IMAGE_LAYOUT_COLOR_ATTACHMENT_OPTIMAL = 2,
    VK_IMAGE_LAYOUT_DEPTH_STENCIL_ATTACHMENT_OPTIMAL = 3,
    VK_IMAGE_LAYOUT_DEPTH_STENCIL_READ_ONLY_OPTIMAL = 4,
    VK_IMAGE_LAYOUT_SHADER_READ_ONLY_OPTIMAL = 5,
    VK_IMAGE_LAYOUT_TRANSFER_SRC_OPTIMAL = 6,
    VK_IMAGE_LAYOUT_TRANSFER_DST_OPTIMAL = 7,
    VK_IMAGE_LAYOUT_PREINITIALIZED = 8,
// Provided by VK_VERSION_1_1
    VK_IMAGE_LAYOUT_DEPTH_READ_ONLY_STENCIL_ATTACHMENT_OPTIMAL = 1000117000,
// Provided by VK_VERSION_1_1
    VK_IMAGE_LAYOUT_DEPTH_ATTACHMENT_STENCIL_READ_ONLY_OPTIMAL = 1000117001,
// Provided by VK_VERSION_1_2
    VK_IMAGE_LAYOUT_DEPTH_ATTACHMENT_OPTIMAL = 1000241000,
// Provided by VK_VERSION_1_2
    VK_IMAGE_LAYOUT_DEPTH_READ_ONLY_OPTIMAL = 1000241001,
// Provided by VK_VERSION_1_2
    VK_IMAGE_LAYOUT_STENCIL_ATTACHMENT_OPTIMAL = 1000241002,
```



```

// Provided by VK_VERSION_1_2
VK_IMAGE_LAYOUT_STENCIL_READ_ONLY_OPTIMAL = 1000241003,
// Provided by VK_VERSION_1_3
VK_IMAGE_LAYOUT_READ_ONLY_OPTIMAL = 1000314000,
// Provided by VK_VERSION_1_3
VK_IMAGE_LAYOUT_ATTACHMENT_OPTIMAL = 1000314001,
// Provided by VK_VERSION_1_4
VK_IMAGE_LAYOUT_RENDERING_LOCAL_READ = 1000232000,
// Provided by VK_KHR_swapchain
VK_IMAGE_LAYOUT_PRESENT_SRC_KHR = 1000001002,
// Provided by VK_KHR_video_decode_queue
VK_IMAGE_LAYOUT_VIDEO_DECODE_DST_KHR = 1000024000,
// Provided by VK_KHR_video_decode_queue
VK_IMAGE_LAYOUT_VIDEO_DECODE_SRC_KHR = 1000024001,
// Provided by VK_KHR_video_decode_queue
VK_IMAGE_LAYOUT_VIDEO_DECODE_DPB_KHR = 1000024002,
// Provided by VK_KHR_shared_presentable_image
VK_IMAGE_LAYOUT_SHARED_PRESENT_KHR = 1000111000,
// Provided by VK_EXT_fragment_density_map
VK_IMAGE_LAYOUT_FRAGMENT_DENSITY_MAP_OPTIMAL_EXT = 1000218000,
// Provided by VK_KHR_fragment_shading_rate
VK_IMAGE_LAYOUT_FRAGMENT_SHADING_RATE_ATTACHMENT_OPTIMAL_KHR = 1000164003,
// Provided by VK_KHR_video_encode_queue
VK_IMAGE_LAYOUT_VIDEO_ENCODE_DST_KHR = 1000299000,
// Provided by VK_KHR_video_encode_queue
VK_IMAGE_LAYOUT_VIDEO_ENCODE_SRC_KHR = 1000299001,
// Provided by VK_KHR_video_encode_queue
VK_IMAGE_LAYOUT_VIDEO_ENCODE_DPB_KHR = 1000299002,
// Provided by VK_EXT_attachment_feedback_loop_layout
VK_IMAGE_LAYOUT_ATTACHMENT_FEEDBACK_LOOP_OPTIMAL_EXT = 1000339000,
// Provided by VK_ARM_tensors
VK_IMAGE_LAYOUT_TENSOR_ALIASING_ARM = 1000460000,
// Provided by VK_KHR_video_encode_quantization_map
VK_IMAGE_LAYOUT_VIDEO_ENCODE_QUANTIZATION_MAP_KHR = 1000553000,
// Provided by VK_EXT_zero_initialize_device_memory
VK_IMAGE_LAYOUT_ZERO_INITIALIZED_EXT = 1000620000,
// Provided by VK_KHR_maintenance2
VK_IMAGE_LAYOUT_DEPTH_READ_ONLY_STENCIL_ATTACHMENT_OPTIMAL_KHR =
VK_IMAGE_LAYOUT_DEPTH_READ_ONLY_STENCIL_ATTACHMENT_OPTIMAL,
// Provided by VK_KHR_maintenance2
VK_IMAGE_LAYOUT_DEPTH_ATTACHMENT_STENCIL_READ_ONLY_OPTIMAL_KHR =
VK_IMAGE_LAYOUT_DEPTH_ATTACHMENT_STENCIL_READ_ONLY_OPTIMAL,
// Provided by VK_NV_shading_rate_image
VK_IMAGE_LAYOUT_SHADING_RATE_OPTIMAL_NV =
VK_IMAGE_LAYOUT_FRAGMENT_SHADING_RATE_ATTACHMENT_OPTIMAL_KHR,
// Provided by VK_KHR_dynamic_rendering_local_read
VK_IMAGE_LAYOUT_RENDERING_LOCAL_READ_KHR = VK_IMAGE_LAYOUT_RENDERING_LOCAL_READ,
// Provided by VK_KHR_separate_depth_stencil_layouts
VK_IMAGE_LAYOUT_DEPTH_ATTACHMENT_OPTIMAL_KHR =
VK_IMAGE_LAYOUT_DEPTH_ATTACHMENT_OPTIMAL,
// Provided by VK_KHR_separate_depth_stencil_layouts

```



```

VK_IMAGE_LAYOUT_DEPTH_READ_ONLY_OPTIMAL_KHR =
VK_IMAGE_LAYOUT_DEPTH_READ_ONLY_OPTIMAL,
// Provided by VK_KHR_separate_depth_stencil_layouts
VK_IMAGE_LAYOUT_STENCIL_ATTACHMENT_OPTIMAL_KHR =
VK_IMAGE_LAYOUT_STENCIL_ATTACHMENT_OPTIMAL,
// Provided by VK_KHR_separate_depth_stencil_layouts
VK_IMAGE_LAYOUT_STENCIL_READ_ONLY_OPTIMAL_KHR =
VK_IMAGE_LAYOUT_STENCIL_READ_ONLY_OPTIMAL,
// Provided by VK_KHR_synchronization2
VK_IMAGE_LAYOUT_READ_ONLY_OPTIMAL_KHR = VK_IMAGE_LAYOUT_READ_ONLY_OPTIMAL,
// Provided by VK_KHR_synchronization2
VK_IMAGE_LAYOUT_ATTACHMENT_OPTIMAL_KHR = VK_IMAGE_LAYOUT_ATTACHMENT_OPTIMAL,
} VkImageLayout;

```

The type(s) of device access supported by each layout are:

- [VK_IMAGE_LAYOUT_UNDEFINED](#) specifies that the layout is unknown. Image memory **cannot** be transitioned into this layout. This layout **can** be used as the [initialLayout](#) member of [VkImageCreateInfo](#). This layout **can** be used in place of the current image layout in a layout transition, but doing so will cause the contents of the image's memory to be undefined.
- [VK_IMAGE_LAYOUT_PREINITIALIZED](#) specifies that an image's memory is in a defined layout and **can** be populated by data, but that it has not yet been initialized by the driver. Image memory **cannot** be transitioned into this layout. This layout **can** be used as the [initialLayout](#) member of [VkImageCreateInfo](#). This layout is intended to be used as the initial layout for an image whose contents are written by the host, and hence the data **can** be written to memory immediately, without first executing a layout transition. Currently, [VK_IMAGE_LAYOUT_PREINITIALIZED](#) is only useful with [linear](#) images because there is not a standard layout defined for [VK_IMAGE_TILING_OPTIMAL](#) images.
- [VK_IMAGE_LAYOUT_GENERAL](#) supports all types of device access, unless specified otherwise.
- [VK_IMAGE_LAYOUT_ZERO_INITIALIZED_EXT](#) specifies that an image's memory is in a defined layout and is zeroed, but that it has not yet been initialized by the driver. Image memory **cannot** be transitioned into this layout. This layout **can** be used as the [initialLayout](#) member of [VkImageCreateInfo](#). This layout is intended to be used as the initial layout for an image whose contents are already zeroed, either from being explicitly set to zero by an application or from being allocated with [VK_MEMORY_ALLOCATE_ZERO_INITIALIZE_BIT_EXT](#).
- [VK_IMAGE_LAYOUT_ATTACHMENT_OPTIMAL](#) specifies a layout that **must** only be used with attachment accesses in the graphics pipeline.
- [VK_IMAGE_LAYOUT_READ_ONLY_OPTIMAL](#) specifies a layout allowing read only access as an attachment, or in shaders as a sampled image, combined image/sampler, or input attachment.
- [VK_IMAGE_LAYOUT_COLOR_ATTACHMENT_OPTIMAL](#) **must** only be used as a color or resolve attachment in a [VkFramebuffer](#). This layout is valid only for image subresources of images created with the [VK_IMAGE_USAGE_COLOR_ATTACHMENT_BIT](#) usage flag set.
- [VK_IMAGE_LAYOUT_DEPTH_STENCIL_ATTACHMENT_OPTIMAL](#) specifies a layout for both the depth and stencil aspects of a depth/stencil format image allowing read and write access as a depth/stencil attachment. It is equivalent to [VK_IMAGE_LAYOUT_DEPTH_ATTACHMENT_OPTIMAL](#) and

[VK_IMAGE_LAYOUT_STENCIL_ATTACHMENT_OPTIMAL](#).

- [VK_IMAGE_LAYOUT_DEPTH_STENCIL_READ_ONLY_OPTIMAL](#) specifies a layout for both the depth and stencil aspects of a depth/stencil format image allowing read only access as a depth/stencil attachment or in shaders as a sampled image, combined image/sampler, or input attachment. It is equivalent to [VK_IMAGE_LAYOUT_DEPTH_READ_ONLY_OPTIMAL](#) and [VK_IMAGE_LAYOUT_STENCIL_READ_ONLY_OPTIMAL](#).
- [VK_IMAGE_LAYOUT_DEPTH_READ_ONLY_STENCIL_ATTACHMENT_OPTIMAL](#) specifies a layout for depth/stencil format images allowing read and write access to the stencil aspect as a stencil attachment, and read only access to the depth aspect as a depth attachment or in shaders as a sampled image, combined image/sampler, or input attachment. It is equivalent to [VK_IMAGE_LAYOUT_DEPTH_READ_ONLY_OPTIMAL](#) and [VK_IMAGE_LAYOUT_STENCIL_ATTACHMENT_OPTIMAL](#).
- [VK_IMAGE_LAYOUT_DEPTH_ATTACHMENT_STENCIL_READ_ONLY_OPTIMAL](#) specifies a layout for depth/stencil format images allowing read and write access to the depth aspect as a depth attachment, and read only access to the stencil aspect as a stencil attachment or in shaders as a sampled image, combined image/sampler, or input attachment. It is equivalent to [VK_IMAGE_LAYOUT_DEPTH_ATTACHMENT_OPTIMAL](#) and [VK_IMAGE_LAYOUT_STENCIL_READ_ONLY_OPTIMAL](#).
- [VK_IMAGE_LAYOUT_DEPTH_ATTACHMENT_OPTIMAL](#) specifies a layout for the depth aspect of a depth/stencil format image allowing read and write access as a depth attachment.
- [VK_IMAGE_LAYOUT_DEPTH_READ_ONLY_OPTIMAL](#) specifies a layout for the depth aspect of a depth/stencil format image allowing read-only access as a depth attachment or in shaders as a sampled image, combined image/sampler, or input attachment.
- [VK_IMAGE_LAYOUT_STENCIL_ATTACHMENT_OPTIMAL](#) specifies a layout for the stencil aspect of a depth/stencil format image allowing read and write access as a stencil attachment.
- [VK_IMAGE_LAYOUT_STENCIL_READ_ONLY_OPTIMAL](#) specifies a layout for the stencil aspect of a depth/stencil format image allowing read-only access as a stencil attachment or in shaders as a sampled image, combined image/sampler, or input attachment.
- [VK_IMAGE_LAYOUT_SHADER_READ_ONLY_OPTIMAL](#) specifies a layout allowing read-only access in a shader as a sampled image, combined image/sampler, or input attachment. This layout is valid only for image subresources of images created with the [VK_IMAGE_USAGE_SAMPLED_BIT](#) or [VK_IMAGE_USAGE_INPUT_ATTACHMENT_BIT](#) usage bits enabled.
- [VK_IMAGE_LAYOUT_TRANSFER_SRC_OPTIMAL](#) **must** only be used as a source image of a transfer command (see the definition of [VK_PIPELINE_STAGE_TRANSFER_BIT](#)). This layout is valid only for image subresources of images created with the [VK_IMAGE_USAGE_TRANSFER_SRC_BIT](#) usage flag set.
- [VK_IMAGE_LAYOUT_TRANSFER_DST_OPTIMAL](#) **must** only be used as a destination image of a transfer command. This layout is valid only for image subresources of images created with the [VK_IMAGE_USAGE_TRANSFER_DST_BIT](#) usage flag set.
- [VK_IMAGE_LAYOUT_PRESENT_SRC_KHR](#) **must** only be used for presenting a presentable image for display.
- [VK_IMAGE_LAYOUT_SHARED_PRESENT_KHR](#) is valid only for shared presentable images, and

must be used for any usage the image supports.

- [VK_IMAGE_LAYOUT_FRAGMENT_SHADING_RATE_ATTACHMENT_OPTIMAL_KHR](#) **must** only be used as a [fragment shading rate attachment](#) or [shading rate image](#). This layout is valid only for image subresources of images created with the [VK_IMAGE_USAGE_FRAGMENT_SHADING_RATE_ATTACHMENT_BIT_KHR](#) usage flag set.
- [VK_IMAGE_LAYOUT_FRAGMENT_DENSITY_MAP_OPTIMAL_EXT](#) **must** only be used as a fragment density map attachment in a [VkRenderPass](#). This layout is valid only for image subresources of images created with the [VK_IMAGE_USAGE_FRAGMENT_DENSITY_MAP_BIT_EXT](#) usage flag set.
- [VK_IMAGE_LAYOUT_VIDEO_DECODE_DST_KHR](#) **must** only be used as a [decode output picture](#) in a [video decode operation](#). This layout is valid only for image subresources of images created with the [VK_IMAGE_USAGE_VIDEO_DECODE_DST_BIT_KHR](#) usage flag set.
- [VK_IMAGE_LAYOUT_VIDEO_DECODE_SRC_KHR](#) is reserved for future use.
- [VK_IMAGE_LAYOUT_VIDEO_DECODE_DPB_KHR](#) **must** only be used as an output [reconstructed picture](#) or an input [reference picture](#) in a [video decode operation](#). This layout is valid only for image subresources of images created with the [VK_IMAGE_USAGE_VIDEO_DECODE_DPB_BIT_KHR](#) usage flag set.
- [VK_IMAGE_LAYOUT_VIDEO_ENCODE_DST_KHR](#) is reserved for future use.
- [VK_IMAGE_LAYOUT_VIDEO_ENCODE_SRC_KHR](#) **must** only be used as an [encode input picture](#) in a [video encode operation](#). This layout is valid only for image subresources of images created with the [VK_IMAGE_USAGE_VIDEO_ENCODE_SRC_BIT_KHR](#) usage flag set.
- [VK_IMAGE_LAYOUT_VIDEO_ENCODE_DPB_KHR](#) **must** only be used as an output [reconstructed picture](#) or an input [reference picture](#) in a [video encode operation](#). This layout is valid only for image subresources of images created with the [VK_IMAGE_USAGE_VIDEO_ENCODE_DPB_BIT_KHR](#) usage flag set.
- [VK_IMAGE_LAYOUT_ATTACHMENT_FEEDBACK_LOOP_OPTIMAL_EXT](#) **must** only be used as either a color attachment or depth/stencil attachment and/or read-only access in a shader as a sampled image, combined image/sampler, or input attachment. This layout is valid only for image subresources of images created with the [VK_IMAGE_USAGE_ATTACHMENT_FEEDBACK_LOOP_BIT_EXT](#) usage flag set, and either the [VK_IMAGE_USAGE_COLOR_ATTACHMENT_BIT](#) or [VK_IMAGE_USAGE_DEPTH_STENCIL_ATTACHMENT_BIT](#) usage flags set, and either the [VK_IMAGE_USAGE_INPUT_ATTACHMENT_BIT](#) or [VK_IMAGE_USAGE_SAMPLED_BIT](#) usage flags set.
- [VK_IMAGE_LAYOUT_RENDERING_LOCAL_READ](#) **must** only be used as either a storage image, or a color or depth/stencil attachment and an input attachment. This layout is valid only for image subresources of images created with either the [VK_IMAGE_USAGE_STORAGE_BIT](#) usage flag set, or both the [VK_IMAGE_USAGE_INPUT_ATTACHMENT_BIT](#) and either of the [VK_IMAGE_USAGE_COLOR_ATTACHMENT_BIT](#) or [VK_IMAGE_USAGE_DEPTH_STENCIL_ATTACHMENT_BIT](#) usage flags set.
- [VK_IMAGE_LAYOUT_VIDEO_ENCODE_QUANTIZATION_MAP_KHR](#) **must** only be used as a [quantization map](#) in a [video encode operation](#). This layout is valid only for image subresources of images created with the

[VK_IMAGE_USAGE_VIDEO_ENCODE_QUANTIZATION_DELTA_MAP_BIT_KHR](#) or
[VK_IMAGE_USAGE_VIDEO_ENCODE_EMPHASIS_MAP_BIT_KHR](#) usage flags set.

- [VK_IMAGE_LAYOUT_TENSOR_ALIASING_ARM](#) specifies the layout that an image created with [VK_IMAGE_TILING_OPTIMAL](#) **must** be in, if the [unifiedImageLayouts](#) feature is disabled, or **may** be in if it is enabled, for it and a tensor bound to the same aliased range of memory to consistently interpret the data in memory. See [Memory Aliasing](#) for a complete set of rules for tensor/image aliasing. This layout is valid only for image subresources of images created with the [VK_IMAGE_USAGE_TENSOR_ALIASING_BIT_ARM](#) usage flag set.

The layout of each image subresource is not a state of the image subresource itself, but is rather a property of how the data in memory is organized, and thus for each mechanism of accessing an image in the API the application **must** specify a parameter or structure member that indicates which image layout the image subresource(s) are considered to be in when the image will be accessed. For transfer commands, this is a parameter to the command (see [Clear Commands](#) and [Copy Commands](#)). For use as a framebuffer attachment, this is a member in the substructures of the [VkRenderPassCreateInfo](#) (see [Render Pass](#)). For use in a descriptor set, this is a member in the [VkDescriptorImageInfo](#) structure (see [Descriptor Set Updates](#)).

If the [unifiedImageLayouts](#) feature is enabled, the [VK_IMAGE_LAYOUT_GENERAL](#) image layout **may** be used in place of the other layouts where allowed with no loss of performance.

NOTE

[VK_IMAGE_LAYOUT_GENERAL](#) can be a useful catch-all image layout, but there are situations where a dedicated image layout must be used instead. Some examples include:

- [VK_IMAGE_LAYOUT_PRESENT_SRC_KHR](#)
- [VK_IMAGE_LAYOUT_SHARED_PRESENT_KHR](#)
- [VK_IMAGE_LAYOUT_VIDEO_DECODE_SRC_KHR](#),
[VK_IMAGE_LAYOUT_VIDEO_DECODE_DST_KHR](#),
[VK_IMAGE_LAYOUT_VIDEO_DECODE_DPB_KHR](#) without the [unifiedImageLayoutsVideo](#) feature
- [VK_IMAGE_LAYOUT_VIDEO_ENCODE_SRC_KHR](#),
[VK_IMAGE_LAYOUT_VIDEO_ENCODE_DST_KHR](#),
[VK_IMAGE_LAYOUT_VIDEO_ENCODE_DPB_KHR](#) without the [unifiedImageLayoutsVideo](#) feature
- [VK_IMAGE_LAYOUT_VIDEO_ENCODE_QUANTIZATION_MAP_KHR](#) without the [unifiedImageLayoutsVideo](#) feature

NOTE

While [VK_IMAGE_LAYOUT_GENERAL](#) suggests that all types of device access is possible, it does not mean that all patterns of memory accesses are safe in all situations. [Common Render Pass Data Races](#) outlines some situations where data races are unavoidable. For example, when a subresource is used as both an attachment and a sampled image (i.e., not an input attachment), [enabling feedback loop](#) adds extra guarantees which [VK_IMAGE_LAYOUT_GENERAL](#) alone does not.

12.5.1. Image Layout Matching Rules

At the time that any command buffer command accessing an image executes on any queue, the layouts of the image subresources that are accessed **must** all match exactly the layout specified via the API controlling those accesses, except in case of accesses to an image with a depth/stencil format performed through descriptors referring to only a single aspect of the image, where the following relaxed matching rules apply:

- Descriptors referring just to the depth aspect of a depth/stencil image only need to match in the image layout of the depth aspect, thus [VK_IMAGE_LAYOUT_DEPTH_STENCIL_READ_ONLY_OPTIMAL](#) and [VK_IMAGE_LAYOUT_DEPTH_READ_ONLY_STENCIL_ATTACHMENT_OPTIMAL](#) are considered to match.
- Descriptors referring just to the stencil aspect of a depth/stencil image only need to match in the image layout of the stencil aspect, thus [VK_IMAGE_LAYOUT_DEPTH_STENCIL_READ_ONLY_OPTIMAL](#) and [VK_IMAGE_LAYOUT_DEPTH_ATTACHMENT_STENCIL_READ_ONLY_OPTIMAL](#) are considered to match.

When performing a layout transition on an image subresource, the old layout value **must** either equal the current layout of the image subresource (at the time the transition executes), or else be [VK_IMAGE_LAYOUT_UNDEFINED](#) (implying that the contents of the image subresource need not be preserved). The new layout used in a transition **must** not be any of:

- [VK_IMAGE_LAYOUT_UNDEFINED](#)
- [VK_IMAGE_LAYOUT_PREINITIALIZED](#)
- [VK_IMAGE_LAYOUT_ZERO_INITIALIZED_EXT](#)

The image layout of each image subresource of a depth/stencil image created with [VK_IMAGE_CREATE_SAMPLE_LOCATIONS_COMPATIBLE_DEPTH_BIT_EXT](#) is dependent on the last sample locations used to render to the image subresource as a depth/stencil attachment, thus applications **must** provide the same sample locations that were last used to render to the given image subresource whenever a layout transition of the image subresource happens, otherwise the contents of the depth aspect of the image subresource become undefined.

In addition, depth reads from a depth/stencil attachment referring to an image subresource range of a depth/stencil image created with [VK_IMAGE_CREATE_SAMPLE_LOCATIONS_COMPATIBLE_DEPTH_BIT_EXT](#) using different sample locations than what have been last used to perform depth writes to the image subresources of the same image subresource range return undefined values.

Similarly, depth writes to a depth/stencil attachment referring to an image subresource range of a depth/stencil image created with [VK_IMAGE_CREATE_SAMPLE_LOCATIONS_COMPATIBLE_DEPTH_BIT_EXT](#) using different sample locations than what have been last used to perform depth writes to the image subresources of the same image subresource range make the contents of the depth aspect of those image subresources undefined.

12.5.2. Image Layout Rules with External Memory

When images created with external memory handle types listed in the [external image implied layouts table](#) are accessed outside of Vulkan, they **must** be in the layout specified in the table, and **can** be assumed to be in that layout when they are accessed in Vulkan after external access.

Table 16. External Image Implied Layouts

External Memory Handle Type	Implied Layout When Accessed Externally
VK_EXTERNAL_MEMORY_HANDLE_TYPE_D3D11_TEXTURE_BIT	VK_IMAGE_LAYOUT_GENERAL
VK_EXTERNAL_MEMORY_HANDLE_TYPE_D3D11_TEXTURE_KMT_BIT	VK_IMAGE_LAYOUT_GENERAL
VK_EXTERNAL_MEMORY_HANDLE_TYPE_D3D11_IMAGE_BIT_NV	VK_IMAGE_LAYOUT_GENERAL
VK_EXTERNAL_MEMORY_HANDLE_TYPE_D3D11_IMAGE_KMT_BIT_NV	VK_IMAGE_LAYOUT_GENERAL

12.6. Image Views

Image objects are not directly accessed by pipeline shaders for reading or writing image data. Instead, *image views* representing contiguous ranges of the image subresources and containing additional metadata are used for that purpose. Views **must** be created on images of compatible types, and **must** represent a valid subset of image subresources.

Image views are represented by [VkImageView](#) handles:

```
// Provided by VK_VERSION_1_0
VK_DEFINE_NON_DISPATCHABLE_HANDLE(VkImageView)
```

[VK_REMAINING_ARRAY_LAYERS](#) is a special constant value used for image views to indicate that all remaining array layers in an image after the base layer should be included in the view.

```
#define VK_REMAINING_ARRAY_LAYERS          (~0U)
```

[VK_REMAINING_MIP_LEVELS](#) is a special constant value used for image views to indicate that all remaining mipmap levels in an image after the base level should be included in the view.

```
#define VK_REMAINING_MIP_LEVELS           (~0U)
```

The types of image views that **can** be created are:


```
// Provided by VK_VERSION_1_0
typedef enum VkImageViewType {
    VK_IMAGE_VIEW_TYPE_1D = 0,
    VK_IMAGE_VIEW_TYPE_2D = 1,
    VK_IMAGE_VIEW_TYPE_3D = 2,
    VK_IMAGE_VIEW_TYPE_CUBE = 3,
    VK_IMAGE_VIEW_TYPE_1D_ARRAY = 4,
    VK_IMAGE_VIEW_TYPE_2D_ARRAY = 5,
    VK_IMAGE_VIEW_TYPE_CUBE_ARRAY = 6,
} VkImageViewType;
```

To create an image view, call:

```
// Provided by VK_VERSION_1_0
VkResult vkCreateImageView(
    VkDevice                                device,
    const VkImageViewCreateInfo*            pCreateInfo,
    const VkAllocationCallbacks*           pAllocator,
    VkImageView*                            pView);
```

- **device** is the logical device that creates the image view.
- **pCreateInfo** is a pointer to a [VkImageViewCreateInfo](#) structure containing parameters to be used to create the image view.
- **pAllocator** controls host memory allocation as described in the [Memory Allocation](#) chapter.
- **pView** is a pointer to a [VkImageView](#) handle in which the resulting image view object is returned.

Valid Usage

- VUID-vkCreateImageView-device-09667
device **must** support at least one queue family with one of the [VK_QUEUE_VIDEO_ENCODE_BIT_KHR](#), [VK_QUEUE_VIDEO_DECODE_BIT_KHR](#), [VK_QUEUE_COMPUTE_BIT](#), or [VK_QUEUE_GRAPHICS_BIT](#) capabilities
- VUID-vkCreateImageView-image-09179
[VkImageViewCreateInfo::image](#) **must** have been created from **device**

Valid Usage (Implicit)

- VUID-vkCreateImageView-device-parameter
device **must** be a valid [VkDevice](#) handle
- VUID-vkCreateImageView-pCreateInfo-parameter
pCreateInfo **must** be a valid pointer to a valid [VkImageViewCreateInfo](#) structure
- VUID-vkCreateImageView-pAllocator-parameter

If `pAllocator` is not `NULL`, `pAllocator` **must** be a valid pointer to a valid `VkAllocationCallbacks` structure

- `VOID-vkCreateImageView-pView-parameter`
`pView` **must** be a valid pointer to a `VkImageView` handle
- `VOID-vkCreateImageView-device-queuecount`
The device **must** have been created with at least `1` queue

Return Codes

Success

- `VK_SUCCESS`

Failure

- `VK_ERROR_INVALID_OPAQUE_CAPTURE_ADDRESS_KHR`
- `VK_ERROR_OUT_OF_DEVICE_MEMORY`
- `VK_ERROR_OUT_OF_HOST_MEMORY`
- `VK_ERROR_UNKNOWN`
- `VK_ERROR_VALIDATION_FAILED`

The `VkImageViewCreateInfo` structure is defined as:

```
// Provided by VK_VERSION_1_0
typedef struct VkImageViewCreateInfo {
    VkStructureType      sType;
    const void*          pNext;
    VkImageViewCreateFlags flags;
    VkImage              image;
    VkImageViewType       viewType;
    VkFormat              format;
    VkComponentMapping     components;
    VkImageSubresourceRange subresourceRange;
} VkImageViewCreateInfo;
```

- `sType` is a `VkStructureType` value identifying this structure.
- `pNext` is `NULL` or a pointer to a structure extending this structure.
- `flags` is a bitmask of `VkImageViewCreateFlagBits` specifying additional parameters of the image view.
- `image` is a `VkImage` on which the view will be created.
- `viewType` is a `VkImageViewType` value specifying the type of the image view.
- `format` is a `VkFormat` specifying the format and type used to interpret texel blocks of the image.
- `components` is a `VkComponentMapping` structure specifying a remapping of color components

(or of depth or stencil components after they have been converted into color components).

- `subresourceRange` is a `VkImageSubresourceRange` structure selecting the set of mipmap levels and array layers to be accessible to the view.

Some of the `image` creation parameters are inherited by the view. In particular, image view creation inherits the implicit parameter `usage` specifying the allowed usages of the image view that, by default, takes the value of the corresponding `usage` parameter specified in `VkImageCreateInfo` at image creation time. The implicit `usage` **can** be overridden by adding a `VkImageViewUsageCreateInfo` structure to the `pNext` chain, but the view usage **must** be a subset of the image usage. If `image` has a depth-stencil format and was created with a `VkImageStencilUsageCreateInfo` structure included in the `pNext` chain of `VkImageCreateInfo`, the usage is calculated based on the `subresource.aspectMask` provided:

- If `aspectMask` includes only `VK_IMAGE_ASPECT_STENCIL_BIT`, the implicit `usage` is equal to `VkImageStencilUsageCreateInfo::stencilUsage`.
- If `aspectMask` includes only `VK_IMAGE_ASPECT_DEPTH_BIT`, the implicit `usage` is equal to `VkImageCreateInfo::usage`.
- If both aspects are included in `aspectMask`, the implicit `usage` is equal to the intersection of `VkImageCreateInfo::usage` and `VkImageStencilUsageCreateInfo::stencilUsage`.

If `image` is a 3D image, its Z range **can** be restricted to a subset by adding a `VkImageViewSlicedCreateInfoEXT` to the `pNext` chain.

If `image`'s format is `multi-planar` and `aspectMask` is one of `VK_IMAGE_ASPECT_PLANE_0_BIT`, `VK_IMAGE_ASPECT_PLANE_1_BIT`, or `VK_IMAGE_ASPECT_PLANE_2_BIT`, the *view format* is the compatible format for the plane. Otherwise the *view format* is the `format` used to create `image`.

If `image` was created with the `VK_IMAGE_CREATE_MUTABLE_FORMAT_BIT` flag, `format` **can** be set to a `format` that is compatible with the *view format*. If the image was not created with `VK_IMAGE_CREATE_MUTABLE_FORMAT_BIT`, `format` **must** equal the *view format*.

When creating a single-plane view of a `multi-planar image`, `width` and `height` **must** be derived from the multi-planar image's dimensions in the manner listed for `plane compatibility` for the plane.

Views of compatible formats will have the same mapping between texel coordinates and memory locations irrespective of the `format`, with only the interpretation of the bit pattern changing.

If `image` was created with a `multi-planar format`, and the image view's `aspectMask` is one of `VK_IMAGE_ASPECT_PLANE_0_BIT`, `VK_IMAGE_ASPECT_PLANE_1_BIT` or `VK_IMAGE_ASPECT_PLANE_2_BIT`, the view's aspect mask is considered to be equivalent to `VK_IMAGE_ASPECT_COLOR_BIT` when used as a framebuffer attachment.

NOTE

Values intended to be used with one view format **may** not be exactly preserved when written or read through a different format. For example, an integer value that happens to have the bit pattern of a floating-point denorm or NaN **may** be flushed or canonicalized when written or read through a view with a floating-point format. Similarly, a value written through a signed normalized format that has a bit pattern exactly equal to -2^b **may** be changed to $-2^b + 1$ as described in [Conversion from](#)

If **image** was created with the `VK_IMAGE_CREATE_BLOCK_TEXEL_VIEW_COMPATIBLE_BIT` flag, **format** **must** be *compatible* with the image's format as described above; or **must** be an uncompressed format, in which case it **must** be *size-compatible* with the image's format. In this case, the resulting image view's texel dimensions equal the dimensions of the selected mip level divided by the compressed texel block size and rounded up.

The `VkComponentMapping` **components** member describes a remapping from components of the image to components of the vector returned by shader image instructions. This remapping **must** be the identity swizzle for any `VkImageView` used with a combined image sampler that enables `sampler Y'CBCR` *conversion*, input attachment descriptors, framebuffer attachments, and storage image descriptors.

Image views with *formats that require YC_BC_R conversion* or *external formats* **must** be created with a `VkSamplerYcbcrConversionInfo` structure in the `pNext` chain to be used with sampling. Any image view created with a `VkSamplerYcbcrConversionInfo` structure in the `pNext` chain **must** only be sampled using a sampler with an identically defined `VkSamplerYcbcrConversion`. When used in a *video coding* operation, the specified `sampler Y'CBCR` *conversion* has no effect.

Table 17. Image Type and Image View Type Compatibility Requirements

Image View Type	Compatible Image Types
<code>VK_IMAGE_VIEW_TYPE_1D</code>	<code>VK_IMAGE_TYPE_1D</code>
<code>VK_IMAGE_VIEW_TYPE_1D_ARRAY</code>	<code>VK_IMAGE_TYPE_1D</code>
<code>VK_IMAGE_VIEW_TYPE_2D</code>	<code>VK_IMAGE_TYPE_2D</code> , <code>VK_IMAGE_TYPE_3D</code>
<code>VK_IMAGE_VIEW_TYPE_2D_ARRAY</code>	<code>VK_IMAGE_TYPE_2D</code> , <code>VK_IMAGE_TYPE_3D</code>
<code>VK_IMAGE_VIEW_TYPE_CUBE</code>	<code>VK_IMAGE_TYPE_2D</code>
<code>VK_IMAGE_VIEW_TYPE_CUBE_ARRAY</code>	<code>VK_IMAGE_TYPE_2D</code>
<code>VK_IMAGE_VIEW_TYPE_3D</code>	<code>VK_IMAGE_TYPE_3D</code>

Valid Usage

- VUID-VkImageViewCreateInfo-image-01003
If **image** was not created with `VK_IMAGE_CREATE_CUBE_COMPATIBLE_BIT` then **viewType** **must** not be `VK_IMAGE_VIEW_TYPE_CUBE` or `VK_IMAGE_VIEW_TYPE_CUBE_ARRAY`
- VUID-VkImageViewCreateInfo-viewType-01004
If the `imageCubeArray` feature is not enabled, **viewType** **must** not be `VK_IMAGE_VIEW_TYPE_CUBE_ARRAY`
- VUID-VkImageViewCreateInfo-image-06723
If **image** was created with `VK_IMAGE_TYPE_3D` but without `VK_IMAGE_CREATE_2D_ARRAY_COMPATIBLE_BIT` set then **viewType** **must** not be `VK_IMAGE_VIEW_TYPE_2D_ARRAY`
- VUID-VkImageViewCreateInfo-image-06728
If **image** was created with `VK_IMAGE_TYPE_3D` but without

VK_IMAGE_CREATE_2D_ARRAY_COMPATIBLE_BIT or
VK_IMAGE_CREATE_2D_VIEW_COMPATIBLE_BIT_EXT set, then **viewType** **must** not be
VK_IMAGE_VIEW_TYPE_2D

- VUID-VkImageViewCreateInfo-image-04970
If **image** was created with VK_IMAGE_TYPE_3D and **viewType** is VK_IMAGE_VIEW_TYPE_2D or VK_IMAGE_VIEW_TYPE_2D_ARRAY then **subresourceRange.levelCount** **must** be 1
- VUID-VkImageViewCreateInfo-image-04972
If **image** was created with a **samples** value not equal to VK_SAMPLE_COUNT_1_BIT then **viewType** **must** be either VK_IMAGE_VIEW_TYPE_2D or VK_IMAGE_VIEW_TYPE_2D_ARRAY
- VUID-VkImageViewCreateInfo-image-04441
image **must** have been created with a **usage** value containing at least one of the following:
 - VK_IMAGE_USAGE_SAMPLED_BIT
 - VK_IMAGE_USAGE_STORAGE_BIT
 - VK_IMAGE_USAGE_COLOR_ATTACHMENT_BIT
 - VK_IMAGE_USAGE_DEPTH_STENCIL_ATTACHMENT_BIT
 - VK_IMAGE_USAGE_INPUT_ATTACHMENT_BIT
 - VK_IMAGE_USAGE_TRANSIENT_ATTACHMENT_BIT
 - VK_IMAGE_USAGE_FRAGMENT_SHADING_RATE_ATTACHMENT_BIT_KHR
 - VK_IMAGE_USAGE_FRAGMENT_DENSITY_MAP_BIT_EXT
 - VK_IMAGE_USAGE_VIDEO_DECODE_DST_BIT_KHR
 - VK_IMAGE_USAGE_VIDEO_DECODE_DPB_BIT_KHR
 - VK_IMAGE_USAGE_VIDEO_ENCODE_SRC_BIT_KHR
 - VK_IMAGE_USAGE_VIDEO_ENCODE_DPB_BIT_KHR
 - VK_IMAGE_USAGE_SAMPLE_WEIGHT_BIT_QCOM
 - VK_IMAGE_USAGE_SAMPLE_BLOCK_MATCH_BIT_QCOM
 - VK_IMAGE_USAGE_VIDEO_ENCODE_QUANTIZATION_DELTA_MAP_BIT_KHR
 - VK_IMAGE_USAGE_VIDEO_ENCODE_EMPHASIS_MAP_BIT_KHR
- VUID-VkImageViewCreateInfo-None-02273
The **format features** of the resultant image view **must** contain at least one bit
- VUID-VkImageViewCreateInfo-usage-02274
If **usage** contains VK_IMAGE_USAGE_SAMPLED_BIT, then the **format features** of the resultant image view **must** contain VK_FORMAT_FEATURE_SAMPLED_IMAGE_BIT
- VUID-VkImageViewCreateInfo-usage-02275
If **usage** contains VK_IMAGE_USAGE_STORAGE_BIT, then the image view's **format features** **must** contain VK_FORMAT_FEATURE_STORAGE_IMAGE_BIT
- VUID-VkImageViewCreateInfo-usage-08931
If **usage** contains VK_IMAGE_USAGE_COLOR_ATTACHMENT_BIT, then the image view's **format features** **must** contain VK_FORMAT_FEATURE_COLOR_ATTACHMENT_BIT or VK_FORMAT_FEATURE_2_LINEAR_COLOR_ATTACHMENT_BIT_NV

- VUID-VkImageViewCreateInfo-usage-02277
If **usage** contains `VK_IMAGE_USAGE_DEPTH_STENCIL_ATTACHMENT_BIT`, then the image view's `format` `features` **must** contain `VK_FORMAT_FEATURE_DEPTH_STENCIL_ATTACHMENT_BIT`
- VUID-VkImageViewCreateInfo-image-08333
If **usage** contains `VK_IMAGE_USAGE_VIDEO_DECODE_DST_BIT_KHR`, then the image view's `format` `features` **must** contain `VK_FORMAT_FEATURE_VIDEO_DECODE_OUTPUT_BIT_KHR`
- VUID-VkImageViewCreateInfo-image-08334
If **usage** contains `VK_IMAGE_USAGE_VIDEO_DECODE_DPB_BIT_KHR`, then the image view's `format` `features` **must** contain `VK_FORMAT_FEATURE_VIDEO_DECODE_DPB_BIT_KHR`
- VUID-VkImageViewCreateInfo-image-08335
usage **must** not include `VK_IMAGE_USAGE_VIDEO_DECODE_SRC_BIT_KHR`
- VUID-VkImageViewCreateInfo-image-08336
If **usage** contains `VK_IMAGE_USAGE_VIDEO_ENCODE_SRC_BIT_KHR`, then the image view's `format` `features` **must** contain `VK_FORMAT_FEATURE_VIDEO_ENCODE_INPUT_BIT_KHR`
- VUID-VkImageViewCreateInfo-image-08337
If **usage** contains `VK_IMAGE_USAGE_VIDEO_ENCODE_DPB_BIT_KHR`, then the image view's `format` `features` **must** contain `VK_FORMAT_FEATURE_VIDEO_ENCODE_DPB_BIT_KHR`
- VUID-VkImageViewCreateInfo-image-08338
usage **must** not include `VK_IMAGE_USAGE_VIDEO_ENCODE_DST_BIT_KHR`
- VUID-VkImageViewCreateInfo-usage-10259
If **usage** contains `VK_IMAGE_USAGE_VIDEO_ENCODE_QUANTIZATION_DELTA_MAP_BIT_KHR`, then the image view's `format` `features` **must** contain `VK_FORMAT_FEATURE_2_VIDEO_ENCODE_QUANTIZATION_DELTA_MAP_BIT_KHR`
- VUID-VkImageViewCreateInfo-usage-10260
If **usage** contains `VK_IMAGE_USAGE_VIDEO_ENCODE_EMPHASIS_MAP_BIT_KHR`, then the image view's `format` `features` **must** contain `VK_FORMAT_FEATURE_2_VIDEO_ENCODE_EMPHASIS_MAP_BIT_KHR`
- VUID-VkImageViewCreateInfo-usage-08932
If **usage** contains `VK_IMAGE_USAGE_INPUT_ATTACHMENT_BIT`, and any of the following is true:
 - the `externalFormatResolve` feature is not enabled
 - the `nullColorAttachmentWithExternalFormatResolve` property is `VK_FALSE`
 - **image** was created with an `VkExternalFormatANDROID::externalFormat` value of 0
 then the image view's `format` `features` **must** contain at least one of `VK_FORMAT_FEATURE_COLOR_ATTACHMENT_BIT` or `VK_FORMAT_FEATURE_DEPTH_STENCIL_ATTACHMENT_BIT` or `VK_FORMAT_FEATURE_2_LINEAR_COLOR_ATTACHMENT_BIT_NV`

- VUID-VkImageViewCreateInfo-subresourceRange-01478
`subresourceRange.baseMipLevel` **must** be less than the `mipLevels` specified in `VkImageCreateInfo` when `image` was created
- VUID-VkImageViewCreateInfo-subresourceRange-01718
If `subresourceRange.levelCount` is not `VK_REMAINING_MIP_LEVELS`, `subresourceRange.baseMipLevel + subresourceRange.levelCount` **must** be less than or equal to the `mipLevels` specified in `VkImageCreateInfo` when `image` was created
- VUID-VkImageViewCreateInfo-image-02571
If `image` was created with the `VK_IMAGE_USAGE_FRAGMENT_DENSITY_MAP_BIT_EXT` usage flag set, `subresourceRange.levelCount` **must** be 1
- VUID-VkImageViewCreateInfo-image-06724
If `image` is not a 3D image created with `VK_IMAGE_CREATE_2D_ARRAY_COMPATIBLE_BIT` or `VK_IMAGE_CREATE_2D_VIEW_COMPATIBLE_BIT_EXT` set, or `viewType` is not `VK_IMAGE_VIEW_TYPE_2D` or `VK_IMAGE_VIEW_TYPE_2D_ARRAY`, `subresourceRange.baseArrayLayer` **must** be less than the `arrayLayers` specified in `VkImageCreateInfo` when `image` was created
- VUID-VkImageViewCreateInfo-subresourceRange-06725
If `subresourceRange.layerCount` is not `VK_REMAINING_ARRAY_LAYERS`, `image` is not a 3D image created with `VK_IMAGE_CREATE_2D_ARRAY_COMPATIBLE_BIT` or `VK_IMAGE_CREATE_2D_VIEW_COMPATIBLE_BIT_EXT` set, or `viewType` is not `VK_IMAGE_VIEW_TYPE_2D` or `VK_IMAGE_VIEW_TYPE_2D_ARRAY`, `subresourceRange.layerCount` **must** be non-zero and `subresourceRange.baseArrayLayer + subresourceRange.layerCount` **must** be less than or equal to the `arrayLayers` specified in `VkImageCreateInfo` when `image` was created
- VUID-VkImageViewCreateInfo-image-02724
If `image` is a 3D image created with `VK_IMAGE_CREATE_2D_ARRAY_COMPATIBLE_BIT` set, and `viewType` is `VK_IMAGE_VIEW_TYPE_2D` or `VK_IMAGE_VIEW_TYPE_2D_ARRAY`, `subresourceRange.baseArrayLayer` **must** be less than the depth computed from `baseMipLevel` and `extent.depth` specified in `VkImageCreateInfo` when `image` was created, according to the formula defined in [Image Mip Level Sizing](#)
- VUID-VkImageViewCreateInfo-subresourceRange-02725
If `subresourceRange.layerCount` is not `VK_REMAINING_ARRAY_LAYERS`, `image` is a 3D image created with `VK_IMAGE_CREATE_2D_ARRAY_COMPATIBLE_BIT` set, and `viewType` is `VK_IMAGE_VIEW_TYPE_2D` or `VK_IMAGE_VIEW_TYPE_2D_ARRAY`, `subresourceRange.layerCount` **must** be non-zero and `subresourceRange.baseArrayLayer + subresourceRange.layerCount` **must** be less than or equal to the depth computed from `baseMipLevel` and `extent.depth` specified in `VkImageCreateInfo` when `image` was created, according to the formula defined in [Image Mip Level Sizing](#)
- VUID-VkImageViewCreateInfo-image-01761
If `image` was created with the `VK_IMAGE_CREATE_MUTABLE_FORMAT_BIT` flag, but without the `VK_IMAGE_CREATE_BLOCK_TEXEL_VIEW_COMPATIBLE_BIT` flag, and if the `format` of the `image` is not a [multi-planar format](#), `format` **must** be compatible with the `format` used to create `image`, as defined in [Format Compatibility Classes](#)
- VUID-VkImageViewCreateInfo-image-01583
If `image` was created with the `VK_IMAGE_CREATE_BLOCK_TEXEL_VIEW_COMPATIBLE_BIT`

flag, **format** **must** be compatible with, or **must** be an uncompressed format that is **size-compatible** with, the **format** used to create **image**

- VUID-VkImageViewCreateInfo-image-07072

If **image** was created with the **VK_IMAGE_CREATE_BLOCK_TEXEL_VIEW_COMPATIBLE_BIT** flag and **format** is a non-compressed format, the **levelCount** member of **subresourceRange** **must** be 1

- VUID-VkImageViewCreateInfo-image-09487

If **image** was created with the **VK_IMAGE_CREATE_BLOCK_TEXEL_VIEW_COMPATIBLE_BIT** flag, the **VkPhysicalDeviceMaintenance6Properties::blockTexelViewCompatibleMultipleLayers** property is not **VK_TRUE**, and **format** is a non-compressed format, then the **layerCount** member of **subresourceRange** **must** be 1

- VUID-VkImageViewCreateInfo-pNext-01585

If a **VkImageFormatListCreateInfo** structure was included in the **pNext** chain of the **VkImageCreateInfo** structure used when creating **image** and **VkImageFormatListCreateInfo::viewFormatCount** is not zero then **format** **must** be one of the formats in **VkImageFormatListCreateInfo::pViewFormats**

- VUID-VkImageViewCreateInfo-image-01586

If **image** was created with the **VK_IMAGE_CREATE_MUTABLE_FORMAT_BIT** flag, if the **format** of the **image** is a **multi-planar format**, and if **subresourceRange.aspectMask** is one of the **multi-planar aspect mask** bits, then **format** **must** be compatible with the **VkFormat** for the plane of the **image format** indicated by **subresourceRange.aspectMask**, as defined in **Compatible Formats of Planes of Multi-Planar Formats**

- VUID-VkImageViewCreateInfo-subresourceRange-07818

subresourceRange.aspectMask **must** only have at most 1 valid **multi-planar aspect mask** bit

- VUID-VkImageViewCreateInfo-image-12397

If **image** was not created with the **VK_IMAGE_CREATE_MUTABLE_FORMAT_BIT** flag **format** **must** be identical to the **format** used to create **image**

- VUID-VkImageViewCreateInfo-format-12398

If the **format** of the **image** is a **multi-planar format** and **subresourceRange.aspectMask** is **VK_IMAGE_ASPECT_COLOR_BIT**, **format** **must** be identical to the **format** used to create **image**

- VUID-VkImageViewCreateInfo-format-06415

If the image view's format **requires a sampler Y'C_BC_R conversion** and **usage** contains **VK_IMAGE_USAGE_SAMPLED_BIT**, then the **pNext** chain **must** include a **VkSamplerYcbcrConversionInfo** structure with a conversion value other than **VK_NULL_HANDLE**

- VUID-VkImageViewCreateInfo-format-04714

If **format** has a **_422** or **_420** suffix then **image** **must** have been created with a width that is a multiple of 2

- VUID-VkImageViewCreateInfo-format-04715

If **format** has a **_420** suffix then **image** **must** have been created with a height that is a multiple of 2

- VUID-VkImageViewCreateInfo-pNext-01970

If the `pNext` chain includes a `VkSamplerYcbcrConversionInfo` structure with a `conversion` value other than `VK_NULL_HANDLE`, all members of `components` **must** have the `identity swizzle`

- VUID-VkImageViewCreateInfo-pNext-06658

If the `pNext` chain includes a `VkSamplerYcbcrConversionInfo` structure with a `conversion` value other than `VK_NULL_HANDLE`, `format` **must** be the same used in `VkSamplerYcbcrConversionCreateInfo::format`

- VUID-VkImageViewCreateInfo-image-01020

If `image` is non-sparse then the image or each specified *disjoint* plane **must** be bound completely and contiguously to a single `VkDeviceMemory` object

- VUID-VkImageViewCreateInfo-subResourceRange-01021

`viewType` **must** be compatible with the type of `image` as shown in the `view type compatibility table`

- VUID-VkImageViewCreateInfo-image-02399

If `image` has an `Android external format`, `format` **must** be `VK_FORMAT_UNDEFINED`

- VUID-VkImageViewCreateInfo-image-02400

If `image` has an `Android external format`, the `pNext` chain **must** include a `VkSamplerYcbcrConversionInfo` structure with a `conversion` object created with the same external format as `image`

- VUID-VkImageViewCreateInfo-image-02401

If `image` has an `Android external format`, all members of `components` **must** be the `identity swizzle`

- VUID-VkImageViewCreateInfo-image-08957

If `image` has an `QNX Screen external format`, `format` **must** be `VK_FORMAT_UNDEFINED`

- VUID-VkImageViewCreateInfo-image-08958

If `image` has an `QNX Screen external format`, the `pNext` chain **must** include a `VkSamplerYcbcrConversionInfo` structure with a `conversion` object created with the same external format as `image`

- VUID-VkImageViewCreateInfo-image-08959

If `image` has an `QNX Screen external format`, all members of `components` **must** be the `identity swizzle`

- VUID-VkImageViewCreateInfo-image-02086

If `image` was created with the `VK_IMAGE_USAGE_FRAGMENT_SHADING_RATE_ATTACHMENT_BIT_KHR` usage flag set, `viewType` **must** be `VK_IMAGE_VIEW_TYPE_2D` or `VK_IMAGE_VIEW_TYPE_2D_ARRAY`

- VUID-VkImageViewCreateInfo-image-02087

If the `shadingRateImage` feature is enabled, and `image` was created with the `VK_IMAGE_USAGE_SHADING_RATE_IMAGE_BIT_NV` usage flag set, `format` **must** be `VK_FORMAT_R8_UINT`

- VUID-VkImageViewCreateInfo-attachmentFragmentShadingRate-12386

If the `attachmentFragmentShadingRate` feature is not enabled, the `usage` for the image view **must** not contain `VK_IMAGE_USAGE_FRAGMENT_SHADING_RATE_ATTACHMENT_BIT_KHR`

- VUID-VkImageViewCreateInfo-usage-04550
If the **usage** for the image view includes `VK_IMAGE_USAGE_FRAGMENT_SHADING_RATE_ATTACHMENT_BIT_KHR`, then the image view's **format** features **must** contain `VK_FORMAT_FEATURE_FRAGMENT_SHADING_RATE_ATTACHMENT_BIT_KHR`
- VUID-VkImageViewCreateInfo-usage-04551
If the **usage** for the image view includes `VK_IMAGE_USAGE_FRAGMENT_SHADING_RATE_ATTACHMENT_BIT_KHR`, and **layeredShadingRateAttachments** is `VK_FALSE`, **subresourceRange.layerCount** **must** be 1
- VUID-VkImageViewCreateInfo-flags-02572
If the **fragmentDensityMapDynamic** feature is not enabled, **flags** **must** not contain `VK_IMAGE_VIEW_CREATE_FRAGMENT_DENSITY_MAP_DYNAMIC_BIT_EXT`
- VUID-VkImageViewCreateInfo-flags-03567
If the **fragmentDensityMapDeferred** feature is not enabled, **flags** **must** not contain `VK_IMAGE_VIEW_CREATE_FRAGMENT_DENSITY_MAP_DEFERRED_BIT_EXT`
- VUID-VkImageViewCreateInfo-flags-03568
If **flags** contains `VK_IMAGE_VIEW_CREATE_FRAGMENT_DENSITY_MAP_DEFERRED_BIT_EXT`, **flags** **must** not contain `VK_IMAGE_VIEW_CREATE_FRAGMENT_DENSITY_MAP_DYNAMIC_BIT_EXT`
- VUID-VkImageViewCreateInfo-image-03569
If **image** was created with **flags** containing `VK_IMAGE_CREATE_SUBSAMPLED_BIT_EXT` and the `VK_IMAGE_USAGE_SAMPLED_BIT` usage flag set, **subresourceRange.layerCount** **must** be less than or equal to `VkPhysicalDeviceFragmentDensityMap2PropertiesEXT::maxSubsampledArrayLayers`
- VUID-VkImageViewCreateInfo-invocationMask-04993
If the **invocationMask** feature is enabled, and **image** was created with the `VK_IMAGE_USAGE_INVOCATION_MASK_BIT_HUAWEI` usage flag set, **format** **must** be `VK_FORMAT_R8_UINT`
- VUID-VkImageViewCreateInfo-flags-04116
If **flags** does not contain `VK_IMAGE_VIEW_CREATE_FRAGMENT_DENSITY_MAP_DYNAMIC_BIT_EXT`, and **image** was created with the `VK_IMAGE_USAGE_FRAGMENT_DENSITY_MAP_BIT_EXT` usage flag set, its **flags** **must** not contain any of `VK_IMAGE_CREATE_PROTECTED_BIT`, `VK_IMAGE_CREATE_SPARSE_BINDING_BIT`, `VK_IMAGE_CREATE_SPARSE_RESIDENCY_BIT`, or `VK_IMAGE_CREATE_SPARSE_ALIASED_BIT`
- VUID-VkImageViewCreateInfo-pNext-02662
If the **pNext** chain includes a `VkImageViewUsageCreateInfo` structure, and **image** was not created with a `VkImageStencilUsageCreateInfo` structure included in the **pNext** chain of `VkImageCreateInfo`, its **usage** member **must** not include any bits that were not set in the **usage** member of the `VkImageCreateInfo` structure used to create **image**
- VUID-VkImageViewCreateInfo-pNext-02663
If the **pNext** chain includes a `VkImageViewUsageCreateInfo` structure, **image** was created with a `VkImageStencilUsageCreateInfo` structure included in the **pNext** chain of `VkImageCreateInfo`, and **subresourceRange.aspectMask** includes

VK_IMAGE_ASPECT_STENCIL_BIT, the `usage` member of the `VkImageViewUsageCreateInfo` structure **must** not include any bits that were not set in the `usage` member of the `VkImageStencilUsageCreateInfo` structure used to create `image`

- VUID-VkImageViewCreateInfo-pNext-02664

If the `pNext` chain includes a `VkImageViewUsageCreateInfo` structure, `image` was created with a `VkImageStencilUsageCreateInfo` structure included in the `pNext` chain of `VkImageCreateInfo`, and `subresourceRange.aspectMask` includes bits other than `VK_IMAGE_ASPECT_STENCIL_BIT`, the `usage` member of the `VkImageViewUsageCreateInfo` structure **must** not include any bits that were not set in the `usage` member of the `VkImageCreateInfo` structure used to create `image`

- VUID-VkImageViewCreateInfo-imageViewType-04973

If `viewType` is `VK_IMAGE_VIEW_TYPE_1D`, `VK_IMAGE_VIEW_TYPE_2D`, or `VK_IMAGE_VIEW_TYPE_3D`; and `subresourceRange.layerCount` is not `VK_REMAINING_ARRAY_LAYERS`, then `subresourceRange.layerCount` **must** be 1

- VUID-VkImageViewCreateInfo-imageViewType-04974

If `viewType` is `VK_IMAGE_VIEW_TYPE_1D`, `VK_IMAGE_VIEW_TYPE_2D`, or `VK_IMAGE_VIEW_TYPE_3D`; and `subresourceRange.layerCount` is `VK_REMAINING_ARRAY_LAYERS`, then the remaining number of layers **must** be 1

- VUID-VkImageViewCreateInfo-viewType-02960

If `viewType` is `VK_IMAGE_VIEW_TYPE_CUBE` and `subresourceRange.layerCount` is not `VK_REMAINING_ARRAY_LAYERS`, `subresourceRange.layerCount` **must** be 6

- VUID-VkImageViewCreateInfo-viewType-02961

If `viewType` is `VK_IMAGE_VIEW_TYPE_CUBE_ARRAY` and `subresourceRange.layerCount` is not `VK_REMAINING_ARRAY_LAYERS`, `subresourceRange.layerCount` **must** be a multiple of 6

- VUID-VkImageViewCreateInfo-viewType-02962

If `viewType` is `VK_IMAGE_VIEW_TYPE_CUBE` and `subresourceRange.layerCount` is `VK_REMAINING_ARRAY_LAYERS`, the remaining number of layers **must** be 6

- VUID-VkImageViewCreateInfo-viewType-02963

If `viewType` is `VK_IMAGE_VIEW_TYPE_CUBE_ARRAY` and `subresourceRange.layerCount` is `VK_REMAINING_ARRAY_LAYERS`, the remaining number of layers **must** be a multiple of 6

- VUID-VkImageViewCreateInfo-imageViewFormatSwizzle-04465

If the `VK_KHR_portability_subset` extension is enabled, and `VkPhysicalDevicePortabilitySubsetFeaturesKHR::imageViewFormatSwizzle` is `VK_FALSE`, all elements of `components` **must** have the `identity swizzle`

- VUID-VkImageViewCreateInfo-imageViewFormatReinterpretation-04466

If the `VK_KHR_portability_subset` extension is enabled, and `VkPhysicalDevicePortabilitySubsetFeaturesKHR::imageViewFormatReinterpretation` is `VK_FALSE`, the `VkFormat` in `format` **must** not contain a different number of components, or a different number of bits in each component, than the format of the `VkImage` in `image`

- VUID-VkImageViewCreateInfo-image-04817

If `image` was created with the `VK_IMAGE_USAGE_VIDEO_DECODE_DST_BIT_KHR` usage flag set, `VK_IMAGE_USAGE_VIDEO_DECODE_SRC_BIT_KHR`, or `VK_IMAGE_USAGE_VIDEO_DECODE_DPB_BIT_KHR`, then the `viewType` **must** be `VK_IMAGE_VIEW_TYPE_2D` or `VK_IMAGE_VIEW_TYPE_2D_ARRAY`

- VUID-VkImageViewCreateInfo-image-04818
If **image** was created with the `VK_IMAGE_USAGE_VIDEO_ENCODE_DST_BIT_KHR` usage flag set, `VK_IMAGE_USAGE_VIDEO_ENCODE_SRC_BIT_KHR`, or `VK_IMAGE_USAGE_VIDEO_ENCODE_DPB_BIT_KHR`, then the **viewType** **must** be `VK_IMAGE_VIEW_TYPE_2D` or `VK_IMAGE_VIEW_TYPE_2D_ARRAY`
- VUID-VkImageViewCreateInfo-image-10261
If **image** was created with the `VK_IMAGE_USAGE_VIDEO_ENCODE_QUANTIZATION_DELTA_MAP_BIT_KHR` or `VK_IMAGE_USAGE_VIDEO_ENCODE_EMPHASIS_MAP_BIT_KHR` usage flags set, then **viewType** **must** be `VK_IMAGE_VIEW_TYPE_2D` or `VK_IMAGE_VIEW_TYPE_2D_ARRAY`
- VUID-VkImageViewCreateInfo-flags-08106
If **flags** includes `VK_IMAGE_VIEW_CREATE_DESCRIPTOR_BUFFER_CAPTURE_REPLAY_BIT_EXT`, the **descriptorBufferCaptureReplay** feature **must** be enabled
- VUID-VkImageViewCreateInfo-pNext-08107
If the **pNext** chain includes a `VkOpaqueCaptureDescriptorDataCreateInfoEXT` structure, **flags** **must** contain `VK_IMAGE_VIEW_CREATE_DESCRIPTOR_BUFFER_CAPTURE_REPLAY_BIT_EXT`
- VUID-VkImageViewCreateInfo-pNext-06787
If the **pNext** chain includes a `VkExportMetalObjectCreateInfoEXT` structure, its **exportObjectType** member **must** be `VK_EXPORT_METAL_OBJECT_TYPE_METAL_TEXTURE_BIT_EXT`
- VUID-VkImageViewCreateInfo-pNext-06944
If the **pNext** chain includes `VkImageViewSampleWeightCreateInfoQCOM` structure, then **textureSampleWeighted** feature **must** be enabled
- VUID-VkImageViewCreateInfo-pNext-06945
If the **pNext** chain includes `VkImageViewSampleWeightCreateInfoQCOM` structure, then **image** **must** have been created with the `VK_IMAGE_USAGE_SAMPLE_WEIGHT_BIT_QCOM` usage flag set
- VUID-VkImageViewCreateInfo-pNext-06946
If the **pNext** chain includes `VkImageViewSampleWeightCreateInfoQCOM` structure, then **components** **must** be `VK_COMPONENT_SWIZZLE_IDENTITY` for all components
- VUID-VkImageViewCreateInfo-pNext-06947
If the **pNext** chain includes `VkImageViewSampleWeightCreateInfoQCOM` structure, then **subresourceRange.aspectMask** **must** be `VK_IMAGE_ASPECT_COLOR_BIT`
- VUID-VkImageViewCreateInfo-pNext-06948
If the **pNext** chain includes `VkImageViewSampleWeightCreateInfoQCOM` structure, then **subresourceRange.levelCount** **must** be 1
- VUID-VkImageViewCreateInfo-pNext-06949
If the **pNext** chain includes `VkImageViewSampleWeightCreateInfoQCOM` structure, then **viewType** **must** be `VK_IMAGE_VIEW_TYPE_1D_ARRAY` or `VK_IMAGE_VIEW_TYPE_2D_ARRAY`
- VUID-VkImageViewCreateInfo-pNext-06950

If the `pNext` chain includes `VkImageViewSampleWeightCreateInfoQCOM` structure and if `viewType` is `VK_IMAGE_VIEW_TYPE_1D_ARRAY`, then `image` **must** have been created with `imageType` `VK_IMAGE_TYPE_1D`

- VUID-VkImageViewCreateInfo-pNext-06951

If the `pNext` chain includes `VkImageViewSampleWeightCreateInfoQCOM` structure and `viewType` is `VK_IMAGE_VIEW_TYPE_1D_ARRAY`, then `subresourceRange.layerCount` **must** be equal to 2

- VUID-VkImageViewCreateInfo-pNext-06952

If the `pNext` chain includes `VkImageViewSampleWeightCreateInfoQCOM` structure and `viewType` is `VK_IMAGE_VIEW_TYPE_1D_ARRAY`, then `image` **must** have been created with `width` equal to or greater than $(numPhases \times \max(\text{align}(\text{filterSize.width}, 4), \text{filterSize.height}))$

- VUID-VkImageViewCreateInfo-pNext-06953

If the `pNext` chain includes `VkImageViewSampleWeightCreateInfoQCOM` structure and if `viewType` is `VK_IMAGE_VIEW_TYPE_2D_ARRAY`, then `image` **must** have been created with `imageType` `VK_IMAGE_TYPE_2D`

- VUID-VkImageViewCreateInfo-pNext-06954

If the `pNext` chain includes `VkImageViewSampleWeightCreateInfoQCOM` structure and `viewType` is `VK_IMAGE_VIEW_TYPE_2D_ARRAY`, then `subresourceRange.layerCount` **must** be equal or greater than `numPhases`

- VUID-VkImageViewCreateInfo-pNext-06955

If the `pNext` chain includes `VkImageViewSampleWeightCreateInfoQCOM` structure and `viewType` is `VK_IMAGE_VIEW_TYPE_2D_ARRAY`, then `image` **must** have been created with `width` equal to or greater than `filterSize.width`

- VUID-VkImageViewCreateInfo-pNext-06956

If the `pNext` chain includes `VkImageViewSampleWeightCreateInfoQCOM` structure and `viewType` is `VK_IMAGE_VIEW_TYPE_2D_ARRAY`, then `image` **must** have been created with `height` equal to or greater than `filterSize.height`

- VUID-VkImageViewCreateInfo-pNext-06957

If the `pNext` chain includes `VkImageViewSampleWeightCreateInfoQCOM` structure then `VkImageViewSampleWeightCreateInfoQCOM::filterSize.height` **must** be less than or equal to `VkPhysicalDeviceImageProcessingPropertiesQCOM::maxWeightFilterDimension.height`

- VUID-VkImageViewCreateInfo-subresourceRange-09594

`subresourceRange.aspectMask` **must** be valid for the `format` the `image` was created with

- VUID-VkImageViewCreateInfo-image-13357

If `image` was created with `VK_IMAGE_CREATE_ALIAS_SINGLE_LAYER_DESCRIPTOR_BIT_KHR`, `format` **must** not be a multi-planar format

- VUID-VkImageViewCreateInfo-None-12280

If Vulkan 1.3 is not supported and the `ycbcr2plane444Formats` feature is not enabled, `format` **must** not be `VK_FORMAT_G8_B8R8_2PLANE_444_UNORM`, `VK_FORMAT_G10X6_B10X6R10X6_2PLANE_444_UNORM_3PACK16`, `VK_FORMAT_G12X4_B12X4R12X4_2PLANE_444_UNORM_3PACK16`, or `VK_FORMAT_G16_B16R16_2PLANE_444_UNORM`

Valid Usage (Implicit)

- VUID-VkImageViewCreateInfo-sType-sType
sType **must** be `VK_STRUCTURE_TYPE_IMAGE_VIEW_CREATE_INFO`
- VUID-VkImageViewCreateInfo-pNext-pNext
Each **pNext** member of any structure (including this one) in the **pNext** chain **must** be either `NULL` or a pointer to a valid instance of `VkExportMetalObjectCreateInfoEXT`, `VkImageViewASTCDecodeModeEXT`, `VkImageViewMinLodCreateInfoEXT`, `VkImageViewSampleWeightCreateInfoQCOM`, `VkImageViewSlicedCreateInfoEXT`, `VkImageViewUsageCreateInfo`, `VkOpaqueCaptureDescriptorDataCreateInfoEXT`, or `VkSamplerYcbcrConversionInfo`
- VUID-VkImageViewCreateInfo-sType-unique
The **sType** value of each structure in the **pNext** chain **must** be unique, with the exception of structures of type `VkExportMetalObjectCreateInfoEXT`
- VUID-VkImageViewCreateInfo-flags-parameter
flags **must** be a valid combination of `VkImageViewCreateFlagBits` values
- VUID-VkImageViewCreateInfo-image-parameter
image **must** be a valid `VkImage` handle
- VUID-VkImageViewCreateInfo-viewType-parameter
viewType **must** be a valid `VkImageViewType` value
- VUID-VkImageViewCreateInfo-format-parameter
format **must** be a valid `VkFormat` value
- VUID-VkImageViewCreateInfo-components-parameter
components **must** be a valid `VkComponentMapping` structure
- VUID-VkImageViewCreateInfo-subresourceRange-parameter
subresourceRange **must** be a valid `VkImageSubresourceRange` structure

Bits which **can** be set in `VkImageViewCreateInfo::flags`, specifying additional parameters of an image view, are:

```
// Provided by VK_VERSION_1_0
typedef enum VkImageViewCreateFlagBits {
    // Provided by VK_EXT_fragment_density_map
    VK_IMAGE_VIEW_CREATE_FRAGMENT_DENSITY_MAP_DYNAMIC_BIT_EXT = 0x00000001,
    // Provided by VK_EXT_descriptor_buffer
    VK_IMAGE_VIEW_CREATE_DESCRIPTOR_BUFFER_CAPTURE_REPLAY_BIT_EXT = 0x00000004,
    // Provided by VK_EXT_fragment_density_map2
    VK_IMAGE_VIEW_CREATE_FRAGMENT_DENSITY_MAP_DEFERRED_BIT_EXT = 0x00000002,
} VkImageViewCreateFlagBits;
```

- `VK_IMAGE_VIEW_CREATE_FRAGMENT_DENSITY_MAP_DYNAMIC_BIT_EXT` specifies that the fragment density map will be read by device during `VK_PIPELINE_STAGE_FRAGMENT_DENSITY_PROCESS_BIT_EXT`

- [VK_IMAGE_VIEW_CREATE_FRAGMENT_DENSITY_MAP_DEFERRED_BIT_EXT](#) specifies that the fragment density map will be read by the host during [vkEndCommandBuffer](#) for the primary command buffer that the render pass is recorded into
- [VK_IMAGE_VIEW_CREATE_DESCRIPTOR_BUFFER_CAPTURE_REPLAY_BIT_EXT](#) specifies that the image view **can** be used with descriptor buffers when capturing and replaying (e.g. for trace capture and replay), see [VkOpaqueCaptureDescriptorDataCreateInfoEXT](#) for more detail.

```
// Provided by VK_VERSION_1_0
typedef VkFlags VkImageViewCreateFlags;
```

[VkImageViewCreateFlags](#) is a bitmask type for setting a mask of zero or more [VkImageViewCreateFlagBits](#).

The set of usages for the created image view **can** be restricted compared to the parent image's [usage](#) flags by adding a [VkImageViewUsageCreateInfo](#) structure to the [pNext](#) chain of [VkImageViewCreateInfo](#).

The [VkImageViewUsageCreateInfo](#) structure is defined as:

```
// Provided by VK_VERSION_1_1
typedef struct VkImageViewUsageCreateInfo {
    VkStructureType    sType;
    const void*        pNext;
    VkImageUsageFlags  usage;
} VkImageViewUsageCreateInfo;
```

```
// Provided by VK_KHR_maintenance2
// Equivalent to VkImageViewUsageCreateInfo
typedef VkImageViewUsageCreateInfo VkImageViewUsageCreateInfoKHR;
```

- [sType](#) is a [VkStructureType](#) value identifying this structure.
- [pNext](#) is `NULL` or a pointer to a structure extending this structure.
- [usage](#) is a bitmask of [VkImageUsageFlagBits](#) specifying allowed usages of the image view.

When this structure is chained to [VkImageViewCreateInfo](#) the [usage](#) field overrides the implicit [usage](#) parameter inherited from image creation time and its value is used instead for the purposes of determining the valid usage conditions of [VkImageViewCreateInfo](#).

Valid Usage (Implicit)

- VUID-VkImageViewUsageCreateInfo-sType-sType
[sType](#) **must** be [VK_STRUCTURE_TYPE_IMAGE_VIEW_USAGE_CREATE_INFO](#)
- VUID-VkImageViewUsageCreateInfo-usage-parameter
[usage](#) **must** be a valid combination of [VkImageUsageFlagBits](#) values

- VUID-VkImageViewUsageCreateInfo-usage-requiredbitmask
`usage` **must** not be 0

Structure Chaining

Extends the structure

- [VkImageViewCreateInfo](#)

The range of 3D slices for the created image view **can** be restricted to a subset of the parent image's Z range by adding a `VkImageViewSlicedCreateInfoEXT` structure to the `pNext` chain of [VkImageViewCreateInfo](#).

The `VkImageViewSlicedCreateInfoEXT` structure is defined as:

```
// Provided by VK_EXT_image_sliced_view_of_3d
typedef struct VkImageViewSlicedCreateInfoEXT {
    VkStructureType    sType;
    const void*        pNext;
    uint32_t           sliceOffset;
    uint32_t           sliceCount;
} VkImageViewSlicedCreateInfoEXT;
```

- `sType` is a [VkStructureType](#) value identifying this structure.
- `pNext` is `NULL` or a pointer to a structure extending this structure.
- `sliceOffset` is the Z-offset for the first 3D slice accessible to the image view.
- `sliceCount` is the number of 3D slices accessible to the image view.

When this structure is chained to [VkImageViewCreateInfo](#) the `sliceOffset` field is treated as a Z-offset for the sliced view and `sliceCount` specifies the range. Shader accesses using a Z coordinate of 0 will access the depth slice corresponding to `sliceOffset` in the image, and in a shader, the maximum in-bounds Z coordinate for the view is `sliceCount` - 1.

A sliced 3D view **must** only be used with a single mip level. The slice coordinates are integer coordinates within the `subresourceRange.baseMipLevel` used to create the image view.

The effective view depth is equal to `extent.depth` used to create the `image` for this view adjusted by `subresourceRange.baseMipLevel` as specified in [Image Mip Level Sizing](#).

Shader access to this image view is only affected by `VkImageViewSlicedCreateInfoEXT` if it uses a descriptor of type `VK_DESCRIPTOR_TYPE_STORAGE_IMAGE`. For access using any other descriptor type, the contents of `VkImageViewSlicedCreateInfoEXT` are ignored; instead, `sliceOffset` is treated as being equal to 0, and `sliceCount` is treated as being equal to `VK_REMAINING_3D_SLICES_EXT`.

Valid Usage

- VUID-VkImageViewSlicedCreateInfoEXT-sliceOffset-07867
`sliceOffset` **must** be less than the effective view depth as specified in [Image Mip Level Sizing](#)
- VUID-VkImageViewSlicedCreateInfoEXT-sliceCount-07868
If `sliceCount` is not `VK_REMAINING_3D_SLICES_EXT`, it **must** be non-zero and `sliceOffset` + `sliceCount` **must** be less than or equal to the effective view depth as specified in [Image Mip Level Sizing](#)
- VUID-VkImageViewSlicedCreateInfoEXT-image-07869
`image` **must** have been created with `imageType` equal to `VK_IMAGE_TYPE_3D`
- VUID-VkImageViewSlicedCreateInfoEXT-viewType-07909
`viewType` **must** be `VK_IMAGE_VIEW_TYPE_3D`
- VUID-VkImageViewSlicedCreateInfoEXT-None-07870
The image view **must** reference exactly 1 mip level
- VUID-VkImageViewSlicedCreateInfoEXT-None-07871
The `imageSlicedViewOf3D` feature **must** be enabled

Valid Usage (Implicit)

- VUID-VkImageViewSlicedCreateInfoEXT-sType-sType
`sType` **must** be `VK_STRUCTURE_TYPE_IMAGE_VIEW_SLICED_CREATE_INFO_EXT`

Structure Chaining

Extends the structure

- [VkImageViewCreateInfo](#)

`VK_REMAINING_3D_SLICES_EXT` is a special constant value used for `VkImageViewSlicedCreateInfoEXT::sliceCount` to indicate that all remaining 3D slices in an image after the first slice offset specified should be included in the view.

```
#define VK_REMAINING_3D_SLICES_EXT (~0U)
```

The `VkImageSubresourceRange` structure is defined as:


```
// Provided by VK_VERSION_1_0
typedef struct VkImageSubresourceRange {
    VkImageAspectFlags    aspectMask;
    uint32_t              baseMipLevel;
    uint32_t              levelCount;
    uint32_t              baseArrayLayer;
    uint32_t              layerCount;
} VkImageSubresourceRange;
```

- **aspectMask** is a bitmask of [VkImageAspectFlagBits](#) specifying which aspect(s) of the image are included in the view.
- **baseMipLevel** is the first mipmap level accessible to the view.
- **levelCount** is the number of mipmap levels (starting from **baseMipLevel**) accessible to the view.
- **baseArrayLayer** is the first array layer accessible to the view.
- **layerCount** is the number of array layers (starting from **baseArrayLayer**) accessible to the view.

The number of mipmap levels and array layers **must** be a subset of the image subresources in the image. If an application wants to use all mip levels or layers in an image after the **baseMipLevel** or **baseArrayLayer**, it **can** set **levelCount** and **layerCount** to the special values [VK_REMAINING_MIP_LEVELS](#) and [VK_REMAINING_ARRAY_LAYERS](#) without knowing the exact number of mip levels or layers.

For cube and cube array image views, the layers of the image view starting at **baseArrayLayer** correspond to faces in the order +X, -X, +Y, -Y, +Z, -Z. For cube arrays, each set of six sequential layers is a single cube, so the number of cube maps in a cube map array view is **layerCount** / 6, and image array layer (**baseArrayLayer** + i) is face index (i mod 6) of cube i / 6. If the number of layers in the view, whether set explicitly in **layerCount** or implied by [VK_REMAINING_ARRAY_LAYERS](#), is not a multiple of 6, the last cube map in the array **must** not be accessed.

aspectMask **must** be only [VK_IMAGE_ASPECT_COLOR_BIT](#), [VK_IMAGE_ASPECT_DEPTH_BIT](#) or [VK_IMAGE_ASPECT_STENCIL_BIT](#) if **format** is a color, depth-only or stencil-only format, respectively, except if **format** is a [multi-planar format](#). If using a depth/stencil format with both depth and stencil components, **aspectMask** **must** include at least one of [VK_IMAGE_ASPECT_DEPTH_BIT](#) and [VK_IMAGE_ASPECT_STENCIL_BIT](#), and **can** include both.

When the [VkImageSubresourceRange](#) structure is used to select a subset of the slices of a 3D image's mip level in order to create a 2D or 2D array image view of a 3D image created with [VK_IMAGE_CREATE_2D_ARRAY_COMPATIBLE_BIT](#), **baseArrayLayer** and **layerCount** specify the first slice index and the number of slices to include in the created image view. Such an image view **can** be used as a framebuffer attachment that refers only to the specified range of slices of the selected mip level. If the [maintenance9](#) feature is not enabled, any layout transitions performed on such an attachment view during a render pass instance still apply to the entire subresource referenced which includes all the slices of the selected mip level.

When using an image view of a depth/stencil image to populate a descriptor set (e.g. for sampling in the shader, or for use as an input attachment), the **aspectMask** **must** only include one bit, which selects whether the image view is used for depth reads (i.e. using a floating-point sampler or input

attachment in the shader) or stencil reads (i.e. using an unsigned integer sampler or input attachment in the shader). When an image view of a depth/stencil image is used as a depth/stencil framebuffer attachment, the `aspectMask` is ignored and both depth and stencil image subresources are used.

When creating a `VkImageView`, if `sampler Y'CBCR conversion` is enabled in the sampler, the `aspectMask` of a `subresourceRange` used by the `VkImageView` **must** be `VK_IMAGE_ASPECT_COLOR_BIT`.

When creating a `VkImageView`, if `sampler Y'CBCR conversion` is not enabled in the sampler and the image `format` is `multi-planar format`, the image **must** have been created with `VK_IMAGE_CREATE_MUTABLE_FORMAT_BIT`, and the `aspectMask` of the `VkImageView`'s `subresourceRange` **must** be `VK_IMAGE_ASPECT_PLANE_0_BIT`, `VK_IMAGE_ASPECT_PLANE_1_BIT` or `VK_IMAGE_ASPECT_PLANE_2_BIT`.

Valid Usage

- VUID-VkImageSubresourceRange-levelCount-01720
If `levelCount` is not `VK_REMAINING_MIP_LEVELS`, it **must** be greater than 0
- VUID-VkImageSubresourceRange-layerCount-01721
If `layerCount` is not `VK_REMAINING_ARRAY_LAYERS`, it **must** be greater than 0
- VUID-VkImageSubresourceRange-aspectMask-01670
If `aspectMask` includes `VK_IMAGE_ASPECT_COLOR_BIT`, then it **must** not include any of `VK_IMAGE_ASPECT_PLANE_0_BIT`, `VK_IMAGE_ASPECT_PLANE_1_BIT`, or `VK_IMAGE_ASPECT_PLANE_2_BIT`
- VUID-VkImageSubresourceRange-aspectMask-02278
`aspectMask` **must** not include `VK_IMAGE_ASPECT_MEMORY_PLANE_i_BIT_EXT` for any index *i*

Valid Usage (Implicit)

- VUID-VkImageSubresourceRange-aspectMask-parameter
`aspectMask` **must** be a valid combination of `VkImageAspectFlagBits` values
- VUID-VkImageSubresourceRange-aspectMask-requiredbitmask
`aspectMask` **must** not be 0

Bits which **can** be set in an aspect mask to specify aspects of an image for purposes such as identifying a subresource, are:


```

// Provided by VK_VERSION_1_0
typedef enum VkImageAspectFlagBits {
    VK_IMAGE_ASPECT_COLOR_BIT = 0x00000001,
    VK_IMAGE_ASPECT_DEPTH_BIT = 0x00000002,
    VK_IMAGE_ASPECT_STENCIL_BIT = 0x00000004,
    VK_IMAGE_ASPECT_METADATA_BIT = 0x00000008,
// Provided by VK_VERSION_1_1
    VK_IMAGE_ASPECT_PLANE_0_BIT = 0x00000010,
// Provided by VK_VERSION_1_1
    VK_IMAGE_ASPECT_PLANE_1_BIT = 0x00000020,
// Provided by VK_VERSION_1_1
    VK_IMAGE_ASPECT_PLANE_2_BIT = 0x00000040,
// Provided by VK_VERSION_1_3
    VK_IMAGE_ASPECT_NONE = 0,
// Provided by VK_EXT_image_drm_format_modifier
    VK_IMAGE_ASPECT_MEMORY_PLANE_0_BIT_EXT = 0x00000080,
// Provided by VK_EXT_image_drm_format_modifier
    VK_IMAGE_ASPECT_MEMORY_PLANE_1_BIT_EXT = 0x00000100,
// Provided by VK_EXT_image_drm_format_modifier
    VK_IMAGE_ASPECT_MEMORY_PLANE_2_BIT_EXT = 0x00000200,
// Provided by VK_EXT_image_drm_format_modifier
    VK_IMAGE_ASPECT_MEMORY_PLANE_3_BIT_EXT = 0x00000400,
// Provided by VK_KHR_sampler_ycbcr_conversion
    VK_IMAGE_ASPECT_PLANE_0_BIT_KHR = VK_IMAGE_ASPECT_PLANE_0_BIT,
// Provided by VK_KHR_sampler_ycbcr_conversion
    VK_IMAGE_ASPECT_PLANE_1_BIT_KHR = VK_IMAGE_ASPECT_PLANE_1_BIT,
// Provided by VK_KHR_sampler_ycbcr_conversion
    VK_IMAGE_ASPECT_PLANE_2_BIT_KHR = VK_IMAGE_ASPECT_PLANE_2_BIT,
// Provided by VK_KHR_maintenance4
    VK_IMAGE_ASPECT_NONE_KHR = VK_IMAGE_ASPECT_NONE,
} VkImageAspectFlagBits;

```

- [VK_IMAGE_ASPECT_NONE](#) specifies no image aspect, or the image aspect is not applicable.
- [VK_IMAGE_ASPECT_COLOR_BIT](#) specifies the color aspect.
- [VK_IMAGE_ASPECT_DEPTH_BIT](#) specifies the depth aspect.
- [VK_IMAGE_ASPECT_STENCIL_BIT](#) specifies the stencil aspect.
- [VK_IMAGE_ASPECT_METADATA_BIT](#) specifies the metadata aspect used for [sparse resource](#) operations.
- [VK_IMAGE_ASPECT_PLANE_0_BIT](#) specifies plane 0 of a *multi-planar* image format.
- [VK_IMAGE_ASPECT_PLANE_1_BIT](#) specifies plane 1 of a *multi-planar* image format.
- [VK_IMAGE_ASPECT_PLANE_2_BIT](#) specifies plane 2 of a *multi-planar* image format.
- [VK_IMAGE_ASPECT_MEMORY_PLANE_0_BIT_EXT](#) specifies *memory plane 0*.
- [VK_IMAGE_ASPECT_MEMORY_PLANE_1_BIT_EXT](#) specifies *memory plane 1*.
- [VK_IMAGE_ASPECT_MEMORY_PLANE_2_BIT_EXT](#) specifies *memory plane 2*.

- [VK_IMAGE_ASPECT_MEMORY_PLANE_3_BIT_EXT](#) specifies *memory plane 3*.

```
// Provided by VK_VERSION_1_0
typedef VkFlags VkImageAspectFlags;
```

[VkImageAspectFlags](#) is a bitmask type for setting a mask of zero or more [VkImageAspectFlagBits](#).

The [VkComponentMapping](#) structure is defined as:

```
// Provided by VK_VERSION_1_0
typedef struct VkComponentMapping {
    VkComponentSwizzle    r;
    VkComponentSwizzle    g;
    VkComponentSwizzle    b;
    VkComponentSwizzle    a;
} VkComponentMapping;
```

- **r** is a [VkComponentSwizzle](#) specifying the component value placed in the R component of the output vector.
- **g** is a [VkComponentSwizzle](#) specifying the component value placed in the G component of the output vector.
- **b** is a [VkComponentSwizzle](#) specifying the component value placed in the B component of the output vector.
- **a** is a [VkComponentSwizzle](#) specifying the component value placed in the A component of the output vector.

Valid Usage (Implicit)

- VUID-VkComponentMapping-r-parameter
r must be a valid [VkComponentSwizzle](#) value
- VUID-VkComponentMapping-g-parameter
g must be a valid [VkComponentSwizzle](#) value
- VUID-VkComponentMapping-b-parameter
b must be a valid [VkComponentSwizzle](#) value
- VUID-VkComponentMapping-a-parameter
a must be a valid [VkComponentSwizzle](#) value

Possible values of the members of [VkComponentMapping](#), specifying the component values placed in each component of the output vector, are:


```
// Provided by VK_VERSION_1_0
typedef enum VkComponentSwizzle {
    VK_COMPONENT_SWIZZLE_IDENTITY = 0,
    VK_COMPONENT_SWIZZLE_ZERO = 1,
    VK_COMPONENT_SWIZZLE_ONE = 2,
    VK_COMPONENT_SWIZZLE_R = 3,
    VK_COMPONENT_SWIZZLE_G = 4,
    VK_COMPONENT_SWIZZLE_B = 5,
    VK_COMPONENT_SWIZZLE_A = 6,
} VkComponentSwizzle;
```

- [VK_COMPONENT_SWIZZLE_IDENTITY](#) specifies that the component is set to the identity swizzle.
- [VK_COMPONENT_SWIZZLE_ZERO](#) specifies that the component is set to zero.
- [VK_COMPONENT_SWIZZLE_ONE](#) specifies that the component is set to either 1 or 1.0, depending on whether the type of the image view format is integer or floating-point respectively, as determined by the [Format Definition](#) section for each [VkFormat](#).
- [VK_COMPONENT_SWIZZLE_R](#) specifies that the component is set to the value of the R component of the image.
- [VK_COMPONENT_SWIZZLE_G](#) specifies that the component is set to the value of the G component of the image.
- [VK_COMPONENT_SWIZZLE_B](#) specifies that the component is set to the value of the B component of the image.
- [VK_COMPONENT_SWIZZLE_A](#) specifies that the component is set to the value of the A component of the image.

Setting the identity swizzle on a component is equivalent to setting the identity mapping on that component. That is:

Table 18. Component Mappings Equivalent To [VK_COMPONENT_SWIZZLE_IDENTITY](#)

Component	Identity Mapping
components.r	VK_COMPONENT_SWIZZLE_R
components.g	VK_COMPONENT_SWIZZLE_G
components.b	VK_COMPONENT_SWIZZLE_B
components.a	VK_COMPONENT_SWIZZLE_A

If the [pNext](#) chain includes a [VkImageViewASTCDecodeModeEXT](#) structure, then that structure includes a parameter specifying the decode mode for image views using ASTC compressed formats.

The [VkImageViewASTCDecodeModeEXT](#) structure is defined as:


```
// Provided by VK_EXT_astc_decode_mode
typedef struct VkImageViewASTCDecodeModeEXT {
    VkStructureType    sType;
    const void*        pNext;
    VkFormat            decodeMode;
} VkImageViewASTCDecodeModeEXT;
```

- `sType` is a `VkStructureType` value identifying this structure.
- `pNext` is `NULL` or a pointer to a structure extending this structure.
- `decodeMode` is the intermediate format used to decode ASTC compressed formats.

Valid Usage

- VUID-VkImageViewASTCDecodeModeEXT-decodeMode-02230
`decodeMode` **must** be one of `VK_FORMAT_R16G16B16A16_SFLOAT`, `VK_FORMAT_R8G8B8A8_UNORM`, or `VK_FORMAT_E5B9G9R9_UFLOAT_PACK32`
- VUID-VkImageViewASTCDecodeModeEXT-decodeMode-02231
If the `decodeModeSharedExponent` feature is not enabled, `decodeMode` **must** not be `VK_FORMAT_E5B9G9R9_UFLOAT_PACK32`
- VUID-VkImageViewASTCDecodeModeEXT-decodeMode-02232
If `decodeMode` is `VK_FORMAT_R8G8B8A8_UNORM` the image view **must** not include blocks using any of the ASTC HDR modes
- VUID-VkImageViewASTCDecodeModeEXT-format-04084
`format` of the image view **must** be one of the [ASTC Compressed Image Formats](#)

If `format` uses sRGB encoding then the `decodeMode` has no effect.

Valid Usage (Implicit)

- VUID-VkImageViewASTCDecodeModeEXT-sType-sType
`sType` **must** be `VK_STRUCTURE_TYPE_IMAGE_VIEW_ASTC_DECODE_MODE_EXT`
- VUID-VkImageViewASTCDecodeModeEXT-decodeMode-parameter
`decodeMode` **must** be a valid `VkFormat` value

Structure Chaining

Extends the structure

- [VkImageViewCreateInfo](#)

If the `pNext` chain includes a `VkImageViewSampleWeightCreateInfoQCOM` structure, then that structure includes a parameter specifying the parameters for weight image views used in [weight image sampling](#).

The `VkImageViewSampleWeightCreateInfoQCOM` structure is defined as:

```
// Provided by VK_QCOM_image_processing
typedef struct VkImageViewSampleWeightCreateInfoQCOM {
    VkStructureType    sType;
    const void*        pNext;
    VkOffset2D         filterCenter;
    VkExtent2D         filterSize;
    uint32_t           numPhases;
} VkImageViewSampleWeightCreateInfoQCOM;
```

- `sType` is a `VkStructureType` value identifying this structure.
- `pNext` is `NULL` or a pointer to a structure extending this structure.
- `filterCenter` is a `VkOffset2D` describing the location of the weight filter origin.
- `filterSize` is a `VkExtent2D` specifying weight filter dimensions.
- `numPhases` is the number of sub-pixel filter phases.

The `filterCenter` specifies the origin or center of the filter kernel, as described in [Weight Sampling Operation](#). The `numPhases` describes the number of sub-pixel filter phases as described in [Weight Sampling Phases](#).

Valid Usage

- VUID-VkImageViewSampleWeightCreateInfoQCOM-filterSize-06958
`filterSize.width` **must** be less than or equal to `VkPhysicalDeviceImageProcessingPropertiesQCOM::maxWeightFilterDimension.width`
- VUID-VkImageViewSampleWeightCreateInfoQCOM-filterSize-06959
`filterSize.height` **must** be less than or equal to `VkPhysicalDeviceImageProcessingPropertiesQCOM::maxWeightFilterDimension.height`
- VUID-VkImageViewSampleWeightCreateInfoQCOM-filterCenter-06960
`filterCenter.x` **must** be less than or equal to $(\text{filterSize.width} - 1)$
- VUID-VkImageViewSampleWeightCreateInfoQCOM-filterCenter-06961
`filterCenter.y` **must** be less than or equal to $(\text{filterSize.height} - 1)$
- VUID-VkImageViewSampleWeightCreateInfoQCOM-numPhases-06962
`numPhases` **must** be a power of two squared value (i.e., 1, 4, 16, 64, 256, etc.)
- VUID-VkImageViewSampleWeightCreateInfoQCOM-numPhases-06963
`numPhases` **must** be less than or equal to `VkPhysicalDeviceImageProcessingPropertiesQCOM::maxWeightFilterPhases`

Valid Usage (Implicit)

- VUID-VkImageViewSampleWeightCreateInfoQCOM-sType-sType
`sType` **must** be

Structure Chaining

Extends the structure

- [VkImageViewCreateInfo](#)

To destroy an image view, call:

```
// Provided by VK_VERSION_1_0
void vkDestroyImageView(
    VkDevice          device,
    VkImageView       imageView,
    const VkAllocationCallbacks* pAllocator);
```

- **device** is the logical device that destroys the image view.
- **imageView** is the image view to destroy.
- **pAllocator** controls host memory allocation as described in the [Memory Allocation](#) chapter.

Valid Usage

- VUID-vkDestroyImageView-imageView-01026
All submitted commands that refer to **imageView** **must** have completed execution
- VUID-vkDestroyImageView-imageView-01027
If **VkAllocationCallbacks** were provided when **imageView** was created, a compatible set of callbacks **must** be provided here
- VUID-vkDestroyImageView-imageView-01028
If no **VkAllocationCallbacks** were provided when **imageView** was created, **pAllocator** **must** be **NULL**

Valid Usage (Implicit)

- VUID-vkDestroyImageView-device-parameter
device **must** be a valid [VkDevice](#) handle
- VUID-vkDestroyImageView-imageView-parameter
If **imageView** is not [VK_NULL_HANDLE](#), **imageView** **must** be a valid [VkImageView](#) handle
- VUID-vkDestroyImageView-pAllocator-parameter
If **pAllocator** is not **NULL**, **pAllocator** **must** be a valid pointer to a valid [VkAllocationCallbacks](#) structure
- VUID-vkDestroyImageView-imageView-parent
If **imageView** is a valid handle, it **must** have been created, allocated, or retrieved from

`device`

Host Synchronization

- Host access to `imageView` **must** be externally synchronized

To get the handle for an image view, call:

```
// Provided by VK_NVX_image_view_handle
uint32_t vkGetImageViewHandleNVX(
    VkDevice          device,
    const VkImageViewHandleInfoNVX* pInfo);
```

- `device` is the logical device that owns the image view.
- `pInfo` describes the image view to query and type of handle.

Valid Usage (Implicit)

- VUID-vkGetImageViewHandleNVX-device-parameter `device` **must** be a valid `VkDevice` handle
- VUID-vkGetImageViewHandleNVX-pInfo-parameter `pInfo` **must** be a valid pointer to a valid `VkImageViewHandleInfoNVX` structure

To get the 64-bit handle for an image view, call:

```
// Provided by VK_NVX_image_view_handle
uint64_t vkGetImageViewHandle64NVX(
    VkDevice          device,
    const VkImageViewHandleInfoNVX* pInfo);
```

- `device` is the logical device that owns the image view.
- `pInfo` describes the image view to query and type of handle.

Valid Usage (Implicit)

- VUID-vkGetImageViewHandle64NVX-device-parameter `device` **must** be a valid `VkDevice` handle
- VUID-vkGetImageViewHandle64NVX-pInfo-parameter `pInfo` **must** be a valid pointer to a valid `VkImageViewHandleInfoNVX` structure

The `VkImageViewHandleInfoNVX` structure is defined as:


```
// Provided by VK_NVX_image_view_handle
typedef struct VkImageViewHandleInfoNVX {
    VkStructureType    sType;
    const void*        pNext;
    VkImageView         imageView;
    VkDescriptorType    descriptorType;
    VkSampler           sampler;
} VkImageViewHandleInfoNVX;
```

- **sType** is a [VkStructureType](#) value identifying this structure.
- **pNext** is **NULL** or a pointer to a structure extending this structure.
- **imageView** is the image view to query.
- **descriptorType** is the type of descriptor for which to query a handle.
- **sampler** is the sampler to combine with the image view when generating the handle.

Valid Usage

- VUID-VkImageViewHandleInfoNVX-descriptorType-02654
descriptorType **must** be [VK_DESCRIPTOR_TYPE_SAMPLED_IMAGE](#),
[VK_DESCRIPTOR_TYPE_STORAGE_IMAGE](#), or
[VK_DESCRIPTOR_TYPE_COMBINED_IMAGE_SAMPLER](#)
- VUID-VkImageViewHandleInfoNVX-sampler-02655
sampler **must** be a valid [VkSampler](#) if **descriptorType** is
[VK_DESCRIPTOR_TYPE_COMBINED_IMAGE_SAMPLER](#)
- VUID-VkImageViewHandleInfoNVX-imageView-02656
If **descriptorType** is [VK_DESCRIPTOR_TYPE_SAMPLED_IMAGE](#) or
[VK_DESCRIPTOR_TYPE_COMBINED_IMAGE_SAMPLER](#), the image that **imageView** was
created from **must** have been created with the [VK_IMAGE_USAGE_SAMPLED_BIT](#) usage
flag set
- VUID-VkImageViewHandleInfoNVX-imageView-02657
If **descriptorType** is [VK_DESCRIPTOR_TYPE_STORAGE_IMAGE](#), the image that **imageView**
was created from **must** have been created with the [VK_IMAGE_USAGE_STORAGE_BIT](#)
usage flag set

Valid Usage (Implicit)

- VUID-VkImageViewHandleInfoNVX-sType-sType
sType **must** be [VK_STRUCTURE_TYPE_IMAGE_VIEW_HANDLE_INFO_NVX](#)
- VUID-VkImageViewHandleInfoNVX-pNext-pNext
pNext **must** be **NULL**
- VUID-VkImageViewHandleInfoNVX-imageView-parameter
imageView **must** be a valid [VkImageView](#) handle

- VUID-VkImageViewHandleInfoNVX-descriptorType-parameter
descriptorType **must** be a valid [VkDescriptorType](#) value
- VUID-VkImageViewHandleInfoNVX-sampler-parameter
If **sampler** is not [VK_NULL_HANDLE](#), **sampler** **must** be a valid [VkSampler](#) handle
- VUID-VkImageViewHandleInfoNVX-commonparent
Both of **imageView**, and **sampler** that are valid handles of non-ignored parameters **must** have been created, allocated, or retrieved from the same [VkDevice](#)

To get the device address for an image view, call:

```
// Provided by VK_NVX_image_view_handle
VkResult vkGetImageViewAddressNVX(
    VkDevice                device,
    VkImageView             imageView,
    VkImageViewAddressPropertiesNVX* pProperties);
```

- **device** is the logical device that owns the image view.
- **imageView** is a handle to the image view.
- **pProperties** contains the device address and size when the call returns.

Valid Usage (Implicit)

- VUID-vkGetImageViewAddressNVX-device-parameter
device **must** be a valid [VkDevice](#) handle
- VUID-vkGetImageViewAddressNVX-imageView-parameter
imageView **must** be a valid [VkImageView](#) handle
- VUID-vkGetImageViewAddressNVX-pProperties-parameter
pProperties **must** be a valid pointer to a [VkImageViewAddressPropertiesNVX](#) structure
- VUID-vkGetImageViewAddressNVX-imageView-parent
imageView **must** have been created, allocated, or retrieved from **device**

Return Codes

Success

- [VK_SUCCESS](#)

Failure

- [VK_ERROR_OUT_OF_HOST_MEMORY](#)
- [VK_ERROR_UNKNOWN](#)
- [VK_ERROR_VALIDATION_FAILED](#)

The `VkImageViewAddressPropertiesNVX` structure is defined as:

```
// Provided by VK_NVX_image_view_handle
typedef struct VkImageViewAddressPropertiesNVX {
    VkStructureType    sType;
    void*              pNext;
    VkDeviceAddress     deviceAddress;
    VkDeviceSize        size;
} VkImageViewAddressPropertiesNVX;
```

- `sType` is a `VkStructureType` value identifying this structure.
- `pNext` is `NULL` or a pointer to a structure extending this structure.
- `deviceAddress` is the device address of the image view.
- `size` is the size in bytes of the image view device memory.

Valid Usage (Implicit)

- VUID-VkImageViewAddressPropertiesNVX-sType-sType
`sType` **must** be `VK_STRUCTURE_TYPE_IMAGE_VIEW_ADDRESS_PROPERTIES_NVX`
- VUID-VkImageViewAddressPropertiesNVX-pNext-pNext
`pNext` **must** be `NULL`

To get the handle for a combined image sampler, call:

```
// Provided by VK_NVX_image_view_handle
uint64_t vkGetDeviceCombinedImageSamplerIndexNVX(
    VkDevice                device,
    uint64_t                imageViewIndex,
    uint64_t                samplerIndex);
```

- `device` is the logical device that will use the result handle.
- `imageViewIndex` is the index within the resource heap.
- `samplerIndex` is the index within the sampler heap.

Shaders take `imageViewIndex` and `samplerIndex`, and multiply it by `VkPhysicalDeviceDescriptorHeapPropertiesEXT::imageDescriptorSize` and `VkPhysicalDeviceDescriptorHeapPropertiesEXT::samplerDescriptorSize` respectively to obtain the descriptor offset in bytes.

Valid Usage (Implicit)

- VUID-vkGetDeviceCombinedImageSamplerIndexNVX-device-parameter
`device` **must** be a valid `VkDevice` handle

12.6.1. Image View Format Features

Valid uses of a [VkImageView](#) may depend on the image view's *format features*, defined below. Such constraints are documented in the affected valid usage statement.

- If Vulkan 1.3 is supported or the [VK_KHR_format_feature_flags2](#) extension is supported, and [VkImageViewCreateInfo::image](#) was created with [VK_IMAGE_TILING_LINEAR](#), then the image view's set of *format features* is the value of [VkFormatProperties3::linearTilingFeatures](#) found by calling [vkGetPhysicalDeviceFormatProperties2](#) on the same *format* as [VkImageViewCreateInfo::format](#).
- If Vulkan 1.3 is not supported and the [VK_KHR_format_feature_flags2](#) extension is not supported, and [VkImageViewCreateInfo::image](#) was created with [VK_IMAGE_TILING_LINEAR](#), then the image view's set of *format features* is the union of the value of [VkFormatProperties::linearTilingFeatures](#) found by calling [vkGetPhysicalDeviceFormatProperties](#) on the same *format* as [VkImageViewCreateInfo::format](#), with:
 - [VK_FORMAT_FEATURE_2_SAMPLED_IMAGE_DEPTH_COMPARISON_BIT](#) if the format is a depth/stencil format and the image view features also contain [VK_FORMAT_FEATURE_2_SAMPLED_IMAGE_BIT](#).
 - [VK_FORMAT_FEATURE_2_STORAGE_READ_WITHOUT_FORMAT_BIT](#) if the format is one of the [extended storage formats](#) and the [shaderStorageImageReadWithoutFormat](#) feature is enabled.
 - [VK_FORMAT_FEATURE_2_STORAGE_WRITE_WITHOUT_FORMAT_BIT](#) if the format is one of the [extended storage formats](#) and the [shaderStorageImageWriteWithoutFormat](#) feature is enabled.
- If Vulkan 1.3 is supported or the [VK_KHR_format_feature_flags2](#) extension is supported, and [VkImageViewCreateInfo::image](#) was created with [VK_IMAGE_TILING_OPTIMAL](#), but without an [Android hardware buffer external format](#), or a [QNX Screen buffer external format](#), then the image view's set of *format features* is the value of [VkFormatProperties::optimalTilingFeatures](#) or [VkFormatProperties3::optimalTilingFeatures](#) found by calling [vkGetPhysicalDeviceFormatProperties](#) or [vkGetPhysicalDeviceImageFormatProperties2](#) on the same *format* as [VkImageViewCreateInfo::format](#).
- If Vulkan 1.3 is not supported and the [VK_KHR_format_feature_flags2](#) extension is not supported, and [VkImageViewCreateInfo::image](#) was created with [VK_IMAGE_TILING_OPTIMAL](#), but without an [Android hardware buffer external format](#), or a [QNX Screen buffer external format](#), then the image view's set of *format features* is the union of the value of [VkFormatProperties::optimalTilingFeatures](#) found by calling [vkGetPhysicalDeviceFormatProperties](#) on the same *format* as [VkImageViewCreateInfo::format](#), with:
 - [VK_FORMAT_FEATURE_2_SAMPLED_IMAGE_DEPTH_COMPARISON_BIT](#) if the format is a depth/stencil format and the image view features also contain [VK_FORMAT_FEATURE_2_SAMPLED_IMAGE_BIT](#).
 - [VK_FORMAT_FEATURE_2_STORAGE_READ_WITHOUT_FORMAT_BIT](#) if the format is one of the [extended storage formats](#) and the [shaderStorageImageReadWithoutFormat](#) feature is enabled.
 - [VK_FORMAT_FEATURE_2_STORAGE_WRITE_WITHOUT_FORMAT_BIT](#) if the format is one of the [extended storage formats](#) and the [shaderStorageImageWriteWithoutFormat](#) feature is

enabled.

- If `VkImageViewCreateInfo::image` was created with an `Android hardware buffer external format`, then the image views's set of *format features* is the value of `VkAndroidHardwareBufferFormatPropertiesANDROID::formatFeatures` found by calling `vkGetAndroidHardwareBufferPropertiesANDROID` on the Android hardware buffer that was imported to the `VkDeviceMemory` to which the `VkImageViewCreateInfo::image` is bound.
- If `VkImageViewCreateInfo::image` was created with a `QNX Screen buffer external format`, then the image views's set of *format features* is the value of `VkScreenBufferFormatPropertiesQNX::formatFeatures` found by calling `vkGetScreenBufferPropertiesQNX` on the QNX Screen buffer that was imported to the `VkDeviceMemory` to which the `VkImageViewCreateInfo::image` is bound.
- If `VkImageViewCreateInfo::image` was created with a chained `VkBufferCollectionImageCreateInfoFUCHSIA`, then the image view's set of *format features* is the value of `VkBufferCollectionPropertiesFUCHSIA::formatFeatures` found by calling `vkGetBufferCollectionPropertiesFUCHSIA` on the buffer collection passed as `VkBufferCollectionImageCreateInfoFUCHSIA::collection` when the image was created.
- If `VkImageViewCreateInfo::image` was created with `VK_IMAGE_TILING_DRM_FORMAT_MODIFIER_EXT`, then:
 - The image's DRM format modifier is the value of `VkImageDrmFormatModifierPropertiesEXT::drmFormatModifier` found by calling `vkGetImageDrmFormatModifierPropertiesEXT`.
 - Let `VkDrmFormatModifierPropertiesListEXT::pDrmFormatModifierProperties` be the array found by calling `vkGetPhysicalDeviceFormatProperties2` on the same `format` as `VkImageViewCreateInfo::format`.
 - Let `VkDrmFormatModifierPropertiesEXT prop` be the array element whose `drmFormatModifier` member is the value of the image's DRM format modifier.
 - Then the image view's set of *format features* is `prop::drmFormatModifierTilingFeatures`.

The `VkImageViewMinLodCreateInfoEXT` structure is defined as:

```
// Provided by VK_EXT_image_view_min_lod
typedef struct VkImageViewMinLodCreateInfoEXT {
    VkStructureType    sType;
    const void*        pNext;
    float               minLod;
} VkImageViewMinLodCreateInfoEXT;
```

- `sType` is a `VkStructureType` value identifying this structure.
- `pNext` is `NULL` or a pointer to a structure extending this structure.
- `minLod` is the value to clamp the minimum LOD accessible by this `VkImageView`.

If the `pNext` chain includes a `VkImageViewMinLodCreateInfoEXT` structure, then that structure includes a parameter specifying a value to clamp the minimum LOD value during `Image Level(s) Selection`, `Texel Gathering` and `Integer Texel Coordinate Operations`.

If the image view contains `VkImageViewMinLodCreateInfoEXT` and it is used as part of a sampling operation:

`minLodFloatimageView = minLod`

otherwise:

`minLodFloatimageView = 0.0`

An integer variant of this parameter is also defined for sampling operations which access integer mipmap levels:

`minLodIntegerimageView = ⌊minLodFloatimageView⌋`

Valid Usage

- VUID-VkImageViewMinLodCreateInfoEXT-minLod-06455
If the `minLod` feature is not enabled, `minLod` **must** be `0.0`
- VUID-VkImageViewMinLodCreateInfoEXT-minLod-06456
`minLod` **must** be less or equal to the index of the last mipmap level accessible to the view

Valid Usage (Implicit)

- VUID-VkImageViewMinLodCreateInfoEXT-sType-sType
`sType` **must** be `VK_STRUCTURE_TYPE_IMAGE_VIEW_MIN_LOD_CREATE_INFO_EXT`

Structure Chaining

Extends the structure

- `VkImageViewCreateInfo`

12.7. Acceleration Structures

Acceleration structures are opaque data structures that are built by the implementation to more efficiently perform spatial queries on the provided geometric data. For these extensions, an acceleration structure is either a top-level acceleration structure containing a set of bottom-level acceleration structures or a bottom-level acceleration structure containing either a set of axis-aligned bounding boxes for custom geometry or a set of triangles.

Each instance in the top-level acceleration structure contains a reference to a bottom-level acceleration structure as well as an instance transform plus information required to index into the shader bindings. The top-level acceleration structure is what is bound to the acceleration descriptor, for example to trace inside the shader in the ray tracing pipeline.

Acceleration structures for the `VK_KHR_acceleration_structure` extension are represented by

`VkAccelerationStructureKHR` handles:

```
// Provided by VK_KHR_acceleration_structure
VK_DEFINE_NON_DISPATCHABLE_HANDLE(VkAccelerationStructureKHR)
```

To create an acceleration structure using a device address, call:

```
// Provided by VK_KHR_acceleration_structure with VK_KHR_device_address_commands
VkResult vkCreateAccelerationStructure2KHR(
    VkDevice device,
    const VkAccelerationStructureCreateInfo2KHR* pCreateInfo,
    const VkAllocationCallbacks* pAllocator,
    VkAccelerationStructureKHR* pAccelerationStructure);
```

- `device` is the logical device that creates the acceleration structure object.
- `pCreateInfo` is a pointer to a `VkAccelerationStructureCreateInfo2KHR` structure containing parameters affecting creation of the acceleration structure.
- `pAllocator` controls host memory allocation as described in the [Memory Allocation](#) chapter.
- `pAccelerationStructure` is a pointer to a `VkAccelerationStructureKHR` handle in which the resulting acceleration structure object is returned.

Similar to other objects in Vulkan, the acceleration structure creation merely creates an object with a specific “shape”. The type and quantity of geometry that can be built into an acceleration structure is determined by the parameters of `VkAccelerationStructureCreateInfo2KHR`.

The acceleration structure data is stored in the object referred to by `VkAccelerationStructureCreateInfo2KHR::addressRange.address`.

Once the `VkAccelerationStructureKHR` object has been created, it **must** be populated by acceleration structure build or acceleration structure copy commands such as `vkCmdBuildAccelerationStructuresKHR` and `vkCmdCopyAccelerationStructureKHR`. Acceleration structures created with this command **must** not be used by host commands.

NOTE	The expected usage for a trace capture/replay tool is that it will serialize and later deserialize the acceleration structure data using acceleration structure copy commands. During capture the tool will use <code>vkCmdCopyAccelerationStructureToMemoryKHR</code> with a <code>mode</code> of <code>VK_COPY_ACCELERATION_STRUCTURE_MODE_SERIALIZE_KHR</code> , and <code>vkCmdCopyMemoryToAccelerationStructureKHR</code> with a <code>mode</code> of <code>VK_COPY_ACCELERATION_STRUCTURE_MODE_DESERIALIZE_KHR</code> during replay.
-------------	--

Valid Usage

- VUID-vkCreateAccelerationStructure2KHR-accelerationStructure-03611

The `VkPhysicalDeviceAccelerationStructureFeaturesKHR::accelerationStructure` feature

must be enabled

- VUID-vkCreateAccelerationStructure2KHR-device-03489

If **device** was created with multiple physical devices, then the **bufferDeviceAddressMultiDevice** feature **must** be enabled

- VUID-vkCreateAccelerationStructure2KHR-deviceAddressCommands-13086

The **VkPhysicalDeviceDeviceAddressCommandsFeaturesKHR::deviceAddressCommands** feature **must** be enabled

Valid Usage (Implicit)

- VUID-vkCreateAccelerationStructure2KHR-device-parameter

device **must** be a valid **VkDevice** handle

- VUID-vkCreateAccelerationStructure2KHR-pCreateInfo-parameter

pCreateInfo **must** be a valid pointer to a valid **VkAccelerationStructureCreateInfo2KHR** structure

- VUID-vkCreateAccelerationStructure2KHR-pAllocator-parameter

If **pAllocator** is not **NULL**, **pAllocator** **must** be a valid pointer to a valid **VkAllocationCallbacks** structure

- VUID-vkCreateAccelerationStructure2KHR-pAccelerationStructure-parameter

pAccelerationStructure **must** be a valid pointer to a **VkAccelerationStructureKHR** handle

- VUID-vkCreateAccelerationStructure2KHR-device-queuecount

The device **must** have been created with at least **1** queue

Return Codes

Success

- **VK_SUCCESS**

Failure

- **VK_ERROR_INVALID_OPAQUE_CAPTURE_ADDRESS_KHR**
- **VK_ERROR_OUT_OF_HOST_MEMORY**
- **VK_ERROR_UNKNOWN**
- **VK_ERROR_VALIDATION_FAILED**

The **VkAccelerationStructureCreateInfo2KHR** structure is defined as:


```
// Provided by VK_KHR_acceleration_structure with VK_KHR_device_address_commands
typedef struct VkAccelerationStructureCreateInfo2KHR {
    VkStructureType           sType;
    const void*               pNext;
    VkAccelerationStructureCreateFlagsKHR createFlags;
    VkDeviceAddressRangeKHR    addressRange;
    VkAddressCommandFlagsKHR   addressFlags;
    VkAccelerationStructureTypeKHR type;
} VkAccelerationStructureCreateInfo2KHR;
```

- **sType** is a [VkStructureType](#) value identifying this structure.
- **pNext** is **NULL** or a pointer to a structure extending this structure.
- **createFlags** is a bitmask of [VkAccelerationStructureCreateFlagBitsKHR](#) specifying additional creation parameters of the acceleration structure.
- **addressRange** is a [VkDeviceAddressRangeKHR](#) structure defining the size required for the acceleration structure and its starting address.
- **addressFlags** is a [VkAddressCommandFlagsKHR](#) value defining the flags for the address range.
- **type** is a [VkAccelerationStructureTypeKHR](#) value specifying the type of acceleration structure that will be created.

Applications **should** create an acceleration structure with a specific [VkAccelerationStructureTypeKHR](#) other than [VK_ACCELERATION_STRUCTURE_TYPE_GENERIC_KHR](#).

NOTE	VK_ACCELERATION_STRUCTURE_TYPE_GENERIC_KHR is intended to be used by API translation layers. This can be used at acceleration structure creation time in cases where the actual acceleration structure type (top or bottom) is not yet known. The actual acceleration structure type must be specified as VK_ACCELERATION_STRUCTURE_TYPE_TOP_LEVEL_KHR or VK_ACCELERATION_STRUCTURE_TYPE_BOTTOM_LEVEL_KHR when the build is performed.
-------------	--

During replay, if **createFlags** includes [VK_ACCELERATION_STRUCTURE_CREATE_DEVICE_ADDRESS_CAPTURE_REPLAY_BIT_KHR](#), **addressRange.address** **must** be an address used to create an identical acceleration structure on the same implementation. The address **must** be in the range of an identically created [VkBuffer](#) at the same offset.

Applications **should** avoid creating acceleration structures with application-provided addresses and implementation-provided addresses in the same process, to reduce the likelihood of [VK_ERROR_INVALID_OPAQUE_CAPTURE_ADDRESS_KHR](#) errors.

NOTE	The expected usage for this is that a trace capture/replay tool will add the VK_BUFFER_CREATE_DEVICE_ADDRESS_CAPTURE_REPLAY_BIT flag and VK_BUFFER_USAGE_SHADER_DEVICE_ADDRESS_BIT to all buffers used as storage for an acceleration structure with
-------------	--

`VK_ACCELERATION_STRUCTURE_CREATE_DEVICE_ADDRESS_CAPTURE_REPLAY_BIT_KHR` included in `createFlags`. This also means that the tool will need to add `VK_MEMORY_ALLOCATE_DEVICE_ADDRESS_BIT` to memory allocations to allow the `VK_BUFFER_USAGE_SHADER_DEVICE_ADDRESS_BIT` flag to be set where the application may not have otherwise required it. During capture the tool will save the queried opaque device addresses in the trace. During replay, the buffers will be created specifying the original address so any address values stored in the trace data will remain valid.

Implementations are expected to separate such buffers in the GPU address space so normal allocations will avoid using these addresses. Applications and tools should avoid mixing application-provided and implementation-provided addresses for buffers created with `VK_BUFFER_CREATE_DEVICE_ADDRESS_CAPTURE_REPLAY_BIT`, to avoid address space allocation conflicts.

If the acceleration structure will be the target of a build operation, the required size for an acceleration structure **can** be queried with `vkGetAccelerationStructureBuildSizesKHR`. If the acceleration structure is going to be the target of a copy, `vkCmdWriteAccelerationStructuresPropertiesKHR` **can** be used to obtain the size required depending on the type of copy.

If the acceleration structure will be the target of a build operation with `VK_BUILD_ACCELERATION_STRUCTURE_MOTION_BIT_NV` it **must** include `VK_ACCELERATION_STRUCTURE_CREATE_MOTION_BIT_NV` in `createFlags` and include `VkAccelerationStructureMotionInfoNV` as an extension structure in `pNext` with the number of instances as metadata for the object.

Valid Usage

- VUID-VkAccelerationStructureCreateInfo2KHR-addressRange-13097
If the range specified by `addressRange` is not bound completely to memory when accessed, `addressFlags` **must** not include `VK_ADDRESS_COMMAND_FULLY_BOUND_BIT_KHR`
- VUID-VkAccelerationStructureCreateInfo2KHR-addressRange-13098
If the buffer from which the range specified by `addressRange` was created with `VK_BUFFER_CREATE_PROTECTED_BIT`, and `protectedNoFault` is not supported, `addressFlags` **must** include `VK_ADDRESS_COMMAND_PROTECTED_BIT_KHR`
- VUID-VkAccelerationStructureCreateInfo2KHR-addressRange-13099
If the buffer from which the range specified by `addressRange` was created without `VK_BUFFER_CREATE_PROTECTED_BIT`, and `protectedNoFault` is not supported, `addressFlags` **must** not include `VK_ADDRESS_COMMAND_PROTECTED_BIT_KHR`
- VUID-VkAccelerationStructureCreateInfo2KHR-addressFlags-13100
`addressFlags` **must** not include both `VK_ADDRESS_COMMAND_STORAGE_BUFFER_USAGE_BIT_KHR` and `VK_ADDRESS_COMMAND_UNKNOWN_STORAGE_BUFFER_USAGE_BIT_KHR`
- VUID-VkAccelerationStructureCreateInfo2KHR-addressRange-13122

If any buffer, which is bound to a range of `VkDeviceMemory` that overlaps the range backing `addressRange`, was created with `VK_BUFFER_USAGE_STORAGE_BUFFER_BIT`, `addressFlags` **must** include `VK_ADDRESS_COMMAND_STORAGE_BUFFER_USAGE_BIT_KHR` or `VK_ADDRESS_COMMAND_UNKNOWN_STORAGE_BUFFER_USAGE_BIT_KHR`

- VUID-VkAccelerationStructureCreateInfo2KHR-addressRange-13123

If any buffer, which is bound to a range of `VkDeviceMemory` that overlaps the range backing `addressRange`, was created without `VK_BUFFER_USAGE_STORAGE_BUFFER_BIT`, `addressFlags` **must** not include `VK_ADDRESS_COMMAND_STORAGE_BUFFER_USAGE_BIT_KHR`

- VUID-VkAccelerationStructureCreateInfo2KHR-addressFlags-13101

`addressFlags` **must** not include both `VK_ADDRESS_COMMAND_TRANSFORM_FEEDBACK_BUFFER_USAGE_BIT_KHR` and `VK_ADDRESS_COMMAND_UNKNOWN_TRANSFORM_FEEDBACK_BUFFER_USAGE_BIT_KHR`

- VUID-VkAccelerationStructureCreateInfo2KHR-addressRange-13124

If any buffer, which is bound to a range of `VkDeviceMemory` that overlaps the range backing `addressRange`, was created with `VK_BUFFER_USAGE_TRANSFORM_FEEDBACK_BUFFER_BIT_EXT`, `addressFlags` **must** include `VK_ADDRESS_COMMAND_TRANSFORM_FEEDBACK_BUFFER_USAGE_BIT_KHR` or `VK_ADDRESS_COMMAND_UNKNOWN_TRANSFORM_FEEDBACK_BUFFER_USAGE_BIT_KHR`

- VUID-VkAccelerationStructureCreateInfo2KHR-addressRange-13125

If any buffer, which is bound to a range of `VkDeviceMemory` that overlaps the range backing `addressRange`, was created without `VK_BUFFER_USAGE_TRANSFORM_FEEDBACK_BUFFER_BIT_EXT`, `addressFlags` **must** not include `VK_ADDRESS_COMMAND_TRANSFORM_FEEDBACK_BUFFER_USAGE_BIT_KHR`

- VUID-VkAccelerationStructureCreateInfo2KHR-addressRange-11602

`addressRange.address` **must** be a valid `VkDeviceAddress`

- VUID-VkAccelerationStructureCreateInfo2KHR-addressRange-11603

`addressRange` **must** specify a range within a valid address retrieved from `buffer` that was created with a `usage` value containing `VK_BUFFER_USAGE_ACCELERATION_STRUCTURE_STORAGE_BIT_KHR`

- VUID-VkAccelerationStructureCreateInfo2KHR-addressRange-11604

`addressRange` **must** specify a range within a valid address retrieved from `buffer` that was not created with a `flags` value containing `VK_BUFFER_CREATE_SPARSE_RESIDENCY_BIT`

- VUID-VkAccelerationStructureCreateInfo2KHR-addressRange-11605

`addressRange.address` **must** be a multiple of 256 bytes

- VUID-VkAccelerationStructureCreateInfo2KHR-createFlags-11606

If the `address` member of `addressRange` was retrieved from a `VkBuffer` created with `VK_BUFFER_CREATE_DEVICE_ADDRESS_CAPTURE_REPLAY_BIT`, `createFlags` **must** include `VK_ACCELERATION_STRUCTURE_CREATE_DEVICE_ADDRESS_CAPTURE_REPLAY_BIT_KHR`

- VUID-VkAccelerationStructureCreateInfo2KHR-createFlags-11607

If the `address` member of `addressRange` was retrieved from a `VkBuffer` not created with `VK_BUFFER_CREATE_DEVICE_ADDRESS_CAPTURE_REPLAY_BIT`, `createFlags` **must** not

include

[VK_ACCELERATION_STRUCTURE_CREATE_DEVICE_ADDRESS_CAPTURE_REPLAY_BIT_KHR](#)

- VUID-VkAccelerationStructureCreateInfo2KHR-addressRange-11608
`addressRange.size` **must** be greater than zero
- VUID-VkAccelerationStructureCreateInfo2KHR-createFlags-03613
If `createFlags` includes [VK_ACCELERATION_STRUCTURE_CREATE_DEVICE_ADDRESS_CAPTURE_REPLAY_BIT_KHR](#),
, [VkPhysicalDeviceAccelerationStructureFeaturesKHR](#)
::`accelerationStructureCaptureReplay` **must** be [VK_TRUE](#)
- VUID-VkAccelerationStructureCreateInfo2KHR-createFlags-04954
If [VK_ACCELERATION_STRUCTURE_CREATE_MOTION_BIT_NV](#) is set in `createFlags` and
`type` is [VK_ACCELERATION_STRUCTURE_TYPE_TOP_LEVEL_KHR](#), one member of the `pNext`
chain **must** be a pointer to a valid instance of [VkAccelerationStructureMotionInfoNV](#)
- VUID-VkAccelerationStructureCreateInfo2KHR-createFlags-04955
If any geometry includes [VkAccelerationStructureGeometryMotionTrianglesDataNV](#) then
`createFlags` **must** contain [VK_ACCELERATION_STRUCTURE_CREATE_MOTION_BIT_NV](#)
- VUID-VkAccelerationStructureCreateInfo2KHR-createFlags-08108
If `createFlags` includes [VK_ACCELERATION_STRUCTURE_CREATE_DESCRIPTOR_BUFFER_CAPTURE_REPLAY_BIT_EXT](#), the `descriptorBufferCaptureReplay` feature **must** be enabled
- VUID-VkAccelerationStructureCreateInfo2KHR-pNext-08109
If the `pNext` chain includes a [VkOpaqueCaptureDescriptorDataCreateInfoEXT](#) structure,
`createFlags` **must** contain [VK_ACCELERATION_STRUCTURE_CREATE_DESCRIPTOR_BUFFER_CAPTURE_REPLAY_BIT_EXT](#)

Valid Usage (Implicit)

- VUID-VkAccelerationStructureCreateInfo2KHR-sType-sType
`sType` **must** be [VK_STRUCTURE_TYPE_ACCELERATION_STRUCTURE_CREATE_INFO_2_KHR](#)
- VUID-VkAccelerationStructureCreateInfo2KHR-pNext-pNext
`pNext` **must** be `NULL` or a pointer to a valid instance of [VkOpaqueCaptureDescriptorDataCreateInfoEXT](#)
- VUID-VkAccelerationStructureCreateInfo2KHR-sType-unique
The `sType` value of each structure in the `pNext` chain **must** be unique
- VUID-VkAccelerationStructureCreateInfo2KHR-createFlags-parameter
`createFlags` **must** be a valid combination of [VkAccelerationStructureCreateFlagBitsKHR](#) values
- VUID-VkAccelerationStructureCreateInfo2KHR-addressFlags-parameter
`addressFlags` **must** be a valid combination of [VkAddressCommandFlagBitsKHR](#) values
- VUID-VkAccelerationStructureCreateInfo2KHR-type-parameter
`type` **must** be a valid [VkAccelerationStructureTypeKHR](#) value

To create an acceleration structure using a buffer, call:

WARNING

This functionality is superseded by [vkCreateAccelerationStructure2KHR](#). See [Legacy Functionality](#) for more information.

```
// Provided by VK_KHR_acceleration_structure
VkResult vkCreateAccelerationStructureKHR(
    VkDevice device,
    const VkAccelerationStructureCreateInfoKHR* pCreateInfo,
    const VkAllocationCallbacks* pAllocator,
    VkAccelerationStructureKHR* pAccelerationStructure);
```

- **device** is the logical device that creates the acceleration structure object.
- **pCreateInfo** is a pointer to a [VkAccelerationStructureCreateInfoKHR](#) structure containing parameters affecting creation of the acceleration structure.
- **pAllocator** controls host memory allocation as described in the [Memory Allocation](#) chapter.
- **pAccelerationStructure** is a pointer to a [VkAccelerationStructureKHR](#) handle in which the resulting acceleration structure object is returned.

Similar to other objects in Vulkan, the acceleration structure creation merely creates an object with a specific “shape”. The type and quantity of geometry that can be built into an acceleration structure is determined by the parameters of [VkAccelerationStructureCreateInfoKHR](#).

The acceleration structure data is stored in the object referred to by [VkAccelerationStructureCreateInfoKHR::buffer](#). Once memory has been bound to that buffer, it **must** be populated by acceleration structure build or acceleration structure copy commands such as [vkCmdBuildAccelerationStructuresKHR](#), [vkBuildAccelerationStructuresKHR](#), [vkCmdCopyAccelerationStructureKHR](#), and [vkCopyAccelerationStructureKHR](#).

NOTE

The expected usage for a trace capture/replay tool is that it will serialize and later deserialize the acceleration structure data using acceleration structure copy commands. During capture the tool will use [vkCopyAccelerationStructureToMemoryKHR](#) or [vkCmdCopyAccelerationStructureToMemoryKHR](#) with a **mode** of [VK_COPY_ACCELERATION_STRUCTURE_MODE_SERIALIZE_KHR](#), and [vkCopyMemoryToAccelerationStructureKHR](#) or [vkCmdCopyMemoryToAccelerationStructureKHR](#) with a **mode** of [VK_COPY_ACCELERATION_STRUCTURE_MODE_DESERIALIZE_KHR](#) during replay.

NOTE

Memory does not need to be bound to the underlying buffer when [vkCreateAccelerationStructureKHR](#) is called.

The input buffers passed to acceleration structure build commands will be referenced by the implementation for the duration of the command. After the command completes, the acceleration structure **may** hold a reference to any acceleration structure specified by an active instance contained therein. Apart from this referencing, acceleration structures **must** be fully self-contained.

The application **can** reuse or free any memory which was used by the command as an input or as scratch without affecting the results of ray traversal.

Valid Usage

- VUID-vkCreateAccelerationStructureKHR-accelerationStructure-03611
The `VkPhysicalDeviceAccelerationStructureFeaturesKHR::accelerationStructure` feature **must** be enabled
- VUID-vkCreateAccelerationStructureKHR-device-03489
If `device` was created with multiple physical devices, then the `bufferDeviceAddressMultiDevice` feature **must** be enabled
- VUID-vkCreateAccelerationStructureKHR-deviceAddress-03488
If `VkAccelerationStructureCreateInfoKHR::deviceAddress` is not zero, the `accelerationStructureCaptureReplay` feature **must** be enabled

Valid Usage (Implicit)

- VUID-vkCreateAccelerationStructureKHR-device-parameter
`device` **must** be a valid `VkDevice` handle
- VUID-vkCreateAccelerationStructureKHR-pCreateInfo-parameter
`pCreateInfo` **must** be a valid pointer to a valid `VkAccelerationStructureCreateInfoKHR` structure
- VUID-vkCreateAccelerationStructureKHR-pAllocator-parameter
If `pAllocator` is not `NULL`, `pAllocator` **must** be a valid pointer to a valid `VkAllocationCallbacks` structure
- VUID-vkCreateAccelerationStructureKHR-pAccelerationStructure-parameter
`pAccelerationStructure` **must** be a valid pointer to a `VkAccelerationStructureKHR` handle
- VUID-vkCreateAccelerationStructureKHR-device-queuecount
The device **must** have been created with at least `1` queue

Return Codes

Success

- `VK_SUCCESS`

Failure

- `VK_ERROR_INVALID_OPAQUE_CAPTURE_ADDRESS_KHR`
- `VK_ERROR_OUT_OF_HOST_MEMORY`
- `VK_ERROR_UNKNOWN`
- `VK_ERROR_VALIDATION_FAILED`

The `VkAccelerationStructureCreateInfoKHR` structure is defined as:

WARNING

This functionality is superseded by [VkAccelerationStructureCreateInfo2KHR](#). See [Legacy Functionality](#) for more information.

```
// Provided by VK_KHR_acceleration_structure
typedef struct VkAccelerationStructureCreateInfoKHR {
    VkStructureType          sType;
    const void*              pNext;
    VkAccelerationStructureCreateFlagsKHR createFlags;
    VkBuffer                  buffer;
    VkDeviceSize              offset;
    VkDeviceSize              size;
    VkAccelerationStructureTypeKHR type;
    VkDeviceAddress           deviceAddress;
} VkAccelerationStructureCreateInfoKHR;
```

- `sType` is a [VkStructureType](#) value identifying this structure.
- `pNext` is `NULL` or a pointer to a structure extending this structure.
- `createFlags` is a bitmask of [VkAccelerationStructureCreateFlagBitsKHR](#) specifying additional creation parameters of the acceleration structure.
- `buffer` is the buffer on which the acceleration structure will be stored.
- `offset` is an offset in bytes from the base address of the buffer at which the acceleration structure will be stored, and **must** be a multiple of [256](#).
- `size` is the size required for the acceleration structure.
- `type` is a [VkAccelerationStructureTypeKHR](#) value specifying the type of acceleration structure that will be created.
- `deviceAddress` is the device address requested for the acceleration structure, obtained from [vkGetAccelerationStructureDeviceAddressKHR](#), if the `accelerationStructureCaptureReplay` feature is being used. If `deviceAddress` is zero, no specific address is requested.

Applications **should** avoid creating acceleration structures with application-provided addresses and implementation-provided addresses in the same process, to reduce the likelihood of [VK_ERROR_INVALID_OPAQUE_CAPTURE_ADDRESS_KHR](#) errors.

NOTE

The expected usage for this is that a trace capture/replay tool will add the [VK_BUFFER_CREATE_DEVICE_ADDRESS_CAPTURE_REPLAY_BIT](#) flag to all buffers that use [VK_BUFFER_USAGE_SHADER_DEVICE_ADDRESS_BIT](#), and will add [VK_BUFFER_USAGE_SHADER_DEVICE_ADDRESS_BIT](#) to all buffers used as storage for an acceleration structure where `deviceAddress` is not zero. This also means that the tool will need to add [VK_MEMORY_ALLOCATE_DEVICE_ADDRESS_BIT](#) to memory allocations to allow the flag to be set where the application may not have otherwise required it. During capture the tool will save the queried opaque device addresses in the trace. During replay, the buffers will be created specifying the original address so any address values stored in the trace data will remain valid.

Implementations are expected to separate such buffers in the GPU address space so normal allocations will avoid using these addresses. Applications and tools should avoid mixing application-provided and implementation-provided addresses for buffers created with [VK_BUFFER_CREATE_DEVICE_ADDRESS_CAPTURE_REPLAY_BIT](#), to avoid address space allocation conflicts.

Applications **should** create an acceleration structure with a specific [VkAccelerationStructureTypeKHR](#) other than [VK_ACCELERATION_STRUCTURE_TYPE_GENERIC_KHR](#).

NOTE

[VK_ACCELERATION_STRUCTURE_TYPE_GENERIC_KHR](#) is intended to be used by API translation layers. This can be used at acceleration structure creation time in cases where the actual acceleration structure type (top or bottom) is not yet known. The actual acceleration structure type must be specified as [VK_ACCELERATION_STRUCTURE_TYPE_TOP_LEVEL_KHR](#) or [VK_ACCELERATION_STRUCTURE_TYPE_BOTTOM_LEVEL_KHR](#) when the build is performed.

If the acceleration structure will be the target of a build operation, the required size for an acceleration structure **can** be queried with [vkGetAccelerationStructureBuildSizesKHR](#). If the acceleration structure is going to be the target of a compacting copy, [vkCmdWriteAccelerationStructuresPropertiesKHR](#) or [vkWriteAccelerationStructuresPropertiesKHR](#) **can** be used to obtain the compacted size required.

If the acceleration structure will be the target of a build operation with [VK_BUILD_ACCELERATION_STRUCTURE_MOTION_BIT_NV](#) it **must** include [VK_ACCELERATION_STRUCTURE_CREATE_MOTION_BIT_NV](#) in `createFlags` and include [VkAccelerationStructureMotionInfoNV](#) as an extension structure in `pNext` with the number of instances as metadata for the object.

Valid Usage

- VUID-VkAccelerationStructureCreateInfoKHR-deviceAddress-03612
If `deviceAddress` is not zero, `createFlags` **must** include [VK_ACCELERATION_STRUCTURE_CREATE_DEVICE_ADDRESS_CAPTURE_REPLAY_BIT_KHR](#)
- VUID-VkAccelerationStructureCreateInfoKHR-deviceAddress-09488
If `deviceAddress` is not zero, it **must** have been retrieved from an identically created acceleration structure, except for `buffer` and `deviceAddress`
- VUID-VkAccelerationStructureCreateInfoKHR-deviceAddress-09489
If `deviceAddress` is not zero, `buffer` **must** have been created identically to the `buffer` used to create the acceleration structure from which `deviceAddress` was retrieved, except for [VkBufferOpaqueCaptureAddressCreateInfo::opaqueCaptureAddress](#)
- VUID-VkAccelerationStructureCreateInfoKHR-deviceAddress-09490
If `deviceAddress` is not zero, `buffer` **must** have been created with a [VkBufferOpaqueCaptureAddressCreateInfo::opaqueCaptureAddress](#) that was retrieved from

`vkGetBufferOpaqueCaptureAddress` for the `buffer` that was used to create the acceleration structure from which `deviceAddress` was retrieved

- VUID-VkAccelerationStructureCreateInfoKHR-buffer-03614
`buffer` **must** have been created with the `VK_BUFFER_USAGE_ACCELERATION_STRUCTURE_STORAGE_BIT_KHR` usage flag set
- VUID-VkAccelerationStructureCreateInfoKHR-buffer-03615
`buffer` **must** not have been created with `VK_BUFFER_CREATE_SPARSE_RESIDENCY_BIT`
- VUID-VkAccelerationStructureCreateInfoKHR-offset-03616
The sum of `offset` and `size` **must** be less than or equal to the size of `buffer`
- VUID-VkAccelerationStructureCreateInfoKHR-offset-03734
`offset` **must** be a multiple of 256 bytes
- VUID-VkAccelerationStructureCreateInfoKHR-createFlags-03613
If `createFlags` includes `VK_ACCELERATION_STRUCTURE_CREATE_DEVICE_ADDRESS_CAPTURE_REPLAY_BIT_KHR`,
`VkPhysicalDeviceAccelerationStructureFeaturesKHR::accelerationStructureCaptureReplay` **must** be `VK_TRUE`
- VUID-VkAccelerationStructureCreateInfoKHR-createFlags-04954
If `VK_ACCELERATION_STRUCTURE_CREATE_MOTION_BIT_NV` is set in `createFlags` and `type` is `VK_ACCELERATION_STRUCTURE_TYPE_TOP_LEVEL_KHR`, one member of the `pNext` chain **must** be a pointer to a valid instance of `VkAccelerationStructureMotionInfoNV`
- VUID-VkAccelerationStructureCreateInfoKHR-createFlags-04955
If any geometry includes `VkAccelerationStructureGeometryMotionTrianglesDataNV` then `createFlags` **must** contain `VK_ACCELERATION_STRUCTURE_CREATE_MOTION_BIT_NV`
- VUID-VkAccelerationStructureCreateInfoKHR-createFlags-08108
If `createFlags` includes `VK_ACCELERATION_STRUCTURE_CREATE_DESCRIPTOR_BUFFER_CAPTURE_REPLAY_BIT_EXT`, the `descriptorBufferCaptureReplay` feature **must** be enabled
- VUID-VkAccelerationStructureCreateInfoKHR-pNext-08109
If the `pNext` chain includes a `VkOpaqueCaptureDescriptorDataCreateInfoEXT` structure, `createFlags` **must** contain `VK_ACCELERATION_STRUCTURE_CREATE_DESCRIPTOR_BUFFER_CAPTURE_REPLAY_BIT_EXT`

Valid Usage (Implicit)

- VUID-VkAccelerationStructureCreateInfoKHR-sType-sType
`sType` **must** be `VK_STRUCTURE_TYPE_ACCELERATION_STRUCTURE_CREATE_INFO_KHR`
- VUID-VkAccelerationStructureCreateInfoKHR-pNext-pNext
Each `pNext` member of any structure (including this one) in the `pNext` chain **must** be either `NULL` or a pointer to a valid instance of `VkAccelerationStructureMotionInfoNV` or `VkOpaqueCaptureDescriptorDataCreateInfoEXT`
- VUID-VkAccelerationStructureCreateInfoKHR-sType-unique

The **sType** value of each structure in the **pNext** chain **must** be unique

- VUID-VkAccelerationStructureCreateInfoKHR-createFlags-parameter **createFlags** **must** be a valid combination of **VkAccelerationStructureCreateFlagBitsKHR** values
- VUID-VkAccelerationStructureCreateInfoKHR-buffer-parameter **buffer** **must** be a valid **VkBuffer** handle
- VUID-VkAccelerationStructureCreateInfoKHR-type-parameter **type** **must** be a valid **VkAccelerationStructureTypeKHR** value
- VUID-VkAccelerationStructureCreateInfoKHR-deviceAddress-parameter
If **deviceAddress** is not 0, **deviceAddress** **must** be a valid **VkDeviceAddress** value

The **VkAccelerationStructureMotionInfoNV** structure is defined as:

```
// Provided by VK_NV_ray_tracing_motion_blur
typedef struct VkAccelerationStructureMotionInfoNV {
    VkStructureType          sType;
    const void*              pNext;
    uint32_t                 maxInstances;
    VkAccelerationStructureMotionInfoFlagsNV flags;
} VkAccelerationStructureMotionInfoNV;
```

- **sType** is a **VkStructureType** value identifying this structure.
- **pNext** is **NULL** or a pointer to a structure extending this structure.
- **maxInstances** is the maximum number of instances that **may** be used in the motion top-level acceleration structure.
- **flags** is 0 and reserved for future use.

Valid Usage (Implicit)

- VUID-VkAccelerationStructureMotionInfoNV-sType-sType **sType** **must** be **VK_STRUCTURE_TYPE_ACCELERATION_STRUCTURE_MOTION_INFO_NV**
- VUID-VkAccelerationStructureMotionInfoNV-flags-zero bitmask **flags** **must** be 0

Structure Chaining

Extends the structure

- **VkAccelerationStructureCreateInfoKHR**


```
// Provided by VK_NV_ray_tracing_motion_blur
typedef VkFlags VkAccelerationStructureMotionInfoFlagsNV;
```

`VkAccelerationStructureMotionInfoFlagsNV` is a bitmask type for setting a mask, but is currently reserved for future use.

To get the build sizes for an acceleration structure, call:

```
// Provided by VK_KHR_acceleration_structure
void vkGetAccelerationStructureBuildSizesKHR(
    VkDevice device,
    VkAccelerationStructureBuildTypeKHR buildType,
    const VkAccelerationStructureBuildGeometryInfoKHR* pBuildInfo,
    const uint32_t* pMaxPrimitiveCounts,
    VkAccelerationStructureBuildSizesInfoKHR* pSizeInfo);
```

- `device` is the logical device that will be used for creating the acceleration structure.
- `buildType` defines whether host or device operations (or both) are being queried for.
- `pBuildInfo` is a pointer to a `VkAccelerationStructureBuildGeometryInfoKHR` structure describing parameters of a build operation.
- `pMaxPrimitiveCounts` is a pointer to an array of `pBuildInfo->geometryCount` `uint32_t` values defining the number of primitives built into each geometry.
- `pSizeInfo` is a pointer to a `VkAccelerationStructureBuildSizesInfoKHR` structure which returns the size required for an acceleration structure and the sizes required for the scratch buffers, given the build parameters. The size requirements for a scratch buffer **may** be zero.

The `srcAccelerationStructure`, `dstAccelerationStructure`, and `mode` members of `pBuildInfo` are ignored. Any `VkDeviceOrHostAddressKHR` or `VkDeviceOrHostAddressConstKHR` members of `pBuildInfo` are ignored by this command, except that the `hostAddress` member of `VkAccelerationStructureGeometryTrianglesDataKHR::transformData` will be examined to check if it is `NULL`.

An acceleration structure created with the `accelerationStructureSize` returned by this command supports any build or update with a `VkAccelerationStructureBuildGeometryInfoKHR` structure and array of `VkAccelerationStructureBuildRangeInfoKHR` structures subject to the following properties:

- The build command is a host build command, and `buildType` is `VK_ACCELERATION_STRUCTURE_BUILD_TYPE_HOST_KHR` or `VK_ACCELERATION_STRUCTURE_BUILD_TYPE_HOST_OR_DEVICE_KHR`
- The build command is a device build command, and `buildType` is `VK_ACCELERATION_STRUCTURE_BUILD_TYPE_DEVICE_KHR` or `VK_ACCELERATION_STRUCTURE_BUILD_TYPE_HOST_OR_DEVICE_KHR`
- For `VkAccelerationStructureBuildGeometryInfoKHR`:
 - Its `type`, and `flags` members are equal to `pBuildInfo->type` and `pBuildInfo->flags`,

respectively.

- `geometryCount` is less than or equal to `pBuildInfo->geometryCount`.
- For each element of either `pGeometries` or `ppGeometries` at a given index, its `geometryType` member is equal to `pBuildInfo->geometryType`.
- For each element of either `pGeometries` or `ppGeometries` at a given index, its `flags` member is equal to the corresponding member of the same element in `pBuildInfo`.
- For each element of either `pGeometries` or `ppGeometries` at a given index, with a `geometryType` member equal to `VK_GEOMETRY_TYPE_TRIANGLES_KHR`, the `vertexFormat` and `indexType` members of `geometry.triangles` are equal to the corresponding members of the same element in `pBuildInfo`.
- For each element of either `pGeometries` or `ppGeometries` at a given index, with a `geometryType` member equal to `VK_GEOMETRY_TYPE_TRIANGLES_KHR`, the `maxVertex` member of `geometry.triangles` is less than or equal to the corresponding member of the same element in `pBuildInfo`.
- For each element of either `pGeometries` or `ppGeometries` at a given index, with a `geometryType` member equal to `VK_GEOMETRY_TYPE_TRIANGLES_KHR`, if the applicable address in the `transformData` member of `geometry.triangles` is not `NULL`, the corresponding `transformData.hostAddress` parameter in `pBuildInfo` is not `NULL`.
- For each element of either `pGeometries` or `ppGeometries` at a given index, with a `geometryType` member equal to `VK_GEOMETRY_TYPE_DENSE_GEOMETRY_FORMAT_TRIANGLES_AMD`, the `numTriangles` member of the `VkAccelerationStructureDenseGeometryFormatTrianglesDataAMD` structure in the `pNext` chain is less than or equal to the corresponding member of the same element in `pBuildInfo`.
- For each element of either `pGeometries` or `ppGeometries` at a given index, with a `geometryType` member equal to `VK_GEOMETRY_TYPE_DENSE_GEOMETRY_FORMAT_TRIANGLES_AMD`, the `numVertices` member of the `VkAccelerationStructureDenseGeometryFormatTrianglesDataAMD` structure in the `pNext` chain is less than or equal to the corresponding member of the same element in `pBuildInfo`.
- For each element of either `pGeometries` or `ppGeometries` at a given index, with a `geometryType` member equal to `VK_GEOMETRY_TYPE_DENSE_GEOMETRY_FORMAT_TRIANGLES_AMD`, the `maxPrimitiveIndex` member of the `VkAccelerationStructureDenseGeometryFormatTrianglesDataAMD` structure in the `pNext` chain is less than or equal to the corresponding member of the same element in `pBuildInfo`.
- For each element of either `pGeometries` or `ppGeometries` at a given index, with a `geometryType` member equal to `VK_GEOMETRY_TYPE_DENSE_GEOMETRY_FORMAT_TRIANGLES_AMD`, the `maxGeometryIndex` member of the `VkAccelerationStructureDenseGeometryFormatTrianglesDataAMD` structure in the `pNext` chain is less than or equal to the corresponding member of the same element in `pBuildInfo`.
- For each element of either `pGeometries` or `ppGeometries` at a given index, with a `geometryType` member equal to `VK_GEOMETRY_TYPE_DENSE_GEOMETRY_FORMAT_TRIANGLES_AMD`, the `format` member of the `VkAccelerationStructureDenseGeometryFormatTrianglesDataAMD` structure in the `pNext` chain is equal to the corresponding member of the same element in `pBuildInfo`.

- For each `VkAccelerationStructureBuildRangeInfoKHR` corresponding to the `VkAccelerationStructureBuildGeometryInfoKHR`:
 - Its `primitiveCount` member is less than or equal to the corresponding element of `pMaxPrimitiveCounts`.
 - For each element of either `pGeometries` or `ppGeometries` at a given index, with a `geometryType` member equal to `VK_GEOMETRY_TYPE_TRIANGLES_KHR`, if the `pNext` chain contains `VkAccelerationStructureTrianglesOpacityMicromapEXT` the corresponding member of `pBuildInfo` also contains `VkAccelerationStructureTrianglesOpacityMicromapEXT` and with an equivalent `micromap`.
 - For each element of either `pGeometries` or `ppGeometries` at a given index, with a `geometryType` member equal to `VK_GEOMETRY_TYPE_TRIANGLES_KHR`, if the `pNext` chain contains `VkAccelerationStructureTrianglesDisplacementMicromapNV` the corresponding member of `pBuildInfo` also contains `VkAccelerationStructureTrianglesDisplacementMicromapNV` and with an equivalent `micromap`.
- For each `VkAccelerationStructureBuildRangeInfoKHR` corresponding to the `VkAccelerationStructureBuildGeometryInfoKHR`:
 - Its `primitiveCount` member is less than or equal to the corresponding element of `pMaxPrimitiveCounts`.

Similarly, the `updateScratchSize` value will support any build command specifying the `VK_BUILD_ACCELERATION_STRUCTURE_MODE_UPDATE_KHR` mode under the above conditions, and the `buildScratchSize` value will support any build command specifying the `VK_BUILD_ACCELERATION_STRUCTURE_MODE_BUILD_KHR` mode under the above conditions.

Valid Usage

- VUID-vkGetAccelerationStructureBuildSizesKHR-accelerationStructure-08933
The `VkPhysicalDeviceAccelerationStructureFeaturesKHR::accelerationStructure` feature **must** be enabled
- VUID-vkGetAccelerationStructureBuildSizesKHR-device-03618
If `device` was created with multiple physical devices, then the `bufferDeviceAddressMultiDevice` feature **must** be enabled
- VUID-vkGetAccelerationStructureBuildSizesKHR-pBuildInfo-03619
If `pBuildInfo->geometryCount` is not 0, `pMaxPrimitiveCounts` **must** be a valid pointer to an array of `pBuildInfo->geometryCount` `uint32_t` values
- VUID-vkGetAccelerationStructureBuildSizesKHR-pBuildInfo-03785
If `pBuildInfo->pGeometries` or `pBuildInfo->ppGeometries` has a `geometryType` of `VK_GEOMETRY_TYPE_INSTANCES_KHR`, each `pMaxPrimitiveCounts[i]` **must** be less than or equal to `VkPhysicalDeviceAccelerationStructurePropertiesKHR::maxInstanceCount`

Valid Usage (Implicit)

- VUID-vkGetAccelerationStructureBuildSizesKHR-device-parameter

device must be a valid [VkDevice](#) handle

- VUID-vkGetAccelerationStructureBuildSizesKHR-buildType-parameter **buildType** must be a valid [VkAccelerationStructureBuildTypeKHR](#) value
- VUID-vkGetAccelerationStructureBuildSizesKHR-pBuildInfo-parameter **pBuildInfo** must be a valid pointer to a valid [VkAccelerationStructureBuildGeometryInfoKHR](#) structure
- VUID-vkGetAccelerationStructureBuildSizesKHR-pMaxPrimitiveCounts-parameter
If **pMaxPrimitiveCounts** is not NULL, **pMaxPrimitiveCounts** must be a valid pointer to an array of **pBuildInfo->geometryCount uint32_t** values
- VUID-vkGetAccelerationStructureBuildSizesKHR-pSizeInfo-parameter **pSizeInfo** must be a valid pointer to a [VkAccelerationStructureBuildSizesInfoKHR](#) structure

The [VkAccelerationStructureBuildSizesInfoKHR](#) structure describes the required build sizes for an acceleration structure and scratch buffers and is defined as:

```
// Provided by VK_KHR_acceleration_structure
typedef struct VkAccelerationStructureBuildSizesInfoKHR {
    VkStructureType    sType;
    void*              pNext;
    VkDeviceSize        accelerationStructureSize;
    VkDeviceSize        updateScratchSize;
    VkDeviceSize        buildScratchSize;
} VkAccelerationStructureBuildSizesInfoKHR;
```

- **sType** is a [VkStructureType](#) value identifying this structure.
- **pNext** is NULL or a pointer to a structure extending this structure.
- **accelerationStructureSize** is the size in bytes required in a [VkAccelerationStructureKHR](#) for a build or update operation.
- **updateScratchSize** is the size in bytes required in a scratch buffer for an update operation.
- **buildScratchSize** is the size in bytes required in a scratch buffer for a build operation.

Valid Usage (Implicit)

- VUID-VkAccelerationStructureBuildSizesInfoKHR-sType-sType **sType** must be [VK_STRUCTURE_TYPE_ACCELERATION_STRUCTURE_BUILD_SIZES_INFO_KHR](#)
- VUID-VkAccelerationStructureBuildSizesInfoKHR-pNext-pNext **pNext** must be NULL

Acceleration structures for the [VK_NV_ray_tracing](#) extension are represented by the similar [VkAccelerationStructureNV](#) handles:


```
// Provided by VK_NV_ray_tracing
VK_DEFINE_NON_DISPATCHABLE_HANDLE(VkAccelerationStructureNV)
```

To create acceleration structures, call:

```
// Provided by VK_NV_ray_tracing
VkResult vkCreateAccelerationStructureNV(
    VkDevice device,
    const VkAccelerationStructureCreateInfoNV* pCreateInfo,
    const VkAllocationCallbacks* pAllocator,
    VkAccelerationStructureNV* pAccelerationStructure);
```

- **device** is the logical device that creates the buffer object.
- **pCreateInfo** is a pointer to a [VkAccelerationStructureCreateInfoNV](#) structure containing parameters affecting creation of the acceleration structure.
- **pAllocator** controls host memory allocation as described in the [Memory Allocation](#) chapter.
- **pAccelerationStructure** is a pointer to a [VkAccelerationStructureNV](#) handle in which the resulting acceleration structure object is returned.

Similarly to other objects in Vulkan, the acceleration structure creation merely creates an object with a specific “shape” as specified by the information in [VkAccelerationStructureCreateInfoNV](#) and **compactSize** in **pCreateInfo**.

Once memory has been bound to the acceleration structure using [vkBindAccelerationStructureMemoryNV](#), that memory is populated by calls to [vkCmdBuildAccelerationStructureNV](#) and [vkCmdCopyAccelerationStructureNV](#).

Acceleration structure creation uses the count and type information from the geometries, but does not use the data references in the structures.

Valid Usage (Implicit)

- VUID-vkCreateAccelerationStructureNV-device-parameter
device **must** be a valid [VkDevice](#) handle
- VUID-vkCreateAccelerationStructureNV-pCreateInfo-parameter
pCreateInfo **must** be a valid pointer to a valid [VkAccelerationStructureCreateInfoNV](#) structure
- VUID-vkCreateAccelerationStructureNV-pAllocator-parameter
If **pAllocator** is not **NULL**, **pAllocator** **must** be a valid pointer to a valid [VkAllocationCallbacks](#) structure
- VUID-vkCreateAccelerationStructureNV-pAccelerationStructure-parameter
pAccelerationStructure **must** be a valid pointer to a [VkAccelerationStructureNV](#) handle
- VUID-vkCreateAccelerationStructureNV-device-queuecount
The device **must** have been created with at least **1** queue

Return Codes

Success

- [VK_SUCCESS](#)

Failure

- [VK_ERROR_OUT_OF_HOST_MEMORY](#)
- [VK_ERROR_UNKNOWN](#)
- [VK_ERROR_VALIDATION_FAILED](#)

The [VkAccelerationStructureCreateInfoNV](#) structure is defined as:

```
// Provided by VK_NV_ray_tracing
typedef struct VkAccelerationStructureCreateInfoNV {
    VkStructureType          sType;
    const void*              pNext;
    VkDeviceSize              compactedSize;
    VkAccelerationStructureInfoNV info;
} VkAccelerationStructureCreateInfoNV;
```

- [sType](#) is a [VkStructureType](#) value identifying this structure.
- [pNext](#) is [NULL](#) or a pointer to a structure extending this structure.
- [compactedSize](#) is the size from the result of [vkCmdWriteAccelerationStructuresPropertiesNV](#) if this acceleration structure is going to be the target of a compacting copy.
- [info](#) is the [VkAccelerationStructureInfoNV](#) structure specifying further parameters of the created acceleration structure.

Valid Usage

- VUID-VkAccelerationStructureCreateInfoNV-compactedSize-02421
If [compactedSize](#) is not 0 then both [info.geometryCount](#) and [info.instanceCount](#) **must** be 0

Valid Usage (Implicit)

- VUID-VkAccelerationStructureCreateInfoNV-sType-sType
[sType](#) **must** be [VK_STRUCTURE_TYPE_ACCELERATION_STRUCTURE_CREATE_INFO_NV](#)
- VUID-VkAccelerationStructureCreateInfoNV-pNext-pNext
[pNext](#) **must** be [NULL](#) or a pointer to a valid instance of [VkOpaqueCaptureDescriptorDataCreateInfoEXT](#)
- VUID-VkAccelerationStructureCreateInfoNV-sType-unique
The [sType](#) value of each structure in the [pNext](#) chain **must** be unique
- VUID-VkAccelerationStructureCreateInfoNV-info-parameter

info must be a valid [VkAccelerationStructureInfoNV](#) structure

The [VkAccelerationStructureInfoNV](#) structure is defined as:

```
// Provided by VK_NV_ray_tracing
typedef struct VkAccelerationStructureInfoNV {
    VkStructureType          sType;
    const void*              pNext;
    VkAccelerationStructureTypeNV type;
    VkBuildAccelerationStructureFlagsKHR flags;
    uint32_t                 instanceCount;
    uint32_t                 geometryCount;
    const VkGeometryNV*      pGeometries;
} VkAccelerationStructureInfoNV;
```

- **sType** is a [VkStructureType](#) value identifying this structure.
- **pNext** is `NULL` or a pointer to a structure extending this structure.
- **type** is a [VkAccelerationStructureTypeNV](#) value specifying the type of acceleration structure that will be created.
- **flags** is a bitmask of [VkBuildAccelerationStructureFlagBitsNV](#) specifying additional parameters of the acceleration structure.
- **instanceCount** specifies the number of instances that will be in the new acceleration structure.
- **geometryCount** specifies the number of geometries that will be in the new acceleration structure.
- **pGeometries** is a pointer to an array of **geometryCount** [VkGeometryNV](#) structures containing the scene data being passed into the acceleration structure.

[VkAccelerationStructureInfoNV](#) contains information that is used both for acceleration structure creation with [vkCreateAccelerationStructureNV](#) and in combination with the actual geometric data to build the acceleration structure with [vkCmdBuildAccelerationStructureNV](#).

Valid Usage

- VUID-VkAccelerationStructureInfoNV-geometryCount-02422
geometryCount must be less than or equal to [VkPhysicalDeviceRayTracingPropertiesNV::maxGeometryCount](#)
- VUID-VkAccelerationStructureInfoNV-instanceCount-02423
instanceCount must be less than or equal to [VkPhysicalDeviceRayTracingPropertiesNV::maxInstanceCount](#)
- VUID-VkAccelerationStructureInfoNV-maxTriangleCount-02424
The total number of triangles in all geometries must be less than or equal to [VkPhysicalDeviceRayTracingPropertiesNV::maxTriangleCount](#)
- VUID-VkAccelerationStructureInfoNV-type-02425
If **type** is [VK_ACCELERATION_STRUCTURE_TYPE_TOP_LEVEL_NV](#) then **geometryCount** must

be 0

- VUID-VkAccelerationStructureInfoNV-type-02426
If **type** is `VK_ACCELERATION_STRUCTURE_TYPE_BOTTOM_LEVEL_NV` then **instanceCount** **must** be 0
- VUID-VkAccelerationStructureInfoNV-type-02786
If **type** is `VK_ACCELERATION_STRUCTURE_TYPE_BOTTOM_LEVEL_NV` then the **geometryType** member of each geometry in **pGeometries** **must** be the same
- VUID-VkAccelerationStructureInfoNV-type-04623
type **must** not be `VK_ACCELERATION_STRUCTURE_TYPE_GENERIC_KHR`
- VUID-VkAccelerationStructureInfoNV-flags-02592
If **flags** has the `VK_BUILD_ACCELERATION_STRUCTURE_PREFER_FAST_TRACE_BIT_NV` bit set, then it **must** not have the `VK_BUILD_ACCELERATION_STRUCTURE_PREFER_FAST_BUILD_BIT_NV` bit set
- VUID-VkAccelerationStructureInfoNV-scratch-02781
scratch **must** have been created with the `VK_BUFFER_USAGE_RAY_TRACING_BIT_NV` usage flag set
- VUID-VkAccelerationStructureInfoNV-instanceData-02782
If **instanceData** is not `VK_NULL_HANDLE`, **instanceData** **must** have been created with the `VK_BUFFER_USAGE_RAY_TRACING_BIT_NV` usage flag set

Valid Usage (Implicit)

- VUID-VkAccelerationStructureInfoNV-sType-sType
sType **must** be `VK_STRUCTURE_TYPE_ACCELERATION_STRUCTURE_INFO_NV`
- VUID-VkAccelerationStructureInfoNV-pNext-pNext
pNext **must** be `NULL`
- VUID-VkAccelerationStructureInfoNV-type-parameter
type **must** be a valid `VkAccelerationStructureTypeNV` value
- VUID-VkAccelerationStructureInfoNV-flags-parameter
flags **must** be a valid combination of `VkBuildAccelerationStructureFlagBitsKHR` values
- VUID-VkAccelerationStructureInfoNV-pGeometries-parameter
If **geometryCount** is not 0, **pGeometries** **must** be a valid pointer to an array of **geometryCount** valid `VkGeometryNV` structures

Values which **can** be set in `VkAccelerationStructureCreateInfoKHR::type` or `VkAccelerationStructureInfoNV::type` specifying the type of acceleration structure, are:


```
// Provided by VK_KHR_acceleration_structure
typedef enum VkAccelerationStructureTypeKHR {
    VK_ACCELERATION_STRUCTURE_TYPE_TOP_LEVEL_KHR = 0,
    VK_ACCELERATION_STRUCTURE_TYPE_BOTTOM_LEVEL_KHR = 1,
    VK_ACCELERATION_STRUCTURE_TYPE_GENERIC_KHR = 2,
    // Provided by VK_NV_ray_tracing
    VK_ACCELERATION_STRUCTURE_TYPE_TOP_LEVEL_NV =
VK_ACCELERATION_STRUCTURE_TYPE_TOP_LEVEL_KHR,
    // Provided by VK_NV_ray_tracing
    VK_ACCELERATION_STRUCTURE_TYPE_BOTTOM_LEVEL_NV =
VK_ACCELERATION_STRUCTURE_TYPE_BOTTOM_LEVEL_KHR,
} VkAccelerationStructureTypeKHR;
```

```
// Provided by VK_NV_ray_tracing
// Equivalent to VkAccelerationStructureTypeKHR
typedef VkAccelerationStructureTypeKHR VkAccelerationStructureTypeNV;
```

- [VK_ACCELERATION_STRUCTURE_TYPE_TOP_LEVEL_KHR](#) is a top-level acceleration structure containing instance data referring to bottom-level acceleration structures.
- [VK_ACCELERATION_STRUCTURE_TYPE_BOTTOM_LEVEL_KHR](#) is a bottom-level acceleration structure containing the AABBs or geometry to be intersected.
- [VK_ACCELERATION_STRUCTURE_TYPE_GENERIC_KHR](#) is an acceleration structure whose type is determined at build time used for special circumstances. In these cases, the acceleration structure type is not known at creation time, but **must** be specified at build time as either top or bottom.

Bits which **can** be set in [VkAccelerationStructureCreateInfoKHR::createFlags](#), specifying additional creation parameters for acceleration structures, are:

```
// Provided by VK_KHR_acceleration_structure
typedef enum VkAccelerationStructureCreateFlagBitsKHR {
    VK_ACCELERATION_STRUCTURE_CREATE_DEVICE_ADDRESS_CAPTURE_REPLAY_BIT_KHR =
0x00000001,
    // Provided by VK_EXT_descriptor_buffer
    VK_ACCELERATION_STRUCTURE_CREATE_DESCRIPTOR_BUFFER_CAPTURE_REPLAY_BIT_EXT =
0x00000008,
    // Provided by VK_NV_ray_tracing_motion_blur
    VK_ACCELERATION_STRUCTURE_CREATE_MOTION_BIT_NV = 0x00000004,
} VkAccelerationStructureCreateFlagBitsKHR;
```

- [VK_ACCELERATION_STRUCTURE_CREATE_DEVICE_ADDRESS_CAPTURE_REPLAY_BIT_KHR](#) specifies that the acceleration structure's address **can** be saved and reused on a subsequent run.
- [VK_ACCELERATION_STRUCTURE_CREATE_DESCRIPTOR_BUFFER_CAPTURE_REPLAY_BIT_EXT](#) specifies that the acceleration structure **can** be used with descriptor buffers when capturing and replaying (e.g. for trace capture and replay), see

[VkOpaqueCaptureDescriptorDataCreateInfoEXT](#) for more detail.

- [VK_ACCELERATION_STRUCTURE_CREATE_MOTION_BIT_NV](#) specifies that the acceleration structure will be used with motion information, see [VkAccelerationStructureMotionInfoNV](#) for more detail.

```
// Provided by VK_KHR_acceleration_structure
typedef VkFlags VkAccelerationStructureCreateFlagsKHR;
```

[VkAccelerationStructureCreateFlagsKHR](#) is a bitmask type for setting a mask of zero or more [VkAccelerationStructureCreateFlagBitsKHR](#).

Bits which **can** be set in [VkAccelerationStructureBuildGeometryInfoKHR::flags](#) or [VkAccelerationStructureInfoNV::flags](#) specifying additional parameters for acceleration structure builds, are:

```
// Provided by VK_KHR_acceleration_structure
typedef enum VkBuildAccelerationStructureFlagBitsKHR {
    VK_BUILD_ACCELERATION_STRUCTURE_ALLOW_UPDATE_BIT_KHR = 0x00000001,
    VK_BUILD_ACCELERATION_STRUCTURE_ALLOW_COMPACTION_BIT_KHR = 0x00000002,
    VK_BUILD_ACCELERATION_STRUCTURE_PREFER_FAST_TRACE_BIT_KHR = 0x00000004,
    VK_BUILD_ACCELERATION_STRUCTURE_PREFER_FAST_BUILD_BIT_KHR = 0x00000008,
    VK_BUILD_ACCELERATION_STRUCTURE_LOW_MEMORY_BIT_KHR = 0x00000010,
    // Provided by VK_NV_ray_tracing_motion_blur
    VK_BUILD_ACCELERATION_STRUCTURE_MOTION_BIT_NV = 0x00000020,
    // Provided by VK_EXT_opacity_micromap
    VK_BUILD_ACCELERATION_STRUCTURE_ALLOW_OPACITY_MICROMAP_UPDATE_BIT_EXT =
0x00000040,
    // Provided by VK_EXT_opacity_micromap
    VK_BUILD_ACCELERATION_STRUCTURE_ALLOW_DISABLE_OPACITY_MICROMAPS_BIT_EXT =
0x00000080,
    // Provided by VK_EXT_opacity_micromap
    VK_BUILD_ACCELERATION_STRUCTURE_ALLOW_OPACITY_MICROMAP_DATA_UPDATE_BIT_EXT =
0x00000100,
#ifdef VK_ENABLE_BETA_EXTENSIONS
    // Provided by VK_NV_displacement_micromap
    VK_BUILD_ACCELERATION_STRUCTURE_ALLOW_DISPLACEMENT_MICROMAP_UPDATE_BIT_NV =
0x00000200,
#endif
    // Provided by VK_KHR_ray_tracing_position_fetch
    VK_BUILD_ACCELERATION_STRUCTURE_ALLOW_DATA_ACCESS_BIT_KHR = 0x00000800,
    // Provided by VK_NV_cluster_acceleration_structure
    VK_BUILD_ACCELERATION_STRUCTURE_ALLOW_CLUSTER_OPACITY_MICROMAPS_BIT_NV =
0x00001000,
    // Provided by VK_NV_ray_tracing
    VK_BUILD_ACCELERATION_STRUCTURE_ALLOW_UPDATE_BIT_NV =
VK_BUILD_ACCELERATION_STRUCTURE_ALLOW_UPDATE_BIT_KHR,
    // Provided by VK_NV_ray_tracing
    VK_BUILD_ACCELERATION_STRUCTURE_ALLOW_COMPACTION_BIT_NV =
```



```

VK_BUILD_ACCELERATION_STRUCTURE_ALLOW_COMPACTION_BIT_KHR,
    // Provided by VK_NV_ray_tracing
    VK_BUILD_ACCELERATION_STRUCTURE_PREFER_FAST_TRACE_BIT_NV =
VK_BUILD_ACCELERATION_STRUCTURE_PREFER_FAST_TRACE_BIT_KHR,
    // Provided by VK_NV_ray_tracing
    VK_BUILD_ACCELERATION_STRUCTURE_PREFER_FAST_BUILD_BIT_NV =
VK_BUILD_ACCELERATION_STRUCTURE_PREFER_FAST_BUILD_BIT_KHR,
    // Provided by VK_NV_ray_tracing
    VK_BUILD_ACCELERATION_STRUCTURE_LOW_MEMORY_BIT_NV =
VK_BUILD_ACCELERATION_STRUCTURE_LOW_MEMORY_BIT_KHR,
    // Provided by VK_EXT_opacity_micromap
    // VK_BUILD_ACCELERATION_STRUCTURE_ALLOW_OPACITY_MICROMAP_UPDATE_EXT is a legacy
alias
    VK_BUILD_ACCELERATION_STRUCTURE_ALLOW_OPACITY_MICROMAP_UPDATE_EXT =
VK_BUILD_ACCELERATION_STRUCTURE_ALLOW_OPACITY_MICROMAP_UPDATE_BIT_EXT,
    // Provided by VK_EXT_opacity_micromap
    // VK_BUILD_ACCELERATION_STRUCTURE_ALLOW_DISABLE_OPACITY_MICROMAPS_EXT is a legacy
alias
    VK_BUILD_ACCELERATION_STRUCTURE_ALLOW_DISABLE_OPACITY_MICROMAPS_EXT =
VK_BUILD_ACCELERATION_STRUCTURE_ALLOW_DISABLE_OPACITY_MICROMAPS_BIT_EXT,
    // Provided by VK_EXT_opacity_micromap
    // VK_BUILD_ACCELERATION_STRUCTURE_ALLOW_OPACITY_MICROMAP_DATA_UPDATE_EXT is a
legacy alias
    VK_BUILD_ACCELERATION_STRUCTURE_ALLOW_OPACITY_MICROMAP_DATA_UPDATE_EXT =
VK_BUILD_ACCELERATION_STRUCTURE_ALLOW_OPACITY_MICROMAP_DATA_UPDATE_BIT_EXT,
#ifdef VK_ENABLE_BETA_EXTENSIONS
    // Provided by VK_NV_displacement_micromap
    // VK_BUILD_ACCELERATION_STRUCTURE_ALLOW_DISPLACEMENT_MICROMAP_UPDATE_NV is a legacy
alias
    VK_BUILD_ACCELERATION_STRUCTURE_ALLOW_DISPLACEMENT_MICROMAP_UPDATE_NV =
VK_BUILD_ACCELERATION_STRUCTURE_ALLOW_DISPLACEMENT_MICROMAP_UPDATE_BIT_NV,
#endif
    // Provided by VK_KHR_ray_tracing_position_fetch
    // VK_BUILD_ACCELERATION_STRUCTURE_ALLOW_DATA_ACCESS_KHR is a legacy alias
    VK_BUILD_ACCELERATION_STRUCTURE_ALLOW_DATA_ACCESS_KHR =
VK_BUILD_ACCELERATION_STRUCTURE_ALLOW_DATA_ACCESS_BIT_KHR,
} VkBuildAccelerationStructureFlagBitsKHR;

```

```

// Provided by VK_NV_ray_tracing
// Equivalent to VkBuildAccelerationStructureFlagBitsKHR
typedef VkBuildAccelerationStructureFlagBitsKHR
VkBuildAccelerationStructureFlagBitsNV;

```

- [VK_BUILD_ACCELERATION_STRUCTURE_ALLOW_UPDATE_BIT_KHR](#) specifies that the specified acceleration structure **can** be updated with a **mode** of [VK_BUILD_ACCELERATION_STRUCTURE_MODE_UPDATE_KHR](#) in [VkAccelerationStructureBuildGeometryInfoKHR](#) or an **update** of [VK_TRUE](#) in [vkCmdBuildAccelerationStructureNV](#) . For sphere and LSS primitives, only positions and radii may be updated, the provided index buffers and flags **must** remain unchanged from the initial

build.

- [VK_BUILD_ACCELERATION_STRUCTURE_ALLOW_COMPACTION_BIT_KHR](#) specifies that the specified acceleration structure **can** act as the source for a copy acceleration structure command with **mode** of [VK_COPY_ACCELERATION_STRUCTURE_MODE_COMPACT_KHR](#) to produce a compacted acceleration structure.
- [VK_BUILD_ACCELERATION_STRUCTURE_PREFER_FAST_TRACE_BIT_KHR](#) specifies that the given acceleration structure build **should** prioritize trace performance over build time.
- [VK_BUILD_ACCELERATION_STRUCTURE_PREFER_FAST_BUILD_BIT_KHR](#) specifies that the given acceleration structure build **should** prioritize build time over trace performance.
- [VK_BUILD_ACCELERATION_STRUCTURE_LOW_MEMORY_BIT_KHR](#) specifies that this acceleration structure **should** minimize the size of the scratch memory and the final result acceleration structure, potentially at the expense of build time or trace performance.
- [VK_BUILD_ACCELERATION_STRUCTURE_ALLOW_OPACITY_MICROMAP_UPDATE_BIT_EXT](#) specifies that the opacity micromaps associated with the specified acceleration structure **may** change with an acceleration structure update.
- [VK_BUILD_ACCELERATION_STRUCTURE_ALLOW_OPACITY_MICROMAP_DATA_UPDATE_BIT_EXT](#) specifies that the data of the opacity micromaps associated with the specified acceleration structure **may** change with an acceleration structure update.
- [VK_BUILD_ACCELERATION_STRUCTURE_ALLOW_DISABLE_OPACITY_MICROMAPS_BIT_EXT](#) specifies that the specified acceleration structure **may** be referenced in an instance with [VK_GEOMETRY_INSTANCE_DISABLE_OPACITY_MICROMAPS_BIT_EXT](#) set.
- [VK_BUILD_ACCELERATION_STRUCTURE_ALLOW_CLUSTER_OPACITY_MICROMAPS_BIT_NV](#) specifies that opacity micromaps **may** be associated with the given cluster acceleration structure.
- [VK_BUILD_ACCELERATION_STRUCTURE_ALLOW_DATA_ACCESS_BIT_KHR](#) specifies that the specified acceleration structure **can** be used when fetching the vertex and radius positions of a hit LSS or sphere primitive, or vertex positions of a hit triangle.
- [VK_BUILD_ACCELERATION_STRUCTURE_ALLOW_DISPLACEMENT_MICROMAP_UPDATE_BIT_NV](#) specifies that the displacement micromaps associated with the specified acceleration structure **may** change with an acceleration structure update.

NOTE

[VK_BUILD_ACCELERATION_STRUCTURE_ALLOW_UPDATE_BIT_KHR](#) and [VK_BUILD_ACCELERATION_STRUCTURE_ALLOW_COMPACTION_BIT_KHR](#) **may** take more time and memory than a normal build, and so **should** only be used when those features are needed.

NOTE

[VK_BUILD_ACCELERATION_STRUCTURE_ALLOW_UPDATE_BIT_KHR](#) and [VK_BUILD_ACCELERATION_STRUCTURE_ALLOW_COMPACTION_BIT_KHR](#) are allowed to be used together. In that case, the result of the compaction copy is used as the source of a build with **mode** of [VK_BUILD_ACCELERATION_STRUCTURE_MODE_UPDATE_KHR](#) to perform the compacted update.


```
// Provided by VK_KHR_acceleration_structure
typedef VkFlags VkBuildAccelerationStructureFlagsKHR;
```

```
// Provided by VK_NV_ray_tracing
// Equivalent to VkBuildAccelerationStructureFlagsKHR
typedef VkBuildAccelerationStructureFlagsKHR VkBuildAccelerationStructureFlagsNV;
```

`VkBuildAccelerationStructureFlagsKHR` is a bitmask type for setting a mask of zero or more `VkBuildAccelerationStructureFlagBitsKHR`.

The `VkGeometryNV` structure describes geometry in a bottom-level acceleration structure and is defined as:

```
// Provided by VK_NV_ray_tracing
typedef struct VkGeometryNV {
    VkStructureType    sType;
    const void*        pNext;
    VkGeometryTypeKHR  geometryType;
    VkGeometryDataNV   geometry;
    VkGeometryFlagsKHR flags;
} VkGeometryNV;
```

- `sType` is a `VkStructureType` value identifying this structure.
- `pNext` is `NULL` or a pointer to a structure extending this structure.
- `geometryType` specifies the `VkGeometryTypeKHR` which this geometry refers to.
- `geometry` contains the geometry data as described in `VkGeometryDataNV`.
- `flags` has `VkGeometryFlagBitsKHR` describing options for this geometry.

Valid Usage

- VUID-VkGeometryNV-geometryType-03503
`geometryType` **must** be `VK_GEOMETRY_TYPE_TRIANGLES_NV` or `VK_GEOMETRY_TYPE_AABBS_NV`

Valid Usage (Implicit)

- VUID-VkGeometryNV-sType-sType
`sType` **must** be `VK_STRUCTURE_TYPE_GEOMETRY_NV`
- VUID-VkGeometryNV-pNext-pNext
`pNext` **must** be `NULL`
- VUID-VkGeometryNV-geometryType-parameter
`geometryType` **must** be a valid `VkGeometryTypeKHR` value

- VUID-VkGeometryNV-geometry-parameter
geometry **must** be a valid [VkGeometryDataNV](#) structure
- VUID-VkGeometryNV-flags-parameter
flags **must** be a valid combination of [VkGeometryFlagBitsKHR](#) values

Geometry types are specified by [VkGeometryTypeKHR](#), which takes values:

```
// Provided by VK_KHR_acceleration_structure
typedef enum VkGeometryTypeKHR {
    VK_GEOMETRY_TYPE_TRIANGLES_KHR = 0,
    VK_GEOMETRY_TYPE_AABBS_KHR = 1,
    VK_GEOMETRY_TYPE_INSTANCES_KHR = 2,
    // Provided by VK_NV_ray_tracing_linear_swept_spheres
    VK_GEOMETRY_TYPE_SPHERES_NV = 1000429004,
    // Provided by VK_NV_ray_tracing_linear_swept_spheres
    VK_GEOMETRY_TYPE_LINEAR_SWEPT_SPHERES_NV = 1000429005,
#ifdef VK_ENABLE_BETA_EXTENSIONS
    // Provided by VK_AMD_xe_geometry_format
    VK_GEOMETRY_TYPE_DENSE_GEOMETRY_FORMAT_TRIANGLES_AMD = 1000478000,
#endif
    // Provided by VK_NV_ray_tracing
    VK_GEOMETRY_TYPE_TRIANGLES_NV = VK_GEOMETRY_TYPE_TRIANGLES_KHR,
    // Provided by VK_NV_ray_tracing
    VK_GEOMETRY_TYPE_AABBS_NV = VK_GEOMETRY_TYPE_AABBS_KHR,
} VkGeometryTypeKHR;
```

```
// Provided by VK_NV_ray_tracing
// Equivalent to VkGeometryTypeKHR
typedef VkGeometryTypeKHR VkGeometryTypeNV;
```

- [VK_GEOMETRY_TYPE_TRIANGLES_KHR](#) specifies a geometry type consisting of [triangles](#).
- [VK_GEOMETRY_TYPE_AABBS_KHR](#) specifies a geometry type consisting of [axis-aligned bounding boxes](#).
- [VK_GEOMETRY_TYPE_INSTANCES_KHR](#) specifies a geometry type consisting of acceleration structure instances.
- [VK_GEOMETRY_TYPE_DENSE_GEOMETRY_FORMAT_TRIANGLES_AMD](#) specifies a geometry type consisting of triangles from compressed data.
- [VK_GEOMETRY_TYPE_SPHERES_NV](#) specifies a geometry type consisting of [spheres](#).
- [VK_GEOMETRY_TYPE_LINEAR_SWEPT_SPHERES_NV](#) specifies a geometry type consisting of [linear swept spheres](#).

Bits specifying additional parameters for geometries in acceleration structure builds, are:


```
// Provided by VK_KHR_acceleration_structure
typedef enum VkGeometryFlagBitsKHR {
    VK_GEOMETRY_OPAQUE_BIT_KHR = 0x00000001,
    VK_GEOMETRY_NO_DUPLICATE_ANY_HIT_INVOCATION_BIT_KHR = 0x00000002,
    // Provided by VK_NV_ray_tracing
    VK_GEOMETRY_OPAQUE_BIT_NV = VK_GEOMETRY_OPAQUE_BIT_KHR,
    // Provided by VK_NV_ray_tracing
    VK_GEOMETRY_NO_DUPLICATE_ANY_HIT_INVOCATION_BIT_NV =
VK_GEOMETRY_NO_DUPLICATE_ANY_HIT_INVOCATION_BIT_KHR,
} VkGeometryFlagBitsKHR;
```

```
// Provided by VK_NV_ray_tracing
// Equivalent to VkGeometryFlagBitsKHR
typedef VkGeometryFlagBitsKHR VkGeometryFlagBitsNV;
```

- [VK_GEOMETRY_OPAQUE_BIT_KHR](#) specifies that this geometry does not invoke the any-hit shaders even if present in a hit group.
- [VK_GEOMETRY_NO_DUPLICATE_ANY_HIT_INVOCATION_BIT_KHR](#) specifies that the implementation **must** only call the any-hit shader a single time for each primitive in this geometry. If this bit is absent an implementation **may** invoke the any-hit shader more than once for this geometry.

```
// Provided by VK_KHR_acceleration_structure
typedef VkFlags VkGeometryFlagsKHR;
```

```
// Provided by VK_NV_ray_tracing
// Equivalent to VkGeometryFlagsKHR
typedef VkGeometryFlagsKHR VkGeometryFlagsNV;
```

[VkGeometryFlagsKHR](#) is a bitmask type for setting a mask of zero or more [VkGeometryFlagBitsKHR](#).

The [VkGeometryDataNV](#) structure specifies geometry in a bottom-level acceleration structure and is defined as:

```
// Provided by VK_NV_ray_tracing
typedef struct VkGeometryDataNV {
    VkGeometryTrianglesNV    triangles;
    VkGeometryAABBNV         aabbs;
} VkGeometryDataNV;
```

- [triangles](#) contains triangle data if [VkGeometryNV::geometryType](#) is [VK_GEOMETRY_TYPE_TRIANGLES_NV](#).
- [aabbs](#) contains axis-aligned bounding box data if [VkGeometryNV::geometryType](#) is

Valid Usage (Implicit)

- VUID-VkGeometryDataNV-triangles-parameter
triangles must be a valid [VkGeometryTrianglesNV](#) structure
- VUID-VkGeometryDataNV-aabbs-parameter
aabbs must be a valid [VkGeometryAABBNV](#) structure

The [VkGeometryTrianglesNV](#) structure specifies triangle geometry in a bottom-level acceleration structure and is defined as:

```
// Provided by VK_NV_ray_tracing
typedef struct VkGeometryTrianglesNV {
    VkStructureType    sType;
    const void*        pNext;
    VkBuffer            vertexData;
    VkDeviceSize        vertexOffset;
    uint32_t           vertexCount;
    VkDeviceSize        vertexStride;
    VkFormat            vertexFormat;
    VkBuffer            indexData;
    VkDeviceSize        indexOffset;
    uint32_t           indexCount;
    VkIndexType         indexType;
    VkBuffer            transformData;
    VkDeviceSize        transformOffset;
} VkGeometryTrianglesNV;
```

- **sType** is a [VkStructureType](#) value identifying this structure.
- **pNext** is `NULL` or a pointer to a structure extending this structure.
- **vertexData** is the buffer containing vertex data for this geometry.
- **vertexOffset** is the offset in bytes within **vertexData** containing vertex data for this geometry.
- **vertexCount** is the number of valid vertices.
- **vertexStride** is the stride in bytes between each vertex.
- **vertexFormat** is a [VkFormat](#) describing the format of each vertex element.
- **indexData** is the buffer containing index data for this geometry.
- **indexOffset** is the offset in bytes within **indexData** containing index data for this geometry.
- **indexCount** is the number of indices to include in this geometry.
- **indexType** is a [VkIndexType](#) describing the format of each index.
- **transformData** is an optional buffer containing an [VkTransformMatrixNV](#) structure defining a transformation to be applied to this geometry.

- `transformOffset` is the offset in bytes in `transformData` of the transform information described above.

If `indexType` is `VK_INDEX_TYPE_NONE_NV`, then this structure describes a set of triangles determined by `vertexCount`. Otherwise, this structure describes a set of indexed triangles determined by `indexCount`.

Valid Usage

- VUID-VkGeometryTrianglesNV-vertexOffset-02428
`vertexOffset` **must** be less than the size of `vertexData`
- VUID-VkGeometryTrianglesNV-vertexOffset-02429
`vertexOffset` **must** be a multiple of the component size of `vertexFormat`
- VUID-VkGeometryTrianglesNV-vertexFormat-02430
`vertexFormat` **must** be one of `VK_FORMAT_R32G32B32_SFLOAT`, `VK_FORMAT_R32G32_SFLOAT`, `VK_FORMAT_R16G16B16_SFLOAT`, `VK_FORMAT_R16G16_SFLOAT`, `VK_FORMAT_R16G16_SNORM`, or `VK_FORMAT_R16G16B16_SNORM`
- VUID-VkGeometryTrianglesNV-vertexStride-03818
`vertexStride` **must** be less than or equal to $2^{32}-1$
- VUID-VkGeometryTrianglesNV-indexOffset-02431
`indexOffset` **must** be less than the size of `indexData`
- VUID-VkGeometryTrianglesNV-indexOffset-02432
`indexOffset` **must** be a multiple of the element size of `indexType`
- VUID-VkGeometryTrianglesNV-indexType-02433
`indexType` **must** be `VK_INDEX_TYPE_UINT16`, `VK_INDEX_TYPE_UINT32`, or `VK_INDEX_TYPE_NONE_NV`
- VUID-VkGeometryTrianglesNV-indexData-02434
`indexData` **must** be `VK_NULL_HANDLE` if `indexType` is `VK_INDEX_TYPE_NONE_NV`
- VUID-VkGeometryTrianglesNV-indexData-02435
`indexData` **must** be a valid `VkBuffer` handle if `indexType` is not `VK_INDEX_TYPE_NONE_NV`
- VUID-VkGeometryTrianglesNV-indexCount-02436
`indexCount` **must** be 0 if `indexType` is `VK_INDEX_TYPE_NONE_NV`
- VUID-VkGeometryTrianglesNV-transformOffset-02437
`transformOffset` **must** be less than the size of `transformData`
- VUID-VkGeometryTrianglesNV-transformOffset-02438
`transformOffset` **must** be a multiple of 16

Valid Usage (Implicit)

- VUID-VkGeometryTrianglesNV-sType-sType
`sType` **must** be `VK_STRUCTURE_TYPE_GEOMETRY_TRIANGLES_NV`

- VUID-VkGeometryTrianglesNV-pNext-pNext
pNext must be **NULL**
- VUID-VkGeometryTrianglesNV-vertexData-parameter
If **vertexData** is not **VK_NULL_HANDLE**, **vertexData must** be a valid **VkBuffer** handle
- VUID-VkGeometryTrianglesNV-vertexFormat-parameter
vertexFormat must be a valid **VkFormat** value
- VUID-VkGeometryTrianglesNV-indexData-parameter
If **indexData** is not **VK_NULL_HANDLE**, **indexData must** be a valid **VkBuffer** handle
- VUID-VkGeometryTrianglesNV-indexType-parameter
indexType must be a valid **VkIndexType** value
- VUID-VkGeometryTrianglesNV-transformData-parameter
If **transformData** is not **VK_NULL_HANDLE**, **transformData must** be a valid **VkBuffer** handle
- VUID-VkGeometryTrianglesNV-commonparent
Each of **indexData**, **transformData**, and **vertexData** that are valid handles of non-ignored parameters **must** have been created, allocated, or retrieved from the same **VkDevice**

The **VkGeometryAABBNV** structure specifies axis-aligned bounding box geometry in a bottom-level acceleration structure, and is defined as:

```
// Provided by VK_NV_ray_tracing
typedef struct VkGeometryAABBNV {
    VkStructureType    sType;
    const void*        pNext;
    VkBuffer            aabbData;
    uint32_t           numAABBs;
    uint32_t           stride;
    VkDeviceSize        offset;
} VkGeometryAABBNV;
```

- **sType** is a **VkStructureType** value identifying this structure.
- **pNext** is **NULL** or a pointer to a structure extending this structure.
- **aabbData** is the buffer containing axis-aligned bounding box data.
- **numAABBs** is the number of AABBs in this geometry.
- **stride** is the stride in bytes between AABBs in **aabbData**.
- **offset** is the offset in bytes of the first AABB in **aabbData**.

The AABB data in memory is six 32-bit floats consisting of the minimum x, y, and z values followed by the maximum x, y, and z values.

Valid Usage

- VUID-VkGeometryAABBNV-offset-02439

offset **must** be less than the size of **aabbData**

- VUID-VkGeometryAABBNV-offset-02440
offset **must** be a multiple of 8
- VUID-VkGeometryAABBNV-stride-02441
stride **must** be a multiple of 8

Valid Usage (Implicit)

- VUID-VkGeometryAABBNV-sType-sType
sType **must** be [VK_STRUCTURE_TYPE_GEOMETRY_AABB_NV](#)
- VUID-VkGeometryAABBNV-pNext-pNext
pNext **must** be `NULL`
- VUID-VkGeometryAABBNV-aabbData-parameter
If **aabbData** is not [VK_NULL_HANDLE](#), **aabbData** **must** be a valid [VkBuffer](#) handle

To destroy an acceleration structure, call:

```
// Provided by VK_KHR_acceleration_structure
void vkDestroyAccelerationStructureKHR(
    VkDevice                                device,
    VkAccelerationStructureKHR              accelerationStructure,
    const VkAllocationCallbacks*            pAllocator);
```

- **device** is the logical device that destroys the acceleration structure.
- **accelerationStructure** is the acceleration structure to destroy.
- **pAllocator** controls host memory allocation as described in the [Memory Allocation](#) chapter.

Valid Usage

- VUID-vkDestroyAccelerationStructureKHR-accelerationStructure-08934
The [VkPhysicalDeviceAccelerationStructureFeaturesKHR::accelerationStructure](#) feature **must** be enabled
- VUID-vkDestroyAccelerationStructureKHR-accelerationStructure-02442
All submitted commands that refer to **accelerationStructure** **must** have completed execution
- VUID-vkDestroyAccelerationStructureKHR-accelerationStructure-02443
If [VkAllocationCallbacks](#) were provided when **accelerationStructure** was created, a compatible set of callbacks **must** be provided here
- VUID-vkDestroyAccelerationStructureKHR-accelerationStructure-02444
If no [VkAllocationCallbacks](#) were provided when **accelerationStructure** was created, **pAllocator** **must** be `NULL`

Valid Usage (Implicit)

- VUID-vkDestroyAccelerationStructureKHR-device-parameter
`device` **must** be a valid `VkDevice` handle
- VUID-vkDestroyAccelerationStructureKHR-accelerationStructure-parameter
If `accelerationStructure` is not `VK_NULL_HANDLE`, `accelerationStructure` **must** be a valid `VkAccelerationStructureKHR` handle
- VUID-vkDestroyAccelerationStructureKHR-pAllocator-parameter
If `pAllocator` is not `NULL`, `pAllocator` **must** be a valid pointer to a valid `VkAllocationCallbacks` structure
- VUID-vkDestroyAccelerationStructureKHR-accelerationStructure-parent
If `accelerationStructure` is a valid handle, it **must** have been created, allocated, or retrieved from `device`

Host Synchronization

- Host access to `accelerationStructure` **must** be externally synchronized

To destroy an acceleration structure, call:

```
// Provided by VK_NV_ray_tracing
void vkDestroyAccelerationStructureNV(
    VkDevice                device,
    VkAccelerationStructureNV accelerationStructure,
    const VkAllocationCallbacks* pAllocator);
```

- `device` is the logical device that destroys the buffer.
- `accelerationStructure` is the acceleration structure to destroy.
- `pAllocator` controls host memory allocation as described in the [Memory Allocation](#) chapter.

Valid Usage

- VUID-vkDestroyAccelerationStructureNV-accelerationStructure-03752
All submitted commands that refer to `accelerationStructure` **must** have completed execution
- VUID-vkDestroyAccelerationStructureNV-accelerationStructure-03753
If `VkAllocationCallbacks` were provided when `accelerationStructure` was created, a compatible set of callbacks **must** be provided here
- VUID-vkDestroyAccelerationStructureNV-accelerationStructure-03754
If no `VkAllocationCallbacks` were provided when `accelerationStructure` was created, `pAllocator` **must** be `NULL`

Valid Usage (Implicit)

- VUID-vkDestroyAccelerationStructureNV-device-parameter
`device` **must** be a valid `VkDevice` handle
- VUID-vkDestroyAccelerationStructureNV-accelerationStructure-parameter
If `accelerationStructure` is not `VK_NULL_HANDLE`, `accelerationStructure` **must** be a valid `VkAccelerationStructureNV` handle
- VUID-vkDestroyAccelerationStructureNV-pAllocator-parameter
If `pAllocator` is not `NULL`, `pAllocator` **must** be a valid pointer to a valid `VkAllocationCallbacks` structure
- VUID-vkDestroyAccelerationStructureNV-accelerationStructure-parent
If `accelerationStructure` is a valid handle, it **must** have been created, allocated, or retrieved from `device`

Host Synchronization

- Host access to `accelerationStructure` **must** be externally synchronized

An acceleration structure has memory requirements for the structure object itself, scratch space for the build, and scratch space for the update.

Scratch space is allocated as a `VkBuffer`, so for `VK_ACCELERATION_STRUCTURE_MEMORY_REQUIREMENTS_TYPE_BUILD_SCRATCH_NV` and `VK_ACCELERATION_STRUCTURE_MEMORY_REQUIREMENTS_TYPE_UPDATE_SCRATCH_NV` the `pMemoryRequirements->alignment` and `pMemoryRequirements->memoryTypeBits` values returned by this call **must** be filled with zero, and **should** be ignored by the application.

To query the memory requirements, call:

```
// Provided by VK_NV_ray_tracing
void vkGetAccelerationStructureMemoryRequirementsNV(
    VkDevice device,
    const VkAccelerationStructureMemoryRequirementsInfoNV* pInfo,
    VkMemoryRequirements2* pMemoryRequirements);
```

- `device` is the logical device on which the acceleration structure was created.
- `pInfo` is a pointer to a `VkAccelerationStructureMemoryRequirementsInfoNV` structure specifying the acceleration structure to get memory requirements for.
- `pMemoryRequirements` is a pointer to a `VkMemoryRequirements2KHR` structure in which the requested acceleration structure memory requirements are returned.

Valid Usage (Implicit)

- VUID-vkGetAccelerationStructureMemoryRequirementsNV-device-parameter **device** **must** be a valid [VkDevice](#) handle
- VUID-vkGetAccelerationStructureMemoryRequirementsNV-pInfo-parameter **pInfo** **must** be a valid pointer to a valid [VkAccelerationStructureMemoryRequirementsInfoNV](#) structure
- VUID-vkGetAccelerationStructureMemoryRequirementsNV-pMemoryRequirements-parameter **pMemoryRequirements** **must** be a valid pointer to a [VkMemoryRequirements2](#) structure

The [VkAccelerationStructureMemoryRequirementsInfoNV](#) structure is defined as:

```
// Provided by VK_NV_ray_tracing
typedef struct VkAccelerationStructureMemoryRequirementsInfoNV {
    VkStructureType           sType;
    const void*               pNext;
    VkAccelerationStructureMemoryRequirementsTypeNV type;
    VkAccelerationStructureNV accelerationStructure;
} VkAccelerationStructureMemoryRequirementsInfoNV;
```

- **sType** is a [VkStructureType](#) value identifying this structure.
- **pNext** is [NULL](#) or a pointer to a structure extending this structure.
- **type** selects the type of memory requirement being queried. [VK_ACCELERATION_STRUCTURE_MEMORY_REQUIREMENTS_TYPE_OBJECT_NV](#) returns the memory requirements for the object itself. [VK_ACCELERATION_STRUCTURE_MEMORY_REQUIREMENTS_TYPE_BUILD_SCRATCH_NV](#) returns the memory requirements for the scratch memory when doing a build. [VK_ACCELERATION_STRUCTURE_MEMORY_REQUIREMENTS_TYPE_UPDATE_SCRATCH_NV](#) returns the memory requirements for the scratch memory when doing an update.
- **accelerationStructure** is the acceleration structure to be queried for memory requirements.

Valid Usage (Implicit)

- VUID-VkAccelerationStructureMemoryRequirementsInfoNV-sType-sType **sType** **must** be [VK_STRUCTURE_TYPE_ACCELERATION_STRUCTURE_MEMORY_REQUIREMENTS_INFO_NV](#)
- VUID-VkAccelerationStructureMemoryRequirementsInfoNV-pNext-pNext **pNext** **must** be [NULL](#)
- VUID-VkAccelerationStructureMemoryRequirementsInfoNV-type-parameter **type** **must** be a valid [VkAccelerationStructureMemoryRequirementsTypeNV](#) value
- VUID-VkAccelerationStructureMemoryRequirementsInfoNV-accelerationStructure-parameter

`accelerationStructure` must be a valid `VkAccelerationStructureNV` handle

Possible values of `type` in `VkAccelerationStructureMemoryRequirementsInfoNV` are:

```
// Provided by VK_NV_ray_tracing
typedef enum VkAccelerationStructureMemoryRequirementsTypeNV {
    VK_ACCELERATION_STRUCTURE_MEMORY_REQUIREMENTS_TYPE_OBJECT_NV = 0,
    VK_ACCELERATION_STRUCTURE_MEMORY_REQUIREMENTS_TYPE_BUILD_SCRATCH_NV = 1,
    VK_ACCELERATION_STRUCTURE_MEMORY_REQUIREMENTS_TYPE_UPDATE_SCRATCH_NV = 2,
} VkAccelerationStructureMemoryRequirementsTypeNV;
```

- `VK_ACCELERATION_STRUCTURE_MEMORY_REQUIREMENTS_TYPE_OBJECT_NV` requests the memory requirement for the `VkAccelerationStructureNV` backing store.
- `VK_ACCELERATION_STRUCTURE_MEMORY_REQUIREMENTS_TYPE_BUILD_SCRATCH_NV` requests the memory requirement for scratch space during the initial build.
- `VK_ACCELERATION_STRUCTURE_MEMORY_REQUIREMENTS_TYPE_UPDATE_SCRATCH_NV` requests the memory requirement for scratch space during an update.

Possible values of `buildType` in `vkGetAccelerationStructureBuildSizesKHR` are:

```
// Provided by VK_KHR_acceleration_structure
typedef enum VkAccelerationStructureBuildTypeKHR {
    VK_ACCELERATION_STRUCTURE_BUILD_TYPE_HOST_KHR = 0,
    VK_ACCELERATION_STRUCTURE_BUILD_TYPE_DEVICE_KHR = 1,
    VK_ACCELERATION_STRUCTURE_BUILD_TYPE_HOST_OR_DEVICE_KHR = 2,
} VkAccelerationStructureBuildTypeKHR;
```

- `VK_ACCELERATION_STRUCTURE_BUILD_TYPE_HOST_KHR` requests the memory requirement for operations performed by the host.
- `VK_ACCELERATION_STRUCTURE_BUILD_TYPE_DEVICE_KHR` requests the memory requirement for operations performed by the device.
- `VK_ACCELERATION_STRUCTURE_BUILD_TYPE_HOST_OR_DEVICE_KHR` requests the memory requirement for operations performed by either the host, or the device.

To attach memory to one or more acceleration structures at a time, call:

```
// Provided by VK_NV_ray_tracing
VkResult vkBindAccelerationStructureMemoryNV(
    VkDevice device,
    uint32_t bindInfoCount,
    const VkBindAccelerationStructureMemoryInfoNV* pBindInfos);
```

- `device` is the logical device that owns the acceleration structures and memory.
- `bindInfoCount` is the number of elements in `pBindInfos`.

- `pBindInfos` is a pointer to an array of `VkBindAccelerationStructureMemoryInfoNV` structures describing acceleration structures and memory to bind.

Valid Usage (Implicit)

- VUID-vkBindAccelerationStructureMemoryNV-device-parameter `device` **must** be a valid `VkDevice` handle
- VUID-vkBindAccelerationStructureMemoryNV-pBindInfos-parameter `pBindInfos` **must** be a valid pointer to an array of `bindInfoCount` valid `VkBindAccelerationStructureMemoryInfoNV` structures
- VUID-vkBindAccelerationStructureMemoryNV-bindInfoCount-arraylength `bindInfoCount` **must** be greater than 0

Return Codes

Success

- `VK_SUCCESS`

Failure

- `VK_ERROR_OUT_OF_DEVICE_MEMORY`
- `VK_ERROR_OUT_OF_HOST_MEMORY`
- `VK_ERROR_UNKNOWN`
- `VK_ERROR_VALIDATION_FAILED`

The `VkBindAccelerationStructureMemoryInfoNV` structure is defined as:

```
// Provided by VK_NV_ray_tracing
typedef struct VkBindAccelerationStructureMemoryInfoNV {
    VkStructureType    sType;
    const void*        pNext;
    VkAccelerationStructureNV accelerationStructure;
    VkDeviceMemory      memory;
    VkDeviceSize        memoryOffset;
    uint32_t            deviceIndexCount;
    const uint32_t*     pDeviceIndices;
} VkBindAccelerationStructureMemoryInfoNV;
```

- `sType` is a `VkStructureType` value identifying this structure.
- `pNext` is `NULL` or a pointer to a structure extending this structure.
- `accelerationStructure` is the acceleration structure to be attached to memory.
- `memory` is a `VkDeviceMemory` object describing the device memory to attach.
- `memoryOffset` is the start offset of the region of memory that is to be bound to the acceleration

structure. The number of bytes returned in the `VkMemoryRequirements::size` member in `memory`, starting from `memoryOffset` bytes, will be bound to the specified acceleration structure.

- `deviceIndexCount` is the number of elements in `pDeviceIndices`.
- `pDeviceIndices` is a pointer to an array of device indices.

Valid Usage

- VUID-VkBindAccelerationStructureMemoryInfoNV-accelerationStructure-03620 `accelerationStructure` **must** not already be backed by a memory object
- VUID-VkBindAccelerationStructureMemoryInfoNV-memoryOffset-03621 `memoryOffset` **must** be less than the size of `memory`
- VUID-VkBindAccelerationStructureMemoryInfoNV-memory-03622 `memory` **must** have been allocated using one of the memory types allowed in the `memoryTypeBits` member of the `VkMemoryRequirements` structure returned from a call to `vkGetAccelerationStructureMemoryRequirementsNV` with `accelerationStructure` and `type` of `VK_ACCELERATION_STRUCTURE_MEMORY_REQUIREMENTS_TYPE_OBJECT_NV`
- VUID-VkBindAccelerationStructureMemoryInfoNV-memoryOffset-03623 `memoryOffset` **must** be an integer multiple of the `alignment` member of the `VkMemoryRequirements` structure returned from a call to `vkGetAccelerationStructureMemoryRequirementsNV` with `accelerationStructure` and `type` of `VK_ACCELERATION_STRUCTURE_MEMORY_REQUIREMENTS_TYPE_OBJECT_NV`
- VUID-VkBindAccelerationStructureMemoryInfoNV-size-03624 The `size` member of the `VkMemoryRequirements` structure returned from a call to `vkGetAccelerationStructureMemoryRequirementsNV` with `accelerationStructure` and `type` of `VK_ACCELERATION_STRUCTURE_MEMORY_REQUIREMENTS_TYPE_OBJECT_NV` **must** be less than or equal to the size of `memory` minus `memoryOffset`

Valid Usage (Implicit)

- VUID-VkBindAccelerationStructureMemoryInfoNV-sType-sType `sType` **must** be `VK_STRUCTURE_TYPE_BIND_ACCELERATION_STRUCTURE_MEMORY_INFO_NV`
- VUID-VkBindAccelerationStructureMemoryInfoNV-pNext-pNext `pNext` **must** be `NULL`
- VUID-VkBindAccelerationStructureMemoryInfoNV-accelerationStructure-parameter `accelerationStructure` **must** be a valid `VkAccelerationStructureNV` handle
- VUID-VkBindAccelerationStructureMemoryInfoNV-memory-parameter `memory` **must** be a valid `VkDeviceMemory` handle
- VUID-VkBindAccelerationStructureMemoryInfoNV-pDeviceIndices-parameter If `deviceIndexCount` is not `0`, `pDeviceIndices` **must** be a valid pointer to an array of `deviceIndexCount` `uint32_t` values
- VUID-VkBindAccelerationStructureMemoryInfoNV-commonparent

Both of **accelerationStructure**, and **memory must** have been created, allocated, or retrieved from the same **VkDevice**

To allow constructing geometry instances with device code if desired, we need to be able to query an opaque handle for an acceleration structure. This handle is a value of 8 bytes. To get this handle, call:

```
// Provided by VK_NV_ray_tracing
VkResult vkGetAccelerationStructureHandleNV(
    VkDevice          device,
    VkAccelerationStructureNV accelerationStructure,
    size_t            dataSize,
    void*             pData);
```

- **device** is the logical device that owns the acceleration structures.
- **accelerationStructure** is the acceleration structure.
- **dataSize** is the size in bytes of the buffer pointed to by **pData**.
- **pData** is a pointer to an application-allocated buffer where the results will be written.

Valid Usage

- VUID-vkGetAccelerationStructureHandleNV-dataSize-02240
dataSize must be large enough to contain the result of the query, as described above
- VUID-vkGetAccelerationStructureHandleNV-accelerationStructure-02787
accelerationStructure must be bound completely and contiguously to a single **VkDeviceMemory** object via **vkBindAccelerationStructureMemoryNV**

Valid Usage (Implicit)

- VUID-vkGetAccelerationStructureHandleNV-device-parameter
device must be a valid **VkDevice** handle
- VUID-vkGetAccelerationStructureHandleNV-accelerationStructure-parameter
accelerationStructure must be a valid **VkAccelerationStructureNV** handle
- VUID-vkGetAccelerationStructureHandleNV-pData-parameter
pData must be a valid pointer to an array of **dataSize** bytes
- VUID-vkGetAccelerationStructureHandleNV-dataSize-arraylength
dataSize must be greater than 0
- VUID-vkGetAccelerationStructureHandleNV-accelerationStructure-parent
accelerationStructure must have been created, allocated, or retrieved from **device**

Return Codes

Success

- [VK_SUCCESS](#)

Failure

- [VK_ERROR_OUT_OF_DEVICE_MEMORY](#)
- [VK_ERROR_OUT_OF_HOST_MEMORY](#)
- [VK_ERROR_UNKNOWN](#)
- [VK_ERROR_VALIDATION_FAILED](#)

To query the 64-bit device address for an acceleration structure, call:

```
// Provided by VK_KHR_acceleration_structure
VkDeviceAddress vkGetAccelerationStructureDeviceAddressKHR(
    VkDevice device,
    const VkAccelerationStructureDeviceAddressInfoKHR* pInfo);
```

- **device** is the logical device that the acceleration structure was created on.
- **pInfo** is a pointer to a [VkAccelerationStructureDeviceAddressInfoKHR](#) structure specifying the acceleration structure to retrieve an address for.

The 64-bit return value is an address of the acceleration structure, which can be used for device and shader operations that involve acceleration structures, such as ray traversal and acceleration structure building.

If the acceleration structure was created with [vkCreateAccelerationStructure2KHR](#), the return value will be the same address as **addressRange.address**.

If the acceleration structure was created with [vkCreateAccelerationStructureKHR](#) with a non-zero value of [VkAccelerationStructureCreateInfoKHR::deviceAddress](#), the return value will be the same address.

If the acceleration structure was created with a **type** of [VK_ACCELERATION_STRUCTURE_TYPE_GENERIC_KHR](#), the returned address **must** be consistent with the relative offset to other acceleration structures with **type** [VK_ACCELERATION_STRUCTURE_TYPE_GENERIC_KHR](#) allocated with the same [VkBuffer](#). That is, the difference in returned addresses between the two **must** be the same as the difference in offsets provided at acceleration structure creation.

The returned address **must** be aligned to 256 bytes.

NOTE

For acceleration structures created with [vkCreateAccelerationStructureKHR](#), their device address **may** be different from the buffer device address corresponding to the acceleration structure's start offset in its storage buffer for acceleration

structure types other than [VK_ACCELERATION_STRUCTURE_TYPE_GENERIC_KHR](#).

Valid Usage

- VUID-vkGetAccelerationStructureDeviceAddressKHR-accelerationStructure-08935
The [VkPhysicalDeviceAccelerationStructureFeaturesKHR::accelerationStructure](#) feature **must** be enabled
- VUID-vkGetAccelerationStructureDeviceAddressKHR-device-03504
If [device](#) was created with multiple physical devices, then the [bufferDeviceAddressMultiDevice](#) feature **must** be enabled
- VUID-vkGetAccelerationStructureDeviceAddressKHR-pInfo-09541
If the buffer on which [pInfo->accelerationStructure](#) was placed is non-sparse then it **must** be bound completely and contiguously to a single [VkDeviceMemory](#) object
- VUID-vkGetAccelerationStructureDeviceAddressKHR-pInfo-09542
The buffer on which [pInfo->accelerationStructure](#) was placed **must** have been created with the [VK_BUFFER_USAGE_SHADER_DEVICE_ADDRESS_BIT](#) usage flag set

Valid Usage (Implicit)

- VUID-vkGetAccelerationStructureDeviceAddressKHR-device-parameter
[device](#) **must** be a valid [VkDevice](#) handle
- VUID-vkGetAccelerationStructureDeviceAddressKHR-pInfo-parameter
[pInfo](#) **must** be a valid pointer to a valid [VkAccelerationStructureDeviceAddressInfoKHR](#) structure

The [VkAccelerationStructureDeviceAddressInfoKHR](#) structure is defined as:

```
// Provided by VK_KHR_acceleration_structure
typedef struct VkAccelerationStructureDeviceAddressInfoKHR {
    VkStructureType    sType;
    const void*        pNext;
    VkAccelerationStructureKHR accelerationStructure;
} VkAccelerationStructureDeviceAddressInfoKHR;
```

- [sType](#) is a [VkStructureType](#) value identifying this structure.
- [pNext](#) is `NULL` or a pointer to a structure extending this structure.
- [accelerationStructure](#) specifies the acceleration structure whose address is being queried.

Valid Usage (Implicit)

- VUID-VkAccelerationStructureDeviceAddressInfoKHR-sType-sType
[sType](#) **must** be

[VK_STRUCTURE_TYPE_ACCELERATION_STRUCTURE_DEVICE_ADDRESS_INFO_KHR](#)

- `VUID-VkAccelerationStructureDeviceAddressInfoKHR-pNext-pNext`
`pNext` **must** be `NULL`
- `VUID-VkAccelerationStructureDeviceAddressInfoKHR-accelerationStructure-parameter`
`accelerationStructure` **must** be a valid [VkAccelerationStructureKHR](#) handle

12.8. Micromaps

Micromaps are opaque data structures that are built by the implementation to encode sub-triangle data to be included in an acceleration structure.

Micromaps are represented by `VkMicromapEXT` handles:

```
// Provided by VK_EXT_opacity_micromap
VK_DEFINE_NON_DISPATCHABLE_HANDLE(VkMicromapEXT)
```

To create a micromap, call:

```
// Provided by VK_EXT_opacity_micromap
VkResult vkCreateMicromapEXT(
    VkDevice                                device,
    const VkMicromapCreateInfoEXT*          pCreateInfo,
    const VkAllocationCallbacks*            pAllocator,
    VkMicromapEXT*                          pMicromap);
```

- `device` is the logical device that creates the micromap object.
- `pCreateInfo` is a pointer to a [VkMicromapCreateInfoEXT](#) structure containing parameters affecting creation of the micromap.
- `pAllocator` controls host memory allocation as described in the [Memory Allocation](#) chapter.
- `pMicromap` is a pointer to a [VkMicromapEXT](#) handle in which the resulting micromap object is returned.

Similar to other objects in Vulkan, the micromap creation merely creates an object with a specific “shape”. The type and quantity of geometry that can be built into a micromap is determined by the parameters of [VkMicromapCreateInfoEXT](#).

The micromap data is stored in the object referred to by `VkMicromapCreateInfoEXT::buffer`. Once memory has been bound to that buffer, it **must** be populated by micromap build or micromap copy commands such as [vkCmdBuildMicromapsEXT](#), [vkBuildMicromapsEXT](#), [vkCmdCopyMicromapEXT](#), and [vkCopyMicromapEXT](#).

NOTE

The expected usage for a trace capture/replay tool is that it will serialize and later deserialize the micromap data using micromap copy commands. During capture the tool will use [vkCopyMicromapToMemoryEXT](#) or

`vkCmdCopyMicromapToMemoryEXT` with a `mode` of `VK_COPY_MICROMAP_MODE_SERIALIZE_EXT`, and `vkCopyMemoryToMicromapEXT` or `vkCmdCopyMemoryToMicromapEXT` with a `mode` of `VK_COPY_MICROMAP_MODE_DESERIALIZE_EXT` during replay.

The input buffers passed to micromap build commands will be referenced by the implementation for the duration of the command. Micromaps **must** be fully self-contained. The application **can** reuse or free any memory which was used by the command as an input or as scratch without affecting the results of a subsequent acceleration structure build using the micromap or traversal of that acceleration structure.

Valid Usage

- VUID-vkCreateMicromapEXT-micromap-07430
The `micromap` feature **must** be enabled
- VUID-vkCreateMicromapEXT-device-07432
If `device` was created with multiple physical devices, then the `bufferDeviceAddressMultiDevice` feature **must** be enabled
- VUID-vkCreateMicromapEXT-deviceAddress-07431
If `VkMicromapCreateInfoEXT::deviceAddress` is not zero, the `micromapCaptureReplay` feature **must** be enabled

Valid Usage (Implicit)

- VUID-vkCreateMicromapEXT-device-parameter
`device` **must** be a valid `VkDevice` handle
- VUID-vkCreateMicromapEXT-pCreateInfo-parameter
`pCreateInfo` **must** be a valid pointer to a valid `VkMicromapCreateInfoEXT` structure
- VUID-vkCreateMicromapEXT-pAllocator-parameter
If `pAllocator` is not `NULL`, `pAllocator` **must** be a valid pointer to a valid `VkAllocationCallbacks` structure
- VUID-vkCreateMicromapEXT-pMicromap-parameter
`pMicromap` **must** be a valid pointer to a `VkMicromapEXT` handle
- VUID-vkCreateMicromapEXT-device-queuecount
The device **must** have been created with at least `1` queue

Return Codes

Success

- `VK_SUCCESS`

Failure

- `VK_ERROR_INVALID_OPAQUE_CAPTURE_ADDRESS_KHR`

- [VK_ERROR_OUT_OF_HOST_MEMORY](#)
- [VK_ERROR_UNKNOWN](#)
- [VK_ERROR_VALIDATION_FAILED](#)

The [VkMicromapCreateInfoEXT](#) structure is defined as:

```
// Provided by VK_EXT_opacity_micromap
typedef struct VkMicromapCreateInfoEXT {
    VkStructureType      sType;
    const void*          pNext;
    VkMicromapCreateFlagsEXT createFlags;
    VkBuffer              buffer;
    VkDeviceSize          offset;
    VkDeviceSize          size;
    VkMicromapTypeEXT     type;
    VkDeviceAddress        deviceAddress;
} VkMicromapCreateInfoEXT;
```

- [sType](#) is a [VkStructureType](#) value identifying this structure.
- [pNext](#) is [NULL](#) or a pointer to a structure extending this structure.
- [createFlags](#) is a bitmask of [VkMicromapCreateFlagBitsEXT](#) specifying additional creation parameters of the micromap.
- [buffer](#) is the buffer on which the micromap will be stored.
- [offset](#) is an offset in bytes from the base address of the buffer at which the micromap will be stored, and **must** be a multiple of [256](#).
- [size](#) is the size required for the micromap.
- [type](#) is a [VkMicromapTypeEXT](#) value specifying the type of micromap that will be created.
- [deviceAddress](#) is the device address requested for the micromap if the [micromapCaptureReplay](#) feature is being used.

If [deviceAddress](#) is zero, no specific address is requested.

If [deviceAddress](#) is not zero, [deviceAddress](#) **must** be an address retrieved from an identically created micromap on the same implementation. The micromap **must** also be placed on an identically created [buffer](#) and at the same [offset](#).

Applications **should** avoid creating micromaps with application-provided addresses and implementation-provided addresses in the same process, to reduce the likelihood of [VK_ERROR_INVALID_OPAQUE_CAPTURE_ADDRESS_KHR](#) errors.

NOTE

The expected usage for this is that a trace capture/replay tool will add the [VK_BUFFER_CREATE_DEVICE_ADDRESS_CAPTURE_REPLAY_BIT](#) flag to all buffers that use [VK_BUFFER_USAGE_SHADER_DEVICE_ADDRESS_BIT](#), and will add [VK_BUFFER_USAGE_SHADER_DEVICE_ADDRESS_BIT](#) to all buffers used as storage

for a micromap where `deviceAddress` is not zero. This also means that the tool will need to add `VK_MEMORY_ALLOCATE_DEVICE_ADDRESS_BIT` to memory allocations to allow the flag to be set where the application may not have otherwise required it. During capture the tool will save the queried opaque device addresses in the trace. During replay, the buffers will be created specifying the original address so any address values stored in the trace data will remain valid.

Implementations are expected to separate such buffers in the GPU address space so normal allocations will avoid using these addresses. Applications and tools should avoid mixing application-provided and implementation-provided addresses for buffers created with `VK_BUFFER_CREATE_DEVICE_ADDRESS_CAPTURE_REPLAY_BIT`, to avoid address space allocation conflicts.

If the micromap will be the target of a build operation, the required size for a micromap **can** be queried with `vkGetMicromapBuildSizesEXT`.

Valid Usage

- VUID-VkMicromapCreateInfoEXT-deviceAddress-07433
If `deviceAddress` is not zero, `createFlags` **must** include `VK_MICROMAP_CREATE_DEVICE_ADDRESS_CAPTURE_REPLAY_BIT_EXT`
- VUID-VkMicromapCreateInfoEXT-createFlags-07434
If `createFlags` includes `VK_MICROMAP_CREATE_DEVICE_ADDRESS_CAPTURE_REPLAY_BIT_EXT`, `VkPhysicalDeviceOpacityMicromapFeaturesEXT::micromapCaptureReplay` **must** be `VK_TRUE`
- VUID-VkMicromapCreateInfoEXT-buffer-07435
`buffer` **must** have been created with the `VK_BUFFER_USAGE_MICROMAP_STORAGE_BIT_EXT` usage flag set
- VUID-VkMicromapCreateInfoEXT-buffer-07436
`buffer` **must** not have been created with `VK_BUFFER_CREATE_SPARSE_RESIDENCY_BIT`
- VUID-VkMicromapCreateInfoEXT-offset-07437
The sum of `offset` and `size` **must** be less than or equal to the size of `buffer`
- VUID-VkMicromapCreateInfoEXT-offset-07438
`offset` **must** be a multiple of 256 bytes

Valid Usage (Implicit)

- VUID-VkMicromapCreateInfoEXT-sType-sType
`sType` **must** be `VK_STRUCTURE_TYPE_MICROMAP_CREATE_INFO_EXT`
- VUID-VkMicromapCreateInfoEXT-pNext-pNext
`pNext` **must** be `NULL`
- VUID-VkMicromapCreateInfoEXT-createFlags-parameter
`createFlags` **must** be a valid combination of `VkMicromapCreateFlagBitsEXT` values

- VUID-VkMicromapCreateInfoEXT-buffer-parameter
buffer **must** be a valid [VkBuffer](#) handle
- VUID-VkMicromapCreateInfoEXT-type-parameter
type **must** be a valid [VkMicromapTypeEXT](#) value
- VUID-VkMicromapCreateInfoEXT-deviceAddress-parameter
If **deviceAddress** is not 0, **deviceAddress** **must** be a valid [VkDeviceAddress](#) value

To get the build sizes for a micromap, call:

```
// Provided by VK_EXT_opacity_micromap
void vkGetMicromapBuildSizesEXT(
    VkDevice device,
    VkAccelerationStructureBuildTypeKHR buildType,
    const VkMicromapBuildInfoEXT* pBuildInfo,
    VkMicromapBuildSizesInfoEXT* pSizeInfo);
```

- **device** is the logical device that will be used for creating the micromap.
- **buildType** defines whether host or device operations (or both) are being queried for.
- **pBuildInfo** is a pointer to a [VkMicromapBuildInfoEXT](#) structure describing parameters of a build operation.
- **pSizeInfo** is a pointer to a [VkMicromapBuildSizesInfoEXT](#) structure which returns the size required for a micromap and the sizes required for the scratch buffers, given the build parameters. The size requirements for a scratch buffer **may** be zero.

The **dstMicromap** and **mode** members of **pBuildInfo** are ignored. Any [VkDeviceOrHostAddressKHR](#) members of **pBuildInfo** are ignored by this command.

A micromap created with the **micromapSize** returned by this command supports any build with a [VkMicromapBuildInfoEXT](#) structure subject to the following properties:

- The build command is a host build command, and **buildType** is [VK_ACCELERATION_STRUCTURE_BUILD_TYPE_HOST_KHR](#) or [VK_ACCELERATION_STRUCTURE_BUILD_TYPE_HOST_OR_DEVICE_KHR](#)
- The build command is a device build command, and **buildType** is [VK_ACCELERATION_STRUCTURE_BUILD_TYPE_DEVICE_KHR](#) or [VK_ACCELERATION_STRUCTURE_BUILD_TYPE_HOST_OR_DEVICE_KHR](#)
- For [VkMicromapBuildInfoEXT](#):
 - Its **type**, and **flags** members are equal to **pBuildInfo->type** and **pBuildInfo->flags**, respectively.
 - The sum of usage information in either **pUsageCounts** or **ppUsageCounts** is equal to the sum of usage information in either **pBuildInfo->pUsageCounts** or **pBuildInfo->ppUsageCounts**.

Similarly, the **buildScratchSize** value will support any build command specifying the [VK_BUILD_MICROMAP_MODE_BUILD_EXT](#) **mode** under the above conditions.

Valid Usage

- VUID-vkGetMicromapBuildSizesEXT-dstMicromap-09180
`VkMicromapBuildInfoEXT::dstMicromap` **must** have been created from `device`
- VUID-vkGetMicromapBuildSizesEXT-micromap-07439
The `micromap` feature **must** be enabled
- VUID-vkGetMicromapBuildSizesEXT-device-07440
If `device` was created with multiple physical devices, then the `bufferDeviceAddressMultiDevice` feature **must** be enabled

Valid Usage (Implicit)

- VUID-vkGetMicromapBuildSizesEXT-device-parameter
`device` **must** be a valid `VkDevice` handle
- VUID-vkGetMicromapBuildSizesEXT-buildType-parameter
`buildType` **must** be a valid `VkAccelerationStructureBuildTypeKHR` value
- VUID-vkGetMicromapBuildSizesEXT-pBuildInfo-parameter
`pBuildInfo` **must** be a valid pointer to a valid `VkMicromapBuildInfoEXT` structure
- VUID-vkGetMicromapBuildSizesEXT-pSizeInfo-parameter
`pSizeInfo` **must** be a valid pointer to a `VkMicromapBuildSizesInfoEXT` structure

The `VkMicromapBuildSizesInfoEXT` structure describes the required build sizes for a micromap and scratch buffers and is defined as:

```
// Provided by VK_EXT_opacity_micromap
typedef struct VkMicromapBuildSizesInfoEXT {
    VkStructureType    sType;
    const void*        pNext;
    VkDeviceSize        micromapSize;
    VkDeviceSize        buildScratchSize;
    VkBool32            discardable;
} VkMicromapBuildSizesInfoEXT;
```

- `sType` is a `VkStructureType` value identifying this structure.
- `pNext` is `NULL` or a pointer to a structure extending this structure.
- `micromapSize` is the size in bytes required in a `VkMicromapEXT` for a build or update operation.
- `buildScratchSize` is the size in bytes required in a scratch buffer for a build operation.
- `discardable` indicates whether or not the micromap object may be destroyed after an acceleration structure build or update. A false value means that acceleration structures built with this micromap **may** contain references to the data contained therein, and the application **must** not destroy the micromap until ray traversal has concluded. A true value means that the information in the micromap will be copied by value into the acceleration structure, and the

micromap **may** be destroyed after the acceleration structure build concludes.

Valid Usage (Implicit)

- VUID-VkMicromapBuildSizesInfoEXT-sType-sType
sType must be [VK_STRUCTURE_TYPE_MICROMAP_BUILD_SIZES_INFO_EXT](#)
- VUID-VkMicromapBuildSizesInfoEXT-pNext-pNext
pNext must be `NULL`

Values which **can** be set in [VkMicromapCreateInfoEXT::type](#) specifying the type of micromap, are:

```
// Provided by VK_EXT_opacity_micromap
typedef enum VkMicromapTypeEXT {
    VK_MICROMAP_TYPE_OPACITY_MICROMAP_EXT = 0,
#ifdef VK_ENABLE_BETA_EXTENSIONS
    // Provided by VK_NV_displacement_micromap
    VK_MICROMAP_TYPE_DISPLACEMENT_MICROMAP_NV = 1000397000,
#endif
} VkMicromapTypeEXT;
```

- [VK_MICROMAP_TYPE_OPACITY_MICROMAP_EXT](#) is a micromap containing data to control the opacity of a triangle.
- [VK_MICROMAP_TYPE_DISPLACEMENT_MICROMAP_NV](#) is a micromap containing data to control the displacement of subtriangles within a triangle.

Bits which **can** be set in [VkMicromapCreateInfoEXT::createFlags](#), specifying additional creation parameters for micromaps, are:

```
// Provided by VK_EXT_opacity_micromap
typedef enum VkMicromapCreateFlagBitsEXT {
    VK_MICROMAP_CREATE_DEVICE_ADDRESS_CAPTURE_REPLAY_BIT_EXT = 0x00000001,
} VkMicromapCreateFlagBitsEXT;
```

- [VK_MICROMAP_CREATE_DEVICE_ADDRESS_CAPTURE_REPLAY_BIT_EXT](#) specifies that the micromap's address **can** be saved and reused on a subsequent run.

```
// Provided by VK_EXT_opacity_micromap
typedef VkFlags VkMicromapCreateFlagsEXT;
```

[VkMicromapCreateFlagsEXT](#) is a bitmask type for setting a mask of zero or more [VkMicromapCreateFlagBitsEXT](#).

Bits which **can** be set in [VkMicromapBuildInfoEXT::flags](#) specifying additional parameters for micromap builds, are:


```
// Provided by VK_EXT_opacity_micromap
typedef enum VkBuildMicromapFlagBitsEXT {
    VK_BUILD_MICROMAP_PREFER_FAST_TRACE_BIT_EXT = 0x00000001,
    VK_BUILD_MICROMAP_PREFER_FAST_BUILD_BIT_EXT = 0x00000002,
    VK_BUILD_MICROMAP_ALLOW_COMPACTION_BIT_EXT = 0x00000004,
} VkBuildMicromapFlagBitsEXT;
```

- [VK_BUILD_MICROMAP_PREFER_FAST_TRACE_BIT_EXT](#) specifies that the given micromap build **should** prioritize trace performance over build time.
- [VK_BUILD_MICROMAP_PREFER_FAST_BUILD_BIT_EXT](#) specifies that the given micromap build **should** prioritize build time over trace performance.

```
// Provided by VK_EXT_opacity_micromap
typedef VkFlags VkBuildMicromapFlagsEXT;
```

[VkBuildMicromapFlagsEXT](#) is a bitmask type for setting a mask of zero or more [VkBuildMicromapFlagBitsEXT](#).

To destroy a micromap, call:

```
// Provided by VK_EXT_opacity_micromap
void vkDestroyMicromapEXT(
    VkDevice                device,
    VkMicromapEXT           micromap,
    const VkAllocationCallbacks* pAllocator);
```

- [device](#) is the logical device that destroys the micromap.
- [micromap](#) is the micromap to destroy.
- [pAllocator](#) controls host memory allocation as described in the [Memory Allocation](#) chapter.

Valid Usage

- VUID-vkDestroyMicromapEXT-micromap-10382
The [micromap](#) feature **must** be enabled
- VUID-vkDestroyMicromapEXT-micromap-07441
All submitted commands that refer to [micromap](#) **must** have completed execution
- VUID-vkDestroyMicromapEXT-micromap-07442
If [VkAllocationCallbacks](#) were provided when [micromap](#) was created, a compatible set of callbacks **must** be provided here
- VUID-vkDestroyMicromapEXT-micromap-07443
If no [VkAllocationCallbacks](#) were provided when [micromap](#) was created, [pAllocator](#) **must** be [NULL](#)

Valid Usage (Implicit)

- VUID-vkDestroyMicromapEXT-device-parameter
device **must** be a valid [VkDevice](#) handle
- VUID-vkDestroyMicromapEXT-micromap-parameter
If **micromap** is not [VK_NULL_HANDLE](#), **micromap** **must** be a valid [VkMicromapEXT](#) handle
- VUID-vkDestroyMicromapEXT-pAllocator-parameter
If **pAllocator** is not [NULL](#), **pAllocator** **must** be a valid pointer to a valid [VkAllocationCallbacks](#) structure
- VUID-vkDestroyMicromapEXT-micromap-parent
If **micromap** is a valid handle, it **must** have been created, allocated, or retrieved from **device**

Host Synchronization

- Host access to **micromap** **must** be externally synchronized

12.9. Resource Memory Association

Resources are initially created as *virtual allocations* with no backing memory. Device memory is allocated separately (see [Device Memory](#)) and then associated with the resource. This association is done differently for sparse and non-sparse resources.

Resources created with any of the sparse creation flags are considered sparse resources. Resources created without these flags are non-sparse. The details on resource memory association for sparse resources is described in [Sparse Resources](#).

Non-sparse resources **must** be bound completely and contiguously to a single [VkDeviceMemory](#) object before the resource is passed as a parameter to any of the following operations:

- creating buffer, image, or tensor views
- updating descriptor sets
- recording commands in a command buffer

Once bound, the memory binding is immutable for the lifetime of the resource.

In a logical device representing more than one physical device, buffer and image resources exist on all physical devices but **can** be bound to memory differently on each. Each such replicated resource is an *instance* of the resource. For sparse resources, each instance **can** be bound to memory arbitrarily differently. For non-sparse resources, each instance **can** either be bound to the local or a peer instance of the memory, or for images **can** be bound to rectangular regions from the local and/or peer instances. When a resource is used in a descriptor set, each physical device interprets the descriptor according to its own instance's binding to memory.

NOTE

There are no new copy commands to transfer data between physical devices.

Instead, an application **can** create a resource with a peer mapping and use it as the source or destination of a transfer command executed by a single physical device to copy the data from one physical device to another.

To determine the memory requirements for a buffer resource, call:

```
// Provided by VK_VERSION_1_0
void vkGetBufferMemoryRequirements(
    VkDevice          device,
    VkBuffer          buffer,
    VkMemoryRequirements* pMemoryRequirements);
```

- **device** is the logical device that owns the buffer.
- **buffer** is the buffer to query.
- **pMemoryRequirements** is a pointer to a [VkMemoryRequirements](#) structure in which the memory requirements of the buffer object are returned.

Valid Usage (Implicit)

- VUID-vkGetBufferMemoryRequirements-device-parameter **device** **must** be a valid [VkDevice](#) handle
- VUID-vkGetBufferMemoryRequirements-buffer-parameter **buffer** **must** be a valid [VkBuffer](#) handle
- VUID-vkGetBufferMemoryRequirements-pMemoryRequirements-parameter **pMemoryRequirements** **must** be a valid pointer to a [VkMemoryRequirements](#) structure
- VUID-vkGetBufferMemoryRequirements-buffer-parent **buffer** **must** have been created, allocated, or retrieved from **device**

To determine the memory requirements for an image resource which is not created with the [VK_IMAGE_CREATE_DISJOINT_BIT](#) flag set, call:

```
// Provided by VK_VERSION_1_0
void vkGetImageMemoryRequirements(
    VkDevice          device,
    VkImage          image,
    VkMemoryRequirements* pMemoryRequirements);
```

- **device** is the logical device that owns the image.
- **image** is the image to query.
- **pMemoryRequirements** is a pointer to a [VkMemoryRequirements](#) structure in which the memory requirements of the image object are returned.

Valid Usage

- VUID-vkGetImageMemoryRequirements-image-01588
image **must** not have been created with the `VK_IMAGE_CREATE_DISJOINT_BIT` flag set
- VUID-vkGetImageMemoryRequirements-image-04004
If **image** was created with the `VK_EXTERNAL_MEMORY_HANDLE_TYPE_ANDROID_HARDWARE_BUFFER_BIT_ANDROID` external memory handle type, then **image** **must** be bound to memory
- VUID-vkGetImageMemoryRequirements-image-08960
If **image** was created with the `VK_EXTERNAL_MEMORY_HANDLE_TYPE_SCREEN_BUFFER_BIT_QNX` external memory handle type, then **image** **must** be bound to memory

Valid Usage (Implicit)

- VUID-vkGetImageMemoryRequirements-device-parameter
device **must** be a valid `VkDevice` handle
- VUID-vkGetImageMemoryRequirements-image-parameter
image **must** be a valid `VkImage` handle
- VUID-vkGetImageMemoryRequirements-pMemoryRequirements-parameter
pMemoryRequirements **must** be a valid pointer to a `VkMemoryRequirements` structure
- VUID-vkGetImageMemoryRequirements-image-parent
image **must** have been created, allocated, or retrieved from **device**

To determine the memory requirements for a tensor resource, call:

```
// Provided by VK_ARM_tensors
void vkGetTensorMemoryRequirementsARM(
    VkDevice device,
    const VkTensorMemoryRequirementsInfoARM* pInfo,
    VkMemoryRequirements2* pMemoryRequirements);
```

- **device** is the logical device that owns the tensor.
- **pInfo** is a pointer to a `VkTensorMemoryRequirementsInfoARM` structure containing parameters required for the memory requirements query.
- **pMemoryRequirements** is a pointer to a `VkMemoryRequirements2` structure in which the memory requirements of the tensor object are returned.

Valid Usage (Implicit)

- VUID-vkGetTensorMemoryRequirementsARM-device-parameter
device **must** be a valid `VkDevice` handle

- VUID-vkGetTensorMemoryRequirementsARM-pInfo-parameter
pInfo **must** be a valid pointer to a valid [VkTensorMemoryRequirementsInfoARM](#) structure
- VUID-vkGetTensorMemoryRequirementsARM-pMemoryRequirements-parameter
pMemoryRequirements **must** be a valid pointer to a [VkMemoryRequirements2](#) structure

The [VkTensorMemoryRequirementsInfoARM](#) structure is defined as:

```
// Provided by VK_ARM_tensors
typedef struct VkTensorMemoryRequirementsInfoARM {
    VkStructureType    sType;
    const void*        pNext;
    VkTensorARM        tensor;
} VkTensorMemoryRequirementsInfoARM;
```

- **sType** is a [VkStructureType](#) value identifying this structure.
- **pNext** is **NULL** or a pointer to a structure extending this structure.
- **tensor** is the tensor to query.

Valid Usage (Implicit)

- VUID-VkTensorMemoryRequirementsInfoARM-sType-sType
sType **must** be [VK_STRUCTURE_TYPE_TENSOR_MEMORY_REQUIREMENTS_INFO_ARM](#)
- VUID-VkTensorMemoryRequirementsInfoARM-pNext-pNext
pNext **must** be **NULL**
- VUID-VkTensorMemoryRequirementsInfoARM-tensor-parameter
tensor **must** be a valid [VkTensorARM](#) handle

To determine the memory requirements for a tensor resource without creating an object, call:

```
// Provided by VK_ARM_tensors
void vkGetDeviceTensorMemoryRequirementsARM(
    VkDevice                device,
    const VkDeviceTensorMemoryRequirementsARM* pInfo,
    VkMemoryRequirements2*  pMemoryRequirements);
```

- **device** is the logical device intended to own the tensor.
- **pInfo** is a pointer to a [VkDeviceTensorMemoryRequirementsARM](#) structure containing parameters required for the memory requirements query.
- **pMemoryRequirements** is a pointer to a [VkMemoryRequirements2](#) structure in which the memory requirements of the tensor object are returned.

Valid Usage

- VUID-vkGetDeviceTensorMemoryRequirementsARM-tensors-09831
The **tensors** feature **must** be enabled

Valid Usage (Implicit)

- VUID-vkGetDeviceTensorMemoryRequirementsARM-device-parameter
device **must** be a valid [VkDevice](#) handle
- VUID-vkGetDeviceTensorMemoryRequirementsARM-pInfo-parameter
pInfo **must** be a valid pointer to a valid [VkDeviceTensorMemoryRequirementsARM](#) structure
- VUID-vkGetDeviceTensorMemoryRequirementsARM-pMemoryRequirements-parameter
pMemoryRequirements **must** be a valid pointer to a [VkMemoryRequirements2](#) structure

The [VkDeviceTensorMemoryRequirementsARM](#) structure is defined as:

```
// Provided by VK_ARM_tensors
typedef struct VkDeviceTensorMemoryRequirementsARM {
    VkStructureType    sType;
    const void*        pNext;
    const VkTensorCreateInfoARM* pCreateInfo;
} VkDeviceTensorMemoryRequirementsARM;
```

- **sType** is a [VkStructureType](#) value identifying this structure.
- **pNext** is **NULL** or a pointer to a structure extending this structure.
- **pCreateInfo** is a pointer to a [VkTensorCreateInfoARM](#) structure containing parameters affecting the creation of the tensor to query.

Valid Usage (Implicit)

- VUID-VkDeviceTensorMemoryRequirementsARM-sType-sType
sType **must** be [VK_STRUCTURE_TYPE_DEVICE_TENSOR_MEMORY_REQUIREMENTS_ARM](#)
- VUID-VkDeviceTensorMemoryRequirementsARM-pNext-pNext
pNext **must** be **NULL**
- VUID-VkDeviceTensorMemoryRequirementsARM-pCreateInfo-parameter
pCreateInfo **must** be a valid pointer to a valid [VkTensorCreateInfoARM](#) structure

The [VkMemoryRequirements](#) structure is defined as:


```
// Provided by VK_VERSION_1_0
typedef struct VkMemoryRequirements {
    VkDeviceSize    size;
    VkDeviceSize    alignment;
    uint32_t        memoryTypeBits;
} VkMemoryRequirements;
```

- **size** is the size, in bytes, of the memory allocation **required** for the resource.
- **alignment** is the alignment, in bytes, of the offset within the allocation **required** for the resource.
- **memoryTypeBits** is a bitmask and contains one bit set for every supported memory type for the resource. Bit **i** is set if and only if the memory type **i** in the **VkPhysicalDeviceMemoryProperties** structure for the physical device is supported for the resource.

The precise size of images that will be bound to external Android hardware buffer memory is unknown until the memory has been imported or allocated, so applications **must** not call **vkGetImageMemoryRequirements** or **vkGetImageMemoryRequirements2** with such a **VkImage** before it has been bound to memory. For this reason, applications also **must** not call **vkGetDeviceImageMemoryRequirements** with a **VkImageCreateInfo** describing an external Android hardware buffer. When importing Android hardware buffer memory, the **allocationSize** **can** be determined by calling **vkGetAndroidHardwareBufferPropertiesANDROID**. When allocating new memory for a **VkImage** that **can** be exported to an Android hardware buffer, the memory's **allocationSize** **must** be zero; the actual size will be determined by the dedicated image's parameters. After the memory has been allocated, the amount of space allocated from the memory's heap **can** be obtained by getting the image's memory requirements or by calling **vkGetAndroidHardwareBufferPropertiesANDROID** with the Android hardware buffer exported from the memory.

When allocating new memory for a **VkBuffer** that **can** be exported to an Android hardware buffer an application **may** still call **vkGetBufferMemoryRequirements** or **vkGetBufferMemoryRequirements2** with **VkBuffer** before it has been bound to memory.

The value of **size** has no meaning and **should** be ignored if the resource being queried was created with any of the following external memory handle types:

- **VK_EXTERNAL_MEMORY_HANDLE_TYPE_D3D11_TEXTURE_BIT**
- **VK_EXTERNAL_MEMORY_HANDLE_TYPE_D3D11_TEXTURE_KMT_BIT**
- **VK_EXTERNAL_MEMORY_HANDLE_TYPE_D3D12_RESOURCE_BIT**
- **VK_EXTERNAL_MEMORY_HANDLE_TYPE_MTLTEXTURE_BIT_EXT**

The implementation guarantees certain properties about the memory requirements returned by **vkGetBufferMemoryRequirements2**, **vkGetImageMemoryRequirements2**, **vkGetDeviceBufferMemoryRequirements**, **vkGetDeviceImageMemoryRequirements**, **vkGetDeviceTensorMemoryRequirementsARM**, **vkGetTensorMemoryRequirementsARM**, **vkGetBufferMemoryRequirements** and **vkGetImageMemoryRequirements**:

- The `memoryTypeBits` member always contains at least one bit set.
- If `buffer` is a `VkBuffer` not created with the `VK_BUFFER_CREATE_SPARSE_BINDING_BIT` or `VK_BUFFER_CREATE_PROTECTED_BIT` bits set, or if `image` is a `linear` image that was not created with the `VK_IMAGE_CREATE_PROTECTED_BIT` bit set, or if `tensor` is a `VkTensorARM` not created with the `VK_TENSOR_CREATE_PROTECTED_BIT_ARM`, then the `memoryTypeBits` member always contains at least one bit set corresponding to a `VkMemoryType` with a `propertyFlags` that has both the `VK_MEMORY_PROPERTY_HOST_VISIBLE_BIT` bit and the `VK_MEMORY_PROPERTY_HOST_COHERENT_BIT` bit set. In other words, mappable coherent memory **can** always be attached to these objects.
- If `buffer` was created with `VkExternalMemoryBufferCreateInfo::handleTypes` set to `0` or `image` was created with `VkExternalMemoryImageCreateInfo::handleTypes` set to `0`, or `tensor` was created with `VkExternalMemoryTensorCreateInfoARM::handleTypes` set to `0`, the `memoryTypeBits` member always contains at least one bit set corresponding to a `VkMemoryType` with a `propertyFlags` that has the `VK_MEMORY_PROPERTY_DEVICE_LOCAL_BIT` bit set.
- The `memoryTypeBits` member is identical for all `VkBuffer` objects created with the same value for the `flags` and `usage` members in the `VkBufferCreateInfo` structure and the `handleTypes` member of the `VkExternalMemoryBufferCreateInfo` structure passed to `vkCreateBuffer`. Further, if `usage1` and `usage2` of type `VkBufferUsageFlags` are such that the bits set in `usage2` are a subset of the bits set in `usage1`, and they have the same `flags` and `VkExternalMemoryBufferCreateInfo::handleTypes`, then the bits set in `memoryTypeBits` returned for `usage1` **must** be a subset of the bits set in `memoryTypeBits` returned for `usage2`, for all values of `flags`.
- The `alignment` member is a power of two.
- The `alignment` member is identical for all `VkBuffer` objects created with the same combination of values for the `usage` and `flags` members in the `VkBufferCreateInfo` structure passed to `vkCreateBuffer`.
- If the `maintenance4` feature is enabled, then the `alignment` member is identical for all `VkImage` objects created with the same combination of values for the `flags`, `imageType`, `format`, `extent`, `mipLevels`, `arrayLayers`, `samples`, `tiling` and `usage` members in the `VkImageCreateInfo` structure passed to `vkCreateImage`.
- The `alignment` member satisfies the buffer descriptor offset alignment requirements associated with the `VkBuffer`'s `usage`:
 - If `usage` included `VK_BUFFER_USAGE_UNIFORM_TEXEL_BUFFER_BIT` or `VK_BUFFER_USAGE_STORAGE_TEXEL_BUFFER_BIT`, `alignment` **must** be an integer multiple of `VkPhysicalDeviceLimits::minTexelBufferOffsetAlignment`.
 - If `usage` included `VK_BUFFER_USAGE_UNIFORM_BUFFER_BIT`, `alignment` **must** be an integer multiple of `VkPhysicalDeviceLimits::minUniformBufferOffsetAlignment`.
 - If `usage` included `VK_BUFFER_USAGE_STORAGE_BUFFER_BIT`, `alignment` **must** be an integer multiple of `VkPhysicalDeviceLimits::minStorageBufferOffsetAlignment`.
- For images created with a color format, the `memoryTypeBits` member is identical for all `VkImage` objects created with the same combination of values for the `tiling` member, the `VK_IMAGE_CREATE_SPARSE_BINDING_BIT` bit and `VK_IMAGE_CREATE_PROTECTED_BIT` bit of the `flags` member, the `VK_IMAGE_CREATE_SPLIT_INSTANCE_BIND_REGIONS_BIT` bit of the `flags` member, the `VK_IMAGE_USAGE_HOST_TRANSFER_BIT` bit of the `usage` member if the

`VkPhysicalDeviceHostImageCopyProperties::identicalMemoryTypeRequirements` property is `VK_FALSE`, `handleTypes` member of `VkExternalMemoryImageCreateInfo`, and the `VK_IMAGE_USAGE_TRANSIENT_ATTACHMENT_BIT` of the `usage` member in the `VkImageCreateInfo` structure passed to `vkCreateImage`.

- For images created with a depth/stencil format, the `memoryTypeBits` member is identical for all `VkImage` objects created with the same combination of values for the `format` member, the `tiling` member, the `VK_IMAGE_CREATE_SPARSE_BINDING_BIT` bit and `VK_IMAGE_CREATE_PROTECTED_BIT` bit of the `flags` member, the `VK_IMAGE_CREATE_SPLIT_INSTANCE_BIND_REGIONS_BIT` bit of the `flags` member, the `VK_IMAGE_USAGE_HOST_TRANSFER_BIT` bit of the `usage` member if the `VkPhysicalDeviceHostImageCopyProperties::identicalMemoryTypeRequirements` property is `VK_FALSE`, `handleTypes` member of `VkExternalMemoryImageCreateInfo`, and the `VK_IMAGE_USAGE_TRANSIENT_ATTACHMENT_BIT` of the `usage` member in the `VkImageCreateInfo` structure passed to `vkCreateImage`.
- If the memory requirements are for a `VkImage`, the `memoryTypeBits` member **must** not refer to a `VkMemoryType` with a `propertyFlags` that has the `VK_MEMORY_PROPERTY_LAZILY_ALLOCATED_BIT` bit set if the `image` did not have `VK_IMAGE_USAGE_TRANSIENT_ATTACHMENT_BIT` bit set in the `usage` member of the `VkImageCreateInfo` structure passed to `vkCreateImage`.
- If the memory requirements are for a `VkBuffer`, the `memoryTypeBits` member **must** not refer to a `VkMemoryType` with a `propertyFlags` that has the `VK_MEMORY_PROPERTY_LAZILY_ALLOCATED_BIT` bit set.
- If the memory requirements are for a `VkTensorARM`, the `memoryTypeBits` member **must** not refer to a `VkMemoryType` with a `propertyFlags` that has the `VK_MEMORY_PROPERTY_LAZILY_ALLOCATED_BIT` bit set.

NOTE

The implication of this requirement is that lazily allocated memory is disallowed for buffers in all cases.

- The `size` member is identical for all `VkBuffer` objects created with the same combination of creation parameters specified in `VkBufferCreateInfo` and its `pNext` chain.
- The `size` member is identical for all `VkImage` objects created with the same combination of creation parameters specified in `VkImageCreateInfo` and its `pNext` chain.
- The `size` member is identical for all `VkTensorARM` objects created with the same combination of creation parameters specified in `VkTensorCreateInfoARM` and its `pNext` chain.

NOTE

This, however, does not imply that they interpret the contents of the bound memory identically with each other. That additional guarantee, however, **can** be explicitly requested using `VK_IMAGE_CREATE_ALIAS_BIT`.

- If the `maintenance4` feature is enabled, these additional guarantees apply:
 - For a `VkBuffer`, the `size` memory requirement is never greater than that of another `VkBuffer` created with a greater or equal `size` specified in `VkBufferCreateInfo`, all other creation parameters being identical.

- For a `VkBuffer`, the `size` memory requirement is never greater than the result of aligning `VkBufferCreateInfo::size` with the `alignment` memory requirement.
- For a `VkImage`, the `size` memory requirement is never greater than that of another `VkImage` created with a greater or equal value in each of `extent.width`, `extent.height`, and `extent.depth`; all other creation parameters being identical.
- The memory requirements returned by `vkGetDeviceBufferMemoryRequirements` are identical to those that would be returned by `vkGetBufferMemoryRequirements2` if it were called with a `VkBuffer` created with the same `VkBufferCreateInfo` values.
- The memory requirements returned by `vkGetDeviceImageMemoryRequirements` are identical to those that would be returned by `vkGetImageMemoryRequirements2` if it were called with a `VkImage` created with the same `VkImageCreateInfo` values.
- The memory requirements returned by `vkGetDeviceTensorMemoryRequirementsARM` are identical to those that would be returned by `vkGetTensorMemoryRequirementsARM` if it were called with a `VkTensorARM` created with the same `VkTensorCreateInfoARM` values, including additional values provided via a `VkExternalMemoryTensorCreateInfoARM` structure.

To determine the memory requirements for a buffer resource, call:

```
// Provided by VK_VERSION_1_1
void vkGetBufferMemoryRequirements2(
    VkDevice          device,
    const VkBufferMemoryRequirementsInfo2* pInfo,
    VkMemoryRequirements2* pMemoryRequirements);
```

```
// Provided by VK_KHR_get_memory_requirements2
// Equivalent to vkGetBufferMemoryRequirements2
void vkGetBufferMemoryRequirements2KHR(
    VkDevice          device,
    const VkBufferMemoryRequirementsInfo2* pInfo,
    VkMemoryRequirements2* pMemoryRequirements);
```

- `device` is the logical device that owns the buffer.
- `pInfo` is a pointer to a `VkBufferMemoryRequirementsInfo2` structure containing parameters required for the memory requirements query.
- `pMemoryRequirements` is a pointer to a `VkMemoryRequirements2` structure in which the memory requirements of the buffer object are returned.

Valid Usage (Implicit)

- VUID-vkGetBufferMemoryRequirements2-device-parameter `device` **must** be a valid `VkDevice` handle
- VUID-vkGetBufferMemoryRequirements2-pInfo-parameter

pInfo **must** be a valid pointer to a valid [VkBufferMemoryRequirementsInfo2](#) structure

- VUID-vkGetBufferMemoryRequirements2-pMemoryRequirements-parameter
pMemoryRequirements **must** be a valid pointer to a [VkMemoryRequirements2](#) structure

To determine the memory requirements for a buffer resource without creating an object, call:

```
// Provided by VK_VERSION_1_3
void vkGetDeviceBufferMemoryRequirements(
    VkDevice          device,
    const VkDeviceBufferMemoryRequirements* pInfo,
    VkMemoryRequirements2* pMemoryRequirements);
```

```
// Provided by VK_KHR_maintenance4
// Equivalent to vkGetDeviceBufferMemoryRequirements
void vkGetDeviceBufferMemoryRequirementsKHR(
    VkDevice          device,
    const VkDeviceBufferMemoryRequirements* pInfo,
    VkMemoryRequirements2* pMemoryRequirements);
```

- **device** is the logical device intended to own the buffer.
- **pInfo** is a pointer to a [VkDeviceBufferMemoryRequirements](#) structure containing parameters required for the memory requirements query.
- **pMemoryRequirements** is a pointer to a [VkMemoryRequirements2](#) structure in which the memory requirements of the buffer object are returned.

Valid Usage (Implicit)

- VUID-vkGetDeviceBufferMemoryRequirements-device-parameter
device **must** be a valid [VkDevice](#) handle
- VUID-vkGetDeviceBufferMemoryRequirements-pInfo-parameter
pInfo **must** be a valid pointer to a valid [VkDeviceBufferMemoryRequirements](#) structure
- VUID-vkGetDeviceBufferMemoryRequirements-pMemoryRequirements-parameter
pMemoryRequirements **must** be a valid pointer to a [VkMemoryRequirements2](#) structure

The [VkBufferMemoryRequirementsInfo2](#) structure is defined as:

```
// Provided by VK_VERSION_1_1
typedef struct VkBufferMemoryRequirementsInfo2 {
    VkStructureType    sType;
    const void*        pNext;
    VkBuffer           buffer;
} VkBufferMemoryRequirementsInfo2;
```



```
// Provided by VK_KHR_get_memory_requirements2
// Equivalent to VkBufferMemoryRequirementsInfo2
typedef VkBufferMemoryRequirementsInfo2 VkBufferMemoryRequirementsInfo2KHR;
```

- **sType** is a [VkStructureType](#) value identifying this structure.
- **pNext** is **NULL** or a pointer to a structure extending this structure.
- **buffer** is the buffer to query.

Valid Usage (Implicit)

- VUID-VkBufferMemoryRequirementsInfo2-sType-sType
sType must be [VK_STRUCTURE_TYPE_BUFFER_MEMORY_REQUIREMENTS_INFO_2](#)
- VUID-VkBufferMemoryRequirementsInfo2-pNext-pNext
pNext must be **NULL**
- VUID-VkBufferMemoryRequirementsInfo2-buffer-parameter
buffer must be a valid [VkBuffer](#) handle

The [VkDeviceBufferMemoryRequirements](#) structure is defined as:

```
// Provided by VK_VERSION_1_3
typedef struct VkDeviceBufferMemoryRequirements {
    VkStructureType      sType;
    const void*          pNext;
    const VkBufferCreateInfo* pCreateInfo;
} VkDeviceBufferMemoryRequirements;
```

```
// Provided by VK_KHR_maintenance4
// Equivalent to VkDeviceBufferMemoryRequirements
typedef VkDeviceBufferMemoryRequirements VkDeviceBufferMemoryRequirementsKHR;
```

- **sType** is a [VkStructureType](#) value identifying this structure.
- **pNext** is **NULL** or a pointer to a structure extending this structure.
- **pCreateInfo** is a pointer to a [VkBufferCreateInfo](#) structure containing parameters affecting creation of the buffer to query.

Valid Usage (Implicit)

- VUID-VkDeviceBufferMemoryRequirements-sType-sType
sType must be [VK_STRUCTURE_TYPE_DEVICE_BUFFER_MEMORY_REQUIREMENTS](#)
- VUID-VkDeviceBufferMemoryRequirements-pNext-pNext
pNext must be **NULL**

- VUID-VkDeviceBufferMemoryRequirements-pCreateInfo-parameter
pCreateInfo **must** be a valid pointer to a valid [VkBufferCreateInfo](#) structure

To determine the memory requirements for an image resource, call:

```
// Provided by VK_VERSION_1_1
void vkGetImageMemoryRequirements2(
    VkDevice                device,
    const VkImageMemoryRequirementsInfo2* pInfo,
    VkMemoryRequirements2* pMemoryRequirements);
```

```
// Provided by VK_KHR_get_memory_requirements2
// Equivalent to vkGetImageMemoryRequirements2
void vkGetImageMemoryRequirements2KHR(
    VkDevice                device,
    const VkImageMemoryRequirementsInfo2* pInfo,
    VkMemoryRequirements2* pMemoryRequirements);
```

- **device** is the logical device that owns the image.
- **pInfo** is a pointer to a [VkImageMemoryRequirementsInfo2](#) structure containing parameters required for the memory requirements query.
- **pMemoryRequirements** is a pointer to a [VkMemoryRequirements2](#) structure in which the memory requirements of the image object are returned.

Valid Usage (Implicit)

- VUID-vkGetImageMemoryRequirements2-device-parameter
device **must** be a valid [VkDevice](#) handle
- VUID-vkGetImageMemoryRequirements2-pInfo-parameter
pInfo **must** be a valid pointer to a valid [VkImageMemoryRequirementsInfo2](#) structure
- VUID-vkGetImageMemoryRequirements2-pMemoryRequirements-parameter
pMemoryRequirements **must** be a valid pointer to a [VkMemoryRequirements2](#) structure

To determine the memory requirements for an image resource without creating an object, call:

```
// Provided by VK_VERSION_1_3
void vkGetDeviceImageMemoryRequirements(
    VkDevice                device,
    const VkDeviceImageMemoryRequirements* pInfo,
    VkMemoryRequirements2* pMemoryRequirements);
```



```
// Provided by VK_KHR_maintenance4
// Equivalent to vkGetDeviceImageMemoryRequirements
void vkGetDeviceImageMemoryRequirementsKHR(
    VkDevice                device,
    const VkDeviceImageMemoryRequirements* pInfo,
    VkMemoryRequirements2* pMemoryRequirements);
```

- **device** is the logical device intended to own the image.
- **pInfo** is a pointer to a [VkDeviceImageMemoryRequirements](#) structure containing parameters required for the memory requirements query.
- **pMemoryRequirements** is a pointer to a [VkMemoryRequirements2](#) structure in which the memory requirements of the image object are returned.

Valid Usage (Implicit)

- VUID-vkGetDeviceImageMemoryRequirements-device-parameter **device** **must** be a valid [VkDevice](#) handle
- VUID-vkGetDeviceImageMemoryRequirements-pInfo-parameter **pInfo** **must** be a valid pointer to a valid [VkDeviceImageMemoryRequirements](#) structure
- VUID-vkGetDeviceImageMemoryRequirements-pMemoryRequirements-parameter **pMemoryRequirements** **must** be a valid pointer to a [VkMemoryRequirements2](#) structure

The [VkImageMemoryRequirementsInfo2](#) structure is defined as:

```
// Provided by VK_VERSION_1_1
typedef struct VkImageMemoryRequirementsInfo2 {
    VkStructureType    sType;
    const void*        pNext;
    VkImage             image;
} VkImageMemoryRequirementsInfo2;
```

```
// Provided by VK_KHR_get_memory_requirements2
// Equivalent to VkImageMemoryRequirementsInfo2
typedef VkImageMemoryRequirementsInfo2 VkImageMemoryRequirementsInfo2KHR;
```

- **sType** is a [VkStructureType](#) value identifying this structure.
- **pNext** is **NULL** or a pointer to a structure extending this structure.
- **image** is the image to query.

Valid Usage

- VUID-VkImageMemoryRequirementsInfo2-image-01589

If **image** was created with a *multi-planar* format and the `VK_IMAGE_CREATE_DISJOINT_BIT` flag, there **must** be a `VkImagePlaneMemoryRequirementsInfo` included in the **pNext** chain of the `VkImageMemoryRequirementsInfo2` structure

- VUID-VkImageMemoryRequirementsInfo2-image-02279

If **image** was created with `VK_IMAGE_CREATE_DISJOINT_BIT` and with `VK_IMAGE_TILING_DRM_FORMAT_MODIFIER_EXT`, then there **must** be a `VkImagePlaneMemoryRequirementsInfo` included in the **pNext** chain of the `VkImageMemoryRequirementsInfo2` structure

- VUID-VkImageMemoryRequirementsInfo2-image-01590

If **image** was not created with the `VK_IMAGE_CREATE_DISJOINT_BIT` flag, there **must** not be a `VkImagePlaneMemoryRequirementsInfo` included in the **pNext** chain of the `VkImageMemoryRequirementsInfo2` structure

- VUID-VkImageMemoryRequirementsInfo2-image-02280

If **image** was created with a single-plane format and with any **tiling** other than `VK_IMAGE_TILING_DRM_FORMAT_MODIFIER_EXT`, then there **must** not be a `VkImagePlaneMemoryRequirementsInfo` included in the **pNext** chain of the `VkImageMemoryRequirementsInfo2` structure

- VUID-VkImageMemoryRequirementsInfo2-image-01897

If **image** was created with the `VK_EXTERNAL_MEMORY_HANDLE_TYPE_ANDROID_HARDWARE_BUFFER_BIT_ANDROID` external memory handle type, then **image** **must** be bound to memory

- VUID-VkImageMemoryRequirementsInfo2-image-08961

If **image** was created with the `VK_EXTERNAL_MEMORY_HANDLE_TYPE_SCREEN_BUFFER_BIT_QNX` external memory handle type, then **image** **must** be bound to memory

Valid Usage (Implicit)

- VUID-VkImageMemoryRequirementsInfo2-sType-sType

sType **must** be `VK_STRUCTURE_TYPE_IMAGE_MEMORY_REQUIREMENTS_INFO_2`

- VUID-VkImageMemoryRequirementsInfo2-pNext-pNext

pNext **must** be `NULL` or a pointer to a valid instance of `VkImagePlaneMemoryRequirementsInfo`

- VUID-VkImageMemoryRequirementsInfo2-sType-unique

The **sType** value of each structure in the **pNext** chain **must** be unique

- VUID-VkImageMemoryRequirementsInfo2-image-parameter

image **must** be a valid `VkImage` handle

The `VkDeviceImageMemoryRequirements` structure is defined as:


```
// Provided by VK_VERSION_1_3
typedef struct VkDeviceImageMemoryRequirements {
    VkStructureType      sType;
    const void*          pNext;
    const VkImageCreateInfo* pCreateInfo;
    VkImageAspectFlagBits planeAspect;
} VkDeviceImageMemoryRequirements;
```

```
// Provided by VK_KHR_maintenance4
// Equivalent to VkDeviceImageMemoryRequirements
typedef VkDeviceImageMemoryRequirements VkDeviceImageMemoryRequirementsKHR;
```

- **sType** is a [VkStructureType](#) value identifying this structure.
- **pNext** is **NULL** or a pointer to a structure extending this structure.
- **pCreateInfo** is a pointer to a [VkImageCreateInfo](#) structure containing parameters affecting creation of the image to query.
- **planeAspect** is a [VkImageAspectFlagBits](#) value specifying the aspect corresponding to the image plane to query. This parameter is ignored unless **pCreateInfo->tiling** is [VK_IMAGE_TILING_DRM_FORMAT_MODIFIER_EXT](#), or **pCreateInfo->flags** has [VK_IMAGE_CREATE_DISJOINT_BIT](#) set.

Valid Usage

- VUID-VkDeviceImageMemoryRequirements-pCreateInfo-06416
The **pCreateInfo->pNext** chain **must** not contain a [VkImageSwapchainCreateInfoKHR](#) structure
- VUID-VkDeviceImageMemoryRequirements-pCreateInfo-06776
The **pCreateInfo->pNext** chain **must** not contain a [VkImageDrmFormatModifierExplicitCreateInfoEXT](#) structure
- VUID-VkDeviceImageMemoryRequirements-pNext-06996
Applications also **must** not call [vkGetDeviceImageMemoryRequirements](#) with a [VkImageCreateInfo](#) whose **pNext** chain includes a [VkExternalFormatANDROID](#) structure with non-zero **externalFormat**
- VUID-VkDeviceImageMemoryRequirements-pNext-08962
Applications also **must** not call [vkGetDeviceImageMemoryRequirements](#) with a [VkImageCreateInfo](#) whose **pNext** chain includes a [VkExternalFormatQNX](#) structure with non-zero **externalFormat**
- VUID-VkDeviceImageMemoryRequirements-pCreateInfo-06417
If **pCreateInfo->format** specifies a *multi-planar* format and **pCreateInfo->flags** has [VK_IMAGE_CREATE_DISJOINT_BIT](#) set then **planeAspect** **must** not be [VK_IMAGE_ASPECT_NONE_KHR](#)
- VUID-VkDeviceImageMemoryRequirements-pCreateInfo-06419
If **pCreateInfo->flags** has [VK_IMAGE_CREATE_DISJOINT_BIT](#) set and if the **pCreateInfo-**

>tiling is `VK_IMAGE_TILING_LINEAR` or `VK_IMAGE_TILING_OPTIMAL`, then `planeAspect` **must** be a single valid `multi-planar aspect mask` bit

- VUID-VkDeviceImageMemoryRequirements-pCreateInfo-06420

If `pCreateInfo->tiling` is `VK_IMAGE_TILING_DRM_FORMAT_MODIFIER_EXT`, then `planeAspect` **must** be a single valid *memory plane* for the image (that is, `aspectMask` **must** specify a plane index that is less than the `VkDrmFormatModifierPropertiesEXT::drmFormatModifierPlaneCount` associated with the image's `format` and `VkImageDrmFormatModifierPropertiesEXT::drmFormatModifier`)

- VUID-VkDeviceImageMemoryRequirements-planeAspect-12399

If `planeAspect` is not 0, `pCreateInfo->tiling` is not `VK_IMAGE_TILING_DRM_FORMAT_MODIFIER_EXT`, and `pCreateInfo->flags` does not have `VK_IMAGE_CREATE_DISJOINT_BIT` set, `planeAspect` **must** be a valid `VkImageAspectFlagBits` value

Valid Usage (Implicit)

- VUID-VkDeviceImageMemoryRequirements-sType-sType
`sType` **must** be `VK_STRUCTURE_TYPE_DEVICE_IMAGE_MEMORY_REQUIREMENTS`
- VUID-VkDeviceImageMemoryRequirements-pNext-pNext
`pNext` **must** be `NULL`
- VUID-VkDeviceImageMemoryRequirements-pCreateInfo-parameter
`pCreateInfo` **must** be a valid pointer to a valid `VkImageCreateInfo` structure

To determine the memory requirements for a plane of a disjoint image, add a `VkImagePlaneMemoryRequirementsInfo` structure to the `pNext` chain of the `VkImageMemoryRequirementsInfo2` structure.

The `VkImagePlaneMemoryRequirementsInfo` structure is defined as:

```
// Provided by VK_VERSION_1_1
typedef struct VkImagePlaneMemoryRequirementsInfo {
    VkStructureType    sType;
    const void*        pNext;
    VkImageAspectFlagBits planeAspect;
} VkImagePlaneMemoryRequirementsInfo;
```

```
// Provided by VK_KHR_sampler_ycbcr_conversion
// Equivalent to VkImagePlaneMemoryRequirementsInfo
typedef VkImagePlaneMemoryRequirementsInfo VkImagePlaneMemoryRequirementsInfoKHR;
```

- `sType` is a `VkStructureType` value identifying this structure.
- `pNext` is `NULL` or a pointer to a structure extending this structure.

- `planeAspect` is a `VkImageAspectFlagBits` value specifying the aspect corresponding to the image plane to query.

Valid Usage

- VUID-VkImagePlaneMemoryRequirementsInfo-planeAspect-02281
If the image's `tiling` is `VK_IMAGE_TILING_LINEAR` or `VK_IMAGE_TILING_OPTIMAL`, then `planeAspect` **must** be a single valid `multi-planar aspect mask` bit
- VUID-VkImagePlaneMemoryRequirementsInfo-planeAspect-02282
If the image's `tiling` is `VK_IMAGE_TILING_DRM_FORMAT_MODIFIER_EXT`, then `planeAspect` **must** be a single valid *memory plane* for the image (that is, `aspectMask` **must** specify a plane index that is less than the `VkDrmFormatModifierPropertiesEXT::drmFormatModifierPlaneCount` associated with the image's `format` and `VkImageDrmFormatModifierPropertiesEXT::drmFormatModifier`)

Valid Usage (Implicit)

- VUID-VkImagePlaneMemoryRequirementsInfo-sType-sType
`sType` **must** be `VK_STRUCTURE_TYPE_IMAGE_PLANE_MEMORY_REQUIREMENTS_INFO`
- VUID-VkImagePlaneMemoryRequirementsInfo-planeAspect-parameter
`planeAspect` **must** be a valid `VkImageAspectFlagBits` value

Structure Chaining

Extends the structure

- `VkImageMemoryRequirementsInfo2`

To determine the tile memory allocation requirements of a buffer or image resource, add a `VkTileMemoryRequirementsQCOM` structure to the `pNext` chain of the `VkMemoryRequirements2` structure passed as the `pMemoryRequirements` parameter of `vkGetBufferMemoryRequirements2` or `vkGetImageMemoryRequirements2`, respectively. The `VkTileMemoryRequirementsQCOM` structure is defined as:

```
// Provided by VK_QCOM_tile_memory_heap
typedef struct VkTileMemoryRequirementsQCOM {
    VkStructureType    sType;
    void*              pNext;
    VkDeviceSize       size;
    VkDeviceSize       alignment;
} VkTileMemoryRequirementsQCOM;
```

- `sType` is a `VkStructureType` value identifying this structure.
- `pNext` is `NULL` or a pointer to a structure extending this structure.

- **size** is the size, in bytes, of the tile memory allocation required for the resource.
- **alignment** is the alignment, in bytes, of the offset within the tile memory allocation required for the resource.

The **size** and **alignment** **must** be used when the resource is bound to a [VkDeviceMemory](#) object that was allocated from a [VkMemoryType](#) that has a **heapIndex** that corresponds to a [VkMemoryHeap](#) with the [VK_MEMORY_HEAP_TILE_MEMORY_BIT_QCOM](#) property.

If the resource cannot be bound to tile memory, then **size** and **alignment** is filled with zero by the implementation.

Valid Usage (Implicit)

- VUID-VkTileMemoryRequirementsQCOM-sType-sType
sType **must** be [VK_STRUCTURE_TYPE_TILE_MEMORY_REQUIREMENTS_QCOM](#)

Structure Chaining

Extends the structure

- [VkMemoryRequirements2](#)

The [VkMemoryRequirements2](#) structure is defined as:

```
// Provided by VK_VERSION_1_1
typedef struct VkMemoryRequirements2 {
    VkStructureType    sType;
    void*              pNext;
    VkMemoryRequirements memoryRequirements;
} VkMemoryRequirements2;
```

```
// Provided by VK_KHR_get_memory_requirements2, VK_NV_ray_tracing with
VK_KHR_get_memory_requirements2 or VK_VERSION_1_1
// Equivalent to VkMemoryRequirements2
typedef VkMemoryRequirements2 VkMemoryRequirements2KHR;
```

- **sType** is a [VkStructureType](#) value identifying this structure.
- **pNext** is **NULL** or a pointer to a structure extending this structure.
- **memoryRequirements** is a [VkMemoryRequirements](#) structure describing the memory requirements of the resource.

Valid Usage (Implicit)

- VUID-VkMemoryRequirements2-sType-sType

sType **must** be [VK_STRUCTURE_TYPE_MEMORY_REQUIREMENTS_2](#)

- [VUID-VkMemoryRequirements2-pNext-pNext](#)

Each **pNext** member of any structure (including this one) in the **pNext** chain **must** be either **NULL** or a pointer to a valid instance of [VkMemoryDedicatedRequirements](#) or [VkTileMemoryRequirementsQCOM](#)

- [VUID-VkMemoryRequirements2-sType-unique](#)

The **sType** value of each structure in the **pNext** chain **must** be unique

The [VkMemoryDedicatedRequirements](#) structure is defined as:

```
// Provided by VK_VERSION_1_1
typedef struct VkMemoryDedicatedRequirements {
    VkStructureType    sType;
    void*              pNext;
    VkBool32           prefersDedicatedAllocation;
    VkBool32           requiresDedicatedAllocation;
} VkMemoryDedicatedRequirements;
```

```
// Provided by VK_KHR_dedicated_allocation
// Equivalent to VkMemoryDedicatedRequirements
typedef VkMemoryDedicatedRequirements VkMemoryDedicatedRequirementsKHR;
```

- **sType** is a [VkStructureType](#) value identifying this structure.
- **pNext** is **NULL** or a pointer to a structure extending this structure.
- **prefersDedicatedAllocation** specifies that the implementation would prefer a dedicated allocation for this resource. The application is still free to suballocate the resource but it **may** get better performance if a dedicated allocation is used.
- **requiresDedicatedAllocation** specifies that a dedicated allocation is required for this resource.

To determine the dedicated allocation requirements of a buffer or image or tensor resource, add a [VkMemoryDedicatedRequirements](#) structure to the **pNext** chain of the [VkMemoryRequirements2](#) structure passed as the **pMemoryRequirements** parameter of [vkGetBufferMemoryRequirements2](#), [vkGetTensorMemoryRequirementsARM](#), [vkGetDeviceBufferMemoryRequirements](#), [vkGetDeviceImageMemoryRequirements](#), or [vkGetImageMemoryRequirements2](#) respectively.

Constraints on the values returned for buffer resources are:

- **requiresDedicatedAllocation** **may** be [VK_TRUE](#) if the **pNext** chain of [VkBufferCreateInfo](#) for the call to [vkCreateBuffer](#) used to create the buffer being queried included a [VkExternalMemoryBufferCreateInfo](#) structure, and any of the handle types specified in [VkExternalMemoryBufferCreateInfo::handleTypes](#) requires dedicated allocation, as reported by [vkGetPhysicalDeviceExternalBufferProperties](#) in [VkExternalBufferProperties::externalMemoryProperties.externalMemoryFeatures](#). Otherwise, **requiresDedicatedAllocation** will be [VK_FALSE](#).

- When the implementation sets `requiresDedicatedAllocation` to `VK_TRUE`, it **must** also set `prefersDedicatedAllocation` to `VK_TRUE`.
- If `VK_BUFFER_CREATE_SPARSE_BINDING_BIT` was set in `VkBufferCreateInfo::flags` when `buffer` was created, then both `prefersDedicatedAllocation` and `requiresDedicatedAllocation` will be `VK_FALSE`.

Constraints on the values returned for image resources are:

- `requiresDedicatedAllocation` **may** be `VK_TRUE` if the `pNext` chain of `VkImageCreateInfo` for the call to `vkCreateImage` used to create the image being queried included a `VkExternalMemoryImageCreateInfo` structure, and any of the handle types specified in `VkExternalMemoryImageCreateInfo::handleTypes` requires dedicated allocation, as reported by `vkGetPhysicalDeviceImageFormatProperties2` in `VkExternalImageFormatProperties::externalMemoryProperties.externalMemoryFeatures`.
- `requiresDedicatedAllocation` **may** be `VK_TRUE` if the image's tiling is `VK_IMAGE_TILING_DRM_FORMAT_MODIFIER_EXT`.
- `requiresDedicatedAllocation` will otherwise be `VK_FALSE`.
- If `VK_IMAGE_CREATE_SPARSE_BINDING_BIT` was set in `VkImageCreateInfo::flags` when `image` was created, then both `prefersDedicatedAllocation` and `requiresDedicatedAllocation` will be `VK_FALSE`.

Constraints on the values returned for tensor resources are:

- `requiresDedicatedAllocation` **may** be `VK_TRUE` if the `pNext` chain of `VkTensorCreateInfoARM` for the call to `vkCreateTensorARM` used to create the tensor being queried included a `VkExternalMemoryTensorCreateInfoARM` structure, and any of the handle types specified in `VkExternalMemoryTensorCreateInfoARM::handleTypes` requires dedicated allocation, as reported by `vkGetPhysicalDeviceExternalTensorPropertiesARM` in `VkExternalTensorPropertiesARM::externalMemoryProperties.externalMemoryFeatures`.
- `requiresDedicatedAllocation` will otherwise be `VK_FALSE`.
- When the implementation sets `requiresDedicatedAllocation` to `VK_TRUE`, it **must** also set `prefersDedicatedAllocation` to `VK_TRUE`.

Valid Usage (Implicit)

- VUID-VkMemoryDedicatedRequirements-sType-sType
`sType` **must** be `VK_STRUCTURE_TYPE_MEMORY_DEDICATED_REQUIREMENTS`

Structure Chaining

Extends the structure

- `VkMemoryRequirements2`

To attach memory to a buffer object, call:


```
// Provided by VK_VERSION_1_0
VkResult vkBindBufferMemory(
    VkDevice          device,
    VkBuffer           buffer,
    VkDeviceMemory     memory,
    VkDeviceSize       memoryOffset);
```

- **device** is the logical device that owns the buffer and memory.
- **buffer** is the buffer to be attached to memory.
- **memory** is a [VkDeviceMemory](#) object describing the device memory to attach.
- **memoryOffset** is the start offset of the region of **memory** which is to be bound to the buffer. The number of bytes returned in the [VkMemoryRequirements::size](#) member in **memory**, starting from **memoryOffset** bytes, will be bound to the specified buffer.

[vkBindBufferMemory](#) is equivalent to passing the same parameters through [VkBindBufferMemoryInfo](#) to [vkBindBufferMemory2](#).

Valid Usage

- VUID-vkBindBufferMemory-buffer-07459
buffer must not have been bound to a memory object
- VUID-vkBindBufferMemory-buffer-01030
buffer must not have been created with any sparse memory binding flags
- VUID-vkBindBufferMemory-memoryOffset-01031
memoryOffset must be less than the size of **memory**
- VUID-vkBindBufferMemory-memory-01035
memory must have been allocated using one of the memory types allowed in the [memoryTypeBits](#) member of the [VkMemoryRequirements](#) structure returned from a call to [vkGetBufferMemoryRequirements](#) with **buffer**
- VUID-vkBindBufferMemory-None-10739
If **memory** was not allocated from a memory heap with the [VK_MEMORY_HEAP_TILE_MEMORY_BIT_QCOM](#) property set, **memoryOffset must** be an integer multiple of the [alignment](#) member of the [VkMemoryRequirements](#) structure returned from a call to [vkGetBufferMemoryRequirements](#) with **buffer**
- VUID-vkBindBufferMemory-memory-10740
If **memory** was allocated from a memory heap with the [VK_MEMORY_HEAP_TILE_MEMORY_BIT_QCOM](#) property set, **memoryOffset must** be an integer multiple of the [alignment](#) member of the [VkTileMemoryRequirementsQCOM](#) structure returned from a call to [vkGetBufferMemoryRequirements](#) with **buffer**
- VUID-vkBindBufferMemory-None-10741
If **memory** was not allocated from a memory heap with the [VK_MEMORY_HEAP_TILE_MEMORY_BIT_QCOM](#) property set, **size** member of the [VkMemoryRequirements](#) structure returned from a call to [vkGetBufferMemoryRequirements](#) with

buffer **must** be less than or equal to the size of **memory** minus **memoryOffset**

- VUID-vkBindBufferMemory-memory-10742

If **memory** was allocated from a memory heap with the `VK_MEMORY_HEAP_TILE_MEMORY_BIT_QCOM` property set, **size** member of the `VkTileMemoryRequirementsQCOM` structure returned from a call to `vkGetBufferMemoryRequirements` with **buffer** **must** be less than or equal to the size of **memory** minus **memoryOffset**

- VUID-vkBindBufferMemory-buffer-01444

If **buffer** requires a dedicated allocation (as reported by `vkGetBufferMemoryRequirements2` in `VkMemoryDedicatedRequirements::requiresDedicatedAllocation` for **buffer**), **memory** **must** have been allocated with `VkMemoryDedicatedAllocateInfo::buffer` equal to **buffer**

- VUID-vkBindBufferMemory-memory-01508

If the `VkMemoryAllocateInfo` provided when **memory** was allocated included a `VkMemoryDedicatedAllocateInfo` structure in its **pNext** chain, and `VkMemoryDedicatedAllocateInfo::buffer` was not `VK_NULL_HANDLE`, then **buffer** **must** equal `VkMemoryDedicatedAllocateInfo::buffer`, and **memoryOffset** **must** be zero

- VUID-vkBindBufferMemory-memory-10925

If the `VkMemoryAllocateInfo` provided when **memory** was allocated included a `VkMemoryDedicatedAllocateInfo` structure in its **pNext** chain, `VkMemoryDedicatedAllocateInfo::image` **must** have been `VK_NULL_HANDLE`

- VUID-vkBindBufferMemory-None-01898

If **buffer** was created with the `VK_BUFFER_CREATE_PROTECTED_BIT` bit set, the buffer **must** be bound to a memory object allocated with a memory type that reports `VK_MEMORY_PROPERTY_PROTECTED_BIT`

- VUID-vkBindBufferMemory-None-01899

If **buffer** was created with the `VK_BUFFER_CREATE_PROTECTED_BIT` bit not set, the buffer **must** not be bound to a memory object allocated with a memory type that reports `VK_MEMORY_PROPERTY_PROTECTED_BIT`

- VUID-vkBindBufferMemory-buffer-01038

If **buffer** was created with `VkDedicatedAllocationBufferCreateInfoNV::dedicatedAllocation` equal to `VK_TRUE`, **memory** **must** have been allocated with `VkDedicatedAllocationMemoryAllocateInfoNV::buffer` equal to a buffer handle created with identical creation parameters to **buffer** and **memoryOffset** **must** be zero

- VUID-vkBindBufferMemory-apiVersion-07920

If the `VK_KHR_dedicated_allocation` extension is not enabled, `VkPhysicalDeviceProperties::apiVersion` is less than Vulkan 1.1, and **buffer** was not created with `VkDedicatedAllocationBufferCreateInfoNV::dedicatedAllocation` equal to `VK_TRUE`, **memory** **must** not have been allocated dedicated for a specific buffer or image

- VUID-vkBindBufferMemory-memory-02726

If the value of `VkExportMemoryAllocateInfo::handleTypes` used to allocate **memory** is not `0`, it **must** include at least one of the handles set in `VkExternalMemoryBufferCreateInfo::handleTypes` when **buffer** was created

- VUID-vkBindBufferMemory-memory-02985

If **memory** was allocated by a memory import operation, that is not `VkImportAndroidHardwareBufferInfoANDROID` with a non-NULL **buffer** value, the external handle type of the imported memory **must** also have been set in `VkExternalMemoryBufferCreateInfo::handleTypes` when **buffer** was created

- VUID-vkBindBufferMemory-memory-02986

If **memory** was allocated with the `VkImportAndroidHardwareBufferInfoANDROID` memory import operation with a non-NULL **buffer** value, `VK_EXTERNAL_MEMORY_HANDLE_TYPE_ANDROID_HARDWARE_BUFFER_BIT_ANDROID` **must** also have been set in `VkExternalMemoryBufferCreateInfo::handleTypes` when **buffer** was created

- VUID-vkBindBufferMemory-bufferDeviceAddress-03339

If the `VkPhysicalDeviceBufferDeviceAddressFeatures::bufferDeviceAddress` feature is enabled and **buffer** was created with the `VK_BUFFER_USAGE_SHADER_DEVICE_ADDRESS_BIT` usage flag set, **memory** **must** have been allocated with the `VK_MEMORY_ALLOCATE_DEVICE_ADDRESS_BIT` bit set

- VUID-vkBindBufferMemory-bufferDeviceAddressCaptureReplay-09200

If the `VkPhysicalDeviceBufferDeviceAddressFeatures::bufferDeviceAddressCaptureReplay` feature is enabled and **buffer** was created with the `VK_BUFFER_CREATE_DEVICE_ADDRESS_CAPTURE_REPLAY_BIT` bit set, **memory** **must** have been allocated with the `VK_MEMORY_ALLOCATE_DEVICE_ADDRESS_CAPTURE_REPLAY_BIT` bit set

- VUID-vkBindBufferMemory-buffer-06408

If **buffer** was created with `VkBufferCollectionBufferCreateInfoFUCHSIA` chained to `VkBufferCreateInfo::pNext`, **memory** **must** be allocated with a `VkImportMemoryBufferCollectionFUCHSIA` chained to `VkMemoryAllocateInfo::pNext`

- VUID-vkBindBufferMemory-descriptorBufferCaptureReplay-08112

If the **buffer** was created with the `VK_BUFFER_CREATE_DESCRIPTOR_BUFFER_CAPTURE_REPLAY_BIT_EXT` bit set, **memory** **must** have been allocated with the `VK_MEMORY_ALLOCATE_DEVICE_ADDRESS_BIT` bit set

- VUID-vkBindBufferMemory-buffer-09201

If the **buffer** was created with the `VK_BUFFER_CREATE_DESCRIPTOR_BUFFER_CAPTURE_REPLAY_BIT_EXT` bit set, **memory** **must** have been allocated with the `VK_MEMORY_ALLOCATE_DEVICE_ADDRESS_CAPTURE_REPLAY_BIT` bit set

- VUID-vkBindBufferMemory-buffer-11408

If the **buffer** was created with the `VK_BUFFER_USAGE_DESCRIPTOR_HEAP_BIT_EXT` or `VK_BUFFER_USAGE_2_DESCRIPTOR_HEAP_BIT_EXT` bit set, **memory** **must** have been allocated with the `VK_MEMORY_ALLOCATE_DEVICE_ADDRESS_BIT` bit set

Valid Usage (Implicit)

- VUID-vkBindBufferMemory-device-parameter

device **must** be a valid `VkDevice` handle

- VUID-vkBindBufferMemory-buffer-parameter
buffer **must** be a valid [VkBuffer](#) handle
- VUID-vkBindBufferMemory-memory-parameter
memory **must** be a valid [VkDeviceMemory](#) handle
- VUID-vkBindBufferMemory-buffer-parent
buffer **must** have been created, allocated, or retrieved from **device**
- VUID-vkBindBufferMemory-memory-parent
memory **must** have been created, allocated, or retrieved from **device**

Host Synchronization

- Host access to **buffer** **must** be externally synchronized

Return Codes

Success

- [VK_SUCCESS](#)

Failure

- [VK_ERROR_INVALID_OPAQUE_CAPTURE_ADDRESS_KHR](#)
- [VK_ERROR_OUT_OF_DEVICE_MEMORY](#)
- [VK_ERROR_OUT_OF_HOST_MEMORY](#)
- [VK_ERROR_UNKNOWN](#)
- [VK_ERROR_VALIDATION_FAILED](#)

To attach memory to buffer objects for one or more buffers at a time, call:

```
// Provided by VK_VERSION_1_1
VkResult vkBindBufferMemory2(
    VkDevice                                device,
    uint32_t                                bindInfoCount,
    const VkBindBufferMemoryInfo*          pBindInfos);
```

```
// Provided by VK_KHR_bind_memory2
// Equivalent to vkBindBufferMemory2
VkResult vkBindBufferMemory2KHR(
    VkDevice                                device,
    uint32_t                                bindInfoCount,
    const VkBindBufferMemoryInfo*          pBindInfos);
```

- **device** is the logical device that owns the buffers and memory.

- `bindInfoCount` is the number of elements in `pBindInfos`.
- `pBindInfos` is a pointer to an array of `bindInfoCount` `VkBindBufferMemoryInfo` structures describing buffers and memory to bind.

On some implementations, it **may** be more efficient to batch memory bindings into a single command.

If the `maintenance6` feature is enabled, this command **must** attempt to perform all of the memory binding operations described by `pBindInfos`, and **must** not early exit on the first failure.

If any of the memory binding operations described by `pBindInfos` fail, the `VkResult` returned by this command **must** be the return value of any one of the memory binding operations which did not return `VK_SUCCESS`.

NOTE

If the `vkBindBufferMemory2` command failed, `VkBindMemoryStatus` structures were not included in the `pNext` chains of each element of `pBindInfos`, and `bindInfoCount` was greater than one, then the buffers referenced by `pBindInfos` will be in an indeterminate state, and must not be used.

Applications should destroy these buffers.

Valid Usage (Implicit)

- VUID-vkBindBufferMemory2-device-parameter `device` **must** be a valid `VkDevice` handle
- VUID-vkBindBufferMemory2-pBindInfos-parameter `pBindInfos` **must** be a valid pointer to an array of `bindInfoCount` valid `VkBindBufferMemoryInfo` structures
- VUID-vkBindBufferMemory2-bindInfoCount-arraylength `bindInfoCount` **must** be greater than 0

Return Codes

Success

- `VK_SUCCESS`

Failure

- `VK_ERROR_INVALID_OPAQUE_CAPTURE_ADDRESS_KHR`
- `VK_ERROR_OUT_OF_DEVICE_MEMORY`
- `VK_ERROR_OUT_OF_HOST_MEMORY`
- `VK_ERROR_UNKNOWN`
- `VK_ERROR_VALIDATION_FAILED`

`VkBindBufferMemoryInfo` contains members corresponding to the parameters of

[VkBindBufferMemory](#).

The `VkBindBufferMemoryInfo` structure is defined as:

```
// Provided by VK_VERSION_1_1
typedef struct VkBindBufferMemoryInfo {
    VkStructureType    sType;
    const void*        pNext;
    VkBuffer            buffer;
    VkDeviceMemory      memory;
    VkDeviceSize        memoryOffset;
} VkBindBufferMemoryInfo;
```

```
// Provided by VK_KHR_bind_memory2
// Equivalent to VkBindBufferMemoryInfo
typedef VkBindBufferMemoryInfo VkBindBufferMemoryInfoKHR;
```

- `sType` is a [VkStructureType](#) value identifying this structure.
- `pNext` is `NULL` or a pointer to a structure extending this structure.
- `buffer` is the buffer to be attached to memory.
- `memory` is a [VkDeviceMemory](#) object describing the device memory to attach.
- `memoryOffset` is the start offset of the region of `memory` which is to be bound to the buffer. The number of bytes returned in the `VkMemoryRequirements::size` member in `memory`, starting from `memoryOffset` bytes, will be bound to the specified buffer.

Valid Usage

- VUID-VkBindBufferMemoryInfo-buffer-07459
`buffer` **must** not have been bound to a memory object
- VUID-VkBindBufferMemoryInfo-buffer-01030
`buffer` **must** not have been created with any sparse memory binding flags
- VUID-VkBindBufferMemoryInfo-memoryOffset-01031
`memoryOffset` **must** be less than the size of `memory`
- VUID-VkBindBufferMemoryInfo-memory-01035
`memory` **must** have been allocated using one of the memory types allowed in the `memoryTypeBits` member of the `VkMemoryRequirements` structure returned from a call to `vkGetBufferMemoryRequirements` with `buffer`
- VUID-VkBindBufferMemoryInfo-None-10739
If `memory` was not allocated from a memory heap with the `VK_MEMORY_HEAP_TILE_MEMORY_BIT_QCOM` property set, `memoryOffset` **must** be an integer multiple of the `alignment` member of the `VkMemoryRequirements` structure returned from a call to `vkGetBufferMemoryRequirements` with `buffer`
- VUID-VkBindBufferMemoryInfo-memory-10740

If `memory` was allocated from a memory heap with the `VK_MEMORY_HEAP_TILE_MEMORY_BIT_QCOM` property set, `memoryOffset` **must** be an integer multiple of the `alignment` member of the `VkTileMemoryRequirementsQCOM` structure returned from a call to `vkGetBufferMemoryRequirements` with `buffer`

- VUID-VkBindBufferMemoryInfo-None-10741

If `memory` was not allocated from a memory heap with the `VK_MEMORY_HEAP_TILE_MEMORY_BIT_QCOM` property set, `size` member of the `VkMemoryRequirements` structure returned from a call to `vkGetBufferMemoryRequirements` with `buffer` **must** be less than or equal to the size of `memory` minus `memoryOffset`

- VUID-VkBindBufferMemoryInfo-memory-10742

If `memory` was allocated from a memory heap with the `VK_MEMORY_HEAP_TILE_MEMORY_BIT_QCOM` property set, `size` member of the `VkTileMemoryRequirementsQCOM` structure returned from a call to `vkGetBufferMemoryRequirements` with `buffer` **must** be less than or equal to the size of `memory` minus `memoryOffset`

- VUID-VkBindBufferMemoryInfo-buffer-01444

If `buffer` requires a dedicated allocation (as reported by `vkGetBufferMemoryRequirements2` in `VkMemoryDedicatedRequirements::requiresDedicatedAllocation` for `buffer`), `memory` **must** have been allocated with `VkMemoryDedicatedAllocateInfo::buffer` equal to `buffer`

- VUID-VkBindBufferMemoryInfo-memory-01508

If the `VkMemoryAllocateInfo` provided when `memory` was allocated included a `VkMemoryDedicatedAllocateInfo` structure in its `pNext` chain, and `VkMemoryDedicatedAllocateInfo::buffer` was not `VK_NULL_HANDLE`, then `buffer` **must** equal `VkMemoryDedicatedAllocateInfo::buffer`, and `memoryOffset` **must** be zero

- VUID-VkBindBufferMemoryInfo-memory-10925

If the `VkMemoryAllocateInfo` provided when `memory` was allocated included a `VkMemoryDedicatedAllocateInfo` structure in its `pNext` chain, `VkMemoryDedicatedAllocateInfo::image` **must** have been `VK_NULL_HANDLE`

- VUID-VkBindBufferMemoryInfo-None-01898

If `buffer` was created with the `VK_BUFFER_CREATE_PROTECTED_BIT` bit set, the buffer **must** be bound to a memory object allocated with a memory type that reports `VK_MEMORY_PROPERTY_PROTECTED_BIT`

- VUID-VkBindBufferMemoryInfo-None-01899

If `buffer` was created with the `VK_BUFFER_CREATE_PROTECTED_BIT` bit not set, the buffer **must** not be bound to a memory object allocated with a memory type that reports `VK_MEMORY_PROPERTY_PROTECTED_BIT`

- VUID-VkBindBufferMemoryInfo-buffer-01038

If `buffer` was created with `VkDedicatedAllocationBufferCreateInfoNV::dedicatedAllocation` equal to `VK_TRUE`, `memory` **must** have been allocated with `VkDedicatedAllocationMemoryAllocateInfoNV::buffer` equal to a buffer handle created with identical creation parameters to `buffer` and `memoryOffset` **must** be zero

- VUID-VkBindBufferMemoryInfo-apiVersion-07920

If the `VK_KHR_dedicated_allocation` extension is not enabled,

`VkPhysicalDeviceProperties::apiVersion` is less than Vulkan 1.1, and `buffer` was not created with `VkDedicatedAllocationBufferCreateInfoNV::dedicatedAllocation` equal to `VK_TRUE`, `memory` **must** not have been allocated dedicated for a specific buffer or image

- VUID-VkBindBufferMemoryInfo-memory-02726

If the value of `VkExportMemoryAllocateInfo::handleTypes` used to allocate `memory` is not `0`, it **must** include at least one of the handles set in `VkExternalMemoryBufferCreateInfo::handleTypes` when `buffer` was created

- VUID-VkBindBufferMemoryInfo-memory-02985

If `memory` was allocated by a memory import operation, that is not `VkImportAndroidHardwareBufferInfoANDROID` with a non-NULL `buffer` value, the external handle type of the imported memory **must** also have been set in `VkExternalMemoryBufferCreateInfo::handleTypes` when `buffer` was created

- VUID-VkBindBufferMemoryInfo-memory-02986

If `memory` was allocated with the `VkImportAndroidHardwareBufferInfoANDROID` memory import operation with a non-NULL `buffer` value, `VK_EXTERNAL_MEMORY_HANDLE_TYPE_ANDROID_HARDWARE_BUFFER_BIT_ANDROID` **must** also have been set in `VkExternalMemoryBufferCreateInfo::handleTypes` when `buffer` was created

- VUID-VkBindBufferMemoryInfo-bufferDeviceAddress-03339

If the `VkPhysicalDeviceBufferDeviceAddressFeatures::bufferDeviceAddress` feature is enabled and `buffer` was created with the `VK_BUFFER_USAGE_SHADER_DEVICE_ADDRESS_BIT` usage flag set, `memory` **must** have been allocated with the `VK_MEMORY_ALLOCATE_DEVICE_ADDRESS_BIT` bit set

- VUID-VkBindBufferMemoryInfo-bufferDeviceAddressCaptureReplay-09200

If the `VkPhysicalDeviceBufferDeviceAddressFeatures::bufferDeviceAddressCaptureReplay` feature is enabled and `buffer` was created with the `VK_BUFFER_CREATE_DEVICE_ADDRESS_CAPTURE_REPLAY_BIT` bit set, `memory` **must** have been allocated with the `VK_MEMORY_ALLOCATE_DEVICE_ADDRESS_CAPTURE_REPLAY_BIT` bit set

- VUID-VkBindBufferMemoryInfo-buffer-06408

If `buffer` was created with `VkBufferCollectionBufferCreateInfoFUCHSIA` chained to `VkBufferCreateInfo::pNext`, `memory` **must** be allocated with a `VkImportMemoryBufferCollectionFUCHSIA` chained to `VkMemoryAllocateInfo::pNext`

- VUID-VkBindBufferMemoryInfo-descriptorBufferCaptureReplay-08112

If the `buffer` was created with the `VK_BUFFER_CREATE_DESCRIPTOR_BUFFER_CAPTURE_REPLAY_BIT_EXT` bit set, `memory` **must** have been allocated with the `VK_MEMORY_ALLOCATE_DEVICE_ADDRESS_BIT` bit set

- VUID-VkBindBufferMemoryInfo-buffer-09201

If the `buffer` was created with the `VK_BUFFER_CREATE_DESCRIPTOR_BUFFER_CAPTURE_REPLAY_BIT_EXT` bit set, `memory` **must** have been allocated with the `VK_MEMORY_ALLOCATE_DEVICE_ADDRESS_CAPTURE_REPLAY_BIT` bit set

- VUID-VkBindBufferMemoryInfo-buffer-11408

If the **buffer** was created with the `VK_BUFFER_USAGE_DESCRIPTOR_HEAP_BIT_EXT` or `VK_BUFFER_USAGE_2_DESCRIPTOR_HEAP_BIT_EXT` bit set, **memory** **must** have been allocated with the `VK_MEMORY_ALLOCATE_DEVICE_ADDRESS_BIT` bit set

- VUID-VkBindBufferMemoryInfo-pNext-01605

If the **pNext** chain includes a `VkBindBufferMemoryDeviceGroupInfo` structure, all instances of **memory** specified by `VkBindBufferMemoryDeviceGroupInfo::pDeviceIndices` **must** have been allocated

Valid Usage (Implicit)

- VUID-VkBindBufferMemoryInfo-sType-sType
sType **must** be `VK_STRUCTURE_TYPE_BIND_BUFFER_MEMORY_INFO`
- VUID-VkBindBufferMemoryInfo-pNext-pNext
Each **pNext** member of any structure (including this one) in the **pNext** chain **must** be either `NULL` or a pointer to a valid instance of `VkBindBufferMemoryDeviceGroupInfo` or `VkBindMemoryStatus`
- VUID-VkBindBufferMemoryInfo-sType-unique
The **sType** value of each structure in the **pNext** chain **must** be unique
- VUID-VkBindBufferMemoryInfo-buffer-parameter
buffer **must** be a valid `VkBuffer` handle
- VUID-VkBindBufferMemoryInfo-memory-parameter
memory **must** be a valid `VkDeviceMemory` handle
- VUID-VkBindBufferMemoryInfo-commonparent
Both of **buffer**, and **memory** **must** have been created, allocated, or retrieved from the same `VkDevice`

Host Synchronization

- Host access to **buffer** **must** be externally synchronized

The `VkBindBufferMemoryDeviceGroupInfo` structure is defined as:

```
// Provided by VK_VERSION_1_1
typedef struct VkBindBufferMemoryDeviceGroupInfo {
    VkStructureType    sType;
    const void*        pNext;
    uint32_t           deviceIndexCount;
    const uint32_t*    pDeviceIndices;
} VkBindBufferMemoryDeviceGroupInfo;
```



```
// Provided by VK_KHR_bind_memory2 with VK_KHR_device_group
// Equivalent to VkBindBufferMemoryDeviceGroupInfo
typedef VkBindBufferMemoryDeviceGroupInfo VkBindBufferMemoryDeviceGroupInfoKHR;
```

- `sType` is a `VkStructureType` value identifying this structure.
- `pNext` is `NULL` or a pointer to a structure extending this structure.
- `deviceIndexCount` is the number of elements in `pDeviceIndices`.
- `pDeviceIndices` is a pointer to an array of device indices.

If the `pNext` chain of `VkBindBufferMemoryInfo` includes a `VkBindBufferMemoryDeviceGroupInfo` structure, then that structure determines how memory is bound to buffers across multiple devices in a device group.

If `deviceIndexCount` is greater than zero, then on device index `i` the buffer is attached to the instance of `memory` on the physical device with device index `pDeviceIndices[i]`.

If `deviceIndexCount` is zero and `memory` comes from a memory heap with the `VK_MEMORY_HEAP_MULTI_INSTANCE_BIT` bit set, then it is as if `pDeviceIndices` contains consecutive indices from zero to the number of physical devices in the logical device, minus one. In other words, by default each physical device attaches to its own instance of `memory`.

If `deviceIndexCount` is zero and `memory` comes from a memory heap without the `VK_MEMORY_HEAP_MULTI_INSTANCE_BIT` bit set, then it is as if `pDeviceIndices` contains an array of zeros. In other words, by default each physical device attaches to instance zero.

Valid Usage

- VUID-VkBindBufferMemoryDeviceGroupInfo-deviceIndexCount-01606
`deviceIndexCount` **must** either be zero or equal to the number of physical devices in the logical device
- VUID-VkBindBufferMemoryDeviceGroupInfo-pDeviceIndices-01607
All elements of `pDeviceIndices` **must** be valid device indices

Valid Usage (Implicit)

- VUID-VkBindBufferMemoryDeviceGroupInfo-sType-sType
`sType` **must** be `VK_STRUCTURE_TYPE_BIND_BUFFER_MEMORY_DEVICE_GROUP_INFO`
- VUID-VkBindBufferMemoryDeviceGroupInfo-pDeviceIndices-parameter
If `deviceIndexCount` is not 0, `pDeviceIndices` **must** be a valid pointer to an array of `deviceIndexCount` `uint32_t` values

Structure Chaining

Extends the structure

- [VkBindBufferMemoryInfo](#)

The `VkBindMemoryStatus` structure is defined as:

```
// Provided by VK_VERSION_1_4
typedef struct VkBindMemoryStatus {
    VkStructureType    sType;
    const void*        pNext;
    VkResult*          pResult;
} VkBindMemoryStatus;
```

```
// Provided by VK_KHR_maintenance6
// Equivalent to VkBindMemoryStatus
typedef VkBindMemoryStatus VkBindMemoryStatusKHR;
```

- `sType` is a [VkStructureType](#) value identifying this structure.
- `pNext` is `NULL` or a pointer to a structure extending this structure.
- `pResult` is a pointer to a [VkResult](#) value.

If the `pNext` chain of [VkBindBufferMemoryInfo](#) or [VkBindImageMemoryInfo](#) includes a `VkBindMemoryStatus` structure, then the `VkBindMemoryStatus::pResult` will be populated with a value describing the result of the corresponding memory binding operation.

Valid Usage (Implicit)

- VUID-VkBindMemoryStatus-sType-sType
`sType` **must** be `VK_STRUCTURE_TYPE_BIND_MEMORY_STATUS`
- VUID-VkBindMemoryStatus-pResult-parameter
`pResult` **must** be a valid pointer to a [VkResult](#) value

Structure Chaining

Extends the structures

- [VkBindBufferMemoryInfo](#)
- [VkBindImageMemoryInfo](#)

To attach memory to a `VkImage` object created without the `VK_IMAGE_CREATE_DISJOINT_BIT` set, call:


```
// Provided by VK_VERSION_1_0
VkResult vkBindImageMemory(
    VkDevice          device,
    VkImage           image,
    VkDeviceMemory    memory,
    VkDeviceSize      memoryOffset);
```

- **device** is the logical device that owns the image and memory.
- **image** is the image.
- **memory** is the [VkDeviceMemory](#) object describing the device memory to attach.
- **memoryOffset** is the start offset of the region of **memory** which is to be bound to the image. The number of bytes returned in the [VkMemoryRequirements::size](#) member in **memory**, starting from **memoryOffset** bytes, will be bound to the specified image.

[vkBindImageMemory](#) is equivalent to passing the same parameters through [VkBindImageMemoryInfo](#) to [vkBindImageMemory2](#).

Valid Usage

- VUID-vkBindImageMemory-image-07460
image must not have been bound to a memory object
- VUID-vkBindImageMemory-image-01045
image must not have been created with any sparse memory binding flags
- VUID-vkBindImageMemory-memoryOffset-01046
memoryOffset must be less than the size of **memory**
- VUID-vkBindImageMemory-image-01445
If **image** requires a dedicated allocation (as reported by [vkGetImageMemoryRequirements2](#) in [VkMemoryDedicatedRequirements::requiresDedicatedAllocation](#) for **image**), **memory must** have been created with [VkMemoryDedicatedAllocateInfo::image](#) equal to **image**
- VUID-vkBindImageMemory-memory-02628
If the [dedicatedAllocationImageAliasing](#) feature is not enabled, and the [VkMemoryAllocateInfo](#) provided when **memory** was allocated included a [VkMemoryDedicatedAllocateInfo](#) structure in its **pNext** chain, and [VkMemoryDedicatedAllocateInfo::image](#) was not [VK_NULL_HANDLE](#), then **image must** equal [VkMemoryDedicatedAllocateInfo::image](#) and **memoryOffset must** be zero
- VUID-vkBindImageMemory-memory-02629
If the [dedicatedAllocationImageAliasing](#) feature is enabled, and the [VkMemoryAllocateInfo](#) provided when **memory** was allocated included a [VkMemoryDedicatedAllocateInfo](#) structure in its **pNext** chain, and [VkMemoryDedicatedAllocateInfo::image](#) was not [VK_NULL_HANDLE](#), then **memoryOffset must** be zero, and **image must** be either equal to [VkMemoryDedicatedAllocateInfo::image](#) or an image that was created using the same parameters in [VkImageCreateInfo](#), with the exception that **extent** and **arrayLayers may** differ subject to the following restrictions: every dimension in the **extent** parameter of the

image being bound **must** be equal to or smaller than the original image for which the allocation was created; and the `arrayLayers` parameter of the image being bound **must** be equal to or smaller than the original image for which the allocation was created

- VUID-vkBindImageMemory-memory-10926

If the `VkMemoryAllocateInfo` provided when `memory` was allocated included a `VkMemoryDedicatedAllocateInfo` structure in its `pNext` chain, `VkMemoryDedicatedAllocateInfo::buffer` **must** have been `VK_NULL_HANDLE`

- VUID-vkBindImageMemory-None-01901

If image was created with the `VK_IMAGE_CREATE_PROTECTED_BIT` bit set, the image **must** be bound to a memory object allocated with a memory type that reports `VK_MEMORY_PROPERTY_PROTECTED_BIT`

- VUID-vkBindImageMemory-None-01902

If image was created with the `VK_IMAGE_CREATE_PROTECTED_BIT` bit not set, the image **must** not be bound to a memory object created with a memory type that reports `VK_MEMORY_PROPERTY_PROTECTED_BIT`

- VUID-vkBindImageMemory-image-01050

If `image` was created with `VkDedicatedAllocationImageCreateInfoNV::dedicatedAllocation` equal to `VK_TRUE`, `memory` **must** have been created with `VkDedicatedAllocationMemoryAllocateInfoNV::image` equal to an image handle created with identical creation parameters to `image` and `memoryOffset` **must** be zero

- VUID-vkBindImageMemory-apiVersion-07921

If the `VK_KHR_dedicated_allocation` extension is not enabled, `VkPhysicalDeviceProperties::apiVersion` is less than Vulkan 1.1, and `image` was not created with `VkDedicatedAllocationImageCreateInfoNV::dedicatedAllocation` equal to `VK_TRUE`, `memory` **must** not have been allocated dedicated for a specific buffer or image

- VUID-vkBindImageMemory-memory-02728

If the value of `VkExportMemoryAllocateInfo::handleTypes` used to allocate `memory` is not `0`, it **must** include at least one of the handles set in `VkExternalMemoryImageCreateInfo::handleTypes` when `image` was created

- VUID-vkBindImageMemory-memory-02989

If `memory` was created by a memory import operation, that is not `VkImportAndroidHardwareBufferInfoANDROID` with a non-NULL `buffer` value, the external handle type of the imported memory **must** also have been set in `VkExternalMemoryImageCreateInfo::handleTypes` when `image` was created

- VUID-vkBindImageMemory-memory-02990

If `memory` was created with the `VkImportAndroidHardwareBufferInfoANDROID` memory import operation with a non-NULL `buffer` value, `VK_EXTERNAL_MEMORY_HANDLE_TYPE_ANDROID_HARDWARE_BUFFER_BIT_ANDROID` **must** also have been set in `VkExternalMemoryImageCreateInfo::handleTypes` when `image` was created

- VUID-vkBindImageMemory-image-08113

If the `image` was created with the `VK_IMAGE_CREATE_DESCRIPTOR_HEAP_CAPTURE_REPLAY_BIT_EXT` bit set, `memory` **must** have been allocated with the `VK_MEMORY_ALLOCATE_DEVICE_ADDRESS_BIT` bit set

- VUID-vkBindImageMemory-image-09202
If the **image** was created with the `VK_IMAGE_CREATE_DESCRIPTOR_HEAP_CAPTURE_REPLAY_BIT_EXT` bit set, **memory must** have been allocated with the `VK_MEMORY_ALLOCATE_DEVICE_ADDRESS_CAPTURE_REPLAY_BIT` bit set
- VUID-vkBindImageMemory-image-01608
image must not have been created with the `VK_IMAGE_CREATE_DISJOINT_BIT` set
- VUID-vkBindImageMemory-memory-01047
memory must have been allocated using one of the memory types allowed in the `memoryTypeBits` member of the `VkMemoryRequirements` structure returned from a call to `vkGetImageMemoryRequirements` with **image**
- VUID-vkBindImageMemory-None-10735
If **memory** was not allocated from a memory heap with the `VK_MEMORY_HEAP_TILE_MEMORY_BIT_QCOM` property set, `memoryOffset` **must** be an integer multiple of the `alignment` member of the `VkMemoryRequirements` structure returned from a call to `vkGetImageMemoryRequirements` with **image**
- VUID-vkBindImageMemory-memory-10736
If **memory** was allocated from a memory heap with the `VK_MEMORY_HEAP_TILE_MEMORY_BIT_QCOM` property set, `memoryOffset` **must** be an integer multiple of the `alignment` member of the `VkTileMemoryRequirementsQCOM` structure returned from a call to `vkGetImageMemoryRequirements2` with **image**
- VUID-vkBindImageMemory-None-10737
If **memory** was not allocated from a memory heap with the `VK_MEMORY_HEAP_TILE_MEMORY_BIT_QCOM` property set, `size` member of the `VkMemoryRequirements` structure returned from a call to `vkGetImageMemoryRequirements` with **image must** be less than or equal to the size of **memory** minus `memoryOffset`
- VUID-vkBindImageMemory-memory-10738
If **memory** was allocated from a memory heap with the `VK_MEMORY_HEAP_TILE_MEMORY_BIT_QCOM` property set, `size` member of the `VkTileMemoryRequirementsQCOM` structure returned from a call to `vkGetImageMemoryRequirements2` with **image must** be less than or equal to the size of **memory** minus `memoryOffset`
- VUID-vkBindImageMemory-image-06392
If **image** was created with `VkBufferCollectionImageCreateInfoFUCHSIA` chained to `VkImageCreateInfo::pNext`, **memory must** be allocated with a `VkImportMemoryBufferCollectionFUCHSIA` chained to `VkMemoryAllocateInfo::pNext`

Valid Usage (Implicit)

- VUID-vkBindImageMemory-device-parameter
device must be a valid `VkDevice` handle
- VUID-vkBindImageMemory-image-parameter
image must be a valid `VkImage` handle

- VUID-vkBindImageMemory-memory-parameter
memory must be a valid [VkDeviceMemory](#) handle
- VUID-vkBindImageMemory-image-parent
image must have been created, allocated, or retrieved from **device**
- VUID-vkBindImageMemory-memory-parent
memory must have been created, allocated, or retrieved from **device**

Host Synchronization

- Host access to **image must** be externally synchronized

Return Codes

Success

- [VK_SUCCESS](#)

Failure

- [VK_ERROR_OUT_OF_DEVICE_MEMORY](#)
- [VK_ERROR_OUT_OF_HOST_MEMORY](#)
- [VK_ERROR_UNKNOWN](#)
- [VK_ERROR_VALIDATION_FAILED](#)

To attach memory to image objects for one or more images at a time, call:

```
// Provided by VK_VERSION_1_1
VkResult vkBindImageMemory2(
    VkDevice                                device,
    uint32_t                                bindInfoCount,
    const VkBindImageMemoryInfo*            pBindInfos);
```

```
// Provided by VK_KHR_bind_memory2
// Equivalent to vkBindImageMemory2
VkResult vkBindImageMemory2KHR(
    VkDevice                                device,
    uint32_t                                bindInfoCount,
    const VkBindImageMemoryInfo*            pBindInfos);
```

- **device** is the logical device that owns the images and memory.
- **bindInfoCount** is the number of elements in **pBindInfos**.
- **pBindInfos** is a pointer to an array of [VkBindImageMemoryInfo](#) structures, describing images and memory to bind.

On some implementations, it **may** be more efficient to batch memory bindings into a single command.

If the **maintenance6** feature is enabled, this command **must** attempt to perform all of the memory binding operations described by **pBindInfos**, and **must** not early exit on the first failure.

If any of the memory binding operations described by **pBindInfos** fail, the **VkResult** returned by this command **must** be the return value of any one of the memory binding operations which did not return **VK_SUCCESS**.

NOTE

If the **vkBindImageMemory2** command failed, **VkBindMemoryStatus** structures were not included in the **pNext** chains of each element of **pBindInfos**, and **bindInfoCount** was greater than one, then the images referenced by **pBindInfos** will be in an indeterminate state, and must not be used.

Applications should destroy these images.

Valid Usage

- VUID-vkBindImageMemory2-pBindInfos-02858

If any **VkBindImageMemoryInfo::image** was created with **VK_IMAGE_CREATE_DISJOINT_BIT** then all planes of **VkBindImageMemoryInfo::image** **must** be bound individually in separate **pBindInfos**

- VUID-vkBindImageMemory2-pBindInfos-04006

pBindInfos **must** not refer to the same image subresource more than once

Valid Usage (Implicit)

- VUID-vkBindImageMemory2-device-parameter

device **must** be a valid **VkDevice** handle

- VUID-vkBindImageMemory2-pBindInfos-parameter

pBindInfos **must** be a valid pointer to an array of **bindInfoCount** valid **VkBindImageMemoryInfo** structures

- VUID-vkBindImageMemory2-bindInfoCount-arraylength

bindInfoCount **must** be greater than 0

Return Codes

Success

- **VK_SUCCESS**

Failure

- **VK_ERROR_OUT_OF_DEVICE_MEMORY**
- **VK_ERROR_OUT_OF_HOST_MEMORY**

- [VK_ERROR_UNKNOWN](#)
- [VK_ERROR_VALIDATION_FAILED](#)

`VkBindImageMemoryInfo` contains members corresponding to the parameters of `vkBindImageMemory`.

The `VkBindImageMemoryInfo` structure is defined as:

```
// Provided by VK_VERSION_1_1
typedef struct VkBindImageMemoryInfo {
    VkStructureType    sType;
    const void*        pNext;
    VkImage             image;
    VkDeviceMemory      memory;
    VkDeviceSize        memoryOffset;
} VkBindImageMemoryInfo;
```

```
// Provided by VK_KHR_bind_memory2
// Equivalent to VkBindImageMemoryInfo
typedef VkBindImageMemoryInfo VkBindImageMemoryInfoKHR;
```

- `sType` is a [VkStructureType](#) value identifying this structure.
- `pNext` is `NULL` or a pointer to a structure extending this structure.
- `image` is the image to be attached to memory.
- `memory` is a [VkDeviceMemory](#) object describing the device memory to attach.
- `memoryOffset` is the start offset of the region of `memory` which is to be bound to the image. The number of bytes returned in the `VkMemoryRequirements::size` member in `memory`, starting from `memoryOffset` bytes, will be bound to the specified image.

Valid Usage

- VUID-VkBindImageMemoryInfo-image-07460
`image` **must** not have been bound to a memory object
- VUID-VkBindImageMemoryInfo-image-01045
`image` **must** not have been created with any sparse memory binding flags
- VUID-VkBindImageMemoryInfo-memoryOffset-01046
`memoryOffset` **must** be less than the size of `memory`
- VUID-VkBindImageMemoryInfo-image-01445
If `image` requires a dedicated allocation (as reported by [vkGetImageMemoryRequirements2](#) in [VkMemoryDedicatedRequirements::requiresDedicatedAllocation](#) for `image`), `memory` **must** have been created with [VkMemoryDedicatedAllocateInfo::image](#) equal to `image`

- VUID-VkBindImageMemoryInfo-memory-02628

If the `dedicatedAllocationImageAliasing` feature is not enabled, and the `VkMemoryAllocateInfo` provided when `memory` was allocated included a `VkMemoryDedicatedAllocateInfo` structure in its `pNext` chain, and `VkMemoryDedicatedAllocateInfo::image` was not `VK_NULL_HANDLE`, then `image` **must** equal `VkMemoryDedicatedAllocateInfo::image` and `memoryOffset` **must** be zero

- VUID-VkBindImageMemoryInfo-memory-02629

If the `dedicatedAllocationImageAliasing` feature is enabled, and the `VkMemoryAllocateInfo` provided when `memory` was allocated included a `VkMemoryDedicatedAllocateInfo` structure in its `pNext` chain, and `VkMemoryDedicatedAllocateInfo::image` was not `VK_NULL_HANDLE`, then `memoryOffset` **must** be zero, and `image` **must** be either equal to `VkMemoryDedicatedAllocateInfo::image` or an image that was created using the same parameters in `VkImageCreateInfo`, with the exception that `extent` and `arrayLayers` **may** differ subject to the following restrictions: every dimension in the `extent` parameter of the image being bound **must** be equal to or smaller than the original image for which the allocation was created; and the `arrayLayers` parameter of the image being bound **must** be equal to or smaller than the original image for which the allocation was created

- VUID-VkBindImageMemoryInfo-memory-10926

If the `VkMemoryAllocateInfo` provided when `memory` was allocated included a `VkMemoryDedicatedAllocateInfo` structure in its `pNext` chain, `VkMemoryDedicatedAllocateInfo::buffer` **must** have been `VK_NULL_HANDLE`

- VUID-VkBindImageMemoryInfo-None-01901

If image was created with the `VK_IMAGE_CREATE_PROTECTED_BIT` bit set, the image **must** be bound to a memory object allocated with a memory type that reports `VK_MEMORY_PROPERTY_PROTECTED_BIT`

- VUID-VkBindImageMemoryInfo-None-01902

If image was created with the `VK_IMAGE_CREATE_PROTECTED_BIT` bit not set, the image **must** not be bound to a memory object created with a memory type that reports `VK_MEMORY_PROPERTY_PROTECTED_BIT`

- VUID-VkBindImageMemoryInfo-image-01050

If `image` was created with `VkDedicatedAllocationImageCreateInfoNV::dedicatedAllocation` equal to `VK_TRUE`, `memory` **must** have been created with `VkDedicatedAllocationMemoryAllocateInfoNV::image` equal to an image handle created with identical creation parameters to `image` and `memoryOffset` **must** be zero

- VUID-VkBindImageMemoryInfo-apiVersion-07921

If the `VK_KHR_dedicated_allocation` extension is not enabled, `VkPhysicalDeviceProperties::apiVersion` is less than Vulkan 1.1, and `image` was not created with `VkDedicatedAllocationImageCreateInfoNV::dedicatedAllocation` equal to `VK_TRUE`, `memory` **must** not have been allocated dedicated for a specific buffer or image

- VUID-VkBindImageMemoryInfo-memory-02728

If the value of `VkExportMemoryAllocateInfo::handleTypes` used to allocate `memory` is not `0`, it **must** include at least one of the handles set in `VkExternalMemoryImageCreateInfo::handleTypes` when `image` was created

- VUID-VkBindImageMemoryInfo-memory-02989

If `memory` was created by a memory import operation, that is not

`VkImportAndroidHardwareBufferInfoANDROID` with a non-NULL `buffer` value, the external handle type of the imported memory **must** also have been set in `VkExternalMemoryImageCreateInfo::handleTypes` when `image` was created

- VUID-VkBindImageMemoryInfo-memory-02990

If `memory` was created with the `VkImportAndroidHardwareBufferInfoANDROID` memory import operation with a non-NULL `buffer` value, `VK_EXTERNAL_MEMORY_HANDLE_TYPE_ANDROID_HARDWARE_BUFFER_BIT_ANDROID` **must** also have been set in `VkExternalMemoryImageCreateInfo::handleTypes` when `image` was created

- VUID-VkBindImageMemoryInfo-image-08113

If the `image` was created with the `VK_IMAGE_CREATE_DESCRIPTOR_HEAP_CAPTURE_REPLAY_BIT_EXT` bit set, `memory` **must** have been allocated with the `VK_MEMORY_ALLOCATE_DEVICE_ADDRESS_BIT` bit set

- VUID-VkBindImageMemoryInfo-image-09202

If the `image` was created with the `VK_IMAGE_CREATE_DESCRIPTOR_HEAP_CAPTURE_REPLAY_BIT_EXT` bit set, `memory` **must** have been allocated with the `VK_MEMORY_ALLOCATE_DEVICE_ADDRESS_CAPTURE_REPLAY_BIT` bit set

- VUID-VkBindImageMemoryInfo-pNext-01615

If the `pNext` chain does not include a `VkBindImagePlaneMemoryInfo` structure, and `memory` was not allocated from a memory heap with the `VK_MEMORY_HEAP_TILE_MEMORY_BIT_QCOM` property set, then `memory` **must** have been allocated using one of the memory types allowed in the `memoryTypeBits` member of the `VkMemoryRequirements` structure returned from a call to `vkGetImageMemoryRequirements2` with `image`

- VUID-VkBindImageMemoryInfo-pNext-01616

If the `pNext` chain does not include a `VkBindImagePlaneMemoryInfo` structure, and `memory` was not allocated from a memory heap with the `VK_MEMORY_HEAP_TILE_MEMORY_BIT_QCOM` property set, then `memoryOffset` **must** be an integer multiple of the `alignment` member of the `VkMemoryRequirements` structure returned from a call to `vkGetImageMemoryRequirements2` with `image`

- VUID-VkBindImageMemoryInfo-pNext-01617

If the `pNext` chain does not include a `VkBindImagePlaneMemoryInfo` structure, and `memory` was not allocated from a memory heap with the `VK_MEMORY_HEAP_TILE_MEMORY_BIT_QCOM` property set, then the difference of the size of `memory` and `memoryOffset` **must** be greater than or equal to the `size` member of the `VkMemoryRequirements` structure returned from a call to `vkGetImageMemoryRequirements2` with the same `image`

- VUID-VkBindImageMemoryInfo-pNext-12329

If the `pNext` chain does not include a `VkBindImagePlaneMemoryInfo` structure, and `memory` was allocated from a memory heap with the `VK_MEMORY_HEAP_TILE_MEMORY_BIT_QCOM` property set, then `memoryOffset` **must** be an integer multiple of the `alignment` member of the `VkTileMemoryRequirementsQCOM` structure returned from a call to `vkGetImageMemoryRequirements2` with `image`

- VUID-VkBindImageMemoryInfo-pNext-12330

If the `pNext` chain does not include a `VkBindImagePlaneMemoryInfo` structure, and `memory` was allocated from a memory heap with the `VK_MEMORY_HEAP_TILE_MEMORY_BIT_QCOM` property set, then `size` member of the `VkTileMemoryRequirementsQCOM` structure returned from a call to `vkGetImageMemoryRequirements2` with `image` **must** be less than or equal to the size of `memory` minus `memoryOffset`

- VUID-VkBindImageMemoryInfo-pNext-01618

If the `pNext` chain includes a `VkBindImagePlaneMemoryInfo` structure, `image` **must** have been created with the `VK_IMAGE_CREATE_DISJOINT_BIT` bit set

- VUID-VkBindImageMemoryInfo-image-07736

If `image` was created with the `VK_IMAGE_CREATE_DISJOINT_BIT` bit set, then the `pNext` chain **must** include a `VkBindImagePlaneMemoryInfo` structure

- VUID-VkBindImageMemoryInfo-pNext-01619

If the `pNext` chain includes a `VkBindImagePlaneMemoryInfo` structure, `memory` **must** have been allocated using one of the memory types allowed in the `memoryTypeBits` member of the `VkMemoryRequirements` structure returned from a call to `vkGetImageMemoryRequirements2` with `image` and where `VkBindImagePlaneMemoryInfo::planeAspect` corresponds to the `VkImagePlaneMemoryRequirementsInfo::planeAspect` in the `VkImageMemoryRequirementsInfo2` structure's `pNext` chain

- VUID-VkBindImageMemoryInfo-pNext-01620

If the `pNext` chain includes a `VkBindImagePlaneMemoryInfo` structure, `memoryOffset` **must** be an integer multiple of the `alignment` member of the `VkMemoryRequirements` structure returned from a call to `vkGetImageMemoryRequirements2` with `image` and where `VkBindImagePlaneMemoryInfo::planeAspect` corresponds to the `VkImagePlaneMemoryRequirementsInfo::planeAspect` in the `VkImageMemoryRequirementsInfo2` structure's `pNext` chain

- VUID-VkBindImageMemoryInfo-pNext-01621

If the `pNext` chain includes a `VkBindImagePlaneMemoryInfo` structure, the difference of the size of `memory` and `memoryOffset` **must** be greater than or equal to the `size` member of the `VkMemoryRequirements` structure returned from a call to `vkGetImageMemoryRequirements2` with the same `image` and where `VkBindImagePlaneMemoryInfo::planeAspect` corresponds to the `VkImagePlaneMemoryRequirementsInfo::planeAspect` in the `VkImageMemoryRequirementsInfo2` structure's `pNext` chain

- VUID-VkBindImageMemoryInfo-pNext-01626

If the `pNext` chain includes a `VkBindImageMemoryDeviceGroupInfo` structure, all instances of `memory` specified by `VkBindImageMemoryDeviceGroupInfo::pDeviceIndices` **must** have been allocated

- VUID-VkBindImageMemoryInfo-pNext-01627

If the `pNext` chain includes a `VkBindImageMemoryDeviceGroupInfo` structure, and `VkBindImageMemoryDeviceGroupInfo::splitInstanceBindRegionCount` is not zero, then `image` **must** have been created with the `VK_IMAGE_CREATE_SPLIT_INSTANCE_BIND_REGIONS_BIT` bit set

- VUID-VkBindImageMemoryInfo-pNext-01628

If the **pNext** chain includes a [VkBindImageMemoryDeviceGroupInfo](#) structure, all elements of [VkBindImageMemoryDeviceGroupInfo::pSplitInstanceBindRegions](#) **must** be valid rectangles contained within the dimensions of **image**

- VUID-VkBindImageMemoryInfo-pNext-01629

If the **pNext** chain includes a [VkBindImageMemoryDeviceGroupInfo](#) structure, the union of the areas of all elements of [VkBindImageMemoryDeviceGroupInfo::pSplitInstanceBindRegions](#) that correspond to the same instance of **image** **must** cover the entire image

- VUID-VkBindImageMemoryInfo-image-01630

If **image** was created with a valid swapchain handle in [VkImageSwapchainCreateInfoKHR::swapchain](#), then the **pNext** chain **must** include a [VkBindImageMemorySwapchainInfoKHR](#) structure containing the same swapchain handle

- VUID-VkBindImageMemoryInfo-pNext-01631

If the **pNext** chain includes a [VkBindImageMemorySwapchainInfoKHR](#) structure, **memory** **must** be [VK_NULL_HANDLE](#)

- VUID-VkBindImageMemoryInfo-pNext-01632

If the **pNext** chain does not include a [VkBindImageMemorySwapchainInfoKHR](#) structure, **memory** **must** be a valid [VkDeviceMemory](#) handle

Valid Usage (Implicit)

- VUID-VkBindImageMemoryInfo-sType-sType

sType **must** be [VK_STRUCTURE_TYPE_BIND_IMAGE_MEMORY_INFO](#)

- VUID-VkBindImageMemoryInfo-pNext-pNext

Each **pNext** member of any structure (including this one) in the **pNext** chain **must** be either [NULL](#) or a pointer to a valid instance of [VkBindImageMemoryDeviceGroupInfo](#), [VkBindImageMemorySwapchainInfoKHR](#), [VkBindImagePlaneMemoryInfo](#), or [VkBindMemoryStatus](#)

- VUID-VkBindImageMemoryInfo-sType-unique

The **sType** value of each structure in the **pNext** chain **must** be unique

- VUID-VkBindImageMemoryInfo-image-parameter

image **must** be a valid [VkImage](#) handle

- VUID-VkBindImageMemoryInfo-commonparent

Both of **image**, and **memory** that are valid handles of non-ignored parameters **must** have been created, allocated, or retrieved from the same [VkDevice](#)

Host Synchronization

- Host access to **image** **must** be externally synchronized

The [VkBindImageMemoryDeviceGroupInfo](#) structure is defined as:


```
// Provided by VK_VERSION_1_1
typedef struct VkBindImageMemoryDeviceGroupInfo {
    VkStructureType    sType;
    const void*        pNext;
    uint32_t           deviceIndexCount;
    const uint32_t*     pDeviceIndices;
    uint32_t           splitInstanceBindRegionCount;
    const VkRect2D*     pSplitInstanceBindRegions;
} VkBindImageMemoryDeviceGroupInfo;
```

```
// Provided by VK_KHR_bind_memory2 with VK_KHR_device_group
// Equivalent to VkBindImageMemoryDeviceGroupInfo
typedef VkBindImageMemoryDeviceGroupInfo VkBindImageMemoryDeviceGroupInfoKHR;
```

- `sType` is a `VkStructureType` value identifying this structure.
- `pNext` is `NULL` or a pointer to a structure extending this structure.
- `deviceIndexCount` is the number of elements in `pDeviceIndices`.
- `pDeviceIndices` is a pointer to an array of device indices.
- `splitInstanceBindRegionCount` is the number of elements in `pSplitInstanceBindRegions`.
- `pSplitInstanceBindRegions` is a pointer to an array of `VkRect2D` structures describing which regions of the image are attached to each instance of memory.

If the `pNext` chain of `VkBindImageMemoryInfo` includes a `VkBindImageMemoryDeviceGroupInfo` structure, then that structure determines how memory is bound to images across multiple devices in a device group.

If `deviceIndexCount` is greater than zero, then on device index `i` `image` is attached to the instance of the memory on the physical device with device index `pDeviceIndices[i]`.

Let `N` be the number of physical devices in the logical device. If `splitInstanceBindRegionCount` is greater than zero, then `pSplitInstanceBindRegions` is a pointer to an array of N^2 rectangles, where the image region specified by the rectangle at element `i*N+j` in resource instance `i` is bound to the memory instance `j`. The blocks of the memory that are bound to each sparse image block region use an offset in memory, relative to `memoryOffset`, computed as if the whole image was being bound to a contiguous range of memory. In other words, horizontally adjacent image blocks use consecutive blocks of memory, vertically adjacent image blocks are separated by the number of bytes per block multiplied by the width in blocks of `image`, and the block at (0,0) corresponds to memory starting at `memoryOffset`.

If `splitInstanceBindRegionCount` and `deviceIndexCount` are zero and the memory comes from a memory heap with the `VK_MEMORY_HEAP_MULTI_INSTANCE_BIT` bit set, then it is as if `pDeviceIndices` contains consecutive indices from zero to the number of physical devices in the logical device, minus one. In other words, by default each physical device attaches to its own instance of the memory.

If `splitInstanceBindRegionCount` and `deviceIndexCount` are zero and the memory comes from a memory heap without the `VK_MEMORY_HEAP_MULTI_INSTANCE_BIT` bit set, then it is as if `pDeviceIndices` contains an array of zeros. In other words, by default each physical device attaches to instance zero.

Valid Usage

- VUID-VkBindImageMemoryDeviceGroupInfo-deviceIndexCount-01633
At least one of `deviceIndexCount` and `splitInstanceBindRegionCount` **must** be zero
- VUID-VkBindImageMemoryDeviceGroupInfo-deviceIndexCount-01634
`deviceIndexCount` **must** either be zero or equal to the number of physical devices in the logical device
- VUID-VkBindImageMemoryDeviceGroupInfo-pDeviceIndices-01635
All elements of `pDeviceIndices` **must** be valid device indices
- VUID-VkBindImageMemoryDeviceGroupInfo-splitInstanceBindRegionCount-01636
`splitInstanceBindRegionCount` **must** either be zero or equal to the number of physical devices in the logical device squared
- VUID-VkBindImageMemoryDeviceGroupInfo-pSplitInstanceBindRegions-01637
Elements of `pSplitInstanceBindRegions` that correspond to the same instance of an image **must** not overlap
- VUID-VkBindImageMemoryDeviceGroupInfo-offset-01638
The `offset.x` member of any element of `pSplitInstanceBindRegions` **must** be a multiple of the sparse image block width (`VkSparseImageFormatProperties::imageGranularity.width`) of all non-metadata aspects of the image
- VUID-VkBindImageMemoryDeviceGroupInfo-offset-01639
The `offset.y` member of any element of `pSplitInstanceBindRegions` **must** be a multiple of the sparse image block height (`VkSparseImageFormatProperties::imageGranularity.height`) of all non-metadata aspects of the image
- VUID-VkBindImageMemoryDeviceGroupInfo-extent-01640
The `extent.width` member of any element of `pSplitInstanceBindRegions` **must** either be a multiple of the sparse image block width of all non-metadata aspects of the image, or else `extent.width + offset.x` **must** equal the width of the image subresource
- VUID-VkBindImageMemoryDeviceGroupInfo-extent-01641
The `extent.height` member of any element of `pSplitInstanceBindRegions` **must** either be a multiple of the sparse image block height of all non-metadata aspects of the image, or else `extent.height + offset.y` **must** equal the height of the image subresource

Valid Usage (Implicit)

- VUID-VkBindImageMemoryDeviceGroupInfo-sType-sType
`sType` **must** be `VK_STRUCTURE_TYPE_BIND_IMAGE_MEMORY_DEVICE_GROUP_INFO`
- VUID-VkBindImageMemoryDeviceGroupInfo-pDeviceIndices-parameter
If `deviceIndexCount` is not 0, `pDeviceIndices` **must** be a valid pointer to an array of

`deviceIndexCount` `uint32_t` values

- VUID-VkBindImageMemoryDeviceGroupInfo-pSplitInstanceBindRegions-parameter
If `splitInstanceBindRegionCount` is not 0, `pSplitInstanceBindRegions` **must** be a valid pointer to an array of `splitInstanceBindRegionCount` `VkRect2D` structures

Structure Chaining

Extends the structure

- `VkBindImageMemoryInfo`

If the `pNext` chain of `VkBindImageMemoryInfo` includes a `VkBindImageMemorySwapchainInfoKHR` structure, then that structure includes a swapchain handle and image index indicating that the image will be bound to memory from that swapchain.

The `VkBindImageMemorySwapchainInfoKHR` structure is defined as:

```
// Provided by VK_VERSION_1_1 with VK_KHR_swapchain, VK_KHR_device_group with
VK_KHR_swapchain
typedef struct VkBindImageMemorySwapchainInfoKHR {
    VkStructureType    sType;
    const void*        pNext;
    VkSwapchainKHR     swapchain;
    uint32_t           imageIndex;
} VkBindImageMemorySwapchainInfoKHR;
```

- `sType` is a `VkStructureType` value identifying this structure.
- `pNext` is `NULL` or a pointer to a structure extending this structure.
- `swapchain` is `VK_NULL_HANDLE` or a swapchain handle.
- `imageIndex` is an image index within `swapchain`.

If `swapchain` is not `NULL`, the `swapchain` and `imageIndex` are used to determine the memory that the image is bound to, instead of `memory` and `memoryOffset`.

Memory **can** be bound to a swapchain and use the `pDeviceIndices` or `pSplitInstanceBindRegions` members of `VkBindImageMemoryDeviceGroupInfo`.

Valid Usage

- VUID-VkBindImageMemorySwapchainInfoKHR-imageIndex-01644
`imageIndex` **must** be less than the number of images in `swapchain`
- VUID-VkBindImageMemorySwapchainInfoKHR-swapchain-07756
If the `swapchain` has been created with `VK_SWAPCHAIN_CREATE_DEFERRED_MEMORY_ALLOCATION_BIT_KHR`, `imageIndex` **must** be one that has previously been returned by `vkAcquireNextImageKHR` or

Valid Usage (Implicit)

- VUID-VkBindImageMemorySwapchainInfoKHR-sType-sType
sType must be [VK_STRUCTURE_TYPE_BIND_IMAGE_MEMORY_SWAPCHAIN_INFO_KHR](#)
- VUID-VkBindImageMemorySwapchainInfoKHR-swapchain-parameter
swapchain must be a valid [VkSwapchainKHR](#) handle

Host Synchronization

- Host access to **swapchain** must be externally synchronized

Structure Chaining

Extends the structure

- [VkBindImageMemoryInfo](#)

In order to bind *planes* of a *disjoint image*, add a [VkBindImagePlaneMemoryInfo](#) structure to the **pNext** chain of [VkBindImageMemoryInfo](#).

The [VkBindImagePlaneMemoryInfo](#) structure is defined as:

```
// Provided by VK_VERSION_1_1
typedef struct VkBindImagePlaneMemoryInfo {
    VkStructureType      sType;
    const void*          pNext;
    VkImageAspectFlagBits planeAspect;
} VkBindImagePlaneMemoryInfo;
```

```
// Provided by VK_KHR_sampler_ycbcr_conversion
// Equivalent to VkBindImagePlaneMemoryInfo
typedef VkBindImagePlaneMemoryInfo VkBindImagePlaneMemoryInfoKHR;
```

- **sType** is a [VkStructureType](#) value identifying this structure.
- **pNext** is **NULL** or a pointer to a structure extending this structure.
- **planeAspect** is a [VkImageAspectFlagBits](#) value specifying the aspect of the disjoint image plane to bind.

Valid Usage

- VUID-VkBindImagePlaneMemoryInfo-planeAspect-02283
If the image's **tiling** is `VK_IMAGE_TILING_LINEAR` or `VK_IMAGE_TILING_OPTIMAL`, then **planeAspect** **must** be a single valid **multi-planar aspect mask** bit
- VUID-VkBindImagePlaneMemoryInfo-planeAspect-02284
If the image's **tiling** is `VK_IMAGE_TILING_DRM_FORMAT_MODIFIER_EXT`, then **planeAspect** **must** be a single valid *memory plane* for the image (that is, **aspectMask** **must** specify a plane index that is less than the `VkDrmFormatModifierPropertiesEXT::drmFormatModifierPlaneCount` associated with the image's **format** and `VkImageDrmFormatModifierPropertiesEXT::drmFormatModifier`)

Valid Usage (Implicit)

- VUID-VkBindImagePlaneMemoryInfo-sType-sType
sType **must** be `VK_STRUCTURE_TYPE_BIND_IMAGE_PLANE_MEMORY_INFO`
- VUID-VkBindImagePlaneMemoryInfo-planeAspect-parameter
planeAspect **must** be a valid `VkImageAspectFlagBits` value

Structure Chaining

Extends the structure

- `VkBindImageMemoryInfo`

To attach memory to tensor objects call:

```
// Provided by VK_ARM_tensors
VkResult vkBindTensorMemoryARM(
    VkDevice          device,
    uint32_t          bindInfoCount,
    const VkBindTensorMemoryInfoARM* pBindInfos);
```

- **device** is the logical device that owns the buffers and memory.
- **bindInfoCount** is the number of elements in **pBindInfos**.
- **pBindInfos** is a pointer to an array of structures of type `VkBindTensorMemoryInfoARM`, describing tensors and memory to bind.

On some implementations, it **may** be more efficient to batch memory bindings into a single command.

Valid Usage (Implicit)

- VUID-vkBindTensorMemoryARM-device-parameter **device** **must** be a valid [VkDevice](#) handle
- VUID-vkBindTensorMemoryARM-pBindInfos-parameter **pBindInfos** **must** be a valid pointer to an array of **bindInfoCount** valid [VkBindTensorMemoryInfoARM](#) structures
- VUID-vkBindTensorMemoryARM-bindInfoCount-arraylength **bindInfoCount** **must** be greater than 0

Return Codes

Success

- [VK_SUCCESS](#)

Failure

- [VK_ERROR_OUT_OF_DEVICE_MEMORY](#)
- [VK_ERROR_OUT_OF_HOST_MEMORY](#)
- [VK_ERROR_UNKNOWN](#)
- [VK_ERROR_VALIDATION_FAILED](#)

The [VkBindTensorMemoryInfoARM](#) structure is defined as:

```
// Provided by VK_ARM_tensors
typedef struct VkBindTensorMemoryInfoARM {
    VkStructureType    sType;
    const void*        pNext;
    VkTensorARM         tensor;
    VkDeviceMemory      memory;
    VkDeviceSize        memoryOffset;
} VkBindTensorMemoryInfoARM;
```

- **sType** is a [VkStructureType](#) value identifying this structure.
- **pNext** is [NULL](#) or a pointer to a structure extending this structure.
- **tensor** is the tensor to be attached to memory.
- **memory** is a [VkDeviceMemory](#) object describing the device memory to attach.
- **memoryOffset** is the start offset of the region of **memory** which is to be bound to the tensor. The number of bytes returned in the [VkMemoryRequirements::size](#) member in **memory**, starting from **memoryOffset** bytes, will be bound to the specified tensor.

Valid Usage

- VUID-VkBindTensorMemoryInfoARM-tensor-09712
tensor must not already be backed by a memory object
- VUID-VkBindTensorMemoryInfoARM-memoryOffset-09713
memoryOffset must be less than the size of **memory**
- VUID-VkBindTensorMemoryInfoARM-memory-09714
memory must have been allocated using one of the memory types allowed in the **memoryTypeBits** member of the **VkMemoryRequirements** structure returned from a call to **vkGetTensorMemoryRequirementsARM** with **tensor**
- VUID-VkBindTensorMemoryInfoARM-memoryOffset-09715
memoryOffset must be an integer multiple of the **alignment** member of the **VkMemoryRequirements** structure returned from a call to **vkGetTensorMemoryRequirementsARM** with **tensor**
- VUID-VkBindTensorMemoryInfoARM-size-09716
The **size** member of the **VkMemoryRequirements** structure returned from a call to **vkGetTensorMemoryRequirementsARM** with **tensor must** be less than or equal to the size of **memory** minus **memoryOffset**
- VUID-VkBindTensorMemoryInfoARM-tensor-09717
If **tensor** requires a dedicated allocation (as reported by **vkGetTensorMemoryRequirementsARM** in **VkMemoryDedicatedRequirements::requiresDedicatedAllocation** for **tensor**), **memory must** have been created with **VkMemoryDedicatedAllocateInfoTensorARM::tensor** equal to **tensor**
- VUID-VkBindTensorMemoryInfoARM-memory-09806
If the **VkMemoryAllocateInfo** provided when **memory** was allocated included a **VkMemoryDedicatedAllocateInfoTensorARM** structure in its **pNext** chain, and **VkMemoryDedicatedAllocateInfoTensorARM::tensor** was not **VK_NULL_HANDLE**, then **tensor must** equal **VkMemoryDedicatedAllocateInfoTensorARM::tensor**, and **memoryOffset must** be zero
- VUID-VkBindTensorMemoryInfoARM-memory-09895
If the value of **VkExportMemoryAllocateInfo::handleTypes** used to allocate **memory** is not **0**, it **must** include at least one of the handles set in **VkExternalMemoryTensorCreateInfoARM::handleTypes** when **tensor** was created
- VUID-VkBindTensorMemoryInfoARM-memory-09896
If **memory** was allocated by a memory import operation, that is not **VkImportAndroidHardwareBufferInfoANDROID** with a non-NULL **buffer** value, the external handle type of the imported memory **must** also have been set in **VkExternalMemoryTensorCreateInfoARM::handleTypes** when **tensor** was created
- VUID-VkBindTensorMemoryInfoARM-memory-09897
If **memory** was allocated with the **VkImportAndroidHardwareBufferInfoANDROID** memory import operation with a non-NULL **buffer** value, **VK_EXTERNAL_MEMORY_HANDLE_TYPE_ANDROID_HARDWARE_BUFFER_BIT_ANDROID must** also have been set in **VkExternalMemoryTensorCreateInfoARM::handleTypes** when **tensor** was created

- VUID-VkBindTensorMemoryInfoARM-tensor-09718

If **tensor** was created with the [VK_TENSOR_CREATE_PROTECTED_BIT_ARM](#) bit set, the tensor **must** be bound to a memory object allocated with a memory type that reports [VK_MEMORY_PROPERTY_PROTECTED_BIT](#)

- VUID-VkBindTensorMemoryInfoARM-tensor-09719

If **tensor** was created with the [VK_TENSOR_CREATE_PROTECTED_BIT_ARM](#) bit not set, the tensor **must** not be bound to a memory object allocated with a memory type that reports [VK_MEMORY_PROPERTY_PROTECTED_BIT](#)

- VUID-VkBindTensorMemoryInfoARM-tensor-09943

If **tensor** was created with the [VK_TENSOR_CREATE_DESCRIPTOR_BUFFER_CAPTURE_REPLAY_BIT_ARM](#) bit set, **memory must** have been allocated with the [VK_MEMORY_ALLOCATE_DEVICE_ADDRESS_BIT](#) bit set

- VUID-VkBindTensorMemoryInfoARM-tensor-09944

If **tensor** was created with the [VK_TENSOR_CREATE_DESCRIPTOR_BUFFER_CAPTURE_REPLAY_BIT_ARM](#) bit set, **memory must** have been allocated with the [VK_MEMORY_ALLOCATE_DEVICE_ADDRESS_CAPTURE_REPLAY_BIT](#) bit set

- VUID-VkBindTensorMemoryInfoARM-tensor-11406

If **tensor** was created with the [VK_TENSOR_CREATE_DESCRIPTOR_HEAP_CAPTURE_REPLAY_BIT_ARM](#) bit set, **memory must** have been allocated with the [VK_MEMORY_ALLOCATE_DEVICE_ADDRESS_BIT](#) bit set

- VUID-VkBindTensorMemoryInfoARM-tensor-11407

If **tensor** was created with the [VK_TENSOR_CREATE_DESCRIPTOR_HEAP_CAPTURE_REPLAY_BIT_ARM](#) bit set, **memory must** have been allocated with the [VK_MEMORY_ALLOCATE_DEVICE_ADDRESS_CAPTURE_REPLAY_BIT](#) bit set

Valid Usage (Implicit)

- VUID-VkBindTensorMemoryInfoARM-sType-sType

sType must be [VK_STRUCTURE_TYPE_BIND_TENSOR_MEMORY_INFO_ARM](#)

- VUID-VkBindTensorMemoryInfoARM-pNext-pNext

pNext must be `NULL`

- VUID-VkBindTensorMemoryInfoARM-tensor-parameter

tensor must be a valid [VkTensorARM](#) handle

- VUID-VkBindTensorMemoryInfoARM-memory-parameter

memory must be a valid [VkDeviceMemory](#) handle

- VUID-VkBindTensorMemoryInfoARM-commonparent

Both of **memory**, and **tensor must** have been created, allocated, or retrieved from the same [VkDevice](#)

Host Synchronization

- Host access to **tensor** **must** be externally synchronized

Buffer-Image Granularity

The implementation-dependent limit **bufferImageGranularity** specifies a page-like granularity at which linear and non-linear resources **must** be placed in adjacent memory locations to avoid aliasing. Two resources which do not satisfy this granularity requirement are said to **alias**. **bufferImageGranularity** is specified in bytes, and **must** be a power of two. Implementations which do not impose a granularity restriction **may** report a **bufferImageGranularity** value of one.

NOTE

Despite its name, **bufferImageGranularity** is really a granularity between “linear” and “non-linear” resources. The limit **bufferImageGranularity** also applies to tensor resources.

Given resourceA at the lower memory offset and resourceB at the higher memory offset in the same **VkDeviceMemory** object, where one resource is linear and the other is non-linear (as defined in the [Glossary](#)), and the following:

```
resourceA.end      = resourceA.memoryOffset + resourceA.size - 1
resourceA.endPage  = resourceA.end & ~(bufferImageGranularity-1)
resourceB.start    = resourceB.memoryOffset
resourceB.startPage = resourceB.start & ~(bufferImageGranularity-1)
```

The following property **must** hold:

```
resourceA.endPage < resourceB.startPage
```

That is, the end of the first resource (A) and the beginning of the second resource (B) **must** be on separate “pages” of size **bufferImageGranularity**. **bufferImageGranularity** **may** be different than the physical page size of the memory heap. This restriction is only needed when a linear resource and a non-linear resource are adjacent in memory and will be used simultaneously. The memory ranges of adjacent resources **can** be closer than **bufferImageGranularity**, provided they meet the **alignment** requirement for the objects in question.

Sparse block size in bytes and sparse image and buffer memory alignments **must** all be multiples of the **bufferImageGranularity**. Therefore, memory bound to sparse resources naturally satisfies the **bufferImageGranularity**.

NOTE

The implementation-dependent limit, **bufferImageGranularity** also applies to tensor resources.

12.10. Resource Sharing Mode

Buffer and image objects are created with a *sharing mode* controlling how they **can** be accessed from queues. The supported sharing modes are:

```
// Provided by VK_VERSION_1_0
typedef enum VkSharingMode {
    VK_SHARING_MODE_EXCLUSIVE = 0,
    VK_SHARING_MODE_CONCURRENT = 1,
} VkSharingMode;
```

- [VK_SHARING_MODE_EXCLUSIVE](#) specifies that access to any range or image subresource of the object will be exclusive to a single queue family at a time.
- [VK_SHARING_MODE_CONCURRENT](#) specifies that concurrent access to any range or image subresource of the object from multiple queue families is supported.

NOTE

[VK_SHARING_MODE_CONCURRENT](#) **may** result in lower performance access to the buffer or image than [VK_SHARING_MODE_EXCLUSIVE](#).

Ranges of buffers and image subresources of image objects created using [VK_SHARING_MODE_EXCLUSIVE](#) **must** only be accessed by queues in the queue family that has *ownership* of the resource. Upon creation, such resources are not owned by any queue family; ownership is implicitly acquired upon first use within a queue. Once a resource using [VK_SHARING_MODE_EXCLUSIVE](#) is owned by some queue family, unless the [maintenance9](#) feature is enabled, the application **must** perform a [queue family ownership transfer](#) if it wishes to make the memory contents of a range or image subresource accessible to a different queue family. [VK_SHARING_MODE_EXCLUSIVE](#) resources that are already owned by a queue family **may** be acquired by a different queue family without a queue family ownership transfer, but unless the [maintenance9](#) feature is enabled, their contents become undefined.

If the [maintenance9](#) feature is enabled, the contents of buffer resources, and of linear image resources (i.e., those created with [tiling](#) set to [VK_IMAGE_TILING_LINEAR](#)) are always preserved when they are implicitly acquired by a different queue family on the same logical device (i.e., neither queue family is [VK_QUEUE_FAMILY_FOREIGN_EXT](#) or [VK_QUEUE_FAMILY_EXTERNAL](#)). This means that whenever the [maintenance9](#) feature is enabled, explicit queue family ownership transfers of buffer and linear image resources between different queue families on the same logical device are **optional**.

Additionally, if the [maintenance9](#) feature is enabled, the contents of some optimal image resources (i.e., those created with [VK_IMAGE_TILING_OPTIMAL](#)) are always preserved when they are implicitly acquired by a different queue family on the same logical device (i.e., neither queue family is [VK_QUEUE_FAMILY_FOREIGN_EXT](#) or [VK_QUEUE_FAMILY_EXTERNAL](#)). This applies only to optimal images that are being implicitly acquired by a queue family whose index bit is set in the current queue family's [VkQueueFamilyOwnershipTransferPropertiesKHR::optimalImageTransferToQueueFamilies](#), and that were created without any of the following bits set in [usage](#):

- [VK_IMAGE_USAGE_COLOR_ATTACHMENT_BIT](#)
- [VK_IMAGE_USAGE_DEPTH_STENCIL_ATTACHMENT_BIT](#)
- [VK_IMAGE_USAGE_TRANSIENT_ATTACHMENT_BIT](#)
- [VK_IMAGE_USAGE_INPUT_ATTACHMENT_BIT](#)
- [VK_IMAGE_USAGE_ATTACHMENT_FEEDBACK_LOOP_BIT_EXT](#)
- [VK_IMAGE_USAGE_FRAGMENT_SHADING_RATE_ATTACHMENT_BIT_KHR](#)

This means that whenever the [maintenance9](#) feature is enabled, explicit queue family ownership transfers of such image resources between such combinations of queue families are **optional**. For all other optimal images and/or combinations of queue families, the application **must** still perform an explicit queue family ownership transfer if it wishes to make the memory contents of an optimal image subresource already owned by a queue family accessible to a different queue family.

NOTE

Applications are allowed to perform explicit queue family ownership transfers in circumstances where they are not required, but there is no functional nor performance advantage in doing so. Performing explicit transfers in such cases remains supported for backward compatibility and is not recommended for new applications.

NOTE

Before being used on the first queue, images still require a [layout transition](#) from these layouts:

- [VK_IMAGE_LAYOUT_UNDEFINED](#)
- [VK_IMAGE_LAYOUT_PREINITIALIZED](#)
- [VK_IMAGE_LAYOUT_ZERO_INITIALIZED_EXT](#)

A queue family **can** take ownership of an image subresource, tensor subresource, or buffer range of a resource created with [VK_SHARING_MODE_EXCLUSIVE](#), without an ownership transfer, in the same way as for a resource that was just created; however, taking ownership in this way has the effect that the contents of the image subresource or buffer range are undefined.

Ranges of buffers, tensor subresources of tensor objects, and image subresources of image objects created using [VK_SHARING_MODE_CONCURRENT](#) **must** only be accessed by queues from the queue families specified through the [queueFamilyIndexCount](#) and [pQueueFamilyIndices](#) members of the corresponding create info structures.

12.10.1. External Resource Sharing

Resources **should** only be accessed in the Vulkan instance that has exclusive ownership of their underlying memory. Only one Vulkan instance has exclusive ownership of a resource's underlying memory at a given time, regardless of whether the resource was created using [VK_SHARING_MODE_EXCLUSIVE](#) or [VK_SHARING_MODE_CONCURRENT](#). Applications can transfer ownership of a resource's underlying memory only if the memory has been imported from or exported to another instance or external API using external memory handles. The semantics for transferring ownership outside of the instance are similar to those used for transferring ownership

of [VK_SHARING_MODE_EXCLUSIVE](#) resources between queues, and is also accomplished using [VkBufferMemoryBarrier](#) or [VkImageMemoryBarrier](#) operations. To make the contents of the underlying memory accessible in the destination instance or API, applications **must**

1. Release exclusive ownership from the source instance or API.
2. Ensure the release operation has completed using semaphores or fences.
3. Acquire exclusive ownership in the destination instance or API

Unlike queue family ownership transfers, the destination instance or API is not specified explicitly when releasing ownership, nor is the source instance or API specified when acquiring ownership. Instead, the image or memory barrier's [dstQueueFamilyIndex](#) or [srcQueueFamilyIndex](#) parameters are set to the reserved queue family index [VK_QUEUE_FAMILY_EXTERNAL](#) or [VK_QUEUE_FAMILY_FOREIGN_EXT](#) to represent the external destination or source respectively.

Binding a resource to a memory object shared between multiple Vulkan instances or other APIs does not change the ownership of the underlying memory. The first entity to access the resource implicitly acquires ownership. An entity **can** also implicitly take ownership from another entity in the same way without an explicit ownership transfer. However, taking ownership in this way has the effect that the contents of the underlying memory are undefined.

Accessing a resource backed by memory that is owned by a particular instance or API has the same semantics as accessing a [VK_SHARING_MODE_EXCLUSIVE](#) resource, with one exception: Implementations **must** ensure layout transitions performed on one member of a set of identical subresources of identical images that alias the same range of an underlying memory object affect the layout of all the subresources in the set.

As a corollary, writes to any image subresources in such a set **must** not make the contents of memory used by other subresources in the set undefined. An application **can** define the content of a subresource of one image by performing device writes to an identical subresource of another image provided both images are bound to the same region of external memory. Applications **may** also add resources to such a set after the content of the existing set members has been defined without making the content undefined by creating a new image with the initial layout [VK_IMAGE_LAYOUT_UNDEFINED](#) and binding it to the same region of external memory as the existing images.

NOTE

Because layout transitions apply to all identical images aliasing the same region of external memory, the actual layout of the memory backing a new image as well as an existing image with defined content will not be undefined. Such an image is not usable until it acquires ownership of its memory from the existing owner. Therefore, the layout specified as part of this transition will be the true initial layout of the image. The undefined layout specified when creating it is a placeholder to simplify valid usage requirements.

When sharing resources with other APIs, it is generally left to those APIs to define how they interact with the Vulkan concepts of image layouts and fine-grained synchronization. However, some external memory handle types require use of specific image layouts when transitioning to or from external usage, as defined in the [external image implied layouts table](#).

12.11. Memory Aliasing

A range of a `VkDeviceMemory` allocation is *aliased* if it is bound to multiple resources simultaneously, as described below, via `vkBindImageMemory`, `vkBindBufferMemory`, `vkBindAccelerationStructureMemoryNV`, `vkBindTensorMemoryARM`, via [sparse memory bindings](#), or by binding the memory to resources in multiple Vulkan instances or external APIs using external memory handle export and import mechanisms.

Consider two resources, `resourceA` and `resourceB`, bound respectively to memory `rangeA` and `rangeB`. Let `paddedRangeA` and `paddedRangeB` be, respectively, `rangeA` and `rangeB` aligned to `bufferImageGranularity`. If the resources are both linear or both non-linear (as defined in the [Glossary](#)), then the resources *alias* the memory in the intersection of `rangeA` and `rangeB`. If one resource is linear and the other is non-linear, then the resources *alias* the memory in the intersection of `paddedRangeA` and `paddedRangeB`.

Applications **can** alias memory, but use of multiple aliases is subject to several constraints.

NOTE

The implementation-dependent limit `bufferImageGranularity` also applies to tensor resources.

NOTE

Memory aliasing **can** be useful to reduce the total device memory footprint of an application, if some large resources are used for disjoint periods of time.

When a [non-linear](#), non-`VK_IMAGE_CREATE_SPARSE_RESIDENCY_BIT` image is bound to an aliased range, all image subresources of the image *overlap* the range. When a linear image is bound to an aliased range, the image subresources that (according to the image's advertised layout) include bytes from the aliased range *overlap* the range. When a `VK_IMAGE_CREATE_SPARSE_RESIDENCY_BIT` image has sparse image blocks bound to an aliased range, only image subresources including those sparse image blocks *overlap* the range, and when the memory bound to the image's mip tail overlaps an aliased range all image subresources in the mip tail *overlap* the range.

Buffers, linear tensors, and linear image subresources are considered *host-accessible subresources* when they are in any of these layouts:

- `VK_IMAGE_LAYOUT_PREINITIALIZED`
- `VK_IMAGE_LAYOUT_GENERAL`
- `VK_IMAGE_LAYOUT_ZERO_INITIALIZED_EXT`

That is, the host has a well-defined addressing scheme to interpret the contents, and thus the layout of the data in memory **can** be consistently interpreted across aliases if each of those aliases is a host-accessible subresource. Non-linear images, non-linear tensors, and linear image subresources in other layouts, are not host-accessible.

If two aliases are both host-accessible, then they interpret the contents of the memory in consistent ways, and data written to one alias **can** be read by the other alias.

For an acceleration structure `AS_2` that is an alias of another acceleration structure `AS_1`, `AS_2` **can** be

used in place of **AS_1** for operations acting on acceleration structures if the following conditions are met:

- The buffer referred to by the **buffer** member of the **VkAccelerationStructureCreateInfoKHR** that **AS_2** was created with **must** be bound to the same **VkDeviceMemory** as the buffer referred to by the **buffer** member of the **VkAccelerationStructureCreateInfoKHR** that **AS_1** was created with.
- The start of the memory range occupied by **AS_2**, defined by the sum of the **offset** member of the **VkAccelerationStructureCreateInfoKHR** that **AS_2** was created with and the offset at which the buffer associated with **AS_2** is bound to a **VkDeviceMemory**, **must** match the start of the memory range occupied by **AS_1**.
- If the **deviceAddress** member of the **VkAccelerationStructureCreateInfoKHR** that **AS_2** was created with is non-zero, it **must** match the **deviceAddress** member of the **VkAccelerationStructureCreateInfoKHR** that **AS_1** was created with.
- The **createFlags** member of the **VkAccelerationStructureCreateInfoKHR** that **AS_2** was created with **must** match the **createFlags** member of the **VkAccelerationStructureCreateInfoKHR** that **AS_1** was created with.
- The **type** member of the **VkAccelerationStructureCreateInfoKHR** that **AS_2** was created with **must** match the **type** member of the **VkAccelerationStructureCreateInfoKHR** that **AS_1** was created with.
- The **size** member of the **VkAccelerationStructureCreateInfoKHR** that **AS_2** was created with **must** be greater or equal to the **size** returned by **vkGetAccelerationStructureBuildSizesKHR** for the build parameters **AS_1** was built with.

After an acceleration structure object is destroyed, aliased acceleration structures **may** continue being used to refer to that acceleration structure for operations acting on acceleration structures.

If two aliases are both images that were created with identical creation parameters, both were created with the **VK_IMAGE_CREATE_ALIAS_BIT** flag set, and both are bound identically to memory except for **VkBindImageMemoryDeviceGroupInfo::pDeviceIndices** and **VkBindImageMemoryDeviceGroupInfo::pSplitInstanceBindRegions**, then they interpret the contents of the memory in consistent ways, and data written to one alias **can** be read by the other alias.

Additionally, if an individual plane of a multi-planar image and a single-plane image alias the same memory, then they also interpret the contents of the memory in consistent ways under the same conditions, but with the following modifications:

- Both **must** have been created with the **VK_IMAGE_CREATE_DISJOINT_BIT** flag.
- The single-plane image **must** have a **VkFormat** that is **equivalent** to that of the multi-planar image's individual plane.
- The single-plane image and the individual plane of the multi-planar image **must** be bound identically to memory except for **VkBindImageMemoryDeviceGroupInfo::pDeviceIndices** and **VkBindImageMemoryDeviceGroupInfo::pSplitInstanceBindRegions**.
- The **width** and **height** of the single-plane image are derived from the multi-planar image's dimensions in the manner listed for **plane compatibility** for the aliased plane.
- If either image's **tiling** is **VK_IMAGE_TILING_DRM_FORMAT_MODIFIER_EXT**, then both images

must be [linear](#).

- All other creation parameters **must** be identical

Aliases created by binding the same memory to resources in multiple Vulkan instances or external APIs using external memory handle export and import mechanisms interpret the contents of the memory in consistent ways, and data written to one alias **can** be read by the other alias.

Aliases created by binding the same memory to a tensor and an image subresource interpret the contents of the memory in consistent ways if and only if:

- The image was created with [VK_IMAGE_TILING_LINEAR](#) and the tensor was created with [VK_TENSOR_TILING_LINEAR_ARM](#). The strides for the image subresource, as reported by [vkGetImageSubresourceLayout](#), are compatible with strides passed when creating the tensor, i.e. [VkTensorDescriptionARM::pStrides\[dimensionCount-3\]](#) must be equal to [VkSubresourceLayout::rowPitch](#) if [VkTensorDescriptionARM::dimensionCount](#) is greater than 2 and [VkTensorDescriptionARM::pStrides\[dimensionCount-4\]](#) must be equal to [VkSubresourceLayout::depthPitch](#) if [VkTensorDescriptionARM::dimensionCount](#) is greater than 3.
- The image was created with [VK_IMAGE_TILING_OPTIMAL](#) and the tensor was created with [VK_TENSOR_TILING_OPTIMAL_ARM](#). The image was created with the [VK_IMAGE_USAGE_TENSOR_ALIASING_BIT_ARM](#) usage flag set and the tensor was created with [VK_TENSOR_USAGE_IMAGE_ALIASING_BIT_ARM](#).
- The format of the tensor must be compatible with that of the individual components of the format of the image.
- The number of dimensions of the tensor ([VkTensorDescriptionARM::dimensionCount](#)) is greater than or equal to the number of dimensions of the image (as specified by [VkImageCreateInfo::imageType](#)) plus 1.
- The size of the tensor along its innermost dimension ([VkTensorDescriptionARM::pDimensions\[dimensionCount-1\]](#)) is equal to the number of components of the format of the image ([VkImageCreateInfo::format](#)).
- The size of the tensor along all dimensions other than the N innermost dimensions necessary to represent the image (i.e. the number of dimensions of the image plus 1) must be 1.
- The image subresource is in the [VK_IMAGE_LAYOUT_TENSOR_ALIASING_ARM](#) layout if the image was created with [VK_IMAGE_TILING_OPTIMAL](#) and the [unifiedImageLayouts](#) feature is not enabled. If the [unifiedImageLayouts](#) feature is not enabled, the image **must** be transitioned to [VK_IMAGE_LAYOUT_TENSOR_ALIASING_ARM](#) prior to any reads via the tensor resource for those reads to return data consistent with that provided to the image writes. If the [unifiedImageLayouts](#) feature is not enabled, the image **must** be transitioned to [VK_IMAGE_LAYOUT_TENSOR_ALIASING_ARM](#) prior to any writes performed via the tensor resource for reads performed via the image resource to return data consistent with that provided to the tensor writes.

Otherwise, the aliases interpret the contents of the memory differently, and writes via one alias make the contents of memory partially or completely undefined to the other alias. If the first alias is a host-accessible subresource, then the bytes affected are those written by the memory operations according to its addressing scheme. If the first alias is not host-accessible, then the bytes affected are those overlapped by the image subresources that were written. If the second alias is a host-

accessible subresource, the affected bytes become undefined. If the second alias is not host-accessible, all sparse image blocks (for sparse partially-resident images) or all image subresources (for non-sparse image and fully resident sparse images) that overlap the affected bytes become undefined.

If any image subresources are made undefined due to writes to an alias, then each of those image subresources **must** have its layout transitioned from [VK_IMAGE_LAYOUT_UNDEFINED](#) to a valid layout before it is used, from [VK_IMAGE_LAYOUT_ZERO_INITIALIZED_EXT](#) if it is zeroed, or from [VK_IMAGE_LAYOUT_PREINITIALIZED](#) if the memory has been written by the host. If any sparse blocks of a sparse image have been made undefined, then only the image subresources containing them **must** be transitioned.

Use of an overlapping range by two aliases **must** be separated by a memory dependency using the appropriate [access types](#) if at least one of those uses performs writes, whether the aliases interpret memory consistently or not. If buffer or image memory barriers are used, the scope of the barrier **must** contain the entire range and/or set of image subresources that overlap.

If two aliasing image views are used in the same framebuffer, then the render pass **must** declare the attachments using the [VK_ATTACHMENT_DESCRIPTION_MAY_ALIAS_BIT](#), and follow the other rules listed in that section.

NOTE

Memory recycled via an application suballocator (i.e. without freeing and reallocating the memory objects) is not substantially different from memory aliasing. However, a suballocator usually waits on a fence before recycling a region of memory, and signaling a fence involves sufficient implicit dependencies to satisfy all the above requirements.

12.11.1. Resource Memory Overlap

Applications **can** safely access resources concurrently via separate device and host operations as long as the accessed memory locations are guaranteed to not overlap, as defined in [Memory Location](#), and the operation, resource, and access are otherwise independently valid.

Some operations have alignment requirements or access ambiguous [memory locations](#), so the semantics of a particular operation **should** be considered when determining the overlap. Such requirements will be described alongside the operation. Operations between host and device when using non-coherent memory are aligned to [nonCoherentAtomSize](#), as defined by [vkFlushMappedMemoryRanges](#) and [vkInvalidateMappedMemoryRanges](#).

NOTE

The intent is that buffers (or linear images) can be accessed concurrently, even when they share cache lines, but otherwise do not access the same memory range. The concept of a device cache line size is not exposed in the memory model.

12.12. Buffer Collections

Fuchsia's FIDL-based Sysmem service interoperates with Vulkan via the [VK_FUCHSIA_buffer_collection](#) extension.

A buffer collection is a set of one or more buffers which were allocated together as a group and which all have the same properties. These properties describe the buffers' internal representation, such as its dimensions and memory layout. This ensures that all of the buffers can be used interchangeably by tasks that require swapping among multiple buffers, such as double-buffered graphics rendering.

On Fuchsia, the Sysmem service uses buffer collections as a core construct in its design.

Buffer collections are represented by `VkBufferCollectionFUCHSIA` handles:

```
// Provided by VK_FUCHSIA_buffer_collection
VK_DEFINE_NON_DISPATCHABLE_HANDLE(VkBufferCollectionFUCHSIA)
```

12.12.1. Definitions

- FIDL - Fuchsia Interface Definition Language. The declarative language used to define FIDL interprocess communication interfaces on Fuchsia. FIDL files use the `fidl` extension. FIDL is also used to refer to the services defined by interfaces declared in the FIDL language
- Sysmem - The FIDL service that facilitates optimal buffer sharing and reuse on Fuchsia
- client - Any participant of the buffer collection e.g. the Vulkan application
- token - A `zx_handle_t` Zircon channel object that allows participation in the buffer collection

12.12.2. Platform Initialization for Buffer Collections

To initialize a buffer collection on Fuchsia:

- Connect to the Sysmem service to initialize a Sysmem allocator
- Create an initial buffer collection token using the Sysmem allocator
- Duplicate the token for each participant beyond the initiator
- See the Sysmem Overview and `fuchsia.sysmem` FIDL documentation on `fuchsia.dev` for more detailed information

12.12.3. Create the Buffer Collection

To create a `VkBufferCollectionFUCHSIA` for Vulkan to participate in the buffer collection:

```
// Provided by VK_FUCHSIA_buffer_collection
VkResult vkCreateBufferCollectionFUCHSIA(
    VkDevice device,
    const VkBufferCollectionCreateInfoFUCHSIA* pCreateInfo,
    const VkAllocationCallbacks* pAllocator,
    VkBufferCollectionFUCHSIA* pCollection);
```

- `device` is the logical device that creates the `VkBufferCollectionFUCHSIA`

- **pCreateInfo** is a pointer to a [VkBufferCollectionCreateInfoFUCHSIA](#) structure containing parameters affecting creation of the buffer collection
- **pAllocator** is a pointer to a [VkAllocationCallbacks](#) structure controlling host memory allocation as described in the [Memory Allocation](#) chapter
- **pCollection** is a pointer to a [VkBufferCollectionFUCHSIA](#) handle in which the resulting buffer collection object is returned

Valid Usage (Implicit)

- VUID-vkCreateBufferCollectionFUCHSIA-device-parameter
device **must** be a valid [VkDevice](#) handle
- VUID-vkCreateBufferCollectionFUCHSIA-pCreateInfo-parameter
pCreateInfo **must** be a valid pointer to a valid [VkBufferCollectionCreateInfoFUCHSIA](#) structure
- VUID-vkCreateBufferCollectionFUCHSIA-pAllocator-parameter
If **pAllocator** is not **NULL**, **pAllocator** **must** be a valid pointer to a valid [VkAllocationCallbacks](#) structure
- VUID-vkCreateBufferCollectionFUCHSIA-pCollection-parameter
pCollection **must** be a valid pointer to a [VkBufferCollectionFUCHSIA](#) handle
- VUID-vkCreateBufferCollectionFUCHSIA-device-queuecount
The device **must** have been created with at least **1** queue

Return Codes

Success

- [VK_SUCCESS](#)

Failure

- [VK_ERROR_INITIALIZATION_FAILED](#)
- [VK_ERROR_INVALID_EXTERNAL_HANDLE](#)
- [VK_ERROR_OUT_OF_HOST_MEMORY](#)
- [VK_ERROR_UNKNOWN](#)
- [VK_ERROR_VALIDATION_FAILED](#)

Host Access

All functions referencing a [VkBufferCollectionFUCHSIA](#) **must** be externally synchronized with the exception of [vkCreateBufferCollectionFUCHSIA](#).

The [VkBufferCollectionCreateInfoFUCHSIA](#) structure is defined as:


```
// Provided by VK_FUCHSIA_buffer_collection
typedef struct VkBufferCollectionCreateInfoFUCHSIA {
    VkStructureType    sType;
    const void*        pNext;
    zx_handle_t        collectionToken;
} VkBufferCollectionCreateInfoFUCHSIA;
```

- `sType` is a `VkStructureType` value identifying this structure.
- `pNext` is `NULL` or a pointer to a structure extending this structure
- `collectionToken` is a `zx_handle_t` containing the System client's buffer collection token

Valid Usage

- VUID-VkBufferCollectionCreateInfoFUCHSIA-collectionToken-06393
`collectionToken` **must** be a valid `zx_handle_t` to a Zircon channel allocated from System (`fuchsia.system.Allocator/AllocateSharedCollection`) with `ZX_DEFAULT_CHANNEL_RIGHTS` rights

Valid Usage (Implicit)

- VUID-VkBufferCollectionCreateInfoFUCHSIA-sType-sType
`sType` **must** be `VK_STRUCTURE_TYPE_BUFFER_COLLECTION_CREATE_INFO_FUCHSIA`
- VUID-VkBufferCollectionCreateInfoFUCHSIA-pNext-pNext
`pNext` **must** be `NULL`

12.12.4. Set the Constraints

Buffer collections can be established for `VkImage` allocations or `VkBuffer` allocations.

Set Image-Based Buffer Collection Constraints

Setting the constraints on the buffer collection initiates the format negotiation and allocation of the buffer collection. To set the constraints on a `VkImage` buffer collection, call:

```
// Provided by VK_FUCHSIA_buffer_collection
VkResult vkSetBufferCollectionImageConstraintsFUCHSIA(
    VkDevice                device,
    VkBufferCollectionFUCHSIA collection,
    const VkImageConstraintsInfoFUCHSIA* pImageConstraintsInfo);
```

- `device` is the logical device
- `collection` is the `VkBufferCollectionFUCHSIA` handle
- `pImageConstraintsInfo` is a pointer to a `VkImageConstraintsInfoFUCHSIA` structure

`vkSetBufferCollectionImageConstraintsFUCHSIA` **may** fail if `pImageConstraintsInfo->formatConstraintsCount` is larger than the implementation-defined limit. If that occurs, `vkSetBufferCollectionImageConstraintsFUCHSIA` will return `VK_ERROR_INITIALIZATION_FAILED`.

`vkSetBufferCollectionImageConstraintsFUCHSIA` **may** fail if the implementation does not support any of the formats described by the `pImageConstraintsInfo` structure. If that occurs, `vkSetBufferCollectionImageConstraintsFUCHSIA` will return `VK_ERROR_FORMAT_NOT_SUPPORTED`.

Valid Usage

- VUID-vkSetBufferCollectionImageConstraintsFUCHSIA-collection-06394 or `vkSetBufferCollectionImageConstraintsFUCHSIA` or `vkSetBufferCollectionBufferConstraintsFUCHSIA` **must** not have already been called on `collection`

Valid Usage (Implicit)

- VUID-vkSetBufferCollectionImageConstraintsFUCHSIA-device-parameter `device` **must** be a valid `VkDevice` handle
- VUID-vkSetBufferCollectionImageConstraintsFUCHSIA-collection-parameter `collection` **must** be a valid `VkBufferCollectionFUCHSIA` handle
- VUID-vkSetBufferCollectionImageConstraintsFUCHSIA-pImageConstraintsInfo-parameter `pImageConstraintsInfo` **must** be a valid pointer to a valid `VkImageConstraintsInfoFUCHSIA` structure
- VUID-vkSetBufferCollectionImageConstraintsFUCHSIA-collection-parent `collection` **must** have been created, allocated, or retrieved from `device`

Return Codes

Success

- `VK_SUCCESS`

Failure

- `VK_ERROR_FORMAT_NOT_SUPPORTED`
- `VK_ERROR_INITIALIZATION_FAILED`
- `VK_ERROR_OUT_OF_HOST_MEMORY`
- `VK_ERROR_UNKNOWN`
- `VK_ERROR_VALIDATION_FAILED`

The `VkImageConstraintsInfoFUCHSIA` structure is defined as:


```
// Provided by VK_FUCHSIA_buffer_collection
typedef struct VkImageConstraintsInfoFUCHSIA {
    VkStructureType          sType;
    const void*              pNext;
    uint32_t                 formatConstraintsCount;
    const VkImageFormatConstraintsInfoFUCHSIA* pFormatConstraints;
    VkBufferCollectionConstraintsInfoFUCHSIA  bufferCollectionConstraints;
    VkImageConstraintsInfoFlagsFUCHSIA        flags;
} VkImageConstraintsInfoFUCHSIA;
```

- `sType` is a `VkStructureType` value identifying this structure.
- `pNext` is `NULL` or a pointer to a structure extending this structure.
- `formatConstraintsCount` is the number of elements in `pFormatConstraints`.
- `pFormatConstraints` is a pointer to an array of `VkImageFormatConstraintsInfoFUCHSIA` structures of size `formatConstraintsCount` that is used to further constrain buffer collection format selection for image-based buffer collections.
- `bufferCollectionConstraints` is a `VkBufferCollectionConstraintsInfoFUCHSIA` structure used to supply parameters for the negotiation and allocation for buffer-based buffer collections.
- `flags` is a `VkImageConstraintsInfoFlagBitsFUCHSIA` value specifying hints about the type of memory System should allocate for the buffer collection.

Valid Usage

- VUID-VkImageConstraintsInfoFUCHSIA-pFormatConstraints-06395
All elements of `pFormatConstraints` **must** have at least one bit set in its `VkImageFormatConstraintsInfoFUCHSIA::requiredFormatFeatures`
- VUID-VkImageConstraintsInfoFUCHSIA-pFormatConstraints-06396
If `pFormatConstraints->imageCreateInfo->usage` contains `VK_IMAGE_USAGE_SAMPLED_BIT`, then `pFormatConstraints->requiredFormatFeatures` **must** contain `VK_FORMAT_FEATURE_SAMPLED_IMAGE_BIT`
- VUID-VkImageConstraintsInfoFUCHSIA-pFormatConstraints-06397
If `pFormatConstraints->imageCreateInfo->usage` contains `VK_IMAGE_USAGE_STORAGE_BIT`, then `pFormatConstraints->requiredFormatFeatures` **must** contain `VK_FORMAT_FEATURE_STORAGE_IMAGE_BIT`
- VUID-VkImageConstraintsInfoFUCHSIA-pFormatConstraints-06398
If `pFormatConstraints->imageCreateInfo->usage` contains `VK_IMAGE_USAGE_COLOR_ATTACHMENT_BIT`, then `pFormatConstraints->requiredFormatFeatures` **must** contain `VK_FORMAT_FEATURE_COLOR_ATTACHMENT_BIT`
- VUID-VkImageConstraintsInfoFUCHSIA-pFormatConstraints-06399
If `pFormatConstraints->imageCreateInfo->usage` contains `VK_IMAGE_USAGE_DEPTH_STENCIL_ATTACHMENT_BIT`, then `pFormatConstraints->requiredFormatFeatures` **must** contain `VK_FORMAT_FEATURE_DEPTH_STENCIL_ATTACHMENT_BIT`

- VUID-VkImageConstraintsInfoFUCHSIA-pFormatConstraints-06400
If `pFormatConstraints->imageCreateInfo->usage` contains `VK_IMAGE_USAGE_INPUT_ATTACHMENT_BIT`, then `pFormatConstraints->requiredFormatFeatures` must contain at least one of `VK_FORMAT_FEATURE_COLOR_ATTACHMENT_BIT` or `VK_FORMAT_FEATURE_DEPTH_STENCIL_ATTACHMENT_BIT`
- VUID-VkImageConstraintsInfoFUCHSIA-attachmentFragmentShadingRate-06401
If the `attachmentFragmentShadingRate` feature is enabled, and `pFormatConstraints->imageCreateInfo->usage` contains `VK_IMAGE_USAGE_FRAGMENT_SHADING_RATE_ATTACHMENT_BIT_KHR`, then `pFormatConstraints->requiredFormatFeatures` must contain `VK_FORMAT_FEATURE_FRAGMENT_SHADING_RATE_ATTACHMENT_BIT_KHR`

Valid Usage (Implicit)

- VUID-VkImageConstraintsInfoFUCHSIA-sType-sType
`sType` must be `VK_STRUCTURE_TYPE_IMAGE_CONSTRAINTS_INFO_FUCHSIA`
- VUID-VkImageConstraintsInfoFUCHSIA-pNext-pNext
`pNext` must be `NULL`
- VUID-VkImageConstraintsInfoFUCHSIA-pFormatConstraints-parameter
`pFormatConstraints` must be a valid pointer to an array of `formatConstraintsCount` valid `VkImageFormatConstraintsInfoFUCHSIA` structures
- VUID-VkImageConstraintsInfoFUCHSIA-bufferCollectionConstraints-parameter
`bufferCollectionConstraints` must be a valid `VkBufferCollectionConstraintsInfoFUCHSIA` structure
- VUID-VkImageConstraintsInfoFUCHSIA-flags-parameter
`flags` must be a valid combination of `VkImageConstraintsInfoFlagBitsFUCHSIA` values
- VUID-VkImageConstraintsInfoFUCHSIA-formatConstraintsCount-arraylength
`formatConstraintsCount` must be greater than 0

```
// Provided by VK_FUCHSIA_buffer_collection
typedef VkFlags VkImageConstraintsInfoFlagsFUCHSIA;
```

`VkImageConstraintsInfoFlagsFUCHSIA` is a bitmask type for setting a mask of zero or more `VkImageConstraintsInfoFlagBitsFUCHSIA` bits.

Bits which can be set in `VkImageConstraintsInfoFlagBitsFUCHSIA::flags` include:


```
// Provided by VK_FUCHSIA_buffer_collection
typedef enum VkImageConstraintsInfoFlagBitsFUCHSIA {
    VK_IMAGE_CONSTRAINTS_INFO_CPU_READ_RARELY_FUCHSIA = 0x00000001,
    VK_IMAGE_CONSTRAINTS_INFO_CPU_READ_OFTEN_FUCHSIA = 0x00000002,
    VK_IMAGE_CONSTRAINTS_INFO_CPU_WRITE_RARELY_FUCHSIA = 0x00000004,
    VK_IMAGE_CONSTRAINTS_INFO_CPU_WRITE_OFTEN_FUCHSIA = 0x00000008,
    VK_IMAGE_CONSTRAINTS_INFO_PROTECTED_OPTIONAL_FUCHSIA = 0x00000010,
} VkImageConstraintsInfoFlagBitsFUCHSIA;
```

General hints about the type of memory that should be allocated by Sysmem based on the expected usage of the images in the buffer collection include:

- [VK_IMAGE_CONSTRAINTS_INFO_CPU_READ_RARELY_FUCHSIA](#)
- [VK_IMAGE_CONSTRAINTS_INFO_CPU_READ_OFTEN_FUCHSIA](#)
- [VK_IMAGE_CONSTRAINTS_INFO_CPU_WRITE_RARELY_FUCHSIA](#)
- [VK_IMAGE_CONSTRAINTS_INFO_CPU_WRITE_OFTEN_FUCHSIA](#)

For protected memory:

- [VK_IMAGE_CONSTRAINTS_INFO_PROTECTED_OPTIONAL_FUCHSIA](#) specifies that protected memory is optional for the buffer collection.

Note that if all participants in the buffer collection (Vulkan or otherwise) specify that protected memory is optional, Sysmem will not allocate protected memory.

The [VkImageFormatConstraintsInfoFUCHSIA](#) structure is defined as:

```
// Provided by VK_FUCHSIA_buffer_collection
typedef struct VkImageFormatConstraintsInfoFUCHSIA {
    VkStructureType          sType;
    const void*              pNext;
    VkImageCreateInfo         imageCreateInfo;
    VkFormatFeatureFlags      requiredFormatFeatures;
    VkImageFormatConstraintsFlagsFUCHSIA flags;
    uint64_t                  sysmemPixelFormat;
    uint32_t                  colorSpaceCount;
    const VkSysmemColorSpaceFUCHSIA* pColorSpaces;
} VkImageFormatConstraintsInfoFUCHSIA;
```

- [sType](#) is a [VkStructureType](#) value identifying this structure.
- [pNext](#) is `NULL` or a pointer to a structure extending this structure
- [imageCreateInfo](#) is the [VkImageCreateInfo](#) used to create a [VkImage](#) that is to use memory from the [VkBufferCollectionFUCHSIA](#)
- [requiredFormatFeatures](#) is a bitmask of [VkFormatFeatureFlagBits](#) specifying required features of the buffers in the buffer collection

- `flags` is reserved for future use
- `sysmemPixelFormat` is a `PixelFormatType` value from the `fuchsia.sysmem/image_formats.fidl` FIDL interface
- `colorSpaceCount` is the element count of `pColorSpaces`
- `pColorSpaces` is a pointer to an array of `VkSysmemColorSpaceFUCHSIA` structs of size `colorSpaceCount`

Valid Usage (Implicit)

- VUID-VkImageFormatConstraintsInfoFUCHSIA-sType-sType
`sType` **must** be `VK_STRUCTURE_TYPE_IMAGE_FORMAT_CONSTRAINTS_INFO_FUCHSIA`
- VUID-VkImageFormatConstraintsInfoFUCHSIA-pNext-pNext
`pNext` **must** be `NULL`
- VUID-VkImageFormatConstraintsInfoFUCHSIA-imageCreateInfo-parameter
`imageCreateInfo` **must** be a valid `VkImageCreateInfo` structure
- VUID-VkImageFormatConstraintsInfoFUCHSIA-requiredFormatFeatures-parameter
`requiredFormatFeatures` **must** be a valid combination of `VkFormatFeatureFlagBits` values
- VUID-VkImageFormatConstraintsInfoFUCHSIA-requiredFormatFeatures-requiredbitmask
`requiredFormatFeatures` **must** not be `0`
- VUID-VkImageFormatConstraintsInfoFUCHSIA-flags-zerobitmask
`flags` **must** be `0`
- VUID-VkImageFormatConstraintsInfoFUCHSIA-pColorSpaces-parameter
`pColorSpaces` **must** be a valid pointer to an array of `colorSpaceCount` valid `VkSysmemColorSpaceFUCHSIA` structures
- VUID-VkImageFormatConstraintsInfoFUCHSIA-colorSpaceCount-arraylength
`colorSpaceCount` **must** be greater than `0`

```
// Provided by VK_FUCHSIA_buffer_collection
typedef VkFlags VkImageFormatConstraintsFlagsFUCHSIA;
```

`VkImageFormatConstraintsFlagsFUCHSIA` is a bitmask type for setting a mask, but is currently reserved for future use.

The `VkBufferCollectionConstraintsInfoFUCHSIA` structure is defined as:


```
// Provided by VK_FUCHSIA_buffer_collection
typedef struct VkBufferCollectionConstraintsInfoFUCHSIA {
    VkStructureType    sType;
    const void*        pNext;
    uint32_t           minBufferCount;
    uint32_t           maxBufferCount;
    uint32_t           minBufferCountForCamping;
    uint32_t           minBufferCountForDedicatedSlack;
    uint32_t           minBufferCountForSharedSlack;
} VkBufferCollectionConstraintsInfoFUCHSIA;
```

- `sType` is a `VkStructureType` value identifying this structure.
- `pNext` is `NULL` or a pointer to a structure extending this structure
- `minBufferCount` is the minimum number of buffers available in the collection
- `maxBufferCount` is the maximum number of buffers allowed in the collection
- `minBufferCountForCamping` is the per-participant minimum buffers for camping
- `minBufferCountForDedicatedSlack` is the per-participant minimum buffers for dedicated slack
- `minBufferCountForSharedSlack` is the per-participant minimum buffers for shared slack

Systemem uses all buffer count parameters in combination to determine the number of buffers it will allocate. Systemem defines buffer count constraints in `fuchsia.systemem/constraints.fidl`.

Camping as referred to by `minBufferCountForCamping`, is the number of buffers that should be available for the participant that are not for transient use. This number of buffers is required for the participant to logically operate.

Slack as referred to by `minBufferCountForDedicatedSlack` and `minBufferCountForSharedSlack`, refers to the number of buffers desired by participants for optimal performance. `minBufferCountForDedicatedSlack` refers to the current participant. `minBufferCountForSharedSlack` refers to buffer slack for all participants in the collection.

Valid Usage (Implicit)

- VUID-VkBufferCollectionConstraintsInfoFUCHSIA-sType-sType **must** be `VK_STRUCTURE_TYPE_BUFFER_COLLECTION_CONSTRAINTS_INFO_FUCHSIA`
- VUID-VkBufferCollectionConstraintsInfoFUCHSIA-pNext-pNext **must** be `NULL`

The `VkSystememColorSpaceFUCHSIA` structure is defined as:


```
// Provided by VK_FUCHSIA_buffer_collection
typedef struct VkSysmemColorSpaceFUCHSIA {
    VkStructureType    sType;
    const void*        pNext;
    uint32_t           colorSpace;
} VkSysmemColorSpaceFUCHSIA;
```

- `sType` is a `VkStructureType` value identifying this structure.
- `pNext` is `NULL` or a pointer to a structure extending this structure
- `colorSpace` value of the Sysmem `ColorSpaceType`

Valid Usage

- VUID-VkSysmemColorSpaceFUCHSIA-colorSpace-06402
`colorSpace` **must** be a `ColorSpaceType` as defined in `fuchsia.sysmem/image_formats.fidl`

Valid Usage (Implicit)

- VUID-VkSysmemColorSpaceFUCHSIA-sType-sType
`sType` **must** be `VK_STRUCTURE_TYPE_SYSMEM_COLOR_SPACE_FUCHSIA`
- VUID-VkSysmemColorSpaceFUCHSIA-pNext-pNext
`pNext` **must** be `NULL`

Set Buffer-Based Buffer Collection Constraints

To set the constraints on a `VkBuffer` buffer collection, call:

```
// Provided by VK_FUCHSIA_buffer_collection
VkResult vkSetBufferCollectionBufferConstraintsFUCHSIA(
    VkDevice                device,
    VkBufferCollectionFUCHSIA collection,
    const VkBufferConstraintsInfoFUCHSIA* pBufferConstraintsInfo);
```

- `device` is the logical device
- `collection` is the `VkBufferCollectionFUCHSIA` handle
- `pBufferConstraintsInfo` is a pointer to a `VkBufferConstraintsInfoFUCHSIA` structure

`vkSetBufferCollectionBufferConstraintsFUCHSIA` **may** fail if the implementation does not support the constraints specified in the `bufferCollectionConstraints` structure. If that occurs, `vkSetBufferCollectionBufferConstraintsFUCHSIA` will return `VK_ERROR_FORMAT_NOT_SUPPORTED`.

Valid Usage

- VUID-vkSetBufferCollectionBufferConstraintsFUCHSIA-collection-06403
`vkSetBufferCollectionImageConstraintsFUCHSIA` or
`vkSetBufferCollectionBufferConstraintsFUCHSIA` **must** not have already been called on
`collection`

Valid Usage (Implicit)

- VUID-vkSetBufferCollectionBufferConstraintsFUCHSIA-device-parameter
`device` **must** be a valid `VkDevice` handle
- VUID-vkSetBufferCollectionBufferConstraintsFUCHSIA-collection-parameter
`collection` **must** be a valid `VkBufferCollectionFUCHSIA` handle
- VUID-vkSetBufferCollectionBufferConstraintsFUCHSIA-pBufferConstraintsInfo-parameter
`pBufferConstraintsInfo` **must** be a valid pointer to a valid
`VkBufferConstraintsInfoFUCHSIA` structure
- VUID-vkSetBufferCollectionBufferConstraintsFUCHSIA-collection-parent
`collection` **must** have been created, allocated, or retrieved from `device`

Return Codes

Success

- `VK_SUCCESS`

Failure

- `VK_ERROR_FORMAT_NOT_SUPPORTED`
- `VK_ERROR_INITIALIZATION_FAILED`
- `VK_ERROR_OUT_OF_HOST_MEMORY`
- `VK_ERROR_UNKNOWN`
- `VK_ERROR_VALIDATION_FAILED`

The `VkBufferConstraintsInfoFUCHSIA` structure is defined as:

```
// Provided by VK_FUCHSIA_buffer_collection
typedef struct VkBufferConstraintsInfoFUCHSIA {
    VkStructureType           sType;
    const void*               pNext;
    VkBufferCreateInfo         createInfo;
    VkFormatFeatureFlags      requiredFormatFeatures;
    VkBufferCollectionConstraintsInfoFUCHSIA bufferCollectionConstraints;
} VkBufferConstraintsInfoFUCHSIA;
```


- `sType` is a `VkStructureType` value identifying this structure.
- `pNext` is `NULL` or a pointer to a structure extending this structure
- `createInfo` is a pointer to a `VkBufferCreateInfo` struct describing the buffer attributes for the buffer collection
- `requiredFormatFeatures` is a bitmask of `VkFormatFeatureFlagBits` required features of the buffers in the buffer collection
- `bufferCollectionConstraints` is used to supply parameters for the negotiation and allocation of the buffer collection

Valid Usage

- VUID-VkBufferConstraintsInfoFUCHSIA-requiredFormatFeatures-06404
The `requiredFormatFeatures` bitmask of `VkFormatFeatureFlagBits` **must** be chosen from among the buffer compatible format features listed in [buffer compatible format features](#)

Valid Usage (Implicit)

- VUID-VkBufferConstraintsInfoFUCHSIA-sType-sType
`sType` **must** be `VK_STRUCTURE_TYPE_BUFFER_CONSTRAINTS_INFO_FUCHSIA`
- VUID-VkBufferConstraintsInfoFUCHSIA-pNext-pNext
`pNext` **must** be `NULL`
- VUID-VkBufferConstraintsInfoFUCHSIA-createInfo-parameter
`createInfo` **must** be a valid `VkBufferCreateInfo` structure
- VUID-VkBufferConstraintsInfoFUCHSIA-requiredFormatFeatures-parameter
`requiredFormatFeatures` **must** be a valid combination of `VkFormatFeatureFlagBits` values
- VUID-VkBufferConstraintsInfoFUCHSIA-bufferCollectionConstraints-parameter
`bufferCollectionConstraints` **must** be a valid `VkBufferCollectionConstraintsInfoFUCHSIA` structure

12.12.5. Retrieve Buffer Collection Properties

After constraints have been set on the buffer collection by calling `vkSetBufferCollectionImageConstraintsFUCHSIA` or `vkSetBufferCollectionBufferConstraintsFUCHSIA`, call `vkGetBufferCollectionPropertiesFUCHSIA` to retrieve the negotiated and finalized properties of the buffer collection.

The call to `vkGetBufferCollectionPropertiesFUCHSIA` is synchronous. It waits for the System format negotiation and buffer collection allocation to complete before returning.


```
// Provided by VK_FUCHSIA_buffer_collection
VkResult vkGetBufferCollectionPropertiesFUCHSIA(
    VkDevice device,
    VkBufferCollectionFUCHSIA collection,
    VkBufferCollectionPropertiesFUCHSIA* pProperties);
```

- **device** is the logical device handle
- **collection** is the `VkBufferCollectionFUCHSIA` handle
- **pProperties** is a pointer to the retrieved `VkBufferCollectionPropertiesFUCHSIA` struct

For image-based buffer collections, upon calling `vkGetBufferCollectionPropertiesFUCHSIA`, Sysmem will choose an element of the `VkImageConstraintsInfoFUCHSIA::pImageCreateInfos` established by the preceding call to `vkSetBufferCollectionImageConstraintsFUCHSIA`. The index of the element chosen is stored in and can be retrieved from `VkBufferCollectionPropertiesFUCHSIA::createInfoIndex`.

For buffer-based buffer collections, a single `VkBufferCreateInfo` is specified as `VkBufferConstraintsInfoFUCHSIA::createInfo`. `VkBufferCollectionPropertiesFUCHSIA::createInfoIndex` will therefore always be zero.

`vkGetBufferCollectionPropertiesFUCHSIA` **may** fail if Sysmem is unable to resolve the constraints of all of the participants in the buffer collection. If that occurs, `vkGetBufferCollectionPropertiesFUCHSIA` will return `VK_ERROR_INITIALIZATION_FAILED`.

Valid Usage

- VUID-vkGetBufferCollectionPropertiesFUCHSIA-None-06405
Prior to calling `vkGetBufferCollectionPropertiesFUCHSIA`, the constraints on the buffer collection **must** have been set by either `vkSetBufferCollectionImageConstraintsFUCHSIA` or `vkSetBufferCollectionBufferConstraintsFUCHSIA`

Valid Usage (Implicit)

- VUID-vkGetBufferCollectionPropertiesFUCHSIA-device-parameter
device **must** be a valid `VkDevice` handle
- VUID-vkGetBufferCollectionPropertiesFUCHSIA-collection-parameter
collection **must** be a valid `VkBufferCollectionFUCHSIA` handle
- VUID-vkGetBufferCollectionPropertiesFUCHSIA-pProperties-parameter
pProperties **must** be a valid pointer to a `VkBufferCollectionPropertiesFUCHSIA` structure
- VUID-vkGetBufferCollectionPropertiesFUCHSIA-collection-parent
collection **must** have been created, allocated, or retrieved from **device**

Return Codes

Success

- [VK_SUCCESS](#)

Failure

- [VK_ERROR_INITIALIZATION_FAILED](#)
- [VK_ERROR_OUT_OF_HOST_MEMORY](#)
- [VK_ERROR_UNKNOWN](#)
- [VK_ERROR_VALIDATION_FAILED](#)

The [VkBufferCollectionPropertiesFUCHSIA](#) structure is defined as:

```
// Provided by VK_FUCHSIA_buffer_collection
typedef struct VkBufferCollectionPropertiesFUCHSIA {
    VkStructureType      sType;
    void*                pNext;
    uint32_t             memoryTypeBits;
    uint32_t             bufferCount;
    uint32_t             createInfoIndex;
    uint64_t             sysmemPixelFormat;
    VkFormatFeatureFlags formatFeatures;
    VkSysmemColorSpaceFUCHSIA sysmemColorSpaceIndex;
    VkComponentMapping    samplerYcbcrConversionComponents;
    VkSamplerYcbcrModelConversion suggestedYcbcrModel;
    VkSamplerYcbcrRange    suggestedYcbcrRange;
    VkChromaLocation       suggestedXChromaOffset;
    VkChromaLocation       suggestedYChromaOffset;
} VkBufferCollectionPropertiesFUCHSIA;
```

- [sType](#) is a [VkStructureType](#) value identifying this structure.
- [pNext](#) is [NULL](#) or a pointer to a structure extending this structure
- [memoryTypeBits](#) is a bitmask containing one bit set for every memory type which the buffer collection can be imported as buffer collection
- [bufferCount](#) is the number of buffers in the collection
- [createInfoIndex](#) as described in [Sysmem chosen create infos](#)
- [sysmemPixelFormat](#) is the [Sysmem PixelFormatType](#) as defined in [fuchsia.sysmem/image_formats.fidl](#)
- [formatFeatures](#) is a bitmask of [VkFormatFeatureFlagBits](#) shared by the buffer collection
- [sysmemColorSpaceIndex](#) is a [VkSysmemColorSpaceFUCHSIA](#) struct specifying the color space
- [samplerYcbcrConversionComponents](#) is a [VkComponentMapping](#) structure specifying the component mapping

- `suggestedYcbcrModel` is a `VkSamplerYcbcrModelConversion` value specifying the suggested Y'C_BC_R model
- `suggestedYcbcrRange` is a `VkSamplerYcbcrRange` value specifying the suggested Y'C_BC_R range
- `suggestedXChromaOffset` is a `VkChromaLocation` value specifying the suggested X chroma offset
- `suggestedYChromaOffset` is a `VkChromaLocation` value specifying the suggested Y chroma offset

`systemColorSpace` is only set for image-based buffer collections where the constraints were specified using `VkImageConstraintsInfoFUCHSIA` in a call to `vkSetBufferCollectionImageConstraintsFUCHSIA`.

For image-based buffer collections, `createInfoIndex` will identify both the `VkImageConstraintsInfoFUCHSIA::pImageCreateInfos` element and the `VkImageConstraintsInfoFUCHSIA::pFormatConstraints` element chosen by System when `vkSetBufferCollectionImageConstraintsFUCHSIA` was called. The value of `systemColorSpaceIndex` will be an index to one of the color spaces provided in the `VkImageFormatConstraintsInfoFUCHSIA::pColorSpaces` array.

The implementation **must** have `formatFeatures` with all bits set that were set in `VkImageFormatConstraintsInfoFUCHSIA::requiredFormatFeatures`, by the call to `vkSetBufferCollectionImageConstraintsFUCHSIA`, at `createInfoIndex` (other bits could be set as well).

Valid Usage (Implicit)

- VUID-VkBufferCollectionPropertiesFUCHSIA-sType-sType
`sType` **must** be `VK_STRUCTURE_TYPE_BUFFER_COLLECTION_PROPERTIES_FUCHSIA`
- VUID-VkBufferCollectionPropertiesFUCHSIA-pNext-pNext
`pNext` **must** be `NULL`

12.12.6. Memory Allocation

To import memory from a buffer collection into a `VkImage` or a `VkBuffer`, chain a `VkImportMemoryBufferCollectionFUCHSIA` structure to the `pNext` member of the `VkMemoryAllocateInfo` in the call to `vkAllocateMemory`.

The `VkImportMemoryBufferCollectionFUCHSIA` structure is defined as:

```
// Provided by VK_FUCHSIA_buffer_collection
typedef struct VkImportMemoryBufferCollectionFUCHSIA {
    VkStructureType      sType;
    const void*          pNext;
    VkBufferCollectionFUCHSIA collection;
    uint32_t             index;
} VkImportMemoryBufferCollectionFUCHSIA;
```

- `sType` is a `VkStructureType` value identifying this structure.
- `pNext` is `NULL` or a pointer to a structure extending this structure

- **collection** is the [VkBufferCollectionFUCHSIA](#) handle
- **index** is the index of the buffer to import from **collection**

Valid Usage

- VUID-VkImportMemoryBufferCollectionFUCHSIA-index-06406
index **must** be less than the value retrieved as [VkBufferCollectionPropertiesFUCHSIA::bufferCount](#)

Valid Usage (Implicit)

- VUID-VkImportMemoryBufferCollectionFUCHSIA-sType-sType
sType **must** be [VK_STRUCTURE_TYPE_IMPORT_MEMORY_BUFFER_COLLECTION_FUCHSIA](#)
- VUID-VkImportMemoryBufferCollectionFUCHSIA-collection-parameter
collection **must** be a valid [VkBufferCollectionFUCHSIA](#) handle

Structure Chaining

Extends the structure

- [VkMemoryAllocateInfo](#)

To release a [VkBufferCollectionFUCHSIA](#):

```
// Provided by VK_FUCHSIA_buffer_collection
void vkDestroyBufferCollectionFUCHSIA(
    VkDevice                device,
    VkBufferCollectionFUCHSIA collection,
    const VkAllocationCallbacks* pAllocator);
```

- **device** is the logical device that creates the [VkBufferCollectionFUCHSIA](#)
- **collection** is the [VkBufferCollectionFUCHSIA](#) handle
- **pAllocator** is a pointer to a [VkAllocationCallbacks](#) structure controlling host memory allocation as described in the [Memory Allocation](#) chapter

Valid Usage

- VUID-vkDestroyBufferCollectionFUCHSIA-collection-06407
[VkImage](#) and [VkBuffer](#) objects that referenced **collection** upon creation by inclusion of a [VkBufferCollectionImageCreateInfoFUCHSIA](#) or [VkBufferCollectionBufferCreateInfoFUCHSIA](#) chained to their [VkImageCreateInfo](#) or [VkBufferCreateInfo](#) structures respectively, **may** outlive **collection**

Valid Usage (Implicit)

- VUID-vkDestroyBufferCollectionFUCHSIA-device-parameter **device** **must** be a valid [VkDevice](#) handle
- VUID-vkDestroyBufferCollectionFUCHSIA-collection-parameter **collection** **must** be a valid [VkBufferCollectionFUCHSIA](#) handle
- VUID-vkDestroyBufferCollectionFUCHSIA-pAllocator-parameter
If **pAllocator** is not **NULL**, **pAllocator** **must** be a valid pointer to a valid [VkAllocationCallbacks](#) structure
- VUID-vkDestroyBufferCollectionFUCHSIA-collection-parent **collection** **must** have been created, allocated, or retrieved from **device**

12.13. Tensors

Tensors are similar to [images](#), in that they have multi-dimensional access as documented in the [Tensor Operations](#) chapter, but a tensor's dimensions are not predefined. A tensor can have an arbitrary number of dimensions, up to [maxTensorDimensionCount](#), with one index per dimension used to access the tensor.

Tensors **can** be used by binding them to pipelines via descriptor sets, or by directly specifying them as parameters to certain commands.

Tensors are represented by [VkTensorARM](#) handles:

```
// Provided by VK_EXT_descriptor_heap, VK_ARM_tensors
VK_DEFINE_NON_DISPATCHABLE_HANDLE(VkTensorARM)
```

To create tensors, call:

```
// Provided by VK_ARM_tensors
VkResult vkCreateTensorARM(
    VkDevice                                device,
    const VkTensorCreateInfoARM*            pCreateInfo,
    const VkAllocationCallbacks*            pAllocator,
    VkTensorARM*                            pTensor);
```

- **device** is the logical device that creates the tensor.
- **pCreateInfo** is a pointer to a [VkTensorCreateInfoARM](#) structure containing parameters to be used to create the tensor.
- **pAllocator** controls host memory allocation as described in the [Memory Allocation](#) chapter.
- **pTensor** is a pointer to a [VkTensorARM](#) handle in which the resulting tensor object is returned.

Valid Usage

- VUID-vkCreateTensorARM-tensors-09832
The **tensors** feature **must** be enabled

Valid Usage (Implicit)

- VUID-vkCreateTensorARM-device-parameter
device **must** be a valid **VkDevice** handle
- VUID-vkCreateTensorARM-pCreateInfo-parameter
pCreateInfo **must** be a valid pointer to a valid **VkTensorCreateInfoARM** structure
- VUID-vkCreateTensorARM-pAllocator-parameter
If **pAllocator** is not **NULL**, **pAllocator** **must** be a valid pointer to a valid **VkAllocationCallbacks** structure
- VUID-vkCreateTensorARM-pTensor-parameter
pTensor **must** be a valid pointer to a **VkTensorARM** handle
- VUID-vkCreateTensorARM-device-queuecount
The device **must** have been created with at least **1** queue

Return Codes

Success

- **VK_SUCCESS**

Failure

- **VK_ERROR_OUT_OF_DEVICE_MEMORY**
- **VK_ERROR_OUT_OF_HOST_MEMORY**
- **VK_ERROR_UNKNOWN**
- **VK_ERROR_VALIDATION_FAILED**

The **VkTensorCreateInfoARM** structure is defined as:


```
// Provided by VK_ARM_tensors
typedef struct VkTensorCreateInfoARM {
    VkStructureType      sType;
    const void*          pNext;
    VkTensorCreateFlagsARM flags;
    const VkTensorDescriptionARM* pDescription;
    VkSharingMode         sharingMode;
    uint32_t              queueFamilyIndexCount;
    const uint32_t*       pQueueFamilyIndices;
} VkTensorCreateInfoARM;
```

- `sType` is a `VkStructureType` value identifying this structure.
- `pNext` is `NULL` or a pointer to a structure extending this structure.
- `flags` is a bitmask of `VkTensorCreateFlagBitsARM` describing additional parameters of the tensor.
- `pDescription` is a pointer to an instance of `VkTensorDescriptionARM` describing the tensor.
- `sharingMode` is a `VkSharingMode` value specifying the sharing mode of the tensor when it will be accessed by multiple queue families.
- `queueFamilyIndexCount` is the number of entries in the `pQueueFamilyIndices` array.
- `pQueueFamilyIndices` is a list of queue families that will access this tensor (ignored if `sharingMode` is not `VK_SHARING_MODE_CONCURRENT`).

To determine the set of valid `usage` bits for a given tensor format, call `vkGetPhysicalDeviceFormatProperties2` with `VkTensorFormatPropertiesARM` in the `pNext` chain.

Tensor Creation Limits

Valid values for some tensor creation parameters are limited by a numerical upper bound or by inclusion in a bitset.

Several limiting values are defined below. The limiting values are referenced by the relevant valid usage statements of `VkTensorCreateInfoARM`.

- Let the `uint64_t` `tensorElements` define the number of data elements in the tensor computed as the product of all `VkTensorCreateInfoARM::pDescription->pDimensions[i]` for `i` between 0 and `VkTensorCreateInfoARM::pDescription->dimensionCount - 1`.

Valid Usage

- VUID-VkTensorCreateInfoARM-pDescription-09720
If `pDescription->tiling` is `VK_TENSOR_TILING_OPTIMAL_ARM`, `pDescription->pStrides` **must** be `NULL`
- VUID-VkTensorCreateInfoARM-tensorElements-09721
`tensorElements` (as defined in [Tensor Creation Limits](#)) **must** not be greater than

VkPhysicalDeviceTensorPropertiesARM::maxTensorElements

- VUID-VkTensorCreateInfoARM-sharingMode-09722
If `sharingMode` is `VK_SHARING_MODE_CONCURRENT`, `pQueueFamilyIndices` **must** be a valid pointer to an array of `queueFamilyIndexCount` `uint32_t` values
- VUID-VkTensorCreateInfoARM-maintenance11-13358
If the `maintenance11` feature is enabled and `sharingMode` is `VK_SHARING_MODE_CONCURRENT`, then `queueFamilyIndexCount` **must** be greater than 0
- VUID-VkTensorCreateInfoARM-sharingMode-09723
If the `maintenance11` feature is not enabled and `sharingMode` is `VK_SHARING_MODE_CONCURRENT`, then `queueFamilyIndexCount` **must** be greater than 1
- VUID-VkTensorCreateInfoARM-sharingMode-09725
If `sharingMode` is `VK_SHARING_MODE_CONCURRENT`, each element of `pQueueFamilyIndices` **must** be unique and **must** be less than `pQueueFamilyPropertyCount` returned by either `vkGetPhysicalDeviceQueueFamilyProperties` or `vkGetPhysicalDeviceQueueFamilyProperties2` for the `physicalDevice` that was used to create `device`
- VUID-VkTensorCreateInfoARM-pNext-09864
If the `pNext` chain includes a `VkExternalMemoryTensorCreateInfoARM` structure, its `handleTypes` member **must** only contain bits that are also in `VkExternalTensorPropertiesARM::externalMemoryProperties.compatibleHandleTypes`, as returned by `vkGetPhysicalDeviceExternalTensorPropertiesARM` with `pExternalTensorInfo->handleType` equal to any one of the handle types specified in `VkExternalMemoryTensorCreateInfoARM::handleTypes`
- VUID-VkTensorCreateInfoARM-flags-09726
If `flags` includes `VK_TENSOR_CREATE_DESCRIPTOR_BUFFER_CAPTURE_REPLAY_BIT_ARM`, the `descriptorBufferCaptureReplay` feature **must** be enabled
- VUID-VkTensorCreateInfoARM-pNext-09727
If the `pNext` chain includes a `VkOpaqueCaptureDescriptorDataCreateInfoEXT` structure, `flags` **must** contain `VK_TENSOR_CREATE_DESCRIPTOR_BUFFER_CAPTURE_REPLAY_BIT_ARM`
- VUID-VkTensorCreateInfoARM-pDescription-09728
If `pDescription->usage` does not have any of the following bits set (i.e. if it is not possible to create a tensor view for this tensor), then the `format features` **must** contain the format feature flags required by the `usage` flags for `pDescription->format` as indicated in the `Format Feature Dependent Usage Flags` section
 - `VK_TENSOR_USAGE_SHADER_BIT_ARM`
 - `VK_TENSOR_USAGE_DATA_GRAPH_BIT_ARM`
- VUID-VkTensorCreateInfoARM-protectedMemory-09729
If the `protectedMemory` feature is not enabled, `flags` **must** not contain `VK_TENSOR_CREATE_PROTECTED_BIT_ARM`
- VUID-VkTensorCreateInfoARM-flags-11395
If `VkOpaqueCaptureDataCreateInfoEXT::pData` is not `NULL`, `flags` **must** contain

`VK_TENSOR_CREATE_DESCRIPTOR_HEAP_CAPTURE_REPLAY_BIT_ARM`

- VUID-VkTensorCreateInfoARM-flags-11396

If `flags` contains `VK_TENSOR_CREATE_DESCRIPTOR_HEAP_CAPTURE_REPLAY_BIT_ARM`, `VkOpaqueCaptureDataCreateInfoEXT::pData->size` **must** be equal to `imageCaptureReplayOpaqueDataSize`

Valid Usage (Implicit)

- VUID-VkTensorCreateInfoARM-sType-sType

`sType` **must** be `VK_STRUCTURE_TYPE_TENSOR_CREATE_INFO_ARM`

- VUID-VkTensorCreateInfoARM-pNext-pNext

Each `pNext` member of any structure (including this one) in the `pNext` chain **must** be either `NULL` or a pointer to a valid instance of `VkExternalMemoryTensorCreateInfoARM`, `VkOpaqueCaptureDataCreateInfoEXT`, or `VkOpaqueCaptureDescriptorDataCreateInfoEXT`

- VUID-VkTensorCreateInfoARM-sType-unique

The `sType` value of each structure in the `pNext` chain **must** be unique

- VUID-VkTensorCreateInfoARM-flags-parameter

`flags` **must** be a valid combination of `VkTensorCreateFlagBitsARM` values

- VUID-VkTensorCreateInfoARM-pDescription-parameter

`pDescription` **must** be a valid pointer to a valid `VkTensorDescriptionARM` structure

- VUID-VkTensorCreateInfoARM-sharingMode-parameter

`sharingMode` **must** be a valid `VkSharingMode` value

Bits which **can** be set in `VkTensorCreateInfoARM::flags`, specifying additional parameters of a tensor, are:

```
// Provided by VK_ARM_tensors
// Flag bits for VkTensorCreateFlagBitsARM
typedef VkFlags64 VkTensorCreateFlagBitsARM;
static const VkTensorCreateFlagBitsARM VK_TENSOR_CREATE_MUTABLE_FORMAT_BIT_ARM =
0x00000001ULL;
static const VkTensorCreateFlagBitsARM VK_TENSOR_CREATE_PROTECTED_BIT_ARM =
0x00000002ULL;
// Provided by VK_EXT_descriptor_heap with VK_ARM_tensors
static const VkTensorCreateFlagBitsARM
VK_TENSOR_CREATE_DESCRIPTOR_HEAP_CAPTURE_REPLAY_BIT_ARM = 0x00000008ULL;
// Provided by VK_EXT_descriptor_buffer with VK_ARM_tensors
static const VkTensorCreateFlagBitsARM
VK_TENSOR_CREATE_DESCRIPTOR_BUFFER_CAPTURE_REPLAY_BIT_ARM = 0x00000004ULL;
```

- `VK_TENSOR_CREATE_MUTABLE_FORMAT_BIT_ARM` specifies that the tensor **can** be used to create a `VkTensorViewARM` with a different format from the tensor.
- `VK_TENSOR_CREATE_PROTECTED_BIT_ARM` specifies that the tensor is a protected tensor.

- [VK_TENSOR_CREATE_DESCRIPTOR_BUFFER_CAPTURE_REPLAY_BIT_ARM](#) specifies that the tensor **can** be used with descriptor buffers when capturing and replaying (e.g. for trace capture and replay), see [VkOpaqueCaptureDescriptorDataCreateInfoEXT](#) for more detail.

```
// Provided by VK_ARM_tensors
typedef VkFlags64 VkTensorCreateFlagsARM;
```

[VkTensorCreateFlagsARM](#) is a bitmask type for setting a mask of zero or more [VkTensorCreateFlagBitsARM](#).

To define a set of external memory handle types that **may** be used as backing store for a tensor, add a [VkExternalMemoryTensorCreateInfoARM](#) structure to the [pNext](#) chain of the [VkTensorCreateInfoARM](#) structure.

The [VkExternalMemoryTensorCreateInfoARM](#) structure is defined as:

```
// Provided by VK_ARM_tensors
typedef struct VkExternalMemoryTensorCreateInfoARM {
    VkStructureType          sType;
    const void*              pNext;
    VkExternalMemoryHandleTypeFlags handleTypes;
} VkExternalMemoryTensorCreateInfoARM;
```

NOTE

A [VkExternalMemoryTensorCreateInfoARM](#) structure with a non-zero [handleTypes](#) field must be included in the creation parameters for a tensor that will be bound to memory that is either exported or imported.

- [sType](#) is a [VkStructureType](#) value identifying this structure.
- [pNext](#) is [NULL](#) or a pointer to a structure extending this structure.
- [handleTypes](#) is zero or a bitmask of [VkExternalMemoryHandleTypeFlagBits](#) specifying one or more external memory handle types.

Valid Usage (Implicit)

- VUID-VkExternalMemoryTensorCreateInfoARM-sType-sType [sType](#) **must** be [VK_STRUCTURE_TYPE_EXTERNAL_MEMORY_TENSOR_CREATE_INFO_ARM](#)
- VUID-VkExternalMemoryTensorCreateInfoARM-handleTypes-parameter [handleTypes](#) **must** be a valid combination of [VkExternalMemoryHandleTypeFlagBits](#) values

Structure Chaining

Extends the structure

- [VkTensorCreateInfoARM](#)

To destroy a tensor, call:

```
// Provided by VK_ARM_tensors
void vkDestroyTensorARM(
    VkDevice          device,
    VkTensorARM       tensor,
    const VkAllocationCallbacks* pAllocator);
```

- **device** is the logical device that destroys the tensor.
- **tensor** is the tensor to destroy.
- **pAllocator** controls host memory allocation as described in the [Memory Allocation](#) chapter.

Valid Usage

- VUID-vkDestroyTensorARM-tensor-09730
All submitted commands that refer to **tensor**, either directly or via a **VkTensorViewARM**, **must** have completed execution
- VUID-vkDestroyTensorARM-tensor-09731
If **VkAllocationCallbacks** were provided when **tensor** was created, a compatible set of callbacks **must** be provided here
- VUID-vkDestroyTensorARM-tensor-09732
If no **VkAllocationCallbacks** were provided when **tensor** was created, **pAllocator** **must** be **NULL**

Valid Usage (Implicit)

- VUID-vkDestroyTensorARM-device-parameter
device **must** be a valid **VkDevice** handle
- VUID-vkDestroyTensorARM-tensor-parameter
If **tensor** is not **VK_NULL_HANDLE**, **tensor** **must** be a valid **VkTensorARM** handle
- VUID-vkDestroyTensorARM-pAllocator-parameter
If **pAllocator** is not **NULL**, **pAllocator** **must** be a valid pointer to a valid **VkAllocationCallbacks** structure
- VUID-vkDestroyTensorARM-tensor-parent
If **tensor** is a valid handle, it **must** have been created, allocated, or retrieved from **device**

Host Synchronization

- Host access to **tensor** **must** be externally synchronized

12.13.1. Tensor Description

The `VkTensorDescriptionARM` structure is defined as:

```
// Provided by VK_ARM_tensors
typedef struct VkTensorDescriptionARM {
    VkStructureType      sType;
    const void*          pNext;
    VkTensorTilingARM    tiling;
    VkFormat              format;
    uint32_t             dimensionCount;
    const int64_t*        pDimensions;
    const int64_t*        pStrides;
    VkTensorUsageFlagsARM usage;
} VkTensorDescriptionARM;
```

- `sType` is a `VkStructureType` value identifying this structure.
- `pNext` is `NULL` or a pointer to a structure extending this structure.
- `tiling` is a `VkTensorTilingARM` value specifying the tiling of the tensor
- `format` is a one component `VkFormat` describing the format and type of the data elements that will be contained in the tensor.
- `dimensionCount` is the number of dimensions for the tensor.
- `pDimensions` is a pointer to an array of integers of size `dimensionCount` providing the number of data elements in each dimension.
- `pStrides` is either `NULL` or is an array of size `dimensionCount` providing the strides in bytes for the tensor in each dimension.
- `usage` is a bitmask of `VkTensorUsageFlagBitsARM` specifying the usage of the tensor.

When describing a tensor created with `VK_TENSOR_TILING_OPTIMAL_ARM`, `pStrides` must be equal to `NULL`. When describing a tensor created with `VK_TENSOR_TILING_LINEAR_ARM`, `pStrides` is either an array of size `dimensionCount` or `NULL`.

The formats that **must** be supported for `format` are documented in [Mandatory tensor format support](#).

Each element in the `pStrides` array describes the offset in bytes between increments of the given dimension. For example, `pStrides[0]` describes the offset between element `[x0,x1,x2,x3]` and element `[x0+1,x1,x2,x3]`. The `pStrides` array **can** be used to determine whether a tensor is *packed* or not. If `pStrides[dimensionCount-1]` is equal to the size of a tensor element and for each dimension `n` greater than 0 and less than `dimensionCount`, `pStrides[n-1]` is equal to `pStrides[n] * pDimensions[n]`, then the tensor is a packed tensor. If the `tensorNonPacked` feature is not enabled, the tensor **must** be a packed tensor.

When a tensor is created with `VK_TENSOR_TILING_LINEAR_ARM` and `pStrides` equal to `NULL` the tensor strides are calculated by the vulkan implementation such that the resulting tensor is a packed tensor.

Expressed as an addressing formula, the starting byte of an element in a 4-dimensional, for example, linear tensor has address:

```
// Assume (x0,x1,x2,x3) are in units of elements.
```

```
address(x0,x1,x2,x3) = x0*pStrides[0] + x1*pStrides[1] + x2*pStrides[2] + x3*pStrides[3]
```

Valid Usage

- VUID-VkTensorDescriptionARM-dimensionCount-09733
`dimensionCount` **must** be less than or equal to `VkPhysicalDeviceTensorPropertiesARM::maxTensorDimensionCount`
- VUID-VkTensorDescriptionARM-pDimensions-09734
For each `i` where `i ≤ dimensionCount-1`, `pDimensions[i]` **must** be greater than `0`
- VUID-VkTensorDescriptionARM-pDimensions-09883
For each `i` where `i ≤ dimensionCount-1`, `pDimensions[i]` **must** be less than or equal to `VkPhysicalDeviceTensorPropertiesARM::maxPerDimensionTensorElements`
- VUID-VkTensorDescriptionARM-format-09735
`format` **must** not be `VK_FORMAT_UNDEFINED` and **must** be a one-component `VkFormat`
- VUID-VkTensorDescriptionARM-pStrides-09736
`pStrides[dimensionCount-1]` **must** equal the size in bytes of a tensor element
- VUID-VkTensorDescriptionARM-pStrides-09737
For each `i`, `pStrides[i]` **must** be a multiple of the element size
- VUID-VkTensorDescriptionARM-pStrides-09738
For each `i`, `pStrides[i]` **must** be greater than `0` and less than or equal to `VkPhysicalDeviceTensorPropertiesARM::maxTensorStride`
- VUID-VkTensorDescriptionARM-pStrides-09884
`pStrides[0] × pDimensions[0]` **must** be less than or equal to `VkPhysicalDeviceTensorPropertiesARM::maxTensorSize`
- VUID-VkTensorDescriptionARM-pStrides-09739
For each `i` greater than `0`, `pStrides[i-1]` **must** be greater than or equal to `pStrides[i] × pDimensions[i]` so that no two elements of the tensor reference the same memory address
- VUID-VkTensorDescriptionARM-None-09740
If the `tensorNonPacked` feature is not enabled, then the members of `VkTensorDescriptionARM` **must** describe a packed tensor
- VUID-VkTensorDescriptionARM-tiling-09741
If `tiling` is `VK_TENSOR_TILING_OPTIMAL_ARM` and `usage` is `VK_TENSOR_USAGE_IMAGE_ALIASING_BIT_ARM` then the size of the tensor along its innermost dimension, i.e. `pDimensions[dimensionCount - 1]`, **must** be less than or equal to `4`
- VUID-VkTensorDescriptionARM-tiling-09742
If `tiling` is `VK_TENSOR_TILING_LINEAR_ARM` then

`VK_TENSOR_USAGE_IMAGE_ALIASING_BIT_ARM` **must** not be set in `usage`

Valid Usage (Implicit)

- `VUID-VkTensorDescriptionARM-sType-sType`
`sType` **must** be `VK_STRUCTURE_TYPE_TENSOR_DESCRIPTION_ARM`
- `VUID-VkTensorDescriptionARM-tiling-parameter`
`tiling` **must** be a valid `VkTensorTilingARM` value
- `VUID-VkTensorDescriptionARM-format-parameter`
`format` **must** be a valid `VkFormat` value
- `VUID-VkTensorDescriptionARM-pDimensions-parameter`
`pDimensions` **must** be a valid pointer to an array of `dimensionCount int64_t` values
- `VUID-VkTensorDescriptionARM-pStrides-parameter`
If `pStrides` is not `NULL`, `pStrides` **must** be a valid pointer to an array of `dimensionCount int64_t` values
- `VUID-VkTensorDescriptionARM-usage-parameter`
`usage` **must** be a valid combination of `VkTensorUsageFlagBitsARM` values
- `VUID-VkTensorDescriptionARM-usage-requiredbitmask`
`usage` **must** not be `0`
- `VUID-VkTensorDescriptionARM-dimensionCount-arraylength`
`dimensionCount` **must** be greater than `0`

Structure Chaining

Extends the structures

- `VkDataGraphPipelineConstantARM`
- `VkDataGraphPipelineResourceInfoARM`

Bits which **can** be set in `VkTensorDescriptionARM::usage`, specifying usage behavior of a tensor, are:


```
// Provided by VK_ARM_tensors
// Flag bits for VkTensorUsageFlagBitsARM
typedef VkFlags64 VkTensorUsageFlagBitsARM;
static const VkTensorUsageFlagBitsARM VK_TENSOR_USAGE_SHADER_BIT_ARM = 0x00000002ULL;
static const VkTensorUsageFlagBitsARM VK_TENSOR_USAGE_TRANSFER_SRC_BIT_ARM =
0x00000004ULL;
static const VkTensorUsageFlagBitsARM VK_TENSOR_USAGE_TRANSFER_DST_BIT_ARM =
0x00000008ULL;
static const VkTensorUsageFlagBitsARM VK_TENSOR_USAGE_IMAGE_ALIASING_BIT_ARM =
0x00000010ULL;
// Provided by VK_ARM_data_graph
static const VkTensorUsageFlagBitsARM VK_TENSOR_USAGE_DATA_GRAPH_BIT_ARM =
0x00000020ULL;
```

- [VK_TENSOR_USAGE_SHADER_BIT_ARM](#) specifies that the tensor **can** be used to create a [VkTensorViewARM](#) suitable for occupying a [VkDescriptorSet](#) slot of type [VK_DESCRIPTOR_TYPE_TENSOR_ARM](#) accessed by shader stages.
- [VK_TENSOR_USAGE_TRANSFER_SRC_BIT_ARM](#) specifies that the tensor **can** be used as the source of a *transfer command* (see the definition of [VK_PIPELINE_STAGE_TRANSFER_BIT](#)).
- [VK_TENSOR_USAGE_TRANSFER_DST_BIT_ARM](#) specifies that the tensor **can** be used as the destination of a transfer command.
- [VK_TENSOR_USAGE_IMAGE_ALIASING_BIT_ARM](#) specifies that the tensor **can** be bound to a range of memory aliased with an image created with [VK_IMAGE_TILING_OPTIMAL](#). See [Memory Aliasing](#) for a complete set of rules for tensor/image aliasing.
- [VK_TENSOR_USAGE_DATA_GRAPH_BIT_ARM](#) specifies that the tensor **can** be used to create a [VkTensorViewARM](#) suitable for occupying a [VkDescriptorSet](#) slot of type [VK_DESCRIPTOR_TYPE_TENSOR_ARM](#) accessed by [data graph pipelines](#).

```
// Provided by VK_ARM_tensors
typedef VkFlags64 VkTensorUsageFlagsARM;
```

[VkTensorUsageFlags](#) is a bitmask type for setting a mask of zero or more [VkTensorUsageFlagBitsARM](#).

Possible values of [VkTensorCreateInfoARM::tiling](#), specifying the tiling arrangement of elements in the tensor, are:

```
// Provided by VK_ARM_tensors
typedef enum VkTensorTilingARM {
    VK_TENSOR_TILING_OPTIMAL_ARM = 0,
    VK_TENSOR_TILING_LINEAR_ARM = 1,
} VkTensorTilingARM;
```

- [VK_TENSOR_TILING_OPTIMAL_ARM](#) specifies optimal tiling (elements are laid out in an implementation-dependent arrangement, for more efficient memory access).

- [VK_TENSOR_TILING_LINEAR_ARM](#) specifies linear tiling (elements are laid out linearly and the offset between each element is determined by the [strides](#) of the tensor).

12.14. Tensor Views

Tensor objects are not directly accessed by pipelines for reading or writing tensor data. Instead, *tensor views* representing the tensor subresources and containing additional metadata are used for that purpose. Views **must** be created on tensors of compatible types.

Tensor views are represented by [VkTensorViewARM](#) handles:

```
// Provided by VK_ARM_tensors
VK_DEFINE_NON_DISPATCHABLE_HANDLE(VkTensorViewARM)
```

To create a tensor view, call:

```
// Provided by VK_ARM_tensors
VkResult vkCreateTensorViewARM(
    VkDevice                                device,
    const VkTensorViewCreateInfoARM*        pCreateInfo,
    const VkAllocationCallbacks*            pAllocator,
    VkTensorViewARM*                        pView);
```

- [device](#) is the logical device that creates the tensor view.
- [pCreateInfo](#) is a pointer to an instance of the [VkTensorViewCreateInfoARM](#) structure containing parameters to be used to create the tensor view.
- [pAllocator](#) controls host memory allocation as described in the [Memory Allocation](#) chapter.
- [pView](#) is a pointer to a [VkTensorViewARM](#) handle in which the resulting tensor view object is returned.

Some of the tensor creation parameters are inherited by the view. In particular, other than format, the tensor view creation inherits all other parameters from the tensor.

The remaining parameters are contained in [pCreateInfo](#).

Valid Usage (Implicit)

- VUID-vkCreateTensorViewARM-device-parameter
[device](#) **must** be a valid [VkDevice](#) handle
- VUID-vkCreateTensorViewARM-pCreateInfo-parameter
[pCreateInfo](#) **must** be a valid pointer to a valid [VkTensorViewCreateInfoARM](#) structure
- VUID-vkCreateTensorViewARM-pAllocator-parameter
If [pAllocator](#) is not [NULL](#), [pAllocator](#) **must** be a valid pointer to a valid [VkAllocationCallbacks](#) structure

- VUID-vkCreateTensorViewARM-pView-parameter
pView **must** be a valid pointer to a [VkTensorViewARM](#) handle
- VUID-vkCreateTensorViewARM-device-queuecount
The device **must** have been created with at least **1** queue

Return Codes

Success

- [VK_SUCCESS](#)

Failure

- [VK_ERROR_OUT_OF_DEVICE_MEMORY](#)
- [VK_ERROR_OUT_OF_HOST_MEMORY](#)
- [VK_ERROR_UNKNOWN](#)
- [VK_ERROR_VALIDATION_FAILED](#)

The [VkTensorViewCreateInfoARM](#) structure is defined as:

```
// Provided by VK_EXT_descriptor_heap, VK_ARM_tensors
typedef struct VkTensorViewCreateInfoARM {
    VkStructureType      sType;
    const void*          pNext;
    VkTensorViewCreateFlagsARM flags;
    VkTensorARM          tensor;
    VkFormat              format;
} VkTensorViewCreateInfoARM;
```

- **sType** is a [VkStructureType](#) value identifying this structure.
- **pNext** is [NULL](#) or a pointer to a structure extending this structure.
- **flags** is reserved for future use.
- **tensor** is a [VkTensorARM](#) on which the view will be created.
- **format** is a [VkFormat](#) describing the format and type used to interpret elements in the tensor.

If **tensor** was created with the [VK_TENSOR_CREATE_MUTABLE_FORMAT_BIT_ARM](#) flag, **format** **can** be different from the tensor's format, but if they are not equal they **must** be *compatible*. Tensor format compatibility is defined in the [Format Compatibility Classes](#) section. Views of compatible formats will have the same mapping between element locations irrespective of the **format**, with only the interpretation of the bit pattern changing.

NOTE

Values intended to be used with one view format **may** not be exactly preserved when written or read through a different format. For example, an integer value that happens to have the bit pattern of a floating-point denorm or NaN **may** be flushed or canonicalized when written or read through a view with a floating-point format.

Similarly, a value written through a signed normalized format that has a bit pattern exactly equal to -2^b **may** be changed to $-2^b + 1$ as described in [Conversion from Normalized Fixed-Point to Floating-Point](#).

Valid Usage

- VUID-VkTensorViewCreateInfoARM-tensor-09743
If **tensor** was not created with [VK_TENSOR_CREATE_MUTABLE_FORMAT_BIT_ARM](#) flag, **format** **must** be identical to the **format** used to create **tensor**
- VUID-VkTensorViewCreateInfoARM-tensor-09744
If **tensor** was created with [VK_TENSOR_CREATE_MUTABLE_FORMAT_BIT_ARM](#) flag, **format** **must** be compatible with the **format** used to create **tensor**, as defined in [Format Compatibility Classes](#)
- VUID-VkTensorViewCreateInfoARM-flags-09745
If **flags** includes [VK_TENSOR_VIEW_CREATE_DESCRIPTOR_BUFFER_CAPTURE_REPLAY_BIT_ARM](#), the **descriptorBufferCaptureReplay** feature **must** be enabled
- VUID-VkTensorViewCreateInfoARM-pNext-09746
If the **pNext** chain includes a [VkOpaqueCaptureDescriptorDataCreateInfoEXT](#) structure, **flags** **must** contain [VK_TENSOR_VIEW_CREATE_DESCRIPTOR_BUFFER_CAPTURE_REPLAY_BIT_ARM](#)
- VUID-VkTensorViewCreateInfoARM-usage-09747
The **usage** flags of **tensor** **must** have at least one of the following bits set:
 - [VK_TENSOR_USAGE_SHADER_BIT_ARM](#)
 - [VK_TENSOR_USAGE_DATA_GRAPH_BIT_ARM](#)
- VUID-VkTensorViewCreateInfoARM-usage-09748
The tensor view's **format features** **must** contain the format feature flags required by the **usage** flags of **tensor** for **format** as indicated in the [Format Feature Dependent Usage Flags](#) section
- VUID-VkTensorViewCreateInfoARM-tensor-09749
If **tensor** is non-sparse then it **must** be bound completely and contiguously to a single [VkDeviceMemory](#) object

Valid Usage (Implicit)

- VUID-VkTensorViewCreateInfoARM-sType-sType
sType **must** be [VK_STRUCTURE_TYPE_TENSOR_VIEW_CREATE_INFO_ARM](#)
- VUID-VkTensorViewCreateInfoARM-pNext-pNext
pNext **must** be **NULL** or a pointer to a valid instance of [VkOpaqueCaptureDescriptorDataCreateInfoEXT](#)
- VUID-VkTensorViewCreateInfoARM-sType-unique
The **sType** value of each structure in the **pNext** chain **must** be unique

- VUID-VkTensorViewCreateInfoARM-flags-parameter
flags **must** be a valid combination of [VkTensorViewCreateFlagBitsARM](#) values
- VUID-VkTensorViewCreateInfoARM-tensor-parameter
tensor **must** be a valid [VkTensorARM](#) handle
- VUID-VkTensorViewCreateInfoARM-format-parameter
format **must** be a valid [VkFormat](#) value

Bits which **can** be set in [VkTensorViewCreateInfoARM::flags](#), specifying additional parameters of an tensor, are:

```
// Provided by VK_ARM_tensors
// Flag bits for VkTensorViewCreateFlagBitsARM
typedef VkFlags64 VkTensorViewCreateFlagBitsARM;
// Provided by VK_EXT_descriptor_buffer with VK_ARM_tensors
static const VkTensorViewCreateFlagBitsARM
VK_TENSOR_VIEW_CREATE_DESCRIPTOR_BUFFER_CAPTURE_REPLAY_BIT_ARM = 0x00000001ULL;
```

- [VK_TENSOR_VIEW_CREATE_DESCRIPTOR_BUFFER_CAPTURE_REPLAY_BIT_ARM](#) specifies that the tensor view **can** be used with descriptor buffers when capturing and replaying (e.g. for trace capture and replay), see [VkOpaqueCaptureDescriptorDataCreateInfoEXT](#) for more detail.

```
// Provided by VK_EXT_descriptor_heap, VK_ARM_tensors
typedef VkFlags64 VkTensorViewCreateFlagsARM;
```

[VkTensorViewCreateFlagsARM](#) is a bitmask type for setting a mask of zero or more [VkTensorViewCreateFlagBitsARM](#).

To destroy a tensor view, call:

```
// Provided by VK_ARM_tensors
void vkDestroyTensorViewARM(
    VkDevice                device,
    VkTensorViewARM         tensorView,
    const VkAllocationCallbacks* pAllocator);
```

- **device** is the logical device that destroys the tensor view.
- **tensorView** is the tensor view to destroy.
- **pAllocator** controls host memory allocation as described in the [Memory Allocation](#) chapter.

Valid Usage

- VUID-vkDestroyTensorViewARM-tensorView-09750
All submitted commands that refer to **tensorView** **must** have completed execution

- VUID-vkDestroyTensorViewARM-tensorView-09751
If `VkAllocationCallbacks` were provided when `tensorView` was created, a compatible set of callbacks **must** be provided here
- VUID-vkDestroyTensorViewARM-tensorView-09752
If no `VkAllocationCallbacks` were provided when `tensorView` was created, `pAllocator` **must** be `NULL`

Valid Usage (Implicit)

- VUID-vkDestroyTensorViewARM-device-parameter
`device` **must** be a valid `VkDevice` handle
- VUID-vkDestroyTensorViewARM-tensorView-parameter
If `tensorView` is not `VK_NULL_HANDLE`, `tensorView` **must** be a valid `VkTensorViewARM` handle
- VUID-vkDestroyTensorViewARM-pAllocator-parameter
If `pAllocator` is not `NULL`, `pAllocator` **must** be a valid pointer to a valid `VkAllocationCallbacks` structure
- VUID-vkDestroyTensorViewARM-tensorView-parent
If `tensorView` is a valid handle, it **must** have been created, allocated, or retrieved from `device`

Host Synchronization

- Host access to `tensorView` **must** be externally synchronized

12.14.1. Tensor View Format Features

Valid usage of a `VkTensorViewARM` **may** be constrained by the tensor view's format features, defined below. Such constraints are documented in the affected valid usage statement.

- If the view's tensor was created with `VK_TENSOR_TILING_LINEAR_ARM`, then the tensor view's set of *format features* is the value of `VkTensorFormatPropertiesARM::linearTilingTensorFeatures` found by calling `vkGetPhysicalDeviceFormatProperties2` on the same `format` as `VkTensorViewCreateInfoARM::format`.
- If the view's tensor was created with `VK_TENSOR_TILING_OPTIMAL_ARM`, then the tensor view's set of *format features* is the value of `VkTensorFormatPropertiesARM::optimalTilingTensorFeatures` found by calling `vkGetPhysicalDeviceFormatProperties2` on the same `format` as `VkTensorViewCreateInfoARM::format`.

Chapter 13. Images

Images are specialized resources that have multi-dimensional access rather than the typical linear access to memory. These resources allow implementations to optimize the memory layout for common access patterns, by mapping multi-dimensional coordinates to an implementation-dependent offset in the underlying memory.

Additionally, images are homogeneous, with every discrete coordinate associated with data that is in the same format as the data associated with any other coordinate. Each set of data associated with one of these coordinates is referred to in this specification as a *texel*. A texel can consist of up to 4 separate components, labeled as (R,G,B,A) in this chapter.

NOTE

This terminology is historical; texel is a combination of the words “**t**exture” and “**e**lement”, and (R,G,B,A) are abbreviations for **R**ed, **G**reen, **B**lue, and **A**lpha. Early interactive computer graphics only supported operations that allowed image data to be used to add color “texture” to rendered objects, which is just a small subset of what the image operations on images described here enable. These terms are deeply embedded in the industry, and so are still used here by convention, despite images being used in far more varied ways than they were in the past.

Some image formats identify components as D for **d**epth, S for **s**tencil, or X for padding elements. Image format components identified as D are treated as R, and S components are treated as G for the purpose of image accesses. X components are ignored when reading, and **may** be modified in implementation-dependent ways when writing to that texel.

The coordinates used to identify a texel are six-dimensional, made up of the following integer indices:

- x - The first spatial index
- y - The second spatial index
- z - The third spatial index
- layer - The array index for arrayed images
- sample - The sample index
- level - The detail level

Each image is constructed with a number of texels in each dimension, with the integer size in each dimension for that image identified as:

- width - The number of x indices
- height - The number of y indices
- depth - The number of z indices
- layers - The number of layers
- samples - The number of samples
- levels - The number of detail levels

Of these sizes, the number of levels is somewhat unique - each further level reduces the number of indices in each of the x, y, and z dimensions by half, according to these formulae:

- $\text{width}_{\text{level}} = \max(1, \lceil \text{width} / 2^{\text{level}} \rceil)$
- $\text{height}_{\text{level}} = \max(1, \lceil \text{height} / 2^{\text{level}} \rceil)$
- $\text{depth}_{\text{level}} = \max(1, \lceil \text{depth} / 2^{\text{level}} \rceil)$

An image will have no more than one level where all of the above dimensions are set to 1. See [Image Mip Level Sizing](#) for more details.

The Vulkan specification allows the creation of resources with fewer dimensions than this (e.g. texel buffers); these can be considered equivalent to an image with all dimensions specified, with the missing dimensions having a size of 1, and an implicit coordinate value of 0.

These parameters are set for an image during [image creation](#), and are adjusted when accessing an image through an [image view](#).

13.1. Image Coordinate Validation

When accessing an image, a set of (x,y,z,layer,sample,level) coordinates are used to indicate which texel is accessed. These coordinates are first checked to see if they refer to texels within the image dimensions, according to the following equations:

- $x < \text{width}_{\text{level}}$
- $y < \text{height}_{\text{level}}$
- $z < \text{depth}_{\text{level}}$
- $\text{layer} < \text{layers}$
- $\text{sample} < \text{samples}$
- $\text{level} < \text{levels}$

If any of these equations evaluates to false, the coordinate is considered [out of bounds](#), otherwise they are *in bounds*.

13.2. Image Reads

Image reads use a set of (x,y,z,layer,sample,level) coordinates, validated as per [Image Coordinate Validation](#), and return a converted value for the texel at that coordinate. If the coordinates are out of bounds, behavior of the read is as described in [Shader Out-of-Bounds Memory Access](#). If the coordinates are in bounds, but the texel is not backed by memory, behavior of the read is as described in [Accessing Unbound Regions](#). Otherwise, the read proceeds as follows.

13.2.1. Texel Decode

The formatted value of the texel at the (x,y,z,layer,sample,level) coordinate is read and decoded according to the procedures outlined in the [Khronos Data Format Specification](#).

For sRGB formats, the (R,G,B,A) components are first converted as if they are [UNORM](#) formats, and then sRGB to linear conversion is performed on the converted (R,G,B) components, as described in the “sRGB EOTF” section of the [Khronos Data Format Specification](#).

13.2.2. Component Substitution

If after conversion, less than four of the (R,G,B,A) components are present, missing components are substituted by the components of (0,0,0,1) for missing (R,G,B,A) components, respectively.

13.2.3. Numeric Encoding

The values are encoded according to the bit width and [numeric format](#) of each component:

- Components with a fixed-point numeric format or with a floating-point numeric format and a bit width less than or equal to 32 are encoded into the [IEEE-754](#) binary32 format.
- Components with a floating-point numeric format and a bit width greater than 32 are encoded into the [IEEE-754](#) binary64 format.
- Components with an integer numeric format and a bit width less than or equal to 32 are directly encoded as 32-bit integer values with the same signedness.
- Components with an integer numeric format and a bit width greater than 32 are directly encoded as 64-bit integer values with the same signedness.

These values are then returned as the result of the image read.

13.3. Image Writes

Image writes also use a set of (x,y,z,layer,sample,level) coordinates, validated as per [Image Coordinate Validation](#), and with a value to be written. If the coordinates are out of bounds, behavior of the write is as described in [Shader Out-of-Bounds Memory Access](#). If the coordinates are in bounds, but the texel is not backed by memory, the write is silently discarded. Otherwise, an image write is performed as follows:

13.3.1. Texel Encode

If the image format is sRGB, a linear to sRGB conversion is applied to the (R,G,B) components of value as described in the “sRGB EOTF” section of the [Khronos Data Format Specification](#).

The converted (R,G,B) and original A values are then encoded to the image format according to the procedures outlined in the [Khronos Data Format Specification](#). Components not present in the image format are discarded.

The final value is then written to the texel at (x,y,z,layer,sample,level).

13.4. SPIR-V Image Access

Images are represented in SPIR-V by variables with the [OpTypeImage](#) type, and operated on by [image instructions](#).

Images are mapped to a shader using image views, which define access to a subset of the base image resource, specified by [VkImageSubresourceRange](#).

13.4.1. SPIR-V Image Read Instructions

Texels **can** be [read from an image](#) using [OpImageRead](#) or [OpImageSparseRead](#). The elements of the *Coordinate* operand and the optional [Sample image operand](#) map to [image coordinates](#), modified by the parameters of the image view used, as:

- $x = u$
- $y = v$
- $z = w$
- $\text{layer} = \text{array_layer}$
- $\text{sample} = \text{Sample}$
- $\text{level} = 0$

Any index missing in the instruction is implicitly set to 0.

After the coordinates are validated, some indices are offset before performing the access as follows:

- $\text{layer} += \text{VkImageSubresourceRange::baseArrayLayer}$
- $\text{level} += \text{VkImageSubresourceRange::baseMipLevel}$
- $z += \text{VkImageViewSlicedCreateInfoEXT::sliceOffset}$

13.4.2. SPIR-V Image Write Instructions

Texels **can** be [written to an image](#) using [OpImageWrite](#). The elements of the *Coordinate* operand and the optional [Sample image operand](#) map to [image coordinates](#), modified by the parameters of the image view used, in the same ways as for [image reads](#).

13.4.3. SPIR-V Image Atomic Instructions

[SPIR-V atomic instructions](#) operate on pointers rather than texels, but **can** be used with texels via [OpImageTexelPointer](#). [OpImageTexelPointer](#) **can** be used to obtain a valid pointer to a specific texel in an image. The elements of the *Coordinate* operand and the optional [Sample image operand](#) map to [image coordinates](#), modified by the parameters of the image view used, in the same ways as for [image reads](#). The resulting pointer **can** be used to access the identified texel, with atomic operations potentially [reading](#) and [writing](#) to that texel.

13.4.4. SPIR-V Image Query Instructions

Query operations return properties of an image, allowing the accessible size of each dimension of an image to be queried from within a shader. Query operations do not access any texels in the image.

- [OpImageQuerySizeLod](#) returns the values of $\text{width}_{\text{level}}$, $\text{height}_{\text{level}}$, $\text{depth}_{\text{level}}$, and layers for the image at a specified level, where level is equal to the sum of the [Level of Detail](#) operand and

`VkImageSubresourceRange::baseMipLevel`. If the image is not a sampled image and `VkImageViewSlicedCreateInfoEXT::sliceCount` is not set to `VK_REMAINING_3D_SLICES_EXT`, `sliceCount` will be returned in place of `depthlevel`. If the image is not a sampled image and `VkImageViewSlicedCreateInfoEXT::sliceCount` is set to `VK_REMAINING_3D_SLICES_EXT`, the value returned will be equal to `depthlevel` minus: `VkImageViewSlicedCreateInfoEXT::sliceOffset`. If `Level of Detail` is greater than `VkImageSubresourceRange::levelCount`, the result is undefined.

- `OpImageQuerySize` is equivalent to `OpImageQuerySizeLod` with `level` set to `VkImageSubresourceRange::baseMipLevel`.
- `OpImageQueryLevels` returns the value of `VkImageSubresourceRange::levelCount` specified for the image view used.
- `OpImageQuerySamples` returns the value of samples for the image.

NOTE | `OpImageQueryLod` is performed as a sampling operation, so is not included here.

If the descriptor bound to the image is a null descriptor, all values returned by the above queries are replaced with 0.

If the image is a [weight image](#), all values returned by the above queries are undefined.

13.4.5. SPIR-V Image Sampling Instructions

Sampling operations **can** also be performed on images, typically in conjunction with a [sampler](#), as defined in the [Sampling](#) chapter.

Chapter 14. Samplers

VkSampler objects represent the state of an image sampler which is used by the implementation to read image data and apply filtering and other transformations for the shader.

Samplers are represented by **VkSampler** handles:

```
// Provided by VK_VERSION_1_0
VK_DEFINE_NON_DISPATCHABLE_HANDLE(VkSampler)
```

To create a sampler object, call:

```
// Provided by VK_VERSION_1_0
VkResult vkCreateSampler(
    VkDevice                                device,
    const VkSamplerCreateInfo*              pCreateInfo,
    const VkAllocationCallbacks*            pAllocator,
    VkSampler*                              pSampler);
```

- **device** is the logical device that creates the sampler.
- **pCreateInfo** is a pointer to a **VkSamplerCreateInfo** structure specifying the state of the sampler object.
- **pAllocator** controls host memory allocation as described in the **Memory Allocation** chapter.
- **pSampler** is a pointer to a **VkSampler** handle in which the resulting sampler object is returned.

Valid Usage

- VUID-vkCreateSampler-device-09668
device **must** support at least one queue family with one of the **VK_QUEUE_COMPUTE_BIT** or **VK_QUEUE_GRAPHICS_BIT** capabilities
- VUID-vkCreateSampler-maxSamplerAllocationCount-04110
There **must** be less than **VkPhysicalDeviceLimits::maxSamplerAllocationCount** **VkSampler** objects currently created on the device
- VUID-vkCreateSampler-maxSamplerAllocationCount-11412
If there are any pipelines or shaders with embedded samplers currently created on the device, there **must** be less than $(\text{maxSamplerAllocationCount} - (\text{minSamplerHeapReservedRangeWithEmbedded} / \text{samplerDescriptorSize}))$ **VkSampler** objects currently created on the device

Valid Usage (Implicit)

- VUID-vkCreateSampler-device-parameter
device **must** be a valid **VkDevice** handle

- VUID-vkCreateSampler-pCreateInfo-parameter
pCreateInfo **must** be a valid pointer to a valid [VkSamplerCreateInfo](#) structure
- VUID-vkCreateSampler-pAllocator-parameter
If **pAllocator** is not **NULL**, **pAllocator** **must** be a valid pointer to a valid [VkAllocationCallbacks](#) structure
- VUID-vkCreateSampler-pSampler-parameter
pSampler **must** be a valid pointer to a [VkSampler](#) handle

Return Codes

Success

- [VK_SUCCESS](#)

Failure

- [VK_ERROR_INVALID_OPAQUE_CAPTURE_ADDRESS_KHR](#)
- [VK_ERROR_OUT_OF_DEVICE_MEMORY](#)
- [VK_ERROR_OUT_OF_HOST_MEMORY](#)
- [VK_ERROR_UNKNOWN](#)
- [VK_ERROR_VALIDATION_FAILED](#)

The [VkSamplerCreateInfo](#) structure is defined as:

```
// Provided by VK_VERSION_1_0
typedef struct VkSamplerCreateInfo {
    VkStructureType    sType;
    const void*        pNext;
    VkSamplerCreateFlags flags;
    VkFilter            magFilter;
    VkFilter            minFilter;
    VkSamplerMipmapMode mipmapMode;
    VkSamplerAddressMode addressModeU;
    VkSamplerAddressMode addressModeV;
    VkSamplerAddressMode addressModeW;
    float              mipLodBias;
    VkBool32           anisotropyEnable;
    float              maxAnisotropy;
    VkBool32           compareEnable;
    VkCompareOp        compareOp;
    float              minLod;
    float              maxLod;
    VkBorderColor       borderColor;
    VkBool32           unnormalizedCoordinates;
} VkSamplerCreateInfo;
```


- `sType` is a `VkStructureType` value identifying this structure.
- `pNext` is `NULL` or a pointer to a structure extending this structure.
- `flags` is a bitmask of `VkSamplerCreateFlagBits` describing additional parameters of the sampler.
- `magFilter` is a `VkFilter` value specifying the magnification filter to apply to lookups.
- `minFilter` is a `VkFilter` value specifying the minification filter to apply to lookups.
- `mipmapMode` is a `VkSamplerMipmapMode` value specifying the mipmap filter to apply to lookups.
- `addressModeU` is a `VkSamplerAddressMode` value specifying the `wrapping operation` used when the i coordinate used to sample the image would be out of bounds.
- `addressModeV` is a `VkSamplerAddressMode` value specifying the `wrapping operation` used when the j coordinate used to sample the image would be out of bounds.
- `addressModeW` is a `VkSamplerAddressMode` value specifying the `wrapping operation` used when the k coordinate used to sample the image would be out of bounds. If `unnormalizedCoordinates` is `VK_TRUE`, `addressModeW` is ignored.
- `mipLodBias` is the bias to be added to mipmap LOD calculation and bias provided by image sampling functions in SPIR-V, as described in the `LOD Operation` section.
- `anisotropyEnable` is `VK_TRUE` to enable anisotropic filtering, as described in the `Texel Anisotropic Filtering` section, or `VK_FALSE` otherwise.
- `maxAnisotropy` is the anisotropy value clamp used by the sampler when `anisotropyEnable` is `VK_TRUE`. If `anisotropyEnable` is `VK_FALSE`, `maxAnisotropy` is ignored.
- `compareEnable` is `VK_TRUE` to enable comparison against a reference value during lookups, or `VK_FALSE` otherwise.
 - Note: Some implementations will default to shader state if this member does not match.
- `compareOp` is a `VkCompareOp` value specifying the comparison operator to apply to fetched data before filtering as described in the `Depth Compare Operation` section.
- `minLod` is used to clamp the `minimum of the computed LOD value`.
- `maxLod` is used to clamp the `maximum of the computed LOD value`. To avoid clamping the maximum value, set `maxLod` to the constant `VK_LOD_CLAMP_NONE`.
- `borderColor` is a `VkBorderColor` value specifying the predefined border color to use.
- `unnormalizedCoordinates` controls whether to use unnormalized or normalized texel coordinates to address texels of the image. When `unnormalizedCoordinates` is `VK_TRUE`, the range of the image coordinates used to lookup the texel is in the range of zero to the image size in each dimension. When `unnormalizedCoordinates` is `VK_FALSE`, the range of image coordinates is zero to one.

When `unnormalizedCoordinates` is `VK_TRUE`, images the sampler is used with in the shader have the following requirements:

- The `viewType` **must** be either `VK_IMAGE_VIEW_TYPE_1D` or `VK_IMAGE_VIEW_TYPE_2D`.
- The image view **must** have a single layer and a single mip level.

When `unnormalizedCoordinates` is `VK_TRUE`, image built-in functions in the shader that use

the sampler have the following requirements:

- The functions **must** not use projection.
- The functions **must** not use offsets.

Mapping of OpenGL to Vulkan Filter Modes

`magFilter` values of `VK_FILTER_NEAREST` and `VK_FILTER_LINEAR` directly correspond to `GL_NEAREST` and `GL_LINEAR` magnification filters. `minFilter` and `mipmapMode` combine to correspond to the similarly named OpenGL minification filter of `GL_minFilter_MIPMAP_mipmapMode` (e.g. `minFilter` of `VK_FILTER_LINEAR` and `mipmapMode` of `VK_SAMPLER_MIPMAP_MODE_NEAREST` correspond to `GL_LINEAR_MIPMAP_NEAREST`).

NOTE

There are no Vulkan filter modes that directly correspond to OpenGL minification filters of `GL_LINEAR` or `GL_NEAREST`, but they **can** be emulated using `VK_SAMPLER_MIPMAP_MODE_NEAREST`, `minLod` = 0, and `maxLod` = 0.25, and using `minFilter` = `VK_FILTER_LINEAR` or `minFilter` = `VK_FILTER_NEAREST`, respectively.

Note that using a `maxLod` of zero would cause `magnification` to always be performed, and the `magFilter` to always be used. This is valid, just not an exact match for OpenGL behavior. Clamping the maximum LOD to 0.25 allows the λ value to be non-zero and minification to be performed, while still always rounding down to the base level. If the `minFilter` and `magFilter` are equal, then using a `maxLod` of zero also works.

The maximum number of sampler objects which **can** be simultaneously created on a device is implementation-dependent and specified by the `maxSamplerAllocationCount` member of the `VkPhysicalDeviceLimits` structure.

NOTE

For historical reasons, if `maxSamplerAllocationCount` is exceeded, some implementations may return `VK_ERROR_TOO_MANY_OBJECTS`. Exceeding this limit will result in undefined behavior, and an application should not rely on the use of the returned error code in order to identify when the limit is reached.

Since `VkSampler` is a non-dispatchable handle type, implementations **may** return the same handle for sampler state vectors that are identical. In such cases, all such objects would only count once against the `maxSamplerAllocationCount` limit.

When this structure is used to write a descriptor via `vkWriteSamplerDescriptorsEXT`, applications **can** give the descriptor a debug name in a similar way to naming an object, via the `VkDebugUtilsObjectNameInfoEXT` structure. However, as there is no actual object, `VkDebugUtilsObjectNameInfoEXT` **must** be passed via the `pNext` chain of this structure, with a `objectType` of `VK_OBJECT_TYPE_UNKNOWN` and a `objectHandle` of `VK_NULL_HANDLE`. The name is attached to the unique set of descriptor bits written by the implementation, and writing the same bits again with new debug info **may** rename the original descriptor.

NOTE

Implementations are not prevented from returning the same bits for different descriptors. This can result in multiple different samplers mapping to the same

name.

`VkDescriptorSetAndBindingMappingEXT` can also be chained in the same way when defining an embedded sampler via `VkDescriptorSetAndBindingMappingEXT`, naming the embedded sampler.

Valid Usage

- VUID-VkSamplerCreateInfo-mipLodBias-01069
The absolute value of `mipLodBias` **must** be less than or equal to `VkPhysicalDeviceLimits::maxSamplerLodBias`
- VUID-VkSamplerCreateInfo-samplerMipLodBias-04467
If the `VK_KHR_portability_subset` extension is enabled, and `VkPhysicalDevicePortabilitySubsetFeaturesKHR::samplerMipLodBias` is `VK_FALSE`, `mipLodBias` **must** be zero
- VUID-VkSamplerCreateInfo-maxLod-01973
`maxLod` **must** be greater than or equal to `minLod`
- VUID-VkSamplerCreateInfo-anisotropyEnable-01070
If the `samplerAnisotropy` feature is not enabled, `anisotropyEnable` **must** be `VK_FALSE`
- VUID-VkSamplerCreateInfo-anisotropyEnable-01071
If `anisotropyEnable` is `VK_TRUE`, `maxAnisotropy` **must** be between `1.0` and `VkPhysicalDeviceLimits::maxSamplerAnisotropy`, inclusive
- VUID-VkSamplerCreateInfo-minFilter-01645
If `sampler Y'CBCR conversion` is enabled and the `potential format features` of the sampler `Y'CBCR conversion` do not support `VK_FORMAT_FEATURE_SAMPLED_IMAGE_YCBCR_CONVERSION_SEPARATE_RECONSTRUCTION_FILTER_BIT`, `minFilter` and `magFilter` **must** be equal to the sampler `Y'CBCR conversion's chromaFilter`
- VUID-VkSamplerCreateInfo-unnormalizedCoordinates-01072
If `unnormalizedCoordinates` is `VK_TRUE`, `minFilter` and `magFilter` **must** be equal
- VUID-VkSamplerCreateInfo-unnormalizedCoordinates-01073
If `unnormalizedCoordinates` is `VK_TRUE`, `mipmapMode` **must** be `VK_SAMPLER_MIPMAP_MODE_NEAREST`
- VUID-VkSamplerCreateInfo-unnormalizedCoordinates-01074
If `unnormalizedCoordinates` is `VK_TRUE`, `minLod` and `maxLod` **must** be zero
- VUID-VkSamplerCreateInfo-unnormalizedCoordinates-01075
If `unnormalizedCoordinates` is `VK_TRUE`, `addressModeU` and `addressModeV` **must** each be either `VK_SAMPLER_ADDRESS_MODE_CLAMP_TO_EDGE` or `VK_SAMPLER_ADDRESS_MODE_CLAMP_TO_BORDER`
- VUID-VkSamplerCreateInfo-unnormalizedCoordinates-01076
If `unnormalizedCoordinates` is `VK_TRUE`, `anisotropyEnable` **must** be `VK_FALSE`
- VUID-VkSamplerCreateInfo-unnormalizedCoordinates-01077
If `unnormalizedCoordinates` is `VK_TRUE`, `compareEnable` **must** be `VK_FALSE`
- VUID-VkSamplerCreateInfo-addressModeU-01078

If any of `addressModeU`, `addressModeV` or `addressModeW` are `VK_SAMPLER_ADDRESS_MODE_CLAMP_TO_BORDER`, `borderColor` **must** be a valid `VkBorderColor` value

- VUID-VkSamplerCreateInfo-addressModeU-01646

If `sampler Y'CBCR` conversion is enabled, `addressModeU`, `addressModeV`, and `addressModeW` **must** be `VK_SAMPLER_ADDRESS_MODE_CLAMP_TO_EDGE`, `anisotropyEnable` **must** be `VK_FALSE`, and `unnormalizedCoordinates` **must** be `VK_FALSE`

- VUID-VkSamplerCreateInfo-None-01647

If `sampler Y'CBCR` conversion is enabled and the `pNext` chain includes a `VkSamplerReductionModeCreateInfo` structure, then the sampler reduction mode **must** be `VK_SAMPLER_REDUCTION_MODE_WEIGHTED_AVERAGE`

- VUID-VkSamplerCreateInfo-pNext-06726

If the `samplerFilterMinmax` feature is not enabled and the `pNext` chain includes a `VkSamplerReductionModeCreateInfo` structure, then the sampler reduction mode **must** be `VK_SAMPLER_REDUCTION_MODE_WEIGHTED_AVERAGE`

- VUID-VkSamplerCreateInfo-addressModeU-01079

If the `samplerMirrorClampToEdge` feature is not enabled, and if the `VK_KHR_sampler_mirror_clamp_to_edge` extension is not enabled, `addressModeU`, `addressModeV` and `addressModeW` **must** not be `VK_SAMPLER_ADDRESS_MODE_MIRROR_CLAMP_TO_EDGE`

- VUID-VkSamplerCreateInfo-compareEnable-01080

If `compareEnable` is `VK_TRUE`, `compareOp` **must** be a valid `VkCompareOp` value

- VUID-VkSamplerCreateInfo-magFilter-01081

If either `magFilter` or `minFilter` is `VK_FILTER_CUBIC_EXT`, `anisotropyEnable` **must** be `VK_FALSE`

- VUID-VkSamplerCreateInfo-magFilter-07911

If the `VK_EXT_filter_cubic` extension is not enabled and either `magFilter` or `minFilter` is `VK_FILTER_CUBIC_IMG`, the `reductionMode` member of `VkSamplerReductionModeCreateInfo` **must** be `VK_SAMPLER_REDUCTION_MODE_WEIGHTED_AVERAGE`

- VUID-VkSamplerCreateInfo-compareEnable-01423

If `compareEnable` is `VK_TRUE`, the `reductionMode` member of `VkSamplerReductionModeCreateInfo` **must** be `VK_SAMPLER_REDUCTION_MODE_WEIGHTED_AVERAGE`

- VUID-VkSamplerCreateInfo-flags-02574

If `flags` includes `VK_SAMPLER_CREATE_SUBSAMPLED_BIT_EXT`, then `minFilter` and `magFilter` **must** be equal

- VUID-VkSamplerCreateInfo-flags-02575

If `flags` includes `VK_SAMPLER_CREATE_SUBSAMPLED_BIT_EXT`, then `mipmapMode` **must** be `VK_SAMPLER_MIPMAP_MODE_NEAREST`

- VUID-VkSamplerCreateInfo-flags-02576

If `flags` includes `VK_SAMPLER_CREATE_SUBSAMPLED_BIT_EXT`, then `minLod` and `maxLod` **must** be zero

- VUID-VkSamplerCreateInfo-flags-02577

If **flags** includes `VK_SAMPLER_CREATE_SUBSAMPLED_BIT_EXT`, then **addressModeU** and **addressModeV** **must** each be either `VK_SAMPLER_ADDRESS_MODE_CLAMP_TO_EDGE` or `VK_SAMPLER_ADDRESS_MODE_CLAMP_TO_BORDER`

- VUID-VkSamplerCreateInfo-flags-02578

If **flags** includes `VK_SAMPLER_CREATE_SUBSAMPLED_BIT_EXT`, then **anisotropyEnable** **must** be `VK_FALSE`

- VUID-VkSamplerCreateInfo-flags-02579

If **flags** includes `VK_SAMPLER_CREATE_SUBSAMPLED_BIT_EXT`, then **compareEnable** **must** be `VK_FALSE`

- VUID-VkSamplerCreateInfo-flags-02580

If **flags** includes `VK_SAMPLER_CREATE_SUBSAMPLED_BIT_EXT`, then **unnormalizedCoordinates** **must** be `VK_FALSE`

- VUID-VkSamplerCreateInfo-nonSeamlessCubeMap-06788

If the **nonSeamlessCubeMap** feature is not enabled, **flags** **must** not include `VK_SAMPLER_CREATE_NON_SEAMLESS_CUBE_MAP_BIT_EXT`

- VUID-VkSamplerCreateInfo-borderColor-04011

If **borderColor** is one of `VK_BORDER_COLOR_FLOAT_CUSTOM_EXT` or `VK_BORDER_COLOR_INT_CUSTOM_EXT`, then a `VkSamplerCustomBorderColorCreateInfoEXT` **must** be included in the **pNext** chain

- VUID-VkSamplerCreateInfo-customBorderColors-04085

If the **customBorderColors** feature is not enabled, **borderColor** **must** not be `VK_BORDER_COLOR_FLOAT_CUSTOM_EXT` or `VK_BORDER_COLOR_INT_CUSTOM_EXT`

- VUID-VkSamplerCreateInfo-borderColor-04442

If **borderColor** is one of `VK_BORDER_COLOR_FLOAT_CUSTOM_EXT` or `VK_BORDER_COLOR_INT_CUSTOM_EXT`, and `VkSamplerCustomBorderColorCreateInfoEXT::format` is not `VK_FORMAT_UNDEFINED`, `VkSamplerCustomBorderColorCreateInfoEXT::customBorderColor` **must** be within the range of values representable in **format**

- VUID-VkSamplerCreateInfo-None-04012

The maximum number of samplers with custom border colors which **can** be simultaneously created on a device is implementation-dependent and specified by the **maxCustomBorderColorSamplers** member of the `VkPhysicalDeviceCustomBorderColorPropertiesEXT` structure

- VUID-VkSamplerCreateInfo-flags-08110

If **flags** includes `VK_SAMPLER_CREATE_DESCRIPTOR_BUFFER_CAPTURE_REPLAY_BIT_EXT`, the **descriptorBufferCaptureReplay** feature **must** be enabled

- VUID-VkSamplerCreateInfo-pNext-08111

If the **pNext** chain includes a `VkOpaqueCaptureDescriptorDataCreateInfoEXT` structure, **flags** **must** contain `VK_SAMPLER_CREATE_DESCRIPTOR_BUFFER_CAPTURE_REPLAY_BIT_EXT`

- VUID-VkSamplerCreateInfo-flags-06964

If **flags** includes `VK_SAMPLER_CREATE_IMAGE_PROCESSING_BIT_QCOM`, then **minFilter**

and **magFilter** **must** be `VK_FILTER_NEAREST`

- VUID-VkSamplerCreateInfo-flags-06965

If **flags** includes `VK_SAMPLER_CREATE_IMAGE_PROCESSING_BIT_QCOM`, then **mipmapMode** **must** be `VK_SAMPLER_MIPMAP_MODE_NEAREST`

- VUID-VkSamplerCreateInfo-flags-06966

[If **flags** includes `VK_SAMPLER_CREATE_IMAGE_PROCESSING_BIT_QCOM`, then **minLod** and **maxLod** **must** be zero

- VUID-VkSamplerCreateInfo-flags-06967

If **flags** includes `VK_SAMPLER_CREATE_IMAGE_PROCESSING_BIT_QCOM`, then **addressModeU** and **addressModeV** **must** each be either `VK_SAMPLER_ADDRESS_MODE_CLAMP_TO_EDGE` or `VK_SAMPLER_ADDRESS_MODE_CLAMP_TO_BORDER`

- VUID-VkSamplerCreateInfo-flags-06968

If **flags** includes `VK_SAMPLER_CREATE_IMAGE_PROCESSING_BIT_QCOM`, and if **addressModeU** or **addressModeV** is `VK_SAMPLER_ADDRESS_MODE_CLAMP_TO_BORDER`, then **borderColor** **must** be `VK_BORDER_COLOR_FLOAT_TRANSPARENT_BLACK`

- VUID-VkSamplerCreateInfo-flags-06969

If **flags** includes `VK_SAMPLER_CREATE_IMAGE_PROCESSING_BIT_QCOM`, then **anisotropyEnable** **must** be `VK_FALSE`

- VUID-VkSamplerCreateInfo-flags-06970

If **flags** includes `VK_SAMPLER_CREATE_IMAGE_PROCESSING_BIT_QCOM`, then **compareEnable** **must** be `VK_FALSE`

Valid Usage (Implicit)

- VUID-VkSamplerCreateInfo-sType-sType

sType **must** be `VK_STRUCTURE_TYPE_SAMPLER_CREATE_INFO`

- VUID-VkSamplerCreateInfo-pNext-pNext

Each **pNext** member of any structure (including this one) in the **pNext** chain **must** be either `NULL` or a pointer to a valid instance of `VkDebugUtilsObjectNameInfoEXT`, `VkOpaqueCaptureDescriptorDataCreateInfoEXT`, `VkSamplerBlockMatchWindowCreateInfoQCOM`, `VkSamplerBorderColorComponentMappingCreateInfoEXT`, `VkSamplerCubicWeightsCreateInfoQCOM`, `VkSamplerCustomBorderColorCreateInfoEXT`, `VkSamplerCustomBorderColorIndexCreateInfoEXT`, `VkSamplerReductionModeCreateInfo`, or `VkSamplerYcbcrConversionInfo`

- VUID-VkSamplerCreateInfo-sType-unique

The **sType** value of each structure in the **pNext** chain **must** be unique

- VUID-VkSamplerCreateInfo-flags-parameter

flags **must** be a valid combination of `VkSamplerCreateFlagBits` values

- VUID-VkSamplerCreateInfo-magFilter-parameter

magFilter **must** be a valid `VkFilter` value

- VUID-VkSamplerCreateInfo-minFilter-parameter
`minFilter` **must** be a valid `VkFilter` value
- VUID-VkSamplerCreateInfo-mipmapMode-parameter
`mipmapMode` **must** be a valid `VkSamplerMipmapMode` value
- VUID-VkSamplerCreateInfo-addressModeU-parameter
`addressModeU` **must** be a valid `VkSamplerAddressMode` value
- VUID-VkSamplerCreateInfo-addressModeV-parameter
`addressModeV` **must** be a valid `VkSamplerAddressMode` value
- VUID-VkSamplerCreateInfo-addressModeW-parameter
`addressModeW` **must** be a valid `VkSamplerAddressMode` value

`VK_LOD_CLAMP_NONE` is a special constant value used for `VkSamplerCreateInfo::maxLod` to indicate that maximum LOD clamping should not be performed.

```
#define VK_LOD_CLAMP_NONE          1000.0F
```

Bits which **can** be set in `VkSamplerCreateInfo::flags`, specifying additional parameters of a sampler, are:

```
// Provided by VK_VERSION_1_0
typedef enum VkSamplerCreateFlagBits {
    // Provided by VK_EXT_fragment_density_map
    VK_SAMPLER_CREATE_SUBSAMPLED_BIT_EXT = 0x00000001,
    // Provided by VK_EXT_fragment_density_map
    VK_SAMPLER_CREATE_SUBSAMPLED_COARSE_RECONSTRUCTION_BIT_EXT = 0x00000002,
    // Provided by VK_EXT_descriptor_buffer
    VK_SAMPLER_CREATE_DESCRIPTOR_BUFFER_CAPTURE_REPLAY_BIT_EXT = 0x00000008,
    // Provided by VK_EXT_non_seamless_cube_map
    VK_SAMPLER_CREATE_NON_SEAMLESS_CUBE_MAP_BIT_EXT = 0x00000004,
    // Provided by VK_QCOM_image_processing
    VK_SAMPLER_CREATE_IMAGE_PROCESSING_BIT_QCOM = 0x00000010,
} VkSamplerCreateFlagBits;
```

- `VK_SAMPLER_CREATE_SUBSAMPLED_BIT_EXT` specifies that the sampler will read from an image created with `flags` containing `VK_IMAGE_CREATE_SUBSAMPLED_BIT_EXT`.
- `VK_SAMPLER_CREATE_SUBSAMPLED_COARSE_RECONSTRUCTION_BIT_EXT` specifies that the implementation **may** use approximations when reconstructing a full color value for texture access from a subsampled image.
- `VK_SAMPLER_CREATE_NON_SEAMLESS_CUBE_MAP_BIT_EXT` specifies that `cube map edge handling` is not performed.
- `VK_SAMPLER_CREATE_IMAGE_PROCESSING_BIT_QCOM` specifies that the sampler will read from images using only `OpImageSampleWeightedQCOM`, `OpImageBoxFilterQCOM`, `OpImageBlockMatchGatherSSDQCOM`, `OpImageBlockMatchGatherSADQCOM`,

OpImageBlockMatchWindowSSDQCOM, OpImageBlockMatchWindowSADQCOM, OpImageBlockMatchSSDQCOM, or OpImageBlockMatchSADQCOM.

NOTE

The approximations used when `VK_SAMPLER_CREATE_SUBSAMPLED_COARSE_RECONSTRUCTION_BIT_EXT` is specified are implementation defined. Some implementations **may** interpolate between fragment density levels in a subsampled image. In that case, this bit **may** be used to decide whether the interpolation factors are calculated per fragment or at a coarser granularity.

- `VK_SAMPLER_CREATE_DESCRIPTOR_BUFFER_CAPTURE_REPLAY_BIT_EXT` specifies that the sampler **can** be used with descriptor buffers when capturing and replaying (e.g. for trace capture and replay), see `VkOpaqueCaptureDescriptorDataCreateInfoEXT` for more detail.

```
// Provided by VK_VERSION_1_0
typedef VkFlags VkSamplerCreateFlags;
```

`VkSamplerCreateFlags` is a bitmask type for setting a mask of zero or more `VkSamplerCreateFlagBits`.

The `VkSamplerReductionModeCreateInfo` structure is defined as:

```
// Provided by VK_VERSION_1_2
typedef struct VkSamplerReductionModeCreateInfo {
    VkStructureType    sType;
    const void*        pNext;
    VkSamplerReductionMode    reductionMode;
} VkSamplerReductionModeCreateInfo;
```

```
// Provided by VK_EXT_sampler_filter_minmax
// Equivalent to VkSamplerReductionModeCreateInfo
typedef VkSamplerReductionModeCreateInfo VkSamplerReductionModeCreateInfoEXT;
```

- `sType` is a `VkStructureType` value identifying this structure.
- `pNext` is `NULL` or a pointer to a structure extending this structure.
- `reductionMode` is a `VkSamplerReductionMode` value controlling how texture filtering combines texel values.

If the `pNext` chain of `VkSamplerCreateInfo` includes a `VkSamplerReductionModeCreateInfo` structure, then that structure includes a mode controlling how texture filtering combines texel values.

If this structure is not present, `reductionMode` is considered to be `VK_SAMPLER_REDUCTION_MODE_WEIGHTED_AVERAGE`.

Valid Usage (Implicit)

- VUID-VkSamplerReductionModeCreateInfo-sType-sType
`sType` **must** be `VK_STRUCTURE_TYPE_SAMPLER_REDUCTION_MODE_CREATE_INFO`
- VUID-VkSamplerReductionModeCreateInfo-reductionMode-parameter
`reductionMode` **must** be a valid `VkSamplerReductionMode` value

Structure Chaining

Extends the structure

- `VkSamplerCreateInfo`

Reduction modes are specified by `VkSamplerReductionMode`, which takes values:

```
// Provided by VK_VERSION_1_2
typedef enum VkSamplerReductionMode {
    VK_SAMPLER_REDUCTION_MODE_WEIGHTED_AVERAGE = 0,
    VK_SAMPLER_REDUCTION_MODE_MIN = 1,
    VK_SAMPLER_REDUCTION_MODE_MAX = 2,
    // Provided by VK_QCOM_filter_cubic_clamp
    VK_SAMPLER_REDUCTION_MODE_WEIGHTED_AVERAGE_RANGECLAMP_QCOM = 1000521000,
    // Provided by VK_EXT_sampler_filter_minmax
    VK_SAMPLER_REDUCTION_MODE_WEIGHTED_AVERAGE_EXT =
VK_SAMPLER_REDUCTION_MODE_WEIGHTED_AVERAGE,
    // Provided by VK_EXT_sampler_filter_minmax
    VK_SAMPLER_REDUCTION_MODE_MIN_EXT = VK_SAMPLER_REDUCTION_MODE_MIN,
    // Provided by VK_EXT_sampler_filter_minmax
    VK_SAMPLER_REDUCTION_MODE_MAX_EXT = VK_SAMPLER_REDUCTION_MODE_MAX,
} VkSamplerReductionMode;
```

```
// Provided by VK_EXT_sampler_filter_minmax
// Equivalent to VkSamplerReductionMode
typedef VkSamplerReductionMode VkSamplerReductionModeEXT;
```

- `VK_SAMPLER_REDUCTION_MODE_WEIGHTED_AVERAGE` specifies that texel values are combined by computing a weighted average of values in the footprint, using weights as specified in [the image operations chapter](#).
- `VK_SAMPLER_REDUCTION_MODE_MIN` specifies that texel values are combined by taking the component-wise minimum of values in the footprint with non-zero weights.
- `VK_SAMPLER_REDUCTION_MODE_MAX` specifies that texel values are combined by taking the component-wise maximum of values in the footprint with non-zero weights.
- `VK_SAMPLER_REDUCTION_MODE_WEIGHTED_AVERAGE_RANGECLAMP_QCOM` specifies values are combined as described by `VK_SAMPLER_REDUCTION_MODE_WEIGHTED_AVERAGE`,

followed by a [texel range clamp](#).

The `VkSamplerCubicWeightsCreateInfoQCOM` structure is defined as:

```
// Provided by VK_QCOM_filter_cubic_weights
typedef struct VkSamplerCubicWeightsCreateInfoQCOM {
    VkStructureType      sType;
    const void*          pNext;
    VkCubicFilterWeightsQCOM cubicWeights;
} VkSamplerCubicWeightsCreateInfoQCOM;
```

- `sType` is a [VkStructureType](#) value identifying this structure.
- `pNext` is `NULL` or a pointer to a structure extending this structure.
- `cubicWeights` is a [VkCubicFilterWeightsQCOM](#) value controlling which cubic weights are used.

If the `pNext` chain of [VkSamplerCreateInfo](#) includes a `VkSamplerCubicWeightsCreateInfoQCOM` structure, then that structure specifies which cubic weights are used.

If that structure is not present, `cubicWeights` is considered to be [VK_CUBIC_FILTER_WEIGHTS_CATMULL_ROM_QCOM](#).

Valid Usage (Implicit)

- VUID-VkSamplerCubicWeightsCreateInfoQCOM-sType-sType
`sType` **must** be [VK_STRUCTURE_TYPE_SAMPLER_CUBIC_WEIGHTS_CREATE_INFO_QCOM](#)
- VUID-VkSamplerCubicWeightsCreateInfoQCOM-cubicWeights-parameter
`cubicWeights` **must** be a valid [VkCubicFilterWeightsQCOM](#) value

Structure Chaining

Extends the structure

- [VkSamplerCreateInfo](#)

Possible values of the `VkSamplerCubicWeightsCreateInfoQCOM::cubicWeights`, specifying cubic weights used in [Texel Cubic Filtering](#) are:

```
// Provided by VK_QCOM_filter_cubic_weights
typedef enum VkCubicFilterWeightsQCOM {
    VK_CUBIC_FILTER_WEIGHTS_CATMULL_ROM_QCOM = 0,
    VK_CUBIC_FILTER_WEIGHTS_ZERO_TANGENT_CARDINAL_QCOM = 1,
    VK_CUBIC_FILTER_WEIGHTS_B_SPLINE_QCOM = 2,
    VK_CUBIC_FILTER_WEIGHTS_MITCHELL_NETRAVALI_QCOM = 3,
} VkCubicFilterWeightsQCOM;
```


- [VK_CUBIC_FILTER_WEIGHTS_CATMULL_ROM_QCOM](#) specifies Catmull-Rom weights.
- [VK_CUBIC_FILTER_WEIGHTS_ZERO_TANGENT_CARDINAL_QCOM](#) specifies Zero Tangent Cardinal weights.
- [VK_CUBIC_FILTER_WEIGHTS_B_SPLINE_QCOM](#) specifies B-Spline weights.
- [VK_CUBIC_FILTER_WEIGHTS_MITCHELL_NETRAVALI_QCOM](#) specifies Mitchell-Netravali weights.

Possible values of the [VkSamplerCreateInfo::magFilter](#) and [minFilter](#) parameters, specifying filters used for texture lookups, are:

```
// Provided by VK_VERSION_1_0
typedef enum VkFilter {
    VK_FILTER_NEAREST = 0,
    VK_FILTER_LINEAR = 1,
    // Provided by VK_EXT_filter_cubic
    VK_FILTER_CUBIC_EXT = 1000015000,
    // Provided by VK_IMG_filter_cubic
    VK_FILTER_CUBIC_IMG = VK_FILTER_CUBIC_EXT,
} VkFilter;
```

- [VK_FILTER_NEAREST](#) specifies nearest filtering.
- [VK_FILTER_LINEAR](#) specifies linear filtering.
- [VK_FILTER_CUBIC_EXT](#) specifies cubic filtering.

These filters are described in detail in [Texel Filtering](#).

Possible values of the [VkSamplerCreateInfo::mipmapMode](#), specifying the mipmap mode used for texture lookups, are:

```
// Provided by VK_VERSION_1_0
typedef enum VkSamplerMipmapMode {
    VK_SAMPLER_MIPMAP_MODE_NEAREST = 0,
    VK_SAMPLER_MIPMAP_MODE_LINEAR = 1,
} VkSamplerMipmapMode;
```

- [VK_SAMPLER_MIPMAP_MODE_NEAREST](#) specifies nearest filtering.
- [VK_SAMPLER_MIPMAP_MODE_LINEAR](#) specifies linear filtering.

These modes are described in detail in [Texel Filtering](#).

Possible values of the [VkSamplerCreateInfo::addressMode*](#) parameters, corresponding to different [wrapping operations](#) used during sampling, are:


```
// Provided by VK_VERSION_1_0
typedef enum VkSamplerAddressMode {
    VK_SAMPLER_ADDRESS_MODE_REPEAT = 0,
    VK_SAMPLER_ADDRESS_MODE_MIRRORED_REPEAT = 1,
    VK_SAMPLER_ADDRESS_MODE_CLAMP_TO_EDGE = 2,
    VK_SAMPLER_ADDRESS_MODE_CLAMP_TO_BORDER = 3,
    // Provided by VK_VERSION_1_2, VK_KHR_sampler_mirror_clamp_to_edge
    VK_SAMPLER_ADDRESS_MODE_MIRROR_CLAMP_TO_EDGE = 4,
    // Provided by VK_KHR_sampler_mirror_clamp_to_edge
    // VK_SAMPLER_ADDRESS_MODE_MIRROR_CLAMP_TO_EDGE_KHR is a legacy alias
    VK_SAMPLER_ADDRESS_MODE_MIRROR_CLAMP_TO_EDGE_KHR =
VK_SAMPLER_ADDRESS_MODE_MIRROR_CLAMP_TO_EDGE,
} VkSamplerAddressMode;
```

- [VK_SAMPLER_ADDRESS_MODE_REPEAT](#) specifies that the repeat wrap mode will be used.
- [VK_SAMPLER_ADDRESS_MODE_MIRRORED_REPEAT](#) specifies that the mirrored repeat wrap mode will be used.
- [VK_SAMPLER_ADDRESS_MODE_CLAMP_TO_EDGE](#) specifies that the clamp to edge wrap mode will be used.
- [VK_SAMPLER_ADDRESS_MODE_CLAMP_TO_BORDER](#) specifies that the clamp to border wrap mode will be used.
- [VK_SAMPLER_ADDRESS_MODE_MIRROR_CLAMP_TO_EDGE](#) specifies that the mirror clamp to edge wrap mode will be used. This is only valid if the [samplerMirrorClampToEdge](#) feature is enabled, or if the [VK_KHR_sampler_mirror_clamp_to_edge](#) extension is enabled.

Comparison operators compare a *reference* and a *test* value, and return a true (“passed”) or false (“failed”) value depending on the comparison operator chosen. The supported operators are:

```
// Provided by VK_VERSION_1_0
typedef enum VkCompareOp {
    VK_COMPARE_OP_NEVER = 0,
    VK_COMPARE_OP_LESS = 1,
    VK_COMPARE_OP_EQUAL = 2,
    VK_COMPARE_OP_LESS_OR_EQUAL = 3,
    VK_COMPARE_OP_GREATER = 4,
    VK_COMPARE_OP_NOT_EQUAL = 5,
    VK_COMPARE_OP_GREATER_OR_EQUAL = 6,
    VK_COMPARE_OP_ALWAYS = 7,
} VkCompareOp;
```

- [VK_COMPARE_OP_NEVER](#) specifies that the comparison always evaluates false.
- [VK_COMPARE_OP_LESS](#) specifies that the comparison evaluates *reference* < *test*.
- [VK_COMPARE_OP_EQUAL](#) specifies that the comparison evaluates *reference* = *test*.
- [VK_COMPARE_OP_LESS_OR_EQUAL](#) specifies that the comparison evaluates *reference* ≤ *test*.

- `VK_COMPARE_OP_GREATER` specifies that the comparison evaluates *reference* > *test*.
- `VK_COMPARE_OP_NOT_EQUAL` specifies that the comparison evaluates *reference* ≠ *test*.
- `VK_COMPARE_OP_GREATER_OR_EQUAL` specifies that the comparison evaluates *reference* ≥ *test*.
- `VK_COMPARE_OP_ALWAYS` specifies that the comparison always evaluates true.

Comparison operators are used for:

- The `Depth Compare Operation` operator for a sampler, specified by `VkSamplerCreateInfo::compareOp`.
- The stencil comparison operator for the `stencil test`, specified by `vkCmdSetStencilOp::compareOp` or `VkStencilOpState::compareOp`.
- The `Depth Comparison` operator for the `depth test`, specified by `vkCmdSetDepthCompareOp::depthCompareOp` or `VkPipelineDepthStencilStateCreateInfo::depthCompareOp`.

Each such use describes how the *reference* and *test* values for that comparison are determined.

Possible values of `VkSamplerCreateInfo::borderColor`, specifying the border color used for texture lookups, are:

```
// Provided by VK_VERSION_1_0
typedef enum VkBorderColor {
    VK_BORDER_COLOR_FLOAT_TRANSPARENT_BLACK = 0,
    VK_BORDER_COLOR_INT_TRANSPARENT_BLACK = 1,
    VK_BORDER_COLOR_FLOAT_OPAQUE_BLACK = 2,
    VK_BORDER_COLOR_INT_OPAQUE_BLACK = 3,
    VK_BORDER_COLOR_FLOAT_OPAQUE_WHITE = 4,
    VK_BORDER_COLOR_INT_OPAQUE_WHITE = 5,
    // Provided by VK_EXT_custom_border_color
    VK_BORDER_COLOR_FLOAT_CUSTOM_EXT = 1000287003,
    // Provided by VK_EXT_custom_border_color
    VK_BORDER_COLOR_INT_CUSTOM_EXT = 1000287004,
} VkBorderColor;
```

- `VK_BORDER_COLOR_FLOAT_TRANSPARENT_BLACK` specifies a transparent, floating-point format, black color.
- `VK_BORDER_COLOR_INT_TRANSPARENT_BLACK` specifies a transparent, integer format, black color.
- `VK_BORDER_COLOR_FLOAT_OPAQUE_BLACK` specifies an opaque, floating-point format, black color.
- `VK_BORDER_COLOR_INT_OPAQUE_BLACK` specifies an opaque, integer format, black color.
- `VK_BORDER_COLOR_FLOAT_OPAQUE_WHITE` specifies an opaque, floating-point format, white color.
- `VK_BORDER_COLOR_INT_OPAQUE_WHITE` specifies an opaque, integer format, white color.
- `VK_BORDER_COLOR_FLOAT_CUSTOM_EXT` specifies that a

`VkSamplerCustomBorderColorCreateInfoEXT` structure is included in the `VkSamplerCreateInfo::pNext` chain containing the color data in floating-point format.

- `VK_BORDER_COLOR_INT_CUSTOM_EXT` specifies that a `VkSamplerCustomBorderColorCreateInfoEXT` structure is included in the `VkSamplerCreateInfo::pNext` chain containing the color data in integer format.

These colors are described in detail in [Border Replacement](#).

To destroy a sampler, call:

```
// Provided by VK_VERSION_1_0
void vkDestroySampler(
    VkDevice          device,
    VkSampler         sampler,
    const VkAllocationCallbacks* pAllocator);
```

- `device` is the logical device that destroys the sampler.
- `sampler` is the sampler to destroy.
- `pAllocator` controls host memory allocation as described in the [Memory Allocation](#) chapter.

Valid Usage

- VUID-vkDestroySampler-sampler-01082
All submitted commands that refer to `sampler` **must** have completed execution
- VUID-vkDestroySampler-sampler-01083
If `VkAllocationCallbacks` were provided when `sampler` was created, a compatible set of callbacks **must** be provided here
- VUID-vkDestroySampler-sampler-01084
If no `VkAllocationCallbacks` were provided when `sampler` was created, `pAllocator` **must** be `NULL`

Valid Usage (Implicit)

- VUID-vkDestroySampler-device-parameter
`device` **must** be a valid `VkDevice` handle
- VUID-vkDestroySampler-sampler-parameter
If `sampler` is not `VK_NULL_HANDLE`, `sampler` **must** be a valid `VkSampler` handle
- VUID-vkDestroySampler-pAllocator-parameter
If `pAllocator` is not `NULL`, `pAllocator` **must** be a valid pointer to a valid `VkAllocationCallbacks` structure
- VUID-vkDestroySampler-sampler-parent
If `sampler` is a valid handle, it **must** have been created, allocated, or retrieved from `device`

Host Synchronization

- Host access to **sampler** **must** be externally synchronized

14.1. Sampler Y'C_BC_R Conversion

To create a sampler with Y'C_BC_R conversion enabled, add a [VkSamplerYcbcrConversionInfo](#) structure to the **pNext** chain of the [VkSamplerCreateInfo](#) structure. To create a sampler Y'C_BC_R conversion, the **samplerYcbcrConversion** feature **must** be enabled. Conversion **must** be fixed at pipeline creation time, through use of a combined [embedded sampler and image mapping](#) if using descriptor heaps, or a combined image sampler with an immutable sampler in [VkDescriptorSetLayoutBinding](#).

A [VkSamplerYcbcrConversionInfo](#) **must** be provided for samplers to be used with image views that access [VK_IMAGE_ASPECT_COLOR_BIT](#) if the format is one of the [formats that require a sampler Y'C_BC_R conversion](#), or if the image view has an [external format](#).

The [VkSamplerYcbcrConversionInfo](#) structure is defined as:

```
// Provided by VK_VERSION_1_1
typedef struct VkSamplerYcbcrConversionInfo {
    VkStructureType      sType;
    const void*          pNext;
    VkSamplerYcbcrConversion conversion;
} VkSamplerYcbcrConversionInfo;
```

```
// Provided by VK_KHR_sampler_ycbcr_conversion
// Equivalent to VkSamplerYcbcrConversionInfo
typedef VkSamplerYcbcrConversionInfo VkSamplerYcbcrConversionInfoKHR;
```

- **sType** is a [VkStructureType](#) value identifying this structure.
- **pNext** is **NULL** or a pointer to a structure extending this structure.
- **conversion** is a [VkSamplerYcbcrConversion](#) handle created with [vkCreateSamplerYcbcrConversion](#).

Valid Usage (Implicit)

- VUID-VkSamplerYcbcrConversionInfo-sType-sType
sType **must** be [VK_STRUCTURE_TYPE_SAMPLER_YCBCR_CONVERSION_INFO](#)
- VUID-VkSamplerYcbcrConversionInfo-conversion-parameter
conversion **must** be a valid [VkSamplerYcbcrConversion](#) handle

Structure Chaining

Extends the structures

- [VkImageViewCreateInfo](#)
- [VkSamplerCreateInfo](#)

A sampler Y'C_BC_R conversion is an opaque representation of a device-specific sampler Y'C_BC_R conversion description, represented as a [VkSamplerYcbcrConversion](#) handle:

```
// Provided by VK_VERSION_1_1
VK_DEFINE_NON_DISPATCHABLE_HANDLE(VkSamplerYcbcrConversion)
```

```
// Provided by VK_KHR_sampler_ycbcr_conversion
// Equivalent to VkSamplerYcbcrConversion
typedef VkSamplerYcbcrConversion VkSamplerYcbcrConversionKHR;
```

To create a [VkSamplerYcbcrConversion](#), call:

```
// Provided by VK_VERSION_1_1
VkResult vkCreateSamplerYcbcrConversion(
    VkDevice                                device,
    const VkSamplerYcbcrConversionCreateInfo* pCreateInfo,
    const VkAllocationCallbacks*             pAllocator,
    VkSamplerYcbcrConversion*                pYcbcrConversion);
```

```
// Provided by VK_KHR_sampler_ycbcr_conversion
// Equivalent to vkCreateSamplerYcbcrConversion
VkResult vkCreateSamplerYcbcrConversionKHR(
    VkDevice                                device,
    const VkSamplerYcbcrConversionCreateInfo* pCreateInfo,
    const VkAllocationCallbacks*             pAllocator,
    VkSamplerYcbcrConversion*                pYcbcrConversion);
```

- [device](#) is the logical device that creates the sampler Y'C_BC_R conversion.
- [pCreateInfo](#) is a pointer to a [VkSamplerYcbcrConversionCreateInfo](#) structure specifying the requested sampler Y'C_BC_R conversion.
- [pAllocator](#) controls host memory allocation as described in the [Memory Allocation](#) chapter.
- [pYcbcrConversion](#) is a pointer to a [VkSamplerYcbcrConversion](#) handle in which the resulting sampler Y'C_BC_R conversion is returned.

The interpretation of the configured sampler Y'C_BC_R conversion is described in more detail in [the description of sampler Y'C_BC_R conversion](#) in the [Image Operations](#) chapter.

Valid Usage

- VUID-vkCreateSamplerYcbcrConversion-None-01648
The `samplerYcbcrConversion` feature **must** be enabled

Valid Usage (Implicit)

- VUID-vkCreateSamplerYcbcrConversion-device-parameter
`device` **must** be a valid `VkDevice` handle
- VUID-vkCreateSamplerYcbcrConversion-pCreateInfo-parameter
`pCreateInfo` **must** be a valid pointer to a valid `VkSamplerYcbcrConversionCreateInfo` structure
- VUID-vkCreateSamplerYcbcrConversion-pAllocator-parameter
If `pAllocator` is not `NULL`, `pAllocator` **must** be a valid pointer to a valid `VkAllocationCallbacks` structure
- VUID-vkCreateSamplerYcbcrConversion-pYcbcrConversion-parameter
`pYcbcrConversion` **must** be a valid pointer to a `VkSamplerYcbcrConversion` handle

Return Codes

Success

- `VK_SUCCESS`

Failure

- `VK_ERROR_OUT_OF_DEVICE_MEMORY`
- `VK_ERROR_OUT_OF_HOST_MEMORY`
- `VK_ERROR_UNKNOWN`
- `VK_ERROR_VALIDATION_FAILED`

The `VkSamplerYcbcrConversionCreateInfo` structure is defined as:


```
// Provided by VK_VERSION_1_1
typedef struct VkSamplerYcbcrConversionCreateInfo {
    VkStructureType           sType;
    const void*               pNext;
    VkFormat                  format;
    VkSamplerYcbcrModelConversion ycbcrModel;
    VkSamplerYcbcrRange        ycbcrRange;
    VkComponentMapping         components;
    VkChromaLocation           xChromaOffset;
    VkChromaLocation           yChromaOffset;
    VkFilter                   chromaFilter;
    VkBool32                   forceExplicitReconstruction;
} VkSamplerYcbcrConversionCreateInfo;
```

```
// Provided by VK_KHR_sampler_ycbcr_conversion
// Equivalent to VkSamplerYcbcrConversionCreateInfo
typedef VkSamplerYcbcrConversionCreateInfo VkSamplerYcbcrConversionCreateInfoKHR;
```

- **sType** is a **VkStructureType** value identifying this structure.
- **pNext** is **NULL** or a pointer to a structure extending this structure.
- **format** is the format of the image from which color information will be retrieved.
- **ycbcrModel** describes the color matrix for conversion between color models.
- **ycbcrRange** describes whether the encoded values have headroom and foot room, or whether the encoding uses the full numerical range.
- **components** applies a *swizzle* based on **VkComponentSwizzle** enums prior to range expansion and color model conversion.
- **xChromaOffset** describes the **sample location** associated with downsampled chroma components in the x dimension. **xChromaOffset** has no effect for formats in which chroma components are not downsampled horizontally.
- **yChromaOffset** describes the **sample location** associated with downsampled chroma components in the y dimension. **yChromaOffset** has no effect for formats in which the chroma components are not downsampled vertically.
- **chromaFilter** is the filter for chroma reconstruction.
- **forceExplicitReconstruction** **can** be used to ensure that reconstruction is done explicitly, if supported.

NOTE

Setting **forceExplicitReconstruction** to **VK_TRUE** **may** have a performance penalty on implementations where explicit reconstruction is not the default mode of operation.

If **format** supports **VK_FORMAT_FEATURE_SAMPLED_IMAGE_YCBCR_CONVERSION_CHROMA_RECONSTRUCTION_EXPLICIT_BIT** the **forceExplicitReconstruction** value behaves as if it

were `VK_TRUE`.

If the `pNext` chain includes a `VkExternalFormatANDROID` structure with non-zero `externalFormat` member, the sampler $Y'CbCr$ conversion object represents an *external format conversion*, and `format` **must** be `VK_FORMAT_UNDEFINED`. Such conversions **must** only be used to sample image views with a matching *external format*. When creating an external format conversion, the value of `components` is ignored.

Valid Usage

- VUID-VkSamplerYcbcrConversionCreateInfo-format-01904
If an external format conversion is being created, `format` **must** be `VK_FORMAT_UNDEFINED`
- VUID-VkSamplerYcbcrConversionCreateInfo-format-04061
If an external format conversion is not being created, `format` **must** represent unsigned normalized values (i.e. the format **must** be a `UNORM` format)
- VUID-VkSamplerYcbcrConversionCreateInfo-format-01650
The *potential format features* of the sampler $Y'CbCr$ conversion **must** support `VK_FORMAT_FEATURE_MIDPOINT_CHROMA_SAMPLES_BIT` or `VK_FORMAT_FEATURE_COSITED_CHROMA_SAMPLES_BIT`
- VUID-VkSamplerYcbcrConversionCreateInfo-xChromaOffset-01651
If the *potential format features* of the sampler $Y'CbCr$ conversion do not support `VK_FORMAT_FEATURE_COSITED_CHROMA_SAMPLES_BIT`, `xChromaOffset` and `yChromaOffset` **must** not be `VK_CHROMA_LOCATION_COSITED_EVEN` if the corresponding components are *downsampled*
- VUID-VkSamplerYcbcrConversionCreateInfo-xChromaOffset-01652
If the *potential format features* of the sampler $Y'CbCr$ conversion do not support `VK_FORMAT_FEATURE_MIDPOINT_CHROMA_SAMPLES_BIT`, `xChromaOffset` and `yChromaOffset` **must** not be `VK_CHROMA_LOCATION_MIDPOINT` if the corresponding components are *downsampled*
- VUID-VkSamplerYcbcrConversionCreateInfo-components-02581
If the format has a `_422` or `_420` suffix, then `components.g` **must** be the *identity swizzle*
- VUID-VkSamplerYcbcrConversionCreateInfo-components-02582
If the format has a `_422` or `_420` suffix, then `components.a` **must** be the *identity swizzle*, `VK_COMPONENT_SWIZZLE_ONE`, or `VK_COMPONENT_SWIZZLE_ZERO`
- VUID-VkSamplerYcbcrConversionCreateInfo-components-02583
If the format has a `_422` or `_420` suffix, then `components.r` **must** be the *identity swizzle* or `VK_COMPONENT_SWIZZLE_B`
- VUID-VkSamplerYcbcrConversionCreateInfo-components-02584
If the format has a `_422` or `_420` suffix, then `components.b` **must** be the *identity swizzle* or `VK_COMPONENT_SWIZZLE_R`
- VUID-VkSamplerYcbcrConversionCreateInfo-components-02585
If the format has a `_422` or `_420` suffix, and if either `components.r` or `components.b` is the *identity swizzle*, both values **must** be the *identity swizzle*

- VUID-VkSamplerYcbcrConversionCreateInfo-ycbcrModel-01655
If `ycbcrModel` is not `VK_SAMPLER_YCBCR_MODEL_CONVERSION_RGB_IDENTITY`, then `components.r`, `components.g`, and `components.b` **must** correspond to components of the format; that is, `components.r`, `components.g`, and `components.b` **must** not be `VK_COMPONENT_SWIZZLE_ZERO` or `VK_COMPONENT_SWIZZLE_ONE`, and **must** not correspond to a component containing zero or one as a consequence of `component substitution`
- VUID-VkSamplerYcbcrConversionCreateInfo-ycbcrRange-02748
If `ycbcrRange` is `VK_SAMPLER_YCBCR_RANGE_ITU_NARROW`, then the R, G, and B components obtained by applying the `component` swizzle to `format` **must** each have a bit-depth greater than or equal to 8
- VUID-VkSamplerYcbcrConversionCreateInfo-forceExplicitReconstruction-01656
If the `potential format features` of the sampler $Y'CbCr$ conversion do not support `VK_FORMAT_FEATURE_SAMPLED_IMAGE_YCBCR_CONVERSION_CHROMA_RECONSTRUCTION_EXPLICIT_FORCEABLE_BIT` `forceExplicitReconstruction` **must** be `VK_FALSE`
- VUID-VkSamplerYcbcrConversionCreateInfo-chromaFilter-01657
If the `potential format features` of the sampler $Y'CbCr$ conversion do not support `VK_FORMAT_FEATURE_SAMPLED_IMAGE_YCBCR_CONVERSION_LINEAR_FILTER_BIT`, `chromaFilter` **must** not be `VK_FILTER_LINEAR`
- VUID-VkSamplerYcbcrConversionCreateInfo-pNext-09207
If the `pNext` chain includes a `VkSamplerYcbcrConversionYcbcrDegammaCreateInfoQCOM` structure, and if the `ycbcrDegamma` feature is not enabled, then `VkSamplerYcbcrConversionYcbcrDegammaCreateInfoQCOM::enableYDegamma` **must** be `VK_FALSE`
- VUID-VkSamplerYcbcrConversionCreateInfo-pNext-09208
If the `pNext` chain includes a `VkSamplerYcbcrConversionYcbcrDegammaCreateInfoQCOM` structure, and if the `ycbcrDegamma` feature is not enabled, then `VkSamplerYcbcrConversionYcbcrDegammaCreateInfoQCOM::enableCbCrDegamma` **must** be `VK_FALSE`
- VUID-VkSamplerYcbcrConversionCreateInfo-pNext-09209
If the `pNext` chain includes a `VkSamplerYcbcrConversionYcbcrDegammaCreateInfoQCOM` structure, `format` **must** be a format with 8-bit R, G, and B components

Valid Usage (Implicit)

- VUID-VkSamplerYcbcrConversionCreateInfo-sType-sType
`sType` **must** be `VK_STRUCTURE_TYPE_SAMPLER_YCBCR_CONVERSION_CREATE_INFO`
- VUID-VkSamplerYcbcrConversionCreateInfo-pNext-pNext
Each `pNext` member of any structure (including this one) in the `pNext` chain **must** be either `NULL` or a pointer to a valid instance of `VkExternalFormatANDROID`, `VkExternalFormatOHOS`, `VkExternalFormatQNX`, or `VkSamplerYcbcrConversionYcbcrDegammaCreateInfoQCOM`
- VUID-VkSamplerYcbcrConversionCreateInfo-sType-unique

The **sType** value of each structure in the **pNext** chain **must** be unique

- VUID-VkSamplerYcbcrConversionCreateInfo-format-parameter **format** **must** be a valid **VkFormat** value
- VUID-VkSamplerYcbcrConversionCreateInfo-ycbcrModel-parameter **ycbcrModel** **must** be a valid **VkSamplerYcbcrModelConversion** value
- VUID-VkSamplerYcbcrConversionCreateInfo-ycbcrRange-parameter **ycbcrRange** **must** be a valid **VkSamplerYcbcrRange** value
- VUID-VkSamplerYcbcrConversionCreateInfo-components-parameter **components** **must** be a valid **VkComponentMapping** structure
- VUID-VkSamplerYcbcrConversionCreateInfo-xChromaOffset-parameter **xChromaOffset** **must** be a valid **VkChromaLocation** value
- VUID-VkSamplerYcbcrConversionCreateInfo-yChromaOffset-parameter **yChromaOffset** **must** be a valid **VkChromaLocation** value
- VUID-VkSamplerYcbcrConversionCreateInfo-chromaFilter-parameter **chromaFilter** **must** be a valid **VkFilter** value

If **chromaFilter** is **VK_FILTER_NEAREST**, chroma samples are reconstructed to luma component resolution using nearest-neighbour sampling. Otherwise, chroma samples are reconstructed using interpolation. More details can be found in [the description of sampler Y_{C_BC_R} conversion](#) in the [Image Operations](#) chapter.

VkSamplerYcbcrModelConversion defines the conversion from the source color model to the shader color model. Possible values are:


```
// Provided by VK_VERSION_1_1
typedef enum VkSamplerYcbcrModelConversion {
    VK_SAMPLER_YCBCR_MODEL_CONVERSION_RGB_IDENTITY = 0,
    VK_SAMPLER_YCBCR_MODEL_CONVERSION_YCBCR_IDENTITY = 1,
    VK_SAMPLER_YCBCR_MODEL_CONVERSION_YCBCR_709 = 2,
    VK_SAMPLER_YCBCR_MODEL_CONVERSION_YCBCR_601 = 3,
    VK_SAMPLER_YCBCR_MODEL_CONVERSION_YCBCR_2020 = 4,
    // Provided by VK_KHR_sampler_ycbcr_conversion
    VK_SAMPLER_YCBCR_MODEL_CONVERSION_RGB_IDENTITY_KHR =
VK_SAMPLER_YCBCR_MODEL_CONVERSION_RGB_IDENTITY,
    // Provided by VK_KHR_sampler_ycbcr_conversion
    VK_SAMPLER_YCBCR_MODEL_CONVERSION_YCBCR_IDENTITY_KHR =
VK_SAMPLER_YCBCR_MODEL_CONVERSION_YCBCR_IDENTITY,
    // Provided by VK_KHR_sampler_ycbcr_conversion
    VK_SAMPLER_YCBCR_MODEL_CONVERSION_YCBCR_709_KHR =
VK_SAMPLER_YCBCR_MODEL_CONVERSION_YCBCR_709,
    // Provided by VK_KHR_sampler_ycbcr_conversion
    VK_SAMPLER_YCBCR_MODEL_CONVERSION_YCBCR_601_KHR =
VK_SAMPLER_YCBCR_MODEL_CONVERSION_YCBCR_601,
    // Provided by VK_KHR_sampler_ycbcr_conversion
    VK_SAMPLER_YCBCR_MODEL_CONVERSION_YCBCR_2020_KHR =
VK_SAMPLER_YCBCR_MODEL_CONVERSION_YCBCR_2020,
} VkSamplerYcbcrModelConversion;
```

```
// Provided by VK_KHR_sampler_ycbcr_conversion
// Equivalent to VkSamplerYcbcrModelConversion
typedef VkSamplerYcbcrModelConversion VkSamplerYcbcrModelConversionKHR;
```

- **VK_SAMPLER_YCBCR_MODEL_CONVERSION_RGB_IDENTITY** specifies that the input values to the conversion are unmodified.
- **VK_SAMPLER_YCBCR_MODEL_CONVERSION_YCBCR_IDENTITY** specifies no model conversion but the inputs are range expanded as for Y'C_BC_R.
- **VK_SAMPLER_YCBCR_MODEL_CONVERSION_YCBCR_709** specifies the color model conversion from Y'C_BC_R to R'G'B' defined in BT.709 and described in the “BT.709 Y'C_BC_R conversion” section of the [Khronos Data Format Specification](#).
- **VK_SAMPLER_YCBCR_MODEL_CONVERSION_YCBCR_601** specifies the color model conversion from Y'C_BC_R to R'G'B' defined in BT.601 and described in the “BT.601 Y'C_BC_R conversion” section of the [Khronos Data Format Specification](#).
- **VK_SAMPLER_YCBCR_MODEL_CONVERSION_YCBCR_2020** specifies the color model conversion from Y'C_BC_R to R'G'B' defined in BT.2020 and described in the “BT.2020 Y'C_BC_R conversion” section of the [Khronos Data Format Specification](#).

In the **VK_SAMPLER_YCBCR_MODEL_CONVERSION_YCBCR_*** color models, for the input to the sampler Y'C_BC_R range expansion and model conversion:

- the Y (Y' luma) component corresponds to the G component of an RGB image.

- the CB (C_B or “U” blue color difference) component corresponds to the B component of an RGB image.
- the CR (C_R or “V” red color difference) component corresponds to the R component of an RGB image.
- the alpha component, if present, is not modified by color model conversion.

These rules reflect the mapping of components after the component swizzle operation (controlled by [VkSamplerYcbcrConversionCreateInfo::components](#)).

NOTE

For example, an “YUVA” 32-bit format comprising four 8-bit components can be implemented as [VK_FORMAT_R8G8B8A8_UNORM](#) with a component mapping:

- `components.a` = [VK_COMPONENT_SWIZZLE_IDENTITY](#)
- `components.r` = [VK_COMPONENT_SWIZZLE_B](#)
- `components.g` = [VK_COMPONENT_SWIZZLE_R](#)
- `components.b` = [VK_COMPONENT_SWIZZLE_G](#)

The [VkSamplerYcbcrRange](#) enum describes whether color components are encoded using the full range of numerical values or whether values are reserved for headroom and foot room. [VkSamplerYcbcrRange](#) is defined as:

```
// Provided by VK_VERSION_1_1
typedef enum VkSamplerYcbcrRange {
    VK_SAMPLER_YCBCR_RANGE_ITU_FULL = 0,
    VK_SAMPLER_YCBCR_RANGE_ITU_NARROW = 1,
    // Provided by VK_KHR_sampler_ycbcr_conversion
    VK_SAMPLER_YCBCR_RANGE_ITU_FULL_KHR = VK_SAMPLER_YCBCR_RANGE_ITU_FULL,
    // Provided by VK_KHR_sampler_ycbcr_conversion
    VK_SAMPLER_YCBCR_RANGE_ITU_NARROW_KHR = VK_SAMPLER_YCBCR_RANGE_ITU_NARROW,
} VkSamplerYcbcrRange;
```

```
// Provided by VK_KHR_sampler_ycbcr_conversion
// Equivalent to VkSamplerYcbcrRange
typedef VkSamplerYcbcrRange VkSamplerYcbcrRangeKHR;
```

- [VK_SAMPLER_YCBCR_RANGE_ITU_FULL](#) specifies that the full range of the encoded values are valid and interpreted according to the ITU “full range” quantization rules.
- [VK_SAMPLER_YCBCR_RANGE_ITU_NARROW](#) specifies that headroom and foot room are reserved in the numerical range of encoded values, and the remaining values are expanded according to the ITU “narrow range” quantization rules.

The formulae for these conversions is described in the [Sampler Y'C_BC_R Range Expansion](#) section of the [Image Operations](#) chapter.

No range modification takes place if `ycbcrModel` is

`VK_SAMPLER_YCBCR_MODEL_CONVERSION_RGB_IDENTITY`; the `ycbcrRange` field of `VkSamplerYcbcrConversionCreateInfo` is ignored in this case.

The `VkChromaLocation` enum defines the location of downsampled chroma component samples relative to the luma samples, and is defined as:

```
// Provided by VK_VERSION_1_1
typedef enum VkChromaLocation {
    VK_CHROMA_LOCATION_COSITED_EVEN = 0,
    VK_CHROMA_LOCATION_MIDPOINT = 1,
    // Provided by VK_KHR_sampler_ycbcr_conversion
    VK_CHROMA_LOCATION_COSITED_EVEN_KHR = VK_CHROMA_LOCATION_COSITED_EVEN,
    // Provided by VK_KHR_sampler_ycbcr_conversion
    VK_CHROMA_LOCATION_MIDPOINT_KHR = VK_CHROMA_LOCATION_MIDPOINT,
} VkChromaLocation;
```

```
// Provided by VK_KHR_sampler_ycbcr_conversion
// Equivalent to VkChromaLocation
typedef VkChromaLocation VkChromaLocationKHR;
```

- `VK_CHROMA_LOCATION_COSITED_EVEN` specifies that downsampled chroma samples are aligned with luma samples with even coordinates.
- `VK_CHROMA_LOCATION_MIDPOINT` specifies that downsampled chroma samples are located half way between each even luma sample and the nearest higher odd luma sample.

Applications **can** enable sRGB to linear conversion for the R, G, and B components of a $Y'C_B C_R$ image during [sampling](#) by including `VkSamplerYcbcrConversionYcbcrDegammaCreateInfoQCOM` structure in the `pNext` chain of `VkSamplerYcbcrConversionCreateInfo`.

The `VkSamplerYcbcrConversionYcbcrDegammaCreateInfoQCOM` structure is defined as:

```
// Provided by VK_QCOM_ycbcr_degama
typedef struct VkSamplerYcbcrConversionYcbcrDegammaCreateInfoQCOM {
    VkStructureType    sType;
    void*              pNext;
    VkBool32           enableYDegamma;
    VkBool32           enableCbCrDegamma;
} VkSamplerYcbcrConversionYcbcrDegammaCreateInfoQCOM;
```

- `sType` is a `VkStructureType` value identifying this structure.
- `pNext` is `NULL` or a pointer to a structure extending this structure.
- `enableYDegamma` indicates [sRGB to linear](#) conversion is enabled for the G component.
- `enableCbCrDegamma` indicates [sRGB to linear](#) conversion is enabled for the R and B components.

Valid Usage (Implicit)

- VUID-VkSamplerYcbcrConversionYcbcrDegammaCreateInfoQCOM-sType-sType **must** be `VK_STRUCTURE_TYPE_SAMPLER_YCBCR_CONVERSION_YCBCR_DEGAMMA_CREATE_INFO_QCOM`

Structure Chaining

Extends the structure

- [VkSamplerYcbcrConversionCreateInfo](#)

To destroy a sampler Y'C_BC_R conversion, call:

```
// Provided by VK_VERSION_1_1
void vkDestroySamplerYcbcrConversion(
    VkDevice          device,
    VkSamplerYcbcrConversion ycbcrConversion,
    const VkAllocationCallbacks* pAllocator);
```

```
// Provided by VK_KHR_sampler_ycbcr_conversion
// Equivalent to vkDestroySamplerYcbcrConversion
void vkDestroySamplerYcbcrConversionKHR(
    VkDevice          device,
    VkSamplerYcbcrConversion ycbcrConversion,
    const VkAllocationCallbacks* pAllocator);
```

- **device** is the logical device that destroys the Y'C_BC_R conversion.
- **ycbcrConversion** is the conversion to destroy.
- **pAllocator** controls host memory allocation as described in the [Memory Allocation](#) chapter.

Valid Usage (Implicit)

- VUID-vkDestroySamplerYcbcrConversion-device-parameter **device** **must** be a valid [VkDevice](#) handle
- VUID-vkDestroySamplerYcbcrConversion-ycbcrConversion-parameter
If **ycbcrConversion** is not `VK_NULL_HANDLE`, **ycbcrConversion** **must** be a valid [VkSamplerYcbcrConversion](#) handle
- VUID-vkDestroySamplerYcbcrConversion-pAllocator-parameter
If **pAllocator** is not `NULL`, **pAllocator** **must** be a valid pointer to a valid [VkAllocationCallbacks](#) structure
- VUID-vkDestroySamplerYcbcrConversion-ycbcrConversion-parent

If `ycbcrConversion` is a valid handle, it **must** have been created, allocated, or retrieved from `device`

Host Synchronization

- Host access to `ycbcrConversion` **must** be externally synchronized

14.2. Custom Border Colors

In addition to the predefined border color values, applications **can** provide a custom border color value by including the `VkSamplerCustomBorderColorCreateInfoEXT` structure in the `VkSamplerCreateInfo::pNext` chain.

The `VkSamplerCustomBorderColorCreateInfoEXT` structure is defined as:

```
// Provided by VK_EXT_custom_border_color
typedef struct VkSamplerCustomBorderColorCreateInfoEXT {
    VkStructureType    sType;
    const void*        pNext;
    VkClearColorValue  customBorderColor;
    VkFormat            format;
} VkSamplerCustomBorderColorCreateInfoEXT;
```

- `sType` is a `VkStructureType` value identifying this structure.
- `pNext` is `NULL` or a pointer to a structure extending this structure.
- `customBorderColor` is a `VkClearColorValue` representing the desired custom sampler border color.
- `format` is a `VkFormat` representing the format of the sampled image view(s). This field may be `VK_FORMAT_UNDEFINED` if the `customBorderColorWithoutFormat` feature is enabled.

NOTE

If `format` is a depth/stencil format, the aspect is determined by the value of `VkSamplerCreateInfo::borderColor`. If `VkSamplerCreateInfo::borderColor` is `VK_BORDER_COLOR_FLOAT_CUSTOM_EXT`, the depth aspect is considered. If `VkSamplerCreateInfo::borderColor` is `VK_BORDER_COLOR_INT_CUSTOM_EXT`, the stencil aspect is considered.

If `format` is `VK_FORMAT_UNDEFINED`, the `VkSamplerCreateInfo::borderColor` is `VK_BORDER_COLOR_INT_CUSTOM_EXT`, and the sampler is used with an image with a stencil format, then the implementation **must** source the custom border color from either the first or second components of `VkSamplerCreateInfo::borderColor` and **should** source it from the first component.

Valid Usage

- VUID-VkSamplerCustomBorderColorCreateInfoEXT-format-07605

If **format** is not [VK_FORMAT_UNDEFINED](#) and **format** is not a depth/stencil format then the [VkSamplerCreateInfo::borderColor](#) type **must** match the sampled type of the provided **format**, as shown in the *SPIR-V Type* column of the [Interpretation of Numeric Format](#) table

- VUID-VkSamplerCustomBorderColorCreateInfoEXT-format-04014

If the [customBorderColorWithoutFormat](#) feature is not enabled then **format** **must** not be [VK_FORMAT_UNDEFINED](#)

- VUID-VkSamplerCustomBorderColorCreateInfoEXT-format-04015

If the sampler is used to sample an image view of [VK_FORMAT_B4G4R4A4_UNORM_PACK16](#), [VK_FORMAT_B5G6R5_UNORM_PACK16](#), [VK_FORMAT_A1B5G5R5_UNORM_PACK16](#), or [VK_FORMAT_B5G5R5A1_UNORM_PACK16](#) format then **format** **must** not be [VK_FORMAT_UNDEFINED](#)

Valid Usage (Implicit)

- VUID-VkSamplerCustomBorderColorCreateInfoEXT-sType-sType

sType **must** be [VK_STRUCTURE_TYPE_SAMPLER_CUSTOM_BORDER_COLOR_CREATE_INFO_EXT](#)

- VUID-VkSamplerCustomBorderColorCreateInfoEXT-format-parameter

format **must** be a valid [VkFormat](#) value

Structure Chaining

Extends the structure

- [VkSamplerCreateInfo](#)

If the sampler is created with [VK_BORDER_COLOR_FLOAT_OPAQUE_BLACK](#), [VK_BORDER_COLOR_INT_OPAQUE_BLACK](#), [VK_BORDER_COLOR_FLOAT_CUSTOM_EXT](#), or [VK_BORDER_COLOR_INT_CUSTOM_EXT](#) **borderColor**, and that sampler will be combined with an image view that does not have an [identity swizzle](#), and [VkPhysicalDeviceBorderColorSwizzleFeaturesEXT::borderColorSwizzleFromImage](#) is not enabled, then it is necessary to specify the component mapping of the border color, by including the [VkSamplerBorderColorComponentMappingCreateInfoEXT](#) structure in the [VkSamplerCreateInfo::pNext](#) chain, to get defined results.

The [VkSamplerBorderColorComponentMappingCreateInfoEXT](#) structure is defined as:


```
// Provided by VK_EXT_border_color_swizzle
typedef struct VkSamplerBorderColorComponentMappingCreateInfoEXT {
    VkStructureType    sType;
    const void*        pNext;
    VkComponentMapping components;
    VkBool32           srgb;
} VkSamplerBorderColorComponentMappingCreateInfoEXT;
```

- `sType` is a `VkStructureType` value identifying this structure.
- `pNext` is `NULL` or a pointer to a structure extending this structure.
- `components` is a `VkComponentMapping` structure specifying a remapping of the border color components.
- `srgb` indicates that the sampler will be combined with an image view that has an image format which is sRGB encoded.

The `VkComponentMapping components` member describes a remapping from components of the border color to components of the vector returned by shader image instructions when the border color is used.

Valid Usage

- VUID-VkSamplerBorderColorComponentMappingCreateInfoEXT-borderColorSwizzle-06437
The `borderColorSwizzle` feature **must** be enabled

Valid Usage (Implicit)

- VUID-VkSamplerBorderColorComponentMappingCreateInfoEXT-sType-sType **must** be `VK_STRUCTURE_TYPE_SAMPLER_BORDER_COLOR_COMPONENT_MAPPING_CREATE_INFO_EXT`
- VUID-VkSamplerBorderColorComponentMappingCreateInfoEXT-components-parameter `components` **must** be a valid `VkComponentMapping` structure

Structure Chaining

Extends the structure

- `VkSamplerCreateInfo`

14.2.1. Custom Border Color Registration

When using descriptor heaps, it is possible to create a sampler descriptor without creating a

sampler object. Without this object, implementations using a fixed palette of border colors have no way to know which custom border colors are active or not.

In order to use custom border colors with descriptor heaps, border colors **must** instead be registered with the implementation and unregistered when they are no longer in use, and the registered index provided when writing the sampler descriptor.

To register a custom border color, call:

```
// Provided by VK_EXT_custom_border_color with VK_EXT_descriptor_heap
VkResult vkRegisterCustomBorderColorEXT(
    VkDevice device,
    const VkSamplerCustomBorderColorCreateInfoEXT* pBorderColor,
    VkBool32 requestIndex,
    uint32_t* pIndex);
```

- `device` is the logical device where the border color is registered.
- `pBorderColor` is a pointer to a `VkSamplerCustomBorderColorCreateInfoEXT` structure specifying the custom border color value to register.
- `requestIndex` is a Boolean value indicating if a specific index is requested or not.
- `pIndex` is a pointer to a `uint32_t` index value that will be written by the command upon success.

If `requestIndex` is `VK_TRUE`, the value present in `pIndex` when passed to the command is a requested index, and rather than returning a new index, the implementation will attempt to register that index, leaving the value intact. If the implementation is unable to register a requested index, `VK_ERROR_INVALID_OPAQUE_CAPTURE_ADDRESS` will be returned. If an index has not been registered (either explicitly or implicitly by creating a sampler object), or if it has been subsequently unregistered, the implementation **must** register that index successfully.

If `requestIndex` is `VK_FALSE`, the value stored in `pIndex` is ignored, and a new index will be returned if the implementation is able to register a new index. If the implementation is unable to register a new index, `VK_ERROR_TOO_MANY_OBJECTS` will be returned.

If an index is successfully registered, it **can** be used when writing a sampler descriptor or creating a sampler object to use with the custom border color, via `VkSamplerCustomBorderColorIndexCreateInfoEXT`.

NOTE

The type of border color is not specified by this command (`VK_BORDER_COLOR_FLOAT_CUSTOM_EXT` vs. `VK_BORDER_COLOR_INT_CUSTOM_EXT`); the data will be interpreted at the point the border color is sampled with an actual sampler. Implementations are expected to store the data as raw bytes if they do not need the format to be specified.

Valid Usage

- VUID-vkRegisterCustomBorderColorEXT-requestIndex-11287

If `requestIndex` is `VK_TRUE`, the value stored in `pIndex` **must** be less than

Valid Usage (Implicit)

- VUID-vkRegisterCustomBorderColorEXT-device-parameter **device** must be a valid [VkDevice](#) handle
- VUID-vkRegisterCustomBorderColorEXT-pBorderColor-parameter **pBorderColor** must be a valid pointer to a valid [VkSamplerCustomBorderColorCreateInfoEXT](#) structure
- VUID-vkRegisterCustomBorderColorEXT-pIndex-parameter **pIndex** must be a valid pointer to a [uint32_t](#) value

Return Codes

Success

- [VK_SUCCESS](#)

Failure

- [VK_ERROR_INVALID_OPAQUE_CAPTURE_ADDRESS](#)
- [VK_ERROR_OUT_OF_DEVICE_MEMORY](#)
- [VK_ERROR_OUT_OF_HOST_MEMORY](#)
- [VK_ERROR_TOO_MANY_OBJECTS](#)
- [VK_ERROR_UNKNOWN](#)
- [VK_ERROR_VALIDATION_FAILED](#)

To unregister a custom border color, call:

```
// Provided by VK_EXT_custom_border_color with VK_EXT_descriptor_heap
void vkUnregisterCustomBorderColorEXT(
    VkDevice          device,
    uint32_t          index);
```

- **device** is the logical device where the border color is registered.
- **index** is the [uint32_t](#) index value to unregister.

Valid Usage

- VUID-vkUnregisterCustomBorderColorEXT-index-11288 **index** must be less than [maxCustomBorderColorSamplers](#)

Valid Usage (Implicit)

- VUID-vkUnregisterCustomBorderColorEXT-device-parameter **device** must be a valid [VkDevice](#) handle

The [VkSamplerCustomBorderColorIndexCreateInfoEXT](#) structure is defined as:

```
// Provided by VK_EXT_custom_border_color with VK_EXT_descriptor_heap
typedef struct VkSamplerCustomBorderColorIndexCreateInfoEXT {
    VkStructureType    sType;
    const void*        pNext;
    uint32_t           index;
} VkSamplerCustomBorderColorIndexCreateInfoEXT;
```

- **sType** is a [VkStructureType](#) value identifying this structure.
- **pNext** is [NULL](#) or a pointer to a structure extending this structure.
- **index** is the [uint32_t](#) index value to use with the sampler

If this structure is included in the **pNext** chain of [VkSamplerCreateInfo](#), the value of **index** will be used for the custom border color registration. **index** does not need to be registered at the point that a sampler object is created or a sampler descriptor is written; as long as it is registered when any use of the sampler is recorded to a command, and remains registered while the sampler is in use. The color registered with the index and the color specified in the sampler **must** be identically defined.

If this structure is not provided when creating a sampler object with a custom border color, it is equivalent to registering a new custom border color by calling [vkRegisterCustomBorderColorEXT](#) with that custom border color value, and using that value as **index** in this structure. This implicit registration will be implicitly unregistered when the sampler is destroyed.

If this structure is not provided when creating a sampler object without a custom border color, it is equivalent to setting **index** to 0.

Valid Usage

- VUID-VkSamplerCustomBorderColorIndexCreateInfoEXT-index-11289 **index** must be less than [maxCustomBorderColorSamplers](#)

Valid Usage (Implicit)

- VUID-VkSamplerCustomBorderColorIndexCreateInfoEXT-sType-sType **sType** must be [VK_STRUCTURE_TYPE_SAMPLER_CUSTOM_BORDER_COLOR_INDEX_CREATE_INFO_EXT](#)

Structure Chaining

Extends the structure

- [VkSamplerCreateInfo](#)

14.3. Sampler block matching

The [VkSamplerBlockMatchWindowCreateInfoQCOM](#) structure is defined as:

```
// Provided by VK_QCOM_image_processing2
typedef struct VkSamplerBlockMatchWindowCreateInfoQCOM {
    VkStructureType          sType;
    const void*              pNext;
    VkExtent2D               windowExtent;
    VkBlockMatchWindowCompareModeQCOM windowCompareMode;
} VkSamplerBlockMatchWindowCreateInfoQCOM;
```

- [sType](#) is a [VkStructureType](#) value identifying this structure.
- [pNext](#) is `NULL` or a pointer to a structure extending this structure.
- [windowExtent](#) is a [VkExtent2D](#) specifying a the width and height of the block match window.
- [windowCompareMode](#) is a [VkBlockMatchWindowCompareModeQCOM](#) specifying the compare mode.

Valid Usage

- VUID-VkSamplerBlockMatchWindowCreateInfoQCOM-WindowExtent-09210
[WindowExtent](#) **must** not be larger than [VkPhysicalDeviceImageProcessing2PropertiesQCOM::maxBlockMatchWindow](#)

Valid Usage (Implicit)

- VUID-VkSamplerBlockMatchWindowCreateInfoQCOM-sType-sType
[sType](#) **must** be [VK_STRUCTURE_TYPE_SAMPLER_BLOCK_MATCH_WINDOW_CREATE_INFO_QCOM](#)
- VUID-VkSamplerBlockMatchWindowCreateInfoQCOM-windowCompareMode-parameter
[windowCompareMode](#) **must** be a valid [VkBlockMatchWindowCompareModeQCOM](#) value

Structure Chaining

Extends the structure

- [VkSamplerCreateInfo](#)

The [VkBlockMatchWindowCompareModeQCOM](#) enum describes how block match values within the window are compared. [VkBlockMatchWindowCompareModeQCOM](#) is defined as:

```
// Provided by VK_QCOM_image_processing2
typedef enum VkBlockMatchWindowCompareModeQCOM {
    VK_BLOCK_MATCH_WINDOW_COMPARE_MODE_MIN_QCOM = 0,
    VK_BLOCK_MATCH_WINDOW_COMPARE_MODE_MAX_QCOM = 1,
} VkBlockMatchWindowCompareModeQCOM;
```

- [VK_BLOCK_MATCH_WINDOW_COMPARE_MODE_MIN_QCOM](#) specifies that windowed block match operations return the minimum error within the window.
- [VK_BLOCK_MATCH_WINDOW_COMPARE_MODE_MAX_QCOM](#) specifies that windowed block match operations return the maximum error within the window.

Chapter 15. Resource Descriptors

A *descriptor* is an opaque data structure used to access shader resources such as buffers, images, or samplers. Rather than existing as distinct objects, descriptors are handled as opaque data, which can be accessed by a shader through [descriptor heaps](#), [descriptor buffers](#), or [descriptor sets](#).

Shaders access descriptors via the [ResourceHeapEXT](#) and [SamplerHeapEXT](#) built-ins, or through variables decorated with [DescriptorSet](#) and [Binding](#) values linking them to the API. Details of the shader interface mapping are described in the [Shader Resource Interface](#) section.

NOTE

Shaders can also access buffers without going through descriptors by using [Physical Storage Buffer Access](#) to access them through 64-bit addresses.

15.1. Descriptor Types

There are a number of different types of descriptor supported by Vulkan, corresponding to different resources or usage. The following sections describe the API definitions of each descriptor type. The mapping of each type to SPIR-V is listed in the [Shader Resource and Descriptor Type Correspondence](#) and [Shader Resource and Storage Class Correspondence](#) tables in the [Shader Interfaces](#) chapter.

Possible descriptor types are:


```

// Provided by VK_VERSION_1_0
typedef enum VkDescriptorType {
    VK_DESCRIPTOR_TYPE_SAMPLER = 0,
    VK_DESCRIPTOR_TYPE_COMBINED_IMAGE_SAMPLER = 1,
    VK_DESCRIPTOR_TYPE_SAMPLED_IMAGE = 2,
    VK_DESCRIPTOR_TYPE_STORAGE_IMAGE = 3,
    VK_DESCRIPTOR_TYPE_UNIFORM_TEXEL_BUFFER = 4,
    VK_DESCRIPTOR_TYPE_STORAGE_TEXEL_BUFFER = 5,
    VK_DESCRIPTOR_TYPE_UNIFORM_BUFFER = 6,
    VK_DESCRIPTOR_TYPE_STORAGE_BUFFER = 7,
    VK_DESCRIPTOR_TYPE_UNIFORM_BUFFER_DYNAMIC = 8,
    VK_DESCRIPTOR_TYPE_STORAGE_BUFFER_DYNAMIC = 9,
    VK_DESCRIPTOR_TYPE_INPUT_ATTACHMENT = 10,
// Provided by VK_VERSION_1_3
    VK_DESCRIPTOR_TYPE_INLINE_UNIFORM_BLOCK = 1000138000,
// Provided by VK_KHR_acceleration_structure
    VK_DESCRIPTOR_TYPE_ACCELERATION_STRUCTURE_KHR = 1000150000,
// Provided by VK_NV_ray_tracing
    VK_DESCRIPTOR_TYPE_ACCELERATION_STRUCTURE_NV = 1000165000,
// Provided by VK_QCOM_image_processing
    VK_DESCRIPTOR_TYPE_SAMPLE_WEIGHT_IMAGE_QCOM = 1000440000,
// Provided by VK_QCOM_image_processing
    VK_DESCRIPTOR_TYPE_BLOCK_MATCH_IMAGE_QCOM = 1000440001,
// Provided by VK_ARM_tensors
    VK_DESCRIPTOR_TYPE_TENSOR_ARM = 1000460000,
// Provided by VK_EXT_mutable_descriptor_type
    VK_DESCRIPTOR_TYPE_MUTABLE_EXT = 1000351000,
// Provided by VK_NV_partitioned_acceleration_structure
    VK_DESCRIPTOR_TYPE_PARTITIONED_ACCELERATION_STRUCTURE_NV = 1000570000,
// Provided by VK_EXT_inline_uniform_block
    VK_DESCRIPTOR_TYPE_INLINE_UNIFORM_BLOCK_EXT =
VK_DESCRIPTOR_TYPE_INLINE_UNIFORM_BLOCK,
// Provided by VK_VALVE_mutable_descriptor_type
    VK_DESCRIPTOR_TYPE_MUTABLE_VALVE = VK_DESCRIPTOR_TYPE_MUTABLE_EXT,
} VkDescriptorType;

```

- [VK_DESCRIPTOR_TYPE_SAMPLER](#) specifies a [sampler descriptor](#).
- [VK_DESCRIPTOR_TYPE_COMBINED_IMAGE_SAMPLER](#) specifies a [combined image sampler descriptor](#).
- [VK_DESCRIPTOR_TYPE_SAMPLED_IMAGE](#) specifies a [sampled image descriptor](#).
- [VK_DESCRIPTOR_TYPE_STORAGE_IMAGE](#) specifies a [storage image descriptor](#).
- [VK_DESCRIPTOR_TYPE_UNIFORM_TEXEL_BUFFER](#) specifies a [uniform texel buffer descriptor](#).
- [VK_DESCRIPTOR_TYPE_STORAGE_TEXEL_BUFFER](#) specifies a [storage texel buffer descriptor](#).
- [VK_DESCRIPTOR_TYPE_UNIFORM_BUFFER](#) specifies a [uniform buffer descriptor](#).
- [VK_DESCRIPTOR_TYPE_STORAGE_BUFFER](#) specifies a [storage buffer descriptor](#).
- [VK_DESCRIPTOR_TYPE_UNIFORM_BUFFER_DYNAMIC](#) specifies a [dynamic uniform buffer](#).

descriptor.

- `VK_DESCRIPTOR_TYPE_STORAGE_BUFFER_DYNAMIC` specifies a dynamic storage buffer descriptor.
- `VK_DESCRIPTOR_TYPE_INPUT_ATTACHMENT` specifies an input attachment descriptor.
- `VK_DESCRIPTOR_TYPE_INLINE_UNIFORM_BLOCK` specifies an inline uniform block.
- `VK_DESCRIPTOR_TYPE_ACCELERATION_STRUCTURE_KHR` specifies an acceleration structure descriptor.
- `VK_DESCRIPTOR_TYPE_ACCELERATION_STRUCTURE_NV` specifies an acceleration structure descriptor.
- `VK_DESCRIPTOR_TYPE_MUTABLE_EXT` specifies a descriptor of mutable type.
- `VK_DESCRIPTOR_TYPE_PARTITIONED_ACCELERATION_STRUCTURE_NV` specifies a partitioned acceleration structure descriptor.
- `VK_DESCRIPTOR_TYPE_SAMPLE_WEIGHT_IMAGE_QCOM` specifies a sampled weight image descriptor.
- `VK_DESCRIPTOR_TYPE_BLOCK_MATCH_IMAGE_QCOM` specifies a block matching image descriptor.
- `VK_DESCRIPTOR_TYPE_TENSOR_ARM` specifies a storage tensor descriptor.

15.1.1. Storage Image

A *storage image* (`VK_DESCRIPTOR_TYPE_STORAGE_IMAGE`) is a descriptor type associated with an [image resource](#) via an [image view](#) that load, store, and atomic operations **can** be performed on.

Storage image loads are supported in all shader stages for image views whose [format features](#) contain `VK_FORMAT_FEATURE_STORAGE_IMAGE_BIT`.

Stores to storage images are supported in task, mesh and compute shaders for image views whose [format features](#) contain `VK_FORMAT_FEATURE_STORAGE_IMAGE_BIT`.

Atomic operations on storage images are supported in task, mesh and compute shaders for image views whose [format features](#) contain `VK_FORMAT_FEATURE_STORAGE_IMAGE_ATOMIC_BIT`.

When the `fragmentStoresAndAtomics` feature is enabled, stores and atomic operations are also supported for storage images in fragment shaders with the same set of image formats as supported in compute shaders. When the `vertexPipelineStoresAndAtomics` feature is enabled, stores and atomic operations are also supported in vertex, tessellation, and geometry shaders with the same set of image formats as supported in compute shaders.

The image subresources for a storage image **must** be in the `VK_IMAGE_LAYOUT_SHARED_PRESENT_KHR` or `VK_IMAGE_LAYOUT_TENSOR_ALIASING_ARM` or `VK_IMAGE_LAYOUT_GENERAL` layout in order to access its data in a shader.

When the `tileShadingColorAttachments` feature is enabled, loads using `OpImageRead` or `OpImageSparseRead` are supported for color [tile attachments](#) in fragment and compute shaders for image views whose [format features](#) contain `VK_FORMAT_FEATURE_STORAGE_IMAGE_BIT`.

Additionally, when the `tileShadingColorAttachments` feature is enabled, stores using `OpImageWrite` are supported for color attachments in compute shaders with the same set of image formats as for loads. When the `tileShadingAtomicOps` feature is enabled, tile atomic operations are supported for color attachments in compute shaders with the same set of image formats as for loads.

When the `tileShadingInputAttachments` feature is enabled, loads using `OpImageRead` are supported for input `tile attachments` in fragment and compute shaders with the same set of image formats as for color attachments. Stores to input attachments are not supported.

When the `tileShadingDepthAttachments` or `tileShadingStencilAttachments` feature is enabled, loads using `OpImageRead` or `OpImageSparseRead` are supported for depth or stencil aspects of a depth/stencil `tile attachment` in fragment and compute shaders with the same set of image formats as for color attachments. Stores to depth/stencil attachments are not supported.

15.1.2. Sampler

A *sampler descriptor* (`VK_DESCRIPTOR_TYPE_SAMPLER`) is a descriptor type associated with a `sampler` object, used to control the behavior of `sampling operations` performed on a `sampled image`.

15.1.3. Sampled Image

A *sampled image* (`VK_DESCRIPTOR_TYPE_SAMPLED_IMAGE`) is a descriptor type associated with an `image resource` via an `image view` that `sampling operations` **can** be performed on.

Shaders combine a sampled image variable and a sampler variable to perform sampling operations.

Sampled images are supported in all shader stages for image views whose `format features` contain `VK_FORMAT_FEATURE_SAMPLED_IMAGE_BIT`.

An image subresources for a sampled image **must** be in one of the following layouts:

- `VK_IMAGE_LAYOUT_DEPTH_STENCIL_READ_ONLY_OPTIMAL`
- `VK_IMAGE_LAYOUT_SHADER_READ_ONLY_OPTIMAL`
- `VK_IMAGE_LAYOUT_GENERAL`
- `VK_IMAGE_LAYOUT_SHARED_PRESENT_KHR`
- `VK_IMAGE_LAYOUT_DEPTH_READ_ONLY_STENCIL_ATTACHMENT_OPTIMAL`
- `VK_IMAGE_LAYOUT_DEPTH_ATTACHMENT_STENCIL_READ_ONLY_OPTIMAL`
- `VK_IMAGE_LAYOUT_DEPTH_READ_ONLY_OPTIMAL`
- `VK_IMAGE_LAYOUT_STENCIL_READ_ONLY_OPTIMAL`
- `VK_IMAGE_LAYOUT_READ_ONLY_OPTIMAL_KHR`
- `VK_IMAGE_LAYOUT_ATTACHMENT_FEEDBACK_LOOP_OPTIMAL_EXT`
- `VK_IMAGE_LAYOUT_TENSOR_ALIASING_ARM`

15.1.4. Combined Image Sampler

A *combined image sampler* ([VK_DESCRIPTOR_TYPE_COMBINED_IMAGE_SAMPLER](#)) is a single descriptor type associated with both a [sampler](#) and an [image resource](#), combining both a [sampler](#) and [sampled image](#) descriptor into a single descriptor.

If the descriptor refers to a sampler that performs [Y'C_BC_R conversion](#) or samples a [subsampled image](#), the sampler **must** only be used to sample the image in the same descriptor. Otherwise, the sampler and image in this type of descriptor **can** be used freely with any other samplers and images.

An image subresources for a combined image sampler **must** be in one of the following layouts:

- [VK_IMAGE_LAYOUT_DEPTH_STENCIL_READ_ONLY_OPTIMAL](#)
- [VK_IMAGE_LAYOUT_SHADER_READ_ONLY_OPTIMAL](#)
- [VK_IMAGE_LAYOUT_GENERAL](#)
- [VK_IMAGE_LAYOUT_SHARED_PRESENT_KHR](#)
- [VK_IMAGE_LAYOUT_DEPTH_READ_ONLY_STENCIL_ATTACHMENT_OPTIMAL](#)
- [VK_IMAGE_LAYOUT_DEPTH_ATTACHMENT_STENCIL_READ_ONLY_OPTIMAL](#)
- [VK_IMAGE_LAYOUT_DEPTH_READ_ONLY_OPTIMAL](#)
- [VK_IMAGE_LAYOUT_STENCIL_READ_ONLY_OPTIMAL](#)
- [VK_IMAGE_LAYOUT_READ_ONLY_OPTIMAL_KHR](#)
- [VK_IMAGE_LAYOUT_ATTACHMENT_FEEDBACK_LOOP_OPTIMAL_EXT](#)
- [VK_IMAGE_LAYOUT_TENSOR_ALIASING_ARM](#)

NOTE

On some implementations, it **may** be more efficient to sample from an image using a combination of sampler and sampled image that are stored together in the descriptor set in a combined descriptor.

15.1.5. Uniform Texel Buffer

A *uniform texel buffer* ([VK_DESCRIPTOR_TYPE_UNIFORM_TEXEL_BUFFER](#)) is a descriptor type associated with a [buffer resource](#) via a [buffer view](#) that [image sampling operations](#) **can** be performed on.

Uniform texel buffers define a tightly-packed 1-dimensional linear array of texels, with texels going through format conversion when read in a shader in the same way as they are for an image.

Load operations from uniform texel buffers are supported in all shader stages for buffer view formats which report [format features](#) support for [VK_FORMAT_FEATURE_UNIFORM_TEXEL_BUFFER_BIT](#)

15.1.6. Storage Texel Buffer

A *storage texel buffer* ([VK_DESCRIPTOR_TYPE_STORAGE_TEXEL_BUFFER](#)) is a descriptor type

associated with a [buffer resource](#) via a [buffer view](#) that [image load](#), [store](#), and [atomic operations](#) **can** be performed on.

Storage texel buffers define a tightly-packed 1-dimensional linear array of texels, with texels going through format conversion when read in a shader in the same way as they are for an image. Unlike [uniform texel buffers](#), these buffers can also be written to in the same way as for [storage images](#).

Storage texel buffer loads are supported in all shader stages for texel buffer view formats which report [format features](#) support for [VK_FORMAT_FEATURE_STORAGE_TEXEL_BUFFER_BIT](#)

Stores to storage texel buffers are supported in task, mesh and compute shaders for texel buffer formats which report [format features](#) support for [VK_FORMAT_FEATURE_STORAGE_TEXEL_BUFFER_BIT](#)

Atomic operations on storage texel buffers are supported in task, mesh and compute shaders for texel buffer formats which report [format features](#) support for [VK_FORMAT_FEATURE_STORAGE_TEXEL_BUFFER_ATOMIC_BIT](#)

When the [fragmentStoresAndAtomics](#) feature is enabled, stores and atomic operations are also supported for storage texel buffers in fragment shaders with the same set of texel buffer formats as supported in compute shaders. When the [vertexPipelineStoresAndAtomics](#) feature is enabled, stores and atomic operations are also supported in vertex, tessellation, and geometry shaders with the same set of texel buffer formats as supported in compute shaders.

15.1.7. Storage Buffer

A *storage buffer* ([VK_DESCRIPTOR_TYPE_STORAGE_BUFFER](#)) is a descriptor type associated with a [buffer resource](#) directly, described in a shader as a structure with various members that load, store, and atomic operations **can** be performed on.

NOTE	Atomic operations can only be performed on members of certain types as defined in the SPIR-V environment appendix .
-------------	--

15.1.8. Uniform Buffer

A *uniform buffer* ([VK_DESCRIPTOR_TYPE_UNIFORM_BUFFER](#)) is a descriptor type associated with a [buffer resource](#) directly, described in a shader as a structure with various members that load operations **can** be performed on.

15.1.9. Dynamic Uniform Buffer

A *dynamic uniform buffer* ([VK_DESCRIPTOR_TYPE_UNIFORM_BUFFER_DYNAMIC](#)) is almost identical to a [uniform buffer](#), and differs only in how the offset into the buffer is specified. This descriptor type is only valid when using descriptor sets. The base offset calculated by [VkDescriptorBufferInfo](#) when initially [updating a descriptor set](#) is added to a [dynamic offset](#) when binding a descriptor set.

15.1.10. Dynamic Storage Buffer

A *dynamic storage buffer* ([VK_DESCRIPTOR_TYPE_STORAGE_BUFFER_DYNAMIC](#)) is almost identical

to a [storage buffer](#), and differs only in how the offset into the buffer is specified. This descriptor type is only valid when using descriptor sets. The base offset calculated by [VkDescriptorBufferInfo](#) when initially [updating a descriptor set](#) is added to a [dynamic offset](#) when binding a descriptor set.

15.1.11. Inline Uniform Block

An *inline uniform block* ([VK_DESCRIPTOR_TYPE_INLINE_UNIFORM_BLOCK](#)) is almost identical to a [uniform buffer](#) in how it is accessed in the shader. Where it differs is that its storage is taken directly from a containing descriptor set or descriptor buffer, instead of being backed by a separate buffer object. This descriptor type is not valid when using descriptor heaps; applications **can** directly access the heap pointer in a shader or use the [VK_DESCRIPTOR_MAPPING_SOURCE_PUSH_DATA_EXT](#) mapping.

Inline uniform blocks are typically used to access a small set of constant data that does not require the additional flexibility provided by the indirection enabled when using a uniform buffer where the descriptor and the referenced buffer memory are decoupled. Compared to push constants, they allow reusing the same set of constant data across multiple disjoint sets of drawing and dispatching commands.

Inline uniform block descriptors **cannot** be aggregated into arrays. Instead, the array size specified for an inline uniform block descriptor binding specifies the binding's capacity in bytes.

15.1.12. Sample Weight Image

A *sample weight image* ([VK_DESCRIPTOR_TYPE_SAMPLE_WEIGHT_IMAGE_QCOM](#)) is a descriptor type associated with an [image resource](#) via an [image view](#) that **can** be used in [weight image sampling](#). The image view **must** have been created with [VkImageViewSampleWeightCreateInfoQCOM](#).

Shaders **can** combine a weight image variable, a sampled image variable, and a sampler variable to perform [weight image sampling](#).

Weight image sampling is supported in all shader stages if the weight image view specifies a format that supports [format feature VK_FORMAT_FEATURE_2_WEIGHT_IMAGE_BIT_QCOM](#) and the sampled image view specifies a format that supports [format feature VK_FORMAT_FEATURE_2_WEIGHT_SAMPLED_IMAGE_BIT_QCOM](#).

The image subresources for the weight image **must** be in the [VK_IMAGE_LAYOUT_SHADER_READ_ONLY_OPTIMAL](#), or [VK_IMAGE_LAYOUT_GENERAL](#) layout in order to access its data in a shader.

15.1.13. Block Matching Image

A *block matching image* ([VK_DESCRIPTOR_TYPE_BLOCK_MATCH_IMAGE_QCOM](#)) is a descriptor type associated with an [image resource](#) via an [image view](#) that **can** be used in [block matching](#).

Shaders **can** combine a target image variable, a reference image variable, and a sampler variable to perform [block matching](#).

Block matching is supported in all shader stages for if both the target view and reference view

specifies a format that supports format feature `VK_FORMAT_FEATURE_2_BLOCK_MATCHING_BIT_QCOM`

The image subresources for block matching **must** be in the `VK_IMAGE_LAYOUT_SHADER_READ_ONLY_OPTIMAL`, or `VK_IMAGE_LAYOUT_GENERAL` layout in order to access its data in a shader.

15.1.14. Input Attachment

An *input attachment* (`VK_DESCRIPTOR_TYPE_INPUT_ATTACHMENT`) is a descriptor type associated with an [image resource](#) via an [image view](#) that **can** be used for [framebuffer local](#) load operations in fragment shaders.

All image formats that are supported for color attachments (`VK_FORMAT_FEATURE_COLOR_ATTACHMENT_BIT` or `VK_FORMAT_FEATURE_2_LINEAR_COLOR_ATTACHMENT_BIT_NV`) or depth/stencil attachments (`VK_FORMAT_FEATURE_DEPTH_STENCIL_ATTACHMENT_BIT`) for a given image tiling mode are also supported for input attachments.

An image view used as an input attachment **must** be in one of the following layouts:

- `VK_IMAGE_LAYOUT_DEPTH_STENCIL_READ_ONLY_OPTIMAL`
- `VK_IMAGE_LAYOUT_SHADER_READ_ONLY_OPTIMAL`
- `VK_IMAGE_LAYOUT_GENERAL`
- `VK_IMAGE_LAYOUT_SHARED_PRESENT_KHR`
- `VK_IMAGE_LAYOUT_DEPTH_READ_ONLY_STENCIL_ATTACHMENT_OPTIMAL`
- `VK_IMAGE_LAYOUT_DEPTH_ATTACHMENT_STENCIL_READ_ONLY_OPTIMAL`
- `VK_IMAGE_LAYOUT_DEPTH_READ_ONLY_OPTIMAL`
- `VK_IMAGE_LAYOUT_STENCIL_READ_ONLY_OPTIMAL`
- `VK_IMAGE_LAYOUT_READ_ONLY_OPTIMAL_KHR`
- `VK_IMAGE_LAYOUT_ATTACHMENT_FEEDBACK_LOOP_OPTIMAL_EXT`
- `VK_IMAGE_LAYOUT_RENDERING_LOCAL_READ`

15.1.15. Acceleration Structure

An *acceleration structure* (`VK_DESCRIPTOR_TYPE_ACCELERATION_STRUCTURE_KHR` or `VK_DESCRIPTOR_TYPE_ACCELERATION_STRUCTURE_NV`) is a descriptor type that is used to retrieve scene geometry from within shaders that are used for ray traversal. Shaders have read-only access to the memory.

15.1.16. Partitioned Acceleration Structure

A *partitioned acceleration structure* (`VK_DESCRIPTOR_TYPE_PARTITIONED_ACCELERATION_STRUCTURE_NV`) is a descriptor type that references a built partitioned top-level acceleration structure (PTLAS), as defined in [Partitioned Top](#)

[Level Acceleration Structures](#). It is used to retrieve scene geometry from within shaders that are used for ray traversal. From the perspective of ray tracing shaders, a PTLAS descriptor behaves identically to a conventional top-level acceleration structure descriptor. Shaders have read-only access to the memory.

15.1.17. Mutable

A descriptor of *mutable* ([VK_DESCRIPTOR_TYPE_MUTABLE_EXT](#)) type indicates that this descriptor **can** mutate to a number of different types. This descriptor type is not valid when using descriptor heaps, as the elements of a descriptor heap **can** be manually adjusted to hold different descriptor types already. When specified in a descriptor set layout, any of the descriptor types given in the [VkMutableDescriptorTypeListEXT::pDescriptorTypes](#) list of descriptor types in the [pNext](#) chain of [VkDescriptorSetLayoutCreateInfo](#) for this binding. At any point, each individual descriptor of mutable type has an active descriptor type. The active descriptor type **can** be any one of the declared types in [pDescriptorTypes](#). Additionally, a mutable descriptor's active descriptor type **can** be of the [VK_DESCRIPTOR_TYPE_MUTABLE_EXT](#) type, which is the initial active descriptor type. The active descriptor type **can** change when the descriptor is updated. When a descriptor is consumed by binding a descriptor buffer or set, the active descriptor type is considered, not [VK_DESCRIPTOR_TYPE_MUTABLE_EXT](#).

An active descriptor type of [VK_DESCRIPTOR_TYPE_MUTABLE_EXT](#) is considered an undefined descriptor. If a descriptor is consumed where the active descriptor type does not match what the shader expects, the descriptor is considered an undefined descriptor.

NOTE

To find which descriptor types are supported as [VK_DESCRIPTOR_TYPE_MUTABLE_EXT](#), the application **can** use [vkGetDescriptorSetLayoutSupport](#) with a [VK_DESCRIPTOR_TYPE_MUTABLE_EXT](#) binding, with the list of descriptor types to query in the [VkMutableDescriptorTypeCreateInfoEXT::pMutableDescriptorTypeLists](#) array for that binding.

NOTE

The intention of a mutable descriptor type is that implementations allocate N bytes per descriptor, where N is determined by the maximum descriptor size for a given descriptor binding. Implementations are not expected to keep track of the active descriptor type, and it should be considered a C-like union type.

A mutable descriptor type is not considered as efficient in terms of runtime performance as using a non-mutable descriptor type, and applications are not encouraged to use them outside API layering efforts. Mutable descriptor types can be more efficient if the alternative is using many different descriptors to emulate mutable descriptor types.

15.1.18. Storage Tensor

A *storage tensor* ([VK_DESCRIPTOR_TYPE_TENSOR_ARM](#)) is a descriptor type associated with a [tensor resource](#) via a [tensor view](#) that read and write operations **can** be performed on.

Storage tensor reads and writes are supported in shaders for tensor views whose [format features](#)

contain `VK_FORMAT_FEATURE_2_TENSOR_SHADER_BIT_ARM`.

Storage tensor reads and writes are supported in graph pipelines for tensor views whose `format` features contain `VK_FORMAT_FEATURE_2_TENSOR_DATA_GRAPH_BIT_ARM`.

15.2. Physical Storage Buffer Access

Buffer device addresses **can** also be used to access buffer memory in a shader, using the `SPV_KHR_physical_storage_buffer` extension or the equivalent `SPV_EXT_physical_storage_buffer` extension and the `PhysicalStorageBuffer` storage class. For example, this value **can** be stored in a uniform buffer, and the shader **can** read the value from the uniform buffer and use it to do a dependent read/write to this buffer. All loads, stores, and atomics in a shader through `PhysicalStorageBuffer` pointers **must** access addresses in the address range of some buffer.

Chapter 16. Descriptor Heaps

When the `descriptorHeap` feature is enabled, applications can use descriptor heaps to specify the descriptors that they will be accessing from shaders. Descriptor heaps are not objects, rather they are state that is bound to a command buffer indicating the device address of descriptors that can be accessed from a shader. There are two heaps available to the application - the sampler heap and the resource heap. The sampler heap contains sampler descriptors, the resource heap contains image, acceleration structure, tensor, and buffer descriptors.

16.1. Writing Descriptors

Descriptors can be obtained for the different heaps with commands that write descriptors to a host address, with the application responsible for transferring those descriptors into device memory for access via heaps.

To write sampler descriptors to memory, call:

```
// Provided by VK_EXT_descriptor_heap
VkResult vkWriteSamplerDescriptorsEXT(
    VkDevice          device,
    uint32_t          samplerCount,
    const VkSamplerCreateInfo* pSamplers,
    const VkHostAddressRangeEXT* pDescriptors);
```

- `device` is the logical device that the descriptors are for.
- `samplerCount` is the number of elements in `pSamplers` and `pDescriptors`.
- `pSamplers` is a pointer to an array of `VkSamplerCreateInfo` structures defining properties of the sampler descriptors that will be written.
- `pDescriptors` is a pointer to an array of `VkHostAddressRangeEXT` structures defining the host address ranges that will be written to for each descriptor.

Each descriptor will be written to `pDescriptors[i].address` where `i` is the index of its create info in `pSamplers`.

Descriptors written using a fully identical `VkSamplerCreateInfo` structure on the same `VkDevice` will always return the same bit pattern. If the `descriptorHeapCaptureReplay` feature is enabled, descriptors written using a fully identical `VkSamplerCreateInfo` structure on a `VkDevice` created from the same `VkPhysicalDevice` with identical parameters will always return the same bit pattern.

NOTE

$YC_B C_R$ samplers must be embedded in a shader by using `VkShaderDescriptorSetAndBindingMappingInfoEXT`, they cannot be specified here.

Valid Usage

- VUID-vkWriteSamplerDescriptorsEXT-descriptorHeap-11202

The `descriptorHeap` feature **must** be enabled

- VUID-vkWriteSamplerDescriptorsEXT-size-11203

The `size` member of each element of `pDescriptors` **must** be greater than or equal to the value returned by `vkGetPhysicalDeviceDescriptorSizeEXT` with a `descriptorType` equal to `VK_DESCRIPTOR_TYPE_SAMPLER`

- VUID-vkWriteSamplerDescriptorsEXT-pSamplers-11204

Elements of `pSamplers` **must** not include `VkSamplerYcbcrConversionInfo` structures in their `pNext` chains

- VUID-vkWriteSamplerDescriptorsEXT-borderColor-11444

If the `borderColor` of any element of `pSamplers` is `VK_BORDER_COLOR_FLOAT_CUSTOM_EXT` or `VK_BORDER_COLOR_INT_CUSTOM_EXT`, `VkSamplerCustomBorderColorIndexCreateInfoEXT` **must** be included in the `pNext` chain of that element

- VUID-vkWriteSamplerDescriptorsEXT-borderColor-11205

If the `borderColor` of any element of `pSamplers` is `VK_BORDER_COLOR_FLOAT_CUSTOM_EXT` or `VK_BORDER_COLOR_INT_CUSTOM_EXT`, `VkSamplerCustomBorderColorIndexCreateInfoEXT::index` **must** be a value less than `maxCustomBorderColorSamplers`

- VUID-vkWriteSamplerDescriptorsEXT-pNext-11400

If there is a `VkDebugUtilsObjectNameInfoEXT` structure in the `pNext` chain of any element of `pSamplers`, its `objectType` **must** be `VK_OBJECT_TYPE_UNKNOWN`

Valid Usage (Implicit)

- VUID-vkWriteSamplerDescriptorsEXT-device-parameter

`device` **must** be a valid `VkDevice` handle

- VUID-vkWriteSamplerDescriptorsEXT-pSamplers-parameter

`pSamplers` **must** be a valid pointer to an array of `samplerCount` valid `VkSamplerCreateInfo` structures

- VUID-vkWriteSamplerDescriptorsEXT-pDescriptors-parameter

`pDescriptors` **must** be a valid pointer to an array of `samplerCount` valid `VkHostAddressRangeEXT` structures

- VUID-vkWriteSamplerDescriptorsEXT-samplerCount-arraylength

`samplerCount` **must** be greater than 0

Return Codes

Success

- `VK_SUCCESS`

Failure

- `VK_ERROR_OUT_OF_DEVICE_MEMORY`

- [VK_ERROR_OUT_OF_HOST_MEMORY](#)
- [VK_ERROR_UNKNOWN](#)
- [VK_ERROR_VALIDATION_FAILED](#)

To write resource descriptors to memory, call:

```
// Provided by VK_EXT_descriptor_heap
VkResult vkWriteResourceDescriptorsEXT(
    VkDevice          device,
    uint32_t          resourceCount,
    const VkResourceDescriptorInfoEXT* pResources,
    const VkHostAddressRangeEXT*      pDescriptors);
```

- `device` is the logical device that the descriptors are for.
- `resourceCount` is the number of elements in `pResources` and `pDescriptors`.
- `pResources` is a pointer to an array of [VkResourceDescriptorInfoEXT](#) structures defining properties of the resource descriptors that will be written.
- `pDescriptors` is a pointer to an array of [VkHostAddressRangeEXT](#) structures defining the host address ranges that will be written to for each descriptor.

Each descriptor will be written to `pDescriptors[i].address` where `i` is the index of its create info in `pResources`.

If any image descriptor written by this command includes a [VkSamplerYcbcrConversion](#), multiple descriptors will be written adjacent to each other for that descriptor, equal to [VkSamplerYcbcrConversionImageFormatProperties::combinedImageSamplerDescriptorCount](#) for the image.

If any image descriptor written by this command is for an image created with `flags` containing [VK_IMAGE_CREATE_SUBSAMPLED_BIT_EXT](#), multiple descriptors will be written adjacent to each other for that descriptor, equal to [VkSubsampledImageFormatPropertiesEXT::subsampledImageDescriptorCount](#) for the image.

Descriptors using the same `type` and written using a fully identical [VkTexelBufferDescriptorInfoEXT](#) or [VkDeviceAddressRangeKHR](#) structure on the same [VkDevice](#) will always return the same bit pattern. If the [descriptorHeapCaptureReplay](#) feature is enabled, this applies to any [VkDevice](#) created with identical parameters from the same [VkPhysicalDevice](#).

NOTE

Recreating the same buffer descriptor during replay of a prior capture requires that the device address is the same, which requires additional data to be captured and provided during replay when creating a buffer and allocating memory for it.

Image descriptors using the same `type` and written using a fully identical [VkImageDescriptorInfoEXT](#) other than [VkImageDescriptorInfoEXT::pView->image](#), where image was successfully created with [VK_IMAGE_CREATE_DESCRIPTOR_HEAP_CAPTURE_REPLAY_BIT_EXT](#) and a [VkOpaqueCaptureDataCreateInfoEXT](#) with data captured via [vkGetImageOpaqueCaptureDataEXT](#)

from an image used previously, will write a descriptor with the same bit pattern if possible; if the same bit pattern cannot be generated, `VK_ERROR_INVALID_OPAQUE_CAPTURE_ADDRESS` will be returned instead.

Tensor descriptors using the same `type` and written using a fully identical `VkTensorViewCreateInfoARM` other than `VkTensorViewCreateInfoARM::tensor`, where `tensor` was successfully created with `VkOpaqueCaptureDataCreateInfoEXT` with `VK_TENSOR_CREATE_DESCRIPTOR_HEAP_CAPTURE_REPLAY_BIT_ARM` and a `VkOpaqueCaptureDataCreateInfoEXT` with data captured via `vkGetTensorOpaqueCaptureDataARM` from a tensor used previously, will write a descriptor with the same bit pattern if possible; if the same bit pattern cannot be generated, `VK_ERROR_INVALID_OPAQUE_CAPTURE_ADDRESS` will be returned instead.

NOTE

Image creation is sufficiently complex that it may not be possible to recreate all possible descriptors from an image during replay, even if the image itself was successfully recreated. The conditions for this happening will be largely the same as those which could cause allocating a buffer with the same device address during replay to fail. Replay tools are advised to recreate captured descriptors for an image immediately after recreating the image itself wherever possible. The same is true for tensors.

Valid Usage

- VUID-vkWriteResourceDescriptorsEXT-descriptorHeap-11206

The `descriptorHeap` feature **must** be enabled

- VUID-vkWriteResourceDescriptorsEXT-size-11207

The `size` member of each element of `pDescriptors` **must** be greater than or equal to the value returned by `vkGetPhysicalDeviceDescriptorSizeEXT` with a `descriptorType` equal to `type`

- VUID-vkWriteResourceDescriptorsEXT-pResources-11208

If any element of `pResources` specifies a `VkImageViewCreateInfo` structure with a `VkSamplerYcbcrConversionInfo` structure in its `pNext` chain, the corresponding element of `pDescriptors` **must** have a `size` member that is greater than or equal to the product of the value returned by `vkGetPhysicalDeviceDescriptorSizeEXT` with a `descriptorType` equal to `type` and `VkSamplerYcbcrConversionImageFormatProperties::combinedImageSamplerDescriptorCount`, as queried from `VkPhysicalDeviceImageFormatInfo2` with image format info equivalent to the image view the descriptor is being created for

- VUID-vkWriteResourceDescriptorsEXT-pResources-11209

If any element of `pResources` specifies a `VkImageViewCreateInfo` structure with an `image` created with `flags` containing `VK_IMAGE_CREATE_SUBSAMPLED_BIT_EXT`, the corresponding element of `pDescriptors` **must** have a `size` member that is greater than or equal to the product of the value returned by `vkGetPhysicalDeviceDescriptorSizeEXT` with a `descriptorType` equal to `type` and `VkSubsampledImageFormatPropertiesEXT::subsampledImageDescriptorCount`, as queried from `VkPhysicalDeviceImageFormatInfo2` with image format info equivalent to the image view the descriptor is being created for

Valid Usage (Implicit)

- VUID-vkWriteResourceDescriptorsEXT-device-parameter **device** **must** be a valid [VkDevice](#) handle
- VUID-vkWriteResourceDescriptorsEXT-pResources-parameter **pResources** **must** be a valid pointer to an array of **resourceCount** valid [VkResourceDescriptorInfoEXT](#) structures
- VUID-vkWriteResourceDescriptorsEXT-pDescriptors-parameter **pDescriptors** **must** be a valid pointer to an array of **resourceCount** valid [VkHostAddressRangeEXT](#) structures
- VUID-vkWriteResourceDescriptorsEXT-resourceCount-arraylength **resourceCount** **must** be greater than 0

Return Codes

Success

- [VK_SUCCESS](#)

Failure

- [VK_ERROR_OUT_OF_DEVICE_MEMORY](#)
- [VK_ERROR_OUT_OF_HOST_MEMORY](#)
- [VK_ERROR_UNKNOWN](#)
- [VK_ERROR_VALIDATION_FAILED](#)

[VkResourceDescriptorInfoEXT](#) is defined as:

```
// Provided by VK_EXT_descriptor_heap
typedef struct VkResourceDescriptorInfoEXT {
    VkStructureType          sType;
    const void*              pNext;
    VkDescriptorType          type;
    VkResourceDescriptorDataEXT data;
} VkResourceDescriptorInfoEXT;
```

- **sType** is a [VkStructureType](#) value identifying this structure.
- **pNext** is [NULL](#) or a pointer to a structure extending this structure.
- **type** is the type of descriptor to get.
- **data** is a [VkResourceDescriptorDataEXT](#) union defining the properties of a resource descriptor according to **type**

If **type** is [VK_DESCRIPTOR_TYPE_UNIFORM_TEXEL_BUFFER](#) or [VK_DESCRIPTOR_TYPE_STORAGE_TEXEL_BUFFER](#), **data->pTexelBuffer** is used to construct the

descriptor.

If **type** is `VK_DESCRIPTOR_TYPE_ACCELERATION_STRUCTURE_KHR`, `VK_DESCRIPTOR_TYPE_ACCELERATION_STRUCTURE_NV`, `VK_DESCRIPTOR_TYPE_PARTITIONED_ACCELERATION_STRUCTURE_NV`, `VK_DESCRIPTOR_TYPE_UNIFORM_BUFFER`, or `VK_DESCRIPTOR_TYPE_STORAGE_BUFFER`, **data->pAddressRange** is used to construct the descriptor. For acceleration structures, the size of the range is not used by the descriptor, and **can** be set to 0. If a non-zero size is provided though, it **must** be a valid range.

NOTE

Applications may wish to provide a valid range as a way to check their own assumptions about the range they are binding; but it has no bearing on anything except validation. Implementations cannot make any assumptions based on the size of the provided range.

If **type** is `VK_DESCRIPTOR_TYPE_SAMPLED_IMAGE`, `VK_DESCRIPTOR_TYPE_BLOCK_MATCH_IMAGE_QCOM`, `VK_DESCRIPTOR_TYPE_SAMPLE_WEIGHT_IMAGE_QCOM`, `VK_DESCRIPTOR_TYPE_STORAGE_IMAGE`, or `VK_DESCRIPTOR_TYPE_INPUT_ATTACHMENT`, **data->pImage** is used to construct the descriptor. If **type** is `VK_DESCRIPTOR_TYPE_TENSOR_ARM`, **data->pTensorARM** is used to construct the descriptor.

If the **nullDescriptor** feature is enabled, the corresponding element of **data** **may** be **NULL** to generate a null descriptor.

Applications **can** give resource descriptors a debug name in a similar way to naming an object, via the `VkDebugUtilsObjectNameInfoEXT` structure. However, as there is no actual object, this structure **must** be passed via the **pNext** chain of this structure, with a **objectType** of `VK_OBJECT_TYPE_UNKNOWN` and a **objectHandle** of `VK_NULL_HANDLE`. The name is attached to the unique set of descriptor bits written by the implementation, and writing the same bits again with new debug info **may** rename the original descriptor.

NOTE

Implementations are not prevented from returning the same bits for different descriptors. This can result in multiple different resources mapping to the same name. A common case for this might be something like a uniform buffer and storage buffer with the same device address range.

If a descriptor becomes invalid due to the underlying resource becoming invalid, implementations **may** remove the name association.

Valid Usage

- VUID-VkResourceDescriptorInfoEXT-type-11210

type **must** be one of `VK_DESCRIPTOR_TYPE_UNIFORM_BUFFER`, `VK_DESCRIPTOR_TYPE_STORAGE_BUFFER`, `VK_DESCRIPTOR_TYPE_SAMPLED_IMAGE`, `VK_DESCRIPTOR_TYPE_STORAGE_IMAGE`, `VK_DESCRIPTOR_TYPE_UNIFORM_TEXEL_BUFFER`, `VK_DESCRIPTOR_TYPE_STORAGE_TEXEL_BUFFER`,

VK_DESCRIPTOR_TYPE_SAMPLE_WEIGHT_IMAGE_QCOM,
VK_DESCRIPTOR_TYPE_BLOCK_MATCH_IMAGE_QCOM,
VK_DESCRIPTOR_TYPE_ACCELERATION_STRUCTURE_KHR,
VK_DESCRIPTOR_TYPE_ACCELERATION_STRUCTURE_NV,
VK_DESCRIPTOR_TYPE_PARTITIONED_ACCELERATION_STRUCTURE_NV,
VK_DESCRIPTOR_TYPE_TENSOR_ARM, or VK_DESCRIPTOR_TYPE_INPUT_ATTACHMENT

- VUID-VkResourceDescriptorInfoEXT-None-11211

If the `nullDescriptor` feature is not enabled, and `type` is `VK_DESCRIPTOR_TYPE_SAMPLED_IMAGE` or `VK_DESCRIPTOR_TYPE_STORAGE_IMAGE`, `data->pImage` **must** not be `NULL`

- VUID-VkResourceDescriptorInfoEXT-type-11469

If `type` is `VK_DESCRIPTOR_TYPE_SAMPLE_WEIGHT_IMAGE_QCOM`, `VK_DESCRIPTOR_TYPE_BLOCK_MATCH_IMAGE_QCOM`, or `VK_DESCRIPTOR_TYPE_INPUT_ATTACHMENT`, `data->pImage` **must** not be `NULL`

- VUID-VkResourceDescriptorInfoEXT-None-11212

If the `nullDescriptor` feature is not enabled, and `type` is `VK_DESCRIPTOR_TYPE_UNIFORM_TEXEL_BUFFER` or `VK_DESCRIPTOR_TYPE_STORAGE_TEXEL_BUFFER`, `data->pTexelBuffer` **must** not be `NULL`

- VUID-VkResourceDescriptorInfoEXT-None-11213

If the `nullDescriptor` feature is not enabled, and `type` is `VK_DESCRIPTOR_TYPE_ACCELERATION_STRUCTURE_KHR`, `VK_DESCRIPTOR_TYPE_ACCELERATION_STRUCTURE_NV`, `VK_DESCRIPTOR_TYPE_PARTITIONED_ACCELERATION_STRUCTURE_NV`, `VK_DESCRIPTOR_TYPE_UNIFORM_BUFFER`, or `VK_DESCRIPTOR_TYPE_STORAGE_BUFFER`, `data->pAddressRange` **must** not be `NULL`

- VUID-VkResourceDescriptorInfoEXT-None-11457

If the `nullDescriptor` feature is not enabled, and `type` is `VK_DESCRIPTOR_TYPE_TENSOR_ARM`, `data->pTensorARM` **must** not be `NULL`

- VUID-VkResourceDescriptorInfoEXT-type-12349

If `type` is `VK_DESCRIPTOR_TYPE_UNIFORM_TEXEL_BUFFER` or `VK_DESCRIPTOR_TYPE_STORAGE_TEXEL_BUFFER`, `data->pTexelBuffer->addressRange.address` **must** be a multiple of the effective alignment requirement of `data->pTexelBuffer->format` as determined by `minTexelBufferOffsetAlignment`

- VUID-VkResourceDescriptorInfoEXT-type-12350

If `type` is `VK_DESCRIPTOR_TYPE_UNIFORM_BUFFER`, `data->pAddressRange->address` **must** be a multiple of `minUniformBufferOffsetAlignment`

- VUID-VkResourceDescriptorInfoEXT-type-12351

If `type` is `VK_DESCRIPTOR_TYPE_STORAGE_BUFFER`, `data->pAddressRange->address` **must** be a multiple of `minStorageBufferOffsetAlignment`

- VUID-VkResourceDescriptorInfoEXT-type-11454

If `type` is one of

- `VK_DESCRIPTOR_TYPE_ACCELERATION_STRUCTURE_KHR`
- `VK_DESCRIPTOR_TYPE_ACCELERATION_STRUCTURE_NV`

- `VK_DESCRIPTOR_TYPE_PARTITIONED_ACCELERATION_STRUCTURE_NV`

`data->pAddressRange->address` **must** be a multiple of 256

- `VUID-VkResourceDescriptorInfoEXT-pNext-11401`

If there is a `VkDebugUtilsObjectNameInfoEXT` structure in the `pNext` chain, its `objectType` **must** be `VK_OBJECT_TYPE_UNKNOWN`

- `VUID-VkResourceDescriptorInfoEXT-type-11422`

If `type` is `VK_DESCRIPTOR_TYPE_SAMPLE_WEIGHT_IMAGE_QCOM`, `VK_DESCRIPTOR_TYPE_BLOCK_MATCH_IMAGE_QCOM`, or `VK_DESCRIPTOR_TYPE_INPUT_ATTACHMENT`, `data.pImage->pView->image` **must** not have been created with an `imageType` of `VK_IMAGE_TYPE_3D`

- `VUID-VkResourceDescriptorInfoEXT-type-11424`

If `type` is `VK_DESCRIPTOR_TYPE_STORAGE_IMAGE`, `data.pImage->pView->viewType` is `VK_IMAGE_VIEW_TYPE_2D`, and the `image2DViewOf3D` feature is not enabled, `data.pImage->pView->image` **must** not have been created with an `imageType` of `VK_IMAGE_TYPE_3D`

- `VUID-VkResourceDescriptorInfoEXT-type-11425`

If `type` is `VK_DESCRIPTOR_TYPE_SAMPLED_IMAGE`, `data.pImage->pView->viewType` is `VK_IMAGE_VIEW_TYPE_2D`, and the `sampler2DViewOf3D` feature is not enabled, `data.pImage->pView->image` **must** not have been created with an `imageType` of `VK_IMAGE_TYPE_3D`

- `VUID-VkResourceDescriptorInfoEXT-type-11433`

If `type` is `VK_DESCRIPTOR_TYPE_STORAGE_BUFFER` or `VK_DESCRIPTOR_TYPE_UNIFORM_BUFFER`, `data.pAddressRange->size` **must** not be 0

- `VUID-VkResourceDescriptorInfoEXT-type-11458`

If `type` is `VK_DESCRIPTOR_TYPE_SAMPLED_IMAGE` and `data.pImage` is not `NULL`, `data.pImage->pView->image` **must** have been created with the `VK_IMAGE_USAGE_SAMPLED_BIT` usage flag set

- `VUID-VkResourceDescriptorInfoEXT-type-11459`

If `type` is `VK_DESCRIPTOR_TYPE_STORAGE_IMAGE` and `data.pImage` is not `NULL`, `data.pImage->pView->image` **must** have been created with the `VK_IMAGE_USAGE_STORAGE_BIT` usage flag set

- `VUID-VkResourceDescriptorInfoEXT-type-11460`

If `type` is `VK_DESCRIPTOR_TYPE_INPUT_ATTACHMENT` and `data.pImage` is not `NULL`, `data.pImage->pView->image` **must** have been created with the `VK_IMAGE_USAGE_INPUT_ATTACHMENT_BIT` usage flag set

- `VUID-VkResourceDescriptorInfoEXT-type-11461`

If `type` is `VK_DESCRIPTOR_TYPE_UNIFORM_BUFFER` and `data.pAddressRange` is not `NULL`, `data.pAddressRange` **must** be a device address range allocated to the application from a buffer created with the `VK_BUFFER_USAGE_UNIFORM_BUFFER_BIT` usage flag set

- `VUID-VkResourceDescriptorInfoEXT-type-11462`

If `type` is `VK_DESCRIPTOR_TYPE_STORAGE_BUFFER` and `data.pAddressRange` is not `NULL`, `data.pAddressRange` **must** be a device address range allocated to the application from a buffer created with the `VK_BUFFER_USAGE_STORAGE_BUFFER_BIT` usage flag set

- VUID-VkResourceDescriptorInfoEXT-type-11463
If `type` is `VK_DESCRIPTOR_TYPE_UNIFORM_TEXEL_BUFFER` and `data.pTexelBuffer` is not `NULL`, `data.pTexelBuffer->addressRange` **must** be a device address range allocated to the application from a buffer created with the `VK_BUFFER_USAGE_UNIFORM_TEXEL_BUFFER_BIT` usage flag set
- VUID-VkResourceDescriptorInfoEXT-type-11464
If `type` is `VK_DESCRIPTOR_TYPE_STORAGE_TEXEL_BUFFER` and `data.pTexelBuffer` is not `NULL`, `data.pTexelBuffer->addressRange` **must** be a device address range allocated to the application from a buffer created with the `VK_BUFFER_USAGE_STORAGE_TEXEL_BUFFER_BIT` usage flag set
- VUID-VkResourceDescriptorInfoEXT-type-11483
If `type` is `VK_DESCRIPTOR_TYPE_PARTITIONED_ACCELERATION_STRUCTURE_NV` or `VK_DESCRIPTOR_TYPE_ACCELERATION_STRUCTURE_KHR`, and `data.pAddressRange` is not `NULL`, `data.pAddressRange->address` **must** be an acceleration structure address retrieved from a `VkAccelerationStructureKHR` object via `vkGetAccelerationStructureDeviceAddressKHR`
- VUID-VkResourceDescriptorInfoEXT-type-11484
If `type` is `VK_DESCRIPTOR_TYPE_PARTITIONED_ACCELERATION_STRUCTURE_NV` or `VK_DESCRIPTOR_TYPE_ACCELERATION_STRUCTURE_KHR`, `data.pAddressRange` is not `NULL`, and `data.pAddressRange->size` is not 0, `data.pAddressRange` **must** be a device address range allocated to the application from the buffer used to create the acceleration structure that `data.pAddressRange->address` was retrieved from, and within the buffer range bound to that acceleration structure
- VUID-VkResourceDescriptorInfoEXT-type-11467
If `type` is `VK_DESCRIPTOR_TYPE_ACCELERATION_STRUCTURE_NV` and `data.pAddressRange` is not `NULL`, `data.pAddressRange->address` **must** be an acceleration structure handle retrieved from a `VkAccelerationStructureNV` object via `vkGetAccelerationStructureHandleNV`
- VUID-VkResourceDescriptorInfoEXT-type-11468
If `type` is `VK_DESCRIPTOR_TYPE_ACCELERATION_STRUCTURE_NV` and `data.pAddressRange` is not `NULL`, `data.pAddressRange->size` **must** be 0

Valid Usage (Implicit)

- VUID-VkResourceDescriptorInfoEXT-sType-sType
`sType` **must** be `VK_STRUCTURE_TYPE_RESOURCE_DESCRIPTOR_INFO_EXT`
- VUID-VkResourceDescriptorInfoEXT-pNext-pNext
`pNext` **must** be `NULL` or a pointer to a valid instance of `VkDebugUtilsObjectNameInfoEXT`
- VUID-VkResourceDescriptorInfoEXT-sType-unique
The `sType` value of each structure in the `pNext` chain **must** be unique
- VUID-VkResourceDescriptorInfoEXT-type-parameter
`type` **must** be a valid `VkDescriptorType` value
- VUID-VkResourceDescriptorInfoEXT-pImage-parameter

If `type` is `VK_DESCRIPTOR_TYPE_SAMPLED_IMAGE`, `VK_DESCRIPTOR_TYPE_STORAGE_IMAGE`, `VK_DESCRIPTOR_TYPE_INPUT_ATTACHMENT`, `VK_DESCRIPTOR_TYPE_BLOCK_MATCH_IMAGE_QCOM`, or `VK_DESCRIPTOR_TYPE_SAMPLE_WEIGHT_IMAGE_QCOM`, and if `pImage` is not `NULL`, the `pImage` member of `data` **must** be a valid pointer to a valid `VkImageDescriptorInfoEXT` structure

- VUID-VkResourceDescriptorInfoEXT-pTexelBuffer-parameter

If `type` is `VK_DESCRIPTOR_TYPE_UNIFORM_TEXEL_BUFFER` or `VK_DESCRIPTOR_TYPE_STORAGE_TEXEL_BUFFER`, and if `pTexelBuffer` is not `NULL`, the `pTexelBuffer` member of `data` **must** be a valid pointer to a valid `VkTexelBufferDescriptorInfoEXT` structure

- VUID-VkResourceDescriptorInfoEXT-pAddressRange-parameter

If `type` is `VK_DESCRIPTOR_TYPE_ACCELERATION_STRUCTURE_KHR`, `VK_DESCRIPTOR_TYPE_UNIFORM_BUFFER`, or `VK_DESCRIPTOR_TYPE_STORAGE_BUFFER`, and if `pAddressRange` is not `NULL`, the `pAddressRange` member of `data` **must** be a valid pointer to a valid `VkDeviceAddressRangeEXT` structure

- VUID-VkResourceDescriptorInfoEXT-pTensorARM-parameter

If `type` is `VK_DESCRIPTOR_TYPE_TENSOR_ARM`, and if `pTensorARM` is not `NULL`, the `pTensorARM` member of `data` **must** be a valid pointer to a valid `VkTensorViewCreateInfoARM` structure

The `VkResourceDescriptorDataEXT` union is defined as:

```
// Provided by VK_EXT_descriptor_heap
typedef union VkResourceDescriptorDataEXT {
    const VkImageDescriptorInfoEXT*      pImage;
    const VkTexelBufferDescriptorInfoEXT* pTexelBuffer;
    const VkDeviceAddressRangeEXT*       pAddressRange;
    const VkTensorViewCreateInfoARM*      pTensorARM;
} VkResourceDescriptorDataEXT;
```

- `pImage` is a pointer to a `VkImageDescriptorInfoEXT` structure.
- `pTexelBuffer` is a pointer to a `VkTexelBufferDescriptorInfoEXT` structure.
- `pAddressRange` is a pointer to a `VkDeviceAddressRangeKHR` structure.
- `pTensorARM` is a pointer to a `VkTensorViewCreateInfoARM` structure.

`VkTexelBufferDescriptorInfoEXT` is defined as:


```
// Provided by VK_EXT_descriptor_heap
typedef struct VkTexelBufferDescriptorInfoEXT {
    VkStructureType      sType;
    const void*          pNext;
    VkFormat              format;
    VkDeviceAddressRangeEXT addressRange;
} VkTexelBufferDescriptorInfoEXT;
```

- **sType** is a [VkStructureType](#) value identifying this structure.
- **pNext** is **NULL** or a pointer to a structure extending this structure.
- **format** is the [VkFormat](#) of the descriptor.
- **addressRange** is a [VkDeviceAddressRangeKHR](#) defining the range of data backing the descriptor.

Valid Usage (Implicit)

- VUID-VkTexelBufferDescriptorInfoEXT-sType-sType
sType must be [VK_STRUCTURE_TYPE_TEXEL_BUFFER_DESCRIPTOR_INFO_EXT](#)
- VUID-VkTexelBufferDescriptorInfoEXT-pNext-pNext
pNext must be **NULL**
- VUID-VkTexelBufferDescriptorInfoEXT-format-parameter
format must be a valid [VkFormat](#) value

[VkImageDescriptorInfoEXT](#) is defined as:

```
// Provided by VK_EXT_descriptor_heap
typedef struct VkImageDescriptorInfoEXT {
    VkStructureType      sType;
    const void*          pNext;
    const VkImageViewCreateInfo* pView;
    VkImageLayout         layout;
} VkImageDescriptorInfoEXT;
```

- **sType** is a [VkStructureType](#) value identifying this structure.
- **pNext** is **NULL** or a pointer to a structure extending this structure.
- **pView** is an [VkImageViewCreateInfo](#) describing the descriptor.
- **layout** is the [VkImageLayout](#) that the image view will be in when accessed as a descriptor.

Valid Usage

- VUID-VkImageDescriptorInfoEXT-pView-11426
pView->viewType must not be [VK_IMAGE_VIEW_TYPE_2D_ARRAY](#) if **pView->image** was created with an **imageType** of [VK_IMAGE_TYPE_3D](#)

- VUID-VkImageDescriptorInfoEXT-pView-11427

If `pView->viewType` is `VK_IMAGE_VIEW_TYPE_2D` and `pView->image` was created with an `imageType` of `VK_IMAGE_TYPE_3D`, `pView->image` **must** have been created with `VK_IMAGE_CREATE_2D_VIEW_COMPATIBLE_BIT_EXT` set

- VUID-VkImageDescriptorInfoEXT-layout-11219

`layout` **must** be `VK_IMAGE_LAYOUT_DEPTH_STENCIL_READ_ONLY_OPTIMAL`,
`VK_IMAGE_LAYOUT_SHADER_READ_ONLY_OPTIMAL`,
`VK_IMAGE_LAYOUT_DEPTH_READ_ONLY_STENCIL_ATTACHMENT_OPTIMAL`,
`VK_IMAGE_LAYOUT_DEPTH_ATTACHMENT_STENCIL_READ_ONLY_OPTIMAL`,
`VK_IMAGE_LAYOUT_DEPTH_READ_ONLY_OPTIMAL`,
`VK_IMAGE_LAYOUT_STENCIL_READ_ONLY_OPTIMAL`,
`VK_IMAGE_LAYOUT_READ_ONLY_OPTIMAL`,
`VK_IMAGE_LAYOUT_SHARED_PRESENT_KHR`,
`VK_IMAGE_LAYOUT_RENDERING_LOCAL_READ_KHR`,
`VK_IMAGE_LAYOUT_ATTACHMENT_FEEDBACK_LOOP_OPTIMAL_EXT`, or
`VK_IMAGE_LAYOUT_GENERAL`

- VUID-VkImageDescriptorInfoEXT-layout-11221

If `layout` is `VK_IMAGE_LAYOUT_DEPTH_READ_ONLY_STENCIL_ATTACHMENT_OPTIMAL`,
`VK_IMAGE_LAYOUT_DEPTH_ATTACHMENT_STENCIL_READ_ONLY_OPTIMAL`,
`VK_IMAGE_LAYOUT_DEPTH_READ_ONLY_OPTIMAL`,
`VK_IMAGE_LAYOUT_STENCIL_READ_ONLY_OPTIMAL`, or
`VK_IMAGE_LAYOUT_DEPTH_STENCIL_READ_ONLY_OPTIMAL`, then `pView->aspectMask` **must** not include `VK_IMAGE_ASPECT_COLOR_BIT`

- VUID-VkImageDescriptorInfoEXT-pView-11430

If `pView->image` is a depth/stencil image, `pView->subresourceRange.aspectMask` **must** include either `VK_IMAGE_ASPECT_DEPTH_BIT` or `VK_IMAGE_ASPECT_STENCIL_BIT` but not both

Valid Usage (Implicit)

- VUID-VkImageDescriptorInfoEXT-sType-sType
`sType` **must** be `VK_STRUCTURE_TYPE_IMAGE_DESCRIPTOR_INFO_EXT`
- VUID-VkImageDescriptorInfoEXT-pNext-pNext
`pNext` **must** be `NULL`
- VUID-VkImageDescriptorInfoEXT-pView-parameter
`pView` **must** be a valid pointer to a valid `VkImageViewCreateInfo` structure
- VUID-VkImageDescriptorInfoEXT-layout-parameter
`layout` **must** be a valid `VkImageLayout` value

16.2. Using Heaps

One descriptor heap of each type can be bound to a command buffer for use with shaders. When using descriptor heaps, pipelines **must** be created with `VK_PIPELINE_CREATE_2_DESCRIPTOR_HEAP_BIT_EXT` and shaders created with

[VK_SHADER_CREATE_DESCRIPTOR_HEAP_BIT_EXT](#) in order to make use of the heaps.

When any heap state command is recorded to a command buffer, it immediately invalidates all descriptor set and descriptor buffer state set by [vkCmdBindDescriptorSets2](#), [vkCmdPushDescriptorSet2](#), [vkCmdPushDescriptorSetWithTemplate2](#), [vkCmdSetDescriptorBufferOffsets2EXT](#), [vkCmdBindDescriptorBufferEmbeddedSamplers2EXT](#), [vkCmdPushConstants2](#), [vkCmdBindDescriptorSets](#), [vkCmdPushDescriptorSet](#), [vkCmdPushDescriptorSetWithTemplate](#), [vkCmdBindDescriptorBuffersEXT](#), [vkCmdSetDescriptorBufferOffsetsEXT](#), [vkCmdBindDescriptorBufferEmbeddedSamplersEXT](#), or [vkCmdPushConstants](#). Similarly, recording any of these commands immediately invalidates all state set by commands in this chapter.

Implementations **may** require storage in descriptor heaps for their own internal descriptors. Storage for these extra descriptors **must** be allocated by the application as part of each descriptor heap address range, and **must** not be accessed by the application while it is bound as a reserved range, in any command buffer, until all such command buffers are freed or reset. The amount of storage required by an implementation is advertised by [minResourceHeapReservedRange](#) for the resource heap, and [minSamplerHeapReservedRange](#) or [minSamplerHeapReservedRangeWithEmbedded](#) for the sampler heap (the latter being required when using embedded samplers).

Applications **can** set different heaps to use the same address ranges, but **must** take care to ensure that the [reserved ranges](#) for each heap do not overlap with each other or with user ranges.

To bind a sampler heap to a command buffer, call:

```
// Provided by VK_EXT_descriptor_heap
void vkCmdBindSamplerHeapEXT(
    VkCommandBuffer          commandBuffer,
    const VkBindHeapInfoEXT* pBindInfo);
```

- [commandBuffer](#) is the command buffer that the sampler heap will be bound to.
- [pBindInfo](#) is a [VkBindHeapInfoEXT](#) specifying the device address range used for the heap and any implementation reservations.

Addresses in the range defined by [pBindInfo->heapRange](#) are bound as the sampler heap. The application **can** access samplers and data through this heap anywhere except for the reserved range specified by [pBindInfo->reservedRangeOffset](#). Addresses in the range [[pBindInfo->reservedRangeOffset](#), [pBindInfo->reservedRangeOffset](#) + [pBindInfo->reservedRangeSize](#)) are reserved for the implementation and **must** not be accessed by the application at any time from when this command is recorded until there are no command buffers with that range bound.

The reserved range is bound to the command buffer until it has been reset.

NOTE

Implementations may require a larger sampler heap reservation to store embedded sampler descriptors when used in a mapping, as advertised by [minSamplerHeapReservedRangeWithEmbedded](#).

Shaders executed by commands recorded after this command **can** use the specified sampler heap

to access resources. `pBindInfo->heapRange.address` will be available to shaders to access samplers and data through the `SamplerHeapEXT BuiltIn` or via `shader bindings`.

When `vkCmdBindSamplerHeapEXT` is recorded, it `immediately invalidates all non-heap descriptor state`. Similarly, recording any non-heap descriptor state commands immediately invalidates state set by this command.

Valid Usage

- VUID-vkCmdBindSamplerHeapEXT-pBindInfo-11223
The sum of `pBindInfo->reservedRangeOffset` and `pBindInfo->reservedRangeSize` **must** be less than or equal to `pBindInfo->heapRange.size`
- VUID-vkCmdBindSamplerHeapEXT-pBindInfo-11224
`pBindInfo->reservedRangeSize` **must** be greater than or equal to `minSamplerHeapReservedRange`
- VUID-vkCmdBindSamplerHeapEXT-pBindInfo-11225
`pBindInfo->heapRange.size` **must** be less than or equal to `maxSamplerHeapSize`
- VUID-vkCmdBindSamplerHeapEXT-pBindInfo-11226
`pBindInfo->heapRange.address` **must** be a multiple of `samplerHeapAlignment`
- VUID-vkCmdBindSamplerHeapEXT-pBindInfo-11434
`pBindInfo->reservedRangeOffset` **must** be a multiple of `samplerDescriptorAlignment`
- VUID-vkCmdBindSamplerHeapEXT-pBindInfo-11228
Memory bound to addresses in the range [`pBindInfo->heapRange.address` + `pBindInfo->reservedRangeOffset`, `pBindInfo->heapRange.address` + `pBindInfo->reservedRangeOffset` + `pBindInfo->reservedRangeSize`) **must** not be `bound to any other command buffer as a reserved range` for any heap unless the reserved range matches exactly and it is the same heap type
- VUID-vkCmdBindSamplerHeapEXT-heapRange-11230
`heapRange` **must** be a device address range allocated to the application from a buffer created with the `VK_BUFFER_USAGE_DESCRIPTOR_HEAP_BIT_EXT` usage flag set
- VUID-vkCmdBindSamplerHeapEXT-commandBuffer-11231
If `commandBuffer` is a secondary command buffer, it **must** have begun with `VkCommandBufferInheritanceDescriptorHeapInfoEXT::pSamplerHeapBindInfo` equal to `NULL`

Valid Usage (Implicit)

- VUID-vkCmdBindSamplerHeapEXT-commandBuffer-parameter
`commandBuffer` **must** be a valid `VkCommandBuffer` handle
- VUID-vkCmdBindSamplerHeapEXT-pBindInfo-parameter
`pBindInfo` **must** be a valid pointer to a valid `VkBindHeapInfoEXT` structure
- VUID-vkCmdBindSamplerHeapEXT-commandBuffer-recording
`commandBuffer` **must** be in the `recording state`

- VUID-vkCmdBindSamplerHeapEXT-commandBuffer-cmdpool
The `VkCommandPool` that `commandBuffer` was allocated from **must** support `VK_QUEUE_COMPUTE_BIT`, or `VK_QUEUE_GRAPHICS_BIT` operations
- VUID-vkCmdBindSamplerHeapEXT-videocoding
This command **must** only be called outside of a video coding scope

Host Synchronization

- Host access to `commandBuffer` **must** be externally synchronized
- Host access to the `VkCommandPool` that `commandBuffer` was allocated from **must** be externally synchronized

Command Properties

Command Buffer Levels	Render Pass Scope	Video Coding Scope	Supported Queue Types	Command Type
Primary Secondary	Both	Outside	VK_QUEUE_COMPUTE_BIT VK_QUEUE_GRAPHICS_BIT	State

Conditional Rendering

`vkCmdBindSamplerHeapEXT` is not affected by [conditional rendering](#)

To bind a resource heap to a command buffer, call:

```
// Provided by VK_EXT_descriptor_heap
void vkCmdBindResourceHeapEXT(
    VkCommandBuffer          commandBuffer,
    const VkBindHeapInfoEXT* pBindInfo);
```

- `commandBuffer` is the command buffer that the resource heap will be bound to.
- `pBindInfo` is a `VkBindHeapInfoEXT` specifying the device address range used for the heap and any implementation reservations.

Addresses in the range defined by `pBindInfo->heapRange` are bound as the resource heap. The application **can** access resources and data through this heap anywhere except for the reserved range specified by `pBindInfo->reservedRangeOffset`. Addresses in the range `[pBindInfo->reservedRangeOffset, pBindInfo->reservedRangeOffset + pBindInfo->reservedRangeSize)` are reserved for the implementation and **must** not be accessed by the application at any time from when this

command is recorded until there are no command buffers with that range bound.

The reserved range is bound to the command buffer until it has been reset.

Shaders executed by commands recorded after this command **can** use the specified resource heap to access resources. `pBindInfo->heapRange.address` will be available to shaders to access resources through the `ResourceHeapEXT BuiltIn` or via `shader bindings`.

When `vkCmdBindResourceHeapEXT` is recorded, it **immediately invalidates all non-heap descriptor state**. Similarly, recording any non-heap descriptor state commands immediately invalidates state set by this command.

Valid Usage

- VUID-vkCmdBindResourceHeapEXT-pBindInfo-11232
The sum of `pBindInfo->reservedRangeOffset` and `pBindInfo->reservedRangeSize` **must** be less than or equal to `pBindInfo->heapRange.size`
- VUID-vkCmdBindResourceHeapEXT-pBindInfo-11233
`pBindInfo->reservedRangeSize` **must** be greater than or equal to `minResourceHeapReservedRange`
- VUID-vkCmdBindResourceHeapEXT-pBindInfo-11234
`pBindInfo->heapRange.size` **must** be less than or equal to `maxResourceHeapSize`
- VUID-vkCmdBindResourceHeapEXT-pBindInfo-11235
`pBindInfo->heapRange.address` **must** be a multiple of `resourceHeapAlignment`
- VUID-vkCmdBindResourceHeapEXT-pBindInfo-11435
`pBindInfo->reservedRangeOffset` **must** be a multiple of `bufferDescriptorAlignment`
- VUID-vkCmdBindResourceHeapEXT-pBindInfo-11436
`pBindInfo->reservedRangeOffset` **must** be a multiple of `imageDescriptorAlignment`
- VUID-vkCmdBindResourceHeapEXT-pBindInfo-11236
Memory bound to addresses in the range [`pBindInfo->heapRange.address` + `pBindInfo->reservedRangeOffset`, `pBindInfo->heapRange.address` + `pBindInfo->reservedRangeOffset` + `pBindInfo->reservedRangeSize`) **must** not be **bound to any other command buffer as a reserved range** for any heap unless the reserved range matches exactly and it is the same heap type
- VUID-vkCmdBindResourceHeapEXT-heapRange-11237
`heapRange` **must** be a device address range allocated to the application from a buffer created with the `VK_BUFFER_USAGE_DESCRIPTOR_HEAP_BIT_EXT` usage flag set
- VUID-vkCmdBindResourceHeapEXT-commandBuffer-11238
If `commandBuffer` is a secondary command buffer, it **must** have begun with `VkCommandBufferInheritanceDescriptorHeapInfoEXT::pResourceHeapBindInfo` equal to `NULL`

Valid Usage (Implicit)

- VUID-vkCmdBindResourceHeapEXT-commandBuffer-parameter `commandBuffer` **must** be a valid `VkCommandBuffer` handle
- VUID-vkCmdBindResourceHeapEXT-pBindInfo-parameter `pBindInfo` **must** be a valid pointer to a valid `VkBindHeapInfoEXT` structure
- VUID-vkCmdBindResourceHeapEXT-commandBuffer-recording `commandBuffer` **must** be in the `recording` state
- VUID-vkCmdBindResourceHeapEXT-commandBuffer-cmdpool
The `VkCommandPool` that `commandBuffer` was allocated from **must** support `VK_QUEUE_COMPUTE_BIT`, or `VK_QUEUE_GRAPHICS_BIT` operations
- VUID-vkCmdBindResourceHeapEXT-videocoding
This command **must** only be called outside of a video coding scope

Host Synchronization

- Host access to `commandBuffer` **must** be externally synchronized
- Host access to the `VkCommandPool` that `commandBuffer` was allocated from **must** be externally synchronized

Command Properties

Command Buffer Levels	Render Pass Scope	Video Coding Scope	Supported Queue Types	Command Type
Primary Secondary	Both	Outside	VK_QUEUE_COMPUTE_BIT VK_QUEUE_GRAPHICS_BIT	State

Conditional Rendering

`vkCmdBindResourceHeapEXT` is not affected by `conditional rendering`

`VkBindHeapInfoEXT` is defined as:


```
// Provided by VK_EXT_descriptor_heap
typedef struct VkBindHeapInfoEXT {
    VkStructureType      sType;
    const void*          pNext;
    VkDeviceAddressRangeEXT heapRange;
    VkDeviceSize          reservedRangeOffset;
    VkDeviceSize          reservedRangeSize;
} VkBindHeapInfoEXT;
```

- **sType** is a [VkStructureType](#) value identifying this structure.
- **pNext** is **NULL** or a pointer to a structure extending this structure.
- **heapRange** is a [VkDeviceAddressRangeKHR](#) defining the device address range used for the heap, inclusive of the implementation reserved range.
- **reservedRangeOffset** is the offset within **heapRange** to the start of the reserved range for the implementation.
- **reservedRangeSize** is the size of the reserved range for the implementation within **heapRange**.

Valid Usage (Implicit)

- VUID-VkBindHeapInfoEXT-sType-sType
sType must be [VK_STRUCTURE_TYPE_BIND_HEAP_INFO_EXT](#)
- VUID-VkBindHeapInfoEXT-pNext-pNext
pNext must be **NULL**

SamplerHeapEXT

Decorating a variable with the **SamplerHeapEXT** built-in decoration will back it with the contents of the sampler heap bound by [vkCmdBindSamplerHeapEXT](#).

Valid Usage

- VUID-SamplerHeapEXT-SamplerHeapEXT-11239
The variable decorated with **SamplerHeapEXT must** be declared using the **UniformConstant Storage Class**

ResourceHeapEXT

Decorating a variable with the **ResourceHeapEXT** built-in decoration will back it with the contents of the resource heap bound by [vkCmdBindResourceHeapEXT](#).

Valid Usage

- VUID-ResourceHeapEXT-ResourceHeapEXT-11241
The variable decorated with **ResourceHeapEXT must** be declared using the **UniformConstant Storage Class**

16.2.1. Push Data

Push constants specified by [vkCmdPushConstants](#) or [vkCmdPushConstants2KHR](#) rely on descriptor set layout state, and are not compatible with descriptor heaps. A new push interface is provided for use with descriptor heaps:

To update push data when using descriptor heaps, call:

```
// Provided by VK_EXT_descriptor_heap
void vkCmdPushDataEXT(
    VkCommandBuffer                      commandBuffer,
    const VkPushDataInfoEXT*             pPushDataInfo);
```

- `commandBuffer` is the command buffer in which the push data update will be recorded.
- `pPushDataInfo` is a pointer to a [VkPushDataInfoEXT](#) structure.

When `vkCmdPushDataEXT` is recorded, it [immediately invalidates all non-heap descriptor state](#). Similarly, recording any non-heap descriptor state commands immediately invalidates state set by this command.

All push data is available to all shaders using the existing [PushConstant Storage Class](#).

NOTE

Device addresses in push data are intended as the fast path for shader-constant data that does not fit into push data directly. In order to maximize performance of constant data inputs, addresses should be aligned to [minUniformBufferOffsetAlignment](#), and decorated with `Alignment` and `NonWritable` in the shader when using physical pointers.

Valid Usage (Implicit)

- VUID-vkCmdPushDataEXT-commandBuffer-parameter `commandBuffer` **must** be a valid [VkCommandBuffer](#) handle
- VUID-vkCmdPushDataEXT-pPushDataInfo-parameter `pPushDataInfo` **must** be a valid pointer to a valid [VkPushDataInfoEXT](#) structure
- VUID-vkCmdPushDataEXT-commandBuffer-recording `commandBuffer` **must** be in the [recording state](#)
- VUID-vkCmdPushDataEXT-commandBuffer-cmdpool
The `VkCommandPool` that `commandBuffer` was allocated from **must** support [VK_QUEUE_COMPUTE_BIT](#), or [VK_QUEUE_GRAPHICS_BIT](#) operations
- VUID-vkCmdPushDataEXT-vidcoding
This command **must** only be called outside of a video coding scope

Host Synchronization

- Host access to `commandBuffer` **must** be externally synchronized
- Host access to the `VkCommandPool` that `commandBuffer` was allocated from **must** be externally synchronized

Command Properties

Command Buffer Levels	Render Pass Scope	Video Coding Scope	Supported Queue Types	Command Type
Primary Secondary	Both	Outside	VK_QUEUE_COMPUTE_BIT VK_QUEUE_GRAPHICS_BIT HICS_BIT	State

Conditional Rendering

`vkCmdPushDataEXT` is not affected by [conditional rendering](#)

The `VkPushDataInfoEXT` structure is defined as:

```
// Provided by VK_EXT_descriptor_heap
typedef struct VkPushDataInfoEXT {
    VkStructureType    sType;
    const void*        pNext;
    uint32_t           offset;
    VkHostAddressRangeConstEXT data;
} VkPushDataInfoEXT;
```

- `sType` is a `VkStructureType` value identifying this structure.
- `pNext` is `NULL` or a pointer to a structure extending this structure.
- `offset` is the start offset of the push data range to update, in units of bytes.
- `data` is the host address range containing the push data to update.

Valid Usage

- VUID-VkPushDataInfoEXT-offset-11243
The sum of `offset` and `data.size` **must** be less than or equal to `maxPushDataSize`
- VUID-VkPushDataInfoEXT-offset-11418
`offset` **must** be a multiple of 4

- VUID-VkPushDataInfoEXT-data-11419
`data.size` **must** be a multiple of 4

Valid Usage (Implicit)

- VUID-VkPushDataInfoEXT-sType-sType
`sType` **must** be `VK_STRUCTURE_TYPE_PUSH_DATA_INFO_EXT`
- VUID-VkPushDataInfoEXT-pNext-pNext
`pNext` **must** be `NULL` or a pointer to a valid instance of `VkPushConstantBankInfoNV`
- VUID-VkPushDataInfoEXT-sType-unique
The `sType` value of each structure in the `pNext` chain **must** be unique
- VUID-VkPushDataInfoEXT-data-parameter
`data` **must** be a valid `VkHostAddressRangeConstEXT` structure

Push Data Banks

When the `pushConstantBank` feature is enabled, applications **can** specify the hardware bank into which data is pushed using the `VkPushConstantBankInfoNV` structure.

The `VkPushConstantBankInfoNV` structure is defined as:

```
// Provided by VK_NV_push_constant_bank
typedef struct VkPushConstantBankInfoNV {
    VkStructureType    sType;
    const void*        pNext;
    uint32_t           bank;
} VkPushConstantBankInfoNV;
```

- `sType` is a `VkStructureType` value identifying this structure.
- `pNext` is `NULL` or a pointer to a structure extending this structure.
- `bank` is the index of the hardware bank into which the data is pushed.

This structure **can** be chained to `VkPushDataInfoEXT`, `VkPushConstantsInfo`, `VkDescriptorSetAndBindingMappingEXT`, and `VkIndirectCommandsLayoutTokenEXT` via the `pNext` chain to specify push constant bank placement:

- When chained to `VkPushDataInfoEXT`, it specifies the hardware bank into which `vkCmdPushDataEXT` pushes the data.
- When chained to `VkPushConstantsInfo`, it specifies the hardware bank into which `vkCmdPushConstants2` pushes the constants.
- When chained to `VkDescriptorSetAndBindingMappingEXT`, it specifies the hardware push data bank from which the push data is read.
- When chained to `VkIndirectCommandsLayoutTokenEXT` with

[VK_INDIRECT_COMMANDS_TOKEN_TYPE_PUSH_DATA_EXT](#), it specifies the hardware bank into which indirect push data is placed.

This allows for more flexible push constant management in descriptor heap scenarios where shaders access different root descriptors with specific bank requirements.

Valid Usage

- VUID-VkPushConstantBankInfoNV-bank-12342
When chained to [VkPushDataInfoEXT](#), if the command buffer is executing graphics operations, **bank** **must** be less than [VkPhysicalDevicePushConstantBankPropertiesNV::maxGraphicsPushDataBanks](#)
- VUID-VkPushConstantBankInfoNV-bank-12343
When chained to [VkPushDataInfoEXT](#), if the command buffer is executing compute operations, **bank** **must** be less than [VkPhysicalDevicePushConstantBankPropertiesNV::maxComputePushDataBanks](#)
- VUID-VkPushConstantBankInfoNV-bank-12344
When chained to [VkPushConstantsInfo](#), if [VkPushConstantsInfo::stageFlags](#) includes a graphics stage then **bank** **must** be less than [VkPhysicalDevicePushConstantBankPropertiesNV::maxGraphicsPushConstantBanks](#)
- VUID-VkPushConstantBankInfoNV-bank-12345
When chained to [VkPushConstantsInfo](#), if [VkPushConstantsInfo::stageFlags](#) includes a compute stage then **bank** **must** be less than [VkPhysicalDevicePushConstantBankPropertiesNV::maxComputePushConstantBanks](#)
- VUID-VkPushConstantBankInfoNV-bank-12346
When chained to [VkDescriptorSetAndBindingMappingEXT](#) for a graphics shader stage, **bank** **must** be less than [VkPhysicalDevicePushConstantBankPropertiesNV::maxGraphicsPushDataBanks](#)
- VUID-VkPushConstantBankInfoNV-bank-12347
When chained to [VkDescriptorSetAndBindingMappingEXT](#) for a compute shader stage, **bank** **must** be less than [VkPhysicalDevicePushConstantBankPropertiesNV::maxComputePushDataBanks](#)

Valid Usage (Implicit)

- VUID-VkPushConstantBankInfoNV-sType-sType
sType **must** be [VK_STRUCTURE_TYPE_PUSH_CONSTANT_BANK_INFO_NV](#)

Structure Chaining

Extends the structures

- [VkDescriptorSetAndBindingMappingEXT](#)
- [VkIndirectCommandsLayoutTokenEXT](#)

- [VkPushConstantsInfo](#)
- [VkPushDataInfoEXT](#)

16.3. Shader Bindings

While descriptor heaps can be accessed directly through the [SamplerHeapEXT](#) and [ResourceHeapEXT](#) built-ins, shaders using the existing [DescriptorSet](#) and [Binding](#) decorations **can** map these to heap offsets. In place of descriptor set layouts and pipeline layouts, information **can** be provided at pipeline or shader creation time to indicate how these bindings are mapped, through a combination of constants, push data, and indirections through device addresses. This interface provides significantly more flexibility than descriptor set layouts, enabling applications to specify precisely where they expect each descriptor to be.

The [VkShaderDescriptorSetAndBindingMappingInfoEXT](#) structure is defined as:

```
// Provided by VK_EXT_descriptor_heap
typedef struct VkShaderDescriptorSetAndBindingMappingInfoEXT {
    VkStructureType          sType;
    const void*              pNext;
    uint32_t                 mappingCount;
    const VkDescriptorSetAndBindingMappingEXT* pMappings;
} VkShaderDescriptorSetAndBindingMappingInfoEXT;
```

- [sType](#) is a [VkStructureType](#) value identifying this structure.
- [pNext](#) is [NULL](#) or a pointer to a structure extending this structure.
- [mappingCount](#) is the number of elements in [pMappings](#).
- [pMappings](#) is a pointer to an array of [VkDescriptorSetAndBindingMappingEXT](#) structures specifying mappings for a set of descriptors

Including this structure in the [pNext](#) chain of [VkPipelineShaderStageCreateInfo](#) will set mappings for the shader defined by that structure. Similarly, including this structure in the [pNext](#) chain of a [VkShaderCreateInfoEXT](#) with a [codeType](#) of [VK_SHADER_CODE_TYPE_SPIRV_EXT](#), will set mappings for that shader.

If this structure is not present, it is equivalent to setting [mappingCount](#) to 0.

Valid Usage

- VUID-VkShaderDescriptorSetAndBindingMappingInfoEXT-pMappings-11244
Any two elements of [pMappings](#) **must** not have the same value of [descriptorSet](#), an overlapping range specified by [firstBinding](#) and [bindingCount](#), and any overlapping bits in [resourceMask](#)

Valid Usage (Implicit)

- VUID-VkShaderDescriptorSetAndBindingMappingInfoEXT-sType-sType **must** be `VK_STRUCTURE_TYPE_SHADER_DESCRIPTOR_SET_AND_BINDING_MAPPING_INFO_EXT`
- VUID-VkShaderDescriptorSetAndBindingMappingInfoEXT-pMappings-parameter
If `mappingCount` is not 0, `pMappings` **must** be a valid pointer to an array of `mappingCount` valid `VkDescriptorSetAndBindingMappingEXT` structures

Structure Chaining

Extends the structures

- `VkPipelineShaderStageCreateInfo`
- `VkShaderCreateInfoEXT`

The `VkDescriptorSetAndBindingMappingEXT` structure is defined as:

```
// Provided by VK_EXT_descriptor_heap
typedef struct VkDescriptorSetAndBindingMappingEXT {
    VkStructureType    sType;
    const void*        pNext;
    uint32_t           descriptorSet;
    uint32_t           firstBinding;
    uint32_t           bindingCount;
    VkSpirvResourceTypeFlagsEXT resourceMask;
    VkDescriptorMappingSourceEXT source;
    VkDescriptorMappingSourceDataEXT sourceData;
} VkDescriptorSetAndBindingMappingEXT;
```

- `sType` is a `VkStructureType` value identifying this structure.
- `pNext` is `NULL` or a pointer to a structure extending this structure.
- `descriptorSet` is the value of `DescriptorSet` for resources that this mapping affects.
- `firstBinding` is the first value of `Binding` of resources that this mapping affects.
- `bindingCount` is the number of consecutive `Binding` values of resources that this mapping affects.
- `resourceMask` is a mask of `VkSpirvResourceTypeFlagBitsEXT` values indicating which resource types are specified by this mapping.
- `source` is a `VkDescriptorMappingSourceEXT` value specifying the method of mapping specified for the affected resources.
- `sourceData` is a `VkDescriptorMappingSourceDataEXT` that provides the details of how each mapping is specified according to `source`.

Resources specified in a shader with a `DescriptorSet` decoration set to `descriptorSet`, a `Binding`

decoration greater than or equal to `firstBinding` and less than the sum of `firstBinding` and `bindingCount`, and a resource type matching one of the bits in `resourceMask` will be mapped according to `source` and `sourceData`.

NOTE

Applications are free to overspecify bindings that are not present; allowing reuse of the same mapping structures with multiple shaders, even when those shaders only partially reuse those mappings. This includes things like setting binding counts higher than the number used in the shader, specifying bindings that are not present in the shader, and setting `resourceMask` to all possible resources that may be encountered.

If `source` selects an element of `sourceData` defined by a structure, the description of that structure defines how resources are mapped. Source mappings using a single base type are defined here.

If `source` is `VK_DESCRIPTOR_MAPPING_SOURCE_HEAP_WITH_CONSTANT_OFFSET_EXT`, the resource will be backed by heap data as specified by `constantOffset`.

If `source` is `VK_DESCRIPTOR_MAPPING_SOURCE_HEAP_WITH_PUSH_INDEX_EXT`, the resource will be backed by heap data as specified by `pushIndex`.

If `source` is `VK_DESCRIPTOR_MAPPING_SOURCE_HEAP_WITH_INDIRECT_INDEX_EXT`, the resource will be backed by heap data as specified by `indirectIndex`.

If `source` is `VK_DESCRIPTOR_MAPPING_SOURCE_HEAP_WITH_INDIRECT_INDEX_ARRAY_EXT`, the resource will be backed by heap data as specified by `indirectIndexArray`.

If `source` is `VK_DESCRIPTOR_MAPPING_SOURCE_RESOURCE_HEAP_DATA_EXT`, the resource will be backed by heap data as specified by `heapData`.

If `source` is `VK_DESCRIPTOR_MAPPING_SOURCE_PUSH_DATA_EXT`, the resource will be backed by push data at a range from `pushDataOffset` to the size of the resource, allowing a uniform buffer to be backed by push data access push data. Accessing data in the uniform buffer at an offset of `shaderOffset` in the shader will access push data at an offset equal to

$$\text{offset} = \text{shaderOffset} + \text{pushDataOffset}.$$

If `source` is `VK_DESCRIPTOR_MAPPING_SOURCE_PUSH_ADDRESS_EXT`, the resource will be backed by data pointed to by a device address in push data at an offset of `pushAddressOffset`. Accessing data via the mapped resource in the shader will access data backing the address specified in push data:

$$\text{address} = ((\text{VkDeviceAddress}^*)\text{pPushData})[\text{pushAddressOffset}/8]$$

where `pPushData` is the total set of push data specified by `vkCmdPushDataEXT`. If the shader resource is an acceleration structure, the address **must** be a valid acceleration structure address.

If `source` is `VK_DESCRIPTOR_MAPPING_SOURCE_INDIRECT_ADDRESS_EXT`, the resource will be backed by heap data as specified by `indirectAddress`.

NOTE

Accesses to resources using mappings to anything that is not a descriptor in a heap are not subject to robustness guarantees; resources for such mappings must not be accessed out of bounds.

If **source** is `VK_DESCRIPTOR_MAPPING_SOURCE_HEAP_WITH_SHADER_RECORD_INDEX_EXT`, the resource will be backed by heap data as specified by **shaderRecordIndex**.

If **source** is `VK_DESCRIPTOR_MAPPING_SOURCE_SHADER_RECORD_DATA_EXT`, the resource will be backed by shader record data at a range from **shaderRecordDataOffset** to the size of the resource, allowing a uniform buffer to be used as a way to access shader record data. Accessing data in the uniform buffer at an offset **shaderOffset** in the shader will access shader record data at an offset equal to

$$\text{offset} = \text{shaderOffset} + \text{shaderRecordDataOffset}.$$

If **source** is `VK_DESCRIPTOR_MAPPING_SOURCE_SHADER_RECORD_ADDRESS_EXT`, the resource will be backed by data pointed to by a device address in the shader record at **shaderRecordAddressOffset**. Accessing data via the mapped resource in the shader will access data backing the address specified in shader record data:

$$\text{address} = ((\text{VkDeviceAddress}^*)\text{pShaderRecordData})[\text{shaderRecordAddressOffset}/8]$$

where **pShaderRecord** is the memory associated with a given shader as its shader record. If the shader resource is an acceleration structure, the address **must** be a valid acceleration structure address.

NOTE

Accesses to resources using `VK_DESCRIPTOR_MAPPING_SOURCE_SHADER_RECORD_ADDRESS_EXT` mappings are not subject to robustness guarantees; data must not be accessed outside of the allocated memory range.

Mappings must be declared for all variables with a **DescriptorSet** and **Binding** in the [shader resource interface](#).

Valid Usage

- VUID-VkDescriptorSetAndBindingMappingEXT-source-11245

If **source** is `VK_DESCRIPTOR_MAPPING_SOURCE_PUSH_DATA_EXT`, `VK_DESCRIPTOR_MAPPING_SOURCE_PUSH_ADDRESS_EXT`, `VK_DESCRIPTOR_MAPPING_SOURCE_INDIRECT_ADDRESS_EXT`, or `VK_DESCRIPTOR_MAPPING_SOURCE_RESOURCE_HEAP_DATA_EXT`, **bindingCount** **must** be 1

- VUID-VkDescriptorSetAndBindingMappingEXT-source-11246

If **source** is `VK_DESCRIPTOR_MAPPING_SOURCE_PUSH_DATA_EXT`, **sourceData.pushDataOffset** **must** be a multiple of 4

- VUID-VkDescriptorSetAndBindingMappingEXT-source-11247
If `source` is `VK_DESCRIPTOR_MAPPING_SOURCE_PUSH_ADDRESS_EXT`, `sourceData.pushAddressOffset` **must** be a multiple of 8
- VUID-VkDescriptorSetAndBindingMappingEXT-source-11248
If `source` is `VK_DESCRIPTOR_MAPPING_SOURCE_SHADER_RECORD_DATA_EXT` or `VK_DESCRIPTOR_MAPPING_SOURCE_SHADER_RECORD_ADDRESS_EXT`, `bindingCount` **must** be 1
- VUID-VkDescriptorSetAndBindingMappingEXT-source-11249
If `source` is `VK_DESCRIPTOR_MAPPING_SOURCE_SHADER_RECORD_DATA_EXT`, `sourceData.shaderRecordDataOffset` **must** be a multiple of 4
- VUID-VkDescriptorSetAndBindingMappingEXT-source-11250
If `source` is `VK_DESCRIPTOR_MAPPING_SOURCE_SHADER_RECORD_ADDRESS_EXT`, `sourceData.shaderRecordAddressOffset` **must** be a multiple of 8
- VUID-VkDescriptorSetAndBindingMappingEXT-source-11251
If `source` is `VK_DESCRIPTOR_MAPPING_SOURCE_HEAP_WITH_CONSTANT_OFFSET_EXT`, `VK_DESCRIPTOR_MAPPING_SOURCE_HEAP_WITH_PUSH_INDEX_EXT`, `VK_DESCRIPTOR_MAPPING_SOURCE_HEAP_WITH_INDIRECT_INDEX_EXT`, `VK_DESCRIPTOR_MAPPING_SOURCE_HEAP_WITH_INDIRECT_INDEX_ARRAY_EXT`, or `VK_DESCRIPTOR_MAPPING_SOURCE_HEAP_WITH_SHADER_RECORD_INDEX_EXT`, and `descriptorSet`, `firstBinding`, and `bindingCount` identify any `OpTypeImage` variables, any `heapOffset`, and `heapArrayStride` members of the corresponding member of `sourceData` **must** be 0 or a multiple of `imageDescriptorAlignment`
- VUID-VkDescriptorSetAndBindingMappingEXT-source-11252
If `source` is `VK_DESCRIPTOR_MAPPING_SOURCE_HEAP_WITH_CONSTANT_OFFSET_EXT`, `VK_DESCRIPTOR_MAPPING_SOURCE_HEAP_WITH_PUSH_INDEX_EXT`, `VK_DESCRIPTOR_MAPPING_SOURCE_HEAP_WITH_INDIRECT_INDEX_EXT`, `VK_DESCRIPTOR_MAPPING_SOURCE_HEAP_WITH_INDIRECT_INDEX_ARRAY_EXT`, or `VK_DESCRIPTOR_MAPPING_SOURCE_HEAP_WITH_SHADER_RECORD_INDEX_EXT`, and `descriptorSet`, `firstBinding`, and `bindingCount` identify any `OpTypeStruct` variables, any `heapOffset`, and `heapArrayStride` members of the corresponding member of `sourceData` **must** be 0 or a multiple of `bufferDescriptorAlignment`
- VUID-VkDescriptorSetAndBindingMappingEXT-source-11253
If `source` is `VK_DESCRIPTOR_MAPPING_SOURCE_HEAP_WITH_CONSTANT_OFFSET_EXT`, `VK_DESCRIPTOR_MAPPING_SOURCE_HEAP_WITH_PUSH_INDEX_EXT`, `VK_DESCRIPTOR_MAPPING_SOURCE_HEAP_WITH_INDIRECT_INDEX_EXT`, `VK_DESCRIPTOR_MAPPING_SOURCE_HEAP_WITH_INDIRECT_INDEX_ARRAY_EXT`, or `VK_DESCRIPTOR_MAPPING_SOURCE_HEAP_WITH_SHADER_RECORD_INDEX_EXT`, and `descriptorSet`, `firstBinding`, and `bindingCount` identify any `OpTypeSampler` variables, any `heapOffset` and `heapArrayStride` members of the corresponding member of `sourceData` **must** be 0 or a multiple of `samplerDescriptorAlignment`
- VUID-VkDescriptorSetAndBindingMappingEXT-source-11254
If `source` is `VK_DESCRIPTOR_MAPPING_SOURCE_HEAP_WITH_CONSTANT_OFFSET_EXT`, `VK_DESCRIPTOR_MAPPING_SOURCE_HEAP_WITH_PUSH_INDEX_EXT`, `VK_DESCRIPTOR_MAPPING_SOURCE_HEAP_WITH_INDIRECT_INDEX_EXT`, `VK_DESCRIPTOR_MAPPING_SOURCE_HEAP_WITH_INDIRECT_INDEX_ARRAY_EXT`, or

VK_DESCRIPTOR_MAPPING_SOURCE_HEAP_WITH_SHADER_RECORD_INDEX_EXT, and descriptorSet, firstBinding, and bindingCount identify any OpTypeSampledImage variables, any samplerHeapOffset and samplerHeapArrayStride members of the corresponding member of sourceData **must** be 0 or a multiple of samplerDescriptorAlignment

- VUID-VkDescriptorSetAndBindingMappingEXT-source-12406

If source is VK_DESCRIPTOR_MAPPING_SOURCE_HEAP_WITH_CONSTANT_OFFSET_EXT, VK_DESCRIPTOR_MAPPING_SOURCE_HEAP_WITH_PUSH_INDEX_EXT, VK_DESCRIPTOR_MAPPING_SOURCE_HEAP_WITH_INDIRECT_INDEX_EXT, VK_DESCRIPTOR_MAPPING_SOURCE_HEAP_WITH_INDIRECT_INDEX_ARRAY_EXT, or VK_DESCRIPTOR_MAPPING_SOURCE_HEAP_WITH_SHADER_RECORD_INDEX_EXT, and descriptorSet, firstBinding, and bindingCount identify any OpTypeSampledImage variables, any heapOffset and heapArrayStride members of the corresponding member of sourceData **must** be 0 or a multiple of imageDescriptorAlignment

- VUID-VkDescriptorSetAndBindingMappingEXT-source-11356

If source is VK_DESCRIPTOR_MAPPING_SOURCE_RESOURCE_HEAP_DATA_EXT, VK_DESCRIPTOR_MAPPING_SOURCE_SHADER_RECORD_DATA_EXT, or VK_DESCRIPTOR_MAPPING_SOURCE_PUSH_DATA_EXT, resourceMask **must** include VK_SPIRV_RESOURCE_TYPE_UNIFORM_BUFFER_BIT_EXT

- VUID-VkDescriptorSetAndBindingMappingEXT-source-11357

If source is VK_DESCRIPTOR_MAPPING_SOURCE_SHADER_RECORD_ADDRESS_EXT or VK_DESCRIPTOR_MAPPING_SOURCE_PUSH_ADDRESS_EXT, resourceMask **must** include at least one of VK_SPIRV_RESOURCE_TYPE_UNIFORM_BUFFER_BIT_EXT, VK_SPIRV_RESOURCE_TYPE_READ_ONLY_STORAGE_BUFFER_BIT_EXT, VK_SPIRV_RESOURCE_TYPE_READ_WRITE_STORAGE_BUFFER_BIT_EXT, or VK_SPIRV_RESOURCE_TYPE_ACCELERATION_STRUCTURE_BIT_EXT

- VUID-VkDescriptorSetAndBindingMappingEXT-source-11358

If source is VK_DESCRIPTOR_MAPPING_SOURCE_HEAP_WITH_SHADER_RECORD_INDEX_EXT, VK_DESCRIPTOR_MAPPING_SOURCE_HEAP_WITH_PUSH_INDEX_EXT, or VK_DESCRIPTOR_MAPPING_SOURCE_HEAP_WITH_INDIRECT_INDEX_EXT, VK_DESCRIPTOR_MAPPING_SOURCE_HEAP_WITH_INDIRECT_INDEX_ARRAY_EXT, and the mapping sets useCombinedImageSamplerIndex to VK_TRUE, resourceMask **must** include at least one of VK_SPIRV_RESOURCE_TYPE_COMBINED_SAMPLED_IMAGE_BIT_EXT, VK_SPIRV_RESOURCE_TYPE_SAMPLED_IMAGE_BIT_EXT, or VK_SPIRV_RESOURCE_TYPE_SAMPLER_BIT_EXT

- VUID-VkDescriptorSetAndBindingMappingEXT-source-11389

If source is VK_DESCRIPTOR_MAPPING_SOURCE_HEAP_WITH_CONSTANT_OFFSET_EXT, VK_DESCRIPTOR_MAPPING_SOURCE_HEAP_WITH_PUSH_INDEX_EXT, VK_DESCRIPTOR_MAPPING_SOURCE_HEAP_WITH_SHADER_RECORD_INDEX_EXT, VK_DESCRIPTOR_MAPPING_SOURCE_HEAP_WITH_INDIRECT_INDEX_EXT, or VK_DESCRIPTOR_MAPPING_SOURCE_HEAP_WITH_INDIRECT_INDEX_ARRAY_EXT, and bindingCount is not 1, the pEmbeddedSampler member of the corresponding mapping structure **must** be NULL

- VUID-VkDescriptorSetAndBindingMappingEXT-source-11390

If source is VK_DESCRIPTOR_MAPPING_SOURCE_HEAP_WITH_CONSTANT_OFFSET_EXT,

VK_DESCRIPTOR_MAPPING_SOURCE_HEAP_WITH_PUSH_INDEX_EXT,
 VK_DESCRIPTOR_MAPPING_SOURCE_HEAP_WITH_SHADER_RECORD_INDEX_EXT,
 VK_DESCRIPTOR_MAPPING_SOURCE_HEAP_WITH_INDIRECT_INDEX_EXT, or
 VK_DESCRIPTOR_MAPPING_SOURCE_HEAP_WITH_INDIRECT_INDEX_ARRAY_EXT, and
 descriptorSet, firstBinding, and bindingCount identify any OpTypeTensorARM variables, the
 heapOffset, and heapArrayStride members of the corresponding member of sourceData
must be 0 or a multiple of tensorDescriptorAlignment

Valid Usage (Implicit)

- VUID-VkDescriptorSetAndBindingMappingEXT-sType-sType
sType must be VK_STRUCTURE_TYPE_DESCRIPTOR_SET_AND_BINDING_MAPPING_EXT
- VUID-VkDescriptorSetAndBindingMappingEXT-pNext-pNext
pNext must be NULL or a pointer to a valid instance of VkPushConstantBankInfoNV
- VUID-VkDescriptorSetAndBindingMappingEXT-sType-unique
 The **sType** value of each structure in the **pNext** chain **must** be unique
- VUID-VkDescriptorSetAndBindingMappingEXT-resourceMask-parameter
resourceMask must be a valid combination of VkSpirvResourceTypeFlagBitsEXT values
- VUID-VkDescriptorSetAndBindingMappingEXT-resourceMask-requiredbitmask
resourceMask must not be 0
- VUID-VkDescriptorSetAndBindingMappingEXT-source-parameter
source must be a valid VkDescriptorMappingSourceEXT value
- VUID-VkDescriptorSetAndBindingMappingEXT-constantOffset-parameter
 If **source** is VK_DESCRIPTOR_MAPPING_SOURCE_HEAP_WITH_CONSTANT_OFFSET_EXT,
 the **constantOffset** member of **sourceData must** be a valid
 VkDescriptorMappingSourceConstantOffsetEXT structure
- VUID-VkDescriptorSetAndBindingMappingEXT-pushIndex-parameter
 If **source** is VK_DESCRIPTOR_MAPPING_SOURCE_HEAP_WITH_PUSH_INDEX_EXT, the
pushIndex member of **sourceData must** be a valid
 VkDescriptorMappingSourcePushIndexEXT structure
- VUID-VkDescriptorSetAndBindingMappingEXT-indirectIndex-parameter
 If **source** is VK_DESCRIPTOR_MAPPING_SOURCE_HEAP_WITH_INDIRECT_INDEX_EXT, the
indirectIndex member of **sourceData must** be a valid
 VkDescriptorMappingSourceIndirectIndexEXT structure
- VUID-VkDescriptorSetAndBindingMappingEXT-indirectIndexArray-parameter
 If **source** is VK_DESCRIPTOR_MAPPING_SOURCE_HEAP_WITH_INDIRECT_INDEX_ARRAY_EXT, the
indirectIndexArray member of **sourceData must** be a valid
 VkDescriptorMappingSourceIndirectIndexArrayEXT structure
- VUID-VkDescriptorSetAndBindingMappingEXT-shaderRecordIndex-parameter
 If **source** is VK_DESCRIPTOR_MAPPING_SOURCE_HEAP_WITH_SHADER_RECORD_INDEX_EXT, the
shaderRecordIndex member of **sourceData must** be a valid

Bits which **can** be set in `VkDescriptorSetAndBindingMappingEXT::resourceMask`, are:

```
// Provided by VK_EXT_descriptor_heap
typedef enum VkSpirvResourceTypeFlagBitsEXT {
    VK_SPIRV_RESOURCE_TYPE_ALL_EXT = 0x7FFFFFFF,
    VK_SPIRV_RESOURCE_TYPE_SAMPLER_BIT_EXT = 0x00000001,
    VK_SPIRV_RESOURCE_TYPE_SAMPLED_IMAGE_BIT_EXT = 0x00000002,
    VK_SPIRV_RESOURCE_TYPE_READ_ONLY_IMAGE_BIT_EXT = 0x00000004,
    VK_SPIRV_RESOURCE_TYPE_READ_WRITE_IMAGE_BIT_EXT = 0x00000008,
    VK_SPIRV_RESOURCE_TYPE_COMBINED_SAMPLED_IMAGE_BIT_EXT = 0x00000010,
    VK_SPIRV_RESOURCE_TYPE_UNIFORM_BUFFER_BIT_EXT = 0x00000020,
    VK_SPIRV_RESOURCE_TYPE_READ_ONLY_STORAGE_BUFFER_BIT_EXT = 0x00000040,
    VK_SPIRV_RESOURCE_TYPE_READ_WRITE_STORAGE_BUFFER_BIT_EXT = 0x00000080,
    // Provided by VK_EXT_descriptor_heap with VK_KHR_ray_tracing_pipeline or
    VK_NV_ray_tracing
    VK_SPIRV_RESOURCE_TYPE_ACCELERATION_STRUCTURE_BIT_EXT = 0x00000100,
    // Provided by VK_EXT_descriptor_heap with VK_ARM_tensors
    VK_SPIRV_RESOURCE_TYPE_TENSOR_BIT_ARM = 0x00000200,
} VkSpirvResourceTypeFlagBitsEXT;
```

- `VK_SPIRV_RESOURCE_TYPE_ALL_EXT` specifies that all resource declarations are included.
- `VK_SPIRV_RESOURCE_TYPE_SAMPLER_BIT_EXT` specifies `OpTypeSampler` variables.
- `VK_SPIRV_RESOURCE_TYPE_SAMPLED_IMAGE_BIT_EXT` specifies `OpTypeImage` variables with a `Sampled` parameter of 1.
- `VK_SPIRV_RESOURCE_TYPE_READ_ONLY_IMAGE_BIT_EXT` specifies `OpTypeImage` variables with a `Sampled` parameter of 2 and decorated with `NonWritable`.
- `VK_SPIRV_RESOURCE_TYPE_READ_WRITE_IMAGE_BIT_EXT` specifies `OpTypeImage` variables with a `Sampled` parameter of 2 and not decorated with `NonWritable`.
- `VK_SPIRV_RESOURCE_TYPE_COMBINED_SAMPLED_IMAGE_BIT_EXT` specifies `OpTypeSampledImage` variables.
- `VK_SPIRV_RESOURCE_TYPE_UNIFORM_BUFFER_BIT_EXT` specifies `OpTypeStruct` variables in the `Uniform` storage class decorated with `Block`
- `VK_SPIRV_RESOURCE_TYPE_READ_ONLY_STORAGE_BUFFER_BIT_EXT` specifies `OpTypeStruct` variables either in the `StorageBuffer` storage class decorated with `Block` or in the `Uniform` storage class decorated with `BufferBlock`, and decorated with `NonWritable`
- `VK_SPIRV_RESOURCE_TYPE_READ_WRITE_STORAGE_BUFFER_BIT_EXT` specifies `OpTypeStruct` variables either in the `StorageBuffer` storage class decorated with `Block` or in the `Uniform` storage class decorated with `BufferBlock`, but not decorated with `NonWritable`
- `VK_SPIRV_RESOURCE_TYPE_ACCELERATION_STRUCTURE_BIT_EXT` specifies `OpTypeAccelerationStructureKHR` variables
- `VK_SPIRV_RESOURCE_TYPE_TENSOR_BIT_ARM` specifies `OpTypeTensorARM` variables


```
// Provided by VK_EXT_descriptor_heap
typedef VkFlags VkSpirvResourceTypeFlagsEXT;
```

`VkSpirvResourceTypeFlagsEXT` is a bitmask type for setting a mask of zero or more `VkSpirvResourceTypeFlagBitsEXT`.

The possible mapping sources for a shader binding are:

```
// Provided by VK_EXT_descriptor_heap
typedef enum VkDescriptorMappingSourceEXT {
    VK_DESCRIPTOR_MAPPING_SOURCE_HEAP_WITH_CONSTANT_OFFSET_EXT = 0,
    VK_DESCRIPTOR_MAPPING_SOURCE_HEAP_WITH_PUSH_INDEX_EXT = 1,
    VK_DESCRIPTOR_MAPPING_SOURCE_HEAP_WITH_INDIRECT_INDEX_EXT = 2,
    VK_DESCRIPTOR_MAPPING_SOURCE_HEAP_WITH_INDIRECT_INDEX_ARRAY_EXT = 3,
    VK_DESCRIPTOR_MAPPING_SOURCE_RESOURCE_HEAP_DATA_EXT = 4,
    VK_DESCRIPTOR_MAPPING_SOURCE_PUSH_DATA_EXT = 5,
    VK_DESCRIPTOR_MAPPING_SOURCE_PUSH_ADDRESS_EXT = 6,
    VK_DESCRIPTOR_MAPPING_SOURCE_INDIRECT_ADDRESS_EXT = 7,
    // Provided by VK_EXT_descriptor_heap with VK_KHR_ray_tracing_pipeline or
    // VK_NV_ray_tracing
    VK_DESCRIPTOR_MAPPING_SOURCE_HEAP_WITH_SHADER_RECORD_INDEX_EXT = 8,
    // Provided by VK_EXT_descriptor_heap with VK_KHR_ray_tracing_pipeline or
    // VK_NV_ray_tracing
    VK_DESCRIPTOR_MAPPING_SOURCE_SHADER_RECORD_DATA_EXT = 9,
    // Provided by VK_EXT_descriptor_heap with VK_KHR_ray_tracing_pipeline or
    // VK_NV_ray_tracing
    VK_DESCRIPTOR_MAPPING_SOURCE_SHADER_RECORD_ADDRESS_EXT = 10,
} VkDescriptorMappingSourceEXT;
```

- `VK_DESCRIPTOR_MAPPING_SOURCE_HEAP_WITH_CONSTANT_OFFSET_EXT` specifies that the resource will be backed by a descriptor from the heap at a constant index.
- `VK_DESCRIPTOR_MAPPING_SOURCE_HEAP_WITH_PUSH_INDEX_EXT` specifies that the resource will be backed by a descriptor from the heap at an index sourced from push data, added to a constant index.
- `VK_DESCRIPTOR_MAPPING_SOURCE_HEAP_WITH_INDIRECT_INDEX_EXT` specifies that the resource will be backed by a descriptor from the heap at an index sourced from an address in push data, added to a constant index. If the mapping is an array, the array will be mapped to a base offset in indirect memory, and subsequent elements are mapped as offsets to that base.
- `VK_DESCRIPTOR_MAPPING_SOURCE_HEAP_WITH_INDIRECT_INDEX_ARRAY_EXT` specifies that the resource will be backed by a descriptor from the heap at an index sourced from an address in push data, added to a constant index. If the mapping is an array, each array element will be mapped to a separate index in indirect memory.
- `VK_DESCRIPTOR_MAPPING_SOURCE_RESOURCE_HEAP_DATA_EXT` specifies that the resource will be backed by heap data directly.
- `VK_DESCRIPTOR_MAPPING_SOURCE_PUSH_DATA_EXT` specifies that the resource will be backed

by push data directly.

- [VK_DESCRIPTOR_MAPPING_SOURCE_PUSH_ADDRESS_EXT](#) specifies that the resource will be backed by an address in push data.
- [VK_DESCRIPTOR_MAPPING_SOURCE_INDIRECT_ADDRESS_EXT](#) specifies that the resource will be backed by an address sourced via another address in push data.
- [VK_DESCRIPTOR_MAPPING_SOURCE_HEAP_WITH_SHADER_RECORD_INDEX_EXT](#) specifies that the resource will be backed by a descriptor from the heap at an index sourced from shader record data, added to a constant index.
- [VK_DESCRIPTOR_MAPPING_SOURCE_SHADER_RECORD_DATA_EXT](#) specifies that the resource will be backed by shader record data directly.
- [VK_DESCRIPTOR_MAPPING_SOURCE_SHADER_RECORD_ADDRESS_EXT](#) specifies that the resource will be backed by an address in shader record data.

The [VkDescriptorMappingSourceDataEXT](#) union is defined as:

```
// Provided by VK_EXT_descriptor_heap
typedef union VkDescriptorMappingSourceDataEXT {
    VkDescriptorMappingSourceConstantOffsetEXT    constantOffset;
    VkDescriptorMappingSourcePushIndexEXT         pushIndex;
    VkDescriptorMappingSourceIndirectIndexEXT     indirectIndex;
    VkDescriptorMappingSourceIndirectIndexArrayEXT indirectIndexArray;
    VkDescriptorMappingSourceHeapDataEXT          heapData;
    uint32_t                                     pushDataOffset;
    uint32_t                                     pushAddressOffset;
    VkDescriptorMappingSourceIndirectAddressEXT    indirectAddress;
    VkDescriptorMappingSourceShaderRecordIndexEXT shaderRecordIndex;
    uint32_t                                     shaderRecordDataOffset;
    uint32_t                                     shaderRecordAddressOffset;
} VkDescriptorMappingSourceDataEXT;
```

- [constantOffset](#) is a [VkDescriptorMappingSourceConstantOffsetEXT](#) structure specifying the mapping for resources at a constant byte offset into a heap.
- [pushIndex](#) is a [VkDescriptorMappingSourcePushIndexEXT](#) structure specifying the mapping for resources at an index into a heap source from push data.
- [indirectIndex](#) is a [VkDescriptorMappingSourceIndirectIndexEXT](#) structure specifying the mapping for resources at an index into a heap source from an address in push data.
- [indirectIndexArray](#) is a [VkDescriptorMappingSourceIndirectIndexArrayEXT](#) structure specifying the mapping for resources to an array of indices into a heap source from an address in push data.
- [heapData](#) is a [VkDescriptorMappingSourceHeapDataEXT](#) structure specifying an offset into heap data for a uniform buffer to map to.
- [pushDataOffset](#) an offset into push data for a uniform buffer to map to.
- [pushAddressOffset](#) an offset into push data storing an address for a resource to map to.

- `indirectAddress` is a `VkDescriptorMappingSourceIndirectAddressEXT` structure specifying an address in push data containing another address for a resource to map to.
- `shaderRecordIndex` is a `VkDescriptorMappingSourceShaderRecordIndexEXT` structure specifying the mapping for resources at an index into a heap source from shader record data.
- `shaderRecordDataOffset` an offset into shader record data for a uniform buffer to map to.
- `shaderRecordAddressOffset` an offset into shader record data storing an address for a resource to map to.

The `VkDescriptorMappingSourceConstantOffsetEXT` structure is defined as:

```
// Provided by VK_EXT_descriptor_heap
typedef struct VkDescriptorMappingSourceConstantOffsetEXT {
    uint32_t          heapOffset;
    uint32_t          heapArrayStride;
    const VkSamplerCreateInfo* pEmbeddedSampler;
    uint32_t          samplerHeapOffset;
    uint32_t          samplerHeapArrayStride;
} VkDescriptorMappingSourceConstantOffsetEXT;
```

- `heapOffset` is a constant byte offset added to the heap address for the mapped resource or sampler.
- `heapArrayStride` is a constant byte stride that multiplies the shader binding and array index.
- `pEmbeddedSampler` is an optional `VkSamplerCreateInfo` structure specifying a sampler to embed into the shader, in place of looking the sampler up in a heap.
- `samplerHeapOffset` is used only when mapping a combined image sampler, used in place of `heapOffset` to retrieve the sampler.
- `samplerHeapArrayStride` is used only when mapping a combined image sampler, used in place of `heapArrayStride` to retrieve the sampler.

Resources using this mapping will be backed by a descriptor in the heap, at an offset calculated as

$$\text{shaderIndex} = (\text{Binding} - \text{firstBinding}) + \text{arrayIndex}$$

$$\text{offset} = \text{heapOffset} + (\text{shaderIndex} * \text{heapArrayStride})$$

where `Binding` is the binding value in the shader, `arrayIndex` is the index into the array if the shader binding is declared as an array.

If the mapped resource is a `OpTypeSampledImage`, offset is instead calculated for the sampler as

$$\text{offset} = \text{samplerHeapOffset} + (\text{shaderIndex} * \text{samplerHeapArrayStride})$$

If the mapped resource is a `OpTypeSampler` or `OpTypeSampledImage`, and `pEmbeddedSampler` is not `NULL`,

the specified embedded sampler will be used rather than accessing the sampler heap.

Valid Usage

- VUID-VkDescriptorMappingSourceConstantOffsetEXT-pEmbeddedSampler-11445
If `pEmbeddedSampler` is a valid pointer to a `VkSamplerCreateInfo`, its `borderColor` **must** not be `VK_BORDER_COLOR_FLOAT_CUSTOM_EXT` or `VK_BORDER_COLOR_INT_CUSTOM_EXT`
- VUID-VkDescriptorMappingSourceConstantOffsetEXT-pEmbeddedSampler-11415
If `pEmbeddedSampler` is a valid pointer to a `VkSamplerCreateInfo`, and there is a `VkDebugUtilsObjectNameInfoEXT` structure in its `pNext` chain, its `objectType` **must** be `VK_OBJECT_TYPE_UNKNOWN`

Valid Usage (Implicit)

- VUID-VkDescriptorMappingSourceConstantOffsetEXT-pEmbeddedSampler-parameter
If `pEmbeddedSampler` is not `NULL`, `pEmbeddedSampler` **must** be a valid pointer to a valid `VkSamplerCreateInfo` structure

The `VkDescriptorMappingSourcePushIndexEXT` structure is defined as:

```
// Provided by VK_EXT_descriptor_heap
typedef struct VkDescriptorMappingSourcePushIndexEXT {
    uint32_t      heapOffset;
    uint32_t      pushOffset;
    uint32_t      heapIndexStride;
    uint32_t      heapArrayStride;
    const VkSamplerCreateInfo* pEmbeddedSampler;
    VkBool32      useCombinedImageSamplerIndex;
    uint32_t      samplerHeapOffset;
    uint32_t      samplerPushOffset;
    uint32_t      samplerHeapIndexStride;
    uint32_t      samplerHeapArrayStride;
} VkDescriptorMappingSourcePushIndexEXT;
```

- `heapOffset` is a constant byte offset added to the heap address for the mapped resource or sampler.
- `pushOffset` is an index into push data where an index into the heap for the mapped resource will be retrieved.
- `heapIndexStride` is a constant byte stride that multiplies the index in push data.
- `heapArrayStride` is a constant byte stride that multiplies the shader binding and array index.
- `pEmbeddedSampler` is an optional `VkSamplerCreateInfo` structure specifying a sampler to embed into the shader, in place of looking the sampler up in a heap.
- `useCombinedImageSamplerIndex` specifies whether the generated index value will be decoded as

two packed indices if the mapped resource is an `OpTypeSampledImage`.

- `samplerHeapOffset` is used only when mapping a combined image sampler, used in place of `heapOffset` to retrieve the sampler.
- `samplerPushOffset` is used only when mapping a combined image sampler, used in place of `pushOffset` to retrieve the sampler.
- `samplerHeapIndexStride` is used only when mapping a combined image sampler, used in place of `heapIndexStride` to retrieve the sampler.
- `samplerHeapArrayStride` is used only when mapping a combined image sampler, used in place of `heapArrayStride` to retrieve the sampler.

Resources using this mapping will be backed by a descriptor in the heap, at an offset calculated as

$$\text{pushIndex} = ((\text{uint32_t}^*)\text{pPushData})[\text{pushOffset}/4]$$
$$\text{shaderIndex} = (\text{Binding} - \text{firstBinding}) + \text{arrayIndex}$$
$$\text{offset} = \text{heapOffset} + (\text{pushIndex} \times \text{heapIndexStride}) + (\text{shaderIndex} \times \text{heapArrayStride})$$

where `Binding` is the binding value in the shader, `arrayIndex` is the index into the array if the shader binding is declared as an array, and `pPushData` is the total set of push data specified by `vkCmdPushDataEXT`.

If the mapped resource is a `OpTypeSampledImage`, offset is instead calculated for the sampler as

$$\text{samplerPushIndex} = ((\text{uint32_t}^*)\text{pPushData})[\text{samplerPushOffset}/4]$$
$$\text{offset} = \text{samplerHeapOffset} + (\text{samplerPushIndex} \times \text{samplerHeapIndexStride}) + (\text{shaderIndex} \times \text{samplerHeapArrayStride})$$

If `useCombinedImageSamplerIndex` is `VK_TRUE`, and the mapped resource is a `OpTypeSampledImage`, `pushIndex` and `samplerPushIndex` in the above equations are instead calculated as

$$\text{pushIndex} = ((\text{uint32_t}^*)\text{pPushData})[\text{pushOffset}/4] \& 0xFFFFF$$
$$\text{samplerPushIndex} = (((\text{uint32_t}^*)\text{pPushData})[\text{pushOffset}/4] \gg 20) \& 0xFFF$$

If the mapped resource is a `OpTypeSampler` or `OpTypeSampledImage`, and `pEmbeddedSampler` is not `NULL`, the specified embedded sampler will be used rather than accessing the sampler heap.

Valid Usage

- VUID-VkDescriptorMappingSourcePushIndexEXT-pushOffset-11258
`pushOffset` **must** be a multiple of 4
- VUID-VkDescriptorMappingSourcePushIndexEXT-pushOffset-11259
`pushOffset` **must** be less than or equal to `maxPushDataSize` - 4
- VUID-VkDescriptorMappingSourcePushIndexEXT-pEmbeddedSampler-11446
If `pEmbeddedSampler` is a valid pointer to a `VkSamplerCreateInfo`, its `borderColor` **must** not be `VK_BORDER_COLOR_FLOAT_CUSTOM_EXT` or `VK_BORDER_COLOR_INT_CUSTOM_EXT`
- VUID-VkDescriptorMappingSourcePushIndexEXT-pEmbeddedSampler-11402
If `pEmbeddedSampler` is a valid pointer to a `VkSamplerCreateInfo`, and there is a `VkDebugUtilsObjectNameInfoEXT` structure in its `pNext` chain, its `objectType` **must** be `VK_OBJECT_TYPE_UNKNOWN`

Valid Usage (Implicit)

- VUID-VkDescriptorMappingSourcePushIndexEXT-pEmbeddedSampler-parameter
If `pEmbeddedSampler` is not `NULL`, `pEmbeddedSampler` **must** be a valid pointer to a valid `VkSamplerCreateInfo` structure

The `VkDescriptorMappingSourceIndirectIndexEXT` structure is defined as:

```
// Provided by VK_EXT_descriptor_heap
typedef struct VkDescriptorMappingSourceIndirectIndexEXT {
    uint32_t      heapOffset;
    uint32_t      pushOffset;
    uint32_t      addressOffset;
    uint32_t      heapIndexStride;
    uint32_t      heapArrayStride;
    const VkSamplerCreateInfo* pEmbeddedSampler;
    VkBool32      useCombinedImageSamplerIndex;
    uint32_t      samplerHeapOffset;
    uint32_t      samplerPushOffset;
    uint32_t      samplerAddressOffset;
    uint32_t      samplerHeapIndexStride;
    uint32_t      samplerHeapArrayStride;
} VkDescriptorMappingSourceIndirectIndexEXT;
```

- `heapOffset` is a constant byte offset added to the heap address for the mapped resource or sampler.
- `pushOffset` is an offset into push data where an the indirect address will be.
- `addressOffset` is an index into the address in push data where an index into the heap for the mapped resource will be retrieved.

- `heapIndexStride` is a constant byte stride that multiplies the index in indirect data.
- `heapArrayStride` is a constant byte stride that multiplies the shader binding and array index.
- `pEmbeddedSampler` is an optional `VkSamplerCreateInfo` structure specifying a sampler to embed into the shader, in place of looking the sampler up in a heap.
- `useCombinedImageSamplerIndex` specifies whether the generated index value will be decoded as two packed indices if the mapped resource is an `OpTypeSampledImage`.
- `samplerHeapOffset` is used only when mapping a combined image sampler, used in place of `heapOffset` to retrieve the sampler.
- `samplerPushOffset` is used only when mapping a combined image sampler, used in place of `pushOffset` to retrieve the sampler.
- `samplerAddressOffset` is used only when mapping a combined image sampler, used in place of `addressOffset` to retrieve the sampler.
- `samplerHeapIndexStride` is used only when mapping a combined image sampler, used in place of `heapIndexStride` to retrieve the sampler.
- `samplerHeapArrayStride` is used only when mapping a combined image sampler, used in place of `heapArrayStride` to retrieve the sampler.

Resources using this mapping will be backed by a descriptor in the heap, at an offset calculated as

```
uint32_t *indirectAddress = ((VkDeviceAddress*)pPushData)[pushOffset/8]
```

```
indirectIndex = indirectAddress[(addressOffset / 4)]
```

```
shaderIndex = (Binding - firstBinding) + arrayIndex
```

```
offset = heapOffset + (indirectIndex × heapIndexStride) + (shaderIndex × heapArrayStride)
```

where `Binding` is the binding value in the shader, `arrayIndex` is the index into the array if the shader binding is declared as an array, and `pPushData` is the total set of push data specified by `vkCmdPushDataEXT`. The value of the address in push data **must** be a multiple of 4. Index reads through `indirectAddress` are performed as non-volatile uniform buffer reads, and can be synchronized using `VK_ACCESS_2_UNIFORM_READ_BIT`. The value in memory **must** remain static while any shader invocation using this mapping is in flight to avoid a data race.

If the mapped resource is a `OpTypeSampledImage`, offset is instead calculated for the sampler as

```
uint32_t *samplerIndirectAddress = ((VkDeviceAddress*)pPushData)[samplerPushOffset/8]
```

```
samplerIndirectIndex = samplerIndirectAddress[(samplerAddressOffset / 4)]
```


$$\text{offset} = \text{samplerHeapOffset} + (\text{samplerIndirectIndex} \times \text{samplerHeapIndexStride}) + (\text{shaderIndex} \times \text{samplerHeapArrayStride})$$

If `useCombinedImageSamplerIndex` is `VK_TRUE`, and the mapped resource is a `OpTypeSampledImage`, `indirectIndex` and `samplerIndirectIndex` in the above equations are instead calculated as

$$\text{indirectIndex} = \text{indirectAddress}[\text{addressOffset}/4] \& 0xFFFFF$$

$$\text{samplerIndirectIndex} = \text{indirectAddress}[\text{addressOffset}/4] \gg 20 \& 0xFFF$$

If the mapped resource is a `OpTypeSampler` or `OpTypeSampledImage`, and `pEmbeddedSampler` is not `NULL`, the specified embedded sampler will be used rather than accessing the sampler heap.

Valid Usage

- VUID-VkDescriptorMappingSourceIndirectIndexEXT-pushOffset-11260
`pushOffset` **must** be a multiple of 8
- VUID-VkDescriptorMappingSourceIndirectIndexEXT-pushOffset-11261
`pushOffset` **must** be less than or equal to `maxPushDataSize` - 8
- VUID-VkDescriptorMappingSourceIndirectIndexEXT-addressOffset-11262
`addressOffset` **must** be a multiple of 4
- VUID-VkDescriptorMappingSourceIndirectIndexEXT-pEmbeddedSampler-11447
If `pEmbeddedSampler` is a valid pointer to a `VkSamplerCreateInfo`, its `borderColor` **must** not be `VK_BORDER_COLOR_FLOAT_CUSTOM_EXT` or `VK_BORDER_COLOR_INT_CUSTOM_EXT`
- VUID-VkDescriptorMappingSourceIndirectIndexEXT-pEmbeddedSampler-11403
If `pEmbeddedSampler` is a valid pointer to a `VkSamplerCreateInfo`, and there is a `VkDebugUtilsObjectNameInfoEXT` structure in its `pNext` chain, its `objectType` **must** be `VK_OBJECT_TYPE_UNKNOWN`

Valid Usage (Implicit)

- VUID-VkDescriptorMappingSourceIndirectIndexEXT-pEmbeddedSampler-parameter
If `pEmbeddedSampler` is not `NULL`, `pEmbeddedSampler` **must** be a valid pointer to a valid `VkSamplerCreateInfo` structure

The `VkDescriptorMappingSourceIndirectIndexArrayEXT` structure is defined as:


```
// Provided by VK_EXT_descriptor_heap
typedef struct VkDescriptorMappingSourceIndirectIndexArrayEXT {
    uint32_t heapOffset;
    uint32_t pushOffset;
    uint32_t addressOffset;
    uint32_t heapIndexStride;
    const VkSamplerCreateInfo* pEmbeddedSampler;
    VkBool32 useCombinedImageSamplerIndex;
    uint32_t samplerHeapOffset;
    uint32_t samplerPushOffset;
    uint32_t samplerAddressOffset;
    uint32_t samplerHeapIndexStride;
} VkDescriptorMappingSourceIndirectIndexArrayEXT;
```

- **heapOffset** is a constant byte offset added to the heap address for the mapped resource or sampler.
- **pushOffset** is an offset into push data where an the indirect address will be.
- **addressOffset** is an index into the address in push data where an index into the heap for the mapped resource will be retrieved.
- **heapIndexStride** is a constant byte stride that multiplies the index in indirect data.
- **pEmbeddedSampler** is an optional [VkSamplerCreateInfo](#) structure specifying a sampler to embed into the shader, in place of looking the sampler up in a heap.
- **useCombinedImageSamplerIndex** specifies whether the generated index value will be decoded as two packed indices if the mapped resource is an [OpTypeSampledImage](#).
- **samplerHeapOffset** is used only when mapping a combined image sampler, used in place of **heapOffset** to retrieve the sampler.
- **samplerPushOffset** is used only when mapping a combined image sampler, used in place of **pushOffset** to retrieve the sampler.
- **samplerAddressOffset** is used only when mapping a combined image sampler, used in place of **addressOffset** to retrieve the sampler.
- **samplerHeapIndexStride** is used only when mapping a combined image sampler, used in place of **heapIndexStride** to retrieve the sampler.

Resources using this mapping will be backed by a descriptor in the heap, at an offset calculated as

```
uint32_t *indirectAddress = ((VkDeviceAddress*)pPushData)[pushOffset/8]
```

```
shaderIndex = (Binding - firstBinding) + arrayIndex
```

```
indirectIndex = indirectAddress[(addressOffset / 4) + shaderIndex]
```


$$\text{offset} = \text{heapOffset} + (\text{indirectIndex} \times \text{heapIndexStride})$$

where `Binding` is the binding value in the shader, `arrayIndex` is the index into the array if the shader binding is declared as an array, and `pPushData` is the total set of push data specified by [vkCmdPushDataEXT](#). The value of the address in push data **must** be a multiple of 4. Index reads through `indirectAddress` are performed as non-volatile uniform buffer reads, and can be synchronized using [VK_ACCESS_2_UNIFORM_READ_BIT](#). The value in memory **must** remain static while any shader invocation using this mapping is in flight to avoid a data race.

If the mapped resource is a `OpTypeSampledImage`, offset is instead calculated for the sampler as

$$\text{uint32_t} * \text{samplerIndirectAddress} = ((\text{VkDeviceAddress} *) \text{pPushData})[\text{samplerPushOffset}/8]$$

$$\text{samplerIndirectIndex} = \text{samplerAddr}[(\text{samplerAddressOffset} / 4) + \text{shaderIndex}]$$

$$\text{offset} = \text{samplerHeapOffset} + (\text{samplerIndirectIndex} \times \text{samplerHeapIndexStride})$$

If `useCombinedImageSamplerIndex` is [VK_TRUE](#), and the mapped resource is a `OpTypeSampledImage`, `indirectIndex` and `samplerIndirectIndex` in the above equations are instead calculated as

$$\text{indirectIndex} = \text{indirectAddress}[\text{addressOffset}/4 + \text{shaderIndex}] \& 0\text{FFFFFF}$$

$$\text{samplerIndirectIndex} = \text{indirectAddress}[\text{addressOffset}/4 + \text{shaderIndex}] \gg 20) \& 0\text{FFF}$$

If the mapped resource is a `OpTypeSampler` or `OpTypeSampledImage`, and `pEmbeddedSampler` is not `NULL`, the specified embedded sampler will be used rather than accessing the sampler heap.

Valid Usage

- VUID-VkDescriptorMappingSourceIndirectIndexArrayEXT-pushOffset-11359
`pushOffset` **must** be a multiple of 8
- VUID-VkDescriptorMappingSourceIndirectIndexArrayEXT-pushOffset-11360
`pushOffset` **must** be less than or equal to `maxPushDataSize` - 8
- VUID-VkDescriptorMappingSourceIndirectIndexArrayEXT-addressOffset-11361
`addressOffset` **must** be a multiple of 4
- VUID-VkDescriptorMappingSourceIndirectIndexArrayEXT-pEmbeddedSampler-11448
If `pEmbeddedSampler` is a valid pointer to a [VkSamplerCreateInfo](#), its `borderColor` **must** not be [VK_BORDER_COLOR_FLOAT_CUSTOM_EXT](#) or [VK_BORDER_COLOR_INT_CUSTOM_EXT](#)
- VUID-VkDescriptorMappingSourceIndirectIndexArrayEXT-pEmbeddedSampler-11404
If `pEmbeddedSampler` is a valid pointer to a [VkSamplerCreateInfo](#), and there is a [VkDebugUtilsObjectNameInfoEXT](#) structure in its `pNext` chain, its `objectType` **must** be

Valid Usage (Implicit)

- VUID-VkDescriptorMappingSourceIndirectIndexArrayEXT-pEmbeddedSampler-parameter

If `pEmbeddedSampler` is not `NULL`, `pEmbeddedSampler` **must** be a valid pointer to a valid `VkSamplerCreateInfo` structure

The `VkDescriptorMappingSourceHeapDataEXT` structure is defined as:

```
// Provided by VK_EXT_descriptor_heap
typedef struct VkDescriptorMappingSourceHeapDataEXT {
    uint32_t    heapOffset;
    uint32_t    pushOffset;
} VkDescriptorMappingSourceHeapDataEXT;
```

- `heapOffset` is a constant byte offset added to the heap address for the mapped buffer.
- `pushOffset` is an index into push data where an additional offset into the heap for the mapped resource will be retrieved.

Uniform buffers using this mapping will be backed directly by data in the heap. Accessing data in the uniform buffer at an offset of `shaderOffset` in the shader will access heap data at an offset equal to

$$\text{offset} = \text{shaderOffset} + \text{heapOffset} + ((\text{uint32_t}^*)\text{pPushData})[\text{pushOffset}/4]$$

where `pPushData` is the total set of push data specified by `vkCmdPushDataEXT`. Shader reads through the heap mapped in this way are performed according to the mapped resource.

Valid Usage

- VUID-VkDescriptorMappingSourceHeapDataEXT-heapOffset-11263
`heapOffset` **must** be a multiple of `minUniformBufferOffsetAlignment`
- VUID-VkDescriptorMappingSourceHeapDataEXT-pushOffset-11264
`pushOffset` **must** be a multiple of 4
- VUID-VkDescriptorMappingSourceHeapDataEXT-pushOffset-11265
`pushOffset` **must** be less than or equal to `maxPushDataSize - 4`

The `VkDescriptorMappingSourceIndirectAddressEXT` structure is defined as:


```
// Provided by VK_EXT_descriptor_heap
typedef struct VkDescriptorMappingSourceIndirectAddressEXT {
    uint32_t    pushOffset;
    uint32_t    addressOffset;
} VkDescriptorMappingSourceIndirectAddressEXT;
```

- **pushOffset** is a byte offset into push data where an indirect address containing the address for the mapped resource will be retrieved.
- **addressOffset** is a byte offset into the indirect address where the address for the mapped resource will be retrieved.

Accessing data via the mapped resource in the shader will access data backing the address specified in the indirect address at the supplied offset:

```
indirectAddress = ((VkDeviceAddress*)pPushData)[pushOffset/8]
```

```
resourceAddress = ((VkDeviceAddress*)indirectAddress)[addressOffset/8]
```

where pPushData is the total set of push data specified by [vkCmdPushDataEXT](#). Reads through indirectAddress are performed as non-volatile uniform buffer reads, and can be synchronized using [VK_ACCESS_2_UNIFORM_READ_BIT](#). Shader reads through resourceAddress are performed according to the mapped resource. If the shader resource is an acceleration structure, the address **must** be a valid acceleration structure address.

Valid Usage

- VUID-VkDescriptorMappingSourceIndirectAddressEXT-pushOffset-11266
pushOffset must be a multiple of 8
- VUID-VkDescriptorMappingSourceIndirectAddressEXT-pushOffset-11267
pushOffset must be less than or equal to **maxPushDataSize** - 8
- VUID-VkDescriptorMappingSourceIndirectAddressEXT-addressOffset-11268
addressOffset must be a multiple of 8

The [VkDescriptorMappingSourceShaderRecordIndexEXT](#) structure is defined as:


```
// Provided by VK_EXT_descriptor_heap
typedef struct VkDescriptorMappingSourceShaderRecordIndexEXT {
    uint32_t heapOffset;
    uint32_t shaderRecordOffset;
    uint32_t heapIndexStride;
    uint32_t heapArrayStride;
    const VkSamplerCreateInfo* pEmbeddedSampler;
    VkBool32 useCombinedImageSamplerIndex;
    uint32_t samplerHeapOffset;
    uint32_t samplerShaderRecordOffset;
    uint32_t samplerHeapIndexStride;
    uint32_t samplerHeapArrayStride;
} VkDescriptorMappingSourceShaderRecordIndexEXT;
```

- **heapOffset** is a constant byte offset added to the heap address for the mapped resource or sampler.
- **shaderRecordOffset** is an index into shader record data where an index into the heap for the mapped resource will be retrieved.
- **heapIndexStride** is a constant byte stride that multiplies the index in shader record data.
- **heapArrayStride** is a constant byte stride that multiplies the shader binding and array index.
- **pEmbeddedSampler** is an optional [VkSamplerCreateInfo](#) structure specifying a sampler to embed into the shader, in place of looking the sampler up in a heap.
- **useCombinedImageSamplerIndex** specifies whether the generated index value will be decoded as two packed indices if the mapped resource is an [OpTypeSampledImage](#).
- **samplerHeapOffset** is used only when mapping a combined image sampler, used in place of **heapOffset** to retrieve the sampler.
- **samplerShaderRecordOffset** is used only when mapping a combined image sampler, used in place of **shaderRecordOffset** to retrieve the sampler.
- **samplerHeapIndexStride** is used only when mapping a combined image sampler, used in place of **heapIndexStride** to retrieve the sampler.
- **samplerHeapArrayStride** is used only when mapping a combined image sampler, used in place of **heapArrayStride** to retrieve the sampler.

Resources using this mapping will be backed by a descriptor in the heap, at an offset calculated as

$$\text{shaderRecordIndex} = ((\text{uint32_t}^*)\text{pShaderRecordData})[\text{shaderRecordOffset}/4]$$

$$\text{shaderIndex} = (\text{Binding} - \text{firstBinding}) + \text{arrayIndex}$$

$$\text{offset} = \text{heapOffset} + (\text{shaderRecordIndex} \times \text{heapIndexStride}) + (\text{shaderIndex} \times \text{heapArrayStride})$$

where Binding is the binding value in the shader, arrayIndex is the index into the array if the shader binding is declared as an array, and pShaderRecordData is the set of shader record data accessible to the shader.

If the mapped resource is a `OpTypeSampledImage`, offset is instead calculated for the sampler as

$$\text{samplerShaderRecordIndex} = ((\text{uint32_t}^*)\text{pShaderRecordData})[\text{samplerShaderRecordOffset}/4]$$
$$\text{offset} = \text{samplerHeapOffset} + (\text{samplerShaderRecordIndex} \times \text{samplerHeapIndexStride}) + (\text{shaderIndex} \times \text{samplerHeapArrayStride})$$

If `useCombinedImageSamplerIndex` is `VK_TRUE`, and the mapped resource is a `OpTypeSampledImage`, `shaderRecordIndex` and `samplerShaderRecordIndex` in the above equations are instead calculated as

$$\text{shaderRecordIndex} = ((\text{uint32_t}^*)\text{pShaderRecordData})[\text{shaderRecordOffset}/4] \& 0xFFFF$$
$$\text{samplerShaderRecordIndex} = (((\text{uint32_t}^*)\text{pShaderRecordData})[\text{shaderRecordOffset}/4] \gg 20) \& 0xFFF$$

If the mapped resource is a `OpTypeSampler` or `OpTypeSampledImage`, and `pEmbeddedSampler` is not `NULL`, the specified embedded sampler will be used rather than accessing the sampler heap.

Valid Usage

- VUID-VkDescriptorMappingSourceShaderRecordIndexEXT-shaderRecordOffset-11269
`shaderRecordOffset` **must** be a multiple of 4
- VUID-VkDescriptorMappingSourceShaderRecordIndexEXT-shaderRecordOffset-11270
`shaderRecordOffset` **must** be less than or equal to `maxShaderGroupStride - 4`
- VUID-VkDescriptorMappingSourceShaderRecordIndexEXT-pEmbeddedSampler-11449
If `pEmbeddedSampler` is a valid pointer to a `VkSamplerCreateInfo`, its `borderColor` **must** not be `VK_BORDER_COLOR_FLOAT_CUSTOM_EXT` or `VK_BORDER_COLOR_INT_CUSTOM_EXT`
- VUID-VkDescriptorMappingSourceShaderRecordIndexEXT-pEmbeddedSampler-11405
If `pEmbeddedSampler` is a valid pointer to a `VkSamplerCreateInfo`, and there is a `VkDebugUtilsObjectNameInfoEXT` structure in its `pNext` chain, its `objectType` **must** be `VK_OBJECT_TYPE_UNKNOWN`

Valid Usage (Implicit)

- VUID-VkDescriptorMappingSourceShaderRecordIndexEXT-pEmbeddedSampler-parameter
If `pEmbeddedSampler` is not `NULL`, `pEmbeddedSampler` **must** be a valid pointer to a valid

16.4. Packing descriptors more tightly

For simplicity, descriptor sizes are advertised and treated by default as equal to the advertised descriptor size limits:

- `samplerDescriptorSize`
- `bufferDescriptorSize`
- `imageDescriptorSize`
- `tensorDescriptorSize`

However, for some specific use cases it is useful to be able to pack specific descriptors into memory more tightly than this when the implementation allows for this.

To query the size of heap descriptor for a specific `VkDescriptorType`, call:

```
// Provided by VK_EXT_descriptor_heap
VkDeviceSize vkGetPhysicalDeviceDescriptorSizeEXT(
    VkPhysicalDevice      physicalDevice,
    VkDescriptorType      descriptorType);
```

- `physicalDevice` is the physical device from which to query the descriptor sizes.
- `descriptorType` is a `VkDescriptorType` specifying the type of heap descriptor to query the size for.

The return value of this function will be a `VkDeviceSize` indicating the size in bytes (N) of a heap descriptor with a type equal to `descriptorType`. When a descriptor of this type is written by `vkWriteResourceDescriptorsEXT` or `vkWriteSamplerDescriptorsEXT`, only the first N bytes are written; the rest will not be accessed and **can** be safely discarded when copying descriptors around. Additionally, those first N bytes are the only bytes that will be accessed when the descriptor is accessed in the shader. N will never be larger than the applicable limits in `VkPhysicalDeviceDescriptorHeapTensorPropertiesARM` or `VkPhysicalDeviceDescriptorHeapPropertiesEXT`.

NOTE

Values returned by this function have other requirements, so for example may not be power-of-two values.

NOTE

This command is not intended for general use, and is for tools that already take advantage of tighter packing with other similar features (e.g. `VK_EXT_descriptor_buffer`) to optimize accesses in some cases. Applications can safely ignore this function and are advised to do so, to avoid depending on non-portable packing.

Valid Usage

- VUID-vkGetPhysicalDeviceDescriptorSizeEXT-type-11362

type must be one of [VK_DESCRIPTOR_TYPE_SAMPLER](#), [VK_DESCRIPTOR_TYPE_UNIFORM_BUFFER](#), [VK_DESCRIPTOR_TYPE_STORAGE_BUFFER](#), [VK_DESCRIPTOR_TYPE_SAMPLED_IMAGE](#), [VK_DESCRIPTOR_TYPE_STORAGE_IMAGE](#), [VK_DESCRIPTOR_TYPE_UNIFORM_TEXEL_BUFFER](#), [VK_DESCRIPTOR_TYPE_STORAGE_TEXEL_BUFFER](#), [VK_DESCRIPTOR_TYPE_SAMPLE_WEIGHT_IMAGE_QCOM](#), [VK_DESCRIPTOR_TYPE_BLOCK_MATCH_IMAGE_QCOM](#), [VK_DESCRIPTOR_TYPE_ACCELERATION_STRUCTURE_KHR](#), [VK_DESCRIPTOR_TYPE_ACCELERATION_STRUCTURE_NV](#), [VK_DESCRIPTOR_TYPE_PARTITIONED_ACCELERATION_STRUCTURE_NV](#), [VK_DESCRIPTOR_TYPE_TENSOR_ARM](#), or [VK_DESCRIPTOR_TYPE_INPUT_ATTACHMENT](#)

Valid Usage (Implicit)

- VUID-vkGetPhysicalDeviceDescriptorSizeEXT-physicalDevice-parameter
physicalDevice must be a valid [VkPhysicalDevice](#) handle
- VUID-vkGetPhysicalDeviceDescriptorSizeEXT-descriptorType-parameter
descriptorType must be a valid [VkDescriptorType](#) value

Chapter 17. Descriptor Sets

A descriptor set object is an opaque object containing storage for a set of descriptors, where the types and number of descriptors is defined by a descriptor set layout. The layout object **may** be used to define the association of each descriptor binding with memory or other implementation resources. The layout is used both for determining the resources that need to be associated with the descriptor set, and determining the interface between shader stages and shader resources.

17.1. Descriptor Set Layout

A descriptor set layout object is defined by an array of zero or more descriptor bindings. Each individual descriptor binding is specified by a descriptor type, a count (array size) of the number of descriptors in the binding, a set of shader stages that **can** access the binding, and (if using immutable samplers) an array of sampler descriptors.

Descriptor set layout objects are represented by `VkDescriptorSetLayout` handles:

```
// Provided by VK_VERSION_1_0
VK_DEFINE_NON_DISPATCHABLE_HANDLE(VkDescriptorSetLayout)
```

To create descriptor set layout objects, call:

```
// Provided by VK_VERSION_1_0
VkResult vkCreateDescriptorSetLayout(
    VkDevice                device,
    const VkDescriptorSetLayoutCreateInfo* pCreateInfo,
    const VkAllocationCallbacks* pAllocator,
    VkDescriptorSetLayout* pSetLayout);
```

- `device` is the logical device that creates the descriptor set layout.
- `pCreateInfo` is a pointer to a `VkDescriptorSetLayoutCreateInfo` structure specifying the state of the descriptor set layout object.
- `pAllocator` controls host memory allocation as described in the [Memory Allocation](#) chapter.
- `pSetLayout` is a pointer to a `VkDescriptorSetLayout` handle in which the resulting descriptor set layout object is returned.

Valid Usage

- VUID-vkCreateDescriptorSetLayout-support-09582
If the descriptor layout exceeds the limits reported through the [physical device limits](#), then `vkGetDescriptorSetLayoutSupport` **must** have returned `VkDescriptorSetLayoutSupport` with `support` equal to `VK_TRUE` for `pCreateInfo`

Valid Usage (Implicit)

- VUID-vkCreateDescriptorSetLayout-device-parameter
device **must** be a valid [VkDevice](#) handle
- VUID-vkCreateDescriptorSetLayout-pCreateInfo-parameter
pCreateInfo **must** be a valid pointer to a valid [VkDescriptorSetLayoutCreateInfo](#) structure
- VUID-vkCreateDescriptorSetLayout-pAllocator-parameter
If **pAllocator** is not **NULL**, **pAllocator** **must** be a valid pointer to a valid [VkAllocationCallbacks](#) structure
- VUID-vkCreateDescriptorSetLayout-pSetLayout-parameter
pSetLayout **must** be a valid pointer to a [VkDescriptorSetLayout](#) handle

Return Codes

Success

- [VK_SUCCESS](#)

Failure

- [VK_ERROR_OUT_OF_DEVICE_MEMORY](#)
- [VK_ERROR_OUT_OF_HOST_MEMORY](#)
- [VK_ERROR_UNKNOWN](#)
- [VK_ERROR_VALIDATION_FAILED](#)

Information about the descriptor set layout is passed in a [VkDescriptorSetLayoutCreateInfo](#) structure:

```
// Provided by VK_VERSION_1_0
typedef struct VkDescriptorSetLayoutCreateInfo {
    VkStructureType          sType;
    const void*              pNext;
    VkDescriptorSetLayoutCreateFlags flags;
    uint32_t                 bindingCount;
    const VkDescriptorSetLayoutBinding* pBindings;
} VkDescriptorSetLayoutCreateInfo;
```

- **sType** is a [VkStructureType](#) value identifying this structure.
- **pNext** is **NULL** or a pointer to a structure extending this structure.
- **flags** is a bitmask of [VkDescriptorSetLayoutCreateFlagBits](#) specifying options for descriptor set layout creation.
- **bindingCount** is the number of elements in **pBindings**.
- **pBindings** is a pointer to an array of [VkDescriptorSetLayoutBinding](#) structures.

Valid Usage

- VUID-VkDescriptorSetLayoutCreateInfo-binding-00279
If the `perStageDescriptorSet` feature is not enabled, or `flags` does not contain `VK_DESCRIPTOR_SET_LAYOUT_CREATE_PER_STAGE_BIT_NV`, then the `VkDescriptorSetLayoutBinding::binding` members of the elements of the `pBindings` array **must** each have different values
- VUID-VkDescriptorSetLayoutCreateInfo-flags-10354
If `flags` contains `VK_DESCRIPTOR_SET_LAYOUT_CREATE_PUSH_DESCRIPTOR_BIT`, and the `VK_KHR_push_descriptor` extension is not enabled, `pushDescriptor` **must** be enabled
- VUID-VkDescriptorSetLayoutCreateInfo-flags-00280
If `flags` contains `VK_DESCRIPTOR_SET_LAYOUT_CREATE_PUSH_DESCRIPTOR_BIT`, then all elements of `pBindings` **must** not have a `descriptorType` of `VK_DESCRIPTOR_TYPE_UNIFORM_BUFFER_DYNAMIC` or `VK_DESCRIPTOR_TYPE_STORAGE_BUFFER_DYNAMIC`
- VUID-VkDescriptorSetLayoutCreateInfo-flags-02208
If `flags` contains `VK_DESCRIPTOR_SET_LAYOUT_CREATE_PUSH_DESCRIPTOR_BIT`, then all elements of `pBindings` **must** not have a `descriptorType` of `VK_DESCRIPTOR_TYPE_INLINE_UNIFORM_BLOCK`
- VUID-VkDescriptorSetLayoutCreateInfo-flags-00281
If `flags` contains `VK_DESCRIPTOR_SET_LAYOUT_CREATE_PUSH_DESCRIPTOR_BIT`, then the total number of elements of all bindings **must** be less than or equal to `VkPhysicalDevicePushDescriptorProperties::maxPushDescriptors`
- VUID-VkDescriptorSetLayoutCreateInfo-flags-04590
If `flags` contains `VK_DESCRIPTOR_SET_LAYOUT_CREATE_PUSH_DESCRIPTOR_BIT`, `flags` **must** not contain `VK_DESCRIPTOR_SET_LAYOUT_CREATE_HOST_ONLY_POOL_BIT_EXT`
- VUID-VkDescriptorSetLayoutCreateInfo-flags-04591
If `flags` contains `VK_DESCRIPTOR_SET_LAYOUT_CREATE_PUSH_DESCRIPTOR_BIT`, `pBindings` **must** not have a `descriptorType` of `VK_DESCRIPTOR_TYPE_MUTABLE_EXT`
- VUID-VkDescriptorSetLayoutCreateInfo-flags-03000
If any binding has the `VK_DESCRIPTOR_BINDING_UPDATE_AFTER_BIND_BIT` bit set, `flags` **must** include `VK_DESCRIPTOR_SET_LAYOUT_CREATE_UPDATE_AFTER_BIND_POOL_BIT`
- VUID-VkDescriptorSetLayoutCreateInfo-descriptorType-03001
If any binding has the `VK_DESCRIPTOR_BINDING_UPDATE_AFTER_BIND_BIT` bit set, then all bindings **must** not have `descriptorType` of `VK_DESCRIPTOR_TYPE_UNIFORM_BUFFER_DYNAMIC` or `VK_DESCRIPTOR_TYPE_STORAGE_BUFFER_DYNAMIC`
- VUID-VkDescriptorSetLayoutCreateInfo-flags-04592
If `flags` contains `VK_DESCRIPTOR_SET_LAYOUT_CREATE_UPDATE_AFTER_BIND_POOL_BIT`, `flags` **must** not contain `VK_DESCRIPTOR_SET_LAYOUT_CREATE_HOST_ONLY_POOL_BIT_EXT`
- VUID-VkDescriptorSetLayoutCreateInfo-pBindings-07303
If any element `pBindings[i]` has a `descriptorType` of `VK_DESCRIPTOR_TYPE_MUTABLE_EXT`,

then the `pNext` chain **must** include a `VkMutableDescriptorTypeCreateInfoEXT` structure, and `mutableDescriptorTypeListCount` **must** be greater than i

- VUID-VkDescriptorSetLayoutCreateInfo-descriptorType-04594

If a binding has a `descriptorType` value of `VK_DESCRIPTOR_TYPE_MUTABLE_EXT`, then `pImmutableSamplers` **must** be NULL

- VUID-VkDescriptorSetLayoutCreateInfo-mutableDescriptorType-04595

If `VkPhysicalDeviceMutableDescriptorTypeFeaturesEXT::mutableDescriptorType` is not enabled, `pBindings` **must** not contain a `descriptorType` of `VK_DESCRIPTOR_TYPE_MUTABLE_EXT`

- VUID-VkDescriptorSetLayoutCreateInfo-flags-04596

If `flags` contains `VK_DESCRIPTOR_SET_LAYOUT_CREATE_HOST_ONLY_POOL_BIT_EXT`, `VkPhysicalDeviceMutableDescriptorTypeFeaturesEXT::mutableDescriptorType` **must** be enabled

- VUID-VkDescriptorSetLayoutCreateInfo-flags-08000

If `flags` contains `VK_DESCRIPTOR_SET_LAYOUT_CREATE_DESCRIPTOR_BUFFER_BIT_EXT`, then all elements of `pBindings` **must** not have a `descriptorType` of `VK_DESCRIPTOR_TYPE_UNIFORM_BUFFER_DYNAMIC` or `VK_DESCRIPTOR_TYPE_STORAGE_BUFFER_DYNAMIC`

- VUID-VkDescriptorSetLayoutCreateInfo-flags-08001

If `flags` contains `VK_DESCRIPTOR_SET_LAYOUT_CREATE_EMBEDDED_IMMUTABLE_SAMPLERS_BIT_EXT`, `flags` **must** also contain `VK_DESCRIPTOR_SET_LAYOUT_CREATE_DESCRIPTOR_BUFFER_BIT_EXT`

- VUID-VkDescriptorSetLayoutCreateInfo-flags-08002

If `flags` contains `VK_DESCRIPTOR_SET_LAYOUT_CREATE_DESCRIPTOR_BUFFER_BIT_EXT`, then `flags` **must** not contain `VK_DESCRIPTOR_SET_LAYOUT_CREATE_UPDATE_AFTER_BIND_POOL_BIT`

- VUID-VkDescriptorSetLayoutCreateInfo-flags-08003

If `flags` contains `VK_DESCRIPTOR_SET_LAYOUT_CREATE_DESCRIPTOR_BUFFER_BIT_EXT`, then `flags` **must** not contain `VK_DESCRIPTOR_SET_LAYOUT_CREATE_HOST_ONLY_POOL_BIT_EXT`

- VUID-VkDescriptorSetLayoutCreateInfo-flags-09463

If `flags` contains `VK_DESCRIPTOR_SET_LAYOUT_CREATE_PER_STAGE_BIT_NV`, then `perStageDescriptorSet` **must** be enabled

- VUID-VkDescriptorSetLayoutCreateInfo-flags-09464

If `flags` contains `VK_DESCRIPTOR_SET_LAYOUT_CREATE_PER_STAGE_BIT_NV`, then there **must** not be any two elements of the `pBindings` array with the same `VkDescriptorSetLayoutBinding::binding` value and their `VkDescriptorSetLayoutBinding::stageFlags` containing the same bit

Valid Usage (Implicit)

- VUID-VkDescriptorSetLayoutCreateInfo-sType-sType

sType **must** be [VK_STRUCTURE_TYPE_DESCRIPTOR_SET_LAYOUT_CREATE_INFO](#)

- [VUID-VkDescriptorSetLayoutCreateInfo-pNext-pNext](#)

Each **pNext** member of any structure (including this one) in the **pNext** chain **must** be either **NULL** or a pointer to a valid instance of [VkDescriptorSetLayoutBindingFlagsCreateInfo](#) or [VkMutableDescriptorTypeCreateInfoEXT](#)

- [VUID-VkDescriptorSetLayoutCreateInfo-sType-unique](#)

The **sType** value of each structure in the **pNext** chain **must** be unique

- [VUID-VkDescriptorSetLayoutCreateInfo-flags-parameter](#)

flags **must** be a valid combination of [VkDescriptorSetLayoutCreateFlagBits](#) values

- [VUID-VkDescriptorSetLayoutCreateInfo-pBindings-parameter](#)

If **bindingCount** is not 0, **pBindings** **must** be a valid pointer to an array of **bindingCount** valid [VkDescriptorSetLayoutBinding](#) structures

If the **pNext** chain of a [VkDescriptorSetLayoutCreateInfo](#) or [VkDescriptorPoolCreateInfo](#) structure includes a [VkMutableDescriptorTypeCreateInfoEXT](#) structure, then that structure specifies information about the possible descriptor types for mutable descriptor types.

The [VkMutableDescriptorTypeCreateInfoEXT](#) structure is defined as:

WARNING

This functionality is superseded by [VK_EXT_descriptor_heap](#). See [Legacy Functionality](#) for more information.

```
// Provided by VK_EXT_mutable_descriptor_type
typedef struct VkMutableDescriptorTypeCreateInfoEXT {
    VkStructureType          sType;
    const void*              pNext;
    uint32_t                 mutableDescriptorTypeListCount;
    const VkMutableDescriptorTypeListEXT* pMutableDescriptorTypeLists;
} VkMutableDescriptorTypeCreateInfoEXT;
```

```
// Provided by VK_VALVE_mutable_descriptor_type
// Equivalent to VkMutableDescriptorTypeCreateInfoEXT
typedef VkMutableDescriptorTypeCreateInfoEXT VkMutableDescriptorTypeCreateInfoVALVE;
```

- **sType** is a [VkStructureType](#) value identifying this structure.
- **pNext** is **NULL** or a pointer to a structure extending this structure.
- **mutableDescriptorTypeListCount** is the number of elements in **pMutableDescriptorTypeLists**.
- **pMutableDescriptorTypeLists** is a pointer to an array of [VkMutableDescriptorTypeListEXT](#) structures.

If **mutableDescriptorTypeListCount** is zero or if this structure is not included in the **pNext** chain, the [VkMutableDescriptorTypeListEXT](#) for each element is considered to be zero or **NULL** for each member. Otherwise, the descriptor set layout binding at [VkDescriptorSetLayoutCreateInfo](#)

`::pBindings[i]` uses the descriptor type lists in `VkMutableDescriptorTypeCreateInfoEXT::pMutableDescriptorTypeLists[i]`.

Valid Usage (Implicit)

- VUID-VkMutableDescriptorTypeCreateInfoEXT-sType-sType
`sType` **must** be `VK_STRUCTURE_TYPE_MUTABLE_DESCRIPTOR_TYPE_CREATE_INFO_EXT`
- VUID-VkMutableDescriptorTypeCreateInfoEXT-pMutableDescriptorTypeLists-parameter
If `mutableDescriptorTypeListCount` is not 0, `pMutableDescriptorTypeLists` **must** be a valid pointer to an array of `mutableDescriptorTypeListCount` valid `VkMutableDescriptorTypeListEXT` structures

Structure Chaining

Extends the structures

- `VkDescriptorPoolCreateInfo`
- `VkDescriptorSetLayoutCreateInfo`

The list of potential descriptor types a given mutable descriptor **can** mutate to is passed in a `VkMutableDescriptorTypeListEXT` structure.

The `VkMutableDescriptorTypeListEXT` structure is defined as:

WARNING

This functionality is superseded by `VK_EXT_descriptor_heap`. See [Legacy Functionality](#) for more information.

```
// Provided by VK_EXT_mutable_descriptor_type
typedef struct VkMutableDescriptorTypeListEXT {
    uint32_t      descriptorTypeCount;
    const VkDescriptorType* pDescriptorTypes;
} VkMutableDescriptorTypeListEXT;
```

```
// Provided by VK_VALVE_mutable_descriptor_type
// Equivalent to VkMutableDescriptorTypeListEXT
typedef VkMutableDescriptorTypeListEXT VkMutableDescriptorTypeListVALVE;
```

- `descriptorTypeCount` is the number of elements in `pDescriptorTypes`.
- `pDescriptorTypes` is `NULL` or a pointer to an array of `descriptorTypeCount` `VkDescriptorType` values defining which descriptor types a given binding may mutate to.

Valid Usage

- VUID-VkMutableDescriptorTypeListEXT-descriptorTypeCount-04597
`descriptorTypeCount` **must** not be `0` if the corresponding binding is of `VK_DESCRIPTOR_TYPE_MUTABLE_EXT`
- VUID-VkMutableDescriptorTypeListEXT-pDescriptorTypes-04598
`pDescriptorTypes` **must** be a valid pointer to an array of `descriptorTypeCount` valid, unique `VkDescriptorType` values if the given binding is of `VK_DESCRIPTOR_TYPE_MUTABLE_EXT` type
- VUID-VkMutableDescriptorTypeListEXT-descriptorTypeCount-04599
`descriptorTypeCount` **must** be `0` if the corresponding binding is not of `VK_DESCRIPTOR_TYPE_MUTABLE_EXT`
- VUID-VkMutableDescriptorTypeListEXT-pDescriptorTypes-04600
`pDescriptorTypes` **must** not contain `VK_DESCRIPTOR_TYPE_MUTABLE_EXT`
- VUID-VkMutableDescriptorTypeListEXT-pDescriptorTypes-04601
`pDescriptorTypes` **must** not contain `VK_DESCRIPTOR_TYPE_STORAGE_BUFFER_DYNAMIC`
- VUID-VkMutableDescriptorTypeListEXT-pDescriptorTypes-04602
`pDescriptorTypes` **must** not contain `VK_DESCRIPTOR_TYPE_UNIFORM_BUFFER_DYNAMIC`
- VUID-VkMutableDescriptorTypeListEXT-pDescriptorTypes-04603
`pDescriptorTypes` **must** not contain `VK_DESCRIPTOR_TYPE_INLINE_UNIFORM_BLOCK`
- VUID-VkMutableDescriptorTypeListEXT-pDescriptorTypes-09696
`pDescriptorTypes` **must** not contain `VK_DESCRIPTOR_TYPE_TENSOR_ARM`

Valid Usage (Implicit)

- VUID-VkMutableDescriptorTypeListEXT-pDescriptorTypes-parameter
If `descriptorTypeCount` is not `0`, `pDescriptorTypes` **must** be a valid pointer to an array of `descriptorTypeCount` valid `VkDescriptorType` values

Bits which **can** be set in `VkDescriptorSetLayoutCreateInfo::flags`, specifying options for descriptor set layout, are:


```

// Provided by VK_VERSION_1_0
typedef enum VkDescriptorSetLayoutCreateFlagBits {
    // Provided by VK_VERSION_1_2
    VK_DESCRIPTOR_SET_LAYOUT_CREATE_UPDATE_AFTER_BIND_POOL_BIT = 0x00000002,
    // Provided by VK_VERSION_1_4
    VK_DESCRIPTOR_SET_LAYOUT_CREATE_PUSH_DESCRIPTOR_BIT = 0x00000001,
    // Provided by VK_EXT_descriptor_buffer
    VK_DESCRIPTOR_SET_LAYOUT_CREATE_DESCRIPTOR_BUFFER_BIT_EXT = 0x00000010,
    // Provided by VK_EXT_descriptor_buffer
    VK_DESCRIPTOR_SET_LAYOUT_CREATE_EMBEDDED_IMMUTABLE_SAMPLERS_BIT_EXT = 0x00000020,
    // Provided by VK_NV_device_generated_commands_compute
    VK_DESCRIPTOR_SET_LAYOUT_CREATE_INDIRECT_BINDABLE_BIT_NV = 0x00000080,
    // Provided by VK_EXT_mutable_descriptor_type
    VK_DESCRIPTOR_SET_LAYOUT_CREATE_HOST_ONLY_POOL_BIT_EXT = 0x00000004,
    // Provided by VK_NV_per_stage_descriptor_set
    VK_DESCRIPTOR_SET_LAYOUT_CREATE_PER_STAGE_BIT_NV = 0x00000040,
    // Provided by VK_KHR_push_descriptor
    VK_DESCRIPTOR_SET_LAYOUT_CREATE_PUSH_DESCRIPTOR_BIT_KHR =
VK_DESCRIPTOR_SET_LAYOUT_CREATE_PUSH_DESCRIPTOR_BIT,
    // Provided by VK_EXT_descriptor_indexing
    VK_DESCRIPTOR_SET_LAYOUT_CREATE_UPDATE_AFTER_BIND_POOL_BIT_EXT =
VK_DESCRIPTOR_SET_LAYOUT_CREATE_UPDATE_AFTER_BIND_POOL_BIT,
    // Provided by VK_VALVE_mutable_descriptor_type
    VK_DESCRIPTOR_SET_LAYOUT_CREATE_HOST_ONLY_POOL_BIT_VALVE =
VK_DESCRIPTOR_SET_LAYOUT_CREATE_HOST_ONLY_POOL_BIT_EXT,
} VkDescriptorSetLayoutCreateFlagBits;

```

- [VK_DESCRIPTOR_SET_LAYOUT_CREATE_PUSH_DESCRIPTOR_BIT](#) specifies that descriptor sets **must** not be allocated using this layout, and descriptors are instead pushed by [vkCmdPushDescriptorSet](#).
- [VK_DESCRIPTOR_SET_LAYOUT_CREATE_UPDATE_AFTER_BIND_POOL_BIT](#) specifies that descriptor sets using this layout **must** be allocated from a descriptor pool created with the [VK_DESCRIPTOR_POOL_CREATE_UPDATE_AFTER_BIND_BIT](#) bit set. Descriptor set layouts created with this bit set have alternate limits for the maximum number of descriptors per-stage and per-pipeline layout. The non-UpdateAfterBind limits only count descriptors in sets created without this flag. The UpdateAfterBind limits count all descriptors, but the limits **may** be higher than the non-UpdateAfterBind limits.
- [VK_DESCRIPTOR_SET_LAYOUT_CREATE_INDIRECT_BINDABLE_BIT_NV](#) specifies that descriptor sets using this layout allows them to be bound with compute pipelines that are created with [VK_PIPELINE_CREATE_INDIRECT_BINDABLE_BIT_NV](#) flag set to be used in [Device-Generated Commands](#).
- [VK_DESCRIPTOR_SET_LAYOUT_CREATE_DESCRIPTOR_BUFFER_BIT_EXT](#) specifies that this layout **must** only be used with descriptor buffers.
- [VK_DESCRIPTOR_SET_LAYOUT_CREATE_EMBEDDED_IMMUTABLE_SAMPLERS_BIT_EXT](#) specifies that this is a layout only containing immutable samplers that **can** be bound by [vkCmdBindDescriptorBufferEmbeddedSamplersEXT](#). Unlike normal immutable samplers, embedded immutable samplers do not require the application to provide them in a descriptor

buffer.

- [VK_DESCRIPTOR_SET_LAYOUT_CREATE_HOST_ONLY_POOL_BIT_EXT](#) specifies that descriptor sets using this layout **must** be allocated from a descriptor pool created with the [VK_DESCRIPTOR_POOL_CREATE_HOST_ONLY_BIT_EXT](#) bit set. Descriptor set layouts created with this bit have no expressible limit for maximum number of descriptors per-stage. Host descriptor sets are limited only by available host memory, but **may** be limited for implementation specific reasons. Implementations **may** limit the number of supported descriptors to UpdateAfterBind limits or non-UpdateAfterBind limits, whichever is larger.
- [VK_DESCRIPTOR_SET_LAYOUT_CREATE_PER_STAGE_BIT_NV](#) specifies that binding numbers in descriptor sets using this layout **may** represent different resources and/or types of resources in each stage.

```
// Provided by VK_VERSION_1_0
typedef VkFlags VkDescriptorSetLayoutCreateFlags;
```

[VkDescriptorSetLayoutCreateFlags](#) is a bitmask type for setting a mask of zero or more [VkDescriptorSetLayoutCreateFlagBits](#).

The [VkDescriptorSetLayoutBinding](#) structure is defined as:

```
// Provided by VK_VERSION_1_0
typedef struct VkDescriptorSetLayoutBinding {
    uint32_t          binding;
    VkDescriptorType   descriptorType;
    uint32_t          descriptorCount;
    VkShaderStageFlags stageFlags;
    const VkSampler*   pImmutableSamplers;
} VkDescriptorSetLayoutBinding;
```

- [binding](#) is the binding number of this entry and corresponds to a resource of the same binding number in the shader stages.
- [descriptorType](#) is a [VkDescriptorType](#) specifying which type of resource descriptors are used for this binding.
- [descriptorCount](#) is the number of descriptors contained in the binding, accessed in a shader as an array, except if [descriptorType](#) is [VK_DESCRIPTOR_TYPE_INLINE_UNIFORM_BLOCK](#) in which case [descriptorCount](#) is the size in bytes of the inline uniform block. If [descriptorCount](#) is zero this binding entry is reserved and the resource **must** not be accessed from any stage via this binding within any pipeline using the set layout.
- [stageFlags](#) member is a bitmask of [VkShaderStageFlagBits](#) specifying which pipeline shader stages **can** access a resource for this binding. [VK_SHADER_STAGE_ALL](#) is a shorthand specifying that all defined shader stages, including any additional stages defined by extensions, **can** access the resource.

If a shader stage is not included in [stageFlags](#), then a resource **must** not be accessed from that stage via this binding within any pipeline using the set layout. Other than input attachments

which are limited to the fragment shader, there are no limitations on what combinations of stages **can** use a descriptor binding, and in particular a binding **can** be used by both graphics stages and the compute stage.

- `pImmutableSamplers` affects initialization of samplers. If `descriptorType` specifies a `VK_DESCRIPTOR_TYPE_SAMPLER` or `VK_DESCRIPTOR_TYPE_COMBINED_IMAGE_SAMPLER` type descriptor, then `pImmutableSamplers` **can** be used to initialize a set of *immutable samplers*. Immutable samplers are permanently bound into the set layout and **must** not be changed; updating a `VK_DESCRIPTOR_TYPE_SAMPLER` descriptor with immutable samplers is not allowed and updates to a `VK_DESCRIPTOR_TYPE_COMBINED_IMAGE_SAMPLER` descriptor with immutable samplers does not modify the samplers (the image views are updated, but the sampler updates are ignored). If `pImmutableSamplers` is not `NULL`, then it is a pointer to an array of sampler handles that will be copied into the set layout and used for the corresponding binding. Only the sampler handles are copied; the sampler objects **must** not be destroyed before the final use of the set layout and any descriptor pools and sets created using it. If `pImmutableSamplers` is `NULL`, then the sampler slots are dynamic and sampler handles **must** be bound into descriptor sets using this layout. If `descriptorType` is not one of these descriptor types, then `pImmutableSamplers` is ignored.

The above layout definition allows the descriptor bindings to be specified sparsely such that not all binding numbers between 0 and the maximum binding number need to be specified in the `pBindings` array. Bindings that are not specified have a `descriptorCount` and `stageFlags` of zero, and the value of `descriptorType` is undefined. However, all binding numbers between 0 and the maximum binding number in the `VkDescriptorSetLayoutCreateInfo::pBindings` array **may** consume memory in the descriptor set layout even if not all descriptor bindings are used, though it **should** not consume additional memory from the descriptor pool.

NOTE

The maximum binding number specified **should** be as compact as possible to avoid wasted memory.

Valid Usage

- VUID-VkDescriptorSetLayoutBinding-descriptorType-00282
If `descriptorType` is `VK_DESCRIPTOR_TYPE_SAMPLER` or `VK_DESCRIPTOR_TYPE_COMBINED_IMAGE_SAMPLER`, and `descriptorCount` is not 0 and `pImmutableSamplers` is not `NULL`, `pImmutableSamplers` **must** be a valid pointer to an array of `descriptorCount` valid `VkSampler` handles
- VUID-VkDescriptorSetLayoutBinding-descriptorType-12200
If `descriptorType` is `VK_DESCRIPTOR_TYPE_COMBINED_IMAGE_SAMPLER`, and `descriptorCount` is not 0 and `pImmutableSamplers` is not `NULL`, either each element of `pImmutableSamplers` **must** be a `VkSampler` that enables `sampler Y'CBCR conversion` or none of them enable `sampler Y'CBCR conversion`
- VUID-VkDescriptorSetLayoutBinding-descriptorType-12215
If `descriptorType` is `VK_DESCRIPTOR_TYPE_SAMPLER`, each element of `pImmutableSamplers` **must** not be a `VkSampler` object that enables `sampler Y'CBCR conversion`
- VUID-VkDescriptorSetLayoutBinding-descriptorType-04604

If the `inlineUniformBlock` feature is not enabled, `descriptorType` **must** not be `VK_DESCRIPTOR_TYPE_INLINE_UNIFORM_BLOCK`

- VUID-VkDescriptorSetLayoutBinding-descriptorType-02209

If `descriptorType` is `VK_DESCRIPTOR_TYPE_INLINE_UNIFORM_BLOCK` then `descriptorCount` **must** be a multiple of 4

- VUID-VkDescriptorSetLayoutBinding-descriptorType-08004

If `descriptorType` is `VK_DESCRIPTOR_TYPE_INLINE_UNIFORM_BLOCK` and `VkDescriptorSetLayoutCreateInfo::flags` does not contain `VK_DESCRIPTOR_SET_LAYOUT_CREATE_DESCRIPTOR_BUFFER_BIT_EXT` then `descriptorCount` **must** be less than or equal to `VkPhysicalDeviceInlineUniformBlockProperties::maxInlineUniformBlockSize`

- VUID-VkDescriptorSetLayoutBinding-flags-08005

If `VkDescriptorSetLayoutCreateInfo::flags` contains `VK_DESCRIPTOR_SET_LAYOUT_CREATE_EMBEDDED_IMMUTABLE_SAMPLERS_BIT_EXT`, `descriptorType` **must** be `VK_DESCRIPTOR_TYPE_SAMPLER`

- VUID-VkDescriptorSetLayoutBinding-flags-08006

If `VkDescriptorSetLayoutCreateInfo::flags` contains `VK_DESCRIPTOR_SET_LAYOUT_CREATE_EMBEDDED_IMMUTABLE_SAMPLERS_BIT_EXT`, `descriptorCount` **must** be less than or equal to 1

- VUID-VkDescriptorSetLayoutBinding-flags-08007

If `VkDescriptorSetLayoutCreateInfo::flags` contains `VK_DESCRIPTOR_SET_LAYOUT_CREATE_EMBEDDED_IMMUTABLE_SAMPLERS_BIT_EXT`, and `descriptorCount` is equal to 1, `pImmutableSamplers` **must** not be `NULL`

- VUID-VkDescriptorSetLayoutBinding-descriptorCount-09465

If `descriptorCount` is not 0, `stageFlags` **must** be `VK_SHADER_STAGE_ALL` or a valid combination of other `VkShaderStageFlagBits` values

- VUID-VkDescriptorSetLayoutBinding-descriptorType-01510

If `descriptorType` is `VK_DESCRIPTOR_TYPE_INPUT_ATTACHMENT` and `descriptorCount` is not 0, then `stageFlags` **must** be 0 or `VK_SHADER_STAGE_FRAGMENT_BIT`

- VUID-VkDescriptorSetLayoutBinding-pImmutableSamplers-04009

The sampler objects indicated by `pImmutableSamplers` **must** not have a `borderColor` with one of the values `VK_BORDER_COLOR_FLOAT_CUSTOM_EXT` or `VK_BORDER_COLOR_INT_CUSTOM_EXT`

- VUID-VkDescriptorSetLayoutBinding-descriptorType-04605

If `descriptorType` is `VK_DESCRIPTOR_TYPE_MUTABLE_EXT`, then `pImmutableSamplers` **must** be `NULL`

- VUID-VkDescriptorSetLayoutBinding-flags-09466

If `VkDescriptorSetLayoutCreateInfo::flags` contains `VK_DESCRIPTOR_SET_LAYOUT_CREATE_PER_STAGE_BIT_NV`, and `descriptorCount` is not 0, then `stageFlags` **must** be a valid combination of `VK_SHADER_STAGE_VERTEX_BIT`, `VK_SHADER_STAGE_TESSELLATION_CONTROL_BIT`, `VK_SHADER_STAGE_TESSELLATION_EVALUATION_BIT`, `VK_SHADER_STAGE_GEOMETRY_BIT`, `VK_SHADER_STAGE_FRAGMENT_BIT` and `VK_SHADER_STAGE_COMPUTE_BIT` values

Valid Usage (Implicit)

- VUID-VkDescriptorSetLayoutBinding-descriptorType-parameter
`descriptorType` **must** be a valid `VkDescriptorType` value

If the `pNext` chain of a `VkDescriptorSetLayoutCreateInfo` structure includes a `VkDescriptorSetLayoutBindingFlagsCreateInfo` structure, then that structure includes an array of flags, one for each descriptor set layout binding.

The `VkDescriptorSetLayoutBindingFlagsCreateInfo` structure is defined as:

```
// Provided by VK_VERSION_1_2
typedef struct VkDescriptorSetLayoutBindingFlagsCreateInfo {
    VkStructureType    sType;
    const void*        pNext;
    uint32_t           bindingCount;
    const VkDescriptorBindingFlags* pBindingFlags;
} VkDescriptorSetLayoutBindingFlagsCreateInfo;
```

```
// Provided by VK_EXT_descriptor_indexing
// Equivalent to VkDescriptorSetLayoutBindingFlagsCreateInfo
typedef VkDescriptorSetLayoutBindingFlagsCreateInfo
VkDescriptorSetLayoutBindingFlagsCreateInfoEXT;
```

- `sType` is a `VkStructureType` value identifying this structure.
- `pNext` is `NULL` or a pointer to a structure extending this structure.
- `bindingCount` is zero or the number of elements in `pBindingFlags`.
- `pBindingFlags` is a pointer to an array of `VkDescriptorBindingFlags` bitfields, one for each descriptor set layout binding.

If `bindingCount` is zero or if this structure is not included in the `pNext` chain, the `VkDescriptorBindingFlags` for each descriptor set layout binding is considered to be zero. Otherwise, the descriptor set layout binding at `VkDescriptorSetLayoutCreateInfo::pBindings[i]` uses the flags in `pBindingFlags[i]`.

Valid Usage

- VUID-VkDescriptorSetLayoutBindingFlagsCreateInfo-bindingCount-03002
If `bindingCount` is not zero, `bindingCount` **must** equal `VkDescriptorSetLayoutCreateInfo::bindingCount`
- VUID-VkDescriptorSetLayoutBindingFlagsCreateInfo-flags-03003
If `VkDescriptorSetLayoutCreateInfo::flags` includes `VK_DESCRIPTOR_SET_LAYOUT_CREATE_PUSH_DESCRIPTOR_BIT`, then all elements of `pBindingFlags` **must** not include `VK_DESCRIPTOR_BINDING_UPDATE_AFTER_BIND_BIT`,

VK_DESCRIPTOR_BINDING_UPDATE_UNUSED_WHILE_PENDING_BIT,
VK_DESCRIPTOR_BINDING_VARIABLE_DESCRIPTOR_COUNT_BIT

or

- VUID-VkDescriptorSetLayoutBindingFlagsCreateInfo-pBindingFlags-03004
If an element of `pBindingFlags` includes `VK_DESCRIPTOR_BINDING_VARIABLE_DESCRIPTOR_COUNT_BIT`, then it **must** be the element with the highest `binding` number
- VUID-VkDescriptorSetLayoutBindingFlagsCreateInfo-descriptorBindingUniformBufferUpdateAfterBind-03005
If `VkPhysicalDeviceDescriptorIndexingFeatures::descriptorBindingUniformBufferUpdateAfterBind` is not enabled, all bindings with descriptor type `VK_DESCRIPTOR_TYPE_UNIFORM_BUFFER` **must** not use `VK_DESCRIPTOR_BINDING_UPDATE_AFTER_BIND_BIT`
- VUID-VkDescriptorSetLayoutBindingFlagsCreateInfo-descriptorBindingSampledImageUpdateAfterBind-03006
If `VkPhysicalDeviceDescriptorIndexingFeatures::descriptorBindingSampledImageUpdateAfterBind` is not enabled, all bindings with descriptor type `VK_DESCRIPTOR_TYPE_SAMPLER`, `VK_DESCRIPTOR_TYPE_COMBINED_IMAGE_SAMPLER`, or `VK_DESCRIPTOR_TYPE_SAMPLED_IMAGE` **must** not use `VK_DESCRIPTOR_BINDING_UPDATE_AFTER_BIND_BIT`
- VUID-VkDescriptorSetLayoutBindingFlagsCreateInfo-descriptorBindingStorageImageUpdateAfterBind-03007
If `VkPhysicalDeviceDescriptorIndexingFeatures::descriptorBindingStorageImageUpdateAfterBind` is not enabled, all bindings with descriptor type `VK_DESCRIPTOR_TYPE_STORAGE_IMAGE` **must** not use `VK_DESCRIPTOR_BINDING_UPDATE_AFTER_BIND_BIT`
- VUID-VkDescriptorSetLayoutBindingFlagsCreateInfo-descriptorBindingStorageBufferUpdateAfterBind-03008
If `VkPhysicalDeviceDescriptorIndexingFeatures::descriptorBindingStorageBufferUpdateAfterBind` is not enabled, all bindings with descriptor type `VK_DESCRIPTOR_TYPE_STORAGE_BUFFER` **must** not use `VK_DESCRIPTOR_BINDING_UPDATE_AFTER_BIND_BIT`
- VUID-VkDescriptorSetLayoutBindingFlagsCreateInfo-descriptorBindingUniformTexelBufferUpdateAfterBind-03009
If `VkPhysicalDeviceDescriptorIndexingFeatures::descriptorBindingUniformTexelBufferUpdateAfterBind` is not enabled, all bindings with descriptor type `VK_DESCRIPTOR_TYPE_UNIFORM_TEXEL_BUFFER` **must** not use `VK_DESCRIPTOR_BINDING_UPDATE_AFTER_BIND_BIT`
- VUID-VkDescriptorSetLayoutBindingFlagsCreateInfo-descriptorBindingStorageTexelBufferUpdateAfterBind-03010
If `VkPhysicalDeviceDescriptorIndexingFeatures::descriptorBindingStorageTexelBufferUpdateAfterBind` is not enabled, all bindings with descriptor type `VK_DESCRIPTOR_TYPE_STORAGE_TEXEL_BUFFER` **must** not use `VK_DESCRIPTOR_BINDING_UPDATE_AFTER_BIND_BIT`
- VUID-VkDescriptorSetLayoutBindingFlagsCreateInfo-

descriptorBindingInlineUniformBlockUpdateAfterBind-02211

If `VkPhysicalDeviceInlineUniformBlockFeatures::descriptorBindingInlineUniformBlockUpdateAfterBind` is not enabled, all bindings with descriptor type `VK_DESCRIPTOR_TYPE_INLINE_UNIFORM_BLOCK` **must** not use `VK_DESCRIPTOR_BINDING_UPDATE_AFTER_BIND_BIT`

- VUID-VkDescriptorSetLayoutBindingFlagsCreateInfo-descriptorBindingAccelerationStructureUpdateAfterBind-03570

If `VkPhysicalDeviceAccelerationStructureFeaturesKHR::descriptorBindingAccelerationStructureUpdateAfterBind` is not enabled, all bindings with descriptor type `VK_DESCRIPTOR_TYPE_ACCELERATION_STRUCTURE_KHR` or `VK_DESCRIPTOR_TYPE_ACCELERATION_STRUCTURE_NV` **must** not use `VK_DESCRIPTOR_BINDING_UPDATE_AFTER_BIND_BIT`

- VUID-VkDescriptorSetLayoutBindingFlagsCreateInfo-None-03011

All bindings with descriptor type `VK_DESCRIPTOR_TYPE_INPUT_ATTACHMENT`, `VK_DESCRIPTOR_TYPE_UNIFORM_BUFFER_DYNAMIC`, or `VK_DESCRIPTOR_TYPE_STORAGE_BUFFER_DYNAMIC` **must** not use `VK_DESCRIPTOR_BINDING_UPDATE_AFTER_BIND_BIT`

- VUID-VkDescriptorSetLayoutBindingFlagsCreateInfo-descriptorBindingUpdateUnusedWhilePending-03012

If `VkPhysicalDeviceDescriptorIndexingFeatures::descriptorBindingUpdateUnusedWhilePending` is not enabled, all elements of `pBindingFlags` **must** not include `VK_DESCRIPTOR_BINDING_UPDATE_UNUSED_WHILE_PENDING_BIT`

- VUID-VkDescriptorSetLayoutBindingFlagsCreateInfo-descriptorBindingPartiallyBound-03013

If `VkPhysicalDeviceDescriptorIndexingFeatures::descriptorBindingPartiallyBound` is not enabled, all elements of `pBindingFlags` **must** not include `VK_DESCRIPTOR_BINDING_PARTIALLY_BOUND_BIT`

- VUID-VkDescriptorSetLayoutBindingFlagsCreateInfo-descriptorBindingVariableDescriptorCount-03014

If `VkPhysicalDeviceDescriptorIndexingFeatures::descriptorBindingVariableDescriptorCount` is not enabled, all elements of `pBindingFlags` **must** not include `VK_DESCRIPTOR_BINDING_VARIABLE_DESCRIPTOR_COUNT_BIT`

- VUID-VkDescriptorSetLayoutBindingFlagsCreateInfo-pBindingFlags-03015

If an element of `pBindingFlags` includes `VK_DESCRIPTOR_BINDING_VARIABLE_DESCRIPTOR_COUNT_BIT`, that element's `descriptorType` **must** not be `VK_DESCRIPTOR_TYPE_UNIFORM_BUFFER_DYNAMIC` or `VK_DESCRIPTOR_TYPE_STORAGE_BUFFER_DYNAMIC`

- VUID-VkDescriptorSetLayoutBindingFlagsCreateInfo-descriptorBindingStorageTensorUpdateAfterBind-09697

If `VkPhysicalDeviceTensorFeaturesARM::descriptorBindingStorageTensorUpdateAfterBind` is not enabled, all bindings with descriptor type `VK_DESCRIPTOR_TYPE_TENSOR_ARM` **must** not use `VK_DESCRIPTOR_BINDING_UPDATE_AFTER_BIND_BIT`

Valid Usage (Implicit)

- VUID-VkDescriptorSetLayoutBindingFlagsCreateInfo-sType-sType **must** be VK_STRUCTURE_TYPE_DESCRIPTOR_SET_LAYOUT_BINDING_FLAGS_CREATE_INFO
- VUID-VkDescriptorSetLayoutBindingFlagsCreateInfo-pBindingFlags-parameter
If **bindingCount** is not 0, **pBindingFlags** **must** be a valid pointer to an array of **bindingCount** valid combinations of **VkDescriptorBindingFlagBits** values

Structure Chaining

Extends the structure

- **VkDescriptorSetLayoutCreateInfo**

Bits which **can** be set in each element of **VkDescriptorSetLayoutBindingFlagsCreateInfo::pBindingFlags**, specifying options for the corresponding descriptor set layout binding, are:

```
// Provided by VK_VERSION_1_2
typedef enum VkDescriptorBindingFlagBits {
    VK_DESCRIPTOR_BINDING_UPDATE_AFTER_BIND_BIT = 0x00000001,
    VK_DESCRIPTOR_BINDING_UPDATE_UNUSED_WHILE_PENDING_BIT = 0x00000002,
    VK_DESCRIPTOR_BINDING_PARTIALLY_BOUND_BIT = 0x00000004,
    VK_DESCRIPTOR_BINDING_VARIABLE_DESCRIPTOR_COUNT_BIT = 0x00000008,
    // Provided by VK_EXT_descriptor_indexing
    VK_DESCRIPTOR_BINDING_UPDATE_AFTER_BIND_BIT_EXT =
VK_DESCRIPTOR_BINDING_UPDATE_AFTER_BIND_BIT,
    // Provided by VK_EXT_descriptor_indexing
    VK_DESCRIPTOR_BINDING_UPDATE_UNUSED_WHILE_PENDING_BIT_EXT =
VK_DESCRIPTOR_BINDING_UPDATE_UNUSED_WHILE_PENDING_BIT,
    // Provided by VK_EXT_descriptor_indexing
    VK_DESCRIPTOR_BINDING_PARTIALLY_BOUND_BIT_EXT =
VK_DESCRIPTOR_BINDING_PARTIALLY_BOUND_BIT,
    // Provided by VK_EXT_descriptor_indexing
    VK_DESCRIPTOR_BINDING_VARIABLE_DESCRIPTOR_COUNT_BIT_EXT =
VK_DESCRIPTOR_BINDING_VARIABLE_DESCRIPTOR_COUNT_BIT,
} VkDescriptorBindingFlagBits;
```

```
// Provided by VK_EXT_descriptor_indexing
// Equivalent to VkDescriptorBindingFlagBits
typedef VkDescriptorBindingFlagBits VkDescriptorBindingFlagBitsEXT;
```

- **VK_DESCRIPTOR_BINDING_UPDATE_AFTER_BIND_BIT** specifies that if descriptors in this binding are updated between when the descriptor set is bound in a command buffer and when that command buffer is submitted to a queue, then the submission will use the most recently set

descriptors for this binding and the updates do not invalidate the command buffer. Descriptor bindings created with this flag are also partially exempt from the external synchronization requirement in [vkUpdateDescriptorSetWithTemplateKHR](#) and [vkUpdateDescriptorSets](#). Multiple descriptors with this flag set **can** be updated concurrently in different threads, though the same descriptor **must** not be updated concurrently by two threads. Descriptors with this flag set **can** be updated concurrently with the set being bound to a command buffer in another thread, but not concurrently with the set being reset or freed.

- [VK_DESCRIPTOR_BINDING_PARTIALLY_BOUND_BIT](#) specifies that descriptors in this binding that are not *dynamically used* need not contain valid descriptors at the time the descriptors are consumed. A descriptor is dynamically used if any shader invocation executes an instruction that performs any memory access using the descriptor. If a descriptor is not dynamically used, any resource referenced by the descriptor is not considered to be referenced during command execution.
- [VK_DESCRIPTOR_BINDING_UPDATE_UNUSED_WHILE_PENDING_BIT](#) specifies that descriptors in this binding **can** be updated after a command buffer has bound this descriptor set, or while a command buffer that uses this descriptor set is pending execution, as long as the descriptors that are updated are not used by those command buffers. Descriptor bindings created with this flag are also partially exempt from the external synchronization requirement in [vkUpdateDescriptorSetWithTemplateKHR](#) and [vkUpdateDescriptorSets](#) in the same way as for [VK_DESCRIPTOR_BINDING_UPDATE_AFTER_BIND_BIT](#). If [VK_DESCRIPTOR_BINDING_PARTIALLY_BOUND_BIT](#) is also set, then descriptors **can** be updated as long as they are not dynamically used by any shader invocations. If [VK_DESCRIPTOR_BINDING_PARTIALLY_BOUND_BIT](#) is not set, then descriptors **can** be updated as long as they are not statically used by any shader invocations.
- [VK_DESCRIPTOR_BINDING_VARIABLE_DESCRIPTOR_COUNT_BIT](#) specifies that this is a *variable-sized descriptor binding* whose size will be specified when a descriptor set is allocated using this layout. The value of `descriptorCount` is treated as an upper bound on the size of the binding. This **must** only be used for the last binding in the descriptor set layout (i.e. the binding with the largest value of `binding`). For the purposes of counting against limits such as `maxDescriptorSet*` and `maxPerStageDescriptor*`, the full value of `descriptorCount` is counted, except for descriptor bindings with a descriptor type of [VK_DESCRIPTOR_TYPE_INLINE_UNIFORM_BLOCK](#), when `VkDescriptorSetLayoutCreateInfo::flags` does not contain [VK_DESCRIPTOR_SET_LAYOUT_CREATE_DESCRIPTOR_BUFFER_BIT_EXT](#). In this case, `descriptorCount` specifies the upper bound on the byte size of the binding; thus it counts against the `maxInlineUniformBlockSize` and `maxInlineUniformTotalSize` limits instead.

NOTE

Note that while [VK_DESCRIPTOR_BINDING_UPDATE_AFTER_BIND_BIT](#) and [VK_DESCRIPTOR_BINDING_UPDATE_UNUSED_WHILE_PENDING_BIT](#) both involve updates to descriptor sets after they are bound, [VK_DESCRIPTOR_BINDING_UPDATE_UNUSED_WHILE_PENDING_BIT](#) is a weaker requirement since it is only about descriptors that are not used, whereas [VK_DESCRIPTOR_BINDING_UPDATE_AFTER_BIND_BIT](#) requires the implementation to observe updates to descriptors that are used.


```
// Provided by VK_VERSION_1_2
typedef VkFlags VkDescriptorBindingFlags;
```

```
// Provided by VK_EXT_descriptor_indexing
// Equivalent to VkDescriptorBindingFlags
typedef VkDescriptorBindingFlags VkDescriptorBindingFlagsEXT;
```

VkDescriptorBindingFlags is a bitmask type for setting a mask of zero or more **VkDescriptorBindingFlagBits**.

To query information about whether a descriptor set layout **can** be created, call:

```
// Provided by VK_VERSION_1_1
void vkGetDescriptorSetLayoutSupport(
    VkDevice                device,
    const VkDescriptorSetLayoutCreateInfo* pCreateInfo,
    VkDescriptorSetLayoutSupport* pSupport);
```

```
// Provided by VK_KHR_maintenance3
// Equivalent to vkGetDescriptorSetLayoutSupport
void vkGetDescriptorSetLayoutSupportKHR(
    VkDevice                device,
    const VkDescriptorSetLayoutCreateInfo* pCreateInfo,
    VkDescriptorSetLayoutSupport* pSupport);
```

- **device** is the logical device that would create the descriptor set layout.
- **pCreateInfo** is a pointer to a **VkDescriptorSetLayoutCreateInfo** structure specifying the state of the descriptor set layout object.
- **pSupport** is a pointer to a **VkDescriptorSetLayoutSupport** structure, in which information about support for the descriptor set layout object is returned.

Some implementations have limitations on what fits in a descriptor set which are not easily expressible in terms of existing limits like **maxDescriptorSet***, for example if all descriptor types share a limited space in memory but each descriptor is a different size or alignment. This command returns information about whether a descriptor set satisfies this limit. If the descriptor set layout satisfies the **VkPhysicalDeviceMaintenance3Properties::maxPerSetDescriptors** limit, this command is guaranteed to return **VK_TRUE** in **VkDescriptorSetLayoutSupport::supported**. If the descriptor set layout exceeds the **VkPhysicalDeviceMaintenance3Properties::maxPerSetDescriptors** limit, whether the descriptor set layout is supported is implementation-dependent and **may** depend on whether the descriptor sizes and alignments cause the layout to exceed an internal limit.

This command does not consider other limits such as **maxPerStageDescriptor***, and so a descriptor set layout that is supported according to this command **must** still satisfy the pipeline layout limits such as **maxPerStageDescriptor*** in order to be used in a pipeline layout.

NOTE

This is a `VkDevice` query rather than `VkPhysicalDevice` because the answer **may** depend on enabled features.

Valid Usage (Implicit)

- `VUID-vkGetDescriptorSetLayoutSupport-device-parameter`
`device` **must** be a valid `VkDevice` handle
- `VUID-vkGetDescriptorSetLayoutSupport-pCreateInfo-parameter`
`pCreateInfo` **must** be a valid pointer to a valid `VkDescriptorSetLayoutCreateInfo` structure
- `VUID-vkGetDescriptorSetLayoutSupport-pSupport-parameter`
`pSupport` **must** be a valid pointer to a `VkDescriptorSetLayoutSupport` structure

Information about support for the descriptor set layout is returned in a `VkDescriptorSetLayoutSupport` structure:

```
// Provided by VK_VERSION_1_1
typedef struct VkDescriptorSetLayoutSupport {
    VkStructureType    sType;
    void*              pNext;
    VkBool32           supported;
} VkDescriptorSetLayoutSupport;
```

```
// Provided by VK_KHR_maintenance3
// Equivalent to VkDescriptorSetLayoutSupport
typedef VkDescriptorSetLayoutSupport VkDescriptorSetLayoutSupportKHR;
```

- `sType` is a `VkStructureType` value identifying this structure.
- `pNext` is `NULL` or a pointer to a structure extending this structure.
- `supported` specifies whether the descriptor set layout **can** be created.

`supported` will be `VK_TRUE` if the descriptor set **can** be created, or else `VK_FALSE`.

Valid Usage (Implicit)

- `VUID-VkDescriptorSetLayoutSupport-sType-sType`
`sType` **must** be `VK_STRUCTURE_TYPE_DESCRIPTOR_SET_LAYOUT_SUPPORT`
- `VUID-VkDescriptorSetLayoutSupport-pNext-pNext`
`pNext` **must** be `NULL` or a pointer to a valid instance of `VkDescriptorSetVariableDescriptorCountLayoutSupport`
- `VUID-VkDescriptorSetLayoutSupport-sType-unique`
The `sType` value of each structure in the `pNext` chain **must** be unique

If the `pNext` chain of a `VkDescriptorSetLayoutSupport` structure includes a `VkDescriptorSetVariableDescriptorCountLayoutSupport` structure, then that structure returns additional information about whether the descriptor set layout is supported.

```
// Provided by VK_VERSION_1_2
typedef struct VkDescriptorSetVariableDescriptorCountLayoutSupport {
    VkStructureType    sType;
    void*              pNext;
    uint32_t           maxVariableDescriptorCount;
} VkDescriptorSetVariableDescriptorCountLayoutSupport;
```

```
// Provided by VK_EXT_descriptor_indexing
// Equivalent to VkDescriptorSetVariableDescriptorCountLayoutSupport
typedef VkDescriptorSetVariableDescriptorCountLayoutSupport
VkDescriptorSetVariableDescriptorCountLayoutSupportEXT;
```

- `sType` is a `VkStructureType` value identifying this structure.
- `pNext` is `NULL` or a pointer to a structure extending this structure.
- `maxVariableDescriptorCount` indicates the maximum number of descriptors supported in the highest numbered binding of the layout, if that binding is variable-sized. If the highest numbered binding of the layout has a descriptor type of `VK_DESCRIPTOR_TYPE_INLINE_UNIFORM_BLOCK` then `maxVariableDescriptorCount` indicates the maximum byte size supported for the binding, if that binding is variable-sized.

If the `VkDescriptorSetLayoutCreateInfo` structure specified in `vkGetDescriptorSetLayoutSupport::pCreateInfo` includes a variable-sized descriptor, then `supported` is determined assuming the requested size of the variable-sized descriptor, and `maxVariableDescriptorCount` is the maximum size of that descriptor that **can** be successfully created (which is greater than or equal to the requested size passed in). If the `VkDescriptorSetLayoutCreateInfo` structure does not include a variable-sized descriptor, or if the `VkPhysicalDeviceDescriptorIndexingFeatures::descriptorBindingVariableDescriptorCount` feature is not enabled, then `maxVariableDescriptorCount` is zero. For the purposes of this command, a variable-sized descriptor binding with a `descriptorCount` of zero is treated as having a `descriptorCount` of four if `descriptorType` is `VK_DESCRIPTOR_TYPE_INLINE_UNIFORM_BLOCK`, or one otherwise, and thus the binding is not ignored and the maximum descriptor count will be returned. If the layout is not supported, then the value written to `maxVariableDescriptorCount` is undefined.

Valid Usage (Implicit)

- VUID-VkDescriptorSetVariableDescriptorCountLayoutSupport-sType-sType `sType` must be `VK_STRUCTURE_TYPE_DESCRIPTOR_SET_VARIABLE_DESCRIPTOR_COUNT_LAYOUT_SUPPORT`

Structure Chaining

Extends the structure

- [VkDescriptorSetLayoutSupport](#)

The following examples show a shader snippet using two descriptor sets, and application code that creates corresponding descriptor set layouts.

GLSL Example

```
//  
// binding to a single sampled image descriptor in set 0  
//  
layout (set=0, binding=0) uniform texture2D mySampledImage;  
  
//  
// binding to an array of sampled image descriptors in set 0  
//  
layout (set=0, binding=1) uniform texture2D myArrayOfSampledImages[12];  
  
//  
// binding to a single uniform buffer descriptor in set 1  
//  
layout (set=1, binding=0) uniform myUniformBuffer  
{  
    vec4 myElement[32];  
};
```

SPIR-V Example

```
...  
%1 = OpExtInstImport "GLSL.std.450"  
...  
OpName %9 "mySampledImage"  
OpName %14 "myArrayOfSampledImages"  
OpName %18 "myUniformBuffer"  
OpMemberName %18 0 "myElement"  
OpName %20 ""  
OpDecorate %9 DescriptorSet 0  
OpDecorate %9 Binding 0  
OpDecorate %14 DescriptorSet 0  
OpDecorate %14 Binding 1  
OpDecorate %17 ArrayStride 16  
OpMemberDecorate %18 0 Offset 0  
OpDecorate %18 Block  
OpDecorate %20 DescriptorSet 1  
OpDecorate %20 Binding 0  
%2 = OpTypeVoid  
%3 = OpTypeFunction %2
```



```

%6 = OpTypeFloat 32
%7 = OpTypeImage %6 2D 0 0 0 1 Unknown
%8 = OpTypePointer UniformConstant %7
%9 = OpVariable %8 UniformConstant
%10 = OpTypeInt 32 0
%11 = OpConstant %10 12
%12 = OpTypeArray %7 %11
%13 = OpTypePointer UniformConstant %12
%14 = OpVariable %13 UniformConstant
%15 = OpTypeVector %6 4
%16 = OpConstant %10 32
%17 = OpTypeArray %15 %16
%18 = OpTypeStruct %17
%19 = OpTypePointer Uniform %18
%20 = OpVariable %19 Uniform
...

```

API Example

```

VkResult myResult;

const VkDescriptorSetLayoutBinding myDescriptorSetLayoutBinding[] =
{
    // binding to a single image descriptor
    {
        .binding = 0,
        .descriptorType = VK_DESCRIPTOR_TYPE_SAMPLED_IMAGE,
        .descriptorCount = 1,
        .stageFlags = VK_SHADER_STAGE_FRAGMENT_BIT,
        .pImmutableSamplers = NULL
    },

    // binding to an array of image descriptors
    {
        .binding = 1,
        .descriptorType = VK_DESCRIPTOR_TYPE_SAMPLED_IMAGE,
        .descriptorCount = 12,
        .stageFlags = VK_SHADER_STAGE_FRAGMENT_BIT,
        .pImmutableSamplers = NULL
    },

    // binding to a single uniform buffer descriptor
    {
        .binding = 0,
        .descriptorType = VK_DESCRIPTOR_TYPE_UNIFORM_BUFFER,
        .descriptorCount = 1,
        .stageFlags = VK_SHADER_STAGE_FRAGMENT_BIT,
        .pImmutableSamplers = NULL
    }
};

```



```

const VkDescriptorSetLayoutCreateInfo myDescriptorSetLayoutCreateInfo[] =
{
    // Information for first descriptor set with two descriptor bindings
    {
        .sType = VK_STRUCTURE_TYPE_DESCRIPTOR_SET_LAYOUT_CREATE_INFO,
        .pNext = NULL,
        .flags = 0,
        .bindingCount = 2,
        .pBindings = &myDescriptorSetLayoutBinding[0]
    },

    // Information for second descriptor set with one descriptor binding
    {
        .sType = VK_STRUCTURE_TYPE_DESCRIPTOR_SET_LAYOUT_CREATE_INFO,
        .pNext = NULL,
        .flags = 0,
        .bindingCount = 1,
        .pBindings = &myDescriptorSetLayoutBinding[2]
    }
};

VkDescriptorSetLayout myDescriptorSetLayout[2];

//
// Create first descriptor set layout
//
myResult = vkCreateDescriptorSetLayout(
    myDevice,
    &myDescriptorSetLayoutCreateInfo[0],
    NULL,
    &myDescriptorSetLayout[0]);

//
// Create second descriptor set layout
//
myResult = vkCreateDescriptorSetLayout(
    myDevice,
    &myDescriptorSetLayoutCreateInfo[1],
    NULL,
    &myDescriptorSetLayout[1]);

```

To destroy a descriptor set layout, call:

```

// Provided by VK_VERSION_1_0
void vkDestroyDescriptorSetLayout(
    VkDevice                device,
    VkDescriptorSetLayout    descriptorSetLayout,
    const VkAllocationCallbacks* pAllocator);

```


- `device` is the logical device that destroys the descriptor set layout.
- `descriptorSetLayout` is the descriptor set layout to destroy.
- `pAllocator` controls host memory allocation as described in the [Memory Allocation](#) chapter.

Valid Usage

- VUID-vkDestroyDescriptorSetLayout-descriptorSetLayout-00284
If `VkAllocationCallbacks` were provided when `descriptorSetLayout` was created, a compatible set of callbacks **must** be provided here
- VUID-vkDestroyDescriptorSetLayout-descriptorSetLayout-00285
If no `VkAllocationCallbacks` were provided when `descriptorSetLayout` was created, `pAllocator` **must** be `NULL`

Valid Usage (Implicit)

- VUID-vkDestroyDescriptorSetLayout-device-parameter
`device` **must** be a valid `VkDevice` handle
- VUID-vkDestroyDescriptorSetLayout-descriptorSetLayout-parameter
If `descriptorSetLayout` is not `VK_NULL_HANDLE`, `descriptorSetLayout` **must** be a valid `VkDescriptorSetLayout` handle
- VUID-vkDestroyDescriptorSetLayout-pAllocator-parameter
If `pAllocator` is not `NULL`, `pAllocator` **must** be a valid pointer to a valid `VkAllocationCallbacks` structure
- VUID-vkDestroyDescriptorSetLayout-descriptorSetLayout-parent
If `descriptorSetLayout` is a valid handle, it **must** have been created, allocated, or retrieved from `device`

Host Synchronization

- Host access to `descriptorSetLayout` **must** be externally synchronized

17.2. Pipeline Layouts

Access to descriptor sets from a pipeline is accomplished through a *pipeline layout*. Zero or more descriptor set layouts and zero or more push constant ranges are combined to form a pipeline layout object describing the complete set of resources that **can** be accessed by a pipeline. The pipeline layout represents a sequence of descriptor sets with each having a specific layout. This sequence of layouts is used to determine the interface between shader stages and shader resources. Each pipeline is created using a pipeline layout.

Pipeline layout objects are represented by `VkPipelineLayout` handles:


```
// Provided by VK_VERSION_1_0
VK_DEFINE_NON_DISPATCHABLE_HANDLE(VkPipelineLayout)
```

To create a pipeline layout, call:

```
// Provided by VK_VERSION_1_0
VkResult vkCreatePipelineLayout(
    VkDevice device,
    const VkPipelineLayoutCreateInfo* pCreateInfo,
    const VkAllocationCallbacks* pAllocator,
    VkPipelineLayout* pPipelineLayout);
```

- **device** is the logical device that creates the pipeline layout.
- **pCreateInfo** is a pointer to a [VkPipelineLayoutCreateInfo](#) structure specifying the state of the pipeline layout object.
- **pAllocator** controls host memory allocation as described in the [Memory Allocation](#) chapter.
- **pPipelineLayout** is a pointer to a [VkPipelineLayout](#) handle in which the resulting pipeline layout object is returned.

Valid Usage (Implicit)

- VUID-vkCreatePipelineLayout-device-parameter
device **must** be a valid [VkDevice](#) handle
- VUID-vkCreatePipelineLayout-pCreateInfo-parameter
pCreateInfo **must** be a valid pointer to a valid [VkPipelineLayoutCreateInfo](#) structure
- VUID-vkCreatePipelineLayout-pAllocator-parameter
If **pAllocator** is not **NULL**, **pAllocator** **must** be a valid pointer to a valid [VkAllocationCallbacks](#) structure
- VUID-vkCreatePipelineLayout-pPipelineLayout-parameter
pPipelineLayout **must** be a valid pointer to a [VkPipelineLayout](#) handle

Return Codes

Success

- [VK_SUCCESS](#)

Failure

- [VK_ERROR_OUT_OF_DEVICE_MEMORY](#)
- [VK_ERROR_OUT_OF_HOST_MEMORY](#)
- [VK_ERROR_UNKNOWN](#)
- [VK_ERROR_VALIDATION_FAILED](#)

The `VkPipelineLayoutCreateInfo` structure is defined as:

```
// Provided by VK_VERSION_1_0
typedef struct VkPipelineLayoutCreateInfo {
    VkStructureType          sType;
    const void*              pNext;
    VkPipelineLayoutCreateFlags flags;
    uint32_t                 setLayoutCount;
    const VkDescriptorSetLayout* pSetLayouts;
    uint32_t                 pushConstantRangeCount;
    const VkPushConstantRange* pPushConstantRanges;
} VkPipelineLayoutCreateInfo;
```

- `sType` is a `VkStructureType` value identifying this structure.
- `pNext` is `NULL` or a pointer to a structure extending this structure.
- `flags` is a bitmask of `VkPipelineLayoutCreateFlagBits` specifying options for pipeline layout creation.
- `setLayoutCount` is the number of descriptor sets included in the pipeline layout.
- `pSetLayouts` is a pointer to an array of `VkDescriptorSetLayout` objects. The implementation **must** not access these objects outside of the duration of the command this structure is passed to.
- `pushConstantRangeCount` is the number of push constant ranges included in the pipeline layout.
- `pPushConstantRanges` is a pointer to an array of `VkPushConstantRange` structures defining a set of push constant ranges for use in a single pipeline layout. In addition to descriptor set layouts, a pipeline layout also describes how many push constants **can** be accessed by each stage of the pipeline.

NOTE

Push constants represent a high speed path to modify constant data in pipelines that is expected to outperform memory-backed resource updates.

Valid Usage

- VUID-VkPipelineLayoutCreateInfo-setLayoutCount-00286
`setLayoutCount` **must** be less than or equal to `VkPhysicalDeviceLimits::maxBoundDescriptorSets`
- VUID-VkPipelineLayoutCreateInfo-descriptorType-03016
The total number of descriptors in descriptor set layouts created without the `VK_DESCRIPTOR_SET_LAYOUT_CREATE_UPDATE_AFTER_BIND_POOL_BIT` bit set with a `descriptorType` of `VK_DESCRIPTOR_TYPE_SAMPLER` and `VK_DESCRIPTOR_TYPE_COMBINED_IMAGE_SAMPLER` accessible to any given shader stage across all elements of `pSetLayouts` **must** be less than or equal to `VkPhysicalDeviceLimits::maxPerStageDescriptorSamplers`
- VUID-VkPipelineLayoutCreateInfo-descriptorType-03017
The total number of descriptors in descriptor set layouts created without the `VK_DESCRIPTOR_SET_LAYOUT_CREATE_UPDATE_AFTER_BIND_POOL_BIT` bit set with a

`descriptorType` of `VK_DESCRIPTOR_TYPE_UNIFORM_BUFFER` and `VK_DESCRIPTOR_TYPE_UNIFORM_BUFFER_DYNAMIC` accessible to any given shader stage across all elements of `pSetLayouts` **must** be less than or equal to `VkPhysicalDeviceLimits::maxPerStageDescriptorUniformBuffers`

- VUID-VkPipelineLayoutCreateInfo-descriptorType-03018

The total number of descriptors in descriptor set layouts created without the `VK_DESCRIPTOR_SET_LAYOUT_CREATE_UPDATE_AFTER_BIND_POOL_BIT` bit set with a `descriptorType` of `VK_DESCRIPTOR_TYPE_STORAGE_BUFFER` and `VK_DESCRIPTOR_TYPE_STORAGE_BUFFER_DYNAMIC` accessible to any given shader stage across all elements of `pSetLayouts` **must** be less than or equal to `VkPhysicalDeviceLimits::maxPerStageDescriptorStorageBuffers`

- VUID-VkPipelineLayoutCreateInfo-descriptorType-06939

The total number of descriptors in descriptor set layouts created without the `VK_DESCRIPTOR_SET_LAYOUT_CREATE_UPDATE_AFTER_BIND_POOL_BIT` bit set with a `descriptorType` of `VK_DESCRIPTOR_TYPE_COMBINED_IMAGE_SAMPLER`, `VK_DESCRIPTOR_TYPE_SAMPLED_IMAGE`, `VK_DESCRIPTOR_TYPE_SAMPLE_WEIGHT_IMAGE_QCOM`, `VK_DESCRIPTOR_TYPE_BLOCK_MATCH_IMAGE_QCOM`, and `VK_DESCRIPTOR_TYPE_UNIFORM_TEXEL_BUFFER`, accessible to any given shader stage across all elements of `pSetLayouts` **must** be less than or equal to `VkPhysicalDeviceLimits::maxPerStageDescriptorSampledImages`

- VUID-VkPipelineLayoutCreateInfo-descriptorType-03020

The total number of descriptors in descriptor set layouts created without the `VK_DESCRIPTOR_SET_LAYOUT_CREATE_UPDATE_AFTER_BIND_POOL_BIT` bit set with a `descriptorType` of `VK_DESCRIPTOR_TYPE_STORAGE_IMAGE`, and `VK_DESCRIPTOR_TYPE_STORAGE_TEXEL_BUFFER` accessible to any given shader stage across all elements of `pSetLayouts` **must** be less than or equal to `VkPhysicalDeviceLimits::maxPerStageDescriptorStorageImages`

- VUID-VkPipelineLayoutCreateInfo-descriptorType-03021

The total number of descriptors in descriptor set layouts created without the `VK_DESCRIPTOR_SET_LAYOUT_CREATE_UPDATE_AFTER_BIND_POOL_BIT` bit set with a `descriptorType` of `VK_DESCRIPTOR_TYPE_INPUT_ATTACHMENT` accessible to any given shader stage across all elements of `pSetLayouts` **must** be less than or equal to `VkPhysicalDeviceLimits::maxPerStageDescriptorInputAttachments`

- VUID-VkPipelineLayoutCreateInfo-descriptorType-02214

The total number of bindings in descriptor set layouts created without the `VK_DESCRIPTOR_SET_LAYOUT_CREATE_UPDATE_AFTER_BIND_POOL_BIT` bit set and with a `descriptorType` of `VK_DESCRIPTOR_TYPE_INLINE_UNIFORM_BLOCK` accessible to any given shader stage across all elements of `pSetLayouts`, **must** be less than or equal to `VkPhysicalDeviceInlineUniformBlockProperties::maxPerStageDescriptorInlineUniformBlocks`

- VUID-VkPipelineLayoutCreateInfo-descriptorType-03022

If the `descriptorBindingSampledImageUpdateAfterBind` feature is supported on the device, the total number of descriptors with a `descriptorType` of `VK_DESCRIPTOR_TYPE_SAMPLER` and `VK_DESCRIPTOR_TYPE_COMBINED_IMAGE_SAMPLER` accessible to any given shader stage across all elements of `pSetLayouts` **must** be less than or equal to

VkPhysicalDeviceDescriptorIndexingProperties::maxPerStageDescriptorUpdateAfterBindSamplers

- VUID-VkPipelineLayoutCreateInfo-descriptorType-03023

If the `descriptorBindingUniformBufferUpdateAfterBind` feature is supported on the device, the total number of descriptors with a `descriptorType` of `VK_DESCRIPTOR_TYPE_UNIFORM_BUFFER` and `VK_DESCRIPTOR_TYPE_UNIFORM_BUFFER_DYNAMIC` accessible to any given shader stage across all elements of `pSetLayouts` **must** be less than or equal to `VkPhysicalDeviceDescriptorIndexingProperties::maxPerStageDescriptorUpdateAfterBindUniformBuffers`

- VUID-VkPipelineLayoutCreateInfo-descriptorType-03024

If the `descriptorBindingStorageBufferUpdateAfterBind` feature is supported on the device, the total number of descriptors with a `descriptorType` of `VK_DESCRIPTOR_TYPE_STORAGE_BUFFER` and `VK_DESCRIPTOR_TYPE_STORAGE_BUFFER_DYNAMIC` accessible to any given shader stage across all elements of `pSetLayouts` **must** be less than or equal to `VkPhysicalDeviceDescriptorIndexingProperties::maxPerStageDescriptorUpdateAfterBindStorageBuffers`

- VUID-VkPipelineLayoutCreateInfo-descriptorType-03025

If the `descriptorBindingSampledImageUpdateAfterBind` feature is supported on the device, the total number of descriptors with a `descriptorType` of `VK_DESCRIPTOR_TYPE_COMBINED_IMAGE_SAMPLER`, `VK_DESCRIPTOR_TYPE_SAMPLED_IMAGE`, and `VK_DESCRIPTOR_TYPE_UNIFORM_TEXEL_BUFFER` accessible to any given shader stage across all elements of `pSetLayouts` **must** be less than or equal to `VkPhysicalDeviceDescriptorIndexingProperties::maxPerStageDescriptorUpdateAfterBindSampledImages`

- VUID-VkPipelineLayoutCreateInfo-descriptorType-03026

If the `descriptorBindingStorageImageUpdateAfterBind` feature is supported on the device, the total number of descriptors with a `descriptorType` of `VK_DESCRIPTOR_TYPE_STORAGE_IMAGE`, and `VK_DESCRIPTOR_TYPE_STORAGE_TEXEL_BUFFER` accessible to any given shader stage across all elements of `pSetLayouts` **must** be less than or equal to `VkPhysicalDeviceDescriptorIndexingProperties::maxPerStageDescriptorUpdateAfterBindStorageImages`

- VUID-VkPipelineLayoutCreateInfo-descriptorType-03027

If any element of `pSetLayouts` is created with the `VK_DESCRIPTOR_SET_LAYOUT_CREATE_UPDATE_AFTER_BIND_POOL_BIT` bit set, the total number of descriptors with a `descriptorType` of `VK_DESCRIPTOR_TYPE_INPUT_ATTACHMENT` accessible to any given shader stage across all elements of `pSetLayouts` **must** be less than or equal to `VkPhysicalDeviceDescriptorIndexingProperties::maxPerStageDescriptorUpdateAfterBindInputAttachments`

- VUID-VkPipelineLayoutCreateInfo-descriptorType-02215

If the `descriptorBindingInlineUniformBlockUpdateAfterBind` feature is supported on the

device, the total number of bindings with a `descriptorType` of `VK_DESCRIPTOR_TYPE_INLINE_UNIFORM_BLOCK` accessible to any given shader stage across all elements of `pSetLayouts` **must** be less than or equal to `VkPhysicalDeviceInlineUniformBlockProperties::maxPerStageDescriptorUpdateAfterBindInlineUniformBlocks`

- VUID-VkPipelineLayoutCreateInfo-descriptorType-03028

The total number of descriptors in descriptor set layouts created without the `VK_DESCRIPTOR_SET_LAYOUT_CREATE_UPDATE_AFTER_BIND_POOL_BIT` bit set with a `descriptorType` of `VK_DESCRIPTOR_TYPE_SAMPLER` and `VK_DESCRIPTOR_TYPE_COMBINED_IMAGE_SAMPLER` accessible across all shader stages and across all elements of `pSetLayouts` **must** be less than or equal to `VkPhysicalDeviceLimits::maxDescriptorSetSamplers`

- VUID-VkPipelineLayoutCreateInfo-descriptorType-03029

The total number of descriptors in descriptor set layouts created without the `VK_DESCRIPTOR_SET_LAYOUT_CREATE_UPDATE_AFTER_BIND_POOL_BIT` bit set with a `descriptorType` of `VK_DESCRIPTOR_TYPE_UNIFORM_BUFFER` accessible across all shader stages and across all elements of `pSetLayouts` **must** be less than or equal to `VkPhysicalDeviceLimits::maxDescriptorSetUniformBuffers`

- VUID-VkPipelineLayoutCreateInfo-descriptorType-03030

If the `maintenance7` feature is not enabled, the total number of descriptors in descriptor set layouts created without the `VK_DESCRIPTOR_SET_LAYOUT_CREATE_UPDATE_AFTER_BIND_POOL_BIT` bit set with a `descriptorType` of `VK_DESCRIPTOR_TYPE_UNIFORM_BUFFER_DYNAMIC` accessible across all shader stages and across all elements of `pSetLayouts` **must** be less than or equal to `VkPhysicalDeviceLimits::maxDescriptorSetUniformBuffersDynamic`

- VUID-VkPipelineLayoutCreateInfo-maintenance7-10003

If the `maintenance7` feature is enabled, the total number of descriptors in descriptor set layouts created without the `VK_DESCRIPTOR_SET_LAYOUT_CREATE_UPDATE_AFTER_BIND_POOL_BIT` bit set with a `descriptorType` of `VK_DESCRIPTOR_TYPE_UNIFORM_BUFFER_DYNAMIC` accessible across all shader stages and across all elements of `pSetLayouts` **must** be less than or equal to `VkPhysicalDeviceMaintenance7PropertiesKHR::maxDescriptorSetTotalUniformBuffersDynamic`

- VUID-VkPipelineLayoutCreateInfo-descriptorType-03031

The total number of descriptors in descriptor set layouts created without the `VK_DESCRIPTOR_SET_LAYOUT_CREATE_UPDATE_AFTER_BIND_POOL_BIT` bit set with a `descriptorType` of `VK_DESCRIPTOR_TYPE_STORAGE_BUFFER` accessible across all shader stages and across all elements of `pSetLayouts` **must** be less than or equal to `VkPhysicalDeviceLimits::maxDescriptorSetStorageBuffers`

- VUID-VkPipelineLayoutCreateInfo-descriptorType-03032

If the `maintenance7` feature is not enabled, the total number of descriptors in descriptor set layouts created without the `VK_DESCRIPTOR_SET_LAYOUT_CREATE_UPDATE_AFTER_BIND_POOL_BIT` bit set with a `descriptorType` of `VK_DESCRIPTOR_TYPE_STORAGE_BUFFER_DYNAMIC` accessible across all shader stages and across all elements of `pSetLayouts` **must** be less than or equal to `VkPhysicalDeviceLimits::maxDescriptorSetStorageBuffersDynamic`

- VUID-VkPipelineLayoutCreateInfo-maintenance7-10004
If the `maintenance7` feature is enabled, the total number of descriptors in descriptor set layouts created without the `VK_DESCRIPTOR_SET_LAYOUT_CREATE_UPDATE_AFTER_BIND_POOL_BIT` bit set with a `descriptorType` of `VK_DESCRIPTOR_TYPE_STORAGE_BUFFER_DYNAMIC` accessible across all shader stages and across all elements of `pSetLayouts` **must** be less than or equal to `VkPhysicalDeviceMaintenance7PropertiesKHR::maxDescriptorSetTotalStorageBuffersDynamic`
- VUID-VkPipelineLayoutCreateInfo-None-10005
The total number of descriptors in descriptor set layouts created without the `VK_DESCRIPTOR_SET_LAYOUT_CREATE_UPDATE_AFTER_BIND_POOL_BIT` bit set with a `descriptorType` of `VK_DESCRIPTOR_TYPE_UNIFORM_BUFFER_DYNAMIC` or `VK_DESCRIPTOR_TYPE_STORAGE_BUFFER_DYNAMIC` accessible across all shader stages and across all elements of `pSetLayouts` **must** be less than or equal to `VkPhysicalDeviceMaintenance7PropertiesKHR::maxDescriptorSetTotalBuffersDynamic`
- VUID-VkPipelineLayoutCreateInfo-pSetLayouts-10006
If either the `descriptorBindingStorageBufferUpdateAfterBind` or `descriptorBindingUniformBufferUpdateAfterBind` feature is supported on the device, the total number of descriptors of the type `VK_DESCRIPTOR_TYPE_UNIFORM_BUFFER_DYNAMIC` or `VK_DESCRIPTOR_TYPE_STORAGE_BUFFER_DYNAMIC` accessible across all shader stages and across all elements of `pSetLayouts` **must** be less than or equal to `VkPhysicalDeviceMaintenance7PropertiesKHR::maxDescriptorSetUpdateAfterBindTotalBuffersDynamic`
- VUID-VkPipelineLayoutCreateInfo-descriptorType-03033
The total number of descriptors in descriptor set layouts created without the `VK_DESCRIPTOR_SET_LAYOUT_CREATE_UPDATE_AFTER_BIND_POOL_BIT` bit set with a `descriptorType` of `VK_DESCRIPTOR_TYPE_COMBINED_IMAGE_SAMPLER`, `VK_DESCRIPTOR_TYPE_SAMPLED_IMAGE`, and `VK_DESCRIPTOR_TYPE_UNIFORM_TEXEL_BUFFER` accessible across all shader stages and across all elements of `pSetLayouts` **must** be less than or equal to `VkPhysicalDeviceLimits::maxDescriptorSetSampledImages`
- VUID-VkPipelineLayoutCreateInfo-descriptorType-03034
The total number of descriptors in descriptor set layouts created without the `VK_DESCRIPTOR_SET_LAYOUT_CREATE_UPDATE_AFTER_BIND_POOL_BIT` bit set with a `descriptorType` of `VK_DESCRIPTOR_TYPE_STORAGE_IMAGE`, and `VK_DESCRIPTOR_TYPE_STORAGE_TEXEL_BUFFER` accessible across all shader stages and across all elements of `pSetLayouts` **must** be less than or equal to `VkPhysicalDeviceLimits::maxDescriptorSetStorageImages`
- VUID-VkPipelineLayoutCreateInfo-descriptorType-03035
The total number of descriptors in descriptor set layouts created without the `VK_DESCRIPTOR_SET_LAYOUT_CREATE_UPDATE_AFTER_BIND_POOL_BIT` bit set with a `descriptorType` of `VK_DESCRIPTOR_TYPE_INPUT_ATTACHMENT` accessible across all shader stages and across all elements of `pSetLayouts` **must** be less than or equal to `VkPhysicalDeviceLimits::maxDescriptorSetInputAttachments`
- VUID-VkPipelineLayoutCreateInfo-descriptorType-02216

The total number of bindings in descriptor set layouts created without the `VK_DESCRIPTOR_SET_LAYOUT_CREATE_UPDATE_AFTER_BIND_POOL_BIT` bit set with a `descriptorType` of `VK_DESCRIPTOR_TYPE_INLINE_UNIFORM_BLOCK` accessible across all shader stages and across all elements of `pSetLayouts` **must** be less than or equal to `VkPhysicalDeviceInlineUniformBlockProperties::maxDescriptorSetInlineUniformBlocks`

- VUID-VkPipelineLayoutCreateInfo-pSetLayouts-03036

If the `descriptorBindingSampledImageUpdateAfterBind` feature is supported on the device, the total number of descriptors of the type `VK_DESCRIPTOR_TYPE_SAMPLER` and `VK_DESCRIPTOR_TYPE_COMBINED_IMAGE_SAMPLER` accessible across all shader stages and across all elements of `pSetLayouts` **must** be less than or equal to `VkPhysicalDeviceDescriptorIndexingProperties::maxDescriptorSetUpdateAfterBindSamplers`

- VUID-VkPipelineLayoutCreateInfo-pSetLayouts-03037

If the `descriptorBindingUniformBufferUpdateAfterBind` feature is supported on the device, the total number of descriptors of the type `VK_DESCRIPTOR_TYPE_UNIFORM_BUFFER` accessible across all shader stages and across all elements of `pSetLayouts` **must** be less than or equal to `VkPhysicalDeviceDescriptorIndexingProperties::maxDescriptorSetUpdateAfterBindUniformBuffers`

- VUID-VkPipelineLayoutCreateInfo-pSetLayouts-03038

If the `descriptorBindingUniformBufferUpdateAfterBind` feature is supported on the device, and if the `maintenance7` feature is not enabled, the total number of descriptors of the type `VK_DESCRIPTOR_TYPE_UNIFORM_BUFFER_DYNAMIC` accessible across all shader stages and across all elements of `pSetLayouts` **must** be less than or equal to `VkPhysicalDeviceLimits::maxDescriptorSetUpdateAfterBindUniformBuffersDynamic`

- VUID-VkPipelineLayoutCreateInfo-maintenance7-10007

If the `descriptorBindingUniformBufferUpdateAfterBind` feature is supported on the device, and the `maintenance7` feature is enabled, the total number of descriptors of the type `VK_DESCRIPTOR_TYPE_UNIFORM_BUFFER_DYNAMIC` accessible across all shader stages and across all elements of `pSetLayouts` **must** be less than or equal to `VkPhysicalDeviceMaintenance7PropertiesKHR::maxDescriptorSetUpdateAfterBindTotalUniformBuffersDynamic`

- VUID-VkPipelineLayoutCreateInfo-pSetLayouts-03039

If the `descriptorBindingStorageBufferUpdateAfterBind` feature is supported on the device, the total number of descriptors of the type `VK_DESCRIPTOR_TYPE_STORAGE_BUFFER` accessible across all shader stages and across all elements of `pSetLayouts` **must** be less than or equal to `VkPhysicalDeviceDescriptorIndexingProperties::maxDescriptorSetUpdateAfterBindStorageBuffers`

- VUID-VkPipelineLayoutCreateInfo-pSetLayouts-03040

If the `descriptorBindingStorageBufferUpdateAfterBind` feature is supported on the device, and if the `maintenance7` feature is not enabled, the total number of descriptors of the type `VK_DESCRIPTOR_TYPE_STORAGE_BUFFER_DYNAMIC` accessible across all shader stages and across all elements of `pSetLayouts` **must** be less than or equal to `VkPhysicalDeviceLimits::maxDescriptorSetUpdateAfterBindStorageBuffersDynamic`

- VUID-VkPipelineLayoutCreateInfo-maintenance7-10008

If the `descriptorBindingStorageBufferUpdateAfterBind` feature is supported on the device, and if the `maintenance7` feature is enabled, the total number of descriptors of the type

`VK_DESCRIPTOR_TYPE_STORAGE_BUFFER_DYNAMIC` accessible across all shader stages and across all elements of `pSetLayouts` **must** be less than or equal to `VkPhysicalDeviceMaintenance7PropertiesKHR::maxDescriptorSetUpdateAfterBindTotalStorageBuffersDynamic`

- VUID-VkPipelineLayoutCreateInfo-pSetLayouts-03041

If the `descriptorBindingSampledImageUpdateAfterBind` feature is supported on the device, the total number of descriptors of the type `VK_DESCRIPTOR_TYPE_COMBINED_IMAGE_SAMPLER`, `VK_DESCRIPTOR_TYPE_SAMPLED_IMAGE`, and `VK_DESCRIPTOR_TYPE_UNIFORM_TEXEL_BUFFER` accessible across all shader stages and across all elements of `pSetLayouts` **must** be less than or equal to `VkPhysicalDeviceDescriptorIndexingProperties::maxDescriptorSetUpdateAfterBindSampledImages`

- VUID-VkPipelineLayoutCreateInfo-pSetLayouts-03042

If the `descriptorBindingStorageImageUpdateAfterBind` feature is supported on the device, the total number of descriptors of the type `VK_DESCRIPTOR_TYPE_STORAGE_IMAGE`, and `VK_DESCRIPTOR_TYPE_STORAGE_TEXEL_BUFFER` accessible across all shader stages and across all elements of `pSetLayouts` **must** be less than or equal to `VkPhysicalDeviceDescriptorIndexingProperties::maxDescriptorSetUpdateAfterBindStorageImages`

- VUID-VkPipelineLayoutCreateInfo-pSetLayouts-03043

If any element of `pSetLayouts` is created with the `VK_DESCRIPTOR_SET_LAYOUT_CREATE_UPDATE_AFTER_BIND_POOL_BIT` bit set, the total number of descriptors of the type `VK_DESCRIPTOR_TYPE_INPUT_ATTACHMENT` accessible across all shader stages and across all elements of `pSetLayouts` **must** be less than or equal to `VkPhysicalDeviceDescriptorIndexingProperties::maxDescriptorSetUpdateAfterBindInputAttachments`

- VUID-VkPipelineLayoutCreateInfo-descriptorType-02217

If the `descriptorBindingInlineUniformBlockUpdateAfterBind` feature is supported on the device, the total number of bindings with a `descriptorType` of `VK_DESCRIPTOR_TYPE_INLINE_UNIFORM_BLOCK` accessible across all shader stages and across all elements of `pSetLayouts` **must** be less than or equal to `VkPhysicalDeviceInlineUniformBlockProperties::maxDescriptorSetUpdateAfterBindInlineUniformBlocks`

- VUID-VkPipelineLayoutCreateInfo-descriptorType-06531

The total number of descriptors with a `descriptorType` of `VK_DESCRIPTOR_TYPE_INLINE_UNIFORM_BLOCK` accessible across all shader stages and across all elements of `pSetLayouts` **must** be less than or equal to `VkPhysicalDeviceVulkan13Properties::maxInlineUniformTotalSize`

- VUID-VkPipelineLayoutCreateInfo-pPushConstantRanges-00292

Any two elements of `pPushConstantRanges` **must** not include the same stage in `stageFlags`

- VUID-VkPipelineLayoutCreateInfo-pSetLayouts-00293

`pSetLayouts` **must** not contain more than one descriptor set layout that was created with `VK_DESCRIPTOR_SET_LAYOUT_CREATE_PUSH_DESCRIPTOR_BIT` set

- VUID-VkPipelineLayoutCreateInfo-descriptorType-03571

The total number of bindings in descriptor set layouts created without the `VK_DESCRIPTOR_SET_LAYOUT_CREATE_UPDATE_AFTER_BIND_POOL_BIT` bit set with a `descriptorType` of `VK_DESCRIPTOR_TYPE_ACCELERATION_STRUCTURE_KHR` accessible to any given shader stage across all elements of `pSetLayouts` **must** be less than or equal to `VkPhysicalDeviceAccelerationStructurePropertiesKHR::maxPerStageDescriptorAccelerationStructures`

- VUID-VkPipelineLayoutCreateInfo-descriptorType-03572

The total number of bindings with a `descriptorType` of `VK_DESCRIPTOR_TYPE_ACCELERATION_STRUCTURE_KHR` accessible to any given shader stage across all elements of `pSetLayouts` **must** be less than or equal to `VkPhysicalDeviceAccelerationStructurePropertiesKHR::maxPerStageDescriptorUpdateAfterBindAccelerationStructures`

- VUID-VkPipelineLayoutCreateInfo-descriptorType-03573

The total number of bindings in descriptor set layouts created without the `VK_DESCRIPTOR_SET_LAYOUT_CREATE_UPDATE_AFTER_BIND_POOL_BIT` bit set with a `descriptorType` of `VK_DESCRIPTOR_TYPE_ACCELERATION_STRUCTURE_KHR` accessible across all shader stages and across all elements of `pSetLayouts` **must** be less than or equal to `VkPhysicalDeviceAccelerationStructurePropertiesKHR::maxDescriptorSetAccelerationStructures`

- VUID-VkPipelineLayoutCreateInfo-descriptorType-03574

The total number of bindings with a `descriptorType` of `VK_DESCRIPTOR_TYPE_ACCELERATION_STRUCTURE_KHR` accessible across all shader stages and across all elements of `pSetLayouts` **must** be less than or equal to `VkPhysicalDeviceAccelerationStructurePropertiesKHR::maxDescriptorSetUpdateAfterBindAccelerationStructures`

- VUID-VkPipelineLayoutCreateInfo-descriptorType-02381

The total number of bindings with a `descriptorType` of `VK_DESCRIPTOR_TYPE_ACCELERATION_STRUCTURE_NV` accessible across all shader stages and across all elements of `pSetLayouts` **must** be less than or equal to `VkPhysicalDeviceRayTracingPropertiesNV::maxDescriptorSetAccelerationStructures`

- VUID-VkPipelineLayoutCreateInfo-pImmutableSamplers-03566

The total number of `pImmutableSamplers` created with `flags` containing `VK_SAMPLER_CREATE_SUBSAMPLED_BIT_EXT` or `VK_SAMPLER_CREATE_SUBSAMPLED_COARSE_RECONSTRUCTION_BIT_EXT` across all shader stages and across all elements of `pSetLayouts` **must** be less than or equal to `VkPhysicalDeviceFragmentDensityMap2PropertiesEXT::maxDescriptorSetSubsampledSamplers`

- VUID-VkPipelineLayoutCreateInfo-pSetLayouts-04606

Any element of `pSetLayouts` **must** not have been created with the `VK_DESCRIPTOR_SET_LAYOUT_CREATE_HOST_ONLY_POOL_BIT_EXT` bit set

- VUID-VkPipelineLayoutCreateInfo-graphicsPipelineLibrary-06753

If the `graphicsPipelineLibrary` feature is not enabled, elements of `pSetLayouts` **must** be valid `VkDescriptorSetLayout` objects

- VUID-VkPipelineLayoutCreateInfo-pSetLayouts-08008

If any element of `pSetLayouts` was created with the `VK_DESCRIPTOR_SET_LAYOUT_CREATE_DESCRIPTOR_BUFFER_BIT_EXT` bit set, all

elements of `pSetLayouts` **must** have been created with the `VK_DESCRIPTOR_SET_LAYOUT_CREATE_DESCRIPTOR_BUFFER_BIT_EXT` bit set

- VUID-VkPipelineLayoutCreateInfo-pSetLayouts-09698

The total number of descriptors in descriptor set layouts created without the `VK_DESCRIPTOR_SET_LAYOUT_CREATE_UPDATE_AFTER_BIND_POOL_BIT` bit set with a `descriptorType` of `VK_DESCRIPTOR_TYPE_TENSOR_ARM` accessible to any given shader stage across all elements of `pSetLayouts` **must** be less than or equal to `VkPhysicalDeviceTensorPropertiesARM::maxPerStageDescriptorSetStorageTensors`

- VUID-VkPipelineLayoutCreateInfo-pSetLayouts-09699

The total number of descriptors in descriptor set layouts created without the `VK_DESCRIPTOR_SET_LAYOUT_CREATE_UPDATE_AFTER_BIND_POOL_BIT` bit set with a `descriptorType` of `VK_DESCRIPTOR_TYPE_TENSOR_ARM` accessible across all shader stages and across all elements of `pSetLayouts` **must** be less than or equal to `VkPhysicalDeviceTensorPropertiesARM::maxDescriptorSetStorageTensors`

- VUID-VkPipelineLayoutCreateInfo-pSetLayouts-09878

The total number of descriptors of the type `VK_DESCRIPTOR_TYPE_TENSOR_ARM` accessible across all shader stages and across all elements of `pSetLayouts` **must** be less than or equal to `VkPhysicalDeviceTensorPropertiesARM::maxDescriptorSetUpdateAfterBindStorageTensors`

- VUID-VkPipelineLayoutCreateInfo-descriptorType-09879

The total number of descriptors with a `descriptorType` of `VK_DESCRIPTOR_TYPE_TENSOR_ARM` accessible to any given shader stage across all elements of `pSetLayouts` **must** be less than or equal to `VkPhysicalDeviceTensorPropertiesARM::maxPerStageDescriptorUpdateAfterBindStorageTensors`

- VUID-VkPipelineLayoutCreateInfo-flags-13352

If `flags` has `VK_PIPELINE_LAYOUT_CREATE_NO_TASK_SHADER_BIT_KHR` set, then `VK_PIPELINE_LAYOUT_CREATE_INDEPENDENT_SETS_BIT_EXT` **must** also be set

Valid Usage (Implicit)

- VUID-VkPipelineLayoutCreateInfo-sType-sType

`sType` **must** be `VK_STRUCTURE_TYPE_PIPELINE_LAYOUT_CREATE_INFO`

- VUID-VkPipelineLayoutCreateInfo-flags-parameter

`flags` **must** be a valid combination of `VkPipelineLayoutCreateFlagBits` values

- VUID-VkPipelineLayoutCreateInfo-pSetLayouts-parameter

If `setLayoutCount` is not 0, `pSetLayouts` **must** be a valid pointer to an array of `setLayoutCount` valid or `VK_NULL_HANDLE` `VkDescriptorSetLayout` handles

- VUID-VkPipelineLayoutCreateInfo-pPushConstantRanges-parameter

If `pushConstantRangeCount` is not 0, `pPushConstantRanges` **must** be a valid pointer to an array of `pushConstantRangeCount` valid `VkPushConstantRange` structures

Structure Chaining

Extends the structures

- [VkBindDescriptorBufferEmbeddedSamplersInfoEXT](#)
- [VkBindDescriptorSetsInfo](#)
- [VkIndirectCommandsLayoutCreateInfoEXT](#)
- [VkPushConstantsInfo](#)
- [VkPushDescriptorSetInfo](#)
- [VkPushDescriptorSetWithTemplateInfo](#)
- [VkSetDescriptorBufferOffsetsInfoEXT](#)

```
// Provided by VK_VERSION_1_0, VK_EXT_graphics_pipeline_library
typedef enum VkPipelineLayoutCreateFlagBits {
    // Provided by VK_EXT_graphics_pipeline_library
    VK_PIPELINE_LAYOUT_CREATE_INDEPENDENT_SETS_BIT_EXT = 0x00000002,
    // Provided by VK_KHR_maintenance11 with VK_EXT_shader_object and
    // (VK_EXT_mesh_shader or VK_NV_mesh_shader)
    VK_PIPELINE_LAYOUT_CREATE_NO_TASK_SHADER_BIT_KHR = 0x00000004,
} VkPipelineLayoutCreateFlagBits;
```

- [VK_PIPELINE_LAYOUT_CREATE_INDEPENDENT_SETS_BIT_EXT](#) specifies that implementations **must** ensure that the properties and/or absence of a particular descriptor set do not influence any other properties of the pipeline layout. This allows pipelines libraries linked without [VK_PIPELINE_CREATE_LINK_TIME_OPTIMIZATION_BIT_EXT](#) to be created with a subset of the total descriptor sets.
- [VK_PIPELINE_LAYOUT_CREATE_NO_TASK_SHADER_BIT_KHR](#), when used in combination with [VK_PIPELINE_LAYOUT_CREATE_INDEPENDENT_SETS_BIT_EXT](#), specifies that this pipeline layout will only be used to draw with shader objects created with [VK_SHADER_CREATE_NO_TASK_SHADER_BIT_EXT](#).

```
// Provided by VK_VERSION_1_0
typedef VkFlags VkPipelineLayoutCreateFlags;
```

[VkPipelineLayoutCreateFlags](#) is a bitmask type for setting a mask of [VkPipelineLayoutCreateFlagBits](#).

The [VkPushConstantRange](#) structure is defined as:


```
// Provided by VK_VERSION_1_0
typedef struct VkPushConstantRange {
    VkShaderStageFlags    stageFlags;
    uint32_t              offset;
    uint32_t              size;
} VkPushConstantRange;
```

- **stageFlags** is a set of stage flags describing the shader stages that will access a range of push constants. If a particular stage is not included in the range, then accessing members of that range of push constants from the corresponding shader stage will return undefined values.
- **offset** and **size** are the start offset and size, respectively, consumed by the range. Both **offset** and **size** are in units of bytes and **must** be a multiple of 4. The layout of the push constant variables is specified in the shader.

Valid Usage

- VUID-VkPushConstantRange-offset-00294
offset must be less than `VkPhysicalDeviceLimits::maxPushConstantsSize`
- VUID-VkPushConstantRange-offset-00295
offset must be a multiple of 4
- VUID-VkPushConstantRange-size-00296
size must be greater than 0
- VUID-VkPushConstantRange-size-00297
size must be a multiple of 4
- VUID-VkPushConstantRange-size-00298
size must be less than or equal to `VkPhysicalDeviceLimits::maxPushConstantsSize` minus **offset**

Valid Usage (Implicit)

- VUID-VkPushConstantRange-stageFlags-parameter
stageFlags must be a valid combination of `VkShaderStageFlagBits` values
- VUID-VkPushConstantRange-stageFlags-requiredbitmask
stageFlags must not be 0

Once created, pipeline layouts **can** be used as part of pipeline creation (see [Pipelines](#)), as part of binding descriptor sets (see [Descriptor Set Binding](#)), and as part of setting push constants (see [Push Constant Updates](#)). Pipeline creation accepts a pipeline layout as input, and the layout **may** be used to map (set, binding, arrayElement) tuples to implementation resources or memory locations within a descriptor set. The assignment of implementation resources depends only on the bindings defined in the descriptor sets that comprise the pipeline layout, and not on any shader source.

All resource variables [statically used](#) in all shaders in a pipeline **must** be declared with a (set,

binding, arrayElement) that exists in the corresponding descriptor set layout and is of an appropriate descriptor type and includes the set of shader stages it is used by in `stageFlags`. The pipeline layout **can** include entries that are not used by a particular pipeline. The pipeline layout allows the application to provide a consistent set of bindings across multiple pipeline compiles, which enables those pipelines to be compiled in a way that the implementation **may** cheaply switch pipelines without reprogramming the bindings.

Similarly, the push constant block declared in each shader (if present) **must** only place variables at offsets that are each included in a push constant range with `stageFlags` including the bit corresponding to the shader stage that uses it. The pipeline layout **can** include ranges or portions of ranges that are not used by a particular pipeline.

There is a limit on the total number of resources of each type that **can** be included in bindings in all descriptor set layouts in a pipeline layout as shown in [Pipeline Layout Resource Limits](#). The “Total Resources Available” column gives the limit on the number of each type of resource that **can** be included in bindings in all descriptor sets in the pipeline layout. Some resource types count against multiple limits. Additionally, there are limits on the total number of each type of resource that **can** be used in any pipeline stage as described in [Shader Resource Limits](#).

Table 19. Pipeline Layout Resource Limits

Total Resources Available	Resource Types
<code>maxDescriptorSetSamplers</code> or <code>maxDescriptorSetUpdateAfterBindSamplers</code>	sampler
	combined image sampler
<code>maxDescriptorSetSampledImages</code> or <code>maxDescriptorSetUpdateAfterBindSampledImages</code>	sampled image
	combined image sampler
	uniform texel buffer
<code>maxDescriptorSetStorageImages</code> or <code>maxDescriptorSetUpdateAfterBindStorageImages</code>	storage image
	storage texel buffer
<code>maxDescriptorSetUniformBuffers</code> or <code>maxDescriptorSetUpdateAfterBindUniformBuffers</code>	uniform buffer
	uniform buffer dynamic
<code>maxDescriptorSetUniformBuffersDynamic</code> or <code>maxDescriptorSetUpdateAfterBindUniformBuffersDynamic</code> or <code>maxDescriptorSetUpdateAfterBindTotalUniformBuffersDynamic</code>	uniform buffer dynamic
<code>maxDescriptorSetStorageBuffers</code> or <code>maxDescriptorSetUpdateAfterBindStorageBuffers</code>	storage buffer
	storage buffer dynamic
<code>maxDescriptorSetStorageBuffersDynamic</code> or <code>maxDescriptorSetUpdateAfterBindStorageBuffersDynamic</code> or <code>maxDescriptorSetUpdateAfterBindTotalStorageBuffersDynamic</code>	storage buffer dynamic

Total Resources Available	Resource Types
<code>maxDescriptorSetInputAttachments</code> or <code>maxDescriptorSetUpdateAfterBindInputAttachments</code>	input attachment
<code>maxDescriptorSetInlineUniformBlocks</code> or <code>maxDescriptorSetUpdateAfterBindInlineUniformBlocks</code>	inline uniform block
<code>maxDescriptorSetAccelerationStructures</code> or <code>maxDescriptorSetUpdateAfterBindAccelerationStructures</code>	acceleration structure
<code>maxDescriptorSetStorageTensors</code> or <code>maxDescriptorSetUpdateAfterBindStorageTensors</code>	storage tensor

To destroy a pipeline layout, call:

```
// Provided by VK_VERSION_1_0
void vkDestroyPipelineLayout(
    VkDevice          device,
    VkPipelineLayout  pipelineLayout,
    const VkAllocationCallbacks* pAllocator);
```

- `device` is the logical device that destroys the pipeline layout.
- `pipelineLayout` is the pipeline layout to destroy.
- `pAllocator` controls host memory allocation as described in the [Memory Allocation](#) chapter.

Valid Usage

- VUID-vkDestroyPipelineLayout-pipelineLayout-00299
If `VkAllocationCallbacks` were provided when `pipelineLayout` was created, a compatible set of callbacks **must** be provided here
- VUID-vkDestroyPipelineLayout-pipelineLayout-00300
If no `VkAllocationCallbacks` were provided when `pipelineLayout` was created, `pAllocator` **must** be `NULL`

Valid Usage (Implicit)

- VUID-vkDestroyPipelineLayout-device-parameter
`device` **must** be a valid `VkDevice` handle
- VUID-vkDestroyPipelineLayout-pipelineLayout-parameter
If `pipelineLayout` is not `VK_NULL_HANDLE`, `pipelineLayout` **must** be a valid `VkPipelineLayout` handle
- VUID-vkDestroyPipelineLayout-pAllocator-parameter
If `pAllocator` is not `NULL`, `pAllocator` **must** be a valid pointer to a valid

VkAllocationCallbacks structure

- VUID-vkDestroyPipelineLayout-pipelineLayout-parent

If `pipelineLayout` is a valid handle, it **must** have been created, allocated, or retrieved from `device`

Host Synchronization

- Host access to `pipelineLayout` **must** be externally synchronized

17.2.1. Pipeline Layout Compatibility

Two pipeline layouts are defined to be “compatible for `push constants`” if they were created with identical push constant ranges. Two pipeline layouts are defined to be “compatible for set N” if they were created with `identically defined` descriptor set layouts for sets zero through N, if both of them either were or were not created with `VK_PIPELINE_LAYOUT_CREATE_INDEPENDENT_SETS_BIT_EXT`, and if they were created with identical push constant ranges.

When binding a descriptor set (see [Descriptor Set Binding](#)) to set number N, a previously bound descriptor set bound with lower index M than N is disturbed if the pipeline layouts for set M and N are not compatible for set M. Otherwise, the bound descriptor set in M is not disturbed.

If, additionally, the previously bound descriptor set for set N was bound using a pipeline layout not compatible for set N, then all bindings in sets numbered greater than N are disturbed.

When binding a pipeline, the pipeline **can** correctly access any previously bound descriptor set N if it was bound with compatible pipeline layout for set N, and it was not disturbed.

Layout compatibility means that descriptor sets **can** be bound to a command buffer for use by any pipeline created with a compatible pipeline layout, and without having bound a particular pipeline first. It also means that descriptor sets **can** remain valid across a pipeline change, and the same resources will be accessible to the newly bound pipeline.

When a descriptor set is disturbed by binding descriptor sets, the disturbed set is considered to contain undefined descriptors bound with the same pipeline layout as the disturbing descriptor set.

Implementor’s Note

A consequence of layout compatibility is that when the implementation compiles a pipeline layout and maps pipeline resources to implementation resources, the mechanism for set N **should** only be a function of sets [0..N].

NOTE

Place the least frequently changing descriptor sets near the start of the pipeline layout, and place the descriptor sets representing the most frequently changing resources near the end. When pipelines are switched, only the descriptor set bindings that have been invalidated will need to be updated and the remainder of

the descriptor set bindings will remain in place.

The maximum number of descriptor sets that **can** be bound to a pipeline layout is queried from physical device properties (see `maxBoundDescriptorSets` in [Limits](#)).

API Example

```
const VkDescriptorSetLayout layouts[] = { layout1, layout2 };

const VkPushConstantRange ranges[] =
{
    {
        .stageFlags = VK_SHADER_STAGE_VERTEX_BIT,
        .offset = 0,
        .size = 4
    },
    {
        .stageFlags = VK_SHADER_STAGE_FRAGMENT_BIT,
        .offset = 4,
        .size = 4
    },
};

const VkPipelineLayoutCreateInfo createInfo =
{
    .sType = VK_STRUCTURE_TYPE_PIPELINE_LAYOUT_CREATE_INFO,
    .pNext = NULL,
    .flags = 0,
    .setLayoutCount = 2,
    .pSetLayouts = layouts,
    .pushConstantRangeCount = 2,
    .pPushConstantRanges = ranges
};

VkPipelineLayout myPipelineLayout;
myResult = vkCreatePipelineLayout(
    myDevice,
    &createInfo,
    NULL,
    &myPipelineLayout);
```

17.3. Allocation of Descriptor Sets

A *descriptor pool* maintains a pool of descriptors, from which descriptor sets are allocated. Descriptor pools are externally synchronized, meaning that the application **must** not allocate and/or free descriptor sets from the same pool in multiple threads simultaneously.

Descriptor pools are represented by `VkDescriptorPool` handles:


```
// Provided by VK_VERSION_1_0
VK_DEFINE_NON_DISPATCHABLE_HANDLE(VkDescriptorPool)
```

To create a descriptor pool object, call:

```
// Provided by VK_VERSION_1_0
VkResult vkCreateDescriptorPool(
    VkDevice                                device,
    const VkDescriptorPoolCreateInfo*       pCreateInfo,
    const VkAllocationCallbacks*           pAllocator,
    VkDescriptorPool*                       pDescriptorPool);
```

- **device** is the logical device that creates the descriptor pool.
- **pCreateInfo** is a pointer to a [VkDescriptorPoolCreateInfo](#) structure specifying the state of the descriptor pool object.
- **pAllocator** controls host memory allocation as described in the [Memory Allocation](#) chapter.
- **pDescriptorPool** is a pointer to a [VkDescriptorPool](#) handle in which the resulting descriptor pool object is returned.

The created descriptor pool is returned in **pDescriptorPool**.

Valid Usage (Implicit)

- VUID-vkCreateDescriptorPool-device-parameter
device **must** be a valid [VkDevice](#) handle
- VUID-vkCreateDescriptorPool-pCreateInfo-parameter
pCreateInfo **must** be a valid pointer to a valid [VkDescriptorPoolCreateInfo](#) structure
- VUID-vkCreateDescriptorPool-pAllocator-parameter
If **pAllocator** is not **NULL**, **pAllocator** **must** be a valid pointer to a valid [VkAllocationCallbacks](#) structure
- VUID-vkCreateDescriptorPool-pDescriptorPool-parameter
pDescriptorPool **must** be a valid pointer to a [VkDescriptorPool](#) handle
- VUID-vkCreateDescriptorPool-device-queuecount
The device **must** have been created with at least **1** queue

Return Codes

Success

- [VK_SUCCESS](#)

Failure

- [VK_ERROR_FRAGMENTATION_EXT](#)

- [VK_ERROR_OUT_OF_DEVICE_MEMORY](#)
- [VK_ERROR_OUT_OF_HOST_MEMORY](#)
- [VK_ERROR_UNKNOWN](#)
- [VK_ERROR_VALIDATION_FAILED](#)

Additional information about the pool is passed in a [VkDescriptorPoolCreateInfo](#) structure:

```
// Provided by VK_VERSION_1_0
typedef struct VkDescriptorPoolCreateInfo {
    VkStructureType      sType;
    const void*          pNext;
    VkDescriptorPoolCreateFlags  flags;
    uint32_t              maxSets;
    uint32_t              poolSizeCount;
    const VkDescriptorPoolSize* pPoolSizes;
} VkDescriptorPoolCreateInfo;
```

- [sType](#) is a [VkStructureType](#) value identifying this structure.
- [pNext](#) is `NULL` or a pointer to a structure extending this structure.
- [flags](#) is a bitmask of [VkDescriptorPoolCreateFlagBits](#) specifying certain supported operations on the pool.
- [maxSets](#) is the maximum number of descriptor sets that **can** be allocated from the pool.
- [poolSizeCount](#) is the number of elements in [pPoolSizes](#).
- [pPoolSizes](#) is a pointer to an array of [VkDescriptorPoolSize](#) structures, each containing a descriptor type and number of descriptors of that type to be allocated in the pool.

If multiple [VkDescriptorPoolSize](#) structures containing the same descriptor type appear in the [pPoolSizes](#) array then the pool will be created with enough storage for the total number of descriptors of each type.

Fragmentation of a descriptor pool is possible and **may** lead to descriptor set allocation failures. A failure due to fragmentation is defined as failing a descriptor set allocation despite the sum of all outstanding descriptor set allocations from the pool plus the requested allocation requiring no more than the total number of descriptors requested at pool creation. Implementations provide certain guarantees of when fragmentation **must** not cause allocation failure, as described below.

If a descriptor pool has not had any descriptor sets freed since it was created or most recently reset then fragmentation **must** not cause an allocation failure (note that this is always the case for a pool created without the [VK_DESCRIPTOR_POOL_CREATE_FREE_DESCRIPTOR_SET_BIT](#) bit set). Additionally, if all sets allocated from the pool since it was created or most recently reset use the same number of descriptors (of each type) and the requested allocation also uses that same number of descriptors (of each type), then fragmentation **must** not cause an allocation failure.

If an allocation failure occurs due to fragmentation, an application **can** create an additional descriptor pool to perform further descriptor set allocations.

If `flags` has the `VK_DESCRIPTOR_POOL_CREATE_UPDATE_AFTER_BIND_BIT` bit set, descriptor pool creation **may** fail with the error `VK_ERROR_FRAGMENTATION` if the total number of descriptors across all pools (including this one) created with this bit set exceeds `maxUpdateAfterBindDescriptorsInAllPools`, or if fragmentation of the underlying hardware resources occurs.

If a `pPoolSizes[i>::type` is `VK_DESCRIPTOR_TYPE_MUTABLE_EXT`, a `VkMutableDescriptorTypeCreateInfoEXT` structure in the `pNext` chain **can** be used to specify which mutable descriptor types **can** be allocated from the pool. If included in the `pNext` chain, `VkMutableDescriptorTypeCreateInfoEXT::pMutableDescriptorTypeLists[i]` specifies which kind of `VK_DESCRIPTOR_TYPE_MUTABLE_EXT` descriptors **can** be allocated from this pool entry. If `VkMutableDescriptorTypeCreateInfoEXT` does not exist in the `pNext` chain, or `VkMutableDescriptorTypeCreateInfoEXT::pMutableDescriptorTypeLists[i]` is out of range, the descriptor pool allocates enough memory to be able to allocate a `VK_DESCRIPTOR_TYPE_MUTABLE_EXT` descriptor with any supported `VkDescriptorType` as a mutable descriptor. A mutable descriptor **can** be allocated from a pool entry if the type list in `VkDescriptorSetLayoutCreateInfo` is a subset of the type list declared in the descriptor pool, or if the pool entry is created without a descriptor type list. Multiple `pPoolSizes` entries with `VK_DESCRIPTOR_TYPE_MUTABLE_EXT` **can** be declared. When multiple such pool entries are present in `pPoolSizes`, they specify sets of supported descriptor types which either fully overlap, partially overlap, or are disjoint. Two sets fully overlap if the sets of supported descriptor types are equal. If the sets are not disjoint they partially overlap. A pool entry without a `VkMutableDescriptorTypeListEXT` assigned to it is considered to partially overlap any other pool entry which has a `VkMutableDescriptorTypeListEXT` assigned to it. The application **must** ensure that partial overlap does not exist in `pPoolSizes`.

NOTE

The requirement of no partial overlap is intended to resolve ambiguity for validation as there is no confusion which `pPoolSizes` entries will be allocated from. An implementation is not expected to depend on this requirement.

Valid Usage

- VUID-VkDescriptorPoolCreateInfo-descriptorPoolOverallocation-09227

If the `descriptorPoolOverallocation` feature is not enabled, or `flags` does not have `VK_DESCRIPTOR_POOL_CREATE_ALLOW_OVERALLOCATION_SETS_BIT_NV` set, `maxSets` **must** be greater than 0

- VUID-VkDescriptorPoolCreateInfo-flags-09228

If `flags` has the `VK_DESCRIPTOR_POOL_CREATE_ALLOW_OVERALLOCATION_SETS_BIT_NV` or `VK_DESCRIPTOR_POOL_CREATE_ALLOW_OVERALLOCATION_POOLS_BIT_NV` bits set, then `descriptorPoolOverallocation` **must** be enabled

- VUID-VkDescriptorPoolCreateInfo-flags-04607

If `flags` has the `VK_DESCRIPTOR_POOL_CREATE_HOST_ONLY_BIT_EXT` bit set, then the `VK_DESCRIPTOR_POOL_CREATE_UPDATE_AFTER_BIND_BIT` bit **must** not be set

- VUID-VkDescriptorPoolCreateInfo-mutableDescriptorType-04608

If `VkPhysicalDeviceMutableDescriptorTypeFeaturesEXT::mutableDescriptorType` is not

enabled, `pPoolSizes` **must** not contain a `descriptorType` of `VK_DESCRIPTOR_TYPE_MUTABLE_EXT`

- VUID-VkDescriptorPoolCreateInfo-flags-04609
If `flags` has the `VK_DESCRIPTOR_POOL_CREATE_HOST_ONLY_BIT_EXT` bit set, `VkPhysicalDeviceMutableDescriptorTypeFeaturesEXT::mutableDescriptorType` **must** be enabled
- VUID-VkDescriptorPoolCreateInfo-pPoolSizes-04787
If `pPoolSizes` contains a `descriptorType` of `VK_DESCRIPTOR_TYPE_MUTABLE_EXT`, any other `VK_DESCRIPTOR_TYPE_MUTABLE_EXT` element in `pPoolSizes` **must** not have sets of supported descriptor types which partially overlap
- VUID-VkDescriptorPoolCreateInfo-pPoolSizes-09424
If `pPoolSizes` contains a `descriptorType` of `VK_DESCRIPTOR_TYPE_INLINE_UNIFORM_BLOCK`, the `pNext` chain **must** include a `VkDescriptorPoolInlineUniformBlockCreateInfo` structure whose `maxInlineUniformBlockBindings` member is not zero
- VUID-VkDescriptorPoolCreateInfo-pNext-09946
If a `VkDataGraphProcessingEngineCreateInfoARM` structure is included in the `pNext` chain, each member of `pProcessingEngines` **must** be identical to an `VkQueueFamilyDataGraphPropertiesARM::engine` retrieved from `vkGetPhysicalDeviceQueueFamilyDataGraphPropertiesARM` with the `physicalDevice` that was used to create `device`

Valid Usage (Implicit)

- VUID-VkDescriptorPoolCreateInfo-sType-sType
`sType` **must** be `VK_STRUCTURE_TYPE_DESCRIPTOR_POOL_CREATE_INFO`
- VUID-VkDescriptorPoolCreateInfo-pNext-pNext
Each `pNext` member of any structure (including this one) in the `pNext` chain **must** be either `NULL` or a pointer to a valid instance of `VkDataGraphProcessingEngineCreateInfoARM`, `VkDescriptorPoolInlineUniformBlockCreateInfo`, or `VkMutableDescriptorTypeCreateInfoEXT`
- VUID-VkDescriptorPoolCreateInfo-sType-unique
The `sType` value of each structure in the `pNext` chain **must** be unique
- VUID-VkDescriptorPoolCreateInfo-flags-parameter
`flags` **must** be a valid combination of `VkDescriptorPoolCreateFlagBits` values
- VUID-VkDescriptorPoolCreateInfo-pPoolSizes-parameter
If `poolSizeCount` is not 0, `pPoolSizes` **must** be a valid pointer to an array of `poolSizeCount` valid `VkDescriptorPoolSize` structures

In order to be able to allocate descriptor sets having `inline uniform block` bindings the descriptor pool **must** be created with specifying the inline uniform block binding capacity of the descriptor pool, in addition to the total inline uniform data capacity in bytes which is specified through a `VkDescriptorPoolSize` structure with a `descriptorType` value of

[VK_DESCRIPTOR_TYPE_INLINE_UNIFORM_BLOCK](#). This **can** be done by adding a [VkDescriptorPoolInlineUniformBlockCreateInfo](#) structure to the [pNext](#) chain of [VkDescriptorPoolCreateInfo](#).

The [VkDescriptorPoolInlineUniformBlockCreateInfo](#) structure is defined as:

```
// Provided by VK_VERSION_1_3
typedef struct VkDescriptorPoolInlineUniformBlockCreateInfo {
    VkStructureType    sType;
    const void*        pNext;
    uint32_t           maxInlineUniformBlockBindings;
} VkDescriptorPoolInlineUniformBlockCreateInfo;
```

```
// Provided by VK_EXT_inline_uniform_block
// Equivalent to VkDescriptorPoolInlineUniformBlockCreateInfo
typedef VkDescriptorPoolInlineUniformBlockCreateInfo
VkDescriptorPoolInlineUniformBlockCreateInfoEXT;
```

- [sType](#) is a [VkStructureType](#) value identifying this structure.
- [pNext](#) is `NULL` or a pointer to a structure extending this structure.
- [maxInlineUniformBlockBindings](#) is the number of inline uniform block bindings to allocate.

Valid Usage (Implicit)

- VUID-VkDescriptorPoolInlineUniformBlockCreateInfo-sType-sType [sType](#) **must** be [VK_STRUCTURE_TYPE_DESCRIPTOR_POOL_INLINE_UNIFORM_BLOCK_CREATE_INFO](#)

Structure Chaining

Extends the structure

- [VkDescriptorPoolCreateInfo](#)

Bits which **can** be set in [VkDescriptorPoolCreateInfo::flags](#), enabling operations on a descriptor pool, are:


```

// Provided by VK_VERSION_1_0
typedef enum VkDescriptorPoolCreateFlagBits {
    VK_DESCRIPTOR_POOL_CREATE_FREE_DESCRIPTOR_SET_BIT = 0x00000001,
    // Provided by VK_VERSION_1_2
    VK_DESCRIPTOR_POOL_CREATE_UPDATE_AFTER_BIND_BIT = 0x00000002,
    // Provided by VK_EXT_mutable_descriptor_type
    VK_DESCRIPTOR_POOL_CREATE_HOST_ONLY_BIT_EXT = 0x00000004,
    // Provided by VK_NV_descriptor_pool_overallocation
    VK_DESCRIPTOR_POOL_CREATE_ALLOW_OVERALLOCATION_SETS_BIT_NV = 0x00000008,
    // Provided by VK_NV_descriptor_pool_overallocation
    VK_DESCRIPTOR_POOL_CREATE_ALLOW_OVERALLOCATION_POOLS_BIT_NV = 0x00000010,
    // Provided by VK_EXT_descriptor_indexing
    VK_DESCRIPTOR_POOL_CREATE_UPDATE_AFTER_BIND_BIT_EXT =
VK_DESCRIPTOR_POOL_CREATE_UPDATE_AFTER_BIND_BIT,
    // Provided by VK_VALVE_mutable_descriptor_type
    VK_DESCRIPTOR_POOL_CREATE_HOST_ONLY_BIT_VALVE =
VK_DESCRIPTOR_POOL_CREATE_HOST_ONLY_BIT_EXT,
} VkDescriptorPoolCreateFlagBits;

```

- [VK_DESCRIPTOR_POOL_CREATE_FREE_DESCRIPTOR_SET_BIT](#) specifies that descriptor sets **can** return their individual allocations to the pool, i.e. all of [vkAllocateDescriptorSets](#), [vkFreeDescriptorSets](#), and [vkResetDescriptorPool](#) are allowed. Otherwise, descriptor sets allocated from the pool **must** not be individually freed back to the pool, i.e. only [vkAllocateDescriptorSets](#) and [vkResetDescriptorPool](#) are allowed.
- [VK_DESCRIPTOR_POOL_CREATE_UPDATE_AFTER_BIND_BIT](#) specifies that descriptor sets allocated from this pool **can** include bindings with the [VK_DESCRIPTOR_BINDING_UPDATE_AFTER_BIND_BIT](#) bit set. It is valid to allocate descriptor sets that have bindings that do not set the [VK_DESCRIPTOR_BINDING_UPDATE_AFTER_BIND_BIT](#) bit from a pool that has [VK_DESCRIPTOR_POOL_CREATE_UPDATE_AFTER_BIND_BIT](#) set.
- [VK_DESCRIPTOR_POOL_CREATE_HOST_ONLY_BIT_EXT](#) specifies that this descriptor pool and the descriptor sets allocated from it reside entirely in host memory and cannot be bound. Similar to descriptor sets allocated without this flag, applications **can** copy-from and copy-to descriptors sets allocated from this descriptor pool. Descriptor sets allocated from this pool are partially exempt from the external synchronization requirement in [vkUpdateDescriptorSetWithTemplateKHR](#) and [vkUpdateDescriptorSets](#). Descriptor sets and their descriptors can be updated concurrently in different threads, though the same descriptor **must** not be updated concurrently by two threads.
- [VK_DESCRIPTOR_POOL_CREATE_ALLOW_OVERALLOCATION_SETS_BIT_NV](#) specifies that the implementation should allow the application to allocate more than [VkDescriptorPoolCreateInfo::maxSets](#) descriptor set objects from the descriptor pool as available resources allow. The implementation **may** use the [maxSets](#) value to allocate the initial available sets, but using zero is permitted.
- [VK_DESCRIPTOR_POOL_CREATE_ALLOW_OVERALLOCATION_POOLS_BIT_NV](#) specifies that the implementation should allow the application to allocate more descriptors from the pool than was specified by the [VkDescriptorPoolSize::descriptorCount](#) for any descriptor type as specified

by `VkDescriptorPoolCreateInfo::poolSizeCount` and `VkDescriptorPoolCreateInfo::pPoolSizes`, as available resources allow. The implementation **may** use the `descriptorCount` for each descriptor type to allocate the initial pool, but the application is allowed to set the `poolSizeCount` to zero, or any of the `descriptorCount` values in the `pPoolSizes` array to zero.

```
// Provided by VK_VERSION_1_0
typedef VkFlags VkDescriptorPoolCreateFlags;
```

`VkDescriptorPoolCreateFlags` is a bitmask type for setting a mask of zero or more `VkDescriptorPoolCreateFlagBits`.

The `VkDescriptorPoolSize` structure is defined as:

```
// Provided by VK_VERSION_1_0
typedef struct VkDescriptorPoolSize {
    VkDescriptorType    type;
    uint32_t            descriptorCount;
} VkDescriptorPoolSize;
```

- `type` is the type of descriptor.
- `descriptorCount` is the number of descriptors of that type to allocate. If `type` is `VK_DESCRIPTOR_TYPE_INLINE_UNIFORM_BLOCK` then `descriptorCount` is the number of bytes to allocate for descriptors of this type.

NOTE

When creating a descriptor pool that will contain descriptors for combined image samplers of [multi-planar formats](#), an application needs to account for non-trivial descriptor consumption when choosing the `descriptorCount` value, as indicated by `VkSamplerYcbcrConversionImageFormatProperties::combinedImageSamplerDescriptorCount`.

For simplicity the application **can** use the `VkPhysicalDeviceMaintenance6Properties::maxCombinedImageSamplerDescriptorCount` property, which is sized to accommodate any and all [formats that require a sampler Y'C_BC_R conversion](#) supported by the implementation.

Valid Usage

- VUID-VkDescriptorPoolSize-descriptorCount-00302
`descriptorCount` **must** be greater than 0
- VUID-VkDescriptorPoolSize-type-02218
If `type` is `VK_DESCRIPTOR_TYPE_INLINE_UNIFORM_BLOCK` then `descriptorCount` **must** be a multiple of 4

Valid Usage (Implicit)

- VUID-VkDescriptorPoolSize-type-parameter
type must be a valid [VkDescriptorType](#) value

To destroy a descriptor pool, call:

```
// Provided by VK_VERSION_1_0
void vkDestroyDescriptorPool(
    VkDevice                device,
    VkDescriptorPool         descriptorPool,
    const VkAllocationCallbacks* pAllocator);
```

- **device** is the logical device that destroys the descriptor pool.
- **descriptorPool** is the descriptor pool to destroy.
- **pAllocator** controls host memory allocation as described in the [Memory Allocation](#) chapter.

When a pool is destroyed, all descriptor sets allocated from the pool are implicitly freed and become invalid. Descriptor sets allocated from a given pool do not need to be freed before destroying that descriptor pool.

Valid Usage

- VUID-vkDestroyDescriptorPool-descriptorPool-00303
All submitted commands that refer to **descriptorPool** (via any allocated descriptor sets) **must** have completed execution
- VUID-vkDestroyDescriptorPool-descriptorPool-00304
If **VkAllocationCallbacks** were provided when **descriptorPool** was created, a compatible set of callbacks **must** be provided here
- VUID-vkDestroyDescriptorPool-descriptorPool-00305
If no **VkAllocationCallbacks** were provided when **descriptorPool** was created, **pAllocator** **must** be **NULL**

Valid Usage (Implicit)

- VUID-vkDestroyDescriptorPool-device-parameter
device **must** be a valid [VkDevice](#) handle
- VUID-vkDestroyDescriptorPool-descriptorPool-parameter
If **descriptorPool** is not [VK_NULL_HANDLE](#), **descriptorPool** **must** be a valid [VkDescriptorPool](#) handle
- VUID-vkDestroyDescriptorPool-pAllocator-parameter
If **pAllocator** is not **NULL**, **pAllocator** **must** be a valid pointer to a valid

[VkAllocationCallbacks](#) structure

- VUID-vkDestroyDescriptorPool-descriptorPool-parent

If [descriptorPool](#) is a valid handle, it **must** have been created, allocated, or retrieved from [device](#)

Host Synchronization

- Host access to [descriptorPool](#) **must** be externally synchronized

Descriptor sets are allocated from descriptor pool objects, and are represented by [VkDescriptorSet](#) handles:

```
// Provided by VK_VERSION_1_0
VK_DEFINE_NON_DISPATCHABLE_HANDLE(VkDescriptorSet)
```

To allocate descriptor sets from a descriptor pool, call:

```
// Provided by VK_VERSION_1_0
VkResult vkAllocateDescriptorSets(
    VkDevice device,
    const VkDescriptorSetAllocateInfo* pAllocateInfo,
    VkDescriptorSet* pDescriptorSets);
```

- [device](#) is the logical device that owns the descriptor pool.
- [pAllocateInfo](#) is a pointer to a [VkDescriptorSetAllocateInfo](#) structure describing parameters of the allocation.
- [pDescriptorSets](#) is a pointer to an array of [VkDescriptorSet](#) handles in which the resulting descriptor set objects are returned.

The allocated descriptor sets are returned in [pDescriptorSets](#).

When a descriptor set is allocated, the initial state is largely uninitialized and all descriptors are undefined, with the exception that samplers with a non-null [pImmutableSamplers](#) are initialized on allocation. Descriptors also become undefined if the underlying resource or view object is destroyed. Descriptor sets containing undefined descriptors **can** still be bound and used, subject to the following conditions:

- For descriptor set bindings created with the [VK_DESCRIPTOR_BINDING_PARTIALLY_BOUND_BIT](#) bit set, all descriptors in that binding that are dynamically used **must** have been populated before the descriptor set is [consumed](#).
- For descriptor set bindings created without the [VK_DESCRIPTOR_BINDING_PARTIALLY_BOUND_BIT](#) bit set, all descriptors in that binding that are statically used **must** have been populated before the descriptor set is [consumed](#).

- Descriptor bindings with descriptor type of `VK_DESCRIPTOR_TYPE_INLINE_UNIFORM_BLOCK` **can** be undefined when the descriptor set is **consumed**; though values in that block will be undefined.
- Entries that are not used by a pipeline **can** have undefined descriptors.

If a call to `vkAllocateDescriptorSets` would cause the total number of descriptor sets allocated from the pool to exceed the value of `VkDescriptorPoolCreateInfo::maxSets` used to create `pAllocateInfo->descriptorPool`, then the allocation **may** fail due to lack of space in the descriptor pool. Similarly, the allocation **may** fail due to lack of space if the call to `vkAllocateDescriptorSets` would cause the number of any given descriptor type to exceed the sum of all the `descriptorCount` members of each element of `VkDescriptorPoolCreateInfo::pPoolSizes` with a `type` equal to that type.

Additionally, the allocation **may** also fail if a call to `vkAllocateDescriptorSets` would cause the total number of inline uniform block bindings allocated from the pool to exceed the value of `VkDescriptorPoolInlineUniformBlockCreateInfo::maxInlineUniformBlockBindings` used to create the descriptor pool.

If the allocation fails due to no more space in the descriptor pool, and not because of system or device memory exhaustion, then `VK_ERROR_OUT_OF_POOL_MEMORY` **must** be returned.

`vkAllocateDescriptorSets` **can** be used to create multiple descriptor sets. If the creation of any of those descriptor sets fails, then the implementation **must** destroy all successfully created descriptor set objects from this command, set all entries of the `pDescriptorSets` array to `VK_NULL_HANDLE` and return the error.

Valid Usage (Implicit)

- VUID-vkAllocateDescriptorSets-device-parameter
`device` **must** be a valid `VkDevice` handle
- VUID-vkAllocateDescriptorSets-pAllocateInfo-parameter
`pAllocateInfo` **must** be a valid pointer to a valid `VkDescriptorSetAllocateInfo` structure
- VUID-vkAllocateDescriptorSets-pDescriptorSets-parameter
`pDescriptorSets` **must** be a valid pointer to an array of `pAllocateInfo->descriptorSetCount` `VkDescriptorSet` handles
- VUID-vkAllocateDescriptorSets-device-queuecount
The device **must** have been created with at least `1` queue
- VUID-vkAllocateDescriptorSets-pAllocateInfo::descriptorSetCount-arraylength
`pAllocateInfo->descriptorSetCount` **must** be greater than `0`

Return Codes

Success

- `VK_SUCCESS`

Failure

- [VK_ERROR_FRAGMENTED_POOL](#)
- [VK_ERROR_OUT_OF_DEVICE_MEMORY](#)
- [VK_ERROR_OUT_OF_HOST_MEMORY](#)
- [VK_ERROR_OUT_OF_POOL_MEMORY](#)
- [VK_ERROR_UNKNOWN](#)
- [VK_ERROR_VALIDATION_FAILED](#)

The [VkDescriptorSetAllocateInfo](#) structure is defined as:

```
// Provided by VK_VERSION_1_0
typedef struct VkDescriptorSetAllocateInfo {
    VkStructureType      sType;
    const void*          pNext;
    VkDescriptorPool      descriptorPool;
    uint32_t             descriptorSetCount;
    const VkDescriptorSetLayout* pSetLayouts;
} VkDescriptorSetAllocateInfo;
```

- [sType](#) is a [VkStructureType](#) value identifying this structure.
- [pNext](#) is `NULL` or a pointer to a structure extending this structure.
- [descriptorPool](#) is the pool which the sets will be allocated from.
- [descriptorSetCount](#) determines the number of descriptor sets to be allocated from the pool.
- [pSetLayouts](#) is a pointer to an array of descriptor set layouts, with each member specifying how the corresponding descriptor set is allocated.

Valid Usage

- VUID-VkDescriptorSetAllocateInfo-apiVersion-07895
If the [VK_KHR_maintenance1](#) extension is not enabled and [VkPhysicalDeviceProperties::apiVersion](#) is less than Vulkan 1.1, [descriptorSetCount](#) **must** not be greater than the number of sets that are currently available for allocation in [descriptorPool](#)
- VUID-VkDescriptorSetAllocateInfo-apiVersion-07896
If the [VK_KHR_maintenance1](#) extension is not enabled and [VkPhysicalDeviceProperties::apiVersion](#) is less than Vulkan 1.1, [descriptorPool](#) **must** have enough free descriptor capacity remaining to allocate the descriptor sets of the specified layouts
- VUID-VkDescriptorSetAllocateInfo-pSetLayouts-00308
Each element of [pSetLayouts](#) **must** not have been created with [VK_DESCRIPTOR_SET_LAYOUT_CREATE_PUSH_DESCRIPTOR_BIT](#) set
- VUID-VkDescriptorSetAllocateInfo-pSetLayouts-03044
If any element of [pSetLayouts](#) was created with the [VK_DESCRIPTOR_SET_LAYOUT_CREATE_UPDATE_AFTER_BIND_POOL_BIT](#) bit set,

`descriptorPool` **must** have been created with the `VK_DESCRIPTOR_POOL_CREATE_UPDATE_AFTER_BIND_BIT` flag set

- VUID-VkDescriptorSetAllocateInfo-pSetLayouts-09380

If `pSetLayouts[i]` was created with an element of `pBindingFlags` that includes `VK_DESCRIPTOR_BINDING_VARIABLE_DESCRIPTOR_COUNT_BIT`, and `VkDescriptorSetVariableDescriptorCountAllocateInfo` is included in the `pNext` chain, and `VkDescriptorSetVariableDescriptorCountAllocateInfo::descriptorSetCount` is not zero, then `VkDescriptorSetVariableDescriptorCountAllocateInfo::pDescriptorCounts[i]` **must** be less than or equal to `VkDescriptorSetLayoutBinding::descriptorCount` for the corresponding binding used to create `pSetLayouts[i]`

- VUID-VkDescriptorSetAllocateInfo-pSetLayouts-04610

If any element of `pSetLayouts` was created with the `VK_DESCRIPTOR_SET_LAYOUT_CREATE_HOST_ONLY_POOL_BIT_EXT` bit set, `descriptorPool` **must** have been created with the `VK_DESCRIPTOR_POOL_CREATE_HOST_ONLY_BIT_EXT` flag set

- VUID-VkDescriptorSetAllocateInfo-pSetLayouts-08009

Each element of `pSetLayouts` **must** not have been created with the `VK_DESCRIPTOR_SET_LAYOUT_CREATE_DESCRIPTOR_BUFFER_BIT_EXT` bit set

Valid Usage (Implicit)

- VUID-VkDescriptorSetAllocateInfo-sType-sType

`sType` **must** be `VK_STRUCTURE_TYPE_DESCRIPTOR_SET_ALLOCATE_INFO`

- VUID-VkDescriptorSetAllocateInfo-pNext-pNext

`pNext` **must** be `NULL` or a pointer to a valid instance of `VkDescriptorSetVariableDescriptorCountAllocateInfo`

- VUID-VkDescriptorSetAllocateInfo-sType-unique

The `sType` value of each structure in the `pNext` chain **must** be unique

- VUID-VkDescriptorSetAllocateInfo-descriptorPool-parameter

`descriptorPool` **must** be a valid `VkDescriptorPool` handle

- VUID-VkDescriptorSetAllocateInfo-pSetLayouts-parameter

`pSetLayouts` **must** be a valid pointer to an array of `descriptorSetCount` valid `VkDescriptorSetLayout` handles

- VUID-VkDescriptorSetAllocateInfo-descriptorSetCount-arraylength

`descriptorSetCount` **must** be greater than 0

- VUID-VkDescriptorSetAllocateInfo-commonparent

Both of `descriptorPool`, and the elements of `pSetLayouts` **must** have been created, allocated, or retrieved from the same `VkDevice`

Host Synchronization

- Host access to `descriptorPool` **must** be externally synchronized

If the `pNext` chain of a `VkDescriptorSetAllocateInfo` structure includes a `VkDescriptorSetVariableDescriptorCountAllocateInfo` structure, then that structure includes an array of descriptor counts for variable-sized descriptor bindings, one for each descriptor set being allocated.

The `VkDescriptorSetVariableDescriptorCountAllocateInfo` structure is defined as:

```
// Provided by VK_VERSION_1_2
typedef struct VkDescriptorSetVariableDescriptorCountAllocateInfo {
    VkStructureType    sType;
    const void*        pNext;
    uint32_t           descriptorSetCount;
    const uint32_t*     pDescriptorCounts;
} VkDescriptorSetVariableDescriptorCountAllocateInfo;
```

```
// Provided by VK_EXT_descriptor_indexing
// Equivalent to VkDescriptorSetVariableDescriptorCountAllocateInfo
typedef VkDescriptorSetVariableDescriptorCountAllocateInfo
VkDescriptorSetVariableDescriptorCountAllocateInfoEXT;
```

- `sType` is a `VkStructureType` value identifying this structure.
- `pNext` is `NULL` or a pointer to a structure extending this structure.
- `descriptorSetCount` is zero or the number of elements in `pDescriptorCounts`.
- `pDescriptorCounts` is a pointer to an array of descriptor counts, with each member specifying the number of descriptors in a variable-sized descriptor binding in the corresponding descriptor set being allocated.

If `descriptorSetCount` is zero or this structure is not included in the `pNext` chain, then the variable lengths are considered to be zero. Otherwise, `pDescriptorCounts[i]` is the number of descriptors in the variable-sized descriptor binding in the corresponding descriptor set layout. If the variable-sized descriptor binding in the corresponding descriptor set layout has a descriptor type of `VK_DESCRIPTOR_TYPE_INLINE_UNIFORM_BLOCK` then `pDescriptorCounts[i]` specifies the binding's capacity in bytes. If `VkDescriptorSetAllocateInfo::pSetLayouts[i]` does not include a variable-sized descriptor binding, then `pDescriptorCounts[i]` is ignored.

Valid Usage

- VUID-VkDescriptorSetVariableDescriptorCountAllocateInfo-descriptorSetCount-03045
If `descriptorSetCount` is not zero, `descriptorSetCount` **must** equal `VkDescriptorSetAllocateInfo::descriptorSetCount`

Valid Usage (Implicit)

- VUID-VkDescriptorSetVariableDescriptorCountAllocateInfo-sType-sType

`sType` **must** be `VK_STRUCTURE_TYPE_DESCRIPTOR_SET_VARIABLE_DESCRIPTOR_COUNT_ALLOCATE_INFO`

- VUID-VkDescriptorSetVariableDescriptorCountAllocateInfo-pDescriptorCounts-parameter
If `descriptorSetCount` is not 0, `pDescriptorCounts` **must** be a valid pointer to an array of `descriptorSetCount` `uint32_t` values

Structure Chaining

Extends the structure

- `VkDescriptorSetAllocateInfo`

To free allocated descriptor sets, call:

```
// Provided by VK_VERSION_1_0
VkResult vkFreeDescriptorSets(
    VkDevice          device,
    VkDescriptorPool   descriptorPool,
    uint32_t          descriptorSetCount,
    const VkDescriptorSet* pDescriptorSets);
```

- `device` is the logical device that owns the descriptor pool.
- `descriptorPool` is the descriptor pool from which the descriptor sets were allocated.
- `descriptorSetCount` is the number of elements in the `pDescriptorSets` array.
- `pDescriptorSets` is a pointer to an array of handles to `VkDescriptorSet` objects.

After calling `vkFreeDescriptorSets`, all descriptor sets in `pDescriptorSets` are invalid.

Valid Usage

- VUID-vkFreeDescriptorSets-pDescriptorSets-00309
All submitted commands that refer to any element of `pDescriptorSets` **must** have completed execution
- VUID-vkFreeDescriptorSets-pDescriptorSets-00310
`pDescriptorSets` **must** be a valid pointer to an array of `descriptorSetCount` `VkDescriptorSet` handles, each element of which **must** either be a valid handle or `VK_NULL_HANDLE`
- VUID-vkFreeDescriptorSets-descriptorPool-00312
`descriptorPool` **must** have been created with the `VK_DESCRIPTOR_POOL_CREATE_FREE_DESCRIPTOR_SET_BIT` flag

Valid Usage (Implicit)

- VUID-vkFreeDescriptorSets-device-parameter
`device` **must** be a valid `VkDevice` handle
- VUID-vkFreeDescriptorSets-descriptorPool-parameter
`descriptorPool` **must** be a valid `VkDescriptorPool` handle
- VUID-vkFreeDescriptorSets-descriptorSetCount-arraylength
`descriptorSetCount` **must** be greater than `0`
- VUID-vkFreeDescriptorSets-descriptorPool-parent
`descriptorPool` **must** have been created, allocated, or retrieved from `device`
- VUID-vkFreeDescriptorSets-pDescriptorSets-parent
Each element of `pDescriptorSets` that is a valid handle **must** have been created, allocated, or retrieved from `descriptorPool`

Host Synchronization

- Host access to `descriptorPool` **must** be externally synchronized
- Host access to each member of `pDescriptorSets` **must** be externally synchronized

Return Codes

Success

- `VK_SUCCESS`

Failure

- `VK_ERROR_UNKNOWN`
- `VK_ERROR_VALIDATION_FAILED`

To return all descriptor sets allocated from a given pool to the pool, rather than freeing individual descriptor sets, call:

```
// Provided by VK_VERSION_1_0
VkResult vkResetDescriptorPool(
    VkDevice                device,
    VkDescriptorPool        descriptorPool,
    VkDescriptorPoolResetFlags flags);
```

- `device` is the logical device that owns the descriptor pool.
- `descriptorPool` is the descriptor pool to be reset.
- `flags` is reserved for future use.

Resetting a descriptor pool recycles all of the resources from all of the descriptor sets allocated from the descriptor pool back to the descriptor pool, and the descriptor sets are implicitly freed.

Valid Usage

- VUID-vkResetDescriptorPool-descriptorPool-00313
All uses of `descriptorPool` (via any allocated descriptor sets) **must** have completed execution

Valid Usage (Implicit)

- VUID-vkResetDescriptorPool-device-parameter
`device` **must** be a valid `VkDevice` handle
- VUID-vkResetDescriptorPool-descriptorPool-parameter
`descriptorPool` **must** be a valid `VkDescriptorPool` handle
- VUID-vkResetDescriptorPool-flags-zeroBitmask
`flags` **must** be 0
- VUID-vkResetDescriptorPool-descriptorPool-parent
`descriptorPool` **must** have been created, allocated, or retrieved from `device`

Host Synchronization

- Host access to `descriptorPool` **must** be externally synchronized
- Host access to any `VkDescriptorSet` objects allocated from `descriptorPool` **must** be externally synchronized

Return Codes

Success

- `VK_SUCCESS`

Failure

- `VK_ERROR_UNKNOWN`
- `VK_ERROR_VALIDATION_FAILED`

```
// Provided by VK_VERSION_1_0
typedef VkFlags VkDescriptorPoolResetFlags;
```

`VkDescriptorPoolResetFlags` is a bitmask type for setting a mask, but is currently reserved for future use.

17.4. Descriptor Set Updates

Once allocated, descriptor sets **can** be updated with a combination of write and copy operations. To update descriptor sets, call:

```
// Provided by VK_VERSION_1_0
void vkUpdateDescriptorSets(
    VkDevice          device,
    uint32_t          descriptorWriteCount,
    const VkWriteDescriptorSet* pDescriptorWrites,
    uint32_t          descriptorCopyCount,
    const VkCopyDescriptorSet* pDescriptorCopies);
```

- **device** is the logical device that updates the descriptor sets.
- **descriptorWriteCount** is the number of elements in the **pDescriptorWrites** array.
- **pDescriptorWrites** is a pointer to an array of **VkWriteDescriptorSet** structures describing the descriptor sets to write to.
- **descriptorCopyCount** is the number of elements in the **pDescriptorCopies** array.
- **pDescriptorCopies** is a pointer to an array of **VkCopyDescriptorSet** structures describing the descriptor sets to copy between.

The operations described by **pDescriptorWrites** are performed first, followed by the operations described by **pDescriptorCopies**. Within each array, the operations are performed in the order they appear in the array.

Each element in the **pDescriptorWrites** array describes an operation updating the descriptor set using descriptors for resources specified in the structure.

Each element in the **pDescriptorCopies** array is a **VkCopyDescriptorSet** structure describing an operation copying descriptors between sets.

If the **dstSet** member of any element of **pDescriptorWrites** or **pDescriptorCopies** is bound, accessed, or modified by any command that was recorded to a command buffer which is currently in the **recording or executable state**, and any of the descriptor bindings that are updated were not created with the **VK_DESCRIPTOR_BINDING_UPDATE_AFTER_BIND_BIT** or **VK_DESCRIPTOR_BINDING_UPDATE_UNUSED_WHILE_PENDING_BIT** bits set, that command buffer becomes **invalid**.

Copying a descriptor from a descriptor set does not constitute a use of the referenced resource or view, as it is the reference itself that is copied. Applications **can** copy a descriptor referencing a destroyed resource, and it **can** copy an undefined descriptor. The destination descriptor becomes undefined in both cases.

Valid Usage

- VUID-vkUpdateDescriptorSets-pDescriptorWrites-06236

For each element `i` where `pDescriptorWrites[i].descriptorType` is `VK_DESCRIPTOR_TYPE_UNIFORM_TEXEL_BUFFER` or `VK_DESCRIPTOR_TYPE_STORAGE_TEXEL_BUFFER`, elements of the `pTexelBufferView` member of `pDescriptorWrites[i]` **must** have been created on device

- VUID-vkUpdateDescriptorSets-pDescriptorWrites-06237

For each element `i` where `pDescriptorWrites[i].descriptorType` is `VK_DESCRIPTOR_TYPE_UNIFORM_BUFFER`, `VK_DESCRIPTOR_TYPE_STORAGE_BUFFER`, `VK_DESCRIPTOR_TYPE_UNIFORM_BUFFER_DYNAMIC`, or `VK_DESCRIPTOR_TYPE_STORAGE_BUFFER_DYNAMIC`, the `buffer` member of any element of the `pBufferInfo` member of `pDescriptorWrites[i]` **must** have been created on device

- VUID-vkUpdateDescriptorSets-pDescriptorWrites-06238

For each element `i` where `pDescriptorWrites[i].descriptorType` is `VK_DESCRIPTOR_TYPE_SAMPLER` or `VK_DESCRIPTOR_TYPE_COMBINED_IMAGE_SAMPLER`, and `dstSet` was not allocated with a layout that included immutable samplers for `dstBinding` with `descriptorType`, the `sampler` member of any element of the `pImageInfo` member of `pDescriptorWrites[i]` **must** have been created on device

- VUID-vkUpdateDescriptorSets-pDescriptorWrites-06239

For each element `i` where `pDescriptorWrites[i].descriptorType` is `VK_DESCRIPTOR_TYPE_SAMPLED_IMAGE`, `VK_DESCRIPTOR_TYPE_STORAGE_IMAGE`, `VK_DESCRIPTOR_TYPE_INPUT_ATTACHMENT`, `VK_DESCRIPTOR_TYPE_SAMPLE_WEIGHT_IMAGE_QCOM`, `VK_DESCRIPTOR_TYPE_BLOCK_MATCH_IMAGE_QCOM`, or `VK_DESCRIPTOR_TYPE_COMBINED_IMAGE_SAMPLER` the `imageView` member of any element of `pDescriptorWrites[i]` **must** have been created on device

- VUID-vkUpdateDescriptorSets-pDescriptorWrites-06240

For each element `i` where `pDescriptorWrites[i].descriptorType` is `VK_DESCRIPTOR_TYPE_ACCELERATION_STRUCTURE_KHR`, elements of the `pAccelerationStructures` member of a `VkWriteDescriptorSetAccelerationStructureKHR` structure in the `pNext` chain of `pDescriptorWrites[i]` **must** have been created on device

- VUID-vkUpdateDescriptorSets-pDescriptorWrites-06241

For each element `i` where `pDescriptorWrites[i].descriptorType` is `VK_DESCRIPTOR_TYPE_ACCELERATION_STRUCTURE_NV`, elements of the `pAccelerationStructures` member of a `VkWriteDescriptorSetAccelerationStructureNV` structure in the `pNext` chain of `pDescriptorWrites[i]` **must** have been created on device

- VUID-vkUpdateDescriptorSets-pDescriptorWrites-12324

For each element `i` where `pDescriptorWrites[i].descriptorType` is `VK_DESCRIPTOR_TYPE_TENSOR_ARM`, elements of the `pTensorViews` member of a `VkWriteDescriptorSetTensorARM` structure in the `pNext` chain of `pDescriptorWrites[i]` **must** have been created on device

- VUID-vkUpdateDescriptorSets-pDescriptorWrites-06493

For each element `i` where `pDescriptorWrites[i].descriptorType` is `VK_DESCRIPTOR_TYPE_SAMPLER`, `VK_DESCRIPTOR_TYPE_COMBINED_IMAGE_SAMPLER`, `VK_DESCRIPTOR_TYPE_SAMPLED_IMAGE`, `VK_DESCRIPTOR_TYPE_STORAGE_IMAGE`, `VK_DESCRIPTOR_TYPE_SAMPLE_WEIGHT_IMAGE_QCOM`,

VK_DESCRIPTOR_TYPE_BLOCK_MATCH_IMAGE_QCOM, or
VK_DESCRIPTOR_TYPE_INPUT_ATTACHMENT, pDescriptorWrites[i].pImageInfo **must** be a valid pointer to an array of pDescriptorWrites[i].descriptorCount valid VkDescriptorImageInfo structures

- VUID-vkUpdateDescriptorSets-None-03047

The dstSet member of each element of pDescriptorWrites or pDescriptorCopies for bindings which were created without the VK_DESCRIPTOR_BINDING_UPDATE_AFTER_BIND_BIT or VK_DESCRIPTOR_BINDING_UPDATE_UNUSED_WHILE_PENDING_BIT bits set **must** not be used by any command that was recorded to a command buffer which is in the pending state

- VUID-vkUpdateDescriptorSets-pDescriptorWrites-06993

Host access to pDescriptorWrites[i].dstSet and pDescriptorCopies[i].dstSet **must** be externally synchronized unless explicitly denoted otherwise for specific flags

Valid Usage (Implicit)

- VUID-vkUpdateDescriptorSets-device-parameter

device **must** be a valid VkDevice handle

- VUID-vkUpdateDescriptorSets-pDescriptorWrites-parameter

If descriptorWriteCount is not 0, pDescriptorWrites **must** be a valid pointer to an array of descriptorWriteCount valid VkWriteDescriptorSet structures

- VUID-vkUpdateDescriptorSets-pDescriptorCopies-parameter

If descriptorCopyCount is not 0, pDescriptorCopies **must** be a valid pointer to an array of descriptorCopyCount valid VkCopyDescriptorSet structures

The VkWriteDescriptorSet structure is defined as:

```
// Provided by VK_VERSION_1_0
typedef struct VkWriteDescriptorSet {
    VkStructureType    sType;
    const void*        pNext;
    VkDescriptorSet     dstSet;
    uint32_t           dstBinding;
    uint32_t           dstArrayElement;
    uint32_t           descriptorCount;
    VkDescriptorType    descriptorType;
    const VkDescriptorImageInfo* pImageInfo;
    const VkDescriptorBufferInfo* pBufferInfo;
    const VkBufferView* pTexelBufferView;
} VkWriteDescriptorSet;
```

- sType is a VkStructureType value identifying this structure.
- pNext is NULL or a pointer to a structure extending this structure.

- `dstSet` is the destination descriptor set to update.
- `dstBinding` is the descriptor binding within that set.
- `dstArrayElement` is the starting element in that array. If the descriptor binding identified by `dstSet` and `dstBinding` has a descriptor type of `VK_DESCRIPTOR_TYPE_INLINE_UNIFORM_BLOCK` then `dstArrayElement` specifies the starting byte offset within the binding.
- `descriptorCount` is the number of descriptors to update. If the descriptor binding identified by `dstSet` and `dstBinding` has a descriptor type of `VK_DESCRIPTOR_TYPE_INLINE_UNIFORM_BLOCK`, then `descriptorCount` specifies the number of bytes to update. Otherwise, `descriptorCount` is one of
 - the number of elements in `pImageInfo`
 - the number of elements in `pBufferInfo`
 - the number of elements in `pTexelBufferView`
 - a value matching the `dataSize` member of a `VkWriteDescriptorSetInlineUniformBlock` structure in the `pNext` chain
 - a value matching the `accelerationStructureCount` of a `VkWriteDescriptorSetAccelerationStructureKHR` or `VkWriteDescriptorSetAccelerationStructureNV` structure in the `pNext` chain
 - a value matching the `descriptorCount` of a `VkWriteDescriptorSetTensorARM` structure in the `pNext` chain
- `descriptorType` is a `VkDescriptorType` specifying the type of each descriptor in `pImageInfo`, `pBufferInfo`, or `pTexelBufferView`, as described below. If `VkDescriptorSetLayoutBinding` for `dstSet` at `dstBinding` is not equal to `VK_DESCRIPTOR_TYPE_MUTABLE_EXT`, `descriptorType` **must** be the same type as the `descriptorType` specified in `VkDescriptorSetLayoutBinding` for `dstSet` at `dstBinding`. The type of the descriptor also controls which array the descriptors are taken from.
- `pImageInfo` is a pointer to an array of `VkDescriptorImageInfo` structures or is ignored, as described below.
- `pBufferInfo` is a pointer to an array of `VkDescriptorBufferInfo` structures or is ignored, as described below.
- `pTexelBufferView` is a pointer to an array of `VkBufferView` handles as described in the [Buffer Views](#) section or is ignored, as described below.

Members of `pImageInfo`, `pBufferInfo` and `pTexelBufferView` are only accessed by the implementation when they correspond to a descriptor type being defined - otherwise they are ignored. The members accessed are as follows for each descriptor type:

- For `VK_DESCRIPTOR_TYPE_SAMPLER`, only the `sampler` member of each element of `VkWriteDescriptorSet::pImageInfo` is accessed.
- For `VK_DESCRIPTOR_TYPE_SAMPLED_IMAGE`, `VK_DESCRIPTOR_TYPE_STORAGE_IMAGE`, or `VK_DESCRIPTOR_TYPE_INPUT_ATTACHMENT`, only the `imageView` and `imageLayout` members of each element of `VkWriteDescriptorSet::pImageInfo` are accessed.
- For `VK_DESCRIPTOR_TYPE_COMBINED_IMAGE_SAMPLER`, all members of each element of

`VkWriteDescriptorSet::pImageInfo` are accessed.

- For `VK_DESCRIPTOR_TYPE_UNIFORM_BUFFER`, `VK_DESCRIPTOR_TYPE_STORAGE_BUFFER`, `VK_DESCRIPTOR_TYPE_UNIFORM_BUFFER_DYNAMIC`, or `VK_DESCRIPTOR_TYPE_STORAGE_BUFFER_DYNAMIC`, all members of each element of `VkWriteDescriptorSet::pBufferInfo` are accessed.
- For `VK_DESCRIPTOR_TYPE_UNIFORM_TEXEL_BUFFER` or `VK_DESCRIPTOR_TYPE_STORAGE_TEXEL_BUFFER`, each element of `VkWriteDescriptorSet::pTexelBufferView` is accessed.

When updating descriptor sets with a `descriptorType` of `VK_DESCRIPTOR_TYPE_INLINE_UNIFORM_BLOCK`, none of the `pImageInfo`, `pBufferInfo`, or `pTexelBufferView` members are accessed, instead the source data of the descriptor update operation is taken from the `VkWriteDescriptorSetInlineUniformBlock` structure in the `pNext` chain of `VkWriteDescriptorSet`. When updating descriptor sets with a `descriptorType` of `VK_DESCRIPTOR_TYPE_ACCELERATION_STRUCTURE_KHR`, none of the `pImageInfo`, `pBufferInfo`, or `pTexelBufferView` members are accessed, instead the source data of the descriptor update operation is taken from the `VkWriteDescriptorSetAccelerationStructureKHR` structure in the `pNext` chain of `VkWriteDescriptorSet`. When updating descriptor sets with a `descriptorType` of `VK_DESCRIPTOR_TYPE_ACCELERATION_STRUCTURE_NV`, none of the `pImageInfo`, `pBufferInfo`, or `pTexelBufferView` members are accessed, instead the source data of the descriptor update operation is taken from the `VkWriteDescriptorSetAccelerationStructureNV` structure in the `pNext` chain of `VkWriteDescriptorSet`. When updating descriptor sets with a `descriptorType` of `VK_DESCRIPTOR_TYPE_TENSOR_ARM`, none of the `pImageInfo`, `pBufferInfo`, or `pTexelBufferView` members are accessed, instead the source data of the descriptor update operation is taken from the instance of `VkWriteDescriptorSetTensorARM` in the `pNext` chain of `VkWriteDescriptorSet`.

If the `nullDescriptor` feature is enabled, the buffer, acceleration structure, tensor, imageView, or bufferView **can** be `VK_NULL_HANDLE`. Loads from a null descriptor return zero values and stores and atomics to a null descriptor are discarded. A null acceleration structure descriptor results in the miss shader being invoked.

If the destination descriptor is a mutable descriptor, the active descriptor type for the destination descriptor becomes `descriptorType`.

Consecutive Binding Updates

If the `dstBinding` has fewer than `descriptorCount` array elements remaining starting from `dstArrayElement`, then the remainder will be used to update the subsequent binding - `dstBinding+1` starting at array element zero. If a binding has a `descriptorCount` of zero, it is skipped. This behavior applies recursively, with the update affecting consecutive bindings as needed to update all `descriptorCount` descriptors. Consecutive bindings **must** have identical `VkDescriptorType`, `VkShaderStageFlags`, `VkDescriptorBindingFlagBits`, and immutable samplers references. In addition, if the `VkDescriptorType` is `VK_DESCRIPTOR_TYPE_MUTABLE_EXT`, the supported descriptor types in `VkMutableDescriptorTypeCreateInfoEXT` **must** be equally defined.

NOTE

The same behavior applies to bindings with a descriptor type of `VK_DESCRIPTOR_TYPE_INLINE_UNIFORM_BLOCK` where `descriptorCount` specifies the number of bytes to update while `dstArrayElement` specifies the starting byte offset, thus in this case if the `dstBinding` has a smaller byte size than the sum of

`dstArrayElement` and `descriptorCount`, then the remainder will be used to update the subsequent binding - `dstBinding+1` starting at offset zero. This falls out as a special case of the above rule.

Valid Usage

- VUID-VkWriteDescriptorSet-dstBinding-00315
`dstBinding` **must** be less than or equal to the maximum value of `binding` of all `VkDescriptorSetLayoutBinding` structures specified when `dstSet`'s descriptor set layout was created
- VUID-VkWriteDescriptorSet-dstBinding-00316
`dstBinding` **must** be a binding with a non-zero `descriptorCount`
- VUID-VkWriteDescriptorSet-dstBinding-10009
`dstBinding` **must** be a binding with a non-zero `VkDescriptorSetLayoutCreateInfo::bindingCount`
- VUID-VkWriteDescriptorSet-descriptorCount-00317
All consecutive bindings updated via a single `VkWriteDescriptorSet` structure, except those with a `descriptorCount` of zero, **must** have identical `descriptorType`
- VUID-VkWriteDescriptorSet-descriptorCount-10776
All consecutive bindings updated via a single `VkWriteDescriptorSet` structure, except those with a `descriptorCount` of zero, **must** have identical `stageFlags`
- VUID-VkWriteDescriptorSet-descriptorCount-00318
All consecutive bindings updated via a single `VkWriteDescriptorSet` structure, except those with a `descriptorCount` of zero, **must** all either use immutable samplers or **must** all not use immutable samplers
- VUID-VkWriteDescriptorSet-descriptorCount-10777
All consecutive bindings updated via a single `VkWriteDescriptorSet` structure, except those with a `descriptorCount` of zero, **must** have identical `VkDescriptorBindingFlagBits`
- VUID-VkWriteDescriptorSet-descriptorType-00319
`descriptorType` **must** match the type of `dstBinding` within `dstSet`
- VUID-VkWriteDescriptorSet-dstSet-00320
`dstSet` **must** be a valid `VkDescriptorSet` handle
- VUID-VkWriteDescriptorSet-dstArrayElement-00321
The sum of `dstArrayElement` and `descriptorCount` **must** be less than or equal to the number of array elements in the descriptor set binding specified by `dstBinding`, and all applicable consecutive bindings
- VUID-VkWriteDescriptorSet-descriptorType-02219
If `descriptorType` is `VK_DESCRIPTOR_TYPE_INLINE_UNIFORM_BLOCK`, `dstArrayElement` **must** be an integer multiple of 4
- VUID-VkWriteDescriptorSet-descriptorType-02220
If `descriptorType` is `VK_DESCRIPTOR_TYPE_INLINE_UNIFORM_BLOCK`, `descriptorCount` **must** be an integer multiple of 4

- VUID-VkWriteDescriptorSet-descriptorType-02994
If `descriptorType` is `VK_DESCRIPTOR_TYPE_UNIFORM_TEXEL_BUFFER` or `VK_DESCRIPTOR_TYPE_STORAGE_TEXEL_BUFFER`, each element of `pTexelBufferView` **must** be either a valid `VkBufferView` handle or `VK_NULL_HANDLE`
- VUID-VkWriteDescriptorSet-descriptorType-02995
If `descriptorType` is `VK_DESCRIPTOR_TYPE_UNIFORM_TEXEL_BUFFER` or `VK_DESCRIPTOR_TYPE_STORAGE_TEXEL_BUFFER` and the `nullDescriptor` feature is not enabled, each element of `pTexelBufferView` **must** not be `VK_NULL_HANDLE`
- VUID-VkWriteDescriptorSet-descriptorType-00324
If `descriptorType` is `VK_DESCRIPTOR_TYPE_UNIFORM_BUFFER`, `VK_DESCRIPTOR_TYPE_STORAGE_BUFFER`, `VK_DESCRIPTOR_TYPE_UNIFORM_BUFFER_DYNAMIC`, or `VK_DESCRIPTOR_TYPE_STORAGE_BUFFER_DYNAMIC`, `pBufferInfo` **must** be a valid pointer to an array of `descriptorCount` valid `VkDescriptorBufferInfo` structures
- VUID-VkWriteDescriptorSet-descriptorType-00325
If `descriptorType` is `VK_DESCRIPTOR_TYPE_SAMPLER` or `VK_DESCRIPTOR_TYPE_COMBINED_IMAGE_SAMPLER`, and `dstSet` was not allocated with a layout that included immutable samplers for `dstBinding` with `descriptorType`, the `sampler` member of each element of `pImageInfo` **must** be a valid `VkSampler` object
- VUID-VkWriteDescriptorSet-descriptorType-02996
If `descriptorType` is `VK_DESCRIPTOR_TYPE_COMBINED_IMAGE_SAMPLER`, `VK_DESCRIPTOR_TYPE_SAMPLED_IMAGE`, or `VK_DESCRIPTOR_TYPE_STORAGE_IMAGE`, the `imageView` member of each element of `pImageInfo` **must** be either a valid `VkImageView` handle or `VK_NULL_HANDLE`
- VUID-VkWriteDescriptorSet-descriptorType-02997
If `descriptorType` is `VK_DESCRIPTOR_TYPE_COMBINED_IMAGE_SAMPLER`, `VK_DESCRIPTOR_TYPE_SAMPLED_IMAGE`, or `VK_DESCRIPTOR_TYPE_STORAGE_IMAGE`, and the `nullDescriptor` feature is not enabled, the `imageView` member of each element of `pImageInfo` **must** not be `VK_NULL_HANDLE`
- VUID-VkWriteDescriptorSet-descriptorType-07683
If `descriptorType` is `VK_DESCRIPTOR_TYPE_SAMPLE_WEIGHT_IMAGE_QCOM`, `VK_DESCRIPTOR_TYPE_BLOCK_MATCH_IMAGE_QCOM`, or `VK_DESCRIPTOR_TYPE_INPUT_ATTACHMENT`, then the `imageView` member of each element of `pImageInfo` **must** not be `VK_NULL_HANDLE`
- VUID-VkWriteDescriptorSet-descriptorType-02221
If `descriptorType` is `VK_DESCRIPTOR_TYPE_INLINE_UNIFORM_BLOCK`, the `pNext` chain **must** include a `VkWriteDescriptorSetInlineUniformBlock` structure whose `dataSize` member equals `descriptorCount`
- VUID-VkWriteDescriptorSet-descriptorType-02382
If `descriptorType` is `VK_DESCRIPTOR_TYPE_ACCELERATION_STRUCTURE_KHR`, the `pNext` chain **must** include a `VkWriteDescriptorSetAccelerationStructureKHR` structure whose `accelerationStructureCount` member equals `descriptorCount`
- VUID-VkWriteDescriptorSet-descriptorType-03817
If `descriptorType` is `VK_DESCRIPTOR_TYPE_ACCELERATION_STRUCTURE_NV`, the `pNext`

chain **must** include a `VkWriteDescriptorSetAccelerationStructureNV` structure whose `accelerationStructureCount` member equals `descriptorCount`

- VUID-VkWriteDescriptorSet-descriptorType-09945

If `descriptorType` is `VK_DESCRIPTOR_TYPE_TENSOR_ARM`, the `pNext` chain **must** include a `VkWriteDescriptorSetTensorARM` structure whose `tensorViewCount` member equals `descriptorCount`

- VUID-VkWriteDescriptorSet-descriptorType-01946

If `descriptorType` is `VK_DESCRIPTOR_TYPE_SAMPLED_IMAGE`, then the `imageView` member of each `pImageInfo` element **must** have been created without a `VkSamplerYcbcrConversionInfo` structure in its `pNext` chain

- VUID-VkWriteDescriptorSet-descriptorType-02738

If `descriptorType` is `VK_DESCRIPTOR_TYPE_COMBINED_IMAGE_SAMPLER`, and if any element of `pImageInfo` has an `imageView` member that was created with a `VkSamplerYcbcrConversionInfo` structure in its `pNext` chain, then `dstSet` **must** have been allocated with a layout that included immutable samplers for `dstBinding`, and the corresponding immutable sampler **must** have been created with an **identically defined** `VkSamplerYcbcrConversionInfo` object

- VUID-VkWriteDescriptorSet-descriptorType-01948

If `descriptorType` is `VK_DESCRIPTOR_TYPE_COMBINED_IMAGE_SAMPLER`, and `dstSet` was allocated with a layout that included immutable samplers for `dstBinding`, then the `imageView` member of each element of `pImageInfo` which corresponds to an immutable sampler that enables **sampler Y'C_BC_R conversion** **must** have been created with a `VkSamplerYcbcrConversionInfo` structure in its `pNext` chain with an **identically defined** `VkSamplerYcbcrConversionInfo` to the corresponding immutable sampler

- VUID-VkWriteDescriptorSet-descriptorType-09506

If `descriptorType` is `VK_DESCRIPTOR_TYPE_COMBINED_IMAGE_SAMPLER`, `dstSet` was allocated with a layout that included immutable samplers for `dstBinding`, and those samplers enable **sampler Y'C_BC_R conversion**, then `imageView` **must** not be `VK_NULL_HANDLE`

- VUID-VkWriteDescriptorSet-descriptorType-00327

If `descriptorType` is `VK_DESCRIPTOR_TYPE_UNIFORM_BUFFER` or `VK_DESCRIPTOR_TYPE_UNIFORM_BUFFER_DYNAMIC`, the `offset` member of each element of `pBufferInfo` **must** be a multiple of `VkPhysicalDeviceLimits::minUniformBufferOffsetAlignment`

- VUID-VkWriteDescriptorSet-descriptorType-00328

If `descriptorType` is `VK_DESCRIPTOR_TYPE_STORAGE_BUFFER` or `VK_DESCRIPTOR_TYPE_STORAGE_BUFFER_DYNAMIC`, the `offset` member of each element of `pBufferInfo` **must** be a multiple of `VkPhysicalDeviceLimits::minStorageBufferOffsetAlignment`

- VUID-VkWriteDescriptorSet-descriptorType-00329

If `descriptorType` is `VK_DESCRIPTOR_TYPE_UNIFORM_BUFFER`, `VK_DESCRIPTOR_TYPE_UNIFORM_BUFFER_DYNAMIC`, `VK_DESCRIPTOR_TYPE_STORAGE_BUFFER`, or `VK_DESCRIPTOR_TYPE_STORAGE_BUFFER_DYNAMIC`, and the `buffer` member of any element of `pBufferInfo` is the handle of a non-sparse buffer, then that buffer **must** be

bound completely and contiguously to a single `VkDeviceMemory` object

- VUID-VkWriteDescriptorSet-descriptorType-00330

If `descriptorType` is `VK_DESCRIPTOR_TYPE_UNIFORM_BUFFER` or `VK_DESCRIPTOR_TYPE_UNIFORM_BUFFER_DYNAMIC`, the `buffer` member of each element of `pBufferInfo` **must** have been created with the `VK_BUFFER_USAGE_UNIFORM_BUFFER_BIT` usage flag set

- VUID-VkWriteDescriptorSet-descriptorType-00331

If `descriptorType` is `VK_DESCRIPTOR_TYPE_STORAGE_BUFFER` or `VK_DESCRIPTOR_TYPE_STORAGE_BUFFER_DYNAMIC`, the `buffer` member of each element of `pBufferInfo` **must** have been created with the `VK_BUFFER_USAGE_STORAGE_BUFFER_BIT` usage flag set

- VUID-VkWriteDescriptorSet-descriptorType-00332

If `descriptorType` is `VK_DESCRIPTOR_TYPE_UNIFORM_BUFFER` or `VK_DESCRIPTOR_TYPE_UNIFORM_BUFFER_DYNAMIC`, the `range` member of each element of `pBufferInfo`, or the `effective range` if `range` is `VK_WHOLE_SIZE`, **must** be less than or equal to `VkPhysicalDeviceLimits::maxUniformBufferRange`

- VUID-VkWriteDescriptorSet-descriptorType-00333

If `descriptorType` is `VK_DESCRIPTOR_TYPE_STORAGE_BUFFER` or `VK_DESCRIPTOR_TYPE_STORAGE_BUFFER_DYNAMIC`, and the `shader64BitIndexing` feature is not enabled, the `range` member of each element of `pBufferInfo`, or the `effective range` if `range` is `VK_WHOLE_SIZE`, **must** be less than or equal to `VkPhysicalDeviceLimits::maxStorageBufferRange`

- VUID-VkWriteDescriptorSet-descriptorType-08765

If `descriptorType` is `VK_DESCRIPTOR_TYPE_UNIFORM_TEXEL_BUFFER`, the `pTexelBufferView` `buffer` `view` `usage` **must** include `VK_BUFFER_USAGE_UNIFORM_TEXEL_BUFFER_BIT`

- VUID-VkWriteDescriptorSet-descriptorType-08766

If `descriptorType` is `VK_DESCRIPTOR_TYPE_STORAGE_TEXEL_BUFFER`, the `pTexelBufferView` `buffer` `view` `usage` **must** include `VK_BUFFER_USAGE_STORAGE_TEXEL_BUFFER_BIT`

- VUID-VkWriteDescriptorSet-descriptorType-00336

If `descriptorType` is `VK_DESCRIPTOR_TYPE_STORAGE_IMAGE` or `VK_DESCRIPTOR_TYPE_INPUT_ATTACHMENT`, the `imageView` member of each element of `pImageInfo` **must** have been created with the `identity swizzle`

- VUID-VkWriteDescriptorSet-descriptorType-00337

If `descriptorType` is `VK_DESCRIPTOR_TYPE_SAMPLED_IMAGE` or `VK_DESCRIPTOR_TYPE_COMBINED_IMAGE_SAMPLER`, the `imageView` member of each element of `pImageInfo` **must** have been created with the `VK_IMAGE_USAGE_SAMPLED_BIT` usage flag set

- VUID-VkWriteDescriptorSet-descriptorType-04149

If `descriptorType` is `VK_DESCRIPTOR_TYPE_SAMPLED_IMAGE` the `imageLayout` member of each element of `pImageInfo` **must** be a member of the list given in `Sampled Image`

- VUID-VkWriteDescriptorSet-descriptorType-04150

If `descriptorType` is `VK_DESCRIPTOR_TYPE_COMBINED_IMAGE_SAMPLER` the `imageLayout`

member of each element of **pImageInfo** **must** be a member of the list given in [Combined Image Sampler](#)

- VUID-VkWriteDescriptorSet-descriptorType-04151
If **descriptorType** is [VK_DESCRIPTOR_TYPE_INPUT_ATTACHMENT](#) the **imageLayout** member of each element of **pImageInfo** **must** be a member of the list given in [Input Attachment](#)
- VUID-VkWriteDescriptorSet-descriptorType-04152
If **descriptorType** is [VK_DESCRIPTOR_TYPE_STORAGE_IMAGE](#) the **imageLayout** member of each element of **pImageInfo** **must** be a member of the list given in [Storage Image](#)
- VUID-VkWriteDescriptorSet-descriptorType-00338
If **descriptorType** is [VK_DESCRIPTOR_TYPE_INPUT_ATTACHMENT](#), the **imageView** member of each element of **pImageInfo** **must** have been created with the [VK_IMAGE_USAGE_INPUT_ATTACHMENT_BIT](#) usage flag set
- VUID-VkWriteDescriptorSet-descriptorType-00339
If **descriptorType** is [VK_DESCRIPTOR_TYPE_STORAGE_IMAGE](#), the **imageView** member of each element of **pImageInfo** **must** have been created with the [VK_IMAGE_USAGE_STORAGE_BIT](#) usage flag set
- VUID-VkWriteDescriptorSet-descriptorType-02752
If **descriptorType** is [VK_DESCRIPTOR_TYPE_SAMPLER](#), then **dstSet** **must** not have been allocated with a layout that included immutable samplers for **dstBinding**
- VUID-VkWriteDescriptorSet-dstSet-04611
If the [VkDescriptorSetLayoutBinding](#) for **dstSet** at **dstBinding** is [VK_DESCRIPTOR_TYPE_MUTABLE_EXT](#), the new active descriptor type **descriptorType** **must** exist in the corresponding [pMutableDescriptorTypeLists](#) list for **dstBinding**
- VUID-VkWriteDescriptorSet-descriptorType-06450
If **descriptorType** is [VK_DESCRIPTOR_TYPE_INPUT_ATTACHMENT](#), the **imageView** member of each element of **pImageInfo** **must** have either been created without a [VkImageViewMinLodCreateInfoEXT](#) included in the **pNext** chain or with a [VkImageViewMinLodCreateInfoEXT::minLod](#) of **0.0**
- VUID-VkWriteDescriptorSet-descriptorType-06942
If **descriptorType** is [VK_DESCRIPTOR_TYPE_SAMPLE_WEIGHT_IMAGE_QCOM](#), the **imageView** member of each element of **pImageInfo** **must** have been created with a view created with an **image** created with the [VK_IMAGE_USAGE_SAMPLE_WEIGHT_BIT_QCOM](#) usage flag set
- VUID-VkWriteDescriptorSet-descriptorType-06943
If **descriptorType** is [VK_DESCRIPTOR_TYPE_BLOCK_MATCH_IMAGE_QCOM](#), the **imageView** member of each element of **pImageInfo** **must** have been created with a view created with an **image** created with the [VK_IMAGE_USAGE_SAMPLE_BLOCK_MATCH_BIT_QCOM](#) usage flag set

Valid Usage (Implicit)

- VUID-VkWriteDescriptorSet-sType-sType
sType **must** be [VK_STRUCTURE_TYPE_WRITE_DESCRIPTOR_SET](#)

- VUID-VkWriteDescriptorSet-pNext-pNext
Each **pNext** member of any structure (including this one) in the **pNext** chain **must** be either **NULL** or a pointer to a valid instance of **VkWriteDescriptorSetAccelerationStructureKHR**, **VkWriteDescriptorSetAccelerationStructureNV**, **VkWriteDescriptorSetInlineUniformBlock**, **VkWriteDescriptorSetPartitionedAccelerationStructureNV**, or **VkWriteDescriptorSetTensorARM**
- VUID-VkWriteDescriptorSet-sType-unique
The **sType** value of each structure in the **pNext** chain **must** be unique
- VUID-VkWriteDescriptorSet-descriptorType-parameter
descriptorType **must** be a valid **VkDescriptorType** value
- VUID-VkWriteDescriptorSet-descriptorCount-arraylength
descriptorCount **must** be greater than 0
- VUID-VkWriteDescriptorSet-commonparent
Both of **dstSet**, and the elements of **pTexelBufferView** that are valid handles of non-ignored parameters **must** have been created, allocated, or retrieved from the same **VkDevice**

The **VkDescriptorBufferInfo** structure is defined as:

```
// Provided by VK_VERSION_1_0
typedef struct VkDescriptorBufferInfo {
    VkBuffer      buffer;
    VkDeviceSize  offset;
    VkDeviceSize  range;
} VkDescriptorBufferInfo;
```

- **buffer** is **VK_NULL_HANDLE** or the buffer resource.
- **offset** is the offset in bytes from the start of **buffer**. Access to buffer memory via this descriptor uses addressing that is relative to this starting offset.
- **range** is the size in bytes that is used for this descriptor update, or **VK_WHOLE_SIZE** to use the range from **offset** to the end of the buffer.

NOTE

When setting **range** to **VK_WHOLE_SIZE**, the **effective range** **must** not be larger than the maximum range for the descriptor type (**maxUniformBufferRange** or **maxStorageBufferRange**). This means that **VK_WHOLE_SIZE** is not typically useful in the common case where uniform buffer descriptors are suballocated from a buffer that is much larger than **maxUniformBufferRange**.

For **VK_DESCRIPTOR_TYPE_UNIFORM_BUFFER_DYNAMIC** and **VK_DESCRIPTOR_TYPE_STORAGE_BUFFER_DYNAMIC** descriptor types, **offset** is the base offset from which the dynamic offset is applied and **range** is the static size used for all dynamic offsets.

When **range** is **VK_WHOLE_SIZE** the effective range is calculated at **vkUpdateDescriptorSets** is by taking the size of **buffer** minus the **offset**.

Valid Usage

- VUID-VkDescriptorBufferInfo-offset-00340
`offset` **must** be less than the size of `buffer`
- VUID-VkDescriptorBufferInfo-range-00341
If `range` is not equal to `VK_WHOLE_SIZE`, `range` **must** be greater than 0
- VUID-VkDescriptorBufferInfo-range-00342
If `range` is not equal to `VK_WHOLE_SIZE`, `range` **must** be less than or equal to the size of `buffer` minus `offset`
- VUID-VkDescriptorBufferInfo-buffer-02998
If the `nullDescriptor` feature is not enabled, `buffer` **must** not be `VK_NULL_HANDLE`
- VUID-VkDescriptorBufferInfo-buffer-02999
If `buffer` is `VK_NULL_HANDLE`, `offset` **must** be zero and `range` **must** be `VK_WHOLE_SIZE`

Valid Usage (Implicit)

- VUID-VkDescriptorBufferInfo-buffer-parameter
If `buffer` is not `VK_NULL_HANDLE`, `buffer` **must** be a valid `VkBuffer` handle

The `VkDescriptorImageInfo` structure is defined as:

```
// Provided by VK_VERSION_1_0
typedef struct VkDescriptorImageInfo {
    VkSampler      sampler;
    VkImageView    imageView;
    VkImageLayout  imageLayout;
} VkDescriptorImageInfo;
```

- `sampler` is a sampler handle, and is used in descriptor updates for types `VK_DESCRIPTOR_TYPE_SAMPLER` and `VK_DESCRIPTOR_TYPE_COMBINED_IMAGE_SAMPLER` if the binding being updated does not use immutable samplers.
- `imageView` is `VK_NULL_HANDLE` or an image view handle, and is used in descriptor updates for types `VK_DESCRIPTOR_TYPE_SAMPLED_IMAGE`, `VK_DESCRIPTOR_TYPE_STORAGE_IMAGE`, `VK_DESCRIPTOR_TYPE_COMBINED_IMAGE_SAMPLER`, and `VK_DESCRIPTOR_TYPE_INPUT_ATTACHMENT`.
- `imageLayout` is the layout that the image subresources accessible from `imageView` will be in at the time this descriptor is accessed. `imageLayout` is used in descriptor updates for types `VK_DESCRIPTOR_TYPE_SAMPLED_IMAGE`, `VK_DESCRIPTOR_TYPE_STORAGE_IMAGE`, `VK_DESCRIPTOR_TYPE_COMBINED_IMAGE_SAMPLER`, and `VK_DESCRIPTOR_TYPE_INPUT_ATTACHMENT`.

Members of `VkDescriptorImageInfo` that are not used in an update (as described above) are ignored.

Valid Usage

- VUID-VkDescriptorImageInfo-imageView-06712
`imageView` **must** not be a 2D array image view created from a 3D image
- VUID-VkDescriptorImageInfo-imageView-07795
If `imageView` is a 2D view created from a 3D image, then `descriptorType` **must** be `VK_DESCRIPTOR_TYPE_STORAGE_IMAGE`, `VK_DESCRIPTOR_TYPE_SAMPLED_IMAGE`, or `VK_DESCRIPTOR_TYPE_COMBINED_IMAGE_SAMPLER`
- VUID-VkDescriptorImageInfo-imageView-07796
If `imageView` is a 2D view created from a 3D image, then the image **must** have been created with `VK_IMAGE_CREATE_2D_VIEW_COMPATIBLE_BIT_EXT` set
- VUID-VkDescriptorImageInfo-descriptorType-06713
If the `image2DViewOf3D` feature is not enabled or `descriptorType` is not `VK_DESCRIPTOR_TYPE_STORAGE_IMAGE` then `imageView` **must** not be a 2D view created from a 3D image
- VUID-VkDescriptorImageInfo-descriptorType-06714
If the `sampler2DViewOf3D` feature is not enabled or `descriptorType` is not `VK_DESCRIPTOR_TYPE_SAMPLED_IMAGE` or `VK_DESCRIPTOR_TYPE_COMBINED_IMAGE_SAMPLER` then `imageView` **must** not be a 2D view created from a 3D image
- VUID-VkDescriptorImageInfo-imageView-01976
If `imageView` is created from a depth/stencil image, the `aspectMask` used to create the `imageView` **must** include either `VK_IMAGE_ASPECT_DEPTH_BIT` or `VK_IMAGE_ASPECT_STENCIL_BIT` but not both
- VUID-VkDescriptorImageInfo-imageLayout-09425
If `imageLayout` is `VK_IMAGE_LAYOUT_COLOR_ATTACHMENT_OPTIMAL`, then the `aspectMask` used to create `imageView` **must** not include either `VK_IMAGE_ASPECT_DEPTH_BIT` or `VK_IMAGE_ASPECT_STENCIL_BIT`
- VUID-VkDescriptorImageInfo-imageLayout-09426
If `imageLayout` is `VK_IMAGE_LAYOUT_DEPTH_READ_ONLY_STENCIL_ATTACHMENT_OPTIMAL`, `VK_IMAGE_LAYOUT_DEPTH_ATTACHMENT_STENCIL_READ_ONLY_OPTIMAL`, `VK_IMAGE_LAYOUT_DEPTH_READ_ONLY_OPTIMAL`, `VK_IMAGE_LAYOUT_DEPTH_ATTACHMENT_OPTIMAL`, `VK_IMAGE_LAYOUT_STENCIL_READ_ONLY_OPTIMAL`, `VK_IMAGE_LAYOUT_STENCIL_ATTACHMENT_OPTIMAL`, `VK_IMAGE_LAYOUT_DEPTH_STENCIL_ATTACHMENT_OPTIMAL` or `VK_IMAGE_LAYOUT_DEPTH_STENCIL_READ_ONLY_OPTIMAL`, then the `aspectMask` used to create `imageView` **must** not include `VK_IMAGE_ASPECT_COLOR_BIT`
- VUID-VkDescriptorImageInfo-sampler-01564
If `sampler` is used and the `VkFormat` of the image is a multi-planar format, the image **must** have been created with `VK_IMAGE_CREATE_MUTABLE_FORMAT_BIT`, and the `aspectMask` of the `imageView` **must** be a valid multi-planar aspect mask bit
- VUID-VkDescriptorImageInfo-mutableComparisonSamplers-04450

If the `VK_KHR_portability_subset` extension is enabled, and `VkPhysicalDevicePortabilitySubsetFeaturesKHR::mutableComparisonSamplers` is `VK_FALSE`, then `sampler` **must** have been created with `VkSamplerCreateInfo::compareEnable` set to `VK_FALSE`

Valid Usage (Implicit)

- VUID-VkDescriptorImageInfo-commonparent
Both of `imageView`, and `sampler` that are valid handles of non-ignored parameters **must** have been created, allocated, or retrieved from the same `VkDevice`

If the `descriptorType` member of `VkWriteDescriptorSet` is `VK_DESCRIPTOR_TYPE_INLINE_UNIFORM_BLOCK` then the data to write to the descriptor set is specified through a `VkWriteDescriptorSetInlineUniformBlock` structure included in the `pNext` chain of `VkWriteDescriptorSet`.

The `VkWriteDescriptorSetInlineUniformBlock` structure is defined as:

```
// Provided by VK_VERSION_1_3
typedef struct VkWriteDescriptorSetInlineUniformBlock {
    VkStructureType    sType;
    const void*        pNext;
    uint32_t           dataSize;
    const void*        pData;
} VkWriteDescriptorSetInlineUniformBlock;
```

```
// Provided by VK_EXT_inline_uniform_block
// Equivalent to VkWriteDescriptorSetInlineUniformBlock
typedef VkWriteDescriptorSetInlineUniformBlock
VkWriteDescriptorSetInlineUniformBlockEXT;
```

- `sType` is a `VkStructureType` value identifying this structure.
- `pNext` is `NULL` or a pointer to a structure extending this structure.
- `dataSize` is the number of bytes of inline uniform block data pointed to by `pData`.
- `pData` is a pointer to `dataSize` number of bytes of data to write to the inline uniform block.

Valid Usage

- VUID-VkWriteDescriptorSetInlineUniformBlock-dataSize-02222
`dataSize` **must** be an integer multiple of 4

Valid Usage (Implicit)

- VUID-VkWriteDescriptorSetInlineUniformBlock-sType-sType **must** be `VK_STRUCTURE_TYPE_WRITE_DESCRIPTOR_SET_INLINE_UNIFORM_BLOCK`
- VUID-VkWriteDescriptorSetInlineUniformBlock-pData-parameter `pData` **must** be a valid pointer to an array of `dataSize` bytes
- VUID-VkWriteDescriptorSetInlineUniformBlock-dataSize-arraylength `dataSize` **must** be greater than 0

Structure Chaining

Extends the structure

- `VkWriteDescriptorSet`

The `VkWriteDescriptorSetAccelerationStructureKHR` structure is defined as:

```
// Provided by VK_KHR_acceleration_structure
typedef struct VkWriteDescriptorSetAccelerationStructureKHR {
    VkStructureType    sType;
    const void*        pNext;
    uint32_t           accelerationStructureCount;
    const VkAccelerationStructureKHR* pAccelerationStructures;
} VkWriteDescriptorSetAccelerationStructureKHR;
```

- `sType` is a `VkStructureType` value identifying this structure.
- `pNext` is `NULL` or a pointer to a structure extending this structure.
- `accelerationStructureCount` is the number of elements in `pAccelerationStructures`.
- `pAccelerationStructures` is a pointer to an array of `VkAccelerationStructureKHR` structures specifying the acceleration structures to update.

Valid Usage

- VUID-VkWriteDescriptorSetAccelerationStructureKHR-pAccelerationStructures-03579
Each acceleration structure in `pAccelerationStructures` **must** have been created with a `type` of `VK_ACCELERATION_STRUCTURE_TYPE_TOP_LEVEL_KHR` or `VK_ACCELERATION_STRUCTURE_TYPE_GENERIC_KHR`
- VUID-VkWriteDescriptorSetAccelerationStructureKHR-pAccelerationStructures-03580
If the `nullDescriptor` feature is not enabled, each element of `pAccelerationStructures` **must** not be `VK_NULL_HANDLE`

Valid Usage (Implicit)

- VUID-VkWriteDescriptorSetAccelerationStructureKHR-sType-sType **must** be `VK_STRUCTURE_TYPE_WRITE_DESCRIPTOR_SET_ACCELERATION_STRUCTURE_KHR`
- VUID-VkWriteDescriptorSetAccelerationStructureKHR-pAccelerationStructures-parameter `pAccelerationStructures` **must** be a valid pointer to an array of `accelerationStructureCount` valid or `VK_NULL_HANDLE` `VkAccelerationStructureKHR` handles
- VUID-VkWriteDescriptorSetAccelerationStructureKHR-accelerationStructureCount-arraylength `accelerationStructureCount` **must** be greater than 0

Structure Chaining

Extends the structure

- `VkWriteDescriptorSet`

If the `descriptorType` member of `VkWriteDescriptorSet` is `VK_DESCRIPTOR_TYPE_PARTITIONED_ACCELERATION_STRUCTURE_NV`, then the data to write to the descriptor set is specified through a `VkWriteDescriptorSetPartitionedAccelerationStructureNV` structure included in the `pNext` chain of `VkWriteDescriptorSet`.

The `VkWriteDescriptorSetPartitionedAccelerationStructureNV` structure is defined as:

```
// Provided by VK_NV_partitioned_acceleration_structure
typedef struct VkWriteDescriptorSetPartitionedAccelerationStructureNV {
    VkStructureType    sType;
    void*              pNext;
    uint32_t           accelerationStructureCount;
    const VkDeviceAddress* pAccelerationStructures;
} VkWriteDescriptorSetPartitionedAccelerationStructureNV;
```

- `sType` is a `VkStructureType` value identifying this structure.
- `pNext` is `NULL` or a pointer to a structure extending this structure.
- `accelerationStructureCount` is the number of elements in `pAccelerationStructures`.
- `pAccelerationStructures` is a pointer to an array of `accelerationStructureCount` device addresses pointing to previously built PTLAS.

Valid Usage

- VUID-VkWriteDescriptorSetPartitionedAccelerationStructureNV-accelerationStructureCount-10511

`accelerationStructureCount` **must** be equal to `descriptorCount` in the extended structure

- VUID-VkWriteDescriptorSetPartitionedAccelerationStructureNV-pAccelerationStructures-10512

Each entry in `pAccelerationStructures` **must** be a valid address of a PTLAS

Valid Usage (Implicit)

- VUID-VkWriteDescriptorSetPartitionedAccelerationStructureNV-sType-sType `sType` **must** be `VK_STRUCTURE_TYPE_WRITE_DESCRIPTOR_SET_PARTITIONED_ACCELERATION_STRUCTURE_NV`
- VUID-VkWriteDescriptorSetPartitionedAccelerationStructureNV-pAccelerationStructures-parameter `pAccelerationStructures` **must** be a valid pointer to an array of `accelerationStructureCount` or `VK_NULL_HANDLE` `VkDeviceAddress` values
- VUID-VkWriteDescriptorSetPartitionedAccelerationStructureNV-accelerationStructureCount-arraylength `accelerationStructureCount` **must** be greater than 0

Structure Chaining

Extends the structure

- `VkWriteDescriptorSet`

The `VkWriteDescriptorSetAccelerationStructureNV` structure is defined as:

```
// Provided by VK_NV_ray_tracing
typedef struct VkWriteDescriptorSetAccelerationStructureNV {
    VkStructureType           sType;
    const void*               pNext;
    uint32_t                  accelerationStructureCount;
    const VkAccelerationStructureNV* pAccelerationStructures;
} VkWriteDescriptorSetAccelerationStructureNV;
```

- `sType` is a `VkStructureType` value identifying this structure.
- `pNext` is `NULL` or a pointer to a structure extending this structure.
- `accelerationStructureCount` is the number of elements in `pAccelerationStructures`.
- `pAccelerationStructures` is a pointer to an array of `VkAccelerationStructureNV` structures specifying the acceleration structures to update.

Valid Usage

- VUID-VkWriteDescriptorSetAccelerationStructureNV-pAccelerationStructures-03748
Each acceleration structure in `pAccelerationStructures` **must** have been created with `VK_ACCELERATION_STRUCTURE_TYPE_TOP_LEVEL_KHR`
- VUID-VkWriteDescriptorSetAccelerationStructureNV-pAccelerationStructures-03749
If the `nullDescriptor` feature is not enabled, each member of `pAccelerationStructures` **must** not be `VK_NULL_HANDLE`

Valid Usage (Implicit)

- VUID-VkWriteDescriptorSetAccelerationStructureNV-sType-sType
`sType` **must** be `VK_STRUCTURE_TYPE_WRITE_DESCRIPTOR_SET_ACCELERATION_STRUCTURE_NV`
- VUID-VkWriteDescriptorSetAccelerationStructureNV-pAccelerationStructures-parameter
`pAccelerationStructures` **must** be a valid pointer to an array of `accelerationStructureCount` valid or `VK_NULL_HANDLE` `VkAccelerationStructureNV` handles
- VUID-VkWriteDescriptorSetAccelerationStructureNV-accelerationStructureCount-arraylength
`accelerationStructureCount` **must** be greater than 0

Structure Chaining

Extends the structure

- `VkWriteDescriptorSet`

The `VkWriteDescriptorSetTensorARM` structure is defined as:

```
// Provided by VK_ARM_tensors
typedef struct VkWriteDescriptorSetTensorARM {
    VkStructureType    sType;
    const void*        pNext;
    uint32_t           tensorViewCount;
    const VkTensorViewARM* pTensorViews;
} VkWriteDescriptorSetTensorARM;
```

- `sType` is a `VkStructureType` value identifying this structure.
- `pNext` is `NULL` or a pointer to a structure extending this structure.
- `tensorViewCount` is the number of elements in `pTensorViews`.
- `pTensorViews` are the tensor views that will be used to update the descriptor set.

Valid Usage

- VUID-VkWriteDescriptorSetTensorARM-nullDescriptor-09898

If the `nullDescriptor` feature is not enabled, each element of `pTensorViews` **must** not be `VK_NULL_HANDLE`

Valid Usage (Implicit)

- VUID-VkWriteDescriptorSetTensorARM-sType-sType
`sType` **must** be `VK_STRUCTURE_TYPE_WRITE_DESCRIPTOR_SET_TENSOR_ARM`
- VUID-VkWriteDescriptorSetTensorARM-pTensorViews-parameter
`pTensorViews` **must** be a valid pointer to an array of `tensorViewCount` valid or `VK_NULL_HANDLE` `VkTensorViewARM` handles
- VUID-VkWriteDescriptorSetTensorARM-tensorViewCount-arraylength
`tensorViewCount` **must** be greater than `0`

Structure Chaining

Extends the structure

- `VkWriteDescriptorSet`

The `VkCopyDescriptorSet` structure is defined as:

```
// Provided by VK_VERSION_1_0
typedef struct VkCopyDescriptorSet {
    VkStructureType    sType;
    const void*        pNext;
    VkDescriptorSet     srcSet;
    uint32_t           srcBinding;
    uint32_t           srcArrayElement;
    VkDescriptorSet     dstSet;
    uint32_t           dstBinding;
    uint32_t           dstArrayElement;
    uint32_t           descriptorCount;
} VkCopyDescriptorSet;
```

- `sType` is a `VkStructureType` value identifying this structure.
- `pNext` is `NULL` or a pointer to a structure extending this structure.
- `srcSet`, `srcBinding`, and `srcArrayElement` are the source set, binding, and array element, respectively. If the descriptor binding identified by `srcSet` and `srcBinding` has a descriptor type of `VK_DESCRIPTOR_TYPE_INLINE_UNIFORM_BLOCK` then `srcArrayElement` specifies the starting byte offset within the binding to copy from.

- `dstSet`, `dstBinding`, and `dstArrayElement` are the destination set, binding, and array element, respectively. If the descriptor binding identified by `dstSet` and `dstBinding` has a descriptor type of `VK_DESCRIPTOR_TYPE_INLINE_UNIFORM_BLOCK` then `dstArrayElement` specifies the starting byte offset within the binding to copy to.
- `descriptorCount` is the number of descriptors to copy from the source to destination. If `descriptorCount` is greater than the number of remaining array elements in the source or destination binding, those affect consecutive bindings in a manner similar to `VkWriteDescriptorSet` above. If the descriptor binding identified by `srcSet` and `srcBinding` has a descriptor type of `VK_DESCRIPTOR_TYPE_INLINE_UNIFORM_BLOCK` then `descriptorCount` specifies the number of bytes to copy and the remaining array elements in the source or destination binding refer to the remaining number of bytes in those.

If the `VkDescriptorSetLayoutBinding` for `dstBinding` is `VK_DESCRIPTOR_TYPE_MUTABLE_EXT` and `srcBinding` is not `VK_DESCRIPTOR_TYPE_MUTABLE_EXT`, the new active descriptor type becomes the descriptor type of `srcBinding`. If both `VkDescriptorSetLayoutBinding` for `srcBinding` and `dstBinding` are `VK_DESCRIPTOR_TYPE_MUTABLE_EXT`, the active descriptor type in each source descriptor is copied into the corresponding destination descriptor. The active descriptor type **can** be different for each source descriptor.

NOTE

The intention is that copies to and from mutable descriptors is a simple memcpy. Copies between non-mutable and mutable descriptors are expected to require one memcpy per descriptor to handle the difference in size, but this use case with more than one `descriptorCount` is considered rare.

Valid Usage

- VUID-VkCopyDescriptorSet-srcBinding-00345
`srcBinding` **must** be a valid binding within `srcSet`
- VUID-VkCopyDescriptorSet-srcArrayElement-00346
The sum of `srcArrayElement` and `descriptorCount` **must** be less than or equal to the number of array elements in the descriptor set binding specified by `srcBinding`, and all applicable `consecutive bindings`
- VUID-VkCopyDescriptorSet-dstBinding-00347
`dstBinding` **must** be a valid binding within `dstSet`
- VUID-VkCopyDescriptorSet-dstArrayElement-00348
The sum of `dstArrayElement` and `descriptorCount` **must** be less than or equal to the number of array elements in the descriptor set binding specified by `dstBinding`, and all applicable `consecutive bindings`
- VUID-VkCopyDescriptorSet-dstBinding-02632
The type of `dstBinding` within `dstSet` **must** be equal to the type of `srcBinding` within `srcSet`
- VUID-VkCopyDescriptorSet-srcSet-00349
If `srcSet` is equal to `dstSet`, then the source and destination ranges of descriptors **must** not overlap, where the ranges **may** include array elements from `consecutive bindings`
- VUID-VkCopyDescriptorSet-srcBinding-02223
If the descriptor type of the descriptor set binding specified by `srcBinding` is

`VK_DESCRIPTOR_TYPE_INLINE_UNIFORM_BLOCK`, `srcArrayElement` **must** be an integer multiple of 4

- VUID-VkCopyDescriptorSet-dstBinding-02224

If the descriptor type of the descriptor set binding specified by `dstBinding` is `VK_DESCRIPTOR_TYPE_INLINE_UNIFORM_BLOCK`, `dstArrayElement` **must** be an integer multiple of 4

- VUID-VkCopyDescriptorSet-srcBinding-02225

If the descriptor type of the descriptor set binding specified by either `srcBinding` or `dstBinding` is `VK_DESCRIPTOR_TYPE_INLINE_UNIFORM_BLOCK`, `descriptorCount` **must** be an integer multiple of 4

- VUID-VkCopyDescriptorSet-srcSet-01918

If `srcSet`'s layout was created with the `VK_DESCRIPTOR_SET_LAYOUT_CREATE_UPDATE_AFTER_BIND_POOL_BIT` flag set, then `dstSet`'s layout **must** also have been created with the `VK_DESCRIPTOR_SET_LAYOUT_CREATE_UPDATE_AFTER_BIND_POOL_BIT` flag set

- VUID-VkCopyDescriptorSet-srcSet-04885

If `srcSet`'s layout was created without either the `VK_DESCRIPTOR_SET_LAYOUT_CREATE_HOST_ONLY_POOL_BIT_EXT` flag or the `VK_DESCRIPTOR_SET_LAYOUT_CREATE_UPDATE_AFTER_BIND_POOL_BIT` flag set, then `dstSet`'s layout **must** have been created without the `VK_DESCRIPTOR_SET_LAYOUT_CREATE_UPDATE_AFTER_BIND_POOL_BIT` flag set

- VUID-VkCopyDescriptorSet-srcSet-01920

If the descriptor pool from which `srcSet` was allocated was created with the `VK_DESCRIPTOR_POOL_CREATE_UPDATE_AFTER_BIND_BIT` flag set, then the descriptor pool from which `dstSet` was allocated **must** also have been created with the `VK_DESCRIPTOR_POOL_CREATE_UPDATE_AFTER_BIND_BIT` flag set

- VUID-VkCopyDescriptorSet-srcSet-04887

If the descriptor pool from which `srcSet` was allocated was created without either the `VK_DESCRIPTOR_POOL_CREATE_HOST_ONLY_BIT_EXT` flag or the `VK_DESCRIPTOR_POOL_CREATE_UPDATE_AFTER_BIND_BIT` flag set, then the descriptor pool from which `dstSet` was allocated **must** have been created without the `VK_DESCRIPTOR_POOL_CREATE_UPDATE_AFTER_BIND_BIT` flag set

- VUID-VkCopyDescriptorSet-dstBinding-02753

If the descriptor type of the descriptor set binding specified by `dstBinding` is `VK_DESCRIPTOR_TYPE_SAMPLER`, then `dstSet` **must** not have been allocated with a layout that included immutable samplers for `dstBinding`

- VUID-VkCopyDescriptorSet-dstSet-04612

If `VkDescriptorSetLayoutBinding` for `dstSet` at `dstBinding` is `VK_DESCRIPTOR_TYPE_MUTABLE_EXT`, the new active descriptor type **must** exist in the corresponding `pMutableDescriptorTypeLists` list for `dstBinding` if the new active descriptor type is not `VK_DESCRIPTOR_TYPE_MUTABLE_EXT`

- VUID-VkCopyDescriptorSet-srcSet-04613

If `VkDescriptorSetLayoutBinding` for `srcSet` at `srcBinding` is `VK_DESCRIPTOR_TYPE_MUTABLE_EXT` and the `VkDescriptorSetLayoutBinding` for `dstSet` at

`dstBinding` is not `VK_DESCRIPTOR_TYPE_MUTABLE_EXT`, the active descriptor type for the source descriptor **must** match the descriptor type of `dstBinding`

- VUID-VkCopyDescriptorSet-dstSet-04614

If `VkDescriptorSetLayoutBinding` for `dstSet` at `dstBinding` is `VK_DESCRIPTOR_TYPE_MUTABLE_EXT`, and the new active descriptor type is `VK_DESCRIPTOR_TYPE_MUTABLE_EXT`, the `pMutableDescriptorTypeLists` for `srcBinding` and `dstBinding` **must** match exactly

Valid Usage (Implicit)

- VUID-VkCopyDescriptorSet-sType-sType
`sType` **must** be `VK_STRUCTURE_TYPE_COPY_DESCRIPTOR_SET`
- VUID-VkCopyDescriptorSet-pNext-pNext
`pNext` **must** be `NULL`
- VUID-VkCopyDescriptorSet-srcSet-parameter
`srcSet` **must** be a valid `VkDescriptorSet` handle
- VUID-VkCopyDescriptorSet-dstSet-parameter
`dstSet` **must** be a valid `VkDescriptorSet` handle
- VUID-VkCopyDescriptorSet-commonparent
Both of `dstSet`, and `srcSet` **must** have been created, allocated, or retrieved from the same `VkDevice`

17.5. Descriptor Update Templates

A descriptor update template specifies a mapping from descriptor update information in host memory to descriptors in a descriptor set. It is designed to avoid passing redundant information to the driver when frequently updating the same set of descriptors in descriptor sets.

Descriptor update template objects are represented by `VkDescriptorUpdateTemplate` handles:

```
// Provided by VK_VERSION_1_1
VK_DEFINE_NON_DISPATCHABLE_HANDLE(VkDescriptorUpdateTemplate)
```

```
// Provided by VK_KHR_descriptor_update_template
// Equivalent to VkDescriptorUpdateTemplate
typedef VkDescriptorUpdateTemplate VkDescriptorUpdateTemplateKHR;
```

17.6. Descriptor Set Updates With Templates

Updating a large `VkDescriptorSet` array **can** be an expensive operation since an application **must** specify one `VkWriteDescriptorSet` structure for each descriptor or descriptor array to update, each

of which re-specifies the same state when updating the same descriptor in multiple descriptor sets. For cases when an application wishes to update the same set of descriptors in multiple descriptor sets allocated using the same [VkDescriptorSetLayout](#), [vkUpdateDescriptorSetWithTemplate](#) **can** be used as a replacement for [vkUpdateDescriptorSets](#).

[VkDescriptorUpdateTemplate](#) allows implementations to convert a set of descriptor update operations on a single descriptor set to an internal format. In conjunction with [vkCmdPushDescriptorSetWithTemplate](#) or [vkUpdateDescriptorSetWithTemplate](#), this **can** be more efficient compared to calling [vkCmdPushDescriptorSet](#) or [vkUpdateDescriptorSets](#). The descriptors themselves are not specified in the [VkDescriptorUpdateTemplate](#), rather, offsets into an application provided pointer to host memory are specified, which are combined with a pointer passed to [vkCmdPushDescriptorSetWithTemplate](#) or [vkUpdateDescriptorSetWithTemplate](#). This allows large batches of updates to be executed without having to convert application data structures into a strictly-defined Vulkan data structure.

To create a descriptor update template, call:

```
// Provided by VK_VERSION_1_1
VkResult vkCreateDescriptorUpdateTemplate(
    VkDevice                                device,
    const VkDescriptorUpdateTemplateCreateInfo* pCreateInfo,
    const VkAllocationCallbacks*             pAllocator,
    VkDescriptorUpdateTemplate*              pDescriptorUpdateTemplate);
```

```
// Provided by VK_KHR_descriptor_update_template
// Equivalent to vkCreateDescriptorUpdateTemplate
VkResult vkCreateDescriptorUpdateTemplateKHR(
    VkDevice                                device,
    const VkDescriptorUpdateTemplateCreateInfo* pCreateInfo,
    const VkAllocationCallbacks*             pAllocator,
    VkDescriptorUpdateTemplate*              pDescriptorUpdateTemplate);
```

- **device** is the logical device that creates the descriptor update template.
- **pCreateInfo** is a pointer to a [VkDescriptorUpdateTemplateCreateInfo](#) structure specifying the set of descriptors to update with a single call to [vkCmdPushDescriptorSetWithTemplate](#) or [vkUpdateDescriptorSetWithTemplate](#).
- **pAllocator** controls host memory allocation as described in the [Memory Allocation](#) chapter.
- **pDescriptorUpdateTemplate** is a pointer to a [VkDescriptorUpdateTemplate](#) handle in which the resulting descriptor update template object is returned.

Valid Usage (Implicit)

- VUID-vkCreateDescriptorUpdateTemplate-device-parameter **device** **must** be a valid [VkDevice](#) handle
- VUID-vkCreateDescriptorUpdateTemplate-pCreateInfo-parameter

`pCreateInfo` **must** be a valid pointer to a valid `VkDescriptorUpdateTemplateCreateInfo` structure

- VUID-vkCreateDescriptorUpdateTemplate-pAllocator-parameter
If `pAllocator` is not `NULL`, `pAllocator` **must** be a valid pointer to a valid `VkAllocationCallbacks` structure
- VUID-vkCreateDescriptorUpdateTemplate-pDescriptorUpdateTemplate-parameter
`pDescriptorUpdateTemplate` **must** be a valid pointer to a `VkDescriptorUpdateTemplate` handle
- VUID-vkCreateDescriptorUpdateTemplate-device-queuecount
The device **must** have been created with at least `1` queue

Return Codes

Success

- `VK_SUCCESS`

Failure

- `VK_ERROR_OUT_OF_DEVICE_MEMORY`
- `VK_ERROR_OUT_OF_HOST_MEMORY`
- `VK_ERROR_UNKNOWN`
- `VK_ERROR_VALIDATION_FAILED`

The `VkDescriptorUpdateTemplateCreateInfo` structure is defined as:

```
// Provided by VK_VERSION_1_1
typedef struct VkDescriptorUpdateTemplateCreateInfo {
    VkStructureType             sType;
    const void*                 pNext;
    VkDescriptorUpdateTemplateCreateFlags flags;
    uint32_t                    descriptorUpdateEntryCount;
    const VkDescriptorUpdateTemplateEntry* pDescriptorUpdateEntries;
    VkDescriptorUpdateTemplateType templateType;
    VkDescriptorSetLayout        descriptorSetLayout;
    VkPipelineBindPoint          pipelineBindPoint;
    VkPipelineLayout             pipelineLayout;
    uint32_t                     set;
} VkDescriptorUpdateTemplateCreateInfo;
```

```
// Provided by VK_KHR_descriptor_update_template
// Equivalent to VkDescriptorUpdateTemplateCreateInfo
typedef VkDescriptorUpdateTemplateCreateInfo VkDescriptorUpdateTemplateCreateInfoKHR;
```

- `sType` is a `VkStructureType` value identifying this structure.

- `pNext` is `NULL` or a pointer to a structure extending this structure.
- `flags` is reserved for future use.
- `descriptorUpdateEntryCount` is the number of elements in the `pDescriptorUpdateEntries` array.
- `pDescriptorUpdateEntries` is a pointer to an array of `VkDescriptorUpdateTemplateEntry` structures describing the descriptors to be updated by the descriptor update template.
- `templateType` Specifies the type of the descriptor update template. If set to `VK_DESCRIPTOR_UPDATE_TEMPLATE_TYPE_DESCRIPTOR_SET` it **can** only be used to update descriptor sets with a fixed `descriptorSetLayout`. If set to `VK_DESCRIPTOR_UPDATE_TEMPLATE_TYPE_PUSH_DESCRIPTORS` it **can** only be used to push descriptor sets using the provided `pipelineBindPoint`, `pipelineLayout`, and `set` number.
- `descriptorSetLayout` is the descriptor set layout used to build the descriptor update template. All descriptor sets which are going to be updated through the newly created descriptor update template **must** be created with a layout that matches (is the same as, or defined identically to) this layout. This parameter is ignored if `templateType` is not `VK_DESCRIPTOR_UPDATE_TEMPLATE_TYPE_DESCRIPTOR_SET`. The implementation **must** not access this object outside of the duration of the command this structure is passed to.
- `pipelineBindPoint` is a `VkPipelineBindPoint` indicating the type of the pipeline that will use the descriptors. This parameter is ignored if `templateType` is not `VK_DESCRIPTOR_UPDATE_TEMPLATE_TYPE_PUSH_DESCRIPTORS`.
- `pipelineLayout` is a `VkPipelineLayout` object used to program the bindings. This parameter is ignored if `templateType` is not `VK_DESCRIPTOR_UPDATE_TEMPLATE_TYPE_PUSH_DESCRIPTORS`.
- `set` is the set number of the descriptor set in the pipeline layout that will be updated. This parameter is ignored if `templateType` is not `VK_DESCRIPTOR_UPDATE_TEMPLATE_TYPE_PUSH_DESCRIPTORS`.

Valid Usage

- VUID-VkDescriptorUpdateTemplateCreateInfo-templateType-00350
If `templateType` is `VK_DESCRIPTOR_UPDATE_TEMPLATE_TYPE_DESCRIPTOR_SET`, `descriptorSetLayout` **must** be a valid `VkDescriptorSetLayout` handle
- VUID-VkDescriptorUpdateTemplateCreateInfo-templateType-10355
If `templateType` is `VK_DESCRIPTOR_UPDATE_TEMPLATE_TYPE_PUSH_DESCRIPTORS`, and the `VK_KHR_push_descriptor` extension is not enabled, `pushDescriptor` **must** be enabled
- VUID-VkDescriptorUpdateTemplateCreateInfo-templateType-00351
If `templateType` is `VK_DESCRIPTOR_UPDATE_TEMPLATE_TYPE_PUSH_DESCRIPTORS`, `pipelineBindPoint` **must** be a valid `VkPipelineBindPoint` value
- VUID-VkDescriptorUpdateTemplateCreateInfo-templateType-00352
If `templateType` is `VK_DESCRIPTOR_UPDATE_TEMPLATE_TYPE_PUSH_DESCRIPTORS`, `pipelineLayout` **must** be a valid `VkPipelineLayout` handle
- VUID-VkDescriptorUpdateTemplateCreateInfo-templateType-00353
If `templateType` is `VK_DESCRIPTOR_UPDATE_TEMPLATE_TYPE_PUSH_DESCRIPTORS`, `set` **must** be the unique set number in the pipeline layout that uses a descriptor set layout that was created with `VK_DESCRIPTOR_SET_LAYOUT_CREATE_PUSH_DESCRIPTOR_BIT`

- VUID-VkDescriptorUpdateTemplateCreateInfo-templateType-04615
If `templateType` is `VK_DESCRIPTOR_UPDATE_TEMPLATE_TYPE_DESCRIPTOR_SET`, `descriptorSetLayout` **must** not contain a binding with type `VK_DESCRIPTOR_TYPE_MUTABLE_EXT`

Valid Usage (Implicit)

- VUID-VkDescriptorUpdateTemplateCreateInfo-sType-sType
`sType` **must** be `VK_STRUCTURE_TYPE_DESCRIPTOR_UPDATE_TEMPLATE_CREATE_INFO`
- VUID-VkDescriptorUpdateTemplateCreateInfo-pNext-pNext
`pNext` **must** be `NULL`
- VUID-VkDescriptorUpdateTemplateCreateInfo-flags-zeroBitmask
`flags` **must** be `0`
- VUID-VkDescriptorUpdateTemplateCreateInfo-pDescriptorUpdateEntries-parameter
`pDescriptorUpdateEntries` **must** be a valid pointer to an array of `descriptorUpdateEntryCount` valid `VkDescriptorUpdateTemplateEntry` structures
- VUID-VkDescriptorUpdateTemplateCreateInfo-templateType-parameter
`templateType` **must** be a valid `VkDescriptorUpdateTemplateType` value
- VUID-VkDescriptorUpdateTemplateCreateInfo-descriptorUpdateEntryCount-arraylength
`descriptorUpdateEntryCount` **must** be greater than `0`
- VUID-VkDescriptorUpdateTemplateCreateInfo-commonparent
Both of `descriptorSetLayout`, and `pipelineLayout` that are valid handles of non-ignored parameters **must** have been created, allocated, or retrieved from the same `VkDevice`

```
// Provided by VK_VERSION_1_1
typedef VkFlags VkDescriptorUpdateTemplateCreateFlags;
```

```
// Provided by VK_KHR_descriptor_update_template
// Equivalent to VkDescriptorUpdateTemplateCreateFlags
typedef VkDescriptorUpdateTemplateCreateFlags
VkDescriptorUpdateTemplateCreateFlagsKHR;
```

`VkDescriptorUpdateTemplateCreateFlags` is a bitmask type for setting a mask, but is currently reserved for future use.

The descriptor update template type is determined by the `VkDescriptorUpdateTemplateCreateInfo::templateType` property, which takes the following values:


```
// Provided by VK_VERSION_1_1
typedef enum VkDescriptorUpdateTemplateType {
    VK_DESCRIPTOR_UPDATE_TEMPLATE_TYPE_DESCRIPTOR_SET = 0,
    // Provided by VK_VERSION_1_4
    VK_DESCRIPTOR_UPDATE_TEMPLATE_TYPE_PUSH_DESCRIPTORS = 1,
    // Provided by VK_KHR_descriptor_update_template with VK_KHR_push_descriptor,
    // VK_KHR_push_descriptor with VK_VERSION_1_1 or VK_KHR_descriptor_update_template
    VK_DESCRIPTOR_UPDATE_TEMPLATE_TYPE_PUSH_DESCRIPTORS_KHR =
VK_DESCRIPTOR_UPDATE_TEMPLATE_TYPE_PUSH_DESCRIPTORS,
    // Provided by VK_KHR_descriptor_update_template
    VK_DESCRIPTOR_UPDATE_TEMPLATE_TYPE_DESCRIPTOR_SET_KHR =
VK_DESCRIPTOR_UPDATE_TEMPLATE_TYPE_DESCRIPTOR_SET,
} VkDescriptorUpdateTemplateType;
```

```
// Provided by VK_KHR_descriptor_update_template
// Equivalent to VkDescriptorUpdateTemplateType
typedef VkDescriptorUpdateTemplateType VkDescriptorUpdateTemplateTypeKHR;
```

- [VK_DESCRIPTOR_UPDATE_TEMPLATE_TYPE_DESCRIPTOR_SET](#) specifies that the descriptor update template will be used for descriptor set updates only.
- [VK_DESCRIPTOR_UPDATE_TEMPLATE_TYPE_PUSH_DESCRIPTORS](#) specifies that the descriptor update template will be used for push descriptor updates only.

The `VkDescriptorUpdateTemplateEntry` structure is defined as:

```
// Provided by VK_VERSION_1_1
typedef struct VkDescriptorUpdateTemplateEntry {
    uint32_t        dstBinding;
    uint32_t        dstArrayElement;
    uint32_t        descriptorCount;
    VkDescriptorType descriptorType;
    size_t          offset;
    size_t          stride;
} VkDescriptorUpdateTemplateEntry;
```

```
// Provided by VK_KHR_descriptor_update_template
// Equivalent to VkDescriptorUpdateTemplateEntry
typedef VkDescriptorUpdateTemplateEntry VkDescriptorUpdateTemplateEntryKHR;
```

- `dstBinding` is the descriptor binding to update when using this descriptor update template.
- `dstArrayElement` is the starting element in the array belonging to `dstBinding`. If the descriptor binding identified by `dstBinding` has a descriptor type of [VK_DESCRIPTOR_TYPE_INLINE_UNIFORM_BLOCK](#) then `dstArrayElement` specifies the starting byte offset to update.

- **descriptorCount** is the number of descriptors to update. If **descriptorCount** is greater than the number of remaining array elements in the destination binding, those affect consecutive bindings in a manner similar to **VkWriteDescriptorSet** above. If the descriptor binding identified by **dstBinding** has a descriptor type of **VK_DESCRIPTOR_TYPE_INLINE_UNIFORM_BLOCK** then **descriptorCount** specifies the number of bytes to update and the remaining array elements in the destination binding refer to the remaining number of bytes in it.
- **descriptorType** is a **VkDescriptorType** specifying the type of the descriptor.
- **offset** is the offset in bytes of the first binding in the raw data structure.
- **stride** is the stride in bytes between two consecutive array elements of the descriptor update information in the raw data structure. The actual pointer ptr for each array element j of update entry i is computed using the following formula:

```
const char *ptr = (const char *)pData + pDescriptorUpdateEntries[i].offset + j
* pDescriptorUpdateEntries[i].stride
```

The stride is useful in case the bindings are stored in structs along with other data. If **descriptorType** is **VK_DESCRIPTOR_TYPE_INLINE_UNIFORM_BLOCK** then the value of **stride** is ignored and the stride is assumed to be 1, i.e. the descriptor update information for them is always specified as a contiguous range.

Valid Usage

- VUID-VkDescriptorUpdateTemplateEntry-dstBinding-00354
dstBinding **must** be a valid binding in the descriptor set layout implicitly specified when using a descriptor update template to update descriptors
- VUID-VkDescriptorUpdateTemplateEntry-dstArrayElement-00355
dstArrayElement and **descriptorCount** **must** be less than or equal to the number of array elements in the descriptor set binding implicitly specified when using a descriptor update template to update descriptors, and all applicable **consecutive bindings**
- VUID-VkDescriptorUpdateTemplateEntry-descriptor-02226
If **descriptor** type is **VK_DESCRIPTOR_TYPE_INLINE_UNIFORM_BLOCK**, **dstArrayElement** **must** be an integer multiple of 4
- VUID-VkDescriptorUpdateTemplateEntry-descriptor-02227
If **descriptor** type is **VK_DESCRIPTOR_TYPE_INLINE_UNIFORM_BLOCK**, **descriptorCount** **must** be an integer multiple of 4

Valid Usage (Implicit)

- VUID-VkDescriptorUpdateTemplateEntry-descriptorType-parameter
descriptorType **must** be a valid **VkDescriptorType** value

To destroy a descriptor update template, call:


```
// Provided by VK_VERSION_1_1
void vkDestroyDescriptorUpdateTemplate(
    VkDevice                                device,
    VkDescriptorUpdateTemplate              descriptorUpdateTemplate,
    const VkAllocationCallbacks*           pAllocator);
```

```
// Provided by VK_KHR_descriptor_update_template
// Equivalent to vkDestroyDescriptorUpdateTemplate
void vkDestroyDescriptorUpdateTemplateKHR(
    VkDevice                                device,
    VkDescriptorUpdateTemplate              descriptorUpdateTemplate,
    const VkAllocationCallbacks*           pAllocator);
```

- **device** is the logical device that has been used to create the descriptor update template
- **descriptorUpdateTemplate** is the descriptor update template to destroy.
- **pAllocator** controls host memory allocation as described in the [Memory Allocation](#) chapter.

Valid Usage

- VUID-vkDestroyDescriptorUpdateTemplate-descriptorSetLayout-00356
If **VkAllocationCallbacks** were provided when **descriptorUpdateTemplate** was created, a compatible set of callbacks **must** be provided here
- VUID-vkDestroyDescriptorUpdateTemplate-descriptorSetLayout-00357
If no **VkAllocationCallbacks** were provided when **descriptorUpdateTemplate** was created, **pAllocator** **must** be **NULL**

Valid Usage (Implicit)

- VUID-vkDestroyDescriptorUpdateTemplate-device-parameter
device **must** be a valid **VkDevice** handle
- VUID-vkDestroyDescriptorUpdateTemplate-descriptorUpdateTemplate-parameter
If **descriptorUpdateTemplate** is not **VK_NULL_HANDLE**, **descriptorUpdateTemplate** **must** be a valid **VkDescriptorUpdateTemplate** handle
- VUID-vkDestroyDescriptorUpdateTemplate-pAllocator-parameter
If **pAllocator** is not **NULL**, **pAllocator** **must** be a valid pointer to a valid **VkAllocationCallbacks** structure
- VUID-vkDestroyDescriptorUpdateTemplate-descriptorUpdateTemplate-parent
If **descriptorUpdateTemplate** is a valid handle, it **must** have been created, allocated, or retrieved from **device**

Host Synchronization

- Host access to `descriptorUpdateTemplate` **must** be externally synchronized

Once a `VkDescriptorUpdateTemplate` has been created, descriptor sets **can** be updated by calling:

```
// Provided by VK_VERSION_1_1
void vkUpdateDescriptorSetWithTemplate(
    VkDevice                device,
    VkDescriptorSet         descriptorSet,
    VkDescriptorUpdateTemplate descriptorUpdateTemplate,
    const void*             pData);
```

```
// Provided by VK_KHR_descriptor_update_template
// Equivalent to vkUpdateDescriptorSetWithTemplate
void vkUpdateDescriptorSetWithTemplateKHR(
    VkDevice                device,
    VkDescriptorSet         descriptorSet,
    VkDescriptorUpdateTemplate descriptorUpdateTemplate,
    const void*             pData);
```

- `device` is the logical device that updates the descriptor set.
- `descriptorSet` is the descriptor set to update
- `descriptorUpdateTemplate` is a `VkDescriptorUpdateTemplate` object specifying the update mapping between `pData` and the descriptor set to update.
- `pData` is a pointer to memory containing one or more `VkDescriptorImageInfo`, `VkDescriptorBufferInfo`, or `VkBufferView` structures or `VkAccelerationStructureKHR` or `VkAccelerationStructureNV` handles used to write the descriptors.

Valid Usage

- VUID-vkUpdateDescriptorSetWithTemplate-pData-01685
`pData` **must** be a valid pointer to a memory containing one or more valid instances of `VkAccelerationStructureKHR` handles, `VkAccelerationStructureNV` handles, `VkDescriptorImageInfo`, `VkDescriptorBufferInfo`, or `VkBufferView` in a layout defined by `descriptorUpdateTemplate` when it was created with `vkCreateDescriptorUpdateTemplate`
- VUID-vkUpdateDescriptorSetWithTemplate-descriptorSet-06995
Host access to `descriptorSet` **must** be `externally synchronized` unless explicitly denoted otherwise for specific flags

Valid Usage (Implicit)

- VUID-vkUpdateDescriptorSetWithTemplate-device-parameter **device** **must** be a valid [VkDevice](#) handle
- VUID-vkUpdateDescriptorSetWithTemplate-descriptorSet-parameter **descriptorSet** **must** be a valid [VkDescriptorSet](#) handle
- VUID-vkUpdateDescriptorSetWithTemplate-descriptorUpdateTemplate-parameter **descriptorUpdateTemplate** **must** be a valid [VkDescriptorUpdateTemplate](#) handle
- VUID-vkUpdateDescriptorSetWithTemplate-descriptorSet-parent **descriptorSet** **must** have been created, allocated, or retrieved from **device**
- VUID-vkUpdateDescriptorSetWithTemplate-descriptorUpdateTemplate-parent **descriptorUpdateTemplate** **must** have been created, allocated, or retrieved from **device**

API Example

```
struct AppBufferView {
    VkBufferView bufferView;
    uint32_t      applicationRelatedInformation;
};

struct AppDataStructure
{
    VkDescriptorImageInfo  imageInfo;           // a single image info
    VkDescriptorBufferInfo bufferInfoArray[3]; // 3 buffer infos in an array
    AppBufferView          bufferView[2];      // An application-defined structure
containing a bufferView
    // ... some more application-related data
};

const VkDescriptorUpdateTemplateEntry descriptorUpdateTemplateEntries[] =
{
    // binding to a single image descriptor
    {
        .binding = 0,
        .dstArrayElement = 0,
        .descriptorCount = 1,
        .descriptorType = VK_DESCRIPTOR_TYPE_COMBINED_IMAGE_SAMPLER,
        .offset = offsetof(AppDataStructure, imageInfo),
        .stride = 0           // stride not required if descriptorCount is 1
    },

    // binding to an array of buffer descriptors
    {
        .binding = 1,
        .dstArrayElement = 0,
        .descriptorCount = 3,
        .descriptorType = VK_DESCRIPTOR_TYPE_UNIFORM_BUFFER,
    }
};
```



```

        .offset = offsetof(AppDataStructure, bufferInfoArray),
        .stride = sizeof(VkDescriptorBufferInfo)    // descriptor buffer infos are
compact
    },

    // binding to an array of buffer views
    {
        .binding = 2,
        .dstArrayElement = 0,
        .descriptorCount = 2,
        .descriptorType = VK_DESCRIPTOR_TYPE_STORAGE_TEXEL_BUFFER,
        .offset = offsetof(AppDataStructure, bufferView) +
                    offsetof(AppBufferView, bufferView),
        .stride = sizeof(AppBufferView)            // bufferViews do not have to be
compact
    },
};

// create a descriptor update template for descriptor set updates
const VkDescriptorUpdateTemplateCreateInfo createInfo =
{
    .sType = VK_STRUCTURE_TYPE_DESCRIPTOR_UPDATE_TEMPLATE_CREATE_INFO,
    .pNext = NULL,
    .flags = 0,
    .descriptorUpdateEntryCount = 3,
    .pDescriptorUpdateEntries = descriptorUpdateTemplateEntries,
    .templateType = VK_DESCRIPTOR_UPDATE_TEMPLATE_TYPE_DESCRIPTOR_SET,
    .descriptorSetLayout = myLayout,
    .pipelineBindPoint = 0,    // ignored by given templateType
    .pipelineLayout = 0,      // ignored by given templateType
    .set = 0,                 // ignored by given templateType
};

VkDescriptorUpdateTemplate myDescriptorUpdateTemplate;
myResult = vkCreateDescriptorUpdateTemplate(
    myDevice,
    &createInfo,
    NULL,
    &myDescriptorUpdateTemplate);

AppDataStructure appData;

// fill appData here or cache it in your engine
vkUpdateDescriptorSetWithTemplate(myDevice, myDescriptorSet,
myDescriptorUpdateTemplate, &appData);

```

17.7. Descriptor Set Binding

To bind one or more descriptor sets to a command buffer, call:


```
// Provided by VK_VERSION_1_0
void vkCmdBindDescriptorSets(
    VkCommandBuffer                commandBuffer,
    VkPipelineBindPoint            pipelineBindPoint,
    VkPipelineLayout               layout,
    uint32_t                      firstSet,
    uint32_t                      descriptorSetCount,
    const VkDescriptorSet*         pDescriptorSets,
    uint32_t                      dynamicOffsetCount,
    const uint32_t*                pDynamicOffsets);
```

- `commandBuffer` is the command buffer that the descriptor sets will be bound to.
- `pipelineBindPoint` is a [VkPipelineBindPoint](#) indicating the type of the pipeline that will use the descriptors. There is a separate set of bind points for each pipeline type, so binding one does not disturb the others.
- `layout` is a [VkPipelineLayout](#) object used to program the bindings.
- `firstSet` is the set number of the first descriptor set to be bound.
- `descriptorSetCount` is the number of elements in the `pDescriptorSets` array.
- `pDescriptorSets` is a pointer to an array of handles to [VkDescriptorSet](#) objects describing the descriptor sets to bind to.
- `dynamicOffsetCount` is the number of dynamic offsets in the `pDynamicOffsets` array.
- `pDynamicOffsets` is a pointer to an array of `uint32_t` values specifying dynamic offsets.

`vkCmdBindDescriptorSets` binds descriptor sets `pDescriptorSets[0..descriptorSetCount-1]` to set numbers `[firstSet..firstSet+descriptorSetCount-1]` for subsequent [bound pipeline commands](#) set by `pipelineBindPoint`. Any bindings that were previously applied via these sets, or calls to [vkCmdSetDescriptorBufferOffsetsEXT](#) or [vkCmdBindDescriptorBufferEmbeddedSamplersEXT](#), are no longer valid.

Once bound, a descriptor set affects rendering of subsequent commands that interact with the given pipeline type in the command buffer until either a different set is bound to the same set number, or the set is disturbed as described in [Pipeline Layout Compatibility](#).

A compatible descriptor set **must** be bound for all set numbers that any shaders in a pipeline access, at the time that a drawing or dispatching command is recorded to execute using that pipeline. However, if none of the shaders in a pipeline statically use any bindings with a particular set number, then no descriptor set need be bound for that set number, even if the pipeline layout includes a non-trivial descriptor set layout for that set number.

When consuming a descriptor, a descriptor is considered valid if the descriptor is not undefined as described by [descriptor set allocation](#). If the `nullDescriptor` feature is enabled, a null descriptor is also considered valid. A descriptor that was disturbed by [Pipeline Layout Compatibility](#), or was never bound by `vkCmdBindDescriptorSets` is not considered valid. For any given descriptor, [VkDescriptorBindingFlagBits](#) and [VkDescriptorSetLayoutCreateFlagBits](#) determine if validity is defined in terms of the descriptor being statically accessed, or dynamically accessed. If the

descriptor is determined to be accessed by the appropriate definition, the consuming descriptor type in the pipeline **must** match the [VkDescriptorType](#) in [VkDescriptorSetLayoutCreateInfo](#) for the descriptor to be considered valid. If a descriptor is a mutable descriptor, the consuming descriptor type in the pipeline **must** match the active descriptor type for the descriptor to be considered valid.

NOTE

Further validation may be carried out beyond validation for descriptor types, e.g. [Texel Input Validation](#).

If any of the sets being bound include dynamic uniform or storage buffers, then [pDynamicOffsets](#) includes one element for each array element in each dynamic descriptor type binding in each set. Values are taken from [pDynamicOffsets](#) in an order such that all entries for set N come before set N+1; within a set, entries are ordered by the binding numbers in the descriptor set layouts; and within a binding array, elements are in order. [dynamicOffsetCount](#) **must** equal the total number of dynamic descriptors in the sets being bound.

The effective offset used for dynamic uniform and storage buffer bindings is the sum of the relative offset taken from [pDynamicOffsets](#), and the base address of the buffer plus base offset in the descriptor set. The range of the dynamic uniform and storage buffer bindings is the buffer range as specified in the descriptor set.

Each of the [pDescriptorSets](#) **must** be compatible with the pipeline layout specified by [layout](#). The layout used to program the bindings **must** also be compatible with the pipeline used in subsequent [bound pipeline commands](#) with that pipeline type, as defined in the [Pipeline Layout Compatibility](#) section.

The descriptor set contents bound by a call to [vkCmdBindDescriptorSets](#) **may** be consumed at the following times:

- For descriptor bindings created with the [VK_DESCRIPTOR_BINDING_UPDATE_AFTER_BIND_BIT](#) bit set, the contents **may** be consumed when the command buffer is submitted to a queue, or during shader execution of the resulting draws and dispatches, or any time in between. Otherwise,
- during host execution of the command, or during shader execution of the resulting draws and dispatches, or any time in between.

Thus, the contents of a descriptor set binding **must** not be altered (overwritten by an update command, or freed) between the first point in time that it **may** be consumed, and when the command completes executing on the queue.

The contents of [pDynamicOffsets](#) are consumed immediately during execution of [vkCmdBindDescriptorSets](#). Once all pending uses have completed, it is legal to update and reuse a descriptor set.

Valid Usage

- VUID-vkCmdBindDescriptorSets-commandBuffer-11295

If [commandBuffer](#) is a secondary command buffer, it **must** have begun with [VkCommandBufferInheritanceDescriptorHeapInfoEXT::pSamplerHeapBindInfo](#) equal to

NULL

- VUID-vkCmdBindDescriptorSets-commandBuffer-11296

If `commandBuffer` is a secondary command buffer, it **must** have begun with `VkCommandBufferInheritanceDescriptorHeapInfoEXT::pResourceHeapBindInfo` equal to NULL

- VUID-vkCmdBindDescriptorSets-pDescriptorSets-00358

Each element of `pDescriptorSets` that is not `VK_NULL_HANDLE` **must** have been allocated with a `VkDescriptorSetLayout` that matches (is the same as, or identically defined as) the `VkDescriptorSetLayout` at set n in `layout`, where n is the sum of `firstSet` and the index into `pDescriptorSets`

- VUID-vkCmdBindDescriptorSets-dynamicOffsetCount-00359

`dynamicOffsetCount` **must** be equal to the total number of dynamic descriptors in `pDescriptorSets`

- VUID-vkCmdBindDescriptorSets-firstSet-00360

The sum of `firstSet` and `descriptorSetCount` **must** be less than or equal to `VkPipelineLayoutCreateInfo::setLayoutCount` provided when `layout` was created

- VUID-vkCmdBindDescriptorSets-pDynamicOffsets-01971

Each element of `pDynamicOffsets` which corresponds to a descriptor binding with type `VK_DESCRIPTOR_TYPE_UNIFORM_BUFFER_DYNAMIC` **must** be a multiple of `VkPhysicalDeviceLimits::minUniformBufferOffsetAlignment`

- VUID-vkCmdBindDescriptorSets-pDynamicOffsets-01972

Each element of `pDynamicOffsets` which corresponds to a descriptor binding with type `VK_DESCRIPTOR_TYPE_STORAGE_BUFFER_DYNAMIC` **must** be a multiple of `VkPhysicalDeviceLimits::minStorageBufferOffsetAlignment`

- VUID-vkCmdBindDescriptorSets-pDescriptorSets-01979

For each dynamic uniform or storage buffer binding in `pDescriptorSets`, the sum of the `effective offset` and the range of the binding **must** be less than or equal to the size of the buffer

- VUID-vkCmdBindDescriptorSets-pDescriptorSets-06715

For each dynamic uniform or storage buffer binding in `pDescriptorSets`, if the range was set with `VK_WHOLE_SIZE` then `pDynamicOffsets` which corresponds to the descriptor binding **must** be 0

- VUID-vkCmdBindDescriptorSets-pDescriptorSets-04616

Each element of `pDescriptorSets` **must** not have been allocated from a `VkDescriptorPool` with the `VK_DESCRIPTOR_POOL_CREATE_HOST_ONLY_BIT_EXT` flag set

- VUID-vkCmdBindDescriptorSets-pDescriptorSets-06563

If the `graphicsPipelineLibrary` feature is not enabled, each element of `pDescriptorSets` **must** be a valid `VkDescriptorSet`

- VUID-vkCmdBindDescriptorSets-pDescriptorSets-08010

Each element of `pDescriptorSets` **must** have been allocated with a `VkDescriptorSetLayout` which was not created with `VK_DESCRIPTOR_SET_LAYOUT_CREATE_DESCRIPTOR_BUFFER_BIT_EXT`

- VUID-vkCmdBindDescriptorSets-pDescriptorSets-09914

If any element of `pDescriptorSets` was allocated from a descriptor pool created with a `VkDescriptorPoolCreateInfo` structure that had a `VkDataGraphProcessingEngineCreateInfoARM` structure specifying foreign data processing engines in its `pNext` chain, then the command pool from which `commandBuffer` was allocated **must** have been created with a `VkCommandPoolCreateInfo` structure that had a `VkDataGraphProcessingEngineCreateInfoARM` structure in its `pNext` chain specifying a superset of all the foreign data processing engines specified when creating the descriptor pools from which the elements of `pDescriptorSets` were allocated

- VUID-vkCmdBindDescriptorSets-pDescriptorSets-09915

If none of the elements of `pDescriptorSets` were allocated from a descriptor pool created with a `VkDescriptorPoolCreateInfo` structure that had a `VkDataGraphProcessingEngineCreateInfoARM` structure specifying foreign data processing engines in its `pNext` chain, then the command pool from which `commandBuffer` was allocated **must** not have been created with a `VkCommandPoolCreateInfo` structure that had a `VkDataGraphProcessingEngineCreateInfoARM` structure in its `pNext` chain

- VUID-vkCmdBindDescriptorSets-pipelineBindPoint-00361

`pipelineBindPoint` **must** be supported by the `commandBuffer`'s parent `VkCommandPool`'s queue family

Valid Usage (Implicit)

- VUID-vkCmdBindDescriptorSets-commandBuffer-parameter

`commandBuffer` **must** be a valid `VkCommandBuffer` handle

- VUID-vkCmdBindDescriptorSets-pipelineBindPoint-parameter

`pipelineBindPoint` **must** be a valid `VkPipelineBindPoint` value

- VUID-vkCmdBindDescriptorSets-layout-parameter

`layout` **must** be a valid `VkPipelineLayout` handle

- VUID-vkCmdBindDescriptorSets-pDescriptorSets-parameter

`pDescriptorSets` **must** be a valid pointer to an array of `descriptorSetCount` valid or `VK_NULL_HANDLE` `VkDescriptorSet` handles

- VUID-vkCmdBindDescriptorSets-pDynamicOffsets-parameter

If `dynamicOffsetCount` is not 0, `pDynamicOffsets` **must** be a valid pointer to an array of `dynamicOffsetCount` `uint32_t` values

- VUID-vkCmdBindDescriptorSets-commandBuffer-recording

`commandBuffer` **must** be in the `recording` state

- VUID-vkCmdBindDescriptorSets-commandBuffer-cmdpool

The `VkCommandPool` that `commandBuffer` was allocated from **must** support `VK_QUEUE_COMPUTE_BIT`, `VK_QUEUE_DATA_GRAPH_BIT_ARM`, or `VK_QUEUE_GRAPHICS_BIT` operations

- VUID-vkCmdBindDescriptorSets-videocoding

This command **must** only be called outside of a video coding scope

- VUID-vkCmdBindDescriptorSets-descriptorSetCount-arraylength

`descriptorSetCount` **must** be greater than 0

- VUID-vkCmdBindDescriptorSets-commonparent

Each of `commandBuffer`, `layout`, and the elements of `pDescriptorSets` that are valid handles of non-ignored parameters **must** have been created, allocated, or retrieved from the same `VkDevice`

Host Synchronization

- Host access to `commandBuffer` **must** be externally synchronized
- Host access to the `VkCommandPool` that `commandBuffer` was allocated from **must** be externally synchronized

Command Properties

Command Buffer Levels	Render Pass Scope	Video Coding Scope	Supported Queue Types	Command Type
Primary Secondary	Both	Outside	VK_QUEUE_COMPUTE_BIT VK_QUEUE_DATA_GRAPH_BIT_ARM VK_QUEUE_GRAPHICS_BIT	State

Conditional Rendering

`vkCmdBindDescriptorSets` is not affected by [conditional rendering](#)

To bind one or more descriptor sets to a command buffer, call:

```
// Provided by VK_VERSION_1_4
void vkCmdBindDescriptorSets(
    VkCommandBuffer          commandBuffer,
    const VkBindDescriptorSetsInfo* pBindDescriptorSetsInfo);
```

```
// Provided by VK_KHR_maintenance6
// Equivalent to vkCmdBindDescriptorSets2
void vkCmdBindDescriptorSets2KHR(
    VkCommandBuffer          commandBuffer,
    const VkBindDescriptorSetsInfo* pBindDescriptorSetsInfo);
```

- `commandBuffer` is the command buffer that the descriptor sets will be bound to.

- `pBindDescriptorSetsInfo` is a pointer to a `VkBindDescriptorSetsInfo` structure.

Valid Usage

- VUID-vkCmdBindDescriptorSets2-commandBuffer-11295
If `commandBuffer` is a secondary command buffer, it **must** have begun with `VkCommandBufferInheritanceDescriptorHeapInfoEXT::pSamplerHeapBindInfo` equal to `NULL`
- VUID-vkCmdBindDescriptorSets2-commandBuffer-11296
If `commandBuffer` is a secondary command buffer, it **must** have begun with `VkCommandBufferInheritanceDescriptorHeapInfoEXT::pResourceHeapBindInfo` equal to `NULL`
- VUID-vkCmdBindDescriptorSets2-pBindDescriptorSetsInfo-09467
Each bit in `pBindDescriptorSetsInfo->stageFlags` **must** be a stage supported by the `commandBuffer`'s parent `VkCommandPool`'s queue family

Valid Usage (Implicit)

- VUID-vkCmdBindDescriptorSets2-commandBuffer-parameter
`commandBuffer` **must** be a valid `VkCommandBuffer` handle
- VUID-vkCmdBindDescriptorSets2-pBindDescriptorSetsInfo-parameter
`pBindDescriptorSetsInfo` **must** be a valid pointer to a valid `VkBindDescriptorSetsInfo` structure
- VUID-vkCmdBindDescriptorSets2-commandBuffer-recording
`commandBuffer` **must** be in the `recording` state
- VUID-vkCmdBindDescriptorSets2-commandBuffer-cmdpool
The `VkCommandPool` that `commandBuffer` was allocated from **must** support `VK_QUEUE_COMPUTE_BIT`, or `VK_QUEUE_GRAPHICS_BIT` operations
- VUID-vkCmdBindDescriptorSets2-videocoding
This command **must** only be called outside of a video coding scope

Host Synchronization

- Host access to `commandBuffer` **must** be externally synchronized
- Host access to the `VkCommandPool` that `commandBuffer` was allocated from **must** be externally synchronized

Command Properties

Command Buffer Levels	Render Pass Scope	Video Coding Scope	Supported Queue Types	Command Type
Primary Secondary	Both	Outside	VK_QUEUE_COMPUTE_BIT VK_QUEUE_GRAPHICS_BIT HICS_BIT	State

Conditional Rendering

vkCmdBindDescriptorSets2 is not affected by [conditional rendering](#)

The `VkBindDescriptorSetsInfo` structure is defined as:

```
// Provided by VK_VERSION_1_4
typedef struct VkBindDescriptorSetsInfo {
    VkStructureType      sType;
    const void*          pNext;
    VkShaderStageFlags   stageFlags;
    VkPipelineLayout      layout;
    uint32_t             firstSet;
    uint32_t             descriptorSetCount;
    const VkDescriptorSet* pDescriptorSets;
    uint32_t             dynamicOffsetCount;
    const uint32_t*       pDynamicOffsets;
} VkBindDescriptorSetsInfo;
```

```
// Provided by VK_KHR_maintenance6
// Equivalent to VkBindDescriptorSetsInfo
typedef VkBindDescriptorSetsInfo VkBindDescriptorSetsInfoKHR;
```

- `sType` is a `VkStructureType` value identifying this structure.
- `pNext` is `NULL` or a pointer to a structure extending this structure.
- `stageFlags` is a bitmask of `VkShaderStageFlagBits` specifying the shader stages the descriptor sets will be bound to.
- `layout` is a `VkPipelineLayout` object used to program the bindings. If the `dynamicPipelineLayout` feature is enabled, `layout` **can** be `VK_NULL_HANDLE` and the layout **must** be specified by chaining the `VkPipelineLayoutCreateInfo` structure off the `pNext`.
- `firstSet` is the set number of the first descriptor set to be bound.
- `descriptorSetCount` is the number of elements in the `pDescriptorSets` array.

- `pDescriptorSets` is a pointer to an array of handles to `VkDescriptorSet` objects describing the descriptor sets to bind to.
- `dynamicOffsetCount` is the number of dynamic offsets in the `pDynamicOffsets` array.
- `pDynamicOffsets` is a pointer to an array of `uint32_t` values specifying dynamic offsets.

If `stageFlags` specifies a subset of all stages corresponding to one or more pipeline bind points, the binding operation still affects all stages corresponding to the given pipeline bind point(s) as if the equivalent original version of this command had been called with the same parameters. For example, specifying a `stageFlags` value of `VK_SHADER_STAGE_VERTEX_BIT | VK_SHADER_STAGE_FRAGMENT_BIT | VK_SHADER_STAGE_COMPUTE_BIT` is equivalent to calling the original version of this command once with `VK_PIPELINE_BIND_POINT_GRAPHICS` and once with `VK_PIPELINE_BIND_POINT_COMPUTE`.

Valid Usage

- VUID-VkBindDescriptorSetsInfo-pDescriptorSets-00358
Each element of `pDescriptorSets` that is not `VK_NULL_HANDLE` **must** have been allocated with a `VkDescriptorSetLayout` that matches (is the same as, or identically defined as) the `VkDescriptorSetLayout` at set n in `layout`, where n is the sum of `firstSet` and the index into `pDescriptorSets`
- VUID-VkBindDescriptorSetsInfo-dynamicOffsetCount-00359
`dynamicOffsetCount` **must** be equal to the total number of dynamic descriptors in `pDescriptorSets`
- VUID-VkBindDescriptorSetsInfo-firstSet-00360
The sum of `firstSet` and `descriptorSetCount` **must** be less than or equal to `VkPipelineLayoutCreateInfo::setLayoutCount` provided when `layout` was created
- VUID-VkBindDescriptorSetsInfo-pDynamicOffsets-01971
Each element of `pDynamicOffsets` which corresponds to a descriptor binding with type `VK_DESCRIPTOR_TYPE_UNIFORM_BUFFER_DYNAMIC` **must** be a multiple of `VkPhysicalDeviceLimits::minUniformBufferOffsetAlignment`
- VUID-VkBindDescriptorSetsInfo-pDynamicOffsets-01972
Each element of `pDynamicOffsets` which corresponds to a descriptor binding with type `VK_DESCRIPTOR_TYPE_STORAGE_BUFFER_DYNAMIC` **must** be a multiple of `VkPhysicalDeviceLimits::minStorageBufferOffsetAlignment`
- VUID-VkBindDescriptorSetsInfo-pDescriptorSets-01979
For each dynamic uniform or storage buffer binding in `pDescriptorSets`, the sum of the `effective offset` and the range of the binding **must** be less than or equal to the size of the buffer
- VUID-VkBindDescriptorSetsInfo-pDescriptorSets-06715
For each dynamic uniform or storage buffer binding in `pDescriptorSets`, if the range was set with `VK_WHOLE_SIZE` then `pDynamicOffsets` which corresponds to the descriptor binding **must** be 0
- VUID-VkBindDescriptorSetsInfo-pDescriptorSets-04616
Each element of `pDescriptorSets` **must** not have been allocated from a `VkDescriptorPool`

with the `VK_DESCRIPTOR_POOL_CREATE_HOST_ONLY_BIT_EXT` flag set

- VUID-VkBindDescriptorSetsInfo-pDescriptorSets-06563
If the `graphicsPipelineLibrary` feature is not enabled, each element of `pDescriptorSets` **must** be a valid `VkDescriptorSet`
- VUID-VkBindDescriptorSetsInfo-pDescriptorSets-08010
Each element of `pDescriptorSets` **must** have been allocated with a `VkDescriptorSetLayout` which was not created with `VK_DESCRIPTOR_SET_LAYOUT_CREATE_DESCRIPTOR_BUFFER_BIT_EXT`
- VUID-VkBindDescriptorSetsInfo-pDescriptorSets-09914
If any element of `pDescriptorSets` was allocated from a descriptor pool created with a `VkDescriptorPoolCreateInfo` structure that had a `VkDataGraphProcessingEngineCreateInfoARM` structure specifying foreign data processing engines in its `pNext` chain, then the command pool from which `commandBuffer` was allocated **must** have been created with a `VkCommandPoolCreateInfo` structure that had a `VkDataGraphProcessingEngineCreateInfoARM` structure in its `pNext` chain specifying a superset of all the foreign data processing engines specified when creating the descriptor pools from which the elements of `pDescriptorSets` were allocated
- VUID-VkBindDescriptorSetsInfo-pDescriptorSets-09915
If none of the elements of `pDescriptorSets` were allocated from a descriptor pool created with a `VkDescriptorPoolCreateInfo` structure that had a `VkDataGraphProcessingEngineCreateInfoARM` structure specifying foreign data processing engines in its `pNext` chain, then the command pool from which `commandBuffer` was allocated **must** not have been created with a `VkCommandPoolCreateInfo` structure that had a `VkDataGraphProcessingEngineCreateInfoARM` structure in its `pNext` chain
- VUID-VkBindDescriptorSetsInfo-None-09495
If the `dynamicPipelineLayout` feature is not enabled, `layout` **must** be a valid `VkPipelineLayout` handle
- VUID-VkBindDescriptorSetsInfo-layout-09496
If `layout` is `VK_NULL_HANDLE`, the `pNext` chain **must** include a valid `VkPipelineLayoutCreateInfo` structure

Valid Usage (Implicit)

- VUID-VkBindDescriptorSetsInfo-sType-sType
`sType` **must** be `VK_STRUCTURE_TYPE_BIND_DESCRIPTOR_SETS_INFO`
- VUID-VkBindDescriptorSetsInfo-pNext-pNext
`pNext` **must** be `NULL` or a pointer to a valid instance of `VkPipelineLayoutCreateInfo`
- VUID-VkBindDescriptorSetsInfo-sType-unique
The `sType` value of each structure in the `pNext` chain **must** be unique
- VUID-VkBindDescriptorSetsInfo-stageFlags-parameter
`stageFlags` **must** be a valid combination of `VkShaderStageFlagBits` values
- VUID-VkBindDescriptorSetsInfo-stageFlags-requiredbitmask

`stageFlags` **must** not be 0

- VUID-VkBindDescriptorSetsInfo-layout-parameter
If `layout` is not `VK_NULL_HANDLE`, `layout` **must** be a valid `VkPipelineLayout` handle
- VUID-VkBindDescriptorSetsInfo-pDescriptorSets-parameter
`pDescriptorSets` **must** be a valid pointer to an array of `descriptorSetCount` valid `VkDescriptorSet` handles
- VUID-VkBindDescriptorSetsInfo-pDynamicOffsets-parameter
If `dynamicOffsetCount` is not 0, and `pDynamicOffsets` is not `NULL`, `pDynamicOffsets` **must** be a valid pointer to an array of `dynamicOffsetCount` or `VK_NULL_HANDLE` `uint32_t` values
- VUID-VkBindDescriptorSetsInfo-descriptorSetCount-arraylength
`descriptorSetCount` **must** be greater than 0
- VUID-VkBindDescriptorSetsInfo-commonparent
Both of `layout`, and the elements of `pDescriptorSets` that are valid handles of non-ignored parameters **must** have been created, allocated, or retrieved from the same `VkDevice`

17.8. Push Descriptor Updates

In addition to allocating descriptor sets and binding them to a command buffer, an application **can** record descriptor updates into the command buffer.

To push descriptor updates into a command buffer, call:

```
// Provided by VK_VERSION_1_4
void vkCmdPushDescriptorSet(
    VkCommandBuffer          commandBuffer,
    VkPipelineBindPoint      pipelineBindPoint,
    VkPipelineLayout         layout,
    uint32_t                 set,
    uint32_t                 descriptorWriteCount,
    const VkWriteDescriptorSet* pDescriptorWrites);
```

```
// Provided by VK_KHR_push_descriptor
// Equivalent to vkCmdPushDescriptorSet
void vkCmdPushDescriptorSetKHR(
    VkCommandBuffer          commandBuffer,
    VkPipelineBindPoint      pipelineBindPoint,
    VkPipelineLayout         layout,
    uint32_t                 set,
    uint32_t                 descriptorWriteCount,
    const VkWriteDescriptorSet* pDescriptorWrites);
```

- `commandBuffer` is the command buffer that the descriptors will be recorded in.
- `pipelineBindPoint` is a `VkPipelineBindPoint` indicating the type of the pipeline that will use the descriptors. There is a separate set of push descriptor bindings for each pipeline type, so

binding one does not disturb the others.

- **layout** is a [VkPipelineLayout](#) object used to program the bindings.
- **set** is the set number of the descriptor set in the pipeline layout that will be updated.
- **descriptorWriteCount** is the number of elements in the **pDescriptorWrites** array.
- **pDescriptorWrites** is a pointer to an array of [VkWriteDescriptorSet](#) structures describing the descriptors to be updated.

Push descriptors are a small bank of descriptors whose storage is internally managed by the command buffer rather than being written into a descriptor set and later bound to a command buffer. Push descriptors allow for incremental updates of descriptors without managing the lifetime of descriptor sets.

When a command buffer begins recording, all push descriptors are undefined. Push descriptors **can** be updated incrementally and cause shaders to use the updated descriptors for subsequent [bound pipeline commands](#) with the pipeline type set by **pipelineBindPoint** until the descriptor is overwritten, or else until the set is disturbed as described in [Pipeline Layout Compatibility](#). When the set is disturbed or push descriptors with a different descriptor set layout are set, all push descriptors are undefined.

Push descriptors that are [statically used](#) by a pipeline **must** not be undefined at the time that a drawing or dispatching command is recorded to execute using that pipeline. This includes immutable sampler descriptors, which **must** be pushed before they are accessed by a pipeline (the immutable samplers are pushed, rather than the samplers in **pDescriptorWrites**). Push descriptors that are not statically used **can** remain undefined.

Push descriptors do not use dynamic offsets. Instead, the corresponding non-dynamic descriptor types **can** be used and the **offset** member of [VkDescriptorBufferInfo](#) **can** be changed each time the descriptor is written.

Each element of **pDescriptorWrites** is interpreted as in [VkWriteDescriptorSet](#), except the **dstSet** member is ignored.

To push an immutable sampler, use a [VkWriteDescriptorSet](#) with **dstBinding** and **dstArrayElement** selecting the immutable sampler's binding. If the descriptor type is [VK_DESCRIPTOR_TYPE_SAMPLER](#), the **pImageInfo** parameter is ignored and the immutable sampler is taken from the push descriptor set layout in the pipeline layout. If the descriptor type is [VK_DESCRIPTOR_TYPE_COMBINED_IMAGE_SAMPLER](#), the **sampler** member of the **pImageInfo** parameter is ignored and the immutable sampler is taken from the push descriptor set layout in the pipeline layout.

Valid Usage

- VUID-vkCmdPushDescriptorSet-commandBuffer-11295
If **commandBuffer** is a secondary command buffer, it **must** have begun with [VkCommandBufferInheritanceDescriptorHeapInfoEXT::pSamplerHeapBindInfo](#) equal to **NULL**
- VUID-vkCmdPushDescriptorSet-commandBuffer-11296

If `commandBuffer` is a secondary command buffer, it **must** have begun with `VkCommandBufferInheritanceDescriptorHeapInfoEXT::pResourceHeapBindInfo` equal to `NULL`

- VUID-vkCmdPushDescriptorSet-set-00364
`set` **must** be less than `VkPipelineLayoutCreateInfo::setLayoutCount` provided when `layout` was created
- VUID-vkCmdPushDescriptorSet-set-00365
`set` **must** be the unique set number in the pipeline layout that uses a descriptor set layout that was created with `VK_DESCRIPTOR_SET_LAYOUT_CREATE_PUSH_DESCRIPTOR_BIT`
- VUID-vkCmdPushDescriptorSet-pDescriptorWrites-06494
For each element `i` where `pDescriptorWrites[i].descriptorType` is `VK_DESCRIPTOR_TYPE_SAMPLER`, `VK_DESCRIPTOR_TYPE_COMBINED_IMAGE_SAMPLER`, `VK_DESCRIPTOR_TYPE_SAMPLED_IMAGE`, `VK_DESCRIPTOR_TYPE_STORAGE_IMAGE`, or `VK_DESCRIPTOR_TYPE_INPUT_ATTACHMENT`, `pDescriptorWrites[i].pImageInfo` **must** be a valid pointer to an array of `pDescriptorWrites[i].descriptorCount` valid `VkDescriptorImageInfo` structures
- VUID-vkCmdPushDescriptorSet-pipelineBindPoint-00363
`pipelineBindPoint` **must** be supported by the `commandBuffer`'s parent `VkCommandPool`'s queue family
- VUID-vkCmdPushDescriptorSet-None-10356
If the `VK_KHR_push_descriptor` extension is not enabled, `pushDescriptor` **must** be enabled

Valid Usage (Implicit)

- VUID-vkCmdPushDescriptorSet-commandBuffer-parameter
`commandBuffer` **must** be a valid `VkCommandBuffer` handle
- VUID-vkCmdPushDescriptorSet-pipelineBindPoint-parameter
`pipelineBindPoint` **must** be a valid `VkPipelineBindPoint` value
- VUID-vkCmdPushDescriptorSet-layout-parameter
`layout` **must** be a valid `VkPipelineLayout` handle
- VUID-vkCmdPushDescriptorSet-pDescriptorWrites-parameter
`pDescriptorWrites` **must** be a valid pointer to an array of `descriptorWriteCount` valid `VkWriteDescriptorSet` structures
- VUID-vkCmdPushDescriptorSet-commandBuffer-recording
`commandBuffer` **must** be in the `recording` state
- VUID-vkCmdPushDescriptorSet-commandBuffer-cmdpool
The `VkCommandPool` that `commandBuffer` was allocated from **must** support `VK_QUEUE_COMPUTE_BIT`, or `VK_QUEUE_GRAPHICS_BIT` operations
- VUID-vkCmdPushDescriptorSet-vidcoding
This command **must** only be called outside of a video coding scope
- VUID-vkCmdPushDescriptorSet-descriptorWriteCount-arraylength
`descriptorWriteCount` **must** be greater than `0`

- VUID-vkCmdPushDescriptorSet-commonparent

Both of **commandBuffer**, and **layout must** have been created, allocated, or retrieved from the same **VkDevice**

Host Synchronization

- Host access to **commandBuffer must** be externally synchronized
- Host access to the **VkCommandPool** that **commandBuffer** was allocated from **must** be externally synchronized

Command Properties

Command Buffer Levels	Render Pass Scope	Video Coding Scope	Supported Queue Types	Command Type
Primary Secondary	Both	Outside	VK_QUEUE_COMPUTE_BIT VK_QUEUE_GRAPHICS_BIT VK_QUEUE_TRANSFER_BIT	State

Conditional Rendering

vkCmdPushDescriptorSet is not affected by **conditional rendering**

To push descriptor updates into a command buffer, call:

```
// Provided by VK_VERSION_1_4
void vkCmdPushDescriptorSet2(
    VkCommandBuffer                commandBuffer,
    const VkPushDescriptorSetInfo* pPushDescriptorSetInfo);
```

```
// Provided by VK_KHR_maintenance6 with VK_KHR_push_descriptor
// Equivalent to vkCmdPushDescriptorSet2
void vkCmdPushDescriptorSet2KHR(
    VkCommandBuffer                commandBuffer,
    const VkPushDescriptorSetInfo* pPushDescriptorSetInfo);
```

- **commandBuffer** is the command buffer that the descriptors will be recorded in.
- **pPushDescriptorSetInfo** is a pointer to a **VkPushDescriptorSetInfo** structure.

Valid Usage

- VUID-vkCmdPushDescriptorSet2-commandBuffer-11295
If `commandBuffer` is a secondary command buffer, it **must** have begun with `VkCommandBufferInheritanceDescriptorHeapInfoEXT::pSamplerHeapBindInfo` equal to `NULL`
- VUID-vkCmdPushDescriptorSet2-commandBuffer-11296
If `commandBuffer` is a secondary command buffer, it **must** have begun with `VkCommandBufferInheritanceDescriptorHeapInfoEXT::pResourceHeapBindInfo` equal to `NULL`
- VUID-vkCmdPushDescriptorSet2-pPushDescriptorSetInfo-09468
Each bit in `pPushDescriptorSetInfo->stageFlags` **must** be a stage supported by the `commandBuffer`'s parent `VkCommandPool`'s queue family
- VUID-vkCmdPushDescriptorSet2-None-10357
If the `VK_KHR_push_descriptor` extension is not enabled, `pushDescriptor` **must** be enabled

Valid Usage (Implicit)

- VUID-vkCmdPushDescriptorSet2-commandBuffer-parameter
`commandBuffer` **must** be a valid `VkCommandBuffer` handle
- VUID-vkCmdPushDescriptorSet2-pPushDescriptorSetInfo-parameter
`pPushDescriptorSetInfo` **must** be a valid pointer to a valid `VkPushDescriptorSetInfo` structure
- VUID-vkCmdPushDescriptorSet2-commandBuffer-recording
`commandBuffer` **must** be in the `recording` state
- VUID-vkCmdPushDescriptorSet2-commandBuffer-cmdpool
The `VkCommandPool` that `commandBuffer` was allocated from **must** support `VK_QUEUE_COMPUTE_BIT`, or `VK_QUEUE_GRAPHICS_BIT` operations
- VUID-vkCmdPushDescriptorSet2-videocoding
This command **must** only be called outside of a video coding scope

Host Synchronization

- Host access to `commandBuffer` **must** be externally synchronized
- Host access to the `VkCommandPool` that `commandBuffer` was allocated from **must** be externally synchronized

Command Properties

Command Buffer Levels	Render Pass Scope	Video Coding Scope	Supported Queue Types	Command Type
Primary Secondary	Both	Outside	VK_QUEUE_COMPUTE_BIT VK_QUEUE_GRAPHICS_BIT HICS_BIT	State

Conditional Rendering

vkCmdPushDescriptorSet2 is not affected by [conditional rendering](#)

The `VkPushDescriptorSetInfo` structure is defined as:

```
// Provided by VK_VERSION_1_4
typedef struct VkPushDescriptorSetInfo {
    VkStructureType          sType;
    const void*              pNext;
    VkShaderStageFlags       stageFlags;
    VkPipelineLayout         layout;
    uint32_t                 set;
    uint32_t                 descriptorWriteCount;
    const VkWriteDescriptorSet* pDescriptorWrites;
} VkPushDescriptorSetInfo;
```

```
// Provided by VK_KHR_maintenance6 with VK_KHR_push_descriptor
// Equivalent to VkPushDescriptorSetInfo
typedef VkPushDescriptorSetInfo VkPushDescriptorSetInfoKHR;
```

- `sType` is a `VkStructureType` value identifying this structure.
- `pNext` is `NULL` or a pointer to a structure extending this structure.
- `stageFlags` is a bitmask of `VkShaderStageFlagBits` specifying the shader stages that will use the descriptors.
- `layout` is a `VkPipelineLayout` object used to program the bindings. If the `dynamicPipelineLayout` feature is enabled, `layout` **can** be `VK_NULL_HANDLE` and the layout **must** be specified by chaining `VkPipelineLayoutCreateInfo` structure off the `pNext`
- `set` is the set number of the descriptor set in the pipeline layout that will be updated.
- `descriptorWriteCount` is the number of elements in the `pDescriptorWrites` array.
- `pDescriptorWrites` is a pointer to an array of `VkWriteDescriptorSet` structures describing the descriptors to be updated.

If `stageFlags` specifies a subset of all stages corresponding to one or more pipeline bind points, the binding operation still affects all stages corresponding to the given pipeline bind point(s) as if the equivalent original version of this command had been called with the same parameters. For example, specifying a `stageFlags` value of `VK_SHADER_STAGE_VERTEX_BIT | VK_SHADER_STAGE_FRAGMENT_BIT | VK_SHADER_STAGE_COMPUTE_BIT` is equivalent to calling the original version of this command once with `VK_PIPELINE_BIND_POINT_GRAPHICS` and once with `VK_PIPELINE_BIND_POINT_COMPUTE`.

Valid Usage

- VUID-VkPushDescriptorSetInfo-set-00364
`set` **must** be less than `VkPipelineLayoutCreateInfo::setLayoutCount` provided when `layout` was created
- VUID-VkPushDescriptorSetInfo-set-00365
`set` **must** be the unique set number in the pipeline layout that uses a descriptor set layout that was created with `VK_DESCRIPTOR_SET_LAYOUT_CREATE_PUSH_DESCRIPTOR_BIT`
- VUID-VkPushDescriptorSetInfo-pDescriptorWrites-06494
For each element `i` where `pDescriptorWrites[i].descriptorType` is `VK_DESCRIPTOR_TYPE_SAMPLER`, `VK_DESCRIPTOR_TYPE_COMBINED_IMAGE_SAMPLER`, `VK_DESCRIPTOR_TYPE_SAMPLED_IMAGE`, `VK_DESCRIPTOR_TYPE_STORAGE_IMAGE`, or `VK_DESCRIPTOR_TYPE_INPUT_ATTACHMENT`, `pDescriptorWrites[i].pImageInfo` **must** be a valid pointer to an array of `pDescriptorWrites[i].descriptorCount` valid `VkDescriptorImageInfo` structures
- VUID-VkPushDescriptorSetInfo-None-09495
If the `dynamicPipelineLayout` feature is not enabled, `layout` **must** be a valid `VkPipelineLayout` handle
- VUID-VkPushDescriptorSetInfo-layout-09496
If `layout` is `VK_NULL_HANDLE`, the `pNext` chain **must** include a valid `VkPipelineLayoutCreateInfo` structure

Valid Usage (Implicit)

- VUID-VkPushDescriptorSetInfo-sType-sType
`sType` **must** be `VK_STRUCTURE_TYPE_PUSH_DESCRIPTOR_SET_INFO`
- VUID-VkPushDescriptorSetInfo-pNext-pNext
`pNext` **must** be `NULL` or a pointer to a valid instance of `VkPipelineLayoutCreateInfo`
- VUID-VkPushDescriptorSetInfo-sType-unique
The `sType` value of each structure in the `pNext` chain **must** be unique
- VUID-VkPushDescriptorSetInfo-stageFlags-parameter
`stageFlags` **must** be a valid combination of `VkShaderStageFlagBits` values
- VUID-VkPushDescriptorSetInfo-stageFlags-requiredbitmask
`stageFlags` **must** not be `0`

- VUID-VkPushDescriptorSetInfo-layout-parameter
If `layout` is not `VK_NULL_HANDLE`, `layout` **must** be a valid `VkPipelineLayout` handle
- VUID-VkPushDescriptorSetInfo-pDescriptorWrites-parameter
`pDescriptorWrites` **must** be a valid pointer to an array of `descriptorWriteCount` valid `VkWriteDescriptorSet` structures
- VUID-VkPushDescriptorSetInfo-descriptorWriteCount-arraylength
`descriptorWriteCount` **must** be greater than 0

17.9. Push Descriptor Updates With Descriptor Update Templates

To use a descriptor update template to specify the push descriptors to update in a command buffer, call:

```
// Provided by VK_VERSION_1_4
void vkCmdPushDescriptorSetWithTemplate(
    VkCommandBuffer          commandBuffer,
    VkDescriptorUpdateTemplate descriptorUpdateTemplate,
    VkPipelineLayout         layout,
    uint32_t                 set,
    const void*               pData);
```

```
// Provided by VK_KHR_descriptor_update_template with VK_KHR_push_descriptor,
VK_KHR_push_descriptor with VK_VERSION_1_1 or VK_KHR_descriptor_update_template
// Equivalent to vkCmdPushDescriptorSetWithTemplate
void vkCmdPushDescriptorSetWithTemplateKHR(
    VkCommandBuffer          commandBuffer,
    VkDescriptorUpdateTemplate descriptorUpdateTemplate,
    VkPipelineLayout         layout,
    uint32_t                 set,
    const void*               pData);
```

- `commandBuffer` is the command buffer that the descriptors will be recorded in.
- `descriptorUpdateTemplate` is a descriptor update template defining how to interpret the descriptor information in `pData`.
- `layout` is a `VkPipelineLayout` object used to program the bindings. It **must** be compatible with the layout used to create the `descriptorUpdateTemplate` handle.
- `set` is the set number of the descriptor set in the pipeline layout that will be updated. This **must** be the same number used to create the `descriptorUpdateTemplate` handle.
- `pData` is a pointer to memory containing descriptors for the templated update.

Valid Usage

- VUID-vkCmdPushDescriptorSetWithTemplate-commandBuffer-11295

If `commandBuffer` is a secondary command buffer, it **must** have begun with `VkCommandBufferInheritanceDescriptorHeapInfoEXT::pSamplerHeapBindInfo` equal to `NULL`

- VUID-vkCmdPushDescriptorSetWithTemplate-commandBuffer-11296

If `commandBuffer` is a secondary command buffer, it **must** have begun with `VkCommandBufferInheritanceDescriptorHeapInfoEXT::pResourceHeapBindInfo` equal to `NULL`

- VUID-vkCmdPushDescriptorSetWithTemplate-commandBuffer-00366

The `pipelineBindPoint` specified during the creation of the descriptor update template **must** be supported by the `commandBuffer`'s parent `VkCommandPool`'s queue family

- VUID-vkCmdPushDescriptorSetWithTemplate-pData-01686

`pData` **must** be a valid pointer to a memory containing one or more valid instances of `VkDescriptorImageInfo`, `VkDescriptorBufferInfo`, or `VkBufferView` in a layout defined by `descriptorUpdateTemplate` when it was created with `vkCreateDescriptorUpdateTemplate`

- VUID-vkCmdPushDescriptorSetWithTemplate-layout-07993

`layout` **must** be compatible with the layout used to create `descriptorUpdateTemplate`

- VUID-vkCmdPushDescriptorSetWithTemplate-descriptorUpdateTemplate-07994

`descriptorUpdateTemplate` **must** have been created with a `templateType` of `VK_DESCRIPTOR_UPDATE_TEMPLATE_TYPE_PUSH_DESCRIPTORS`

- VUID-vkCmdPushDescriptorSetWithTemplate-set-07995

`set` **must** be the same value used to create `descriptorUpdateTemplate`

- VUID-vkCmdPushDescriptorSetWithTemplate-set-07304

`set` **must** be less than `VkPipelineLayoutCreateInfo::setLayoutCount` provided when `layout` was created

- VUID-vkCmdPushDescriptorSetWithTemplate-set-11854

`set` **must** reference a valid `VkDescriptorSetLayout` handle in `layout`

- VUID-vkCmdPushDescriptorSetWithTemplate-set-07305

`set` **must** be the unique set number in the pipeline layout that uses a descriptor set layout that was created with `VK_DESCRIPTOR_SET_LAYOUT_CREATE_PUSH_DESCRIPTOR_BIT`

- VUID-vkCmdPushDescriptorSetWithTemplate-None-10358

If the `VK_KHR_push_descriptor` extension is not enabled, `pushDescriptor` **must** be enabled

Valid Usage (Implicit)

- VUID-vkCmdPushDescriptorSetWithTemplate-commandBuffer-parameter

`commandBuffer` **must** be a valid `VkCommandBuffer` handle

- VUID-vkCmdPushDescriptorSetWithTemplate-descriptorUpdateTemplate-parameter

`descriptorUpdateTemplate` **must** be a valid `VkDescriptorUpdateTemplate` handle

- VUID-vkCmdPushDescriptorSetWithTemplate-layout-parameter
`layout` **must** be a valid `VkPipelineLayout` handle
- VUID-vkCmdPushDescriptorSetWithTemplate-commandBuffer-recording
`commandBuffer` **must** be in the `recording state`
- VUID-vkCmdPushDescriptorSetWithTemplate-commandBuffer-cmdpool
The `VkCommandPool` that `commandBuffer` was allocated from **must** support `VK_QUEUE_COMPUTE_BIT`, or `VK_QUEUE_GRAPHICS_BIT` operations
- VUID-vkCmdPushDescriptorSetWithTemplate-videocoding
This command **must** only be called outside of a video coding scope
- VUID-vkCmdPushDescriptorSetWithTemplate-commonparent
Each of `commandBuffer`, `descriptorUpdateTemplate`, and `layout` **must** have been created, allocated, or retrieved from the same `VkDevice`

Host Synchronization

- Host access to `commandBuffer` **must** be externally synchronized
- Host access to the `VkCommandPool` that `commandBuffer` was allocated from **must** be externally synchronized

Command Properties

Command Buffer Levels	Render Pass Scope	Video Coding Scope	Supported Queue Types	Command Type
Primary Secondary	Both	Outside	VK_QUEUE_COMPUTE_BIT VK_QUEUE_GRAPHICS_BIT	State

Conditional Rendering

`vkCmdPushDescriptorSetWithTemplate` is not affected by `conditional rendering`

API Example

```
struct AppDataStructure
{
    VkDescriptorImageInfo imageInfo;           // a single image info
    // ... some more application-related data
};

const VkDescriptorUpdateTemplateEntry descriptorUpdateTemplateEntries[] =
{
```



```

// binding to a single image descriptor
{
    .binding = 0,
    .dstArrayElement = 0,
    .descriptorCount = 1,
    .descriptorType = VK_DESCRIPTOR_TYPE_COMBINED_IMAGE_SAMPLER,
    .offset = offsetof(AppDataStructure, imageInfo),
    .stride = 0    // not required if descriptorCount is 1
}
};

// create a descriptor update template for push descriptor set updates
const VkDescriptorUpdateTemplateCreateInfo createInfo =
{
    .sType = VK_STRUCTURE_TYPE_DESCRIPTOR_UPDATE_TEMPLATE_CREATE_INFO,
    .pNext = NULL,
    .flags = 0,
    .descriptorUpdateEntryCount = 1,
    .pDescriptorUpdateEntries = descriptorUpdateTemplateEntries,
    .templateType = VK_DESCRIPTOR_UPDATE_TEMPLATE_TYPE_PUSH_DESCRIPTOR,
    .descriptorSetLayout = 0,    // ignored by given templateType
    .pipelineBindPoint = VK_PIPELINE_BIND_POINT_GRAPHICS,
    .pipelineLayout = myPipelineLayout,
    .set = 0,
};

VkDescriptorUpdateTemplate myDescriptorUpdateTemplate;
myResult = vkCreateDescriptorUpdateTemplate(
    myDevice,
    &createInfo,
    NULL,
    &myDescriptorUpdateTemplate);

AppDataStructure appData;
// fill appData here or cache it in your engine
vkCmdPushDescriptorSetWithTemplate(myCmdBuffer, myDescriptorUpdateTemplate,
myPipelineLayout, 0, &appData);

```

To use a descriptor update template to specify the push descriptors to update in a command buffer, call:

```

// Provided by VK_VERSION_1_4
void vkCmdPushDescriptorSetWithTemplate2(
    VkCommandBuffer                commandBuffer,
    const VkPushDescriptorSetWithTemplateInfo* pPushDescriptorSetWithTemplateInfo);

```



```
// Provided by VK_KHR_maintenance6 with VK_KHR_push_descriptor
// Equivalent to vkCmdPushDescriptorSetWithTemplate2
void vkCmdPushDescriptorSetWithTemplate2KHR(
    VkCommandBuffer                                commandBuffer,
    const VkPushDescriptorSetWithTemplateInfo*      pPushDescriptorSetWithTemplateInfo);
```

- `commandBuffer` is the command buffer that the descriptors will be recorded in.
- `pPushDescriptorSetWithTemplateInfo` is a pointer to a `VkPushDescriptorSetWithTemplateInfo` structure.

Valid Usage

- VUID-vkCmdPushDescriptorSetWithTemplate2-commandBuffer-11295
If `commandBuffer` is a secondary command buffer, it **must** have begun with `VkCommandBufferInheritanceDescriptorHeapInfoEXT::pSamplerHeapBindInfo` equal to `NULL`
- VUID-vkCmdPushDescriptorSetWithTemplate2-commandBuffer-11296
If `commandBuffer` is a secondary command buffer, it **must** have begun with `VkCommandBufferInheritanceDescriptorHeapInfoEXT::pResourceHeapBindInfo` equal to `NULL`

Valid Usage (Implicit)

- VUID-vkCmdPushDescriptorSetWithTemplate2-commandBuffer-parameter
`commandBuffer` **must** be a valid `VkCommandBuffer` handle
- VUID-vkCmdPushDescriptorSetWithTemplate2-pPushDescriptorSetWithTemplateInfo-parameter
`pPushDescriptorSetWithTemplateInfo` **must** be a valid pointer to a valid `VkPushDescriptorSetWithTemplateInfo` structure
- VUID-vkCmdPushDescriptorSetWithTemplate2-commandBuffer-recording
`commandBuffer` **must** be in the `recording state`
- VUID-vkCmdPushDescriptorSetWithTemplate2-commandBuffer-cmdpool
The `VkCommandPool` that `commandBuffer` was allocated from **must** support `VK_QUEUE_COMPUTE_BIT`, or `VK_QUEUE_GRAPHICS_BIT` operations
- VUID-vkCmdPushDescriptorSetWithTemplate2-videocoding
This command **must** only be called outside of a video coding scope

Host Synchronization

- Host access to `commandBuffer` **must** be externally synchronized
- Host access to the `VkCommandPool` that `commandBuffer` was allocated from **must** be externally synchronized

Command Properties

Command Buffer Levels	Render Pass Scope	Video Coding Scope	Supported Queue Types	Command Type
Primary Secondary	Both	Outside	VK_QUEUE_COMPUTE_BIT VK_QUEUE_GRAPHICS_BIT HICS_BIT	State

Conditional Rendering

`vkCmdPushDescriptorSetWithTemplate2` is not affected by [conditional rendering](#)

The `VkPushDescriptorSetWithTemplateInfo` structure is defined as:

```
// Provided by VK_VERSION_1_4
typedef struct VkPushDescriptorSetWithTemplateInfo {
    VkStructureType          sType;
    const void*              pNext;
    VkDescriptorUpdateTemplate descriptorUpdateTemplate;
    VkPipelineLayout          layout;
    uint32_t                  set;
    const void*              pData;
} VkPushDescriptorSetWithTemplateInfo;
```

```
// Provided by VK_KHR_maintenance6 with VK_KHR_push_descriptor
// Equivalent to VkPushDescriptorSetWithTemplateInfo
typedef VkPushDescriptorSetWithTemplateInfo VkPushDescriptorSetWithTemplateInfoKHR;
```

- `sType` is a `VkStructureType` value identifying this structure.
- `pNext` is `NULL` or a pointer to a structure extending this structure.
- `descriptorUpdateTemplate` is a descriptor update template defining how to interpret the descriptor information in `pData`.
- `layout` is a `VkPipelineLayout` object used to program the bindings. It **must** be compatible with the layout used to create the `descriptorUpdateTemplate` handle. If the `dynamicPipelineLayout` feature is enabled, `layout` **can** be `VK_NULL_HANDLE` and the layout **must** be specified by chaining `VkPipelineLayoutCreateInfo` structure off the `pNext`
- `set` is the set number of the descriptor set in the pipeline layout that will be updated. This **must** be the same number used to create the `descriptorUpdateTemplate` handle.
- `pData` is a pointer to memory containing descriptors for the templated update.

Valid Usage

- VUID-VkPushDescriptorSetWithTemplateInfo-commandBuffer-00366
The `pipelineBindPoint` specified during the creation of the descriptor update template **must** be supported by the `commandBuffer`'s parent `VkCommandPool`'s queue family
- VUID-VkPushDescriptorSetWithTemplateInfo-pData-01686
`pData` **must** be a valid pointer to a memory containing one or more valid instances of `VkDescriptorImageInfo`, `VkDescriptorBufferInfo`, or `VkBufferView` in a layout defined by `descriptorUpdateTemplate` when it was created with `vkCreateDescriptorUpdateTemplate`
- VUID-VkPushDescriptorSetWithTemplateInfo-layout-07993
`layout` **must** be compatible with the layout used to create `descriptorUpdateTemplate`
- VUID-VkPushDescriptorSetWithTemplateInfo-descriptorUpdateTemplate-07994
`descriptorUpdateTemplate` **must** have been created with a `templateType` of `VK_DESCRIPTOR_UPDATE_TEMPLATE_TYPE_PUSH_DESCRIPTORS`
- VUID-VkPushDescriptorSetWithTemplateInfo-set-07995
`set` **must** be the same value used to create `descriptorUpdateTemplate`
- VUID-VkPushDescriptorSetWithTemplateInfo-set-07304
`set` **must** be less than `VkPipelineLayoutCreateInfo::setLayoutCount` provided when `layout` was created
- VUID-VkPushDescriptorSetWithTemplateInfo-set-11854
`set` **must** reference a valid `VkDescriptorSetLayout` handle in `layout`
- VUID-VkPushDescriptorSetWithTemplateInfo-set-07305
`set` **must** be the unique set number in the pipeline layout that uses a descriptor set layout that was created with `VK_DESCRIPTOR_SET_LAYOUT_CREATE_PUSH_DESCRIPTOR_BIT`
- VUID-VkPushDescriptorSetWithTemplateInfo-None-09495
If the `dynamicPipelineLayout` feature is not enabled, `layout` **must** be a valid `VkPipelineLayout` handle
- VUID-VkPushDescriptorSetWithTemplateInfo-layout-09496
If `layout` is `VK_NULL_HANDLE`, the `pNext` chain **must** include a valid `VkPipelineLayoutCreateInfo` structure
- VUID-VkPushDescriptorSetWithTemplateInfo-None-10359
If the `VK_KHR_push_descriptor` extension is not enabled, `pushDescriptor` **must** be enabled

Valid Usage (Implicit)

- VUID-VkPushDescriptorSetWithTemplateInfo-sType-sType
`sType` **must** be `VK_STRUCTURE_TYPE_PUSH_DESCRIPTOR_SET_WITH_TEMPLATE_INFO`
- VUID-VkPushDescriptorSetWithTemplateInfo-pNext-pNext
`pNext` **must** be `NULL` or a pointer to a valid instance of `VkPipelineLayoutCreateInfo`
- VUID-VkPushDescriptorSetWithTemplateInfo-sType-unique
The `sType` value of each structure in the `pNext` chain **must** be unique

- VUID-VkPushDescriptorSetWithTemplateInfo-descriptorUpdateTemplate-parameter **descriptorUpdateTemplate** **must** be a valid [VkDescriptorUpdateTemplate](#) handle
- VUID-VkPushDescriptorSetWithTemplateInfo-layout-parameter
If **layout** is not [VK_NULL_HANDLE](#), **layout** **must** be a valid [VkPipelineLayout](#) handle
- VUID-VkPushDescriptorSetWithTemplateInfo-pData-parameter
pData **must** be a pointer value
- VUID-VkPushDescriptorSetWithTemplateInfo-commonparent
Both of **descriptorUpdateTemplate**, and **layout** that are valid handles of non-ignored parameters **must** have been created, allocated, or retrieved from the same [VkDevice](#)

17.10. Push Constant Updates

As described above in section [Pipeline Layouts](#), the pipeline layout defines shader push constants which are updated via Vulkan commands rather than via writes to memory or copy commands.

NOTE

Push constants represent a high speed path to modify constant data in pipelines that is expected to outperform memory-backed resource updates.

To update push constants, call:

```
// Provided by VK_VERSION_1_0
void vkCmdPushConstants(
    VkCommandBuffer          commandBuffer,
    VkPipelineLayout         layout,
    VkShaderStageFlags       stageFlags,
    uint32_t                 offset,
    uint32_t                 size,
    const void*              pValues);
```

- **commandBuffer** is the command buffer in which the push constant update will be recorded.
- **layout** is the pipeline layout used to program the push constant updates.
- **stageFlags** is a bitmask of [VkShaderStageFlagBits](#) specifying the shader stages that will use the push constants in the updated range.
- **offset** is the start offset of the push constant range to update, in units of bytes.
- **size** is the size of the push constant range to update, in units of bytes.
- **pValues** is a pointer to an array of **size** bytes containing the new push constant values.

When a command buffer begins recording, all push constant values are undefined. Reads of undefined push constant values by the executing shader return undefined values.

Push constant values **can** be updated incrementally, causing shader stages in **stageFlags** to read the new data from **pValues** for push constants modified by this command, while still reading the previous data for push constants not modified by this command. When a [bound pipeline command](#) is issued, the bound pipeline's layout **must** be compatible with the layouts used to set the values of

all push constants in the pipeline layout's push constant ranges, as described in [Pipeline Layout Compatibility](#). Binding a pipeline with a layout that is not compatible with the push constant layout does not disturb the push constant values.

NOTE

As `stageFlags` needs to include all flags the relevant push constant ranges were created with, any flags that are not supported by the queue family that the `VkCommandPool` used to allocate `commandBuffer` was created on are ignored.

Valid Usage

- VUID-vkCmdPushConstants-commandBuffer-11295
If `commandBuffer` is a secondary command buffer, it **must** have begun with `VkCommandBufferInheritanceDescriptorHeapInfoEXT::pSamplerHeapBindInfo` equal to `NULL`
- VUID-vkCmdPushConstants-commandBuffer-11296
If `commandBuffer` is a secondary command buffer, it **must** have begun with `VkCommandBufferInheritanceDescriptorHeapInfoEXT::pResourceHeapBindInfo` equal to `NULL`
- VUID-vkCmdPushConstants-offset-01795
For each byte in the range specified by `offset` and `size` and for each shader stage in `stageFlags`, there **must** be a push constant range in `layout` that includes that byte and that stage
- VUID-vkCmdPushConstants-offset-01796
For each byte in the range specified by `offset` and `size` and for each push constant range that overlaps that byte, `stageFlags` **must** include all stages in that push constant range's `VkPushConstantRange::stageFlags`
- VUID-vkCmdPushConstants-offset-00368
`offset` **must** be a multiple of 4
- VUID-vkCmdPushConstants-size-00369
`size` **must** be a multiple of 4
- VUID-vkCmdPushConstants-offset-00370
`offset` **must** be less than `VkPhysicalDeviceLimits::maxPushConstantsSize`
- VUID-vkCmdPushConstants-size-00371
`size` **must** be less than or equal to `VkPhysicalDeviceLimits::maxPushConstantsSize` minus `offset`

Valid Usage (Implicit)

- VUID-vkCmdPushConstants-commandBuffer-parameter
`commandBuffer` **must** be a valid `VkCommandBuffer` handle
- VUID-vkCmdPushConstants-layout-parameter
`layout` **must** be a valid `VkPipelineLayout` handle

- VUID-vkCmdPushConstants-stageFlags-parameter
stageFlags **must** be a valid combination of [VkShaderStageFlagBits](#) values
- VUID-vkCmdPushConstants-stageFlags-requiredbitmask
stageFlags **must** not be 0
- VUID-vkCmdPushConstants-pValues-parameter
pValues **must** be a valid pointer to an array of **size** bytes
- VUID-vkCmdPushConstants-commandBuffer-recording
commandBuffer **must** be in the [recording state](#)
- VUID-vkCmdPushConstants-commandBuffer-cmdpool
The [VkCommandPool](#) that **commandBuffer** was allocated from **must** support [VK_QUEUE_COMPUTE_BIT](#), or [VK_QUEUE_GRAPHICS_BIT](#) operations
- VUID-vkCmdPushConstants-videocoding
This command **must** only be called outside of a video coding scope
- VUID-vkCmdPushConstants-size-arraylength
size **must** be greater than 0
- VUID-vkCmdPushConstants-commonparent
Both of **commandBuffer**, and **layout** **must** have been created, allocated, or retrieved from the same [VkDevice](#)

Host Synchronization

- Host access to **commandBuffer** **must** be externally synchronized
- Host access to the [VkCommandPool](#) that **commandBuffer** was allocated from **must** be externally synchronized

Command Properties

Command Buffer Levels	Render Pass Scope	Video Coding Scope	Supported Queue Types	Command Type
Primary Secondary	Both	Outside	VK_QUEUE_COMPUTE_BIT VK_QUEUE_GRAPHICS_BIT	State

Conditional Rendering

vkCmdPushConstants is not affected by [conditional rendering](#)

To update push constants, call:


```
// Provided by VK_VERSION_1_4
void vkCmdPushConstants2(
    VkCommandBuffer                      commandBuffer,
    const VkPushConstantsInfo*          pPushConstantsInfo);
```

```
// Provided by VK_KHR_maintenance6
// Equivalent to vkCmdPushConstants2
void vkCmdPushConstants2KHR(
    VkCommandBuffer                      commandBuffer,
    const VkPushConstantsInfo*          pPushConstantsInfo);
```

- `commandBuffer` is the command buffer in which the push constant update will be recorded.
- `pPushConstantsInfo` is a pointer to a `VkPushConstantsInfo` structure.

Valid Usage

- VUID-vkCmdPushConstants2-commandBuffer-11295
If `commandBuffer` is a secondary command buffer, it **must** have begun with `VkCommandBufferInheritanceDescriptorHeapInfoEXT::pSamplerHeapBindInfo` equal to `NULL`
- VUID-vkCmdPushConstants2-commandBuffer-11296
If `commandBuffer` is a secondary command buffer, it **must** have begun with `VkCommandBufferInheritanceDescriptorHeapInfoEXT::pResourceHeapBindInfo` equal to `NULL`

Valid Usage (Implicit)

- VUID-vkCmdPushConstants2-commandBuffer-parameter
`commandBuffer` **must** be a valid `VkCommandBuffer` handle
- VUID-vkCmdPushConstants2-pPushConstantsInfo-parameter
`pPushConstantsInfo` **must** be a valid pointer to a valid `VkPushConstantsInfo` structure
- VUID-vkCmdPushConstants2-commandBuffer-recording
`commandBuffer` **must** be in the `recording` state
- VUID-vkCmdPushConstants2-commandBuffer-cmdpool
The `VkCommandPool` that `commandBuffer` was allocated from **must** support `VK_QUEUE_COMPUTE_BIT`, or `VK_QUEUE_GRAPHICS_BIT` operations
- VUID-vkCmdPushConstants2-videocoding
This command **must** only be called outside of a video coding scope

Host Synchronization

- Host access to `commandBuffer` **must** be externally synchronized
- Host access to the `VkCommandPool` that `commandBuffer` was allocated from **must** be externally synchronized

Command Properties

Command Buffer Levels	Render Pass Scope	Video Coding Scope	Supported Queue Types	Command Type
Primary Secondary	Both	Outside	VK_QUEUE_COMPUTE_BIT VK_QUEUE_GRAPHICS_BIT HICS_BIT	State

Conditional Rendering

`vkCmdPushConstants2` is not affected by [conditional rendering](#)

The `VkPushConstantsInfo` structure is defined as:

```
// Provided by VK_VERSION_1_4
typedef struct VkPushConstantsInfo {
    VkStructureType    sType;
    const void*        pNext;
    VkPipelineLayout    layout;
    VkShaderStageFlags stageFlags;
    uint32_t            offset;
    uint32_t            size;
    const void*        pValues;
} VkPushConstantsInfo;
```

```
// Provided by VK_KHR_maintenance6
// Equivalent to VkPushConstantsInfo
typedef VkPushConstantsInfo VkPushConstantsInfoKHR;
```

- `sType` is a `VkStructureType` value identifying this structure.
- `pNext` is `NULL` or a pointer to a structure extending this structure.
- `layout` is the pipeline layout used to program the push constant updates. If the `dynamicPipelineLayout` feature is enabled, `layout` can be `VK_NULL_HANDLE` and the layout **must** be specified by chaining `VkPipelineLayoutCreateInfo` structure off the `pNext`

- **stageFlags** is a bitmask of **VkShaderStageFlagBits** specifying the shader stages that will use the push constants in the updated range.
- **offset** is the start offset of the push constant range to update, in units of bytes.
- **size** is the size of the push constant range to update, in units of bytes.
- **pValues** is a pointer to an array of **size** bytes containing the new push constant values.

Valid Usage

- VUID-VkPushConstantsInfo-offset-01795
For each byte in the range specified by **offset** and **size** and for each shader stage in **stageFlags**, there **must** be a push constant range in **layout** that includes that byte and that stage
- VUID-VkPushConstantsInfo-offset-01796
For each byte in the range specified by **offset** and **size** and for each push constant range that overlaps that byte, **stageFlags** **must** include all stages in that push constant range's **VkPushConstantRange::stageFlags**
- VUID-VkPushConstantsInfo-offset-00368
offset **must** be a multiple of 4
- VUID-VkPushConstantsInfo-size-00369
size **must** be a multiple of 4
- VUID-VkPushConstantsInfo-offset-00370
offset **must** be less than **VkPhysicalDeviceLimits::maxPushConstantsSize**
- VUID-VkPushConstantsInfo-size-00371
size **must** be less than or equal to **VkPhysicalDeviceLimits::maxPushConstantsSize** minus **offset**
- VUID-VkPushConstantsInfo-None-09495
If the **dynamicPipelineLayout** feature is not enabled, **layout** **must** be a valid **VkPipelineLayout** handle
- VUID-VkPushConstantsInfo-layout-09496
If **layout** is **VK_NULL_HANDLE**, the **pNext** chain **must** include a valid **VkPipelineLayoutCreateInfo** structure

Valid Usage (Implicit)

- VUID-VkPushConstantsInfo-sType-sType
sType **must** be **VK_STRUCTURE_TYPE_PUSH_CONSTANTS_INFO**
- VUID-VkPushConstantsInfo-pNext-pNext
Each **pNext** member of any structure (including this one) in the **pNext** chain **must** be either **NULL** or a pointer to a valid instance of **VkPipelineLayoutCreateInfo** or **VkPushConstantBankInfoNV**
- VUID-VkPushConstantsInfo-sType-unique

The **sType** value of each structure in the **pNext** chain **must** be unique

- VUID-VkPushConstantsInfo-layout-parameter

If **layout** is not **VK_NULL_HANDLE**, **layout** **must** be a valid **VkPipelineLayout** handle

- VUID-VkPushConstantsInfo-stageFlags-parameter

stageFlags **must** be a valid combination of **VkShaderStageFlagBits** values

- VUID-VkPushConstantsInfo-stageFlags-requiredbitmask

stageFlags **must** not be **0**

- VUID-VkPushConstantsInfo-pValues-parameter

pValues **must** be a valid pointer to an array of **size** bytes

- VUID-VkPushConstantsInfo-size-arraylength

size **must** be greater than **0**

Chapter 18. Descriptor Buffers

If the `descriptorBuffer` feature is enabled, an alternative way to specify descriptor sets is via buffers, rather than descriptor set objects.

18.1. Putting Descriptors in Memory

Commands are provided to retrieve descriptor data, and also to locate where in memory that data **must** be written to match the given descriptor set layout.

To determine the amount of memory needed to store all descriptors with a given layout, call:

WARNING

This functionality is superseded by [VK_EXT_descriptor_heap](#). See [Legacy Functionality](#) for more information.

```
// Provided by VK_EXT_descriptor_buffer
void vkGetDescriptorSetLayoutSizeEXT(
    VkDevice          device,
    VkDescriptorSetLayout layout,
    VkDeviceSize*      pLayoutSizeInBytes);
```

- `device` is the logical device that gets the size.
- `layout` is the descriptor set layout being queried.
- `pLayoutSizeInBytes` is a pointer to `VkDeviceSize` where the size in bytes will be written.

The size of a descriptor set layout will be at least as large as the sum total of the size of all descriptors in the layout, and **may** be larger. This size represents the amount of memory that will be required to store all of the descriptors for this layout in memory, when placed according to the layout's offsets as obtained by [vkGetDescriptorSetLayoutBindingOffsetEXT](#).

If any `binding` in `layout` is `VK_DESCRIPTOR_BINDING_VARIABLE_DESCRIPTOR_COUNT_BIT`, the returned size includes space for the maximum `descriptorCount` descriptors as declared for that `binding`. To compute the required size of a descriptor set with a `VK_DESCRIPTOR_BINDING_VARIABLE_DESCRIPTOR_COUNT_BIT`:

$$\text{size} = \text{offset} + \text{descriptorSize} \times \text{variableDescriptorCount}$$

where `offset` is obtained by [vkGetDescriptorSetLayoutBindingOffsetEXT](#) and `descriptorSize` is the size of the relevant descriptor as obtained from [VkPhysicalDeviceDescriptorBufferPropertiesEXT](#), and `variableDescriptorCount` is the equivalent of [VkDescriptorSetVariableDescriptorCountAllocateInfo::pDescriptorCounts](#). For `VK_DESCRIPTOR_TYPE_INLINE_UNIFORM_BLOCK`, `variableDescriptorCount` is the size in bytes for the inline uniform block, and `descriptorSize` is 1.

If [VkPhysicalDeviceDescriptorBufferPropertiesEXT::combinedImageSamplerDescriptorSingleArray](#) is

`VK_FALSE` and the variable `descriptorType` is `VK_DESCRIPTOR_TYPE_COMBINED_IMAGE_SAMPLER`, `variableDescriptorCount` is always considered to be the upper bound.

Valid Usage

- VUID-vkGetDescriptorSetLayoutSizeEXT-None-08011
The `descriptorBuffer` feature **must** be enabled
- VUID-vkGetDescriptorSetLayoutSizeEXT-layout-08012
`layout` **must** have been created with the `VK_DESCRIPTOR_SET_LAYOUT_CREATE_DESCRIPTOR_BUFFER_BIT_EXT` flag set
- VUID-vkGetDescriptorSetLayoutSizeEXT-layout-11811
`layout` **must** have not been created with the `VK_DESCRIPTOR_SET_LAYOUT_CREATE_PUSH_DESCRIPTOR_BIT` flag set
- VUID-vkGetDescriptorSetLayoutSizeEXT-layout-11812
`layout` **must** have not been created with the `VK_DESCRIPTOR_SET_LAYOUT_CREATE_EMBEDDED_IMMUTABLE_SAMPLERS_BIT_EXT` flag set

Valid Usage (Implicit)

- VUID-vkGetDescriptorSetLayoutSizeEXT-device-parameter
`device` **must** be a valid `VkDevice` handle
- VUID-vkGetDescriptorSetLayoutSizeEXT-layout-parameter
`layout` **must** be a valid `VkDescriptorSetLayout` handle
- VUID-vkGetDescriptorSetLayoutSizeEXT-pLayoutSizeInBytes-parameter
`pLayoutSizeInBytes` **must** be a valid pointer to a `VkDeviceSize` value
- VUID-vkGetDescriptorSetLayoutSizeEXT-layout-parent
`layout` **must** have been created, allocated, or retrieved from `device`

To get the offset of a binding within a descriptor set layout in memory, call:

WARNING

This functionality is superseded by `VK_EXT_descriptor_heap`. See [Legacy Functionality](#) for more information.

```
// Provided by VK_EXT_descriptor_buffer
void vkGetDescriptorSetLayoutBindingOffsetEXT(
    VkDevice          device,
    VkDescriptorSetLayout layout,
    uint32_t          binding,
    VkDeviceSize*      pOffset);
```

- `device` is the logical device that gets the offset.

- **layout** is the descriptor set layout being queried.
- **binding** is the binding number being queried.
- **pOffset** is a pointer to **VkDeviceSize** where the byte offset of the binding will be written.

Each binding in a descriptor set layout is assigned an offset in memory by the implementation. When a shader accesses a resource with that binding, it will access the bound descriptor buffer from that offset to look for its descriptor. This command provides an application with that offset, so that descriptors can be placed in the correct locations. The precise location accessed by a shader for a given descriptor is as follows:

$$\text{location} = \text{bufferAddress} + \text{setOffset} + \text{descriptorOffset} + (\text{arrayElement} \times \text{descriptorSize})$$

where **bufferAddress** and **setOffset** are the base address and offset for the identified descriptor set as specified by **vkCmdBindDescriptorBuffersEXT** and **vkCmdSetDescriptorBufferOffsetsEXT**, **descriptorOffset** is the offset for the binding returned by this command, **arrayElement** is the index into the array specified in the shader, and **descriptorSize** is the size of the relevant descriptor as obtained from **VkPhysicalDeviceDescriptorBufferPropertiesEXT**. Applications are responsible for placing valid descriptors at the expected location in order for a shader to access it. The overall offset added to **bufferAddress** to calculate **location** **must** be less than **VkPhysicalDeviceDescriptorBufferPropertiesEXT::maxSamplerDescriptorBufferRange** for samplers and **VkPhysicalDeviceDescriptorBufferPropertiesEXT::maxResourceDescriptorBufferRange** for resources.

If any **binding** in **layout** is **VK_DESCRIPTOR_BINDING_VARIABLE_DESCRIPTOR_COUNT_BIT**, that **binding** **must** have the largest offset of any **binding**.

A descriptor **binding** with type **VK_DESCRIPTOR_TYPE_MUTABLE_EXT** **can** be used. Any potential types in **VkMutableDescriptorTypeCreateInfoEXT::pDescriptorTypes** for **binding** share the same offset. If the size of the **mutable descriptor** is larger than the size of a concrete descriptor type being accessed, the padding area is ignored by the implementation.

Valid Usage

- VUID-vkGetDescriptorSetLayoutBindingOffsetEXT-None-08013
The **descriptorBuffer** feature **must** be enabled
- VUID-vkGetDescriptorSetLayoutBindingOffsetEXT-layout-08014
layout **must** have been created with the **VK_DESCRIPTOR_SET_LAYOUT_CREATE_DESCRIPTOR_BUFFER_BIT_EXT** flag set
- VUID-vkGetDescriptorSetLayoutBindingOffsetEXT-layout-11813
layout **must** have not been created with the **VK_DESCRIPTOR_SET_LAYOUT_CREATE_PUSH_DESCRIPTOR_BIT** flag set
- VUID-vkGetDescriptorSetLayoutBindingOffsetEXT-layout-11814
layout **must** have not been created with the **VK_DESCRIPTOR_SET_LAYOUT_CREATE_EMBEDDED_IMMUTABLE_SAMPLERS_BIT_EXT** flag set

Valid Usage (Implicit)

- `VUID-vkGetDescriptorSetLayoutBindingOffsetEXT-device-parameter`
`device` **must** be a valid [VkDevice](#) handle
- `VUID-vkGetDescriptorSetLayoutBindingOffsetEXT-layout-parameter`
`layout` **must** be a valid [VkDescriptorSetLayout](#) handle
- `VUID-vkGetDescriptorSetLayoutBindingOffsetEXT-pOffset-parameter`
`pOffset` **must** be a valid pointer to a [VkDeviceSize](#) value
- `VUID-vkGetDescriptorSetLayoutBindingOffsetEXT-layout-parent`
`layout` **must** have been created, allocated, or retrieved from `device`

To get descriptor data to place in a buffer, call:

WARNING

This functionality is superseded by [VK_EXT_descriptor_heap](#). See [Legacy Functionality](#) for more information.

```
// Provided by VK_EXT_descriptor_buffer
void vkGetDescriptorEXT(
    VkDevice                device,
    const VkDescriptorGetInfoEXT* pDescriptorInfo,
    size_t                  dataSize,
    void*                    pDescriptor);
```

- `device` is the logical device that gets the descriptor.
- `pDescriptorInfo` is a pointer to a [VkDescriptorGetInfoEXT](#) structure specifying the parameters of the descriptor to get.
- `dataSize` is the amount of the descriptor data to get in bytes.
- `pDescriptor` is a pointer to an application-allocated buffer where the descriptor will be written.

The size of the data for each descriptor type is determined by the value in [VkPhysicalDeviceDescriptorBufferPropertiesEXT](#). This value also defines the stride in bytes for arrays of that descriptor type.

If the [VkPhysicalDeviceDescriptorBufferPropertiesEXT::combinedImageSamplerDescriptorSingleArray](#) property is [VK_FALSE](#) the implementation requires an array of [VK_DESCRIPTOR_TYPE_COMBINED_IMAGE_SAMPLER](#) descriptors to be written into a descriptor buffer as an array of image descriptors, immediately followed by an array of sampler descriptors. Applications **must** write the first [VkPhysicalDeviceDescriptorBufferPropertiesEXT::sampledImageDescriptorSize](#) bytes of the data returned through `pDescriptor` to the first array, and the remaining [VkPhysicalDeviceDescriptorBufferPropertiesEXT::samplerDescriptorSize](#) bytes of the data to the second array. For variable-sized descriptor bindings of [VK_DESCRIPTOR_TYPE_COMBINED_IMAGE_SAMPLER](#) descriptors, the two arrays each have a size equal to the upper bound `descriptorCount` of that binding.

A descriptor obtained by this command references the underlying [VkImageView](#) or [VkSampler](#), and these objects **must** not be destroyed before the last time a descriptor is dynamically accessed. For descriptor types which consume an address instead of an object, the underlying [VkBuffer](#) is referenced instead.

Valid Usage

- VUID-vkGetDescriptorEXT-None-08015
The [descriptorBuffer](#) feature **must** be enabled
- VUID-vkGetDescriptorEXT-dataSize-08125
If [pDescriptorInfo->type](#) is not [VK_DESCRIPTOR_TYPE_COMBINED_IMAGE_SAMPLER](#) or [pDescriptorInfo->data.pCombinedImageSampler](#) has an [imageView](#) member that was not created with a [VkSamplerYcbcrConversionInfo](#) structure in its [pNext](#) chain, [dataSize](#) **must** equal the size of a descriptor of type [VkDescriptorGetInfoEXT::type](#) determined by the value in [VkPhysicalDeviceDescriptorBufferPropertiesEXT](#), or determined by [VkPhysicalDeviceDescriptorBufferDensityMapPropertiesEXT::combinedImageSamplerDescriptorSize](#) if [pDescriptorInfo](#) specifies a [VK_DESCRIPTOR_TYPE_COMBINED_IMAGE_SAMPLER](#) whose [VkSampler](#) was created with [VK_SAMPLER_CREATE_SUBSAMPLED_BIT_EXT](#) set
- VUID-vkGetDescriptorEXT-descriptorType-09469
If [pDescriptorInfo->type](#) is [VK_DESCRIPTOR_TYPE_COMBINED_IMAGE_SAMPLER](#) and [pDescriptorInfo->data.pCombinedImageSampler](#) has an [imageView](#) member that was created with a [VkSamplerYcbcrConversionInfo](#) structure in its [pNext](#) chain, [dataSize](#) **must** equal the size of [VkPhysicalDeviceDescriptorBufferPropertiesEXT::combinedImageSamplerDescriptorSize](#) times [VkSamplerYcbcrConversionImageFormatProperties::combinedImageSamplerDescriptorCount](#)
- VUID-vkGetDescriptorEXT-pDescriptorInfo-09507
If [pDescriptorInfo->type](#) is [VK_DESCRIPTOR_TYPE_COMBINED_IMAGE_SAMPLER](#) and it has a [imageView](#) that is [VK_NULL_HANDLE](#) then [dataSize](#) **must** be equal to the size of [VkPhysicalDeviceDescriptorBufferPropertiesEXT::combinedImageSamplerDescriptorSize](#)

Valid Usage (Implicit)

- VUID-vkGetDescriptorEXT-device-parameter
[device](#) **must** be a valid [VkDevice](#) handle
- VUID-vkGetDescriptorEXT-pDescriptorInfo-parameter
[pDescriptorInfo](#) **must** be a valid pointer to a valid [VkDescriptorGetInfoEXT](#) structure
- VUID-vkGetDescriptorEXT-pDescriptor-parameter
[pDescriptor](#) **must** be a valid pointer to an array of [dataSize](#) bytes
- VUID-vkGetDescriptorEXT-dataSize-arraylength
[dataSize](#) **must** be greater than 0

Information about the descriptor to get is passed in a [VkDescriptorGetInfoEXT](#) structure:

WARNING

This functionality is superseded by [VK_EXT_descriptor_heap](#). See [Legacy Functionality](#) for more information.

```
// Provided by VK_EXT_descriptor_buffer
typedef struct VkDescriptorGetInfoEXT {
    VkStructureType      sType;
    const void*          pNext;
    VkDescriptorType      type;
    VkDescriptorDataEXT   data;
} VkDescriptorGetInfoEXT;
```

- `sType` is a [VkStructureType](#) value identifying this structure.
- `pNext` is `NULL` or a pointer to a structure extending this structure.
- `type` is the type of descriptor to get.
- `data` is a [VkDescriptorDataEXT](#) union containing the information needed to get the descriptor.

Valid Usage

- VUID-VkDescriptorGetInfoEXT-type-08018
`type` **must** not be [VK_DESCRIPTOR_TYPE_UNIFORM_BUFFER_DYNAMIC](#), [VK_DESCRIPTOR_TYPE_STORAGE_BUFFER_DYNAMIC](#) or [VK_DESCRIPTOR_TYPE_INLINE_UNIFORM_BLOCK](#)
- VUID-VkDescriptorGetInfoEXT-type-08019
If `type` is [VK_DESCRIPTOR_TYPE_COMBINED_IMAGE_SAMPLER](#), the `pCombinedImageSampler->sampler` member of `data` **must** be a [VkSampler](#) created on `device`
- VUID-VkDescriptorGetInfoEXT-type-08020
If `type` is [VK_DESCRIPTOR_TYPE_COMBINED_IMAGE_SAMPLER](#), the `pCombinedImageSampler->imageView` member of `data` **must** be a [VkImageView](#) created on `device`, or [VK_NULL_HANDLE](#)
- VUID-VkDescriptorGetInfoEXT-type-08021
If `type` is [VK_DESCRIPTOR_TYPE_INPUT_ATTACHMENT](#), the `pInputAttachmentImage->imageView` member of `data` **must** be a [VkImageView](#) created on `device`
- VUID-VkDescriptorGetInfoEXT-type-08022
If `type` is [VK_DESCRIPTOR_TYPE_SAMPLED_IMAGE](#), and if `pSampledImage` is not `NULL`, the `pSampledImage->imageView` member of `data` **must** be a [VkImageView](#) created on `device`, or [VK_NULL_HANDLE](#)
- VUID-VkDescriptorGetInfoEXT-type-08023
If `type` is [VK_DESCRIPTOR_TYPE_STORAGE_IMAGE](#), and if `pStorageImage` is not `NULL`, the `pStorageImage->imageView` member of `data` **must** be a [VkImageView](#) created on `device`, or [VK_NULL_HANDLE](#)
- VUID-VkDescriptorGetInfoEXT-type-09427
If `type` is [VK_DESCRIPTOR_TYPE_UNIFORM_TEXEL_BUFFER](#), `pUniformBuffer` is not `NULL`, the number of texel buffer elements given by $(\text{pUniformBuffer->range} / (\text{texel block size}))$

× (texels per block)) where texel block size and texels per block are as defined in the [Compatible Formats](#) table for `pUniformBuffer->format`, **must** be less than or equal to `VkPhysicalDeviceLimits::maxTexelBufferElements`

- VUID-VkDescriptorGetInfoEXT-type-09428

If `type` is `VK_DESCRIPTOR_TYPE_STORAGE_TEXEL_BUFFER`, `pStorageBuffer` is not `NULL`, the number of texel buffer elements given by $(\lceil pStorageBuffer->range \rceil / (\text{texel block size})) \times (\text{texels per block})$ where texel block size and texels per block are as defined in the [Compatible Formats](#) table for `pStorageBuffer->format`, **must** be less than or equal to `VkPhysicalDeviceLimits::maxTexelBufferElements`

- VUID-VkDescriptorGetInfoEXT-type-08028

If `type` is `VK_DESCRIPTOR_TYPE_ACCELERATION_STRUCTURE_KHR` and `accelerationStructure` is not `0`, `accelerationStructure` **must** contain the address of a `VkAccelerationStructureKHR` created on `device`

- VUID-VkDescriptorGetInfoEXT-type-08029

If `type` is `VK_DESCRIPTOR_TYPE_ACCELERATION_STRUCTURE_NV` and `accelerationStructure` is not `0`, `accelerationStructure` **must** contain the handle of a `VkAccelerationStructureNV` created on `device`, returned by `vkGetAccelerationStructureHandleNV`

- VUID-VkDescriptorGetInfoEXT-type-09701

If `type` is `VK_DESCRIPTOR_TYPE_TENSOR_ARM`, a `VkDescriptorGetTensorInfoARM` structure **must** be included in the `pNext` chain and `data` is ignored

- VUID-VkDescriptorGetInfoEXT-type-12216

If `type` is `VK_DESCRIPTOR_TYPE_COMBINED_IMAGE_SAMPLER` and `pCombinedImageSampler->imageView` is not `VK_NULL_HANDLE`, the `pCombinedImageSampler->imageView` member of `data` **must** have been created with `VK_IMAGE_USAGE_SAMPLED_BIT` set

- VUID-VkDescriptorGetInfoEXT-type-12217

If `type` is `VK_DESCRIPTOR_TYPE_SAMPLED_IMAGE`, `pSampledImage` is not `NULL`, and `pSampledImage->imageView` is not `VK_NULL_HANDLE`, the `pSampledImage->imageView` member of `data` **must** have been created with `VK_IMAGE_USAGE_SAMPLED_BIT` set

- VUID-VkDescriptorGetInfoEXT-type-12218

If `type` is `VK_DESCRIPTOR_TYPE_STORAGE_IMAGE`, `pStorageImage` is not `NULL`, and `pStorageImage->imageView` is not `VK_NULL_HANDLE`, the `pStorageImage->imageView` member of `data` **must** have been created with `VK_IMAGE_USAGE_STORAGE_BIT` set

- VUID-VkDescriptorGetInfoEXT-type-12219

If `type` is `VK_DESCRIPTOR_TYPE_INPUT_ATTACHMENT`, the `pInputAttachmentImage->imageView` member of `data` **must** have been created with `VK_IMAGE_USAGE_INPUT_ATTACHMENT_BIT` set

- VUID-VkDescriptorGetInfoEXT-type-12220

If `type` is `VK_DESCRIPTOR_TYPE_UNIFORM_BUFFER`, `pUniformBuffer` is not `NULL` and `pUniformBuffer->address` is not zero, `pUniformBuffer->address` **must** be a device address allocated to the application from a buffer created with the `VK_BUFFER_USAGE_UNIFORM_BUFFER_BIT` usage flag set

- VUID-VkDescriptorGetInfoEXT-type-12221

If `type` is `VK_DESCRIPTOR_TYPE_STORAGE_BUFFER`, `pStorageBuffer` is not `NULL` and `pStorageBuffer->address` is not zero, `pStorageBuffer->address` **must** be a device address allocated to the application from a buffer created with the `VK_BUFFER_USAGE_STORAGE_BUFFER_BIT` usage flag set

- VUID-VkDescriptorGetInfoEXT-type-12222

If `type` is `VK_DESCRIPTOR_TYPE_UNIFORM_TEXEL_BUFFER`, `pUniformTexelBuffer` is not `NULL` and `pUniformTexelBuffer->address` is not zero, `pUniformTexelBuffer->address` **must** be a device address allocated to the application from a buffer created with the `VK_BUFFER_USAGE_UNIFORM_TEXEL_BUFFER_BIT` usage flag set

- VUID-VkDescriptorGetInfoEXT-type-12223

If `type` is `VK_DESCRIPTOR_TYPE_STORAGE_TEXEL_BUFFER`, `pStorageTexelBuffer` is not `NULL` and `pStorageTexelBuffer->address` is not zero, `pStorageTexelBuffer->address` **must** be a device address allocated to the application from a buffer created with the `VK_BUFFER_USAGE_STORAGE_TEXEL_BUFFER_BIT` usage flag set

- VUID-VkDescriptorGetInfoEXT-type-12265

If `type` is `VK_DESCRIPTOR_TYPE_UNIFORM_BUFFER` and `pUniformBuffer` is not `NULL`, `pUniformBuffer->address` **must** be aligned to `VkPhysicalDeviceLimits::minUniformBufferOffsetAlignment`

- VUID-VkDescriptorGetInfoEXT-type-12266

If `type` is `VK_DESCRIPTOR_TYPE_STORAGE_BUFFER` and `pStorageBuffer` is not `NULL`, `pStorageBuffer->address` **must** be aligned to `VkPhysicalDeviceLimits::minStorageBufferOffsetAlignment`

- VUID-VkDescriptorGetInfoEXT-type-12269

If `type` is `VK_DESCRIPTOR_TYPE_UNIFORM_TEXEL_BUFFER`, and `pUniformTexelBuffer` is not `NULL`, `pUniformTexelBuffer->address` **must** be a multiple of the effective alignment requirement as determined by `minTexelBufferOffsetAlignment`

- VUID-VkDescriptorGetInfoEXT-type-12270

If `type` is `VK_DESCRIPTOR_TYPE_STORAGE_TEXEL_BUFFER`, the and `pStorageTexelBuffer` is not `NULL`, `pStorageTexelBuffer->address` **must** be a multiple of the effective alignment requirement as determined by `minTexelBufferOffsetAlignment`

Valid Usage (Implicit)

- VUID-VkDescriptorGetInfoEXT-sType-sType

`sType` **must** be `VK_STRUCTURE_TYPE_DESCRIPTOR_GET_INFO_EXT`

- VUID-VkDescriptorGetInfoEXT-pNext-pNext

`pNext` **must** be `NULL` or a pointer to a valid instance of `VkDescriptorGetTensorInfoARM`

- VUID-VkDescriptorGetInfoEXT-sType-unique

The `sType` value of each structure in the `pNext` chain **must** be unique

- VUID-VkDescriptorGetInfoEXT-type-parameter

`type` **must** be a valid `VkDescriptorType` value

- VUID-VkDescriptorGetInfoEXT-pSampler-parameter

If `type` is `VK_DESCRIPTOR_TYPE_SAMPLER`, the `pSampler` member of `data` **must** be a valid

pointer to a valid [VkSampler](#) handle

- VUID-VkDescriptorGetInfoEXT-pCombinedImageSampler-parameter
If `type` is [VK_DESCRIPTOR_TYPE_COMBINED_IMAGE_SAMPLER](#), the `pCombinedImageSampler` member of `data` **must** be a valid pointer to a valid [VkDescriptorImageInfo](#) structure
- VUID-VkDescriptorGetInfoEXT-pInputAttachmentImage-parameter
If `type` is [VK_DESCRIPTOR_TYPE_INPUT_ATTACHMENT](#), the `pInputAttachmentImage` member of `data` **must** be a valid pointer to a valid [VkDescriptorImageInfo](#) structure
- VUID-VkDescriptorGetInfoEXT-pSampledImage-parameter
If `type` is [VK_DESCRIPTOR_TYPE_SAMPLED_IMAGE](#), and if `pSampledImage` is not `NULL`, the `pSampledImage` member of `data` **must** be a valid pointer to a valid [VkDescriptorImageInfo](#) structure
- VUID-VkDescriptorGetInfoEXT-pStorageImage-parameter
If `type` is [VK_DESCRIPTOR_TYPE_STORAGE_IMAGE](#), and if `pStorageImage` is not `NULL`, the `pStorageImage` member of `data` **must** be a valid pointer to a valid [VkDescriptorImageInfo](#) structure
- VUID-VkDescriptorGetInfoEXT-pUniformTexelBuffer-parameter
If `type` is [VK_DESCRIPTOR_TYPE_UNIFORM_TEXEL_BUFFER](#), and if `pUniformTexelBuffer` is not `NULL`, the `pUniformTexelBuffer` member of `data` **must** be a valid pointer to a valid [VkDescriptorAddressInfoEXT](#) structure
- VUID-VkDescriptorGetInfoEXT-pStorageTexelBuffer-parameter
If `type` is [VK_DESCRIPTOR_TYPE_STORAGE_TEXEL_BUFFER](#), and if `pStorageTexelBuffer` is not `NULL`, the `pStorageTexelBuffer` member of `data` **must** be a valid pointer to a valid [VkDescriptorAddressInfoEXT](#) structure
- VUID-VkDescriptorGetInfoEXT-pUniformBuffer-parameter
If `type` is [VK_DESCRIPTOR_TYPE_UNIFORM_BUFFER](#), and if `pUniformBuffer` is not `NULL`, the `pUniformBuffer` member of `data` **must** be a valid pointer to a valid [VkDescriptorAddressInfoEXT](#) structure
- VUID-VkDescriptorGetInfoEXT-pStorageBuffer-parameter
If `type` is [VK_DESCRIPTOR_TYPE_STORAGE_BUFFER](#), and if `pStorageBuffer` is not `NULL`, the `pStorageBuffer` member of `data` **must** be a valid pointer to a valid [VkDescriptorAddressInfoEXT](#) structure
- VUID-VkDescriptorGetInfoEXT-accelerationStructure-parameter
If `type` is [VK_DESCRIPTOR_TYPE_ACCELERATION_STRUCTURE_KHR](#) or [VK_DESCRIPTOR_TYPE_ACCELERATION_STRUCTURE_NV](#), the `accelerationStructure` member of `data` **must** be a valid [VkDeviceAddress](#) value

Data describing the descriptor is passed in a [VkDescriptorDataEXT](#) structure:

WARNING

This functionality is superseded by [VK_EXT_descriptor_heap](#). See [Legacy Functionality](#) for more information.


```
// Provided by VK_EXT_descriptor_buffer
typedef union VkDescriptorDataEXT {
    const VkSampler*                pSampler;
    const VkDescriptorImageInfo*    pCombinedImageSampler;
    const VkDescriptorImageInfo*    pInputAttachmentImage;
    const VkDescriptorImageInfo*    pSampledImage;
    const VkDescriptorImageInfo*    pStorageImage;
    const VkDescriptorAddressInfoEXT* pUniformTexelBuffer;
    const VkDescriptorAddressInfoEXT* pStorageTexelBuffer;
    const VkDescriptorAddressInfoEXT* pUniformBuffer;
    const VkDescriptorAddressInfoEXT* pStorageBuffer;
    VkDeviceAddress                 accelerationStructure;
} VkDescriptorDataEXT;
```

- `pSampler` is a pointer to a `VkSampler` handle specifying the parameters of a `VK_DESCRIPTOR_TYPE_SAMPLER` descriptor.
- `pCombinedImageSampler` is a pointer to a `VkDescriptorImageInfo` structure specifying the parameters of a `VK_DESCRIPTOR_TYPE_COMBINED_IMAGE_SAMPLER` descriptor.
- `pInputAttachmentImage` is a pointer to a `VkDescriptorImageInfo` structure specifying the parameters of a `VK_DESCRIPTOR_TYPE_INPUT_ATTACHMENT` descriptor.
- `pSampledImage` is a pointer to a `VkDescriptorImageInfo` structure specifying the parameters of a `VK_DESCRIPTOR_TYPE_SAMPLED_IMAGE` descriptor.
- `pStorageImage` is a pointer to a `VkDescriptorImageInfo` structure specifying the parameters of a `VK_DESCRIPTOR_TYPE_STORAGE_IMAGE` descriptor.
- `pUniformTexelBuffer` is a pointer to a `VkDescriptorAddressInfoEXT` structure specifying the parameters of a `VK_DESCRIPTOR_TYPE_UNIFORM_TEXEL_BUFFER` descriptor.
- `pStorageTexelBuffer` is a pointer to a `VkDescriptorAddressInfoEXT` structure specifying the parameters of a `VK_DESCRIPTOR_TYPE_STORAGE_TEXEL_BUFFER` descriptor.
- `pUniformBuffer` is a pointer to a `VkDescriptorAddressInfoEXT` structure specifying the parameters of a `VK_DESCRIPTOR_TYPE_UNIFORM_BUFFER` descriptor.
- `pStorageBuffer` is a pointer to a `VkDescriptorAddressInfoEXT` structure specifying the parameters of a `VK_DESCRIPTOR_TYPE_STORAGE_BUFFER` descriptor.
- `accelerationStructure` is the address of a `VkAccelerationStructureKHR` specifying the parameters of a `VK_DESCRIPTOR_TYPE_ACCELERATION_STRUCTURE_KHR` descriptor, or a `VkAccelerationStructureNV` handle specifying the parameters of a `VK_DESCRIPTOR_TYPE_ACCELERATION_STRUCTURE_NV` descriptor.

If the `nullDescriptor` feature is enabled, `pSampledImage`, `pStorageImage`, `pUniformTexelBuffer`, `pStorageTexelBuffer`, `pUniformBuffer`, and `pStorageBuffer` can each be `NULL`. Loads from a null descriptor return zero values and stores and atomics to a null descriptor are discarded.

If the `nullDescriptor` feature is enabled, `accelerationStructure` can be `0`. A null acceleration structure descriptor results in the miss shader being invoked.

Valid Usage

- VUID-VkDescriptorDataEXT-type-08034
If `VkDescriptorGetInfoEXT::type` is `VK_DESCRIPTOR_TYPE_COMBINED_IMAGE_SAMPLER`, and the `nullDescriptor` feature is not enabled, `pCombinedImageSampler->imageView` **must** not be `VK_NULL_HANDLE`
- VUID-VkDescriptorDataEXT-type-08035
If `VkDescriptorGetInfoEXT::type` is `VK_DESCRIPTOR_TYPE_SAMPLED_IMAGE`, and the `nullDescriptor` feature is not enabled, `pSampledImage` **must** not be `NULL` and `pSampledImage->imageView` **must** not be `VK_NULL_HANDLE`
- VUID-VkDescriptorDataEXT-type-08036
If `VkDescriptorGetInfoEXT::type` is `VK_DESCRIPTOR_TYPE_STORAGE_IMAGE`, and the `nullDescriptor` feature is not enabled, `pStorageImage` **must** not be `NULL` and `pStorageImage->imageView` **must** not be `VK_NULL_HANDLE`
- VUID-VkDescriptorDataEXT-type-08037
If `VkDescriptorGetInfoEXT::type` is `VK_DESCRIPTOR_TYPE_UNIFORM_TEXEL_BUFFER`, and the `nullDescriptor` feature is not enabled, `pUniformTexelBuffer` **must** not be `NULL`
- VUID-VkDescriptorDataEXT-type-08038
If `VkDescriptorGetInfoEXT::type` is `VK_DESCRIPTOR_TYPE_STORAGE_TEXEL_BUFFER`, and the `nullDescriptor` feature is not enabled, `pStorageTexelBuffer` **must** not be `NULL`
- VUID-VkDescriptorDataEXT-type-08039
If `VkDescriptorGetInfoEXT::type` is `VK_DESCRIPTOR_TYPE_UNIFORM_BUFFER`, and the `nullDescriptor` feature is not enabled, `pUniformBuffer` **must** not be `NULL`
- VUID-VkDescriptorDataEXT-type-08040
If `VkDescriptorGetInfoEXT::type` is `VK_DESCRIPTOR_TYPE_STORAGE_BUFFER`, and the `nullDescriptor` feature is not enabled, `pStorageBuffer` **must** not be `NULL`
- VUID-VkDescriptorDataEXT-type-08041
If `VkDescriptorGetInfoEXT::type` is `VK_DESCRIPTOR_TYPE_ACCELERATION_STRUCTURE_KHR`, and the `nullDescriptor` feature is not enabled, `accelerationStructure` **must** not be `0`
- VUID-VkDescriptorDataEXT-type-08042
If `VkDescriptorGetInfoEXT::type` is `VK_DESCRIPTOR_TYPE_ACCELERATION_STRUCTURE_NV`, and the `nullDescriptor` feature is not enabled, `accelerationStructure` **must** not be `0`

Data describing a `VK_DESCRIPTOR_TYPE_UNIFORM_BUFFER`, `VK_DESCRIPTOR_TYPE_STORAGE_BUFFER`, `VK_DESCRIPTOR_TYPE_UNIFORM_TEXEL_BUFFER`, or `VK_DESCRIPTOR_TYPE_STORAGE_TEXEL_BUFFER` descriptor is passed in a `VkDescriptorAddressInfoEXT` structure:

WARNING

This functionality is superseded by `VK_EXT_descriptor_heap`. See [Legacy Functionality](#) for more information.


```
// Provided by VK_EXT_descriptor_buffer
typedef struct VkDescriptorAddressInfoEXT {
    VkStructureType    sType;
    void*              pNext;
    VkDeviceAddress     address;
    VkDeviceSize        range;
    VkFormat            format;
} VkDescriptorAddressInfoEXT;
```

- **sType** is a [VkStructureType](#) value identifying this structure.
- **pNext** is **NULL** or a pointer to a structure extending this structure.
- **address** is either **0** or a device address at an offset in a buffer, where the base address can be queried from [vkGetBufferDeviceAddress](#).
- **range** is the size in bytes of the buffer or buffer view used by the descriptor.
- **format** is the format of the data elements in the buffer view and is ignored for buffers.

Valid Usage

- VUID-VkDescriptorAddressInfoEXT-None-09508
If **address** is not zero, and the descriptor is of type [VK_DESCRIPTOR_TYPE_UNIFORM_TEXEL_BUFFER](#) or [VK_DESCRIPTOR_TYPE_STORAGE_TEXEL_BUFFER](#), then **format** **must** not be [VK_FORMAT_UNDEFINED](#)
- VUID-VkDescriptorAddressInfoEXT-address-08043
If the **nullDescriptor** feature is not enabled, **address** **must** not be zero
- VUID-VkDescriptorAddressInfoEXT-nullDescriptor-08938
If **address** is zero, **range** **must** be [VK_WHOLE_SIZE](#)
- VUID-VkDescriptorAddressInfoEXT-nullDescriptor-08939
If **address** is not zero, **range** **must** not be [VK_WHOLE_SIZE](#)
- VUID-VkDescriptorAddressInfoEXT-range-08045
If **address** is not zero, then **range** **must** be less than or equal to the size of the buffer containing **address** minus the offset of **address** from the base address of the buffer
- VUID-VkDescriptorAddressInfoEXT-range-08940
range **must** not be zero
- VUID-VkDescriptorAddressInfoEXT-None-12271
If Vulkan 1.3 is not supported and the **ycbcr2plane444Formats** feature is not enabled, **format** **must** not be [VK_FORMAT_G8_B8R8_2PLANE_444_UNORM](#), [VK_FORMAT_G10X6_B10X6R10X6_2PLANE_444_UNORM_3PACK16](#), [VK_FORMAT_G12X4_B12X4R12X4_2PLANE_444_UNORM_3PACK16](#), or [VK_FORMAT_G16_B16R16_2PLANE_444_UNORM](#)

Valid Usage (Implicit)

- VUID-VkDescriptorAddressInfoEXT-sType-sType
`sType` **must** be `VK_STRUCTURE_TYPE_DESCRIPTOR_ADDRESS_INFO_EXT`
- VUID-VkDescriptorAddressInfoEXT-pNext-pNext
`pNext` **must** be `NULL`
- VUID-VkDescriptorAddressInfoEXT-address-parameter
If `address` is not `0`, `address` **must** be a valid `VkDeviceAddress` value
- VUID-VkDescriptorAddressInfoEXT-format-parameter
`format` **must** be a valid `VkFormat` value

If the `nullDescriptor` feature is enabled, `address` **can** be zero. Loads from a null descriptor return zero values and stores and atomics to a null descriptor are discarded.

Immutable samplers specified in a descriptor set layout through `pImmutableSamplers` **must** be provided by applications when obtaining descriptor data. Immutable samplers written in a descriptor buffer **must** have identical parameters to the immutable samplers in the descriptor set layout that consumes the sampler.

NOTE	If the descriptor set layout was created with <code>VK_DESCRIPTOR_SET_LAYOUT_CREATE_EMBEDDED_IMMUTABLE_SAMPLERS_BIT_EXT</code> , there is no buffer backing for the immutable sampler, so this requirement does not exist. The implementation handles allocation of these descriptors internally.
NOTE	As descriptors are now in regular memory, drivers cannot hide copies of immutable samplers that end up in descriptor sets from the application. As such, applications are required to provide these samplers as if they were not provided immutably.

The `VkDescriptorGetTensorInfoARM` is defined as:

```
// Provided by VK_EXT_descriptor_buffer with VK_ARM_tensors
typedef struct VkDescriptorGetTensorInfoARM {
    VkStructureType    sType;
    const void*        pNext;
    VkTensorViewARM    tensorView;
} VkDescriptorGetTensorInfoARM;
```

- `sType` is a `VkStructureType` value identifying this structure.
- `pNext` is `NULL` or a pointer to a structure extending this structure.
- `tensorView` is a `VkTensorViewARM` handle specifying the parameters of a `VK_DESCRIPTOR_TYPE_TENSOR_ARM` descriptor.

Valid Usage

- VUID-VkDescriptorGetTensorInfoARM-nullDescriptor-09899
If the `nullDescriptor` feature is not enabled, `tensorView` **must** not be `VK_NULL_HANDLE`

Valid Usage (Implicit)

- VUID-VkDescriptorGetTensorInfoARM-sType-sType
`sType` **must** be `VK_STRUCTURE_TYPE_DESCRIPTOR_GET_TENSOR_INFO_ARM`
- VUID-VkDescriptorGetTensorInfoARM-tensorView-parameter
If `tensorView` is not `VK_NULL_HANDLE`, `tensorView` **must** be a valid `VkTensorViewARM` handle

Structure Chaining

Extends the structure

- `VkDescriptorGetInfoEXT`

18.2. Binding Descriptor Buffers

Descriptor buffers have their own separate binding point on the command buffer, with buffers bound using `vkCmdBindDescriptorBuffersEXT`. `vkCmdSetDescriptorBufferOffsetsEXT` assigns pairs of buffer binding indices and buffer offsets to the same binding point on the command buffer as `vkCmdBindDescriptorSets`, allowing subsequent [bound pipeline commands](#) to use the specified descriptor buffers. Bindings applied via `vkCmdBindDescriptorSets` **cannot** exist simultaneously with those applied via calls to `vkCmdSetDescriptorBufferOffsetsEXT` or `vkCmdBindDescriptorBufferEmbeddedSamplersEXT`, as calls to `vkCmdSetDescriptorBufferOffsetsEXT` or `vkCmdBindDescriptorBufferEmbeddedSamplersEXT` invalidate any bindings by previous calls to `vkCmdBindDescriptorSets` and vice-versa.

To bind descriptor buffers to a command buffer, call:

WARNING

This functionality is superseded by `VK_EXT_descriptor_heap`. See [Legacy Functionality](#) for more information.

```
// Provided by VK_EXT_descriptor_buffer
void vkCmdBindDescriptorBuffersEXT(
    VkCommandBuffer          commandBuffer,
    uint32_t                 bufferCount,
    const VkDescriptorBufferBindingInfoEXT* pBindingInfos);
```

- `commandBuffer` is the command buffer that the descriptor buffers will be bound to.

- `bufferCount` is the number of elements in the `pBindingInfos` array.
- `pBindingInfos` is a pointer to an array of `VkDescriptorBufferBindingInfoEXT` structures.

`vkCmdBindDescriptorBuffersEXT` causes any offsets previously set by `vkCmdSetDescriptorBufferOffsetsEXT` that use the bindings numbered `[0.. bufferCount-1]` to be no longer valid for subsequent bound pipeline commands. Any previously bound buffers at binding points greater than or equal to `bufferCount` are unbound.

Valid Usage

- VUID-vkCmdBindDescriptorBuffersEXT-commandBuffer-11295
If `commandBuffer` is a secondary command buffer, it **must** have begun with `VkCommandBufferInheritanceDescriptorHeapInfoEXT::pSamplerHeapBindInfo` equal to `NULL`
- VUID-vkCmdBindDescriptorBuffersEXT-commandBuffer-11296
If `commandBuffer` is a secondary command buffer, it **must** have begun with `VkCommandBufferInheritanceDescriptorHeapInfoEXT::pResourceHeapBindInfo` equal to `NULL`
- VUID-vkCmdBindDescriptorBuffersEXT-None-08047
The `descriptorBuffer` feature **must** be enabled
- VUID-vkCmdBindDescriptorBuffersEXT-maxSamplerDescriptorBufferBindings-08048
There **must** be no more than `VkPhysicalDeviceDescriptorBufferPropertiesEXT::maxSamplerDescriptorBufferBindings` elements in `pBindingInfos` with `VkDescriptorBufferBindingInfoEXT::usage` containing `VK_BUFFER_USAGE_SAMPLER_DESCRIPTOR_BUFFER_BIT_EXT`
- VUID-vkCmdBindDescriptorBuffersEXT-maxResourceDescriptorBufferBindings-08049
There **must** be no more than `VkPhysicalDeviceDescriptorBufferPropertiesEXT::maxResourceDescriptorBufferBindings` elements in `pBindingInfos` with `VkDescriptorBufferBindingInfoEXT::usage` containing `VK_BUFFER_USAGE_RESOURCE_DESCRIPTOR_BUFFER_BIT_EXT`
- VUID-vkCmdBindDescriptorBuffersEXT-None-08050
There **must** be no more than `1` element in `pBindingInfos` with `VkDescriptorBufferBindingInfoEXT::usage` containing `VK_BUFFER_USAGE_PUSH_DESCRIPTOR_DESCRIPTOR_BUFFER_BIT_EXT`
- VUID-vkCmdBindDescriptorBuffersEXT-bufferCount-08051
`bufferCount` **must** be less than or equal to `VkPhysicalDeviceDescriptorBufferPropertiesEXT::maxDescriptorBufferBindings`
- VUID-vkCmdBindDescriptorBuffersEXT-pBindingInfos-08053
For each element of `pBindingInfos`, the buffer from which `address` was queried **must** have been created with the `VK_BUFFER_USAGE_SAMPLER_DESCRIPTOR_BUFFER_BIT_EXT` usage flag set if it contains sampler descriptor data
- VUID-vkCmdBindDescriptorBuffersEXT-pBindingInfos-08054
For each element of `pBindingInfos`, the buffer from which `address` was queried **must** have been created with the `VK_BUFFER_USAGE_RESOURCE_DESCRIPTOR_BUFFER_BIT_EXT`

usage flag set if it contains resource descriptor data

- VUID-vkCmdBindDescriptorBuffersEXT-pBindingInfos-08055

For each element of `pBindingInfos`, at least one buffer from which `address` was queried must contain `usage`

- VUID-vkCmdBindDescriptorBuffersEXT-pBindingInfos-09947

For all elements of `pBindingInfos`, the buffer from which `address` was queried **must** have been created with the `VK_BUFFER_USAGE_2_DATA_GRAPH_FOREIGN_DESCRIPTOR_BIT_ARM` usage flag set if the command pool from which `commandBuffer` was allocated from was created with any element of `VkDataGraphProcessingEngineCreateInfoARM::pProcessingEngines` with `isForeign` set to `VK_TRUE`

Valid Usage (Implicit)

- VUID-vkCmdBindDescriptorBuffersEXT-commandBuffer-parameter

`commandBuffer` **must** be a valid `VkCommandBuffer` handle

- VUID-vkCmdBindDescriptorBuffersEXT-pBindingInfos-parameter

`pBindingInfos` **must** be a valid pointer to an array of `bufferCount` valid `VkDescriptorBufferBindingInfoEXT` structures

- VUID-vkCmdBindDescriptorBuffersEXT-commandBuffer-recording

`commandBuffer` **must** be in the `recording` state

- VUID-vkCmdBindDescriptorBuffersEXT-commandBuffer-cmdpool

The `VkCommandPool` that `commandBuffer` was allocated from **must** support `VK_QUEUE_COMPUTE_BIT`, `VK_QUEUE_DATA_GRAPH_BIT_ARM`, or `VK_QUEUE_GRAPHICS_BIT` operations

- VUID-vkCmdBindDescriptorBuffersEXT-videocoding

This command **must** only be called outside of a video coding scope

- VUID-vkCmdBindDescriptorBuffersEXT-bufferCount-arraylength

`bufferCount` **must** be greater than 0

Host Synchronization

- Host access to `commandBuffer` **must** be externally synchronized

- Host access to the `VkCommandPool` that `commandBuffer` was allocated from **must** be externally synchronized

Command Properties

Command Buffer Levels	Render Pass Scope	Video Coding Scope	Supported Queue Types	Command Type
Primary Secondary	Both	Outside	VK_QUEUE_COMPUTE_BIT VK_QUEUE_DATA_GRAPH_BIT VK_QUEUE_GRAPH_RENDER VK_QUEUE_GRAPH_HICS_BIT	State

Conditional Rendering

vkCmdBindDescriptorBuffersEXT is not affected by [conditional rendering](#)

Data describing a descriptor buffer binding is passed in a [VkDescriptorBufferBindingInfoEXT](#) structure:

WARNING

This functionality is superseded by [VK_EXT_descriptor_heap](#). See [Legacy Functionality](#) for more information.

```
// Provided by VK_EXT_descriptor_buffer
typedef struct VkDescriptorBufferBindingInfoEXT {
    VkStructureType    sType;
    const void*        pNext;
    VkDeviceAddress     address;
    VkBufferUsageFlags  usage;
} VkDescriptorBufferBindingInfoEXT;
```

- `sType` is a [VkStructureType](#) value identifying this structure.
- `pNext` is `NULL` or a pointer to a structure extending this structure.
- `address` is a [VkDeviceAddress](#) specifying the device address defining the descriptor buffer to be bound.
- `usage` is a bitmask of [VkBufferUsageFlagBits](#) specifying the [VkBufferCreateInfo::usage](#) for the buffer from which `address` was queried. Usage flags other than [VK_BUFFER_USAGE_RESOURCE_DESCRIPTOR_BUFFER_BIT_EXT](#), [VK_BUFFER_USAGE_SAMPLER_DESCRIPTOR_BUFFER_BIT_EXT](#), and [VK_BUFFER_USAGE_PUSH_DESCRIPTORS_DESCRIPTOR_BUFFER_BIT_EXT](#) are ignored.

If the `pNext` chain includes a [VkBufferUsageFlags2CreateInfo](#) structure, [VkBufferUsageFlags2CreateInfo::usage](#) from that structure is used instead of `usage` from this structure.

Valid Usage

- VUID-VkDescriptorBufferBindingInfoEXT-None-09499
If the **pNext** chain does not include a **VkBufferUsageFlags2CreateInfo** structure, **usage** **must** be a valid combination of **VkBufferUsageFlagBits** values
- VUID-VkDescriptorBufferBindingInfoEXT-None-09500
If the **pNext** chain does not include a **VkBufferUsageFlags2CreateInfo** structure, **usage** **must** not be 0
- VUID-VkDescriptorBufferBindingInfoEXT-usage-10998
The **usage** **must** include at least one of **VK_BUFFER_USAGE_RESOURCE_DESCRIPTOR_BUFFER_BIT_EXT**, **VK_BUFFER_USAGE_SAMPLER_DESCRIPTOR_BUFFER_BIT_EXT**, or **VK_BUFFER_USAGE_PUSH_DESCRIPTORS_DESCRIPTOR_BUFFER_BIT_EXT**
- VUID-VkDescriptorBufferBindingInfoEXT-bufferlessPushDescriptors-08056
If **VkPhysicalDeviceDescriptorBufferPropertiesEXT::bufferlessPushDescriptors** is **VK_FALSE**, and **usage** contains **VK_BUFFER_USAGE_PUSH_DESCRIPTORS_DESCRIPTOR_BUFFER_BIT_EXT**, then the **pNext** chain **must** include a **VkDescriptorBufferBindingPushDescriptorBufferHandleEXT** structure
- VUID-VkDescriptorBufferBindingInfoEXT-address-08057
address **must** be aligned to **VkPhysicalDeviceDescriptorBufferPropertiesEXT::descriptorBufferOffsetAlignment**
- VUID-VkDescriptorBufferBindingInfoEXT-usage-08122
If **usage** includes **VK_BUFFER_USAGE_SAMPLER_DESCRIPTOR_BUFFER_BIT_EXT**, **address** **must** be a device address allocated to the application from a buffer created with the **VK_BUFFER_USAGE_SAMPLER_DESCRIPTOR_BUFFER_BIT_EXT** usage flag set
- VUID-VkDescriptorBufferBindingInfoEXT-usage-08123
If **usage** includes **VK_BUFFER_USAGE_RESOURCE_DESCRIPTOR_BUFFER_BIT_EXT**, **address** **must** be a device address allocated to the application from a buffer created with the **VK_BUFFER_USAGE_RESOURCE_DESCRIPTOR_BUFFER_BIT_EXT** usage flag set
- VUID-VkDescriptorBufferBindingInfoEXT-usage-08124
If **usage** includes **VK_BUFFER_USAGE_PUSH_DESCRIPTORS_DESCRIPTOR_BUFFER_BIT_EXT**, **address** **must** be a device address allocated to the application from a buffer created with the **VK_BUFFER_USAGE_PUSH_DESCRIPTORS_DESCRIPTOR_BUFFER_BIT_EXT** usage flag set

Valid Usage (Implicit)

- VUID-VkDescriptorBufferBindingInfoEXT-sType-sType
sType **must** be **VK_STRUCTURE_TYPE_DESCRIPTOR_BUFFER_BINDING_INFO_EXT**
- VUID-VkDescriptorBufferBindingInfoEXT-pNext-pNext
Each **pNext** member of any structure (including this one) in the **pNext** chain **must** be either **NULL** or a pointer to a valid instance of **VkBufferUsageFlags2CreateInfo** or

VkDescriptorBufferBindingPushDescriptorBufferHandleEXT

- VUID-VkDescriptorBufferBindingInfoEXT-sType-unique
The **sType** value of each structure in the **pNext** chain **must** be unique
- VUID-VkDescriptorBufferBindingInfoEXT-address-parameter
address **must** be a valid **VkDeviceAddress** value

When the **VkPhysicalDeviceDescriptorBufferPropertiesEXT::bufferlessPushDescriptors** property is **VK_FALSE**, the **VkBuffer** handle of the buffer for push descriptors is passed in a **VkDescriptorBufferBindingPushDescriptorBufferHandleEXT** structure:

WARNING

This functionality is superseded by **VK_EXT_descriptor_heap**. See [Legacy Functionality](#) for more information.

```
// Provided by VK_EXT_descriptor_buffer
typedef struct VkDescriptorBufferBindingPushDescriptorBufferHandleEXT {
    VkStructureType    sType;
    const void*        pNext;
    VkBuffer            buffer;
} VkDescriptorBufferBindingPushDescriptorBufferHandleEXT;
```

- **sType** is a **VkStructureType** value identifying this structure.
- **pNext** is **NULL** or a pointer to a structure extending this structure.
- **buffer** is the **VkBuffer** handle of the buffer for push descriptors.

Valid Usage

- VUID-VkDescriptorBufferBindingPushDescriptorBufferHandleEXT-bufferlessPushDescriptors-08059
VkPhysicalDeviceDescriptorBufferPropertiesEXT::bufferlessPushDescriptors **must** be **VK_FALSE**

Valid Usage (Implicit)

- VUID-VkDescriptorBufferBindingPushDescriptorBufferHandleEXT-sType-sType
sType **must** be **VK_STRUCTURE_TYPE_DESCRIPTOR_BUFFER_BINDING_PUSH_DESCRIPTOR_BUFFER_HANDLE_EXT**
- VUID-VkDescriptorBufferBindingPushDescriptorBufferHandleEXT-buffer-parameter
buffer **must** be a valid **VkBuffer** handle

Structure Chaining

Extends the structure

- [VkDescriptorBufferBindingInfoEXT](#)

To set descriptor buffer offsets in a command buffer, call:

WARNING

This functionality is superseded by [VK_EXT_descriptor_heap](#). See [Legacy Functionality](#) for more information.

```
// Provided by VK_EXT_descriptor_buffer
void vkCmdSetDescriptorBufferOffsetsEXT(
    VkCommandBuffer                commandBuffer,
    VkPipelineBindPoint            pipelineBindPoint,
    VkPipelineLayout               layout,
    uint32_t                       firstSet,
    uint32_t                       setCount,
    const uint32_t*                pBufferIndices,
    const VkDeviceSize*            pOffsets);
```

- `commandBuffer` is the command buffer in which the descriptor buffer offsets will be set.
- `pipelineBindPoint` is a [VkPipelineBindPoint](#) indicating the type of the pipeline that will use the descriptors.
- `layout` is a [VkPipelineLayout](#) object used to program the bindings.
- `firstSet` is the number of the first set to be bound.
- `setCount` is the number of elements in the `pBufferIndices` and `pOffsets` arrays.
- `pBufferIndices` is a pointer to an array of indices into the descriptor buffer binding points set by [vkCmdBindDescriptorBuffersEXT](#).
- `pOffsets` is a pointer to an array of [VkDeviceSize](#) offsets to apply to the bound descriptor buffers.

`vkCmdSetDescriptorBufferOffsetsEXT` binds `setCount` pairs of descriptor buffers, specified by indices into the binding points bound using [vkCmdBindDescriptorBuffersEXT](#), and buffer offsets to set numbers `[firstSet..firstSet+setCount-1]` for subsequent [bound pipeline commands](#) set by `pipelineBindPoint`. Set `[firstSet + i]` is bound to the descriptor buffer at binding `pBufferIndices[i]` at an offset of `pOffsets[i]`. Any bindings that were previously applied via these sets, or calls to [vkCmdBindDescriptorSets](#), are no longer valid. Other sets will also be invalidated upon calling this command if `layout` differs from the pipeline layout used to bind those other sets, as described in [Pipeline Layout Compatibility](#).

After binding descriptors, applications **can** modify descriptor memory either by performing writes on the host or with device commands. When descriptor memory is updated with device commands, visibility for the shader stage accessing a descriptor is ensured with the [VK_ACCESS_2_DESCRIPTOR_BUFFER_READ_BIT_EXT](#) access flag. Implementations **must** not access

resources referenced by these descriptors unless they are dynamically accessed by shaders. Descriptors bound with this call **can** be undefined if they are not dynamically accessed by shaders.

Implementations **may** read descriptor data for any statically accessed descriptor if the **binding** in **layout** is not declared with the `VK_DESCRIPTOR_BINDING_VARIABLE_DESCRIPTOR_COUNT_BIT` flag. If the **binding** in **layout** is declared with `VK_DESCRIPTOR_BINDING_VARIABLE_DESCRIPTOR_COUNT_BIT`, implementations **must** not read descriptor data that is not dynamically accessed.

Applications **must** ensure that any descriptor which the implementation **may** read **must** be in-bounds of the underlying descriptor buffer binding.

NOTE

Applications can freely decide how large a variable descriptor buffer binding is, so it may not be safe to read such descriptor payloads statically. The intention of these rules is to allow implementations to speculatively prefetch descriptor payloads where feasible.

Dynamically accessing a resource through descriptor data from an unbound region of a **sparse partially-resident buffer** will result in invalid descriptor data being read, and therefore undefined behavior.

NOTE

For descriptors written by the host, visibility is implied through the automatic visibility operation on queue submit, and there is no need to consider `VK_ACCESS_2_DESCRIPTOR_BUFFER_READ_BIT`. Explicit synchronization for descriptors is only required when descriptors are updated on the device.

NOTE

The requirements above imply that all descriptor bindings have been defined with the equivalent of `VK_DESCRIPTOR_BINDING_UPDATE_AFTER_BIND_BIT`, `VK_DESCRIPTOR_BINDING_UPDATE_UNUSED_WHILE_PENDING_BIT` and `VK_DESCRIPTOR_BINDING_PARTIALLY_BOUND_BIT`, but enabling those features is not required to get this behavior.

Valid Usage

- VUID-vkCmdSetDescriptorBufferOffsetsEXT-commandBuffer-11295
If **commandBuffer** is a secondary command buffer, it **must** have begun with `VkCommandBufferInheritanceDescriptorHeapInfoEXT::pSamplerHeapBindInfo` equal to **NULL**
- VUID-vkCmdSetDescriptorBufferOffsetsEXT-commandBuffer-11296
If **commandBuffer** is a secondary command buffer, it **must** have begun with `VkCommandBufferInheritanceDescriptorHeapInfoEXT::pResourceHeapBindInfo` equal to **NULL**
- VUID-vkCmdSetDescriptorBufferOffsetsEXT-pOffsets-08061
The offsets in **pOffsets** **must** be aligned to `VkPhysicalDeviceDescriptorBufferPropertiesEXT::descriptorBufferOffsetAlignment`
- VUID-vkCmdSetDescriptorBufferOffsetsEXT-pOffsets-08063

The offsets in **pOffsets** **must** be small enough such that any descriptor binding referenced by **layout** without the **VK_DESCRIPTOR_BINDING_VARIABLE_DESCRIPTOR_COUNT_BIT** flag computes a valid address inside the underlying **VkBuffer**

- VUID-vkCmdSetDescriptorBufferOffsetsEXT-pOffsets-08126

The offsets in **pOffsets** **must** be small enough such that any location accessed by a shader as a sampler descriptor **must** be within **VkPhysicalDeviceDescriptorBufferPropertiesEXT::maxSamplerDescriptorBufferRange** of the sampler descriptor buffer binding

- VUID-vkCmdSetDescriptorBufferOffsetsEXT-pOffsets-08127

The offsets in **pOffsets** **must** be small enough such that any location accessed by a shader as a resource descriptor **must** be within **VkPhysicalDeviceDescriptorBufferPropertiesEXT::maxResourceDescriptorBufferRange** of the resource descriptor buffer binding

- VUID-vkCmdSetDescriptorBufferOffsetsEXT-pBufferIndices-08064

Each element of **pBufferIndices** **must** be less than **VkPhysicalDeviceDescriptorBufferPropertiesEXT::maxDescriptorBufferBindings**

- VUID-vkCmdSetDescriptorBufferOffsetsEXT-pBufferIndices-08065

Each element of **pBufferIndices** **must** reference a valid descriptor buffer binding set by a previous call to **vkCmdBindDescriptorBuffersEXT** in **commandBuffer**

- VUID-vkCmdSetDescriptorBufferOffsetsEXT-firstSet-08066

The sum of **firstSet** and **setCount** **must** be less than or equal to **VkPipelineLayoutCreateInfo::setLayoutCount** provided when **layout** was created

- VUID-vkCmdSetDescriptorBufferOffsetsEXT-firstSet-09006

The **VkDescriptorSetLayout** for each set from **firstSet** to **firstSet + setCount** when **layout** was created **must** have been created with the **VK_DESCRIPTOR_SET_LAYOUT_CREATE_DESCRIPTOR_BUFFER_BIT_EXT** bit set

- VUID-vkCmdSetDescriptorBufferOffsetsEXT-firstSet-11803

The **VkDescriptorSetLayout** for each set from **firstSet** to **firstSet + setCount** when **layout** was created **must** not have been created with the **VK_DESCRIPTOR_SET_LAYOUT_CREATE_PUSH_DESCRIPTOR_BIT_KHR** bit set

- VUID-vkCmdSetDescriptorBufferOffsetsEXT-firstSet-11804

The **VkDescriptorSetLayout** for each set from **firstSet** to **firstSet + setCount** when **layout** was created **must** not have been created with the **VK_DESCRIPTOR_SET_LAYOUT_CREATE_EMBEDDED_IMMUTABLE_SAMPLERS_BIT_EXT** bit set

- VUID-vkCmdSetDescriptorBufferOffsetsEXT-None-08060

The **descriptorBuffer** feature **must** be enabled

- VUID-vkCmdSetDescriptorBufferOffsetsEXT-pipelineBindPoint-08067

pipelineBindPoint **must** be supported by the **commandBuffer**'s parent **VkCommandPool**'s queue family

Valid Usage (Implicit)

- VUID-vkCmdSetDescriptorBufferOffsetsEXT-commandBuffer-parameter

`commandBuffer` **must** be a valid `VkCommandBuffer` handle

- VUID-vkCmdSetDescriptorBufferOffsetsEXT-pipelineBindPoint-parameter
`pipelineBindPoint` **must** be a valid `VkPipelineBindPoint` value
- VUID-vkCmdSetDescriptorBufferOffsetsEXT-layout-parameter
`layout` **must** be a valid `VkPipelineLayout` handle
- VUID-vkCmdSetDescriptorBufferOffsetsEXT-pBufferIndices-parameter
`pBufferIndices` **must** be a valid pointer to an array of `setCount uint32_t` values
- VUID-vkCmdSetDescriptorBufferOffsetsEXT-pOffsets-parameter
`pOffsets` **must** be a valid pointer to an array of `setCount VkDeviceSize` values
- VUID-vkCmdSetDescriptorBufferOffsetsEXT-commandBuffer-recording
`commandBuffer` **must** be in the `recording state`
- VUID-vkCmdSetDescriptorBufferOffsetsEXT-commandBuffer-cmdpool
The `VkCommandPool` that `commandBuffer` was allocated from **must** support `VK_QUEUE_COMPUTE_BIT`, `VK_QUEUE_DATA_GRAPH_BIT_ARM`, or `VK_QUEUE_GRAPHICS_BIT` operations
- VUID-vkCmdSetDescriptorBufferOffsetsEXT-videocoding
This command **must** only be called outside of a video coding scope
- VUID-vkCmdSetDescriptorBufferOffsetsEXT-setCount-arraylength
`setCount` **must** be greater than `0`
- VUID-vkCmdSetDescriptorBufferOffsetsEXT-commonparent
Both of `commandBuffer`, and `layout` **must** have been created, allocated, or retrieved from the same `VkDevice`

Host Synchronization

- Host access to `commandBuffer` **must** be externally synchronized
- Host access to the `VkCommandPool` that `commandBuffer` was allocated from **must** be externally synchronized

Command Properties

Command Buffer Levels	Render Pass Scope	Video Coding Scope	Supported Queue Types	Command Type
Primary Secondary	Both	Outside	VK_QUEUE_COMPUTE_BIT VK_QUEUE_DATA_GRAPH_BIT_ARM VK_QUEUE_GRAPHICS_BIT	State

Conditional Rendering

vkCmdSetDescriptorBufferOffsetsEXT is not affected by [conditional rendering](#)

To set descriptor buffer offsets in a command buffer, call:

WARNING

This functionality is superseded by [VK_EXT_descriptor_heap](#). See [Legacy Functionality](#) for more information.

```
// Provided by VK_KHR_maintenance6 with VK_EXT_descriptor_buffer
void vkCmdSetDescriptorBufferOffsets2EXT(
    VkCommandBuffer                commandBuffer,
    const VkSetDescriptorBufferOffsetsInfoEXT* pSetDescriptorBufferOffsetsInfo);
```

- `commandBuffer` is the command buffer in which the descriptor buffer offsets will be set.
- `pSetDescriptorBufferOffsetsInfo` is a pointer to a `VkSetDescriptorBufferOffsetsInfoEXT` structure.

Valid Usage

- VUID-vkCmdSetDescriptorBufferOffsets2EXT-commandBuffer-11295
If `commandBuffer` is a secondary command buffer, it **must** have begun with `VkCommandBufferInheritanceDescriptorHeapInfoEXT::pSamplerHeapBindInfo` equal to `NULL`
- VUID-vkCmdSetDescriptorBufferOffsets2EXT-commandBuffer-11296
If `commandBuffer` is a secondary command buffer, it **must** have begun with `VkCommandBufferInheritanceDescriptorHeapInfoEXT::pResourceHeapBindInfo` equal to `NULL`
- VUID-vkCmdSetDescriptorBufferOffsets2EXT-descriptorBuffer-09470
The `descriptorBuffer` feature **must** be enabled
- VUID-vkCmdSetDescriptorBufferOffsets2EXT-pSetDescriptorBufferOffsetsInfo-09471
Each bit in `pSetDescriptorBufferOffsetsInfo->stageFlags` **must** be a stage supported by the `commandBuffer`'s parent `VkCommandPool`'s queue family

Valid Usage (Implicit)

- VUID-vkCmdSetDescriptorBufferOffsets2EXT-commandBuffer-parameter
`commandBuffer` **must** be a valid `VkCommandBuffer` handle
- VUID-vkCmdSetDescriptorBufferOffsets2EXT-pSetDescriptorBufferOffsetsInfo-parameter
`pSetDescriptorBufferOffsetsInfo` **must** be a valid pointer to a valid `VkSetDescriptorBufferOffsetsInfoEXT` structure
- VUID-vkCmdSetDescriptorBufferOffsets2EXT-commandBuffer-recording

`commandBuffer` **must** be in the `recording` state

- VUID-vkCmdSetDescriptorBufferOffsets2EXT-commandBuffer-cmdpool

The `VkCommandPool` that `commandBuffer` was allocated from **must** support `VK_QUEUE_COMPUTE_BIT`, `VK_QUEUE_DATA_GRAPH_BIT_ARM`, or `VK_QUEUE_GRAPHICS_BIT` operations

- VUID-vkCmdSetDescriptorBufferOffsets2EXT-videocoding

This command **must** only be called outside of a video coding scope

Host Synchronization

- Host access to `commandBuffer` **must** be externally synchronized
- Host access to the `VkCommandPool` that `commandBuffer` was allocated from **must** be externally synchronized

Command Properties

Command Buffer Levels	Render Pass Scope	Video Coding Scope	Supported Queue Types	Command Type
Primary Secondary	Both	Outside	VK_QUEUE_COMPUTE_BIT VK_QUEUE_DATA_GRAPH_BIT_ARM VK_QUEUE_GRAPHICS_BIT	State

Conditional Rendering

`vkCmdSetDescriptorBufferOffsets2EXT` is not affected by `conditional rendering`

The `VkSetDescriptorBufferOffsetsInfoEXT` structure is defined as:


```
// Provided by VK_KHR_maintenance6 with VK_EXT_descriptor_buffer
typedef struct VkSetDescriptorBufferOffsetsInfoEXT {
    VkStructureType      sType;
    const void*          pNext;
    VkShaderStageFlags   stageFlags;
    VkPipelineLayout     layout;
    uint32_t             firstSet;
    uint32_t             setCount;
    const uint32_t*       pBufferIndices;
    const VkDeviceSize*   pOffsets;
} VkSetDescriptorBufferOffsetsInfoEXT;
```

- `sType` is a `VkStructureType` value identifying this structure.
- `pNext` is `NULL` or a pointer to a structure extending this structure.
- `stageFlags` is a bitmask of `VkShaderStageFlagBits` specifying the shader stages the descriptor sets will be bound to
- `layout` is a `VkPipelineLayout` object used to program the bindings. If the `dynamicPipelineLayout` feature is enabled, `layout` **can** be `VK_NULL_HANDLE` and the layout **must** be specified by chaining `VkPipelineLayoutCreateInfo` structure off the `pNext`
- `firstSet` is the number of the first set to be bound.
- `setCount` is the number of elements in the `pBufferIndices` and `pOffsets` arrays.
- `pBufferIndices` is a pointer to an array of indices into the descriptor buffer binding points set by `vkCmdBindDescriptorBuffersEXT`.
- `pOffsets` is a pointer to an array of `VkDeviceSize` offsets to apply to the bound descriptor buffers.

If `stageFlags` specifies a subset of all stages corresponding to one or more pipeline bind points, the binding operation still affects all stages corresponding to the given pipeline bind point(s) as if the equivalent original version of this command had been called with the same parameters. For example, specifying a `stageFlags` value of `VK_SHADER_STAGE_VERTEX_BIT | VK_SHADER_STAGE_FRAGMENT_BIT | VK_SHADER_STAGE_COMPUTE_BIT` is equivalent to calling the original version of this command once with `VK_PIPELINE_BIND_POINT_GRAPHICS` and once with `VK_PIPELINE_BIND_POINT_COMPUTE`.

Valid Usage

- VUID-VkSetDescriptorBufferOffsetsInfoEXT-pOffsets-08061
The offsets in `pOffsets` **must** be aligned to `VkPhysicalDeviceDescriptorBufferPropertiesEXT::descriptorBufferOffsetAlignment`
- VUID-VkSetDescriptorBufferOffsetsInfoEXT-pOffsets-08063
The offsets in `pOffsets` **must** be small enough such that any descriptor binding referenced by `layout` without the `VK_DESCRIPTOR_BINDING_VARIABLE_DESCRIPTOR_COUNT_BIT` flag computes a valid address inside the underlying `VkBuffer`
- VUID-VkSetDescriptorBufferOffsetsInfoEXT-pOffsets-08126

The offsets in **pOffsets** **must** be small enough such that any location accessed by a shader as a sampler descriptor **must** be within **VkPhysicalDeviceDescriptorBufferPropertiesEXT::maxSamplerDescriptorBufferRange** of the sampler descriptor buffer binding

- VUID-VkSetDescriptorBufferOffsetsInfoEXT-pOffsets-08127

The offsets in **pOffsets** **must** be small enough such that any location accessed by a shader as a resource descriptor **must** be within **VkPhysicalDeviceDescriptorBufferPropertiesEXT::maxResourceDescriptorBufferRange** of the resource descriptor buffer binding

- VUID-VkSetDescriptorBufferOffsetsInfoEXT-pBufferIndices-08064

Each element of **pBufferIndices** **must** be less than **VkPhysicalDeviceDescriptorBufferPropertiesEXT::maxDescriptorBufferBindings**

- VUID-VkSetDescriptorBufferOffsetsInfoEXT-pBufferIndices-08065

Each element of **pBufferIndices** **must** reference a valid descriptor buffer binding set by a previous call to **vkCmdBindDescriptorBuffersEXT** in **commandBuffer**

- VUID-VkSetDescriptorBufferOffsetsInfoEXT-firstSet-08066

The sum of **firstSet** and **setCount** **must** be less than or equal to **VkPipelineLayoutCreateInfo::setLayoutCount** provided when **layout** was created

- VUID-VkSetDescriptorBufferOffsetsInfoEXT-firstSet-09006

The **VkDescriptorSetLayout** for each set from **firstSet** to **firstSet + setCount** when **layout** was created **must** have been created with the **VK_DESCRIPTOR_SET_LAYOUT_CREATE_DESCRIPTOR_BUFFER_BIT_EXT** bit set

- VUID-VkSetDescriptorBufferOffsetsInfoEXT-firstSet-11803

The **VkDescriptorSetLayout** for each set from **firstSet** to **firstSet + setCount** when **layout** was created **must** not have been created with the **VK_DESCRIPTOR_SET_LAYOUT_CREATE_PUSH_DESCRIPTOR_BIT_KHR** bit set

- VUID-VkSetDescriptorBufferOffsetsInfoEXT-firstSet-11804

The **VkDescriptorSetLayout** for each set from **firstSet** to **firstSet + setCount** when **layout** was created **must** not have been created with the **VK_DESCRIPTOR_SET_LAYOUT_CREATE_EMBEDDED_IMMUTABLE_SAMPLERS_BIT_EXT** bit set

- VUID-VkSetDescriptorBufferOffsetsInfoEXT-None-09495

If the **dynamicPipelineLayout** feature is not enabled, **layout** **must** be a valid **VkPipelineLayout** handle

- VUID-VkSetDescriptorBufferOffsetsInfoEXT-layout-09496

If **layout** is **VK_NULL_HANDLE**, the **pNext** chain **must** include a valid **VkPipelineLayoutCreateInfo** structure

Valid Usage (Implicit)

- VUID-VkSetDescriptorBufferOffsetsInfoEXT-sType-sType

sType **must** be **VK_STRUCTURE_TYPE_SET_DESCRIPTOR_BUFFER_OFFSETS_INFO_EXT**

- VUID-VkSetDescriptorBufferOffsetsInfoEXT-pNext-pNext

pNext **must** be **NULL** or a pointer to a valid instance of [VkPipelineLayoutCreateInfo](#)

- VUID-VkSetDescriptorBufferOffsetsInfoEXT-sType-unique
The **sType** value of each structure in the **pNext** chain **must** be unique
- VUID-VkSetDescriptorBufferOffsetsInfoEXT-stageFlags-parameter
stageFlags **must** be a valid combination of [VkShaderStageFlagBits](#) values
- VUID-VkSetDescriptorBufferOffsetsInfoEXT-stageFlags-requiredbitmask
stageFlags **must** not be 0
- VUID-VkSetDescriptorBufferOffsetsInfoEXT-layout-parameter
If **layout** is not [VK_NULL_HANDLE](#), **layout** **must** be a valid [VkPipelineLayout](#) handle
- VUID-VkSetDescriptorBufferOffsetsInfoEXT-pBufferIndices-parameter
pBufferIndices **must** be a valid pointer to an array of **setCount** [uint32_t](#) values
- VUID-VkSetDescriptorBufferOffsetsInfoEXT-pOffsets-parameter
pOffsets **must** be a valid pointer to an array of **setCount** [VkDeviceSize](#) values
- VUID-VkSetDescriptorBufferOffsetsInfoEXT-setCount-arraylength
setCount **must** be greater than 0

To bind an embedded immutable sampler set to a command buffer, call:

WARNING

This functionality is superseded by [VK_EXT_descriptor_heap](#). See [Legacy Functionality](#) for more information.

```
// Provided by VK_EXT_descriptor_buffer
void vkCmdBindDescriptorBufferEmbeddedSamplersEXT(
    VkCommandBuffer          commandBuffer,
    VkPipelineBindPoint      pipelineBindPoint,
    VkPipelineLayout          layout,
    uint32_t                  set);
```

- **commandBuffer** is the command buffer that the embedded immutable samplers will be bound to.
- **pipelineBindPoint** is a [VkPipelineBindPoint](#) indicating the type of the pipeline that will use the embedded immutable samplers.
- **layout** is a [VkPipelineLayout](#) object used to program the bindings.
- **set** is the number of the set to be bound.

vkCmdBindDescriptorBufferEmbeddedSamplersEXT binds the embedded immutable samplers in **set** of **layout** to **set** for the command buffer for subsequent [bound pipeline commands](#) set by **pipelineBindPoint**. Any previous binding to this set by [vkCmdSetDescriptorBufferOffsetsEXT](#) or this command is overwritten. Any sets that were last bound by a call to [vkCmdBindDescriptorSets](#) are invalidated upon calling this command. Other sets will also be invalidated upon calling this command if **layout** differs from the pipeline layout used to bind those other sets, as described in [Pipeline Layout Compatibility](#).

Valid Usage

- VUID-vkCmdBindDescriptorBufferEmbeddedSamplersEXT-commandBuffer-11295
If `commandBuffer` is a secondary command buffer, it **must** have begun with `VkCommandBufferInheritanceDescriptorHeapInfoEXT::pSamplerHeapBindInfo` equal to `NULL`
- VUID-vkCmdBindDescriptorBufferEmbeddedSamplersEXT-commandBuffer-11296
If `commandBuffer` is a secondary command buffer, it **must** have begun with `VkCommandBufferInheritanceDescriptorHeapInfoEXT::pResourceHeapBindInfo` equal to `NULL`
- VUID-vkCmdBindDescriptorBufferEmbeddedSamplersEXT-set-08070
The `VkDescriptorSetLayout` at index `set` when `layout` was created **must** have been created with the `VK_DESCRIPTOR_SET_LAYOUT_CREATE_EMBEDDED_IMMUTABLE_SAMPLERS_BIT_EXT` bit set
- VUID-vkCmdBindDescriptorBufferEmbeddedSamplersEXT-set-08071
`set` **must** be less than or equal to `VkPipelineLayoutCreateInfo::setLayoutCount` provided when `layout` was created
- VUID-vkCmdBindDescriptorBufferEmbeddedSamplersEXT-None-08068
The `descriptorBuffer` feature **must** be enabled
- VUID-vkCmdBindDescriptorBufferEmbeddedSamplersEXT-pipelineBindPoint-08069
`pipelineBindPoint` **must** be supported by the `commandBuffer`'s parent `VkCommandPool`'s queue family

Valid Usage (Implicit)

- VUID-vkCmdBindDescriptorBufferEmbeddedSamplersEXT-commandBuffer-parameter
`commandBuffer` **must** be a valid `VkCommandBuffer` handle
- VUID-vkCmdBindDescriptorBufferEmbeddedSamplersEXT-pipelineBindPoint-parameter
`pipelineBindPoint` **must** be a valid `VkPipelineBindPoint` value
- VUID-vkCmdBindDescriptorBufferEmbeddedSamplersEXT-layout-parameter
`layout` **must** be a valid `VkPipelineLayout` handle
- VUID-vkCmdBindDescriptorBufferEmbeddedSamplersEXT-commandBuffer-recording
`commandBuffer` **must** be in the `recording state`
- VUID-vkCmdBindDescriptorBufferEmbeddedSamplersEXT-commandBuffer-cmdpool
The `VkCommandPool` that `commandBuffer` was allocated from **must** support `VK_QUEUE_COMPUTE_BIT`, or `VK_QUEUE_GRAPHICS_BIT` operations
- VUID-vkCmdBindDescriptorBufferEmbeddedSamplersEXT-videocoding
This command **must** only be called outside of a video coding scope
- VUID-vkCmdBindDescriptorBufferEmbeddedSamplersEXT-commonparent
Both of `commandBuffer`, and `layout` **must** have been created, allocated, or retrieved from

the same [VkDevice](#)

Host Synchronization

- Host access to `commandBuffer` **must** be externally synchronized
- Host access to the `VkCommandPool` that `commandBuffer` was allocated from **must** be externally synchronized

Command Properties

Command Buffer Levels	Render Pass Scope	Video Coding Scope	Supported Queue Types	Command Type
Primary Secondary	Both	Outside	VK_QUEUE_COMPUTE_BIT VK_QUEUE_GRAPHICS_BIT VK_QUEUE_SPARSE_BINDING_BIT	State

Conditional Rendering

`vkCmdBindDescriptorBufferEmbeddedSamplersEXT` is not affected by [conditional rendering](#)

To bind an embedded immutable sampler set to a command buffer, call:

WARNING

This functionality is superseded by [VK_EXT_descriptor_heap](#). See [Legacy Functionality](#) for more information.

```
// Provided by VK_KHR_maintenance6 with VK_EXT_descriptor_buffer
void vkCmdBindDescriptorBufferEmbeddedSamplers2EXT(
    VkCommandBuffer                commandBuffer,
    const VkBindDescriptorBufferEmbeddedSamplersInfoEXT*
pBindDescriptorBufferEmbeddedSamplersInfo);
```

- `commandBuffer` is the command buffer that the embedded immutable samplers will be bound to.
- `pBindDescriptorBufferEmbeddedSamplersInfo` is a pointer to a `VkBindDescriptorBufferEmbeddedSamplersInfoEXT` structure.

Valid Usage

- VUID-vkCmdBindDescriptorBufferEmbeddedSamplers2EXT-commandBuffer-11295
If `commandBuffer` is a secondary command buffer, it **must** have begun with `VkCommandBufferInheritanceDescriptorHeapInfoEXT::pSamplerHeapBindInfo` equal to

NULL

- VUID-vkCmdBindDescriptorBufferEmbeddedSamplers2EXT-commandBuffer-11296
If `commandBuffer` is a secondary command buffer, it **must** have begun with `VkCommandBufferInheritanceDescriptorHeapInfoEXT::pResourceHeapBindInfo` equal to NULL
- VUID-vkCmdBindDescriptorBufferEmbeddedSamplers2EXT-descriptorBuffer-09472
The `descriptorBuffer` feature **must** be enabled
- VUID-vkCmdBindDescriptorBufferEmbeddedSamplers2EXT-pBindDescriptorBufferEmbeddedSamplersInfo-09473
Each bit in `pBindDescriptorBufferEmbeddedSamplersInfo->stageFlags` **must** be a stage supported by the `commandBuffer`'s parent `VkCommandPool`'s queue family

Valid Usage (Implicit)

- VUID-vkCmdBindDescriptorBufferEmbeddedSamplers2EXT-commandBuffer-parameter `commandBuffer` **must** be a valid `VkCommandBuffer` handle
- VUID-vkCmdBindDescriptorBufferEmbeddedSamplers2EXT-pBindDescriptorBufferEmbeddedSamplersInfo-parameter `pBindDescriptorBufferEmbeddedSamplersInfo` **must** be a valid pointer to a valid `VkBindDescriptorBufferEmbeddedSamplersInfoEXT` structure
- VUID-vkCmdBindDescriptorBufferEmbeddedSamplers2EXT-commandBuffer-recording `commandBuffer` **must** be in the `recording` state
- VUID-vkCmdBindDescriptorBufferEmbeddedSamplers2EXT-commandBuffer-cmdpool
The `VkCommandPool` that `commandBuffer` was allocated from **must** support `VK_QUEUE_COMPUTE_BIT`, or `VK_QUEUE_GRAPHICS_BIT` operations
- VUID-vkCmdBindDescriptorBufferEmbeddedSamplers2EXT-videocoding
This command **must** only be called outside of a video coding scope

Host Synchronization

- Host access to `commandBuffer` **must** be externally synchronized
- Host access to the `VkCommandPool` that `commandBuffer` was allocated from **must** be externally synchronized

Command Properties

Command Buffer Levels	Render Pass Scope	Video Coding Scope	Supported Queue Types	Command Type
Primary Secondary	Both	Outside	VK_QUEUE_COMPUTE_BIT VK_QUEUE_GRAPHICS_BIT VK_QUEUE_HCS_BIT	State

Conditional Rendering

vkCmdBindDescriptorBufferEmbeddedSamplers2EXT is not affected by [conditional rendering](#)

The `VkBindDescriptorBufferEmbeddedSamplersInfoEXT` structure is defined as:

```
// Provided by VK_KHR_maintenance6 with VK_EXT_descriptor_buffer
typedef struct VkBindDescriptorBufferEmbeddedSamplersInfoEXT {
    VkStructureType      sType;
    const void*          pNext;
    VkShaderStageFlags   stageFlags;
    VkPipelineLayout      layout;
    uint32_t             set;
} VkBindDescriptorBufferEmbeddedSamplersInfoEXT;
```

- `sType` is a `VkStructureType` value identifying this structure.
- `pNext` is `NULL` or a pointer to a structure extending this structure.
- `stageFlags` is a bitmask of `VkShaderStageFlagBits` specifying the shader stages that will use the embedded immutable samplers.
- `layout` is a `VkPipelineLayout` object used to program the bindings. If the `dynamicPipelineLayout` feature is enabled, `layout` can be `VK_NULL_HANDLE` and the layout must be specified by chaining `VkPipelineLayoutCreateInfo` structure off the `pNext`
- `set` is the number of the set to be bound.

If `stageFlags` specifies a subset of all stages corresponding to one or more pipeline bind points, the binding operation still affects all stages corresponding to the given pipeline bind point(s) as if the equivalent original version of this command had been called with the same parameters. For example, specifying a `stageFlags` value of `VK_SHADER_STAGE_VERTEX_BIT | VK_SHADER_STAGE_FRAGMENT_BIT | VK_SHADER_STAGE_COMPUTE_BIT` is equivalent to calling the original version of this command once with `VK_PIPELINE_BIND_POINT_GRAPHICS` and once with `VK_PIPELINE_BIND_POINT_COMPUTE`.

Valid Usage

- VUID-VkBindDescriptorBufferEmbeddedSamplersInfoEXT-set-08070
The [VkDescriptorSetLayout](#) at index [set](#) when [layout](#) was created **must** have been created with the [VK_DESCRIPTOR_SET_LAYOUT_CREATE_EMBEDDED_IMMUTABLE_SAMPLERS_BIT_EXT](#) bit set
- VUID-VkBindDescriptorBufferEmbeddedSamplersInfoEXT-set-08071
[set](#) **must** be less than or equal to [VkPipelineLayoutCreateInfo::setLayoutCount](#) provided when [layout](#) was created
- VUID-VkBindDescriptorBufferEmbeddedSamplersInfoEXT-None-09495
If the [dynamicPipelineLayout](#) feature is not enabled, [layout](#) **must** be a valid [VkPipelineLayout](#) handle
- VUID-VkBindDescriptorBufferEmbeddedSamplersInfoEXT-layout-09496
If [layout](#) is [VK_NULL_HANDLE](#), the [pNext](#) chain **must** include a valid [VkPipelineLayoutCreateInfo](#) structure

Valid Usage (Implicit)

- VUID-VkBindDescriptorBufferEmbeddedSamplersInfoEXT-sType-sType
[sType](#) **must** be [VK_STRUCTURE_TYPE_BIND_DESCRIPTOR_BUFFER_EMBEDDED_SAMPLERS_INFO_EXT](#)
- VUID-VkBindDescriptorBufferEmbeddedSamplersInfoEXT-pNext-pNext
[pNext](#) **must** be [NULL](#) or a pointer to a valid instance of [VkPipelineLayoutCreateInfo](#)
- VUID-VkBindDescriptorBufferEmbeddedSamplersInfoEXT-sType-unique
The [sType](#) value of each structure in the [pNext](#) chain **must** be unique
- VUID-VkBindDescriptorBufferEmbeddedSamplersInfoEXT-stageFlags-parameter
[stageFlags](#) **must** be a valid combination of [VkShaderStageFlagBits](#) values
- VUID-VkBindDescriptorBufferEmbeddedSamplersInfoEXT-stageFlags-requiredbitmask
[stageFlags](#) **must** not be 0
- VUID-VkBindDescriptorBufferEmbeddedSamplersInfoEXT-layout-parameter
If [layout](#) is not [VK_NULL_HANDLE](#), [layout](#) **must** be a valid [VkPipelineLayout](#) handle

18.3. Updating Descriptor Buffers

Updates to descriptor data in buffers **can** be performed by any operation on either the host or device that **can** access memory.

Descriptor buffer reads **can** be synchronized using [VK_ACCESS_2_DESCRIPTOR_BUFFER_READ_BIT_EXT](#) in the relevant shader stage.

18.4. Push Descriptors With Descriptor Buffers

If the `descriptorBufferPushDescriptors` feature is enabled, push descriptors **can** be used with descriptor buffers in the same way as with descriptor sets.

The `VkPhysicalDeviceDescriptorBufferPropertiesEXT::bufferlessPushDescriptors` property indicates whether the implementation requires a buffer to back push descriptors. If the property is `VK_FALSE` then before recording any push descriptors, the application **must** bind exactly 1 descriptor buffer that was created with the `VK_BUFFER_USAGE_PUSH_DESCRIPTOR_DESCRIPTOR_BUFFER_BIT_EXT` usage flag set. When this buffer is bound, any previously recorded push descriptors that are required for a subsequent command **must** be recorded again.

18.5. Capture and Replay

In a similar way to `bufferDeviceAddressCaptureReplay`, the `descriptorBufferCaptureReplay` feature allows the creation of opaque handles for objects at capture time that **can** be passed into object creation calls in a future replay, causing descriptors to be created with the same data. The opaque memory address for any memory used by these resources **must** have been captured using `vkGetDeviceMemoryOpaqueCaptureAddress` and be replayed using `VkMemoryOpaqueCaptureAddressAllocateInfo`.

To get the opaque descriptor data for a buffer, call:

WARNING

This functionality is superseded by `VK_EXT_descriptor_heap`. See [Legacy Functionality](#) for more information.

```
// Provided by VK_EXT_descriptor_buffer
VkResult vkGetBufferOpaqueCaptureDescriptorDataEXT(
    VkDevice device,
    const VkBufferCaptureDescriptorDataInfoEXT* pInfo,
    void* pData);
```

- `device` is the logical device that gets the data.
- `pInfo` is a pointer to a `VkBufferCaptureDescriptorDataInfoEXT` structure specifying the buffer.
- `pData` is a pointer to an application-allocated buffer where the data will be written.

Valid Usage

- VUID-vkGetBufferOpaqueCaptureDescriptorDataEXT-None-08072
The `descriptorBufferCaptureReplay` feature **must** be enabled
- VUID-vkGetBufferOpaqueCaptureDescriptorDataEXT-pData-08073
`pData` **must** point to a buffer that is at least `VkPhysicalDeviceDescriptorBufferPropertiesEXT::bufferCaptureReplayDescriptorDataSize` bytes in size

- VUID-vkGetBufferOpaqueCaptureDescriptorDataEXT-device-08074

If **device** was created with multiple physical devices, then the **bufferDeviceAddressMultiDevice** feature **must** be enabled

Valid Usage (Implicit)

- VUID-vkGetBufferOpaqueCaptureDescriptorDataEXT-device-parameter **device** **must** be a valid [VkDevice](#) handle
- VUID-vkGetBufferOpaqueCaptureDescriptorDataEXT-pInfo-parameter **pInfo** **must** be a valid pointer to a valid [VkBufferCaptureDescriptorDataInfoEXT](#) structure
- VUID-vkGetBufferOpaqueCaptureDescriptorDataEXT-pData-parameter **pData** **must** be a pointer value

Return Codes

Success

- [VK_SUCCESS](#)

Failure

- [VK_ERROR_OUT_OF_DEVICE_MEMORY](#)
- [VK_ERROR_OUT_OF_HOST_MEMORY](#)
- [VK_ERROR_UNKNOWN](#)
- [VK_ERROR_VALIDATION_FAILED](#)

Information about the buffer to get descriptor buffer capture data for is passed in a [VkBufferCaptureDescriptorDataInfoEXT](#) structure:

WARNING

This functionality is superseded by [VK_EXT_descriptor_heap](#). See [Legacy Functionality](#) for more information.

```
// Provided by VK_EXT_descriptor_buffer
typedef struct VkBufferCaptureDescriptorDataInfoEXT {
    VkStructureType    sType;
    const void*        pNext;
    VkBuffer            buffer;
} VkBufferCaptureDescriptorDataInfoEXT;
```

- **sType** is a [VkStructureType](#) value identifying this structure.
- **pNext** is [NULL](#) or a pointer to a structure extending this structure.
- **buffer** is the [VkBuffer](#) handle of the buffer to get opaque capture data for.

Valid Usage

- VUID-VkBufferCaptureDescriptorDataInfoEXT-buffer-08075

`buffer` **must** have been created with `VK_BUFFER_CREATE_DESCRIPTOR_BUFFER_CAPTURE_REPLAY_BIT_EXT` set in `VkBufferCreateInfo::flags`

Valid Usage (Implicit)

- VUID-VkBufferCaptureDescriptorDataInfoEXT-sType-sType
`sType` **must** be `VK_STRUCTURE_TYPE_BUFFER_CAPTURE_DESCRIPTOR_DATA_INFO_EXT`
- VUID-VkBufferCaptureDescriptorDataInfoEXT-pNext-pNext
`pNext` **must** be `NULL`
- VUID-VkBufferCaptureDescriptorDataInfoEXT-buffer-parameter
`buffer` **must** be a valid `VkBuffer` handle

To get the opaque capture descriptor data for an image, call:

WARNING

This functionality is superseded by `VK_EXT_descriptor_heap`. See [Legacy Functionality](#) for more information.

```
// Provided by VK_EXT_descriptor_buffer
VkResult vkGetImageOpaqueCaptureDescriptorDataEXT(
    VkDevice device,
    const VkImageCaptureDescriptorDataInfoEXT* pInfo,
    void* pData);
```

- `device` is the logical device that gets the data.
- `pInfo` is a pointer to a `VkImageCaptureDescriptorDataInfoEXT` structure specifying the image.
- `pData` is a pointer to an application-allocated buffer where the data will be written.

Valid Usage

- VUID-vkGetImageOpaqueCaptureDescriptorDataEXT-None-08076

The `descriptorBufferCaptureReplay` feature **must** be enabled

- VUID-vkGetImageOpaqueCaptureDescriptorDataEXT-pData-08077

`pData` **must** point to a buffer that is at least `VkPhysicalDeviceDescriptorBufferPropertiesEXT::imageCaptureReplayDescriptorDataSize` bytes in size

- VUID-vkGetImageOpaqueCaptureDescriptorDataEXT-device-08078

If `device` was created with multiple physical devices, then the `bufferDeviceAddressMultiDevice` feature **must** be enabled

Valid Usage (Implicit)

- VUID-vkGetImageOpaqueCaptureDescriptorDataEXT-device-parameter **device** must be a valid [VkDevice](#) handle
- VUID-vkGetImageOpaqueCaptureDescriptorDataEXT-pInfo-parameter **pInfo** must be a valid pointer to a valid [VkImageCaptureDescriptorDataInfoEXT](#) structure
- VUID-vkGetImageOpaqueCaptureDescriptorDataEXT-pData-parameter **pData** must be a pointer value

Return Codes

Success

- [VK_SUCCESS](#)

Failure

- [VK_ERROR_OUT_OF_DEVICE_MEMORY](#)
- [VK_ERROR_OUT_OF_HOST_MEMORY](#)
- [VK_ERROR_UNKNOWN](#)
- [VK_ERROR_VALIDATION_FAILED](#)

Information about the image to get descriptor buffer capture data for is passed in a [VkImageCaptureDescriptorDataInfoEXT](#) structure:

WARNING

This functionality is superseded by [VK_EXT_descriptor_heap](#). See [Legacy Functionality](#) for more information.

```
// Provided by VK_EXT_descriptor_buffer
typedef struct VkImageCaptureDescriptorDataInfoEXT {
    VkStructureType    sType;
    const void*        pNext;
    VkImage             image;
} VkImageCaptureDescriptorDataInfoEXT;
```

- **sType** is a [VkStructureType](#) value identifying this structure.
- **pNext** is [NULL](#) or a pointer to a structure extending this structure.
- **image** is the [VkImage](#) handle of the image to get opaque capture data for.

Valid Usage

- VUID-VkImageCaptureDescriptorDataInfoEXT-image-08079
image must have been created with
[VK_IMAGE_CREATE_DESCRIPTOR_BUFFER_CAPTURE_REPLAY_BIT_EXT](#) set in

Valid Usage (Implicit)

- VUID-VkImageCaptureDescriptorDataInfoEXT-sType-sType
sType **must** be [VK_STRUCTURE_TYPE_IMAGE_CAPTURE_DESCRIPTOR_DATA_INFO_EXT](#)
- VUID-VkImageCaptureDescriptorDataInfoEXT-pNext-pNext
pNext **must** be `NULL`
- VUID-VkImageCaptureDescriptorDataInfoEXT-image-parameter
image **must** be a valid [VkImage](#) handle

To get the opaque capture descriptor data for an image view, call:

WARNING

This functionality is superseded by [VK_EXT_descriptor_heap](#). See [Legacy Functionality](#) for more information.

```
// Provided by VK_EXT_descriptor_buffer
VkResult vkGetImageViewOpaqueCaptureDescriptorDataEXT(
    VkDevice device,
    const VkImageViewCaptureDescriptorDataInfoEXT* pInfo,
    void* pData);
```

- device is the logical device that gets the data.
- pInfo is a pointer to a [VkImageViewCaptureDescriptorDataInfoEXT](#) structure specifying the image view.
- pData is a pointer to an application-allocated buffer where the data will be written.

Valid Usage

- VUID-vkGetImageViewOpaqueCaptureDescriptorDataEXT-None-08080
The [descriptorBufferCaptureReplay](#) feature **must** be enabled
- VUID-vkGetImageViewOpaqueCaptureDescriptorDataEXT-pData-08081
pData **must** point to a buffer that is at least [VkPhysicalDeviceDescriptorBufferPropertiesEXT::imageViewCaptureReplayDescriptorDataSize](#) bytes in size
- VUID-vkGetImageViewOpaqueCaptureDescriptorDataEXT-device-08082
If device was created with multiple physical devices, then the [bufferDeviceAddressMultiDevice](#) feature **must** be enabled

Valid Usage (Implicit)

- VUID-vkGetImageViewOpaqueCaptureDescriptorDataEXT-device-parameter **device** **must** be a valid [VkDevice](#) handle
- VUID-vkGetImageViewOpaqueCaptureDescriptorDataEXT-pInfo-parameter **pInfo** **must** be a valid pointer to a valid [VkImageViewCaptureDescriptorDataInfoEXT](#) structure
- VUID-vkGetImageViewOpaqueCaptureDescriptorDataEXT-pData-parameter **pData** **must** be a pointer value

Return Codes

Success

- [VK_SUCCESS](#)

Failure

- [VK_ERROR_OUT_OF_DEVICE_MEMORY](#)
- [VK_ERROR_OUT_OF_HOST_MEMORY](#)
- [VK_ERROR_UNKNOWN](#)
- [VK_ERROR_VALIDATION_FAILED](#)

Information about the image view to get descriptor buffer capture data for is passed in a [VkImageViewCaptureDescriptorDataInfoEXT](#) structure:

WARNING

This functionality is superseded by [VK_EXT_descriptor_heap](#). See [Legacy Functionality](#) for more information.

```
// Provided by VK_EXT_descriptor_buffer
typedef struct VkImageViewCaptureDescriptorDataInfoEXT {
    VkStructureType    sType;
    const void*        pNext;
    VkImageView         imageView;
} VkImageViewCaptureDescriptorDataInfoEXT;
```

- **sType** is a [VkStructureType](#) value identifying this structure.
- **pNext** is [NULL](#) or a pointer to a structure extending this structure.
- **imageView** is the [VkImageView](#) handle of the image view to get opaque capture data for.

Valid Usage

- VUID-VkImageViewCaptureDescriptorDataInfoEXT-imageView-08083 **imageView** **must** have been created with

`VK_IMAGE_VIEW_CREATE_DESCRIPTOR_BUFFER_CAPTURE_REPLAY_BIT_EXT` set in `VkImageViewCreateInfo::flags`

Valid Usage (Implicit)

- VUID-VkImageViewCaptureDescriptorDataInfoEXT-sType-sType `sType` **must** be `VK_STRUCTURE_TYPE_IMAGE_VIEW_CAPTURE_DESCRIPTOR_DATA_INFO_EXT`
- VUID-VkImageViewCaptureDescriptorDataInfoEXT-pNext-pNext `pNext` **must** be `NULL`
- VUID-VkImageViewCaptureDescriptorDataInfoEXT-imageView-parameter `imageView` **must** be a valid `VkImageView` handle

To get the opaque capture descriptor data for a sampler, call:

WARNING

This functionality is superseded by `VK_EXT_descriptor_heap`. See [Legacy Functionality](#) for more information.

```
// Provided by VK_EXT_descriptor_buffer
VkResult vkGetSamplerOpaqueCaptureDescriptorDataEXT(
    VkDevice device,
    const VkSamplerCaptureDescriptorDataInfoEXT* pInfo,
    void* pData);
```

- `device` is the logical device that gets the data.
- `pInfo` is a pointer to a `VkSamplerCaptureDescriptorDataInfoEXT` structure specifying the sampler.
- `pData` is a pointer to an application-allocated buffer where the data will be written.

Valid Usage

- VUID-vkGetSamplerOpaqueCaptureDescriptorDataEXT-None-08084
The `descriptorBufferCaptureReplay` feature **must** be enabled
- VUID-vkGetSamplerOpaqueCaptureDescriptorDataEXT-pData-08085
`pData` **must** point to a buffer that is at least `VkPhysicalDeviceDescriptorBufferPropertiesEXT::samplerCaptureReplayDescriptorDataSize` bytes in size
- VUID-vkGetSamplerOpaqueCaptureDescriptorDataEXT-device-08086
If `device` was created with multiple physical devices, then the `bufferDeviceAddressMultiDevice` feature **must** be enabled

Valid Usage (Implicit)

- VUID-vkGetSamplerOpaqueCaptureDescriptorDataEXT-device-parameter **device** **must** be a valid [VkDevice](#) handle
- VUID-vkGetSamplerOpaqueCaptureDescriptorDataEXT-pInfo-parameter **pInfo** **must** be a valid pointer to a valid [VkSamplerCaptureDescriptorDataInfoEXT](#) structure
- VUID-vkGetSamplerOpaqueCaptureDescriptorDataEXT-pData-parameter **pData** **must** be a pointer value

Return Codes

Success

- [VK_SUCCESS](#)

Failure

- [VK_ERROR_OUT_OF_DEVICE_MEMORY](#)
- [VK_ERROR_OUT_OF_HOST_MEMORY](#)
- [VK_ERROR_UNKNOWN](#)
- [VK_ERROR_VALIDATION_FAILED](#)

Information about the sampler to get descriptor buffer capture data for is passed in a [VkSamplerCaptureDescriptorDataInfoEXT](#) structure:

WARNING

This functionality is superseded by [VK_EXT_descriptor_heap](#). See [Legacy Functionality](#) for more information.

```
// Provided by VK_EXT_descriptor_buffer
typedef struct VkSamplerCaptureDescriptorDataInfoEXT {
    VkStructureType    sType;
    const void*        pNext;
    VkSampler          sampler;
} VkSamplerCaptureDescriptorDataInfoEXT;
```

- **sType** is a [VkStructureType](#) value identifying this structure.
- **pNext** is [NULL](#) or a pointer to a structure extending this structure.
- **sampler** is the [VkSampler](#) handle of the sampler to get opaque capture data for.

Valid Usage

- VUID-VkSamplerCaptureDescriptorDataInfoEXT-sampler-08087 **sampler** **must** have been created with

VK_SAMPLER_CREATE_DESCRIPTOR_BUFFER_CAPTURE_REPLAY_BIT_EXT
VkSamplerCreateInfo::flags

set

in

Valid Usage (Implicit)

- VUID-VkSamplerCaptureDescriptorDataInfoEXT-sType-sType
sType must be VK_STRUCTURE_TYPE_SAMPLER_CAPTURE_DESCRIPTOR_DATA_INFO_EXT
- VUID-VkSamplerCaptureDescriptorDataInfoEXT-pNext-pNext
pNext must be NULL
- VUID-VkSamplerCaptureDescriptorDataInfoEXT-sampler-parameter
sampler must be a valid [VkSampler](#) handle

To get the opaque capture descriptor data for an acceleration structure, call:

WARNING

This functionality is superseded by [VK_EXT_descriptor_heap](#). See [Legacy Functionality](#) for more information.

```
// Provided by VK_EXT_descriptor_buffer with VK_KHR_acceleration_structure or  
VK_NV_ray_tracing  
VkResult vkGetAccelerationStructureOpaqueCaptureDescriptorDataEXT(  
    VkDevice device,  
    const VkAccelerationStructureCaptureDescriptorDataInfoEXT* pInfo,  
    void* pData);
```

- **device** is the logical device that gets the data.
- **pInfo** is a pointer to a [VkAccelerationStructureCaptureDescriptorDataInfoEXT](#) structure specifying the acceleration structure.
- **pData** is a pointer to an application-allocated buffer where the data will be written.

Valid Usage

- VUID-vkGetAccelerationStructureOpaqueCaptureDescriptorDataEXT-None-08088
The **descriptorBufferCaptureReplay** feature must be enabled
- VUID-vkGetAccelerationStructureOpaqueCaptureDescriptorDataEXT-pData-08089
pData must point to a buffer that is at least [VkPhysicalDeviceDescriptorBufferPropertiesEXT::accelerationStructureCaptureReplayDescriptorDataSize](#) bytes in size
- VUID-vkGetAccelerationStructureOpaqueCaptureDescriptorDataEXT-device-08090
If **device** was created with multiple physical devices, then the **bufferDeviceAddressMultiDevice** feature must be enabled

Valid Usage (Implicit)

- VUID-vkGetAccelerationStructureOpaqueCaptureDescriptorDataEXT-device-parameter **device** **must** be a valid [VkDevice](#) handle
- VUID-vkGetAccelerationStructureOpaqueCaptureDescriptorDataEXT-pInfo-parameter **pInfo** **must** be a valid pointer to a valid [VkAccelerationStructureCaptureDescriptorDataInfoEXT](#) structure
- VUID-vkGetAccelerationStructureOpaqueCaptureDescriptorDataEXT-pData-parameter **pData** **must** be a pointer value

Return Codes

Success

- [VK_SUCCESS](#)

Failure

- [VK_ERROR_OUT_OF_DEVICE_MEMORY](#)
- [VK_ERROR_OUT_OF_HOST_MEMORY](#)
- [VK_ERROR_UNKNOWN](#)
- [VK_ERROR_VALIDATION_FAILED](#)

Information about the acceleration structure to get descriptor buffer capture data for is passed in a [VkAccelerationStructureCaptureDescriptorDataInfoEXT](#) structure:

WARNING

This functionality is superseded by [VK_EXT_descriptor_heap](#). See [Legacy Functionality](#) for more information.

```
// Provided by VK_EXT_descriptor_buffer with VK_KHR_acceleration_structure or
VK_NV_ray_tracing
typedef struct VkAccelerationStructureCaptureDescriptorDataInfoEXT {
    VkStructureType      sType;
    const void*          pNext;
    VkAccelerationStructureKHR accelerationStructure;
    VkAccelerationStructureNV accelerationStructureNV;
} VkAccelerationStructureCaptureDescriptorDataInfoEXT;
```

- **sType** is a [VkStructureType](#) value identifying this structure.
- **pNext** is [NULL](#) or a pointer to a structure extending this structure.
- **accelerationStructure** is the [VkAccelerationStructureKHR](#) handle of the acceleration structure to get opaque capture data for.
- **accelerationStructureNV** is the [VkAccelerationStructureNV](#) handle of the acceleration structure to get opaque capture data for.

Valid Usage

- VUID-VkAccelerationStructureCaptureDescriptorDataInfoEXT-accelerationStructure-08091
If `accelerationStructure` is not `VK_NULL_HANDLE` then `accelerationStructure` **must** have been created with `VK_ACCELERATION_STRUCTURE_CREATE_DESCRIPTOR_BUFFER_CAPTURE_REPLAY_BIT_EXT` set in `VkAccelerationStructureCreateInfoKHR::createFlags`
- VUID-VkAccelerationStructureCaptureDescriptorDataInfoEXT-accelerationStructureNV-08092
If `accelerationStructureNV` is not `VK_NULL_HANDLE` then `accelerationStructureNV` **must** have been created with `VK_ACCELERATION_STRUCTURE_CREATE_DESCRIPTOR_BUFFER_CAPTURE_REPLAY_BIT_EXT` set in `VkAccelerationStructureCreateInfoNV::info.flags`
- VUID-VkAccelerationStructureCaptureDescriptorDataInfoEXT-accelerationStructure-08093
If `accelerationStructure` is not `VK_NULL_HANDLE` then `accelerationStructureNV` **must** be `VK_NULL_HANDLE`
- VUID-VkAccelerationStructureCaptureDescriptorDataInfoEXT-accelerationStructureNV-08094
If `accelerationStructureNV` is not `VK_NULL_HANDLE` then `accelerationStructure` **must** be `VK_NULL_HANDLE`

Valid Usage (Implicit)

- VUID-VkAccelerationStructureCaptureDescriptorDataInfoEXT-sType-sType
`sType` **must** be `VK_STRUCTURE_TYPE_ACCELERATION_STRUCTURE_CAPTURE_DESCRIPTOR_DATA_INFO_EXT`
- VUID-VkAccelerationStructureCaptureDescriptorDataInfoEXT-pNext-pNext
`pNext` **must** be `NULL`
- VUID-VkAccelerationStructureCaptureDescriptorDataInfoEXT-accelerationStructure-parameter
If `accelerationStructure` is not `VK_NULL_HANDLE`, `accelerationStructure` **must** be a valid `VkAccelerationStructureKHR` handle
- VUID-VkAccelerationStructureCaptureDescriptorDataInfoEXT-accelerationStructureNV-parameter
If `accelerationStructureNV` is not `VK_NULL_HANDLE`, `accelerationStructureNV` **must** be a valid `VkAccelerationStructureNV` handle
- VUID-VkAccelerationStructureCaptureDescriptorDataInfoEXT-commonparent
Both of `accelerationStructure`, and `accelerationStructureNV` that are valid handles of non-ignored parameters **must** have been created, allocated, or retrieved from the same `VkDevice`

The `VkOpaqueCaptureDescriptorDataCreateInfoEXT` structure is defined as:

WARNING

This functionality is superseded by `VK_EXT_descriptor_heap`. See [Legacy Functionality](#) for more information.

```
// Provided by VK_EXT_descriptor_buffer
typedef struct VkOpaqueCaptureDescriptorDataCreateInfoEXT {
    VkStructureType    sType;
    const void*        pNext;
    const void*        opaqueCaptureDescriptorData;
} VkOpaqueCaptureDescriptorDataCreateInfoEXT;
```

- `sType` is a `VkStructureType` value identifying this structure.
- `pNext` is `NULL` or a pointer to a structure extending this structure.
- `opaqueCaptureDescriptorData` is a pointer to an application-allocated buffer containing opaque capture data retrieved using `vkGetBufferOpaqueCaptureDescriptorDataEXT`, `vkGetImageOpaqueCaptureDescriptorDataEXT`, `vkGetImageViewOpaqueCaptureDescriptorDataEXT`, `vkGetTensorOpaqueCaptureDescriptorDataARM`, `vkGetTensorViewOpaqueCaptureDescriptorDataARM`, `vkGetSamplerOpaqueCaptureDescriptorDataEXT`, or `vkGetAccelerationStructureOpaqueCaptureDescriptorDataEXT`.

During replay, opaque descriptor capture data **can** be specified by adding a `VkOpaqueCaptureDescriptorDataCreateInfoEXT` structure to the relevant `pNext` chain of a `VkBufferCreateInfo`, `VkImageCreateInfo`, `VkImageViewCreateInfo`, `VkSamplerCreateInfo`, `VkTensorCreateInfoARM`, `VkTensorViewCreateInfoARM`, `VkAccelerationStructureCreateInfoNV` or `VkAccelerationStructureCreateInfoKHR` structure.

When providing opaque capture data for an image, if the `pNext` chain of `VkImageCreateInfo` or `VkTensorCreateInfoARM` contains an instance of both this structure and `VkOpaqueCaptureDataCreateInfoEXT`, they **should** both specify data from the same original resource. If they have capture data from different original resources, resource creation is much more likely to fail.

Valid Usage (Implicit)

- VUID-VkOpaqueCaptureDescriptorDataCreateInfoEXT-sType-sType `sType` must be `VK_STRUCTURE_TYPE_OPAQUE_CAPTURE_DESCRIPTOR_DATA_CREATE_INFO_EXT`
- VUID-VkOpaqueCaptureDescriptorDataCreateInfoEXT-opaqueCaptureDescriptorData-parameter `opaqueCaptureDescriptorData` must be a pointer value

Structure Chaining

Extends the structures

- [VkAccelerationStructureCreateInfo2KHR](#)
- [VkAccelerationStructureCreateInfoKHR](#)
- [VkAccelerationStructureCreateInfoNV](#)
- [VkBufferCreateInfo](#)
- [VkImageCreateInfo](#)
- [VkImageViewCreateInfo](#)
- [VkSamplerCreateInfo](#)
- [VkTensorCreateInfoARM](#)
- [VkTensorViewCreateInfoARM](#)

To get the opaque capture descriptor data for a tensor, call:

```
// Provided by VK_EXT_descriptor_buffer with VK_ARM_tensors
VkResult vkGetTensorOpaqueCaptureDescriptorDataARM(
    VkDevice device,
    const VkTensorCaptureDescriptorDataInfoARM* pInfo,
    void* pData);
```

- `device` is the logical device that gets the data.
- `pInfo` is a pointer to a [VkTensorCaptureDescriptorDataInfoARM](#) structure specifying the tensor.
- `pData` is a pointer to a user-allocated buffer where the data will be written.

Valid Usage

- VUID-vkGetTensorOpaqueCaptureDescriptorDataARM-descriptorBufferCaptureReplay-09702
The `descriptorBufferCaptureReplay` and `descriptorBufferTensorDescriptors` features **must** be enabled
- VUID-vkGetTensorOpaqueCaptureDescriptorDataARM-pData-09703
`pData` **must** point to a buffer that is at least [VkPhysicalDeviceDescriptorBufferTensorPropertiesARM::tensorCaptureReplayDescriptorDataSize](#) bytes in size
- VUID-vkGetTensorOpaqueCaptureDescriptorDataARM-device-09704
If `device` was created with multiple physical devices, then the `bufferDeviceAddressMultiDevice` feature **must** be enabled

Valid Usage (Implicit)

- VUID-vkGetTensorOpaqueCaptureDescriptorDataARM-device-parameter **device** **must** be a valid [VkDevice](#) handle
- VUID-vkGetTensorOpaqueCaptureDescriptorDataARM-pInfo-parameter **pInfo** **must** be a valid pointer to a valid [VkTensorCaptureDescriptorDataInfoARM](#) structure
- VUID-vkGetTensorOpaqueCaptureDescriptorDataARM-pData-parameter **pData** **must** be a pointer value

Return Codes

Success

- [VK_SUCCESS](#)

Failure

- [VK_ERROR_OUT_OF_DEVICE_MEMORY](#)
- [VK_ERROR_OUT_OF_HOST_MEMORY](#)
- [VK_ERROR_UNKNOWN](#)
- [VK_ERROR_VALIDATION_FAILED](#)

Information about the tensor to get descriptor buffer capture data for is passed in a [VkTensorCaptureDescriptorDataInfoARM](#) structure:

```
// Provided by VK_EXT_descriptor_buffer with VK_ARM_tensors
typedef struct VkTensorCaptureDescriptorDataInfoARM {
    VkStructureType    sType;
    const void*        pNext;
    VkTensorARM        tensor;
} VkTensorCaptureDescriptorDataInfoARM;
```

- **sType** is a [VkStructureType](#) value identifying this structure.
- **pNext** is [NULL](#) or a pointer to a structure extending this structure.
- **tensor** is the [VkTensorARM](#) handle of the tensor to get opaque capture data for.

Valid Usage

- VUID-VkTensorCaptureDescriptorDataInfoARM-tensor-09705
If **tensor** is not [VK_NULL_HANDLE](#) then **tensor** **must** have been created with [VK_TENSOR_CREATE_DESCRIPTOR_BUFFER_CAPTURE_REPLAY_BIT_ARM](#) set in [VkTensorCreateInfoARM::flags](#)

Valid Usage (Implicit)

- VUID-VkTensorCaptureDescriptorDataInfoARM-sType-sType
sType must be [VK_STRUCTURE_TYPE_TENSOR_CAPTURE_DESCRIPTOR_DATA_INFO_ARM](#)
- VUID-VkTensorCaptureDescriptorDataInfoARM-pNext-pNext
pNext must be `NULL`
- VUID-VkTensorCaptureDescriptorDataInfoARM-tensor-parameter
tensor must be a valid [VkTensorARM](#) handle

To get the opaque capture descriptor data for a tensor view, call:

```
// Provided by VK_EXT_descriptor_buffer with VK_ARM_tensors
VkResult vkGetTensorViewOpaqueCaptureDescriptorDataARM(
    VkDevice device,
    const VkTensorViewCaptureDescriptorDataInfoARM* pInfo,
    void* pData);
```

- **device** is the logical device that gets the data.
- **pInfo** is a pointer to a [VkTensorViewCaptureDescriptorDataInfoARM](#) structure specifying the tensor view.
- **pData** is a pointer to a user-allocated buffer where the data will be written.

Valid Usage

- VUID-vkGetTensorViewOpaqueCaptureDescriptorDataARM-descriptorBufferCaptureReplay-09706
The **descriptorBufferCaptureReplay** and **descriptorBufferTensorDescriptors** features must be enabled
- VUID-vkGetTensorViewOpaqueCaptureDescriptorDataARM-pData-09707
pData must point to a buffer that is at least [VkPhysicalDeviceDescriptorBufferTensorPropertiesARM::tensorViewCaptureReplayDescriptorDataSize](#) bytes in size
- VUID-vkGetTensorViewOpaqueCaptureDescriptorDataARM-device-09708
If **device** was created with multiple physical devices, then the **bufferDeviceAddressMultiDevice** feature must be enabled

Valid Usage (Implicit)

- VUID-vkGetTensorViewOpaqueCaptureDescriptorDataARM-device-parameter
device must be a valid [VkDevice](#) handle
- VUID-vkGetTensorViewOpaqueCaptureDescriptorDataARM-pInfo-parameter
pInfo must be a valid pointer to a valid [VkTensorViewCaptureDescriptorDataInfoARM](#)

structure

- VUID-vkGetTensorViewOpaqueCaptureDescriptorDataARM-pData-parameter
pData must be a pointer value

Return Codes

Success

- [VK_SUCCESS](#)

Failure

- [VK_ERROR_OUT_OF_DEVICE_MEMORY](#)
- [VK_ERROR_OUT_OF_HOST_MEMORY](#)
- [VK_ERROR_UNKNOWN](#)
- [VK_ERROR_VALIDATION_FAILED](#)

Information about the tensor view to get descriptor buffer capture data for is passed in a [VkTensorViewCaptureDescriptorDataInfoARM](#) structure:

```
// Provided by VK_EXT_descriptor_buffer with VK_ARM_tensors
typedef struct VkTensorViewCaptureDescriptorDataInfoARM {
    VkStructureType    sType;
    const void*        pNext;
    VkTensorViewARM    tensorView;
} VkTensorViewCaptureDescriptorDataInfoARM;
```

- **sType** is a [VkStructureType](#) value identifying this structure.
- **pNext** is [NULL](#) or a pointer to a structure extending this structure.
- **tensorView** is the [VkTensorViewARM](#) handle of the tensor view to get opaque capture data for.

Valid Usage

- VUID-VkTensorViewCaptureDescriptorDataInfoARM-tensorView-09709
If **tensorView** is not [VK_NULL_HANDLE](#) then **tensorView must** have been created with [VK_TENSOR_VIEW_CREATE_DESCRIPTOR_BUFFER_CAPTURE_REPLAY_BIT_ARM](#) set in [VkTensorViewCreateInfoARM::flags](#)

Valid Usage (Implicit)

- VUID-VkTensorViewCaptureDescriptorDataInfoARM-sType-sType
sType must be [VK_STRUCTURE_TYPE_TENSOR_VIEW_CAPTURE_DESCRIPTOR_DATA_INFO_ARM](#)
- VUID-VkTensorViewCaptureDescriptorDataInfoARM-pNext-pNext

pNext must be **NULL**

- VUID-VkTensorViewCaptureDescriptorDataInfoARM-tensorView-parameter
tensorView must be a valid **VkTensorViewARM** handle

Chapter 19. Shader Interfaces

When a pipeline is created, the set of shaders specified in the corresponding `VkPipelineCreateInfo` structure are implicitly linked at a number of different interfaces.

- [Shader Input and Output Interface](#)
- [Vertex Input Interface](#)
- [Fragment Output Interface](#)
- [Fragment Tile Image Interface](#)
- [Fragment Input Attachment Interface](#)
- [Ray Tracing Pipeline Interface](#)
- [Shader Resource Interface](#)
- [Geometry Shader Passthrough](#)

This chapter describes valid uses for a set of SPIR-V decorations. Any other use of one of these decorations is invalid, with the exception that, when using SPIR-V versions 1.4 and earlier: `Block`, `BufferBlock`, `Offset`, `ArrayStride`, and `MatrixStride` can also decorate types and type members used by variables in the `Private` and `Function` storage classes.

NOTE

In this chapter, there are references to SPIR-V terms such as the `MeshNV` execution model. These terms will appear even in a build of the specification which does not support any extensions. This is as intended, since these terms appear in the unified SPIR-V specification without such qualifiers.

19.1. Shader Input and Output Interfaces

When multiple stages are present in a pipeline, the outputs of one stage form an interface with the inputs of the next stage. When such an interface involves a shader, shader outputs are matched against the inputs of the next stage, and shader inputs are matched against the outputs of the previous stage.

All the variables forming the shader input and output *interfaces* are listed as operands to the `OpEntryPoint` instruction and are declared with the `Input` or `Output` storage classes, respectively, in the SPIR-V module. These generally form the interfaces between consecutive shader stages, regardless of any non-shader stages between the consecutive shader stages.

There are two classes of variables that **can** be matched between shader stages, built-in variables and user-defined variables. Each class has a different set of matching criteria.

For compute shaders, the input interface is formed by the built-in interface. The output interface is empty.

19.1.1. Built-In Interface Block

Shader `built-in` variables meeting the following requirements define the *built-in interface block*.

They **must**

- be explicitly declared (there are no implicit built-ins),
- be identified with a **BuiltIn** decoration,
- form object types as described in the **Built-in Variables** section, and
- be declared in a block whose top-level members are the built-ins.

There **must** be no more than one built-in interface block per shader per interface , except for the mesh output interface where there **must** be at most one built-in interface block decorated with the **PerPrimitiveEXT** decoration and at most one built-in interface block without this decoration .

Built-ins **must** not have any **Location** or **Component** decorations.

19.1.2. User-Defined Variable Interface

The non-built-in variables listed by **OpEntryPoint** with the **Input** or **Output** storage class form the *user-defined variable interface*. These **must** have **numeric type** or, recursively, composite types of such types. If an implementation supports **storageInputOutput16**, components **can** have a width of 16 bits. These variables **must** be identified with a **Location** decoration and **can** also be identified with a **Component** decoration.

19.1.3. Interface Matching

An output variable, block, or structure member in a given shader stage has an interface match with an input variable, block, or structure member in a subsequent shader stage if they both adhere to the following conditions:

- They have equivalent decorations, other than:
 - **XfbBuffer**, **XfbStride**, **Offset**, and **Stream**
 - one is not decorated with **Component** and the other is declared with a **Component** of 0
 - **Interpolation decorations**
 - **RelaxedPrecision** if one is an input variable and the other an output variable
- Their types match as follows:
 - if the input is declared in a tessellation control or geometry shader as an **OpTypeArray** with an **Element Type** equivalent to the **OpType*** declaration of the output, and neither is a structure member; or
 - if the **maintenance4** feature is enabled, they are declared as **OpTypeVector** variables, and the output has a **Component Count** value higher than that of the input but the same **Component Type**; or
 - if the output is declared in a mesh shader as an **OpTypeArray** with an **Element Type** equivalent to the **OpType*** declaration of the input, and neither is a structure member; or
 - if the input is decorated with **PerVertexKHR**, and is declared in a fragment shader as an **OpTypeArray** with an **Element Type** equivalent to the **OpType*** declaration of the output, and neither the input nor the output is a structure member; or

- if in any other case they are declared with an equivalent `OpType*` declaration.
- If both are structures and every member has an interface match.

NOTE

The word “structure” above refers to both variables that have an `OpTypeStruct` type and interface blocks (which are also declared as `OpTypeStruct`).

If the pipeline is compiled as separate graphics pipeline libraries and the `graphicsPipelineLibraryIndependentInterpolationDecoration` limit is not supported, matches are not found if the `interpolation decorations` differ between the last `pre-rasterization shader stage` and the fragment shader stage.

All input variables and blocks **must** have an interface match in the preceding shader stage, except for built-in variables in fragment shaders. Shaders **can** declare and write to output variables that are not declared or read by the subsequent stage.

Matching rules for *passthrough geometry shaders* are slightly different and are described in the [Passthrough Interface Matching](#) section.

The value of an input variable is undefined if the preceding stage does not write to a matching output variable, as described above.

19.1.4. Location and Component Assignment

`User-defined variables` in interfaces between shader stages in the graphics pipeline consume a unique set of `Location` and `Component` values.

Available space for user-defined interface variables is partitioned into a number of 32-bit four-component vectors, each identified by a `Location` value. Each individual 32-bit component of a vector is then further identified by a `Component` value.

16-bit scalar or vector values consume one `Component` slot per 16-bit component and **must** be specified within a single `Location`. 32-bit scalar or vector values consume one `Component` slot per 32-bit component and **must** be specified within a single `Location`. 64-bit scalar or vector values consume two consecutive `Component` slots per 64-bit component from up to two consecutive `Location` slots.

For any shader interface variable where `one level of the array is disregarded for type matching`, the outer array level is also disregarded when assigning `Location` slots.

An array of size n with elements consuming l `Location` slots each will consume $l \times n$ `Location` slots. Each element of the array will consume `Component` slots in each `Location` slot identically to a declaration using the element type.

Matrices of size $n \times m$ are assigned locations identically to arrays of size n of vectors of length m with an identical element type.

When a variable with a structure type is decorated with a `Location`, the members in the structure type **must** not be decorated with a `Location`. The variable’s members are assigned consecutive locations in declaration order, starting from the first member, which is assigned the location

decoration from the variable. The **Location** slots consumed by structure members are determined by applying the rules above in a depth-first traversal of the instantiated members as though the structure or block member were declared as an input or output variable of the same type.

A variable with a structure type that is not decorated with **Block must** be decorated with a **Location**.

When a variable with a structure type decorated with **Block** is declared without a **Location** decoration, each member in the structure **must** be decorated with a **Location**. Types nested deeper than the top-level members **must** not have **Location** decorations.

Multiple variable declarations in the same storage class **must** not have overlapping **Component** slots within the same **Location**.

The number of input and output locations available for a shader input or output interface depend on the shader stage as described in [Shader Input and Output Locations](#). All variables in both the [built-in interface block](#) and the [user-defined variable interface](#) count against these limits. Each effective **Location must** have a value less than the number of **Location** slots available for the given interface, as specified in the “Locations Available” column in [Shader Input and Output Locations](#).

Table 20. Shader Input and Output Locations

Shader Interface	Locations Available
vertex input	<code>maxVertexInputAttributes</code>
vertex output	<code>maxVertexOutputComponents</code> / 4
tessellation control input	<code>maxTessellationControlPerVertexInputComponents</code> / 4
tessellation control output	<code>maxTessellationControlPerVertexOutputComponents</code> / 4
tessellation evaluation input	<code>maxTessellationEvaluationInputComponents</code> / 4
tessellation evaluation output	<code>maxTessellationEvaluationOutputComponents</code> / 4
geometry input	<code>maxGeometryInputComponents</code> / 4
geometry output	<code>maxGeometryOutputComponents</code> / 4
fragment input	<code>maxFragmentInputComponents</code> / 4
fragment output	<code>maxFragmentOutputAttachments</code>
mesh output	<code>maxMeshOutputComponents</code> / 4
cluster culling output	<code>maxOutputClusterCount</code>

19.2. Vertex Input Interface

When the vertex stage is present in a pipeline, the vertex shader input variables form an interface with the vertex input attributes. The vertex shader input variables are matched by the **Location** and **Component** decorations to the vertex input attributes specified in the `pVertexInputState` member of the `VkGraphicsPipelineCreateInfo` structure.

The vertex shader input variables listed by `OpEntryPoint` with the **Input** storage class form the *vertex*

input interface. These variables **must** be identified with a **Location** decoration and **can** also be identified with a **Component** decoration.

For the purposes of interface matching: variables declared without a **Component** decoration are considered to have a **Component** decoration of zero. The number of available vertex input **Location** slots is given by the **maxVertexInputAttributes** member of the **VkPhysicalDeviceLimits** structure.

See [Attribute Location and Component Assignment](#) for details.

All vertex shader inputs declared as above **must** have a corresponding attribute and binding in the pipeline.

Components and locations are consumed as defined for [Location and Component Assignment](#). Multiple **user-defined input variable** declarations **must** not have overlapping **Component** slots within the same **Location**.

19.3. Fragment Output Interface

When the fragment stage is present in a pipeline, the fragment shader outputs form an interface with the output attachments defined by a **render pass instance**. The fragment shader output variables are matched by the **Location** and **Component** decorations to specified color attachments.

The fragment shader output variables listed by **OpEntryPoint** with the **Output** storage class form the *fragment output interface*. These variables **must** be identified with a **Location** decoration. They **can** also be identified with a **Component** decoration and/or an **Index** decoration. For the purposes of interface matching: variables declared without a **Component** decoration are considered to have a **Component** decoration of zero, and variables declared without an **Index** decoration are considered to have an **Index** decoration of zero.

A fragment shader output variable identified with a **Location** decoration of *i* is associated with the color attachment indicated by **VkRenderingInfo::pColorAttachments[i]**. When using render pass objects, it is associated with the color attachment indicated by **VkSubpassDescription::pColorAttachments[i]**. Values are written to those attachments after passing through the blending unit as described in [Blending](#), if enabled. The number of available fragment output **Location** slots is given by the **maxFragmentOutputAttachments** member of the **VkPhysicalDeviceLimits** structure.

If the **dynamicRenderingLocalRead** feature is supported, fragment output locations **can** be remapped when using dynamic rendering.

To set the fragment output location mappings during rendering, call:

```
// Provided by VK_VERSION_1_4
void vkCmdSetRenderingAttachmentLocations(
    VkCommandBuffer                commandBuffer,
    const VkRenderingAttachmentLocationInfo* pLocationInfo);
```



```
// Provided by VK_KHR_dynamic_rendering_local_read
// Equivalent to vkCmdSetRenderingAttachmentLocations
void vkCmdSetRenderingAttachmentLocationsKHR(
    VkCommandBuffer                commandBuffer,
    const VkRenderingAttachmentLocationInfo* pLocationInfo);
```

- `commandBuffer` is the command buffer into which the command will be recorded.
- `pLocationInfo` is a `VkRenderingAttachmentLocationInfo` structure indicating the new mappings.

This command sets the attachment location mappings for subsequent drawing commands, and **must** match the mappings provided to the bound pipeline, if one is bound, which **can** be set by chaining `VkRenderingAttachmentLocationInfo` to `VkGraphicsPipelineCreateInfo`.

Until this command is called, mappings in the command buffer state are treated as each color attachment specified in `vkCmdBeginRendering` having a location equal to its index in `VkRenderingInfo::pColorAttachments`. This state is reset whenever `vkCmdBeginRendering` is called.

Valid Usage

- VUID-vkCmdSetRenderingAttachmentLocations-dynamicRenderingLocalRead-09509
`dynamicRenderingLocalRead` **must** be enabled
- VUID-vkCmdSetRenderingAttachmentLocations-pLocationInfo-09510
`pLocationInfo->colorAttachmentCount` **must** be equal to the value of `VkRenderingInfo::colorAttachmentCount` used to begin the current render pass instance
- VUID-vkCmdSetRenderingAttachmentLocations-commandBuffer-09511
The current render pass instance **must** have been started or resumed by `vkCmdBeginRendering` in this `commandBuffer`

Valid Usage (Implicit)

- VUID-vkCmdSetRenderingAttachmentLocations-commandBuffer-parameter
`commandBuffer` **must** be a valid `VkCommandBuffer` handle
- VUID-vkCmdSetRenderingAttachmentLocations-pLocationInfo-parameter
`pLocationInfo` **must** be a valid pointer to a valid `VkRenderingAttachmentLocationInfo` structure
- VUID-vkCmdSetRenderingAttachmentLocations-commandBuffer-recording
`commandBuffer` **must** be in the `recording state`
- VUID-vkCmdSetRenderingAttachmentLocations-commandBuffer-cmdpool
The `VkCommandPool` that `commandBuffer` was allocated from **must** support `VK_QUEUE_GRAPHICS_BIT` operations
- VUID-vkCmdSetRenderingAttachmentLocations-renderpass
This command **must** only be called inside of a render pass instance
- VUID-vkCmdSetRenderingAttachmentLocations-videocoding

This command **must** only be called outside of a video coding scope

Host Synchronization

- Host access to **commandBuffer** **must** be externally synchronized
- Host access to the **VkCommandPool** that **commandBuffer** was allocated from **must** be externally synchronized

Command Properties

Command Buffer Levels	Render Pass Scope	Video Coding Scope	Supported Queue Types	Command Type
Primary Secondary	Inside	Outside	VK_QUEUE_GRAP HICS_BIT	State

Conditional Rendering

vkCmdSetRenderingAttachmentLocations is not affected by [conditional rendering](#)

The **VkRenderingAttachmentLocationInfo** structure is defined as:

```
// Provided by VK_VERSION_1_4
typedef struct VkRenderingAttachmentLocationInfo {
    VkStructureType    sType;
    const void*        pNext;
    uint32_t           colorAttachmentCount;
    const uint32_t*    pColorAttachmentLocations;
} VkRenderingAttachmentLocationInfo;
```

```
// Provided by VK_KHR_dynamic_rendering_local_read
// Equivalent to VkRenderingAttachmentLocationInfo
typedef VkRenderingAttachmentLocationInfo VkRenderingAttachmentLocationInfoKHR;
```

- **sType** is a **VkStructureType** value identifying this structure.
- **pNext** is **NULL** or a pointer to a structure extending this structure.
- **colorAttachmentCount** is the number of elements in **pColorAttachmentLocations**.
- **pColorAttachmentLocations** is a pointer to an array of **colorAttachmentCount** **uint32_t** values defining remapped locations for color attachments.

This structure allows applications to remap the locations of color attachments to different fragment

shader output locations.

Each element of `pColorAttachmentLocations` set to `VK_ATTACHMENT_UNUSED` will be inaccessible to this pipeline as a color attachment; no location will map to it. Each element of `pColorAttachmentLocations` set to any other value will map the specified location value to the color attachment specified in the render pass at the corresponding index in the `pColorAttachmentLocations` array. Any writes to a fragment output location that is not mapped to an attachment **must** be discarded.

If `pColorAttachmentLocations` is `NULL`, it is equivalent to setting each element to its index within the array.

This structure **can** be included in the `pNext` chain of a `VkGraphicsPipelineCreateInfo` structure to set this state for a pipeline. If this structure is not included in the `pNext` chain of `VkGraphicsPipelineCreateInfo`, it is equivalent to specifying this structure with the following properties:

- `colorAttachmentCount` set to `VkPipelineRenderingCreateInfo::colorAttachmentCount`.
- `pColorAttachmentLocations` set to `NULL`.

This structure **can** be included in the `pNext` chain of a `VkCommandBufferInheritanceInfo` structure to specify inherited state from the primary command buffer. If `VkCommandBufferInheritanceInfo::renderPass` is not `VK_NULL_HANDLE`, or `VK_COMMAND_BUFFER_USAGE_RENDER_PASS_CONTINUE_BIT` is not specified in `VkCommandBufferBeginInfo::flags`, members of this structure are ignored. If this structure is not included in the `pNext` chain of `VkCommandBufferInheritanceInfo`, it is equivalent to specifying this structure with the following properties:

- `colorAttachmentCount` set to `VkCommandBufferInheritanceRenderingInfo::colorAttachmentCount`.
- `pColorAttachmentLocations` set to `NULL`.

Valid Usage

- VUID-VkRenderingAttachmentLocationInfo-dynamicRenderingLocalRead-09512
If the `dynamicRenderingLocalRead` feature is not enabled, and `pColorAttachmentLocations` is not `NULL`, each element **must** be the value of its index within the array
- VUID-VkRenderingAttachmentLocationInfo-pColorAttachmentLocations-09513
Elements of `pColorAttachmentLocations` that are not `VK_ATTACHMENT_UNUSED` **must** each be unique
- VUID-VkRenderingAttachmentLocationInfo-colorAttachmentCount-09514
`colorAttachmentCount` **must** be less than or equal to `maxColorAttachments`
- VUID-VkRenderingAttachmentLocationInfo-pColorAttachmentLocations-09515
Each element of `pColorAttachmentLocations` **must** be less than `maxColorAttachments`

Valid Usage (Implicit)

- VUID-VkRenderingAttachmentLocationInfo-sType-sType
sType must be [VK_STRUCTURE_TYPE_RENDERING_ATTACHMENT_LOCATION_INFO](#)

Structure Chaining

Extends the structures

- [VkCommandBufferInheritanceInfo](#)
- [VkGraphicsPipelineCreateInfo](#)

When an active fragment shader invocation finishes, the values of all fragment shader outputs are copied out and used as blend inputs or color attachments writes. If an output variable is declared, but there is no color attachment at that **Location**, any values written to it are discarded. If a color attachment at a given **Location** does not have an output variable declared, the values **must** not be modified.

Output **Component** words identified as 0, 1, 2, and 3 will be directed to the R, G, B, and A inputs to the blending unit, respectively, or to the output attachment if blending is disabled. If two variables are placed within the same **Location**, they **must** have the same **numeric type**. **Component** words which do not correspond to any fragment shader output will also result in undefined values for blending or color attachment writes.

Fragment outputs identified with an **Index** of zero are directed to the first input of the blending unit associated with the corresponding **Location**. Outputs identified with an **Index** of one are directed to the second input of the corresponding blending unit.

Components and locations are consumed as defined for [Location and Component Assignment](#). Output variable declarations **must** not consume any of the same **Component** slots within the same **Location** and with the same **Index** value as any other output variable declaration.

Output values written by a fragment shader **must** be declared with either **OpTypeFloat** or **OpTypeInt**, and a **Width** of 32. If **storageInputOutput16** is supported, output values written by a fragment shader **can** be also declared with either **OpTypeFloat** or **OpTypeInt** and a **Width** of 16. Composites of these types are also permitted. If the color attachment has a signed or unsigned normalized fixed-point format, color values are assumed to be floating-point and are converted to fixed-point as described in [Conversion From Floating-Point to Normalized Fixed-Point](#); If the color attachment has an integer format, color values are assumed to be integers and converted to the bit-depth of the target. Any value that cannot be represented in the attachment's format is undefined. For any other attachment format no conversion is performed. If the type of the values written by the fragment shader do not match the format of the corresponding color attachment, the resulting values are undefined for those components.

19.4. Legacy Dithering

The application **can** enable dithering to be applied to the color output of a subpass, by using the `VK_SUBPASS_DESCRIPTION_ENABLE_LEGACY_DITHERING_BIT_EXT` flag. For use in a dynamic render pass, the `VK_RENDERING_ENABLE_LEGACY_DITHERING_BIT_EXT` flag **must** be used. In that case, the pipelines used **must** have been created with `VK_PIPELINE_CREATE_2_ENABLE_LEGACY_DITHERING_BIT_EXT`.

When dithering is enabled, the implementation **may** modify the output color value c by one ULP. This modification **must** only depend on the framebuffer coordinates (x_f, y_f) of the sample, as well as on the value of c .

The exact details of the dithering algorithm are unspecified, including the algorithm itself, the formats dithering is applied to, and the stage in which it is applied.

NOTE

This extension is intended only for use by OpenGL emulation layers, and as such the dithering algorithm applied to the subpass **should** be equivalent to the vendor's OpenGL implementation, if any.

19.5. Fragment Tile Image Interface

When a fragment stage is present in a pipeline, the fragment shader tile image variables decorated with `Location` form an interface with the color attachments defined by the render pass instance. The fragment shader tile image variables are matched by `Location` decorations to the color attachments specified in the `pColorAttachments` array of the `VkRenderingInfoKHR` structure describing the render pass instance the fragment shader is executed in.

The fragment shader variables listed by `OpEntryPoint` with the `TileImageEXT` storage class and a decoration of `Location` form the *fragment tile image interface*. These variables **must** be declared with a type of `OpTypeImage`, and a `Dim` operand of `TileImageDataEXT`. The `Component` decoration is not supported for these variables.

Reading from a tile image variable with a `Location` decoration of i reads from the color attachment identified by the element of `VkRenderingInfoKHR::pColorAttachments` with a `location` equal to i . If the tile image variable is declared as an array of size N , it consumes N consecutive tile image locations, starting with the index specified. There **must** not be more than one tile image variable with the same `Location` whether explicitly declared or implied by an array declaration. The number of available tile image locations is the same as the number of available fragment output locations as given by the `maxFragmentOutputAttachments` member of the `VkPhysicalDeviceLimits` structure.

The basic data type (floating-point, integer, unsigned integer) of the tile image variable **must** match the basic format of the corresponding color attachment, or the values read from the tile image variables are poison.

19.6. Tile Attachment Interface

The image variables declared with `TileAttachmentQCOM` storage class form the *tile attachment interface*.

These [tile attachment variables](#) correspond to a per-tile view of the color, depth, or input attachment of the current subpass or render pass instance.

Such variables **must** only be declared and accessed in compute and fragment shaders invoked within a render pass instance that [enables tile shading](#). Access of such variables in a fragment shader, additionally requires that the [tileShadingFragmentStage](#) feature **must** be enabled.

Tile attachment variables **must** not include a [Component](#) decoration. Tile attachment variables **must** not be consumed by [OpImageQuery*](#) instructions. Tile attachment variables **can** be declared as either single-sampled with [MS](#) operand of [0](#), or as multi-sampled with [MS](#) operand of [1](#). The image subresources of the tile attachment image **must** not be in [VK_IMAGE_LAYOUT_UNDEFINED](#) or [VK_IMAGE_LAYOUT_ATTACHMENT_FEEDBACK_LOOP_OPTIMAL_EXT](#) layout in order to access its data in a shader.

Tile attachment variables statically accessed by a fragment or compute shader **must** be backed by a descriptor that is equivalent to the [VkImageView](#) in the [VkFramebuffer](#) or the [VkRenderingAttachmentInfo](#) except for [subresourceRange.aspectMask](#). The [aspectMask](#) **must** be equal to the aspect accessed by the shader.

Tile attachment variables are further subdivided into *storage tile attachment*, *sampled tile attachment*, and *input tile attachment* variables.

- *Sampled tile attachment* variables **must** be declared with a [Sampled](#) operand of [1](#), **must** be backed by a descriptor of type [VK_DESCRIPTOR_TYPE_SAMPLED_IMAGE](#), [VK_DESCRIPTOR_TYPE_BLOCK_MATCH_IMAGE_QCOM](#), [VK_DESCRIPTOR_TYPE_SAMPLE_WEIGHT_IMAGE_QCOM](#), or [VK_DESCRIPTOR_TYPE_COMBINED_IMAGE_SAMPLER](#), and **can** be used with [OpImageFetch](#), [OpImageSparseFetch](#), or used to construct an [OpTypeSampledImage](#) that is subsequently consumed by [OpImageSample*](#), [OpImageSparseSample*](#), [OpImageSampleWeightedQCOM](#), [OpImageBoxFilterQCOM](#), [OpImageBlockMatch*QCOM](#), [OpImage*Gather](#), or [OpImageSparse*Gather](#). *Sampled tile attachment* variables are managed by the [Descriptor Set Interface](#) as sampled images.
- *Storage tile attachment* variables **must** be declared with a [Sampled](#) operand of [2](#), **must** be backed by a descriptor of type [VK_DESCRIPTOR_TYPE_STORAGE_IMAGE](#), and **can** be used with [OpImageRead](#), [OpImageSparseRead](#), and [OpImageWrite](#) instructions. *Storage tile attachment* variables **can** be consumed by [OpImageTexelPointer](#) for compatibility with atomic operations. *Sampled tile attachment* variables are managed by the [Descriptor Set Interface](#) as storage images.
- *Input tile attachment* variables **must** be declared with a [Sampled](#) operand of [2](#), **must** be backed by a descriptor of type [VK_DESCRIPTOR_TYPE_INPUT_ATTACHMENT](#), and **can** be used with [OpImageRead](#) instructions. *Input tile attachment* variables are managed by the [Descriptor Set Interface](#) as input attachment images.

Tile attachment access using [OpImageWrite](#) instructions **must** be used only in the compute stage. Tile attachment access using [OpImageWrite](#) instructions **must** not be used on a variable whose underlying descriptor references the same [VkImageView](#) bound as a depth or stencil attachment.

The basic data type (floating-point, integer, unsigned integer) of the tile attachment variable **must** match the basic format of the corresponding input, depth, or color attachment, otherwise the result of loads/stores for tile attachment variables is poison. If the render pass attachment contains both

depth and stencil aspects, the basic data type of the tile attachment variable determines if depth or stencil aspect is accessed by the shader.

19.7. Fragment Input Attachment Interface

When a fragment stage is present in a pipeline, the fragment shader subpass inputs form an interface with the input attachments of the current subpass. The fragment shader subpass input variables are matched by `InputAttachmentIndex` decorations to the input attachments specified in the `pInputAttachments` array of the `VkSubpassDescription` structure describing the subpass that the fragment shader is executed in.

The fragment shader subpass input variables with the `UniformConstant` storage class and a decoration of `InputAttachmentIndex` that are statically used by `OpEntryPoint` form the *fragment input attachment interface*. These variables **must** be declared with a type of `OpTypeImage`, a `Dim` operand of `SubpassData`, an `Arrayed` operand of 0, and a `Sampled` operand of 2. The `MS` operand of the `OpTypeImage` **must** be 0 if the `samples` field of the corresponding `VkAttachmentDescription` is `VK_SAMPLE_COUNT_1_BIT` and `multisampled-render-to-single-sampled` is not enabled, and 1 otherwise.

A subpass input variable identified with an `InputAttachmentIndex` decoration of *i* reads from the input attachment indicated by `pInputAttachments[i]` member of `VkSubpassDescription`. If the subpass input variable is declared as an array of size N, or a runtime-sized array, it consumes consecutive input attachments, starting with the index specified. For runtime-sized arrays, the number of input attachment indices consumed is equal to `VkDescriptorSetLayoutBinding::descriptorCount`. There **must** not be more than one input variable with the same `InputAttachmentIndex` whether explicitly declared or implied by an array declaration per image aspect. A multi-aspect image (e.g. a depth/stencil format) **can** use the same input variable. The number of available input attachment indices is given by the `maxPerStageDescriptorInputAttachments` member of the `VkPhysicalDeviceLimits` structure.

When using dynamic rendering with the `dynamicRenderingLocalRead` feature enabled, a subpass input variable with a `InputAttachmentIndex` decoration of *i* can be mapped to a color, depth, or stencil attachment.

To set the input attachment index mappings during dynamic rendering, call:

```
// Provided by VK_VERSION_1_4
void vkCmdSetRenderingInputAttachmentIndices(
    VkCommandBuffer                commandBuffer,
    const VkRenderingInputAttachmentIndexInfo* pInputAttachmentIndexInfo);
```

```
// Provided by VK_KHR_dynamic_rendering_local_read
// Equivalent to vkCmdSetRenderingInputAttachmentIndices
void vkCmdSetRenderingInputAttachmentIndicesKHR(
    VkCommandBuffer                commandBuffer,
    const VkRenderingInputAttachmentIndexInfo* pInputAttachmentIndexInfo);
```


- `commandBuffer` is the command buffer into which the command will be recorded.
- `pInputAttachmentIndexInfo` is a `VkRenderingInputAttachmentIndexInfo` structure indicating the new mappings.

This command sets the input attachment index mappings for subsequent drawing commands, and **must** match the mappings provided to the bound pipeline, if one is bound, which **can** be set by chaining `VkRenderingInputAttachmentIndexInfo` to `VkGraphicsPipelineCreateInfo`.

Until this command is called, mappings in the command buffer state are treated as each color attachment specified in `vkCmdBeginRendering` mapping to subpass inputs with a `InputAttachmentIndex` equal to its index in `VkRenderingInfo::pColorAttachments`, and depth/stencil attachments mapping to input attachments without these decorations. This state is reset whenever `vkCmdBeginRendering` is called.

Valid Usage

- VUID-vkCmdSetRenderingInputAttachmentIndices-dynamicRenderingLocalRead-09516 `dynamicRenderingLocalRead` **must** be enabled
- VUID-vkCmdSetRenderingInputAttachmentIndices-pInputAttachmentIndexInfo-09517 `pInputAttachmentIndexInfo->colorAttachmentCount` **must** be equal to the value of `VkRenderingInfo::colorAttachmentCount` used to begin the current render pass instance
- VUID-vkCmdSetRenderingInputAttachmentIndices-commandBuffer-09518 The current render pass instance **must** have been started or resumed by `vkCmdBeginRendering` in this `commandBuffer`

Valid Usage (Implicit)

- VUID-vkCmdSetRenderingInputAttachmentIndices-commandBuffer-parameter `commandBuffer` **must** be a valid `VkCommandBuffer` handle
- VUID-vkCmdSetRenderingInputAttachmentIndices-pInputAttachmentIndexInfo-parameter `pInputAttachmentIndexInfo` **must** be a valid pointer to a valid `VkRenderingInputAttachmentIndexInfo` structure
- VUID-vkCmdSetRenderingInputAttachmentIndices-commandBuffer-recording `commandBuffer` **must** be in the `recording state`
- VUID-vkCmdSetRenderingInputAttachmentIndices-commandBuffer-cmdpool The `VkCommandPool` that `commandBuffer` was allocated from **must** support `VK_QUEUE_GRAPHICS_BIT` operations
- VUID-vkCmdSetRenderingInputAttachmentIndices-renderpass This command **must** only be called inside of a render pass instance
- VUID-vkCmdSetRenderingInputAttachmentIndices-videocoding This command **must** only be called outside of a video coding scope

Host Synchronization

- Host access to **commandBuffer** **must** be externally synchronized
- Host access to the **VkCommandPool** that **commandBuffer** was allocated from **must** be externally synchronized

Command Properties

Command Buffer Levels	Render Pass Scope	Video Coding Scope	Supported Queue Types	Command Type
Primary Secondary	Inside	Outside	VK_QUEUE_GRAP HICS_BIT	State

Conditional Rendering

vkCmdSetRenderingInputAttachmentIndices is not affected by **conditional rendering**

The **VkRenderingInputAttachmentIndexInfo** structure is defined as:

```
// Provided by VK_VERSION_1_4
typedef struct VkRenderingInputAttachmentIndexInfo {
    VkStructureType    sType;
    const void*        pNext;
    uint32_t           colorAttachmentCount;
    const uint32_t*     pColorAttachmentInputIndices;
    const uint32_t*     pDepthInputAttachmentIndex;
    const uint32_t*     pStencilInputAttachmentIndex;
} VkRenderingInputAttachmentIndexInfo;
```

```
// Provided by VK_KHR_dynamic_rendering_local_read
// Equivalent to VkRenderingInputAttachmentIndexInfo
typedef VkRenderingInputAttachmentIndexInfo VkRenderingInputAttachmentIndexInfoKHR;
```

- **sType** is a **VkStructureType** value identifying this structure.
- **pNext** is **NULL** or a pointer to a structure extending this structure.
- **colorAttachmentCount** is the number of elements in **pColorAttachmentInputIndices**.
- **pColorAttachmentInputIndices** is a pointer to an array of **colorAttachmentCount** **uint32_t** values defining indices for color attachments to be used as input attachments.
- **pDepthInputAttachmentIndex** is either **NULL**, or a pointer to a **uint32_t** value defining the index for the depth attachment to be used as an input attachment.

- `pStencilInputAttachmentIndex` is either `NULL`, or a pointer to a `uint32_t` value defining the index for the stencil attachment to be used as an input attachment.

This structure allows applications to remap attachments to different input attachment indices.

Each element of `pColorAttachmentInputIndices` set to a value of `VK_ATTACHMENT_UNUSED` indicates that the corresponding attachment will not be used as an input attachment in this pipeline. Any other value in each of those elements will map the corresponding attachment to a `InputAttachmentIndex` value defined in shader code.

If `pColorAttachmentInputIndices` is `NULL`, it is equivalent to setting each element to its index within the array.

If `pDepthInputAttachmentIndex` or `pStencilInputAttachmentIndex` are set to `NULL`, they map to input attachments without a `InputAttachmentIndex` decoration. If they point to a value of `VK_ATTACHMENT_UNUSED`, it indicates that the corresponding attachment will not be used as an input attachment in this pipeline. If they point to any other value it maps the corresponding attachment to a `InputAttachmentIndex` value defined in shader code.

This structure **can** be included in the `pNext` chain of a `VkGraphicsPipelineCreateInfo` structure to set this state for a pipeline. If this structure is not included in the `pNext` chain of `VkGraphicsPipelineCreateInfo`, it is equivalent to specifying this structure with the following properties:

- `colorAttachmentCount` set to `VkPipelineRenderingCreateInfo::colorAttachmentCount`.
- `pColorAttachmentInputIndices` set to `NULL`.
- `pDepthInputAttachmentIndex` set to `NULL`.
- `pStencilInputAttachmentIndex` set to `NULL`.

This structure **can** be included in the `pNext` chain of a `VkCommandBufferInheritanceInfo` structure to specify inherited state from the primary command buffer. If this structure is not included in the `pNext` chain of `VkCommandBufferInheritanceInfo`, it is equivalent to specifying this structure with the following properties:

- `colorAttachmentCount` set to `VkCommandBufferInheritanceRenderingInfo::colorAttachmentCount`.
- `pColorAttachmentInputIndices` set to `NULL`.
- `pDepthInputAttachmentIndex` set to `NULL`.
- `pStencilInputAttachmentIndex` set to `NULL`.

Valid Usage

- VUID-VkRenderingInputAttachmentIndexInfo-dynamicRenderingLocalRead-09519
If the `dynamicRenderingLocalRead` feature is not enabled, and `pColorAttachmentInputIndices` is not `NULL`, each element **must** be `VK_ATTACHMENT_UNUSED`
- VUID-VkRenderingInputAttachmentIndexInfo-dynamicRenderingLocalRead-09520
If the `dynamicRenderingLocalRead` feature is not enabled, `pDepthInputAttachmentIndex` **must**

be a valid pointer to a value of `VK_ATTACHMENT_UNUSED`

- VUID-VkRenderingInputAttachmentIndexInfo-dynamicRenderingLocalRead-09521
If the `dynamicRenderingLocalRead` feature is not enabled, `pStencilInputAttachmentIndex` **must** be a valid pointer to a value of `VK_ATTACHMENT_UNUSED`
- VUID-VkRenderingInputAttachmentIndexInfo-pColorAttachmentInputIndices-09522
Elements of `pColorAttachmentInputIndices` that are not `VK_ATTACHMENT_UNUSED` **must** each be unique
- VUID-VkRenderingInputAttachmentIndexInfo-pColorAttachmentInputIndices-09523
Elements of `pColorAttachmentInputIndices` that are not `VK_ATTACHMENT_UNUSED` **must** not take the same value as the content of `pDepthInputAttachmentIndex`
- VUID-VkRenderingInputAttachmentIndexInfo-pColorAttachmentInputIndices-09524
Elements of `pColorAttachmentInputIndices` that are not `VK_ATTACHMENT_UNUSED` **must** not take the same value as the content of `pStencilInputAttachmentIndex`
- VUID-VkRenderingInputAttachmentIndexInfo-colorAttachmentCount-09525
`colorAttachmentCount` **must** be less than or equal to `maxColorAttachments`
- VUID-VkRenderingInputAttachmentIndexInfo-pDepthInputAttachmentIndex-12274
Elements of `pDepthInputAttachmentIndex`, `pStencilInputAttachmentIndex`, and `pColorAttachmentInputIndices` that are not `VK_ATTACHMENT_UNUSED` **must** be less than `maxPerStageDescriptorInputAttachments`

Valid Usage (Implicit)

- VUID-VkRenderingInputAttachmentIndexInfo-sType-sType
`sType` **must** be `VK_STRUCTURE_TYPE_RENDERING_INPUT_ATTACHMENT_INDEX_INFO`
- VUID-VkRenderingInputAttachmentIndexInfo-pColorAttachmentInputIndices-parameter
If `colorAttachmentCount` is not `0`, and `pColorAttachmentInputIndices` is not `NULL`, `pColorAttachmentInputIndices` **must** be a valid pointer to an array of `colorAttachmentCount` `uint32_t` values
- VUID-VkRenderingInputAttachmentIndexInfo-pDepthInputAttachmentIndex-parameter
If `pDepthInputAttachmentIndex` is not `NULL`, `pDepthInputAttachmentIndex` **must** be a valid pointer to a valid `uint32_t` value
- VUID-VkRenderingInputAttachmentIndexInfo-pStencilInputAttachmentIndex-parameter
If `pStencilInputAttachmentIndex` is not `NULL`, `pStencilInputAttachmentIndex` **must** be a valid pointer to a valid `uint32_t` value

Structure Chaining

Extends the structures

- `VkCommandBufferInheritanceInfo`
- `VkGraphicsPipelineCreateInfo`

Variables identified with the `InputAttachmentIndex` **must** only be used by a fragment stage. The `numeric format` of the subpass input **must** match the format of the corresponding input attachment, or the values of subpass loads from these variables are poison. If the framebuffer attachment contains both depth and stencil aspects, the numeric format of the subpass input determines if depth or stencil aspect is accessed by the shader.

See [Input Attachment](#) for more details.

19.7.1. Fragment Input Attachment Compatibility

An input attachment that is statically accessed by a fragment shader **must** be backed by a descriptor that is equivalent to the `VkImageView` in the `VkFramebuffer`, except for `subresourceRange.aspectMask`. The `aspectMask` **must** be equal to the aspect accessed by the shader.

19.8. Ray Tracing Pipeline Interface

Ray tracing pipelines **may** have more stages than other pipelines with multiple instances of each stage and more dynamic interactions between the stages, but still have interface structures that obey the same general rules as interfaces between shader stages in other pipelines. The three types of inter-stage interface variables for ray tracing pipelines are:

- Ray payloads containing data preserved for the entire lifetime of the ray.
- Hit attributes containing data about a specific hit for the duration of its processing.
- Callable data for passing data into and out of a callable shader.

Ray payloads and callable data are used in explicit shader call instructions, so they have an incoming variant to distinguish the parameter passed to the invocation from any other payloads or data being used by subsequent shader call instructions.

An interface structure between stages **must** match between the stages using it. Specifically:

- If an intersection shader is present, the hit attribute structure read in an any-hit or closest hit shader **must** be the same structure as the hit attribute structure written in the corresponding intersection shader in the same hit group.
- If an intersection shader is not present, the hit attribute structure read in an any-hit or closest hit shader **must** be a vector of 2 32-bit floating-point values that accepts the barycentric coordinates for triangle hits.
- The incoming callable data for a callable shader **must** be the same structure as the callable data referenced by the execute callable instruction in the calling shader.
- The ray payload for a shader invoked by a ray tracing command **must** be the same structure for all shader stages using the payload for that ray, and **must** be declared in the shader even if it is not referenced.

Any shader with an incoming ray payload, incoming callable data, or hit attribute **must** only declare one variable of that type.

Table 21. Ray Pipeline Shader Interface

Shader Stage	Ray Payload	Incoming Ray Payload	Hit Attribute	Callable Data	Incoming Callable Data
Ray Generation	r/w			r/w	
Intersection			r/w		
Any-Hit		r/w	r		
Closest Hit	r/w	r/w	r	r/w	
Miss	r/w	r/w		r/w	
Callable				r/w	r/w

19.9. Shader Resource Interface

Shaders **can** access [resources](#) and [samplers](#) through [Resource Descriptors](#) created in the API, via the [Descriptor Heap Interface](#) or the [Descriptor Set Interface](#).

The set of shader variables that form the *shader resource interface* for a stage are the variables statically used by that stage's [OpEntryPoint](#) with a storage class of [Uniform](#), [UniformConstant](#), [TileAttachmentQCOM](#), [StorageBuffer](#), or [PushConstant](#). For the fragment shader, this includes the [fragment input attachment interface](#).

The shader resource interface is made up of the sub-interfaces defined in the following sections.

19.9.1. Push Constant Interface

The shader variables defined with a storage class of [PushConstant](#) that are statically used by the shader entry points for the pipeline define the *push constant interface*. They **must** be:

- typed as [OpTypeStruct](#),
- identified with a [Block](#) decoration, and
- laid out explicitly using the [Offset](#), [ArrayStride](#), and [MatrixStride](#) decorations as specified in [Offset and Stride Assignment](#).

There **must** be no more than one push constant block statically used per shader entry point.

When using descriptor heaps, each statically used member of a push constant block **must** be placed at an [Offset](#) such that the entire member is entirely contained within the range specified by [vkCmdPushDataEXT](#) in the command buffer. The [Offset](#) decoration for any member of a push constant block **must** not cause the space required for that member to extend outside the range [0, [maxPushDataSize](#)).

When using descriptor buffers or descriptor sets, each statically used member of a push constant block **must** be placed at an [Offset](#) such that the entire member is entirely contained within the [VkPushConstantRange](#) for each [OpEntryPoint](#) that uses it, and the [stageFlags](#) for that range **must** specify the appropriate [VkShaderStageFlagBits](#) for that stage. The [Offset](#) decoration for any

member of a push constant block **must** not cause the space required for that member to extend outside the range [0, `maxPushConstantsSize`).

Push constant variables or blocks **can** be decorated with `BankNV` and `MemberOffsetNV` decorations to control their placement within push constant banks. The `BankNV` decoration specifies which hardware bank the push constant data should be placed in or accessed from, while `MemberOffsetNV` provides additional offset control within the specified bank. When these decorations are used, the push constant data placement is determined by both the API-specified ranges and the shader-specified bank and offset decorations, allowing for more flexible push constant management on implementations where multiple banks are available.

Any member of a push constant block that is declared as an array **must** only be accessed with *dynamically uniform* indices.

19.9.2. Descriptor Heap Interface

The *descriptor heap interface* provides access to resources through pointers to heaps of different types, without many of the restrictions that apply to the [descriptor set interface](#).

Two built-in pointers are available to shaders:

- `SamplerHeapEXT` for [samplers](#)
- `ResourceHeapEXT` for [resources](#)

These built-ins **must** be declared as pointers in the `UniformConstant Storage Class`. These built-ins **must** not be used to access data outside of the heap bound to them.

These built-ins **can** be accessed non-uniformly, with no further decoration required, and with no dependency on other features or properties. The `UniformId` decoration **can** be applied to the result of accesses to indicate that the data will be accessed uniformly to a given scope, as a hint to improve performance on some implementations.

Resources retrieved from each heap **must** have been created with descriptors that match the variable being declared, as follows:

Table 22. Heap Resource Type Correspondence

Descriptor Type	Heap	SPIR-V Type
<code>VK_DESCRIPTOR_TYPE_SAMPLER</code>	<code>SamplerHeapEXT</code>	<code>OpTypeSampler</code>
<code>VK_DESCRIPTOR_TYPE_SAMPLED_IMAGE</code>	<code>ResourceHeapEXT</code>	<code>OpTypeImage</code>
<code>VK_DESCRIPTOR_TYPE_STORAGE_IMAGE</code>	<code>ResourceHeapEXT</code>	<code>OpTypeImage</code>
<code>VK_DESCRIPTOR_TYPE_SAMPLE_WEIGHT_IMAGE_QCOM</code>	<code>ResourceHeapEXT</code>	<code>OpTypeImage</code>
<code>VK_DESCRIPTOR_TYPE_BLOCK_MATCH_IMAGE_QCOM</code>	<code>ResourceHeapEXT</code>	<code>OpTypeImage</code>
<code>VK_DESCRIPTOR_TYPE_INPUT_ATTACHMENT</code>	<code>ResourceHeapEXT</code>	<code>OpTypeImage</code>

Descriptor Type	Heap	SPIR-V Type
VK_DESCRIPTOR_TYPE_UNIFORM_TEXEL_BUFFER	ResourceHeapEXT	OpTypeImage
VK_DESCRIPTOR_TYPE_STORAGE_TEXEL_BUFFER	ResourceHeapEXT	OpTypeImage
VK_DESCRIPTOR_TYPE_UNIFORM_BUFFER	ResourceHeapEXT	OpTypeBufferEXT with the Uniform Storage Class
VK_DESCRIPTOR_TYPE_STORAGE_BUFFER	ResourceHeapEXT	OpTypeBufferEXT with the StorageBuffer Storage Class
VK_DESCRIPTOR_TYPE_ACCELERATION_STRUCTURE_KHR	ResourceHeapEXT	OpTypeAccelerationStructureKHR
VK_DESCRIPTOR_TYPE_ACCELERATION_STRUCTURE_NV	ResourceHeapEXT	OpTypeAccelerationStructureNV
VK_DESCRIPTOR_TYPE_PARTITIONED_ACCELERATION_STRUCTURE_NV	ResourceHeapEXT	OpTypeAccelerationStructureKHR
VK_DESCRIPTOR_TYPE_TENSOR_ARM	ResourceHeapEXT	OpTypeTensorARM

While the built-in heap pointers **can** be declared and dereferenced as pointing to any type, applications **must** not access data types valid for one heap from any other heap.

When one of the types above is read from a heap in the shader, it will read a number of bytes equal to value advertised for the [VkDescriptorType](#) as returned by [vkGetPhysicalDeviceDescriptorSizeEXT](#).

For image types, there are further restrictions on the operands used for the type, according to the descriptor type:

Table 23. Heap Image Operand Correspondence

Descriptor Type	Dim	Arrayed	MS	Sampled
VK_DESCRIPTOR_TYPE_SAMPLED_IMAGE	*	*	0	1
VK_DESCRIPTOR_TYPE_STORAGE_IMAGE	*	*	0 or 1	2
VK_DESCRIPTOR_TYPE_INPUT_ATTACHMENT	SubpassData	0	0 or 1	2
VK_DESCRIPTOR_TYPE_UNIFORM_TEXEL_BUFFER	Buffer	0	0	2
VK_DESCRIPTOR_TYPE_STORAGE_TEXEL_BUFFER	Buffer	0	0	2

Descriptor Type	Dim	Arrayed	MS	Sampled
VK_DESCRIPTOR_TYPE_SAMPLE_WEIGHT_IMAGE_QCOM	2D	1	0	1
VK_DESCRIPTOR_TYPE_BLOCK_MATCH_IMAGE_QCOM	2D	0	0	1

For storage images and input attachments, **MS** is 0 if the image has one sample per pixel, or 1 otherwise. For sampled and storage images, the **Dim** and **Arrayed** qualifiers depend on the [VkImageViewType](#) specified when writing the descriptor:

Table 24. Heap Image View Type Dimensionality

Image View Type	Dim	Arrayed
VK_IMAGE_VIEW_TYPE_1D	1D	0
VK_IMAGE_VIEW_TYPE_2D	2D	0
VK_IMAGE_VIEW_TYPE_3D	3D	0
VK_IMAGE_VIEW_TYPE_CUBE	Cube	0
VK_IMAGE_VIEW_TYPE_1D_ARRAY	1D	1
VK_IMAGE_VIEW_TYPE_2D_ARRAY	2D	1
VK_IMAGE_VIEW_TYPE_CUBE_ARRAY	Cube	1

The **type** and **format** of the image resource **must** also match between the API and SPIR-V.

Descriptors accessed via the **ResourceHeapEXT** built-in **must** be [explicitly laid out](#).

There is no further limit to the number of resources that **can** be accessed by a shader through a heap pointer beyond the size of the bound range for each heap.

19.9.3. Descriptor Set Interface

The *descriptor set interface* is comprised of the shader variables with the storage class of **StorageBuffer**, **TileAttachmentQCOM**, **Uniform**, or **UniformConstant** (including the variables in the [fragment input attachment interface](#)) that are statically used by the shader entry points for the pipeline.

When using descriptor heaps, this interface is not used directly to access heaps, but **may** be accessed by specifying [Shader Bindings](#) to map to the descriptor heaps.

These variables **must** have **DescriptorSet** and **Binding** decorations specified, which are assigned and matched with the **VkDescriptorSetLayout** objects in the pipeline layout as described in [DescriptorSet and Binding Assignment](#).

The **Image Format** of an **OpTypeImage** declaration **must** not be **Unknown**, for variables which are used

for `OpImageRead`, `OpImageSparseRead`, or `OpImageWrite` operations, except under the following conditions:

- For `OpImageWrite`, if the image format is listed in the [storage without format](#) list and if the `shaderStorageImageWriteWithoutFormat` feature is enabled and the shader module declares the `StorageImageWriteWithoutFormat` capability.
- For `OpImageWrite`, if the image format supports [VK_FORMAT_FEATURE_2_STORAGE_WRITE_WITHOUT_FORMAT_BIT](#) and the shader module declares the `StorageImageWriteWithoutFormat` capability.
- For `OpImageRead` or `OpImageSparseRead`, if the image format is listed in the [storage without format](#) list and if the `shaderStorageImageReadWithoutFormat` feature is enabled and the shader module declares the `StorageImageReadWithoutFormat` capability.
- For `OpImageRead` or `OpImageSparseRead`, if the image format supports [VK_FORMAT_FEATURE_2_STORAGE_READ_WITHOUT_FORMAT_BIT](#) and the shader module declares the `StorageImageReadWithoutFormat` capability.
- For `OpImageRead`, if `Dim` is `SubpassData` (indicating a read from an input attachment).

The `Image Format` of an `OpTypeImage` declaration **must** not be `Unknown`, for variables which are used for `OpAtomic*` operations.

Variables identified with the `Uniform` storage class are used to access transparent buffer backed resources. Such variables **must** be:

- typed as `OpTypeStruct`, or an array of this type,
- identified with a `Block` or `BufferBlock` decoration, and
- laid out explicitly using the `Offset`, `ArrayStride`, and `MatrixStride` decorations as specified in [Offset and Stride Assignment](#).

Variables identified with the `StorageBuffer` storage class are used to access transparent buffer backed resources. Such variables **must** be:

- typed as `OpTypeStruct`, or an array of this type,
- identified with a `Block` decoration, and
- laid out explicitly using the `Offset`, `ArrayStride`, and `MatrixStride` decorations as specified in [Offset and Stride Assignment](#).

The `Offset` decoration for any member of a `Block`-decorated variable in the `Uniform` storage class **must** not cause the space required for that variable to extend outside the range `[0, maxUniformBufferRange)`. The `Offset` decoration for any member of a `Block`-decorated variable in the `StorageBuffer` storage class **must** not cause the space required for that variable to extend outside the range `[0, maxStorageBufferRange)`.

Variables identified with the `Uniform` storage class **can** also be used to access transparent descriptor set backed resources when the variable is assigned to a descriptor set layout binding with a `descriptorType` of [VK_DESCRIPTOR_TYPE_INLINE_UNIFORM_BLOCK](#). In this case the variable **must** be typed as `OpTypeStruct` and **cannot** be aggregated into arrays of that type. Further, the `Offset`

decoration for any member of such a variable **must** not cause the space required for that variable to extend outside the range [0,maxInlineUniformBlockSize).

Storage tile attachment and *sampled tile attachment* variables declared as described in the [tile attachment interface](#) are also managed by this interface. The requirements in this section for storage image variables also applies to *storage tile attachment* variables. The requirements in this section for sampled image variables also applies to *sampled tile attachment* variables. The requirements in this section for input attachment variables also applies to *input tile attachment* variables.

Variables identified with a storage class of `UniformConstant` and a decoration of `InputAttachmentIndex` **must** be declared as described in [Fragment Input Attachment Interface](#).

SPIR-V variables decorated with a descriptor set and binding that identify a [combined image sampler descriptor](#) **can** have a type of `OpTypeImage`, `OpTypeSampler` (`Sampled=1`), or `OpTypeSampledImage`.

NOTE

When using descriptor heaps, there is no combined image sampler descriptor type, but shader variables of `OpTypeSampledImage` can be mapped to a separate image and sampler for compatibility.

When accessing a resource through such a variable, the resource **must** be selected via compile time constant expressions unless features are enabled to allow dynamically uniform or non-uniform expressions, as described below:

- Storage images (except storage texel buffers and input attachments):
 - Dynamically uniform: `shaderStorageImageArrayDynamicIndexing` and `StorageImageArrayDynamicIndexing`
 - Non-uniform: `shaderStorageImageArrayNonUniformIndexing` and `StorageImageArrayNonUniformIndexing`
- Storage texel buffers:
 - Dynamically uniform: `shaderStorageTexelBufferArrayDynamicIndexing` and `StorageTexelBufferArrayDynamicIndexing`
 - Non-uniform: `shaderStorageTexelBufferArrayNonUniformIndexing` and `StorageTexelBufferArrayNonUniformIndexing`
- Input attachments:
 - Dynamically uniform: `shaderInputAttachmentArrayDynamicIndexing` and `InputAttachmentArrayDynamicIndexing`
 - Non-uniform: `shaderInputAttachmentArrayNonUniformIndexing` and `InputAttachmentArrayNonUniformIndexing`
- Sampled images (except uniform texel buffers), samplers and combined image samplers:
 - Dynamically uniform: `shaderSampledImageArrayDynamicIndexing` and `SampledImageArrayDynamicIndexing`
 - Non-uniform: `shaderSampledImageArrayNonUniformIndexing` and `SampledImageArrayNonUniformIndexing`

- Uniform texel buffers:
 - Dynamically uniform: `shaderUniformTexelBufferArrayDynamicIndexing` and `UniformTexelBufferArrayDynamicIndexing`
 - Non-uniform: `shaderUniformTexelBufferArrayNonUniformIndexing` and `UniformTexelBufferArrayNonUniformIndexing`
- Uniform buffers:
 - Dynamically uniform: `shaderUniformBufferArrayDynamicIndexing` and `UniformBufferArrayDynamicIndexing`
 - Non-uniform: `shaderUniformBufferArrayNonUniformIndexing` and `UniformBufferArrayNonUniformIndexing`
- Storage buffers:
 - Dynamically uniform: `shaderStorageBufferArrayDynamicIndexing` and `StorageBufferArrayDynamicIndexing`
 - Non-uniform: `shaderStorageBufferArrayNonUniformIndexing` and `StorageBufferArrayNonUniformIndexing`
- Acceleration structures:
 - Dynamically uniform: Always supported.
 - Non-uniform: Always supported.
- [weight image](#):
 - Dynamically uniform: Always supported.
 - Non-uniform: Never supported.
- [Block matching image](#):
 - Dynamically uniform: Always supported.
 - Non-uniform: Never supported.
- Storage tensors:
 - Dynamically uniform: `shaderStorageTensorArrayDynamicIndexing` and `StorageTensorArrayDynamicIndexingARM`
 - Non-uniform: `shaderStorageTensorArrayNonUniformIndexing` and `StorageTensorArrayNonUniformIndexingARM`

NOTE

Implementations must take care when implementing this if subgroups are not necessarily a subset of the invocation group for their hardware (e.g. if multiple draw calls are packed together). If such an implementation needs uniformity across the subgroup for any resource access, the implementation is responsible for ensuring that indices that are only dynamically uniform across the invocation group still function as expected if they advertise the respective feature.

A combined image sampler in an array that enables sampler $Y'C_B C_R$ conversion or samples a [subsampled image](#) **must** only be indexed by constant integral expressions.

Table 25. Shader Resource and Descriptor Type Correspondence

Resource type	Descriptor Type
sampler	VK_DESCRIPTOR_TYPE_SAMPLER or VK_DESCRIPTOR_TYPE_COMBINED_IMAGE_SAMPLER
sampled image	VK_DESCRIPTOR_TYPE_SAMPLED_IMAGE or VK_DESCRIPTOR_TYPE_COMBINED_IMAGE_SAMPLER
storage image	VK_DESCRIPTOR_TYPE_STORAGE_IMAGE
combined image sampler	VK_DESCRIPTOR_TYPE_COMBINED_IMAGE_SAMPLER or both VK_DESCRIPTOR_TYPE_SAMPLED_IMAGE and VK_DESCRIPTOR_TYPE_SAMPLER when using heaps
uniform texel buffer	VK_DESCRIPTOR_TYPE_UNIFORM_TEXEL_BUFFER
storage texel buffer	VK_DESCRIPTOR_TYPE_STORAGE_TEXEL_BUFFER
uniform buffer	VK_DESCRIPTOR_TYPE_UNIFORM_BUFFER or VK_DESCRIPTOR_TYPE_UNIFORM_BUFFER_DYNAMIC
storage buffer	VK_DESCRIPTOR_TYPE_STORAGE_BUFFER or VK_DESCRIPTOR_TYPE_STORAGE_BUFFER_DYNAMIC
input attachment	VK_DESCRIPTOR_TYPE_INPUT_ATTACHMENT
inline uniform block	VK_DESCRIPTOR_TYPE_INLINE_UNIFORM_BLOCK
acceleration structure	VK_DESCRIPTOR_TYPE_ACCELERATION_STRUCTURE_KHR or VK_DESCRIPTOR_TYPE_ACCELERATION_STRUCTURE_NV
weight image	VK_DESCRIPTOR_TYPE_SAMPLE_WEIGHT_IMAGE_QCOM
block matching image	VK_DESCRIPTOR_TYPE_BLOCK_MATCH_IMAGE_QCOM
storage tensor	VK_DESCRIPTOR_TYPE_TENSOR_ARM

Table 26. Shader Resource and Storage Class Correspondence

Resource type	Storage Class	Type ¹	Decoration(s) ²
sampler	UniformConstant	OpTypeSampler	
sampled image	UniformConstant or TileAttachmentQCOM	OpTypeImage (Sampled=1)	
storage image	UniformConstant or TileAttachmentQCOM	OpTypeImage (Sampled=2)	
combined image sampler	UniformConstant or TileAttachmentQCOM	OpTypeSampledImage OpTypeImage (Sampled=1) OpTypeSampler	
uniform texel buffer	UniformConstant	OpTypeImage (Dim=Buffer, Sampled=1)	
storage texel buffer	UniformConstant	OpTypeImage (Dim=Buffer, Sampled=2)	

Resource type	Storage Class	Type ¹	Decoration(s) ²
uniform buffer	Uniform	OpTypeStruct	Block, Offset, (ArrayStride), (MatrixStride)
storage buffer	Uniform	OpTypeStruct	BufferBlock, Offset, (ArrayStride), (MatrixStride)
	StorageBuffer		Block, Offset, (ArrayStride), (MatrixStride)
input attachment	UniformConstant or TileAttachmentQCOM	OpTypeImage (Dim=SubpassData, Sampled=2)	InputAttachmentIndex
inline uniform block	Uniform	OpTypeStruct	Block, Offset, (ArrayStride), (MatrixStride)
acceleration structure	UniformConstant	OpTypeAccelerationStructureKHR	
sample weight image	UniformConstant or TileAttachmentQCOM	OpTypeImage (Depth=0, Dim=2D, Arrayed=1, MS=0, Sampled=1)	WeightTextureQCOM
block matching image	UniformConstant or TileAttachmentQCOM	OpTypeImage (Depth=0, Dim=2D, Arrayed=0, MS=0, Sampled=1)	BlockMatchTextureQCOM
storage tensor	UniformConstant	OpTypeTensorARM	

1

Where **OpTypeImage** is referenced, the **Dim** values **Buffer** and **Subpassdata** are only accepted where they are specifically referenced. They do not correspond to resource types where a generic **OpTypeImage** is specified.

2

In addition to **DescriptorSet** and **Binding**.

19.9.4. DescriptorSet and Binding Assignment

A variable decorated with a **DescriptorSet** decoration of **s** and a **Binding** decoration of **b** indicates that this variable is associated with the **VkDescriptorSetLayoutBinding** that has a **binding** equal to **b** in **pSetLayouts[s]** that was specified in **VkPipelineLayoutCreateInfo**. If using descriptor heaps, such a variable will instead be associated with a **shader binding**.

If not using descriptor heaps, **DescriptorSet** decoration values **must** be between zero and **maxBoundDescriptorSets** minus one, inclusive. If a pipeline is created with **VK_PIPELINE_CREATE_2_DESCRIPTOR_HEAP_BIT_EXT**, or a shader is created with **VK_SHADER_CREATE_DESCRIPTOR_HEAP_BIT_EXT**, **DescriptorSet** decorations **can** be any 32-bit unsigned integer value. **Binding** decoration values **can** be any 32-bit unsigned integer value. Each descriptor set has its own binding name space.

If the **Binding** decoration is used with an array, the entire array is assigned that binding value. The decorated array **must** have an **Element Type** corresponding to a descriptor type, and the size of the array **must** be no larger than the number of descriptors in the binding. If the array is runtime-sized, then array elements greater than or equal to the size of that binding in the bound descriptor set **must** not be used. If the array is runtime-sized, the **runtimeDescriptorArray** feature **must** be enabled and the **RuntimeDescriptorArray** capability **must** be declared. The index of each element of the array is referred to as the *arrayElement*. For the purposes of interface matching and descriptor set **operations**, if a resource variable is not an array, it is treated as if it has an *arrayElement* of zero.

NOTE

Even though an array is assigned to a single **Binding**, when using **descriptor heap mappings**, each element will be assigned a consecutive offset according to the stride for that type. Applications should take care to set subsequent bindings with this in mind to avoid unintentional overlap.

There is a limit on the number of resources of each type that **can** be accessed by a pipeline stage as shown in **Shader Resource Limits**. The “Resources Per Stage” column gives the limit on the number each type of resource that **can** be statically used for an entry point in any given stage in a pipeline. The “Resource Types” column lists which resource types are counted against the limit. Some resource types count against multiple limits. The **VK_DESCRIPTOR_TYPE_MUTABLE_EXT** descriptor type counts as one individual resource and one for every unique resource limit per descriptor set type that is present in the associated binding’s **VkMutableDescriptorTypeListEXT**. If multiple descriptor types in **VkMutableDescriptorTypeListEXT** map to the same resource limit, only one descriptor is consumed for purposes of computing resource limits. These limits only apply to resources accessed with **DescriptorSet** and **Binding** values.

A pipeline layout **may** include descriptor sets and bindings which are not referenced by any variables statically used by the entry points for the shader stages in the binding’s **stageFlags**. Similarly, **descriptor heap bindings** **may** include mappings that are unused by the shader.

However, if a variable assigned to a given **DescriptorSet** and **Binding** is statically used by the entry point for a shader stage, the **heap bindings** **must** specify a mapping for it when using heaps, or the pipeline layout **must** contain a descriptor set layout binding in that descriptor set layout and for that binding number, and that binding’s **stageFlags** **must** include the appropriate **VkShaderStageFlagBits** for that stage. The variable **must** be of a valid resource type determined by its SPIR-V type and storage class, as defined in **Shader Resource and Storage Class Correspondence**. The descriptor set layout binding **must** be of a corresponding descriptor type, as defined in **Shader Resource and Descriptor Type Correspondence**.

NOTE

There are no limits on the number of shader variables that can have overlapping set and binding values in a shader; but which resources are **statically used** has an impact. If any shader variable identifying a resource is **statically used** in a shader, then the underlying descriptor bound at the declared set and binding **must support the declared type in the shader** when the shader executes.

If multiple shader variables are declared with the same set and binding values, and with the same underlying descriptor type, they can all be statically used within the same shader. However, accesses are not automatically synchronized, and **Aliased** decorations should be used to avoid data hazards (see **section 2.18.2 Aliasing in the**

[SPIR-V specification](#)).

If multiple shader variables with the same set and binding values are declared in a single shader, but with different declared types, where any of those are not supported by the relevant bound descriptor, that shader can only be executed if the variables with the unsupported type are not statically used.

A noteworthy example of using multiple statically-used shader variables sharing the same descriptor set and binding values is a descriptor of type [VK_DESCRIPTOR_TYPE_COMBINED_IMAGE_SAMPLER](#) that has multiple corresponding shader variables in the [UniformConstant](#) storage class, where some could be [OpTypeImage](#) ([Sampled=1](#)), some could be [OpTypeSampler](#), and some could be [OpTypeSampledImage](#).

Table 27. Shader Resource Limits

Resources per Stage	Resource Types
maxPerStageDescriptorSamplers or maxPerStageDescriptorUpdateAfterBindSamplers	sampler
	combined image sampler
maxPerStageDescriptorSampledImages or maxPerStageDescriptorUpdateAfterBindSampledImages	sampled image
	combined image sampler
	uniform texel buffer
	sample weight image
	block matching image
maxPerStageDescriptorStorageImages or maxPerStageDescriptorUpdateAfterBindStorageImages	storage image
	storage texel buffer
maxPerStageDescriptorUniformBuffers or maxPerStageDescriptorUpdateAfterBindUniformBuffers	uniform buffer
	uniform buffer dynamic
maxPerStageDescriptorStorageBuffers or maxPerStageDescriptorUpdateAfterBindStorageBuffers	storage buffer
	storage buffer dynamic
maxPerStageDescriptorInputAttachments or maxPerStageDescriptorUpdateAfterBindInputAttachments	input attachment ¹
maxPerStageDescriptorInlineUniformBlocks or maxPerStageDescriptorUpdateAfterBindInlineUniformBlocks	inline uniform block
VkPhysicalDeviceRayTracingPropertiesNV::maxDescriptorSetAccelerationStructures or maxPerStageDescriptorAccelerationStructures or maxPerStageDescriptorUpdateAfterBindAccelerationStructures	acceleration structure

NOTE

Resources accessed directly through the [descriptor heap interface](#) do not count towards these limits.

1

Input attachments **can** only be used in the fragment shader stage

19.9.5. Offset and Stride Assignment

When a SPIR-V object is declared using an [explicit layout](#), it **must** be laid out according to the following additional requirements.

NOTE

The numeric order of [Offset](#) decorations does not need to follow member declaration order.

Alignment Requirements

There are different alignment requirements depending on the specific resources and on the features enabled.

Matrix types are defined in terms of arrays as follows:

- A column-major matrix with C columns and R rows is equivalent to a C element array of vectors with R components.
- A row-major matrix with C columns and R rows is equivalent to an R element array of vectors with C components.

The *scalar alignment* of the type of an [OpTypeStruct](#) member is defined recursively as follows:

- A scalar of size N has a scalar alignment of N.
- A vector type has a scalar alignment equal to that of its component type.
- An array type has a scalar alignment equal to that of its element type.
- A structure has a scalar alignment equal to the largest scalar alignment of any of its members.
- A matrix type inherits *scalar alignment* from the equivalent array declaration.
- [OpTypeImage](#) has a scalar alignment equal to the value of [imageDescriptorAlignment](#)
- [OpTypeBufferEXT](#) has a scalar alignment equal to the value of [bufferDescriptorAlignment](#)
- [OpTypeSampler](#) has a scalar alignment equal to the value of [samplerDescriptorAlignment](#)
- [OpTypeTensorARM](#) has a scalar alignment equal to the value of [tensorDescriptorAlignment](#)

The aligned size of a [OpTypeImage](#), [OpTypeBufferEXT](#), or [OpTypeSampler](#) can be queried from within SPIR-V using [OpConstantSizeOfEXT](#), which can be used with the [OffsetIdEXT](#) or [ArrayStrideIdEXT](#) decorations to lay out types in a descriptor heap. [OpConstantSizeOfEXT](#) returns the following for values for each type:

Table 28. Shader Descriptor Sizes

Type	Size
OpTypeSampler	samplerDescriptorSize aligned to samplerDescriptorAlignment
OpTypeImage	imageDescriptorSize aligned to imageDescriptorAlignment
OpTypeBufferEXT	bufferDescriptorSize aligned to bufferDescriptorAlignment
OpTypeAccelerationStructureKHR	bufferDescriptorSize aligned to bufferDescriptorAlignment

The *base alignment* of the type of an **OpTypeStruct** member is defined recursively as follows:

- A scalar has a base alignment equal to its scalar alignment.
- A two-component vector has a base alignment equal to twice its scalar alignment.
- A three- or four-component vector has a base alignment equal to four times its scalar alignment.
- An array has a base alignment equal to the base alignment of its element type.
- A structure has a base alignment equal to the largest base alignment of any of its members. An empty structure has a base alignment equal to the size of the smallest scalar type permitted by the capabilities declared in the SPIR-V module. (e.g., for a 1 byte aligned empty structure in the **StorageBuffer** storage class, **StorageBuffer8BitAccess** or **UniformAndStorageBuffer8BitAccess** **must** be declared in the SPIR-V module.)
- A matrix type inherits *base alignment* from the equivalent array declaration.

The *extended alignment* of the type of an **OpTypeStruct** member is similarly defined as follows:

- A scalar or vector type has an extended alignment equal to its base alignment.
- An array or structure type has an extended alignment equal to the largest extended alignment of any of its members, rounded up to a multiple of 16.
- A matrix type inherits extended alignment from the equivalent array declaration.

A member is defined to *improperly straddle* if either of the following are true:

- It is a vector with total size less than or equal to 16 bytes, and has **Offset** decorations placing its first byte at F and its last byte at L, where $\text{floor}(F / 16) \neq \text{floor}(L / 16)$.
- It is a vector with total size greater than 16 bytes and has its **Offset** decorations placing its first byte at a non-integer multiple of 16.

Standard Buffer Layout

Every member of an **OpTypeStruct** that is required to be explicitly laid out **must** be aligned according to the first matching rule as follows. If the structure is contained in pointer types of multiple storage classes, it **must** satisfy the requirements for every storage class used to reference it.

1. If the **scalarBlockLayout** feature is enabled and the storage class is **Uniform**, **StorageBuffer**, **PhysicalStorageBuffer**, **ShaderRecordBufferKHR**, or **PushConstant**, or the storage class is **UniformConstant** and the type is decorated with either **SamplerHeapEXT** or **ResourceHeapEXT**, then every member **must** be aligned according to its scalar alignment.

2. If the `workgroupMemoryExplicitLayoutScalarBlockLayout` feature is enabled and the storage class is `Workgroup` then every member **must** be aligned according to its scalar alignment.
3. All vectors **must** be aligned according to their scalar alignment.
4. If the `uniformBufferStandardLayout` feature is not enabled, then any member of an `OpTypeStruct` with a storage class of `Uniform` and a decoration of `Block` **must** be aligned according to its extended alignment.
5. Every other member **must** be aligned according to its base alignment.

NOTE

Even if scalar alignment is supported, it is generally more performant to use the *base alignment*.

The memory layout **must** obey the following rules:

- The `Offset` or `OffsetIdEXT` decoration of any member **must** be a multiple of its alignment.
- Any `ArrayStride`, or `ArrayStrideIdEXT`, or `MatrixStride` decoration **must** be a multiple of the alignment of the array or matrix as defined above.

If one of the conditions below applies

- The storage class is `Uniform`, `StorageBuffer`, `PhysicalStorageBuffer`, `ShaderRecordBufferKHR`, or `PushConstant`, and the `scalarBlockLayout` feature is not enabled.
- The storage class is `Workgroup`, and either the structure member is not part of a `Block` or the `workgroupMemoryExplicitLayoutScalarBlockLayout` feature is not enabled.
- The storage class is any other storage class.

the memory layout **must** also obey the following rules:

- Vectors **must** not improperly straddle, as defined above.
- The `Offset` decoration of a member **must** not place it between the end of a structure, an array, or a matrix and the next multiple of the alignment of that structure, array, or matrix.

NOTE

The **std430 layout** in GLSL satisfies these rules for types using the base alignment. The **std140 layout** satisfies the rules for types using the extended alignment.

NOTE

An alternate explanation of the shader memory requirements, discussing the underlying extensions and core versions which affect them, is found in the [Vulkan Guide](#).

19.10. Built-In Variables

Built-in variables are accessed in shaders by declaring a variable decorated with a `BuiltIn` SPIR-V decoration. The meaning of each `BuiltIn` decoration is as follows. In the remainder of this section, the name of a built-in is used interchangeably with a term equivalent to a variable decorated with that particular built-in. Built-ins that represent integer values **can** be declared as either signed or unsigned 32-bit integers.

As mentioned above, some inputs and outputs have an additional level of arrayness relative to other shader inputs and outputs. This level of arrayness is not included in the type descriptions below, but **must** be included when declaring the built-in.

Any two variables declared in the **Input** storage class listed as operands on the same **OpEntryPoint** **must** not have the same **BuiltIn** decoration. Any two variables declared in the **Output** storage class listed as operands on the same **OpEntryPoint** **must** not have the same **BuiltIn** decoration.

Built-in values for descriptor heaps are listed in the descriptor heap chapter:

- [\[SamplerHeapEXT\]](#)
- [\[ResourceHeapEXT\]](#)

Types used to access these built-ins **must** be laid out explicitly using the **Offset**, **OffsetIdEXT**, **ArrayStride**, **ArrayStrideIdEXT**, and **MatrixStride** decorations as specified in [Offset and Stride Assignment](#).

BaryCoordKHR

The **BaryCoordKHR** decoration **can** be used to decorate a fragment shader input variable. This variable will contain a three-component floating-point vector with barycentric weights that indicate the location of the fragment relative to the screen-space locations of vertices of its primitive, obtained using perspective interpolation.

Valid Usage

- VUID-BaryCoordKHR-BaryCoordKHR-04154
The **BaryCoordKHR** decoration **must** be used only within the **Fragment Execution Model**
- VUID-BaryCoordKHR-BaryCoordKHR-04155
The variable decorated with **BaryCoordKHR** **must** be declared using the **Input Storage Class**
- VUID-BaryCoordKHR-BaryCoordKHR-04156
The variable decorated with **BaryCoordKHR** **must** be declared as a three-component vector of 32-bit floating-point values

BaryCoordNoPerspAMD

The **BaryCoordNoPerspAMD** decoration **can** be used to decorate a fragment shader input variable. This variable will contain the (I,J) pair of the barycentric coordinates corresponding to the fragment evaluated using linear interpolation at the fragment's center. The K coordinate of the barycentric coordinates **can** be derived given the identity $I + J + K = 1.0$.

Valid Usage

- VUID-BaryCoordNoPerspAMD-BaryCoordNoPerspAMD-04157
The **BaryCoordNoPerspAMD** decoration **must** be used only within the **Fragment Execution Model**
- VUID-BaryCoordNoPerspAMD-BaryCoordNoPerspAMD-04158
The variable decorated with **BaryCoordNoPerspAMD** **must** be declared using the **Input Storage Class**

- VUID-BaryCoordNoPerspAMD-BaryCoordNoPerspAMD-04159
The variable decorated with **BaryCoordNoPerspAMD** **must** be declared as a two-component vector of 32-bit floating-point values

BaryCoordNoPerspKHR

The **BaryCoordNoPerspKHR** decoration **can** be used to decorate a fragment shader input variable. This variable will contain a three-component floating-point vector with barycentric weights that indicate the location of the fragment relative to the screen-space locations of vertices of its primitive, obtained using linear interpolation.

Valid Usage

- VUID-BaryCoordNoPerspKHR-BaryCoordNoPerspKHR-04160
The **BaryCoordNoPerspKHR** decoration **must** be used only within the **Fragment Execution Model**
- VUID-BaryCoordNoPerspKHR-BaryCoordNoPerspKHR-04161
The variable decorated with **BaryCoordNoPerspKHR** **must** be declared using the **Input Storage Class**
- VUID-BaryCoordNoPerspKHR-BaryCoordNoPerspKHR-04162
The variable decorated with **BaryCoordNoPerspKHR** **must** be declared as a three-component vector of 32-bit floating-point values

BaryCoordNoPerspCentroidAMD

The **BaryCoordNoPerspCentroidAMD** decoration **can** be used to decorate a fragment shader input variable. This variable will contain the (I,J) pair of the barycentric coordinates corresponding to the fragment evaluated using linear interpolation at the centroid. The K coordinate of the barycentric coordinates **can** be derived given the identity $I + J + K = 1.0$.

Valid Usage

- VUID-BaryCoordNoPerspCentroidAMD-BaryCoordNoPerspCentroidAMD-04163
The **BaryCoordNoPerspCentroidAMD** decoration **must** be used only within the **Fragment Execution Model**
- VUID-BaryCoordNoPerspCentroidAMD-BaryCoordNoPerspCentroidAMD-04164
The variable decorated with **BaryCoordNoPerspCentroidAMD** **must** be declared using the **Input Storage Class**
- VUID-BaryCoordNoPerspCentroidAMD-BaryCoordNoPerspCentroidAMD-04165
The variable decorated with **BaryCoordNoPerspCentroidAMD** **must** be declared as a three-component vector of 32-bit floating-point values

BaryCoordNoPerspSampleAMD

The **BaryCoordNoPerspSampleAMD** decoration **can** be used to decorate a fragment shader input variable. This variable will contain the (I,J) pair of the barycentric coordinates corresponding to the fragment evaluated using linear interpolation at each covered sample. The K coordinate of

the barycentric coordinates **can** be derived given the identity $I + J + K = 1.0$.

Valid Usage

- VUID-BaryCoordNoPerspSampleAMD-BaryCoordNoPerspSampleAMD-04166
The `BaryCoordNoPerspSampleAMD` decoration **must** be used only within the `Fragment Execution Model`
- VUID-BaryCoordNoPerspSampleAMD-BaryCoordNoPerspSampleAMD-04167
The variable decorated with `BaryCoordNoPerspSampleAMD` **must** be declared using the `Input Storage Class`
- VUID-BaryCoordNoPerspSampleAMD-BaryCoordNoPerspSampleAMD-04168
The variable decorated with `BaryCoordNoPerspSampleAMD` **must** be declared as a two-component vector of 32-bit floating-point values

`BaryCoordPullModelAMD`

The `BaryCoordPullModelAMD` decoration **can** be used to decorate a fragment shader input variable. This variable will contain $(1/W, 1/I, 1/J)$ evaluated at the fragment center and **can** be used to calculate gradients and then interpolate I, J , and W at any desired sample location.

Valid Usage

- VUID-BaryCoordPullModelAMD-BaryCoordPullModelAMD-04169
The `BaryCoordPullModelAMD` decoration **must** be used only within the `Fragment Execution Model`
- VUID-BaryCoordPullModelAMD-BaryCoordPullModelAMD-04170
The variable decorated with `BaryCoordPullModelAMD` **must** be declared using the `Input Storage Class`
- VUID-BaryCoordPullModelAMD-BaryCoordPullModelAMD-04171
The variable decorated with `BaryCoordPullModelAMD` **must** be declared as a three-component vector of 32-bit floating-point values

`BaryCoordSmoothAMD`

The `BaryCoordSmoothAMD` decoration **can** be used to decorate a fragment shader input variable. This variable will contain the (I, J) pair of the barycentric coordinates corresponding to the fragment evaluated using perspective interpolation at the fragment's center. The K coordinate of the barycentric coordinates **can** be derived given the identity $I + J + K = 1.0$.

Valid Usage

- VUID-BaryCoordSmoothAMD-BaryCoordSmoothAMD-04172
The `BaryCoordSmoothAMD` decoration **must** be used only within the `Fragment Execution Model`
- VUID-BaryCoordSmoothAMD-BaryCoordSmoothAMD-04173
The variable decorated with `BaryCoordSmoothAMD` **must** be declared using the `Input Storage`

Class

- VUID-BaryCoordSmoothAMD-BaryCoordSmoothAMD-04174

The variable decorated with **BaryCoordSmoothAMD** **must** be declared as a two-component vector of 32-bit floating-point values

BaryCoordSmoothCentroidAMD

The **BaryCoordSmoothCentroidAMD** decoration **can** be used to decorate a fragment shader input variable. This variable will contain the (I,J) pair of the barycentric coordinates corresponding to the fragment evaluated using perspective interpolation at the centroid. The K coordinate of the barycentric coordinates **can** be derived given the identity $I + J + K = 1.0$.

Valid Usage

- VUID-BaryCoordSmoothCentroidAMD-BaryCoordSmoothCentroidAMD-04175
The **BaryCoordSmoothCentroidAMD** decoration **must** be used only within the **Fragment Execution Model**
- VUID-BaryCoordSmoothCentroidAMD-BaryCoordSmoothCentroidAMD-04176
The variable decorated with **BaryCoordSmoothCentroidAMD** **must** be declared using the **Input Storage Class**
- VUID-BaryCoordSmoothCentroidAMD-BaryCoordSmoothCentroidAMD-04177
The variable decorated with **BaryCoordSmoothCentroidAMD** **must** be declared as a two-component vector of 32-bit floating-point values

BaryCoordSmoothSampleAMD

The **BaryCoordSmoothSampleAMD** decoration **can** be used to decorate a fragment shader input variable. This variable will contain the (I,J) pair of the barycentric coordinates corresponding to the fragment evaluated using perspective interpolation at each covered sample. The K coordinate of the barycentric coordinates **can** be derived given the identity $I + J + K = 1.0$.

Valid Usage

- VUID-BaryCoordSmoothSampleAMD-BaryCoordSmoothSampleAMD-04178
The **BaryCoordSmoothSampleAMD** decoration **must** be used only within the **Fragment Execution Model**
- VUID-BaryCoordSmoothSampleAMD-BaryCoordSmoothSampleAMD-04179
The variable decorated with **BaryCoordSmoothSampleAMD** **must** be declared using the **Input Storage Class**
- VUID-BaryCoordSmoothSampleAMD-BaryCoordSmoothSampleAMD-04180
The variable decorated with **BaryCoordSmoothSampleAMD** **must** be declared as a two-component vector of 32-bit floating-point values

BaseInstance

Decorating a variable with the **BaseInstance** built-in will make that variable contain the integer

value corresponding to the first instance that was passed to the command that invoked the current vertex shader invocation. **BaseInstance** is the **firstInstance** parameter to a *direct drawing command* or the **firstInstance** member of a structure consumed by an *indirect drawing command*.

Valid Usage

- VUID-BaseInstance-BaseInstance-04181
The **BaseInstance** decoration **must** be used only within the **Vertex Execution Model**
- VUID-BaseInstance-BaseInstance-04182
The variable decorated with **BaseInstance** **must** be declared using the **Input Storage Class**
- VUID-BaseInstance-BaseInstance-04183
The variable decorated with **BaseInstance** **must** be declared as a scalar 32-bit integer value

BaseVertex

Decorating a variable with the **BaseVertex** built-in will make that variable contain the integer value corresponding to the first vertex or vertex offset that was passed to the command that invoked the current vertex shader invocation. For *non-indexed drawing commands*, this variable is the **firstVertex** parameter to a *direct drawing command* or the **firstVertex** member of the structure consumed by an *indirect drawing command*. For *indexed drawing commands*, this variable is the **vertexOffset** parameter to a *direct drawing command* or the **vertexOffset** member of the structure consumed by an *indirect drawing command*.

Valid Usage

- VUID-BaseVertex-BaseVertex-04184
The **BaseVertex** decoration **must** be used only within the **Vertex Execution Model**
- VUID-BaseVertex-BaseVertex-04185
The variable decorated with **BaseVertex** **must** be declared using the **Input Storage Class**
- VUID-BaseVertex-BaseVertex-04186
The variable decorated with **BaseVertex** **must** be declared as a scalar 32-bit integer value

ClipDistance

Decorating a variable with the **ClipDistance** built-in decoration will make that variable contain the mechanism for controlling user clipping. **ClipDistance** is an array such that the i^{th} element of the array specifies the clip distance for plane i . A clip distance of 0 means the vertex is on the plane, a positive distance means the vertex is inside the clip half-space, and a negative distance means the vertex is outside the clip half-space.

NOTE The array variable decorated with **ClipDistance** is explicitly sized by the shader.

NOTE In the last **pre-rasterization shader stage**, these values will be linearly interpolated across the primitive and the portion of the primitive with interpolated distances

less than 0 will be considered outside the clip volume. If `ClipDistance` is then used by a fragment shader, `ClipDistance` contains these linearly interpolated values.

Valid Usage

- VUID-ClipDistance-ClipDistance-04187
The `ClipDistance` decoration **must** be used only within the `MeshEXT`, `MeshNV`, `Vertex`, `Fragment`, `TessellationControl`, `TessellationEvaluation`, or `Geometry Execution Model`
- VUID-ClipDistance-ClipDistance-04188
The variable decorated with `ClipDistance` within the `MeshEXT`, `MeshNV`, or `Vertex Execution Model` **must** be declared using the `Output Storage Class`
- VUID-ClipDistance-ClipDistance-04189
The variable decorated with `ClipDistance` within the `Fragment Execution Model` **must** be declared using the `Input Storage Class`
- VUID-ClipDistance-ClipDistance-04190
The variable decorated with `ClipDistance` within the `TessellationControl`, `TessellationEvaluation`, or `Geometry Execution Model` **must** not be declared in a `Storage Class` other than `Input` or `Output`
- VUID-ClipDistance-ClipDistance-04191
The variable decorated with `ClipDistance` **must** be declared as an array of 32-bit floating-point values

`ClipDistancePerViewNV`

Decorating a variable with the `ClipDistancePerViewNV` built-in decoration will make that variable contain the per-view clip distances. The per-view clip distances have the same semantics as `ClipDistance`.

Valid Usage

- VUID-ClipDistancePerViewNV-ClipDistancePerViewNV-04192
The `ClipDistancePerViewNV` decoration **must** be used only within the `MeshNV Execution Model`
- VUID-ClipDistancePerViewNV-ClipDistancePerViewNV-04193
The variable decorated with `ClipDistancePerViewNV` **must** be declared using the `Output Storage Class`
- VUID-ClipDistancePerViewNV-ClipDistancePerViewNV-04194
The variable decorated with `ClipDistancePerViewNV` **must** also be decorated with the `PerViewNV` decoration
- VUID-ClipDistancePerViewNV-ClipDistancePerViewNV-04195
The variable decorated with `ClipDistancePerViewNV` **must** be declared as a two-dimensional array of 32-bit floating-point values

`ClusterIDHUAWEI`

The `ClusterIDHUAWEI` decoration can be used to decorate a cluster culling shader output

variable, this variable will contain an integer value that specifies the id of cluster being rendered by this drawing command. When Cluster Culling Shader enable, `ClusterIDHUAWEI` will replace `gl_DrawID` pass to vertex shader for cluster-related information fetching.

Valid Usage

- VUID-ClusterIDHUAWEI-ClusterIDHUAWEI-07797
The `ClusterIDHUAWEI` decoration **must** be used only within the `ClusterCullingHUAWEI Execution Model`
- VUID-ClusterIDHUAWEI-ClusterIDHUAWEI-07798
The variable decorated with `ClusterIDHUAWEI` **must** be declared as a scalar 32-bit integer value

ClusterShadingRateHUAWEI

The `ClusterShadingRateHUAWEI` decoration can be used to decorate a cluster culling shader output variable. This variable will contain an integer value specifying the shading rate of a rendering cluster.

Valid Usage

- VUID-ClusterShadingRateHUAWEI-ClusterShadingRateHUAWEI-09448
The `ClusterShadingRateHUAWEI` decoration **must** be used only within the `ClusterCullingHUAWEI Execution Model`
- VUID-ClusterShadingRateHUAWEI-ClusterShadingRateHUAWEI-09449
The variable decorated with `ClusterShadingRateHUAWEI` **must** be declared as a scalar 32-bit integer value

CullDistance

Decorating a variable with the `CullDistance` built-in decoration will make that variable contain the mechanism for controlling user culling. If any member of this array is assigned a negative value for all vertices belonging to a primitive, then the primitive is discarded before rasterization.

NOTE

In fragment shaders, the values of the `CullDistance` array are linearly interpolated across each primitive.

NOTE

If `CullDistance` decorates an input variable, that variable will contain the corresponding value from the `CullDistance` decorated output variable from the previous shader stage.

Valid Usage

- VUID-CullDistance-CullDistance-04196
The `CullDistance` decoration **must** be used only within the `MeshEXT`, `MeshNV`, `Vertex`,

Fragment, TessellationControl, TessellationEvaluation, or Geometry Execution Model

- VUID-CullDistance-CullDistance-04197
The variable decorated with **CullDistance** within the MeshEXT, MeshNV or Vertex Execution Model **must** be declared using the Output Storage Class
- VUID-CullDistance-CullDistance-04198
The variable decorated with **CullDistance** within the Fragment Execution Model **must** be declared using the Input Storage Class
- VUID-CullDistance-CullDistance-04199
The variable decorated with **CullDistance** within the TessellationControl, TessellationEvaluation, or Geometry Execution Model **must** not be declared using a Storage Class other than Input or Output
- VUID-CullDistance-CullDistance-04200
The variable decorated with **CullDistance** **must** be declared as an array of 32-bit floating-point values

CullDistancePerViewNV

Decorating a variable with the **CullDistancePerViewNV** built-in decoration will make that variable contain the per-view cull distances. The per-view cull distances have the same semantics as **CullDistance**.

Valid Usage

- VUID-CullDistancePerViewNV-CullDistancePerViewNV-04201
The **CullDistancePerViewNV** decoration **must** be used only within the MeshNV Execution Model
- VUID-CullDistancePerViewNV-CullDistancePerViewNV-04202
The variable decorated with **CullDistancePerViewNV** **must** be declared using the Output Storage Class
- VUID-CullDistancePerViewNV-CullDistancePerViewNV-04203
The variable decorated with **CullDistancePerViewNV** **must** also be decorated with the **PerViewNV** decoration
- VUID-CullDistancePerViewNV-CullDistancePerViewNV-04204
The variable decorated with **CullDistancePerViewNV** **must** be declared as a two-dimensional array of 32-bit floating-point values

CullPrimitiveEXT

Decorating a variable with the **CullPrimitiveEXT** built-in decoration will make that variable contain the culling state of output primitives. If the per-primitive boolean value is **true**, the primitive will be culled, if it is **false** it will not be culled.

Valid Usage

- VUID-CullPrimitiveEXT-CullPrimitiveEXT-07034
The **CullPrimitiveEXT** decoration **must** be used only within the MeshEXT Execution Model

- VUID-CullPrimitiveEXT-CullPrimitiveEXT-07035
The variable decorated with **CullPrimitiveEXT** **must** be declared using the **Output Storage Class**
- VUID-CullPrimitiveEXT-CullPrimitiveEXT-07036
CullPrimitiveEXT **must** decorate a scalar boolean member of a structure decorated as **Block**, or decorate a variable of type **OpTypeArray** of boolean values
- VUID-CullPrimitiveEXT-CullPrimitiveEXT-10589
If **CullPrimitiveEXT** is declared as an array of boolean values, the size of the array **must** match the value specified by **OutputPrimitivesEXT**
- VUID-CullPrimitiveEXT-CullPrimitiveEXT-10590
If **CullPrimitiveEXT** decorates a member of a structure, the variable declaration of the containing **Block** type **must** have an array size that matches the value specified by **OutputPrimitivesEXT**
- VUID-CullPrimitiveEXT-CullPrimitiveEXT-10591
There must be only one declaration of the **CullPrimitiveEXT** associated with a entry point's interface
- VUID-CullPrimitiveEXT-CullPrimitiveEXT-07038
The variable decorated with **CullPrimitiveEXT** within the **MeshEXT Execution Model** **must** also be decorated with the **PerPrimitiveEXT** decoration

CullMaskKHR

A variable decorated with the **CullMaskKHR** decoration will specify the cull mask of the ray being processed. The value is given by the **Cull Mask** parameter passed into one of the **OpTrace*** instructions.

Valid Usage

- VUID-CullMaskKHR-CullMaskKHR-06735
The **CullMaskKHR** decoration **must** be used only within the **IntersectionKHR**, **AnyHitKHR**, **ClosestHitKHR**, or **MissKHR Execution Model**
- VUID-CullMaskKHR-CullMaskKHR-06736
The variable decorated with **CullMaskKHR** **must** be declared using the **Input Storage Class**
- VUID-CullMaskKHR-CullMaskKHR-06737
The variable decorated with **CullMaskKHR** **must** be declared as a scalar 32-bit integer value

CurrentRayTimeNV

A variable decorated with the **CurrentRayTimeNV** decoration contains the time value passed in to **OpTraceRayMotionNV** which called this shader.

Valid Usage

- VUID-CurrentRayTimeNV-CurrentRayTimeNV-04942
The **CurrentRayTimeNV** decoration **must** be used only within the **IntersectionKHR**, **AnyHitKHR**,

ClosestHitKHR, or MissKHR Execution Model

- VUID-CurrentRayTimeNV-CurrentRayTimeNV-04943
The variable decorated with **CurrentRayTimeNV** **must** be declared using the **Input Storage Class**
- VUID-CurrentRayTimeNV-CurrentRayTimeNV-04944
The variable decorated with **CurrentRayTimeNV** **must** be declared as a scalar 32-bit floating-point value

DeviceIndex

The **DeviceIndex** decoration **can** be applied to a shader input which will be filled with the device index of the physical device that is executing the current shader invocation. This value will be in the range $[0, \max(1, \text{physicalDeviceCount}))$, where `physicalDeviceCount` is the **physicalDeviceCount** member of **VkDeviceGroupDeviceCreateInfo**.

Valid Usage

- VUID-DeviceIndex-DeviceIndex-04205
The variable decorated with **DeviceIndex** **must** be declared using the **Input Storage Class**
- VUID-DeviceIndex-DeviceIndex-04206
The variable decorated with **DeviceIndex** **must** be declared as a scalar 32-bit integer value

DrawIndex

Decorating a variable with the **DrawIndex** built-in will make that variable contain the integer value corresponding to the zero-based index of the draw that invoked the current task, mesh, or vertex shader invocation. For *indirect drawing commands*, **DrawIndex** begins at zero and increments by one for each draw executed. The number of draws is given by the **drawCount** parameter. For *direct drawing commands*, if **vkCmdDrawMultiEXT** or **vkCmdDrawMultiIndexedEXT** is used, this variable contains the integer value corresponding to the zero-based index of the draw. Otherwise **DrawIndex** is always zero. **DrawIndex** is dynamically uniform.

When task or mesh shaders are used, only the first active stage will have proper access to the variable. The value read by other stages is poison.

Valid Usage

- VUID-DrawIndex-DrawIndex-04207
The **DrawIndex** decoration **must** be used only within the **Vertex**, **MeshEXT**, **TaskEXT**, **MeshNV**, or **TaskNV Execution Model**
- VUID-DrawIndex-DrawIndex-04208
The variable decorated with **DrawIndex** **must** be declared using the **Input Storage Class**
- VUID-DrawIndex-DrawIndex-04209
The variable decorated with **DrawIndex** **must** be declared as a scalar 32-bit integer value

FirstIndexHUAWEI

The **FirstIndexHUAWEI** decoration can be used to decorate a cluster culling shader output variable, this indexed mode specific variable will contain an integer value that specifies the base index within the index buffer corresponding to a cluster.

Valid Usage

- VUID-FirstIndexHUAWEI-FirstIndexHUAWEI-07799
The **FirstIndexHUAWEI** decoration **must** be used only within the **ClusterCullingHUAWEI Execution Model**
- VUID-FirstIndexHUAWEI-FirstIndexHUAWEI-07800
The variable decorated with **FirstIndexHUAWEI** **must** be declared as a scalar 32-bit integer value

FragCoord

Decorating a variable with the **FragCoord** built-in decoration will make that variable contain the coordinates (x,y,z,1/w) of the fragment being processed.

The (x,y) values are the framebuffer coordinates (x_f, y_f) of the fragment.

When **Sample Shading** is enabled, the x and y components of **FragCoord** reflect the location of one of the samples corresponding to the shader invocation.

Otherwise, the x and y components of **FragCoord** reflect the location of the center of the fragment.

The z component of **FragCoord** is the interpolated depth value of the primitive.

The w component is the interpolated $\frac{1}{w}$.

The **Centroid** interpolation decoration is ignored, but allowed, on **FragCoord**.

Valid Usage

- VUID-FragCoord-FragCoord-04210
The **FragCoord** decoration **must** be used only within the **Fragment Execution Model**
- VUID-FragCoord-FragCoord-04211
The variable decorated with **FragCoord** **must** be declared using the **Input Storage Class**
- VUID-FragCoord-FragCoord-04212
The variable decorated with **FragCoord** **must** be declared as a four-component vector of 32-bit floating-point values

FragDepth

To have a shader supply a fragment-depth value, the shader **must** declare the **DepthReplacing** execution mode. Such a shader's fragment-depth value will come from the variable decorated with the **FragDepth** built-in decoration.

This value will be used for any subsequent depth testing performed by the implementation or writes to the depth attachment. See [fragment shader depth replacement](#) for details.

Valid Usage

- VUID-FragDepth-FragDepth-04213
The **FragDepth** decoration **must** be used only within the **Fragment Execution Model**
- VUID-FragDepth-FragDepth-04214
The variable decorated with **FragDepth** **must** be declared using the **Output Storage Class**
- VUID-FragDepth-FragDepth-04215
The variable decorated with **FragDepth** **must** be declared as a scalar 32-bit floating-point value
- VUID-FragDepth-FragDepth-04216
If the shader dynamically writes to the variable decorated with **FragDepth**, the **DepthReplacing Execution Mode** **must** be declared

FirstInstanceHUAWEI

The **FirstInstanceHUAWEI** decoration can be used to decorate a cluster culling shader output variable, this variable will contain an integer value that specifies the instance ID of the first instance to draw.

Valid Usage

- VUID-FirstInstanceHUAWEI-FirstInstanceHUAWEI-07801
The **FirstInstanceHUAWEI** decoration **must** be used only within the **ClusterCullingHUAWEI Execution Model**
- VUID-FirstInstanceHUAWEI-FirstInstanceHUAWEI-07802
The variable decorated with **FirstInstanceHUAWEI** **must** be declared as a scalar 32-bit integer value

FirstVertexHUAWEI

The **FirstVertexHUAWEI** decoration can be used to decorate a cluster culling shader output variable, this non-indexed mode specific variable will contain an integer value that specifies the index of the first vertex in a cluster to draw.

Valid Usage

- VUID-FirstVertexHUAWEI-FirstVertexHUAWEI-07803
The **FirstVertexHUAWEI** decoration **must** be used only within the **FirstVertexHUAWEI Execution Model**
- VUID-FirstVertexHUAWEI-FirstVertexHUAWEI-07804
The variable decorated with **FirstVertexHUAWEI** **must** be declared as a scalar 32-bit integer value

FragInvocationCountEXT

Decorating a variable with the `FragInvocationCountEXT` built-in decoration will make that variable contain the maximum number of fragment shader invocations for the fragment, as determined by `minSampleShading`.

If `Sample Shading` is not enabled, `FragInvocationCountEXT` will be filled with a value of 1.

Valid Usage

- VUID-FragInvocationCountEXT-FragInvocationCountEXT-04217
The `FragInvocationCountEXT` decoration **must** be used only within the `Fragment Execution Model`
- VUID-FragInvocationCountEXT-FragInvocationCountEXT-04218
The variable decorated with `FragInvocationCountEXT` **must** be declared using the `Input Storage Class`
- VUID-FragInvocationCountEXT-FragInvocationCountEXT-04219
The variable decorated with `FragInvocationCountEXT` **must** be declared as a scalar 32-bit integer value

FragSizeEXT

Decorating a variable with the `FragSizeEXT` built-in decoration will make that variable contain the dimensions in pixels of the `area` that the fragment covers for that invocation.

NOTE

When used in a custom resolve operation and the `customResolve` feature is enabled, the dimensions in pixels returned **may** be (1,1) if the fragment area was reduced.

If fragment density map is not enabled, `FragSizeEXT` will be filled with a value of (1,1).

Valid Usage

- VUID-FragSizeEXT-FragSizeEXT-04220
The `FragSizeEXT` decoration **must** be used only within the `Fragment Execution Model`
- VUID-FragSizeEXT-FragSizeEXT-04221
The variable decorated with `FragSizeEXT` **must** be declared using the `Input Storage Class`
- VUID-FragSizeEXT-FragSizeEXT-04222
The variable decorated with `FragSizeEXT` **must** be declared as a two-component vector of 32-bit integer values

FragStencilRefEXT

Decorating a variable with the `FragStencilRefEXT` built-in decoration will make that variable contain the new stencil reference value for all samples covered by the fragment. This value will be used as the stencil reference value used in stencil testing.

To write to `FragStencilRefEXT`, a shader **must** declare the `StencilRefReplacingEXT` execution mode. If a shader declares the `StencilRefReplacingEXT` execution mode and there is an execution path through the shader that does not set `FragStencilRefEXT`, then the fragment's stencil reference value is undefined for executions of the shader that take that path.

Only the least significant `s` bits of the integer value of the variable decorated with `FragStencilRefEXT` are considered for stencil testing, where `s` is the number of bits in the stencil framebuffer attachment, and higher order bits are discarded.

See [fragment shader stencil reference replacement](#) for more details.

Valid Usage

- VUID-FragStencilRefEXT-FragStencilRefEXT-04223
The `FragStencilRefEXT` decoration **must** be used only within the `Fragment Execution Model`
- VUID-FragStencilRefEXT-FragStencilRefEXT-04224
The variable decorated with `FragStencilRefEXT` **must** be declared using the `Output Storage Class`
- VUID-FragStencilRefEXT-FragStencilRefEXT-04225
The variable decorated with `FragStencilRefEXT` **must** be declared as a scalar integer value

FragmentSizeNV

Decorating a variable with the `FragmentSizeNV` built-in decoration will make that variable contain the width and height of the fragment.

Valid Usage

- VUID-FragmentSizeNV-FragmentSizeNV-04226
The `FragmentSizeNV` decoration **must** be used only within the `Fragment Execution Model`
- VUID-FragmentSizeNV-FragmentSizeNV-04227
The variable decorated with `FragmentSizeNV` **must** be declared using the `Input Storage Class`
- VUID-FragmentSizeNV-FragmentSizeNV-04228
The variable decorated with `FragmentSizeNV` **must** be declared as a two-component vector of 32-bit integer values

FrontFacing

Decorating a variable with the `FrontFacing` built-in decoration will make that variable contain whether the fragment is front or back facing. This variable is non-zero if the current fragment is considered to be part of a `front-facing` polygon primitive or of a non-polygon primitive and is zero if the fragment is considered to be part of a back-facing polygon primitive.

Valid Usage

- VUID-FrontFacing-FrontFacing-04229
The **FrontFacing** decoration **must** be used only within the **Fragment Execution Model**
- VUID-FrontFacing-FrontFacing-04230
The variable decorated with **FrontFacing** **must** be declared using the **Input Storage Class**
- VUID-FrontFacing-FrontFacing-04231
The variable decorated with **FrontFacing** **must** be declared as a boolean value

FullyCoveredEXT

Decorating a variable with the **FullyCoveredEXT** built-in decoration will make that variable indicate whether the **fragment area** is fully covered by the generating primitive. This variable is non-zero if conservative rasterization is enabled and the current fragment area is fully covered by the generating primitive, and is zero if the fragment is not covered or partially covered, or conservative rasterization is disabled.

Valid Usage

- VUID-FullyCoveredEXT-FullyCoveredEXT-04232
The **FullyCoveredEXT** decoration **must** be used only within the **Fragment Execution Model**
- VUID-FullyCoveredEXT-FullyCoveredEXT-04233
The variable decorated with **FullyCoveredEXT** **must** be declared using the **Input Storage Class**
- VUID-FullyCoveredEXT-FullyCoveredEXT-04234
The variable decorated with **FullyCoveredEXT** **must** be declared as a boolean value
- VUID-FullyCoveredEXT-conservativeRasterizationPostDepthCoverage-04235
If **VkPhysicalDeviceConservativeRasterizationPropertiesEXT::conservativeRasterizationPostDepthCoverage** is not supported the **PostDepthCoverage Execution Mode** **must** not be declared, when a variable with the **FullyCoveredEXT** decoration is declared

GlobalInvocationId

Decorating a variable with the **GlobalInvocationId** built-in decoration will make that variable contain the location of the current invocation within the global workgroup. Each component is equal to the index of the local workgroup multiplied by the size of the local workgroup plus **LocalInvocationId**.

Valid Usage

- VUID-GlobalInvocationId-GlobalInvocationId-04236
The **GlobalInvocationId** decoration **must** be used only within the **GLCompute, MeshEXT, TaskEXT, MeshNV, or TaskNV Execution Model**
- VUID-GlobalInvocationId-GlobalInvocationId-04237

The variable decorated with **GlobalInvocationId** **must** be declared using the **Input Storage Class**

- VUID-GlobalInvocationId-GlobalInvocationId-04238

The variable decorated with **GlobalInvocationId** **must** be declared as a three-component vector of 32-bit integer values

HelperInvocation

Decorating a variable with the **HelperInvocation** built-in decoration will make that variable contain whether the current invocation is a helper invocation. This variable is non-zero if the current fragment being shaded is a helper invocation and zero otherwise. A helper invocation is an invocation of the shader that is produced to satisfy internal requirements such as the generation of derivatives.

NOTE

It is very likely that a helper invocation will have a value of **SampleMask** fragment shader input value that is zero.

Valid Usage

- VUID-HelperInvocation-HelperInvocation-04239

The **HelperInvocation** decoration **must** be used only within the **Fragment Execution Model**

- VUID-HelperInvocation-HelperInvocation-04240

The variable decorated with **HelperInvocation** **must** be declared using the **Input Storage Class**

- VUID-HelperInvocation-HelperInvocation-04241

The variable decorated with **HelperInvocation** **must** be declared as a boolean value

HitKindKHR

A variable decorated with the **HitKindKHR** decoration will describe the intersection that triggered the execution of the current shader. The values are determined by the intersection shader. For user-defined intersection shaders this is the value that was passed to the “Hit Kind” operand of **OpReportIntersectionKHR**. For triangle intersection candidates, this will be one of **HitKindFrontFacingTriangleKHR** or **HitKindBackFacingTriangleKHR**.

Valid Usage

- VUID-HitKindKHR-HitKindKHR-04242

The **HitKindKHR** decoration **must** be used only within the **AnyHitKHR** or **ClosestHitKHR Execution Model**

- VUID-HitKindKHR-HitKindKHR-04243

The variable decorated with **HitKindKHR** **must** be declared using the **Input Storage Class**

- VUID-HitKindKHR-HitKindKHR-04244

The variable decorated with **HitKindKHR** **must** be declared as a scalar 32-bit integer value

HitTNV

A variable decorated with the **HitTNV** decoration is equivalent to a variable decorated with the **RayTmaxKHR** decoration.

Valid Usage

- VUID-HitTNV-HitTNV-04245
The **HitTNV** decoration **must** be used only within the **AnyHitNV** or **ClosestHitNV Execution Model**
- VUID-HitTNV-HitTNV-04246
The variable decorated with **HitTNV** **must** be declared using the **Input Storage Class**
- VUID-HitTNV-HitTNV-04247
The variable decorated with **HitTNV** **must** be declared as a scalar 32-bit floating-point value

HitTriangleVertexPositionsKHR

A variable decorated with the **HitTriangleVertexPositionsKHR** decoration will specify the object space vertices of the triangle at the current intersection in application-provided order. The positions returned are transformed by the geometry transform, which is performed at standard **floating-point** precision, but without a specifically defined order of floating-point operations to perform the matrix multiplication.

Valid Usage

- VUID-HitTriangleVertexPositionsKHR-HitTriangleVertexPositionsKHR-08747
The **HitTriangleVertexPositionsKHR** decoration **must** be used only within the **AnyHitKHR** or **ClosestHitKHR Execution Model**
- VUID-HitTriangleVertexPositionsKHR-HitTriangleVertexPositionsKHR-08748
The variable decorated with **HitTriangleVertexPositionsKHR** **must** be declared using the **Input Storage Class**
- VUID-HitTriangleVertexPositionsKHR-HitTriangleVertexPositionsKHR-08749
The variable decorated with **HitTriangleVertexPositionsKHR** **must** be declared as an array of three vectors of three 32-bit float values
- VUID-HitTriangleVertexPositionsKHR-HitTriangleVertexPositionsKHR-08750
The variable decorated with **HitTriangleVertexPositionsKHR** **must** be used only if the value of **HitKindKHR** is **HitKindFrontFacingTriangleKHR** or **HitKindBackFacingTriangleKHR**
- VUID-HitTriangleVertexPositionsKHR-None-08751
The acceleration structure corresponding to the current intersection **must** have been built with **VK_BUILD_ACCELERATION_STRUCTURE_ALLOW_DATA_ACCESS_BIT_KHR**

IncomingRayFlagsKHR

A variable with the **IncomingRayFlagsKHR** decoration will contain the ray flags passed in to the trace call that invoked this particular shader. Setting pipeline flags on the ray tracing pipeline

must not cause any corresponding flags to be set in variables with this decoration.

Valid Usage

- VUID-IncomingRayFlagsKHR-IncomingRayFlagsKHR-04248
The **IncomingRayFlagsKHR** decoration **must** be used only within the **IntersectionKHR**, **AnyHitKHR**, **ClosestHitKHR**, or **MissKHR Execution Model**
- VUID-IncomingRayFlagsKHR-IncomingRayFlagsKHR-04249
The variable decorated with **IncomingRayFlagsKHR** **must** be declared using the **Input Storage Class**
- VUID-IncomingRayFlagsKHR-IncomingRayFlagsKHR-04250
The variable decorated with **IncomingRayFlagsKHR** **must** be declared as a scalar 32-bit integer value

IndexCountHUAWEI

The **IndexCountHUAWEI** decoration can be used to decorate a cluster culling shader output variable, this indexed mode specific variable will contain an integer value that specifies the number of indexed vertices in a cluster to draw.

Valid Usage

- VUID-IndexCountHUAWEI-IndexCountHUAWEI-07805
The **IndexCountHUAWEI** decoration **must** be used only within the **ClusterCullingHUAWEI Execution Model**
- VUID-IndexCountHUAWEI-IndexCountHUAWEI-07806
The variable decorated with **IndexCountHUAWEI** **must** be declared as a scalar 32-bit integer value

InstanceCountHUAWEI

The **InstanceCountHUAWEI** decoration can be used to decorate a cluster culling shader output variable, this variable will contain an integer value that specifies the number of instance to draw in a cluster.

Valid Usage

- VUID-InstanceCountHUAWEI-InstanceCountHUAWEI-07807
The **InstanceCountHUAWEI** decoration **must** be used only within the **ClusterCullingHUAWEI Execution Model**
- VUID-InstanceCountHUAWEI-InstanceCountHUAWEI-07808
The variable decorated with **InstanceCountHUAWEI** **must** be declared as a scalar 32-bit integer value

InstanceCustomIndexKHR

A variable decorated with the `InstanceCustomIndexKHR` decoration will contain the application-defined value of the instance that intersects the current ray. This variable contains the value that was specified in `VkAccelerationStructureInstanceKHR::instanceCustomIndex` for the current acceleration structure instance in the lower 24 bits and the upper 8 bits will be zero.

Valid Usage

- VUID-InstanceCustomIndexKHR-InstanceCustomIndexKHR-04251
The `InstanceCustomIndexKHR` decoration **must** be used only within the `IntersectionKHR`, `AnyHitKHR`, or `ClosestHitKHR Execution Model`
- VUID-InstanceCustomIndexKHR-InstanceCustomIndexKHR-04252
The variable decorated with `InstanceCustomIndexKHR` **must** be declared using the `Input Storage Class`
- VUID-InstanceCustomIndexKHR-InstanceCustomIndexKHR-04253
The variable decorated with `InstanceCustomIndexKHR` **must** be declared as a scalar 32-bit integer value

InstanceId

Decorating a variable in an intersection, any-hit, or closest hit shader with the `InstanceId` decoration will make that variable contain the index of the instance that intersects the current ray.

Valid Usage

- VUID-InstanceId-InstanceId-04254
The `InstanceId` decoration **must** be used only within the `IntersectionKHR`, `AnyHitKHR`, or `ClosestHitKHR Execution Model`
- VUID-InstanceId-InstanceId-04255
The variable decorated with `InstanceId` **must** be declared using the `Input Storage Class`
- VUID-InstanceId-InstanceId-04256
The variable decorated with `InstanceId` **must** be declared as a scalar 32-bit integer value

InvocationId

Decorating a variable with the `InvocationId` built-in decoration will make that variable contain the index of the current shader invocation in a geometry shader, or the index of the output patch vertex in a tessellation control shader.

In a geometry shader, the index of the current shader invocation ranges from zero to the number of `instances` declared in the shader minus one. If the instance count of the geometry shader is one or is not specified, then `InvocationId` will be zero.

Valid Usage

- VUID-InvocationId-InvocationId-04257
The **InvocationId** decoration **must** be used only within the **TessellationControl** or **Geometry Execution Model**
- VUID-InvocationId-InvocationId-04258
The variable decorated with **InvocationId** **must** be declared using the **Input Storage Class**
- VUID-InvocationId-InvocationId-04259
The variable decorated with **InvocationId** **must** be declared as a scalar 32-bit integer value

InvocationsPerPixelNV

Decorating a variable with the **InvocationsPerPixelNV** built-in decoration will make that variable contain the maximum number of fragment shader invocations per pixel, as derived from the effective shading rate for the fragment. If a primitive does not fully cover a pixel, the number of fragment shader invocations for that pixel **may** be less than the value of **InvocationsPerPixelNV**. If the shading rate indicates a fragment covering multiple pixels, then **InvocationsPerPixelNV** will be one.

Valid Usage

- VUID-InvocationsPerPixelNV-InvocationsPerPixelNV-04260
The **InvocationsPerPixelNV** decoration **must** be used only within the **Fragment Execution Model**
- VUID-InvocationsPerPixelNV-InvocationsPerPixelNV-04261
The variable decorated with **InvocationsPerPixelNV** **must** be declared using the **Input Storage Class**
- VUID-InvocationsPerPixelNV-InvocationsPerPixelNV-04262
The variable decorated with **InvocationsPerPixelNV** **must** be declared as a scalar 32-bit integer value

InstanceIndex

Decorating a variable in a vertex shader with the **InstanceIndex** built-in decoration will make that variable contain the index of the instance that is being processed by the current vertex shader invocation. **InstanceIndex** begins at the **firstInstance** parameter to **vkCmdDraw** or **vkCmdDrawIndexed** or at the **firstInstance** member of a structure consumed by **vkCmdDrawIndirect** or **vkCmdDrawIndexedIndirect**.

Valid Usage

- VUID-InstanceIndex-InstanceIndex-04263
The **InstanceIndex** decoration **must** be used only within the **Vertex Execution Model**
- VUID-InstanceIndex-InstanceIndex-04264

The variable decorated with **InstanceId** **must** be declared using the **Input Storage Class**

- VUID-InstanceId-InstanceId-04265

The variable decorated with **InstanceId** **must** be declared as a scalar 32-bit integer value

LaunchIdKHR

A variable decorated with the **LaunchIdKHR** decoration will specify the index of the work item being processed. One work item is generated for each of the **width** × **height** × **depth** items dispatched by a **vkCmdTraceRaysKHR** or **vkCmdTraceRaysNV** command. All shader invocations inherit the same value for variables decorated with **LaunchIdKHR**.

Valid Usage

- VUID-LaunchIdKHR-LaunchIdKHR-04266

The **LaunchIdKHR** decoration **must** be used only within the **RayGenerationKHR**, **IntersectionKHR**, **AnyHitKHR**, **ClosestHitKHR**, **MissKHR**, or **CallableKHR Execution Model**

- VUID-LaunchIdKHR-LaunchIdKHR-04267

The variable decorated with **LaunchIdKHR** **must** be declared using the **Input Storage Class**

- VUID-LaunchIdKHR-LaunchIdKHR-04268

The variable decorated with **LaunchIdKHR** **must** be declared as a three-component vector of 32-bit integer values

LaunchSizeKHR

A variable decorated with the **LaunchSizeKHR** decoration will contain the **width**, **height**, and **depth** dimensions passed to the **vkCmdTraceRaysKHR** or **vkCmdTraceRaysNV** command that initiated this shader execution. The **width** is in the first component, the **height** is in the second component, and the **depth** is in the third component.

Valid Usage

- VUID-LaunchSizeKHR-LaunchSizeKHR-04269

The **LaunchSizeKHR** decoration **must** be used only within the **RayGenerationKHR**, **IntersectionKHR**, **AnyHitKHR**, **ClosestHitKHR**, **MissKHR**, or **CallableKHR Execution Model**

- VUID-LaunchSizeKHR-LaunchSizeKHR-04270

The variable decorated with **LaunchSizeKHR** **must** be declared using the **Input Storage Class**

- VUID-LaunchSizeKHR-LaunchSizeKHR-04271

The variable decorated with **LaunchSizeKHR** **must** be declared as a three-component vector of 32-bit integer values

Layer

Decorating a variable with the **Layer** built-in decoration will make that variable contain the select layer of a multi-layer framebuffer attachment.

In a mesh, vertex, tessellation evaluation, or geometry shader, any variable decorated with **Layer** can be written with the framebuffer layer index to which the primitive produced by that shader will be directed.

The last active **pre-rasterization shader stage** (in pipeline order) controls the **Layer** that is used. Outputs in previous shader stages are not used, even if the last stage fails to write the **Layer**.

If the last active **pre-rasterization shader stage** shader entry point's interface does not include a variable decorated with **Layer**, then the first layer is used. If a **pre-rasterization shader stage** shader entry point's interface includes a variable decorated with **Layer**, it **must** write the same value to **Layer** for all output vertices of a given primitive. If the **Layer** value is less than 0 or greater than or equal to the number of layers in the framebuffer, then primitives **may** still be rasterized, fragment shaders **may** be executed, and the framebuffer values for all layers are undefined. In a mesh shader this also applies when the **Layer** value is greater than or equal to the **maxMeshOutputLayers** limit.

If a variable with the **Layer** decoration is also decorated with **ViewportRelativeNV**, then the **ViewportIndex** is added to the layer that is used for rendering and that is made available in the fragment shader.

If the shader writes to a variable decorated **ViewportMaskNV**, then the layer selected has a different value for each viewport a primitive is rendered to.

In a fragment shader, a variable decorated with **Layer** contains the layer index of the primitive that the fragment invocation belongs to.

Valid Usage

- VUID-Layer-Layer-04272

The **Layer** decoration **must** be used only within the **MeshEXT**, **MeshNV**, **Vertex**, **TessellationEvaluation**, **Geometry**, or **Fragment Execution Model**

- VUID-Layer-Layer-04273

If the **shaderOutputLayer** feature is not enabled then the **Layer** decoration **must** be used only within the **Geometry** or **Fragment Execution Model**

- VUID-Layer-Layer-04274

The variable decorated with **Layer** within the **MeshEXT**, **MeshNV**, **Vertex**, **TessellationEvaluation**, or **Geometry Execution Model** **must** be declared using the **Output Storage Class**

- VUID-Layer-Layer-04275

The variable decorated with **Layer** within the **Fragment Execution Model** **must** be declared using the **Input Storage Class**

- VUID-Layer-Layer-04276

The variable decorated with **Layer** **must** be declared as a scalar 32-bit integer value for all supported execution models except **MeshEXT**

- VUID-Layer-Layer-07039

The variable decorated with **Layer** within the **MeshEXT Execution Model** **must** also be decorated with the **PerPrimitiveEXT** decoration

- VUID-Layer-Layer-10592
Layer within the **MeshEXT Execution Model** **must** decorate a scalar 32-bit integer member of a structure decorated as **Block**, or decorate a variable of type **OpTypeArray** of scalar 32-bit integer values
- VUID-Layer-Layer-10593
 If **Layer** is declared as an array of 32-bit integer values, within the **MeshEXT Execution Model**, size of the array **must** match the value specified by **OutputPrimitivesEXT**
- VUID-Layer-Layer-10594
 If **Layer** decorates a member of a structure, the variable declaration of the containing **Block** type **must** have an array size that matches the value specified by **OutputPrimitivesEXT**

LayerPerViewNV

Decorating a variable with the **LayerPerViewNV** built-in decoration will make that variable contain the per-view layer information. The per-view layer has the same semantics as **Layer**, for each view.

Valid Usage

- VUID-LayerPerViewNV-LayerPerViewNV-04277
 The **LayerPerViewNV** decoration **must** be used only within the **MeshNV Execution Model**
- VUID-LayerPerViewNV-LayerPerViewNV-04278
 The variable decorated with **LayerPerViewNV** **must** be declared using the **Output Storage Class**
- VUID-LayerPerViewNV-LayerPerViewNV-04279
 The variable decorated with **LayerPerViewNV** **must** also be decorated with the **PerViewNV** decoration
- VUID-LayerPerViewNV-LayerPerViewNV-04280
 The variable decorated with **LayerPerViewNV** **must** be declared as an array of scalar 32-bit integer values

LocalInvocationId

Decorating a variable with the **LocalInvocationId** built-in decoration will make that variable contain the location of the current cluster culling, task, mesh, or compute shader invocation within the local workgroup. Each component ranges from zero through to the size of the workgroup in that dimension minus one.

NOTE

If the size of the workgroup in a particular dimension is one, then the **LocalInvocationId** in that dimension will be zero. If the workgroup is effectively two-dimensional, then **LocalInvocationId.z** will be zero. If the workgroup is effectively one-dimensional, then both **LocalInvocationId.y** and **LocalInvocationId.z** will be zero.

Valid Usage

- VUID-LocalInvocationId-LocalInvocationId-04281
The `LocalInvocationId` decoration **must** be used only within the `GLCompute`, `MeshEXT`, `TaskEXT`, `MeshNV`, or `TaskNV Execution Model`
- VUID-LocalInvocationId-LocalInvocationId-04282
The variable decorated with `LocalInvocationId` **must** be declared using the `Input Storage Class`
- VUID-LocalInvocationId-LocalInvocationId-04283
The variable decorated with `LocalInvocationId` **must** be declared as a three-component vector of 32-bit integer values

LocalInvocationIndex

Decorating a variable with the `LocalInvocationIndex` built-in decoration will make that variable contain a one-dimensional representation of `LocalInvocationId`. This is computed as:

```
LocalInvocationIndex =  
    LocalInvocationId.z * WorkgroupSize.x * WorkgroupSize.y +  
    LocalInvocationId.y * WorkgroupSize.x +  
    LocalInvocationId.x;
```

Valid Usage

- VUID-LocalInvocationIndex-LocalInvocationIndex-04284
The `LocalInvocationIndex` decoration **must** be used only within the `GLCompute`, `MeshEXT`, `TaskEXT`, `MeshNV`, or `TaskNV Execution Model`
- VUID-LocalInvocationIndex-LocalInvocationIndex-04285
The variable decorated with `LocalInvocationIndex` **must** be declared using the `Input Storage Class`
- VUID-LocalInvocationIndex-LocalInvocationIndex-04286
The variable decorated with `LocalInvocationIndex` **must** be declared as a scalar 32-bit integer value

MeshViewCountNV

Decorating a variable with the `MeshViewCountNV` built-in decoration will make that variable contain the number of views processed by the current mesh or task shader invocations.

Valid Usage

- VUID-MeshViewCountNV-MeshViewCountNV-04287
The `MeshViewCountNV` decoration **must** be used only within the `MeshNV` or `TaskNV Execution Model`

- VUID-MeshViewCountNV-MeshViewCountNV-04288

The variable decorated with **MeshViewCountNV** **must** be declared using the **Input Storage Class**

- VUID-MeshViewCountNV-MeshViewCountNV-04289

The variable decorated with **MeshViewCountNV** **must** be declared as a scalar 32-bit integer value

MeshViewIndicesNV

Decorating a variable with the **MeshViewIndicesNV** built-in decoration will make that variable contain the mesh view indices. The mesh view indices is an array of values where each element holds the view number of one of the views being processed by the current mesh or task shader invocations. The values of array elements with indices greater than or equal to **MeshViewCountNV** are poison. If the value of **MeshViewIndicesNV[i]** is *j*, then any outputs decorated with **PerViewNV** will take on the value of array element *i* when processing primitives for view index *j*.

Valid Usage

- VUID-MeshViewIndicesNV-MeshViewIndicesNV-04290

The **MeshViewIndicesNV** decoration **must** be used only within the **MeshNV** or **TaskNV Execution Model**

- VUID-MeshViewIndicesNV-MeshViewIndicesNV-04291

The variable decorated with **MeshViewIndicesNV** **must** be declared using the **Input Storage Class**

- VUID-MeshViewIndicesNV-MeshViewIndicesNV-04292

The variable decorated with **MeshViewIndicesNV** **must** be declared as an array of scalar 32-bit integer values

NumSubgroups

Decorating a variable with the **NumSubgroups** built-in decoration will make that variable contain the number of subgroups in the local workgroup.

Valid Usage

- VUID-NumSubgroups-NumSubgroups-04293

The **NumSubgroups** decoration **must** be used only within the **GLCompute**, **MeshEXT**, **TaskEXT**, **MeshNV**, or **TaskNV Execution Model**

- VUID-NumSubgroups-NumSubgroups-04294

The variable decorated with **NumSubgroups** **must** be declared using the **Input Storage Class**

- VUID-NumSubgroups-NumSubgroups-04295

The variable decorated with **NumSubgroups** **must** be declared as a scalar 32-bit integer value

NumWorkgroups

Decorating a variable with the **NumWorkgroups** built-in decoration will make that variable contain the number of local workgroups that are part of the dispatch that the invocation belongs to. Each component is equal to the values of the workgroup count parameters passed into the dispatching commands.

Valid Usage

- VUID-NumWorkgroups-NumWorkgroups-04296
The **NumWorkgroups** decoration **must** be used only within the **GLCompute**, **MeshEXT**, or **TaskEXT Execution Model**
- VUID-NumWorkgroups-NumWorkgroups-04297
The variable decorated with **NumWorkgroups** **must** be declared using the **Input Storage Class**
- VUID-NumWorkgroups-NumWorkgroups-04298
The variable decorated with **NumWorkgroups** **must** be declared as a three-component vector of 32-bit integer values

ObjectRayDirectionKHR

A variable decorated with the **ObjectRayDirectionKHR** decoration will specify the direction of the ray being processed, in object space.

Valid Usage

- VUID-ObjectRayDirectionKHR-ObjectRayDirectionKHR-04299
The **ObjectRayDirectionKHR** decoration **must** be used only within the **IntersectionKHR**, **AnyHitKHR**, or **ClosestHitKHR Execution Model**
- VUID-ObjectRayDirectionKHR-ObjectRayDirectionKHR-04300
The variable decorated with **ObjectRayDirectionKHR** **must** be declared using the **Input Storage Class**
- VUID-ObjectRayDirectionKHR-ObjectRayDirectionKHR-04301
The variable decorated with **ObjectRayDirectionKHR** **must** be declared as a three-component vector of 32-bit floating-point values

ObjectRayOriginKHR

A variable decorated with the **ObjectRayOriginKHR** decoration will specify the origin of the ray being processed, in object space.

Valid Usage

- VUID-ObjectRayOriginKHR-ObjectRayOriginKHR-04302
The **ObjectRayOriginKHR** decoration **must** be used only within the **IntersectionKHR**, **AnyHitKHR**, or **ClosestHitKHR Execution Model**
- VUID-ObjectRayOriginKHR-ObjectRayOriginKHR-04303

The variable decorated with **ObjectRayOriginKHR** **must** be declared using the **Input Storage Class**

- VUID-ObjectRayOriginKHR-ObjectRayOriginKHR-04304
The variable decorated with **ObjectRayOriginKHR** **must** be declared as a three-component vector of 32-bit floating-point values

ObjectToWorldKHR

A variable decorated with the **ObjectToWorldKHR** decoration will contain the current object-to-world transformation matrix, which is determined by the instance of the current intersection.

Valid Usage

- VUID-ObjectToWorldKHR-ObjectToWorldKHR-04305
The **ObjectToWorldKHR** decoration **must** be used only within the **IntersectionKHR**, **AnyHitKHR**, or **ClosestHitKHR Execution Model**
- VUID-ObjectToWorldKHR-ObjectToWorldKHR-04306
The variable decorated with **ObjectToWorldKHR** **must** be declared using the **Input Storage Class**
- VUID-ObjectToWorldKHR-ObjectToWorldKHR-04307
The variable decorated with **ObjectToWorldKHR** **must** be declared as a matrix with four columns of three-component vectors of 32-bit floating-point values

PatchVertices

Decorating a variable with the **PatchVertices** built-in decoration will make that variable contain the number of vertices in the input patch being processed by the shader. In a Tessellation Control Shader, this is the same as the `name:patchControlPoints` member of **VkPipelineTessellationStateCreateInfo**. In a Tessellation Evaluation Shader, **PatchVertices** is equal to the tessellation control output patch size. When the same shader is used in different pipelines where the patch sizes are configured differently, the value of the **PatchVertices** variable will also differ.

Valid Usage

- VUID-PatchVertices-PatchVertices-04308
The **PatchVertices** decoration **must** be used only within the **TessellationControl** or **TessellationEvaluation Execution Model**
- VUID-PatchVertices-PatchVertices-04309
The variable decorated with **PatchVertices** **must** be declared using the **Input Storage Class**
- VUID-PatchVertices-PatchVertices-04310
The variable decorated with **PatchVertices** **must** be declared as a scalar 32-bit integer value

PointCoord

Decorating a variable with the **PointCoord** built-in decoration will make that variable contain the coordinate of the current fragment within the point being rasterized, normalized to the size of the point with origin in the upper left corner of the point, as described in [Basic Point Rasterization](#). If the primitive the fragment shader invocation belongs to is not a point, then the variable decorated with **PointCoord** contains poison.

NOTE Depending on how the point is rasterized, **PointCoord** **may** never reach (0,0) or (1,1).

Valid Usage

- VUID-PointCoord-PointCoord-04311
The **PointCoord** decoration **must** be used only within the **Fragment Execution Model**
- VUID-PointCoord-PointCoord-04312
The variable decorated with **PointCoord** **must** be declared using the **Input Storage Class**
- VUID-PointCoord-PointCoord-04313
The variable decorated with **PointCoord** **must** be declared as a two-component vector of 32-bit floating-point values

PointSize

Decorating a variable with the **PointSize** built-in decoration will make that variable contain the size of point primitives or the final rasterization of polygons if **polygon mode** is **VK_POLYGON_MODE_POINT** when **VkPhysicalDeviceMaintenance5Properties::polygonModePointSize** is set to **VK_TRUE**. The value written to the variable decorated with **PointSize** by the last **pre-rasterization shader stage** in the pipeline is used as the framebuffer-space size of points produced by rasterization. If the **maintenance5** feature is enabled and a value is not written to a variable decorated with **PointSize**, a value of 1.0 is used as the size of points.

NOTE When **PointSize** decorates a variable in the **Input Storage Class**, it contains the data written to the output variable decorated with **PointSize** from the previous shader stage.

Valid Usage

- VUID-PointSize-PointSize-04314
The **PointSize** decoration **must** be used only within the **MeshEXT**, **MeshNV**, **Vertex**, **TessellationControl**, **TessellationEvaluation**, or **Geometry Execution Model**
- VUID-PointSize-PointSize-04315
The variable decorated with **PointSize** within the **MeshEXT**, **MeshNV**, or **Vertex Execution Model** **must** be declared using the **Output Storage Class**
- VUID-PointSize-PointSize-04316
The variable decorated with **PointSize** within the **TessellationControl**, **TessellationEvaluation**, or **Geometry Execution Model** **must** not be declared using a **Storage Class** other than **Input** or **Output**

- VUID-PointSize-PointSize-04317

The variable decorated with **PointSize** **must** be declared as a scalar 32-bit floating-point value

Position

Decorating a variable with the **Position** built-in decoration will make that variable contain the position of the current vertex. In the last **pre-rasterization shader stage**, the value of the variable decorated with **Position** is used in subsequent primitive assembly, clipping, and rasterization operations.

NOTE

When **Position** decorates a variable in the **Input Storage Class**, it contains the data written to the output variable decorated with **Position** from the previous shader stage.

Valid Usage

- VUID-Position-Position-04318

The **Position** decoration **must** be used only within the **MeshEXT**, **MeshNV**, **Vertex**, **TessellationControl**, **TessellationEvaluation**, or **Geometry Execution Model**

- VUID-Position-Position-04319

The variable decorated with **Position** within the **MeshEXT**, **MeshNV**, or **Vertex Execution Model** **must** be declared using the **Output Storage Class**

- VUID-Position-Position-04320

The variable decorated with **Position** within the **TessellationControl**, **TessellationEvaluation**, or **Geometry Execution Model** **must** not be declared using a **Storage Class** other than **Input** or **Output**

- VUID-Position-Position-04321

The variable decorated with **Position** **must** be declared as a four-component vector of 32-bit floating-point values

PositionPerViewNV

Decorating a variable with the **PositionPerViewNV** built-in decoration will make that variable contain the position of the current vertex, for each view.

Elements of the array correspond to views in a multiview subpass, and those elements corresponding to views in the view mask of the subpass the shader is compiled against will be used as the position value for those views. For the final **pre-rasterization shader stage** in the pipeline, values written to an output variable decorated with **PositionPerViewNV** are used in subsequent primitive assembly, clipping, and rasterization operations, as with **Position**. **PositionPerViewNV** output in an earlier **pre-rasterization shader stage** is available as an input in the subsequent **pre-rasterization shader stage**.

If a shader is compiled against a subpass that has the **VK_SUBPASS_DESCRIPTION_PER_VIEW_POSITION_X_ONLY_BIT_NVX** bit set, then the position values for each view **must** not differ in any component other than the X component. If the

values do differ, one will be chosen in an implementation-dependent manner.

Valid Usage

- VUID-PositionPerViewNV-PositionPerViewNV-04322
The **PositionPerViewNV** decoration **must** be used only within the **MeshNV**, **Vertex**, **TessellationControl**, **TessellationEvaluation**, or **Geometry Execution Model**
- VUID-PositionPerViewNV-PositionPerViewNV-04323
The variable decorated with **PositionPerViewNV** within the **Vertex**, or **MeshNV Execution Model** **must** be declared using the **Output Storage Class**
- VUID-PositionPerViewNV-PositionPerViewNV-04324
The variable decorated with **PositionPerViewNV** within the **TessellationControl**, **TessellationEvaluation**, or **Geometry Execution Model** **must** not be declared using a **Storage Class** other than **Input** or **Output**
- VUID-PositionPerViewNV-PositionPerViewNV-04325
The variable decorated with **PositionPerViewNV** **must** be declared as an array of four-component vector of 32-bit floating-point values with at least as many elements as the maximum view in the subpass's view mask plus one
- VUID-PositionPerViewNV-PositionPerViewNV-04326
The array variable decorated with **PositionPerViewNV** **must** only be indexed by a constant or specialization constant

PrimitiveCountNV

Decorating a variable with the **PrimitiveCountNV** decoration will make that variable contain the primitive count. The primitive count specifies the number of primitives in the output mesh produced by the mesh shader that will be processed by subsequent pipeline stages.

Valid Usage

- VUID-PrimitiveCountNV-PrimitiveCountNV-04327
The **PrimitiveCountNV** decoration **must** be used only within the **MeshNV Execution Model**
- VUID-PrimitiveCountNV-PrimitiveCountNV-04328
The variable decorated with **PrimitiveCountNV** **must** be declared using the **Output Storage Class**
- VUID-PrimitiveCountNV-PrimitiveCountNV-04329
The variable decorated with **PrimitiveCountNV** **must** be declared as a scalar 32-bit integer value

PrimitiveId

Decorating a variable with the **PrimitiveId** built-in decoration will make that variable contain the index of the current primitive.

The index of the first primitive generated by a drawing command is zero, and the index is

incremented after every individual point, line, or triangle primitive is processed.

For triangles drawn as points or line segments (see [Polygon Mode](#)), the primitive index is incremented only once, even if multiple points or lines are eventually drawn.

Variables decorated with `PrimitiveId` are reset to zero between each instance drawn.

Restarting a primitive topology using primitive restart has no effect on the value of variables decorated with `PrimitiveId`.

In tessellation control and tessellation evaluation shaders, it will contain the index of the patch within the current set of rendering primitives that corresponds to the shader invocation.

In a geometry shader, it will contain the number of primitives presented as input to the shader since the current set of rendering primitives was started.

In a fragment shader, it will contain the primitive index written by the mesh shader if a mesh shader is present, or the primitive index written by the geometry shader if a geometry shader is present, or with the value that would have been presented as input to the geometry shader had it been present.

In an intersection, any-hit, or closest hit shader, it will contain the index within the geometry of the triangle or bounding box being processed.

NOTE

When the `PrimitiveId` decoration is applied to an output variable in the mesh shader or geometry shader, the resulting value is seen through the `PrimitiveId` decorated input variable in the fragment shader.

The fragment shader using `PrimitiveId` will need to declare either the `MeshShadingNV`, `MeshShadingEXT`, `Geometry` or `Tessellation` capability to satisfy the requirement SPIR-V has to use `PrimitiveId`.

Valid Usage

- VUID-PrimitiveId-PrimitiveId-04330

The `PrimitiveId` decoration **must** be used only within the `MeshEXT`, `MeshNV`, `IntersectionKHR`, `AnyHitKHR`, `ClosestHitKHR`, `TessellationControl`, `TessellationEvaluation`, `Geometry`, or `Fragment Execution Model`

- VUID-PrimitiveId-Fragment-04331

If pipeline contains both the `Fragment` and `Geometry Execution Model` and a variable decorated with `PrimitiveId` is read from `Fragment` shader, then the `Geometry` shader **must** write to the output variables decorated with `PrimitiveId` in all execution paths

- VUID-PrimitiveId-Fragment-04332

If pipeline contains both the `Fragment` and `MeshEXT` or `MeshNV Execution Model` and a variable decorated with `PrimitiveId` is read from `Fragment` shader, then the `MeshEXT` or `MeshNV` shader **must** write to the output variables decorated with `PrimitiveId` in all execution paths

- VUID-PrimitiveId-Fragment-04333

If **Fragment Execution Model** contains a variable decorated with **PrimitiveId**, then either the **MeshShadingEXT**, **MeshShadingNV**, **Geometry** or **Tessellation** capability **must** also be declared

- VUID-PrimitiveId-PrimitiveId-04334
The variable decorated with **PrimitiveId** within the **TessellationControl**, **TessellationEvaluation**, **Fragment**, **IntersectionKHR**, **AnyHitKHR**, or **ClosestHitKHR Execution Model** **must** be declared using the **Input Storage Class**
- VUID-PrimitiveId-PrimitiveId-04335
The variable decorated with **PrimitiveId** within the **Geometry Execution Model** **must** be declared using the **Input** or **Output Storage Class**
- VUID-PrimitiveId-PrimitiveId-04336
The variable decorated with **PrimitiveId** within the **MeshEXT** or **MeshNV Execution Model** **must** be declared using the **Output Storage Class**
- VUID-PrimitiveId-PrimitiveId-04337
The variable decorated with **PrimitiveId** **must** be declared as a scalar 32-bit integer value for all supported execution models except **MeshEXT**
- VUID-PrimitiveId-PrimitiveId-07040
The variable decorated with **PrimitiveId** within the **MeshEXT Execution Model** **must** also be decorated with the **PerPrimitiveEXT** decoration
- VUID-PrimitiveId-PrimitiveId-10595
PrimitiveId within the **MeshEXT Execution Model** **must** decorate a scalar 32-bit integer member of a structure decorated as **Block**, or decorate a variable of type **OpTypeArray** of 32-bit integer values
- VUID-PrimitiveId-PrimitiveId-10596
If **PrimitiveId** is declared as an array of 32-bit integer values, within the **MeshEXT Execution Model**, size of the array **must** match the value specified by **OutputPrimitivesEXT**
- VUID-PrimitiveId-PrimitiveId-10597
If **PrimitiveId** decorates a member of a structure, the variable declaration of the containing **Block** type **must** have an array size that matches the value specified by **OutputPrimitivesEXT**

PrimitiveIndicesNV

Decorating a variable with the **PrimitiveIndicesNV** decoration will make that variable contain the output array of vertex index values. Depending on the output primitive type declared using the execution mode, the indices are split into groups of one (**OutputPoints**), two (**OutputLinesNV**), or three (**OutputTrianglesNV**) indices and each group generates a primitive.

Valid Usage

- VUID-PrimitiveIndicesNV-PrimitiveIndicesNV-04338
The **PrimitiveIndicesNV** decoration **must** be used only within the **MeshNV Execution Model**
- VUID-PrimitiveIndicesNV-PrimitiveIndicesNV-04339
The variable decorated with **PrimitiveIndicesNV** **must** be declared using the **Output Storage Class**

- VUID-PrimitiveIndicesNV-PrimitiveIndicesNV-04340
The variable decorated with **PrimitiveIndicesNV** **must** be declared as an array of scalar 32-bit integer values
- VUID-PrimitiveIndicesNV-PrimitiveIndicesNV-04341
All index values of the array decorated with **PrimitiveIndicesNV** **must** be in the range [0, N-1], where N is the value specified by the **OutputVertices Execution Mode**
- VUID-PrimitiveIndicesNV-OutputPoints-04342
If the **Execution Mode** is **OutputPoints**, then the array decorated with **PrimitiveIndicesNV** **must** be the size of the value specified by **OutputPrimitivesNV**
- VUID-PrimitiveIndicesNV-OutputLinesNV-04343
If the **Execution Mode** is **OutputLinesNV**, then the array decorated with **PrimitiveIndicesNV** **must** be the size of two times the value specified by **OutputPrimitivesNV**
- VUID-PrimitiveIndicesNV-OutputTrianglesNV-04344
If the **Execution Mode** is **OutputTrianglesNV**, then the array decorated with **PrimitiveIndicesNV** **must** be the size of three times the value specified by **OutputPrimitivesNV**

PrimitivePointIndicesEXT

Decorating a variable with the **PrimitivePointIndicesEXT** decoration will make that variable contain the output array of vertex index values for point primitives.

Valid Usage

- VUID-PrimitivePointIndicesEXT-PrimitivePointIndicesEXT-07041
The **PrimitivePointIndicesEXT** decoration **must** be used only within the **MeshEXT Execution Model**
- VUID-PrimitivePointIndicesEXT-PrimitivePointIndicesEXT-07042
The **PrimitivePointIndicesEXT** decoration **must** be used with the **OutputPoints Execution Mode**
- VUID-PrimitivePointIndicesEXT-PrimitivePointIndicesEXT-07043
The variable decorated with **PrimitivePointIndicesEXT** **must** be declared using the **Output Storage Class**
- VUID-PrimitivePointIndicesEXT-PrimitivePointIndicesEXT-07044
The variable decorated with **PrimitivePointIndicesEXT** **must** be declared as an array of scalar 32-bit integer values
- VUID-PrimitivePointIndicesEXT-PrimitivePointIndicesEXT-07045
The index to access the array decorated with **PrimitivePointIndicesEXT** **must** be in the range [0, N-1], where N is the value specified by the “Primitive Count” operand of **OpSetMeshOutputsEXT**
- VUID-PrimitivePointIndicesEXT-PrimitivePointIndicesEXT-12335
All index values written to the array decorated with **PrimitivePointIndicesEXT** **must** be in the range [0, N-1], where N is the value specified by the “Vertex Count” operand of **OpSetMeshOutputsEXT**

- VUID-PrimitivePointIndicesEXT-PrimitivePointIndicesEXT-07046

The size of the array decorated with **PrimitivePointIndicesEXT** **must** match the value specified by **OutputPrimitivesEXT**

PrimitiveLineIndicesEXT

Decorating a variable with the **PrimitiveLineIndicesEXT** decoration will make that variable contain the output array of vertex index values for line primitives.

Valid Usage

- VUID-PrimitiveLineIndicesEXT-PrimitiveLineIndicesEXT-07047
The **PrimitiveLineIndicesEXT** decoration **must** be used only within the **MeshEXT Execution Model**
- VUID-PrimitiveLineIndicesEXT-PrimitiveLineIndicesEXT-07048
The **PrimitiveLineIndicesEXT** decoration **must** be used with the **OutputLinesEXT Execution Mode**
- VUID-PrimitiveLineIndicesEXT-PrimitiveLineIndicesEXT-07049
The variable decorated with **PrimitiveLineIndicesEXT** **must** be declared using the **Output Storage Class**
- VUID-PrimitiveLineIndicesEXT-PrimitiveLineIndicesEXT-07050
The variable decorated with **PrimitiveLineIndicesEXT** **must** be declared as an array of two component vector 32-bit integer values
- VUID-PrimitiveLineIndicesEXT-PrimitiveLineIndicesEXT-07051
The index to access the array decorated with **PrimitiveLineIndicesEXT** **must** be in the range $[0, N-1]$, where N is the value specified by the “Primitive Count” operand of **OpSetMeshOutputsEXT**
- VUID-PrimitiveLineIndicesEXT-PrimitiveLineIndicesEXT-12336
All index values written to the array decorated with **PrimitiveLineIndicesEXT** **must** be in the range $[0, N-1]$, where N is the value specified by the “Vertex Count” operand of **OpSetMeshOutputsEXT**
- VUID-PrimitiveLineIndicesEXT-PrimitiveLineIndicesEXT-07052
The size of the array decorated with **PrimitiveLineIndicesEXT** **must** match the value specified by **OutputPrimitivesEXT**

PrimitiveTriangleIndicesEXT

Decorating a variable with the **PrimitiveTriangleIndicesEXT** decoration will make that variable contain the output array of vertex index values for triangle primitives.

Valid Usage

- VUID-PrimitiveTriangleIndicesEXT-PrimitiveTriangleIndicesEXT-07053
The **PrimitiveTriangleIndicesEXT** decoration **must** be used only within the **MeshEXT Execution Model**

- VUID-PrimitiveTriangleIndicesEXT-PrimitiveTriangleIndicesEXT-07054
The `PrimitiveTriangleIndicesEXT` decoration **must** be used with the `OutputTrianglesEXT Execution Mode`
- VUID-PrimitiveTriangleIndicesEXT-PrimitiveTriangleIndicesEXT-07055
The variable decorated with `PrimitiveTriangleIndicesEXT` **must** be declared using the `Output Storage Class`
- VUID-PrimitiveTriangleIndicesEXT-PrimitiveTriangleIndicesEXT-07056
The variable decorated with `PrimitiveTriangleIndicesEXT` **must** be declared as an array of three component vector 32-bit integer values
- VUID-PrimitiveTriangleIndicesEXT-PrimitiveTriangleIndicesEXT-07057
The index to access the array decorated with `PrimitiveTriangleIndicesEXT` **must** be in the range $[0, N-1]$, where N is the value specified by the “Primitive Count” operand of `OpSetMeshOutputsEXT`
- VUID-PrimitiveTriangleIndicesEXT-PrimitiveTriangleIndicesEXT-12337
All index values written to the array decorated with `PrimitiveTriangleIndicesEXT` **must** be in the range $[0, N-1]$, where N is the value specified by the “Vertex Count” operand of `OpSetMeshOutputsEXT`
- VUID-PrimitiveTriangleIndicesEXT-PrimitiveTriangleIndicesEXT-07058
The size of the array decorated with `PrimitiveTriangleIndicesEXT` **must** match the value specified by `OutputPrimitivesEXT`

PrimitiveShadingRateKHR

Decorating a variable with the `PrimitiveShadingRateKHR` built-in decoration will make that variable contain the `primitive fragment shading rate`.

The value written to the variable decorated with `PrimitiveShadingRateKHR` by the last `pre-rasterization shader stage` in the pipeline is used as the `primitive fragment shading rate`. Outputs in previous shader stages are ignored.

If the last active `pre-rasterization shader stage` shader entry point’s interface does not include a variable decorated with `PrimitiveShadingRateKHR`, then it is as if the shader specified a fragment shading rate value of 0, indicating a horizontal and vertical rate of 1 pixel.

Valid Usage

- VUID-PrimitiveShadingRateKHR-PrimitiveShadingRateKHR-04484
The `PrimitiveShadingRateKHR` decoration **must** be used only within the `MeshEXT`, `MeshNV`, `Vertex`, or `Geometry Execution Model`
- VUID-PrimitiveShadingRateKHR-PrimitiveShadingRateKHR-04485
The variable decorated with `PrimitiveShadingRateKHR` **must** be declared using the `Output Storage Class`
- VUID-PrimitiveShadingRateKHR-PrimitiveShadingRateKHR-04486
The variable decorated with `PrimitiveShadingRateKHR` **must** be declared as a scalar 32-bit integer value for all supported execution models except `MeshEXT`

- VUID-PrimitiveShadingRateKHR-PrimitiveShadingRateKHR-04487
The value written to **PrimitiveShadingRateKHR** **must** include no more than one of **Vertical2Pixels** and **Vertical4Pixels**
- VUID-PrimitiveShadingRateKHR-PrimitiveShadingRateKHR-04488
The value written to **PrimitiveShadingRateKHR** **must** include no more than one of **Horizontal2Pixels** and **Horizontal4Pixels**
- VUID-PrimitiveShadingRateKHR-PrimitiveShadingRateKHR-04489
The value written to **PrimitiveShadingRateKHR** **must** not have any bits set other than those defined by **Fragment Shading Rate Flags** enumerants in the SPIR-V specification
- VUID-PrimitiveShadingRateKHR-PrimitiveShadingRateKHR-07059
The variable decorated with **PrimitiveShadingRateKHR** within the **MeshEXT Execution Model** **must** also be decorated with the **PerPrimitiveEXT** decoration
- VUID-PrimitiveShadingRateKHR-PrimitiveShadingRateKHR-10598
PrimitiveShadingRateKHR within the **MeshEXT Execution Model** **must** decorate a scalar 32-bit integer member of a structure decorated as **Block**, or decorate a variable of type **OpTypeArray** of 32-bit integer values
- VUID-PrimitiveShadingRateKHR-PrimitiveShadingRateKHR-10599
If **PrimitiveShadingRateKHR** is declared as an array of 32-bit integer values, within the **MeshEXT Execution Model**, size of the array **must** match the value specified by **OutputPrimitivesEXT**
- VUID-PrimitiveShadingRateKHR-PrimitiveShadingRateKHR-10600
If **PrimitiveShadingRateKHR** decorates a member of a structure, the variable declaration of the containing **Block** type **must** have an array size that matches the value specified by **OutputPrimitivesEXT**
- VUID-PrimitiveShadingRateKHR-PrimitiveShadingRateKHR-12275
If **PrimitiveShadingRateKHR** is declared in the **MeshEXT Execution Model**, the **primitiveFragmentShadingRateMeshShader** feature **must** be enabled

RayGeometryIndexKHR

A variable decorated with the **RayGeometryIndexKHR** decoration will contain the **geometry index** for the acceleration structure geometry currently being shaded.

Valid Usage

- VUID-RayGeometryIndexKHR-RayGeometryIndexKHR-04345
The **RayGeometryIndexKHR** decoration **must** be used only within the **IntersectionKHR**, **AnyHitKHR**, or **ClosestHitKHR Execution Model**
- VUID-RayGeometryIndexKHR-RayGeometryIndexKHR-04346
The variable decorated with **RayGeometryIndexKHR** **must** be declared using the **Input Storage Class**
- VUID-RayGeometryIndexKHR-RayGeometryIndexKHR-04347
The variable decorated with **RayGeometryIndexKHR** **must** be declared as a scalar 32-bit integer value

RayTmaxKHR

A variable decorated with the **RayTmaxKHR** decoration will contain the parametric t_{\max} value of the ray being processed. The value is independent of the space in which the ray origin and direction exist. The value is initialized to the parameter passed into the **pipeline trace ray** instruction.

The t_{\max} value changes throughout the lifetime of the ray that produced the intersection. In the closest hit shader, the value reflects the closest distance to the intersected primitive. In the any-hit shader, it reflects the distance to the primitive currently being intersected. In the intersection shader, it reflects the distance to the closest primitive intersected so far or the initial value. The value can change in the intersection shader after calling **OpReportIntersectionKHR** if the corresponding any-hit shader does not ignore the intersection. In a miss shader, the value is identical to the parameter passed into the **pipeline trace ray** instruction.

Valid Usage

- VUID-RayTmaxKHR-RayTmaxKHR-04348
The **RayTmaxKHR** decoration **must** be used only within the **IntersectionKHR**, **AnyHitKHR**, **ClosestHitKHR**, or **MissKHR Execution Model**
- VUID-RayTmaxKHR-RayTmaxKHR-04349
The variable decorated with **RayTmaxKHR** **must** be declared using the **Input Storage Class**
- VUID-RayTmaxKHR-RayTmaxKHR-04350
The variable decorated with **RayTmaxKHR** **must** be declared as a scalar 32-bit floating-point value

RayTminKHR

A variable decorated with the **RayTminKHR** decoration will contain the parametric t_{\min} value of the ray being processed. The value is independent of the space in which the ray origin and direction exist. The value is the parameter passed into the **pipeline trace ray** instruction.

The t_{\min} value remains constant for the duration of the ray query.

Valid Usage

- VUID-RayTminKHR-RayTminKHR-04351
The **RayTminKHR** decoration **must** be used only within the **IntersectionKHR**, **AnyHitKHR**, **ClosestHitKHR**, or **MissKHR Execution Model**
- VUID-RayTminKHR-RayTminKHR-04352
The variable decorated with **RayTminKHR** **must** be declared using the **Input Storage Class**
- VUID-RayTminKHR-RayTminKHR-04353
The variable decorated with **RayTminKHR** **must** be declared as a scalar 32-bit floating-point value

SampleId

Decorating a variable with the **SampleId** built-in decoration will make that variable contain the

[coverage index](#) for the current fragment shader invocation. [SampleId](#) ranges from zero to the number of samples in the framebuffer minus one. If a fragment shader entry point's interface includes an input variable decorated with [SampleId](#), [Sample Shading](#) is considered enabled with a [minSampleShading](#) value of 1.0.

Valid Usage

- VUID-SampleId-SampleId-04354
The [SampleId](#) decoration **must** be used only within the [Fragment Execution Model](#)
- VUID-SampleId-SampleId-04355
The variable decorated with [SampleId](#) **must** be declared using the [Input Storage Class](#)
- VUID-SampleId-SampleId-04356
The variable decorated with [SampleId](#) **must** be declared as a scalar 32-bit integer value

[SampleMask](#)

Decorating a variable with the [SampleMask](#) built-in decoration will make any variable contain the [sample mask](#) for the current fragment shader invocation.

A variable in the [Input](#) storage class decorated with [SampleMask](#) will contain a bitmask of the set of samples covered by the primitive generating the fragment during rasterization. It has a sample bit set if and only if the sample is considered covered for this fragment shader invocation. [SampleMask\[\]](#) is an array of integers. Bits are mapped to samples in a manner where bit B of mask M ([SampleMask\[M\]](#)) corresponds to sample $32 \times M + B$.

A variable in the [Output](#) storage class decorated with [SampleMask](#) is an array of integers forming a bit array in a manner similar to an input variable decorated with [SampleMask](#), but where each bit represents coverage as computed by the shader. This computed [SampleMask](#) is combined with the generated coverage mask in the [multisample coverage](#) operation.

Variables decorated with [SampleMask](#) **must** be either an unsized array, or explicitly sized to be no larger than the implementation-dependent maximum sample-mask (as an array of 32-bit elements), determined by the maximum number of samples.

If a fragment shader entry point's interface does not include an output variable decorated with [SampleMask](#), the sample mask has no effect on the processing of a fragment.

Valid Usage

- VUID-SampleMask-SampleMask-04357
The [SampleMask](#) decoration **must** be used only within the [Fragment Execution Model](#)
- VUID-SampleMask-SampleMask-04358
The variable decorated with [SampleMask](#) **must** be declared using the [Input](#) or [Output Storage Class](#)
- VUID-SampleMask-SampleMask-04359
The variable decorated with [SampleMask](#) **must** be declared as an array of 32-bit integer values

SamplePosition

Decorating a variable with the **SamplePosition** built-in decoration will make that variable contain the sub-pixel position of the sample being shaded. The top left of the pixel is considered to be at coordinate (0,0) and the bottom right of the pixel is considered to be at coordinate (1,1).

If the render pass has a fragment density map attachment, the variable will instead contain the sub-fragment position of the sample being shaded. The top left of the fragment is considered to be at coordinate (0,0) and the bottom right of the fragment is considered to be at coordinate (1,1) for any fragment area.

If a fragment shader entry point's interface includes an input variable decorated with **SamplePosition**, **Sample Shading** is considered enabled with a **minSampleShading** value of 1.0.

If the current pipeline uses **custom sample locations** the value of any variable decorated with the **SamplePosition** built-in decoration is poison.

Valid Usage

- VUID-SamplePosition-SamplePosition-04360
The **SamplePosition** decoration **must** be used only within the **Fragment Execution Model**
- VUID-SamplePosition-SamplePosition-04361
The variable decorated with **SamplePosition** **must** be declared using the **Input Storage Class**
- VUID-SamplePosition-SamplePosition-04362
The variable decorated with **SamplePosition** **must** be declared as a two-component vector of 32-bit floating-point values

ShadingRateKHR

Decorating a variable with the **ShadingRateKHR** built-in decoration will make that variable contain the **fragment shading rate** for the current fragment invocation.

Valid Usage

- VUID-ShadingRateKHR-ShadingRateKHR-04490
The **ShadingRateKHR** decoration **must** be used only within the **Fragment Execution Model**
- VUID-ShadingRateKHR-ShadingRateKHR-04491
The variable decorated with **ShadingRateKHR** **must** be declared using the **Input Storage Class**
- VUID-ShadingRateKHR-ShadingRateKHR-04492
The variable decorated with **ShadingRateKHR** **must** be declared as a scalar 32-bit integer value

SMCountNV

Decorating a variable with the **SMCountNV** built-in decoration will make that variable contain the

number of SMs on the device.

Valid Usage

- VUID-SMCountNV-SMCountNV-04363
The variable decorated with **SMCountNV** **must** be declared using the **Input Storage Class**
- VUID-SMCountNV-SMCountNV-04364
The variable decorated with **SMCountNV** **must** be declared as a scalar 32-bit integer value

SMIDNV

Decorating a variable with the **SMIDNV** built-in decoration will make that variable contain the ID of the SM on which the current shader invocation is running. This variable is in the range [0, **SMCountNV**-1].

Valid Usage

- VUID-SMIDNV-SMIDNV-04365
The variable decorated with **SMIDNV** **must** be declared using the **Input Storage Class**
- VUID-SMIDNV-SMIDNV-04366
The variable decorated with **SMIDNV** **must** be declared as a scalar 32-bit integer value

SubgroupId

Decorating a variable with the **SubgroupId** built-in decoration will make that variable contain the index of the subgroup within the local workgroup. This variable is in range [0, **NumSubgroups**-1].

Valid Usage

- VUID-SubgroupId-SubgroupId-04367
The **SubgroupId** decoration **must** be used only within the **GLCompute**, **MeshEXT**, **TaskEXT**, **MeshNV**, or **TaskNV Execution Model**
- VUID-SubgroupId-SubgroupId-04368
The variable decorated with **SubgroupId** **must** be declared using the **Input Storage Class**
- VUID-SubgroupId-SubgroupId-04369
The variable decorated with **SubgroupId** **must** be declared as a scalar 32-bit integer value

SubgroupEqMask

Decorating a variable with the **SubgroupEqMask** builtin decoration will make that variable contain the *subgroup mask* of the current subgroup invocation. The bit corresponding to the **SubgroupLocalInvocationId** is set in the variable decorated with **SubgroupEqMask**. All other bits are set to zero.

SubgroupEqMaskKHR is an alias of **SubgroupEqMask**.

Valid Usage

- VUID-SubgroupEqMask-SubgroupEqMask-04370
The variable decorated with **SubgroupEqMask** **must** be declared using the **Input Storage Class**
- VUID-SubgroupEqMask-SubgroupEqMask-04371
The variable decorated with **SubgroupEqMask** **must** be declared as a four-component vector of 32-bit integer values

SubgroupGeMask

Decorating a variable with the **SubgroupGeMask** builtin decoration will make that variable contain the *subgroup mask* of the current subgroup invocation. The bits corresponding to the invocations greater than or equal to **SubgroupLocalInvocationId** through **SubgroupSize-1** are set in the variable decorated with **SubgroupGeMask**. All other bits are set to zero.

SubgroupGeMaskKHR is an alias of **SubgroupGeMask**.

Valid Usage

- VUID-SubgroupGeMask-SubgroupGeMask-04372
The variable decorated with **SubgroupGeMask** **must** be declared using the **Input Storage Class**
- VUID-SubgroupGeMask-SubgroupGeMask-04373
The variable decorated with **SubgroupGeMask** **must** be declared as a four-component vector of 32-bit integer values

SubgroupGtMask

Decorating a variable with the **SubgroupGtMask** builtin decoration will make that variable contain the *subgroup mask* of the current subgroup invocation. The bits corresponding to the invocations greater than **SubgroupLocalInvocationId** through **SubgroupSize-1** are set in the variable decorated with **SubgroupGtMask**. All other bits are set to zero.

SubgroupGtMaskKHR is an alias of **SubgroupGtMask**.

Valid Usage

- VUID-SubgroupGtMask-SubgroupGtMask-04374
The variable decorated with **SubgroupGtMask** **must** be declared using the **Input Storage Class**
- VUID-SubgroupGtMask-SubgroupGtMask-04375
The variable decorated with **SubgroupGtMask** **must** be declared as a four-component vector of 32-bit integer values

SubgroupLeMask

Decorating a variable with the `SubgroupLeMask` builtin decoration will make that variable contain the *subgroup mask* of the current subgroup invocation. The bits corresponding to the invocations less than or equal to `SubgroupLocalInvocationId` are set in the variable decorated with `SubgroupLeMask`. All other bits are set to zero.

`SubgroupLeMaskKHR` is an alias of `SubgroupLeMask`.

Valid Usage

- VUID-SubgroupLeMask-SubgroupLeMask-04376
The variable decorated with `SubgroupLeMask` **must** be declared using the `Input Storage Class`
- VUID-SubgroupLeMask-SubgroupLeMask-04377
The variable decorated with `SubgroupLeMask` **must** be declared as a four-component vector of 32-bit integer values

SubgroupLtMask

Decorating a variable with the `SubgroupLtMask` builtin decoration will make that variable contain the *subgroup mask* of the current subgroup invocation. The bits corresponding to the invocations less than `SubgroupLocalInvocationId` are set in the variable decorated with `SubgroupLtMask`. All other bits are set to zero.

`SubgroupLtMaskKHR` is an alias of `SubgroupLtMask`.

Valid Usage

- VUID-SubgroupLtMask-SubgroupLtMask-04378
The variable decorated with `SubgroupLtMask` **must** be declared using the `Input Storage Class`
- VUID-SubgroupLtMask-SubgroupLtMask-04379
The variable decorated with `SubgroupLtMask` **must** be declared as a four-component vector of 32-bit integer values

SubgroupLocalInvocationId

Decorating a variable with the `SubgroupLocalInvocationId` builtin decoration will make that variable contain the index of the invocation within the subgroup. This variable is in range `[0,SubgroupSize-1]`.

If `VK_PIPELINE_SHADER_STAGE_CREATE_REQUIRE_FULL_SUBGROUPS_BIT` is specified, or if `module` declares SPIR-V version 1.6 or higher, and the local workgroup size in the X dimension of the `stage` is a multiple of `SubgroupSize`, full subgroups are enabled for that pipeline stage. When full subgroups are enabled, subgroups **must** be launched with all invocations active, i.e., there is an active invocation with `SubgroupLocalInvocationId` for each value in range `[0,SubgroupSize-1]`.

NOTE

There is no direct relationship between `SubgroupLocalInvocationId` and `LocalInvocationId` or `LocalInvocationIndex`. If the pipeline or shader object was created with full subgroups applications can compute their own local invocation index to serve the same purpose:

$$\text{index} = \text{SubgroupLocalInvocationId} + \text{SubgroupId} \times \text{SubgroupSize}$$

If full subgroups are not enabled, some subgroups may be dispatched with inactive invocations that do not correspond to a local workgroup invocation, making the value of index unreliable.

NOTE

`VK_PIPELINE_SHADER_STAGE_CREATE_REQUIRE_FULL_SUBGROUPS_BIT` and `VK_SHADER_CREATE_REQUIRE_FULL_SUBGROUPS_BIT_EXT` are effectively deprecated when compiling SPIR-V 1.6 shaders, as this behavior is the default for Vulkan with SPIR-V 1.6. This is more aligned with developer expectations, and avoids applications unexpectedly breaking in the future.

Valid Usage

- VUID-SubgroupLocalInvocationId-SubgroupLocalInvocationId-04380
The variable decorated with `SubgroupLocalInvocationId` **must** be declared using the `Input Storage Class`
- VUID-SubgroupLocalInvocationId-SubgroupLocalInvocationId-04381
The variable decorated with `SubgroupLocalInvocationId` **must** be declared as a scalar 32-bit integer value

SubgroupSize

Decorating a variable with the `SubgroupSize` builtin decoration will make that variable contain the implementation-dependent `number of invocations in a subgroup`. This value **must** be a power-of-two integer.

If the pipeline was created with the `VK_PIPELINE_SHADER_STAGE_CREATE_ALLOW_VARYING_SUBGROUP_SIZE_BIT` flag set, or the shader object was created with the `VK_SHADER_CREATE_ALLOW_VARYING_SUBGROUP_SIZE_BIT_EXT` flag set, or the SPIR-V module is at least version 1.6, the `SubgroupSize` decorated variable will contain the subgroup size for each subgroup that gets dispatched. This value **must** be between `minSubgroupSize` and `maxSubgroupSize` and **must** be uniform with `subgroup scope`. The value **may** vary across a single draw call, and for fragment shaders **may** vary across a single primitive. In compute dispatches, `SubgroupSize` **must** be uniform with `command scope`. In mesh and task shaders, `SubgroupSize` **must** be uniform with `command scope`. In a single `command scope`, the mesh and task shader **may** have different `SubgroupSize`.

If the pipeline was created with a chained `VkPipelineShaderStageRequiredSubgroupSizeCreateInfo` structure, or the shader object was created with a chained `VkShaderRequiredSubgroupSizeCreateInfoEXT` structure, the

SubgroupSize decorated variable will match **requiredSubgroupSize**.

If SPIR-V **module** is less than version 1.6 and the pipeline was not created with the **VK_PIPELINE_SHADER_STAGE_CREATE_ALLOW_VARYING_SUBGROUP_SIZE_BIT** flag set and no **VkPipelineShaderStageRequiredSubgroupSizeCreateInfo** structure was chained, and the shader was not created with the **VK_SHADER_CREATE_ALLOW_VARYING_SUBGROUP_SIZE_BIT_EXT** flag set and no **VkShaderRequiredSubgroupSizeCreateInfoEXT** structure was chained, the variable decorated with **SubgroupSize** will match **subgroupSize**.

The maximum number of invocations that an implementation can support per subgroup is 128.

NOTE

The old behavior for **SubgroupSize** is considered legacy as certain compute algorithms cannot be easily implemented without the guarantees of **VK_PIPELINE_SHADER_STAGE_CREATE_ALLOW_VARYING_SUBGROUP_SIZE_BIT** and **VK_PIPELINE_SHADER_STAGE_CREATE_REQUIRE_FULL_SUBGROUPS_BIT**.

Valid Usage

- VUID-SubgroupSize-SubgroupSize-04382
The variable decorated with **SubgroupSize** **must** be declared using the **Input Storage Class**
- VUID-SubgroupSize-SubgroupSize-04383
The variable decorated with **SubgroupSize** **must** be declared as a scalar 32-bit integer value

TaskCountNV

Decorating a variable with the **TaskCountNV** decoration will make that variable contain the task count. The task count specifies the number of subsequent mesh shader workgroups that get generated upon completion of the task shader.

Valid Usage

- VUID-TaskCountNV-TaskCountNV-04384
The **TaskCountNV** decoration **must** be used only within the **TaskNV Execution Model**
- VUID-TaskCountNV-TaskCountNV-04385
The variable decorated with **TaskCountNV** **must** be declared using the **Output Storage Class**
- VUID-TaskCountNV-TaskCountNV-04386
The variable decorated with **TaskCountNV** **must** be declared as a scalar 32-bit integer value

TessCoord

Decorating a variable with the **TessCoord** built-in decoration will make that variable contain the three-dimensional (u,v,w) barycentric coordinate of the tessellated vertex within the patch. u, v, and w are in the range [0,1] and vary linearly across the primitive being subdivided. For the tessellation modes of **Quads** or **Isolines**, the third component is always zero.

Valid Usage

- VUID-TessCoord-TessCoord-04387
The **TessCoord** decoration **must** be used only within the **TessellationEvaluation Execution Model**
- VUID-TessCoord-TessCoord-04388
The variable decorated with **TessCoord** **must** be declared using the **Input Storage Class**
- VUID-TessCoord-TessCoord-04389
The variable decorated with **TessCoord** **must** be declared as a three-component vector of 32-bit floating-point values

TessLevelOuter

Decorating a variable with the **TessLevelOuter** built-in decoration will make that variable contain the outer tessellation levels for the current patch.

In tessellation control shaders, the variable decorated with **TessLevelOuter** **can** be written to, controlling the tessellation factors for the resulting patch. These values are used by the tessellator to control primitive tessellation and **can** be read by tessellation evaluation shaders.

In tessellation evaluation shaders, the variable decorated with **TessLevelOuter** **can** read the values written by the tessellation control shader.

Valid Usage

- VUID-TessLevelOuter-TessLevelOuter-04390
The **TessLevelOuter** decoration **must** be used only within the **TessellationControl** or **TessellationEvaluation Execution Model**
- VUID-TessLevelOuter-TessLevelOuter-04391
The variable decorated with **TessLevelOuter** within the **TessellationControl Execution Model** **must** be declared using the **Output Storage Class**
- VUID-TessLevelOuter-TessLevelOuter-04392
The variable decorated with **TessLevelOuter** within the **TessellationEvaluation Execution Model** **must** be declared using the **Input Storage Class**
- VUID-TessLevelOuter-TessLevelOuter-04393
The variable decorated with **TessLevelOuter** **must** be declared as an array of size four, containing 32-bit floating-point values

TessLevelInner

Decorating a variable with the **TessLevelInner** built-in decoration will make that variable contain the inner tessellation levels for the current patch.

In tessellation control shaders, the variable decorated with **TessLevelInner** **can** be written to, controlling the tessellation factors for the resulting patch. These values are used by the tessellator to control primitive tessellation and **can** be read by tessellation evaluation shaders.

In tessellation evaluation shaders, the variable decorated with `TessLevelInner` **can** read the values written by the tessellation control shader.

Valid Usage

- VUID-TessLevelInner-TessLevelInner-04394
The `TessLevelInner` decoration **must** be used only within the `TessellationControl` or `TessellationEvaluation` Execution Model
- VUID-TessLevelInner-TessLevelInner-04395
The variable decorated with `TessLevelInner` within the `TessellationControl` Execution Model **must** be declared using the `Output Storage Class`
- VUID-TessLevelInner-TessLevelInner-04396
The variable decorated with `TessLevelInner` within the `TessellationEvaluation` Execution Model **must** be declared using the `Input Storage Class`
- VUID-TessLevelInner-TessLevelInner-04397
The variable decorated with `TessLevelInner` **must** be declared as an array of size two, containing 32-bit floating-point values

`TileOffsetQCOM`

The `TileOffsetQCOM` decoration **can** be applied to a shader input which will be filled with the framebuffer coordinates of the active tile.

When [per-tile execution model](#) is enabled, for the current shader invocation x and y components of `TileOffsetQCOM` reflect the framebuffer integer coordinates of the top-left texel of the tile corresponding to the shader invocation.

Otherwise, the x and y components of `TileOffsetQCOM` are filled with (0,0).

Valid Usage

- VUID-TileOffsetQCOM-TileOffsetQCOM-10626
The `TileOffsetQCOM` decoration **must** be used only within the `Fragment Execution Model` or `GLCompute Execution Model`
- VUID-TileOffsetQCOM-TileOffsetQCOM-10627
The variable decorated with `TileOffsetQCOM` **must** be declared using the `Input Storage Class`
- VUID-TileOffsetQCOM-TileOffsetQCOM-10628
The variable decorated with `TileOffsetQCOM` **must** be declared as a two-component vector of 32-bit integer values

`TileDimensionQCOM`

The `TileDimensionQCOM` decoration **can** be applied to a shader input which will be filled with the width and height of the active tile.

When [per-tile execution model](#) is enabled, for the current shader invocation x and y components of `TileDimensionQCOM` reflect the with and height of the tile corresponding to the shader invocation.

Otherwise, the x and y components of `TileDimensionQCOM` are filled with (0,0).

Valid Usage

- VUID-TileDimensionQCOM-TileDimensionQCOM-10629
The `TileDimensionQCOM` decoration **must** be used only within the `Fragment Execution Model` or `GLCompute Execution Model`
- VUID-TileDimensionQCOM-TileDimensionQCOM-10630
The variable decorated with `TileDimensionQCOM` **must** be declared using the `Input Storage Class`
- VUID-TileDimensionQCOM-TileDimensionQCOM-10631
The variable decorated with `TileDimensionQCOM` **must** be declared as a two-component vector of 32-bit integer values

`TileApronSizeQCOM`

The `TileApronSizeQCOM` decoration **can** be applied to a shader input which will be filled with the width and height of the active tile's apron.

If [per-tile execution model](#) is enabled for the current shader invocation, and is executing in a dynamic render pass or is executing in a subpass where `VK_SUBPASS_DESCRIPTION_TILE_SHADING_APRON_BIT_QCOM` is included in its `flags`, x and y components of `TileApronSizeQCOM` reflect the with and height of the tile apron corresponding to the shader invocation.

Otherwise, the x and y components of `TileApronSizeQCOM` are filled with (0,0).

Valid Usage

- VUID-TileApronSizeQCOM-TileApronSizeQCOM-10632
The `TileApronSizeQCOM` decoration **must** be used only within the `Fragment Execution Model` or `GLCompute Execution Model`
- VUID-TileApronSizeQCOM-TileApronSizeQCOM-10633
The variable decorated with `TileApronSizeQCOM` **must** be declared using the `Input Storage Class`
- VUID-TileApronSizeQCOM-TileApronSizeQCOM-10634
The variable decorated with `TileApronSizeQCOM` **must** be declared as a two-component vector of 32-bit integer values

`VertexCountHUAWEI`

The `VertexCountHUAWEI` decoration can be used to decorate a cluster culling shader output variable, this non-indexed mode specific variable will contain an integer value that specifies the

number of vertices in a cluster to draw.

Valid Usage

- VUID-VertexCountHUAWEI-VertexCountHUAWEI-07809
The **VertexCountHUAWEI** decoration **must** be used only within the **ClusterCullingHUAWEI Execution Model**
- VUID-VertexCountHUAWEI-VertexCountHUAWEI-07810
The variable decorated with **VertexCountHUAWEI** **must** be declared as a scalar 32-bit integer value

VertexIndex

Decorating a variable with the **VertexIndex** built-in decoration will make that variable contain the index of the vertex that is being processed by the current vertex shader invocation. For non-indexed draws, this variable begins at the **firstVertex** parameter to **vkCmdDraw** or the **firstVertex** member of a structure consumed by **vkCmdDrawIndirect** and increments by one for each vertex in the draw. For indexed draws, its value is the content of the index buffer for the vertex plus the **vertexOffset** parameter to **vkCmdDrawIndexed** or the **vertexOffset** member of the structure consumed by **vkCmdDrawIndexedIndirect**.

NOTE | **VertexIndex** starts at the same starting value for each instance.

Valid Usage

- VUID-VertexIndex-VertexIndex-04398
The **VertexIndex** decoration **must** be used only within the **Vertex Execution Model**
- VUID-VertexIndex-VertexIndex-04399
The variable decorated with **VertexIndex** **must** be declared using the **Input Storage Class**
- VUID-VertexIndex-VertexIndex-04400
The variable decorated with **VertexIndex** **must** be declared as a scalar 32-bit integer value

VertexOffsetHUAWEI

The **VertexOffsetHUAWEI** decoration can be used to decorate a cluster culling shader output variable, this indexed mode specific variable will contain an integer value that specifies an offset value added to the vertex index of a cluster before indexing into the vertex buffer.

Valid Usage

- VUID-VertexOffsetHUAWEI-VertexOffsetHUAWEI-07811
The **VertexOffsetHUAWEI** decoration **must** be used only within the **ClusterCullingHUAWEI Execution Model**
- VUID-VertexOffsetHUAWEI-VertexOffsetHUAWEI-07812
The variable decorated with **VertexOffsetHUAWEI** **must** be declared as a scalar 32-bit

integer value

ViewIndex

The **ViewIndex** decoration **can** be applied to a shader input which will be filled with the index of the view that is being processed by the current shader invocation.

If multiview is enabled in the render pass, this value will be the index of one of the bits set in the view mask of the subpass the pipeline is compiled against. If multiview is not enabled in the render pass, this value will be zero.

Valid Usage

- VUID-ViewIndex-ViewIndex-04401

The **ViewIndex** decoration **must** be used only within the **MeshEXT**, **Vertex**, **Geometry**, **TessellationControl**, **TessellationEvaluation** or **Fragment Execution Model**

- VUID-ViewIndex-ViewIndex-04402

The variable decorated with **ViewIndex** **must** be declared using the **Input Storage Class**

- VUID-ViewIndex-ViewIndex-04403

The variable decorated with **ViewIndex** **must** be declared as a scalar 32-bit integer value

ViewportIndex

Decorating a variable with the **ViewportIndex** built-in decoration will make that variable contain the index of the viewport.

In a mesh, vertex, tessellation evaluation, or geometry shader, the variable decorated with **ViewportIndex** can be written to with the viewport index to which the primitive produced by that shader will be directed.

The selected viewport index is used to select the viewport transform, scissor rectangle, and exclusive scissor rectangle.

The last active **pre-rasterization shader stage** (in pipeline order) controls the **ViewportIndex** that is used. Outputs in previous shader stages are not used, even if the last stage fails to write the **ViewportIndex**.

If the last active **pre-rasterization shader stage** shader entry point's interface does not include a variable decorated with **ViewportIndex**, and if the **multiviewPerViewViewports** feature is not enabled, then the first viewport is used. If a **pre-rasterization shader stage** shader entry point's interface includes a variable decorated with **ViewportIndex**, it **must** write the same value to **ViewportIndex** for all output vertices of a given primitive.

In a fragment shader, the variable decorated with **ViewportIndex** contains the viewport index of the primitive that the fragment invocation belongs to.

If the **multiviewPerViewViewports** feature is enabled, and if the last active **pre-rasterization shader stage** shader entry point's interface does not include a variable decorated with **ViewportIndex**, then the value of **ViewIndex** is used as an index to select the viewport transform and scissor

rectangle, and the value of `ViewportIndex` in the fragment shader is poison.

Valid Usage

- VUID-ViewportIndex-ViewportIndex-04404
The `ViewportIndex` decoration **must** be used only within the `MeshEXT`, `MeshNV`, `Vertex`, `TessellationEvaluation`, `Geometry`, or `Fragment Execution Model`
- VUID-ViewportIndex-ViewportIndex-04405
If the `shaderOutputViewportIndex` feature is not enabled then the `ViewportIndex` decoration **must** be used only within the `Geometry` or `Fragment Execution Model`
- VUID-ViewportIndex-ViewportIndex-04406
The variable decorated with `ViewportIndex` within the `MeshEXT`, `MeshNV`, `Vertex`, `TessellationEvaluation`, or `Geometry Execution Model` **must** be declared using the `Output Storage Class`
- VUID-ViewportIndex-ViewportIndex-04407
The variable decorated with `ViewportIndex` within the `Fragment Execution Model` **must** be declared using the `Input Storage Class`
- VUID-ViewportIndex-ViewportIndex-04408
The variable decorated with `ViewportIndex` **must** be declared as a scalar 32-bit integer value for all supported execution models except `MeshEXT`
- VUID-ViewportIndex-ViewportIndex-07060
The variable decorated with `ViewportIndex` within the `MeshEXT Execution Model` **must** also be decorated with the `PerPrimitiveEXT` decoration
- VUID-ViewportIndex-ViewportIndex-10601
`ViewportIndex` within the `MeshEXT Execution Model` **must** decorate a scalar 32-bit integer member of a structure decorated as `Block`, or decorate a variable of type `OpTypeArray` of scalar 32-bit integer values
- VUID-ViewportIndex-ViewportIndex-10602
If `ViewportIndex` is declared as an array of 32-bit integer values, within the `MeshEXT Execution Model`, size of the array **must** match the value specified by `OutputPrimitivesEXT`
- VUID-ViewportIndex-ViewportIndex-10603
If `ViewportIndex` decorates a member of a structure, the variable declaration of the containing `Block` type **must** have an array size that matches the value specified by `OutputPrimitivesEXT`

ViewportMaskNV

Decorating a variable with the `ViewportMaskNV` built-in decoration will make that variable contain the viewport mask.

In a mesh, vertex, tessellation evaluation, or geometry shader, the variable decorated with `ViewportMaskNV` can be written to with the mask of which viewports the primitive produced by that shader will directed.

The `ViewportMaskNV` variable **must** be an array that has $\lceil \text{VkPhysicalDeviceLimits::maxViewports} /$

32) elements. When a shader writes to this variable, bit B of element M controls whether a primitive is emitted to viewport $32 \times M + B$. The viewports indicated by the mask are used to select the viewport transform, scissor rectangle, and exclusive scissor rectangle that a primitive will be transformed by.

The last active *pre-rasterization shader stage* (in pipeline order) controls the `ViewportMaskNV` that is used. Outputs in previous shader stages are not used, even if the last stage fails to write the `ViewportMaskNV`. When `ViewportMaskNV` is written by the final *pre-rasterization shader stage*, any variable decorated with `ViewportIndex` in the fragment shader will have the index of the viewport that was used in generating that fragment.

If a *pre-rasterization shader stage* shader entry point's interface includes a variable decorated with `ViewportMaskNV`, it **must** write the same value to `ViewportMaskNV` for all output vertices of a given primitive.

Valid Usage

- VUID-ViewportMaskNV-ViewportMaskNV-04409
The `ViewportMaskNV` decoration **must** be used only within the `Vertex`, `MeshNV`, `TessellationEvaluation`, or `Geometry Execution Model`
- VUID-ViewportMaskNV-ViewportMaskNV-04410
The variable decorated with `ViewportMaskNV` **must** be declared using the `Output Storage Class`
- VUID-ViewportMaskNV-ViewportMaskNV-04411
The variable decorated with `ViewportMaskNV` **must** be declared as an array of 32-bit integer values

`ViewportMaskPerViewNV`

Decorating a variable with the `ViewportMaskPerViewNV` built-in decoration will make that variable contain the mask of viewports primitives are broadcast to, for each view.

The value written to an element of `ViewportMaskPerViewNV` in the last *pre-rasterization shader stage* is a bitmask indicating which viewports the primitive will be directed to. The primitive will be broadcast to the viewport corresponding to each non-zero bit of the bitmask, and that viewport index is used to select the viewport transform, scissor rectangle, and exclusive scissor rectangle, for each view. The same values **must** be written to all vertices in a given primitive, or else the set of viewports used for that primitive is undefined.

Elements of the array correspond to views in a multiview subpass, and those elements corresponding to views in the view mask of the subpass the shader is compiled against will be used as the viewport mask value for those views. `ViewportMaskPerViewNV` output in an earlier *pre-rasterization shader stage* is not available as an input in the subsequent *pre-rasterization shader stage*.

Although `ViewportMaskNV` is an array, `ViewportMaskPerViewNV` is not a two-dimensional array. Instead, `ViewportMaskPerViewNV` is limited to 32 viewports.

Valid Usage

- VUID-ViewportMaskPerViewNV-ViewportMaskPerViewNV-04412
The **ViewportMaskPerViewNV** decoration **must** be used only within the **Vertex**, **MeshNV**, **TessellationControl**, **TessellationEvaluation**, or **Geometry Execution Model**
- VUID-ViewportMaskPerViewNV-ViewportMaskPerViewNV-04413
The variable decorated with **ViewportMaskPerViewNV** **must** be declared using the **Output Storage Class**
- VUID-ViewportMaskPerViewNV-ViewportMaskPerViewNV-04414
The variable decorated with **ViewportMaskPerViewNV** **must** be declared as an array of 32-bit integer values
- VUID-ViewportMaskPerViewNV-ViewportMaskPerViewNV-04415
The array decorated with **ViewportMaskPerViewNV** **must** be a size less than or equal to 32
- VUID-ViewportMaskPerViewNV-ViewportMaskPerViewNV-04416
The array decorated with **ViewportMaskPerViewNV** **must** be a size greater than the maximum view in the subpass's view mask
- VUID-ViewportMaskPerViewNV-ViewportMaskPerViewNV-04417
The array variable decorated with **ViewportMaskPerViewNV** **must** only be indexed by a constant or specialization constant

WarpsPerSMNV

Decorating a variable with the **WarpsPerSMNV** built-in decoration will make that variable contain the maximum number of warps executing on a SM.

Valid Usage

- VUID-WarpsPerSMNV-WarpsPerSMNV-04418
The variable decorated with **WarpsPerSMNV** **must** be declared using the **Input Storage Class**
- VUID-WarpsPerSMNV-WarpsPerSMNV-04419
The variable decorated with **WarpsPerSMNV** **must** be declared as a scalar 32-bit integer value

WarpIDNV

Decorating a variable with the **WarpIDNV** built-in decoration will make that variable contain the ID of the warp on a SM on which the current shader invocation is running. This variable is in the range [0, **WarpsPerSMNV**-1].

Valid Usage

- VUID-WarpIDNV-WarpIDNV-04420
The variable decorated with **WarpIDNV** **must** be declared using the **Input Storage Class**
- VUID-WarpIDNV-WarpIDNV-04421

The variable decorated with **WarpIDNV** **must** be declared as a scalar 32-bit integer value

WorkgroupId

Decorating a variable with the **WorkgroupId** built-in decoration will make that variable contain the global coordinate of the local workgroup that the current invocation is a member of. Each component is in the range [base,base + count), where base and count are based on the parameters passed into the dispatching or drawing commands in each dimension.

Valid Usage

- VUID-WorkgroupId-WorkgroupId-04422
The **WorkgroupId** decoration **must** be used only within the **GLCompute**, **MeshEXT**, **TaskEXT**, **MeshNV**, or **TaskNV Execution Model**
- VUID-WorkgroupId-WorkgroupId-04423
The variable decorated with **WorkgroupId** **must** be declared using the **Input Storage Class**
- VUID-WorkgroupId-WorkgroupId-04424
The variable decorated with **WorkgroupId** **must** be declared as a three-component vector of 32-bit integer values

WorkgroupSize

NOTE

SPIR-V 1.6 deprecated **WorkgroupSize** in favor of using the **LocalSizeId** Execution Mode instead. Support for **LocalSizeId** was added with **VK_KHR_maintenance4** and promoted to core in Version 1.3.

Decorating an object with the **WorkgroupSize** built-in decoration will make that object contain the dimensions of a local workgroup. If an object is decorated with the **WorkgroupSize** decoration, this takes precedence over any **LocalSize** or **LocalSizeId** execution mode.

Valid Usage

- VUID-WorkgroupSize-WorkgroupSize-04425
The **WorkgroupSize** decoration **must** be used only within the **GLCompute**, **MeshEXT**, **TaskEXT**, **MeshNV**, or **TaskNV Execution Model**
- VUID-WorkgroupSize-WorkgroupSize-04426
The variable decorated with **WorkgroupSize** **must** be a specialization constant or a constant
- VUID-WorkgroupSize-WorkgroupSize-04427
The variable decorated with **WorkgroupSize** **must** be declared as a three-component vector of 32-bit integer values
- VUID-WorkgroupSize-TileShadingRateQCOM-10635
If the **TileShadingRateQCOM Execution Mode** is used, variables decorated with **WorkgroupSize** **must** be declared using the **Input Storage Class**

WorldRayDirectionKHR

A variable decorated with the `WorldRayDirectionKHR` decoration will specify the direction of the ray being processed, in world space. The value is the parameter passed into the `pipeline trace ray` instruction.

Valid Usage

- VUID-WorldRayDirectionKHR-WorldRayDirectionKHR-04428
The `WorldRayDirectionKHR` decoration **must** be used only within the `IntersectionKHR`, `AnyHitKHR`, `ClosestHitKHR`, or `MissKHR Execution Model`
- VUID-WorldRayDirectionKHR-WorldRayDirectionKHR-04429
The variable decorated with `WorldRayDirectionKHR` **must** be declared using the `Input Storage Class`
- VUID-WorldRayDirectionKHR-WorldRayDirectionKHR-04430
The variable decorated with `WorldRayDirectionKHR` **must** be declared as a three-component vector of 32-bit floating-point values

WorldRayOriginKHR

A variable decorated with the `WorldRayOriginKHR` decoration will specify the origin of the ray being processed, in world space. The value is the parameter passed into the `pipeline trace ray` instruction.

Valid Usage

- VUID-WorldRayOriginKHR-WorldRayOriginKHR-04431
The `WorldRayOriginKHR` decoration **must** be used only within the `IntersectionKHR`, `AnyHitKHR`, `ClosestHitKHR`, or `MissKHR Execution Model`
- VUID-WorldRayOriginKHR-WorldRayOriginKHR-04432
The variable decorated with `WorldRayOriginKHR` **must** be declared using the `Input Storage Class`
- VUID-WorldRayOriginKHR-WorldRayOriginKHR-04433
The variable decorated with `WorldRayOriginKHR` **must** be declared as a three-component vector of 32-bit floating-point values

WorldToObjectKHR

A variable decorated with the `WorldToObjectKHR` decoration will contain the current world-to-object transformation matrix, which is determined by the instance of the current intersection.

Valid Usage

- VUID-WorldToObjectKHR-WorldToObjectKHR-04434
The `WorldToObjectKHR` decoration **must** be used only within the `IntersectionKHR`, `AnyHitKHR`, or `ClosestHitKHR Execution Model`

- VUID-WorldToObjectKHR-WorldToObjectKHR-04435
The variable decorated with **WorldToObjectKHR** **must** be declared using the **Input Storage Class**
- VUID-WorldToObjectKHR-WorldToObjectKHR-04436
The variable decorated with **WorldToObjectKHR** **must** be declared as a matrix with four columns of three-component vectors of 32-bit floating-point values

HitIsSphereNV

A variable decorated with the **HitIsSphereNV** decoration will contain a non-zero value if the current ray hit a sphere primitive or zero otherwise.

Valid Usage

- VUID-HitIsSphereNV-HitIsSphereNV-10513
The **HitIsSphereNV** decoration **must** be used only within the **AnyHitKHR**, or **ClosestHitKHR Execution Model**
- VUID-HitIsSphereNV-HitIsSphereNV-10514
The variable decorated with **HitIsSphereNV** **must** be declared using the **Input Storage Class**
- VUID-HitIsSphereNV-HitIsSphereNV-10515
The variable decorated with **HitIsSphereNV** **must** be declared as a boolean value

HitIsLSSNV

A variable decorated with the **HitIsLSSNV** decoration will contain a non-zero value if the current ray hit a LSS primitive or zero otherwise.

Valid Usage

- VUID-HitIsLSSNV-HitIsLSSNV-10516
The **HitIsLSSNV** decoration **must** be used only within the **AnyHitKHR**, or **ClosestHitKHR Execution Model**
- VUID-HitIsLSSNV-HitIsLSSNV-10517
The variable decorated with **HitIsLSSNV** **must** be declared using the **Input Storage Class**
- VUID-HitIsLSSNV-HitIsLSSNV-10518
The variable decorated with **HitIsLSSNV** **must** be declared as a boolean value

HitSpherePositionNV

A variable decorated with the **HitSpherePositionNV** decoration will contain the position of sphere primitive intersected by current ray.

Valid Usage

- VUID-HitSpherePositionNV-HitSpherePositionNV-10519
The **HitSpherePositionNV** decoration **must** be used only within the **AnyHitKHR**, or

ClosestHitKHR Execution Model

- VUID-HitSpherePositionNV-HitSpherePositionNV-10520
The variable decorated with **HitSpherePositionNV** **must** be declared using the **Input Storage Class**
- VUID-HitSpherePositionNV-HitSpherePositionNV-10521
The variable decorated with **HitSpherePositionNV** **must** be declared as a three-component vector of 32-bit floating-point values

HitSphereRadiusNV

A variable decorated with the **HitSphereRadiusNV** decoration will contain the radius of sphere primitive intersected by current ray.

Valid Usage

- VUID-HitSphereRadiusNV-HitSphereRadiusNV-10522
The **HitSphereRadiusNV** decoration **must** be used only within the **AnyHitKHR**, or **ClosestHitKHR Execution Model**
- VUID-HitSphereRadiusNV-HitSphereRadiusNV-10523
The variable decorated with **HitSphereRadiusNV** **must** be declared using the **Input Storage Class**
- VUID-HitSphereRadiusNV-HitSphereRadiusNV-10524
The variable decorated with **HitSphereRadiusNV** **must** be declared as a scalar 32-bit floating-point value

HitLSSPositionsNV

A variable decorated with the **HitLSSPositionsNV** decoration will contain the position of the LSS primitive intersected by current ray.

Valid Usage

- VUID-HitLSSPositionsNV-HitLSSPositionsNV-10525
The **HitLSSPositionsNV** decoration **must** be used only within the **AnyHitKHR**, or **ClosestHitKHR Execution Model**
- VUID-HitLSSPositionsNV-HitLSSPositionsNV-10526
The variable decorated with **HitLSSPositionsNV** **must** be declared using the **Input Storage Class**
- VUID-HitLSSPositionsNV-HitLSSPositionsNV-10527
The variable decorated with **HitLSSPositionsNV** **must** be declared as an array of size two, containing three-component vector of 32-bit floating-point values

HitLSSRadiiNV

A variable decorated with the **HitLSSRadiiNV** decoration will contain the radii of LSS primitive

intersected by current ray.

Valid Usage

- VUID-HitLSSRadiiNV-HitLSSRadiiNV-10528
The **HitLSSRadiiNV** decoration **must** be used only within the **AnyHitKHR**, or **ClosestHitKHR Execution Model**
- VUID-HitLSSRadiiNV-HitLSSRadiiNV-10529
The variable decorated with **HitLSSRadiiNV** **must** be declared using the **Input Storage Class**
- VUID-HitLSSRadiiNV-HitLSSRadiiNV-10530
The variable decorated with **HitLSSRadiiNV** **must** be declared as an array of size two, containing 32-bit floating-point values

CoreCountARM

Decorating a variable with the **CoreCountARM** built-in decoration will make that variable contain the number of cores on the device.

Valid Usage

- VUID-CoreCountARM-CoreCountARM-07595
The variable decorated with **CoreCountARM** **must** be declared using the **Input Storage Class**
- VUID-CoreCountARM-CoreCountARM-07596
The variable decorated with **CoreCountARM** **must** be declared as a scalar 32-bit integer value

CoreMaxIDARM

Decorating a variable with the **CoreMaxIDARM** built-in decoration will make that variable contain the max ID of any shader core on the device on which the current shader invocation is running.

Valid Usage

- VUID-CoreMaxIDARM-CoreMaxIDARM-07597
The variable decorated with **CoreMaxIDARM** **must** be declared using the **Input Storage Class**
- VUID-CoreMaxIDARM-CoreMaxIDARM-07598
The variable decorated with **CoreMaxIDARM** **must** be declared as a scalar 32-bit integer value

CoreIDARM

Decorating a variable with the **CoreIDARM** built-in decoration will make that variable contain the ID of the core on which the current shader invocation is running. This variable is in the range [0, **CoreMaxIDARM**].

Valid Usage

- VUID-CoreIDARM-CoreIDARM-07599
The variable decorated with **CoreIDARM** must be declared using the **Input Storage Class**
- VUID-CoreIDARM-CoreIDARM-07600
The variable decorated with **CoreIDARM** must be declared as a scalar 32-bit integer value

WarpMaxIDARM

Decorating a variable with the **WarpMaxIDARM** built-in decoration will make that variable contain the maximum warp ID for the core on which the current invocation is running.

Valid Usage

- VUID-WarpMaxIDARM-WarpMaxIDARM-07601
The variable decorated with **WarpMaxIDARM** must be declared using the **Input Storage Class**
- VUID-WarpMaxIDARM-WarpMaxIDARM-07602
The variable decorated with **WarpMaxIDARM** must be declared as a scalar 32-bit integer value

WarpIDARM

Decorating a variable with the **WarpIDARM** built-in decoration will make that variable contain the ID of the warp on a core on which the current shader invocation is running. This variable is in the range [0, **WarpMaxIDARM**].

Valid Usage

- VUID-WarpIDARM-WarpIDARM-07603
The variable decorated with **WarpIDARM** must be declared using the **Input Storage Class**
- VUID-WarpIDARM-WarpIDARM-07604
The variable decorated with **WarpIDARM** must be declared as a scalar 32-bit integer value

CoalescedInputCountAMD

Decorating a variable with the **CoalescedInputCountAMD** built-in decoration will make that variable contain the number of node dispatches that the implementation coalesced into the input for the current shader. This variable will take a value in the range [1, arraySize), where arraySize is the maximum size of the input payload array for the shader.

Valid Usage

- VUID-CoalescedInputCountAMD-CoalescedInputCountAMD-09172
The variable decorated with **CoalescedInputCountAMD** must be declared using the **Input Storage Class**

- VUID-CoalescedInputCountAMD-09173
If a variable is decorated with **CoalescedInputCountAMD**, the **CoalescingAMD** execution mode **must** be declared
- VUID-CoalescedInputCountAMD-09174
The variable decorated with **CoalescedInputCountAMD** **must** be declared as a scalar 32-bit integer value

ShaderIndexAMD

Decorating a variable with the **ShaderIndexAMD** built-in decoration will make that variable contain the index of the shader specified when it was compiled, either via **VkPipelineShaderStageNodeCreateInfoAMD::index** or by the **ShaderIndexAMD** execution mode.

Valid Usage

- VUID-ShaderIndexAMD-09175
The variable decorated with **ShaderIndexAMD** **must** be declared using the **Input Storage Class**
- VUID-ShaderIndexAMD-09176
The variable decorated with **ShaderIndexAMD** **must** be declared as a scalar 32-bit integer value

ClusterIDNV

A variable decorated with the **ClusterIDNV** decoration will contain the triangle cluster ID of a hit triangle in a cluster acceleration structure if the current ray hit a triangle primitive or -1 otherwise.

Valid Usage

- VUID-ClusterIDNV-10531
The **ClusterIDNV** decoration **must** be used only within the **AnyHitKHR**, or **ClosestHitKHR Execution Model**
- VUID-ClusterIDNV-10532
The variable decorated with **ClusterIDNV** **must** be declared using the **Input Storage Class**
- VUID-ClusterIDNV-10533
The variable decorated with **ClusterIDNV** **must** be declared as a scalar 32-bit integer value

Chapter 20. Sampling

Sampling is performed on [images](#), typically in conjunction with a sampler, to return a value based on a neighborhood of texels in an image.

Sampling instructions include the functionality of the following SPIR-V Image Instructions:

- `OpImageSample*` and `OpImageSparseSample*` read one or more neighboring texels of the image, and [filter](#) the texel values based on the state of the sampler.
 - Instructions with `ImplicitLod` in the name [determine](#) the LOD used in the sampling operation based on the coordinates used in neighboring fragments.
 - Instructions with `ExplicitLod` in the name [determine](#) the LOD used in the sampling operation based on additional coordinates.
 - Instructions with `Proj` in the name apply homogeneous [projection](#) to the coordinates.
- `OpImageFetch` and `OpImageSparseFetch` return a single texel of the image. No sampler is used.
- `OpImage*Gather` and `OpImageSparse*Gather` read neighboring texels and [return a single component](#) of each.
- `OpImageSampleFootprintNV` identifies and returns information about the set of texels in the image that would be accessed by an equivalent `OpImageSample*` instruction.
- `OpImage*Dref*` instructions apply [depth comparison](#) on the texel values.
- `OpImageSparse*` instructions additionally return a [sparse residency](#) code.
- `OpImageQueryLod` returns the LOD parameters that would be used in a sample operation. The actual operation is not performed.
- `OpImageSampleWeightedQCOM` reads a 2D neighborhood of texels and computes a weighted average using weight values from a separate weight texture.
- `opImageBlockMatchSADQCOM` and `opTextureBlockMatchSSD` compare 2D neighborhoods of texels from two textures.
- `OpImageBoxFilterQCOM` reads a 2D neighborhood of texels and computes a weighted average of the texels.
- `opImageBlockMatchWindowSADQCOM` and `opImageBlockMatchWindowSSDQCOM` compare 2D neighborhoods of texels from two textures with the comparison repeated across a window region in the target texture.
- `opImageBlockMatchGatherSADQCOM` and `opImageBlockMatchWindowSSDQCOM` compares four 2D neighborhoods of texels from a target texture with a single 2D neighborhood in the reference texture. The R component of each comparison is gathered and returned in the output.

20.1. Sampling Coordinate Systems

There are three sampling coordinate systems used in this chapter:

- [Normalized Sampling Coordinates](#)
- [Unnormalized Sampling Coordinates](#)

- Integer Sampling Coordinates

SPIR-V `opImageBlockMatchSADQCOM`, `opImageBlockMatchSSDQCOM`, `opImageBlockMatchWindowSADQCOM`, `opImageBlockMatchWindowSSDQCOM`, `OpImageFetch`, and `OpImageSparseFetch` instructions use integer sampling coordinates.

Other image instructions **can** use either normalized or unnormalized sampling coordinates (selected by the `unnormalizedCoordinates` state of the sampler used in the instruction), but there are **limitations** on what operations, image state, and sampler state is supported. Normalized coordinates are logically **converted** to unnormalized as part of image operations, and **certain steps** are only performed on normalized coordinates. The array layer coordinate is always treated as unnormalized even when other coordinates are normalized.

20.1.1. Normalized Sampling Coordinates

Normalized sampling coordinates are referred to as (s,t,r,q,a), with the coordinates having the following meanings:

- s: Coordinate in the first dimension of an image.
- t: Coordinate in the second dimension of an image.
- r: Coordinate in the third dimension of an image.
 - (s,t,r) are interpreted as a direction vector for Cube images.
- q: Fourth coordinate, for homogeneous (projective) coordinates.
- a: Coordinate for array layer.

The values s,t,r,q,a are all floating-point values. Values of s,t,r in the normalized range [0.0,1.0] and a in the range [0.0, layers - 1] correspond to locations in the image being sampled, where layers is the dimension of the image with the same name. The value q is used as a divisor for each of s,t,r, rather than directly corresponding to a location in an image.

The coordinates are extracted from the SPIR-V operand based on the dimensionality of the image variable and type of instruction. For **Proj** instructions, the components are in order (s, [t,] [r,] q), with t and r being conditionally present based on the **Dim** of the image. For non-**Proj** instructions, the coordinates are (s [t,] [r,] [a]), with t and r being conditionally present based on the **Dim** of the image and a being conditionally present based on the **Arrayed** property of the image. Projective image instructions are not supported on **Arrayed** images.

20.1.2. Unnormalized Sampling Coordinates

Unnormalized sampling coordinates are referred to as (u,v,w,a), with the coordinates having the following meanings:

- u: Coordinate in the first dimension of an image.
- v: Coordinate in the second dimension of an image.
- w: Coordinate in the third dimension of an image.
- a: Coordinate for array layer.

The values `u,v,w,a` are all floating-point values, with values in the ranges `[0.0,width)`, `[0.0, height)`, `[0.0, depth)`, and `[0,layers-1]` corresponding to locations in the image being sampled. The values `width`, `height`, `depth`, and `layers` are the dimensions of the accessed [image](#).

Only the `u` and `v` coordinates are directly extracted from the SPIR-V operand, because only 1D and 2D (non-`Arrayed`) dimensionalities support unnormalized coordinates. The components are in order `(u [v])`, with `v` being conditionally present when the dimensionality is 2D. When normalized coordinates are converted to unnormalized coordinates, all four coordinates are used.

20.1.3. Integer Sampling Coordinates

Integer sampling coordinates are referred to as `(i,j,k,l,n)`, with the coordinates having the following meanings:

- `i`: Coordinate in the first dimension of an image.
- `j`: Coordinate in the second dimension of an image.
- `k`: Coordinate in the third dimension of an image.
- `l`: Coordinate for array layer.
- `n`: Index of the sample within the texel.

The values `i,j,k,l,n` are all integer values, with values in the ranges `[0,width)`, `[0, height)`, `[0, depth)`, `[0,layers)`, and `[0,samples)` corresponding to locations in the image being sampled. The values `width`, `height`, `depth`, `layers`, and `samples` are the dimensions of the accessed [image](#).

They are extracted from the SPIR-V operand in order `(i [j] [k] [l] [n])`, with `j` and `k` conditionally present based on the `Dim` of the image, and `l` conditionally present based on the `Arrayed` property of the image. `n` is conditionally present and is taken from the `Sample` image operand.

Integer coordinates are used as [image coordinates](#) to perform an [image read](#) after sampling calculations, directly translating each coordinate as follows:

- `i` → `x`
- `j` → `y`
- `k` → `z`
- `l` → `layer`
- `n` → `sample`

`level` is calculated separately via the `Lod` image operand if present, or is set to 0 otherwise.

Integer sampling coordinates are used as [image coordinates](#) to perform an [image read](#) after sampling calculations, directly translating each coordinate as follows:

- `x` = `i`
- `y` = `j`
- `z` = `k`
- `layer` = `l` + `VkImageSubresourceRange::baseArrayLayer`

- sample = n

20.1.4. Sampling Coordinate Diagrams

The following diagrams illustrate the different sampling coordinate systems for 2D images.

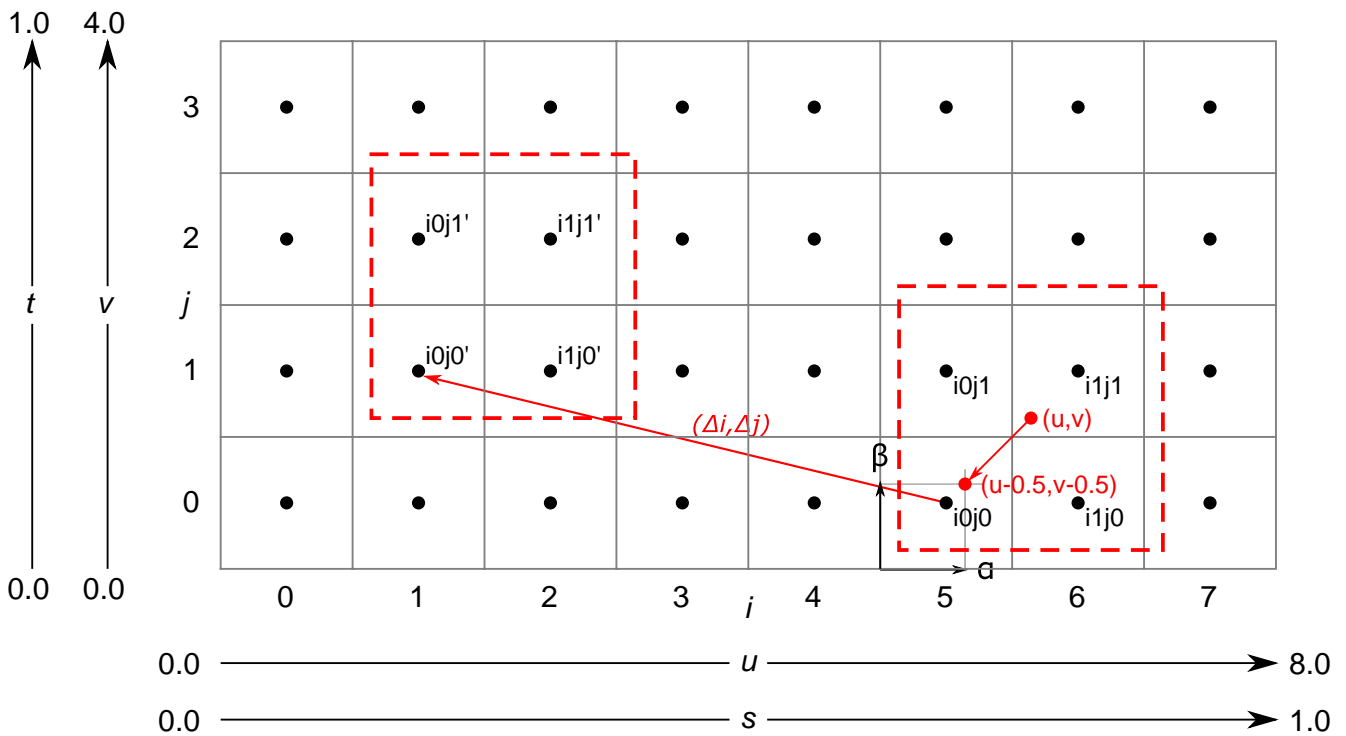


Figure 3. Texel Coordinate Systems, Linear Filtering

The Texel Coordinate Systems - For the example shown of an 8×4 texel two dimensional image.

- Normalized texel coordinates:
 - The s coordinate goes from 0.0 to 1.0.
 - The t coordinate goes from 0.0 to 1.0.
- Unnormalized texel coordinates:
 - The u coordinate within the range 0.0 to 8.0 is within the image, otherwise it is outside the image.
 - The v coordinate within the range 0.0 to 4.0 is within the image, otherwise it is outside the image.
- Integer texel coordinates:
 - The i coordinate within the range 0 to 7 addresses texels within the image, otherwise it is outside the image.
 - The j coordinate within the range 0 to 3 addresses texels within the image, otherwise it is outside the image.
- Also shown for linear filtering:
 - Given the unnormalized coordinates (u,v), the four texels selected are i_0j_0 , i_1j_0 , i_0j_1 , and i_1j_1 .
 - The fractions α and β .

- Given the offset Δ_i and Δ_j , the four texels selected by the offset are $i_0j'_0$, $i_1j'_0$, $i_0j'_1$, and $i_1j'_1$.

NOTE

For formats with reduced-resolution components, Δ_i and Δ_j are relative to the resolution of the highest-resolution component, and therefore may be divided by two relative to the unnormalized coordinate space of the lower-resolution components.

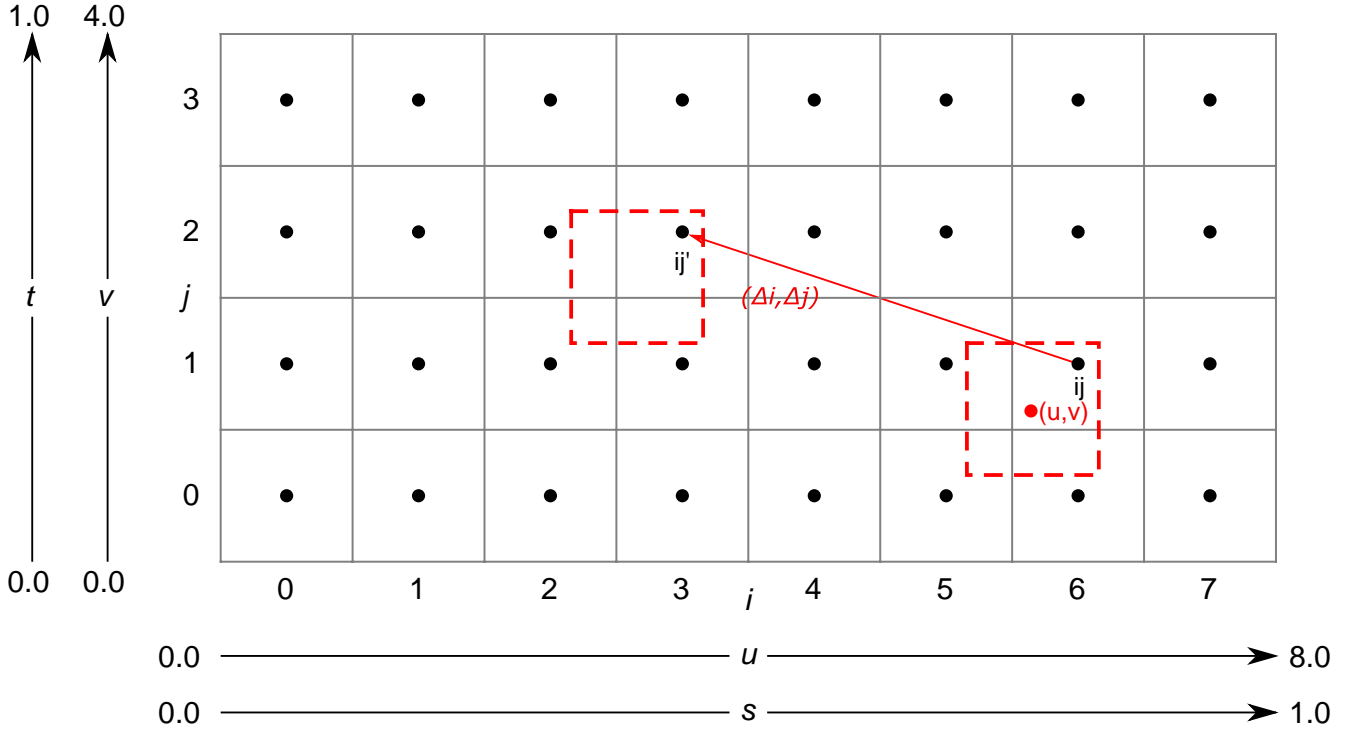


Figure 4. Texel Coordinate Systems, Nearest Filtering

The Texel Coordinate Systems - For the example shown of an 8x4 texel two dimensional image.

- Texel coordinates as above. Also shown for nearest filtering:
 - Given the unnormalized coordinates (u,v), the texel selected is ij.
 - Given the offset Δ_i and Δ_j , the texel selected by the offset is ij'.

For corner-sampled images, the texel samples are located at the grid intersections instead of the texel centers.

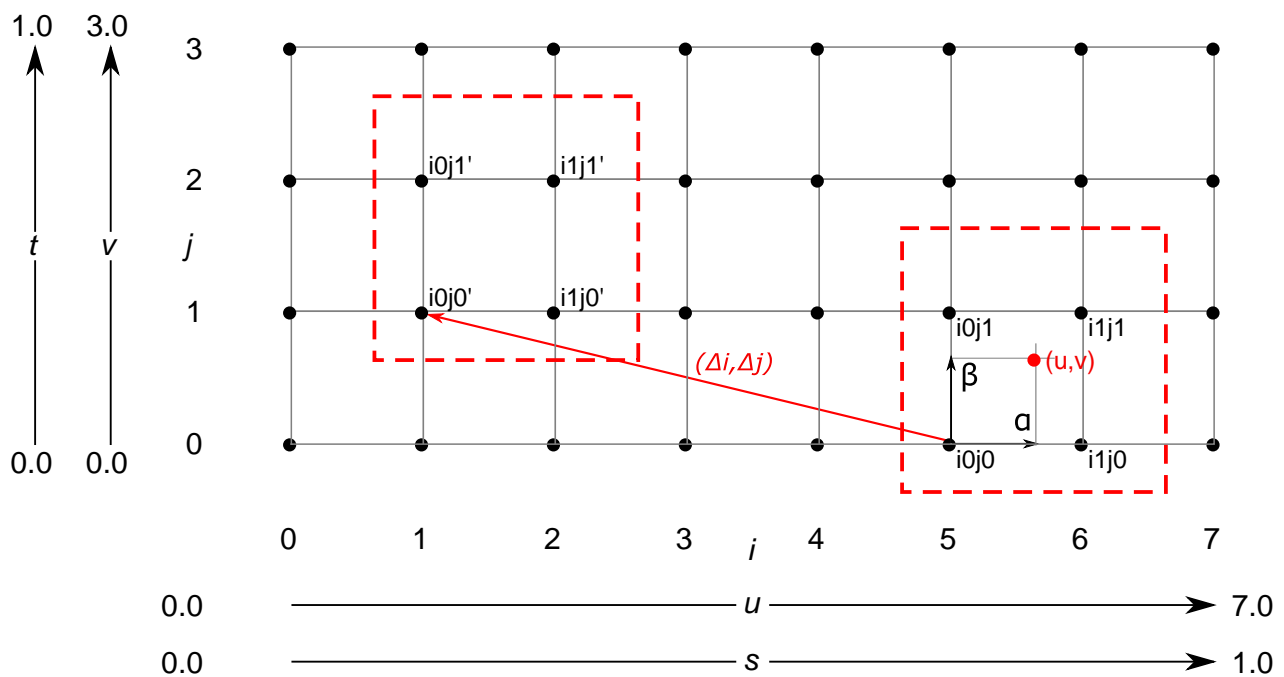


Figure 5. Texel Coordinate Systems, Corner Sampling

20.2. Sampling Operations

Sampling instructions are SPIR-V image instructions that read from an image with a sampler. *Sampling operations* are a set of steps that are performed on state, coordinates, and texel values while processing a sampling instruction, and which are common to some or all sampling instructions. They include the following steps, which are performed in the listed order:

- Validation operations
 - Instruction/Sampler/Image validation
 - Coordinate validation
 - Layout validation
 - Cube Map Edge Handling
- Border Replacement
- Texel Reads
- Depth comparison
- Component swizzle
- $Y'C_B C_R$ degamma
- Chroma reconstruction
- $Y'C_B C_R$ conversion

For sampling instructions involving multiple texels (for sampling or gathering), these steps are applied for each texel that is used in the instruction. Depending on the type of sampling instruction, other steps are conditionally performed between these steps or involving multiple coordinate or texel values.

If [Chroma Reconstruction](#) is implicit, [Texel Filtering](#) instead takes place during chroma reconstruction, before [sampler Y'C_BC_R conversion](#) occurs.

The operations described in [block matching](#) are performed before [Component Substitution](#) during [texel read](#).

The operations described in [weight image sampling](#) are performed before [Component swizzle](#).

20.2.1. Texel Input Validation Operations

Texel input validation operations inspect instruction/image/sampler state or coordinates, and in certain circumstances cause the texel value to be replaced or become undefined. There are a series of validations that the texel undergoes.

Instruction/Sampler/Image View Validation

There are a number of cases where a SPIR-V instruction **can** mismatch with the sampler, the image view, or both, and a number of further cases where the sampler **can** mismatch with the image view. In such cases the value of the texel returned is poison.

These cases include:

- The sampler [borderColor](#) is an integer type and the image view [format](#) is not one of the [VkFormat](#) integer types or a stencil component of a depth/stencil format.
- The sampler [borderColor](#) is a float type and the image view [format](#) is not one of the [VkFormat](#) float types or a depth component of a depth/stencil format.
- The sampler [borderColor](#) is one of the opaque black colors ([VK_BORDER_COLOR_FLOAT_OPAQUE_BLACK](#) or [VK_BORDER_COLOR_INT_OPAQUE_BLACK](#)) and the image view [VkComponentSwizzle](#) for any of the [VkComponentMapping](#) components is not the [identity swizzle](#), and [VkPhysicalDeviceBorderColorSwizzleFeaturesEXT::borderColorSwizzleFromImage](#) feature is not enabled, and [VkSamplerBorderColorComponentMappingCreateInfoEXT](#) is not specified.
- [VkSamplerBorderColorComponentMappingCreateInfoEXT::components](#), if specified, has a component swizzle that does not match the component swizzle of the image view, and either component swizzle is not a form of identity swizzle.
- [VkSamplerBorderColorComponentMappingCreateInfoEXT::srgb](#), if specified, does not match the sRGB encoding of the image view.
- The sampler [borderColor](#) is a custom color ([VK_BORDER_COLOR_FLOAT_CUSTOM_EXT](#) or [VK_BORDER_COLOR_INT_CUSTOM_EXT](#)) and the supplied [VkSamplerCustomBorderColorCreateInfoEXT::customBorderColor](#) is outside the bounds of the values representable in the image view's [format](#).
- The sampler [borderColor](#) is a custom color ([VK_BORDER_COLOR_FLOAT_CUSTOM_EXT](#) or [VK_BORDER_COLOR_INT_CUSTOM_EXT](#)) and the image view [VkComponentSwizzle](#) for any of the [VkComponentMapping](#) components is not the [identity swizzle](#), and [VkPhysicalDeviceBorderColorSwizzleFeaturesEXT::borderColorSwizzleFromImage](#) feature is not enabled, and [VkSamplerBorderColorComponentMappingCreateInfoEXT](#) is not specified.

- The `VkImageLayout` of any subresource in the image view does not match the `VkDescriptorImageInfo::imageLayout` used to write the image descriptor.
- The SPIR-V Image Format is not `compatible` with the image view's `format`.
- The sampler `unnormalizedCoordinates` is `VK_TRUE` and any of the `limitations of unnormalized coordinates` are violated.
- The sampler was created with `flags` containing `VK_SAMPLER_CREATE_SUBSAMPLED_BIT_EXT` and the image was not created with `flags` containing `VK_IMAGE_CREATE_SUBSAMPLED_BIT_EXT`.
- The sampler was not created with `flags` containing `VK_SAMPLER_CREATE_SUBSAMPLED_BIT_EXT` and the image was created with `flags` containing `VK_IMAGE_CREATE_SUBSAMPLED_BIT_EXT`.
- The sampler was created with `flags` containing `VK_SAMPLER_CREATE_SUBSAMPLED_BIT_EXT` and is used with a function that is not `OpImageSampleImplicitLod` or `OpImageSampleExplicitLod`, or is used with operands `Offset` or `ConstOffsets`.
- The SPIR-V instruction is one of the `OpImage*Dref*` instructions and the sampler `compareEnable` is `VK_FALSE`
- The SPIR-V instruction is not one of the `OpImage*Dref*` instructions and the sampler `compareEnable` is `VK_TRUE`
- The SPIR-V instruction is one of the `OpImage*Dref*` instructions, the image view `format` is one of the depth/stencil formats, and the image view aspect is not `VK_IMAGE_ASPECT_DEPTH_BIT`.
- The SPIR-V instruction's image variable's properties are not compatible with the image view:
 - If the image view's `viewType` is `VK_IMAGE_VIEW_TYPE_1D_ARRAY` or `VK_IMAGE_VIEW_TYPE_2D_ARRAY`, and the image was not created with `VK_IMAGE_CREATE_ALIAS_SINGLE_LAYER_DESCRIPTOR_BIT_KHR`, then the instruction **must** have `Arrayed` = 1.
 - If the image view's `viewType` is `VK_IMAGE_VIEW_TYPE_1D` or `VK_IMAGE_VIEW_TYPE_2D`, and the image was not created with `VK_IMAGE_CREATE_ALIAS_SINGLE_LAYER_DESCRIPTOR_BIT_KHR`, the instruction **must** have `Arrayed` = 0.
 - If the image view's `viewType` is `VK_IMAGE_VIEW_TYPE_1D_ARRAY` or `VK_IMAGE_VIEW_TYPE_2D_ARRAY` and `Arrayed` = 0, the image view **must** have been created with a single layer.
 - If the image view's `viewType` is `VK_IMAGE_VIEW_TYPE_CUBE_ARRAY` then the instruction **must** have `Arrayed` = 1.
 - If the image view's `viewType` is `VK_IMAGE_VIEW_TYPE_CUBE` then the instruction **must** have `Arrayed` = 0.
 - If the image was created with `VkImageCreateInfo::samples` equal to `VK_SAMPLE_COUNT_1_BIT`, the instruction **must** have `MS` = 0.
 - If the image was created with `VkImageCreateInfo::samples` not equal to `VK_SAMPLE_COUNT_1_BIT`, the instruction **must** have `MS` = 1.
 - If the `Sampled Type` of the `OpTypeImage` does not match the `SPIR-V Type`.

- If the [signedness of any read or sample operation](#) does not match the signedness of the image's format.
- If the image was created with [VkImageCreateInfo::flags](#) containing [VK_IMAGE_CREATE_CORNER_SAMPLED_BIT_NV](#), the sampler addressing modes **must** only use a [VkSamplerAddressMode](#) of [VK_SAMPLER_ADDRESS_MODE_CLAMP_TO_EDGE](#).
- The SPIR-V instruction is [OpImageSampleFootprintNV](#) with [Dim](#) = 2D and [addressModeU](#) or [addressModeV](#) in the sampler is not [VK_SAMPLER_ADDRESS_MODE_CLAMP_TO_EDGE](#).
- The SPIR-V instruction is [OpImageSampleFootprintNV](#) with [Dim](#) = 3D and [addressModeU](#), [addressModeV](#), or [addressModeW](#) in the sampler is not [VK_SAMPLER_ADDRESS_MODE_CLAMP_TO_EDGE](#).
- The sampler was created with a specified [VkSamplerCustomBorderColorCreateInfoEXT::format](#) which does not match the [VkFormat](#) of the image view(s) it is sampling.
- The sampler is sampling an image view of [VK_FORMAT_B4G4R4A4_UNORM_PACK16](#), [VK_FORMAT_B5G6R5_UNORM_PACK16](#), or [VK_FORMAT_B5G5R5A1_UNORM_PACK16](#) format without a specified [VkSamplerCustomBorderColorCreateInfoEXT::format](#).

If the underlying [VkImage](#) format has an X component in its format description, undefined values are read from those bits.

NOTE

If the [VkImage](#) format and [VkImageView](#) format are the same, these bits will be unused by format conversion and this will have no effect. However, if the [VkImageView](#) format is different, then some bits of the result may be undefined. For example, when a [VK_FORMAT_R10X6_UNORM_PACK16](#) [VkImage](#) is sampled via a [VK_FORMAT_R16_UNORM](#) [VkImageView](#), the low 6 bits of the value before format conversion are undefined and format conversion may return a range of different values.

NOTE

Some implementations will return undefined values in the case where a sampler uses a [VkSamplerAddressMode](#) of [VK_SAMPLER_ADDRESS_MODE_MIRRORED_REPEAT](#), the sampler is used with operands [Offset](#), [ConstOffset](#), or [ConstOffsets](#), and the value of the offset is larger than or equal to the corresponding width, height, or depth of any accessed image level.

This behavior was not tested prior to Vulkan conformance test suite version 1.3.8.0. Affected implementations will have a conformance test waiver for this issue.

Layout Validation

If all planes of a *disjoint multi-planar* image are not in the same [image layout](#), the image **must** not be sampled with [sampler Y'C_BC_R conversion](#) enabled.

Coordinate Validation

Once the [normalized](#) or [unnormalized coordinates](#) have been converted to integer image coordinates, the integer coordinates are validated as image coordinates, as outlined in [Image Coordinate Validation](#), converted as follows:

- $x = i$
- $y = j$
- $z = k$
- layer = l
- sample = n
- level = d

Cube Map Edge Handling

When sampling a cube map, if the image coordinates are out of bounds of the [selected cube map face](#), the following steps are performed.

NOTE This does not occur when using [VK_FILTER_NEAREST](#) filtering within a mip level, since [VK_FILTER_NEAREST](#) is treated as using [VK_SAMPLER_ADDRESS_MODE_CLAMP_TO_EDGE](#).

- Cube Map Edge Texel
 - If the texel lies beyond the selected cube map face in either only x or only y, then the coordinates (x,y,layer) are transformed to select the adjacent texel from the appropriate neighboring face.
- Cube Map Corner Texel
 - If the texel lies beyond the selected cube map face in both x and y, then there is no unique neighboring face from which to read that texel. The texel **should** be replaced by the average of the three values of the adjacent texels in each incident face. However, implementations **may** replace the cube map corner texel by other methods. The methods are subject to the constraint that for linear filtering if the three available texels have the same value, the resulting filtered texel **must** have that value, and for cubic filtering if the twelve available samples have the same value, the resulting filtered texel **must** have that value.

20.2.2. Border Replacement

If the sampler includes a border, out of bounds texels are replaced with a value based on the image format and the [borderColor](#) of the sampler. The border color is:

Table 29. Border Color B, Custom Border Color [VkSamplerCustomBorderColorCreateInfoEXT](#) ::[customBorderColor](#) U

Sampler borderColor	Corresponding Border Color
VK_BORDER_COLOR_FLOAT_TRANSPARENT_BLACK	$[B_r, B_g, B_b, B_a] = [0.0, 0.0, 0.0, 0.0]$
VK_BORDER_COLOR_FLOAT_OPAQUE_BLACK	$[B_r, B_g, B_b, B_a] = [0.0, 0.0, 0.0, 1.0]$
VK_BORDER_COLOR_FLOAT_OPAQUE_WHITE	$[B_r, B_g, B_b, B_a] = [1.0, 1.0, 1.0, 1.0]$
VK_BORDER_COLOR_INT_TRANSPARENT_BLACK	$[B_r, B_g, B_b, B_a] = [0, 0, 0, 0]$
VK_BORDER_COLOR_INT_OPAQUE_BLACK	$[B_r, B_g, B_b, B_a] = [0, 0, 0, 1]$

Sampler <code>borderColor</code>	Corresponding Border Color
<code>VK_BORDER_COLOR_INT_OPAQUE_WHITE</code>	$[B_r, B_g, B_b, B_a] = [1, 1, 1, 1]$
<code>VK_BORDER_COLOR_FLOAT_CUSTOM_EXT</code>	$[B_r, B_g, B_b, B_a] = [U_r, U_g, U_b, U_a]$
<code>VK_BORDER_COLOR_INT_CUSTOM_EXT</code>	$[B_r, B_g, B_b, B_a] = [U_r, U_g, U_b, U_a]$

The custom border color (U) **may** be rounded by implementations prior to texel replacement, but the error introduced by such a rounding **must** not exceed one ULP of the image's `format`.

NOTE

The names `VK_BORDER_COLOR_*_TRANSPARENT_BLACK`, `VK_BORDER_COLOR_*_OPAQUE_BLACK`, and `VK_BORDER_COLOR_*_OPAQUE_WHITE` are meant to describe which components are zeros and ones in the vocabulary of compositing, and are not meant to imply that the numerical value of `VK_BORDER_COLOR_INT_OPAQUE_WHITE` is a saturating value for integers.

This is substituted for the texel value by replacing the number of components in the image format

Table 30. Border Texel Components After Replacement

Texel Aspect or Format	Component Assignment
Depth aspect	$D = B_r$
Stencil aspect	$S = B_r^\dagger$
One component color format	$\text{Color}_r = B_r$
Two component color format	$[\text{Color}_r, \text{Color}_g] = [B_r, B_g]$
Three component color format	$[\text{Color}_r, \text{Color}_g, \text{Color}_b] = [B_r, B_g, B_b]$
Four component color format	$[\text{Color}_r, \text{Color}_g, \text{Color}_b, \text{Color}_a] = [B_r, B_g, B_b, B_a]$
Single component alpha format	$[\text{Color}_r, \text{Color}_g, \text{Color}_b, \text{Color}_a] = [0, 0, 0, B_a]$

$\dagger S = B_g$ **may** be substituted as the replacement method by the implementation when `VkSamplerCreateInfo::borderColor` is `VK_BORDER_COLOR_INT_CUSTOM_EXT` and `VkSamplerCustomBorderColorCreateInfoEXT::format` is `VK_FORMAT_UNDEFINED`. Implementations **should** use $S = B_r$ as the replacement method.

If `rgba40paqueBlackSwizzled` is `VK_FALSE`, the implementation **may** swap the blue and alpha channels when sampling non-custom border colors with the `VK_FORMAT_B4G4R4A4_UNORM_PACK16` format, or the red and alpha channels with the `VK_FORMAT_R4G4B4A4_UNORM_PACK16` format.

NOTE

As `VK_FORMAT_B4G4R4A4_UNORM_PACK16` is required by Vulkan, support must be advertised for this format. Some Vulkan implementations on Apple hardware implement these formats through a hardware format with a different channel order, swizzled to match Vulkan's expectations. Unfortunately the swizzle cannot be readily applied to the fixed border colors - resulting in the apparent channel swap. For most standard border colors this does not result in a modification to the sampled output. However, `VK_BORDER_COLOR_*_OPAQUE_BLACK` will instead be sampled as transparent red or blue. If the `customBorderColorWithoutFormat` feature is

supported and enabled, this functionality is expected to work without issue, but this feature may come with a performance cost.

When border color replacement occurs, [texel reads](#) are skipped, and the replaced color is used for ongoing operations instead.

20.2.3. Texel Reads

A texel is read from an image, performed as outlined in [Image Reads](#), using the converted image coordinates.

The returned components of each texel are then processed by further input operations.

20.2.4. Depth Compare Operation

If the image view has a depth/stencil format, the depth component is selected by the [aspectMask](#), and the operation is an [OpImage*Dref*](#) instruction, a depth comparison is performed. The result is 1.0 if the comparison evaluates to true, and 0.0 otherwise. This value replaces the depth component D.

The compare operation is selected by the [VkCompareOp](#) value set by [VkSamplerCreateInfo::compareOp](#). The reference value from the SPIR-V operand D_{ref} and the texel depth value D_{tex} are used as the *reference* and *test* values, respectively, in that operation.

If the image being sampled has an unsigned normalized fixed-point format, then D_{ref} is clamped to [0,1] before the compare operation.

If the value of [magFilter](#) is [VK_FILTER_LINEAR](#), or the value of [minFilter](#) is [VK_FILTER_LINEAR](#), then D may be computed in an implementation-dependent manner which differs from the normal rules of linear filtering. The resulting value **must** be in the range [0,1] and should be proportional to, or a weighted average of, the number of comparison passes or failures.

20.2.5. Component Swizzle

All texel input instructions apply a *swizzle* based on:

- the [VkComponentSwizzle](#) enums in the [components](#) member of the [VkImageViewCreateInfo](#) structure for the image being read if [sampler Y'C_BC_R conversion](#) is not enabled, and
- the [VkComponentSwizzle](#) enums in the [components](#) member of the [VkSamplerYcbcrConversionCreateInfo](#) structure for the [sampler Y'C_BC_R conversion](#) if sampler Y'C_BC_R conversion is enabled.

The swizzle **can** rearrange the components of the texel, or substitute zero or one for any components. It is defined as follows for each color component:

$$Color_{component} = \begin{cases} Color_r & \text{for RED swizzle} \\ Color_g & \text{for GREEN swizzle} \\ Color_b & \text{for BLUE swizzle} \\ Color_a & \text{for ALPHA swizzle} \\ 0 & \text{for ZERO swizzle} \\ one & \text{for ONE swizzle} \\ identity & \text{for IDENTITY swizzle} \end{cases}$$

where:

$$one = \begin{cases} 1.0f & \text{for floating-point components} \\ 1 & \text{for integer components} \end{cases}$$

$$identity = \begin{cases} Color_r & \text{for } component = r \\ Color_g & \text{for } component = g \\ Color_b & \text{for } component = b \\ Color_a & \text{for } component = a \end{cases}$$

If the border color is one of the `VK_BORDER_COLOR_*_OPAQUE_BLACK` enums and the `VkComponentSwizzle` is not the `identity swizzle` for all components, the value of the texel after swizzle is undefined.

If the image view has a depth/stencil format and the `VkComponentSwizzle` is `VK_COMPONENT_SWIZZLE_ONE`, and `VkPhysicalDeviceMaintenance5Properties::depthStencilSwizzleOneSupport` is not `VK_TRUE`, the value of the texel after swizzle is undefined.

20.2.6. Sparse Residency

`OpImageSparse*` instructions return a structure which includes a *residency code* indicating whether any texels accessed by the instruction are sparse unbound texels. This code **can** be interpreted by the `OpImageSparseTexelsResident` instruction which converts the residency code to a boolean value.

20.2.7. Y'C_BC_R Degamma

If `VkSamplerYcbcrConversionYcbcrDegammaCreateInfoQCOM::enableYDegamma` is equal to `VK_TRUE`, then sRGB to linear conversion is applied to the G component of the sampled values as described in the “sRGB EOTF” section of the [Khronos Data Format Specification](#).

If `VkSamplerYcbcrConversionYcbcrDegammaCreateInfoQCOM::enableCbCrDegamma` is equal to `VK_TRUE`, then sRGB to linear conversion is applied to the R and B components of the sampled values as described in the “sRGB EOTF” section of the [Khronos Data Format Specification](#).

20.2.8. Chroma Reconstruction

In some color models, the color representation is defined in terms of monochromatic light intensity (often called “luma”) and color differences relative to this intensity, often called “chroma”. It is common for color models other than RGB to represent the chroma components at lower spatial resolution than the luma component. This approach is used to take advantage of the eye’s lower

spatial sensitivity to color compared with its sensitivity to brightness. Less commonly, the same approach is used with additive color, since the green component dominates the eye's sensitivity to light intensity and the spatial sensitivity to color introduced by red and blue is lower.

Lower-resolution components are “downsampled” by resizing them to a lower spatial resolution than the component representing luminance. This process is also commonly known as “chroma subsampling”. There is one luminance sample in each texture texel, but each chrominance sample may be shared among several texels in one or both texture dimensions.

- “_444” formats do not spatially downsample chroma values compared with luma: there are unique chroma samples for each texel.
- “_422” formats have downsampling in the x dimension (corresponding to u or s coordinates): they are sampled at half the resolution of luma in that dimension.
- “_420” formats have downsampling in the x dimension (corresponding to u or s coordinates) and the y dimension (corresponding to v or t coordinates): they are sampled at half the resolution of luma in both dimensions.

The process of reconstructing a full color value for texture access involves accessing both chroma and luma values at the same location. To generate the color accurately, the values of the lower-resolution components at the location of the luma samples are reconstructed from the lower-resolution sample locations, an operation known here as “chroma reconstruction” irrespective of the actual color model.

The location of the chroma samples relative to the luma coordinates is determined by the `xChromaOffset` and `yChromaOffset` members of the `VkSamplerYcbcrConversionCreateInfo` structure used to create the sampler $Y'C_B C_R$ conversion.

The following diagrams show the relationship between unnormalized (u,v) coordinates and (i,j) integer texel positions in the luma component (shown in black, with circles showing integer sample positions) and the texel coordinates of reduced-resolution chroma components, shown as crosses in red.

NOTE

If the chroma values are reconstructed at the locations of the luma samples by means of interpolation, chroma samples from outside the image bounds are needed; these are determined according to [Wrapping Operation](#). These diagrams represent this by showing the bounds of the “chroma texel” extending beyond the image bounds, and including additional chroma sample positions where required for interpolation. The limits of a sample for `NEAREST` sampling is shown as a grid.

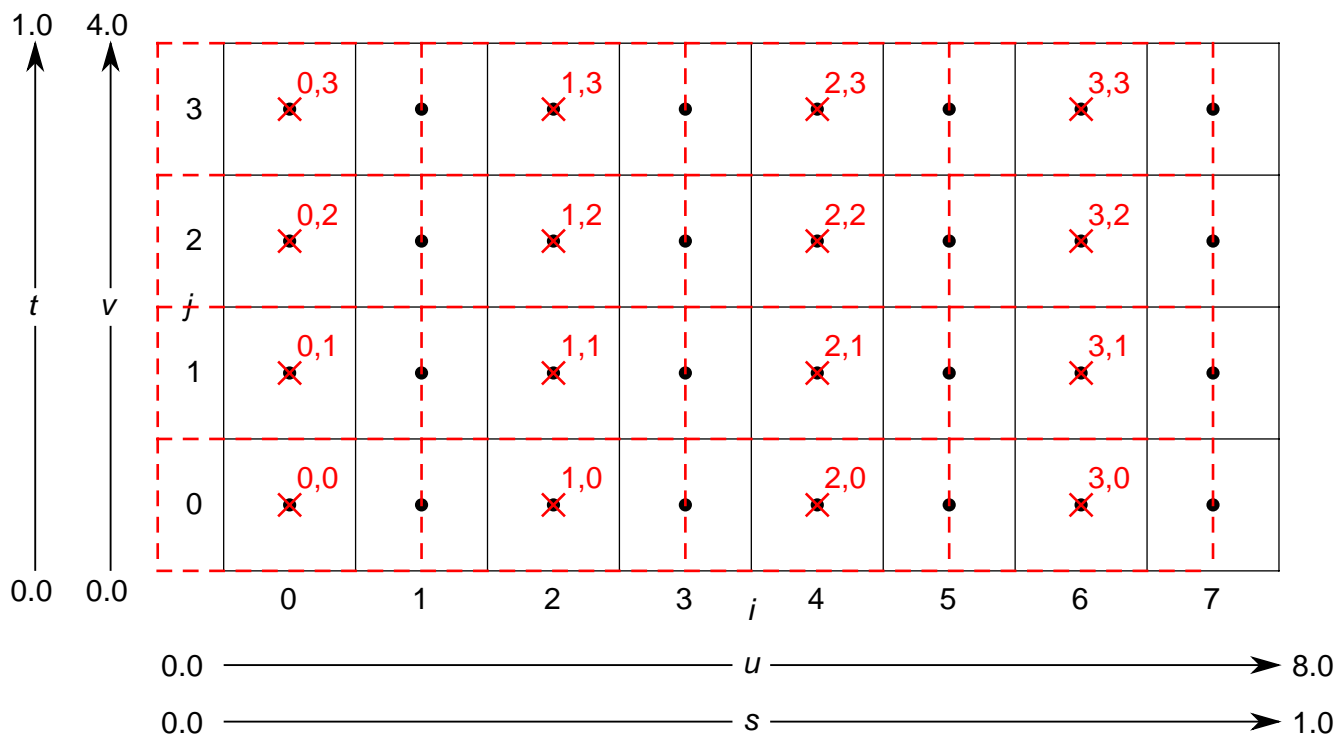


Figure 6. 422 downsampling, $xChromaOffset=COSITED_EVEN$

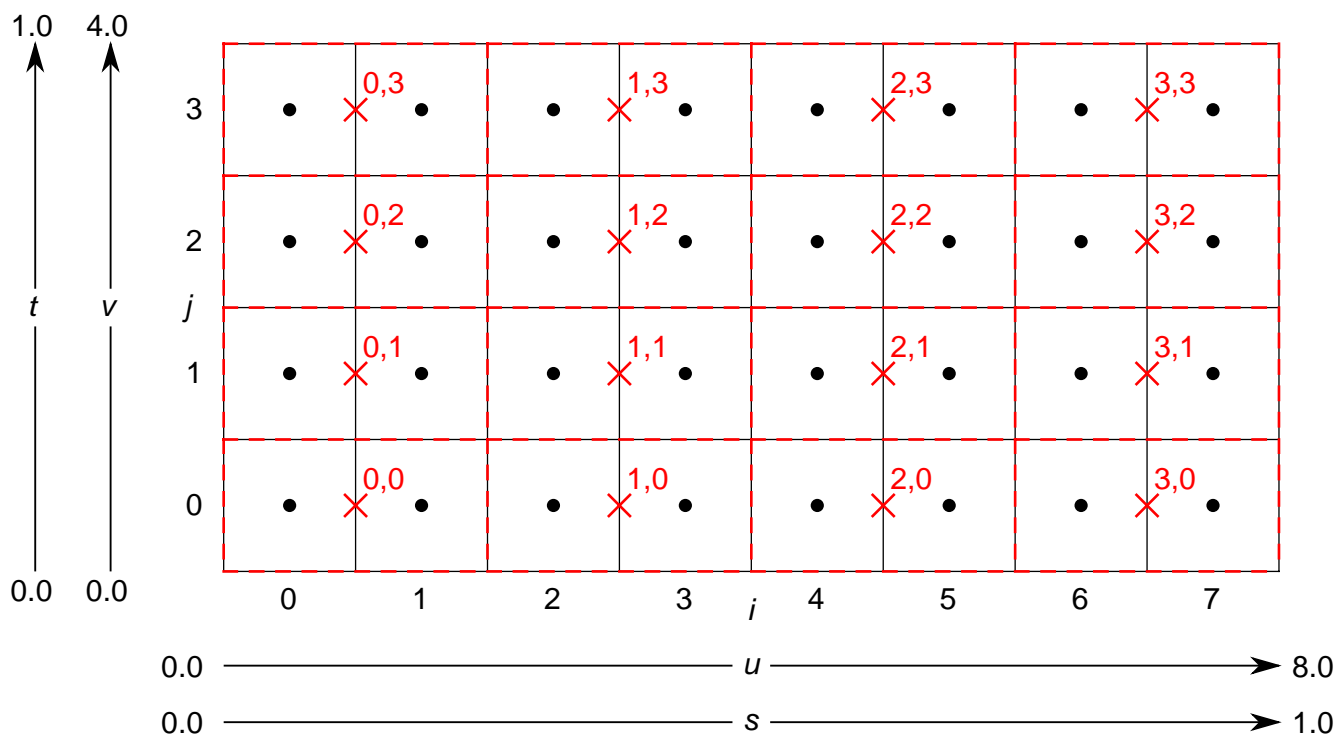


Figure 7. 422 downsampling, $xChromaOffset=MIDPOINT$

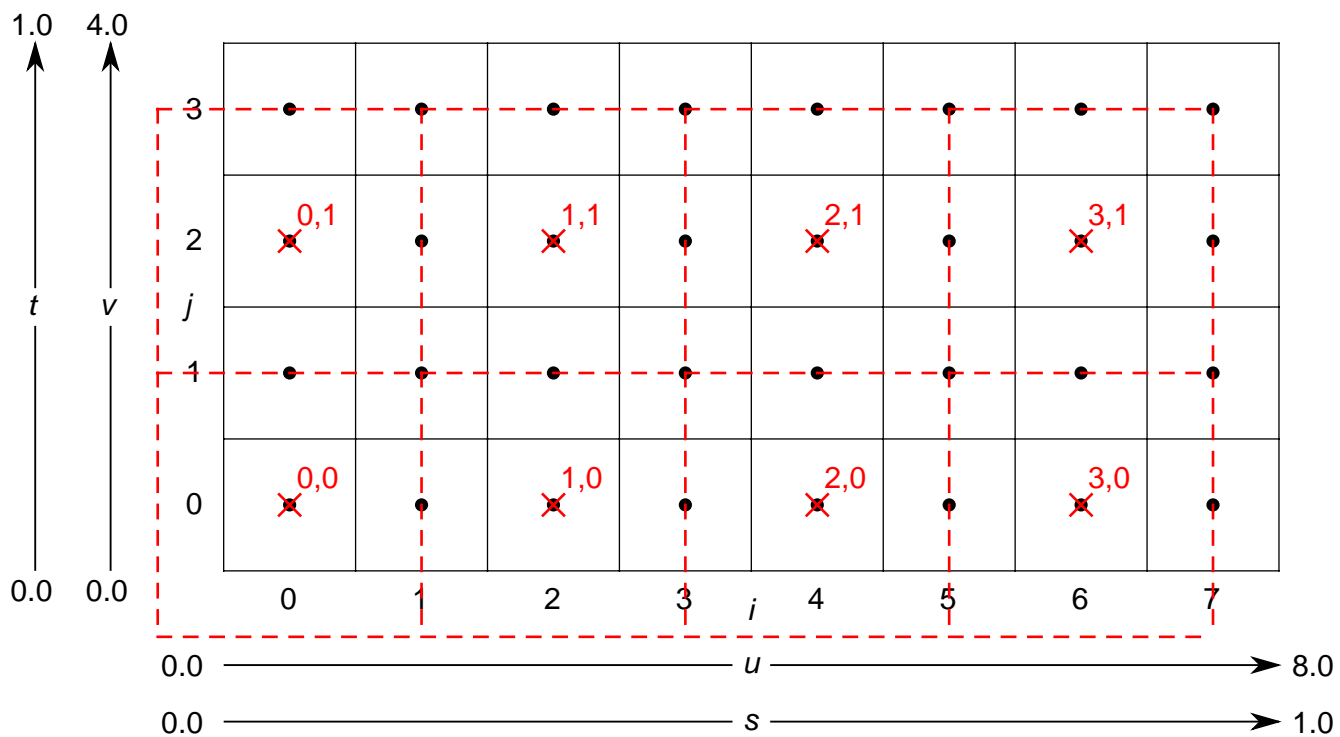


Figure 8. 420 downsampling, $x\text{ChromaOffset}=\text{COSITED_EVEN}$, $y\text{ChromaOffset}=\text{COSITED_EVEN}$

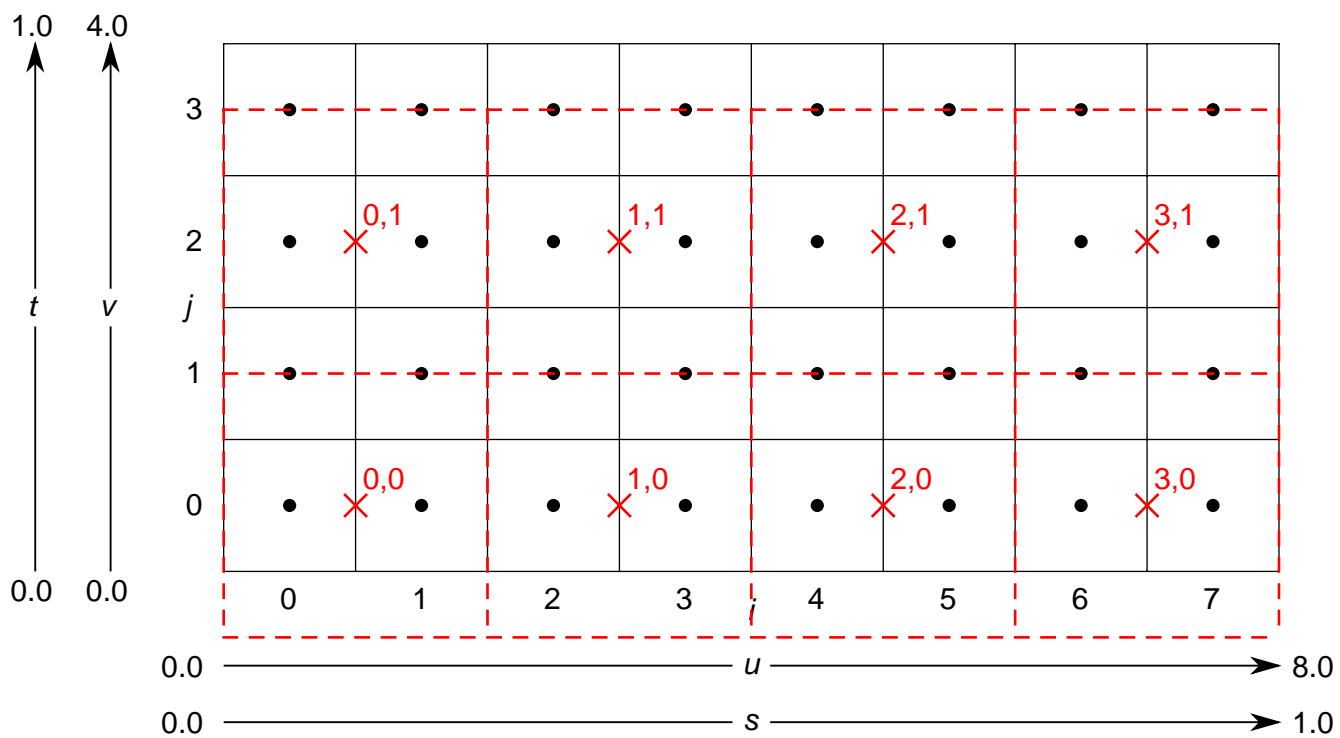


Figure 9. 420 downsampling, $x\text{ChromaOffset}=\text{MIDPOINT}$, $y\text{ChromaOffset}=\text{COSITED_EVEN}$

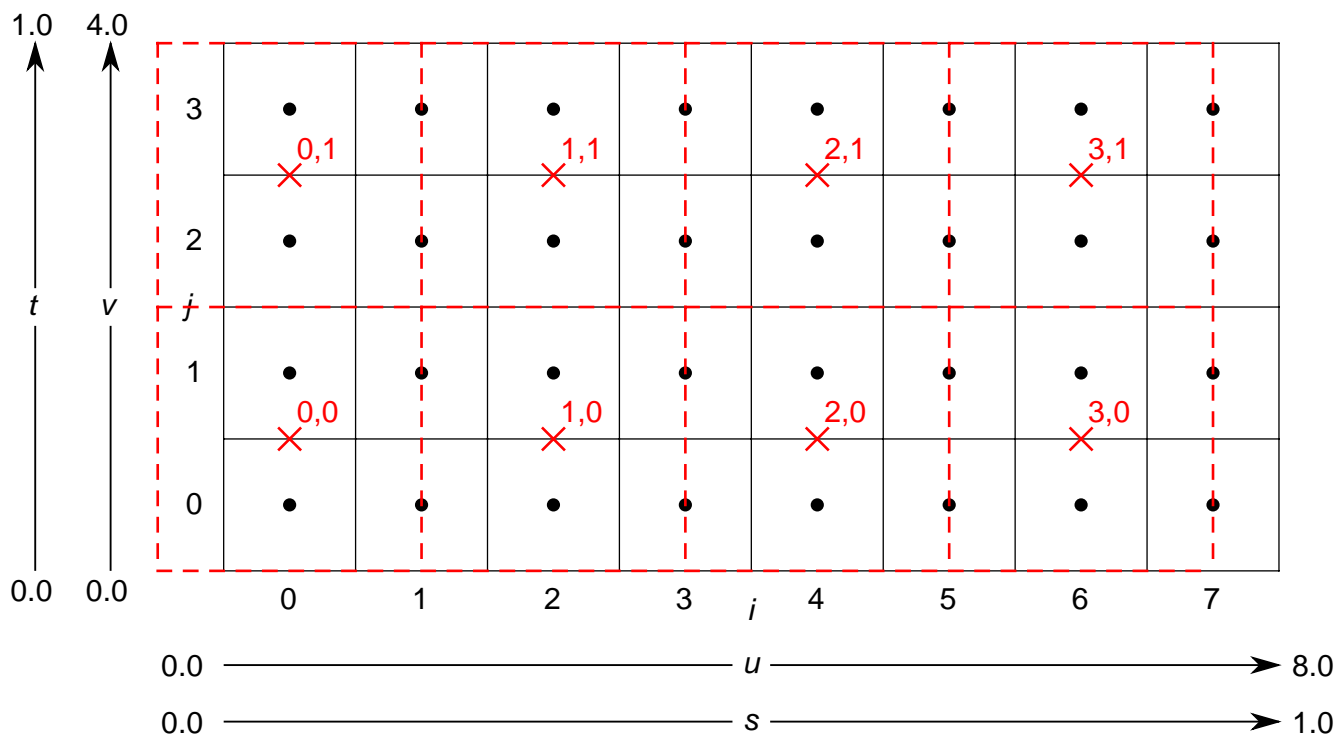


Figure 10. 420 downsampling, $xChromaOffset=COSITED_EVEN$, $yChromaOffset=MIDPOINT$

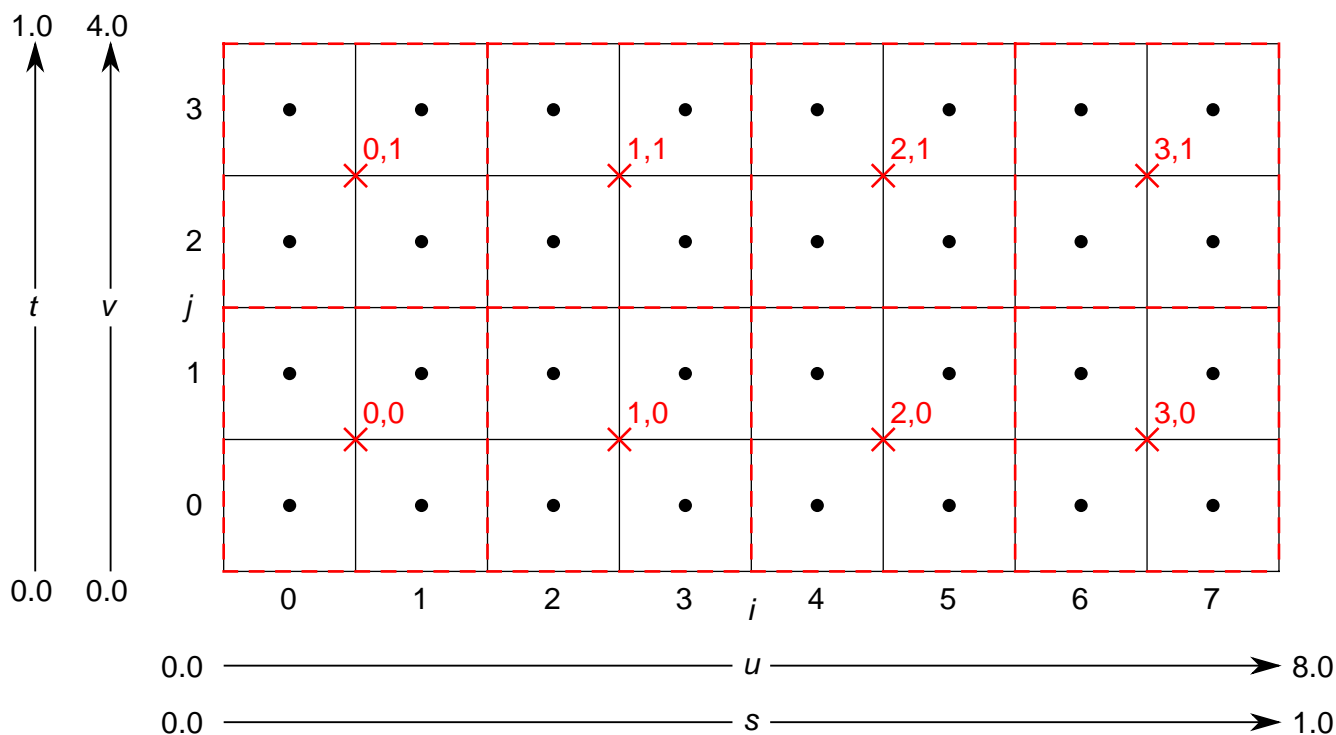


Figure 11. 420 downsampling, $xChromaOffset=MIDPOINT$, $yChromaOffset=MIDPOINT$

Reconstruction is implemented in one of two ways:

If the format of the image that is to be sampled sets [VK_FORMAT_FEATURE_SAMPLED_IMAGE_YCBCR_CONVERSION_CHROMA_RECONSTRUCTION_EXPLICIT_BIT](#), or the [VkSamplerYcbcrConversionCreateInfo](#)'s [forceExplicitReconstruction](#) is [VK_TRUE](#), reconstruction is performed as an explicit step independent of filtering, described in the [Explicit Reconstruction](#) section.

If the format of the image that is to be sampled does not set [VK_FORMAT_FEATURE_SAMPLED_IMAGE_YCBCR_CONVERSION_CHROMA_RECONSTRUCTION_EXPLICIT_BIT](#),

LICIT_BIT and if the `VkSamplerYcbcrConversionCreateInfo`'s `forceExplicitReconstruction` is `VK_FALSE`, reconstruction is performed as an implicit part of filtering prior to color model conversion, with no separate post-conversion texel filtering step, as described in the [Implicit Reconstruction](#) section.

Explicit Reconstruction

- If the `chromaFilter` member of the `VkSamplerYcbcrConversionCreateInfo` structure is `VK_FILTER_NEAREST`:

- If the format's R and B components are reduced in resolution in just width by a factor of two relative to the G component (i.e. this is a “_422” format), the $\tau_{ijk}[level]$ values accessed by [texel filtering](#) are reconstructed as follows:

$$\begin{aligned}\tau_R'(i, j) &= \tau_R(\lfloor i \times 0.5 \rfloor, j)[level] \\ \tau_B'(i, j) &= \tau_B(\lfloor i \times 0.5 \rfloor, j)[level]\end{aligned}$$

- If the format's R and B components are reduced in resolution in width and height by a factor of two relative to the G component (i.e. this is a “_420” format), the $\tau_{ijk}[level]$ values accessed by [texel filtering](#) are reconstructed as follows:

$$\begin{aligned}\tau_R'(i, j) &= \tau_R(\lfloor i \times 0.5 \rfloor, \lfloor j \times 0.5 \rfloor)[level] \\ \tau_B'(i, j) &= \tau_B(\lfloor i \times 0.5 \rfloor, \lfloor j \times 0.5 \rfloor)[level]\end{aligned}$$

NOTE

`xChromaOffset` and `yChromaOffset` have no effect if `chromaFilter` is `VK_FILTER_NEAREST` for explicit reconstruction.

- If the `chromaFilter` member of the `VkSamplerYcbcrConversionCreateInfo` structure is `VK_FILTER_LINEAR`:

- If the format's R and B components are reduced in resolution in just width by a factor of two relative to the G component (i.e. this is a “_422” format):

- If `xChromaOffset` is `VK_CHROMA_LOCATION_COSITED_EVEN`:

$$\tau_{RB}'(i, j) = \begin{cases} \tau_{RB}(\lfloor i \times 0.5 \rfloor, j)[level], & 0.5 \times i = \lfloor 0.5 \times i \rfloor \\ 0.5 \times \tau_{RB}(\lfloor i \times 0.5 \rfloor, j)[level] + \\ 0.5 \times \tau_{RB}(\lfloor i \times 0.5 \rfloor + 1, j)[level], & 0.5 \times i \neq \lfloor 0.5 \times i \rfloor \end{cases}$$

- If `xChromaOffset` is `VK_CHROMA_LOCATION_MIDPOINT`:

$$\tau_{RB}'(i, j) = \begin{cases} 0.25 \times \tau_{RB}(\lfloor i \times 0.5 \rfloor - 1, j)[level] + \\ 0.75 \times \tau_{RB}(\lfloor i \times 0.5 \rfloor, j)[level], & 0.5 \times i = \lfloor 0.5 \times i \rfloor \\ 0.75 \times \tau_{RB}(\lfloor i \times 0.5 \rfloor, j)[level] + \\ 0.25 \times \tau_{RB}(\lfloor i \times 0.5 \rfloor + 1, j)[level], & 0.5 \times i \neq \lfloor 0.5 \times i \rfloor \end{cases}$$

- If the format's R and B components are reduced in resolution in width and height by a factor of two relative to the G component (i.e. this is a “_420” format), a similar relationship applies. Due to the number of options, these formulae are expressed more concisely as follows:

$$\begin{aligned}
i_{RB} &= \begin{cases} 0.5 \times (i) & \text{xChromaOffset=COSITED_EVEN} \\ 0.5 \times (i - 0.5) & \text{xChromaOffset=MIDPOINT} \end{cases} \\
j_{RB} &= \begin{cases} 0.5 \times (j) & \text{yChromaOffset=COSITED_EVEN} \\ 0.5 \times (j - 0.5) & \text{yChromaOffset=MIDPOINT} \end{cases} \\
i_{floor} &= \lfloor i_{RB} \rfloor \\
j_{floor} &= \lfloor j_{RB} \rfloor \\
i_{frac} &= i_{RB} - i_{floor} \\
j_{frac} &= j_{RB} - j_{floor}
\end{aligned}$$

$$\begin{aligned}
\tau_{RB}'(i, j) &= \tau_{RB}(i_{floor}, j_{floor})[level] \times (1 - i_{frac}) \times (1 - j_{frac}) + \\
&\tau_{RB}(1 + i_{floor}, j_{floor})[level] \times (i_{frac}) \times (1 - j_{frac}) + \\
&\tau_{RB}(i_{floor}, 1 + j_{floor})[level] \times (1 - i_{frac}) \times (j_{frac}) + \\
&\tau_{RB}(1 + i_{floor}, 1 + j_{floor})[level] \times (i_{frac}) \times (j_{frac})
\end{aligned}$$

NOTE

In the case where the texture itself is bilinearly interpolated as described in [Texel Filtering](#), thus requiring four full-color samples for the filtering operation, and where the reconstruction of these samples uses bilinear interpolation in the chroma components due to `chromaFilter=VK_FILTER_LINEAR`, up to nine chroma samples may be required, depending on the sample location.

Implicit Reconstruction

Implicit reconstruction takes place by the samples being interpolated, as required by the filter settings of the sampler, except that `chromaFilter` takes precedence for the chroma samples.

If `chromaFilter` is `VK_FILTER_NEAREST`, an implementation **may** behave as if `xChromaOffset` and `yChromaOffset` were both `VK_CHROMA_LOCATION_MIDPOINT`, irrespective of the values set.

NOTE

This will not have any visible effect if the locations of the luma samples coincide with the location of the samples used for rasterization.

The sample coordinates are adjusted by the downsample factor of the component (such that, for example, the sample coordinates are divided by two if the component has a downsample factor of two relative to the luma component):

$$\begin{aligned}
u_{RB}'(422/420) &= \begin{cases} 0.5 \times (u + 0.5), & \text{xChromaOffset=COSITED_EVEN} \\ 0.5 \times u, & \text{xChromaOffset=MIDPOINT} \end{cases} \\
v_{RB}'(420) &= \begin{cases} 0.5 \times (v + 0.5), & \text{yChromaOffset=COSITED_EVEN} \\ 0.5 \times v, & \text{yChromaOffset=MIDPOINT} \end{cases}
\end{aligned}$$

20.2.9. Sampler Y'C_BC_R Conversion

Sampler Y'C_BC_R conversion performs the following operations on sampled data, in order:

1. [Sampler Y'C_BC_R Component Swizzle](#)
2. [Sampler Y'C_BC_R Range Expansion](#)
3. [Sampler Y'C_BC_R Model Conversion](#)

An implementation **may** combine the range expansion and model conversion into a single mathematical operation.

These operations are applied to color component values after [sampling operations](#) which are not specific to sampler Y'C_BC_R conversion have completed.

Sampler Y'C_BC_R Component Swizzle

Rather than the [component swizzle performed as part of sampling](#), which is banned for Y'C_BC_R image views used with sampler Y'C_BC_R conversion, the component swizzle specified by [VkSamplerYcbcrConversionCreateInfo::components](#) is applied to the sampled data instead. This is applied in the same way as the component swizzle usually performed during sampling.

Sampler Y'C_BC_R Range Expansion

Sampler Y'C_BC_R range expansion is not applied if [ycbcrModel](#) is [VK_SAMPLER_YCBCR_MODEL_CONVERSION_RGB_IDENTITY](#).

For other values of [ycbcrModel](#), range expansion applies independently to each component of the sampled data. For the purposes of range expansion and Y'C_BC_R model conversion, the R and B components contain color difference (chroma) values and the G component contains luma. The A component is not modified by sampler Y'C_BC_R range expansion.

The range expansion to be applied is defined by the [ycbcrRange](#) member of the [VkSamplerYcbcrConversionCreateInfo](#) structure:

- If [ycbcrRange](#) is [VK_SAMPLER_YCBCR_RANGE_ITU_FULL](#), the following transformations are applied:

$$\begin{aligned}
 Y' &= C'_{rgba}[G] \\
 C_B &= C'_{rgba}[B] - \frac{2^{(n-1)}}{(2^n) - 1} \\
 C_R &= C'_{rgba}[R] - \frac{2^{(n-1)}}{(2^n) - 1}
 \end{aligned}$$

NOTE

These formulae correspond to the “full range” encoding in the “Quantization schemes” chapter of the [Khronos Data Format Specification](#).

Should any future amendments be made to the ITU specifications from which these equations are derived, the formulae used by Vulkan **may** also be updated to maintain parity.

- If [ycbcrRange](#) is [VK_SAMPLER_YCBCR_RANGE_ITU_NARROW](#), the following transformations are applied:

$$Y' = \frac{C'_{rgba}[G] \times (2^n - 1) - 16 \times 2^{n-8}}{219 \times 2^{n-8}}$$

$$C_B = \frac{C'_{rgba}[B] \times (2^n - 1) - 128 \times 2^{n-8}}{224 \times 2^{n-8}}$$

$$C_R = \frac{C'_{rgba}[R] \times (2^n - 1) - 128 \times 2^{n-8}}{224 \times 2^{n-8}}$$

NOTE

These formulae correspond to the “narrow range” encoding in the “Quantization schemes” chapter of the [Khronos Data Format Specification](#).

- n is the bit-depth of the components in the format.

The precision of the operations performed during range expansion **must** be at least that of the source format.

An implementation **may** clamp the results of these range expansion operations such that Y' falls in the range $[0,1]$, and/or such that C_B and C_R fall in the range $[-0.5,0.5]$.

Sampler $Y'C_B C_R$ Model Conversion

The range-expanded values are converted between color models, according to the color model conversion specified in the `ycbcrModel` member:

[VK_SAMPLER_YCBCR_MODEL_CONVERSION_RGB_IDENTITY](#)

The color components are not modified by the color model conversion since they are assumed already to represent the desired color model in which the shader is operating; $Y'C_B C_R$ range expansion is also ignored.

[VK_SAMPLER_YCBCR_MODEL_CONVERSION_YCBCR_IDENTITY](#)

The color components are not modified by the color model conversion and are assumed to be treated as though in $Y'C_B C_R$ form both in memory and in the shader; $Y'C_B C_R$ range expansion is applied to the components as for other $Y'C_B C_R$ models, with the vector (C_R, Y', C_B, A) provided to the shader.

[VK_SAMPLER_YCBCR_MODEL_CONVERSION_YCBCR_709](#)

The color components are transformed from a $Y'C_B C_R$ representation to an $R'G'B'$ representation as described in the “BT.709 $Y'C_B C_R$ conversion” section of the [Khronos Data Format Specification](#).

[VK_SAMPLER_YCBCR_MODEL_CONVERSION_YCBCR_601](#)

The color components are transformed from a $Y'C_B C_R$ representation to an $R'G'B'$ representation as described in the “BT.601 $Y'C_B C_R$ conversion” section of the [Khronos Data Format Specification](#).

[VK_SAMPLER_YCBCR_MODEL_CONVERSION_YCBCR_2020](#)

The color components are transformed from a $Y'C_B C_R$ representation to an $R'G'B'$ representation as described in the “BT.2020 $Y'C_B C_R$ conversion” section of the [Khronos Data Format Specification](#).

In this operation, each output component is dependent on each input component.

An implementation **may** clamp the R'G'B' results of these conversions to the range [0,1].

The precision of the operations performed during model conversion **must** be at least that of the source format.

The alpha component is not modified by these model conversions.

NOTE

Sampling operations in a non-linear color space can introduce color and intensity shifts at sharp transition boundaries. To avoid this issue, the technically precise color correction sequence described in the “Introduction to Color Conversions” chapter of the [Khronos Data Format Specification](#) may be performed as follows:

- Calculate the [unnormalized texel coordinates](#) corresponding to the desired sample position.
- For a [minFilter](#) or [magFilter](#) of [VK_FILTER_NEAREST](#):
 1. Calculate (i,j) for the sample location as described under the “nearest filtering” formulae in [\(u,v,w,a\) to \(i,j,k,l,n\) Transformation and Array Layer Selection](#)
 2. Calculate the normalized texel coordinates corresponding to these integer coordinates.
 3. Sample using [sampler Y'C_BC_R conversion](#) at this location.
- For a [minFilter](#) or [magFilter](#) of [VK_FILTER_LINEAR](#):
 1. Calculate $(i_{[0,1]},j_{[0,1]})$ for the sample location as described under the “linear filtering” formulae in [\(u,v,w,a\) to \(i,j,k,l,n\) Transformation and Array Layer Selection](#)
 2. Calculate the normalized texel coordinates corresponding to these integer coordinates.
 3. Sample using [sampler Y'C_BC_R conversion](#) at each of these locations.
 4. Convert the non-linear A'R'G'B' outputs of the Y'C_BC_R conversions to linear ARGB values as described in the “Transfer Functions” chapter of the [Khronos Data Format Specification](#).
 5. Interpolate the linear ARGB values using the α and β values described in the “linear filtering” section of [\(u,v,w,a\) to \(i,j,k,l,n\) Transformation and Array Layer Selection](#) and the equations in [Texel Filtering](#).

The additional calculations and, especially, additional number of sampling operations in the [VK_FILTER_LINEAR](#) case can be expected to have a performance impact compared with using the outputs directly. Since the variations from “correct” results are subtle for most content, the application author should determine whether a more costly implementation is strictly necessary.

If [chromaFilter](#), and [minFilter](#) or [magFilter](#) are both [VK_FILTER_NEAREST](#), these operations are redundant and sampling using [sampler Y'C_BC_R conversion](#) at the desired sample coordinates will produce the “correct” results without further processing.

20.3. Normalized Texel Coordinate Operations

If the image sampler instruction provides normalized texel coordinates, some of the following operations are performed.

20.3.1. Projection Operation

For **Proj** image operations, the normalized texel coordinates (s,t,r,q,a) and (if present) the D_{ref} coordinate are transformed as follows:

$$\begin{aligned} s &= \frac{s}{q}, & \text{for 1D, 2D, or 3D image} \\ t &= \frac{t}{q}, & \text{for 2D or 3D image} \\ r &= \frac{r}{q}, & \text{for 3D image} \\ D_{ref} &= \frac{D_{ref}}{q}, & \text{if provided} \end{aligned}$$

20.3.2. Derivative Image Operations

Derivatives are used for LOD selection. These derivatives are either implicit (in an **ImplicitLod** image instruction in a mesh, task, compute, or fragment shader) or explicit (provided explicitly by shader to the image instruction in any shader).

For implicit derivatives image instructions, the derivatives of texel coordinates are calculated in the same manner as [derivative operations](#). That is:

$$\begin{aligned} \partial s / \partial x &= dPdx(s), & \partial s / \partial y &= dPdy(s), & \text{for 1D, 2D, Cube, or 3D image} \\ \partial t / \partial x &= dPdx(t), & \partial t / \partial y &= dPdy(t), & \text{for 2D, Cube, or 3D image} \\ \partial r / \partial x &= dPdx(r), & \partial r / \partial y &= dPdy(r), & \text{for Cube or 3D image} \end{aligned}$$

Partial derivatives not defined above for certain image dimensionalities are set to zero.

For explicit LOD image instructions, if the **optional** SPIR-V operand **Grad** is provided, then the operand values are used for the derivatives. The number of components present in each derivative for a given image dimensionality matches the number of partial derivatives computed above.

If the **optional** SPIR-V operand **Lod** is provided, then derivatives are set to zero, the cube map derivative transformation is skipped, and the scale factor operation is skipped. Instead, the floating-point scalar coordinate is directly assigned to λ_{base} as described in [LOD Operation](#).

If the image or sampler object used by an implicit derivative image instruction is not uniform across the quad and **quadDivergentImplicitLod** is not supported, then the derivative and LOD values are undefined. Implicit derivatives are well-defined when the image and sampler and control flow are uniform across the quad, even if they diverge between different quads.

If **quadDivergentImplicitLod** is supported, then derivatives and implicit LOD values are well-defined

even if the image or sampler object are not uniform within a quad. The derivatives are computed as specified above, and the implicit LOD calculation proceeds for each shader invocation using its respective image and sampler object.

20.3.3. Cube Map Face Selection and Transformations

For cube map image instructions, the (s,t,r) coordinates are treated as a direction vector (r_x, r_y, r_z). The direction vector is used to select a cube map face. The direction vector is transformed to a per-face texel coordinate system ($s_{\text{face}}, t_{\text{face}}$). The direction vector is also used to transform the derivatives to per-face derivatives.

20.3.4. Cube Map Face Selection

The direction vector selects one of the cube map's faces based on the largest magnitude coordinate direction (the major axis direction). Since two or more coordinates **can** have identical magnitude, the implementation **must** have rules to disambiguate this situation.

The rules **should** have as the first rule that r_z wins over r_y and r_x , and the second rule that r_y wins over r_x . An implementation **may** choose other rules, but the rules **must** be deterministic and depend only on (r_x, r_y, r_z).

The layer number (corresponding to a cube map face), the coordinate selections for s_c , t_c , r_c , and the selection of derivatives, are determined by the major axis direction as specified in the following two tables.

Table 31. Cube Map Face and Coordinate Selection

Major Axis Direction	Layer Number	Cube Map Face	s_c	t_c	r_c
$+r_x$	0	Positive X	$-r_z$	$-r_y$	r_x
$-r_x$	1	Negative X	$+r_z$	$-r_y$	r_x
$+r_y$	2	Positive Y	$+r_x$	$+r_z$	r_y
$-r_y$	3	Negative Y	$+r_x$	$-r_z$	r_y
$+r_z$	4	Positive Z	$+r_x$	$-r_y$	r_z
$-r_z$	5	Negative Z	$-r_x$	$-r_y$	r_z

Table 32. Cube Map Derivative Selection

Major Axis Direction	$\partial s_c / \partial x$	$\partial s_c / \partial y$	$\partial t_c / \partial x$	$\partial t_c / \partial y$	$\partial r_c / \partial x$	$\partial r_c / \partial y$
$+r_x$	$-\partial r_z / \partial x$	$-\partial r_z / \partial y$	$-\partial r_y / \partial x$	$-\partial r_y / \partial y$	$+\partial r_x / \partial x$	$+\partial r_x / \partial y$
$-r_x$	$+\partial r_z / \partial x$	$+\partial r_z / \partial y$	$-\partial r_y / \partial x$	$-\partial r_y / \partial y$	$-\partial r_x / \partial x$	$-\partial r_x / \partial y$
$+r_y$	$+\partial r_x / \partial x$	$+\partial r_x / \partial y$	$+\partial r_z / \partial x$	$+\partial r_z / \partial y$	$+\partial r_y / \partial x$	$+\partial r_y / \partial y$

Major Axis Direction	$\partial s_c / \partial x$	$\partial s_c / \partial y$	$\partial t_c / \partial x$	$\partial t_c / \partial y$	$\partial r_c / \partial x$	$\partial r_c / \partial y$
$-r_y$	$+\partial r_x / \partial x$	$+\partial r_x / \partial y$	$-\partial r_z / \partial x$	$-\partial r_z / \partial y$	$-\partial r_y / \partial x$	$-\partial r_y / \partial y$
$+r_z$	$+\partial r_x / \partial x$	$+\partial r_x / \partial y$	$-\partial r_y / \partial x$	$-\partial r_y / \partial y$	$+\partial r_z / \partial x$	$+\partial r_z / \partial y$
$-r_z$	$-\partial r_x / \partial x$	$-\partial r_x / \partial y$	$-\partial r_y / \partial x$	$-\partial r_y / \partial y$	$-\partial r_z / \partial x$	$-\partial r_z / \partial y$

20.3.5. Cube Map Coordinate Transformation

$$s_{face} = \frac{1}{2} \times \frac{s_c}{|r_c|} + \frac{1}{2}$$

$$t_{face} = \frac{1}{2} \times \frac{t_c}{|r_c|} + \frac{1}{2}$$

20.3.6. Cube Map Derivative Transformation

The partial derivatives of the [Cube Map Coordinate Transformations](#) can be computed as:

$$\begin{aligned} \frac{\partial s_{face}}{\partial x} &= \frac{\partial}{\partial x} \left(\frac{1}{2} \times \frac{s_c}{|r_c|} + \frac{1}{2} \right) \\ &= \frac{1}{2} \times \frac{\partial}{\partial x} \left(\frac{s_c}{|r_c|} \right) \\ &= \frac{1}{2} \times \left(\frac{|r_c| \times \partial s_c / \partial x - s_c \times \partial r_c / \partial x}{(r_c)^2} \right) \end{aligned}$$

The other derivatives are simplified similarly, resulting in

$$\begin{aligned} \frac{\partial s_{face}}{\partial y} &= \frac{1}{2} \times \left(\frac{|r_c| \times \partial s_c / \partial y - s_c \times \partial r_c / \partial y}{(r_c)^2} \right) \\ \frac{\partial t_{face}}{\partial x} &= \frac{1}{2} \times \left(\frac{|r_c| \times \partial t_c / \partial x - t_c \times \partial r_c / \partial x}{(r_c)^2} \right) \\ \frac{\partial t_{face}}{\partial y} &= \frac{1}{2} \times \left(\frac{|r_c| \times \partial t_c / \partial y - t_c \times \partial r_c / \partial y}{(r_c)^2} \right) \end{aligned}$$

20.3.7. Scale Factor Operation, LOD Operation and Image Level(s) Selection

LOD selection **can** be either explicit (provided explicitly by the image instruction) or implicit (determined from a scale factor calculated from the derivatives). The LOD **must** be computed with `mipmapPrecisionBits` of accuracy.

Scale Factor Operation

The magnitude of the derivatives are calculated by:

$$m_{ux} = |\partial s / \partial x| \times w_{base}$$

$$m_{vx} = |\partial t / \partial x| \times h_{base}$$

$$m_{wx} = |\partial r / \partial x| \times d_{base}$$

$$m_{uy} = |\partial s / \partial y| \times w_{base}$$

$$m_{vy} = |\partial t / \partial y| \times h_{base}$$

$$m_{wy} = |\partial r / \partial y| \times d_{base}$$

where:

$$\partial t / \partial x = \partial t / \partial y = 0 \text{ (for 1D images)}$$

$$\partial r / \partial x = \partial r / \partial y = 0 \text{ (for 1D, 2D, or Cube images)}$$

and:

$$w_{base} = \text{image.w}$$

$$h_{base} = \text{image.h}$$

$$d_{base} = \text{image.d}$$

(for the **baseMipLevel**, from the image descriptor).

For corner-sampled images, the w_{base} , h_{base} , and d_{base} are instead:

$$w_{base} = \text{image.w} - 1$$

$$h_{base} = \text{image.h} - 1$$

$$d_{base} = \text{image.d} - 1$$

A point sampled in screen space has an elliptical footprint in texture space. The minimum and maximum scale factors (ρ_{\min} , ρ_{\max}) **should** be the minor and major axes of this ellipse.

The *scale factors* ρ_x and ρ_y , calculated from the magnitude of the derivatives in x and y, are used to compute the minimum and maximum scale factors.

ρ_x and ρ_y **may** be approximated with functions f_x and f_y , subject to the following constraints:

f_x is continuous and monotonically increasing in each of m_{ux} , m_{vx} , and m_{wx}
 f_y is continuous and monotonically increasing in each of m_{uy} , m_{vy} , and m_{wy}

$$\max(|m_{ux}|, |m_{vx}|, |m_{wx}|) \leq f_x \leq \sqrt{2}(|m_{ux}| + |m_{vx}| + |m_{wx}|)$$
$$\max(|m_{uy}|, |m_{vy}|, |m_{wy}|) \leq f_y \leq \sqrt{2}(|m_{uy}| + |m_{vy}| + |m_{wy}|)$$

The minimum and maximum scale factors (ρ_{\min} , ρ_{\max}) are determined by:

$$\rho_{\max} = \max(\rho_x, \rho_y)$$

$$\rho_{\min} = \min(\rho_x, \rho_y)$$

The ratio of anisotropy is determined by:

$$\eta = \min(\rho_{\max}/\rho_{\min}, \max_{\text{Aniso}})$$

where:

$$\text{sampler.max}_{\text{Aniso}} = \text{maxAnisotropy} \text{ (from sampler descriptor)}$$

$$\text{limits.max}_{\text{Aniso}} = \text{maxSamplerAnisotropy} \text{ (from physical device limits)}$$

$$\max_{\text{Aniso}} = \min(\text{sampler.max}_{\text{Aniso}}, \text{limits.max}_{\text{Aniso}})$$

If $\rho_{\max} = \rho_{\min} = 0$, then all the partial derivatives are zero, the fragment's footprint in texel space is a point, and η **should** be treated as 1. If $\rho_{\max} \neq 0$ and $\rho_{\min} = 0$ then all partial derivatives along one axis are zero, the fragment's footprint in texel space is a line segment, and η **should** be treated as \max_{Aniso} . However, anytime the footprint is small in texel space the implementation **may** use a smaller value of η , even when ρ_{\min} is zero or close to zero. If either `VkPhysicalDeviceFeatures::samplerAnisotropy` or `VkSamplerCreateInfo::anisotropyEnable` are `VK_FALSE`, \max_{Aniso} is set to 1.

If $\eta = 1$, sampling is isotropic. If $\eta > 1$, sampling is anisotropic.

The sampling rate (N) is derived as:

$$N = \lceil \eta \rceil$$

An implementation **may** round N up to the nearest supported sampling rate. An implementation **may** use the value of N as an approximation of η .

LOD Operation

The LOD parameter λ is computed as follows:

$$\lambda_{base}(x, y) = \begin{cases} shaderOp.Lod & \text{(from optional SPIR-V operand)} \\ \log_2\left(\frac{\rho_{max}}{\eta}\right) & \text{otherwise} \end{cases}$$

$$\lambda'(x, y) = \lambda_{base} + \text{clamp}(sampler.bias + shaderOp.bias, -maxSamplerLodBias, maxSamplerLodBias)$$

$$\lambda = \begin{cases} lod_{max}, & \lambda' > lod_{max} \\ \lambda', & lod_{min} \leq \lambda' \leq lod_{max} \\ lod_{min}, & \lambda' < lod_{min} \\ undefined, & lod_{min} > lod_{max} \end{cases}$$

where:

$$\begin{aligned} sampler.bias &= mipLodBias && \text{(from sampler descriptor)} \\ shaderOp.bias &= \begin{cases} Bias & \text{(from optional SPIR-V operand)} \\ 0 & \text{otherwise} \end{cases} \\ sampler.lod_{min} &= minLod && \text{(from sampler descriptor)} \\ shaderOp.lod_{min} &= \begin{cases} MinLod & \text{(from optional SPIR-V operand)} \\ 0 & \text{otherwise} \end{cases} \\ lod_{min} &= \max(sampler.lod_{min}, shaderOp.lod_{min}) \\ lod_{max} &= maxLod && \text{(from sampler descriptor)} \end{aligned}$$

and $maxSamplerLodBias$ is the value of the [VkPhysicalDeviceLimits](#) feature `maxSamplerLodBias`.

Image Level(s) Selection

The image level(s) d , d_{hi} , and d_{lo} which texels are read from are determined by an image-level parameter d_l , which is computed based on the LOD parameter, as follows:

$$d_l = \begin{cases} nearest(d'), & \text{mipmapMode is VK_SAMPLER_MIPMAP_MODE_NEAREST} \\ d', & \text{otherwise} \end{cases}$$

where:

$$d' = \max(level_{base} + \text{clamp}(\lambda, 0, q), minLod_{imageView})$$

$$nearest(d') = \begin{cases} \lfloor d' + 0.5 \rfloor - 1, & \text{preferred} \\ \lfloor d' + 0.5 \rfloor, & \text{alternative} \end{cases}$$

and:

$$\begin{aligned} \text{minLod}_{\text{imageView}} &= \begin{cases} \text{minLodFloat}_{\text{imageView}}, & \text{preferred} \\ \text{minLodInteger}_{\text{imageView}}, & \text{alternative} \end{cases} \\ \text{level}_{\text{base}} &= \text{baseMipLevel} \\ q &= \text{levelCount} - 1 \end{aligned}$$

`baseMipLevel` and `levelCount` are taken from the `subresourceRange` of the image view.

`minLodimageView` **must** be less or equal to `levelbase + q`.

If the sampler's `mipmapMode` is `VK_SAMPLER_MIPMAP_MODE_NEAREST`, then the level selected is `d = dl`.

If the sampler's `mipmapMode` is `VK_SAMPLER_MIPMAP_MODE_LINEAR`, two neighboring levels are selected:

$$\begin{aligned} d_{hi} &= \lfloor d_l \rfloor \\ d_{lo} &= \min(d_{hi} + 1, \text{level}_{\text{base}} + q) \\ \delta &= d_l - d_{hi} \end{aligned}$$

δ is the fractional value, quantized to the number of `mipmap precision bits`, used for `linear filtering` between levels.

20.3.8. (s,t,r,q,a) to (u,v,w,a) Transformation

The normalized texel coordinates are scaled by the image level dimensions and the array layer is selected.

This transformation is performed once for each level used in `filtering` (either `d`, or `dhi` and `dlo`).

$$\begin{aligned} u(x, y) &= s(x, y) \times \text{width}_{\text{scale}} + \Delta_i \\ v(x, y) &= \begin{cases} 0 & \text{for 1D images} \\ t(x, y) \times \text{height}_{\text{scale}} + \Delta_j & \text{otherwise} \end{cases} \\ w(x, y) &= \begin{cases} 0 & \text{for 2D or Cube images} \\ r(x, y) \times \text{depth}_{\text{scale}} + \Delta_k & \text{otherwise} \end{cases} \\ a(x, y) &= \begin{cases} a(x, y) & \text{for array images} \\ 0 & \text{otherwise} \end{cases} \end{aligned}$$

where:

$$\text{width}_{\text{scale}} = \text{width}_{\text{level}}$$

$$\text{height}_{\text{scale}} = \text{height}_{\text{level}}$$

$$\text{depth}_{\text{scale}} = \text{depth}_{\text{level}}$$

for conventional images, and:

$$\text{width}_{\text{scale}} = \text{width}_{\text{level}} - 1$$

$$\text{height}_{\text{scale}} = \text{height}_{\text{level}} - 1$$

$$\text{depth}_{\text{scale}} = \text{depth}_{\text{level}} - 1$$

for corner-sampled images.

and where $(\Delta_i, \Delta_j, \Delta_k)$ are taken from the image instruction if it includes a **ConstOffset** or **Offset** operand, otherwise they are taken to be zero.

Operations then proceed to Unnormalized Texel Coordinate Operations.

20.4. Unnormalized Texel Coordinate Operations

20.4.1. (u,v,w,a) to (i,j,k,l,n) Transformation and Array Layer Selection

The unnormalized texel coordinates are transformed to integer texel coordinates relative to the selected mipmap level.

The layer index l is computed as:

$$l = \text{clamp}(\text{RNE}(a), 0, \text{layerCount} - 1) + \text{baseArrayLayer}$$

where **layerCount** is the number of layers in the image subresource range of the image view, **baseArrayLayer** is the first layer from the subresource range, and where:

$$\text{RNE}(a) = \begin{cases} \text{roundTiesToEven}(a) & \text{preferred, from IEEE Std 754-2008 Floating-Point Arithmetic} \\ \lfloor a + 0.5 \rfloor & \text{alternative} \end{cases}$$

The sample index n is assigned the value 0.

Nearest filtering (**VK_FILTER_NEAREST**) computes the integer texel coordinates that the unnormalized coordinates lie within:

$$\begin{aligned} i &= \lfloor u + \text{shift} \rfloor \\ j &= \lfloor v + \text{shift} \rfloor \\ k &= \lfloor w + \text{shift} \rfloor \end{aligned}$$

where:

shift = 0.0

for conventional images, and:

shift = 0.5

for corner-sampled images.

Linear filtering ([VK_FILTER_LINEAR](#)) computes a set of neighboring coordinates which bound the unnormalized coordinates. The integer texel coordinates are combinations of i_0 or i_1 , j_0 or j_1 , k_0 or k_1 , as well as weights α , β , and γ .

$$i_0 = \lfloor u - shift \rfloor$$

$$i_1 = i_0 + 1$$

$$j_0 = \lfloor v - shift \rfloor$$

$$j_1 = j_0 + 1$$

$$k_0 = \lfloor w - shift \rfloor$$

$$k_1 = k_0 + 1$$

$$\alpha = \text{frac}(u - shift)$$

$$\beta = \text{frac}(v - shift)$$

$$\gamma = \text{frac}(w - shift)$$

where:

shift = 0.5

for conventional images, and:

shift = 0.0

for corner-sampled images, and where:

$$\text{frac}(x) = x - \lfloor x \rfloor$$

where the number of fraction bits retained is specified by [VkPhysicalDeviceLimits::subTexelPrecisionBits](#).

Cubic filtering ([VK_FILTER_CUBIC_EXT](#)) computes a set of neighboring coordinates which bound the unnormalized coordinates. The integer texel coordinates are combinations of i_0 , i_1 , i_2 or i_3 , j_0 , j_1 , j_2 or j_3 , k_0 , k_1 , k_2 or k_3 , as well as weights α , β , and γ .

$$\begin{aligned}
i_0 &= \lfloor u - \frac{3}{2} \rfloor & i_1 &= i_0 + 1 & i_2 &= i_1 + 1 & i_3 &= i_2 + 1 \\
j_0 &= \lfloor v - \frac{3}{2} \rfloor & j_1 &= j_0 + 1 & j_2 &= j_1 + 1 & j_3 &= j_2 + 1 \\
k_0 &= \lfloor w - \frac{3}{2} \rfloor & k_1 &= k_0 + 1 & k_2 &= k_1 + 1 & k_3 &= k_2 + 1
\end{aligned}$$

$$\alpha = \text{frac}\left(u - \frac{1}{2}\right)$$

$$\beta = \text{frac}\left(v - \frac{1}{2}\right)$$

$$\gamma = \text{frac}\left(w - \frac{1}{2}\right)$$

where:

$$\text{frac}(x) = x - \lfloor x \rfloor$$

where the number of fraction bits retained is specified by `VkPhysicalDeviceLimits::subTexelPrecisionBits`.

20.5. Integer Texel Coordinate Operations

Integer texel coordinate operations **may** supply a LOD which texels are to be read from or written to using the optional SPIR-V operand `Lod`. If the `Lod` is provided then it **must** be an integer.

The image level selected is:

$$d = level_{base} + \begin{cases} Lod & \text{(from optional SPIR-V operand)} \\ 0 & \text{otherwise} \end{cases}$$

If `d` does not lie in the range `[baseMipLevel, baseMipLevel + levelCount)` or `d` is less than `minLodInteger_{imageView}`, then any values fetched are zero if the `robustImageAccess2` feature is enabled, otherwise are undefined, and any writes (if supported) are discarded.

20.6. Image Sample Operations

20.6.1. Wrapping Operation

If the used sampler was created without `VK_SAMPLER_CREATE_NON_SEAMLESS_CUBE_MAP_BIT_EXT`, `Cube` images ignore the wrap modes specified in the sampler. Instead, if `VK_FILTER_NEAREST` is used within a mip level then `VK_SAMPLER_ADDRESS_MODE_CLAMP_TO_EDGE` is used, and if `VK_FILTER_LINEAR` is used within a mip level then sampling at the edges is performed as described earlier in the [Cube map edge handling](#) section.

The first integer texel coordinate i is transformed based on the `addressModeU` parameter of the sampler.

$$i = \begin{cases} i \bmod size & \text{for repeat} \\ (size - 1) - \text{mirror}((i \bmod (2 \times size)) - size) & \text{for mirrored repeat} \\ \text{clamp}(i, 0, size - 1) & \text{for clamp to edge} \\ \text{clamp}(i, -1, size) & \text{for clamp to border} \\ \text{clamp}(\text{mirror}(i), 0, size - 1) & \text{for mirror clamp to edge} \end{cases}$$

where:

$$\text{mirror}(n) = \begin{cases} n & \text{for } n \geq 0 \\ -(1 + n) & \text{otherwise} \end{cases}$$

j (for 2D and Cube image) and k (for 3D image) are similarly transformed based on the `addressModeV` and `addressModeW` parameters of the sampler, respectively.

20.6.2. Texel Gathering

SPIR-V instructions with `Gather` in the name return a vector derived from 4 texels in the base level of the image view. The rules for the `VK_FILTER_LINEAR` minification filter are applied to identify the four selected texels. Each texel is then converted to an RGBA value according to `component substitution` and then `swizzled`. A four-component vector is then assembled by taking the component indicated by the `Component` value in the instruction from the swizzled color value of the four texels. If the operation does not use the `ConstOffsets` image operand then the four texels form the 2×2 rectangle used for texture filtering:

$$\begin{aligned} \tau[R] &= \tau_{i0j1}[\text{level}_{base}][\text{comp}] \\ \tau[G] &= \tau_{i1j1}[\text{level}_{base}][\text{comp}] \\ \tau[B] &= \tau_{i1j0}[\text{level}_{base}][\text{comp}] \\ \tau[A] &= \tau_{i0j0}[\text{level}_{base}][\text{comp}] \end{aligned}$$

If the operation does use the `ConstOffsets` image operand then the offsets allow a custom filter to be defined:

$$\begin{aligned} \tau[R] &= \tau_{i0j0 + \Delta_0}[\text{level}_{base}][\text{comp}] \\ \tau[G] &= \tau_{i0j0 + \Delta_1}[\text{level}_{base}][\text{comp}] \\ \tau[B] &= \tau_{i0j0 + \Delta_2}[\text{level}_{base}][\text{comp}] \\ \tau[A] &= \tau_{i0j0 + \Delta_3}[\text{level}_{base}][\text{comp}] \end{aligned}$$

where:

$$\tau[level_{base}][comp] = \begin{cases} \tau[level_{base}][R], & \text{for } comp = 0 \\ \tau[level_{base}][G], & \text{for } comp = 1 \\ \tau[level_{base}][B], & \text{for } comp = 2 \\ \tau[level_{base}][A], & \text{for } comp = 3 \end{cases}$$

comp from SPIR-V operand Component

OpImage*Gather must not be used on a sampled image with **sampler Y'C_BC_R conversion** enabled.

If $level_{base} < minLodInteger_{imageView}$, then any values fetched are zero if the **robustImageAccess2** feature is enabled. Otherwise values are undefined.

20.6.3. Texel Filtering

Texel filtering is first performed for each level (either d or d_{hi} and d_{lo}).

If λ is less than or equal to zero, the texture is said to be *magnified*, and the filter mode within a mip level is selected by the **magFilter** in the sampler. If λ is greater than zero, the texture is said to be *minified*, and the filter mode within a mip level is selected by the **minFilter** in the sampler.

Texel Nearest Filtering

Within a mip level, **VK_FILTER_NEAREST** filtering selects a single value using the (i, j, k) texel coordinates, with all texels taken from layer l.

$$\tau[level] = \begin{cases} \tau_{ijk}[level], & \text{for 3D image} \\ \tau_{ij}[level], & \text{for 2D or Cube image} \\ \tau_i[level], & \text{for 1D image} \end{cases}$$

Texel Linear Filtering

Within a mip level, **VK_FILTER_LINEAR** filtering combines 8 (for 3D), 4 (for 2D or Cube), or 2 (for 1D) texel values, together with their linear weights. The linear weights are derived from the fractions computed earlier:

$$\begin{aligned} w_{i_0} &= (1 - \alpha) \\ w_{i_1} &= (\alpha) \\ w_{j_0} &= (1 - \beta) \\ w_{j_1} &= (\beta) \\ w_{k_0} &= (1 - \gamma) \\ w_{k_1} &= (\gamma) \end{aligned}$$

The values of multiple texels, together with their weights, are combined to produce a filtered value.

The **VkSamplerReductionModeCreateInfo::reductionMode** can control the process by which multiple texels, together with their weights, are combined to produce a filtered texture value.

When the `reductionMode` is set (explicitly or implicitly) to `VK_SAMPLER_REDUCTION_MODE_WEIGHTED_AVERAGE`, a weighted average is computed:

$$\begin{aligned}\tau_{3D} &= \sum_{k=k_0}^{k_1} \sum_{j=j_0}^{j_1} \sum_{i=i_0}^{i_1} (w_i)(w_j)(w_k)\tau_{ijk} \\ \tau_{2D} &= \sum_{j=j_0}^{j_1} \sum_{i=i_0}^{i_1} (w_i)(w_j)\tau_{ij} \\ \tau_{1D} &= \sum_{i=i_0}^{i_1} (w_i)\tau_i\end{aligned}$$

However, if the reduction mode is `VK_SAMPLER_REDUCTION_MODE_MIN` or `VK_SAMPLER_REDUCTION_MODE_MAX`, the process operates on the above set of multiple texels, together with their weights, computing a component-wise minimum or maximum, respectively, of the components of the set of texels with non-zero weights.

Texel Cubic Filtering

Within a mip level, `VK_FILTER_CUBIC_EXT`, filtering computes a weighted average of 64 (for 3D), 16 (for 2D), or 4 (for 1D) texel values, together with their Catmull-Rom, Zero Tangent Cardinal, B-Spline, or Mitchell-Netravali weights as specified by `VkSamplerCubicWeightsCreateInfoQCOM`.

Catmull-Rom weights specified by `VK_CUBIC_FILTER_WEIGHTS_CATMULL_ROM_QCOM` are derived from the fractions computed earlier.

$$\begin{aligned}\begin{bmatrix} w_{i_0} & w_{i_1} & w_{i_2} & w_{i_3} \end{bmatrix} &= \frac{1}{2} \begin{bmatrix} 1 & \alpha & \alpha^2 & \alpha^3 \end{bmatrix} \begin{bmatrix} 0 & 2 & 0 & 0 \\ -1 & 0 & 1 & 0 \\ 2 & -5 & 4 & -1 \\ -1 & 3 & -3 & 1 \end{bmatrix} \\ \begin{bmatrix} w_{j_0} & w_{j_1} & w_{j_2} & w_{j_3} \end{bmatrix} &= \frac{1}{2} \begin{bmatrix} 1 & \beta & \beta^2 & \beta^3 \end{bmatrix} \begin{bmatrix} 0 & 2 & 0 & 0 \\ -1 & 0 & 1 & 0 \\ 2 & -5 & 4 & -1 \\ -1 & 3 & -3 & 1 \end{bmatrix} \\ \begin{bmatrix} w_{k_0} & w_{k_1} & w_{k_2} & w_{k_3} \end{bmatrix} &= \frac{1}{2} \begin{bmatrix} 1 & \gamma & \gamma^2 & \gamma^3 \end{bmatrix} \begin{bmatrix} 0 & 2 & 0 & 0 \\ -1 & 0 & 1 & 0 \\ 2 & -5 & 4 & -1 \\ -1 & 3 & -3 & 1 \end{bmatrix}\end{aligned}$$

Zero Tangent Cardinal weights specified by `VK_CUBIC_FILTER_WEIGHTS_ZERO_TANGENT_CARDINAL_QCOM` are derived from the fractions computed earlier.

$$\begin{bmatrix} w_{i_0} & w_{i_1} & w_{i_2} & w_{i_3} \end{bmatrix} = \frac{1}{2} \begin{bmatrix} 1 & \alpha & \alpha^2 & \alpha^3 \end{bmatrix} \begin{bmatrix} 0 & 2 & 0 & 0 \\ -2 & 0 & 2 & 0 \\ 4 & -4 & 2 & -2 \\ -2 & 2 & -2 & 1 \end{bmatrix}$$

$$\begin{bmatrix} w_{j_0} & w_{j_1} & w_{j_2} & w_{j_3} \end{bmatrix} = \frac{1}{2} \begin{bmatrix} 1 & \beta & \beta^2 & \beta^3 \end{bmatrix} \begin{bmatrix} 0 & 2 & 0 & 0 \\ -2 & 0 & 2 & 0 \\ 4 & -4 & 2 & -2 \\ -2 & 2 & -2 & 1 \end{bmatrix}$$

$$\begin{bmatrix} w_{k_0} & w_{k_1} & w_{k_2} & w_{k_3} \end{bmatrix} = \frac{1}{2} \begin{bmatrix} 1 & \gamma & \gamma^2 & \gamma^3 \end{bmatrix} \begin{bmatrix} 0 & 2 & 0 & 0 \\ -2 & 0 & 2 & 0 \\ 4 & -4 & 2 & -2 \\ -2 & 2 & -2 & 1 \end{bmatrix}$$

B-Spline weights specified by [VK_CUBIC_FILTER_WEIGHTS_B_SPLINE_QCOM](#) are derived from the fractions computed earlier.

$$\begin{bmatrix} w_{i_0} & w_{i_1} & w_{i_2} & w_{i_3} \end{bmatrix} = \frac{1}{6} \begin{bmatrix} 1 & \alpha & \alpha^2 & \alpha^3 \end{bmatrix} \begin{bmatrix} 1 & 4 & 1 & 0 \\ -3 & 0 & 3 & 0 \\ 3 & -6 & 3 & 0 \\ -1 & 3 & -3 & 1 \end{bmatrix}$$

$$\begin{bmatrix} w_{j_0} & w_{j_1} & w_{j_2} & w_{j_3} \end{bmatrix} = \frac{1}{6} \begin{bmatrix} 1 & \beta & \beta^2 & \beta^3 \end{bmatrix} \begin{bmatrix} 1 & 4 & 1 & 0 \\ -3 & 0 & 3 & 0 \\ 3 & -6 & 3 & 0 \\ -1 & 3 & -3 & 1 \end{bmatrix}$$

$$\begin{bmatrix} w_{k_0} & w_{k_1} & w_{k_2} & w_{k_3} \end{bmatrix} = \frac{1}{6} \begin{bmatrix} 1 & \gamma & \gamma^2 & \gamma^3 \end{bmatrix} \begin{bmatrix} 1 & 4 & 1 & 0 \\ -3 & 0 & 3 & 0 \\ 3 & -6 & 3 & 0 \\ -1 & 3 & -3 & 1 \end{bmatrix}$$

Mitchell-Netravali weights specified by [VK_CUBIC_FILTER_WEIGHTS_MITCHELL_NETRAVALI_QCOM](#) are derived from the fractions computed earlier.

$$\begin{bmatrix} w_{i_0} & w_{i_1} & w_{i_2} & w_{i_3} \end{bmatrix} = \frac{1}{18} \begin{bmatrix} 1 & \alpha & \alpha^2 & \alpha^3 \end{bmatrix} \begin{bmatrix} 1 & 16 & 1 & 0 \\ -9 & 0 & 9 & 0 \\ 15 & -36 & 27 & -6 \\ -7 & 21 & -21 & 7 \end{bmatrix}$$

$$\begin{bmatrix} w_{j_0} & w_{j_1} & w_{j_2} & w_{j_3} \end{bmatrix} = \frac{1}{18} \begin{bmatrix} 1 & \beta & \beta^2 & \beta^3 \end{bmatrix} \begin{bmatrix} 1 & 16 & 1 & 0 \\ -9 & 0 & 9 & 0 \\ 15 & -36 & 27 & -6 \\ -7 & 21 & -21 & 7 \end{bmatrix}$$

$$\begin{bmatrix} w_{k_0} & w_{k_1} & w_{k_2} & w_{k_3} \end{bmatrix} = \frac{1}{18} \begin{bmatrix} 1 & \gamma & \gamma^2 & \gamma^3 \end{bmatrix} \begin{bmatrix} 1 & 16 & 1 & 0 \\ -9 & 0 & 9 & 0 \\ 15 & -36 & 27 & -6 \\ -7 & 21 & -21 & 7 \end{bmatrix}$$

The values of multiple texels, together with their weights, are combined to produce a filtered value.

The [VkSamplerReductionModeCreateInfo::reductionMode](#) can control the process by which multiple texels, together with their weights, are combined to produce a filtered texture value.

When the `reductionMode` is set (explicitly or implicitly) to `VK_SAMPLER_REDUCTION_MODE_WEIGHTED_AVERAGE` or `VK_SAMPLER_REDUCTION_MODE_WEIGHTED_AVERAGE_RANGECLAMP_QCOM`, a weighted average is computed:

$$\begin{aligned}\tau_{3D} &= \sum_{k=j_0}^{k_3} \sum_{j=j_0}^{j_3} \sum_{i=i_0}^{i_3} (w_i)(w_j)(w_k)\tau_{ijk} \\ \tau_{2D} &= \sum_{j=j_0}^{j_3} \sum_{i=i_0}^{i_3} (w_i)(w_j)\tau_{ij} \\ \tau_{1D} &= \sum_{i=i_0}^{i_3} (w_i)\tau_i\end{aligned}$$

However, if the reduction mode is `VK_SAMPLER_REDUCTION_MODE_MIN` or `VK_SAMPLER_REDUCTION_MODE_MAX`, the process operates on the above set of multiple texels, together with their weights, computing a component-wise minimum or maximum, respectively, of the components of the set of texels with non-zero weights.

Texel Range Clamp

When `reductionMode` is `VK_SAMPLER_REDUCTION_MODE_WEIGHTED_AVERAGE_RANGECLAMP_QCOM`, the weighted average is clamped to be within the component-wise minimum and maximum of the set of texels with non-zero weights.

Texel Mipmap Filtering

`VK_SAMPLER_MIPMAP_MODE_NEAREST` filtering returns the value of a single mipmap level,

$$\tau = \tau[d].$$

`VK_SAMPLER_MIPMAP_MODE_LINEAR` filtering combines the values of multiple mipmap levels ($\tau[hi]$ and $\tau[lo]$), together with their linear weights.

The linear weights are derived from the fraction computed earlier:

$$\begin{aligned}w_{hi} &= (1 - \delta) \\ w_{lo} &= (\delta)\end{aligned}$$

The values of multiple mipmap levels, together with their weights, are combined to produce a final filtered value.

The `VkSamplerReductionModeCreateInfo::reductionMode` can control the process by which multiple texels, together with their weights, are combined to produce a filtered texture value.

When the `reductionMode` is set (explicitly or implicitly) to `VK_SAMPLER_REDUCTION_MODE_WEIGHTED_AVERAGE`, a weighted average is computed:

$$\tau = (w_{hi})\tau[hi] + (w_{lo})\tau[lo]$$

However, if the reduction mode is [VK_SAMPLER_REDUCTION_MODE_MIN](#) or [VK_SAMPLER_REDUCTION_MODE_MAX](#), the process operates on the above values, together with their weights, computing a component-wise minimum or maximum, respectively, of the components of the values with non-zero weights.

Texel Anisotropic Filtering

Anisotropic filtering is enabled by the [anisotropyEnable](#) in the sampler. When enabled, the image filtering scheme accounts for a degree of anisotropy.

The particular scheme for anisotropic texture filtering is implementation-dependent. Implementations **should** consider the [magFilter](#), [minFilter](#) and [mipmapMode](#) of the sampler to control the specifics of the anisotropic filtering scheme used. In addition, implementations **should** consider [minLod](#) and [maxLod](#) of the sampler.

For historical reasons, vendor implementations of anisotropic filtering interpret these sampler parameters in different ways, particularly in corner cases such as [magFilter](#), [minFilter](#) of [VK_FILTER_NEAREST](#) or [maxAnisotropy](#) equal to 1.0. Applications should not expect consistent behavior in such cases, and should use anisotropic filtering only with parameters which are expected to give a quality improvement relative to [LINEAR](#) filtering.

The following describes one particular approach to implementing anisotropic filtering for the 2D Image case; implementations **may** choose other methods:

Given a [magFilter](#), [minFilter](#) of [VK_FILTER_LINEAR](#) and a [mipmapMode](#) of [VK_SAMPLER_MIPMAP_MODE_NEAREST](#):

NOTE

Instead of a single isotropic sample, N isotropic samples are sampled within the image footprint of the image level d to approximate an anisotropic filter. The sum $\tau_{2D_{aniso}}$ is defined using the single isotropic $\tau_{2D}(u,v)$ at level d.

$$\tau_{2D_{aniso}} = \frac{1}{N} \sum_{i=1}^N \tau_{2D} \left(u \left(x - \frac{1}{2} + \frac{i}{N+1}, y \right), v \left(x - \frac{1}{2} + \frac{i}{N+1}, y \right) \right), \quad \text{when } \rho_x > \rho_y$$

$$\tau_{2D_{aniso}} = \frac{1}{N} \sum_{i=1}^N \tau_{2D} \left(u \left(x, y - \frac{1}{2} + \frac{i}{N+1} \right), v \left(x, y - \frac{1}{2} + \frac{i}{N+1} \right) \right), \quad \text{when } \rho_y \geq \rho_x$$

When [VkSamplerReductionModeCreateInfo::reductionMode](#) is [VK_SAMPLER_REDUCTION_MODE_WEIGHTED_AVERAGE](#), the above summation is used. However, if the reduction mode is [VK_SAMPLER_REDUCTION_MODE_MIN](#) or [VK_SAMPLER_REDUCTION_MODE_MAX](#), the process operates on the above values, together with their weights, computing a component-wise minimum or maximum, respectively, of the components of the values with non-zero weights.

20.7. Texel Footprint Evaluation

The SPIR-V instruction `OpImageSampleFootprintNV` evaluates the set of texels from a single mip level that would be accessed during a [texel filtering](#) operation. In addition to the inputs that would be accepted by an equivalent `OpImageSample*` instruction, `OpImageSampleFootprintNV` accepts two additional inputs. The `Granularity` input is an integer identifying the size of texel groups used to evaluate the footprint. Each bit in the returned footprint mask corresponds to an aligned block of texels whose size is given by the following table:

Table 33. Texel Footprint Granularity Values

Granularity	Dim = 2D	Dim = 3D
0	unsupported	unsupported
1	2x2	2x2x2
2	4x2	unsupported
3	4x4	4x4x2
4	8x4	unsupported
5	8x8	unsupported
6	16x8	unsupported
7	16x16	unsupported
8	unsupported	unsupported
9	unsupported	unsupported
10	unsupported	16x16x16
11	64x64	32x16x16
12	128x64	32x32x16
13	128x128	32x32x32
14	256x128	64x32x32
15	256x256	unsupported

The `Coarse` input is used to select between the two mip levels that **may** be accessed during texel filtering when using a `mipmapMode` of `VK_SAMPLER_MIPMAP_MODE_LINEAR`. When filtering between two mip levels, a `Coarse` value of `true` requests the footprint in the lower-resolution mip level (higher level number), while `false` requests the footprint in the higher-resolution mip level. If texel filtering would access only a single mip level, the footprint in that level would be returned when `Coarse` is `false`; an empty footprint would be returned when `Coarse` is `true`.

The footprint for `OpImageSampleFootprintNV` is returned in a structure with six members:

- The first member is a boolean value that is true if the texel filtering operation would access only a single mip level.
- The second member is a two- or three-component integer vector holding the footprint anchor location. For two-dimensional images, the returned components are in units of eight texel

groups. For three-dimensional images, the returned components are in units of four texel groups.

- The third member is a two- or three-component integer vector holding a footprint offset relative to the anchor. All returned components are in units of texel groups.
- The fourth member is a two-component integer vector mask, which holds a bitfield identifying the set of texel groups in an 8x8 or 4x4x4 neighborhood relative to the anchor and offset.
- The fifth member is an integer identifying the mip level containing the footprint identified by the anchor, offset, and mask.
- The sixth member is an integer identifying the granularity of the returned footprint.

For footprints in two-dimensional images (**Dim2D**), the mask returned by **OpImageSampleFootprintNV** indicates whether each texel group in a 8x8 local neighborhood of texel groups would have one or more texels accessed during texel filtering. In the mask, the texel group with local group coordinates (lgx, lgy) is considered covered if and only if

$$0 \neq ((mask.x + (mask.y \ll 32)) \& (1 \ll (lgy \times 8 + lgx)))$$

where:

- $0 \leq lgx < 8$ and $0 \leq lgy < 8$; and
- *mask* is the returned two-component mask.

The local group with coordinates (lgx, lgy) in the mask is considered covered if and only if the texel filtering operation would access one or more texels τ_{ij} in the returned mip level where:

$$\begin{aligned} i0 &= \begin{cases} gran.x \times (8 \times anchor.x + lgx), & \text{if } lgx + offset.x < 8 \\ gran.x \times (8 \times (anchor.x - 1) + lgx), & \text{otherwise} \end{cases} \\ i1 &= i0 + gran.x - 1 \\ j0 &= \begin{cases} gran.y \times (8 \times anchor.y + lgy), & \text{if } lgy + offset.y < 8 \\ gran.y \times (8 \times (anchor.y - 1) + lgy), & \text{otherwise} \end{cases} \\ j1 &= j0 + gran.y - 1 \end{aligned}$$

and

- $i0 \leq i \leq i1$ and $j0 \leq j \leq j1$;
- *gran* is a two-component vector holding the width and height of the texel group identified by the granularity;
- *anchor* is the returned two-component anchor vector; and
- *offset* is the returned two-component offset vector.

For footprints in three-dimensional images (**Dim3D**), the mask returned by **OpImageSampleFootprintNV** indicates whether each texel group in a 4x4x4 local neighborhood of texel groups would have one or more texels accessed during texel filtering. In the mask, the texel group with local group coordinates (lgx, lgy, lgz) , is considered covered if and only if:

$$0 \neq ((mask.x + (mask.y < 32)) \& (1 < (lgz \times 16 + lgy \times 4 + lgx)))$$

where:

- $0 \leq lgx < 4$, $0 \leq lgy < 4$, and $0 \leq lgz < 4$; and
- *mask* is the returned two-component mask.

The local group with coordinates (*lgx*, *lgy*, *lgz*) in the mask is considered covered if and only if the texel filtering operation would access one or more texels τ_{ijk} in the returned mip level where:

$$\begin{aligned} i0 &= \begin{cases} gran.x \times (4 \times anchor.x + lgx), & \text{if } lgx + offset.x < 4 \\ gran.x \times (4 \times (anchor.x - 1) + lgx), & \text{otherwise} \end{cases} \\ i1 &= i0 + gran.x - 1 \\ j0 &= \begin{cases} gran.y \times (4 \times anchor.y + lgy), & \text{if } lgy + offset.y < 4 \\ gran.y \times (4 \times (anchor.y - 1) + lgy), & \text{otherwise} \end{cases} \\ j1 &= j0 + gran.y - 1 \\ k0 &= \begin{cases} gran.z \times (4 \times anchor.z + lgz), & \text{if } lgz + offset.z < 4 \\ gran.z \times (4 \times (anchor.z - 1) + lgz), & \text{otherwise} \end{cases} \\ k1 &= k0 + gran.z - 1 \end{aligned}$$

and

- $i0 \leq i \leq i1$, $j0 \leq j \leq j1$, $k0 \leq k \leq k1$;
- *gran* is a three-component vector holding the width, height, and depth of the texel group identified by the granularity;
- *anchor* is the returned three-component anchor vector; and
- *offset* is the returned three-component offset vector.

If the sampler used by `OpImageSampleFootprintNV` enables anisotropic texel filtering via `anisotropyEnable`, it is possible that the set of texel groups accessed in a mip level may be too large to be expressed using an 8x8 or 4x4x4 mask using the granularity requested in the instruction. In this case, the implementation uses a texel group larger than the requested granularity. When a larger texel group size is used, `OpImageSampleFootprintNV` returns an integer granularity value that **can** be interpreted in the same manner as the granularity value provided to the instruction to determine the texel group size used. If anisotropic texel filtering is disabled in the sampler, or if an anisotropic footprint can be represented as an 8x8 or 4x4x4 mask with the requested granularity, `OpImageSampleFootprintNV` will use the requested granularity as-is and return a granularity value of zero.

`OpImageSampleFootprintNV` supports only two- and three-dimensional image accesses (`Dim2D` and `Dim3D`), and the footprint returned is undefined if a sampler uses an addressing mode other than `VK_SAMPLER_ADDRESS_MODE_CLAMP_TO_EDGE`.

20.8. Weight Image Sampling

The SPIR-V instruction `OpImageSampleWeightedQCOM` specifies a texture sampling operation involving two images: the *sampled image* and the *weight image*. It is similar to bilinear filtering except more than 2x2 texels may participate in the filter and the filter weights are application-specified rather than computed by fixed-function hardware. The weight image view defines a 2D kernel weights used during sampling.

The `OpImageSampleWeightedQCOM` support normalized or unnormalized texel coordinates. In addition to the inputs that would be accepted by an equivalent `OpImageSample*` instruction, `OpImageSampleWeightedQCOM` accepts a `weight` input that specifies the view of a sample weight image

The input `weight` **must** be a view of a 2D or 1D image with `miplevels` equal to 1, `samples` equal to `VK_SAMPLE_COUNT_1_BIT`, created with an identity swizzle, and created with the `VK_IMAGE_USAGE_SAMPLE_WEIGHT_BIT_QCOM` usage flag set. The `VkImageViewSampleWeightCreateInfoQCOM` specifies additional parameters of the view: `filterCenter`, `filterSize`, and `numPhases`. described in more detail below.

The `weight` input **must** be bound using a `sample weight image` descriptor type. The `weight` view defines a filtering kernel that is a region of view's subresource range. The kernel spans a region from integer texel coordinate (0,0) to (`filterSize.x-1`, `filterSize.y-1`). It is valid for the view's subresource to have dimensions larger than the kernel but the texels with integer coordinates greater than (`filterSize.width-1`, `filterSize.height-1`) are ignored by weight sampling.

`filterCenter` designates an integer texel coordinate within the filter kernel as being the 'center' of the kernel. The center **must** be in the range (0,0) to (`filterSize.x-1`, `filterSize.y-1`). `numPhases` describes the number of filter phases used to provide sub-pixel filtering. Both are described in more detail below.

20.8.1. Weight Image Layout

The weight image specifies filtering kernel weight values. A 2D image view can be used to specify a 2D matrix of filter weights. For separable filters, a 1D image view can be used to specify the horizontal and vertical weights.

2D Non-Separable Weight Filters

A 2D image view defined with `VkImageViewSampleWeightCreateInfoQCOM` describes a 2D matrix (`filterSize.width × filterSize.height`) of weight elements with filter's center point at `filterCenter`. Note that `filterSize` can be smaller than the view's subresource, but the filter will always be located starting at integer texel coordinate (0,0).

The following figure illustrates a 2D convolution filter having `filterSize` of (4,3) and `filterCenter` at (1, 1).

(0,0)	(1,0)	(2,0)	(3,0)
(0,1)	origin	(2,1)	(3,1)
(0,2)	(1,2)	(2,2)	(3,2)

2D Convolution Filter

Figure 12. 2D Convolution Filter

For a 2D weight filter, the phases are stored as layers of a 2D array image. The width and height of the view's subresource range **must** be less than or equal to [VkPhysicalDeviceImageProcessingPropertiesQCOM::maxWeightFilterDimension](#). The layers are stored in horizontal phase major order. Expressed as a formula, the layer index for each filter phase is computed as:

```
layerIndex(horizPhase,vertPhase,horizPhaseCount) = (vertPhase * horizPhaseCount) +
horizPhase
```

1D Separable Weight Filters

A separable weight filter is a 2D filter that can be specified by two 1D filters in the x and y directions such that their product yields the 2D filter. The following example shows a 2D filter and its associated separable 1D horizontal and vertical filters.

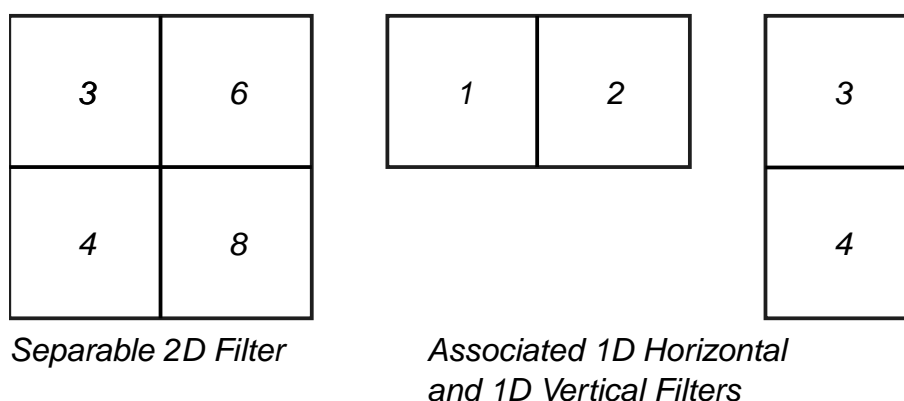


Figure 13. Separable 2D Convolution Filter

A 1D array image view defined with [VkImageViewSampleWeightCreateInfoQCOM](#) and with `layerCount` equal to '2' describes a separable weight filter. The horizontal weights are specified in slice '0' and the vertical weights in slice '1'. The `filterSize` and `filterCenter` specify the size and origin of the of the horizontal and vertical filters. For many use cases, 1D separable filters can offer a performance advantage over 2D filters.

For a 1D separable weight filter, the phases are arranged into a 1D array image with two layers. The horizontal weights are stored in layer 0 and the vertical weights in layer 1. Within each layer of the 1D array image, the weights are arranged into groups of 4, and then arranged by phase. Expressed as a formula, the 1D texel offset for each weight within each layer is computed as:

```
// Let horizontal weights have a weightIndex of [0, filterSize.width - 1]
// Let vertical weights have a weightIndex of [0, filterSize.height - 1]
// Let phaseCount be the number of phases in either the vertical or horizontal
// direction.

texelOffset(phaseIndex, weightIndex, phaseCount) = (phaseCount * 4 * (weightIndex / 4))
+ (phaseIndex * 4) + (weightIndex % 4)
```

20.8.2. Weight Sampling Phases

When using weight image sampling, the texture coordinates may not align with a texel center in the sampled image. In this case, the filter weights can be adjusted based on the subpixel location. This is termed “subpixel filtering” to indicate that the origin of the filter lies at a subpixel location other than the texel center. Conceptually, this means that the weight filter is positioned such that filter taps do not align with sampled texels exactly. In such a case, modified filter weights may be needed to adjust for the off-center filter taps. Unlike bilinear filtering where the subpixel weights are computed by the implementation, subpixel weight image sampling requires that the per-phase filter weights are pre-computed by the application and stored in an array where each slice of the array is a “filter phase”. The array is indexed by the implementation based on subpixel positioning. Rather than a single 2D kernel of filter weights, the application provides an array of kernels, one set of filter weights per phase.

The number of phases are restricted by following requirements, which apply to both separable and non-separable filters:

- The number of phases in the vertical direction, `phaseCountvert`, **must** be a power of two (i.e., 1, 2, 4, etc.).
- The number of phases in the horizontal direction `phaseCounthoriz`, **must** equal `phaseCountvert`.
- The total number of phases, `phaseCountvert × phaseCounthoriz`, **must** be less than or equal to [VkPhysicalDeviceImageProcessingPropertiesQCOM::maxWeightFilterPhases](#).

20.8.3. Weight Sampler Parameters

Weight sampling requires `VkSamplerCreateInfo` `addressModeU` and `addressModeV` **must** be [VK_SAMPLER_ADDRESS_MODE_CLAMP_TO_EDGE](#) or [VK_SAMPLER_ADDRESS_MODE_CLAMP_TO_BORDER](#). If

[VK_SAMPLER_ADDRESS_MODE_CLAMP_TO_BORDER](#) is used, then the border color **must** be [VK_BORDER_COLOR_FLOAT_TRANSPARENT_BLACK](#).

20.8.4. Weight Sampling Operation

The 2D unnormalized texel coordinates (u, v) are transformed by *filterCenter* to specify coordinates i_0, j_0 .

$$i_0 = \lfloor u - \text{filterCenter}_x \rfloor$$

$$j_0 = \lfloor v - \text{filterCenter}_y \rfloor$$

where *filterCenter* is specified by [VkImageViewSampleWeightCreateInfoQCOM::filterCenter](#).

Two sets of neighboring integer 2D texel coordinates are generated. The first set is used for selecting texels from the sampled image τ and the second set used for selecting texels from the weight image w . The first set of neighboring coordinates are combinations of i_0 to $i_{\text{filterWidth}-1}$ and j_0 to $j_{\text{filterHeight}-1}$. The second set of neighboring coordinates are combinations of k_0 to $k_{\text{filterWidth}-1}$ and l_0 to $l_{\text{filterHeight}-1}$. The first and second sets each contain $(\text{filterWidth} \times \text{filterHeight})$ of pairs of (i, j) and (k, l) coordinates respectively.

$$\{i_q\}_{q=0}^{\text{filterWidth}-1} = i_0 + q$$

$$\{j_q\}_{q=0}^{\text{filterHeight}-1} = j_0 + q$$

$$\{k_q\}_{q=0}^{\text{filterWidth}-1} = q$$

$$\{l_q\}_{q=0}^{\text{filterHeight}-1} = q$$

where *filterWidth* and *filterHeight* are specified by [VkImageViewSampleWeightCreateInfoQCOM::filterSize](#).

Each of the generated integer coordinates (i_q, j_q) is transformed by [texture wrapping operation](#), followed by [integer texel coordinate validation](#). If any coordinate fails coordinate validation, it is a Border Texel and [border replacement](#) is performed.

The phase index ψ is computed from the fraction bits of the unnormalized 2D texel coordinates:

$$\text{phaseCount}_h = \text{phaseCount}_v = \sqrt{\text{numPhases}}$$

$$hPhase = \lfloor \text{frac}(u) \times \text{phaseCount}_h \rfloor$$

$$vPhase = \lfloor \text{frac}(v) \times \text{phaseCount}_v \rfloor$$

$$\psi = (vPhase \times \text{phaseCount}_h) + hPhase$$

where the number of fraction bits retained is $\log_2(\text{numPhases})$ specified by [VkImageViewSampleWeightCreateInfoQCOM::numPhases](#)

Each pair of texel coordinates (i, j) in the first set selects a single texel value τ_{ij} from the sampled

image. Each pair of texel coordinates (k, l) in the second set, combined with phaseIndex ψ , selects a single weight from the weight image $w(k, l, \psi)$.

$$w(k, l, \psi) = \begin{cases} w_{kl}[\psi] & (\psi \text{ as layer index}) \text{ for 2D array view (non-separable filter)} \\ weight_h \times weight_v & \text{for 1D array view (separable filter)} \end{cases}$$

If w is a 2D array view, then non-separable filtering is specified, and integer coordinates (k, l) are used to select texels from layer ψ of w . If w is a 1D array view, then separable filtering is specified and integer coordinates (k, l) are transformed to (k_{packed}, l_{packed}) , and used to select horizontal weight ($weight_h$) and vertical weight ($weight_v$) texels from layer 0 and layer 1 of w respectively.

$$k_{packed} = (phaseCount_h \times 4 \times \lfloor k / 4 \rfloor) + (hPhase \times 4) + (k \% 4)$$

$$l_{packed} = (phaseCount_v \times 4 \times \lfloor l / 4 \rfloor) + (vPhase \times 4) + (l \% 4)$$

$$weight_h = w_{k_{packed}}[0] \quad \text{(horizontal weights packed in layer 0)}$$

$$weight_v = w_{l_{packed}}[1] \quad \text{(vertical weights packed in layer 1)}$$

Where $\%$ refers to the integer modulo operator.

Each selected texel is read with the operations specified in [Texel Reads](#), and their values are combined to produce a filtered value.

$$\tau_{weightSampling} = \sum_{\substack{j = j_0 \\ l = l_0}}^{j_{filterHeight} - 1} \sum_{\substack{i = i_0 \\ k = k_0}}^{i_{filterWidth} - 1} w(k, l, \psi) \tau_{ij}$$

When [VkSamplerReductionModeCreateInfo::reductionMode](#) is [VK_SAMPLER_REDUCTION_MODE_WEIGHTED_AVERAGE](#), the above summation is used. However, if the reduction mode is [VK_SAMPLER_REDUCTION_MODE_MIN](#) or [VK_SAMPLER_REDUCTION_MODE_MAX](#), the process operates on the above values, computing a component-wise minimum or maximum of the texels with non-zero weights. If the reduction mode is [VK_SAMPLER_REDUCTION_MODE_MIN](#) or [VK_SAMPLER_REDUCTION_MODE_MAX](#), each $w(k, l, \psi)$ weight **must** be equal to 0.0 or 1.0, otherwise the undefined values are returned.

Finally, the operations described in [Component swizzle](#) are performed and the final result is returned to the shader.

20.9. Block Matching

The SPIR-V instruction [opImageBlockMatchSAD](#) and [opImageBlockMatchSSD](#) specify texture block matching operations where a block or region of texels within a *target image* is compared with a same-sized region in a *reference image*. The instructions make use of two image views: the *target view* and the *reference view*. The target view and reference view can be the same view, allowing block matching of two blocks within a single image.

Similar to an equivalent [OpImageFetch](#) instruction, [opImageBlockMatchSAD](#) and [opImageBlockMatchSSD](#)

specify an `image` and an integer texel `coordinate` which describes the bottom-left texel of the target block. There are three additional inputs. The `reference` and `refCoordinate` specifies bottom-left texel of the reference block. The `blockSize` specifies the integer width and height of the target and reference blocks to be compared, and **must** not be greater than `VkPhysicalDeviceImageProcessingPropertiesQCOM.maxBlockMatchRegion`. If `blockSize` is specified with either dimension 0, `Result` will return an undefined value.

`opImageBlockMatchWindowSAD` and `opImageBlockMatchWindowSSD` take the same input parameters as the corresponding non-window instructions. The block matching comparison is performed for all pixel values within a 2D window whose dimensions are specified in the sampler.

20.9.1. Block Matching Sampler Parameters

For `opImageBlockMatchSAD` and `opImageBlockMatchSSD`, the input `sampler` **must** be created with `addressModeU` and `addressModeV`, equal to `VK_SAMPLER_ADDRESS_MODE_CLAMP_TO_EDGE`, or `VK_SAMPLER_ADDRESS_MODE_CLAMP_TO_BORDER` with `VK_BORDER_COLOR_FLOAT_TRANSPARENT_BLACK`. The input `sampler` **must** be created with `unnormalizedCoordinates` equal to `VK_TRUE`. The input `sampler` **must** be created with `components` equal to `VK_COMPONENT_SWIZZLE_IDENTITY`.

For `opImageBlockMatchWindowSAD` and `opImageBlockMatchWindowSSD` instructions, the `target` sampler **must** have been created with `VkSamplerBlockMatchWindowCreateInfoQCOM` in the `pNext` chain.

For `opImageBlockMatchWindowSAD`, `opImageBlockMatchWindowSSD`, `opImageBlockMatchGatherSAD`, or `opImageBlockMatchGatherSSD` instructions, the input `sampler` **must** be created with `addressModeU` and `addressModeV`, equal to `VK_SAMPLER_ADDRESS_MODE_CLAMP_TO_BORDER` with `VK_BORDER_COLOR_FLOAT_TRANSPARENT_BLACK`.

Other sampler states are ignored.

20.9.2. Block Matching Operation

Block matching SPIR-V instructions `opImageBlockMatchSAD` and `opImageBlockMatchSSD` specify two sets of 2D integer texel coordinates: target coordinates (u, v) and reference coordinates (s, t).

The coordinates define the bottom-left texel of the target block (i_0, j_0) and the reference block (k_0, l_0).

$$i_0 = u$$

$$j_0 = v$$

$$k_0 = s$$

$$l_0 = t$$

For the target block, a set of neighboring integer texel coordinates are generated. The neighboring coordinates are combinations of i_0 to $i_{blockWidth-1}$ and j_0 to $j_{blockHeight-1}$. The set is of size $blockWidth \times blockHeight$.

$$\{i_q\}_{q=0}^{blockWidth-1} = i_0 + q$$

$$\{j_q\}_{q=0}^{blockHeight-1} = j_0 + q$$

where *blockWidth* and *blockHeight* is specified by the **blockSize** operand.

If any target integer texel coordinate (*i*, *j*) in the set fails [integer texel coordinate validation](#), then the texel is an invalid texel and [border replacement](#) is performed.

Similarly for the reference block, a set of neighboring integer texel coordinates are generated.

$$\{k_q\}_{q=0}^{blockWidth-1} = k_0 + q$$

$$\{l_q\}_{q=0}^{blockHeight-1} = l_0 + q$$

Each reference texel coordinate (*k*, *l*) in the set **must** not fail [integer texel coordinate validation](#). To avoid undefined behavior, application shader should guarantee that the reference block is fully within the bounds of the reference image.

Each pair of texel coordinates (*i*, *j*) in the set selects a single texel from the target image τ_{ij} . Each pair of texel coordinates (*k*, *l*) in the set selects a single texel from the reference image v_{kl} .

Each selected texel is read with the operations specified in [Texel Reads](#), without performing [Component Substitution](#).

The difference between target and reference texel values is summed to compute a difference metric. The **opTextureBlockMatchSAD** computes the sum of absolute differences.

$$\tau_{SAD} = \sum_{\substack{j=j_0 \\ l=l_0}}^{j_{blockHeight}-1} \sum_{\substack{i=i_0 \\ k=k_0}}^{i_{blockWidth}-1} |v_{kl} - \tau_{ij}|$$

The **opImageBlockMatchSSD** computes the sum of the squared differences.

$$\tau_{SSD} = \sum_{\substack{j=j_0 \\ l=l_0}}^{j_{blockHeight}-1} \sum_{\substack{i=i_0 \\ k=k_0}}^{i_{blockWidth}-1} |v_{kl} - \tau_{ij}|^2$$

When [VkSamplerReductionModeCreateInfo::reductionMode](#) is [VK_SAMPLER_REDUCTION_MODE_WEIGHTED_AVERAGE](#), the above summation is used. However, if the reduction mode is [VK_SAMPLER_REDUCTION_MODE_MIN](#) or [VK_SAMPLER_REDUCTION_MODE_MAX](#), the process operates on the above values, computing a component-wise minimum or maximum of $|v_{kl} - \tau_{ij}|$, respectively. For τ_{SAD} , the minimum or maximum difference is computed and for τ_{SSD} , the square of the minimum or maximum is computed.


```

        if (SAD < minSAD) {
            minSAD = SAD;
            minCoord = uvec2(x,y);
        }
        if (SAD > maxSAD) {
            maxSAD = SAD;
            maxCoord = uvec2(x,y);
        }
    }
}
if (compareMode==MIN) {
    return vec4(minSAD, minCoord.x, minCoord.y, 0.0);
} else {
    return vec4(maxSAD, maxCoord.x, maxCoord.y, 0.0);
}
}

```

Block Matching Gather Operation

Block matching Gather SPIR-V instructions `opImageBlockMatchGatherSAD` and `opImageBlockMatchGatherSSD` specify two sets of 2D integer texel coordinates: target coordinates (u, v) and reference coordinates (s, t) .

These instructions perform the [block matching operation](#) 4 times, using integer target coordinates (u, v) , $(u + 1, v)$, $(u + 2, v)$, and $(u + 3, v)$. The R component from each of those 4 operations is gathered and returned in the R, G, B, and A components of the output respectively. For each block match operation, the reference coordinate is (s, t) . For each block match operation, only the R component of the target and reference images are compared. The following pseudocode describes the operation `opImageBlockMatchGatherSAD`. The pseudocode for `opImageBlockMatchGatherSSD` follows an identical pattern.

```

vec4 opImageBlockMatchGatherSAD(sampler2D target,
                                uvec2 targetCoord,
                                sampler2D reference,
                                uvec2 refCoord,
                                uvec2 blocksize) {
    vec4 out;
    for (uint x=0, x<4; x++) {
        float SAD = textureBlockMatchSAD(target,
                                          targetCoord + uvec2(x, 0),
                                          reference,
                                          refCoord,
                                          blocksize).x;

        if (x == 0) {
            out.x = SAD;
        }
        if (x == 1) {
            out.y = SAD;
        }
    }
}

```



```

    if (x == 2) {
        out.z = SAD;
    }
    if (x == 3) {
        out.w = SAD;
    }
}
return out;
}

```

20.10. Box Filter Sampling

The SPIR-V instruction `OpImageBoxFilterQCOM` specifies texture box filtering operation where a weighted average of a region of texels is computed, with the weights proportional to the coverage of each of the texels.

In addition to the inputs that would be accepted by an equivalent `OpImageSample*` instruction, `OpImageBoxFilterQCOM` accepts one additional input, `boxSize` which specifies the width and height in texels of the region to be averaged.

The figure below shows an example of using `OpImageBoxFilterQCOM` to sample from a 8×4 texel two-dimensional image, with unnormalized texture coordinates (4.125, 2.625) and `boxSize` of (2.75, 2.25). The filter will read 12 texel values and compute a weights based portion of each texel covered by the box.

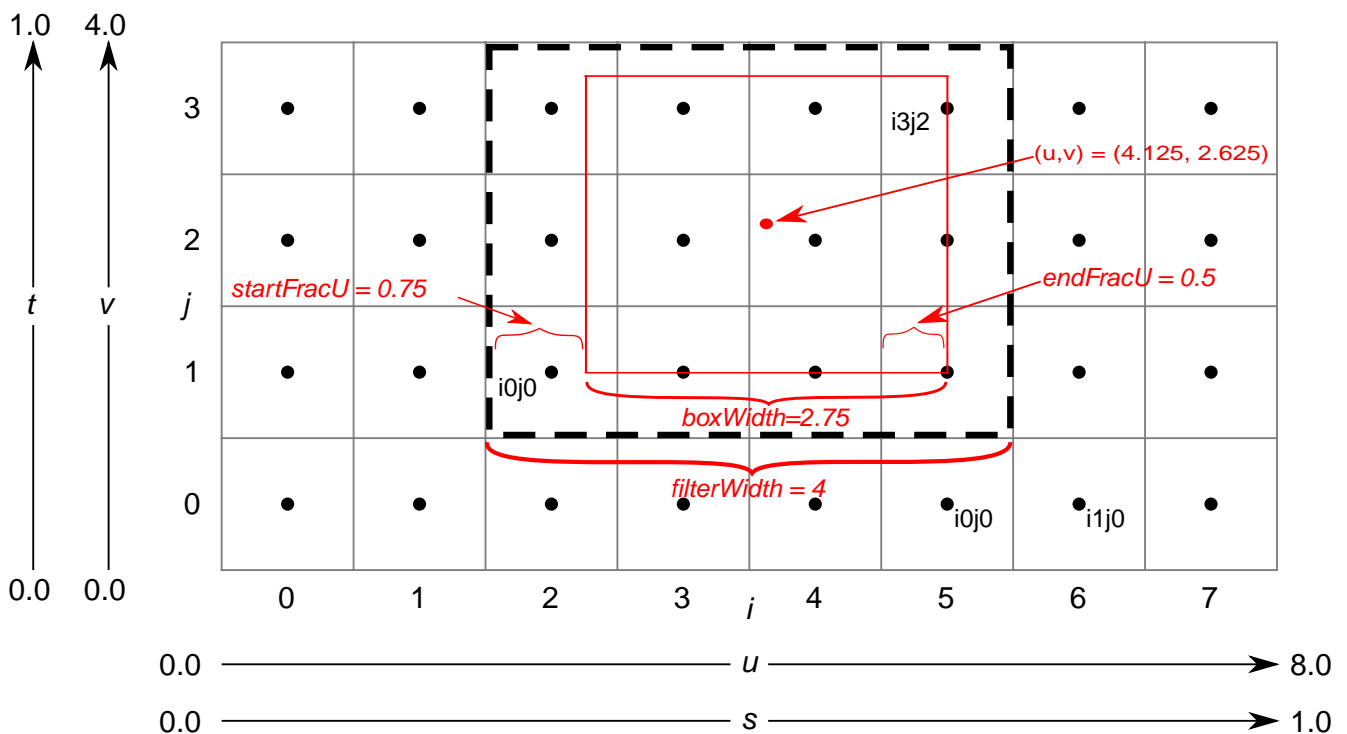


Figure 14. Box Filter Sampling Example

If `boxSize` has height and width both equal to 1.0, then this instruction will behave as traditional bilinear filtering. The `boxSize` parameter **must** be greater than or equal to 1.0 and **must** not be greater than `VkPhysicalDeviceImageProcessingPropertiesQCOM.maxBoxFilterBlockSize`.

20.10.1. Box Filter Sampler Parameters

The input **sampler** must be created with **addressModeU** and **addressModeV**, equal to **VK_SAMPLER_ADDRESS_MODE_CLAMP_TO_EDGE**, or **VK_SAMPLER_ADDRESS_MODE_CLAMP_TO_BORDER** with **VK_BORDER_COLOR_FLOAT_TRANSPARENT_BLACK**.

20.10.2. Box Filter Operation

The 2D unnormalized texel coordinates (u, v) are transformed by $boxSize$ to specify integer texel coordinates (i_0, j_0) of the bottom left texel for the filter.

$$i_0 = \lfloor u - \frac{boxWidth}{2} \rfloor$$
$$j_0 = \lfloor v - \frac{boxHeight}{2} \rfloor$$

where $boxWidth$ and $boxHeight$ are specified by the code:(x,y) components of the **boxSize** operand.

The filter dimensions ($filterWidth \times filterHeight$) are computed from the fractional portion of the (u, v) coordinates and the $boxSize$.

$$startFracU = \text{frac} \left(u - \frac{boxWidth}{2} \right)$$
$$startFracV = \text{frac} \left(v - \frac{boxHeight}{2} \right)$$
$$endFracU = \text{frac} (startFracU + boxWidth)$$
$$endFracV = \text{frac} (startFracV + boxHeight)$$
$$filterWidth = \lfloor startFracU + boxWidth \rfloor$$
$$filterHeight = \lfloor startFracV + boxHeight \rfloor$$

where the number of fraction bits retained by $\text{frac}()$ is specified by **VkPhysicalDeviceLimits::subTexelPrecisionBits**.

A set of neighboring integer texel coordinates are generated. The neighboring coordinates are combinations of i_0 to $i_{filterWidth-1}$ and j_0 to $j_{filterHeight-1}$, with i_0, j_0 being the top-left coordinate of this set. The set is of size ($filterWidth \times filterHeight$).

$$\{i_q\}_{q=0}^{filterWidth-1} = i_0 + q$$
$$\{j_q\}_{q=0}^{filterHeight-1} = j_0 + q$$

Each of the generated integer coordinates (i_q, j_q) is transformed by **texture wrapping operation**, followed by **integer texel coordinate validation**. If any coordinate fails coordinate validation, it is a Border Texel and **border replacement** is performed.

Horizontal weights $horizWeight_0$ to $horizWeight_{boxWidth-1}$ and vertical weights $vertWeight_0$ to $vertWeight_{boxHeight-1}$ are computed. Texels that are fully covered by the box will have a horizontal and vertical weight of 1. Texels partially covered by the box will have reduced weights proportional to the coverage.

$$horizWeight_i = \begin{cases} (1 - startFracU), & \text{for } (i = 0) \\ (endFracU), & \text{for } (i = filterWidth - 1) \text{ and } (endFracU \neq 0) \\ (1), & \text{otherwise} \end{cases}$$

$$vertWeight_j = \begin{cases} (1 - startFracV), & \text{for } (j = 0) \\ (endFracV), & \text{for } (j = filterHeight - 1) \text{ and } (endFracV \neq 0) \\ (1), & \text{otherwise} \end{cases}$$

The values of multiple texels, together with their horizontal and vertical weights, are combined to produce a box filtered value.

$$\tau_{boxFilter} = \frac{1}{boxHeight \times boxWidth} \sum_{j=j_0}^{j_{filterHeight}-1} \sum_{i=i_0}^{i_{filterWidth}-1} (horizWeight_i)(vertWeight_j)\tau_{ij}$$

When `VkSamplerReductionModeCreateInfo::reductionMode` is `VK_SAMPLER_REDUCTION_MODE_WEIGHTED_AVERAGE`, the above summation is used. However, if the reduction mode is `VK_SAMPLER_REDUCTION_MODE_MIN` or `VK_SAMPLER_REDUCTION_MODE_MAX`, the process operates on the above values, computing a component-wise minimum or maximum of the texels.

20.11. Image Operation Steps

Each step described in this chapter is performed by a subset of the image instructions:

- Texel Input Validation Operations, Format Conversion, Texel Replacement, Conversion to RGBA, and Component Swizzle: Performed by all sampling instructions.
- Depth Comparison: Performed by `OpImage*Dref` instructions.
- Projection: Performed by all `OpImage*Proj` instructions.
- Derivative Image Operations, Cube Map Operations, Scale Factor Operation, LOD Operation and Image Level(s) Selection, and Texel Anisotropic Filtering: Performed by all `OpImageSample*` and `OpImageSparseSample*` instructions.
- (s,t,r,q,a) to (u,v,w,a) Transformation, Wrapping, and (u,v,w,a) to (i,j,k,l,n) Transformation And Array Layer Selection: Performed by all `OpImageSample`, `OpImageSparseSample`, and `OpImage*Gather` instructions.
- Texel Gathering: Performed by `OpImage*Gather` instructions.
- Texel Footprint Evaluation: Performed by `OpImageSampleFootprint` instructions.
- Texel Filtering: Performed by all `OpImageSample*` and `OpImageSparseSample*` instructions.
- Sparse Residency: Performed by all `OpImageSparse*` instructions.

- (s,t,r,q,a) to (u,v,w,a) Transformation, Wrapping, and Weight Image Sampling: Performed by `OpImageWeightedSample*` instructions.
- (s,t,r,q,a) to (u,v,w,a) Transformation, Wrapping, and Block Matching: Performed by `OpImageBlockMatch*` instructions.
- (s,t,r,q,a) to (u,v,w,a) Transformation, Wrapping, and Box Filter Sampling: Performed by `OpImageBoxFilter*` instructions.

20.12. LOD Query

`OpImageQueryLod` returns the LOD parameters that would be used in a sampling instruction with the given image and coordinates. If the descriptor that would be accessed is a null descriptor then (0,0) is returned. Otherwise, the steps described in this chapter are performed as if for `OpImageSampleImplicitLod`, up to [Scale Factor Operation, LOD Operation and Image Level\(s\) Selection](#). The return value is the vector $(\lambda', d_l - \text{level}_{\text{base}})$. These values **may** be subject to implementation-specific maxima and minima for very large, out-of-range values.

If the image is a [weight image](#), the value returned by `OpImageQueryLod` is undefined.

Chapter 21. Fragment Density Map Operations

21.1. Fragment Density Map Operations Overview

When a fragment is generated in a render pass that has a fragment density map attachment, its area is determined by the properties of the local framebuffer region that the fragment occupies. The framebuffer is divided into a uniform grid of these local regions, and their fragment area property is derived from the density map with the following operations:

- [Fetch density value](#)
 - [Component swizzle](#)
 - [Component mapping](#)
- [Fragment area conversion](#)
 - [Fragment area filter](#)
 - [Fragment area clamp](#)

21.2. Fetch Density Value

Each local framebuffer region at center coordinate (x,y) reads a texel from the fragment density map.

First, the local framebuffer region center coordinate (x,y) is offset by the value specified in [VkRenderPassFragmentDensityMapOffsetEndInfoEXT](#). If no offset is specified, then the default offset (0,0) is used. The offset coordinate (x',y') is computed as follows:

$$\begin{aligned}x' &= x - pFragmentDensityOffsets[layer]_x \\ y' &= y - pFragmentDensityOffsets[layer]_y\end{aligned}$$

NOTE

The offset is relative to the fragment density map, so it is subtracted from the framebuffer coordinates to make the adjustment relative to the framebuffer.

In other words, applying a positive offset in the x component will shift the fragment density map to the right relative to the framebuffer. This means the framebuffer coordinates need to undergo a shift to the left.

The offset fragment coordinate (x',y') [reads a texel from the fragment density map](#) at image coordinates (x,y,0,layer,0,0), where (x,y) are calculated as:

$$x = \text{clamp}(\lfloor \frac{x'}{\text{fragmentDensityTexelSize}_{width}} \rfloor, 0, \text{fragmentDensityMap}_{width} - 1)$$

$$y = \text{clamp}(\lfloor \frac{y'}{\text{fragmentDensityTexelSize}_{height}} \rfloor, 0, \text{fragmentDensityMap}_{height} - 1)$$

Where the size of each region in the framebuffer is:

$$fragmentDensityTexelSize_{width}' = 2^{\lceil \log_2(\lceil \frac{framebuffer_{width}}{fragmentDensityMap_{width}} \rceil) \rceil}$$

$$fragmentDensityTexelSize_{height}' = 2^{\lceil \log_2(\lceil \frac{framebuffer_{height}}{fragmentDensityMap_{height}} \rceil) \rceil}$$

NOTE

The original spec did not include the floor in the equation above. Implementations have shipped with and without the floor. Given that the earliest implementations shipped with the floor, the spec now reflects that as most content was written with this behavior.

All implementations exposing support for version 3 or greater of the extension **must** implement with the floor included.

If using `vkCmdBeginRendering`, then $framebuffer_{width}$ and $framebuffer_{height}$ are defined as:

$$framebuffer_{width} = renderAreaOffset_x + renderAreaExtent_{width}$$

$$framebuffer_{height} = renderAreaOffset_y + renderAreaExtent_{height}$$

using `VkRenderingInfo::renderArea`.

This region is subject to the limits in `VkPhysicalDeviceFragmentDensityMapPropertiesEXT` and therefore the final region size is clamped:

$$fragmentDensityTexelSize_{width} = \text{clamp}(fragmentDensityTexelSize_{width}', minFragmentDensityTexelSize_{width}, maxFragmentDensityTexelSize_{width})$$

$$fragmentDensityTexelSize_{height} = \text{clamp}(fragmentDensityTexelSize_{height}', minFragmentDensityTexelSize_{height}, maxFragmentDensityTexelSize_{height})$$

When multiview is enabled for the render pass and the fragment density map attachment view was created with `layerCount` greater than 1, the layer used for offsets and for fetching from the fragment density map is:

$$layer = baseArrayLayer + ViewIndex$$

Otherwise, if the render pass was created with `VK_RENDER_PASS_CREATE_PER_LAYER_FRAGMENT_DENSITY_BIT_VALVE` specified, or the dynamic render pass was begun with `VK_RENDERING_PER_LAYER_FRAGMENT_DENSITY_BIT_VALVE` specified, then the layer used is:

$layer = baseArrayLayer + Layer$

Otherwise:

$layer = baseArrayLayer$

The texel fetched from the density map at (x,y,0,layer,0,0) is next converted to density with the following operations.

21.2.1. Component Swizzle

The **components** member of [VkImageViewCreateInfo](#) is applied to the fetched texel as defined in [Image component swizzle](#).

21.2.2. Component Mapping

The swizzled texel's components are mapped to a density value:

$densityValue_{xy} = (C'_r, C'_g)$

21.3. Fragment Area Conversion

Fragment area for the framebuffer region is undefined if the density fetched is not a normalized floating-point value greater than **0.0**. Otherwise, the fetched fragment area for that region is derived as:

$$fragmentArea_{wh} = \frac{1.0}{densityValue_{xy}}$$

21.3.1. Fragment Area Filter

Optionally, the implementation **may** fetch additional density map texels in an implementation defined window around (i,j). The texels follow the standard conversion steps up to and including [fragment area conversion](#).

A single fetched fragment area for the framebuffer region is chosen by the implementation and **must** have an area between the *min* and *max* areas of the fetched set.

21.3.2. Fragment Area Clamp

The implementation **may** clamp the fetched fragment area to one that it supports. The clamped fragment area **must** have a size less than or equal to the original fetched value. Implementations **may** vary the supported set of fragment areas per framebuffer region. Fragment area (1,1) **must** always be in the supported set.

NOTE

For example, if the fetched fragment area is (1,4) but the implementation only supports areas of {(1,1),(2,2)}, it could choose to clamp the area to (2,2) since it has the same size as (1,4). While this would produce fragments that have lower quality strictly in the x-axis, the overall density is maintained.

The clamped fragment area is assigned to the corresponding framebuffer region.

Chapter 22. Tensor Operations

22.1. Tensor Operations Overview

Vulkan Tensor Operations are operations performed by those SPIR-V Tensor Instructions which take an `OpTypeTensorARM` (representing a `VkTensorViewARM`). Read and write operations take tensor element coordinates as operands, and return elements from the tensor. Query operations return properties of the bound tensor.

Tensor Operations include the functionality of the following SPIR-V Tensor Instructions:

- `OpTensorReadARM` reads one or more elements from the tensor.
- `OpTensorWriteARM` writes one or more elements to the tensor.
- `OpTensorQuerySizeARM` returns the size of the tensor descriptor that would be accessed. The tensor itself is not accessed.

22.1.1. Tensor Coordinate System

Each elements in a tensor can be addressed using a set of N integer coordinates where N is equal to the rank, i.e. number of dimensions, of the tensor.

22.2. Tensor Element Input Operations

Tensor element input instructions are SPIR-V tensor instructions that read from a tensor. *Tensor element input operations* are a set of steps that are performed on state, coordinates, and tensor element values while processing a tensor element input instruction, and which are common to some or all tensor element input instructions. They include the following steps, which are performed in the listed order:

- [Validation operations](#)
 - [Instruction/Tensor validation](#)
 - [Coordinate validation](#)
- [Format conversion](#)
- [Tensor Element replacement](#)

For tensor element input instructions involving multiple tensor elements, these steps are applied for each tensor element that is used in the instruction.

22.2.1. Tensor Element Input Validation Operations

Tensor element input validation operations inspect instruction/tensor state or coordinates, and in certain circumstances cause the tensor element value to be replaced or become undefined. There are a series of validations that the tensor element undergoes.

Instruction/Tensor View Validation

There are a number of cases where a SPIR-V instruction **can** mismatch with the tensor view. In such cases the value of the tensor element returned is poison.

These cases include:

- The SPIR-V instruction's tensor variable's properties are not compatible with the tensor view:
 - The SPIR-V Tensor **Element Type** is not **compatible** with the tensor view's **format**.
 - The SPIR-V Tensor **Rank** is not present.
 - The SPIR-V Tensor **Rank** is not the same as the value provided for **VkTensorDescriptionARM::dimensionCount** when creating the tensor used by the tensor view.
 - The SPIR-V Tensor **Shape**, if present, does not match the set of values provided for **VkTensorDescriptionARM::pDimensions** when creating the tensor used by the tensor view.

Tensor Element Coordinate Validation

Tensor element coordinates are validated against the size of the tensor.

If the tensor element coordinates do not satisfy all of the conditions

$$0 \leq \text{Coordinates}[i] < \text{Size}[i] \text{ for } 0 \leq i < \text{dimensionCount}$$

where:

Size[i] is the size of the tensor along dimension **i** as provided via **VkTensorDescriptionARM::pDimensions[i]** when the tensor was created.

dimensionCount is the number of dimensions of the tensor as provided via **VkTensorDescriptionARM::dimensionCount** when the tensor was created.

, or the tensor descriptor is a null descriptor,

then the tensor element fails coordinate validation.

There are two cases to consider:

1. Valid Tensor Element Coordinates

- If the tensor element coordinates pass validation (that is, the coordinates lie within the tensor),

then the tensor element value comes from the value in tensor memory.

2. Out-of-Bounds Tensor Element

- If the tensor element coordinates fail validation,

then the tensor element is an invalid tensor element and [tensor element replacement](#) is performed.

22.2.2. Format Conversion

If required, tensor elements undergo a format conversion from the [VkFormat](#) of the tensor view to the element type of the tensor resource variable on which a read operation is performed.

Each element is converted based on its type and size (as defined in the [Format Definition](#) section for each [VkFormat](#)), using the appropriate equations in [16-Bit Floating-Point Numbers](#), [Unsigned 11-Bit Floating-Point Numbers](#), [Unsigned 10-Bit Floating-Point Numbers](#), [Fixed-Point Data Conversion](#), and [8-bit booleans](#).

The compatibility between SPIR-V tensor element types and [VkFormat](#) is specified under [Compatibility Between SPIR-V Tensor Element Types And Vulkan Formats](#).

22.2.3. Tensor Element Replacement

A tensor element is replaced if it is an invalid tensor element.

Invalid tensor elements are replaced as follows:

- If the [OpTensorReadARM](#) instruction that caused an invalid tensor element to be accessed did not have a [OutOfBoundsValueARM](#) tensor operand present, then the value returned is the same as that produced by [OpConstantNull](#) for the type returned.
- If the [OpTensorReadARM](#) instruction that caused an invalid tensor element to be accessed had a [OutOfBoundsValueARM](#) tensor operand present, then the value provided using [OutOfBoundsValueARM](#) is returned.

22.3. Tensor Element Output Operations

Tensor element output instructions are SPIR-V tensor instructions that write to a tensor. *Tensor element output operations* are a set of steps that are performed on state, coordinates, and tensor element values while processing a tensor element output instruction, and which are common to some or all tensor element output instructions. They include the following steps, which are performed in the listed order:

- [Validation operations](#)
 - [Format validation](#)
 - [Coordinate validation](#)
- [Tensor element output format conversion](#)

22.3.1. Tensor Element Output Validation Operations

Tensor element output validation operations inspect instruction/tensor state or coordinates, and in certain circumstances cause the write to have no effect. There are a series of validations that the tensor element undergoes.

Tensor Element Format Validation

If one of the following conditions is met, then an operation writing to the tensor causes the tensor's memory to become undefined .

- The SPIR-V instruction's tensor variable's properties are not compatible with the tensor view:
 - The SPIR-V Tensor Element Type is not [compatible](#) with the tensor view's [format](#).
 - The SPIR-V Tensor Rank is not present.
 - The SPIR-V Tensor Rank is not the same as the value provided for [VkTensorDescriptionARM::dimensionCount](#) when creating the tensor used by the tensor view.
 - The SPIR-V Tensor Shape, if present, does not match the set of values provided for [VkTensorDescriptionARM::pDimensions](#) when creating the tensor used by the tensor view.

22.3.2. Tensor Element Coordinate Validation

The tensor element coordinates are validated according to the same rules as for tensor element input [coordinate validation](#).

If the tensor element fails coordinate validation, then the write has no effect.

22.3.3. Tensor Element Output Format Conversion

If required, tensor elements undergo a format conversion from the element type of the tensor resource variable on which a write operation is performed to the [VkFormat](#) of the tensor view.

Each element is converted based on its type and size (as defined in the [Format Definition](#) section for each [VkFormat](#)). Floating-point outputs are converted as described in [Floating-Point Format Conversions](#) and [Fixed-Point Data Conversion](#). Boolean outputs are converted as described in [8-bit boolean](#). Integer outputs are converted such that their value is preserved.

The compatibility between SPIR-V tensor element types and [VkFormat](#) is specified under [Compatibility Between SPIR-V Tensor Element Types And Vulkan Formats](#).

22.4. Tensor Query Instructions

[OpTensorQuerySizeARM](#) queries the size of a tensor whose descriptor would be accessed by a shader tensor operation.

It always returns 0 if the bound descriptor is a null descriptor.

Chapter 23. Queries

Queries provide a mechanism to return information about the processing of a sequence of Vulkan commands. Query operations are asynchronous, and as such, their results are not returned immediately. Instead, their results, and their availability status are stored in a [Query Pool](#). The state of these queries **can** be read back on the host, or copied to a buffer object on the device.

The supported query types are:

- [Occlusion Queries](#)
- [Pipeline Statistics Queries](#)
- [Timestamp Queries](#)
- [Result Status Queries](#)
- [Video Encode Feedback Queries](#)
- [Performance Queries](#)
- [Transform Feedback Queries](#)
- [Intel Performance Queries](#)
- [Mesh Shader Queries](#)

Several additional queries with specific purposes associated with ray tracing are available if the corresponding extensions are supported, as described for [VkQueryType](#).

23.1. Query Pools

Queries are managed using *query pool* objects. Each query pool is a collection of a specific number of queries of a particular type.

Query pools are represented by [VkQueryPool](#) handles:

```
// Provided by VK_VERSION_1_0
VK_DEFINE_NON_DISPATCHABLE_HANDLE(VkQueryPool)
```

To create a query pool, call:

```
// Provided by VK_VERSION_1_0
VkResult vkCreateQueryPool(
    VkDevice                                device,
    const VkQueryPoolCreateInfo*             pCreateInfo,
    const VkAllocationCallbacks*            pAllocator,
    VkQueryPool*                             pQueryPool);
```

- [device](#) is the logical device that creates the query pool.
- [pCreateInfo](#) is a pointer to a [VkQueryPoolCreateInfo](#) structure containing the number and type

of queries to be managed by the pool.

- **pAllocator** controls host memory allocation as described in the [Memory Allocation](#) chapter.
- **pQueryPool** is a pointer to a [VkQueryPool](#) handle in which the resulting query pool object is returned.

Valid Usage

- VUID-vkCreateQueryPool-device-09663
device **must** support at least one queue family with one of the [VK_QUEUE_VIDEO_ENCODE_BIT_KHR](#), [VK_QUEUE_VIDEO_DECODE_BIT_KHR](#), [VK_QUEUE_COMPUTE_BIT](#), or [VK_QUEUE_GRAPHICS_BIT](#) capabilities

Valid Usage (Implicit)

- VUID-vkCreateQueryPool-device-parameter
device **must** be a valid [VkDevice](#) handle
- VUID-vkCreateQueryPool-pCreateInfo-parameter
pCreateInfo **must** be a valid pointer to a valid [VkQueryPoolCreateInfo](#) structure
- VUID-vkCreateQueryPool-pAllocator-parameter
If **pAllocator** is not **NULL**, **pAllocator** **must** be a valid pointer to a valid [VkAllocationCallbacks](#) structure
- VUID-vkCreateQueryPool-pQueryPool-parameter
pQueryPool **must** be a valid pointer to a [VkQueryPool](#) handle
- VUID-vkCreateQueryPool-device-queuecount
The device **must** have been created with at least **1** queue

Return Codes

Success

- [VK_SUCCESS](#)

Failure

- [VK_ERROR_OUT_OF_DEVICE_MEMORY](#)
- [VK_ERROR_OUT_OF_HOST_MEMORY](#)
- [VK_ERROR_UNKNOWN](#)
- [VK_ERROR_VALIDATION_FAILED](#)

The [VkQueryPoolCreateInfo](#) structure is defined as:


```
// Provided by VK_VERSION_1_0
typedef struct VkQueryPoolCreateInfo {
    VkStructureType      sType;
    const void*          pNext;
    VkQueryPoolCreateFlags flags;
    VkQueryType          queryType;
    uint32_t             queryCount;
    VkQueryPipelineStatisticFlags pipelineStatistics;
} VkQueryPoolCreateInfo;
```

- `sType` is a `VkStructureType` value identifying this structure.
- `pNext` is `NULL` or a pointer to a structure extending this structure.
- `flags` is a bitmask of `VkQueryPoolCreateFlagBits`
- `queryType` is a `VkQueryType` value specifying the type of queries managed by the pool.
- `queryCount` is the number of queries managed by the pool.
- `pipelineStatistics` is a bitmask of `VkQueryPipelineStatisticFlagBits` specifying which counters will be returned in queries on the new pool, as described below in [Pipeline Statistics Queries](#). `pipelineStatistics` is ignored if `queryType` is not `VK_QUERY_TYPE_PIPELINE_STATISTICS`.

Valid Usage

- VUID-VkQueryPoolCreateInfo-queryType-00791
If the `pipelineStatisticsQuery` feature is not enabled, `queryType` **must** not be `VK_QUERY_TYPE_PIPELINE_STATISTICS`
- VUID-VkQueryPoolCreateInfo-meshShaderQueries-07068
If the `meshShaderQueries` feature is not enabled, `queryType` **must** not be `VK_QUERY_TYPE_MESH_PRIMITIVES_GENERATED_EXT`
- VUID-VkQueryPoolCreateInfo-meshShaderQueries-07069
If the `meshShaderQueries` feature is not enabled, and `queryType` is `VK_QUERY_TYPE_PIPELINE_STATISTICS`, `pipelineStatistics` **must** not contain `VK_QUERY_PIPELINE_STATISTIC_TASK_SHADER_INVOCATIONS_BIT_EXT` or `VK_QUERY_PIPELINE_STATISTIC_MESH_SHADER_INVOCATIONS_BIT_EXT`
- VUID-VkQueryPoolCreateInfo-queryType-00792
If `queryType` is `VK_QUERY_TYPE_PIPELINE_STATISTICS`, `pipelineStatistics` **must** be a valid combination of `VkQueryPipelineStatisticFlagBits` values
- VUID-VkQueryPoolCreateInfo-queryType-09534
If `queryType` is `VK_QUERY_TYPE_PIPELINE_STATISTICS`, `pipelineStatistics` **must** not be zero
- VUID-VkQueryPoolCreateInfo-queryType-03222
If `queryType` is `VK_QUERY_TYPE_PERFORMANCE_QUERY_KHR`, the `pNext` chain **must** include a `VkQueryPoolPerformanceCreateInfoKHR` structure
- VUID-VkQueryPoolCreateInfo-queryCount-02763

`queryCount` **must** be greater than 0

- VUID-VkQueryPoolCreateInfo-queryType-11839

If `queryType` is `VK_QUERY_TYPE_RESULT_STATUS_ONLY_KHR`, then at least one of the queue families of the device **must** support `result status queries`, as indicated by `VkQueueFamilyQueryResultStatusPropertiesKHR::queryResultStatusSupport`

- VUID-VkQueryPoolCreateInfo-pNext-10779

If the `pNext` chain includes a `VkVideoProfileInfoKHR` structure and its `videoCodecOperation` member is `VK_VIDEO_CODEC_OPERATION_DECODE_VP9_BIT_KHR`, then the `videoDecodeVP9` feature **must** be enabled

- VUID-VkQueryPoolCreateInfo-queryType-07133

If `queryType` is `VK_QUERY_TYPE_VIDEO_ENCODE_FEEDBACK_KHR`, then the `pNext` chain **must** include a `VkVideoProfileInfoKHR` structure with `videoCodecOperation` specifying an encode operation

- VUID-VkQueryPoolCreateInfo-queryType-07906

If `queryType` is `VK_QUERY_TYPE_VIDEO_ENCODE_FEEDBACK_KHR`, then the `pNext` chain **must** include a `VkQueryPoolVideoEncodeFeedbackCreateInfoKHR` structure

- VUID-VkQueryPoolCreateInfo-queryType-07907

If `queryType` is `VK_QUERY_TYPE_VIDEO_ENCODE_FEEDBACK_KHR`, and the `pNext` chain includes a `VkVideoProfileInfoKHR` structure and a `VkQueryPoolVideoEncodeFeedbackCreateInfoKHR` structure, then `VkQueryPoolVideoEncodeFeedbackCreateInfoKHR::encodeFeedbackFlags` **must** not contain any bits that are not set in `VkVideoEncodeCapabilitiesKHR::supportedEncodeFeedbackFlags`, as returned by `vkGetPhysicalDeviceVideoCapabilitiesKHR` for the `video profile` described by `VkVideoProfileInfoKHR` and its `pNext` chain

- VUID-VkQueryPoolCreateInfo-pNext-10248

If the `pNext` chain includes a `VkVideoProfileInfoKHR` structure and its `videoCodecOperation` member is `VK_VIDEO_CODEC_OPERATION_ENCODE_AV1_BIT_KHR`, then the `videoEncodeAV1` feature **must** be enabled

- VUID-VkQueryPoolCreateInfo-pNext-10918

If the `pNext` chain includes a `VkVideoEncodeProfileRgbConversionInfoVALVE` structure, then the `videoEncodeRgbConversion` feature **must** be enabled

Valid Usage (Implicit)

- VUID-VkQueryPoolCreateInfo-sType-sType

`sType` **must** be `VK_STRUCTURE_TYPE_QUERY_POOL_CREATE_INFO`

- VUID-VkQueryPoolCreateInfo-pNext-pNext

Each `pNext` member of any structure (including this one) in the `pNext` chain **must** be either `NULL` or a pointer to a valid instance of `VkQueryPoolPerformanceCreateInfoKHR`, `VkQueryPoolPerformanceQueryCreateInfoINTEL`, `VkQueryPoolVideoEncodeFeedbackCreateInfoKHR`, `VkVideoDecodeAV1ProfileInfoKHR`, `VkVideoDecodeH264ProfileInfoKHR`, `VkVideoDecodeH265ProfileInfoKHR`, `VkVideoDecodeUsageInfoKHR`, or `VkVideoDecodeVP9ProfileInfoKHR`,

[VkVideoEncodeAV1ProfileInfoKHR](#),
[VkVideoEncodeH265ProfileInfoKHR](#),
[VkVideoProfileInfoKHR](#)

[VkVideoEncodeH264ProfileInfoKHR](#),
[VkVideoEncodeUsageInfoKHR](#), or

- `VUID-VkQueryPoolCreateInfo-sType-unique`
The `sType` value of each structure in the `pNext` chain **must** be unique
- `VUID-VkQueryPoolCreateInfo-flags-parameter`
`flags` **must** be a valid combination of [VkQueryPoolCreateFlagBits](#) values
- `VUID-VkQueryPoolCreateInfo-queryType-parameter`
`queryType` **must** be a valid [VkQueryType](#) value

Bits which **can** be set in [VkQueryPoolCreateInfo::flags](#), specifying options for query pools, are:

```
// Provided by VK_VERSION_1_0
typedef enum VkQueryPoolCreateFlagBits {
    // Provided by VK_KHR_maintenance9
    VK_QUERY_POOL_CREATE_RESET_BIT_KHR = 0x00000001,
} VkQueryPoolCreateFlagBits;
```

- [VK_QUERY_POOL_CREATE_RESET_BIT_KHR](#) specifies that queries in the query pool are initialized on creation and do not need to be reset before first use.

```
// Provided by VK_VERSION_1_0
typedef VkFlags VkQueryPoolCreateFlags;
```

[VkQueryPoolCreateFlags](#) is a bitmask type for setting a mask of zero or more [VkQueryPoolCreateFlagBits](#).

The [VkQueryPoolPerformanceCreateInfoKHR](#) structure is defined as:

```
// Provided by VK_KHR_performance_query
typedef struct VkQueryPoolPerformanceCreateInfoKHR {
    VkStructureType    sType;
    const void*        pNext;
    uint32_t           queueFamilyIndex;
    uint32_t           counterIndexCount;
    const uint32_t*     pCounterIndices;
} VkQueryPoolPerformanceCreateInfoKHR;
```

- `sType` is a [VkStructureType](#) value identifying this structure.
- `pNext` is `NULL` or a pointer to a structure extending this structure.
- `queueFamilyIndex` is the queue family index to create this performance query pool for.
- `counterIndexCount` is the length of the `pCounterIndices` array.
- `pCounterIndices` is a pointer to an array of indices into the

`vkEnumeratePhysicalDeviceQueueFamilyPerformanceQueryCountersKHR::pCounters` to enable in this performance query pool.

Valid Usage

- VUID-VkQueryPoolPerformanceCreateInfoKHR-queueFamilyIndex-03236
`queueFamilyIndex` **must** be a valid queue family index of the device
- VUID-VkQueryPoolPerformanceCreateInfoKHR-performanceCounterQueryPools-03237
The `performanceCounterQueryPools` feature **must** be enabled
- VUID-VkQueryPoolPerformanceCreateInfoKHR-pCounterIndices-03321
Each element of `pCounterIndices` **must** be in the range of counters reported by `vkEnumeratePhysicalDeviceQueueFamilyPerformanceQueryCountersKHR` for the queue family specified in `queueFamilyIndex`

Valid Usage (Implicit)

- VUID-VkQueryPoolPerformanceCreateInfoKHR-sType-sType
`sType` **must** be `VK_STRUCTURE_TYPE_QUERY_POOL_PERFORMANCE_CREATE_INFO_KHR`
- VUID-VkQueryPoolPerformanceCreateInfoKHR-pCounterIndices-parameter
`pCounterIndices` **must** be a valid pointer to an array of `counterIndexCount` `uint32_t` values
- VUID-VkQueryPoolPerformanceCreateInfoKHR-counterIndexCount-arraylength
`counterIndexCount` **must** be greater than 0

Structure Chaining

Extends the structure

- `VkQueryPoolCreateInfo`

To query the number of passes required to query a performance query pool on a physical device, call:

```
// Provided by VK_KHR_performance_query
void vkGetPhysicalDeviceQueueFamilyPerformanceQueryPassesKHR(
    VkPhysicalDevice          physicalDevice,
    const VkQueryPoolPerformanceCreateInfoKHR* pPerformanceQueryCreateInfo,
    uint32_t*                 pNumPasses);
```

- `physicalDevice` is the handle to the physical device whose queue family performance query counter properties will be queried.
- `pPerformanceQueryCreateInfo` is a pointer to a `VkQueryPoolPerformanceCreateInfoKHR` of the performance query that is to be created.

- `pNumPasses` is a pointer to an integer related to the number of passes required to query the performance query pool, as described below.

The `pPerformanceQueryCreateInfo` member `VkQueryPoolPerformanceCreateInfoKHR::queueFamilyIndex` **must** be a queue family of `physicalDevice`. The number of passes required to capture the counters specified in the `pPerformanceQueryCreateInfo` member `VkQueryPoolPerformanceCreateInfoKHR::pCounters` is returned in `pNumPasses`.

Valid Usage (Implicit)

- VUID-vkGetPhysicalDeviceQueueFamilyPerformanceQueryPassesKHR-physicalDevice-parameter-
`physicalDevice` **must** be a valid `VkPhysicalDevice` handle
- VUID-vkGetPhysicalDeviceQueueFamilyPerformanceQueryPassesKHR-pPerformanceQueryCreateInfo-parameter-
`pPerformanceQueryCreateInfo` **must** be a valid pointer to a valid `VkQueryPoolPerformanceCreateInfoKHR` structure
- VUID-vkGetPhysicalDeviceQueueFamilyPerformanceQueryPassesKHR-pNumPasses-parameter-
`pNumPasses` **must** be a valid pointer to a `uint32_t` value

To destroy a query pool, call:

```
// Provided by VK_VERSION_1_0
void vkDestroyQueryPool(
    VkDevice          device,
    VkQueryPool       queryPool,
    const VkAllocationCallbacks* pAllocator);
```

- `device` is the logical device that destroys the query pool.
- `queryPool` is the query pool to destroy.
- `pAllocator` controls host memory allocation as described in the [Memory Allocation](#) chapter.

Valid Usage

- VUID-vkDestroyQueryPool-queryPool-00793
All submitted commands that refer to `queryPool` **must** have completed execution
- VUID-vkDestroyQueryPool-queryPool-00794
If `VkAllocationCallbacks` were provided when `queryPool` was created, a compatible set of callbacks **must** be provided here
- VUID-vkDestroyQueryPool-queryPool-00795
If no `VkAllocationCallbacks` were provided when `queryPool` was created, `pAllocator` **must** be `NULL`

NOTE

Applications **can** verify that `queryPool` **can** be destroyed by checking that `vkGetQueryPoolResults()` without the `VK_QUERY_RESULT_PARTIAL_BIT` flag returns `VK_SUCCESS` for all queries that are used in command buffers submitted for execution.

Valid Usage (Implicit)

- VUID-vkDestroyQueryPool-device-parameter
`device` **must** be a valid `VkDevice` handle
- VUID-vkDestroyQueryPool-queryPool-parameter
If `queryPool` is not `VK_NULL_HANDLE`, `queryPool` **must** be a valid `VkQueryPool` handle
- VUID-vkDestroyQueryPool-pAllocator-parameter
If `pAllocator` is not `NULL`, `pAllocator` **must** be a valid pointer to a valid `VkAllocationCallbacks` structure
- VUID-vkDestroyQueryPool-queryPool-parent
If `queryPool` is a valid handle, it **must** have been created, allocated, or retrieved from `device`

Host Synchronization

- Host access to `queryPool` **must** be externally synchronized

Possible values of `VkQueryPoolCreateInfo::queryType`, specifying the type of queries managed by the pool, are:


```

// Provided by VK_VERSION_1_0
typedef enum VkQueryType {
    VK_QUERY_TYPE_OCCLUSION = 0,
    VK_QUERY_TYPE_PIPELINE_STATISTICS = 1,
    VK_QUERY_TYPE_TIMESTAMP = 2,
    // Provided by VK_KHR_video_queue
    VK_QUERY_TYPE_RESULT_STATUS_ONLY_KHR = 1000023000,
    // Provided by VK_EXT_transform_feedback
    VK_QUERY_TYPE_TRANSFORM_FEEDBACK_STREAM_EXT = 1000028004,
    // Provided by VK_KHR_performance_query
    VK_QUERY_TYPE_PERFORMANCE_QUERY_KHR = 1000116000,
    // Provided by VK_KHR_acceleration_structure
    VK_QUERY_TYPE_ACCELERATION_STRUCTURE_COMPACTED_SIZE_KHR = 1000150000,
    // Provided by VK_KHR_acceleration_structure
    VK_QUERY_TYPE_ACCELERATION_STRUCTURE_SERIALIZATION_SIZE_KHR = 1000150001,
    // Provided by VK_NV_ray_tracing
    VK_QUERY_TYPE_ACCELERATION_STRUCTURE_COMPACTED_SIZE_NV = 1000165000,
    // Provided by VK_INTEL_performance_query
    VK_QUERY_TYPE_PERFORMANCE_QUERY_INTEL = 1000210000,
    // Provided by VK_KHR_video_encode_queue
    VK_QUERY_TYPE_VIDEO_ENCODE_FEEDBACK_KHR = 1000299000,
    // Provided by VK_EXT_mesh_shader
    VK_QUERY_TYPE_MESH_PRIMITIVES_GENERATED_EXT = 1000328000,
    // Provided by VK_EXT_primitives_generated_query
    VK_QUERY_TYPE_PRIMITIVES_GENERATED_EXT = 1000382000,
    // Provided by VK_KHR_ray_tracing_maintenance1
    VK_QUERY_TYPE_ACCELERATION_STRUCTURE_SERIALIZATION_BOTTOM_LEVEL_POINTERS_KHR =
1000386000,
    // Provided by VK_KHR_ray_tracing_maintenance1
    VK_QUERY_TYPE_ACCELERATION_STRUCTURE_SIZE_KHR = 1000386001,
    // Provided by VK_EXT_opacity_micromap
    VK_QUERY_TYPE_MICROMAP_SERIALIZATION_SIZE_EXT = 1000396000,
    // Provided by VK_EXT_opacity_micromap
    VK_QUERY_TYPE_MICROMAP_COMPACTED_SIZE_EXT = 1000396001,
} VkQueryType;

```

- `VK_QUERY_TYPE_OCCLUSION` specifies an [occlusion query](#).
- `VK_QUERY_TYPE_PIPELINE_STATISTICS` specifies a [pipeline statistics query](#).
- `VK_QUERY_TYPE_TIMESTAMP` specifies a [timestamp query](#).
- `VK_QUERY_TYPE_PERFORMANCE_QUERY_KHR` specifies a [performance query](#).
- `VK_QUERY_TYPE_TRANSFORM_FEEDBACK_STREAM_EXT` specifies a [transform feedback query](#).
- `VK_QUERY_TYPE_PRIMITIVES_GENERATED_EXT` specifies a [primitives generated query](#).
- `VK_QUERY_TYPE_ACCELERATION_STRUCTURE_COMPACTED_SIZE_KHR` specifies a [acceleration structure size query](#) for use with `vkCmdWriteAccelerationStructuresPropertiesKHR` or `vkWriteAccelerationStructuresPropertiesKHR`.
- `VK_QUERY_TYPE_ACCELERATION_STRUCTURE_SERIALIZATION_SIZE_KHR` specifies a

serialization acceleration structure size query.

- `VK_QUERY_TYPE_ACCELERATION_STRUCTURE_SIZE_KHR` specifies an acceleration structure size query for use with `vkCmdWriteAccelerationStructuresPropertiesKHR` or `vkWriteAccelerationStructuresPropertiesKHR`.
- `VK_QUERY_TYPE_ACCELERATION_STRUCTURE_SERIALIZATION_BOTTOM_LEVEL_POINTERS_KHR` specifies a serialization acceleration structure pointer count query.
- `VK_QUERY_TYPE_ACCELERATION_STRUCTURE_COMPACTED_SIZE_NV` specifies an acceleration structure size query for use with `vkCmdWriteAccelerationStructuresPropertiesNV`.
- `VK_QUERY_TYPE_PERFORMANCE_QUERY_INTEL` specifies a Intel performance query.
- `VK_QUERY_TYPE_RESULT_STATUS_ONLY_KHR` specifies a result status query.
- `VK_QUERY_TYPE_VIDEO_ENCODE_FEEDBACK_KHR` specifies a video encode feedback query.
- `VK_QUERY_TYPE_MESH_PRIMITIVES_GENERATED_EXT` specifies a generated mesh primitives query.

23.2. Query Operation

The operation of queries is controlled by the commands `vkCmdBeginQuery`, `vkCmdEndQuery`, `vkCmdBeginQueryIndexedEXT`, `vkCmdEndQueryIndexedEXT`, `vkCmdResetQueryPool`, `vkCmdCopyQueryPoolResults`, `vkCmdWriteAccelerationStructuresPropertiesKHR`, `vkCmdWriteAccelerationStructuresPropertiesNV`, `vkCmdWriteMicromapsPropertiesEXT`, `vkCmdCopyQueryPoolResultsToMemoryKHR`, `vkCmdWriteTimestamp2`, and `vkCmdWriteTimestamp`.

In order for a `VkCommandBuffer` to record query management commands, the queue family for which its `VkCommandPool` was created **must** support the appropriate type of operations (graphics, compute) suitable for the query type of a given query pool.

Each query in a query pool has a status that is either *unavailable* or *available*, and also has state to store the numerical results of a query operation of the type requested when the query pool was created. Resetting a query via `vkCmdResetQueryPool` or `vkResetQueryPool` sets the status to unavailable and makes the numerical results undefined. A query is made available by the operation of `vkCmdEndQuery`, `vkCmdEndQueryIndexedEXT`, `vkCmdWriteAccelerationStructuresPropertiesKHR`, `vkCmdWriteAccelerationStructuresPropertiesNV`, `vkCmdWriteMicromapsPropertiesEXT`, `vkCmdWriteTimestamp2`, or `vkCmdWriteTimestamp`. Both the availability status and numerical results **can** be retrieved by calling either `vkGetQueryPoolResults` or `vkCmdCopyQueryPoolResults`.

After query pool creation, where `VK_QUERY_POOL_CREATE_RESET_BIT_KHR` was not set in `VkQueryPoolCreateInfo::flags` each query is in an uninitialized state and **must** be reset before it is used. Queries **must** also be reset between uses.

If a logical device includes multiple physical devices, then each command that writes a query **must** execute on a single physical device, and any call to `vkCmdBeginQuery` **must** execute the corresponding `vkCmdEndQuery` command on the same physical device.

To reset a range of queries in a query pool on a queue, call:


```
// Provided by VK_VERSION_1_0
void vkCmdResetQueryPool(
    VkCommandBuffer          commandBuffer,
    VkQueryPool              queryPool,
    uint32_t                 firstQuery,
    uint32_t                 queryCount);
```

- `commandBuffer` is the command buffer into which this command will be recorded.
- `queryPool` is the handle of the query pool managing the queries being reset.
- `firstQuery` is the initial query index to reset.
- `queryCount` is the number of queries to reset.

When executed on a queue, this command sets the status of query indices [`firstQuery`, `firstQuery + queryCount - 1`] to unavailable.

This command defines an execution dependency between other query commands that reference the same query.

The first [synchronization scope](#) includes all commands which reference the queries in `queryPool` indicated by `firstQuery` and `queryCount` that occur earlier in [submission order](#).

The second [synchronization scope](#) includes all commands which reference the queries in `queryPool` indicated by `firstQuery` and `queryCount` that occur later in [submission order](#).

The operation of this command happens after the first scope and happens before the second scope.

If the `queryType` used to create `queryPool` was `VK_QUERY_TYPE_PERFORMANCE_QUERY_KHR`, this command sets the status of query indices [`firstQuery`, `firstQuery + queryCount - 1`] to unavailable for each pass of `queryPool`, as indicated by a call to [vkGetPhysicalDeviceQueueFamilyPerformanceQueryPassesKHR](#).

NOTE

Because `vkCmdResetQueryPool` resets all the passes of the indicated queries, applications must not record a `vkCmdResetQueryPool` command for a `queryPool` created with `VK_QUERY_TYPE_PERFORMANCE_QUERY_KHR` in a command buffer that needs to be submitted multiple times as indicated by a call to [vkGetPhysicalDeviceQueueFamilyPerformanceQueryPassesKHR](#). Otherwise applications will never be able to complete the recorded queries.

Valid Usage

- VUID-vkCmdResetQueryPool-firstQuery-09436
`firstQuery` **must** be less than the number of queries in `queryPool`
- VUID-vkCmdResetQueryPool-firstQuery-09437
The sum of `firstQuery` and `queryCount` **must** be less than or equal to the number of queries in `queryPool`

- VUID-vkCmdResetQueryPool-None-02841
All queries used by the command **must** not be active
- VUID-vkCmdResetQueryPool-firstQuery-02862
If **queryPool** was created with [VK_QUERY_TYPE_PERFORMANCE_QUERY_KHR](#), this command **must** not be recorded in a command buffer that, either directly or through secondary command buffers, also contains begin commands for a query from the set of queries [**firstQuery**, **firstQuery** + **queryCount** - 1]

Valid Usage (Implicit)

- VUID-vkCmdResetQueryPool-commandBuffer-parameter
commandBuffer **must** be a valid [VkCommandBuffer](#) handle
- VUID-vkCmdResetQueryPool-queryPool-parameter
queryPool **must** be a valid [VkQueryPool](#) handle
- VUID-vkCmdResetQueryPool-commandBuffer-recording
commandBuffer **must** be in the [recording state](#)
- VUID-vkCmdResetQueryPool-commandBuffer-cmdpool
The [VkCommandPool](#) that **commandBuffer** was allocated from **must** support [VK_QUEUE_COMPUTE_BIT](#), [VK_QUEUE_GRAPHICS_BIT](#), [VK_QUEUE_OPTICAL_FLOW_BIT_NV](#), [VK_QUEUE_VIDEO_DECODE_BIT_KHR](#), or [VK_QUEUE_VIDEO_ENCODE_BIT_KHR](#) operations
- VUID-vkCmdResetQueryPool-renderpass
This command **must** only be called outside of a render pass instance
- VUID-vkCmdResetQueryPool-suspended
This command **must** not be called between suspended render pass instances
- VUID-vkCmdResetQueryPool-videocoding
This command **must** only be called outside of a video coding scope
- VUID-vkCmdResetQueryPool-commonparent
Both of **commandBuffer**, and **queryPool** **must** have been created, allocated, or retrieved from the same [VkDevice](#)

Host Synchronization

- Host access to **commandBuffer** **must** be externally synchronized
- Host access to the [VkCommandPool](#) that **commandBuffer** was allocated from **must** be externally synchronized

Command Properties

Command Buffer Levels	Render Pass Scope	Video Coding Scope	Supported Queue Types	Command Type
Primary Secondary	Outside	Outside	VK_QUEUE_COMPUTE_BIT VK_QUEUE_GRAPHICS_BIT VK_QUEUE_OPTICAL_FLOW_BIT_NV VK_QUEUE_VIDEO_DECODE_BIT_KHR VK_QUEUE_VIDEO_ENCODE_BIT_KHR	Action

Conditional Rendering

vkCmdResetQueryPool is not affected by [conditional rendering](#)

To reset a range of queries in a query pool on the host, call:

```
// Provided by VK_VERSION_1_2
void vkResetQueryPool(
    VkDevice          device,
    VkQueryPool       queryPool,
    uint32_t          firstQuery,
    uint32_t          queryCount);
```

```
// Provided by VK_EXT_host_query_reset
// Equivalent to vkResetQueryPool
void vkResetQueryPoolEXT(
    VkDevice          device,
    VkQueryPool       queryPool,
    uint32_t          firstQuery,
    uint32_t          queryCount);
```

- **device** is the logical device that owns the query pool.
- **queryPool** is the handle of the query pool managing the queries being reset.
- **firstQuery** is the initial query index to reset.

- `queryCount` is the number of queries to reset.

This command sets the status of query indices [`firstQuery`, `firstQuery + queryCount - 1`] to unavailable.

If `queryPool` is `VK_QUERY_TYPE_PERFORMANCE_QUERY_KHR` this command sets the status of query indices [`firstQuery`, `firstQuery + queryCount - 1`] to unavailable for each pass.

Valid Usage

- VUID-vkResetQueryPool-firstQuery-09436
`firstQuery` **must** be less than the number of queries in `queryPool`
- VUID-vkResetQueryPool-firstQuery-09437
The sum of `firstQuery` and `queryCount` **must** be less than or equal to the number of queries in `queryPool`
- VUID-vkResetQueryPool-None-02665
The `hostQueryReset` feature **must** be enabled
- VUID-vkResetQueryPool-firstQuery-02741
Submitted commands that refer to the range specified by `firstQuery` and `queryCount` in `queryPool` **must** have completed execution
- VUID-vkResetQueryPool-firstQuery-02742
The range of queries specified by `firstQuery` and `queryCount` in `queryPool` **must** not be in use by calls to `vkGetQueryPoolResults` or `vkResetQueryPool` in other threads

Valid Usage (Implicit)

- VUID-vkResetQueryPool-device-parameter
`device` **must** be a valid `VkDevice` handle
- VUID-vkResetQueryPool-queryPool-parameter
`queryPool` **must** be a valid `VkQueryPool` handle
- VUID-vkResetQueryPool-queryPool-parent
`queryPool` **must** have been created, allocated, or retrieved from `device`

Once queries are reset and ready for use, query commands **can** be issued to a command buffer. Pipeline statistics queries count pipeline stage invocations and occlusion queries count drawn samples resulting from commands that are recorded between a `vkCmdBeginQuery` command and a `vkCmdEndQuery` command within a specified command buffer, effectively scoping a set of dispatching and/or drawing commands. Timestamp queries write timestamps to a query pool. Performance queries record performance counters to a query pool.

A query **must** begin and end in the same command buffer, although if it is a primary command buffer, and the `inheritedQueries` feature is enabled, it **can** execute secondary command buffers during the query operation. For a secondary command buffer to be executed while a query is active, it **must** set the `occlusionQueryEnable`, `queryFlags`, and/or `pipelineStatistics` members of

[VkCommandBufferInheritanceInfo](#) to conservative values, as described in the [Command Buffer Recording](#) section. A query **must** either begin and end inside the same subpass of a render pass instance, or **must** both begin and end outside of a render pass instance (i.e. contain entire render pass instances).

If queries are used while executing a render pass instance that has multiview enabled, the query uses N consecutive query indices in the query pool (starting at [query](#)) where N is the number of bits set in the view mask in the subpass the query is used in. How the numerical results of the query are distributed among the queries is implementation-dependent. For example, some implementations **may** write each view's results to a distinct query, while other implementations **may** write the total result to the first query and write zero to the other queries. However, the sum of the results in all the queries **must** accurately reflect the total result of the query summed over all views. Applications **can** sum the results from all the queries to compute the total result.

Queries used with multiview rendering **must** not span subpasses, i.e. they **must** begin and end in the same subpass.

A query **must** either begin and end inside the same video coding scope, or **must** both begin and end outside of a video coding scope and **must** not contain entire video coding scopes.

To begin a query, call:

```
// Provided by VK_VERSION_1_0
void vkCmdBeginQuery(
    VkCommandBuffer          commandBuffer,
    VkQueryPool              queryPool,
    uint32_t                 query,
    VkQueryControlFlags      flags);
```

- [commandBuffer](#) is the command buffer into which this command will be recorded.
- [queryPool](#) is the query pool that will manage the results of the query.
- [query](#) is the query index within the query pool that will contain the results.
- [flags](#) is a bitmask of [VkQueryControlFlagBits](#) specifying constraints on the types of queries that **can** be performed.

If the [queryType](#) of the pool is [VK_QUERY_TYPE_OCCLUSION](#) and [flags](#) contains [VK_QUERY_CONTROL_PRECISE_BIT](#), an implementation **must** return a result that matches the actual number of samples passed. This is described in more detail in [Occlusion Queries](#).

Calling [vkCmdBeginQuery](#) is equivalent to calling [vkCmdBeginQueryIndexedEXT](#) with the [index](#) parameter set to zero.

After beginning a query, that query is considered *active* within the command buffer it was called in until that same query is ended. Queries active in a primary command buffer when secondary command buffers are executed are considered active for those secondary command buffers.

Furthermore, if the query is started within a video coding scope, the following command buffer states are initialized for the query type:

- The *active_query_index* is set to the value specified by **query**.
- The *last activatable query index* is also set to the value specified by **query**.

Each **video coding operation** stores a result to the query corresponding to the current active query index, followed by incrementing the active query index. If the active query index gets incremented past the last activatable query index, issuing any further video coding operations results in undefined behavior.

NOTE

In practice, this means that currently no more than a single video coding operation **must** be issued between a begin and end query pair.

This command defines an execution dependency between other query commands that reference the same query.

The first **synchronization scope** includes all commands which reference the queries in **queryPool** indicated by **query** that occur earlier in **submission order**.

The second **synchronization scope** includes all commands which reference the queries in **queryPool** indicated by **query** that occur later in **submission order**.

The operation of this command happens after the first scope and happens before the second scope.

Valid Usage

- VUID-vkCmdBeginQuery-None-00807
All queries used by the command **must** be *unavailable*
- VUID-vkCmdBeginQuery-queryType-02804
The **queryType** used to create **queryPool** **must** not be **VK_QUERY_TYPE_TIMESTAMP**
- VUID-vkCmdBeginQuery-queryType-04728
The **queryType** used to create **queryPool** **must** not be **VK_QUERY_TYPE_ACCELERATION_STRUCTURE_COMPACTED_SIZE_KHR** or **VK_QUERY_TYPE_ACCELERATION_STRUCTURE_SERIALIZATION_SIZE_KHR**
- VUID-vkCmdBeginQuery-queryType-06741
The **queryType** used to create **queryPool** **must** not be **VK_QUERY_TYPE_ACCELERATION_STRUCTURE_SIZE_KHR** or **VK_QUERY_TYPE_ACCELERATION_STRUCTURE_SERIALIZATION_BOTTOM_LEVEL_POINTERS_KHR**
- VUID-vkCmdBeginQuery-queryType-04729
The **queryType** used to create **queryPool** **must** not be **VK_QUERY_TYPE_ACCELERATION_STRUCTURE_COMPACTED_SIZE_NV**
- VUID-vkCmdBeginQuery-queryType-00800
If the **occlusionQueryPrecise** feature is not enabled, or the **queryType** used to create **queryPool** was not **VK_QUERY_TYPE_OCCLUSION**, **flags** **must** not contain **VK_QUERY_CONTROL_PRECISE_BIT**
- VUID-vkCmdBeginQuery-query-00802
query **must** be less than the number of queries in **queryPool**

- VUID-vkCmdBeginQuery-queryType-00803
If the `queryType` used to create `queryPool` was `VK_QUERY_TYPE_OCCLUSION`, the `VkCommandPool` that `commandBuffer` was allocated from **must** support graphics operations
- VUID-vkCmdBeginQuery-queryType-00804
If the `queryType` used to create `queryPool` was `VK_QUERY_TYPE_PIPELINE_STATISTICS` and any of the `pipelineStatistics` indicate graphics operations, the `VkCommandPool` that `commandBuffer` was allocated from **must** support graphics operations
- VUID-vkCmdBeginQuery-queryType-00805
If the `queryType` used to create `queryPool` was `VK_QUERY_TYPE_PIPELINE_STATISTICS` and any of the `pipelineStatistics` indicate compute operations, the `VkCommandPool` that `commandBuffer` was allocated from **must** support compute operations
- VUID-vkCmdBeginQuery-commandBuffer-01885
`commandBuffer` **must** not be a protected command buffer
- VUID-vkCmdBeginQuery-query-00808
If called within a render pass instance, the sum of `query` and the number of bits set in the current subpass's view mask **must** be less than or equal to the number of queries in `queryPool`
- VUID-vkCmdBeginQuery-queryType-07126
If the `queryType` used to create `queryPool` was `VK_QUERY_TYPE_RESULT_STATUS_ONLY_KHR`, then the `VkCommandPool` that `commandBuffer` was allocated from **must** have been created with a queue family index that supports `result status queries`, as indicated by `VkQueueFamilyQueryResultStatusPropertiesKHR::queryResultStatusSupport`
- VUID-vkCmdBeginQuery-None-07127
If there is a bound video session, then there **must** be no `active` queries
- VUID-vkCmdBeginQuery-None-08370
If there is a bound video session, then it **must** not have been created with `VK_VIDEO_SESSION_CREATE_INLINE_QUERIES_BIT_KHR`
- VUID-vkCmdBeginQuery-queryType-07128
If the `queryType` used to create `queryPool` was `VK_QUERY_TYPE_RESULT_STATUS_ONLY_KHR` and there is a bound video session, then `queryPool` **must** have been created with a `VkVideoProfileInfoKHR` structure included in the `pNext` chain of `VkQueryPoolCreateInfo` identical to the one specified in `VkVideoSessionCreateInfoKHR::pVideoProfile` the bound video session was created with
- VUID-vkCmdBeginQuery-queryType-07129
If the `queryType` used to create `queryPool` was `VK_QUERY_TYPE_VIDEO_ENCODE_FEEDBACK_KHR`, then there **must** be a bound video session
- VUID-vkCmdBeginQuery-queryType-07130
If the `queryType` used to create `queryPool` was `VK_QUERY_TYPE_VIDEO_ENCODE_FEEDBACK_KHR` and there is a bound video session, then `queryPool` **must** have been created with a `VkVideoProfileInfoKHR` structure included in the `pNext` chain of `VkQueryPoolCreateInfo` identical to the one specified in `VkVideoSessionCreateInfoKHR::pVideoProfile` the bound video session was created with

- VUID-vkCmdBeginQuery-queryType-07131
If the `queryType` used to create `queryPool` was not `VK_QUERY_TYPE_RESULT_STATUS_ONLY_KHR` or `VK_QUERY_TYPE_VIDEO_ENCODE_FEEDBACK_KHR`, then there **must** be no bound video session
- VUID-vkCmdBeginQuery-None-10681
This command **must** not be recorded when `per-tile execution model` is enabled
- VUID-vkCmdBeginQuery-queryPool-01922
`queryPool` **must** have been created with a `queryType` that differs from that of any queries that are `active` within `commandBuffer`
- VUID-vkCmdBeginQuery-queryType-07070
If the `queryType` used to create `queryPool` was `VK_QUERY_TYPE_MESH_PRIMITIVES_GENERATED_EXT` the `VkCommandPool` that `commandBuffer` was allocated from **must** support graphics operations
- VUID-vkCmdBeginQuery-queryType-02327
If the `queryType` used to create `queryPool` was `VK_QUERY_TYPE_TRANSFORM_FEEDBACK_STREAM_EXT` the `VkCommandPool` that `commandBuffer` was allocated from **must** support graphics operations
- VUID-vkCmdBeginQuery-queryType-02328
If the `queryType` used to create `queryPool` was `VK_QUERY_TYPE_TRANSFORM_FEEDBACK_STREAM_EXT` then `VkPhysicalDeviceTransformFeedbackPropertiesEXT::transformFeedbackQueries` **must** be supported
- VUID-vkCmdBeginQuery-queryType-06687
If the `queryType` used to create `queryPool` was `VK_QUERY_TYPE_PRIMITIVES_GENERATED_EXT` the `VkCommandPool` that `commandBuffer` was allocated from **must** support graphics operations
- VUID-vkCmdBeginQuery-queryType-06688
If the `queryType` used to create `queryPool` was `VK_QUERY_TYPE_PRIMITIVES_GENERATED_EXT` then `primitivesGeneratedQuery` **must** be enabled
- VUID-vkCmdBeginQuery-queryPool-07289
If `queryPool` was created with a `queryType` of `VK_QUERY_TYPE_PERFORMANCE_QUERY_KHR`, then the `VkQueryPoolPerformanceCreateInfoKHR::queueFamilyIndex` `queryPool` was created with **must** equal the queue family index of the `VkCommandPool` that `commandBuffer` was allocated from
- VUID-vkCmdBeginQuery-queryPool-03223
If `queryPool` was created with a `queryType` of `VK_QUERY_TYPE_PERFORMANCE_QUERY_KHR`, the `profiling lock` **must** have been held before `vkBeginCommandBuffer` was called on `commandBuffer`
- VUID-vkCmdBeginQuery-queryPool-03224
If `queryPool` was created with a `queryType` of

`VK_QUERY_TYPE_PERFORMANCE_QUERY_KHR` and one of the counters used to create `queryPool` was `VK_PERFORMANCE_COUNTER_SCOPE_COMMAND_BUFFER_KHR`, the query begin **must** be the first recorded command in `commandBuffer`

- VUID-vkCmdBeginQuery-queryPool-03225

If `queryPool` was created with a `queryType` of `VK_QUERY_TYPE_PERFORMANCE_QUERY_KHR` and one of the counters used to create `queryPool` was `VK_PERFORMANCE_COUNTER_SCOPE_RENDER_PASS_KHR`, the begin command **must** not be recorded within a render pass instance

- VUID-vkCmdBeginQuery-queryPool-03226

If `queryPool` was created with a `queryType` of `VK_QUERY_TYPE_PERFORMANCE_QUERY_KHR` and another query pool with a `queryType` `VK_QUERY_TYPE_PERFORMANCE_QUERY_KHR` has been used within `commandBuffer`, its parent primary command buffer or secondary command buffer recorded within the same parent primary command buffer as `commandBuffer`, the `performanceCounterMultipleQueryPools` feature **must** be enabled

- VUID-vkCmdBeginQuery-None-02863

If `queryPool` was created with a `queryType` of `VK_QUERY_TYPE_PERFORMANCE_QUERY_KHR`, this command **must** not be recorded in a command buffer that, either directly or through secondary command buffers, also contains a `vkCmdResetQueryPool` command affecting the same query

Valid Usage (Implicit)

- VUID-vkCmdBeginQuery-commandBuffer-parameter
`commandBuffer` **must** be a valid `VkCommandBuffer` handle

- VUID-vkCmdBeginQuery-queryPool-parameter
`queryPool` **must** be a valid `VkQueryPool` handle

- VUID-vkCmdBeginQuery-flags-parameter
`flags` **must** be a valid combination of `VkQueryControlFlagBits` values

- VUID-vkCmdBeginQuery-commandBuffer-recording
`commandBuffer` **must** be in the `recording state`

- VUID-vkCmdBeginQuery-commandBuffer-cmdpool
The `VkCommandPool` that `commandBuffer` was allocated from **must** support `VK_QUEUE_COMPUTE_BIT`, `VK_QUEUE_GRAPHICS_BIT`, `VK_QUEUE_VIDEO_DECODE_BIT_KHR`, or `VK_QUEUE_VIDEO_ENCODE_BIT_KHR` operations

- VUID-vkCmdBeginQuery-suspended
This command **must** not be called between suspended render pass instances

- VUID-vkCmdBeginQuery-commonparent
Both of `commandBuffer`, and `queryPool` **must** have been created, allocated, or retrieved from the same `VkDevice`

Host Synchronization

- Host access to `commandBuffer` **must** be externally synchronized
- Host access to the `VkCommandPool` that `commandBuffer` was allocated from **must** be externally synchronized

Command Properties

Command Buffer Levels	Render Pass Scope	Video Coding Scope	Supported Queue Types	Command Type
Primary Secondary	Both	Both	VK_QUEUE_COMPUTE_BIT VK_QUEUE_GRAPHICS_BIT VK_QUEUE_VIDEO_DECODE_BIT_KHR VK_QUEUE_VIDEO_ENCODE_BIT_KHR	Action State

Conditional Rendering

`vkCmdBeginQuery` is not affected by [conditional rendering](#)

To begin an indexed query, call:

```
// Provided by VK_EXT_transform_feedback
void vkCmdBeginQueryIndexedEXT(
    VkCommandBuffer          commandBuffer,
    VkQueryPool              queryPool,
    uint32_t                 query,
    VkQueryControlFlags      flags,
    uint32_t                 index);
```

- `commandBuffer` is the command buffer into which this command will be recorded.
- `queryPool` is the query pool that will manage the results of the query.
- `query` is the query index within the query pool that will contain the results.
- `flags` is a bitmask of `VkQueryControlFlagBits` specifying constraints on the types of queries that **can** be performed.
- `index` is the query type specific index. When the query type is

VK_QUERY_TYPE_TRANSFORM_FEEDBACK_STREAM_EXT

or

VK_QUERY_TYPE_PRIMITIVES_GENERATED_EXT, the index represents the vertex stream.

The `vkCmdBeginQueryIndexedEXT` command operates the same as the `vkCmdBeginQuery` command, except that it also accepts a query type specific `index` parameter.

This command defines an execution dependency between other query commands that reference the same query index.

The first `synchronization scope` includes all commands which reference the queries in `queryPool` indicated by `query` and `index` that occur earlier in `submission order`.

The second `synchronization scope` includes all commands which reference the queries in `queryPool` indicated by `query` and `index` that occur later in `submission order`.

The operation of this command happens after the first scope and happens before the second scope.

Valid Usage

- VUID-vkCmdBeginQueryIndexedEXT-None-00807
All queries used by the command **must** be *unavailable*
- VUID-vkCmdBeginQueryIndexedEXT-queryType-02804
The `queryType` used to create `queryPool` **must** not be `VK_QUERY_TYPE_TIMESTAMP`
- VUID-vkCmdBeginQueryIndexedEXT-queryType-04728
The `queryType` used to create `queryPool` **must** not be `VK_QUERY_TYPE_ACCELERATION_STRUCTURE_COMPACTED_SIZE_KHR` or `VK_QUERY_TYPE_ACCELERATION_STRUCTURE_SERIALIZATION_SIZE_KHR`
- VUID-vkCmdBeginQueryIndexedEXT-queryType-06741
The `queryType` used to create `queryPool` **must** not be `VK_QUERY_TYPE_ACCELERATION_STRUCTURE_SIZE_KHR` or `VK_QUERY_TYPE_ACCELERATION_STRUCTURE_SERIALIZATION_BOTTOM_LEVEL_POINTERS_KHR`
- VUID-vkCmdBeginQueryIndexedEXT-queryType-04729
The `queryType` used to create `queryPool` **must** not be `VK_QUERY_TYPE_ACCELERATION_STRUCTURE_COMPACTED_SIZE_NV`
- VUID-vkCmdBeginQueryIndexedEXT-queryType-00800
If the `occlusionQueryPrecise` feature is not enabled, or the `queryType` used to create `queryPool` was not `VK_QUERY_TYPE_OCCLUSION`, `flags` **must** not contain `VK_QUERY_CONTROL_PRECISE_BIT`
- VUID-vkCmdBeginQueryIndexedEXT-query-00802
`query` **must** be less than the number of queries in `queryPool`
- VUID-vkCmdBeginQueryIndexedEXT-queryType-00803
If the `queryType` used to create `queryPool` was `VK_QUERY_TYPE_OCCLUSION`, the `VkCommandPool` that `commandBuffer` was allocated from **must** support graphics operations
- VUID-vkCmdBeginQueryIndexedEXT-queryType-00804

If the `queryType` used to create `queryPool` was `VK_QUERY_TYPE_PIPELINE_STATISTICS` and any of the `pipelineStatistics` indicate graphics operations, the `VkCommandPool` that `commandBuffer` was allocated from **must** support graphics operations

- VUID-vkCmdBeginQueryIndexedEXT-queryType-00805

If the `queryType` used to create `queryPool` was `VK_QUERY_TYPE_PIPELINE_STATISTICS` and any of the `pipelineStatistics` indicate compute operations, the `VkCommandPool` that `commandBuffer` was allocated from **must** support compute operations

- VUID-vkCmdBeginQueryIndexedEXT-commandBuffer-01885

`commandBuffer` **must** not be a protected command buffer

- VUID-vkCmdBeginQueryIndexedEXT-query-00808

If called within a render pass instance, the sum of `query` and the number of bits set in the current subpass's view mask **must** be less than or equal to the number of queries in `queryPool`

- VUID-vkCmdBeginQueryIndexedEXT-queryType-07126

If the `queryType` used to create `queryPool` was `VK_QUERY_TYPE_RESULT_STATUS_ONLY_KHR`, then the `VkCommandPool` that `commandBuffer` was allocated from **must** have been created with a queue family index that supports `result status queries`, as indicated by `VkQueueFamilyQueryResultStatusPropertiesKHR::queryResultStatusSupport`

- VUID-vkCmdBeginQueryIndexedEXT-None-07127

If there is a bound video session, then there **must** be no `active` queries

- VUID-vkCmdBeginQueryIndexedEXT-None-08370

If there is a bound video session, then it **must** not have been created with `VK_VIDEO_SESSION_CREATE_INLINE_QUERIES_BIT_KHR`

- VUID-vkCmdBeginQueryIndexedEXT-queryType-07128

If the `queryType` used to create `queryPool` was `VK_QUERY_TYPE_RESULT_STATUS_ONLY_KHR` and there is a bound video session, then `queryPool` **must** have been created with a `VkVideoProfileInfoKHR` structure included in the `pNext` chain of `VkQueryPoolCreateInfo` identical to the one specified in `VkVideoSessionCreateInfoKHR::pVideoProfile` the bound video session was created with

- VUID-vkCmdBeginQueryIndexedEXT-queryType-07129

If the `queryType` used to create `queryPool` was `VK_QUERY_TYPE_VIDEO_ENCODE_FEEDBACK_KHR`, then there **must** be a bound video session

- VUID-vkCmdBeginQueryIndexedEXT-queryType-07130

If the `queryType` used to create `queryPool` was `VK_QUERY_TYPE_VIDEO_ENCODE_FEEDBACK_KHR` and there is a bound video session, then `queryPool` **must** have been created with a `VkVideoProfileInfoKHR` structure included in the `pNext` chain of `VkQueryPoolCreateInfo` identical to the one specified in `VkVideoSessionCreateInfoKHR::pVideoProfile` the bound video session was created with

- VUID-vkCmdBeginQueryIndexedEXT-queryType-07131

If the `queryType` used to create `queryPool` was not `VK_QUERY_TYPE_RESULT_STATUS_ONLY_KHR` or `VK_QUERY_TYPE_VIDEO_ENCODE_FEEDBACK_KHR`, then there **must** be no bound video

session

- VUID-vkCmdBeginQueryIndexedEXT-None-10681

This command **must** not be recorded when [per-tile execution model](#) is enabled

- VUID-vkCmdBeginQueryIndexedEXT-queryPool-04753

If the [queryPool](#) was created with the same [queryType](#) as that of another [active](#) query within [commandBuffer](#), then [index](#) **must** not match the index used for the active query

- VUID-vkCmdBeginQueryIndexedEXT-queryType-02338

If the [queryType](#) used to create [queryPool](#) was [VK_QUERY_TYPE_TRANSFORM_FEEDBACK_STREAM_EXT](#) the [VkCommandPool](#) that [commandBuffer](#) was allocated from **must** support graphics operations

- VUID-vkCmdBeginQueryIndexedEXT-queryType-02339

If the [queryType](#) used to create [queryPool](#) was [VK_QUERY_TYPE_TRANSFORM_FEEDBACK_STREAM_EXT](#) the [index](#) parameter **must** be less than [VkPhysicalDeviceTransformFeedbackPropertiesEXT::maxTransformFeedbackStreams](#)

- VUID-vkCmdBeginQueryIndexedEXT-queryType-06692

If the [queryType](#) used to create [queryPool](#) was not [VK_QUERY_TYPE_TRANSFORM_FEEDBACK_STREAM_EXT](#) and not [VK_QUERY_TYPE_PRIMITIVES_GENERATED_EXT](#), the [index](#) **must** be zero

- VUID-vkCmdBeginQueryIndexedEXT-queryType-06689

If the [queryType](#) used to create [queryPool](#) was [VK_QUERY_TYPE_PRIMITIVES_GENERATED_EXT](#) the [VkCommandPool](#) that [commandBuffer](#) was allocated from **must** support graphics operations

- VUID-vkCmdBeginQueryIndexedEXT-queryType-06690

If the [queryType](#) used to create [queryPool](#) was [VK_QUERY_TYPE_PRIMITIVES_GENERATED_EXT](#) the [index](#) parameter **must** be less than [VkPhysicalDeviceTransformFeedbackPropertiesEXT::maxTransformFeedbackStreams](#)

- VUID-vkCmdBeginQueryIndexedEXT-queryType-06691

If the [queryType](#) used to create [queryPool](#) was [VK_QUERY_TYPE_PRIMITIVES_GENERATED_EXT](#) and the [primitivesGeneratedQueryWithNonZeroStreams](#) feature is not enabled, the [index](#) parameter **must** be zero

- VUID-vkCmdBeginQueryIndexedEXT-queryType-06693

If the [queryType](#) used to create [queryPool](#) was [VK_QUERY_TYPE_PRIMITIVES_GENERATED_EXT](#) then [primitivesGeneratedQuery](#) **must** be enabled

- VUID-vkCmdBeginQueryIndexedEXT-queryType-02341

If the [queryType](#) used to create [queryPool](#) was [VK_QUERY_TYPE_TRANSFORM_FEEDBACK_STREAM_EXT](#) then [VkPhysicalDeviceTransformFeedbackPropertiesEXT::transformFeedbackQueries](#) **must** be supported

- VUID-vkCmdBeginQueryIndexedEXT-queryType-07071

The [queryType](#) used to create [queryPool](#) **must** not be [VK_QUERY_TYPE_MESH_PRIMITIVES_GENERATED_EXT](#)

- VUID-vkCmdBeginQueryIndexedEXT-queryPool-07289
If `queryPool` was created with a `queryType` of `VK_QUERY_TYPE_PERFORMANCE_QUERY_KHR`, then the `VkQueryPoolPerformanceCreateInfoKHR::queueFamilyIndex` `queryPool` was created with **must** equal the queue family index of the `VkCommandPool` that `commandBuffer` was allocated from
- VUID-vkCmdBeginQueryIndexedEXT-queryPool-03223
If `queryPool` was created with a `queryType` of `VK_QUERY_TYPE_PERFORMANCE_QUERY_KHR`, the `profiling lock` **must** have been held before `vkBeginCommandBuffer` was called on `commandBuffer`
- VUID-vkCmdBeginQueryIndexedEXT-queryPool-03224
If `queryPool` was created with a `queryType` of `VK_QUERY_TYPE_PERFORMANCE_QUERY_KHR` and one of the counters used to create `queryPool` was `VK_PERFORMANCE_COUNTER_SCOPE_COMMAND_BUFFER_KHR`, the query begin **must** be the first recorded command in `commandBuffer`
- VUID-vkCmdBeginQueryIndexedEXT-queryPool-03225
If `queryPool` was created with a `queryType` of `VK_QUERY_TYPE_PERFORMANCE_QUERY_KHR` and one of the counters used to create `queryPool` was `VK_PERFORMANCE_COUNTER_SCOPE_RENDER_PASS_KHR`, the begin command **must** not be recorded within a render pass instance
- VUID-vkCmdBeginQueryIndexedEXT-queryPool-03226
If `queryPool` was created with a `queryType` of `VK_QUERY_TYPE_PERFORMANCE_QUERY_KHR` and another query pool with a `queryType` `VK_QUERY_TYPE_PERFORMANCE_QUERY_KHR` has been used within `commandBuffer`, its parent primary command buffer or secondary command buffer recorded within the same parent primary command buffer as `commandBuffer`, the `performanceCounterMultipleQueryPools` feature **must** be enabled
- VUID-vkCmdBeginQueryIndexedEXT-None-02863
If `queryPool` was created with a `queryType` of `VK_QUERY_TYPE_PERFORMANCE_QUERY_KHR`, this command **must** not be recorded in a command buffer that, either directly or through secondary command buffers, also contains a `vkCmdResetQueryPool` command affecting the same query

Valid Usage (Implicit)

- VUID-vkCmdBeginQueryIndexedEXT-commandBuffer-parameter
`commandBuffer` **must** be a valid `VkCommandBuffer` handle
- VUID-vkCmdBeginQueryIndexedEXT-queryPool-parameter
`queryPool` **must** be a valid `VkQueryPool` handle
- VUID-vkCmdBeginQueryIndexedEXT-flags-parameter
`flags` **must** be a valid combination of `VkQueryControlFlagBits` values
- VUID-vkCmdBeginQueryIndexedEXT-commandBuffer-recording
`commandBuffer` **must** be in the `recording state`

- VUID-vkCmdBeginQueryIndexedEXT-commandBuffer-cmdpool
The `VkCommandPool` that `commandBuffer` was allocated from **must** support `VK_QUEUE_COMPUTE_BIT`, `VK_QUEUE_GRAPHICS_BIT`, `VK_QUEUE_VIDEO_DECODE_BIT_KHR`, or `VK_QUEUE_VIDEO_ENCODE_BIT_KHR` operations
- VUID-vkCmdBeginQueryIndexedEXT-suspended
This command **must** not be called between suspended render pass instances
- VUID-vkCmdBeginQueryIndexedEXT-videocoding
This command **must** only be called outside of a video coding scope
- VUID-vkCmdBeginQueryIndexedEXT-commonparent
Both of `commandBuffer`, and `queryPool` **must** have been created, allocated, or retrieved from the same `VkDevice`

Host Synchronization

- Host access to `commandBuffer` **must** be externally synchronized
- Host access to the `VkCommandPool` that `commandBuffer` was allocated from **must** be externally synchronized

Command Properties

Command Buffer Levels	Render Pass Scope	Video Coding Scope	Supported Queue Types	Command Type
Primary Secondary	Both	Outside	<code>VK_QUEUE_COMPUTE_BIT</code> <code>VK_QUEUE_GRAPHICS_BIT</code> <code>VK_QUEUE_VIDEO_DECODE_BIT_KHR</code> <code>VK_QUEUE_VIDEO_ENCODE_BIT_KHR</code>	Action State

Conditional Rendering

`vkCmdBeginQueryIndexedEXT` is not affected by [conditional rendering](#)

Bits which **can** be set in `vkCmdBeginQuery::flags`, specifying constraints on the types of queries that **can** be performed, are:


```
// Provided by VK_VERSION_1_0
typedef enum VkQueryControlFlagBits {
    VK_QUERY_CONTROL_PRECISE_BIT = 0x00000001,
} VkQueryControlFlagBits;
```

- `VK_QUERY_CONTROL_PRECISE_BIT` specifies the precision of [occlusion queries](#).

```
// Provided by VK_VERSION_1_0
typedef VkFlags VkQueryControlFlags;
```

`VkQueryControlFlags` is a bitmask type for setting a mask of zero or more [VkQueryControlFlagBits](#).

To end a query after the set of desired commands is recorded, call:

```
// Provided by VK_VERSION_1_0
void vkCmdEndQuery(
    VkCommandBuffer          commandBuffer,
    VkQueryPool              queryPool,
    uint32_t                 query);
```

- `commandBuffer` is the command buffer into which this command will be recorded.
- `queryPool` is the query pool that is managing the results of the query.
- `query` is the query index within the query pool where the result is stored.

The command completes the query in `queryPool` identified by `query`, and marks it as available.

This command defines an execution dependency between other query commands that reference the same query.

The first [synchronization scope](#) includes all commands which reference the queries in `queryPool` indicated by `query` that occur earlier in [submission order](#).

The second [synchronization scope](#) includes only the operation of this command.

Calling `vkCmdEndQuery` is equivalent to calling `vkCmdEndQueryIndexedEXT` with the `index` parameter set to zero.

Valid Usage

- VUID-vkCmdEndQuery-None-01923
All queries used by the command **must** be [active](#)
- VUID-vkCmdEndQuery-query-00810
`query` **must** be less than the number of queries in `queryPool`
- VUID-vkCmdEndQuery-commandBuffer-01886
`commandBuffer` **must** not be a protected command buffer

- VUID-vkCmdEndQuery-query-00812

If `vkCmdEndQuery` is called within a render pass instance, the sum of `query` and the number of bits set in the current subpass's view mask **must** be less than or equal to the number of queries in `queryPool`

- VUID-vkCmdEndQuery-queryPool-03227

If `queryPool` was created with a `queryType` of `VK_QUERY_TYPE_PERFORMANCE_QUERY_KHR` and one or more of the counters used to create `queryPool` was `VK_PERFORMANCE_COUNTER_SCOPE_COMMAND_BUFFER_KHR`, the `vkCmdEndQuery` **must** be the last recorded command in `commandBuffer`

- VUID-vkCmdEndQuery-queryPool-03228

If `queryPool` was created with a `queryType` of `VK_QUERY_TYPE_PERFORMANCE_QUERY_KHR` and one or more of the counters used to create `queryPool` was `VK_PERFORMANCE_COUNTER_SCOPE_RENDER_PASS_KHR`, the `vkCmdEndQuery` **must** not be recorded within a render pass instance

- VUID-vkCmdEndQuery-None-07007

If called within a subpass of a render pass instance, the corresponding `vkCmdBeginQuery*` command **must** have been called previously within the same subpass

- VUID-vkCmdEndQuery-None-10682

This command **must** not be recorded when `per-tile execution model` is enabled

Valid Usage (Implicit)

- VUID-vkCmdEndQuery-commandBuffer-parameter

`commandBuffer` **must** be a valid `VkCommandBuffer` handle

- VUID-vkCmdEndQuery-queryPool-parameter

`queryPool` **must** be a valid `VkQueryPool` handle

- VUID-vkCmdEndQuery-commandBuffer-recording

`commandBuffer` **must** be in the `recording state`

- VUID-vkCmdEndQuery-commandBuffer-cmdpool

The `VkCommandPool` that `commandBuffer` was allocated from **must** support `VK_QUEUE_COMPUTE_BIT`, `VK_QUEUE_GRAPHICS_BIT`, `VK_QUEUE_VIDEO_DECODE_BIT_KHR`, or `VK_QUEUE_VIDEO_ENCODE_BIT_KHR` operations

- VUID-vkCmdEndQuery-suspended

This command **must** not be called between suspended render pass instances

- VUID-vkCmdEndQuery-commonparent

Both of `commandBuffer`, and `queryPool` **must** have been created, allocated, or retrieved from the same `VkDevice`

Host Synchronization

- Host access to `commandBuffer` **must** be externally synchronized

- Host access to the `VkCommandPool` that `commandBuffer` was allocated from **must** be externally synchronized

Command Properties

Command Buffer Levels	Render Pass Scope	Video Coding Scope	Supported Queue Types	Command Type
Primary Secondary	Both	Both	VK_QUEUE_COMPUTE_BIT VK_QUEUE_GRAPHICS_BIT VK_QUEUE_VIDEO_DECODE_BIT_KHR VK_QUEUE_VIDEO_ENCODE_BIT_KHR	Action State

Conditional Rendering

`vkCmdEndQuery` is not affected by [conditional rendering](#)

To end an indexed query after the set of desired drawing or dispatching commands is recorded, call:

```
// Provided by VK_EXT_transform_feedback
void vkCmdEndQueryIndexedEXT(
    VkCommandBuffer          commandBuffer,
    VkQueryPool              queryPool,
    uint32_t                 query,
    uint32_t                 index);
```

- `commandBuffer` is the command buffer into which this command will be recorded.
- `queryPool` is the query pool that is managing the results of the query.
- `query` is the query index within the query pool where the result is stored.
- `index` is the query type specific index.

The command completes the query in `queryPool` identified by `query` and `index`, and marks it as available.

The `vkCmdEndQueryIndexedEXT` command operates the same as the `vkCmdEndQuery` command, except that it also accepts a query type specific `index` parameter.

This command defines an execution dependency between other query commands that reference the same query index.

The first [synchronization scope](#) includes all commands which reference the queries in [queryPool](#) indicated by [query](#) that occur earlier in [submission order](#).

The second [synchronization scope](#) includes only the operation of this command.

Valid Usage

- VUID-vkCmdEndQueryIndexedEXT-None-02342
All queries used by the command **must** be [active](#)
- VUID-vkCmdEndQueryIndexedEXT-query-02343
[query](#) **must** be less than the number of queries in [queryPool](#)
- VUID-vkCmdEndQueryIndexedEXT-commandBuffer-02344
[commandBuffer](#) **must** not be a protected command buffer
- VUID-vkCmdEndQueryIndexedEXT-query-02345
If [vkCmdEndQueryIndexedEXT](#) is called within a render pass instance, the sum of [query](#) and the number of bits set in the current subpass's view mask **must** be less than or equal to the number of queries in [queryPool](#)
- VUID-vkCmdEndQueryIndexedEXT-queryType-06694
If the [queryType](#) used to create [queryPool](#) was [VK_QUERY_TYPE_TRANSFORM_FEEDBACK_STREAM_EXT](#) or [VK_QUERY_TYPE_PRIMITIVES_GENERATED_EXT](#), the [index](#) parameter **must** be less than [VkPhysicalDeviceTransformFeedbackPropertiesEXT::maxTransformFeedbackStreams](#)
- VUID-vkCmdEndQueryIndexedEXT-queryType-06695
If the [queryType](#) used to create [queryPool](#) was not [VK_QUERY_TYPE_TRANSFORM_FEEDBACK_STREAM_EXT](#) and not [VK_QUERY_TYPE_PRIMITIVES_GENERATED_EXT](#), the [index](#) **must** be zero
- VUID-vkCmdEndQueryIndexedEXT-queryType-06696
If the [queryType](#) used to create [queryPool](#) was [VK_QUERY_TYPE_TRANSFORM_FEEDBACK_STREAM_EXT](#) or [VK_QUERY_TYPE_PRIMITIVES_GENERATED_EXT](#), [index](#) **must** equal the [index](#) used to begin the query
- VUID-vkCmdEndQueryIndexedEXT-None-07007
If called within a subpass of a render pass instance, the corresponding [vkCmdBeginQuery*](#) command **must** have been called previously within the same subpass
- VUID-vkCmdEndQueryIndexedEXT-None-10682
This command **must** not be recorded when [per-tile execution model](#) is enabled

Valid Usage (Implicit)

- VUID-vkCmdEndQueryIndexedEXT-commandBuffer-parameter

`commandBuffer` **must** be a valid `VkCommandBuffer` handle

- VUID-vkCmdEndQueryIndexedEXT-queryPool-parameter
`queryPool` **must** be a valid `VkQueryPool` handle
- VUID-vkCmdEndQueryIndexedEXT-commandBuffer-recording
`commandBuffer` **must** be in the `recording` state
- VUID-vkCmdEndQueryIndexedEXT-commandBuffer-cmdpool
The `VkCommandPool` that `commandBuffer` was allocated from **must** support `VK_QUEUE_COMPUTE_BIT`, `VK_QUEUE_GRAPHICS_BIT`, `VK_QUEUE_VIDEO_DECODE_BIT_KHR`, or `VK_QUEUE_VIDEO_ENCODE_BIT_KHR` operations
- VUID-vkCmdEndQueryIndexedEXT-suspended
This command **must** not be called between suspended render pass instances
- VUID-vkCmdEndQueryIndexedEXT-videocoding
This command **must** only be called outside of a video coding scope
- VUID-vkCmdEndQueryIndexedEXT-commonparent
Both of `commandBuffer`, and `queryPool` **must** have been created, allocated, or retrieved from the same `VkDevice`

Host Synchronization

- Host access to `commandBuffer` **must** be externally synchronized
- Host access to the `VkCommandPool` that `commandBuffer` was allocated from **must** be externally synchronized

Command Properties

Command Buffer Levels	Render Pass Scope	Video Coding Scope	Supported Queue Types	Command Type
Primary Secondary	Both	Outside	<code>VK_QUEUE_COMPUTE_BIT</code> <code>VK_QUEUE_GRAPHICS_BIT</code> <code>VK_QUEUE_VIDEO_DECODE_BIT_KHR</code> <code>VK_QUEUE_VIDEO_ENCODE_BIT_KHR</code>	Action State

Conditional Rendering

vkCmdEndQueryIndexedEXT is not affected by [conditional rendering](#)

An application **can** retrieve results either by requesting they be written into application-provided memory, or by requesting they be copied into a [VkBuffer](#). In either case, the layout in memory is defined as follows:

- The first query's result is written starting at the first byte requested by the command, and each subsequent query's result begins [stride](#) bytes later.
- Each query writes results in a tightly packed array of result values as follows:
 - Occlusion queries write one unsigned integer value - the number of samples passed.
 - Pipeline statistics queries write one unsigned integer value for each bit that is enabled in the [pipelineStatistics](#) when the pool is created, and the statistics values are written in bit order starting from the least significant bit.
 - Timestamp queries write one unsigned integer value.
 - Performance queries write one [VkPerformanceCounterResultKHR](#) value for each [VkPerformanceCounterKHR](#) in the query.
 - Transform feedback queries write two unsigned integer values; the first integer is the number of primitives successfully written to the corresponding transform feedback buffer and the second is the number of primitives output to the vertex stream, regardless of whether they were successfully captured or not. In other words, if the transform feedback buffer was sized too small for the number of primitives output by the vertex stream, the first integer represents the number of primitives actually written and the second is the number that would have been written if all the transform feedback buffers associated with that vertex stream were large enough.
 - Primitives generated queries write one unsigned integer value: the number of primitives output to the vertex stream, regardless of whether transform feedback is active or not, or whether they were successfully captured by transform feedback or not. This is identical to the second integer result value produced by transform feedback queries if transform feedback is active.
 - Mesh shader queries write a single unsigned integer.
 - Video encode feedback queries write one or more signed or unsigned integer values for each bit that is enabled in [VkQueryPoolVideoEncodeFeedbackCreateInfoKHR::encodeFeedbackFlags](#) when the pool is created, and the feedback values are written in bit order starting from the least significant bit, as described [here](#).
- If [VK_QUERY_RESULT_WITH_AVAILABILITY_BIT](#) is specified, an additional unsigned integer result value is written indicating whether the query's result is available, with any non-zero value indicating that it is available.
- If [VK_QUERY_RESULT_WITH_STATUS_BIT_KHR](#) is specified, an additional signed integer result value is written indicating the status of the query result. Positive values indicate success, negative values indicate failure, and zero indicates that the result is not yet available. Specific error codes are as defined in the [VkQueryResultStatusKHR](#) enumeration.

- The bit width of all integer result values written by all query types is either 32- or 64-bits, as requested by the command. The only exceptions are the [VkPerformanceCounterResultKHR](#) values written by performance queries whose type is determined by the `unit` member of the corresponding [VkPerformanceCounterKHR](#).
- If more than one query is retrieved and `stride` is not at least as large as the size of the array of values corresponding to a single query, the values written to memory are undefined.

To retrieve status and results for a set of queries, call:

```
// Provided by VK_VERSION_1_0
VkResult vkGetQueryPoolResults(
    VkDevice           device,
    VkQueryPool        queryPool,
    uint32_t           firstQuery,
    uint32_t           queryCount,
    size_t             dataSize,
    void*              pData,
    VkDeviceSize       stride,
    VkQueryResultFlags flags);
```

- `device` is the logical device that owns the query pool.
- `queryPool` is the query pool managing the queries containing the desired results.
- `firstQuery` is the initial query index.
- `queryCount` is the number of queries to read.
- `dataSize` is the size in bytes of the buffer pointed to by `pData`.
- `pData` is a pointer to an application-allocated buffer where the results will be written
- `stride` is the stride in bytes between results for individual queries within `pData`.
- `flags` is a bitmask of [VkQueryResultFlagBits](#) specifying how and when results are returned.

Any results written for a query are written according to [a layout dependent on the query type](#).

If no bits are set in `flags`, and all requested queries are in the available state, results are written as an array of 32-bit unsigned integer values. Behavior when not all queries are available is described [below](#).

If [VK_QUERY_RESULT_WITH_AVAILABILITY_BIT](#) is set, results for all queries in `queryPool` identified by `firstQuery` and `queryCount` are copied to `pData`, along with an extra availability or status value written directly after the results of each query and interpreted as an unsigned integer. A value of zero indicates that the results are not yet available, otherwise the query is complete and results are available. The size of the availability or status values is 64 bits if [VK_QUERY_RESULT_64_BIT](#) is set in `flags`. Otherwise, it is 32 bits.

If [VK_QUERY_RESULT_WITH_STATUS_BIT_KHR](#) is set, results for all queries in `queryPool` identified by `firstQuery` and `queryCount` are copied to `pData`, along with an extra status value written directly after the results of each query and interpreted as a signed integer. A value of zero indicates that the

results are not yet available. Positive values indicate that the operations within the query completed successfully, and the query results are valid. Negative values indicate that the operations within the query completed unsuccessfully.

`VkQueryResultStatusKHR` defines specific meaning for values returned here, though implementations are free to return other values.

If the status value written is negative, indicating that the operations within the query completed unsuccessfully, then all other results written by this command are undefined unless otherwise specified for any of the results of the used query type.

NOTE	If <code>VK_QUERY_RESULT_WITH_AVAILABILITY_BIT</code> or <code>VK_QUERY_RESULT_WITH_STATUS_BIT_KHR</code> is set, the layout of data in the buffer is a <i>(result,availability)</i> or <i>(result,status)</i> pair for each query returned, and <code>stride</code> is the stride between each pair.
-------------	---

Results for any available query written by this command are final and represent the final result of the query. If `VK_QUERY_RESULT_PARTIAL_BIT` is set, then for any query that is unavailable, an intermediate result between zero and the final result value is written for that query. Otherwise, any result written by this command is undefined.

If `VK_QUERY_RESULT_64_BIT` is set, results and, if returned, availability or status values for all queries are written as an array of 64-bit values. If the `queryPool` was created with `VK_QUERY_TYPE_PERFORMANCE_QUERY_KHR`, results for each query are written as an array of the type indicated by `VkPerformanceCounterKHR::storage` for the counter being queried. Otherwise, results and availability or status values are written as an array of 32-bit values. If an unsigned integer query's value overflows the result type, the value **may** either wrap or saturate. If the `maintenance7` feature is enabled, for an unsigned integer query, the 32-bit result value **must** be equal to the 32 least significant bits of the equivalent 64-bit result value. If a signed integer query's value overflows the result type, the value is undefined. If a floating-point query's value is not representable as the result type, the value is undefined.

If `VK_QUERY_RESULT_WAIT_BIT` is set, this command defines an execution dependency with any earlier commands that writes one of the identified queries. The first `synchronization scope` includes all instances of `vkCmdEndQuery`, `vkCmdEndQueryIndexedEXT`, `vkCmdWriteAccelerationStructuresPropertiesKHR`, `vkCmdWriteAccelerationStructuresPropertiesNV`, `vkCmdWriteMicromapsPropertiesEXT`, `vkCmdWriteTimestamp2`, and `vkCmdWriteTimestamp` that reference any query in `queryPool` indicated by `firstQuery` and `queryCount`. The second `synchronization scope` includes the host operations of this command.

If `VK_QUERY_RESULT_WAIT_BIT` is not set, `vkGetQueryPoolResults` **may** return `VK_NOT_READY` if there are queries in the unavailable state.

NOTE	Applications must take care to ensure that use of the <code>VK_QUERY_RESULT_WAIT_BIT</code> bit has the desired effect. For example, if a query has been used previously and a command buffer records the commands <code>vkCmdResetQueryPool</code> , <code>vkCmdBeginQuery</code> , and <code>vkCmdEndQuery</code> for that
-------------	--

query, then the query will remain in the available state until `vkResetQueryPool` is called or the `vkCmdResetQueryPool` command executes on a queue. Applications **can** use fences or events to ensure that a query has already been reset before checking for its results or availability status. Otherwise, a stale value could be returned from a previous use of the query.

The above also applies when `VK_QUERY_RESULT_WAIT_BIT` is used in combination with `VK_QUERY_RESULT_WITH_AVAILABILITY_BIT`. In this case, the returned availability status **may** reflect the result of a previous use of the query unless `vkResetQueryPool` is called or the `vkCmdResetQueryPool` command has been executed since the last use of the query.

A similar situation can arise with the `VK_QUERY_RESULT_WITH_STATUS_BIT_KHR` flag.

NOTE

Applications **can** double-buffer query pool usage, with a pool per frame, and reset queries at the end of the frame in which they are read.

Valid Usage

- VUID-vkGetQueryPoolResults-firstQuery-09436
`firstQuery` **must** be less than the number of queries in `queryPool`
- VUID-vkGetQueryPoolResults-firstQuery-09437
The sum of `firstQuery` and `queryCount` **must** be less than or equal to the number of queries in `queryPool`
- VUID-vkGetQueryPoolResults-queryCount-09438
If `queryCount` is greater than 1, `stride` **must** not be zero
- VUID-vkGetQueryPoolResults-queryType-09439
If the `queryType` used to create `queryPool` was `VK_QUERY_TYPE_TIMESTAMP`, `flags` **must** not contain `VK_QUERY_RESULT_PARTIAL_BIT`
- VUID-vkGetQueryPoolResults-queryType-09440
If the `queryType` used to create `queryPool` was `VK_QUERY_TYPE_PERFORMANCE_QUERY_KHR`, `flags` **must** not contain `VK_QUERY_RESULT_WITH_AVAILABILITY_BIT`, `VK_QUERY_RESULT_WITH_STATUS_BIT_KHR`, `VK_QUERY_RESULT_PARTIAL_BIT`, or `VK_QUERY_RESULT_64_BIT`
- VUID-vkGetQueryPoolResults-queryType-09441
If the `queryType` used to create `queryPool` was `VK_QUERY_TYPE_PERFORMANCE_QUERY_KHR`, the `queryPool` **must** have been recorded once for each pass as retrieved via a call to `vkGetPhysicalDeviceQueueFamilyPerformanceQueryPassesKHR`
- VUID-vkGetQueryPoolResults-queryType-11874
If the `queryType` used to create `queryPool` was not `VK_QUERY_TYPE_RESULT_STATUS_ONLY_KHR` or `VK_QUERY_TYPE_VIDEO_ENCODE_FEEDBACK_KHR`, then `flags` **must** not include

VK_QUERY_RESULT_WITH_STATUS_BIT_KHR

- VUID-vkGetQueryPoolResults-queryType-09442

If the `queryType` used to create `queryPool` was `VK_QUERY_TYPE_RESULT_STATUS_ONLY_KHR`, then `flags` **must** include `VK_QUERY_RESULT_WITH_STATUS_BIT_KHR`

- VUID-vkGetQueryPoolResults-flags-09443

If `flags` includes `VK_QUERY_RESULT_WITH_STATUS_BIT_KHR`, then it **must** not include `VK_QUERY_RESULT_WITH_AVAILABILITY_BIT`

- VUID-vkGetQueryPoolResults-None-09401

All queries used by the command **must** not be uninitialized

- VUID-vkGetQueryPoolResults-flags-02828

If `VK_QUERY_RESULT_64_BIT` is not set in `flags` and the `queryType` used to create `queryPool` was not `VK_QUERY_TYPE_PERFORMANCE_QUERY_KHR`, then `pData` **must** be aligned to a multiple of 4

- VUID-vkGetQueryPoolResults-queryCount-12251

If `queryCount` is greater than 1, `VK_QUERY_RESULT_64_BIT` is not set in `flags` and the `queryType` used to create `queryPool` was not `VK_QUERY_TYPE_PERFORMANCE_QUERY_KHR`, then `stride` **must** be a multiple of 4

- VUID-vkGetQueryPoolResults-flags-00815

If `VK_QUERY_RESULT_64_BIT` is set in `flags` then `pData` **must** be aligned to a multiple of 8

- VUID-vkGetQueryPoolResults-queryCount-12252

If `queryCount` is greater than 1 and `VK_QUERY_RESULT_64_BIT` is set in `flags`, then `stride` **must** be a multiple of 8

- VUID-vkGetQueryPoolResults-stride-08993

If `queryCount` is greater than 1 and `VK_QUERY_RESULT_WITH_AVAILABILITY_BIT` is set, `stride` **must** be large enough to contain the unsigned integer representing availability or status in addition to the query result

- VUID-vkGetQueryPoolResults-queryType-03229

If the `queryType` used to create `queryPool` was `VK_QUERY_TYPE_PERFORMANCE_QUERY_KHR`, then `pData` **must** be aligned to a multiple of the size of `VkPerformanceCounterResultKHR`

- VUID-vkGetQueryPoolResults-queryCount-12253

If `queryCount` is greater than 1 and the `queryType` used to create `queryPool` was `VK_QUERY_TYPE_PERFORMANCE_QUERY_KHR`, then `stride` **must** be a multiple of the size of `VkPerformanceCounterResultKHR`

- VUID-vkGetQueryPoolResults-queryType-04519

If `queryCount` is greater than 1 and the `queryType` used to create `queryPool` was `VK_QUERY_TYPE_PERFORMANCE_QUERY_KHR`, then `stride` **must** be large enough to contain the `VkQueryPoolPerformanceCreateInfoKHR::counterIndexCount` used to create `queryPool` times the size of `VkPerformanceCounterResultKHR`

- VUID-vkGetQueryPoolResults-dataSize-00817

`dataSize` **must** be large enough to contain the result of each query, as described [here](#)

Valid Usage (Implicit)

- VUID-vkGetQueryPoolResults-device-parameter **device** must be a valid [VkDevice](#) handle
- VUID-vkGetQueryPoolResults-queryPool-parameter **queryPool** must be a valid [VkQueryPool](#) handle
- VUID-vkGetQueryPoolResults-pData-parameter **pData** must be a valid pointer to an array of **dataSize** bytes
- VUID-vkGetQueryPoolResults-flags-parameter **flags** must be a valid combination of [VkQueryResultFlagBits](#) values
- VUID-vkGetQueryPoolResults-dataSize-arraylength **dataSize** must be greater than 0
- VUID-vkGetQueryPoolResults-queryPool-parent **queryPool** must have been created, allocated, or retrieved from **device**

Return Codes

Success

- [VK_NOT_READY](#)
- [VK_SUCCESS](#)

Failure

- [VK_ERROR_DEVICE_LOST](#)
- [VK_ERROR_OUT_OF_DEVICE_MEMORY](#)
- [VK_ERROR_OUT_OF_HOST_MEMORY](#)
- [VK_ERROR_UNKNOWN](#)
- [VK_ERROR_VALIDATION_FAILED](#)

Bits which **can** be set in [vkGetQueryPoolResults::flags](#) and [vkCmdCopyQueryPoolResults::flags](#), specifying how and when results are returned, are:

```
// Provided by VK_VERSION_1_0
typedef enum VkQueryResultFlagBits {
    VK_QUERY_RESULT_64_BIT = 0x00000001,
    VK_QUERY_RESULT_WAIT_BIT = 0x00000002,
    VK_QUERY_RESULT_WITH_AVAILABILITY_BIT = 0x00000004,
    VK_QUERY_RESULT_PARTIAL_BIT = 0x00000008,
    // Provided by VK_KHR_video_queue
    VK_QUERY_RESULT_WITH_STATUS_BIT_KHR = 0x00000010,
} VkQueryResultFlagBits;
```

- [VK_QUERY_RESULT_64_BIT](#) specifies the results will be written as an array of 64-bit unsigned

integer values. If this bit is not set, the results will be written as an array of 32-bit unsigned integer values.

- [VK_QUERY_RESULT_WAIT_BIT](#) specifies that Vulkan will wait for each query's status to become available before retrieving its results.
- [VK_QUERY_RESULT_WITH_AVAILABILITY_BIT](#) specifies that the availability status accompanies the results.
- [VK_QUERY_RESULT_PARTIAL_BIT](#) specifies that returning partial results is acceptable.
- [VK_QUERY_RESULT_WITH_STATUS_BIT_KHR](#) specifies that the last value returned in the query is a [VkQueryResultStatusKHR](#) value. See [result status query](#) for information on how an application can determine whether the use of this flag bit is supported.

```
// Provided by VK_VERSION_1_0
typedef VkFlags VkQueryResultFlags;
```

[VkQueryResultFlags](#) is a bitmask type for setting a mask of zero or more [VkQueryResultFlagBits](#).

Specific status codes that **can** be returned from a query are:

```
// Provided by VK_KHR_video_queue
typedef enum VkQueryResultStatusKHR {
    VK_QUERY_RESULT_STATUS_ERROR_KHR = -1,
    VK_QUERY_RESULT_STATUS_NOT_READY_KHR = 0,
    VK_QUERY_RESULT_STATUS_COMPLETE_KHR = 1,
    // Provided by VK_KHR_video_encode_queue
    VK_QUERY_RESULT_STATUS_INSUFFICIENT_BITSTREAM_BUFFER_RANGE_KHR = -1000299000,
} VkQueryResultStatusKHR;
```

- [VK_QUERY_RESULT_STATUS_NOT_READY_KHR](#) specifies that the query result is not yet available.
- [VK_QUERY_RESULT_STATUS_ERROR_KHR](#) specifies that operations did not complete successfully.
- [VK_QUERY_RESULT_STATUS_COMPLETE_KHR](#) specifies that operations completed successfully and the query result is available.
- [VK_QUERY_RESULT_STATUS_INSUFFICIENT_BITSTREAM_BUFFER_RANGE_KHR](#) specifies that a video encode operation did not complete successfully due to the destination video bitstream buffer range not being sufficiently large to fit the encoded bitstream data.

To copy query statuses and numerical results directly to buffer memory, call:


```
// Provided by VK_KHR_device_address_commands
void vkCmdCopyQueryPoolResultsToMemoryKHR(
    VkCommandBuffer                commandBuffer,
    VkQueryPool                    queryPool,
    uint32_t                       firstQuery,
    uint32_t                       queryCount,
    const VkStridedDeviceAddressRangeKHR* pDstRange,
    VkAddressCommandFlagsKHR        dstFlags,
    VkQueryResultFlags              queryResultFlags);
```

- `commandBuffer` is the command buffer into which this command will be recorded.
- `queryPool` is the query pool managing the queries containing the desired results.
- `firstQuery` is the initial query index.
- `queryCount` is the number of queries. `firstQuery` and `queryCount` together define a range of queries.
- `pDstRange` is a pointer to a `VkStridedDeviceAddressRangeKHR` describing a range of memory addressed with a stride that will receive the results of the copy command.
- `dstFlags` is a `VkAddressCommandFlagsKHR` value defining the flags for the destination address range.
- `queryResultFlags` is a bitmask of `VkQueryResultFlagBits` specifying how and when results are returned.

Any results written for a query are written according to [a layout dependent on the query type](#).

Results for any query in `queryPool` identified by `firstQuery` and `queryCount` that is available are copied to `pDstRange`.

If `VK_QUERY_RESULT_WITH_AVAILABILITY_BIT` is set, results for all queries in `queryPool` identified by `firstQuery` and `queryCount` are copied to `pDstRange`, along with an extra availability value written directly after the results of each query and interpreted as an unsigned integer. A value of zero indicates that the results are not yet available, otherwise the query is complete and results are available.

If `VK_QUERY_RESULT_WITH_STATUS_BIT_KHR` is set, results for all queries in `queryPool` identified by `firstQuery` and `queryCount` are copied to `pDstRange`, along with an extra status value written directly after the results of each query and interpreted as a signed integer. A value of zero indicates that the results are not yet available. Positive values indicate that the operations within the query completed successfully, and the query results are valid. Negative values indicate that the operations within the query completed unsuccessfully.

`VkQueryResultStatusKHR` defines specific meaning for values returned here, though implementations are free to return other values.

If the status value written is negative, indicating that the operations within the query completed unsuccessfully, then all other results written by this command are undefined unless otherwise specified for any of the results of the used query type.

Results for any available query written by this command are final and represent the final result of the query. If `VK_QUERY_RESULT_PARTIAL_BIT` is set, then for any query that is unavailable, an intermediate result between zero and the final result value is written for that query. Otherwise, any result written by this command is undefined.

If `VK_QUERY_RESULT_64_BIT` is set, results and availability or status values for all queries are written as an array of 64-bit values. If the `queryPool` was created with `VK_QUERY_TYPE_PERFORMANCE_QUERY_KHR`, results for each query are written as an array of the type indicated by `VkPerformanceCounterKHR::storage` for the counter being queried. Otherwise, results and availability or status values are written as an array of 32-bit values. If an unsigned integer query's value overflows the result type, the value **may** either wrap or saturate. If the `maintenance7` feature is enabled, for an unsigned integer query, the 32-bit result value **must** be equal to the 32 least significant bits of the equivalent 64-bit result value. If a signed integer query's value overflows the result type, the value is undefined. If a floating-point query's value is not representable as the result type, the value is undefined.

This command defines an execution dependency between other query commands that reference the same query.

The first `synchronization scope` includes all commands which reference the queries in `queryPool` indicated by `query` that occur earlier in `submission order`. If `flags` does not include `VK_QUERY_RESULT_WAIT_BIT`, `vkCmdEndQueryIndexedEXT`, `vkCmdWriteTimestamp2`, `vkCmdEndQuery`, and `vkCmdWriteTimestamp` are excluded from this scope.

The second `synchronization scope` includes all commands which reference the queries in `queryPool` indicated by `query` that occur later in `submission order`.

The operation of this command happens after the first scope and happens before the second scope.

`vkCmdCopyQueryPoolResultsToMemoryKHR` is considered to be a transfer operation, and its writes to buffer memory **must** be synchronized using `VK_PIPELINE_STAGE_TRANSFER_BIT` and `VK_ACCESS_TRANSFER_WRITE_BIT` before using the results.

Valid Usage

- VUID-vkCmdCopyQueryPoolResultsToMemoryKHR-pDstRange-13097
If the range specified by `pDstRange` is not bound completely to memory when accessed, `dstFlags` **must** not include `VK_ADDRESS_COMMAND_FULLY_BOUND_BIT_KHR`
- VUID-vkCmdCopyQueryPoolResultsToMemoryKHR-pDstRange-13098
If the buffer from which the range specified by `pDstRange` was created with `VK_BUFFER_CREATE_PROTECTED_BIT`, and `protectedNoFault` is not supported, `dstFlags` **must** include `VK_ADDRESS_COMMAND_PROTECTED_BIT_KHR`
- VUID-vkCmdCopyQueryPoolResultsToMemoryKHR-pDstRange-13099
If the buffer from which the range specified by `pDstRange` was created without `VK_BUFFER_CREATE_PROTECTED_BIT`, and `protectedNoFault` is not supported, `dstFlags` **must** not include `VK_ADDRESS_COMMAND_PROTECTED_BIT_KHR`
- VUID-vkCmdCopyQueryPoolResultsToMemoryKHR-dstFlags-13100

<code>dstFlags</code>	must	not	include	both
-----------------------	-------------	-----	---------	------

VK_ADDRESS_COMMAND_STORAGE_BUFFER_USAGE_BIT_KHR and
VK_ADDRESS_COMMAND_UNKNOWN_STORAGE_BUFFER_USAGE_BIT_KHR

- VUID-vkCmdCopyQueryPoolResultsToMemoryKHR-pDstRange-13122

If any buffer, which is bound to a range of `VkDeviceMemory` that overlaps the range backing `pDstRange`, was created with `VK_BUFFER_USAGE_STORAGE_BUFFER_BIT`, `dstFlags` **must** include `VK_ADDRESS_COMMAND_STORAGE_BUFFER_USAGE_BIT_KHR` or `VK_ADDRESS_COMMAND_UNKNOWN_STORAGE_BUFFER_USAGE_BIT_KHR`

- VUID-vkCmdCopyQueryPoolResultsToMemoryKHR-pDstRange-13123

If any buffer, which is bound to a range of `VkDeviceMemory` that overlaps the range backing `pDstRange`, was created without `VK_BUFFER_USAGE_STORAGE_BUFFER_BIT`, `dstFlags` **must** not include `VK_ADDRESS_COMMAND_STORAGE_BUFFER_USAGE_BIT_KHR`

- VUID-vkCmdCopyQueryPoolResultsToMemoryKHR-dstFlags-13101

`dstFlags` **must** not include both `VK_ADDRESS_COMMAND_TRANSFORM_FEEDBACK_BUFFER_USAGE_BIT_KHR` and `VK_ADDRESS_COMMAND_UNKNOWN_TRANSFORM_FEEDBACK_BUFFER_USAGE_BIT_KHR`

- VUID-vkCmdCopyQueryPoolResultsToMemoryKHR-pDstRange-13124

If any buffer, which is bound to a range of `VkDeviceMemory` that overlaps the range backing `pDstRange`, was created with `VK_BUFFER_USAGE_TRANSFORM_FEEDBACK_BUFFER_BIT_EXT`, `dstFlags` **must** include `VK_ADDRESS_COMMAND_TRANSFORM_FEEDBACK_BUFFER_USAGE_BIT_KHR` or `VK_ADDRESS_COMMAND_UNKNOWN_TRANSFORM_FEEDBACK_BUFFER_USAGE_BIT_KHR`

- VUID-vkCmdCopyQueryPoolResultsToMemoryKHR-pDstRange-13125

If any buffer, which is bound to a range of `VkDeviceMemory` that overlaps the range backing `pDstRange`, was created without `VK_BUFFER_USAGE_TRANSFORM_FEEDBACK_BUFFER_BIT_EXT`, `dstFlags` **must** not include `VK_ADDRESS_COMMAND_TRANSFORM_FEEDBACK_BUFFER_USAGE_BIT_KHR`

- VUID-vkCmdCopyQueryPoolResultsToMemoryKHR-firstQuery-09436

`firstQuery` **must** be less than the number of queries in `queryPool`

- VUID-vkCmdCopyQueryPoolResultsToMemoryKHR-firstQuery-09437

The sum of `firstQuery` and `queryCount` **must** be less than or equal to the number of queries in `queryPool`

- VUID-vkCmdCopyQueryPoolResultsToMemoryKHR-queryCount-09438

If `queryCount` is greater than 1, `stride` **must** not be zero

- VUID-vkCmdCopyQueryPoolResultsToMemoryKHR-queryType-09439

If the `queryType` used to create `queryPool` was `VK_QUERY_TYPE_TIMESTAMP`, `queryResultFlags` **must** not contain `VK_QUERY_RESULT_PARTIAL_BIT`

- VUID-vkCmdCopyQueryPoolResultsToMemoryKHR-queryType-09440

If the `queryType` used to create `queryPool` was `VK_QUERY_TYPE_PERFORMANCE_QUERY_KHR`, `queryResultFlags` **must** not contain `VK_QUERY_RESULT_WITH_AVAILABILITY_BIT`, `VK_QUERY_RESULT_WITH_STATUS_BIT_KHR`, `VK_QUERY_RESULT_PARTIAL_BIT`, or

VK_QUERY_RESULT_64_BIT

- VUID-vkCmdCopyQueryPoolResultsToMemoryKHR-queryType-09441
If the `queryType` used to create `queryPool` was `VK_QUERY_TYPE_PERFORMANCE_QUERY_KHR`, the `queryPool` **must** have been recorded once for each pass as retrieved via a call to `vkGetPhysicalDeviceQueueFamilyPerformanceQueryPassesKHR`
- VUID-vkCmdCopyQueryPoolResultsToMemoryKHR-queryType-11874
If the `queryType` used to create `queryPool` was not `VK_QUERY_TYPE_RESULT_STATUS_ONLY_KHR` or `VK_QUERY_TYPE_VIDEO_ENCODE_FEEDBACK_KHR`, then `queryResultFlags` **must** not include `VK_QUERY_RESULT_WITH_STATUS_BIT_KHR`
- VUID-vkCmdCopyQueryPoolResultsToMemoryKHR-queryType-09442
If the `queryType` used to create `queryPool` was `VK_QUERY_TYPE_RESULT_STATUS_ONLY_KHR`, then `queryResultFlags` **must** include `VK_QUERY_RESULT_WITH_STATUS_BIT_KHR`
- VUID-vkCmdCopyQueryPoolResultsToMemoryKHR-flags-09443
If `queryResultFlags` includes `VK_QUERY_RESULT_WITH_STATUS_BIT_KHR`, then it **must** not include `VK_QUERY_RESULT_WITH_AVAILABILITY_BIT`
- VUID-vkCmdCopyQueryPoolResultsToMemoryKHR-None-13076
All queries used by the command **must** not be uninitialized when the command is executed
- VUID-vkCmdCopyQueryPoolResultsToMemoryKHR-flags-13077
If `VK_QUERY_RESULT_64_BIT` is not set in `flags` then `pDstRange->address` and `pDstRange->stride` **must** be multiples of 4
- VUID-vkCmdCopyQueryPoolResultsToMemoryKHR-flags-13078
If `VK_QUERY_RESULT_64_BIT` is set in `flags` then `pDstRange->address` and `pDstRange->stride` **must** be multiples of 8
- VUID-vkCmdCopyQueryPoolResultsToMemoryKHR-pDstRange-13079
`pDstRange->size` **must** be large enough to contain the result of each query, as described [here](#)
- VUID-vkCmdCopyQueryPoolResultsToMemoryKHR-pDstRange-13080
The buffer from which the range defined by `pDstRange` was queried **must** have been created with `VK_BUFFER_USAGE_TRANSFER_DST_BIT` usage flag
- VUID-vkCmdCopyQueryPoolResultsToMemoryKHR-queryType-13081
If the `queryType` used to create `queryPool` was `VK_QUERY_TYPE_PERFORMANCE_QUERY_KHR`, `VkPhysicalDevicePerformanceQueryPropertiesKHR::allowCommandBufferQueryCopies` **must** be `VK_TRUE`
- VUID-vkCmdCopyQueryPoolResultsToMemoryKHR-queryType-13082
`vkCmdCopyQueryPoolResultsToMemoryKHR` **must** not be called if the `queryType` used to create `queryPool` was `VK_QUERY_TYPE_PERFORMANCE_QUERY_INTEL`
- VUID-vkCmdCopyQueryPoolResultsToMemoryKHR-None-13083
All queries used by the command **must** not be active

- VUID-vkCmdCopyQueryPoolResultsToMemoryKHR-None-13084
All queries used by the command **must** have been made *available* by prior executed commands
- VUID-vkCmdCopyQueryPoolResultsToMemoryKHR-dstFlags-13085
dstFlags **must** not include [VK_ADDRESS_COMMAND_PROTECTED_BIT_KHR](#)

Valid Usage (Implicit)

- VUID-vkCmdCopyQueryPoolResultsToMemoryKHR-commandBuffer-parameter
commandBuffer **must** be a valid [VkCommandBuffer](#) handle
- VUID-vkCmdCopyQueryPoolResultsToMemoryKHR-queryPool-parameter
queryPool **must** be a valid [VkQueryPool](#) handle
- VUID-vkCmdCopyQueryPoolResultsToMemoryKHR-pDstRange-parameter
pDstRange **must** be a valid pointer to a valid [VkStridedDeviceAddressRangeKHR](#) structure
- VUID-vkCmdCopyQueryPoolResultsToMemoryKHR-dstFlags-parameter
dstFlags **must** be a valid combination of [VkAddressCommandFlagBitsKHR](#) values
- VUID-vkCmdCopyQueryPoolResultsToMemoryKHR-queryResultFlags-parameter
queryResultFlags **must** be a valid combination of [VkQueryResultFlagBits](#) values
- VUID-vkCmdCopyQueryPoolResultsToMemoryKHR-commandBuffer-recording
commandBuffer **must** be in the [recording state](#)
- VUID-vkCmdCopyQueryPoolResultsToMemoryKHR-commandBuffer-cmdpool
The [VkCommandPool](#) that **commandBuffer** was allocated from **must** support [VK_QUEUE_TRANSFER_BIT](#) operations
- VUID-vkCmdCopyQueryPoolResultsToMemoryKHR-renderpass
This command **must** only be called outside of a render pass instance
- VUID-vkCmdCopyQueryPoolResultsToMemoryKHR-suspended
This command **must** not be called between suspended render pass instances
- VUID-vkCmdCopyQueryPoolResultsToMemoryKHR-videocoding
This command **must** only be called outside of a video coding scope
- VUID-vkCmdCopyQueryPoolResultsToMemoryKHR-commonparent
Both of **commandBuffer**, and **queryPool** **must** have been created, allocated, or retrieved from the same [VkDevice](#)

Host Synchronization

- Host access to **commandBuffer** **must** be externally synchronized
- Host access to the [VkCommandPool](#) that **commandBuffer** was allocated from **must** be externally synchronized

Command Properties

Command Buffer Levels	Render Pass Scope	Video Coding Scope	Supported Queue Types	Command Type
Primary Secondary	Outside	Outside	VK_QUEUE_TRANSFER_BIT	Action

Conditional Rendering

vkCmdCopyQueryPoolResultsToMemoryKHR is not affected by [conditional rendering](#)

To copy query statuses and numerical results directly to buffer memory, call:

```
// Provided by VK_VERSION_1_0
void vkCmdCopyQueryPoolResults(
    VkCommandBuffer          commandBuffer,
    VkQueryPool              queryPool,
    uint32_t                 firstQuery,
    uint32_t                 queryCount,
    VkBuffer                  dstBuffer,
    VkDeviceSize             dstOffset,
    VkDeviceSize             stride,
    VkQueryResultFlags       flags);
```

- `commandBuffer` is the command buffer into which this command will be recorded.
- `queryPool` is the query pool managing the queries containing the desired results.
- `firstQuery` is the initial query index.
- `queryCount` is the number of queries. `firstQuery` and `queryCount` together define a range of queries.
- `dstBuffer` is a [VkBuffer](#) object that will receive the results of the copy command.
- `dstOffset` is an offset into `dstBuffer`.
- `stride` is the stride in bytes between results for individual queries within `dstBuffer`. The required size of the backing memory for `dstBuffer` is determined as described above for [vkGetQueryPoolResults](#).
- `flags` is a bitmask of [VkQueryResultFlagBits](#) specifying how and when results are returned.

Any results written for a query are written according to [a layout dependent on the query type](#).

Results for any query in `queryPool` identified by `firstQuery` and `queryCount` that is available are copied to `dstBuffer`.

If [VK_QUERY_RESULT_WITH_AVAILABILITY_BIT](#) is set, results for all queries in `queryPool` identified

by `firstQuery` and `queryCount` are copied to `dstBuffer`, along with an extra availability value written directly after the results of each query and interpreted as an unsigned integer. A value of zero indicates that the results are not yet available, otherwise the query is complete and results are available.

If `VK_QUERY_RESULT_WITH_STATUS_BIT_KHR` is set, results for all queries in `queryPool` identified by `firstQuery` and `queryCount` are copied to `dstBuffer`, along with an extra status value written directly after the results of each query and interpreted as a signed integer. A value of zero indicates that the results are not yet available. Positive values indicate that the operations within the query completed successfully, and the query results are valid. Negative values indicate that the operations within the query completed unsuccessfully.

`VkQueryResultStatusKHR` defines specific meaning for values returned here, though implementations are free to return other values.

If the status value written is negative, indicating that the operations within the query completed unsuccessfully, then all other results written by this command are undefined unless otherwise specified for any of the results of the used query type.

Results for any available query written by this command are final and represent the final result of the query. If `VK_QUERY_RESULT_PARTIAL_BIT` is set, then for any query that is unavailable, an intermediate result between zero and the final result value is written for that query. Otherwise, any result written by this command is undefined.

If `VK_QUERY_RESULT_64_BIT` is set, results and availability or status values for all queries are written as an array of 64-bit values. If the `queryPool` was created with `VK_QUERY_TYPE_PERFORMANCE_QUERY_KHR`, results for each query are written as an array of the type indicated by `VkPerformanceCounterKHR::storage` for the counter being queried. Otherwise, results and availability or status values are written as an array of 32-bit values. If an unsigned integer query's value overflows the result type, the value **may** either wrap or saturate. If the `maintenance7` feature is enabled, for an unsigned integer query, the 32-bit result value **must** be equal to the 32 least significant bits of the equivalent 64-bit result value. If a signed integer query's value overflows the result type, the value is undefined. If a floating-point query's value is not representable as the result type, the value is undefined.

This command defines an execution dependency between other query commands that reference the same query.

The first `synchronization scope` includes all commands which reference the queries in `queryPool` indicated by `query` that occur earlier in `submission order`. If `flags` does not include `VK_QUERY_RESULT_WAIT_BIT`, `vkCmdEndQuery`, `vkCmdEndQueryIndexedEXT`, `vkCmdWriteAccelerationStructuresPropertiesKHR`, `vkCmdWriteAccelerationStructuresPropertiesNV`, `vkCmdWriteMicromapsPropertiesEXT`, `vkCmdWriteTimestamp2`, and `vkCmdWriteTimestamp` are excluded from this scope.

The second `synchronization scope` includes all commands which reference the queries in `queryPool` indicated by `query` that occur later in `submission order`.

The operation of this command happens after the first scope and happens before the second scope.

`vkCmdCopyQueryPoolResults` is considered to be a transfer operation, and its writes to buffer memory **must** be synchronized using `VK_PIPELINE_STAGE_TRANSFER_BIT` and `VK_ACCESS_TRANSFER_WRITE_BIT` before using the results.

Valid Usage

- VUID-vkCmdCopyQueryPoolResults-firstQuery-09436
`firstQuery` **must** be less than the number of queries in `queryPool`
- VUID-vkCmdCopyQueryPoolResults-firstQuery-09437
The sum of `firstQuery` and `queryCount` **must** be less than or equal to the number of queries in `queryPool`
- VUID-vkCmdCopyQueryPoolResults-queryCount-09438
If `queryCount` is greater than 1, `stride` **must** not be zero
- VUID-vkCmdCopyQueryPoolResults-queryType-09439
If the `queryType` used to create `queryPool` was `VK_QUERY_TYPE_TIMESTAMP`, `flags` **must** not contain `VK_QUERY_RESULT_PARTIAL_BIT`
- VUID-vkCmdCopyQueryPoolResults-queryType-09440
If the `queryType` used to create `queryPool` was `VK_QUERY_TYPE_PERFORMANCE_QUERY_KHR`, `flags` **must** not contain `VK_QUERY_RESULT_WITH_AVAILABILITY_BIT`, `VK_QUERY_RESULT_WITH_STATUS_BIT_KHR`, `VK_QUERY_RESULT_PARTIAL_BIT`, or `VK_QUERY_RESULT_64_BIT`
- VUID-vkCmdCopyQueryPoolResults-queryType-09441
If the `queryType` used to create `queryPool` was `VK_QUERY_TYPE_PERFORMANCE_QUERY_KHR`, the `queryPool` **must** have been recorded once for each pass as retrieved via a call to `vkGetPhysicalDeviceQueueFamilyPerformanceQueryPassesKHR`
- VUID-vkCmdCopyQueryPoolResults-queryType-11874
If the `queryType` used to create `queryPool` was not `VK_QUERY_TYPE_RESULT_STATUS_ONLY_KHR` or `VK_QUERY_TYPE_VIDEO_ENCODE_FEEDBACK_KHR`, then `flags` **must** not include `VK_QUERY_RESULT_WITH_STATUS_BIT_KHR`
- VUID-vkCmdCopyQueryPoolResults-queryType-09442
If the `queryType` used to create `queryPool` was `VK_QUERY_TYPE_RESULT_STATUS_ONLY_KHR`, then `flags` **must** include `VK_QUERY_RESULT_WITH_STATUS_BIT_KHR`
- VUID-vkCmdCopyQueryPoolResults-flags-09443
If `flags` includes `VK_QUERY_RESULT_WITH_STATUS_BIT_KHR`, then it **must** not include `VK_QUERY_RESULT_WITH_AVAILABILITY_BIT`
- VUID-vkCmdCopyQueryPoolResults-None-09402
All queries used by the command **must** not be uninitialized when the command is executed
- VUID-vkCmdCopyQueryPoolResults-dstOffset-00819

`dstOffset` **must** be less than the size of `dstBuffer`

- VUID-vkCmdCopyQueryPoolResults-flags-00822
If `VK_QUERY_RESULT_64_BIT` is not set in `flags` then `dstOffset` **must** be a multiple of 4
- VUID-vkCmdCopyQueryPoolResults-queryCount-12254
If `queryCount` is greater than 1 and `VK_QUERY_RESULT_64_BIT` is not set in `flags` then `stride` **must** be a multiple of 4
- VUID-vkCmdCopyQueryPoolResults-flags-00823
If `VK_QUERY_RESULT_64_BIT` is set in `flags` then `dstOffset` **must** be a multiple of 8
- VUID-vkCmdCopyQueryPoolResults-queryCount-12255
If `queryCount` is greater than 1 and `VK_QUERY_RESULT_64_BIT` is set in `flags` then `stride` **must** be a multiple of 8
- VUID-vkCmdCopyQueryPoolResults-dstBuffer-00824
`dstBuffer` **must** have enough storage, from `dstOffset`, to contain the result of each query, as described [here](#)
- VUID-vkCmdCopyQueryPoolResults-dstBuffer-00825
`dstBuffer` **must** have been created with the `VK_BUFFER_USAGE_TRANSFER_DST_BIT` usage flag set
- VUID-vkCmdCopyQueryPoolResults-dstBuffer-00826
If `dstBuffer` is non-sparse then it **must** be bound completely and contiguously to a single `VkDeviceMemory` object
- VUID-vkCmdCopyQueryPoolResults-queryType-03232
If the `queryType` used to create `queryPool` was `VK_QUERY_TYPE_PERFORMANCE_QUERY_KHR`, `VkPhysicalDevicePerformanceQueryPropertiesKHR::allowCommandBufferQueryCopies` **must** be `VK_TRUE`
- VUID-vkCmdCopyQueryPoolResults-queryType-02734
`vkCmdCopyQueryPoolResults` **must** not be called if the `queryType` used to create `queryPool` was `VK_QUERY_TYPE_PERFORMANCE_QUERY_INTEL`
- VUID-vkCmdCopyQueryPoolResults-None-07429
All queries used by the command **must** not be active
- VUID-vkCmdCopyQueryPoolResults-None-08752
All queries used by the command **must** have been made *available* by prior executed commands

Valid Usage (Implicit)

- VUID-vkCmdCopyQueryPoolResults-commandBuffer-parameter
`commandBuffer` **must** be a valid `VkCommandBuffer` handle
- VUID-vkCmdCopyQueryPoolResults-queryPool-parameter
`queryPool` **must** be a valid `VkQueryPool` handle
- VUID-vkCmdCopyQueryPoolResults-dstBuffer-parameter
`dstBuffer` **must** be a valid `VkBuffer` handle

- VUID-vkCmdCopyQueryPoolResults-flags-parameter
flags **must** be a valid combination of [VkQueryResultFlagBits](#) values
- VUID-vkCmdCopyQueryPoolResults-commandBuffer-recording
commandBuffer **must** be in the [recording state](#)
- VUID-vkCmdCopyQueryPoolResults-commandBuffer-cmdpool
The [VkCommandPool](#) that **commandBuffer** was allocated from **must** support [VK_QUEUE_COMPUTE_BIT](#), or [VK_QUEUE_GRAPHICS_BIT](#) operations
- VUID-vkCmdCopyQueryPoolResults-renderpass
This command **must** only be called outside of a render pass instance
- VUID-vkCmdCopyQueryPoolResults-suspended
This command **must** not be called between suspended render pass instances
- VUID-vkCmdCopyQueryPoolResults-videocoding
This command **must** only be called outside of a video coding scope
- VUID-vkCmdCopyQueryPoolResults-commonparent
Each of **commandBuffer**, **dstBuffer**, and **queryPool** **must** have been created, allocated, or retrieved from the same [VkDevice](#)

Host Synchronization

- Host access to **commandBuffer** **must** be externally synchronized
- Host access to the [VkCommandPool](#) that **commandBuffer** was allocated from **must** be externally synchronized

Command Properties

Command Buffer Levels	Render Pass Scope	Video Coding Scope	Supported Queue Types	Command Type
Primary Secondary	Outside	Outside	VK_QUEUE_COMPUTE_BIT VK_QUEUE_GRAPHICS_BIT	Action

Conditional Rendering

`vkCmdCopyQueryPoolResults` is not affected by [conditional rendering](#)

Rendering operations such as clears, MSAA resolves, attachment load/store operations, and blits **may** count towards the results of queries. This behavior is implementation-dependent and **may** vary depending on the path used within an implementation. For example, some implementations have several types of clears, some of which **may** include vertices and some not.

23.3. Occlusion Queries

Occlusion queries track the number of samples that pass the per-fragment tests for a set of drawing commands. As such, occlusion queries are only available on queue families supporting graphics operations. The application **can** then use these results to inform future rendering decisions. An occlusion query is begun and ended by calling `vkCmdBeginQuery` and `vkCmdEndQuery`, respectively. When an occlusion query begins, the count of passing samples always starts at zero. For each drawing command, the count is incremented as described in [Sample Counting](#). If `flags` does not contain `VK_QUERY_CONTROL_PRECISE_BIT` an implementation **may** generate any non-zero result value for the query if the count of passing samples is non-zero.

Not setting `VK_QUERY_CONTROL_PRECISE_BIT` mode **may** be more efficient on some implementations, and **should** be used where it is sufficient to know a boolean result on whether any samples passed the per-fragment tests. In this case, some implementations **may** only return zero or one, regardless of the actual number of samples passing the per-fragment tests.

NOTE

Setting `VK_QUERY_CONTROL_PRECISE_BIT` does not guarantee that different implementations return the same number of samples in an occlusion query. Some implementations may kill fragments in the [pre-rasterization shader stage](#), and these killed fragments do not contribute to the final result of the query. It is possible that some implementations generate a zero result value for the query, while others generate a non-zero value.

When an occlusion query finishes, the result for that query is marked as available. The application **can** then either copy the result to a buffer (via `vkCmdCopyQueryPoolResults`) or request it be put into host memory (via `vkGetQueryPoolResults`).

NOTE

If occluding geometry is not drawn first, samples **can** pass the depth test, but still not be visible in a final image.

23.4. Pipeline Statistics Queries

Pipeline statistics queries allow the application to sample a specified set of `VkPipeline` counters. These counters are accumulated by Vulkan for a set of either drawing or dispatching commands while a pipeline statistics query is active. As such, pipeline statistics queries are available on queue families supporting either graphics or compute operations. The availability of pipeline statistics queries is indicated by the `pipelineStatisticsQuery` member of the `VkPhysicalDeviceFeatures` object (see `vkGetPhysicalDeviceFeatures` and `vkCreateDevice` for detecting and requesting this query type on a `VkDevice`).

A pipeline statistics query is begun and ended by calling `vkCmdBeginQuery` and `vkCmdEndQuery`, respectively. When a pipeline statistics query begins, all statistics counters are set to zero. While the query is active, the pipeline type determines which set of statistics are available, but these **must** be configured on the query pool when it is created. If a statistic counter is issued on a command buffer that does not support the corresponding operation, or the counter corresponds to a shading stage which is missing from any of the pipelines used while the query is active, the value of that counter

is undefined after the query has been made available. At least one statistic counter relevant to the operations supported on the recording command buffer **must** be enabled.

Bits which **can** be set in `VkQueryPoolCreateInfo::pipelineStatistics` for query pools and in `VkCommandBufferInheritanceInfo::pipelineStatistics` for secondary command buffers, individually enabling pipeline statistics counters, are:

```
// Provided by VK_VERSION_1_0
typedef enum VkQueryPipelineStatisticFlagBits {
    VK_QUERY_PIPELINE_STATISTIC_INPUT_ASSEMBLY_VERTICES_BIT = 0x00000001,
    VK_QUERY_PIPELINE_STATISTIC_INPUT_ASSEMBLY_PRIMITIVES_BIT = 0x00000002,
    VK_QUERY_PIPELINE_STATISTIC_VERTEX_SHADER_INVOCATIONS_BIT = 0x00000004,
    VK_QUERY_PIPELINE_STATISTIC_GEOMETRY_SHADER_INVOCATIONS_BIT = 0x00000008,
    VK_QUERY_PIPELINE_STATISTIC_GEOMETRY_SHADER_PRIMITIVES_BIT = 0x00000010,
    VK_QUERY_PIPELINE_STATISTIC_CLIPPING_INVOCATIONS_BIT = 0x00000020,
    VK_QUERY_PIPELINE_STATISTIC_CLIPPING_PRIMITIVES_BIT = 0x00000040,
    VK_QUERY_PIPELINE_STATISTIC_FRAGMENT_SHADER_INVOCATIONS_BIT = 0x00000080,
    VK_QUERY_PIPELINE_STATISTIC_TESSELLATION_CONTROL_SHADER_PATCHES_BIT = 0x00000100,
    VK_QUERY_PIPELINE_STATISTIC_TESSELLATION_EVALUATION_SHADER_INVOCATIONS_BIT =
0x00000200,
    VK_QUERY_PIPELINE_STATISTIC_COMPUTE_SHADER_INVOCATIONS_BIT = 0x00000400,
    // Provided by VK_EXT_mesh_shader
    VK_QUERY_PIPELINE_STATISTIC_TASK_SHADER_INVOCATIONS_BIT_EXT = 0x00000800,
    // Provided by VK_EXT_mesh_shader
    VK_QUERY_PIPELINE_STATISTIC_MESH_SHADER_INVOCATIONS_BIT_EXT = 0x00001000,
    // Provided by VK_HUAWEI_cluster_culling_shader
    VK_QUERY_PIPELINE_STATISTIC_CLUSTER_CULLING_SHADER_INVOCATIONS_BIT_HUAWEI =
0x00002000,
} VkQueryPipelineStatisticFlagBits;
```

- `VK_QUERY_PIPELINE_STATISTIC_INPUT_ASSEMBLY_VERTICES_BIT` specifies that queries managed by the pool will count the number of vertices processed by the [input assembly](#) stage. Vertices corresponding to incomplete primitives **may** contribute to the count.
- `VK_QUERY_PIPELINE_STATISTIC_INPUT_ASSEMBLY_PRIMITIVES_BIT` specifies that queries managed by the pool will count the number of primitives processed by the [input assembly](#) stage. If primitive restart is enabled, restarting the primitive topology has no effect on the count. Incomplete primitives **may** be counted.
- `VK_QUERY_PIPELINE_STATISTIC_VERTEX_SHADER_INVOCATIONS_BIT` specifies that queries managed by the pool will count the number of vertex shader invocations. This counter's value is incremented each time a vertex shader is [invoked](#).
- `VK_QUERY_PIPELINE_STATISTIC_GEOMETRY_SHADER_INVOCATIONS_BIT` specifies that queries managed by the pool will count the number of geometry shader invocations. This counter's value is incremented each time a geometry shader is [invoked](#). In the case of [instanced geometry shaders](#), the geometry shader invocations count is incremented for each separate instanced invocation.
- `VK_QUERY_PIPELINE_STATISTIC_GEOMETRY_SHADER_PRIMITIVES_BIT` specifies that queries managed by the pool will count the number of primitives generated by geometry shader

invocations. The counter's value is incremented each time the geometry shader emits a primitive. Restarting primitive topology using the SPIR-V instructions `OpEndPrimitive` or `OpEndStreamPrimitive` has no effect on the geometry shader output primitives count.

- `VK_QUERY_PIPELINE_STATISTIC_CLIPPING_INVOCATIONS_BIT` specifies that queries managed by the pool will count the number of primitives processed by the `Primitive Clipping` stage of the pipeline. The counter's value is incremented each time a primitive reaches the primitive clipping stage.
- `VK_QUERY_PIPELINE_STATISTIC_CLIPPING_PRIMITIVES_BIT` specifies that queries managed by the pool will count the number of primitives output by the `Primitive Clipping` stage of the pipeline. The counter's value is incremented each time a primitive passes the primitive clipping stage. The actual number of primitives output by the primitive clipping stage for a particular input primitive is implementation-dependent but **must** satisfy the following conditions:
 - If at least one vertex of the input primitive lies inside the clipping volume, the counter is incremented by one or more.
 - Otherwise, the counter is incremented by zero or more.
- `VK_QUERY_PIPELINE_STATISTIC_FRAGMENT_SHADER_INVOCATIONS_BIT` specifies that queries managed by the pool will count the number of fragment shader invocations. The counter's value is incremented each time the fragment shader is `invoked`.
- `VK_QUERY_PIPELINE_STATISTIC_TESSELLATION_CONTROL_SHADER_PATCHES_BIT` specifies that queries managed by the pool will count the number of patches processed by the tessellation control shader. The counter's value is incremented once for each patch for which a tessellation control shader is `invoked`.
- `VK_QUERY_PIPELINE_STATISTIC_TESSELLATION_EVALUATION_SHADER_INVOCATIONS_BIT` specifies that queries managed by the pool will count the number of invocations of the tessellation evaluation shader. The counter's value is incremented each time the tessellation evaluation shader is `invoked`.
- `VK_QUERY_PIPELINE_STATISTIC_COMPUTE_SHADER_INVOCATIONS_BIT` specifies that queries managed by the pool will count the number of compute shader invocations. The counter's value is incremented every time the compute shader is invoked. Implementations **may** skip the execution of certain compute shader invocations or execute additional compute shader invocations for implementation-dependent reasons as long as the results of rendering otherwise remain unchanged.
- `VK_QUERY_PIPELINE_STATISTIC_TASK_SHADER_INVOCATIONS_BIT_EXT` specifies that queries managed by the pool will count the number of task shader invocations. The counter's value is incremented every time the task shader is invoked.
- `VK_QUERY_PIPELINE_STATISTIC_MESH_SHADER_INVOCATIONS_BIT_EXT` specifies that queries managed by the pool will count the number of mesh shader invocations. The counter's value is incremented every time the mesh shader is invoked.

These values are intended to measure relative statistics on one implementation. Various device architectures will count these values differently. Any or all counters **may** be affected by the issues described in [Query Operation](#).

This counting difference is especially true if the pipeline contains mesh or task shaders, which may

affect several of the counters in unexpected ways.

NOTE

For example, tile-based rendering devices **may** need to replay the scene multiple times, affecting some of the counts.

If a pipeline has `rasterizerDiscardEnable` enabled, implementations **may** discard primitives after the final `pre-rasterization shader stage`. As a result, if `rasterizerDiscardEnable` is enabled, the clipping input and output primitives counters **may** not be incremented.

When a pipeline statistics query finishes, the result for that query is marked as available. The application **can** copy the result to a buffer (via `vkCmdCopyQueryPoolResults`), or request it be put into host memory (via `vkGetQueryPoolResults`).

```
// Provided by VK_VERSION_1_0
typedef VkFlags VkQueryPipelineStatisticFlags;
```

`VkQueryPipelineStatisticFlags` is a bitmask type for setting a mask of zero or more `VkQueryPipelineStatisticFlagBits`.

23.5. Timestamp Queries

Timestamps provide applications with a mechanism for monotonically tracking the execution of commands. A timestamp is an integer value generated by the `VkPhysicalDevice`. Unlike other queries, timestamps do not operate over a range, and so do not use `vkCmdBeginQuery` or `vkCmdEndQuery`. The mechanism is built around a set of commands that allow the application to tell the `VkPhysicalDevice` to write timestamp values to a `query pool` and then either read timestamp values on the host (using `vkGetQueryPoolResults`) or copy timestamp values to a `VkBuffer` (using `vkCmdCopyQueryPoolResults`).

The number of valid bits in a timestamp value is determined by the `VkQueueFamilyProperties::timestampValidBits` property of the queue on which the timestamp is written. Timestamps are supported on any queue which reports a non-zero value for `timestampValidBits` via `vkGetPhysicalDeviceQueueFamilyProperties`. If the `timestampComputeAndGraphics` limit is `VK_TRUE`, timestamps are supported by every queue family that supports either graphics or compute operations (see `VkQueueFamilyProperties`).

The number of nanoseconds it takes for a timestamp value to be incremented by 1 **can** be obtained from `VkPhysicalDeviceLimits::timestampPeriod` after a call to `vkGetPhysicalDeviceProperties`.

To request a timestamp and write the value to memory, call:

```
// Provided by VK_VERSION_1_3
void vkCmdWriteTimestamp2(
    VkCommandBuffer          commandBuffer,
    VkPipelineStageFlags2    stage,
    VkQueryPool              queryPool,
    uint32_t                 query);
```



```
// Provided by VK_KHR_synchronization2
// Equivalent to vkCmdWriteTimestamp2
void vkCmdWriteTimestamp2KHR(
    VkCommandBuffer                commandBuffer,
    VkPipelineStageFlags2          stage,
    VkQueryPool                    queryPool,
    uint32_t                       query);
```

- `commandBuffer` is the command buffer into which the command will be recorded.
- `stage` specifies a stage of the pipeline.
- `queryPool` is the query pool that will manage the timestamp.
- `query` is the query within the query pool that will contain the timestamp.

When `vkCmdWriteTimestamp2` is submitted to a queue, it defines an execution dependency on commands that were submitted before it, and writes a timestamp to a query pool.

The first [synchronization scope](#) includes all commands that occur earlier in [submission order](#). The synchronization scope is limited to operations on the pipeline stage specified by `stage`.

The second [synchronization scope](#) includes only the timestamp write operation.

NOTE

Implementations may write the timestamp at any stage that is [logically later](#) than `stage`.

Any timestamp write that [happens-after](#) another timestamp write in the same submission **must** not have a lower value unless its value overflows the maximum supported integer bit width of the query. If `VK_KHR_calibrated_timestamps` or `VK_EXT_calibrated_timestamps` is enabled, this extends to timestamp writes across all submissions on the same logical device: any timestamp write that [happens-after](#) another **must** not have a lower value unless its value overflows the maximum supported integer bit width of the query. Timestamps written by this command **must** be in the `VK_TIME_DOMAIN_DEVICE_KHR` [time domain](#). If an overflow occurs, the timestamp value **must** wrap back to zero.

If `vkCmdWriteTimestamp2` is called while executing a render pass instance that has multiview enabled, the timestamp uses N consecutive query indices in the query pool (starting at `query`) where N is the number of bits set in the view mask of the subpass or dynamic render pass the command is executed in. The resulting query values are determined by an implementation-dependent choice of one of the following behaviors:

- The first query is a timestamp value and (if more than one bit is set in the view mask) zero is written to the remaining queries.
- All N queries are timestamp values.

Either way, if two timestamps are written in the same subpass or dynamic render pass with multiview enabled, each of the N consecutive queries written for a timestamp **must** not have a lower value than the queries with corresponding indices written by the timestamp that happens-before unless the value overflows the maximum supported integer bit width of the query.

Valid Usage

- VUID-vkCmdWriteTimestamp2-stage-03929
If the `geometryShader` feature is not enabled, `stage` **must** not contain `VK_PIPELINE_STAGE_2_GEOMETRY_SHADER_BIT`
- VUID-vkCmdWriteTimestamp2-stage-03930
If the `tessellationShader` feature is not enabled, `stage` **must** not contain `VK_PIPELINE_STAGE_2_TESSELLATION_CONTROL_SHADER_BIT` or `VK_PIPELINE_STAGE_2_TESSELLATION_EVALUATION_SHADER_BIT`
- VUID-vkCmdWriteTimestamp2-stage-03931
If the `conditionalRendering` feature is not enabled, `stage` **must** not contain `VK_PIPELINE_STAGE_2_CONDITIONAL_RENDERING_BIT_EXT`
- VUID-vkCmdWriteTimestamp2-stage-03932
If the `fragmentDensityMap` feature is not enabled, `stage` **must** not contain `VK_PIPELINE_STAGE_2_FRAGMENT_DENSITY_PROCESS_BIT_EXT`
- VUID-vkCmdWriteTimestamp2-stage-03933
If the `transformFeedback` feature is not enabled, `stage` **must** not contain `VK_PIPELINE_STAGE_2_TRANSFORM_FEEDBACK_BIT_EXT`
- VUID-vkCmdWriteTimestamp2-stage-03934
If the `meshShader` feature is not enabled, `stage` **must** not contain `VK_PIPELINE_STAGE_2_MESH_SHADER_BIT_EXT`
- VUID-vkCmdWriteTimestamp2-stage-03935
If the `taskShader` feature is not enabled, `stage` **must** not contain `VK_PIPELINE_STAGE_2_TASK_SHADER_BIT_EXT`
- VUID-vkCmdWriteTimestamp2-stage-07316
If neither of the `shadingRateImage` or the `attachmentFragmentShadingRate` features are enabled, `stage` **must** not contain `VK_PIPELINE_STAGE_2_FRAGMENT_SHADING_RATE_ATTACHMENT_BIT_KHR`
- VUID-vkCmdWriteTimestamp2-stage-04957
If the `subpassShading` feature is not enabled, `stage` **must** not contain `VK_PIPELINE_STAGE_2_SUBPASS_SHADER_BIT_HUAWEI`
- VUID-vkCmdWriteTimestamp2-stage-04995
If the `invocationMask` feature is not enabled, `stage` **must** not contain `VK_PIPELINE_STAGE_2_INVOCATION_MASK_BIT_HUAWEI`
- VUID-vkCmdWriteTimestamp2-stage-07946
If neither the `VK_NV_ray_tracing` extension or the `rayTracingPipeline` feature are enabled, `stage` **must** not contain `VK_PIPELINE_STAGE_2_RAY_TRACING_SHADER_BIT_KHR`
- VUID-vkCmdWriteTimestamp2-stage-10751
If the `accelerationStructure` feature is not enabled, `stage` **must** not contain `VK_PIPELINE_STAGE_2_ACCELERATION_STRUCTURE_BUILD_BIT_KHR`
- VUID-vkCmdWriteTimestamp2-stage-10752
If the `rayTracingMaintenance1` feature is not enabled, `stage` **must** not contain

VK_PIPELINE_STAGE_2_ACCELERATION_STRUCTURE_COPY_BIT_KHR

- VUID-vkCmdWriteTimestamp2-stage-10753
If the **micromap** feature is not enabled, **stage** **must** not contain **VK_PIPELINE_STAGE_2_MICROMAP_BUILD_BIT_EXT**
- VUID-vkCmdWriteTimestamp2-synchronization2-03858
The **synchronization2** feature **must** be enabled
- VUID-vkCmdWriteTimestamp2-stage-03859
stage **must** only include a single pipeline stage
- VUID-vkCmdWriteTimestamp2-stage-03860
stage **must** only include stages valid for the queue family that was used to create the command pool that **commandBuffer** was allocated from
- VUID-vkCmdWriteTimestamp2-queryPool-03861
queryPool **must** have been created with a **queryType** of **VK_QUERY_TYPE_TIMESTAMP**
- VUID-vkCmdWriteTimestamp2-timestampValidBits-03863
The command pool's queue family **must** support a non-zero **timestampValidBits**
- VUID-vkCmdWriteTimestamp2-query-04903
query **must** be less than the number of queries in **queryPool**
- VUID-vkCmdWriteTimestamp2-None-03864
All queries used by the command **must** be *unavailable*
- VUID-vkCmdWriteTimestamp2-query-03865
If **vkCmdWriteTimestamp2** is called within a render pass instance, the sum of **query** and the number of bits set in the current subpass's view mask **must** be less than or equal to the number of queries in **queryPool**
- VUID-vkCmdWriteTimestamp2-None-10639
This command **must** not be recorded when **per-tile execution model** is enabled

Valid Usage (Implicit)

- VUID-vkCmdWriteTimestamp2-commandBuffer-parameter
commandBuffer **must** be a valid **VkCommandBuffer** handle
- VUID-vkCmdWriteTimestamp2-stage-parameter
stage **must** be a valid combination of **VkPipelineStageFlagBits2** values
- VUID-vkCmdWriteTimestamp2-queryPool-parameter
queryPool **must** be a valid **VkQueryPool** handle
- VUID-vkCmdWriteTimestamp2-commandBuffer-recording
commandBuffer **must** be in the **recording state**
- VUID-vkCmdWriteTimestamp2-commandBuffer-cmdpool
The **VkCommandPool** that **commandBuffer** was allocated from **must** support **VK_QUEUE_COMPUTE_BIT**, **VK_QUEUE_GRAPHICS_BIT**, **VK_QUEUE_TRANSFER_BIT**, **VK_QUEUE_VIDEO_DECODE_BIT_KHR**, or **VK_QUEUE_VIDEO_ENCODE_BIT_KHR** operations

- VUID-vkCmdWriteTimestamp2-suspended
This command **must** not be called between suspended render pass instances
- VUID-vkCmdWriteTimestamp2-commonparent
Both of **commandBuffer**, and **queryPool** **must** have been created, allocated, or retrieved from the same **VkDevice**

Host Synchronization

- Host access to **commandBuffer** **must** be externally synchronized
- Host access to the **VkCommandPool** that **commandBuffer** was allocated from **must** be externally synchronized

Command Properties

Command Buffer Levels	Render Pass Scope	Video Coding Scope	Supported Queue Types	Command Type
Primary Secondary	Both	Both	VK_QUEUE_COMPUTE_BIT VK_QUEUE_GRAPHICS_BIT VK_QUEUE_TRANSFER_BIT VK_QUEUE_VIDEO_DECODE_BIT_KHR VK_QUEUE_VIDEO_ENCODE_BIT_KHR	Action

Conditional Rendering

vkCmdWriteTimestamp2 is not affected by [conditional rendering](#)

To request a timestamp and write the value to memory, call:

WARNING

This functionality is superseded by [vkCmdWriteTimestamp2](#). See [Legacy Functionality](#) for more information.


```
// Provided by VK_VERSION_1_0
void vkCmdWriteTimestamp(
    VkCommandBuffer          commandBuffer,
    VkPipelineStageFlagBits pipelineStage,
    VkQueryPool              queryPool,
    uint32_t                 query);
```

- `commandBuffer` is the command buffer into which the command will be recorded.
- `pipelineStage` is a `VkPipelineStageFlagBits` value, specifying a stage of the pipeline.
- `queryPool` is the query pool that will manage the timestamp.
- `query` is the query within the query pool that will contain the timestamp.

When `vkCmdWriteTimestamp` is submitted to a queue, it defines an execution dependency on commands that were submitted before it, and writes a timestamp to a query pool.

The first [synchronization scope](#) includes all commands that occur earlier in [submission order](#). The synchronization scope is limited to operations on the pipeline stage specified by `pipelineStage`.

The second [synchronization scope](#) includes only the timestamp write operation.

NOTE

Implementations may write the timestamp at any stage that is [logically later](#) than [stage](#).

Any timestamp write that [happens-after](#) another timestamp write in the same submission **must** not have a lower value unless its value overflows the maximum supported integer bit width of the query. If `VK_KHR_calibrated_timestamps` or `VK_EXT_calibrated_timestamps` is enabled, this extends to timestamp writes across all submissions on the same logical device: any timestamp write that [happens-after](#) another **must** not have a lower value unless its value overflows the maximum supported integer bit width of the query. Timestamps written by this command **must** be in the `VK_TIME_DOMAIN_DEVICE_KHR` [time domain](#). If an overflow occurs, the timestamp value **must** wrap back to zero.

If `vkCmdWriteTimestamp` is called while executing a render pass instance that has multiview enabled, the timestamp uses N consecutive query indices in the query pool (starting at `query`) where N is the number of bits set in the view mask of the subpass or dynamic render pass the command is executed in. The resulting query values are determined by an implementation-dependent choice of one of the following behaviors:

- The first query is a timestamp value and (if more than one bit is set in the view mask) zero is written to the remaining queries.
- All N queries are timestamp values.

Either way, if two timestamps are written in the same subpass or dynamic render pass with multiview enabled, each of the N consecutive queries written for a timestamp **must** not have a lower value than the queries with corresponding indices written by the timestamp that happens-before unless the value overflows the maximum supported integer bit width of the query.

Valid Usage

- VUID-vkCmdWriteTimestamp-pipelineStage-04074
`pipelineStage` **must** be a `valid stage` for the queue family that was used to create the command pool that `commandBuffer` was allocated from
- VUID-vkCmdWriteTimestamp-pipelineStage-04075
If the `geometryShader` feature is not enabled, `pipelineStage` **must** not be `VK_PIPELINE_STAGE_GEOMETRY_SHADER_BIT`
- VUID-vkCmdWriteTimestamp-pipelineStage-04076
If the `tessellationShader` feature is not enabled, `pipelineStage` **must** not be `VK_PIPELINE_STAGE_TESSELLATION_CONTROL_SHADER_BIT` or `VK_PIPELINE_STAGE_TESSELLATION_EVALUATION_SHADER_BIT`
- VUID-vkCmdWriteTimestamp-pipelineStage-04077
If the `conditionalRendering` feature is not enabled, `pipelineStage` **must** not be `VK_PIPELINE_STAGE_CONDITIONAL_RENDERING_BIT_EXT`
- VUID-vkCmdWriteTimestamp-pipelineStage-04078
If the `fragmentDensityMap` feature is not enabled, `pipelineStage` **must** not be `VK_PIPELINE_STAGE_FRAGMENT_DENSITY_PROCESS_BIT_EXT`
- VUID-vkCmdWriteTimestamp-pipelineStage-04079
If the `transformFeedback` feature is not enabled, `pipelineStage` **must** not be `VK_PIPELINE_STAGE_TRANSFORM_FEEDBACK_BIT_EXT`
- VUID-vkCmdWriteTimestamp-pipelineStage-04080
If the `meshShader` feature is not enabled, `pipelineStage` **must** not be `VK_PIPELINE_STAGE_MESH_SHADER_BIT_EXT`
- VUID-vkCmdWriteTimestamp-pipelineStage-07077
If the `taskShader` feature is not enabled, `pipelineStage` **must** not be `VK_PIPELINE_STAGE_TASK_SHADER_BIT_EXT`
- VUID-vkCmdWriteTimestamp-shadingRateImage-07314
If neither of the `shadingRateImage` or the `attachmentFragmentShadingRate` features are enabled, `pipelineStage` **must** not be `VK_PIPELINE_STAGE_FRAGMENT_SHADING_RATE_ATTACHMENT_BIT_KHR`
- VUID-vkCmdWriteTimestamp-synchronization2-06489
If the `synchronization2` feature is not enabled, `pipelineStage` **must** not be `VK_PIPELINE_STAGE_NONE`
- VUID-vkCmdWriteTimestamp-rayTracingPipeline-07943
If neither of the `VK_NV_ray_tracing` extension or the `rayTracingPipeline` feature are enabled, `pipelineStage` **must** not be `VK_PIPELINE_STAGE_RAY_TRACING_SHADER_BIT_KHR`
- VUID-vkCmdWriteTimestamp-queryPool-01416
`queryPool` **must** have been created with a `queryType` of `VK_QUERY_TYPE_TIMESTAMP`
- VUID-vkCmdWriteTimestamp-timestampValidBits-00829
The command pool's queue family **must** support a non-zero `timestampValidBits`

- VUID-vkCmdWriteTimestamp-query-04904
`query` **must** be less than the number of queries in `queryPool`
- VUID-vkCmdWriteTimestamp-None-00830
All queries used by the command **must** be *unavailable*
- VUID-vkCmdWriteTimestamp-query-00831
If `vkCmdWriteTimestamp` is called within a render pass instance, the sum of `query` and the number of bits set in the current subpass's view mask **must** be less than or equal to the number of queries in `queryPool`
- VUID-vkCmdWriteTimestamp-None-10640
This command **must** not be recorded when `per-tile execution model` is enabled

Valid Usage (Implicit)

- VUID-vkCmdWriteTimestamp-commandBuffer-parameter
`commandBuffer` **must** be a valid `VkCommandBuffer` handle
- VUID-vkCmdWriteTimestamp-pipelineStage-parameter
`pipelineStage` **must** be a valid `VkPipelineStageFlagBits` value
- VUID-vkCmdWriteTimestamp-queryPool-parameter
`queryPool` **must** be a valid `VkQueryPool` handle
- VUID-vkCmdWriteTimestamp-commandBuffer-recording
`commandBuffer` **must** be in the `recording state`
- VUID-vkCmdWriteTimestamp-commandBuffer-cmdpool
The `VkCommandPool` that `commandBuffer` was allocated from **must** support `VK_QUEUE_COMPUTE_BIT`, `VK_QUEUE_GRAPHICS_BIT`, `VK_QUEUE_OPTICAL_FLOW_BIT_NV`, `VK_QUEUE_TRANSFER_BIT`, `VK_QUEUE_VIDEO_DECODE_BIT_KHR`, or `VK_QUEUE_VIDEO_ENCODE_BIT_KHR` operations
- VUID-vkCmdWriteTimestamp-suspended
This command **must** not be called between suspended render pass instances
- VUID-vkCmdWriteTimestamp-commonparent
Both of `commandBuffer`, and `queryPool` **must** have been created, allocated, or retrieved from the same `VkDevice`

Host Synchronization

- Host access to `commandBuffer` **must** be externally synchronized
- Host access to the `VkCommandPool` that `commandBuffer` was allocated from **must** be externally synchronized

Command Properties

Command Buffer Levels	Render Pass Scope	Video Coding Scope	Supported Queue Types	Command Type
Primary Secondary	Both	Both	VK_QUEUE_COMPUTE_BIT VK_QUEUE_GRAPHICS_BIT VK_QUEUE_OPTICAL_FLOW_BIT_NV VK_QUEUE_TRANSFER_BIT VK_QUEUE_VIDEO_DECODE_BIT_KHR VK_QUEUE_VIDEO_ENCODE_BIT_KHR	Action

Conditional Rendering

`vkCmdWriteTimestamp` is not affected by [conditional rendering](#)

23.6. Performance Queries

Performance queries provide applications with a mechanism for getting performance counter information about the execution of command buffers, render passes, and commands.

Each queue family advertises the performance counters that **can** be queried on a queue of that family via a call to [vkEnumeratePhysicalDeviceQueueFamilyPerformanceQueryCountersKHR](#). Implementations **may** limit access to performance counters based on platform requirements or only to specialized drivers for development purposes.

NOTE

This may include no performance counters being enumerated, or a reduced set. Please refer to platform-specific documentation for guidance on any such restrictions.

Performance queries use the existing [vkCmdBeginQuery](#) and [vkCmdEndQuery](#) to control what command buffers, render passes, or commands to get performance information for.

Implementations **may** require multiple passes where the command buffer, render passes, or commands being recorded are the same and are executed on the same queue to record performance counter data. This is achieved by submitting the same batch and providing a [VkPerformanceQuerySubmitInfoKHR](#) structure containing a counter pass index. The number of

passes required for a given performance query pool **can** be queried via a call to [vkGetPhysicalDeviceQueueFamilyPerformanceQueryPassesKHR](#).

NOTE

Command buffers recorded with [VK_COMMAND_BUFFER_USAGE_ONE_TIME_SUBMIT_BIT](#) **must** not be re-submitted. Changing command buffer usage bits **may** affect performance. To avoid this, the application **should** re-record any command buffers with the [VK_COMMAND_BUFFER_USAGE_ONE_TIME_SUBMIT_BIT](#) when multiple counter passes are required.

Performance counter results from a performance query pool **can** be obtained with the command [vkGetQueryPoolResults](#).

The [VkPerformanceCounterResultKHR](#) union is defined as:

```
// Provided by VK_KHR_performance_query
typedef union VkPerformanceCounterResultKHR {
    int32_t      int32;
    int64_t      int64;
    uint32_t     uint32;
    uint64_t     uint64;
    float        float32;
    double       float64;
} VkPerformanceCounterResultKHR;
```

- [int32](#) is a 32-bit signed integer value.
- [int64](#) is a 64-bit signed integer value.
- [uint32](#) is a 32-bit unsigned integer value.
- [uint64](#) is a 64-bit unsigned integer value.
- [float32](#) is a 32-bit floating-point value.
- [float64](#) is a 64-bit floating-point value.

Performance query results are returned in an array of [VkPerformanceCounterResultKHR](#) unions containing the data associated with each counter in the query, stored in the same order as the counters supplied in [pCounterIndices](#) when creating the performance query. [VkPerformanceCounterKHR::storage](#) specifies how to parse the counter data.

23.6.1. Profiling Lock

To record and submit a command buffer containing a performance query pool the profiling lock **must** be held. The profiling lock **must** be acquired prior to any call to [vkBeginCommandBuffer](#) that will be using a performance query pool. The profiling lock **must** be held while any command buffer containing a performance query pool is in the *recording*, *executable*, or *pending state*. To acquire the profiling lock, call:


```
// Provided by VK_KHR_performance_query
VkResult vkAcquireProfilingLockKHR(
    VkDevice device,
    const VkAcquireProfilingLockInfoKHR* pInfo);
```

- **device** is the logical device to profile.
- **pInfo** is a pointer to a [VkAcquireProfilingLockInfoKHR](#) structure containing information about how the profiling is to be acquired.

Implementations **may** allow multiple actors to hold the profiling lock concurrently.

Valid Usage (Implicit)

- VUID-vkAcquireProfilingLockKHR-device-parameter **device** **must** be a valid [VkDevice](#) handle
- VUID-vkAcquireProfilingLockKHR-pInfo-parameter **pInfo** **must** be a valid pointer to a valid [VkAcquireProfilingLockInfoKHR](#) structure

Return Codes

Success

- [VK_SUCCESS](#)

Failure

- [VK_ERROR_OUT_OF_HOST_MEMORY](#)
- [VK_ERROR_UNKNOWN](#)
- [VK_ERROR_VALIDATION_FAILED](#)
- [VK_TIMEOUT](#)

The [VkAcquireProfilingLockInfoKHR](#) structure is defined as:

```
// Provided by VK_KHR_performance_query
typedef struct VkAcquireProfilingLockInfoKHR {
    VkStructureType sType;
    const void* pNext;
    VkAcquireProfilingLockFlagsKHR flags;
    uint64_t timeout;
} VkAcquireProfilingLockInfoKHR;
```

- **sType** is a [VkStructureType](#) value identifying this structure.
- **pNext** is **NULL** or a pointer to a structure extending this structure.
- **flags** is reserved for future use.

- **timeout** indicates how long the function waits, in nanoseconds, if the profiling lock is not available.

Valid Usage (Implicit)

- VUID-VkAcquireProfilingLockInfoKHR-sType-sType
sType must be [VK_STRUCTURE_TYPE_ACQUIRE_PROFILING_LOCK_INFO_KHR](#)
- VUID-VkAcquireProfilingLockInfoKHR-pNext-pNext
pNext must be **NULL**
- VUID-VkAcquireProfilingLockInfoKHR-flags-zeroBitmask
flags must be **0**

If **timeout** is 0, [vkAcquireProfilingLockKHR](#) will not block while attempting to acquire the profiling lock. If **timeout** is [UINT64_MAX](#), the function will not return until the profiling lock was acquired.

```
// Provided by VK_KHR_performance_query
typedef enum VkAcquireProfilingLockFlagBitsKHR {
} VkAcquireProfilingLockFlagBitsKHR;
```

```
// Provided by VK_KHR_performance_query
typedef VkFlags VkAcquireProfilingLockFlagsKHR;
```

[VkAcquireProfilingLockFlagsKHR](#) is a bitmask type for setting a mask, but is currently reserved for future use.

To release the profiling lock, call:

```
// Provided by VK_KHR_performance_query
void vkReleaseProfilingLockKHR(
    VkDevice device);
```

- **device** is the logical device to cease profiling on.

Valid Usage

- VUID-vkReleaseProfilingLockKHR-device-03235
The profiling lock of **device** **must** have been held via a previous successful call to [vkAcquireProfilingLockKHR](#)

Valid Usage (Implicit)

- VUID-vkReleaseProfilingLockKHR-device-parameter

device must be a valid [VkDevice](#) handle

23.7. Transform Feedback Queries

Transform feedback queries track the number of primitives attempted to be written and actually written, by the vertex stream being captured, to a transform feedback buffer. This query is updated during drawing commands while transform feedback is active. The number of primitives actually written will be less than the number attempted to be written if the bound transform feedback buffer size was too small for the number of primitives actually drawn. Primitives are not written beyond the bound range of the transform feedback buffer. A transform feedback query is begun and ended by calling [vkCmdBeginQuery](#) and [vkCmdEndQuery](#), respectively to query for vertex stream zero. [vkCmdBeginQueryIndexedEXT](#) and [vkCmdEndQueryIndexedEXT](#) **can** be used to begin and end transform feedback queries for any supported vertex stream. When a transform feedback query begins, the count of primitives written and primitives needed starts from zero. For each drawing command, the count is incremented as vertex attribute outputs are captured to the transform feedback buffers while transform feedback is active.

When a transform feedback query finishes, the result for that query is marked as available. The application **can** then either copy the result to a buffer (via [vkCmdCopyQueryPoolResults](#)) or request it be put into host memory (via [vkGetQueryPoolResults](#)).

23.8. Primitives Generated Queries

When a generated primitive query for a vertex stream is active, the primitives-generated count is incremented every time a primitive emitted to that stream reaches the transform feedback stage, whether or not transform feedback is active. A primitives generated query is begun and ended by calling [vkCmdBeginQuery](#) and [vkCmdEndQuery](#), respectively to query for vertex stream zero. [vkCmdBeginQueryIndexedEXT](#) and [vkCmdEndQueryIndexedEXT](#) **can** be used to begin and end primitives generated queries for any supported vertex stream. When a primitives generated query begins, the count of primitives generated starts from zero.

When a primitives generated query finishes, the result for that query is marked as available. The application **can** then either copy the result to a buffer (via [vkCmdCopyQueryPoolResults](#)) or request it be put into host memory (via [vkGetQueryPoolResults](#)).

NOTE

The result of this query is typically identical to [VK_QUERY_PIPELINE_STATISTIC_CLIPPING_INVOCATIONS_BIT](#), but the primitives generated query is deterministic, i.e. it must be identical to the number of primitives processed. [VK_QUERY_PIPELINE_STATISTIC_CLIPPING_INVOCATIONS_BIT](#) may vary for implementation-dependent reasons, e.g. the same primitive may be processed multiple times for purposes of clipping.

23.9. Mesh Shader Queries

When a generated mesh primitives query is active, the mesh-primitives-generated count is

incremented every time a primitive emitted from the mesh shader stage reaches the fragment shader stage. When a generated mesh primitives query begins, the mesh-primitives-generated count starts from zero.

Mesh and task shader pipeline statistics queries function the same way that invocation queries work for other shader stages, counting the number of times the respective shader stage has been run. When the statistics query begins, the invocation counters start from zero.

23.10. Intel Performance Queries

Intel performance queries allow an application to capture performance data for a set of commands. Performance queries are used in a similar way than other types of queries. A main difference with existing queries is that the resulting data should be handed over to a library capable to produce human readable results rather than being read directly by an application.

Prior to creating a performance query pool, initialize the device for performance queries with the call:

```
// Provided by VK_INTEL_performance_query
VkResult vkInitializePerformanceApiINTEL(
    VkDevice device,
    const VkInitializePerformanceApiInfoINTEL* pInitializeInfo);
```

- **device** is the logical device used for the queries.
- **pInitializeInfo** is a pointer to a [VkInitializePerformanceApiInfoINTEL](#) structure specifying initialization parameters.

Valid Usage (Implicit)

- VUID-vkInitializePerformanceApiINTEL-device-parameter **device** must be a valid [VkDevice](#) handle
- VUID-vkInitializePerformanceApiINTEL-pInitializeInfo-parameter **pInitializeInfo** must be a valid pointer to a valid [VkInitializePerformanceApiInfoINTEL](#) structure

Return Codes

Success

- [VK_SUCCESS](#)

Failure

- [VK_ERROR_OUT_OF_HOST_MEMORY](#)
- [VK_ERROR_TOO_MANY_OBJECTS](#)
- [VK_ERROR_UNKNOWN](#)

- [VK_ERROR_VALIDATION_FAILED](#)

The `VkInitializePerformanceApiInfoINTEL` structure is defined as :

```
// Provided by VK_INTEL_performance_query
typedef struct VkInitializePerformanceApiInfoINTEL {
    VkStructureType    sType;
    const void*        pNext;
    void*              pUserData;
} VkInitializePerformanceApiInfoINTEL;
```

- `sType` is a [VkStructureType](#) value identifying this structure.
- `pNext` is `NULL` or a pointer to a structure extending this structure.
- `pUserData` is `NULL` or a pointer for application data.

Valid Usage (Implicit)

- VUID-VkInitializePerformanceApiInfoINTEL-sType-sType
`sType` **must** be [VK_STRUCTURE_TYPE_INITIALIZE_PERFORMANCE_API_INFO_INTEL](#)
- VUID-VkInitializePerformanceApiInfoINTEL-pNext-pNext
`pNext` **must** be `NULL`

Once performance query operations have completed, uninitialize the device for performance queries with the call:

```
// Provided by VK_INTEL_performance_query
void vkUninitializePerformanceApiINTEL(
    VkDevice device);
```

- `device` is the logical device used for the queries.

Valid Usage (Implicit)

- VUID-vkUninitializePerformanceApiINTEL-device-parameter
`device` **must** be a valid [VkDevice](#) handle

Some performance query features of a device can be discovered with the call:


```
// Provided by VK_INTEL_performance_query
VkResult vkGetPerformanceParameterINTEL(
    VkDevice                device,
    VkPerformanceParameterTypeINTEL parameter,
    VkPerformanceValueINTEL* pValue);
```

- **device** is the logical device to query.
- **parameter** is the parameter to query.
- **pValue** is a pointer to a [VkPerformanceValueINTEL](#) structure in which the type and value of the parameter are returned.

Valid Usage (Implicit)

- VUID-vkGetPerformanceParameterINTEL-device-parameter **device** **must** be a valid [VkDevice](#) handle
- VUID-vkGetPerformanceParameterINTEL-parameter-parameter **parameter** **must** be a valid [VkPerformanceParameterTypeINTEL](#) value
- VUID-vkGetPerformanceParameterINTEL-pValue-parameter **pValue** **must** be a valid pointer to a [VkPerformanceValueINTEL](#) structure

Return Codes

Success

- [VK_SUCCESS](#)

Failure

- [VK_ERROR_OUT_OF_HOST_MEMORY](#)
- [VK_ERROR_TOO_MANY_OBJECTS](#)
- [VK_ERROR_UNKNOWN](#)
- [VK_ERROR_VALIDATION_FAILED](#)

Possible values of [vkGetPerformanceParameterINTEL::parameter](#), specifying a performance query feature, are:

```
// Provided by VK_INTEL_performance_query
typedef enum VkPerformanceParameterTypeINTEL {
    VK_PERFORMANCE_PARAMETER_TYPE_HW_COUNTERS_SUPPORTED_INTEL = 0,
    VK_PERFORMANCE_PARAMETER_TYPE_STREAM_MARKER_VALID_BITS_INTEL = 1,
} VkPerformanceParameterTypeINTEL;
```

- [VK_PERFORMANCE_PARAMETER_TYPE_HW_COUNTERS_SUPPORTED_INTEL](#) has a boolean result which tells whether hardware counters can be captured.

- [VK_PERFORMANCE_PARAMETER_TYPE_STREAM_MARKER_VALID_BITS_INTEL](#) has a 32 bits integer result which tells how many bits can be written into the [VkPerformanceValueINTEL](#) value.

The [VkPerformanceValueINTEL](#) structure is defined as:

```
// Provided by VK_INTEL_performance_query
typedef struct VkPerformanceValueINTEL {
    VkPerformanceValueTypeINTEL    type;
    VkPerformanceValueDataINTEL    data;
} VkPerformanceValueINTEL;
```

- [type](#) is a [VkPerformanceValueTypeINTEL](#) value specifying the type of the returned data.
- [data](#) is a [VkPerformanceValueDataINTEL](#) union specifying the value of the returned data.

Possible values of [VkPerformanceValueINTEL::type](#), specifying the type of the data returned in [VkPerformanceValueINTEL::data](#), are:

- [VK_PERFORMANCE_VALUE_TYPE_UINT32_INTEL](#) specifies that unsigned 32-bit integer data is returned in [data.value32](#).
- [VK_PERFORMANCE_VALUE_TYPE_UINT64_INTEL](#) specifies that unsigned 64-bit integer data is returned in [data.value64](#).
- [VK_PERFORMANCE_VALUE_TYPE_FLOAT_INTEL](#) specifies that floating-point data is returned in [data.valueFloat](#).
- [VK_PERFORMANCE_VALUE_TYPE_BOOL_INTEL](#) specifies that [VkBool32](#) data is returned in [data.valueBool](#).
- [VK_PERFORMANCE_VALUE_TYPE_STRING_INTEL](#) specifies that a pointer to a null-terminated UTF-8 string is returned in [data.valueString](#). The pointer is valid for the lifetime of the [device](#) parameter passed to [vkGetPerformanceParameterINTEL](#).

```
// Provided by VK_INTEL_performance_query
typedef enum VkPerformanceValueTypeINTEL {
    VK_PERFORMANCE_VALUE_TYPE_UINT32_INTEL = 0,
    VK_PERFORMANCE_VALUE_TYPE_UINT64_INTEL = 1,
    VK_PERFORMANCE_VALUE_TYPE_FLOAT_INTEL = 2,
    VK_PERFORMANCE_VALUE_TYPE_BOOL_INTEL = 3,
    VK_PERFORMANCE_VALUE_TYPE_STRING_INTEL = 4,
} VkPerformanceValueTypeINTEL;
```

The [VkPerformanceValueDataINTEL](#) union is defined as:


```
// Provided by VK_INTEL_performance_query
typedef union VkPerformanceValueDataINTEL {
    uint32_t      value32;
    uint64_t      value64;
    float         valueFloat;
    VkBool32      valueBool;
    const char*   valueString;
} VkPerformanceValueDataINTEL;
```

- `value32` represents 32-bit integer data.
- `value64` represents 64-bit integer data.
- `valueFloat` represents floating-point data.
- `valueBool` represents `VkBool32` data.
- `valueString` represents a pointer to a null-terminated UTF-8 string.

The correct member of the union is determined by the associated `VkPerformanceValueTypeINTEL` value.

The `VkQueryPoolPerformanceQueryCreateInfoINTEL` structure is defined as:

```
// Provided by VK_INTEL_performance_query
typedef struct VkQueryPoolPerformanceQueryCreateInfoINTEL {
    VkStructureType      sType;
    const void*          pNext;
    VkQueryPoolSamplingModeINTEL performanceCountersSampling;
} VkQueryPoolPerformanceQueryCreateInfoINTEL;
```

```
// Provided by VK_INTEL_performance_query
// Equivalent to VkQueryPoolPerformanceQueryCreateInfoINTEL
typedef VkQueryPoolPerformanceQueryCreateInfoINTEL VkQueryPoolCreateInfoINTEL;
```

To create a pool for Intel performance queries, set `VkQueryPoolCreateInfo::queryType` to `VK_QUERY_TYPE_PERFORMANCE_QUERY_INTEL` and add a `VkQueryPoolPerformanceQueryCreateInfoINTEL` structure to the `pNext` chain of the `VkQueryPoolCreateInfo` structure.

- `sType` is a `VkStructureType` value identifying this structure.
- `pNext` is `NULL` or a pointer to a structure extending this structure.
- `performanceCountersSampling` describe how performance queries should be captured.

Valid Usage (Implicit)

- VUID-VkQueryPoolPerformanceQueryCreateInfoINTEL-sType-sType `sType` must be

be

VK_STRUCTURE_TYPE_QUERY_POOL_PERFORMANCE_QUERY_CREATE_INFO_INTEL

- VUID-VkQueryPoolPerformanceQueryCreateInfoINTEL-performanceCountersSampling-parameter
`performanceCountersSampling` **must** be a valid `VkQueryPoolSamplingModeINTEL` value

Structure Chaining

Extends the structure

- `VkQueryPoolCreateInfo`

Possible values of `VkQueryPoolPerformanceQueryCreateInfoINTEL::performanceCountersSampling` are:

```
// Provided by VK_INTEL_performance_query
typedef enum VkQueryPoolSamplingModeINTEL {
    VK_QUERY_POOL_SAMPLING_MODE_MANUAL_INTEL = 0,
} VkQueryPoolSamplingModeINTEL;
```

- `VK_QUERY_POOL_SAMPLING_MODE_MANUAL_INTEL` is the default mode in which the application calls `vkCmdBeginQuery` and `vkCmdEndQuery` to record performance data.

To help associate query results with a particular point at which an application emitted commands, markers can be set into the command buffers with the call:

```
// Provided by VK_INTEL_performance_query
VkResult vkCmdSetPerformanceMarkerINTEL(
    VkCommandBuffer                commandBuffer,
    const VkPerformanceMarkerInfoINTEL* pMarkerInfo);
```

The last marker set onto a command buffer before the end of a query will be part of the query result.

Valid Usage (Implicit)

- VUID-vkCmdSetPerformanceMarkerINTEL-commandBuffer-parameter
`commandBuffer` **must** be a valid `VkCommandBuffer` handle
- VUID-vkCmdSetPerformanceMarkerINTEL-pMarkerInfo-parameter
`pMarkerInfo` **must** be a valid pointer to a valid `VkPerformanceMarkerInfoINTEL` structure
- VUID-vkCmdSetPerformanceMarkerINTEL-commandBuffer-recording
`commandBuffer` **must** be in the `recording` state
- VUID-vkCmdSetPerformanceMarkerINTEL-commandBuffer-cmdpool
The `VkCommandPool` that `commandBuffer` was allocated from **must** support `VK_QUEUE_COMPUTE_BIT`, `VK_QUEUE_GRAPHICS_BIT`, or `VK_QUEUE_TRANSFER_BIT`

operations

- VUID-vkCmdSetPerformanceMarkerINTEL-suspended
This command **must** not be called between suspended render pass instances
- VUID-vkCmdSetPerformanceMarkerINTEL-videocoding
This command **must** only be called outside of a video coding scope

Host Synchronization

- Host access to `commandBuffer` **must** be externally synchronized
- Host access to the `VkCommandPool` that `commandBuffer` was allocated from **must** be externally synchronized

Command Properties

Command Buffer Levels	Render Pass Scope	Video Coding Scope	Supported Queue Types	Command Type
Primary Secondary	Both	Outside	VK_QUEUE_COMPUTE_BIT VK_QUEUE_GRAPHICS_BIT VK_QUEUE_TRANSFER_BIT	Action State

Conditional Rendering

`vkCmdSetPerformanceMarkerINTEL` is not affected by [conditional rendering](#)

Return Codes

Success

- `VK_SUCCESS`

Failure

- `VK_ERROR_OUT_OF_HOST_MEMORY`
- `VK_ERROR_TOO_MANY_OBJECTS`
- `VK_ERROR_UNKNOWN`
- `VK_ERROR_VALIDATION_FAILED`

The `VkPerformanceMarkerInfoINTEL` structure is defined as:


```
// Provided by VK_INTEL_performance_query
typedef struct VkPerformanceMarkerInfoINTEL {
    VkStructureType    sType;
    const void*        pNext;
    uint64_t           marker;
} VkPerformanceMarkerInfoINTEL;
```

- `sType` is a `VkStructureType` value identifying this structure.
- `pNext` is `NULL` or a pointer to a structure extending this structure.
- `marker` is the marker value that will be recorded into the opaque query results.

Valid Usage (Implicit)

- VUID-VkPerformanceMarkerInfoINTEL-sType-sType
`sType` **must** be `VK_STRUCTURE_TYPE_PERFORMANCE_MARKER_INFO_INTEL`
- VUID-VkPerformanceMarkerInfoINTEL-pNext-pNext
`pNext` **must** be `NULL`

When monitoring the behavior of an application within the dataset generated by the entire set of applications running on the system, it is useful to identify draw calls within a potentially huge amount of performance data. To do so, application can generate stream markers that will be used to trace back a particular draw call with a particular performance data item.

```
// Provided by VK_INTEL_performance_query
VkResult vkCmdSetPerformanceStreamMarkerINTEL(
    VkCommandBuffer          commandBuffer,
    const VkPerformanceStreamMarkerInfoINTEL* pMarkerInfo);
```

- `commandBuffer` is a `VkCommandBuffer` into which a stream marker is added.
- `pMarkerInfo` is a pointer to a `VkPerformanceStreamMarkerInfoINTEL` structure describing the marker to insert.

Valid Usage (Implicit)

- VUID-vkCmdSetPerformanceStreamMarkerINTEL-commandBuffer-parameter
`commandBuffer` **must** be a valid `VkCommandBuffer` handle
- VUID-vkCmdSetPerformanceStreamMarkerINTEL-pMarkerInfo-parameter
`pMarkerInfo` **must** be a valid pointer to a valid `VkPerformanceStreamMarkerInfoINTEL` structure
- VUID-vkCmdSetPerformanceStreamMarkerINTEL-commandBuffer-recording
`commandBuffer` **must** be in the `recording state`
- VUID-vkCmdSetPerformanceStreamMarkerINTEL-commandBuffer-cmdpool

The `VkCommandPool` that `commandBuffer` was allocated from **must** support `VK_QUEUE_COMPUTE_BIT`, `VK_QUEUE_GRAPHICS_BIT`, or `VK_QUEUE_TRANSFER_BIT` operations

- VUID-vkCmdSetPerformanceStreamMarkerINTEL-suspended
This command **must** not be called between suspended render pass instances
- VUID-vkCmdSetPerformanceStreamMarkerINTEL-videocoding
This command **must** only be called outside of a video coding scope

Host Synchronization

- Host access to `commandBuffer` **must** be externally synchronized
- Host access to the `VkCommandPool` that `commandBuffer` was allocated from **must** be externally synchronized

Command Properties

Command Buffer Levels	Render Pass Scope	Video Coding Scope	Supported Queue Types	Command Type
Primary Secondary	Both	Outside	<code>VK_QUEUE_COMPUTE_BIT</code> <code>VK_QUEUE_GRAPHICS_BIT</code> <code>VK_QUEUE_TRANSFER_BIT</code>	Action State

Conditional Rendering

`vkCmdSetPerformanceStreamMarkerINTEL` is not affected by [conditional rendering](#)

Return Codes

Success

- `VK_SUCCESS`

Failure

- `VK_ERROR_OUT_OF_HOST_MEMORY`
- `VK_ERROR_TOO_MANY_OBJECTS`
- `VK_ERROR_UNKNOWN`
- `VK_ERROR_VALIDATION_FAILED`

The `VkPerformanceStreamMarkerInfoINTEL` structure is defined as:

```
// Provided by VK_INTEL_performance_query
typedef struct VkPerformanceStreamMarkerInfoINTEL {
    VkStructureType    sType;
    const void*        pNext;
    uint32_t           marker;
} VkPerformanceStreamMarkerInfoINTEL;
```

- `sType` is a `VkStructureType` value identifying this structure.
- `pNext` is `NULL` or a pointer to a structure extending this structure.
- `marker` is the marker value that will be recorded into the reports consumed by an external application.

Valid Usage

- VUID-VkPerformanceStreamMarkerInfoINTEL-marker-02735

The value written by the application into `marker` **must** only use the valid bits as reported by `vkGetPerformanceParameterINTEL` with the `VK_PERFORMANCE_PARAMETER_TYPE_STREAM_MARKER_VALID_BITS_INTEL`

Valid Usage (Implicit)

- VUID-VkPerformanceStreamMarkerInfoINTEL-sType-sType
`sType` **must** be `VK_STRUCTURE_TYPE_PERFORMANCE_STREAM_MARKER_INFO_INTEL`
- VUID-VkPerformanceStreamMarkerInfoINTEL-pNext-pNext
`pNext` **must** be `NULL`

Some applications might want to measure the effect of a set of commands with different settings. It is possible to override a particular setting using :

```
// Provided by VK_INTEL_performance_query
VkResult vkCmdSetPerformanceOverrideINTEL(
    VkCommandBuffer          commandBuffer,
    const VkPerformanceOverrideInfoINTEL* pOverrideInfo);
```

- `commandBuffer` is the command buffer where the override takes place.
- `pOverrideInfo` is a pointer to a `VkPerformanceOverrideInfoINTEL` structure selecting the parameter to override.

Valid Usage

- VUID-vkCmdSetPerformanceOverrideINTEL-pOverrideInfo-02736

`pOverrideInfo` **must** not be used with a `VkPerformanceOverrideTypeINTEL` that is not reported available by `vkGetPerformanceParameterINTEL`

Valid Usage (Implicit)

- VUID-vkCmdSetPerformanceOverrideINTEL-commandBuffer-parameter
`commandBuffer` **must** be a valid `VkCommandBuffer` handle
- VUID-vkCmdSetPerformanceOverrideINTEL-pOverrideInfo-parameter
`pOverrideInfo` **must** be a valid pointer to a valid `VkPerformanceOverrideInfoINTEL` structure
- VUID-vkCmdSetPerformanceOverrideINTEL-commandBuffer-recording
`commandBuffer` **must** be in the `recording state`
- VUID-vkCmdSetPerformanceOverrideINTEL-commandBuffer-cmdpool
The `VkCommandPool` that `commandBuffer` was allocated from **must** support `VK_QUEUE_COMPUTE_BIT`, `VK_QUEUE_GRAPHICS_BIT`, or `VK_QUEUE_TRANSFER_BIT` operations
- VUID-vkCmdSetPerformanceOverrideINTEL-videocoding
This command **must** only be called outside of a video coding scope

Host Synchronization

- Host access to `commandBuffer` **must** be externally synchronized
- Host access to the `VkCommandPool` that `commandBuffer` was allocated from **must** be externally synchronized

Command Properties

Command Buffer Levels	Render Pass Scope	Video Coding Scope	Supported Queue Types	Command Type
Primary Secondary	Both	Outside	VK_QUEUE_COMPUTE_BIT VK_QUEUE_GRAPHICS_BIT VK_QUEUE_TRANSFER_BIT	State

Conditional Rendering

`vkCmdSetPerformanceOverrideINTEL` is not affected by `conditional rendering`

Return Codes

Success

- [VK_SUCCESS](#)

Failure

- [VK_ERROR_OUT_OF_HOST_MEMORY](#)
- [VK_ERROR_TOO_MANY_OBJECTS](#)
- [VK_ERROR_UNKNOWN](#)
- [VK_ERROR_VALIDATION_FAILED](#)

The [VkPerformanceOverrideInfoINTEL](#) structure is defined as:

```
// Provided by VK_INTEL_performance_query
typedef struct VkPerformanceOverrideInfoINTEL {
    VkStructureType      sType;
    const void*          pNext;
    VkPerformanceOverrideTypeINTEL  type;
    VkBool32             enable;
    uint64_t             parameter;
} VkPerformanceOverrideInfoINTEL;
```

- `sType` is a [VkStructureType](#) value identifying this structure.
- `pNext` is `NULL` or a pointer to a structure extending this structure.
- `type` is the particular [VkPerformanceOverrideTypeINTEL](#) to set.
- `enable` defines whether the override is enabled.
- `parameter` is a potential required parameter for the override.

Valid Usage (Implicit)

- VUID-VkPerformanceOverrideInfoINTEL-sType-sType
`sType` **must** be [VK_STRUCTURE_TYPE_PERFORMANCE_OVERRIDE_INFO_INTEL](#)
- VUID-VkPerformanceOverrideInfoINTEL-pNext-pNext
`pNext` **must** be `NULL`
- VUID-VkPerformanceOverrideInfoINTEL-type-parameter
`type` **must** be a valid [VkPerformanceOverrideTypeINTEL](#) value

Possible values of [VkPerformanceOverrideInfoINTEL::type](#), specifying performance override types, are:


```
// Provided by VK_INTEL_performance_query
typedef enum VkPerformanceOverrideTypeINTEL {
    VK_PERFORMANCE_OVERRIDE_TYPE_NULL_HARDWARE_INTEL = 0,
    VK_PERFORMANCE_OVERRIDE_TYPE_FLUSH_GPU_CACHES_INTEL = 1,
} VkPerformanceOverrideTypeINTEL;
```

- `VK_PERFORMANCE_OVERRIDE_TYPE_NULL_HARDWARE_INTEL` turns all rendering operations into noop.
- `VK_PERFORMANCE_OVERRIDE_TYPE_FLUSH_GPU_CACHES_INTEL` stalls the stream of commands until all previously emitted commands have completed and all caches been flushed and invalidated.

Before submitting command buffers containing performance queries commands to a device queue, the application **must** acquire and set a performance query configuration. The configuration can be released once all command buffers containing performance query commands are not in a pending state.

```
// Provided by VK_INTEL_performance_query
VK_DEFINE_NON_DISPATCHABLE_HANDLE(VkPerformanceConfigurationINTEL)
```

To acquire a device performance configuration, call:

```
// Provided by VK_INTEL_performance_query
VkResult vkAcquirePerformanceConfigurationINTEL(
    VkDevice device,
    const VkPerformanceConfigurationAcquireInfoINTEL* pAcquireInfo,
    VkPerformanceConfigurationINTEL* pConfiguration);
```

- `device` is the logical device that the performance query commands will be submitted to.
- `pAcquireInfo` is a pointer to a `VkPerformanceConfigurationAcquireInfoINTEL` structure, specifying the performance configuration to acquire.
- `pConfiguration` is a pointer to a `VkPerformanceConfigurationINTEL` handle in which the resulting configuration object is returned.

Valid Usage (Implicit)

- VUID-vkAcquirePerformanceConfigurationINTEL-device-parameter `device` **must** be a valid `VkDevice` handle
- VUID-vkAcquirePerformanceConfigurationINTEL-pAcquireInfo-parameter `pAcquireInfo` **must** be a valid pointer to a valid `VkPerformanceConfigurationAcquireInfoINTEL` structure
- VUID-vkAcquirePerformanceConfigurationINTEL-pConfiguration-parameter `pConfiguration` **must** be a valid pointer to a `VkPerformanceConfigurationINTEL` handle

Return Codes

Success

- `VK_SUCCESS`

Failure

- `VK_ERROR_OUT_OF_HOST_MEMORY`
- `VK_ERROR_TOO_MANY_OBJECTS`
- `VK_ERROR_UNKNOWN`
- `VK_ERROR_VALIDATION_FAILED`

The `VkPerformanceConfigurationAcquireInfoINTEL` structure is defined as:

```
// Provided by VK_INTEL_performance_query
typedef struct VkPerformanceConfigurationAcquireInfoINTEL {
    VkStructureType          sType;
    const void*              pNext;
    VkPerformanceConfigurationTypeINTEL type;
} VkPerformanceConfigurationAcquireInfoINTEL;
```

- `sType` is a `VkStructureType` value identifying this structure.
- `pNext` is `NULL` or a pointer to a structure extending this structure.
- `type` is one of the `VkPerformanceConfigurationTypeINTEL` type of performance configuration that will be acquired.

Valid Usage (Implicit)

- VUID-VkPerformanceConfigurationAcquireInfoINTEL-sType-sType `sType` **must** be `VK_STRUCTURE_TYPE_PERFORMANCE_CONFIGURATION_ACQUIRE_INFO_INTEL`
- VUID-VkPerformanceConfigurationAcquireInfoINTEL-pNext-pNext `pNext` **must** be `NULL`
- VUID-VkPerformanceConfigurationAcquireInfoINTEL-type-parameter `type` **must** be a valid `VkPerformanceConfigurationTypeINTEL` value

Possible values of `VkPerformanceConfigurationAcquireInfoINTEL::type`, specifying performance configuration types, are:


```
// Provided by VK_INTEL_performance_query
typedef enum VkPerformanceConfigurationTypeINTEL {
    VK_PERFORMANCE_CONFIGURATION_TYPE_COMMAND_QUEUE_METRICS_DISCOVERY_ACTIVATED_INTEL
    = 0,
} VkPerformanceConfigurationTypeINTEL;
```

To set a performance configuration, call:

```
// Provided by VK_INTEL_performance_query
VkResult vkQueueSetPerformanceConfigurationINTEL(
    VkQueue queue,
    VkPerformanceConfigurationINTEL configuration);
```

- **queue** is the queue on which the configuration will be used.
- **configuration** is the configuration to use.

Valid Usage (Implicit)

- VUID-vkQueueSetPerformanceConfigurationINTEL-queue-parameter **queue must** be a valid [VkQueue](#) handle
- VUID-vkQueueSetPerformanceConfigurationINTEL-configuration-parameter **configuration must** be a valid [VkPerformanceConfigurationINTEL](#) handle
- VUID-vkQueueSetPerformanceConfigurationINTEL-commonparent Both of **configuration**, and **queue must** have been created, allocated, or retrieved from the same [VkDevice](#)

Host Synchronization

- Host access to **queue must** be externally synchronized if it was not created with [VK_DEVICE_QUEUE_CREATE INTERNALLY SYNCHRONIZED_BIT_KHR](#)

Command Properties

Command Buffer Levels	Render Pass Scope	Video Coding Scope	Supported Queue Types	Command Type
-	-	-	Any	-

Return Codes

Success

- [VK_SUCCESS](#)

Failure

- [VK_ERROR_OUT_OF_HOST_MEMORY](#)
- [VK_ERROR_TOO_MANY_OBJECTS](#)
- [VK_ERROR_UNKNOWN](#)
- [VK_ERROR_VALIDATION_FAILED](#)

To release a device performance configuration, call:

```
// Provided by VK_INTEL_performance_query
VkResult vkReleasePerformanceConfigurationINTEL(
    VkDevice device,
    VkPerformanceConfigurationINTEL configuration);
```

- **device** is the device associated to the configuration object to release.
- **configuration** is the configuration object to release.

Valid Usage

- VUID-vkReleasePerformanceConfigurationINTEL-configuration-02737
configuration **must** not be released before all command buffers submitted while the configuration was set are in [pending state](#)

Valid Usage (Implicit)

- VUID-vkReleasePerformanceConfigurationINTEL-device-parameter
device **must** be a valid [VkDevice](#) handle
- VUID-vkReleasePerformanceConfigurationINTEL-configuration-parameter
If **configuration** is not [VK_NULL_HANDLE](#), **configuration** **must** be a valid [VkPerformanceConfigurationINTEL](#) handle
- VUID-vkReleasePerformanceConfigurationINTEL-configuration-parent
If **configuration** is a valid handle, it **must** have been created, allocated, or retrieved from **device**

Host Synchronization

- Host access to **configuration** **must** be externally synchronized

Return Codes

Success

- [VK_SUCCESS](#)

Failure

- [VK_ERROR_OUT_OF_HOST_MEMORY](#)
- [VK_ERROR_TOO_MANY_OBJECTS](#)
- [VK_ERROR_UNKNOWN](#)
- [VK_ERROR_VALIDATION_FAILED](#)

23.11. Result Status Queries

Result status queries serve a single purpose: allowing the application to determine whether a set of operations have completed successfully or not, as indicated by the [VkQueryResultStatusKHR](#) value written when retrieving the result of a query using the [VK_QUERY_RESULT_WITH_STATUS_BIT_KHR](#) flag.

Unlike other query types, result status queries do not track or maintain any other data beyond the completion status, thus no other data is written when retrieving their results.

Support for result status queries is indicated by [VkQueueFamilyQueryResultStatusPropertiesKHR::queryResultStatusSupport](#), as returned by [vkGetPhysicalDeviceQueueFamilyProperties2](#) for the queue family in question.

23.12. Video Encode Feedback Queries

Video encode feedback queries allow the application to capture feedback values generated by video encode operations. As such, video encode feedback queries are available on queue families supporting video encode operations. The availability of individual video encode feedback values is indicated by the bits of [VkVideoEncodeCapabilitiesKHR::supportedEncodeFeedbackFlags](#), as returned by [vkGetPhysicalDeviceVideoCapabilitiesKHR](#) for the [video profile](#) the queries are intended to be used with.

The set of enabled video encode feedback values **must** be configured on the query pool when it is created using the [encodeFeedbackFlags](#) member of the [VkQueryPoolVideoEncodeFeedbackCreateInfoKHR](#) included in the [pNext](#) chain of [VkQueryPoolCreateInfo](#).

The [VkQueryPoolVideoEncodeFeedbackCreateInfoKHR](#) structure is defined as:


```
// Provided by VK_KHR_video_encode_queue
typedef struct VkQueryPoolVideoEncodeFeedbackCreateInfoKHR {
    VkStructureType    sType;
    const void*        pNext;
    VkVideoEncodeFeedbackFlagsKHR    encodeFeedbackFlags;
} VkQueryPoolVideoEncodeFeedbackCreateInfoKHR;
```

- `sType` is a `VkStructureType` value identifying this structure.
- `pNext` is `NULL` or a pointer to a structure extending this structure.
- `encodeFeedbackFlags` is a bitmask of `VkVideoEncodeFeedbackFlagBitsKHR` values specifying the set of enabled video encode feedback values captured by queries of the new pool.

Valid Usage (Implicit)

- VUID-VkQueryPoolVideoEncodeFeedbackCreateInfoKHR-sType-sType `sType` **must** be `VK_STRUCTURE_TYPE_QUERY_POOL_VIDEO_ENCODE_FEEDBACK_CREATE_INFO_KHR`
- VUID-VkQueryPoolVideoEncodeFeedbackCreateInfoKHR-encodeFeedbackFlags-parameter `encodeFeedbackFlags` **must** be a valid combination of `VkVideoEncodeFeedbackFlagBitsKHR` values
- VUID-VkQueryPoolVideoEncodeFeedbackCreateInfoKHR-encodeFeedbackFlags-requiredbitmask `encodeFeedbackFlags` **must** not be `0`

Structure Chaining

Extends the structure

- `VkQueryPoolCreateInfo`

Bits which **can** be set in `VkQueryPoolVideoEncodeFeedbackCreateInfoKHR::encodeFeedbackFlags` for video encode feedback query pools are:

```
// Provided by VK_KHR_video_encode_queue
typedef enum VkVideoEncodeFeedbackFlagBitsKHR {
    VK_VIDEO_ENCODE_FEEDBACK_BITSTREAM_BUFFER_OFFSET_BIT_KHR = 0x00000001,
    VK_VIDEO_ENCODE_FEEDBACK_BITSTREAM_BYTES_WRITTEN_BIT_KHR = 0x00000002,
    VK_VIDEO_ENCODE_FEEDBACK_BITSTREAM_HAS_OVERRIDES_BIT_KHR = 0x00000004,
} VkVideoEncodeFeedbackFlagBitsKHR;
```

- `VK_VIDEO_ENCODE_FEEDBACK_BITSTREAM_BUFFER_OFFSET_BIT_KHR` specifies that queries managed by the pool will capture the byte offset of the bitstream data written by the video encode operation to the bitstream buffer specified in `VkVideoEncodeInfoKHR::dstBuffer` relative to the offset specified in `VkVideoEncodeInfoKHR::dstBufferOffset`. For the first video

encode operation issued by any [video encode command](#), this value will always be zero, meaning that bitstream data is always written to the buffer specified in [VkVideoEncodeInfoKHR::dstBuffer](#) starting from the offset specified in [VkVideoEncodeInfoKHR::dstBufferOffset](#).

- [VK_VIDEO_ENCODE_FEEDBACK_BITSTREAM_BYTES_WRITTEN_BIT_KHR](#) specifies that queries managed by the pool will capture the number of bytes written by the video encode operation to the bitstream buffer specified in [VkVideoEncodeInfoKHR::dstBuffer](#).
- [VK_VIDEO_ENCODE_FEEDBACK_BITSTREAM_HAS_OVERRIDES_BIT_KHR](#) specifies that queries managed by the pool will capture a boolean value indicating that the data written to the bitstream buffer specified in [VkVideoEncodeInfoKHR::dstBuffer](#) contains [overridden parameters](#).

When retrieving the results of video encode feedback queries, the values corresponding to each enabled video encode feedback are written in the order of the bits defined above, followed by an optional value indicating availability or result status if [VK_QUERY_RESULT_WITH_AVAILABILITY_BIT](#) or [VK_QUERY_RESULT_WITH_STATUS_BIT_KHR](#) is specified, respectively.

If the result status of a video encode feedback query is negative, then the results of all enabled video encode feedback values will be undefined.

NOTE

Applications should always specify [VK_QUERY_RESULT_WITH_STATUS_BIT_KHR](#) when retrieving the results of video encode feedback queries and ignore such undefined video encode feedback values for any [unsuccessfully](#) completed video encode operations.

```
// Provided by VK_KHR_video_encode_queue
typedef VkFlags VkVideoEncodeFeedbackFlagsKHR;
```

[VkVideoEncodeFeedbackFlagsKHR](#) is a bitmask type for setting a mask of zero or more [VkVideoEncodeFeedbackFlagBitsKHR](#).

Chapter 24. Clear Commands

24.1. Clearing Images Outside a Render Pass Instance

Color and depth/stencil images **can** be cleared outside a render pass instance using [vkCmdClearColorImage](#) or [vkCmdClearDepthStencilImage](#), respectively. These commands are only allowed outside of a render pass instance.

To clear one or more subranges of a color image, call:

```
// Provided by VK_VERSION_1_0
void vkCmdClearColorImage(
    VkCommandBuffer          commandBuffer,
    VkImage                  image,
    VkImageLayout             imageLayout,
    const VkClearColorValue* pColor,
    uint32_t                  rangeCount,
    const VkImageSubresourceRange* pRanges);
```

- `commandBuffer` is the command buffer into which the command will be recorded.
- `image` is the image to be cleared.
- `imageLayout` specifies the current layout of the image subresource ranges to be cleared, and **must** be [VK_IMAGE_LAYOUT_SHARED_PRESENT_KHR](#), [VK_IMAGE_LAYOUT_GENERAL](#) or [VK_IMAGE_LAYOUT_TRANSFER_DST_OPTIMAL](#).
- `pColor` is a pointer to a [VkClearColorValue](#) structure containing the values that the image subresource ranges will be cleared to (see [Clear Values](#) below).
- `rangeCount` is the number of image subresource range structures in `pRanges`.
- `pRanges` is a pointer to an array of [VkImageSubresourceRange](#) structures describing a range of mipmap levels, array layers, and aspects to be cleared, as described in [Image Views](#).

Each specified range in `pRanges` is cleared to the value specified by `pColor`.

Valid Usage

- VUID-vkCmdClearColorImage-image-01993
The [format features](#) of `image` **must** contain [VK_FORMAT_FEATURE_TRANSFER_DST_BIT](#)
- VUID-vkCmdClearColorImage-image-00002
`image` **must** have been created with the [VK_IMAGE_USAGE_TRANSFER_DST_BIT](#) usage flag set
- VUID-vkCmdClearColorImage-image-01545
`image` **must** not use any of the [formats that require a sampler Y'C_BC_R conversion](#)
- VUID-vkCmdClearColorImage-image-00003
If `image` is non-sparse then it **must** be bound completely and contiguously to a single

VkDeviceMemory object

- VUID-vkCmdClearColorImage-imageLayout-00004
imageLayout **must** specify the layout of the image subresource ranges of **image** specified in **pRanges** at the time this command is executed on a **VkDevice**
- VUID-vkCmdClearColorImage-imageLayout-01394
imageLayout **must** be **VK_IMAGE_LAYOUT_SHARED_PRESENT_KHR**, **VK_IMAGE_LAYOUT_TRANSFER_DST_OPTIMAL** or **VK_IMAGE_LAYOUT_GENERAL**
- VUID-vkCmdClearColorImage-aspectMask-02498
The **VkImageSubresourceRange::aspectMask** members of the elements of the **pRanges** array **must** each only include **VK_IMAGE_ASPECT_COLOR_BIT**
- VUID-vkCmdClearColorImage-baseMipLevel-01470
The **VkImageSubresourceRange::baseMipLevel** members of the elements of the **pRanges** array **must** each be less than the **mipLevels** specified in **VkImageCreateInfo** when **image** was created
- VUID-vkCmdClearColorImage-pRanges-01692
For each **VkImageSubresourceRange** element of **pRanges**, if the **levelCount** member is not **VK_REMAINING_MIP_LEVELS**, then **baseMipLevel** + **levelCount** **must** be less than or equal to the **mipLevels** specified in **VkImageCreateInfo** when **image** was created
- VUID-vkCmdClearColorImage-baseArrayLayer-01472
The **VkImageSubresourceRange::baseArrayLayer** members of the elements of the **pRanges** array **must** each be less than the **arrayLayers** specified in **VkImageCreateInfo** when **image** was created
- VUID-vkCmdClearColorImage-pRanges-01693
For each **VkImageSubresourceRange** element of **pRanges**, if the **layerCount** member is not **VK_REMAINING_ARRAY_LAYERS**, then **baseArrayLayer** + **layerCount** **must** be less than or equal to the **arrayLayers** specified in **VkImageCreateInfo** when **image** was created
- VUID-vkCmdClearColorImage-image-00007
image **must** not have a compressed or depth/stencil format
- VUID-vkCmdClearColorImage-pColor-04961
pColor **must** be a valid pointer to a **VkClearColorValue** union
- VUID-vkCmdClearColorImage-commandBuffer-01805
If **commandBuffer** is an unprotected command buffer and **protectedNoFault** is not supported, **image** **must** not be a protected image
- VUID-vkCmdClearColorImage-commandBuffer-01806
If **commandBuffer** is a protected command buffer and **protectedNoFault** is not supported, **must** not be an unprotected image
- VUID-vkCmdClearColorImage-image-09678
If **image**'s format has components other than R and G, it **must** not have a 64-bit component width

Valid Usage (Implicit)

- VUID-vkCmdClearColorImage-commandBuffer-parameter
`commandBuffer` **must** be a valid `VkCommandBuffer` handle
- VUID-vkCmdClearColorImage-image-parameter
`image` **must** be a valid `VkImage` handle
- VUID-vkCmdClearColorImage-imageLayout-parameter
`imageLayout` **must** be a valid `VkImageLayout` value
- VUID-vkCmdClearColorImage-pRanges-parameter
`pRanges` **must** be a valid pointer to an array of `rangeCount` valid `VkImageSubresourceRange` structures
- VUID-vkCmdClearColorImage-commandBuffer-recording
`commandBuffer` **must** be in the `recording state`
- VUID-vkCmdClearColorImage-commandBuffer-cmdpool
The `VkCommandPool` that `commandBuffer` was allocated from **must** support `VK_QUEUE_COMPUTE_BIT`, or `VK_QUEUE_GRAPHICS_BIT` operations
- VUID-vkCmdClearColorImage-renderpass
This command **must** only be called outside of a render pass instance
- VUID-vkCmdClearColorImage-suspended
This command **must** not be called between suspended render pass instances
- VUID-vkCmdClearColorImage-videocoding
This command **must** only be called outside of a video coding scope
- VUID-vkCmdClearColorImage-rangeCount-arraylength
`rangeCount` **must** be greater than 0
- VUID-vkCmdClearColorImage-commonparent
Both of `commandBuffer`, and `image` **must** have been created, allocated, or retrieved from the same `VkDevice`

Host Synchronization

- Host access to `commandBuffer` **must** be externally synchronized
- Host access to the `VkCommandPool` that `commandBuffer` was allocated from **must** be externally synchronized

Command Properties

Command Buffer Levels	Render Pass Scope	Video Coding Scope	Supported Queue Types	Command Type
Primary Secondary	Outside	Outside	VK_QUEUE_COMPUTE_BIT VK_QUEUE_GRAPHICS_BIT HICS_BIT	Action

Conditional Rendering

vkCmdClearColorImage is not affected by [conditional rendering](#)

To clear one or more subranges of a depth/stencil image, call:

```
// Provided by VK_VERSION_1_0
void vkCmdClearDepthStencilImage(
    VkCommandBuffer          commandBuffer,
    VkImage                  image,
    VkImageLayout             imageLayout,
    const VkClearDepthStencilValue* pDepthStencil,
    uint32_t                  rangeCount,
    const VkImageSubresourceRange* pRanges);
```

- **commandBuffer** is the command buffer into which the command will be recorded.
- **image** is the image to be cleared.
- **imageLayout** specifies the current layout of the image subresource ranges to be cleared, and **must** be [VK_IMAGE_LAYOUT_GENERAL](#) or [VK_IMAGE_LAYOUT_TRANSFER_DST_OPTIMAL](#).
- **pDepthStencil** is a pointer to a [VkClearDepthStencilValue](#) structure containing the values that the depth and stencil image subresource ranges will be cleared to (see [Clear Values](#) below).
- **rangeCount** is the number of image subresource range structures in **pRanges**.
- **pRanges** is a pointer to an array of [VkImageSubresourceRange](#) structures describing a range of mipmap levels, array layers, and aspects to be cleared, as described in [Image Views](#).

Valid Usage

- VUID-vkCmdClearDepthStencilImage-image-01994
The [format features](#) of **image** **must** contain [VK_FORMAT_FEATURE_TRANSFER_DST_BIT](#)
- VUID-vkCmdClearDepthStencilImage-pRanges-02658
If the **aspect** member of any element of **pRanges** includes [VK_IMAGE_ASPECT_STENCIL_BIT](#), and **image** was created with [separate stencil usage](#), it must have been created with the [VK_IMAGE_USAGE_TRANSFER_DST_BIT](#) usage flag set

- VUID-vkCmdClearDepthStencilImage-pRanges-02659
If the `aspect` member of any element of `pRanges` includes `VK_IMAGE_ASPECT_STENCIL_BIT`, and `image` was not created with `separate stencil usage`, the `VK_IMAGE_USAGE_TRANSFER_DST_BIT` usage flag **must** have been set in the `VkImageCreateInfo::usage` used to create `image`
- VUID-vkCmdClearDepthStencilImage-pRanges-02660
If the `aspect` member of any element of `pRanges` includes `VK_IMAGE_ASPECT_DEPTH_BIT`, `image` **must** have been created with the `VK_IMAGE_USAGE_TRANSFER_DST_BIT` usage flag set
- VUID-vkCmdClearDepthStencilImage-image-00010
If `image` is non-sparse then it **must** be bound completely and contiguously to a single `VkDeviceMemory` object
- VUID-vkCmdClearDepthStencilImage-imageLayout-00011
`imageLayout` **must** specify the layout of the image subresource ranges of `image` specified in `pRanges` at the time this command is executed on a `VkDevice`
- VUID-vkCmdClearDepthStencilImage-imageLayout-00012
`imageLayout` **must** be either of `VK_IMAGE_LAYOUT_TRANSFER_DST_OPTIMAL` or `VK_IMAGE_LAYOUT_GENERAL`
- VUID-vkCmdClearDepthStencilImage-aspectMask-02824
The `VkImageSubresourceRange::aspectMask` member of each element of the `pRanges` array **must** not include bits other than `VK_IMAGE_ASPECT_DEPTH_BIT` or `VK_IMAGE_ASPECT_STENCIL_BIT`
- VUID-vkCmdClearDepthStencilImage-image-02825
If the `image`'s format does not have a stencil component, then the `VkImageSubresourceRange::aspectMask` member of each element of the `pRanges` array **must** not include the `VK_IMAGE_ASPECT_STENCIL_BIT` bit
- VUID-vkCmdClearDepthStencilImage-image-02826
If the `image`'s format does not have a depth component, then the `VkImageSubresourceRange::aspectMask` member of each element of the `pRanges` array **must** not include the `VK_IMAGE_ASPECT_DEPTH_BIT` bit
- VUID-vkCmdClearDepthStencilImage-baseMipLevel-01474
The `VkImageSubresourceRange::baseMipLevel` members of the elements of the `pRanges` array **must** each be less than the `mipLevels` specified in `VkImageCreateInfo` when `image` was created
- VUID-vkCmdClearDepthStencilImage-pRanges-01694
For each `VkImageSubresourceRange` element of `pRanges`, if the `levelCount` member is not `VK_REMAINING_MIP_LEVELS`, then `baseMipLevel + levelCount` **must** be less than or equal to the `mipLevels` specified in `VkImageCreateInfo` when `image` was created
- VUID-vkCmdClearDepthStencilImage-baseArrayLayer-01476
The `VkImageSubresourceRange::baseArrayLayer` members of the elements of the `pRanges` array **must** each be less than the `arrayLayers` specified in `VkImageCreateInfo` when `image` was created
- VUID-vkCmdClearDepthStencilImage-pRanges-01695

For each `VkImageSubresourceRange` element of `pRanges`, if the `layerCount` member is not `VK_REMAINING_ARRAY_LAYERS`, then `baseArrayLayer + layerCount` **must** be less than or equal to the `arrayLayers` specified in `VkImageCreateInfo` when `image` was created

- VUID-vkCmdClearDepthStencilImage-image-00014
`image` **must** have a depth/stencil format
- VUID-vkCmdClearDepthStencilImage-commandBuffer-01807
If `commandBuffer` is an unprotected command buffer and `protectedNoFault` is not supported, `image` **must** not be a protected image
- VUID-vkCmdClearDepthStencilImage-commandBuffer-01808
If `commandBuffer` is a protected command buffer and `protectedNoFault` is not supported, `image` **must** not be an unprotected image

Valid Usage (Implicit)

- VUID-vkCmdClearDepthStencilImage-commandBuffer-parameter
`commandBuffer` **must** be a valid `VkCommandBuffer` handle
- VUID-vkCmdClearDepthStencilImage-image-parameter
`image` **must** be a valid `VkImage` handle
- VUID-vkCmdClearDepthStencilImage-imageLayout-parameter
`imageLayout` **must** be a valid `VkImageLayout` value
- VUID-vkCmdClearDepthStencilImage-pDepthStencil-parameter
`pDepthStencil` **must** be a valid pointer to a valid `VkClearDepthStencilValue` structure
- VUID-vkCmdClearDepthStencilImage-pRanges-parameter
`pRanges` **must** be a valid pointer to an array of `rangeCount` valid `VkImageSubresourceRange` structures
- VUID-vkCmdClearDepthStencilImage-commandBuffer-recording
`commandBuffer` **must** be in the `recording` state
- VUID-vkCmdClearDepthStencilImage-commandBuffer-cmdpool
The `VkCommandPool` that `commandBuffer` was allocated from **must** support `VK_QUEUE_GRAPHICS_BIT` operations
- VUID-vkCmdClearDepthStencilImage-renderpass
This command **must** only be called outside of a render pass instance
- VUID-vkCmdClearDepthStencilImage-suspended
This command **must** not be called between suspended render pass instances
- VUID-vkCmdClearDepthStencilImage-videocoding
This command **must** only be called outside of a video coding scope
- VUID-vkCmdClearDepthStencilImage-rangeCount-arraylength
`rangeCount` **must** be greater than 0
- VUID-vkCmdClearDepthStencilImage-commonparent
Both of `commandBuffer`, and `image` **must** have been created, allocated, or retrieved from the same `VkDevice`

Host Synchronization

- Host access to `commandBuffer` **must** be externally synchronized
- Host access to the `VkCommandPool` that `commandBuffer` was allocated from **must** be externally synchronized

Command Properties

Command Buffer Levels	Render Pass Scope	Video Coding Scope	Supported Queue Types	Command Type
Primary Secondary	Outside	Outside	VK_QUEUE_GRAPHICS_BIT HICS_BIT	Action

Conditional Rendering

`vkCmdClearDepthStencilImage` is not affected by [conditional rendering](#)

Clears outside render pass instances are treated as transfer operations for the purposes of memory barriers.

24.2. Clearing Images Inside a Render Pass Instance

To clear one or more regions of color and depth/stencil attachments inside a render pass instance, call:

```
// Provided by VK_VERSION_1_0
void vkCmdClearAttachments(
    VkCommandBuffer          commandBuffer,
    uint32_t                 attachmentCount,
    const VkClearAttachment* pAttachments,
    uint32_t                 rectCount,
    const VkClearRect*       pRects);
```

- `commandBuffer` is the command buffer into which the command will be recorded.
- `attachmentCount` is the number of entries in the `pAttachments` array.
- `pAttachments` is a pointer to an array of `VkClearAttachment` structures defining the attachments to clear and the clear values to use.
- `rectCount` is the number of entries in the `pRects` array.
- `pRects` is a pointer to an array of `VkClearRect` structures defining regions to clear for every attachment in `pAttachments`.

If the render pass has a [fragment density map attachment](#), clears follow the [operations of fragment density maps](#) as if each clear region was a primitive which generates fragments. The clear color is applied to all pixels inside each fragment's area regardless if the pixels lie outside of the clear region. Clears **may** have a different set of supported fragment areas than draws.

Unlike other [clear commands](#), [vkCmdClearAttachments](#) is not a transfer command. It performs its operations in [rasterization order](#). For color attachments, the operations are executed as color attachment writes, by the [VK_PIPELINE_STAGE_COLOR_ATTACHMENT_OUTPUT_BIT](#) stage. For depth/stencil attachments, the operations are executed as [depth writes](#) and [stencil writes](#) by the [VK_PIPELINE_STAGE_EARLY_FRAGMENT_TESTS_BIT](#) and [VK_PIPELINE_STAGE_LATE_FRAGMENT_TESTS_BIT](#) stages.

[vkCmdClearAttachments](#) is not affected by the bound pipeline state.

NOTE	It is generally preferable to clear attachments by using the VK_ATTACHMENT_LOAD_OP_CLEAR load operation at the start of rendering, as it is more efficient on some implementations.
-------------	---

If any attachment's [aspectMask](#) to be cleared is not backed by an image view, the clear has no effect on that aspect.

If an attachment being cleared refers to an image view created with an [aspectMask](#) equal to one of [VK_IMAGE_ASPECT_PLANE_0_BIT](#), [VK_IMAGE_ASPECT_PLANE_1_BIT](#) or [VK_IMAGE_ASPECT_PLANE_2_BIT](#), it is considered to be [VK_IMAGE_ASPECT_COLOR_BIT](#) for purposes of this command, and **must** be cleared with the [VK_IMAGE_ASPECT_COLOR_BIT](#) aspect as specified by [image view creation](#).

Valid Usage

- VUID-vkCmdClearAttachments-aspectMask-07884
If the current render pass instance does not use dynamic rendering, and the [aspectMask](#) member of any element of [pAttachments](#) contains [VK_IMAGE_ASPECT_DEPTH_BIT](#), the current subpass instance's depth-stencil attachment **must** be either [VK_ATTACHMENT_UNUSED](#) or the attachment [format](#) **must** contain a depth component
- VUID-vkCmdClearAttachments-aspectMask-07885
If the current render pass instance does not use dynamic rendering, and the [aspectMask](#) member of any element of [pAttachments](#) contains [VK_IMAGE_ASPECT_STENCIL_BIT](#), the current subpass instance's depth-stencil attachment **must** be either [VK_ATTACHMENT_UNUSED](#) or the attachment [format](#) **must** contain a stencil component
- VUID-vkCmdClearAttachments-aspectMask-07271
If the [aspectMask](#) member of any element of [pAttachments](#) contains [VK_IMAGE_ASPECT_COLOR_BIT](#), the [colorAttachment](#) **must** be a valid color attachment index in the current render pass instance
- VUID-vkCmdClearAttachments-rect-02682
The [rect](#) member of each element of [pRects](#) **must** have an [extent.width](#) greater than 0
- VUID-vkCmdClearAttachments-rect-02683

The **rect** member of each element of **pRects** **must** have an **extent.height** greater than 0

- VUID-vkCmdClearAttachments-pRects-00016

The rectangular region specified by each element of **pRects** **must** be contained within the render area of the current render pass instance

- VUID-vkCmdClearAttachments-pRects-06937

The layers specified by each element of **pRects** **must** be contained within every attachment that **pAttachments** refers to, i.e. for each element of **pRects**, **VkClearRect::baseArrayLayer** + **VkClearRect::layerCount** **must** be less than or equal to the number of layers rendered to in the current render pass instance

- VUID-vkCmdClearAttachments-layerCount-01934

The **layerCount** member of each element of **pRects** **must** not be 0

- VUID-vkCmdClearAttachments-commandBuffer-02504

If **commandBuffer** is an unprotected command buffer and **protectedNoFault** is not supported, each attachment to be cleared **must** not be a protected image

- VUID-vkCmdClearAttachments-commandBuffer-02505

If **commandBuffer** is a protected command buffer and **protectedNoFault** is not supported, each attachment to be cleared **must** not be an unprotected image

- VUID-vkCmdClearAttachments-baseArrayLayer-00018

If the render pass instance this is recorded in uses multiview, then **baseArrayLayer** **must** be zero and **layerCount** **must** be one

- VUID-vkCmdClearAttachments-colorAttachment-09503

The **colorAttachment** member of each element of **pAttachments** **must** not identify a color attachment that is currently mapped to **VK_ATTACHMENT_UNUSED** in **commandBuffer** via **VkRenderingAttachmentLocationInfo**

- VUID-vkCmdClearAttachments-aspectMask-09298

If the subpass this is recorded in performs an external format resolve, the **aspectMask** member of any element of **pAttachments** **must** not include **VK_IMAGE_ASPECT_PLANE_i_BIT** for any index *i*

- VUID-vkCmdClearAttachments-None-09679

If the attachment format has components other than R and G, it **must** not have a 64-bit component width

- VUID-vkCmdClearAttachments-None-10616

This command **must** not be recorded when **per-tile execution model** is enabled

Valid Usage (Implicit)

- VUID-vkCmdClearAttachments-commandBuffer-parameter

commandBuffer **must** be a valid **VkCommandBuffer** handle

- VUID-vkCmdClearAttachments-pAttachments-parameter

pAttachments **must** be a valid pointer to an array of **attachmentCount** valid **VkClearAttachment** structures

- VUID-vkCmdClearAttachments-pRects-parameter

`pRects` **must** be a valid pointer to an array of `rectCount` `VkClearRect` structures

- VUID-vkCmdClearAttachments-commandBuffer-recording
`commandBuffer` **must** be in the `recording` state
- VUID-vkCmdClearAttachments-commandBuffer-cmdpool
The `VkCommandPool` that `commandBuffer` was allocated from **must** support `VK_QUEUE_GRAPHICS_BIT` operations
- VUID-vkCmdClearAttachments-renderpass
This command **must** only be called inside of a render pass instance
- VUID-vkCmdClearAttachments-suspended
This command **must** not be called between suspended render pass instances
- VUID-vkCmdClearAttachments-vidcoding
This command **must** only be called outside of a video coding scope
- VUID-vkCmdClearAttachments-attachmentCount-arraylength
`attachmentCount` **must** be greater than 0
- VUID-vkCmdClearAttachments-rectCount-arraylength
`rectCount` **must** be greater than 0

Host Synchronization

- Host access to `commandBuffer` **must** be externally synchronized
- Host access to the `VkCommandPool` that `commandBuffer` was allocated from **must** be externally synchronized

Command Properties

Command Buffer Levels	Render Pass Scope	Video Coding Scope	Supported Queue Types	Command Type
Primary Secondary	Inside	Outside	VK_QUEUE_GRAPHICS_BIT	Action

Conditional Rendering

`vkCmdClearAttachments` is affected by `conditional rendering`

The `VkClearRect` structure is defined as:


```
// Provided by VK_VERSION_1_0
typedef struct VkClearRect {
    VkRect2D    rect;
    uint32_t    baseArrayLayer;
    uint32_t    layerCount;
} VkClearRect;
```

- `rect` is the two-dimensional region to be cleared.
- `baseArrayLayer` is the first layer to be cleared.
- `layerCount` is the number of layers to clear.

The layers [`baseArrayLayer`, `baseArrayLayer` + `layerCount`) counting from the base layer of the attachment image view are cleared.

The `VkClearAttachment` structure is defined as:

```
// Provided by VK_VERSION_1_0
typedef struct VkClearAttachment {
    VkImageAspectFlags    aspectMask;
    uint32_t              colorAttachment;
    VkClearColorValue      clearColor;
} VkClearAttachment;
```

- `aspectMask` is a mask selecting the color, depth and/or stencil aspects of the attachment to be cleared.
- `colorAttachment` is only meaningful if `VK_IMAGE_ASPECT_COLOR_BIT` is set in `aspectMask`, in which case it is an index into the bound color attachments.
- `clearValue` is the color or depth/stencil value to clear the attachment to, as described in [Clear Values](#) below.

Valid Usage

- VUID-VkClearAttachment-aspectMask-00019
If `aspectMask` includes `VK_IMAGE_ASPECT_COLOR_BIT`, it **must** not include `VK_IMAGE_ASPECT_DEPTH_BIT` or `VK_IMAGE_ASPECT_STENCIL_BIT`
- VUID-VkClearAttachment-aspectMask-00020
`aspectMask` **must** not include `VK_IMAGE_ASPECT_METADATA_BIT`
- VUID-VkClearAttachment-aspectMask-02246
`aspectMask` **must** not include `VK_IMAGE_ASPECT_MEMORY_PLANE_i_BIT_EXT` for any index *i*

Valid Usage (Implicit)

- VUID-VkClearAttachment-aspectMask-parameter

aspectMask must be a valid combination of `VkImageAspectFlagBits` values

- `VUID-VkClearAttachment-aspectMask-requiredbitmask`

aspectMask **must** not be 0

24.3. Clear Values

The `VkClearColorValue` structure is defined as:

```
// Provided by VK_VERSION_1_0
typedef union VkClearColorValue {
    float      float32[4];
    int32_t    int32[4];
    uint32_t   uint32[4];
} VkClearColorValue;
```

- **float32** are the color clear values when the format of the image or attachment is one of the **numeric formats** with a numeric type that is floating-point. Floating-point values are automatically converted to the format of the image, with the clear value being treated as linear if the image is sRGB.
- **int32** are the color clear values when the format of the image or attachment has a numeric type that is signed integer (**SINT**). Signed integer values are converted to the format of the image by casting to the smaller type (with negative 32-bit values mapping to negative values in the smaller type). If the integer clear value is not representable in the target type (e.g. would overflow in conversion to that type), the clear value is undefined.
- **uint32** are the color clear values when the format of the image or attachment has a numeric type that is unsigned integer (**UINT**). Unsigned integer values are converted to the format of the image by casting to the integer type with fewer bits.

The four array elements of the clear color map to R, G, B, and A components of image formats, in order.

If the image has more than one sample, the same value is written to all samples for any pixels being cleared.

If the image or attachment format has a 64-bit component width, the first 2 array elements of each of the arrays above are reinterpreted as a single 64-bit element for the R component. The next 2 array elements are used in the same way for the G component. In other words, the union behaves as if it had the following additional members:

```
double float64[2];
int64_t int64[2];
uint64_t uint64[2];
```

The `VkClearDepthStencilValue` structure is defined as:


```
// Provided by VK_VERSION_1_0
typedef struct VkClearDepthStencilValue {
    float        depth;
    uint32_t     stencil;
} VkClearDepthStencilValue;
```

- **depth** is the clear value for the depth aspect of the depth/stencil attachment. It is a floating-point value which is automatically converted to the attachment's format.
- **stencil** is the clear value for the stencil aspect of the depth/stencil attachment. It is a 32-bit integer value which is converted to the attachment's format by taking the appropriate number of LSBs.

Valid Usage

- VUID-VkClearDepthStencilValue-depth-00022
Unless the [VK_EXT_depth_range_unrestricted](#) extension is enabled **depth** **must** be between **0.0** and **1.0**, inclusive

The **VkClearValue** union is defined as:

```
// Provided by VK_VERSION_1_0
typedef union VkClearValue {
    VkClearColorValue        color;
    VkClearDepthStencilValue depthStencil;
} VkClearValue;
```

- **color** specifies the color image clear values to use when clearing a color image or attachment.
- **depthStencil** specifies the depth and stencil clear values to use when clearing a depth/stencil image or attachment.

This union is used where part of the API requires either color or depth/stencil clear values, depending on the attachment, and defines the initial clear values in the [VkRenderPassBeginInfo](#) structure.

24.4. Filling Memory

To fill a memory range with a fixed 4-byte bit pattern, call:

```
// Provided by VK_KHR_device_address_commands
void vkCmdFillMemoryKHR(
    VkCommandBuffer                commandBuffer,
    const VkDeviceAddressRangeKHR* pDstRange,
    VkAddressCommandFlagsKHR       dstFlags,
    uint32_t                       data);
```


- `commandBuffer` is the command buffer into which the command will be recorded.
- `pDstRange` is a pointer to the `VkDeviceAddressRangeKHR` selecting the memory range to be filled.
- `dstFlags` is a `VkAddressCommandFlagsKHR` value defining the copy flags for the destination address range.
- `data` is the 4-byte word written repeatedly to the destination range to fill `size` bytes of data.

NOTE

The bit pattern of `data` is determined by the host endianness. For example, an unsigned integer value of `1` will result in a different bit pattern on a little endian machine compared to a big endian machine.

Valid Usage

- VUID-vkCmdFillMemoryKHR-pDstRange-13097
If the range specified by `pDstRange` is not bound completely to memory when accessed, `dstFlags` **must** not include `VK_ADDRESS_COMMAND_FULLY_BOUND_BIT_KHR`
- VUID-vkCmdFillMemoryKHR-pDstRange-13098
If the buffer from which the range specified by `pDstRange` was created with `VK_BUFFER_CREATE_PROTECTED_BIT`, and `protectedNoFault` is not supported, `dstFlags` **must** include `VK_ADDRESS_COMMAND_PROTECTED_BIT_KHR`
- VUID-vkCmdFillMemoryKHR-pDstRange-13099
If the buffer from which the range specified by `pDstRange` was created without `VK_BUFFER_CREATE_PROTECTED_BIT`, and `protectedNoFault` is not supported, `dstFlags` **must** not include `VK_ADDRESS_COMMAND_PROTECTED_BIT_KHR`
- VUID-vkCmdFillMemoryKHR-dstFlags-13100
`dstFlags` **must** not include both `VK_ADDRESS_COMMAND_STORAGE_BUFFER_USAGE_BIT_KHR` and `VK_ADDRESS_COMMAND_UNKNOWN_STORAGE_BUFFER_USAGE_BIT_KHR`
- VUID-vkCmdFillMemoryKHR-pDstRange-13122
If any buffer, which is bound to a range of `VkDeviceMemory` that overlaps the range backing `pDstRange`, was created with `VK_BUFFER_USAGE_STORAGE_BUFFER_BIT`, `dstFlags` **must** include `VK_ADDRESS_COMMAND_STORAGE_BUFFER_USAGE_BIT_KHR` or `VK_ADDRESS_COMMAND_UNKNOWN_STORAGE_BUFFER_USAGE_BIT_KHR`
- VUID-vkCmdFillMemoryKHR-pDstRange-13123
If any buffer, which is bound to a range of `VkDeviceMemory` that overlaps the range backing `pDstRange`, was created without `VK_BUFFER_USAGE_STORAGE_BUFFER_BIT`, `dstFlags` **must** not include `VK_ADDRESS_COMMAND_STORAGE_BUFFER_USAGE_BIT_KHR`
- VUID-vkCmdFillMemoryKHR-dstFlags-13101
`dstFlags` **must** not include both `VK_ADDRESS_COMMAND_TRANSFORM_FEEDBACK_BUFFER_USAGE_BIT_KHR` and `VK_ADDRESS_COMMAND_UNKNOWN_TRANSFORM_FEEDBACK_BUFFER_USAGE_BIT_KHR`
- VUID-vkCmdFillMemoryKHR-pDstRange-13124
If any buffer, which is bound to a range of `VkDeviceMemory` that overlaps the range

backing `pDstRange`, was created with `VK_BUFFER_USAGE_TRANSFORM_FEEDBACK_BUFFER_BIT_EXT`, `dstFlags` **must** include `VK_ADDRESS_COMMAND_TRANSFORM_FEEDBACK_BUFFER_USAGE_BIT_KHR` or `VK_ADDRESS_COMMAND_UNKNOWN_TRANSFORM_FEEDBACK_BUFFER_USAGE_BIT_KHR`

- VUID-vkCmdFillMemoryKHR-pDstRange-13125

If any buffer, which is bound to a range of `VkDeviceMemory` that overlaps the range backing `pDstRange`, was created without `VK_BUFFER_USAGE_TRANSFORM_FEEDBACK_BUFFER_BIT_EXT`, `dstFlags` **must** not include `VK_ADDRESS_COMMAND_TRANSFORM_FEEDBACK_BUFFER_USAGE_BIT_KHR`

- VUID-vkCmdFillMemoryKHR-dstRange-13000

The buffer from which `dstRange` was queried **must** have been created with `VK_BUFFER_USAGE_TRANSFER_DST_BIT` usage flag

- VUID-vkCmdFillMemoryKHR-pDstRange-13001

`pDstRange->address` **must** be a multiple of 4

- VUID-vkCmdFillMemoryKHR-pDstRange-13002

`pDstRange->size` **must** be a multiple of 4

- VUID-vkCmdFillMemoryKHR-commandBuffer-13003

If `commandBuffer` is an unprotected command buffer and `protectedNoFault` is not supported, `dstFlags` **must** not include `VK_ADDRESS_COMMAND_PROTECTED_BIT_KHR`

- VUID-vkCmdFillMemoryKHR-commandBuffer-13004

If `commandBuffer` is a protected command buffer and `protectedNoFault` is not supported, `dstFlags` **must** include `VK_ADDRESS_COMMAND_PROTECTED_BIT_KHR`

Valid Usage (Implicit)

- VUID-vkCmdFillMemoryKHR-commandBuffer-parameter

`commandBuffer` **must** be a valid `VkCommandBuffer` handle

- VUID-vkCmdFillMemoryKHR-pDstRange-parameter

`pDstRange` **must** be a valid pointer to a valid `VkDeviceAddressRangeKHR` structure

- VUID-vkCmdFillMemoryKHR-dstFlags-parameter

`dstFlags` **must** be a valid combination of `VkAddressCommandFlagBitsKHR` values

- VUID-vkCmdFillMemoryKHR-commandBuffer-recording

`commandBuffer` **must** be in the `recording` state

- VUID-vkCmdFillMemoryKHR-commandBuffer-cmdpool

The `VkCommandPool` that `commandBuffer` was allocated from **must** support `VK_QUEUE_TRANSFER_BIT` operations

- VUID-vkCmdFillMemoryKHR-renderpass

This command **must** only be called outside of a render pass instance

- VUID-vkCmdFillMemoryKHR-suspended

This command **must** not be called between suspended render pass instances

- VUID-vkCmdFillMemoryKHR-encoding

This command **must** only be called outside of a video coding scope

Host Synchronization

- Host access to `commandBuffer` **must** be externally synchronized
- Host access to the `VkCommandPool` that `commandBuffer` was allocated from **must** be externally synchronized

Command Properties

Command Buffer Levels	Render Pass Scope	Video Coding Scope	Supported Queue Types	Command Type
Primary Secondary	Outside	Outside	VK_QUEUE_TRANSFER_BIT	Action

Conditional Rendering

`vkCmdFillMemoryKHR` is not affected by [conditional rendering](#)

24.5. Updating Memory

To update device memory inline in a command buffer, call:

```
// Provided by VK_KHR_device_address_commands
void vkCmdUpdateMemoryKHR(
    VkCommandBuffer                commandBuffer,
    const VkDeviceAddressRangeKHR* pDstRange,
    VkAddressCommandFlagsKHR       dstFlags,
    VkDeviceSize                   dataSize,
    const void*                    pData);
```

- `commandBuffer` is the command buffer into which the command will be recorded.
- `pDstRange` is a pointer to the `VkDeviceAddressRangeKHR` selecting the memory range to be updated.
- `dstFlags` is a `VkAddressCommandFlagsKHR` value defining the copy flags for the destination address range.
- `dataSize` is the number of bytes to update, and **must** be a multiple of 4.
- `pData` is a pointer to the source data for the buffer update, and **must** be at least `dataSize` bytes in size.

The source data is copied from `pData` to the command buffer when the command is called, and then copied to `dstRange` when the command is executed on a device.

NOTE

Due to the data being copied into command buffers, `memory range copies` are recommended for larger data transfers, to avoid excessive memory consumption.

Valid Usage

- VUID-vkCmdUpdateMemoryKHR-pDstRange-13097

If the range specified by `pDstRange` is not bound completely to memory when accessed, `dstFlags` **must** not include `VK_ADDRESS_COMMAND_FULLY_BOUND_BIT_KHR`

- VUID-vkCmdUpdateMemoryKHR-pDstRange-13098

If the buffer from which the range specified by `pDstRange` was created with `VK_BUFFER_CREATE_PROTECTED_BIT`, and `protectedNoFault` is not supported, `dstFlags` **must** include `VK_ADDRESS_COMMAND_PROTECTED_BIT_KHR`

- VUID-vkCmdUpdateMemoryKHR-pDstRange-13099

If the buffer from which the range specified by `pDstRange` was created without `VK_BUFFER_CREATE_PROTECTED_BIT`, and `protectedNoFault` is not supported, `dstFlags` **must** not include `VK_ADDRESS_COMMAND_PROTECTED_BIT_KHR`

- VUID-vkCmdUpdateMemoryKHR-dstFlags-13100

<code>dstFlags</code>	must	not	include	both
<code>VK_ADDRESS_COMMAND_STORAGE_BUFFER_USAGE_BIT_KHR</code>				and
<code>VK_ADDRESS_COMMAND_UNKNOWN_STORAGE_BUFFER_USAGE_BIT_KHR</code>				

- VUID-vkCmdUpdateMemoryKHR-pDstRange-13122

If any buffer, which is bound to a range of `VkDeviceMemory` that overlaps the range backing `pDstRange`, was created with `VK_BUFFER_USAGE_STORAGE_BUFFER_BIT`, `dstFlags` **must** include `VK_ADDRESS_COMMAND_STORAGE_BUFFER_USAGE_BIT_KHR` or `VK_ADDRESS_COMMAND_UNKNOWN_STORAGE_BUFFER_USAGE_BIT_KHR`

- VUID-vkCmdUpdateMemoryKHR-pDstRange-13123

If any buffer, which is bound to a range of `VkDeviceMemory` that overlaps the range backing `pDstRange`, was created without `VK_BUFFER_USAGE_STORAGE_BUFFER_BIT`, `dstFlags` **must** not include `VK_ADDRESS_COMMAND_STORAGE_BUFFER_USAGE_BIT_KHR`

- VUID-vkCmdUpdateMemoryKHR-dstFlags-13101

<code>dstFlags</code>	must	not	include	both
<code>VK_ADDRESS_COMMAND_TRANSFORM_FEEDBACK_BUFFER_USAGE_BIT_KHR</code>				and
<code>VK_ADDRESS_COMMAND_UNKNOWN_TRANSFORM_FEEDBACK_BUFFER_USAGE_BIT_KHR</code>				

- VUID-vkCmdUpdateMemoryKHR-pDstRange-13124

If any buffer, which is bound to a range of `VkDeviceMemory` that overlaps the range backing `pDstRange`, was created with `VK_BUFFER_USAGE_TRANSFORM_FEEDBACK_BUFFER_BIT_EXT`, `dstFlags` **must** include `VK_ADDRESS_COMMAND_TRANSFORM_FEEDBACK_BUFFER_USAGE_BIT_KHR` or `VK_ADDRESS_COMMAND_UNKNOWN_TRANSFORM_FEEDBACK_BUFFER_USAGE_BIT_KHR`

- VUID-vkCmdUpdateMemoryKHR-pDstRange-13125
If any buffer, which is bound to a range of `VkDeviceMemory` that overlaps the range backing `pDstRange`, was created without `VK_BUFFER_USAGE_TRANSFORM_FEEDBACK_BUFFER_BIT_EXT`, `dstFlags` **must** not include `VK_ADDRESS_COMMAND_TRANSFORM_FEEDBACK_BUFFER_USAGE_BIT_KHR`
- VUID-vkCmdUpdateMemoryKHR-dstRange-13005
The buffer from which `dstRange` was queried **must** have been created with `VK_BUFFER_USAGE_TRANSFER_DST_BIT` usage flag
- VUID-vkCmdUpdateMemoryKHR-pDstRange-13006
`pDstRange->address` **must** be a multiple of 4
- VUID-vkCmdUpdateMemoryKHR-pDstRange-13007
`pDstRange->size` **must** be less than or equal to 65536
- VUID-vkCmdUpdateMemoryKHR-dataSize-13008
`dataSize` **must** be less than or equal to `pDstRange->size`
- VUID-vkCmdUpdateMemoryKHR-dataSize-13009
`dataSize` **must** be a multiple of 4
- VUID-vkCmdUpdateMemoryKHR-commandBuffer-13010
If `commandBuffer` is an unprotected command buffer and `protectedNoFault` is not supported, `dstFlags` **must** not include `VK_ADDRESS_COMMAND_PROTECTED_BIT_KHR`
- VUID-vkCmdUpdateMemoryKHR-commandBuffer-13011
If `commandBuffer` is a protected command buffer and `protectedNoFault` is not supported, `dstFlags` **must** include `VK_ADDRESS_COMMAND_PROTECTED_BIT_KHR`

Valid Usage (Implicit)

- VUID-vkCmdUpdateMemoryKHR-commandBuffer-parameter
`commandBuffer` **must** be a valid `VkCommandBuffer` handle
- VUID-vkCmdUpdateMemoryKHR-pDstRange-parameter
`pDstRange` **must** be a valid pointer to a valid `VkDeviceAddressRangeKHR` structure
- VUID-vkCmdUpdateMemoryKHR-dstFlags-parameter
`dstFlags` **must** be a valid combination of `VkAddressCommandFlagBitsKHR` values
- VUID-vkCmdUpdateMemoryKHR-pData-parameter
`pData` **must** be a valid pointer to an array of `dataSize` bytes
- VUID-vkCmdUpdateMemoryKHR-commandBuffer-recording
`commandBuffer` **must** be in the `recording` state
- VUID-vkCmdUpdateMemoryKHR-commandBuffer-cmdpool
The `VkCommandPool` that `commandBuffer` was allocated from **must** support `VK_QUEUE_TRANSFER_BIT` operations
- VUID-vkCmdUpdateMemoryKHR-renderpass
This command **must** only be called outside of a render pass instance
- VUID-vkCmdUpdateMemoryKHR-suspended

This command **must** not be called between suspended render pass instances

- VUID-vkCmdUpdateMemoryKHR-videocoding

This command **must** only be called outside of a video coding scope

- VUID-vkCmdUpdateMemoryKHR-dataSize-arraylength

`dataSize` **must** be greater than 0

Host Synchronization

- Host access to `commandBuffer` **must** be externally synchronized
- Host access to the `VkCommandPool` that `commandBuffer` was allocated from **must** be externally synchronized

Command Properties

Command Buffer Levels	Render Pass Scope	Video Coding Scope	Supported Queue Types	Command Type
Primary Secondary	Outside	Outside	VK_QUEUE_TRANSFER_BIT	Action

Conditional Rendering

`vkCmdUpdateMemoryKHR` is not affected by [conditional rendering](#)

24.6. Filling Buffers

To clear buffer data, call:

```
// Provided by VK_VERSION_1_0
void vkCmdFillBuffer(
    VkCommandBuffer          commandBuffer,
    VkBuffer                 dstBuffer,
    VkDeviceSize             dstOffset,
    VkDeviceSize             size,
    uint32_t                 data);
```

- `commandBuffer` is the command buffer into which the command will be recorded.
- `dstBuffer` is the buffer to be filled.
- `dstOffset` is the byte offset into the buffer at which to start filling, and **must** be a multiple of 4.
- `size` is the number of bytes to fill, and **must** be either a multiple of 4, or `VK_WHOLE_SIZE` to fill the range from `offset` to the end of the buffer. If `VK_WHOLE_SIZE` is used and the remaining

size of the buffer is not a multiple of 4, then the nearest smaller multiple is used.

- **data** is the 4-byte word written repeatedly to the buffer to fill **size** bytes of data. The data word is written to memory according to the host endianness.

vkCmdFillBuffer is treated as a “transfer” operation for the purposes of synchronization barriers. It is only compatible with buffers created with the **VK_BUFFER_USAGE_TRANSFER_DST_BIT** usage flag set.

Valid Usage

- VUID-vkCmdFillBuffer-dstOffset-00024
dstOffset **must** be less than the size of **dstBuffer**
- VUID-vkCmdFillBuffer-dstOffset-00025
dstOffset **must** be a multiple of 4
- VUID-vkCmdFillBuffer-size-00026
If **size** is not equal to **VK_WHOLE_SIZE**, **size** **must** be greater than 0
- VUID-vkCmdFillBuffer-size-00027
If **size** is not equal to **VK_WHOLE_SIZE**, **size** **must** be less than or equal to the size of **dstBuffer** minus **dstOffset**
- VUID-vkCmdFillBuffer-size-00028
If **size** is not equal to **VK_WHOLE_SIZE**, **size** **must** be a multiple of 4
- VUID-vkCmdFillBuffer-dstBuffer-00029
dstBuffer **must** have been created with the **VK_BUFFER_USAGE_TRANSFER_DST_BIT** usage flag set
- VUID-vkCmdFillBuffer-apiVersion-07894
If the **VK_KHR_maintenance1** extension is not enabled and **VkPhysicalDeviceProperties::apiVersion** is less than Vulkan 1.1, the **VkCommandPool** that **commandBuffer** was allocated from **must** support graphics or compute operations
- VUID-vkCmdFillBuffer-dstBuffer-00031
If **dstBuffer** is non-sparse then it **must** be bound completely and contiguously to a single **VkDeviceMemory** object
- VUID-vkCmdFillBuffer-commandBuffer-01811
If **commandBuffer** is an unprotected command buffer and **protectedNoFault** is not supported, **dstBuffer** **must** not be a protected buffer
- VUID-vkCmdFillBuffer-commandBuffer-01812
If **commandBuffer** is a protected command buffer and **protectedNoFault** is not supported, **dstBuffer** **must** not be an unprotected buffer

Valid Usage (Implicit)

- VUID-vkCmdFillBuffer-commandBuffer-parameter
commandBuffer **must** be a valid **VkCommandBuffer** handle

- VUID-vkCmdFillBuffer-dstBuffer-parameter
`dstBuffer` **must** be a valid `VkBuffer` handle
- VUID-vkCmdFillBuffer-commandBuffer-recording
`commandBuffer` **must** be in the `recording state`
- VUID-vkCmdFillBuffer-commandBuffer-cmdpool
The `VkCommandPool` that `commandBuffer` was allocated from **must** support `VK_QUEUE_COMPUTE_BIT`, `VK_QUEUE_GRAPHICS_BIT`, or `VK_QUEUE_TRANSFER_BIT` operations
- VUID-vkCmdFillBuffer-renderpass
This command **must** only be called outside of a render pass instance
- VUID-vkCmdFillBuffer-suspended
This command **must** not be called between suspended render pass instances
- VUID-vkCmdFillBuffer-videocoding
This command **must** only be called outside of a video coding scope
- VUID-vkCmdFillBuffer-commonparent
Both of `commandBuffer`, and `dstBuffer` **must** have been created, allocated, or retrieved from the same `VkDevice`

Host Synchronization

- Host access to `commandBuffer` **must** be externally synchronized
- Host access to the `VkCommandPool` that `commandBuffer` was allocated from **must** be externally synchronized

Command Properties

Command Buffer Levels	Render Pass Scope	Video Coding Scope	Supported Queue Types	Command Type
Primary Secondary	Outside	Outside	VK_QUEUE_COMPUTE_BIT VK_QUEUE_GRAPHICS_BIT VK_QUEUE_TRANSFER_BIT	Action

Conditional Rendering

`vkCmdFillBuffer` is not affected by `conditional rendering`

24.7. Updating Buffers

To update buffer data inline in a command buffer, call:

```
// Provided by VK_VERSION_1_0
void vkCmdUpdateBuffer(
    VkCommandBuffer          commandBuffer,
    VkBuffer                  dstBuffer,
    VkDeviceSize              dstOffset,
    VkDeviceSize              dataSize,
    const void*               pData);
```

- **commandBuffer** is the command buffer into which the command will be recorded.
- **dstBuffer** is a handle to the buffer to be updated.
- **dstOffset** is the byte offset into the buffer to start updating, and **must** be a multiple of 4.
- **dataSize** is the number of bytes to update, and **must** be a multiple of 4.
- **pData** is a pointer to the source data for the buffer update, and **must** be at least **dataSize** bytes in size.

dataSize **must** be less than or equal to 65536 bytes. For larger updates, applications **can** use buffer to buffer [copies](#).

NOTE

Buffer updates performed with **vkCmdUpdateBuffer** first copy the data into command buffer memory when the command is recorded (which requires additional storage and may incur an additional allocation), and then copy the data from the command buffer into **dstBuffer** when the command is executed on a device.

The additional cost of this functionality compared to [buffer to buffer copies](#) means it should only be used for very small amounts of data, and is why it is limited to at most 65536 bytes. Applications **can** work around this restriction by issuing multiple **vkCmdUpdateBuffer** commands to different ranges of the same buffer, but doing so is not recommended.

The source data is copied from **pData** to the command buffer when the command is called.

vkCmdUpdateBuffer is only allowed outside of a render pass. This command is treated as a “transfer” operation for the purposes of synchronization barriers. The **VK_BUFFER_USAGE_TRANSFER_DST_BIT** **must** be specified in **usage** of **VkBufferCreateInfo** in order for the buffer to be compatible with **vkCmdUpdateBuffer**.

Valid Usage

- VUID-vkCmdUpdateBuffer-dstOffset-00032
dstOffset **must** be less than the size of **dstBuffer**
- VUID-vkCmdUpdateBuffer-dataSize-00033

dataSize **must** be less than or equal to the size of **dstBuffer** minus **dstOffset**

- VUID-vkCmdUpdateBuffer-dstBuffer-00034
dstBuffer **must** have been created with the **VK_BUFFER_USAGE_TRANSFER_DST_BIT** usage flag set
- VUID-vkCmdUpdateBuffer-dstBuffer-00035
If **dstBuffer** is non-sparse then it **must** be bound completely and contiguously to a single **VkDeviceMemory** object
- VUID-vkCmdUpdateBuffer-dstOffset-00036
dstOffset **must** be a multiple of 4
- VUID-vkCmdUpdateBuffer-dataSize-00037
dataSize **must** be less than or equal to 65536
- VUID-vkCmdUpdateBuffer-dataSize-00038
dataSize **must** be a multiple of 4
- VUID-vkCmdUpdateBuffer-commandBuffer-01813
If **commandBuffer** is an unprotected command buffer and **protectedNoFault** is not supported, **dstBuffer** **must** not be a protected buffer
- VUID-vkCmdUpdateBuffer-commandBuffer-01814
If **commandBuffer** is a protected command buffer and **protectedNoFault** is not supported, **dstBuffer** **must** not be an unprotected buffer

Valid Usage (Implicit)

- VUID-vkCmdUpdateBuffer-commandBuffer-parameter
commandBuffer **must** be a valid **VkCommandBuffer** handle
- VUID-vkCmdUpdateBuffer-dstBuffer-parameter
dstBuffer **must** be a valid **VkBuffer** handle
- VUID-vkCmdUpdateBuffer-pData-parameter
pData **must** be a valid pointer to an array of **dataSize** bytes
- VUID-vkCmdUpdateBuffer-commandBuffer-recording
commandBuffer **must** be in the **recording state**
- VUID-vkCmdUpdateBuffer-commandBuffer-cmdpool
The **VkCommandPool** that **commandBuffer** was allocated from **must** support **VK_QUEUE_COMPUTE_BIT**, **VK_QUEUE_GRAPHICS_BIT**, or **VK_QUEUE_TRANSFER_BIT** operations
- VUID-vkCmdUpdateBuffer-renderpass
This command **must** only be called outside of a render pass instance
- VUID-vkCmdUpdateBuffer-suspended
This command **must** not be called between suspended render pass instances
- VUID-vkCmdUpdateBuffer-videocoding
This command **must** only be called outside of a video coding scope
- VUID-vkCmdUpdateBuffer-dataSize-arraylength

`dataSize` **must** be greater than 0

- VUID-vkCmdUpdateBuffer-commonparent

Both of `commandBuffer`, and `dstBuffer` **must** have been created, allocated, or retrieved from the same `VkDevice`

Host Synchronization

- Host access to `commandBuffer` **must** be externally synchronized
- Host access to the `VkCommandPool` that `commandBuffer` was allocated from **must** be externally synchronized

Command Properties

Command Buffer Levels	Render Pass Scope	Video Coding Scope	Supported Queue Types	Command Type
Primary Secondary	Outside	Outside	VK_QUEUE_COMPUTE_BIT VK_QUEUE_GRAPHICS_BIT VK_QUEUE_TRANSFER_BIT	Action

Conditional Rendering

`vkCmdUpdateBuffer` is not affected by [conditional rendering](#)

NOTE

The `pData` parameter was of type `uint32_t*` instead of `void*` prior to version 1.0.19 of the Specification and `VK_HEADER_VERSION` 19 of the [Vulkan Header Files](#). This was a historical anomaly, as the source data may be of other types.

Chapter 25. Copy Commands

An application **can** copy buffer and image data using several methods described in this chapter, depending on the type of data transfer.

All copy commands are treated as “transfer” operations for the purposes of synchronization barriers.

All copy commands that have a source format with an X component in its format description read undefined values from those bits.

All copy commands that have a destination format with an X component in its format description write undefined values to those bits.

25.1. Copying Data Between Memory Ranges

To copy data between memory ranges, call:

```
// Provided by VK_KHR_device_address_commands
void vkCmdCopyMemoryKHR(
    VkCommandBuffer                      commandBuffer,
    const VkCopyDeviceMemoryInfoKHR*    pCopyMemoryInfo);
```

- `commandBuffer` is the command buffer into which the command will be recorded.
- `pCopyMemoryInfo` a pointer to a `VkCopyDeviceMemoryInfoKHR` structure describing the copies to perform.

Valid Usage

- VUID-vkCmdCopyMemoryKHR-commandBuffer-13012
If `commandBuffer` is an unprotected command buffer and `protectedNoFault` is not supported, the `srcCopyFlags` member of all elements of `pCopyMemoryInfo->pRegions` **must** not include `VK_ADDRESS_COMMAND_PROTECTED_BIT_KHR`
- VUID-vkCmdCopyMemoryKHR-commandBuffer-13013
If `commandBuffer` is an unprotected command buffer and `protectedNoFault` is not supported, the `dstCopyFlags` member of all elements of `pCopyMemoryInfo->pRegions` **must** not include `VK_ADDRESS_COMMAND_PROTECTED_BIT_KHR`
- VUID-vkCmdCopyMemoryKHR-commandBuffer-13014
If `commandBuffer` is a protected command buffer and `protectedNoFault` is not supported, the `dstCopyFlags` member of all elements of `pCopyMemoryInfo->pRegions` **must** include `VK_ADDRESS_COMMAND_PROTECTED_BIT_KHR`

Valid Usage (Implicit)

- VUID-vkCmdCopyMemoryKHR-commandBuffer-parameter
`commandBuffer` **must** be a valid `VkCommandBuffer` handle
- VUID-vkCmdCopyMemoryKHR-pCopyMemoryInfo-parameter
If `pCopyMemoryInfo` is not `NULL`, `pCopyMemoryInfo` **must** be a valid pointer to a valid `VkCopyDeviceMemoryInfoKHR` structure
- VUID-vkCmdCopyMemoryKHR-commandBuffer-recording
`commandBuffer` **must** be in the `recording` state
- VUID-vkCmdCopyMemoryKHR-commandBuffer-cmdpool
The `VkCommandPool` that `commandBuffer` was allocated from **must** support `VK_QUEUE_TRANSFER_BIT` operations
- VUID-vkCmdCopyMemoryKHR-renderpass
This command **must** only be called outside of a render pass instance
- VUID-vkCmdCopyMemoryKHR-suspended
This command **must** not be called between suspended render pass instances
- VUID-vkCmdCopyMemoryKHR-videocoding
This command **must** only be called outside of a video coding scope

Host Synchronization

- Host access to `commandBuffer` **must** be externally synchronized
- Host access to the `VkCommandPool` that `commandBuffer` was allocated from **must** be externally synchronized

Command Properties

Command Buffer Levels	Render Pass Scope	Video Coding Scope	Supported Queue Types	Command Type
Primary Secondary	Outside	Outside	VK_QUEUE_TRANSFER_BIT	Action

Conditional Rendering

`vkCmdCopyMemoryKHR` is not affected by [conditional rendering](#)

The `VkCopyDeviceMemoryInfoKHR` structure is defined as:


```
// Provided by VK_KHR_device_address_commands
typedef struct VkCopyDeviceMemoryInfoKHR {
    VkStructureType      sType;
    const void*          pNext;
    uint32_t             regionCount;
    const VkDeviceMemoryCopyKHR* pRegions;
} VkCopyDeviceMemoryInfoKHR;
```

- **sType** is a [VkStructureType](#) value identifying this structure.
- **pNext** is **NULL** or a pointer to a structure extending this structure.
- **regionCount** is the number of copies to be performed.
- **pRegions** is a pointer to an array of [VkDeviceMemoryCopyKHR](#) structures describing individual copy operations between two memory ranges.

Valid Usage

- VUID-VkCopyDeviceMemoryInfoKHR-srcRange-13015
The range of memory backing the address range defined by the **srcRange** member of any element of **pRegions** **must** not overlap the memory backing the address range defined by the **srcRange** or **dstRange** of any element of **pRegions**

Valid Usage (Implicit)

- VUID-VkCopyDeviceMemoryInfoKHR-sType-sType
sType **must** be [VK_STRUCTURE_TYPE_COPY_DEVICE_MEMORY_INFO_KHR](#)
- VUID-VkCopyDeviceMemoryInfoKHR-pNext-pNext
pNext **must** be **NULL**
- VUID-VkCopyDeviceMemoryInfoKHR-pRegions-parameter
pRegions **must** be a valid pointer to an array of **regionCount** valid [VkDeviceMemoryCopyKHR](#) structures
- VUID-VkCopyDeviceMemoryInfoKHR-regionCount-arraylength
regionCount **must** be greater than 0

The [VkDeviceMemoryCopyKHR](#) structure is defined as:


```
// Provided by VK_KHR_device_address_commands
typedef struct VkDeviceMemoryCopyKHR {
    VkStructureType      sType;
    const void*          pNext;
    VkDeviceAddressRangeKHR srcRange;
    VkAddressCommandFlagsKHR srcFlags;
    VkDeviceAddressRangeKHR dstRange;
    VkAddressCommandFlagsKHR dstFlags;
} VkDeviceMemoryCopyKHR;
```

- `sType` is a `VkStructureType` value identifying this structure.
- `pNext` is `NULL` or a pointer to a structure extending this structure.
- `srcRange` is a `VkDeviceAddressRangeKHR` structure defining the source memory to copy from.
- `srcFlags` is a `VkAddressCommandFlagsKHR` value defining the copy flags for the source address range.
- `dstRange` is a `VkDeviceAddressRangeKHR` structure defining the destination memory to copy to.
- `dstFlags` is a `VkAddressCommandFlagsKHR` value defining the copy flags for the destination address range.

This structure defines a copy operation where `srcRange.size` bytes will be copied from `srcRange.address` to `dstRange.address`.

Valid Usage

- VUID-VkDeviceMemoryCopyKHR-srcRange-13097
If the range specified by `srcRange` is not bound completely to memory when accessed, `srcFlags` **must** not include `VK_ADDRESS_COMMAND_FULLY_BOUND_BIT_KHR`
- VUID-VkDeviceMemoryCopyKHR-srcRange-13098
If the buffer from which the range specified by `srcRange` was created with `VK_BUFFER_CREATE_PROTECTED_BIT`, and `protectedNoFault` is not supported, `srcFlags` **must** include `VK_ADDRESS_COMMAND_PROTECTED_BIT_KHR`
- VUID-VkDeviceMemoryCopyKHR-srcRange-13099
If the buffer from which the range specified by `srcRange` was created without `VK_BUFFER_CREATE_PROTECTED_BIT`, and `protectedNoFault` is not supported, `srcFlags` **must** not include `VK_ADDRESS_COMMAND_PROTECTED_BIT_KHR`
- VUID-VkDeviceMemoryCopyKHR-srcFlags-13100

<code>srcFlags</code>	must	not	include	both
<code>VK_ADDRESS_COMMAND_STORAGE_BUFFER_USAGE_BIT_KHR</code>				and
<code>VK_ADDRESS_COMMAND_UNKNOWN_STORAGE_BUFFER_USAGE_BIT_KHR</code>				
- VUID-VkDeviceMemoryCopyKHR-srcRange-13122
If any buffer, which is bound to a range of `VkDeviceMemory` that overlaps the range backing `srcRange`, was created with `VK_BUFFER_USAGE_STORAGE_BUFFER_BIT`, `srcFlags` **must** include `VK_ADDRESS_COMMAND_STORAGE_BUFFER_USAGE_BIT_KHR` or

VK_ADDRESS_COMMAND_UNKNOWN_STORAGE_BUFFER_USAGE_BIT_KHR

- VUID-VkDeviceMemoryCopyKHR-srcRange-13123

If any buffer, which is bound to a range of `VkDeviceMemory` that overlaps the range backing `srcRange`, was created without `VK_BUFFER_USAGE_STORAGE_BUFFER_BIT`, `srcFlags` **must** not include `VK_ADDRESS_COMMAND_STORAGE_BUFFER_USAGE_BIT_KHR`

- VUID-VkDeviceMemoryCopyKHR-srcFlags-13101

`srcFlags` **must** not include both `VK_ADDRESS_COMMAND_TRANSFORM_FEEDBACK_BUFFER_USAGE_BIT_KHR` and `VK_ADDRESS_COMMAND_UNKNOWN_TRANSFORM_FEEDBACK_BUFFER_USAGE_BIT_KHR`

- VUID-VkDeviceMemoryCopyKHR-srcRange-13124

If any buffer, which is bound to a range of `VkDeviceMemory` that overlaps the range backing `srcRange`, was created with `VK_BUFFER_USAGE_TRANSFORM_FEEDBACK_BUFFER_BIT_EXT`, `srcFlags` **must** include `VK_ADDRESS_COMMAND_TRANSFORM_FEEDBACK_BUFFER_USAGE_BIT_KHR` or `VK_ADDRESS_COMMAND_UNKNOWN_TRANSFORM_FEEDBACK_BUFFER_USAGE_BIT_KHR`

- VUID-VkDeviceMemoryCopyKHR-srcRange-13125

If any buffer, which is bound to a range of `VkDeviceMemory` that overlaps the range backing `srcRange`, was created without `VK_BUFFER_USAGE_TRANSFORM_FEEDBACK_BUFFER_BIT_EXT`, `srcFlags` **must** not include `VK_ADDRESS_COMMAND_TRANSFORM_FEEDBACK_BUFFER_USAGE_BIT_KHR`

- VUID-VkDeviceMemoryCopyKHR-dstRange-13097

If the range specified by `dstRange` is not bound completely to memory when accessed, `dstFlags` **must** not include `VK_ADDRESS_COMMAND_FULLY_BOUND_BIT_KHR`

- VUID-VkDeviceMemoryCopyKHR-dstRange-13098

If the buffer from which the range specified by `dstRange` was created with `VK_BUFFER_CREATE_PROTECTED_BIT`, and `protectedNoFault` is not supported, `dstFlags` **must** include `VK_ADDRESS_COMMAND_PROTECTED_BIT_KHR`

- VUID-VkDeviceMemoryCopyKHR-dstRange-13099

If the buffer from which the range specified by `dstRange` was created without `VK_BUFFER_CREATE_PROTECTED_BIT`, and `protectedNoFault` is not supported, `dstFlags` **must** not include `VK_ADDRESS_COMMAND_PROTECTED_BIT_KHR`

- VUID-VkDeviceMemoryCopyKHR-dstFlags-13100

`dstFlags` **must** not include both `VK_ADDRESS_COMMAND_STORAGE_BUFFER_USAGE_BIT_KHR` and `VK_ADDRESS_COMMAND_UNKNOWN_STORAGE_BUFFER_USAGE_BIT_KHR`

- VUID-VkDeviceMemoryCopyKHR-dstRange-13122

If any buffer, which is bound to a range of `VkDeviceMemory` that overlaps the range backing `dstRange`, was created with `VK_BUFFER_USAGE_STORAGE_BUFFER_BIT`, `dstFlags` **must** include `VK_ADDRESS_COMMAND_STORAGE_BUFFER_USAGE_BIT_KHR` or `VK_ADDRESS_COMMAND_UNKNOWN_STORAGE_BUFFER_USAGE_BIT_KHR`

- VUID-VkDeviceMemoryCopyKHR-dstRange-13123

If any buffer, which is bound to a range of `VkDeviceMemory` that overlaps the range backing `dstRange`, was created without `VK_BUFFER_USAGE_STORAGE_BUFFER_BIT`, `dstFlags` **must** not include `VK_ADDRESS_COMMAND_STORAGE_BUFFER_USAGE_BIT_KHR`

- VUID-VkDeviceMemoryCopyKHR-dstFlags-13101

`dstFlags` **must** not include both `VK_ADDRESS_COMMAND_TRANSFORM_FEEDBACK_BUFFER_USAGE_BIT_KHR` and `VK_ADDRESS_COMMAND_UNKNOWN_TRANSFORM_FEEDBACK_BUFFER_USAGE_BIT_KHR`

- VUID-VkDeviceMemoryCopyKHR-dstRange-13124

If any buffer, which is bound to a range of `VkDeviceMemory` that overlaps the range backing `dstRange`, was created with `VK_BUFFER_USAGE_TRANSFORM_FEEDBACK_BUFFER_BIT_EXT`, `dstFlags` **must** include `VK_ADDRESS_COMMAND_TRANSFORM_FEEDBACK_BUFFER_USAGE_BIT_KHR` or `VK_ADDRESS_COMMAND_UNKNOWN_TRANSFORM_FEEDBACK_BUFFER_USAGE_BIT_KHR`

- VUID-VkDeviceMemoryCopyKHR-dstRange-13125

If any buffer, which is bound to a range of `VkDeviceMemory` that overlaps the range backing `dstRange`, was created without `VK_BUFFER_USAGE_TRANSFORM_FEEDBACK_BUFFER_BIT_EXT`, `dstFlags` **must** not include `VK_ADDRESS_COMMAND_TRANSFORM_FEEDBACK_BUFFER_USAGE_BIT_KHR`

- VUID-VkDeviceMemoryCopyKHR-size-13016

The `size` member of `dstRange` **must** be greater than or equal to the `size` member of `srcRange`

- VUID-VkDeviceMemoryCopyKHR-srcRange-13017

The buffer from which `srcRange` was queried **must** have been created with `VK_BUFFER_USAGE_TRANSFER_SRC_BIT`

- VUID-VkDeviceMemoryCopyKHR-dstRange-13018

The buffer from which `dstRange` was queried **must** have been created with `VK_BUFFER_USAGE_TRANSFER_DST_BIT`

Valid Usage (Implicit)

- VUID-VkDeviceMemoryCopyKHR-sType-sType

`sType` **must** be `VK_STRUCTURE_TYPE_DEVICE_MEMORY_COPY_KHR`

- VUID-VkDeviceMemoryCopyKHR-pNext-pNext

`pNext` **must** be `NULL`

- VUID-VkDeviceMemoryCopyKHR-srcFlags-parameter

`srcFlags` **must** be a valid combination of `VkAddressCommandFlagBitsKHR` values

- VUID-VkDeviceMemoryCopyKHR-dstFlags-parameter

`dstFlags` **must** be a valid combination of `VkAddressCommandFlagBitsKHR` values

25.2. Copying Data Between Buffers

To copy data between buffer objects, call:

```
// Provided by VK_VERSION_1_0
void vkCmdCopyBuffer(
    VkCommandBuffer          commandBuffer,
    VkBuffer                 srcBuffer,
    VkBuffer                 dstBuffer,
    uint32_t                 regionCount,
    const VkBufferCopy*     pRegions);
```

- `commandBuffer` is the command buffer into which the command will be recorded.
- `srcBuffer` is the source buffer.
- `dstBuffer` is the destination buffer.
- `regionCount` is the number of regions to copy.
- `pRegions` is a pointer to an array of `VkBufferCopy` structures specifying the regions to copy.

Each source region specified by `pRegions` is copied from the source buffer to the destination region of the destination buffer. If any of the specified regions in `srcBuffer` overlaps in memory with any of the specified regions in `dstBuffer`, values read from those overlapping regions are undefined.

Valid Usage

- VUID-vkCmdCopyBuffer-commandBuffer-01822
If `commandBuffer` is an unprotected command buffer and `protectedNoFault` is not supported, `srcBuffer` **must** not be a protected buffer
- VUID-vkCmdCopyBuffer-commandBuffer-01823
If `commandBuffer` is an unprotected command buffer and `protectedNoFault` is not supported, `dstBuffer` **must** not be a protected buffer
- VUID-vkCmdCopyBuffer-commandBuffer-01824
If `commandBuffer` is a protected command buffer and `protectedNoFault` is not supported, `dstBuffer` **must** not be an unprotected buffer
- VUID-vkCmdCopyBuffer-srcOffset-00113
The `srcOffset` member of each element of `pRegions` **must** be less than the size of `srcBuffer`
- VUID-vkCmdCopyBuffer-dstOffset-00114
The `dstOffset` member of each element of `pRegions` **must** be less than the size of `dstBuffer`
- VUID-vkCmdCopyBuffer-size-00115
The `size` member of each element of `pRegions` **must** be less than or equal to the size of `srcBuffer` minus `srcOffset`
- VUID-vkCmdCopyBuffer-size-00116
The `size` member of each element of `pRegions` **must** be less than or equal to the size of `dstBuffer` minus `dstOffset`

- VUID-vkCmdCopyBuffer-pRegions-00117
The union of the source regions, and the union of the destination regions, specified by the elements of **pRegions**, **must** not overlap in memory
- VUID-vkCmdCopyBuffer-srcBuffer-00118
srcBuffer **must** have been created with the **VK_BUFFER_USAGE_TRANSFER_SRC_BIT** usage flag set
- VUID-vkCmdCopyBuffer-srcBuffer-00119
If **srcBuffer** is non-sparse then it **must** be bound completely and contiguously to a single **VkDeviceMemory** object
- VUID-vkCmdCopyBuffer-dstBuffer-00120
dstBuffer **must** have been created with the **VK_BUFFER_USAGE_TRANSFER_DST_BIT** usage flag set
- VUID-vkCmdCopyBuffer-dstBuffer-00121
If **dstBuffer** is non-sparse then it **must** be bound completely and contiguously to a single **VkDeviceMemory** object

Valid Usage (Implicit)

- VUID-vkCmdCopyBuffer-commandBuffer-parameter
commandBuffer **must** be a valid **VkCommandBuffer** handle
- VUID-vkCmdCopyBuffer-srcBuffer-parameter
srcBuffer **must** be a valid **VkBuffer** handle
- VUID-vkCmdCopyBuffer-dstBuffer-parameter
dstBuffer **must** be a valid **VkBuffer** handle
- VUID-vkCmdCopyBuffer-pRegions-parameter
pRegions **must** be a valid pointer to an array of **regionCount** valid **VkBufferCopy** structures
- VUID-vkCmdCopyBuffer-commandBuffer-recording
commandBuffer **must** be in the **recording state**
- VUID-vkCmdCopyBuffer-commandBuffer-cmdpool
The **VkCommandPool** that **commandBuffer** was allocated from **must** support **VK_QUEUE_COMPUTE_BIT**, **VK_QUEUE_GRAPHICS_BIT**, or **VK_QUEUE_TRANSFER_BIT** operations
- VUID-vkCmdCopyBuffer-renderpass
This command **must** only be called outside of a render pass instance
- VUID-vkCmdCopyBuffer-suspended
This command **must** not be called between suspended render pass instances
- VUID-vkCmdCopyBuffer-vidcoding
This command **must** only be called outside of a video coding scope
- VUID-vkCmdCopyBuffer-regionCount-arraylength
regionCount **must** be greater than 0
- VUID-vkCmdCopyBuffer-commonparent

Each of `commandBuffer`, `dstBuffer`, and `srcBuffer` **must** have been created, allocated, or retrieved from the same `VkDevice`

Host Synchronization

- Host access to `commandBuffer` **must** be externally synchronized
- Host access to the `VkCommandPool` that `commandBuffer` was allocated from **must** be externally synchronized

Command Properties

Command Buffer Levels	Render Pass Scope	Video Coding Scope	Supported Queue Types	Command Type
Primary Secondary	Outside	Outside	VK_QUEUE_COMPUTE_BIT VK_QUEUE_GRAPHICS_BIT VK_QUEUE_TRANSFER_BIT	Action

Conditional Rendering

`vkCmdCopyBuffer` is not affected by [conditional rendering](#)

The `VkBufferCopy` structure is defined as:

```
// Provided by VK_VERSION_1_0
typedef struct VkBufferCopy {
    VkDeviceSize    srcOffset;
    VkDeviceSize    dstOffset;
    VkDeviceSize    size;
} VkBufferCopy;
```

- `srcOffset` is the starting offset in bytes from the start of `srcBuffer`.
- `dstOffset` is the starting offset in bytes from the start of `dstBuffer`.
- `size` is the number of bytes to copy.

Valid Usage

- VUID-VkBufferCopy-size-01988
The `size` **must** be greater than 0

A more extensible version of the copy buffer command is defined below.

To copy data between buffer objects, call:

```
// Provided by VK_VERSION_1_3
void vkCmdCopyBuffer2(
    VkCommandBuffer                      commandBuffer,
    const VkCopyBufferInfo2*            pCopyBufferInfo);
```

```
// Provided by VK_KHR_copy_commands2
// Equivalent to vkCmdCopyBuffer2
void vkCmdCopyBuffer2KHR(
    VkCommandBuffer                      commandBuffer,
    const VkCopyBufferInfo2*            pCopyBufferInfo);
```

- `commandBuffer` is the command buffer into which the command will be recorded.
- `pCopyBufferInfo` is a pointer to a `VkCopyBufferInfo2` structure describing the copy parameters.

Each source region specified by `pCopyBufferInfo->pRegions` is copied from the source buffer to the destination region of the destination buffer. If any of the specified regions in `pCopyBufferInfo->srcBuffer` overlaps in memory with any of the specified regions in `pCopyBufferInfo->dstBuffer`, values read from those overlapping regions are undefined.

Valid Usage

- VUID-vkCmdCopyBuffer2-commandBuffer-01822
If `commandBuffer` is an unprotected command buffer and `protectedNoFault` is not supported, `srcBuffer` **must** not be a protected buffer
- VUID-vkCmdCopyBuffer2-commandBuffer-01823
If `commandBuffer` is an unprotected command buffer and `protectedNoFault` is not supported, `dstBuffer` **must** not be a protected buffer
- VUID-vkCmdCopyBuffer2-commandBuffer-01824
If `commandBuffer` is a protected command buffer and `protectedNoFault` is not supported, `dstBuffer` **must** not be an unprotected buffer

Valid Usage (Implicit)

- VUID-vkCmdCopyBuffer2-commandBuffer-parameter
`commandBuffer` **must** be a valid `VkCommandBuffer` handle
- VUID-vkCmdCopyBuffer2-pCopyBufferInfo-parameter
`pCopyBufferInfo` **must** be a valid pointer to a valid `VkCopyBufferInfo2` structure
- VUID-vkCmdCopyBuffer2-commandBuffer-recording
`commandBuffer` **must** be in the `recording state`

- VUID-vkCmdCopyBuffer2-commandBuffer-cmdpool

The `VkCommandPool` that `commandBuffer` was allocated from **must** support `VK_QUEUE_COMPUTE_BIT`, `VK_QUEUE_GRAPHICS_BIT`, or `VK_QUEUE_TRANSFER_BIT` operations

- VUID-vkCmdCopyBuffer2-renderpass

This command **must** only be called outside of a render pass instance

- VUID-vkCmdCopyBuffer2-suspended

This command **must** not be called between suspended render pass instances

- VUID-vkCmdCopyBuffer2-videocoding

This command **must** only be called outside of a video coding scope

Host Synchronization

- Host access to `commandBuffer` **must** be externally synchronized
- Host access to the `VkCommandPool` that `commandBuffer` was allocated from **must** be externally synchronized

Command Properties

Command Buffer Levels	Render Pass Scope	Video Coding Scope	Supported Queue Types	Command Type
Primary Secondary	Outside	Outside	VK_QUEUE_COMPUTE_BIT VK_QUEUE_GRAPHICS_BIT VK_QUEUE_TRANSFER_BIT	Action

Conditional Rendering

`vkCmdCopyBuffer2` is not affected by [conditional rendering](#)

The `VkCopyBufferInfo2` structure is defined as:


```
// Provided by VK_VERSION_1_3
typedef struct VkCopyBufferInfo2 {
    VkStructureType    sType;
    const void*        pNext;
    VkBuffer            srcBuffer;
    VkBuffer            dstBuffer;
    uint32_t           regionCount;
    const VkBufferCopy2* pRegions;
} VkCopyBufferInfo2;
```

```
// Provided by VK_KHR_copy_commands2
// Equivalent to VkCopyBufferInfo2
typedef VkCopyBufferInfo2 VkCopyBufferInfo2KHR;
```

- `sType` is a `VkStructureType` value identifying this structure.
- `pNext` is `NULL` or a pointer to a structure extending this structure.
- `srcBuffer` is the source buffer.
- `dstBuffer` is the destination buffer.
- `regionCount` is the number of regions to copy.
- `pRegions` is a pointer to an array of `VkBufferCopy2` structures specifying the regions to copy.

Valid Usage

- VUID-VkCopyBufferInfo2-srcOffset-00113
The `srcOffset` member of each element of `pRegions` **must** be less than the size of `srcBuffer`
- VUID-VkCopyBufferInfo2-dstOffset-00114
The `dstOffset` member of each element of `pRegions` **must** be less than the size of `dstBuffer`
- VUID-VkCopyBufferInfo2-size-00115
The `size` member of each element of `pRegions` **must** be less than or equal to the size of `srcBuffer` minus `srcOffset`
- VUID-VkCopyBufferInfo2-size-00116
The `size` member of each element of `pRegions` **must** be less than or equal to the size of `dstBuffer` minus `dstOffset`
- VUID-VkCopyBufferInfo2-pRegions-00117
The union of the source regions, and the union of the destination regions, specified by the elements of `pRegions`, **must** not overlap in memory
- VUID-VkCopyBufferInfo2-srcBuffer-00118
`srcBuffer` **must** have been created with the `VK_BUFFER_USAGE_TRANSFER_SRC_BIT` usage flag set
- VUID-VkCopyBufferInfo2-srcBuffer-00119
If `srcBuffer` is non-sparse then it **must** be bound completely and contiguously to a single `VkDeviceMemory` object

- VUID-VkCopyBufferInfo2-dstBuffer-00120
`dstBuffer` **must** have been created with the `VK_BUFFER_USAGE_TRANSFER_DST_BIT` usage flag set
- VUID-VkCopyBufferInfo2-dstBuffer-00121
If `dstBuffer` is non-sparse then it **must** be bound completely and contiguously to a single `VkDeviceMemory` object

Valid Usage (Implicit)

- VUID-VkCopyBufferInfo2-sType-sType
`sType` **must** be `VK_STRUCTURE_TYPE_COPY_BUFFER_INFO_2`
- VUID-VkCopyBufferInfo2-pNext-pNext
`pNext` **must** be `NULL`
- VUID-VkCopyBufferInfo2-srcBuffer-parameter
`srcBuffer` **must** be a valid `VkBuffer` handle
- VUID-VkCopyBufferInfo2-dstBuffer-parameter
`dstBuffer` **must** be a valid `VkBuffer` handle
- VUID-VkCopyBufferInfo2-pRegions-parameter
`pRegions` **must** be a valid pointer to an array of `regionCount` valid `VkBufferCopy2` structures
- VUID-VkCopyBufferInfo2-regionCount-arraylength
`regionCount` **must** be greater than `0`
- VUID-VkCopyBufferInfo2-commonparent
Both of `dstBuffer`, and `srcBuffer` **must** have been created, allocated, or retrieved from the same `VkDevice`

The `VkBufferCopy2` structure is defined as:

```
// Provided by VK_VERSION_1_3
typedef struct VkBufferCopy2 {
    VkStructureType    sType;
    const void*        pNext;
    VkDeviceSize        srcOffset;
    VkDeviceSize        dstOffset;
    VkDeviceSize        size;
} VkBufferCopy2;
```

```
// Provided by VK_KHR_copy_commands2
// Equivalent to VkBufferCopy2
typedef VkBufferCopy2 VkBufferCopy2KHR;
```

- `sType` is a `VkStructureType` value identifying this structure.

- `pNext` is `NULL` or a pointer to a structure extending this structure.
- `srcOffset` is the starting offset in bytes from the start of `srcBuffer`.
- `dstOffset` is the starting offset in bytes from the start of `dstBuffer`.
- `size` is the number of bytes to copy.

Valid Usage

- VUID-VkBufferCopy2-size-01988
The `size` **must** be greater than 0

Valid Usage (Implicit)

- VUID-VkBufferCopy2-sType-sType
`sType` **must** be `VK_STRUCTURE_TYPE_BUFFER_COPY_2`
- VUID-VkBufferCopy2-pNext-pNext
`pNext` **must** be `NULL`

25.3. Copying Data Between Images

To copy data between image objects, call:

```
// Provided by VK_VERSION_1_0
void vkCmdCopyImage(
    VkCommandBuffer          commandBuffer,
    VkImage                  srcImage,
    VkImageLayout            srcImageLayout,
    VkImage                  dstImage,
    VkImageLayout            dstImageLayout,
    uint32_t                 regionCount,
    const VkImageCopy*       pRegions);
```

- `commandBuffer` is the command buffer into which the command will be recorded.
- `srcImage` is the source image.
- `srcImageLayout` is the current layout of the source image subresource.
- `dstImage` is the destination image.
- `dstImageLayout` is the current layout of the destination image subresource.
- `regionCount` is the number of regions to copy.
- `pRegions` is a pointer to an array of `VkImageCopy` structures specifying the regions to copy.

Each source region specified by `pRegions` is copied from the source image to the destination region of the destination image. If any of the specified regions in `srcImage` overlaps in memory with any of

the specified regions in `dstImage`, values read from those overlapping regions are undefined. If any region accesses a depth aspect in `dstImage` and the `VK_EXT_depth_range_unrestricted` extension is not enabled, values copied from `srcImage` outside of the range [0,1] will be written as undefined values to the destination image.

Multi-planar images **can** only be copied on a per-plane basis, and the subresources used in each region when copying to or from such images **must** specify only one plane, though different regions **can** specify different planes. When copying planes of multi-planar images, the format considered is the `compatible format for that plane`, rather than the format of the multi-planar image.

If the format of the destination image has a different `block extent` than the source image (e.g. one is a compressed format), the offset and extent for each of the regions specified is `scaled according to the block extents of each format` to match in size. Copy regions for each image **must** be aligned to a multiple of the texel block extent in each dimension, except at the edges of the image, where region extents **must** match the edge of the image.

Image data **can** be copied between images with different image types. If one image is `VK_IMAGE_TYPE_3D` and the other image is `VK_IMAGE_TYPE_2D` with multiple layers, then each slice is copied to or from a different layer; `depth` slices in the 3D image correspond to `layerCount` layers in the 2D image, with an effective `depth` of 1 used for the 2D image. If the `maintenance5` feature is enabled, all other combinations are allowed and function as if 1D images are 2D images with a height of 1. Otherwise, other combinations of image types are disallowed.

Valid Usage

- VUID-vkCmdCopyImage-commandBuffer-01825
If `commandBuffer` is an unprotected command buffer and `protectedNoFault` is not supported, `srcImage` **must** not be a protected image
- VUID-vkCmdCopyImage-commandBuffer-01826
If `commandBuffer` is an unprotected command buffer and `protectedNoFault` is not supported, `dstImage` **must** not be a protected image
- VUID-vkCmdCopyImage-commandBuffer-01827
If `commandBuffer` is a protected command buffer and `protectedNoFault` is not supported, `dstImage` **must** not be an unprotected image
- VUID-vkCmdCopyImage-commandBuffer-10217
If the queue family used to create the `VkCommandPool` which `commandBuffer` was allocated from does not support `VK_QUEUE_GRAPHICS_BIT`, and the `maintenance10` feature is not enabled, for each element of `pRegions`, where the `aspectMask` member of `srcSubresource` is `VK_IMAGE_ASPECT_COLOR_BIT`, the `aspectMask` of `dstSubresource` **must** not be `VK_IMAGE_ASPECT_DEPTH_BIT` or `VK_IMAGE_ASPECT_STENCIL_BIT`
- VUID-vkCmdCopyImage-commandBuffer-11782
If the queue family used to create the `VkCommandPool` which `commandBuffer` was allocated from does not support `VK_QUEUE_GRAPHICS_BIT` but does support `VK_QUEUE_COMPUTE_BIT`, and in any element of `pRegions` the `aspectMask` member of `srcSubresource` is `VK_IMAGE_ASPECT_COLOR_BIT` and the `aspectMask` of `dstSubresource` is `VK_IMAGE_ASPECT_DEPTH_BIT`, then the `format features` of `dstImage` **must** contain

VK_FORMAT_FEATURE_2_DEPTH_COPY_ON_COMPUTE_QUEUE_BIT_KHR

- VUID-vkCmdCopyImage-commandBuffer-11783

If the queue family used to create the `VkCommandPool` which `commandBuffer` was allocated from does not support `VK_QUEUE_GRAPHICS_BIT` and `VK_QUEUE_COMPUTE_BIT`, but does support `VK_QUEUE_TRANSFER_BIT`, and in any element of `pRegions` the `aspectMask` member of `srcSubresource` is `VK_IMAGE_ASPECT_COLOR_BIT` and the `aspectMask` of `dstSubresource` is `VK_IMAGE_ASPECT_DEPTH_BIT`, then the format features of `dstImage` **must** contain `VK_FORMAT_FEATURE_2_DEPTH_COPY_ON_TRANSFER_QUEUE_BIT_KHR`

- VUID-vkCmdCopyImage-commandBuffer-11784

If the queue family used to create the `VkCommandPool` which `commandBuffer` was allocated from does not support `VK_QUEUE_GRAPHICS_BIT` but does support `VK_QUEUE_COMPUTE_BIT`, and in any element of `pRegions` the `aspectMask` member of `srcSubresource` is `VK_IMAGE_ASPECT_COLOR_BIT` and the `aspectMask` of `dstSubresource` is `VK_IMAGE_ASPECT_STENCIL_BIT`, then the format features of `dstImage` **must** contain `VK_FORMAT_FEATURE_2_STENCIL_COPY_ON_COMPUTE_QUEUE_BIT_KHR`

- VUID-vkCmdCopyImage-commandBuffer-11785

If the queue family used to create the `VkCommandPool` which `commandBuffer` was allocated from does not support `VK_QUEUE_GRAPHICS_BIT` and `VK_QUEUE_COMPUTE_BIT`, but does support `VK_QUEUE_TRANSFER_BIT`, and in any element of `pRegions` the `aspectMask` member of `srcSubresource` is `VK_IMAGE_ASPECT_COLOR_BIT` and the `aspectMask` of `dstSubresource` is `VK_IMAGE_ASPECT_STENCIL_BIT`, then the format features of `dstImage` **must** contain `VK_FORMAT_FEATURE_2_STENCIL_COPY_ON_TRANSFER_QUEUE_BIT_KHR`

- VUID-vkCmdCopyImage-commandBuffer-10218

If the queue family used to create the `VkCommandPool` which `commandBuffer` was allocated from does not support `VK_QUEUE_GRAPHICS_BIT`, and the `maintenance10` feature is not enabled, for each element of `pRegions`, where the `aspectMask` member of `dstSubresource` is `VK_IMAGE_ASPECT_COLOR_BIT` then the `aspectMask` of `srcSubresource` **must** not be `VK_IMAGE_ASPECT_DEPTH_BIT` or `VK_IMAGE_ASPECT_STENCIL_BIT`

- VUID-vkCmdCopyImage-commandBuffer-11786

If the queue family used to create the `VkCommandPool` which `commandBuffer` was allocated from does not support `VK_QUEUE_GRAPHICS_BIT` but does support `VK_QUEUE_COMPUTE_BIT`, and in any element of `pRegions` the `aspectMask` member of `dstSubresource` is `VK_IMAGE_ASPECT_COLOR_BIT` and the `aspectMask` of `srcSubresource` is `VK_IMAGE_ASPECT_DEPTH_BIT`, then the format features of `srcImage` **must** contain `VK_FORMAT_FEATURE_2_DEPTH_COPY_ON_COMPUTE_QUEUE_BIT_KHR`

- VUID-vkCmdCopyImage-commandBuffer-11787

If the queue family used to create the `VkCommandPool` which `commandBuffer` was allocated from does not support `VK_QUEUE_GRAPHICS_BIT` and `VK_QUEUE_COMPUTE_BIT`, but does support `VK_QUEUE_TRANSFER_BIT`, and in any element of `pRegions` the `aspectMask` member of `dstSubresource` is `VK_IMAGE_ASPECT_COLOR_BIT` and the `aspectMask` of `srcSubresource` is `VK_IMAGE_ASPECT_DEPTH_BIT`, then the format features of `srcImage` **must** contain `VK_FORMAT_FEATURE_2_DEPTH_COPY_ON_TRANSFER_QUEUE_BIT_KHR`

- VUID-vkCmdCopyImage-commandBuffer-11788

If the queue family used to create the `VkCommandPool` which `commandBuffer` was allocated from does not support `VK_QUEUE_GRAPHICS_BIT` but does support

VK_QUEUE_COMPUTE_BIT, and in any element of `pRegions` the `aspectMask` member of `dstSubresource` is `VK_IMAGE_ASPECT_COLOR_BIT` and the `aspectMask` of `srcSubresource` is `VK_IMAGE_ASPECT_STENCIL_BIT`, then the `format` features of `srcImage` **must** contain `VK_FORMAT_FEATURE_2_STENCIL_COPY_ON_COMPUTE_QUEUE_BIT_KHR`

- VUID-vkCmdCopyImage-commandBuffer-11789

If the queue family used to create the `VkCommandPool` which `commandBuffer` was allocated from does not support `VK_QUEUE_GRAPHICS_BIT` and `VK_QUEUE_COMPUTE_BIT`, but does support `VK_QUEUE_TRANSFER_BIT`, and in any element of `pRegions` the `aspectMask` member of `dstSubresource` is `VK_IMAGE_ASPECT_COLOR_BIT` and the `aspectMask` of `srcSubresource` is `VK_IMAGE_ASPECT_STENCIL_BIT`, then the `format` features of `srcImage` **must** contain `VK_FORMAT_FEATURE_2_STENCIL_COPY_ON_TRANSFER_QUEUE_BIT_KHR`

- VUID-vkCmdCopyImage-pRegions-00124

The union of all source regions, and the union of all destination regions, specified by the elements of `pRegions`, **must** not overlap in memory

- VUID-vkCmdCopyImage-srcImage-01995

The `format` features of `srcImage` **must** contain `VK_FORMAT_FEATURE_TRANSFER_SRC_BIT`

- VUID-vkCmdCopyImage-srcImageLayout-00128

`srcImageLayout` **must** specify the layout of the image subresources of `srcImage` specified in `pRegions` at the time this command is executed on a `VkDevice`

- VUID-vkCmdCopyImage-srcImageLayout-01917

`srcImageLayout` **must** be `VK_IMAGE_LAYOUT_SHARED_PRESENT_KHR`, `VK_IMAGE_LAYOUT_TRANSFER_SRC_OPTIMAL`, or `VK_IMAGE_LAYOUT_GENERAL`

- VUID-vkCmdCopyImage-srcImage-09460

If `srcImage` and `dstImage` are the same, and any elements of `pRegions` contains the `srcSubresource` and `dstSubresource` with matching `mipLevel` and overlapping array layers, then the `srcImageLayout` and `dstImageLayout` **must** be `VK_IMAGE_LAYOUT_GENERAL` or `VK_IMAGE_LAYOUT_SHARED_PRESENT_KHR`

- VUID-vkCmdCopyImage-dstImage-01996

The `format` features of `dstImage` **must** contain `VK_FORMAT_FEATURE_TRANSFER_DST_BIT`

- VUID-vkCmdCopyImage-dstImageLayout-00133

`dstImageLayout` **must** specify the layout of the image subresources of `dstImage` specified in `pRegions` at the time this command is executed on a `VkDevice`

- VUID-vkCmdCopyImage-dstImageLayout-01395

`dstImageLayout` **must** be `VK_IMAGE_LAYOUT_SHARED_PRESENT_KHR`, `VK_IMAGE_LAYOUT_TRANSFER_DST_OPTIMAL`, or `VK_IMAGE_LAYOUT_GENERAL`

- VUID-vkCmdCopyImage-srcImage-01548

If the `VkFormat` of each of `srcImage` and `dstImage` is not a `multi-planar format`, the `VkFormat` of each of `srcImage` and `dstImage` **must** be `size-compatible`

- VUID-vkCmdCopyImage-None-01549

In a copy to or from a plane of a `multi-planar image`, the `VkFormat` of the image and plane **must** be compatible according to [the description of compatible planes](#) for the plane being copied

- VUID-vkCmdCopyImage-srcImage-09247

If the [VkFormat](#) of each of [srcImage](#) and [dstImage](#) is a [compressed image format](#), the formats **must** have the same texel block extent

- VUID-vkCmdCopyImage-srcImage-00136
The sample count of [srcImage](#) and [dstImage](#) **must** match
- VUID-vkCmdCopyImage-srcOffset-01783
The [srcOffset](#) and [extent](#) members of each element of [pRegions](#) **must** respect the image transfer granularity requirements of [commandBuffer](#)'s command pool's queue family, as described in [VkQueueFamilyProperties](#)
- VUID-vkCmdCopyImage-dstOffset-01784
The [dstOffset](#) and [extent](#) members of each element of [pRegions](#) **must** respect the image transfer granularity requirements of [commandBuffer](#)'s command pool's queue family, as described in [VkQueueFamilyProperties](#)
- VUID-vkCmdCopyImage-srcImage-01551
If neither [srcImage](#) nor [dstImage](#) has a [multi-planar format](#) and the [maintenance8](#) feature is not enabled then for each element of [pRegions](#), [srcSubresource.aspectMask](#) and [dstSubresource.aspectMask](#) **must** match
- VUID-vkCmdCopyImage-pRegions-12201
For each element of [pRegions](#) where [srcSubresource.aspectMask](#) and [dstSubresource.aspectMask](#) each contain at least one of [VK_IMAGE_ASPECT_DEPTH_BIT](#) or [VK_IMAGE_ASPECT_STENCIL_BIT](#), [srcSubresource.aspectMask](#) and [dstSubresource.aspectMask](#) **must** match
- VUID-vkCmdCopyImage-srcSubresource-10214
If [srcSubresource.aspectMask](#) is [VK_IMAGE_ASPECT_COLOR_BIT](#), then [dstSubresource.aspectMask](#) **must** not contain both [VK_IMAGE_ASPECT_DEPTH_BIT](#) and [VK_IMAGE_ASPECT_STENCIL_BIT](#)
- VUID-vkCmdCopyImage-dstSubresource-10215
If [dstSubresource.aspectMask](#) is [VK_IMAGE_ASPECT_COLOR_BIT](#), then [srcSubresource.aspectMask](#) **must** not contain both [VK_IMAGE_ASPECT_DEPTH_BIT](#) and [VK_IMAGE_ASPECT_STENCIL_BIT](#)
- VUID-vkCmdCopyImage-srcImage-08713
If [srcImage](#) has a [multi-planar format](#), then for each element of [pRegions](#), [srcSubresource.aspectMask](#) **must** be a single valid [multi-planar aspect mask](#) bit
- VUID-vkCmdCopyImage-dstImage-08714
If [dstImage](#) has a [multi-planar format](#), then for each element of [pRegions](#), [dstSubresource.aspectMask](#) **must** be a single valid [multi-planar aspect mask](#) bit
- VUID-vkCmdCopyImage-srcImage-01556
If [srcImage](#) has a [multi-planar format](#) and the [dstImage](#) does not have a multi-planar image format, then for each element of [pRegions](#), [dstSubresource.aspectMask](#) **must** be [VK_IMAGE_ASPECT_COLOR_BIT](#)
- VUID-vkCmdCopyImage-dstImage-01557
If [dstImage](#) has a [multi-planar format](#) and the [srcImage](#) does not have a multi-planar image format, then for each element of [pRegions](#), [srcSubresource.aspectMask](#) **must** be [VK_IMAGE_ASPECT_COLOR_BIT](#)

- VUID-vkCmdCopyImage-srcSubresource-10211
If `srcSubresource.aspectMask` is `VK_IMAGE_ASPECT_COLOR_BIT` and `dstSubresource.aspectMask` is `VK_IMAGE_ASPECT_DEPTH_BIT` or `VK_IMAGE_ASPECT_STENCIL_BIT`, then the `VkFormat` values of `srcImage` and `dstImage` **must** be compatible according to [the list of compatible depth-stencil and color formats](#)
- VUID-vkCmdCopyImage-srcSubresource-10212
If `srcSubresource.aspectMask` is `VK_IMAGE_ASPECT_DEPTH_BIT` or `VK_IMAGE_ASPECT_STENCIL_BIT` and `dstSubresource.aspectMask` is `VK_IMAGE_ASPECT_COLOR_BIT`, then the `VkFormat` values of `srcImage` and `dstImage` **must** be compatible according to [the list of compatible depth-stencil and color formats](#)
- VUID-vkCmdCopyImage-apiVersion-07932
If the `VK_KHR_maintenance1` extension is not enabled, or `VkPhysicalDeviceProperties::apiVersion` is less than Vulkan 1.1, and either `srcImage` or `dstImage` is of type `VK_IMAGE_TYPE_3D`, then for each element of `pRegions`, `srcSubresource.baseArrayLayer` and `dstSubresource.baseArrayLayer` **must** both be 0, and `srcSubresource.layerCount` and `dstSubresource.layerCount` **must** both be 1
- VUID-vkCmdCopyImage-srcImage-04443
If `srcImage` is of type `VK_IMAGE_TYPE_3D`, then for each element of `pRegions`, `srcSubresource.baseArrayLayer` **must** be 0 and `srcSubresource.layerCount` **must** be 1
- VUID-vkCmdCopyImage-dstImage-04444
If `dstImage` is of type `VK_IMAGE_TYPE_3D`, then for each element of `pRegions`, `dstSubresource.baseArrayLayer` **must** be 0 and `dstSubresource.layerCount` **must** be 1
- VUID-vkCmdCopyImage-aspectMask-00142
For each element of `pRegions`, `srcSubresource.aspectMask` **must** specify aspects present in `srcImage`
- VUID-vkCmdCopyImage-aspectMask-00143
For each element of `pRegions`, `dstSubresource.aspectMask` **must** specify aspects present in `dstImage`
- VUID-vkCmdCopyImage-srcOffset-00144
For each element of `pRegions`, `srcOffset.x` and `(extent.width + srcOffset.x)` **must** both be greater than or equal to 0 and less than or equal to the width of the specified `srcSubresource` of `srcImage`
- VUID-vkCmdCopyImage-srcOffset-00145
For each element of `pRegions`, `srcOffset.y` and `(extent.height + srcOffset.y)` **must** both be greater than or equal to 0 and less than or equal to the height of the specified `srcSubresource` of `srcImage`
- VUID-vkCmdCopyImage-srcImage-00146
If `srcImage` is of type `VK_IMAGE_TYPE_1D`, then for each element of `pRegions`, `srcOffset.y` **must** be 0 and `extent.height` **must** be 1
- VUID-vkCmdCopyImage-srcOffset-00147
If `srcImage` is of type `VK_IMAGE_TYPE_3D`, then for each element of `pRegions`, `srcOffset.z` and `(extent.depth + srcOffset.z)` **must** both be greater than or equal to 0 and less than or equal to the depth of the specified `srcSubresource` of `srcImage`

- VUID-vkCmdCopyImage-srcImage-01785
If `srcImage` is of type `VK_IMAGE_TYPE_1D`, then for each element of `pRegions`, `srcOffset.z` **must** be 0 and `extent.depth` **must** be 1
- VUID-vkCmdCopyImage-dstImage-01786
If `dstImage` is of type `VK_IMAGE_TYPE_1D`, then for each element of `pRegions`, `dstOffset.z` **must** be 0
- VUID-vkCmdCopyImage-srcImage-10907
If either the `VkFormat` of each of `srcImage` and `dstImage` is not a `compressed image format`, and `dstImage` is of type `VK_IMAGE_TYPE_1D`, then for each element of `pRegions`, `extent.depth` **must** be 1
- VUID-vkCmdCopyImage-srcImage-01787
If `srcImage` is of type `VK_IMAGE_TYPE_2D`, then for each element of `pRegions`, `srcOffset.z` **must** be 0
- VUID-vkCmdCopyImage-dstImage-01788
If `dstImage` is of type `VK_IMAGE_TYPE_2D`, then for each element of `pRegions`, `dstOffset.z` **must** be 0
- VUID-vkCmdCopyImage-apiVersion-07933
If the `VK_KHR_maintenance1` extension is not enabled, and `VkPhysicalDeviceProperties::apiVersion` is less than Vulkan 1.1, `srcImage` and `dstImage` **must** have the same `VkImageType`
- VUID-vkCmdCopyImage-apiVersion-08969
If the `VK_KHR_maintenance1` extension is not enabled, and `VkPhysicalDeviceProperties::apiVersion` is less than Vulkan 1.1, `srcImage` or `dstImage` is of type `VK_IMAGE_TYPE_2D`, then for each element of `pRegions`, `extent.depth` **must** be 1
- VUID-vkCmdCopyImage-srcImage-07743
If `srcImage` and `dstImage` have a different `VkImageType`, and the `maintenance5` feature is not enabled, one **must** be `VK_IMAGE_TYPE_3D` and the other **must** be `VK_IMAGE_TYPE_2D`
- VUID-vkCmdCopyImage-srcImage-08793
If `srcImage` and `dstImage` have the same `VkImageType`, for each element of `pRegions`, if neither of the `layerCount` members of `srcSubresource` or `dstSubresource` are `VK_REMAINING_ARRAY_LAYERS`, the `layerCount` members of `srcSubresource` or `dstSubresource` **must** match
- VUID-vkCmdCopyImage-srcImage-08794
If `srcImage` and `dstImage` have the same `VkImageType`, and one of the `layerCount` members of `srcSubresource` or `dstSubresource` is `VK_REMAINING_ARRAY_LAYERS`, the other member **must** be either `VK_REMAINING_ARRAY_LAYERS` or equal to the `arrayLayers` member of the `VkImageCreateInfo` used to create the image minus `baseArrayLayer`
- VUID-vkCmdCopyImage-srcImage-01790
If `srcImage` and `dstImage` are both of type `VK_IMAGE_TYPE_2D`, then for each element of `pRegions`, `extent.depth` **must** be 1
- VUID-vkCmdCopyImage-srcImage-01791
If `srcImage` is of type `VK_IMAGE_TYPE_2D`, and `dstImage` is of type `VK_IMAGE_TYPE_3D`, then for each element of `pRegions`, `extent.depth` **must** equal `srcSubresource.layerCount`

- VUID-vkCmdCopyImage-dstImage-01792
If `dstImage` is of type `VK_IMAGE_TYPE_2D`, and `srcImage` is of type `VK_IMAGE_TYPE_3D`, then for each element of `pRegions`, `extent.depth` **must** equal `dstSubresource.layerCount`
- VUID-vkCmdCopyImage-dstOffset-00150
For each element of `pRegions`, `dstOffset.x` and `(extent.width + dstOffset.x)`, where `extent` is **adjusted for size-compatibility**, **must** both be greater than or equal to `0` and less than or equal to the width of the specified `dstSubresource` of `dstImage`
- VUID-vkCmdCopyImage-dstOffset-00151
For each element of `pRegions`, `dstOffset.y` and `(extent.height + dstOffset.y)`, where `extent` is **adjusted for size-compatibility**, **must** both be greater than or equal to `0` and less than or equal to the height of the specified `dstSubresource` of `dstImage`
- VUID-vkCmdCopyImage-dstImage-00152
If `dstImage` is of type `VK_IMAGE_TYPE_1D`, then for each element of `pRegions`, `dstOffset.y` **must** be `0`
- VUID-vkCmdCopyImage-srcImage-10908
If either the `VkFormat` of each of `srcImage` and `dstImage` is not a **compressed image format**, and `dstImage` is of type `VK_IMAGE_TYPE_1D`, then for each element of `pRegions`, `extent.height` **must** be `1`, where `extent` is **adjusted for size-compatibility**
- VUID-vkCmdCopyImage-dstOffset-00153
If `dstImage` is of type `VK_IMAGE_TYPE_3D`, then for each element of `pRegions`, `dstOffset.z` and `(extent.depth + dstOffset.z)`, where `extent` is **adjusted for size-compatibility**, **must** both be greater than or equal to `0` and less than or equal to the depth of the specified `dstSubresource` of `dstImage`
- VUID-vkCmdCopyImage-pRegions-07278
For each element of `pRegions`, `srcOffset.x` **must** be a multiple of the **texel block extent width** of the `VkFormat` of `srcImage`
- VUID-vkCmdCopyImage-pRegions-07279
For each element of `pRegions`, `srcOffset.y` **must** be a multiple of the **texel block extent height** of the `VkFormat` of `srcImage`
- VUID-vkCmdCopyImage-pRegions-07280
For each element of `pRegions`, `srcOffset.z` **must** be a multiple of the **texel block extent depth** of the `VkFormat` of `srcImage`
- VUID-vkCmdCopyImage-pRegions-07281
For each element of `pRegions`, `dstOffset.x` **must** be a multiple of the **texel block extent width** of the `VkFormat` of `dstImage`
- VUID-vkCmdCopyImage-pRegions-07282
For each element of `pRegions`, `dstOffset.y` **must** be a multiple of the **texel block extent height** of the `VkFormat` of `dstImage`
- VUID-vkCmdCopyImage-pRegions-07283
For each element of `pRegions`, `dstOffset.z` **must** be a multiple of the **texel block extent depth** of the `VkFormat` of `dstImage`
- VUID-vkCmdCopyImage-srcImage-01728
For each element of `pRegions`, if the sum of `srcOffset.x` and `extent.width` does not equal

the width of the subresource specified by `srcSubresource`, `extent.width` **must** be a multiple of the `texel block extent width` of the `VkFormat` of `srcImage`

- VUID-vkCmdCopyImage-srcImage-01729

For each element of `pRegions`, if the sum of `srcOffset.y` and `extent.height` does not equal the height of the subresource specified by `srcSubresource`, `extent.height` **must** be a multiple of the `texel block extent height` of the `VkFormat` of `srcImage`

- VUID-vkCmdCopyImage-srcImage-01730

For each element of `pRegions`, if the sum of `srcOffset.z` and `extent.depth` does not equal the depth of the subresource specified by `srcSubresource`, `extent.depth` **must** be a multiple of the `texel block extent depth` of the `VkFormat` of `srcImage`

- VUID-vkCmdCopyImage-aspect-06662

If the `aspect` member of any element of `pRegions` includes any flag other than `VK_IMAGE_ASPECT_STENCIL_BIT` or `srcImage` was not created with `separate stencil usage`, `srcImage` **must** have been created with the `VK_IMAGE_USAGE_TRANSFER_SRC_BIT` usage flag set

- VUID-vkCmdCopyImage-aspect-06663

If the `aspect` member of any element of `pRegions` includes any flag other than `VK_IMAGE_ASPECT_STENCIL_BIT` or `dstImage` was not created with `separate stencil usage`, `dstImage` **must** have been created with the `VK_IMAGE_USAGE_TRANSFER_DST_BIT` usage flag set

- VUID-vkCmdCopyImage-aspect-06664

If the `aspect` member of any element of `pRegions` includes `VK_IMAGE_ASPECT_STENCIL_BIT`, and `srcImage` was created with `separate stencil usage`, `srcImage` **must** have been created with the `VK_IMAGE_USAGE_TRANSFER_SRC_BIT` usage flag set

- VUID-vkCmdCopyImage-aspect-06665

If the `aspect` member of any element of `pRegions` includes `VK_IMAGE_ASPECT_STENCIL_BIT`, and `dstImage` was created with `separate stencil usage`, `srcImage` **must** have been created with the `VK_IMAGE_USAGE_TRANSFER_DST_BIT` usage flag set

- VUID-vkCmdCopyImage-srcImage-07966

If `srcImage` is non-sparse then the image or each specified *disjoint* plane **must** be bound completely and contiguously to a single `VkDeviceMemory` object

- VUID-vkCmdCopyImage-srcSubresource-07967

The `srcSubresource.mipLevel` member of each element of `pRegions` **must** be less than the `mipLevels` specified in `VkImageCreateInfo` when `srcImage` was created

- VUID-vkCmdCopyImage-srcSubresource-07968

If `srcSubresource.layerCount` is not `VK_REMAINING_ARRAY_LAYERS`, `srcSubresource.baseArrayLayer` + `srcSubresource.layerCount` of each element of `pRegions` **must** be less than or equal to the `arrayLayers` specified in `VkImageCreateInfo` when `srcImage` was created

- VUID-vkCmdCopyImage-srcImage-07969

`srcImage` **must** not have been created with flags containing

VK_IMAGE_CREATE_SUBSAMPLED_BIT_EXT

- VUID-vkCmdCopyImage-dstImage-07966
If **dstImage** is non-sparse then the image or each specified *disjoint* plane **must** be bound completely and contiguously to a single **VkDeviceMemory** object
- VUID-vkCmdCopyImage-dstSubresource-07967
The **dstSubresource.mipLevel** member of each element of **pRegions** **must** be less than the **mipLevels** specified in **VkImageCreateInfo** when **dstImage** was created
- VUID-vkCmdCopyImage-dstSubresource-07968
If **dstSubresource.layerCount** is not **VK_REMAINING_ARRAY_LAYERS**, **dstSubresource.baseArrayLayer** + **dstSubresource.layerCount** of each element of **pRegions** **must** be less than or equal to the **arrayLayers** specified in **VkImageCreateInfo** when **dstImage** was created
- VUID-vkCmdCopyImage-dstImage-07969
dstImage **must** not have been created with **flags** containing **VK_IMAGE_CREATE_SUBSAMPLED_BIT_EXT**

Valid Usage (Implicit)

- VUID-vkCmdCopyImage-commandBuffer-parameter
commandBuffer **must** be a valid **VkCommandBuffer** handle
- VUID-vkCmdCopyImage-srcImage-parameter
srcImage **must** be a valid **VkImage** handle
- VUID-vkCmdCopyImage-srcImageLayout-parameter
srcImageLayout **must** be a valid **VkImageLayout** value
- VUID-vkCmdCopyImage-dstImage-parameter
dstImage **must** be a valid **VkImage** handle
- VUID-vkCmdCopyImage-dstImageLayout-parameter
dstImageLayout **must** be a valid **VkImageLayout** value
- VUID-vkCmdCopyImage-pRegions-parameter
pRegions **must** be a valid pointer to an array of **regionCount** valid **VkImageCopy** structures
- VUID-vkCmdCopyImage-commandBuffer-recording
commandBuffer **must** be in the **recording state**
- VUID-vkCmdCopyImage-commandBuffer-cmdpool
The **VkCommandPool** that **commandBuffer** was allocated from **must** support **VK_QUEUE_COMPUTE_BIT**, **VK_QUEUE_GRAPHICS_BIT**, or **VK_QUEUE_TRANSFER_BIT** operations
- VUID-vkCmdCopyImage-renderpass
This command **must** only be called outside of a render pass instance
- VUID-vkCmdCopyImage-suspended
This command **must** not be called between suspended render pass instances
- VUID-vkCmdCopyImage-videocoding

This command **must** only be called outside of a video coding scope

- VUID-vkCmdCopyImage-regionCount-arraylength
regionCount **must** be greater than 0
- VUID-vkCmdCopyImage-commonparent

Each of **commandBuffer**, **dstImage**, and **srcImage** **must** have been created, allocated, or retrieved from the same **VkDevice**

Host Synchronization

- Host access to **commandBuffer** **must** be externally synchronized
- Host access to the **VkCommandPool** that **commandBuffer** was allocated from **must** be externally synchronized

Command Properties

Command Buffer Levels	Render Pass Scope	Video Coding Scope	Supported Queue Types	Command Type
Primary Secondary	Outside	Outside	VK_QUEUE_COMPUTE_BIT VK_QUEUE_GRAPHICS_BIT VK_QUEUE_TRANSFER_BIT	Action

Conditional Rendering

vkCmdCopyImage is not affected by **conditional rendering**

The **VkImageCopy** structure is defined as:

```
// Provided by VK_VERSION_1_0
typedef struct VkImageCopy {
    VkImageSubresourceLayers srcSubresource;
    VkOffset3D srcOffset;
    VkImageSubresourceLayers dstSubresource;
    VkOffset3D dstOffset;
    VkExtent3D extent;
} VkImageCopy;
```

- **srcSubresource** and **dstSubresource** are **VkImageSubresourceLayers** structures specifying the image subresources of the images used for the source and destination image data, respectively.

- `srcOffset` and `dstOffset` select the initial `x`, `y`, and `z` offsets in texels of the sub-regions of the source and destination image data.
- `extent` is the size in texels of the image to copy in `width`, `height` and `depth`.

Valid Usage

- VUID-VkImageCopy-apiVersion-07940
If the `VK_KHR_sampler_ycbcr_conversion` extension is not enabled, and `VkPhysicalDeviceProperties::apiVersion` is less than Vulkan 1.1, the `aspectMask` member of `srcSubresource` and `dstSubresource` **must** match
- VUID-VkImageCopy-apiVersion-07941
If the `VK_KHR_maintenance1` extension is not enabled, and `VkPhysicalDeviceProperties::apiVersion` is less than Vulkan 1.1, the `layerCount` member of `srcSubresource` and `dstSubresource` **must** match
- VUID-VkImageCopy-extent-06668
`extent.width` **must** not be 0
- VUID-VkImageCopy-extent-06669
`extent.height` **must** not be 0
- VUID-VkImageCopy-extent-06670
`extent.depth` **must** not be 0

Valid Usage (Implicit)

- VUID-VkImageCopy-srcSubresource-parameter
`srcSubresource` **must** be a valid `VkImageSubresourceLayers` structure
- VUID-VkImageCopy-dstSubresource-parameter
`dstSubresource` **must** be a valid `VkImageSubresourceLayers` structure

The `VkImageSubresourceLayers` structure is defined as:

```
// Provided by VK_VERSION_1_0
typedef struct VkImageSubresourceLayers {
    VkImageAspectFlags    aspectMask;
    uint32_t              mipLevel;
    uint32_t              baseArrayLayer;
    uint32_t              layerCount;
} VkImageSubresourceLayers;
```

- `aspectMask` is a combination of `VkImageAspectFlagBits`, selecting the color, depth and/or stencil aspects to be copied.
- `mipLevel` is the mipmap level to copy
- `baseArrayLayer` and `layerCount` are the starting layer and number of layers to copy.

Valid Usage

- VUID-VkImageSubresourceLayers-aspectMask-00167
If `aspectMask` contains `VK_IMAGE_ASPECT_COLOR_BIT`, it **must** not contain either of `VK_IMAGE_ASPECT_DEPTH_BIT` or `VK_IMAGE_ASPECT_STENCIL_BIT`
- VUID-VkImageSubresourceLayers-aspectMask-00168
`aspectMask` **must** not contain `VK_IMAGE_ASPECT_METADATA_BIT`
- VUID-VkImageSubresourceLayers-aspectMask-02247
`aspectMask` **must** not include `VK_IMAGE_ASPECT_MEMORY_PLANE_i_BIT_EXT` for any index *i*
- VUID-VkImageSubresourceLayers-layerCount-09243
If the `maintenance5` feature is not enabled, `layerCount` **must** not be `VK_REMAINING_ARRAY_LAYERS`
- VUID-VkImageSubresourceLayers-layerCount-01700
If `layerCount` is not `VK_REMAINING_ARRAY_LAYERS`, it **must** be greater than 0

Valid Usage (Implicit)

- VUID-VkImageSubresourceLayers-aspectMask-parameter
`aspectMask` **must** be a valid combination of `VkImageAspectFlagBits` values
- VUID-VkImageSubresourceLayers-aspectMask-requiredbitmask
`aspectMask` **must** not be 0

A more extensible version of the copy image command is defined below.

To copy data between image objects, call:

```
// Provided by VK_VERSION_1_3
void vkCmdCopyImage2(
    VkCommandBuffer                commandBuffer,
    const VkCopyImageInfo2*       pCopyImageInfo);
```

```
// Provided by VK_KHR_copy_commands2
// Equivalent to vkCmdCopyImage2
void vkCmdCopyImage2KHR(
    VkCommandBuffer                commandBuffer,
    const VkCopyImageInfo2*       pCopyImageInfo);
```

- `commandBuffer` is the command buffer into which the command will be recorded.
- `pCopyImageInfo` is a pointer to a `VkCopyImageInfo2` structure describing the copy parameters.

This command is functionally identical to `vkCmdCopyImage`, but includes extensible sub-structures that include `sType` and `pNext` parameters, allowing them to be more easily extended.

Valid Usage

- VUID-vkCmdCopyImage2-commandBuffer-01825
If `commandBuffer` is an unprotected command buffer and `protectedNoFault` is not supported, `srcImage` **must** not be a protected image
- VUID-vkCmdCopyImage2-commandBuffer-01826
If `commandBuffer` is an unprotected command buffer and `protectedNoFault` is not supported, `dstImage` **must** not be a protected image
- VUID-vkCmdCopyImage2-commandBuffer-01827
If `commandBuffer` is a protected command buffer and `protectedNoFault` is not supported, `dstImage` **must** not be an unprotected image
- VUID-vkCmdCopyImage2-commandBuffer-10217
If the queue family used to create the `VkCommandPool` which `commandBuffer` was allocated from does not support `VK_QUEUE_GRAPHICS_BIT`, and the `maintenance10` feature is not enabled, for each element of `pCopyImageInfo->pRegions`, where the `aspectMask` member of `srcSubresource` is `VK_IMAGE_ASPECT_COLOR_BIT`, the `aspectMask` of `dstSubresource` **must** not be `VK_IMAGE_ASPECT_DEPTH_BIT` or `VK_IMAGE_ASPECT_STENCIL_BIT`
- VUID-vkCmdCopyImage2-commandBuffer-11782
If the queue family used to create the `VkCommandPool` which `commandBuffer` was allocated from does not support `VK_QUEUE_GRAPHICS_BIT` but does support `VK_QUEUE_COMPUTE_BIT`, and in any element of `pCopyImageInfo->pRegions` the `aspectMask` member of `srcSubresource` is `VK_IMAGE_ASPECT_COLOR_BIT` and the `aspectMask` of `dstSubresource` is `VK_IMAGE_ASPECT_DEPTH_BIT`, then the `format features` of `dstImage` **must** contain `VK_FORMAT_FEATURE_2_DEPTH_COPY_ON_COMPUTE_QUEUE_BIT_KHR`
- VUID-vkCmdCopyImage2-commandBuffer-11783
If the queue family used to create the `VkCommandPool` which `commandBuffer` was allocated from does not support `VK_QUEUE_GRAPHICS_BIT` and `VK_QUEUE_COMPUTE_BIT`, but does support `VK_QUEUE_TRANSFER_BIT`, and in any element of `pCopyImageInfo->pRegions` the `aspectMask` member of `srcSubresource` is `VK_IMAGE_ASPECT_COLOR_BIT` and the `aspectMask` of `dstSubresource` is `VK_IMAGE_ASPECT_DEPTH_BIT`, then the `format features` of `dstImage` **must** contain `VK_FORMAT_FEATURE_2_DEPTH_COPY_ON_TRANSFER_QUEUE_BIT_KHR`
- VUID-vkCmdCopyImage2-commandBuffer-11784
If the queue family used to create the `VkCommandPool` which `commandBuffer` was allocated from does not support `VK_QUEUE_GRAPHICS_BIT` but does support `VK_QUEUE_COMPUTE_BIT`, and in any element of `pCopyImageInfo->pRegions` the `aspectMask` member of `srcSubresource` is `VK_IMAGE_ASPECT_COLOR_BIT` and the `aspectMask` of `dstSubresource` is `VK_IMAGE_ASPECT_STENCIL_BIT`, then the `format features` of `dstImage` **must** contain `VK_FORMAT_FEATURE_2_STENCIL_COPY_ON_COMPUTE_QUEUE_BIT_KHR`
- VUID-vkCmdCopyImage2-commandBuffer-11785
If the queue family used to create the `VkCommandPool` which `commandBuffer` was allocated from does not support `VK_QUEUE_GRAPHICS_BIT` and `VK_QUEUE_COMPUTE_BIT`, but does support `VK_QUEUE_TRANSFER_BIT`, and in any element of `pCopyImageInfo->pRegions` the `aspectMask` member of `srcSubresource` is `VK_IMAGE_ASPECT_COLOR_BIT` and the

`aspectMask` of `dstSubresource` is `VK_IMAGE_ASPECT_STENCIL_BIT`, then the format features of `dstImage` **must** contain `VK_FORMAT_FEATURE_2_STENCIL_COPY_ON_TRANSFER_QUEUE_BIT_KHR`

- VUID-vkCmdCopyImage2-commandBuffer-10218

If the queue family used to create the `VkCommandPool` which `commandBuffer` was allocated from does not support `VK_QUEUE_GRAPHICS_BIT`, and the `maintenance10` feature is not enabled, for each element of `pCopyImageInfo->pRegions`, where the `aspectMask` member of `dstSubresource` is `VK_IMAGE_ASPECT_COLOR_BIT` then the `aspectMask` of `srcSubresource` **must** not be `VK_IMAGE_ASPECT_DEPTH_BIT` or `VK_IMAGE_ASPECT_STENCIL_BIT`

- VUID-vkCmdCopyImage2-commandBuffer-11786

If the queue family used to create the `VkCommandPool` which `commandBuffer` was allocated from does not support `VK_QUEUE_GRAPHICS_BIT` but does support `VK_QUEUE_COMPUTE_BIT`, and in any element of `pCopyImageInfo->pRegions` the `aspectMask` member of `dstSubresource` is `VK_IMAGE_ASPECT_COLOR_BIT` and the `aspectMask` of `srcSubresource` is `VK_IMAGE_ASPECT_DEPTH_BIT`, then the format features of `srcImage` **must** contain `VK_FORMAT_FEATURE_2_DEPTH_COPY_ON_COMPUTE_QUEUE_BIT_KHR`

- VUID-vkCmdCopyImage2-commandBuffer-11787

If the queue family used to create the `VkCommandPool` which `commandBuffer` was allocated from does not support `VK_QUEUE_GRAPHICS_BIT` and `VK_QUEUE_COMPUTE_BIT`, but does support `VK_QUEUE_TRANSFER_BIT`, and in any element of `pCopyImageInfo->pRegions` the `aspectMask` member of `dstSubresource` is `VK_IMAGE_ASPECT_COLOR_BIT` and the `aspectMask` of `srcSubresource` is `VK_IMAGE_ASPECT_DEPTH_BIT`, then the format features of `srcImage` **must** contain `VK_FORMAT_FEATURE_2_DEPTH_COPY_ON_TRANSFER_QUEUE_BIT_KHR`

- VUID-vkCmdCopyImage2-commandBuffer-11788

If the queue family used to create the `VkCommandPool` which `commandBuffer` was allocated from does not support `VK_QUEUE_GRAPHICS_BIT` but does support `VK_QUEUE_COMPUTE_BIT`, and in any element of `pCopyImageInfo->pRegions` the `aspectMask` member of `dstSubresource` is `VK_IMAGE_ASPECT_COLOR_BIT` and the `aspectMask` of `srcSubresource` is `VK_IMAGE_ASPECT_STENCIL_BIT`, then the format features of `srcImage` **must** contain `VK_FORMAT_FEATURE_2_STENCIL_COPY_ON_COMPUTE_QUEUE_BIT_KHR`

- VUID-vkCmdCopyImage2-commandBuffer-11789

If the queue family used to create the `VkCommandPool` which `commandBuffer` was allocated from does not support `VK_QUEUE_GRAPHICS_BIT` and `VK_QUEUE_COMPUTE_BIT`, but does support `VK_QUEUE_TRANSFER_BIT`, and in any element of `pCopyImageInfo->pRegions` the `aspectMask` member of `dstSubresource` is `VK_IMAGE_ASPECT_COLOR_BIT` and the `aspectMask` of `srcSubresource` is `VK_IMAGE_ASPECT_STENCIL_BIT`, then the format features of `srcImage` **must** contain `VK_FORMAT_FEATURE_2_STENCIL_COPY_ON_TRANSFER_QUEUE_BIT_KHR`

Valid Usage (Implicit)

- VUID-vkCmdCopyImage2-commandBuffer-parameter
`commandBuffer` **must** be a valid `VkCommandBuffer` handle

- VUID-vkCmdCopyImage2-pCopyImageInfo-parameter
`pCopyImageInfo` **must** be a valid pointer to a valid `VkCopyImageInfo2` structure
- VUID-vkCmdCopyImage2-commandBuffer-recording
`commandBuffer` **must** be in the `recording state`
- VUID-vkCmdCopyImage2-commandBuffer-cmdpool
The `VkCommandPool` that `commandBuffer` was allocated from **must** support `VK_QUEUE_COMPUTE_BIT`, `VK_QUEUE_GRAPHICS_BIT`, or `VK_QUEUE_TRANSFER_BIT` operations
- VUID-vkCmdCopyImage2-renderpass
This command **must** only be called outside of a render pass instance
- VUID-vkCmdCopyImage2-suspended
This command **must** not be called between suspended render pass instances
- VUID-vkCmdCopyImage2-videocoding
This command **must** only be called outside of a video coding scope

Host Synchronization

- Host access to `commandBuffer` **must** be externally synchronized
- Host access to the `VkCommandPool` that `commandBuffer` was allocated from **must** be externally synchronized

Command Properties

Command Buffer Levels	Render Pass Scope	Video Coding Scope	Supported Queue Types	Command Type
Primary Secondary	Outside	Outside	VK_QUEUE_COMPUTE_BIT VK_QUEUE_GRAPHICS_BIT VK_QUEUE_TRANSFER_BIT	Action

Conditional Rendering

`vkCmdCopyImage2` is not affected by `conditional rendering`

The `VkCopyImageInfo2` structure is defined as:


```
// Provided by VK_VERSION_1_3
typedef struct VkCopyImageInfo2 {
    VkStructureType    sType;
    const void*        pNext;
    VkImage             srcImage;
    VkImageLayout      srcImageLayout;
    VkImage             dstImage;
    VkImageLayout      dstImageLayout;
    uint32_t           regionCount;
    const VkImageCopy2* pRegions;
} VkCopyImageInfo2;
```

```
// Provided by VK_KHR_copy_commands2
// Equivalent to VkCopyImageInfo2
typedef VkCopyImageInfo2 VkCopyImageInfo2KHR;
```

- **sType** is a **VkStructureType** value identifying this structure.
- **pNext** is **NULL** or a pointer to a structure extending this structure.
- **srcImage** is the source image.
- **srcImageLayout** is the current layout of the source image subresource.
- **dstImage** is the destination image.
- **dstImageLayout** is the current layout of the destination image subresource.
- **regionCount** is the number of regions to copy.
- **pRegions** is a pointer to an array of **VkImageCopy2** structures specifying the regions to copy.

Valid Usage

- VUID-VkCopyImageInfo2-pRegions-00124
The union of all source regions, and the union of all destination regions, specified by the elements of **pRegions**, **must** not overlap in memory
- VUID-VkCopyImageInfo2-srcImage-01995
The **format features** of **srcImage** **must** contain **VK_FORMAT_FEATURE_TRANSFER_SRC_BIT**
- VUID-VkCopyImageInfo2-srcImageLayout-00128
srcImageLayout **must** specify the layout of the image subresources of **srcImage** specified in **pRegions** at the time this command is executed on a **VkDevice**
- VUID-VkCopyImageInfo2-srcImageLayout-01917
srcImageLayout **must** be **VK_IMAGE_LAYOUT_SHARED_PRESENT_KHR**, **VK_IMAGE_LAYOUT_TRANSFER_SRC_OPTIMAL**, or **VK_IMAGE_LAYOUT_GENERAL**
- VUID-VkCopyImageInfo2-srcImage-09460
If **srcImage** and **dstImage** are the same, and any elements of **pRegions** contains the **srcSubresource** and **dstSubresource** with matching **mipLevel** and overlapping array layers, then the **srcImageLayout** and **dstImageLayout** **must** be **VK_IMAGE_LAYOUT_GENERAL** or

VK_IMAGE_LAYOUT_SHARED_PRESENT_KHR

- VUID-VkCopyImageInfo2-dstImage-01996
The [format features](#) of [dstImage](#) **must** contain [VK_FORMAT_FEATURE_TRANSFER_DST_BIT](#)
- VUID-VkCopyImageInfo2-dstImageLayout-00133
[dstImageLayout](#) **must** specify the layout of the image subresources of [dstImage](#) specified in [pRegions](#) at the time this command is executed on a [VkDevice](#)
- VUID-VkCopyImageInfo2-dstImageLayout-01395
[dstImageLayout](#) **must** be [VK_IMAGE_LAYOUT_SHARED_PRESENT_KHR](#), [VK_IMAGE_LAYOUT_TRANSFER_DST_OPTIMAL](#), or [VK_IMAGE_LAYOUT_GENERAL](#)
- VUID-VkCopyImageInfo2-srcImage-01548
If the [VkFormat](#) of each of [srcImage](#) and [dstImage](#) is not a [multi-planar format](#), the [VkFormat](#) of each of [srcImage](#) and [dstImage](#) **must** be [size-compatible](#)
- VUID-VkCopyImageInfo2-None-01549
In a copy to or from a plane of a [multi-planar image](#), the [VkFormat](#) of the image and plane **must** be compatible according to [the description of compatible planes](#) for the plane being copied
- VUID-VkCopyImageInfo2-srcImage-09247
If the [VkFormat](#) of each of [srcImage](#) and [dstImage](#) is a [compressed image format](#), the formats **must** have the same texel block extent
- VUID-VkCopyImageInfo2-srcImage-00136
The sample count of [srcImage](#) and [dstImage](#) **must** match
- VUID-VkCopyImageInfo2-srcOffset-01783
The [srcOffset](#) and [extent](#) members of each element of [pRegions](#) **must** respect the image transfer granularity requirements of [commandBuffer](#)'s command pool's queue family, as described in [VkQueueFamilyProperties](#)
- VUID-VkCopyImageInfo2-dstOffset-01784
The [dstOffset](#) and [extent](#) members of each element of [pRegions](#) **must** respect the image transfer granularity requirements of [commandBuffer](#)'s command pool's queue family, as described in [VkQueueFamilyProperties](#)
- VUID-VkCopyImageInfo2-srcImage-01551
If neither [srcImage](#) nor [dstImage](#) has a [multi-planar format](#) and the [maintenance8](#) feature is not enabled then for each element of [pRegions](#), [srcSubresource.aspectMask](#) and [dstSubresource.aspectMask](#) **must** match
- VUID-VkCopyImageInfo2-pRegions-12201
For each element of [pRegions](#) where [srcSubresource.aspectMask](#) and [dstSubresource.aspectMask](#) each contain at least one of [VK_IMAGE_ASPECT_DEPTH_BIT](#) or [VK_IMAGE_ASPECT_STENCIL_BIT](#), [srcSubresource.aspectMask](#) and [dstSubresource.aspectMask](#) **must** match
- VUID-VkCopyImageInfo2-srcSubresource-10214
If [srcSubresource.aspectMask](#) is [VK_IMAGE_ASPECT_COLOR_BIT](#), then [dstSubresource.aspectMask](#) **must** not contain both [VK_IMAGE_ASPECT_DEPTH_BIT](#) and [VK_IMAGE_ASPECT_STENCIL_BIT](#)
- VUID-VkCopyImageInfo2-dstSubresource-10215

If `dstSubresource.aspectMask` is `VK_IMAGE_ASPECT_COLOR_BIT`, then `srcSubresource.aspectMask` **must** not contain both `VK_IMAGE_ASPECT_DEPTH_BIT` and `VK_IMAGE_ASPECT_STENCIL_BIT`

- VUID-VkCopyImageInfo2-srcImage-08713

If `srcImage` has a `multi-planar format`, then for each element of `pRegions`, `srcSubresource.aspectMask` **must** be a single valid `multi-planar aspect mask` bit

- VUID-VkCopyImageInfo2-dstImage-08714

If `dstImage` has a `multi-planar format`, then for each element of `pRegions`, `dstSubresource.aspectMask` **must** be a single valid `multi-planar aspect mask` bit

- VUID-VkCopyImageInfo2-srcImage-01556

If `srcImage` has a `multi-planar format` and the `dstImage` does not have a multi-planar image format, then for each element of `pRegions`, `dstSubresource.aspectMask` **must** be `VK_IMAGE_ASPECT_COLOR_BIT`

- VUID-VkCopyImageInfo2-dstImage-01557

If `dstImage` has a `multi-planar format` and the `srcImage` does not have a multi-planar image format, then for each element of `pRegions`, `srcSubresource.aspectMask` **must** be `VK_IMAGE_ASPECT_COLOR_BIT`

- VUID-VkCopyImageInfo2-srcSubresource-10211

If `srcSubresource.aspectMask` is `VK_IMAGE_ASPECT_COLOR_BIT` and `dstSubresource.aspectMask` is `VK_IMAGE_ASPECT_DEPTH_BIT` or `VK_IMAGE_ASPECT_STENCIL_BIT`, then the `VkFormat` values of `srcImage` and `dstImage` **must** be compatible according to [the list of compatible depth-stencil and color formats](#)

- VUID-VkCopyImageInfo2-srcSubresource-10212

If `srcSubresource.aspectMask` is `VK_IMAGE_ASPECT_DEPTH_BIT` or `VK_IMAGE_ASPECT_STENCIL_BIT` and `dstSubresource.aspectMask` is `VK_IMAGE_ASPECT_COLOR_BIT`, then the `VkFormat` values of `srcImage` and `dstImage` **must** be compatible according to [the list of compatible depth-stencil and color formats](#)

- VUID-VkCopyImageInfo2-apiVersion-07932

If the `VK_KHR_maintenance1` extension is not enabled, or `VkPhysicalDeviceProperties::apiVersion` is less than Vulkan 1.1, and either `srcImage` or `dstImage` is of type `VK_IMAGE_TYPE_3D`, then for each element of `pRegions`, `srcSubresource.baseArrayLayer` and `dstSubresource.baseArrayLayer` **must** both be 0, and `srcSubresource.layerCount` and `dstSubresource.layerCount` **must** both be 1

- VUID-VkCopyImageInfo2-srcImage-04443

If `srcImage` is of type `VK_IMAGE_TYPE_3D`, then for each element of `pRegions`, `srcSubresource.baseArrayLayer` **must** be 0 and `srcSubresource.layerCount` **must** be 1

- VUID-VkCopyImageInfo2-dstImage-04444

If `dstImage` is of type `VK_IMAGE_TYPE_3D`, then for each element of `pRegions`, `dstSubresource.baseArrayLayer` **must** be 0 and `dstSubresource.layerCount` **must** be 1

- VUID-VkCopyImageInfo2-aspectMask-00142

For each element of `pRegions`, `srcSubresource.aspectMask` **must** specify aspects present in `srcImage`

- VUID-VkCopyImageInfo2-aspectMask-00143

For each element of `pRegions`, `dstSubresource.aspectMask` **must** specify aspects present in `dstImage`

- VUID-VkCopyImageInfo2-srcOffset-00144

For each element of `pRegions`, `srcOffset.x` and `(extent.width + srcOffset.x)` **must** both be greater than or equal to `0` and less than or equal to the width of the specified `srcSubresource` of `srcImage`

- VUID-VkCopyImageInfo2-srcOffset-00145

For each element of `pRegions`, `srcOffset.y` and `(extent.height + srcOffset.y)` **must** both be greater than or equal to `0` and less than or equal to the height of the specified `srcSubresource` of `srcImage`

- VUID-VkCopyImageInfo2-srcImage-00146

If `srcImage` is of type `VK_IMAGE_TYPE_1D`, then for each element of `pRegions`, `srcOffset.y` **must** be `0` and `extent.height` **must** be `1`

- VUID-VkCopyImageInfo2-srcOffset-00147

If `srcImage` is of type `VK_IMAGE_TYPE_3D`, then for each element of `pRegions`, `srcOffset.z` and `(extent.depth + srcOffset.z)` **must** both be greater than or equal to `0` and less than or equal to the depth of the specified `srcSubresource` of `srcImage`

- VUID-VkCopyImageInfo2-srcImage-01785

If `srcImage` is of type `VK_IMAGE_TYPE_1D`, then for each element of `pRegions`, `srcOffset.z` **must** be `0` and `extent.depth` **must** be `1`

- VUID-VkCopyImageInfo2-dstImage-01786

If `dstImage` is of type `VK_IMAGE_TYPE_1D`, then for each element of `pRegions`, `dstOffset.z` **must** be `0`

- VUID-VkCopyImageInfo2-srcImage-10907

If either the `VkFormat` of each of `srcImage` and `dstImage` is not a `compressed image format`, and `dstImage` is of type `VK_IMAGE_TYPE_1D`, then for each element of `pRegions`, `extent.depth` **must** be `1`

- VUID-VkCopyImageInfo2-srcImage-01787

If `srcImage` is of type `VK_IMAGE_TYPE_2D`, then for each element of `pRegions`, `srcOffset.z` **must** be `0`

- VUID-VkCopyImageInfo2-dstImage-01788

If `dstImage` is of type `VK_IMAGE_TYPE_2D`, then for each element of `pRegions`, `dstOffset.z` **must** be `0`

- VUID-VkCopyImageInfo2-apiVersion-07933

If the `VK_KHR_maintenance1` extension is not enabled, and `VkPhysicalDeviceProperties::apiVersion` is less than Vulkan 1.1, `srcImage` and `dstImage` **must** have the same `VkImageType`

- VUID-VkCopyImageInfo2-apiVersion-08969

If the `VK_KHR_maintenance1` extension is not enabled, and `VkPhysicalDeviceProperties::apiVersion` is less than Vulkan 1.1, `srcImage` or `dstImage` is of type `VK_IMAGE_TYPE_2D`, then for each element of `pRegions`, `extent.depth` **must** be `1`

- VUID-VkCopyImageInfo2-srcImage-07743

If `srcImage` and `dstImage` have a different `VkImageType`, and the `maintenance5` feature is not

enabled, one **must** be `VK_IMAGE_TYPE_3D` and the other **must** be `VK_IMAGE_TYPE_2D`

- VUID-VkCopyImageInfo2-srcImage-08793

If `srcImage` and `dstImage` have the same `VkImageType`, for each element of `pRegions`, if neither of the `layerCount` members of `srcSubresource` or `dstSubresource` are `VK_REMAINING_ARRAY_LAYERS`, the `layerCount` members of `srcSubresource` or `dstSubresource` **must** match

- VUID-VkCopyImageInfo2-srcImage-08794

If `srcImage` and `dstImage` have the same `VkImageType`, and one of the `layerCount` members of `srcSubresource` or `dstSubresource` is `VK_REMAINING_ARRAY_LAYERS`, the other member **must** be either `VK_REMAINING_ARRAY_LAYERS` or equal to the `arrayLayers` member of the `VkImageCreateInfo` used to create the image minus `baseArrayLayer`

- VUID-VkCopyImageInfo2-srcImage-01790

If `srcImage` and `dstImage` are both of type `VK_IMAGE_TYPE_2D`, then for each element of `pRegions`, `extent.depth` **must** be 1

- VUID-VkCopyImageInfo2-srcImage-01791

If `srcImage` is of type `VK_IMAGE_TYPE_2D`, and `dstImage` is of type `VK_IMAGE_TYPE_3D`, then for each element of `pRegions`, `extent.depth` **must** equal `srcSubresource.layerCount`

- VUID-VkCopyImageInfo2-dstImage-01792

If `dstImage` is of type `VK_IMAGE_TYPE_2D`, and `srcImage` is of type `VK_IMAGE_TYPE_3D`, then for each element of `pRegions`, `extent.depth` **must** equal `dstSubresource.layerCount`

- VUID-VkCopyImageInfo2-dstOffset-00150

For each element of `pRegions`, `dstOffset.x` and $(\text{extent.width} + \text{dstOffset.x})$, where `extent` is *adjusted for size-compatibility*, **must** both be greater than or equal to 0 and less than or equal to the width of the specified `dstSubresource` of `dstImage`

- VUID-VkCopyImageInfo2-dstOffset-00151

For each element of `pRegions`, `dstOffset.y` and $(\text{extent.height} + \text{dstOffset.y})$, where `extent` is *adjusted for size-compatibility*, **must** both be greater than or equal to 0 and less than or equal to the height of the specified `dstSubresource` of `dstImage`

- VUID-VkCopyImageInfo2-dstImage-00152

If `dstImage` is of type `VK_IMAGE_TYPE_1D`, then for each element of `pRegions`, `dstOffset.y` **must** be 0

- VUID-VkCopyImageInfo2-srcImage-10908

If either the `VkFormat` of each of `srcImage` and `dstImage` is not a *compressed image format*, and `dstImage` is of type `VK_IMAGE_TYPE_1D`, then for each element of `pRegions`, `extent.height` **must** be 1, where `extent` is *adjusted for size-compatibility*

- VUID-VkCopyImageInfo2-dstOffset-00153

If `dstImage` is of type `VK_IMAGE_TYPE_3D`, then for each element of `pRegions`, `dstOffset.z` and $(\text{extent.depth} + \text{dstOffset.z})$, where `extent` is *adjusted for size-compatibility*, **must** both be greater than or equal to 0 and less than or equal to the depth of the specified `dstSubresource` of `dstImage`

- VUID-VkCopyImageInfo2-pRegions-07278

For each element of `pRegions`, `srcOffset.x` **must** be a multiple of the *texel block extent width* of the `VkFormat` of `srcImage`

- VUID-VkCopyImageInfo2-pRegions-07279
For each element of `pRegions`, `srcOffset.y` **must** be a multiple of the `texel block extent height` of the `VkFormat` of `srcImage`
- VUID-VkCopyImageInfo2-pRegions-07280
For each element of `pRegions`, `srcOffset.z` **must** be a multiple of the `texel block extent depth` of the `VkFormat` of `srcImage`
- VUID-VkCopyImageInfo2-pRegions-07281
For each element of `pRegions`, `dstOffset.x` **must** be a multiple of the `texel block extent width` of the `VkFormat` of `dstImage`
- VUID-VkCopyImageInfo2-pRegions-07282
For each element of `pRegions`, `dstOffset.y` **must** be a multiple of the `texel block extent height` of the `VkFormat` of `dstImage`
- VUID-VkCopyImageInfo2-pRegions-07283
For each element of `pRegions`, `dstOffset.z` **must** be a multiple of the `texel block extent depth` of the `VkFormat` of `dstImage`
- VUID-VkCopyImageInfo2-srcImage-01728
For each element of `pRegions`, if the sum of `srcOffset.x` and `extent.width` does not equal the width of the subresource specified by `srcSubresource`, `extent.width` **must** be a multiple of the `texel block extent width` of the `VkFormat` of `srcImage`
- VUID-VkCopyImageInfo2-srcImage-01729
For each element of `pRegions`, if the sum of `srcOffset.y` and `extent.height` does not equal the height of the subresource specified by `srcSubresource`, `extent.height` **must** be a multiple of the `texel block extent height` of the `VkFormat` of `srcImage`
- VUID-VkCopyImageInfo2-srcImage-01730
For each element of `pRegions`, if the sum of `srcOffset.z` and `extent.depth` does not equal the depth of the subresource specified by `srcSubresource`, `extent.depth` **must** be a multiple of the `texel block extent depth` of the `VkFormat` of `srcImage`
- VUID-VkCopyImageInfo2-aspect-06662
If the `aspect` member of any element of `pRegions` includes any flag other than `VK_IMAGE_ASPECT_STENCIL_BIT` or `srcImage` was not created with `separate stencil usage`, `srcImage` **must** have been created with the `VK_IMAGE_USAGE_TRANSFER_SRC_BIT` usage flag set
- VUID-VkCopyImageInfo2-aspect-06663
If the `aspect` member of any element of `pRegions` includes any flag other than `VK_IMAGE_ASPECT_STENCIL_BIT` or `dstImage` was not created with `separate stencil usage`, `dstImage` **must** have been created with the `VK_IMAGE_USAGE_TRANSFER_DST_BIT` usage flag set
- VUID-VkCopyImageInfo2-aspect-06664
If the `aspect` member of any element of `pRegions` includes `VK_IMAGE_ASPECT_STENCIL_BIT`, and `srcImage` was created with `separate stencil usage`, `srcImage` **must** have been created with the `VK_IMAGE_USAGE_TRANSFER_SRC_BIT` usage flag set
- VUID-VkCopyImageInfo2-aspect-06665

If the `aspect` member of any element of `pRegions` includes `VK_IMAGE_ASPECT_STENCIL_BIT`, and `dstImage` was created with `separate stencil usage`, `srcImage` **must** have been created with the `VK_IMAGE_USAGE_TRANSFER_DST_BIT` usage flag set

- VUID-VkCopyImageInfo2-srcImage-07966

If `srcImage` is non-sparse then the image or each specified *disjoint* plane **must** be bound completely and contiguously to a single `VkDeviceMemory` object

- VUID-VkCopyImageInfo2-srcSubresource-07967

The `srcSubresource.mipLevel` member of each element of `pRegions` **must** be less than the `mipLevels` specified in `VkImageCreateInfo` when `srcImage` was created

- VUID-VkCopyImageInfo2-srcSubresource-07968

If `srcSubresource.layerCount` is not `VK_REMAINING_ARRAY_LAYERS`, `srcSubresource.baseArrayLayer` + `srcSubresource.layerCount` of each element of `pRegions` **must** be less than or equal to the `arrayLayers` specified in `VkImageCreateInfo` when `srcImage` was created

- VUID-VkCopyImageInfo2-srcImage-07969

`srcImage` **must** not have been created with `flags` containing `VK_IMAGE_CREATE_SUBSAMPLED_BIT_EXT`

- VUID-VkCopyImageInfo2-dstImage-07966

If `dstImage` is non-sparse then the image or each specified *disjoint* plane **must** be bound completely and contiguously to a single `VkDeviceMemory` object

- VUID-VkCopyImageInfo2-dstSubresource-07967

The `dstSubresource.mipLevel` member of each element of `pRegions` **must** be less than the `mipLevels` specified in `VkImageCreateInfo` when `dstImage` was created

- VUID-VkCopyImageInfo2-dstSubresource-07968

If `dstSubresource.layerCount` is not `VK_REMAINING_ARRAY_LAYERS`, `dstSubresource.baseArrayLayer` + `dstSubresource.layerCount` of each element of `pRegions` **must** be less than or equal to the `arrayLayers` specified in `VkImageCreateInfo` when `dstImage` was created

- VUID-VkCopyImageInfo2-dstImage-07969

`dstImage` **must** not have been created with `flags` containing `VK_IMAGE_CREATE_SUBSAMPLED_BIT_EXT`

Valid Usage (Implicit)

- VUID-VkCopyImageInfo2-sType-sType

`sType` **must** be `VK_STRUCTURE_TYPE_COPY_IMAGE_INFO_2`

- VUID-VkCopyImageInfo2-pNext-pNext

`pNext` **must** be `NULL`

- VUID-VkCopyImageInfo2-srcImage-parameter

`srcImage` **must** be a valid `VkImage` handle

- VUID-VkCopyImageInfo2-srcImageLayout-parameter

`srcImageLayout` **must** be a valid `VkImageLayout` value

- VUID-VkCopyImageInfo2-dstImage-parameter
`dstImage` **must** be a valid `VkImage` handle
- VUID-VkCopyImageInfo2-dstImageLayout-parameter
`dstImageLayout` **must** be a valid `VkImageLayout` value
- VUID-VkCopyImageInfo2-pRegions-parameter
`pRegions` **must** be a valid pointer to an array of `regionCount` valid `VkImageCopy2` structures
- VUID-VkCopyImageInfo2-regionCount-arraylength
`regionCount` **must** be greater than 0
- VUID-VkCopyImageInfo2-commonparent
Both of `dstImage`, and `srcImage` **must** have been created, allocated, or retrieved from the same `VkDevice`

The `VkImageCopy2` structure is defined as:

```
// Provided by VK_VERSION_1_3
typedef struct VkImageCopy2 {
    VkStructureType      sType;
    const void*          pNext;
    VkImageSubresourceLayers srcSubresource;
    VkOffset3D           srcOffset;
    VkImageSubresourceLayers dstSubresource;
    VkOffset3D           dstOffset;
    VkExtent3D           extent;
} VkImageCopy2;
```

```
// Provided by VK_KHR_copy_commands2
// Equivalent to VkImageCopy2
typedef VkImageCopy2 VkImageCopy2KHR;
```

- `sType` is a `VkStructureType` value identifying this structure.
- `pNext` is `NULL` or a pointer to a structure extending this structure.
- `srcSubresource` and `dstSubresource` are `VkImageSubresourceLayers` structures specifying the image subresources of the images used for the source and destination image data, respectively.
- `srcOffset` and `dstOffset` select the initial `x`, `y`, and `z` offsets in texels of the sub-regions of the source and destination image data.
- `extent` is the size in texels of the image to copy in `width`, `height` and `depth`.

Valid Usage

- VUID-VkImageCopy2-apiVersion-07940

If the [VK_KHR_sampler_ycbcr_conversion](#) extension is not enabled, and [VkPhysicalDeviceProperties::apiVersion](#) is less than Vulkan 1.1, the [aspectMask](#) member of [srcSubresource](#) and [dstSubresource](#) **must** match

- VUID-VkImageCopy2-apiVersion-07941

If the [VK_KHR_maintenance1](#) extension is not enabled, and [VkPhysicalDeviceProperties::apiVersion](#) is less than Vulkan 1.1, the [layerCount](#) member of [srcSubresource](#) and [dstSubresource](#) **must** match

- VUID-VkImageCopy2-extent-06668
[extent.width](#) **must** not be 0
- VUID-VkImageCopy2-extent-06669
[extent.height](#) **must** not be 0
- VUID-VkImageCopy2-extent-06670
[extent.depth](#) **must** not be 0

Valid Usage (Implicit)

- VUID-VkImageCopy2-sType-sType
[sType](#) **must** be [VK_STRUCTURE_TYPE_IMAGE_COPY_2](#)
- VUID-VkImageCopy2-pNext-pNext
[pNext](#) **must** be [NULL](#)
- VUID-VkImageCopy2-srcSubresource-parameter
[srcSubresource](#) **must** be a valid [VkImageSubresourceLayers](#) structure
- VUID-VkImageCopy2-dstSubresource-parameter
[dstSubresource](#) **must** be a valid [VkImageSubresourceLayers](#) structure

25.4. Copying Data Between Memory Ranges and Images

To copy data from an image to memory ranges, call:

```
// Provided by VK_KHR_device_address_commands
void vkCmdCopyMemoryToImageKHR(
    VkCommandBuffer                      commandBuffer,
    const VkCopyDeviceMemoryImageInfoKHR* pCopyMemoryInfo);
```

- [commandBuffer](#) is the command buffer into which the command will be recorded.
- [pCopyMemoryInfo](#) a pointer to a [VkCopyDeviceMemoryImageInfoKHR](#) structure describing the copies to perform.

Valid Usage

- VUID-vkCmdCopyMemoryToImageKHR-commandBuffer-13102
If `commandBuffer` is an unprotected command buffer and `protectedNoFault` is not supported, the `addressCopyFlags` member of all elements of `pCopyMemoryInfo->pRegions` **must** not include `VK_ADDRESS_COMMAND_PROTECTED_BIT_KHR`
- VUID-vkCmdCopyMemoryToImageKHR-commandBuffer-13103
If `commandBuffer` is an unprotected command buffer and `protectedNoFault` is not supported, `pCopyMemoryInfo->image` **must** not have been created with `VK_IMAGE_CREATE_PROTECTED_BIT`
- VUID-vkCmdCopyMemoryToImageKHR-commandBuffer-13104
If the queue family used to create the `VkCommandPool` which `commandBuffer` was allocated from does not support `VK_QUEUE_GRAPHICS_BIT` or `VK_QUEUE_COMPUTE_BIT`, the `addressRange.pname:address` member of any element of `pCopyMemoryInfo->pRegions` **must** be a multiple of 4
- VUID-vkCmdCopyMemoryToImageKHR-imageOffset-13105
The `imageOffset` and `imageExtent` members of each element of `pCopyMemoryInfo->pRegions` **must** respect the image transfer granularity requirements of `commandBuffer`'s command pool's queue family, as described in `VkQueueFamilyProperties`
- VUID-vkCmdCopyMemoryToImageKHR-commandBuffer-13106
If the queue family used to create the `VkCommandPool` which `commandBuffer` was allocated from does not support `VK_QUEUE_GRAPHICS_BIT`, for each element of `pCopyMemoryInfo->pRegions`, the `aspectMask` member of `imageSubresource` **must** not be `VK_IMAGE_ASPECT_DEPTH_BIT` or `VK_IMAGE_ASPECT_STENCIL_BIT`
- VUID-vkCmdCopyMemoryToImageKHR-imageLayout-13019
The `imageLayout` member of each element of `pCopyMemoryInfo->pRegions` **must** be `VK_IMAGE_LAYOUT_GENERAL`, `VK_IMAGE_LAYOUT_SHARED_PRESENT_KHR`, or `VK_IMAGE_LAYOUT_TRANSFER_DST_OPTIMAL`
- VUID-vkCmdCopyMemoryToImageKHR-pCopyMemoryInfo-13020
`pCopyMemoryInfo->image` **must** have been created with `VK_IMAGE_USAGE_TRANSFER_DST_BIT`
- VUID-vkCmdCopyMemoryToImageKHR-commandBuffer-13021
If `commandBuffer` is a protected command buffer and `protectedNoFault` is not supported, `pCopyMemoryInfo->image` **must** have been created with `VK_IMAGE_CREATE_PROTECTED_BIT`
- VUID-vkCmdCopyMemoryToImageKHR-None-13022
If `VK_EXT_depth_range_unrestricted` is not enabled, for each element of `pCopyMemoryInfo->pRegions` whose `imageSubresource` contains a depth aspect, each data element in its `addressRange` **must** be in the range [0,1]
- VUID-vkCmdCopyMemoryToImageKHR-addressRange-13128
At least one buffer containing the total address range specified by the `addressRange` member of each element of `pCopyMemoryInfo->pRegions` **must** have been created with `VK_BUFFER_USAGE_TRANSFER_SRC_BIT`

Valid Usage (Implicit)

- VUID-vkCmdCopyMemoryToImageKHR-commandBuffer-parameter
`commandBuffer` **must** be a valid `VkCommandBuffer` handle
- VUID-vkCmdCopyMemoryToImageKHR-pCopyMemoryInfo-parameter
If `pCopyMemoryInfo` is not `NULL`, `pCopyMemoryInfo` **must** be a valid pointer to a valid `VkCopyDeviceMemoryImageInfoKHR` structure
- VUID-vkCmdCopyMemoryToImageKHR-commandBuffer-recording
`commandBuffer` **must** be in the `recording state`
- VUID-vkCmdCopyMemoryToImageKHR-commandBuffer-cmdpool
The `VkCommandPool` that `commandBuffer` was allocated from **must** support `VK_QUEUE_TRANSFER_BIT` operations
- VUID-vkCmdCopyMemoryToImageKHR-renderpass
This command **must** only be called outside of a render pass instance
- VUID-vkCmdCopyMemoryToImageKHR-suspended
This command **must** not be called between suspended render pass instances
- VUID-vkCmdCopyMemoryToImageKHR-videocoding
This command **must** only be called outside of a video coding scope

Host Synchronization

- Host access to `commandBuffer` **must** be externally synchronized
- Host access to the `VkCommandPool` that `commandBuffer` was allocated from **must** be externally synchronized

Command Properties

Command Buffer Levels	Render Pass Scope	Video Coding Scope	Supported Queue Types	Command Type
Primary Secondary	Outside	Outside	VK_QUEUE_TRANSFER_BIT	Action

Conditional Rendering

`vkCmdCopyMemoryToImageKHR` is not affected by `conditional rendering`

To copy data from an image to memory ranges, call:


```
// Provided by VK_KHR_device_address_commands
void vkCmdCopyImageToMemoryKHR(
    VkCommandBuffer                                commandBuffer,
    const VkCopyDeviceMemoryImageInfoKHR*          pCopyMemoryInfo);
```

- `commandBuffer` is the command buffer into which the command will be recorded.
- `pCopyMemoryInfo` a pointer to a `VkCopyDeviceMemoryImageInfoKHR` structure describing the copies to perform.

Valid Usage

- VUID-vkCmdCopyImageToMemoryKHR-commandBuffer-13102
If `commandBuffer` is an unprotected command buffer and `protectedNoFault` is not supported, the `addressCopyFlags` member of all elements of `pCopyMemoryInfo->pRegions` **must** not include `VK_ADDRESS_COMMAND_PROTECTED_BIT_KHR`
- VUID-vkCmdCopyImageToMemoryKHR-commandBuffer-13103
If `commandBuffer` is an unprotected command buffer and `protectedNoFault` is not supported, `pCopyMemoryInfo->image` **must** not have been created with `VK_IMAGE_CREATE_PROTECTED_BIT`
- VUID-vkCmdCopyImageToMemoryKHR-commandBuffer-13104
If the queue family used to create the `VkCommandPool` which `commandBuffer` was allocated from does not support `VK_QUEUE_GRAPHICS_BIT` or `VK_QUEUE_COMPUTE_BIT`, the `addressRange.pname:address` member of any element of `pCopyMemoryInfo->pRegions` **must** be a multiple of 4
- VUID-vkCmdCopyImageToMemoryKHR-imageOffset-13105
The `imageOffset` and `imageExtent` members of each element of `pCopyMemoryInfo->pRegions` **must** respect the image transfer granularity requirements of `commandBuffer`'s command pool's queue family, as described in `VkQueueFamilyProperties`
- VUID-vkCmdCopyImageToMemoryKHR-commandBuffer-13106
If the queue family used to create the `VkCommandPool` which `commandBuffer` was allocated from does not support `VK_QUEUE_GRAPHICS_BIT`, for each element of `pCopyMemoryInfo->pRegions`, the `aspectMask` member of `imageSubresource` **must** not be `VK_IMAGE_ASPECT_DEPTH_BIT` or `VK_IMAGE_ASPECT_STENCIL_BIT`
- VUID-vkCmdCopyImageToMemoryKHR-imageLayout-13023
The `imageLayout` member of each element of `pCopyMemoryInfo->pRegions` **must** be `VK_IMAGE_LAYOUT_GENERAL`, `VK_IMAGE_LAYOUT_SHARED_PRESENT_KHR`, or `VK_IMAGE_LAYOUT_TRANSFER_SRC_OPTIMAL`
- VUID-vkCmdCopyImageToMemoryKHR-pCopyMemoryInfo-13024
`pCopyMemoryInfo->image` **must** have been created with `VK_IMAGE_USAGE_TRANSFER_SRC_BIT`
- VUID-vkCmdCopyImageToMemoryKHR-commandBuffer-13025
If `commandBuffer` is a protected command buffer and `protectedNoFault` is not supported, the `addressCopyFlags` member of all elements of `pCopyMemoryInfo->pRegions` **must** include

VK_ADDRESS_COMMAND_PROTECTED_BIT_KHR

- VUID-vkCmdCopyImageToMemoryKHR-addressRange-13129

At least one buffer containing the total address range specified by the **addressRange** member of each element of **pCopyMemoryInfo->pRegions** **must** have been created with **VK_BUFFER_USAGE_TRANSFER_DST_BIT**

Valid Usage (Implicit)

- VUID-vkCmdCopyImageToMemoryKHR-commandBuffer-parameter
commandBuffer **must** be a valid **VkCommandBuffer** handle
- VUID-vkCmdCopyImageToMemoryKHR-pCopyMemoryInfo-parameter
If **pCopyMemoryInfo** is not **NULL**, **pCopyMemoryInfo** **must** be a valid pointer to a valid **VkCopyDeviceMemoryImageInfoKHR** structure
- VUID-vkCmdCopyImageToMemoryKHR-commandBuffer-recording
commandBuffer **must** be in the **recording state**
- VUID-vkCmdCopyImageToMemoryKHR-commandBuffer-cmdpool
The **VkCommandPool** that **commandBuffer** was allocated from **must** support **VK_QUEUE_TRANSFER_BIT** operations
- VUID-vkCmdCopyImageToMemoryKHR-renderpass
This command **must** only be called outside of a render pass instance
- VUID-vkCmdCopyImageToMemoryKHR-suspended
This command **must** not be called between suspended render pass instances
- VUID-vkCmdCopyImageToMemoryKHR-videocoding
This command **must** only be called outside of a video coding scope

Host Synchronization

- Host access to **commandBuffer** **must** be externally synchronized
- Host access to the **VkCommandPool** that **commandBuffer** was allocated from **must** be externally synchronized

Command Properties

Command Buffer Levels	Render Pass Scope	Video Coding Scope	Supported Queue Types	Command Type
Primary Secondary	Outside	Outside	VK_QUEUE_TRANSFER_BIT	Action

Conditional Rendering

vkCmdCopyImageToMemoryKHR is not affected by [conditional rendering](#)

The `VkCopyDeviceMemoryImageInfoKHR` structure is defined as:

```
// Provided by VK_KHR_device_address_commands
typedef struct VkCopyDeviceMemoryImageInfoKHR {
    VkStructureType          sType;
    const void*              pNext;
    VkImage                   image;
    uint32_t                  regionCount;
    const VkDeviceMemoryImageCopyKHR* pRegions;
} VkCopyDeviceMemoryImageInfoKHR;
```

- `sType` is a [VkStructureType](#) value identifying this structure.
- `pNext` is `NULL` or a pointer to a structure extending this structure.
- `image` is the base image accessed by the copy command.
- `regionCount` is the number of copies to be performed.
- `pRegions` is a pointer to an array of [VkDeviceMemoryImageCopyKHR](#) structures describing individual copy operations between two memory ranges.

Valid Usage

- VUID-VkCopyDeviceMemoryImageInfoKHR-addressRange-13026
The range of memory backing the address range defined by the `addressRange` member of any element of `pRegions` **must** not overlap the memory backing the address range defined by the `addressRange` of any other element of `pRegions`
- VUID-VkCopyDeviceMemoryImageInfoKHR-addressRange-13027
The range of memory backing the address range defined by the `addressRange` member of any element of `pRegions` **must** not overlap the memory backing any texels in `image` defined by the `imageSubresource`, `imageOffset`, and `imageExtent` members of any element of `pRegions`
- VUID-VkCopyDeviceMemoryImageInfoKHR-imageLayout-13028
The `imageLayout` member of each element of `pRegions` **must** specify the layout of the image subresource specified for that element of `pRegions` at the time this command is executed on a [VkDevice](#)
- VUID-VkCopyDeviceMemoryImageInfoKHR-image-07966
If `image` is non-sparse then the image or each specified *disjoint* plane **must** be bound completely and contiguously to a single [VkDeviceMemory](#) object
- VUID-VkCopyDeviceMemoryImageInfoKHR-imageSubresource-07967
The `imageSubresource.mipLevel` member of each element of `pRegions` **must** be less than the `mipLevels` specified in [VkImageCreateInfo](#) when `image` was created

- VUID-VkCopyDeviceMemoryImageInfoKHR-imageSubresource-07968
If `imageSubresource.layerCount` is not `VK_REMAINING_ARRAY_LAYERS`, `imageSubresource.baseArrayLayer` + `imageSubresource.layerCount` of each element of `pRegions` **must** be less than or equal to the `arrayLayers` specified in `VkImageCreateInfo` when `image` was created
- VUID-VkCopyDeviceMemoryImageInfoKHR-image-07969
`image` **must** not have been created with `flags` containing `VK_IMAGE_CREATE_SUBSAMPLED_BIT_EXT`
- VUID-VkCopyDeviceMemoryImageInfoKHR-image-07973
`image` **must** have a sample count equal to `VK_SAMPLE_COUNT_1_BIT`
- VUID-VkCopyDeviceMemoryImageInfoKHR-image-07979
If `image` is of type `VK_IMAGE_TYPE_1D`, then for each element of `pRegions`, `imageOffset.y` **must** be 0 and `imageExtent.height` **must** be 1
- VUID-VkCopyDeviceMemoryImageInfoKHR-imageOffset-09104
For each element of `pRegions`, `imageOffset.z` and `(imageExtent.depth + imageOffset.z)` **must** both be greater than or equal to 0 and less than or equal to the depth of the specified `imageSubresource` of `image`
- VUID-VkCopyDeviceMemoryImageInfoKHR-image-07980
If `image` is of type `VK_IMAGE_TYPE_1D` or `VK_IMAGE_TYPE_2D`, then for each element of `pRegions`, `imageOffset.z` **must** be 0 and `imageExtent.depth` **must** be 1
- VUID-VkCopyDeviceMemoryImageInfoKHR-image-07274
For each element of `pRegions`, if `VkCopyCommandTransformInfoQCOM::transform` is equal to `VK_SURFACE_TRANSFORM_IDENTITY_BIT_KHR` or `VK_SURFACE_TRANSFORM_ROTATE_270_BIT_KHR`, `imageOffset.x` **must** be a multiple of the `texel block extent width` of the `VkFormat` of `image`
- VUID-VkCopyDeviceMemoryImageInfoKHR-imageOffset-10051
For each element of `pRegions`, if `VkCopyCommandTransformInfoQCOM::transform` is equal to `VK_SURFACE_TRANSFORM_ROTATE_180_BIT_KHR` or `VK_SURFACE_TRANSFORM_ROTATE_90_BIT_KHR`, and `imageOffset.x` does not equal the width of the subresource specified by `imageSubresource`, `imageOffset.x` **must** be a multiple of the `texel block extent width` of the `VkFormat` of `image`
- VUID-VkCopyDeviceMemoryImageInfoKHR-image-07275
For each element of `pRegions`, if `VkCopyCommandTransformInfoQCOM::transform` is equal to `VK_SURFACE_TRANSFORM_IDENTITY_BIT_KHR` or `VK_SURFACE_TRANSFORM_ROTATE_90_BIT_KHR`, `imageOffset.y` **must** be a multiple of the `texel block extent height` of the `VkFormat` of `image`
- VUID-VkCopyDeviceMemoryImageInfoKHR-imageOffset-10052
For each element of `pRegions`, if `VkCopyCommandTransformInfoQCOM::transform` is equal to `VK_SURFACE_TRANSFORM_ROTATE_270_BIT_KHR` or `VK_SURFACE_TRANSFORM_ROTATE_180_BIT_KHR`, and `imageOffset.y` does not equal the height of the subresource specified by `imageSubresource`, `imageOffset.y` **must** be a multiple of the `texel block extent height` of the `VkFormat` of `image`
- VUID-VkCopyDeviceMemoryImageInfoKHR-image-07276

For each element of `pRegions`, `imageOffset.z` **must** be a multiple of the `texel block extent depth` of the `VkFormat` of `image`

- VUID-VkCopyDeviceMemoryImageInfoKHR-image-00207

For each element of `pRegions`, if `VkCopyCommandTransformInfoQCOM::transform` is equal to `VK_SURFACE_TRANSFORM_IDENTITY_BIT_KHR`, the sum of `imageOffset.x` and `extent.width` does not equal the width of the subresource specified by `imageSubresource`, `extent.width` **must** be a multiple of the `texel block extent width` of the `VkFormat` of `image`

- VUID-VkCopyDeviceMemoryImageInfoKHR-imageOffset-10053

For each element of `pRegions`, if `VkCopyCommandTransformInfoQCOM::transform` is equal to `VK_SURFACE_TRANSFORM_ROTATE_90_BIT_KHR`, the difference of `imageOffset.x` and `extent.height` **must** be a multiple of the `texel block extent width` of the `VkFormat` of `image`

- VUID-VkCopyDeviceMemoryImageInfoKHR-imageOffset-10054

For each element of `pRegions`, if `VkCopyCommandTransformInfoQCOM::transform` is equal to `VK_SURFACE_TRANSFORM_ROTATE_180_BIT_KHR`, the difference of `imageOffset.x` and `extent.width` **must** be a multiple of the `texel block extent width` of the `VkFormat` of `image`

- VUID-VkCopyDeviceMemoryImageInfoKHR-imageOffset-10055

For each element of `pRegions`, if `VkCopyCommandTransformInfoQCOM::transform` is equal to `VK_SURFACE_TRANSFORM_ROTATE_270_BIT_KHR`, the sum of `imageOffset.x` and `extent.height` does not equal the width of the subresource specified by `imageSubresource`, `extent.height` **must** be a multiple of the `texel block extent width` of the `VkFormat` of `image`

- VUID-VkCopyDeviceMemoryImageInfoKHR-image-00208

For each element of `pRegions`, if `VkCopyCommandTransformInfoQCOM::transform` is equal to `VK_SURFACE_TRANSFORM_IDENTITY_BIT_KHR`, and the sum of `imageOffset.y` and `extent.height` does not equal the height of the subresource specified by `imageSubresource`, `extent.height` **must** be a multiple of the `texel block extent height` of the `VkFormat` of `image`

- VUID-VkCopyDeviceMemoryImageInfoKHR-imageOffset-10056

For each element of `pRegions`, if `VkCopyCommandTransformInfoQCOM::transform` is equal to `VK_SURFACE_TRANSFORM_ROTATE_90_BIT_KHR`, the sum of `imageOffset.y` and `extent.width` does not equal the height of the subresource specified by `imageSubresource`, `extent.width` **must** be a multiple of the `texel block extent height` of the `VkFormat` of `image`

- VUID-VkCopyDeviceMemoryImageInfoKHR-imageOffset-10057

For each element of `pRegions`, if `VkCopyCommandTransformInfoQCOM::transform` is equal to `VK_SURFACE_TRANSFORM_ROTATE_180_BIT_KHR`, the difference of `imageOffset.y` and `extent.height` **must** be a multiple of the `texel block extent height` of the `VkFormat` of `image`

- VUID-VkCopyDeviceMemoryImageInfoKHR-imageOffset-10058

For each element of `pRegions`, if `VkCopyCommandTransformInfoQCOM::transform` is equal to `VK_SURFACE_TRANSFORM_ROTATE_270_BIT_KHR`, the difference of `imageOffset.y` and `extent.width` **must** be a multiple of the `texel block extent height` of the `VkFormat` of `image`

- VUID-VkCopyDeviceMemoryImageInfoKHR-image-00209

For each element of `pRegions`, if the sum of `imageOffset.z` and `extent.depth` does not equal the depth of the subresource specified by `srcSubresource`, `extent.depth` **must** be a multiple of the `texel block extent depth` of the `VkFormat` of `image`

- VUID-VkCopyDeviceMemoryImageInfoKHR-imageSubresource-09105

For each element of `pRegions`, `imageSubresource.aspectMask` **must** specify aspects present in

image

- VUID-VkCopyDeviceMemoryImageInfoKHR-image-07981
If **image** has a **multi-planar format**, then for each element of **pRegions**, **imageSubresource.aspectMask** **must** be a single valid **multi-planar aspect mask** bit
- VUID-VkCopyDeviceMemoryImageInfoKHR-image-07983
If **image** is of type **VK_IMAGE_TYPE_3D**, for each element of **pRegions**, **imageSubresource.baseArrayLayer** **must** be 0 and **imageSubresource.layerCount** **must** be 1
- VUID-VkCopyDeviceMemoryImageInfoKHR-addressRowLength-09106
For each element of **pRegions**, **addressRowLength** **must** be a multiple of the **texel block extent width** of the **VkFormat** of **image**
- VUID-VkCopyDeviceMemoryImageInfoKHR-addressImageHeight-09107
For each element of **pRegions**, **addressImageHeight** **must** be a multiple of the **texel block extent height** of the **VkFormat** of **image**
- VUID-VkCopyDeviceMemoryImageInfoKHR-addressRowLength-09108
For each element of **pRegions**, **addressRowLength** divided by the **texel block extent width** and then multiplied by the texel block size of **image** **must** be less than or equal to $2^{31}-1$
- VUID-VkCopyDeviceMemoryImageInfoKHR-image-13029
If **image** does not have either a depth/stencil format or a **multi-planar format**, then for each element of **pRegions**, **addressRange.address** **must** be a multiple of the **texel block size**
- VUID-VkCopyDeviceMemoryImageInfoKHR-image-13030
If **image** has a **multi-planar format**, then for each element of **pRegions**, **addressRange.address** **must** be a multiple of the element size of the compatible format for the format and the **aspectMask** of the **imageSubresource** as defined in **Compatible Formats of Planes of Multi-Planar Formats**
- VUID-VkCopyDeviceMemoryImageInfoKHR-image-13031
If **image** has a depth/stencil format, the **addressRange.address** member of any element of **pRegions** **must** be a multiple of 4
- VUID-VkCopyDeviceMemoryImageInfoKHR-pRegions-13032
The image region specified by each element of **pRegions** that does not contain **VkCopyCommandTransformInfoQCOM** in its **pNext** chain **must** be contained within the specified **imageSubresource** of **image**
- VUID-VkCopyDeviceMemoryImageInfoKHR-pRegions-13033
If the image region specified by each element of **pRegions** contains **VkCopyCommandTransformInfoQCOM** in its **pNext** chain, the **rotated image region** **must** be contained within **image**
- VUID-VkCopyDeviceMemoryImageInfoKHR-pRegions-13034
If any element of **pRegions** contains **VkCopyCommandTransformInfoQCOM** in its **pNext** chain, then **image** **must** have a 1x1x1 **texel block extent**
- VUID-VkCopyDeviceMemoryImageInfoKHR-pRegions-13035
If any element of **pRegions** contains **VkCopyCommandTransformInfoQCOM** in its **pNext** chain, then **image** **must** be of type **VK_IMAGE_TYPE_2D**
- VUID-VkCopyDeviceMemoryImageInfoKHR-pRegions-13036

If any element of `pRegions` contains `VkCopyCommandTransformInfoQCOM` in its `pNext` chain, then `image` **must** not have a `multi-planar` format

Valid Usage (Implicit)

- `VOID-VkCopyDeviceMemoryImageInfoKHR-sType-sType`
`sType` **must** be `VK_STRUCTURE_TYPE_COPY_DEVICE_MEMORY_IMAGE_INFO_KHR`
- `VOID-VkCopyDeviceMemoryImageInfoKHR-pNext-pNext`
`pNext` **must** be `NULL`
- `VOID-VkCopyDeviceMemoryImageInfoKHR-image-parameter`
`image` **must** be a valid `VkImage` handle
- `VOID-VkCopyDeviceMemoryImageInfoKHR-pRegions-parameter`
`pRegions` **must** be a valid pointer to an array of `regionCount` valid `VkDeviceMemoryImageCopyKHR` structures
- `VOID-VkCopyDeviceMemoryImageInfoKHR-regionCount-arraylength`
`regionCount` **must** be greater than 0

The `VkDeviceMemoryImageCopyKHR` structure is defined as:

```
// Provided by VK_KHR_device_address_commands
typedef struct VkDeviceMemoryImageCopyKHR {
    VkStructureType      sType;
    const void*          pNext;
    VkDeviceAddressRangeKHR addressRange;
    VkAddressCommandFlagsKHR addressFlags;
    uint32_t             addressRowLength;
    uint32_t             addressImageHeight;
    VkImageSubresourceLayers imageSubresource;
    VkImageLayout         imageLayout;
    VkOffset3D            imageOffset;
    VkExtent3D            imageExtent;
} VkDeviceMemoryImageCopyKHR;
```

- `sType` is a `VkStructureType` value identifying this structure.
- `pNext` is `NULL` or a pointer to a structure extending this structure.
- `addressRange` is a `VkDeviceAddressRangeKHR` structure defining the address range accessed by the copy operation.
- `addressFlags` is a `VkAddressCommandFlagsKHR` value defining the copy flags for the source address range.
- `addressRowLength` specifies the total number of texels in the address range representing a row of texels in the x dimension. Each new row of pixels in the copy will be read at an offset increment by this number of texels.

- `addressImageHeight` specifies the total number of rows of texels in the address range representing a 2D slice of texels in the x and y dimensions. Each new 2D slice of pixels in the copy will be read at an offset increment by this number of rows of texels.
- `imageSubresource` is a `VkImageSubresourceLayers` used to specify the specific image subresources of the image used for the source or destination image data.
- `imageLayout` is the `VkImageLayout` of the image subresource accessed by this copy.
- `imageOffset` selects the initial x, y, z offsets in texels of the sub-region of the source or destination image data.
- `imageExtent` is the size in texels of the image to copy in `width`, `height` and `depth`.

This structure defines a copy operation where `srcRange.size` bytes will be copied from `srcRange.address` to `dstRange.address`.

Valid Usage

- VUID-VkDeviceMemoryImageCopyKHR-addressRange-13097
If the range specified by `addressRange` is not bound completely to memory when accessed, `addressFlags` **must** not include `VK_ADDRESS_COMMAND_FULLY_BOUND_BIT_KHR`
- VUID-VkDeviceMemoryImageCopyKHR-addressRange-13098
If the buffer from which the range specified by `addressRange` was created with `VK_BUFFER_CREATE_PROTECTED_BIT`, and `protectedNoFault` is not supported, `addressFlags` **must** include `VK_ADDRESS_COMMAND_PROTECTED_BIT_KHR`
- VUID-VkDeviceMemoryImageCopyKHR-addressRange-13099
If the buffer from which the range specified by `addressRange` was created without `VK_BUFFER_CREATE_PROTECTED_BIT`, and `protectedNoFault` is not supported, `addressFlags` **must** not include `VK_ADDRESS_COMMAND_PROTECTED_BIT_KHR`
- VUID-VkDeviceMemoryImageCopyKHR-addressFlags-13100
`addressFlags` **must** not include both `VK_ADDRESS_COMMAND_STORAGE_BUFFER_USAGE_BIT_KHR` and `VK_ADDRESS_COMMAND_UNKNOWN_STORAGE_BUFFER_USAGE_BIT_KHR`
- VUID-VkDeviceMemoryImageCopyKHR-addressRange-13122
If any buffer, which is bound to a range of `VkDeviceMemory` that overlaps the range backing `addressRange`, was created with `VK_BUFFER_USAGE_STORAGE_BUFFER_BIT`, `addressFlags` **must** include `VK_ADDRESS_COMMAND_STORAGE_BUFFER_USAGE_BIT_KHR` or `VK_ADDRESS_COMMAND_UNKNOWN_STORAGE_BUFFER_USAGE_BIT_KHR`
- VUID-VkDeviceMemoryImageCopyKHR-addressRange-13123
If any buffer, which is bound to a range of `VkDeviceMemory` that overlaps the range backing `addressRange`, was created without `VK_BUFFER_USAGE_STORAGE_BUFFER_BIT`, `addressFlags` **must** not include `VK_ADDRESS_COMMAND_STORAGE_BUFFER_USAGE_BIT_KHR`
- VUID-VkDeviceMemoryImageCopyKHR-addressFlags-13101
`addressFlags` **must** not include both `VK_ADDRESS_COMMAND_TRANSFORM_FEEDBACK_BUFFER_USAGE_BIT_KHR` and `VK_ADDRESS_COMMAND_UNKNOWN_TRANSFORM_FEEDBACK_BUFFER_USAGE_BIT_KHR`

R

- VUID-VkDeviceMemoryImageCopyKHR-addressRange-13124
If any buffer, which is bound to a range of [VkDeviceMemory](#) that overlaps the range backing [addressRange](#), was created with [VK_BUFFER_USAGE_TRANSFORM_FEEDBACK_BUFFER_BIT_EXT](#), [addressFlags](#) **must** include [VK_ADDRESS_COMMAND_TRANSFORM_FEEDBACK_BUFFER_USAGE_BIT_KHR](#) or [VK_ADDRESS_COMMAND_UNKNOWN_TRANSFORM_FEEDBACK_BUFFER_USAGE_BIT_KHR](#)
- VUID-VkDeviceMemoryImageCopyKHR-addressRange-13125
If any buffer, which is bound to a range of [VkDeviceMemory](#) that overlaps the range backing [addressRange](#), was created without [VK_BUFFER_USAGE_TRANSFORM_FEEDBACK_BUFFER_BIT_EXT](#), [addressFlags](#) **must** not include [VK_ADDRESS_COMMAND_TRANSFORM_FEEDBACK_BUFFER_USAGE_BIT_KHR](#)
- VUID-VkDeviceMemoryImageCopyKHR-size-13037
The [size](#) member of [addressRange](#) **must** be large enough to contain all address locations that are accessed by this copy according to [Buffer and Image Addressing](#)
- VUID-VkDeviceMemoryImageCopyKHR-addressRowLength-09101
[addressRowLength](#) **must** be 0, or greater than or equal to the [width](#) member of [imageExtent](#)
- VUID-VkDeviceMemoryImageCopyKHR-addressImageHeight-09102
[addressImageHeight](#) **must** be 0, or greater than or equal to the [height](#) member of [imageExtent](#)
- VUID-VkDeviceMemoryImageCopyKHR-aspectMask-09103
The [aspectMask](#) member of [imageSubresource](#) **must** only have a single bit set
- VUID-VkDeviceMemoryImageCopyKHR-imageExtent-06659
[imageExtent.width](#) **must** not be 0
- VUID-VkDeviceMemoryImageCopyKHR-imageExtent-06660
[imageExtent.height](#) **must** not be 0
- VUID-VkDeviceMemoryImageCopyKHR-imageExtent-06661
[imageExtent.depth](#) **must** not be 0

Valid Usage (Implicit)

- VUID-VkDeviceMemoryImageCopyKHR-sType-sType
[sType](#) **must** be [VK_STRUCTURE_TYPE_DEVICE_MEMORY_IMAGE_COPY_KHR](#)
- VUID-VkDeviceMemoryImageCopyKHR-pNext-pNext
[pNext](#) **must** be [NULL](#) or a pointer to a valid instance of [VkCopyCommandTransformInfoQCOM](#)
- VUID-VkDeviceMemoryImageCopyKHR-sType-unique
The [sType](#) value of each structure in the [pNext](#) chain **must** be unique
- VUID-VkDeviceMemoryImageCopyKHR-addressFlags-parameter
[addressFlags](#) **must** be a valid combination of [VkAddressCommandFlagBitsKHR](#) values

- VUID-VkDeviceMemoryImageCopyKHR-imageSubresource-parameter
`imageSubresource` **must** be a valid `VkImageSubresourceLayers` structure
- VUID-VkDeviceMemoryImageCopyKHR-imageLayout-parameter
`imageLayout` **must** be a valid `VkImageLayout` value

25.5. Copying Data Between Buffers and Images

Data **can** be copied between buffers and images, enabling applications to load and store data between images and application-defined offsets in buffer memory.

When copying between an address or a buffer and an image, texels in the image and bytes in memory are accessed as follows.

Texels at each coordinate (x,y,z,layer) in the image subresource are accessed, where:

x is in the range [`imageOffset.x`, `imageOffset.x` + `imageExtent.width`),

y is in the range [`imageOffset.y`, `imageOffset.y` + `imageExtent.height`),

z is in the range [`imageOffset.z`, `imageOffset.z` + `imageExtent.depth`),

layer is in the range [`imageSubresource.baseArrayLayer`, `imageSubresource.baseArrayLayer` + `imageSubresource.layerCount`)

For each (x,y,z,layer) coordinate in the image, bytes in memory are accessed at offsets in the range [`texelOffset`, `texelOffset` + `blockSize`), where:

$$\text{texelOffset} = \text{baseAddress} + ((x - \text{imageOffset.x}) / \text{blockWidth} \times \text{blockSize}) + ((y - \text{imageOffset.y}) / \text{blockHeight} \times \text{rowExtent}) + ((z - \text{imageOffset.z}) / \text{blockDepth} \times \text{sliceExtent}) + ((\text{layer} - \text{imageSubresource.baseArrayLayer}) \times \text{layerExtent})$$

$$\text{rowExtent} = \lceil \max(\text{bufferRowLength}, \text{imageExtent.width}) / \text{blockWidth} \rceil \times \text{blockSize}$$

$$\text{sliceExtent} = \lceil \max(\text{bufferImageHeight}, \text{imageExtent.height}) / \text{blockHeight} \rceil \times \text{rowExtent}$$

$$\text{layerExtent} = \lceil \text{imageExtent.depth} / \text{blockDepth} \rceil \times \text{sliceExtent}$$

and where `blockSize`, `blockWidth`, `blockHeight`, and `blockDepth` are the [texel block size and extents](#) of the image's format, and `baseAddress` is either the supplied address for the copy, or the address of

the buffer plus any supplied `bufferOffset` value.

Image Rotation Addressing

If a rotation is specified by `VkCopyCommandTransformInfoQCOM`, the 2D region of the image being addressed is rotated around the offset, and texels at each coordinate (x',y',z',layer) are accessed in the image subresource instead, where:

- If `VK_SURFACE_TRANSFORM_IDENTITY_BIT_KHR` is specified, no rotation is performed:

x' is in the same range as x

y' is in the same range as y

- If `VK_SURFACE_TRANSFORM_ROTATE_90_BIT_KHR` is specified

x' is in the range [`imageOffset.x - imageExtent.height`, `imageOffset.x`)

y' is in the range [`imageOffset.y`, `imageOffset.y + imageExtent.width`)

- If `VK_SURFACE_TRANSFORM_ROTATE_180_BIT_KHR` is specified:

x' is in the range [`imageOffset.x - imageExtent.width`, `imageOffset.x`)

y' is in the range [`imageOffset.y - imageExtent.height`, `imageOffset.y`)

- If `VK_SURFACE_TRANSFORM_ROTATE_270_BIT_KHR` is specified:

x' is in the range [`imageOffset.x`, `imageOffset.x + imageExtent.height`)

y' is in the range [`imageOffset.y - imageExtent.width`, `imageOffset.y`)

Buffer addressing calculations are unaffected by this rotation.

When copying between a buffer and the depth or stencil aspect of an image, data in the buffer is assumed to be laid out as separate planes rather than interleaved. Addressing calculations are thus performed for a different format than the base image, according to the aspect, as described in the following table:

Table 34. Depth/Stencil Aspect Copy

Base Format	Depth Aspect Format	Stencil Aspect Format
<code>VK_FORMAT_D16_UNORM</code>	<code>VK_FORMAT_D16_UNORM</code>	-

Base Format	Depth Aspect Format	Stencil Aspect Format
VK_FORMAT_X8_D24_UNORM_PACK32	VK_FORMAT_X8_D24_UNORM_PACK32	-
VK_FORMAT_D32_SFLOAT	VK_FORMAT_D32_SFLOAT	-
VK_FORMAT_S8_UINT	-	VK_FORMAT_S8_UINT
VK_FORMAT_D16_UNORM_S8_UINT	VK_FORMAT_D16_UNORM	VK_FORMAT_S8_UINT
VK_FORMAT_D24_UNORM_S8_UINT	VK_FORMAT_X8_D24_UNORM_PACK32	VK_FORMAT_S8_UINT
VK_FORMAT_D32_SFLOAT_S8_UINT	VK_FORMAT_D32_SFLOAT	VK_FORMAT_S8_UINT

When copying between a buffer and any plane of a [multi-planar image](#), addressing calculations are performed using the [compatible format for that plane](#), rather than the format of the multi-planar image.

Each texel block is copied from one resource to the other according to the above addressing equations.

To copy data from a buffer object to an image object, call:

```
// Provided by VK_VERSION_1_0
void vkCmdCopyBufferToImage(
    VkCommandBuffer          commandBuffer,
    VkBuffer                 srcBuffer,
    VkImage                 dstImage,
    VkImageLayout            dstImageLayout,
    uint32_t                 regionCount,
    const VkBufferImageCopy* pRegions);
```

- `commandBuffer` is the command buffer into which the command will be recorded.
- `srcBuffer` is the source buffer.
- `dstImage` is the destination image.
- `dstImageLayout` is the layout of the destination image subresources for the copy.
- `regionCount` is the number of regions to copy.
- `pRegions` is a pointer to an array of [VkBufferImageCopy](#) structures specifying the regions to copy.

Each source region specified by `pRegions` is copied from the source buffer to the destination region of the destination image according to the [addressing calculations](#) for each resource. If any of the specified regions in `srcBuffer` overlaps in memory with any of the specified regions in `dstImage`, values read from those overlapping regions are undefined. If any region accesses a depth aspect in `dstImage` and the [VK_EXT_depth_range_unrestricted](#) extension is not enabled, values copied from `srcBuffer` outside of the range [0,1] will be written as undefined values to the destination image.

Copy regions for the image **must** be aligned to a multiple of the texel block extent in each dimension, except at the edges of the image, where region extents **must** match the edge of the image.

Valid Usage

- VUID-vkCmdCopyBufferToImage-dstImage-07966
If `dstImage` is non-sparse then the image or each specified *disjoint* plane **must** be bound completely and contiguously to a single `VkDeviceMemory` object
- VUID-vkCmdCopyBufferToImage-imageSubresource-07967
The `imageSubresource.mipLevel` member of each element of `pRegions` **must** be less than the `mipLevels` specified in `VkImageCreateInfo` when `dstImage` was created
- VUID-vkCmdCopyBufferToImage-imageSubresource-07968
If `imageSubresource.layerCount` is not `VK_REMAINING_ARRAY_LAYERS`, `imageSubresource.baseArrayLayer + imageSubresource.layerCount` of each element of `pRegions` **must** be less than or equal to the `arrayLayers` specified in `VkImageCreateInfo` when `dstImage` was created
- VUID-vkCmdCopyBufferToImage-dstImage-07969
`dstImage` **must** not have been created with `flags` containing `VK_IMAGE_CREATE_SUBSAMPLED_BIT_EXT`
- VUID-vkCmdCopyBufferToImage-imageSubresource-07971
For each element of `pRegions`, `imageOffset.x` and `(imageExtent.width + imageOffset.x)` **must** both be greater than or equal to `0` and less than or equal to the width of the specified `imageSubresource` of `dstImage`
- VUID-vkCmdCopyBufferToImage-imageSubresource-07972
For each element of `pRegions`, `imageOffset.y` and `(imageExtent.height + imageOffset.y)` **must** both be greater than or equal to `0` and less than or equal to the height of the specified `imageSubresource` of `dstImage`
- VUID-vkCmdCopyBufferToImage-dstImage-07973
`dstImage` **must** have a sample count equal to `VK_SAMPLE_COUNT_1_BIT`
- VUID-vkCmdCopyBufferToImage-commandBuffer-01828
If `commandBuffer` is an unprotected command buffer and `protectedNoFault` is not supported, `srcBuffer` **must** not be a protected buffer
- VUID-vkCmdCopyBufferToImage-commandBuffer-01829
If `commandBuffer` is an unprotected command buffer and `protectedNoFault` is not supported, `dstImage` **must** not be a protected image
- VUID-vkCmdCopyBufferToImage-commandBuffer-01830
If `commandBuffer` is a protected command buffer and `protectedNoFault` is not supported, `dstImage` **must** not be an unprotected image
- VUID-vkCmdCopyBufferToImage-commandBuffer-07737
If the `maintenance11` feature is not enabled, and the queue family used to create the `VkCommandPool` which `commandBuffer` was allocated from does not support

[VK_QUEUE_GRAPHICS_BIT](#) or [VK_QUEUE_COMPUTE_BIT](#), the `bufferOffset` member of any element of `pRegions` **must** be a multiple of 4

- VUID-vkCmdCopyBufferToImage-imageOffset-07738

The `imageOffset` and `imageExtent` members of each element of `pRegions` **must** respect the image transfer granularity requirements of `commandBuffer`'s command pool's queue family, as described in [VkQueueFamilyProperties](#)

- VUID-vkCmdCopyBufferToImage-commandBuffer-07739

If the queue family used to create the [VkCommandPool](#) which `commandBuffer` was allocated from does not support [VK_QUEUE_GRAPHICS_BIT](#), and the `maintenance10` feature is not enabled, for each element of `pRegions`, the `aspectMask` member of `imageSubresource` **must** not be [VK_IMAGE_ASPECT_DEPTH_BIT](#) or [VK_IMAGE_ASPECT_STENCIL_BIT](#)

- VUID-vkCmdCopyBufferToImage-commandBuffer-11778

If the queue family used to create the [VkCommandPool](#) which `commandBuffer` was allocated from does not support [VK_QUEUE_GRAPHICS_BIT](#) but does support [VK_QUEUE_COMPUTE_BIT](#), and in any element of `pRegions` the `aspectMask` member of `imageSubresource` is [VK_IMAGE_ASPECT_DEPTH_BIT](#), then the `format features` of `dstImage` **must** contain [VK_FORMAT_FEATURE_2_DEPTH_COPY_ON_COMPUTE_QUEUE_BIT_KHR](#)

- VUID-vkCmdCopyBufferToImage-commandBuffer-11779

If the queue family used to create the [VkCommandPool](#) which `commandBuffer` was allocated from does not support [VK_QUEUE_GRAPHICS_BIT](#) and [VK_QUEUE_COMPUTE_BIT](#), but does support [VK_QUEUE_TRANSFER_BIT](#), and in any element of `pRegions` the `aspectMask` member of `imageSubresource` is [VK_IMAGE_ASPECT_DEPTH_BIT](#), then the `format features` of `dstImage` **must** contain [VK_FORMAT_FEATURE_2_DEPTH_COPY_ON_TRANSFER_QUEUE_BIT_KHR](#)

- VUID-vkCmdCopyBufferToImage-commandBuffer-11780

If the queue family used to create the [VkCommandPool](#) which `commandBuffer` was allocated from does not support [VK_QUEUE_GRAPHICS_BIT](#) but does support [VK_QUEUE_COMPUTE_BIT](#), and in any element of `pRegions` the `aspectMask` member of `imageSubresource` is [VK_IMAGE_ASPECT_STENCIL_BIT](#), then the `format features` of `dstImage` **must** contain [VK_FORMAT_FEATURE_2_STENCIL_COPY_ON_COMPUTE_QUEUE_BIT_KHR](#)

- VUID-vkCmdCopyBufferToImage-commandBuffer-11781

If the queue family used to create the [VkCommandPool](#) which `commandBuffer` was allocated from does not support [VK_QUEUE_GRAPHICS_BIT](#) and [VK_QUEUE_COMPUTE_BIT](#), but does support [VK_QUEUE_TRANSFER_BIT](#), and in any element of `pRegions` the `aspectMask` member of `imageSubresource` is [VK_IMAGE_ASPECT_STENCIL_BIT](#), then the `format features` of `dstImage` **must** contain [VK_FORMAT_FEATURE_2_STENCIL_COPY_ON_TRANSFER_QUEUE_BIT_KHR](#)

- VUID-vkCmdCopyBufferToImage-pRegions-00171

`srcBuffer` **must** be large enough to contain all buffer locations that are accessed according to [Buffer and Image Addressing](#), for each element of `pRegions`

- VUID-vkCmdCopyBufferToImage-pRegions-00173

The union of all source regions, and the union of all destination regions, specified by the elements of `pRegions`, **must** not overlap in memory

- VUID-vkCmdCopyBufferToImage-srcBuffer-00174

`srcBuffer` **must** have been created with the `VK_BUFFER_USAGE_TRANSFER_SRC_BIT` usage flag set

- VUID-vkCmdCopyBufferToImage-dstImage-01997

The `format features` of `dstImage` **must** contain `VK_FORMAT_FEATURE_TRANSFER_DST_BIT`

- VUID-vkCmdCopyBufferToImage-srcBuffer-00176

If `srcBuffer` is non-sparse then it **must** be bound completely and contiguously to a single `VkDeviceMemory` object

- VUID-vkCmdCopyBufferToImage-dstImage-00177

`dstImage` **must** have been created with the `VK_IMAGE_USAGE_TRANSFER_DST_BIT` usage flag set

- VUID-vkCmdCopyBufferToImage-dstImageLayout-00180

`dstImageLayout` **must** specify the layout of the image subresources of `dstImage` specified in `pRegions` at the time this command is executed on a `VkDevice`

- VUID-vkCmdCopyBufferToImage-dstImageLayout-01396

`dstImageLayout` **must** be `VK_IMAGE_LAYOUT_SHARED_PRESENT_KHR`, `VK_IMAGE_LAYOUT_TRANSFER_DST_OPTIMAL`, or `VK_IMAGE_LAYOUT_GENERAL`

- VUID-vkCmdCopyBufferToImage-pRegions-07931

If `VK_EXT_depth_range_unrestricted` is not enabled, for each element of `pRegions` whose `imageSubresource` contains a depth aspect, the data in `srcBuffer` **must** be in the range [0,1]

- VUID-vkCmdCopyBufferToImage-dstImage-07979

If `dstImage` is of type `VK_IMAGE_TYPE_1D`, then for each element of `pRegions`, `imageOffset.y` **must** be 0 and `imageExtent.height` **must** be 1

- VUID-vkCmdCopyBufferToImage-imageOffset-09104

For each element of `pRegions`, `imageOffset.z` and $(\text{imageExtent.depth} + \text{imageOffset.z})$ **must** both be greater than or equal to 0 and less than or equal to the depth of the specified `imageSubresource` of `dstImage`

- VUID-vkCmdCopyBufferToImage-dstImage-07980

If `dstImage` is of type `VK_IMAGE_TYPE_1D` or `VK_IMAGE_TYPE_2D`, then for each element of `pRegions`, `imageOffset.z` **must** be 0 and `imageExtent.depth` **must** be 1

- VUID-vkCmdCopyBufferToImage-dstImage-07274

For each element of `pRegions`, if `VkCopyCommandTransformInfoQCOM::transform` is equal to `VK_SURFACE_TRANSFORM_IDENTITY_BIT_KHR` or `VK_SURFACE_TRANSFORM_ROTATE_270_BIT_KHR`, `imageOffset.x` **must** be a multiple of the `texel block extent width` of the `VkFormat` of `dstImage`

- VUID-vkCmdCopyBufferToImage-imageOffset-10051

For each element of `pRegions`, if `VkCopyCommandTransformInfoQCOM::transform` is equal to `VK_SURFACE_TRANSFORM_ROTATE_180_BIT_KHR` or `VK_SURFACE_TRANSFORM_ROTATE_90_BIT_KHR`, and `imageOffset.x` does not equal the width of the subresource specified by `imageSubresource`, `imageOffset.x` **must** be a multiple of the `texel block extent width` of the `VkFormat` of `dstImage`

- VUID-vkCmdCopyBufferToImage-dstImage-07275

For each element of `pRegions`, if `VkCopyCommandTransformInfoQCOM::transform` is equal to `VK_SURFACE_TRANSFORM_IDENTITY_BIT_KHR` or

`VK_SURFACE_TRANSFORM_ROTATE_90_BIT_KHR`, `imageOffset.y` **must** be a multiple of the `texel block extent height` of the `VkFormat` of `dstImage`

- VUID-vkCmdCopyBufferToImage-imageOffset-10052
For each element of `pRegions`, if `VkCopyCommandTransformInfoQCOM::transform` is equal to `VK_SURFACE_TRANSFORM_ROTATE_270_BIT_KHR` or `VK_SURFACE_TRANSFORM_ROTATE_180_BIT_KHR`, and `imageOffset.y` does not equal the height of the subresource specified by `imageSubresource`, `imageOffset.y` **must** be a multiple of the `texel block extent height` of the `VkFormat` of `dstImage`
- VUID-vkCmdCopyBufferToImage-dstImage-07276
For each element of `pRegions`, `imageOffset.z` **must** be a multiple of the `texel block extent depth` of the `VkFormat` of `dstImage`
- VUID-vkCmdCopyBufferToImage-dstImage-00207
For each element of `pRegions`, if `VkCopyCommandTransformInfoQCOM::transform` is equal to `VK_SURFACE_TRANSFORM_IDENTITY_BIT_KHR`, the sum of `imageOffset.x` and `extent.width` does not equal the width of the subresource specified by `imageSubresource`, `extent.width` **must** be a multiple of the `texel block extent width` of the `VkFormat` of `dstImage`
- VUID-vkCmdCopyBufferToImage-imageOffset-10053
For each element of `pRegions`, if `VkCopyCommandTransformInfoQCOM::transform` is equal to `VK_SURFACE_TRANSFORM_ROTATE_90_BIT_KHR`, the difference of `imageOffset.x` and `extent.height` **must** be a multiple of the `texel block extent width` of the `VkFormat` of `dstImage`
- VUID-vkCmdCopyBufferToImage-imageOffset-10054
For each element of `pRegions`, if `VkCopyCommandTransformInfoQCOM::transform` is equal to `VK_SURFACE_TRANSFORM_ROTATE_180_BIT_KHR`, the difference of `imageOffset.x` and `extent.width` **must** be a multiple of the `texel block extent width` of the `VkFormat` of `dstImage`
- VUID-vkCmdCopyBufferToImage-imageOffset-10055
For each element of `pRegions`, if `VkCopyCommandTransformInfoQCOM::transform` is equal to `VK_SURFACE_TRANSFORM_ROTATE_270_BIT_KHR`, the sum of `imageOffset.x` and `extent.height` does not equal the width of the subresource specified by `imageSubresource`, `extent.height` **must** be a multiple of the `texel block extent width` of the `VkFormat` of `dstImage`
- VUID-vkCmdCopyBufferToImage-dstImage-00208
For each element of `pRegions`, if `VkCopyCommandTransformInfoQCOM::transform` is equal to `VK_SURFACE_TRANSFORM_IDENTITY_BIT_KHR`, and the sum of `imageOffset.y` and `extent.height` does not equal the height of the subresource specified by `imageSubresource`, `extent.height` **must** be a multiple of the `texel block extent height` of the `VkFormat` of `dstImage`
- VUID-vkCmdCopyBufferToImage-imageOffset-10056
For each element of `pRegions`, if `VkCopyCommandTransformInfoQCOM::transform` is equal to `VK_SURFACE_TRANSFORM_ROTATE_90_BIT_KHR`, the sum of `imageOffset.y` and `extent.width` does not equal the height of the subresource specified by `imageSubresource`, `extent.width` **must** be a multiple of the `texel block extent height` of the `VkFormat` of `dstImage`

- VUID-vkCmdCopyBufferToImage-imageOffset-10057
For each element of `pRegions`, if `VkCopyCommandTransformInfoQCOM::transform` is equal to `VK_SURFACE_TRANSFORM_ROTATE_180_BIT_KHR`, the difference of `imageOffset.y` and `extent.height` **must** be a multiple of the `texel block extent height` of the `VkFormat` of `dstImage`
- VUID-vkCmdCopyBufferToImage-imageOffset-10058
For each element of `pRegions`, if `VkCopyCommandTransformInfoQCOM::transform` is equal to `VK_SURFACE_TRANSFORM_ROTATE_270_BIT_KHR`, the difference of `imageOffset.y` and `extent.width` **must** be a multiple of the `texel block extent height` of the `VkFormat` of `dstImage`
- VUID-vkCmdCopyBufferToImage-dstImage-00209
For each element of `pRegions`, if the sum of `imageOffset.z` and `extent.depth` does not equal the depth of the subresource specified by `srcSubresource`, `extent.depth` **must** be a multiple of the `texel block extent depth` of the `VkFormat` of `dstImage`
- VUID-vkCmdCopyBufferToImage-imageSubresource-09105
For each element of `pRegions`, `imageSubresource.aspectMask` **must** specify aspects present in `dstImage`
- VUID-vkCmdCopyBufferToImage-dstImage-07981
If `dstImage` has a `multi-planar format`, then for each element of `pRegions`, `imageSubresource.aspectMask` **must** be a single valid `multi-planar aspect mask` bit
- VUID-vkCmdCopyBufferToImage-dstImage-07983
If `dstImage` is of type `VK_IMAGE_TYPE_3D`, for each element of `pRegions`, `imageSubresource.baseArrayLayer` **must** be 0 and `imageSubresource.layerCount` **must** be 1
- VUID-vkCmdCopyBufferToImage-bufferRowLength-09106
For each element of `pRegions`, `bufferRowLength` **must** be a multiple of the `texel block extent width` of the `VkFormat` of `dstImage`
- VUID-vkCmdCopyBufferToImage-bufferImageHeight-09107
For each element of `pRegions`, `bufferImageHeight` **must** be a multiple of the `texel block extent height` of the `VkFormat` of `dstImage`
- VUID-vkCmdCopyBufferToImage-bufferRowLength-09108
For each element of `pRegions`, `bufferRowLength` divided by the `texel block extent width` and then multiplied by the texel block size of `dstImage` **must** be less than or equal to $2^{31}-1$
- VUID-vkCmdCopyBufferToImage-dstImage-07975
If `dstImage` does not have either a depth/stencil format or a `multi-planar format`, then for each element of `pRegions`, `bufferOffset` **must** be a multiple of the `texel block size`
- VUID-vkCmdCopyBufferToImage-dstImage-07976
If `dstImage` has a `multi-planar format`, then for each element of `pRegions`, `bufferOffset` **must** be a multiple of the element size of the compatible format for the format and the `aspectMask` of the `imageSubresource` as defined in `Compatible Formats of Planes of Multi-Planar Formats`
- VUID-vkCmdCopyBufferToImage-dstImage-07978
If `dstImage` has a depth/stencil format, the `bufferOffset` member of any element of `pRegions` **must** be a multiple of 4

Valid Usage (Implicit)

- VUID-vkCmdCopyBufferToImage-commandBuffer-parameter
`commandBuffer` **must** be a valid `VkCommandBuffer` handle
- VUID-vkCmdCopyBufferToImage-srcBuffer-parameter
`srcBuffer` **must** be a valid `VkBuffer` handle
- VUID-vkCmdCopyBufferToImage-dstImage-parameter
`dstImage` **must** be a valid `VkImage` handle
- VUID-vkCmdCopyBufferToImage-dstImageLayout-parameter
`dstImageLayout` **must** be a valid `VkImageLayout` value
- VUID-vkCmdCopyBufferToImage-pRegions-parameter
`pRegions` **must** be a valid pointer to an array of `regionCount` valid `VkBufferImageCopy` structures
- VUID-vkCmdCopyBufferToImage-commandBuffer-recording
`commandBuffer` **must** be in the `recording state`
- VUID-vkCmdCopyBufferToImage-commandBuffer-cmdpool
The `VkCommandPool` that `commandBuffer` was allocated from **must** support `VK_QUEUE_COMPUTE_BIT`, `VK_QUEUE_GRAPHICS_BIT`, or `VK_QUEUE_TRANSFER_BIT` operations
- VUID-vkCmdCopyBufferToImage-renderpass
This command **must** only be called outside of a render pass instance
- VUID-vkCmdCopyBufferToImage-suspended
This command **must** not be called between suspended render pass instances
- VUID-vkCmdCopyBufferToImage-videocoding
This command **must** only be called outside of a video coding scope
- VUID-vkCmdCopyBufferToImage-regionCount-arraylength
`regionCount` **must** be greater than 0
- VUID-vkCmdCopyBufferToImage-commonparent
Each of `commandBuffer`, `dstImage`, and `srcBuffer` **must** have been created, allocated, or retrieved from the same `VkDevice`

Host Synchronization

- Host access to `commandBuffer` **must** be externally synchronized
- Host access to the `VkCommandPool` that `commandBuffer` was allocated from **must** be externally synchronized

Command Properties

Command Buffer Levels	Render Pass Scope	Video Coding Scope	Supported Queue Types	Command Type
Primary Secondary	Outside	Outside	VK_QUEUE_COMPUTE_BIT VK_QUEUE_GRAPHICS_BIT VK_QUEUE_TRANSFER_BIT	Action

Conditional Rendering

`vkCmdCopyBufferToImage` is not affected by [conditional rendering](#)

To copy data from an image object to a buffer object, call:

```
// Provided by VK_VERSION_1_0
void vkCmdCopyImageToBuffer(
    VkCommandBuffer          commandBuffer,
    VkImage                  srcImage,
    VkImageLayout             srcImageLayout,
    VkBuffer                  dstBuffer,
    uint32_t                  regionCount,
    const VkBufferImageCopy* pRegions);
```

- `commandBuffer` is the command buffer into which the command will be recorded.
- `srcImage` is the source image.
- `srcImageLayout` is the layout of the source image subresources for the copy.
- `dstBuffer` is the destination buffer.
- `regionCount` is the number of regions to copy.
- `pRegions` is a pointer to an array of [VkBufferImageCopy](#) structures specifying the regions to copy.

Each source region specified by `pRegions` is copied from the source image to the destination region of the destination buffer according to the [addressing calculations](#) for each resource. If any of the specified regions in `srcImage` overlaps in memory with any of the specified regions in `dstBuffer`, values read from those overlapping regions are undefined.

Copy regions for the image **must** be aligned to a multiple of the texel block extent in each dimension, except at the edges of the image, where region extents **must** match the edge of the image.

Valid Usage

- VUID-vkCmdCopyImageToBuffer-srcImage-07966
If `srcImage` is non-sparse then the image or each specified *disjoint* plane **must** be bound completely and contiguously to a single `VkDeviceMemory` object
- VUID-vkCmdCopyImageToBuffer-imageSubresource-07967
The `imageSubresource.mipLevel` member of each element of `pRegions` **must** be less than the `mipLevels` specified in `VkImageCreateInfo` when `srcImage` was created
- VUID-vkCmdCopyImageToBuffer-imageSubresource-07968
If `imageSubresource.layerCount` is not `VK_REMAINING_ARRAY_LAYERS`, `imageSubresource.baseArrayLayer` + `imageSubresource.layerCount` of each element of `pRegions` **must** be less than or equal to the `arrayLayers` specified in `VkImageCreateInfo` when `srcImage` was created
- VUID-vkCmdCopyImageToBuffer-srcImage-07969
`srcImage` **must** not have been created with `flags` containing `VK_IMAGE_CREATE_SUBSAMPLED_BIT_EXT`
- VUID-vkCmdCopyImageToBuffer-imageSubresource-07971
For each element of `pRegions`, `imageOffset.x` and `(imageExtent.width + imageOffset.x)` **must** both be greater than or equal to `0` and less than or equal to the width of the specified `imageSubresource` of `srcImage`
- VUID-vkCmdCopyImageToBuffer-imageSubresource-07972
For each element of `pRegions`, `imageOffset.y` and `(imageExtent.height + imageOffset.y)` **must** both be greater than or equal to `0` and less than or equal to the height of the specified `imageSubresource` of `srcImage`
- VUID-vkCmdCopyImageToBuffer-srcImage-07973
`srcImage` **must** have a sample count equal to `VK_SAMPLE_COUNT_1_BIT`
- VUID-vkCmdCopyImageToBuffer-commandBuffer-01831
If `commandBuffer` is an unprotected command buffer and `protectedNoFault` is not supported, `srcImage` **must** not be a protected image
- VUID-vkCmdCopyImageToBuffer-commandBuffer-01832
If `commandBuffer` is an unprotected command buffer and `protectedNoFault` is not supported, `dstBuffer` **must** not be a protected buffer
- VUID-vkCmdCopyImageToBuffer-commandBuffer-01833
If `commandBuffer` is a protected command buffer and `protectedNoFault` is not supported, `dstBuffer` **must** not be an unprotected buffer
- VUID-vkCmdCopyImageToBuffer-commandBuffer-07746
If the `maintenance11` feature is not enabled, and the queue family used to create the `VkCommandPool` which `commandBuffer` was allocated from does not support `VK_QUEUE_GRAPHICS_BIT` or `VK_QUEUE_COMPUTE_BIT`, the `bufferOffset` member of any element of `pRegions` **must** be a multiple of `4`
- VUID-vkCmdCopyImageToBuffer-imageOffset-07747
The `imageOffset` and `imageExtent` members of each element of `pRegions` **must** respect the

image transfer granularity requirements of `commandBuffer`'s command pool's queue family, as described in [VkQueueFamilyProperties](#)

- VUID-vkCmdCopyImageToBuffer-commandBuffer-10216

If the queue family used to create the `VkCommandPool` which `commandBuffer` was allocated from does not support `VK_QUEUE_GRAPHICS_BIT`, and the `maintenance10` feature is not enabled, for each element of `pRegions`, the `aspectMask` member of `imageSubresource` **must** not be `VK_IMAGE_ASPECT_DEPTH_BIT` or `VK_IMAGE_ASPECT_STENCIL_BIT`

- VUID-vkCmdCopyImageToBuffer-commandBuffer-11790

If the queue family used to create the `VkCommandPool` which `commandBuffer` was allocated from does not support `VK_QUEUE_GRAPHICS_BIT` but does support `VK_QUEUE_COMPUTE_BIT`, and in any element of `pRegions` the `aspectMask` member of `imageSubresource` is `VK_IMAGE_ASPECT_DEPTH_BIT`, then the format features of `srcImage` **must** contain `VK_FORMAT_FEATURE_2_DEPTH_COPY_ON_COMPUTE_QUEUE_BIT_KHR`

- VUID-vkCmdCopyImageToBuffer-commandBuffer-11791

If the queue family used to create the `VkCommandPool` which `commandBuffer` was allocated from does not support `VK_QUEUE_GRAPHICS_BIT` and `VK_QUEUE_COMPUTE_BIT`, but does support `VK_QUEUE_TRANSFER_BIT`, and in any element of `pRegions` the `aspectMask` member of `imageSubresource` is `VK_IMAGE_ASPECT_DEPTH_BIT`, then the format features of `srcImage` **must** contain `VK_FORMAT_FEATURE_2_DEPTH_COPY_ON_TRANSFER_QUEUE_BIT_KHR`

- VUID-vkCmdCopyImageToBuffer-commandBuffer-11792

If the queue family used to create the `VkCommandPool` which `commandBuffer` was allocated from does not support `VK_QUEUE_GRAPHICS_BIT` but does support `VK_QUEUE_COMPUTE_BIT`, and in any element of `pRegions` the `aspectMask` member of `imageSubresource` is `VK_IMAGE_ASPECT_STENCIL_BIT`, then the format features of `srcImage` **must** contain `VK_FORMAT_FEATURE_2_STENCIL_COPY_ON_COMPUTE_QUEUE_BIT_KHR`

- VUID-vkCmdCopyImageToBuffer-commandBuffer-11793

If the queue family used to create the `VkCommandPool` which `commandBuffer` was allocated from does not support `VK_QUEUE_GRAPHICS_BIT` and `VK_QUEUE_COMPUTE_BIT`, but does support `VK_QUEUE_TRANSFER_BIT`, and in any element of `pRegions` the `aspectMask` member of `imageSubresource` is `VK_IMAGE_ASPECT_STENCIL_BIT`, then the format features of `srcImage` **must** contain `VK_FORMAT_FEATURE_2_STENCIL_COPY_ON_TRANSFER_QUEUE_BIT_KHR`

- VUID-vkCmdCopyImageToBuffer-pRegions-00183

`dstBuffer` **must** be large enough to contain all buffer locations that are accessed according to [Buffer and Image Addressing](#), for each element of `pRegions`

- VUID-vkCmdCopyImageToBuffer-pRegions-00184

The union of all source regions, and the union of all destination regions, specified by the elements of `pRegions`, **must** not overlap in memory

- VUID-vkCmdCopyImageToBuffer-srcImage-00186

`srcImage` **must** have been created with the `VK_IMAGE_USAGE_TRANSFER_SRC_BIT` usage flag set

- VUID-vkCmdCopyImageToBuffer-srcImage-01998

The format features of `srcImage` **must** contain `VK_FORMAT_FEATURE_TRANSFER_SRC_BIT`

- VUID-vkCmdCopyImageToBuffer-dstBuffer-00191
`dstBuffer` **must** have been created with the `VK_BUFFER_USAGE_TRANSFER_DST_BIT` usage flag set
- VUID-vkCmdCopyImageToBuffer-dstBuffer-00192
If `dstBuffer` is non-sparse then it **must** be bound completely and contiguously to a single `VkDeviceMemory` object
- VUID-vkCmdCopyImageToBuffer-srcImageLayout-00189
`srcImageLayout` **must** specify the layout of the image subresources of `srcImage` specified in `pRegions` at the time this command is executed on a `VkDevice`
- VUID-vkCmdCopyImageToBuffer-srcImageLayout-01397
`srcImageLayout` **must** be `VK_IMAGE_LAYOUT_SHARED_PRESENT_KHR`, `VK_IMAGE_LAYOUT_TRANSFER_SRC_OPTIMAL`, or `VK_IMAGE_LAYOUT_GENERAL`
- VUID-vkCmdCopyImageToBuffer-srcImage-07979
If `srcImage` is of type `VK_IMAGE_TYPE_1D`, then for each element of `pRegions`, `imageOffset.y` **must** be 0 and `imageExtent.height` **must** be 1
- VUID-vkCmdCopyImageToBuffer-imageOffset-09104
For each element of `pRegions`, `imageOffset.z` and `(imageExtent.depth + imageOffset.z)` **must** both be greater than or equal to 0 and less than or equal to the depth of the specified `imageSubresource` of `srcImage`
- VUID-vkCmdCopyImageToBuffer-srcImage-07980
If `srcImage` is of type `VK_IMAGE_TYPE_1D` or `VK_IMAGE_TYPE_2D`, then for each element of `pRegions`, `imageOffset.z` **must** be 0 and `imageExtent.depth` **must** be 1
- VUID-vkCmdCopyImageToBuffer-srcImage-07274
For each element of `pRegions`, if `VkCopyCommandTransformInfoQCOM::transform` is equal to `VK_SURFACE_TRANSFORM_IDENTITY_BIT_KHR` or `VK_SURFACE_TRANSFORM_ROTATE_270_BIT_KHR`, `imageOffset.x` **must** be a multiple of the `texel block extent width` of the `VkFormat` of `srcImage`
- VUID-vkCmdCopyImageToBuffer-imageOffset-10051
For each element of `pRegions`, if `VkCopyCommandTransformInfoQCOM::transform` is equal to `VK_SURFACE_TRANSFORM_ROTATE_180_BIT_KHR` or `VK_SURFACE_TRANSFORM_ROTATE_90_BIT_KHR`, and `imageOffset.x` does not equal the width of the subresource specified by `imageSubresource`, `imageOffset.x` **must** be a multiple of the `texel block extent width` of the `VkFormat` of `srcImage`
- VUID-vkCmdCopyImageToBuffer-srcImage-07275
For each element of `pRegions`, if `VkCopyCommandTransformInfoQCOM::transform` is equal to `VK_SURFACE_TRANSFORM_IDENTITY_BIT_KHR` or `VK_SURFACE_TRANSFORM_ROTATE_90_BIT_KHR`, `imageOffset.y` **must** be a multiple of the `texel block extent height` of the `VkFormat` of `srcImage`
- VUID-vkCmdCopyImageToBuffer-imageOffset-10052
For each element of `pRegions`, if `VkCopyCommandTransformInfoQCOM::transform` is equal to `VK_SURFACE_TRANSFORM_ROTATE_270_BIT_KHR` or `VK_SURFACE_TRANSFORM_ROTATE_180_BIT_KHR`, and `imageOffset.y` does not equal the height of the subresource specified by `imageSubresource`, `imageOffset.y` **must** be a multiple

of the [texel block extent height](#) of the [VkFormat](#) of [srcImage](#)

- VUID-vkCmdCopyImageToBuffer-srcImage-07276

For each element of [pRegions](#), [imageOffset.z](#) **must** be a multiple of the [texel block extent depth](#) of the [VkFormat](#) of [srcImage](#)

- VUID-vkCmdCopyImageToBuffer-srcImage-00207

For each element of [pRegions](#), if [VkCopyCommandTransformInfoQCOM::transform](#) is equal to [VK_SURFACE_TRANSFORM_IDENTITY_BIT_KHR](#), the sum of [imageOffset.x](#) and [extent.width](#) does not equal the width of the subresource specified by [imageSubresource](#), [extent.width](#) **must** be a multiple of the [texel block extent width](#) of the [VkFormat](#) of [srcImage](#)

- VUID-vkCmdCopyImageToBuffer-imageOffset-10053

For each element of [pRegions](#), if [VkCopyCommandTransformInfoQCOM::transform](#) is equal to [VK_SURFACE_TRANSFORM_ROTATE_90_BIT_KHR](#), the difference of [imageOffset.x](#) and [extent.height](#) **must** be a multiple of the [texel block extent width](#) of the [VkFormat](#) of [srcImage](#)

- VUID-vkCmdCopyImageToBuffer-imageOffset-10054

For each element of [pRegions](#), if [VkCopyCommandTransformInfoQCOM::transform](#) is equal to [VK_SURFACE_TRANSFORM_ROTATE_180_BIT_KHR](#), the difference of [imageOffset.x](#) and [extent.width](#) **must** be a multiple of the [texel block extent width](#) of the [VkFormat](#) of [srcImage](#)

- VUID-vkCmdCopyImageToBuffer-imageOffset-10055

For each element of [pRegions](#), if [VkCopyCommandTransformInfoQCOM::transform](#) is equal to [VK_SURFACE_TRANSFORM_ROTATE_270_BIT_KHR](#), the sum of [imageOffset.x](#) and [extent.height](#) does not equal the width of the subresource specified by [imageSubresource](#), [extent.height](#) **must** be a multiple of the [texel block extent width](#) of the [VkFormat](#) of [srcImage](#)

- VUID-vkCmdCopyImageToBuffer-srcImage-00208

For each element of [pRegions](#), if [VkCopyCommandTransformInfoQCOM::transform](#) is equal to [VK_SURFACE_TRANSFORM_IDENTITY_BIT_KHR](#), and the sum of [imageOffset.y](#) and [extent.height](#) does not equal the height of the subresource specified by [imageSubresource](#), [extent.height](#) **must** be a multiple of the [texel block extent height](#) of the [VkFormat](#) of [srcImage](#)

- VUID-vkCmdCopyImageToBuffer-imageOffset-10056

For each element of [pRegions](#), if [VkCopyCommandTransformInfoQCOM::transform](#) is equal to [VK_SURFACE_TRANSFORM_ROTATE_90_BIT_KHR](#), the sum of [imageOffset.y](#) and [extent.width](#) does not equal the height of the subresource specified by [imageSubresource](#), [extent.width](#) **must** be a multiple of the [texel block extent height](#) of the [VkFormat](#) of [srcImage](#)

- VUID-vkCmdCopyImageToBuffer-imageOffset-10057

For each element of [pRegions](#), if [VkCopyCommandTransformInfoQCOM::transform](#) is equal to [VK_SURFACE_TRANSFORM_ROTATE_180_BIT_KHR](#), the difference of [imageOffset.y](#) and [extent.height](#) **must** be a multiple of the [texel block extent height](#) of the [VkFormat](#) of [srcImage](#)

- VUID-vkCmdCopyImageToBuffer-imageOffset-10058

For each element of `pRegions`, if `VkCopyCommandTransformInfoQCOM::transform` is equal to `VK_SURFACE_TRANSFORM_ROTATE_270_BIT_KHR`, the difference of `imageOffset.y` and `extent.width` **must** be a multiple of the `texel block extent height` of the `VkFormat` of `srcImage`

- VUID-vkCmdCopyImageToBuffer-srcImage-00209

For each element of `pRegions`, if the sum of `imageOffset.z` and `extent.depth` does not equal the depth of the subresource specified by `srcSubresource`, `extent.depth` **must** be a multiple of the `texel block extent depth` of the `VkFormat` of `srcImage`

- VUID-vkCmdCopyImageToBuffer-imageSubresource-09105

For each element of `pRegions`, `imageSubresource.aspectMask` **must** specify aspects present in `srcImage`

- VUID-vkCmdCopyImageToBuffer-srcImage-07981

If `srcImage` has a `multi-planar format`, then for each element of `pRegions`, `imageSubresource.aspectMask` **must** be a single valid `multi-planar aspect mask` bit

- VUID-vkCmdCopyImageToBuffer-srcImage-07983

If `srcImage` is of type `VK_IMAGE_TYPE_3D`, for each element of `pRegions`, `imageSubresource.baseArrayLayer` **must** be 0 and `imageSubresource.layerCount` **must** be 1

- VUID-vkCmdCopyImageToBuffer-bufferRowLength-09106

For each element of `pRegions`, `bufferRowLength` **must** be a multiple of the `texel block extent width` of the `VkFormat` of `srcImage`

- VUID-vkCmdCopyImageToBuffer-bufferImageHeight-09107

For each element of `pRegions`, `bufferImageHeight` **must** be a multiple of the `texel block extent height` of the `VkFormat` of `srcImage`

- VUID-vkCmdCopyImageToBuffer-bufferRowLength-09108

For each element of `pRegions`, `bufferRowLength` divided by the `texel block extent width` and then multiplied by the texel block size of `srcImage` **must** be less than or equal to $2^{31}-1$

- VUID-vkCmdCopyImageToBuffer-srcImage-07975

If `srcImage` does not have either a depth/stencil format or a `multi-planar format`, then for each element of `pRegions`, `bufferOffset` **must** be a multiple of the `texel block size`

- VUID-vkCmdCopyImageToBuffer-srcImage-07976

If `srcImage` has a `multi-planar format`, then for each element of `pRegions`, `bufferOffset` **must** be a multiple of the element size of the compatible format for the format and the `aspectMask` of the `imageSubresource` as defined in `Compatible Formats of Planes of Multi-Planar Formats`

- VUID-vkCmdCopyImageToBuffer-srcImage-07978

If `srcImage` has a depth/stencil format, the `bufferOffset` member of any element of `pRegions` **must** be a multiple of 4

Valid Usage (Implicit)

- VUID-vkCmdCopyImageToBuffer-commandBuffer-parameter
`commandBuffer` **must** be a valid `VkCommandBuffer` handle

- VUID-vkCmdCopyImageToBuffer-srcImage-parameter
`srcImage` **must** be a valid `VkImage` handle
- VUID-vkCmdCopyImageToBuffer-srcImageLayout-parameter
`srcImageLayout` **must** be a valid `VkImageLayout` value
- VUID-vkCmdCopyImageToBuffer-dstBuffer-parameter
`dstBuffer` **must** be a valid `VkBuffer` handle
- VUID-vkCmdCopyImageToBuffer-pRegions-parameter
`pRegions` **must** be a valid pointer to an array of `regionCount` valid `VkBufferImageCopy` structures
- VUID-vkCmdCopyImageToBuffer-commandBuffer-recording
`commandBuffer` **must** be in the `recording` state
- VUID-vkCmdCopyImageToBuffer-commandBuffer-cmdpool
The `VkCommandPool` that `commandBuffer` was allocated from **must** support `VK_QUEUE_COMPUTE_BIT`, `VK_QUEUE_GRAPHICS_BIT`, or `VK_QUEUE_TRANSFER_BIT` operations
- VUID-vkCmdCopyImageToBuffer-renderpass
This command **must** only be called outside of a render pass instance
- VUID-vkCmdCopyImageToBuffer-suspended
This command **must** not be called between suspended render pass instances
- VUID-vkCmdCopyImageToBuffer-videocoding
This command **must** only be called outside of a video coding scope
- VUID-vkCmdCopyImageToBuffer-regionCount-arraylength
`regionCount` **must** be greater than 0
- VUID-vkCmdCopyImageToBuffer-commonparent
Each of `commandBuffer`, `dstBuffer`, and `srcImage` **must** have been created, allocated, or retrieved from the same `VkDevice`

Host Synchronization

- Host access to `commandBuffer` **must** be externally synchronized
- Host access to the `VkCommandPool` that `commandBuffer` was allocated from **must** be externally synchronized

Command Properties

Command Buffer Levels	Render Pass Scope	Video Coding Scope	Supported Queue Types	Command Type
Primary Secondary	Outside	Outside	VK_QUEUE_COMPUTE_BIT VK_QUEUE_GRAPHICS_BIT VK_QUEUE_TRANSFER_BIT	Action

Conditional Rendering

`vkCmdCopyImageToBuffer` is not affected by [conditional rendering](#)

For both [vkCmdCopyBufferToImage](#) and [vkCmdCopyImageToBuffer](#), each element of `pRegions` is a structure defined as:

```
// Provided by VK_VERSION_1_0
typedef struct VkBufferImageCopy {
    VkDeviceSize          bufferOffset;
    uint32_t              bufferRowLength;
    uint32_t              bufferImageHeight;
    VkImageSubresourceLayers imageSubresource;
    VkOffset3D            imageOffset;
    VkExtent3D            imageExtent;
} VkBufferImageCopy;
```

- `bufferOffset` is the offset in bytes from the start of the buffer object where the image data is copied from or to.
- `bufferRowLength` and `bufferImageHeight` specify in texels a subregion of a larger two- or three-dimensional image in buffer memory, and control the addressing calculations. If either of these values is zero, that aspect of the buffer memory is considered to be tightly packed according to the `imageExtent`.
- `imageSubresource` is a [VkImageSubresourceLayers](#) used to specify the specific image subresources of the image used for the source or destination image data.
- `imageOffset` selects the initial `x`, `y`, `z` offsets in texels of the sub-region of the source or destination image data.
- `imageExtent` is the size in texels of the image to copy in `width`, `height` and `depth`.

Valid Usage

- VUID-VkBufferImageCopy-bufferRowLength-09101
`bufferRowLength` **must** be 0, or greater than or equal to the `width` member of `imageExtent`
- VUID-VkBufferImageCopy-bufferImageHeight-09102
`bufferImageHeight` **must** be 0, or greater than or equal to the `height` member of `imageExtent`
- VUID-VkBufferImageCopy-aspectMask-09103
The `aspectMask` member of `imageSubresource` **must** only have a single bit set
- VUID-VkBufferImageCopy-imageExtent-06659
`imageExtent.width` **must** not be 0
- VUID-VkBufferImageCopy-imageExtent-06660
`imageExtent.height` **must** not be 0
- VUID-VkBufferImageCopy-imageExtent-06661
`imageExtent.depth` **must** not be 0

Valid Usage (Implicit)

- VUID-VkBufferImageCopy-imageSubresource-parameter
`imageSubresource` **must** be a valid `VkImageSubresourceLayers` structure

More extensible versions of the commands to copy between buffers and images are defined below.

To copy data from a buffer object to an image object, call:

```
// Provided by VK_VERSION_1_3
void vkCmdCopyBufferToImage2(
    VkCommandBuffer                      commandBuffer,
    const VkCopyBufferToImageInfo2*     pCopyBufferToImageInfo);
```

```
// Provided by VK_KHR_copy_commands2
// Equivalent to vkCmdCopyBufferToImage2
void vkCmdCopyBufferToImage2KHR(
    VkCommandBuffer                      commandBuffer,
    const VkCopyBufferToImageInfo2*     pCopyBufferToImageInfo);
```

- `commandBuffer` is the command buffer into which the command will be recorded.
- `pCopyBufferToImageInfo` is a pointer to a `VkCopyBufferToImageInfo2` structure describing the copy parameters.

This command is functionally identical to `vkCmdCopyBufferToImage`, but includes extensible sub-structures that include `sType` and `pNext` parameters, allowing them to be more easily extended.

Valid Usage

- VUID-vkCmdCopyBufferToImage2-commandBuffer-01828
If `commandBuffer` is an unprotected command buffer and `protectedNoFault` is not supported, `srcBuffer` **must** not be a protected buffer
- VUID-vkCmdCopyBufferToImage2-commandBuffer-01829
If `commandBuffer` is an unprotected command buffer and `protectedNoFault` is not supported, `dstImage` **must** not be a protected image
- VUID-vkCmdCopyBufferToImage2-commandBuffer-01830
If `commandBuffer` is a protected command buffer and `protectedNoFault` is not supported, `dstImage` **must** not be an unprotected image
- VUID-vkCmdCopyBufferToImage2-commandBuffer-07737
If the `maintenance11` feature is not enabled, and the queue family used to create the `VkCommandPool` which `commandBuffer` was allocated from does not support `VK_QUEUE_GRAPHICS_BIT` or `VK_QUEUE_COMPUTE_BIT`, the `bufferOffset` member of any element of `pCopyBufferToImageInfo->pRegions` **must** be a multiple of 4
- VUID-vkCmdCopyBufferToImage2-imageOffset-07738
The `imageOffset` and `imageExtent` members of each element of `pCopyBufferToImageInfo->pRegions` **must** respect the image transfer granularity requirements of `commandBuffer`'s command pool's queue family, as described in [VkQueueFamilyProperties](#)
- VUID-vkCmdCopyBufferToImage2-commandBuffer-07739
If the queue family used to create the `VkCommandPool` which `commandBuffer` was allocated from does not support `VK_QUEUE_GRAPHICS_BIT`, and the `maintenance10` feature is not enabled, for each element of `pCopyBufferToImageInfo->pRegions`, the `aspectMask` member of `imageSubresource` **must** not be `VK_IMAGE_ASPECT_DEPTH_BIT` or `VK_IMAGE_ASPECT_STENCIL_BIT`
- VUID-vkCmdCopyBufferToImage2-commandBuffer-11778
If the queue family used to create the `VkCommandPool` which `commandBuffer` was allocated from does not support `VK_QUEUE_GRAPHICS_BIT` but does support `VK_QUEUE_COMPUTE_BIT`, and in any element of `pCopyBufferToImageInfo->pRegions` the `aspectMask` member of `imageSubresource` is `VK_IMAGE_ASPECT_DEPTH_BIT`, then the `format` features of `dstImage` **must** contain `VK_FORMAT_FEATURE_2_DEPTH_COPY_ON_COMPUTE_QUEUE_BIT_KHR`
- VUID-vkCmdCopyBufferToImage2-commandBuffer-11779
If the queue family used to create the `VkCommandPool` which `commandBuffer` was allocated from does not support `VK_QUEUE_GRAPHICS_BIT` and `VK_QUEUE_COMPUTE_BIT`, but does support `VK_QUEUE_TRANSFER_BIT`, and in any element of `pCopyBufferToImageInfo->pRegions` the `aspectMask` member of `imageSubresource` is `VK_IMAGE_ASPECT_DEPTH_BIT`, then the `format` features of `dstImage` **must** contain `VK_FORMAT_FEATURE_2_DEPTH_COPY_ON_TRANSFER_QUEUE_BIT_KHR`
- VUID-vkCmdCopyBufferToImage2-commandBuffer-11780
If the queue family used to create the `VkCommandPool` which `commandBuffer` was allocated from does not support `VK_QUEUE_GRAPHICS_BIT` but does support `VK_QUEUE_COMPUTE_BIT`, and in any element of `pCopyBufferToImageInfo->pRegions` the

`aspectMask` member of `imageSubresource` is `VK_IMAGE_ASPECT_STENCIL_BIT`, then the `format` features of `dstImage` **must** contain `VK_FORMAT_FEATURE_2_STENCIL_COPY_ON_COMPUTE_QUEUE_BIT_KHR`

- VUID-vkCmdCopyBufferToImage2-commandBuffer-11781

If the queue family used to create the `VkCommandPool` which `commandBuffer` was allocated from does not support `VK_QUEUE_GRAPHICS_BIT` and `VK_QUEUE_COMPUTE_BIT`, but does support `VK_QUEUE_TRANSFER_BIT`, and in any element of `pCopyBufferToImageInfo->pRegions` the `aspectMask` member of `imageSubresource` is `VK_IMAGE_ASPECT_STENCIL_BIT`, then the `format` features of `dstImage` **must** contain `VK_FORMAT_FEATURE_2_STENCIL_COPY_ON_TRANSFER_QUEUE_BIT_KHR`

Valid Usage (Implicit)

- VUID-vkCmdCopyBufferToImage2-commandBuffer-parameter
`commandBuffer` **must** be a valid `VkCommandBuffer` handle
- VUID-vkCmdCopyBufferToImage2-pCopyBufferToImageInfo-parameter
`pCopyBufferToImageInfo` **must** be a valid pointer to a valid `VkCopyBufferToImageInfo2` structure
- VUID-vkCmdCopyBufferToImage2-commandBuffer-recording
`commandBuffer` **must** be in the `recording` state
- VUID-vkCmdCopyBufferToImage2-commandBuffer-cmdpool
The `VkCommandPool` that `commandBuffer` was allocated from **must** support `VK_QUEUE_COMPUTE_BIT`, `VK_QUEUE_GRAPHICS_BIT`, or `VK_QUEUE_TRANSFER_BIT` operations
- VUID-vkCmdCopyBufferToImage2-renderpass
This command **must** only be called outside of a render pass instance
- VUID-vkCmdCopyBufferToImage2-suspended
This command **must** not be called between suspended render pass instances
- VUID-vkCmdCopyBufferToImage2-videocoding
This command **must** only be called outside of a video coding scope

Host Synchronization

- Host access to `commandBuffer` **must** be externally synchronized
- Host access to the `VkCommandPool` that `commandBuffer` was allocated from **must** be externally synchronized

Command Properties

Command Buffer Levels	Render Pass Scope	Video Coding Scope	Supported Queue Types	Command Type
Primary Secondary	Outside	Outside	VK_QUEUE_COMPUTE_BIT VK_QUEUE_GRAPHICS_BIT VK_QUEUE_TRANSFER_BIT	Action

Conditional Rendering

vkCmdCopyBufferToImage2 is not affected by [conditional rendering](#)

The `VkCopyBufferToImageInfo2` structure is defined as:

```
// Provided by VK_VERSION_1_3
typedef struct VkCopyBufferToImageInfo2 {
    VkStructureType    sType;
    const void*        pNext;
    VkBuffer            srcBuffer;
    VkImage             dstImage;
    VkImageLayout       dstImageLayout;
    uint32_t            regionCount;
    const VkBufferImageCopy2* pRegions;
} VkCopyBufferToImageInfo2;
```

```
// Provided by VK_KHR_copy_commands2
// Equivalent to VkCopyBufferToImageInfo2
typedef VkCopyBufferToImageInfo2 VkCopyBufferToImageInfo2KHR;
```

- `sType` is a [VkStructureType](#) value identifying this structure.
- `pNext` is `NULL` or a pointer to a structure extending this structure.
- `srcBuffer` is the source buffer.
- `dstImage` is the destination image.
- `dstImageLayout` is the layout of the destination image subresources for the copy.
- `regionCount` is the number of regions to copy.
- `pRegions` is a pointer to an array of [VkBufferImageCopy2](#) structures specifying the regions to copy.

Valid Usage

- VUID-VkCopyBufferToImageInfo2-pRegions-04565
The image region specified by each element of `pRegions` that does not contain `VkCopyCommandTransformInfoQCOM` in its `pNext` chain **must** be contained within the specified `imageSubresource` of `dstImage`
- VUID-VkCopyBufferToImageInfo2KHR-pRegions-04554
If the image region specified by each element of `pRegions` contains `VkCopyCommandTransformInfoQCOM` in its `pNext` chain, the `rotated destination region` **must** be contained within `dstImage`
- VUID-VkCopyBufferToImageInfo2KHR-pRegions-04555
If any element of `pRegions` contains `VkCopyCommandTransformInfoQCOM` in its `pNext` chain, then `dstImage` **must** have a 1x1x1 `texel block extent`
- VUID-VkCopyBufferToImageInfo2KHR-pRegions-06203
If any element of `pRegions` contains `VkCopyCommandTransformInfoQCOM` in its `pNext` chain, then `dstImage` **must** be of type `VK_IMAGE_TYPE_2D`
- VUID-VkCopyBufferToImageInfo2KHR-pRegions-06204
If any element of `pRegions` contains `VkCopyCommandTransformInfoQCOM` in its `pNext` chain, then `dstImage` **must** not have a `multi-planar format`
- VUID-VkCopyBufferToImageInfo2-pRegions-00171
`srcBuffer` **must** be large enough to contain all buffer locations that are accessed according to `Buffer and Image Addressing`, for each element of `pRegions`
- VUID-VkCopyBufferToImageInfo2-pRegions-00173
The union of all source regions, and the union of all destination regions, specified by the elements of `pRegions`, **must** not overlap in memory
- VUID-VkCopyBufferToImageInfo2-srcBuffer-00174
`srcBuffer` **must** have been created with the `VK_BUFFER_USAGE_TRANSFER_SRC_BIT` usage flag set
- VUID-VkCopyBufferToImageInfo2-dstImage-01997
The `format features` of `dstImage` **must** contain `VK_FORMAT_FEATURE_TRANSFER_DST_BIT`
- VUID-VkCopyBufferToImageInfo2-srcBuffer-00176
If `srcBuffer` is non-sparse then it **must** be bound completely and contiguously to a single `VkDeviceMemory` object
- VUID-VkCopyBufferToImageInfo2-dstImage-00177
`dstImage` **must** have been created with the `VK_IMAGE_USAGE_TRANSFER_DST_BIT` usage flag set
- VUID-VkCopyBufferToImageInfo2-dstImageLayout-00180
`dstImageLayout` **must** specify the layout of the image subresources of `dstImage` specified in `pRegions` at the time this command is executed on a `VkDevice`
- VUID-VkCopyBufferToImageInfo2-dstImageLayout-01396
`dstImageLayout` **must** be `VK_IMAGE_LAYOUT_SHARED_PRESENT_KHR`, `VK_IMAGE_LAYOUT_TRANSFER_DST_OPTIMAL`, or `VK_IMAGE_LAYOUT_GENERAL`

- VUID-VkCopyBufferToImageInfo2-pRegions-07931
If `VK_EXT_depth_range_unrestricted` is not enabled, for each element of `pRegions` whose `imageSubresource` contains a depth aspect, the data in `srcBuffer` **must** be in the range [0,1]
- VUID-VkCopyBufferToImageInfo2-dstImage-07966
If `dstImage` is non-sparse then the image or each specified *disjoint* plane **must** be bound completely and contiguously to a single `VkDeviceMemory` object
- VUID-VkCopyBufferToImageInfo2-imageSubresource-07967
The `imageSubresource.mipLevel` member of each element of `pRegions` **must** be less than the `mipLevels` specified in `VkImageCreateInfo` when `dstImage` was created
- VUID-VkCopyBufferToImageInfo2-imageSubresource-07968
If `imageSubresource.layerCount` is not `VK_REMAINING_ARRAY_LAYERS`, `imageSubresource.baseArrayLayer` + `imageSubresource.layerCount` of each element of `pRegions` **must** be less than or equal to the `arrayLayers` specified in `VkImageCreateInfo` when `dstImage` was created
- VUID-VkCopyBufferToImageInfo2-dstImage-07969
`dstImage` **must** not have been created with `flags` containing `VK_IMAGE_CREATE_SUBSAMPLED_BIT_EXT`
- VUID-VkCopyBufferToImageInfo2-dstImage-07973
`dstImage` **must** have a sample count equal to `VK_SAMPLE_COUNT_1_BIT`
- VUID-VkCopyBufferToImageInfo2-dstImage-07979
If `dstImage` is of type `VK_IMAGE_TYPE_1D`, then for each element of `pRegions`, `imageOffset.y` **must** be 0 and `imageExtent.height` **must** be 1
- VUID-VkCopyBufferToImageInfo2-imageOffset-09104
For each element of `pRegions`, `imageOffset.z` and `(imageExtent.depth + imageOffset.z)` **must** both be greater than or equal to 0 and less than or equal to the depth of the specified `imageSubresource` of `dstImage`
- VUID-VkCopyBufferToImageInfo2-dstImage-07980
If `dstImage` is of type `VK_IMAGE_TYPE_1D` or `VK_IMAGE_TYPE_2D`, then for each element of `pRegions`, `imageOffset.z` **must** be 0 and `imageExtent.depth` **must** be 1
- VUID-VkCopyBufferToImageInfo2-dstImage-07274
For each element of `pRegions`, if `VkCopyCommandTransformInfoQCOM::transform` is equal to `VK_SURFACE_TRANSFORM_IDENTITY_BIT_KHR` or `VK_SURFACE_TRANSFORM_ROTATE_270_BIT_KHR`, `imageOffset.x` **must** be a multiple of the `texel block extent width` of the `VkFormat` of `dstImage`
- VUID-VkCopyBufferToImageInfo2-imageOffset-10051
For each element of `pRegions`, if `VkCopyCommandTransformInfoQCOM::transform` is equal to `VK_SURFACE_TRANSFORM_ROTATE_180_BIT_KHR` or `VK_SURFACE_TRANSFORM_ROTATE_90_BIT_KHR`, and `imageOffset.x` does not equal the width of the subresource specified by `imageSubresource`, `imageOffset.x` **must** be a multiple of the `texel block extent width` of the `VkFormat` of `dstImage`
- VUID-VkCopyBufferToImageInfo2-dstImage-07275
For each element of `pRegions`, if `VkCopyCommandTransformInfoQCOM::transform` is equal

to `VK_SURFACE_TRANSFORM_IDENTITY_BIT_KHR` or `VK_SURFACE_TRANSFORM_ROTATE_90_BIT_KHR`, `imageOffset.y` **must** be a multiple of the `texel block extent height` of the `VkFormat` of `dstImage`

- VUID-VkCopyBufferToImageInfo2-imageOffset-10052

For each element of `pRegions`, if `VkCopyCommandTransformInfoQCOM::transform` is equal to `VK_SURFACE_TRANSFORM_ROTATE_270_BIT_KHR` or `VK_SURFACE_TRANSFORM_ROTATE_180_BIT_KHR`, and `imageOffset.y` does not equal the height of the subresource specified by `imageSubresource`, `imageOffset.y` **must** be a multiple of the `texel block extent height` of the `VkFormat` of `dstImage`

- VUID-VkCopyBufferToImageInfo2-dstImage-07276

For each element of `pRegions`, `imageOffset.z` **must** be a multiple of the `texel block extent depth` of the `VkFormat` of `dstImage`

- VUID-VkCopyBufferToImageInfo2-dstImage-00207

For each element of `pRegions`, if `VkCopyCommandTransformInfoQCOM::transform` is equal to `VK_SURFACE_TRANSFORM_IDENTITY_BIT_KHR`, the sum of `imageOffset.x` and `extent.width` does not equal the width of the subresource specified by `imageSubresource`, `extent.width` **must** be a multiple of the `texel block extent width` of the `VkFormat` of `dstImage`

- VUID-VkCopyBufferToImageInfo2-imageOffset-10053

For each element of `pRegions`, if `VkCopyCommandTransformInfoQCOM::transform` is equal to `VK_SURFACE_TRANSFORM_ROTATE_90_BIT_KHR`, the difference of `imageOffset.x` and `extent.height` **must** be a multiple of the `texel block extent width` of the `VkFormat` of `dstImage`

- VUID-VkCopyBufferToImageInfo2-imageOffset-10054

For each element of `pRegions`, if `VkCopyCommandTransformInfoQCOM::transform` is equal to `VK_SURFACE_TRANSFORM_ROTATE_180_BIT_KHR`, the difference of `imageOffset.x` and `extent.width` **must** be a multiple of the `texel block extent width` of the `VkFormat` of `dstImage`

- VUID-VkCopyBufferToImageInfo2-imageOffset-10055

For each element of `pRegions`, if `VkCopyCommandTransformInfoQCOM::transform` is equal to `VK_SURFACE_TRANSFORM_ROTATE_270_BIT_KHR`, the sum of `imageOffset.x` and `extent.height` does not equal the width of the subresource specified by `imageSubresource`, `extent.height` **must** be a multiple of the `texel block extent width` of the `VkFormat` of `dstImage`

- VUID-VkCopyBufferToImageInfo2-dstImage-00208

For each element of `pRegions`, if `VkCopyCommandTransformInfoQCOM::transform` is equal to `VK_SURFACE_TRANSFORM_IDENTITY_BIT_KHR`, and the sum of `imageOffset.y` and `extent.height` does not equal the height of the subresource specified by `imageSubresource`, `extent.height` **must** be a multiple of the `texel block extent height` of the `VkFormat` of `dstImage`

- VUID-VkCopyBufferToImageInfo2-imageOffset-10056

For each element of `pRegions`, if `VkCopyCommandTransformInfoQCOM::transform` is equal to `VK_SURFACE_TRANSFORM_ROTATE_90_BIT_KHR`, the sum of `imageOffset.y` and `extent.width` does not equal the height of the subresource specified by `imageSubresource`, `extent.width` **must** be a multiple of the `texel block extent height` of the `VkFormat` of

`dstImage`

- VUID-VkCopyBufferToImageInfo2-imageOffset-10057
For each element of `pRegions`, if `VkCopyCommandTransformInfoQCOM::transform` is equal to `VK_SURFACE_TRANSFORM_ROTATE_180_BIT_KHR`, the difference of `imageOffset.y` and `extent.height` **must** be a multiple of the `texel block extent height` of the `VkFormat` of `dstImage`
- VUID-VkCopyBufferToImageInfo2-imageOffset-10058
For each element of `pRegions`, if `VkCopyCommandTransformInfoQCOM::transform` is equal to `VK_SURFACE_TRANSFORM_ROTATE_270_BIT_KHR`, the difference of `imageOffset.y` and `extent.width` **must** be a multiple of the `texel block extent height` of the `VkFormat` of `dstImage`
- VUID-VkCopyBufferToImageInfo2-dstImage-00209
For each element of `pRegions`, if the sum of `imageOffset.z` and `extent.depth` does not equal the depth of the subresource specified by `srcSubresource`, `extent.depth` **must** be a multiple of the `texel block extent depth` of the `VkFormat` of `dstImage`
- VUID-VkCopyBufferToImageInfo2-imageSubresource-09105
For each element of `pRegions`, `imageSubresource.aspectMask` **must** specify aspects present in `dstImage`
- VUID-VkCopyBufferToImageInfo2-dstImage-07981
If `dstImage` has a `multi-planar format`, then for each element of `pRegions`, `imageSubresource.aspectMask` **must** be a single valid `multi-planar aspect mask` bit
- VUID-VkCopyBufferToImageInfo2-dstImage-07983
If `dstImage` is of type `VK_IMAGE_TYPE_3D`, for each element of `pRegions`, `imageSubresource.baseArrayLayer` **must** be 0 and `imageSubresource.layerCount` **must** be 1
- VUID-VkCopyBufferToImageInfo2-bufferRowLength-09106
For each element of `pRegions`, `bufferRowLength` **must** be a multiple of the `texel block extent width` of the `VkFormat` of `dstImage`
- VUID-VkCopyBufferToImageInfo2-bufferImageHeight-09107
For each element of `pRegions`, `bufferImageHeight` **must** be a multiple of the `texel block extent height` of the `VkFormat` of `dstImage`
- VUID-VkCopyBufferToImageInfo2-bufferRowLength-09108
For each element of `pRegions`, `bufferRowLength` divided by the `texel block extent width` and then multiplied by the texel block size of `dstImage` **must** be less than or equal to $2^{31}-1$
- VUID-VkCopyBufferToImageInfo2-dstImage-07975
If `dstImage` does not have either a depth/stencil format or a `multi-planar format`, then for each element of `pRegions`, `bufferOffset` **must** be a multiple of the `texel block size`
- VUID-VkCopyBufferToImageInfo2-dstImage-07976
If `dstImage` has a `multi-planar format`, then for each element of `pRegions`, `bufferOffset` **must** be a multiple of the element size of the compatible format for the format and the `aspectMask` of the `imageSubresource` as defined in [Compatible Formats of Planes of Multi-Planar Formats](#)
- VUID-VkCopyBufferToImageInfo2-dstImage-07978

If `dstImage` has a depth/stencil format, the `bufferOffset` member of any element of `pRegions` **must** be a multiple of 4

- VUID-VkCopyBufferToImageInfo2-pRegions-06223

For each element of `pRegions` not containing `VkCopyCommandTransformInfoQCOM` in its `pNext` chain, `imageOffset.x` and `(imageExtent.width + imageOffset.x)` **must** both be greater than or equal to 0 and less than or equal to the width of the specified `imageSubresource` of `dstImage`

- VUID-VkCopyBufferToImageInfo2-pRegions-06224

For each element of `pRegions` not containing `VkCopyCommandTransformInfoQCOM` in its `pNext` chain, `imageOffset.y` and `(imageExtent.height + imageOffset.y)` **must** both be greater than or equal to 0 and less than or equal to the height of the specified `imageSubresource` of `dstImage`

Valid Usage (Implicit)

- VUID-VkCopyBufferToImageInfo2-sType-sType

`sType` **must** be `VK_STRUCTURE_TYPE_COPY_BUFFER_TO_IMAGE_INFO_2`

- VUID-VkCopyBufferToImageInfo2-pNext-pNext

`pNext` **must** be `NULL`

- VUID-VkCopyBufferToImageInfo2-srcBuffer-parameter

`srcBuffer` **must** be a valid `VkBuffer` handle

- VUID-VkCopyBufferToImageInfo2-dstImage-parameter

`dstImage` **must** be a valid `VkImage` handle

- VUID-VkCopyBufferToImageInfo2-dstImageLayout-parameter

`dstImageLayout` **must** be a valid `VkImageLayout` value

- VUID-VkCopyBufferToImageInfo2-pRegions-parameter

`pRegions` **must** be a valid pointer to an array of `regionCount` valid `VkBufferImageCopy2` structures

- VUID-VkCopyBufferToImageInfo2-regionCount-arraylength

`regionCount` **must** be greater than 0

- VUID-VkCopyBufferToImageInfo2-commonparent

Both of `dstImage`, and `srcBuffer` **must** have been created, allocated, or retrieved from the same `VkDevice`

To copy data from an image object to a buffer object, call:

```
// Provided by VK_VERSION_1_3
void vkCmdCopyImageToBuffer2(
    VkCommandBuffer                      commandBuffer,
    const VkCopyImageToBufferInfo2*     pCopyImageToBufferInfo);
```



```
// Provided by VK_KHR_copy_commands2
// Equivalent to vkCmdCopyImageToBuffer2
void vkCmdCopyImageToBuffer2KHR(
    VkCommandBuffer                                commandBuffer,
    const VkCopyImageToBufferInfo2*                pCopyImageToBufferInfo);
```

- `commandBuffer` is the command buffer into which the command will be recorded.
- `pCopyImageToBufferInfo` is a pointer to a `VkCopyImageToBufferInfo2` structure describing the copy parameters.

This command is functionally identical to `vkCmdCopyImageToBuffer`, but includes extensible sub-structures that include `sType` and `pNext` parameters, allowing them to be more easily extended.

Valid Usage

- VUID-vkCmdCopyImageToBuffer2-commandBuffer-01831
If `commandBuffer` is an unprotected command buffer and `protectedNoFault` is not supported, `srcImage` **must** not be a protected image
- VUID-vkCmdCopyImageToBuffer2-commandBuffer-01832
If `commandBuffer` is an unprotected command buffer and `protectedNoFault` is not supported, `dstBuffer` **must** not be a protected buffer
- VUID-vkCmdCopyImageToBuffer2-commandBuffer-01833
If `commandBuffer` is a protected command buffer and `protectedNoFault` is not supported, `dstBuffer` **must** not be an unprotected buffer
- VUID-vkCmdCopyImageToBuffer2-commandBuffer-07746
If the `maintenance11` feature is not enabled, and the queue family used to create the `VkCommandPool` which `commandBuffer` was allocated from does not support `VK_QUEUE_GRAPHICS_BIT` or `VK_QUEUE_COMPUTE_BIT`, the `bufferOffset` member of any element of `pCopyImageToBufferInfo->pRegions` **must** be a multiple of 4
- VUID-vkCmdCopyImageToBuffer2-imageOffset-07747
The `imageOffset` and `imageExtent` members of each element of `pCopyImageToBufferInfo->pRegions` **must** respect the image transfer granularity requirements of `commandBuffer`'s command pool's queue family, as described in `VkQueueFamilyProperties`
- VUID-vkCmdCopyImageToBuffer2-commandBuffer-10216
If the queue family used to create the `VkCommandPool` which `commandBuffer` was allocated from does not support `VK_QUEUE_GRAPHICS_BIT`, and the `maintenance10` feature is not enabled, for each element of `pCopyImageToBufferInfo->pRegions`, the `aspectMask` member of `imageSubresource` **must** not be `VK_IMAGE_ASPECT_DEPTH_BIT` or `VK_IMAGE_ASPECT_STENCIL_BIT`
- VUID-vkCmdCopyImageToBuffer2-commandBuffer-11790
If the queue family used to create the `VkCommandPool` which `commandBuffer` was allocated from does not support `VK_QUEUE_GRAPHICS_BIT` but does support `VK_QUEUE_COMPUTE_BIT`, and in any element of `pCopyImageToBufferInfo->pRegions` the `aspectMask` member of `imageSubresource` is `VK_IMAGE_ASPECT_DEPTH_BIT`, then the

format features of srcImage must contain
VK_FORMAT_FEATURE_2_DEPTH_COPY_ON_COMPUTE_QUEUE_BIT_KHR

- VUID-vkCmdCopyImageToBuffer2-commandBuffer-11791

If the queue family used to create the `VkCommandPool` which `commandBuffer` was allocated from does not support `VK_QUEUE_GRAPHICS_BIT` and `VK_QUEUE_COMPUTE_BIT`, but does support `VK_QUEUE_TRANSFER_BIT`, and in any element of `pCopyImageToBufferInfo->pRegions` the `aspectMask` member of `imageSubresource` is `VK_IMAGE_ASPECT_DEPTH_BIT`, then the format features of `srcImage` must contain `VK_FORMAT_FEATURE_2_DEPTH_COPY_ON_TRANSFER_QUEUE_BIT_KHR`

- VUID-vkCmdCopyImageToBuffer2-commandBuffer-11792

If the queue family used to create the `VkCommandPool` which `commandBuffer` was allocated from does not support `VK_QUEUE_GRAPHICS_BIT` but does support `VK_QUEUE_COMPUTE_BIT`, and in any element of `pCopyImageToBufferInfo->pRegions` the `aspectMask` member of `imageSubresource` is `VK_IMAGE_ASPECT_STENCIL_BIT`, then the format features of `srcImage` must contain `VK_FORMAT_FEATURE_2_STENCIL_COPY_ON_COMPUTE_QUEUE_BIT_KHR`

- VUID-vkCmdCopyImageToBuffer2-commandBuffer-11793

If the queue family used to create the `VkCommandPool` which `commandBuffer` was allocated from does not support `VK_QUEUE_GRAPHICS_BIT` and `VK_QUEUE_COMPUTE_BIT`, but does support `VK_QUEUE_TRANSFER_BIT`, and in any element of `pCopyImageToBufferInfo->pRegions` the `aspectMask` member of `imageSubresource` is `VK_IMAGE_ASPECT_STENCIL_BIT`, then the format features of `srcImage` must contain `VK_FORMAT_FEATURE_2_STENCIL_COPY_ON_TRANSFER_QUEUE_BIT_KHR`

Valid Usage (Implicit)

- VUID-vkCmdCopyImageToBuffer2-commandBuffer-parameter

`commandBuffer` must be a valid `VkCommandBuffer` handle

- VUID-vkCmdCopyImageToBuffer2-pCopyImageToBufferInfo-parameter

`pCopyImageToBufferInfo` must be a valid pointer to a valid `VkCopyImageToBufferInfo2` structure

- VUID-vkCmdCopyImageToBuffer2-commandBuffer-recording

`commandBuffer` must be in the `recording state`

- VUID-vkCmdCopyImageToBuffer2-commandBuffer-cmdpool

The `VkCommandPool` that `commandBuffer` was allocated from must support `VK_QUEUE_COMPUTE_BIT`, `VK_QUEUE_GRAPHICS_BIT`, or `VK_QUEUE_TRANSFER_BIT` operations

- VUID-vkCmdCopyImageToBuffer2-renderpass

This command must only be called outside of a render pass instance

- VUID-vkCmdCopyImageToBuffer2-suspended

This command must not be called between suspended render pass instances

- VUID-vkCmdCopyImageToBuffer2-videocoding

This command must only be called outside of a video coding scope

Host Synchronization

- Host access to `commandBuffer` **must** be externally synchronized
- Host access to the `VkCommandPool` that `commandBuffer` was allocated from **must** be externally synchronized

Command Properties

Command Buffer Levels	Render Pass Scope	Video Coding Scope	Supported Queue Types	Command Type
Primary Secondary	Outside	Outside	VK_QUEUE_COMPUTE_BIT VK_QUEUE_GRAPHICS_BIT VK_QUEUE_TRANSFER_BIT	Action

Conditional Rendering

`vkCmdCopyImageToBuffer2` is not affected by [conditional rendering](#)

The `VkCopyImageToBufferInfo2` structure is defined as:

```
// Provided by VK_VERSION_1_3
typedef struct VkCopyImageToBufferInfo2 {
    VkStructureType    sType;
    const void*        pNext;
    VkImage             srcImage;
    VkImageLayout       srcImageLayout;
    VkBuffer            dstBuffer;
    uint32_t           regionCount;
    const VkBufferImageCopy2* pRegions;
} VkCopyImageToBufferInfo2;
```

```
// Provided by VK_KHR_copy_commands2
// Equivalent to VkCopyImageToBufferInfo2
typedef VkCopyImageToBufferInfo2 VkCopyImageToBufferInfo2KHR;
```

- `sType` is a `VkStructureType` value identifying this structure.
- `pNext` is `NULL` or a pointer to a structure extending this structure.
- `srcImage` is the source image.

- `srcImageLayout` is the layout of the source image subresources for the copy.
- `dstBuffer` is the destination buffer.
- `regionCount` is the number of regions to copy.
- `pRegions` is a pointer to an array of `VkBufferImageCopy2` structures specifying the regions to copy.

Valid Usage

- VUID-VkCopyImageToBufferInfo2-pRegions-04566
The image region specified by each element of `pRegions` that does not contain `VkCopyCommandTransformInfoQCOM` in its `pNext` chain **must** be contained within the specified `imageSubresource` of `srcImage`
- VUID-VkCopyImageToBufferInfo2KHR-pRegions-04557
If the image region specified by each element of `pRegions` contains `VkCopyCommandTransformInfoQCOM` in its `pNext` chain, the `rotated source region` **must** be contained within `srcImage`
- VUID-VkCopyImageToBufferInfo2KHR-pRegions-04558
If any element of `pRegions` contains `VkCopyCommandTransformInfoQCOM` in its `pNext` chain, then `srcImage` **must** have a 1x1x1 `texel block extent`
- VUID-VkCopyImageToBufferInfo2KHR-pRegions-06205
If any element of `pRegions` contains `VkCopyCommandTransformInfoQCOM` in its `pNext` chain, then `srcImage` **must** be of type `VK_IMAGE_TYPE_2D`
- VUID-VkCopyImageToBufferInfo2KHR-pRegions-06206
If any element of `pRegions` contains `VkCopyCommandTransformInfoQCOM` in its `pNext` chain, then `srcImage` **must** not have a `multi-planar format`
- VUID-VkCopyImageToBufferInfo2-pRegions-00183
`dstBuffer` **must** be large enough to contain all buffer locations that are accessed according to `Buffer and Image Addressing`, for each element of `pRegions`
- VUID-VkCopyImageToBufferInfo2-pRegions-00184
The union of all source regions, and the union of all destination regions, specified by the elements of `pRegions`, **must** not overlap in memory
- VUID-VkCopyImageToBufferInfo2-srcImage-00186
`srcImage` **must** have been created with the `VK_IMAGE_USAGE_TRANSFER_SRC_BIT` usage flag set
- VUID-VkCopyImageToBufferInfo2-srcImage-01998
The `format features` of `srcImage` **must** contain `VK_FORMAT_FEATURE_TRANSFER_SRC_BIT`
- VUID-VkCopyImageToBufferInfo2-dstBuffer-00191
`dstBuffer` **must** have been created with the `VK_BUFFER_USAGE_TRANSFER_DST_BIT` usage flag set
- VUID-VkCopyImageToBufferInfo2-dstBuffer-00192
If `dstBuffer` is non-sparse then it **must** be bound completely and contiguously to a single `VkDeviceMemory` object

- VUID-VkCopyImageToBufferInfo2-srcImageLayout-00189
`srcImageLayout` **must** specify the layout of the image subresources of `srcImage` specified in `pRegions` at the time this command is executed on a `VkDevice`
- VUID-VkCopyImageToBufferInfo2-srcImageLayout-01397
`srcImageLayout` **must** be `VK_IMAGE_LAYOUT_SHARED_PRESENT_KHR`, `VK_IMAGE_LAYOUT_TRANSFER_SRC_OPTIMAL`, or `VK_IMAGE_LAYOUT_GENERAL`
- VUID-VkCopyImageToBufferInfo2-srcImage-07966
If `srcImage` is non-sparse then the image or each specified *disjoint* plane **must** be bound completely and contiguously to a single `VkDeviceMemory` object
- VUID-VkCopyImageToBufferInfo2-imageSubresource-07967
The `imageSubresource.mipLevel` member of each element of `pRegions` **must** be less than the `mipLevels` specified in `VkImageCreateInfo` when `srcImage` was created
- VUID-VkCopyImageToBufferInfo2-imageSubresource-07968
If `imageSubresource.layerCount` is not `VK_REMAINING_ARRAY_LAYERS`, `imageSubresource.baseArrayLayer` + `imageSubresource.layerCount` of each element of `pRegions` **must** be less than or equal to the `arrayLayers` specified in `VkImageCreateInfo` when `srcImage` was created
- VUID-VkCopyImageToBufferInfo2-srcImage-07969
`srcImage` **must** not have been created with `flags` containing `VK_IMAGE_CREATE_SUBSAMPLED_BIT_EXT`
- VUID-VkCopyImageToBufferInfo2-srcImage-07973
`srcImage` **must** have a sample count equal to `VK_SAMPLE_COUNT_1_BIT`
- VUID-VkCopyImageToBufferInfo2-srcImage-07979
If `srcImage` is of type `VK_IMAGE_TYPE_1D`, then for each element of `pRegions`, `imageOffset.y` **must** be 0 and `imageExtent.height` **must** be 1
- VUID-VkCopyImageToBufferInfo2-imageOffset-09104
For each element of `pRegions`, `imageOffset.z` and $(\text{imageExtent.depth} + \text{imageOffset.z})$ **must** both be greater than or equal to 0 and less than or equal to the depth of the specified `imageSubresource` of `srcImage`
- VUID-VkCopyImageToBufferInfo2-srcImage-07980
If `srcImage` is of type `VK_IMAGE_TYPE_1D` or `VK_IMAGE_TYPE_2D`, then for each element of `pRegions`, `imageOffset.z` **must** be 0 and `imageExtent.depth` **must** be 1
- VUID-VkCopyImageToBufferInfo2-srcImage-07274
For each element of `pRegions`, if `VkCopyCommandTransformInfoQCOM::transform` is equal to `VK_SURFACE_TRANSFORM_IDENTITY_BIT_KHR` or `VK_SURFACE_TRANSFORM_ROTATE_270_BIT_KHR`, `imageOffset.x` **must** be a multiple of the `texel block extent width` of the `VkFormat` of `srcImage`
- VUID-VkCopyImageToBufferInfo2-imageOffset-10051
For each element of `pRegions`, if `VkCopyCommandTransformInfoQCOM::transform` is equal to `VK_SURFACE_TRANSFORM_ROTATE_180_BIT_KHR` or `VK_SURFACE_TRANSFORM_ROTATE_90_BIT_KHR`, and `imageOffset.x` does not equal the width of the subresource specified by `imageSubresource`, `imageOffset.x` **must** be a multiple

of the [texel block extent width](#) of the [VkFormat](#) of [srcImage](#)

- VUID-VkCopyImageToBufferInfo2-srcImage-07275

For each element of [pRegions](#), if [VkCopyCommandTransformInfoQCOM::transform](#) is equal to [VK_SURFACE_TRANSFORM_IDENTITY_BIT_KHR](#) or [VK_SURFACE_TRANSFORM_ROTATE_90_BIT_KHR](#), [imageOffset.y](#) **must** be a multiple of the [texel block extent height](#) of the [VkFormat](#) of [srcImage](#)

- VUID-VkCopyImageToBufferInfo2-imageOffset-10052

For each element of [pRegions](#), if [VkCopyCommandTransformInfoQCOM::transform](#) is equal to [VK_SURFACE_TRANSFORM_ROTATE_270_BIT_KHR](#) or [VK_SURFACE_TRANSFORM_ROTATE_180_BIT_KHR](#), and [imageOffset.y](#) does not equal the height of the subresource specified by [imageSubresource](#), [imageOffset.y](#) **must** be a multiple of the [texel block extent height](#) of the [VkFormat](#) of [srcImage](#)

- VUID-VkCopyImageToBufferInfo2-srcImage-07276

For each element of [pRegions](#), [imageOffset.z](#) **must** be a multiple of the [texel block extent depth](#) of the [VkFormat](#) of [srcImage](#)

- VUID-VkCopyImageToBufferInfo2-srcImage-00207

For each element of [pRegions](#), if [VkCopyCommandTransformInfoQCOM::transform](#) is equal to [VK_SURFACE_TRANSFORM_IDENTITY_BIT_KHR](#), the sum of [imageOffset.x](#) and [extent.width](#) does not equal the width of the subresource specified by [imageSubresource](#), [extent.width](#) **must** be a multiple of the [texel block extent width](#) of the [VkFormat](#) of [srcImage](#)

- VUID-VkCopyImageToBufferInfo2-imageOffset-10053

For each element of [pRegions](#), if [VkCopyCommandTransformInfoQCOM::transform](#) is equal to [VK_SURFACE_TRANSFORM_ROTATE_90_BIT_KHR](#), the difference of [imageOffset.x](#) and [extent.height](#) **must** be a multiple of the [texel block extent width](#) of the [VkFormat](#) of [srcImage](#)

- VUID-VkCopyImageToBufferInfo2-imageOffset-10054

For each element of [pRegions](#), if [VkCopyCommandTransformInfoQCOM::transform](#) is equal to [VK_SURFACE_TRANSFORM_ROTATE_180_BIT_KHR](#), the difference of [imageOffset.x](#) and [extent.width](#) **must** be a multiple of the [texel block extent width](#) of the [VkFormat](#) of [srcImage](#)

- VUID-VkCopyImageToBufferInfo2-imageOffset-10055

For each element of [pRegions](#), if [VkCopyCommandTransformInfoQCOM::transform](#) is equal to [VK_SURFACE_TRANSFORM_ROTATE_270_BIT_KHR](#), the sum of [imageOffset.x](#) and [extent.height](#) does not equal the width of the subresource specified by [imageSubresource](#), [extent.height](#) **must** be a multiple of the [texel block extent width](#) of the [VkFormat](#) of [srcImage](#)

- VUID-VkCopyImageToBufferInfo2-srcImage-00208

For each element of [pRegions](#), if [VkCopyCommandTransformInfoQCOM::transform](#) is equal to [VK_SURFACE_TRANSFORM_IDENTITY_BIT_KHR](#), and the sum of [imageOffset.y](#) and [extent.height](#) does not equal the height of the subresource specified by [imageSubresource](#), [extent.height](#) **must** be a multiple of the [texel block extent height](#) of the [VkFormat](#) of [srcImage](#)

- VUID-VkCopyImageToBufferInfo2-imageOffset-10056

For each element of `pRegions`, if `VkCopyCommandTransformInfoQCOM::transform` is equal to `VK_SURFACE_TRANSFORM_ROTATE_90_BIT_KHR`, the sum of `imageOffset.y` and `extent.width` does not equal the height of the subresource specified by `imageSubresource`, `extent.width` **must** be a multiple of the `texel block extent height` of the `VkFormat` of `srcImage`

- VUID-VkCopyImageToBufferInfo2-imageOffset-10057

For each element of `pRegions`, if `VkCopyCommandTransformInfoQCOM::transform` is equal to `VK_SURFACE_TRANSFORM_ROTATE_180_BIT_KHR`, the difference of `imageOffset.y` and `extent.height` **must** be a multiple of the `texel block extent height` of the `VkFormat` of `srcImage`

- VUID-VkCopyImageToBufferInfo2-imageOffset-10058

For each element of `pRegions`, if `VkCopyCommandTransformInfoQCOM::transform` is equal to `VK_SURFACE_TRANSFORM_ROTATE_270_BIT_KHR`, the difference of `imageOffset.y` and `extent.width` **must** be a multiple of the `texel block extent height` of the `VkFormat` of `srcImage`

- VUID-VkCopyImageToBufferInfo2-srcImage-00209

For each element of `pRegions`, if the sum of `imageOffset.z` and `extent.depth` does not equal the depth of the subresource specified by `srcSubresource`, `extent.depth` **must** be a multiple of the `texel block extent depth` of the `VkFormat` of `srcImage`

- VUID-VkCopyImageToBufferInfo2-imageSubresource-09105

For each element of `pRegions`, `imageSubresource.aspectMask` **must** specify aspects present in `srcImage`

- VUID-VkCopyImageToBufferInfo2-srcImage-07981

If `srcImage` has a `multi-planar format`, then for each element of `pRegions`, `imageSubresource.aspectMask` **must** be a single valid `multi-planar aspect mask` bit

- VUID-VkCopyImageToBufferInfo2-srcImage-07983

If `srcImage` is of type `VK_IMAGE_TYPE_3D`, for each element of `pRegions`, `imageSubresource.baseArrayLayer` **must** be 0 and `imageSubresource.layerCount` **must** be 1

- VUID-VkCopyImageToBufferInfo2-bufferRowLength-09106

For each element of `pRegions`, `bufferRowLength` **must** be a multiple of the `texel block extent width` of the `VkFormat` of `srcImage`

- VUID-VkCopyImageToBufferInfo2-bufferImageHeight-09107

For each element of `pRegions`, `bufferImageHeight` **must** be a multiple of the `texel block extent height` of the `VkFormat` of `srcImage`

- VUID-VkCopyImageToBufferInfo2-bufferRowLength-09108

For each element of `pRegions`, `bufferRowLength` divided by the `texel block extent width` and then multiplied by the texel block size of `srcImage` **must** be less than or equal to $2^{31}-1$

- VUID-VkCopyImageToBufferInfo2-srcImage-07975

If `srcImage` does not have either a depth/stencil format or a `multi-planar format`, then for each element of `pRegions`, `bufferOffset` **must** be a multiple of the `texel block size`

- VUID-VkCopyImageToBufferInfo2-srcImage-07976

If `srcImage` has a `multi-planar format`, then for each element of `pRegions`, `bufferOffset` **must** be a multiple of the element size of the compatible format for the format and the

`aspectMask` of the `imageSubresource` as defined in [Compatible Formats of Planes of Multi-Planar Formats](#)

- VUID-VkCopyImageToBufferInfo2-srcImage-07978
If `srcImage` has a depth/stencil format, the `bufferOffset` member of any element of `pRegions` **must** be a multiple of 4
- VUID-VkCopyImageToBufferInfo2-imageOffset-00197
For each element of `pRegions` not containing `VkCopyCommandTransformInfoQCOM` in its `pNext` chain, `imageOffset.x` and `(imageExtent.width + imageOffset.x)` **must** both be greater than or equal to 0 and less than or equal to the width of the specified `imageSubresource` of `srcImage`
- VUID-VkCopyImageToBufferInfo2-imageOffset-00198
For each element of `pRegions` not containing `VkCopyCommandTransformInfoQCOM` in its `pNext` chain, `imageOffset.y` and `(imageExtent.height + imageOffset.y)` **must** both be greater than or equal to 0 and less than or equal to the height of the specified `imageSubresource` of `srcImage`

Valid Usage (Implicit)

- VUID-VkCopyImageToBufferInfo2-sType-sType
`sType` **must** be `VK_STRUCTURE_TYPE_COPY_IMAGE_TO_BUFFER_INFO_2`
- VUID-VkCopyImageToBufferInfo2-pNext-pNext
`pNext` **must** be `NULL`
- VUID-VkCopyImageToBufferInfo2-srcImage-parameter
`srcImage` **must** be a valid `VkImage` handle
- VUID-VkCopyImageToBufferInfo2-srcImageLayout-parameter
`srcImageLayout` **must** be a valid `VkImageLayout` value
- VUID-VkCopyImageToBufferInfo2-dstBuffer-parameter
`dstBuffer` **must** be a valid `VkBuffer` handle
- VUID-VkCopyImageToBufferInfo2-pRegions-parameter
`pRegions` **must** be a valid pointer to an array of `regionCount` valid `VkBufferImageCopy2` structures
- VUID-VkCopyImageToBufferInfo2-regionCount-arraylength
`regionCount` **must** be greater than 0
- VUID-VkCopyImageToBufferInfo2-commonparent
Both of `dstBuffer`, and `srcImage` **must** have been created, allocated, or retrieved from the same `VkDevice`

For both `vkCmdCopyBufferToImage2` and `vkCmdCopyImageToBuffer2`, each element of `pRegions` is a structure defined as:


```
// Provided by VK_VERSION_1_3
typedef struct VkBufferImageCopy2 {
    VkStructureType      sType;
    const void*          pNext;
    VkDeviceSize          bufferOffset;
    uint32_t              bufferRowLength;
    uint32_t              bufferImageHeight;
    VkImageSubresourceLayers imageSubresource;
    VkOffset3D            imageOffset;
    VkExtent3D            imageExtent;
} VkBufferImageCopy2;
```

```
// Provided by VK_KHR_copy_commands2
// Equivalent to VkBufferImageCopy2
typedef VkBufferImageCopy2 VkBufferImageCopy2KHR;
```

- **sType** is a [VkStructureType](#) value identifying this structure.
- **pNext** is **NULL** or a pointer to a structure extending this structure.
- **bufferOffset** is the offset in bytes from the start of the buffer object where the image data is copied from or to.
- **bufferRowLength** and **bufferImageHeight** specify in texels a subregion of a larger two- or three-dimensional image in buffer memory, and control the addressing calculations. If either of these values is zero, that aspect of the buffer memory is considered to be tightly packed according to the **imageExtent**.
- **imageSubresource** is a [VkImageSubresourceLayers](#) used to specify the specific image subresources of the image used for the source or destination image data.
- **imageOffset** selects the initial **x**, **y**, **z** offsets in texels of the sub-region of the source or destination image data.
- **imageExtent** is the size in texels of the image to copy in **width**, **height** and **depth**.

This structure is functionally identical to [VkBufferImageCopy](#), but adds **sType** and **pNext** parameters, allowing it to be more easily extended.

Valid Usage

- VUID-VkBufferImageCopy2-bufferRowLength-09101
bufferRowLength **must** be 0, or greater than or equal to the **width** member of **imageExtent**
- VUID-VkBufferImageCopy2-bufferImageHeight-09102
bufferImageHeight **must** be 0, or greater than or equal to the **height** member of **imageExtent**
- VUID-VkBufferImageCopy2-aspectMask-09103
The **aspectMask** member of **imageSubresource** **must** only have a single bit set
- VUID-VkBufferImageCopy2-imageExtent-06659
imageExtent.width **must** not be 0

- VUID-VkBufferImageCopy2-imageExtent-06660
`imageExtent.height` **must** not be 0
- VUID-VkBufferImageCopy2-imageExtent-06661
`imageExtent.depth` **must** not be 0

Valid Usage (Implicit)

- VUID-VkBufferImageCopy2-sType-sType
`sType` **must** be `VK_STRUCTURE_TYPE_BUFFER_IMAGE_COPY_2`
- VUID-VkBufferImageCopy2-pNext-pNext
`pNext` **must** be `NULL` or a pointer to a valid instance of `VkCopyCommandTransformInfoQCOM`
- VUID-VkBufferImageCopy2-sType-unique
The `sType` value of each structure in the `pNext` chain **must** be unique
- VUID-VkBufferImageCopy2-imageSubresource-parameter
`imageSubresource` **must** be a valid `VkImageSubresourceLayers` structure

The `VkCopyCommandTransformInfoQCOM` structure is defined as:

```
// Provided by VK_QCOM_rotated_copy_commands
typedef struct VkCopyCommandTransformInfoQCOM {
    VkStructureType          sType;
    const void*              pNext;
    VkSurfaceTransformFlagBitsKHR transform;
} VkCopyCommandTransformInfoQCOM;
```

- `sType` is a `VkStructureType` value identifying this structure.
- `pNext` is `NULL` or a pointer to a structure extending this structure.
- `transform` is a `VkSurfaceTransformFlagBitsKHR` value describing the transform to be applied.

Including this structure in the `pNext` chain of `VkBufferImageCopy2` defines a rotation to be performed when copying between an image and a buffer. Including this structure in the `pNext` chain of `VkBlitImageInfo2` defines a rotation to be performed when blitting between two images. If this structure is not specified in either case, the implementation behaves as if it was specified with a `transform` equal to `VK_SURFACE_TRANSFORM_IDENTITY_BIT_KHR`.

Specifying a transform for a copy between an image and a buffer **rotates the region accessed in the image around the offset**. Specifying a transform for a blit performs a similar transform as described in [Image Blits with Scaling and Rotation](#).

Rotations other than `VK_SURFACE_TRANSFORM_IDENTITY_BIT_KHR` **can** only be specified for single-plane 2D images with a 1x1x1 texel block extent.

Valid Usage

- VUID-VkCopyCommandTransformInfoQCOM-transform-04560

`transform` must be `VK_SURFACE_TRANSFORM_IDENTITY_BIT_KHR`,
`VK_SURFACE_TRANSFORM_ROTATE_90_BIT_KHR`,
`VK_SURFACE_TRANSFORM_ROTATE_180_BIT_KHR`, or
`VK_SURFACE_TRANSFORM_ROTATE_270_BIT_KHR`

Valid Usage (Implicit)

- VUID-VkCopyCommandTransformInfoQCOM-sType-sType

`sType` must be `VK_STRUCTURE_TYPE_COPY_COMMAND_TRANSFORM_INFO_QCOM`

Structure Chaining

Extends the structures

- [VkBufferImageCopy2](#)
- [VkDeviceMemoryImageCopyKHR](#)
- [VkImageBlit2](#)

The following commands can be used to copy between host memory and images. Bytes in host memory and texels in images are accessed as specified in [Copying Data Between Buffers and Images](#), with buffers replaced with host memory.

NOTE

Copies to and from an image on the host are not internally synchronized. Simultaneous access (involving writes) to overlapping image memory on the host constitutes a [data race](#).

To copy data from host memory to an image object, call:

```
// Provided by VK_VERSION_1_4
VkResult vkCopyMemoryToImage(
    VkDevice device,
    const VkCopyMemoryToImageInfo* pCopyMemoryToImageInfo);
```

```
// Provided by VK_EXT_host_image_copy
// Equivalent to vkCopyMemoryToImage
VkResult vkCopyMemoryToImageEXT(
    VkDevice device,
    const VkCopyMemoryToImageInfo* pCopyMemoryToImageInfo);
```

- `device` is the device which owns `pCopyMemoryToImageInfo->dstImage`.

- `pCopyMemoryToImageInfo` is a pointer to a `VkCopyMemoryToImageInfo` structure describing the copy parameters.

This command is functionally similar to `vkCmdCopyBufferToImage2`, except it is executed on the host and reads from host memory instead of a buffer. The memory of `pCopyMemoryToImageInfo->dstImage` is accessed by the host as if `coherent`.

NOTE

Because queue submissions `automatically make host memory visible to the device`, there would not be a need for a memory barrier before using the results of this copy operation on the device.

Valid Usage (Implicit)

- VUID-vkCopyMemoryToImage-device-parameter `device` **must** be a valid `VkDevice` handle
- VUID-vkCopyMemoryToImage-pCopyMemoryToImageInfo-parameter `pCopyMemoryToImageInfo` **must** be a valid pointer to a valid `VkCopyMemoryToImageInfo` structure

Return Codes

Success

- `VK_SUCCESS`

Failure

- `VK_ERROR_INITIALIZATION_FAILED`
- `VK_ERROR_MEMORY_MAP_FAILED`
- `VK_ERROR_OUT_OF_DEVICE_MEMORY`
- `VK_ERROR_OUT_OF_HOST_MEMORY`
- `VK_ERROR_UNKNOWN`
- `VK_ERROR_VALIDATION_FAILED`

The `VkCopyMemoryToImageInfo` structure is defined as:


```
// Provided by VK_VERSION_1_4
typedef struct VkCopyMemoryToImageInfo {
    VkStructureType      sType;
    const void*          pNext;
    VkHostImageCopyFlags flags;
    VkImage               dstImage;
    VkImageLayout         dstImageLayout;
    uint32_t              regionCount;
    const VkMemoryToImageCopy* pRegions;
} VkCopyMemoryToImageInfo;
```

```
// Provided by VK_EXT_host_image_copy
// Equivalent to VkCopyMemoryToImageInfo
typedef VkCopyMemoryToImageInfo VkCopyMemoryToImageInfoEXT;
```

- **sType** is a [VkStructureType](#) value identifying this structure.
- **pNext** is `NULL` or a pointer to a structure extending this structure.
- **flags** is a bitmask of [VkHostImageCopyFlagBits](#) values describing additional copy parameters.
- **dstImage** is the destination image.
- **dstImageLayout** is the layout of the destination image subresources for the copy.
- **regionCount** is the number of regions to copy.
- **pRegions** is a pointer to an array of [VkMemoryToImageCopy](#) structures specifying the regions to copy.

vkCopyMemoryToImage does not check whether the device memory associated with **dstImage** is currently in use before performing the copy. The application **must** guarantee that any previously submitted command that reads from or writes to the copy regions has completed before the host performs the copy.

Copy regions for the image **must** be aligned to a multiple of the texel block extent in each dimension, except at the edges of the image, where region extents **must** match the edge of the image.

Valid Usage

- VUID-VkCopyMemoryToImageInfo-dstImage-09109
If **dstImage** is sparse then all memory ranges accessed by the copy command **must** be bound as described in [Binding Resource Memory](#)
- VUID-VkCopyMemoryToImageInfo-dstImage-09111
If the stencil aspect of **dstImage** is accessed, and **dstImage** was not created with [separate stencil usage](#), **dstImage** **must** have been created with the [VK_IMAGE_USAGE_HOST_TRANSFER_BIT](#) usage flag set
- VUID-VkCopyMemoryToImageInfo-dstImage-09112

If the stencil aspect of `dstImage` is accessed, and `dstImage` was created with `separate stencil usage`, `dstImage` **must** have been created with the `VK_IMAGE_USAGE_HOST_TRANSFER_BIT` usage flag set

- VUID-VkCopyMemoryToImageInfo-dstImage-09113

If non-stencil aspects of `dstImage` are accessed, `dstImage` **must** have been created with the `VK_IMAGE_USAGE_HOST_TRANSFER_BIT` usage flag set

- VUID-VkCopyMemoryToImageInfo-imageOffset-09114

If `flags` contains `VK_HOST_IMAGE_COPY_MEMCPY_BIT`, the `x`, `y`, and `z` members of the `imageOffset` member of each element of `pRegions` **must** be `0`

- VUID-VkCopyMemoryToImageInfo-dstImage-09115

If `flags` contains `VK_HOST_IMAGE_COPY_MEMCPY_BIT`, the `imageExtent` member of each element of `pRegions` **must** equal the extents of `dstImage` identified by `imageSubresource`

- VUID-VkCopyMemoryToImageInfo-dstImage-07966

If `dstImage` is non-sparse then the image or each specified *disjoint* plane **must** be bound completely and contiguously to a single `VkDeviceMemory` object

- VUID-VkCopyMemoryToImageInfo-imageSubresource-07967

The `imageSubresource.mipLevel` member of each element of `pRegions` **must** be less than the `mipLevels` specified in `VkImageCreateInfo` when `dstImage` was created

- VUID-VkCopyMemoryToImageInfo-imageSubresource-07968

If `imageSubresource.layerCount` is not `VK_REMAINING_ARRAY_LAYERS`, `imageSubresource.baseArrayLayer` + `imageSubresource.layerCount` of each element of `pRegions` **must** be less than or equal to the `arrayLayers` specified in `VkImageCreateInfo` when `dstImage` was created

- VUID-VkCopyMemoryToImageInfo-dstImage-07969

`dstImage` **must** not have been created with `flags` containing `VK_IMAGE_CREATE_SUBSAMPLED_BIT_EXT`

- VUID-VkCopyMemoryToImageInfo-imageSubresource-07971

For each element of `pRegions`, `imageOffset.x` and `(imageExtent.width + imageOffset.x)` **must** both be greater than or equal to `0` and less than or equal to the width of the specified `imageSubresource` of `dstImage`

- VUID-VkCopyMemoryToImageInfo-imageSubresource-07972

For each element of `pRegions`, `imageOffset.y` and `(imageExtent.height + imageOffset.y)` **must** both be greater than or equal to `0` and less than or equal to the height of the specified `imageSubresource` of `dstImage`

- VUID-VkCopyMemoryToImageInfo-dstImage-07973

`dstImage` **must** have a sample count equal to `VK_SAMPLE_COUNT_1_BIT`

- VUID-VkCopyMemoryToImageInfo-dstImage-07979

If `dstImage` is of type `VK_IMAGE_TYPE_1D`, then for each element of `pRegions`, `imageOffset.y` **must** be `0` and `imageExtent.height` **must** be `1`

- VUID-VkCopyMemoryToImageInfo-imageOffset-09104

For each element of `pRegions`, `imageOffset.z` and `(imageExtent.depth + imageOffset.z)` **must**

both be greater than or equal to 0 and less than or equal to the depth of the specified `imageSubresource` of `dstImage`

- VUID-VkCopyMemoryToImageInfo-dstImage-07980
If `dstImage` is of type `VK_IMAGE_TYPE_1D` or `VK_IMAGE_TYPE_2D`, then for each element of `pRegions`, `imageOffset.z` **must** be 0 and `imageExtent.depth` **must** be 1
- VUID-VkCopyMemoryToImageInfo-dstImage-07274
For each element of `pRegions`, if `VkCopyCommandTransformInfoQCOM::transform` is equal to `VK_SURFACE_TRANSFORM_IDENTITY_BIT_KHR` or `VK_SURFACE_TRANSFORM_ROTATE_270_BIT_KHR`, `imageOffset.x` **must** be a multiple of the `texel block extent width` of the `VkFormat` of `dstImage`
- VUID-VkCopyMemoryToImageInfo-imageOffset-10051
For each element of `pRegions`, if `VkCopyCommandTransformInfoQCOM::transform` is equal to `VK_SURFACE_TRANSFORM_ROTATE_180_BIT_KHR` or `VK_SURFACE_TRANSFORM_ROTATE_90_BIT_KHR`, and `imageOffset.x` does not equal the width of the subresource specified by `imageSubresource`, `imageOffset.x` **must** be a multiple of the `texel block extent width` of the `VkFormat` of `dstImage`
- VUID-VkCopyMemoryToImageInfo-dstImage-07275
For each element of `pRegions`, if `VkCopyCommandTransformInfoQCOM::transform` is equal to `VK_SURFACE_TRANSFORM_IDENTITY_BIT_KHR` or `VK_SURFACE_TRANSFORM_ROTATE_90_BIT_KHR`, `imageOffset.y` **must** be a multiple of the `texel block extent height` of the `VkFormat` of `dstImage`
- VUID-VkCopyMemoryToImageInfo-imageOffset-10052
For each element of `pRegions`, if `VkCopyCommandTransformInfoQCOM::transform` is equal to `VK_SURFACE_TRANSFORM_ROTATE_270_BIT_KHR` or `VK_SURFACE_TRANSFORM_ROTATE_180_BIT_KHR`, and `imageOffset.y` does not equal the height of the subresource specified by `imageSubresource`, `imageOffset.y` **must** be a multiple of the `texel block extent height` of the `VkFormat` of `dstImage`
- VUID-VkCopyMemoryToImageInfo-dstImage-07276
For each element of `pRegions`, `imageOffset.z` **must** be a multiple of the `texel block extent depth` of the `VkFormat` of `dstImage`
- VUID-VkCopyMemoryToImageInfo-dstImage-00207
For each element of `pRegions`, if `VkCopyCommandTransformInfoQCOM::transform` is equal to `VK_SURFACE_TRANSFORM_IDENTITY_BIT_KHR`, the sum of `imageOffset.x` and `extent.width` does not equal the width of the subresource specified by `imageSubresource`, `extent.width` **must** be a multiple of the `texel block extent width` of the `VkFormat` of `dstImage`
- VUID-VkCopyMemoryToImageInfo-imageOffset-10053
For each element of `pRegions`, if `VkCopyCommandTransformInfoQCOM::transform` is equal to `VK_SURFACE_TRANSFORM_ROTATE_90_BIT_KHR`, the difference of `imageOffset.x` and `extent.height` **must** be a multiple of the `texel block extent width` of the `VkFormat` of `dstImage`
- VUID-VkCopyMemoryToImageInfo-imageOffset-10054
For each element of `pRegions`, if `VkCopyCommandTransformInfoQCOM::transform` is equal to `VK_SURFACE_TRANSFORM_ROTATE_180_BIT_KHR`, the difference of `imageOffset.x` and

`extent.width` **must** be a multiple of the `texel block extent width` of the `VkFormat` of `dstImage`

- VUID-VkCopyMemoryToImageInfo-imageOffset-10055

For each element of `pRegions`, if `VkCopyCommandTransformInfoQCOM::transform` is equal to `VK_SURFACE_TRANSFORM_ROTATE_270_BIT_KHR`, the sum of `imageOffset.x` and `extent.height` does not equal the width of the subresource specified by `imageSubresource`, `extent.height` **must** be a multiple of the `texel block extent width` of the `VkFormat` of `dstImage`

- VUID-VkCopyMemoryToImageInfo-dstImage-00208

For each element of `pRegions`, if `VkCopyCommandTransformInfoQCOM::transform` is equal to `VK_SURFACE_TRANSFORM_IDENTITY_BIT_KHR`, and the sum of `imageOffset.y` and `extent.height` does not equal the height of the subresource specified by `imageSubresource`, `extent.height` **must** be a multiple of the `texel block extent height` of the `VkFormat` of `dstImage`

- VUID-VkCopyMemoryToImageInfo-imageOffset-10056

For each element of `pRegions`, if `VkCopyCommandTransformInfoQCOM::transform` is equal to `VK_SURFACE_TRANSFORM_ROTATE_90_BIT_KHR`, the sum of `imageOffset.y` and `extent.width` does not equal the height of the subresource specified by `imageSubresource`, `extent.width` **must** be a multiple of the `texel block extent height` of the `VkFormat` of `dstImage`

- VUID-VkCopyMemoryToImageInfo-imageOffset-10057

For each element of `pRegions`, if `VkCopyCommandTransformInfoQCOM::transform` is equal to `VK_SURFACE_TRANSFORM_ROTATE_180_BIT_KHR`, the difference of `imageOffset.y` and `extent.height` **must** be a multiple of the `texel block extent height` of the `VkFormat` of `dstImage`

- VUID-VkCopyMemoryToImageInfo-imageOffset-10058

For each element of `pRegions`, if `VkCopyCommandTransformInfoQCOM::transform` is equal to `VK_SURFACE_TRANSFORM_ROTATE_270_BIT_KHR`, the difference of `imageOffset.y` and `extent.width` **must** be a multiple of the `texel block extent height` of the `VkFormat` of `dstImage`

- VUID-VkCopyMemoryToImageInfo-dstImage-00209

For each element of `pRegions`, if the sum of `imageOffset.z` and `extent.depth` does not equal the depth of the subresource specified by `srcSubresource`, `extent.depth` **must** be a multiple of the `texel block extent depth` of the `VkFormat` of `dstImage`

- VUID-VkCopyMemoryToImageInfo-imageSubresource-09105

For each element of `pRegions`, `imageSubresource.aspectMask` **must** specify aspects present in `dstImage`

- VUID-VkCopyMemoryToImageInfo-dstImage-07981

If `dstImage` has a `multi-planar format`, then for each element of `pRegions`, `imageSubresource.aspectMask` **must** be a single valid `multi-planar aspect mask` bit

- VUID-VkCopyMemoryToImageInfo-dstImage-07983

If `dstImage` is of type `VK_IMAGE_TYPE_3D`, for each element of `pRegions`, `imageSubresource.baseArrayLayer` **must** be 0 and `imageSubresource.layerCount` **must** be 1

- VUID-VkCopyMemoryToImageInfo-memoryRowLength-09106
For each element of `pRegions`, `memoryRowLength` **must** be a multiple of the `texel block extent width` of the `VkFormat` of `dstImage`
- VUID-VkCopyMemoryToImageInfo-memoryImageHeight-09107
For each element of `pRegions`, `memoryImageHeight` **must** be a multiple of the `texel block extent height` of the `VkFormat` of `dstImage`
- VUID-VkCopyMemoryToImageInfo-memoryRowLength-09108
For each element of `pRegions`, `memoryRowLength` divided by the `texel block extent width` and then multiplied by the texel block size of `dstImage` **must** be less than or equal to $2^{31}-1$
- VUID-VkCopyMemoryToImageInfo-dstImageLayout-09059
`dstImageLayout` **must** specify the current layout of the image subresources of `dstImage` specified in `pRegions`
- VUID-VkCopyMemoryToImageInfo-dstImageLayout-09060
`dstImageLayout` **must** be one of the image layouts returned in `VkPhysicalDeviceHostImageCopyProperties::pCopyDstLayouts`
- VUID-VkCopyMemoryToImageInfo-flags-09393
If `flags` includes `VK_HOST_IMAGE_COPY_MEMCPY_BIT`, for each region in `pRegions`, `memoryRowLength` and `memoryImageHeight` **must** both be 0

Valid Usage (Implicit)

- VUID-VkCopyMemoryToImageInfo-sType-sType
`sType` **must** be `VK_STRUCTURE_TYPE_COPY_MEMORY_TO_IMAGE_INFO`
- VUID-VkCopyMemoryToImageInfo-pNext-pNext
`pNext` **must** be `NULL`
- VUID-VkCopyMemoryToImageInfo-flags-parameter
`flags` **must** be a valid combination of `VkHostImageCopyFlagBits` values
- VUID-VkCopyMemoryToImageInfo-dstImage-parameter
`dstImage` **must** be a valid `VkImage` handle
- VUID-VkCopyMemoryToImageInfo-dstImageLayout-parameter
`dstImageLayout` **must** be a valid `VkImageLayout` value
- VUID-VkCopyMemoryToImageInfo-pRegions-parameter
`pRegions` **must** be a valid pointer to an array of `regionCount` valid `VkMemoryToImageCopy` structures
- VUID-VkCopyMemoryToImageInfo-regionCount-arraylength
`regionCount` **must** be greater than 0

Each element of `VkCopyMemoryToImageInfo::pRegions` is a structure defined as:


```
// Provided by VK_VERSION_1_4
typedef struct VkMemoryToImageCopy {
    VkStructureType      sType;
    const void*          pNext;
    const void*          pHostPointer;
    uint32_t             memoryRowLength;
    uint32_t             memoryImageHeight;
    VkImageSubresourceLayers imageSubresource;
    VkOffset3D           imageOffset;
    VkExtent3D           imageExtent;
} VkMemoryToImageCopy;
```

```
// Provided by VK_EXT_host_image_copy
// Equivalent to VkMemoryToImageCopy
typedef VkMemoryToImageCopy VkMemoryToImageCopyEXT;
```

- **sType** is a **VkStructureType** value identifying this structure.
- **pNext** is **NULL** or a pointer to a structure extending this structure.
- **pHostPointer** is the host memory address which is the source of the copy.
- **memoryRowLength** and **memoryImageHeight** specify in texels a subregion of a larger two- or three-dimensional image in host memory, and control the addressing calculations. If either of these values is zero, that aspect of the host memory is considered to be tightly packed according to the **imageExtent**.
- **imageSubresource** is a **VkImageSubresourceLayers** used to specify the specific image subresources of the image used for the source or destination image data.
- **imageOffset** selects the initial **x**, **y**, **z** offsets in texels of the sub-region of the destination image data.
- **imageExtent** is the size in texels of the image to copy in **width**, **height** and **depth**.

This structure is functionally similar to **VkBufferImageCopy2**, except it defines host memory as the source of copy instead of a buffer. In particular, the same data packing rules and restrictions as that structure apply here as well.

Valid Usage

- VUID-VkMemoryToImageCopy-pHostPointer-09061
pHostPointer **must** point to memory that is large enough to contain all memory locations that are accessed according to **Buffer and Image Addressing**, for each element of **pRegions**
- VUID-VkMemoryToImageCopy-pRegions-09062
The union of all source regions, and the union of all destination regions, specified by the elements of **pRegions**, **must** not overlap in memory
- VUID-VkMemoryToImageCopy-memoryRowLength-09101
memoryRowLength **must** be **0**, or greater than or equal to the **width** member of **imageExtent**

- VUID-VkMemoryToImageCopy-memoryImageHeight-09102
`memoryImageHeight` **must** be 0, or greater than or equal to the `height` member of `imageExtent`
- VUID-VkMemoryToImageCopy-aspectMask-09103
The `aspectMask` member of `imageSubresource` **must** only have a single bit set
- VUID-VkMemoryToImageCopy-imageExtent-06659
`imageExtent.width` **must** not be 0
- VUID-VkMemoryToImageCopy-imageExtent-06660
`imageExtent.height` **must** not be 0
- VUID-VkMemoryToImageCopy-imageExtent-06661
`imageExtent.depth` **must** not be 0

Valid Usage (Implicit)

- VUID-VkMemoryToImageCopy-sType-sType
`sType` **must** be `VK_STRUCTURE_TYPE_MEMORY_TO_IMAGE_COPY`
- VUID-VkMemoryToImageCopy-pNext-pNext
`pNext` **must** be `NULL`
- VUID-VkMemoryToImageCopy-pHostPointer-parameter
`pHostPointer` **must** be a pointer value
- VUID-VkMemoryToImageCopy-imageSubresource-parameter
`imageSubresource` **must** be a valid `VkImageSubresourceLayers` structure

To copy data from an image object to host memory, call:

```
// Provided by VK_VERSION_1_4
VkResult vkCopyImageToMemory(
    VkDevice                                device,
    const VkCopyImageToMemoryInfo*         pCopyImageToMemoryInfo);
```

```
// Provided by VK_EXT_host_image_copy
// Equivalent to vkCopyImageToMemory
VkResult vkCopyImageToMemoryEXT(
    VkDevice                                device,
    const VkCopyImageToMemoryInfo*         pCopyImageToMemoryInfo);
```

- `device` is the device which owns `pCopyImageToMemoryInfo->srcImage`.
- `pCopyImageToMemoryInfo` is a pointer to a `VkCopyImageToMemoryInfo` structure describing the copy parameters.

This command is functionally similar to `vkCmdCopyImageToBuffer2`, except it is executed on the host and writes to host memory instead of a buffer. The memory of `pCopyImageToMemoryInfo->srcImage` is accessed by the host as if `coherent`.

NOTE

If the device has written to the image memory, it is not automatically made available to the host. Before this copy command can be called, a memory barrier for this image **must** have been issued on the device with the second [synchronization scope](#) including [VK_PIPELINE_STAGE_HOST_BIT](#) and [VK_ACCESS_HOST_READ_BIT](#).

Valid Usage (Implicit)

- VUID-vkCopyImageToMemory-device-parameter **device** **must** be a valid [VkDevice](#) handle
- VUID-vkCopyImageToMemory-pCopyImageToMemoryInfo-parameter **pCopyImageToMemoryInfo** **must** be a valid pointer to a valid [VkCopyImageToMemoryInfo](#) structure

Return Codes

Success

- [VK_SUCCESS](#)

Failure

- [VK_ERROR_INITIALIZATION_FAILED](#)
- [VK_ERROR_MEMORY_MAP_FAILED](#)
- [VK_ERROR_OUT_OF_DEVICE_MEMORY](#)
- [VK_ERROR_OUT_OF_HOST_MEMORY](#)
- [VK_ERROR_UNKNOWN](#)
- [VK_ERROR_VALIDATION_FAILED](#)

The [VkCopyImageToMemoryInfo](#) structure is defined as:

```
// Provided by VK_VERSION_1_4
typedef struct VkCopyImageToMemoryInfo {
    VkStructureType    sType;
    const void*        pNext;
    VkHostImageCopyFlags flags;
    VkImage             srcImage;
    VkImageLayout       srcImageLayout;
    uint32_t            regionCount;
    const VkImageToMemoryCopy* pRegions;
} VkCopyImageToMemoryInfo;
```

```
// Provided by VK_EXT_host_image_copy
// Equivalent to VkCopyImageToMemoryInfo
typedef VkCopyImageToMemoryInfo VkCopyImageToMemoryInfoEXT;
```


- `sType` is a `VkStructureType` value identifying this structure.
- `pNext` is `NULL` or a pointer to a structure extending this structure.
- `flags` is a bitmask of `VkHostImageCopyFlagBits` values describing additional copy parameters.
- `srcImage` is the source image.
- `srcImageLayout` is the layout of the source image subresources for the copy.
- `regionCount` is the number of regions to copy.
- `pRegions` is a pointer to an array of `VkImageToMemoryCopy` structures specifying the regions to copy.

`vkCopyImageToMemory` does not check whether the device memory associated with `srcImage` is currently in use before performing the copy. The application **must** guarantee that any previously submitted command that writes to the copy regions has completed before the host performs the copy.

Copy regions for the image **must** be aligned to a multiple of the texel block extent in each dimension, except at the edges of the image, where region extents **must** match the edge of the image.

Valid Usage

- VUID-VkCopyImageToMemoryInfo-srcImage-09109
If `srcImage` is sparse then all memory ranges accessed by the copy command **must** be bound as described in [Binding Resource Memory](#)
- VUID-VkCopyImageToMemoryInfo-srcImage-09111
If the stencil aspect of `srcImage` is accessed, and `srcImage` was not created with [separate stencil usage](#), `srcImage` **must** have been created with the `VK_IMAGE_USAGE_HOST_TRANSFER_BIT` usage flag set
- VUID-VkCopyImageToMemoryInfo-srcImage-09112
If the stencil aspect of `srcImage` is accessed, and `srcImage` was created with [separate stencil usage](#), `srcImage` **must** have been created with the `VK_IMAGE_USAGE_HOST_TRANSFER_BIT` usage flag set
- VUID-VkCopyImageToMemoryInfo-srcImage-09113
If non-stencil aspects of `srcImage` are accessed, `srcImage` **must** have been created with the `VK_IMAGE_USAGE_HOST_TRANSFER_BIT` usage flag set
- VUID-VkCopyImageToMemoryInfo-imageOffset-09114
If `flags` contains `VK_HOST_IMAGE_COPY_MEMCPY_BIT`, the `x`, `y`, and `z` members of the `imageOffset` member of each element of `pRegions` **must** be 0
- VUID-VkCopyImageToMemoryInfo-srcImage-09115
If `flags` contains `VK_HOST_IMAGE_COPY_MEMCPY_BIT`, the `imageExtent` member of each element of `pRegions` **must** equal the extents of `srcImage` identified by `imageSubresource`
- VUID-VkCopyImageToMemoryInfo-srcImage-07966
If `srcImage` is non-sparse then the image or each specified *disjoint* plane **must** be bound completely and contiguously to a single `VkDeviceMemory` object

- VUID-VkCopyImageToMemoryInfo-imageSubresource-07967
The `imageSubresource.mipLevel` member of each element of `pRegions` **must** be less than the `mipLevels` specified in `VkImageCreateInfo` when `srcImage` was created
- VUID-VkCopyImageToMemoryInfo-imageSubresource-07968
If `imageSubresource.layerCount` is not `VK_REMAINING_ARRAY_LAYERS`, `imageSubresource.baseArrayLayer` + `imageSubresource.layerCount` of each element of `pRegions` **must** be less than or equal to the `arrayLayers` specified in `VkImageCreateInfo` when `srcImage` was created
- VUID-VkCopyImageToMemoryInfo-srcImage-07969
`srcImage` **must** not have been created with `flags` containing `VK_IMAGE_CREATE_SUBSAMPLED_BIT_EXT`
- VUID-VkCopyImageToMemoryInfo-imageSubresource-07971
For each element of `pRegions`, `imageOffset.x` and `(imageExtent.width + imageOffset.x)` **must** both be greater than or equal to `0` and less than or equal to the width of the specified `imageSubresource` of `srcImage`
- VUID-VkCopyImageToMemoryInfo-imageSubresource-07972
For each element of `pRegions`, `imageOffset.y` and `(imageExtent.height + imageOffset.y)` **must** both be greater than or equal to `0` and less than or equal to the height of the specified `imageSubresource` of `srcImage`
- VUID-VkCopyImageToMemoryInfo-srcImage-07973
`srcImage` **must** have a sample count equal to `VK_SAMPLE_COUNT_1_BIT`
- VUID-VkCopyImageToMemoryInfo-srcImage-07979
If `srcImage` is of type `VK_IMAGE_TYPE_1D`, then for each element of `pRegions`, `imageOffset.y` **must** be `0` and `imageExtent.height` **must** be `1`
- VUID-VkCopyImageToMemoryInfo-imageOffset-09104
For each element of `pRegions`, `imageOffset.z` and `(imageExtent.depth + imageOffset.z)` **must** both be greater than or equal to `0` and less than or equal to the depth of the specified `imageSubresource` of `srcImage`
- VUID-VkCopyImageToMemoryInfo-srcImage-07980
If `srcImage` is of type `VK_IMAGE_TYPE_1D` or `VK_IMAGE_TYPE_2D`, then for each element of `pRegions`, `imageOffset.z` **must** be `0` and `imageExtent.depth` **must** be `1`
- VUID-VkCopyImageToMemoryInfo-srcImage-07274
For each element of `pRegions`, if `VkCopyCommandTransformInfoQCOM::transform` is equal to `VK_SURFACE_TRANSFORM_IDENTITY_BIT_KHR` or `VK_SURFACE_TRANSFORM_ROTATE_270_BIT_KHR`, `imageOffset.x` **must** be a multiple of the `texel block extent width` of the `VkFormat` of `srcImage`
- VUID-VkCopyImageToMemoryInfo-imageOffset-10051
For each element of `pRegions`, if `VkCopyCommandTransformInfoQCOM::transform` is equal to `VK_SURFACE_TRANSFORM_ROTATE_180_BIT_KHR` or `VK_SURFACE_TRANSFORM_ROTATE_90_BIT_KHR`, and `imageOffset.x` does not equal the width of the subresource specified by `imageSubresource`, `imageOffset.x` **must** be a multiple of the `texel block extent width` of the `VkFormat` of `srcImage`

- VUID-VkCopyImageToMemoryInfo-srcImage-07275
For each element of `pRegions`, if `VkCopyCommandTransformInfoQCOM::transform` is equal to `VK_SURFACE_TRANSFORM_IDENTITY_BIT_KHR` or `VK_SURFACE_TRANSFORM_ROTATE_90_BIT_KHR`, `imageOffset.y` **must** be a multiple of the `texel block extent height` of the `VkFormat` of `srcImage`
- VUID-VkCopyImageToMemoryInfo-imageOffset-10052
For each element of `pRegions`, if `VkCopyCommandTransformInfoQCOM::transform` is equal to `VK_SURFACE_TRANSFORM_ROTATE_270_BIT_KHR` or `VK_SURFACE_TRANSFORM_ROTATE_180_BIT_KHR`, and `imageOffset.y` does not equal the height of the subresource specified by `imageSubresource`, `imageOffset.y` **must** be a multiple of the `texel block extent height` of the `VkFormat` of `srcImage`
- VUID-VkCopyImageToMemoryInfo-srcImage-07276
For each element of `pRegions`, `imageOffset.z` **must** be a multiple of the `texel block extent depth` of the `VkFormat` of `srcImage`
- VUID-VkCopyImageToMemoryInfo-srcImage-00207
For each element of `pRegions`, if `VkCopyCommandTransformInfoQCOM::transform` is equal to `VK_SURFACE_TRANSFORM_IDENTITY_BIT_KHR`, the sum of `imageOffset.x` and `extent.width` does not equal the width of the subresource specified by `imageSubresource`, `extent.width` **must** be a multiple of the `texel block extent width` of the `VkFormat` of `srcImage`
- VUID-VkCopyImageToMemoryInfo-imageOffset-10053
For each element of `pRegions`, if `VkCopyCommandTransformInfoQCOM::transform` is equal to `VK_SURFACE_TRANSFORM_ROTATE_90_BIT_KHR`, the difference of `imageOffset.x` and `extent.height` **must** be a multiple of the `texel block extent width` of the `VkFormat` of `srcImage`
- VUID-VkCopyImageToMemoryInfo-imageOffset-10054
For each element of `pRegions`, if `VkCopyCommandTransformInfoQCOM::transform` is equal to `VK_SURFACE_TRANSFORM_ROTATE_180_BIT_KHR`, the difference of `imageOffset.x` and `extent.width` **must** be a multiple of the `texel block extent width` of the `VkFormat` of `srcImage`
- VUID-VkCopyImageToMemoryInfo-imageOffset-10055
For each element of `pRegions`, if `VkCopyCommandTransformInfoQCOM::transform` is equal to `VK_SURFACE_TRANSFORM_ROTATE_270_BIT_KHR`, the sum of `imageOffset.x` and `extent.height` does not equal the width of the subresource specified by `imageSubresource`, `extent.height` **must** be a multiple of the `texel block extent width` of the `VkFormat` of `srcImage`
- VUID-VkCopyImageToMemoryInfo-srcImage-00208
For each element of `pRegions`, if `VkCopyCommandTransformInfoQCOM::transform` is equal to `VK_SURFACE_TRANSFORM_IDENTITY_BIT_KHR`, and the sum of `imageOffset.y` and `extent.height` does not equal the height of the subresource specified by `imageSubresource`, `extent.height` **must** be a multiple of the `texel block extent height` of the `VkFormat` of `srcImage`
- VUID-VkCopyImageToMemoryInfo-imageOffset-10056
For each element of `pRegions`, if `VkCopyCommandTransformInfoQCOM::transform` is equal to `VK_SURFACE_TRANSFORM_ROTATE_90_BIT_KHR`, the sum of `imageOffset.y` and

`extent.width` does not equal the height of the subresource specified by `imageSubresource`, `extent.width` **must** be a multiple of the `texel block extent height` of the `VkFormat` of `srcImage`

- VUID-VkCopyImageToMemoryInfo-imageOffset-10057

For each element of `pRegions`, if `VkCopyCommandTransformInfoQCOM::transform` is equal to `VK_SURFACE_TRANSFORM_ROTATE_180_BIT_KHR`, the difference of `imageOffset.y` and `extent.height` **must** be a multiple of the `texel block extent height` of the `VkFormat` of `srcImage`

- VUID-VkCopyImageToMemoryInfo-imageOffset-10058

For each element of `pRegions`, if `VkCopyCommandTransformInfoQCOM::transform` is equal to `VK_SURFACE_TRANSFORM_ROTATE_270_BIT_KHR`, the difference of `imageOffset.y` and `extent.width` **must** be a multiple of the `texel block extent height` of the `VkFormat` of `srcImage`

- VUID-VkCopyImageToMemoryInfo-srcImage-00209

For each element of `pRegions`, if the sum of `imageOffset.z` and `extent.depth` does not equal the depth of the subresource specified by `srcSubresource`, `extent.depth` **must** be a multiple of the `texel block extent depth` of the `VkFormat` of `srcImage`

- VUID-VkCopyImageToMemoryInfo-imageSubresource-09105

For each element of `pRegions`, `imageSubresource.aspectMask` **must** specify aspects present in `srcImage`

- VUID-VkCopyImageToMemoryInfo-srcImage-07981

If `srcImage` has a `multi-planar format`, then for each element of `pRegions`, `imageSubresource.aspectMask` **must** be a single valid `multi-planar aspect mask` bit

- VUID-VkCopyImageToMemoryInfo-srcImage-07983

If `srcImage` is of type `VK_IMAGE_TYPE_3D`, for each element of `pRegions`, `imageSubresource.baseArrayLayer` **must** be 0 and `imageSubresource.layerCount` **must** be 1

- VUID-VkCopyImageToMemoryInfo-memoryRowLength-09106

For each element of `pRegions`, `memoryRowLength` **must** be a multiple of the `texel block extent width` of the `VkFormat` of `srcImage`

- VUID-VkCopyImageToMemoryInfo-memoryImageHeight-09107

For each element of `pRegions`, `memoryImageHeight` **must** be a multiple of the `texel block extent height` of the `VkFormat` of `srcImage`

- VUID-VkCopyImageToMemoryInfo-memoryRowLength-09108

For each element of `pRegions`, `memoryRowLength` divided by the `texel block extent width` and then multiplied by the texel block size of `srcImage` **must** be less than or equal to $2^{31}-1$

- VUID-VkCopyImageToMemoryInfo-srcImageLayout-09064

`srcImageLayout` **must** specify the current layout of the image subresources of `srcImage` specified in `pRegions`

- VUID-VkCopyImageToMemoryInfo-srcImageLayout-09065

`srcImageLayout` **must** be one of the image layouts returned in `VkPhysicalDeviceHostImageCopyProperties::pCopySrcLayouts`

- VUID-VkCopyImageToMemoryInfo-flags-09394

If `flags` includes `VK_HOST_IMAGE_COPY_MEMCPY_BIT`, for each region in `pRegions`,

`memoryRowLength` and `memoryImageHeight` **must** both be 0

Valid Usage (Implicit)

- VUID-VkCopyImageToMemoryInfo-sType-sType
`sType` **must** be `VK_STRUCTURE_TYPE_COPY_IMAGE_TO_MEMORY_INFO`
- VUID-VkCopyImageToMemoryInfo-pNext-pNext
`pNext` **must** be `NULL`
- VUID-VkCopyImageToMemoryInfo-flags-parameter
`flags` **must** be a valid combination of `VkHostImageCopyFlagBits` values
- VUID-VkCopyImageToMemoryInfo-srcImage-parameter
`srcImage` **must** be a valid `VkImage` handle
- VUID-VkCopyImageToMemoryInfo-srcImageLayout-parameter
`srcImageLayout` **must** be a valid `VkImageLayout` value
- VUID-VkCopyImageToMemoryInfo-pRegions-parameter
`pRegions` **must** be a valid pointer to an array of `regionCount` valid `VkImageToMemoryCopy` structures
- VUID-VkCopyImageToMemoryInfo-regionCount-arraylength
`regionCount` **must** be greater than 0

Each element of `VkCopyImageToMemoryInfo::pRegions` is a structure defined as:

```
// Provided by VK_VERSION_1_4
typedef struct VkImageToMemoryCopy {
    VkStructureType    sType;
    const void*        pNext;
    void*              pHostPointer;
    uint32_t            memoryRowLength;
    uint32_t            memoryImageHeight;
    VkImageSubresourceLayers imageSubresource;
    VkOffset3D          imageOffset;
    VkExtent3D          imageExtent;
} VkImageToMemoryCopy;
```

```
// Provided by VK_EXT_host_image_copy
// Equivalent to VkImageToMemoryCopy
typedef VkImageToMemoryCopy VkImageToMemoryCopyEXT;
```

- `sType` is a `VkStructureType` value identifying this structure.
- `pNext` is `NULL` or a pointer to a structure extending this structure.
- `pHostPointer` is the host memory address which is the destination of the copy.

- `memoryRowLength` and `memoryImageHeight` specify in texels a subregion of a larger two- or three-dimensional image in host memory, and control the addressing calculations. If either of these values is zero, that aspect of the host memory is considered to be tightly packed according to the `imageExtent`.
- `imageSubresource` is a `VkImageSubresourceLayers` used to specify the specific image subresources of the image used for the source or destination image data.
- `imageOffset` selects the initial `x`, `y`, `z` offsets in texels of the sub-region of the source image data.
- `imageExtent` is the size in texels of the image to copy in `width`, `height` and `depth`.

This structure is functionally similar to `VkBufferImageCopy2`, except it defines host memory as the target of copy instead of a buffer. In particular, the same data packing rules and restrictions as that structure apply here as well.

Valid Usage

- VUID-VkImageToMemoryCopy-pHostPointer-09066
`pHostPointer` **must** point to memory that is large enough to contain all memory locations that are accessed according to [Buffer and Image Addressing](#), for each element of `pRegions`
- VUID-VkImageToMemoryCopy-pRegions-09067
The union of all source regions, and the union of all destination regions, specified by the elements of `pRegions`, **must** not overlap in memory
- VUID-VkImageToMemoryCopy-memoryRowLength-09101
`memoryRowLength` **must** be 0, or greater than or equal to the `width` member of `imageExtent`
- VUID-VkImageToMemoryCopy-memoryImageHeight-09102
`memoryImageHeight` **must** be 0, or greater than or equal to the `height` member of `imageExtent`
- VUID-VkImageToMemoryCopy-aspectMask-09103
The `aspectMask` member of `imageSubresource` **must** only have a single bit set
- VUID-VkImageToMemoryCopy-imageExtent-06659
`imageExtent.width` **must** not be 0
- VUID-VkImageToMemoryCopy-imageExtent-06660
`imageExtent.height` **must** not be 0
- VUID-VkImageToMemoryCopy-imageExtent-06661
`imageExtent.depth` **must** not be 0

Valid Usage (Implicit)

- VUID-VkImageToMemoryCopy-sType-sType
`sType` **must** be `VK_STRUCTURE_TYPE_IMAGE_TO_MEMORY_COPY`
- VUID-VkImageToMemoryCopy-pNext-pNext
`pNext` **must** be `NULL`
- VUID-VkImageToMemoryCopy-pHostPointer-parameter

pHostPointer **must** be a pointer value

- VUID-VkImageToMemoryCopy-imageSubresource-parameter
imageSubresource **must** be a valid [VkImageSubresourceLayers](#) structure

Bits which **can** be set in [VkCopyMemoryToImageInfo::flags](#), [VkCopyImageToMemoryInfo::flags](#), and [VkCopyImageToImageInfo::flags](#), specifying additional copy parameters are:

```
// Provided by VK_VERSION_1_4
typedef enum VkHostImageCopyFlagBits {
    VK_HOST_IMAGE_COPY_MEMCPY_BIT = 0x00000001,
    // VK_HOST_IMAGE_COPY_MEMCPY is a legacy alias
    VK_HOST_IMAGE_COPY_MEMCPY = VK_HOST_IMAGE_COPY_MEMCPY_BIT,
    // Provided by VK_EXT_host_image_copy
    VK_HOST_IMAGE_COPY_MEMCPY_BIT_EXT = VK_HOST_IMAGE_COPY_MEMCPY_BIT,
    // Provided by VK_EXT_host_image_copy
    // VK_HOST_IMAGE_COPY_MEMCPY_EXT is a legacy alias
    VK_HOST_IMAGE_COPY_MEMCPY_EXT = VK_HOST_IMAGE_COPY_MEMCPY_BIT,
} VkHostImageCopyFlagBits;
```

```
// Provided by VK_EXT_host_image_copy
// Equivalent to VkHostImageCopyFlagBits
typedef VkHostImageCopyFlagBits VkHostImageCopyFlagBitsEXT;
```

- [VK_HOST_IMAGE_COPY_MEMCPY_BIT](#) specifies that no memory layout swizzling is to be applied during data copy. For copies between memory and images, this flag indicates that image data in host memory is swizzled in exactly the same way as the image data on the device. Using this flag indicates that the implementations **may** use a simple memory copy to transfer the data between the host memory and the device memory. The format of the swizzled data in host memory is platform dependent and is not defined in this specification.

```
// Provided by VK_VERSION_1_4
typedef VkFlags VkHostImageCopyFlags;
```

```
// Provided by VK_EXT_host_image_copy
// Equivalent to VkHostImageCopyFlags
typedef VkHostImageCopyFlags VkHostImageCopyFlagsEXT;
```

[VkHostImageCopyFlags](#) is a bitmask type for setting a mask of zero or more [VkHostImageCopyFlagBits](#).

To copy data from an image object to another image object using the host, call:


```
// Provided by VK_VERSION_1_4
VkResult vkCopyImageToImage(
    VkDevice                                device,
    const VkCopyImageToImageInfo*          pCopyImageToImageInfo);
```

```
// Provided by VK_EXT_host_image_copy
// Equivalent to vkCopyImageToImage
VkResult vkCopyImageToImageEXT(
    VkDevice                                device,
    const VkCopyImageToImageInfo*          pCopyImageToImageInfo);
```

- **device** is the device which owns `pCopyImageToImageInfo->srcImage` and `pCopyImageToImageInfo->dstImage`.
- **pCopyImageToImageInfo** is a pointer to a `VkCopyImageToImageInfo` structure describing the copy parameters.

This command is functionally similar to `vkCmdCopyImage2`, except it is executed on the host. The memory of `pCopyImageToImageInfo->srcImage` and `pCopyImageToImageInfo->dstImage` is accessed by the host as if **coherent**.

NOTE

If the device has written to the memory of `pCopyImageToImageInfo->srcImage`, it is not automatically made available to the host. Before this copy command can be called, a memory barrier for this image **must** have been issued on the device with the second **synchronization scope** including `VK_PIPELINE_STAGE_HOST_BIT` and `VK_ACCESS_HOST_READ_BIT`.

Because queue submissions **automatically make host memory visible to the device**, there would not be a need for a memory barrier before using the results of this copy operation in `pCopyMemoryToImageInfo->dstImage` on the device.

Valid Usage (Implicit)

- VUID-vkCopyImageToImage-device-parameter **device** **must** be a valid `VkDevice` handle
- VUID-vkCopyImageToImage-pCopyImageToImageInfo-parameter **pCopyImageToImageInfo** **must** be a valid pointer to a valid `VkCopyImageToImageInfo` structure

Return Codes

Success

- `VK_SUCCESS`

Failure

- [VK_ERROR_INITIALIZATION_FAILED](#)
- [VK_ERROR_MEMORY_MAP_FAILED](#)
- [VK_ERROR_OUT_OF_DEVICE_MEMORY](#)
- [VK_ERROR_OUT_OF_HOST_MEMORY](#)
- [VK_ERROR_UNKNOWN](#)
- [VK_ERROR_VALIDATION_FAILED](#)

The [VkCopyImageToImageInfo](#) structure is defined as:

```
// Provided by VK_VERSION_1_4
typedef struct VkCopyImageToImageInfo {
    VkStructureType      sType;
    const void*          pNext;
    VkHostImageCopyFlags flags;
    VkImage               srcImage;
    VkImageLayout         srcImageLayout;
    VkImage               dstImage;
    VkImageLayout         dstImageLayout;
    uint32_t              regionCount;
    const VkImageCopy2*   pRegions;
} VkCopyImageToImageInfo;
```

```
// Provided by VK_EXT_host_image_copy
// Equivalent to VkCopyImageToImageInfo
typedef VkCopyImageToImageInfo VkCopyImageToImageInfoEXT;
```

- [sType](#) is a [VkStructureType](#) value identifying this structure.
- [pNext](#) is `NULL` or a pointer to a structure extending this structure.
- [flags](#) is a bitmask of [VkHostImageCopyFlagBits](#) values describing additional copy parameters.
- [srcImage](#) is the source image.
- [srcImageLayout](#) is the layout of the source image subresources for the copy.
- [dstImage](#) is the destination image.
- [dstImageLayout](#) is the layout of the destination image subresources for the copy.
- [regionCount](#) is the number of regions to copy.
- [pRegions](#) is a pointer to an array of [VkImageCopy2](#) structures specifying the regions to copy.

[vkCopyImageToImage](#) does not check whether the device memory associated with [srcImage](#) or [dstImage](#) is currently in use before performing the copy. The application **must** guarantee that any previously submitted command that writes to the copy regions has completed before the host performs the copy.

Valid Usage

- VUID-VkCopyImageToImageInfo-srcImage-09069
`srcImage` and `dstImage` **must** have been created with identical image creation parameters
- VUID-VkCopyImageToImageInfo-srcImage-09109
If `srcImage` is sparse then all memory ranges accessed by the copy command **must** be bound as described in [Binding Resource Memory](#)
- VUID-VkCopyImageToImageInfo-srcImage-09111
If the stencil aspect of `srcImage` is accessed, and `srcImage` was not created with [separate stencil usage](#), `srcImage` **must** have been created with the `VK_IMAGE_USAGE_HOST_TRANSFER_BIT` usage flag set
- VUID-VkCopyImageToImageInfo-srcImage-09112
If the stencil aspect of `srcImage` is accessed, and `srcImage` was created with [separate stencil usage](#), `srcImage` **must** have been created with the `VK_IMAGE_USAGE_HOST_TRANSFER_BIT` usage flag set
- VUID-VkCopyImageToImageInfo-srcImage-09113
If non-stencil aspects of `srcImage` are accessed, `srcImage` **must** have been created with the `VK_IMAGE_USAGE_HOST_TRANSFER_BIT` usage flag set
- VUID-VkCopyImageToImageInfo-srcOffset-09114
If `flags` contains `VK_HOST_IMAGE_COPY_MEMCPY_BIT`, the `x`, `y`, and `z` members of the `srcOffset` member of each element of `pRegions` **must** be 0
- VUID-VkCopyImageToImageInfo-srcImage-09115
If `flags` contains `VK_HOST_IMAGE_COPY_MEMCPY_BIT`, the `extent` member of each element of `pRegions` **must** equal the extents of `srcImage` identified by `srcSubresource`
- VUID-VkCopyImageToImageInfo-srcImage-07966
If `srcImage` is non-sparse then the image or each specified *disjoint* plane **must** be bound completely and contiguously to a single `VkDeviceMemory` object
- VUID-VkCopyImageToImageInfo-srcSubresource-07967
The `srcSubresource.mipLevel` member of each element of `pRegions` **must** be less than the `mipLevels` specified in `VkImageCreateInfo` when `srcImage` was created
- VUID-VkCopyImageToImageInfo-srcSubresource-07968
If `srcSubresource.layerCount` is not `VK_REMAINING_ARRAY_LAYERS`, `srcSubresource.baseArrayLayer` + `srcSubresource.layerCount` of each element of `pRegions` **must** be less than or equal to the `arrayLayers` specified in `VkImageCreateInfo` when `srcImage` was created
- VUID-VkCopyImageToImageInfo-srcImage-07969
`srcImage` **must** not have been created with `flags` containing `VK_IMAGE_CREATE_SUBSAMPLED_BIT_EXT`
- VUID-VkCopyImageToImageInfo-srcSubresource-07971
For each element of `pRegions`, `srcOffset.x` and `(extent.width + srcOffset.x)` **must** both be greater than or equal to 0 and less than or equal to the width of the specified `srcSubresource` of `srcImage`

- VUID-VkCopyImageToImageInfo-srcSubresource-07972
For each element of `pRegions`, `srcOffset.y` and `(extent.height + srcOffset.y)` **must** both be greater than or equal to `0` and less than or equal to the height of the specified `srcSubresource` of `srcImage`
- VUID-VkCopyImageToImageInfo-srcImage-07979
If `srcImage` is of type `VK_IMAGE_TYPE_1D`, then for each element of `pRegions`, `srcOffset.y` **must** be `0` and `extent.height` **must** be `1`
- VUID-VkCopyImageToImageInfo-srcOffset-09104
For each element of `pRegions`, `srcOffset.z` and `(extent.depth + srcOffset.z)` **must** both be greater than or equal to `0` and less than or equal to the depth of the specified `srcSubresource` of `srcImage`
- VUID-VkCopyImageToImageInfo-srcImage-07980
If `srcImage` is of type `VK_IMAGE_TYPE_1D` or `VK_IMAGE_TYPE_2D`, then for each element of `pRegions`, `srcOffset.z` **must** be `0` and `extent.depth` **must** be `1`
- VUID-VkCopyImageToImageInfo-srcImage-07274
For each element of `pRegions`, if `VkCopyCommandTransformInfoQCOM::transform` is equal to `VK_SURFACE_TRANSFORM_IDENTITY_BIT_KHR` or `VK_SURFACE_TRANSFORM_ROTATE_270_BIT_KHR`, `srcOffset.x` **must** be a multiple of the `texel block extent width` of the `VkFormat` of `srcImage`
- VUID-VkCopyImageToImageInfo-srcOffset-10051
For each element of `pRegions`, if `VkCopyCommandTransformInfoQCOM::transform` is equal to `VK_SURFACE_TRANSFORM_ROTATE_180_BIT_KHR` or `VK_SURFACE_TRANSFORM_ROTATE_90_BIT_KHR`, and `srcOffset.x` does not equal the width of the subresource specified by `srcSubresource`, `srcOffset.x` **must** be a multiple of the `texel block extent width` of the `VkFormat` of `srcImage`
- VUID-VkCopyImageToImageInfo-srcImage-07275
For each element of `pRegions`, if `VkCopyCommandTransformInfoQCOM::transform` is equal to `VK_SURFACE_TRANSFORM_IDENTITY_BIT_KHR` or `VK_SURFACE_TRANSFORM_ROTATE_90_BIT_KHR`, `srcOffset.y` **must** be a multiple of the `texel block extent height` of the `VkFormat` of `srcImage`
- VUID-VkCopyImageToImageInfo-srcOffset-10052
For each element of `pRegions`, if `VkCopyCommandTransformInfoQCOM::transform` is equal to `VK_SURFACE_TRANSFORM_ROTATE_270_BIT_KHR` or `VK_SURFACE_TRANSFORM_ROTATE_180_BIT_KHR`, and `srcOffset.y` does not equal the height of the subresource specified by `srcSubresource`, `srcOffset.y` **must** be a multiple of the `texel block extent height` of the `VkFormat` of `srcImage`
- VUID-VkCopyImageToImageInfo-srcImage-07276
For each element of `pRegions`, `srcOffset.z` **must** be a multiple of the `texel block extent depth` of the `VkFormat` of `srcImage`
- VUID-VkCopyImageToImageInfo-srcImage-00207
For each element of `pRegions`, if `VkCopyCommandTransformInfoQCOM::transform` is equal to `VK_SURFACE_TRANSFORM_IDENTITY_BIT_KHR`, the sum of `srcOffset.x` and `extent.width` does not equal the width of the subresource specified by `srcSubresource`, `extent.width` **must** be a multiple of the `texel block extent width` of the `VkFormat` of

`srcImage`

- VUID-VkCopyImageToImageInfo-srcOffset-10053

For each element of `pRegions`, if `VkCopyCommandTransformInfoQCOM::transform` is equal to `VK_SURFACE_TRANSFORM_ROTATE_90_BIT_KHR`, the difference of `srcOffset.x` and `extent.height` **must** be a multiple of the `texel block extent width` of the `VkFormat` of `srcImage`

- VUID-VkCopyImageToImageInfo-srcOffset-10054

For each element of `pRegions`, if `VkCopyCommandTransformInfoQCOM::transform` is equal to `VK_SURFACE_TRANSFORM_ROTATE_180_BIT_KHR`, the difference of `srcOffset.x` and `extent.width` **must** be a multiple of the `texel block extent width` of the `VkFormat` of `srcImage`

- VUID-VkCopyImageToImageInfo-srcOffset-10055

For each element of `pRegions`, if `VkCopyCommandTransformInfoQCOM::transform` is equal to `VK_SURFACE_TRANSFORM_ROTATE_270_BIT_KHR`, the sum of `srcOffset.x` and `extent.height` does not equal the width of the subresource specified by `srcSubresource`, `extent.height` **must** be a multiple of the `texel block extent width` of the `VkFormat` of `srcImage`

- VUID-VkCopyImageToImageInfo-srcImage-00208

For each element of `pRegions`, if `VkCopyCommandTransformInfoQCOM::transform` is equal to `VK_SURFACE_TRANSFORM_IDENTITY_BIT_KHR`, and the sum of `srcOffset.y` and `extent.height` does not equal the height of the subresource specified by `srcSubresource`, `extent.height` **must** be a multiple of the `texel block extent height` of the `VkFormat` of `srcImage`

- VUID-VkCopyImageToImageInfo-srcOffset-10056

For each element of `pRegions`, if `VkCopyCommandTransformInfoQCOM::transform` is equal to `VK_SURFACE_TRANSFORM_ROTATE_90_BIT_KHR`, the sum of `srcOffset.y` and `extent.width` does not equal the height of the subresource specified by `srcSubresource`, `extent.width` **must** be a multiple of the `texel block extent height` of the `VkFormat` of `srcImage`

- VUID-VkCopyImageToImageInfo-srcOffset-10057

For each element of `pRegions`, if `VkCopyCommandTransformInfoQCOM::transform` is equal to `VK_SURFACE_TRANSFORM_ROTATE_180_BIT_KHR`, the difference of `srcOffset.y` and `extent.height` **must** be a multiple of the `texel block extent height` of the `VkFormat` of `srcImage`

- VUID-VkCopyImageToImageInfo-srcOffset-10058

For each element of `pRegions`, if `VkCopyCommandTransformInfoQCOM::transform` is equal to `VK_SURFACE_TRANSFORM_ROTATE_270_BIT_KHR`, the difference of `srcOffset.y` and `extent.width` **must** be a multiple of the `texel block extent height` of the `VkFormat` of `srcImage`

- VUID-VkCopyImageToImageInfo-srcImage-00209

For each element of `pRegions`, if the sum of `srcOffset.z` and `extent.depth` does not equal the depth of the subresource specified by `srcSubresource`, `extent.depth` **must** be a multiple of the `texel block extent depth` of the `VkFormat` of `srcImage`

- VUID-VkCopyImageToImageInfo-srcSubresource-09105

For each element of `pRegions`, `srcSubresource.aspectMask` **must** specify aspects present in `srcImage`

- VUID-VkCopyImageToImageInfo-srcImage-07981
If `srcImage` has a `multi-planar format`, then for each element of `pRegions`, `srcSubresource.aspectMask` **must** be a single valid `multi-planar aspect mask` bit
- VUID-VkCopyImageToImageInfo-srcImage-07983
If `srcImage` is of type `VK_IMAGE_TYPE_3D`, for each element of `pRegions`, `srcSubresource.baseArrayLayer` **must** be 0 and `srcSubresource.layerCount` **must** be 1
- VUID-VkCopyImageToImageInfo-dstImage-09109
If `dstImage` is sparse then all memory ranges accessed by the copy command **must** be bound as described in `Binding Resource Memory`
- VUID-VkCopyImageToImageInfo-dstImage-09111
If the stencil aspect of `dstImage` is accessed, and `dstImage` was not created with `separate stencil usage`, `dstImage` **must** have been created with the `VK_IMAGE_USAGE_HOST_TRANSFER_BIT` usage flag set
- VUID-VkCopyImageToImageInfo-dstImage-09112
If the stencil aspect of `dstImage` is accessed, and `dstImage` was created with `separate stencil usage`, `dstImage` **must** have been created with the `VK_IMAGE_USAGE_HOST_TRANSFER_BIT` usage flag set
- VUID-VkCopyImageToImageInfo-dstImage-09113
If non-stencil aspects of `dstImage` are accessed, `dstImage` **must** have been created with the `VK_IMAGE_USAGE_HOST_TRANSFER_BIT` usage flag set
- VUID-VkCopyImageToImageInfo-dstOffset-09114
If `flags` contains `VK_HOST_IMAGE_COPY_MEMCPY_BIT`, the `x`, `y`, and `z` members of the `dstOffset` member of each element of `pRegions` **must** be 0
- VUID-VkCopyImageToImageInfo-dstImage-09115
If `flags` contains `VK_HOST_IMAGE_COPY_MEMCPY_BIT`, the `extent` member of each element of `pRegions` **must** equal the extents of `dstImage` identified by `dstSubresource`
- VUID-VkCopyImageToImageInfo-dstImage-07966
If `dstImage` is non-sparse then the image or each specified *disjoint* plane **must** be bound completely and contiguously to a single `VkDeviceMemory` object
- VUID-VkCopyImageToImageInfo-dstSubresource-07967
The `dstSubresource.mipLevel` member of each element of `pRegions` **must** be less than the `mipLevels` specified in `VkImageCreateInfo` when `dstImage` was created
- VUID-VkCopyImageToImageInfo-dstSubresource-07968
If `dstSubresource.layerCount` is not `VK_REMAINING_ARRAY_LAYERS`, `dstSubresource.baseArrayLayer` + `dstSubresource.layerCount` of each element of `pRegions` **must** be less than or equal to the `arrayLayers` specified in `VkImageCreateInfo` when `dstImage` was created
- VUID-VkCopyImageToImageInfo-dstImage-07969
`dstImage` **must** not have been created with `flags` containing `VK_IMAGE_CREATE_SUBSAMPLED_BIT_EXT`

- VUID-VkCopyImageToImageInfo-dstSubresource-07971
For each element of `pRegions`, `dstOffset.x` and `(extent.width + dstOffset.x)` **must** both be greater than or equal to `0` and less than or equal to the width of the specified `dstSubresource` of `dstImage`
- VUID-VkCopyImageToImageInfo-dstSubresource-07972
For each element of `pRegions`, `dstOffset.y` and `(extent.height + dstOffset.y)` **must** both be greater than or equal to `0` and less than or equal to the height of the specified `dstSubresource` of `dstImage`
- VUID-VkCopyImageToImageInfo-dstImage-07979
If `dstImage` is of type `VK_IMAGE_TYPE_1D`, then for each element of `pRegions`, `dstOffset.y` **must** be `0` and `extent.height` **must** be `1`
- VUID-VkCopyImageToImageInfo-dstOffset-09104
For each element of `pRegions`, `dstOffset.z` and `(extent.depth + dstOffset.z)` **must** both be greater than or equal to `0` and less than or equal to the depth of the specified `dstSubresource` of `dstImage`
- VUID-VkCopyImageToImageInfo-dstImage-07980
If `dstImage` is of type `VK_IMAGE_TYPE_1D` or `VK_IMAGE_TYPE_2D`, then for each element of `pRegions`, `dstOffset.z` **must** be `0` and `extent.depth` **must** be `1`
- VUID-VkCopyImageToImageInfo-dstImage-07274
For each element of `pRegions`, if `VkCopyCommandTransformInfoQCOM::transform` is equal to `VK_SURFACE_TRANSFORM_IDENTITY_BIT_KHR` or `VK_SURFACE_TRANSFORM_ROTATE_270_BIT_KHR`, `dstOffset.x` **must** be a multiple of the `texel block extent width` of the `VkFormat` of `dstImage`
- VUID-VkCopyImageToImageInfo-dstOffset-10051
For each element of `pRegions`, if `VkCopyCommandTransformInfoQCOM::transform` is equal to `VK_SURFACE_TRANSFORM_ROTATE_180_BIT_KHR` or `VK_SURFACE_TRANSFORM_ROTATE_90_BIT_KHR`, and `dstOffset.x` does not equal the width of the subresource specified by `dstSubresource`, `dstOffset.x` **must** be a multiple of the `texel block extent width` of the `VkFormat` of `dstImage`
- VUID-VkCopyImageToImageInfo-dstImage-07275
For each element of `pRegions`, if `VkCopyCommandTransformInfoQCOM::transform` is equal to `VK_SURFACE_TRANSFORM_IDENTITY_BIT_KHR` or `VK_SURFACE_TRANSFORM_ROTATE_90_BIT_KHR`, `dstOffset.y` **must** be a multiple of the `texel block extent height` of the `VkFormat` of `dstImage`
- VUID-VkCopyImageToImageInfo-dstOffset-10052
For each element of `pRegions`, if `VkCopyCommandTransformInfoQCOM::transform` is equal to `VK_SURFACE_TRANSFORM_ROTATE_270_BIT_KHR` or `VK_SURFACE_TRANSFORM_ROTATE_180_BIT_KHR`, and `dstOffset.y` does not equal the height of the subresource specified by `dstSubresource`, `dstOffset.y` **must** be a multiple of the `texel block extent height` of the `VkFormat` of `dstImage`
- VUID-VkCopyImageToImageInfo-dstImage-07276
For each element of `pRegions`, `dstOffset.z` **must** be a multiple of the `texel block extent depth` of the `VkFormat` of `dstImage`

- VUID-VkCopyImageToImageInfo-dstImage-00207
For each element of `pRegions`, if `VkCopyCommandTransformInfoQCOM::transform` is equal to `VK_SURFACE_TRANSFORM_IDENTITY_BIT_KHR`, the sum of `dstOffset.x` and `extent.width` does not equal the width of the subresource specified by `dstSubresource`, `extent.width` **must** be a multiple of the `texel block extent width` of the `VkFormat` of `dstImage`
- VUID-VkCopyImageToImageInfo-dstOffset-10053
For each element of `pRegions`, if `VkCopyCommandTransformInfoQCOM::transform` is equal to `VK_SURFACE_TRANSFORM_ROTATE_90_BIT_KHR`, the difference of `dstOffset.x` and `extent.height` **must** be a multiple of the `texel block extent width` of the `VkFormat` of `dstImage`
- VUID-VkCopyImageToImageInfo-dstOffset-10054
For each element of `pRegions`, if `VkCopyCommandTransformInfoQCOM::transform` is equal to `VK_SURFACE_TRANSFORM_ROTATE_180_BIT_KHR`, the difference of `dstOffset.x` and `extent.width` **must** be a multiple of the `texel block extent width` of the `VkFormat` of `dstImage`
- VUID-VkCopyImageToImageInfo-dstOffset-10055
For each element of `pRegions`, if `VkCopyCommandTransformInfoQCOM::transform` is equal to `VK_SURFACE_TRANSFORM_ROTATE_270_BIT_KHR`, the sum of `dstOffset.x` and `extent.height` does not equal the width of the subresource specified by `dstSubresource`, `extent.height` **must** be a multiple of the `texel block extent width` of the `VkFormat` of `dstImage`
- VUID-VkCopyImageToImageInfo-dstImage-00208
For each element of `pRegions`, if `VkCopyCommandTransformInfoQCOM::transform` is equal to `VK_SURFACE_TRANSFORM_IDENTITY_BIT_KHR`, and the sum of `dstOffset.y` and `extent.height` does not equal the height of the subresource specified by `dstSubresource`, `extent.height` **must** be a multiple of the `texel block extent height` of the `VkFormat` of `dstImage`
- VUID-VkCopyImageToImageInfo-dstOffset-10056
For each element of `pRegions`, if `VkCopyCommandTransformInfoQCOM::transform` is equal to `VK_SURFACE_TRANSFORM_ROTATE_90_BIT_KHR`, the sum of `dstOffset.y` and `extent.width` does not equal the height of the subresource specified by `dstSubresource`, `extent.width` **must** be a multiple of the `texel block extent height` of the `VkFormat` of `dstImage`
- VUID-VkCopyImageToImageInfo-dstOffset-10057
For each element of `pRegions`, if `VkCopyCommandTransformInfoQCOM::transform` is equal to `VK_SURFACE_TRANSFORM_ROTATE_180_BIT_KHR`, the difference of `dstOffset.y` and `extent.height` **must** be a multiple of the `texel block extent height` of the `VkFormat` of `dstImage`
- VUID-VkCopyImageToImageInfo-dstOffset-10058
For each element of `pRegions`, if `VkCopyCommandTransformInfoQCOM::transform` is equal to `VK_SURFACE_TRANSFORM_ROTATE_270_BIT_KHR`, the difference of `dstOffset.y` and `extent.width` **must** be a multiple of the `texel block extent height` of the `VkFormat` of `dstImage`
- VUID-VkCopyImageToImageInfo-dstImage-00209

For each element of `pRegions`, if the sum of `dstOffset.z` and `extent.depth` does not equal the depth of the subresource specified by `srcSubresource`, `extent.depth` **must** be a multiple of the `texel block extent depth` of the `VkFormat` of `dstImage`

- VUID-VkCopyImageToImageInfo-dstSubresource-09105
For each element of `pRegions`, `dstSubresource.aspectMask` **must** specify aspects present in `dstImage`
- VUID-VkCopyImageToImageInfo-dstImage-07981
If `dstImage` has a `multi-planar format`, then for each element of `pRegions`, `dstSubresource.aspectMask` **must** be a single valid `multi-planar aspect mask` bit
- VUID-VkCopyImageToImageInfo-dstImage-07983
If `dstImage` is of type `VK_IMAGE_TYPE_3D`, for each element of `pRegions`, `dstSubresource.baseArrayLayer` **must** be 0 and `dstSubresource.layerCount` **must** be 1
- VUID-VkCopyImageToImageInfo-srcImageLayout-09070
`srcImageLayout` **must** specify the current layout of the image subresources of `srcImage` specified in `pRegions`
- VUID-VkCopyImageToImageInfo-dstImageLayout-09071
`dstImageLayout` **must** specify the current layout of the image subresources of `dstImage` specified in `pRegions`
- VUID-VkCopyImageToImageInfo-srcImageLayout-09072
`srcImageLayout` **must** be one of the image layouts returned in `VkPhysicalDeviceHostImageCopyProperties::pCopySrcLayouts`
- VUID-VkCopyImageToImageInfo-dstImageLayout-09073
`dstImageLayout` **must** be one of the image layouts returned in `VkPhysicalDeviceHostImageCopyProperties::pCopyDstLayouts`

Valid Usage (Implicit)

- VUID-VkCopyImageToImageInfo-sType-sType
`sType` **must** be `VK_STRUCTURE_TYPE_COPY_IMAGE_TO_IMAGE_INFO`
- VUID-VkCopyImageToImageInfo-pNext-pNext
`pNext` **must** be `NULL`
- VUID-VkCopyImageToImageInfo-flags-parameter
`flags` **must** be a valid combination of `VkHostImageCopyFlagBits` values
- VUID-VkCopyImageToImageInfo-srcImage-parameter
`srcImage` **must** be a valid `VkImage` handle
- VUID-VkCopyImageToImageInfo-srcImageLayout-parameter
`srcImageLayout` **must** be a valid `VkImageLayout` value
- VUID-VkCopyImageToImageInfo-dstImage-parameter
`dstImage` **must** be a valid `VkImage` handle
- VUID-VkCopyImageToImageInfo-dstImageLayout-parameter
`dstImageLayout` **must** be a valid `VkImageLayout` value

- VUID-VkCopyImageToImageInfo-pRegions-parameter
`pRegions` **must** be a valid pointer to an array of `regionCount` valid `VkImageCopy2` structures
- VUID-VkCopyImageToImageInfo-regionCount-arraylength
`regionCount` **must** be greater than 0
- VUID-VkCopyImageToImageInfo-commonparent
Both of `dstImage`, and `srcImage` **must** have been created, allocated, or retrieved from the same `VkDevice`

25.6. Indirect Copies

An application can use indirect copies when the copy parameters are not known during the command buffer creation time.

To copy data between two memory regions by specifying copy parameters indirectly in memory, call:

```
// Provided by VK_KHR_copy_memory_indirect
void vkCmdCopyMemoryIndirectKHR(
    VkCommandBuffer                commandBuffer,
    const VkCopyMemoryIndirectInfoKHR* pCopyMemoryIndirectInfo);
```

- `commandBuffer` is the command buffer into which the command will be recorded.
- `pCopyMemoryIndirectInfo` is a pointer to a `VkCopyMemoryIndirectInfoKHR` structure containing the copy parameters, including the number of copies to execute and a strided array of `VkCopyMemoryIndirectCommandKHR` structures.

Each region specified in the memory referenced by `pCopyMemoryIndirectInfo->copyAddressRange` is copied from the source region to the specified destination region. The results are undefined if any of the source and destination regions overlap in memory.

Valid Usage

- VUID-vkCmdCopyMemoryIndirectKHR-indirectMemoryCopy-10935
The `indirectMemoryCopy` feature **must** be enabled
- VUID-vkCmdCopyMemoryIndirectKHR-commandBuffer-10936
The `VkCommandPool` that `commandBuffer` was allocated from **must** support at least one of the queue types specified in `VkPhysicalDeviceCopyMemoryIndirectPropertiesKHR::supportedQueues`
- VUID-vkCmdCopyMemoryIndirectKHR-commandBuffer-10937
`commandBuffer` must not be a protected command buffer

Valid Usage (Implicit)

- VUID-vkCmdCopyMemoryIndirectKHR-commandBuffer-parameter `commandBuffer` **must** be a valid `VkCommandBuffer` handle
- VUID-vkCmdCopyMemoryIndirectKHR-pCopyMemoryIndirectInfo-parameter `pCopyMemoryIndirectInfo` **must** be a valid pointer to a valid `VkCopyMemoryIndirectInfoKHR` structure
- VUID-vkCmdCopyMemoryIndirectKHR-commandBuffer-recording `commandBuffer` **must** be in the `recording state`
- VUID-vkCmdCopyMemoryIndirectKHR-commandBuffer-cmdpool
The `VkCommandPool` that `commandBuffer` was allocated from **must** support `VK_QUEUE_COMPUTE_BIT`, `VK_QUEUE_GRAPHICS_BIT`, or `VK_QUEUE_TRANSFER_BIT` operations
- VUID-vkCmdCopyMemoryIndirectKHR-renderpass
This command **must** only be called outside of a render pass instance
- VUID-vkCmdCopyMemoryIndirectKHR-suspended
This command **must** not be called between suspended render pass instances
- VUID-vkCmdCopyMemoryIndirectKHR-videocoding
This command **must** only be called outside of a video coding scope

Host Synchronization

- Host access to `commandBuffer` **must** be externally synchronized
- Host access to the `VkCommandPool` that `commandBuffer` was allocated from **must** be externally synchronized

Command Properties

Command Buffer Levels	Render Pass Scope	Video Coding Scope	Supported Queue Types	Command Type
Primary Secondary	Outside	Outside	VK_QUEUE_COMPUTE_BIT VK_QUEUE_GRAPHICS_BIT VK_QUEUE_TRANSFER_BIT	Action

Conditional Rendering

`vkCmdCopyMemoryIndirectKHR` is not affected by `conditional rendering`

The [VkCopyMemoryIndirectInfoKHR](#) structure is defined as:

```
// Provided by VK_KHR_copy_memory_indirect
typedef struct VkCopyMemoryIndirectInfoKHR {
    VkStructureType      sType;
    const void*          pNext;
    VkAddressCopyFlagsKHR srcCopyFlags;
    VkAddressCopyFlagsKHR dstCopyFlags;
    uint32_t             copyCount;
    VkStridedDeviceAddressRangeKHR copyAddressRange;
} VkCopyMemoryIndirectInfoKHR;
```

- `sType` is a [VkStructureType](#) value identifying this structure.
- `pNext` is `NULL` or a pointer to a structure extending this structure.
- `srcCopyFlags` is a [VkAddressCopyFlagsKHR](#) value defining the copy flags for the source address range.
- `dstCopyFlags` is a [VkAddressCopyFlagsKHR](#) value defining the copy flags for the destination address range.
- `copyCount` is the number of copies to execute, and **can** be zero.
- `copyAddressRange` is a memory region specifying the copy parameters. It is laid out as an array of [VkCopyMemoryIndirectCommandKHR](#) structures.

Valid Usage

- VUID-VkCopyMemoryIndirectInfoKHR-srcCopyFlags-10938
If `srcCopyFlags` contains [VK_ADDRESS_COPY_SPARSE_BIT_KHR](#), the source memory regions accessed **must** be [bound to memory](#)
- VUID-VkCopyMemoryIndirectInfoKHR-dstCopyFlags-10939
If `dstCopyFlags` contains [VK_ADDRESS_COPY_SPARSE_BIT_KHR](#), the destination memory regions accessed **must** be [bound to memory](#)
- VUID-VkCopyMemoryIndirectInfoKHR-srcCopyFlags-10940
`srcCopyFlags` **must** not contain [VK_ADDRESS_COPY_PROTECTED_BIT_KHR](#)
- VUID-VkCopyMemoryIndirectInfoKHR-dstCopyFlags-10941
`dstCopyFlags` **must** not contain [VK_ADDRESS_COPY_PROTECTED_BIT_KHR](#)
- VUID-VkCopyMemoryIndirectInfoKHR-copyAddressRange-10942
`copyAddressRange.address` **must** be 4 byte aligned
- VUID-VkCopyMemoryIndirectInfoKHR-copyAddressRange-10943
`copyAddressRange.stride` **must** be a multiple of 4 and **must** be greater than or equal to `sizeof(VkCopyMemoryIndirectCommandKHR)`
- VUID-VkCopyMemoryIndirectInfoKHR-copyCount-10944
`copyCount` **must** be less than or equal to `copyAddressRange.size / copyAddressRange.stride`
- VUID-VkCopyMemoryIndirectInfoKHR-copyAddressRange-10945

Any of the source or destination memory regions specified in `copyAddressRange` **must** not overlap with any of the specified destination memory regions

- VUID-VkCopyMemoryIndirectInfoKHR-copyAddressRange-12210
`copyAddressRange` **must** be a device address range allocated to the application from a buffer created with the `VK_BUFFER_USAGE_INDIRECT_BUFFER_BIT` usage flag set

Valid Usage (Implicit)

- VUID-VkCopyMemoryIndirectInfoKHR-sType-sType
`sType` **must** be `VK_STRUCTURE_TYPE_COPY_MEMORY_INDIRECT_INFO_KHR`
- VUID-VkCopyMemoryIndirectInfoKHR-pNext-pNext
`pNext` **must** be `NULL`
- VUID-VkCopyMemoryIndirectInfoKHR-srcCopyFlags-parameter
`srcCopyFlags` **must** be a valid combination of `VkAddressCopyFlagBitsKHR` values
- VUID-VkCopyMemoryIndirectInfoKHR-dstCopyFlags-parameter
`dstCopyFlags` **must** be a valid combination of `VkAddressCopyFlagBitsKHR` values

The structure describing source and destination memory regions, `VkCopyMemoryIndirectCommandKHR` is defined as:

```
// Provided by VK_KHR_copy_memory_indirect
typedef struct VkCopyMemoryIndirectCommandKHR {
    VkDeviceAddress    srcAddress;
    VkDeviceAddress    dstAddress;
    VkDeviceSize       size;
} VkCopyMemoryIndirectCommandKHR;
```

```
// Provided by VK_NV_copy_memory_indirect
// Equivalent to VkCopyMemoryIndirectCommandKHR
typedef VkCopyMemoryIndirectCommandKHR VkCopyMemoryIndirectCommandNV;
```

- `srcAddress` is the starting address of the source device memory to copy from.
- `dstAddress` is the starting address of the destination device memory to copy to.
- `size` is the size of the copy in bytes.

Valid Usage

- VUID-VkCopyMemoryIndirectCommandKHR-srcAddress-10958
The `srcAddress` **must** be 4 byte aligned
- VUID-VkCopyMemoryIndirectCommandKHR-dstAddress-10959
The `dstAddress` **must** be 4 byte aligned

- VUID-VkCopyMemoryIndirectCommandKHR-size-10960
The **size** must be 4 byte aligned
- VUID-VkCopyMemoryIndirectCommandKHR-srcAddress-10961
The memory in range [**srcAddress**, **srcAddress** + **size** - 1] must be within the bounds of the memory allocation backing **srcAddress**
- VUID-VkCopyMemoryIndirectCommandKHR-dstAddress-10962
The memory in range [**dstAddress**, **dstAddress** + **size** - 1] must be within the bounds of the memory allocation backing **dstAddress**
- VUID-VkCopyMemoryIndirectCommandKHR-srcAddress-12211
The range of memory defined by **srcAddress** and **size** must be a device address range allocated to the application from a buffer created with the **VK_BUFFER_USAGE_TRANSFER_SRC_BIT** usage flag set
- VUID-VkCopyMemoryIndirectCommandKHR-dstAddress-12212
The range of memory defined by **dstAddress** and **size** must be a device address range allocated to the application from a buffer created with the **VK_BUFFER_USAGE_TRANSFER_DST_BIT** usage flag set

Valid Usage (Implicit)

- VUID-VkCopyMemoryIndirectCommandKHR-srcAddress-parameter
srcAddress must be a valid **VkDeviceAddress** value
- VUID-VkCopyMemoryIndirectCommandKHR-dstAddress-parameter
dstAddress must be a valid **VkDeviceAddress** value

Bits which **can** be set in a **VkAddressCopyFlagsKHR** mask are:

```
// Provided by VK_KHR_copy_memory_indirect
typedef enum VkAddressCopyFlagBitsKHR {
    VK_ADDRESS_COPY_DEVICE_LOCAL_BIT_KHR = 0x00000001,
    VK_ADDRESS_COPY_SPARSE_BIT_KHR = 0x00000002,
    VK_ADDRESS_COPY_PROTECTED_BIT_KHR = 0x00000004,
} VkAddressCopyFlagBitsKHR;
```

- **VK_ADDRESS_COPY_DEVICE_LOCAL_BIT_KHR** specifies that the address range is expected to be resident in device local memory. Specifying this value is optional, but **may** lead to improved performance if set accurately.
- **VK_ADDRESS_COPY_PROTECTED_BIT_KHR** specifies that the address range is allocated from protected memory.
- **VK_ADDRESS_COPY_SPARSE_BIT_KHR** specifies that the address range may not be fully bound to physical memory when accessed.


```
// Provided by VK_KHR_copy_memory_indirect
typedef VkFlags VkAddressCopyFlagsKHR;
```

`VkAddressCopyFlagsKHR` is a bitmask type for setting a mask of zero or more `VkAddressCopyFlagBitsKHR`.

To copy data between two memory regions by specifying copy parameters indirectly in memory, call:

```
// Provided by VK_NV_copy_memory_indirect
void vkCmdCopyMemoryIndirectNV(
    VkCommandBuffer          commandBuffer,
    VkDeviceAddress          copyBufferAddress,
    uint32_t                 copyCount,
    uint32_t                 stride);
```

- `commandBuffer` is the command buffer into which the command will be recorded.
- `copyBufferAddress` is the memory address specifying the copy parameters. It is laid out as an array of `VkCopyMemoryIndirectCommandNV` structures.
- `copyCount` is the number of copies to execute, and **can** be zero.
- `stride` is the stride in bytes between successive sets of copy parameters.

Each region read from `copyBufferAddress` is copied from the source region to the specified destination region. The results are undefined if any of the source and destination regions overlap in memory.

Valid Usage

- VUID-vkCmdCopyMemoryIndirectNV-None-07653
The `indirectCopy` feature **must** be enabled
- VUID-vkCmdCopyMemoryIndirectNV-copyBufferAddress-07654
`copyBufferAddress` **must** be 4 byte aligned
- VUID-vkCmdCopyMemoryIndirectNV-stride-07655
`stride` **must** be a multiple of 4 and **must** be greater than or equal to `sizeof(VkCopyMemoryIndirectCommandNV)`
- VUID-vkCmdCopyMemoryIndirectNV-commandBuffer-07656
The `VkCommandPool` that `commandBuffer` was allocated from **must** support at least one of the queue types specified in `VkPhysicalDeviceCopyMemoryIndirectPropertiesKHR::supportedQueues`
- VUID-vkCmdCopyMemoryIndirectNV-copyBufferAddress-10946
Any of the source or destination memory regions specified in `copyBufferAddress` **must** not overlap with any of the specified destination memory regions

Valid Usage (Implicit)

- VUID-vkCmdCopyMemoryIndirectNV-commandBuffer-parameter **commandBuffer** **must** be a valid [VkCommandBuffer](#) handle
- VUID-vkCmdCopyMemoryIndirectNV-copyBufferAddress-parameter **copyBufferAddress** **must** be a valid [VkDeviceAddress](#) value
- VUID-vkCmdCopyMemoryIndirectNV-commandBuffer-recording **commandBuffer** **must** be in the [recording state](#)
- VUID-vkCmdCopyMemoryIndirectNV-commandBuffer-cmdpool
The [VkCommandPool](#) that **commandBuffer** was allocated from **must** support [VK_QUEUE_COMPUTE_BIT](#), [VK_QUEUE_GRAPHICS_BIT](#), or [VK_QUEUE_TRANSFER_BIT](#) operations
- VUID-vkCmdCopyMemoryIndirectNV-renderpass
This command **must** only be called outside of a render pass instance
- VUID-vkCmdCopyMemoryIndirectNV-suspended
This command **must** not be called between suspended render pass instances
- VUID-vkCmdCopyMemoryIndirectNV-videocoding
This command **must** only be called outside of a video coding scope

Host Synchronization

- Host access to **commandBuffer** **must** be externally synchronized
- Host access to the [VkCommandPool](#) that **commandBuffer** was allocated from **must** be externally synchronized

Command Properties

Command Buffer Levels	Render Pass Scope	Video Coding Scope	Supported Queue Types	Command Type
Primary Secondary	Outside	Outside	VK_QUEUE_COMPUTE_BIT VK_QUEUE_GRAPHICS_BIT VK_QUEUE_TRANSFER_BIT	Action

Conditional Rendering

vkCmdCopyMemoryIndirectNV is not affected by [conditional rendering](#)

To copy data from a memory region to an image object by specifying copy parameters in memory, call:

```
// Provided by VK_KHR_copy_memory_indirect
void vkCmdCopyMemoryToImageIndirectKHR(
    VkCommandBuffer                      commandBuffer,
    const VkCopyMemoryToImageIndirectInfoKHR* pCopyMemoryToImageIndirectInfo);
```

- `commandBuffer` is the command buffer into which the command will be recorded.
- `pCopyMemoryToImageIndirectInfo` is a pointer to a `VkCopyMemoryToImageIndirectInfoKHR` structure which contains the copy parameters, including the number of copies to execute and a strided array of `VkCopyMemoryToImageIndirectCommandKHR` structures.

Each region specified in the memory referenced by `pCopyMemoryToImageIndirectInfo->copyAddressRange` is copied from the source region to an image region in the destination image. If the destination image is of type `VK_IMAGE_TYPE_3D`, the starting slice and number of slices to copy are specified in `pImageSubresources->baseArrayLayer` and `pImageSubresources->layerCount` respectively as `imageOffset` and `imageExtent` from `VkCopyMemoryToImageIndirectCommandKHR` are only available at device execution time. The results are undefined if any of the source and destination regions overlap in memory.

Valid Usage

- VUID-vkCmdCopyMemoryToImageIndirectKHR-indirectMemoryToImageCopy-10947
The `indirectMemoryToImageCopy` feature **must** be enabled
- VUID-vkCmdCopyMemoryToImageIndirectKHR-commandBuffer-10948
The `VkCommandPool` that `commandBuffer` was allocated from **must** support at least one of the queue types specified in `VkPhysicalDeviceCopyMemoryIndirectPropertiesKHR::supportedQueues`
- VUID-vkCmdCopyMemoryToImageIndirectKHR-commandBuffer-10949
`commandBuffer` must not be a protected command buffer

Valid Usage (Implicit)

- VUID-vkCmdCopyMemoryToImageIndirectKHR-commandBuffer-parameter
`commandBuffer` **must** be a valid `VkCommandBuffer` handle
- VUID-vkCmdCopyMemoryToImageIndirectKHR-pCopyMemoryToImageIndirectInfo-parameter
`pCopyMemoryToImageIndirectInfo` **must** be a valid pointer to a valid `VkCopyMemoryToImageIndirectInfoKHR` structure
- VUID-vkCmdCopyMemoryToImageIndirectKHR-commandBuffer-recording
`commandBuffer` **must** be in the `recording` state
- VUID-vkCmdCopyMemoryToImageIndirectKHR-commandBuffer-cmdpool

The `VkCommandPool` that `commandBuffer` was allocated from **must** support `VK_QUEUE_COMPUTE_BIT`, `VK_QUEUE_GRAPHICS_BIT`, or `VK_QUEUE_TRANSFER_BIT` operations

- VUID-vkCmdCopyMemoryToImageIndirectKHR-renderpass
This command **must** only be called outside of a render pass instance
- VUID-vkCmdCopyMemoryToImageIndirectKHR-suspended
This command **must** not be called between suspended render pass instances
- VUID-vkCmdCopyMemoryToImageIndirectKHR-videocoding
This command **must** only be called outside of a video coding scope

Host Synchronization

- Host access to `commandBuffer` **must** be externally synchronized
- Host access to the `VkCommandPool` that `commandBuffer` was allocated from **must** be externally synchronized

Command Properties

Command Buffer Levels	Render Pass Scope	Video Coding Scope	Supported Queue Types	Command Type
Primary Secondary	Outside	Outside	VK_QUEUE_COMPUTE_BIT VK_QUEUE_GRAPHICS_BIT VK_QUEUE_TRANSFER_BIT	Action

Conditional Rendering

`vkCmdCopyMemoryToImageIndirectKHR` is not affected by [conditional rendering](#)

The `VkCopyMemoryToImageIndirectInfoKHR` structure is defined as:


```
// Provided by VK_KHR_copy_memory_indirect
typedef struct VkCopyMemoryToImageIndirectInfoKHR {
    VkStructureType          sType;
    const void*              pNext;
    VkAddressCopyFlagsKHR    srcCopyFlags;
    uint32_t                 copyCount;
    VkStridedDeviceAddressRangeKHR copyAddressRange;
    VkImage                  dstImage;
    VkImageLayout            dstImageLayout;
    const VkImageSubresourceLayers* pImageSubresources;
} VkCopyMemoryToImageIndirectInfoKHR;
```

- **sType** is a [VkStructureType](#) value identifying this structure.
- **pNext** is `NULL` or a pointer to a structure extending this structure.
- **srcCopyFlags** is a [VkAddressCopyFlagsKHR](#) value defining the copy flags for the source address range.
- **copyCount** is the number of copies to execute, and **can** be zero.
- **copyAddressRange** is a memory region specifying the copy parameters. It is laid out as an array of [VkCopyMemoryToImageIndirectCommandKHR](#) structures.
- **dstImage** is the destination image.
- **dstImageLayout** is the layout of the destination image subresources for the copy.
- **pImageSubresources** is a pointer to an array of **copyCount** [VkImageSubresourceLayers](#) structures, specifying the image subresources of the destination image data for the copy operation.

Valid Usage

- VUID-VkCopyMemoryToImageIndirectInfoKHR-srcCopyFlags-10950
If **srcCopyFlags** contains [VK_ADDRESS_COPY_SPARSE_BIT_KHR](#), the source memory regions accessed **must** be [bound to memory](#)
- VUID-VkCopyMemoryToImageIndirectInfoKHR-copyCount-10951
copyCount **must** be less than or equal to `copyAddressRange.size / copyAddressRange.stride`
- VUID-VkCopyMemoryToImageIndirectInfoKHR-copyAddressRange-10952
`copyAddressRange.address` **must** be 4 byte aligned
- VUID-VkCopyMemoryToImageIndirectInfoKHR-copyAddressRange-10953
`copyAddressRange.stride` **must** be a multiple of 4 and **must** be greater than or equal to `sizeof(VkCopyMemoryToImageIndirectCommandKHR)`
- VUID-VkCopyMemoryToImageIndirectInfoKHR-dstImage-10955
The format features of **dstImage** **must** contain [VK_FORMAT_FEATURE_2_COPY_IMAGE_INDIRECT_DST_BIT_KHR](#)
- VUID-VkCopyMemoryToImageIndirectInfoKHR-copyAddressRange-12213
copyAddressRange **must** be a device address range allocated to the application from a buffer created with the [VK_BUFFER_USAGE_INDIRECT_BUFFER_BIT](#) usage flag set

- VUID-VkCopyMemoryToImageIndirectInfoKHR-dstImage-07661
`dstImage` **must** not be a protected image
- VUID-VkCopyMemoryToImageIndirectInfoKHR-aspectMask-07662
The `aspectMask` member for every subresource in `pImageSubresources` **must** only have a single bit set
- VUID-VkCopyMemoryToImageIndirectInfoKHR-aspectMask-12287
The `aspectMask` member for every subresource in `pImageSubresources` **must** specify an aspect present in `dstImage`
- VUID-VkCopyMemoryToImageIndirectInfoKHR-dstImage-07664
`dstImage` **must** have been created with the `VK_IMAGE_USAGE_TRANSFER_DST_BIT` usage flag set
- VUID-VkCopyMemoryToImageIndirectInfoKHR-dstImage-07665
If `dstImage` is non-sparse then the image or each specified *disjoint* plane **must** be bound completely and contiguously to a single `VkDeviceMemory` object
- VUID-VkCopyMemoryToImageIndirectInfoKHR-dstImage-07973
`dstImage` **must** have a sample count equal to `VK_SAMPLE_COUNT_1_BIT`
- VUID-VkCopyMemoryToImageIndirectInfoKHR-dstImageLayout-07667
`dstImageLayout` **must** specify the layout of the image subresources of `dstImage` at the time this command is executed on a `VkDevice`
- VUID-VkCopyMemoryToImageIndirectInfoKHR-dstImageLayout-07669
`dstImageLayout` **must** be `VK_IMAGE_LAYOUT_TRANSFER_DST_OPTIMAL`, `VK_IMAGE_LAYOUT_SHARED_PRESENT_KHR`, or `VK_IMAGE_LAYOUT_GENERAL`
- VUID-VkCopyMemoryToImageIndirectInfoKHR-mipLevel-07670
The specified `mipLevel` of each region in `pImageSubresources` **must** be less than the `mipLevels` specified in `VkImageCreateInfo` when `dstImage` was created
- VUID-VkCopyMemoryToImageIndirectInfoKHR-dstImage-12288
If `dstImage` is not of type `VK_IMAGE_TYPE_3D`, and the specified `layerCount` of each region in `pImageSubresources` is not `VK_REMAINING_ARRAY_LAYERS`, the specified `baseArrayLayer` + `layerCount` of each region in `pImageSubresources` **must** be less than or equal to the `arrayLayers` specified in `VkImageCreateInfo` when `dstImage` was created
- VUID-VkCopyMemoryToImageIndirectInfoKHR-dstImage-12289
If `dstImage` is of type `VK_IMAGE_TYPE_3D`, and the specified `layerCount` of each region in `pImageSubresources` is not `VK_REMAINING_ARRAY_LAYERS`, for each destination region, $(\text{imageSubresource.baseArrayLayer} + \text{imageSubresource.layerCount})$ **must** be less than or equal to the depth of the specified subresource
- VUID-VkCopyMemoryToImageIndirectInfoKHR-dstImage-12290
If `dstImage` is of type `VK_IMAGE_TYPE_3D`, and the specified `layerCount` of each region in `pImageSubresources` is not `VK_REMAINING_ARRAY_LAYERS`, for each destination region, if $(\text{imageSubresource.baseArrayLayer} + \text{imageSubresource.layerCount})$ does not equal the depth of the specified subresource, `imageSubresource.layerCount` **must** be a multiple of the `texel block extent depth` of the `VkFormat` of `dstImage`
- VUID-VkCopyMemoryToImageIndirectInfoKHR-dstImage-12291
If `dstImage` is of type `VK_IMAGE_TYPE_3D`, for each destination region,

`imageSubresource.baseArrayLayer` **must** be a multiple of the `texel block extent depth` of the `VkFormat` of `dstImage`

- VUID-VkCopyMemoryToImageIndirectInfoKHR-dstImage-12292
If `dstImage` is of type `VK_IMAGE_TYPE_3D`, for each destination region, `imageSubresource.baseArrayLayer` **must** be less than or equal to the depth of the specified subresource
- VUID-VkCopyMemoryToImageIndirectInfoKHR-dstImage-07673
`dstImage` **must** not have been created with `flags` containing `VK_IMAGE_CREATE_SUBSAMPLED_BIT_EXT`
- VUID-VkCopyMemoryToImageIndirectInfoKHR-commandBuffer-07674
If the queue family used to create the `VkCommandPool` which `commandBuffer` was allocated from does not support `VK_QUEUE_GRAPHICS_BIT`, for each region, the `aspectMask` member of `pImageSubresources` **must** not be `VK_IMAGE_ASPECT_DEPTH_BIT` or `VK_IMAGE_ASPECT_STENCIL_BIT`
- VUID-VkCopyMemoryToImageIndirectInfoKHR-dstImage-10974
The format features of `dstImage` **must** contain `VK_FORMAT_FEATURE_TRANSFER_DST_BIT`
- VUID-VkCopyMemoryToImageIndirectInfoKHR-copyAddressRange-10975
Any of the source or destination memory regions specified in `copyAddressRange` **must** not overlap with any of the specified destination memory regions at the time this command is executed on device

Valid Usage (Implicit)

- VUID-VkCopyMemoryToImageIndirectInfoKHR-sType-sType
`sType` **must** be `VK_STRUCTURE_TYPE_COPY_MEMORY_TO_IMAGE_INDIRECT_INFO_KHR`
- VUID-VkCopyMemoryToImageIndirectInfoKHR-pNext-pNext
`pNext` **must** be `NULL`
- VUID-VkCopyMemoryToImageIndirectInfoKHR-srcCopyFlags-parameter
`srcCopyFlags` **must** be a valid combination of `VkAddressCopyFlagBitsKHR` values
- VUID-VkCopyMemoryToImageIndirectInfoKHR-dstImage-parameter
`dstImage` **must** be a valid `VkImage` handle
- VUID-VkCopyMemoryToImageIndirectInfoKHR-dstImageLayout-parameter
`dstImageLayout` **must** be a valid `VkImageLayout` value
- VUID-VkCopyMemoryToImageIndirectInfoKHR-pImageSubresources-parameter
`pImageSubresources` **must** be a valid pointer to an array of `copyCount` valid `VkImageSubresourceLayers` structures
- VUID-VkCopyMemoryToImageIndirectInfoKHR-copyCount-arraylength
`copyCount` **must** be greater than 0

The structure describing source and destination memory regions, `VkCopyMemoryToImageIndirectCommandKHR` is defined as:


```
// Provided by VK_KHR_copy_memory_indirect
typedef struct VkCopyMemoryToImageIndirectCommandKHR {
    VkDeviceAddress      srcAddress;
    uint32_t             bufferRowLength;
    uint32_t             bufferImageHeight;
    VkImageSubresourceLayers imageSubresource;
    VkOffset3D           imageOffset;
    VkExtent3D           imageExtent;
} VkCopyMemoryToImageIndirectCommandKHR;
```

```
// Provided by VK_NV_copy_memory_indirect
// Equivalent to VkCopyMemoryToImageIndirectCommandKHR
typedef VkCopyMemoryToImageIndirectCommandKHR VkCopyMemoryToImageIndirectCommandNV;
```

- **srcAddress** is the starting address of the source device memory to copy from.
- **bufferRowLength** and **bufferImageHeight** specify in texels a subregion of a larger two- or three-dimensional image in buffer memory, and control the addressing calculations. If either of these values is zero, that aspect of the buffer memory is considered to be tightly packed according to the **imageExtent**.
- **imageSubresource** is a **VkImageSubresourceLayers** structure used to specify the specific image subresources of the image used for the destination image data, which **must** match the value specified in corresponding index of the **pCopyMemoryToImageIndirectInfo->pImageSubresources** array of **vkCmdCopyMemoryToImageIndirectKHR** during command recording.
- **imageOffset** selects the initial **x, y, z** offsets in texels of the sub-region of the destination image data.
- **imageExtent** is the size in texels of the destination image in **width, height** and **depth**.

Valid Usage

- VUID-VkCopyMemoryToImageIndirectCommandKHR-srcAddress-10963
The **srcAddress** **must** be 4 byte aligned
- VUID-VkCopyMemoryToImageIndirectCommandKHR-dstImage-12282
If **dstImage** does not have either a depth/stencil format or a **multi-planar format**, **srcAddress** **must** be a multiple of the **texel block size**
- VUID-VkCopyMemoryToImageIndirectCommandKHR-dstImage-12283
If **dstImage** has a **multi-planar format**, **srcAddress** **must** be a multiple of the element size of the compatible format for the format and the **aspectMask** of the **imageSubresource** as defined in **Compatible Formats of Planes of Multi-Planar Formats**
- VUID-VkCopyMemoryToImageIndirectCommandKHR-bufferRowLength-10964
bufferRowLength **must** be 0, or greater than or equal to the **width** member of **imageExtent**
- VUID-VkCopyMemoryToImageIndirectCommandKHR-bufferImageHeight-10965
bufferImageHeight **must** be 0, or greater than or equal to the **height** member of **imageExtent**

- VUID-VkCopyMemoryToImageIndirectCommandKHR-imageOffset-10966
`imageOffset` **must** specify a valid offset in the destination image
- VUID-VkCopyMemoryToImageIndirectCommandKHR-imageExtent-10967
`imageExtent` **must** specify a valid region in the destination image and **can** be 0
- VUID-VkCopyMemoryToImageIndirectCommandKHR-srcAddress-10968
The memory region starting at `srcAddress` and described by `bufferRowLength` and `bufferImageHeight` **must** not exceed the bounds of the memory allocation backing memory at `srcAddress`
- VUID-VkCopyMemoryToImageIndirectCommandKHR-imageOffset-10969
The `imageOffset` and `imageExtent` members of each region **must** respect the image transfer granularity requirements of `commandBuffer`'s command pool's queue family, as described in [VkQueueFamilyProperties](#)
- VUID-VkCopyMemoryToImageIndirectCommandKHR-imageOffset-10970
For each destination region, `imageOffset.x` and `(imageExtent.width + imageOffset.x)` **must** both be greater than or equal to 0 and less than or equal to the width of the specified subresource
- VUID-VkCopyMemoryToImageIndirectCommandKHR-imageOffset-10971
For each destination region, `imageOffset.y` and `(imageExtent.height + imageOffset.y)` **must** both be greater than or equal to 0 and less than or equal to the height of the specified subresource
- VUID-VkCopyMemoryToImageIndirectCommandKHR-imageSubresource-12284
The members of `imageSubresource` **must** be identical to the members of the [VkImageSubresourceLayers](#) structure specified in the corresponding index of the `pCopyMemoryToImageIndirectInfo->pImageSubresources` array of [vkCmdCopyMemoryToImageIndirectKHR](#) during command recording
- VUID-VkCopyMemoryToImageIndirectCommandKHR-dstImage-12285
If `dstImage` is of type [VK_IMAGE_TYPE_1D](#), `imageOffset.y` **must** be 0 and `imageExtent.height` **must** be 1
- VUID-VkCopyMemoryToImageIndirectCommandKHR-dstImage-12286
If `dstImage` is of type [VK_IMAGE_TYPE_1D](#) or [VK_IMAGE_TYPE_2D](#), `imageOffset.z` **must** be 0 and `imageExtent.depth` **must** be 1
- VUID-VkCopyMemoryToImageIndirectCommandKHR-srcAddress-12214
`srcAddress` **must** be a device address allocated to the application from a buffer created with the [VK_BUFFER_USAGE_TRANSFER_SRC_BIT](#) usage flag set

Valid Usage (Implicit)

- VUID-VkCopyMemoryToImageIndirectCommandKHR-srcAddress-parameter
`srcAddress` **must** be a valid [VkDeviceAddress](#) value
- VUID-VkCopyMemoryToImageIndirectCommandKHR-imageSubresource-parameter
`imageSubresource` **must** be a valid [VkImageSubresourceLayers](#) structure

To copy data from a memory region to an image object by specifying copy parameters in memory, call:

```
// Provided by VK_NV_copy_memory_indirect
void vkCmdCopyMemoryToImageIndirectNV(
    VkCommandBuffer          commandBuffer,
    VkDeviceAddress          copyBufferAddress,
    uint32_t                 copyCount,
    uint32_t                 stride,
    VkImage                  dstImage,
    VkImageLayout            dstImageLayout,
    const VkImageSubresourceLayers* pImageSubresources);
```

- `commandBuffer` is the command buffer into which the command will be recorded.
- `copyBufferAddress` is the address specifying the copy parameters which are laid out in memory as an array of `VkCopyMemoryToImageIndirectCommandNV` structures.
- `copyCount` is the number of copies to execute, and **can** be zero.
- `stride` is the byte stride between successive sets of copy parameters.
- `dstImage` is the destination image.
- `dstImageLayout` is the layout of the destination image subresources for the copy.
- `pImageSubresources` is a pointer to an array of `copyCount` `VkImageSubresourceLayers` structures, specifying the image subresources of the destination image data for the copy operation.

Each region in `copyBufferAddress` is copied from the source memory region to an image region in the destination image. If the destination image is of type `VK_IMAGE_TYPE_3D`, the starting slice and number of slices to copy are specified in `pImageSubresources->baseArrayLayer` and `pImageSubresources->layerCount` respectively.

Valid Usage

- VUID-vkCmdCopyMemoryToImageIndirectNV-None-07660
The `indirectCopy` feature **must** be enabled
- VUID-vkCmdCopyMemoryToImageIndirectNV-offset-07676
`copyBufferAddress` **must** be 4 byte aligned
- VUID-vkCmdCopyMemoryToImageIndirectNV-stride-07677
`stride` **must** be a multiple of 4 and **must** be greater than or equal to `sizeof(VkCopyMemoryToImageIndirectCommandNV)`
- VUID-vkCmdCopyMemoryToImageIndirectNV-commandBuffer-10956
The `VkCommandPool` that `commandBuffer` was allocated from **must** support at least one of the queue types specified in `VkPhysicalDeviceCopyMemoryIndirectPropertiesKHR::supportedQueues`
- VUID-vkCmdCopyMemoryToImageIndirectNV-dstImage-07661
`dstImage` **must** not be a protected image

- VUID-vkCmdCopyMemoryToImageIndirectNV-aspectMask-07662
The `aspectMask` member for every subresource in `pImageSubresources` **must** only have a single bit set
- VUID-vkCmdCopyMemoryToImageIndirectNV-aspectMask-12287
The `aspectMask` member for every subresource in `pImageSubresources` **must** specify an aspect present in `dstImage`
- VUID-vkCmdCopyMemoryToImageIndirectNV-dstImage-07664
`dstImage` **must** have been created with the `VK_IMAGE_USAGE_TRANSFER_DST_BIT` usage flag set
- VUID-vkCmdCopyMemoryToImageIndirectNV-dstImage-07665
If `dstImage` is non-sparse then the image or each specified *disjoint* plane **must** be bound completely and contiguously to a single `VkDeviceMemory` object
- VUID-vkCmdCopyMemoryToImageIndirectNV-dstImage-07973
`dstImage` **must** have a sample count equal to `VK_SAMPLE_COUNT_1_BIT`
- VUID-vkCmdCopyMemoryToImageIndirectNV-dstImageLayout-07667
`dstImageLayout` **must** specify the layout of the image subresources of `dstImage` at the time this command is executed on a `VkDevice`
- VUID-vkCmdCopyMemoryToImageIndirectNV-dstImageLayout-07669
`dstImageLayout` **must** be `VK_IMAGE_LAYOUT_TRANSFER_DST_OPTIMAL`, `VK_IMAGE_LAYOUT_SHARED_PRESENT_KHR`, or `VK_IMAGE_LAYOUT_GENERAL`
- VUID-vkCmdCopyMemoryToImageIndirectNV-mipLevel-07670
The specified `mipLevel` of each region in `pImageSubresources` **must** be less than the `mipLevels` specified in `VkImageCreateInfo` when `dstImage` was created
- VUID-vkCmdCopyMemoryToImageIndirectNV-dstImage-12288
If `dstImage` is not of type `VK_IMAGE_TYPE_3D`, and the specified `layerCount` of each region in `pImageSubresources` is not `VK_REMAINING_ARRAY_LAYERS`, the specified `baseArrayLayer` + `layerCount` of each region in `pImageSubresources` **must** be less than or equal to the `arrayLayers` specified in `VkImageCreateInfo` when `dstImage` was created
- VUID-vkCmdCopyMemoryToImageIndirectNV-dstImage-12289
If `dstImage` is of type `VK_IMAGE_TYPE_3D`, and the specified `layerCount` of each region in `pImageSubresources` is not `VK_REMAINING_ARRAY_LAYERS`, for each destination region, $(\text{imageSubresource.baseArrayLayer} + \text{imageSubresource.layerCount})$ **must** be less than or equal to the depth of the specified subresource
- VUID-vkCmdCopyMemoryToImageIndirectNV-dstImage-12290
If `dstImage` is of type `VK_IMAGE_TYPE_3D`, and the specified `layerCount` of each region in `pImageSubresources` is not `VK_REMAINING_ARRAY_LAYERS`, for each destination region, if $(\text{imageSubresource.baseArrayLayer} + \text{imageSubresource.layerCount})$ does not equal the depth of the specified subresource, `imageSubresource.layerCount` **must** be a multiple of the `texel block extent depth` of the `VkFormat` of `dstImage`
- VUID-vkCmdCopyMemoryToImageIndirectNV-dstImage-12291
If `dstImage` is of type `VK_IMAGE_TYPE_3D`, for each destination region, `imageSubresource.baseArrayLayer` **must** be a multiple of the `texel block extent depth` of the `VkFormat` of `dstImage`

- VUID-vkCmdCopyMemoryToImageIndirectNV-dstImage-12292
If `dstImage` is of type `VK_IMAGE_TYPE_3D`, for each destination region, `imageSubresource.baseArrayLayer` **must** be less than or equal to the depth of the specified subresource
- VUID-vkCmdCopyMemoryToImageIndirectNV-dstImage-07673
`dstImage` **must** not have been created with `flags` containing `VK_IMAGE_CREATE_SUBSAMPLED_BIT_EXT`
- VUID-vkCmdCopyMemoryToImageIndirectNV-commandBuffer-07674
If the queue family used to create the `VkCommandPool` which `commandBuffer` was allocated from does not support `VK_QUEUE_GRAPHICS_BIT`, for each region, the `aspectMask` member of `pImageSubresources` **must** not be `VK_IMAGE_ASPECT_DEPTH_BIT` or `VK_IMAGE_ASPECT_STENCIL_BIT`
- VUID-vkCmdCopyMemoryToImageIndirectNV-dstImage-10974
The format features of `dstImage` **must** contain `VK_FORMAT_FEATURE_TRANSFER_DST_BIT`
- VUID-vkCmdCopyMemoryToImageIndirectNV-copyBufferAddress-10975
Any of the source or destination memory regions specified in `copyBufferAddress` **must** not overlap with any of the specified destination memory regions at the time this command is executed on device

Valid Usage (Implicit)

- VUID-vkCmdCopyMemoryToImageIndirectNV-commandBuffer-parameter
`commandBuffer` **must** be a valid `VkCommandBuffer` handle
- VUID-vkCmdCopyMemoryToImageIndirectNV-copyBufferAddress-parameter
`copyBufferAddress` **must** be a valid `VkDeviceAddress` value
- VUID-vkCmdCopyMemoryToImageIndirectNV-dstImage-parameter
`dstImage` **must** be a valid `VkImage` handle
- VUID-vkCmdCopyMemoryToImageIndirectNV-dstImageLayout-parameter
`dstImageLayout` **must** be a valid `VkImageLayout` value
- VUID-vkCmdCopyMemoryToImageIndirectNV-pImageSubresources-parameter
`pImageSubresources` **must** be a valid pointer to an array of `copyCount` valid `VkImageSubresourceLayers` structures
- VUID-vkCmdCopyMemoryToImageIndirectNV-commandBuffer-recording
`commandBuffer` **must** be in the `recording state`
- VUID-vkCmdCopyMemoryToImageIndirectNV-commandBuffer-cmdpool
The `VkCommandPool` that `commandBuffer` was allocated from **must** support `VK_QUEUE_COMPUTE_BIT`, `VK_QUEUE_GRAPHICS_BIT`, or `VK_QUEUE_TRANSFER_BIT` operations
- VUID-vkCmdCopyMemoryToImageIndirectNV-renderpass
This command **must** only be called outside of a render pass instance
- VUID-vkCmdCopyMemoryToImageIndirectNV-suspended
This command **must** not be called between suspended render pass instances

- VUID-vkCmdCopyMemoryToImageIndirectNV-videocoding
This command **must** only be called outside of a video coding scope
- VUID-vkCmdCopyMemoryToImageIndirectNV-copyCount-arraylength
copyCount **must** be greater than 0
- VUID-vkCmdCopyMemoryToImageIndirectNV-commonparent
Both of **commandBuffer**, and **dstImage** **must** have been created, allocated, or retrieved from the same **VkDevice**

Host Synchronization

- Host access to **commandBuffer** **must** be externally synchronized
- Host access to the **VkCommandPool** that **commandBuffer** was allocated from **must** be externally synchronized

Command Properties

Command Buffer Levels	Render Pass Scope	Video Coding Scope	Supported Queue Types	Command Type
Primary Secondary	Outside	Outside	VK_QUEUE_COMPUTE_BIT VK_QUEUE_GRAPHICS_BIT VK_QUEUE_TRANSFER_BIT	Action

Conditional Rendering

vkCmdCopyMemoryToImageIndirectNV is not affected by [conditional rendering](#)

25.7. Image Copies With Scaling

To copy regions of a source image into a destination image, potentially performing format conversion, arbitrary scaling, and filtering, call:


```
// Provided by VK_VERSION_1_0
void vkCmdBlitImage(
    VkCommandBuffer          commandBuffer,
    VkImage                  srcImage,
    VkImageLayout            srcImageLayout,
    VkImage                  dstImage,
    VkImageLayout            dstImageLayout,
    uint32_t                 regionCount,
    const VkImageBlit*       pRegions,
    VkFilter                  filter);
```

- `commandBuffer` is the command buffer into which the command will be recorded.
- `srcImage` is the source image.
- `srcImageLayout` is the layout of the source image subresources for the blit.
- `dstImage` is the destination image.
- `dstImageLayout` is the layout of the destination image subresources for the blit.
- `regionCount` is the number of regions to blit.
- `pRegions` is a pointer to an array of `VkImageBlit` structures specifying the regions to blit.
- `filter` is a `VkFilter` specifying the filter to apply if the blits require scaling.

`vkCmdBlitImage` **must** not be used for multisampled source or destination images. Use `vkCmdResolveImage` for this purpose.

As the sizes of the source and destination extents **can** differ in any dimension, texels in the source extent are scaled and filtered to the destination extent. Scaling occurs via the following operations:

- For each destination texel, the integer coordinate of that texel is converted to an unnormalized texture coordinate, using the effective inverse of the equations described in [unnormalized to integer conversion](#):

$$u_{\text{base}} = i + \frac{1}{2}$$

$$v_{\text{base}} = j + \frac{1}{2}$$

$$w_{\text{base}} = k + \frac{1}{2}$$

- These base coordinates are then offset by the first destination offset:

$$u_{\text{offset}} = u_{\text{base}} - x_{\text{dst0}}$$

$$v_{\text{offset}} = v_{\text{base}} - y_{\text{dst0}}$$

$$W_{\text{offset}} = W_{\text{base}} - Z_{\text{dst0}}$$

$$a_{\text{offset}} = a - \text{baseArrayCount}_{\text{dst}}$$

- The scale is determined from the source and destination regions, and applied to the offset coordinates:

$$\text{scale}_u = (x_{\text{src1}} - x_{\text{src0}}) / (x_{\text{dst1}} - x_{\text{dst0}})$$

$$\text{scale}_v = (y_{\text{src1}} - y_{\text{src0}}) / (y_{\text{dst1}} - y_{\text{dst0}})$$

$$\text{scale}_w = (z_{\text{src1}} - z_{\text{src0}}) / (z_{\text{dst1}} - z_{\text{dst0}})$$

$$u_{\text{scaled}} = u_{\text{offset}} \times \text{scale}_u$$

$$v_{\text{scaled}} = v_{\text{offset}} \times \text{scale}_v$$

$$w_{\text{scaled}} = w_{\text{offset}} \times \text{scale}_w$$

- Finally the source offset is added to the scaled coordinates, to determine the final unnormalized coordinates used to sample from `srcImage`:

$$u = u_{\text{scaled}} + x_{\text{src0}}$$

$$v = v_{\text{scaled}} + y_{\text{src0}}$$

$$w = w_{\text{scaled}} + z_{\text{src0}}$$

$$q = \text{mipLevel}$$

$$a = a_{\text{offset}} + \text{baseArrayCount}_{\text{src}}$$

These coordinates are used to sample from the source image, as described in [Image Operations chapter](#), with the filter mode equal to that of `filter`, a mipmap mode of `VK_SAMPLER_MIPMAP_MODE_NEAREST` and an address mode of `VK_SAMPLER_ADDRESS_MODE_CLAMP_TO_EDGE`. Implementations **must** clamp at the edge of the

source image, and **may** additionally clamp to the edge of the source region.

NOTE

Due to allowable rounding errors in the generation of the source texture coordinates, it is not always possible to guarantee exactly which source texels will be sampled for a given blit. As rounding errors are implementation-dependent, the exact results of a blitting operation are also implementation-dependent.

Blits are done layer by layer starting with the `baseArrayLayer` member of `srcSubresource` for the source and `dstSubresource` for the destination. `layerCount` layers are blitted to the destination image.

When blitting 3D textures, slices in the destination region bounded by `dstOffsets[0].z` and `dstOffsets[1].z` are sampled from slices in the source region bounded by `srcOffsets[0].z` and `srcOffsets[1].z`. If the `filter` parameter is `VK_FILTER_LINEAR` then the value sampled from the source image is taken by doing linear filtering using the interpolated `z` coordinate represented by `w` in the previous equations. If the `filter` parameter is `VK_FILTER_NEAREST` then the value sampled from the source image is taken from the single nearest slice, with an implementation-dependent arithmetic rounding mode.

The following filtering and conversion rules apply:

- Integer formats **can** only be converted to other integer formats with the same signedness.
- No format conversion is supported between depth/stencil images. The formats **must** match.
- Format conversions on unorm, snorm, scaled and packed float formats of the copied aspect of the image are performed by first converting the pixels to float values.
- For sRGB source formats, nonlinear RGB values are converted to linear representation prior to filtering.
- After filtering, the float values are first clamped and then cast to the destination image format. In case of sRGB destination format, linear RGB values are converted to nonlinear representation before writing the pixel to the image.

Signed and unsigned integers are converted by first clamping to the representable range of the destination format, then casting the value.

Valid Usage

- VUID-vkCmdBlitImage-commandBuffer-01834
If `commandBuffer` is an unprotected command buffer and `protectedNoFault` is not supported, `srcImage` **must** not be a protected image
- VUID-vkCmdBlitImage-commandBuffer-01835
If `commandBuffer` is an unprotected command buffer and `protectedNoFault` is not supported, `dstImage` **must** not be a protected image
- VUID-vkCmdBlitImage-commandBuffer-01836
If `commandBuffer` is a protected command buffer and `protectedNoFault` is not supported, `dstImage` **must** not be an unprotected image
- VUID-vkCmdBlitImage-pRegions-00217

The union of all destination regions, specified by the elements of `pRegions`, **must** not overlap in memory with any texel that **may** be sampled during the blit operation

- VUID-vkCmdBlitImage-srcImage-01999
The `format features` of `srcImage` **must** contain `VK_FORMAT_FEATURE_BLIT_SRC_BIT`
- VUID-vkCmdBlitImage-srcImage-06421
`srcImage` **must** not use a `format that requires a sampler Y'CBCR conversion`
- VUID-vkCmdBlitImage-srcImage-00219
`srcImage` **must** have been created with the `VK_IMAGE_USAGE_TRANSFER_SRC_BIT` usage flag set
- VUID-vkCmdBlitImage-srcImage-00220
If `srcImage` is non-sparse then it **must** be bound completely and contiguously to a single `VkDeviceMemory` object
- VUID-vkCmdBlitImage-srcImageLayout-00221
`srcImageLayout` **must** specify the layout of the image subresources of `srcImage` specified in `pRegions` at the time this command is executed on a `VkDevice`
- VUID-vkCmdBlitImage-srcImageLayout-01398
`srcImageLayout` **must** be `VK_IMAGE_LAYOUT_SHARED_PRESENT_KHR`, `VK_IMAGE_LAYOUT_TRANSFER_SRC_OPTIMAL` or `VK_IMAGE_LAYOUT_GENERAL`
- VUID-vkCmdBlitImage-srcImage-09459
If `srcImage` and `dstImage` are the same, and an elements of `pRegions` contains the `srcSubresource` and `dstSubresource` with matching `mipLevel` and overlapping array layers, then the `srcImageLayout` and `dstImageLayout` **must** be `VK_IMAGE_LAYOUT_GENERAL` or `VK_IMAGE_LAYOUT_SHARED_PRESENT_KHR`
- VUID-vkCmdBlitImage-dstImage-02000
The `format features` of `dstImage` **must** contain `VK_FORMAT_FEATURE_BLIT_DST_BIT`
- VUID-vkCmdBlitImage-dstImage-06422
`dstImage` **must** not use a `format that requires a sampler Y'CBCR conversion`
- VUID-vkCmdBlitImage-dstImage-00224
`dstImage` **must** have been created with the `VK_IMAGE_USAGE_TRANSFER_DST_BIT` usage flag set
- VUID-vkCmdBlitImage-dstImage-00225
If `dstImage` is non-sparse then it **must** be bound completely and contiguously to a single `VkDeviceMemory` object
- VUID-vkCmdBlitImage-dstImageLayout-00226
`dstImageLayout` **must** specify the layout of the image subresources of `dstImage` specified in `pRegions` at the time this command is executed on a `VkDevice`
- VUID-vkCmdBlitImage-dstImageLayout-01399
`dstImageLayout` **must** be `VK_IMAGE_LAYOUT_SHARED_PRESENT_KHR`, `VK_IMAGE_LAYOUT_TRANSFER_DST_OPTIMAL` or `VK_IMAGE_LAYOUT_GENERAL`
- VUID-vkCmdBlitImage-srcImage-00229
If either of `srcImage` or `dstImage` was created with a signed integer `VkFormat`, the other **must** also have been created with a signed integer `VkFormat`

- VUID-vkCmdBlitImage-srcImage-00230
If either of `srcImage` or `dstImage` was created with an unsigned integer `VkFormat`, the other **must** also have been created with an unsigned integer `VkFormat`
- VUID-vkCmdBlitImage-srcImage-00231
If either of `srcImage` or `dstImage` was created with a depth/stencil format, the other **must** have exactly the same format
- VUID-vkCmdBlitImage-srcImage-00232
If `srcImage` was created with a depth/stencil format, `filter` **must** be `VK_FILTER_NEAREST`
- VUID-vkCmdBlitImage-srcImage-00233
`srcImage` **must** have been created with a `samples` value of `VK_SAMPLE_COUNT_1_BIT`
- VUID-vkCmdBlitImage-dstImage-00234
`dstImage` **must** have been created with a `samples` value of `VK_SAMPLE_COUNT_1_BIT`
- VUID-vkCmdBlitImage-filter-02001
If `filter` is `VK_FILTER_LINEAR`, then the `format features` of `srcImage` **must** contain `VK_FORMAT_FEATURE_SAMPLED_IMAGE_FILTER_LINEAR_BIT`
- VUID-vkCmdBlitImage-filter-02002
If `filter` is `VK_FILTER_CUBIC_EXT`, then the `format features` of `srcImage` **must** contain `VK_FORMAT_FEATURE_SAMPLED_IMAGE_FILTER_CUBIC_BIT_EXT`
- VUID-vkCmdBlitImage-filter-00237
If `filter` is `VK_FILTER_CUBIC_EXT`, `srcImage` **must** be of type `VK_IMAGE_TYPE_2D`
- VUID-vkCmdBlitImage-srcSubresource-01705
The `srcSubresource.mipLevel` member of each element of `pRegions` **must** be less than the `mipLevels` specified in `VkImageCreateInfo` when `srcImage` was created
- VUID-vkCmdBlitImage-dstSubresource-01706
The `dstSubresource.mipLevel` member of each element of `pRegions` **must** be less than the `mipLevels` specified in `VkImageCreateInfo` when `dstImage` was created
- VUID-vkCmdBlitImage-srcSubresource-01707
If `srcSubresource.layerCount` is not `VK_REMAINING_ARRAY_LAYERS`, `srcSubresource.baseArrayLayer + srcSubresource.layerCount` of each element of `pRegions` **must** be less than or equal to the `arrayLayers` specified in `VkImageCreateInfo` when `srcImage` was created
- VUID-vkCmdBlitImage-dstSubresource-01708
If `dstSubresource.layerCount` is not `VK_REMAINING_ARRAY_LAYERS`, `dstSubresource.baseArrayLayer + dstSubresource.layerCount` of each element of `pRegions` **must** be less than or equal to the `arrayLayers` specified in `VkImageCreateInfo` when `dstImage` was created
- VUID-vkCmdBlitImage-dstImage-02545
`dstImage` and `srcImage` **must** not have been created with `flags` containing `VK_IMAGE_CREATE_SUBSAMPLED_BIT_EXT`
- VUID-vkCmdBlitImage-maintenance8-10207
If the `maintenance8` feature is enabled and `srcImage` is of type `VK_IMAGE_TYPE_3D`, then for each element of `pRegions`, `srcSubresource.baseArrayLayer` **must** be `0`, and `srcSubresource.layerCount` and `dstSubresource.layerCount` **must** each be `1`

- VUID-vkCmdBlitImage-maintenance8-10208
If the `maintenance8` feature is enabled and `dstImage` is of type `VK_IMAGE_TYPE_3D`, then for each element of `pRegions`, `dstSubresource.baseArrayLayer` **must** be `0`, and `srcSubresource.layerCount` and `dstSubresource.layerCount` **must** each be `1`
- VUID-vkCmdBlitImage-maintenance8-10579
If the `maintenance8` feature is enabled, `dstImage` is `VK_IMAGE_TYPE_3D`, and `srcImage` is not of type `VK_IMAGE_TYPE_3D`, then for each element of `pRegions`, the absolute difference of the `z` member of each member of `dstOffsets` **must** equal `srcSubresource.layerCount`
- VUID-vkCmdBlitImage-maintenance8-10580
If the `maintenance8` feature is enabled, `srcImage` is `VK_IMAGE_TYPE_3D`, and `dstImage` is not of type `VK_IMAGE_TYPE_3D`, then for each element of `pRegions`, the absolute difference of the `z` member of each member of `srcOffsets` **must** equal `dstSubresource.layerCount`
- VUID-vkCmdBlitImage-srcImage-00240
If the `maintenance8` feature is not enabled and either `srcImage` or `dstImage` is of type `VK_IMAGE_TYPE_3D`, then for each element of `pRegions`, `srcSubresource.baseArrayLayer` and `dstSubresource.baseArrayLayer` **must** each be `0`, and `srcSubresource.layerCount` and `dstSubresource.layerCount` **must** each be `1`
- VUID-vkCmdBlitImage-aspectMask-00241
For each element of `pRegions`, `srcSubresource.aspectMask` **must** specify aspects present in `srcImage`
- VUID-vkCmdBlitImage-aspectMask-00242
For each element of `pRegions`, `dstSubresource.aspectMask` **must** specify aspects present in `dstImage`
- VUID-vkCmdBlitImage-srcOffset-00243
For each element of `pRegions`, `srcOffsets[0].x` and `srcOffsets[1].x` **must** both be greater than or equal to `0` and less than or equal to the width of the specified `srcSubresource` of `srcImage`
- VUID-vkCmdBlitImage-srcOffset-00244
For each element of `pRegions`, `srcOffsets[0].y` and `srcOffsets[1].y` **must** both be greater than or equal to `0` and less than or equal to the height of the specified `srcSubresource` of `srcImage`
- VUID-vkCmdBlitImage-srcImage-00245
If `srcImage` is of type `VK_IMAGE_TYPE_1D`, then for each element of `pRegions`, `srcOffsets[0].y` **must** be `0` and `srcOffsets[1].y` **must** be `1`
- VUID-vkCmdBlitImage-srcOffset-00246
For each element of `pRegions`, `srcOffsets[0].z` and `srcOffsets[1].z` **must** both be greater than or equal to `0` and less than or equal to the depth of the specified `srcSubresource` of `srcImage`
- VUID-vkCmdBlitImage-srcImage-00247
If `srcImage` is of type `VK_IMAGE_TYPE_1D` or `VK_IMAGE_TYPE_2D`, then for each element of `pRegions`, `srcOffsets[0].z` **must** be `0` and `srcOffsets[1].z` **must** be `1`
- VUID-vkCmdBlitImage-dstOffset-00248
For each element of `pRegions`, `dstOffsets[0].x` and `dstOffsets[1].x` **must** both be greater

than or equal to 0 and less than or equal to the width of the specified `dstSubresource` of `dstImage`

- VUID-vkCmdBlitImage-dstOffset-00249

For each element of `pRegions`, `dstOffsets[0].y` and `dstOffsets[1].y` **must** both be greater than or equal to 0 and less than or equal to the height of the specified `dstSubresource` of `dstImage`

- VUID-vkCmdBlitImage-dstImage-00250

If `dstImage` is of type `VK_IMAGE_TYPE_1D`, then for each element of `pRegions`, `dstOffsets[0].y` **must** be 0 and `dstOffsets[1].y` **must** be 1

- VUID-vkCmdBlitImage-dstOffset-00251

For each element of `pRegions`, `dstOffsets[0].z` and `dstOffsets[1].z` **must** both be greater than or equal to 0 and less than or equal to the depth of the specified `dstSubresource` of `dstImage`

- VUID-vkCmdBlitImage-dstImage-00252

If `dstImage` is of type `VK_IMAGE_TYPE_1D` or `VK_IMAGE_TYPE_2D`, then for each element of `pRegions`, `dstOffsets[0].z` **must** be 0 and `dstOffsets[1].z` **must** be 1

Valid Usage (Implicit)

- VUID-vkCmdBlitImage-commandBuffer-parameter

`commandBuffer` **must** be a valid `VkCommandBuffer` handle

- VUID-vkCmdBlitImage-srcImage-parameter

`srcImage` **must** be a valid `VkImage` handle

- VUID-vkCmdBlitImage-srcImageLayout-parameter

`srcImageLayout` **must** be a valid `VkImageLayout` value

- VUID-vkCmdBlitImage-dstImage-parameter

`dstImage` **must** be a valid `VkImage` handle

- VUID-vkCmdBlitImage-dstImageLayout-parameter

`dstImageLayout` **must** be a valid `VkImageLayout` value

- VUID-vkCmdBlitImage-pRegions-parameter

`pRegions` **must** be a valid pointer to an array of `regionCount` valid `VkImageBlit` structures

- VUID-vkCmdBlitImage-filter-parameter

`filter` **must** be a valid `VkFilter` value

- VUID-vkCmdBlitImage-commandBuffer-recording

`commandBuffer` **must** be in the `recording` state

- VUID-vkCmdBlitImage-commandBuffer-cmdpool

The `VkCommandPool` that `commandBuffer` was allocated from **must** support `VK_QUEUE_GRAPHICS_BIT` operations

- VUID-vkCmdBlitImage-renderpass

This command **must** only be called outside of a render pass instance

- VUID-vkCmdBlitImage-suspended

This command **must** not be called between suspended render pass instances

- VUID-vkCmdBlitImage-videocoding

This command **must** only be called outside of a video coding scope

- VUID-vkCmdBlitImage-regionCount-arraylength

regionCount **must** be greater than 0

- VUID-vkCmdBlitImage-commonparent

Each of **commandBuffer**, **dstImage**, and **srcImage** **must** have been created, allocated, or retrieved from the same **VkDevice**

Host Synchronization

- Host access to **commandBuffer** **must** be externally synchronized
- Host access to the **VkCommandPool** that **commandBuffer** was allocated from **must** be externally synchronized

Command Properties

Command Buffer Levels	Render Pass Scope	Video Coding Scope	Supported Queue Types	Command Type
Primary Secondary	Outside	Outside	VK_QUEUE_GRAPHICS HICS_BIT	Action

Conditional Rendering

vkCmdBlitImage is not affected by **conditional rendering**

The **VkImageBlit** structure is defined as:

```
// Provided by VK_VERSION_1_0
typedef struct VkImageBlit {
    VkImageSubresourceLayers srcSubresource;
    VkOffset3D srcOffsets[2];
    VkImageSubresourceLayers dstSubresource;
    VkOffset3D dstOffsets[2];
} VkImageBlit;
```

- **srcSubresource** is the subresource to blit from.
- **srcOffsets** is a pointer to an array of two **VkOffset3D** structures specifying the bounds of the source region within **srcSubresource**.
- **dstSubresource** is the subresource to blit into.

- `dstOffsets` is a pointer to an array of two `VkOffset3D` structures specifying the bounds of the destination region within `dstSubresource`.

For each element of the `pRegions` array, a blit operation is performed for the specified source and destination regions.

Valid Usage

- VUID-VkImageBlit-aspectMask-00238
The `aspectMask` member of `srcSubresource` and `dstSubresource` **must** match
- VUID-VkImageBlit-layerCount-08800
If neither of the `layerCount` members of `srcSubresource` or `dstSubresource` are `VK_REMAINING_ARRAY_LAYERS`, the `layerCount` members of `srcSubresource` or `dstSubresource` **must** match
- VUID-VkImageBlit-layerCount-08801
If one of the `layerCount` members of `srcSubresource` or `dstSubresource` is `VK_REMAINING_ARRAY_LAYERS`, the other member **must** be either `VK_REMAINING_ARRAY_LAYERS` or equal to the `arrayLayers` member of the `VkImageCreateInfo` used to create the image minus `baseArrayLayer`

Valid Usage (Implicit)

- VUID-VkImageBlit-srcSubresource-parameter
`srcSubresource` **must** be a valid `VkImageSubresourceLayers` structure
- VUID-VkImageBlit-dstSubresource-parameter
`dstSubresource` **must** be a valid `VkImageSubresourceLayers` structure

A more extensible version of the blit image command is defined below.

To copy regions of a source image into a destination image, potentially performing format conversion, arbitrary scaling, and filtering, call:

```
// Provided by VK_VERSION_1_3
void vkCmdBlitImage2(
    VkCommandBuffer          commandBuffer,
    const VkBlitImageInfo2* pBlitImageInfo);
```

```
// Provided by VK_KHR_copy_commands2
// Equivalent to vkCmdBlitImage2
void vkCmdBlitImage2KHR(
    VkCommandBuffer          commandBuffer,
    const VkBlitImageInfo2* pBlitImageInfo);
```


- `commandBuffer` is the command buffer into which the command will be recorded.
- `pBlitImageInfo` is a pointer to a `VkBlitImageInfo2` structure describing the blit parameters.

This command is functionally identical to `vkCmdBlitImage`, but includes extensible sub-structures that include `sType` and `pNext` parameters, allowing them to be more easily extended.

Valid Usage

- VUID-vkCmdBlitImage2-commandBuffer-01834
If `commandBuffer` is an unprotected command buffer and `protectedNoFault` is not supported, `srcImage` **must** not be a protected image
- VUID-vkCmdBlitImage2-commandBuffer-01835
If `commandBuffer` is an unprotected command buffer and `protectedNoFault` is not supported, `dstImage` **must** not be a protected image
- VUID-vkCmdBlitImage2-commandBuffer-01836
If `commandBuffer` is a protected command buffer and `protectedNoFault` is not supported, `dstImage` **must** not be an unprotected image

Valid Usage (Implicit)

- VUID-vkCmdBlitImage2-commandBuffer-parameter
`commandBuffer` **must** be a valid `VkCommandBuffer` handle
- VUID-vkCmdBlitImage2-pBlitImageInfo-parameter
`pBlitImageInfo` **must** be a valid pointer to a valid `VkBlitImageInfo2` structure
- VUID-vkCmdBlitImage2-commandBuffer-recording
`commandBuffer` **must** be in the `recording` state
- VUID-vkCmdBlitImage2-commandBuffer-cmdpool
The `VkCommandPool` that `commandBuffer` was allocated from **must** support `VK_QUEUE_GRAPHICS_BIT` operations
- VUID-vkCmdBlitImage2-renderpass
This command **must** only be called outside of a render pass instance
- VUID-vkCmdBlitImage2-suspended
This command **must** not be called between suspended render pass instances
- VUID-vkCmdBlitImage2-videocoding
This command **must** only be called outside of a video coding scope

Host Synchronization

- Host access to `commandBuffer` **must** be externally synchronized
- Host access to the `VkCommandPool` that `commandBuffer` was allocated from **must** be externally synchronized

Command Properties

Command Buffer Levels	Render Pass Scope	Video Coding Scope	Supported Queue Types	Command Type
Primary Secondary	Outside	Outside	VK_QUEUE_GRAP HICS_BIT	Action

Conditional Rendering

vkCmdBlitImage2 is not affected by [conditional rendering](#)

The `VkBlitImageInfo2` structure is defined as:

```
// Provided by VK_VERSION_1_3
typedef struct VkBlitImageInfo2 {
    VkStructureType    sType;
    const void*        pNext;
    VkImage             srcImage;
    VkImageLayout       srcImageLayout;
    VkImage             dstImage;
    VkImageLayout       dstImageLayout;
    uint32_t            regionCount;
    const VkImageBlit2* pRegions;
    VkFilter             filter;
} VkBlitImageInfo2;
```

```
// Provided by VK_KHR_copy_commands2
// Equivalent to VkBlitImageInfo2
typedef VkBlitImageInfo2 VkBlitImageInfo2KHR;
```

- `sType` is a `VkStructureType` value identifying this structure.
- `pNext` is `NULL` or a pointer to a structure extending this structure.
- `srcImage` is the source image.
- `srcImageLayout` is the layout of the source image subresources for the blit.
- `dstImage` is the destination image.
- `dstImageLayout` is the layout of the destination image subresources for the blit.
- `regionCount` is the number of regions to blit.
- `pRegions` is a pointer to an array of `VkImageBlit2` structures specifying the regions to blit.
- `filter` is a `VkFilter` specifying the filter to apply if the blits require scaling.

Valid Usage

- VUID-VkBlitImageInfo2-pRegions-00217

The union of all destination regions, specified by the elements of `pRegions`, **must** not overlap in memory with any texel that **may** be sampled during the blit operation

- VUID-VkBlitImageInfo2-srcImage-01999

The `format features` of `srcImage` **must** contain `VK_FORMAT_FEATURE_BLIT_SRC_BIT`

- VUID-VkBlitImageInfo2-srcImage-06421

`srcImage` **must** not use a `format that requires a sampler Y'CBCR conversion`

- VUID-VkBlitImageInfo2-srcImage-00219

`srcImage` **must** have been created with the `VK_IMAGE_USAGE_TRANSFER_SRC_BIT` usage flag set

- VUID-VkBlitImageInfo2-srcImage-00220

If `srcImage` is non-sparse then it **must** be bound completely and contiguously to a single `VkDeviceMemory` object

- VUID-VkBlitImageInfo2-srcImageLayout-00221

`srcImageLayout` **must** specify the layout of the image subresources of `srcImage` specified in `pRegions` at the time this command is executed on a `VkDevice`

- VUID-VkBlitImageInfo2-srcImageLayout-01398

`srcImageLayout` **must** be `VK_IMAGE_LAYOUT_SHARED_PRESENT_KHR`, `VK_IMAGE_LAYOUT_TRANSFER_SRC_OPTIMAL` or `VK_IMAGE_LAYOUT_GENERAL`

- VUID-VkBlitImageInfo2-srcImage-09459

If `srcImage` and `dstImage` are the same, and an elements of `pRegions` contains the `srcSubresource` and `dstSubresource` with matching `mipLevel` and overlapping array layers, then the `srcImageLayout` and `dstImageLayout` **must** be `VK_IMAGE_LAYOUT_GENERAL` or `VK_IMAGE_LAYOUT_SHARED_PRESENT_KHR`

- VUID-VkBlitImageInfo2-dstImage-02000

The `format features` of `dstImage` **must** contain `VK_FORMAT_FEATURE_BLIT_DST_BIT`

- VUID-VkBlitImageInfo2-dstImage-06422

`dstImage` **must** not use a `format that requires a sampler Y'CBCR conversion`

- VUID-VkBlitImageInfo2-dstImage-00224

`dstImage` **must** have been created with the `VK_IMAGE_USAGE_TRANSFER_DST_BIT` usage flag set

- VUID-VkBlitImageInfo2-dstImage-00225

If `dstImage` is non-sparse then it **must** be bound completely and contiguously to a single `VkDeviceMemory` object

- VUID-VkBlitImageInfo2-dstImageLayout-00226

`dstImageLayout` **must** specify the layout of the image subresources of `dstImage` specified in `pRegions` at the time this command is executed on a `VkDevice`

- VUID-VkBlitImageInfo2-dstImageLayout-01399

`dstImageLayout` **must** be `VK_IMAGE_LAYOUT_SHARED_PRESENT_KHR`, `VK_IMAGE_LAYOUT_TRANSFER_DST_OPTIMAL` or `VK_IMAGE_LAYOUT_GENERAL`

- VUID-VkBlitImageInfo2-srcImage-00229
If either of `srcImage` or `dstImage` was created with a signed integer `VkFormat`, the other **must** also have been created with a signed integer `VkFormat`
- VUID-VkBlitImageInfo2-srcImage-00230
If either of `srcImage` or `dstImage` was created with an unsigned integer `VkFormat`, the other **must** also have been created with an unsigned integer `VkFormat`
- VUID-VkBlitImageInfo2-srcImage-00231
If either of `srcImage` or `dstImage` was created with a depth/stencil format, the other **must** have exactly the same format
- VUID-VkBlitImageInfo2-srcImage-00232
If `srcImage` was created with a depth/stencil format, `filter` **must** be `VK_FILTER_NEAREST`
- VUID-VkBlitImageInfo2-srcImage-00233
`srcImage` **must** have been created with a `samples` value of `VK_SAMPLE_COUNT_1_BIT`
- VUID-VkBlitImageInfo2-dstImage-00234
`dstImage` **must** have been created with a `samples` value of `VK_SAMPLE_COUNT_1_BIT`
- VUID-VkBlitImageInfo2-filter-02001
If `filter` is `VK_FILTER_LINEAR`, then the `format features` of `srcImage` **must** contain `VK_FORMAT_FEATURE_SAMPLED_IMAGE_FILTER_LINEAR_BIT`
- VUID-VkBlitImageInfo2-filter-02002
If `filter` is `VK_FILTER_CUBIC_EXT`, then the `format features` of `srcImage` **must** contain `VK_FORMAT_FEATURE_SAMPLED_IMAGE_FILTER_CUBIC_BIT_EXT`
- VUID-VkBlitImageInfo2-filter-00237
If `filter` is `VK_FILTER_CUBIC_EXT`, `srcImage` **must** be of type `VK_IMAGE_TYPE_2D`
- VUID-VkBlitImageInfo2-srcSubresource-01705
The `srcSubresource.mipLevel` member of each element of `pRegions` **must** be less than the `mipLevels` specified in `VkImageCreateInfo` when `srcImage` was created
- VUID-VkBlitImageInfo2-dstSubresource-01706
The `dstSubresource.mipLevel` member of each element of `pRegions` **must** be less than the `mipLevels` specified in `VkImageCreateInfo` when `dstImage` was created
- VUID-VkBlitImageInfo2-srcSubresource-01707
If `srcSubresource.layerCount` is not `VK_REMAINING_ARRAY_LAYERS`, `srcSubresource.baseArrayLayer + srcSubresource.layerCount` of each element of `pRegions` **must** be less than or equal to the `arrayLayers` specified in `VkImageCreateInfo` when `srcImage` was created
- VUID-VkBlitImageInfo2-dstSubresource-01708
If `dstSubresource.layerCount` is not `VK_REMAINING_ARRAY_LAYERS`, `dstSubresource.baseArrayLayer + dstSubresource.layerCount` of each element of `pRegions` **must** be less than or equal to the `arrayLayers` specified in `VkImageCreateInfo` when `dstImage` was created
- VUID-VkBlitImageInfo2-dstImage-02545
`dstImage` and `srcImage` **must** not have been created with `flags` containing `VK_IMAGE_CREATE_SUBSAMPLED_BIT_EXT`

- VUID-VkBlitImageInfo2-maintenance8-10207
If the `maintenance8` feature is enabled and `srcImage` is of type `VK_IMAGE_TYPE_3D`, then for each element of `pRegions`, `srcSubresource.baseArrayLayer` **must** be `0`, and `srcSubresource.layerCount` and `dstSubresource.layerCount` **must** each be `1`
- VUID-VkBlitImageInfo2-maintenance8-10208
If the `maintenance8` feature is enabled and `dstImage` is of type `VK_IMAGE_TYPE_3D`, then for each element of `pRegions`, `dstSubresource.baseArrayLayer` **must** be `0`, and `srcSubresource.layerCount` and `dstSubresource.layerCount` **must** each be `1`
- VUID-VkBlitImageInfo2-maintenance8-10579
If the `maintenance8` feature is enabled, `dstImage` is `VK_IMAGE_TYPE_3D`, and `srcImage` is not of type `VK_IMAGE_TYPE_3D`, then for each element of `pRegions`, the absolute difference of the `z` member of each member of `dstOffsets` **must** equal `srcSubresource.layerCount`
- VUID-VkBlitImageInfo2-maintenance8-10580
If the `maintenance8` feature is enabled, `srcImage` is `VK_IMAGE_TYPE_3D`, and `dstImage` is not of type `VK_IMAGE_TYPE_3D`, then for each element of `pRegions`, the absolute difference of the `z` member of each member of `srcOffsets` **must** equal `dstSubresource.layerCount`
- VUID-VkBlitImageInfo2-srcImage-00240
If the `maintenance8` feature is not enabled and either `srcImage` or `dstImage` is of type `VK_IMAGE_TYPE_3D`, then for each element of `pRegions`, `srcSubresource.baseArrayLayer` and `dstSubresource.baseArrayLayer` **must** each be `0`, and `srcSubresource.layerCount` and `dstSubresource.layerCount` **must** each be `1`
- VUID-VkBlitImageInfo2-aspectMask-00241
For each element of `pRegions`, `srcSubresource.aspectMask` **must** specify aspects present in `srcImage`
- VUID-VkBlitImageInfo2-aspectMask-00242
For each element of `pRegions`, `dstSubresource.aspectMask` **must** specify aspects present in `dstImage`
- VUID-VkBlitImageInfo2-srcOffset-00243
For each element of `pRegions`, `srcOffsets[0].x` and `srcOffsets[1].x` **must** both be greater than or equal to `0` and less than or equal to the width of the specified `srcSubresource` of `srcImage`
- VUID-VkBlitImageInfo2-srcOffset-00244
For each element of `pRegions`, `srcOffsets[0].y` and `srcOffsets[1].y` **must** both be greater than or equal to `0` and less than or equal to the height of the specified `srcSubresource` of `srcImage`
- VUID-VkBlitImageInfo2-srcImage-00245
If `srcImage` is of type `VK_IMAGE_TYPE_1D`, then for each element of `pRegions`, `srcOffsets[0].y` **must** be `0` and `srcOffsets[1].y` **must** be `1`
- VUID-VkBlitImageInfo2-srcOffset-00246
For each element of `pRegions`, `srcOffsets[0].z` and `srcOffsets[1].z` **must** both be greater than or equal to `0` and less than or equal to the depth of the specified `srcSubresource` of `srcImage`
- VUID-VkBlitImageInfo2-srcImage-00247

If **srcImage** is of type **VK_IMAGE_TYPE_1D** or **VK_IMAGE_TYPE_2D**, then for each element of **pRegions**, **srcOffsets[0].z** **must** be 0 and **srcOffsets[1].z** **must** be 1

- VUID-VkBlitImageInfo2-dstOffset-00248
For each element of **pRegions**, **dstOffsets[0].x** and **dstOffsets[1].x** **must** both be greater than or equal to 0 and less than or equal to the width of the specified **dstSubresource** of **dstImage**
- VUID-VkBlitImageInfo2-dstOffset-00249
For each element of **pRegions**, **dstOffsets[0].y** and **dstOffsets[1].y** **must** both be greater than or equal to 0 and less than or equal to the height of the specified **dstSubresource** of **dstImage**
- VUID-VkBlitImageInfo2-dstImage-00250
If **dstImage** is of type **VK_IMAGE_TYPE_1D**, then for each element of **pRegions**, **dstOffsets[0].y** **must** be 0 and **dstOffsets[1].y** **must** be 1
- VUID-VkBlitImageInfo2-dstOffset-00251
For each element of **pRegions**, **dstOffsets[0].z** and **dstOffsets[1].z** **must** both be greater than or equal to 0 and less than or equal to the depth of the specified **dstSubresource** of **dstImage**
- VUID-VkBlitImageInfo2-dstImage-00252
If **dstImage** is of type **VK_IMAGE_TYPE_1D** or **VK_IMAGE_TYPE_2D**, then for each element of **pRegions**, **dstOffsets[0].z** **must** be 0 and **dstOffsets[1].z** **must** be 1
- VUID-VkBlitImageInfo2-pRegions-04561
If any element of **pRegions** contains **VkCopyCommandTransformInfoQCOM** in its **pNext** chain, then **srcImage** and **dstImage** **must** not be block-compressed images
- VUID-VkBlitImageInfo2KHR-pRegions-06207
If any element of **pRegions** contains **VkCopyCommandTransformInfoQCOM** in its **pNext** chain, then **srcImage** **must** be of type **VK_IMAGE_TYPE_2D**
- VUID-VkBlitImageInfo2KHR-pRegions-06208
If any element of **pRegions** contains **VkCopyCommandTransformInfoQCOM** in its **pNext** chain, then **srcImage** **must** not have a **multi-planar format**
- VUID-VkBlitImageInfo2-filter-09204
If **filter** is **VK_FILTER_CUBIC_EXT** and if the **selectableCubicWeights** feature is not enabled then the cubic weights **must** be **VK_CUBIC_FILTER_WEIGHTS_CATMULL_ROM_QCOM**

Valid Usage (Implicit)

- VUID-VkBlitImageInfo2-sType-sType
sType **must** be **VK_STRUCTURE_TYPE_BLIT_IMAGE_INFO_2**
- VUID-VkBlitImageInfo2-pNext-pNext
pNext **must** be **NULL** or a pointer to a valid instance of **VkBlitImageCubicWeightsInfoQCOM**
- VUID-VkBlitImageInfo2-sType-unique
The **sType** value of each structure in the **pNext** chain **must** be unique

- VUID-VkBlitImageInfo2-srcImage-parameter
`srcImage` **must** be a valid `VkImage` handle
- VUID-VkBlitImageInfo2-srcImageLayout-parameter
`srcImageLayout` **must** be a valid `VkImageLayout` value
- VUID-VkBlitImageInfo2-dstImage-parameter
`dstImage` **must** be a valid `VkImage` handle
- VUID-VkBlitImageInfo2-dstImageLayout-parameter
`dstImageLayout` **must** be a valid `VkImageLayout` value
- VUID-VkBlitImageInfo2-pRegions-parameter
`pRegions` **must** be a valid pointer to an array of `regionCount` valid `VkImageBlit2` structures
- VUID-VkBlitImageInfo2-filter-parameter
`filter` **must** be a valid `VkFilter` value
- VUID-VkBlitImageInfo2-regionCount-arraylength
`regionCount` **must** be greater than 0
- VUID-VkBlitImageInfo2-commonparent
Both of `dstImage`, and `srcImage` **must** have been created, allocated, or retrieved from the same `VkDevice`

If `filter` is `VK_FILTER_CUBIC_EXT` and if the `pNext` chain of `VkBlitImageInfo2` includes a `VkBlitImageCubicWeightsInfoQCOM` structure, then that structure specifies cubic weights are used in the blit. If that structure is not present, then cubic weights are considered to be `VK_CUBIC_FILTER_WEIGHTS_CATMULL_ROM_QCOM`.

The `VkBlitImageCubicWeightsInfoQCOM` structure is defined as:

```
// Provided by VK_QCOM_filter_cubic_weights
typedef struct VkBlitImageCubicWeightsInfoQCOM {
    VkStructureType      sType;
    const void*          pNext;
    VkCubicFilterWeightsQCOM cubicWeights;
} VkBlitImageCubicWeightsInfoQCOM;
```

- `sType` is a `VkStructureType` value identifying this structure.
- `pNext` is `NULL` or a pointer to a structure extending this structure.
- `cubicWeights` is a `VkCubicFilterWeightsQCOM` value controlling cubic filter weights for the blit.

Valid Usage (Implicit)

- VUID-VkBlitImageCubicWeightsInfoQCOM-sType-sType
`sType` **must** be `VK_STRUCTURE_TYPE_BLIT_IMAGE_CUBIC_WEIGHTS_INFO_QCOM`
- VUID-VkBlitImageCubicWeightsInfoQCOM-cubicWeights-parameter
`cubicWeights` **must** be a valid `VkCubicFilterWeightsQCOM` value

Structure Chaining

Extends the structure

- [VkBlitImageInfo2](#)

The [VkImageBlit2](#) structure is defined as:

```
// Provided by VK_VERSION_1_3
typedef struct VkImageBlit2 {
    VkStructureType    sType;
    const void*        pNext;
    VkImageSubresourceLayers srcSubresource;
    VkOffset3D          srcOffsets[2];
    VkImageSubresourceLayers dstSubresource;
    VkOffset3D          dstOffsets[2];
} VkImageBlit2;
```

```
// Provided by VK_KHR_copy_commands2
// Equivalent to VkImageBlit2
typedef VkImageBlit2 VkImageBlit2KHR;
```

- [sType](#) is a [VkStructureType](#) value identifying this structure.
- [pNext](#) is `NULL` or a pointer to a structure extending this structure.
- [srcSubresource](#) is the subresource to blit from.
- [srcOffsets](#) is a pointer to an array of two [VkOffset3D](#) structures specifying the bounds of the source region within [srcSubresource](#).
- [dstSubresource](#) is the subresource to blit into.
- [dstOffsets](#) is a pointer to an array of two [VkOffset3D](#) structures specifying the bounds of the destination region within [dstSubresource](#).

For each element of the [pRegions](#) array, a blit operation is performed for the specified source and destination regions.

Valid Usage

- VUID-VkImageBlit2-aspectMask-00238
The [aspectMask](#) member of [srcSubresource](#) and [dstSubresource](#) **must** match
- VUID-VkImageBlit2-layerCount-08800
If neither of the [layerCount](#) members of [srcSubresource](#) or [dstSubresource](#) are [VK_REMAINING_ARRAY_LAYERS](#), the [layerCount](#) members of [srcSubresource](#) or [dstSubresource](#) **must** match
- VUID-VkImageBlit2-layerCount-08801

If one of the `layerCount` members of `srcSubresource` or `dstSubresource` is `VK_REMAINING_ARRAY_LAYERS`, the other member **must** be either `VK_REMAINING_ARRAY_LAYERS` or equal to the `arrayLayers` member of the `VkImageCreateInfo` used to create the image minus `baseArrayLayer`

Valid Usage (Implicit)

- VUID-VkImageBlit2-sType-sType
`sType` **must** be `VK_STRUCTURE_TYPE_IMAGE_BLIT_2`
- VUID-VkImageBlit2-pNext-pNext
`pNext` **must** be `NULL` or a pointer to a valid instance of `VkCopyCommandTransformInfoQCOM`
- VUID-VkImageBlit2-sType-unique
The `sType` value of each structure in the `pNext` chain **must** be unique
- VUID-VkImageBlit2-srcSubresource-parameter
`srcSubresource` **must** be a valid `VkImageSubresourceLayers` structure
- VUID-VkImageBlit2-dstSubresource-parameter
`dstSubresource` **must** be a valid `VkImageSubresourceLayers` structure

For `vkCmdBlitImage2`, each region copied can include a rotation. To specify a rotated region, add `VkCopyCommandTransformInfoQCOM` to the `pNext` chain of `VkImageBlit2`. For each region with a rotation specified, [Image Blits with Scaling and Rotation](#) specifies how coordinates are rotated prior to sampling from the source image. When rotation is specified, the source and destination images **must** each be 2D images, have a 1x1x1 `texel block extent`, and only one plane.

25.7.1. Image Blits With Scaling and Rotation

When `VkCopyCommandTransformInfoQCOM` is in the `pNext` chain of `VkImageBlit2`, the specified region is rotated during the blit. The following description of rotated addressing replaces the description in `vkCmdBlitImage`.

The following code computes rotation of normalized coordinates.

```
// rotation of normalized coordinates
VkOffset2D RotateNormUV(VkOffset2D in, VkSurfaceTransformFlagBitsKHR flags)
{
    VkOffset2D output;
    switch (flags)
    {
        case VK_SURFACE_TRANSFORM_IDENTITY_BIT_KHR:
            out.x = in.x;
            out.y = in.y;
            break;
        case VK_SURFACE_TRANSFORM_ROTATE_90_BIT_KHR:
            out.x = in.y;
```



```

        out.y = 1.0 - in.x;
        break;
    case VK_SURFACE_TRANSFORM_ROTATE_180_BIT_KHR:
        out.x = 1.0 - in.x;
        out.y = 1.0 - in.y;
        break;
    case VK_SURFACE_TRANSFORM_ROTATE_270_BIT_KHR:
        out.x = 1.0 - in.y;
        out.y = in.x;
        break;
    }
    return out;
}

```

- For each destination texel, the integer coordinate of that texel is converted to an unnormalized texture coordinate, using the effective inverse of the equations described in [unnormalized to integer conversion](#):

$$u_{\text{base}} = i + \frac{1}{2}$$

$$v_{\text{base}} = j + \frac{1}{2}$$

$$w_{\text{base}} = k + \frac{1}{2}$$

- These base coordinates are then offset by the first destination offset:

$$u_{\text{offset}} = u_{\text{base}} - x_{\text{dst0}}$$

$$v_{\text{offset}} = v_{\text{base}} - y_{\text{dst0}}$$

$$w_{\text{offset}} = w_{\text{base}} - z_{\text{dst0}}$$

$$a_{\text{offset}} = a - \text{baseArrayCount}_{\text{dst}}$$

- The UV destination coordinates are scaled by the destination region, rotated, and scaled by the source region.

$$u_{\text{dest_scaled}} = u_{\text{offset}} / (x_{\text{dst1}} - x_{\text{dst0}})$$

$$v_{\text{dest_scaled}} = v_{\text{offset}} / (y_{\text{dst1}} - y_{\text{dst0}})$$

$$(u_{src_scaled}, v_{src_scaled}) = \text{RotateNormUV}(u_{dest_scaled}, v_{dest_scaled}, \text{transform})$$

$$u_{scaled} = u_{src_scaled} \times (x_{src1} - x_{src0})$$

$$v_{scaled} = v_{src_scaled} \times (y_{src1} - y_{src0})$$

- The W coordinate is unaffected by rotation. The scale is determined from the ratio of source and destination regions, and applied to the offset coordinate:

$$\text{scale}_w = (z_{src1} - z_{src0}) / (z_{dst1} - z_{dst0})$$

$$w_{scaled} = w_{offset} \times \text{scale}_w$$

- Finally the source offset is added to the scaled source coordinates, to determine the final unnormalized coordinates used to sample from `srcImage`:

$$u = u_{scaled} + x_{src0}$$

$$v = v_{scaled} + y_{src0}$$

$$w = w_{scaled} + z_{src0}$$

$$q = \text{mipLevel}$$

$$a = a_{offset} + \text{baseArrayCount}_{src}$$

These coordinates are used to sample from the source image as described for [Image Operations](#), with the filter mode equal to that of `filter`; a mipmap mode of `VK_SAMPLER_MIPMAP_MODE_NEAREST`; and an address mode of `VK_SAMPLER_ADDRESS_MODE_CLAMP_TO_EDGE`. Implementations **must** clamp at the edge of the source image, and **may** additionally clamp to the edge of the source region.

25.8. Resolving Multisample Images

To resolve a multisample color image to a non-multisample color image, call:


```
// Provided by VK_VERSION_1_0
void vkCmdResolveImage(
    VkCommandBuffer          commandBuffer,
    VkImage                  srcImage,
    VkImageLayout            srcImageLayout,
    VkImage                  dstImage,
    VkImageLayout            dstImageLayout,
    uint32_t                 regionCount,
    const VkImageResolve*    pRegions);
```

- `commandBuffer` is the command buffer into which the command will be recorded.
- `srcImage` is the source image.
- `srcImageLayout` is the layout of the source image subresources for the resolve.
- `dstImage` is the destination image.
- `dstImageLayout` is the layout of the destination image subresources for the resolve.
- `regionCount` is the number of regions to resolve.
- `pRegions` is a pointer to an array of `VkImageResolve` structures specifying the regions to resolve.

During the resolve the samples corresponding to each pixel location in the source are converted to a single sample before being written to the destination.

If the source format is a floating-point or normalized type, the resolve mode is chosen as implementation-dependent behavior. If the resolve mode requires to calculate the result from multiple samples, such as by computing an average or weighted average of the samples, the values for each pixel are resolved with implementation-defined numerical precision.

If the `numeric format` of `srcImage` uses sRGB encoding and the resolve mode requires the implementation to convert the samples to floating-point to perform the calculations, the implementation **should** convert samples from nonlinear to linear before resolving the samples as described in the “sRGB EOTF” section of the [Khronos Data Format Specification](#). In this case, the implementation **must** convert the linear averaged value to nonlinear before writing the resolved result to `dstImage`. If the `maintenance10` feature is enabled, whether a nonlinear to linear conversion happens for sRGB encoded resolve is controlled by `resolveSrgbFormatAppliesTransferFunction`.

If the source format is an integer type, a single sample’s value is selected for each pixel.

`srcOffset` and `dstOffset` select the initial `x`, `y`, and `z` offsets in texels of the sub-regions of the source and destination image data. `extent` is the size in texels of the source image to resolve in `width`, `height` and `depth`. Each element of `pRegions` **must** be a region that is contained within its corresponding image.

Resolves are done layer by layer starting with `baseArrayLayer` member of `srcSubresource` for the source and `dstSubresource` for the destination. `layerCount` layers are resolved to the destination image.

Valid Usage

- VUID-vkCmdResolveImage-commandBuffer-01837
If `commandBuffer` is an unprotected command buffer and `protectedNoFault` is not supported, `srcImage` **must** not be a protected image
- VUID-vkCmdResolveImage-commandBuffer-01838
If `commandBuffer` is an unprotected command buffer and `protectedNoFault` is not supported, `dstImage` **must** not be a protected image
- VUID-vkCmdResolveImage-commandBuffer-01839
If `commandBuffer` is a protected command buffer and `protectedNoFault` is not supported, `dstImage` **must** not be an unprotected image
- VUID-vkCmdResolveImage-pRegions-00255
The union of all source regions, and the union of all destination regions, specified by the elements of `pRegions`, **must** not overlap in memory
- VUID-vkCmdResolveImage-srcImage-00256
If `srcImage` is non-sparse then it **must** be bound completely and contiguously to a single `VkDeviceMemory` object
- VUID-vkCmdResolveImage-srcImage-00257
`srcImage` **must** have a sample count equal to any valid sample count value other than `VK_SAMPLE_COUNT_1_BIT`
- VUID-vkCmdResolveImage-dstImage-00258
If `dstImage` is non-sparse then it **must** be bound completely and contiguously to a single `VkDeviceMemory` object
- VUID-vkCmdResolveImage-dstImage-00259
`dstImage` **must** have a sample count equal to `VK_SAMPLE_COUNT_1_BIT`
- VUID-vkCmdResolveImage-srcImageLayout-00260
`srcImageLayout` **must** specify the layout of the image subresources of `srcImage` specified in `pRegions` at the time this command is executed on a `VkDevice`
- VUID-vkCmdResolveImage-srcImageLayout-01400
`srcImageLayout` **must** be `VK_IMAGE_LAYOUT_SHARED_PRESENT_KHR`, `VK_IMAGE_LAYOUT_TRANSFER_SRC_OPTIMAL` or `VK_IMAGE_LAYOUT_GENERAL`
- VUID-vkCmdResolveImage-dstImageLayout-00262
`dstImageLayout` **must** specify the layout of the image subresources of `dstImage` specified in `pRegions` at the time this command is executed on a `VkDevice`
- VUID-vkCmdResolveImage-dstImageLayout-01401
`dstImageLayout` **must** be `VK_IMAGE_LAYOUT_SHARED_PRESENT_KHR`, `VK_IMAGE_LAYOUT_TRANSFER_DST_OPTIMAL` or `VK_IMAGE_LAYOUT_GENERAL`
- VUID-vkCmdResolveImage-maintenance10-11799
If the `maintenance10` feature is enabled, the `format features` of `dstImage` **must** contain `VK_FORMAT_FEATURE_COLOR_ATTACHMENT_BIT` or `VK_FORMAT_FEATURE_DEPTH_STENCIL_ATTACHMENT_BIT`
- VUID-vkCmdResolveImage-dstImage-02003

The `format` features of `dstImage` **must** contain `VK_FORMAT_FEATURE_COLOR_ATTACHMENT_BIT` if the `maintenance10` feature is not enabled

- VUID-vkCmdResolveImage-linearColorAttachment-06519

If the `linearColorAttachment` feature is enabled and the image is created with `VK_IMAGE_TILING_LINEAR`, the `format` features of `dstImage` **must** contain `VK_FORMAT_FEATURE_2_LINEAR_COLOR_ATTACHMENT_BIT_NV`

- VUID-vkCmdResolveImage-srcImage-01386

`srcImage` and `dstImage` **must** have been created with the same image format

- VUID-vkCmdResolveImage-srcSubresource-01709

The `srcSubresource.mipLevel` member of each element of `pRegions` **must** be less than the `mipLevels` specified in `VkImageCreateInfo` when `srcImage` was created

- VUID-vkCmdResolveImage-dstSubresource-01710

The `dstSubresource.mipLevel` member of each element of `pRegions` **must** be less than the `mipLevels` specified in `VkImageCreateInfo` when `dstImage` was created

- VUID-vkCmdResolveImage-srcSubresource-01711

If `srcSubresource.layerCount` is not `VK_REMAINING_ARRAY_LAYERS`, `srcSubresource.baseArrayLayer` + `srcSubresource.layerCount` of each element of `pRegions` **must** be less than or equal to the `arrayLayers` specified in `VkImageCreateInfo` when `srcImage` was created

- VUID-vkCmdResolveImage-dstSubresource-01712

If `dstSubresource.layerCount` is not `VK_REMAINING_ARRAY_LAYERS`, `dstSubresource.baseArrayLayer` + `dstSubresource.layerCount` of each element of `pRegions` **must** be less than or equal to the `arrayLayers` specified in `VkImageCreateInfo` when `dstImage` was created

- VUID-vkCmdResolveImage-dstImage-02546

`dstImage` and `srcImage` **must** not have been created with `flags` containing `VK_IMAGE_CREATE_SUBSAMPLED_BIT_EXT`

- VUID-vkCmdResolveImage-srcImage-04446

If `dstImage` is of type `VK_IMAGE_TYPE_3D`, then for each element of `pRegions`, `srcSubresource.layerCount` **must** be 1

- VUID-vkCmdResolveImage-srcImage-04447

If `dstImage` is of type `VK_IMAGE_TYPE_3D`, then for each element of `pRegions`, `dstSubresource.baseArrayLayer` **must** be 0 and `dstSubresource.layerCount` **must** be 1

- VUID-vkCmdResolveImage-srcOffset-00269

For each element of `pRegions`, `srcOffset.x` and `(extent.width + srcOffset.x)` **must** both be greater than or equal to 0 and less than or equal to the width of the specified `srcSubresource` of `srcImage`

- VUID-vkCmdResolveImage-srcOffset-00270

For each element of `pRegions`, `srcOffset.y` and `(extent.height + srcOffset.y)` **must** both be greater than or equal to 0 and less than or equal to the height of the specified `srcSubresource` of `srcImage`

- VUID-vkCmdResolveImage-srcImage-00271

If `srcImage` is of type `VK_IMAGE_TYPE_1D`, then for each element of `pRegions`, `srcOffset.y` **must** be 0 and `extent.height` **must** be 1

- VUID-vkCmdResolveImage-srcOffset-00272
For each element of `pRegions`, `srcOffset.z` and `(extent.depth + srcOffset.z)` **must** both be greater than or equal to 0 and less than or equal to the depth of the specified `srcSubresource` of `srcImage`
- VUID-vkCmdResolveImage-srcImage-00273
If `srcImage` is of type `VK_IMAGE_TYPE_1D` or `VK_IMAGE_TYPE_2D`, then for each element of `pRegions`, `srcOffset.z` **must** be 0 and `extent.depth` **must** be 1
- VUID-vkCmdResolveImage-dstOffset-00274
For each element of `pRegions`, `dstOffset.x` and `(extent.width + dstOffset.x)` **must** both be greater than or equal to 0 and less than or equal to the width of the specified `dstSubresource` of `dstImage`
- VUID-vkCmdResolveImage-dstOffset-00275
For each element of `pRegions`, `dstOffset.y` and `(extent.height + dstOffset.y)` **must** both be greater than or equal to 0 and less than or equal to the height of the specified `dstSubresource` of `dstImage`
- VUID-vkCmdResolveImage-dstImage-00276
If `dstImage` is of type `VK_IMAGE_TYPE_1D`, then for each element of `pRegions`, `dstOffset.y` **must** be 0 and `extent.height` **must** be 1
- VUID-vkCmdResolveImage-dstOffset-00277
For each element of `pRegions`, `dstOffset.z` and `(extent.depth + dstOffset.z)` **must** both be greater than or equal to 0 and less than or equal to the depth of the specified `dstSubresource` of `dstImage`
- VUID-vkCmdResolveImage-dstImage-00278
If `dstImage` is of type `VK_IMAGE_TYPE_1D` or `VK_IMAGE_TYPE_2D`, then for each element of `pRegions`, `dstOffset.z` **must** be 0 and `extent.depth` **must** be 1
- VUID-vkCmdResolveImage-srcImage-06762
`srcImage` **must** have been created with the `VK_IMAGE_USAGE_TRANSFER_SRC_BIT` usage flag set
- VUID-vkCmdResolveImage-srcImage-06763
The `format features` of `srcImage` **must** contain `VK_FORMAT_FEATURE_TRANSFER_SRC_BIT`
- VUID-vkCmdResolveImage-dstImage-06764
`dstImage` **must** have been created with the `VK_IMAGE_USAGE_TRANSFER_DST_BIT` usage flag set
- VUID-vkCmdResolveImage-dstImage-06765
The `format features` of `dstImage` **must** contain `VK_FORMAT_FEATURE_TRANSFER_DST_BIT`
- VUID-vkCmdResolveImage-srcSubresource-11800
`srcSubresource.aspectMask` for each element in `pRegions` **must** not specify an aspect which is not part of the image format of `srcImage`
- VUID-vkCmdResolveImage-dstSubresource-11801
`dstSubresource.aspectMask` for each element in `pRegions` **must** not specify an aspect which is not part of the image format of `dstImage`

- VUID-vkCmdResolveImage-srcSubresource-11802
`srcSubresource.aspectMask` **must** equal `dstSubresource.aspectMask` for each element in `pRegions`

Valid Usage (Implicit)

- VUID-vkCmdResolveImage-commandBuffer-parameter
`commandBuffer` **must** be a valid `VkCommandBuffer` handle
- VUID-vkCmdResolveImage-srcImage-parameter
`srcImage` **must** be a valid `VkImage` handle
- VUID-vkCmdResolveImage-srcImageLayout-parameter
`srcImageLayout` **must** be a valid `VkImageLayout` value
- VUID-vkCmdResolveImage-dstImage-parameter
`dstImage` **must** be a valid `VkImage` handle
- VUID-vkCmdResolveImage-dstImageLayout-parameter
`dstImageLayout` **must** be a valid `VkImageLayout` value
- VUID-vkCmdResolveImage-pRegions-parameter
`pRegions` **must** be a valid pointer to an array of `regionCount` valid `VkImageResolve` structures
- VUID-vkCmdResolveImage-commandBuffer-recording
`commandBuffer` **must** be in the `recording state`
- VUID-vkCmdResolveImage-commandBuffer-cmdpool
The `VkCommandPool` that `commandBuffer` was allocated from **must** support `VK_QUEUE_GRAPHICS_BIT` operations
- VUID-vkCmdResolveImage-renderpass
This command **must** only be called outside of a render pass instance
- VUID-vkCmdResolveImage-suspended
This command **must** not be called between suspended render pass instances
- VUID-vkCmdResolveImage-videocoding
This command **must** only be called outside of a video coding scope
- VUID-vkCmdResolveImage-regionCount-arraylength
`regionCount` **must** be greater than 0
- VUID-vkCmdResolveImage-commonparent
Each of `commandBuffer`, `dstImage`, and `srcImage` **must** have been created, allocated, or retrieved from the same `VkDevice`

Host Synchronization

- Host access to `commandBuffer` **must** be externally synchronized
- Host access to the `VkCommandPool` that `commandBuffer` was allocated from **must** be externally

synchronized

Command Properties

Command Buffer Levels	Render Pass Scope	Video Coding Scope	Supported Queue Types	Command Type
Primary Secondary	Outside	Outside	VK_QUEUE_GRAPHICS HICS_BIT	Action

Conditional Rendering

vkCmdResolveImage is not affected by [conditional rendering](#)

The `VkImageResolve` structure is defined as:

```
// Provided by VK_VERSION_1_0
typedef struct VkImageResolve {
    VkImageSubresourceLayers    srcSubresource;
    VkOffset3D                  srcOffset;
    VkImageSubresourceLayers    dstSubresource;
    VkOffset3D                  dstOffset;
    VkExtent3D                  extent;
} VkImageResolve;
```

- `srcSubresource` and `dstSubresource` are `VkImageSubresourceLayers` structures specifying the image subresources of the images used for the source and destination image data, respectively. Resolve of depth/stencil images is not supported. `VkImageResolve2` can support resolve of depth/stencil images with `maintenance10` instead.
- `srcOffset` and `dstOffset` select the initial `x`, `y`, and `z` offsets in texels of the sub-regions of the source and destination image data.
- `extent` is the size in texels of the source image to resolve in `width`, `height` and `depth`.

Valid Usage

- VUID-VkImageResolve-aspectMask-10981
The `aspectMask` member of `srcSubresource` and `dstSubresource` **must** only contain `VK_IMAGE_ASPECT_COLOR_BIT`
- VUID-VkImageResolve-layerCount-08803
If neither of the `layerCount` members of `srcSubresource` or `dstSubresource` are `VK_REMAINING_ARRAY_LAYERS`, the `layerCount` member of `srcSubresource` and `dstSubresource` **must** match

- VUID-VkImageResolve-layerCount-08804

If one of the `layerCount` members of `srcSubresource` or `dstSubresource` is `VK_REMAINING_ARRAY_LAYERS`, the other member **must** be either `VK_REMAINING_ARRAY_LAYERS` or equal to the `arrayLayers` member of the `VkImageCreateInfo` used to create the image minus `baseArrayLayer`

Valid Usage (Implicit)

- VUID-VkImageResolve-srcSubresource-parameter
`srcSubresource` **must** be a valid `VkImageSubresourceLayers` structure
- VUID-VkImageResolve-dstSubresource-parameter
`dstSubresource` **must** be a valid `VkImageSubresourceLayers` structure

A more extensible version of the resolve image command is defined below.

To resolve a multisample image to a non-multisample image, call:

```
// Provided by VK_VERSION_1_3
void vkCmdResolveImage2(
    VkCommandBuffer                      commandBuffer,
    const VkResolveImageInfo2*          pResolveImageInfo);
```

```
// Provided by VK_KHR_copy_commands2
// Equivalent to vkCmdResolveImage2
void vkCmdResolveImage2KHR(
    VkCommandBuffer                      commandBuffer,
    const VkResolveImageInfo2*          pResolveImageInfo);
```

- `commandBuffer` is the command buffer into which the command will be recorded.
- `pResolveImageInfo` is a pointer to a `VkResolveImageInfo2` structure describing the resolve parameters.

This command is functionally identical to `vkCmdResolveImage`, but includes extensible sub-structures that include `sType` and `pNext` parameters, allowing them to be more easily extended.

Valid Usage

- VUID-vkCmdResolveImage2-commandBuffer-01837
If `commandBuffer` is an unprotected command buffer and `protectedNoFault` is not supported, `srcImage` **must** not be a protected image
- VUID-vkCmdResolveImage2-commandBuffer-01838
If `commandBuffer` is an unprotected command buffer and `protectedNoFault` is not supported, `dstImage` **must** not be a protected image

- VUID-vkCmdResolveImage2-commandBuffer-01839

If **commandBuffer** is a protected command buffer and **protectedNoFault** is not supported, **dstImage** **must** not be an unprotected image

Valid Usage (Implicit)

- VUID-vkCmdResolveImage2-commandBuffer-parameter
commandBuffer **must** be a valid **VkCommandBuffer** handle
- VUID-vkCmdResolveImage2-pResolveImageInfo-parameter
pResolveImageInfo **must** be a valid pointer to a valid **VkResolveImageInfo2** structure
- VUID-vkCmdResolveImage2-commandBuffer-recording
commandBuffer **must** be in the **recording state**
- VUID-vkCmdResolveImage2-commandBuffer-cmdpool
The **VkCommandPool** that **commandBuffer** was allocated from **must** support **VK_QUEUE_GRAPHICS_BIT** operations
- VUID-vkCmdResolveImage2-renderpass
This command **must** only be called outside of a render pass instance
- VUID-vkCmdResolveImage2-suspended
This command **must** not be called between suspended render pass instances
- VUID-vkCmdResolveImage2-videocoding
This command **must** only be called outside of a video coding scope

Host Synchronization

- Host access to **commandBuffer** **must** be externally synchronized
- Host access to the **VkCommandPool** that **commandBuffer** was allocated from **must** be externally synchronized

Command Properties

Command Buffer Levels	Render Pass Scope	Video Coding Scope	Supported Queue Types	Command Type
Primary Secondary	Outside	Outside	VK_QUEUE_GRAP HICS_BIT	Action

Conditional Rendering

vkCmdResolveImage2 is not affected by **conditional rendering**

The `VkResolveImageInfo2` structure is defined as:

```
// Provided by VK_VERSION_1_3
typedef struct VkResolveImageInfo2 {
    VkStructureType      sType;
    const void*          pNext;
    VkImage              srcImage;
    VkImageLayout        srcImageLayout;
    VkImage              dstImage;
    VkImageLayout        dstImageLayout;
    uint32_t             regionCount;
    const VkImageResolve2* pRegions;
} VkResolveImageInfo2;
```

```
// Provided by VK_KHR_copy_commands2
// Equivalent to VkResolveImageInfo2
typedef VkResolveImageInfo2 VkResolveImageInfo2KHR;
```

- `sType` is a `VkStructureType` value identifying this structure.
- `pNext` is `NULL` or a pointer to a structure extending this structure.
- `srcImage` is the source image.
- `srcImageLayout` is the layout of the source image subresources for the resolve.
- `dstImage` is the destination image.
- `dstImageLayout` is the layout of the destination image subresources for the resolve.
- `regionCount` is the number of regions to resolve.
- `pRegions` is a pointer to an array of `VkImageResolve2` structures specifying the regions to resolve.

If the source format is a floating-point or normalized type, the resolve mode is chosen as implementation-dependent behavior, unless `VkResolveImageModeInfoKHR` is included in the `pNext` chain, in which case it is defined by `VkResolveImageModeInfoKHR::resolveMode`. If the resolve mode requires to calculate the result from multiple samples, such as by computing an average or weighted average of the samples, the values for each pixel are resolved with implementation-defined numerical precision.

If the `numeric format` of `srcImage` uses sRGB encoding and the resolve mode requires the implementation to convert the samples to floating-point to perform the calculations, the implementation **should** convert samples from nonlinear to linear before resolving the samples as described in the “sRGB EOTF” section of the [Khronos Data Format Specification](#). In this case, the implementation **must** convert the linear averaged value to nonlinear before writing the resolved result to `dstImage`. If the `maintenance10` feature is enabled, whether a nonlinear to linear conversion happens for sRGB encoded resolve is controlled by `resolveSrgbFormatAppliesTransferFunction`. If `VkResolveImageModeInfoKHR` is included in the `pNext` chain, this default behavior **can** be overridden with `VK_RESOLVE_IMAGE_SKIP_TRANSFER_FUNCTION_BIT_KHR` or

VK_RESOLVE_IMAGE_ENABLE_TRANSFER_FUNCTION_BIT_KHR flags.

If the source format is an integer type, a single sample's value is selected for each pixel, unless `VkResolveImageModeInfoKHR` is included in the `pNext` chain, in which case it is defined by `VkResolveImageModeInfoKHR::resolveMode` or `VkResolveImageModeInfoKHR::stencilResolveMode` depending on which aspect is being resolved.

Valid Usage

- VUID-VkResolveImageInfo2-pRegions-00255
The union of all source regions, and the union of all destination regions, specified by the elements of `pRegions`, **must** not overlap in memory
- VUID-VkResolveImageInfo2-srcImage-00256
If `srcImage` is non-sparse then it **must** be bound completely and contiguously to a single `VkDeviceMemory` object
- VUID-VkResolveImageInfo2-srcImage-00257
`srcImage` **must** have a sample count equal to any valid sample count value other than `VK_SAMPLE_COUNT_1_BIT`
- VUID-VkResolveImageInfo2-dstImage-00258
If `dstImage` is non-sparse then it **must** be bound completely and contiguously to a single `VkDeviceMemory` object
- VUID-VkResolveImageInfo2-dstImage-00259
`dstImage` **must** have a sample count equal to `VK_SAMPLE_COUNT_1_BIT`
- VUID-VkResolveImageInfo2-srcImageLayout-00260
`srcImageLayout` **must** specify the layout of the image subresources of `srcImage` specified in `pRegions` at the time this command is executed on a `VkDevice`
- VUID-VkResolveImageInfo2-srcImageLayout-01400
`srcImageLayout` **must** be `VK_IMAGE_LAYOUT_SHARED_PRESENT_KHR`, `VK_IMAGE_LAYOUT_TRANSFER_SRC_OPTIMAL` or `VK_IMAGE_LAYOUT_GENERAL`
- VUID-VkResolveImageInfo2-dstImageLayout-00262
`dstImageLayout` **must** specify the layout of the image subresources of `dstImage` specified in `pRegions` at the time this command is executed on a `VkDevice`
- VUID-VkResolveImageInfo2-dstImageLayout-01401
`dstImageLayout` **must** be `VK_IMAGE_LAYOUT_SHARED_PRESENT_KHR`, `VK_IMAGE_LAYOUT_TRANSFER_DST_OPTIMAL` or `VK_IMAGE_LAYOUT_GENERAL`
- VUID-VkResolveImageInfo2-maintenance10-11799
If the `maintenance10` feature is enabled, the `format features` of `dstImage` **must** contain `VK_FORMAT_FEATURE_COLOR_ATTACHMENT_BIT` or `VK_FORMAT_FEATURE_DEPTH_STENCIL_ATTACHMENT_BIT`
- VUID-VkResolveImageInfo2-dstImage-02003
The `format features` of `dstImage` **must** contain `VK_FORMAT_FEATURE_COLOR_ATTACHMENT_BIT` if the `maintenance10` feature is not enabled

- VUID-VkResolveImageInfo2-linearColorAttachment-06519
If the `linearColorAttachment` feature is enabled and the image is created with `VK_IMAGE_TILING_LINEAR`, the `format` features of `dstImage` **must** contain `VK_FORMAT_FEATURE_2_LINEAR_COLOR_ATTACHMENT_BIT_NV`
- VUID-VkResolveImageInfo2-srcImage-01386
`srcImage` and `dstImage` **must** have been created with the same image format
- VUID-VkResolveImageInfo2-srcSubresource-01709
The `srcSubresource.mipLevel` member of each element of `pRegions` **must** be less than the `mipLevels` specified in `VkImageCreateInfo` when `srcImage` was created
- VUID-VkResolveImageInfo2-dstSubresource-01710
The `dstSubresource.mipLevel` member of each element of `pRegions` **must** be less than the `mipLevels` specified in `VkImageCreateInfo` when `dstImage` was created
- VUID-VkResolveImageInfo2-srcSubresource-01711
If `srcSubresource.layerCount` is not `VK_REMAINING_ARRAY_LAYERS`, `srcSubresource.baseArrayLayer` + `srcSubresource.layerCount` of each element of `pRegions` **must** be less than or equal to the `arrayLayers` specified in `VkImageCreateInfo` when `srcImage` was created
- VUID-VkResolveImageInfo2-dstSubresource-01712
If `dstSubresource.layerCount` is not `VK_REMAINING_ARRAY_LAYERS`, `dstSubresource.baseArrayLayer` + `dstSubresource.layerCount` of each element of `pRegions` **must** be less than or equal to the `arrayLayers` specified in `VkImageCreateInfo` when `dstImage` was created
- VUID-VkResolveImageInfo2-dstImage-02546
`dstImage` and `srcImage` **must** not have been created with `flags` containing `VK_IMAGE_CREATE_SUBSAMPLED_BIT_EXT`
- VUID-VkResolveImageInfo2-srcImage-04446
If `dstImage` is of type `VK_IMAGE_TYPE_3D`, then for each element of `pRegions`, `srcSubresource.layerCount` **must** be 1
- VUID-VkResolveImageInfo2-srcImage-04447
If `dstImage` is of type `VK_IMAGE_TYPE_3D`, then for each element of `pRegions`, `dstSubresource.baseArrayLayer` **must** be 0 and `dstSubresource.layerCount` **must** be 1
- VUID-VkResolveImageInfo2-srcOffset-00269
For each element of `pRegions`, `srcOffset.x` and `(extent.width + srcOffset.x)` **must** both be greater than or equal to 0 and less than or equal to the width of the specified `srcSubresource` of `srcImage`
- VUID-VkResolveImageInfo2-srcOffset-00270
For each element of `pRegions`, `srcOffset.y` and `(extent.height + srcOffset.y)` **must** both be greater than or equal to 0 and less than or equal to the height of the specified `srcSubresource` of `srcImage`
- VUID-VkResolveImageInfo2-srcImage-00271
If `srcImage` is of type `VK_IMAGE_TYPE_1D`, then for each element of `pRegions`, `srcOffset.y` **must** be 0 and `extent.height` **must** be 1
- VUID-VkResolveImageInfo2-srcOffset-00272

For each element of `pRegions`, `srcOffset.z` and `(extent.depth + srcOffset.z)` **must** both be greater than or equal to `0` and less than or equal to the depth of the specified `srcSubresource` of `srcImage`

- VUID-VkResolveImageInfo2-srcImage-00273

If `srcImage` is of type `VK_IMAGE_TYPE_1D` or `VK_IMAGE_TYPE_2D`, then for each element of `pRegions`, `srcOffset.z` **must** be `0` and `extent.depth` **must** be `1`

- VUID-VkResolveImageInfo2-dstOffset-00274

For each element of `pRegions`, `dstOffset.x` and `(extent.width + dstOffset.x)` **must** both be greater than or equal to `0` and less than or equal to the width of the specified `dstSubresource` of `dstImage`

- VUID-VkResolveImageInfo2-dstOffset-00275

For each element of `pRegions`, `dstOffset.y` and `(extent.height + dstOffset.y)` **must** both be greater than or equal to `0` and less than or equal to the height of the specified `dstSubresource` of `dstImage`

- VUID-VkResolveImageInfo2-dstImage-00276

If `dstImage` is of type `VK_IMAGE_TYPE_1D`, then for each element of `pRegions`, `dstOffset.y` **must** be `0` and `extent.height` **must** be `1`

- VUID-VkResolveImageInfo2-dstOffset-00277

For each element of `pRegions`, `dstOffset.z` and `(extent.depth + dstOffset.z)` **must** both be greater than or equal to `0` and less than or equal to the depth of the specified `dstSubresource` of `dstImage`

- VUID-VkResolveImageInfo2-dstImage-00278

If `dstImage` is of type `VK_IMAGE_TYPE_1D` or `VK_IMAGE_TYPE_2D`, then for each element of `pRegions`, `dstOffset.z` **must** be `0` and `extent.depth` **must** be `1`

- VUID-VkResolveImageInfo2-srcImage-06762

`srcImage` **must** have been created with the `VK_IMAGE_USAGE_TRANSFER_SRC_BIT` usage flag set

- VUID-VkResolveImageInfo2-srcImage-06763

The `format features` of `srcImage` **must** contain `VK_FORMAT_FEATURE_TRANSFER_SRC_BIT`

- VUID-VkResolveImageInfo2-dstImage-06764

`dstImage` **must** have been created with the `VK_IMAGE_USAGE_TRANSFER_DST_BIT` usage flag set

- VUID-VkResolveImageInfo2-dstImage-06765

The `format features` of `dstImage` **must** contain `VK_FORMAT_FEATURE_TRANSFER_DST_BIT`

- VUID-VkResolveImageInfo2-srcSubresource-11800

`srcSubresource.aspectMask` for each element in `pRegions` **must** not specify an aspect which is not part of the image format of `srcImage`

- VUID-VkResolveImageInfo2-dstSubresource-11801

`dstSubresource.aspectMask` for each element in `pRegions` **must** not specify an aspect which is not part of the image format of `dstImage`

- VUID-VkResolveImageInfo2-srcSubresource-11802

`srcSubresource.aspectMask` **must** equal `dstSubresource.aspectMask` for each element in `pRegions`

- VUID-VkResolveImageInfo2-pNext-10982
If `VkResolveImageModeInfoKHR` is included in the `pNext` chain, `flags` includes `VK_RESOLVE_IMAGE_SKIP_TRANSFER_FUNCTION_BIT_KHR` or `VK_RESOLVE_IMAGE_ENABLE_TRANSFER_FUNCTION_BIT_KHR`, then the format of `srcImage` and `dstImage` **must** use sRGB encoding
- VUID-VkResolveImageInfo2-srcImage-10983
If `srcImage` has a color format and `VkResolveImageModeInfoKHR` is included in the `pNext` chain, its `resolveMode` **must** not be `VK_RESOLVE_MODE_NONE`
- VUID-VkResolveImageInfo2-srcImage-10984
If `srcImage` has a non-integer color format, and `VkResolveImageModeInfoKHR` is included in the `pNext` chain, its `resolveMode` **must** be `VK_RESOLVE_MODE_AVERAGE_BIT`
- VUID-VkResolveImageInfo2-srcImage-10985
If `srcImage` has an integer color format, and `VkResolveImageModeInfoKHR` is included in the `pNext` chain, its `resolveMode` **must** be `VK_RESOLVE_MODE_SAMPLE_ZERO_BIT`
- VUID-VkResolveImageInfo2-srcImage-10986
If `srcImage` has a depth-stencil format, `VkResolveImageModeInfoKHR` **must** be included in the `pNext` chain
- VUID-VkResolveImageInfo2-srcImage-10987
If `srcImage` has a depth-stencil format, and a depth aspect is referenced by `pRegions`, `VkResolveImageModeInfoKHR::resolveMode` **must** not be `VK_RESOLVE_MODE_NONE`
- VUID-VkResolveImageInfo2-srcImage-10988
If `srcImage` has a depth-stencil format, and a stencil aspect is referenced by `pRegions`, `VkResolveImageModeInfoKHR::stencilResolveMode` **must** not be `VK_RESOLVE_MODE_NONE`
- VUID-VkResolveImageInfo2-srcImage-10989
If `srcImage` has a depth-stencil format, and a depth aspect is referenced by `pRegions`, `VkResolveImageModeInfoKHR::resolveMode` **must** be one of the bits set in `VkPhysicalDeviceDepthStencilResolveProperties::supportedDepthResolveModes`
- VUID-VkResolveImageInfo2-srcImage-10990
If `srcImage` has a depth-stencil format, and a stencil aspect is referenced by `pRegions`, `VkResolveImageModeInfoKHR::stencilResolveMode` **must** be one of the bits set in `VkPhysicalDeviceDepthStencilResolveProperties::supportedStencilResolveModes`
- VUID-VkResolveImageInfo2-srcImage-10991
If `srcImage` has a depth-stencil format, and both a depth aspect and stencil aspect is referenced by `pRegions`, and `VkPhysicalDeviceDepthStencilResolveProperties::independentResolve` is `VK_FALSE`, `VkResolveImageModeInfoKHR::resolveMode` **must** be equal to `VkResolveImageModeInfoKHR::stencilResolveMode`
- VUID-VkResolveImageInfo2-srcImage-10992
If `srcImage` has a depth-stencil format containing both a depth aspect and stencil aspect, and `VkPhysicalDeviceDepthStencilResolveProperties::independentResolveNone` is `VK_FALSE`, every element of `pRegions` **must** contain both depth and stencil aspects

Valid Usage (Implicit)

- VUID-VkResolveImageInfo2-sType-sType
sType **must** be [VK_STRUCTURE_TYPE_RESOLVE_IMAGE_INFO_2](#)
- VUID-VkResolveImageInfo2-pNext-pNext
pNext **must** be **NULL** or a pointer to a valid instance of [VkResolveImageModeInfoKHR](#)
- VUID-VkResolveImageInfo2-sType-unique
The **sType** value of each structure in the **pNext** chain **must** be unique
- VUID-VkResolveImageInfo2-srcImage-parameter
srcImage **must** be a valid [VkImage](#) handle
- VUID-VkResolveImageInfo2-srcImageLayout-parameter
srcImageLayout **must** be a valid [VkImageLayout](#) value
- VUID-VkResolveImageInfo2-dstImage-parameter
dstImage **must** be a valid [VkImage](#) handle
- VUID-VkResolveImageInfo2-dstImageLayout-parameter
dstImageLayout **must** be a valid [VkImageLayout](#) value
- VUID-VkResolveImageInfo2-pRegions-parameter
pRegions **must** be a valid pointer to an array of **regionCount** valid [VkImageResolve2](#) structures
- VUID-VkResolveImageInfo2-regionCount-arraylength
regionCount **must** be greater than 0
- VUID-VkResolveImageInfo2-commonparent
Both of **dstImage**, and **srcImage** **must** have been created, allocated, or retrieved from the same [VkDevice](#)

The [VkImageResolve2](#) structure is defined as:

```
// Provided by VK_VERSION_1_3
typedef struct VkImageResolve2 {
    VkStructureType      sType;
    const void*          pNext;
    VkImageSubresourceLayers srcSubresource;
    VkOffset3D           srcOffset;
    VkImageSubresourceLayers dstSubresource;
    VkOffset3D           dstOffset;
    VkExtent3D           extent;
} VkImageResolve2;
```

```
// Provided by VK_KHR_copy_commands2
// Equivalent to VkImageResolve2
typedef VkImageResolve2 VkImageResolve2KHR;
```


- `sType` is a `VkStructureType` value identifying this structure.
- `pNext` is `NULL` or a pointer to a structure extending this structure.
- `srcSubresource` and `dstSubresource` are `VkImageSubresourceLayers` structures specifying the image subresources of the images used for the source and destination image data, respectively.
- `srcOffset` and `dstOffset` select the initial `x`, `y`, and `z` offsets in texels of the sub-regions of the source and destination image data.
- `extent` is the size in texels of the source image to resolve in `width`, `height` and `depth`.

Valid Usage

- VUID-VkImageResolve2-aspectMask-10993
The `aspectMask` member of `srcSubresource` and `dstSubresource` **must** only contain `VK_IMAGE_ASPECT_DEPTH_BIT`, `VK_IMAGE_ASPECT_STENCIL_BIT`, or `VK_IMAGE_ASPECT_COLOR_BIT`
- VUID-VkImageResolve2-maintenance10-10994
If `maintenance10` feature is not enabled, `srcSubresource` and `dstSubresource` **must** not contain `VK_IMAGE_ASPECT_DEPTH_BIT` or `VK_IMAGE_ASPECT_STENCIL_BIT`
- VUID-VkImageResolve2-layerCount-08803
If neither of the `layerCount` members of `srcSubresource` or `dstSubresource` are `VK_REMAINING_ARRAY_LAYERS`, the `layerCount` member of `srcSubresource` and `dstSubresource` **must** match
- VUID-VkImageResolve2-layerCount-08804
If one of the `layerCount` members of `srcSubresource` or `dstSubresource` is `VK_REMAINING_ARRAY_LAYERS`, the other member **must** be either `VK_REMAINING_ARRAY_LAYERS` or equal to the `arrayLayers` member of the `VkImageCreateInfo` used to create the image minus `baseArrayLayer`

Valid Usage (Implicit)

- VUID-VkImageResolve2-sType-sType
`sType` **must** be `VK_STRUCTURE_TYPE_IMAGE_RESOLVE_2`
- VUID-VkImageResolve2-pNext-pNext
`pNext` **must** be `NULL`
- VUID-VkImageResolve2-srcSubresource-parameter
`srcSubresource` **must** be a valid `VkImageSubresourceLayers` structure
- VUID-VkImageResolve2-dstSubresource-parameter
`dstSubresource` **must** be a valid `VkImageSubresourceLayers` structure

The `VkResolveImageModeInfoKHR` structure is defined as:


```
// Provided by VK_KHR_maintenance10
typedef struct VkResolveImageModeInfoKHR {
    VkStructureType      sType;
    const void*          pNext;
    VkResolveImageFlagsKHR flags;
    VkResolveModeFlagBits resolveMode;
    VkResolveModeFlagBits stencilResolveMode;
} VkResolveImageModeInfoKHR;
```

- **sType** is a [VkStructureType](#) value identifying this structure.
- **pNext** is **NULL** or a pointer to a structure extending this structure.
- **flags** is a bitmask of [VkResolveImageFlagBitsKHR](#).
- **resolveMode** is a [VkResolveModeFlagBits](#) value defining how **srcImage** will be resolved into **dstImage** when resolving non-stencil values.
- **stencilResolveMode** is a [VkResolveModeFlagBits](#) value defining how **srcImage** will be resolved into **dstImage** when resolving stencil values.

Valid Usage

- VUID-VkResolveImageModeInfoKHR-flags-10995
If **flags** includes [VK_RESOLVE_IMAGE_SKIP_TRANSFER_FUNCTION_BIT_KHR](#), **flags** **must** not include [VK_RESOLVE_IMAGE_ENABLE_TRANSFER_FUNCTION_BIT_KHR](#)
- VUID-VkResolveImageModeInfoKHR-flags-10996
If **flags** includes [VK_RESOLVE_IMAGE_SKIP_TRANSFER_FUNCTION_BIT_KHR](#) or [VK_RESOLVE_IMAGE_ENABLE_TRANSFER_FUNCTION_BIT_KHR](#), **resolveSrgbFormatSupportsTransferFunctionControl** **must** be [VK_TRUE](#)
- VUID-VkResolveImageModeInfoKHR-flags-10997
If **flags** includes [VK_RESOLVE_IMAGE_SKIP_TRANSFER_FUNCTION_BIT_KHR](#) or [VK_RESOLVE_IMAGE_ENABLE_TRANSFER_FUNCTION_BIT_KHR](#), **resolveMode** **must** be equal to [VK_RESOLVE_MODE_AVERAGE_BIT](#)

Valid Usage (Implicit)

- VUID-VkResolveImageModeInfoKHR-sType-sType
sType **must** be [VK_STRUCTURE_TYPE_RESOLVE_IMAGE_MODE_INFO_KHR](#)
- VUID-VkResolveImageModeInfoKHR-flags-parameter
flags **must** be a valid combination of [VkResolveImageFlagBitsKHR](#) values
- VUID-VkResolveImageModeInfoKHR-resolveMode-parameter
If **resolveMode** is not 0, **resolveMode** **must** be a valid [VkResolveModeFlagBits](#) value
- VUID-VkResolveImageModeInfoKHR-stencilResolveMode-parameter
If **stencilResolveMode** is not 0, **stencilResolveMode** **must** be a valid [VkResolveModeFlagBits](#) value

Structure Chaining

Extends the structure

- [VkResolveImageInfo2](#)

Bits which **can** be set in [VkResolveImageModeInfoKHR::flags](#), describing additional properties of a resolve operation, are:

```
// Provided by VK_KHR_maintenance10
typedef enum VkResolveImageFlagBitsKHR {
    // Provided by VK_KHR_maintenance10 with VK_VERSION_1_3 or VK_KHR_copy_commands2
    VK_RESOLVE_IMAGE_SKIP_TRANSFER_FUNCTION_BIT_KHR = 0x00000001,
    // Provided by VK_KHR_maintenance10 with VK_VERSION_1_3 or VK_KHR_copy_commands2
    VK_RESOLVE_IMAGE_ENABLE_TRANSFER_FUNCTION_BIT_KHR = 0x00000002,
} VkResolveImageFlagBitsKHR;
```

- [VK_RESOLVE_IMAGE_SKIP_TRANSFER_FUNCTION_BIT_KHR](#) specifies that resolve operations happening to an sRGB encoded image **must** not convert samples from nonlinear to linear before averaging.
- [VK_RESOLVE_IMAGE_ENABLE_TRANSFER_FUNCTION_BIT_KHR](#) specifies that resolve operations happening to an sRGB encoded image **must** convert samples from nonlinear to linear before averaging.

```
// Provided by VK_KHR_maintenance10
typedef VkFlags VkResolveImageFlagsKHR;
```

[VkResolveImageFlagsKHR](#) is a bitmask type for setting a mask of zero or more [VkResolveImageFlagBitsKHR](#).

25.9. Buffer Markers

Buffer marker write commands are as follows:

[VkMemoryMarkerInfoAMD](#) is defined as:

```
// Provided by VK_KHR_device_address_commands with VK_AMD_buffer_marker
typedef struct VkMemoryMarkerInfoAMD {
    VkStructureType      sType;
    const void*          pNext;
    VkPipelineStageFlags2KHR stage;
    VkDeviceAddressRangeKHR dstRange;
    VkAddressCommandFlagsKHR dstFlags;
    uint32_t             marker;
} VkMemoryMarkerInfoAMD;
```


- **sType** is a [VkStructureType](#) value identifying this structure.
- **pNext** is `NULL` or a pointer to a structure extending this structure.
- **stage** specifies the pipeline stage whose completion triggers the marker write.
- **dstRange** is the [VkDeviceAddressRangeKHR](#) where the marker will be written.
- **dstFlags** is a [VkAddressCommandFlagsKHR](#) value defining the copy flags for the destination address range.
- **marker** is the 32-bit value of the marker.

Valid Usage

- VUID-VkMemoryMarkerInfoAMD-dstRange-13097
If the range specified by **dstRange** is not bound completely to memory when accessed, **dstFlags** **must** not include [VK_ADDRESS_COMMAND_FULLY_BOUND_BIT_KHR](#)
- VUID-VkMemoryMarkerInfoAMD-dstRange-13098
If the buffer from which the range specified by **dstRange** was created with [VK_BUFFER_CREATE_PROTECTED_BIT](#), and **protectedNoFault** is not supported, **dstFlags** **must** include [VK_ADDRESS_COMMAND_PROTECTED_BIT_KHR](#)
- VUID-VkMemoryMarkerInfoAMD-dstRange-13099
If the buffer from which the range specified by **dstRange** was created without [VK_BUFFER_CREATE_PROTECTED_BIT](#), and **protectedNoFault** is not supported, **dstFlags** **must** not include [VK_ADDRESS_COMMAND_PROTECTED_BIT_KHR](#)
- VUID-VkMemoryMarkerInfoAMD-dstFlags-13100
dstFlags **must** not include both [VK_ADDRESS_COMMAND_STORAGE_BUFFER_USAGE_BIT_KHR](#) and [VK_ADDRESS_COMMAND_UNKNOWN_STORAGE_BUFFER_USAGE_BIT_KHR](#)
- VUID-VkMemoryMarkerInfoAMD-dstRange-13122
If any buffer, which is bound to a range of [VkDeviceMemory](#) that overlaps the range backing **dstRange**, was created with [VK_BUFFER_USAGE_STORAGE_BUFFER_BIT](#), **dstFlags** **must** include [VK_ADDRESS_COMMAND_STORAGE_BUFFER_USAGE_BIT_KHR](#) or [VK_ADDRESS_COMMAND_UNKNOWN_STORAGE_BUFFER_USAGE_BIT_KHR](#)
- VUID-VkMemoryMarkerInfoAMD-dstRange-13123
If any buffer, which is bound to a range of [VkDeviceMemory](#) that overlaps the range backing **dstRange**, was created without [VK_BUFFER_USAGE_STORAGE_BUFFER_BIT](#), **dstFlags** **must** not include [VK_ADDRESS_COMMAND_STORAGE_BUFFER_USAGE_BIT_KHR](#)
- VUID-VkMemoryMarkerInfoAMD-dstFlags-13101
dstFlags **must** not include both [VK_ADDRESS_COMMAND_TRANSFORM_FEEDBACK_BUFFER_USAGE_BIT_KHR](#) and [VK_ADDRESS_COMMAND_UNKNOWN_TRANSFORM_FEEDBACK_BUFFER_USAGE_BIT_KHR](#)
- VUID-VkMemoryMarkerInfoAMD-dstRange-13124
If any buffer, which is bound to a range of [VkDeviceMemory](#) that overlaps the range backing **dstRange**, was created with [VK_BUFFER_USAGE_TRANSFORM_FEEDBACK_BUFFER_BIT_EXT](#), **dstFlags** **must** include

VK_ADDRESS_COMMAND_TRANSFORM_FEEDBACK_BUFFER_USAGE_BIT_KHR or
VK_ADDRESS_COMMAND_UNKNOWN_TRANSFORM_FEEDBACK_BUFFER_USAGE_BIT_KHR

- VUID-VkMemoryMarkerInfoAMD-dstRange-13125

If any buffer, which is bound to a range of [VkDeviceMemory](#) that overlaps the range backing [dstRange](#), was created without [VK_BUFFER_USAGE_TRANSFORM_FEEDBACK_BUFFER_BIT_EXT](#), [dstFlags](#) **must** not include [VK_ADDRESS_COMMAND_TRANSFORM_FEEDBACK_BUFFER_USAGE_BIT_KHR](#)

- VUID-VkMemoryMarkerInfoAMD-stage-03929

If the [geometryShader](#) feature is not enabled, [stage](#) **must** not contain [VK_PIPELINE_STAGE_2_GEOMETRY_SHADER_BIT](#)

- VUID-VkMemoryMarkerInfoAMD-stage-03930

If the [tessellationShader](#) feature is not enabled, [stage](#) **must** not contain [VK_PIPELINE_STAGE_2_TESSELLATION_CONTROL_SHADER_BIT](#) or [VK_PIPELINE_STAGE_2_TESSELLATION_EVALUATION_SHADER_BIT](#)

- VUID-VkMemoryMarkerInfoAMD-stage-03931

If the [conditionalRendering](#) feature is not enabled, [stage](#) **must** not contain [VK_PIPELINE_STAGE_2_CONDITIONAL_RENDERING_BIT_EXT](#)

- VUID-VkMemoryMarkerInfoAMD-stage-03932

If the [fragmentDensityMap](#) feature is not enabled, [stage](#) **must** not contain [VK_PIPELINE_STAGE_2_FRAGMENT_DENSITY_PROCESS_BIT_EXT](#)

- VUID-VkMemoryMarkerInfoAMD-stage-03933

If the [transformFeedback](#) feature is not enabled, [stage](#) **must** not contain [VK_PIPELINE_STAGE_2_TRANSFORM_FEEDBACK_BIT_EXT](#)

- VUID-VkMemoryMarkerInfoAMD-stage-03934

If the [meshShader](#) feature is not enabled, [stage](#) **must** not contain [VK_PIPELINE_STAGE_2_MESH_SHADER_BIT_EXT](#)

- VUID-VkMemoryMarkerInfoAMD-stage-03935

If the [taskShader](#) feature is not enabled, [stage](#) **must** not contain [VK_PIPELINE_STAGE_2_TASK_SHADER_BIT_EXT](#)

- VUID-VkMemoryMarkerInfoAMD-stage-07316

If neither of the [shadingRateImage](#) or the [attachmentFragmentShadingRate](#) features are enabled, [stage](#) **must** not contain [VK_PIPELINE_STAGE_2_FRAGMENT_SHADING_RATE_ATTACHMENT_BIT_KHR](#)

- VUID-VkMemoryMarkerInfoAMD-stage-04957

If the [subpassShading](#) feature is not enabled, [stage](#) **must** not contain [VK_PIPELINE_STAGE_2_SUBPASS_SHADER_BIT_HUAWEI](#)

- VUID-VkMemoryMarkerInfoAMD-stage-04995

If the [invocationMask](#) feature is not enabled, [stage](#) **must** not contain [VK_PIPELINE_STAGE_2_INVOCATION_MASK_BIT_HUAWEI](#)

- VUID-VkMemoryMarkerInfoAMD-stage-07946

If neither the [VK_NV_ray_tracing](#) extension or the [rayTracingPipeline](#) feature are enabled, [stage](#) **must** not contain [VK_PIPELINE_STAGE_2_RAY_TRACING_SHADER_BIT_KHR](#)

- VUID-VkMemoryMarkerInfoAMD-stage-10751
If the `accelerationStructure` feature is not enabled, `stage` **must** not contain `VK_PIPELINE_STAGE_2_ACCELERATION_STRUCTURE_BUILD_BIT_KHR`
- VUID-VkMemoryMarkerInfoAMD-stage-10752
If the `rayTracingMaintenance1` feature is not enabled, `stage` **must** not contain `VK_PIPELINE_STAGE_2_ACCELERATION_STRUCTURE_COPY_BIT_KHR`
- VUID-VkMemoryMarkerInfoAMD-stage-10753
If the `micromap` feature is not enabled, `stage` **must** not contain `VK_PIPELINE_STAGE_2_MICROMAP_BUILD_BIT_EXT`
- VUID-VkMemoryMarkerInfoAMD-stage-13038
`stage` **must** include only a single pipeline stage
- VUID-VkMemoryMarkerInfoAMD-dstRange-13039
The buffer from which `dstRange` was queried **must** have been created with `VK_BUFFER_USAGE_TRANSFER_DST_BIT` usage flag
- VUID-VkMemoryMarkerInfoAMD-dstRange-13040
`dstRange.address` **must** be a multiple of 4
- VUID-VkMemoryMarkerInfoAMD-dstRange-13041
`dstRange.size` **must** be greater than or equal to 4

Valid Usage (Implicit)

- VUID-VkMemoryMarkerInfoAMD-sType-sType
`sType` **must** be `VK_STRUCTURE_TYPE_MEMORY_MARKER_INFO_AMD`
- VUID-VkMemoryMarkerInfoAMD-pNext-pNext
`pNext` **must** be `NULL`
- VUID-VkMemoryMarkerInfoAMD-stage-parameter
`stage` **must** be a valid combination of `VkPipelineStageFlagBits2KHR` values
- VUID-VkMemoryMarkerInfoAMD-stage-requiredbitmask
`stage` **must** not be 0
- VUID-VkMemoryMarkerInfoAMD-dstFlags-parameter
`dstFlags` **must** be a valid combination of `VkAddressCommandFlagBitsKHR` values

To write a 32-bit marker value into memory as a pipelined operation, call:

```
// Provided by VK_KHR_device_address_commands with VK_AMD_buffer_marker
void vkCmdWriteMarkerToMemoryAMD(
    VkCommandBuffer                commandBuffer,
    const VkMemoryMarkerInfoAMD*   pInfo);
```

- `commandBuffer` is the command buffer into which the command will be recorded.
- `pInfo` specifies a pointer to an `VkMemoryMarkerInfoAMD` structure defining parameters of this

command.

When `vkCmdWriteMarkerToMemoryAMD` is submitted to a queue, it defines an execution dependency between prior operations and writing the marker value, as well as a memory dependency from earlier [buffer marker write commands](#).

The first [synchronization scope](#) includes operations performed by operations that occur earlier in [submission order](#) in the pipeline stage identified by `pInfo->stage`. It additionally includes other [buffer marker write commands](#) that occur earlier in [submission order](#) that specified either the same `pInfo->stage` or a stage that is [logically earlier](#).

The second [synchronization scope](#) includes only the buffer marker write.

The first [access scope](#) includes only accesses performed by other [buffer marker write commands](#).

The second [access scope](#) is empty.

The access scope for buffer marker writes falls under the `VK_ACCESS_TRANSFER_WRITE_BIT` flag, and is performed by either `pInfo->stage` or `VK_PIPELINE_STAGE_TRANSFER_BIT`. [Synchronization commands](#) should specify this access flag and both pipeline stages when defining dependencies with this command.

NOTE

Similar to `vkCmdWriteTimestamp2`, if an implementation is unable to write a marker at any specific pipeline stage, it **may** instead do so at any logically later stage.

NOTE

Implementations **may** only support a limited number of pipelined marker write operations in flight at a given time. Thus an excessive number of marker write operations **may** degrade command execution performance.

Valid Usage

- VUID-vkCmdWriteMarkerToMemoryAMD-synchronization2-13042
The [synchronization2](#) feature **must** be enabled
- VUID-vkCmdWriteMarkerToMemoryAMD-pInfo-13043
`pInfo->stage` **must** include only stages that are valid for the queue family that was used to create the command pool that `commandBuffer` was allocated from
- VUID-vkCmdWriteMarkerToMemoryAMD-commandBuffer-13044
If `commandBuffer` is an unprotected command buffer and `protectedNoFault` is not supported, `pInfo->dstFlags` **must** not include `VK_ADDRESS_COMMAND_PROTECTED_BIT_KHR`
- VUID-vkCmdWriteMarkerToMemoryAMD-commandBuffer-13045
If `commandBuffer` is a protected command buffer and `protectedNoFault` is not supported, `pInfo->dstFlags` **must** include `VK_ADDRESS_COMMAND_PROTECTED_BIT_KHR`
- VUID-vkCmdWriteMarkerToMemoryAMD-pInfo-13046
If `pInfo->dstFlags` includes `VK_ADDRESS_COMMAND_PROTECTED_BIT_KHR`, the buffer from which `pInfo->dstRange` was queried **must** have been created with `VK_BUFFER_CREATE_PROTECTED_BIT`

- VUID-vkCmdWriteMarkerToMemoryAMD-pInfo-13047
If `pInfo->dstFlags` does not include `VK_ADDRESS_COMMAND_PROTECTED_BIT_KHR`, the buffer from which `pInfo->dstRange` was queried **must** have been created without `VK_BUFFER_CREATE_PROTECTED_BIT`

Valid Usage (Implicit)

- VUID-vkCmdWriteMarkerToMemoryAMD-commandBuffer-parameter
`commandBuffer` **must** be a valid `VkCommandBuffer` handle
- VUID-vkCmdWriteMarkerToMemoryAMD-pInfo-parameter
`pInfo` **must** be a valid pointer to a valid `VkMemoryMarkerInfoAMD` structure
- VUID-vkCmdWriteMarkerToMemoryAMD-commandBuffer-recording
`commandBuffer` **must** be in the `recording` state
- VUID-vkCmdWriteMarkerToMemoryAMD-commandBuffer-cmdpool
The `VkCommandPool` that `commandBuffer` was allocated from **must** support `VK_QUEUE_COMPUTE_BIT`, `VK_QUEUE_GRAPHICS_BIT`, or `VK_QUEUE_TRANSFER_BIT` operations
- VUID-vkCmdWriteMarkerToMemoryAMD-suspended
This command **must** not be called between suspended render pass instances
- VUID-vkCmdWriteMarkerToMemoryAMD-videocoding
This command **must** only be called outside of a video coding scope

Host Synchronization

- Host access to `commandBuffer` **must** be externally synchronized
- Host access to the `VkCommandPool` that `commandBuffer` was allocated from **must** be externally synchronized

Command Properties

Command Buffer Levels	Render Pass Scope	Video Coding Scope	Supported Queue Types	Command Type
Primary Secondary	Both	Outside	VK_QUEUE_COMPUTE_BIT VK_QUEUE_GRAPHICS_BIT VK_QUEUE_TRANSFER_BIT	Action

Conditional Rendering

`vkCmdWriteMarkerToMemoryAMD` is not affected by [conditional rendering](#)

To write a 32-bit marker value into a buffer as a pipelined operation, call:

WARNING

This functionality is superseded by [vkCmdWriteMarkerToMemoryAMD](#). See [Legacy Functionality](#) for more information.

```
// Provided by VK_AMD_buffer_marker with VK_VERSION_1_3 or VK_KHR_synchronization2
void vkCmdWriteBufferMarker2AMD(
    VkCommandBuffer          commandBuffer,
    VkPipelineStageFlags2    stage,
    VkBuffer                 dstBuffer,
    VkDeviceSize             dstOffset,
    uint32_t                 marker);
```

- `commandBuffer` is the command buffer into which the command will be recorded.
- `stage` specifies the pipeline stage whose completion triggers the marker write.
- `dstBuffer` is the buffer where the marker will be written.
- `dstOffset` is the byte offset into the buffer where the marker will be written.
- `marker` is the 32-bit value of the marker.

When `vkCmdWriteBufferMarker2AMD` is submitted to a queue, it defines an execution dependency between prior operations and writing the marker value, as well as a memory dependency from earlier [buffer marker write commands](#).

The first [synchronization scope](#) includes operations performed by operations that occur earlier in [submission order](#) in the pipeline stage identified by `pipelineStage`. It additionally includes other [buffer marker write commands](#) that occur earlier in [submission order](#) that specified either the same `pipelineStage` or a stage that is [logically earlier](#).

The second [synchronization scope](#) includes only the buffer marker write.

The first [access scope](#) includes only accesses performed by other [buffer marker write commands](#).

The second [access scope](#) is empty.

The access scope for buffer marker writes falls under the `VK_ACCESS_TRANSFER_WRITE_BIT` flag, and is performed by either `pipelineStage` or `VK_PIPELINE_STAGE_TRANSFER_BIT`. [Synchronization commands](#) should specify this access flag and both pipeline stages when defining dependencies with this command.

NOTE

Similar to `vkCmdWriteTimestamp2`, if an implementation is unable to write a marker at any specific pipeline stage, it **may** instead do so at any logically later stage.

NOTE

Implementations **may** only support a limited number of pipelined marker write operations in flight at a given time. Thus an excessive number of marker write operations **may** degrade command execution performance.

Valid Usage

- VUID-vkCmdWriteBufferMarker2AMD-stage-03929
If the `geometryShader` feature is not enabled, `stage` **must** not contain `VK_PIPELINE_STAGE_2_GEOMETRY_SHADER_BIT`
- VUID-vkCmdWriteBufferMarker2AMD-stage-03930
If the `tessellationShader` feature is not enabled, `stage` **must** not contain `VK_PIPELINE_STAGE_2_TESSELLATION_CONTROL_SHADER_BIT` or `VK_PIPELINE_STAGE_2_TESSELLATION_EVALUATION_SHADER_BIT`
- VUID-vkCmdWriteBufferMarker2AMD-stage-03931
If the `conditionalRendering` feature is not enabled, `stage` **must** not contain `VK_PIPELINE_STAGE_2_CONDITIONAL_RENDERING_BIT_EXT`
- VUID-vkCmdWriteBufferMarker2AMD-stage-03932
If the `fragmentDensityMap` feature is not enabled, `stage` **must** not contain `VK_PIPELINE_STAGE_2_FRAGMENT_DENSITY_PROCESS_BIT_EXT`
- VUID-vkCmdWriteBufferMarker2AMD-stage-03933
If the `transformFeedback` feature is not enabled, `stage` **must** not contain `VK_PIPELINE_STAGE_2_TRANSFORM_FEEDBACK_BIT_EXT`
- VUID-vkCmdWriteBufferMarker2AMD-stage-03934
If the `meshShader` feature is not enabled, `stage` **must** not contain `VK_PIPELINE_STAGE_2_MESH_SHADER_BIT_EXT`
- VUID-vkCmdWriteBufferMarker2AMD-stage-03935
If the `taskShader` feature is not enabled, `stage` **must** not contain `VK_PIPELINE_STAGE_2_TASK_SHADER_BIT_EXT`
- VUID-vkCmdWriteBufferMarker2AMD-stage-07316
If neither of the `shadingRateImage` or the `attachmentFragmentShadingRate` features are enabled, `stage` **must** not contain `VK_PIPELINE_STAGE_2_FRAGMENT_SHADING_RATE_ATTACHMENT_BIT_KHR`
- VUID-vkCmdWriteBufferMarker2AMD-stage-04957
If the `subpassShading` feature is not enabled, `stage` **must** not contain `VK_PIPELINE_STAGE_2_SUBPASS_SHADER_BIT_HUAWEI`
- VUID-vkCmdWriteBufferMarker2AMD-stage-04995
If the `invocationMask` feature is not enabled, `stage` **must** not contain `VK_PIPELINE_STAGE_2_INVOCATION_MASK_BIT_HUAWEI`
- VUID-vkCmdWriteBufferMarker2AMD-stage-07946
If neither the `VK_NV_ray_tracing` extension or the `rayTracingPipeline` feature are enabled, `stage` **must** not contain `VK_PIPELINE_STAGE_2_RAY_TRACING_SHADER_BIT_KHR`
- VUID-vkCmdWriteBufferMarker2AMD-stage-10751
If the `accelerationStructure` feature is not enabled, `stage` **must** not contain

VK_PIPELINE_STAGE_2_ACCELERATION_STRUCTURE_BUILD_BIT_KHR

- VUID-vkCmdWriteBufferMarker2AMD-stage-10752
If the `rayTracingMaintenance1` feature is not enabled, `stage` **must** not contain `VK_PIPELINE_STAGE_2_ACCELERATION_STRUCTURE_COPY_BIT_KHR`
- VUID-vkCmdWriteBufferMarker2AMD-stage-10753
If the `micromap` feature is not enabled, `stage` **must** not contain `VK_PIPELINE_STAGE_2_MICROMAP_BUILD_BIT_EXT`
- VUID-vkCmdWriteBufferMarker2AMD-synchronization2-03893
The `synchronization2` feature **must** be enabled
- VUID-vkCmdWriteBufferMarker2AMD-stage-03894
`stage` **must** include only a single pipeline stage
- VUID-vkCmdWriteBufferMarker2AMD-stage-03895
`stage` **must** include only stages that are valid for the queue family that was used to create the command pool that `commandBuffer` was allocated from
- VUID-vkCmdWriteBufferMarker2AMD-dstOffset-03896
`dstOffset` **must** be less than or equal to the size of `dstBuffer` minus 4
- VUID-vkCmdWriteBufferMarker2AMD-dstBuffer-03897
`dstBuffer` **must** have been created with the `VK_BUFFER_USAGE_TRANSFER_DST_BIT` usage flag set
- VUID-vkCmdWriteBufferMarker2AMD-dstBuffer-03898
If `dstBuffer` is non-sparse then it **must** be bound completely and contiguously to a single `VkDeviceMemory` object
- VUID-vkCmdWriteBufferMarker2AMD-dstOffset-03899
`dstOffset` **must** be a multiple of 4

Valid Usage (Implicit)

- VUID-vkCmdWriteBufferMarker2AMD-commandBuffer-parameter
`commandBuffer` **must** be a valid `VkCommandBuffer` handle
- VUID-vkCmdWriteBufferMarker2AMD-stage-parameter
`stage` **must** be a valid combination of `VkPipelineStageFlagBits2` values
- VUID-vkCmdWriteBufferMarker2AMD-dstBuffer-parameter
`dstBuffer` **must** be a valid `VkBuffer` handle
- VUID-vkCmdWriteBufferMarker2AMD-commandBuffer-recording
`commandBuffer` **must** be in the `recording` state
- VUID-vkCmdWriteBufferMarker2AMD-commandBuffer-cmdpool
The `VkCommandPool` that `commandBuffer` was allocated from **must** support `VK_QUEUE_COMPUTE_BIT`, `VK_QUEUE_GRAPHICS_BIT`, or `VK_QUEUE_TRANSFER_BIT` operations
- VUID-vkCmdWriteBufferMarker2AMD-suspended
This command **must** not be called between suspended render pass instances

- VUID-vkCmdWriteBufferMarker2AMD-videocoding
This command **must** only be called outside of a video coding scope
- VUID-vkCmdWriteBufferMarker2AMD-commonparent
Both of **commandBuffer**, and **dstBuffer** **must** have been created, allocated, or retrieved from the same **VkDevice**

Host Synchronization

- Host access to **commandBuffer** **must** be externally synchronized
- Host access to the **VkCommandPool** that **commandBuffer** was allocated from **must** be externally synchronized

Command Properties

Command Buffer Levels	Render Pass Scope	Video Coding Scope	Supported Queue Types	Command Type
Primary Secondary	Both	Outside	VK_QUEUE_COMPUTE_BIT VK_QUEUE_GRAPHICS_BIT VK_QUEUE_TRANSFER_BIT	Action

Conditional Rendering

vkCmdWriteBufferMarker2AMD is not affected by **conditional rendering**

To write a 32-bit marker value into a buffer as a pipelined operation, call:

```
// Provided by VK_AMD_buffer_marker
void vkCmdWriteBufferMarkerAMD(
    VkCommandBuffer          commandBuffer,
    VkPipelineStageFlagBits  pipelineStage,
    VkBuffer                 dstBuffer,
    VkDeviceSize             dstOffset,
    uint32_t                 marker);
```

- **commandBuffer** is the command buffer into which the command will be recorded.
- **pipelineStage** is a **VkPipelineStageFlagBits** value specifying the pipeline stage whose completion triggers the marker write.
- **dstBuffer** is the buffer where the marker will be written to.

- `dstOffset` is the byte offset into the buffer where the marker will be written to.
- `marker` is the 32-bit value of the marker.

When `vkCmdWriteBufferMarkerAMD` is submitted to a queue, it defines an execution dependency between prior operations and writing the marker value, as well as a memory dependency from earlier [buffer marker write commands](#).

The first [synchronization scope](#) includes operations performed by operations that occur earlier in [submission order](#) in the pipeline stage identified by `pipelineStage`. It additionally includes other [buffer marker write commands](#) that occur earlier in [submission order](#) that specified either the same `pipelineStage` or a stage that is [logically earlier](#).

The second [synchronization scope](#) includes only the buffer marker write.

The first [access scope](#) includes only accesses performed by other [buffer marker write commands](#).

The second [access scope](#) is empty.

The access scope for buffer marker writes falls under the `VK_ACCESS_TRANSFER_WRITE_BIT` flag, and is performed by either `pipelineStage` or `VK_PIPELINE_STAGE_TRANSFER_BIT`. [Synchronization commands](#) should specify this access flag and both pipeline stages when defining dependencies with this command.

NOTE

Similar to `vkCmdWriteTimestamp`, if an implementation is unable to write a marker at any specific pipeline stage, it **may** instead do so at any logically later stage.

NOTE

Implementations **may** only support a limited number of pipelined marker write operations in flight at a given time, thus excessive number of marker write operations **may** degrade command execution performance.

Valid Usage

- VUID-vkCmdWriteBufferMarkerAMD-pipelineStage-04074
`pipelineStage` **must** be a [valid stage](#) for the queue family that was used to create the command pool that `commandBuffer` was allocated from
- VUID-vkCmdWriteBufferMarkerAMD-pipelineStage-04075
If the `geometryShader` feature is not enabled, `pipelineStage` **must** not be `VK_PIPELINE_STAGE_GEOMETRY_SHADER_BIT`
- VUID-vkCmdWriteBufferMarkerAMD-pipelineStage-04076
If the `tessellationShader` feature is not enabled, `pipelineStage` **must** not be `VK_PIPELINE_STAGE_TESSELLATION_CONTROL_SHADER_BIT` or `VK_PIPELINE_STAGE_TESSELLATION_EVALUATION_SHADER_BIT`
- VUID-vkCmdWriteBufferMarkerAMD-pipelineStage-04077
If the `conditionalRendering` feature is not enabled, `pipelineStage` **must** not be `VK_PIPELINE_STAGE_CONDITIONAL_RENDERING_BIT_EXT`
- VUID-vkCmdWriteBufferMarkerAMD-pipelineStage-04078

If the `fragmentDensityMap` feature is not enabled, `pipelineStage` **must** not be `VK_PIPELINE_STAGE_FRAGMENT_DENSITY_PROCESS_BIT_EXT`

- VUID-vkCmdWriteBufferMarkerAMD-pipelineStage-04079

If the `transformFeedback` feature is not enabled, `pipelineStage` **must** not be `VK_PIPELINE_STAGE_TRANSFORM_FEEDBACK_BIT_EXT`

- VUID-vkCmdWriteBufferMarkerAMD-pipelineStage-04080

If the `meshShader` feature is not enabled, `pipelineStage` **must** not be `VK_PIPELINE_STAGE_MESH_SHADER_BIT_EXT`

- VUID-vkCmdWriteBufferMarkerAMD-pipelineStage-07077

If the `taskShader` feature is not enabled, `pipelineStage` **must** not be `VK_PIPELINE_STAGE_TASK_SHADER_BIT_EXT`

- VUID-vkCmdWriteBufferMarkerAMD-shadingRateImage-07314

If neither of the `shadingRateImage` or the `attachmentFragmentShadingRate` features are enabled, `pipelineStage` **must** not be `VK_PIPELINE_STAGE_FRAGMENT_SHADING_RATE_ATTACHMENT_BIT_KHR`

- VUID-vkCmdWriteBufferMarkerAMD-synchronization2-06489

If the `synchronization2` feature is not enabled, `pipelineStage` **must** not be `VK_PIPELINE_STAGE_NONE`

- VUID-vkCmdWriteBufferMarkerAMD-rayTracingPipeline-07943

If neither of the `VK_NV_ray_tracing` extension or the `rayTracingPipeline` feature are enabled, `pipelineStage` **must** not be `VK_PIPELINE_STAGE_RAY_TRACING_SHADER_BIT_KHR`

- VUID-vkCmdWriteBufferMarkerAMD-dstOffset-01798

`dstOffset` **must** be less than or equal to the size of `dstBuffer` minus 4

- VUID-vkCmdWriteBufferMarkerAMD-dstBuffer-01799

`dstBuffer` **must** have been created with the `VK_BUFFER_USAGE_TRANSFER_DST_BIT` usage flag set

- VUID-vkCmdWriteBufferMarkerAMD-dstBuffer-01800

If `dstBuffer` is non-sparse then it **must** be bound completely and contiguously to a single `VkDeviceMemory` object

- VUID-vkCmdWriteBufferMarkerAMD-dstOffset-01801

`dstOffset` **must** be a multiple of 4

Valid Usage (Implicit)

- VUID-vkCmdWriteBufferMarkerAMD-commandBuffer-parameter

`commandBuffer` **must** be a valid `VkCommandBuffer` handle

- VUID-vkCmdWriteBufferMarkerAMD-pipelineStage-parameter

If `pipelineStage` is not 0, `pipelineStage` **must** be a valid `VkPipelineStageFlagBits` value

- VUID-vkCmdWriteBufferMarkerAMD-dstBuffer-parameter

`dstBuffer` **must** be a valid `VkBuffer` handle

- VUID-vkCmdWriteBufferMarkerAMD-commandBuffer-recording

`commandBuffer` **must** be in the [recording state](#)

- VUID-vkCmdWriteBufferMarkerAMD-commandBuffer-cmdpool

The `VkCommandPool` that `commandBuffer` was allocated from **must** support [VK_QUEUE_COMPUTE_BIT](#), [VK_QUEUE_GRAPHICS_BIT](#), or [VK_QUEUE_TRANSFER_BIT](#) operations

- VUID-vkCmdWriteBufferMarkerAMD-suspended

This command **must** not be called between suspended render pass instances

- VUID-vkCmdWriteBufferMarkerAMD-videocoding

This command **must** only be called outside of a video coding scope

- VUID-vkCmdWriteBufferMarkerAMD-commonparent

Both of `commandBuffer`, and `dstBuffer` **must** have been created, allocated, or retrieved from the same [VkDevice](#)

Host Synchronization

- Host access to `commandBuffer` **must** be externally synchronized
- Host access to the `VkCommandPool` that `commandBuffer` was allocated from **must** be externally synchronized

Command Properties

Command Buffer Levels	Render Pass Scope	Video Coding Scope	Supported Queue Types	Command Type
Primary Secondary	Both	Outside	VK_QUEUE_COMPUTE_BIT VK_QUEUE_GRAPHICS_BIT VK_QUEUE_TRANSFER_BIT	Action

Conditional Rendering

`vkCmdWriteBufferMarkerAMD` is not affected by [conditional rendering](#)

25.10. Copying Data Between Tensors

[vkCmdCopyTensorARM](#) performs tensor copies in a similar manner to a host memcpy. It does not perform general-purpose conversions such as scaling, resizing, or format conversions. Rather, it simply copies raw tensor data. [vkCmdCopyTensorARM](#) **can** copy between tensors with different formats, provided the formats are compatible. Tensor formats are compatible if they share the same class, as shown in the [Compatible Formats](#).

To copy data between tensor objects, call:

```
// Provided by VK_ARM_tensors
void vkCmdCopyTensorARM(
    VkCommandBuffer                      commandBuffer,
    const VkCopyTensorInfoARM*          pCopyTensorInfo);
```

- `commandBuffer` is the command buffer into which the command will be recorded.
- `pCopyTensorInfo` is a pointer to `VkCopyTensorInfoARM` structure describing the copy parameters.

Valid Usage (Implicit)

- VUID-vkCmdCopyTensorARM-commandBuffer-parameter
`commandBuffer` **must** be a valid `VkCommandBuffer` handle
- VUID-vkCmdCopyTensorARM-pCopyTensorInfo-parameter
`pCopyTensorInfo` **must** be a valid pointer to a valid `VkCopyTensorInfoARM` structure
- VUID-vkCmdCopyTensorARM-commandBuffer-recording
`commandBuffer` **must** be in the `recording state`
- VUID-vkCmdCopyTensorARM-commandBuffer-cmdpool
The `VkCommandPool` that `commandBuffer` was allocated from **must** support `VK_QUEUE_COMPUTE_BIT`, `VK_QUEUE_GRAPHICS_BIT`, or `VK_QUEUE_TRANSFER_BIT` operations
- VUID-vkCmdCopyTensorARM-renderpass
This command **must** only be called outside of a render pass instance
- VUID-vkCmdCopyTensorARM-suspended
This command **must** not be called between suspended render pass instances
- VUID-vkCmdCopyTensorARM-videocoding
This command **must** only be called outside of a video coding scope

Host Synchronization

- Host access to `commandBuffer` **must** be externally synchronized
- Host access to the `VkCommandPool` that `commandBuffer` was allocated from **must** be externally synchronized

Command Properties

Command Buffer Levels	Render Pass Scope	Video Coding Scope	Supported Queue Types	Command Type
Primary Secondary	Outside	Outside	VK_QUEUE_COMPUTE_BIT VK_QUEUE_GRAPHICS_BIT VK_QUEUE_TRANSFER_BIT	Action

Conditional Rendering

`vkCmdCopyTensorARM` is not affected by [conditional rendering](#)

The `VkCopyTensorInfoARM` structure is defined as:

```
// Provided by VK_ARM_tensors
typedef struct VkCopyTensorInfoARM {
    VkStructureType    sType;
    const void*        pNext;
    VkTensorARM        srcTensor;
    VkTensorARM        dstTensor;
    uint32_t           regionCount;
    const VkTensorCopyARM* pRegions;
} VkCopyTensorInfoARM;
```

- `sType` is a `VkStructureType` value identifying this structure.
- `pNext` is NULL or a pointer to a structure extending this structure.
- `srcTensor` is the source tensor.
- `dstTensor` is the destination tensor.
- `regionCount` is the number of regions to copy.
- `pRegions` is a pointer to an array of `VkTensorCopyARM` structures specifying the regions to copy.

Each region in `pRegions` describes a region to be copied from the source tensor to a corresponding region of the destination tensor. `srcTensor` and `dstTensor` **can** be the same tensor or alias the same memory.

The formats of `srcTensor` and `dstTensor` **must** be compatible. Formats are compatible if they share the same class, as shown in the [Compatible Formats](#) table.

`vkCmdCopyTensorARM` allows copying between *size-compatible* internal formats.

Valid Usage

- VUID-VkCopyTensorInfoARM-dimensionCount-09684
`srcTensor` and `dstTensor` **must** have been created with equal values for `VkTensorDescriptionARM::dimensionCount`
- VUID-VkCopyTensorInfoARM-pDimensions-09685
For each of the elements of `VkTensorDescriptionARM::pDimensions`, `srcTensor` and `dstTensor` **must** be the same size
- VUID-VkCopyTensorInfoARM-regionCount-09686
`regionCount` must be equal to 1
- VUID-VkCopyTensorInfoARM-pRegions-09687
Each element of `pRegions` **must** be a `VkTensorCopyARM` structure whose `pSrcOffset` is `NULL` or has all its elements equal to 0
- VUID-VkCopyTensorInfoARM-pRegions-09688
Each element of `pRegions` **must** be a `VkTensorCopyARM` structure whose `pDstOffset` is `NULL` or has all its elements equal to 0
- VUID-VkCopyTensorInfoARM-pRegions-09689
Each element of `pRegions` **must** be a `VkTensorCopyARM` structure whose `pExtent` is `NULL` or equal to the `VkTensorDescriptionARM::pDimensions` array specified when `srcTensor` and `dstTensor` were created
- VUID-VkCopyTensorInfoARM-pRegions-09954
Each element of `pRegions` **must** be a `VkTensorCopyARM` structure whose `dimensionCount`, if it is not equal to 0, is equal to the largest of the `VkTensorDescriptionARM::dimensionCount` of `srcTensor` or `dstTensor`
- VUID-VkCopyTensorInfoARM-srcTensor-09690
The `format` `features` of `srcTensor` **must** contain `VK_FORMAT_FEATURE_2_TRANSFER_SRC_BIT`
- VUID-VkCopyTensorInfoARM-srcTensor-09691
`srcTensor` **must** have been created with the `VK_TENSOR_USAGE_TRANSFER_SRC_BIT_ARM` usage flag set
- VUID-VkCopyTensorInfoARM-dstTensor-09692
The `format` `features` of `dstTensor` **must** contain `VK_FORMAT_FEATURE_2_TRANSFER_DST_BIT`
- VUID-VkCopyTensorInfoARM-dstTensor-09693
`dstTensor` **must** have been created with the `VK_TENSOR_USAGE_TRANSFER_DST_BIT_ARM` usage flag set
- VUID-VkCopyTensorInfoARM-srcTensor-09694
If `srcTensor` is non-sparse then it **must** be bound completely and contiguously to a single `VkDeviceMemory` object
- VUID-VkCopyTensorInfoARM-dstTensor-09695
If `dstTensor` is non-sparse then it **must** be bound completely and contiguously to a single `VkDeviceMemory` object

Valid Usage (Implicit)

- VUID-VkCopyTensorInfoARM-sType-sType
sType must be `VK_STRUCTURE_TYPE_COPY_TENSOR_INFO_ARM`
- VUID-VkCopyTensorInfoARM-pNext-pNext
pNext must be `NULL`
- VUID-VkCopyTensorInfoARM-srcTensor-parameter
srcTensor must be a valid `VkTensorARM` handle
- VUID-VkCopyTensorInfoARM-dstTensor-parameter
dstTensor must be a valid `VkTensorARM` handle
- VUID-VkCopyTensorInfoARM-pRegions-parameter
pRegions must be a valid pointer to an array of **regionCount** valid `VkTensorCopyARM` structures
- VUID-VkCopyTensorInfoARM-regionCount-arraylength
regionCount must be greater than `0`
- VUID-VkCopyTensorInfoARM-commonparent
Both of **dstTensor**, and **srcTensor** must have been created, allocated, or retrieved from the same `VkDevice`

The `VkTensorCopyARM` structure is defined as:

```
// Provided by VK_ARM_tensors
typedef struct VkTensorCopyARM {
    VkStructureType    sType;
    const void*        pNext;
    uint32_t           dimensionCount;
    const uint64_t*     pSrcOffset;
    const uint64_t*     pDstOffset;
    const uint64_t*     pExtent;
} VkTensorCopyARM;
```

- **sType** is a `VkStructureType` value identifying this structure.
- **pNext** is `NULL` or a pointer to a structure extending this structure.
- **dimensionCount** is the number of elements in the **pSrcOffset**, **pDstOffset** and **pExtent** arrays.
- **pSrcOffset** is `NULL` or an array of size **dimensionCount** providing an offset into the source tensor. When **pSrcOffset** is `NULL`, the offset into the source tensor is `0` in all dimensions.
- **pDstOffset** is `NULL` or an array of size **dimensionCount** providing an offset into the destination tensor. When **pDstOffset** is `NULL`, the offset into the destination tensor is `0` in all dimensions.
- **pExtent** is `NULL` or an array of size **dimensionCount** providing the number of elements to copy in each dimension. When **pExtent** is `NULL`, the number of elements to copy is taken as the total number of elements in each dimension of the source tensor.

Valid Usage

- VUID-VkTensorCopyARM-dimensionCount-09955
`dimensionCount` **must** be greater than 0 if `pSrcOffset`, `pDstOffset`, or `pExtent` is not `NULL`

Valid Usage (Implicit)

- VUID-VkTensorCopyARM-sType-sType
`sType` **must** be `VK_STRUCTURE_TYPE_TENSOR_COPY_ARM`
- VUID-VkTensorCopyARM-pNext-pNext
`pNext` **must** be `NULL`
- VUID-VkTensorCopyARM-pSrcOffset-parameter
If `dimensionCount` is not 0, and `pSrcOffset` is not `NULL`, `pSrcOffset` **must** be a valid pointer to an array of `dimensionCount` `uint64_t` values
- VUID-VkTensorCopyARM-pDstOffset-parameter
If `dimensionCount` is not 0, and `pDstOffset` is not `NULL`, `pDstOffset` **must** be a valid pointer to an array of `dimensionCount` `uint64_t` values
- VUID-VkTensorCopyARM-pExtent-parameter
If `dimensionCount` is not 0, and `pExtent` is not `NULL`, `pExtent` **must** be a valid pointer to an array of `dimensionCount` `uint64_t` values

Chapter 26. Drawing Commands

Drawing commands (commands with **Draw** in the name) provoke work in a graphics pipeline. Drawing commands are recorded into a command buffer and when executed by a queue, will produce work which executes according to the bound graphics pipeline, or if the **shaderObject** feature is enabled, any **shader objects** bound to graphics stages. A graphics pipeline or a combination of one or more graphics shader objects **must** be bound to a command buffer before any drawing commands are recorded in that command buffer.

Drawing can be achieved in two modes:

- **Programmable Mesh Shading**, the mesh shader assembles primitives, or
- **Programmable Primitive Shading**, the input primitives are assembled as follows.

Each draw is made up of zero or more vertices and zero or more instances, which are processed by the device and result in the assembly of primitives. Primitives are assembled according to the **pInputAssemblyState** member of the **VkGraphicsPipelineCreateInfo** structure, which is of type **VkPipelineInputAssemblyStateCreateInfo**:

```
// Provided by VK_VERSION_1_0
typedef struct VkPipelineInputAssemblyStateCreateInfo {
    VkStructureType          sType;
    const void*              pNext;
    VkPipelineInputAssemblyStateCreateFlags flags;
    VkPrimitiveTopology       topology;
    VkBool32                  primitiveRestartEnable;
} VkPipelineInputAssemblyStateCreateInfo;
```

- **sType** is a **VkStructureType** value identifying this structure.
- **pNext** is **NULL** or a pointer to a structure extending this structure.
- **flags** is reserved for future use.
- **topology** is a **VkPrimitiveTopology** defining the primitive topology, as described below.
- **primitiveRestartEnable** controls whether a special vertex index value is treated as restarting the assembly of primitives. This enable only applies to indexed draws (**vkCmdDrawIndexed**, **vkCmdDrawMultiIndexedEXT**, and **vkCmdDrawIndexedIndirect**), and the special index value is either 0xFFFFFFFF when the **indexType** parameter of Vulkan 1.4 or **vkCmdBindIndexBuffer2** or **vkCmdBindIndexBuffer** is equal to **VK_INDEX_TYPE_UINT32**; 0xFF when **indexType** is equal to **VK_INDEX_TYPE_UINT8**; or 0xFFFF when **indexType** is equal to **VK_INDEX_TYPE_UINT16**. Primitive restart is not allowed for “list” topologies, unless one of the features **primitiveTopologyPatchListRestart** (for **VK_PRIMITIVE_TOPOLOGY_PATCH_LIST**) or **primitiveTopologyListRestart** (for all other list topologies) is enabled. If the **primitiveRestartIndex** feature is enabled, **vkCmdSetPrimitiveRestartIndexEXT** can be used to set a custom index for primitive restart.

Restarting the assembly of primitives discards the most recent index values if those elements formed an incomplete primitive, and restarts the primitive assembly using the subsequent indices,

but only assembling the immediately following element through the end of the originally specified elements. The primitive restart index value comparison is performed before adding the `vertexOffset` value to the index value.

Valid Usage

- VUID-VkPipelineInputAssemblyStateCreateInfo-topology-06252
If the `primitiveTopologyListRestart` feature is not enabled, and `topology` is `VK_PRIMITIVE_TOPOLOGY_POINT_LIST`, `VK_PRIMITIVE_TOPOLOGY_LINE_LIST`, `VK_PRIMITIVE_TOPOLOGY_TRIANGLE_LIST`, `VK_PRIMITIVE_TOPOLOGY_LINE_LIST_WITH_ADJACENCY`, or `VK_PRIMITIVE_TOPOLOGY_TRIANGLE_LIST_WITH_ADJACENCY`, `primitiveRestartEnable` **must** be `VK_FALSE`
- VUID-VkPipelineInputAssemblyStateCreateInfo-topology-06253
If the `primitiveTopologyPatchListRestart` feature is not enabled, and `topology` is `VK_PRIMITIVE_TOPOLOGY_PATCH_LIST`, `primitiveRestartEnable` **must** be `VK_FALSE`
- VUID-VkPipelineInputAssemblyStateCreateInfo-topology-00429
If the `geometryShader` feature is not enabled, `topology` **must** not be any of `VK_PRIMITIVE_TOPOLOGY_LINE_LIST_WITH_ADJACENCY`, `VK_PRIMITIVE_TOPOLOGY_LINE_STRIP_WITH_ADJACENCY`, `VK_PRIMITIVE_TOPOLOGY_TRIANGLE_LIST_WITH_ADJACENCY` or `VK_PRIMITIVE_TOPOLOGY_TRIANGLE_STRIP_WITH_ADJACENCY`
- VUID-VkPipelineInputAssemblyStateCreateInfo-topology-00430
If the `tessellationShader` feature is not enabled, `topology` **must** not be `VK_PRIMITIVE_TOPOLOGY_PATCH_LIST`
- VUID-VkPipelineInputAssemblyStateCreateInfo-triangleFans-04452
If the `VK_KHR_portability_subset` extension is enabled, and `VkPhysicalDevicePortabilitySubsetFeaturesKHR::triangleFans` is `VK_FALSE`, `topology` **must** not be `VK_PRIMITIVE_TOPOLOGY_TRIANGLE_FAN`

Valid Usage (Implicit)

- VUID-VkPipelineInputAssemblyStateCreateInfo-sType-sType
`sType` **must** be `VK_STRUCTURE_TYPE_PIPELINE_INPUT_ASSEMBLY_STATE_CREATE_INFO`
- VUID-VkPipelineInputAssemblyStateCreateInfo-pNext-pNext
`pNext` **must** be `NULL`
- VUID-VkPipelineInputAssemblyStateCreateInfo-flags-zerobitmask
`flags` **must** be `0`
- VUID-VkPipelineInputAssemblyStateCreateInfo-topology-parameter
`topology` **must** be a valid `VkPrimitiveTopology` value


```
// Provided by VK_VERSION_1_0
typedef VkFlags VkPipelineInputAssemblyStateCreateFlags;
```

`VkPipelineInputAssemblyStateCreateFlags` is a bitmask type for setting a mask, but is currently reserved for future use.

To [dynamically control](#) whether a special vertex index value is treated as restarting the assembly of primitives, call:

```
// Provided by VK_VERSION_1_3
void vkCmdSetPrimitiveRestartEnable(
    VkCommandBuffer          commandBuffer,
    VkBool32                  primitiveRestartEnable);
```

```
// Provided by VK_EXT_extended_dynamic_state2, VK_EXT_shader_object
// Equivalent to vkCmdSetPrimitiveRestartEnable
void vkCmdSetPrimitiveRestartEnableEXT(
    VkCommandBuffer          commandBuffer,
    VkBool32                  primitiveRestartEnable);
```

- `commandBuffer` is the command buffer into which the command will be recorded.
- `primitiveRestartEnable` controls whether a special vertex index value is treated as restarting the assembly of primitives. It behaves in the same way as `VkPipelineInputAssemblyStateCreateInfo::primitiveRestartEnable`

This command sets the primitive restart enable for subsequent drawing commands when drawing using [shader objects](#), or when the graphics pipeline is created with [VK_DYNAMIC_STATE_PRIMITIVE_RESTART_ENABLE](#) set in `VkPipelineDynamicStateCreateInfo::pDynamicStates`. Otherwise, this state is specified by the `VkPipelineInputAssemblyStateCreateInfo::primitiveRestartEnable` value used to create the currently active pipeline.

Valid Usage

- VUID-vkCmdSetPrimitiveRestartEnable-None-08970

At least one of the following **must** be true:

- the `extendedDynamicState2` feature is enabled
- the `shaderObject` feature is enabled
- the value of `VkApplicationInfo::apiVersion` used to create the `VkInstance` parent of `commandBuffer` is greater than or equal to Version 1.3

Valid Usage (Implicit)

- VUID-vkCmdSetPrimitiveRestartEnable-commandBuffer-parameter

`commandBuffer` **must** be a valid `VkCommandBuffer` handle

- VUID-vkCmdSetPrimitiveRestartEnable-commandBuffer-recording
`commandBuffer` **must** be in the `recording` state
- VUID-vkCmdSetPrimitiveRestartEnable-commandBuffer-cmdpool
The `VkCommandPool` that `commandBuffer` was allocated from **must** support `VK_QUEUE_GRAPHICS_BIT` operations
- VUID-vkCmdSetPrimitiveRestartEnable-videocoding
This command **must** only be called outside of a video coding scope

Host Synchronization

- Host access to `commandBuffer` **must** be externally synchronized
- Host access to the `VkCommandPool` that `commandBuffer` was allocated from **must** be externally synchronized

Command Properties

Command Buffer Levels	Render Pass Scope	Video Coding Scope	Supported Queue Types	Command Type
Primary Secondary	Both	Outside	VK_QUEUE_GRAPHICS_BIT VK_QUEUE_VIDEO_CODING_BIT	State

Conditional Rendering

`vkCmdSetPrimitiveRestartEnable` is not affected by `conditional rendering`

To `dynamically control` which special vertex index value is treated as restarting the assembly of primitives, call:

```
// Provided by VK_EXT_primitive_restart_index
void vkCmdSetPrimitiveRestartIndexEXT(
    VkCommandBuffer          commandBuffer,
    uint32_t                  primitiveRestartIndex);
```

- `commandBuffer` is the command buffer into which the command will be recorded.
- `primitiveRestartIndex` controls which special vertex index value is treated as restarting the assembly of primitives. This overrides the default values specified in `VkPipelineInputAssemblyStateCreateInfo::primitiveRestartEnable`.

This command sets a custom primitive restart index for subsequent drawing commands. Binding an index buffer invalidates the custom index value.

Valid Usage

- VUID-vkCmdSetPrimitiveRestartIndexEXT-primitiveRestartIndex-12395
The `primitiveRestartIndex` feature **must** be enabled

Valid Usage (Implicit)

- VUID-vkCmdSetPrimitiveRestartIndexEXT-commandBuffer-parameter
`commandBuffer` **must** be a valid `VkCommandBuffer` handle
- VUID-vkCmdSetPrimitiveRestartIndexEXT-commandBuffer-recording
`commandBuffer` **must** be in the `recording state`
- VUID-vkCmdSetPrimitiveRestartIndexEXT-commandBuffer-cmdpool
The `VkCommandPool` that `commandBuffer` was allocated from **must** support `VK_QUEUE_GRAPHICS_BIT` operations
- VUID-vkCmdSetPrimitiveRestartIndexEXT-videocoding
This command **must** only be called outside of a video coding scope

Host Synchronization

- Host access to `commandBuffer` **must** be externally synchronized
- Host access to the `VkCommandPool` that `commandBuffer` was allocated from **must** be externally synchronized

Command Properties

Command Buffer Levels	Render Pass Scope	Video Coding Scope	Supported Queue Types	Command Type
Primary Secondary	Both	Outside	VK_QUEUE_GRAPHICS_BIT	State

Conditional Rendering

`vkCmdSetPrimitiveRestartIndexEXT` is not affected by [conditional rendering](#)

26.1. Primitive Topologies

Primitive topology determines how consecutive vertices are organized into primitives, and determines the type of primitive that is used at the beginning of the graphics pipeline. The effective topology for later stages of the pipeline is altered by tessellation or geometry shading (if either is in






use) and depends on the execution modes of those shaders. In the case of mesh shading the only effective topology is defined by the execution mode of the mesh shader.

The primitive topologies defined by [VkPrimitiveTopology](#) are:

```
// Provided by VK_VERSION_1_0
typedef enum VkPrimitiveTopology {
    VK_PRIMITIVE_TOPOLOGY_POINT_LIST = 0,
    VK_PRIMITIVE_TOPOLOGY_LINE_LIST = 1,
    VK_PRIMITIVE_TOPOLOGY_LINE_STRIP = 2,
    VK_PRIMITIVE_TOPOLOGY_TRIANGLE_LIST = 3,
    VK_PRIMITIVE_TOPOLOGY_TRIANGLE_STRIP = 4,
    VK_PRIMITIVE_TOPOLOGY_TRIANGLE_FAN = 5,
    VK_PRIMITIVE_TOPOLOGY_LINE_LIST_WITH_ADJACENCY = 6,
    VK_PRIMITIVE_TOPOLOGY_LINE_STRIP_WITH_ADJACENCY = 7,
    VK_PRIMITIVE_TOPOLOGY_TRIANGLE_LIST_WITH_ADJACENCY = 8,
    VK_PRIMITIVE_TOPOLOGY_TRIANGLE_STRIP_WITH_ADJACENCY = 9,
    VK_PRIMITIVE_TOPOLOGY_PATCH_LIST = 10,
} VkPrimitiveTopology;
```

- [VK_PRIMITIVE_TOPOLOGY_POINT_LIST](#) specifies a series of [separate point primitives](#).
- [VK_PRIMITIVE_TOPOLOGY_LINE_LIST](#) specifies a series of [separate line primitives](#).
- [VK_PRIMITIVE_TOPOLOGY_LINE_STRIP](#) specifies a series of [connected line primitives](#) with consecutive lines sharing a vertex.
- [VK_PRIMITIVE_TOPOLOGY_TRIANGLE_LIST](#) specifies a series of [separate triangle primitives](#).
- [VK_PRIMITIVE_TOPOLOGY_TRIANGLE_STRIP](#) specifies a series of [connected triangle primitives](#) with consecutive triangles sharing an edge.
- [VK_PRIMITIVE_TOPOLOGY_TRIANGLE_FAN](#) specifies a series of [connected triangle primitives](#) with all triangles sharing a common vertex. If the [VK_KHR_portability_subset](#) extension is enabled, and [VkPhysicalDevicePortabilitySubsetFeaturesKHR::triangleFans](#) is [VK_FALSE](#), then triangle fans are not supported by the implementation, and [VK_PRIMITIVE_TOPOLOGY_TRIANGLE_FAN](#) **must** not be used.
- [VK_PRIMITIVE_TOPOLOGY_LINE_LIST_WITH_ADJACENCY](#) specifies a series of [separate line primitives with adjacency](#).
- [VK_PRIMITIVE_TOPOLOGY_LINE_STRIP_WITH_ADJACENCY](#) specifies a series of [connected line primitives with adjacency](#), with consecutive primitives sharing three vertices.
- [VK_PRIMITIVE_TOPOLOGY_TRIANGLE_LIST_WITH_ADJACENCY](#) specifies a series of [separate triangle primitives with adjacency](#).
- [VK_PRIMITIVE_TOPOLOGY_TRIANGLE_STRIP_WITH_ADJACENCY](#) specifies [connected triangle primitives with adjacency](#), with consecutive triangles sharing an edge.
- [VK_PRIMITIVE_TOPOLOGY_PATCH_LIST](#) specifies [separate patch primitives](#).

Each primitive topology, and its construction from a list of vertices, is described in detail below with a supporting diagram, according to the following key:

	Vertex	A point in 3-dimensional space. Positions chosen within the diagrams are arbitrary and for illustration only.
5	Vertex Number	Sequence position of a vertex within the provided vertex data.
	Provoking Vertex	Provoking vertex within the main primitive. The tail is angled towards the relevant primitive. Used in flat shading .
	Primitive Edge	An edge connecting the points of a main primitive.
	Adjacency Edge	Points connected by these lines do not contribute to a main primitive, and are only accessible in a geometry shader .
	Winding Order	The relative order in which vertices are defined within a primitive, used in the facing determination . This ordering has no specific start or end point.

The diagrams are supported with mathematical definitions where the vertices (v) and primitives (p) are numbered starting from 0; v_0 is the first vertex in the provided data and p_0 is the first primitive in the set of primitives defined by the vertices and topology.

To [dynamically set](#) primitive topology, call:

```
// Provided by VK_VERSION_1_3
void vkCmdSetPrimitiveTopology(
    VkCommandBuffer          commandBuffer,
    VkPrimitiveTopology       primitiveTopology);
```

```
// Provided by VK_EXT_extended_dynamic_state, VK_EXT_shader_object
// Equivalent to vkCmdSetPrimitiveTopology
void vkCmdSetPrimitiveTopologyEXT(
    VkCommandBuffer          commandBuffer,
    VkPrimitiveTopology       primitiveTopology);
```

- `commandBuffer` is the command buffer into which the command will be recorded.
- `primitiveTopology` specifies the primitive topology to use for drawing.

This command sets the primitive topology for subsequent drawing commands when drawing using [shader objects](#), or when the graphics pipeline is created with [VK_DYNAMIC_STATE_PRIMITIVE_TOPOLOGY](#) set in [VkPipelineDynamicStateCreateInfo::pDynamicStates](#). Otherwise, this state is specified by the [VkPipelineInputAssemblyStateCreateInfo::topology](#) value used to create the currently active pipeline.

Valid Usage

- VUID-vkCmdSetPrimitiveTopology-None-08971
At least one of the following **must** be true:
 - the `extendedDynamicState` feature is enabled

- the `shaderObject` feature is enabled
- the value of `VkApplicationInfo::apiVersion` used to create the `VkInstance` parent of `commandBuffer` is greater than or equal to Version 1.3

Valid Usage (Implicit)

- VUID-vkCmdSetPrimitiveTopology-commandBuffer-parameter `commandBuffer` **must** be a valid `VkCommandBuffer` handle
- VUID-vkCmdSetPrimitiveTopology-primitiveTopology-parameter `primitiveTopology` **must** be a valid `VkPrimitiveTopology` value
- VUID-vkCmdSetPrimitiveTopology-commandBuffer-recording `commandBuffer` **must** be in the `recording state`
- VUID-vkCmdSetPrimitiveTopology-commandBuffer-cmdpool
The `VkCommandPool` that `commandBuffer` was allocated from **must** support `VK_QUEUE_GRAPHICS_BIT` operations
- VUID-vkCmdSetPrimitiveTopology-videocoding
This command **must** only be called outside of a video coding scope

Host Synchronization

- Host access to `commandBuffer` **must** be externally synchronized
- Host access to the `VkCommandPool` that `commandBuffer` was allocated from **must** be externally synchronized

Command Properties

Command Buffer Levels	Render Pass Scope	Video Coding Scope	Supported Queue Types	Command Type
Primary Secondary	Both	Outside	VK_QUEUE_GRAPHICS_BIT	State

Conditional Rendering

`vkCmdSetPrimitiveTopology` is not affected by `conditional rendering`

26.1.1. Topology Class

The primitive topologies are grouped into the following topology classes:

Table 35. Topology Classes

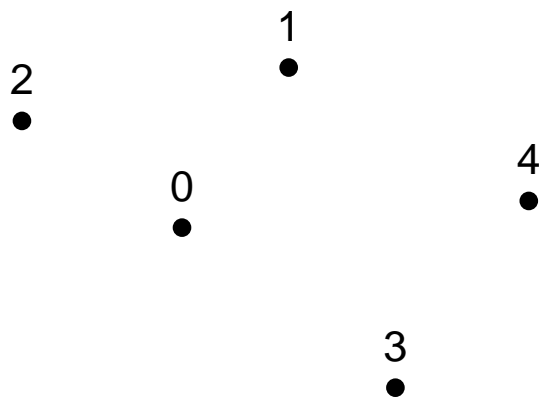
Topology Class	Primitive Topology
Point	VK_PRIMITIVE_TOPOLOGY_POINT_LIST
Line	VK_PRIMITIVE_TOPOLOGY_LINE_LIST , VK_PRIMITIVE_TOPOLOGY_LINE_STRIP , VK_PRIMITIVE_TOPOLOGY_LINE_LIST_WITH_ADJACENCY , VK_PRIMITIVE_TOPOLOGY_LINE_STRIP_WITH_ADJACENCY
Triangle	VK_PRIMITIVE_TOPOLOGY_TRIANGLE_LIST , VK_PRIMITIVE_TOPOLOGY_TRIANGLE_STRIP , VK_PRIMITIVE_TOPOLOGY_TRIANGLE_FAN , VK_PRIMITIVE_TOPOLOGY_TRIANGLE_LIST_WITH_ADJACENCY , VK_PRIMITIVE_TOPOLOGY_TRIANGLE_STRIP_WITH_ADJACENCY
Patch	VK_PRIMITIVE_TOPOLOGY_PATCH_LIST

26.1.2. Point Lists

When the topology is [VK_PRIMITIVE_TOPOLOGY_POINT_LIST](#), each consecutive vertex defines a single point primitive, according to the equation:

$$p_i = \{v_i\}$$

As there is only one vertex, that vertex is the provoking vertex. The number of primitives generated is equal to **vertexCount**.



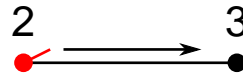
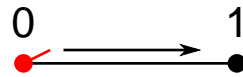
26.1.3. Line Lists

When the primitive topology is [VK_PRIMITIVE_TOPOLOGY_LINE_LIST](#), each consecutive pair of vertices defines a single line primitive, according to the equation:

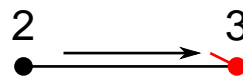
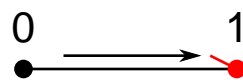
$$p_i = \{v_{2i}, v_{2i+1}\}$$

The number of primitives generated is equal to $\lceil \text{vertexCount}/2 \rceil$.

When the `provokingVertexMode` is `VK_PROVOKING_VERTEX_MODE_FIRST_VERTEX_EXT`, the provoking vertex for p_i is v_{2i} .



When the `provokingVertexMode` is `VK_PROVOKING_VERTEX_MODE_LAST_VERTEX_EXT`, the provoking vertex for p_i is v_{2i+1} .




26.1.4. Line Strips

When the primitive topology is `VK_PRIMITIVE_TOPOLOGY_LINE_STRIP`, one line primitive is defined by each vertex and the following vertex, according to the equation:


$$p_i = \{v_i, v_{i+1}\}$$

The number of primitives generated is equal to $\max(0, \text{vertexCount}-1)$.

When the `provokingVertexMode` is `VK_PROVOKING_VERTEX_MODE_FIRST_VERTEX_EXT`, the provoking vertex for p_i is v_i .



When the `provokingVertexMode` is `VK_PROVOKING_VERTEX_MODE_LAST_VERTEX_EXT`, the provoking vertex for p_i is v_{i+1} .



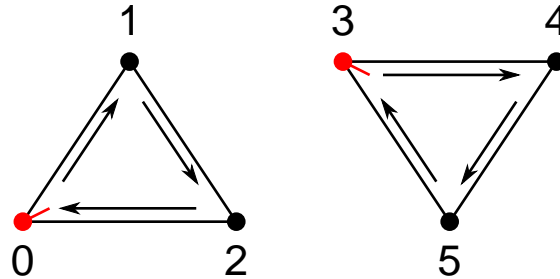
26.1.5. Triangle Lists

When the primitive topology is `VK_PRIMITIVE_TOPOLOGY_TRIANGLE_LIST`, each consecutive set of three vertices defines a single triangle primitive, according to the equation:

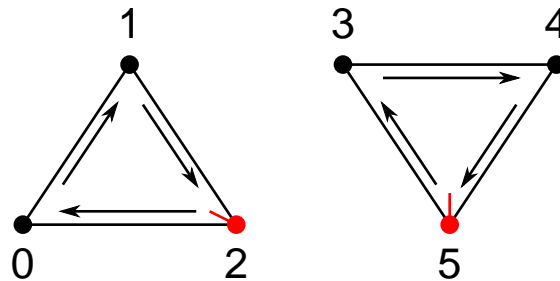
$$p_i = \{v_{3i}, v_{3i+1}, v_{3i+2}\}$$

The number of primitives generated is equal to $\lceil \text{vertexCount}/3 \rceil$.

When the `provokingVertexMode` is `VK_PROVOKING_VERTEX_MODE_FIRST_VERTEX_EXT`, the provoking vertex for p_i is v_{3i} .



When the `provokingVertexMode` is `VK_PROVOKING_VERTEX_MODE_LAST_VERTEX_EXT`, the provoking vertex for p_i is v_{3i+2} .



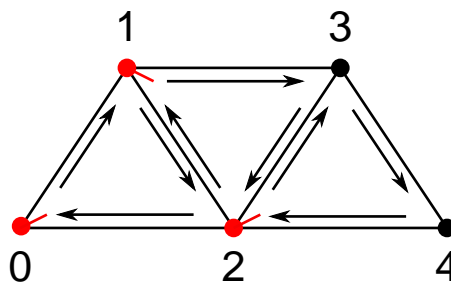
26.1.6. Triangle Strips

When the primitive topology is `VK_PRIMITIVE_TOPOLOGY_TRIANGLE_STRIP`, one triangle primitive is defined by each vertex and the two vertices that follow it, according to the equation:

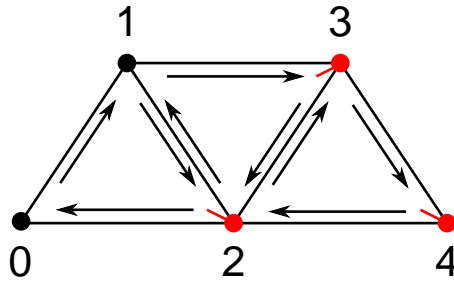
$$p_i = \{v_i, v_{i+(1+i\%2)}, v_{i+(2-i\%2)}\}$$

The number of primitives generated is equal to $\max(0, \text{vertexCount}-2)$.

When the `provokingVertexMode` is `VK_PROVOKING_VERTEX_MODE_FIRST_VERTEX_EXT`, the provoking vertex for p_i is v_i .



When the `provokingVertexMode` is `VK_PROVOKING_VERTEX_MODE_LAST_VERTEX_EXT`, the provoking vertex for p_i is v_{i+2} .



NOTE

The ordering of the vertices in each successive triangle is reversed, so that the winding order is consistent throughout the strip.

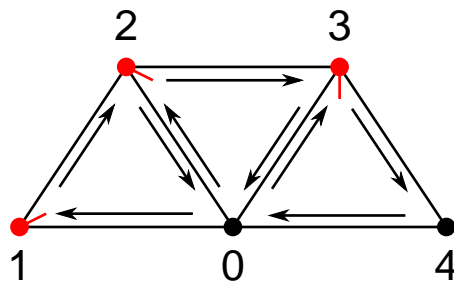
26.1.7. Triangle Fans

When the primitive topology is [VK_PRIMITIVE_TOPOLOGY_TRIANGLE_FAN](#), triangle primitives are defined around a shared common vertex, according to the equation:

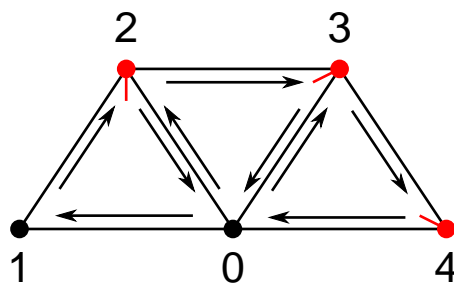
$$p_i = \{v_{i+1}, v_{i+2}, v_0\}$$

The number of primitives generated is equal to $\max(0, \text{vertexCount}-2)$.

When the `provokingVertexMode` is [VK_PROVOKING_VERTEX_MODE_FIRST_VERTEX_EXT](#), the provoking vertex for p_i is v_{i+1} .



When the `provokingVertexMode` is [VK_PROVOKING_VERTEX_MODE_LAST_VERTEX_EXT](#), the provoking vertex for p_i is v_{i+2} .



NOTE

If the [VK_KHR_portability_subset](#) extension is enabled, and `VkPhysicalDevicePortabilitySubsetFeaturesKHR::triangleFans` is [VK_FALSE](#), then triangle fans are not supported by the implementation, and [VK_PRIMITIVE_TOPOLOGY_TRIANGLE_FAN](#) **must** not be used.

26.1.8. Line Lists With Adjacency

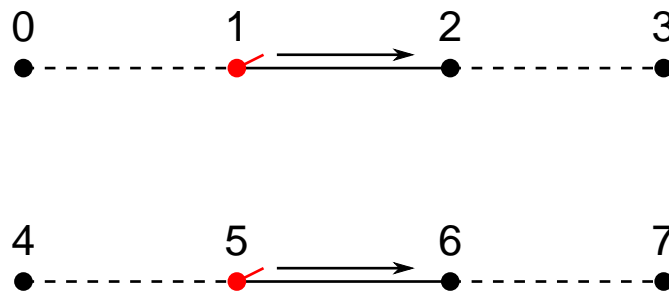
When the primitive topology is [VK_PRIMITIVE_TOPOLOGY_LINE_LIST_WITH_ADJACENCY](#), each consecutive set of four vertices defines a single line primitive with adjacency, according to the equation:

$$p_i = \{v_{4i}, v_{4i+1}, v_{4i+2}, v_{4i+3}\}$$

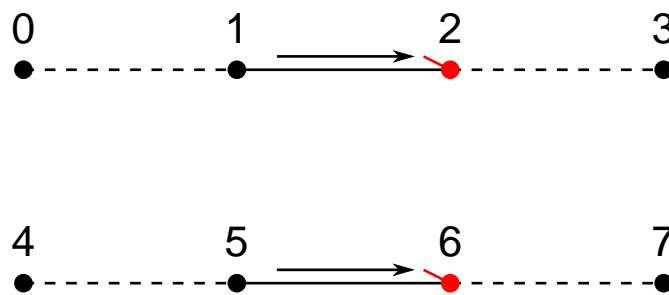
A line primitive is described by the second and third vertices of the total primitive, with the remaining two vertices only accessible in a [geometry shader](#).

The number of primitives generated is equal to $\lfloor \text{vertexCount} / 4 \rfloor$.

When the `provokingVertexMode` is [VK_PROVOKING_VERTEX_MODE_FIRST_VERTEX_EXT](#), the provoking vertex for p_i is v_{4i+1} .



When the `provokingVertexMode` is [VK_PROVOKING_VERTEX_MODE_LAST_VERTEX_EXT](#), the provoking vertex for p_i is v_{4i+2} .



26.1.9. Line Strips With Adjacency

When the primitive topology is [VK_PRIMITIVE_TOPOLOGY_LINE_STRIP_WITH_ADJACENCY](#), one line primitive with adjacency is defined by each vertex and the following vertex, according to the equation:

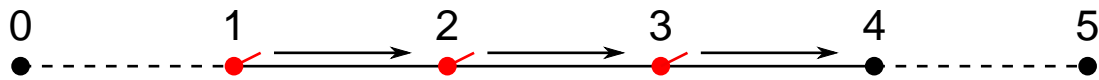
$$p_i = \{v_i, v_{i+1}, v_{i+2}, v_{i+3}\}$$

A line primitive is described by the second and third vertices of the total primitive, with the remaining two vertices only accessible in a [geometry shader](#).

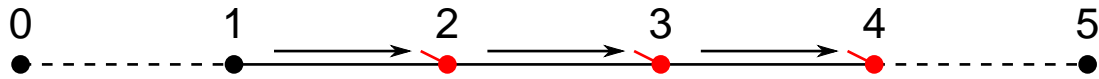
The number of primitives generated is equal to $\max(0, \text{vertexCount} - 3)$.

When the `provokingVertexMode` is [VK_PROVOKING_VERTEX_MODE_FIRST_VERTEX_EXT](#), the

provoking vertex for p_i is v_{i+1} .



When the `provokingVertexMode` is `VK_PROVOKING_VERTEX_MODE_LAST_VERTEX_EXT`, the provoking vertex for p_i is v_{i+2} .



26.1.10. Triangle Lists With Adjacency

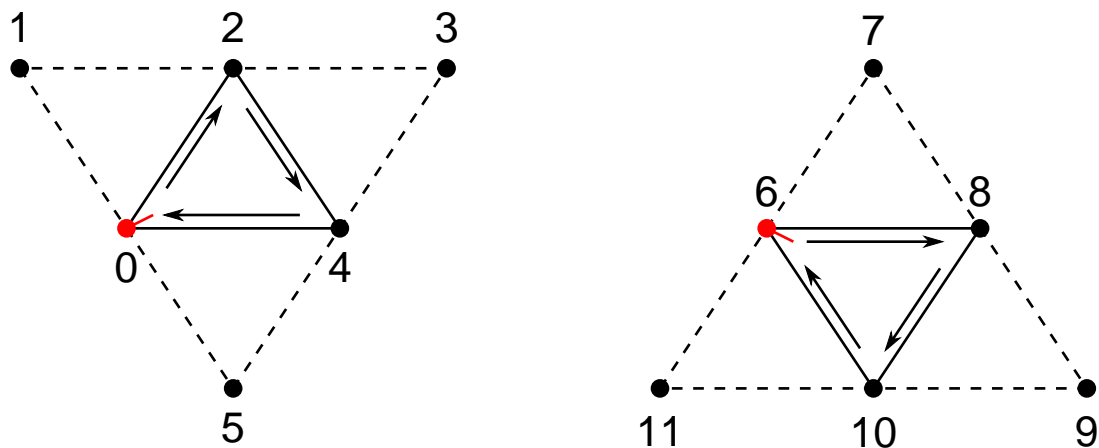
When the primitive topology is `VK_PRIMITIVE_TOPOLOGY_TRIANGLE_LIST_WITH_ADJACENCY`, each consecutive set of six vertices defines a single triangle primitive with adjacency, according to the equations:

$$p_i = \{v_{6i}, v_{6i+1}, v_{6i+2}, v_{6i+3}, v_{6i+4}, v_{6i+5}\}$$

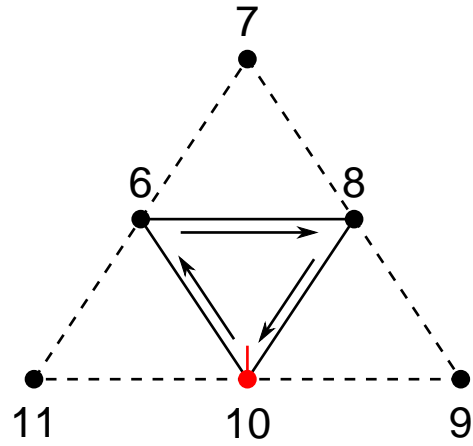
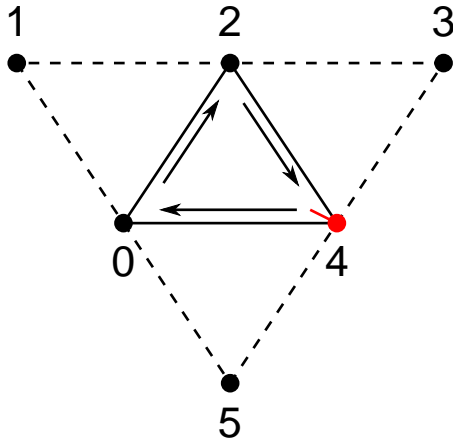
A triangle primitive is described by the first, third, and fifth vertices of the total primitive, with the remaining three vertices only accessible in a [geometry shader](#).

The number of primitives generated is equal to $\lceil \text{vertexCount}/6 \rceil$.

When the `provokingVertexMode` is `VK_PROVOKING_VERTEX_MODE_FIRST_VERTEX_EXT`, the provoking vertex for p_i is v_{6i} .



When the `provokingVertexMode` is `VK_PROVOKING_VERTEX_MODE_LAST_VERTEX_EXT`, the provoking vertex for p_i is v_{6i+4} .



26.1.11. Triangle Strips With Adjacency

When the primitive topology is [VK_PRIMITIVE_TOPOLOGY_TRIANGLE_STRIP_WITH_ADJACENCY](#), one triangle primitive with adjacency is defined by each vertex and the following 5 vertices.

The number of primitives generated, n , is equal to $\lceil \max(0, \text{vertexCount} - 4) / 2 \rceil$.

If $n=1$, the primitive is defined as:

$$p = \{v_0, v_1, v_2, v_5, v_4, v_3\}$$

If $n>1$, the total primitive consists of different vertices according to where it is in the strip:

$$p_i = \{v_{2i}, v_{2i+1}, v_{2i+2}, v_{2i+6}, v_{2i+4}, v_{2i+3}\} \text{ when } i=0$$

$$p_i = \{v_{2i}, v_{2i+3}, v_{2i+4}, v_{2i+6}, v_{2i+2}, v_{2i-2}\} \text{ when } i>0, i<n-1, \text{ and } i\%2=1$$

$$p_i = \{v_{2i}, v_{2i-2}, v_{2i+2}, v_{2i+6}, v_{2i+4}, v_{2i+3}\} \text{ when } i>0, i<n-1, \text{ and } i\%2=0$$

$$p_i = \{v_{2i}, v_{2i+3}, v_{2i+4}, v_{2i+5}, v_{2i+2}, v_{2i-2}\} \text{ when } i=n-1 \text{ and } i\%2=1$$

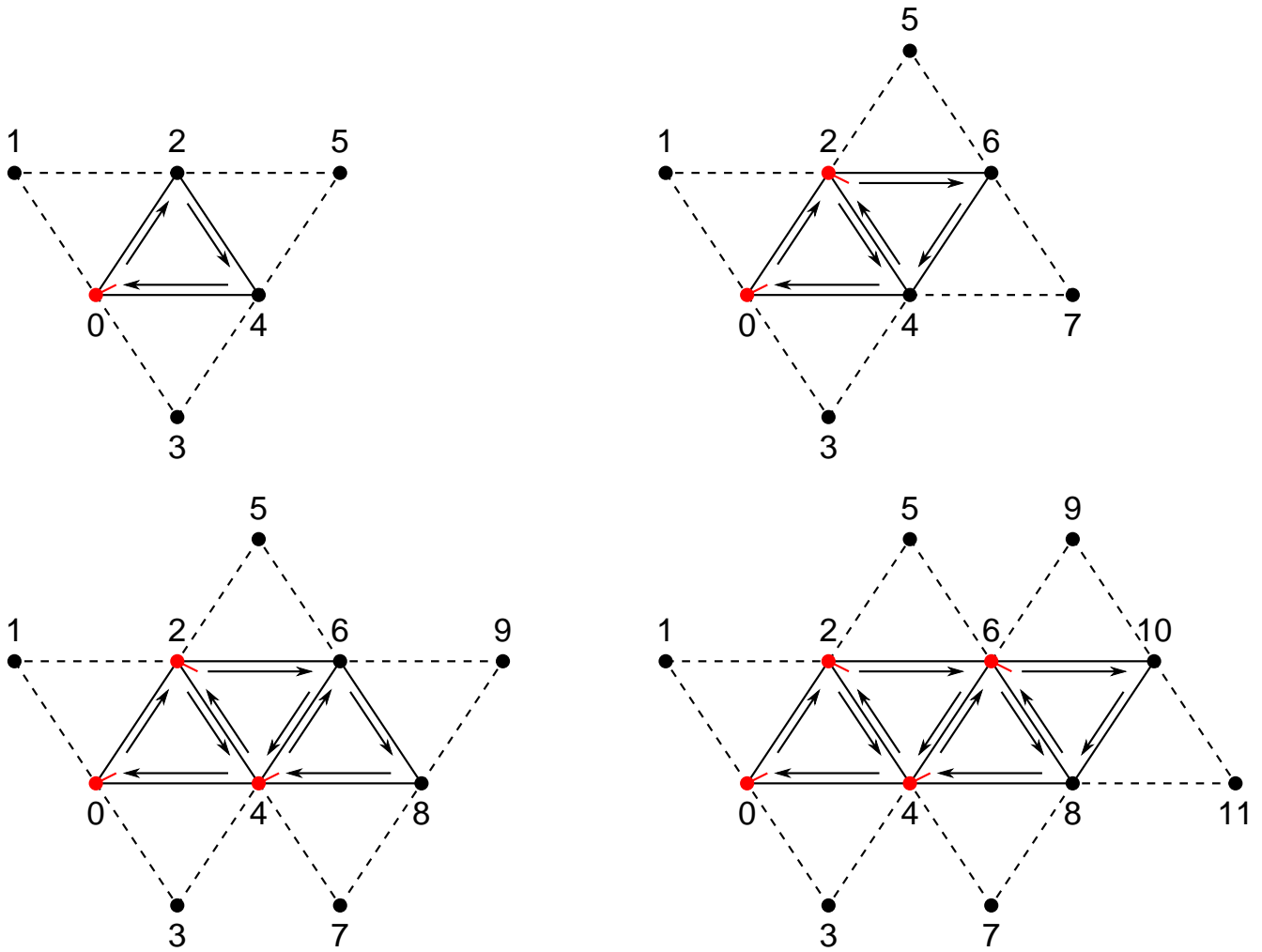
$$p_i = \{v_{2i}, v_{2i-2}, v_{2i+2}, v_{2i+5}, v_{2i+4}, v_{2i+3}\} \text{ when } i=n-1 \text{ and } i\%2=0$$

A triangle primitive is described by the first, third, and fifth vertices of the total primitive in all cases, with the remaining three vertices only accessible in a [geometry shader](#).

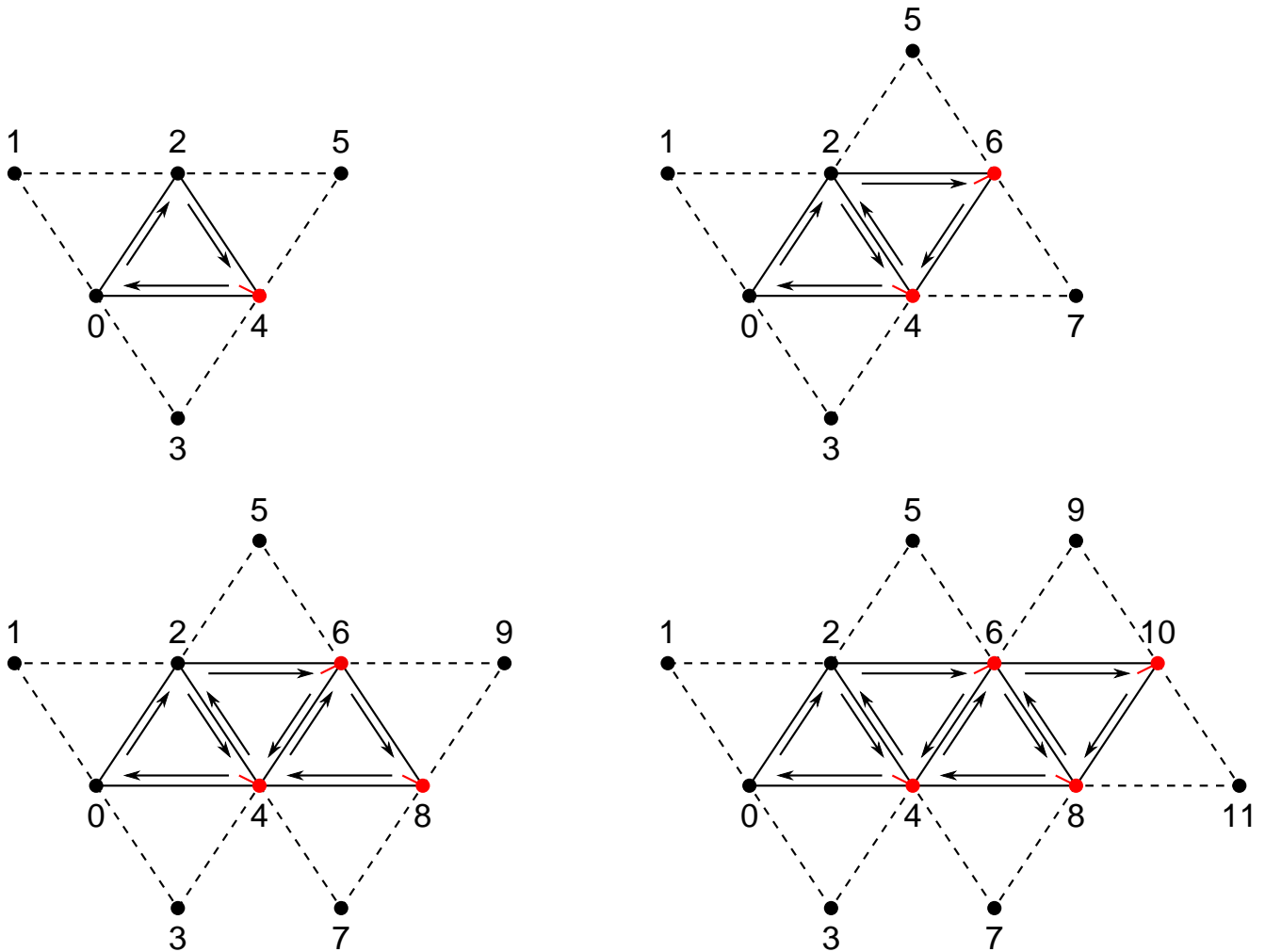
NOTE

The ordering of the vertices in each successive triangle is altered so that the winding order is consistent throughout the strip.

When the `provokingVertexMode` is [VK_PROVOKING_VERTEX_MODE_FIRST_VERTEX_EXT](#), the provoking vertex for p_i is always v_{2i} .



When the `provokingVertexMode` is `VK_PROVOKING_VERTEX_MODE_LAST_VERTEX_EXT`, the provoking vertex for p_i is always v_{2i+4} .



26.1.12. Patch Lists

When the primitive topology is [VK_PRIMITIVE_TOPOLOGY_PATCH_LIST](#), each consecutive set of m vertices defines a single patch primitive, according to the equation:

$$p_i = \{v_{mi}, v_{mi+1}, \dots, v_{mi+(m-2)}, v_{mi+(m-1)}\}$$

where m is equal to [VkPipelineTessellationStateCreateInfo::patchControlPoints](#).

Patch lists are never passed to [vertex post-processing](#), and as such no provoking vertex is defined for patch primitives. The number of primitives generated is equal to $\lceil \text{vertexCount}/m \rceil$.

The vertices comprising a patch have no implied geometry, and are used as inputs to tessellation shaders and the fixed-function tessellator to generate new point, line, or triangle primitives.

26.2. Effective Primitive Topology

The effective primitive topology is the primitive topology that is consumed or produced by a given stage of the graphics pipeline. The interpretation of this topology depends on the active shader stages and other state set in the graphics pipeline.

26.2.1. Vertex Input Assembler Topology

This is the topology set when the `VK_SHADER_STAGE_VERTEX_BIT` stage is used and `Programmable Primitive Shading` occurs. It **can** be set with `VkPipelineInputAssemblyStateCreateInfo::topology` or `vkCmdSetPrimitiveTopology`.

26.2.2. Clip Space Topology

This is the output of the last pre-rasterization shader stage involved.

- If `VK_SHADER_STAGE_VERTEX_BIT` is the last pre-rasterization stage, the topology is not changed from what was set in the `input assembly`.
- If `VK_SHADER_STAGE_TESSELLATION_EVALUATION_BIT` is the last pre-rasterization stage, the topology depends on the `OpExecutionMode` found in either `tessellation stage`.
 - The `Isolines Execution Mode` is in line `topology class`.
 - The `Triangles` and `Quads Execution Mode` is in triangle `topology class`.
 - The `PointMode Execution Mode` is in point `topology class` and will take precedence over the other tessellation stage `Execution Mode`.
- If `VK_SHADER_STAGE_GEOMETRY_BIT` is the last pre-rasterization stage, the topology depends on the `OpExecutionMode` found in this shader stage.
 - The `OutputPoints Execution Mode` is in point `topology class`.
 - The `OutputLineStrip Execution Mode` is in line `topology class`.
 - The `OutputTriangleStrip Execution Mode` is in triangle `topology class`.
- If `VK_SHADER_STAGE_MESH_BIT_EXT` is the last pre-rasterization stage, the topology depends on the `OpExecutionMode` found in this shader stage.
 - The `OutputPoints Execution Mode` is in point `topology class`.
 - The `OutputLinesEXT Execution Mode` is in line `topology class`.
 - The `OutputTrianglesEXT Execution Mode` is in triangle `topology class`.

26.2.3. Rasterization Input Topology

After clipping and viewport transformations, the `Polygon Mode` **can** set a topology as an input for rasterization. This **can** be different from what was used in `Clip Space Topology`.

If `VkPipelineRasterizationStateCreateInfo::rasterizerDiscardEnable` or `vkCmdSetRasterizerDiscardEnableEXT::rasterizerDiscardEnable` is set to `VK_FALSE`, then this Rasterization Input Topology is not observed.

If the `clip space topology` is in triangle `topology class` then `VK_POLYGON_MODE_LINE` will turn it into line topology and `VK_POLYGON_MODE_POINT` will turn it into point topology.

If the `clip space topology` is in line `topology class` then `VK_POLYGON_MODE_POINT` will turn it into point topology.

26.3. Primitive Order

Primitives generated by [drawing commands](#) progress through the stages of the [graphics pipeline](#) in *primitive order*. Primitive order is initially determined in the following way:

1. Submission order determines the initial ordering
2. For indirect drawing commands, the order in which accessed instances of the [VkDrawIndirectCommand](#) are stored in [buffer](#), from lower indirect buffer addresses to higher addresses.
3. If a drawing command includes multiple instances, the order in which instances are executed, from lower numbered instances to higher.
4. The order in which primitives are specified by a drawing command:
 - For non-indexed draws, from vertices with a lower numbered [vertexIndex](#) to a higher numbered [vertexIndex](#).
 - For indexed draws, vertices sourced from a lower index buffer addresses to higher addresses.
 - For draws using mesh shaders, the order is provided by [mesh shading](#).
 - For draws using cluster culling shaders, the order is provided by [cluster culling shading](#).

Within this order implementations further sort primitives:

5. If tessellation shading is active, by an implementation-dependent order of new primitives generated by [tessellation](#).
6. If geometry shading is active, by the order new primitives are generated by [geometry shading](#).
7. If the [polygon mode](#) is not [VK_POLYGON_MODE_FILL](#), or [VK_POLYGON_MODE_FILL_RECTANGLE_NV](#), by an implementation-dependent ordering of the new primitives generated within the original primitive.

Primitive order is later used to define [rasterization order](#), which determines the order in which fragments output results to a framebuffer.

26.4. Programmable Primitive Shading

Once primitives are assembled, they proceed to the vertex shading stage of the pipeline. If the draw includes multiple instances, then the set of primitives is sent to the vertex shading stage multiple times, once for each instance.

It is implementation-dependent whether vertex shading occurs on vertices that are discarded as part of incomplete primitives, but if it does occur then it operates as if they were vertices in complete primitives and such invocations **can** have side effects.

Vertex shading receives two per-vertex inputs from the primitive assembly stage - the [vertexIndex](#) and the [instanceIndex](#). How these values are generated is defined below, with each command.

Drawing commands fall roughly into two categories:

- Non-indexed drawing commands present a sequential `vertexIndex` to the vertex shader. The sequential index is generated automatically by the device (see [Fixed-Function Vertex Processing](#) for details on both specifying the vertex attributes indexed by `vertexIndex`, as well as binding vertex buffers containing those attributes to a command buffer). These commands are:
 - `vkCmdDraw`
 - `vkCmdDrawIndirect`
 - `vkCmdDrawIndirectCount`
 - `vkCmdDrawIndirectCountKHR`
 - `vkCmdDrawIndirectCountAMD`
 - `vkCmdDrawMultiEXT`
- Indexed drawing commands read index values from an *index buffer* and use this to compute the `vertexIndex` value for the vertex shader. These commands are:
 - `vkCmdDrawIndexed`
 - `vkCmdDrawIndexedIndirect`
 - `vkCmdDrawIndexedIndirectCount`
 - `vkCmdDrawIndexedIndirectCountKHR`
 - `vkCmdDrawIndexedIndirectCountAMD`
 - `vkCmdDrawMultiIndexedEXT`

For indexed drawing commands, indices are sourced from a range of memory bound to the command buffer, referred to as the *bound index buffer range*, and specified by one of the following commands.

To bind an address range as an index buffer to a command buffer, call:

```
// Provided by VK_KHR_device_address_commands
void vkCmdBindIndexBuffer3KHR(
    VkCommandBuffer          commandBuffer,
    const VkBindIndexBuffer3InfoKHR* pInfo);
```

- `commandBuffer` is the command buffer into which the command is recorded.
- `pInfo` is a pointer to a `VkBindIndexBuffer3InfoKHR` structure defining parameters of this command.

The *bound index buffer range* is set to the range of memory indicated by `pInfo->addressRange`.

If the `nullDescriptor` feature is enabled, `pInfo->addressRange.size` and `pInfo->addressRange.address` can be 0. When the size and address are 0, every index read from this binding will return a value of zero.

Valid Usage (Implicit)

- VUID-vkCmdBindIndexBuffer3KHR-commandBuffer-parameter
`commandBuffer` **must** be a valid `VkCommandBuffer` handle
- VUID-vkCmdBindIndexBuffer3KHR-pInfo-parameter
`pInfo` **must** be a valid pointer to a valid `VkBindIndexBuffer3InfoKHR` structure
- VUID-vkCmdBindIndexBuffer3KHR-commandBuffer-recording
`commandBuffer` **must** be in the `recording` state
- VUID-vkCmdBindIndexBuffer3KHR-commandBuffer-cmdpool
The `VkCommandPool` that `commandBuffer` was allocated from **must** support `VK_QUEUE_GRAPHICS_BIT` operations
- VUID-vkCmdBindIndexBuffer3KHR-videocoding
This command **must** only be called outside of a video coding scope

Host Synchronization

- Host access to `commandBuffer` **must** be externally synchronized
- Host access to the `VkCommandPool` that `commandBuffer` was allocated from **must** be externally synchronized

Command Properties

Command Buffer Levels	Render Pass Scope	Video Coding Scope	Supported Queue Types	Command Type
Primary Secondary	Both	Outside	VK_QUEUE_GRAPHICS_BIT	State

Conditional Rendering

`vkCmdBindIndexBuffer3KHR` is not affected by `conditional rendering`

`VkBindIndexBuffer3InfoKHR` is defined as:


```
// Provided by VK_KHR_device_address_commands
typedef struct VkBindIndexBuffer3InfoKHR {
    VkStructureType      sType;
    const void*          pNext;
    VkDeviceAddressRangeKHR addressRange;
    VkAddressCommandFlagsKHR addressFlags;
    VkIndexType          indexType;
} VkBindIndexBuffer3InfoKHR;
```

- **sType** is a [VkStructureType](#) value identifying this structure.
- **pNext** is `NULL` or a pointer to a structure extending this structure.
- **addressRange** is the [VkDeviceAddressRangeKHR](#) of the address range to bind.
- **addressFlags** is a [VkAddressCommandFlagsKHR](#) value defining the flags for the address range.
- **indexType** is a [VkIndexType](#) value specifying the size of the indices.

Valid Usage

- VUID-VkBindIndexBuffer3InfoKHR-addressRange-13097
If the range specified by **addressRange** is not bound completely to memory when accessed, **addressFlags** **must** not include [VK_ADDRESS_COMMAND_FULLY_BOUND_BIT_KHR](#)
- VUID-VkBindIndexBuffer3InfoKHR-addressRange-13098
If the buffer from which the range specified by **addressRange** was created with [VK_BUFFER_CREATE_PROTECTED_BIT](#), and **protectedNoFault** is not supported, **addressFlags** **must** include [VK_ADDRESS_COMMAND_PROTECTED_BIT_KHR](#)
- VUID-VkBindIndexBuffer3InfoKHR-addressRange-13099
If the buffer from which the range specified by **addressRange** was created without [VK_BUFFER_CREATE_PROTECTED_BIT](#), and **protectedNoFault** is not supported, **addressFlags** **must** not include [VK_ADDRESS_COMMAND_PROTECTED_BIT_KHR](#)
- VUID-VkBindIndexBuffer3InfoKHR-addressFlags-13100

addressFlags	must	not	include	both
VK_ADDRESS_COMMAND_STORAGE_BUFFER_USAGE_BIT_KHR				and
VK_ADDRESS_COMMAND_UNKNOWN_STORAGE_BUFFER_USAGE_BIT_KHR				
- VUID-VkBindIndexBuffer3InfoKHR-addressRange-13122
If any buffer, which is bound to a range of [VkDeviceMemory](#) that overlaps the range backing **addressRange**, was created with [VK_BUFFER_USAGE_STORAGE_BUFFER_BIT](#), **addressFlags** **must** include [VK_ADDRESS_COMMAND_STORAGE_BUFFER_USAGE_BIT_KHR](#) or [VK_ADDRESS_COMMAND_UNKNOWN_STORAGE_BUFFER_USAGE_BIT_KHR](#)
- VUID-VkBindIndexBuffer3InfoKHR-addressRange-13123
If any buffer, which is bound to a range of [VkDeviceMemory](#) that overlaps the range backing **addressRange**, was created without [VK_BUFFER_USAGE_STORAGE_BUFFER_BIT](#), **addressFlags** **must** not include [VK_ADDRESS_COMMAND_STORAGE_BUFFER_USAGE_BIT_KHR](#)
- VUID-VkBindIndexBuffer3InfoKHR-addressFlags-13101

`addressFlags` **must** **not** **include** **both**
`VK_ADDRESS_COMMAND_TRANSFORM_FEEDBACK_BUFFER_USAGE_BIT_KHR` **and**
`VK_ADDRESS_COMMAND_UNKNOWN_TRANSFORM_FEEDBACK_BUFFER_USAGE_BIT_KHR`

- VUID-VkBindIndexBuffer3InfoKHR-addressRange-13124

If any buffer, which is bound to a range of `VkDeviceMemory` that overlaps the range backing `addressRange`, was created with `VK_BUFFER_USAGE_TRANSFORM_FEEDBACK_BUFFER_BIT_EXT`, `addressFlags` **must** include `VK_ADDRESS_COMMAND_TRANSFORM_FEEDBACK_BUFFER_USAGE_BIT_KHR` or `VK_ADDRESS_COMMAND_UNKNOWN_TRANSFORM_FEEDBACK_BUFFER_USAGE_BIT_KHR`

- VUID-VkBindIndexBuffer3InfoKHR-addressRange-13125

If any buffer, which is bound to a range of `VkDeviceMemory` that overlaps the range backing `addressRange`, was created without `VK_BUFFER_USAGE_TRANSFORM_FEEDBACK_BUFFER_BIT_EXT`, `addressFlags` **must not** include `VK_ADDRESS_COMMAND_TRANSFORM_FEEDBACK_BUFFER_USAGE_BIT_KHR`

- VUID-VkBindIndexBuffer3InfoKHR-addressRange-13051

If `addressRange.address` is not 0, the buffer from which `addressRange` was queried **must** have been created with `VK_BUFFER_USAGE_INDEX_BUFFER_BIT`

- VUID-VkBindIndexBuffer3InfoKHR-addressRange-13052

`addressRange.address` **must** be a multiple of the size of the type indicated by `indexType`

- VUID-VkBindIndexBuffer3InfoKHR-indexType-13053

`indexType` **must not** be `VK_INDEX_TYPE_NONE_KHR`

- VUID-VkBindIndexBuffer3InfoKHR-indexType-13054

If `indexType` is `VK_INDEX_TYPE_UINT8_KHR`, the `indexTypeUint8` feature **must** be enabled

- VUID-VkBindIndexBuffer3InfoKHR-None-13055

If the `nullDescriptor` feature is not enabled, `addressRange.size` **must** be greater than 0

- VUID-VkBindIndexBuffer3InfoKHR-addressRange-13056

If `addressRange.size` is 0, `addressRange.address` **must** be 0

Valid Usage (Implicit)

- VUID-VkBindIndexBuffer3InfoKHR-sType-sType

`sType` **must** be `VK_STRUCTURE_TYPE_BIND_INDEX_BUFFER_3_INFO_KHR`

- VUID-VkBindIndexBuffer3InfoKHR-pNext-pNext

`pNext` **must** be `NULL`

- VUID-VkBindIndexBuffer3InfoKHR-addressFlags-parameter

`addressFlags` **must** be a valid combination of `VkAddressCommandFlagBitsKHR` values

- VUID-VkBindIndexBuffer3InfoKHR-indexType-parameter

`indexType` **must** be a valid `VkIndexType` value

To bind an index buffer, along with its size, to a command buffer, call:


```
// Provided by VK_VERSION_1_4
void vkCmdBindIndexBuffer2(
    VkCommandBuffer          commandBuffer,
    VkBuffer                 buffer,
    VkDeviceSize             offset,
    VkDeviceSize             size,
    VkIndexType              indexType);
```

```
// Provided by VK_KHR_maintenance5
// Equivalent to vkCmdBindIndexBuffer2
void vkCmdBindIndexBuffer2KHR(
    VkCommandBuffer          commandBuffer,
    VkBuffer                 buffer,
    VkDeviceSize             offset,
    VkDeviceSize             size,
    VkIndexType              indexType);
```

- **commandBuffer** is the command buffer into which the command is recorded.
- **buffer** is the buffer being bound.
- **offset** is the starting offset in bytes within **buffer** used in index buffer address calculations.
- **size** is the size in bytes of index data bound from **buffer**.
- **indexType** is a [VkIndexType](#) value specifying the size of the indices.

buffer, **offset**, and **size** specify the [bound index buffer range](#), with a range of memory bound from [**base** + **offset**, **base** + **offset** + **size**), where **base** is the start of **buffer**. If **size** is [VK_WHOLE_SIZE](#) then the range is from **offset** to the end of the **buffer**.

If the [maintenance6](#) feature is enabled, **buffer** can be [VK_NULL_HANDLE](#). If **buffer** is [VK_NULL_HANDLE](#) and the [nullDescriptor](#) feature is enabled, every index fetched results in a value of zero.

Valid Usage

- VUID-vkCmdBindIndexBuffer2-offset-08782
offset **must** be less than the size of **buffer**
- VUID-vkCmdBindIndexBuffer2-offset-08783
The sum of **offset** and the base address of the range of [VkDeviceMemory](#) object that is backing **buffer**, **must** be a multiple of the size of the type indicated by **indexType**
- VUID-vkCmdBindIndexBuffer2-buffer-08784
buffer **must** have been created with the [VK_BUFFER_USAGE_INDEX_BUFFER_BIT](#) usage flag set
- VUID-vkCmdBindIndexBuffer2-buffer-08785
If **buffer** is non-sparse then it **must** be bound completely and contiguously to a single [VkDeviceMemory](#) object

- VUID-vkCmdBindIndexBuffer2-indexType-08786
`indexType` **must** not be `VK_INDEX_TYPE_NONE_KHR`
- VUID-vkCmdBindIndexBuffer2-indexType-08787
If `indexType` is `VK_INDEX_TYPE_UINT8`, the `indexTypeUint8` feature **must** be enabled
- VUID-vkCmdBindIndexBuffer2-None-09493
If the `maintenance6` feature is not enabled, `buffer` **must** not be `VK_NULL_HANDLE`
- VUID-vkCmdBindIndexBuffer2-buffer-09494
If `buffer` is `VK_NULL_HANDLE`, offset **must** be zero
- VUID-vkCmdBindIndexBuffer2-size-08767
If `size` is not `VK_WHOLE_SIZE`, `size` **must** be a multiple of the size of the type indicated by `indexType`
- VUID-vkCmdBindIndexBuffer2-size-08768
If `size` is not `VK_WHOLE_SIZE`, the sum of `offset` and `size` **must** be less than or equal to the size of `buffer`

Valid Usage (Implicit)

- VUID-vkCmdBindIndexBuffer2-commandBuffer-parameter
`commandBuffer` **must** be a valid `VkCommandBuffer` handle
- VUID-vkCmdBindIndexBuffer2-buffer-parameter
If `buffer` is not `VK_NULL_HANDLE`, `buffer` **must** be a valid `VkBuffer` handle
- VUID-vkCmdBindIndexBuffer2-indexType-parameter
`indexType` **must** be a valid `VkIndexType` value
- VUID-vkCmdBindIndexBuffer2-commandBuffer-recording
`commandBuffer` **must** be in the `recording` state
- VUID-vkCmdBindIndexBuffer2-commandBuffer-cmdpool
The `VkCommandPool` that `commandBuffer` was allocated from **must** support `VK_QUEUE_GRAPHICS_BIT` operations
- VUID-vkCmdBindIndexBuffer2-videocoding
This command **must** only be called outside of a video coding scope
- VUID-vkCmdBindIndexBuffer2-commonparent
Both of `buffer`, and `commandBuffer` that are valid handles of non-ignored parameters **must** have been created, allocated, or retrieved from the same `VkDevice`

Host Synchronization

- Host access to `commandBuffer` **must** be externally synchronized
- Host access to the `VkCommandPool` that `commandBuffer` was allocated from **must** be externally synchronized

Command Properties

Command Buffer Levels	Render Pass Scope	Video Coding Scope	Supported Queue Types	Command Type
Primary Secondary	Both	Outside	VK_QUEUE_GRAP HICS_BIT	State

Conditional Rendering

vkCmdBindIndexBuffer2 is not affected by [conditional rendering](#)

To bind an index buffer to a command buffer, call:

```
// Provided by VK_VERSION_1_0
void vkCmdBindIndexBuffer(
    VkCommandBuffer          commandBuffer,
    VkBuffer                 buffer,
    VkDeviceSize             offset,
    VkIndexType              indexType);
```

- **commandBuffer** is the command buffer into which the command is recorded.
- **buffer** is the buffer being bound.
- **offset** is the starting offset in bytes within **buffer** used in index buffer address calculations.
- **indexType** is a [VkIndexType](#) value specifying the size of the indices.

buffer and **offset** specify the [bound index buffer range](#), with a range of memory bound from [**base** + **offset**, **base** + **offset** + **size**), where **size** is from **offset** to the end of the **buffer**.

If the **maintenance6** feature is enabled, **buffer** can be [VK_NULL_HANDLE](#). If **buffer** is [VK_NULL_HANDLE](#) and the **nullDescriptor** feature is enabled, every index fetched results in a value of zero.

Valid Usage

- VUID-vkCmdBindIndexBuffer-offset-08782
offset **must** be less than the size of **buffer**
- VUID-vkCmdBindIndexBuffer-offset-08783
The sum of **offset** and the base address of the range of [VkDeviceMemory](#) object that is backing **buffer**, **must** be a multiple of the size of the type indicated by **indexType**
- VUID-vkCmdBindIndexBuffer-buffer-08784
buffer **must** have been created with the [VK_BUFFER_USAGE_INDEX_BUFFER_BIT](#) usage flag set

- VUID-vkCmdBindIndexBuffer-buffer-08785
If **buffer** is non-sparse then it **must** be bound completely and contiguously to a single **VkDeviceMemory** object
- VUID-vkCmdBindIndexBuffer-indexType-08786
indexType **must** not be **VK_INDEX_TYPE_NONE_KHR**
- VUID-vkCmdBindIndexBuffer-indexType-08787
If **indexType** is **VK_INDEX_TYPE_UINT8**, the **indexTypeUint8** feature **must** be enabled
- VUID-vkCmdBindIndexBuffer-None-09493
If the **maintenance6** feature is not enabled, **buffer** **must** not be **VK_NULL_HANDLE**
- VUID-vkCmdBindIndexBuffer-buffer-09494
If **buffer** is **VK_NULL_HANDLE**, offset **must** be zero

Valid Usage (Implicit)

- VUID-vkCmdBindIndexBuffer-commandBuffer-parameter
commandBuffer **must** be a valid **VkCommandBuffer** handle
- VUID-vkCmdBindIndexBuffer-buffer-parameter
If **buffer** is not **VK_NULL_HANDLE**, **buffer** **must** be a valid **VkBuffer** handle
- VUID-vkCmdBindIndexBuffer-indexType-parameter
indexType **must** be a valid **VkIndexType** value
- VUID-vkCmdBindIndexBuffer-commandBuffer-recording
commandBuffer **must** be in the **recording state**
- VUID-vkCmdBindIndexBuffer-commandBuffer-cmdpool
The **VkCommandPool** that **commandBuffer** was allocated from **must** support **VK_QUEUE_GRAPHICS_BIT** operations
- VUID-vkCmdBindIndexBuffer-videocoding
This command **must** only be called outside of a video coding scope
- VUID-vkCmdBindIndexBuffer-commonparent
Both of **buffer**, and **commandBuffer** that are valid handles of non-ignored parameters **must** have been created, allocated, or retrieved from the same **VkDevice**

Host Synchronization

- Host access to **commandBuffer** **must** be externally synchronized
- Host access to the **VkCommandPool** that **commandBuffer** was allocated from **must** be externally synchronized

Command Properties

Command Buffer Levels	Render Pass Scope	Video Coding Scope	Supported Queue Types	Command Type
Primary Secondary	Both	Outside	VK_QUEUE_GRAP HICS_BIT	State

Conditional Rendering

`vkCmdBindIndexBuffer` is not affected by [conditional rendering](#)

Possible values of `vkCmdBindIndexBuffer2::indexType` and `vkCmdBindIndexBuffer::indexType`, specifying the size of indices, are:

```
// Provided by VK_VERSION_1_0
typedef enum VkIndexType {
    VK_INDEX_TYPE_UINT16 = 0,
    VK_INDEX_TYPE_UINT32 = 1,
    // Provided by VK_VERSION_1_4
    VK_INDEX_TYPE_UINT8 = 1000265000,
    // Provided by VK_KHR_acceleration_structure
    VK_INDEX_TYPE_NONE_KHR = 1000165000,
    // Provided by VK_NV_ray_tracing
    VK_INDEX_TYPE_NONE_NV = VK_INDEX_TYPE_NONE_KHR,
    // Provided by VK_EXT_index_type_uint8
    VK_INDEX_TYPE_UINT8_EXT = VK_INDEX_TYPE_UINT8,
    // Provided by VK_KHR_index_type_uint8
    VK_INDEX_TYPE_UINT8_KHR = VK_INDEX_TYPE_UINT8,
} VkIndexType;
```

- `VK_INDEX_TYPE_UINT16` specifies that indices are 16-bit unsigned integer values.
- `VK_INDEX_TYPE_UINT32` specifies that indices are 32-bit unsigned integer values.
- `VK_INDEX_TYPE_NONE_KHR` specifies that no indices are provided.
- `VK_INDEX_TYPE_UINT8` specifies that indices are 8-bit unsigned integer values.

The parameters for each drawing command are specified directly in the command or read from buffer memory, depending on the command. Drawing commands that source their parameters from buffer memory are known as *indirect* drawing commands.

All drawing commands interact with the `robustBufferAccess` feature.

To record a non-indexed draw, call:


```
// Provided by VK_VERSION_1_0
void vkCmdDraw(
    VkCommandBuffer          commandBuffer,
    uint32_t                 vertexCount,
    uint32_t                 instanceCount,
    uint32_t                 firstVertex,
    uint32_t                 firstInstance);
```

- `commandBuffer` is the command buffer into which the command is recorded.
- `vertexCount` is the number of vertices to draw.
- `instanceCount` is the number of instances to draw.
- `firstVertex` is the index of the first vertex to draw.
- `firstInstance` is the instance ID of the first instance to draw.

When the command is executed, primitives are assembled using the current primitive topology and `vertexCount` consecutive vertex indices with the first `vertexIndex` value equal to `firstVertex`. The primitives are drawn `instanceCount` times with `instanceIndex` starting with `firstInstance` and increasing sequentially for each instance. The assembled primitives execute the bound graphics pipeline.

Valid Usage

- VUID-vkCmdDraw-magFilter-04553
If a `VkSampler` created with `magFilter` or `minFilter` equal to `VK_FILTER_LINEAR`, `reductionMode` equal to `VK_SAMPLER_REDUCTION_MODE_WEIGHTED_AVERAGE`, and `compareEnable` equal to `VK_FALSE` is used to sample a `VkImageView` as a result of this command, then the image view's `format features` **must** contain `VK_FORMAT_FEATURE_SAMPLED_IMAGE_FILTER_LINEAR_BIT`
- VUID-vkCmdDraw-magFilter-09598
If a `VkSampler` created with `magFilter` or `minFilter` equal to `VK_FILTER_LINEAR` and `reductionMode` equal to either `VK_SAMPLER_REDUCTION_MODE_MIN` or `VK_SAMPLER_REDUCTION_MODE_MAX` is used to sample a `VkImageView` as a result of this command, then the image view's `format features` **must** contain `VK_FORMAT_FEATURE_SAMPLED_IMAGE_FILTER_MINMAX_BIT`
- VUID-vkCmdDraw-mipmapMode-04770
If a `VkSampler` created with `mipmapMode` equal to `VK_SAMPLER_MIPMAP_MODE_LINEAR`, `reductionMode` equal to `VK_SAMPLER_REDUCTION_MODE_WEIGHTED_AVERAGE`, and `compareEnable` equal to `VK_FALSE` is used to sample a `VkImageView` as a result of this command, then the image view's `format features` **must** contain `VK_FORMAT_FEATURE_SAMPLED_IMAGE_FILTER_LINEAR_BIT`
- VUID-vkCmdDraw-mipmapMode-09599
If a `VkSampler` created with `mipmapMode` equal to `VK_SAMPLER_MIPMAP_MODE_LINEAR` and `reductionMode` equal to either `VK_SAMPLER_REDUCTION_MODE_MIN` or `VK_SAMPLER_REDUCTION_MODE_MAX` is used to sample a `VkImageView` as a result of

this command, then the image view's **format features** **must** contain **VK_FORMAT_FEATURE_SAMPLED_IMAGE_FILTER_MINMAX_BIT**

- VUID-vkCmdDraw-unnormalizedCoordinates-09635

If a **VkSampler** created with **unnormalizedCoordinates** equal to **VK_TRUE** is used to sample a **VkImageView** as a result of this command, then the image view's **levelCount** and **layerCount** **must** be 1

- VUID-vkCmdDraw-None-08609

If a **VkSampler** created with **unnormalizedCoordinates** equal to **VK_TRUE** is used to sample a **VkImageView** as a result of this command, then the image view's **viewType** **must** be **VK_IMAGE_VIEW_TYPE_1D** or **VK_IMAGE_VIEW_TYPE_2D**

- VUID-vkCmdDraw-None-08610

If a **VkSampler** created with **unnormalizedCoordinates** equal to **VK_TRUE** is used to sample a **VkImageView** as a result of this command, then the sampler **must** not be used with any of the SPIR-V **OpImageSample*** or **OpImageSparseSample*** instructions with **ImplicitLod**, **Dref** or **Proj** in their name

- VUID-vkCmdDraw-None-08611

If a **VkSampler** created with **unnormalizedCoordinates** equal to **VK_TRUE** is used to sample a **VkImageView** as a result of this command, then the sampler **must** not be used with any of the SPIR-V **OpImageSample*** or **OpImageSparseSample*** instructions that includes a LOD bias or any offset values

- VUID-vkCmdDraw-None-06479

If a **VkImageView** is sampled with **depth comparison**, the image view's **format features** **must** contain **VK_FORMAT_FEATURE_2_SAMPLED_IMAGE_DEPTH_COMPARISON_BIT**

- VUID-vkCmdDraw-None-02691

If a **VkImageView** is accessed using atomic operations as a result of this command, then the image view's **format features** **must** contain **VK_FORMAT_FEATURE_STORAGE_IMAGE_ATOMIC_BIT**

- VUID-vkCmdDraw-None-07888

If a **VK_DESCRIPTOR_TYPE_STORAGE_TEXEL_BUFFER** descriptor is accessed using atomic operations as a result of this command, then the storage texel buffer's **format features** **must** contain **VK_FORMAT_FEATURE_STORAGE_TEXEL_BUFFER_ATOMIC_BIT**

- VUID-vkCmdDraw-None-02692

If a **VkImageView** is sampled with **VK_FILTER_CUBIC_EXT** as a result of this command, then the image view's **format features** **must** contain **VK_FORMAT_FEATURE_SAMPLED_IMAGE_FILTER_CUBIC_BIT_EXT**

- VUID-vkCmdDraw-None-02693

If the **VK_EXT_filter_cubic** extension is not enabled and any **VkImageView** is sampled with **VK_FILTER_CUBIC_EXT** as a result of this command, it **must** not have a **VkImageViewType** of **VK_IMAGE_VIEW_TYPE_3D**, **VK_IMAGE_VIEW_TYPE_CUBE**, or **VK_IMAGE_VIEW_TYPE_CUBE_ARRAY**

- VUID-vkCmdDraw-filterCubic-02694

Any **VkImageView** being sampled with **VK_FILTER_CUBIC_EXT** as a result of this command **must** have a **VkImageViewType** and format that supports cubic filtering, as specified by **VkFilterCubicImageViewImageFormatPropertiesEXT::filterCubic** returned

by [vkGetPhysicalDeviceImageFormatProperties2](#)

- VUID-vkCmdDraw-filterCubicMinmax-02695

Any [VkImageView](#) being sampled with [VK_FILTER_CUBIC_EXT](#) with a reduction mode of either [VK_SAMPLER_REDUCTION_MODE_MIN](#) or [VK_SAMPLER_REDUCTION_MODE_MAX](#) as a result of this command **must** have a [VkImageViewType](#) and format that supports cubic filtering together with minmax filtering, as specified by [VkFilterCubicImageViewImageFormatPropertiesEXT::filterCubicMinmax](#) returned by [vkGetPhysicalDeviceImageFormatProperties2](#)

- VUID-vkCmdDraw-cubicRangeClamp-09212

If the [cubicRangeClamp](#) feature is not enabled, then any [VkImageView](#) being sampled with [VK_FILTER_CUBIC_EXT](#) as a result of this command **must** not have a [VkSamplerReductionModeCreateInfo::reductionMode](#) equal to [VK_SAMPLER_REDUCTION_MODE_WEIGHTED_AVERAGE_RANGECLAMP_QCOM](#)

- VUID-vkCmdDraw-reductionMode-09213

Any [VkImageView](#) being sampled with a [VkSamplerReductionModeCreateInfo::reductionMode](#) equal to [VK_SAMPLER_REDUCTION_MODE_WEIGHTED_AVERAGE_RANGECLAMP_QCOM](#) as a result of this command **must** sample with [VK_FILTER_CUBIC_EXT](#)

- VUID-vkCmdDraw-selectableCubicWeights-09214

If the [selectableCubicWeights](#) feature is not enabled, then any [VkImageView](#) being sampled with [VK_FILTER_CUBIC_EXT](#) as a result of this command **must** have [VkSamplerCubicWeightsCreateInfoQCOM::cubicWeights](#) equal to [VK_CUBIC_FILTER_WEIGHTS_CATMULL_ROM_QCOM](#)

- VUID-vkCmdDraw-flags-02696

Any [VkImage](#) created with a [VkImageCreateInfo::flags](#) containing [VK_IMAGE_CREATE_CORNER_SAMPLED_BIT_NV](#) sampled as a result of this command **must** only be sampled using a [VkSamplerAddressMode](#) of [VK_SAMPLER_ADDRESS_MODE_CLAMP_TO_EDGE](#)

- VUID-vkCmdDraw-OpTypeImage-07027

For any [VkImageView](#) being written as a storage image where the image format field of the [OpTypeImage](#) is [Unknown](#), the view's [format features](#) **must** contain [VK_FORMAT_FEATURE_2_STORAGE_WRITE_WITHOUT_FORMAT_BIT](#)

- VUID-vkCmdDraw-OpTypeImage-07028

For any [VkImageView](#) being read as a storage image where the image format field of the [OpTypeImage](#) is [Unknown](#), the view's [format features](#) **must** contain [VK_FORMAT_FEATURE_2_STORAGE_READ_WITHOUT_FORMAT_BIT](#)

- VUID-vkCmdDraw-OpTypeImage-07029

For any [VkBufferView](#) being written as a storage texel buffer where the image format field of the [OpTypeImage](#) is [Unknown](#), the view's [buffer features](#) **must** contain [VK_FORMAT_FEATURE_2_STORAGE_WRITE_WITHOUT_FORMAT_BIT](#)

- VUID-vkCmdDraw-OpTypeImage-07030

Any [VkBufferView](#) being read as a storage texel buffer where the image format field of the [OpTypeImage](#) is [Unknown](#) then the view's [buffer features](#) **must** contain [VK_FORMAT_FEATURE_2_STORAGE_READ_WITHOUT_FORMAT_BIT](#)

- VUID-vkCmdDraw-None-08600

If a [a bound shader](#) was created with a pipeline layout and statically uses a set n , a descriptor set **must** have been bound to n at the same pipeline bind point, with layouts compatible for set n with the layout(s) used to create the shader, as described in [Pipeline Layout Compatibility](#)

- VUID-vkCmdDraw-None-08601

If a [a bound shader](#) was created with a pipeline layout or specified push constant ranges and statically uses a push constant value, that value **must** have been set for the same pipeline bind point, with push constant ranges that are [compatible](#) with the push constant range used to create the shader

- VUID-vkCmdDraw-None-10068

For each array of resources that is used by a [a bound shader](#), the indices used to access members of the array **must** be less than the descriptor count for the identified binding in the descriptor sets used by this command

- VUID-vkCmdDraw-None-08114

Descriptors in each bound descriptor set, specified via [vkCmdBindDescriptorSets](#), **must** be valid if they are accessed as described by [descriptor validity](#) by the [VkPipeline](#) bound to the pipeline bind point used by this command and the bound [VkPipeline](#) was not created with [VK_PIPELINE_CREATE_DESCRIPTOR_BUFFER_BIT_EXT](#)

- VUID-vkCmdDraw-imageLayout-00344

If an image descriptor is accessed by a shader, the [VkImageLayout](#) **must** match the subresource accessible from the [VkImageView](#) as defined by the [image layout matching rules](#)

- VUID-vkCmdDraw-None-08115

If the descriptors used by the [VkPipeline](#) bound to the pipeline bind point were specified via [vkCmdBindDescriptorSets](#), the bound [VkPipeline](#) **must** have been created without [VK_PIPELINE_CREATE_DESCRIPTOR_BUFFER_BIT_EXT](#)

- VUID-vkCmdDraw-None-08116

Descriptors in bound descriptor buffers, specified via [vkCmdSetDescriptorBufferOffsetsEXT](#), **must** be valid if they are dynamically used by the [VkPipeline](#) bound to the pipeline bind point used by this command and the bound [VkPipeline](#) was created with [VK_PIPELINE_CREATE_DESCRIPTOR_BUFFER_BIT_EXT](#)

- VUID-vkCmdDraw-None-08604

Descriptors in bound descriptor buffers, specified via [vkCmdSetDescriptorBufferOffsetsEXT](#), **must** be valid if they are dynamically used by any [VkShaderEXT](#) bound to a stage corresponding to the pipeline bind point used by this command

- VUID-vkCmdDraw-None-08117

If the descriptors used by the [VkPipeline](#) bound to the pipeline bind point were specified via [vkCmdSetDescriptorBufferOffsetsEXT](#), the bound [VkPipeline](#) **must** have been created with [VK_PIPELINE_CREATE_DESCRIPTOR_BUFFER_BIT_EXT](#)

- VUID-vkCmdDraw-None-08119

If a descriptor is dynamically used with a [VkPipeline](#) created with [VK_PIPELINE_CREATE_DESCRIPTOR_BUFFER_BIT_EXT](#), the descriptor memory **must** be

resident

- VUID-vkCmdDraw-None-08605

If a descriptor is dynamically used with a [VkShaderEXT](#) created with a [VkDescriptorSetLayout](#) that was created with [VK_DESCRIPTOR_SET_LAYOUT_CREATE_DESCRIPTOR_BUFFER_BIT_EXT](#), the descriptor memory **must** be resident

- VUID-vkCmdDraw-None-08606

If the [shaderObject](#) feature is not enabled, a valid pipeline **must** be bound to the pipeline bind point used by this command

- VUID-vkCmdDraw-None-08608

If a pipeline is bound to the pipeline bind point used by this command, there **must** not have been any calls to dynamic state setting commands for any state specified statically in the [VkPipeline](#) object bound to the pipeline bind point used by this command, since that pipeline was bound

- VUID-vkCmdDraw-uniformBuffers-06935

If any stage of the [VkPipeline](#) object bound to the pipeline bind point used by this command accesses a uniform buffer, and that stage was created without enabling either [VK_PIPELINE_ROBUSTNESS_BUFFER_BEHAVIOR_ROBUST_BUFFER_ACCESS](#) or [VK_PIPELINE_ROBUSTNESS_BUFFER_BEHAVIOR_ROBUST_BUFFER_ACCESS_2](#) for [uniformBuffers](#), and the [robustBufferAccess](#) feature is not enabled, that stage **must** not access values outside of the range of the buffer as specified in the descriptor set bound to the same pipeline bind point

- VUID-vkCmdDraw-None-08612

If the [robustBufferAccess](#) feature is not enabled, and any [VkShaderEXT](#) bound to a stage corresponding to the pipeline bind point used by this command accesses a uniform buffer, it **must** not access values outside of the range of the buffer as specified in the descriptor set bound to the same pipeline bind point

- VUID-vkCmdDraw-storageBuffers-06936

If any stage of the [VkPipeline](#) object bound to the pipeline bind point used by this command accesses a storage buffer, and that stage was created without enabling either [VK_PIPELINE_ROBUSTNESS_BUFFER_BEHAVIOR_ROBUST_BUFFER_ACCESS](#) or [VK_PIPELINE_ROBUSTNESS_BUFFER_BEHAVIOR_ROBUST_BUFFER_ACCESS_2](#) for [storageBuffers](#), and the [robustBufferAccess](#) feature is not enabled, that stage **must** not access values outside of the range of the buffer as specified in the descriptor set bound to the same pipeline bind point

- VUID-vkCmdDraw-None-08613

If the [robustBufferAccess](#) feature is not enabled, and any [VkShaderEXT](#) bound to a stage corresponding to the pipeline bind point used by this command accesses a storage buffer, it **must** not access values outside of the range of the buffer as specified in the descriptor set bound to the same pipeline bind point

- VUID-vkCmdDraw-commandBuffer-02707

If [commandBuffer](#) is an unprotected command buffer and [protectedNoFault](#) is not supported, any resource accessed by [bound shaders](#) **must** not be a protected resource

- VUID-vkCmdDraw-viewType-07752

If a [VkImageView](#) is accessed as a result of this command, then the image view's [viewType](#) **must** match the [Dim](#) operand of the [OpTypeImage](#) as described in [Compatibility Between SPIR-V Image Dimensions and Vulkan ImageView Types](#)

- VUID-vkCmdDraw-format-07753

If a [VkImageView](#) or [VkBufferView](#) is accessed as a result of this command, then the [numeric type](#) of the view's [format](#) and the [Sampled Type](#) operand of the [OpTypeImage](#) **must** match

- VUID-vkCmdDraw-OpImageWrite-08795

If a [VkImageView](#) created with a format other than [VK_FORMAT_A8_UNORM](#) is accessed using [OpImageWrite](#) as a result of this command, then the [Type](#) of the [Texel](#) operand of that instruction **must** have at least as many components as the image view's format

- VUID-vkCmdDraw-OpImageWrite-08796

If a [VkImageView](#) created with the format [VK_FORMAT_A8_UNORM](#) is accessed using [OpImageWrite](#) as a result of this command, then the [Type](#) of the [Texel](#) operand of that instruction **must** have four components

- VUID-vkCmdDraw-OpImageWrite-04469

If a [VkBufferView](#) is accessed using [OpImageWrite](#) as a result of this command, then the [Type](#) of the [Texel](#) operand of that instruction **must** have at least as many components as the buffer view's format

- VUID-vkCmdDraw-SampledType-04470

If a [VkImageView](#) with a [VkFormat](#) that has a 64-bit component width is accessed as a result of this command, the [SampledType](#) of the [OpTypeImage](#) operand of that instruction **must** have a [Width](#) of 64

- VUID-vkCmdDraw-SampledType-04471

If a [VkImageView](#) with a [VkFormat](#) that has a component width less than 64-bit is accessed as a result of this command, the [SampledType](#) of the [OpTypeImage](#) operand of that instruction **must** have a [Width](#) of 32

- VUID-vkCmdDraw-SampledType-04472

If a [VkBufferView](#) with a [VkFormat](#) that has a 64-bit component width is accessed as a result of this command, the [SampledType](#) of the [OpTypeImage](#) operand of that instruction **must** have a [Width](#) of 64

- VUID-vkCmdDraw-SampledType-04473

If a [VkBufferView](#) with a [VkFormat](#) that has a component width less than 64-bit is accessed as a result of this command, the [SampledType](#) of the [OpTypeImage](#) operand of that instruction **must** have a [Width](#) of 32

- VUID-vkCmdDraw-sparseImageInt64Atomics-04474

If the [sparseImageInt64Atomics](#) feature is not enabled, [VkImage](#) objects created with the [VK_IMAGE_CREATE_SPARSE_RESIDENCY_BIT](#) flag **must** not be accessed by atomic instructions through an [OpTypeImage](#) with a [SampledType](#) with a [Width](#) of 64 by this command

- VUID-vkCmdDraw-sparseImageInt64Atomics-04475

If the [sparseImageInt64Atomics](#) feature is not enabled, [VkBuffer](#) objects created with the [VK_BUFFER_CREATE_SPARSE_RESIDENCY_BIT](#) flag **must** not be accessed by atomic instructions through an [OpTypeImage](#) with a [SampledType](#) with a [Width](#) of 64 by this

command

- VUID-vkCmdDraw-OpImageSampleWeightedQCOM-06971

If `OpImageSampleWeightedQCOM` is used to sample a `VkImageView` as a result of this command, then the image view's `format features` **must** contain `VK_FORMAT_FEATURE_2_WEIGHT_SAMPLED_IMAGE_BIT_QCOM`

- VUID-vkCmdDraw-OpImageSampleWeightedQCOM-06972

If `OpImageSampleWeightedQCOM` uses a `VkImageView` as a sample weight image as a result of this command, then the image view's `format features` **must** contain `VK_FORMAT_FEATURE_2_WEIGHT_IMAGE_BIT_QCOM`

- VUID-vkCmdDraw-OpImageBoxFilterQCOM-06973

If `OpImageBoxFilterQCOM` is used to sample a `VkImageView` as a result of this command, then the image view's `format features` **must** contain `VK_FORMAT_FEATURE_2_BOX_FILTER_SAMPLED_BIT_QCOM`

- VUID-vkCmdDraw-OpImageBlockMatchSSDQCOM-06974

If `OpImageBlockMatchSSDQCOM` is used to read from an `VkImageView` as a result of this command, then the image view's `format features` **must** contain `VK_FORMAT_FEATURE_2_BLOCK_MATCHING_BIT_QCOM`

- VUID-vkCmdDraw-OpImageBlockMatchSADQCOM-06975

If `OpImageBlockMatchSADQCOM` is used to read from an `VkImageView` as a result of this command, then the image view's `format features` **must** contain `VK_FORMAT_FEATURE_2_BLOCK_MATCHING_BIT_QCOM`

- VUID-vkCmdDraw-OpImageBlockMatchSADQCOM-06976

If `OpImageBlockMatchSADQCOM` or `OpImageBlockMatchSSDQCOM` is used to read from a reference image as result of this command, then the specified reference coordinates **must** not fail `integer texel coordinate validation`

- VUID-vkCmdDraw-OpImageSampleWeightedQCOM-06977

If `OpImageSampleWeightedQCOM`, `OpImageBoxFilterQCOM`, `OpImageBlockMatchWindowSSDQCOM`, `OpImageBlockMatchWindowSADQCOM`, `OpImageBlockMatchGatherSSDQCOM`, `OpImageBlockMatchGatherSADQCOM`, `OpImageBlockMatchSSDQCOM`, or `OpImageBlockMatchSADQCOM` uses a `VkSampler` as a result of this command, then the sampler **must** have been created with `VK_SAMPLER_CREATE_IMAGE_PROCESSING_BIT_QCOM`

- VUID-vkCmdDraw-OpImageSampleWeightedQCOM-06978

If any command other than `OpImageSampleWeightedQCOM`, `OpImageBoxFilterQCOM`, `OpImageBlockMatchWindowSSDQCOM`, `OpImageBlockMatchWindowSADQCOM`, `OpImageBlockMatchGatherSSDQCOM`, `OpImageBlockMatchGatherSADQCOM`, `OpImageBlockMatchSSDQCOM`, or `OpImageBlockMatchSADQCOM` uses a `VkSampler` as a result of this command, then the sampler **must** not have been created with `VK_SAMPLER_CREATE_IMAGE_PROCESSING_BIT_QCOM`

- VUID-vkCmdDraw-OpImageBlockMatchWindow-09215

If a `OpImageBlockMatchWindow*QCOM` or `OpImageBlockMatchGather*QCOM` instruction is used to read from an `VkImageView` as a result of this command, then the image view's `format features` **must** contain `VK_FORMAT_FEATURE_2_BLOCK_MATCHING_BIT_QCOM`

- VUID-vkCmdDraw-OpImageBlockMatchWindow-09216

If a `OpImageBlockMatchWindow*QCOM` or `OpImageBlockMatchGather*QCOM` instruction is used to

read from an [VkImageView](#) as a result of this command, then the image view's format **must** be a single-component format

- VUID-vkCmdDraw-OpImageBlockMatchWindow-09217

If a [OpImageBlockMatchWindow*QCOM](#) or [OpImageBlockMatchGather*QCOM](#) read from a reference image as result of this command, then the specified reference coordinates **must** not fail [integer texel coordinate validation](#)

- VUID-vkCmdDraw-None-07288

Any shader invocation executed by this command **must** [terminate](#)

- VUID-vkCmdDraw-None-09600

If a descriptor with type equal to any of [VK_DESCRIPTOR_TYPE_SAMPLE_WEIGHT_IMAGE_QCOM](#), [VK_DESCRIPTOR_TYPE_BLOCK_MATCH_IMAGE_QCOM](#), [VK_DESCRIPTOR_TYPE_SAMPLED_IMAGE](#), [VK_DESCRIPTOR_TYPE_STORAGE_IMAGE](#), or [VK_DESCRIPTOR_TYPE_INPUT_ATTACHMENT](#) is accessed as a result of this command, all image subresources identified by that descriptor **must** be in the image layout identified when the descriptor was written

- VUID-vkCmdDraw-commandBuffer-10746

The [VkDeviceMemory](#) object allocated from a [VkMemoryHeap](#) with the [VK_MEMORY_HEAP_TILE_MEMORY_BIT_QCOM](#) property that is bound to a resource accessed as a result of this command **must** be the active bound [bound tile memory object](#) in [commandBuffer](#)

- VUID-vkCmdDraw-None-10678

If this command is recorded inside a [tile shading render pass](#) instance, the stages corresponding to the pipeline bind point used by this command **must** only include [VK_SHADER_STAGE_VERTEX_BIT](#), [VK_SHADER_STAGE_FRAGMENT_BIT](#), and/or [VK_SHADER_STAGE_COMPUTE_BIT](#)

- VUID-vkCmdDraw-None-10679

If this command is recorded where [per-tile execution model](#) is enabled, there **must** be no access to any image while the image was be transitioned to the [VK_IMAGE_LAYOUT_ATTACHMENT_FEEDBACK_LOOP_OPTIMAL_EXT](#) layout

- VUID-vkCmdDraw-pDescription-09900

If a [VK_DESCRIPTOR_TYPE_TENSOR_ARM](#) descriptor is accessed as a result of this command, then the underlying [VkTensorARM](#) object **must** have been created with the [VK_TENSOR_USAGE_SHADER_BIT_ARM](#) usage flag set

- VUID-vkCmdDraw-dimensionCount-09905

If a [VK_DESCRIPTOR_TYPE_TENSOR_ARM](#) descriptor is accessed as a result of this command, then the [Rank](#) of the [OpTypeTensorARM](#) of the tensor resource variable **must** be equal to the [dimensionCount](#) provided via [VkTensorCreateInfoARM::pDescription](#) when creating the underlying [VkTensorARM](#) object

- VUID-vkCmdDraw-OpTypeTensorARM-09906

If a [VK_DESCRIPTOR_TYPE_TENSOR_ARM](#) descriptor is accessed as a result of this command, then the element type of the [OpTypeTensorARM](#) of the tensor resource variable **must** be [compatible](#) with the [VkFormat](#) of the [VkTensorViewARM](#) used for the access

- VUID-vkCmdDraw-None-11297

If a pipeline is bound to the pipeline bind point used by this command, or shader is bound to a shader stage used by this command, and it was created with a [descriptor mapping](#) using [VK_DESCRIPTOR_MAPPING_SOURCE_HEAP_WITH_PUSH_INDEX_EXT](#), [VK_DESCRIPTOR_MAPPING_SOURCE_HEAP_WITH_SHADER_RECORD_INDEX_EXT](#), [VK_DESCRIPTOR_MAPPING_SOURCE_HEAP_WITH_INDIRECT_INDEX_ARRAY_EXT](#), or [VK_DESCRIPTOR_MAPPING_SOURCE_HEAP_WITH_INDIRECT_INDEX_EXT](#), and a shader accesses a [OpTypeStruct](#) decorated with [Block](#) or [BufferBlock](#) using that mapping, the calculated offset for the resource heap **must** be a multiple of [bufferDescriptorAlignment](#)

- VUID-vkCmdDraw-None-11298

If a pipeline is bound to the pipeline bind point used by this command, or shader is bound to a shader stage used by this command, and it was created with a [descriptor mapping](#) using [VK_DESCRIPTOR_MAPPING_SOURCE_HEAP_WITH_PUSH_INDEX_EXT](#), [VK_DESCRIPTOR_MAPPING_SOURCE_HEAP_WITH_SHADER_RECORD_INDEX_EXT](#), [VK_DESCRIPTOR_MAPPING_SOURCE_HEAP_WITH_INDIRECT_INDEX_ARRAY_EXT](#), or [VK_DESCRIPTOR_MAPPING_SOURCE_HEAP_WITH_INDIRECT_INDEX_EXT](#), and a shader accesses an [OpTypeImage](#) or [OpTypeSampledImage](#) using that mapping, the calculated offset for the resource heap **must** be a multiple of [imageDescriptorAlignment](#)

- VUID-vkCmdDraw-None-11299

If a pipeline is bound to the pipeline bind point used by this command, or shader is bound to a shader stage used by this command, and it was created with a [descriptor mapping](#) using [VK_DESCRIPTOR_MAPPING_SOURCE_HEAP_WITH_PUSH_INDEX_EXT](#), [VK_DESCRIPTOR_MAPPING_SOURCE_HEAP_WITH_SHADER_RECORD_INDEX_EXT](#), [VK_DESCRIPTOR_MAPPING_SOURCE_HEAP_WITH_INDIRECT_INDEX_ARRAY_EXT](#), or [VK_DESCRIPTOR_MAPPING_SOURCE_HEAP_WITH_INDIRECT_INDEX_EXT](#), and a shader accesses an [OpTypeSampler](#) or [OpTypeSampledImage](#) using that mapping, the calculated offset for the sampler heap **must** be a multiple of [samplerDescriptorAlignment](#)

- VUID-vkCmdDraw-None-11397

If a pipeline is bound to the pipeline bind point used by this command, or shader is bound to a shader stage used by this command, and it was created with a [descriptor mapping](#) using [VK_DESCRIPTOR_MAPPING_SOURCE_HEAP_WITH_PUSH_INDEX_EXT](#), [VK_DESCRIPTOR_MAPPING_SOURCE_HEAP_WITH_SHADER_RECORD_INDEX_EXT](#), [VK_DESCRIPTOR_MAPPING_SOURCE_HEAP_WITH_INDIRECT_INDEX_ARRAY_EXT](#), or [VK_DESCRIPTOR_MAPPING_SOURCE_HEAP_WITH_INDIRECT_INDEX_EXT](#), and a shader accesses an [OpTypeTensorARM](#) using that mapping, the calculated offset for the resource heap **must** be a multiple of [tensorDescriptorAlignment](#)

- VUID-vkCmdDraw-None-11300

If a pipeline is bound to the pipeline bind point used by this command, or shader is bound to a shader stage used by this command, and it was created with a [descriptor mapping](#) using [VK_DESCRIPTOR_MAPPING_SOURCE_HEAP_WITH_INDIRECT_INDEX_ARRAY_EXT](#) or [VK_DESCRIPTOR_MAPPING_SOURCE_HEAP_WITH_INDIRECT_INDEX_EXT](#), and a shader accesses a resource using that mapping, the value of the address at the expected location in push data **must** be a multiple of 4

- VUID-vkCmdDraw-None-11301

If a pipeline is bound to the pipeline bind point used by this command, or shader is bound to a shader stage used by this command, and it was created with a [descriptor mapping](#) using [VK_DESCRIPTOR_MAPPING_SOURCE_HEAP_WITH_INDIRECT_INDEX_ARRAY_EXT](#) or

[VK_DESCRIPTOR_MAPPING_SOURCE_HEAP_WITH_INDIRECT_INDEX_EXT](#), and a shader accesses a resource using that mapping, the value of the address at the expected location in push data **must** be a valid [VkDeviceAddress](#) backed by physical memory at every offset specified by each mapping

- VUID-vkCmdDraw-None-11302

If a pipeline is bound to the pipeline bind point used by this command, or shader is bound to a shader stage used by this command, and it was created with a [descriptor mapping](#) using [VK_DESCRIPTOR_MAPPING_SOURCE_PUSH_ADDRESS_EXT](#), and a shader accesses a resource using that mapping, the value of the address at the expected location in push data **must** be a valid [VkDeviceAddress](#)

- VUID-vkCmdDraw-None-11304

If a pipeline is bound to the pipeline bind point used by this command, or shader is bound to a shader stage used by this command, and it was created with a [descriptor mapping](#) using [VK_DESCRIPTOR_MAPPING_SOURCE_INDIRECT_ADDRESS_EXT](#), and a shader accesses a resource using that mapping, the value of the address at the expected location in push data **must** be a multiple of 8

- VUID-vkCmdDraw-None-11305

If a pipeline is bound to the pipeline bind point used by this command, or shader is bound to a shader stage used by this command, and it was created with a [descriptor mapping](#) using [VK_DESCRIPTOR_MAPPING_SOURCE_INDIRECT_ADDRESS_EXT](#), and a shader accesses a resource using that mapping, the value of the address at the expected location in push data **must** be a valid [VkDeviceAddress](#) backed by physical memory at every offset specified by each mapping

- VUID-vkCmdDraw-None-11306

If a pipeline is bound to the pipeline bind point used by this command, or shader is bound to a shader stage used by this command, and it was created with a [descriptor mapping](#) using [VK_DESCRIPTOR_MAPPING_SOURCE_INDIRECT_ADDRESS_EXT](#), and a shader accesses a resource using that mapping, the value of the address pointed to by the address in push data **must** be a valid [VkDeviceAddress](#)

- VUID-vkCmdDraw-None-11308

For each [descriptor heap](#) that is statically used by a [bound shader](#), either directly or via a [descriptor mapping](#), a valid descriptor heap **must** be bound

- VUID-vkCmdDraw-None-11309

If a [bound shader](#) was created as a [VkShaderEXT](#) with the [VK_SHADER_CREATE_DESCRIPTOR_HEAP_BIT_EXT](#) flag or as part of a pipeline with the [VK_PIPELINE_CREATE_2_DESCRIPTOR_HEAP_BIT_EXT](#) flag, execution of this command **must** not result in any descriptor read accessing data outside of the user range of the respective heap bound by [vkCmdBind*HeapEXT](#) commands

- VUID-vkCmdDraw-None-11372

If any stage of the [VkPipeline](#) object bound to the pipeline bind point used by this command accesses a uniform buffer or uniform texel buffer through a descriptor in the bound resource heap, that stage was created without enabling either [VK_PIPELINE_ROBUSTNESS_BUFFER_BEHAVIOR_ROBUST_BUFFER_ACCESS](#) or [VK_PIPELINE_ROBUSTNESS_BUFFER_BEHAVIOR_ROBUST_BUFFER_ACCESS_2](#) for [uniformBuffers](#), the [robustBufferAccess2](#) feature is not enabled, and the [robustBufferAccess](#)

feature is not enabled, that stage **must** not access values outside of the range of the descriptor specified via [VkDeviceAddressRangeKHR](#) when the descriptor was written

- VUID-vkCmdDraw-None-11373

If any stage of the [VkPipeline](#) object bound to the pipeline bind point used by this command accesses a storage buffer or storage texel buffer through a descriptor in the bound resource heap, that stage was created without enabling either [VK_PIPELINE_ROBUSTNESS_BUFFER_BEHAVIOR_ROBUST_BUFFER_ACCESS](#) or [VK_PIPELINE_ROBUSTNESS_BUFFER_BEHAVIOR_ROBUST_BUFFER_ACCESS_2](#) for [storageBuffers](#), the [robustBufferAccess2](#) feature is not enabled, and the [robustBufferAccess](#) feature is not enabled, that stage **must** not access values outside of the range of the descriptor specified by [VkDeviceAddressRangeKHR](#) when the descriptor was written

- VUID-vkCmdDraw-None-11374

If the [robustBufferAccess2](#) feature is not enabled, the [robustBufferAccess](#) feature is not enabled, and any [VkShaderEXT](#) bound to a stage corresponding to the pipeline bind point used by this command accesses a uniform buffer, uniform texel buffer, storage buffer, or storage texel buffer, that shader **must** not access values outside of the range of the buffer as specified by [VkDeviceAddressRangeKHR](#) when the descriptor was written

- VUID-vkCmdDraw-pBindInfo-11375

If any [bound shader](#) uses an embedded sampler via a [descriptor mapping](#), the value of [pBindInfo->reservedRangeSize](#) set for [vkCmdBindSamplerHeapEXT](#) **must** be greater than or equal to [minSamplerHeapReservedRangeWithEmbedded](#)

- VUID-vkCmdDraw-None-11376

If a [bound shader](#) was created as a [VkShaderEXT](#) with the [VK_SHADER_CREATE_DESCRIPTOR_HEAP_BIT_EXT](#) flag or as part of a pipeline with the [VK_PIPELINE_CREATE_2_DESCRIPTOR_HEAP_BIT_EXT](#) flag, and that shader statically uses a push constant value, that value **must** have been set by [vkCmdPushDataEXT](#)

- VUID-vkCmdDraw-None-11398

If a [bound shader](#) was created with a [descriptor mapping](#) using [VK_DESCRIPTOR_MAPPING_SOURCE_PUSH_DATA_EXT](#), [VK_DESCRIPTOR_MAPPING_SOURCE_PUSH_ADDRESS_EXT](#), [VK_DESCRIPTOR_MAPPING_SOURCE_SHADER_RECORD_DATA_EXT](#), [VK_DESCRIPTOR_MAPPING_SOURCE_SHADER_RECORD_ADDRESS_EXT](#), [VK_DESCRIPTOR_MAPPING_SOURCE_RESOURCE_HEAP_DATA_EXT](#), or [VK_DESCRIPTOR_MAPPING_SOURCE_INDIRECT_ADDRESS_EXT](#), and a shader accesses a resource using that mapping, the access **must** not be [out of bounds](#)

- VUID-vkCmdDraw-None-11437

If a pipeline is bound to the pipeline bind point used by this command, or shader is bound to a shader stage used by this command, and it was created with a [descriptor mapping](#) using [VK_DESCRIPTOR_MAPPING_SOURCE_HEAP_WITH_INDIRECT_INDEX_ARRAY_EXT](#), [VK_DESCRIPTOR_MAPPING_SOURCE_HEAP_WITH_INDIRECT_INDEX_EXT](#), or [VK_DESCRIPTOR_MAPPING_SOURCE_INDIRECT_ADDRESS_EXT](#), and a shader accesses a resource using that mapping, the buffer from which the address in push data was queried **must** have been created with the [VK_BUFFER_USAGE_UNIFORM_BUFFER_BIT](#) usage flag set

- VUID-vkCmdDraw-None-11438

If a pipeline is bound to the pipeline bind point used by this command, or shader is bound to a shader stage used by this command, and it was created with a [descriptor mapping](#) using [VK_DESCRIPTOR_MAPPING_SOURCE_PUSH_ADDRESS_EXT](#), [VK_DESCRIPTOR_MAPPING_SOURCE_SHADER_RECORD_ADDRESS_EXT](#), or [VK_DESCRIPTOR_MAPPING_SOURCE_INDIRECT_ADDRESS_EXT](#), and a shader accesses a uniform buffer using that mapping, the address that the uniform buffer is mapped to **must** have been queried from a buffer created with the [VK_BUFFER_USAGE_UNIFORM_BUFFER_BIT](#) usage flag set

- VUID-vkCmdDraw-None-11441

If a pipeline is bound to the pipeline bind point used by this command, or shader is bound to a shader stage used by this command, and it was created with a [descriptor mapping](#) using [VK_DESCRIPTOR_MAPPING_SOURCE_PUSH_ADDRESS_EXT](#), [VK_DESCRIPTOR_MAPPING_SOURCE_SHADER_RECORD_ADDRESS_EXT](#), or [VK_DESCRIPTOR_MAPPING_SOURCE_INDIRECT_ADDRESS_EXT](#), and a shader accesses a uniform buffer using that mapping, the address that the uniform buffer is mapped to **must** be aligned to [minUniformBufferOffsetAlignment](#)

- VUID-vkCmdDraw-None-11439

If a pipeline is bound to the pipeline bind point used by this command, or shader is bound to a shader stage used by this command, and it was created with a [descriptor mapping](#) using [VK_DESCRIPTOR_MAPPING_SOURCE_PUSH_ADDRESS_EXT](#), [VK_DESCRIPTOR_MAPPING_SOURCE_SHADER_RECORD_ADDRESS_EXT](#), or [VK_DESCRIPTOR_MAPPING_SOURCE_INDIRECT_ADDRESS_EXT](#), and a shader accesses a storage buffer using that mapping, the address that the storage buffer is mapped to **must** have been queried from a buffer created with the [VK_BUFFER_USAGE_STORAGE_BUFFER_BIT](#) usage flag set

- VUID-vkCmdDraw-None-11442

If a pipeline is bound to the pipeline bind point used by this command, or shader is bound to a shader stage used by this command, and it was created with a [descriptor mapping](#) using [VK_DESCRIPTOR_MAPPING_SOURCE_PUSH_ADDRESS_EXT](#), [VK_DESCRIPTOR_MAPPING_SOURCE_SHADER_RECORD_ADDRESS_EXT](#), or [VK_DESCRIPTOR_MAPPING_SOURCE_INDIRECT_ADDRESS_EXT](#), and a shader accesses a storage buffer using that mapping, the address that the storage buffer is mapped to **must** be aligned to [minStorageBufferOffsetAlignment](#)

- VUID-vkCmdDraw-None-11485

If a pipeline is bound to the pipeline bind point used by this command, or shader is bound to a shader stage used by this command, and it was created with a [descriptor mapping](#) using [VK_DESCRIPTOR_MAPPING_SOURCE_PUSH_ADDRESS_EXT](#), [VK_DESCRIPTOR_MAPPING_SOURCE_SHADER_RECORD_ADDRESS_EXT](#), or [VK_DESCRIPTOR_MAPPING_SOURCE_INDIRECT_ADDRESS_EXT](#), and a shader accesses an acceleration structure using that mapping, the address that the acceleration structure is mapped to **must** be an acceleration structure address retrieved from a [VkAccelerationStructureKHR](#) object via [vkGetAccelerationStructureDeviceAddressKHR](#) or handle retrieved from a [VkAccelerationStructureNV](#) object via [vkGetAccelerationStructureHandleNV](#)

- VUID-vkCmdDraw-index-11450

If a shader uses a sampler descriptor to sample an image as a result of this command, and

that sampler descriptor uses a custom border color with an index defined by `VkSamplerCustomBorderColorIndexCreateInfoEXT`, the value of `VkSamplerCustomBorderColorIndexCreateInfoEXT::index` **must** have been registered before this command was recorded, and still be registered during the sampling operation, with an identically defined color

- VUID-vkCmdDraw-protectedNoFault-11455

If `protectedNoFault` is not supported, a pipeline is bound to the pipeline bind point used by this command, or a shader is bound to a shader stage used by this command, and it was created with a descriptor mapping using `VK_DESCRIPTOR_MAPPING_SOURCE_PUSH_ADDRESS_EXT`, `VK_DESCRIPTOR_MAPPING_SOURCE_SHADER_RECORD_ADDRESS_EXT`, or `VK_DESCRIPTOR_MAPPING_SOURCE_INDIRECT_ADDRESS_EXT`, the address that the resource is mapped to **must** have been queried from a buffer created without the `VK_BUFFER_CREATE_PROTECTED_BIT` create flag set

- VUID-vkCmdDraw-protectedNoFault-11456

If `protectedNoFault` is not supported, a pipeline is bound to the pipeline bind point used by this command, or a shader is bound to a shader stage used by this command, and it was created with a descriptor mapping using `VK_DESCRIPTOR_MAPPING_SOURCE_HEAP_WITH_INDIRECT_INDEX_EXT` or `VK_DESCRIPTOR_MAPPING_SOURCE_HEAP_WITH_INDIRECT_INDEX_ARRAY_EXT`, the address of the indirect memory **must** have been queried from a buffer created without the `VK_BUFFER_CREATE_PROTECTED_BIT` create flag set

- VUID-vkCmdDraw-renderPass-02684

The current render pass **must** be `compatible` with the `renderPass` member of the `VkGraphicsPipelineCreateInfo` structure specified when creating the `VkPipeline` bound to `VK_PIPELINE_BIND_POINT_GRAPHICS`

- VUID-vkCmdDraw-subpass-02685

The subpass index of the current render pass **must** be equal to the `subpass` member of the `VkGraphicsPipelineCreateInfo` structure specified when creating the `VkPipeline` bound to `VK_PIPELINE_BIND_POINT_GRAPHICS`

- VUID-vkCmdDraw-OpTypeImage-07468

If any shader executed by this pipeline accesses an `OpTypeImage` variable with a `Dim` operand of `SubpassData`, it **must** be decorated with an `InputAttachmentIndex` that corresponds to a valid input attachment in the current subpass

- VUID-vkCmdDraw-None-07469

Input attachment views accessed in a subpass **must** be created with the same `VkFormat` as the corresponding subpass definition, and be created with a `VkImageView` that is compatible with the attachment referenced by the subpass' `pInputAttachments[InputAttachmentIndex]` in the bound `VkFramebuffer` as specified by [Fragment Input Attachment Compatibility](#)

- VUID-vkCmdDraw-pDepthInputAttachmentIndex-09595

Input attachment views accessed in a dynamic render pass with a `InputAttachmentIndex` referenced by `VkRenderingInputAttachmentIndexInfo`, or no `InputAttachmentIndex` if `VkRenderingInputAttachmentIndexInfo::pDepthInputAttachmentIndex` or `VkRenderingInputAttachmentIndexInfo::pStencilInputAttachmentIndex` are `NULL`, **must** be

created with a [VkImageView](#) that is compatible with the corresponding color, depth, or stencil attachment in [VkRenderingInfo](#)

- VUID-vkCmdDraw-pDepthInputAttachmentIndex-09596

Input attachment views accessed in a dynamic render pass via a shader object **must** have an [InputAttachmentIndex](#) if both [VkRenderingInputAttachmentIndexInfo::pDepthInputAttachmentIndex](#) and [VkRenderingInputAttachmentIndexInfo::pStencilInputAttachmentIndex](#) are non-NULL

- VUID-vkCmdDraw-InputAttachmentIndex-09597

If an input attachment view accessed in a dynamic render pass via a shader object has an [InputAttachmentIndex](#), the [InputAttachmentIndex](#) **must** match an index in [VkRenderingInputAttachmentIndexInfo](#)

- VUID-vkCmdDraw-None-06537

Memory backing image subresources used as attachments in the current render pass **must** not be written in any way other than as an attachment by this command

- VUID-vkCmdDraw-None-10795

If a color attachment is written by any prior command in this subpass or by the load, store, or resolve operations for this subpass, and [feedback loop](#) is not enabled for [VK_IMAGE_ASPECT_COLOR_BIT](#) on that attachment, it **must** not be accessed in any way other than as an attachment by this command

- VUID-vkCmdDraw-None-10796

If a depth attachment is written by any prior command in this subpass or by the load, store, or resolve operations for this subpass, and [feedback loop](#) is not enabled for [VK_IMAGE_ASPECT_DEPTH_BIT](#) on that attachment, it **must** not be accessed in any way other than as an attachment by this command

- VUID-vkCmdDraw-None-10797

If a stencil attachment is written by any prior command in this subpass or by the load, store, or resolve operations for this subpass, and [feedback loop](#) is not enabled for [VK_IMAGE_ASPECT_STENCIL_BIT](#) on that attachment, it **must** not be accessed in any way other than as an attachment by this command

- VUID-vkCmdDraw-None-12338

If a color attachment is read in this command in any way other than as an attachment, or has been read by any prior command in this subpass as a non-attachment, and [feedback loop](#) is not enabled for [VK_IMAGE_ASPECT_COLOR_BIT](#) on that attachment, the color attachment **must** not be written to by this command

- VUID-vkCmdDraw-None-12339

If a depth attachment is read in this command in any way other than as an attachment, or has been read by any prior command in this subpass as a non-attachment, and [feedback loop](#) is not enabled for [VK_IMAGE_ASPECT_DEPTH_BIT](#) on that attachment, the depth attachment **must** not be written to by this command

- VUID-vkCmdDraw-None-12340

If a stencil attachment is read in this command in any way other than as an attachment, or has been read by any prior command in this subpass as a non-attachment, and [feedback loop](#) is not enabled for [VK_IMAGE_ASPECT_STENCIL_BIT](#) on that attachment, the stencil attachment **must** not be written to by this command

- VUID-vkCmdDraw-None-09003
If an attachment is written by any prior command in this subpass or by the load, store, or resolve operations for this subpass, it **must** not be accessed in any way other than as an attachment, storage image, or sampled image by this command
- VUID-vkCmdDraw-None-06886
If the current render pass instance uses a depth/stencil attachment with a read-only layout for the depth aspect, **depth writes must** be disabled
- VUID-vkCmdDraw-None-06887
If the current render pass instance uses a depth/stencil attachment with a read-only layout for the stencil aspect, both front and back **writeMask** are not zero, and stencil test is enabled, **all stencil ops must** be **VK_STENCIL_OP_KEEP**
- VUID-vkCmdDraw-None-07831
If the bound graphics pipeline state was created with the **VK_DYNAMIC_STATE_VIEWPORT** dynamic state enabled then **vkCmdSetViewport must** have been called and not subsequently **invalidated** in the current command buffer prior to this drawing command
- VUID-vkCmdDraw-None-07832
If the bound graphics pipeline state was created with the **VK_DYNAMIC_STATE_SCISSOR** dynamic state enabled then **vkCmdSetScissor must** have been called and not subsequently **invalidated** in the current command buffer prior to this drawing command
- VUID-vkCmdDraw-None-08617
If a shader object is bound to any graphics stage or a graphics pipeline is bound which was created with the **VK_DYNAMIC_STATE_LINE_WIDTH** dynamic state enabled, the **current value** of **rasterizerDiscardEnable** is **VK_FALSE**, and the **effective rasterization input topology** is in line topology class, then **vkCmdSetLineWidth must** have been called and not subsequently **invalidated** in the current command buffer prior to this drawing command
- VUID-vkCmdDraw-None-07834
If a shader object is bound to any graphics stage or a graphics pipeline is bound which was created with the **VK_DYNAMIC_STATE_DEPTH_BIAS** dynamic state enabled, the **current value** of **rasterizerDiscardEnable** is **VK_FALSE**, and the **current value** of **depthBiasEnable** is **VK_TRUE**, then **vkCmdSetDepthBias** or **vkCmdSetDepthBias2EXT must** have been called and not subsequently **invalidated** in the current command buffer prior to this drawing command
- VUID-vkCmdDraw-None-07835
If a shader object is bound to the **VK_SHADER_STAGE_FRAGMENT_BIT** stage or a graphics pipeline is bound which was created with the **VK_DYNAMIC_STATE_BLEND_CONSTANTS** dynamic state enabled, the **current value** of **rasterizerDiscardEnable** is **VK_FALSE**, and an active color attachment **current value** of **blendEnable** is **VK_TRUE** with a blend equations where any **VkBlendFactor** member is **VK_BLEND_FACTOR_CONSTANT_COLOR**, **VK_BLEND_FACTOR_ONE_MINUS_CONSTANT_COLOR**, **VK_BLEND_FACTOR_CONSTANT_ALPHA**, **VK_BLEND_FACTOR_ONE_MINUS_CONSTANT_ALPHA**, or **VK_BLEND_FACTOR_ONE_MINUS_CONSTANT_ALPHA**, then **vkCmdSetBlendConstants must** have been called and not subsequently **invalidated** in the current command buffer prior to this drawing command

- VUID-vkCmdDraw-None-07836

If a shader object is bound to any graphics stage or a graphics pipeline is bound which was created with the [VK_DYNAMIC_STATE_DEPTH_BOUNDS](#) dynamic state enabled, the [current value](#) of [rasterizerDiscardEnable](#) is [VK_FALSE](#), and the [current value](#) of [depthBoundsTestEnable](#) is [VK_TRUE](#), then [vkCmdSetDepthBounds](#) **must** have been called and not subsequently [invalidated](#) in the current command buffer prior to this drawing command

- VUID-vkCmdDraw-None-07837

If a shader object is bound to any graphics stage or a graphics pipeline is bound which was created with the [VK_DYNAMIC_STATE_STENCIL_COMPARE_MASK](#) dynamic state enabled, the [current value](#) of [rasterizerDiscardEnable](#) is [VK_FALSE](#), and the [current value](#) of [stencilTestEnable](#) is [VK_TRUE](#), then [vkCmdSetStencilCompareMask](#) **must** have been called and not subsequently [invalidated](#) in the current command buffer prior to this drawing command

- VUID-vkCmdDraw-None-07838

If a shader object is bound to any graphics stage or a graphics pipeline is bound which was created with the [VK_DYNAMIC_STATE_STENCIL_WRITE_MASK](#) dynamic state enabled, the [current value](#) of [rasterizerDiscardEnable](#) is [VK_FALSE](#), and the [current value](#) of [stencilTestEnable](#) is [VK_TRUE](#), then [vkCmdSetStencilWriteMask](#) **must** have been called and not subsequently [invalidated](#) in the current command buffer prior to this drawing command

- VUID-vkCmdDraw-None-07839

If a shader object is bound to any graphics stage or a graphics pipeline is bound which was created with the [VK_DYNAMIC_STATE_STENCIL_REFERENCE](#) dynamic state enabled, the [current value](#) of [rasterizerDiscardEnable](#) is [VK_FALSE](#), the [current value](#) of [stencilTestEnable](#) is [VK_TRUE](#), then [vkCmdSetStencilReference](#) **must** have been called and not subsequently [invalidated](#) in the current command buffer prior to this drawing command

- VUID-vkCmdDraw-maxMultiviewInstanceIndex-02688

If the draw is recorded in a render pass instance with multiview enabled, the maximum instance index **must** be less than or equal to [VkPhysicalDeviceMultiviewProperties::maxMultiviewInstanceIndex](#)

- VUID-vkCmdDraw-sampleLocationsEnable-02689

If the bound graphics pipeline was created with [VkPipelineSampleLocationsStateCreateInfoEXT::sampleLocationsEnable](#) set to [VK_TRUE](#), then the active depth attachment **must** have been created with the [VK_IMAGE_CREATE_SAMPLE_LOCATIONS_COMPATIBLE_DEPTH_BIT_EXT](#) bit set

- VUID-vkCmdDraw-None-07634

If the [VK_EXT_sample_locations](#) extension is enabled, a shader object is bound to any graphics stage or a graphics pipeline is bound which was created with the [VK_DYNAMIC_STATE_SAMPLE_LOCATIONS_ENABLE_EXT](#) dynamic state enabled, and the [current value](#) of [rasterizerDiscardEnable](#) is [VK_FALSE](#), then [vkCmdSetSampleLocationsEnableEXT](#) **must** have been called and not subsequently [invalidated](#) in the current command buffer prior to this drawing command

- VUID-vkCmdDraw-None-06666

If the `VK_EXT_sample_locations` extension is enabled, a shader object is bound to any graphics stage or a graphics pipeline is bound which was created with the `VK_DYNAMIC_STATE_SAMPLE_LOCATIONS_EXT` dynamic state enabled, the **current value** of `rasterizerDiscardEnable` is `VK_FALSE`, and the **current value** of `sampleLocationsEnable` is `VK_TRUE`, then `vkCmdSetSampleLocationsEXT` **must** have been called and not subsequently **invalidated** in the current command buffer prior to this drawing command

- VUID-vkCmdDraw-None-07840

If a shader object is bound to any graphics stage or a graphics pipeline is bound which was created with the `VK_DYNAMIC_STATE_CULL_MODE` dynamic state enabled, and the **current value** of `rasterizerDiscardEnable` is `VK_FALSE`, then `vkCmdSetCullMode` **must** have been called and not subsequently **invalidated** in the current command buffer prior to this drawing command

- VUID-vkCmdDraw-None-07841

If a shader object is bound to any graphics stage or a graphics pipeline is bound which was created with the `VK_DYNAMIC_STATE_FRONT_FACE` dynamic state enabled, and the **current value** of `rasterizerDiscardEnable` is `VK_FALSE`, then `vkCmdSetFrontFace` **must** have been called and not subsequently **invalidated** in the current command buffer prior to this drawing command

- VUID-vkCmdDraw-None-07843

If a shader object is bound to any graphics stage or a graphics pipeline is bound which was created with the `VK_DYNAMIC_STATE_DEPTH_TEST_ENABLE` dynamic state enabled, and the **current value** of `rasterizerDiscardEnable` is `VK_FALSE`, `vkCmdSetDepthTestEnable` **must** have been called and not subsequently **invalidated** in the current command buffer prior to this drawing command

- VUID-vkCmdDraw-None-07844

If a shader object is bound to any graphics stage or a graphics pipeline is bound which was created with the `VK_DYNAMIC_STATE_DEPTH_WRITE_ENABLE` dynamic state enabled, and the **current value** of `rasterizerDiscardEnable` is `VK_FALSE`, and the **current value** of `depthTestEnable` is `VK_TRUE`, then `vkCmdSetDepthWriteEnable` **must** have been called and not subsequently **invalidated** in the current command buffer prior to this drawing command

- VUID-vkCmdDraw-None-07845

If a shader object is bound to any graphics stage or a graphics pipeline is bound which was created with the `VK_DYNAMIC_STATE_DEPTH_COMPARE_OP` dynamic state enabled, the **current value** of `rasterizerDiscardEnable` is `VK_FALSE`, and the **current value** of `depthTestEnable` is `VK_TRUE`, then `vkCmdSetDepthCompareOp` **must** have been called and not subsequently **invalidated** in the current command buffer prior to this drawing command

- VUID-vkCmdDraw-None-07846

If the `depthBounds` feature is enabled, a shader object is bound to any graphics stage or a graphics pipeline is bound which was created with the `VK_DYNAMIC_STATE_DEPTH_BOUNDS_TEST_ENABLE` dynamic state enabled, and the **current value** of `rasterizerDiscardEnable` is `VK_FALSE`, then `vkCmdSetDepthBoundsTestEnable` **must** have been called and not subsequently **invalidated** in the current command buffer prior to this drawing command

- VUID-vkCmdDraw-None-07847

If a shader object is bound to any graphics stage or a graphics pipeline is bound which was created with the `VK_DYNAMIC_STATE_STENCIL_TEST_ENABLE` dynamic state enabled, and the `current value` of `rasterizerDiscardEnable` is `VK_FALSE`, then `vkCmdSetStencilTestEnable` **must** have been called and not subsequently `invalidated` in the current command buffer prior to this drawing command

- VUID-vkCmdDraw-None-07848

If a shader object is bound to any graphics stage or a graphics pipeline is bound which was created with the `VK_DYNAMIC_STATE_STENCIL_OP` dynamic state enabled, the `current value` of `rasterizerDiscardEnable` is `VK_FALSE`, the `current value` of `stencilTestEnable` is `VK_TRUE`, then `vkCmdSetStencilOp` **must** have been called and not subsequently `invalidated` in the current command buffer prior to this drawing command

- VUID-vkCmdDraw-viewportCount-03417

If a shader object is bound to any graphics stage or a graphics pipeline is bound which was created with the `VK_DYNAMIC_STATE_VIEWPORT_WITH_COUNT` dynamic state enabled, and the state is not inherited, then `vkCmdSetViewportWithCount` **must** have been called and not subsequently `invalidated` in the current command buffer prior to this drawing command

- VUID-vkCmdDraw-scissorCount-03418

If a shader object is bound to any graphics stage or a graphics pipeline is bound which was created with the `VK_DYNAMIC_STATE_SCISSOR_WITH_COUNT` dynamic state enabled, and the state is not inherited, then `vkCmdSetScissorWithCount` **must** have been called and not subsequently `invalidated` in the current command buffer prior to this drawing

- VUID-vkCmdDraw-viewportCount-03419

If a shader object is bound to any graphics stage or a graphics pipeline is bound which was created with both the `VK_DYNAMIC_STATE_SCISSOR_WITH_COUNT` and `VK_DYNAMIC_STATE_VIEWPORT_WITH_COUNT` dynamic states enabled, and the state is not inherited, then the `viewportCount` parameter of `vkCmdSetViewportWithCount` **must** match the `scissorCount` parameter of `vkCmdSetScissorWithCount`

- VUID-vkCmdDraw-viewportCount-04137

If the bound graphics pipeline state was created with the `VK_DYNAMIC_STATE_VIEWPORT_WITH_COUNT` dynamic state enabled, but not the `VK_DYNAMIC_STATE_VIEWPORT_W_SCALING_NV` dynamic state enabled, then the bound graphics pipeline **must** have been created with `VkPipelineViewportWScalingStateCreateInfoNV::viewportCount` greater or equal to the `viewportCount` parameter in the last call to `vkCmdSetViewportWithCount`

- VUID-vkCmdDraw-viewportCount-04138

If the `VK_NV_clip_space_w_scaling` extension is enabled, and a shader object is bound to any graphics stage or a graphics pipeline is bound which was created with the `VK_DYNAMIC_STATE_VIEWPORT_WITH_COUNT` and `VK_DYNAMIC_STATE_VIEWPORT_W_SCALING_NV` dynamic state enabled, the `current value` of `viewportWScalingEnable` is `VK_TRUE`, then `vkCmdSetViewportWScalingNV` **must** have been called and not subsequently `invalidated` in the current command buffer prior to this drawing command

- VUID-vkCmdDraw-None-08636

If the `VK_NV_clip_space_w_scaling` extension is enabled, and a shader object is bound to any graphics stage or a graphics pipeline is bound which was created with the `VK_DYNAMIC_STATE_VIEWPORT_WITH_COUNT` and `VK_DYNAMIC_STATE_VIEWPORT_W_SCALING_NV` dynamic state enabled, the **current value** of `viewportWScalingEnable` is `VK_TRUE`, then the `viewportCount` parameter in the last call to `vkCmdSetViewportWScalingNV` **must** be greater than or equal to the `viewportCount` parameter in the last call to `vkCmdSetViewportWithCount`

- VUID-vkCmdDraw-viewportCount-04139

If the bound graphics pipeline state was created with the `VK_DYNAMIC_STATE_VIEWPORT_WITH_COUNT` dynamic state enabled, but not the `VK_DYNAMIC_STATE_VIEWPORT_SHADING_RATE_PALETTE_NV` dynamic state enabled, then the bound graphics pipeline **must** have been created with `VkPipelineViewportShadingRateImageStateCreateInfoNV::viewportCount` greater or equal to the `viewportCount` parameter in the last call to `vkCmdSetViewportWithCount`

- VUID-vkCmdDraw-shadingRateImage-09233

If the `shadingRateImage` feature is enabled, and a shader object is bound to any graphics stage or a graphics pipeline is bound which was created with the `VK_DYNAMIC_STATE_VIEWPORT_COARSE_SAMPLE_ORDER_NV` and the **current value** of `rasterizerDiscardEnable` is `VK_FALSE`, then `vkCmdSetCoarseSampleOrderNV` **must** have been called and not subsequently `invalidated` in the current command buffer prior to this drawing command

- VUID-vkCmdDraw-shadingRateImage-09234

If the `shadingRateImage` feature is enabled, and a shader object is bound to any graphics stage or a graphics pipeline is bound which was created with the `VK_DYNAMIC_STATE_VIEWPORT_WITH_COUNT` and `VK_DYNAMIC_STATE_VIEWPORT_SHADING_RATE_PALETTE_NV` dynamic state enabled, the **current value** of `rasterizerDiscardEnable` is `VK_FALSE`, and the **current value** of `shadingRateImageEnable` is `VK_TRUE`, then `vkCmdSetViewportShadingRatePaletteNV` **must** have been called and not subsequently `invalidated` in the current command buffer prior to this drawing command

- VUID-vkCmdDraw-None-08637

If the `shadingRateImage` feature is enabled, and a shader object is bound to any graphics stage or a graphics pipeline is bound which was created with the `VK_DYNAMIC_STATE_VIEWPORT_WITH_COUNT` and `VK_DYNAMIC_STATE_VIEWPORT_SHADING_RATE_PALETTE_NV` dynamic state enabled, the **current value** of `rasterizerDiscardEnable` is `VK_FALSE`, and the **current value** of `shadingRateImageEnable` is `VK_TRUE`, then the `viewportCount` parameter in the last call to `vkCmdSetViewportShadingRatePaletteNV` **must** be greater than or equal to the `viewportCount` parameter in the last call to `vkCmdSetViewportWithCount`

- VUID-vkCmdDraw-VkPipelineVieportCreateInfo-04141

If the bound graphics pipeline state was created with the `VK_DYNAMIC_STATE_VIEWPORT_WITH_COUNT` dynamic state enabled and a `VkPipelineViewportSwizzleStateCreateInfoNV` structure chained from `VkPipelineViewportStateCreateInfo`, then the bound graphics pipeline **must** have been created with `VkPipelineViewportSwizzleStateCreateInfoNV::viewportCount` greater or

equal to the `viewportCount` parameter in the last call to `vkCmdSetViewportWithCount`

- VUID-vkCmdDraw-VkPipelineVieportCreateInfo-04142

If the bound graphics pipeline state was created with the `VK_DYNAMIC_STATE_VIEWPORT_WITH_COUNT` dynamic state enabled and a `VkPipelineViewportExclusiveScissorStateCreateInfoNV` structure chained from `VkPipelineViewportStateCreateInfo`, then the bound graphics pipeline **must** have been created with `VkPipelineViewportExclusiveScissorStateCreateInfoNV::exclusiveScissorCount` greater or equal to the `viewportCount` parameter in the last call to `vkCmdSetViewportWithCount`

- VUID-vkCmdDraw-None-07878

If the `exclusiveScissor` feature is enabled, and a shader object is bound to any graphics stage or a graphics pipeline is bound which was created with the `VK_DYNAMIC_STATE_EXCLUSIVE_SCISSOR_ENABLE_NV` dynamic state enabled, then `vkCmdSetExclusiveScissorEnableNV` **must** have been called and not subsequently `invalidated` in the current command buffer prior to this drawing command

- VUID-vkCmdDraw-None-07879

If the `exclusiveScissor` feature is enabled, a shader object is bound to any graphics stage or a graphics pipeline is bound which was created with the `VK_DYNAMIC_STATE_EXCLUSIVE_SCISSOR_NV` dynamic state enabled, and the most recent call to `vkCmdSetExclusiveScissorEnableNV` in the current command buffer set any element of `pExclusiveScissorEnables` to `VK_TRUE`, then `vkCmdSetExclusiveScissorNV` **must** have been called and not subsequently `invalidated` in the current command buffer prior to this drawing command

- VUID-vkCmdDraw-None-04876

If a shader object is bound to any graphics stage or a graphics pipeline is bound which was created with the `VK_DYNAMIC_STATE_RASTERIZER_DISCARD_ENABLE` dynamic state enabled, then `vkCmdSetRasterizerDiscardEnable` **must** have been called and not subsequently `invalidated` in the current command buffer prior to this drawing command

- VUID-vkCmdDraw-None-04877

If a shader object is bound to any graphics stage or a graphics pipeline is bound which was created with the `VK_DYNAMIC_STATE_DEPTH_BIAS_ENABLE` dynamic state enabled, and the `current value` of `rasterizerDiscardEnable` is `VK_FALSE`, then `vkCmdSetDepthBiasEnable` **must** have been called and not subsequently `invalidated` in the current command buffer prior to this drawing command

- VUID-vkCmdDraw-logicOp-04878

If a shader object is bound to the `VK_SHADER_STAGE_FRAGMENT_BIT` or a graphics pipeline is bound which was created with the `VK_DYNAMIC_STATE_LOGIC_OP_EXT` dynamic state enabled, the `current value` of `rasterizerDiscardEnable` is `VK_FALSE`, and the `current value` of `logicOpEnable` is `VK_TRUE`, then `vkCmdSetLogicOpEXT` **must** have been called and not subsequently `invalidated` in the current command buffer prior to this drawing command

- VUID-vkCmdDraw-primitiveFragmentShadingRateWithMultipleViewports-04552

If the `primitiveFragmentShadingRateWithMultipleViewports` limit is not supported, the bound graphics pipeline was created with the `VK_DYNAMIC_STATE_VIEWPORT_WITH_COUNT` dynamic state enabled, and any of the

shader stages of the bound graphics pipeline write to the `PrimitiveShadingRateKHR` built-in, then `vkCmdSetViewportWithCount` **must** have been called in the current command buffer prior to this drawing command, and the `viewportCount` parameter of `vkCmdSetViewportWithCount` **must** be 1

- VUID-vkCmdDraw-primitiveFragmentShadingRateWithMultipleViewports-08642

If the `primitiveFragmentShadingRateWithMultipleViewports` limit is not supported, and any shader object bound to a graphics stage writes to the `PrimitiveShadingRateKHR` built-in, then `vkCmdSetViewportWithCount` **must** have been called in the current command buffer prior to this drawing command, and the `viewportCount` parameter of `vkCmdSetViewportWithCount` **must** be 1

- VUID-vkCmdDraw-blendEnable-04727

If a shader object is bound to the `VK_SHADER_STAGE_FRAGMENT_BIT` stage or a graphics pipeline is bound which was created with `VK_DYNAMIC_STATE_COLOR_BLEND_ENABLE_EXT` dynamic state enabled, the **current value** of `rasterizerDiscardEnable` is `VK_FALSE`, then for each color attachment, if the corresponding image view's **format features** do not contain `VK_FORMAT_FEATURE_COLOR_ATTACHMENT_BLEND_BIT`, then the corresponding **current value** of `blendEnable` **must** be `VK_FALSE`

- VUID-vkCmdDraw-None-08644

If a shader object is bound to any graphics stage or a graphics pipeline is bound, the **current value** of `rasterizerDiscardEnable` is `VK_FALSE`, and none of the following is enabled:

- the `VK_AMD_mixed_attachment_samples` extension
- the `VK_NV_framebuffer_mixed_samples` extension
- the `multisampledRenderToSingleSampled` feature

then the **current value** of `rasterizationSamples` **must** be the same as the current color and/or depth/stencil attachments

- VUID-vkCmdDraw-None-08876

If a shader object is bound to any graphics stage, the current render pass instance **must** have been begun with `vkCmdBeginRendering`

- VUID-vkCmdDraw-imageView-06172

If the current render pass instance was begun with `vkCmdBeginRendering`, the `imageView` member of `pDepthAttachment` is not `VK_NULL_HANDLE`, and the `layout` member of `pDepthAttachment` is `VK_IMAGE_LAYOUT_DEPTH_STENCIL_READ_ONLY_OPTIMAL`, this command **must** not write any values to the depth attachment

- VUID-vkCmdDraw-imageView-06173

If the current render pass instance was begun with `vkCmdBeginRendering`, the `imageView` member of `pStencilAttachment` is not `VK_NULL_HANDLE`, and the `layout` member of `pStencilAttachment` is `VK_IMAGE_LAYOUT_DEPTH_STENCIL_READ_ONLY_OPTIMAL`, this command **must** not write any values to the stencil attachment

- VUID-vkCmdDraw-imageView-06174

If the current render pass instance was begun with `vkCmdBeginRendering`, the `imageView` member of `pDepthAttachment` is not `VK_NULL_HANDLE`, and the `layout` member of

`pDepthAttachment` is
`VK_IMAGE_LAYOUT_DEPTH_READ_ONLY_STENCIL_ATTACHMENT_OPTIMAL`, this
command **must** not write any values to the depth attachment

- VUID-vkCmdDraw-imageView-06175

If the current render pass instance was begun with `vkCmdBeginRendering`, the `imageView` member of `pStencilAttachment` is not `VK_NULL_HANDLE`, and the `layout` member of `pStencilAttachment` is
`VK_IMAGE_LAYOUT_DEPTH_ATTACHMENT_STENCIL_READ_ONLY_OPTIMAL`, this
command **must** not write any values to the stencil attachment

- VUID-vkCmdDraw-imageView-06176

If the current render pass instance was begun with `vkCmdBeginRendering`, the `imageView` member of `pDepthAttachment` is not `VK_NULL_HANDLE`, and the `layout` member of `pDepthAttachment` is `VK_IMAGE_LAYOUT_DEPTH_READ_ONLY_OPTIMAL`, this command **must** not write any values to the depth attachment

- VUID-vkCmdDraw-imageView-06177

If the current render pass instance was begun with `vkCmdBeginRendering`, the `imageView` member of `pStencilAttachment` is not `VK_NULL_HANDLE`, and the `layout` member of `pStencilAttachment` is `VK_IMAGE_LAYOUT_STENCIL_READ_ONLY_OPTIMAL`, this command **must** not write any values to the stencil attachment

- VUID-vkCmdDraw-viewMask-06178

If the current render pass instance was begun with `vkCmdBeginRendering`, the bound graphics pipeline **must** have been created with a `VkPipelineRenderingCreateInfo::viewMask` equal to `VkRenderingInfo::viewMask`

- VUID-vkCmdDraw-colorAttachmentCount-06179

If the `dynamicRenderingUnusedAttachments` feature is not enabled and the current render pass instance was begun with `vkCmdBeginRendering`, the bound graphics pipeline **must** have been created with a `VkPipelineRenderingCreateInfo::colorAttachmentCount` equal to `VkRenderingInfo::colorAttachmentCount`

- VUID-vkCmdDraw-dynamicRenderingUnusedAttachments-08910

If the `dynamicRenderingUnusedAttachments` feature is not enabled, and the current render pass instance was begun with `vkCmdBeginRendering` and `VkRenderingInfo::colorAttachmentCount` greater than 0, then each element of the `VkRenderingInfo::pColorAttachments` array with an `imageView` not equal to `VK_NULL_HANDLE` **must** have been created with a `VkFormat` equal to the corresponding element of `VkPipelineRenderingCreateInfo::pColorAttachmentFormats` used to create the bound graphics pipeline

- VUID-vkCmdDraw-dynamicRenderingUnusedAttachments-08912

If the `dynamicRenderingUnusedAttachments` feature is not enabled, and the current render pass instance was begun with `vkCmdBeginRendering` and `VkRenderingInfo::colorAttachmentCount` greater than 0, then each element of the `VkRenderingInfo::pColorAttachments` array with an `imageView` equal to `VK_NULL_HANDLE` **must** have the corresponding element of `VkPipelineRenderingCreateInfo::pColorAttachmentFormats` used to create the bound pipeline equal to `VK_FORMAT_UNDEFINED`

- VUID-vkCmdDraw-dynamicRenderingUnusedAttachments-08911

If the `dynamicRenderingUnusedAttachments` feature is enabled, and the current render pass

instance was begun with `vkCmdBeginRendering` and `VkRenderingInfo::colorAttachmentCount` greater than 0, then each element of the `VkRenderingInfo::pColorAttachments` array with an `imageView` not equal to `VK_NULL_HANDLE` **must** have been created with a `VkFormat` equal to the corresponding element of `VkPipelineRenderingCreateInfo::pColorAttachmentFormats` used to create the bound graphics pipeline, or the corresponding element of `VkPipelineRenderingCreateInfo::pColorAttachmentFormats`, if it exists, **must** be `VK_FORMAT_UNDEFINED`

- VUID-vkCmdDraw-colorAttachmentCount-09362

If the current render pass instance was begun with `vkCmdBeginRendering`, with a `VkRenderingInfo::colorAttachmentCount` equal to 1, there is no shader object bound to any graphics stage, and a color attachment with a resolve mode of `VK_RESOLVE_MODE_EXTERNAL_FORMAT_DOWNSAMPLE_BIT_ANDROID`, each element of the `VkRenderingInfo::pColorAttachments` array with a `resolveImageView` not equal to `VK_NULL_HANDLE` **must** have been created with an image created with a `VkExternalFormatANDROID::externalFormat` value equal to the `VkExternalFormatANDROID::externalFormat` value used to create the bound graphics pipeline

- VUID-vkCmdDraw-None-09363

If there is no shader object bound to any graphics stage, the current render pass instance was begun with `vkCmdBeginRendering` and a `VkRenderingInfo::colorAttachmentCount` equal to 1, and a color attachment with a resolve mode of `VK_RESOLVE_MODE_EXTERNAL_FORMAT_DOWNSAMPLE_BIT_ANDROID`, each element of the `VkRenderingInfo::pColorAttachments` array with a `imageView` not equal to `VK_NULL_HANDLE` **must** have been created with an image created with a `VkExternalFormatANDROID::externalFormat` value equal to the `VkExternalFormatANDROID::externalFormat` value used to create the bound graphics pipeline

- VUID-vkCmdDraw-None-09364

If the current render pass instance was begun with `vkCmdBeginRendering`, there is no shader object bound to any graphics stage, and the bound graphics pipeline was created with a non-zero `VkExternalFormatANDROID::externalFormat` value and with the `VK_DYNAMIC_STATE_COLOR_BLEND_ENABLE_EXT` dynamic state enabled, then `vkCmdSetColorBlendEnableEXT` **must** have set the blend enable to `VK_FALSE` prior to this drawing command

- VUID-vkCmdDraw-None-09365

If the current render pass instance was begun with `vkCmdBeginRendering`, there is no shader object bound to any graphics stage, and the bound graphics pipeline was created with a non-zero `VkExternalFormatANDROID::externalFormat` value and with the `VK_DYNAMIC_STATE_RASTERIZATION_SAMPLES_EXT` dynamic state enabled, then `vkCmdSetRasterizationSamplesEXT` **must** have set `rasterizationSamples` to `VK_SAMPLE_COUNT_1_BIT` prior to this drawing command

- VUID-vkCmdDraw-None-09366

If there is a shader object bound to any graphics stage, and the current render pass includes a color attachment that uses the `VK_RESOLVE_MODE_EXTERNAL_FORMAT_DOWNSAMPLE_BIT_ANDROID` resolve mode, then `vkCmdSetColorBlendEnableEXT` **must** have set blend enable to `VK_FALSE` prior to

this drawing command

- VUID-vkCmdDraw-rasterizationSamples-09367

If there is a shader object bound to any graphics stage, and the current render pass includes a color attachment that uses the `VK_RESOLVE_MODE_EXTERNAL_FORMAT_DOWNSAMPLE_BIT_ANDROID` resolve mode, then `vkCmdSetRasterizationSamplesEXT` **must** have set `rasterizationSamples` to `VK_SAMPLE_COUNT_1_BIT` prior to this drawing command

- VUID-vkCmdDraw-None-09368

If the current render pass instance was begun with `vkCmdBeginRendering`, there is no shader object bound to any graphics stage, and the bound graphics pipeline was created with a non-zero `VkExternalFormatANDROID::externalFormat` value and with the `VK_DYNAMIC_STATE_FRAGMENT_SHADING_RATE_KHR` dynamic state enabled, then `vkCmdSetFragmentShadingRateKHR` **must** have set `pFragmentSize->width` to 1 prior to this drawing command

- VUID-vkCmdDraw-None-09369

If the current render pass instance was begun with `vkCmdBeginRendering`, there is no shader object bound to any graphics stage, and the bound graphics pipeline was created with a non-zero `VkExternalFormatANDROID::externalFormat` value and with the `VK_DYNAMIC_STATE_FRAGMENT_SHADING_RATE_KHR` dynamic state enabled, then `vkCmdSetFragmentShadingRateKHR` **must** have set `pFragmentSize->height` to 1 prior to this drawing command

- VUID-vkCmdDraw-pFragmentSize-09370

If there is a shader object bound to any graphics stage, and the current render pass includes a color attachment that uses the `VK_RESOLVE_MODE_EXTERNAL_FORMAT_DOWNSAMPLE_BIT_ANDROID` resolve mode, then `vkCmdSetFragmentShadingRateKHR` **must** have set `pFragmentSize->width` to 1 prior to this drawing command

- VUID-vkCmdDraw-pFragmentSize-09371

If there is a shader object bound to any graphics stage, and the current render pass includes a color attachment that uses the `VK_RESOLVE_MODE_EXTERNAL_FORMAT_DOWNSAMPLE_BIT_ANDROID` resolve mode, then `vkCmdSetFragmentShadingRateKHR` **must** have set `pFragmentSize->height` to 1 prior to this drawing command

- VUID-vkCmdDraw-None-07749

If the `colorWriteEnable` feature is enabled, a shader object is bound to the `VK_SHADER_STAGE_FRAGMENT_BIT` stage or a graphics pipeline is bound which was created with the `VK_DYNAMIC_STATE_COLOR_WRITE_ENABLE_EXT` dynamic state enabled, and the current value of `rasterizerDiscardEnable` is `VK_FALSE`, then `vkCmdSetColorWriteEnableEXT` **must** have been called and not subsequently `invalidated` in the current command buffer prior to this drawing command

- VUID-vkCmdDraw-attachmentCount-07750

If the `colorWriteEnable` feature is enabled, a shader object is bound to the `VK_SHADER_STAGE_FRAGMENT_BIT` stage or a graphics pipeline is bound which was created with the `VK_DYNAMIC_STATE_COLOR_WRITE_ENABLE_EXT` dynamic state enabled, and the current value of `rasterizerDiscardEnable` is `VK_FALSE`, then the

`attachmentCount` parameter of most recent call to `vkCmdSetColorWriteEnableEXT` in the current command buffer **must** be greater than or equal to the number of active color attachments

- VUID-vkCmdDraw-None-07751

If the `VK_EXT_discard_rectangles` extension is enabled, a graphics pipeline is bound which was created with the `VK_DYNAMIC_STATE_DISCARD_RECTANGLE_EXT` dynamic state enabled and the `pNext` chain of `VkGraphicsPipelineCreateInfo` included a `VkPipelineDiscardRectangleStateCreateInfoEXT` structure, the `current value` of `rasterizerDiscardEnable` is `VK_FALSE`, and the `current value` of `discardRectangleEnable` is `VK_TRUE`, then `vkCmdSetDiscardRectangleEXT` **must** have been called and not subsequently `invalidated` in the current command buffer prior to this drawing command for each discard rectangle in `VkPipelineDiscardRectangleStateCreateInfoEXT::discardRectangleCount`

- VUID-vkCmdDraw-rasterizerDiscardEnable-09236

If the `VK_EXT_discard_rectangles` extension is enabled, a shader object is bound to any graphics stage or a graphics pipeline is bound which was created with `VK_DYNAMIC_STATE_DISCARD_RECTANGLE_EXT` dynamic state enabled and the `pNext` chain of `VkGraphicsPipelineCreateInfo` did not include a `VkPipelineDiscardRectangleStateCreateInfoEXT` structure, the `current value` of `rasterizerDiscardEnable` is `VK_FALSE`, and the `current value` of `discardRectangleEnable` is `VK_TRUE`, then `vkCmdSetDiscardRectangleEXT` **must** have been called and not subsequently `invalidated` in the current command buffer prior to this drawing command for each discard rectangle in `VkPhysicalDeviceDiscardRectanglePropertiesEXT::maxDiscardRectangles`

- VUID-vkCmdDraw-None-07880

If the `VK_EXT_discard_rectangles` extension is enabled, a shader object is bound to any graphics stage or a graphics pipeline is bound which was created with the `VK_DYNAMIC_STATE_DISCARD_RECTANGLE_ENABLE_EXT` dynamic state enabled, the `current value` of `rasterizerDiscardEnable` is `VK_FALSE`, then `vkCmdSetDiscardRectangleEnableEXT` **must** have been called and not subsequently `invalidated` in the current command buffer prior to this drawing command

- VUID-vkCmdDraw-None-07881

If the `VK_EXT_discard_rectangles` extension is enabled, a shader object is bound to any graphics stage or a graphics pipeline is bound which was created with the `VK_DYNAMIC_STATE_DISCARD_RECTANGLE_MODE_EXT` dynamic state enabled, the `current value` of `rasterizerDiscardEnable` is `VK_FALSE`, and the `current value` of `discardRectangleEnable` is `VK_TRUE`, then `vkCmdSetDiscardRectangleModeEXT` **must** have been called and not subsequently `invalidated` in the current command buffer prior to this drawing command

- VUID-vkCmdDraw-dynamicRenderingUnusedAttachments-08913

If the current render pass instance was begun with `vkCmdBeginRendering`, the `dynamicRenderingUnusedAttachments` feature is not enabled, and `VkRenderingInfo::pDepthAttachment->imageView` was `VK_NULL_HANDLE`, the value of `VkPipelineRenderingCreateInfo::depthAttachmentFormat` used to create the bound graphics pipeline **must** be equal to `VK_FORMAT_UNDEFINED`

- VUID-vkCmdDraw-dynamicRenderingUnusedAttachments-08914
If current render pass instance was begun with `vkCmdBeginRendering`, the `dynamicRenderingUnusedAttachments` feature is not enabled, and `VkRenderingInfo::pDepthAttachment->imageView` was not `VK_NULL_HANDLE`, the value of `VkPipelineRenderingCreateInfo::depthAttachmentFormat` used to create the bound graphics pipeline **must** be equal to the `VkFormat` used to create `VkRenderingInfo::pDepthAttachment->imageView`
- VUID-vkCmdDraw-dynamicRenderingUnusedAttachments-08915
If the current render pass instance was begun with `vkCmdBeginRendering`, the `dynamicRenderingUnusedAttachments` feature is enabled, `VkRenderingInfo::pDepthAttachment->imageView` was not `VK_NULL_HANDLE`, and the value of `VkPipelineRenderingCreateInfo::depthAttachmentFormat` used to create the bound graphics pipeline was not equal to the `VkFormat` used to create `VkRenderingInfo::pDepthAttachment->imageView`, the value of the format **must** be `VK_FORMAT_UNDEFINED`
- VUID-vkCmdDraw-dynamicRenderingUnusedAttachments-08916
If the current render pass instance was begun with `vkCmdBeginRendering`, the `dynamicRenderingUnusedAttachments` feature is not enabled, and `VkRenderingInfo::pStencilAttachment->imageView` was `VK_NULL_HANDLE`, the value of `VkPipelineRenderingCreateInfo::stencilAttachmentFormat` used to create the bound graphics pipeline **must** be equal to `VK_FORMAT_UNDEFINED`
- VUID-vkCmdDraw-dynamicRenderingUnusedAttachments-08917
If current render pass instance was begun with `vkCmdBeginRendering`, the `dynamicRenderingUnusedAttachments` feature is not enabled, and `VkRenderingInfo::pStencilAttachment->imageView` was not `VK_NULL_HANDLE`, the value of `VkPipelineRenderingCreateInfo::stencilAttachmentFormat` used to create the bound graphics pipeline **must** be equal to the `VkFormat` used to create `VkRenderingInfo::pStencilAttachment->imageView`
- VUID-vkCmdDraw-dynamicRenderingUnusedAttachments-08918
If the current render pass instance was begun with `vkCmdBeginRendering`, the `dynamicRenderingUnusedAttachments` feature is enabled, `VkRenderingInfo::pStencilAttachment->imageView` was not `VK_NULL_HANDLE`, and the value of `VkPipelineRenderingCreateInfo::stencilAttachmentFormat` used to create the bound graphics pipeline was not equal to the `VkFormat` used to create `VkRenderingInfo::pStencilAttachment->imageView`, the value of the format **must** be `VK_FORMAT_UNDEFINED`
- VUID-vkCmdDraw-imageView-06183
If the current render pass instance was begun with `vkCmdBeginRendering` and `VkRenderingFragmentShadingRateAttachmentInfoKHR::imageView` was not `VK_NULL_HANDLE`, the bound graphics pipeline **must** have been created with `VK_PIPELINE_CREATE_RENDERING_FRAGMENT_SHADING_RATE_ATTACHMENT_BIT_KHR`
- VUID-vkCmdDraw-dynamicRenderingLocalRead-11797
If the current render pass instance was begun with `vkCmdBeginRendering`, the `dynamicRenderingLocalRead` feature is enabled, the `VK_RENDERING_LOCAL_READ_CONCURRENT_ACCESS_CONTROL_BIT_KHR` flag is

specified, and an attachment is being used as a feedback loop as specified by `VK_RENDERING_ATTACHMENT_INPUT_ATTACHMENT_FEEDBACK_BIT_KHR`, `VkRenderingAttachmentFlagsInfoKHR::flags` for that attachment **must** include `VK_RENDERING_ATTACHMENT_INPUT_ATTACHMENT_FEEDBACK_BIT_KHR`

- VUID-vkCmdDraw-imageView-06184

If the current render pass instance was begun with `vkCmdBeginRendering` and `VkRenderingFragmentDensityMapAttachmentInfoEXT::imageView` was not `VK_NULL_HANDLE`, the bound graphics pipeline **must** have been created with `VK_PIPELINE_CREATE_RENDERING_FRAGMENT_DENSITY_MAP_ATTACHMENT_BIT_EXT`

- VUID-vkCmdDraw-layers-10831

If the current render pass instance was created with `VK_RENDERING_PER_LAYER_FRAGMENT_DENSITY_BIT_VALVE` or `VK_RENDER_PASS_CREATE_PER_LAYER_FRAGMENT_DENSITY_BIT_VALVE`, and the bound graphics pipeline was created with `VK_PIPELINE_CREATE_2_PER_LAYER_FRAGMENT_DENSITY_BIT_VALVE`, then the current render pass instance **must** have a `layers` value less than or equal to `VkPipelineFragmentDensityMapLayeredCreateInfoVALVE::maxFragmentDensityMapLayers`

- VUID-vkCmdDraw-colorAttachmentCount-06185

If the bound pipeline was created with a `VkAttachmentSampleCountInfoAMD` or `VkAttachmentSampleCountInfoNV` structure, and the current render pass instance was begun with `vkCmdBeginRendering` with a `VkRenderingInfo::colorAttachmentCount` parameter greater than 0, then each element of the `VkRenderingInfo::pColorAttachments` array with a `imageView` not equal to `VK_NULL_HANDLE` **must** have been created with a sample count equal to the corresponding element of the `pColorAttachmentSamples` member of `VkAttachmentSampleCountInfoAMD` or `VkAttachmentSampleCountInfoNV` used to create the bound graphics pipeline

- VUID-vkCmdDraw-pDepthAttachment-06186

If the current render pass instance was begun with `vkCmdBeginRendering`, the bound pipeline was created with a `VkAttachmentSampleCountInfoAMD` or `VkAttachmentSampleCountInfoNV` structure, and `VkRenderingInfo::pDepthAttachment->imageView` was not `VK_NULL_HANDLE`, the value of the `depthStencilAttachmentSamples` member of `VkAttachmentSampleCountInfoAMD` or `VkAttachmentSampleCountInfoNV` used to create the bound graphics pipeline **must** be equal to the sample count used to create `VkRenderingInfo::pDepthAttachment->imageView`

- VUID-vkCmdDraw-pStencilAttachment-06187

If the current render pass instance was begun with `vkCmdBeginRendering`, the bound pipeline was created with a `VkAttachmentSampleCountInfoAMD` or `VkAttachmentSampleCountInfoNV` structure, and `VkRenderingInfo::pStencilAttachment->imageView` was not `VK_NULL_HANDLE`, the value of the `depthStencilAttachmentSamples` member of `VkAttachmentSampleCountInfoAMD` or `VkAttachmentSampleCountInfoNV` used to create the bound graphics pipeline **must** be equal to the sample count used to create `VkRenderingInfo::pStencilAttachment->imageView`

- VUID-vkCmdDraw-multisampledRenderToSingleSampled-07285

If the bound pipeline was created without a `VkAttachmentSampleCountInfoAMD` or `VkAttachmentSampleCountInfoNV` structure, and the `multisampledRenderToSingleSampled`

feature is not enabled, and `vkCmdBeginCustomResolveEXT` has not yet been recorded in the render pass instance, and the current render pass instance was begun with `vkCmdBeginRendering` with a `VkRenderingInfo::colorAttachmentCount` parameter greater than 0, then each element of the `VkRenderingInfo::pColorAttachments` array with a `imageView` not equal to `VK_NULL_HANDLE` **must** have been created with a sample count equal to the value of `rasterizationSamples` for the bound graphics pipeline

- VUID-vkCmdDraw-multisampledRenderToSingleSampled-07286

If the bound pipeline was created without a `VkAttachmentSampleCountInfoAMD` or `VkAttachmentSampleCountInfoNV` structure, and the `multisampledRenderToSingleSampled` feature is not enabled, and `vkCmdBeginCustomResolveEXT` has not yet been recorded in the render pass instance, and `VkRenderingInfo::pDepthAttachment->imageView` was not `VK_NULL_HANDLE`, the value of `rasterizationSamples` for the bound graphics pipeline **must** be equal to the sample count used to create `VkRenderingInfo::pDepthAttachment->imageView`

- VUID-vkCmdDraw-multisampledRenderToSingleSampled-07287

If the bound pipeline was created without a `VkAttachmentSampleCountInfoAMD` or `VkAttachmentSampleCountInfoNV` structure, and the `multisampledRenderToSingleSampled` feature is not enabled, and `vkCmdBeginCustomResolveEXT` has not yet been recorded in the render pass instance, and `VkRenderingInfo::pStencilAttachment->imageView` was not `VK_NULL_HANDLE`, the value of `rasterizationSamples` for the bound graphics pipeline **must** be equal to the sample count used to create `VkRenderingInfo::pStencilAttachment->imageView`

- VUID-vkCmdDraw-pNext-07935

If this command is called inside a render pass instance started with `vkCmdBeginRendering`, and the `pNext` chain of `VkRenderingInfo` includes a `VkMultisampledRenderToSingleSampledInfoEXT` structure with `multisampledRenderToSingleSampledEnable` equal to `VK_TRUE`, then the value of `rasterizationSamples` for the bound graphics pipeline **must** be equal to `VkMultisampledRenderToSingleSampledInfoEXT::rasterizationSamples`

- VUID-vkCmdDraw-renderPass-06198

If the current render pass instance was begun with `vkCmdBeginRendering`, the bound pipeline **must** have been created with a `VkGraphicsPipelineCreateInfo::renderPass` equal to `VK_NULL_HANDLE`

- VUID-vkCmdDraw-pColorAttachments-08963

If the current render pass instance was begun with `vkCmdBeginRendering`, `vkCmdBeginCustomResolveEXT` has not yet been recorded in the render pass instance, there is a graphics pipeline bound with a fragment shader that statically writes to a color attachment, the color write mask is not zero, color writes are enabled, and the corresponding element of the `VkRenderingInfo::pColorAttachments->imageView` was not `VK_NULL_HANDLE`, then the corresponding element of `VkPipelineRenderingCreateInfo::pColorAttachmentFormats` used to create the pipeline **must** not be `VK_FORMAT_UNDEFINED`

- VUID-vkCmdDraw-pColorAttachments-11539

If the current render pass instance was begun with `vkCmdBeginRendering`, `vkCmdBeginCustomResolveEXT` has been recorded in the render pass instance, there is a

graphics pipeline bound with a fragment shader that statically writes to a color attachment, the color write mask is not zero, color writes are enabled, and the corresponding element of the `VkRenderingInfo::pColorAttachments->resolveImageView` was not `VK_NULL_HANDLE`, then the corresponding element of `VkCustomResolveCreateInfoEXT::pColorAttachmentFormats` used to create the pipeline **must** not be `VK_FORMAT_UNDEFINED`

- VUID-vkCmdDraw-pDepthAttachment-08964

If the current render pass instance was begun with `vkCmdBeginRendering`, `vkCmdBeginCustomResolveEXT` has not yet been recorded in the render pass instance, there is a graphics pipeline bound, depth test is enabled, and the `VkRenderingInfo::pDepthAttachment->imageView` was not `VK_NULL_HANDLE`, then the `VkPipelineRenderingCreateInfo::depthAttachmentFormat` used to create the pipeline **must** not be `VK_FORMAT_UNDEFINED`

- VUID-vkCmdDraw-pDepthAttachment-11540

If the current render pass instance was begun with `vkCmdBeginRendering`, `vkCmdBeginCustomResolveEXT` has been recorded in the render pass instance, there is a graphics pipeline bound, depth test is enabled, and the `VkRenderingInfo::pDepthAttachment->resolveImageView` was not `VK_NULL_HANDLE`, then the `VkCustomResolveCreateInfoEXT::depthAttachmentFormat` used to create the pipeline **must** not be `VK_FORMAT_UNDEFINED`

- VUID-vkCmdDraw-pStencilAttachment-08965

If the current render pass instance was begun with `vkCmdBeginRendering`, `vkCmdBeginCustomResolveEXT` has not yet been recorded in the render pass instance, there is a graphics pipeline bound, stencil test is enabled and the `VkRenderingInfo::pStencilAttachment->imageView` was not `VK_NULL_HANDLE`, then the `VkPipelineRenderingCreateInfo::stencilAttachmentFormat` used to create the pipeline **must** not be `VK_FORMAT_UNDEFINED`

- VUID-vkCmdDraw-pStencilAttachment-11860

If the current render pass instance was begun with `vkCmdBeginRendering`, `vkCmdBeginCustomResolveEXT` has been recorded in the render pass instance, there is a graphics pipeline bound, stencil test is enabled and the `VkRenderingInfo::pStencilAttachment->resolveImageView` was not `VK_NULL_HANDLE`, then the `VkCustomResolveCreateInfoEXT::stencilAttachmentFormat` used to create the pipeline **must** not be `VK_FORMAT_UNDEFINED`

- VUID-vkCmdDraw-flags-10582

If the current render pass instance was begun with a `vkCmdBeginRendering` call in `commandBuffer`, its `VkRenderingInfo::flags` parameter **must** not have `VK_RENDERING_CONTENTS_SECONDARY_COMMAND_BUFFERS_BIT` set unless `VK_RENDERING_CONTENTS_INLINE_BIT_KHR` is also set

- VUID-vkCmdDraw-primitivesGeneratedQueryWithRasterizerDiscard-06708

If the `primitivesGeneratedQueryWithRasterizerDiscard` feature is not enabled and the `VK_QUERY_TYPE_PRIMITIVES_GENERATED_EXT` query is active, `rasterization discard` **must** not be enabled

- VUID-vkCmdDraw-primitivesGeneratedQueryWithNonZeroStreams-06709

If the `primitivesGeneratedQueryWithNonZeroStreams` feature is not enabled and the

`VK_QUERY_TYPE_PRIMITIVES_GENERATED_EXT` query is active, the bound graphics pipeline **must** not have been created with a non-zero value in `VkPipelineRasterizationStateStreamCreateInfoEXT::rasterizationStream`

- VUID-vkCmdDraw-None-07620

If the `depthClamp` feature is enabled, a shader object is bound to any graphics stage or a graphics pipeline is bound which was created with the `VK_DYNAMIC_STATE_DEPTH_CLAMP_ENABLE_EXT` dynamic state enabled, and the current value of `rasterizerDiscardEnable` is `VK_FALSE`, then `vkCmdSetDepthClampEnableEXT` **must** have been called and not subsequently `invalidated` in the current command buffer prior to this drawing command

- VUID-vkCmdDraw-None-07621

If a shader object is bound to any graphics stage or a graphics pipeline is bound which was created with the `VK_DYNAMIC_STATE_POLYGON_MODE_EXT` dynamic state enabled, and the current value of `rasterizerDiscardEnable` is `VK_FALSE`, then `vkCmdSetPolygonModeEXT` **must** have been called and not subsequently `invalidated` in the current command buffer prior to this drawing command

- VUID-vkCmdDraw-None-07622

If a shader object is bound to any graphics stage or a graphics pipeline is bound which was created with the `VK_DYNAMIC_STATE_RASTERIZATION_SAMPLES_EXT` dynamic state enabled, and the current value of `rasterizerDiscardEnable` is `VK_FALSE`, then `vkCmdSetRasterizationSamplesEXT` **must** have been called and not subsequently `invalidated` in the current command buffer prior to this drawing command

- VUID-vkCmdDraw-None-07623

If a shader object is bound to any graphics stage or a graphics pipeline is bound which was created with the `VK_DYNAMIC_STATE_SAMPLE_MASK_EXT` dynamic state enabled, and the current value of `rasterizerDiscardEnable` is `VK_FALSE`, then `vkCmdSetSampleMaskEXT` **must** have been called and not subsequently `invalidated` in the current command buffer prior to this drawing command

- VUID-vkCmdDraw-alphaToCoverageEnable-08919

If the bound graphics pipeline state was created with the `VK_DYNAMIC_STATE_ALPHA_TO_COVERAGE_ENABLE_EXT` dynamic state enabled, and `alphaToCoverageEnable` was `VK_TRUE` in the last call to `vkCmdSetAlphaToCoverageEnableEXT`, then the `Fragment Output Interface` **must** contain a variable for the alpha `Component` word in `Location 0` at `Index 0`

- VUID-vkCmdDraw-alphaToCoverageEnable-08920

If a shader object is bound to any graphics stage, and the most recent call to `vkCmdSetAlphaToCoverageEnableEXT` in the current command buffer set `alphaToCoverageEnable` to `VK_TRUE`, then the `Fragment Output Interface` **must** contain a variable for the alpha `Component` word in `Location 0` at `Index 0`

- VUID-vkCmdDraw-None-07624

If a shader object is bound to any graphics stage or a graphics pipeline is bound which was created with the `VK_DYNAMIC_STATE_ALPHA_TO_COVERAGE_ENABLE_EXT` dynamic state enabled, and the current value of `rasterizerDiscardEnable` is `VK_FALSE`, then `vkCmdSetAlphaToCoverageEnableEXT` **must** have been called and not subsequently `invalidated` in the current command buffer prior to this drawing command

- VUID-vkCmdDraw-None-07625

If the `alphaToOne` feature is enabled, a shader object is bound to any graphics stage or a graphics pipeline is bound which was created with the `VK_DYNAMIC_STATE_ALPHA_TO_ONE_ENABLE_EXT` dynamic state enabled, and the current value of `rasterizerDiscardEnable` is `VK_FALSE`, then `vkCmdSetAlphaToOneEnableEXT` **must** have been called and not subsequently `invalidated` in the current command buffer prior to this drawing command

- VUID-vkCmdDraw-None-07626

If the `logicOp` feature is enabled, a shader object is bound to the `VK_SHADER_STAGE_FRAGMENT_BIT` stage or a graphics pipeline is bound which was created with the `VK_DYNAMIC_STATE_LOGIC_OP_ENABLE_EXT` dynamic state enabled, and the current value of `rasterizerDiscardEnable` is `VK_FALSE`, then `vkCmdSetLogicOpEnableEXT` **must** have been called and not subsequently `invalidated` in the current command buffer prior to this drawing command

- VUID-vkCmdDraw-None-07627

If a shader object is bound to the `VK_SHADER_STAGE_FRAGMENT_BIT` stage or a graphics pipeline is bound which was created with `VK_DYNAMIC_STATE_COLOR_BLEND_ENABLE_EXT` dynamic state enabled, the current value of `rasterizerDiscardEnable` is `VK_FALSE`, and there are color attachments bound, then `vkCmdSetColorBlendEnableEXT` **must** have been called and not subsequently `invalidated` in the current command buffer prior to this drawing command

- VUID-vkCmdDraw-None-07629

If a shader object is bound to the `VK_SHADER_STAGE_FRAGMENT_BIT` stage or a graphics pipeline is bound which was created with `VK_DYNAMIC_STATE_COLOR_WRITE_MASK_EXT` dynamic state enabled, the current value of `rasterizerDiscardEnable` is `VK_FALSE`, and there are color attachments bound, then `vkCmdSetColorWriteMaskEXT` **must** have been called and not subsequently `invalidated` in the current command buffer prior to this drawing command

- VUID-vkCmdDraw-None-07630

If the `geometryStreams` feature is enabled, and a shader object is bound to the `VK_SHADER_STAGE_GEOMETRY_BIT` stage or a graphics pipeline is bound which was created with both a `VK_SHADER_STAGE_GEOMETRY_BIT` stage and the `VK_DYNAMIC_STATE_RASTERIZATION_STREAM_EXT` dynamic state enabled, then `vkCmdSetRasterizationStreamEXT` **must** have been called and not subsequently `invalidated` in the current command buffer prior to this drawing command

- VUID-vkCmdDraw-None-07631

If the `VK_EXT_conservative_rasterization` extension is enabled, a shader object is bound to any graphics stage or a graphics pipeline is bound which was created with the `VK_DYNAMIC_STATE_CONSERVATIVE_RASTERIZATION_MODE_EXT` dynamic state enabled, and the current value of `rasterizerDiscardEnable` is `VK_FALSE`, then `vkCmdSetConservativeRasterizationModeEXT` **must** have been called and not subsequently `invalidated` in the current command buffer prior to this drawing command

- VUID-vkCmdDraw-None-07632

If the `VK_EXT_conservative_rasterization` extension is enabled, a shader object is bound to any graphics stage or a graphics pipeline is bound which was created with the

`VK_DYNAMIC_STATE_EXTRA_PRIMITIVE_OVERESTIMATION_SIZE_EXT` dynamic state enabled, the current value of `rasterizerDiscardEnable` is `VK_FALSE`, and the current value of `conservativeRasterizationMode` is `VK_CONSERVATIVE_RASTERIZATION_MODE_OVERESTIMATE_EXT`, then `vkCmdSetExtraPrimitiveOverestimationSizeEXT` **must** have been called and not subsequently `invalidated` in the current command buffer prior to this drawing command

- VUID-vkCmdDraw-conservativePointAndLineRasterization-07499

If the `VK_EXT_conservative_rasterization` extension is enabled, `conservativePointAndLineRasterization` is not supported, a shader object is bound to any graphics stage or a graphics pipeline is bound, the current value of `rasterizerDiscardEnable` is `VK_FALSE`, and the effective rasterization input topology is in line or point topology class, then the current value of `conservativeRasterizationMode` **must** be `VK_CONSERVATIVE_RASTERIZATION_MODE_DISABLED_EXT`

- VUID-vkCmdDraw-None-07633

If the `depthClipEnable` feature is enabled, and a shader object is bound to any graphics stage or a graphics pipeline is bound which was created with the `VK_DYNAMIC_STATE_DEPTH_CLIP_ENABLE_EXT` dynamic state, then `vkCmdSetDepthClipEnableEXT` **must** have been called and not subsequently `invalidated` in the current command buffer prior to this drawing command

- VUID-vkCmdDraw-None-07636

If the `VK_EXT_provoking_vertex` extension is enabled, a shader object is bound to the `VK_SHADER_STAGE_VERTEX_BIT` stage or a graphics pipeline is bound which was created with the `VK_DYNAMIC_STATE_PROVOKING_VERTEX_MODE_EXT` dynamic state enabled, and the current value of `rasterizerDiscardEnable` is `VK_FALSE`, then `vkCmdSetProvokingVertexModeEXT` **must** have been called and not subsequently `invalidated` in the current command buffer prior to this drawing command

- VUID-vkCmdDraw-None-08666

If any of the `stippledRectangularLines`, `stippledBresenhamLines` or `stippledSmoothLines` features are enabled, and a shader object is bound to any graphics stage or a graphics pipeline is bound which was created with the `VK_DYNAMIC_STATE_LINE_RASTERIZATION_MODE_EXT` dynamic state enabled, and the current value of `rasterizerDiscardEnable` is `VK_FALSE`, and the effective rasterization input topology is in line topology class, then `vkCmdSetLineRasterizationModeEXT` **must** have been called and not subsequently `invalidated` in the current command buffer prior to this drawing command

- VUID-vkCmdDraw-None-08669

If any of the `stippledRectangularLines`, `stippledBresenhamLines` or `stippledSmoothLines` features are enabled, and a shader object is bound to any graphics stage or a graphics pipeline is bound which was created with the `VK_DYNAMIC_STATE_LINE_STIPPLE_ENABLE_EXT` dynamic state enabled, the current value of `rasterizerDiscardEnable` is `VK_FALSE`, and the effective rasterization input topology is in line topology class, then `vkCmdSetLineStippleEnableEXT` **must** have been called and not subsequently `invalidated` in the current command buffer prior to this drawing command

- VUID-vkCmdDraw-None-07849

If any of the `stippledRectangularLines`, `stippledBresenhamLines` or `stippledSmoothLines` features are enabled and a shader object is bound to any graphics stage, or a bound graphics pipeline state was created with the `VK_DYNAMIC_STATE_LINE_STIPPLE` dynamic state enabled, the `current value` of `rasterizerDiscardEnable` is `VK_FALSE`, and the `current value` of `stippledLineEnable` is `VK_TRUE`, then `vkCmdSetLineStipple` **must** have been called and not subsequently `invalidated` in the current command buffer prior to this drawing command

- VUID-vkCmdDraw-None-10608

If a shader object is bound to any graphics stage or a graphics pipeline is bound which was created with the `VK_DYNAMIC_STATE_LINE_RASTERIZATION_MODE_EXT` dynamic state enabled, the `effective rasterization input topology` is in line topology class, and the current `lineRasterizationMode` is `VK_LINE_RASTERIZATION_MODE_BRESENHAM` or `VK_LINE_RASTERIZATION_MODE_RECTANGULAR_SMOOTH`, then the current `alphaToCoverageEnable`, `alphaToOneEnable` and `sampleShadingEnable` states **must** all be `VK_FALSE`

- VUID-vkCmdDraw-None-07639

If the `depthClipControl` feature is enabled, and a shader object is bound to any graphics stage or a graphics pipeline is bound which was created with the `VK_DYNAMIC_STATE_DEPTH_CLIP_NEGATIVE_ONE_TO_ONE_EXT` dynamic state enabled, then `vkCmdSetDepthClipNegativeOneToOneEXT` **must** have been called and not subsequently `invalidated` in the current command buffer prior to this drawing command

- VUID-vkCmdDraw-None-09650

If the `depthClampControl` feature is enabled, and a shader object is bound to any graphics stage or a graphics pipeline is bound which was created with the `VK_DYNAMIC_STATE_DEPTH_CLAMP_RANGE_EXT` dynamic state enabled, and the `current value` of `depthClampEnable` is `VK_TRUE`, then `vkCmdSetDepthClampRangeEXT` **must** have been called and not subsequently `invalidated` in the current command buffer prior to this drawing command

- VUID-vkCmdDraw-None-07640

If the `VK_NV_clip_space_w_scaling` extension is enabled, and a shader object is bound to any graphics stage or a graphics pipeline is bound which was created with the `VK_DYNAMIC_STATE_VIEWPORT_W_SCALING_ENABLE_NV` dynamic state enabled, then `vkCmdSetViewportWScalingEnableNV` **must** have been called and not subsequently `invalidated` in the current command buffer prior to this drawing command

- VUID-vkCmdDraw-None-07641

If the `VK_NV_viewport_swizzle` extension is enabled, and a shader object is bound to any graphics stage or a graphics pipeline is bound which was created with the `VK_DYNAMIC_STATE_VIEWPORT_SWIZZLE_NV` dynamic state enabled, then `vkCmdSetViewportSwizzleNV` **must** have been called and not subsequently `invalidated` in the current command buffer prior to this drawing command

- VUID-vkCmdDraw-None-07642

If the `VK_NV_fragment_coverage_to_color` extension is enabled, a shader object is bound to any graphics stage or a graphics pipeline is bound which was created with the `VK_DYNAMIC_STATE_COVERAGE_TO_COLOR_ENABLE_NV` dynamic state enabled, and the `current value` of `rasterizerDiscardEnable` is `VK_FALSE`, then

`vkCmdSetCoverageToColorEnableNV` **must** have been called and not subsequently `invalidated` in the current command buffer prior to this drawing command

- VUID-vkCmdDraw-None-07643

If the `VK_NV_fragment_coverage_to_color` extension is enabled, a shader object is bound to any graphics stage or a graphics pipeline is bound which was created with the `VK_DYNAMIC_STATE_COVERAGE_TO_COLOR_LOCATION_NV` dynamic state enabled, the current value of `rasterizerDiscardEnable` is `VK_FALSE`, and the current value of `coverageToColorEnable` is `VK_TRUE`, then `vkCmdSetCoverageToColorLocationNV` **must** have been called and not subsequently `invalidated` in the current command buffer prior to this drawing command

- VUID-vkCmdDraw-None-07644

If the `VK_NV_framebuffer_mixed_samples` extension is enabled, a shader object is bound to any graphics stage or a graphics pipeline is bound which was created with the `VK_DYNAMIC_STATE_COVERAGE_MODULATION_MODE_NV` dynamic state enabled, and the current value of `rasterizerDiscardEnable` is `VK_FALSE`, then `vkCmdSetCoverageModulationModeNV` **must** have been called and not subsequently `invalidated` in the current command buffer prior to this drawing command

- VUID-vkCmdDraw-None-07645

If the `VK_NV_framebuffer_mixed_samples` extension is enabled, a shader object is bound to any graphics stage or a graphics pipeline is bound which was created with the `VK_DYNAMIC_STATE_COVERAGE_MODULATION_TABLE_ENABLE_NV` dynamic state enabled, the current value of `rasterizerDiscardEnable` is `VK_FALSE`, and the current value of `coverageModulationMode` is any value other than `VK_COVERAGE_MODULATION_MODE_NONE_NV`, then `vkCmdSetCoverageModulationTableEnableNV` **must** have been called and not subsequently `invalidated` in the current command buffer prior to this drawing command

- VUID-vkCmdDraw-None-07646

If the `VK_NV_framebuffer_mixed_samples` extension is enabled, a shader object is bound to any graphics stage or a graphics pipeline is bound which was created with the `VK_DYNAMIC_STATE_COVERAGE_MODULATION_TABLE_NV` dynamic state enabled, the current value of `rasterizerDiscardEnable` is `VK_FALSE`, and the current value of `coverageModulationTableEnable` is `VK_TRUE`, then `vkCmdSetCoverageModulationTableNV` **must** have been called and not subsequently `invalidated` in the current command buffer prior to this drawing command

- VUID-vkCmdDraw-None-07647

If the `shadingRateImage` feature is enabled, a shader object is bound to any graphics stage or a graphics pipeline is bound which was created with the `VK_DYNAMIC_STATE_SHADING_RATE_IMAGE_ENABLE_NV` dynamic state enabled, and the current value of `rasterizerDiscardEnable` is `VK_FALSE`, then `vkCmdSetShadingRateImageEnableNV` **must** have been called and not subsequently `invalidated` in the current command buffer prior to this drawing command

- VUID-vkCmdDraw-pipelineFragmentShadingRate-09238

If the `pipelineFragmentShadingRate` feature is enabled, a shader object is bound to any graphics stage or a graphics pipeline is bound which was created with the `VK_DYNAMIC_STATE_FRAGMENT_SHADING_RATE_KHR` dynamic state enabled, and the

current value of `rasterizerDiscardEnable` is `VK_FALSE`, then `vkCmdSetFragmentShadingRateKHR` **must** have been called and not subsequently `invalidated` in the current command buffer prior to this drawing command

- VUID-vkCmdDraw-None-07648

If the `representativeFragmentTest` feature is enabled, a shader object is bound to any graphics stage or a graphics pipeline is bound which was created with the `VK_DYNAMIC_STATE_REPRESENTATIVE_FRAGMENT_TEST_ENABLE_NV` dynamic state enabled, and the current value of `rasterizerDiscardEnable` is `VK_FALSE`, then `vkCmdSetRepresentativeFragmentTestEnableNV` **must** have been called and not subsequently `invalidated` in the current command buffer prior to this drawing command

- VUID-vkCmdDraw-None-07649

If the `coverageReductionMode` feature is enabled, a shader object is bound to any graphics stage or a graphics pipeline is bound which was created with the `VK_DYNAMIC_STATE_COVERAGE_REDUCTION_MODE_NV` dynamic state enabled, and the current value of `rasterizerDiscardEnable` is `VK_FALSE`, then `vkCmdSetCoverageReductionModeNV` **must** have been called and not subsequently `invalidated` in the current command buffer prior to this drawing command

- VUID-vkCmdDraw-rasterizationSamples-07471

If the bound graphics pipeline state was created with the `VK_DYNAMIC_STATE_RASTERIZATION_SAMPLES_EXT` state enabled, and the current subpass does not use any color and/or depth/stencil attachments, then the `rasterizationSamples` in the last call to `vkCmdSetRasterizationSamplesEXT` **must** follow the rules for a `zero-attachment subpass`

- VUID-vkCmdDraw-samples-07472

If the bound graphics pipeline state was created with the `VK_DYNAMIC_STATE_SAMPLE_MASK_EXT` state enabled and the `VK_DYNAMIC_STATE_RASTERIZATION_SAMPLES_EXT` state disabled, then the `samples` parameter in the last call to `vkCmdSetSampleMaskEXT` **must** be greater or equal to the `VkPipelineMultisampleStateCreateInfo::rasterizationSamples` parameter used to create the bound graphics pipeline

- VUID-vkCmdDraw-samples-07473

If the bound graphics pipeline state was created with the `VK_DYNAMIC_STATE_SAMPLE_MASK_EXT` state and `VK_DYNAMIC_STATE_RASTERIZATION_SAMPLES_EXT` states enabled, then the `samples` parameter in the last call to `vkCmdSetSampleMaskEXT` **must** be greater or equal to the `rasterizationSamples` parameter in the last call to `vkCmdSetRasterizationSamplesEXT`

- VUID-vkCmdDraw-None-09211

If the bound graphics pipeline state was created with the `VK_DYNAMIC_STATE_RASTERIZATION_SAMPLES_EXT` state enabled, or a shader object is bound to any graphics stage, and the current render pass instance includes a `VkMultisampledRenderToSingleSampledInfoEXT` structure with `multisampledRenderToSingleSampledEnable` equal to `VK_TRUE`, then the `rasterizationSamples` in the last call to `vkCmdSetRasterizationSamplesEXT` **must** be the same as the `rasterizationSamples` member of that structure

- VUID-vkCmdDraw-firstAttachment-07476

If a shader object is bound to the `VK_SHADER_STAGE_FRAGMENT_BIT` stage or a graphics pipeline is bound was created with the `VK_DYNAMIC_STATE_COLOR_BLEND_ENABLE_EXT` dynamic states enabled, and the current value of `rasterizerDiscardEnable` is `VK_FALSE`, then the last call to `vkCmdSetColorBlendEnableEXT` in the current command buffer prior to this drawing command **must** have set a value for all active color attachments

- VUID-vkCmdDraw-firstAttachment-07478

If a shader object is bound to the `VK_SHADER_STAGE_FRAGMENT_BIT` stage or a graphics pipeline is bound was created with the `VK_DYNAMIC_STATE_COLOR_WRITE_MASK_EXT` dynamic states enabled, and the current value of `rasterizerDiscardEnable` is `VK_FALSE`, then the last call to `vkCmdSetColorWriteMaskEXT` in the current command buffer prior to this drawing command **must** have set a value for all active color attachments

- VUID-vkCmdDraw-advancedBlendMaxColorAttachments-07480

If a shader object is bound to the `VK_SHADER_STAGE_FRAGMENT_BIT` stage or a graphics pipeline is bound was created with the `VK_DYNAMIC_STATE_COLOR_BLEND_ADVANCED_EXT` and `VK_DYNAMIC_STATE_COLOR_BLEND_ENABLE_EXT` dynamic states enabled, the current value of `rasterizerDiscardEnable` is `VK_FALSE`, and an active color attachment current value of `blendEnable` is `VK_TRUE`, then the number of active color attachments **must** not exceed `advancedBlendMaxColorAttachments`

- VUID-vkCmdDraw-None-10862

If a graphics pipeline is bound was created with `VK_DYNAMIC_STATE_COLOR_BLEND_EQUATION_EXT`, but not the `VK_DYNAMIC_STATE_COLOR_BLEND_ADVANCED_EXT` dynamic state enabled, and the current value of `rasterizerDiscardEnable` is `VK_FALSE`, then `vkCmdSetColorBlendEquationEXT` **must** have been called and not subsequently `invalidated` in the current command buffer prior to this drawing command for all active color attachments with the `blendEnable` current value of `VK_TRUE`

- VUID-vkCmdDraw-rasterizerDiscardEnable-10863

If a graphics pipeline is bound was created with `VK_DYNAMIC_STATE_COLOR_BLEND_ADVANCED_EXT`, but not the `VK_DYNAMIC_STATE_COLOR_BLEND_EQUATION_EXT` dynamic state enabled, and the current value of `rasterizerDiscardEnable` is `VK_FALSE`, then `vkCmdSetColorBlendAdvancedEXT` **must** have been called and not subsequently `invalidated` in the current command buffer prior to this drawing command for all active color attachments with the `blendEnable` current value of `VK_TRUE`

- VUID-vkCmdDraw-None-10864

If a shader object is bound to the `VK_SHADER_STAGE_FRAGMENT_BIT` stage or a graphics pipeline is bound was created with `VK_DYNAMIC_STATE_COLOR_BLEND_ADVANCED_EXT` and `VK_DYNAMIC_STATE_COLOR_BLEND_EQUATION_EXT` dynamic state enabled, and the current value of `rasterizerDiscardEnable` is `VK_FALSE`, then either `vkCmdSetColorBlendAdvancedEXT` or `vkCmdSetColorBlendEquationEXT` **must** have been called and not subsequently `invalidated` in the current command buffer prior to this drawing command for all active color attachments with the `blendEnable` current value of `VK_TRUE`

- VUID-vkCmdDraw-primitivesGeneratedQueryWithNonZeroStreams-07481

If the `primitivesGeneratedQueryWithNonZeroStreams` feature is not enabled and the `VK_QUERY_TYPE_PRIMITIVES_GENERATED_EXT` query is active, and the bound graphics pipeline was created with `VK_DYNAMIC_STATE_RASTERIZATION_STREAM_EXT` state enabled, the last call to `vkCmdSetRasterizationStreamEXT` **must** have set the `rasterizationStream` to zero

- VUID-vkCmdDraw-sampleLocationsPerPixel-07482

If the bound graphics pipeline state was created with the `VK_DYNAMIC_STATE_SAMPLE_LOCATIONS_EXT` state enabled and the `VK_DYNAMIC_STATE_RASTERIZATION_SAMPLES_EXT` state disabled, and the **current value** of `sampleLocationsEnable` is `VK_TRUE`, then the `sampleLocationsPerPixel` member of `pSampleLocationsInfo` in the last call to `vkCmdSetSampleLocationsEXT` **must** equal the `rasterizationSamples` member of the `VkPipelineMultisampleStateCreateInfo` structure the bound graphics pipeline has been created with

- VUID-vkCmdDraw-sampleLocationsPerPixel-07483

If the bound graphics pipeline state was created with the `VK_DYNAMIC_STATE_SAMPLE_LOCATIONS_EXT` state enabled and the `VK_DYNAMIC_STATE_RASTERIZATION_SAMPLES_EXT` state enabled, and the **current value** of `sampleLocationsEnable` is `VK_TRUE`, then the `sampleLocationsPerPixel` member of `pSampleLocationsInfo` in the last call to `vkCmdSetSampleLocationsEXT` **must** equal the `rasterizationSamples` parameter of the last call to `vkCmdSetRasterizationSamplesEXT`

- VUID-vkCmdDraw-sampleLocationsEnable-07484

If a shader object is bound to the `VK_SHADER_STAGE_FRAGMENT_BIT` stage, or the bound graphics pipeline was created with the `VK_DYNAMIC_STATE_SAMPLE_LOCATIONS_ENABLE_EXT` state enabled, and `sampleLocationsEnable` was `VK_TRUE` in the last call to `vkCmdSetSampleLocationsEnableEXT` then the current active depth attachment **must** have been created with the `VK_IMAGE_CREATE_SAMPLE_LOCATIONS_COMPATIBLE_DEPTH_BIT_EXT` bit set

- VUID-vkCmdDraw-sampleLocationsEnable-07485

If a shader object is bound to the `VK_SHADER_STAGE_FRAGMENT_BIT` stage, or the bound graphics pipeline state was created with the `VK_DYNAMIC_STATE_SAMPLE_LOCATIONS_EXT` state enabled and the `VK_DYNAMIC_STATE_SAMPLE_LOCATIONS_ENABLE_EXT` state enabled, and if `sampleLocationsEnable` was `VK_TRUE` in the last call to `vkCmdSetSampleLocationsEnableEXT`, then the `sampleLocationsInfo.maxSampleLocationGridSize.width` in the last call to `vkCmdSetSampleLocationsEXT` **must** evenly divide `VkMultisamplePropertiesEXT::maxSampleLocationGridSize.width` as returned by `vkGetPhysicalDeviceMultisamplePropertiesEXT` with a `samples` parameter equaling `rasterizationSamples`

- VUID-vkCmdDraw-sampleLocationsEnable-07486

If a shader object is bound to the `VK_SHADER_STAGE_FRAGMENT_BIT` stage, or the bound graphics pipeline state was created with the `VK_DYNAMIC_STATE_SAMPLE_LOCATIONS_EXT` state enabled and the `VK_DYNAMIC_STATE_SAMPLE_LOCATIONS_ENABLE_EXT` state enabled, and if

`sampleLocationsEnable` was `VK_TRUE` in the last call to `vkCmdSetSampleLocationsEnableEXT`, then the `sampleLocationsInfo.maxSampleLocationGridSize.height` in the last call to `vkCmdSetSampleLocationsEXT` **must** evenly divide `VkMultisamplePropertiesEXT::maxSampleLocationGridSize.height` as returned by `vkGetPhysicalDeviceMultisamplePropertiesEXT` with a `samples` parameter equaling `rasterizationSamples`

- VUID-vkCmdDraw-sampleLocationsEnable-07487

If a shader object is bound to the `VK_SHADER_STAGE_FRAGMENT_BIT` stage, or the bound graphics pipeline state was created with the `VK_DYNAMIC_STATE_SAMPLE_LOCATIONS_ENABLE_EXT` state enabled, and if `sampleLocationsEnable` was `VK_TRUE` in the last call to `vkCmdSetSampleLocationsEnableEXT`, the fragment shader code **must** not statically use the extended instruction `InterpolateAtSample`

- VUID-vkCmdDraw-sampleLocationsEnable-07936

If the bound graphics pipeline state was created with the `VK_DYNAMIC_STATE_SAMPLE_LOCATIONS_EXT` state disabled and the `VK_DYNAMIC_STATE_RASTERIZATION_SAMPLES_EXT` state enabled, and the `current` value of `sampleLocationsEnable` is `VK_TRUE`, then `sampleLocationsInfo.sampleLocationGridSize.width` **must** evenly divide `VkMultisamplePropertiesEXT::maxSampleLocationGridSize.width` as returned by `vkGetPhysicalDeviceMultisamplePropertiesEXT` with a `samples` parameter equaling the value of `rasterizationSamples` in the last call to `vkCmdSetRasterizationSamplesEXT`

- VUID-vkCmdDraw-sampleLocationsEnable-07937

If the bound graphics pipeline state was created with the `VK_DYNAMIC_STATE_SAMPLE_LOCATIONS_EXT` state disabled and the `VK_DYNAMIC_STATE_RASTERIZATION_SAMPLES_EXT` state enabled, and the `current` value of `sampleLocationsEnable` is `VK_TRUE`, then `sampleLocationsInfo.sampleLocationGridSize.height` **must** evenly divide `VkMultisamplePropertiesEXT::maxSampleLocationGridSize.height` as returned by `vkGetPhysicalDeviceMultisamplePropertiesEXT` with a `samples` parameter equaling the value of `rasterizationSamples` in the last call to `vkCmdSetRasterizationSamplesEXT`

- VUID-vkCmdDraw-sampleLocationsEnable-07938

If the bound graphics pipeline state was created with the `VK_DYNAMIC_STATE_SAMPLE_LOCATIONS_EXT` state disabled and the `VK_DYNAMIC_STATE_RASTERIZATION_SAMPLES_EXT` state enabled, and the `current` value of `sampleLocationsEnable` is `VK_TRUE`, then `sampleLocationsInfo.sampleLocationsPerPixel` **must** equal `rasterizationSamples` in the last call to `vkCmdSetRasterizationSamplesEXT`

- VUID-vkCmdDraw-coverageModulationTableEnable-07488

If a shader object is bound to any graphics stage or the bound graphics pipeline state was created with the `VK_DYNAMIC_STATE_COVERAGE_MODULATION_TABLE_ENABLE_NV` state enabled, and the last call to `vkCmdSetCoverageModulationTableEnableNV` set `coverageModulationTableEnable` to `VK_TRUE`, then the `coverageModulationTableCount` parameter in the last call to `vkCmdSetCoverageModulationTableNV` **must** equal the current `rasterizationSamples` divided by the number of color samples in the current

active color attachment

- VUID-vkCmdDraw-rasterizationSamples-07489

If the [VK_NV_framebuffer_mixed_samples](#) extension is enabled, and if current subpass has a depth/stencil attachment and depth test, stencil test, or depth bounds test are enabled in the bound pipeline, then the current [rasterizationSamples](#) **must** be the same as the sample count of the depth/stencil attachment

- VUID-vkCmdDraw-coverageToColorEnable-07490

If the bound graphics pipeline state was created with the [VK_DYNAMIC_STATE_COVERAGE_TO_COLOR_ENABLE_NV](#) state enabled and the last call to [vkCmdSetCoverageToColorEnableNV](#) set the [coverageToColorEnable](#) to [VK_TRUE](#), then there **must** be an active color attachment at the location selected by the last call to [vkCmdSetCoverageToColorLocationNV](#) [coverageToColorLocation](#), with a [VkFormat](#) of [VK_FORMAT_R8_UINT](#), [VK_FORMAT_R8_SINT](#), [VK_FORMAT_R16_UINT](#), [VK_FORMAT_R16_SINT](#), [VK_FORMAT_R32_UINT](#), or [VK_FORMAT_R32_SINT](#)

- VUID-vkCmdDraw-rasterizerDiscardEnable-09420

If the [VK_NV_fragment_coverage_to_color](#) extension is enabled, and a shader object is bound to the [VK_SHADER_STAGE_FRAGMENT_BIT](#) stage, and the most recent call to [vkCmdSetRasterizerDiscardEnable](#) in the current command buffer set [rasterizerDiscardEnable](#) to [VK_FALSE](#), and the last call to [vkCmdSetCoverageToColorEnableNV](#) set the [coverageToColorEnable](#) to [VK_TRUE](#), then there **must** be an active color attachment at the location selected by the last call to [vkCmdSetCoverageToColorLocationNV](#) [coverageToColorLocation](#), with a [VkFormat](#) of [VK_FORMAT_R8_UINT](#), [VK_FORMAT_R8_SINT](#), [VK_FORMAT_R16_UINT](#), [VK_FORMAT_R16_SINT](#), [VK_FORMAT_R32_UINT](#), or [VK_FORMAT_R32_SINT](#)

- VUID-vkCmdDraw-coverageReductionMode-07491

If the [coverageReductionMode](#) feature is enabled, a shader object is bound to any graphics stage or a graphics pipeline is bound which was created with the [VK_DYNAMIC_STATE_COVERAGE_REDUCTION_MODE_NV](#) or [VK_DYNAMIC_STATE_RASTERIZATION_SAMPLES_EXT](#) dynamic states enabled, then the current values of [coverageReductionMode](#), [rasterizationSamples](#), the sample counts for the color and depth/stencil attachments (if the subpass has them) **must** be a valid combination returned by [vkGetPhysicalDeviceSupportedFramebufferMixedSamplesCombinationsNV](#)

- VUID-vkCmdDraw-viewportCount-07492

If the bound graphics pipeline state was created with the [VK_DYNAMIC_STATE_VIEWPORT_WITH_COUNT](#) dynamic state enabled, but not the [VK_DYNAMIC_STATE_VIEWPORT_SWIZZLE_NV](#) dynamic state enabled, then the bound graphics pipeline **must** have been created with [VkPipelineViewportSwizzleStateCreateInfoNV::viewportCount](#) greater or equal to the [viewportCount](#) parameter in the last call to [vkCmdSetViewportWithCount](#)

- VUID-vkCmdDraw-viewportCount-07493

If the bound graphics pipeline state was created with the [VK_DYNAMIC_STATE_VIEWPORT_WITH_COUNT](#) and [VK_DYNAMIC_STATE_VIEWPORT_SWIZZLE_NV](#) dynamic states enabled then the [viewportCount](#) parameter in the last call to [vkCmdSetViewportSwizzleNV](#) **must** be greater

than or equal to the `viewportCount` parameter in the last call to `vkCmdSetViewportWithCount`

- VUID-vkCmdDraw-viewportCount-09421

If the `VK_NV_viewport_swizzle` extension is enabled, and a shader object is bound to any graphics stage, then the `viewportCount` parameter in the last call to `vkCmdSetViewportSwizzleNV` **must** be greater than or equal to the `viewportCount` parameter in the last call to `vkCmdSetViewportWithCount`

- VUID-vkCmdDraw-rasterizationSamples-07494

If the `VK_NV_framebuffer_mixed_samples` extension is enabled, and the `coverageReductionMode` feature is not enabled, or the `current value` of `coverageReductionMode` is not `VK_COVERAGE_REDUCTION_MODE_TRUNCATE_NV`, and the `current value` of `rasterizationSamples` is greater than sample count of the color attachment, then `sample shading` **must** be disabled

- VUID-vkCmdDraw-stippledLineEnable-07495

If the bound graphics pipeline state was created with the `VK_DYNAMIC_STATE_LINE_STIPPLE_ENABLE_EXT` or `VK_DYNAMIC_STATE_LINE_RASTERIZATION_MODE_EXT` dynamic states enabled, and if the current `stippledLineEnable` state is `VK_TRUE` and the current `lineRasterizationMode` state is `VK_LINE_RASTERIZATION_MODE_RECTANGULAR`, then the `stippledRectangularLines` feature **must** be enabled

- VUID-vkCmdDraw-stippledLineEnable-07496

If the bound graphics pipeline state was created with the `VK_DYNAMIC_STATE_LINE_STIPPLE_ENABLE_EXT` or `VK_DYNAMIC_STATE_LINE_RASTERIZATION_MODE_EXT` dynamic states enabled, and if the current `stippledLineEnable` state is `VK_TRUE` and the current `lineRasterizationMode` state is `VK_LINE_RASTERIZATION_MODE_BRESENHAM`, then the `stippledBresenhamLines` feature **must** be enabled

- VUID-vkCmdDraw-stippledLineEnable-07497

If the bound graphics pipeline state was created with the `VK_DYNAMIC_STATE_LINE_STIPPLE_ENABLE_EXT` or `VK_DYNAMIC_STATE_LINE_RASTERIZATION_MODE_EXT` dynamic states enabled, and if the current `stippledLineEnable` state is `VK_TRUE` and the current `lineRasterizationMode` state is `VK_LINE_RASTERIZATION_MODE_RECTANGULAR_SMOOTH`, then the `stippledSmoothLines` feature **must** be enabled

- VUID-vkCmdDraw-stippledLineEnable-07498

If the bound graphics pipeline state was created with the `VK_DYNAMIC_STATE_LINE_STIPPLE_ENABLE_EXT` or `VK_DYNAMIC_STATE_LINE_RASTERIZATION_MODE_EXT` dynamic states enabled, and if the current `stippledLineEnable` state is `VK_TRUE` and the current `lineRasterizationMode` state is `VK_LINE_RASTERIZATION_MODE_DEFAULT`, then the `stippledRectangularLines` feature **must** be enabled and `VkPhysicalDeviceLimits::strictLines` **must** be `VK_TRUE`

- VUID-vkCmdDraw-stage-07073

If the bound pipeline was created with the `VkPipelineShaderStageCreateInfo::stage` member of an element of `VkGraphicsPipelineCreateInfo::pStages` set to `VK_SHADER_STAGE_VERTEX_BIT`, `VK_SHADER_STAGE_TESSELLATION_CONTROL_BIT`,

`VK_SHADER_STAGE_TESSELLATION_EVALUATION_BIT` or
`VK_SHADER_STAGE_GEOMETRY_BIT`, then Mesh Shader Queries **must** not be active

- VUID-vkCmdDraw-None-08877

If a shader object is bound to the `VK_SHADER_STAGE_FRAGMENT_BIT` stage or a graphics pipeline is bound which was created with the `VK_DYNAMIC_STATE_ATTACHMENT_FEEDBACK_LOOP_ENABLE_EXT` dynamic state enabled, and the current value of `rasterizerDiscardEnable` is `VK_FALSE`, then `vkCmdSetAttachmentFeedbackLoopEnableEXT` **must** have been called and not subsequently **invalidated** in the current command buffer prior to this drawing command

- VUID-vkCmdDraw-None-07850

If dynamic state was inherited from `VkCommandBufferInheritanceViewportScissorInfoNV`, it **must** be set in the current command buffer prior to this drawing command

- VUID-vkCmdDraw-nextStage-10745

For each shader object bound to a graphics stage, except for shader object bound to the last graphics stage in the logical pipeline, it **must** have been created with a `nextStage` including the corresponding bit to the shader object bound to the following graphics stage in the logical pipeline

- VUID-vkCmdDraw-None-08684

If there is no bound graphics pipeline, `vkCmdBindShadersEXT` **must** have been called in the current command buffer with `pStages` with an element of `VK_SHADER_STAGE_VERTEX_BIT`

- VUID-vkCmdDraw-None-08685

If there is no bound graphics pipeline, and the `tessellationShader` feature is enabled, `vkCmdBindShadersEXT` **must** have been called in the current command buffer with `pStages` with an element of `VK_SHADER_STAGE_TESSELLATION_CONTROL_BIT`

- VUID-vkCmdDraw-None-08686

If there is no bound graphics pipeline, and the `tessellationShader` feature is enabled, `vkCmdBindShadersEXT` **must** have been called in the current command buffer with `pStages` with an element of `VK_SHADER_STAGE_TESSELLATION_EVALUATION_BIT`

- VUID-vkCmdDraw-None-08687

If there is no bound graphics pipeline, and the `geometryShader` feature is enabled, `vkCmdBindShadersEXT` **must** have been called in the current command buffer with `pStages` with an element of `VK_SHADER_STAGE_GEOMETRY_BIT`

- VUID-vkCmdDraw-None-08688

If there is no bound graphics pipeline, `vkCmdBindShadersEXT` **must** have been called in the current command buffer with `pStages` with an element of `VK_SHADER_STAGE_FRAGMENT_BIT`

- VUID-vkCmdDraw-None-08689

If there is no bound graphics pipeline, and the `taskShader` feature is enabled, `vkCmdBindShadersEXT` **must** have been called in the current command buffer with `pStages` with an element of `VK_SHADER_STAGE_TASK_BIT_EXT`

- VUID-vkCmdDraw-None-08690

If there is no bound graphics pipeline, and the `meshShader` feature is enabled,

`vkCmdBindShadersEXT` **must** have been called in the current command buffer with `pStages` with an element of `VK_SHADER_STAGE_MESH_BIT_EXT`

- VUID-vkCmdDraw-None-08693

If there is no bound graphics pipeline, and at least one of the `taskShader` and `meshShader` features is enabled, one of the `VK_SHADER_STAGE_VERTEX_BIT` or `VK_SHADER_STAGE_MESH_BIT_EXT` stages **must** have a valid `VkShaderEXT` bound, and the other **must** have no `VkShaderEXT` bound

- VUID-vkCmdDraw-None-08696

If there is no bound graphics pipeline, and a valid `VkShaderEXT` is bound to the `VK_SHADER_STAGE_VERTEX_BIT` stage, there **must** be no `VkShaderEXT` bound to either the `VK_SHADER_STAGE_TASK_BIT_EXT` stage or the `VK_SHADER_STAGE_MESH_BIT_EXT` stage

- VUID-vkCmdDraw-None-08698

If any graphics shader is bound which was created with the `VK_SHADER_CREATE_LINK_STAGE_BIT_EXT` flag, then all shaders created with the `VK_SHADER_CREATE_LINK_STAGE_BIT_EXT` flag in the same `vkCreateShadersEXT` call **must** also be bound

- VUID-vkCmdDraw-None-08699

If any graphics shader is bound which was created with the `VK_SHADER_CREATE_LINK_STAGE_BIT_EXT` flag, any stages in between stages whose shaders which did not create a shader with the `VK_SHADER_CREATE_LINK_STAGE_BIT_EXT` flag as part of the same `vkCreateShadersEXT` call **must** not have any `VkShaderEXT` bound

- VUID-vkCmdDraw-None-08878

All bound graphics shader objects **must** have been created with identical or **identically defined** push constant ranges

- VUID-vkCmdDraw-None-08879

All bound graphics shader objects **must** have either been created with the `VK_SHADER_CREATE_DESCRIPTOR_HEAP_BIT_EXT` flag set, or with identical or **identically defined** arrays of descriptor set layouts

- VUID-vkCmdDraw-colorAttachmentCount-09372

If the current render pass instance was begun with `vkCmdBeginRendering` and a `VkRenderingInfo::colorAttachmentCount` equal to 1, a color attachment with a resolve mode of `VK_RESOLVE_MODE_EXTERNAL_FORMAT_DOWNSAMPLE_BIT_ANDROID`, and a fragment shader is bound, it **must** not declare the `DepthReplacing` or `StencilRefReplacingEXT` execution modes

- VUID-vkCmdDraw-pDynamicStates-08715

If the bound graphics pipeline state includes a fragment shader stage, was created with `VK_DYNAMIC_STATE_DEPTH_WRITE_ENABLE` set in `VkPipelineDynamicStateCreateInfo::pDynamicStates`, and the fragment shader declares the `EarlyFragmentTests` execution mode and uses `OpDepthAttachmentReadEXT`, the `depthWriteEnable` parameter in the last call to `vkCmdSetDepthWriteEnable` **must** be `VK_FALSE`

- VUID-vkCmdDraw-pDynamicStates-08716

If the bound graphics pipeline state includes a fragment shader stage, was created with `VK_DYNAMIC_STATE_STENCIL_WRITE_MASK` set in `VkPipelineDynamicStateCreateInfo`

::pDynamicStates, and the fragment shader declares the EarlyFragmentTests execution mode and uses OpStencilAttachmentReadEXT, the writeMask parameter in the last call to vkCmdSetStencilWriteMask **must** be 0

- VUID-vkCmdDraw-None-09116

If a shader object is bound to any graphics stage or the bound graphics pipeline was created with VK_DYNAMIC_STATE_COLOR_WRITE_MASK_EXT, and the format of any color attachment is VK_FORMAT_E5B9G9R9_UFLOAT_PACK32, the corresponding element of the pColorWriteMasks parameter of vkCmdSetColorWriteMaskEXT **must** either include all of VK_COLOR_COMPONENT_R_BIT, VK_COLOR_COMPONENT_G_BIT, and VK_COLOR_COMPONENT_B_BIT, or none of them

- VUID-vkCmdDraw-maxFragmentDualSrcAttachments-09239

If blending is enabled for any attachment where either the source or destination blend factors for that attachment use the secondary color input, the maximum value of Location for any output attachment statically used in the Fragment Execution Model executed by this command **must** be less than maxFragmentDualSrcAttachments

- VUID-vkCmdDraw-None-09548

If the current render pass was begun with vkCmdBeginRendering, there is no shader object bound to any graphics stage, the value of each element of VkRenderingAttachmentLocationInfo::pColorAttachmentLocations in the bound pipeline **must** match the value for the corresponding locations set currently in the current render pass instance

- VUID-vkCmdDraw-None-09549

If the current render pass was begun with vkCmdBeginRendering, and there is no shader object bound to any graphics stage, the value of each element of VkRenderingInputAttachmentIndexInfo::pColorAttachmentInputIndices in the bound pipeline **must** match the value for the corresponding index set currently in the current render pass instance

- VUID-vkCmdDraw-None-10927

If the current render pass was begun with vkCmdBeginRendering, and there is no shader object bound to any graphics stage, the value of VkRenderingInputAttachmentIndexInfo::pDepthInputAttachmentIndex in the bound pipeline **must** match the value set currently in the current render pass instance

- VUID-vkCmdDraw-None-10928

If the current render pass was begun with vkCmdBeginRendering, and there is no shader object bound to any graphics stage, the value of VkRenderingInputAttachmentIndexInfo::pStencilInputAttachmentIndex in the bound pipeline **must** match the value set currently in the current render pass instance

- VUID-vkCmdDraw-None-09642

If the current render pass was begun with vkCmdBeginRendering with the VK_RENDERING_ENABLE_LEGACY_DITHERING_BIT_EXT flag, the bound graphics pipeline **must** have been created with VK_PIPELINE_CREATE_2_ENABLE_LEGACY_DITHERING_BIT_EXT

- VUID-vkCmdDraw-None-09643

If the bound graphics pipeline was created with VK_PIPELINE_CREATE_2_ENABLE_LEGACY_DITHERING_BIT_EXT, the current render pass

must have begun with `vkCmdBeginRendering` with the `VK_RENDERING_ENABLE_LEGACY_DITHERING_BIT_EXT` flag

- VUID-vkCmdDraw-None-10677
If the `per-tile execution model` is enabled, the `tileShadingPerTileDraw` feature **must** be enabled
- VUID-vkCmdDraw-None-10772
If a shader object is bound to any graphics stage, *multiview* functionality **must** not be enabled in the current render pass
- VUID-vkCmdDraw-multiviewPerViewViewports-12262
If the `multiviewPerViewViewports` feature is enabled, then the index of the most significant bit in current render pass instance `viewMask` **must** be less than the `current value` of `viewportCount`
- VUID-vkCmdDraw-multiviewPerViewViewports-12263
If the `multiviewPerViewViewports` feature is enabled, then the index of the most significant bit in current render pass instance `viewMask` **must** be less than the `current value` of `scissorCount`
- VUID-vkCmdDraw-flags-11521
If current render pass instance was begun with `vkCmdBeginRendering` with `VkRenderingInfo::flags` which includes `VK_RENDERING_FRAGMENT_REGION_BIT_EXT`, and if `sample shading` is enabled (explicitly or implicitly), then the minimum fraction for sample shading **must** equal 0.0
- VUID-vkCmdDraw-None-11522
If the current render pass instance was begun with `vkCmdBeginRendering` and contains a custom resolve, and the `dynamicRenderingUnusedAttachments` feature is not enabled, the graphics pipeline bound **must** have been created with a `VkCustomResolveCreateInfoEXT`
- VUID-vkCmdDraw-None-11523
If the current render pass instance was begun with `vkCmdBeginRendering` and does not contain a custom resolve, and the `dynamicRenderingUnusedAttachments` feature is not enabled, the graphics pipeline bound **must** not have been created with a `VkCustomResolveCreateInfoEXT`
- VUID-vkCmdDraw-customResolve-11524
If the current render pass instance was begun with `vkCmdBeginRendering` and `vkCmdBeginCustomResolveEXT` has been recorded in the render pass instance, the graphics pipeline bound **must** have been created with `VkCustomResolveCreateInfoEXT::customResolve` as `VK_TRUE`
- VUID-vkCmdDraw-customResolve-11525
If the current render pass instance was begun with `vkCmdBeginRendering` and contains a custom resolve, and `vkCmdBeginCustomResolveEXT` has not been recorded in the render pass instance, the graphics pipeline bound **must** have been created with `VkCustomResolveCreateInfoEXT::customResolve` as `VK_FALSE`
- VUID-vkCmdDraw-None-11861
If the `dynamicRenderingUnusedAttachments` feature is not enabled and the current render pass instance was begun with `vkCmdBeginRendering` and contains a custom resolve, the bound graphics pipeline **must** have been created with a `VkCustomResolveCreateInfoEXT`

`::colorAttachmentCount` equal to `VkRenderingInfo::colorAttachmentCount`

- VUID-vkCmdDraw-None-11862

If the `dynamicRenderingUnusedAttachments` feature is not enabled, and the current render pass instance was begun with `vkCmdBeginRendering`, it contains a custom resolve, and `VkRenderingInfo::colorAttachmentCount` greater than 0, then each element of the `VkRenderingInfo::pColorAttachments` array with an `resolveImageView` not equal to `VK_NULL_HANDLE` **must** have been created with a `VkFormat` equal to the corresponding element of `VkCustomResolveCreateInfoEXT::pColorAttachmentFormats` used to create the bound graphics pipeline

- VUID-vkCmdDraw-None-11863

If the `dynamicRenderingUnusedAttachments` feature is not enabled, and the current render pass instance was begun with `vkCmdBeginRendering`, it contains a custom resolve, and `VkRenderingInfo::colorAttachmentCount` greater than 0, then each element of the `VkRenderingInfo::pColorAttachments` array with an `resolveImageView` equal to `VK_NULL_HANDLE` **must** have the corresponding element of `VkCustomResolveCreateInfoEXT::pColorAttachmentFormats` used to create the bound pipeline equal to `VK_FORMAT_UNDEFINED`

- VUID-vkCmdDraw-dynamicRenderingUnusedAttachments-11864

If the `dynamicRenderingUnusedAttachments` feature is enabled, the current render pass instance was begun with `vkCmdBeginRendering`, it contains a custom resolve, and `VkRenderingInfo::colorAttachmentCount` greater than 0, then each element of the `VkRenderingInfo::pColorAttachments` array with an `resolveImageView` not equal to `VK_NULL_HANDLE` **must** have been created with a `VkFormat` equal to the corresponding element of `VkCustomResolveCreateInfoEXT::pColorAttachmentFormats` used to create the bound graphics pipeline, or the corresponding element of `VkCustomResolveCreateInfoEXT::pColorAttachmentFormats`, if it exists, **must** be `VK_FORMAT_UNDEFINED`

- VUID-vkCmdDraw-None-11865

If the current render pass instance was begun with `vkCmdBeginRendering`, it contains a custom resolve, the `dynamicRenderingUnusedAttachments` feature is not enabled, and `VkRenderingInfo::pDepthAttachment->resolveImageView` was `VK_NULL_HANDLE`, the value of `VkCustomResolveCreateInfoEXT::depthAttachmentFormat` used to create the bound graphics pipeline **must** be equal to `VK_FORMAT_UNDEFINED`

- VUID-vkCmdDraw-None-11866

If current render pass instance was begun with `vkCmdBeginRendering`, it contains a custom resolve, the `dynamicRenderingUnusedAttachments` feature is not enabled, and `VkRenderingInfo::pDepthAttachment->resolveImageView` was not `VK_NULL_HANDLE`, the value of `VkCustomResolveCreateInfoEXT::depthAttachmentFormat` used to create the bound graphics pipeline **must** be equal to the `VkFormat` used to create `VkRenderingInfo::pDepthAttachment->resolveImageView`

- VUID-vkCmdDraw-dynamicRenderingUnusedAttachments-11867

If the current render pass instance was begun with `vkCmdBeginRendering`, it contains a custom resolve, the `dynamicRenderingUnusedAttachments` feature is enabled, `VkRenderingInfo::pDepthAttachment->resolveImageView` was not `VK_NULL_HANDLE`, and the value of `VkCustomResolveCreateInfoEXT::depthAttachmentFormat` used to create the

bound graphics pipeline was not equal to the `VkFormat` used to create `VkRenderingInfo::pDepthAttachment->resolveImageView`, the value of the format **must** be `VK_FORMAT_UNDEFINED`

- VUID-vkCmdDraw-None-11868

If the current render pass instance was begun with `vkCmdBeginRendering`, it contains a custom resolve, the `dynamicRenderingUnusedAttachments` feature is not enabled, and `VkRenderingInfo::pStencilAttachment->resolveImageView` was `VK_NULL_HANDLE`, the value of `VkCustomResolveCreateInfoEXT::stencilAttachmentFormat` used to create the bound graphics pipeline **must** be equal to `VK_FORMAT_UNDEFINED`

- VUID-vkCmdDraw-None-11869

If current render pass instance was begun with `vkCmdBeginRendering`, it contains a custom resolve, the `dynamicRenderingUnusedAttachments` feature is not enabled, and `VkRenderingInfo::pStencilAttachment->resolveImageView` was not `VK_NULL_HANDLE`, the value of `VkCustomResolveCreateInfoEXT::stencilAttachmentFormat` used to create the bound graphics pipeline **must** be equal to the `VkFormat` used to create `VkRenderingInfo::pStencilAttachment->resolveImageView`

- VUID-vkCmdDraw-dynamicRenderingUnusedAttachments-11870

If the current render pass instance was begun with `vkCmdBeginRendering`, it contains a custom resolve, the `dynamicRenderingUnusedAttachments` feature is enabled, `VkRenderingInfo::pStencilAttachment->resolveImageView` was not `VK_NULL_HANDLE`, and the value of `VkCustomResolveCreateInfoEXT::stencilAttachmentFormat` used to create the bound graphics pipeline was not equal to the `VkFormat` used to create `VkRenderingInfo::pStencilAttachment->resolveImageView`, the value of the format **must** be `VK_FORMAT_UNDEFINED`

- VUID-vkCmdDraw-colorAttachmentCount-11871

If the current render pass instance was begun with `vkCmdBeginRendering` with a `VkRenderingInfo::colorAttachmentCount` parameter greater than 0 and `vkCmdBeginCustomResolveEXT` has been recorded in the render pass instance, then for each element of the `VkRenderingInfo::pColorAttachments` array with a `resolveImageView` not equal to `VK_NULL_HANDLE`, the `resolveImageView` **must** have been created with a sample count equal to the value of `rasterizationSamples` for the bound graphics pipeline

- VUID-vkCmdDraw-pDepthAttachment-11872

If the current render pass instance was begun with `vkCmdBeginRendering`, `vkCmdBeginCustomResolveEXT` has been recorded in the render pass instance, and `VkRenderingInfo::pDepthAttachment->resolveImageView` was not `VK_NULL_HANDLE`, the value of `rasterizationSamples` for the bound graphics pipeline **must** be equal to the sample count used to create `VkRenderingInfo::pDepthAttachment->resolveImageView`

- VUID-vkCmdDraw-pStencilAttachment-11873

If the current render pass instance was begun with `vkCmdBeginRendering`, `vkCmdBeginCustomResolveEXT` has been recorded in the render pass instance, `VkRenderingInfo::pStencilAttachment->resolveImageView` was not `VK_NULL_HANDLE`, the value of `rasterizationSamples` for the bound graphics pipeline **must** be equal to the sample count used to create `VkRenderingInfo::pStencilAttachment->resolveImageView`

- VUID-vkCmdDraw-customResolve-11529

If a shader object is bound to the fragment stage, the current render pass instance was

begun with `vkCmdBeginRendering`, a fragment density map attachment is active, and `vkCmdBeginCustomResolveEXT` has been called, then the fragment shader object bound **must** have been created with `VkCustomResolveCreateInfoEXT::customResolve` as `VK_TRUE`

- VUID-vkCmdDraw-customResolve-11530

If a shader object is bound to the fragment stage, the current render pass instance was begun with `vkCmdBeginRendering` and contains a custom resolve, a fragment density map attachment is active, and `vkCmdBeginCustomResolveEXT` has not yet been called, then the fragment shader object bound **must** have been created with `VkCustomResolveCreateInfoEXT::customResolve` as `VK_FALSE`

- VUID-vkCmdDraw-flags-13361

If there are any shader objects bound that were created with `flags` that includes the `VK_SHADER_CREATE_INDEPENDENT_SETS_BIT_KHR` bit, then all bound shader objects **must** have been created with the `VK_SHADER_CREATE_INDEPENDENT_SETS_BIT_KHR` bit

- VUID-vkCmdDraw-flags-13362

If there are any shader objects bound that were created with `flags` that includes the `VK_SHADER_CREATE_INDEPENDENT_SETS_BIT_KHR` bit, then the pipeline layout of the bound descriptor sets **must** have been created with `VK_PIPELINE_LAYOUT_CREATE_INDEPENDENT_SETS_BIT_EXT` set

- VUID-vkCmdDraw-flags-13363

If there are any shader objects bound that were created with `flags` that includes the `VK_SHADER_CREATE_INDEPENDENT_SETS_BIT_KHR` bit, and any of the descriptor set layouts used to create the pipeline layout of the bound descriptor sets were created with any binding's `VkDescriptorSetLayoutBinding::stageFlags` set with `VK_SHADER_STAGE_VERTEX_BIT`, `VK_SHADER_STAGE_TESSELLATION_CONTROL_BIT`, `VK_SHADER_STAGE_TESSELLATION_EVALUATION_BIT` or `VK_SHADER_STAGE_GEOMETRY_BIT`, then there **must** be no binding with `VkDescriptorSetLayoutBinding::stageFlags` set with `VK_SHADER_STAGE_TASK_BIT_EXT` or `VK_SHADER_STAGE_MESH_BIT_EXT`

- VUID-vkCmdDraw-flags-13364

If there are any shader objects bound that were created with `flags` that includes both the `VK_SHADER_CREATE_INDEPENDENT_SETS_BIT_KHR` and `VK_SHADER_CREATE_NO_TASK_SHADER_BIT_EXT` bits, the pipeline layout of the bound descriptor sets **must** have been created with `VK_PIPELINE_LAYOUT_CREATE_NO_TASK_SHADER_BIT_KHR` set

- VUID-vkCmdDraw-flags-13365

If there are any shader objects bound that were created with `flags` that includes both the `VK_SHADER_CREATE_INDEPENDENT_SETS_BIT_KHR` and `VK_SHADER_CREATE_NO_TASK_SHADER_BIT_EXT` bits, there **must** be no shader object bound to the `VK_SHADER_STAGE_TASK_BIT_EXT` stage

- VUID-vkCmdDraw-commandBuffer-02712

If `commandBuffer` is a protected command buffer and `protectedNoFault` is not supported, any resource written to by the `VkPipeline` object bound to the pipeline bind point used by this command **must** not be an unprotected resource

- VUID-vkCmdDraw-commandBuffer-02713

If `commandBuffer` is a protected command buffer and `protectedNoFault` is not supported, pipeline stages other than the framebuffer-space and compute stages in the `VkPipeline` object bound to the pipeline bind point used by this command **must** not write to any resource

- VUID-vkCmdDraw-commandBuffer-04617

If any of the shader stages of the `VkPipeline` bound to the pipeline bind point used by this command uses the `RayQueryKHR` capability, then `commandBuffer` **must** not be a protected command buffer

- VUID-vkCmdDraw-None-04007

All vertex input bindings accessed via vertex input variables declared in the vertex shader entry point's interface **must** have either valid or `VK_NULL_HANDLE` buffers bound

- VUID-vkCmdDraw-None-04008

If the `nullDescriptor` feature is not enabled, all vertex input bindings accessed via vertex input variables declared in the vertex shader entry point's interface **must** not be `VK_NULL_HANDLE`

- VUID-vkCmdDraw-None-02721

If the `robustBufferAccess` feature is not enabled, and that pipeline was created without enabling `VK_PIPELINE_ROBUSTNESS_BUFFER_BEHAVIOR_ROBUST_BUFFER_ACCESS` for `vertexInputs`, then for a given vertex buffer binding, any attribute data fetched **must** be entirely contained within the corresponding vertex buffer binding, as described in [Vertex Input Description](#)

- VUID-vkCmdDraw-format-10389

For each vertex attribute accessed by this command, if its `VkVertexInputAttributeDescription::format` or `VkVertexInputAttributeDescription2EXT::format` is a `packed format`, and the `legacyVertexAttributes` feature is not enabled, the value of `attribAddress`, calculated as described in [Vertex Input Calculation](#), **must** be a multiple of the `size of the format`

- VUID-vkCmdDraw-format-10390

For each vertex attribute accessed by this command, if its `VkVertexInputAttributeDescription::format` or `VkVertexInputAttributeDescription2EXT::format` is not a `packed format`, and either the `legacyVertexAttributes` feature is not enabled or `format` has 64-bit components, the value of `attribAddress`, calculated as described in [Vertex Input Calculation](#), **must** be a multiple of the `component size of the format`

- VUID-vkCmdDraw-None-07842

If there is a shader object bound to the `VK_SHADER_STAGE_VERTEX_BIT` stage or the bound graphics pipeline state was created with the `VK_DYNAMIC_STATE_PRIMITIVE_TOPOLOGY` dynamic state enabled then `vkCmdSetPrimitiveTopology` **must** have been called and not subsequently `invalidated` in the current command buffer prior to this drawing command

- VUID-vkCmdDraw-dynamicPrimitiveTopologyUnrestricted-07500

If the bound graphics pipeline state was created with the `VK_DYNAMIC_STATE_PRIMITIVE_TOPOLOGY` dynamic state enabled and the

`dynamicPrimitiveTopologyUnrestricted` is `VK_FALSE`, then the `primitiveTopology` parameter of `vkCmdSetPrimitiveTopology` **must** be of the same `topology class` as the pipeline `VkPipelineInputAssemblyStateCreateInfo::topology` state

- VUID-vkCmdDraw-primitiveTopology-10286

If a `VK_SHADER_STAGE_TESSELLATION_CONTROL_BIT` stage is bound, then the `current value` of `primitiveTopology` **must** be `VK_PRIMITIVE_TOPOLOGY_PATCH_LIST` prior to this drawing command

- VUID-vkCmdDraw-primitiveTopology-10747

If `vkCmdSetPrimitiveTopology` set `primitiveTopology` to `VK_PRIMITIVE_TOPOLOGY_PATCH_LIST` prior to this drawing command, then a `VK_SHADER_STAGE_TESSELLATION_CONTROL_BIT` stage **must** be bound

- VUID-vkCmdDraw-primitiveTopology-10748

If `vkCmdSetPrimitiveTopology` set `primitiveTopology` to `VK_PRIMITIVE_TOPOLOGY_POINT_LIST` prior to this drawing command, the `maintenance5` feature is not enabled, both a `VK_SHADER_STAGE_TESSELLATION_EVALUATION_BIT` and `VK_SHADER_STAGE_GEOMETRY_BIT` stage are not bound, then the `Vertex Execution Model` **must** have a `PointSize` decorated variable that is statically written to

- VUID-vkCmdDraw-pStrides-04913

If the bound graphics pipeline was created with the `VK_DYNAMIC_STATE_VERTEX_INPUT_BINDING_STRIDE` dynamic state enabled, but without the `VK_DYNAMIC_STATE_VERTEX_INPUT_EXT` dynamic state enabled, then `vkCmdBindVertexBuffers2` with a non-NULL `pStrides` parameter or `vkCmdBindVertexBuffers3KHR` with `setStride` set to `VK_TRUE` **must** have been called and not subsequently `invalidated` in the current command buffer prior to this draw command

- VUID-vkCmdDraw-None-13118

If the bound graphics pipeline was created without the `VK_DYNAMIC_STATE_VERTEX_INPUT_BINDING_STRIDE` dynamic state enabled, without the `VK_DYNAMIC_STATE_VERTEX_INPUT_EXT` dynamic state enabled, and `vkCmdBindVertexBuffers3KHR` was called and not subsequently `invalidated` in the current command buffer prior to this draw command, the value of `setStride` in each of its `pBindInfos` elements must have been `VK_FALSE`

- VUID-vkCmdDraw-None-04914

If there is a shader object bound to the `VK_SHADER_STAGE_VERTEX_BIT` stage or the bound graphics pipeline state was created with the `VK_DYNAMIC_STATE_VERTEX_INPUT_EXT` dynamic state enabled then `vkCmdSetVertexInputEXT` **must** have been called and not subsequently `invalidated` in the current command buffer prior to this draw command

- VUID-vkCmdDraw-Input-07939

If the `vertexAttributeRobustness` feature is not enabled, and the `maintenance9` feature is not enabled, and there is a shader object bound to the `VK_SHADER_STAGE_VERTEX_BIT` stage or the bound graphics pipeline state was created with the `VK_DYNAMIC_STATE_VERTEX_INPUT_EXT` dynamic state enabled then all variables with the `Input` storage class decorated with `Location` in the `Vertex Execution Model OpEntryPoint` **must** contain a location in `VkVertexInputAttributeDescription2EXT::location`

- VUID-vkCmdDraw-Input-08734

If there is a shader object bound to the `VK_SHADER_STAGE_VERTEX_BIT` stage or the bound graphics pipeline state was created with the `VK_DYNAMIC_STATE_VERTEX_INPUT_EXT` dynamic state enabled and either the `legacyVertexAttributes` feature is not enabled or the SPIR-V Type associated with a given `Input` variable of the corresponding `Location` in the `Vertex Execution Model OpEntryPoint` is 64-bit, then the numeric type associated with all `Input` variables of the corresponding `Location` in the `Vertex Execution Model OpEntryPoint` **must** be the same as `VkVertexInputAttributeDescription2EXT::format`

- VUID-vkCmdDraw-format-08936

If there is a shader object bound to the `VK_SHADER_STAGE_VERTEX_BIT` stage or the bound graphics pipeline state was created with the `VK_DYNAMIC_STATE_VERTEX_INPUT_EXT` dynamic state enabled and `VkVertexInputAttributeDescription2EXT::format` has a 64-bit component, then the scalar width associated with all `Input` variables of the corresponding `Location` in the `Vertex Execution Model OpEntryPoint` **must** be 64-bit

- VUID-vkCmdDraw-format-08937

If there is a shader object bound to the `VK_SHADER_STAGE_VERTEX_BIT` stage or the bound graphics pipeline state was created with the `VK_DYNAMIC_STATE_VERTEX_INPUT_EXT` dynamic state enabled and the scalar width associated with a `Location` decorated `Input` variable in the `Vertex Execution Model OpEntryPoint` is 64-bit, then the corresponding `VkVertexInputAttributeDescription2EXT::format` **must** have a 64-bit component

- VUID-vkCmdDraw-None-09203

If there is a shader object bound to the `VK_SHADER_STAGE_VERTEX_BIT` stage or the bound graphics pipeline state was created with the `VK_DYNAMIC_STATE_VERTEX_INPUT_EXT` dynamic state enabled and `VkVertexInputAttributeDescription2EXT::format` has a 64-bit component, then all `Input` variables at the corresponding `Location` in the `Vertex Execution Model OpEntryPoint` **must** not use components that are not present in the format

- VUID-vkCmdDraw-None-04875

If there is a shader object bound to the `VK_SHADER_STAGE_TESSELLATION_CONTROL_BIT` stage or the bound graphics pipeline state was created with both a `VK_SHADER_STAGE_TESSELLATION_CONTROL_BIT` stage and the `VK_DYNAMIC_STATE_PATCH_CONTROL_POINTS_EXT` dynamic state enabled, and the current value of `primitiveTopology` is `VK_PRIMITIVE_TOPOLOGY_PATCH_LIST`, then `vkCmdSetPatchControlPointsEXT` **must** have been called and not subsequently `invalidated` in the current command buffer prior to this drawing command

- VUID-vkCmdDraw-None-04879

If there is a shader object bound to the `VK_SHADER_STAGE_VERTEX_BIT` stage or the bound graphics pipeline state was created with the `VK_DYNAMIC_STATE_PRIMITIVE_RESTART_ENABLE` dynamic state enabled then `vkCmdSetPrimitiveRestartEnable` **must** have been called and not subsequently `invalidated` in the current command buffer prior to this drawing command

- VUID-vkCmdDraw-None-09637

If the `primitiveTopologyListRestart` feature is not enabled, the `input assembly` is

VK_PRIMITIVE_TOPOLOGY_POINT_LIST, VK_PRIMITIVE_TOPOLOGY_LINE_LIST, VK_PRIMITIVE_TOPOLOGY_TRIANGLE_LIST, VK_PRIMITIVE_TOPOLOGY_LINE_LIST_WITH_ADJACENCY, or VK_PRIMITIVE_TOPOLOGY_TRIANGLE_LIST_WITH_ADJACENCY, there is a shader object bound to the VK_SHADER_STAGE_VERTEX_BIT stage or the bound graphics pipeline state was created with the VK_DYNAMIC_STATE_PRIMITIVE_RESTART_ENABLE dynamic state enabled, then vkCmdSetPrimitiveRestartEnable **must** be VK_FALSE

- VUID-vkCmdDraw-None-10909

If the primitiveTopologyPatchListRestart feature is not enabled, the input assembly is VK_PRIMITIVE_TOPOLOGY_PATCH_LIST, there is a shader object bound to the VK_SHADER_STAGE_TESSELLATION_CONTROL_BIT stage or the bound graphics pipeline state was created with the VK_DYNAMIC_STATE_PRIMITIVE_RESTART_ENABLE dynamic state enabled then vkCmdSetPrimitiveRestartEnable **must** be VK_FALSE

- VUID-vkCmdDraw-stage-06481

The bound graphics pipeline **must** not have been created with the VkPipelineShaderStageCreateInfo::stage member of any element of VkGraphicsPipelineCreateInfo::pStages set to VK_SHADER_STAGE_TASK_BIT_EXT or VK_SHADER_STAGE_MESH_BIT_EXT

- VUID-vkCmdDraw-None-08885

There **must** be no shader object bound to either of the VK_SHADER_STAGE_TASK_BIT_EXT or VK_SHADER_STAGE_MESH_BIT_EXT stages

- VUID-vkCmdDraw-None-07619

If a shader object is bound to the VK_SHADER_STAGE_TESSELLATION_EVALUATION_BIT stage or a graphics pipeline is bound which was created with both a VK_SHADER_STAGE_TESSELLATION_EVALUATION_BIT stage and the VK_DYNAMIC_STATE_TESSELLATION_DOMAIN_ORIGIN_EXT dynamic state enabled, then vkCmdSetTessellationDomainOriginEXT **must** have been called and not subsequently invalidated in the current command buffer prior to this drawing command

- VUID-vkCmdDraw-OpExecutionMode-12239

If a shader is bound to both the VK_SHADER_STAGE_TESSELLATION_CONTROL_BIT and VK_SHADER_STAGE_TESSELLATION_EVALUATION_BIT stages, and if both stages contain an OpExecutionMode instruction specifying the type of subdivision, they **must** be the same

- VUID-vkCmdDraw-OpExecutionMode-12240

If a shader is bound to both the VK_SHADER_STAGE_TESSELLATION_CONTROL_BIT and VK_SHADER_STAGE_TESSELLATION_EVALUATION_BIT stages, and if both stages contain an OpExecutionMode instruction specifying the orientation of triangles, they **must** be the same

- VUID-vkCmdDraw-OpExecutionMode-12241

If a shader is bound to both the VK_SHADER_STAGE_TESSELLATION_CONTROL_BIT and VK_SHADER_STAGE_TESSELLATION_EVALUATION_BIT stages, and if both stages contain an OpExecutionMode instruction specifying the segment spacing, they **must** be the same

- VUID-vkCmdDraw-OpExecutionMode-12242

If a shader is bound to both the VK_SHADER_STAGE_TESSELLATION_CONTROL_BIT and VK_SHADER_STAGE_TESSELLATION_EVALUATION_BIT stages, and if both stages contain an OpExecutionMode instruction specifying the output patch size, they **must** be the same

- VUID-vkCmdDraw-pNext-09461

If the bound graphics pipeline state was created with `VkPipelineVertexInputDivisorStateCreateInfo` in the `pNext` chain of `VkGraphicsPipelineCreateInfo::pVertexInputState`, any member of `VkPipelineVertexInputDivisorStateCreateInfo::pVertexBindingDivisors` has a value other than `1` in `divisor`, and `VkPhysicalDeviceVertexAttributeDivisorProperties::supportsNonZeroFirstInstance` is `VK_FALSE`, then `firstInstance` **must** be `0`

- VUID-vkCmdDraw-None-09462

If `shader objects` are used for drawing or the bound graphics pipeline state was created with the `VK_DYNAMIC_STATE_VERTEX_INPUT_EXT` dynamic state enabled, any member of the `pVertexBindingDescriptions` parameter to the `vkCmdSetVertexInputEXT` call that sets this dynamic state has a value other than `1` in `divisor`, and `VkPhysicalDeviceVertexAttributeDivisorProperties::supportsNonZeroFirstInstance` is `VK_FALSE`, then `firstInstance` **must** be `0`

Valid Usage (Implicit)

- VUID-vkCmdDraw-commandBuffer-parameter

`commandBuffer` **must** be a valid `VkCommandBuffer` handle

- VUID-vkCmdDraw-commandBuffer-recording

`commandBuffer` **must** be in the `recording` state

- VUID-vkCmdDraw-commandBuffer-cmdpool

The `VkCommandPool` that `commandBuffer` was allocated from **must** support `VK_QUEUE_GRAPHICS_BIT` operations

- VUID-vkCmdDraw-renderpass

This command **must** only be called inside of a render pass instance

- VUID-vkCmdDraw-suspended

This command **must** not be called between suspended render pass instances

- VUID-vkCmdDraw-videocoding

This command **must** only be called outside of a video coding scope

Host Synchronization

- Host access to `commandBuffer` **must** be externally synchronized

- Host access to the `VkCommandPool` that `commandBuffer` was allocated from **must** be externally synchronized

Command Properties

Command Buffer Levels	Render Pass Scope	Video Coding Scope	Supported Queue Types	Command Type
Primary Secondary	Inside	Outside	VK_QUEUE_GRAP HICS_BIT	Action

Conditional Rendering

vkCmdDraw is affected by [conditional rendering](#)

To record an indexed draw, call:

```
// Provided by VK_VERSION_1_0
void vkCmdDrawIndexed(
    VkCommandBuffer          commandBuffer,
    uint32_t                 indexCount,
    uint32_t                 instanceCount,
    uint32_t                 firstIndex,
    int32_t                  vertexOffset,
    uint32_t                 firstInstance);
```

- `commandBuffer` is the command buffer into which the command is recorded.
- `indexCount` is the number of vertices to draw.
- `instanceCount` is the number of instances to draw.
- `firstIndex` is the base index within the index buffer.
- `vertexOffset` is the value added to the vertex index before indexing into the vertex buffer.
- `firstInstance` is the instance ID of the first instance to draw.

When the command is executed, primitives are assembled using the current primitive topology and `indexCount` vertices whose indices are retrieved from the index buffer. The index buffer is treated as an array of tightly packed unsigned integers of size defined by the `vkCmdBindIndexBuffer2::indexType` or the `vkCmdBindIndexBuffer::indexType` parameter with which the buffer was bound.

The first vertex index is read from `indexAddress + (firstIndex × indexSize)`, where `indexAddress` is the effective address specified for the index buffer by `vkCmdBindIndexBuffer3KHR`, `vkCmdBindIndexBuffer2`, or `vkCmdBindIndexBuffer`, and `indexSize` is the byte size of the type specified by `indexType`. Subsequent index values are retrieved from consecutive locations in the index buffer. Indices are first compared to the primitive restart value, then zero extended to 32 bits (if the `indexType` is `VK_INDEX_TYPE_UINT8` or `VK_INDEX_TYPE_UINT16`) and have `vertexOffset` added to them, before being supplied as the `vertexIndex` value.

The primitives are drawn `instanceCount` times with `instanceIndex` starting with `firstInstance` and

increasing sequentially for each instance. The assembled primitives execute the bound graphics pipeline.

Valid Usage

- VUID-vkCmdDrawIndexed-magFilter-04553

If a `VkSampler` created with `magFilter` or `minFilter` equal to `VK_FILTER_LINEAR`, `reductionMode` equal to `VK_SAMPLER_REDUCTION_MODE_WEIGHTED_AVERAGE`, and `compareEnable` equal to `VK_FALSE` is used to sample a `VkImageView` as a result of this command, then the image view's `format features` **must** contain `VK_FORMAT_FEATURE_SAMPLED_IMAGE_FILTER_LINEAR_BIT`

- VUID-vkCmdDrawIndexed-magFilter-09598

If a `VkSampler` created with `magFilter` or `minFilter` equal to `VK_FILTER_LINEAR` and `reductionMode` equal to either `VK_SAMPLER_REDUCTION_MODE_MIN` or `VK_SAMPLER_REDUCTION_MODE_MAX` is used to sample a `VkImageView` as a result of this command, then the image view's `format features` **must** contain `VK_FORMAT_FEATURE_SAMPLED_IMAGE_FILTER_MINMAX_BIT`

- VUID-vkCmdDrawIndexed-mipmapMode-04770

If a `VkSampler` created with `mipmapMode` equal to `VK_SAMPLER_MIPMAP_MODE_LINEAR`, `reductionMode` equal to `VK_SAMPLER_REDUCTION_MODE_WEIGHTED_AVERAGE`, and `compareEnable` equal to `VK_FALSE` is used to sample a `VkImageView` as a result of this command, then the image view's `format features` **must** contain `VK_FORMAT_FEATURE_SAMPLED_IMAGE_FILTER_LINEAR_BIT`

- VUID-vkCmdDrawIndexed-mipmapMode-09599

If a `VkSampler` created with `mipmapMode` equal to `VK_SAMPLER_MIPMAP_MODE_LINEAR` and `reductionMode` equal to either `VK_SAMPLER_REDUCTION_MODE_MIN` or `VK_SAMPLER_REDUCTION_MODE_MAX` is used to sample a `VkImageView` as a result of this command, then the image view's `format features` **must** contain `VK_FORMAT_FEATURE_SAMPLED_IMAGE_FILTER_MINMAX_BIT`

- VUID-vkCmdDrawIndexed-unnormalizedCoordinates-09635

If a `VkSampler` created with `unnormalizedCoordinates` equal to `VK_TRUE` is used to sample a `VkImageView` as a result of this command, then the image view's `levelCount` and `layerCount` **must** be 1

- VUID-vkCmdDrawIndexed-None-08609

If a `VkSampler` created with `unnormalizedCoordinates` equal to `VK_TRUE` is used to sample a `VkImageView` as a result of this command, then the image view's `viewType` **must** be `VK_IMAGE_VIEW_TYPE_1D` or `VK_IMAGE_VIEW_TYPE_2D`

- VUID-vkCmdDrawIndexed-None-08610

If a `VkSampler` created with `unnormalizedCoordinates` equal to `VK_TRUE` is used to sample a `VkImageView` as a result of this command, then the sampler **must** not be used with any of the SPIR-V `OpImageSample*` or `OpImageSparseSample*` instructions with `ImplicitLod`, `Dref` or `Proj` in their name

- VUID-vkCmdDrawIndexed-None-08611

If a `VkSampler` created with `unnormalizedCoordinates` equal to `VK_TRUE` is used to sample a `VkImageView` as a result of this command, then the sampler **must** not be used with any

of the SPIR-V `OpImageSample*` or `OpImageSparseSample*` instructions that includes a LOD bias or any offset values

- VUID-vkCmdDrawIndexed-None-06479

If a `VkImageView` is sampled with `depth comparison`, the image view's `format features` **must** contain `VK_FORMAT_FEATURE_2_SAMPLED_IMAGE_DEPTH_COMPARISON_BIT`

- VUID-vkCmdDrawIndexed-None-02691

If a `VkImageView` is accessed using atomic operations as a result of this command, then the image view's `format features` **must** contain `VK_FORMAT_FEATURE_STORAGE_IMAGE_ATOMIC_BIT`

- VUID-vkCmdDrawIndexed-None-07888

If a `VK_DESCRIPTOR_TYPE_STORAGE_TEXEL_BUFFER` descriptor is accessed using atomic operations as a result of this command, then the storage texel buffer's `format features` **must** contain `VK_FORMAT_FEATURE_STORAGE_TEXEL_BUFFER_ATOMIC_BIT`

- VUID-vkCmdDrawIndexed-None-02692

If a `VkImageView` is sampled with `VK_FILTER_CUBIC_EXT` as a result of this command, then the image view's `format features` **must** contain `VK_FORMAT_FEATURE_SAMPLED_IMAGE_FILTER_CUBIC_BIT_EXT`

- VUID-vkCmdDrawIndexed-None-02693

If the `VK_EXT_filter_cubic` extension is not enabled and any `VkImageView` is sampled with `VK_FILTER_CUBIC_EXT` as a result of this command, it **must** not have a `VkImageViewType` of `VK_IMAGE_VIEW_TYPE_3D`, `VK_IMAGE_VIEW_TYPE_CUBE`, or `VK_IMAGE_VIEW_TYPE_CUBE_ARRAY`

- VUID-vkCmdDrawIndexed-filterCubic-02694

Any `VkImageView` being sampled with `VK_FILTER_CUBIC_EXT` as a result of this command **must** have a `VkImageViewType` and format that supports cubic filtering, as specified by `VkFilterCubicImageViewImageFormatPropertiesEXT::filterCubic` returned by `vkGetPhysicalDeviceImageFormatProperties2`

- VUID-vkCmdDrawIndexed-filterCubicMinmax-02695

Any `VkImageView` being sampled with `VK_FILTER_CUBIC_EXT` with a reduction mode of either `VK_SAMPLER_REDUCTION_MODE_MIN` or `VK_SAMPLER_REDUCTION_MODE_MAX` as a result of this command **must** have a `VkImageViewType` and format that supports cubic filtering together with minmax filtering, as specified by `VkFilterCubicImageViewImageFormatPropertiesEXT::filterCubicMinmax` returned by `vkGetPhysicalDeviceImageFormatProperties2`

- VUID-vkCmdDrawIndexed-cubicRangeClamp-09212

If the `cubicRangeClamp` feature is not enabled, then any `VkImageView` being sampled with `VK_FILTER_CUBIC_EXT` as a result of this command **must** not have a `VkSamplerReductionModeCreateInfo::reductionMode` equal to `VK_SAMPLER_REDUCTION_MODE_WEIGHTED_AVERAGE_RANGECLAMP_QCOM`

- VUID-vkCmdDrawIndexed-reductionMode-09213

Any `VkImageView` being sampled with a `VkSamplerReductionModeCreateInfo::reductionMode` equal to `VK_SAMPLER_REDUCTION_MODE_WEIGHTED_AVERAGE_RANGECLAMP_QCOM` as a result of this command **must** sample with `VK_FILTER_CUBIC_EXT`

- VUID-vkCmdDrawIndexed-selectableCubicWeights-09214
If the `selectableCubicWeights` feature is not enabled, then any `VkImageView` being sampled with `VK_FILTER_CUBIC_EXT` as a result of this command **must** have `VkSamplerCubicWeightsCreateInfoQCOM::cubicWeights` equal to `VK_CUBIC_FILTER_WEIGHTS_CATMULL_ROM_QCOM`
- VUID-vkCmdDrawIndexed-flags-02696
Any `VkImage` created with a `VkImageCreateInfo::flags` containing `VK_IMAGE_CREATE_CORNER_SAMPLED_BIT_NV` sampled as a result of this command **must** only be sampled using a `VkSamplerAddressMode` of `VK_SAMPLER_ADDRESS_MODE_CLAMP_TO_EDGE`
- VUID-vkCmdDrawIndexed-OpTypeImage-07027
For any `VkImageView` being written as a storage image where the image format field of the `OpTypeImage` is `Unknown`, the view's `format features` **must** contain `VK_FORMAT_FEATURE_2_STORAGE_WRITE_WITHOUT_FORMAT_BIT`
- VUID-vkCmdDrawIndexed-OpTypeImage-07028
For any `VkImageView` being read as a storage image where the image format field of the `OpTypeImage` is `Unknown`, the view's `format features` **must** contain `VK_FORMAT_FEATURE_2_STORAGE_READ_WITHOUT_FORMAT_BIT`
- VUID-vkCmdDrawIndexed-OpTypeImage-07029
For any `VkBufferView` being written as a storage texel buffer where the image format field of the `OpTypeImage` is `Unknown`, the view's `buffer features` **must** contain `VK_FORMAT_FEATURE_2_STORAGE_WRITE_WITHOUT_FORMAT_BIT`
- VUID-vkCmdDrawIndexed-OpTypeImage-07030
Any `VkBufferView` being read as a storage texel buffer where the image format field of the `OpTypeImage` is `Unknown` then the view's `buffer features` **must** contain `VK_FORMAT_FEATURE_2_STORAGE_READ_WITHOUT_FORMAT_BIT`
- VUID-vkCmdDrawIndexed-None-08600
If a `bound shader` was created with a pipeline layout and statically uses a set `n`, a descriptor set **must** have been bound to `n` at the same pipeline bind point, with layouts compatible for set `n` with the layout(s) used to create the shader, as described in [Pipeline Layout Compatibility](#)
- VUID-vkCmdDrawIndexed-None-08601
If a `bound shader` was created with a pipeline layout or specified push constant ranges and statically uses a push constant value, that value **must** have been set for the same pipeline bind point, with push constant ranges that are `compatible` with the push constant range used to create the shader
- VUID-vkCmdDrawIndexed-None-10068
For each array of resources that is used by a `bound shader`, the indices used to access members of the array **must** be less than the descriptor count for the identified binding in the descriptor sets used by this command
- VUID-vkCmdDrawIndexed-None-08114
Descriptors in each bound descriptor set, specified via `vkCmdBindDescriptorSets`, **must** be valid if they are accessed as described by `descriptor validity` by the `VkPipeline` bound to the pipeline bind point used by this command and the bound `VkPipeline` was not created

with [VK_PIPELINE_CREATE_DESCRIPTOR_BUFFER_BIT_EXT](#)

- VUID-vkCmdDrawIndexed-imageLayout-00344

If an image descriptor is accessed by a shader, the [VkImageLayout](#) **must** match the subresource accessible from the [VkImageView](#) as defined by the [image layout matching rules](#)

- VUID-vkCmdDrawIndexed-None-08115

If the descriptors used by the [VkPipeline](#) bound to the pipeline bind point were specified via [vkCmdBindDescriptorSets](#), the bound [VkPipeline](#) **must** have been created without [VK_PIPELINE_CREATE_DESCRIPTOR_BUFFER_BIT_EXT](#)

- VUID-vkCmdDrawIndexed-None-08116

Descriptors in bound descriptor buffers, specified via [vkCmdSetDescriptorBufferOffsetsEXT](#), **must** be valid if they are dynamically used by the [VkPipeline](#) bound to the pipeline bind point used by this command and the bound [VkPipeline](#) was created with [VK_PIPELINE_CREATE_DESCRIPTOR_BUFFER_BIT_EXT](#)

- VUID-vkCmdDrawIndexed-None-08604

Descriptors in bound descriptor buffers, specified via [vkCmdSetDescriptorBufferOffsetsEXT](#), **must** be valid if they are dynamically used by any [VkShaderEXT](#) bound to a stage corresponding to the pipeline bind point used by this command

- VUID-vkCmdDrawIndexed-None-08117

If the descriptors used by the [VkPipeline](#) bound to the pipeline bind point were specified via [vkCmdSetDescriptorBufferOffsetsEXT](#), the bound [VkPipeline](#) **must** have been created with [VK_PIPELINE_CREATE_DESCRIPTOR_BUFFER_BIT_EXT](#)

- VUID-vkCmdDrawIndexed-None-08119

If a descriptor is dynamically used with a [VkPipeline](#) created with [VK_PIPELINE_CREATE_DESCRIPTOR_BUFFER_BIT_EXT](#), the descriptor memory **must** be resident

- VUID-vkCmdDrawIndexed-None-08605

If a descriptor is dynamically used with a [VkShaderEXT](#) created with a [VkDescriptorSetLayout](#) that was created with [VK_DESCRIPTOR_SET_LAYOUT_CREATE_DESCRIPTOR_BUFFER_BIT_EXT](#), the descriptor memory **must** be resident

- VUID-vkCmdDrawIndexed-None-08606

If the [shaderObject](#) feature is not enabled, a valid pipeline **must** be bound to the pipeline bind point used by this command

- VUID-vkCmdDrawIndexed-None-08608

If a pipeline is bound to the pipeline bind point used by this command, there **must** not have been any calls to dynamic state setting commands for any state specified statically in the [VkPipeline](#) object bound to the pipeline bind point used by this command, since that pipeline was bound

- VUID-vkCmdDrawIndexed-uniformBuffers-06935

If any stage of the [VkPipeline](#) object bound to the pipeline bind point used by this command accesses a uniform buffer, and that stage was created without enabling either [VK_PIPELINE_ROBUSTNESS_BUFFER_BEHAVIOR_ROBUST_BUFFER_ACCESS](#) or

[VK_PIPELINE_ROBUSTNESS_BUFFER_BEHAVIOR_ROBUST_BUFFER_ACCESS_2](#) for [uniformBuffers](#), and the [robustBufferAccess](#) feature is not enabled, that stage **must** not access values outside of the range of the buffer as specified in the descriptor set bound to the same pipeline bind point

- VUID-vkCmdDrawIndexed-None-08612

If the [robustBufferAccess](#) feature is not enabled, and any [VkShaderEXT](#) bound to a stage corresponding to the pipeline bind point used by this command accesses a uniform buffer, it **must** not access values outside of the range of the buffer as specified in the descriptor set bound to the same pipeline bind point

- VUID-vkCmdDrawIndexed-storageBuffers-06936

If any stage of the [VkPipeline](#) object bound to the pipeline bind point used by this command accesses a storage buffer, and that stage was created without enabling either [VK_PIPELINE_ROBUSTNESS_BUFFER_BEHAVIOR_ROBUST_BUFFER_ACCESS](#) or [VK_PIPELINE_ROBUSTNESS_BUFFER_BEHAVIOR_ROBUST_BUFFER_ACCESS_2](#) for [storageBuffers](#), and the [robustBufferAccess](#) feature is not enabled, that stage **must** not access values outside of the range of the buffer as specified in the descriptor set bound to the same pipeline bind point

- VUID-vkCmdDrawIndexed-None-08613

If the [robustBufferAccess](#) feature is not enabled, and any [VkShaderEXT](#) bound to a stage corresponding to the pipeline bind point used by this command accesses a storage buffer, it **must** not access values outside of the range of the buffer as specified in the descriptor set bound to the same pipeline bind point

- VUID-vkCmdDrawIndexed-commandBuffer-02707

If [commandBuffer](#) is an unprotected command buffer and [protectedNoFault](#) is not supported, any resource accessed by [bound shaders](#) **must** not be a protected resource

- VUID-vkCmdDrawIndexed-viewType-07752

If a [VkImageView](#) is accessed as a result of this command, then the image view's [viewType](#) **must** match the [Dim](#) operand of the [OpTypeImage](#) as described in [Compatibility Between SPIR-V Image Dimensions and Vulkan ImageView Types](#)

- VUID-vkCmdDrawIndexed-format-07753

If a [VkImageView](#) or [VkBufferView](#) is accessed as a result of this command, then the [numeric type](#) of the view's [format](#) and the [Sampled Type](#) operand of the [OpTypeImage](#) **must** match

- VUID-vkCmdDrawIndexed-OpImageWrite-08795

If a [VkImageView](#) created with a format other than [VK_FORMAT_A8_UNORM](#) is accessed using [OpImageWrite](#) as a result of this command, then the [Type](#) of the [Texel](#) operand of that instruction **must** have at least as many components as the image view's format

- VUID-vkCmdDrawIndexed-OpImageWrite-08796

If a [VkImageView](#) created with the format [VK_FORMAT_A8_UNORM](#) is accessed using [OpImageWrite](#) as a result of this command, then the [Type](#) of the [Texel](#) operand of that instruction **must** have four components

- VUID-vkCmdDrawIndexed-OpImageWrite-04469

If a [VkBufferView](#) is accessed using [OpImageWrite](#) as a result of this command, then the [Type](#) of the [Texel](#) operand of that instruction **must** have at least as many components as

the buffer view's format

- VUID-vkCmdDrawIndexed-SampledType-04470

If a [VkImageView](#) with a [VkFormat](#) that has a 64-bit component width is accessed as a result of this command, the [SampledType](#) of the [OpTypeImage](#) operand of that instruction **must** have a [Width](#) of 64

- VUID-vkCmdDrawIndexed-SampledType-04471

If a [VkImageView](#) with a [VkFormat](#) that has a component width less than 64-bit is accessed as a result of this command, the [SampledType](#) of the [OpTypeImage](#) operand of that instruction **must** have a [Width](#) of 32

- VUID-vkCmdDrawIndexed-SampledType-04472

If a [VkBufferView](#) with a [VkFormat](#) that has a 64-bit component width is accessed as a result of this command, the [SampledType](#) of the [OpTypeImage](#) operand of that instruction **must** have a [Width](#) of 64

- VUID-vkCmdDrawIndexed-SampledType-04473

If a [VkBufferView](#) with a [VkFormat](#) that has a component width less than 64-bit is accessed as a result of this command, the [SampledType](#) of the [OpTypeImage](#) operand of that instruction **must** have a [Width](#) of 32

- VUID-vkCmdDrawIndexed-sparseImageInt64Atomics-04474

If the [sparseImageInt64Atomics](#) feature is not enabled, [VkImage](#) objects created with the [VK_IMAGE_CREATE_SPARSE_RESIDENCY_BIT](#) flag **must** not be accessed by atomic instructions through an [OpTypeImage](#) with a [SampledType](#) with a [Width](#) of 64 by this command

- VUID-vkCmdDrawIndexed-sparseImageInt64Atomics-04475

If the [sparseImageInt64Atomics](#) feature is not enabled, [VkBuffer](#) objects created with the [VK_BUFFER_CREATE_SPARSE_RESIDENCY_BIT](#) flag **must** not be accessed by atomic instructions through an [OpTypeImage](#) with a [SampledType](#) with a [Width](#) of 64 by this command

- VUID-vkCmdDrawIndexed-OpImageSampleWeightedQCOM-06971

If [OpImageSampleWeightedQCOM](#) is used to sample a [VkImageView](#) as a result of this command, then the image view's [format features](#) **must** contain [VK_FORMAT_FEATURE_2_WEIGHT_SAMPLED_IMAGE_BIT_QCOM](#)

- VUID-vkCmdDrawIndexed-OpImageSampleWeightedQCOM-06972

If [OpImageSampleWeightedQCOM](#) uses a [VkImageView](#) as a sample weight image as a result of this command, then the image view's [format features](#) **must** contain [VK_FORMAT_FEATURE_2_WEIGHT_IMAGE_BIT_QCOM](#)

- VUID-vkCmdDrawIndexed-OpImageBoxFilterQCOM-06973

If [OpImageBoxFilterQCOM](#) is used to sample a [VkImageView](#) as a result of this command, then the image view's [format features](#) **must** contain [VK_FORMAT_FEATURE_2_BOX_FILTER_SAMPLED_BIT_QCOM](#)

- VUID-vkCmdDrawIndexed-OpImageBlockMatchSSDQCOM-06974

If [OpImageBlockMatchSSDQCOM](#) is used to read from an [VkImageView](#) as a result of this command, then the image view's [format features](#) **must** contain [VK_FORMAT_FEATURE_2_BLOCK_MATCHING_BIT_QCOM](#)

- VUID-vkCmdDrawIndexed-OpImageBlockMatchSADQCOM-06975
If `OpImageBlockMatchSADQCOM` is used to read from an `VkImageView` as a result of this command, then the image view's `format features` **must** contain `VK_FORMAT_FEATURE_2_BLOCK_MATCHING_BIT_QCOM`
- VUID-vkCmdDrawIndexed-OpImageBlockMatchSADQCOM-06976
If `OpImageBlockMatchSADQCOM` or `OpImageBlockMatchSSDQCOM` is used to read from a reference image as result of this command, then the specified reference coordinates **must** not fail `integer texel coordinate validation`
- VUID-vkCmdDrawIndexed-OpImageSampleWeightedQCOM-06977
If `OpImageSampleWeightedQCOM`, `OpImageBoxFilterQCOM`, `OpImageBlockMatchWindowSSDQCOM`, `OpImageBlockMatchWindowSADQCOM`, `OpImageBlockMatchGatherSSDQCOM`, `OpImageBlockMatchGatherSADQCOM`, or `OpImageBlockMatchSSDQCOM` uses a `VkSampler` as a result of this command, then the sampler **must** have been created with `VK_SAMPLER_CREATE_IMAGE_PROCESSING_BIT_QCOM`
- VUID-vkCmdDrawIndexed-OpImageSampleWeightedQCOM-06978
If any command other than `OpImageSampleWeightedQCOM`, `OpImageBoxFilterQCOM`, `OpImageBlockMatchWindowSSDQCOM`, `OpImageBlockMatchWindowSADQCOM`, `OpImageBlockMatchGatherSSDQCOM`, `OpImageBlockMatchGatherSADQCOM`, `OpImageBlockMatchSSDQCOM`, or `OpImageBlockMatchSADQCOM` uses a `VkSampler` as a result of this command, then the sampler **must** not have been created with `VK_SAMPLER_CREATE_IMAGE_PROCESSING_BIT_QCOM`
- VUID-vkCmdDrawIndexed-OpImageBlockMatchWindow-09215
If a `OpImageBlockMatchWindow*QCOM` or `OpImageBlockMatchGather*QCOM` instruction is used to read from an `VkImageView` as a result of this command, then the image view's `format features` **must** contain `VK_FORMAT_FEATURE_2_BLOCK_MATCHING_BIT_QCOM`
- VUID-vkCmdDrawIndexed-OpImageBlockMatchWindow-09216
If a `OpImageBlockMatchWindow*QCOM` or `OpImageBlockMatchGather*QCOM` instruction is used to read from an `VkImageView` as a result of this command, then the image view's format **must** be a single-component format
- VUID-vkCmdDrawIndexed-OpImageBlockMatchWindow-09217
If a `OpImageBlockMatchWindow*QCOM` or `OpImageBlockMatchGather*QCOM` read from a reference image as result of this command, then the specified reference coordinates **must** not fail `integer texel coordinate validation`
- VUID-vkCmdDrawIndexed-None-07288
Any shader invocation executed by this command **must** `terminate`
- VUID-vkCmdDrawIndexed-None-09600
If a descriptor with type equal to any of `VK_DESCRIPTOR_TYPE_SAMPLE_WEIGHT_IMAGE_QCOM`, `VK_DESCRIPTOR_TYPE_BLOCK_MATCH_IMAGE_QCOM`, `VK_DESCRIPTOR_TYPE_SAMPLED_IMAGE`, `VK_DESCRIPTOR_TYPE_STORAGE_IMAGE`, or `VK_DESCRIPTOR_TYPE_INPUT_ATTACHMENT` is accessed as a result of this command, all image subresources identified by that descriptor **must** be in the image layout identified when the descriptor was written
- VUID-vkCmdDrawIndexed-commandBuffer-10746

The `VkDeviceMemory` object allocated from a `VkMemoryHeap` with the `VK_MEMORY_HEAP_TILE_MEMORY_BIT_QCOM` property that is bound to a resource accessed as a result of this command **must** be the active bound `bound tile memory object` in `commandBuffer`

- VUID-vkCmdDrawIndexed-None-10678

If this command is recorded inside a `tile shading render pass` instance, the stages corresponding to the pipeline bind point used by this command **must** only include `VK_SHADER_STAGE_VERTEX_BIT`, `VK_SHADER_STAGE_FRAGMENT_BIT`, and/or `VK_SHADER_STAGE_COMPUTE_BIT`

- VUID-vkCmdDrawIndexed-None-10679

If this command is recorded where `per-tile execution model` is enabled, there **must** be no access to any image while the image was be transitioned to the `VK_IMAGE_LAYOUT_ATTACHMENT_FEEDBACK_LOOP_OPTIMAL_EXT` layout

- VUID-vkCmdDrawIndexed-pDescription-09900

If a `VK_DESCRIPTOR_TYPE_TENSOR_ARM` descriptor is accessed as a result of this command, then the underlying `VkTensorARM` object **must** have been created with the `VK_TENSOR_USAGE_SHADER_BIT_ARM` usage flag set

- VUID-vkCmdDrawIndexed-dimensionCount-09905

If a `VK_DESCRIPTOR_TYPE_TENSOR_ARM` descriptor is accessed as a result of this command, then the `Rank` of the `OpTypeTensorARM` of the tensor resource variable **must** be equal to the `dimensionCount` provided via `VkTensorCreateInfoARM::pDescription` when creating the underlying `VkTensorARM` object

- VUID-vkCmdDrawIndexed-OpTypeTensorARM-09906

If a `VK_DESCRIPTOR_TYPE_TENSOR_ARM` descriptor is accessed as a result of this command, then the element type of the `OpTypeTensorARM` of the tensor resource variable **must** be `compatible` with the `VkFormat` of the `VkTensorViewARM` used for the access

- VUID-vkCmdDrawIndexed-None-11297

If a pipeline is bound to the pipeline bind point used by this command, or shader is bound to a shader stage used by this command, and it was created with a `descriptor mapping` using `VK_DESCRIPTOR_MAPPING_SOURCE_HEAP_WITH_PUSH_INDEX_EXT`, `VK_DESCRIPTOR_MAPPING_SOURCE_HEAP_WITH_SHADER_RECORD_INDEX_EXT`, `VK_DESCRIPTOR_MAPPING_SOURCE_HEAP_WITH_INDIRECT_INDEX_ARRAY_EXT`, or `VK_DESCRIPTOR_MAPPING_SOURCE_HEAP_WITH_INDIRECT_INDEX_EXT`, and a shader accesses a `OpTypeStruct` decorated with `Block` or `BufferBlock` using that mapping, the calculated offset for the resource heap **must** be a multiple of `bufferDescriptorAlignment`

- VUID-vkCmdDrawIndexed-None-11298

If a pipeline is bound to the pipeline bind point used by this command, or shader is bound to a shader stage used by this command, and it was created with a `descriptor mapping` using `VK_DESCRIPTOR_MAPPING_SOURCE_HEAP_WITH_PUSH_INDEX_EXT`, `VK_DESCRIPTOR_MAPPING_SOURCE_HEAP_WITH_SHADER_RECORD_INDEX_EXT`, `VK_DESCRIPTOR_MAPPING_SOURCE_HEAP_WITH_INDIRECT_INDEX_ARRAY_EXT`, or `VK_DESCRIPTOR_MAPPING_SOURCE_HEAP_WITH_INDIRECT_INDEX_EXT`, and a shader accesses an `OpTypeImage` or `OpTypeSampledImage` using that mapping, the calculated offset for the resource heap **must** be a multiple of `imageDescriptorAlignment`

- VUID-vkCmdDrawIndexed-None-11299

If a pipeline is bound to the pipeline bind point used by this command, or shader is bound to a shader stage used by this command, and it was created with a [descriptor mapping](#) using [VK_DESCRIPTOR_MAPPING_SOURCE_HEAP_WITH_PUSH_INDEX_EXT](#), [VK_DESCRIPTOR_MAPPING_SOURCE_HEAP_WITH_SHADER_RECORD_INDEX_EXT](#), [VK_DESCRIPTOR_MAPPING_SOURCE_HEAP_WITH_INDIRECT_INDEX_ARRAY_EXT](#), or [VK_DESCRIPTOR_MAPPING_SOURCE_HEAP_WITH_INDIRECT_INDEX_EXT](#), and a shader accesses an [OpTypeSampler](#) or [OpTypeSampledImage](#) using that mapping, the calculated offset for the sampler heap **must** be a multiple of [samplerDescriptorAlignment](#)

- VUID-vkCmdDrawIndexed-None-11397

If a pipeline is bound to the pipeline bind point used by this command, or shader is bound to a shader stage used by this command, and it was created with a [descriptor mapping](#) using [VK_DESCRIPTOR_MAPPING_SOURCE_HEAP_WITH_PUSH_INDEX_EXT](#), [VK_DESCRIPTOR_MAPPING_SOURCE_HEAP_WITH_SHADER_RECORD_INDEX_EXT](#), [VK_DESCRIPTOR_MAPPING_SOURCE_HEAP_WITH_INDIRECT_INDEX_ARRAY_EXT](#), or [VK_DESCRIPTOR_MAPPING_SOURCE_HEAP_WITH_INDIRECT_INDEX_EXT](#), and a shader accesses an [OpTypeTensorARM](#) using that mapping, the calculated offset for the resource heap **must** be a multiple of [tensorDescriptorAlignment](#)

- VUID-vkCmdDrawIndexed-None-11300

If a pipeline is bound to the pipeline bind point used by this command, or shader is bound to a shader stage used by this command, and it was created with a [descriptor mapping](#) using [VK_DESCRIPTOR_MAPPING_SOURCE_HEAP_WITH_INDIRECT_INDEX_ARRAY_EXT](#) or [VK_DESCRIPTOR_MAPPING_SOURCE_HEAP_WITH_INDIRECT_INDEX_EXT](#), and a shader accesses a resource using that mapping, the value of the address at the expected location in push data **must** be a multiple of 4

- VUID-vkCmdDrawIndexed-None-11301

If a pipeline is bound to the pipeline bind point used by this command, or shader is bound to a shader stage used by this command, and it was created with a [descriptor mapping](#) using [VK_DESCRIPTOR_MAPPING_SOURCE_HEAP_WITH_INDIRECT_INDEX_ARRAY_EXT](#) or [VK_DESCRIPTOR_MAPPING_SOURCE_HEAP_WITH_INDIRECT_INDEX_EXT](#), and a shader accesses a resource using that mapping, the value of the address at the expected location in push data **must** be a valid [VkDeviceAddress](#) backed by physical memory at every offset specified by each mapping

- VUID-vkCmdDrawIndexed-None-11302

If a pipeline is bound to the pipeline bind point used by this command, or shader is bound to a shader stage used by this command, and it was created with a [descriptor mapping](#) using [VK_DESCRIPTOR_MAPPING_SOURCE_PUSH_ADDRESS_EXT](#), and a shader accesses a resource using that mapping, the value of the address at the expected location in push data **must** be a valid [VkDeviceAddress](#)

- VUID-vkCmdDrawIndexed-None-11304

If a pipeline is bound to the pipeline bind point used by this command, or shader is bound to a shader stage used by this command, and it was created with a [descriptor mapping](#) using [VK_DESCRIPTOR_MAPPING_SOURCE_INDIRECT_ADDRESS_EXT](#), and a shader accesses a resource using that mapping, the value of the address at the expected location in push data **must** be a multiple of 8

- VUID-vkCmdDrawIndexed-None-11305

If a pipeline is bound to the pipeline bind point used by this command, or shader is bound to a shader stage used by this command, and it was created with a [descriptor mapping](#) using [VK_DESCRIPTOR_MAPPING_SOURCE_INDIRECT_ADDRESS_EXT](#), and a shader accesses a resource using that mapping, the value of the address at the expected location in push data **must** be a valid [VkDeviceAddress](#) backed by physical memory at every offset specified by each mapping

- VUID-vkCmdDrawIndexed-None-11306

If a pipeline is bound to the pipeline bind point used by this command, or shader is bound to a shader stage used by this command, and it was created with a [descriptor mapping](#) using [VK_DESCRIPTOR_MAPPING_SOURCE_INDIRECT_ADDRESS_EXT](#), and a shader accesses a resource using that mapping, the value of the address pointed to by the address in push data **must** be a valid [VkDeviceAddress](#)

- VUID-vkCmdDrawIndexed-None-11308

For each [descriptor heap](#) that is statically used by a [bound shader](#), either directly or via a [descriptor mapping](#), a valid descriptor heap **must** be bound

- VUID-vkCmdDrawIndexed-None-11309

If a [bound shader](#) was created as a [VkShaderEXT](#) with the [VK_SHADER_CREATE_DESCRIPTOR_HEAP_BIT_EXT](#) flag or as part of a pipeline with the [VK_PIPELINE_CREATE_2_DESCRIPTOR_HEAP_BIT_EXT](#) flag, execution of this command **must** not result in any descriptor read accessing data outside of the user range of the respective heap bound by [vkCmdBind*HeapEXT](#) commands

- VUID-vkCmdDrawIndexed-None-11372

If any stage of the [VkPipeline](#) object bound to the pipeline bind point used by this command accesses a uniform buffer or uniform texel buffer through a descriptor in the bound resource heap, that stage was created without enabling either [VK_PIPELINE_ROBUSTNESS_BUFFER_BEHAVIOR_ROBUST_BUFFER_ACCESS](#) or [VK_PIPELINE_ROBUSTNESS_BUFFER_BEHAVIOR_ROBUST_BUFFER_ACCESS_2](#) for [uniformBuffers](#), the [robustBufferAccess2](#) feature is not enabled, and the [robustBufferAccess](#) feature is not enabled, that stage **must** not access values outside of the range of the descriptor specified via [VkDeviceAddressRangeKHR](#) when the descriptor was written

- VUID-vkCmdDrawIndexed-None-11373

If any stage of the [VkPipeline](#) object bound to the pipeline bind point used by this command accesses a storage buffer or storage texel buffer through a descriptor in the bound resource heap, that stage was created without enabling either [VK_PIPELINE_ROBUSTNESS_BUFFER_BEHAVIOR_ROBUST_BUFFER_ACCESS](#) or [VK_PIPELINE_ROBUSTNESS_BUFFER_BEHAVIOR_ROBUST_BUFFER_ACCESS_2](#) for [storageBuffers](#), the [robustBufferAccess2](#) feature is not enabled, and the [robustBufferAccess](#) feature is not enabled, that stage **must** not access values outside of the range of the descriptor specified by [VkDeviceAddressRangeKHR](#) when the descriptor was written

- VUID-vkCmdDrawIndexed-None-11374

If the [robustBufferAccess2](#) feature is not enabled, the [robustBufferAccess](#) feature is not enabled, and any [VkShaderEXT](#) bound to a stage corresponding to the pipeline bind point used by this command accesses a uniform buffer, uniform texel buffer, storage buffer, or storage texel buffer, that shader **must** not access values outside of the range of the buffer as specified by [VkDeviceAddressRangeKHR](#) when the descriptor was written

- VUID-vkCmdDrawIndexed-pBindInfo-11375

If any [bound shader](#) uses an embedded sampler via a [descriptor mapping](#), the value of `pBindInfo->reservedRangeSize` set for `vkCmdBindSamplerHeapEXT` **must** be greater than or equal to `minSamplerHeapReservedRangeWithEmbedded`

- VUID-vkCmdDrawIndexed-None-11376

If a [bound shader](#) was created as a `VkShaderEXT` with the `VK_SHADER_CREATE_DESCRIPTOR_HEAP_BIT_EXT` flag or as part of a pipeline with the `VK_PIPELINE_CREATE_2_DESCRIPTOR_HEAP_BIT_EXT` flag, and that shader statically uses a push constant value, that value **must** have been set by `vkCmdPushDataEXT`

- VUID-vkCmdDrawIndexed-None-11398

If a [bound shader](#) was created with a [descriptor mapping](#) using `VK_DESCRIPTOR_MAPPING_SOURCE_PUSH_DATA_EXT`, `VK_DESCRIPTOR_MAPPING_SOURCE_PUSH_ADDRESS_EXT`, `VK_DESCRIPTOR_MAPPING_SOURCE_SHADER_RECORD_DATA_EXT`, `VK_DESCRIPTOR_MAPPING_SOURCE_SHADER_RECORD_ADDRESS_EXT`, `VK_DESCRIPTOR_MAPPING_SOURCE_RESOURCE_HEAP_DATA_EXT`, or `VK_DESCRIPTOR_MAPPING_SOURCE_INDIRECT_ADDRESS_EXT`, and a shader accesses a resource using that mapping, the access **must** not be [out of bounds](#)

- VUID-vkCmdDrawIndexed-None-11437

If a pipeline is bound to the pipeline bind point used by this command, or shader is bound to a shader stage used by this command, and it was created with a [descriptor mapping](#) using `VK_DESCRIPTOR_MAPPING_SOURCE_HEAP_WITH_INDIRECT_INDEX_ARRAY_EXT`, `VK_DESCRIPTOR_MAPPING_SOURCE_HEAP_WITH_INDIRECT_INDEX_EXT`, or `VK_DESCRIPTOR_MAPPING_SOURCE_INDIRECT_ADDRESS_EXT`, and a shader accesses a resource using that mapping, the buffer from which the address in push data was queried **must** have been created with the `VK_BUFFER_USAGE_UNIFORM_BUFFER_BIT` usage flag set

- VUID-vkCmdDrawIndexed-None-11438

If a pipeline is bound to the pipeline bind point used by this command, or shader is bound to a shader stage used by this command, and it was created with a [descriptor mapping](#) using `VK_DESCRIPTOR_MAPPING_SOURCE_PUSH_ADDRESS_EXT`, `VK_DESCRIPTOR_MAPPING_SOURCE_SHADER_RECORD_ADDRESS_EXT`, or `VK_DESCRIPTOR_MAPPING_SOURCE_INDIRECT_ADDRESS_EXT`, and a shader accesses a uniform buffer using that mapping, the address that the uniform buffer is mapped to **must** have been queried from a buffer created with the `VK_BUFFER_USAGE_UNIFORM_BUFFER_BIT` usage flag set

- VUID-vkCmdDrawIndexed-None-11441

If a pipeline is bound to the pipeline bind point used by this command, or shader is bound to a shader stage used by this command, and it was created with a [descriptor mapping](#) using `VK_DESCRIPTOR_MAPPING_SOURCE_PUSH_ADDRESS_EXT`, `VK_DESCRIPTOR_MAPPING_SOURCE_SHADER_RECORD_ADDRESS_EXT`, or `VK_DESCRIPTOR_MAPPING_SOURCE_INDIRECT_ADDRESS_EXT`, and a shader accesses a uniform buffer using that mapping, the address that the uniform buffer is mapped to **must** be aligned to `minUniformBufferOffsetAlignment`

- VUID-vkCmdDrawIndexed-None-11439

If a pipeline is bound to the pipeline bind point used by this command, or shader is bound to a shader stage used by this command, and it was created with a [descriptor mapping](#) using [VK_DESCRIPTOR_MAPPING_SOURCE_PUSH_ADDRESS_EXT](#), [VK_DESCRIPTOR_MAPPING_SOURCE_SHADER_RECORD_ADDRESS_EXT](#), or [VK_DESCRIPTOR_MAPPING_SOURCE_INDIRECT_ADDRESS_EXT](#), and a shader accesses a storage buffer using that mapping, the address that the storage buffer is mapped to **must** have been queried from a buffer created with the [VK_BUFFER_USAGE_STORAGE_BUFFER_BIT](#) usage flag set

- VUID-vkCmdDrawIndexed-None-11442

If a pipeline is bound to the pipeline bind point used by this command, or shader is bound to a shader stage used by this command, and it was created with a [descriptor mapping](#) using [VK_DESCRIPTOR_MAPPING_SOURCE_PUSH_ADDRESS_EXT](#), [VK_DESCRIPTOR_MAPPING_SOURCE_SHADER_RECORD_ADDRESS_EXT](#), or [VK_DESCRIPTOR_MAPPING_SOURCE_INDIRECT_ADDRESS_EXT](#), and a shader accesses a storage buffer using that mapping, the address that the storage buffer is mapped to **must** be aligned to [minStorageBufferOffsetAlignment](#)

- VUID-vkCmdDrawIndexed-None-11485

If a pipeline is bound to the pipeline bind point used by this command, or shader is bound to a shader stage used by this command, and it was created with a [descriptor mapping](#) using [VK_DESCRIPTOR_MAPPING_SOURCE_PUSH_ADDRESS_EXT](#), [VK_DESCRIPTOR_MAPPING_SOURCE_SHADER_RECORD_ADDRESS_EXT](#), or [VK_DESCRIPTOR_MAPPING_SOURCE_INDIRECT_ADDRESS_EXT](#), and a shader accesses an acceleration structure using that mapping, the address that the acceleration structure is mapped to **must** be an acceleration structure address retrieved from a [VkAccelerationStructureKHR](#) object via [vkGetAccelerationStructureDeviceAddressKHR](#) or handle retrieved from a [VkAccelerationStructureNV](#) object via [vkGetAccelerationStructureHandleNV](#)

- VUID-vkCmdDrawIndexed-index-11450

If a shader uses a sampler descriptor to sample an image as a result of this command, and that sampler descriptor uses a custom border color with an index defined by [VkSamplerCustomBorderColorIndexCreateInfoEXT](#), the value of [VkSamplerCustomBorderColorIndexCreateInfoEXT::index](#) **must** have been registered before this command was recorded, and still be registered during the sampling operation, with an identically defined color

- VUID-vkCmdDrawIndexed-protectedNoFault-11455

If [protectedNoFault](#) is not supported, a pipeline is bound to the pipeline bind point used by this command, or a shader is bound to a shader stage used by this command, and it was created with a [descriptor mapping](#) using [VK_DESCRIPTOR_MAPPING_SOURCE_PUSH_ADDRESS_EXT](#), [VK_DESCRIPTOR_MAPPING_SOURCE_SHADER_RECORD_ADDRESS_EXT](#), or [VK_DESCRIPTOR_MAPPING_SOURCE_INDIRECT_ADDRESS_EXT](#), the address that the resource is mapped to **must** have been queried from a buffer created without the [VK_BUFFER_CREATE_PROTECTED_BIT](#) create flag set

- VUID-vkCmdDrawIndexed-protectedNoFault-11456

If [protectedNoFault](#) is not supported, a pipeline is bound to the pipeline bind point used by this command, or a shader is bound to a shader stage used by this command, and it was

created with a descriptor mapping using `VK_DESCRIPTOR_MAPPING_SOURCE_HEAP_WITH_INDIRECT_INDEX_EXT` or `VK_DESCRIPTOR_MAPPING_SOURCE_HEAP_WITH_INDIRECT_INDEX_ARRAY_EXT`, the address of the indirect memory **must** have been queried from a buffer created without the `VK_BUFFER_CREATE_PROTECTED_BIT` create flag set

- VUID-vkCmdDrawIndexed-renderPass-02684

The current render pass **must** be compatible with the `renderPass` member of the `VkGraphicsPipelineCreateInfo` structure specified when creating the `VkPipeline` bound to `VK_PIPELINE_BIND_POINT_GRAPHICS`

- VUID-vkCmdDrawIndexed-subpass-02685

The subpass index of the current render pass **must** be equal to the `subpass` member of the `VkGraphicsPipelineCreateInfo` structure specified when creating the `VkPipeline` bound to `VK_PIPELINE_BIND_POINT_GRAPHICS`

- VUID-vkCmdDrawIndexed-OpTypeImage-07468

If any shader executed by this pipeline accesses an `OpTypeImage` variable with a `Dim` operand of `SubpassData`, it **must** be decorated with an `InputAttachmentIndex` that corresponds to a valid input attachment in the current subpass

- VUID-vkCmdDrawIndexed-None-07469

Input attachment views accessed in a subpass **must** be created with the same `VkFormat` as the corresponding subpass definition, and be created with a `VkImageView` that is compatible with the attachment referenced by the subpass' `pInputAttachments` [`InputAttachmentIndex`] in the bound `VkFramebuffer` as specified by `Fragment Input Attachment Compatibility`

- VUID-vkCmdDrawIndexed-pDepthInputAttachmentIndex-09595

Input attachment views accessed in a dynamic render pass with a `InputAttachmentIndex` referenced by `VkRenderingInputAttachmentIndexInfo`, or no `InputAttachmentIndex` if `VkRenderingInputAttachmentIndexInfo::pDepthInputAttachmentIndex` or `VkRenderingInputAttachmentIndexInfo::pStencilInputAttachmentIndex` are `NULL`, **must** be created with a `VkImageView` that is compatible with the corresponding color, depth, or stencil attachment in `VkRenderingInfo`

- VUID-vkCmdDrawIndexed-pDepthInputAttachmentIndex-09596

Input attachment views accessed in a dynamic render pass via a shader object **must** have an `InputAttachmentIndex` if both `VkRenderingInputAttachmentIndexInfo::pDepthInputAttachmentIndex` and `VkRenderingInputAttachmentIndexInfo::pStencilInputAttachmentIndex` are non-`NULL`

- VUID-vkCmdDrawIndexed-InputAttachmentIndex-09597

If an input attachment view accessed in a dynamic render pass via a shader object has an `InputAttachmentIndex`, the `InputAttachmentIndex` **must** match an index in `VkRenderingInputAttachmentIndexInfo`

- VUID-vkCmdDrawIndexed-None-06537

Memory backing image subresources used as attachments in the current render pass **must** not be written in any way other than as an attachment by this command

- VUID-vkCmdDrawIndexed-None-10795

If a color attachment is written by any prior command in this subpass or by the load,

store, or resolve operations for this subpass, and [feedback loop](#) is not enabled for [VK_IMAGE_ASPECT_COLOR_BIT](#) on that attachment, it **must** not be accessed in any way other than as an attachment by this command

- VUID-vkCmdDrawIndexed-None-10796

If a depth attachment is written by any prior command in this subpass or by the load, store, or resolve operations for this subpass, and [feedback loop](#) is not enabled for [VK_IMAGE_ASPECT_DEPTH_BIT](#) on that attachment, it **must** not be accessed in any way other than as an attachment by this command

- VUID-vkCmdDrawIndexed-None-10797

If a stencil attachment is written by any prior command in this subpass or by the load, store, or resolve operations for this subpass, and [feedback loop](#) is not enabled for [VK_IMAGE_ASPECT_STENCIL_BIT](#) on that attachment, it **must** not be accessed in any way other than as an attachment by this command

- VUID-vkCmdDrawIndexed-None-12338

If a color attachment is read in this command in any way other than as an attachment, or has been read by any prior command in this subpass as a non-attachment, and [feedback loop](#) is not enabled for [VK_IMAGE_ASPECT_COLOR_BIT](#) on that attachment, the color attachment **must** not be written to by this command

- VUID-vkCmdDrawIndexed-None-12339

If a depth attachment is read in this command in any way other than as an attachment, or has been read by any prior command in this subpass as a non-attachment, and [feedback loop](#) is not enabled for [VK_IMAGE_ASPECT_DEPTH_BIT](#) on that attachment, the depth attachment **must** not be written to by this command

- VUID-vkCmdDrawIndexed-None-12340

If a stencil attachment is read in this command in any way other than as an attachment, or has been read by any prior command in this subpass as a non-attachment, and [feedback loop](#) is not enabled for [VK_IMAGE_ASPECT_STENCIL_BIT](#) on that attachment, the stencil attachment **must** not be written to by this command

- VUID-vkCmdDrawIndexed-None-09003

If an attachment is written by any prior command in this subpass or by the load, store, or resolve operations for this subpass, it **must** not be accessed in any way other than as an attachment, storage image, or sampled image by this command

- VUID-vkCmdDrawIndexed-None-06886

If the current render pass instance uses a depth/stencil attachment with a read-only layout for the depth aspect, [depth writes](#) **must** be disabled

- VUID-vkCmdDrawIndexed-None-06887

If the current render pass instance uses a depth/stencil attachment with a read-only layout for the stencil aspect, both front and back [writeMask](#) are not zero, and stencil test is enabled, [all stencil ops](#) **must** be [VK_STENCIL_OP_KEEP](#)

- VUID-vkCmdDrawIndexed-None-07831

If the bound graphics pipeline state was created with the [VK_DYNAMIC_STATE_VIEWPORT](#) dynamic state enabled then [vkCmdSetViewport](#) **must** have been called and not subsequently [invalidated](#) in the current command buffer prior to this drawing command

- VUID-vkCmdDrawIndexed-None-07832

If the bound graphics pipeline state was created with the `VK_DYNAMIC_STATE_SCISSOR` dynamic state enabled then `vkCmdSetScissor` **must** have been called and not subsequently `invalidated` in the current command buffer prior to this drawing command

- VUID-vkCmdDrawIndexed-None-08617

If a shader object is bound to any graphics stage or a graphics pipeline is bound which was created with the `VK_DYNAMIC_STATE_LINE_WIDTH` dynamic state enabled, the `current value` of `rasterizerDiscardEnable` is `VK_FALSE`, and the `effective rasterization input topology` is in line topology class, then `vkCmdSetLineWidth` **must** have been called and not subsequently `invalidated` in the current command buffer prior to this drawing command

- VUID-vkCmdDrawIndexed-None-07834

If a shader object is bound to any graphics stage or a graphics pipeline is bound which was created with the `VK_DYNAMIC_STATE_DEPTH_BIAS` dynamic state enabled, the `current value` of `rasterizerDiscardEnable` is `VK_FALSE`, and the `current value` of `depthBiasEnable` is `VK_TRUE`, then `vkCmdSetDepthBias` or `vkCmdSetDepthBias2EXT` **must** have been called and not subsequently `invalidated` in the current command buffer prior to this drawing command

- VUID-vkCmdDrawIndexed-None-07835

If a shader object is bound to the `VK_SHADER_STAGE_FRAGMENT_BIT` stage or a graphics pipeline is bound which was created with the `VK_DYNAMIC_STATE_BLEND_CONSTANTS` dynamic state enabled, the `current value` of `rasterizerDiscardEnable` is `VK_FALSE`, and an active color attachment `current value` of `blendEnable` is `VK_TRUE` with a blend equations where any `VkBlendFactor` member is `VK_BLEND_FACTOR_CONSTANT_COLOR`, `VK_BLEND_FACTOR_ONE_MINUS_CONSTANT_COLOR`, `VK_BLEND_FACTOR_CONSTANT_ALPHA`, or `VK_BLEND_FACTOR_ONE_MINUS_CONSTANT_ALPHA`, then `vkCmdSetBlendConstants` **must** have been called and not subsequently `invalidated` in the current command buffer prior to this drawing command

- VUID-vkCmdDrawIndexed-None-07836

If a shader object is bound to any graphics stage or a graphics pipeline is bound which was created with the `VK_DYNAMIC_STATE_DEPTH_BOUNDS` dynamic state enabled, the `current value` of `rasterizerDiscardEnable` is `VK_FALSE`, and the `current value` of `depthBoundsTestEnable` is `VK_TRUE`, then `vkCmdSetDepthBounds` **must** have been called and not subsequently `invalidated` in the current command buffer prior to this drawing command

- VUID-vkCmdDrawIndexed-None-07837

If a shader object is bound to any graphics stage or a graphics pipeline is bound which was created with the `VK_DYNAMIC_STATE_STENCIL_COMPARE_MASK` dynamic state enabled, the `current value` of `rasterizerDiscardEnable` is `VK_FALSE`, and the `current value` of `stencilTestEnable` is `VK_TRUE`, then `vkCmdSetStencilCompareMask` **must** have been called and not subsequently `invalidated` in the current command buffer prior to this drawing command

- VUID-vkCmdDrawIndexed-None-07838

If a shader object is bound to any graphics stage or a graphics pipeline is bound which

was created with the `VK_DYNAMIC_STATE_STENCIL_WRITE_MASK` dynamic state enabled, the current value of `rasterizerDiscardEnable` is `VK_FALSE`, and the current value of `stencilTestEnable` is `VK_TRUE`, then `vkCmdSetStencilWriteMask` **must** have been called and not subsequently `invalidated` in the current command buffer prior to this drawing command

- VUID-vkCmdDrawIndexed-None-07839

If a shader object is bound to any graphics stage or a graphics pipeline is bound which was created with the `VK_DYNAMIC_STATE_STENCIL_REFERENCE` dynamic state enabled, the current value of `rasterizerDiscardEnable` is `VK_FALSE`, the current value of `stencilTestEnable` is `VK_TRUE`, then `vkCmdSetStencilReference` **must** have been called and not subsequently `invalidated` in the current command buffer prior to this drawing command

- VUID-vkCmdDrawIndexed-maxMultiviewInstanceIndex-02688

If the draw is recorded in a render pass instance with multiview enabled, the maximum instance index **must** be less than or equal to `VkPhysicalDeviceMultiviewProperties::maxMultiviewInstanceIndex`

- VUID-vkCmdDrawIndexed-sampleLocationsEnable-02689

If the bound graphics pipeline was created with `VkPipelineSampleLocationsStateCreateInfoEXT::sampleLocationsEnable` set to `VK_TRUE`, then the active depth attachment **must** have been created with the `VK_IMAGE_CREATE_SAMPLE_LOCATIONS_COMPATIBLE_DEPTH_BIT_EXT` bit set

- VUID-vkCmdDrawIndexed-None-07634

If the `VK_EXT_sample_locations` extension is enabled, a shader object is bound to any graphics stage or a graphics pipeline is bound which was created with the `VK_DYNAMIC_STATE_SAMPLE_LOCATIONS_ENABLE_EXT` dynamic state enabled, and the current value of `rasterizerDiscardEnable` is `VK_FALSE`, then `vkCmdSetSampleLocationsEnableEXT` **must** have been called and not subsequently `invalidated` in the current command buffer prior to this drawing command

- VUID-vkCmdDrawIndexed-None-06666

If the `VK_EXT_sample_locations` extension is enabled, a shader object is bound to any graphics stage or a graphics pipeline is bound which was created with the `VK_DYNAMIC_STATE_SAMPLE_LOCATIONS_EXT` dynamic state enabled, the current value of `rasterizerDiscardEnable` is `VK_FALSE`, and the current value of `sampleLocationsEnable` is `VK_TRUE`, then `vkCmdSetSampleLocationsEXT` **must** have been called and not subsequently `invalidated` in the current command buffer prior to this drawing command

- VUID-vkCmdDrawIndexed-None-07840

If a shader object is bound to any graphics stage or a graphics pipeline is bound which was created with the `VK_DYNAMIC_STATE_CULL_MODE` dynamic state enabled, and the current value of `rasterizerDiscardEnable` is `VK_FALSE`, then `vkCmdSetCullMode` **must** have been called and not subsequently `invalidated` in the current command buffer prior to this drawing command

- VUID-vkCmdDrawIndexed-None-07841

If a shader object is bound to any graphics stage or a graphics pipeline is bound which was created with the `VK_DYNAMIC_STATE_FRONT_FACE` dynamic state enabled, and the current value of `rasterizerDiscardEnable` is `VK_FALSE`, then `vkCmdSetFrontFace` **must**

have been called and not subsequently **invalidated** in the current command buffer prior to this drawing command

- VUID-vkCmdDrawIndexed-None-07843

If a shader object is bound to any graphics stage or a graphics pipeline is bound which was created with the **VK_DYNAMIC_STATE_DEPTH_TEST_ENABLE** dynamic state enabled, and the **current value** of **rasterizerDiscardEnable** is **VK_FALSE**, **vkCmdSetDepthTestEnable** **must** have been called and not subsequently **invalidated** in the current command buffer prior to this drawing command

- VUID-vkCmdDrawIndexed-None-07844

If a shader object is bound to any graphics stage or a graphics pipeline is bound which was created with the **VK_DYNAMIC_STATE_DEPTH_WRITE_ENABLE** dynamic state enabled, and the **current value** of **rasterizerDiscardEnable** is **VK_FALSE**, and the **current value** of **depthTestEnable** is **VK_TRUE**, then **vkCmdSetDepthWriteEnable** **must** have been called and not subsequently **invalidated** in the current command buffer prior to this drawing command

- VUID-vkCmdDrawIndexed-None-07845

If a shader object is bound to any graphics stage or a graphics pipeline is bound which was created with the **VK_DYNAMIC_STATE_DEPTH_COMPARE_OP** dynamic state enabled, the **current value** of **rasterizerDiscardEnable** is **VK_FALSE**, and the **current value** of **depthTestEnable** is **VK_TRUE**, then **vkCmdSetDepthCompareOp** **must** have been called and not subsequently **invalidated** in the current command buffer prior to this drawing command

- VUID-vkCmdDrawIndexed-None-07846

If the **depthBounds** feature is enabled, a shader object is bound to any graphics stage or a graphics pipeline is bound which was created with the **VK_DYNAMIC_STATE_DEPTH_BOUNDS_TEST_ENABLE** dynamic state enabled, and the **current value** of **rasterizerDiscardEnable** is **VK_FALSE**, then **vkCmdSetDepthBoundsTestEnable** **must** have been called and not subsequently **invalidated** in the current command buffer prior to this drawing command

- VUID-vkCmdDrawIndexed-None-07847

If a shader object is bound to any graphics stage or a graphics pipeline is bound which was created with the **VK_DYNAMIC_STATE_STENCIL_TEST_ENABLE** dynamic state enabled, and the **current value** of **rasterizerDiscardEnable** is **VK_FALSE**, then **vkCmdSetStencilTestEnable** **must** have been called and not subsequently **invalidated** in the current command buffer prior to this drawing command

- VUID-vkCmdDrawIndexed-None-07848

If a shader object is bound to any graphics stage or a graphics pipeline is bound which was created with the **VK_DYNAMIC_STATE_STENCIL_OP** dynamic state enabled, the **current value** of **rasterizerDiscardEnable** is **VK_FALSE**, the **current value** of **stencilTestEnable** is **VK_TRUE**, then **vkCmdSetStencilOp** **must** have been called and not subsequently **invalidated** in the current command buffer prior to this drawing command

- VUID-vkCmdDrawIndexed-viewportCount-03417

If a shader object is bound to any graphics stage or a graphics pipeline is bound which was created with the **VK_DYNAMIC_STATE_VIEWPORT_WITH_COUNT** dynamic state enabled, and the state is not inherited, then **vkCmdSetViewportWithCount** **must** have

been called and not subsequently **invalidated** in the current command buffer prior to this drawing command

- VUID-vkCmdDrawIndexed-scissorCount-03418

If a shader object is bound to any graphics stage or a graphics pipeline is bound which was created with the **VK_DYNAMIC_STATE_SCISSOR_WITH_COUNT** dynamic state enabled, and the state is not inherited, then **vkCmdSetScissorWithCount** **must** have been called and not subsequently **invalidated** in the current command buffer prior to this drawing

- VUID-vkCmdDrawIndexed-viewportCount-03419

If a shader object is bound to any graphics stage or a graphics pipeline is bound which was created with both the **VK_DYNAMIC_STATE_SCISSOR_WITH_COUNT** and **VK_DYNAMIC_STATE_VIEWPORT_WITH_COUNT** dynamic states enabled, and the state is not inherited, then the **viewportCount** parameter of **vkCmdSetViewportWithCount** **must** match the **scissorCount** parameter of **vkCmdSetScissorWithCount**

- VUID-vkCmdDrawIndexed-viewportCount-04137

If the bound graphics pipeline state was created with the **VK_DYNAMIC_STATE_VIEWPORT_WITH_COUNT** dynamic state enabled, but not the **VK_DYNAMIC_STATE_VIEWPORT_W_SCALING_NV** dynamic state enabled, then the bound graphics pipeline **must** have been created with **VkPipelineViewportWScalingStateCreateInfoNV::viewportCount** greater or equal to the **viewportCount** parameter in the last call to **vkCmdSetViewportWithCount**

- VUID-vkCmdDrawIndexed-viewportCount-04138

If the **VK_NV_clip_space_w_scaling** extension is enabled, and a shader object is bound to any graphics stage or a graphics pipeline is bound which was created with the **VK_DYNAMIC_STATE_VIEWPORT_WITH_COUNT** and **VK_DYNAMIC_STATE_VIEWPORT_W_SCALING_NV** dynamic state enabled, the **current value** of **viewportWScalingEnable** is **VK_TRUE**, then **vkCmdSetViewportWScalingNV** **must** have been called and not subsequently **invalidated** in the current command buffer prior to this drawing command

- VUID-vkCmdDrawIndexed-None-08636

If the **VK_NV_clip_space_w_scaling** extension is enabled, and a shader object is bound to any graphics stage or a graphics pipeline is bound which was created with the **VK_DYNAMIC_STATE_VIEWPORT_WITH_COUNT** and **VK_DYNAMIC_STATE_VIEWPORT_W_SCALING_NV** dynamic state enabled, the **current value** of **viewportWScalingEnable** is **VK_TRUE**, then the **viewportCount** parameter in the last call to **vkCmdSetViewportWScalingNV** **must** be greater than or equal to the **viewportCount** parameter in the last call to **vkCmdSetViewportWithCount**

- VUID-vkCmdDrawIndexed-viewportCount-04139

If the bound graphics pipeline state was created with the **VK_DYNAMIC_STATE_VIEWPORT_WITH_COUNT** dynamic state enabled, but not the **VK_DYNAMIC_STATE_VIEWPORT_SHADING_RATE_PALETTE_NV** dynamic state enabled, then the bound graphics pipeline **must** have been created with **VkPipelineViewportShadingRateImageStateCreateInfoNV::viewportCount** greater or equal to the **viewportCount** parameter in the last call to **vkCmdSetViewportWithCount**

- VUID-vkCmdDrawIndexed-shadingRateImage-09233

If the `shadingRateImage` feature is enabled, and a shader object is bound to any graphics stage or a graphics pipeline is bound which was created with the `VK_DYNAMIC_STATE_VIEWPORT_COARSE_SAMPLE_ORDER_NV` and the current value of `rasterizerDiscardEnable` is `VK_FALSE`, then `vkCmdSetCoarseSampleOrderNV` **must** have been called and not subsequently `invalidated` in the current command buffer prior to this drawing command

- VUID-vkCmdDrawIndexed-shadingRateImage-09234

If the `shadingRateImage` feature is enabled, and a shader object is bound to any graphics stage or a graphics pipeline is bound which was created with the `VK_DYNAMIC_STATE_VIEWPORT_WITH_COUNT` and `VK_DYNAMIC_STATE_VIEWPORT_SHADING_RATE_PALETTE_NV` dynamic state enabled, the current value of `rasterizerDiscardEnable` is `VK_FALSE`, and the current value of `shadingRateImageEnable` is `VK_TRUE`, then `vkCmdSetViewportShadingRatePaletteNV` **must** have been called and not subsequently `invalidated` in the current command buffer prior to this drawing command

- VUID-vkCmdDrawIndexed-None-08637

If the `shadingRateImage` feature is enabled, and a shader object is bound to any graphics stage or a graphics pipeline is bound which was created with the `VK_DYNAMIC_STATE_VIEWPORT_WITH_COUNT` and `VK_DYNAMIC_STATE_VIEWPORT_SHADING_RATE_PALETTE_NV` dynamic state enabled, the current value of `rasterizerDiscardEnable` is `VK_FALSE`, and the current value of `shadingRateImageEnable` is `VK_TRUE`, then the `viewportCount` parameter in the last call to `vkCmdSetViewportShadingRatePaletteNV` **must** be greater than or equal to the `viewportCount` parameter in the last call to `vkCmdSetViewportWithCount`

- VUID-vkCmdDrawIndexed-VkPipelineVieportCreateInfo-04141

If the bound graphics pipeline state was created with the `VK_DYNAMIC_STATE_VIEWPORT_WITH_COUNT` dynamic state enabled and a `VkPipelineViewportSwizzleStateCreateInfoNV` structure chained from `VkPipelineViewportStateCreateInfo`, then the bound graphics pipeline **must** have been created with `VkPipelineViewportSwizzleStateCreateInfoNV::viewportCount` greater or equal to the `viewportCount` parameter in the last call to `vkCmdSetViewportWithCount`

- VUID-vkCmdDrawIndexed-VkPipelineVieportCreateInfo-04142

If the bound graphics pipeline state was created with the `VK_DYNAMIC_STATE_VIEWPORT_WITH_COUNT` dynamic state enabled and a `VkPipelineViewportExclusiveScissorStateCreateInfoNV` structure chained from `VkPipelineViewportStateCreateInfo`, then the bound graphics pipeline **must** have been created with `VkPipelineViewportExclusiveScissorStateCreateInfoNV::exclusiveScissorCount` greater or equal to the `viewportCount` parameter in the last call to `vkCmdSetViewportWithCount`

- VUID-vkCmdDrawIndexed-None-07878

If the `exclusiveScissor` feature is enabled, and a shader object is bound to any graphics stage or a graphics pipeline is bound which was created with the `VK_DYNAMIC_STATE_EXCLUSIVE_SCISSOR_ENABLE_NV` dynamic state enabled, then `vkCmdSetExclusiveScissorEnableNV` **must** have been called and not subsequently `invalidated` in the current command buffer prior to this drawing command

- VUID-vkCmdDrawIndexed-None-07879
If the `exclusiveScissor` feature is enabled, a shader object is bound to any graphics stage or a graphics pipeline is bound which was created with the `VK_DYNAMIC_STATE_EXCLUSIVE_SCISSOR_NV` dynamic state enabled, and the most recent call to `vkCmdSetExclusiveScissorEnableNV` in the current command buffer set any element of `pExclusiveScissorEnables` to `VK_TRUE`, then `vkCmdSetExclusiveScissorNV` **must** have been called and not subsequently `invalidated` in the current command buffer prior to this drawing command
- VUID-vkCmdDrawIndexed-None-04876
If a shader object is bound to any graphics stage or a graphics pipeline is bound which was created with the `VK_DYNAMIC_STATE_RASTERIZER_DISCARD_ENABLE` dynamic state enabled, then `vkCmdSetRasterizerDiscardEnable` **must** have been called and not subsequently `invalidated` in the current command buffer prior to this drawing command
- VUID-vkCmdDrawIndexed-None-04877
If a shader object is bound to any graphics stage or a graphics pipeline is bound which was created with the `VK_DYNAMIC_STATE_DEPTH_BIAS_ENABLE` dynamic state enabled, and the `current value` of `rasterizerDiscardEnable` is `VK_FALSE`, then `vkCmdSetDepthBiasEnable` **must** have been called and not subsequently `invalidated` in the current command buffer prior to this drawing command
- VUID-vkCmdDrawIndexed-logicOp-04878
If a shader object is bound to the `VK_SHADER_STAGE_FRAGMENT_BIT` or a graphics pipeline is bound which was created with the `VK_DYNAMIC_STATE_LOGIC_OP_EXT` dynamic state enabled, the `current value` of `rasterizerDiscardEnable` is `VK_FALSE`, and the `current value` of `logicOpEnable` is `VK_TRUE`, then `vkCmdSetLogicOpEXT` **must** have been called and not subsequently `invalidated` in the current command buffer prior to this drawing command
- VUID-vkCmdDrawIndexed-primitiveFragmentShadingRateWithMultipleViewports-04552
If the `primitiveFragmentShadingRateWithMultipleViewports` limit is not supported, the bound graphics pipeline was created with the `VK_DYNAMIC_STATE_VIEWPORT_WITH_COUNT` dynamic state enabled, and any of the shader stages of the bound graphics pipeline write to the `PrimitiveShadingRateKHR` built-in, then `vkCmdSetViewportWithCount` **must** have been called in the current command buffer prior to this drawing command, and the `viewportCount` parameter of `vkCmdSetViewportWithCount` **must** be 1
- VUID-vkCmdDrawIndexed-primitiveFragmentShadingRateWithMultipleViewports-08642
If the `primitiveFragmentShadingRateWithMultipleViewports` limit is not supported, and any shader object bound to a graphics stage writes to the `PrimitiveShadingRateKHR` built-in, then `vkCmdSetViewportWithCount` **must** have been called in the current command buffer prior to this drawing command, and the `viewportCount` parameter of `vkCmdSetViewportWithCount` **must** be 1
- VUID-vkCmdDrawIndexed-blendEnable-04727
If a shader object is bound to the `VK_SHADER_STAGE_FRAGMENT_BIT` stage or a graphics pipeline is bound which was created with `VK_DYNAMIC_STATE_COLOR_BLEND_ENABLE_EXT` dynamic state enabled, the `current value` of `rasterizerDiscardEnable` is `VK_FALSE`, then for each color attachment, if the

corresponding image view's format features do not contain `VK_FORMAT_FEATURE_COLOR_ATTACHMENT_BLEND_BIT`, then the corresponding current value of `blendEnable` **must** be `VK_FALSE`

- VUID-vkCmdDrawIndexed-None-08644

If a shader object is bound to any graphics stage or a graphics pipeline is bound, the current value of `rasterizerDiscardEnable` is `VK_FALSE`, and none of the following is enabled:

- the `VK_AMD_mixed_attachment_samples` extension
- the `VK_NV_framebuffer_mixed_samples` extension
- the `multisampledRenderToSingleSampled` feature

then the current value of `rasterizationSamples` **must** be the same as the current color and/or depth/stencil attachments

- VUID-vkCmdDrawIndexed-None-08876

If a shader object is bound to any graphics stage, the current render pass instance **must** have been begun with `vkCmdBeginRendering`

- VUID-vkCmdDrawIndexed-imageView-06172

If the current render pass instance was begun with `vkCmdBeginRendering`, the `imageView` member of `pDepthAttachment` is not `VK_NULL_HANDLE`, and the `layout` member of `pDepthAttachment` is `VK_IMAGE_LAYOUT_DEPTH_STENCIL_READ_ONLY_OPTIMAL`, this command **must** not write any values to the depth attachment

- VUID-vkCmdDrawIndexed-imageView-06173

If the current render pass instance was begun with `vkCmdBeginRendering`, the `imageView` member of `pStencilAttachment` is not `VK_NULL_HANDLE`, and the `layout` member of `pStencilAttachment` is `VK_IMAGE_LAYOUT_DEPTH_STENCIL_READ_ONLY_OPTIMAL`, this command **must** not write any values to the stencil attachment

- VUID-vkCmdDrawIndexed-imageView-06174

If the current render pass instance was begun with `vkCmdBeginRendering`, the `imageView` member of `pDepthAttachment` is not `VK_NULL_HANDLE`, and the `layout` member of `pDepthAttachment` is `VK_IMAGE_LAYOUT_DEPTH_READ_ONLY_STENCIL_ATTACHMENT_OPTIMAL`, this command **must** not write any values to the depth attachment

- VUID-vkCmdDrawIndexed-imageView-06175

If the current render pass instance was begun with `vkCmdBeginRendering`, the `imageView` member of `pStencilAttachment` is not `VK_NULL_HANDLE`, and the `layout` member of `pStencilAttachment` is `VK_IMAGE_LAYOUT_DEPTH_ATTACHMENT_STENCIL_READ_ONLY_OPTIMAL`, this command **must** not write any values to the stencil attachment

- VUID-vkCmdDrawIndexed-imageView-06176

If the current render pass instance was begun with `vkCmdBeginRendering`, the `imageView` member of `pDepthAttachment` is not `VK_NULL_HANDLE`, and the `layout` member of `pDepthAttachment` is `VK_IMAGE_LAYOUT_DEPTH_READ_ONLY_OPTIMAL`, this command **must** not write any values to the depth attachment

- VUID-vkCmdDrawIndexed-imageView-06177
If the current render pass instance was begun with `vkCmdBeginRendering`, the `imageView` member of `pStencilAttachment` is not `VK_NULL_HANDLE`, and the `layout` member of `pStencilAttachment` is `VK_IMAGE_LAYOUT_STENCIL_READ_ONLY_OPTIMAL`, this command **must** not write any values to the stencil attachment
- VUID-vkCmdDrawIndexed-viewMask-06178
If the current render pass instance was begun with `vkCmdBeginRendering`, the bound graphics pipeline **must** have been created with a `VkPipelineRenderingCreateInfo::viewMask` equal to `VkRenderingInfo::viewMask`
- VUID-vkCmdDrawIndexed-colorAttachmentCount-06179
If the `dynamicRenderingUnusedAttachments` feature is not enabled and the current render pass instance was begun with `vkCmdBeginRendering`, the bound graphics pipeline **must** have been created with a `VkPipelineRenderingCreateInfo::colorAttachmentCount` equal to `VkRenderingInfo::colorAttachmentCount`
- VUID-vkCmdDrawIndexed-dynamicRenderingUnusedAttachments-08910
If the `dynamicRenderingUnusedAttachments` feature is not enabled, and the current render pass instance was begun with `vkCmdBeginRendering` and `VkRenderingInfo::colorAttachmentCount` greater than 0, then each element of the `VkRenderingInfo::pColorAttachments` array with an `imageView` not equal to `VK_NULL_HANDLE` **must** have been created with a `VkFormat` equal to the corresponding element of `VkPipelineRenderingCreateInfo::pColorAttachmentFormats` used to create the bound graphics pipeline
- VUID-vkCmdDrawIndexed-dynamicRenderingUnusedAttachments-08912
If the `dynamicRenderingUnusedAttachments` feature is not enabled, and the current render pass instance was begun with `vkCmdBeginRendering` and `VkRenderingInfo::colorAttachmentCount` greater than 0, then each element of the `VkRenderingInfo::pColorAttachments` array with an `imageView` equal to `VK_NULL_HANDLE` **must** have the corresponding element of `VkPipelineRenderingCreateInfo::pColorAttachmentFormats` used to create the bound pipeline equal to `VK_FORMAT_UNDEFINED`
- VUID-vkCmdDrawIndexed-dynamicRenderingUnusedAttachments-08911
If the `dynamicRenderingUnusedAttachments` feature is enabled, and the current render pass instance was begun with `vkCmdBeginRendering` and `VkRenderingInfo::colorAttachmentCount` greater than 0, then each element of the `VkRenderingInfo::pColorAttachments` array with an `imageView` not equal to `VK_NULL_HANDLE` **must** have been created with a `VkFormat` equal to the corresponding element of `VkPipelineRenderingCreateInfo::pColorAttachmentFormats` used to create the bound graphics pipeline, or the corresponding element of `VkPipelineRenderingCreateInfo::pColorAttachmentFormats`, if it exists, **must** be `VK_FORMAT_UNDEFINED`
- VUID-vkCmdDrawIndexed-colorAttachmentCount-09362
If the current render pass instance was begun with `vkCmdBeginRendering`, with a `VkRenderingInfo::colorAttachmentCount` equal to 1, there is no shader object bound to any graphics stage, and a color attachment with a resolve mode of `VK_RESOLVE_MODE_EXTERNAL_FORMAT_DOWNSAMPLE_BIT_ANDROID`, each element of the `VkRenderingInfo::pColorAttachments` array with a `resolveImageView` not equal to `VK_NULL_HANDLE` **must** have been created with an image created with a

`VkExternalFormatANDROID::externalFormat` value equal to the `VkExternalFormatANDROID::externalFormat` value used to create the bound graphics pipeline

- VUID-vkCmdDrawIndexed-None-09363

If there is no shader object bound to any graphics stage, the current render pass instance was begun with `vkCmdBeginRendering` and a `VkRenderingInfo::colorAttachmentCount` equal to 1, and a color attachment with a resolve mode of `VK_RESOLVE_MODE_EXTERNAL_FORMAT_DOWNSAMPLE_BIT_ANDROID`, each element of the `VkRenderingInfo::pColorAttachments` array with a `imageView` not equal to `VK_NULL_HANDLE` **must** have been created with an image created with a `VkExternalFormatANDROID::externalFormat` value equal to the `VkExternalFormatANDROID::externalFormat` value used to create the bound graphics pipeline

- VUID-vkCmdDrawIndexed-None-09364

If the current render pass instance was begun with `vkCmdBeginRendering`, there is no shader object bound to any graphics stage, and the bound graphics pipeline was created with a non-zero `VkExternalFormatANDROID::externalFormat` value and with the `VK_DYNAMIC_STATE_COLOR_BLEND_ENABLE_EXT` dynamic state enabled, then `vkCmdSetColorBlendEnableEXT` **must** have set the blend enable to `VK_FALSE` prior to this drawing command

- VUID-vkCmdDrawIndexed-None-09365

If the current render pass instance was begun with `vkCmdBeginRendering`, there is no shader object bound to any graphics stage, and the bound graphics pipeline was created with a non-zero `VkExternalFormatANDROID::externalFormat` value and with the `VK_DYNAMIC_STATE_RASTERIZATION_SAMPLES_EXT` dynamic state enabled, then `vkCmdSetRasterizationSamplesEXT` **must** have set `rasterizationSamples` to `VK_SAMPLE_COUNT_1_BIT` prior to this drawing command

- VUID-vkCmdDrawIndexed-None-09366

If there is a shader object bound to any graphics stage, and the current render pass includes a color attachment that uses the `VK_RESOLVE_MODE_EXTERNAL_FORMAT_DOWNSAMPLE_BIT_ANDROID` resolve mode, then `vkCmdSetColorBlendEnableEXT` **must** have set blend enable to `VK_FALSE` prior to this drawing command

- VUID-vkCmdDrawIndexed-rasterizationSamples-09367

If there is a shader object bound to any graphics stage, and the current render pass includes a color attachment that uses the `VK_RESOLVE_MODE_EXTERNAL_FORMAT_DOWNSAMPLE_BIT_ANDROID` resolve mode, then `vkCmdSetRasterizationSamplesEXT` **must** have set `rasterizationSamples` to `VK_SAMPLE_COUNT_1_BIT` prior to this drawing command

- VUID-vkCmdDrawIndexed-None-09368

If the current render pass instance was begun with `vkCmdBeginRendering`, there is no shader object bound to any graphics stage, and the bound graphics pipeline was created with a non-zero `VkExternalFormatANDROID::externalFormat` value and with the `VK_DYNAMIC_STATE_FRAGMENT_SHADING_RATE_KHR` dynamic state enabled, then `vkCmdSetFragmentShadingRateKHR` **must** have set `pFragmentSize->width` to 1 prior to this

drawing command

- VUID-vkCmdDrawIndexed-None-09369

If the current render pass instance was begun with `vkCmdBeginRendering`, there is no shader object bound to any graphics stage, and the bound graphics pipeline was created with a non-zero `VkExternalFormatANDROID::externalFormat` value and with the `VK_DYNAMIC_STATE_FRAGMENT_SHADING_RATE_KHR` dynamic state enabled, then `vkCmdSetFragmentShadingRateKHR` **must** have set `pFragmentSize->height` to 1 prior to this drawing command

- VUID-vkCmdDrawIndexed-pFragmentSize-09370

If there is a shader object bound to any graphics stage, and the current render pass includes a color attachment that uses the `VK_RESOLVE_MODE_EXTERNAL_FORMAT_DOWNSAMPLE_BIT_ANDROID` resolve mode, then `vkCmdSetFragmentShadingRateKHR` **must** have set `pFragmentSize->width` to 1 prior to this drawing command

- VUID-vkCmdDrawIndexed-pFragmentSize-09371

If there is a shader object bound to any graphics stage, and the current render pass includes a color attachment that uses the `VK_RESOLVE_MODE_EXTERNAL_FORMAT_DOWNSAMPLE_BIT_ANDROID` resolve mode, then `vkCmdSetFragmentShadingRateKHR` **must** have set `pFragmentSize->height` to 1 prior to this drawing command

- VUID-vkCmdDrawIndexed-None-07749

If the `colorWriteEnable` feature is enabled, a shader object is bound to the `VK_SHADER_STAGE_FRAGMENT_BIT` stage or a graphics pipeline is bound which was created with the `VK_DYNAMIC_STATE_COLOR_WRITE_ENABLE_EXT` dynamic state enabled, and the current value of `rasterizerDiscardEnable` is `VK_FALSE`, then `vkCmdSetColorWriteEnableEXT` **must** have been called and not subsequently `invalidated` in the current command buffer prior to this drawing command

- VUID-vkCmdDrawIndexed-attachmentCount-07750

If the `colorWriteEnable` feature is enabled, a shader object is bound to the `VK_SHADER_STAGE_FRAGMENT_BIT` stage or a graphics pipeline is bound which was created with the `VK_DYNAMIC_STATE_COLOR_WRITE_ENABLE_EXT` dynamic state enabled, and the current value of `rasterizerDiscardEnable` is `VK_FALSE`, then the `attachmentCount` parameter of most recent call to `vkCmdSetColorWriteEnableEXT` in the current command buffer **must** be greater than or equal to the number of active color attachments

- VUID-vkCmdDrawIndexed-None-07751

If the `VK_EXT_discard_rectangles` extension is enabled, a graphics pipeline is bound which was created with the `VK_DYNAMIC_STATE_DISCARD_RECTANGLE_EXT` dynamic state enabled and the `pNext` chain of `VkGraphicsPipelineCreateInfo` included a `VkPipelineDiscardRectangleStateCreateInfoEXT` structure, the current value of `rasterizerDiscardEnable` is `VK_FALSE`, and the current value of `discardRectangleEnable` is `VK_TRUE`, then `vkCmdSetDiscardRectangleEXT` **must** have been called and not subsequently `invalidated` in the current command buffer prior to this drawing command for each discard rectangle in `VkPipelineDiscardRectangleStateCreateInfoEXT::discardRectangleCount`

- VUID-vkCmdDrawIndexed-rasterizerDiscardEnable-09236

If the `VK_EXT_discard_rectangles` extension is enabled, a shader object is bound to any graphics stage or a graphics pipeline is bound which was created with `VK_DYNAMIC_STATE_DISCARD_RECTANGLE_EXT` dynamic state enabled and the `pNext` chain of `VkGraphicsPipelineCreateInfo` did not include a `VkPipelineDiscardRectangleStateCreateInfoEXT` structure, the current value of `rasterizerDiscardEnable` is `VK_FALSE`, and the current value of `discardRectangleEnable` is `VK_TRUE`, then `vkCmdSetDiscardRectangleEXT` **must** have been called and not subsequently `invalidated` in the current command buffer prior to this drawing command for each discard rectangle in `VkPhysicalDeviceDiscardRectanglePropertiesEXT::maxDiscardRectangles`

- VUID-vkCmdDrawIndexed-None-07880

If the `VK_EXT_discard_rectangles` extension is enabled, a shader object is bound to any graphics stage or a graphics pipeline is bound which was created with the `VK_DYNAMIC_STATE_DISCARD_RECTANGLE_ENABLE_EXT` dynamic state enabled, the current value of `rasterizerDiscardEnable` is `VK_FALSE`, then `vkCmdSetDiscardRectangleEnableEXT` **must** have been called and not subsequently `invalidated` in the current command buffer prior to this drawing command

- VUID-vkCmdDrawIndexed-None-07881

If the `VK_EXT_discard_rectangles` extension is enabled, a shader object is bound to any graphics stage or a graphics pipeline is bound which was created with the `VK_DYNAMIC_STATE_DISCARD_RECTANGLE_MODE_EXT` dynamic state enabled, the current value of `rasterizerDiscardEnable` is `VK_FALSE`, and the current value of `discardRectangleEnable` is `VK_TRUE`, then `vkCmdSetDiscardRectangleModeEXT` **must** have been called and not subsequently `invalidated` in the current command buffer prior to this drawing command

- VUID-vkCmdDrawIndexed-dynamicRenderingUnusedAttachments-08913

If the current render pass instance was begun with `vkCmdBeginRendering`, the `dynamicRenderingUnusedAttachments` feature is not enabled, and `VkRenderingInfo::pDepthAttachment->imageView` was `VK_NULL_HANDLE`, the value of `VkPipelineRenderingCreateInfo::depthAttachmentFormat` used to create the bound graphics pipeline **must** be equal to `VK_FORMAT_UNDEFINED`

- VUID-vkCmdDrawIndexed-dynamicRenderingUnusedAttachments-08914

If current render pass instance was begun with `vkCmdBeginRendering`, the `dynamicRenderingUnusedAttachments` feature is not enabled, and `VkRenderingInfo::pDepthAttachment->imageView` was not `VK_NULL_HANDLE`, the value of `VkPipelineRenderingCreateInfo::depthAttachmentFormat` used to create the bound graphics pipeline **must** be equal to the `VkFormat` used to create `VkRenderingInfo::pDepthAttachment->imageView`

- VUID-vkCmdDrawIndexed-dynamicRenderingUnusedAttachments-08915

If the current render pass instance was begun with `vkCmdBeginRendering`, the `dynamicRenderingUnusedAttachments` feature is enabled, `VkRenderingInfo::pDepthAttachment->imageView` was not `VK_NULL_HANDLE`, and the value of `VkPipelineRenderingCreateInfo::depthAttachmentFormat` used to create the bound graphics pipeline was not equal to the `VkFormat` used to create `VkRenderingInfo::pDepthAttachment->imageView`, the value of the format **must** be `VK_FORMAT_UNDEFINED`

- VUID-vkCmdDrawIndexed-dynamicRenderingUnusedAttachments-08916
If the current render pass instance was begun with `vkCmdBeginRendering`, the `dynamicRenderingUnusedAttachments` feature is not enabled, and `VkRenderingInfo::pStencilAttachment->imageView` was `VK_NULL_HANDLE`, the value of `VkPipelineRenderingCreateInfo::stencilAttachmentFormat` used to create the bound graphics pipeline **must** be equal to `VK_FORMAT_UNDEFINED`
- VUID-vkCmdDrawIndexed-dynamicRenderingUnusedAttachments-08917
If current render pass instance was begun with `vkCmdBeginRendering`, the `dynamicRenderingUnusedAttachments` feature is not enabled, and `VkRenderingInfo::pStencilAttachment->imageView` was not `VK_NULL_HANDLE`, the value of `VkPipelineRenderingCreateInfo::stencilAttachmentFormat` used to create the bound graphics pipeline **must** be equal to the `VkFormat` used to create `VkRenderingInfo::pStencilAttachment->imageView`
- VUID-vkCmdDrawIndexed-dynamicRenderingUnusedAttachments-08918
If the current render pass instance was begun with `vkCmdBeginRendering`, the `dynamicRenderingUnusedAttachments` feature is enabled, `VkRenderingInfo::pStencilAttachment->imageView` was not `VK_NULL_HANDLE`, and the value of `VkPipelineRenderingCreateInfo::stencilAttachmentFormat` used to create the bound graphics pipeline was not equal to the `VkFormat` used to create `VkRenderingInfo::pStencilAttachment->imageView`, the value of the format **must** be `VK_FORMAT_UNDEFINED`
- VUID-vkCmdDrawIndexed-imageView-06183
If the current render pass instance was begun with `vkCmdBeginRendering` and `VkRenderingFragmentShadingRateAttachmentInfoKHR::imageView` was not `VK_NULL_HANDLE`, the bound graphics pipeline **must** have been created with `VK_PIPELINE_CREATE_RENDERING_FRAGMENT_SHADING_RATE_ATTACHMENT_BIT_KHR`
- VUID-vkCmdDrawIndexed-dynamicRenderingLocalRead-11797
If the current render pass instance was begun with `vkCmdBeginRendering`, the `dynamicRenderingLocalRead` feature is enabled, the `VK_RENDERING_LOCAL_READ_CONCURRENT_ACCESS_CONTROL_BIT_KHR` flag is specified, and an attachment is being used as a feedback loop as specified by `VK_RENDERING_ATTACHMENT_INPUT_ATTACHMENT_FEEDBACK_BIT_KHR`, `VkRenderingAttachmentFlagsInfoKHR::flags` for that attachment **must** include `VK_RENDERING_ATTACHMENT_INPUT_ATTACHMENT_FEEDBACK_BIT_KHR`
- VUID-vkCmdDrawIndexed-imageView-06184
If the current render pass instance was begun with `vkCmdBeginRendering` and `VkRenderingFragmentDensityMapAttachmentInfoEXT::imageView` was not `VK_NULL_HANDLE`, the bound graphics pipeline **must** have been created with `VK_PIPELINE_CREATE_RENDERING_FRAGMENT_DENSITY_MAP_ATTACHMENT_BIT_EXT`
- VUID-vkCmdDrawIndexed-layers-10831
If the current render pass instance was created with `VK_RENDERING_PER_LAYER_FRAGMENT_DENSITY_BIT_VALVE` or `VK_RENDER_PASS_CREATE_PER_LAYER_FRAGMENT_DENSITY_BIT_VALVE`, and the bound graphics pipeline was created with

VK_PIPELINE_CREATE_2_PER_LAYER_FRAGMENT_DENSITY_BIT_VALVE, then the current render pass instance **must** have a `layers` value less than or equal to `VkPipelineFragmentDensityMapLayeredCreateInfoVALVE::maxFragmentDensityMapLayers`

- VUID-vkCmdDrawIndexed-colorAttachmentCount-06185

If the bound pipeline was created with a `VkAttachmentSampleCountInfoAMD` or `VkAttachmentSampleCountInfoNV` structure, and the current render pass instance was begun with `vkCmdBeginRendering` with a `VkRenderingInfo::colorAttachmentCount` parameter greater than 0, then each element of the `VkRenderingInfo::pColorAttachments` array with a `imageView` not equal to `VK_NULL_HANDLE` **must** have been created with a sample count equal to the corresponding element of the `pColorAttachmentSamples` member of `VkAttachmentSampleCountInfoAMD` or `VkAttachmentSampleCountInfoNV` used to create the bound graphics pipeline

- VUID-vkCmdDrawIndexed-pDepthAttachment-06186

If the current render pass instance was begun with `vkCmdBeginRendering`, the bound pipeline was created with a `VkAttachmentSampleCountInfoAMD` or `VkAttachmentSampleCountInfoNV` structure, and `VkRenderingInfo::pDepthAttachment->imageView` was not `VK_NULL_HANDLE`, the value of the `depthStencilAttachmentSamples` member of `VkAttachmentSampleCountInfoAMD` or `VkAttachmentSampleCountInfoNV` used to create the bound graphics pipeline **must** be equal to the sample count used to create `VkRenderingInfo::pDepthAttachment->imageView`

- VUID-vkCmdDrawIndexed-pStencilAttachment-06187

If the current render pass instance was begun with `vkCmdBeginRendering`, the bound pipeline was created with a `VkAttachmentSampleCountInfoAMD` or `VkAttachmentSampleCountInfoNV` structure, and `VkRenderingInfo::pStencilAttachment->imageView` was not `VK_NULL_HANDLE`, the value of the `depthStencilAttachmentSamples` member of `VkAttachmentSampleCountInfoAMD` or `VkAttachmentSampleCountInfoNV` used to create the bound graphics pipeline **must** be equal to the sample count used to create `VkRenderingInfo::pStencilAttachment->imageView`

- VUID-vkCmdDrawIndexed-multisampledRenderToSingleSampled-07285

If the bound pipeline was created without a `VkAttachmentSampleCountInfoAMD` or `VkAttachmentSampleCountInfoNV` structure, and the `multisampledRenderToSingleSampled` feature is not enabled, and `vkCmdBeginCustomResolveEXT` has not yet been recorded in the render pass instance, and the current render pass instance was begun with `vkCmdBeginRendering` with a `VkRenderingInfo::colorAttachmentCount` parameter greater than 0, then each element of the `VkRenderingInfo::pColorAttachments` array with a `imageView` not equal to `VK_NULL_HANDLE` **must** have been created with a sample count equal to the value of `rasterizationSamples` for the bound graphics pipeline

- VUID-vkCmdDrawIndexed-multisampledRenderToSingleSampled-07286

If the bound pipeline was created without a `VkAttachmentSampleCountInfoAMD` or `VkAttachmentSampleCountInfoNV` structure, and the `multisampledRenderToSingleSampled` feature is not enabled, and `vkCmdBeginCustomResolveEXT` has not yet been recorded in the render pass instance, and `VkRenderingInfo::pDepthAttachment->imageView` was not `VK_NULL_HANDLE`, the value of `rasterizationSamples` for the bound graphics pipeline **must** be equal to the sample count used to create `VkRenderingInfo::pDepthAttachment->imageView`

- VUID-vkCmdDrawIndexed-multisampledRenderToSingleSampled-07287
If the bound pipeline was created without a `VkAttachmentSampleCountInfoAMD` or `VkAttachmentSampleCountInfoNV` structure, and the `multisampledRenderToSingleSampled` feature is not enabled, and `vkCmdBeginCustomResolveEXT` has not yet been recorded in the render pass instance, and `VkRenderingInfo::pStencilAttachment->imageView` was not `VK_NULL_HANDLE`, the value of `rasterizationSamples` for the bound graphics pipeline **must** be equal to the sample count used to create `VkRenderingInfo::pStencilAttachment->imageView`
- VUID-vkCmdDrawIndexed-pNext-07935
If this command is called inside a render pass instance started with `vkCmdBeginRendering`, and the `pNext` chain of `VkRenderingInfo` includes a `VkMultisampledRenderToSingleSampledInfoEXT` structure with `multisampledRenderToSingleSampledEnable` equal to `VK_TRUE`, then the value of `rasterizationSamples` for the bound graphics pipeline **must** be equal to `VkMultisampledRenderToSingleSampledInfoEXT::rasterizationSamples`
- VUID-vkCmdDrawIndexed-renderPass-06198
If the current render pass instance was begun with `vkCmdBeginRendering`, the bound pipeline **must** have been created with a `VkGraphicsPipelineCreateInfo::renderPass` equal to `VK_NULL_HANDLE`
- VUID-vkCmdDrawIndexed-pColorAttachments-08963
If the current render pass instance was begun with `vkCmdBeginRendering`, `vkCmdBeginCustomResolveEXT` has not yet been recorded in the render pass instance, there is a graphics pipeline bound with a fragment shader that statically writes to a color attachment, the color write mask is not zero, color writes are enabled, and the corresponding element of the `VkRenderingInfo::pColorAttachments->imageView` was not `VK_NULL_HANDLE`, then the corresponding element of `VkPipelineRenderingCreateInfo::pColorAttachmentFormats` used to create the pipeline **must** not be `VK_FORMAT_UNDEFINED`
- VUID-vkCmdDrawIndexed-pColorAttachments-11539
If the current render pass instance was begun with `vkCmdBeginRendering`, `vkCmdBeginCustomResolveEXT` has been recorded in the render pass instance, there is a graphics pipeline bound with a fragment shader that statically writes to a color attachment, the color write mask is not zero, color writes are enabled, and the corresponding element of the `VkRenderingInfo::pColorAttachments->resolveImageView` was not `VK_NULL_HANDLE`, then the corresponding element of `VkCustomResolveCreateInfoEXT::pColorAttachmentFormats` used to create the pipeline **must** not be `VK_FORMAT_UNDEFINED`
- VUID-vkCmdDrawIndexed-pDepthAttachment-08964
If the current render pass instance was begun with `vkCmdBeginRendering`, `vkCmdBeginCustomResolveEXT` has not yet been recorded in the render pass instance, there is a graphics pipeline bound, depth test is enabled, and the `VkRenderingInfo::pDepthAttachment->imageView` was not `VK_NULL_HANDLE`, then the `VkPipelineRenderingCreateInfo::depthAttachmentFormat` used to create the pipeline **must** not be `VK_FORMAT_UNDEFINED`
- VUID-vkCmdDrawIndexed-pDepthAttachment-11540

If the current render pass instance was begun with `vkCmdBeginRendering`, `vkCmdBeginCustomResolveEXT` has been recorded in the render pass instance, there is a graphics pipeline bound, depth test is enabled, and the `VkRenderingInfo::pDepthAttachment->resolveImageView` was not `VK_NULL_HANDLE`, then the `VkCustomResolveCreateInfoEXT::depthAttachmentFormat` used to create the pipeline **must** not be `VK_FORMAT_UNDEFINED`

- VUID-vkCmdDrawIndexed-pStencilAttachment-08965

If the current render pass instance was begun with `vkCmdBeginRendering`, `vkCmdBeginCustomResolveEXT` has not yet been recorded in the render pass instance, there is a graphics pipeline bound, stencil test is enabled and the `VkRenderingInfo::pStencilAttachment->imageView` was not `VK_NULL_HANDLE`, then the `VkPipelineRenderingCreateInfo::stencilAttachmentFormat` used to create the pipeline **must** not be `VK_FORMAT_UNDEFINED`

- VUID-vkCmdDrawIndexed-pStencilAttachment-11860

If the current render pass instance was begun with `vkCmdBeginRendering`, `vkCmdBeginCustomResolveEXT` has been recorded in the render pass instance, there is a graphics pipeline bound, stencil test is enabled and the `VkRenderingInfo::pStencilAttachment->resolveImageView` was not `VK_NULL_HANDLE`, then the `VkCustomResolveCreateInfoEXT::stencilAttachmentFormat` used to create the pipeline **must** not be `VK_FORMAT_UNDEFINED`

- VUID-vkCmdDrawIndexed-flags-10582

If the current render pass instance was begun with a `vkCmdBeginRendering` call in `commandBuffer`, its `VkRenderingInfo::flags` parameter **must** not have `VK_RENDERING_CONTENTS_SECONDARY_COMMAND_BUFFERS_BIT` set unless `VK_RENDERING_CONTENTS_INLINE_BIT_KHR` is also set

- VUID-vkCmdDrawIndexed-primitivesGeneratedQueryWithRasterizerDiscard-06708

If the `primitivesGeneratedQueryWithRasterizerDiscard` feature is not enabled and the `VK_QUERY_TYPE_PRIMITIVES_GENERATED_EXT` query is active, `rasterization discard` **must** not be enabled

- VUID-vkCmdDrawIndexed-primitivesGeneratedQueryWithNonZeroStreams-06709

If the `primitivesGeneratedQueryWithNonZeroStreams` feature is not enabled and the `VK_QUERY_TYPE_PRIMITIVES_GENERATED_EXT` query is active, the bound graphics pipeline **must** not have been created with a non-zero value in `VkPipelineRasterizationStateStreamCreateInfoEXT::rasterizationStream`

- VUID-vkCmdDrawIndexed-None-07620

If the `depthClamp` feature is enabled, a shader object is bound to any graphics stage or a graphics pipeline is bound which was created with the `VK_DYNAMIC_STATE_DEPTH_CLAMP_ENABLE_EXT` dynamic state enabled, and the current value of `rasterizerDiscardEnable` is `VK_FALSE`, then `vkCmdSetDepthClampEnableEXT` **must** have been called and not subsequently `invalidated` in the current command buffer prior to this drawing command

- VUID-vkCmdDrawIndexed-None-07621

If a shader object is bound to any graphics stage or a graphics pipeline is bound which was created with the `VK_DYNAMIC_STATE_POLYGON_MODE_EXT` dynamic state enabled, and the current value of `rasterizerDiscardEnable` is `VK_FALSE`, then

`vkCmdSetPolygonModeEXT` **must** have been called and not subsequently `invalidated` in the current command buffer prior to this drawing command

- VUID-vkCmdDrawIndexed-None-07622

If a shader object is bound to any graphics stage or a graphics pipeline is bound which was created with the `VK_DYNAMIC_STATE_RASTERIZATION_SAMPLES_EXT` dynamic state enabled, and the current value of `rasterizerDiscardEnable` is `VK_FALSE`, then `vkCmdSetRasterizationSamplesEXT` **must** have been called and not subsequently `invalidated` in the current command buffer prior to this drawing command

- VUID-vkCmdDrawIndexed-None-07623

If a shader object is bound to any graphics stage or a graphics pipeline is bound which was created with the `VK_DYNAMIC_STATE_SAMPLE_MASK_EXT` dynamic state enabled, and the current value of `rasterizerDiscardEnable` is `VK_FALSE`, then `vkCmdSetSampleMaskEXT` **must** have been called and not subsequently `invalidated` in the current command buffer prior to this drawing command

- VUID-vkCmdDrawIndexed-alphaToCoverageEnable-08919

If the bound graphics pipeline state was created with the `VK_DYNAMIC_STATE_ALPHA_TO_COVERAGE_ENABLE_EXT` dynamic state enabled, and `alphaToCoverageEnable` was `VK_TRUE` in the last call to `vkCmdSetAlphaToCoverageEnableEXT`, then the `Fragment Output Interface` **must** contain a variable for the alpha `Component` word in `Location 0` at `Index 0`

- VUID-vkCmdDrawIndexed-alphaToCoverageEnable-08920

If a shader object is bound to any graphics stage, and the most recent call to `vkCmdSetAlphaToCoverageEnableEXT` in the current command buffer set `alphaToCoverageEnable` to `VK_TRUE`, then the `Fragment Output Interface` **must** contain a variable for the alpha `Component` word in `Location 0` at `Index 0`

- VUID-vkCmdDrawIndexed-None-07624

If a shader object is bound to any graphics stage or a graphics pipeline is bound which was created with the `VK_DYNAMIC_STATE_ALPHA_TO_COVERAGE_ENABLE_EXT` dynamic state enabled, and the current value of `rasterizerDiscardEnable` is `VK_FALSE`, then `vkCmdSetAlphaToCoverageEnableEXT` **must** have been called and not subsequently `invalidated` in the current command buffer prior to this drawing command

- VUID-vkCmdDrawIndexed-None-07625

If the `alphaToOne` feature is enabled, a shader object is bound to any graphics stage or a graphics pipeline is bound which was created with the `VK_DYNAMIC_STATE_ALPHA_TO_ONE_ENABLE_EXT` dynamic state enabled, and the current value of `rasterizerDiscardEnable` is `VK_FALSE`, then `vkCmdSetAlphaToOneEnableEXT` **must** have been called and not subsequently `invalidated` in the current command buffer prior to this drawing command

- VUID-vkCmdDrawIndexed-None-07626

If the `logicOp` feature is enabled, a shader object is bound to the `VK_SHADER_STAGE_FRAGMENT_BIT` stage or a graphics pipeline is bound which was created with the `VK_DYNAMIC_STATE_LOGIC_OP_ENABLE_EXT` dynamic state enabled, and the current value of `rasterizerDiscardEnable` is `VK_FALSE`, then `vkCmdSetLogicOpEnableEXT` **must** have been called and not subsequently `invalidated` in the current command buffer prior to this drawing command

- VUID-vkCmdDrawIndexed-None-07627

If a shader object is bound to the [VK_SHADER_STAGE_FRAGMENT_BIT](#) stage or a graphics pipeline is bound which was created with [VK_DYNAMIC_STATE_COLOR_BLEND_ENABLE_EXT](#) dynamic state enabled, the [current value](#) of [rasterizerDiscardEnable](#) is [VK_FALSE](#), and there are color attachments bound, then [vkCmdSetColorBlendEnableEXT](#) **must** have been called and not subsequently [invalidated](#) in the current command buffer prior to this drawing command

- VUID-vkCmdDrawIndexed-None-07629

If a shader object is bound to the [VK_SHADER_STAGE_FRAGMENT_BIT](#) stage or a graphics pipeline is bound which was created with [VK_DYNAMIC_STATE_COLOR_WRITE_MASK_EXT](#) dynamic state enabled, the [current value](#) of [rasterizerDiscardEnable](#) is [VK_FALSE](#), and there are color attachments bound, then [vkCmdSetColorWriteMaskEXT](#) **must** have been called and not subsequently [invalidated](#) in the current command buffer prior to this drawing command

- VUID-vkCmdDrawIndexed-None-07630

If the [geometryStreams](#) feature is enabled, and a shader object is bound to the [VK_SHADER_STAGE_GEOMETRY_BIT](#) stage or a graphics pipeline is bound which was created with both a [VK_SHADER_STAGE_GEOMETRY_BIT](#) stage and the [VK_DYNAMIC_STATE_RASTERIZATION_STREAM_EXT](#) dynamic state enabled, then [vkCmdSetRasterizationStreamEXT](#) **must** have been called and not subsequently [invalidated](#) in the current command buffer prior to this drawing command

- VUID-vkCmdDrawIndexed-None-07631

If the [VK_EXT_conservative_rasterization](#) extension is enabled, a shader object is bound to any graphics stage or a graphics pipeline is bound which was created with the [VK_DYNAMIC_STATE_CONSERVATIVE_RASTERIZATION_MODE_EXT](#) dynamic state enabled, and the [current value](#) of [rasterizerDiscardEnable](#) is [VK_FALSE](#), then [vkCmdSetConservativeRasterizationModeEXT](#) **must** have been called and not subsequently [invalidated](#) in the current command buffer prior to this drawing command

- VUID-vkCmdDrawIndexed-None-07632

If the [VK_EXT_conservative_rasterization](#) extension is enabled, a shader object is bound to any graphics stage or a graphics pipeline is bound which was created with the [VK_DYNAMIC_STATE_EXTRA_PRIMITIVE_OVERESTIMATION_SIZE_EXT](#) dynamic state enabled, the [current value](#) of [rasterizerDiscardEnable](#) is [VK_FALSE](#), and the [current value](#) of [conservativeRasterizationMode](#) is [VK_CONSERVATIVE_RASTERIZATION_MODE_OVERESTIMATE_EXT](#), then [vkCmdSetExtraPrimitiveOverestimationSizeEXT](#) **must** have been called and not subsequently [invalidated](#) in the current command buffer prior to this drawing command

- VUID-vkCmdDrawIndexed-conservativePointAndLineRasterization-07499

If the [VK_EXT_conservative_rasterization](#) extension is enabled, [conservativePointAndLineRasterization](#) is not supported, a shader object is bound to any graphics stage or a graphics pipeline is bound, the [current value](#) of [rasterizerDiscardEnable](#) is [VK_FALSE](#), and the [effective rasterization input topology](#) is in line or point topology class, then the [current value](#) of [conservativeRasterizationMode](#) **must** be [VK_CONSERVATIVE_RASTERIZATION_MODE_DISABLED_EXT](#)

- VUID-vkCmdDrawIndexed-None-07633

If the `depthClipEnable` feature is enabled, and a shader object is bound to any graphics stage or a graphics pipeline is bound which was created with the `VK_DYNAMIC_STATE_DEPTH_CLIP_ENABLE_EXT` dynamic state, then `vkCmdSetDepthClipEnableEXT` **must** have been called and not subsequently `invalidated` in the current command buffer prior to this drawing command

- VUID-vkCmdDrawIndexed-None-07636

If the `VK_EXT_provoking_vertex` extension is enabled, a shader object is bound to the `VK_SHADER_STAGE_VERTEX_BIT` stage or a graphics pipeline is bound which was created with the `VK_DYNAMIC_STATE_PROVOKING_VERTEX_MODE_EXT` dynamic state enabled, and the current value of `rasterizerDiscardEnable` is `VK_FALSE`, then `vkCmdSetProvokingVertexModeEXT` **must** have been called and not subsequently `invalidated` in the current command buffer prior to this drawing command

- VUID-vkCmdDrawIndexed-None-08666

If any of the `stippledRectangularLines`, `stippledBresenhamLines` or `stippledSmoothLines` features are enabled, and a shader object is bound to any graphics stage or a graphics pipeline is bound which was created with the `VK_DYNAMIC_STATE_LINE_RASTERIZATION_MODE_EXT` dynamic state enabled, and the current value of `rasterizerDiscardEnable` is `VK_FALSE`, and the effective rasterization input topology is in line topology class, then `vkCmdSetLineRasterizationModeEXT` **must** have been called and not subsequently `invalidated` in the current command buffer prior to this drawing command

- VUID-vkCmdDrawIndexed-None-08669

If any of the `stippledRectangularLines`, `stippledBresenhamLines` or `stippledSmoothLines` features are enabled, and a shader object is bound to any graphics stage or a graphics pipeline is bound which was created with the `VK_DYNAMIC_STATE_LINE_STIPPLE_ENABLE_EXT` dynamic state enabled, the current value of `rasterizerDiscardEnable` is `VK_FALSE`, and the effective rasterization input topology is in line topology class, then `vkCmdSetLineStippleEnableEXT` **must** have been called and not subsequently `invalidated` in the current command buffer prior to this drawing command

- VUID-vkCmdDrawIndexed-None-07849

If any of the `stippledRectangularLines`, `stippledBresenhamLines` or `stippledSmoothLines` features are enabled and a shader object is bound to any graphics stage, or a bound graphics pipeline state was created with the `VK_DYNAMIC_STATE_LINE_STIPPLE` dynamic state enabled, the current value of `rasterizerDiscardEnable` is `VK_FALSE`, and the current value of `stippledLineEnable` is `VK_TRUE`, then `vkCmdSetLineStipple` **must** have been called and not subsequently `invalidated` in the current command buffer prior to this drawing command

- VUID-vkCmdDrawIndexed-None-10608

If a shader object is bound to any graphics stage or a graphics pipeline is bound which was created with the `VK_DYNAMIC_STATE_LINE_RASTERIZATION_MODE_EXT` dynamic state enabled, the effective rasterization input topology is in line topology class, and the current `lineRasterizationMode` is `VK_LINE_RASTERIZATION_MODE_BRESENHAM` or `VK_LINE_RASTERIZATION_MODE_RECTANGULAR_SMOOTH`, then the current `alphaToCoverageEnable`, `alphaToOneEnable` and `sampleShadingEnable` states **must** all be `VK_FALSE`

- VUID-vkCmdDrawIndexed-None-07639

If the `depthClipControl` feature is enabled, and a shader object is bound to any graphics stage or a graphics pipeline is bound which was created with the `VK_DYNAMIC_STATE_DEPTH_CLIP_NEGATIVE_ONE_TO_ONE_EXT` dynamic state enabled, then `vkCmdSetDepthClipNegativeOneToOneEXT` **must** have been called and not subsequently `invalidated` in the current command buffer prior to this drawing command

- VUID-vkCmdDrawIndexed-None-09650

If the `depthClampControl` feature is enabled, and a shader object is bound to any graphics stage or a graphics pipeline is bound which was created with the `VK_DYNAMIC_STATE_DEPTH_CLAMP_RANGE_EXT` dynamic state enabled, and the `current value` of `depthClampEnable` is `VK_TRUE`, then `vkCmdSetDepthClampRangeEXT` **must** have been called and not subsequently `invalidated` in the current command buffer prior to this drawing command

- VUID-vkCmdDrawIndexed-None-07640

If the `VK_NV_clip_space_w_scaling` extension is enabled, and a shader object is bound to any graphics stage or a graphics pipeline is bound which was created with the `VK_DYNAMIC_STATE_VIEWPORT_W_SCALING_ENABLE_NV` dynamic state enabled, then `vkCmdSetViewportWScalingEnableNV` **must** have been called and not subsequently `invalidated` in the current command buffer prior to this drawing command

- VUID-vkCmdDrawIndexed-None-07641

If the `VK_NV_viewport_swizzle` extension is enabled, and a shader object is bound to any graphics stage or a graphics pipeline is bound which was created with the `VK_DYNAMIC_STATE_VIEWPORT_SWIZZLE_NV` dynamic state enabled, then `vkCmdSetViewportSwizzleNV` **must** have been called and not subsequently `invalidated` in the current command buffer prior to this drawing command

- VUID-vkCmdDrawIndexed-None-07642

If the `VK_NV_fragment_coverage_to_color` extension is enabled, a shader object is bound to any graphics stage or a graphics pipeline is bound which was created with the `VK_DYNAMIC_STATE_COVERAGE_TO_COLOR_ENABLE_NV` dynamic state enabled, and the `current value` of `rasterizerDiscardEnable` is `VK_FALSE`, then `vkCmdSetCoverageToColorEnableNV` **must** have been called and not subsequently `invalidated` in the current command buffer prior to this drawing command

- VUID-vkCmdDrawIndexed-None-07643

If the `VK_NV_fragment_coverage_to_color` extension is enabled, a shader object is bound to any graphics stage or a graphics pipeline is bound which was created with the `VK_DYNAMIC_STATE_COVERAGE_TO_COLOR_LOCATION_NV` dynamic state enabled, the `current value` of `rasterizerDiscardEnable` is `VK_FALSE`, and the `current value` of `coverageToColorEnable` is `VK_TRUE`, then `vkCmdSetCoverageToColorLocationNV` **must** have been called and not subsequently `invalidated` in the current command buffer prior to this drawing command

- VUID-vkCmdDrawIndexed-None-07644

If the `VK_NV_framebuffer_mixed_samples` extension is enabled, a shader object is bound to any graphics stage or a graphics pipeline is bound which was created with the `VK_DYNAMIC_STATE_COVERAGE_MODULATION_MODE_NV` dynamic state enabled, and the `current value` of `rasterizerDiscardEnable` is `VK_FALSE`, then

`vkCmdSetCoverageModulationModeNV` **must** have been called and not subsequently `invalidated` in the current command buffer prior to this drawing command

- VUID-vkCmdDrawIndexed-None-07645

If the `VK_NV_framebuffer_mixed_samples` extension is enabled, a shader object is bound to any graphics stage or a graphics pipeline is bound which was created with the `VK_DYNAMIC_STATE_COVERAGE_MODULATION_TABLE_ENABLE_NV` dynamic state enabled, the `current value` of `rasterizerDiscardEnable` is `VK_FALSE`, and the `current value` of `coverageModulationMode` is any value other than `VK_COVERAGE_MODULATION_MODE_NONE_NV`, then `vkCmdSetCoverageModulationTableEnableNV` **must** have been called and not subsequently `invalidated` in the current command buffer prior to this drawing command

- VUID-vkCmdDrawIndexed-None-07646

If the `VK_NV_framebuffer_mixed_samples` extension is enabled, a shader object is bound to any graphics stage or a graphics pipeline is bound which was created with the `VK_DYNAMIC_STATE_COVERAGE_MODULATION_TABLE_NV` dynamic state enabled, the `current value` of `rasterizerDiscardEnable` is `VK_FALSE`, and the `current value` of `coverageModulationTableEnable` is `VK_TRUE`, then `vkCmdSetCoverageModulationTableNV` **must** have been called and not subsequently `invalidated` in the current command buffer prior to this drawing command

- VUID-vkCmdDrawIndexed-None-07647

If the `shadingRateImage` feature is enabled, a shader object is bound to any graphics stage or a graphics pipeline is bound which was created with the `VK_DYNAMIC_STATE_SHADING_RATE_IMAGE_ENABLE_NV` dynamic state enabled, and the `current value` of `rasterizerDiscardEnable` is `VK_FALSE`, then `vkCmdSetShadingRateImageEnableNV` **must** have been called and not subsequently `invalidated` in the current command buffer prior to this drawing command

- VUID-vkCmdDrawIndexed-pipelineFragmentShadingRate-09238

If the `pipelineFragmentShadingRate` feature is enabled, a shader object is bound to any graphics stage or a graphics pipeline is bound which was created with the `VK_DYNAMIC_STATE_FRAGMENT_SHADING_RATE_KHR` dynamic state enabled, and the `current value` of `rasterizerDiscardEnable` is `VK_FALSE`, then `vkCmdSetFragmentShadingRateKHR` **must** have been called and not subsequently `invalidated` in the current command buffer prior to this drawing command

- VUID-vkCmdDrawIndexed-None-07648

If the `representativeFragmentTest` feature is enabled, a shader object is bound to any graphics stage or a graphics pipeline is bound which was created with the `VK_DYNAMIC_STATE_REPRESENTATIVE_FRAGMENT_TEST_ENABLE_NV` dynamic state enabled, and the `current value` of `rasterizerDiscardEnable` is `VK_FALSE`, then `vkCmdSetRepresentativeFragmentTestEnableNV` **must** have been called and not subsequently `invalidated` in the current command buffer prior to this drawing command

- VUID-vkCmdDrawIndexed-None-07649

If the `coverageReductionMode` feature is enabled, a shader object is bound to any graphics stage or a graphics pipeline is bound which was created with the `VK_DYNAMIC_STATE_COVERAGE_REDUCTION_MODE_NV` dynamic state enabled, and the `current value` of `rasterizerDiscardEnable` is `VK_FALSE`, then

`vkCmdSetCoverageReductionModeNV` **must** have been called and not subsequently **invalidated** in the current command buffer prior to this drawing command

- VUID-vkCmdDrawIndexed-rasterizationSamples-07471

If the bound graphics pipeline state was created with the `VK_DYNAMIC_STATE_RASTERIZATION_SAMPLES_EXT` state enabled, and the current subpass does not use any color and/or depth/stencil attachments, then the `rasterizationSamples` in the last call to `vkCmdSetRasterizationSamplesEXT` **must** follow the rules for a `zero-attachment subpass`

- VUID-vkCmdDrawIndexed-samples-07472

If the bound graphics pipeline state was created with the `VK_DYNAMIC_STATE_SAMPLE_MASK_EXT` state enabled and the `VK_DYNAMIC_STATE_RASTERIZATION_SAMPLES_EXT` state disabled, then the `samples` parameter in the last call to `vkCmdSetSampleMaskEXT` **must** be greater or equal to the `VkPipelineMultisampleStateCreateInfo::rasterizationSamples` parameter used to create the bound graphics pipeline

- VUID-vkCmdDrawIndexed-samples-07473

If the bound graphics pipeline state was created with the `VK_DYNAMIC_STATE_SAMPLE_MASK_EXT` state and `VK_DYNAMIC_STATE_RASTERIZATION_SAMPLES_EXT` states enabled, then the `samples` parameter in the last call to `vkCmdSetSampleMaskEXT` **must** be greater or equal to the `rasterizationSamples` parameter in the last call to `vkCmdSetRasterizationSamplesEXT`

- VUID-vkCmdDrawIndexed-None-09211

If the bound graphics pipeline state was created with the `VK_DYNAMIC_STATE_RASTERIZATION_SAMPLES_EXT` state enabled, or a shader object is bound to any graphics stage, and the current render pass instance includes a `VkMultisampledRenderToSingleSampledInfoEXT` structure with `multisampledRenderToSingleSampledEnable` equal to `VK_TRUE`, then the `rasterizationSamples` in the last call to `vkCmdSetRasterizationSamplesEXT` **must** be the same as the `rasterizationSamples` member of that structure

- VUID-vkCmdDrawIndexed-firstAttachment-07476

If a shader object is bound to the `VK_SHADER_STAGE_FRAGMENT_BIT` stage or a graphics pipeline is bound was created with the `VK_DYNAMIC_STATE_COLOR_BLEND_ENABLE_EXT` dynamic states enabled, and the current value of `rasterizerDiscardEnable` is `VK_FALSE`, then the last call to `vkCmdSetColorBlendEnableEXT` in the current command buffer prior to this drawing command **must** have set a value for all active color attachments

- VUID-vkCmdDrawIndexed-firstAttachment-07478

If a shader object is bound to the `VK_SHADER_STAGE_FRAGMENT_BIT` stage or a graphics pipeline is bound was created with the `VK_DYNAMIC_STATE_COLOR_WRITE_MASK_EXT` dynamic states enabled, and the current value of `rasterizerDiscardEnable` is `VK_FALSE`, then the last call to `vkCmdSetColorWriteMaskEXT` in the current command buffer prior to this drawing command **must** have set a value for all active color attachments

- VUID-vkCmdDrawIndexed-advancedBlendMaxColorAttachments-07480

If a shader object is bound to the `VK_SHADER_STAGE_FRAGMENT_BIT` stage or a graphics pipeline is bound was created with the

`VK_DYNAMIC_STATE_COLOR_BLEND_ADVANCED_EXT` and `VK_DYNAMIC_STATE_COLOR_BLEND_ENABLE_EXT` dynamic states enabled, the `current value` of `rasterizerDiscardEnable` is `VK_FALSE`, and an active color attachment `current value` of `blendEnable` is `VK_TRUE`, then the number of active color attachments **must** not exceed `advancedBlendMaxColorAttachments`

- VUID-vkCmdDrawIndexed-None-10862

If a graphics pipeline is bound was created with `VK_DYNAMIC_STATE_COLOR_BLEND_EQUATION_EXT`, but not the `VK_DYNAMIC_STATE_COLOR_BLEND_ADVANCED_EXT` dynamic state enabled, and the `current value` of `rasterizerDiscardEnable` is `VK_FALSE`, then `vkCmdSetColorBlendEquationEXT` **must** have been called and not subsequently `invalidated` in the current command buffer prior to this drawing command for all active color attachments with the `blendEnable current value` of `VK_TRUE`

- VUID-vkCmdDrawIndexed-rasterizerDiscardEnable-10863

If a graphics pipeline is bound was created with `VK_DYNAMIC_STATE_COLOR_BLEND_ADVANCED_EXT`, but not the `VK_DYNAMIC_STATE_COLOR_BLEND_EQUATION_EXT` dynamic state enabled, and the `current value` of `rasterizerDiscardEnable` is `VK_FALSE`, then `vkCmdSetColorBlendAdvancedEXT` **must** have been called and not subsequently `invalidated` in the current command buffer prior to this drawing command for all active color attachments with the `blendEnable current value` of `VK_TRUE`

- VUID-vkCmdDrawIndexed-None-10864

If a shader object is bound to the `VK_SHADER_STAGE_FRAGMENT_BIT` stage or a graphics pipeline is bound was created with `VK_DYNAMIC_STATE_COLOR_BLEND_ADVANCED_EXT` and `VK_DYNAMIC_STATE_COLOR_BLEND_EQUATION_EXT` dynamic state enabled, and the `current value` of `rasterizerDiscardEnable` is `VK_FALSE`, then either `vkCmdSetColorBlendAdvancedEXT` or `vkCmdSetColorBlendEquationEXT` **must** have been called and not subsequently `invalidated` in the current command buffer prior to this drawing command for all active color attachments with the `blendEnable current value` of `VK_TRUE`

- VUID-vkCmdDrawIndexed-primitivesGeneratedQueryWithNonZeroStreams-07481

If the `primitivesGeneratedQueryWithNonZeroStreams` feature is not enabled and the `VK_QUERY_TYPE_PRIMITIVES_GENERATED_EXT` query is active, and the bound graphics pipeline was created with `VK_DYNAMIC_STATE_RASTERIZATION_STREAM_EXT` state enabled, the last call to `vkCmdSetRasterizationStreamEXT` **must** have set the `rasterizationStream` to zero

- VUID-vkCmdDrawIndexed-sampleLocationsPerPixel-07482

If the bound graphics pipeline state was created with the `VK_DYNAMIC_STATE_SAMPLE_LOCATIONS_EXT` state enabled and the `VK_DYNAMIC_STATE_RASTERIZATION_SAMPLES_EXT` state disabled, and the `current value` of `sampleLocationsEnable` is `VK_TRUE`, then the `sampleLocationsPerPixel` member of `pSampleLocationsInfo` in the last call to `vkCmdSetSampleLocationsEXT` **must** equal the `rasterizationSamples` member of the `VkPipelineMultisampleStateCreateInfo` structure the bound graphics pipeline has been created with

- VUID-vkCmdDrawIndexed-sampleLocationsPerPixel-07483

If the bound graphics pipeline state was created with the `VK_DYNAMIC_STATE_SAMPLE_LOCATIONS_EXT` state enabled and the `VK_DYNAMIC_STATE_RASTERIZATION_SAMPLES_EXT` state enabled, and the current value of `sampleLocationsEnable` is `VK_TRUE`, then the `sampleLocationsPerPixel` member of `pSampleLocationsInfo` in the last call to `vkCmdSetSampleLocationsEXT` **must** equal the `rasterizationSamples` parameter of the last call to `vkCmdSetRasterizationSamplesEXT`

- VUID-vkCmdDrawIndexed-sampleLocationsEnable-07484

If a shader object is bound to the `VK_SHADER_STAGE_FRAGMENT_BIT` stage, or the bound graphics pipeline was created with the `VK_DYNAMIC_STATE_SAMPLE_LOCATIONS_ENABLE_EXT` state enabled, and `sampleLocationsEnable` was `VK_TRUE` in the last call to `vkCmdSetSampleLocationsEnableEXT` then the current active depth attachment **must** have been created with the `VK_IMAGE_CREATE_SAMPLE_LOCATIONS_COMPATIBLE_DEPTH_BIT_EXT` bit set

- VUID-vkCmdDrawIndexed-sampleLocationsEnable-07485

If a shader object is bound to the `VK_SHADER_STAGE_FRAGMENT_BIT` stage, or the bound graphics pipeline state was created with the `VK_DYNAMIC_STATE_SAMPLE_LOCATIONS_EXT` state enabled and the `VK_DYNAMIC_STATE_SAMPLE_LOCATIONS_ENABLE_EXT` state enabled, and if `sampleLocationsEnable` was `VK_TRUE` in the last call to `vkCmdSetSampleLocationsEnableEXT`, then the `sampleLocationsInfo.maxSampleLocationGridSize.width` in the last call to `vkCmdSetSampleLocationsEXT` **must** evenly divide `VkMultisamplePropertiesEXT::maxSampleLocationGridSize.width` as returned by `vkGetPhysicalDeviceMultisamplePropertiesEXT` with a `samples` parameter equaling `rasterizationSamples`

- VUID-vkCmdDrawIndexed-sampleLocationsEnable-07486

If a shader object is bound to the `VK_SHADER_STAGE_FRAGMENT_BIT` stage, or the bound graphics pipeline state was created with the `VK_DYNAMIC_STATE_SAMPLE_LOCATIONS_EXT` state enabled and the `VK_DYNAMIC_STATE_SAMPLE_LOCATIONS_ENABLE_EXT` state enabled, and if `sampleLocationsEnable` was `VK_TRUE` in the last call to `vkCmdSetSampleLocationsEnableEXT`, then the `sampleLocationsInfo.maxSampleLocationGridSize.height` in the last call to `vkCmdSetSampleLocationsEXT` **must** evenly divide `VkMultisamplePropertiesEXT::maxSampleLocationGridSize.height` as returned by `vkGetPhysicalDeviceMultisamplePropertiesEXT` with a `samples` parameter equaling `rasterizationSamples`

- VUID-vkCmdDrawIndexed-sampleLocationsEnable-07487

If a shader object is bound to the `VK_SHADER_STAGE_FRAGMENT_BIT` stage, or the bound graphics pipeline state was created with the `VK_DYNAMIC_STATE_SAMPLE_LOCATIONS_ENABLE_EXT` state enabled, and if `sampleLocationsEnable` was `VK_TRUE` in the last call to `vkCmdSetSampleLocationsEnableEXT`, the fragment shader code **must** not statically use the extended instruction `InterpolateAtSample`

- VUID-vkCmdDrawIndexed-sampleLocationsEnable-07936

If the bound graphics pipeline state was created with the `VK_DYNAMIC_STATE_SAMPLE_LOCATIONS_EXT` state disabled and the `VK_DYNAMIC_STATE_RASTERIZATION_SAMPLES_EXT` state enabled, and the **current** value of `sampleLocationsEnable` is `VK_TRUE`, then `sampleLocationsInfo.sampleLocationGridSize.width` **must** evenly divide `VkMultisamplePropertiesEXT::maxSampleLocationGridSize.width` as returned by `vkGetPhysicalDeviceMultisamplePropertiesEXT` with a `samples` parameter equaling the value of `rasterizationSamples` in the last call to `vkCmdSetRasterizationSamplesEXT`

- VUID-vkCmdDrawIndexed-sampleLocationsEnable-07937

If the bound graphics pipeline state was created with the `VK_DYNAMIC_STATE_SAMPLE_LOCATIONS_EXT` state disabled and the `VK_DYNAMIC_STATE_RASTERIZATION_SAMPLES_EXT` state enabled, and the **current** value of `sampleLocationsEnable` is `VK_TRUE`, then `sampleLocationsInfo.sampleLocationGridSize.height` **must** evenly divide `VkMultisamplePropertiesEXT::maxSampleLocationGridSize.height` as returned by `vkGetPhysicalDeviceMultisamplePropertiesEXT` with a `samples` parameter equaling the value of `rasterizationSamples` in the last call to `vkCmdSetRasterizationSamplesEXT`

- VUID-vkCmdDrawIndexed-sampleLocationsEnable-07938

If the bound graphics pipeline state was created with the `VK_DYNAMIC_STATE_SAMPLE_LOCATIONS_EXT` state disabled and the `VK_DYNAMIC_STATE_RASTERIZATION_SAMPLES_EXT` state enabled, and the **current** value of `sampleLocationsEnable` is `VK_TRUE`, then `sampleLocationsInfo.sampleLocationsPerPixel` **must** equal `rasterizationSamples` in the last call to `vkCmdSetRasterizationSamplesEXT`

- VUID-vkCmdDrawIndexed-coverageModulationTableEnable-07488

If a shader object is bound to any graphics stage or the bound graphics pipeline state was created with the `VK_DYNAMIC_STATE_COVERAGE_MODULATION_TABLE_ENABLE_NV` state enabled, and the last call to `vkCmdSetCoverageModulationTableEnableNV` set `coverageModulationTableEnable` to `VK_TRUE`, then the `coverageModulationTableCount` parameter in the last call to `vkCmdSetCoverageModulationTableNV` **must** equal the current `rasterizationSamples` divided by the number of color samples in the current active color attachment

- VUID-vkCmdDrawIndexed-rasterizationSamples-07489

If the `VK_NV_framebuffer_mixed_samples` extension is enabled, and if current subpass has a depth/stencil attachment and depth test, stencil test, or depth bounds test are enabled in the bound pipeline, then the current `rasterizationSamples` **must** be the same as the sample count of the depth/stencil attachment

- VUID-vkCmdDrawIndexed-coverageToColorEnable-07490

If the bound graphics pipeline state was created with the `VK_DYNAMIC_STATE_COVERAGE_TO_COLOR_ENABLE_NV` state enabled and the last call to `vkCmdSetCoverageToColorEnableNV` set the `coverageToColorEnable` to `VK_TRUE`, then there **must** be an active color attachment at the location selected by the last call to `vkCmdSetCoverageToColorLocationNV` `coverageToColorLocation`, with a `VkFormat` of `VK_FORMAT_R8_UINT`, `VK_FORMAT_R8_SINT`, `VK_FORMAT_R16_UINT`, `VK_FORMAT_R16_SINT`, `VK_FORMAT_R32_UINT`, or `VK_FORMAT_R32_SINT`

- VUID-vkCmdDrawIndexed-rasterizerDiscardEnable-09420
If the `VK_NV_fragment_coverage_to_color` extension is enabled, and a shader object is bound to the `VK_SHADER_STAGE_FRAGMENT_BIT` stage, and the most recent call to `vkCmdSetRasterizerDiscardEnable` in the current command buffer set `rasterizerDiscardEnable` to `VK_FALSE`, and the last call to `vkCmdSetCoverageToColorEnableNV` set the `coverageToColorEnable` to `VK_TRUE`, then there **must** be an active color attachment at the location selected by the last call to `vkCmdSetCoverageToColorLocationNV` `coverageToColorLocation`, with a `VkFormat` of `VK_FORMAT_R8_UINT`, `VK_FORMAT_R8_SINT`, `VK_FORMAT_R16_UINT`, `VK_FORMAT_R16_SINT`, `VK_FORMAT_R32_UINT`, or `VK_FORMAT_R32_SINT`
- VUID-vkCmdDrawIndexed-coverageReductionMode-07491
If the `coverageReductionMode` feature is enabled, a shader object is bound to any graphics stage or a graphics pipeline is bound which was created with the `VK_DYNAMIC_STATE_COVERAGE_REDUCTION_MODE_NV` or `VK_DYNAMIC_STATE_RASTERIZATION_SAMPLES_EXT` dynamic states enabled, then the current values of `coverageReductionMode`, `rasterizationSamples`, the sample counts for the color and depth/stencil attachments (if the subpass has them) **must** be a valid combination returned by `vkGetPhysicalDeviceSupportedFramebufferMixedSamplesCombinationsNV`
- VUID-vkCmdDrawIndexed-viewportCount-07492
If the bound graphics pipeline state was created with the `VK_DYNAMIC_STATE_VIEWPORT_WITH_COUNT` dynamic state enabled, but not the `VK_DYNAMIC_STATE_VIEWPORT_SWIZZLE_NV` dynamic state enabled, then the bound graphics pipeline **must** have been created with `VkPipelineViewportSwizzleStateCreateInfoNV::viewportCount` greater or equal to the `viewportCount` parameter in the last call to `vkCmdSetViewportWithCount`
- VUID-vkCmdDrawIndexed-viewportCount-07493
If the bound graphics pipeline state was created with the `VK_DYNAMIC_STATE_VIEWPORT_WITH_COUNT` and `VK_DYNAMIC_STATE_VIEWPORT_SWIZZLE_NV` dynamic states enabled then the `viewportCount` parameter in the last call to `vkCmdSetViewportSwizzleNV` **must** be greater than or equal to the `viewportCount` parameter in the last call to `vkCmdSetViewportWithCount`
- VUID-vkCmdDrawIndexed-viewportCount-09421
If the `VK_NV_viewport_swizzle` extension is enabled, and a shader object is bound to any graphics stage, then the `viewportCount` parameter in the last call to `vkCmdSetViewportSwizzleNV` **must** be greater than or equal to the `viewportCount` parameter in the last call to `vkCmdSetViewportWithCount`
- VUID-vkCmdDrawIndexed-rasterizationSamples-07494
If the `VK_NV_framebuffer_mixed_samples` extension is enabled, and the `coverageReductionMode` feature is not enabled, or the current value of `coverageReductionMode` is not `VK_COVERAGE_REDUCTION_MODE_TRUNCATE_NV`, and the current value of `rasterizationSamples` is greater than sample count of the color attachment, then `sample shading` **must** be disabled
- VUID-vkCmdDrawIndexed-stippledLineEnable-07495

If the bound graphics pipeline state was created with the `VK_DYNAMIC_STATE_LINE_STIPPLE_ENABLE_EXT` or `VK_DYNAMIC_STATE_LINE_RASTERIZATION_MODE_EXT` dynamic states enabled, and if the current `stippledLineEnable` state is `VK_TRUE` and the current `lineRasterizationMode` state is `VK_LINE_RASTERIZATION_MODE_RECTANGULAR`, then the `stippledRectangularLines` feature **must** be enabled

- VUID-vkCmdDrawIndexed-stippledLineEnable-07496

If the bound graphics pipeline state was created with the `VK_DYNAMIC_STATE_LINE_STIPPLE_ENABLE_EXT` or `VK_DYNAMIC_STATE_LINE_RASTERIZATION_MODE_EXT` dynamic states enabled, and if the current `stippledLineEnable` state is `VK_TRUE` and the current `lineRasterizationMode` state is `VK_LINE_RASTERIZATION_MODE_BRESENHAM`, then the `stippledBresenhamLines` feature **must** be enabled

- VUID-vkCmdDrawIndexed-stippledLineEnable-07497

If the bound graphics pipeline state was created with the `VK_DYNAMIC_STATE_LINE_STIPPLE_ENABLE_EXT` or `VK_DYNAMIC_STATE_LINE_RASTERIZATION_MODE_EXT` dynamic states enabled, and if the current `stippledLineEnable` state is `VK_TRUE` and the current `lineRasterizationMode` state is `VK_LINE_RASTERIZATION_MODE_RECTANGULAR_SMOOTH`, then the `stippledSmoothLines` feature **must** be enabled

- VUID-vkCmdDrawIndexed-stippledLineEnable-07498

If the bound graphics pipeline state was created with the `VK_DYNAMIC_STATE_LINE_STIPPLE_ENABLE_EXT` or `VK_DYNAMIC_STATE_LINE_RASTERIZATION_MODE_EXT` dynamic states enabled, and if the current `stippledLineEnable` state is `VK_TRUE` and the current `lineRasterizationMode` state is `VK_LINE_RASTERIZATION_MODE_DEFAULT`, then the `stippledRectangularLines` feature **must** be enabled and `VkPhysicalDeviceLimits::strictLines` **must** be `VK_TRUE`

- VUID-vkCmdDrawIndexed-stage-07073

If the bound pipeline was created with the `VkPipelineShaderStageCreateInfo::stage` member of an element of `VkGraphicsPipelineCreateInfo::pStages` set to `VK_SHADER_STAGE_VERTEX_BIT`, `VK_SHADER_STAGE_TESSELLATION_CONTROL_BIT`, `VK_SHADER_STAGE_TESSELLATION_EVALUATION_BIT` or `VK_SHADER_STAGE_GEOMETRY_BIT`, then Mesh Shader Queries **must** not be active

- VUID-vkCmdDrawIndexed-None-08877

If a shader object is bound to the `VK_SHADER_STAGE_FRAGMENT_BIT` stage or a graphics pipeline is bound which was created with the `VK_DYNAMIC_STATE_ATTACHMENT_FEEDBACK_LOOP_ENABLE_EXT` dynamic state enabled, and the current value of `rasterizerDiscardEnable` is `VK_FALSE`, then `vkCmdSetAttachmentFeedbackLoopEnableEXT` **must** have been called and not subsequently `invalidated` in the current command buffer prior to this drawing command

- VUID-vkCmdDrawIndexed-None-07850

If dynamic state was inherited from `VkCommandBufferInheritanceViewportScissorInfoNV`, it **must** be set in the current command buffer prior to this drawing command

- VUID-vkCmdDrawIndexed-nextStage-10745

For each shader object bound to a graphics stage, except for shader object bound to the last graphics stage in the logical pipeline, it **must** have been created with a **nextStage** including the corresponding bit to the shader object bound to the following graphics stage in the logical pipeline

- VUID-vkCmdDrawIndexed-None-08684

If there is no bound graphics pipeline, **vkCmdBindShadersEXT** **must** have been called in the current command buffer with **pStages** with an element of **VK_SHADER_STAGE_VERTEX_BIT**

- VUID-vkCmdDrawIndexed-None-08685

If there is no bound graphics pipeline, and the **tessellationShader** feature is enabled, **vkCmdBindShadersEXT** **must** have been called in the current command buffer with **pStages** with an element of **VK_SHADER_STAGE_TESSELLATION_CONTROL_BIT**

- VUID-vkCmdDrawIndexed-None-08686

If there is no bound graphics pipeline, and the **tessellationShader** feature is enabled, **vkCmdBindShadersEXT** **must** have been called in the current command buffer with **pStages** with an element of **VK_SHADER_STAGE_TESSELLATION_EVALUATION_BIT**

- VUID-vkCmdDrawIndexed-None-08687

If there is no bound graphics pipeline, and the **geometryShader** feature is enabled, **vkCmdBindShadersEXT** **must** have been called in the current command buffer with **pStages** with an element of **VK_SHADER_STAGE_GEOMETRY_BIT**

- VUID-vkCmdDrawIndexed-None-08688

If there is no bound graphics pipeline, **vkCmdBindShadersEXT** **must** have been called in the current command buffer with **pStages** with an element of **VK_SHADER_STAGE_FRAGMENT_BIT**

- VUID-vkCmdDrawIndexed-None-08689

If there is no bound graphics pipeline, and the **taskShader** feature is enabled, **vkCmdBindShadersEXT** **must** have been called in the current command buffer with **pStages** with an element of **VK_SHADER_STAGE_TASK_BIT_EXT**

- VUID-vkCmdDrawIndexed-None-08690

If there is no bound graphics pipeline, and the **meshShader** feature is enabled, **vkCmdBindShadersEXT** **must** have been called in the current command buffer with **pStages** with an element of **VK_SHADER_STAGE_MESH_BIT_EXT**

- VUID-vkCmdDrawIndexed-None-08693

If there is no bound graphics pipeline, and at least one of the **taskShader** and **meshShader** features is enabled, one of the **VK_SHADER_STAGE_VERTEX_BIT** or **VK_SHADER_STAGE_MESH_BIT_EXT** stages **must** have a valid **VkShaderEXT** bound, and the other **must** have no **VkShaderEXT** bound

- VUID-vkCmdDrawIndexed-None-08696

If there is no bound graphics pipeline, and a valid **VkShaderEXT** is bound to the **VK_SHADER_STAGE_VERTEX_BIT** stage, there **must** be no **VkShaderEXT** bound to either the **VK_SHADER_STAGE_TASK_BIT_EXT** stage or the **VK_SHADER_STAGE_MESH_BIT_EXT** stage

- VUID-vkCmdDrawIndexed-None-08698

If any graphics shader is bound which was created with the **VK_SHADER_CREATE_LINK_STAGE_BIT_EXT** flag, then all shaders created with the

`VK_SHADER_CREATE_LINK_STAGE_BIT_EXT` flag in the same `vkCreateShadersEXT` call **must** also be bound

- VUID-vkCmdDrawIndexed-None-08699

If any graphics shader is bound which was created with the `VK_SHADER_CREATE_LINK_STAGE_BIT_EXT` flag, any stages in between stages whose shaders which did not create a shader with the `VK_SHADER_CREATE_LINK_STAGE_BIT_EXT` flag as part of the same `vkCreateShadersEXT` call **must** not have any `VkShaderEXT` bound

- VUID-vkCmdDrawIndexed-None-08878

All bound graphics shader objects **must** have been created with identical or **identically defined** push constant ranges

- VUID-vkCmdDrawIndexed-None-08879

All bound graphics shader objects **must** have either been created with the `VK_SHADER_CREATE_DESCRIPTOR_HEAP_BIT_EXT` flag set, or with identical or **identically defined** arrays of descriptor set layouts

- VUID-vkCmdDrawIndexed-colorAttachmentCount-09372

If the current render pass instance was begun with `vkCmdBeginRendering` and a `VkRenderingInfo::colorAttachmentCount` equal to `1`, a color attachment with a resolve mode of `VK_RESOLVE_MODE_EXTERNAL_FORMAT_DOWNSAMPLE_BIT_ANDROID`, and a fragment shader is bound, it **must** not declare the `DepthReplacing` or `StencilRefReplacingEXT` execution modes

- VUID-vkCmdDrawIndexed-pDynamicStates-08715

If the bound graphics pipeline state includes a fragment shader stage, was created with `VK_DYNAMIC_STATE_DEPTH_WRITE_ENABLE` set in `VkPipelineDynamicStateCreateInfo::pDynamicStates`, and the fragment shader declares the `EarlyFragmentTests` execution mode and uses `OpDepthAttachmentReadEXT`, the `depthWriteEnable` parameter in the last call to `vkCmdSetDepthWriteEnable` **must** be `VK_FALSE`

- VUID-vkCmdDrawIndexed-pDynamicStates-08716

If the bound graphics pipeline state includes a fragment shader stage, was created with `VK_DYNAMIC_STATE_STENCIL_WRITE_MASK` set in `VkPipelineDynamicStateCreateInfo::pDynamicStates`, and the fragment shader declares the `EarlyFragmentTests` execution mode and uses `OpStencilAttachmentReadEXT`, the `writeMask` parameter in the last call to `vkCmdSetStencilWriteMask` **must** be `0`

- VUID-vkCmdDrawIndexed-None-09116

If a shader object is bound to any graphics stage or the bound graphics pipeline was created with `VK_DYNAMIC_STATE_COLOR_WRITE_MASK_EXT`, and the format of any color attachment is `VK_FORMAT_E5B9G9R9_UFLOAT_PACK32`, the corresponding element of the `pColorWriteMasks` parameter of `vkCmdSetColorWriteMaskEXT` **must** either include all of `VK_COLOR_COMPONENT_R_BIT`, `VK_COLOR_COMPONENT_G_BIT`, and `VK_COLOR_COMPONENT_B_BIT`, or none of them

- VUID-vkCmdDrawIndexed-maxFragmentDualSrcAttachments-09239

If **blending** is enabled for any attachment where either the source or destination blend factors for that attachment **use the secondary color input**, the maximum value of `Location` for any output attachment **statically used** in the `Fragment Execution Model` executed by this command **must** be less than `maxFragmentDualSrcAttachments`

- VUID-vkCmdDrawIndexed-None-09548
If the current render pass was begun with [vkCmdBeginRendering](#), there is no shader object bound to any graphics stage, the value of each element of [VkRenderingAttachmentLocationInfo::pColorAttachmentLocations](#) in the bound pipeline **must** match the value for the corresponding locations set currently in the current render pass instance
- VUID-vkCmdDrawIndexed-None-09549
If the current render pass was begun with [vkCmdBeginRendering](#), and there is no shader object bound to any graphics stage, the value of each element of [VkRenderingInputAttachmentIndexInfo::pColorAttachmentInputIndices](#) in the bound pipeline **must** match the value for the corresponding index set currently in the current render pass instance
- VUID-vkCmdDrawIndexed-None-10927
If the current render pass was begun with [vkCmdBeginRendering](#), and there is no shader object bound to any graphics stage, the value of [VkRenderingInputAttachmentIndexInfo::pDepthInputAttachmentIndex](#) in the bound pipeline **must** match the value set currently in the current render pass instance
- VUID-vkCmdDrawIndexed-None-10928
If the current render pass was begun with [vkCmdBeginRendering](#), and there is no shader object bound to any graphics stage, the value of [VkRenderingInputAttachmentIndexInfo::pStencilInputAttachmentIndex](#) in the bound pipeline **must** match the value set currently in the current render pass instance
- VUID-vkCmdDrawIndexed-None-09642
If the current render pass was begun with [vkCmdBeginRendering](#) with the [VK_RENDERING_ENABLE_LEGACY_DITHERING_BIT_EXT](#) flag, the bound graphics pipeline **must** have been created with [VK_PIPELINE_CREATE_2_ENABLE_LEGACY_DITHERING_BIT_EXT](#)
- VUID-vkCmdDrawIndexed-None-09643
If the bound graphics pipeline was created with [VK_PIPELINE_CREATE_2_ENABLE_LEGACY_DITHERING_BIT_EXT](#), the current render pass **must** have begun with [vkCmdBeginRendering](#) with the [VK_RENDERING_ENABLE_LEGACY_DITHERING_BIT_EXT](#) flag
- VUID-vkCmdDrawIndexed-None-10677
If the [per-tile execution model](#) is enabled, the [tileShadingPerTileDraw](#) feature **must** be enabled
- VUID-vkCmdDrawIndexed-None-10772
If a shader object is bound to any graphics stage, *multiview* functionality **must** not be enabled in the current render pass
- VUID-vkCmdDrawIndexed-multiviewPerViewViewports-12262
If the [multiviewPerViewViewports](#) feature is enabled, then the index of the most significant bit in current render pass instance [viewMask](#) **must** be less than the [current value](#) of [viewportCount](#)
- VUID-vkCmdDrawIndexed-multiviewPerViewViewports-12263
If the [multiviewPerViewViewports](#) feature is enabled, then the index of the most significant

bit in current render pass instance `viewMask` **must** be less than the `current value` of `scissorCount`

- VUID-vkCmdDrawIndexed-flags-11521

If current render pass instance was begun with `vkCmdBeginRendering` with `VkRenderingInfo::flags` which includes `VK_RENDERING_FRAGMENT_REGION_BIT_EXT`, and if `sample shading` is enabled (explicitly or implicitly), then the minimum fraction for sample shading **must** equal 0.0

- VUID-vkCmdDrawIndexed-None-11522

If the current render pass instance was begun with `vkCmdBeginRendering` and contains a custom resolve, and the `dynamicRenderingUnusedAttachments` feature is not enabled, the graphics pipeline bound **must** have been created with a `VkCustomResolveCreateInfoEXT`

- VUID-vkCmdDrawIndexed-None-11523

If the current render pass instance was begun with `vkCmdBeginRendering` and does not contain a custom resolve, and the `dynamicRenderingUnusedAttachments` feature is not enabled, the graphics pipeline bound **must** not have been created with a `VkCustomResolveCreateInfoEXT`

- VUID-vkCmdDrawIndexed-customResolve-11524

If the current render pass instance was begun with `vkCmdBeginRendering` and `vkCmdBeginCustomResolveEXT` has been recorded in the render pass instance, the graphics pipeline bound **must** have been created with `VkCustomResolveCreateInfoEXT::customResolve` as `VK_TRUE`

- VUID-vkCmdDrawIndexed-customResolve-11525

If the current render pass instance was begun with `vkCmdBeginRendering` and contains a custom resolve, and `vkCmdBeginCustomResolveEXT` has not been recorded in the render pass instance, the graphics pipeline bound **must** have been created with `VkCustomResolveCreateInfoEXT::customResolve` as `VK_FALSE`

- VUID-vkCmdDrawIndexed-None-11861

If the `dynamicRenderingUnusedAttachments` feature is not enabled and the current render pass instance was begun with `vkCmdBeginRendering` and contains a custom resolve, the bound graphics pipeline **must** have been created with a `VkCustomResolveCreateInfoEXT::colorAttachmentCount` equal to `VkRenderingInfo::colorAttachmentCount`

- VUID-vkCmdDrawIndexed-None-11862

If the `dynamicRenderingUnusedAttachments` feature is not enabled, and the current render pass instance was begun with `vkCmdBeginRendering`, it contains a custom resolve, and `VkRenderingInfo::colorAttachmentCount` greater than 0, then each element of the `VkRenderingInfo::pColorAttachments` array with an `resolveImageView` not equal to `VK_NULL_HANDLE` **must** have been created with a `VkFormat` equal to the corresponding element of `VkCustomResolveCreateInfoEXT::pColorAttachmentFormats` used to create the bound graphics pipeline

- VUID-vkCmdDrawIndexed-None-11863

If the `dynamicRenderingUnusedAttachments` feature is not enabled, and the current render pass instance was begun with `vkCmdBeginRendering`, it contains a custom resolve, and `VkRenderingInfo::colorAttachmentCount` greater than 0, then each element of the `VkRenderingInfo::pColorAttachments` array with an `resolveImageView` equal to `VK_NULL_HANDLE` **must** have the corresponding element of

`VkCustomResolveCreateInfoEXT::pColorAttachmentFormats` used to create the bound pipeline equal to `VK_FORMAT_UNDEFINED`

- VUID-vkCmdDrawIndexed-dynamicRenderingUnusedAttachments-11864

If the `dynamicRenderingUnusedAttachments` feature is enabled, the current render pass instance was begun with `vkCmdBeginRendering`, it contains a custom resolve, and `VkRenderingInfo::colorAttachmentCount` greater than 0, then each element of the `VkRenderingInfo::pColorAttachments` array with an `resolveImageView` not equal to `VK_NULL_HANDLE` **must** have been created with a `VkFormat` equal to the corresponding element of `VkCustomResolveCreateInfoEXT::pColorAttachmentFormats` used to create the bound graphics pipeline, or the corresponding element of `VkCustomResolveCreateInfoEXT::pColorAttachmentFormats`, if it exists, **must** be `VK_FORMAT_UNDEFINED`

- VUID-vkCmdDrawIndexed-None-11865

If the current render pass instance was begun with `vkCmdBeginRendering`, it contains a custom resolve, the `dynamicRenderingUnusedAttachments` feature is not enabled, and `VkRenderingInfo::pDepthAttachment->resolveImageView` was `VK_NULL_HANDLE`, the value of `VkCustomResolveCreateInfoEXT::depthAttachmentFormat` used to create the bound graphics pipeline **must** be equal to `VK_FORMAT_UNDEFINED`

- VUID-vkCmdDrawIndexed-None-11866

If current render pass instance was begun with `vkCmdBeginRendering`, it contains a custom resolve, the `dynamicRenderingUnusedAttachments` feature is not enabled, and `VkRenderingInfo::pDepthAttachment->resolveImageView` was not `VK_NULL_HANDLE`, the value of `VkCustomResolveCreateInfoEXT::depthAttachmentFormat` used to create the bound graphics pipeline **must** be equal to the `VkFormat` used to create `VkRenderingInfo::pDepthAttachment->resolveImageView`

- VUID-vkCmdDrawIndexed-dynamicRenderingUnusedAttachments-11867

If the current render pass instance was begun with `vkCmdBeginRendering`, it contains a custom resolve, the `dynamicRenderingUnusedAttachments` feature is enabled, `VkRenderingInfo::pDepthAttachment->resolveImageView` was not `VK_NULL_HANDLE`, and the value of `VkCustomResolveCreateInfoEXT::depthAttachmentFormat` used to create the bound graphics pipeline was not equal to the `VkFormat` used to create `VkRenderingInfo::pDepthAttachment->resolveImageView`, the value of the format **must** be `VK_FORMAT_UNDEFINED`

- VUID-vkCmdDrawIndexed-None-11868

If the current render pass instance was begun with `vkCmdBeginRendering`, it contains a custom resolve, the `dynamicRenderingUnusedAttachments` feature is not enabled, and `VkRenderingInfo::pStencilAttachment->resolveImageView` was `VK_NULL_HANDLE`, the value of `VkCustomResolveCreateInfoEXT::stencilAttachmentFormat` used to create the bound graphics pipeline **must** be equal to `VK_FORMAT_UNDEFINED`

- VUID-vkCmdDrawIndexed-None-11869

If current render pass instance was begun with `vkCmdBeginRendering`, it contains a custom resolve, the `dynamicRenderingUnusedAttachments` feature is not enabled, and `VkRenderingInfo::pStencilAttachment->resolveImageView` was not `VK_NULL_HANDLE`, the value of `VkCustomResolveCreateInfoEXT::stencilAttachmentFormat` used to create the bound graphics pipeline **must** be equal to the `VkFormat` used to create `VkRenderingInfo`

`::pStencilAttachment->resolveImageView`

- VUID-vkCmdDrawIndexed-dynamicRenderingUnusedAttachments-11870

If the current render pass instance was begun with `vkCmdBeginRendering`, it contains a custom resolve, the `dynamicRenderingUnusedAttachments` feature is enabled, `VkRenderingInfo::pStencilAttachment->resolveImageView` was not `VK_NULL_HANDLE`, and the value of `VkCustomResolveCreateInfoEXT::stencilAttachmentFormat` used to create the bound graphics pipeline was not equal to the `VkFormat` used to create `VkRenderingInfo::pStencilAttachment->resolveImageView`, the value of the format **must** be `VK_FORMAT_UNDEFINED`

- VUID-vkCmdDrawIndexed-colorAttachmentCount-11871

If the current render pass instance was begun with `vkCmdBeginRendering` with a `VkRenderingInfo::colorAttachmentCount` parameter greater than `0` and `vkCmdBeginCustomResolveEXT` has been recorded in the render pass instance, then for each element of the `VkRenderingInfo::pColorAttachments` array with a `resolveImageView` not equal to `VK_NULL_HANDLE`, the `resolveImageView` **must** have been created with a sample count equal to the value of `rasterizationSamples` for the bound graphics pipeline

- VUID-vkCmdDrawIndexed-pDepthAttachment-11872

If the current render pass instance was begun with `vkCmdBeginRendering`, `vkCmdBeginCustomResolveEXT` has been recorded in the render pass instance, and `VkRenderingInfo::pDepthAttachment->resolveImageView` was not `VK_NULL_HANDLE`, the value of `rasterizationSamples` for the bound graphics pipeline **must** be equal to the sample count used to create `VkRenderingInfo::pDepthAttachment->resolveImageView`

- VUID-vkCmdDrawIndexed-pStencilAttachment-11873

If the current render pass instance was begun with `vkCmdBeginRendering`, `vkCmdBeginCustomResolveEXT` has been recorded in the render pass instance, `VkRenderingInfo::pStencilAttachment->resolveImageView` was not `VK_NULL_HANDLE`, the value of `rasterizationSamples` for the bound graphics pipeline **must** be equal to the sample count used to create `VkRenderingInfo::pStencilAttachment->resolveImageView`

- VUID-vkCmdDrawIndexed-customResolve-11529

If a shader object is bound to the fragment stage, the current render pass instance was begun with `vkCmdBeginRendering`, a fragment density map attachment is active, and `vkCmdBeginCustomResolveEXT` has been called, then the fragment shader object bound **must** have been created with `VkCustomResolveCreateInfoEXT::customResolve` as `VK_TRUE`

- VUID-vkCmdDrawIndexed-customResolve-11530

If a shader object is bound to the fragment stage, the current render pass instance was begun with `vkCmdBeginRendering` and contains a custom resolve, a fragment density map attachment is active, and `vkCmdBeginCustomResolveEXT` has not yet been called, then the fragment shader object bound **must** have been created with `VkCustomResolveCreateInfoEXT::customResolve` as `VK_FALSE`

- VUID-vkCmdDrawIndexed-flags-13361

If there are any shader objects bound that were created with `flags` that includes the `VK_SHADER_CREATE_INDEPENDENT_SETS_BIT_KHR` bit, then all bound shader objects **must** have been created with the `VK_SHADER_CREATE_INDEPENDENT_SETS_BIT_KHR` bit

- VUID-vkCmdDrawIndexed-flags-13362

If there are any shader objects bound that were created with `flags` that includes the

`VK_SHADER_CREATE_INDEPENDENT_SETS_BIT_KHR` bit, then the pipeline layout of the bound descriptor sets **must** have been created with `VK_PIPELINE_LAYOUT_CREATE_INDEPENDENT_SETS_BIT_EXT` set

- VUID-vkCmdDrawIndexed-flags-13363

If there are any shader objects bound that were created with `flags` that includes the `VK_SHADER_CREATE_INDEPENDENT_SETS_BIT_KHR` bit, and any of the descriptor set layouts used to create the pipeline layout of the bound descriptor sets were created with any binding's `VkDescriptorSetLayoutBinding::stageFlags` set with `VK_SHADER_STAGE_VERTEX_BIT`, `VK_SHADER_STAGE_TESSELLATION_CONTROL_BIT`, `VK_SHADER_STAGE_TESSELLATION_EVALUATION_BIT` or `VK_SHADER_STAGE_GEOMETRY_BIT`, then there **must** be no binding with `VkDescriptorSetLayoutBinding::stageFlags` set with `VK_SHADER_STAGE_TASK_BIT_EXT` or `VK_SHADER_STAGE_MESH_BIT_EXT`

- VUID-vkCmdDrawIndexed-flags-13364

If there are any shader objects bound that were created with `flags` that includes both the `VK_SHADER_CREATE_INDEPENDENT_SETS_BIT_KHR` and `VK_SHADER_CREATE_NO_TASK_SHADER_BIT_EXT` bits, the pipeline layout of the bound descriptor sets **must** have been created with `VK_PIPELINE_LAYOUT_CREATE_NO_TASK_SHADER_BIT_KHR` set

- VUID-vkCmdDrawIndexed-flags-13365

If there are any shader objects bound that were created with `flags` that includes both the `VK_SHADER_CREATE_INDEPENDENT_SETS_BIT_KHR` and `VK_SHADER_CREATE_NO_TASK_SHADER_BIT_EXT` bits, there **must** be no shader object bound to the `VK_SHADER_STAGE_TASK_BIT_EXT` stage

- VUID-vkCmdDrawIndexed-commandBuffer-02712

If `commandBuffer` is a protected command buffer and `protectedNoFault` is not supported, any resource written to by the `VkPipeline` object bound to the pipeline bind point used by this command **must** not be an unprotected resource

- VUID-vkCmdDrawIndexed-commandBuffer-02713

If `commandBuffer` is a protected command buffer and `protectedNoFault` is not supported, pipeline stages other than the framebuffer-space and compute stages in the `VkPipeline` object bound to the pipeline bind point used by this command **must** not write to any resource

- VUID-vkCmdDrawIndexed-commandBuffer-04617

If any of the shader stages of the `VkPipeline` bound to the pipeline bind point used by this command uses the `RayQueryKHR` capability, then `commandBuffer` **must** not be a protected command buffer

- VUID-vkCmdDrawIndexed-None-04007

All vertex input bindings accessed via vertex input variables declared in the vertex shader entry point's interface **must** have either valid or `VK_NULL_HANDLE` buffers bound

- VUID-vkCmdDrawIndexed-None-04008

If the `nullDescriptor` feature is not enabled, all vertex input bindings accessed via vertex input variables declared in the vertex shader entry point's interface **must** not be

VK_NULL_HANDLE

- VUID-vkCmdDrawIndexed-None-02721

If the `robustBufferAccess` feature is not enabled, and that pipeline was created without enabling `VK_PIPELINE_ROBUSTNESS_BUFFER_BEHAVIOR_ROBUST_BUFFER_ACCESS` for `vertexInputs`, then for a given vertex buffer binding, any attribute data fetched **must** be entirely contained within the corresponding vertex buffer binding, as described in [Vertex Input Description](#)

- VUID-vkCmdDrawIndexed-format-10389

For each vertex attribute accessed by this command, if its `VkVertexInputAttributeDescription::format` or `VkVertexInputAttributeDescription2EXT::format` is a `packed format`, and the `legacyVertexAttributes` feature is not enabled, the value of `attribAddress`, calculated as described in [Vertex Input Calculation](#), **must** be a multiple of the `size of the format`

- VUID-vkCmdDrawIndexed-format-10390

For each vertex attribute accessed by this command, if its `VkVertexInputAttributeDescription::format` or `VkVertexInputAttributeDescription2EXT::format` is not a `packed format`, and either the `legacyVertexAttributes` feature is not enabled or `format` has 64-bit components, the value of `attribAddress`, calculated as described in [Vertex Input Calculation](#), **must** be a multiple of the `component size of the format`

- VUID-vkCmdDrawIndexed-None-07842

If there is a shader object bound to the `VK_SHADER_STAGE_VERTEX_BIT` stage or the bound graphics pipeline state was created with the `VK_DYNAMIC_STATE_PRIMITIVE_TOPOLOGY` dynamic state enabled then `vkCmdSetPrimitiveTopology` **must** have been called and not subsequently `invalidated` in the current command buffer prior to this drawing command

- VUID-vkCmdDrawIndexed-dynamicPrimitiveTopologyUnrestricted-07500

If the bound graphics pipeline state was created with the `VK_DYNAMIC_STATE_PRIMITIVE_TOPOLOGY` dynamic state enabled and the `dynamicPrimitiveTopologyUnrestricted` is `VK_FALSE`, then the `primitiveTopology` parameter of `vkCmdSetPrimitiveTopology` **must** be of the same `topology class` as the pipeline `VkPipelineInputAssemblyStateCreateInfo::topology` state

- VUID-vkCmdDrawIndexed-primitiveTopology-10286

If a `VK_SHADER_STAGE_TESSELLATION_CONTROL_BIT` stage is bound, then the `current value` of `primitiveTopology` **must** be `VK_PRIMITIVE_TOPOLOGY_PATCH_LIST` prior to this drawing command

- VUID-vkCmdDrawIndexed-primitiveTopology-10747

If `vkCmdSetPrimitiveTopology` set `primitiveTopology` to `VK_PRIMITIVE_TOPOLOGY_PATCH_LIST` prior to this drawing command, then a `VK_SHADER_STAGE_TESSELLATION_CONTROL_BIT` stage **must** be bound

- VUID-vkCmdDrawIndexed-primitiveTopology-10748

If `vkCmdSetPrimitiveTopology` set `primitiveTopology` to `VK_PRIMITIVE_TOPOLOGY_POINT_LIST` prior to this drawing command, the `maintenance5` feature is not enabled, both a `VK_SHADER_STAGE_TESSELLATION_EVALUATION_BIT` and `VK_SHADER_STAGE_GEOMETRY_BIT` stage are not bound, then the `Vertex Execution Model`

must have a `PointSize` decorated variable that is statically written to

- VUID-vkCmdDrawIndexed-pStrides-04913

If the bound graphics pipeline was created with the `VK_DYNAMIC_STATE_VERTEX_INPUT_BINDING_STRIDE` dynamic state enabled, but without the `VK_DYNAMIC_STATE_VERTEX_INPUT_EXT` dynamic state enabled, then `vkCmdBindVertexBuffers2` with a non-NULL `pStrides` parameter or `vkCmdBindVertexBuffers3KHR` with `setStride` set to `VK_TRUE` **must** have been called and not subsequently `invalidated` in the current command buffer prior to this draw command

- VUID-vkCmdDrawIndexed-None-13118

If the bound graphics pipeline was created without the `VK_DYNAMIC_STATE_VERTEX_INPUT_BINDING_STRIDE` dynamic state enabled, without the `VK_DYNAMIC_STATE_VERTEX_INPUT_EXT` dynamic state enabled, and `vkCmdBindVertexBuffers3KHR` was called and not subsequently `invalidated` in the current command buffer prior to this draw command, the value of `setStride` in each of its `pBindInfos` elements must have been `VK_FALSE`

- VUID-vkCmdDrawIndexed-None-04914

If there is a shader object bound to the `VK_SHADER_STAGE_VERTEX_BIT` stage or the bound graphics pipeline state was created with the `VK_DYNAMIC_STATE_VERTEX_INPUT_EXT` dynamic state enabled then `vkCmdSetVertexInputEXT` **must** have been called and not subsequently `invalidated` in the current command buffer prior to this draw command

- VUID-vkCmdDrawIndexed-Input-07939

If the `vertexAttributeRobustness` feature is not enabled, and the `maintenance9` feature is not enabled, and there is a shader object bound to the `VK_SHADER_STAGE_VERTEX_BIT` stage or the bound graphics pipeline state was created with the `VK_DYNAMIC_STATE_VERTEX_INPUT_EXT` dynamic state enabled then all variables with the `Input` storage class decorated with `Location` in the `Vertex Execution Model OpEntryPoint` **must** contain a location in `VkVertexInputAttributeDescription2EXT::location`

- VUID-vkCmdDrawIndexed-Input-08734

If there is a shader object bound to the `VK_SHADER_STAGE_VERTEX_BIT` stage or the bound graphics pipeline state was created with the `VK_DYNAMIC_STATE_VERTEX_INPUT_EXT` dynamic state enabled and either the `legacyVertexAttributes` feature is not enabled or the SPIR-V Type associated with a given `Input` variable of the corresponding `Location` in the `Vertex Execution Model OpEntryPoint` is 64-bit, then the numeric type associated with all `Input` variables of the corresponding `Location` in the `Vertex Execution Model OpEntryPoint` **must** be the same as `VkVertexInputAttributeDescription2EXT::format`

- VUID-vkCmdDrawIndexed-format-08936

If there is a shader object bound to the `VK_SHADER_STAGE_VERTEX_BIT` stage or the bound graphics pipeline state was created with the `VK_DYNAMIC_STATE_VERTEX_INPUT_EXT` dynamic state enabled and `VkVertexInputAttributeDescription2EXT::format` has a 64-bit component, then the scalar width associated with all `Input` variables of the corresponding `Location` in the `Vertex Execution Model OpEntryPoint` **must** be 64-bit

- VUID-vkCmdDrawIndexed-format-08937

If there is a shader object bound to the `VK_SHADER_STAGE_VERTEX_BIT` stage or the bound graphics pipeline state was created with the `VK_DYNAMIC_STATE_VERTEX_INPUT_EXT` dynamic state enabled and the scalar width associated with a `Location` decorated `Input` variable in the `Vertex Execution Model OpEntryPoint` is 64-bit, then the corresponding `VkVertexInputAttributeDescription2EXT::format` **must** have a 64-bit component

- VUID-vkCmdDrawIndexed-None-09203

If there is a shader object bound to the `VK_SHADER_STAGE_VERTEX_BIT` stage or the bound graphics pipeline state was created with the `VK_DYNAMIC_STATE_VERTEX_INPUT_EXT` dynamic state enabled and `VkVertexInputAttributeDescription2EXT::format` has a 64-bit component, then all `Input` variables at the corresponding `Location` in the `Vertex Execution Model OpEntryPoint` **must** not use components that are not present in the format

- VUID-vkCmdDrawIndexed-None-04875

If there is a shader object bound to the `VK_SHADER_STAGE_TESSELLATION_CONTROL_BIT` stage or the bound graphics pipeline state was created with both a `VK_SHADER_STAGE_TESSELLATION_CONTROL_BIT` stage and the `VK_DYNAMIC_STATE_PATCH_CONTROL_POINTS_EXT` dynamic state enabled, and the current value of `primitiveTopology` is `VK_PRIMITIVE_TOPOLOGY_PATCH_LIST`, then `vkCmdSetPatchControlPointsEXT` **must** have been called and not subsequently `invalidated` in the current command buffer prior to this drawing command

- VUID-vkCmdDrawIndexed-None-04879

If there is a shader object bound to the `VK_SHADER_STAGE_VERTEX_BIT` stage or the bound graphics pipeline state was created with the `VK_DYNAMIC_STATE_PRIMITIVE_RESTART_ENABLE` dynamic state enabled then `vkCmdSetPrimitiveRestartEnable` **must** have been called and not subsequently `invalidated` in the current command buffer prior to this drawing command

- VUID-vkCmdDrawIndexed-None-09637

If the `primitiveTopologyListRestart` feature is not enabled, the `input assembly` is `VK_PRIMITIVE_TOPOLOGY_POINT_LIST`, `VK_PRIMITIVE_TOPOLOGY_LINE_LIST`, `VK_PRIMITIVE_TOPOLOGY_TRIANGLE_LIST`, `VK_PRIMITIVE_TOPOLOGY_LINE_LIST_WITH_ADJACENCY`, or `VK_PRIMITIVE_TOPOLOGY_TRIANGLE_LIST_WITH_ADJACENCY`, there is a shader object bound to the `VK_SHADER_STAGE_VERTEX_BIT` stage or the bound graphics pipeline state was created with the `VK_DYNAMIC_STATE_PRIMITIVE_RESTART_ENABLE` dynamic state enabled, then `vkCmdSetPrimitiveRestartEnable` **must** be `VK_FALSE`

- VUID-vkCmdDrawIndexed-None-10909

If the `primitiveTopologyPatchListRestart` feature is not enabled, the `input assembly` is `VK_PRIMITIVE_TOPOLOGY_PATCH_LIST`, there is a shader object bound to the `VK_SHADER_STAGE_TESSELLATION_CONTROL_BIT` stage or the bound graphics pipeline state was created with the `VK_DYNAMIC_STATE_PRIMITIVE_RESTART_ENABLE` dynamic state enabled then `vkCmdSetPrimitiveRestartEnable` **must** be `VK_FALSE`

- VUID-vkCmdDrawIndexed-stage-06481

The bound graphics pipeline **must** not have been created with the `VkPipelineShaderStageCreateInfo::stage` member of any element of

VkGraphicsPipelineCreateInfo::pStages set to VK_SHADER_STAGE_TASK_BIT_EXT or VK_SHADER_STAGE_MESH_BIT_EXT

- VUID-vkCmdDrawIndexed-None-08885

There **must** be no shader object bound to either of the VK_SHADER_STAGE_TASK_BIT_EXT or VK_SHADER_STAGE_MESH_BIT_EXT stages

- VUID-vkCmdDrawIndexed-None-07619

If a shader object is bound to the VK_SHADER_STAGE_TESSELLATION_EVALUATION_BIT stage or a graphics pipeline is bound which was created with both a VK_SHADER_STAGE_TESSELLATION_EVALUATION_BIT stage and the VK_DYNAMIC_STATE_TESSELLATION_DOMAIN_ORIGIN_EXT dynamic state enabled, then vkCmdSetTessellationDomainOriginEXT **must** have been called and not subsequently invalidated in the current command buffer prior to this drawing command

- VUID-vkCmdDrawIndexed-OpExecutionMode-12239

If a shader is bound to both the VK_SHADER_STAGE_TESSELLATION_CONTROL_BIT and VK_SHADER_STAGE_TESSELLATION_EVALUATION_BIT stages, and if both stages contain an OpExecutionMode instruction specifying the type of subdivision, they **must** be the same

- VUID-vkCmdDrawIndexed-OpExecutionMode-12240

If a shader is bound to both the VK_SHADER_STAGE_TESSELLATION_CONTROL_BIT and VK_SHADER_STAGE_TESSELLATION_EVALUATION_BIT stages, and if both stages contain an OpExecutionMode instruction specifying the orientation of triangles, they **must** be the same

- VUID-vkCmdDrawIndexed-OpExecutionMode-12241

If a shader is bound to both the VK_SHADER_STAGE_TESSELLATION_CONTROL_BIT and VK_SHADER_STAGE_TESSELLATION_EVALUATION_BIT stages, and if both stages contain an OpExecutionMode instruction specifying the segment spacing, they **must** be the same

- VUID-vkCmdDrawIndexed-OpExecutionMode-12242

If a shader is bound to both the VK_SHADER_STAGE_TESSELLATION_CONTROL_BIT and VK_SHADER_STAGE_TESSELLATION_EVALUATION_BIT stages, and if both stages contain an OpExecutionMode instruction specifying the output patch size, they **must** be the same

- VUID-vkCmdDrawIndexed-None-07312

If the maintenance6 feature is not enabled, a valid index buffer **must** be bound

- VUID-vkCmdDrawIndexed-primitiveRestartIndex-12401

If the primitive restart index for this draw operation was set with vkCmdSetPrimitiveRestartIndexEXT, then primitiveRestartIndex **must** not be greater than the maximum representable value for the bound VkIndexType

- VUID-vkCmdDrawIndexed-pNext-09461

If the bound graphics pipeline state was created with VkPipelineVertexInputDivisorStateCreateInfo in the pNext chain of VkGraphicsPipelineCreateInfo::pVertexInputState, any member of VkPipelineVertexInputDivisorStateCreateInfo::pVertexBindingDivisors has a value other than 1 in divisor, and VkPhysicalDeviceVertexAttributeDivisorProperties::supportsNonZeroFirstInstance is VK_FALSE, then firstInstance **must** be 0

- VUID-vkCmdDrawIndexed-None-09462

If [shader objects](#) are used for drawing or the bound graphics pipeline state was created with the [VK_DYNAMIC_STATE_VERTEX_INPUT_EXT](#) dynamic state enabled, any member of the [pVertexBindingDescriptions](#) parameter to the [vkCmdSetVertexInputEXT](#) call that sets this dynamic state has a value other than [1](#) in [divisor](#), and [VkPhysicalDeviceVertexAttributeDivisorProperties::supportsNonZeroFirstInstance](#) is [VK_FALSE](#), then [firstInstance](#) **must** be [0](#)

- VUID-vkCmdDrawIndexed-robustBufferAccess2-08798

If the [robustBufferAccess2](#) feature is not enabled, $(\text{indexSize} \times (\text{firstIndex} + \text{indexCount}))$ **must** be less than or equal to the size of the [bound index buffer range](#), with [indexSize](#) being based on the type specified by [indexType](#), and the other parameters sourced from this command

Valid Usage (Implicit)

- VUID-vkCmdDrawIndexed-commandBuffer-parameter
[commandBuffer](#) **must** be a valid [VkCommandBuffer](#) handle
- VUID-vkCmdDrawIndexed-commandBuffer-recording
[commandBuffer](#) **must** be in the [recording state](#)
- VUID-vkCmdDrawIndexed-commandBuffer-cmdpool
The [VkCommandPool](#) that [commandBuffer](#) was allocated from **must** support [VK_QUEUE_GRAPHICS_BIT](#) operations
- VUID-vkCmdDrawIndexed-renderpass
This command **must** only be called inside of a render pass instance
- VUID-vkCmdDrawIndexed-suspended
This command **must** not be called between suspended render pass instances
- VUID-vkCmdDrawIndexed-videocoding
This command **must** only be called outside of a video coding scope

Host Synchronization

- Host access to [commandBuffer](#) **must** be externally synchronized
- Host access to the [VkCommandPool](#) that [commandBuffer](#) was allocated from **must** be externally synchronized

Command Properties

Command Buffer Levels	Render Pass Scope	Video Coding Scope	Supported Queue Types	Command Type
Primary Secondary	Inside	Outside	VK_QUEUE_GRAP HICS_BIT	Action

Conditional Rendering

vkCmdDrawIndexed is affected by [conditional rendering](#)

To record an ordered sequence of draws which have no state changes between them, call:

```
// Provided by VK_EXT_multi_draw
void vkCmdDrawMultiEXT(
    VkCommandBuffer          commandBuffer,
    uint32_t                 drawCount,
    const VkMultiDrawInfoEXT* pVertexInfo,
    uint32_t                 instanceCount,
    uint32_t                 firstInstance,
    uint32_t                 stride);
```

- `commandBuffer` is the command buffer into which the command is recorded.
- `drawCount` is the number of draws to execute, and **can** be zero.
- `pVertexInfo` is a pointer to an array of `VkMultiDrawInfoEXT` with vertex information to be drawn.
- `instanceCount` is the number of instances per draw.
- `firstInstance` is the instance ID of the first instance in each draw.
- `stride` is the byte stride between consecutive elements of `pVertexInfo`.

The number of draws recorded is `drawCount`, with each draw reading, sequentially, a `firstVertex` and a `vertexCount` from `pVertexInfo`. For each recorded draw, primitives are assembled as for `vkCmdDraw`, and drawn `instanceCount` times with `instanceIndex` starting with `firstInstance` and sequentially for each instance.

Valid Usage

- VUID-vkCmdDrawMultiEXT-magFilter-04553
If a `VkSampler` created with `magFilter` or `minFilter` equal to `VK_FILTER_LINEAR`, `reductionMode` equal to `VK_SAMPLER_REDUCTION_MODE_WEIGHTED_AVERAGE`, and `compareEnable` equal to `VK_FALSE` is used to sample a `VkImageView` as a result of this command, then the image view's `format features` **must** contain `VK_FORMAT_FEATURE_SAMPLED_IMAGE_FILTER_LINEAR_BIT`
- VUID-vkCmdDrawMultiEXT-magFilter-09598
If a `VkSampler` created with `magFilter` or `minFilter` equal to `VK_FILTER_LINEAR` and `reductionMode` equal to either `VK_SAMPLER_REDUCTION_MODE_MIN` or `VK_SAMPLER_REDUCTION_MODE_MAX` is used to sample a `VkImageView` as a result of this command, then the image view's `format features` **must** contain `VK_FORMAT_FEATURE_SAMPLED_IMAGE_FILTER_MINMAX_BIT`
- VUID-vkCmdDrawMultiEXT-mipmapMode-04770

If a `VkSampler` created with `mipmapMode` equal to `VK_SAMPLER_MIPMAP_MODE_LINEAR`, `reductionMode` equal to `VK_SAMPLER_REDUCTION_MODE_WEIGHTED_AVERAGE`, and `compareEnable` equal to `VK_FALSE` is used to sample a `VkImageView` as a result of this command, then the image view's `format features` **must** contain `VK_FORMAT_FEATURE_SAMPLED_IMAGE_FILTER_LINEAR_BIT`

- VUID-vkCmdDrawMultiEXT-mipmapMode-09599

If a `VkSampler` created with `mipmapMode` equal to `VK_SAMPLER_MIPMAP_MODE_LINEAR` and `reductionMode` equal to either `VK_SAMPLER_REDUCTION_MODE_MIN` or `VK_SAMPLER_REDUCTION_MODE_MAX` is used to sample a `VkImageView` as a result of this command, then the image view's `format features` **must** contain `VK_FORMAT_FEATURE_SAMPLED_IMAGE_FILTER_MINMAX_BIT`

- VUID-vkCmdDrawMultiEXT-unnormalizedCoordinates-09635

If a `VkSampler` created with `unnormalizedCoordinates` equal to `VK_TRUE` is used to sample a `VkImageView` as a result of this command, then the image view's `levelCount` and `layerCount` **must** be 1

- VUID-vkCmdDrawMultiEXT-None-08609

If a `VkSampler` created with `unnormalizedCoordinates` equal to `VK_TRUE` is used to sample a `VkImageView` as a result of this command, then the image view's `viewType` **must** be `VK_IMAGE_VIEW_TYPE_1D` or `VK_IMAGE_VIEW_TYPE_2D`

- VUID-vkCmdDrawMultiEXT-None-08610

If a `VkSampler` created with `unnormalizedCoordinates` equal to `VK_TRUE` is used to sample a `VkImageView` as a result of this command, then the sampler **must** not be used with any of the SPIR-V `OpImageSample*` or `OpImageSparseSample*` instructions with `ImplicitLod`, `Dref` or `Proj` in their name

- VUID-vkCmdDrawMultiEXT-None-08611

If a `VkSampler` created with `unnormalizedCoordinates` equal to `VK_TRUE` is used to sample a `VkImageView` as a result of this command, then the sampler **must** not be used with any of the SPIR-V `OpImageSample*` or `OpImageSparseSample*` instructions that includes a LOD bias or any offset values

- VUID-vkCmdDrawMultiEXT-None-06479

If a `VkImageView` is sampled with `depth comparison`, the image view's `format features` **must** contain `VK_FORMAT_FEATURE_2_SAMPLED_IMAGE_DEPTH_COMPARISON_BIT`

- VUID-vkCmdDrawMultiEXT-None-02691

If a `VkImageView` is accessed using atomic operations as a result of this command, then the image view's `format features` **must** contain `VK_FORMAT_FEATURE_STORAGE_IMAGE_ATOMIC_BIT`

- VUID-vkCmdDrawMultiEXT-None-07888

If a `VK_DESCRIPTOR_TYPE_STORAGE_TEXEL_BUFFER` descriptor is accessed using atomic operations as a result of this command, then the storage texel buffer's `format features` **must** contain `VK_FORMAT_FEATURE_STORAGE_TEXEL_BUFFER_ATOMIC_BIT`

- VUID-vkCmdDrawMultiEXT-None-02692

If a `VkImageView` is sampled with `VK_FILTER_CUBIC_EXT` as a result of this command, then the image view's `format features` **must** contain `VK_FORMAT_FEATURE_SAMPLED_IMAGE_FILTER_CUBIC_BIT_EXT`

- VUID-vkCmdDrawMultiEXT-None-02693
If the `VK_EXT_filter_cubic` extension is not enabled and any `VkImageView` is sampled with `VK_FILTER_CUBIC_EXT` as a result of this command, it **must** not have a `VkImageViewType` of `VK_IMAGE_VIEW_TYPE_3D`, `VK_IMAGE_VIEW_TYPE_CUBE`, or `VK_IMAGE_VIEW_TYPE_CUBE_ARRAY`
- VUID-vkCmdDrawMultiEXT-filterCubic-02694
Any `VkImageView` being sampled with `VK_FILTER_CUBIC_EXT` as a result of this command **must** have a `VkImageViewType` and format that supports cubic filtering, as specified by `VkFilterCubicImageViewImageFormatPropertiesEXT::filterCubic` returned by `vkGetPhysicalDeviceImageFormatProperties2`
- VUID-vkCmdDrawMultiEXT-filterCubicMinmax-02695
Any `VkImageView` being sampled with `VK_FILTER_CUBIC_EXT` with a reduction mode of either `VK_SAMPLER_REDUCTION_MODE_MIN` or `VK_SAMPLER_REDUCTION_MODE_MAX` as a result of this command **must** have a `VkImageViewType` and format that supports cubic filtering together with minmax filtering, as specified by `VkFilterCubicImageViewImageFormatPropertiesEXT::filterCubicMinmax` returned by `vkGetPhysicalDeviceImageFormatProperties2`
- VUID-vkCmdDrawMultiEXT-cubicRangeClamp-09212
If the `cubicRangeClamp` feature is not enabled, then any `VkImageView` being sampled with `VK_FILTER_CUBIC_EXT` as a result of this command **must** not have a `VkSamplerReductionModeCreateInfo::reductionMode` equal to `VK_SAMPLER_REDUCTION_MODE_WEIGHTED_AVERAGE_RANGECLAMP_QCOM`
- VUID-vkCmdDrawMultiEXT-reductionMode-09213
Any `VkImageView` being sampled with a `VkSamplerReductionModeCreateInfo::reductionMode` equal to `VK_SAMPLER_REDUCTION_MODE_WEIGHTED_AVERAGE_RANGECLAMP_QCOM` as a result of this command **must** sample with `VK_FILTER_CUBIC_EXT`
- VUID-vkCmdDrawMultiEXT-selectableCubicWeights-09214
If the `selectableCubicWeights` feature is not enabled, then any `VkImageView` being sampled with `VK_FILTER_CUBIC_EXT` as a result of this command **must** have `VkSamplerCubicWeightsCreateInfoQCOM::cubicWeights` equal to `VK_CUBIC_FILTER_WEIGHTS_CATMULL_ROM_QCOM`
- VUID-vkCmdDrawMultiEXT-flags-02696
Any `VkImage` created with a `VkImageCreateInfo::flags` containing `VK_IMAGE_CREATE_CORNER_SAMPLED_BIT_NV` sampled as a result of this command **must** only be sampled using a `VkSamplerAddressMode` of `VK_SAMPLER_ADDRESS_MODE_CLAMP_TO_EDGE`
- VUID-vkCmdDrawMultiEXT-OpTypeImage-07027
For any `VkImageView` being written as a storage image where the image format field of the `OpTypeImage` is `Unknown`, the view's `format features` **must** contain `VK_FORMAT_FEATURE_2_STORAGE_WRITE_WITHOUT_FORMAT_BIT`
- VUID-vkCmdDrawMultiEXT-OpTypeImage-07028
For any `VkImageView` being read as a storage image where the image format field of the `OpTypeImage` is `Unknown`, the view's `format features` **must** contain `VK_FORMAT_FEATURE_2_STORAGE_READ_WITHOUT_FORMAT_BIT`

- VUID-vkCmdDrawMultiEXT-OpTypeImage-07029
For any [VkBufferView](#) being written as a storage texel buffer where the image format field of the [OpTypeImage](#) is [Unknown](#), the view's [buffer features](#) **must** contain [VK_FORMAT_FEATURE_2_STORAGE_WRITE_WITHOUT_FORMAT_BIT](#)
- VUID-vkCmdDrawMultiEXT-OpTypeImage-07030
Any [VkBufferView](#) being read as a storage texel buffer where the image format field of the [OpTypeImage](#) is [Unknown](#) then the view's [buffer features](#) **must** contain [VK_FORMAT_FEATURE_2_STORAGE_READ_WITHOUT_FORMAT_BIT](#)
- VUID-vkCmdDrawMultiEXT-None-08600
If a [a bound shader](#) was created with a pipeline layout and statically uses a set *n*, a descriptor set **must** have been bound to *n* at the same pipeline bind point, with layouts compatible for set *n* with the layout(s) used to create the shader, as described in [Pipeline Layout Compatibility](#)
- VUID-vkCmdDrawMultiEXT-None-08601
If a [a bound shader](#) was created with a pipeline layout or specified push constant ranges and statically uses a push constant value, that value **must** have been set for the same pipeline bind point, with push constant ranges that are [compatible](#) with the push constant range used to create the shader
- VUID-vkCmdDrawMultiEXT-None-10068
For each array of resources that is used by [a bound shader](#), the indices used to access members of the array **must** be less than the descriptor count for the identified binding in the descriptor sets used by this command
- VUID-vkCmdDrawMultiEXT-None-08114
Descriptors in each bound descriptor set, specified via [vkCmdBindDescriptorSets](#), **must** be valid if they are accessed as described by [descriptor validity](#) by the [VkPipeline](#) bound to the pipeline bind point used by this command and the bound [VkPipeline](#) was not created with [VK_PIPELINE_CREATE_DESCRIPTOR_BUFFER_BIT_EXT](#)
- VUID-vkCmdDrawMultiEXT-imageLayout-00344
If an image descriptor is accessed by a shader, the [VkImageLayout](#) **must** match the subresource accessible from the [VkImageView](#) as defined by the [image layout matching rules](#)
- VUID-vkCmdDrawMultiEXT-None-08115
If the descriptors used by the [VkPipeline](#) bound to the pipeline bind point were specified via [vkCmdBindDescriptorSets](#), the bound [VkPipeline](#) **must** have been created without [VK_PIPELINE_CREATE_DESCRIPTOR_BUFFER_BIT_EXT](#)
- VUID-vkCmdDrawMultiEXT-None-08116
Descriptors in bound descriptor buffers, specified via [vkCmdSetDescriptorBufferOffsetsEXT](#), **must** be valid if they are dynamically used by the [VkPipeline](#) bound to the pipeline bind point used by this command and the bound [VkPipeline](#) was created with [VK_PIPELINE_CREATE_DESCRIPTOR_BUFFER_BIT_EXT](#)
- VUID-vkCmdDrawMultiEXT-None-08604
Descriptors in bound descriptor buffers, specified via [vkCmdSetDescriptorBufferOffsetsEXT](#), **must** be valid if they are dynamically used by any [VkShaderEXT](#) bound to a stage corresponding to the pipeline bind point used by this

command

- VUID-vkCmdDrawMultiEXT-None-08117

If the descriptors used by the [VkPipeline](#) bound to the pipeline bind point were specified via [vkCmdSetDescriptorBufferOffsetsEXT](#), the bound [VkPipeline](#) **must** have been created with [VK_PIPELINE_CREATE_DESCRIPTOR_BUFFER_BIT_EXT](#)

- VUID-vkCmdDrawMultiEXT-None-08119

If a descriptor is dynamically used with a [VkPipeline](#) created with [VK_PIPELINE_CREATE_DESCRIPTOR_BUFFER_BIT_EXT](#), the descriptor memory **must** be resident

- VUID-vkCmdDrawMultiEXT-None-08605

If a descriptor is dynamically used with a [VkShaderEXT](#) created with a [VkDescriptorSetLayout](#) that was created with [VK_DESCRIPTOR_SET_LAYOUT_CREATE_DESCRIPTOR_BUFFER_BIT_EXT](#), the descriptor memory **must** be resident

- VUID-vkCmdDrawMultiEXT-None-08606

If the [shaderObject](#) feature is not enabled, a valid pipeline **must** be bound to the pipeline bind point used by this command

- VUID-vkCmdDrawMultiEXT-None-08608

If a pipeline is bound to the pipeline bind point used by this command, there **must** not have been any calls to dynamic state setting commands for any state specified statically in the [VkPipeline](#) object bound to the pipeline bind point used by this command, since that pipeline was bound

- VUID-vkCmdDrawMultiEXT-uniformBuffers-06935

If any stage of the [VkPipeline](#) object bound to the pipeline bind point used by this command accesses a uniform buffer, and that stage was created without enabling either [VK_PIPELINE_ROBUSTNESS_BUFFER_BEHAVIOR_ROBUST_BUFFER_ACCESS](#) or [VK_PIPELINE_ROBUSTNESS_BUFFER_BEHAVIOR_ROBUST_BUFFER_ACCESS_2](#) for [uniformBuffers](#), and the [robustBufferAccess](#) feature is not enabled, that stage **must** not access values outside of the range of the buffer as specified in the descriptor set bound to the same pipeline bind point

- VUID-vkCmdDrawMultiEXT-None-08612

If the [robustBufferAccess](#) feature is not enabled, and any [VkShaderEXT](#) bound to a stage corresponding to the pipeline bind point used by this command accesses a uniform buffer, it **must** not access values outside of the range of the buffer as specified in the descriptor set bound to the same pipeline bind point

- VUID-vkCmdDrawMultiEXT-storageBuffers-06936

If any stage of the [VkPipeline](#) object bound to the pipeline bind point used by this command accesses a storage buffer, and that stage was created without enabling either [VK_PIPELINE_ROBUSTNESS_BUFFER_BEHAVIOR_ROBUST_BUFFER_ACCESS](#) or [VK_PIPELINE_ROBUSTNESS_BUFFER_BEHAVIOR_ROBUST_BUFFER_ACCESS_2](#) for [storageBuffers](#), and the [robustBufferAccess](#) feature is not enabled, that stage **must** not access values outside of the range of the buffer as specified in the descriptor set bound to the same pipeline bind point

- VUID-vkCmdDrawMultiEXT-None-08613

If the `robustBufferAccess` feature is not enabled, and any `VkShaderEXT` bound to a stage corresponding to the pipeline bind point used by this command accesses a storage buffer, it **must** not access values outside of the range of the buffer as specified in the descriptor set bound to the same pipeline bind point

- VUID-vkCmdDrawMultiEXT-commandBuffer-02707

If `commandBuffer` is an unprotected command buffer and `protectedNoFault` is not supported, any resource accessed by `bound shaders` **must** not be a protected resource

- VUID-vkCmdDrawMultiEXT-viewType-07752

If a `VkImageView` is accessed as a result of this command, then the image view's `viewType` **must** match the `Dim` operand of the `OpTypeImage` as described in [Compatibility Between SPIR-V Image Dimensions and Vulkan ImageView Types](#)

- VUID-vkCmdDrawMultiEXT-format-07753

If a `VkImageView` or `VkBufferView` is accessed as a result of this command, then the `numeric type` of the view's `format` and the `Sampled Type` operand of the `OpTypeImage` **must** match

- VUID-vkCmdDrawMultiEXT-OpImageWrite-08795

If a `VkImageView` created with a format other than `VK_FORMAT_A8_UNORM` is accessed using `OpImageWrite` as a result of this command, then the `Type` of the `Texel` operand of that instruction **must** have at least as many components as the image view's format

- VUID-vkCmdDrawMultiEXT-OpImageWrite-08796

If a `VkImageView` created with the format `VK_FORMAT_A8_UNORM` is accessed using `OpImageWrite` as a result of this command, then the `Type` of the `Texel` operand of that instruction **must** have four components

- VUID-vkCmdDrawMultiEXT-OpImageWrite-04469

If a `VkBufferView` is accessed using `OpImageWrite` as a result of this command, then the `Type` of the `Texel` operand of that instruction **must** have at least as many components as the buffer view's format

- VUID-vkCmdDrawMultiEXT-SampledType-04470

If a `VkImageView` with a `VkFormat` that has a 64-bit component width is accessed as a result of this command, the `SampledType` of the `OpTypeImage` operand of that instruction **must** have a `Width` of 64

- VUID-vkCmdDrawMultiEXT-SampledType-04471

If a `VkImageView` with a `VkFormat` that has a component width less than 64-bit is accessed as a result of this command, the `SampledType` of the `OpTypeImage` operand of that instruction **must** have a `Width` of 32

- VUID-vkCmdDrawMultiEXT-SampledType-04472

If a `VkBufferView` with a `VkFormat` that has a 64-bit component width is accessed as a result of this command, the `SampledType` of the `OpTypeImage` operand of that instruction **must** have a `Width` of 64

- VUID-vkCmdDrawMultiEXT-SampledType-04473

If a `VkBufferView` with a `VkFormat` that has a component width less than 64-bit is accessed as a result of this command, the `SampledType` of the `OpTypeImage` operand of that instruction **must** have a `Width` of 32

- VUID-vkCmdDrawMultiEXT-sparseImageInt64Atomics-04474
If the `sparseImageInt64Atomics` feature is not enabled, `VkImage` objects created with the `VK_IMAGE_CREATE_SPARSE_RESIDENCY_BIT` flag **must** not be accessed by atomic instructions through an `OpTypeImage` with a `SampledType` with a `Width` of 64 by this command
- VUID-vkCmdDrawMultiEXT-sparseImageInt64Atomics-04475
If the `sparseImageInt64Atomics` feature is not enabled, `VkBuffer` objects created with the `VK_BUFFER_CREATE_SPARSE_RESIDENCY_BIT` flag **must** not be accessed by atomic instructions through an `OpTypeImage` with a `SampledType` with a `Width` of 64 by this command
- VUID-vkCmdDrawMultiEXT-OpImageSampleWeightedQCOM-06971
If `OpImageSampleWeightedQCOM` is used to sample a `VkImageView` as a result of this command, then the image view's `format features` **must** contain `VK_FORMAT_FEATURE_2_WEIGHT_SAMPLED_IMAGE_BIT_QCOM`
- VUID-vkCmdDrawMultiEXT-OpImageSampleWeightedQCOM-06972
If `OpImageSampleWeightedQCOM` uses a `VkImageView` as a sample weight image as a result of this command, then the image view's `format features` **must** contain `VK_FORMAT_FEATURE_2_WEIGHT_IMAGE_BIT_QCOM`
- VUID-vkCmdDrawMultiEXT-OpImageBoxFilterQCOM-06973
If `OpImageBoxFilterQCOM` is used to sample a `VkImageView` as a result of this command, then the image view's `format features` **must** contain `VK_FORMAT_FEATURE_2_BOX_FILTER_SAMPLED_BIT_QCOM`
- VUID-vkCmdDrawMultiEXT-OpImageBlockMatchSSDQCOM-06974
If `OpImageBlockMatchSSDQCOM` is used to read from an `VkImageView` as a result of this command, then the image view's `format features` **must** contain `VK_FORMAT_FEATURE_2_BLOCK_MATCHING_BIT_QCOM`
- VUID-vkCmdDrawMultiEXT-OpImageBlockMatchSADQCOM-06975
If `OpImageBlockMatchSADQCOM` is used to read from an `VkImageView` as a result of this command, then the image view's `format features` **must** contain `VK_FORMAT_FEATURE_2_BLOCK_MATCHING_BIT_QCOM`
- VUID-vkCmdDrawMultiEXT-OpImageBlockMatchSADQCOM-06976
If `OpImageBlockMatchSADQCOM` or `OpImageBlockMatchSSDQCOM` is used to read from a reference image as result of this command, then the specified reference coordinates **must** not fail `integer texel coordinate validation`
- VUID-vkCmdDrawMultiEXT-OpImageSampleWeightedQCOM-06977
If `OpImageSampleWeightedQCOM`, `OpImageBoxFilterQCOM`, `OpImageBlockMatchWindowSSDQCOM`, `OpImageBlockMatchWindowSADQCOM`, `OpImageBlockMatchGatherSSDQCOM`, `OpImageBlockMatchGatherSADQCOM`, `OpImageBlockMatchSSDQCOM`, or `OpImageBlockMatchSADQCOM` uses a `VkSampler` as a result of this command, then the sampler **must** have been created with `VK_SAMPLER_CREATE_IMAGE_PROCESSING_BIT_QCOM`
- VUID-vkCmdDrawMultiEXT-OpImageSampleWeightedQCOM-06978
If any command other than `OpImageSampleWeightedQCOM`, `OpImageBoxFilterQCOM`, `OpImageBlockMatchWindowSSDQCOM`, `OpImageBlockMatchWindowSADQCOM`, `OpImageBlockMatchGatherSSDQCOM`, `OpImageBlockMatchGatherSADQCOM`,

`OpImageBlockMatchSSDQCOM`, or `OpImageBlockMatchSADQCOM` uses a `VkSampler` as a result of this command, then the sampler **must** not have been created with `VK_SAMPLER_CREATE_IMAGE_PROCESSING_BIT_QCOM`

- VUID-vkCmdDrawMultiEXT-OpImageBlockMatchWindow-09215

If a `OpImageBlockMatchWindow*QCOM` or `OpImageBlockMatchGather*QCOM` instruction is used to read from an `VkImageView` as a result of this command, then the image view's `format features` **must** contain `VK_FORMAT_FEATURE_2_BLOCK_MATCHING_BIT_QCOM`

- VUID-vkCmdDrawMultiEXT-OpImageBlockMatchWindow-09216

If a `OpImageBlockMatchWindow*QCOM` or `OpImageBlockMatchGather*QCOM` instruction is used to read from an `VkImageView` as a result of this command, then the image view's format **must** be a single-component format

- VUID-vkCmdDrawMultiEXT-OpImageBlockMatchWindow-09217

If a `OpImageBlockMatchWindow*QCOM` or `OpImageBlockMatchGather*QCOM` read from a reference image as result of this command, then the specified reference coordinates **must** not fail `integer texel coordinate validation`

- VUID-vkCmdDrawMultiEXT-None-07288

Any shader invocation executed by this command **must** `terminate`

- VUID-vkCmdDrawMultiEXT-None-09600

If a descriptor with type equal to any of `VK_DESCRIPTOR_TYPE_SAMPLE_WEIGHT_IMAGE_QCOM`, `VK_DESCRIPTOR_TYPE_BLOCK_MATCH_IMAGE_QCOM`, `VK_DESCRIPTOR_TYPE_SAMPLED_IMAGE`, `VK_DESCRIPTOR_TYPE_STORAGE_IMAGE`, or `VK_DESCRIPTOR_TYPE_INPUT_ATTACHMENT` is accessed as a result of this command, all image subresources identified by that descriptor **must** be in the image layout identified when the descriptor was written

- VUID-vkCmdDrawMultiEXT-commandBuffer-10746

The `VkDeviceMemory` object allocated from a `VkMemoryHeap` with the `VK_MEMORY_HEAP_TILE_MEMORY_BIT_QCOM` property that is bound to a resource accessed as a result of this command **must** be the active bound `bound tile memory object` in `commandBuffer`

- VUID-vkCmdDrawMultiEXT-None-10678

If this command is recorded inside a `tile shading render pass` instance, the stages corresponding to the pipeline bind point used by this command **must** only include `VK_SHADER_STAGE_VERTEX_BIT`, `VK_SHADER_STAGE_FRAGMENT_BIT`, and/or `VK_SHADER_STAGE_COMPUTE_BIT`

- VUID-vkCmdDrawMultiEXT-None-10679

If this command is recorded where `per-tile execution model` is enabled, there **must** be no access to any image while the image was be transitioned to the `VK_IMAGE_LAYOUT_ATTACHMENT_FEEDBACK_LOOP_OPTIMAL_EXT` layout

- VUID-vkCmdDrawMultiEXT-pDescription-09900

If a `VK_DESCRIPTOR_TYPE_TENSOR_ARM` descriptor is accessed as a result of this command, then the underlying `VkTensorARM` object **must** have been created with the `VK_TENSOR_USAGE_SHADER_BIT_ARM` usage flag set

- VUID-vkCmdDrawMultiEXT-dimensionCount-09905

If a `VK_DESCRIPTOR_TYPE_TENSOR_ARM` descriptor is accessed as a result of this command, then the `Rank` of the `OpTypeTensorARM` of the tensor resource variable **must** be equal to the `dimensionCount` provided via `VkTensorCreateInfoARM::pDescription` when creating the underlying `VkTensorARM` object

- VUID-vkCmdDrawMultiEXT-OpTypeTensorARM-09906

If a `VK_DESCRIPTOR_TYPE_TENSOR_ARM` descriptor is accessed as a result of this command, then the element type of the `OpTypeTensorARM` of the tensor resource variable **must** be `compatible` with the `VkFormat` of the `VkTensorViewARM` used for the access

- VUID-vkCmdDrawMultiEXT-None-11297

If a pipeline is bound to the pipeline bind point used by this command, or shader is bound to a shader stage used by this command, and it was created with a `descriptor mapping` using `VK_DESCRIPTOR_MAPPING_SOURCE_HEAP_WITH_PUSH_INDEX_EXT`, `VK_DESCRIPTOR_MAPPING_SOURCE_HEAP_WITH_SHADER_RECORD_INDEX_EXT`, `VK_DESCRIPTOR_MAPPING_SOURCE_HEAP_WITH_INDIRECT_INDEX_ARRAY_EXT`, or `VK_DESCRIPTOR_MAPPING_SOURCE_HEAP_WITH_INDIRECT_INDEX_EXT`, and a shader accesses a `OpTypeStruct` decorated with `Block` or `BufferBlock` using that mapping, the calculated offset for the resource heap **must** be a multiple of `bufferDescriptorAlignment`

- VUID-vkCmdDrawMultiEXT-None-11298

If a pipeline is bound to the pipeline bind point used by this command, or shader is bound to a shader stage used by this command, and it was created with a `descriptor mapping` using `VK_DESCRIPTOR_MAPPING_SOURCE_HEAP_WITH_PUSH_INDEX_EXT`, `VK_DESCRIPTOR_MAPPING_SOURCE_HEAP_WITH_SHADER_RECORD_INDEX_EXT`, `VK_DESCRIPTOR_MAPPING_SOURCE_HEAP_WITH_INDIRECT_INDEX_ARRAY_EXT`, or `VK_DESCRIPTOR_MAPPING_SOURCE_HEAP_WITH_INDIRECT_INDEX_EXT`, and a shader accesses an `OpTypeImage` or `OpTypeSampledImage` using that mapping, the calculated offset for the resource heap **must** be a multiple of `imageDescriptorAlignment`

- VUID-vkCmdDrawMultiEXT-None-11299

If a pipeline is bound to the pipeline bind point used by this command, or shader is bound to a shader stage used by this command, and it was created with a `descriptor mapping` using `VK_DESCRIPTOR_MAPPING_SOURCE_HEAP_WITH_PUSH_INDEX_EXT`, `VK_DESCRIPTOR_MAPPING_SOURCE_HEAP_WITH_SHADER_RECORD_INDEX_EXT`, `VK_DESCRIPTOR_MAPPING_SOURCE_HEAP_WITH_INDIRECT_INDEX_ARRAY_EXT`, or `VK_DESCRIPTOR_MAPPING_SOURCE_HEAP_WITH_INDIRECT_INDEX_EXT`, and a shader accesses an `OpTypeSampler` or `OpTypeSampledImage` using that mapping, the calculated offset for the sampler heap **must** be a multiple of `samplerDescriptorAlignment`

- VUID-vkCmdDrawMultiEXT-None-11397

If a pipeline is bound to the pipeline bind point used by this command, or shader is bound to a shader stage used by this command, and it was created with a `descriptor mapping` using `VK_DESCRIPTOR_MAPPING_SOURCE_HEAP_WITH_PUSH_INDEX_EXT`, `VK_DESCRIPTOR_MAPPING_SOURCE_HEAP_WITH_SHADER_RECORD_INDEX_EXT`, `VK_DESCRIPTOR_MAPPING_SOURCE_HEAP_WITH_INDIRECT_INDEX_ARRAY_EXT`, or `VK_DESCRIPTOR_MAPPING_SOURCE_HEAP_WITH_INDIRECT_INDEX_EXT`, and a shader accesses an `OpTypeTensorARM` using that mapping, the calculated offset for the resource heap **must** be a multiple of `tensorDescriptorAlignment`

- VUID-vkCmdDrawMultiEXT-None-11300

If a pipeline is bound to the pipeline bind point used by this command, or shader is bound to a shader stage used by this command, and it was created with a [descriptor mapping](#) using [VK_DESCRIPTOR_MAPPING_SOURCE_HEAP_WITH_INDIRECT_INDEX_ARRAY_EXT](#) or [VK_DESCRIPTOR_MAPPING_SOURCE_HEAP_WITH_INDIRECT_INDEX_EXT](#), and a shader accesses a resource using that mapping, the value of the address at the expected location in push data **must** be a multiple of 4

- VUID-vkCmdDrawMultiEXT-None-11301

If a pipeline is bound to the pipeline bind point used by this command, or shader is bound to a shader stage used by this command, and it was created with a [descriptor mapping](#) using [VK_DESCRIPTOR_MAPPING_SOURCE_HEAP_WITH_INDIRECT_INDEX_ARRAY_EXT](#) or [VK_DESCRIPTOR_MAPPING_SOURCE_HEAP_WITH_INDIRECT_INDEX_EXT](#), and a shader accesses a resource using that mapping, the value of the address at the expected location in push data **must** be a valid [VkDeviceAddress](#) backed by physical memory at every offset specified by each mapping

- VUID-vkCmdDrawMultiEXT-None-11302

If a pipeline is bound to the pipeline bind point used by this command, or shader is bound to a shader stage used by this command, and it was created with a [descriptor mapping](#) using [VK_DESCRIPTOR_MAPPING_SOURCE_PUSH_ADDRESS_EXT](#), and a shader accesses a resource using that mapping, the value of the address at the expected location in push data **must** be a valid [VkDeviceAddress](#)

- VUID-vkCmdDrawMultiEXT-None-11304

If a pipeline is bound to the pipeline bind point used by this command, or shader is bound to a shader stage used by this command, and it was created with a [descriptor mapping](#) using [VK_DESCRIPTOR_MAPPING_SOURCE_INDIRECT_ADDRESS_EXT](#), and a shader accesses a resource using that mapping, the value of the address at the expected location in push data **must** be a multiple of 8

- VUID-vkCmdDrawMultiEXT-None-11305

If a pipeline is bound to the pipeline bind point used by this command, or shader is bound to a shader stage used by this command, and it was created with a [descriptor mapping](#) using [VK_DESCRIPTOR_MAPPING_SOURCE_INDIRECT_ADDRESS_EXT](#), and a shader accesses a resource using that mapping, the value of the address at the expected location in push data **must** be a valid [VkDeviceAddress](#) backed by physical memory at every offset specified by each mapping

- VUID-vkCmdDrawMultiEXT-None-11306

If a pipeline is bound to the pipeline bind point used by this command, or shader is bound to a shader stage used by this command, and it was created with a [descriptor mapping](#) using [VK_DESCRIPTOR_MAPPING_SOURCE_INDIRECT_ADDRESS_EXT](#), and a shader accesses a resource using that mapping, the value of the address pointed to by the address in push data **must** be a valid [VkDeviceAddress](#)

- VUID-vkCmdDrawMultiEXT-None-11308

For each [descriptor heap](#) that is statically used by a [bound shader](#), either directly or via a [descriptor mapping](#), a valid descriptor heap **must** be bound

- VUID-vkCmdDrawMultiEXT-None-11309

If a [bound shader](#) was created as a [VkShaderEXT](#) with the [VK_SHADER_CREATE_DESCRIPTOR_HEAP_BIT_EXT](#) flag or as part of a pipeline with the

`VK_PIPELINE_CREATE_2_DESCRIPTOR_HEAP_BIT_EXT` flag, execution of this command **must** not result in any descriptor read accessing data outside of the user range of the respective heap bound by `vkCmdBind*HeapEXT` commands

- VUID-vkCmdDrawMultiEXT-None-11372

If any stage of the `VkPipeline` object bound to the pipeline bind point used by this command accesses a uniform buffer or uniform texel buffer through a descriptor in the bound resource heap, that stage was created without enabling either `VK_PIPELINE_ROBUSTNESS_BUFFER_BEHAVIOR_ROBUST_BUFFER_ACCESS` or `VK_PIPELINE_ROBUSTNESS_BUFFER_BEHAVIOR_ROBUST_BUFFER_ACCESS_2` for `uniformBuffers`, the `robustBufferAccess2` feature is not enabled, and the `robustBufferAccess` feature is not enabled, that stage **must** not access values outside of the range of the descriptor specified via `VkDeviceAddressRangeKHR` when the descriptor was written

- VUID-vkCmdDrawMultiEXT-None-11373

If any stage of the `VkPipeline` object bound to the pipeline bind point used by this command accesses a storage buffer or storage texel buffer through a descriptor in the bound resource heap, that stage was created without enabling either `VK_PIPELINE_ROBUSTNESS_BUFFER_BEHAVIOR_ROBUST_BUFFER_ACCESS` or `VK_PIPELINE_ROBUSTNESS_BUFFER_BEHAVIOR_ROBUST_BUFFER_ACCESS_2` for `storageBuffers`, the `robustBufferAccess2` feature is not enabled, and the `robustBufferAccess` feature is not enabled, that stage **must** not access values outside of the range of the descriptor specified by `VkDeviceAddressRangeKHR` when the descriptor was written

- VUID-vkCmdDrawMultiEXT-None-11374

If the `robustBufferAccess2` feature is not enabled, the `robustBufferAccess` feature is not enabled, and any `VkShaderEXT` bound to a stage corresponding to the pipeline bind point used by this command accesses a uniform buffer, uniform texel buffer, storage buffer, or storage texel buffer, that shader **must** not access values outside of the range of the buffer as specified by `VkDeviceAddressRangeKHR` when the descriptor was written

- VUID-vkCmdDrawMultiEXT-pBindInfo-11375

If any `bound shader` uses an embedded sampler via a `descriptor mapping`, the value of `pBindInfo->reservedRangeSize` set for `vkCmdBindSamplerHeapEXT` **must** be greater than or equal to `minSamplerHeapReservedRangeWithEmbedded`

- VUID-vkCmdDrawMultiEXT-None-11376

If a `bound shader` was created as a `VkShaderEXT` with the `VK_SHADER_CREATE_DESCRIPTOR_HEAP_BIT_EXT` flag or as part of a pipeline with the `VK_PIPELINE_CREATE_2_DESCRIPTOR_HEAP_BIT_EXT` flag, and that shader statically uses a push constant value, that value **must** have been set by `vkCmdPushDataEXT`

- VUID-vkCmdDrawMultiEXT-None-11398

If a `bound shader` was created with a `descriptor mapping` using `VK_DESCRIPTOR_MAPPING_SOURCE_PUSH_DATA_EXT`, `VK_DESCRIPTOR_MAPPING_SOURCE_PUSH_ADDRESS_EXT`, `VK_DESCRIPTOR_MAPPING_SOURCE_SHADER_RECORD_DATA_EXT`, `VK_DESCRIPTOR_MAPPING_SOURCE_SHADER_RECORD_ADDRESS_EXT`, `VK_DESCRIPTOR_MAPPING_SOURCE_RESOURCE_HEAP_DATA_EXT`, or `VK_DESCRIPTOR_MAPPING_SOURCE_INDIRECT_ADDRESS_EXT`, and a shader accesses a resource using that mapping, the access **must** not be `out of bounds`

- VUID-vkCmdDrawMultiEXT-None-11437

If a pipeline is bound to the pipeline bind point used by this command, or shader is bound to a shader stage used by this command, and it was created with a [descriptor mapping](#) using [VK_DESCRIPTOR_MAPPING_SOURCE_HEAP_WITH_INDIRECT_INDEX_EXT](#), [VK_DESCRIPTOR_MAPPING_SOURCE_HEAP_WITH_INDIRECT_INDEX_EXT](#), or [VK_DESCRIPTOR_MAPPING_SOURCE_INDIRECT_ADDRESS_EXT](#), and a shader accesses a resource using that mapping, the buffer from which the address in push data was queried **must** have been created with the [VK_BUFFER_USAGE_UNIFORM_BUFFER_BIT](#) usage flag set

- VUID-vkCmdDrawMultiEXT-None-11438

If a pipeline is bound to the pipeline bind point used by this command, or shader is bound to a shader stage used by this command, and it was created with a [descriptor mapping](#) using [VK_DESCRIPTOR_MAPPING_SOURCE_PUSH_ADDRESS_EXT](#), [VK_DESCRIPTOR_MAPPING_SOURCE_SHADER_RECORD_ADDRESS_EXT](#), or [VK_DESCRIPTOR_MAPPING_SOURCE_INDIRECT_ADDRESS_EXT](#), and a shader accesses a uniform buffer using that mapping, the address that the uniform buffer is mapped to **must** have been queried from a buffer created with the [VK_BUFFER_USAGE_UNIFORM_BUFFER_BIT](#) usage flag set

- VUID-vkCmdDrawMultiEXT-None-11441

If a pipeline is bound to the pipeline bind point used by this command, or shader is bound to a shader stage used by this command, and it was created with a [descriptor mapping](#) using [VK_DESCRIPTOR_MAPPING_SOURCE_PUSH_ADDRESS_EXT](#), [VK_DESCRIPTOR_MAPPING_SOURCE_SHADER_RECORD_ADDRESS_EXT](#), or [VK_DESCRIPTOR_MAPPING_SOURCE_INDIRECT_ADDRESS_EXT](#), and a shader accesses a uniform buffer using that mapping, the address that the uniform buffer is mapped to **must** be aligned to [minUniformBufferOffsetAlignment](#)

- VUID-vkCmdDrawMultiEXT-None-11439

If a pipeline is bound to the pipeline bind point used by this command, or shader is bound to a shader stage used by this command, and it was created with a [descriptor mapping](#) using [VK_DESCRIPTOR_MAPPING_SOURCE_PUSH_ADDRESS_EXT](#), [VK_DESCRIPTOR_MAPPING_SOURCE_SHADER_RECORD_ADDRESS_EXT](#), or [VK_DESCRIPTOR_MAPPING_SOURCE_INDIRECT_ADDRESS_EXT](#), and a shader accesses a storage buffer using that mapping, the address that the storage buffer is mapped to **must** have been queried from a buffer created with the [VK_BUFFER_USAGE_STORAGE_BUFFER_BIT](#) usage flag set

- VUID-vkCmdDrawMultiEXT-None-11442

If a pipeline is bound to the pipeline bind point used by this command, or shader is bound to a shader stage used by this command, and it was created with a [descriptor mapping](#) using [VK_DESCRIPTOR_MAPPING_SOURCE_PUSH_ADDRESS_EXT](#), [VK_DESCRIPTOR_MAPPING_SOURCE_SHADER_RECORD_ADDRESS_EXT](#), or [VK_DESCRIPTOR_MAPPING_SOURCE_INDIRECT_ADDRESS_EXT](#), and a shader accesses a storage buffer using that mapping, the address that the storage buffer is mapped to **must** be aligned to [minStorageBufferOffsetAlignment](#)

- VUID-vkCmdDrawMultiEXT-None-11485

If a pipeline is bound to the pipeline bind point used by this command, or shader is bound to a shader stage used by this command, and it was created with a [descriptor mapping](#)

using [VK_DESCRIPTOR_MAPPING_SOURCE_PUSH_ADDRESS_EXT](#), [VK_DESCRIPTOR_MAPPING_SOURCE_SHADER_RECORD_ADDRESS_EXT](#), or [VK_DESCRIPTOR_MAPPING_SOURCE_INDIRECT_ADDRESS_EXT](#), and a shader accesses an acceleration structure using that mapping, the address that the acceleration structure is mapped to **must** be an acceleration structure address retrieved from a [VkAccelerationStructureKHR](#) object via [vkGetAccelerationStructureDeviceAddressKHR](#) or handle retrieved from a [VkAccelerationStructureNV](#) object via [vkGetAccelerationStructureHandleNV](#)

- VUID-vkCmdDrawMultiEXT-index-11450

If a shader uses a sampler descriptor to sample an image as a result of this command, and that sampler descriptor uses a custom border color with an index defined by [VkSamplerCustomBorderColorIndexCreateInfoEXT](#), the value of [VkSamplerCustomBorderColorIndexCreateInfoEXT::index](#) **must** have been registered before this command was recorded, and still be registered during the sampling operation, with an identically defined color

- VUID-vkCmdDrawMultiEXT-protectedNoFault-11455

If [protectedNoFault](#) is not supported, a pipeline is bound to the pipeline bind point used by this command, or a shader is bound to a shader stage used by this command, and it was created with a [descriptor mapping](#) using [VK_DESCRIPTOR_MAPPING_SOURCE_PUSH_ADDRESS_EXT](#), [VK_DESCRIPTOR_MAPPING_SOURCE_SHADER_RECORD_ADDRESS_EXT](#), or [VK_DESCRIPTOR_MAPPING_SOURCE_INDIRECT_ADDRESS_EXT](#), the address that the resource is mapped to **must** have been queried from a buffer created without the [VK_BUFFER_CREATE_PROTECTED_BIT](#) create flag set

- VUID-vkCmdDrawMultiEXT-protectedNoFault-11456

If [protectedNoFault](#) is not supported, a pipeline is bound to the pipeline bind point used by this command, or a shader is bound to a shader stage used by this command, and it was created with a [descriptor mapping](#) using [VK_DESCRIPTOR_MAPPING_SOURCE_HEAP_WITH_INDIRECT_INDEX_EXT](#) or [VK_DESCRIPTOR_MAPPING_SOURCE_HEAP_WITH_INDIRECT_INDEX_ARRAY_EXT](#), the address of the indirect memory **must** have been queried from a buffer created without the [VK_BUFFER_CREATE_PROTECTED_BIT](#) create flag set

- VUID-vkCmdDrawMultiEXT-renderPass-02684

The current render pass **must** be [compatible](#) with the [renderPass](#) member of the [VkGraphicsPipelineCreateInfo](#) structure specified when creating the [VkPipeline](#) bound to [VK_PIPELINE_BIND_POINT_GRAPHICS](#)

- VUID-vkCmdDrawMultiEXT-subpass-02685

The subpass index of the current render pass **must** be equal to the [subpass](#) member of the [VkGraphicsPipelineCreateInfo](#) structure specified when creating the [VkPipeline](#) bound to [VK_PIPELINE_BIND_POINT_GRAPHICS](#)

- VUID-vkCmdDrawMultiEXT-OpTypeImage-07468

If any shader executed by this pipeline accesses an [OpTypeImage](#) variable with a [Dim](#) operand of [SubpassData](#), it **must** be decorated with an [InputAttachmentIndex](#) that corresponds to a valid input attachment in the current subpass

- VUID-vkCmdDrawMultiEXT-None-07469

Input attachment views accessed in a subpass **must** be created with the same [VkFormat](#) as the corresponding subpass definition, and be created with a [VkImageView](#) that is compatible with the attachment referenced by the subpass' [pInputAttachments](#) [[InputAttachmentIndex](#)] in the bound [VkFramebuffer](#) as specified by [Fragment Input Attachment Compatibility](#)

- VUID-vkCmdDrawMultiEXT-pDepthInputAttachmentIndex-09595
Input attachment views accessed in a dynamic render pass with a [InputAttachmentIndex](#) referenced by [VkRenderingInputAttachmentIndexInfo](#), or no [InputAttachmentIndex](#) if [VkRenderingInputAttachmentIndexInfo::pDepthInputAttachmentIndex](#) or [VkRenderingInputAttachmentIndexInfo::pStencilInputAttachmentIndex](#) are [NULL](#), **must** be created with a [VkImageView](#) that is compatible with the corresponding color, depth, or stencil attachment in [VkRenderingInfo](#)
- VUID-vkCmdDrawMultiEXT-pDepthInputAttachmentIndex-09596
Input attachment views accessed in a dynamic render pass via a shader object **must** have an [InputAttachmentIndex](#) if both [VkRenderingInputAttachmentIndexInfo::pDepthInputAttachmentIndex](#) and [VkRenderingInputAttachmentIndexInfo::pStencilInputAttachmentIndex](#) are non-[NULL](#)
- VUID-vkCmdDrawMultiEXT-InputAttachmentIndex-09597
If an input attachment view accessed in a dynamic render pass via a shader object has an [InputAttachmentIndex](#), the [InputAttachmentIndex](#) **must** match an index in [VkRenderingInputAttachmentIndexInfo](#)
- VUID-vkCmdDrawMultiEXT-None-06537
Memory backing image subresources used as attachments in the current render pass **must** not be written in any way other than as an attachment by this command
- VUID-vkCmdDrawMultiEXT-None-10795
If a color attachment is written by any prior command in this subpass or by the load, store, or resolve operations for this subpass, and [feedback loop](#) is not enabled for [VK_IMAGE_ASPECT_COLOR_BIT](#) on that attachment, it **must** not be accessed in any way other than as an attachment by this command
- VUID-vkCmdDrawMultiEXT-None-10796
If a depth attachment is written by any prior command in this subpass or by the load, store, or resolve operations for this subpass, and [feedback loop](#) is not enabled for [VK_IMAGE_ASPECT_DEPTH_BIT](#) on that attachment, it **must** not be accessed in any way other than as an attachment by this command
- VUID-vkCmdDrawMultiEXT-None-10797
If a stencil attachment is written by any prior command in this subpass or by the load, store, or resolve operations for this subpass, and [feedback loop](#) is not enabled for [VK_IMAGE_ASPECT_STENCIL_BIT](#) on that attachment, it **must** not be accessed in any way other than as an attachment by this command
- VUID-vkCmdDrawMultiEXT-None-12338
If a color attachment is read in this command in any way other than as an attachment, or has been read by any prior command in this subpass as a non-attachment, and [feedback loop](#) is not enabled for [VK_IMAGE_ASPECT_COLOR_BIT](#) on that attachment, the color attachment **must** not be written to by this command

- VUID-vkCmdDrawMultiEXT-None-12339
If a depth attachment is read in this command in any way other than as an attachment, or has been read by any prior command in this subpass as a non-attachment, and [feedback loop](#) is not enabled for [VK_IMAGE_ASPECT_DEPTH_BIT](#) on that attachment, the depth attachment **must** not be written to by this command
- VUID-vkCmdDrawMultiEXT-None-12340
If a stencil attachment is read in this command in any way other than as an attachment, or has been read by any prior command in this subpass as a non-attachment, and [feedback loop](#) is not enabled for [VK_IMAGE_ASPECT_STENCIL_BIT](#) on that attachment, the stencil attachment **must** not be written to by this command
- VUID-vkCmdDrawMultiEXT-None-09003
If an attachment is written by any prior command in this subpass or by the load, store, or resolve operations for this subpass, it **must** not be accessed in any way other than as an attachment, storage image, or sampled image by this command
- VUID-vkCmdDrawMultiEXT-None-06886
If the current render pass instance uses a depth/stencil attachment with a read-only layout for the depth aspect, [depth writes](#) **must** be disabled
- VUID-vkCmdDrawMultiEXT-None-06887
If the current render pass instance uses a depth/stencil attachment with a read-only layout for the stencil aspect, both front and back [writeMask](#) are not zero, and stencil test is enabled, [all stencil ops](#) **must** be [VK_STENCIL_OP_KEEP](#)
- VUID-vkCmdDrawMultiEXT-None-07831
If the bound graphics pipeline state was created with the [VK_DYNAMIC_STATE_VIEWPORT](#) dynamic state enabled then [vkCmdSetViewport](#) **must** have been called and not subsequently [invalidated](#) in the current command buffer prior to this drawing command
- VUID-vkCmdDrawMultiEXT-None-07832
If the bound graphics pipeline state was created with the [VK_DYNAMIC_STATE_SCISSOR](#) dynamic state enabled then [vkCmdSetScissor](#) **must** have been called and not subsequently [invalidated](#) in the current command buffer prior to this drawing command
- VUID-vkCmdDrawMultiEXT-None-08617
If a shader object is bound to any graphics stage or a graphics pipeline is bound which was created with the [VK_DYNAMIC_STATE_LINE_WIDTH](#) dynamic state enabled, the [current value](#) of [rasterizerDiscardEnable](#) is [VK_FALSE](#), and the [effective rasterization input topology](#) is in line topology class, then [vkCmdSetLineWidth](#) **must** have been called and not subsequently [invalidated](#) in the current command buffer prior to this drawing command
- VUID-vkCmdDrawMultiEXT-None-07834
If a shader object is bound to any graphics stage or a graphics pipeline is bound which was created with the [VK_DYNAMIC_STATE_DEPTH_BIAS](#) dynamic state enabled, the [current value](#) of [rasterizerDiscardEnable](#) is [VK_FALSE](#), and the [current value](#) of [depthBiasEnable](#) is [VK_TRUE](#), then [vkCmdSetDepthBias](#) or [vkCmdSetDepthBias2EXT](#) **must** have been called and not subsequently [invalidated](#) in the current command buffer prior to this drawing command

- VUID-vkCmdDrawMultiEXT-None-07835

If a shader object is bound to the `VK_SHADER_STAGE_FRAGMENT_BIT` stage or a graphics pipeline is bound which was created with the `VK_DYNAMIC_STATE_BLEND_CONSTANTS` dynamic state enabled, the `current value` of `rasterizerDiscardEnable` is `VK_FALSE`, and an active color attachment `current value` of `blendEnable` is `VK_TRUE` with a blend equations where any `VkBlendFactor` member is `VK_BLEND_FACTOR_CONSTANT_COLOR`, `VK_BLEND_FACTOR_ONE_MINUS_CONSTANT_COLOR`, `VK_BLEND_FACTOR_CONSTANT_ALPHA`, or `VK_BLEND_FACTOR_ONE_MINUS_CONSTANT_ALPHA`, then `vkCmdSetBlendConstants` **must** have been called and not subsequently `invalidated` in the current command buffer prior to this drawing command

- VUID-vkCmdDrawMultiEXT-None-07836

If a shader object is bound to any graphics stage or a graphics pipeline is bound which was created with the `VK_DYNAMIC_STATE_DEPTH_BOUNDS` dynamic state enabled, the `current value` of `rasterizerDiscardEnable` is `VK_FALSE`, and the `current value` of `depthBoundsTestEnable` is `VK_TRUE`, then `vkCmdSetDepthBounds` **must** have been called and not subsequently `invalidated` in the current command buffer prior to this drawing command

- VUID-vkCmdDrawMultiEXT-None-07837

If a shader object is bound to any graphics stage or a graphics pipeline is bound which was created with the `VK_DYNAMIC_STATE_STENCIL_COMPARE_MASK` dynamic state enabled, the `current value` of `rasterizerDiscardEnable` is `VK_FALSE`, and the `current value` of `stencilTestEnable` is `VK_TRUE`, then `vkCmdSetStencilCompareMask` **must** have been called and not subsequently `invalidated` in the current command buffer prior to this drawing command

- VUID-vkCmdDrawMultiEXT-None-07838

If a shader object is bound to any graphics stage or a graphics pipeline is bound which was created with the `VK_DYNAMIC_STATE_STENCIL_WRITE_MASK` dynamic state enabled, the `current value` of `rasterizerDiscardEnable` is `VK_FALSE`, and the `current value` of `stencilTestEnable` is `VK_TRUE`, then `vkCmdSetStencilWriteMask` **must** have been called and not subsequently `invalidated` in the current command buffer prior to this drawing command

- VUID-vkCmdDrawMultiEXT-None-07839

If a shader object is bound to any graphics stage or a graphics pipeline is bound which was created with the `VK_DYNAMIC_STATE_STENCIL_REFERENCE` dynamic state enabled, the `current value` of `rasterizerDiscardEnable` is `VK_FALSE`, the `current value` of `stencilTestEnable` is `VK_TRUE`, then `vkCmdSetStencilReference` **must** have been called and not subsequently `invalidated` in the current command buffer prior to this drawing command

- VUID-vkCmdDrawMultiEXT-maxMultiviewInstanceIndex-02688

If the draw is recorded in a render pass instance with multiview enabled, the maximum instance index **must** be less than or equal to `VkPhysicalDeviceMultiviewProperties::maxMultiviewInstanceIndex`

- VUID-vkCmdDrawMultiEXT-sampleLocationsEnable-02689

If the bound graphics pipeline was created with

VkPipelineSampleLocationsStateCreateInfoEXT::sampleLocationsEnable set to VK_TRUE, then the active depth attachment **must** have been created with the VK_IMAGE_CREATE_SAMPLE_LOCATIONS_COMPATIBLE_DEPTH_BIT_EXT bit set

- VUID-vkCmdDrawMultiEXT-None-07634

If the VK_EXT_sample_locations extension is enabled, a shader object is bound to any graphics stage or a graphics pipeline is bound which was created with the VK_DYNAMIC_STATE_SAMPLE_LOCATIONS_ENABLE_EXT dynamic state enabled, and the current value of rasterizerDiscardEnable is VK_FALSE, then vkCmdSetSampleLocationsEnableEXT **must** have been called and not subsequently invalidated in the current command buffer prior to this drawing command

- VUID-vkCmdDrawMultiEXT-None-06666

If the VK_EXT_sample_locations extension is enabled, a shader object is bound to any graphics stage or a graphics pipeline is bound which was created with the VK_DYNAMIC_STATE_SAMPLE_LOCATIONS_EXT dynamic state enabled, the current value of rasterizerDiscardEnable is VK_FALSE, and the current value of sampleLocationsEnable is VK_TRUE, then vkCmdSetSampleLocationsEXT **must** have been called and not subsequently invalidated in the current command buffer prior to this drawing command

- VUID-vkCmdDrawMultiEXT-None-07840

If a shader object is bound to any graphics stage or a graphics pipeline is bound which was created with the VK_DYNAMIC_STATE_CULL_MODE dynamic state enabled, and the current value of rasterizerDiscardEnable is VK_FALSE, then vkCmdSetCullMode **must** have been called and not subsequently invalidated in the current command buffer prior to this drawing command

- VUID-vkCmdDrawMultiEXT-None-07841

If a shader object is bound to any graphics stage or a graphics pipeline is bound which was created with the VK_DYNAMIC_STATE_FRONT_FACE dynamic state enabled, and the current value of rasterizerDiscardEnable is VK_FALSE, then vkCmdSetFrontFace **must** have been called and not subsequently invalidated in the current command buffer prior to this drawing command

- VUID-vkCmdDrawMultiEXT-None-07843

If a shader object is bound to any graphics stage or a graphics pipeline is bound which was created with the VK_DYNAMIC_STATE_DEPTH_TEST_ENABLE dynamic state enabled, and the current value of rasterizerDiscardEnable is VK_FALSE, vkCmdSetDepthTestEnable **must** have been called and not subsequently invalidated in the current command buffer prior to this drawing command

- VUID-vkCmdDrawMultiEXT-None-07844

If a shader object is bound to any graphics stage or a graphics pipeline is bound which was created with the VK_DYNAMIC_STATE_DEPTH_WRITE_ENABLE dynamic state enabled, and the current value of rasterizerDiscardEnable is VK_FALSE, and the current value of depthTestEnable is VK_TRUE, then vkCmdSetDepthWriteEnable **must** have been called and not subsequently invalidated in the current command buffer prior to this drawing command

- VUID-vkCmdDrawMultiEXT-None-07845

If a shader object is bound to any graphics stage or a graphics pipeline is bound which was created with the VK_DYNAMIC_STATE_DEPTH_COMPARE_OP dynamic state enabled,

the `current value` of `rasterizerDiscardEnable` is `VK_FALSE`, and the `current value` of `depthTestEnable` is `VK_TRUE`, then `vkCmdSetDepthCompareOp` **must** have been called and not subsequently `invalidated` in the current command buffer prior to this drawing command

- VUID-vkCmdDrawMultiEXT-None-07846

If the `depthBounds` feature is enabled, a shader object is bound to any graphics stage or a graphics pipeline is bound which was created with the `VK_DYNAMIC_STATE_DEPTH_BOUNDS_TEST_ENABLE` dynamic state enabled, and the `current value` of `rasterizerDiscardEnable` is `VK_FALSE`, then `vkCmdSetDepthBoundsTestEnable` **must** have been called and not subsequently `invalidated` in the current command buffer prior to this drawing command

- VUID-vkCmdDrawMultiEXT-None-07847

If a shader object is bound to any graphics stage or a graphics pipeline is bound which was created with the `VK_DYNAMIC_STATE_STENCIL_TEST_ENABLE` dynamic state enabled, and the `current value` of `rasterizerDiscardEnable` is `VK_FALSE`, then `vkCmdSetStencilTestEnable` **must** have been called and not subsequently `invalidated` in the current command buffer prior to this drawing command

- VUID-vkCmdDrawMultiEXT-None-07848

If a shader object is bound to any graphics stage or a graphics pipeline is bound which was created with the `VK_DYNAMIC_STATE_STENCIL_OP` dynamic state enabled, the `current value` of `rasterizerDiscardEnable` is `VK_FALSE`, the `current value` of `stencilTestEnable` is `VK_TRUE`, then `vkCmdSetStencilOp` **must** have been called and not subsequently `invalidated` in the current command buffer prior to this drawing command

- VUID-vkCmdDrawMultiEXT-viewportCount-03417

If a shader object is bound to any graphics stage or a graphics pipeline is bound which was created with the `VK_DYNAMIC_STATE_VIEWPORT_WITH_COUNT` dynamic state enabled, and the state is not inherited, then `vkCmdSetViewportWithCount` **must** have been called and not subsequently `invalidated` in the current command buffer prior to this drawing command

- VUID-vkCmdDrawMultiEXT-scissorCount-03418

If a shader object is bound to any graphics stage or a graphics pipeline is bound which was created with the `VK_DYNAMIC_STATE_SCISSOR_WITH_COUNT` dynamic state enabled, and the state is not inherited, then `vkCmdSetScissorWithCount` **must** have been called and not subsequently `invalidated` in the current command buffer prior to this drawing

- VUID-vkCmdDrawMultiEXT-viewportCount-03419

If a shader object is bound to any graphics stage or a graphics pipeline is bound which was created with both the `VK_DYNAMIC_STATE_SCISSOR_WITH_COUNT` and `VK_DYNAMIC_STATE_VIEWPORT_WITH_COUNT` dynamic states enabled, and the state is not inherited, then the `viewportCount` parameter of `vkCmdSetViewportWithCount` **must** match the `scissorCount` parameter of `vkCmdSetScissorWithCount`

- VUID-vkCmdDrawMultiEXT-viewportCount-04137

If the bound graphics pipeline state was created with the `VK_DYNAMIC_STATE_VIEWPORT_WITH_COUNT` dynamic state enabled, but not the `VK_DYNAMIC_STATE_VIEWPORT_W_SCALING_NV` dynamic state enabled, then the bound

graphics pipeline **must** have been created with `VkPipelineViewportWScalingStateCreateInfoNV::viewportCount` greater or equal to the `viewportCount` parameter in the last call to `vkCmdSetViewportWithCount`

- VUID-vkCmdDrawMultiEXT-viewportCount-04138

If the `VK_NV_clip_space_w_scaling` extension is enabled, and a shader object is bound to any graphics stage or a graphics pipeline is bound which was created with the `VK_DYNAMIC_STATE_VIEWPORT_WITH_COUNT` and `VK_DYNAMIC_STATE_VIEWPORT_W_SCALING_NV` dynamic state enabled, the `current value` of `viewportWScalingEnable` is `VK_TRUE`, then `vkCmdSetViewportWScalingNV` **must** have been called and not subsequently `invalidated` in the current command buffer prior to this drawing command

- VUID-vkCmdDrawMultiEXT-None-08636

If the `VK_NV_clip_space_w_scaling` extension is enabled, and a shader object is bound to any graphics stage or a graphics pipeline is bound which was created with the `VK_DYNAMIC_STATE_VIEWPORT_WITH_COUNT` and `VK_DYNAMIC_STATE_VIEWPORT_W_SCALING_NV` dynamic state enabled, the `current value` of `viewportWScalingEnable` is `VK_TRUE`, then the `viewportCount` parameter in the last call to `vkCmdSetViewportWScalingNV` **must** be greater than or equal to the `viewportCount` parameter in the last call to `vkCmdSetViewportWithCount`

- VUID-vkCmdDrawMultiEXT-viewportCount-04139

If the bound graphics pipeline state was created with the `VK_DYNAMIC_STATE_VIEWPORT_WITH_COUNT` dynamic state enabled, but not the `VK_DYNAMIC_STATE_VIEWPORT_SHADING_RATE_PALETTE_NV` dynamic state enabled, then the bound graphics pipeline **must** have been created with `VkPipelineViewportShadingRateImageStateCreateInfoNV::viewportCount` greater or equal to the `viewportCount` parameter in the last call to `vkCmdSetViewportWithCount`

- VUID-vkCmdDrawMultiEXT-shadingRateImage-09233

If the `shadingRateImage` feature is enabled, and a shader object is bound to any graphics stage or a graphics pipeline is bound which was created with the `VK_DYNAMIC_STATE_VIEWPORT_COARSE_SAMPLE_ORDER_NV` and the `current value` of `rasterizerDiscardEnable` is `VK_FALSE`, then `vkCmdSetCoarseSampleOrderNV` **must** have been called and not subsequently `invalidated` in the current command buffer prior to this drawing command

- VUID-vkCmdDrawMultiEXT-shadingRateImage-09234

If the `shadingRateImage` feature is enabled, and a shader object is bound to any graphics stage or a graphics pipeline is bound which was created with the `VK_DYNAMIC_STATE_VIEWPORT_WITH_COUNT` and `VK_DYNAMIC_STATE_VIEWPORT_SHADING_RATE_PALETTE_NV` dynamic state enabled, the `current value` of `rasterizerDiscardEnable` is `VK_FALSE`, and the `current value` of `shadingRateImageEnable` is `VK_TRUE`, then `vkCmdSetViewportShadingRatePaletteNV` **must** have been called and not subsequently `invalidated` in the current command buffer prior to this drawing command

- VUID-vkCmdDrawMultiEXT-None-08637

If the `shadingRateImage` feature is enabled, and a shader object is bound to any graphics stage or a graphics pipeline is bound which was created with the

`VK_DYNAMIC_STATE_VIEWPORT_WITH_COUNT` and `VK_DYNAMIC_STATE_VIEWPORT_SHADING_RATE_PALETTE_NV` dynamic state enabled, the current value of `rasterizerDiscardEnable` is `VK_FALSE`, and the current value of `shadingRateImageEnable` is `VK_TRUE`, then the `viewportCount` parameter in the last call to `vkCmdSetViewportShadingRatePaletteNV` **must** be greater than or equal to the `viewportCount` parameter in the last call to `vkCmdSetViewportWithCount`

- VUID-vkCmdDrawMultiEXT-VkPipelineVieportCreateInfo-04141

If the bound graphics pipeline state was created with the `VK_DYNAMIC_STATE_VIEWPORT_WITH_COUNT` dynamic state enabled and a `VkPipelineViewportSwizzleStateCreateInfoNV` structure chained from `VkPipelineViewportStateCreateInfo`, then the bound graphics pipeline **must** have been created with `VkPipelineViewportSwizzleStateCreateInfoNV::viewportCount` greater or equal to the `viewportCount` parameter in the last call to `vkCmdSetViewportWithCount`

- VUID-vkCmdDrawMultiEXT-VkPipelineVieportCreateInfo-04142

If the bound graphics pipeline state was created with the `VK_DYNAMIC_STATE_VIEWPORT_WITH_COUNT` dynamic state enabled and a `VkPipelineViewportExclusiveScissorStateCreateInfoNV` structure chained from `VkPipelineViewportStateCreateInfo`, then the bound graphics pipeline **must** have been created with `VkPipelineViewportExclusiveScissorStateCreateInfoNV::exclusiveScissorCount` greater or equal to the `viewportCount` parameter in the last call to `vkCmdSetViewportWithCount`

- VUID-vkCmdDrawMultiEXT-None-07878

If the `exclusiveScissor` feature is enabled, and a shader object is bound to any graphics stage or a graphics pipeline is bound which was created with the `VK_DYNAMIC_STATE_EXCLUSIVE_SCISSOR_ENABLE_NV` dynamic state enabled, then `vkCmdSetExclusiveScissorEnableNV` **must** have been called and not subsequently `invalidated` in the current command buffer prior to this drawing command

- VUID-vkCmdDrawMultiEXT-None-07879

If the `exclusiveScissor` feature is enabled, a shader object is bound to any graphics stage or a graphics pipeline is bound which was created with the `VK_DYNAMIC_STATE_EXCLUSIVE_SCISSOR_NV` dynamic state enabled, and the most recent call to `vkCmdSetExclusiveScissorEnableNV` in the current command buffer set any element of `pExclusiveScissorEnables` to `VK_TRUE`, then `vkCmdSetExclusiveScissorNV` **must** have been called and not subsequently `invalidated` in the current command buffer prior to this drawing command

- VUID-vkCmdDrawMultiEXT-None-04876

If a shader object is bound to any graphics stage or a graphics pipeline is bound which was created with the `VK_DYNAMIC_STATE_RASTERIZER_DISCARD_ENABLE` dynamic state enabled, then `vkCmdSetRasterizerDiscardEnable` **must** have been called and not subsequently `invalidated` in the current command buffer prior to this drawing command

- VUID-vkCmdDrawMultiEXT-None-04877

If a shader object is bound to any graphics stage or a graphics pipeline is bound which was created with the `VK_DYNAMIC_STATE_DEPTH_BIAS_ENABLE` dynamic state enabled, and the current value of `rasterizerDiscardEnable` is `VK_FALSE`, then `vkCmdSetDepthBiasEnable` **must** have been called and not subsequently `invalidated` in

the current command buffer prior to this drawing command

- VUID-vkCmdDrawMultiEXT-logicOp-04878

If a shader object is bound to the `VK_SHADER_STAGE_FRAGMENT_BIT` or a graphics pipeline is bound which was created with the `VK_DYNAMIC_STATE_LOGIC_OP_EXT` dynamic state enabled, the `current value` of `rasterizerDiscardEnable` is `VK_FALSE`, and the `current value` of `logicOpEnable` is `VK_TRUE`, then `vkCmdSetLogicOpEXT` **must** have been called and not subsequently `invalidated` in the current command buffer prior to this drawing command

- VUID-vkCmdDrawMultiEXT-primitiveFragmentShadingRateWithMultipleViewports-04552

If the `primitiveFragmentShadingRateWithMultipleViewports` limit is not supported, the bound graphics pipeline was created with the `VK_DYNAMIC_STATE_VIEWPORT_WITH_COUNT` dynamic state enabled, and any of the shader stages of the bound graphics pipeline write to the `PrimitiveShadingRateKHR` built-in, then `vkCmdSetViewportWithCount` **must** have been called in the current command buffer prior to this drawing command, and the `viewportCount` parameter of `vkCmdSetViewportWithCount` **must** be 1

- VUID-vkCmdDrawMultiEXT-primitiveFragmentShadingRateWithMultipleViewports-08642

If the `primitiveFragmentShadingRateWithMultipleViewports` limit is not supported, and any shader object bound to a graphics stage writes to the `PrimitiveShadingRateKHR` built-in, then `vkCmdSetViewportWithCount` **must** have been called in the current command buffer prior to this drawing command, and the `viewportCount` parameter of `vkCmdSetViewportWithCount` **must** be 1

- VUID-vkCmdDrawMultiEXT-blendEnable-04727

If a shader object is bound to the `VK_SHADER_STAGE_FRAGMENT_BIT` stage or a graphics pipeline is bound which was created with `VK_DYNAMIC_STATE_COLOR_BLEND_ENABLE_EXT` dynamic state enabled, the `current value` of `rasterizerDiscardEnable` is `VK_FALSE`, then for each color attachment, if the corresponding image view's `format features` do not contain `VK_FORMAT_FEATURE_COLOR_ATTACHMENT_BLEND_BIT`, then the corresponding `current value` of `blendEnable` **must** be `VK_FALSE`

- VUID-vkCmdDrawMultiEXT-None-08644

If a shader object is bound to any graphics stage or a graphics pipeline is bound, the `current value` of `rasterizerDiscardEnable` is `VK_FALSE`, and none of the following is enabled:

- the `VK_AMD_mixed_attachment_samples` extension
- the `VK_NV_framebuffer_mixed_samples` extension
- the `multisampledRenderToSingleSampled` feature

then the `current value` of `rasterizationSamples` **must** be the same as the current color and/or depth/stencil attachments

- VUID-vkCmdDrawMultiEXT-None-08876

If a shader object is bound to any graphics stage, the current render pass instance **must** have been begun with `vkCmdBeginRendering`

- VUID-vkCmdDrawMultiEXT-imageView-06172

If the current render pass instance was begun with `vkCmdBeginRendering`, the `imageView` member of `pDepthAttachment` is not `VK_NULL_HANDLE`, and the `layout` member of `pDepthAttachment` is `VK_IMAGE_LAYOUT_DEPTH_STENCIL_READ_ONLY_OPTIMAL`, this command **must** not write any values to the depth attachment

- VUID-vkCmdDrawMultiEXT-imageView-06173

If the current render pass instance was begun with `vkCmdBeginRendering`, the `imageView` member of `pStencilAttachment` is not `VK_NULL_HANDLE`, and the `layout` member of `pStencilAttachment` is `VK_IMAGE_LAYOUT_DEPTH_STENCIL_READ_ONLY_OPTIMAL`, this command **must** not write any values to the stencil attachment

- VUID-vkCmdDrawMultiEXT-imageView-06174

If the current render pass instance was begun with `vkCmdBeginRendering`, the `imageView` member of `pDepthAttachment` is not `VK_NULL_HANDLE`, and the `layout` member of `pDepthAttachment` is `VK_IMAGE_LAYOUT_DEPTH_READ_ONLY_STENCIL_ATTACHMENT_OPTIMAL`, this command **must** not write any values to the depth attachment

- VUID-vkCmdDrawMultiEXT-imageView-06175

If the current render pass instance was begun with `vkCmdBeginRendering`, the `imageView` member of `pStencilAttachment` is not `VK_NULL_HANDLE`, and the `layout` member of `pStencilAttachment` is `VK_IMAGE_LAYOUT_DEPTH_ATTACHMENT_STENCIL_READ_ONLY_OPTIMAL`, this command **must** not write any values to the stencil attachment

- VUID-vkCmdDrawMultiEXT-imageView-06176

If the current render pass instance was begun with `vkCmdBeginRendering`, the `imageView` member of `pDepthAttachment` is not `VK_NULL_HANDLE`, and the `layout` member of `pDepthAttachment` is `VK_IMAGE_LAYOUT_DEPTH_READ_ONLY_OPTIMAL`, this command **must** not write any values to the depth attachment

- VUID-vkCmdDrawMultiEXT-imageView-06177

If the current render pass instance was begun with `vkCmdBeginRendering`, the `imageView` member of `pStencilAttachment` is not `VK_NULL_HANDLE`, and the `layout` member of `pStencilAttachment` is `VK_IMAGE_LAYOUT_STENCIL_READ_ONLY_OPTIMAL`, this command **must** not write any values to the stencil attachment

- VUID-vkCmdDrawMultiEXT-viewMask-06178

If the current render pass instance was begun with `vkCmdBeginRendering`, the bound graphics pipeline **must** have been created with a `VkPipelineRenderingCreateInfo::viewMask` equal to `VkRenderingInfo::viewMask`

- VUID-vkCmdDrawMultiEXT-colorAttachmentCount-06179

If the `dynamicRenderingUnusedAttachments` feature is not enabled and the current render pass instance was begun with `vkCmdBeginRendering`, the bound graphics pipeline **must** have been created with a `VkPipelineRenderingCreateInfo::colorAttachmentCount` equal to `VkRenderingInfo::colorAttachmentCount`

- VUID-vkCmdDrawMultiEXT-dynamicRenderingUnusedAttachments-08910

If the `dynamicRenderingUnusedAttachments` feature is not enabled, and the current render pass instance was begun with `vkCmdBeginRendering` and `VkRenderingInfo::colorAttachmentCount` greater than 0, then each element of the `VkRenderingInfo::pColorAttachments` array with an `imageView` not equal to `VK_NULL_HANDLE` **must** have

been created with a `VkFormat` equal to the corresponding element of `VkPipelineRenderingCreateInfo::pColorAttachmentFormats` used to create the bound graphics pipeline

- VUID-vkCmdDrawMultiEXT-dynamicRenderingUnusedAttachments-08912

If the `dynamicRenderingUnusedAttachments` feature is not enabled, and the current render pass instance was begun with `vkCmdBeginRendering` and `VkRenderingInfo::colorAttachmentCount` greater than 0, then each element of the `VkRenderingInfo::pColorAttachments` array with an `imageView` equal to `VK_NULL_HANDLE` **must** have the corresponding element of `VkPipelineRenderingCreateInfo::pColorAttachmentFormats` used to create the bound pipeline equal to `VK_FORMAT_UNDEFINED`

- VUID-vkCmdDrawMultiEXT-dynamicRenderingUnusedAttachments-08911

If the `dynamicRenderingUnusedAttachments` feature is enabled, and the current render pass instance was begun with `vkCmdBeginRendering` and `VkRenderingInfo::colorAttachmentCount` greater than 0, then each element of the `VkRenderingInfo::pColorAttachments` array with an `imageView` not equal to `VK_NULL_HANDLE` **must** have been created with a `VkFormat` equal to the corresponding element of `VkPipelineRenderingCreateInfo::pColorAttachmentFormats` used to create the bound graphics pipeline, or the corresponding element of `VkPipelineRenderingCreateInfo::pColorAttachmentFormats`, if it exists, **must** be `VK_FORMAT_UNDEFINED`

- VUID-vkCmdDrawMultiEXT-colorAttachmentCount-09362

If the current render pass instance was begun with `vkCmdBeginRendering`, with a `VkRenderingInfo::colorAttachmentCount` equal to 1, there is no shader object bound to any graphics stage, and a color attachment with a resolve mode of `VK_RESOLVE_MODE_EXTERNAL_FORMAT_DOWNSAMPLE_BIT_ANDROID`, each element of the `VkRenderingInfo::pColorAttachments` array with a `resolveImageView` not equal to `VK_NULL_HANDLE` **must** have been created with an image created with a `VkExternalFormatANDROID::externalFormat` value equal to the `VkExternalFormatANDROID::externalFormat` value used to create the bound graphics pipeline

- VUID-vkCmdDrawMultiEXT-None-09363

If there is no shader object bound to any graphics stage, the current render pass instance was begun with `vkCmdBeginRendering` and a `VkRenderingInfo::colorAttachmentCount` equal to 1, and a color attachment with a resolve mode of `VK_RESOLVE_MODE_EXTERNAL_FORMAT_DOWNSAMPLE_BIT_ANDROID`, each element of the `VkRenderingInfo::pColorAttachments` array with a `imageView` not equal to `VK_NULL_HANDLE` **must** have been created with an image created with a `VkExternalFormatANDROID::externalFormat` value equal to the `VkExternalFormatANDROID::externalFormat` value used to create the bound graphics pipeline

- VUID-vkCmdDrawMultiEXT-None-09364

If the current render pass instance was begun with `vkCmdBeginRendering`, there is no shader object bound to any graphics stage, and the bound graphics pipeline was created with a non-zero `VkExternalFormatANDROID::externalFormat` value and with the `VK_DYNAMIC_STATE_COLOR_BLEND_ENABLE_EXT` dynamic state enabled, then `vkCmdSetColorBlendEnableEXT` **must** have set the blend enable to `VK_FALSE` prior to this drawing command

- VUID-vkCmdDrawMultiEXT-None-09365

If the current render pass instance was begun with `vkCmdBeginRendering`, there is no shader object bound to any graphics stage, and the bound graphics pipeline was created with a non-zero `VkExternalFormatANDROID::externalFormat` value and with the `VK_DYNAMIC_STATE_RASTERIZATION_SAMPLES_EXT` dynamic state enabled, then `vkCmdSetRasterizationSamplesEXT` **must** have set `rasterizationSamples` to `VK_SAMPLE_COUNT_1_BIT` prior to this drawing command

- VUID-vkCmdDrawMultiEXT-None-09366

If there is a shader object bound to any graphics stage, and the current render pass includes a color attachment that uses the `VK_RESOLVE_MODE_EXTERNAL_FORMAT_DOWNSAMPLE_BIT_ANDROID` resolve mode, then `vkCmdSetColorBlendEnableEXT` **must** have set blend enable to `VK_FALSE` prior to this drawing command

- VUID-vkCmdDrawMultiEXT-rasterizationSamples-09367

If there is a shader object bound to any graphics stage, and the current render pass includes a color attachment that uses the `VK_RESOLVE_MODE_EXTERNAL_FORMAT_DOWNSAMPLE_BIT_ANDROID` resolve mode, then `vkCmdSetRasterizationSamplesEXT` **must** have set `rasterizationSamples` to `VK_SAMPLE_COUNT_1_BIT` prior to this drawing command

- VUID-vkCmdDrawMultiEXT-None-09368

If the current render pass instance was begun with `vkCmdBeginRendering`, there is no shader object bound to any graphics stage, and the bound graphics pipeline was created with a non-zero `VkExternalFormatANDROID::externalFormat` value and with the `VK_DYNAMIC_STATE_FRAGMENT_SHADING_RATE_KHR` dynamic state enabled, then `vkCmdSetFragmentShadingRateKHR` **must** have set `pFragmentSize->width` to 1 prior to this drawing command

- VUID-vkCmdDrawMultiEXT-None-09369

If the current render pass instance was begun with `vkCmdBeginRendering`, there is no shader object bound to any graphics stage, and the bound graphics pipeline was created with a non-zero `VkExternalFormatANDROID::externalFormat` value and with the `VK_DYNAMIC_STATE_FRAGMENT_SHADING_RATE_KHR` dynamic state enabled, then `vkCmdSetFragmentShadingRateKHR` **must** have set `pFragmentSize->height` to 1 prior to this drawing command

- VUID-vkCmdDrawMultiEXT-pFragmentSize-09370

If there is a shader object bound to any graphics stage, and the current render pass includes a color attachment that uses the `VK_RESOLVE_MODE_EXTERNAL_FORMAT_DOWNSAMPLE_BIT_ANDROID` resolve mode, then `vkCmdSetFragmentShadingRateKHR` **must** have set `pFragmentSize->width` to 1 prior to this drawing command

- VUID-vkCmdDrawMultiEXT-pFragmentSize-09371

If there is a shader object bound to any graphics stage, and the current render pass includes a color attachment that uses the `VK_RESOLVE_MODE_EXTERNAL_FORMAT_DOWNSAMPLE_BIT_ANDROID` resolve mode, then `vkCmdSetFragmentShadingRateKHR` **must** have set `pFragmentSize->height` to 1 prior to this drawing command

- VUID-vkCmdDrawMultiEXT-None-07749

If the `colorWriteEnable` feature is enabled, a shader object is bound to the `VK_SHADER_STAGE_FRAGMENT_BIT` stage or a graphics pipeline is bound which was created with the `VK_DYNAMIC_STATE_COLOR_WRITE_ENABLE_EXT` dynamic state enabled, and the current value of `rasterizerDiscardEnable` is `VK_FALSE`, then `vkCmdSetColorWriteEnableEXT` **must** have been called and not subsequently `invalidated` in the current command buffer prior to this drawing command

- VUID-vkCmdDrawMultiEXT-attachmentCount-07750

If the `colorWriteEnable` feature is enabled, a shader object is bound to the `VK_SHADER_STAGE_FRAGMENT_BIT` stage or a graphics pipeline is bound which was created with the `VK_DYNAMIC_STATE_COLOR_WRITE_ENABLE_EXT` dynamic state enabled, and the current value of `rasterizerDiscardEnable` is `VK_FALSE`, then the `attachmentCount` parameter of most recent call to `vkCmdSetColorWriteEnableEXT` in the current command buffer **must** be greater than or equal to the number of active color attachments

- VUID-vkCmdDrawMultiEXT-None-07751

If the `VK_EXT_discard_rectangles` extension is enabled, a graphics pipeline is bound which was created with the `VK_DYNAMIC_STATE_DISCARD_RECTANGLE_EXT` dynamic state enabled and the `pNext` chain of `VkGraphicsPipelineCreateInfo` included a `VkPipelineDiscardRectangleStateCreateInfoEXT` structure, the current value of `rasterizerDiscardEnable` is `VK_FALSE`, and the current value of `discardRectangleEnable` is `VK_TRUE`, then `vkCmdSetDiscardRectangleEXT` **must** have been called and not subsequently `invalidated` in the current command buffer prior to this drawing command for each discard rectangle in `VkPipelineDiscardRectangleStateCreateInfoEXT::discardRectangleCount`

- VUID-vkCmdDrawMultiEXT-rasterizerDiscardEnable-09236

If the `VK_EXT_discard_rectangles` extension is enabled, a shader object is bound to any graphics stage or a graphics pipeline is bound which was created with `VK_DYNAMIC_STATE_DISCARD_RECTANGLE_EXT` dynamic state enabled and the `pNext` chain of `VkGraphicsPipelineCreateInfo` did not include a `VkPipelineDiscardRectangleStateCreateInfoEXT` structure, the current value of `rasterizerDiscardEnable` is `VK_FALSE`, and the current value of `discardRectangleEnable` is `VK_TRUE`, then `vkCmdSetDiscardRectangleEXT` **must** have been called and not subsequently `invalidated` in the current command buffer prior to this drawing command for each discard rectangle in `VkPhysicalDeviceDiscardRectanglePropertiesEXT::maxDiscardRectangles`

- VUID-vkCmdDrawMultiEXT-None-07880

If the `VK_EXT_discard_rectangles` extension is enabled, a shader object is bound to any graphics stage or a graphics pipeline is bound which was created with the `VK_DYNAMIC_STATE_DISCARD_RECTANGLE_ENABLE_EXT` dynamic state enabled, the current value of `rasterizerDiscardEnable` is `VK_FALSE`, then `vkCmdSetDiscardRectangleEnableEXT` **must** have been called and not subsequently `invalidated` in the current command buffer prior to this drawing command

- VUID-vkCmdDrawMultiEXT-None-07881

If the `VK_EXT_discard_rectangles` extension is enabled, a shader object is bound to any graphics stage or a graphics pipeline is bound which was created with the

`VK_DYNAMIC_STATE_DISCARD_RECTANGLE_MODE_EXT` dynamic state enabled, the current value of `rasterizerDiscardEnable` is `VK_FALSE`, and the current value of `discardRectangleEnable` is `VK_TRUE`, then `vkCmdSetDiscardRectangleModeEXT` **must** have been called and not subsequently `invalidated` in the current command buffer prior to this drawing command

- VUID-vkCmdDrawMultiEXT-dynamicRenderingUnusedAttachments-08913

If the current render pass instance was begun with `vkCmdBeginRendering`, the `dynamicRenderingUnusedAttachments` feature is not enabled, and `VkRenderingInfo::pDepthAttachment->imageView` was `VK_NULL_HANDLE`, the value of `VkPipelineRenderingCreateInfo::depthAttachmentFormat` used to create the bound graphics pipeline **must** be equal to `VK_FORMAT_UNDEFINED`

- VUID-vkCmdDrawMultiEXT-dynamicRenderingUnusedAttachments-08914

If current render pass instance was begun with `vkCmdBeginRendering`, the `dynamicRenderingUnusedAttachments` feature is not enabled, and `VkRenderingInfo::pDepthAttachment->imageView` was not `VK_NULL_HANDLE`, the value of `VkPipelineRenderingCreateInfo::depthAttachmentFormat` used to create the bound graphics pipeline **must** be equal to the `VkFormat` used to create `VkRenderingInfo::pDepthAttachment->imageView`

- VUID-vkCmdDrawMultiEXT-dynamicRenderingUnusedAttachments-08915

If the current render pass instance was begun with `vkCmdBeginRendering`, the `dynamicRenderingUnusedAttachments` feature is enabled, `VkRenderingInfo::pDepthAttachment->imageView` was not `VK_NULL_HANDLE`, and the value of `VkPipelineRenderingCreateInfo::depthAttachmentFormat` used to create the bound graphics pipeline was not equal to the `VkFormat` used to create `VkRenderingInfo::pDepthAttachment->imageView`, the value of the format **must** be `VK_FORMAT_UNDEFINED`

- VUID-vkCmdDrawMultiEXT-dynamicRenderingUnusedAttachments-08916

If the current render pass instance was begun with `vkCmdBeginRendering`, the `dynamicRenderingUnusedAttachments` feature is not enabled, and `VkRenderingInfo::pStencilAttachment->imageView` was `VK_NULL_HANDLE`, the value of `VkPipelineRenderingCreateInfo::stencilAttachmentFormat` used to create the bound graphics pipeline **must** be equal to `VK_FORMAT_UNDEFINED`

- VUID-vkCmdDrawMultiEXT-dynamicRenderingUnusedAttachments-08917

If current render pass instance was begun with `vkCmdBeginRendering`, the `dynamicRenderingUnusedAttachments` feature is not enabled, and `VkRenderingInfo::pStencilAttachment->imageView` was not `VK_NULL_HANDLE`, the value of `VkPipelineRenderingCreateInfo::stencilAttachmentFormat` used to create the bound graphics pipeline **must** be equal to the `VkFormat` used to create `VkRenderingInfo::pStencilAttachment->imageView`

- VUID-vkCmdDrawMultiEXT-dynamicRenderingUnusedAttachments-08918

If the current render pass instance was begun with `vkCmdBeginRendering`, the `dynamicRenderingUnusedAttachments` feature is enabled, `VkRenderingInfo::pStencilAttachment->imageView` was not `VK_NULL_HANDLE`, and the value of `VkPipelineRenderingCreateInfo::stencilAttachmentFormat` used to create the bound graphics pipeline was not equal to the `VkFormat` used to create `VkRenderingInfo::pStencilAttachment->imageView`, the value of the format **must** be

VK_FORMAT_UNDEFINED

- VUID-vkCmdDrawMultiEXT-imageView-06183

If the current render pass instance was begun with `vkCmdBeginRendering` and `VkRenderingFragmentShadingRateAttachmentInfoKHR::imageView` was not `VK_NULL_HANDLE`, the bound graphics pipeline **must** have been created with `VK_PIPELINE_CREATE_RENDERING_FRAGMENT_SHADING_RATE_ATTACHMENT_BIT_KHR`

- VUID-vkCmdDrawMultiEXT-dynamicRenderingLocalRead-11797

If the current render pass instance was begun with `vkCmdBeginRendering`, the `dynamicRenderingLocalRead` feature is enabled, the `VK_RENDERING_LOCAL_READ_CONCURRENT_ACCESS_CONTROL_BIT_KHR` flag is specified, and an attachment is being used as a feedback loop as specified by `VK_RENDERING_ATTACHMENT_INPUT_ATTACHMENT_FEEDBACK_BIT_KHR`, `VkRenderingAttachmentFlagsInfoKHR::flags` for that attachment **must** include `VK_RENDERING_ATTACHMENT_INPUT_ATTACHMENT_FEEDBACK_BIT_KHR`

- VUID-vkCmdDrawMultiEXT-imageView-06184

If the current render pass instance was begun with `vkCmdBeginRendering` and `VkRenderingFragmentDensityMapAttachmentInfoEXT::imageView` was not `VK_NULL_HANDLE`, the bound graphics pipeline **must** have been created with `VK_PIPELINE_CREATE_RENDERING_FRAGMENT_DENSITY_MAP_ATTACHMENT_BIT_EXT`

- VUID-vkCmdDrawMultiEXT-layers-10831

If the current render pass instance was created with `VK_RENDERING_PER_LAYER_FRAGMENT_DENSITY_BIT_VALVE` or `VK_RENDER_PASS_CREATE_PER_LAYER_FRAGMENT_DENSITY_BIT_VALVE`, and the bound graphics pipeline was created with `VK_PIPELINE_CREATE_2_PER_LAYER_FRAGMENT_DENSITY_BIT_VALVE`, then the current render pass instance **must** have a `layers` value less than or equal to `VkPipelineFragmentDensityMapLayeredCreateInfoVALVE::maxFragmentDensityMapLayers`

- VUID-vkCmdDrawMultiEXT-colorAttachmentCount-06185

If the bound pipeline was created with a `VkAttachmentSampleCountInfoAMD` or `VkAttachmentSampleCountInfoNV` structure, and the current render pass instance was begun with `vkCmdBeginRendering` with a `VkRenderingInfo::colorAttachmentCount` parameter greater than 0, then each element of the `VkRenderingInfo::pColorAttachments` array with a `imageView` not equal to `VK_NULL_HANDLE` **must** have been created with a sample count equal to the corresponding element of the `pColorAttachmentSamples` member of `VkAttachmentSampleCountInfoAMD` or `VkAttachmentSampleCountInfoNV` used to create the bound graphics pipeline

- VUID-vkCmdDrawMultiEXT-pDepthAttachment-06186

If the current render pass instance was begun with `vkCmdBeginRendering`, the bound pipeline was created with a `VkAttachmentSampleCountInfoAMD` or `VkAttachmentSampleCountInfoNV` structure, and `VkRenderingInfo::pDepthAttachment->imageView` was not `VK_NULL_HANDLE`, the value of the `depthStencilAttachmentSamples` member of `VkAttachmentSampleCountInfoAMD` or `VkAttachmentSampleCountInfoNV` used to create the bound graphics pipeline **must** be equal to the sample count used to create `VkRenderingInfo::pDepthAttachment->imageView`

- VUID-vkCmdDrawMultiEXT-pStencilAttachment-06187
If the current render pass instance was begun with `vkCmdBeginRendering`, the bound pipeline was created with a `VkAttachmentSampleCountInfoAMD` or `VkAttachmentSampleCountInfoNV` structure, and `VkRenderingInfo::pStencilAttachment->imageView` was not `VK_NULL_HANDLE`, the value of the `depthStencilAttachmentSamples` member of `VkAttachmentSampleCountInfoAMD` or `VkAttachmentSampleCountInfoNV` used to create the bound graphics pipeline **must** be equal to the sample count used to create `VkRenderingInfo::pStencilAttachment->imageView`
- VUID-vkCmdDrawMultiEXT-multisampledRenderToSingleSampled-07285
If the bound pipeline was created without a `VkAttachmentSampleCountInfoAMD` or `VkAttachmentSampleCountInfoNV` structure, and the `multisampledRenderToSingleSampled` feature is not enabled, and `vkCmdBeginCustomResolveEXT` has not yet been recorded in the render pass instance, and the current render pass instance was begun with `vkCmdBeginRendering` with a `VkRenderingInfo::colorAttachmentCount` parameter greater than 0, then each element of the `VkRenderingInfo::pColorAttachments` array with a `imageView` not equal to `VK_NULL_HANDLE` **must** have been created with a sample count equal to the value of `rasterizationSamples` for the bound graphics pipeline
- VUID-vkCmdDrawMultiEXT-multisampledRenderToSingleSampled-07286
If the bound pipeline was created without a `VkAttachmentSampleCountInfoAMD` or `VkAttachmentSampleCountInfoNV` structure, and the `multisampledRenderToSingleSampled` feature is not enabled, and `vkCmdBeginCustomResolveEXT` has not yet been recorded in the render pass instance, and `VkRenderingInfo::pDepthAttachment->imageView` was not `VK_NULL_HANDLE`, the value of `rasterizationSamples` for the bound graphics pipeline **must** be equal to the sample count used to create `VkRenderingInfo::pDepthAttachment->imageView`
- VUID-vkCmdDrawMultiEXT-multisampledRenderToSingleSampled-07287
If the bound pipeline was created without a `VkAttachmentSampleCountInfoAMD` or `VkAttachmentSampleCountInfoNV` structure, and the `multisampledRenderToSingleSampled` feature is not enabled, and `vkCmdBeginCustomResolveEXT` has not yet been recorded in the render pass instance, and `VkRenderingInfo::pStencilAttachment->imageView` was not `VK_NULL_HANDLE`, the value of `rasterizationSamples` for the bound graphics pipeline **must** be equal to the sample count used to create `VkRenderingInfo::pStencilAttachment->imageView`
- VUID-vkCmdDrawMultiEXT-pNext-07935
If this command is called inside a render pass instance started with `vkCmdBeginRendering`, and the `pNext` chain of `VkRenderingInfo` includes a `VkMultisampledRenderToSingleSampledInfoEXT` structure with `multisampledRenderToSingleSampledEnable` equal to `VK_TRUE`, then the value of `rasterizationSamples` for the bound graphics pipeline **must** be equal to `VkMultisampledRenderToSingleSampledInfoEXT::rasterizationSamples`
- VUID-vkCmdDrawMultiEXT-renderPass-06198
If the current render pass instance was begun with `vkCmdBeginRendering`, the bound pipeline **must** have been created with a `VkGraphicsPipelineCreateInfo::renderPass` equal to `VK_NULL_HANDLE`
- VUID-vkCmdDrawMultiEXT-pColorAttachments-08963

If the current render pass instance was begun with `vkCmdBeginRendering`, `vkCmdBeginCustomResolveEXT` has not yet been recorded in the render pass instance, there is a graphics pipeline bound with a fragment shader that statically writes to a color attachment, the color write mask is not zero, color writes are enabled, and the corresponding element of the `VkRenderingInfo::pColorAttachments->imageView` was not `VK_NULL_HANDLE`, then the corresponding element of `VkPipelineRenderingCreateInfo::pColorAttachmentFormats` used to create the pipeline **must** not be `VK_FORMAT_UNDEFINED`

- VUID-vkCmdDrawMultiEXT-pColorAttachments-11539

If the current render pass instance was begun with `vkCmdBeginRendering`, `vkCmdBeginCustomResolveEXT` has been recorded in the render pass instance, there is a graphics pipeline bound with a fragment shader that statically writes to a color attachment, the color write mask is not zero, color writes are enabled, and the corresponding element of the `VkRenderingInfo::pColorAttachments->resolveImageView` was not `VK_NULL_HANDLE`, then the corresponding element of `VkCustomResolveCreateInfoEXT::pColorAttachmentFormats` used to create the pipeline **must** not be `VK_FORMAT_UNDEFINED`

- VUID-vkCmdDrawMultiEXT-pDepthAttachment-08964

If the current render pass instance was begun with `vkCmdBeginRendering`, `vkCmdBeginCustomResolveEXT` has not yet been recorded in the render pass instance, there is a graphics pipeline bound, depth test is enabled, and the `VkRenderingInfo::pDepthAttachment->imageView` was not `VK_NULL_HANDLE`, then the `VkPipelineRenderingCreateInfo::depthAttachmentFormat` used to create the pipeline **must** not be `VK_FORMAT_UNDEFINED`

- VUID-vkCmdDrawMultiEXT-pDepthAttachment-11540

If the current render pass instance was begun with `vkCmdBeginRendering`, `vkCmdBeginCustomResolveEXT` has been recorded in the render pass instance, there is a graphics pipeline bound, depth test is enabled, and the `VkRenderingInfo::pDepthAttachment->resolveImageView` was not `VK_NULL_HANDLE`, then the `VkCustomResolveCreateInfoEXT::depthAttachmentFormat` used to create the pipeline **must** not be `VK_FORMAT_UNDEFINED`

- VUID-vkCmdDrawMultiEXT-pStencilAttachment-08965

If the current render pass instance was begun with `vkCmdBeginRendering`, `vkCmdBeginCustomResolveEXT` has not yet been recorded in the render pass instance, there is a graphics pipeline bound, stencil test is enabled and the `VkRenderingInfo::pStencilAttachment->imageView` was not `VK_NULL_HANDLE`, then the `VkPipelineRenderingCreateInfo::stencilAttachmentFormat` used to create the pipeline **must** not be `VK_FORMAT_UNDEFINED`

- VUID-vkCmdDrawMultiEXT-pStencilAttachment-11860

If the current render pass instance was begun with `vkCmdBeginRendering`, `vkCmdBeginCustomResolveEXT` has been recorded in the render pass instance, there is a graphics pipeline bound, stencil test is enabled and the `VkRenderingInfo::pStencilAttachment->resolveImageView` was not `VK_NULL_HANDLE`, then the `VkCustomResolveCreateInfoEXT::stencilAttachmentFormat` used to create the pipeline **must** not be `VK_FORMAT_UNDEFINED`

- VUID-vkCmdDrawMultiEXT-flags-10582
If the current render pass instance was begun with a `vkCmdBeginRendering` call in `commandBuffer`, its `VkRenderingInfo::flags` parameter **must** not have `VK_RENDERING_CONTENTS_SECONDARY_COMMAND_BUFFERS_BIT` set unless `VK_RENDERING_CONTENTS_INLINE_BIT_KHR` is also set
- VUID-vkCmdDrawMultiEXT-primitivesGeneratedQueryWithRasterizerDiscard-06708
If the `primitivesGeneratedQueryWithRasterizerDiscard` feature is not enabled and the `VK_QUERY_TYPE_PRIMITIVES_GENERATED_EXT` query is active, `rasterization discard` **must** not be enabled
- VUID-vkCmdDrawMultiEXT-primitivesGeneratedQueryWithNonZeroStreams-06709
If the `primitivesGeneratedQueryWithNonZeroStreams` feature is not enabled and the `VK_QUERY_TYPE_PRIMITIVES_GENERATED_EXT` query is active, the bound graphics pipeline **must** not have been created with a non-zero value in `VkPipelineRasterizationStateStreamCreateInfoEXT::rasterizationStream`
- VUID-vkCmdDrawMultiEXT-None-07620
If the `depthClamp` feature is enabled, a shader object is bound to any graphics stage or a graphics pipeline is bound which was created with the `VK_DYNAMIC_STATE_DEPTH_CLAMP_ENABLE_EXT` dynamic state enabled, and the current value of `rasterizerDiscardEnable` is `VK_FALSE`, then `vkCmdSetDepthClampEnableEXT` **must** have been called and not subsequently `invalidated` in the current command buffer prior to this drawing command
- VUID-vkCmdDrawMultiEXT-None-07621
If a shader object is bound to any graphics stage or a graphics pipeline is bound which was created with the `VK_DYNAMIC_STATE_POLYGON_MODE_EXT` dynamic state enabled, and the current value of `rasterizerDiscardEnable` is `VK_FALSE`, then `vkCmdSetPolygonModeEXT` **must** have been called and not subsequently `invalidated` in the current command buffer prior to this drawing command
- VUID-vkCmdDrawMultiEXT-None-07622
If a shader object is bound to any graphics stage or a graphics pipeline is bound which was created with the `VK_DYNAMIC_STATE_RASTERIZATION_SAMPLES_EXT` dynamic state enabled, and the current value of `rasterizerDiscardEnable` is `VK_FALSE`, then `vkCmdSetRasterizationSamplesEXT` **must** have been called and not subsequently `invalidated` in the current command buffer prior to this drawing command
- VUID-vkCmdDrawMultiEXT-None-07623
If a shader object is bound to any graphics stage or a graphics pipeline is bound which was created with the `VK_DYNAMIC_STATE_SAMPLE_MASK_EXT` dynamic state enabled, and the current value of `rasterizerDiscardEnable` is `VK_FALSE`, then `vkCmdSetSampleMaskEXT` **must** have been called and not subsequently `invalidated` in the current command buffer prior to this drawing command
- VUID-vkCmdDrawMultiEXT-alphaToCoverageEnable-08919
If the bound graphics pipeline state was created with the `VK_DYNAMIC_STATE_ALPHA_TO_COVERAGE_ENABLE_EXT` dynamic state enabled, and `alphaToCoverageEnable` was `VK_TRUE` in the last call to `vkCmdSetAlphaToCoverageEnableEXT`, then the `Fragment Output Interface` **must** contain a variable for the alpha `Component` word in `Location 0` at `Index 0`

- VUID-vkCmdDrawMultiEXT-alphaToCoverageEnable-08920

If a shader object is bound to any graphics stage, and the most recent call to `vkCmdSetAlphaToCoverageEnableEXT` in the current command buffer set `alphaToCoverageEnable` to `VK_TRUE`, then the `Fragment Output Interface` **must** contain a variable for the alpha `Component` word in `Location 0` at `Index 0`

- VUID-vkCmdDrawMultiEXT-None-07624

If a shader object is bound to any graphics stage or a graphics pipeline is bound which was created with the `VK_DYNAMIC_STATE_ALPHA_TO_COVERAGE_ENABLE_EXT` dynamic state enabled, and the `current value` of `rasterizerDiscardEnable` is `VK_FALSE`, then `vkCmdSetAlphaToCoverageEnableEXT` **must** have been called and not subsequently `invalidated` in the current command buffer prior to this drawing command

- VUID-vkCmdDrawMultiEXT-None-07625

If the `alphaToOne` feature is enabled, a shader object is bound to any graphics stage or a graphics pipeline is bound which was created with the `VK_DYNAMIC_STATE_ALPHA_TO_ONE_ENABLE_EXT` dynamic state enabled, and the `current value` of `rasterizerDiscardEnable` is `VK_FALSE`, then `vkCmdSetAlphaToOneEnableEXT` **must** have been called and not subsequently `invalidated` in the current command buffer prior to this drawing command

- VUID-vkCmdDrawMultiEXT-None-07626

If the `logicOp` feature is enabled, a shader object is bound to the `VK_SHADER_STAGE_FRAGMENT_BIT` stage or a graphics pipeline is bound which was created with the `VK_DYNAMIC_STATE_LOGIC_OP_ENABLE_EXT` dynamic state enabled, and the `current value` of `rasterizerDiscardEnable` is `VK_FALSE`, then `vkCmdSetLogicOpEnableEXT` **must** have been called and not subsequently `invalidated` in the current command buffer prior to this drawing command

- VUID-vkCmdDrawMultiEXT-None-07627

If a shader object is bound to the `VK_SHADER_STAGE_FRAGMENT_BIT` stage or a graphics pipeline is bound which was created with `VK_DYNAMIC_STATE_COLOR_BLEND_ENABLE_EXT` dynamic state enabled, the `current value` of `rasterizerDiscardEnable` is `VK_FALSE`, and there are color attachments bound, then `vkCmdSetColorBlendEnableEXT` **must** have been called and not subsequently `invalidated` in the current command buffer prior to this drawing command

- VUID-vkCmdDrawMultiEXT-None-07629

If a shader object is bound to the `VK_SHADER_STAGE_FRAGMENT_BIT` stage or a graphics pipeline is bound which was created with `VK_DYNAMIC_STATE_COLOR_WRITE_MASK_EXT` dynamic state enabled, the `current value` of `rasterizerDiscardEnable` is `VK_FALSE`, and there are color attachments bound, then `vkCmdSetColorWriteMaskEXT` **must** have been called and not subsequently `invalidated` in the current command buffer prior to this drawing command

- VUID-vkCmdDrawMultiEXT-None-07630

If the `geometryStreams` feature is enabled, and a shader object is bound to the `VK_SHADER_STAGE_GEOMETRY_BIT` stage or a graphics pipeline is bound which was created with both a `VK_SHADER_STAGE_GEOMETRY_BIT` stage and the `VK_DYNAMIC_STATE_RASTERIZATION_STREAM_EXT` dynamic state enabled, then `vkCmdSetRasterizationStreamEXT` **must** have been called and not subsequently

invalidated in the current command buffer prior to this drawing command

- VUID-vkCmdDrawMultiEXT-None-07631

If the `VK_EXT_conservative_rasterization` extension is enabled, a shader object is bound to any graphics stage or a graphics pipeline is bound which was created with the `VK_DYNAMIC_STATE_CONSERVATIVE_RASTERIZATION_MODE_EXT` dynamic state enabled, and the current value of `rasterizerDiscardEnable` is `VK_FALSE`, then `vkCmdSetConservativeRasterizationModeEXT` **must** have been called and not subsequently invalidated in the current command buffer prior to this drawing command

- VUID-vkCmdDrawMultiEXT-None-07632

If the `VK_EXT_conservative_rasterization` extension is enabled, a shader object is bound to any graphics stage or a graphics pipeline is bound which was created with the `VK_DYNAMIC_STATE_EXTRA_PRIMITIVE_OVERESTIMATION_SIZE_EXT` dynamic state enabled, the current value of `rasterizerDiscardEnable` is `VK_FALSE`, and the current value of `conservativeRasterizationMode` is `VK_CONSERVATIVE_RASTERIZATION_MODE_OVERESTIMATE_EXT`, then `vkCmdSetExtraPrimitiveOverestimationSizeEXT` **must** have been called and not subsequently invalidated in the current command buffer prior to this drawing command

- VUID-vkCmdDrawMultiEXT-conservativePointAndLineRasterization-07499

If the `VK_EXT_conservative_rasterization` extension is enabled, `conservativePointAndLineRasterization` is not supported, a shader object is bound to any graphics stage or a graphics pipeline is bound, the current value of `rasterizerDiscardEnable` is `VK_FALSE`, and the effective rasterization input topology is in line or point topology class, then the current value of `conservativeRasterizationMode` **must** be `VK_CONSERVATIVE_RASTERIZATION_MODE_DISABLED_EXT`

- VUID-vkCmdDrawMultiEXT-None-07633

If the `depthClipEnable` feature is enabled, and a shader object is bound to any graphics stage or a graphics pipeline is bound which was created with the `VK_DYNAMIC_STATE_DEPTH_CLIP_ENABLE_EXT` dynamic state, then `vkCmdSetDepthClipEnableEXT` **must** have been called and not subsequently invalidated in the current command buffer prior to this drawing command

- VUID-vkCmdDrawMultiEXT-None-07636

If the `VK_EXT_provoking_vertex` extension is enabled, a shader object is bound to the `VK_SHADER_STAGE_VERTEX_BIT` stage or a graphics pipeline is bound which was created with the `VK_DYNAMIC_STATE_PROVOKING_VERTEX_MODE_EXT` dynamic state enabled, and the current value of `rasterizerDiscardEnable` is `VK_FALSE`, then `vkCmdSetProvokingVertexModeEXT` **must** have been called and not subsequently invalidated in the current command buffer prior to this drawing command

- VUID-vkCmdDrawMultiEXT-None-08666

If any of the `stippledRectangularLines`, `stippledBresenhamLines` or `stippledSmoothLines` features are enabled, and a shader object is bound to any graphics stage or a graphics pipeline is bound which was created with the `VK_DYNAMIC_STATE_LINE_RASTERIZATION_MODE_EXT` dynamic state enabled, and the current value of `rasterizerDiscardEnable` is `VK_FALSE`, and the effective rasterization input topology is in line topology class, then `vkCmdSetLineRasterizationModeEXT` **must** have been called and not subsequently invalidated in the current command buffer prior

to this drawing command

- VUID-vkCmdDrawMultiEXT-None-08669

If any of the `stippledRectangularLines`, `stippledBresenhamLines` or `stippledSmoothLines` features are enabled, and a shader object is bound to any graphics stage or a graphics pipeline is bound which was created with the `VK_DYNAMIC_STATE_LINE_STIPPLE_ENABLE_EXT` dynamic state enabled, the `current value` of `rasterizerDiscardEnable` is `VK_FALSE`, and the `effective rasterization input topology` is in line topology class, then `vkCmdSetLineStippleEnableEXT` **must** have been called and not subsequently `invalidated` in the current command buffer prior to this drawing command

- VUID-vkCmdDrawMultiEXT-None-07849

If any of the `stippledRectangularLines`, `stippledBresenhamLines` or `stippledSmoothLines` features are enabled and a shader object is bound to any graphics stage, or a bound graphics pipeline state was created with the `VK_DYNAMIC_STATE_LINE_STIPPLE` dynamic state enabled, the `current value` of `rasterizerDiscardEnable` is `VK_FALSE`, and the `current value` of `stippledLineEnable` is `VK_TRUE`, then `vkCmdSetLineStipple` **must** have been called and not subsequently `invalidated` in the current command buffer prior to this drawing command

- VUID-vkCmdDrawMultiEXT-None-10608

If a shader object is bound to any graphics stage or a graphics pipeline is bound which was created with the `VK_DYNAMIC_STATE_LINE_RASTERIZATION_MODE_EXT` dynamic state enabled, the `effective rasterization input topology` is in line topology class, and the current `lineRasterizationMode` is `VK_LINE_RASTERIZATION_MODE_BRESENHAM` or `VK_LINE_RASTERIZATION_MODE_RECTANGULAR_SMOOTH`, then the current `alphaToCoverageEnable`, `alphaToOneEnable` and `sampleShadingEnable` states **must** all be `VK_FALSE`

- VUID-vkCmdDrawMultiEXT-None-07639

If the `depthClipControl` feature is enabled, and a shader object is bound to any graphics stage or a graphics pipeline is bound which was created with the `VK_DYNAMIC_STATE_DEPTH_CLIP_NEGATIVE_ONE_TO_ONE_EXT` dynamic state enabled, then `vkCmdSetDepthClipNegativeOneToOneEXT` **must** have been called and not subsequently `invalidated` in the current command buffer prior to this drawing command

- VUID-vkCmdDrawMultiEXT-None-09650

If the `depthClampControl` feature is enabled, and a shader object is bound to any graphics stage or a graphics pipeline is bound which was created with the `VK_DYNAMIC_STATE_DEPTH_CLAMP_RANGE_EXT` dynamic state enabled, and the `current value` of `depthClampEnable` is `VK_TRUE`, then `vkCmdSetDepthClampRangeEXT` **must** have been called and not subsequently `invalidated` in the current command buffer prior to this drawing command

- VUID-vkCmdDrawMultiEXT-None-07640

If the `VK_NV_clip_space_w_scaling` extension is enabled, and a shader object is bound to any graphics stage or a graphics pipeline is bound which was created with the `VK_DYNAMIC_STATE_VIEWPORT_W_SCALING_ENABLE_NV` dynamic state enabled, then `vkCmdSetViewportWScalingEnableNV` **must** have been called and not subsequently `invalidated` in the current command buffer prior to this drawing command

- VUID-vkCmdDrawMultiEXT-None-07641

If the `VK_NV_viewport_swizzle` extension is enabled, and a shader object is bound to any graphics stage or a graphics pipeline is bound which was created with the `VK_DYNAMIC_STATE_VIEWPORT_SWIZZLE_NV` dynamic state enabled, then `vkCmdSetViewportSwizzleNV` **must** have been called and not subsequently `invalidated` in the current command buffer prior to this drawing command

- VUID-vkCmdDrawMultiEXT-None-07642

If the `VK_NV_fragment_coverage_to_color` extension is enabled, a shader object is bound to any graphics stage or a graphics pipeline is bound which was created with the `VK_DYNAMIC_STATE_COVERAGE_TO_COLOR_ENABLE_NV` dynamic state enabled, and the current value of `rasterizerDiscardEnable` is `VK_FALSE`, then `vkCmdSetCoverageToColorEnableNV` **must** have been called and not subsequently `invalidated` in the current command buffer prior to this drawing command

- VUID-vkCmdDrawMultiEXT-None-07643

If the `VK_NV_fragment_coverage_to_color` extension is enabled, a shader object is bound to any graphics stage or a graphics pipeline is bound which was created with the `VK_DYNAMIC_STATE_COVERAGE_TO_COLOR_LOCATION_NV` dynamic state enabled, the current value of `rasterizerDiscardEnable` is `VK_FALSE`, and the current value of `coverageToColorEnable` is `VK_TRUE`, then `vkCmdSetCoverageToColorLocationNV` **must** have been called and not subsequently `invalidated` in the current command buffer prior to this drawing command

- VUID-vkCmdDrawMultiEXT-None-07644

If the `VK_NV_framebuffer_mixed_samples` extension is enabled, a shader object is bound to any graphics stage or a graphics pipeline is bound which was created with the `VK_DYNAMIC_STATE_COVERAGE_MODULATION_MODE_NV` dynamic state enabled, and the current value of `rasterizerDiscardEnable` is `VK_FALSE`, then `vkCmdSetCoverageModulationModeNV` **must** have been called and not subsequently `invalidated` in the current command buffer prior to this drawing command

- VUID-vkCmdDrawMultiEXT-None-07645

If the `VK_NV_framebuffer_mixed_samples` extension is enabled, a shader object is bound to any graphics stage or a graphics pipeline is bound which was created with the `VK_DYNAMIC_STATE_COVERAGE_MODULATION_TABLE_ENABLE_NV` dynamic state enabled, the current value of `rasterizerDiscardEnable` is `VK_FALSE`, and the current value of `coverageModulationMode` is any value other than `VK_COVERAGE_MODULATION_MODE_NONE_NV`, then `vkCmdSetCoverageModulationTableEnableNV` **must** have been called and not subsequently `invalidated` in the current command buffer prior to this drawing command

- VUID-vkCmdDrawMultiEXT-None-07646

If the `VK_NV_framebuffer_mixed_samples` extension is enabled, a shader object is bound to any graphics stage or a graphics pipeline is bound which was created with the `VK_DYNAMIC_STATE_COVERAGE_MODULATION_TABLE_NV` dynamic state enabled, the current value of `rasterizerDiscardEnable` is `VK_FALSE`, and the current value of `coverageModulationTableEnable` is `VK_TRUE`, then `vkCmdSetCoverageModulationTableNV` **must** have been called and not subsequently `invalidated` in the current command buffer prior to this drawing command

- VUID-vkCmdDrawMultiEXT-None-07647

If the `shadingRateImage` feature is enabled, a shader object is bound to any graphics stage or a graphics pipeline is bound which was created with the `VK_DYNAMIC_STATE_SHADING_RATE_IMAGE_ENABLE_NV` dynamic state enabled, and the current value of `rasterizerDiscardEnable` is `VK_FALSE`, then `vkCmdSetShadingRateImageEnableNV` **must** have been called and not subsequently `invalidated` in the current command buffer prior to this drawing command

- VUID-vkCmdDrawMultiEXT-pipelineFragmentShadingRate-09238

If the `pipelineFragmentShadingRate` feature is enabled, a shader object is bound to any graphics stage or a graphics pipeline is bound which was created with the `VK_DYNAMIC_STATE_FRAGMENT_SHADING_RATE_KHR` dynamic state enabled, and the current value of `rasterizerDiscardEnable` is `VK_FALSE`, then `vkCmdSetFragmentShadingRateKHR` **must** have been called and not subsequently `invalidated` in the current command buffer prior to this drawing command

- VUID-vkCmdDrawMultiEXT-None-07648

If the `representativeFragmentTest` feature is enabled, a shader object is bound to any graphics stage or a graphics pipeline is bound which was created with the `VK_DYNAMIC_STATE_REPRESENTATIVE_FRAGMENT_TEST_ENABLE_NV` dynamic state enabled, and the current value of `rasterizerDiscardEnable` is `VK_FALSE`, then `vkCmdSetRepresentativeFragmentTestEnableNV` **must** have been called and not subsequently `invalidated` in the current command buffer prior to this drawing command

- VUID-vkCmdDrawMultiEXT-None-07649

If the `coverageReductionMode` feature is enabled, a shader object is bound to any graphics stage or a graphics pipeline is bound which was created with the `VK_DYNAMIC_STATE_COVERAGE_REDUCTION_MODE_NV` dynamic state enabled, and the current value of `rasterizerDiscardEnable` is `VK_FALSE`, then `vkCmdSetCoverageReductionModeNV` **must** have been called and not subsequently `invalidated` in the current command buffer prior to this drawing command

- VUID-vkCmdDrawMultiEXT-rasterizationSamples-07471

If the bound graphics pipeline state was created with the `VK_DYNAMIC_STATE_RASTERIZATION_SAMPLES_EXT` state enabled, and the current subpass does not use any color and/or depth/stencil attachments, then the `rasterizationSamples` in the last call to `vkCmdSetRasterizationSamplesEXT` **must** follow the rules for a `zero-attachment subpass`

- VUID-vkCmdDrawMultiEXT-samples-07472

If the bound graphics pipeline state was created with the `VK_DYNAMIC_STATE_SAMPLE_MASK_EXT` state enabled and the `VK_DYNAMIC_STATE_RASTERIZATION_SAMPLES_EXT` state disabled, then the `samples` parameter in the last call to `vkCmdSetSampleMaskEXT` **must** be greater or equal to the `VkPipelineMultisampleStateCreateInfo::rasterizationSamples` parameter used to create the bound graphics pipeline

- VUID-vkCmdDrawMultiEXT-samples-07473

If the bound graphics pipeline state was created with the `VK_DYNAMIC_STATE_SAMPLE_MASK_EXT` state and `VK_DYNAMIC_STATE_RASTERIZATION_SAMPLES_EXT` states enabled, then the `samples`

parameter in the last call to [vkCmdSetSampleMaskEXT](#) **must** be greater or equal to the [rasterizationSamples](#) parameter in the last call to [vkCmdSetRasterizationSamplesEXT](#)

- VUID-vkCmdDrawMultiEXT-None-09211

If the bound graphics pipeline state was created with the [VK_DYNAMIC_STATE_RASTERIZATION_SAMPLES_EXT](#) state enabled, or a shader object is bound to any graphics stage, and the current render pass instance includes a [VkMultisampledRenderToSingleSampledInfoEXT](#) structure with [multisampledRenderToSingleSampledEnable](#) equal to [VK_TRUE](#), then the [rasterizationSamples](#) in the last call to [vkCmdSetRasterizationSamplesEXT](#) **must** be the same as the [rasterizationSamples](#) member of that structure

- VUID-vkCmdDrawMultiEXT-firstAttachment-07476

If a shader object is bound to the [VK_SHADER_STAGE_FRAGMENT_BIT](#) stage or a graphics pipeline is bound was created with the [VK_DYNAMIC_STATE_COLOR_BLEND_ENABLE_EXT](#) dynamic states enabled, and the current value of [rasterizerDiscardEnable](#) is [VK_FALSE](#), then the last call to [vkCmdSetColorBlendEnableEXT](#) in the current command buffer prior to this drawing command **must** have set a value for all active color attachments

- VUID-vkCmdDrawMultiEXT-firstAttachment-07478

If a shader object is bound to the [VK_SHADER_STAGE_FRAGMENT_BIT](#) stage or a graphics pipeline is bound was created with the [VK_DYNAMIC_STATE_COLOR_WRITE_MASK_EXT](#) dynamic states enabled, and the current value of [rasterizerDiscardEnable](#) is [VK_FALSE](#), then the last call to [vkCmdSetColorWriteMaskEXT](#) in the current command buffer prior to this drawing command **must** have set a value for all active color attachments

- VUID-vkCmdDrawMultiEXT-advancedBlendMaxColorAttachments-07480

If a shader object is bound to the [VK_SHADER_STAGE_FRAGMENT_BIT](#) stage or a graphics pipeline is bound was created with the [VK_DYNAMIC_STATE_COLOR_BLEND_ADVANCED_EXT](#) and [VK_DYNAMIC_STATE_COLOR_BLEND_ENABLE_EXT](#) dynamic states enabled, the current value of [rasterizerDiscardEnable](#) is [VK_FALSE](#), and an active color attachment current value of [blendEnable](#) is [VK_TRUE](#), then the number of active color attachments **must** not exceed [advancedBlendMaxColorAttachments](#)

- VUID-vkCmdDrawMultiEXT-None-10862

If a graphics pipeline is bound was created with [VK_DYNAMIC_STATE_COLOR_BLEND_EQUATION_EXT](#), but not the [VK_DYNAMIC_STATE_COLOR_BLEND_ADVANCED_EXT](#) dynamic state enabled, and the current value of [rasterizerDiscardEnable](#) is [VK_FALSE](#), then [vkCmdSetColorBlendEquationEXT](#) **must** have been called and not subsequently [invalidated](#) in the current command buffer prior to this drawing command for all active color attachments with the [blendEnable](#) current value of [VK_TRUE](#)

- VUID-vkCmdDrawMultiEXT-rasterizerDiscardEnable-10863

If a graphics pipeline is bound was created with [VK_DYNAMIC_STATE_COLOR_BLEND_ADVANCED_EXT](#), but not the [VK_DYNAMIC_STATE_COLOR_BLEND_EQUATION_EXT](#) dynamic state enabled, and the current value of [rasterizerDiscardEnable](#) is [VK_FALSE](#), then [vkCmdSetColorBlendAdvancedEXT](#) **must** have been called and not subsequently

`invalidated` in the current command buffer prior to this drawing command for all active color attachments with the `blendEnable` current value of `VK_TRUE`

- VUID-vkCmdDrawMultiEXT-None-10864

If a shader object is bound to the `VK_SHADER_STAGE_FRAGMENT_BIT` stage or a graphics pipeline is bound was created with `VK_DYNAMIC_STATE_COLOR_BLEND_ADVANCED_EXT` and `VK_DYNAMIC_STATE_COLOR_BLEND_EQUATION_EXT` dynamic state enabled, and the current value of `rasterizerDiscardEnable` is `VK_FALSE`, then either `vkCmdSetColorBlendAdvancedEXT` or `vkCmdSetColorBlendEquationEXT` **must** have been called and not subsequently `invalidated` in the current command buffer prior to this drawing command for all active color attachments with the `blendEnable` current value of `VK_TRUE`

- VUID-vkCmdDrawMultiEXT-primitivesGeneratedQueryWithNonZeroStreams-07481

If the `primitivesGeneratedQueryWithNonZeroStreams` feature is not enabled and the `VK_QUERY_TYPE_PRIMITIVES_GENERATED_EXT` query is active, and the bound graphics pipeline was created with `VK_DYNAMIC_STATE_RASTERIZATION_STREAM_EXT` state enabled, the last call to `vkCmdSetRasterizationStreamEXT` **must** have set the `rasterizationStream` to zero

- VUID-vkCmdDrawMultiEXT-sampleLocationsPerPixel-07482

If the bound graphics pipeline state was created with the `VK_DYNAMIC_STATE_SAMPLE_LOCATIONS_EXT` state enabled and the `VK_DYNAMIC_STATE_RASTERIZATION_SAMPLES_EXT` state disabled, and the current value of `sampleLocationsEnable` is `VK_TRUE`, then the `sampleLocationsPerPixel` member of `pSampleLocationsInfo` in the last call to `vkCmdSetSampleLocationsEXT` **must** equal the `rasterizationSamples` member of the `VkPipelineMultisampleStateCreateInfo` structure the bound graphics pipeline has been created with

- VUID-vkCmdDrawMultiEXT-sampleLocationsPerPixel-07483

If the bound graphics pipeline state was created with the `VK_DYNAMIC_STATE_SAMPLE_LOCATIONS_EXT` state enabled and the `VK_DYNAMIC_STATE_RASTERIZATION_SAMPLES_EXT` state enabled, and the current value of `sampleLocationsEnable` is `VK_TRUE`, then the `sampleLocationsPerPixel` member of `pSampleLocationsInfo` in the last call to `vkCmdSetSampleLocationsEXT` **must** equal the `rasterizationSamples` parameter of the last call to `vkCmdSetRasterizationSamplesEXT`

- VUID-vkCmdDrawMultiEXT-sampleLocationsEnable-07484

If a shader object is bound to the `VK_SHADER_STAGE_FRAGMENT_BIT` stage, or the bound graphics pipeline was created with the `VK_DYNAMIC_STATE_SAMPLE_LOCATIONS_ENABLE_EXT` state enabled, and `sampleLocationsEnable` was `VK_TRUE` in the last call to `vkCmdSetSampleLocationsEnableEXT` then the current active depth attachment **must** have been created with the `VK_IMAGE_CREATE_SAMPLE_LOCATIONS_COMPATIBLE_DEPTH_BIT_EXT` bit set

- VUID-vkCmdDrawMultiEXT-sampleLocationsEnable-07485

If a shader object is bound to the `VK_SHADER_STAGE_FRAGMENT_BIT` stage, or the bound graphics pipeline state was created with the `VK_DYNAMIC_STATE_SAMPLE_LOCATIONS_EXT` state enabled and the `VK_DYNAMIC_STATE_SAMPLE_LOCATIONS_ENABLE_EXT` state enabled, and if

`sampleLocationsEnable` was `VK_TRUE` in the last call to `vkCmdSetSampleLocationsEnableEXT`, then the `sampleLocationsInfo.maxSampleLocationGridSize.width` in the last call to `vkCmdSetSampleLocationsEXT` **must** evenly divide `VkMultisamplePropertiesEXT::maxSampleLocationGridSize.width` as returned by `vkGetPhysicalDeviceMultisamplePropertiesEXT` with a `samples` parameter equaling `rasterizationSamples`

- VUID-vkCmdDrawMultiEXT-sampleLocationsEnable-07486

If a shader object is bound to the `VK_SHADER_STAGE_FRAGMENT_BIT` stage, or the bound graphics pipeline state was created with the `VK_DYNAMIC_STATE_SAMPLE_LOCATIONS_EXT` state enabled and the `VK_DYNAMIC_STATE_SAMPLE_LOCATIONS_ENABLE_EXT` state enabled, and if `sampleLocationsEnable` was `VK_TRUE` in the last call to `vkCmdSetSampleLocationsEnableEXT`, then the `sampleLocationsInfo.maxSampleLocationGridSize.height` in the last call to `vkCmdSetSampleLocationsEXT` **must** evenly divide `VkMultisamplePropertiesEXT::maxSampleLocationGridSize.height` as returned by `vkGetPhysicalDeviceMultisamplePropertiesEXT` with a `samples` parameter equaling `rasterizationSamples`

- VUID-vkCmdDrawMultiEXT-sampleLocationsEnable-07487

If a shader object is bound to the `VK_SHADER_STAGE_FRAGMENT_BIT` stage, or the bound graphics pipeline state was created with the `VK_DYNAMIC_STATE_SAMPLE_LOCATIONS_ENABLE_EXT` state enabled, and if `sampleLocationsEnable` was `VK_TRUE` in the last call to `vkCmdSetSampleLocationsEnableEXT`, the fragment shader code **must** not statically use the extended instruction `InterpolateAtSample`

- VUID-vkCmdDrawMultiEXT-sampleLocationsEnable-07936

If the bound graphics pipeline state was created with the `VK_DYNAMIC_STATE_SAMPLE_LOCATIONS_EXT` state disabled and the `VK_DYNAMIC_STATE_RASTERIZATION_SAMPLES_EXT` state enabled, and the `current` value of `sampleLocationsEnable` is `VK_TRUE`, then `sampleLocationsInfo.sampleLocationGridSize.width` **must** evenly divide `VkMultisamplePropertiesEXT::maxSampleLocationGridSize.width` as returned by `vkGetPhysicalDeviceMultisamplePropertiesEXT` with a `samples` parameter equaling the value of `rasterizationSamples` in the last call to `vkCmdSetRasterizationSamplesEXT`

- VUID-vkCmdDrawMultiEXT-sampleLocationsEnable-07937

If the bound graphics pipeline state was created with the `VK_DYNAMIC_STATE_SAMPLE_LOCATIONS_EXT` state disabled and the `VK_DYNAMIC_STATE_RASTERIZATION_SAMPLES_EXT` state enabled, and the `current` value of `sampleLocationsEnable` is `VK_TRUE`, then `sampleLocationsInfo.sampleLocationGridSize.height` **must** evenly divide `VkMultisamplePropertiesEXT::maxSampleLocationGridSize.height` as returned by `vkGetPhysicalDeviceMultisamplePropertiesEXT` with a `samples` parameter equaling the value of `rasterizationSamples` in the last call to `vkCmdSetRasterizationSamplesEXT`

- VUID-vkCmdDrawMultiEXT-sampleLocationsEnable-07938

If the bound graphics pipeline state was created with the

VK_DYNAMIC_STATE_SAMPLE_LOCATIONS_EXT state disabled and the VK_DYNAMIC_STATE_RASTERIZATION_SAMPLES_EXT state enabled, and the current value of sampleLocationsEnable is VK_TRUE, then sampleLocationsInfo.sampleLocationsPerPixel **must** equal rasterizationSamples in the last call to vkCmdSetRasterizationSamplesEXT

- VUID-vkCmdDrawMultiEXT-coverageModulationTableEnable-07488

If a shader object is bound to any graphics stage or the bound graphics pipeline state was created with the VK_DYNAMIC_STATE_COVERAGE_MODULATION_TABLE_ENABLE_NV state enabled, and the last call to vkCmdSetCoverageModulationTableEnableNV set coverageModulationTableEnable to VK_TRUE, then the coverageModulationTableCount parameter in the last call to vkCmdSetCoverageModulationTableNV **must** equal the current rasterizationSamples divided by the number of color samples in the current active color attachment

- VUID-vkCmdDrawMultiEXT-rasterizationSamples-07489

If the VK_NV_framebuffer_mixed_samples extension is enabled, and if current subpass has a depth/stencil attachment and depth test, stencil test, or depth bounds test are enabled in the bound pipeline, then the current rasterizationSamples **must** be the same as the sample count of the depth/stencil attachment

- VUID-vkCmdDrawMultiEXT-coverageToColorEnable-07490

If the bound graphics pipeline state was created with the VK_DYNAMIC_STATE_COVERAGE_TO_COLOR_ENABLE_NV state enabled and the last call to vkCmdSetCoverageToColorEnableNV set the coverageToColorEnable to VK_TRUE, then there **must** be an active color attachment at the location selected by the last call to vkCmdSetCoverageToColorLocationNV coverageToColorLocation, with a VkFormat of VK_FORMAT_R8_UINT, VK_FORMAT_R8_SINT, VK_FORMAT_R16_UINT, VK_FORMAT_R16_SINT, VK_FORMAT_R32_UINT, or VK_FORMAT_R32_SINT

- VUID-vkCmdDrawMultiEXT-rasterizerDiscardEnable-09420

If the VK_NV_fragment_coverage_to_color extension is enabled, and a shader object is bound to the VK_SHADER_STAGE_FRAGMENT_BIT stage, and the most recent call to vkCmdSetRasterizerDiscardEnable in the current command buffer set rasterizerDiscardEnable to VK_FALSE, and the last call to vkCmdSetCoverageToColorEnableNV set the coverageToColorEnable to VK_TRUE, then there **must** be an active color attachment at the location selected by the last call to vkCmdSetCoverageToColorLocationNV coverageToColorLocation, with a VkFormat of VK_FORMAT_R8_UINT, VK_FORMAT_R8_SINT, VK_FORMAT_R16_UINT, VK_FORMAT_R16_SINT, VK_FORMAT_R32_UINT, or VK_FORMAT_R32_SINT

- VUID-vkCmdDrawMultiEXT-coverageReductionMode-07491

If the coverageReductionMode feature is enabled, a shader object is bound to any graphics stage or a graphics pipeline is bound which was created with the VK_DYNAMIC_STATE_COVERAGE_REDUCTION_MODE_NV or VK_DYNAMIC_STATE_RASTERIZATION_SAMPLES_EXT dynamic states enabled, then the current values of coverageReductionMode, rasterizationSamples, the sample counts for the color and depth/stencil attachments (if the subpass has them) **must** be a valid combination returned by vkGetPhysicalDeviceSupportedFramebufferMixedSamplesCombinationsNV

- VUID-vkCmdDrawMultiEXT-viewportCount-07492

If the bound graphics pipeline state was created with the `VK_DYNAMIC_STATE_VIEWPORT_WITH_COUNT` dynamic state enabled, but not the `VK_DYNAMIC_STATE_VIEWPORT_SWIZZLE_NV` dynamic state enabled, then the bound graphics pipeline **must** have been created with `VkPipelineViewportSwizzleStateCreateInfoNV::viewportCount` greater or equal to the `viewportCount` parameter in the last call to `vkCmdSetViewportWithCount`

- VUID-vkCmdDrawMultiEXT-viewportCount-07493

If the bound graphics pipeline state was created with the `VK_DYNAMIC_STATE_VIEWPORT_WITH_COUNT` and `VK_DYNAMIC_STATE_VIEWPORT_SWIZZLE_NV` dynamic states enabled then the `viewportCount` parameter in the last call to `vkCmdSetViewportSwizzleNV` **must** be greater than or equal to the `viewportCount` parameter in the last call to `vkCmdSetViewportWithCount`

- VUID-vkCmdDrawMultiEXT-viewportCount-09421

If the `VK_NV_viewport_swizzle` extension is enabled, and a shader object is bound to any graphics stage, then the `viewportCount` parameter in the last call to `vkCmdSetViewportSwizzleNV` **must** be greater than or equal to the `viewportCount` parameter in the last call to `vkCmdSetViewportWithCount`

- VUID-vkCmdDrawMultiEXT-rasterizationSamples-07494

If the `VK_NV_framebuffer_mixed_samples` extension is enabled, and the `coverageReductionMode` feature is not enabled, or the `current value` of `coverageReductionMode` is not `VK_COVERAGE_REDUCTION_MODE_TRUNCATE_NV`, and the `current value` of `rasterizationSamples` is greater than sample count of the color attachment, then `sample shading` **must** be disabled

- VUID-vkCmdDrawMultiEXT-stippledLineEnable-07495

If the bound graphics pipeline state was created with the `VK_DYNAMIC_STATE_LINE_STIPPLE_ENABLE_EXT` or `VK_DYNAMIC_STATE_LINE_RASTERIZATION_MODE_EXT` dynamic states enabled, and if the current `stippledLineEnable` state is `VK_TRUE` and the current `lineRasterizationMode` state is `VK_LINE_RASTERIZATION_MODE_RECTANGULAR`, then the `stippledRectangularLines` feature **must** be enabled

- VUID-vkCmdDrawMultiEXT-stippledLineEnable-07496

If the bound graphics pipeline state was created with the `VK_DYNAMIC_STATE_LINE_STIPPLE_ENABLE_EXT` or `VK_DYNAMIC_STATE_LINE_RASTERIZATION_MODE_EXT` dynamic states enabled, and if the current `stippledLineEnable` state is `VK_TRUE` and the current `lineRasterizationMode` state is `VK_LINE_RASTERIZATION_MODE_BRESENHAM`, then the `stippledBresenhamLines` feature **must** be enabled

- VUID-vkCmdDrawMultiEXT-stippledLineEnable-07497

If the bound graphics pipeline state was created with the `VK_DYNAMIC_STATE_LINE_STIPPLE_ENABLE_EXT` or `VK_DYNAMIC_STATE_LINE_RASTERIZATION_MODE_EXT` dynamic states enabled, and if the current `stippledLineEnable` state is `VK_TRUE` and the current `lineRasterizationMode` state is `VK_LINE_RASTERIZATION_MODE_RECTANGULAR_SMOOTH`, then the

`stippledSmoothLines` feature **must** be enabled

- VUID-vkCmdDrawMultiEXT-stippledLineEnable-07498

If the bound graphics pipeline state was created with the `VK_DYNAMIC_STATE_LINE_STIPPLE_ENABLE_EXT` or `VK_DYNAMIC_STATE_LINE_RASTERIZATION_MODE_EXT` dynamic states enabled, and if the current `stippledLineEnable` state is `VK_TRUE` and the current `lineRasterizationMode` state is `VK_LINE_RASTERIZATION_MODE_DEFAULT`, then the `stippledRectangularLines` feature **must** be enabled and `VkPhysicalDeviceLimits::strictLines` **must** be `VK_TRUE`

- VUID-vkCmdDrawMultiEXT-stage-07073

If the bound pipeline was created with the `VkPipelineShaderStageCreateInfo::stage` member of an element of `VkGraphicsPipelineCreateInfo::pStages` set to `VK_SHADER_STAGE_VERTEX_BIT`, `VK_SHADER_STAGE_TESSELLATION_CONTROL_BIT`, `VK_SHADER_STAGE_TESSELLATION_EVALUATION_BIT` or `VK_SHADER_STAGE_GEOMETRY_BIT`, then Mesh Shader Queries **must** not be active

- VUID-vkCmdDrawMultiEXT-None-08877

If a shader object is bound to the `VK_SHADER_STAGE_FRAGMENT_BIT` stage or a graphics pipeline is bound which was created with the `VK_DYNAMIC_STATE_ATTACHMENT_FEEDBACK_LOOP_ENABLE_EXT` dynamic state enabled, and the current value of `rasterizerDiscardEnable` is `VK_FALSE`, then `vkCmdSetAttachmentFeedbackLoopEnableEXT` **must** have been called and not subsequently `invalidated` in the current command buffer prior to this drawing command

- VUID-vkCmdDrawMultiEXT-None-07850

If dynamic state was inherited from `VkCommandBufferInheritanceViewportScissorInfoNV`, it **must** be set in the current command buffer prior to this drawing command

- VUID-vkCmdDrawMultiEXT-nextStage-10745

For each shader object bound to a graphics stage, except for shader object bound to the last graphics stage in the logical pipeline, it **must** have been created with a `nextStage` including the corresponding bit to the shader object bound to the following graphics stage in the logical pipeline

- VUID-vkCmdDrawMultiEXT-None-08684

If there is no bound graphics pipeline, `vkCmdBindShadersEXT` **must** have been called in the current command buffer with `pStages` with an element of `VK_SHADER_STAGE_VERTEX_BIT`

- VUID-vkCmdDrawMultiEXT-None-08685

If there is no bound graphics pipeline, and the `tessellationShader` feature is enabled, `vkCmdBindShadersEXT` **must** have been called in the current command buffer with `pStages` with an element of `VK_SHADER_STAGE_TESSELLATION_CONTROL_BIT`

- VUID-vkCmdDrawMultiEXT-None-08686

If there is no bound graphics pipeline, and the `tessellationShader` feature is enabled, `vkCmdBindShadersEXT` **must** have been called in the current command buffer with `pStages` with an element of `VK_SHADER_STAGE_TESSELLATION_EVALUATION_BIT`

- VUID-vkCmdDrawMultiEXT-None-08687

If there is no bound graphics pipeline, and the `geometryShader` feature is enabled,

`vkCmdBindShadersEXT` **must** have been called in the current command buffer with `pStages` with an element of `VK_SHADER_STAGE_GEOMETRY_BIT`

- VUID-vkCmdDrawMultiEXT-None-08688

If there is no bound graphics pipeline, `vkCmdBindShadersEXT` **must** have been called in the current command buffer with `pStages` with an element of `VK_SHADER_STAGE_FRAGMENT_BIT`

- VUID-vkCmdDrawMultiEXT-None-08689

If there is no bound graphics pipeline, and the `taskShader` feature is enabled, `vkCmdBindShadersEXT` **must** have been called in the current command buffer with `pStages` with an element of `VK_SHADER_STAGE_TASK_BIT_EXT`

- VUID-vkCmdDrawMultiEXT-None-08690

If there is no bound graphics pipeline, and the `meshShader` feature is enabled, `vkCmdBindShadersEXT` **must** have been called in the current command buffer with `pStages` with an element of `VK_SHADER_STAGE_MESH_BIT_EXT`

- VUID-vkCmdDrawMultiEXT-None-08693

If there is no bound graphics pipeline, and at least one of the `taskShader` and `meshShader` features is enabled, one of the `VK_SHADER_STAGE_VERTEX_BIT` or `VK_SHADER_STAGE_MESH_BIT_EXT` stages **must** have a valid `VkShaderEXT` bound, and the other **must** have no `VkShaderEXT` bound

- VUID-vkCmdDrawMultiEXT-None-08696

If there is no bound graphics pipeline, and a valid `VkShaderEXT` is bound to the `VK_SHADER_STAGE_VERTEX_BIT` stage, there **must** be no `VkShaderEXT` bound to either the `VK_SHADER_STAGE_TASK_BIT_EXT` stage or the `VK_SHADER_STAGE_MESH_BIT_EXT` stage

- VUID-vkCmdDrawMultiEXT-None-08698

If any graphics shader is bound which was created with the `VK_SHADER_CREATE_LINK_STAGE_BIT_EXT` flag, then all shaders created with the `VK_SHADER_CREATE_LINK_STAGE_BIT_EXT` flag in the same `vkCreateShadersEXT` call **must** also be bound

- VUID-vkCmdDrawMultiEXT-None-08699

If any graphics shader is bound which was created with the `VK_SHADER_CREATE_LINK_STAGE_BIT_EXT` flag, any stages in between stages whose shaders which did not create a shader with the `VK_SHADER_CREATE_LINK_STAGE_BIT_EXT` flag as part of the same `vkCreateShadersEXT` call **must** not have any `VkShaderEXT` bound

- VUID-vkCmdDrawMultiEXT-None-08878

All bound graphics shader objects **must** have been created with identical or **identically defined** push constant ranges

- VUID-vkCmdDrawMultiEXT-None-08879

All bound graphics shader objects **must** have either been created with the `VK_SHADER_CREATE_DESCRIPTOR_HEAP_BIT_EXT` flag set, or with identical or **identically defined** arrays of descriptor set layouts

- VUID-vkCmdDrawMultiEXT-colorAttachmentCount-09372

If the current render pass instance was begun with `vkCmdBeginRendering` and a `VkRenderingInfo::colorAttachmentCount` equal to 1, a color attachment with a resolve

mode of `VK_RESOLVE_MODE_EXTERNAL_FORMAT_DOWNSAMPLE_BIT_ANDROID`, and a fragment shader is bound, it **must** not declare the `DepthReplacing` or `StencilRefReplacingEXT` execution modes

- VUID-vkCmdDrawMultiEXT-pDynamicStates-08715

If the bound graphics pipeline state includes a fragment shader stage, was created with `VK_DYNAMIC_STATE_DEPTH_WRITE_ENABLE` set in `VkPipelineDynamicStateCreateInfo::pDynamicStates`, and the fragment shader declares the `EarlyFragmentTests` execution mode and uses `OpDepthAttachmentReadEXT`, the `depthWriteEnable` parameter in the last call to `vkCmdSetDepthWriteEnable` **must** be `VK_FALSE`

- VUID-vkCmdDrawMultiEXT-pDynamicStates-08716

If the bound graphics pipeline state includes a fragment shader stage, was created with `VK_DYNAMIC_STATE_STENCIL_WRITE_MASK` set in `VkPipelineDynamicStateCreateInfo::pDynamicStates`, and the fragment shader declares the `EarlyFragmentTests` execution mode and uses `OpStencilAttachmentReadEXT`, the `writeMask` parameter in the last call to `vkCmdSetStencilWriteMask` **must** be `0`

- VUID-vkCmdDrawMultiEXT-None-09116

If a shader object is bound to any graphics stage or the bound graphics pipeline was created with `VK_DYNAMIC_STATE_COLOR_WRITE_MASK_EXT`, and the format of any color attachment is `VK_FORMAT_E5B9G9R9_UFLOAT_PACK32`, the corresponding element of the `pColorWriteMasks` parameter of `vkCmdSetColorWriteMaskEXT` **must** either include all of `VK_COLOR_COMPONENT_R_BIT`, `VK_COLOR_COMPONENT_G_BIT`, and `VK_COLOR_COMPONENT_B_BIT`, or none of them

- VUID-vkCmdDrawMultiEXT-maxFragmentDualSrcAttachments-09239

If `blending` is enabled for any attachment where either the source or destination blend factors for that attachment **use the secondary color input**, the maximum value of `Location` for any output attachment **statically used** in the `Fragment Execution Model` executed by this command **must** be less than `maxFragmentDualSrcAttachments`

- VUID-vkCmdDrawMultiEXT-None-09548

If the current render pass was begun with `vkCmdBeginRendering`, there is no shader object bound to any graphics stage, the value of each element of `VkRenderingAttachmentLocationInfo::pColorAttachmentLocations` in the bound pipeline **must** match the value for the corresponding locations set currently in the current render pass instance

- VUID-vkCmdDrawMultiEXT-None-09549

If the current render pass was begun with `vkCmdBeginRendering`, and there is no shader object bound to any graphics stage, the value of each element of `VkRenderingInputAttachmentIndexInfo::pColorAttachmentInputIndices` in the bound pipeline **must** match the value for the corresponding index set currently in the current render pass instance

- VUID-vkCmdDrawMultiEXT-None-10927

If the current render pass was begun with `vkCmdBeginRendering`, and there is no shader object bound to any graphics stage, the value of `VkRenderingInputAttachmentIndexInfo::pDepthInputAttachmentIndex` in the bound pipeline **must** match the value set currently in the current render pass instance

- VUID-vkCmdDrawMultiEXT-None-10928

If the current render pass was begun with `vkCmdBeginRendering`, and there is no shader object bound to any graphics stage, the value of `VkRenderingInputAttachmentIndexInfo::pStencilInputAttachmentIndex` in the bound pipeline **must** match the value set currently in the current render pass instance

- VUID-vkCmdDrawMultiEXT-None-09642

If the current render pass was begun with `vkCmdBeginRendering` with the `VK_RENDERING_ENABLE_LEGACY_DITHERING_BIT_EXT` flag, the bound graphics pipeline **must** have been created with `VK_PIPELINE_CREATE_2_ENABLE_LEGACY_DITHERING_BIT_EXT`

- VUID-vkCmdDrawMultiEXT-None-09643

If the bound graphics pipeline was created with `VK_PIPELINE_CREATE_2_ENABLE_LEGACY_DITHERING_BIT_EXT`, the current render pass **must** have begun with `vkCmdBeginRendering` with the `VK_RENDERING_ENABLE_LEGACY_DITHERING_BIT_EXT` flag

- VUID-vkCmdDrawMultiEXT-None-10677

If the `per-tile execution model` is enabled, the `tileShadingPerTileDraw` feature **must** be enabled

- VUID-vkCmdDrawMultiEXT-None-10772

If a shader object is bound to any graphics stage, *multiview* functionality **must** not be enabled in the current render pass

- VUID-vkCmdDrawMultiEXT-multiviewPerViewViewports-12262

If the `multiviewPerViewViewports` feature is enabled, then the index of the most significant bit in current render pass instance `viewMask` **must** be less than the `current value` of `viewportCount`

- VUID-vkCmdDrawMultiEXT-multiviewPerViewViewports-12263

If the `multiviewPerViewViewports` feature is enabled, then the index of the most significant bit in current render pass instance `viewMask` **must** be less than the `current value` of `scissorCount`

- VUID-vkCmdDrawMultiEXT-flags-11521

If current render pass instance was begun with `vkCmdBeginRendering` with `VkRenderingInfo::flags` which includes `VK_RENDERING_FRAGMENT_REGION_BIT_EXT`, and if `sample shading` is enabled (explicitly or implicitly), then the minimum fraction for sample shading **must** equal 0.0

- VUID-vkCmdDrawMultiEXT-None-11522

If the current render pass instance was begun with `vkCmdBeginRendering` and contains a custom resolve, and the `dynamicRenderingUnusedAttachments` feature is not enabled, the graphics pipeline bound **must** have been created with a `VkCustomResolveCreateInfoEXT`

- VUID-vkCmdDrawMultiEXT-None-11523

If the current render pass instance was begun with `vkCmdBeginRendering` and does not contain a custom resolve, and the `dynamicRenderingUnusedAttachments` feature is not enabled, the graphics pipeline bound **must** not have been created with a `VkCustomResolveCreateInfoEXT`

- VUID-vkCmdDrawMultiEXT-customResolve-11524

If the current render pass instance was begun with `vkCmdBeginRendering` and

`vkCmdBeginCustomResolveEXT` has been recorded in the render pass instance, the graphics pipeline bound **must** have been created with `VkCustomResolveCreateInfoEXT::customResolve` as `VK_TRUE`

- VUID-vkCmdDrawMultiEXT-customResolve-11525

If the current render pass instance was begun with `vkCmdBeginRendering` and contains a custom resolve, and `vkCmdBeginCustomResolveEXT` has not been recorded in the render pass instance, the graphics pipeline bound **must** have been created with `VkCustomResolveCreateInfoEXT::customResolve` as `VK_FALSE`

- VUID-vkCmdDrawMultiEXT-None-11861

If the `dynamicRenderingUnusedAttachments` feature is not enabled and the current render pass instance was begun with `vkCmdBeginRendering` and contains a custom resolve, the bound graphics pipeline **must** have been created with a `VkCustomResolveCreateInfoEXT::colorAttachmentCount` equal to `VkRenderingInfo::colorAttachmentCount`

- VUID-vkCmdDrawMultiEXT-None-11862

If the `dynamicRenderingUnusedAttachments` feature is not enabled, and the current render pass instance was begun with `vkCmdBeginRendering`, it contains a custom resolve, and `VkRenderingInfo::colorAttachmentCount` greater than 0, then each element of the `VkRenderingInfo::pColorAttachments` array with an `resolveImageView` not equal to `VK_NULL_HANDLE` **must** have been created with a `VkFormat` equal to the corresponding element of `VkCustomResolveCreateInfoEXT::pColorAttachmentFormats` used to create the bound graphics pipeline

- VUID-vkCmdDrawMultiEXT-None-11863

If the `dynamicRenderingUnusedAttachments` feature is not enabled, and the current render pass instance was begun with `vkCmdBeginRendering`, it contains a custom resolve, and `VkRenderingInfo::colorAttachmentCount` greater than 0, then each element of the `VkRenderingInfo::pColorAttachments` array with an `resolveImageView` equal to `VK_NULL_HANDLE` **must** have the corresponding element of `VkCustomResolveCreateInfoEXT::pColorAttachmentFormats` used to create the bound pipeline equal to `VK_FORMAT_UNDEFINED`

- VUID-vkCmdDrawMultiEXT-dynamicRenderingUnusedAttachments-11864

If the `dynamicRenderingUnusedAttachments` feature is enabled, the current render pass instance was begun with `vkCmdBeginRendering`, it contains a custom resolve, and `VkRenderingInfo::colorAttachmentCount` greater than 0, then each element of the `VkRenderingInfo::pColorAttachments` array with an `resolveImageView` not equal to `VK_NULL_HANDLE` **must** have been created with a `VkFormat` equal to the corresponding element of `VkCustomResolveCreateInfoEXT::pColorAttachmentFormats` used to create the bound graphics pipeline, or the corresponding element of `VkCustomResolveCreateInfoEXT::pColorAttachmentFormats`, if it exists, **must** be `VK_FORMAT_UNDEFINED`

- VUID-vkCmdDrawMultiEXT-None-11865

If the current render pass instance was begun with `vkCmdBeginRendering`, it contains a custom resolve, the `dynamicRenderingUnusedAttachments` feature is not enabled, and `VkRenderingInfo::pDepthAttachment->resolveImageView` was `VK_NULL_HANDLE`, the value of `VkCustomResolveCreateInfoEXT::depthAttachmentFormat` used to create the bound graphics pipeline **must** be equal to `VK_FORMAT_UNDEFINED`

- VUID-vkCmdDrawMultiEXT-None-11866

If current render pass instance was begun with `vkCmdBeginRendering`, it contains a custom resolve, the `dynamicRenderingUnusedAttachments` feature is not enabled, and `VkRenderingInfo::pDepthAttachment->resolveImageView` was not `VK_NULL_HANDLE`, the value of `VkCustomResolveCreateInfoEXT::depthAttachmentFormat` used to create the bound graphics pipeline **must** be equal to the `VkFormat` used to create `VkRenderingInfo::pDepthAttachment->resolveImageView`

- VUID-vkCmdDrawMultiEXT-dynamicRenderingUnusedAttachments-11867

If the current render pass instance was begun with `vkCmdBeginRendering`, it contains a custom resolve, the `dynamicRenderingUnusedAttachments` feature is enabled, `VkRenderingInfo::pDepthAttachment->resolveImageView` was not `VK_NULL_HANDLE`, and the value of `VkCustomResolveCreateInfoEXT::depthAttachmentFormat` used to create the bound graphics pipeline was not equal to the `VkFormat` used to create `VkRenderingInfo::pDepthAttachment->resolveImageView`, the value of the format **must** be `VK_FORMAT_UNDEFINED`

- VUID-vkCmdDrawMultiEXT-None-11868

If the current render pass instance was begun with `vkCmdBeginRendering`, it contains a custom resolve, the `dynamicRenderingUnusedAttachments` feature is not enabled, and `VkRenderingInfo::pStencilAttachment->resolveImageView` was `VK_NULL_HANDLE`, the value of `VkCustomResolveCreateInfoEXT::stencilAttachmentFormat` used to create the bound graphics pipeline **must** be equal to `VK_FORMAT_UNDEFINED`

- VUID-vkCmdDrawMultiEXT-None-11869

If current render pass instance was begun with `vkCmdBeginRendering`, it contains a custom resolve, the `dynamicRenderingUnusedAttachments` feature is not enabled, and `VkRenderingInfo::pStencilAttachment->resolveImageView` was not `VK_NULL_HANDLE`, the value of `VkCustomResolveCreateInfoEXT::stencilAttachmentFormat` used to create the bound graphics pipeline **must** be equal to the `VkFormat` used to create `VkRenderingInfo::pStencilAttachment->resolveImageView`

- VUID-vkCmdDrawMultiEXT-dynamicRenderingUnusedAttachments-11870

If the current render pass instance was begun with `vkCmdBeginRendering`, it contains a custom resolve, the `dynamicRenderingUnusedAttachments` feature is enabled, `VkRenderingInfo::pStencilAttachment->resolveImageView` was not `VK_NULL_HANDLE`, and the value of `VkCustomResolveCreateInfoEXT::stencilAttachmentFormat` used to create the bound graphics pipeline was not equal to the `VkFormat` used to create `VkRenderingInfo::pStencilAttachment->resolveImageView`, the value of the format **must** be `VK_FORMAT_UNDEFINED`

- VUID-vkCmdDrawMultiEXT-colorAttachmentCount-11871

If the current render pass instance was begun with `vkCmdBeginRendering` with a `VkRenderingInfo::colorAttachmentCount` parameter greater than `0` and `vkCmdBeginCustomResolveEXT` has been recorded in the render pass instance, then for each element of the `VkRenderingInfo::pColorAttachments` array with a `resolveImageView` not equal to `VK_NULL_HANDLE`, the `resolveImageView` **must** have been created with a sample count equal to the value of `rasterizationSamples` for the bound graphics pipeline

- VUID-vkCmdDrawMultiEXT-pDepthAttachment-11872

If the current render pass instance was begun with `vkCmdBeginRendering`,

`vkCmdBeginCustomResolveEXT` has been recorded in the render pass instance, and `VkRenderingInfo::pDepthAttachment->resolveImageView` was not `VK_NULL_HANDLE`, the value of `rasterizationSamples` for the bound graphics pipeline **must** be equal to the sample count used to create `VkRenderingInfo::pDepthAttachment->resolveImageView`

- VUID-vkCmdDrawMultiEXT-pStencilAttachment-11873

If the current render pass instance was begun with `vkCmdBeginRendering`, `vkCmdBeginCustomResolveEXT` has been recorded in the render pass instance, `VkRenderingInfo::pStencilAttachment->resolveImageView` was not `VK_NULL_HANDLE`, the value of `rasterizationSamples` for the bound graphics pipeline **must** be equal to the sample count used to create `VkRenderingInfo::pStencilAttachment->resolveImageView`

- VUID-vkCmdDrawMultiEXT-customResolve-11529

If a shader object is bound to the fragment stage, the current render pass instance was begun with `vkCmdBeginRendering`, a fragment density map attachment is active, and `vkCmdBeginCustomResolveEXT` has been called, then the fragment shader object bound **must** have been created with `VkCustomResolveCreateInfoEXT::customResolve` as `VK_TRUE`

- VUID-vkCmdDrawMultiEXT-customResolve-11530

If a shader object is bound to the fragment stage, the current render pass instance was begun with `vkCmdBeginRendering` and contains a custom resolve, a fragment density map attachment is active, and `vkCmdBeginCustomResolveEXT` has not yet been called, then the fragment shader object bound **must** have been created with `VkCustomResolveCreateInfoEXT::customResolve` as `VK_FALSE`

- VUID-vkCmdDrawMultiEXT-flags-13361

If there are any shader objects bound that were created with `flags` that includes the `VK_SHADER_CREATE_INDEPENDENT_SETS_BIT_KHR` bit, then all bound shader objects **must** have been created with the `VK_SHADER_CREATE_INDEPENDENT_SETS_BIT_KHR` bit

- VUID-vkCmdDrawMultiEXT-flags-13362

If there are any shader objects bound that were created with `flags` that includes the `VK_SHADER_CREATE_INDEPENDENT_SETS_BIT_KHR` bit, then the pipeline layout of the bound descriptor sets **must** have been created with `VK_PIPELINE_LAYOUT_CREATE_INDEPENDENT_SETS_BIT_EXT` set

- VUID-vkCmdDrawMultiEXT-flags-13363

If there are any shader objects bound that were created with `flags` that includes the `VK_SHADER_CREATE_INDEPENDENT_SETS_BIT_KHR` bit, and any of the descriptor set layouts used to create the pipeline layout of the bound descriptor sets were created with any binding's `VkDescriptorSetLayoutBinding::stageFlags` set with `VK_SHADER_STAGE_VERTEX_BIT`, `VK_SHADER_STAGE_TESSELLATION_CONTROL_BIT`, `VK_SHADER_STAGE_TESSELLATION_EVALUATION_BIT` or `VK_SHADER_STAGE_GEOMETRY_BIT`, then there **must** be no binding with `VkDescriptorSetLayoutBinding::stageFlags` set with `VK_SHADER_STAGE_TASK_BIT_EXT` or `VK_SHADER_STAGE_MESH_BIT_EXT`

- VUID-vkCmdDrawMultiEXT-flags-13364

If there are any shader objects bound that were created with `flags` that includes both the `VK_SHADER_CREATE_INDEPENDENT_SETS_BIT_KHR` and `VK_SHADER_CREATE_NO_TASK_SHADER_BIT_EXT` bits, the pipeline layout of the bound descriptor sets **must** have been created with

[VK_PIPELINE_LAYOUT_CREATE_NO_TASK_SHADER_BIT_KHR](#) set

- VUID-vkCmdDrawMultiEXT-flags-13365

If there are any shader objects bound that were created with `flags` that includes both the [VK_SHADER_CREATE_INDEPENDENT_SETS_BIT_KHR](#) and [VK_SHADER_CREATE_NO_TASK_SHADER_BIT_EXT](#) bits, there **must** be no shader object bound to the [VK_SHADER_STAGE_TASK_BIT_EXT](#) stage

- VUID-vkCmdDrawMultiEXT-commandBuffer-02712

If `commandBuffer` is a protected command buffer and `protectedNoFault` is not supported, any resource written to by the `VkPipeline` object bound to the pipeline bind point used by this command **must** not be an unprotected resource

- VUID-vkCmdDrawMultiEXT-commandBuffer-02713

If `commandBuffer` is a protected command buffer and `protectedNoFault` is not supported, pipeline stages other than the framebuffer-space and compute stages in the `VkPipeline` object bound to the pipeline bind point used by this command **must** not write to any resource

- VUID-vkCmdDrawMultiEXT-commandBuffer-04617

If any of the shader stages of the `VkPipeline` bound to the pipeline bind point used by this command uses the `RayQueryKHR` capability, then `commandBuffer` **must** not be a protected command buffer

- VUID-vkCmdDrawMultiEXT-None-04007

All vertex input bindings accessed via vertex input variables declared in the vertex shader entry point's interface **must** have either valid or [VK_NULL_HANDLE](#) buffers bound

- VUID-vkCmdDrawMultiEXT-None-04008

If the `nullDescriptor` feature is not enabled, all vertex input bindings accessed via vertex input variables declared in the vertex shader entry point's interface **must** not be [VK_NULL_HANDLE](#)

- VUID-vkCmdDrawMultiEXT-None-02721

If the `robustBufferAccess` feature is not enabled, and that pipeline was created without enabling [VK_PIPELINE_ROBUSTNESS_BUFFER_BEHAVIOR_ROBUST_BUFFER_ACCESS](#) for `vertexInputs`, then for a given vertex buffer binding, any attribute data fetched **must** be entirely contained within the corresponding vertex buffer binding, as described in [Vertex Input Description](#)

- VUID-vkCmdDrawMultiEXT-format-10389

For each vertex attribute accessed by this command, if its `VkVertexInputAttributeDescription::format` or `VkVertexInputAttributeDescription2EXT::format` is a `packed format`, and the `legacyVertexAttributes` feature is not enabled, the value of `attribAddress`, calculated as described in [Vertex Input Calculation](#), **must** be a multiple of the `size of the format`

- VUID-vkCmdDrawMultiEXT-format-10390

For each vertex attribute accessed by this command, if its `VkVertexInputAttributeDescription::format` or `VkVertexInputAttributeDescription2EXT::format` is not a `packed format`, and either the `legacyVertexAttributes` feature is not

enabled or **format** has 64-bit components, the value of **attribAddress**, calculated as described in [Vertex Input Calculation](#), **must** be a multiple of the [component size of the format](#)

- VUID-vkCmdDrawMultiEXT-None-07842

If there is a shader object bound to the [VK_SHADER_STAGE_VERTEX_BIT](#) stage or the bound graphics pipeline state was created with the [VK_DYNAMIC_STATE_PRIMITIVE_TOPOLOGY](#) dynamic state enabled then [vkCmdSetPrimitiveTopology](#) **must** have been called and not subsequently [invalidated](#) in the current command buffer prior to this drawing command

- VUID-vkCmdDrawMultiEXT-dynamicPrimitiveTopologyUnrestricted-07500

If the bound graphics pipeline state was created with the [VK_DYNAMIC_STATE_PRIMITIVE_TOPOLOGY](#) dynamic state enabled and the [dynamicPrimitiveTopologyUnrestricted](#) is [VK_FALSE](#), then the [primitiveTopology](#) parameter of [vkCmdSetPrimitiveTopology](#) **must** be of the same [topology class](#) as the pipeline [VkPipelineInputAssemblyStateCreateInfo::topology](#) state

- VUID-vkCmdDrawMultiEXT-primitiveTopology-10286

If a [VK_SHADER_STAGE_TESSELLATION_CONTROL_BIT](#) stage is bound, then the [current value](#) of [primitiveTopology](#) **must** be [VK_PRIMITIVE_TOPOLOGY_PATCH_LIST](#) prior to this drawing command

- VUID-vkCmdDrawMultiEXT-primitiveTopology-10747

If [vkCmdSetPrimitiveTopology](#) set [primitiveTopology](#) to [VK_PRIMITIVE_TOPOLOGY_PATCH_LIST](#) prior to this drawing command, then a [VK_SHADER_STAGE_TESSELLATION_CONTROL_BIT](#) stage **must** be bound

- VUID-vkCmdDrawMultiEXT-primitiveTopology-10748

If [vkCmdSetPrimitiveTopology](#) set [primitiveTopology](#) to [VK_PRIMITIVE_TOPOLOGY_POINT_LIST](#) prior to this drawing command, the [maintenance5](#) feature is not enabled, both a [VK_SHADER_STAGE_TESSELLATION_EVALUATION_BIT](#) and [VK_SHADER_STAGE_GEOMETRY_BIT](#) stage are not bound, then the [Vertex Execution Model](#) **must** have a [PointSize](#) decorated variable that is statically written to

- VUID-vkCmdDrawMultiEXT-pStrides-04913

If the bound graphics pipeline was created with the [VK_DYNAMIC_STATE_VERTEX_INPUT_BINDING_STRIDE](#) dynamic state enabled, but without the [VK_DYNAMIC_STATE_VERTEX_INPUT_EXT](#) dynamic state enabled, then [vkCmdBindVertexBuffers2](#) with a non-NULL [pStrides](#) parameter or [vkCmdBindVertexBuffers3KHR](#) with [setStride](#) set to [VK_TRUE](#) **must** have been called and not subsequently [invalidated](#) in the current command buffer prior to this draw command

- VUID-vkCmdDrawMultiEXT-None-13118

If the bound graphics pipeline was created without the [VK_DYNAMIC_STATE_VERTEX_INPUT_BINDING_STRIDE](#) dynamic state enabled, without the [VK_DYNAMIC_STATE_VERTEX_INPUT_EXT](#) dynamic state enabled, and [vkCmdBindVertexBuffers3KHR](#) was called and not subsequently [invalidated](#) in the current command buffer prior to this draw command, the value of [setStride](#) in each of its [pBindInfos](#) elements must have been [VK_FALSE](#)

- VUID-vkCmdDrawMultiEXT-None-04914

If there is a shader object bound to the [VK_SHADER_STAGE_VERTEX_BIT](#) stage or the

bound graphics pipeline state was created with the `VK_DYNAMIC_STATE_VERTEX_INPUT_EXT` dynamic state enabled then `vkCmdSetVertexInputEXT` **must** have been called and not subsequently `invalidated` in the current command buffer prior to this draw command

- VUID-vkCmdDrawMultiEXT-Input-07939

If the `vertexAttributeRobustness` feature is not enabled, and the `maintenance9` feature is not enabled, and there is a shader object bound to the `VK_SHADER_STAGE_VERTEX_BIT` stage or the bound graphics pipeline state was created with the `VK_DYNAMIC_STATE_VERTEX_INPUT_EXT` dynamic state enabled then all variables with the `Input` storage class decorated with `Location` in the `Vertex Execution Model OpEntryPoint` **must** contain a location in `VkVertexInputAttributeDescription2EXT::location`

- VUID-vkCmdDrawMultiEXT-Input-08734

If there is a shader object bound to the `VK_SHADER_STAGE_VERTEX_BIT` stage or the bound graphics pipeline state was created with the `VK_DYNAMIC_STATE_VERTEX_INPUT_EXT` dynamic state enabled and either the `legacyVertexAttributes` feature is not enabled or the SPIR-V Type associated with a given `Input` variable of the corresponding `Location` in the `Vertex Execution Model OpEntryPoint` is 64-bit, then the numeric type associated with all `Input` variables of the corresponding `Location` in the `Vertex Execution Model OpEntryPoint` **must** be the same as `VkVertexInputAttributeDescription2EXT::format`

- VUID-vkCmdDrawMultiEXT-format-08936

If there is a shader object bound to the `VK_SHADER_STAGE_VERTEX_BIT` stage or the bound graphics pipeline state was created with the `VK_DYNAMIC_STATE_VERTEX_INPUT_EXT` dynamic state enabled and `VkVertexInputAttributeDescription2EXT::format` has a 64-bit component, then the scalar width associated with all `Input` variables of the corresponding `Location` in the `Vertex Execution Model OpEntryPoint` **must** be 64-bit

- VUID-vkCmdDrawMultiEXT-format-08937

If there is a shader object bound to the `VK_SHADER_STAGE_VERTEX_BIT` stage or the bound graphics pipeline state was created with the `VK_DYNAMIC_STATE_VERTEX_INPUT_EXT` dynamic state enabled and the scalar width associated with a `Location` decorated `Input` variable in the `Vertex Execution Model OpEntryPoint` is 64-bit, then the corresponding `VkVertexInputAttributeDescription2EXT::format` **must** have a 64-bit component

- VUID-vkCmdDrawMultiEXT-None-09203

If there is a shader object bound to the `VK_SHADER_STAGE_VERTEX_BIT` stage or the bound graphics pipeline state was created with the `VK_DYNAMIC_STATE_VERTEX_INPUT_EXT` dynamic state enabled and `VkVertexInputAttributeDescription2EXT::format` has a 64-bit component, then all `Input` variables at the corresponding `Location` in the `Vertex Execution Model OpEntryPoint` **must** not use components that are not present in the format

- VUID-vkCmdDrawMultiEXT-None-04875

If there is a shader object bound to the `VK_SHADER_STAGE_TESSELLATION_CONTROL_BIT` stage or the bound graphics pipeline state was created with both a `VK_SHADER_STAGE_TESSELLATION_CONTROL_BIT` stage

and the `VK_DYNAMIC_STATE_PATCH_CONTROL_POINTS_EXT` dynamic state enabled, and the current value of `primitiveTopology` is `VK_PRIMITIVE_TOPOLOGY_PATCH_LIST`, then `vkCmdSetPatchControlPointsEXT` **must** have been called and not subsequently **invalidated** in the current command buffer prior to this drawing command

- VUID-vkCmdDrawMultiEXT-None-04879

If there is a shader object bound to the `VK_SHADER_STAGE_VERTEX_BIT` stage or the bound graphics pipeline state was created with the `VK_DYNAMIC_STATE_PRIMITIVE_RESTART_ENABLE` dynamic state enabled then `vkCmdSetPrimitiveRestartEnable` **must** have been called and not subsequently **invalidated** in the current command buffer prior to this drawing command

- VUID-vkCmdDrawMultiEXT-None-09637

If the `primitiveTopologyListRestart` feature is not enabled, the input assembly is `VK_PRIMITIVE_TOPOLOGY_POINT_LIST`, `VK_PRIMITIVE_TOPOLOGY_LINE_LIST`, `VK_PRIMITIVE_TOPOLOGY_TRIANGLE_LIST`, `VK_PRIMITIVE_TOPOLOGY_LINE_LIST_WITH_ADJACENCY`, or `VK_PRIMITIVE_TOPOLOGY_TRIANGLE_LIST_WITH_ADJACENCY`, there is a shader object bound to the `VK_SHADER_STAGE_VERTEX_BIT` stage or the bound graphics pipeline state was created with the `VK_DYNAMIC_STATE_PRIMITIVE_RESTART_ENABLE` dynamic state enabled, then `vkCmdSetPrimitiveRestartEnable` **must** be `VK_FALSE`

- VUID-vkCmdDrawMultiEXT-None-10909

If the `primitiveTopologyPatchListRestart` feature is not enabled, the input assembly is `VK_PRIMITIVE_TOPOLOGY_PATCH_LIST`, there is a shader object bound to the `VK_SHADER_STAGE_TESSELLATION_CONTROL_BIT` stage or the bound graphics pipeline state was created with the `VK_DYNAMIC_STATE_PRIMITIVE_RESTART_ENABLE` dynamic state enabled then `vkCmdSetPrimitiveRestartEnable` **must** be `VK_FALSE`

- VUID-vkCmdDrawMultiEXT-stage-06481

The bound graphics pipeline **must** not have been created with the `VkPipelineShaderStageCreateInfo::stage` member of any element of `VkGraphicsPipelineCreateInfo::pStages` set to `VK_SHADER_STAGE_TASK_BIT_EXT` or `VK_SHADER_STAGE_MESH_BIT_EXT`

- VUID-vkCmdDrawMultiEXT-None-08885

There **must** be no shader object bound to either of the `VK_SHADER_STAGE_TASK_BIT_EXT` or `VK_SHADER_STAGE_MESH_BIT_EXT` stages

- VUID-vkCmdDrawMultiEXT-None-07619

If a shader object is bound to the `VK_SHADER_STAGE_TESSELLATION_EVALUATION_BIT` stage or a graphics pipeline is bound which was created with both a `VK_SHADER_STAGE_TESSELLATION_EVALUATION_BIT` stage and the `VK_DYNAMIC_STATE_TESSELLATION_DOMAIN_ORIGIN_EXT` dynamic state enabled, then `vkCmdSetTessellationDomainOriginEXT` **must** have been called and not subsequently **invalidated** in the current command buffer prior to this drawing command

- VUID-vkCmdDrawMultiEXT-OpExecutionMode-12239

If a shader is bound to both the `VK_SHADER_STAGE_TESSELLATION_CONTROL_BIT` and `VK_SHADER_STAGE_TESSELLATION_EVALUATION_BIT` stages, and if both stages contain an `OpExecutionMode` instruction specifying the type of subdivision, they **must** be the same

- VUID-vkCmdDrawMultiEXT-OpExecutionMode-12240

If a shader is bound to both the [VK_SHADER_STAGE_TESSELLATION_CONTROL_BIT](#) and [VK_SHADER_STAGE_TESSELLATION_EVALUATION_BIT](#) stages, and if both stages contain an [OpExecutionMode](#) instruction specifying the orientation of triangles, they **must** be the same

- VUID-vkCmdDrawMultiEXT-OpExecutionMode-12241

If a shader is bound to both the [VK_SHADER_STAGE_TESSELLATION_CONTROL_BIT](#) and [VK_SHADER_STAGE_TESSELLATION_EVALUATION_BIT](#) stages, and if both stages contain an [OpExecutionMode](#) instruction specifying the segment spacing, they **must** be the same

- VUID-vkCmdDrawMultiEXT-OpExecutionMode-12242

If a shader is bound to both the [VK_SHADER_STAGE_TESSELLATION_CONTROL_BIT](#) and [VK_SHADER_STAGE_TESSELLATION_EVALUATION_BIT](#) stages, and if both stages contain an [OpExecutionMode](#) instruction specifying the output patch size, they **must** be the same

- VUID-vkCmdDrawMultiEXT-pNext-09461

If the bound graphics pipeline state was created with [VkPipelineVertexInputDivisorStateCreateInfo](#) in the [pNext](#) chain of [VkGraphicsPipelineCreateInfo::pVertexInputState](#), any member of [VkPipelineVertexInputDivisorStateCreateInfo::pVertexBindingDivisors](#) has a value other than [1](#) in [divisor](#), and [VkPhysicalDeviceVertexAttributeDivisorProperties::supportsNonZeroFirstInstance](#) is [VK_FALSE](#), then [firstInstance](#) **must** be [0](#)

- VUID-vkCmdDrawMultiEXT-None-09462

If [shader objects](#) are used for drawing or the bound graphics pipeline state was created with the [VK_DYNAMIC_STATE_VERTEX_INPUT_EXT](#) dynamic state enabled, any member of the [pVertexBindingDescriptions](#) parameter to the [vkCmdSetVertexInputEXT](#) call that sets this dynamic state has a value other than [1](#) in [divisor](#), and [VkPhysicalDeviceVertexAttributeDivisorProperties::supportsNonZeroFirstInstance](#) is [VK_FALSE](#), then [firstInstance](#) **must** be [0](#)

- VUID-vkCmdDrawMultiEXT-None-04933

The [multiDraw](#) feature **must** be enabled

- VUID-vkCmdDrawMultiEXT-drawCount-04934

[drawCount](#) **must** be less than [VkPhysicalDeviceMultiDrawPropertiesEXT::maxMultiDrawCount](#)

- VUID-vkCmdDrawMultiEXT-drawCount-04935

If [drawCount](#) is greater than zero, [pVertexInfo](#) **must** be a valid pointer to memory containing one or more valid instances of [VkMultiDrawInfoEXT](#) structures

- VUID-vkCmdDrawMultiEXT-drawCount-09628

If [drawCount](#) is greater than [1](#), [stride](#) **must** be a multiple of [4](#) and **must** be greater than or equal to [sizeof\(VkMultiDrawInfoEXT\)](#)

Valid Usage (Implicit)

- VUID-vkCmdDrawMultiEXT-commandBuffer-parameter
[commandBuffer](#) **must** be a valid [VkCommandBuffer](#) handle
- VUID-vkCmdDrawMultiEXT-commandBuffer-recording

`commandBuffer` **must** be in the [recording state](#)

- VUID-vkCmdDrawMultiEXT-commandBuffer-cmdpool

The `VkCommandPool` that `commandBuffer` was allocated from **must** support [VK_QUEUE_GRAPHICS_BIT](#) operations

- VUID-vkCmdDrawMultiEXT-renderpass

This command **must** only be called inside of a render pass instance

- VUID-vkCmdDrawMultiEXT-suspended

This command **must** not be called between suspended render pass instances

- VUID-vkCmdDrawMultiEXT-videocoding

This command **must** only be called outside of a video coding scope

Host Synchronization

- Host access to `commandBuffer` **must** be externally synchronized
- Host access to the `VkCommandPool` that `commandBuffer` was allocated from **must** be externally synchronized

Command Properties

Command Buffer Levels	Render Pass Scope	Video Coding Scope	Supported Queue Types	Command Type
Primary Secondary	Inside	Outside	VK_QUEUE_GRAPHICS_BIT	Action

Conditional Rendering

`vkCmdDrawMultiEXT` is affected by [conditional rendering](#)

To record an ordered sequence of indexed draws which have no state changes between them, call:

```
// Provided by VK_EXT_multi_draw
void vkCmdDrawMultiIndexedEXT(
    VkCommandBuffer                commandBuffer,
    uint32_t                        drawCount,
    const VkMultiDrawIndexedInfoEXT* pIndexInfo,
    uint32_t                        instanceCount,
    uint32_t                        firstInstance,
    uint32_t                        stride,
    const int32_t*                  pVertexOffset);
```

- `commandBuffer` is the command buffer into which the command is recorded.

- `drawCount` is the number of draws to execute, and **can** be zero.
- `pIndexInfo` is a pointer to an array of `VkMultiDrawIndexedInfoEXT` with index information to be drawn.
- `instanceCount` is the number of instances per draw.
- `firstInstance` is the instance ID of the first instance in each draw.
- `stride` is the byte stride between consecutive elements of `pIndexInfo`.
- `pVertexOffset` is `NULL` or a pointer to the value added to the vertex index before indexing into the vertex buffer. When specified, `VkMultiDrawIndexedInfoEXT::offset` is ignored.

The number of draws recorded is `drawCount`, with each draw reading, sequentially, a `firstIndex` and an `indexCount` from `pIndexInfo`. For each recorded draw, primitives are assembled as for `vkCmdDrawIndexed`, and drawn `instanceCount` times with `instanceIndex` starting with `firstInstance` and sequentially for each instance. If `pVertexOffset` is `NULL`, a `vertexOffset` is also read from `pIndexInfo`, otherwise the value from dereferencing `pVertexOffset` is used.

Valid Usage

- VUID-vkCmdDrawMultiIndexedEXT-magFilter-04553
If a `VkSampler` created with `magFilter` or `minFilter` equal to `VK_FILTER_LINEAR`, `reductionMode` equal to `VK_SAMPLER_REDUCTION_MODE_WEIGHTED_AVERAGE`, and `compareEnable` equal to `VK_FALSE` is used to sample a `VkImageView` as a result of this command, then the image view's `format features` **must** contain `VK_FORMAT_FEATURE_SAMPLED_IMAGE_FILTER_LINEAR_BIT`
- VUID-vkCmdDrawMultiIndexedEXT-magFilter-09598
If a `VkSampler` created with `magFilter` or `minFilter` equal to `VK_FILTER_LINEAR` and `reductionMode` equal to either `VK_SAMPLER_REDUCTION_MODE_MIN` or `VK_SAMPLER_REDUCTION_MODE_MAX` is used to sample a `VkImageView` as a result of this command, then the image view's `format features` **must** contain `VK_FORMAT_FEATURE_SAMPLED_IMAGE_FILTER_MINMAX_BIT`
- VUID-vkCmdDrawMultiIndexedEXT-mipmapMode-04770
If a `VkSampler` created with `mipmapMode` equal to `VK_SAMPLER_MIPMAP_MODE_LINEAR`, `reductionMode` equal to `VK_SAMPLER_REDUCTION_MODE_WEIGHTED_AVERAGE`, and `compareEnable` equal to `VK_FALSE` is used to sample a `VkImageView` as a result of this command, then the image view's `format features` **must** contain `VK_FORMAT_FEATURE_SAMPLED_IMAGE_FILTER_LINEAR_BIT`
- VUID-vkCmdDrawMultiIndexedEXT-mipmapMode-09599
If a `VkSampler` created with `mipmapMode` equal to `VK_SAMPLER_MIPMAP_MODE_LINEAR` and `reductionMode` equal to either `VK_SAMPLER_REDUCTION_MODE_MIN` or `VK_SAMPLER_REDUCTION_MODE_MAX` is used to sample a `VkImageView` as a result of this command, then the image view's `format features` **must** contain `VK_FORMAT_FEATURE_SAMPLED_IMAGE_FILTER_MINMAX_BIT`
- VUID-vkCmdDrawMultiIndexedEXT-unnormalizedCoordinates-09635
If a `VkSampler` created with `unnormalizedCoordinates` equal to `VK_TRUE` is used to sample a `VkImageView` as a result of this command, then the image view's `levelCount` and

layerCount must be 1

- VUID-vkCmdDrawMultiIndexedEXT-None-08609

If a **VkSampler** created with **unnormalizedCoordinates** equal to **VK_TRUE** is used to sample a **VkImageView** as a result of this command, then the image view's **viewType** must be **VK_IMAGE_VIEW_TYPE_1D** or **VK_IMAGE_VIEW_TYPE_2D**

- VUID-vkCmdDrawMultiIndexedEXT-None-08610

If a **VkSampler** created with **unnormalizedCoordinates** equal to **VK_TRUE** is used to sample a **VkImageView** as a result of this command, then the sampler must not be used with any of the SPIR-V **OpImageSample*** or **OpImageSparseSample*** instructions with **ImplicitLod**, **Dref** or **Proj** in their name

- VUID-vkCmdDrawMultiIndexedEXT-None-08611

If a **VkSampler** created with **unnormalizedCoordinates** equal to **VK_TRUE** is used to sample a **VkImageView** as a result of this command, then the sampler must not be used with any of the SPIR-V **OpImageSample*** or **OpImageSparseSample*** instructions that includes a LOD bias or any offset values

- VUID-vkCmdDrawMultiIndexedEXT-None-06479

If a **VkImageView** is sampled with **depth comparison**, the image view's **format features** must contain **VK_FORMAT_FEATURE_2_SAMPLED_IMAGE_DEPTH_COMPARISON_BIT**

- VUID-vkCmdDrawMultiIndexedEXT-None-02691

If a **VkImageView** is accessed using atomic operations as a result of this command, then the image view's **format features** must contain **VK_FORMAT_FEATURE_STORAGE_IMAGE_ATOMIC_BIT**

- VUID-vkCmdDrawMultiIndexedEXT-None-07888

If a **VK_DESCRIPTOR_TYPE_STORAGE_TEXEL_BUFFER** descriptor is accessed using atomic operations as a result of this command, then the storage texel buffer's **format features** must contain **VK_FORMAT_FEATURE_STORAGE_TEXEL_BUFFER_ATOMIC_BIT**

- VUID-vkCmdDrawMultiIndexedEXT-None-02692

If a **VkImageView** is sampled with **VK_FILTER_CUBIC_EXT** as a result of this command, then the image view's **format features** must contain **VK_FORMAT_FEATURE_SAMPLED_IMAGE_FILTER_CUBIC_BIT_EXT**

- VUID-vkCmdDrawMultiIndexedEXT-None-02693

If the **VK_EXT_filter_cubic** extension is not enabled and any **VkImageView** is sampled with **VK_FILTER_CUBIC_EXT** as a result of this command, it must not have a **VkImageViewType** of **VK_IMAGE_VIEW_TYPE_3D**, **VK_IMAGE_VIEW_TYPE_CUBE**, or **VK_IMAGE_VIEW_TYPE_CUBE_ARRAY**

- VUID-vkCmdDrawMultiIndexedEXT-filterCubic-02694

Any **VkImageView** being sampled with **VK_FILTER_CUBIC_EXT** as a result of this command must have a **VkImageViewType** and format that supports cubic filtering, as specified by **VkFilterCubicImageViewImageFormatPropertiesEXT::filterCubic** returned by **vkGetPhysicalDeviceImageFormatProperties2**

- VUID-vkCmdDrawMultiIndexedEXT-filterCubicMinmax-02695

Any **VkImageView** being sampled with **VK_FILTER_CUBIC_EXT** with a reduction mode of either **VK_SAMPLER_REDUCTION_MODE_MIN** or **VK_SAMPLER_REDUCTION_MODE_MAX** as a result of this command must have a **VkImageViewType** and format that supports

cubic filtering together with minmax filtering, as specified by [VkFilterCubicImageViewImageFormatPropertiesEXT::filterCubicMinmax](#) returned by [vkGetPhysicalDeviceImageFormatProperties2](#)

- VUID-vkCmdDrawMultiIndexedEXT-cubicRangeClamp-09212

If the [cubicRangeClamp](#) feature is not enabled, then any [VkImageView](#) being sampled with [VK_FILTER_CUBIC_EXT](#) as a result of this command **must** not have a [VkSamplerReductionModeCreateInfo::reductionMode](#) equal to [VK_SAMPLER_REDUCTION_MODE_WEIGHTED_AVERAGE_RANGECLAMP_QCOM](#)

- VUID-vkCmdDrawMultiIndexedEXT-reductionMode-09213

Any [VkImageView](#) being sampled with a [VkSamplerReductionModeCreateInfo::reductionMode](#) equal to [VK_SAMPLER_REDUCTION_MODE_WEIGHTED_AVERAGE_RANGECLAMP_QCOM](#) as a result of this command **must** sample with [VK_FILTER_CUBIC_EXT](#)

- VUID-vkCmdDrawMultiIndexedEXT-selectableCubicWeights-09214

If the [selectableCubicWeights](#) feature is not enabled, then any [VkImageView](#) being sampled with [VK_FILTER_CUBIC_EXT](#) as a result of this command **must** have [VkSamplerCubicWeightsCreateInfoQCOM::cubicWeights](#) equal to [VK_CUBIC_FILTER_WEIGHTS_CATMULL_ROM_QCOM](#)

- VUID-vkCmdDrawMultiIndexedEXT-flags-02696

Any [VkImage](#) created with a [VkImageCreateInfo::flags](#) containing [VK_IMAGE_CREATE_CORNER_SAMPLED_BIT_NV](#) sampled as a result of this command **must** only be sampled using a [VkSamplerAddressMode](#) of [VK_SAMPLER_ADDRESS_MODE_CLAMP_TO_EDGE](#)

- VUID-vkCmdDrawMultiIndexedEXT-OpTypeImage-07027

For any [VkImageView](#) being written as a storage image where the image format field of the [OpTypeImage](#) is [Unknown](#), the view's [format features](#) **must** contain [VK_FORMAT_FEATURE_2_STORAGE_WRITE_WITHOUT_FORMAT_BIT](#)

- VUID-vkCmdDrawMultiIndexedEXT-OpTypeImage-07028

For any [VkImageView](#) being read as a storage image where the image format field of the [OpTypeImage](#) is [Unknown](#), the view's [format features](#) **must** contain [VK_FORMAT_FEATURE_2_STORAGE_READ_WITHOUT_FORMAT_BIT](#)

- VUID-vkCmdDrawMultiIndexedEXT-OpTypeImage-07029

For any [VkBufferView](#) being written as a storage texel buffer where the image format field of the [OpTypeImage](#) is [Unknown](#), the view's [buffer features](#) **must** contain [VK_FORMAT_FEATURE_2_STORAGE_WRITE_WITHOUT_FORMAT_BIT](#)

- VUID-vkCmdDrawMultiIndexedEXT-OpTypeImage-07030

Any [VkBufferView](#) being read as a storage texel buffer where the image format field of the [OpTypeImage](#) is [Unknown](#) then the view's [buffer features](#) **must** contain [VK_FORMAT_FEATURE_2_STORAGE_READ_WITHOUT_FORMAT_BIT](#)

- VUID-vkCmdDrawMultiIndexedEXT-None-08600

If a [bound shader](#) was created with a pipeline layout and statically uses a set *n*, a descriptor set **must** have been bound to *n* at the same pipeline bind point, with layouts compatible for set *n* with the layout(s) used to create the shader, as described in [Pipeline Layout Compatibility](#)

- VUID-vkCmdDrawMultiIndexedEXT-None-08601
If a [bound shader](#) was created with a pipeline layout or specified push constant ranges and statically uses a push constant value, that value **must** have been set for the same pipeline bind point, with push constant ranges that are [compatible](#) with the push constant range used to create the shader
- VUID-vkCmdDrawMultiIndexedEXT-None-10068
For each array of resources that is used by a [bound shader](#), the indices used to access members of the array **must** be less than the descriptor count for the identified binding in the descriptor sets used by this command
- VUID-vkCmdDrawMultiIndexedEXT-None-08114
Descriptors in each bound descriptor set, specified via [vkCmdBindDescriptorSets](#), **must** be valid if they are accessed as described by [descriptor validity](#) by the [VkPipeline](#) bound to the pipeline bind point used by this command and the bound [VkPipeline](#) was not created with [VK_PIPELINE_CREATE_DESCRIPTOR_BUFFER_BIT_EXT](#)
- VUID-vkCmdDrawMultiIndexedEXT-imageLayout-00344
If an image descriptor is accessed by a shader, the [VkImageLayout](#) **must** match the subresource accessible from the [VkImageView](#) as defined by the [image layout matching rules](#)
- VUID-vkCmdDrawMultiIndexedEXT-None-08115
If the descriptors used by the [VkPipeline](#) bound to the pipeline bind point were specified via [vkCmdBindDescriptorSets](#), the bound [VkPipeline](#) **must** have been created without [VK_PIPELINE_CREATE_DESCRIPTOR_BUFFER_BIT_EXT](#)
- VUID-vkCmdDrawMultiIndexedEXT-None-08116
Descriptors in bound descriptor buffers, specified via [vkCmdSetDescriptorBufferOffsetsEXT](#), **must** be valid if they are dynamically used by the [VkPipeline](#) bound to the pipeline bind point used by this command and the bound [VkPipeline](#) was created with [VK_PIPELINE_CREATE_DESCRIPTOR_BUFFER_BIT_EXT](#)
- VUID-vkCmdDrawMultiIndexedEXT-None-08604
Descriptors in bound descriptor buffers, specified via [vkCmdSetDescriptorBufferOffsetsEXT](#), **must** be valid if they are dynamically used by any [VkShaderEXT](#) bound to a stage corresponding to the pipeline bind point used by this command
- VUID-vkCmdDrawMultiIndexedEXT-None-08117
If the descriptors used by the [VkPipeline](#) bound to the pipeline bind point were specified via [vkCmdSetDescriptorBufferOffsetsEXT](#), the bound [VkPipeline](#) **must** have been created with [VK_PIPELINE_CREATE_DESCRIPTOR_BUFFER_BIT_EXT](#)
- VUID-vkCmdDrawMultiIndexedEXT-None-08119
If a descriptor is dynamically used with a [VkPipeline](#) created with [VK_PIPELINE_CREATE_DESCRIPTOR_BUFFER_BIT_EXT](#), the descriptor memory **must** be resident
- VUID-vkCmdDrawMultiIndexedEXT-None-08605
If a descriptor is dynamically used with a [VkShaderEXT](#) created with a [VkDescriptorSetLayout](#) that was created with [VK_DESCRIPTOR_SET_LAYOUT_CREATE_DESCRIPTOR_BUFFER_BIT_EXT](#), the descriptor

memory **must** be resident

- VUID-vkCmdDrawMultiIndexedEXT-None-08606

If the **shaderObject** feature is not enabled, a valid pipeline **must** be bound to the pipeline bind point used by this command

- VUID-vkCmdDrawMultiIndexedEXT-None-08608

If a pipeline is bound to the pipeline bind point used by this command, there **must** not have been any calls to dynamic state setting commands for any state specified statically in the **VkPipeline** object bound to the pipeline bind point used by this command, since that pipeline was bound

- VUID-vkCmdDrawMultiIndexedEXT-uniformBuffers-06935

If any stage of the **VkPipeline** object bound to the pipeline bind point used by this command accesses a uniform buffer, and that stage was created without enabling either **VK_PIPELINE_ROBUSTNESS_BUFFER_BEHAVIOR_ROBUST_BUFFER_ACCESS** or **VK_PIPELINE_ROBUSTNESS_BUFFER_BEHAVIOR_ROBUST_BUFFER_ACCESS_2** for **uniformBuffers**, and the **robustBufferAccess** feature is not enabled, that stage **must** not access values outside of the range of the buffer as specified in the descriptor set bound to the same pipeline bind point

- VUID-vkCmdDrawMultiIndexedEXT-None-08612

If the **robustBufferAccess** feature is not enabled, and any **VkShaderEXT** bound to a stage corresponding to the pipeline bind point used by this command accesses a uniform buffer, it **must** not access values outside of the range of the buffer as specified in the descriptor set bound to the same pipeline bind point

- VUID-vkCmdDrawMultiIndexedEXT-storageBuffers-06936

If any stage of the **VkPipeline** object bound to the pipeline bind point used by this command accesses a storage buffer, and that stage was created without enabling either **VK_PIPELINE_ROBUSTNESS_BUFFER_BEHAVIOR_ROBUST_BUFFER_ACCESS** or **VK_PIPELINE_ROBUSTNESS_BUFFER_BEHAVIOR_ROBUST_BUFFER_ACCESS_2** for **storageBuffers**, and the **robustBufferAccess** feature is not enabled, that stage **must** not access values outside of the range of the buffer as specified in the descriptor set bound to the same pipeline bind point

- VUID-vkCmdDrawMultiIndexedEXT-None-08613

If the **robustBufferAccess** feature is not enabled, and any **VkShaderEXT** bound to a stage corresponding to the pipeline bind point used by this command accesses a storage buffer, it **must** not access values outside of the range of the buffer as specified in the descriptor set bound to the same pipeline bind point

- VUID-vkCmdDrawMultiIndexedEXT-commandBuffer-02707

If **commandBuffer** is an unprotected command buffer and **protectedNoFault** is not supported, any resource accessed by **bound shaders** **must** not be a protected resource

- VUID-vkCmdDrawMultiIndexedEXT-viewType-07752

If a **VkImageView** is accessed as a result of this command, then the image view's **viewType** **must** match the **Dim** operand of the **OpTypeImage** as described in [Compatibility Between SPIR-V Image Dimensions and Vulkan ImageView Types](#)

- VUID-vkCmdDrawMultiIndexedEXT-format-07753

If a **VkImageView** or **VkBufferView** is accessed as a result of this command, then the

numeric type of the view's format and the Sampled Type operand of the OpTypeImage must match

- VUID-vkCmdDrawMultiIndexedEXT-OpImageWrite-08795
If a `VkImageView` created with a format other than `VK_FORMAT_A8_UNORM` is accessed using `OpImageWrite` as a result of this command, then the Type of the `Texel` operand of that instruction must have at least as many components as the image view's format
- VUID-vkCmdDrawMultiIndexedEXT-OpImageWrite-08796
If a `VkImageView` created with the format `VK_FORMAT_A8_UNORM` is accessed using `OpImageWrite` as a result of this command, then the Type of the `Texel` operand of that instruction must have four components
- VUID-vkCmdDrawMultiIndexedEXT-OpImageWrite-04469
If a `VkBufferView` is accessed using `OpImageWrite` as a result of this command, then the Type of the `Texel` operand of that instruction must have at least as many components as the buffer view's format
- VUID-vkCmdDrawMultiIndexedEXT-SampledType-04470
If a `VkImageView` with a `VkFormat` that has a 64-bit component width is accessed as a result of this command, the `SampledType` of the `OpTypeImage` operand of that instruction must have a Width of 64
- VUID-vkCmdDrawMultiIndexedEXT-SampledType-04471
If a `VkImageView` with a `VkFormat` that has a component width less than 64-bit is accessed as a result of this command, the `SampledType` of the `OpTypeImage` operand of that instruction must have a Width of 32
- VUID-vkCmdDrawMultiIndexedEXT-SampledType-04472
If a `VkBufferView` with a `VkFormat` that has a 64-bit component width is accessed as a result of this command, the `SampledType` of the `OpTypeImage` operand of that instruction must have a Width of 64
- VUID-vkCmdDrawMultiIndexedEXT-SampledType-04473
If a `VkBufferView` with a `VkFormat` that has a component width less than 64-bit is accessed as a result of this command, the `SampledType` of the `OpTypeImage` operand of that instruction must have a Width of 32
- VUID-vkCmdDrawMultiIndexedEXT-sparseImageInt64Atomics-04474
If the `sparseImageInt64Atomics` feature is not enabled, `VkImage` objects created with the `VK_IMAGE_CREATE_SPARSE_RESIDENCY_BIT` flag must not be accessed by atomic instructions through an `OpTypeImage` with a `SampledType` with a Width of 64 by this command
- VUID-vkCmdDrawMultiIndexedEXT-sparseImageInt64Atomics-04475
If the `sparseImageInt64Atomics` feature is not enabled, `VkBuffer` objects created with the `VK_BUFFER_CREATE_SPARSE_RESIDENCY_BIT` flag must not be accessed by atomic instructions through an `OpTypeImage` with a `SampledType` with a Width of 64 by this command
- VUID-vkCmdDrawMultiIndexedEXT-OpImageSampleWeightedQCOM-06971
If `OpImageSampleWeightedQCOM` is used to sample a `VkImageView` as a result of this command, then the image view's format features must contain `VK_FORMAT_FEATURE_2_WEIGHT_SAMPLED_IMAGE_BIT_QCOM`

- VUID-vkCmdDrawMultiIndexedEXT-OpImageSampleWeightedQCOM-06972
If `OpImageSampleWeightedQCOM` uses a `VkImageView` as a sample weight image as a result of this command, then the image view's `format features` **must** contain `VK_FORMAT_FEATURE_2_WEIGHT_IMAGE_BIT_QCOM`
- VUID-vkCmdDrawMultiIndexedEXT-OpImageBoxFilterQCOM-06973
If `OpImageBoxFilterQCOM` is used to sample a `VkImageView` as a result of this command, then the image view's `format features` **must** contain `VK_FORMAT_FEATURE_2_BOX_FILTER_SAMPLED_BIT_QCOM`
- VUID-vkCmdDrawMultiIndexedEXT-OpImageBlockMatchSSDQCOM-06974
If `OpImageBlockMatchSSDQCOM` is used to read from an `VkImageView` as a result of this command, then the image view's `format features` **must** contain `VK_FORMAT_FEATURE_2_BLOCK_MATCHING_BIT_QCOM`
- VUID-vkCmdDrawMultiIndexedEXT-OpImageBlockMatchSADQCOM-06975
If `OpImageBlockMatchSADQCOM` is used to read from an `VkImageView` as a result of this command, then the image view's `format features` **must** contain `VK_FORMAT_FEATURE_2_BLOCK_MATCHING_BIT_QCOM`
- VUID-vkCmdDrawMultiIndexedEXT-OpImageBlockMatchSADQCOM-06976
If `OpImageBlockMatchSADQCOM` or `OpImageBlockMatchSSDQCOM` is used to read from a reference image as result of this command, then the specified reference coordinates **must** not fail `integer texel coordinate validation`
- VUID-vkCmdDrawMultiIndexedEXT-OpImageSampleWeightedQCOM-06977
If `OpImageSampleWeightedQCOM`, `OpImageBoxFilterQCOM`, `OpImageBlockMatchWindowSSDQCOM`, `OpImageBlockMatchWindowSADQCOM`, `OpImageBlockMatchGatherSSDQCOM`, `OpImageBlockMatchGatherSADQCOM`, `OpImageBlockMatchSSDQCOM`, or `OpImageBlockMatchSADQCOM` uses a `VkSampler` as a result of this command, then the sampler **must** have been created with `VK_SAMPLER_CREATE_IMAGE_PROCESSING_BIT_QCOM`
- VUID-vkCmdDrawMultiIndexedEXT-OpImageSampleWeightedQCOM-06978
If any command other than `OpImageSampleWeightedQCOM`, `OpImageBoxFilterQCOM`, `OpImageBlockMatchWindowSSDQCOM`, `OpImageBlockMatchWindowSADQCOM`, `OpImageBlockMatchGatherSSDQCOM`, `OpImageBlockMatchGatherSADQCOM`, `OpImageBlockMatchSSDQCOM`, or `OpImageBlockMatchSADQCOM` uses a `VkSampler` as a result of this command, then the sampler **must** not have been created with `VK_SAMPLER_CREATE_IMAGE_PROCESSING_BIT_QCOM`
- VUID-vkCmdDrawMultiIndexedEXT-OpImageBlockMatchWindow-09215
If a `OpImageBlockMatchWindow*QCOM` or `OpImageBlockMatchGather*QCOM` instruction is used to read from an `VkImageView` as a result of this command, then the image view's `format features` **must** contain `VK_FORMAT_FEATURE_2_BLOCK_MATCHING_BIT_QCOM`
- VUID-vkCmdDrawMultiIndexedEXT-OpImageBlockMatchWindow-09216
If a `OpImageBlockMatchWindow*QCOM` or `OpImageBlockMatchGather*QCOM` instruction is used to read from an `VkImageView` as a result of this command, then the image view's format **must** be a single-component format
- VUID-vkCmdDrawMultiIndexedEXT-OpImageBlockMatchWindow-09217
If a `OpImageBlockMatchWindow*QCOM` or `OpImageBlockMatchGather*QCOM` read from a reference image as result of this command, then the specified reference coordinates **must** not fail

integer texel coordinate validation

- VUID-vkCmdDrawMultiIndexedEXT-None-07288
Any shader invocation executed by this command **must** [terminate](#)
- VUID-vkCmdDrawMultiIndexedEXT-None-09600
If a descriptor with type equal to any of [VK_DESCRIPTOR_TYPE_SAMPLE_WEIGHT_IMAGE_QCOM](#), [VK_DESCRIPTOR_TYPE_BLOCK_MATCH_IMAGE_QCOM](#), [VK_DESCRIPTOR_TYPE_SAMPLED_IMAGE](#), [VK_DESCRIPTOR_TYPE_STORAGE_IMAGE](#), or [VK_DESCRIPTOR_TYPE_INPUT_ATTACHMENT](#) is accessed as a result of this command, all image subresources identified by that descriptor **must** be in the image layout identified when the descriptor was written
- VUID-vkCmdDrawMultiIndexedEXT-commandBuffer-10746
The [VkDeviceMemory](#) object allocated from a [VkMemoryHeap](#) with the [VK_MEMORY_HEAP_TILE_MEMORY_BIT_QCOM](#) property that is bound to a resource accessed as a result of this command **must** be the active bound [bound tile memory object](#) in [commandBuffer](#)
- VUID-vkCmdDrawMultiIndexedEXT-None-10678
If this command is recorded inside a [tile shading render pass](#) instance, the stages corresponding to the pipeline bind point used by this command **must** only include [VK_SHADER_STAGE_VERTEX_BIT](#), [VK_SHADER_STAGE_FRAGMENT_BIT](#), and/or [VK_SHADER_STAGE_COMPUTE_BIT](#)
- VUID-vkCmdDrawMultiIndexedEXT-None-10679
If this command is recorded where [per-tile execution model](#) is enabled, there **must** be no access to any image while the image was be transitioned to the [VK_IMAGE_LAYOUT_ATTACHMENT_FEEDBACK_LOOP_OPTIMAL_EXT](#) layout
- VUID-vkCmdDrawMultiIndexedEXT-pDescription-09900
If a [VK_DESCRIPTOR_TYPE_TENSOR_ARM](#) descriptor is accessed as a result of this command, then the underlying [VkTensorARM](#) object **must** have been created with the [VK_TENSOR_USAGE_SHADER_BIT_ARM](#) usage flag set
- VUID-vkCmdDrawMultiIndexedEXT-dimensionCount-09905
If a [VK_DESCRIPTOR_TYPE_TENSOR_ARM](#) descriptor is accessed as a result of this command, then the [Rank](#) of the [OpTypeTensorARM](#) of the tensor resource variable **must** be equal to the [dimensionCount](#) provided via [VkTensorCreateInfoARM::pDescription](#) when creating the underlying [VkTensorARM](#) object
- VUID-vkCmdDrawMultiIndexedEXT-OpTypeTensorARM-09906
If a [VK_DESCRIPTOR_TYPE_TENSOR_ARM](#) descriptor is accessed as a result of this command, then the element type of the [OpTypeTensorARM](#) of the tensor resource variable **must** be [compatible](#) with the [VkFormat](#) of the [VkTensorViewARM](#) used for the access
- VUID-vkCmdDrawMultiIndexedEXT-None-11297
If a pipeline is bound to the pipeline bind point used by this command, or shader is bound to a shader stage used by this command, and it was created with a [descriptor mapping](#) using [VK_DESCRIPTOR_MAPPING_SOURCE_HEAP_WITH_PUSH_INDEX_EXT](#), [VK_DESCRIPTOR_MAPPING_SOURCE_HEAP_WITH_SHADER_RECORD_INDEX_EXT](#), [VK_DESCRIPTOR_MAPPING_SOURCE_HEAP_WITH_INDIRECT_INDEX_ARRAY_EXT](#), or

`VK_DESCRIPTOR_MAPPING_SOURCE_HEAP_WITH_INDIRECT_INDEX_EXT`, and a shader accesses a `OpTypeStruct` decorated with `Block` or `BufferBlock` using that mapping, the calculated offset for the resource heap **must** be a multiple of `bufferDescriptorAlignment`

- VUID-vkCmdDrawMultiIndexedEXT-None-11298

If a pipeline is bound to the pipeline bind point used by this command, or shader is bound to a shader stage used by this command, and it was created with a `descriptor mapping` using `VK_DESCRIPTOR_MAPPING_SOURCE_HEAP_WITH_PUSH_INDEX_EXT`, `VK_DESCRIPTOR_MAPPING_SOURCE_HEAP_WITH_SHADER_RECORD_INDEX_EXT`, `VK_DESCRIPTOR_MAPPING_SOURCE_HEAP_WITH_INDIRECT_INDEX_ARRAY_EXT`, or `VK_DESCRIPTOR_MAPPING_SOURCE_HEAP_WITH_INDIRECT_INDEX_EXT`, and a shader accesses an `OpTypeImage` or `OpTypeSampledImage` using that mapping, the calculated offset for the resource heap **must** be a multiple of `imageDescriptorAlignment`

- VUID-vkCmdDrawMultiIndexedEXT-None-11299

If a pipeline is bound to the pipeline bind point used by this command, or shader is bound to a shader stage used by this command, and it was created with a `descriptor mapping` using `VK_DESCRIPTOR_MAPPING_SOURCE_HEAP_WITH_PUSH_INDEX_EXT`, `VK_DESCRIPTOR_MAPPING_SOURCE_HEAP_WITH_SHADER_RECORD_INDEX_EXT`, `VK_DESCRIPTOR_MAPPING_SOURCE_HEAP_WITH_INDIRECT_INDEX_ARRAY_EXT`, or `VK_DESCRIPTOR_MAPPING_SOURCE_HEAP_WITH_INDIRECT_INDEX_EXT`, and a shader accesses an `OpTypeSampler` or `OpTypeSampledImage` using that mapping, the calculated offset for the sampler heap **must** be a multiple of `samplerDescriptorAlignment`

- VUID-vkCmdDrawMultiIndexedEXT-None-11397

If a pipeline is bound to the pipeline bind point used by this command, or shader is bound to a shader stage used by this command, and it was created with a `descriptor mapping` using `VK_DESCRIPTOR_MAPPING_SOURCE_HEAP_WITH_PUSH_INDEX_EXT`, `VK_DESCRIPTOR_MAPPING_SOURCE_HEAP_WITH_SHADER_RECORD_INDEX_EXT`, `VK_DESCRIPTOR_MAPPING_SOURCE_HEAP_WITH_INDIRECT_INDEX_ARRAY_EXT`, or `VK_DESCRIPTOR_MAPPING_SOURCE_HEAP_WITH_INDIRECT_INDEX_EXT`, and a shader accesses an `OpTypeTensorARM` using that mapping, the calculated offset for the resource heap **must** be a multiple of `tensorDescriptorAlignment`

- VUID-vkCmdDrawMultiIndexedEXT-None-11300

If a pipeline is bound to the pipeline bind point used by this command, or shader is bound to a shader stage used by this command, and it was created with a `descriptor mapping` using `VK_DESCRIPTOR_MAPPING_SOURCE_HEAP_WITH_INDIRECT_INDEX_ARRAY_EXT` or `VK_DESCRIPTOR_MAPPING_SOURCE_HEAP_WITH_INDIRECT_INDEX_EXT`, and a shader accesses a resource using that mapping, the value of the address at the expected location in push data **must** be a multiple of 4

- VUID-vkCmdDrawMultiIndexedEXT-None-11301

If a pipeline is bound to the pipeline bind point used by this command, or shader is bound to a shader stage used by this command, and it was created with a `descriptor mapping` using `VK_DESCRIPTOR_MAPPING_SOURCE_HEAP_WITH_INDIRECT_INDEX_ARRAY_EXT` or `VK_DESCRIPTOR_MAPPING_SOURCE_HEAP_WITH_INDIRECT_INDEX_EXT`, and a shader accesses a resource using that mapping, the value of the address at the expected location in push data **must** be a valid `VkDeviceAddress` backed by physical memory at every offset specified by each mapping

- VUID-vkCmdDrawMultiIndexedEXT-None-11302

If a pipeline is bound to the pipeline bind point used by this command, or shader is bound to a shader stage used by this command, and it was created with a [descriptor mapping](#) using [VK_DESCRIPTOR_MAPPING_SOURCE_PUSH_ADDRESS_EXT](#), and a shader accesses a resource using that mapping, the value of the address at the expected location in push data **must** be a valid [VkDeviceAddress](#)

- VUID-vkCmdDrawMultiIndexedEXT-None-11304

If a pipeline is bound to the pipeline bind point used by this command, or shader is bound to a shader stage used by this command, and it was created with a [descriptor mapping](#) using [VK_DESCRIPTOR_MAPPING_SOURCE_INDIRECT_ADDRESS_EXT](#), and a shader accesses a resource using that mapping, the value of the address at the expected location in push data **must** be a multiple of 8

- VUID-vkCmdDrawMultiIndexedEXT-None-11305

If a pipeline is bound to the pipeline bind point used by this command, or shader is bound to a shader stage used by this command, and it was created with a [descriptor mapping](#) using [VK_DESCRIPTOR_MAPPING_SOURCE_INDIRECT_ADDRESS_EXT](#), and a shader accesses a resource using that mapping, the value of the address at the expected location in push data **must** be a valid [VkDeviceAddress](#) backed by physical memory at every offset specified by each mapping

- VUID-vkCmdDrawMultiIndexedEXT-None-11306

If a pipeline is bound to the pipeline bind point used by this command, or shader is bound to a shader stage used by this command, and it was created with a [descriptor mapping](#) using [VK_DESCRIPTOR_MAPPING_SOURCE_INDIRECT_ADDRESS_EXT](#), and a shader accesses a resource using that mapping, the value of the address pointed to by the address in push data **must** be a valid [VkDeviceAddress](#)

- VUID-vkCmdDrawMultiIndexedEXT-None-11308

For each [descriptor heap](#) that is statically used by a [bound shader](#), either directly or via a [descriptor mapping](#), a valid descriptor heap **must** be bound

- VUID-vkCmdDrawMultiIndexedEXT-None-11309

If a [bound shader](#) was created as a [VkShaderEXT](#) with the [VK_SHADER_CREATE_DESCRIPTOR_HEAP_BIT_EXT](#) flag or as part of a pipeline with the [VK_PIPELINE_CREATE_2_DESCRIPTOR_HEAP_BIT_EXT](#) flag, execution of this command **must** not result in any descriptor read accessing data outside of the user range of the respective heap bound by [vkCmdBind*HeapEXT](#) commands

- VUID-vkCmdDrawMultiIndexedEXT-None-11372

If any stage of the [VkPipeline](#) object bound to the pipeline bind point used by this command accesses a uniform buffer or uniform texel buffer through a descriptor in the bound resource heap, that stage was created without enabling either [VK_PIPELINE_ROBUSTNESS_BUFFER_BEHAVIOR_ROBUST_BUFFER_ACCESS](#) or [VK_PIPELINE_ROBUSTNESS_BUFFER_BEHAVIOR_ROBUST_BUFFER_ACCESS_2](#) for [uniformBuffers](#), the [robustBufferAccess2](#) feature is not enabled, and the [robustBufferAccess](#) feature is not enabled, that stage **must** not access values outside of the range of the descriptor specified via [VkDeviceAddressRangeKHR](#) when the descriptor was written

- VUID-vkCmdDrawMultiIndexedEXT-None-11373

If any stage of the [VkPipeline](#) object bound to the pipeline bind point used by this

command accesses a storage buffer or storage texel buffer through a descriptor in the bound resource heap, that stage was created without enabling either `VK_PIPELINE_ROBUSTNESS_BUFFER_BEHAVIOR_ROBUST_BUFFER_ACCESS` or `VK_PIPELINE_ROBUSTNESS_BUFFER_BEHAVIOR_ROBUST_BUFFER_ACCESS_2` for `storageBuffers`, the `robustBufferAccess2` feature is not enabled, and the `robustBufferAccess` feature is not enabled, that stage **must** not access values outside of the range of the descriptor specified by `VkDeviceAddressRangeKHR` when the descriptor was written

- VUID-vkCmdDrawMultiIndexedEXT-None-11374

If the `robustBufferAccess2` feature is not enabled, the `robustBufferAccess` feature is not enabled, and any `VkShaderEXT` bound to a stage corresponding to the pipeline bind point used by this command accesses a uniform buffer, uniform texel buffer, storage buffer, or storage texel buffer, that shader **must** not access values outside of the range of the buffer as specified by `VkDeviceAddressRangeKHR` when the descriptor was written

- VUID-vkCmdDrawMultiIndexedEXT-pBindInfo-11375

If any `bound shader` uses an embedded sampler via a `descriptor mapping`, the value of `pBindInfo->reservedRangeSize` set for `vkCmdBindSamplerHeapEXT` **must** be greater than or equal to `minSamplerHeapReservedRangeWithEmbedded`

- VUID-vkCmdDrawMultiIndexedEXT-None-11376

If a `bound shader` was created as a `VkShaderEXT` with the `VK_SHADER_CREATE_DESCRIPTOR_HEAP_BIT_EXT` flag or as part of a pipeline with the `VK_PIPELINE_CREATE_2_DESCRIPTOR_HEAP_BIT_EXT` flag, and that shader statically uses a push constant value, that value **must** have been set by `vkCmdPushDataEXT`

- VUID-vkCmdDrawMultiIndexedEXT-None-11398

If a `bound shader` was created with a `descriptor mapping` using `VK_DESCRIPTOR_MAPPING_SOURCE_PUSH_DATA_EXT`, `VK_DESCRIPTOR_MAPPING_SOURCE_PUSH_ADDRESS_EXT`, `VK_DESCRIPTOR_MAPPING_SOURCE_SHADER_RECORD_DATA_EXT`, `VK_DESCRIPTOR_MAPPING_SOURCE_SHADER_RECORD_ADDRESS_EXT`, `VK_DESCRIPTOR_MAPPING_SOURCE_RESOURCE_HEAP_DATA_EXT`, or `VK_DESCRIPTOR_MAPPING_SOURCE_INDIRECT_ADDRESS_EXT`, and a shader accesses a resource using that mapping, the access **must** not be `out of bounds`

- VUID-vkCmdDrawMultiIndexedEXT-None-11437

If a pipeline is bound to the pipeline bind point used by this command, or shader is bound to a shader stage used by this command, and it was created with a `descriptor mapping` using `VK_DESCRIPTOR_MAPPING_SOURCE_HEAP_WITH_INDIRECT_INDEX_ARRAY_EXT`, `VK_DESCRIPTOR_MAPPING_SOURCE_HEAP_WITH_INDIRECT_INDEX_EXT`, or `VK_DESCRIPTOR_MAPPING_SOURCE_INDIRECT_ADDRESS_EXT`, and a shader accesses a resource using that mapping, the buffer from which the address in push data was queried **must** have been created with the `VK_BUFFER_USAGE_UNIFORM_BUFFER_BIT` usage flag set

- VUID-vkCmdDrawMultiIndexedEXT-None-11438

If a pipeline is bound to the pipeline bind point used by this command, or shader is bound to a shader stage used by this command, and it was created with a `descriptor mapping` using `VK_DESCRIPTOR_MAPPING_SOURCE_PUSH_ADDRESS_EXT`, `VK_DESCRIPTOR_MAPPING_SOURCE_SHADER_RECORD_ADDRESS_EXT`, or

[VK_DESCRIPTOR_MAPPING_SOURCE_INDIRECT_ADDRESS_EXT](#), and a shader accesses a uniform buffer using that mapping, the address that the uniform buffer is mapped to **must** have been queried from a buffer created with the [VK_BUFFER_USAGE_UNIFORM_BUFFER_BIT](#) usage flag set

- VUID-vkCmdDrawMultiIndexedEXT-None-11441

If a pipeline is bound to the pipeline bind point used by this command, or shader is bound to a shader stage used by this command, and it was created with a [descriptor mapping](#) using [VK_DESCRIPTOR_MAPPING_SOURCE_PUSH_ADDRESS_EXT](#), [VK_DESCRIPTOR_MAPPING_SOURCE_SHADER_RECORD_ADDRESS_EXT](#), or [VK_DESCRIPTOR_MAPPING_SOURCE_INDIRECT_ADDRESS_EXT](#), and a shader accesses a uniform buffer using that mapping, the address that the uniform buffer is mapped to **must** be aligned to [minUniformBufferOffsetAlignment](#)

- VUID-vkCmdDrawMultiIndexedEXT-None-11439

If a pipeline is bound to the pipeline bind point used by this command, or shader is bound to a shader stage used by this command, and it was created with a [descriptor mapping](#) using [VK_DESCRIPTOR_MAPPING_SOURCE_PUSH_ADDRESS_EXT](#), [VK_DESCRIPTOR_MAPPING_SOURCE_SHADER_RECORD_ADDRESS_EXT](#), or [VK_DESCRIPTOR_MAPPING_SOURCE_INDIRECT_ADDRESS_EXT](#), and a shader accesses a storage buffer using that mapping, the address that the storage buffer is mapped to **must** have been queried from a buffer created with the [VK_BUFFER_USAGE_STORAGE_BUFFER_BIT](#) usage flag set

- VUID-vkCmdDrawMultiIndexedEXT-None-11442

If a pipeline is bound to the pipeline bind point used by this command, or shader is bound to a shader stage used by this command, and it was created with a [descriptor mapping](#) using [VK_DESCRIPTOR_MAPPING_SOURCE_PUSH_ADDRESS_EXT](#), [VK_DESCRIPTOR_MAPPING_SOURCE_SHADER_RECORD_ADDRESS_EXT](#), or [VK_DESCRIPTOR_MAPPING_SOURCE_INDIRECT_ADDRESS_EXT](#), and a shader accesses a storage buffer using that mapping, the address that the storage buffer is mapped to **must** be aligned to [minStorageBufferOffsetAlignment](#)

- VUID-vkCmdDrawMultiIndexedEXT-None-11485

If a pipeline is bound to the pipeline bind point used by this command, or shader is bound to a shader stage used by this command, and it was created with a [descriptor mapping](#) using [VK_DESCRIPTOR_MAPPING_SOURCE_PUSH_ADDRESS_EXT](#), [VK_DESCRIPTOR_MAPPING_SOURCE_SHADER_RECORD_ADDRESS_EXT](#), or [VK_DESCRIPTOR_MAPPING_SOURCE_INDIRECT_ADDRESS_EXT](#), and a shader accesses an acceleration structure using that mapping, the address that the acceleration structure is mapped to **must** be an acceleration structure address retrieved from a [VkAccelerationStructureKHR](#) object via [vkGetAccelerationStructureDeviceAddressKHR](#) or handle retrieved from a [VkAccelerationStructureNV](#) object via [vkGetAccelerationStructureHandleNV](#)

- VUID-vkCmdDrawMultiIndexedEXT-index-11450

If a shader uses a sampler descriptor to sample an image as a result of this command, and that sampler descriptor uses a custom border color with an index defined by [VkSamplerCustomBorderColorIndexCreateInfoEXT](#), the value of [VkSamplerCustomBorderColorIndexCreateInfoEXT::index](#) **must** have been registered before this command was recorded, and still be registered during the sampling operation,

with an identically defined color

- VUID-vkCmdDrawMultiIndexedEXT-protectedNoFault-11455

If **protectedNoFault** is not supported, a pipeline is bound to the pipeline bind point used by this command, or a shader is bound to a shader stage used by this command, and it was created with a **descriptor mapping** using **VK_DESCRIPTOR_MAPPING_SOURCE_PUSH_ADDRESS_EXT**, **VK_DESCRIPTOR_MAPPING_SOURCE_SHADER_RECORD_ADDRESS_EXT**, or **VK_DESCRIPTOR_MAPPING_SOURCE_INDIRECT_ADDRESS_EXT**, the address that the resource is mapped to **must** have been queried from a buffer created without the **VK_BUFFER_CREATE_PROTECTED_BIT** create flag set

- VUID-vkCmdDrawMultiIndexedEXT-protectedNoFault-11456

If **protectedNoFault** is not supported, a pipeline is bound to the pipeline bind point used by this command, or a shader is bound to a shader stage used by this command, and it was created with a **descriptor mapping** using **VK_DESCRIPTOR_MAPPING_SOURCE_HEAP_WITH_INDIRECT_INDEX_EXT** or **VK_DESCRIPTOR_MAPPING_SOURCE_HEAP_WITH_INDIRECT_INDEX_ARRAY_EXT**, the address of the indirect memory **must** have been queried from a buffer created without the **VK_BUFFER_CREATE_PROTECTED_BIT** create flag set

- VUID-vkCmdDrawMultiIndexedEXT-renderPass-02684

The current render pass **must** be **compatible** with the **renderPass** member of the **VkGraphicsPipelineCreateInfo** structure specified when creating the **VkPipeline** bound to **VK_PIPELINE_BIND_POINT_GRAPHICS**

- VUID-vkCmdDrawMultiIndexedEXT-subpass-02685

The subpass index of the current render pass **must** be equal to the **subpass** member of the **VkGraphicsPipelineCreateInfo** structure specified when creating the **VkPipeline** bound to **VK_PIPELINE_BIND_POINT_GRAPHICS**

- VUID-vkCmdDrawMultiIndexedEXT-OpTypeImage-07468

If any shader executed by this pipeline accesses an **OpTypeImage** variable with a **Dim** operand of **SubpassData**, it **must** be decorated with an **InputAttachmentIndex** that corresponds to a valid input attachment in the current subpass

- VUID-vkCmdDrawMultiIndexedEXT-None-07469

Input attachment views accessed in a subpass **must** be created with the same **VkFormat** as the corresponding subpass definition, and be created with a **VkImageView** that is compatible with the attachment referenced by the subpass' **pInputAttachments** [**InputAttachmentIndex**] in the bound **VkFramebuffer** as specified by **Fragment Input Attachment Compatibility**

- VUID-vkCmdDrawMultiIndexedEXT-pDepthInputAttachmentIndex-09595

Input attachment views accessed in a dynamic render pass with a **InputAttachmentIndex** referenced by **VkRenderingInputAttachmentIndexInfo**, or no **InputAttachmentIndex** if **VkRenderingInputAttachmentIndexInfo::pDepthInputAttachmentIndex** or **VkRenderingInputAttachmentIndexInfo::pStencilInputAttachmentIndex** are **NULL**, **must** be created with a **VkImageView** that is compatible with the corresponding color, depth, or stencil attachment in **VkRenderingInfo**

- VUID-vkCmdDrawMultiIndexedEXT-pDepthInputAttachmentIndex-09596

Input attachment views accessed in a dynamic render pass via a shader object **must** have

an `InputAttachmentIndex` if both `VkRenderingInputAttachmentIndexInfo::pDepthInputAttachmentIndex` and `VkRenderingInputAttachmentIndexInfo::pStencilInputAttachmentIndex` are non-NULL

- VUID-vkCmdDrawMultiIndexedEXT-InputAttachmentIndex-09597
If an input attachment view accessed in a dynamic render pass via a shader object has an `InputAttachmentIndex`, the `InputAttachmentIndex` **must** match an index in `VkRenderingInputAttachmentIndexInfo`
- VUID-vkCmdDrawMultiIndexedEXT-None-06537
Memory backing image subresources used as attachments in the current render pass **must** not be written in any way other than as an attachment by this command
- VUID-vkCmdDrawMultiIndexedEXT-None-10795
If a color attachment is written by any prior command in this subpass or by the load, store, or resolve operations for this subpass, and `feedback loop` is not enabled for `VK_IMAGE_ASPECT_COLOR_BIT` on that attachment, it **must** not be accessed in any way other than as an attachment by this command
- VUID-vkCmdDrawMultiIndexedEXT-None-10796
If a depth attachment is written by any prior command in this subpass or by the load, store, or resolve operations for this subpass, and `feedback loop` is not enabled for `VK_IMAGE_ASPECT_DEPTH_BIT` on that attachment, it **must** not be accessed in any way other than as an attachment by this command
- VUID-vkCmdDrawMultiIndexedEXT-None-10797
If a stencil attachment is written by any prior command in this subpass or by the load, store, or resolve operations for this subpass, and `feedback loop` is not enabled for `VK_IMAGE_ASPECT_STENCIL_BIT` on that attachment, it **must** not be accessed in any way other than as an attachment by this command
- VUID-vkCmdDrawMultiIndexedEXT-None-12338
If a color attachment is read in this command in any way other than as an attachment, or has been read by any prior command in this subpass as a non-attachment, and `feedback loop` is not enabled for `VK_IMAGE_ASPECT_COLOR_BIT` on that attachment, the color attachment **must** not be written to by this command
- VUID-vkCmdDrawMultiIndexedEXT-None-12339
If a depth attachment is read in this command in any way other than as an attachment, or has been read by any prior command in this subpass as a non-attachment, and `feedback loop` is not enabled for `VK_IMAGE_ASPECT_DEPTH_BIT` on that attachment, the depth attachment **must** not be written to by this command
- VUID-vkCmdDrawMultiIndexedEXT-None-12340
If a stencil attachment is read in this command in any way other than as an attachment, or has been read by any prior command in this subpass as a non-attachment, and `feedback loop` is not enabled for `VK_IMAGE_ASPECT_STENCIL_BIT` on that attachment, the stencil attachment **must** not be written to by this command
- VUID-vkCmdDrawMultiIndexedEXT-None-09003
If an attachment is written by any prior command in this subpass or by the load, store, or resolve operations for this subpass, it **must** not be accessed in any way other than as an attachment, storage image, or sampled image by this command

- VUID-vkCmdDrawMultiIndexedEXT-None-06886
If the current render pass instance uses a depth/stencil attachment with a read-only layout for the depth aspect, **depth writes must** be disabled
- VUID-vkCmdDrawMultiIndexedEXT-None-06887
If the current render pass instance uses a depth/stencil attachment with a read-only layout for the stencil aspect, both front and back **writeMask** are not zero, and stencil test is enabled, **all stencil ops must** be **VK_STENCIL_OP_KEEP**
- VUID-vkCmdDrawMultiIndexedEXT-None-07831
If the bound graphics pipeline state was created with the **VK_DYNAMIC_STATE_VIEWPORT** dynamic state enabled then **vkCmdSetViewport must** have been called and not subsequently **invalidated** in the current command buffer prior to this drawing command
- VUID-vkCmdDrawMultiIndexedEXT-None-07832
If the bound graphics pipeline state was created with the **VK_DYNAMIC_STATE_SCISSOR** dynamic state enabled then **vkCmdSetScissor must** have been called and not subsequently **invalidated** in the current command buffer prior to this drawing command
- VUID-vkCmdDrawMultiIndexedEXT-None-08617
If a shader object is bound to any graphics stage or a graphics pipeline is bound which was created with the **VK_DYNAMIC_STATE_LINE_WIDTH** dynamic state enabled, the **current value** of **rasterizerDiscardEnable** is **VK_FALSE**, and the **effective rasterization input topology** is in line topology class, then **vkCmdSetLineWidth must** have been called and not subsequently **invalidated** in the current command buffer prior to this drawing command
- VUID-vkCmdDrawMultiIndexedEXT-None-07834
If a shader object is bound to any graphics stage or a graphics pipeline is bound which was created with the **VK_DYNAMIC_STATE_DEPTH_BIAS** dynamic state enabled, the **current value** of **rasterizerDiscardEnable** is **VK_FALSE**, and the **current value** of **depthBiasEnable** is **VK_TRUE**, then **vkCmdSetDepthBias** or **vkCmdSetDepthBias2EXT must** have been called and not subsequently **invalidated** in the current command buffer prior to this drawing command
- VUID-vkCmdDrawMultiIndexedEXT-None-07835
If a shader object is bound to the **VK_SHADER_STAGE_FRAGMENT_BIT** stage or a graphics pipeline is bound which was created with the **VK_DYNAMIC_STATE_BLEND_CONSTANTS** dynamic state enabled, the **current value** of **rasterizerDiscardEnable** is **VK_FALSE**, and an active color attachment **current value** of **blendEnable** is **VK_TRUE** with a blend equations where any **VkBlendFactor** member is **VK_BLEND_FACTOR_CONSTANT_COLOR**, **VK_BLEND_FACTOR_ONE_MINUS_CONSTANT_COLOR**, **VK_BLEND_FACTOR_CONSTANT_ALPHA**, **VK_BLEND_FACTOR_ONE_MINUS_CONSTANT_ALPHA**, or **VK_BLEND_FACTOR_CONSTANT_ALPHA**, then **vkCmdSetBlendConstants must** have been called and not subsequently **invalidated** in the current command buffer prior to this drawing command
- VUID-vkCmdDrawMultiIndexedEXT-None-07836
If a shader object is bound to any graphics stage or a graphics pipeline is bound which was created with the **VK_DYNAMIC_STATE_DEPTH_BOUNDS** dynamic state enabled, the **current value** of **rasterizerDiscardEnable** is **VK_FALSE**, and the **current value** of

`depthBoundsTestEnable` is `VK_TRUE`, then `vkCmdSetDepthBounds` **must** have been called and not subsequently `invalidated` in the current command buffer prior to this drawing command

- VUID-vkCmdDrawMultiIndexedEXT-None-07837

If a shader object is bound to any graphics stage or a graphics pipeline is bound which was created with the `VK_DYNAMIC_STATE_STENCIL_COMPARE_MASK` dynamic state enabled, the `current value` of `rasterizerDiscardEnable` is `VK_FALSE`, and the `current value` of `stencilTestEnable` is `VK_TRUE`, then `vkCmdSetStencilCompareMask` **must** have been called and not subsequently `invalidated` in the current command buffer prior to this drawing command

- VUID-vkCmdDrawMultiIndexedEXT-None-07838

If a shader object is bound to any graphics stage or a graphics pipeline is bound which was created with the `VK_DYNAMIC_STATE_STENCIL_WRITE_MASK` dynamic state enabled, the `current value` of `rasterizerDiscardEnable` is `VK_FALSE`, and the `current value` of `stencilTestEnable` is `VK_TRUE`, then `vkCmdSetStencilWriteMask` **must** have been called and not subsequently `invalidated` in the current command buffer prior to this drawing command

- VUID-vkCmdDrawMultiIndexedEXT-None-07839

If a shader object is bound to any graphics stage or a graphics pipeline is bound which was created with the `VK_DYNAMIC_STATE_STENCIL_REFERENCE` dynamic state enabled, the `current value` of `rasterizerDiscardEnable` is `VK_FALSE`, the `current value` of `stencilTestEnable` is `VK_TRUE`, then `vkCmdSetStencilReference` **must** have been called and not subsequently `invalidated` in the current command buffer prior to this drawing command

- VUID-vkCmdDrawMultiIndexedEXT-maxMultiviewInstanceIndex-02688

If the draw is recorded in a render pass instance with multiview enabled, the maximum instance index **must** be less than or equal to `VkPhysicalDeviceMultiviewProperties::maxMultiviewInstanceIndex`

- VUID-vkCmdDrawMultiIndexedEXT-sampleLocationsEnable-02689

If the bound graphics pipeline was created with `VkPipelineSampleLocationsStateCreateInfoEXT::sampleLocationsEnable` set to `VK_TRUE`, then the active depth attachment **must** have been created with the `VK_IMAGE_CREATE_SAMPLE_LOCATIONS_COMPATIBLE_DEPTH_BIT_EXT` bit set

- VUID-vkCmdDrawMultiIndexedEXT-None-07634

If the `VK_EXT_sample_locations` extension is enabled, a shader object is bound to any graphics stage or a graphics pipeline is bound which was created with the `VK_DYNAMIC_STATE_SAMPLE_LOCATIONS_ENABLE_EXT` dynamic state enabled, and the `current value` of `rasterizerDiscardEnable` is `VK_FALSE`, then `vkCmdSetSampleLocationsEnableEXT` **must** have been called and not subsequently `invalidated` in the current command buffer prior to this drawing command

- VUID-vkCmdDrawMultiIndexedEXT-None-06666

If the `VK_EXT_sample_locations` extension is enabled, a shader object is bound to any graphics stage or a graphics pipeline is bound which was created with the `VK_DYNAMIC_STATE_SAMPLE_LOCATIONS_EXT` dynamic state enabled, the `current value` of `rasterizerDiscardEnable` is `VK_FALSE`, and the `current value` of `sampleLocationsEnable` is

VK_TRUE, then `vkCmdSetSampleLocationsEXT` **must** have been called and not subsequently `invalidated` in the current command buffer prior to this drawing command

- VUID-vkCmdDrawMultiIndexedEXT-None-07840

If a shader object is bound to any graphics stage or a graphics pipeline is bound which was created with the `VK_DYNAMIC_STATE_CULL_MODE` dynamic state enabled, and the `current value` of `rasterizerDiscardEnable` is `VK_FALSE`, then `vkCmdSetCullMode` **must** have been called and not subsequently `invalidated` in the current command buffer prior to this drawing command

- VUID-vkCmdDrawMultiIndexedEXT-None-07841

If a shader object is bound to any graphics stage or a graphics pipeline is bound which was created with the `VK_DYNAMIC_STATE_FRONT_FACE` dynamic state enabled, and the `current value` of `rasterizerDiscardEnable` is `VK_FALSE`, then `vkCmdSetFrontFace` **must** have been called and not subsequently `invalidated` in the current command buffer prior to this drawing command

- VUID-vkCmdDrawMultiIndexedEXT-None-07843

If a shader object is bound to any graphics stage or a graphics pipeline is bound which was created with the `VK_DYNAMIC_STATE_DEPTH_TEST_ENABLE` dynamic state enabled, and the `current value` of `rasterizerDiscardEnable` is `VK_FALSE`, `vkCmdSetDepthTestEnable` **must** have been called and not subsequently `invalidated` in the current command buffer prior to this drawing command

- VUID-vkCmdDrawMultiIndexedEXT-None-07844

If a shader object is bound to any graphics stage or a graphics pipeline is bound which was created with the `VK_DYNAMIC_STATE_DEPTH_WRITE_ENABLE` dynamic state enabled, and the `current value` of `rasterizerDiscardEnable` is `VK_FALSE`, and the `current value` of `depthTestEnable` is `VK_TRUE`, then `vkCmdSetDepthWriteEnable` **must** have been called and not subsequently `invalidated` in the current command buffer prior to this drawing command

- VUID-vkCmdDrawMultiIndexedEXT-None-07845

If a shader object is bound to any graphics stage or a graphics pipeline is bound which was created with the `VK_DYNAMIC_STATE_DEPTH_COMPARE_OP` dynamic state enabled, the `current value` of `rasterizerDiscardEnable` is `VK_FALSE`, and the `current value` of `depthTestEnable` is `VK_TRUE`, then `vkCmdSetDepthCompareOp` **must** have been called and not subsequently `invalidated` in the current command buffer prior to this drawing command

- VUID-vkCmdDrawMultiIndexedEXT-None-07846

If the `depthBounds` feature is enabled, a shader object is bound to any graphics stage or a graphics pipeline is bound which was created with the `VK_DYNAMIC_STATE_DEPTH_BOUNDS_TEST_ENABLE` dynamic state enabled, and the `current value` of `rasterizerDiscardEnable` is `VK_FALSE`, then `vkCmdSetDepthBoundsTestEnable` **must** have been called and not subsequently `invalidated` in the current command buffer prior to this drawing command

- VUID-vkCmdDrawMultiIndexedEXT-None-07847

If a shader object is bound to any graphics stage or a graphics pipeline is bound which was created with the `VK_DYNAMIC_STATE_STENCIL_TEST_ENABLE` dynamic state enabled, and the `current value` of `rasterizerDiscardEnable` is `VK_FALSE`, then

`vkCmdSetStencilTestEnable` **must** have been called and not subsequently `invalidated` in the current command buffer prior to this drawing command

- VUID-vkCmdDrawMultiIndexedEXT-None-07848

If a shader object is bound to any graphics stage or a graphics pipeline is bound which was created with the `VK_DYNAMIC_STATE_STENCIL_OP` dynamic state enabled, the `current value` of `rasterizerDiscardEnable` is `VK_FALSE`, the `current value` of `stencilTestEnable` is `VK_TRUE`, then `vkCmdSetStencilOp` **must** have been called and not subsequently `invalidated` in the current command buffer prior to this drawing command

- VUID-vkCmdDrawMultiIndexedEXT-viewportCount-03417

If a shader object is bound to any graphics stage or a graphics pipeline is bound which was created with the `VK_DYNAMIC_STATE_VIEWPORT_WITH_COUNT` dynamic state enabled, and the state is not inherited, then `vkCmdSetViewportWithCount` **must** have been called and not subsequently `invalidated` in the current command buffer prior to this drawing command

- VUID-vkCmdDrawMultiIndexedEXT-scissorCount-03418

If a shader object is bound to any graphics stage or a graphics pipeline is bound which was created with the `VK_DYNAMIC_STATE_SCISSOR_WITH_COUNT` dynamic state enabled, and the state is not inherited, then `vkCmdSetScissorWithCount` **must** have been called and not subsequently `invalidated` in the current command buffer prior to this drawing

- VUID-vkCmdDrawMultiIndexedEXT-viewportCount-03419

If a shader object is bound to any graphics stage or a graphics pipeline is bound which was created with both the `VK_DYNAMIC_STATE_SCISSOR_WITH_COUNT` and `VK_DYNAMIC_STATE_VIEWPORT_WITH_COUNT` dynamic states enabled, and the state is not inherited, then the `viewportCount` parameter of `vkCmdSetViewportWithCount` **must** match the `scissorCount` parameter of `vkCmdSetScissorWithCount`

- VUID-vkCmdDrawMultiIndexedEXT-viewportCount-04137

If the bound graphics pipeline state was created with the `VK_DYNAMIC_STATE_VIEWPORT_WITH_COUNT` dynamic state enabled, but not the `VK_DYNAMIC_STATE_VIEWPORT_W_SCALING_NV` dynamic state enabled, then the bound graphics pipeline **must** have been created with `VkPipelineViewportWScalingStateCreateInfoNV::viewportCount` greater or equal to the `viewportCount` parameter in the last call to `vkCmdSetViewportWithCount`

- VUID-vkCmdDrawMultiIndexedEXT-viewportCount-04138

If the `VK_NV_clip_space_w_scaling` extension is enabled, and a shader object is bound to any graphics stage or a graphics pipeline is bound which was created with the `VK_DYNAMIC_STATE_VIEWPORT_WITH_COUNT` and `VK_DYNAMIC_STATE_VIEWPORT_W_SCALING_NV` dynamic state enabled, the `current value` of `viewportWScalingEnable` is `VK_TRUE`, then `vkCmdSetViewportWScalingNV` **must** have been called and not subsequently `invalidated` in the current command buffer prior to this drawing command

- VUID-vkCmdDrawMultiIndexedEXT-None-08636

If the `VK_NV_clip_space_w_scaling` extension is enabled, and a shader object is bound to any graphics stage or a graphics pipeline is bound which was created with the `VK_DYNAMIC_STATE_VIEWPORT_WITH_COUNT` and

VK_DYNAMIC_STATE_VIEWPORT_W_SCALING_NV dynamic state enabled, the **current value** of **viewportWScalingEnable** is VK_TRUE, then the **viewportCount** parameter in the last call to **vkCmdSetViewportWScalingNV** **must** be greater than or equal to the **viewportCount** parameter in the last call to **vkCmdSetViewportWithCount**

- VUID-vkCmdDrawMultiIndexedEXT-viewportCount-04139

If the bound graphics pipeline state was created with the VK_DYNAMIC_STATE_VIEWPORT_WITH_COUNT dynamic state enabled, but not the VK_DYNAMIC_STATE_VIEWPORT_SHADING_RATE_PALETTE_NV dynamic state enabled, then the bound graphics pipeline **must** have been created with **VkPipelineViewportShadingRateImageStateCreateInfoNV::viewportCount** greater or equal to the **viewportCount** parameter in the last call to **vkCmdSetViewportWithCount**

- VUID-vkCmdDrawMultiIndexedEXT-shadingRateImage-09233

If the **shadingRateImage** feature is enabled, and a shader object is bound to any graphics stage or a graphics pipeline is bound which was created with the VK_DYNAMIC_STATE_VIEWPORT_COARSE_SAMPLE_ORDER_NV and the **current value** of **rasterizerDiscardEnable** is VK_FALSE, then **vkCmdSetCoarseSampleOrderNV** **must** have been called and not subsequently **invalidated** in the current command buffer prior to this drawing command

- VUID-vkCmdDrawMultiIndexedEXT-shadingRateImage-09234

If the **shadingRateImage** feature is enabled, and a shader object is bound to any graphics stage or a graphics pipeline is bound which was created with the VK_DYNAMIC_STATE_VIEWPORT_WITH_COUNT and VK_DYNAMIC_STATE_VIEWPORT_SHADING_RATE_PALETTE_NV dynamic state enabled, the **current value** of **rasterizerDiscardEnable** is VK_FALSE, and the **current value** of **shadingRateImageEnable** is VK_TRUE, then **vkCmdSetViewportShadingRatePaletteNV** **must** have been called and not subsequently **invalidated** in the current command buffer prior to this drawing command

- VUID-vkCmdDrawMultiIndexedEXT-None-08637

If the **shadingRateImage** feature is enabled, and a shader object is bound to any graphics stage or a graphics pipeline is bound which was created with the VK_DYNAMIC_STATE_VIEWPORT_WITH_COUNT and VK_DYNAMIC_STATE_VIEWPORT_SHADING_RATE_PALETTE_NV dynamic state enabled, the **current value** of **rasterizerDiscardEnable** is VK_FALSE, and the **current value** of **shadingRateImageEnable** is VK_TRUE, then the **viewportCount** parameter in the last call to **vkCmdSetViewportShadingRatePaletteNV** **must** be greater than or equal to the **viewportCount** parameter in the last call to **vkCmdSetViewportWithCount**

- VUID-vkCmdDrawMultiIndexedEXT-VkPipelineVieportCreateInfo-04141

If the bound graphics pipeline state was created with the VK_DYNAMIC_STATE_VIEWPORT_WITH_COUNT dynamic state enabled and a **VkPipelineViewportSwizzleStateCreateInfoNV** structure chained from **VkPipelineViewportStateCreateInfo**, then the bound graphics pipeline **must** have been created with **VkPipelineViewportSwizzleStateCreateInfoNV::viewportCount** greater or equal to the **viewportCount** parameter in the last call to **vkCmdSetViewportWithCount**

- VUID-vkCmdDrawMultiIndexedEXT-VkPipelineVieportCreateInfo-04142

If the bound graphics pipeline state was created with the

`VK_DYNAMIC_STATE_VIEWPORT_WITH_COUNT` dynamic state enabled and a `VkPipelineViewportExclusiveScissorStateCreateInfoNV` structure chained from `VkPipelineViewportStateCreateInfo`, then the bound graphics pipeline **must** have been created with `VkPipelineViewportExclusiveScissorStateCreateInfoNV::exclusiveScissorCount` greater or equal to the `viewportCount` parameter in the last call to `vkCmdSetViewportWithCount`

- VUID-vkCmdDrawMultiIndexedEXT-None-07878

If the `exclusiveScissor` feature is enabled, and a shader object is bound to any graphics stage or a graphics pipeline is bound which was created with the `VK_DYNAMIC_STATE_EXCLUSIVE_SCISSOR_ENABLE_NV` dynamic state enabled, then `vkCmdSetExclusiveScissorEnableNV` **must** have been called and not subsequently `invalidated` in the current command buffer prior to this drawing command

- VUID-vkCmdDrawMultiIndexedEXT-None-07879

If the `exclusiveScissor` feature is enabled, a shader object is bound to any graphics stage or a graphics pipeline is bound which was created with the `VK_DYNAMIC_STATE_EXCLUSIVE_SCISSOR_NV` dynamic state enabled, and the most recent call to `vkCmdSetExclusiveScissorEnableNV` in the current command buffer set any element of `pExclusiveScissorEnables` to `VK_TRUE`, then `vkCmdSetExclusiveScissorNV` **must** have been called and not subsequently `invalidated` in the current command buffer prior to this drawing command

- VUID-vkCmdDrawMultiIndexedEXT-None-04876

If a shader object is bound to any graphics stage or a graphics pipeline is bound which was created with the `VK_DYNAMIC_STATE_RASTERIZER_DISCARD_ENABLE` dynamic state enabled, then `vkCmdSetRasterizerDiscardEnable` **must** have been called and not subsequently `invalidated` in the current command buffer prior to this drawing command

- VUID-vkCmdDrawMultiIndexedEXT-None-04877

If a shader object is bound to any graphics stage or a graphics pipeline is bound which was created with the `VK_DYNAMIC_STATE_DEPTH_BIAS_ENABLE` dynamic state enabled, and the current value of `rasterizerDiscardEnable` is `VK_FALSE`, then `vkCmdSetDepthBiasEnable` **must** have been called and not subsequently `invalidated` in the current command buffer prior to this drawing command

- VUID-vkCmdDrawMultiIndexedEXT-logicOp-04878

If a shader object is bound to the `VK_SHADER_STAGE_FRAGMENT_BIT` or a graphics pipeline is bound which was created with the `VK_DYNAMIC_STATE_LOGIC_OP_EXT` dynamic state enabled, the current value of `rasterizerDiscardEnable` is `VK_FALSE`, and the current value of `logicOpEnable` is `VK_TRUE`, then `vkCmdSetLogicOpEXT` **must** have been called and not subsequently `invalidated` in the current command buffer prior to this drawing command

- VUID-vkCmdDrawMultiIndexedEXT-primitiveFragmentShadingRateWithMultipleViewports-04552

If the `primitiveFragmentShadingRateWithMultipleViewports` limit is not supported, the bound graphics pipeline was created with the `VK_DYNAMIC_STATE_VIEWPORT_WITH_COUNT` dynamic state enabled, and any of the shader stages of the bound graphics pipeline write to the `PrimitiveShadingRateKHR` built-in, then `vkCmdSetViewportWithCount` **must** have been called in the current command

buffer prior to this drawing command, and the `viewportCount` parameter of `vkCmdSetViewportWithCount` **must** be 1

- VUID-vkCmdDrawMultiIndexedEXT-

`primitiveFragmentShadingRateWithMultipleViewports-08642`

If the `primitiveFragmentShadingRateWithMultipleViewports` limit is not supported, and any shader object bound to a graphics stage writes to the `PrimitiveShadingRateKHR` built-in, then `vkCmdSetViewportWithCount` **must** have been called in the current command buffer prior to this drawing command, and the `viewportCount` parameter of `vkCmdSetViewportWithCount` **must** be 1

- VUID-vkCmdDrawMultiIndexedEXT-blendEnable-04727

If a shader object is bound to the `VK_SHADER_STAGE_FRAGMENT_BIT` stage or a graphics pipeline is bound which was created with `VK_DYNAMIC_STATE_COLOR_BLEND_ENABLE_EXT` dynamic state enabled, the `current value` of `rasterizerDiscardEnable` is `VK_FALSE`, then for each color attachment, if the corresponding image view's `format features` do not contain `VK_FORMAT_FEATURE_COLOR_ATTACHMENT_BLEND_BIT`, then the corresponding `current value` of `blendEnable` **must** be `VK_FALSE`

- VUID-vkCmdDrawMultiIndexedEXT-None-08644

If a shader object is bound to any graphics stage or a graphics pipeline is bound, the `current value` of `rasterizerDiscardEnable` is `VK_FALSE`, and none of the following is enabled:

- the `VK_AMD_mixed_attachment_samples` extension
- the `VK_NV_framebuffer_mixed_samples` extension
- the `multisampledRenderToSingleSampled` feature

then the `current value` of `rasterizationSamples` **must** be the same as the current color and/or depth/stencil attachments

- VUID-vkCmdDrawMultiIndexedEXT-None-08876

If a shader object is bound to any graphics stage, the current render pass instance **must** have been begun with `vkCmdBeginRendering`

- VUID-vkCmdDrawMultiIndexedEXT-imageView-06172

If the current render pass instance was begun with `vkCmdBeginRendering`, the `imageView` member of `pDepthAttachment` is not `VK_NULL_HANDLE`, and the `layout` member of `pDepthAttachment` is `VK_IMAGE_LAYOUT_DEPTH_STENCIL_READ_ONLY_OPTIMAL`, this command **must** not write any values to the depth attachment

- VUID-vkCmdDrawMultiIndexedEXT-imageView-06173

If the current render pass instance was begun with `vkCmdBeginRendering`, the `imageView` member of `pStencilAttachment` is not `VK_NULL_HANDLE`, and the `layout` member of `pStencilAttachment` is `VK_IMAGE_LAYOUT_DEPTH_STENCIL_READ_ONLY_OPTIMAL`, this command **must** not write any values to the stencil attachment

- VUID-vkCmdDrawMultiIndexedEXT-imageView-06174

If the current render pass instance was begun with `vkCmdBeginRendering`, the `imageView` member of `pDepthAttachment` is not `VK_NULL_HANDLE`, and the `layout` member of `pDepthAttachment` is

`VK_IMAGE_LAYOUT_DEPTH_READ_ONLY_STENCIL_ATTACHMENT_OPTIMAL`, this command **must** not write any values to the depth attachment

- VUID-vkCmdDrawMultiIndexedEXT-imageView-06175
If the current render pass instance was begun with `vkCmdBeginRendering`, the `imageView` member of `pStencilAttachment` is not `VK_NULL_HANDLE`, and the `layout` member of `pStencilAttachment` is `VK_IMAGE_LAYOUT_DEPTH_ATTACHMENT_STENCIL_READ_ONLY_OPTIMAL`, this command **must** not write any values to the stencil attachment
- VUID-vkCmdDrawMultiIndexedEXT-imageView-06176
If the current render pass instance was begun with `vkCmdBeginRendering`, the `imageView` member of `pDepthAttachment` is not `VK_NULL_HANDLE`, and the `layout` member of `pDepthAttachment` is `VK_IMAGE_LAYOUT_DEPTH_READ_ONLY_OPTIMAL`, this command **must** not write any values to the depth attachment
- VUID-vkCmdDrawMultiIndexedEXT-imageView-06177
If the current render pass instance was begun with `vkCmdBeginRendering`, the `imageView` member of `pStencilAttachment` is not `VK_NULL_HANDLE`, and the `layout` member of `pStencilAttachment` is `VK_IMAGE_LAYOUT_STENCIL_READ_ONLY_OPTIMAL`, this command **must** not write any values to the stencil attachment
- VUID-vkCmdDrawMultiIndexedEXT-viewMask-06178
If the current render pass instance was begun with `vkCmdBeginRendering`, the bound graphics pipeline **must** have been created with a `VkPipelineRenderingCreateInfo::viewMask` equal to `VkRenderingInfo::viewMask`
- VUID-vkCmdDrawMultiIndexedEXT-colorAttachmentCount-06179
If the `dynamicRenderingUnusedAttachments` feature is not enabled and the current render pass instance was begun with `vkCmdBeginRendering`, the bound graphics pipeline **must** have been created with a `VkPipelineRenderingCreateInfo::colorAttachmentCount` equal to `VkRenderingInfo::colorAttachmentCount`
- VUID-vkCmdDrawMultiIndexedEXT-dynamicRenderingUnusedAttachments-08910
If the `dynamicRenderingUnusedAttachments` feature is not enabled, and the current render pass instance was begun with `vkCmdBeginRendering` and `VkRenderingInfo::colorAttachmentCount` greater than 0, then each element of the `VkRenderingInfo::pColorAttachments` array with an `imageView` not equal to `VK_NULL_HANDLE` **must** have been created with a `VkFormat` equal to the corresponding element of `VkPipelineRenderingCreateInfo::pColorAttachmentFormats` used to create the bound graphics pipeline
- VUID-vkCmdDrawMultiIndexedEXT-dynamicRenderingUnusedAttachments-08912
If the `dynamicRenderingUnusedAttachments` feature is not enabled, and the current render pass instance was begun with `vkCmdBeginRendering` and `VkRenderingInfo::colorAttachmentCount` greater than 0, then each element of the `VkRenderingInfo::pColorAttachments` array with an `imageView` equal to `VK_NULL_HANDLE` **must** have the corresponding element of `VkPipelineRenderingCreateInfo::pColorAttachmentFormats` used to create the bound pipeline equal to `VK_FORMAT_UNDEFINED`
- VUID-vkCmdDrawMultiIndexedEXT-dynamicRenderingUnusedAttachments-08911
If the `dynamicRenderingUnusedAttachments` feature is enabled, and the current render pass instance was begun with `vkCmdBeginRendering` and `VkRenderingInfo`

`::colorAttachmentCount` greater than 0, then each element of the `VkRenderingInfo::pColorAttachments` array with an `imageView` not equal to `VK_NULL_HANDLE` **must** have been created with a `VkFormat` equal to the corresponding element of `VkPipelineRenderingCreateInfo::pColorAttachmentFormats` used to create the bound graphics pipeline, or the corresponding element of `VkPipelineRenderingCreateInfo::pColorAttachmentFormats`, if it exists, **must** be `VK_FORMAT_UNDEFINED`

- VUID-vkCmdDrawMultiIndexedEXT-colorAttachmentCount-09362

If the current render pass instance was begun with `vkCmdBeginRendering`, with a `VkRenderingInfo::colorAttachmentCount` equal to 1, there is no shader object bound to any graphics stage, and a color attachment with a resolve mode of `VK_RESOLVE_MODE_EXTERNAL_FORMAT_DOWNSAMPLE_BIT_ANDROID`, each element of the `VkRenderingInfo::pColorAttachments` array with a `resolveImageView` not equal to `VK_NULL_HANDLE` **must** have been created with an image created with a `VkExternalFormatANDROID::externalFormat` value equal to the `VkExternalFormatANDROID::externalFormat` value used to create the bound graphics pipeline

- VUID-vkCmdDrawMultiIndexedEXT-None-09363

If there is no shader object bound to any graphics stage, the current render pass instance was begun with `vkCmdBeginRendering` and a `VkRenderingInfo::colorAttachmentCount` equal to 1, and a color attachment with a resolve mode of `VK_RESOLVE_MODE_EXTERNAL_FORMAT_DOWNSAMPLE_BIT_ANDROID`, each element of the `VkRenderingInfo::pColorAttachments` array with a `imageView` not equal to `VK_NULL_HANDLE` **must** have been created with an image created with a `VkExternalFormatANDROID::externalFormat` value equal to the `VkExternalFormatANDROID::externalFormat` value used to create the bound graphics pipeline

- VUID-vkCmdDrawMultiIndexedEXT-None-09364

If the current render pass instance was begun with `vkCmdBeginRendering`, there is no shader object bound to any graphics stage, and the bound graphics pipeline was created with a non-zero `VkExternalFormatANDROID::externalFormat` value and with the `VK_DYNAMIC_STATE_COLOR_BLEND_ENABLE_EXT` dynamic state enabled, then `vkCmdSetColorBlendEnableEXT` **must** have set the blend enable to `VK_FALSE` prior to this drawing command

- VUID-vkCmdDrawMultiIndexedEXT-None-09365

If the current render pass instance was begun with `vkCmdBeginRendering`, there is no shader object bound to any graphics stage, and the bound graphics pipeline was created with a non-zero `VkExternalFormatANDROID::externalFormat` value and with the `VK_DYNAMIC_STATE_RASTERIZATION_SAMPLES_EXT` dynamic state enabled, then `vkCmdSetRasterizationSamplesEXT` **must** have set `rasterizationSamples` to `VK_SAMPLE_COUNT_1_BIT` prior to this drawing command

- VUID-vkCmdDrawMultiIndexedEXT-None-09366

If there is a shader object bound to any graphics stage, and the current render pass includes a color attachment that uses the `VK_RESOLVE_MODE_EXTERNAL_FORMAT_DOWNSAMPLE_BIT_ANDROID` resolve mode, then `vkCmdSetColorBlendEnableEXT` **must** have set blend enable to `VK_FALSE` prior to this drawing command

- VUID-vkCmdDrawMultiIndexedEXT-rasterizationSamples-09367
If there is a shader object bound to any graphics stage, and the current render pass includes a color attachment that uses the `VK_RESOLVE_MODE_EXTERNAL_FORMAT_DOWNSAMPLE_BIT_ANDROID` resolve mode, then `vkCmdSetRasterizationSamplesEXT` **must** have set `rasterizationSamples` to `VK_SAMPLE_COUNT_1_BIT` prior to this drawing command
- VUID-vkCmdDrawMultiIndexedEXT-None-09368
If the current render pass instance was begun with `vkCmdBeginRendering`, there is no shader object bound to any graphics stage, and the bound graphics pipeline was created with a non-zero `VkExternalFormatANDROID::externalFormat` value and with the `VK_DYNAMIC_STATE_FRAGMENT_SHADING_RATE_KHR` dynamic state enabled, then `vkCmdSetFragmentShadingRateKHR` **must** have set `pFragmentSize->width` to 1 prior to this drawing command
- VUID-vkCmdDrawMultiIndexedEXT-None-09369
If the current render pass instance was begun with `vkCmdBeginRendering`, there is no shader object bound to any graphics stage, and the bound graphics pipeline was created with a non-zero `VkExternalFormatANDROID::externalFormat` value and with the `VK_DYNAMIC_STATE_FRAGMENT_SHADING_RATE_KHR` dynamic state enabled, then `vkCmdSetFragmentShadingRateKHR` **must** have set `pFragmentSize->height` to 1 prior to this drawing command
- VUID-vkCmdDrawMultiIndexedEXT-pFragmentSize-09370
If there is a shader object bound to any graphics stage, and the current render pass includes a color attachment that uses the `VK_RESOLVE_MODE_EXTERNAL_FORMAT_DOWNSAMPLE_BIT_ANDROID` resolve mode, then `vkCmdSetFragmentShadingRateKHR` **must** have set `pFragmentSize->width` to 1 prior to this drawing command
- VUID-vkCmdDrawMultiIndexedEXT-pFragmentSize-09371
If there is a shader object bound to any graphics stage, and the current render pass includes a color attachment that uses the `VK_RESOLVE_MODE_EXTERNAL_FORMAT_DOWNSAMPLE_BIT_ANDROID` resolve mode, then `vkCmdSetFragmentShadingRateKHR` **must** have set `pFragmentSize->height` to 1 prior to this drawing command
- VUID-vkCmdDrawMultiIndexedEXT-None-07749
If the `colorWriteEnable` feature is enabled, a shader object is bound to the `VK_SHADER_STAGE_FRAGMENT_BIT` stage or a graphics pipeline is bound which was created with the `VK_DYNAMIC_STATE_COLOR_WRITE_ENABLE_EXT` dynamic state enabled, and the current value of `rasterizerDiscardEnable` is `VK_FALSE`, then `vkCmdSetColorWriteEnableEXT` **must** have been called and not subsequently `invalidated` in the current command buffer prior to this drawing command
- VUID-vkCmdDrawMultiIndexedEXT-attachmentCount-07750
If the `colorWriteEnable` feature is enabled, a shader object is bound to the `VK_SHADER_STAGE_FRAGMENT_BIT` stage or a graphics pipeline is bound which was created with the `VK_DYNAMIC_STATE_COLOR_WRITE_ENABLE_EXT` dynamic state enabled, and the current value of `rasterizerDiscardEnable` is `VK_FALSE`, then the `attachmentCount` parameter of most recent call to `vkCmdSetColorWriteEnableEXT` in the

current command buffer **must** be greater than or equal to the number of active color attachments

- VUID-vkCmdDrawMultiIndexedEXT-None-07751

If the `VK_EXT_discard_rectangles` extension is enabled, a graphics pipeline is bound which was created with the `VK_DYNAMIC_STATE_DISCARD_RECTANGLE_EXT` dynamic state enabled and the `pNext` chain of `VkGraphicsPipelineCreateInfo` included a `VkPipelineDiscardRectangleStateCreateInfoEXT` structure, the `current value` of `rasterizerDiscardEnable` is `VK_FALSE`, and the `current value` of `discardRectangleEnable` is `VK_TRUE`, then `vkCmdSetDiscardRectangleEXT` **must** have been called and not subsequently `invalidated` in the current command buffer prior to this drawing command for each discard rectangle in `VkPipelineDiscardRectangleStateCreateInfoEXT::discardRectangleCount`

- VUID-vkCmdDrawMultiIndexedEXT-rasterizerDiscardEnable-09236

If the `VK_EXT_discard_rectangles` extension is enabled, a shader object is bound to any graphics stage or a graphics pipeline is bound which was created with `VK_DYNAMIC_STATE_DISCARD_RECTANGLE_EXT` dynamic state enabled and the `pNext` chain of `VkGraphicsPipelineCreateInfo` did not include a `VkPipelineDiscardRectangleStateCreateInfoEXT` structure, the `current value` of `rasterizerDiscardEnable` is `VK_FALSE`, and the `current value` of `discardRectangleEnable` is `VK_TRUE`, then `vkCmdSetDiscardRectangleEXT` **must** have been called and not subsequently `invalidated` in the current command buffer prior to this drawing command for each discard rectangle in `VkPhysicalDeviceDiscardRectanglePropertiesEXT::maxDiscardRectangles`

- VUID-vkCmdDrawMultiIndexedEXT-None-07880

If the `VK_EXT_discard_rectangles` extension is enabled, a shader object is bound to any graphics stage or a graphics pipeline is bound which was created with the `VK_DYNAMIC_STATE_DISCARD_RECTANGLE_ENABLE_EXT` dynamic state enabled, the `current value` of `rasterizerDiscardEnable` is `VK_FALSE`, then `vkCmdSetDiscardRectangleEnableEXT` **must** have been called and not subsequently `invalidated` in the current command buffer prior to this drawing command

- VUID-vkCmdDrawMultiIndexedEXT-None-07881

If the `VK_EXT_discard_rectangles` extension is enabled, a shader object is bound to any graphics stage or a graphics pipeline is bound which was created with the `VK_DYNAMIC_STATE_DISCARD_RECTANGLE_MODE_EXT` dynamic state enabled, the `current value` of `rasterizerDiscardEnable` is `VK_FALSE`, and the `current value` of `discardRectangleEnable` is `VK_TRUE`, then `vkCmdSetDiscardRectangleModeEXT` **must** have been called and not subsequently `invalidated` in the current command buffer prior to this drawing command

- VUID-vkCmdDrawMultiIndexedEXT-dynamicRenderingUnusedAttachments-08913

If the current render pass instance was begun with `vkCmdBeginRendering`, the `dynamicRenderingUnusedAttachments` feature is not enabled, and `VkRenderingInfo::pDepthAttachment->imageView` was `VK_NULL_HANDLE`, the `value` of `VkPipelineRenderingCreateInfo::depthAttachmentFormat` used to create the bound graphics pipeline **must** be equal to `VK_FORMAT_UNDEFINED`

- VUID-vkCmdDrawMultiIndexedEXT-dynamicRenderingUnusedAttachments-08914

If current render pass instance was begun with `vkCmdBeginRendering`, the `dynamicRenderingUnusedAttachments` feature is not enabled, and `VkRenderingInfo::pDepthAttachment->imageView` was not `VK_NULL_HANDLE`, the value of `VkPipelineRenderingCreateInfo::depthAttachmentFormat` used to create the bound graphics pipeline **must** be equal to the `VkFormat` used to create `VkRenderingInfo::pDepthAttachment->imageView`

- VUID-vkCmdDrawMultiIndexedEXT-dynamicRenderingUnusedAttachments-08915

If the current render pass instance was begun with `vkCmdBeginRendering`, the `dynamicRenderingUnusedAttachments` feature is enabled, `VkRenderingInfo::pDepthAttachment->imageView` was not `VK_NULL_HANDLE`, and the value of `VkPipelineRenderingCreateInfo::depthAttachmentFormat` used to create the bound graphics pipeline was not equal to the `VkFormat` used to create `VkRenderingInfo::pDepthAttachment->imageView`, the value of the format **must** be `VK_FORMAT_UNDEFINED`

- VUID-vkCmdDrawMultiIndexedEXT-dynamicRenderingUnusedAttachments-08916

If the current render pass instance was begun with `vkCmdBeginRendering`, the `dynamicRenderingUnusedAttachments` feature is not enabled, and `VkRenderingInfo::pStencilAttachment->imageView` was `VK_NULL_HANDLE`, the value of `VkPipelineRenderingCreateInfo::stencilAttachmentFormat` used to create the bound graphics pipeline **must** be equal to `VK_FORMAT_UNDEFINED`

- VUID-vkCmdDrawMultiIndexedEXT-dynamicRenderingUnusedAttachments-08917

If current render pass instance was begun with `vkCmdBeginRendering`, the `dynamicRenderingUnusedAttachments` feature is not enabled, and `VkRenderingInfo::pStencilAttachment->imageView` was not `VK_NULL_HANDLE`, the value of `VkPipelineRenderingCreateInfo::stencilAttachmentFormat` used to create the bound graphics pipeline **must** be equal to the `VkFormat` used to create `VkRenderingInfo::pStencilAttachment->imageView`

- VUID-vkCmdDrawMultiIndexedEXT-dynamicRenderingUnusedAttachments-08918

If the current render pass instance was begun with `vkCmdBeginRendering`, the `dynamicRenderingUnusedAttachments` feature is enabled, `VkRenderingInfo::pStencilAttachment->imageView` was not `VK_NULL_HANDLE`, and the value of `VkPipelineRenderingCreateInfo::stencilAttachmentFormat` used to create the bound graphics pipeline was not equal to the `VkFormat` used to create `VkRenderingInfo::pStencilAttachment->imageView`, the value of the format **must** be `VK_FORMAT_UNDEFINED`

- VUID-vkCmdDrawMultiIndexedEXT-imageView-06183

If the current render pass instance was begun with `vkCmdBeginRendering` and `VkRenderingFragmentShadingRateAttachmentInfoKHR::imageView` was not `VK_NULL_HANDLE`, the bound graphics pipeline **must** have been created with `VK_PIPELINE_CREATE_RENDERING_FRAGMENT_SHADING_RATE_ATTACHMENT_BIT_KHR`

- VUID-vkCmdDrawMultiIndexedEXT-dynamicRenderingLocalRead-11797

If the current render pass instance was begun with `vkCmdBeginRendering`, the `dynamicRenderingLocalRead` feature is enabled, the `VK_RENDERING_LOCAL_READ_CONCURRENT_ACCESS_CONTROL_BIT_KHR` flag is specified, and an attachment is being used as a feedback loop as specified by

VK_RENDERING_ATTACHMENT_INPUT_ATTACHMENT_FEEDBACK_BIT_KHR, `VkRenderingAttachmentFlagsInfoKHR::flags` for that attachment **must** include VK_RENDERING_ATTACHMENT_INPUT_ATTACHMENT_FEEDBACK_BIT_KHR

- VUID-vkCmdDrawMultiIndexedEXT-imageView-06184

If the current render pass instance was begun with `vkCmdBeginRendering` and `VkRenderingFragmentDensityMapAttachmentInfoEXT::imageView` was not VK_NULL_HANDLE, the bound graphics pipeline **must** have been created with VK_PIPELINE_CREATE_RENDERING_FRAGMENT_DENSITY_MAP_ATTACHMENT_BIT_EXT

- VUID-vkCmdDrawMultiIndexedEXT-layers-10831

If the current render pass instance was created with VK_RENDERING_PER_LAYER_FRAGMENT_DENSITY_BIT_VALVE or VK_RENDER_PASS_CREATE_PER_LAYER_FRAGMENT_DENSITY_BIT_VALVE, and the bound graphics pipeline was created with VK_PIPELINE_CREATE_2_PER_LAYER_FRAGMENT_DENSITY_BIT_VALVE, then the current render pass instance **must** have a `layers` value less than or equal to `VkPipelineFragmentDensityMapLayeredCreateInfoVALVE::maxFragmentDensityMapLayers`

- VUID-vkCmdDrawMultiIndexedEXT-colorAttachmentCount-06185

If the bound pipeline was created with a `VkAttachmentSampleCountInfoAMD` or `VkAttachmentSampleCountInfoNV` structure, and the current render pass instance was begun with `vkCmdBeginRendering` with a `VkRenderingInfo::colorAttachmentCount` parameter greater than 0, then each element of the `VkRenderingInfo::pColorAttachments` array with a `imageView` not equal to VK_NULL_HANDLE **must** have been created with a sample count equal to the corresponding element of the `pColorAttachmentSamples` member of `VkAttachmentSampleCountInfoAMD` or `VkAttachmentSampleCountInfoNV` used to create the bound graphics pipeline

- VUID-vkCmdDrawMultiIndexedEXT-pDepthAttachment-06186

If the current render pass instance was begun with `vkCmdBeginRendering`, the bound pipeline was created with a `VkAttachmentSampleCountInfoAMD` or `VkAttachmentSampleCountInfoNV` structure, and `VkRenderingInfo::pDepthAttachment->imageView` was not VK_NULL_HANDLE, the value of the `depthStencilAttachmentSamples` member of `VkAttachmentSampleCountInfoAMD` or `VkAttachmentSampleCountInfoNV` used to create the bound graphics pipeline **must** be equal to the sample count used to create `VkRenderingInfo::pDepthAttachment->imageView`

- VUID-vkCmdDrawMultiIndexedEXT-pStencilAttachment-06187

If the current render pass instance was begun with `vkCmdBeginRendering`, the bound pipeline was created with a `VkAttachmentSampleCountInfoAMD` or `VkAttachmentSampleCountInfoNV` structure, and `VkRenderingInfo::pStencilAttachment->imageView` was not VK_NULL_HANDLE, the value of the `depthStencilAttachmentSamples` member of `VkAttachmentSampleCountInfoAMD` or `VkAttachmentSampleCountInfoNV` used to create the bound graphics pipeline **must** be equal to the sample count used to create `VkRenderingInfo::pStencilAttachment->imageView`

- VUID-vkCmdDrawMultiIndexedEXT-multisampledRenderToSingleSampled-07285

If the bound pipeline was created without a `VkAttachmentSampleCountInfoAMD` or `VkAttachmentSampleCountInfoNV` structure, and the `multisampledRenderToSingleSampled` feature is not enabled, and `vkCmdBeginCustomResolveEXT` has not yet been recorded in

the render pass instance, and the current render pass instance was begun with `vkCmdBeginRendering` with a `VkRenderingInfo::colorAttachmentCount` parameter greater than 0, then each element of the `VkRenderingInfo::pColorAttachments` array with a `imageView` not equal to `VK_NULL_HANDLE` **must** have been created with a sample count equal to the value of `rasterizationSamples` for the bound graphics pipeline

- VUID-vkCmdDrawMultiIndexedEXT-multisampledRenderToSingleSampled-07286
If the bound pipeline was created without a `VkAttachmentSampleCountInfoAMD` or `VkAttachmentSampleCountInfoNV` structure, and the `multisampledRenderToSingleSampled` feature is not enabled, and `vkCmdBeginCustomResolveEXT` has not yet been recorded in the render pass instance, and `VkRenderingInfo::pDepthAttachment->imageView` was not `VK_NULL_HANDLE`, the value of `rasterizationSamples` for the bound graphics pipeline **must** be equal to the sample count used to create `VkRenderingInfo::pDepthAttachment->imageView`
- VUID-vkCmdDrawMultiIndexedEXT-multisampledRenderToSingleSampled-07287
If the bound pipeline was created without a `VkAttachmentSampleCountInfoAMD` or `VkAttachmentSampleCountInfoNV` structure, and the `multisampledRenderToSingleSampled` feature is not enabled, and `vkCmdBeginCustomResolveEXT` has not yet been recorded in the render pass instance, and `VkRenderingInfo::pStencilAttachment->imageView` was not `VK_NULL_HANDLE`, the value of `rasterizationSamples` for the bound graphics pipeline **must** be equal to the sample count used to create `VkRenderingInfo::pStencilAttachment->imageView`
- VUID-vkCmdDrawMultiIndexedEXT-pNext-07935
If this command is called inside a render pass instance started with `vkCmdBeginRendering`, and the `pNext` chain of `VkRenderingInfo` includes a `VkMultisampledRenderToSingleSampledInfoEXT` structure with `multisampledRenderToSingleSampledEnable` equal to `VK_TRUE`, then the value of `rasterizationSamples` for the bound graphics pipeline **must** be equal to `VkMultisampledRenderToSingleSampledInfoEXT::rasterizationSamples`
- VUID-vkCmdDrawMultiIndexedEXT-renderPass-06198
If the current render pass instance was begun with `vkCmdBeginRendering`, the bound pipeline **must** have been created with a `VkGraphicsPipelineCreateInfo::renderPass` equal to `VK_NULL_HANDLE`
- VUID-vkCmdDrawMultiIndexedEXT-pColorAttachments-08963
If the current render pass instance was begun with `vkCmdBeginRendering`, `vkCmdBeginCustomResolveEXT` has not yet been recorded in the render pass instance, there is a graphics pipeline bound with a fragment shader that statically writes to a color attachment, the color write mask is not zero, color writes are enabled, and the corresponding element of the `VkRenderingInfo::pColorAttachments->imageView` was not `VK_NULL_HANDLE`, then the corresponding element of `VkPipelineRenderingCreateInfo::pColorAttachmentFormats` used to create the pipeline **must** not be `VK_FORMAT_UNDEFINED`
- VUID-vkCmdDrawMultiIndexedEXT-pColorAttachments-11539
If the current render pass instance was begun with `vkCmdBeginRendering`, `vkCmdBeginCustomResolveEXT` has been recorded in the render pass instance, there is a graphics pipeline bound with a fragment shader that statically writes to a color

attachment, the color write mask is not zero, color writes are enabled, and the corresponding element of the `VkRenderingInfo::pColorAttachments->resolveImageView` was not `VK_NULL_HANDLE`, then the corresponding element of `VkCustomResolveCreateInfoEXT::pColorAttachmentFormats` used to create the pipeline **must** not be `VK_FORMAT_UNDEFINED`

- VUID-vkCmdDrawMultiIndexedEXT-pDepthAttachment-08964

If the current render pass instance was begun with `vkCmdBeginRendering`, `vkCmdBeginCustomResolveEXT` has not yet been recorded in the render pass instance, there is a graphics pipeline bound, depth test is enabled, and the `VkRenderingInfo::pDepthAttachment->imageView` was not `VK_NULL_HANDLE`, then the `VkPipelineRenderingCreateInfo::depthAttachmentFormat` used to create the pipeline **must** not be `VK_FORMAT_UNDEFINED`

- VUID-vkCmdDrawMultiIndexedEXT-pDepthAttachment-11540

If the current render pass instance was begun with `vkCmdBeginRendering`, `vkCmdBeginCustomResolveEXT` has been recorded in the render pass instance, there is a graphics pipeline bound, depth test is enabled, and the `VkRenderingInfo::pDepthAttachment->resolveImageView` was not `VK_NULL_HANDLE`, then the `VkCustomResolveCreateInfoEXT::depthAttachmentFormat` used to create the pipeline **must** not be `VK_FORMAT_UNDEFINED`

- VUID-vkCmdDrawMultiIndexedEXT-pStencilAttachment-08965

If the current render pass instance was begun with `vkCmdBeginRendering`, `vkCmdBeginCustomResolveEXT` has not yet been recorded in the render pass instance, there is a graphics pipeline bound, stencil test is enabled and the `VkRenderingInfo::pStencilAttachment->imageView` was not `VK_NULL_HANDLE`, then the `VkPipelineRenderingCreateInfo::stencilAttachmentFormat` used to create the pipeline **must** not be `VK_FORMAT_UNDEFINED`

- VUID-vkCmdDrawMultiIndexedEXT-pStencilAttachment-11860

If the current render pass instance was begun with `vkCmdBeginRendering`, `vkCmdBeginCustomResolveEXT` has been recorded in the render pass instance, there is a graphics pipeline bound, stencil test is enabled and the `VkRenderingInfo::pStencilAttachment->resolveImageView` was not `VK_NULL_HANDLE`, then the `VkCustomResolveCreateInfoEXT::stencilAttachmentFormat` used to create the pipeline **must** not be `VK_FORMAT_UNDEFINED`

- VUID-vkCmdDrawMultiIndexedEXT-flags-10582

If the current render pass instance was begun with a `vkCmdBeginRendering` call in `commandBuffer`, its `VkRenderingInfo::flags` parameter **must** not have `VK_RENDERING_CONTENTS_SECONDARY_COMMAND_BUFFERS_BIT` set unless `VK_RENDERING_CONTENTS_INLINE_BIT_KHR` is also set

- VUID-vkCmdDrawMultiIndexedEXT-primitivesGeneratedQueryWithRasterizerDiscard-06708

If the `primitivesGeneratedQueryWithRasterizerDiscard` feature is not enabled and the `VK_QUERY_TYPE_PRIMITIVES_GENERATED_EXT` query is active, `rasterization discard` **must** not be enabled

- VUID-vkCmdDrawMultiIndexedEXT-primitivesGeneratedQueryWithNonZeroStreams-06709

If the `primitivesGeneratedQueryWithNonZeroStreams` feature is not enabled and the `VK_QUERY_TYPE_PRIMITIVES_GENERATED_EXT` query is active, the bound graphics pipeline **must** not have been created with a non-zero value in `VkPipelineRasterizationStateStreamCreateInfoEXT::rasterizationStream`

- VUID-vkCmdDrawMultiIndexedEXT-None-07620

If the `depthClamp` feature is enabled, a shader object is bound to any graphics stage or a graphics pipeline is bound which was created with the `VK_DYNAMIC_STATE_DEPTH_CLAMP_ENABLE_EXT` dynamic state enabled, and the current value of `rasterizerDiscardEnable` is `VK_FALSE`, then `vkCmdSetDepthClampEnableEXT` **must** have been called and not subsequently `invalidated` in the current command buffer prior to this drawing command

- VUID-vkCmdDrawMultiIndexedEXT-None-07621

If a shader object is bound to any graphics stage or a graphics pipeline is bound which was created with the `VK_DYNAMIC_STATE_POLYGON_MODE_EXT` dynamic state enabled, and the current value of `rasterizerDiscardEnable` is `VK_FALSE`, then `vkCmdSetPolygonModeEXT` **must** have been called and not subsequently `invalidated` in the current command buffer prior to this drawing command

- VUID-vkCmdDrawMultiIndexedEXT-None-07622

If a shader object is bound to any graphics stage or a graphics pipeline is bound which was created with the `VK_DYNAMIC_STATE_RASTERIZATION_SAMPLES_EXT` dynamic state enabled, and the current value of `rasterizerDiscardEnable` is `VK_FALSE`, then `vkCmdSetRasterizationSamplesEXT` **must** have been called and not subsequently `invalidated` in the current command buffer prior to this drawing command

- VUID-vkCmdDrawMultiIndexedEXT-None-07623

If a shader object is bound to any graphics stage or a graphics pipeline is bound which was created with the `VK_DYNAMIC_STATE_SAMPLE_MASK_EXT` dynamic state enabled, and the current value of `rasterizerDiscardEnable` is `VK_FALSE`, then `vkCmdSetSampleMaskEXT` **must** have been called and not subsequently `invalidated` in the current command buffer prior to this drawing command

- VUID-vkCmdDrawMultiIndexedEXT-alphaToCoverageEnable-08919

If the bound graphics pipeline state was created with the `VK_DYNAMIC_STATE_ALPHA_TO_COVERAGE_ENABLE_EXT` dynamic state enabled, and `alphaToCoverageEnable` was `VK_TRUE` in the last call to `vkCmdSetAlphaToCoverageEnableEXT`, then the `Fragment Output Interface` **must** contain a variable for the alpha `Component` word in `Location 0` at `Index 0`

- VUID-vkCmdDrawMultiIndexedEXT-alphaToCoverageEnable-08920

If a shader object is bound to any graphics stage, and the most recent call to `vkCmdSetAlphaToCoverageEnableEXT` in the current command buffer set `alphaToCoverageEnable` to `VK_TRUE`, then the `Fragment Output Interface` **must** contain a variable for the alpha `Component` word in `Location 0` at `Index 0`

- VUID-vkCmdDrawMultiIndexedEXT-None-07624

If a shader object is bound to any graphics stage or a graphics pipeline is bound which was created with the `VK_DYNAMIC_STATE_ALPHA_TO_COVERAGE_ENABLE_EXT` dynamic state enabled, and the current value of `rasterizerDiscardEnable` is `VK_FALSE`, then `vkCmdSetAlphaToCoverageEnableEXT` **must** have been called and not subsequently

[invalidated](#) in the current command buffer prior to this drawing command

- VUID-vkCmdDrawMultiIndexedEXT-None-07625

If the [alphaToOne](#) feature is enabled, a shader object is bound to any graphics stage or a graphics pipeline is bound which was created with the [VK_DYNAMIC_STATE_ALPHA_TO_ONE_ENABLE_EXT](#) dynamic state enabled, and the current value of [rasterizerDiscardEnable](#) is [VK_FALSE](#), then [vkCmdSetAlphaToOneEnableEXT](#) **must** have been called and not subsequently [invalidated](#) in the current command buffer prior to this drawing command

- VUID-vkCmdDrawMultiIndexedEXT-None-07626

If the [logicOp](#) feature is enabled, a shader object is bound to the [VK_SHADER_STAGE_FRAGMENT_BIT](#) stage or a graphics pipeline is bound which was created with the [VK_DYNAMIC_STATE_LOGIC_OP_ENABLE_EXT](#) dynamic state enabled, and the current value of [rasterizerDiscardEnable](#) is [VK_FALSE](#), then [vkCmdSetLogicOpEnableEXT](#) **must** have been called and not subsequently [invalidated](#) in the current command buffer prior to this drawing command

- VUID-vkCmdDrawMultiIndexedEXT-None-07627

If a shader object is bound to the [VK_SHADER_STAGE_FRAGMENT_BIT](#) stage or a graphics pipeline is bound which was created with [VK_DYNAMIC_STATE_COLOR_BLEND_ENABLE_EXT](#) dynamic state enabled, the current value of [rasterizerDiscardEnable](#) is [VK_FALSE](#), and there are color attachments bound, then [vkCmdSetColorBlendEnableEXT](#) **must** have been called and not subsequently [invalidated](#) in the current command buffer prior to this drawing command

- VUID-vkCmdDrawMultiIndexedEXT-None-07629

If a shader object is bound to the [VK_SHADER_STAGE_FRAGMENT_BIT](#) stage or a graphics pipeline is bound which was created with [VK_DYNAMIC_STATE_COLOR_WRITE_MASK_EXT](#) dynamic state enabled, the current value of [rasterizerDiscardEnable](#) is [VK_FALSE](#), and there are color attachments bound, then [vkCmdSetColorWriteMaskEXT](#) **must** have been called and not subsequently [invalidated](#) in the current command buffer prior to this drawing command

- VUID-vkCmdDrawMultiIndexedEXT-None-07630

If the [geometryStreams](#) feature is enabled, and a shader object is bound to the [VK_SHADER_STAGE_GEOMETRY_BIT](#) stage or a graphics pipeline is bound which was created with both a [VK_SHADER_STAGE_GEOMETRY_BIT](#) stage and the [VK_DYNAMIC_STATE_RASTERIZATION_STREAM_EXT](#) dynamic state enabled, then [vkCmdSetRasterizationStreamEXT](#) **must** have been called and not subsequently [invalidated](#) in the current command buffer prior to this drawing command

- VUID-vkCmdDrawMultiIndexedEXT-None-07631

If the [VK_EXT_conservative_rasterization](#) extension is enabled, a shader object is bound to any graphics stage or a graphics pipeline is bound which was created with the [VK_DYNAMIC_STATE_CONSERVATIVE_RASTERIZATION_MODE_EXT](#) dynamic state enabled, and the current value of [rasterizerDiscardEnable](#) is [VK_FALSE](#), then [vkCmdSetConservativeRasterizationModeEXT](#) **must** have been called and not subsequently [invalidated](#) in the current command buffer prior to this drawing command

- VUID-vkCmdDrawMultiIndexedEXT-None-07632

If the [VK_EXT_conservative_rasterization](#) extension is enabled, a shader object is bound to

any graphics stage or a graphics pipeline is bound which was created with the `VK_DYNAMIC_STATE_EXTRA_PRIMITIVE_OVERESTIMATION_SIZE_EXT` dynamic state enabled, the current value of `rasterizerDiscardEnable` is `VK_FALSE`, and the current value of `conservativeRasterizationMode` is `VK_CONSERVATIVE_RASTERIZATION_MODE_OVERESTIMATE_EXT`, then `vkCmdSetExtraPrimitiveOverestimationSizeEXT` **must** have been called and not subsequently `invalidated` in the current command buffer prior to this drawing command

- VUID-vkCmdDrawMultiIndexedEXT-conservativePointAndLineRasterization-07499

If the `VK_EXT_conservative_rasterization` extension is enabled, `conservativePointAndLineRasterization` is not supported, a shader object is bound to any graphics stage or a graphics pipeline is bound, the current value of `rasterizerDiscardEnable` is `VK_FALSE`, and the effective rasterization input topology is in line or point topology class, then the current value of `conservativeRasterizationMode` **must** be `VK_CONSERVATIVE_RASTERIZATION_MODE_DISABLED_EXT`

- VUID-vkCmdDrawMultiIndexedEXT-None-07633

If the `depthClipEnable` feature is enabled, and a shader object is bound to any graphics stage or a graphics pipeline is bound which was created with the `VK_DYNAMIC_STATE_DEPTH_CLIP_ENABLE_EXT` dynamic state, then `vkCmdSetDepthClipEnableEXT` **must** have been called and not subsequently `invalidated` in the current command buffer prior to this drawing command

- VUID-vkCmdDrawMultiIndexedEXT-None-07636

If the `VK_EXT_provoking_vertex` extension is enabled, a shader object is bound to the `VK_SHADER_STAGE_VERTEX_BIT` stage or a graphics pipeline is bound which was created with the `VK_DYNAMIC_STATE_PROVOKING_VERTEX_MODE_EXT` dynamic state enabled, and the current value of `rasterizerDiscardEnable` is `VK_FALSE`, then `vkCmdSetProvokingVertexModeEXT` **must** have been called and not subsequently `invalidated` in the current command buffer prior to this drawing command

- VUID-vkCmdDrawMultiIndexedEXT-None-08666

If any of the `stippledRectangularLines`, `stippledBresenhamLines` or `stippledSmoothLines` features are enabled, and a shader object is bound to any graphics stage or a graphics pipeline is bound which was created with the `VK_DYNAMIC_STATE_LINE_RASTERIZATION_MODE_EXT` dynamic state enabled, and the current value of `rasterizerDiscardEnable` is `VK_FALSE`, and the effective rasterization input topology is in line topology class, then `vkCmdSetLineRasterizationModeEXT` **must** have been called and not subsequently `invalidated` in the current command buffer prior to this drawing command

- VUID-vkCmdDrawMultiIndexedEXT-None-08669

If any of the `stippledRectangularLines`, `stippledBresenhamLines` or `stippledSmoothLines` features are enabled, and a shader object is bound to any graphics stage or a graphics pipeline is bound which was created with the `VK_DYNAMIC_STATE_LINE_STIPPLE_ENABLE_EXT` dynamic state enabled, the current value of `rasterizerDiscardEnable` is `VK_FALSE`, and the effective rasterization input topology is in line topology class, then `vkCmdSetLineStippleEnableEXT` **must** have been called and not subsequently `invalidated` in the current command buffer prior to this drawing command

- VUID-vkCmdDrawMultiIndexedEXT-None-07849

If any of the `stippledRectangularLines`, `stippledBresenhamLines` or `stippledSmoothLines` features are enabled and a shader object is bound to any graphics stage, or a bound graphics pipeline state was created with the `VK_DYNAMIC_STATE_LINE_STIPPLE` dynamic state enabled, the `current value` of `rasterizerDiscardEnable` is `VK_FALSE`, and the `current value` of `stippledLineEnable` is `VK_TRUE`, then `vkCmdSetLineStipple` **must** have been called and not subsequently `invalidated` in the current command buffer prior to this drawing command

- VUID-vkCmdDrawMultiIndexedEXT-None-10608

If a shader object is bound to any graphics stage or a graphics pipeline is bound which was created with the `VK_DYNAMIC_STATE_LINE_RASTERIZATION_MODE_EXT` dynamic state enabled, the `effective rasterization input topology` is in line topology class, and the `current lineRasterizationMode` is `VK_LINE_RASTERIZATION_MODE_BRESENHAM` or `VK_LINE_RASTERIZATION_MODE_RECTANGULAR_SMOOTH`, then the `current alphaToCoverageEnable`, `alphaToOneEnable` and `sampleShadingEnable` states **must** all be `VK_FALSE`

- VUID-vkCmdDrawMultiIndexedEXT-None-07639

If the `depthClipControl` feature is enabled, and a shader object is bound to any graphics stage or a graphics pipeline is bound which was created with the `VK_DYNAMIC_STATE_DEPTH_CLIP_NEGATIVE_ONE_TO_ONE_EXT` dynamic state enabled, then `vkCmdSetDepthClipNegativeOneToOneEXT` **must** have been called and not subsequently `invalidated` in the current command buffer prior to this drawing command

- VUID-vkCmdDrawMultiIndexedEXT-None-09650

If the `depthClampControl` feature is enabled, and a shader object is bound to any graphics stage or a graphics pipeline is bound which was created with the `VK_DYNAMIC_STATE_DEPTH_CLAMP_RANGE_EXT` dynamic state enabled, and the `current value` of `depthClampEnable` is `VK_TRUE`, then `vkCmdSetDepthClampRangeEXT` **must** have been called and not subsequently `invalidated` in the current command buffer prior to this drawing command

- VUID-vkCmdDrawMultiIndexedEXT-None-07640

If the `VK_NV_clip_space_w_scaling` extension is enabled, and a shader object is bound to any graphics stage or a graphics pipeline is bound which was created with the `VK_DYNAMIC_STATE_VIEWPORT_W_SCALING_ENABLE_NV` dynamic state enabled, then `vkCmdSetViewportWScalingEnableNV` **must** have been called and not subsequently `invalidated` in the current command buffer prior to this drawing command

- VUID-vkCmdDrawMultiIndexedEXT-None-07641

If the `VK_NV_viewport_swizzle` extension is enabled, and a shader object is bound to any graphics stage or a graphics pipeline is bound which was created with the `VK_DYNAMIC_STATE_VIEWPORT_SWIZZLE_NV` dynamic state enabled, then `vkCmdSetViewportSwizzleNV` **must** have been called and not subsequently `invalidated` in the current command buffer prior to this drawing command

- VUID-vkCmdDrawMultiIndexedEXT-None-07642

If the `VK_NV_fragment_coverage_to_color` extension is enabled, a shader object is bound to any graphics stage or a graphics pipeline is bound which was created with the `VK_DYNAMIC_STATE_COVERAGE_TO_COLOR_ENABLE_NV` dynamic state enabled, and the

current value of `rasterizerDiscardEnable` is `VK_FALSE`, then `vkCmdSetCoverageToColorEnableNV` **must** have been called and not subsequently `invalidated` in the current command buffer prior to this drawing command

- VUID-vkCmdDrawMultiIndexedEXT-None-07643

If the `VK_NV_fragment_coverage_to_color` extension is enabled, a shader object is bound to any graphics stage or a graphics pipeline is bound which was created with the `VK_DYNAMIC_STATE_COVERAGE_TO_COLOR_LOCATION_NV` dynamic state enabled, the current value of `rasterizerDiscardEnable` is `VK_FALSE`, and the current value of `coverageToColorEnable` is `VK_TRUE`, then `vkCmdSetCoverageToColorLocationNV` **must** have been called and not subsequently `invalidated` in the current command buffer prior to this drawing command

- VUID-vkCmdDrawMultiIndexedEXT-None-07644

If the `VK_NV_framebuffer_mixed_samples` extension is enabled, a shader object is bound to any graphics stage or a graphics pipeline is bound which was created with the `VK_DYNAMIC_STATE_COVERAGE_MODULATION_MODE_NV` dynamic state enabled, and the current value of `rasterizerDiscardEnable` is `VK_FALSE`, then `vkCmdSetCoverageModulationModeNV` **must** have been called and not subsequently `invalidated` in the current command buffer prior to this drawing command

- VUID-vkCmdDrawMultiIndexedEXT-None-07645

If the `VK_NV_framebuffer_mixed_samples` extension is enabled, a shader object is bound to any graphics stage or a graphics pipeline is bound which was created with the `VK_DYNAMIC_STATE_COVERAGE_MODULATION_TABLE_ENABLE_NV` dynamic state enabled, the current value of `rasterizerDiscardEnable` is `VK_FALSE`, and the current value of `coverageModulationMode` is any value other than `VK_COVERAGE_MODULATION_MODE_NONE_NV`, then `vkCmdSetCoverageModulationTableEnableNV` **must** have been called and not subsequently `invalidated` in the current command buffer prior to this drawing command

- VUID-vkCmdDrawMultiIndexedEXT-None-07646

If the `VK_NV_framebuffer_mixed_samples` extension is enabled, a shader object is bound to any graphics stage or a graphics pipeline is bound which was created with the `VK_DYNAMIC_STATE_COVERAGE_MODULATION_TABLE_NV` dynamic state enabled, the current value of `rasterizerDiscardEnable` is `VK_FALSE`, and the current value of `coverageModulationTableEnable` is `VK_TRUE`, then `vkCmdSetCoverageModulationTableNV` **must** have been called and not subsequently `invalidated` in the current command buffer prior to this drawing command

- VUID-vkCmdDrawMultiIndexedEXT-None-07647

If the `shadingRateImage` feature is enabled, a shader object is bound to any graphics stage or a graphics pipeline is bound which was created with the `VK_DYNAMIC_STATE_SHADING_RATE_IMAGE_ENABLE_NV` dynamic state enabled, and the current value of `rasterizerDiscardEnable` is `VK_FALSE`, then `vkCmdSetShadingRateImageEnableNV` **must** have been called and not subsequently `invalidated` in the current command buffer prior to this drawing command

- VUID-vkCmdDrawMultiIndexedEXT-pipelineFragmentShadingRate-09238

If the `pipelineFragmentShadingRate` feature is enabled, a shader object is bound to any graphics stage or a graphics pipeline is bound which was created with the

VK_DYNAMIC_STATE_FRAGMENT_SHADING_RATE_KHR dynamic state enabled, and the current value of rasterizerDiscardEnable is VK_FALSE, then vkCmdSetFragmentShadingRateKHR **must** have been called and not subsequently invalidated in the current command buffer prior to this drawing command

- VUID-vkCmdDrawMultiIndexedEXT-None-07648

If the representativeFragmentTest feature is enabled, a shader object is bound to any graphics stage or a graphics pipeline is bound which was created with the VK_DYNAMIC_STATE_REPRESENTATIVE_FRAGMENT_TEST_ENABLE_NV dynamic state enabled, and the current value of rasterizerDiscardEnable is VK_FALSE, then vkCmdSetRepresentativeFragmentTestEnableNV **must** have been called and not subsequently invalidated in the current command buffer prior to this drawing command

- VUID-vkCmdDrawMultiIndexedEXT-None-07649

If the coverageReductionMode feature is enabled, a shader object is bound to any graphics stage or a graphics pipeline is bound which was created with the VK_DYNAMIC_STATE_COVERAGE_REDUCTION_MODE_NV dynamic state enabled, and the current value of rasterizerDiscardEnable is VK_FALSE, then vkCmdSetCoverageReductionModeNV **must** have been called and not subsequently invalidated in the current command buffer prior to this drawing command

- VUID-vkCmdDrawMultiIndexedEXT-rasterizationSamples-07471

If the bound graphics pipeline state was created with the VK_DYNAMIC_STATE_RASTERIZATION_SAMPLES_EXT state enabled, and the current subpass does not use any color and/or depth/stencil attachments, then the rasterizationSamples in the last call to vkCmdSetRasterizationSamplesEXT **must** follow the rules for a zero-attachment subpass

- VUID-vkCmdDrawMultiIndexedEXT-samples-07472

If the bound graphics pipeline state was created with the VK_DYNAMIC_STATE_SAMPLE_MASK_EXT state enabled and the VK_DYNAMIC_STATE_RASTERIZATION_SAMPLES_EXT state disabled, then the samples parameter in the last call to vkCmdSetSampleMaskEXT **must** be greater or equal to the VkPipelineMultisampleStateCreateInfo::rasterizationSamples parameter used to create the bound graphics pipeline

- VUID-vkCmdDrawMultiIndexedEXT-samples-07473

If the bound graphics pipeline state was created with the VK_DYNAMIC_STATE_SAMPLE_MASK_EXT state and VK_DYNAMIC_STATE_RASTERIZATION_SAMPLES_EXT states enabled, then the samples parameter in the last call to vkCmdSetSampleMaskEXT **must** be greater or equal to the rasterizationSamples parameter in the last call to vkCmdSetRasterizationSamplesEXT

- VUID-vkCmdDrawMultiIndexedEXT-None-09211

If the bound graphics pipeline state was created with the VK_DYNAMIC_STATE_RASTERIZATION_SAMPLES_EXT state enabled, or a shader object is bound to any graphics stage, and the current render pass instance includes a VkMultisampledRenderToSingleSampledInfoEXT structure with multisampledRenderToSingleSampledEnable equal to VK_TRUE, then the rasterizationSamples in the last call to vkCmdSetRasterizationSamplesEXT **must** be the same as the rasterizationSamples member of that structure

- VUID-vkCmdDrawMultiIndexedEXT-firstAttachment-07476

If a shader object is bound to the `VK_SHADER_STAGE_FRAGMENT_BIT` stage or a graphics pipeline is bound was created with the `VK_DYNAMIC_STATE_COLOR_BLEND_ENABLE_EXT` dynamic states enabled, and the current value of `rasterizerDiscardEnable` is `VK_FALSE`, then the last call to `vkCmdSetColorBlendEnableEXT` in the current command buffer prior to this drawing command **must** have set a value for all active color attachments

- VUID-vkCmdDrawMultiIndexedEXT-firstAttachment-07478

If a shader object is bound to the `VK_SHADER_STAGE_FRAGMENT_BIT` stage or a graphics pipeline is bound was created with the `VK_DYNAMIC_STATE_COLOR_WRITE_MASK_EXT` dynamic states enabled, and the current value of `rasterizerDiscardEnable` is `VK_FALSE`, then the last call to `vkCmdSetColorWriteMaskEXT` in the current command buffer prior to this drawing command **must** have set a value for all active color attachments

- VUID-vkCmdDrawMultiIndexedEXT-advancedBlendMaxColorAttachments-07480

If a shader object is bound to the `VK_SHADER_STAGE_FRAGMENT_BIT` stage or a graphics pipeline is bound was created with the `VK_DYNAMIC_STATE_COLOR_BLEND_ADVANCED_EXT` and `VK_DYNAMIC_STATE_COLOR_BLEND_ENABLE_EXT` dynamic states enabled, the current value of `rasterizerDiscardEnable` is `VK_FALSE`, and an active color attachment current value of `blendEnable` is `VK_TRUE`, then the number of active color attachments **must** not exceed `advancedBlendMaxColorAttachments`

- VUID-vkCmdDrawMultiIndexedEXT-None-10862

If a graphics pipeline is bound was created with `VK_DYNAMIC_STATE_COLOR_BLEND_EQUATION_EXT`, but not the `VK_DYNAMIC_STATE_COLOR_BLEND_ADVANCED_EXT` dynamic state enabled, and the current value of `rasterizerDiscardEnable` is `VK_FALSE`, then `vkCmdSetColorBlendEquationEXT` **must** have been called and not subsequently `invalidated` in the current command buffer prior to this drawing command for all active color attachments with the `blendEnable` current value of `VK_TRUE`

- VUID-vkCmdDrawMultiIndexedEXT-rasterizerDiscardEnable-10863

If a graphics pipeline is bound was created with `VK_DYNAMIC_STATE_COLOR_BLEND_ADVANCED_EXT`, but not the `VK_DYNAMIC_STATE_COLOR_BLEND_EQUATION_EXT` dynamic state enabled, and the current value of `rasterizerDiscardEnable` is `VK_FALSE`, then `vkCmdSetColorBlendAdvancedEXT` **must** have been called and not subsequently `invalidated` in the current command buffer prior to this drawing command for all active color attachments with the `blendEnable` current value of `VK_TRUE`

- VUID-vkCmdDrawMultiIndexedEXT-None-10864

If a shader object is bound to the `VK_SHADER_STAGE_FRAGMENT_BIT` stage or a graphics pipeline is bound was created with `VK_DYNAMIC_STATE_COLOR_BLEND_ADVANCED_EXT` and `VK_DYNAMIC_STATE_COLOR_BLEND_EQUATION_EXT` dynamic state enabled, and the current value of `rasterizerDiscardEnable` is `VK_FALSE`, then either `vkCmdSetColorBlendAdvancedEXT` or `vkCmdSetColorBlendEquationEXT` **must** have been called and not subsequently `invalidated` in the current command buffer prior to this drawing command for all active color attachments with the `blendEnable` current value of `VK_TRUE`

- VUID-vkCmdDrawMultiIndexedEXT-primitivesGeneratedQueryWithNonZeroStreams-07481

If the `primitivesGeneratedQueryWithNonZeroStreams` feature is not enabled and the `VK_QUERY_TYPE_PRIMITIVES_GENERATED_EXT` query is active, and the bound graphics pipeline was created with `VK_DYNAMIC_STATE_RASTERIZATION_STREAM_EXT` state enabled, the last call to `vkCmdSetRasterizationStreamEXT` **must** have set the `rasterizationStream` to zero

- VUID-vkCmdDrawMultiIndexedEXT-sampleLocationsPerPixel-07482

If the bound graphics pipeline state was created with the `VK_DYNAMIC_STATE_SAMPLE_LOCATIONS_EXT` state enabled and the `VK_DYNAMIC_STATE_RASTERIZATION_SAMPLES_EXT` state disabled, and the `current` value of `sampleLocationsEnable` is `VK_TRUE`, then the `sampleLocationsPerPixel` member of `pSampleLocationsInfo` in the last call to `vkCmdSetSampleLocationsEXT` **must** equal the `rasterizationSamples` member of the `VkPipelineMultisampleStateCreateInfo` structure the bound graphics pipeline has been created with

- VUID-vkCmdDrawMultiIndexedEXT-sampleLocationsPerPixel-07483

If the bound graphics pipeline state was created with the `VK_DYNAMIC_STATE_SAMPLE_LOCATIONS_EXT` state enabled and the `VK_DYNAMIC_STATE_RASTERIZATION_SAMPLES_EXT` state enabled, and the `current` value of `sampleLocationsEnable` is `VK_TRUE`, then the `sampleLocationsPerPixel` member of `pSampleLocationsInfo` in the last call to `vkCmdSetSampleLocationsEXT` **must** equal the `rasterizationSamples` parameter of the last call to `vkCmdSetRasterizationSamplesEXT`

- VUID-vkCmdDrawMultiIndexedEXT-sampleLocationsEnable-07484

If a shader object is bound to the `VK_SHADER_STAGE_FRAGMENT_BIT` stage, or the bound graphics pipeline was created with the `VK_DYNAMIC_STATE_SAMPLE_LOCATIONS_ENABLE_EXT` state enabled, and `sampleLocationsEnable` was `VK_TRUE` in the last call to `vkCmdSetSampleLocationsEnableEXT` then the current active depth attachment **must** have been created with the `VK_IMAGE_CREATE_SAMPLE_LOCATIONS_COMPATIBLE_DEPTH_BIT_EXT` bit set

- VUID-vkCmdDrawMultiIndexedEXT-sampleLocationsEnable-07485

If a shader object is bound to the `VK_SHADER_STAGE_FRAGMENT_BIT` stage, or the bound graphics pipeline state was created with the `VK_DYNAMIC_STATE_SAMPLE_LOCATIONS_EXT` state enabled and the `VK_DYNAMIC_STATE_SAMPLE_LOCATIONS_ENABLE_EXT` state enabled, and if `sampleLocationsEnable` was `VK_TRUE` in the last call to `vkCmdSetSampleLocationsEnableEXT`, then the `sampleLocationsInfo.maxSampleLocationGridSize.width` in the last call to `vkCmdSetSampleLocationsEXT` **must** evenly divide `VkMultisamplePropertiesEXT::maxSampleLocationGridSize.width` as returned by `vkGetPhysicalDeviceMultisamplePropertiesEXT` with a `samples` parameter equaling `rasterizationSamples`

- VUID-vkCmdDrawMultiIndexedEXT-sampleLocationsEnable-07486

If a shader object is bound to the `VK_SHADER_STAGE_FRAGMENT_BIT` stage, or the bound graphics pipeline state was created with the `VK_DYNAMIC_STATE_SAMPLE_LOCATIONS_EXT` state enabled and the

VK_DYNAMIC_STATE_SAMPLE_LOCATIONS_ENABLE_EXT state enabled, and if `sampleLocationsEnable` was VK_TRUE in the last call to `vkCmdSetSampleLocationsEnableEXT`, then the `sampleLocationsInfo.maxSampleLocationGridSize.height` in the last call to `vkCmdSetSampleLocationsEXT` **must** evenly divide `VkMultisamplePropertiesEXT::maxSampleLocationGridSize.height` as returned by `vkGetPhysicalDeviceMultisamplePropertiesEXT` with a `samples` parameter equaling `rasterizationSamples`

- VUID-vkCmdDrawMultiIndexedEXT-sampleLocationsEnable-07487

If a shader object is bound to the VK_SHADER_STAGE_FRAGMENT_BIT stage, or the bound graphics pipeline state was created with the VK_DYNAMIC_STATE_SAMPLE_LOCATIONS_ENABLE_EXT state enabled, and if `sampleLocationsEnable` was VK_TRUE in the last call to `vkCmdSetSampleLocationsEnableEXT`, the fragment shader code **must** not statically use the extended instruction `InterpolateAtSample`

- VUID-vkCmdDrawMultiIndexedEXT-sampleLocationsEnable-07936

If the bound graphics pipeline state was created with the VK_DYNAMIC_STATE_SAMPLE_LOCATIONS_EXT state disabled and the VK_DYNAMIC_STATE_RASTERIZATION_SAMPLES_EXT state enabled, and the `current` value of `sampleLocationsEnable` is VK_TRUE, then `sampleLocationsInfo.sampleLocationGridSize.width` **must** evenly divide `VkMultisamplePropertiesEXT::maxSampleLocationGridSize.width` as returned by `vkGetPhysicalDeviceMultisamplePropertiesEXT` with a `samples` parameter equaling the value of `rasterizationSamples` in the last call to `vkCmdSetRasterizationSamplesEXT`

- VUID-vkCmdDrawMultiIndexedEXT-sampleLocationsEnable-07937

If the bound graphics pipeline state was created with the VK_DYNAMIC_STATE_SAMPLE_LOCATIONS_EXT state disabled and the VK_DYNAMIC_STATE_RASTERIZATION_SAMPLES_EXT state enabled, and the `current` value of `sampleLocationsEnable` is VK_TRUE, then `sampleLocationsInfo.sampleLocationGridSize.height` **must** evenly divide `VkMultisamplePropertiesEXT::maxSampleLocationGridSize.height` as returned by `vkGetPhysicalDeviceMultisamplePropertiesEXT` with a `samples` parameter equaling the value of `rasterizationSamples` in the last call to `vkCmdSetRasterizationSamplesEXT`

- VUID-vkCmdDrawMultiIndexedEXT-sampleLocationsEnable-07938

If the bound graphics pipeline state was created with the VK_DYNAMIC_STATE_SAMPLE_LOCATIONS_EXT state disabled and the VK_DYNAMIC_STATE_RASTERIZATION_SAMPLES_EXT state enabled, and the `current` value of `sampleLocationsEnable` is VK_TRUE, then `sampleLocationsInfo.sampleLocationsPerPixel` **must** equal `rasterizationSamples` in the last call to `vkCmdSetRasterizationSamplesEXT`

- VUID-vkCmdDrawMultiIndexedEXT-coverageModulationTableEnable-07488

If a shader object is bound to any graphics stage or the bound graphics pipeline state was created with the VK_DYNAMIC_STATE_COVERAGE_MODULATION_TABLE_ENABLE_NV state enabled, and the last call to `vkCmdSetCoverageModulationTableEnableNV` set `coverageModulationTableEnable` to VK_TRUE, then the `coverageModulationTableCount` parameter in the last call to `vkCmdSetCoverageModulationTableNV` **must** equal the

current `rasterizationSamples` divided by the number of color samples in the current active color attachment

- VUID-vkCmdDrawMultiIndexedEXT-rasterizationSamples-07489

If the `VK_NV_framebuffer_mixed_samples` extension is enabled, and if current subpass has a depth/stencil attachment and depth test, stencil test, or depth bounds test are enabled in the bound pipeline, then the current `rasterizationSamples` **must** be the same as the sample count of the depth/stencil attachment

- VUID-vkCmdDrawMultiIndexedEXT-coverageToColorEnable-07490

If the bound graphics pipeline state was created with the `VK_DYNAMIC_STATE_COVERAGE_TO_COLOR_ENABLE_NV` state enabled and the last call to `vkCmdSetCoverageToColorEnableNV` set the `coverageToColorEnable` to `VK_TRUE`, then there **must** be an active color attachment at the location selected by the last call to `vkCmdSetCoverageToColorLocationNV` `coverageToColorLocation`, with a `VkFormat` of `VK_FORMAT_R8_UINT`, `VK_FORMAT_R8_SINT`, `VK_FORMAT_R16_UINT`, `VK_FORMAT_R16_SINT`, `VK_FORMAT_R32_UINT`, or `VK_FORMAT_R32_SINT`

- VUID-vkCmdDrawMultiIndexedEXT-rasterizerDiscardEnable-09420

If the `VK_NV_fragment_coverage_to_color` extension is enabled, and a shader object is bound to the `VK_SHADER_STAGE_FRAGMENT_BIT` stage, and the most recent call to `vkCmdSetRasterizerDiscardEnable` in the current command buffer set `rasterizerDiscardEnable` to `VK_FALSE`, and the last call to `vkCmdSetCoverageToColorEnableNV` set the `coverageToColorEnable` to `VK_TRUE`, then there **must** be an active color attachment at the location selected by the last call to `vkCmdSetCoverageToColorLocationNV` `coverageToColorLocation`, with a `VkFormat` of `VK_FORMAT_R8_UINT`, `VK_FORMAT_R8_SINT`, `VK_FORMAT_R16_UINT`, `VK_FORMAT_R16_SINT`, `VK_FORMAT_R32_UINT`, or `VK_FORMAT_R32_SINT`

- VUID-vkCmdDrawMultiIndexedEXT-coverageReductionMode-07491

If the `coverageReductionMode` feature is enabled, a shader object is bound to any graphics stage or a graphics pipeline is bound which was created with the `VK_DYNAMIC_STATE_COVERAGE_REDUCTION_MODE_NV` or `VK_DYNAMIC_STATE_RASTERIZATION_SAMPLES_EXT` dynamic states enabled, then the current values of `coverageReductionMode`, `rasterizationSamples`, the sample counts for the color and depth/stencil attachments (if the subpass has them) **must** be a valid combination returned by `vkGetPhysicalDeviceSupportedFramebufferMixedSamplesCombinationsNV`

- VUID-vkCmdDrawMultiIndexedEXT-viewportCount-07492

If the bound graphics pipeline state was created with the `VK_DYNAMIC_STATE_VIEWPORT_WITH_COUNT` dynamic state enabled, but not the `VK_DYNAMIC_STATE_VIEWPORT_SWIZZLE_NV` dynamic state enabled, then the bound graphics pipeline **must** have been created with `VkPipelineViewportSwizzleStateCreateInfoNV::viewportCount` greater or equal to the `viewportCount` parameter in the last call to `vkCmdSetViewportWithCount`

- VUID-vkCmdDrawMultiIndexedEXT-viewportCount-07493

If the bound graphics pipeline state was created with the `VK_DYNAMIC_STATE_VIEWPORT_WITH_COUNT` and `VK_DYNAMIC_STATE_VIEWPORT_SWIZZLE_NV` dynamic states enabled then the

`viewportCount` parameter in the last call to `vkCmdSetViewportSwizzleNV` **must** be greater than or equal to the `viewportCount` parameter in the last call to `vkCmdSetViewportWithCount`

- VUID-vkCmdDrawMultiIndexedEXT-viewportCount-09421

If the `VK_NV_viewport_swizzle` extension is enabled, and a shader object is bound to any graphics stage, then the `viewportCount` parameter in the last call to `vkCmdSetViewportSwizzleNV` **must** be greater than or equal to the `viewportCount` parameter in the last call to `vkCmdSetViewportWithCount`

- VUID-vkCmdDrawMultiIndexedEXT-rasterizationSamples-07494

If the `VK_NV_framebuffer_mixed_samples` extension is enabled, and the `coverageReductionMode` feature is not enabled, or the `current value` of `coverageReductionMode` is not `VK_COVERAGE_REDUCTION_MODE_TRUNCATE_NV`, and the `current value` of `rasterizationSamples` is greater than sample count of the color attachment, then `sample shading` **must** be disabled

- VUID-vkCmdDrawMultiIndexedEXT-stippledLineEnable-07495

If the bound graphics pipeline state was created with the `VK_DYNAMIC_STATE_LINE_STIPPLE_ENABLE_EXT` or `VK_DYNAMIC_STATE_LINE_RASTERIZATION_MODE_EXT` dynamic states enabled, and if the current `stippledLineEnable` state is `VK_TRUE` and the current `lineRasterizationMode` state is `VK_LINE_RASTERIZATION_MODE_RECTANGULAR`, then the `stippledRectangularLines` feature **must** be enabled

- VUID-vkCmdDrawMultiIndexedEXT-stippledLineEnable-07496

If the bound graphics pipeline state was created with the `VK_DYNAMIC_STATE_LINE_STIPPLE_ENABLE_EXT` or `VK_DYNAMIC_STATE_LINE_RASTERIZATION_MODE_EXT` dynamic states enabled, and if the current `stippledLineEnable` state is `VK_TRUE` and the current `lineRasterizationMode` state is `VK_LINE_RASTERIZATION_MODE_BRESENHAM`, then the `stippledBresenhamLines` feature **must** be enabled

- VUID-vkCmdDrawMultiIndexedEXT-stippledLineEnable-07497

If the bound graphics pipeline state was created with the `VK_DYNAMIC_STATE_LINE_STIPPLE_ENABLE_EXT` or `VK_DYNAMIC_STATE_LINE_RASTERIZATION_MODE_EXT` dynamic states enabled, and if the current `stippledLineEnable` state is `VK_TRUE` and the current `lineRasterizationMode` state is `VK_LINE_RASTERIZATION_MODE_RECTANGULAR_SMOOTH`, then the `stippledSmoothLines` feature **must** be enabled

- VUID-vkCmdDrawMultiIndexedEXT-stippledLineEnable-07498

If the bound graphics pipeline state was created with the `VK_DYNAMIC_STATE_LINE_STIPPLE_ENABLE_EXT` or `VK_DYNAMIC_STATE_LINE_RASTERIZATION_MODE_EXT` dynamic states enabled, and if the current `stippledLineEnable` state is `VK_TRUE` and the current `lineRasterizationMode` state is `VK_LINE_RASTERIZATION_MODE_DEFAULT`, then the `stippledRectangularLines` feature **must** be enabled and `VkPhysicalDeviceLimits::strictLines` **must** be `VK_TRUE`

- VUID-vkCmdDrawMultiIndexedEXT-stage-07073

If the bound pipeline was created with the `VkPipelineShaderStageCreateInfo::stage` member of an element of `VkGraphicsPipelineCreateInfo::pStages` set to

VK_SHADER_STAGE_VERTEX_BIT, VK_SHADER_STAGE_TESSELLATION_CONTROL_BIT, VK_SHADER_STAGE_TESSELLATION_EVALUATION_BIT or VK_SHADER_STAGE_GEOMETRY_BIT, then Mesh Shader Queries **must** not be active

- VUID-vkCmdDrawMultiIndexedEXT-None-08877

If a shader object is bound to the VK_SHADER_STAGE_FRAGMENT_BIT stage or a graphics pipeline is bound which was created with the VK_DYNAMIC_STATE_ATTACHMENT_FEEDBACK_LOOP_ENABLE_EXT dynamic state enabled, and the current value of rasterizerDiscardEnable is VK_FALSE, then vkCmdSetAttachmentFeedbackLoopEnableEXT **must** have been called and not subsequently invalidated in the current command buffer prior to this drawing command

- VUID-vkCmdDrawMultiIndexedEXT-None-07850

If dynamic state was inherited from VkCommandBufferInheritanceViewportScissorInfoNV, it **must** be set in the current command buffer prior to this drawing command

- VUID-vkCmdDrawMultiIndexedEXT-nextStage-10745

For each shader object bound to a graphics stage, except for shader object bound to the last graphics stage in the logical pipeline, it **must** have been created with a nextStage including the corresponding bit to the shader object bound to the following graphics stage in the logical pipeline

- VUID-vkCmdDrawMultiIndexedEXT-None-08684

If there is no bound graphics pipeline, vkCmdBindShadersEXT **must** have been called in the current command buffer with pStages with an element of VK_SHADER_STAGE_VERTEX_BIT

- VUID-vkCmdDrawMultiIndexedEXT-None-08685

If there is no bound graphics pipeline, and the tessellationShader feature is enabled, vkCmdBindShadersEXT **must** have been called in the current command buffer with pStages with an element of VK_SHADER_STAGE_TESSELLATION_CONTROL_BIT

- VUID-vkCmdDrawMultiIndexedEXT-None-08686

If there is no bound graphics pipeline, and the tessellationShader feature is enabled, vkCmdBindShadersEXT **must** have been called in the current command buffer with pStages with an element of VK_SHADER_STAGE_TESSELLATION_EVALUATION_BIT

- VUID-vkCmdDrawMultiIndexedEXT-None-08687

If there is no bound graphics pipeline, and the geometryShader feature is enabled, vkCmdBindShadersEXT **must** have been called in the current command buffer with pStages with an element of VK_SHADER_STAGE_GEOMETRY_BIT

- VUID-vkCmdDrawMultiIndexedEXT-None-08688

If there is no bound graphics pipeline, vkCmdBindShadersEXT **must** have been called in the current command buffer with pStages with an element of VK_SHADER_STAGE_FRAGMENT_BIT

- VUID-vkCmdDrawMultiIndexedEXT-None-08689

If there is no bound graphics pipeline, and the taskShader feature is enabled, vkCmdBindShadersEXT **must** have been called in the current command buffer with pStages with an element of VK_SHADER_STAGE_TASK_BIT_EXT

- VUID-vkCmdDrawMultiIndexedEXT-None-08690

If there is no bound graphics pipeline, and the `meshShader` feature is enabled, `vkCmdBindShadersEXT` **must** have been called in the current command buffer with `pStages` with an element of `VK_SHADER_STAGE_MESH_BIT_EXT`

- VUID-vkCmdDrawMultiIndexedEXT-None-08693

If there is no bound graphics pipeline, and at least one of the `taskShader` and `meshShader` features is enabled, one of the `VK_SHADER_STAGE_VERTEX_BIT` or `VK_SHADER_STAGE_MESH_BIT_EXT` stages **must** have a valid `VkShaderEXT` bound, and the other **must** have no `VkShaderEXT` bound

- VUID-vkCmdDrawMultiIndexedEXT-None-08696

If there is no bound graphics pipeline, and a valid `VkShaderEXT` is bound to the `VK_SHADER_STAGE_VERTEX_BIT` stage, there **must** be no `VkShaderEXT` bound to either the `VK_SHADER_STAGE_TASK_BIT_EXT` stage or the `VK_SHADER_STAGE_MESH_BIT_EXT` stage

- VUID-vkCmdDrawMultiIndexedEXT-None-08698

If any graphics shader is bound which was created with the `VK_SHADER_CREATE_LINK_STAGE_BIT_EXT` flag, then all shaders created with the `VK_SHADER_CREATE_LINK_STAGE_BIT_EXT` flag in the same `vkCreateShadersEXT` call **must** also be bound

- VUID-vkCmdDrawMultiIndexedEXT-None-08699

If any graphics shader is bound which was created with the `VK_SHADER_CREATE_LINK_STAGE_BIT_EXT` flag, any stages in between stages whose shaders which did not create a shader with the `VK_SHADER_CREATE_LINK_STAGE_BIT_EXT` flag as part of the same `vkCreateShadersEXT` call **must** not have any `VkShaderEXT` bound

- VUID-vkCmdDrawMultiIndexedEXT-None-08878

All bound graphics shader objects **must** have been created with identical or **identically defined** push constant ranges

- VUID-vkCmdDrawMultiIndexedEXT-None-08879

All bound graphics shader objects **must** have either been created with the `VK_SHADER_CREATE_DESCRIPTOR_HEAP_BIT_EXT` flag set, or with identical or **identically defined** arrays of descriptor set layouts

- VUID-vkCmdDrawMultiIndexedEXT-colorAttachmentCount-09372

If the current render pass instance was begun with `vkCmdBeginRendering` and a `VkRenderingInfo::colorAttachmentCount` equal to 1, a color attachment with a resolve mode of `VK_RESOLVE_MODE_EXTERNAL_FORMAT_DOWNSAMPLE_BIT_ANDROID`, and a fragment shader is bound, it **must** not declare the `DepthReplacing` or `StencilRefReplacingEXT` execution modes

- VUID-vkCmdDrawMultiIndexedEXT-pDynamicStates-08715

If the bound graphics pipeline state includes a fragment shader stage, was created with `VK_DYNAMIC_STATE_DEPTH_WRITE_ENABLE` set in `VkPipelineDynamicStateCreateInfo::pDynamicStates`, and the fragment shader declares the `EarlyFragmentTests` execution mode and uses `OpDepthAttachmentReadEXT`, the `depthWriteEnable` parameter in the last call to `vkCmdSetDepthWriteEnable` **must** be `VK_FALSE`

- VUID-vkCmdDrawMultiIndexedEXT-pDynamicStates-08716

If the bound graphics pipeline state includes a fragment shader stage, was created with

`VK_DYNAMIC_STATE_STENCIL_WRITE_MASK` set in `VkPipelineDynamicStateCreateInfo::pDynamicStates`, and the fragment shader declares the `EarlyFragmentTests` execution mode and uses `OpStencilAttachmentReadEXT`, the `writeMask` parameter in the last call to `vkCmdSetStencilWriteMask` **must** be 0

- VUID-vkCmdDrawMultiIndexedEXT-None-09116

If a shader object is bound to any graphics stage or the bound graphics pipeline was created with `VK_DYNAMIC_STATE_COLOR_WRITE_MASK_EXT`, and the format of any color attachment is `VK_FORMAT_E5B9G9R9_UFLOAT_PACK32`, the corresponding element of the `pColorWriteMasks` parameter of `vkCmdSetColorWriteMaskEXT` **must** either include all of `VK_COLOR_COMPONENT_R_BIT`, `VK_COLOR_COMPONENT_G_BIT`, and `VK_COLOR_COMPONENT_B_BIT`, or none of them

- VUID-vkCmdDrawMultiIndexedEXT-maxFragmentDualSrcAttachments-09239

If `blending` is enabled for any attachment where either the source or destination blend factors for that attachment [use the secondary color input](#), the maximum value of `Location` for any output attachment [statically used](#) in the `Fragment Execution Model` executed by this command **must** be less than `maxFragmentDualSrcAttachments`

- VUID-vkCmdDrawMultiIndexedEXT-None-09548

If the current render pass was begun with `vkCmdBeginRendering`, there is no shader object bound to any graphics stage, the value of each element of `VkRenderingAttachmentLocationInfo::pColorAttachmentLocations` in the bound pipeline **must** match the value for the corresponding locations set currently in the current render pass instance

- VUID-vkCmdDrawMultiIndexedEXT-None-09549

If the current render pass was begun with `vkCmdBeginRendering`, and there is no shader object bound to any graphics stage, the value of each element of `VkRenderingInputAttachmentIndexInfo::pColorAttachmentInputIndices` in the bound pipeline **must** match the value for the corresponding index set currently in the current render pass instance

- VUID-vkCmdDrawMultiIndexedEXT-None-10927

If the current render pass was begun with `vkCmdBeginRendering`, and there is no shader object bound to any graphics stage, the value of `VkRenderingInputAttachmentIndexInfo::pDepthInputAttachmentIndex` in the bound pipeline **must** match the value set currently in the current render pass instance

- VUID-vkCmdDrawMultiIndexedEXT-None-10928

If the current render pass was begun with `vkCmdBeginRendering`, and there is no shader object bound to any graphics stage, the value of `VkRenderingInputAttachmentIndexInfo::pStencilInputAttachmentIndex` in the bound pipeline **must** match the value set currently in the current render pass instance

- VUID-vkCmdDrawMultiIndexedEXT-None-09642

If the current render pass was begun with `vkCmdBeginRendering` with the `VK_RENDERING_ENABLE_LEGACY_DITHERING_BIT_EXT` flag, the bound graphics pipeline **must** have been created with `VK_PIPELINE_CREATE_2_ENABLE_LEGACY_DITHERING_BIT_EXT`

- VUID-vkCmdDrawMultiIndexedEXT-None-09643

If the bound graphics pipeline was created with

VK_PIPELINE_CREATE_2_ENABLE_LEGACY_DITHERING_BIT_EXT, the current render pass **must** have begun with vkCmdBeginRendering with the VK_RENDERING_ENABLE_LEGACY_DITHERING_BIT_EXT flag

- VUID-vkCmdDrawMultiIndexedEXT-None-10677
If the `per-tile execution model` is enabled, the `tileShadingPerTileDraw` feature **must** be enabled
- VUID-vkCmdDrawMultiIndexedEXT-None-10772
If a shader object is bound to any graphics stage, *multiview* functionality **must** not be enabled in the current render pass
- VUID-vkCmdDrawMultiIndexedEXT-multiviewPerViewViewports-12262
If the `multiviewPerViewViewports` feature is enabled, then the index of the most significant bit in current render pass instance `viewMask` **must** be less than the `current value` of `viewportCount`
- VUID-vkCmdDrawMultiIndexedEXT-multiviewPerViewViewports-12263
If the `multiviewPerViewViewports` feature is enabled, then the index of the most significant bit in current render pass instance `viewMask` **must** be less than the `current value` of `scissorCount`
- VUID-vkCmdDrawMultiIndexedEXT-flags-11521
If current render pass instance was begun with `vkCmdBeginRendering` with `VkRenderingInfo::flags` which includes `VK_RENDERING_FRAGMENT_REGION_BIT_EXT`, and if `sample shading` is enabled (explicitly or implicitly), then the minimum fraction for sample shading **must** equal 0.0
- VUID-vkCmdDrawMultiIndexedEXT-None-11522
If the current render pass instance was begun with `vkCmdBeginRendering` and contains a custom resolve, and the `dynamicRenderingUnusedAttachments` feature is not enabled, the graphics pipeline bound **must** have been created with a `VkCustomResolveCreateInfoEXT`
- VUID-vkCmdDrawMultiIndexedEXT-None-11523
If the current render pass instance was begun with `vkCmdBeginRendering` and does not contain a custom resolve, and the `dynamicRenderingUnusedAttachments` feature is not enabled, the graphics pipeline bound **must** not have been created with a `VkCustomResolveCreateInfoEXT`
- VUID-vkCmdDrawMultiIndexedEXT-customResolve-11524
If the current render pass instance was begun with `vkCmdBeginRendering` and `vkCmdBeginCustomResolveEXT` has been recorded in the render pass instance, the graphics pipeline bound **must** have been created with `VkCustomResolveCreateInfoEXT::customResolve` as `VK_TRUE`
- VUID-vkCmdDrawMultiIndexedEXT-customResolve-11525
If the current render pass instance was begun with `vkCmdBeginRendering` and contains a custom resolve, and `vkCmdBeginCustomResolveEXT` has not been recorded in the render pass instance, the graphics pipeline bound **must** have been created with `VkCustomResolveCreateInfoEXT::customResolve` as `VK_FALSE`
- VUID-vkCmdDrawMultiIndexedEXT-None-11861
If the `dynamicRenderingUnusedAttachments` feature is not enabled and the current render pass instance was begun with `vkCmdBeginRendering` and contains a custom resolve, the

bound graphics pipeline **must** have been created with a `VkCustomResolveCreateInfoEXT::colorAttachmentCount` equal to `VkRenderingInfo::colorAttachmentCount`

- VUID-vkCmdDrawMultiIndexedEXT-None-11862

If the `dynamicRenderingUnusedAttachments` feature is not enabled, and the current render pass instance was begun with `vkCmdBeginRendering`, it contains a custom resolve, and `VkRenderingInfo::colorAttachmentCount` greater than 0, then each element of the `VkRenderingInfo::pColorAttachments` array with an `resolveImageView` not equal to `VK_NULL_HANDLE` **must** have been created with a `VkFormat` equal to the corresponding element of `VkCustomResolveCreateInfoEXT::pColorAttachmentFormats` used to create the bound graphics pipeline

- VUID-vkCmdDrawMultiIndexedEXT-None-11863

If the `dynamicRenderingUnusedAttachments` feature is not enabled, and the current render pass instance was begun with `vkCmdBeginRendering`, it contains a custom resolve, and `VkRenderingInfo::colorAttachmentCount` greater than 0, then each element of the `VkRenderingInfo::pColorAttachments` array with an `resolveImageView` equal to `VK_NULL_HANDLE` **must** have the corresponding element of `VkCustomResolveCreateInfoEXT::pColorAttachmentFormats` used to create the bound pipeline equal to `VK_FORMAT_UNDEFINED`

- VUID-vkCmdDrawMultiIndexedEXT-dynamicRenderingUnusedAttachments-11864

If the `dynamicRenderingUnusedAttachments` feature is enabled, the current render pass instance was begun with `vkCmdBeginRendering`, it contains a custom resolve, and `VkRenderingInfo::colorAttachmentCount` greater than 0, then each element of the `VkRenderingInfo::pColorAttachments` array with an `resolveImageView` not equal to `VK_NULL_HANDLE` **must** have been created with a `VkFormat` equal to the corresponding element of `VkCustomResolveCreateInfoEXT::pColorAttachmentFormats` used to create the bound graphics pipeline, or the corresponding element of `VkCustomResolveCreateInfoEXT::pColorAttachmentFormats`, if it exists, **must** be `VK_FORMAT_UNDEFINED`

- VUID-vkCmdDrawMultiIndexedEXT-None-11865

If the current render pass instance was begun with `vkCmdBeginRendering`, it contains a custom resolve, the `dynamicRenderingUnusedAttachments` feature is not enabled, and `VkRenderingInfo::pDepthAttachment->resolveImageView` was `VK_NULL_HANDLE`, the value of `VkCustomResolveCreateInfoEXT::depthAttachmentFormat` used to create the bound graphics pipeline **must** be equal to `VK_FORMAT_UNDEFINED`

- VUID-vkCmdDrawMultiIndexedEXT-None-11866

If current render pass instance was begun with `vkCmdBeginRendering`, it contains a custom resolve, the `dynamicRenderingUnusedAttachments` feature is not enabled, and `VkRenderingInfo::pDepthAttachment->resolveImageView` was not `VK_NULL_HANDLE`, the value of `VkCustomResolveCreateInfoEXT::depthAttachmentFormat` used to create the bound graphics pipeline **must** be equal to the `VkFormat` used to create `VkRenderingInfo::pDepthAttachment->resolveImageView`

- VUID-vkCmdDrawMultiIndexedEXT-dynamicRenderingUnusedAttachments-11867

If the current render pass instance was begun with `vkCmdBeginRendering`, it contains a custom resolve, the `dynamicRenderingUnusedAttachments` feature is enabled, `VkRenderingInfo::pDepthAttachment->resolveImageView` was not `VK_NULL_HANDLE`, and

the value of `VkCustomResolveCreateInfoEXT::depthAttachmentFormat` used to create the bound graphics pipeline was not equal to the `VkFormat` used to create `VkRenderingInfo::pDepthAttachment->resolveImageView`, the value of the format **must** be `VK_FORMAT_UNDEFINED`

- VUID-vkCmdDrawMultiIndexedEXT-None-11868

If the current render pass instance was begun with `vkCmdBeginRendering`, it contains a custom resolve, the `dynamicRenderingUnusedAttachments` feature is not enabled, and `VkRenderingInfo::pStencilAttachment->resolveImageView` was `VK_NULL_HANDLE`, the value of `VkCustomResolveCreateInfoEXT::stencilAttachmentFormat` used to create the bound graphics pipeline **must** be equal to `VK_FORMAT_UNDEFINED`

- VUID-vkCmdDrawMultiIndexedEXT-None-11869

If current render pass instance was begun with `vkCmdBeginRendering`, it contains a custom resolve, the `dynamicRenderingUnusedAttachments` feature is not enabled, and `VkRenderingInfo::pStencilAttachment->resolveImageView` was not `VK_NULL_HANDLE`, the value of `VkCustomResolveCreateInfoEXT::stencilAttachmentFormat` used to create the bound graphics pipeline **must** be equal to the `VkFormat` used to create `VkRenderingInfo::pStencilAttachment->resolveImageView`

- VUID-vkCmdDrawMultiIndexedEXT-dynamicRenderingUnusedAttachments-11870

If the current render pass instance was begun with `vkCmdBeginRendering`, it contains a custom resolve, the `dynamicRenderingUnusedAttachments` feature is enabled, `VkRenderingInfo::pStencilAttachment->resolveImageView` was not `VK_NULL_HANDLE`, and the value of `VkCustomResolveCreateInfoEXT::stencilAttachmentFormat` used to create the bound graphics pipeline was not equal to the `VkFormat` used to create `VkRenderingInfo::pStencilAttachment->resolveImageView`, the value of the format **must** be `VK_FORMAT_UNDEFINED`

- VUID-vkCmdDrawMultiIndexedEXT-colorAttachmentCount-11871

If the current render pass instance was begun with `vkCmdBeginRendering` with a `VkRenderingInfo::colorAttachmentCount` parameter greater than `0` and `vkCmdBeginCustomResolveEXT` has been recorded in the render pass instance, then for each element of the `VkRenderingInfo::pColorAttachments` array with a `resolveImageView` not equal to `VK_NULL_HANDLE`, the `resolveImageView` **must** have been created with a sample count equal to the value of `rasterizationSamples` for the bound graphics pipeline

- VUID-vkCmdDrawMultiIndexedEXT-pDepthAttachment-11872

If the current render pass instance was begun with `vkCmdBeginRendering`, `vkCmdBeginCustomResolveEXT` has been recorded in the render pass instance, and `VkRenderingInfo::pDepthAttachment->resolveImageView` was not `VK_NULL_HANDLE`, the value of `rasterizationSamples` for the bound graphics pipeline **must** be equal to the sample count used to create `VkRenderingInfo::pDepthAttachment->resolveImageView`

- VUID-vkCmdDrawMultiIndexedEXT-pStencilAttachment-11873

If the current render pass instance was begun with `vkCmdBeginRendering`, `vkCmdBeginCustomResolveEXT` has been recorded in the render pass instance, `VkRenderingInfo::pStencilAttachment->resolveImageView` was not `VK_NULL_HANDLE`, the value of `rasterizationSamples` for the bound graphics pipeline **must** be equal to the sample count used to create `VkRenderingInfo::pStencilAttachment->resolveImageView`

- VUID-vkCmdDrawMultiIndexedEXT-customResolve-11529

If a shader object is bound to the fragment stage, the current render pass instance was begun with `vkCmdBeginRendering`, a fragment density map attachment is active, and `vkCmdBeginCustomResolveEXT` has been called, then the fragment shader object bound **must** have been created with `VkCustomResolveCreateInfoEXT::customResolve` as `VK_TRUE`

- VUID-vkCmdDrawMultiIndexedEXT-customResolve-11530

If a shader object is bound to the fragment stage, the current render pass instance was begun with `vkCmdBeginRendering` and contains a custom resolve, a fragment density map attachment is active, and `vkCmdBeginCustomResolveEXT` has not yet been called, then the fragment shader object bound **must** have been created with `VkCustomResolveCreateInfoEXT::customResolve` as `VK_FALSE`

- VUID-vkCmdDrawMultiIndexedEXT-flags-13361

If there are any shader objects bound that were created with `flags` that includes the `VK_SHADER_CREATE_INDEPENDENT_SETS_BIT_KHR` bit, then all bound shader objects **must** have been created with the `VK_SHADER_CREATE_INDEPENDENT_SETS_BIT_KHR` bit

- VUID-vkCmdDrawMultiIndexedEXT-flags-13362

If there are any shader objects bound that were created with `flags` that includes the `VK_SHADER_CREATE_INDEPENDENT_SETS_BIT_KHR` bit, then the pipeline layout of the bound descriptor sets **must** have been created with `VK_PIPELINE_LAYOUT_CREATE_INDEPENDENT_SETS_BIT_EXT` set

- VUID-vkCmdDrawMultiIndexedEXT-flags-13363

If there are any shader objects bound that were created with `flags` that includes the `VK_SHADER_CREATE_INDEPENDENT_SETS_BIT_KHR` bit, and any of the descriptor set layouts used to create the pipeline layout of the bound descriptor sets were created with any binding's `VkDescriptorSetLayoutBinding::stageFlags` set with `VK_SHADER_STAGE_VERTEX_BIT`, `VK_SHADER_STAGE_TESSELLATION_CONTROL_BIT`, `VK_SHADER_STAGE_TESSELLATION_EVALUATION_BIT` or `VK_SHADER_STAGE_GEOMETRY_BIT`, then there **must** be no binding with `VkDescriptorSetLayoutBinding::stageFlags` set with `VK_SHADER_STAGE_TASK_BIT_EXT` or `VK_SHADER_STAGE_MESH_BIT_EXT`

- VUID-vkCmdDrawMultiIndexedEXT-flags-13364

If there are any shader objects bound that were created with `flags` that includes both the `VK_SHADER_CREATE_INDEPENDENT_SETS_BIT_KHR` and `VK_SHADER_CREATE_NO_TASK_SHADER_BIT_EXT` bits, the pipeline layout of the bound descriptor sets **must** have been created with `VK_PIPELINE_LAYOUT_CREATE_NO_TASK_SHADER_BIT_KHR` set

- VUID-vkCmdDrawMultiIndexedEXT-flags-13365

If there are any shader objects bound that were created with `flags` that includes both the `VK_SHADER_CREATE_INDEPENDENT_SETS_BIT_KHR` and `VK_SHADER_CREATE_NO_TASK_SHADER_BIT_EXT` bits, there **must** be no shader object bound to the `VK_SHADER_STAGE_TASK_BIT_EXT` stage

- VUID-vkCmdDrawMultiIndexedEXT-commandBuffer-02712

If `commandBuffer` is a protected command buffer and `protectedNoFault` is not supported, any resource written to by the `VkPipeline` object bound to the pipeline bind point used by this command **must** not be an unprotected resource

- VUID-vkCmdDrawMultiIndexedEXT-commandBuffer-02713
If `commandBuffer` is a protected command buffer and `protectedNoFault` is not supported, pipeline stages other than the framebuffer-space and compute stages in the `VkPipeline` object bound to the pipeline bind point used by this command **must** not write to any resource
- VUID-vkCmdDrawMultiIndexedEXT-commandBuffer-04617
If any of the shader stages of the `VkPipeline` bound to the pipeline bind point used by this command uses the `RayQueryKHR` capability, then `commandBuffer` **must** not be a protected command buffer
- VUID-vkCmdDrawMultiIndexedEXT-None-04007
All vertex input bindings accessed via vertex input variables declared in the vertex shader entry point's interface **must** have either valid or `VK_NULL_HANDLE` buffers bound
- VUID-vkCmdDrawMultiIndexedEXT-None-04008
If the `nullDescriptor` feature is not enabled, all vertex input bindings accessed via vertex input variables declared in the vertex shader entry point's interface **must** not be `VK_NULL_HANDLE`
- VUID-vkCmdDrawMultiIndexedEXT-None-02721
If the `robustBufferAccess` feature is not enabled, and that pipeline was created without enabling `VK_PIPELINE_ROBUSTNESS_BUFFER_BEHAVIOR_ROBUST_BUFFER_ACCESS` for `vertexInputs`, then for a given vertex buffer binding, any attribute data fetched **must** be entirely contained within the corresponding vertex buffer binding, as described in [Vertex Input Description](#)
- VUID-vkCmdDrawMultiIndexedEXT-format-10389
For each vertex attribute accessed by this command, if its `VkVertexInputAttributeDescription::format` or `VkVertexInputAttributeDescription2EXT::format` is a `packed format`, and the `legacyVertexAttributes` feature is not enabled, the value of `attribAddress`, calculated as described in [Vertex Input Calculation](#), **must** be a multiple of the `size of the format`
- VUID-vkCmdDrawMultiIndexedEXT-format-10390
For each vertex attribute accessed by this command, if its `VkVertexInputAttributeDescription::format` or `VkVertexInputAttributeDescription2EXT::format` is not a `packed format`, and either the `legacyVertexAttributes` feature is not enabled or `format` has 64-bit components, the value of `attribAddress`, calculated as described in [Vertex Input Calculation](#), **must** be a multiple of the `component size of the format`
- VUID-vkCmdDrawMultiIndexedEXT-None-07842
If there is a shader object bound to the `VK_SHADER_STAGE_VERTEX_BIT` stage or the bound graphics pipeline state was created with the `VK_DYNAMIC_STATE_PRIMITIVE_TOPOLOGY` dynamic state enabled then `vkCmdSetPrimitiveTopology` **must** have been called and not subsequently `invalidated` in the current command buffer prior to this drawing command
- VUID-vkCmdDrawMultiIndexedEXT-dynamicPrimitiveTopologyUnrestricted-07500
If the bound graphics pipeline state was created with the

`VK_DYNAMIC_STATE_PRIMITIVE_TOPOLOGY` dynamic state enabled and the `dynamicPrimitiveTopologyUnrestricted` is `VK_FALSE`, then the `primitiveTopology` parameter of `vkCmdSetPrimitiveTopology` **must** be of the same `topology class` as the pipeline `VkPipelineInputAssemblyStateCreateInfo::topology` state

- VUID-vkCmdDrawMultiIndexedEXT-primitiveTopology-10286

If a `VK_SHADER_STAGE_TESSELLATION_CONTROL_BIT` stage is bound, then the `current value` of `primitiveTopology` **must** be `VK_PRIMITIVE_TOPOLOGY_PATCH_LIST` prior to this drawing command

- VUID-vkCmdDrawMultiIndexedEXT-primitiveTopology-10747

If `vkCmdSetPrimitiveTopology` set `primitiveTopology` to `VK_PRIMITIVE_TOPOLOGY_PATCH_LIST` prior to this drawing command, then a `VK_SHADER_STAGE_TESSELLATION_CONTROL_BIT` stage **must** be bound

- VUID-vkCmdDrawMultiIndexedEXT-primitiveTopology-10748

If `vkCmdSetPrimitiveTopology` set `primitiveTopology` to `VK_PRIMITIVE_TOPOLOGY_POINT_LIST` prior to this drawing command, the `maintenance5` feature is not enabled, both a `VK_SHADER_STAGE_TESSELLATION_EVALUATION_BIT` and `VK_SHADER_STAGE_GEOMETRY_BIT` stage are not bound, then the `Vertex Execution Model` **must** have a `PointSize` decorated variable that is statically written to

- VUID-vkCmdDrawMultiIndexedEXT-pStrides-04913

If the bound graphics pipeline was created with the `VK_DYNAMIC_STATE_VERTEX_INPUT_BINDING_STRIDE` dynamic state enabled, but without the `VK_DYNAMIC_STATE_VERTEX_INPUT_EXT` dynamic state enabled, then `vkCmdBindVertexBuffers2` with a non-NULL `pStrides` parameter or `vkCmdBindVertexBuffers3KHR` with `setStride` set to `VK_TRUE` **must** have been called and not subsequently `invalidated` in the current command buffer prior to this draw command

- VUID-vkCmdDrawMultiIndexedEXT-None-13118

If the bound graphics pipeline was created without the `VK_DYNAMIC_STATE_VERTEX_INPUT_BINDING_STRIDE` dynamic state enabled, without the `VK_DYNAMIC_STATE_VERTEX_INPUT_EXT` dynamic state enabled, and `vkCmdBindVertexBuffers3KHR` was called and not subsequently `invalidated` in the current command buffer prior to this draw command, the value of `setStride` in each of its `pBindInfos` elements must have been `VK_FALSE`

- VUID-vkCmdDrawMultiIndexedEXT-None-04914

If there is a shader object bound to the `VK_SHADER_STAGE_VERTEX_BIT` stage or the bound graphics pipeline state was created with the `VK_DYNAMIC_STATE_VERTEX_INPUT_EXT` dynamic state enabled then `vkCmdSetVertexInputEXT` **must** have been called and not subsequently `invalidated` in the current command buffer prior to this draw command

- VUID-vkCmdDrawMultiIndexedEXT-Input-07939

If the `vertexAttributeRobustness` feature is not enabled, and the `maintenance9` feature is not enabled, and there is a shader object bound to the `VK_SHADER_STAGE_VERTEX_BIT` stage or the bound graphics pipeline state was created with the `VK_DYNAMIC_STATE_VERTEX_INPUT_EXT` dynamic state enabled then all variables with the `Input` storage class decorated with `Location` in the `Vertex Execution Model OpEntryPoint` **must** contain a location in `VkVertexInputAttributeDescription2EXT::location`

- VUID-vkCmdDrawMultiIndexedEXT-Input-08734

If there is a shader object bound to the [VK_SHADER_STAGE_VERTEX_BIT](#) stage or the bound graphics pipeline state was created with the [VK_DYNAMIC_STATE_VERTEX_INPUT_EXT](#) dynamic state enabled and either the [LegacyVertexAttributes](#) feature is not enabled or the SPIR-V Type associated with a given [Input](#) variable of the corresponding [Location](#) in the [Vertex Execution Model OpEntryPoint](#) is 64-bit, then the numeric type associated with all [Input](#) variables of the corresponding [Location](#) in the [Vertex Execution Model OpEntryPoint](#) **must** be the same as [VkVertexInputAttributeDescription2EXT::format](#)

- VUID-vkCmdDrawMultiIndexedEXT-format-08936

If there is a shader object bound to the [VK_SHADER_STAGE_VERTEX_BIT](#) stage or the bound graphics pipeline state was created with the [VK_DYNAMIC_STATE_VERTEX_INPUT_EXT](#) dynamic state enabled and [VkVertexInputAttributeDescription2EXT::format](#) has a 64-bit component, then the scalar width associated with all [Input](#) variables of the corresponding [Location](#) in the [Vertex Execution Model OpEntryPoint](#) **must** be 64-bit

- VUID-vkCmdDrawMultiIndexedEXT-format-08937

If there is a shader object bound to the [VK_SHADER_STAGE_VERTEX_BIT](#) stage or the bound graphics pipeline state was created with the [VK_DYNAMIC_STATE_VERTEX_INPUT_EXT](#) dynamic state enabled and the scalar width associated with a [Location](#) decorated [Input](#) variable in the [Vertex Execution Model OpEntryPoint](#) is 64-bit, then the corresponding [VkVertexInputAttributeDescription2EXT::format](#) **must** have a 64-bit component

- VUID-vkCmdDrawMultiIndexedEXT-None-09203

If there is a shader object bound to the [VK_SHADER_STAGE_VERTEX_BIT](#) stage or the bound graphics pipeline state was created with the [VK_DYNAMIC_STATE_VERTEX_INPUT_EXT](#) dynamic state enabled and [VkVertexInputAttributeDescription2EXT::format](#) has a 64-bit component, then all [Input](#) variables at the corresponding [Location](#) in the [Vertex Execution Model OpEntryPoint](#) **must** not use components that are not present in the format

- VUID-vkCmdDrawMultiIndexedEXT-None-04875

If there is a shader object bound to the [VK_SHADER_STAGE_TESSELLATION_CONTROL_BIT](#) stage or the bound graphics pipeline state was created with both a [VK_SHADER_STAGE_TESSELLATION_CONTROL_BIT](#) stage and the [VK_DYNAMIC_STATE_PATCH_CONTROL_POINTS_EXT](#) dynamic state enabled, and the [current value](#) of [primitiveTopology](#) is [VK_PRIMITIVE_TOPOLOGY_PATCH_LIST](#), then [vkCmdSetPatchControlPointsEXT](#) **must** have been called and not subsequently [invalidated](#) in the current command buffer prior to this drawing command

- VUID-vkCmdDrawMultiIndexedEXT-None-04879

If there is a shader object bound to the [VK_SHADER_STAGE_VERTEX_BIT](#) stage or the bound graphics pipeline state was created with the [VK_DYNAMIC_STATE_PRIMITIVE_RESTART_ENABLE](#) dynamic state enabled then [vkCmdSetPrimitiveRestartEnable](#) **must** have been called and not subsequently [invalidated](#) in the current command buffer prior to this drawing command

- VUID-vkCmdDrawMultiIndexedEXT-None-09637

If the `primitiveTopologyListRestart` feature is not enabled, the `input assembly` is `VK_PRIMITIVE_TOPOLOGY_POINT_LIST`, `VK_PRIMITIVE_TOPOLOGY_LINE_LIST`, `VK_PRIMITIVE_TOPOLOGY_TRIANGLE_LIST`, `VK_PRIMITIVE_TOPOLOGY_LINE_LIST_WITH_ADJACENCY`, or `VK_PRIMITIVE_TOPOLOGY_TRIANGLE_LIST_WITH_ADJACENCY`, there is a shader object bound to the `VK_SHADER_STAGE_VERTEX_BIT` stage or the bound graphics pipeline state was created with the `VK_DYNAMIC_STATE_PRIMITIVE_RESTART_ENABLE` dynamic state enabled, then `vkCmdSetPrimitiveRestartEnable` **must** be `VK_FALSE`

- VUID-vkCmdDrawMultiIndexedEXT-None-10909

If the `primitiveTopologyPatchListRestart` feature is not enabled, the `input assembly` is `VK_PRIMITIVE_TOPOLOGY_PATCH_LIST`, there is a shader object bound to the `VK_SHADER_STAGE_TESSELLATION_CONTROL_BIT` stage or the bound graphics pipeline state was created with the `VK_DYNAMIC_STATE_PRIMITIVE_RESTART_ENABLE` dynamic state enabled then `vkCmdSetPrimitiveRestartEnable` **must** be `VK_FALSE`

- VUID-vkCmdDrawMultiIndexedEXT-stage-06481

The bound graphics pipeline **must** not have been created with the `VkPipelineShaderStageCreateInfo::stage` member of any element of `VkGraphicsPipelineCreateInfo::pStages` set to `VK_SHADER_STAGE_TASK_BIT_EXT` or `VK_SHADER_STAGE_MESH_BIT_EXT`

- VUID-vkCmdDrawMultiIndexedEXT-None-08885

There **must** be no shader object bound to either of the `VK_SHADER_STAGE_TASK_BIT_EXT` or `VK_SHADER_STAGE_MESH_BIT_EXT` stages

- VUID-vkCmdDrawMultiIndexedEXT-None-07619

If a shader object is bound to the `VK_SHADER_STAGE_TESSELLATION_EVALUATION_BIT` stage or a graphics pipeline is bound which was created with both a `VK_SHADER_STAGE_TESSELLATION_EVALUATION_BIT` stage and the `VK_DYNAMIC_STATE_TESSELLATION_DOMAIN_ORIGIN_EXT` dynamic state enabled, then `vkCmdSetTessellationDomainOriginEXT` **must** have been called and not subsequently `invalidated` in the current command buffer prior to this drawing command

- VUID-vkCmdDrawMultiIndexedEXT-OpExecutionMode-12239

If a shader is bound to both the `VK_SHADER_STAGE_TESSELLATION_CONTROL_BIT` and `VK_SHADER_STAGE_TESSELLATION_EVALUATION_BIT` stages, and if both stages contain an `OpExecutionMode` instruction specifying the type of subdivision, they **must** be the same

- VUID-vkCmdDrawMultiIndexedEXT-OpExecutionMode-12240

If a shader is bound to both the `VK_SHADER_STAGE_TESSELLATION_CONTROL_BIT` and `VK_SHADER_STAGE_TESSELLATION_EVALUATION_BIT` stages, and if both stages contain an `OpExecutionMode` instruction specifying the orientation of triangles, they **must** be the same

- VUID-vkCmdDrawMultiIndexedEXT-OpExecutionMode-12241

If a shader is bound to both the `VK_SHADER_STAGE_TESSELLATION_CONTROL_BIT` and `VK_SHADER_STAGE_TESSELLATION_EVALUATION_BIT` stages, and if both stages contain an `OpExecutionMode` instruction specifying the segment spacing, they **must** be the same

- VUID-vkCmdDrawMultiIndexedEXT-OpExecutionMode-12242

If a shader is bound to both the `VK_SHADER_STAGE_TESSELLATION_CONTROL_BIT` and `VK_SHADER_STAGE_TESSELLATION_EVALUATION_BIT` stages, and if both stages contain

an `OpExecutionMode` instruction specifying the output patch size, they **must** be the same

- VUID-vkCmdDrawMultiIndexedEXT-None-07312

If the `maintenance6` feature is not enabled, a valid index buffer **must** be bound

- VUID-vkCmdDrawMultiIndexedEXT-primitiveRestartIndex-12401

If the primitive restart index for this draw operation was set with `vkCmdSetPrimitiveRestartIndexEXT`, then `primitiveRestartIndex` **must** not be greater than the maximum representable value for the bound `VkIndexType`

- VUID-vkCmdDrawMultiIndexedEXT-pNext-09461

If the bound graphics pipeline state was created with `VkPipelineVertexInputDivisorStateCreateInfo` in the `pNext` chain of `VkGraphicsPipelineCreateInfo::pVertexInputState`, any member of `VkPipelineVertexInputDivisorStateCreateInfo::pVertexBindingDivisors` has a value other than `1` in `divisor`, and `VkPhysicalDeviceVertexAttributeDivisorProperties::supportsNonZeroFirstInstance` is `VK_FALSE`, then `firstInstance` **must** be `0`

- VUID-vkCmdDrawMultiIndexedEXT-None-09462

If `shader objects` are used for drawing or the bound graphics pipeline state was created with the `VK_DYNAMIC_STATE_VERTEX_INPUT_EXT` dynamic state enabled, any member of the `pVertexBindingDescriptions` parameter to the `vkCmdSetVertexInputEXT` call that sets this dynamic state has a value other than `1` in `divisor`, and `VkPhysicalDeviceVertexAttributeDivisorProperties::supportsNonZeroFirstInstance` is `VK_FALSE`, then `firstInstance` **must** be `0`

- VUID-vkCmdDrawMultiIndexedEXT-robustBufferAccess2-08798

If the `robustBufferAccess2` feature is not enabled, $(\text{indexSize} \times (\text{firstIndex} + \text{indexCount}))$ **must** be less than or equal to the size of the bound index buffer range, with `indexSize` being based on the type specified by `indexType`, and the other parameters sourced from this command

- VUID-vkCmdDrawMultiIndexedEXT-None-04937

The `multiDraw` feature **must** be enabled

- VUID-vkCmdDrawMultiIndexedEXT-drawCount-04939

`drawCount` **must** be less than `VkPhysicalDeviceMultiDrawPropertiesEXT::maxMultiDrawCount`

- VUID-vkCmdDrawMultiIndexedEXT-drawCount-04940

If `drawCount` is greater than zero, `pIndexInfo` **must** be a valid pointer to memory containing one or more valid instances of `VkMultiDrawIndexedInfoEXT` structures

- VUID-vkCmdDrawMultiIndexedEXT-drawCount-09629

If `drawCount` is greater than `1`, `stride` **must** be a multiple of `4` and **must** be greater than or equal to `sizeof(VkMultiDrawIndexedInfoEXT)`

Valid Usage (Implicit)

- VUID-vkCmdDrawMultiIndexedEXT-commandBuffer-parameter
`commandBuffer` **must** be a valid `VkCommandBuffer` handle
- VUID-vkCmdDrawMultiIndexedEXT-pVertexOffset-parameter

If `pVertexOffset` is not `NULL`, `pVertexOffset` **must** be a valid pointer to a valid `int32_t` value

- VUID-vkCmdDrawMultiIndexedEXT-commandBuffer-recording
`commandBuffer` **must** be in the `recording state`
- VUID-vkCmdDrawMultiIndexedEXT-commandBuffer-cmdpool
The `VkCommandPool` that `commandBuffer` was allocated from **must** support `VK_QUEUE_GRAPHICS_BIT` operations
- VUID-vkCmdDrawMultiIndexedEXT-renderpass
This command **must** only be called inside of a render pass instance
- VUID-vkCmdDrawMultiIndexedEXT-suspended
This command **must** not be called between suspended render pass instances
- VUID-vkCmdDrawMultiIndexedEXT-vidocoding
This command **must** only be called outside of a video coding scope

Host Synchronization

- Host access to `commandBuffer` **must** be externally synchronized
- Host access to the `VkCommandPool` that `commandBuffer` was allocated from **must** be externally synchronized

Command Properties

Command Buffer Levels	Render Pass Scope	Video Coding Scope	Supported Queue Types	Command Type
Primary Secondary	Inside	Outside	VK_QUEUE_GRAPHICS_BIT	Action

Conditional Rendering

`vkCmdDrawMultiIndexedEXT` is affected by `conditional rendering`

The `VkMultiDrawInfoEXT` structure is defined as:

```
// Provided by VK_EXT_multi_draw
typedef struct VkMultiDrawInfoEXT {
    uint32_t    firstVertex;
    uint32_t    vertexCount;
} VkMultiDrawInfoEXT;
```

- `firstVertex` is the first vertex to draw.
- `vertexCount` is the number of vertices to draw.

The members of `VkMultiDrawInfoEXT` have the same meaning as the `firstVertex` and `vertexCount` parameters in `vkCmdDraw`.

The `VkMultiDrawIndexedInfoEXT` structure is defined as:

```
// Provided by VK_EXT_multi_draw
typedef struct VkMultiDrawIndexedInfoEXT {
    uint32_t    firstIndex;
    uint32_t    indexCount;
    int32_t     vertexOffset;
} VkMultiDrawIndexedInfoEXT;
```

- `firstIndex` is the first index to draw.
- `indexCount` is the number of vertices to draw.
- `vertexOffset` is the value added to the vertex index before indexing into the vertex buffer for indexed multidraws.

The `firstIndex`, `indexCount`, and `vertexOffset` members of `VkMultiDrawIndexedInfoEXT` have the same meaning as the `firstIndex`, `indexCount`, and `vertexOffset` parameters, respectively, of `vkCmdDrawIndexed`.

`VkDrawIndirect2InfoKHR` is defined as:

```
// Provided by VK_KHR_device_address_commands
typedef struct VkDrawIndirect2InfoKHR {
    VkStructureType    sType;
    const void*        pNext;
    VkStridedDeviceAddressRangeKHR addressRange;
    VkAddressCommandFlagsKHR addressFlags;
    uint32_t           drawCount;
} VkDrawIndirect2InfoKHR;
```

- `sType` is a `VkStructureType` value identifying this structure.
- `pNext` is `NULL` or a pointer to a structure extending this structure.
- `addressRange` is the `VkStridedDeviceAddressRangeKHR` containing draw parameters.
- `addressFlags` is a `VkAddressCommandFlagsKHR` value defining the flags for the address range.
- `drawCount` is the number of draws to execute, and **can** be zero.

Valid Usage

- VUID-VkDrawIndirect2InfoKHR-addressRange-13097
If the range specified by `addressRange` is not bound completely to memory when accessed, `addressFlags` **must** not include `VK_ADDRESS_COMMAND_FULLY_BOUND_BIT_KHR`
- VUID-VkDrawIndirect2InfoKHR-addressRange-13098

If the buffer from which the range specified by `addressRange` was created with `VK_BUFFER_CREATE_PROTECTED_BIT`, and `protectedNoFault` is not supported, `addressFlags` **must** include `VK_ADDRESS_COMMAND_PROTECTED_BIT_KHR`

- VUID-VkDrawIndirect2InfoKHR-addressRange-13099

If the buffer from which the range specified by `addressRange` was created without `VK_BUFFER_CREATE_PROTECTED_BIT`, and `protectedNoFault` is not supported, `addressFlags` **must** not include `VK_ADDRESS_COMMAND_PROTECTED_BIT_KHR`

- VUID-VkDrawIndirect2InfoKHR-addressFlags-13100

`addressFlags` **must** not include both `VK_ADDRESS_COMMAND_STORAGE_BUFFER_USAGE_BIT_KHR` and `VK_ADDRESS_COMMAND_UNKNOWN_STORAGE_BUFFER_USAGE_BIT_KHR`

- VUID-VkDrawIndirect2InfoKHR-addressRange-13122

If any buffer, which is bound to a range of `VkDeviceMemory` that overlaps the range backing `addressRange`, was created with `VK_BUFFER_USAGE_STORAGE_BUFFER_BIT`, `addressFlags` **must** include `VK_ADDRESS_COMMAND_STORAGE_BUFFER_USAGE_BIT_KHR` or `VK_ADDRESS_COMMAND_UNKNOWN_STORAGE_BUFFER_USAGE_BIT_KHR`

- VUID-VkDrawIndirect2InfoKHR-addressRange-13123

If any buffer, which is bound to a range of `VkDeviceMemory` that overlaps the range backing `addressRange`, was created without `VK_BUFFER_USAGE_STORAGE_BUFFER_BIT`, `addressFlags` **must** not include `VK_ADDRESS_COMMAND_STORAGE_BUFFER_USAGE_BIT_KHR`

- VUID-VkDrawIndirect2InfoKHR-addressFlags-13101

`addressFlags` **must** not include both `VK_ADDRESS_COMMAND_TRANSFORM_FEEDBACK_BUFFER_USAGE_BIT_KHR` and `VK_ADDRESS_COMMAND_UNKNOWN_TRANSFORM_FEEDBACK_BUFFER_USAGE_BIT_KHR`

- VUID-VkDrawIndirect2InfoKHR-addressRange-13124

If any buffer, which is bound to a range of `VkDeviceMemory` that overlaps the range backing `addressRange`, was created with `VK_BUFFER_USAGE_TRANSFORM_FEEDBACK_BUFFER_BIT_EXT`, `addressFlags` **must** include `VK_ADDRESS_COMMAND_TRANSFORM_FEEDBACK_BUFFER_USAGE_BIT_KHR` or `VK_ADDRESS_COMMAND_UNKNOWN_TRANSFORM_FEEDBACK_BUFFER_USAGE_BIT_KHR`

- VUID-VkDrawIndirect2InfoKHR-addressRange-13125

If any buffer, which is bound to a range of `VkDeviceMemory` that overlaps the range backing `addressRange`, was created without `VK_BUFFER_USAGE_TRANSFORM_FEEDBACK_BUFFER_BIT_EXT`, `addressFlags` **must** not include `VK_ADDRESS_COMMAND_TRANSFORM_FEEDBACK_BUFFER_USAGE_BIT_KHR`

- VUID-VkDrawIndirect2InfoKHR-addressRange-13107

The buffer from which `addressRange` was queried **must** have been created with `VK_BUFFER_USAGE_INDIRECT_BUFFER_BIT` usage flag

- VUID-VkDrawIndirect2InfoKHR-protectedNoFault-13108

If `protectedNoFault` is not supported, the buffer from which `addressRange` was queried **must** not have been created with `VK_BUFFER_CREATE_PROTECTED_BIT`

- VUID-VkDrawIndirect2InfoKHR-addressRange-13109
`addressRange.address` **must** be a multiple of 4
- VUID-VkDrawIndirect2InfoKHR-drawCount-02718
If the `multiDrawIndirect` feature is not enabled, `drawCount` **must** be 0 or 1
- VUID-VkDrawIndirect2InfoKHR-drawCount-02719
`drawCount` **must** be less than or equal to `VkPhysicalDeviceLimits::maxDrawIndirectCount`

Valid Usage (Implicit)

- VUID-VkDrawIndirect2InfoKHR-sType-sType
`sType` **must** be `VK_STRUCTURE_TYPE_DRAW_INDIRECT_2_INFO_KHR`
- VUID-VkDrawIndirect2InfoKHR-pNext-pNext
`pNext` **must** be `NULL`
- VUID-VkDrawIndirect2InfoKHR-addressFlags-parameter
`addressFlags` **must** be a valid combination of `VkAddressCommandFlagBitsKHR` values

To record a non-indexed indirect drawing command, call:

```
// Provided by VK_KHR_device_address_commands
void vkCmdDrawIndirect2KHR(
    VkCommandBuffer                commandBuffer,
    const VkDrawIndirect2InfoKHR*  pInfo);
```

- `commandBuffer` is the command buffer into which the command is recorded.
- `pInfo` is a pointer to a `VkDrawIndirect2InfoKHR` structure defining parameters of this command.

`vkCmdDrawIndirect2KHR` behaves similarly to `vkCmdDraw` except that the parameters are read by the device from an address range during execution. `pInfo->drawCount` draws are executed by the command, with parameters taken from `pInfo->addressRange` starting at `addressRange.address` and increasing by `addressRange.stride` bytes for each successive draw. The parameters of each draw are encoded in an array of `VkDrawIndirectCommand` structures.

Valid Usage

- VUID-vkCmdDrawIndirect2KHR-magFilter-04553
If a `VkSampler` created with `magFilter` or `minFilter` equal to `VK_FILTER_LINEAR`, `reductionMode` equal to `VK_SAMPLER_REDUCTION_MODE_WEIGHTED_AVERAGE`, and `compareEnable` equal to `VK_FALSE` is used to sample a `VkImageView` as a result of this command, then the image view's `format features` **must** contain `VK_FORMAT_FEATURE_SAMPLED_IMAGE_FILTER_LINEAR_BIT`
- VUID-vkCmdDrawIndirect2KHR-magFilter-09598
If a `VkSampler` created with `magFilter` or `minFilter` equal to `VK_FILTER_LINEAR` and

`reductionMode` equal to either `VK_SAMPLER_REDUCTION_MODE_MIN` or `VK_SAMPLER_REDUCTION_MODE_MAX` is used to sample a `VkImageView` as a result of this command, then the image view's `format features` **must** contain `VK_FORMAT_FEATURE_SAMPLED_IMAGE_FILTER_MINMAX_BIT`

- VUID-vkCmdDrawIndirect2KHR-mipmapMode-04770

If a `VkSampler` created with `mipmapMode` equal to `VK_SAMPLER_MIPMAP_MODE_LINEAR`, `reductionMode` equal to `VK_SAMPLER_REDUCTION_MODE_WEIGHTED_AVERAGE`, and `compareEnable` equal to `VK_FALSE` is used to sample a `VkImageView` as a result of this command, then the image view's `format features` **must** contain `VK_FORMAT_FEATURE_SAMPLED_IMAGE_FILTER_LINEAR_BIT`

- VUID-vkCmdDrawIndirect2KHR-mipmapMode-09599

If a `VkSampler` created with `mipmapMode` equal to `VK_SAMPLER_MIPMAP_MODE_LINEAR` and `reductionMode` equal to either `VK_SAMPLER_REDUCTION_MODE_MIN` or `VK_SAMPLER_REDUCTION_MODE_MAX` is used to sample a `VkImageView` as a result of this command, then the image view's `format features` **must** contain `VK_FORMAT_FEATURE_SAMPLED_IMAGE_FILTER_MINMAX_BIT`

- VUID-vkCmdDrawIndirect2KHR-unnormalizedCoordinates-09635

If a `VkSampler` created with `unnormalizedCoordinates` equal to `VK_TRUE` is used to sample a `VkImageView` as a result of this command, then the image view's `levelCount` and `layerCount` **must** be 1

- VUID-vkCmdDrawIndirect2KHR-None-08609

If a `VkSampler` created with `unnormalizedCoordinates` equal to `VK_TRUE` is used to sample a `VkImageView` as a result of this command, then the image view's `viewType` **must** be `VK_IMAGE_VIEW_TYPE_1D` or `VK_IMAGE_VIEW_TYPE_2D`

- VUID-vkCmdDrawIndirect2KHR-None-08610

If a `VkSampler` created with `unnormalizedCoordinates` equal to `VK_TRUE` is used to sample a `VkImageView` as a result of this command, then the sampler **must** not be used with any of the SPIR-V `OpImageSample*` or `OpImageSparseSample*` instructions with `ImplicitLod`, `Dref` or `Proj` in their name

- VUID-vkCmdDrawIndirect2KHR-None-08611

If a `VkSampler` created with `unnormalizedCoordinates` equal to `VK_TRUE` is used to sample a `VkImageView` as a result of this command, then the sampler **must** not be used with any of the SPIR-V `OpImageSample*` or `OpImageSparseSample*` instructions that includes a LOD bias or any offset values

- VUID-vkCmdDrawIndirect2KHR-None-06479

If a `VkImageView` is sampled with `depth comparison`, the image view's `format features` **must** contain `VK_FORMAT_FEATURE_2_SAMPLED_IMAGE_DEPTH_COMPARISON_BIT`

- VUID-vkCmdDrawIndirect2KHR-None-02691

If a `VkImageView` is accessed using atomic operations as a result of this command, then the image view's `format features` **must** contain `VK_FORMAT_FEATURE_STORAGE_IMAGE_ATOMIC_BIT`

- VUID-vkCmdDrawIndirect2KHR-None-07888

If a `VK_DESCRIPTOR_TYPE_STORAGE_TEXEL_BUFFER` descriptor is accessed using atomic operations as a result of this command, then the storage texel buffer's `format features`

must contain `VK_FORMAT_FEATURE_STORAGE_TEXEL_BUFFER_ATOMIC_BIT`

- VUID-vkCmdDrawIndirect2KHR-None-02692

If a `VkImageView` is sampled with `VK_FILTER_CUBIC_EXT` as a result of this command, then the image view's format features **must** contain `VK_FORMAT_FEATURE_SAMPLED_IMAGE_FILTER_CUBIC_BIT_EXT`

- VUID-vkCmdDrawIndirect2KHR-None-02693

If the `VK_EXT_filter_cubic` extension is not enabled and any `VkImageView` is sampled with `VK_FILTER_CUBIC_EXT` as a result of this command, it **must** not have a `VkImageViewType` of `VK_IMAGE_VIEW_TYPE_3D`, `VK_IMAGE_VIEW_TYPE_CUBE`, or `VK_IMAGE_VIEW_TYPE_CUBE_ARRAY`

- VUID-vkCmdDrawIndirect2KHR-filterCubic-02694

Any `VkImageView` being sampled with `VK_FILTER_CUBIC_EXT` as a result of this command **must** have a `VkImageViewType` and format that supports cubic filtering, as specified by `VkFilterCubicImageViewImageFormatPropertiesEXT::filterCubic` returned by `vkGetPhysicalDeviceImageFormatProperties2`

- VUID-vkCmdDrawIndirect2KHR-filterCubicMinmax-02695

Any `VkImageView` being sampled with `VK_FILTER_CUBIC_EXT` with a reduction mode of either `VK_SAMPLER_REDUCTION_MODE_MIN` or `VK_SAMPLER_REDUCTION_MODE_MAX` as a result of this command **must** have a `VkImageViewType` and format that supports cubic filtering together with minmax filtering, as specified by `VkFilterCubicImageViewImageFormatPropertiesEXT::filterCubicMinmax` returned by `vkGetPhysicalDeviceImageFormatProperties2`

- VUID-vkCmdDrawIndirect2KHR-cubicRangeClamp-09212

If the `cubicRangeClamp` feature is not enabled, then any `VkImageView` being sampled with `VK_FILTER_CUBIC_EXT` as a result of this command **must** not have a `VkSamplerReductionModeCreateInfo::reductionMode` equal to `VK_SAMPLER_REDUCTION_MODE_WEIGHTED_AVERAGE_RANGECLAMP_QCOM`

- VUID-vkCmdDrawIndirect2KHR-reductionMode-09213

Any `VkImageView` being sampled with a `VkSamplerReductionModeCreateInfo::reductionMode` equal to `VK_SAMPLER_REDUCTION_MODE_WEIGHTED_AVERAGE_RANGECLAMP_QCOM` as a result of this command **must** sample with `VK_FILTER_CUBIC_EXT`

- VUID-vkCmdDrawIndirect2KHR-selectableCubicWeights-09214

If the `selectableCubicWeights` feature is not enabled, then any `VkImageView` being sampled with `VK_FILTER_CUBIC_EXT` as a result of this command **must** have `VkSamplerCubicWeightsCreateInfoQCOM::cubicWeights` equal to `VK_CUBIC_FILTER_WEIGHTS_CATMULL_ROM_QCOM`

- VUID-vkCmdDrawIndirect2KHR-flags-02696

Any `VkImage` created with a `VkImageCreateInfo::flags` containing `VK_IMAGE_CREATE_CORNER_SAMPLED_BIT_NV` sampled as a result of this command **must** only be sampled using a `VkSamplerAddressMode` of `VK_SAMPLER_ADDRESS_MODE_CLAMP_TO_EDGE`

- VUID-vkCmdDrawIndirect2KHR-OpTypeImage-07027

For any `VkImageView` being written as a storage image where the image format field of

the `OpTypeImage` is `Unknown`, the view's `format features` **must** contain `VK_FORMAT_FEATURE_2_STORAGE_WRITE_WITHOUT_FORMAT_BIT`

- VUID-vkCmdDrawIndirect2KHR-OpTypeImage-07028

For any `VkImageView` being read as a storage image where the image format field of the `OpTypeImage` is `Unknown`, the view's `format features` **must** contain `VK_FORMAT_FEATURE_2_STORAGE_READ_WITHOUT_FORMAT_BIT`

- VUID-vkCmdDrawIndirect2KHR-OpTypeImage-07029

For any `VkBufferView` being written as a storage texel buffer where the image format field of the `OpTypeImage` is `Unknown`, the view's `buffer features` **must** contain `VK_FORMAT_FEATURE_2_STORAGE_WRITE_WITHOUT_FORMAT_BIT`

- VUID-vkCmdDrawIndirect2KHR-OpTypeImage-07030

Any `VkBufferView` being read as a storage texel buffer where the image format field of the `OpTypeImage` is `Unknown` then the view's `buffer features` **must** contain `VK_FORMAT_FEATURE_2_STORAGE_READ_WITHOUT_FORMAT_BIT`

- VUID-vkCmdDrawIndirect2KHR-None-08600

If a `bound shader` was created with a pipeline layout and statically uses a set n , a descriptor set **must** have been bound to n at the same pipeline bind point, with layouts compatible for set n with the layout(s) used to create the shader, as described in [Pipeline Layout Compatibility](#)

- VUID-vkCmdDrawIndirect2KHR-None-08601

If a `bound shader` was created with a pipeline layout or specified push constant ranges and statically uses a push constant value, that value **must** have been set for the same pipeline bind point, with push constant ranges that are `compatible` with the push constant range used to create the shader

- VUID-vkCmdDrawIndirect2KHR-None-10068

For each array of resources that is used by a `bound shader`, the indices used to access members of the array **must** be less than the descriptor count for the identified binding in the descriptor sets used by this command

- VUID-vkCmdDrawIndirect2KHR-None-08114

Descriptors in each bound descriptor set, specified via `vkCmdBindDescriptorSets`, **must** be valid if they are accessed as described by `descriptor validity` by the `VkPipeline` bound to the pipeline bind point used by this command and the bound `VkPipeline` was not created with `VK_PIPELINE_CREATE_DESCRIPTOR_BUFFER_BIT_EXT`

- VUID-vkCmdDrawIndirect2KHR-imageLayout-00344

If an image descriptor is accessed by a shader, the `VkImageLayout` **must** match the subresource accessible from the `VkImageView` as defined by the `image layout matching rules`

- VUID-vkCmdDrawIndirect2KHR-None-08115

If the descriptors used by the `VkPipeline` bound to the pipeline bind point were specified via `vkCmdBindDescriptorSets`, the bound `VkPipeline` **must** have been created without `VK_PIPELINE_CREATE_DESCRIPTOR_BUFFER_BIT_EXT`

- VUID-vkCmdDrawIndirect2KHR-None-08116

Descriptors in bound descriptor buffers, specified via `vkCmdSetDescriptorBufferOffsetsEXT`, **must** be valid if they are dynamically used by the

[VkPipeline](#) bound to the pipeline bind point used by this command and the bound [VkPipeline](#) was created with [VK_PIPELINE_CREATE_DESCRIPTOR_BUFFER_BIT_EXT](#)

- VUID-vkCmdDrawIndirect2KHR-None-08604
Descriptors in bound descriptor buffers, specified via [vkCmdSetDescriptorBufferOffsetsEXT](#), **must** be valid if they are dynamically used by any [VkShaderEXT](#) bound to a stage corresponding to the pipeline bind point used by this command
- VUID-vkCmdDrawIndirect2KHR-None-08117
If the descriptors used by the [VkPipeline](#) bound to the pipeline bind point were specified via [vkCmdSetDescriptorBufferOffsetsEXT](#), the bound [VkPipeline](#) **must** have been created with [VK_PIPELINE_CREATE_DESCRIPTOR_BUFFER_BIT_EXT](#)
- VUID-vkCmdDrawIndirect2KHR-None-08119
If a descriptor is dynamically used with a [VkPipeline](#) created with [VK_PIPELINE_CREATE_DESCRIPTOR_BUFFER_BIT_EXT](#), the descriptor memory **must** be resident
- VUID-vkCmdDrawIndirect2KHR-None-08605
If a descriptor is dynamically used with a [VkShaderEXT](#) created with a [VkDescriptorSetLayout](#) that was created with [VK_DESCRIPTOR_SET_LAYOUT_CREATE_DESCRIPTOR_BUFFER_BIT_EXT](#), the descriptor memory **must** be resident
- VUID-vkCmdDrawIndirect2KHR-None-08606
If the [shaderObject](#) feature is not enabled, a valid pipeline **must** be bound to the pipeline bind point used by this command
- VUID-vkCmdDrawIndirect2KHR-None-08608
If a pipeline is bound to the pipeline bind point used by this command, there **must** not have been any calls to dynamic state setting commands for any state specified statically in the [VkPipeline](#) object bound to the pipeline bind point used by this command, since that pipeline was bound
- VUID-vkCmdDrawIndirect2KHR-uniformBuffers-06935
If any stage of the [VkPipeline](#) object bound to the pipeline bind point used by this command accesses a uniform buffer, and that stage was created without enabling either [VK_PIPELINE_ROBUSTNESS_BUFFER_BEHAVIOR_ROBUST_BUFFER_ACCESS](#) or [VK_PIPELINE_ROBUSTNESS_BUFFER_BEHAVIOR_ROBUST_BUFFER_ACCESS_2](#) for [uniformBuffers](#), and the [robustBufferAccess](#) feature is not enabled, that stage **must** not access values outside of the range of the buffer as specified in the descriptor set bound to the same pipeline bind point
- VUID-vkCmdDrawIndirect2KHR-None-08612
If the [robustBufferAccess](#) feature is not enabled, and any [VkShaderEXT](#) bound to a stage corresponding to the pipeline bind point used by this command accesses a uniform buffer, it **must** not access values outside of the range of the buffer as specified in the descriptor set bound to the same pipeline bind point
- VUID-vkCmdDrawIndirect2KHR-storageBuffers-06936
If any stage of the [VkPipeline](#) object bound to the pipeline bind point used by this command accesses a storage buffer, and that stage was created without enabling either

VK_PIPELINE_ROBUSTNESS_BUFFER_BEHAVIOR_ROBUST_BUFFER_ACCESS or
VK_PIPELINE_ROBUSTNESS_BUFFER_BEHAVIOR_ROBUST_BUFFER_ACCESS_2 for
storageBuffers, and the robustBufferAccess feature is not enabled, that stage **must** not
access values outside of the range of the buffer as specified in the descriptor set bound to
the same pipeline bind point

- VUID-vkCmdDrawIndirect2KHR-None-08613
If the robustBufferAccess feature is not enabled, and any VkShaderEXT bound to a stage
corresponding to the pipeline bind point used by this command accesses a storage buffer,
it **must** not access values outside of the range of the buffer as specified in the descriptor
set bound to the same pipeline bind point
- VUID-vkCmdDrawIndirect2KHR-commandBuffer-02707
If commandBuffer is an unprotected command buffer and protectedNoFault is not supported,
any resource accessed by bound shaders **must** not be a protected resource
- VUID-vkCmdDrawIndirect2KHR-viewType-07752
If a VkImageView is accessed as a result of this command, then the image view's viewType
must match the Dim operand of the OpTypeImage as described in Compatibility Between
SPIR-V Image Dimensions and Vulkan ImageView Types
- VUID-vkCmdDrawIndirect2KHR-format-07753
If a VkImageView or VkBufferView is accessed as a result of this command, then the
numeric type of the view's format and the Sampled Type operand of the OpTypeImage **must**
match
- VUID-vkCmdDrawIndirect2KHR-OpImageWrite-08795
If a VkImageView created with a format other than VK_FORMAT_A8_UNORM is accessed
using OpImageWrite as a result of this command, then the Type of the Texel operand of that
instruction **must** have at least as many components as the image view's format
- VUID-vkCmdDrawIndirect2KHR-OpImageWrite-08796
If a VkImageView created with the format VK_FORMAT_A8_UNORM is accessed using
OpImageWrite as a result of this command, then the Type of the Texel operand of that
instruction **must** have four components
- VUID-vkCmdDrawIndirect2KHR-OpImageWrite-04469
If a VkBufferView is accessed using OpImageWrite as a result of this command, then the
Type of the Texel operand of that instruction **must** have at least as many components as
the buffer view's format
- VUID-vkCmdDrawIndirect2KHR-SampledType-04470
If a VkImageView with a VkFormat that has a 64-bit component width is accessed as a
result of this command, the SampledType of the OpTypeImage operand of that instruction
must have a Width of 64
- VUID-vkCmdDrawIndirect2KHR-SampledType-04471
If a VkImageView with a VkFormat that has a component width less than 64-bit is
accessed as a result of this command, the SampledType of the OpTypeImage operand of that
instruction **must** have a Width of 32
- VUID-vkCmdDrawIndirect2KHR-SampledType-04472
If a VkBufferView with a VkFormat that has a 64-bit component width is accessed as a
result of this command, the SampledType of the OpTypeImage operand of that instruction

must have a **Width** of 64

- VUID-vkCmdDrawIndirect2KHR-SampledType-04473

If a **VkBufferView** with a **VkFormat** that has a component width less than 64-bit is accessed as a result of this command, the **SampledType** of the **OpTypeImage** operand of that instruction **must** have a **Width** of 32

- VUID-vkCmdDrawIndirect2KHR-sparseImageInt64Atomics-04474

If the **sparseImageInt64Atomics** feature is not enabled, **VkImage** objects created with the **VK_IMAGE_CREATE_SPARSE_RESIDENCY_BIT** flag **must** not be accessed by atomic instructions through an **OpTypeImage** with a **SampledType** with a **Width** of 64 by this command

- VUID-vkCmdDrawIndirect2KHR-sparseImageInt64Atomics-04475

If the **sparseImageInt64Atomics** feature is not enabled, **VkBuffer** objects created with the **VK_BUFFER_CREATE_SPARSE_RESIDENCY_BIT** flag **must** not be accessed by atomic instructions through an **OpTypeImage** with a **SampledType** with a **Width** of 64 by this command

- VUID-vkCmdDrawIndirect2KHR-OpImageSampleWeightedQCOM-06971

If **OpImageSampleWeightedQCOM** is used to sample a **VkImageView** as a result of this command, then the image view's **format features** **must** contain **VK_FORMAT_FEATURE_2_WEIGHT_SAMPLED_IMAGE_BIT_QCOM**

- VUID-vkCmdDrawIndirect2KHR-OpImageSampleWeightedQCOM-06972

If **OpImageSampleWeightedQCOM** uses a **VkImageView** as a sample weight image as a result of this command, then the image view's **format features** **must** contain **VK_FORMAT_FEATURE_2_WEIGHT_IMAGE_BIT_QCOM**

- VUID-vkCmdDrawIndirect2KHR-OpImageBoxFilterQCOM-06973

If **OpImageBoxFilterQCOM** is used to sample a **VkImageView** as a result of this command, then the image view's **format features** **must** contain **VK_FORMAT_FEATURE_2_BOX_FILTER_SAMPLED_BIT_QCOM**

- VUID-vkCmdDrawIndirect2KHR-OpImageBlockMatchSSDQCOM-06974

If **OpImageBlockMatchSSDQCOM** is used to read from an **VkImageView** as a result of this command, then the image view's **format features** **must** contain **VK_FORMAT_FEATURE_2_BLOCK_MATCHING_BIT_QCOM**

- VUID-vkCmdDrawIndirect2KHR-OpImageBlockMatchSADQCOM-06975

If **OpImageBlockMatchSADQCOM** is used to read from an **VkImageView** as a result of this command, then the image view's **format features** **must** contain **VK_FORMAT_FEATURE_2_BLOCK_MATCHING_BIT_QCOM**

- VUID-vkCmdDrawIndirect2KHR-OpImageBlockMatchSADQCOM-06976

If **OpImageBlockMatchSADQCOM** or **OpImageBlockMatchSSDQCOM** is used to read from a reference image as result of this command, then the specified reference coordinates **must** not fail **integer texel coordinate validation**

- VUID-vkCmdDrawIndirect2KHR-OpImageSampleWeightedQCOM-06977

If **OpImageSampleWeightedQCOM**, **OpImageBoxFilterQCOM**, **OpImageBlockMatchWindowSSDQCOM**, **OpImageBlockMatchWindowSADQCOM**, **OpImageBlockMatchGatherSSDQCOM**, **OpImageBlockMatchGatherSADQCOM**, **OpImageBlockMatchSSDQCOM**, or **OpImageBlockMatchSADQCOM** uses a **VkSampler** as a result of this command, then the sampler **must** have been created

with [VK_SAMPLER_CREATE_IMAGE_PROCESSING_BIT_QCOM](#)

- VUID-vkCmdDrawIndirect2KHR-OpImageSampleWeightedQCOM-06978

If any command other than [OpImageSampleWeightedQCOM](#), [OpImageBoxFilterQCOM](#), [OpImageBlockMatchWindowSSDQCOM](#), [OpImageBlockMatchWindowSADQCOM](#), [OpImageBlockMatchGatherSSDQCOM](#), [OpImageBlockMatchGatherSADQCOM](#), [OpImageBlockMatchSSDQCOM](#), or [OpImageBlockMatchSADQCOM](#) uses a [VkSampler](#) as a result of this command, then the sampler **must** not have been created with [VK_SAMPLER_CREATE_IMAGE_PROCESSING_BIT_QCOM](#)

- VUID-vkCmdDrawIndirect2KHR-OpImageBlockMatchWindow-09215

If a [OpImageBlockMatchWindow*QCOM](#) or [OpImageBlockMatchGather*QCOM](#) instruction is used to read from an [VkImageView](#) as a result of this command, then the image view's [format features](#) **must** contain [VK_FORMAT_FEATURE_2_BLOCK_MATCHING_BIT_QCOM](#)

- VUID-vkCmdDrawIndirect2KHR-OpImageBlockMatchWindow-09216

If a [OpImageBlockMatchWindow*QCOM](#) or [OpImageBlockMatchGather*QCOM](#) instruction is used to read from an [VkImageView](#) as a result of this command, then the image view's format **must** be a single-component format

- VUID-vkCmdDrawIndirect2KHR-OpImageBlockMatchWindow-09217

If a [OpImageBlockMatchWindow*QCOM](#) or [OpImageBlockMatchGather*QCOM](#) read from a reference image as result of this command, then the specified reference coordinates **must** not fail [integer texel coordinate validation](#)

- VUID-vkCmdDrawIndirect2KHR-None-07288

Any shader invocation executed by this command **must** [terminate](#)

- VUID-vkCmdDrawIndirect2KHR-None-09600

If a descriptor with type equal to any of [VK_DESCRIPTOR_TYPE_SAMPLE_WEIGHT_IMAGE_QCOM](#), [VK_DESCRIPTOR_TYPE_BLOCK_MATCH_IMAGE_QCOM](#), [VK_DESCRIPTOR_TYPE_SAMPLED_IMAGE](#), [VK_DESCRIPTOR_TYPE_STORAGE_IMAGE](#), or [VK_DESCRIPTOR_TYPE_INPUT_ATTACHMENT](#) is accessed as a result of this command, all image subresources identified by that descriptor **must** be in the image layout identified when the descriptor was written

- VUID-vkCmdDrawIndirect2KHR-commandBuffer-10746

The [VkDeviceMemory](#) object allocated from a [VkMemoryHeap](#) with the [VK_MEMORY_HEAP_TILE_MEMORY_BIT_QCOM](#) property that is bound to a resource accessed as a result of this command **must** be the active bound [bound tile memory object](#) in [commandBuffer](#)

- VUID-vkCmdDrawIndirect2KHR-None-10678

If this command is recorded inside a [tile shading render pass](#) instance, the stages corresponding to the pipeline bind point used by this command **must** only include [VK_SHADER_STAGE_VERTEX_BIT](#), [VK_SHADER_STAGE_FRAGMENT_BIT](#), and/or [VK_SHADER_STAGE_COMPUTE_BIT](#)

- VUID-vkCmdDrawIndirect2KHR-None-10679

If this command is recorded where [per-tile execution model](#) is enabled, there **must** be no access to any image while the image was be transitioned to the [VK_IMAGE_LAYOUT_ATTACHMENT_FEEDBACK_LOOP_OPTIMAL_EXT](#) layout

- VUID-vkCmdDrawIndirect2KHR-pDescription-09900
If a `VK_DESCRIPTOR_TYPE_TENSOR_ARM` descriptor is accessed as a result of this command, then the underlying `VkTensorARM` object **must** have been created with the `VK_TENSOR_USAGE_SHADER_BIT_ARM` usage flag set
- VUID-vkCmdDrawIndirect2KHR-dimensionCount-09905
If a `VK_DESCRIPTOR_TYPE_TENSOR_ARM` descriptor is accessed as a result of this command, then the `Rank` of the `OpTypeTensorARM` of the tensor resource variable **must** be equal to the `dimensionCount` provided via `VkTensorCreateInfoARM::pDescription` when creating the underlying `VkTensorARM` object
- VUID-vkCmdDrawIndirect2KHR-OpTypeTensorARM-09906
If a `VK_DESCRIPTOR_TYPE_TENSOR_ARM` descriptor is accessed as a result of this command, then the element type of the `OpTypeTensorARM` of the tensor resource variable **must** be `compatible` with the `VkFormat` of the `VkTensorViewARM` used for the access
- VUID-vkCmdDrawIndirect2KHR-None-11297
If a pipeline is bound to the pipeline bind point used by this command, or shader is bound to a shader stage used by this command, and it was created with a `descriptor mapping` using `VK_DESCRIPTOR_MAPPING_SOURCE_HEAP_WITH_PUSH_INDEX_EXT`, `VK_DESCRIPTOR_MAPPING_SOURCE_HEAP_WITH_SHADER_RECORD_INDEX_EXT`, `VK_DESCRIPTOR_MAPPING_SOURCE_HEAP_WITH_INDIRECT_INDEX_ARRAY_EXT`, or `VK_DESCRIPTOR_MAPPING_SOURCE_HEAP_WITH_INDIRECT_INDEX_EXT`, and a shader accesses a `OpTypeStruct` decorated with `Block` or `BufferBlock` using that mapping, the calculated offset for the resource heap **must** be a multiple of `bufferDescriptorAlignment`
- VUID-vkCmdDrawIndirect2KHR-None-11298
If a pipeline is bound to the pipeline bind point used by this command, or shader is bound to a shader stage used by this command, and it was created with a `descriptor mapping` using `VK_DESCRIPTOR_MAPPING_SOURCE_HEAP_WITH_PUSH_INDEX_EXT`, `VK_DESCRIPTOR_MAPPING_SOURCE_HEAP_WITH_SHADER_RECORD_INDEX_EXT`, `VK_DESCRIPTOR_MAPPING_SOURCE_HEAP_WITH_INDIRECT_INDEX_ARRAY_EXT`, or `VK_DESCRIPTOR_MAPPING_SOURCE_HEAP_WITH_INDIRECT_INDEX_EXT`, and a shader accesses an `OpTypeImage` or `OpTypeSampledImage` using that mapping, the calculated offset for the resource heap **must** be a multiple of `imageDescriptorAlignment`
- VUID-vkCmdDrawIndirect2KHR-None-11299
If a pipeline is bound to the pipeline bind point used by this command, or shader is bound to a shader stage used by this command, and it was created with a `descriptor mapping` using `VK_DESCRIPTOR_MAPPING_SOURCE_HEAP_WITH_PUSH_INDEX_EXT`, `VK_DESCRIPTOR_MAPPING_SOURCE_HEAP_WITH_SHADER_RECORD_INDEX_EXT`, `VK_DESCRIPTOR_MAPPING_SOURCE_HEAP_WITH_INDIRECT_INDEX_ARRAY_EXT`, or `VK_DESCRIPTOR_MAPPING_SOURCE_HEAP_WITH_INDIRECT_INDEX_EXT`, and a shader accesses an `OpTypeSampler` or `OpTypeSampledImage` using that mapping, the calculated offset for the sampler heap **must** be a multiple of `samplerDescriptorAlignment`
- VUID-vkCmdDrawIndirect2KHR-None-11397
If a pipeline is bound to the pipeline bind point used by this command, or shader is bound to a shader stage used by this command, and it was created with a `descriptor mapping` using `VK_DESCRIPTOR_MAPPING_SOURCE_HEAP_WITH_PUSH_INDEX_EXT`, `VK_DESCRIPTOR_MAPPING_SOURCE_HEAP_WITH_SHADER_RECORD_INDEX_EXT`,

[VK_DESCRIPTOR_MAPPING_SOURCE_HEAP_WITH_INDIRECT_INDEX_ARRAY_EXT](#), or [VK_DESCRIPTOR_MAPPING_SOURCE_HEAP_WITH_INDIRECT_INDEX_EXT](#), and a shader accesses an [OpTypeTensorARM](#) using that mapping, the calculated offset for the resource heap **must** be a multiple of [tensorDescriptorAlignment](#)

- VUID-vkCmdDrawIndirect2KHR-None-11300

If a pipeline is bound to the pipeline bind point used by this command, or shader is bound to a shader stage used by this command, and it was created with a [descriptor mapping](#) using [VK_DESCRIPTOR_MAPPING_SOURCE_HEAP_WITH_INDIRECT_INDEX_ARRAY_EXT](#) or [VK_DESCRIPTOR_MAPPING_SOURCE_HEAP_WITH_INDIRECT_INDEX_EXT](#), and a shader accesses a resource using that mapping, the value of the address at the expected location in push data **must** be a multiple of 4

- VUID-vkCmdDrawIndirect2KHR-None-11301

If a pipeline is bound to the pipeline bind point used by this command, or shader is bound to a shader stage used by this command, and it was created with a [descriptor mapping](#) using [VK_DESCRIPTOR_MAPPING_SOURCE_HEAP_WITH_INDIRECT_INDEX_ARRAY_EXT](#) or [VK_DESCRIPTOR_MAPPING_SOURCE_HEAP_WITH_INDIRECT_INDEX_EXT](#), and a shader accesses a resource using that mapping, the value of the address at the expected location in push data **must** be a valid [VkDeviceAddress](#) backed by physical memory at every offset specified by each mapping

- VUID-vkCmdDrawIndirect2KHR-None-11302

If a pipeline is bound to the pipeline bind point used by this command, or shader is bound to a shader stage used by this command, and it was created with a [descriptor mapping](#) using [VK_DESCRIPTOR_MAPPING_SOURCE_PUSH_ADDRESS_EXT](#), and a shader accesses a resource using that mapping, the value of the address at the expected location in push data **must** be a valid [VkDeviceAddress](#)

- VUID-vkCmdDrawIndirect2KHR-None-11304

If a pipeline is bound to the pipeline bind point used by this command, or shader is bound to a shader stage used by this command, and it was created with a [descriptor mapping](#) using [VK_DESCRIPTOR_MAPPING_SOURCE_INDIRECT_ADDRESS_EXT](#), and a shader accesses a resource using that mapping, the value of the address at the expected location in push data **must** be a multiple of 8

- VUID-vkCmdDrawIndirect2KHR-None-11305

If a pipeline is bound to the pipeline bind point used by this command, or shader is bound to a shader stage used by this command, and it was created with a [descriptor mapping](#) using [VK_DESCRIPTOR_MAPPING_SOURCE_INDIRECT_ADDRESS_EXT](#), and a shader accesses a resource using that mapping, the value of the address at the expected location in push data **must** be a valid [VkDeviceAddress](#) backed by physical memory at every offset specified by each mapping

- VUID-vkCmdDrawIndirect2KHR-None-11306

If a pipeline is bound to the pipeline bind point used by this command, or shader is bound to a shader stage used by this command, and it was created with a [descriptor mapping](#) using [VK_DESCRIPTOR_MAPPING_SOURCE_INDIRECT_ADDRESS_EXT](#), and a shader accesses a resource using that mapping, the value of the address pointed to by the address in push data **must** be a valid [VkDeviceAddress](#)

- VUID-vkCmdDrawIndirect2KHR-None-11308

For each [descriptor heap](#) that is statically used by a [bound shader](#), either directly or via a [descriptor mapping](#), a valid descriptor heap **must** be bound

- VUID-vkCmdDrawIndirect2KHR-None-11309

If a [bound shader](#) was created as a [VkShaderEXT](#) with the [VK_SHADER_CREATE_DESCRIPTOR_HEAP_BIT_EXT](#) flag or as part of a pipeline with the [VK_PIPELINE_CREATE_2_DESCRIPTOR_HEAP_BIT_EXT](#) flag, execution of this command **must** not result in any descriptor read accessing data outside of the user range of the respective heap bound by [vkCmdBind*HeapEXT](#) commands

- VUID-vkCmdDrawIndirect2KHR-None-11372

If any stage of the [VkPipeline](#) object bound to the pipeline bind point used by this command accesses a uniform buffer or uniform texel buffer through a descriptor in the bound resource heap, that stage was created without enabling either [VK_PIPELINE_ROBUSTNESS_BUFFER_BEHAVIOR_ROBUST_BUFFER_ACCESS](#) or [VK_PIPELINE_ROBUSTNESS_BUFFER_BEHAVIOR_ROBUST_BUFFER_ACCESS_2](#) for [uniformBuffers](#), the [robustBufferAccess2](#) feature is not enabled, and the [robustBufferAccess](#) feature is not enabled, that stage **must** not access values outside of the range of the descriptor specified via [VkDeviceAddressRangeKHR](#) when the descriptor was written

- VUID-vkCmdDrawIndirect2KHR-None-11373

If any stage of the [VkPipeline](#) object bound to the pipeline bind point used by this command accesses a storage buffer or storage texel buffer through a descriptor in the bound resource heap, that stage was created without enabling either [VK_PIPELINE_ROBUSTNESS_BUFFER_BEHAVIOR_ROBUST_BUFFER_ACCESS](#) or [VK_PIPELINE_ROBUSTNESS_BUFFER_BEHAVIOR_ROBUST_BUFFER_ACCESS_2](#) for [storageBuffers](#), the [robustBufferAccess2](#) feature is not enabled, and the [robustBufferAccess](#) feature is not enabled, that stage **must** not access values outside of the range of the descriptor specified by [VkDeviceAddressRangeKHR](#) when the descriptor was written

- VUID-vkCmdDrawIndirect2KHR-None-11374

If the [robustBufferAccess2](#) feature is not enabled, the [robustBufferAccess](#) feature is not enabled, and any [VkShaderEXT](#) bound to a stage corresponding to the pipeline bind point used by this command accesses a uniform buffer, uniform texel buffer, storage buffer, or storage texel buffer, that shader **must** not access values outside of the range of the buffer as specified by [VkDeviceAddressRangeKHR](#) when the descriptor was written

- VUID-vkCmdDrawIndirect2KHR-pBindInfo-11375

If any [bound shader](#) uses an embedded sampler via a [descriptor mapping](#), the value of [pBindInfo->reservedRangeSize](#) set for [vkCmdBindSamplerHeapEXT](#) **must** be greater than or equal to [minSamplerHeapReservedRangeWithEmbedded](#)

- VUID-vkCmdDrawIndirect2KHR-None-11376

If a [bound shader](#) was created as a [VkShaderEXT](#) with the [VK_SHADER_CREATE_DESCRIPTOR_HEAP_BIT_EXT](#) flag or as part of a pipeline with the [VK_PIPELINE_CREATE_2_DESCRIPTOR_HEAP_BIT_EXT](#) flag, and that shader statically uses a push constant value, that value **must** have been set by [vkCmdPushDataEXT](#)

- VUID-vkCmdDrawIndirect2KHR-None-11398

If a [bound shader](#) was created with a [descriptor mapping](#) using [VK_DESCRIPTOR_MAPPING_SOURCE_PUSH_DATA_EXT](#), [VK_DESCRIPTOR_MAPPING_SOURCE_PUSH_ADDRESS_EXT](#),

VK_DESCRIPTOR_MAPPING_SOURCE_SHADER_RECORD_DATA_EXT,
VK_DESCRIPTOR_MAPPING_SOURCE_SHADER_RECORD_ADDRESS_EXT,
VK_DESCRIPTOR_MAPPING_SOURCE_RESOURCE_HEAP_DATA_EXT, or
VK_DESCRIPTOR_MAPPING_SOURCE_INDIRECT_ADDRESS_EXT, and a shader accesses a resource using that mapping, the access **must** not be out of bounds

- VUID-vkCmdDrawIndirect2KHR-None-11437

If a pipeline is bound to the pipeline bind point used by this command, or shader is bound to a shader stage used by this command, and it was created with a [descriptor mapping](#) using [VK_DESCRIPTOR_MAPPING_SOURCE_HEAP_WITH_INDIRECT_INDEX_ARRAY_EXT](#), [VK_DESCRIPTOR_MAPPING_SOURCE_HEAP_WITH_INDIRECT_INDEX_EXT](#), or [VK_DESCRIPTOR_MAPPING_SOURCE_INDIRECT_ADDRESS_EXT](#), and a shader accesses a resource using that mapping, the buffer from which the address in push data was queried **must** have been created with the [VK_BUFFER_USAGE_UNIFORM_BUFFER_BIT](#) usage flag set

- VUID-vkCmdDrawIndirect2KHR-None-11438

If a pipeline is bound to the pipeline bind point used by this command, or shader is bound to a shader stage used by this command, and it was created with a [descriptor mapping](#) using [VK_DESCRIPTOR_MAPPING_SOURCE_PUSH_ADDRESS_EXT](#), [VK_DESCRIPTOR_MAPPING_SOURCE_SHADER_RECORD_ADDRESS_EXT](#), or [VK_DESCRIPTOR_MAPPING_SOURCE_INDIRECT_ADDRESS_EXT](#), and a shader accesses a uniform buffer using that mapping, the address that the uniform buffer is mapped to **must** have been queried from a buffer created with the [VK_BUFFER_USAGE_UNIFORM_BUFFER_BIT](#) usage flag set

- VUID-vkCmdDrawIndirect2KHR-None-11441

If a pipeline is bound to the pipeline bind point used by this command, or shader is bound to a shader stage used by this command, and it was created with a [descriptor mapping](#) using [VK_DESCRIPTOR_MAPPING_SOURCE_PUSH_ADDRESS_EXT](#), [VK_DESCRIPTOR_MAPPING_SOURCE_SHADER_RECORD_ADDRESS_EXT](#), or [VK_DESCRIPTOR_MAPPING_SOURCE_INDIRECT_ADDRESS_EXT](#), and a shader accesses a uniform buffer using that mapping, the address that the uniform buffer is mapped to **must** be aligned to [minUniformBufferOffsetAlignment](#)

- VUID-vkCmdDrawIndirect2KHR-None-11439

If a pipeline is bound to the pipeline bind point used by this command, or shader is bound to a shader stage used by this command, and it was created with a [descriptor mapping](#) using [VK_DESCRIPTOR_MAPPING_SOURCE_PUSH_ADDRESS_EXT](#), [VK_DESCRIPTOR_MAPPING_SOURCE_SHADER_RECORD_ADDRESS_EXT](#), or [VK_DESCRIPTOR_MAPPING_SOURCE_INDIRECT_ADDRESS_EXT](#), and a shader accesses a storage buffer using that mapping, the address that the storage buffer is mapped to **must** have been queried from a buffer created with the [VK_BUFFER_USAGE_STORAGE_BUFFER_BIT](#) usage flag set

- VUID-vkCmdDrawIndirect2KHR-None-11442

If a pipeline is bound to the pipeline bind point used by this command, or shader is bound to a shader stage used by this command, and it was created with a [descriptor mapping](#) using [VK_DESCRIPTOR_MAPPING_SOURCE_PUSH_ADDRESS_EXT](#), [VK_DESCRIPTOR_MAPPING_SOURCE_SHADER_RECORD_ADDRESS_EXT](#), or [VK_DESCRIPTOR_MAPPING_SOURCE_INDIRECT_ADDRESS_EXT](#), and a shader accesses a

storage buffer using that mapping, the address that the storage buffer is mapped to **must** be aligned to `minStorageBufferOffsetAlignment`

- VUID-vkCmdDrawIndirect2KHR-None-11485

If a pipeline is bound to the pipeline bind point used by this command, or shader is bound to a shader stage used by this command, and it was created with a `descriptor mapping` using `VK_DESCRIPTOR_MAPPING_SOURCE_PUSH_ADDRESS_EXT`, `VK_DESCRIPTOR_MAPPING_SOURCE_SHADER_RECORD_ADDRESS_EXT`, or `VK_DESCRIPTOR_MAPPING_SOURCE_INDIRECT_ADDRESS_EXT`, and a shader accesses an acceleration structure using that mapping, the address that the acceleration structure is mapped to **must** be an acceleration structure address retrieved from a `VkAccelerationStructureKHR` object via `vkGetAccelerationStructureDeviceAddressKHR` or handle retrieved from a `VkAccelerationStructureNV` object via `vkGetAccelerationStructureHandleNV`

- VUID-vkCmdDrawIndirect2KHR-index-11450

If a shader uses a sampler descriptor to sample an image as a result of this command, and that sampler descriptor uses a custom border color with an index defined by `VkSamplerCustomBorderColorIndexCreateInfoEXT`, the value of `VkSamplerCustomBorderColorIndexCreateInfoEXT::index` **must** have been registered before this command was recorded, and still be registered during the sampling operation, with an identically defined color

- VUID-vkCmdDrawIndirect2KHR-protectedNoFault-11455

If `protectedNoFault` is not supported, a pipeline is bound to the pipeline bind point used by this command, or a shader is bound to a shader stage used by this command, and it was created with a `descriptor mapping` using `VK_DESCRIPTOR_MAPPING_SOURCE_PUSH_ADDRESS_EXT`, `VK_DESCRIPTOR_MAPPING_SOURCE_SHADER_RECORD_ADDRESS_EXT`, or `VK_DESCRIPTOR_MAPPING_SOURCE_INDIRECT_ADDRESS_EXT`, the address that the resource is mapped to **must** have been queried from a buffer created without the `VK_BUFFER_CREATE_PROTECTED_BIT` create flag set

- VUID-vkCmdDrawIndirect2KHR-protectedNoFault-11456

If `protectedNoFault` is not supported, a pipeline is bound to the pipeline bind point used by this command, or a shader is bound to a shader stage used by this command, and it was created with a `descriptor mapping` using `VK_DESCRIPTOR_MAPPING_SOURCE_HEAP_WITH_INDIRECT_INDEX_EXT` or `VK_DESCRIPTOR_MAPPING_SOURCE_HEAP_WITH_INDIRECT_INDEX_ARRAY_EXT`, the address of the indirect memory **must** have been queried from a buffer created without the `VK_BUFFER_CREATE_PROTECTED_BIT` create flag set

- VUID-vkCmdDrawIndirect2KHR-renderPass-02684

The current render pass **must** be `compatible` with the `renderPass` member of the `VkGraphicsPipelineCreateInfo` structure specified when creating the `VkPipeline` bound to `VK_PIPELINE_BIND_POINT_GRAPHICS`

- VUID-vkCmdDrawIndirect2KHR-subpass-02685

The subpass index of the current render pass **must** be equal to the `subpass` member of the `VkGraphicsPipelineCreateInfo` structure specified when creating the `VkPipeline` bound to `VK_PIPELINE_BIND_POINT_GRAPHICS`

- VUID-vkCmdDrawIndirect2KHR-OpTypeImage-07468
If any shader executed by this pipeline accesses an `OpTypeImage` variable with a `Dim` operand of `SubpassData`, it **must** be decorated with an `InputAttachmentIndex` that corresponds to a valid input attachment in the current subpass
- VUID-vkCmdDrawIndirect2KHR-None-07469
Input attachment views accessed in a subpass **must** be created with the same `VkFormat` as the corresponding subpass definition, and be created with a `VkImageView` that is compatible with the attachment referenced by the subpass' `pInputAttachments` [`InputAttachmentIndex`] in the bound `VkFramebuffer` as specified by [Fragment Input Attachment Compatibility](#)
- VUID-vkCmdDrawIndirect2KHR-pDepthInputAttachmentIndex-09595
Input attachment views accessed in a dynamic render pass with a `InputAttachmentIndex` referenced by `VkRenderingInputAttachmentIndexInfo`, or no `InputAttachmentIndex` if `VkRenderingInputAttachmentIndexInfo::pDepthInputAttachmentIndex` or `VkRenderingInputAttachmentIndexInfo::pStencilInputAttachmentIndex` are `NULL`, **must** be created with a `VkImageView` that is compatible with the corresponding color, depth, or stencil attachment in `VkRenderingInfo`
- VUID-vkCmdDrawIndirect2KHR-pDepthInputAttachmentIndex-09596
Input attachment views accessed in a dynamic render pass via a shader object **must** have an `InputAttachmentIndex` if both `VkRenderingInputAttachmentIndexInfo::pDepthInputAttachmentIndex` and `VkRenderingInputAttachmentIndexInfo::pStencilInputAttachmentIndex` are non-`NULL`
- VUID-vkCmdDrawIndirect2KHR-InputAttachmentIndex-09597
If an input attachment view accessed in a dynamic render pass via a shader object has an `InputAttachmentIndex`, the `InputAttachmentIndex` **must** match an index in `VkRenderingInputAttachmentIndexInfo`
- VUID-vkCmdDrawIndirect2KHR-None-06537
Memory backing image subresources used as attachments in the current render pass **must** not be written in any way other than as an attachment by this command
- VUID-vkCmdDrawIndirect2KHR-None-10795
If a color attachment is written by any prior command in this subpass or by the load, store, or resolve operations for this subpass, and `feedback loop` is not enabled for `VK_IMAGE_ASPECT_COLOR_BIT` on that attachment, it **must** not be accessed in any way other than as an attachment by this command
- VUID-vkCmdDrawIndirect2KHR-None-10796
If a depth attachment is written by any prior command in this subpass or by the load, store, or resolve operations for this subpass, and `feedback loop` is not enabled for `VK_IMAGE_ASPECT_DEPTH_BIT` on that attachment, it **must** not be accessed in any way other than as an attachment by this command
- VUID-vkCmdDrawIndirect2KHR-None-10797
If a stencil attachment is written by any prior command in this subpass or by the load, store, or resolve operations for this subpass, and `feedback loop` is not enabled for `VK_IMAGE_ASPECT_STENCIL_BIT` on that attachment, it **must** not be accessed in any way other than as an attachment by this command

- VUID-vkCmdDrawIndirect2KHR-None-12338
If a color attachment is read in this command in any way other than as an attachment, or has been read by any prior command in this subpass as a non-attachment, and [feedback loop](#) is not enabled for [VK_IMAGE_ASPECT_COLOR_BIT](#) on that attachment, the color attachment **must** not be written to by this command
- VUID-vkCmdDrawIndirect2KHR-None-12339
If a depth attachment is read in this command in any way other than as an attachment, or has been read by any prior command in this subpass as a non-attachment, and [feedback loop](#) is not enabled for [VK_IMAGE_ASPECT_DEPTH_BIT](#) on that attachment, the depth attachment **must** not be written to by this command
- VUID-vkCmdDrawIndirect2KHR-None-12340
If a stencil attachment is read in this command in any way other than as an attachment, or has been read by any prior command in this subpass as a non-attachment, and [feedback loop](#) is not enabled for [VK_IMAGE_ASPECT_STENCIL_BIT](#) on that attachment, the stencil attachment **must** not be written to by this command
- VUID-vkCmdDrawIndirect2KHR-None-09003
If an attachment is written by any prior command in this subpass or by the load, store, or resolve operations for this subpass, it **must** not be accessed in any way other than as an attachment, storage image, or sampled image by this command
- VUID-vkCmdDrawIndirect2KHR-None-06886
If the current render pass instance uses a depth/stencil attachment with a read-only layout for the depth aspect, [depth writes](#) **must** be disabled
- VUID-vkCmdDrawIndirect2KHR-None-06887
If the current render pass instance uses a depth/stencil attachment with a read-only layout for the stencil aspect, both front and back [writeMask](#) are not zero, and stencil test is enabled, [all stencil ops](#) **must** be [VK_STENCIL_OP_KEEP](#)
- VUID-vkCmdDrawIndirect2KHR-None-07831
If the bound graphics pipeline state was created with the [VK_DYNAMIC_STATE_VIEWPORT](#) dynamic state enabled then [vkCmdSetViewport](#) **must** have been called and not subsequently [invalidated](#) in the current command buffer prior to this drawing command
- VUID-vkCmdDrawIndirect2KHR-None-07832
If the bound graphics pipeline state was created with the [VK_DYNAMIC_STATE_SCISSOR](#) dynamic state enabled then [vkCmdSetScissor](#) **must** have been called and not subsequently [invalidated](#) in the current command buffer prior to this drawing command
- VUID-vkCmdDrawIndirect2KHR-None-08617
If a shader object is bound to any graphics stage or a graphics pipeline is bound which was created with the [VK_DYNAMIC_STATE_LINE_WIDTH](#) dynamic state enabled, the [current value](#) of [rasterizerDiscardEnable](#) is [VK_FALSE](#), and the [effective rasterization input topology](#) is in line topology class, then [vkCmdSetLineWidth](#) **must** have been called and not subsequently [invalidated](#) in the current command buffer prior to this drawing command
- VUID-vkCmdDrawIndirect2KHR-None-07834
If a shader object is bound to any graphics stage or a graphics pipeline is bound which

was created with the `VK_DYNAMIC_STATE_DEPTH_BIAS` dynamic state enabled, the current value of `rasterizerDiscardEnable` is `VK_FALSE`, and the current value of `depthBiasEnable` is `VK_TRUE`, then `vkCmdSetDepthBias` or `vkCmdSetDepthBias2EXT` **must** have been called and not subsequently `invalidated` in the current command buffer prior to this drawing command

- VUID-vkCmdDrawIndirect2KHR-None-07835

If a shader object is bound to the `VK_SHADER_STAGE_FRAGMENT_BIT` stage or a graphics pipeline is bound which was created with the `VK_DYNAMIC_STATE_BLEND_CONSTANTS` dynamic state enabled, the current value of `rasterizerDiscardEnable` is `VK_FALSE`, and an active color attachment current value of `blendEnable` is `VK_TRUE` with a blend equations where any `VkBlendFactor` member is `VK_BLEND_FACTOR_CONSTANT_COLOR`, `VK_BLEND_FACTOR_ONE_MINUS_CONSTANT_COLOR`, `VK_BLEND_FACTOR_CONSTANT_ALPHA`, or `VK_BLEND_FACTOR_ONE_MINUS_CONSTANT_ALPHA`, then `vkCmdSetBlendConstants` **must** have been called and not subsequently `invalidated` in the current command buffer prior to this drawing command

- VUID-vkCmdDrawIndirect2KHR-None-07836

If a shader object is bound to any graphics stage or a graphics pipeline is bound which was created with the `VK_DYNAMIC_STATE_DEPTH_BOUNDS` dynamic state enabled, the current value of `rasterizerDiscardEnable` is `VK_FALSE`, and the current value of `depthBoundsTestEnable` is `VK_TRUE`, then `vkCmdSetDepthBounds` **must** have been called and not subsequently `invalidated` in the current command buffer prior to this drawing command

- VUID-vkCmdDrawIndirect2KHR-None-07837

If a shader object is bound to any graphics stage or a graphics pipeline is bound which was created with the `VK_DYNAMIC_STATE_STENCIL_COMPARE_MASK` dynamic state enabled, the current value of `rasterizerDiscardEnable` is `VK_FALSE`, and the current value of `stencilTestEnable` is `VK_TRUE`, then `vkCmdSetStencilCompareMask` **must** have been called and not subsequently `invalidated` in the current command buffer prior to this drawing command

- VUID-vkCmdDrawIndirect2KHR-None-07838

If a shader object is bound to any graphics stage or a graphics pipeline is bound which was created with the `VK_DYNAMIC_STATE_STENCIL_WRITE_MASK` dynamic state enabled, the current value of `rasterizerDiscardEnable` is `VK_FALSE`, and the current value of `stencilTestEnable` is `VK_TRUE`, then `vkCmdSetStencilWriteMask` **must** have been called and not subsequently `invalidated` in the current command buffer prior to this drawing command

- VUID-vkCmdDrawIndirect2KHR-None-07839

If a shader object is bound to any graphics stage or a graphics pipeline is bound which was created with the `VK_DYNAMIC_STATE_STENCIL_REFERENCE` dynamic state enabled, the current value of `rasterizerDiscardEnable` is `VK_FALSE`, the current value of `stencilTestEnable` is `VK_TRUE`, then `vkCmdSetStencilReference` **must** have been called and not subsequently `invalidated` in the current command buffer prior to this drawing command

- VUID-vkCmdDrawIndirect2KHR-maxMultiviewInstanceIndex-02688

If the draw is recorded in a render pass instance with multiview enabled, the maximum instance index **must** be less than or equal to `VkPhysicalDeviceMultiviewProperties::maxMultiviewInstanceIndex`

- VUID-vkCmdDrawIndirect2KHR-sampleLocationsEnable-02689

If the bound graphics pipeline was created with `VkPipelineSampleLocationsStateCreateInfoEXT::sampleLocationsEnable` set to `VK_TRUE`, then the active depth attachment **must** have been created with the `VK_IMAGE_CREATE_SAMPLE_LOCATIONS_COMPATIBLE_DEPTH_BIT_EXT` bit set

- VUID-vkCmdDrawIndirect2KHR-None-07634

If the `VK_EXT_sample_locations` extension is enabled, a shader object is bound to any graphics stage or a graphics pipeline is bound which was created with the `VK_DYNAMIC_STATE_SAMPLE_LOCATIONS_ENABLE_EXT` dynamic state enabled, and the current value of `rasterizerDiscardEnable` is `VK_FALSE`, then `vkCmdSetSampleLocationsEnableEXT` **must** have been called and not subsequently `invalidated` in the current command buffer prior to this drawing command

- VUID-vkCmdDrawIndirect2KHR-None-06666

If the `VK_EXT_sample_locations` extension is enabled, a shader object is bound to any graphics stage or a graphics pipeline is bound which was created with the `VK_DYNAMIC_STATE_SAMPLE_LOCATIONS_EXT` dynamic state enabled, the current value of `rasterizerDiscardEnable` is `VK_FALSE`, and the current value of `sampleLocationsEnable` is `VK_TRUE`, then `vkCmdSetSampleLocationsEXT` **must** have been called and not subsequently `invalidated` in the current command buffer prior to this drawing command

- VUID-vkCmdDrawIndirect2KHR-None-07840

If a shader object is bound to any graphics stage or a graphics pipeline is bound which was created with the `VK_DYNAMIC_STATE_CULL_MODE` dynamic state enabled, and the current value of `rasterizerDiscardEnable` is `VK_FALSE`, then `vkCmdSetCullMode` **must** have been called and not subsequently `invalidated` in the current command buffer prior to this drawing command

- VUID-vkCmdDrawIndirect2KHR-None-07841

If a shader object is bound to any graphics stage or a graphics pipeline is bound which was created with the `VK_DYNAMIC_STATE_FRONT_FACE` dynamic state enabled, and the current value of `rasterizerDiscardEnable` is `VK_FALSE`, then `vkCmdSetFrontFace` **must** have been called and not subsequently `invalidated` in the current command buffer prior to this drawing command

- VUID-vkCmdDrawIndirect2KHR-None-07843

If a shader object is bound to any graphics stage or a graphics pipeline is bound which was created with the `VK_DYNAMIC_STATE_DEPTH_TEST_ENABLE` dynamic state enabled, and the current value of `rasterizerDiscardEnable` is `VK_FALSE`, `vkCmdSetDepthTestEnable` **must** have been called and not subsequently `invalidated` in the current command buffer prior to this drawing command

- VUID-vkCmdDrawIndirect2KHR-None-07844

If a shader object is bound to any graphics stage or a graphics pipeline is bound which was created with the `VK_DYNAMIC_STATE_DEPTH_WRITE_ENABLE` dynamic state enabled, and the current value of `rasterizerDiscardEnable` is `VK_FALSE`, and the current value of `depthTestEnable` is `VK_TRUE`, then `vkCmdSetDepthWriteEnable` **must** have been

called and not subsequently **invalidated** in the current command buffer prior to this drawing command

- VUID-vkCmdDrawIndirect2KHR-None-07845

If a shader object is bound to any graphics stage or a graphics pipeline is bound which was created with the **VK_DYNAMIC_STATE_DEPTH_COMPARE_OP** dynamic state enabled, the **current value** of **rasterizerDiscardEnable** is **VK_FALSE**, and the **current value** of **depthTestEnable** is **VK_TRUE**, then **vkCmdSetDepthCompareOp** **must** have been called and not subsequently **invalidated** in the current command buffer prior to this drawing command

- VUID-vkCmdDrawIndirect2KHR-None-07846

If the **depthBounds** feature is enabled, a shader object is bound to any graphics stage or a graphics pipeline is bound which was created with the **VK_DYNAMIC_STATE_DEPTH_BOUNDS_TEST_ENABLE** dynamic state enabled, and the **current value** of **rasterizerDiscardEnable** is **VK_FALSE**, then **vkCmdSetDepthBoundsTestEnable** **must** have been called and not subsequently **invalidated** in the current command buffer prior to this drawing command

- VUID-vkCmdDrawIndirect2KHR-None-07847

If a shader object is bound to any graphics stage or a graphics pipeline is bound which was created with the **VK_DYNAMIC_STATE_STENCIL_TEST_ENABLE** dynamic state enabled, and the **current value** of **rasterizerDiscardEnable** is **VK_FALSE**, then **vkCmdSetStencilTestEnable** **must** have been called and not subsequently **invalidated** in the current command buffer prior to this drawing command

- VUID-vkCmdDrawIndirect2KHR-None-07848

If a shader object is bound to any graphics stage or a graphics pipeline is bound which was created with the **VK_DYNAMIC_STATE_STENCIL_OP** dynamic state enabled, the **current value** of **rasterizerDiscardEnable** is **VK_FALSE**, the **current value** of **stencilTestEnable** is **VK_TRUE**, then **vkCmdSetStencilOp** **must** have been called and not subsequently **invalidated** in the current command buffer prior to this drawing command

- VUID-vkCmdDrawIndirect2KHR-viewportCount-03417

If a shader object is bound to any graphics stage or a graphics pipeline is bound which was created with the **VK_DYNAMIC_STATE_VIEWPORT_WITH_COUNT** dynamic state enabled, and the state is not inherited, then **vkCmdSetViewportWithCount** **must** have been called and not subsequently **invalidated** in the current command buffer prior to this drawing command

- VUID-vkCmdDrawIndirect2KHR-scissorCount-03418

If a shader object is bound to any graphics stage or a graphics pipeline is bound which was created with the **VK_DYNAMIC_STATE_SCISSOR_WITH_COUNT** dynamic state enabled, and the state is not inherited, then **vkCmdSetScissorWithCount** **must** have been called and not subsequently **invalidated** in the current command buffer prior to this drawing

- VUID-vkCmdDrawIndirect2KHR-viewportCount-03419

If a shader object is bound to any graphics stage or a graphics pipeline is bound which was created with both the **VK_DYNAMIC_STATE_SCISSOR_WITH_COUNT** and **VK_DYNAMIC_STATE_VIEWPORT_WITH_COUNT** dynamic states enabled, and the state is not inherited, then the **viewportCount** parameter of **vkCmdSetViewportWithCount** **must** match

the `scissorCount` parameter of `vkCmdSetScissorWithCount`

- VUID-vkCmdDrawIndirect2KHR-viewportCount-04137

If the bound graphics pipeline state was created with the `VK_DYNAMIC_STATE_VIEWPORT_WITH_COUNT` dynamic state enabled, but not the `VK_DYNAMIC_STATE_VIEWPORT_W_SCALING_NV` dynamic state enabled, then the bound graphics pipeline **must** have been created with `VkPipelineViewportWScalingStateCreateInfoNV::viewportCount` greater or equal to the `viewportCount` parameter in the last call to `vkCmdSetViewportWithCount`

- VUID-vkCmdDrawIndirect2KHR-viewportCount-04138

If the `VK_NV_clip_space_w_scaling` extension is enabled, and a shader object is bound to any graphics stage or a graphics pipeline is bound which was created with the `VK_DYNAMIC_STATE_VIEWPORT_WITH_COUNT` and `VK_DYNAMIC_STATE_VIEWPORT_W_SCALING_NV` dynamic state enabled, the **current value** of `viewportWScalingEnable` is `VK_TRUE`, then `vkCmdSetViewportWScalingNV` **must** have been called and not subsequently `invalidated` in the current command buffer prior to this drawing command

- VUID-vkCmdDrawIndirect2KHR-None-08636

If the `VK_NV_clip_space_w_scaling` extension is enabled, and a shader object is bound to any graphics stage or a graphics pipeline is bound which was created with the `VK_DYNAMIC_STATE_VIEWPORT_WITH_COUNT` and `VK_DYNAMIC_STATE_VIEWPORT_W_SCALING_NV` dynamic state enabled, the **current value** of `viewportWScalingEnable` is `VK_TRUE`, then the `viewportCount` parameter in the last call to `vkCmdSetViewportWScalingNV` **must** be greater than or equal to the `viewportCount` parameter in the last call to `vkCmdSetViewportWithCount`

- VUID-vkCmdDrawIndirect2KHR-viewportCount-04139

If the bound graphics pipeline state was created with the `VK_DYNAMIC_STATE_VIEWPORT_WITH_COUNT` dynamic state enabled, but not the `VK_DYNAMIC_STATE_VIEWPORT_SHADING_RATE_PALETTE_NV` dynamic state enabled, then the bound graphics pipeline **must** have been created with `VkPipelineViewportShadingRateImageStateCreateInfoNV::viewportCount` greater or equal to the `viewportCount` parameter in the last call to `vkCmdSetViewportWithCount`

- VUID-vkCmdDrawIndirect2KHR-shadingRateImage-09233

If the `shadingRateImage` feature is enabled, and a shader object is bound to any graphics stage or a graphics pipeline is bound which was created with the `VK_DYNAMIC_STATE_VIEWPORT_COARSE_SAMPLE_ORDER_NV` and the **current value** of `rasterizerDiscardEnable` is `VK_FALSE`, then `vkCmdSetCoarseSampleOrderNV` **must** have been called and not subsequently `invalidated` in the current command buffer prior to this drawing command

- VUID-vkCmdDrawIndirect2KHR-shadingRateImage-09234

If the `shadingRateImage` feature is enabled, and a shader object is bound to any graphics stage or a graphics pipeline is bound which was created with the `VK_DYNAMIC_STATE_VIEWPORT_WITH_COUNT` and `VK_DYNAMIC_STATE_VIEWPORT_SHADING_RATE_PALETTE_NV` dynamic state enabled, the **current value** of `rasterizerDiscardEnable` is `VK_FALSE`, and the **current value** of `shadingRateImageEnable` is `VK_TRUE`, then `vkCmdSetViewportShadingRatePaletteNV` **must**

have been called and not subsequently **invalidated** in the current command buffer prior to this drawing command

- VUID-vkCmdDrawIndirect2KHR-None-08637

If the **shadingRateImage** feature is enabled, and a shader object is bound to any graphics stage or a graphics pipeline is bound which was created with the **VK_DYNAMIC_STATE_VIEWPORT_WITH_COUNT** and **VK_DYNAMIC_STATE_VIEWPORT_SHADING_RATE_PALETTE_NV** dynamic state enabled, the **current value** of **rasterizerDiscardEnable** is **VK_FALSE**, and the **current value** of **shadingRateImageEnable** is **VK_TRUE**, then the **viewportCount** parameter in the last call to **vkCmdSetViewportShadingRatePaletteNV** **must** be greater than or equal to the **viewportCount** parameter in the last call to **vkCmdSetViewportWithCount**

- VUID-vkCmdDrawIndirect2KHR-VkPipelineVieportCreateInfo-04141

If the bound graphics pipeline state was created with the **VK_DYNAMIC_STATE_VIEWPORT_WITH_COUNT** dynamic state enabled and a **VkPipelineViewportSwizzleStateCreateInfoNV** structure chained from **VkPipelineViewportStateCreateInfo**, then the bound graphics pipeline **must** have been created with **VkPipelineViewportSwizzleStateCreateInfoNV::viewportCount** greater or equal to the **viewportCount** parameter in the last call to **vkCmdSetViewportWithCount**

- VUID-vkCmdDrawIndirect2KHR-VkPipelineVieportCreateInfo-04142

If the bound graphics pipeline state was created with the **VK_DYNAMIC_STATE_VIEWPORT_WITH_COUNT** dynamic state enabled and a **VkPipelineViewportExclusiveScissorStateCreateInfoNV** structure chained from **VkPipelineViewportStateCreateInfo**, then the bound graphics pipeline **must** have been created with **VkPipelineViewportExclusiveScissorStateCreateInfoNV::exclusiveScissorCount** greater or equal to the **viewportCount** parameter in the last call to **vkCmdSetViewportWithCount**

- VUID-vkCmdDrawIndirect2KHR-None-07878

If the **exclusiveScissor** feature is enabled, and a shader object is bound to any graphics stage or a graphics pipeline is bound which was created with the **VK_DYNAMIC_STATE_EXCLUSIVE_SCISSOR_ENABLE_NV** dynamic state enabled, then **vkCmdSetExclusiveScissorEnableNV** **must** have been called and not subsequently **invalidated** in the current command buffer prior to this drawing command

- VUID-vkCmdDrawIndirect2KHR-None-07879

If the **exclusiveScissor** feature is enabled, a shader object is bound to any graphics stage or a graphics pipeline is bound which was created with the **VK_DYNAMIC_STATE_EXCLUSIVE_SCISSOR_NV** dynamic state enabled, and the most recent call to **vkCmdSetExclusiveScissorEnableNV** in the current command buffer set any element of **pExclusiveScissorEnables** to **VK_TRUE**, then **vkCmdSetExclusiveScissorNV** **must** have been called and not subsequently **invalidated** in the current command buffer prior to this drawing command

- VUID-vkCmdDrawIndirect2KHR-None-04876

If a shader object is bound to any graphics stage or a graphics pipeline is bound which was created with the **VK_DYNAMIC_STATE_RASTERIZER_DISCARD_ENABLE** dynamic state enabled, then **vkCmdSetRasterizerDiscardEnable** **must** have been called and not subsequently **invalidated** in the current command buffer prior to this drawing command

- VUID-vkCmdDrawIndirect2KHR-None-04877

If a shader object is bound to any graphics stage or a graphics pipeline is bound which was created with the `VK_DYNAMIC_STATE_DEPTH_BIAS_ENABLE` dynamic state enabled, and the `current value` of `rasterizerDiscardEnable` is `VK_FALSE`, then `vkCmdSetDepthBiasEnable` **must** have been called and not subsequently `invalidated` in the current command buffer prior to this drawing command

- VUID-vkCmdDrawIndirect2KHR-logicOp-04878

If a shader object is bound to the `VK_SHADER_STAGE_FRAGMENT_BIT` or a graphics pipeline is bound which was created with the `VK_DYNAMIC_STATE_LOGIC_OP_EXT` dynamic state enabled, the `current value` of `rasterizerDiscardEnable` is `VK_FALSE`, and the `current value` of `logicOpEnable` is `VK_TRUE`, then `vkCmdSetLogicOpEXT` **must** have been called and not subsequently `invalidated` in the current command buffer prior to this drawing command

- VUID-vkCmdDrawIndirect2KHR-primitiveFragmentShadingRateWithMultipleViewports-04552

If the `primitiveFragmentShadingRateWithMultipleViewports` limit is not supported, the bound graphics pipeline was created with the `VK_DYNAMIC_STATE_VIEWPORT_WITH_COUNT` dynamic state enabled, and any of the shader stages of the bound graphics pipeline write to the `PrimitiveShadingRateKHR` built-in, then `vkCmdSetViewportWithCount` **must** have been called in the current command buffer prior to this drawing command, and the `viewportCount` parameter of `vkCmdSetViewportWithCount` **must** be 1

- VUID-vkCmdDrawIndirect2KHR-primitiveFragmentShadingRateWithMultipleViewports-08642

If the `primitiveFragmentShadingRateWithMultipleViewports` limit is not supported, and any shader object bound to a graphics stage writes to the `PrimitiveShadingRateKHR` built-in, then `vkCmdSetViewportWithCount` **must** have been called in the current command buffer prior to this drawing command, and the `viewportCount` parameter of `vkCmdSetViewportWithCount` **must** be 1

- VUID-vkCmdDrawIndirect2KHR-blendEnable-04727

If a shader object is bound to the `VK_SHADER_STAGE_FRAGMENT_BIT` stage or a graphics pipeline is bound which was created with `VK_DYNAMIC_STATE_COLOR_BLEND_ENABLE_EXT` dynamic state enabled, the `current value` of `rasterizerDiscardEnable` is `VK_FALSE`, then for each color attachment, if the corresponding image view's `format features` do not contain `VK_FORMAT_FEATURE_COLOR_ATTACHMENT_BLEND_BIT`, then the corresponding `current value` of `blendEnable` **must** be `VK_FALSE`

- VUID-vkCmdDrawIndirect2KHR-None-08644

If a shader object is bound to any graphics stage or a graphics pipeline is bound, the `current value` of `rasterizerDiscardEnable` is `VK_FALSE`, and none of the following is enabled:

- the `VK_AMD_mixed_attachment_samples` extension
- the `VK_NV_framebuffer_mixed_samples` extension
- the `multisampledRenderToSingleSampled` feature

then the **current value** of **rasterizationSamples** **must** be the same as the current color and/or depth/stencil attachments

- VUID-vkCmdDrawIndirect2KHR-None-08876

If a shader object is bound to any graphics stage, the current render pass instance **must** have been begun with **vkCmdBeginRendering**

- VUID-vkCmdDrawIndirect2KHR-imageView-06172

If the current render pass instance was begun with **vkCmdBeginRendering**, the **imageView** member of **pDepthAttachment** is not **VK_NULL_HANDLE**, and the **layout** member of **pDepthAttachment** is **VK_IMAGE_LAYOUT_DEPTH_STENCIL_READ_ONLY_OPTIMAL**, this command **must** not write any values to the depth attachment

- VUID-vkCmdDrawIndirect2KHR-imageView-06173

If the current render pass instance was begun with **vkCmdBeginRendering**, the **imageView** member of **pStencilAttachment** is not **VK_NULL_HANDLE**, and the **layout** member of **pStencilAttachment** is **VK_IMAGE_LAYOUT_DEPTH_STENCIL_READ_ONLY_OPTIMAL**, this command **must** not write any values to the stencil attachment

- VUID-vkCmdDrawIndirect2KHR-imageView-06174

If the current render pass instance was begun with **vkCmdBeginRendering**, the **imageView** member of **pDepthAttachment** is not **VK_NULL_HANDLE**, and the **layout** member of **pDepthAttachment** is **VK_IMAGE_LAYOUT_DEPTH_READ_ONLY_STENCIL_ATTACHMENT_OPTIMAL**, this command **must** not write any values to the depth attachment

- VUID-vkCmdDrawIndirect2KHR-imageView-06175

If the current render pass instance was begun with **vkCmdBeginRendering**, the **imageView** member of **pStencilAttachment** is not **VK_NULL_HANDLE**, and the **layout** member of **pStencilAttachment** is **VK_IMAGE_LAYOUT_DEPTH_ATTACHMENT_STENCIL_READ_ONLY_OPTIMAL**, this command **must** not write any values to the stencil attachment

- VUID-vkCmdDrawIndirect2KHR-imageView-06176

If the current render pass instance was begun with **vkCmdBeginRendering**, the **imageView** member of **pDepthAttachment** is not **VK_NULL_HANDLE**, and the **layout** member of **pDepthAttachment** is **VK_IMAGE_LAYOUT_DEPTH_READ_ONLY_OPTIMAL**, this command **must** not write any values to the depth attachment

- VUID-vkCmdDrawIndirect2KHR-imageView-06177

If the current render pass instance was begun with **vkCmdBeginRendering**, the **imageView** member of **pStencilAttachment** is not **VK_NULL_HANDLE**, and the **layout** member of **pStencilAttachment** is **VK_IMAGE_LAYOUT_STENCIL_READ_ONLY_OPTIMAL**, this command **must** not write any values to the stencil attachment

- VUID-vkCmdDrawIndirect2KHR-viewMask-06178

If the current render pass instance was begun with **vkCmdBeginRendering**, the bound graphics pipeline **must** have been created with a **VkPipelineRenderingCreateInfo::viewMask** equal to **VkRenderingInfo::viewMask**

- VUID-vkCmdDrawIndirect2KHR-colorAttachmentCount-06179

If the **dynamicRenderingUnusedAttachments** feature is not enabled and the current render pass instance was begun with **vkCmdBeginRendering**, the bound graphics pipeline **must**

have been created with a `VkPipelineRenderingCreateInfo::colorAttachmentCount` equal to `VkRenderingInfo::colorAttachmentCount`

- VUID-vkCmdDrawIndirect2KHR-dynamicRenderingUnusedAttachments-08910
If the `dynamicRenderingUnusedAttachments` feature is not enabled, and the current render pass instance was begun with `vkCmdBeginRendering` and `VkRenderingInfo::colorAttachmentCount` greater than 0, then each element of the `VkRenderingInfo::pColorAttachments` array with an `imageView` not equal to `VK_NULL_HANDLE` **must** have been created with a `VkFormat` equal to the corresponding element of `VkPipelineRenderingCreateInfo::pColorAttachmentFormats` used to create the bound graphics pipeline
- VUID-vkCmdDrawIndirect2KHR-dynamicRenderingUnusedAttachments-08912
If the `dynamicRenderingUnusedAttachments` feature is not enabled, and the current render pass instance was begun with `vkCmdBeginRendering` and `VkRenderingInfo::colorAttachmentCount` greater than 0, then each element of the `VkRenderingInfo::pColorAttachments` array with an `imageView` equal to `VK_NULL_HANDLE` **must** have the corresponding element of `VkPipelineRenderingCreateInfo::pColorAttachmentFormats` used to create the bound pipeline equal to `VK_FORMAT_UNDEFINED`
- VUID-vkCmdDrawIndirect2KHR-dynamicRenderingUnusedAttachments-08911
If the `dynamicRenderingUnusedAttachments` feature is enabled, and the current render pass instance was begun with `vkCmdBeginRendering` and `VkRenderingInfo::colorAttachmentCount` greater than 0, then each element of the `VkRenderingInfo::pColorAttachments` array with an `imageView` not equal to `VK_NULL_HANDLE` **must** have been created with a `VkFormat` equal to the corresponding element of `VkPipelineRenderingCreateInfo::pColorAttachmentFormats` used to create the bound graphics pipeline, or the corresponding element of `VkPipelineRenderingCreateInfo::pColorAttachmentFormats`, if it exists, **must** be `VK_FORMAT_UNDEFINED`
- VUID-vkCmdDrawIndirect2KHR-colorAttachmentCount-09362
If the current render pass instance was begun with `vkCmdBeginRendering`, with a `VkRenderingInfo::colorAttachmentCount` equal to 1, there is no shader object bound to any graphics stage, and a color attachment with a resolve mode of `VK_RESOLVE_MODE_EXTERNAL_FORMAT_DOWNSAMPLE_BIT_ANDROID`, each element of the `VkRenderingInfo::pColorAttachments` array with a `resolveImageView` not equal to `VK_NULL_HANDLE` **must** have been created with an image created with a `VkExternalFormatANDROID::externalFormat` value equal to the `VkExternalFormatANDROID::externalFormat` value used to create the bound graphics pipeline
- VUID-vkCmdDrawIndirect2KHR-None-09363
If there is no shader object bound to any graphics stage, the current render pass instance was begun with `vkCmdBeginRendering` and a `VkRenderingInfo::colorAttachmentCount` equal to 1, and a color attachment with a resolve mode of `VK_RESOLVE_MODE_EXTERNAL_FORMAT_DOWNSAMPLE_BIT_ANDROID`, each element of the `VkRenderingInfo::pColorAttachments` array with a `imageView` not equal to `VK_NULL_HANDLE` **must** have been created with an image created with a `VkExternalFormatANDROID::externalFormat` value equal to the `VkExternalFormatANDROID::externalFormat` value used to create the bound graphics pipeline

- VUID-vkCmdDrawIndirect2KHR-None-09364

If the current render pass instance was begun with `vkCmdBeginRendering`, there is no shader object bound to any graphics stage, and the bound graphics pipeline was created with a non-zero `VkExternalFormatANDROID::externalFormat` value and with the `VK_DYNAMIC_STATE_COLOR_BLEND_ENABLE_EXT` dynamic state enabled, then `vkCmdSetColorBlendEnableEXT` **must** have set the blend enable to `VK_FALSE` prior to this drawing command

- VUID-vkCmdDrawIndirect2KHR-None-09365

If the current render pass instance was begun with `vkCmdBeginRendering`, there is no shader object bound to any graphics stage, and the bound graphics pipeline was created with a non-zero `VkExternalFormatANDROID::externalFormat` value and with the `VK_DYNAMIC_STATE_RASTERIZATION_SAMPLES_EXT` dynamic state enabled, then `vkCmdSetRasterizationSamplesEXT` **must** have set `rasterizationSamples` to `VK_SAMPLE_COUNT_1_BIT` prior to this drawing command

- VUID-vkCmdDrawIndirect2KHR-None-09366

If there is a shader object bound to any graphics stage, and the current render pass includes a color attachment that uses the `VK_RESOLVE_MODE_EXTERNAL_FORMAT_DOWNSAMPLE_BIT_ANDROID` resolve mode, then `vkCmdSetColorBlendEnableEXT` **must** have set blend enable to `VK_FALSE` prior to this drawing command

- VUID-vkCmdDrawIndirect2KHR-rasterizationSamples-09367

If there is a shader object bound to any graphics stage, and the current render pass includes a color attachment that uses the `VK_RESOLVE_MODE_EXTERNAL_FORMAT_DOWNSAMPLE_BIT_ANDROID` resolve mode, then `vkCmdSetRasterizationSamplesEXT` **must** have set `rasterizationSamples` to `VK_SAMPLE_COUNT_1_BIT` prior to this drawing command

- VUID-vkCmdDrawIndirect2KHR-None-09368

If the current render pass instance was begun with `vkCmdBeginRendering`, there is no shader object bound to any graphics stage, and the bound graphics pipeline was created with a non-zero `VkExternalFormatANDROID::externalFormat` value and with the `VK_DYNAMIC_STATE_FRAGMENT_SHADING_RATE_KHR` dynamic state enabled, then `vkCmdSetFragmentShadingRateKHR` **must** have set `pFragmentSize->width` to 1 prior to this drawing command

- VUID-vkCmdDrawIndirect2KHR-None-09369

If the current render pass instance was begun with `vkCmdBeginRendering`, there is no shader object bound to any graphics stage, and the bound graphics pipeline was created with a non-zero `VkExternalFormatANDROID::externalFormat` value and with the `VK_DYNAMIC_STATE_FRAGMENT_SHADING_RATE_KHR` dynamic state enabled, then `vkCmdSetFragmentShadingRateKHR` **must** have set `pFragmentSize->height` to 1 prior to this drawing command

- VUID-vkCmdDrawIndirect2KHR-pFragmentSize-09370

If there is a shader object bound to any graphics stage, and the current render pass includes a color attachment that uses the `VK_RESOLVE_MODE_EXTERNAL_FORMAT_DOWNSAMPLE_BIT_ANDROID` resolve mode, then `vkCmdSetFragmentShadingRateKHR` **must** have set `pFragmentSize->width` to 1 prior

to this drawing command

- VUID-vkCmdDrawIndirect2KHR-pFragmentSize-09371

If there is a shader object bound to any graphics stage, and the current render pass includes a color attachment that uses the [VK_RESOLVE_MODE_EXTERNAL_FORMAT_DOWNSAMPLE_BIT_ANDROID](#) resolve mode, then `vkCmdSetFragmentShadingRateKHR` **must** have set `pFragmentSize->height` to 1 prior to this drawing command

- VUID-vkCmdDrawIndirect2KHR-None-07749

If the `colorWriteEnable` feature is enabled, a shader object is bound to the [VK_SHADER_STAGE_FRAGMENT_BIT](#) stage or a graphics pipeline is bound which was created with the [VK_DYNAMIC_STATE_COLOR_WRITE_ENABLE_EXT](#) dynamic state enabled, and the current value of `rasterizerDiscardEnable` is `VK_FALSE`, then `vkCmdSetColorWriteEnableEXT` **must** have been called and not subsequently [invalidated](#) in the current command buffer prior to this drawing command

- VUID-vkCmdDrawIndirect2KHR-attachmentCount-07750

If the `colorWriteEnable` feature is enabled, a shader object is bound to the [VK_SHADER_STAGE_FRAGMENT_BIT](#) stage or a graphics pipeline is bound which was created with the [VK_DYNAMIC_STATE_COLOR_WRITE_ENABLE_EXT](#) dynamic state enabled, and the current value of `rasterizerDiscardEnable` is `VK_FALSE`, then the `attachmentCount` parameter of most recent call to `vkCmdSetColorWriteEnableEXT` in the current command buffer **must** be greater than or equal to the number of active color attachments

- VUID-vkCmdDrawIndirect2KHR-None-07751

If the [VK_EXT_discard_rectangles](#) extension is enabled, a graphics pipeline is bound which was created with the [VK_DYNAMIC_STATE_DISCARD_RECTANGLE_EXT](#) dynamic state enabled and the `pNext` chain of `VkGraphicsPipelineCreateInfo` included a `VkPipelineDiscardRectangleStateCreateInfoEXT` structure, the current value of `rasterizerDiscardEnable` is `VK_FALSE`, and the current value of `discardRectangleEnable` is `VK_TRUE`, then `vkCmdSetDiscardRectangleEXT` **must** have been called and not subsequently [invalidated](#) in the current command buffer prior to this drawing command for each discard rectangle in `VkPipelineDiscardRectangleStateCreateInfoEXT::discardRectangleCount`

- VUID-vkCmdDrawIndirect2KHR-rasterizerDiscardEnable-09236

If the [VK_EXT_discard_rectangles](#) extension is enabled, a shader object is bound to any graphics stage or a graphics pipeline is bound which was created with [VK_DYNAMIC_STATE_DISCARD_RECTANGLE_EXT](#) dynamic state enabled and the `pNext` chain of `VkGraphicsPipelineCreateInfo` did not include a `VkPipelineDiscardRectangleStateCreateInfoEXT` structure, the current value of `rasterizerDiscardEnable` is `VK_FALSE`, and the current value of `discardRectangleEnable` is `VK_TRUE`, then `vkCmdSetDiscardRectangleEXT` **must** have been called and not subsequently [invalidated](#) in the current command buffer prior to this drawing command for each discard rectangle in `VkPhysicalDeviceDiscardRectanglePropertiesEXT::maxDiscardRectangles`

- VUID-vkCmdDrawIndirect2KHR-None-07880

If the [VK_EXT_discard_rectangles](#) extension is enabled, a shader object is bound to any

graphics stage or a graphics pipeline is bound which was created with the `VK_DYNAMIC_STATE_DISCARD_RECTANGLE_ENABLE_EXT` dynamic state enabled, the current value of `rasterizerDiscardEnable` is `VK_FALSE`, then `vkCmdSetDiscardRectangleEnableEXT` **must** have been called and not subsequently `invalidated` in the current command buffer prior to this drawing command

- VUID-vkCmdDrawIndirect2KHR-None-07881

If the `VK_EXT_discard_rectangles` extension is enabled, a shader object is bound to any graphics stage or a graphics pipeline is bound which was created with the `VK_DYNAMIC_STATE_DISCARD_RECTANGLE_MODE_EXT` dynamic state enabled, the current value of `rasterizerDiscardEnable` is `VK_FALSE`, and the current value of `discardRectangleEnable` is `VK_TRUE`, then `vkCmdSetDiscardRectangleModeEXT` **must** have been called and not subsequently `invalidated` in the current command buffer prior to this drawing command

- VUID-vkCmdDrawIndirect2KHR-dynamicRenderingUnusedAttachments-08913

If the current render pass instance was begun with `vkCmdBeginRendering`, the `dynamicRenderingUnusedAttachments` feature is not enabled, and `VkRenderingInfo::pDepthAttachment->imageView` was `VK_NULL_HANDLE`, the value of `VkPipelineRenderingCreateInfo::depthAttachmentFormat` used to create the bound graphics pipeline **must** be equal to `VK_FORMAT_UNDEFINED`

- VUID-vkCmdDrawIndirect2KHR-dynamicRenderingUnusedAttachments-08914

If current render pass instance was begun with `vkCmdBeginRendering`, the `dynamicRenderingUnusedAttachments` feature is not enabled, and `VkRenderingInfo::pDepthAttachment->imageView` was not `VK_NULL_HANDLE`, the value of `VkPipelineRenderingCreateInfo::depthAttachmentFormat` used to create the bound graphics pipeline **must** be equal to the `VkFormat` used to create `VkRenderingInfo::pDepthAttachment->imageView`

- VUID-vkCmdDrawIndirect2KHR-dynamicRenderingUnusedAttachments-08915

If the current render pass instance was begun with `vkCmdBeginRendering`, the `dynamicRenderingUnusedAttachments` feature is enabled, `VkRenderingInfo::pDepthAttachment->imageView` was not `VK_NULL_HANDLE`, and the value of `VkPipelineRenderingCreateInfo::depthAttachmentFormat` used to create the bound graphics pipeline was not equal to the `VkFormat` used to create `VkRenderingInfo::pDepthAttachment->imageView`, the value of the format **must** be `VK_FORMAT_UNDEFINED`

- VUID-vkCmdDrawIndirect2KHR-dynamicRenderingUnusedAttachments-08916

If the current render pass instance was begun with `vkCmdBeginRendering`, the `dynamicRenderingUnusedAttachments` feature is not enabled, and `VkRenderingInfo::pStencilAttachment->imageView` was `VK_NULL_HANDLE`, the value of `VkPipelineRenderingCreateInfo::stencilAttachmentFormat` used to create the bound graphics pipeline **must** be equal to `VK_FORMAT_UNDEFINED`

- VUID-vkCmdDrawIndirect2KHR-dynamicRenderingUnusedAttachments-08917

If current render pass instance was begun with `vkCmdBeginRendering`, the `dynamicRenderingUnusedAttachments` feature is not enabled, and `VkRenderingInfo::pStencilAttachment->imageView` was not `VK_NULL_HANDLE`, the value of `VkPipelineRenderingCreateInfo::stencilAttachmentFormat` used to create the bound graphics pipeline **must** be equal to the `VkFormat` used to create `VkRenderingInfo`

`::pStencilAttachment->imageView`

- VUID-vkCmdDrawIndirect2KHR-dynamicRenderingUnusedAttachments-08918

If the current render pass instance was begun with `vkCmdBeginRendering`, the `dynamicRenderingUnusedAttachments` feature is enabled, `VkRenderingInfo::pStencilAttachment->imageView` was not `VK_NULL_HANDLE`, and the value of `VkPipelineRenderingCreateInfo::stencilAttachmentFormat` used to create the bound graphics pipeline was not equal to the `VkFormat` used to create `VkRenderingInfo::pStencilAttachment->imageView`, the value of the format **must** be `VK_FORMAT_UNDEFINED`

- VUID-vkCmdDrawIndirect2KHR-imageView-06183

If the current render pass instance was begun with `vkCmdBeginRendering` and `VkRenderingFragmentShadingRateAttachmentInfoKHR::imageView` was not `VK_NULL_HANDLE`, the bound graphics pipeline **must** have been created with `VK_PIPELINE_CREATE_RENDERING_FRAGMENT_SHADING_RATE_ATTACHMENT_BIT_KHR`

- VUID-vkCmdDrawIndirect2KHR-dynamicRenderingLocalRead-11797

If the current render pass instance was begun with `vkCmdBeginRendering`, the `dynamicRenderingLocalRead` feature is enabled, the `VK_RENDERING_LOCAL_READ_CONCURRENT_ACCESS_CONTROL_BIT_KHR` flag is specified, and an attachment is being used as a feedback loop as specified by `VK_RENDERING_ATTACHMENT_INPUT_ATTACHMENT_FEEDBACK_BIT_KHR`, `VkRenderingAttachmentFlagsInfoKHR::flags` for that attachment **must** include `VK_RENDERING_ATTACHMENT_INPUT_ATTACHMENT_FEEDBACK_BIT_KHR`

- VUID-vkCmdDrawIndirect2KHR-imageView-06184

If the current render pass instance was begun with `vkCmdBeginRendering` and `VkRenderingFragmentDensityMapAttachmentInfoEXT::imageView` was not `VK_NULL_HANDLE`, the bound graphics pipeline **must** have been created with `VK_PIPELINE_CREATE_RENDERING_FRAGMENT_DENSITY_MAP_ATTACHMENT_BIT_EXT`

- VUID-vkCmdDrawIndirect2KHR-layers-10831

If the current render pass instance was created with `VK_RENDERING_PER_LAYER_FRAGMENT_DENSITY_BIT_VALVE` or `VK_RENDER_PASS_CREATE_PER_LAYER_FRAGMENT_DENSITY_BIT_VALVE`, and the bound graphics pipeline was created with `VK_PIPELINE_CREATE_2_PER_LAYER_FRAGMENT_DENSITY_BIT_VALVE`, then the current render pass instance **must** have a `layers` value less than or equal to `VkPipelineFragmentDensityMapLayeredCreateInfoVALVE::maxFragmentDensityMapLayers`

- VUID-vkCmdDrawIndirect2KHR-colorAttachmentCount-06185

If the bound pipeline was created with a `VkAttachmentSampleCountInfoAMD` or `VkAttachmentSampleCountInfoNV` structure, and the current render pass instance was begun with `vkCmdBeginRendering` with a `VkRenderingInfo::colorAttachmentCount` parameter greater than 0, then each element of the `VkRenderingInfo::pColorAttachments` array with a `imageView` not equal to `VK_NULL_HANDLE` **must** have been created with a sample count equal to the corresponding element of the `pColorAttachmentSamples` member of `VkAttachmentSampleCountInfoAMD` or `VkAttachmentSampleCountInfoNV` used to create the bound graphics pipeline

- VUID-vkCmdDrawIndirect2KHR-pDepthAttachment-06186
If the current render pass instance was begun with `vkCmdBeginRendering`, the bound pipeline was created with a `VkAttachmentSampleCountInfoAMD` or `VkAttachmentSampleCountInfoNV` structure, and `VkRenderingInfo::pDepthAttachment->imageView` was not `VK_NULL_HANDLE`, the value of the `depthStencilAttachmentSamples` member of `VkAttachmentSampleCountInfoAMD` or `VkAttachmentSampleCountInfoNV` used to create the bound graphics pipeline **must** be equal to the sample count used to create `VkRenderingInfo::pDepthAttachment->imageView`
- VUID-vkCmdDrawIndirect2KHR-pStencilAttachment-06187
If the current render pass instance was begun with `vkCmdBeginRendering`, the bound pipeline was created with a `VkAttachmentSampleCountInfoAMD` or `VkAttachmentSampleCountInfoNV` structure, and `VkRenderingInfo::pStencilAttachment->imageView` was not `VK_NULL_HANDLE`, the value of the `depthStencilAttachmentSamples` member of `VkAttachmentSampleCountInfoAMD` or `VkAttachmentSampleCountInfoNV` used to create the bound graphics pipeline **must** be equal to the sample count used to create `VkRenderingInfo::pStencilAttachment->imageView`
- VUID-vkCmdDrawIndirect2KHR-multisampledRenderToSingleSampled-07285
If the bound pipeline was created without a `VkAttachmentSampleCountInfoAMD` or `VkAttachmentSampleCountInfoNV` structure, and the `multisampledRenderToSingleSampled` feature is not enabled, and `vkCmdBeginCustomResolveEXT` has not yet been recorded in the render pass instance, and the current render pass instance was begun with `vkCmdBeginRendering` with a `VkRenderingInfo::colorAttachmentCount` parameter greater than 0, then each element of the `VkRenderingInfo::pColorAttachments` array with a `imageView` not equal to `VK_NULL_HANDLE` **must** have been created with a sample count equal to the value of `rasterizationSamples` for the bound graphics pipeline
- VUID-vkCmdDrawIndirect2KHR-multisampledRenderToSingleSampled-07286
If the bound pipeline was created without a `VkAttachmentSampleCountInfoAMD` or `VkAttachmentSampleCountInfoNV` structure, and the `multisampledRenderToSingleSampled` feature is not enabled, and `vkCmdBeginCustomResolveEXT` has not yet been recorded in the render pass instance, and `VkRenderingInfo::pDepthAttachment->imageView` was not `VK_NULL_HANDLE`, the value of `rasterizationSamples` for the bound graphics pipeline **must** be equal to the sample count used to create `VkRenderingInfo::pDepthAttachment->imageView`
- VUID-vkCmdDrawIndirect2KHR-multisampledRenderToSingleSampled-07287
If the bound pipeline was created without a `VkAttachmentSampleCountInfoAMD` or `VkAttachmentSampleCountInfoNV` structure, and the `multisampledRenderToSingleSampled` feature is not enabled, and `vkCmdBeginCustomResolveEXT` has not yet been recorded in the render pass instance, and `VkRenderingInfo::pStencilAttachment->imageView` was not `VK_NULL_HANDLE`, the value of `rasterizationSamples` for the bound graphics pipeline **must** be equal to the sample count used to create `VkRenderingInfo::pStencilAttachment->imageView`
- VUID-vkCmdDrawIndirect2KHR-pNext-07935
If this command is called inside a render pass instance started with `vkCmdBeginRendering`, and the `pNext` chain of `VkRenderingInfo` includes a `VkMultisampledRenderToSingleSampledInfoEXT` structure with `multisampledRenderToSingleSampledEnable` equal to `VK_TRUE`, then the value of

`rasterizationSamples` for the bound graphics pipeline **must** be equal to `VkMultisampledRenderToSingleSampledInfoEXT::rasterizationSamples`

- VUID-vkCmdDrawIndirect2KHR-renderPass-06198

If the current render pass instance was begun with `vkCmdBeginRendering`, the bound pipeline **must** have been created with a `VkGraphicsPipelineCreateInfo::renderPass` equal to `VK_NULL_HANDLE`

- VUID-vkCmdDrawIndirect2KHR-pColorAttachments-08963

If the current render pass instance was begun with `vkCmdBeginRendering`, `vkCmdBeginCustomResolveEXT` has not yet been recorded in the render pass instance, there is a graphics pipeline bound with a fragment shader that statically writes to a color attachment, the color write mask is not zero, color writes are enabled, and the corresponding element of the `VkRenderingInfo::pColorAttachments->imageView` was not `VK_NULL_HANDLE`, then the corresponding element of `VkPipelineRenderingCreateInfo::pColorAttachmentFormats` used to create the pipeline **must** not be `VK_FORMAT_UNDEFINED`

- VUID-vkCmdDrawIndirect2KHR-pColorAttachments-11539

If the current render pass instance was begun with `vkCmdBeginRendering`, `vkCmdBeginCustomResolveEXT` has been recorded in the render pass instance, there is a graphics pipeline bound with a fragment shader that statically writes to a color attachment, the color write mask is not zero, color writes are enabled, and the corresponding element of the `VkRenderingInfo::pColorAttachments->resolveImageView` was not `VK_NULL_HANDLE`, then the corresponding element of `VkCustomResolveCreateInfoEXT::pColorAttachmentFormats` used to create the pipeline **must** not be `VK_FORMAT_UNDEFINED`

- VUID-vkCmdDrawIndirect2KHR-pDepthAttachment-08964

If the current render pass instance was begun with `vkCmdBeginRendering`, `vkCmdBeginCustomResolveEXT` has not yet been recorded in the render pass instance, there is a graphics pipeline bound, depth test is enabled, and the `VkRenderingInfo::pDepthAttachment->imageView` was not `VK_NULL_HANDLE`, then the `VkPipelineRenderingCreateInfo::depthAttachmentFormat` used to create the pipeline **must** not be `VK_FORMAT_UNDEFINED`

- VUID-vkCmdDrawIndirect2KHR-pDepthAttachment-11540

If the current render pass instance was begun with `vkCmdBeginRendering`, `vkCmdBeginCustomResolveEXT` has been recorded in the render pass instance, there is a graphics pipeline bound, depth test is enabled, and the `VkRenderingInfo::pDepthAttachment->resolveImageView` was not `VK_NULL_HANDLE`, then the `VkCustomResolveCreateInfoEXT::depthAttachmentFormat` used to create the pipeline **must** not be `VK_FORMAT_UNDEFINED`

- VUID-vkCmdDrawIndirect2KHR-pStencilAttachment-08965

If the current render pass instance was begun with `vkCmdBeginRendering`, `vkCmdBeginCustomResolveEXT` has not yet been recorded in the render pass instance, there is a graphics pipeline bound, stencil test is enabled and the `VkRenderingInfo::pStencilAttachment->imageView` was not `VK_NULL_HANDLE`, then the `VkPipelineRenderingCreateInfo::stencilAttachmentFormat` used to create the pipeline **must** not be `VK_FORMAT_UNDEFINED`

- VUID-vkCmdDrawIndirect2KHR-pStencilAttachment-11860
If the current render pass instance was begun with `vkCmdBeginRendering`, `vkCmdBeginCustomResolveEXT` has been recorded in the render pass instance, there is a graphics pipeline bound, stencil test is enabled and the `VkRenderingInfo::pStencilAttachment->resolveImageView` was not `VK_NULL_HANDLE`, then the `VkCustomResolveCreateInfoEXT::stencilAttachmentFormat` used to create the pipeline **must** not be `VK_FORMAT_UNDEFINED`
- VUID-vkCmdDrawIndirect2KHR-flags-10582
If the current render pass instance was begun with a `vkCmdBeginRendering` call in `commandBuffer`, its `VkRenderingInfo::flags` parameter **must** not have `VK_RENDERING_CONTENTS_SECONDARY_COMMAND_BUFFERS_BIT` set unless `VK_RENDERING_CONTENTS_INLINE_BIT_KHR` is also set
- VUID-vkCmdDrawIndirect2KHR-primitivesGeneratedQueryWithRasterizerDiscard-06708
If the `primitivesGeneratedQueryWithRasterizerDiscard` feature is not enabled and the `VK_QUERY_TYPE_PRIMITIVES_GENERATED_EXT` query is active, `rasterization discard` **must** not be enabled
- VUID-vkCmdDrawIndirect2KHR-primitivesGeneratedQueryWithNonZeroStreams-06709
If the `primitivesGeneratedQueryWithNonZeroStreams` feature is not enabled and the `VK_QUERY_TYPE_PRIMITIVES_GENERATED_EXT` query is active, the bound graphics pipeline **must** not have been created with a non-zero value in `VkPipelineRasterizationStateStreamCreateInfoEXT::rasterizationStream`
- VUID-vkCmdDrawIndirect2KHR-None-07620
If the `depthClamp` feature is enabled, a shader object is bound to any graphics stage or a graphics pipeline is bound which was created with the `VK_DYNAMIC_STATE_DEPTH_CLAMP_ENABLE_EXT` dynamic state enabled, and the current value of `rasterizerDiscardEnable` is `VK_FALSE`, then `vkCmdSetDepthClampEnableEXT` **must** have been called and not subsequently `invalidated` in the current command buffer prior to this drawing command
- VUID-vkCmdDrawIndirect2KHR-None-07621
If a shader object is bound to any graphics stage or a graphics pipeline is bound which was created with the `VK_DYNAMIC_STATE_POLYGON_MODE_EXT` dynamic state enabled, and the current value of `rasterizerDiscardEnable` is `VK_FALSE`, then `vkCmdSetPolygonModeEXT` **must** have been called and not subsequently `invalidated` in the current command buffer prior to this drawing command
- VUID-vkCmdDrawIndirect2KHR-None-07622
If a shader object is bound to any graphics stage or a graphics pipeline is bound which was created with the `VK_DYNAMIC_STATE_RASTERIZATION_SAMPLES_EXT` dynamic state enabled, and the current value of `rasterizerDiscardEnable` is `VK_FALSE`, then `vkCmdSetRasterizationSamplesEXT` **must** have been called and not subsequently `invalidated` in the current command buffer prior to this drawing command
- VUID-vkCmdDrawIndirect2KHR-None-07623
If a shader object is bound to any graphics stage or a graphics pipeline is bound which was created with the `VK_DYNAMIC_STATE_SAMPLE_MASK_EXT` dynamic state enabled, and the current value of `rasterizerDiscardEnable` is `VK_FALSE`, then `vkCmdSetSampleMaskEXT` **must** have been called and not subsequently `invalidated` in the

current command buffer prior to this drawing command

- VUID-vkCmdDrawIndirect2KHR-alphaToCoverageEnable-08919

If the bound graphics pipeline state was created with the `VK_DYNAMIC_STATE_ALPHA_TO_COVERAGE_ENABLE_EXT` dynamic state enabled, and `alphaToCoverageEnable` was `VK_TRUE` in the last call to `vkCmdSetAlphaToCoverageEnableEXT`, then the **Fragment Output Interface** **must** contain a variable for the alpha **Component** word in **Location** 0 at **Index** 0

- VUID-vkCmdDrawIndirect2KHR-alphaToCoverageEnable-08920

If a shader object is bound to any graphics stage, and the most recent call to `vkCmdSetAlphaToCoverageEnableEXT` in the current command buffer set `alphaToCoverageEnable` to `VK_TRUE`, then the **Fragment Output Interface** **must** contain a variable for the alpha **Component** word in **Location** 0 at **Index** 0

- VUID-vkCmdDrawIndirect2KHR-None-07624

If a shader object is bound to any graphics stage or a graphics pipeline is bound which was created with the `VK_DYNAMIC_STATE_ALPHA_TO_COVERAGE_ENABLE_EXT` dynamic state enabled, and the **current value** of `rasterizerDiscardEnable` is `VK_FALSE`, then `vkCmdSetAlphaToCoverageEnableEXT` **must** have been called and not subsequently **invalidated** in the current command buffer prior to this drawing command

- VUID-vkCmdDrawIndirect2KHR-None-07625

If the `alphaToOne` feature is enabled, a shader object is bound to any graphics stage or a graphics pipeline is bound which was created with the `VK_DYNAMIC_STATE_ALPHA_TO_ONE_ENABLE_EXT` dynamic state enabled, and the **current value** of `rasterizerDiscardEnable` is `VK_FALSE`, then `vkCmdSetAlphaToOneEnableEXT` **must** have been called and not subsequently **invalidated** in the current command buffer prior to this drawing command

- VUID-vkCmdDrawIndirect2KHR-None-07626

If the `logicOp` feature is enabled, a shader object is bound to the `VK_SHADER_STAGE_FRAGMENT_BIT` stage or a graphics pipeline is bound which was created with the `VK_DYNAMIC_STATE_LOGIC_OP_ENABLE_EXT` dynamic state enabled, and the **current value** of `rasterizerDiscardEnable` is `VK_FALSE`, then `vkCmdSetLogicOpEnableEXT` **must** have been called and not subsequently **invalidated** in the current command buffer prior to this drawing command

- VUID-vkCmdDrawIndirect2KHR-None-07627

If a shader object is bound to the `VK_SHADER_STAGE_FRAGMENT_BIT` stage or a graphics pipeline is bound which was created with `VK_DYNAMIC_STATE_COLOR_BLEND_ENABLE_EXT` dynamic state enabled, the **current value** of `rasterizerDiscardEnable` is `VK_FALSE`, and there are color attachments bound, then `vkCmdSetColorBlendEnableEXT` **must** have been called and not subsequently **invalidated** in the current command buffer prior to this drawing command

- VUID-vkCmdDrawIndirect2KHR-None-07629

If a shader object is bound to the `VK_SHADER_STAGE_FRAGMENT_BIT` stage or a graphics pipeline is bound which was created with `VK_DYNAMIC_STATE_COLOR_WRITE_MASK_EXT` dynamic state enabled, the **current value** of `rasterizerDiscardEnable` is `VK_FALSE`, and there are color attachments bound, then `vkCmdSetColorWriteMaskEXT` **must** have been called and not subsequently

[invalidated](#) in the current command buffer prior to this drawing command

- VUID-vkCmdDrawIndirect2KHR-None-07630

If the [geometryStreams](#) feature is enabled, and a shader object is bound to the [VK_SHADER_STAGE_GEOMETRY_BIT](#) stage or a graphics pipeline is bound which was created with both a [VK_SHADER_STAGE_GEOMETRY_BIT](#) stage and the [VK_DYNAMIC_STATE_RASTERIZATION_STREAM_EXT](#) dynamic state enabled, then [vkCmdSetRasterizationStreamEXT](#) **must** have been called and not subsequently [invalidated](#) in the current command buffer prior to this drawing command

- VUID-vkCmdDrawIndirect2KHR-None-07631

If the [VK_EXT_conservative_rasterization](#) extension is enabled, a shader object is bound to any graphics stage or a graphics pipeline is bound which was created with the [VK_DYNAMIC_STATE_CONSERVATIVE_RASTERIZATION_MODE_EXT](#) dynamic state enabled, and the current value of [rasterizerDiscardEnable](#) is [VK_FALSE](#), then [vkCmdSetConservativeRasterizationModeEXT](#) **must** have been called and not subsequently [invalidated](#) in the current command buffer prior to this drawing command

- VUID-vkCmdDrawIndirect2KHR-None-07632

If the [VK_EXT_conservative_rasterization](#) extension is enabled, a shader object is bound to any graphics stage or a graphics pipeline is bound which was created with the [VK_DYNAMIC_STATE_EXTRA_PRIMITIVE_OVERESTIMATION_SIZE_EXT](#) dynamic state enabled, the current value of [rasterizerDiscardEnable](#) is [VK_FALSE](#), and the current value of [conservativeRasterizationMode](#) is [VK_CONSERVATIVE_RASTERIZATION_MODE_OVERESTIMATE_EXT](#), then [vkCmdSetExtraPrimitiveOverestimationSizeEXT](#) **must** have been called and not subsequently [invalidated](#) in the current command buffer prior to this drawing command

- VUID-vkCmdDrawIndirect2KHR-conservativePointAndLineRasterization-07499

If the [VK_EXT_conservative_rasterization](#) extension is enabled, [conservativePointAndLineRasterization](#) is not supported, a shader object is bound to any graphics stage or a graphics pipeline is bound, the current value of [rasterizerDiscardEnable](#) is [VK_FALSE](#), and the effective rasterization input topology is in line or point topology class, then the current value of [conservativeRasterizationMode](#) **must** be [VK_CONSERVATIVE_RASTERIZATION_MODE_DISABLED_EXT](#)

- VUID-vkCmdDrawIndirect2KHR-None-07633

If the [depthClipEnable](#) feature is enabled, and a shader object is bound to any graphics stage or a graphics pipeline is bound which was created with the [VK_DYNAMIC_STATE_DEPTH_CLIP_ENABLE_EXT](#) dynamic state, then [vkCmdSetDepthClipEnableEXT](#) **must** have been called and not subsequently [invalidated](#) in the current command buffer prior to this drawing command

- VUID-vkCmdDrawIndirect2KHR-None-07636

If the [VK_EXT_provoking_vertex](#) extension is enabled, a shader object is bound to the [VK_SHADER_STAGE_VERTEX_BIT](#) stage or a graphics pipeline is bound which was created with the [VK_DYNAMIC_STATE_PROVOKING_VERTEX_MODE_EXT](#) dynamic state enabled, and the current value of [rasterizerDiscardEnable](#) is [VK_FALSE](#), then [vkCmdSetProvokingVertexModeEXT](#) **must** have been called and not subsequently [invalidated](#) in the current command buffer prior to this drawing command

- VUID-vkCmdDrawIndirect2KHR-None-08666

If any of the `stippledRectangularLines`, `stippledBresenhamLines` or `stippledSmoothLines` features are enabled, and a shader object is bound to any graphics stage or a graphics pipeline is bound which was created with the `VK_DYNAMIC_STATE_LINE_RASTERIZATION_MODE_EXT` dynamic state enabled, and the current value of `rasterizerDiscardEnable` is `VK_FALSE`, and the effective rasterization input topology is in line topology class, then `vkCmdSetLineRasterizationModeEXT` **must** have been called and not subsequently `invalidated` in the current command buffer prior to this drawing command

- VUID-vkCmdDrawIndirect2KHR-None-08669

If any of the `stippledRectangularLines`, `stippledBresenhamLines` or `stippledSmoothLines` features are enabled, and a shader object is bound to any graphics stage or a graphics pipeline is bound which was created with the `VK_DYNAMIC_STATE_LINE_STIPPLE_ENABLE_EXT` dynamic state enabled, the current value of `rasterizerDiscardEnable` is `VK_FALSE`, and the effective rasterization input topology is in line topology class, then `vkCmdSetLineStippleEnableEXT` **must** have been called and not subsequently `invalidated` in the current command buffer prior to this drawing command

- VUID-vkCmdDrawIndirect2KHR-None-07849

If any of the `stippledRectangularLines`, `stippledBresenhamLines` or `stippledSmoothLines` features are enabled and a shader object is bound to any graphics stage, or a bound graphics pipeline state was created with the `VK_DYNAMIC_STATE_LINE_STIPPLE` dynamic state enabled, the current value of `rasterizerDiscardEnable` is `VK_FALSE`, and the current value of `stippledLineEnable` is `VK_TRUE`, then `vkCmdSetLineStipple` **must** have been called and not subsequently `invalidated` in the current command buffer prior to this drawing command

- VUID-vkCmdDrawIndirect2KHR-None-10608

If a shader object is bound to any graphics stage or a graphics pipeline is bound which was created with the `VK_DYNAMIC_STATE_LINE_RASTERIZATION_MODE_EXT` dynamic state enabled, the effective rasterization input topology is in line topology class, and the current `lineRasterizationMode` is `VK_LINE_RASTERIZATION_MODE_BRESENHAM` or `VK_LINE_RASTERIZATION_MODE_RECTANGULAR_SMOOTH`, then the current `alphaToCoverageEnable`, `alphaToOneEnable` and `sampleShadingEnable` states **must** all be `VK_FALSE`

- VUID-vkCmdDrawIndirect2KHR-None-07639

If the `depthClipControl` feature is enabled, and a shader object is bound to any graphics stage or a graphics pipeline is bound which was created with the `VK_DYNAMIC_STATE_DEPTH_CLIP_NEGATIVE_ONE_TO_ONE_EXT` dynamic state enabled, then `vkCmdSetDepthClipNegativeOneToOneEXT` **must** have been called and not subsequently `invalidated` in the current command buffer prior to this drawing command

- VUID-vkCmdDrawIndirect2KHR-None-09650

If the `depthClampControl` feature is enabled, and a shader object is bound to any graphics stage or a graphics pipeline is bound which was created with the `VK_DYNAMIC_STATE_DEPTH_CLAMP_RANGE_EXT` dynamic state enabled, and the current value of `depthClampEnable` is `VK_TRUE`, then `vkCmdSetDepthClampRangeEXT` **must** have been called and not subsequently `invalidated` in the current command buffer prior to this drawing command

- VUID-vkCmdDrawIndirect2KHR-None-07640

If the `VK_NV_clip_space_w_scaling` extension is enabled, and a shader object is bound to any graphics stage or a graphics pipeline is bound which was created with the `VK_DYNAMIC_STATE_VIEWPORT_W_SCALING_ENABLE_NV` dynamic state enabled, then `vkCmdSetViewportWScalingEnableNV` **must** have been called and not subsequently `invalidated` in the current command buffer prior to this drawing command

- VUID-vkCmdDrawIndirect2KHR-None-07641

If the `VK_NV_viewport_swizzle` extension is enabled, and a shader object is bound to any graphics stage or a graphics pipeline is bound which was created with the `VK_DYNAMIC_STATE_VIEWPORT_SWIZZLE_NV` dynamic state enabled, then `vkCmdSetViewportSwizzleNV` **must** have been called and not subsequently `invalidated` in the current command buffer prior to this drawing command

- VUID-vkCmdDrawIndirect2KHR-None-07642

If the `VK_NV_fragment_coverage_to_color` extension is enabled, a shader object is bound to any graphics stage or a graphics pipeline is bound which was created with the `VK_DYNAMIC_STATE_COVERAGE_TO_COLOR_ENABLE_NV` dynamic state enabled, and the current value of `rasterizerDiscardEnable` is `VK_FALSE`, then `vkCmdSetCoverageToColorEnableNV` **must** have been called and not subsequently `invalidated` in the current command buffer prior to this drawing command

- VUID-vkCmdDrawIndirect2KHR-None-07643

If the `VK_NV_fragment_coverage_to_color` extension is enabled, a shader object is bound to any graphics stage or a graphics pipeline is bound which was created with the `VK_DYNAMIC_STATE_COVERAGE_TO_COLOR_LOCATION_NV` dynamic state enabled, the current value of `rasterizerDiscardEnable` is `VK_FALSE`, and the current value of `coverageToColorEnable` is `VK_TRUE`, then `vkCmdSetCoverageToColorLocationNV` **must** have been called and not subsequently `invalidated` in the current command buffer prior to this drawing command

- VUID-vkCmdDrawIndirect2KHR-None-07644

If the `VK_NV_framebuffer_mixed_samples` extension is enabled, a shader object is bound to any graphics stage or a graphics pipeline is bound which was created with the `VK_DYNAMIC_STATE_COVERAGE_MODULATION_MODE_NV` dynamic state enabled, and the current value of `rasterizerDiscardEnable` is `VK_FALSE`, then `vkCmdSetCoverageModulationModeNV` **must** have been called and not subsequently `invalidated` in the current command buffer prior to this drawing command

- VUID-vkCmdDrawIndirect2KHR-None-07645

If the `VK_NV_framebuffer_mixed_samples` extension is enabled, a shader object is bound to any graphics stage or a graphics pipeline is bound which was created with the `VK_DYNAMIC_STATE_COVERAGE_MODULATION_TABLE_ENABLE_NV` dynamic state enabled, the current value of `rasterizerDiscardEnable` is `VK_FALSE`, and the current value of `coverageModulationMode` is any value other than `VK_COVERAGE_MODULATION_MODE_NONE_NV`, then `vkCmdSetCoverageModulationTableEnableNV` **must** have been called and not subsequently `invalidated` in the current command buffer prior to this drawing command

- VUID-vkCmdDrawIndirect2KHR-None-07646

If the `VK_NV_framebuffer_mixed_samples` extension is enabled, a shader object is bound to

any graphics stage or a graphics pipeline is bound which was created with the `VK_DYNAMIC_STATE_COVERAGE_MODULATION_TABLE_NV` dynamic state enabled, the current value of `rasterizerDiscardEnable` is `VK_FALSE`, and the current value of `coverageModulationTableEnable` is `VK_TRUE`, then `vkCmdSetCoverageModulationTableNV` **must** have been called and not subsequently `invalidated` in the current command buffer prior to this drawing command

- VUID-vkCmdDrawIndirect2KHR-None-07647

If the `shadingRateImage` feature is enabled, a shader object is bound to any graphics stage or a graphics pipeline is bound which was created with the `VK_DYNAMIC_STATE_SHADING_RATE_IMAGE_ENABLE_NV` dynamic state enabled, and the current value of `rasterizerDiscardEnable` is `VK_FALSE`, then `vkCmdSetShadingRateImageEnableNV` **must** have been called and not subsequently `invalidated` in the current command buffer prior to this drawing command

- VUID-vkCmdDrawIndirect2KHR-pipelineFragmentShadingRate-09238

If the `pipelineFragmentShadingRate` feature is enabled, a shader object is bound to any graphics stage or a graphics pipeline is bound which was created with the `VK_DYNAMIC_STATE_FRAGMENT_SHADING_RATE_KHR` dynamic state enabled, and the current value of `rasterizerDiscardEnable` is `VK_FALSE`, then `vkCmdSetFragmentShadingRateKHR` **must** have been called and not subsequently `invalidated` in the current command buffer prior to this drawing command

- VUID-vkCmdDrawIndirect2KHR-None-07648

If the `representativeFragmentTest` feature is enabled, a shader object is bound to any graphics stage or a graphics pipeline is bound which was created with the `VK_DYNAMIC_STATE_REPRESENTATIVE_FRAGMENT_TEST_ENABLE_NV` dynamic state enabled, and the current value of `rasterizerDiscardEnable` is `VK_FALSE`, then `vkCmdSetRepresentativeFragmentTestEnableNV` **must** have been called and not subsequently `invalidated` in the current command buffer prior to this drawing command

- VUID-vkCmdDrawIndirect2KHR-None-07649

If the `coverageReductionMode` feature is enabled, a shader object is bound to any graphics stage or a graphics pipeline is bound which was created with the `VK_DYNAMIC_STATE_COVERAGE_REDUCTION_MODE_NV` dynamic state enabled, and the current value of `rasterizerDiscardEnable` is `VK_FALSE`, then `vkCmdSetCoverageReductionModeNV` **must** have been called and not subsequently `invalidated` in the current command buffer prior to this drawing command

- VUID-vkCmdDrawIndirect2KHR-rasterizationSamples-07471

If the bound graphics pipeline state was created with the `VK_DYNAMIC_STATE_RASTERIZATION_SAMPLES_EXT` state enabled, and the current subpass does not use any color and/or depth/stencil attachments, then the `rasterizationSamples` in the last call to `vkCmdSetRasterizationSamplesEXT` **must** follow the rules for a `zero-attachment subpass`

- VUID-vkCmdDrawIndirect2KHR-samples-07472

If the bound graphics pipeline state was created with the `VK_DYNAMIC_STATE_SAMPLE_MASK_EXT` state enabled and the `VK_DYNAMIC_STATE_RASTERIZATION_SAMPLES_EXT` state disabled, then the `samples` parameter in the last call to `vkCmdSetSampleMaskEXT` **must** be greater or equal to the

`VkPipelineMultisampleStateCreateInfo::rasterizationSamples` parameter used to create the bound graphics pipeline

- VUID-vkCmdDrawIndirect2KHR-samples-07473

If the bound graphics pipeline state was created with the `VK_DYNAMIC_STATE_SAMPLE_MASK_EXT` state and `VK_DYNAMIC_STATE_RASTERIZATION_SAMPLES_EXT` states enabled, then the `samples` parameter in the last call to `vkCmdSetSampleMaskEXT` **must** be greater or equal to the `rasterizationSamples` parameter in the last call to `vkCmdSetRasterizationSamplesEXT`

- VUID-vkCmdDrawIndirect2KHR-None-09211

If the bound graphics pipeline state was created with the `VK_DYNAMIC_STATE_RASTERIZATION_SAMPLES_EXT` state enabled, or a shader object is bound to any graphics stage, and the current render pass instance includes a `VkMultisampledRenderToSingleSampledInfoEXT` structure with `multisampledRenderToSingleSampledEnable` equal to `VK_TRUE`, then the `rasterizationSamples` in the last call to `vkCmdSetRasterizationSamplesEXT` **must** be the same as the `rasterizationSamples` member of that structure

- VUID-vkCmdDrawIndirect2KHR-firstAttachment-07476

If a shader object is bound to the `VK_SHADER_STAGE_FRAGMENT_BIT` stage or a graphics pipeline is bound was created with the `VK_DYNAMIC_STATE_COLOR_BLEND_ENABLE_EXT` dynamic states enabled, and the current value of `rasterizerDiscardEnable` is `VK_FALSE`, then the last call to `vkCmdSetColorBlendEnableEXT` in the current command buffer prior to this drawing command **must** have set a value for all active color attachments

- VUID-vkCmdDrawIndirect2KHR-firstAttachment-07478

If a shader object is bound to the `VK_SHADER_STAGE_FRAGMENT_BIT` stage or a graphics pipeline is bound was created with the `VK_DYNAMIC_STATE_COLOR_WRITE_MASK_EXT` dynamic states enabled, and the current value of `rasterizerDiscardEnable` is `VK_FALSE`, then the last call to `vkCmdSetColorWriteMaskEXT` in the current command buffer prior to this drawing command **must** have set a value for all active color attachments

- VUID-vkCmdDrawIndirect2KHR-advancedBlendMaxColorAttachments-07480

If a shader object is bound to the `VK_SHADER_STAGE_FRAGMENT_BIT` stage or a graphics pipeline is bound was created with the `VK_DYNAMIC_STATE_COLOR_BLEND_ADVANCED_EXT` and `VK_DYNAMIC_STATE_COLOR_BLEND_ENABLE_EXT` dynamic states enabled, the current value of `rasterizerDiscardEnable` is `VK_FALSE`, and an active color attachment current value of `blendEnable` is `VK_TRUE`, then the number of active color attachments **must** not exceed `advancedBlendMaxColorAttachments`

- VUID-vkCmdDrawIndirect2KHR-None-10862

If a graphics pipeline is bound was created with `VK_DYNAMIC_STATE_COLOR_BLEND_EQUATION_EXT`, but not the `VK_DYNAMIC_STATE_COLOR_BLEND_ADVANCED_EXT` dynamic state enabled, and the current value of `rasterizerDiscardEnable` is `VK_FALSE`, then `vkCmdSetColorBlendEquationEXT` **must** have been called and not subsequently `invalidated` in the current command buffer prior to this drawing command for all active color attachments with the `blendEnable` current value of `VK_TRUE`

- VUID-vkCmdDrawIndirect2KHR-rasterizerDiscardEnable-10863

If a graphics pipeline is bound was created with `VK_DYNAMIC_STATE_COLOR_BLEND_ADVANCED_EXT`, but not the `VK_DYNAMIC_STATE_COLOR_BLEND_EQUATION_EXT` dynamic state enabled, and the current value of `rasterizerDiscardEnable` is `VK_FALSE`, then `vkCmdSetColorBlendAdvancedEXT` **must** have been called and not subsequently *invalidated* in the current command buffer prior to this drawing command for all active color attachments with the `blendEnable` current value of `VK_TRUE`

- VUID-vkCmdDrawIndirect2KHR-None-10864

If a shader object is bound to the `VK_SHADER_STAGE_FRAGMENT_BIT` stage or a graphics pipeline is bound was created with `VK_DYNAMIC_STATE_COLOR_BLEND_ADVANCED_EXT` and `VK_DYNAMIC_STATE_COLOR_BLEND_EQUATION_EXT` dynamic state enabled, and the current value of `rasterizerDiscardEnable` is `VK_FALSE`, then either `vkCmdSetColorBlendAdvancedEXT` or `vkCmdSetColorBlendEquationEXT` **must** have been called and not subsequently *invalidated* in the current command buffer prior to this drawing command for all active color attachments with the `blendEnable` current value of `VK_TRUE`

- VUID-vkCmdDrawIndirect2KHR-primitivesGeneratedQueryWithNonZeroStreams-07481

If the `primitivesGeneratedQueryWithNonZeroStreams` feature is not enabled and the `VK_QUERY_TYPE_PRIMITIVES_GENERATED_EXT` query is active, and the bound graphics pipeline was created with `VK_DYNAMIC_STATE_RASTERIZATION_STREAM_EXT` state enabled, the last call to `vkCmdSetRasterizationStreamEXT` **must** have set the `rasterizationStream` to zero

- VUID-vkCmdDrawIndirect2KHR-sampleLocationsPerPixel-07482

If the bound graphics pipeline state was created with the `VK_DYNAMIC_STATE_SAMPLE_LOCATIONS_EXT` state enabled and the `VK_DYNAMIC_STATE_RASTERIZATION_SAMPLES_EXT` state disabled, and the current value of `sampleLocationsEnable` is `VK_TRUE`, then the `sampleLocationsPerPixel` member of `pSampleLocationsInfo` in the last call to `vkCmdSetSampleLocationsEXT` **must** equal the `rasterizationSamples` member of the `VkPipelineMultisampleStateCreateInfo` structure the bound graphics pipeline has been created with

- VUID-vkCmdDrawIndirect2KHR-sampleLocationsPerPixel-07483

If the bound graphics pipeline state was created with the `VK_DYNAMIC_STATE_SAMPLE_LOCATIONS_EXT` state enabled and the `VK_DYNAMIC_STATE_RASTERIZATION_SAMPLES_EXT` state enabled, and the current value of `sampleLocationsEnable` is `VK_TRUE`, then the `sampleLocationsPerPixel` member of `pSampleLocationsInfo` in the last call to `vkCmdSetSampleLocationsEXT` **must** equal the `rasterizationSamples` parameter of the last call to `vkCmdSetRasterizationSamplesEXT`

- VUID-vkCmdDrawIndirect2KHR-sampleLocationsEnable-07484

If a shader object is bound to the `VK_SHADER_STAGE_FRAGMENT_BIT` stage, or the bound graphics pipeline was created with the `VK_DYNAMIC_STATE_SAMPLE_LOCATIONS_ENABLE_EXT` state enabled, and `sampleLocationsEnable` was `VK_TRUE` in the last call to `vkCmdSetSampleLocationsEnableEXT` then the current active depth attachment **must** have been created with the `VK_IMAGE_CREATE_SAMPLE_LOCATIONS_COMPATIBLE_DEPTH_BIT_EXT` bit set

- VUID-vkCmdDrawIndirect2KHR-sampleLocationsEnable-07485

If a shader object is bound to the `VK_SHADER_STAGE_FRAGMENT_BIT` stage, or the bound graphics pipeline state was created with the `VK_DYNAMIC_STATE_SAMPLE_LOCATIONS_EXT` state enabled and the `VK_DYNAMIC_STATE_SAMPLE_LOCATIONS_ENABLE_EXT` state enabled, and if `sampleLocationsEnable` was `VK_TRUE` in the last call to `vkCmdSetSampleLocationsEnableEXT`, then the `sampleLocationsInfo.maxSampleLocationGridSize.width` in the last call to `vkCmdSetSampleLocationsEXT` **must** evenly divide `VkMultisamplePropertiesEXT::maxSampleLocationGridSize.width` as returned by `vkGetPhysicalDeviceMultisamplePropertiesEXT` with a `samples` parameter equaling `rasterizationSamples`

- VUID-vkCmdDrawIndirect2KHR-sampleLocationsEnable-07486

If a shader object is bound to the `VK_SHADER_STAGE_FRAGMENT_BIT` stage, or the bound graphics pipeline state was created with the `VK_DYNAMIC_STATE_SAMPLE_LOCATIONS_EXT` state enabled and the `VK_DYNAMIC_STATE_SAMPLE_LOCATIONS_ENABLE_EXT` state enabled, and if `sampleLocationsEnable` was `VK_TRUE` in the last call to `vkCmdSetSampleLocationsEnableEXT`, then the `sampleLocationsInfo.maxSampleLocationGridSize.height` in the last call to `vkCmdSetSampleLocationsEXT` **must** evenly divide `VkMultisamplePropertiesEXT::maxSampleLocationGridSize.height` as returned by `vkGetPhysicalDeviceMultisamplePropertiesEXT` with a `samples` parameter equaling `rasterizationSamples`

- VUID-vkCmdDrawIndirect2KHR-sampleLocationsEnable-07487

If a shader object is bound to the `VK_SHADER_STAGE_FRAGMENT_BIT` stage, or the bound graphics pipeline state was created with the `VK_DYNAMIC_STATE_SAMPLE_LOCATIONS_ENABLE_EXT` state enabled, and if `sampleLocationsEnable` was `VK_TRUE` in the last call to `vkCmdSetSampleLocationsEnableEXT`, the fragment shader code **must** not statically use the extended instruction `InterpolateAtSample`

- VUID-vkCmdDrawIndirect2KHR-sampleLocationsEnable-07936

If the bound graphics pipeline state was created with the `VK_DYNAMIC_STATE_SAMPLE_LOCATIONS_EXT` state disabled and the `VK_DYNAMIC_STATE_RASTERIZATION_SAMPLES_EXT` state enabled, and the `current` value of `sampleLocationsEnable` is `VK_TRUE`, then `sampleLocationsInfo.sampleLocationGridSize.width` **must** evenly divide `VkMultisamplePropertiesEXT::maxSampleLocationGridSize.width` as returned by `vkGetPhysicalDeviceMultisamplePropertiesEXT` with a `samples` parameter equaling the value of `rasterizationSamples` in the last call to `vkCmdSetRasterizationSamplesEXT`

- VUID-vkCmdDrawIndirect2KHR-sampleLocationsEnable-07937

If the bound graphics pipeline state was created with the `VK_DYNAMIC_STATE_SAMPLE_LOCATIONS_EXT` state disabled and the `VK_DYNAMIC_STATE_RASTERIZATION_SAMPLES_EXT` state enabled, and the `current` value of `sampleLocationsEnable` is `VK_TRUE`, then `sampleLocationsInfo.sampleLocationGridSize.height` **must** evenly divide

`VkMultisamplePropertiesEXT::maxSampleLocationGridSize.height` as returned by `vkGetPhysicalDeviceMultisamplePropertiesEXT` with a `samples` parameter equaling the value of `rasterizationSamples` in the last call to `vkCmdSetRasterizationSamplesEXT`

- VUID-vkCmdDrawIndirect2KHR-sampleLocationsEnable-07938

If the bound graphics pipeline state was created with the `VK_DYNAMIC_STATE_SAMPLE_LOCATIONS_EXT` state disabled and the `VK_DYNAMIC_STATE_RASTERIZATION_SAMPLES_EXT` state enabled, and the `current` value of `sampleLocationsEnable` is `VK_TRUE`, then `sampleLocationsInfo.sampleLocationsPerPixel` **must** equal `rasterizationSamples` in the last call to `vkCmdSetRasterizationSamplesEXT`

- VUID-vkCmdDrawIndirect2KHR-coverageModulationTableEnable-07488

If a shader object is bound to any graphics stage or the bound graphics pipeline state was created with the `VK_DYNAMIC_STATE_COVERAGE_MODULATION_TABLE_ENABLE_NV` state enabled, and the last call to `vkCmdSetCoverageModulationTableEnableNV` set `coverageModulationTableEnable` to `VK_TRUE`, then the `coverageModulationTableCount` parameter in the last call to `vkCmdSetCoverageModulationTableNV` **must** equal the current `rasterizationSamples` divided by the number of color samples in the current active color attachment

- VUID-vkCmdDrawIndirect2KHR-rasterizationSamples-07489

If the `VK_NV_framebuffer_mixed_samples` extension is enabled, and if current subpass has a depth/stencil attachment and depth test, stencil test, or depth bounds test are enabled in the bound pipeline, then the current `rasterizationSamples` **must** be the same as the sample count of the depth/stencil attachment

- VUID-vkCmdDrawIndirect2KHR-coverageToColorEnable-07490

If the bound graphics pipeline state was created with the `VK_DYNAMIC_STATE_COVERAGE_TO_COLOR_ENABLE_NV` state enabled and the last call to `vkCmdSetCoverageToColorEnableNV` set the `coverageToColorEnable` to `VK_TRUE`, then there **must** be an active color attachment at the location selected by the last call to `vkCmdSetCoverageToColorLocationNV` `coverageToColorLocation`, with a `VkFormat` of `VK_FORMAT_R8_UINT`, `VK_FORMAT_R8_SINT`, `VK_FORMAT_R16_UINT`, `VK_FORMAT_R16_SINT`, `VK_FORMAT_R32_UINT`, or `VK_FORMAT_R32_SINT`

- VUID-vkCmdDrawIndirect2KHR-rasterizerDiscardEnable-09420

If the `VK_NV_fragment_coverage_to_color` extension is enabled, and a shader object is bound to the `VK_SHADER_STAGE_FRAGMENT_BIT` stage, and the most recent call to `vkCmdSetRasterizerDiscardEnable` in the current command buffer set `rasterizerDiscardEnable` to `VK_FALSE`, and the last call to `vkCmdSetCoverageToColorEnableNV` set the `coverageToColorEnable` to `VK_TRUE`, then there **must** be an active color attachment at the location selected by the last call to `vkCmdSetCoverageToColorLocationNV` `coverageToColorLocation`, with a `VkFormat` of `VK_FORMAT_R8_UINT`, `VK_FORMAT_R8_SINT`, `VK_FORMAT_R16_UINT`, `VK_FORMAT_R16_SINT`, `VK_FORMAT_R32_UINT`, or `VK_FORMAT_R32_SINT`

- VUID-vkCmdDrawIndirect2KHR-coverageReductionMode-07491

If the `coverageReductionMode` feature is enabled, a shader object is bound to any graphics stage or a graphics pipeline is bound which was created with the `VK_DYNAMIC_STATE_COVERAGE_REDUCTION_MODE_NV` or

VK_DYNAMIC_STATE_RASTERIZATION_SAMPLES_EXT dynamic states enabled, then the current values of coverageReductionMode, rasterizationSamples, the sample counts for the color and depth/stencil attachments (if the subpass has them) **must** be a valid combination returned by vkGetPhysicalDeviceSupportedFramebufferMixedSamplesCombinationsNV

- VUID-vkCmdDrawIndirect2KHR-viewportCount-07492

If the bound graphics pipeline state was created with the VK_DYNAMIC_STATE_VIEWPORT_WITH_COUNT dynamic state enabled, but not the VK_DYNAMIC_STATE_VIEWPORT_SWIZZLE_NV dynamic state enabled, then the bound graphics pipeline **must** have been created with VkPipelineViewportSwizzleStateCreateInfoNV::viewportCount greater or equal to the viewportCount parameter in the last call to vkCmdSetViewportWithCount

- VUID-vkCmdDrawIndirect2KHR-viewportCount-07493

If the bound graphics pipeline state was created with the VK_DYNAMIC_STATE_VIEWPORT_WITH_COUNT and VK_DYNAMIC_STATE_VIEWPORT_SWIZZLE_NV dynamic states enabled then the viewportCount parameter in the last call to vkCmdSetViewportSwizzleNV **must** be greater than or equal to the viewportCount parameter in the last call to vkCmdSetViewportWithCount

- VUID-vkCmdDrawIndirect2KHR-viewportCount-09421

If the VK_NV_viewport_swizzle extension is enabled, and a shader object is bound to any graphics stage, then the viewportCount parameter in the last call to vkCmdSetViewportSwizzleNV **must** be greater than or equal to the viewportCount parameter in the last call to vkCmdSetViewportWithCount

- VUID-vkCmdDrawIndirect2KHR-rasterizationSamples-07494

If the VK_NV_framebuffer_mixed_samples extension is enabled, and the coverageReductionMode feature is not enabled, or the current value of coverageReductionMode is not VK_COVERAGE_REDUCTION_MODE_TRUNCATE_NV, and the current value of rasterizationSamples is greater than sample count of the color attachment, then sample shading **must** be disabled

- VUID-vkCmdDrawIndirect2KHR-stippledLineEnable-07495

If the bound graphics pipeline state was created with the VK_DYNAMIC_STATE_LINE_STIPPLE_ENABLE_EXT or VK_DYNAMIC_STATE_LINE_RASTERIZATION_MODE_EXT dynamic states enabled, and if the current stippledLineEnable state is VK_TRUE and the current lineRasterizationMode state is VK_LINE_RASTERIZATION_MODE_RECTANGULAR, then the stippledRectangularLines feature **must** be enabled

- VUID-vkCmdDrawIndirect2KHR-stippledLineEnable-07496

If the bound graphics pipeline state was created with the VK_DYNAMIC_STATE_LINE_STIPPLE_ENABLE_EXT or VK_DYNAMIC_STATE_LINE_RASTERIZATION_MODE_EXT dynamic states enabled, and if the current stippledLineEnable state is VK_TRUE and the current lineRasterizationMode state is VK_LINE_RASTERIZATION_MODE_BRESENHAM, then the stippledBresenhamLines feature **must** be enabled

- VUID-vkCmdDrawIndirect2KHR-stippledLineEnable-07497

If the bound graphics pipeline state was created with the `VK_DYNAMIC_STATE_LINE_STIPPLE_ENABLE_EXT` or `VK_DYNAMIC_STATE_LINE_RASTERIZATION_MODE_EXT` dynamic states enabled, and if the current `stippledLineEnable` state is `VK_TRUE` and the current `lineRasterizationMode` state is `VK_LINE_RASTERIZATION_MODE_RECTANGULAR_SMOOTH`, then the `stippledSmoothLines` feature **must** be enabled

- VUID-vkCmdDrawIndirect2KHR-stippledLineEnable-07498

If the bound graphics pipeline state was created with the `VK_DYNAMIC_STATE_LINE_STIPPLE_ENABLE_EXT` or `VK_DYNAMIC_STATE_LINE_RASTERIZATION_MODE_EXT` dynamic states enabled, and if the current `stippledLineEnable` state is `VK_TRUE` and the current `lineRasterizationMode` state is `VK_LINE_RASTERIZATION_MODE_DEFAULT`, then the `stippledRectangularLines` feature **must** be enabled and `VkPhysicalDeviceLimits::strictLines` **must** be `VK_TRUE`

- VUID-vkCmdDrawIndirect2KHR-stage-07073

If the bound pipeline was created with the `VkPipelineShaderStageCreateInfo::stage` member of an element of `VkGraphicsPipelineCreateInfo::pStages` set to `VK_SHADER_STAGE_VERTEX_BIT`, `VK_SHADER_STAGE_TESSELLATION_CONTROL_BIT`, `VK_SHADER_STAGE_TESSELLATION_EVALUATION_BIT` or `VK_SHADER_STAGE_GEOMETRY_BIT`, then `Mesh Shader Queries` **must** not be active

- VUID-vkCmdDrawIndirect2KHR-None-08877

If a shader object is bound to the `VK_SHADER_STAGE_FRAGMENT_BIT` stage or a graphics pipeline is bound which was created with the `VK_DYNAMIC_STATE_ATTACHMENT_FEEDBACK_LOOP_ENABLE_EXT` dynamic state enabled, and the current value of `rasterizerDiscardEnable` is `VK_FALSE`, then `vkCmdSetAttachmentFeedbackLoopEnableEXT` **must** have been called and not subsequently `invalidated` in the current command buffer prior to this drawing command

- VUID-vkCmdDrawIndirect2KHR-None-07850

If dynamic state was inherited from `VkCommandBufferInheritanceViewportScissorInfoNV`, it **must** be set in the current command buffer prior to this drawing command

- VUID-vkCmdDrawIndirect2KHR-nextStage-10745

For each shader object bound to a graphics stage, except for shader object bound to the last graphics stage in the logical pipeline, it **must** have been created with a `nextStage` including the corresponding bit to the shader object bound to the following graphics stage in the logical pipeline

- VUID-vkCmdDrawIndirect2KHR-None-08684

If there is no bound graphics pipeline, `vkCmdBindShadersEXT` **must** have been called in the current command buffer with `pStages` with an element of `VK_SHADER_STAGE_VERTEX_BIT`

- VUID-vkCmdDrawIndirect2KHR-None-08685

If there is no bound graphics pipeline, and the `tessellationShader` feature is enabled, `vkCmdBindShadersEXT` **must** have been called in the current command buffer with `pStages` with an element of `VK_SHADER_STAGE_TESSELLATION_CONTROL_BIT`

- VUID-vkCmdDrawIndirect2KHR-None-08686

If there is no bound graphics pipeline, and the `tessellationShader` feature is enabled,

`vkCmdBindShadersEXT` **must** have been called in the current command buffer with `pStages` with an element of `VK_SHADER_STAGE_TESSELLATION_EVALUATION_BIT`

- VUID-vkCmdDrawIndirect2KHR-None-08687

If there is no bound graphics pipeline, and the `geometryShader` feature is enabled, `vkCmdBindShadersEXT` **must** have been called in the current command buffer with `pStages` with an element of `VK_SHADER_STAGE_GEOMETRY_BIT`

- VUID-vkCmdDrawIndirect2KHR-None-08688

If there is no bound graphics pipeline, `vkCmdBindShadersEXT` **must** have been called in the current command buffer with `pStages` with an element of `VK_SHADER_STAGE_FRAGMENT_BIT`

- VUID-vkCmdDrawIndirect2KHR-None-08689

If there is no bound graphics pipeline, and the `taskShader` feature is enabled, `vkCmdBindShadersEXT` **must** have been called in the current command buffer with `pStages` with an element of `VK_SHADER_STAGE_TASK_BIT_EXT`

- VUID-vkCmdDrawIndirect2KHR-None-08690

If there is no bound graphics pipeline, and the `meshShader` feature is enabled, `vkCmdBindShadersEXT` **must** have been called in the current command buffer with `pStages` with an element of `VK_SHADER_STAGE_MESH_BIT_EXT`

- VUID-vkCmdDrawIndirect2KHR-None-08693

If there is no bound graphics pipeline, and at least one of the `taskShader` and `meshShader` features is enabled, one of the `VK_SHADER_STAGE_VERTEX_BIT` or `VK_SHADER_STAGE_MESH_BIT_EXT` stages **must** have a valid `VkShaderEXT` bound, and the other **must** have no `VkShaderEXT` bound

- VUID-vkCmdDrawIndirect2KHR-None-08696

If there is no bound graphics pipeline, and a valid `VkShaderEXT` is bound to the `VK_SHADER_STAGE_VERTEX_BIT` stage, there **must** be no `VkShaderEXT` bound to either the `VK_SHADER_STAGE_TASK_BIT_EXT` stage or the `VK_SHADER_STAGE_MESH_BIT_EXT` stage

- VUID-vkCmdDrawIndirect2KHR-None-08698

If any graphics shader is bound which was created with the `VK_SHADER_CREATE_LINK_STAGE_BIT_EXT` flag, then all shaders created with the `VK_SHADER_CREATE_LINK_STAGE_BIT_EXT` flag in the same `vkCreateShadersEXT` call **must** also be bound

- VUID-vkCmdDrawIndirect2KHR-None-08699

If any graphics shader is bound which was created with the `VK_SHADER_CREATE_LINK_STAGE_BIT_EXT` flag, any stages in between stages whose shaders which did not create a shader with the `VK_SHADER_CREATE_LINK_STAGE_BIT_EXT` flag as part of the same `vkCreateShadersEXT` call **must** not have any `VkShaderEXT` bound

- VUID-vkCmdDrawIndirect2KHR-None-08878

All bound graphics shader objects **must** have been created with identical or `identically defined` push constant ranges

- VUID-vkCmdDrawIndirect2KHR-None-08879

All bound graphics shader objects **must** have either been created with the `VK_SHADER_CREATE_DESCRIPTOR_HEAP_BIT_EXT` flag set, or with identical or `identically`

defined arrays of descriptor set layouts

- VUID-vkCmdDrawIndirect2KHR-colorAttachmentCount-09372

If the current render pass instance was begun with `vkCmdBeginRendering` and a `VkRenderingInfo::colorAttachmentCount` equal to 1, a color attachment with a resolve mode of `VK_RESOLVE_MODE_EXTERNAL_FORMAT_DOWNSAMPLE_BIT_ANDROID`, and a fragment shader is bound, it **must** not declare the `DepthReplacing` or `StencilRefReplacingEXT` execution modes

- VUID-vkCmdDrawIndirect2KHR-pDynamicStates-08715

If the bound graphics pipeline state includes a fragment shader stage, was created with `VK_DYNAMIC_STATE_DEPTH_WRITE_ENABLE` set in `VkPipelineDynamicStateCreateInfo::pDynamicStates`, and the fragment shader declares the `EarlyFragmentTests` execution mode and uses `OpDepthAttachmentReadEXT`, the `depthWriteEnable` parameter in the last call to `vkCmdSetDepthWriteEnable` **must** be `VK_FALSE`

- VUID-vkCmdDrawIndirect2KHR-pDynamicStates-08716

If the bound graphics pipeline state includes a fragment shader stage, was created with `VK_DYNAMIC_STATE_STENCIL_WRITE_MASK` set in `VkPipelineDynamicStateCreateInfo::pDynamicStates`, and the fragment shader declares the `EarlyFragmentTests` execution mode and uses `OpStencilAttachmentReadEXT`, the `writeMask` parameter in the last call to `vkCmdSetStencilWriteMask` **must** be 0

- VUID-vkCmdDrawIndirect2KHR-None-09116

If a shader object is bound to any graphics stage or the bound graphics pipeline was created with `VK_DYNAMIC_STATE_COLOR_WRITE_MASK_EXT`, and the format of any color attachment is `VK_FORMAT_E5B9G9R9_UFLOAT_PACK32`, the corresponding element of the `pColorWriteMasks` parameter of `vkCmdSetColorWriteMaskEXT` **must** either include all of `VK_COLOR_COMPONENT_R_BIT`, `VK_COLOR_COMPONENT_G_BIT`, and `VK_COLOR_COMPONENT_B_BIT`, or none of them

- VUID-vkCmdDrawIndirect2KHR-maxFragmentDualSrcAttachments-09239

If `blending` is enabled for any attachment where either the source or destination blend factors for that attachment [use the secondary color input](#), the maximum value of `Location` for any output attachment [statically used](#) in the `Fragment Execution Model` executed by this command **must** be less than `maxFragmentDualSrcAttachments`

- VUID-vkCmdDrawIndirect2KHR-None-09548

If the current render pass was begun with `vkCmdBeginRendering`, there is no shader object bound to any graphics stage, the value of each element of `VkRenderingAttachmentLocationInfo::pColorAttachmentLocations` in the bound pipeline **must** match the value for the corresponding locations set currently in the current render pass instance

- VUID-vkCmdDrawIndirect2KHR-None-09549

If the current render pass was begun with `vkCmdBeginRendering`, and there is no shader object bound to any graphics stage, the value of each element of `VkRenderingInputAttachmentIndexInfo::pColorAttachmentInputIndices` in the bound pipeline **must** match the value for the corresponding index set currently in the current render pass instance

- VUID-vkCmdDrawIndirect2KHR-None-10927

If the current render pass was begun with `vkCmdBeginRendering`, and there is no shader

object bound to any graphics stage, the value of `VkRenderingInputAttachmentIndexInfo::pDepthInputAttachmentIndex` in the bound pipeline **must** match the value set currently in the current render pass instance

- VUID-vkCmdDrawIndirect2KHR-None-10928

If the current render pass was begun with `vkCmdBeginRendering`, and there is no shader object bound to any graphics stage, the value of `VkRenderingInputAttachmentIndexInfo::pStencilInputAttachmentIndex` in the bound pipeline **must** match the value set currently in the current render pass instance

- VUID-vkCmdDrawIndirect2KHR-None-09642

If the current render pass was begun with `vkCmdBeginRendering` with the `VK_RENDERING_ENABLE_LEGACY_DITHERING_BIT_EXT` flag, the bound graphics pipeline **must** have been created with `VK_PIPELINE_CREATE_2_ENABLE_LEGACY_DITHERING_BIT_EXT`

- VUID-vkCmdDrawIndirect2KHR-None-09643

If the bound graphics pipeline was created with `VK_PIPELINE_CREATE_2_ENABLE_LEGACY_DITHERING_BIT_EXT`, the current render pass **must** have begun with `vkCmdBeginRendering` with the `VK_RENDERING_ENABLE_LEGACY_DITHERING_BIT_EXT` flag

- VUID-vkCmdDrawIndirect2KHR-None-10677

If the `per-tile execution model` is enabled, the `tileShadingPerTileDraw` feature **must** be enabled

- VUID-vkCmdDrawIndirect2KHR-None-10772

If a shader object is bound to any graphics stage, *multiview* functionality **must** not be enabled in the current render pass

- VUID-vkCmdDrawIndirect2KHR-multiviewPerViewViewports-12262

If the `multiviewPerViewViewports` feature is enabled, then the index of the most significant bit in current render pass instance `viewMask` **must** be less than the `current value` of `viewportCount`

- VUID-vkCmdDrawIndirect2KHR-multiviewPerViewViewports-12263

If the `multiviewPerViewViewports` feature is enabled, then the index of the most significant bit in current render pass instance `viewMask` **must** be less than the `current value` of `scissorCount`

- VUID-vkCmdDrawIndirect2KHR-flags-11521

If current render pass instance was begun with `vkCmdBeginRendering` with `VkRenderingInfo::flags` which includes `VK_RENDERING_FRAGMENT_REGION_BIT_EXT`, and if `sample shading` is enabled (explicitly or implicitly), then the minimum fraction for sample shading **must** equal 0.0

- VUID-vkCmdDrawIndirect2KHR-None-11522

If the current render pass instance was begun with `vkCmdBeginRendering` and contains a custom resolve, and the `dynamicRenderingUnusedAttachments` feature is not enabled, the graphics pipeline bound **must** have been created with a `VkCustomResolveCreateInfoEXT`

- VUID-vkCmdDrawIndirect2KHR-None-11523

If the current render pass instance was begun with `vkCmdBeginRendering` and does not contain a custom resolve, and the `dynamicRenderingUnusedAttachments` feature is not

enabled, the graphics pipeline bound **must** not have been created with a [VkCustomResolveCreateInfoEXT](#)

- VUID-vkCmdDrawIndirect2KHR-customResolve-11524

If the current render pass instance was begun with [vkCmdBeginRendering](#) and [vkCmdBeginCustomResolveEXT](#) has been recorded in the render pass instance, the graphics pipeline bound **must** have been created with [VkCustomResolveCreateInfoEXT::customResolve](#) as [VK_TRUE](#)

- VUID-vkCmdDrawIndirect2KHR-customResolve-11525

If the current render pass instance was begun with [vkCmdBeginRendering](#) and contains a custom resolve, and [vkCmdBeginCustomResolveEXT](#) has not been recorded in the render pass instance, the graphics pipeline bound **must** have been created with [VkCustomResolveCreateInfoEXT::customResolve](#) as [VK_FALSE](#)

- VUID-vkCmdDrawIndirect2KHR-None-11861

If the [dynamicRenderingUnusedAttachments](#) feature is not enabled and the current render pass instance was begun with [vkCmdBeginRendering](#) and contains a custom resolve, the bound graphics pipeline **must** have been created with a [VkCustomResolveCreateInfoEXT::colorAttachmentCount](#) equal to [VkRenderingInfo::colorAttachmentCount](#)

- VUID-vkCmdDrawIndirect2KHR-None-11862

If the [dynamicRenderingUnusedAttachments](#) feature is not enabled, and the current render pass instance was begun with [vkCmdBeginRendering](#), it contains a custom resolve, and [VkRenderingInfo::colorAttachmentCount](#) greater than 0, then each element of the [VkRenderingInfo::pColorAttachments](#) array with an [resolveImageView](#) not equal to [VK_NULL_HANDLE](#) **must** have been created with a [VkFormat](#) equal to the corresponding element of [VkCustomResolveCreateInfoEXT::pColorAttachmentFormats](#) used to create the bound graphics pipeline

- VUID-vkCmdDrawIndirect2KHR-None-11863

If the [dynamicRenderingUnusedAttachments](#) feature is not enabled, and the current render pass instance was begun with [vkCmdBeginRendering](#), it contains a custom resolve, and [VkRenderingInfo::colorAttachmentCount](#) greater than 0, then each element of the [VkRenderingInfo::pColorAttachments](#) array with an [resolveImageView](#) equal to [VK_NULL_HANDLE](#) **must** have the corresponding element of [VkCustomResolveCreateInfoEXT::pColorAttachmentFormats](#) used to create the bound pipeline equal to [VK_FORMAT_UNDEFINED](#)

- VUID-vkCmdDrawIndirect2KHR-dynamicRenderingUnusedAttachments-11864

If the [dynamicRenderingUnusedAttachments](#) feature is enabled, the current render pass instance was begun with [vkCmdBeginRendering](#), it contains a custom resolve, and [VkRenderingInfo::colorAttachmentCount](#) greater than 0, then each element of the [VkRenderingInfo::pColorAttachments](#) array with an [resolveImageView](#) not equal to [VK_NULL_HANDLE](#) **must** have been created with a [VkFormat](#) equal to the corresponding element of [VkCustomResolveCreateInfoEXT::pColorAttachmentFormats](#) used to create the bound graphics pipeline, or the corresponding element of [VkCustomResolveCreateInfoEXT::pColorAttachmentFormats](#), if it exists, **must** be [VK_FORMAT_UNDEFINED](#)

- VUID-vkCmdDrawIndirect2KHR-None-11865

If the current render pass instance was begun with [vkCmdBeginRendering](#), it contains a

custom resolve, the `dynamicRenderingUnusedAttachments` feature is not enabled, and `VkRenderingInfo::pDepthAttachment->resolveImageView` was `VK_NULL_HANDLE`, the value of `VkCustomResolveCreateInfoEXT::depthAttachmentFormat` used to create the bound graphics pipeline **must** be equal to `VK_FORMAT_UNDEFINED`

- VUID-vkCmdDrawIndirect2KHR-None-11866

If current render pass instance was begun with `vkCmdBeginRendering`, it contains a custom resolve, the `dynamicRenderingUnusedAttachments` feature is not enabled, and `VkRenderingInfo::pDepthAttachment->resolveImageView` was not `VK_NULL_HANDLE`, the value of `VkCustomResolveCreateInfoEXT::depthAttachmentFormat` used to create the bound graphics pipeline **must** be equal to the `VkFormat` used to create `VkRenderingInfo::pDepthAttachment->resolveImageView`

- VUID-vkCmdDrawIndirect2KHR-dynamicRenderingUnusedAttachments-11867

If the current render pass instance was begun with `vkCmdBeginRendering`, it contains a custom resolve, the `dynamicRenderingUnusedAttachments` feature is enabled, `VkRenderingInfo::pDepthAttachment->resolveImageView` was not `VK_NULL_HANDLE`, and the value of `VkCustomResolveCreateInfoEXT::depthAttachmentFormat` used to create the bound graphics pipeline was not equal to the `VkFormat` used to create `VkRenderingInfo::pDepthAttachment->resolveImageView`, the value of the format **must** be `VK_FORMAT_UNDEFINED`

- VUID-vkCmdDrawIndirect2KHR-None-11868

If the current render pass instance was begun with `vkCmdBeginRendering`, it contains a custom resolve, the `dynamicRenderingUnusedAttachments` feature is not enabled, and `VkRenderingInfo::pStencilAttachment->resolveImageView` was `VK_NULL_HANDLE`, the value of `VkCustomResolveCreateInfoEXT::stencilAttachmentFormat` used to create the bound graphics pipeline **must** be equal to `VK_FORMAT_UNDEFINED`

- VUID-vkCmdDrawIndirect2KHR-None-11869

If current render pass instance was begun with `vkCmdBeginRendering`, it contains a custom resolve, the `dynamicRenderingUnusedAttachments` feature is not enabled, and `VkRenderingInfo::pStencilAttachment->resolveImageView` was not `VK_NULL_HANDLE`, the value of `VkCustomResolveCreateInfoEXT::stencilAttachmentFormat` used to create the bound graphics pipeline **must** be equal to the `VkFormat` used to create `VkRenderingInfo::pStencilAttachment->resolveImageView`

- VUID-vkCmdDrawIndirect2KHR-dynamicRenderingUnusedAttachments-11870

If the current render pass instance was begun with `vkCmdBeginRendering`, it contains a custom resolve, the `dynamicRenderingUnusedAttachments` feature is enabled, `VkRenderingInfo::pStencilAttachment->resolveImageView` was not `VK_NULL_HANDLE`, and the value of `VkCustomResolveCreateInfoEXT::stencilAttachmentFormat` used to create the bound graphics pipeline was not equal to the `VkFormat` used to create `VkRenderingInfo::pStencilAttachment->resolveImageView`, the value of the format **must** be `VK_FORMAT_UNDEFINED`

- VUID-vkCmdDrawIndirect2KHR-colorAttachmentCount-11871

If the current render pass instance was begun with `vkCmdBeginRendering` with a `VkRenderingInfo::colorAttachmentCount` parameter greater than `0` and `vkCmdBeginCustomResolveEXT` has been recorded in the render pass instance, then for each element of the `VkRenderingInfo::pColorAttachments` array with a `resolveImageView`

not equal to `VK_NULL_HANDLE`, the `resolveImageView` **must** have been created with a sample count equal to the value of `rasterizationSamples` for the bound graphics pipeline

- VUID-vkCmdDrawIndirect2KHR-pDepthAttachment-11872

If the current render pass instance was begun with `vkCmdBeginRendering`, `vkCmdBeginCustomResolveEXT` has been recorded in the render pass instance, and `VkRenderingInfo::pDepthAttachment->resolveImageView` was not `VK_NULL_HANDLE`, the value of `rasterizationSamples` for the bound graphics pipeline **must** be equal to the sample count used to create `VkRenderingInfo::pDepthAttachment->resolveImageView`

- VUID-vkCmdDrawIndirect2KHR-pStencilAttachment-11873

If the current render pass instance was begun with `vkCmdBeginRendering`, `vkCmdBeginCustomResolveEXT` has been recorded in the render pass instance, `VkRenderingInfo::pStencilAttachment->resolveImageView` was not `VK_NULL_HANDLE`, the value of `rasterizationSamples` for the bound graphics pipeline **must** be equal to the sample count used to create `VkRenderingInfo::pStencilAttachment->resolveImageView`

- VUID-vkCmdDrawIndirect2KHR-customResolve-11529

If a shader object is bound to the fragment stage, the current render pass instance was begun with `vkCmdBeginRendering`, a fragment density map attachment is active, and `vkCmdBeginCustomResolveEXT` has been called, then the fragment shader object bound **must** have been created with `VkCustomResolveCreateInfoEXT::customResolve` as `VK_TRUE`

- VUID-vkCmdDrawIndirect2KHR-customResolve-11530

If a shader object is bound to the fragment stage, the current render pass instance was begun with `vkCmdBeginRendering` and contains a custom resolve, a fragment density map attachment is active, and `vkCmdBeginCustomResolveEXT` has not yet been called, then the fragment shader object bound **must** have been created with `VkCustomResolveCreateInfoEXT::customResolve` as `VK_FALSE`

- VUID-vkCmdDrawIndirect2KHR-flags-13361

If there are any shader objects bound that were created with `flags` that includes the `VK_SHADER_CREATE_INDEPENDENT_SETS_BIT_KHR` bit, then all bound shader objects **must** have been created with the `VK_SHADER_CREATE_INDEPENDENT_SETS_BIT_KHR` bit

- VUID-vkCmdDrawIndirect2KHR-flags-13362

If there are any shader objects bound that were created with `flags` that includes the `VK_SHADER_CREATE_INDEPENDENT_SETS_BIT_KHR` bit, then the pipeline layout of the bound descriptor sets **must** have been created with `VK_PIPELINE_LAYOUT_CREATE_INDEPENDENT_SETS_BIT_EXT` set

- VUID-vkCmdDrawIndirect2KHR-flags-13363

If there are any shader objects bound that were created with `flags` that includes the `VK_SHADER_CREATE_INDEPENDENT_SETS_BIT_KHR` bit, and any of the descriptor set layouts used to create the pipeline layout of the bound descriptor sets were created with any binding's `VkDescriptorSetLayoutBinding::stageFlags` set with `VK_SHADER_STAGE_VERTEX_BIT`, `VK_SHADER_STAGE_TESSELLATION_CONTROL_BIT`, `VK_SHADER_STAGE_TESSELLATION_EVALUATION_BIT` or `VK_SHADER_STAGE_GEOMETRY_BIT`, then there **must** be no binding with `VkDescriptorSetLayoutBinding::stageFlags` set with `VK_SHADER_STAGE_TASK_BIT_EXT` or `VK_SHADER_STAGE_MESH_BIT_EXT`

- VUID-vkCmdDrawIndirect2KHR-flags-13364

If there are any shader objects bound that were created with **flags** that includes both the `VK_SHADER_CREATE_INDEPENDENT_SETS_BIT_KHR` and `VK_SHADER_CREATE_NO_TASK_SHADER_BIT_EXT` bits, the pipeline layout of the bound descriptor sets **must** have been created with `VK_PIPELINE_LAYOUT_CREATE_NO_TASK_SHADER_BIT_KHR` set

- VUID-vkCmdDrawIndirect2KHR-flags-13365

If there are any shader objects bound that were created with **flags** that includes both the `VK_SHADER_CREATE_INDEPENDENT_SETS_BIT_KHR` and `VK_SHADER_CREATE_NO_TASK_SHADER_BIT_EXT` bits, there **must** be no shader object bound to the `VK_SHADER_STAGE_TASK_BIT_EXT` stage

- VUID-vkCmdDrawIndirect2KHR-None-04007

All vertex input bindings accessed via vertex input variables declared in the vertex shader entry point's interface **must** have either valid or `VK_NULL_HANDLE` buffers bound

- VUID-vkCmdDrawIndirect2KHR-None-04008

If the **nullDescriptor** feature is not enabled, all vertex input bindings accessed via vertex input variables declared in the vertex shader entry point's interface **must** not be `VK_NULL_HANDLE`

- VUID-vkCmdDrawIndirect2KHR-None-02721

If the **robustBufferAccess** feature is not enabled, and that pipeline was created without enabling `VK_PIPELINE_ROBUSTNESS_BUFFER_BEHAVIOR_ROBUST_BUFFER_ACCESS` for **vertexInputs**, then for a given vertex buffer binding, any attribute data fetched **must** be entirely contained within the corresponding vertex buffer binding, as described in [Vertex Input Description](#)

- VUID-vkCmdDrawIndirect2KHR-format-10389

For each vertex attribute accessed by this command, if its `VkVertexInputAttributeDescription::format` or `VkVertexInputAttributeDescription2EXT::format` is a **packed format**, and the **legacyVertexAttributes** feature is not enabled, the value of **attribAddress**, calculated as described in [Vertex Input Calculation](#), **must** be a multiple of the **size of the format**

- VUID-vkCmdDrawIndirect2KHR-format-10390

For each vertex attribute accessed by this command, if its `VkVertexInputAttributeDescription::format` or `VkVertexInputAttributeDescription2EXT::format` is not a **packed format**, and either the **legacyVertexAttributes** feature is not enabled or **format** has 64-bit components, the value of **attribAddress**, calculated as described in [Vertex Input Calculation](#), **must** be a multiple of the **component size of the format**

- VUID-vkCmdDrawIndirect2KHR-None-07842

If there is a shader object bound to the `VK_SHADER_STAGE_VERTEX_BIT` stage or the bound graphics pipeline state was created with the `VK_DYNAMIC_STATE_PRIMITIVE_TOPOLOGY` dynamic state enabled then `vkCmdSetPrimitiveTopology` **must** have been called and not subsequently **invalidated** in the current command buffer prior to this drawing command

- VUID-vkCmdDrawIndirect2KHR-dynamicPrimitiveTopologyUnrestricted-07500

If the bound graphics pipeline state was created with the `VK_DYNAMIC_STATE_PRIMITIVE_TOPOLOGY` dynamic state enabled and the `dynamicPrimitiveTopologyUnrestricted` is `VK_FALSE`, then the `primitiveTopology` parameter of `vkCmdSetPrimitiveTopology` **must** be of the same `topology` class as the pipeline `VkPipelineInputAssemblyStateCreateInfo::topology` state

- VUID-vkCmdDrawIndirect2KHR-primitiveTopology-10286

If a `VK_SHADER_STAGE_TESSELLATION_CONTROL_BIT` stage is bound, then the `current` value of `primitiveTopology` **must** be `VK_PRIMITIVE_TOPOLOGY_PATCH_LIST` prior to this drawing command

- VUID-vkCmdDrawIndirect2KHR-primitiveTopology-10747

If `vkCmdSetPrimitiveTopology` set `primitiveTopology` to `VK_PRIMITIVE_TOPOLOGY_PATCH_LIST` prior to this drawing command, then a `VK_SHADER_STAGE_TESSELLATION_CONTROL_BIT` stage **must** be bound

- VUID-vkCmdDrawIndirect2KHR-primitiveTopology-10748

If `vkCmdSetPrimitiveTopology` set `primitiveTopology` to `VK_PRIMITIVE_TOPOLOGY_POINT_LIST` prior to this drawing command, the `maintenance5` feature is not enabled, both a `VK_SHADER_STAGE_TESSELLATION_EVALUATION_BIT` and `VK_SHADER_STAGE_GEOMETRY_BIT` stage are not bound, then the `Vertex Execution Model` **must** have a `PointSize` decorated variable that is statically written to

- VUID-vkCmdDrawIndirect2KHR-pStrides-04913

If the bound graphics pipeline was created with the `VK_DYNAMIC_STATE_VERTEX_INPUT_BINDING_STRIDE` dynamic state enabled, but without the `VK_DYNAMIC_STATE_VERTEX_INPUT_EXT` dynamic state enabled, then `vkCmdBindVertexBuffers2` with a non-NULL `pStrides` parameter or `vkCmdBindVertexBuffers3KHR` with `setStride` set to `VK_TRUE` **must** have been called and not subsequently `invalidated` in the current command buffer prior to this draw command

- VUID-vkCmdDrawIndirect2KHR-None-13118

If the bound graphics pipeline was created without the `VK_DYNAMIC_STATE_VERTEX_INPUT_BINDING_STRIDE` dynamic state enabled, without the `VK_DYNAMIC_STATE_VERTEX_INPUT_EXT` dynamic state enabled, and `vkCmdBindVertexBuffers3KHR` was called and not subsequently `invalidated` in the current command buffer prior to this draw command, the value of `setStride` in each of its `pBindInfos` elements must have been `VK_FALSE`

- VUID-vkCmdDrawIndirect2KHR-None-04914

If there is a shader object bound to the `VK_SHADER_STAGE_VERTEX_BIT` stage or the bound graphics pipeline state was created with the `VK_DYNAMIC_STATE_VERTEX_INPUT_EXT` dynamic state enabled then `vkCmdSetVertexInputEXT` **must** have been called and not subsequently `invalidated` in the current command buffer prior to this draw command

- VUID-vkCmdDrawIndirect2KHR-Input-07939

If the `vertexAttributeRobustness` feature is not enabled, and the `maintenance9` feature is not enabled, and there is a shader object bound to the `VK_SHADER_STAGE_VERTEX_BIT` stage or the bound graphics pipeline state was created with the `VK_DYNAMIC_STATE_VERTEX_INPUT_EXT` dynamic state enabled then all variables with the `Input` storage class decorated with `Location` in the `Vertex Execution Model OpEntryPoint`

must contain a location in `VkVertexInputAttributeDescription2EXT::location`

- VUID-vkCmdDrawIndirect2KHR-Input-08734

If there is a shader object bound to the `VK_SHADER_STAGE_VERTEX_BIT` stage or the bound graphics pipeline state was created with the `VK_DYNAMIC_STATE_VERTEX_INPUT_EXT` dynamic state enabled and either the `LegacyVertexAttributes` feature is not enabled or the SPIR-V Type associated with a given `Input` variable of the corresponding `Location` in the `Vertex Execution Model OpEntryPoint` is 64-bit, then the numeric type associated with all `Input` variables of the corresponding `Location` in the `Vertex Execution Model OpEntryPoint` **must** be the same as `VkVertexInputAttributeDescription2EXT::format`

- VUID-vkCmdDrawIndirect2KHR-format-08936

If there is a shader object bound to the `VK_SHADER_STAGE_VERTEX_BIT` stage or the bound graphics pipeline state was created with the `VK_DYNAMIC_STATE_VERTEX_INPUT_EXT` dynamic state enabled and `VkVertexInputAttributeDescription2EXT::format` has a 64-bit component, then the scalar width associated with all `Input` variables of the corresponding `Location` in the `Vertex Execution Model OpEntryPoint` **must** be 64-bit

- VUID-vkCmdDrawIndirect2KHR-format-08937

If there is a shader object bound to the `VK_SHADER_STAGE_VERTEX_BIT` stage or the bound graphics pipeline state was created with the `VK_DYNAMIC_STATE_VERTEX_INPUT_EXT` dynamic state enabled and the scalar width associated with a `Location` decorated `Input` variable in the `Vertex Execution Model OpEntryPoint` is 64-bit, then the corresponding `VkVertexInputAttributeDescription2EXT::format` **must** have a 64-bit component

- VUID-vkCmdDrawIndirect2KHR-None-09203

If there is a shader object bound to the `VK_SHADER_STAGE_VERTEX_BIT` stage or the bound graphics pipeline state was created with the `VK_DYNAMIC_STATE_VERTEX_INPUT_EXT` dynamic state enabled and `VkVertexInputAttributeDescription2EXT::format` has a 64-bit component, then all `Input` variables at the corresponding `Location` in the `Vertex Execution Model OpEntryPoint` **must** not use components that are not present in the format

- VUID-vkCmdDrawIndirect2KHR-None-04875

If there is a shader object bound to the `VK_SHADER_STAGE_TESSELLATION_CONTROL_BIT` stage or the bound graphics pipeline state was created with both a `VK_SHADER_STAGE_TESSELLATION_CONTROL_BIT` stage and the `VK_DYNAMIC_STATE_PATCH_CONTROL_POINTS_EXT` dynamic state enabled, and the current value of `primitiveTopology` is `VK_PRIMITIVE_TOPOLOGY_PATCH_LIST`, then `vkCmdSetPatchControlPointsEXT` **must** have been called and not subsequently `invalidated` in the current command buffer prior to this drawing command

- VUID-vkCmdDrawIndirect2KHR-None-04879

If there is a shader object bound to the `VK_SHADER_STAGE_VERTEX_BIT` stage or the bound graphics pipeline state was created with the `VK_DYNAMIC_STATE_PRIMITIVE_RESTART_ENABLE` dynamic state enabled then `vkCmdSetPrimitiveRestartEnable` **must** have been called and not subsequently `invalidated` in the current command buffer prior to this drawing command

- VUID-vkCmdDrawIndirect2KHR-None-09637

If the `primitiveTopologyListRestart` feature is not enabled, the `input assembly` is `VK_PRIMITIVE_TOPOLOGY_POINT_LIST`, `VK_PRIMITIVE_TOPOLOGY_LINE_LIST`, `VK_PRIMITIVE_TOPOLOGY_TRIANGLE_LIST`, `VK_PRIMITIVE_TOPOLOGY_LINE_LIST_WITH_ADJACENCY`, or `VK_PRIMITIVE_TOPOLOGY_TRIANGLE_LIST_WITH_ADJACENCY`, there is a shader object bound to the `VK_SHADER_STAGE_VERTEX_BIT` stage or the bound graphics pipeline state was created with the `VK_DYNAMIC_STATE_PRIMITIVE_RESTART_ENABLE` dynamic state enabled, then `vkCmdSetPrimitiveRestartEnable` **must** be `VK_FALSE`

- VUID-vkCmdDrawIndirect2KHR-None-10909

If the `primitiveTopologyPatchListRestart` feature is not enabled, the `input assembly` is `VK_PRIMITIVE_TOPOLOGY_PATCH_LIST`, there is a shader object bound to the `VK_SHADER_STAGE_TESSELLATION_CONTROL_BIT` stage or the bound graphics pipeline state was created with the `VK_DYNAMIC_STATE_PRIMITIVE_RESTART_ENABLE` dynamic state enabled then `vkCmdSetPrimitiveRestartEnable` **must** be `VK_FALSE`

- VUID-vkCmdDrawIndirect2KHR-stage-06481

The bound graphics pipeline **must** not have been created with the `VkPipelineShaderStageCreateInfo::stage` member of any element of `VkGraphicsPipelineCreateInfo::pStages` set to `VK_SHADER_STAGE_TASK_BIT_EXT` or `VK_SHADER_STAGE_MESH_BIT_EXT`

- VUID-vkCmdDrawIndirect2KHR-None-08885

There **must** be no shader object bound to either of the `VK_SHADER_STAGE_TASK_BIT_EXT` or `VK_SHADER_STAGE_MESH_BIT_EXT` stages

- VUID-vkCmdDrawIndirect2KHR-None-07619

If a shader object is bound to the `VK_SHADER_STAGE_TESSELLATION_EVALUATION_BIT` stage or a graphics pipeline is bound which was created with both a `VK_SHADER_STAGE_TESSELLATION_EVALUATION_BIT` stage and the `VK_DYNAMIC_STATE_TESSELLATION_DOMAIN_ORIGIN_EXT` dynamic state enabled, then `vkCmdSetTessellationDomainOriginEXT` **must** have been called and not subsequently `invalidated` in the current command buffer prior to this drawing command

- VUID-vkCmdDrawIndirect2KHR-OpExecutionMode-12239

If a shader is bound to both the `VK_SHADER_STAGE_TESSELLATION_CONTROL_BIT` and `VK_SHADER_STAGE_TESSELLATION_EVALUATION_BIT` stages, and if both stages contain an `OpExecutionMode` instruction specifying the type of subdivision, they **must** be the same

- VUID-vkCmdDrawIndirect2KHR-OpExecutionMode-12240

If a shader is bound to both the `VK_SHADER_STAGE_TESSELLATION_CONTROL_BIT` and `VK_SHADER_STAGE_TESSELLATION_EVALUATION_BIT` stages, and if both stages contain an `OpExecutionMode` instruction specifying the orientation of triangles, they **must** be the same

- VUID-vkCmdDrawIndirect2KHR-OpExecutionMode-12241

If a shader is bound to both the `VK_SHADER_STAGE_TESSELLATION_CONTROL_BIT` and `VK_SHADER_STAGE_TESSELLATION_EVALUATION_BIT` stages, and if both stages contain an `OpExecutionMode` instruction specifying the segment spacing, they **must** be the same

- VUID-vkCmdDrawIndirect2KHR-OpExecutionMode-12242

If a shader is bound to both the `VK_SHADER_STAGE_TESSELLATION_CONTROL_BIT` and

`VK_SHADER_STAGE_TESSELLATION_EVALUATION_BIT` stages, and if both stages contain an `OpExecutionMode` instruction specifying the output patch size, they **must** be the same

- VUID-vkCmdDrawIndirect2KHR-pInfo-13110
If `pInfo->drawCount` is greater than 0, `pInfo->addressRange.size` **must** be greater than or equal to $(pInfo->drawCount - 1) \times pInfo->addressRange.stride + \text{sizeof}(\text{VkDrawIndirectCommand})$
- VUID-vkCmdDrawIndirect2KHR-pInfo-13111
If `pInfo->drawCount` is greater than 1, `pInfo->addressRange.stride` **must** not be 0
- VUID-vkCmdDrawIndirect2KHR-pInfo-13112
If `pInfo->addressRange.stride` is not 0, `pInfo->addressRange.stride` **must** be greater than or equal to `sizeof(VkDrawIndirectCommand)`
- VUID-vkCmdDrawIndirect2KHR-pInfo-13113
If `pInfo->addressRange.stride` is not 0, `pInfo->addressRange.stride` **must** be a multiple of 4
- VUID-vkCmdDrawIndirect2KHR-commandBuffer-13057
`commandBuffer` **must** not be a protected command buffer

Valid Usage (Implicit)

- VUID-vkCmdDrawIndirect2KHR-commandBuffer-parameter
`commandBuffer` **must** be a valid `VkCommandBuffer` handle
- VUID-vkCmdDrawIndirect2KHR-pInfo-parameter
`pInfo` **must** be a valid pointer to a valid `VkDrawIndirect2InfoKHR` structure
- VUID-vkCmdDrawIndirect2KHR-commandBuffer-recording
`commandBuffer` **must** be in the `recording` state
- VUID-vkCmdDrawIndirect2KHR-commandBuffer-cmdpool
The `VkCommandPool` that `commandBuffer` was allocated from **must** support `VK_QUEUE_GRAPHICS_BIT` operations
- VUID-vkCmdDrawIndirect2KHR-renderpass
This command **must** only be called inside of a render pass instance
- VUID-vkCmdDrawIndirect2KHR-suspended
This command **must** not be called between suspended render pass instances
- VUID-vkCmdDrawIndirect2KHR-videocoding
This command **must** only be called outside of a video coding scope

Host Synchronization

- Host access to `commandBuffer` **must** be externally synchronized
- Host access to the `VkCommandPool` that `commandBuffer` was allocated from **must** be externally synchronized

Command Properties

Command Buffer Levels	Render Pass Scope	Video Coding Scope	Supported Queue Types	Command Type
Primary Secondary	Inside	Outside	VK_QUEUE_GRAPHICS_BIT HICS_BIT	Action

Conditional Rendering

vkCmdDrawIndirect2KHR is affected by [conditional rendering](#)

To record a non-indexed indirect drawing command, call:

```
// Provided by VK_VERSION_1_0
void vkCmdDrawIndirect(
    VkCommandBuffer          commandBuffer,
    VkBuffer                 buffer,
    VkDeviceSize             offset,
    uint32_t                 drawCount,
    uint32_t                 stride);
```

- `commandBuffer` is the command buffer into which the command is recorded.
- `buffer` is the buffer containing draw parameters.
- `offset` is the byte offset into `buffer` where parameters begin.
- `drawCount` is the number of draws to execute, and **can** be zero.
- `stride` is the byte stride between successive sets of draw parameters.

`vkCmdDrawIndirect` behaves similarly to `vkCmdDraw` except that the parameters are read by the device from a buffer during execution. `drawCount` draws are executed by the command, with parameters taken from `buffer` starting at `offset` and increasing by `stride` bytes for each successive draw. The parameters of each draw are encoded in an array of `VkDrawIndirectCommand` structures. If `drawCount` is less than or equal to one, `stride` is ignored.

Valid Usage

- VUID-vkCmdDrawIndirect-magFilter-04553
If a `VkSampler` created with `magFilter` or `minFilter` equal to `VK_FILTER_LINEAR`, `reductionMode` equal to `VK_SAMPLER_REDUCTION_MODE_WEIGHTED_AVERAGE`, and `compareEnable` equal to `VK_FALSE` is used to sample a `VkImageView` as a result of this command, then the image view's `format features` **must** contain `VK_FORMAT_FEATURE_SAMPLED_IMAGE_FILTER_LINEAR_BIT`
- VUID-vkCmdDrawIndirect-magFilter-09598

If a `VkSampler` created with `magFilter` or `minFilter` equal to `VK_FILTER_LINEAR` and `reductionMode` equal to either `VK_SAMPLER_REDUCTION_MODE_MIN` or `VK_SAMPLER_REDUCTION_MODE_MAX` is used to sample a `VkImageView` as a result of this command, then the image view's `format features` **must** contain `VK_FORMAT_FEATURE_SAMPLED_IMAGE_FILTER_MINMAX_BIT`

- VUID-vkCmdDrawIndirect-mipmapMode-04770

If a `VkSampler` created with `mipmapMode` equal to `VK_SAMPLER_MIPMAP_MODE_LINEAR`, `reductionMode` equal to `VK_SAMPLER_REDUCTION_MODE_WEIGHTED_AVERAGE`, and `compareEnable` equal to `VK_FALSE` is used to sample a `VkImageView` as a result of this command, then the image view's `format features` **must** contain `VK_FORMAT_FEATURE_SAMPLED_IMAGE_FILTER_LINEAR_BIT`

- VUID-vkCmdDrawIndirect-mipmapMode-09599

If a `VkSampler` created with `mipmapMode` equal to `VK_SAMPLER_MIPMAP_MODE_LINEAR` and `reductionMode` equal to either `VK_SAMPLER_REDUCTION_MODE_MIN` or `VK_SAMPLER_REDUCTION_MODE_MAX` is used to sample a `VkImageView` as a result of this command, then the image view's `format features` **must** contain `VK_FORMAT_FEATURE_SAMPLED_IMAGE_FILTER_MINMAX_BIT`

- VUID-vkCmdDrawIndirect-unnormalizedCoordinates-09635

If a `VkSampler` created with `unnormalizedCoordinates` equal to `VK_TRUE` is used to sample a `VkImageView` as a result of this command, then the image view's `levelCount` and `layerCount` **must** be 1

- VUID-vkCmdDrawIndirect-None-08609

If a `VkSampler` created with `unnormalizedCoordinates` equal to `VK_TRUE` is used to sample a `VkImageView` as a result of this command, then the image view's `viewType` **must** be `VK_IMAGE_VIEW_TYPE_1D` or `VK_IMAGE_VIEW_TYPE_2D`

- VUID-vkCmdDrawIndirect-None-08610

If a `VkSampler` created with `unnormalizedCoordinates` equal to `VK_TRUE` is used to sample a `VkImageView` as a result of this command, then the sampler **must** not be used with any of the SPIR-V `OpImageSample*` or `OpImageSparseSample*` instructions with `ImplicitLod`, `Dref` or `Proj` in their name

- VUID-vkCmdDrawIndirect-None-08611

If a `VkSampler` created with `unnormalizedCoordinates` equal to `VK_TRUE` is used to sample a `VkImageView` as a result of this command, then the sampler **must** not be used with any of the SPIR-V `OpImageSample*` or `OpImageSparseSample*` instructions that includes a LOD bias or any offset values

- VUID-vkCmdDrawIndirect-None-06479

If a `VkImageView` is sampled with `depth comparison`, the image view's `format features` **must** contain `VK_FORMAT_FEATURE_2_SAMPLED_IMAGE_DEPTH_COMPARISON_BIT`

- VUID-vkCmdDrawIndirect-None-02691

If a `VkImageView` is accessed using atomic operations as a result of this command, then the image view's `format features` **must** contain `VK_FORMAT_FEATURE_STORAGE_IMAGE_ATOMIC_BIT`

- VUID-vkCmdDrawIndirect-None-07888

If a `VK_DESCRIPTOR_TYPE_STORAGE_TEXEL_BUFFER` descriptor is accessed using atomic

operations as a result of this command, then the storage texel buffer's **format features must** contain `VK_FORMAT_FEATURE_STORAGE_TEXEL_BUFFER_ATOMIC_BIT`

- VUID-vkCmdDrawIndirect-None-02692

If a `VkImageView` is sampled with `VK_FILTER_CUBIC_EXT` as a result of this command, then the image view's **format features must** contain `VK_FORMAT_FEATURE_SAMPLED_IMAGE_FILTER_CUBIC_BIT_EXT`

- VUID-vkCmdDrawIndirect-None-02693

If the `VK_EXT_filter_cubic` extension is not enabled and any `VkImageView` is sampled with `VK_FILTER_CUBIC_EXT` as a result of this command, it **must** not have a `VkImageViewType` of `VK_IMAGE_VIEW_TYPE_3D`, `VK_IMAGE_VIEW_TYPE_CUBE`, or `VK_IMAGE_VIEW_TYPE_CUBE_ARRAY`

- VUID-vkCmdDrawIndirect-filterCubic-02694

Any `VkImageView` being sampled with `VK_FILTER_CUBIC_EXT` as a result of this command **must** have a `VkImageViewType` and format that supports cubic filtering, as specified by `VkFilterCubicImageViewImageFormatPropertiesEXT::filterCubic` returned by `vkGetPhysicalDeviceImageFormatProperties2`

- VUID-vkCmdDrawIndirect-filterCubicMinmax-02695

Any `VkImageView` being sampled with `VK_FILTER_CUBIC_EXT` with a reduction mode of either `VK_SAMPLER_REDUCTION_MODE_MIN` or `VK_SAMPLER_REDUCTION_MODE_MAX` as a result of this command **must** have a `VkImageViewType` and format that supports cubic filtering together with minmax filtering, as specified by `VkFilterCubicImageViewImageFormatPropertiesEXT::filterCubicMinmax` returned by `vkGetPhysicalDeviceImageFormatProperties2`

- VUID-vkCmdDrawIndirect-cubicRangeClamp-09212

If the `cubicRangeClamp` feature is not enabled, then any `VkImageView` being sampled with `VK_FILTER_CUBIC_EXT` as a result of this command **must** not have a `VkSamplerReductionModeCreateInfo::reductionMode` equal to `VK_SAMPLER_REDUCTION_MODE_WEIGHTED_AVERAGE_RANGECLAMP_QCOM`

- VUID-vkCmdDrawIndirect-reductionMode-09213

Any `VkImageView` being sampled with a `VkSamplerReductionModeCreateInfo::reductionMode` equal to `VK_SAMPLER_REDUCTION_MODE_WEIGHTED_AVERAGE_RANGECLAMP_QCOM` as a result of this command **must** sample with `VK_FILTER_CUBIC_EXT`

- VUID-vkCmdDrawIndirect-selectableCubicWeights-09214

If the `selectableCubicWeights` feature is not enabled, then any `VkImageView` being sampled with `VK_FILTER_CUBIC_EXT` as a result of this command **must** have `VkSamplerCubicWeightsCreateInfoQCOM::cubicWeights` equal to `VK_CUBIC_FILTER_WEIGHTS_CATMULL_ROM_QCOM`

- VUID-vkCmdDrawIndirect-flags-02696

Any `VkImage` created with a `VkImageCreateInfo::flags` containing `VK_IMAGE_CREATE_CORNER_SAMPLED_BIT_NV` sampled as a result of this command **must** only be sampled using a `VkSamplerAddressMode` of `VK_SAMPLER_ADDRESS_MODE_CLAMP_TO_EDGE`

- VUID-vkCmdDrawIndirect-OpTypeImage-07027

For any [VkImageView](#) being written as a storage image where the image format field of the [OpTypeImage](#) is [Unknown](#), the view's [format features](#) **must** contain [VK_FORMAT_FEATURE_2_STORAGE_WRITE_WITHOUT_FORMAT_BIT](#)

- VUID-vkCmdDrawIndirect-OpTypeImage-07028

For any [VkImageView](#) being read as a storage image where the image format field of the [OpTypeImage](#) is [Unknown](#), the view's [format features](#) **must** contain [VK_FORMAT_FEATURE_2_STORAGE_READ_WITHOUT_FORMAT_BIT](#)

- VUID-vkCmdDrawIndirect-OpTypeImage-07029

For any [VkBufferView](#) being written as a storage texel buffer where the image format field of the [OpTypeImage](#) is [Unknown](#), the view's [buffer features](#) **must** contain [VK_FORMAT_FEATURE_2_STORAGE_WRITE_WITHOUT_FORMAT_BIT](#)

- VUID-vkCmdDrawIndirect-OpTypeImage-07030

Any [VkBufferView](#) being read as a storage texel buffer where the image format field of the [OpTypeImage](#) is [Unknown](#) then the view's [buffer features](#) **must** contain [VK_FORMAT_FEATURE_2_STORAGE_READ_WITHOUT_FORMAT_BIT](#)

- VUID-vkCmdDrawIndirect-None-08600

If a [a bound shader](#) was created with a pipeline layout and statically uses a set *n*, a descriptor set **must** have been bound to *n* at the same pipeline bind point, with layouts compatible for set *n* with the layout(s) used to create the shader, as described in [Pipeline Layout Compatibility](#)

- VUID-vkCmdDrawIndirect-None-08601

If a [a bound shader](#) was created with a pipeline layout or specified push constant ranges and statically uses a push constant value, that value **must** have been set for the same pipeline bind point, with push constant ranges that are [compatible](#) with the push constant range used to create the shader

- VUID-vkCmdDrawIndirect-None-10068

For each array of resources that is used by a [a bound shader](#), the indices used to access members of the array **must** be less than the descriptor count for the identified binding in the descriptor sets used by this command

- VUID-vkCmdDrawIndirect-None-08114

Descriptors in each bound descriptor set, specified via [vkCmdBindDescriptorSets](#), **must** be valid if they are accessed as described by [descriptor validity](#) by the [VkPipeline](#) bound to the pipeline bind point used by this command and the bound [VkPipeline](#) was not created with [VK_PIPELINE_CREATE_DESCRIPTOR_BUFFER_BIT_EXT](#)

- VUID-vkCmdDrawIndirect-imageLayout-00344

If an image descriptor is accessed by a shader, the [VkImageLayout](#) **must** match the subresource accessible from the [VkImageView](#) as defined by the [image layout matching rules](#)

- VUID-vkCmdDrawIndirect-None-08115

If the descriptors used by the [VkPipeline](#) bound to the pipeline bind point were specified via [vkCmdBindDescriptorSets](#), the bound [VkPipeline](#) **must** have been created without [VK_PIPELINE_CREATE_DESCRIPTOR_BUFFER_BIT_EXT](#)

- VUID-vkCmdDrawIndirect-None-08116

Descriptors in bound descriptor buffers, specified via

`vkCmdSetDescriptorBufferOffsetsEXT`, **must** be valid if they are dynamically used by the `VkPipeline` bound to the pipeline bind point used by this command and the bound `VkPipeline` was created with `VK_PIPELINE_CREATE_DESCRIPTOR_BUFFER_BIT_EXT`

- VUID-vkCmdDrawIndirect-None-08604
Descriptors in bound descriptor buffers, specified via `vkCmdSetDescriptorBufferOffsetsEXT`, **must** be valid if they are dynamically used by any `VkShaderEXT` bound to a stage corresponding to the pipeline bind point used by this command
- VUID-vkCmdDrawIndirect-None-08117
If the descriptors used by the `VkPipeline` bound to the pipeline bind point were specified via `vkCmdSetDescriptorBufferOffsetsEXT`, the bound `VkPipeline` **must** have been created with `VK_PIPELINE_CREATE_DESCRIPTOR_BUFFER_BIT_EXT`
- VUID-vkCmdDrawIndirect-None-08119
If a descriptor is dynamically used with a `VkPipeline` created with `VK_PIPELINE_CREATE_DESCRIPTOR_BUFFER_BIT_EXT`, the descriptor memory **must** be resident
- VUID-vkCmdDrawIndirect-None-08605
If a descriptor is dynamically used with a `VkShaderEXT` created with a `VkDescriptorSetLayout` that was created with `VK_DESCRIPTOR_SET_LAYOUT_CREATE_DESCRIPTOR_BUFFER_BIT_EXT`, the descriptor memory **must** be resident
- VUID-vkCmdDrawIndirect-None-08606
If the `shaderObject` feature is not enabled, a valid pipeline **must** be bound to the pipeline bind point used by this command
- VUID-vkCmdDrawIndirect-None-08608
If a pipeline is bound to the pipeline bind point used by this command, there **must** not have been any calls to dynamic state setting commands for any state specified statically in the `VkPipeline` object bound to the pipeline bind point used by this command, since that pipeline was bound
- VUID-vkCmdDrawIndirect-uniformBuffers-06935
If any stage of the `VkPipeline` object bound to the pipeline bind point used by this command accesses a uniform buffer, and that stage was created without enabling either `VK_PIPELINE_ROBUSTNESS_BUFFER_BEHAVIOR_ROBUST_BUFFER_ACCESS` or `VK_PIPELINE_ROBUSTNESS_BUFFER_BEHAVIOR_ROBUST_BUFFER_ACCESS_2` for `uniformBuffers`, and the `robustBufferAccess` feature is not enabled, that stage **must** not access values outside of the range of the buffer as specified in the descriptor set bound to the same pipeline bind point
- VUID-vkCmdDrawIndirect-None-08612
If the `robustBufferAccess` feature is not enabled, and any `VkShaderEXT` bound to a stage corresponding to the pipeline bind point used by this command accesses a uniform buffer, it **must** not access values outside of the range of the buffer as specified in the descriptor set bound to the same pipeline bind point
- VUID-vkCmdDrawIndirect-storageBuffers-06936
If any stage of the `VkPipeline` object bound to the pipeline bind point used by this

command accesses a storage buffer, and that stage was created without enabling either `VK_PIPELINE_ROBUSTNESS_BUFFER_BEHAVIOR_ROBUST_BUFFER_ACCESS` or `VK_PIPELINE_ROBUSTNESS_BUFFER_BEHAVIOR_ROBUST_BUFFER_ACCESS_2` for `storageBuffers`, and the `robustBufferAccess` feature is not enabled, that stage **must** not access values outside of the range of the buffer as specified in the descriptor set bound to the same pipeline bind point

- VUID-vkCmdDrawIndirect-None-08613

If the `robustBufferAccess` feature is not enabled, and any `VkShaderEXT` bound to a stage corresponding to the pipeline bind point used by this command accesses a storage buffer, it **must** not access values outside of the range of the buffer as specified in the descriptor set bound to the same pipeline bind point

- VUID-vkCmdDrawIndirect-commandBuffer-02707

If `commandBuffer` is an unprotected command buffer and `protectedNoFault` is not supported, any resource accessed by `bound shaders` **must** not be a protected resource

- VUID-vkCmdDrawIndirect-viewType-07752

If a `VkImageView` is accessed as a result of this command, then the image view's `viewType` **must** match the `Dim` operand of the `OpTypeImage` as described in [Compatibility Between SPIR-V Image Dimensions and Vulkan ImageView Types](#)

- VUID-vkCmdDrawIndirect-format-07753

If a `VkImageView` or `VkBufferView` is accessed as a result of this command, then the `numeric type` of the view's `format` and the `Sampled Type` operand of the `OpTypeImage` **must** match

- VUID-vkCmdDrawIndirect-OpImageWrite-08795

If a `VkImageView` created with a format other than `VK_FORMAT_A8_UNORM` is accessed using `OpImageWrite` as a result of this command, then the `Type` of the `Texel` operand of that instruction **must** have at least as many components as the image view's format

- VUID-vkCmdDrawIndirect-OpImageWrite-08796

If a `VkImageView` created with the format `VK_FORMAT_A8_UNORM` is accessed using `OpImageWrite` as a result of this command, then the `Type` of the `Texel` operand of that instruction **must** have four components

- VUID-vkCmdDrawIndirect-OpImageWrite-04469

If a `VkBufferView` is accessed using `OpImageWrite` as a result of this command, then the `Type` of the `Texel` operand of that instruction **must** have at least as many components as the buffer view's format

- VUID-vkCmdDrawIndirect-SampledType-04470

If a `VkImageView` with a `VkFormat` that has a 64-bit component width is accessed as a result of this command, the `SampledType` of the `OpTypeImage` operand of that instruction **must** have a `Width` of 64

- VUID-vkCmdDrawIndirect-SampledType-04471

If a `VkImageView` with a `VkFormat` that has a component width less than 64-bit is accessed as a result of this command, the `SampledType` of the `OpTypeImage` operand of that instruction **must** have a `Width` of 32

- VUID-vkCmdDrawIndirect-SampledType-04472

If a `VkBufferView` with a `VkFormat` that has a 64-bit component width is accessed as a

result of this command, the **SampledType** of the **OpTypeImage** operand of that instruction **must** have a **Width** of 64

- VUID-vkCmdDrawIndirect-SampledType-04473

If a **VkBufferView** with a **VkFormat** that has a component width less than 64-bit is accessed as a result of this command, the **SampledType** of the **OpTypeImage** operand of that instruction **must** have a **Width** of 32

- VUID-vkCmdDrawIndirect-sparseImageInt64Atomics-04474

If the **sparseImageInt64Atomics** feature is not enabled, **VkImage** objects created with the **VK_IMAGE_CREATE_SPARSE_RESIDENCY_BIT** flag **must** not be accessed by atomic instructions through an **OpTypeImage** with a **SampledType** with a **Width** of 64 by this command

- VUID-vkCmdDrawIndirect-sparseImageInt64Atomics-04475

If the **sparseImageInt64Atomics** feature is not enabled, **VkBuffer** objects created with the **VK_BUFFER_CREATE_SPARSE_RESIDENCY_BIT** flag **must** not be accessed by atomic instructions through an **OpTypeImage** with a **SampledType** with a **Width** of 64 by this command

- VUID-vkCmdDrawIndirect-OpImageSampleWeightedQCOM-06971

If **OpImageSampleWeightedQCOM** is used to sample a **VkImageView** as a result of this command, then the image view's **format features** **must** contain **VK_FORMAT_FEATURE_2_WEIGHT_SAMPLED_IMAGE_BIT_QCOM**

- VUID-vkCmdDrawIndirect-OpImageSampleWeightedQCOM-06972

If **OpImageSampleWeightedQCOM** uses a **VkImageView** as a sample weight image as a result of this command, then the image view's **format features** **must** contain **VK_FORMAT_FEATURE_2_WEIGHT_IMAGE_BIT_QCOM**

- VUID-vkCmdDrawIndirect-OpImageBoxFilterQCOM-06973

If **OpImageBoxFilterQCOM** is used to sample a **VkImageView** as a result of this command, then the image view's **format features** **must** contain **VK_FORMAT_FEATURE_2_BOX_FILTER_SAMPLED_BIT_QCOM**

- VUID-vkCmdDrawIndirect-OpImageBlockMatchSSDQCOM-06974

If **OpImageBlockMatchSSDQCOM** is used to read from an **VkImageView** as a result of this command, then the image view's **format features** **must** contain **VK_FORMAT_FEATURE_2_BLOCK_MATCHING_BIT_QCOM**

- VUID-vkCmdDrawIndirect-OpImageBlockMatchSADQCOM-06975

If **OpImageBlockMatchSADQCOM** is used to read from an **VkImageView** as a result of this command, then the image view's **format features** **must** contain **VK_FORMAT_FEATURE_2_BLOCK_MATCHING_BIT_QCOM**

- VUID-vkCmdDrawIndirect-OpImageBlockMatchSADQCOM-06976

If **OpImageBlockMatchSADQCOM** or **OpImageBlockMatchSSDQCOM** is used to read from a reference image as result of this command, then the specified reference coordinates **must** not fail **integer texel coordinate validation**

- VUID-vkCmdDrawIndirect-OpImageSampleWeightedQCOM-06977

If **OpImageSampleWeightedQCOM**, **OpImageBoxFilterQCOM**, **OpImageBlockMatchWindowSSDQCOM**, **OpImageBlockMatchWindowSADQCOM**, **OpImageBlockMatchGatherSSDQCOM**, **OpImageBlockMatchGatherSADQCOM**, **OpImageBlockMatchSSDQCOM**, or **OpImageBlockMatchSADQCOM**

uses a [VkSampler](#) as a result of this command, then the sampler **must** have been created with [VK_SAMPLER_CREATE_IMAGE_PROCESSING_BIT_QCOM](#)

- VUID-vkCmdDrawIndirect-OpImageSampleWeightedQCOM-06978
If any command other than [OpImageSampleWeightedQCOM](#), [OpImageBoxFilterQCOM](#), [OpImageBlockMatchWindowSSDQCOM](#), [OpImageBlockMatchWindowSADQCOM](#), [OpImageBlockMatchGatherSSDQCOM](#), [OpImageBlockMatchGatherSADQCOM](#), [OpImageBlockMatchSSDQCOM](#), or [OpImageBlockMatchSADQCOM](#) uses a [VkSampler](#) as a result of this command, then the sampler **must** not have been created with [VK_SAMPLER_CREATE_IMAGE_PROCESSING_BIT_QCOM](#)
- VUID-vkCmdDrawIndirect-OpImageBlockMatchWindow-09215
If a [OpImageBlockMatchWindow*QCOM](#) or [OpImageBlockMatchGather*QCOM](#) instruction is used to read from an [VkImageView](#) as a result of this command, then the image view's [format features](#) **must** contain [VK_FORMAT_FEATURE_2_BLOCK_MATCHING_BIT_QCOM](#)
- VUID-vkCmdDrawIndirect-OpImageBlockMatchWindow-09216
If a [OpImageBlockMatchWindow*QCOM](#) or [OpImageBlockMatchGather*QCOM](#) instruction is used to read from an [VkImageView](#) as a result of this command, then the image view's format **must** be a single-component format
- VUID-vkCmdDrawIndirect-OpImageBlockMatchWindow-09217
If a [OpImageBlockMatchWindow*QCOM](#) or [OpImageBlockMatchGather*QCOM](#) read from a reference image as result of this command, then the specified reference coordinates **must** not fail [integer texel coordinate validation](#)
- VUID-vkCmdDrawIndirect-None-07288
Any shader invocation executed by this command **must** [terminate](#)
- VUID-vkCmdDrawIndirect-None-09600
If a descriptor with type equal to any of [VK_DESCRIPTOR_TYPE_SAMPLE_WEIGHT_IMAGE_QCOM](#), [VK_DESCRIPTOR_TYPE_BLOCK_MATCH_IMAGE_QCOM](#), [VK_DESCRIPTOR_TYPE_SAMPLED_IMAGE](#), [VK_DESCRIPTOR_TYPE_STORAGE_IMAGE](#), or [VK_DESCRIPTOR_TYPE_INPUT_ATTACHMENT](#) is accessed as a result of this command, all image subresources identified by that descriptor **must** be in the image layout identified when the descriptor was written
- VUID-vkCmdDrawIndirect-commandBuffer-10746
The [VkDeviceMemory](#) object allocated from a [VkMemoryHeap](#) with the [VK_MEMORY_HEAP_TILE_MEMORY_BIT_QCOM](#) property that is bound to a resource accessed as a result of this command **must** be the active bound [bound tile memory object](#) in [commandBuffer](#)
- VUID-vkCmdDrawIndirect-None-10678
If this command is recorded inside a [tile shading render pass](#) instance, the stages corresponding to the pipeline bind point used by this command **must** only include [VK_SHADER_STAGE_VERTEX_BIT](#), [VK_SHADER_STAGE_FRAGMENT_BIT](#), and/or [VK_SHADER_STAGE_COMPUTE_BIT](#)
- VUID-vkCmdDrawIndirect-None-10679
If this command is recorded where [per-tile execution model](#) is enabled, there **must** be no access to any image while the image was be transitioned to the

[VK_IMAGE_LAYOUT_ATTACHMENT_FEEDBACK_LOOP_OPTIMAL_EXT](#) layout

- VUID-vkCmdDrawIndirect-pDescription-09900

If a [VK_DESCRIPTOR_TYPE_TENSOR_ARM](#) descriptor is accessed as a result of this command, then the underlying [VkTensorARM](#) object **must** have been created with the [VK_TENSOR_USAGE_SHADER_BIT_ARM](#) usage flag set

- VUID-vkCmdDrawIndirect-dimensionCount-09905

If a [VK_DESCRIPTOR_TYPE_TENSOR_ARM](#) descriptor is accessed as a result of this command, then the [Rank](#) of the [OpTypeTensorARM](#) of the tensor resource variable **must** be equal to the [dimensionCount](#) provided via [VkTensorCreateInfoARM::pDescription](#) when creating the underlying [VkTensorARM](#) object

- VUID-vkCmdDrawIndirect-OpTypeTensorARM-09906

If a [VK_DESCRIPTOR_TYPE_TENSOR_ARM](#) descriptor is accessed as a result of this command, then the element type of the [OpTypeTensorARM](#) of the tensor resource variable **must** be [compatible](#) with the [VkFormat](#) of the [VkTensorViewARM](#) used for the access

- VUID-vkCmdDrawIndirect-None-11297

If a pipeline is bound to the pipeline bind point used by this command, or shader is bound to a shader stage used by this command, and it was created with a [descriptor mapping](#) using [VK_DESCRIPTOR_MAPPING_SOURCE_HEAP_WITH_PUSH_INDEX_EXT](#), [VK_DESCRIPTOR_MAPPING_SOURCE_HEAP_WITH_SHADER_RECORD_INDEX_EXT](#), [VK_DESCRIPTOR_MAPPING_SOURCE_HEAP_WITH_INDIRECT_INDEX_ARRAY_EXT](#), or [VK_DESCRIPTOR_MAPPING_SOURCE_HEAP_WITH_INDIRECT_INDEX_EXT](#), and a shader accesses a [OpTypeStruct](#) decorated with [Block](#) or [BufferBlock](#) using that mapping, the calculated offset for the resource heap **must** be a multiple of [bufferDescriptorAlignment](#)

- VUID-vkCmdDrawIndirect-None-11298

If a pipeline is bound to the pipeline bind point used by this command, or shader is bound to a shader stage used by this command, and it was created with a [descriptor mapping](#) using [VK_DESCRIPTOR_MAPPING_SOURCE_HEAP_WITH_PUSH_INDEX_EXT](#), [VK_DESCRIPTOR_MAPPING_SOURCE_HEAP_WITH_SHADER_RECORD_INDEX_EXT](#), [VK_DESCRIPTOR_MAPPING_SOURCE_HEAP_WITH_INDIRECT_INDEX_ARRAY_EXT](#), or [VK_DESCRIPTOR_MAPPING_SOURCE_HEAP_WITH_INDIRECT_INDEX_EXT](#), and a shader accesses an [OpTypeImage](#) or [OpTypeSampledImage](#) using that mapping, the calculated offset for the resource heap **must** be a multiple of [imageDescriptorAlignment](#)

- VUID-vkCmdDrawIndirect-None-11299

If a pipeline is bound to the pipeline bind point used by this command, or shader is bound to a shader stage used by this command, and it was created with a [descriptor mapping](#) using [VK_DESCRIPTOR_MAPPING_SOURCE_HEAP_WITH_PUSH_INDEX_EXT](#), [VK_DESCRIPTOR_MAPPING_SOURCE_HEAP_WITH_SHADER_RECORD_INDEX_EXT](#), [VK_DESCRIPTOR_MAPPING_SOURCE_HEAP_WITH_INDIRECT_INDEX_ARRAY_EXT](#), or [VK_DESCRIPTOR_MAPPING_SOURCE_HEAP_WITH_INDIRECT_INDEX_EXT](#), and a shader accesses an [OpTypeSampler](#) or [OpTypeSampledImage](#) using that mapping, the calculated offset for the sampler heap **must** be a multiple of [samplerDescriptorAlignment](#)

- VUID-vkCmdDrawIndirect-None-11397

If a pipeline is bound to the pipeline bind point used by this command, or shader is bound to a shader stage used by this command, and it was created with a [descriptor mapping](#) using [VK_DESCRIPTOR_MAPPING_SOURCE_HEAP_WITH_PUSH_INDEX_EXT](#),

VK_DESCRIPTOR_MAPPING_SOURCE_HEAP_WITH_SHADER_RECORD_INDEX_EXT, VK_DESCRIPTOR_MAPPING_SOURCE_HEAP_WITH_INDIRECT_INDEX_ARRAY_EXT, or VK_DESCRIPTOR_MAPPING_SOURCE_HEAP_WITH_INDIRECT_INDEX_EXT, and a shader accesses an `OpTypeTensorARM` using that mapping, the calculated offset for the resource heap **must** be a multiple of `tensorDescriptorAlignment`

- VUID-vkCmdDrawIndirect-None-11300

If a pipeline is bound to the pipeline bind point used by this command, or shader is bound to a shader stage used by this command, and it was created with a [descriptor mapping](#) using `VK_DESCRIPTOR_MAPPING_SOURCE_HEAP_WITH_INDIRECT_INDEX_ARRAY_EXT` or `VK_DESCRIPTOR_MAPPING_SOURCE_HEAP_WITH_INDIRECT_INDEX_EXT`, and a shader accesses a resource using that mapping, the value of the address at the expected location in push data **must** be a multiple of 4

- VUID-vkCmdDrawIndirect-None-11301

If a pipeline is bound to the pipeline bind point used by this command, or shader is bound to a shader stage used by this command, and it was created with a [descriptor mapping](#) using `VK_DESCRIPTOR_MAPPING_SOURCE_HEAP_WITH_INDIRECT_INDEX_ARRAY_EXT` or `VK_DESCRIPTOR_MAPPING_SOURCE_HEAP_WITH_INDIRECT_INDEX_EXT`, and a shader accesses a resource using that mapping, the value of the address at the expected location in push data **must** be a valid `VkDeviceAddress` backed by physical memory at every offset specified by each mapping

- VUID-vkCmdDrawIndirect-None-11302

If a pipeline is bound to the pipeline bind point used by this command, or shader is bound to a shader stage used by this command, and it was created with a [descriptor mapping](#) using `VK_DESCRIPTOR_MAPPING_SOURCE_PUSH_ADDRESS_EXT`, and a shader accesses a resource using that mapping, the value of the address at the expected location in push data **must** be a valid `VkDeviceAddress`

- VUID-vkCmdDrawIndirect-None-11304

If a pipeline is bound to the pipeline bind point used by this command, or shader is bound to a shader stage used by this command, and it was created with a [descriptor mapping](#) using `VK_DESCRIPTOR_MAPPING_SOURCE_INDIRECT_ADDRESS_EXT`, and a shader accesses a resource using that mapping, the value of the address at the expected location in push data **must** be a multiple of 8

- VUID-vkCmdDrawIndirect-None-11305

If a pipeline is bound to the pipeline bind point used by this command, or shader is bound to a shader stage used by this command, and it was created with a [descriptor mapping](#) using `VK_DESCRIPTOR_MAPPING_SOURCE_INDIRECT_ADDRESS_EXT`, and a shader accesses a resource using that mapping, the value of the address at the expected location in push data **must** be a valid `VkDeviceAddress` backed by physical memory at every offset specified by each mapping

- VUID-vkCmdDrawIndirect-None-11306

If a pipeline is bound to the pipeline bind point used by this command, or shader is bound to a shader stage used by this command, and it was created with a [descriptor mapping](#) using `VK_DESCRIPTOR_MAPPING_SOURCE_INDIRECT_ADDRESS_EXT`, and a shader accesses a resource using that mapping, the value of the address pointed to by the address in push data **must** be a valid `VkDeviceAddress`

- VUID-vkCmdDrawIndirect-None-11308

For each [descriptor heap](#) that is statically used by a [bound shader](#), either directly or via a [descriptor mapping](#), a valid descriptor heap **must** be bound

- VUID-vkCmdDrawIndirect-None-11309

If a [bound shader](#) was created as a [VkShaderEXT](#) with the [VK_SHADER_CREATE_DESCRIPTOR_HEAP_BIT_EXT](#) flag or as part of a pipeline with the [VK_PIPELINE_CREATE_2_DESCRIPTOR_HEAP_BIT_EXT](#) flag, execution of this command **must** not result in any descriptor read accessing data outside of the user range of the respective heap bound by [vkCmdBind*HeapEXT](#) commands

- VUID-vkCmdDrawIndirect-None-11372

If any stage of the [VkPipeline](#) object bound to the pipeline bind point used by this command accesses a uniform buffer or uniform texel buffer through a descriptor in the bound resource heap, that stage was created without enabling either [VK_PIPELINE_ROBUSTNESS_BUFFER_BEHAVIOR_ROBUST_BUFFER_ACCESS](#) or [VK_PIPELINE_ROBUSTNESS_BUFFER_BEHAVIOR_ROBUST_BUFFER_ACCESS_2](#) for [uniformBuffers](#), the [robustBufferAccess2](#) feature is not enabled, and the [robustBufferAccess](#) feature is not enabled, that stage **must** not access values outside of the range of the descriptor specified via [VkDeviceAddressRangeKHR](#) when the descriptor was written

- VUID-vkCmdDrawIndirect-None-11373

If any stage of the [VkPipeline](#) object bound to the pipeline bind point used by this command accesses a storage buffer or storage texel buffer through a descriptor in the bound resource heap, that stage was created without enabling either [VK_PIPELINE_ROBUSTNESS_BUFFER_BEHAVIOR_ROBUST_BUFFER_ACCESS](#) or [VK_PIPELINE_ROBUSTNESS_BUFFER_BEHAVIOR_ROBUST_BUFFER_ACCESS_2](#) for [storageBuffers](#), the [robustBufferAccess2](#) feature is not enabled, and the [robustBufferAccess](#) feature is not enabled, that stage **must** not access values outside of the range of the descriptor specified by [VkDeviceAddressRangeKHR](#) when the descriptor was written

- VUID-vkCmdDrawIndirect-None-11374

If the [robustBufferAccess2](#) feature is not enabled, the [robustBufferAccess](#) feature is not enabled, and any [VkShaderEXT](#) bound to a stage corresponding to the pipeline bind point used by this command accesses a uniform buffer, uniform texel buffer, storage buffer, or storage texel buffer, that shader **must** not access values outside of the range of the buffer as specified by [VkDeviceAddressRangeKHR](#) when the descriptor was written

- VUID-vkCmdDrawIndirect-pBindInfo-11375

If any [bound shader](#) uses an embedded sampler via a [descriptor mapping](#), the value of [pBindInfo->reservedRangeSize](#) set for [vkCmdBindSamplerHeapEXT](#) **must** be greater than or equal to [minSamplerHeapReservedRangeWithEmbedded](#)

- VUID-vkCmdDrawIndirect-None-11376

If a [bound shader](#) was created as a [VkShaderEXT](#) with the [VK_SHADER_CREATE_DESCRIPTOR_HEAP_BIT_EXT](#) flag or as part of a pipeline with the [VK_PIPELINE_CREATE_2_DESCRIPTOR_HEAP_BIT_EXT](#) flag, and that shader statically uses a push constant value, that value **must** have been set by [vkCmdPushDataEXT](#)

- VUID-vkCmdDrawIndirect-None-11398

If a [bound shader](#) was created with a [descriptor mapping](#) using [VK_DESCRIPTOR_MAPPING_SOURCE_PUSH_DATA_EXT](#),

VK_DESCRIPTOR_MAPPING_SOURCE_PUSH_ADDRESS_EXT,
VK_DESCRIPTOR_MAPPING_SOURCE_SHADER_RECORD_DATA_EXT,
VK_DESCRIPTOR_MAPPING_SOURCE_SHADER_RECORD_ADDRESS_EXT,
VK_DESCRIPTOR_MAPPING_SOURCE_RESOURCE_HEAP_DATA_EXT, or
VK_DESCRIPTOR_MAPPING_SOURCE_INDIRECT_ADDRESS_EXT, and a shader accesses a resource using that mapping, the access **must** not be out of bounds

- VUID-vkCmdDrawIndirect-None-11437

If a pipeline is bound to the pipeline bind point used by this command, or shader is bound to a shader stage used by this command, and it was created with a [descriptor mapping](#) using [VK_DESCRIPTOR_MAPPING_SOURCE_HEAP_WITH_INDIRECT_INDEX_ARRAY_EXT](#), [VK_DESCRIPTOR_MAPPING_SOURCE_HEAP_WITH_INDIRECT_INDEX_EXT](#), or [VK_DESCRIPTOR_MAPPING_SOURCE_INDIRECT_ADDRESS_EXT](#), and a shader accesses a resource using that mapping, the buffer from which the address in push data was queried **must** have been created with the [VK_BUFFER_USAGE_UNIFORM_BUFFER_BIT](#) usage flag set

- VUID-vkCmdDrawIndirect-None-11438

If a pipeline is bound to the pipeline bind point used by this command, or shader is bound to a shader stage used by this command, and it was created with a [descriptor mapping](#) using [VK_DESCRIPTOR_MAPPING_SOURCE_PUSH_ADDRESS_EXT](#), [VK_DESCRIPTOR_MAPPING_SOURCE_SHADER_RECORD_ADDRESS_EXT](#), or [VK_DESCRIPTOR_MAPPING_SOURCE_INDIRECT_ADDRESS_EXT](#), and a shader accesses a uniform buffer using that mapping, the address that the uniform buffer is mapped to **must** have been queried from a buffer created with the [VK_BUFFER_USAGE_UNIFORM_BUFFER_BIT](#) usage flag set

- VUID-vkCmdDrawIndirect-None-11441

If a pipeline is bound to the pipeline bind point used by this command, or shader is bound to a shader stage used by this command, and it was created with a [descriptor mapping](#) using [VK_DESCRIPTOR_MAPPING_SOURCE_PUSH_ADDRESS_EXT](#), [VK_DESCRIPTOR_MAPPING_SOURCE_SHADER_RECORD_ADDRESS_EXT](#), or [VK_DESCRIPTOR_MAPPING_SOURCE_INDIRECT_ADDRESS_EXT](#), and a shader accesses a uniform buffer using that mapping, the address that the uniform buffer is mapped to **must** be aligned to [minUniformBufferOffsetAlignment](#)

- VUID-vkCmdDrawIndirect-None-11439

If a pipeline is bound to the pipeline bind point used by this command, or shader is bound to a shader stage used by this command, and it was created with a [descriptor mapping](#) using [VK_DESCRIPTOR_MAPPING_SOURCE_PUSH_ADDRESS_EXT](#), [VK_DESCRIPTOR_MAPPING_SOURCE_SHADER_RECORD_ADDRESS_EXT](#), or [VK_DESCRIPTOR_MAPPING_SOURCE_INDIRECT_ADDRESS_EXT](#), and a shader accesses a storage buffer using that mapping, the address that the storage buffer is mapped to **must** have been queried from a buffer created with the [VK_BUFFER_USAGE_STORAGE_BUFFER_BIT](#) usage flag set

- VUID-vkCmdDrawIndirect-None-11442

If a pipeline is bound to the pipeline bind point used by this command, or shader is bound to a shader stage used by this command, and it was created with a [descriptor mapping](#) using [VK_DESCRIPTOR_MAPPING_SOURCE_PUSH_ADDRESS_EXT](#), [VK_DESCRIPTOR_MAPPING_SOURCE_SHADER_RECORD_ADDRESS_EXT](#), or

`VK_DESCRIPTOR_MAPPING_SOURCE_INDIRECT_ADDRESS_EXT`, and a shader accesses a storage buffer using that mapping, the address that the storage buffer is mapped to **must** be aligned to `minStorageBufferOffsetAlignment`

- VUID-vkCmdDrawIndirect-None-11485

If a pipeline is bound to the pipeline bind point used by this command, or shader is bound to a shader stage used by this command, and it was created with a `descriptor mapping` using `VK_DESCRIPTOR_MAPPING_SOURCE_PUSH_ADDRESS_EXT`, `VK_DESCRIPTOR_MAPPING_SOURCE_SHADER_RECORD_ADDRESS_EXT`, or `VK_DESCRIPTOR_MAPPING_SOURCE_INDIRECT_ADDRESS_EXT`, and a shader accesses an acceleration structure using that mapping, the address that the acceleration structure is mapped to **must** be an acceleration structure address retrieved from a `VkAccelerationStructureKHR` object via `vkGetAccelerationStructureDeviceAddressKHR` or handle retrieved from a `VkAccelerationStructureNV` object via `vkGetAccelerationStructureHandleNV`

- VUID-vkCmdDrawIndirect-index-11450

If a shader uses a sampler descriptor to sample an image as a result of this command, and that sampler descriptor uses a custom border color with an index defined by `VkSamplerCustomBorderColorIndexCreateInfoEXT`, the value of `VkSamplerCustomBorderColorIndexCreateInfoEXT::index` **must** have been registered before this command was recorded, and still be registered during the sampling operation, with an identically defined color

- VUID-vkCmdDrawIndirect-protectedNoFault-11455

If `protectedNoFault` is not supported, a pipeline is bound to the pipeline bind point used by this command, or a shader is bound to a shader stage used by this command, and it was created with a `descriptor mapping` using `VK_DESCRIPTOR_MAPPING_SOURCE_PUSH_ADDRESS_EXT`, `VK_DESCRIPTOR_MAPPING_SOURCE_SHADER_RECORD_ADDRESS_EXT`, or `VK_DESCRIPTOR_MAPPING_SOURCE_INDIRECT_ADDRESS_EXT`, the address that the resource is mapped to **must** have been queried from a buffer created without the `VK_BUFFER_CREATE_PROTECTED_BIT` create flag set

- VUID-vkCmdDrawIndirect-protectedNoFault-11456

If `protectedNoFault` is not supported, a pipeline is bound to the pipeline bind point used by this command, or a shader is bound to a shader stage used by this command, and it was created with a `descriptor mapping` using `VK_DESCRIPTOR_MAPPING_SOURCE_HEAP_WITH_INDIRECT_INDEX_EXT` or `VK_DESCRIPTOR_MAPPING_SOURCE_HEAP_WITH_INDIRECT_INDEX_ARRAY_EXT`, the address of the indirect memory **must** have been queried from a buffer created without the `VK_BUFFER_CREATE_PROTECTED_BIT` create flag set

- VUID-vkCmdDrawIndirect-renderPass-02684

The current render pass **must** be `compatible` with the `renderPass` member of the `VkGraphicsPipelineCreateInfo` structure specified when creating the `VkPipeline` bound to `VK_PIPELINE_BIND_POINT_GRAPHICS`

- VUID-vkCmdDrawIndirect-subpass-02685

The subpass index of the current render pass **must** be equal to the `subpass` member of the `VkGraphicsPipelineCreateInfo` structure specified when creating the `VkPipeline` bound to

VK_PIPELINE_BIND_POINT_GRAPHICS

- VUID-vkCmdDrawIndirect-OpTypeImage-07468

If any shader executed by this pipeline accesses an `OpTypeImage` variable with a `Dim` operand of `SubpassData`, it **must** be decorated with an `InputAttachmentIndex` that corresponds to a valid input attachment in the current subpass

- VUID-vkCmdDrawIndirect-None-07469

Input attachment views accessed in a subpass **must** be created with the same `VkFormat` as the corresponding subpass definition, and be created with a `VkImageView` that is compatible with the attachment referenced by the subpass' `pInputAttachments` [`InputAttachmentIndex`] in the bound `VkFramebuffer` as specified by [Fragment Input Attachment Compatibility](#)

- VUID-vkCmdDrawIndirect-pDepthInputAttachmentIndex-09595

Input attachment views accessed in a dynamic render pass with a `InputAttachmentIndex` referenced by `VkRenderingInputAttachmentIndexInfo`, or no `InputAttachmentIndex` if `VkRenderingInputAttachmentIndexInfo::pDepthInputAttachmentIndex` or `VkRenderingInputAttachmentIndexInfo::pStencilInputAttachmentIndex` are `NULL`, **must** be created with a `VkImageView` that is compatible with the corresponding color, depth, or stencil attachment in `VkRenderingInfo`

- VUID-vkCmdDrawIndirect-pDepthInputAttachmentIndex-09596

Input attachment views accessed in a dynamic render pass via a shader object **must** have an `InputAttachmentIndex` if both `VkRenderingInputAttachmentIndexInfo::pDepthInputAttachmentIndex` and `VkRenderingInputAttachmentIndexInfo::pStencilInputAttachmentIndex` are non-`NULL`

- VUID-vkCmdDrawIndirect-InputAttachmentIndex-09597

If an input attachment view accessed in a dynamic render pass via a shader object has an `InputAttachmentIndex`, the `InputAttachmentIndex` **must** match an index in `VkRenderingInputAttachmentIndexInfo`

- VUID-vkCmdDrawIndirect-None-06537

Memory backing image subresources used as attachments in the current render pass **must** not be written in any way other than as an attachment by this command

- VUID-vkCmdDrawIndirect-None-10795

If a color attachment is written by any prior command in this subpass or by the load, store, or resolve operations for this subpass, and `feedback loop` is not enabled for `VK_IMAGE_ASPECT_COLOR_BIT` on that attachment, it **must** not be accessed in any way other than as an attachment by this command

- VUID-vkCmdDrawIndirect-None-10796

If a depth attachment is written by any prior command in this subpass or by the load, store, or resolve operations for this subpass, and `feedback loop` is not enabled for `VK_IMAGE_ASPECT_DEPTH_BIT` on that attachment, it **must** not be accessed in any way other than as an attachment by this command

- VUID-vkCmdDrawIndirect-None-10797

If a stencil attachment is written by any prior command in this subpass or by the load, store, or resolve operations for this subpass, and `feedback loop` is not enabled for `VK_IMAGE_ASPECT_STENCIL_BIT` on that attachment, it **must** not be accessed in any way

other than as an attachment by this command

- VUID-vkCmdDrawIndirect-None-12338

If a color attachment is read in this command in any way other than as an attachment, or has been read by any prior command in this subpass as a non-attachment, and [feedback loop](#) is not enabled for [VK_IMAGE_ASPECT_COLOR_BIT](#) on that attachment, the color attachment **must** not be written to by this command

- VUID-vkCmdDrawIndirect-None-12339

If a depth attachment is read in this command in any way other than as an attachment, or has been read by any prior command in this subpass as a non-attachment, and [feedback loop](#) is not enabled for [VK_IMAGE_ASPECT_DEPTH_BIT](#) on that attachment, the depth attachment **must** not be written to by this command

- VUID-vkCmdDrawIndirect-None-12340

If a stencil attachment is read in this command in any way other than as an attachment, or has been read by any prior command in this subpass as a non-attachment, and [feedback loop](#) is not enabled for [VK_IMAGE_ASPECT_STENCIL_BIT](#) on that attachment, the stencil attachment **must** not be written to by this command

- VUID-vkCmdDrawIndirect-None-09003

If an attachment is written by any prior command in this subpass or by the load, store, or resolve operations for this subpass, it **must** not be accessed in any way other than as an attachment, storage image, or sampled image by this command

- VUID-vkCmdDrawIndirect-None-06886

If the current render pass instance uses a depth/stencil attachment with a read-only layout for the depth aspect, [depth writes](#) **must** be disabled

- VUID-vkCmdDrawIndirect-None-06887

If the current render pass instance uses a depth/stencil attachment with a read-only layout for the stencil aspect, both front and back [writeMask](#) are not zero, and stencil test is enabled, [all stencil ops](#) **must** be [VK_STENCIL_OP_KEEP](#)

- VUID-vkCmdDrawIndirect-None-07831

If the bound graphics pipeline state was created with the [VK_DYNAMIC_STATE_VIEWPORT](#) dynamic state enabled then [vkCmdSetViewport](#) **must** have been called and not subsequently [invalidated](#) in the current command buffer prior to this drawing command

- VUID-vkCmdDrawIndirect-None-07832

If the bound graphics pipeline state was created with the [VK_DYNAMIC_STATE_SCISSOR](#) dynamic state enabled then [vkCmdSetScissor](#) **must** have been called and not subsequently [invalidated](#) in the current command buffer prior to this drawing command

- VUID-vkCmdDrawIndirect-None-08617

If a shader object is bound to any graphics stage or a graphics pipeline is bound which was created with the [VK_DYNAMIC_STATE_LINE_WIDTH](#) dynamic state enabled, the [current value](#) of [rasterizerDiscardEnable](#) is [VK_FALSE](#), and the [effective rasterization input topology](#) is in line topology class, then [vkCmdSetLineWidth](#) **must** have been called and not subsequently [invalidated](#) in the current command buffer prior to this drawing command

- VUID-vkCmdDrawIndirect-None-07834

If a shader object is bound to any graphics stage or a graphics pipeline is bound which was created with the `VK_DYNAMIC_STATE_DEPTH_BIAS` dynamic state enabled, the `current value` of `rasterizerDiscardEnable` is `VK_FALSE`, and the `current value` of `depthBiasEnable` is `VK_TRUE`, then `vkCmdSetDepthBias` or `vkCmdSetDepthBias2EXT` **must** have been called and not subsequently `invalidated` in the current command buffer prior to this drawing command

- VUID-vkCmdDrawIndirect-None-07835

If a shader object is bound to the `VK_SHADER_STAGE_FRAGMENT_BIT` stage or a graphics pipeline is bound which was created with the `VK_DYNAMIC_STATE_BLEND_CONSTANTS` dynamic state enabled, the `current value` of `rasterizerDiscardEnable` is `VK_FALSE`, and an active color attachment `current value` of `blendEnable` is `VK_TRUE` with a blend equations where any `VkBlendFactor` member is `VK_BLEND_FACTOR_CONSTANT_COLOR`, `VK_BLEND_FACTOR_ONE_MINUS_CONSTANT_COLOR`, `VK_BLEND_FACTOR_CONSTANT_ALPHA`, or `VK_BLEND_FACTOR_ONE_MINUS_CONSTANT_ALPHA`, then `vkCmdSetBlendConstants` **must** have been called and not subsequently `invalidated` in the current command buffer prior to this drawing command

- VUID-vkCmdDrawIndirect-None-07836

If a shader object is bound to any graphics stage or a graphics pipeline is bound which was created with the `VK_DYNAMIC_STATE_DEPTH_BOUNDS` dynamic state enabled, the `current value` of `rasterizerDiscardEnable` is `VK_FALSE`, and the `current value` of `depthBoundsTestEnable` is `VK_TRUE`, then `vkCmdSetDepthBounds` **must** have been called and not subsequently `invalidated` in the current command buffer prior to this drawing command

- VUID-vkCmdDrawIndirect-None-07837

If a shader object is bound to any graphics stage or a graphics pipeline is bound which was created with the `VK_DYNAMIC_STATE_STENCIL_COMPARE_MASK` dynamic state enabled, the `current value` of `rasterizerDiscardEnable` is `VK_FALSE`, and the `current value` of `stencilTestEnable` is `VK_TRUE`, then `vkCmdSetStencilCompareMask` **must** have been called and not subsequently `invalidated` in the current command buffer prior to this drawing command

- VUID-vkCmdDrawIndirect-None-07838

If a shader object is bound to any graphics stage or a graphics pipeline is bound which was created with the `VK_DYNAMIC_STATE_STENCIL_WRITE_MASK` dynamic state enabled, the `current value` of `rasterizerDiscardEnable` is `VK_FALSE`, and the `current value` of `stencilTestEnable` is `VK_TRUE`, then `vkCmdSetStencilWriteMask` **must** have been called and not subsequently `invalidated` in the current command buffer prior to this drawing command

- VUID-vkCmdDrawIndirect-None-07839

If a shader object is bound to any graphics stage or a graphics pipeline is bound which was created with the `VK_DYNAMIC_STATE_STENCIL_REFERENCE` dynamic state enabled, the `current value` of `rasterizerDiscardEnable` is `VK_FALSE`, the `current value` of `stencilTestEnable` is `VK_TRUE`, then `vkCmdSetStencilReference` **must** have been called and not subsequently `invalidated` in the current command buffer prior to this drawing command

- VUID-vkCmdDrawIndirect-maxMultiviewInstanceIndex-02688

If the draw is recorded in a render pass instance with multiview enabled, the maximum instance index **must** be less than or equal to `VkPhysicalDeviceMultiviewProperties::maxMultiviewInstanceIndex`

- VUID-vkCmdDrawIndirect-sampleLocationsEnable-02689

If the bound graphics pipeline was created with `VkPipelineSampleLocationsStateCreateInfoEXT::sampleLocationsEnable` set to `VK_TRUE`, then the active depth attachment **must** have been created with the `VK_IMAGE_CREATE_SAMPLE_LOCATIONS_COMPATIBLE_DEPTH_BIT_EXT` bit set

- VUID-vkCmdDrawIndirect-None-07634

If the `VK_EXT_sample_locations` extension is enabled, a shader object is bound to any graphics stage or a graphics pipeline is bound which was created with the `VK_DYNAMIC_STATE_SAMPLE_LOCATIONS_ENABLE_EXT` dynamic state enabled, and the current value of `rasterizerDiscardEnable` is `VK_FALSE`, then `vkCmdSetSampleLocationsEnableEXT` **must** have been called and not subsequently `invalidated` in the current command buffer prior to this drawing command

- VUID-vkCmdDrawIndirect-None-06666

If the `VK_EXT_sample_locations` extension is enabled, a shader object is bound to any graphics stage or a graphics pipeline is bound which was created with the `VK_DYNAMIC_STATE_SAMPLE_LOCATIONS_EXT` dynamic state enabled, the current value of `rasterizerDiscardEnable` is `VK_FALSE`, and the current value of `sampleLocationsEnable` is `VK_TRUE`, then `vkCmdSetSampleLocationsEXT` **must** have been called and not subsequently `invalidated` in the current command buffer prior to this drawing command

- VUID-vkCmdDrawIndirect-None-07840

If a shader object is bound to any graphics stage or a graphics pipeline is bound which was created with the `VK_DYNAMIC_STATE_CULL_MODE` dynamic state enabled, and the current value of `rasterizerDiscardEnable` is `VK_FALSE`, then `vkCmdSetCullMode` **must** have been called and not subsequently `invalidated` in the current command buffer prior to this drawing command

- VUID-vkCmdDrawIndirect-None-07841

If a shader object is bound to any graphics stage or a graphics pipeline is bound which was created with the `VK_DYNAMIC_STATE_FRONT_FACE` dynamic state enabled, and the current value of `rasterizerDiscardEnable` is `VK_FALSE`, then `vkCmdSetFrontFace` **must** have been called and not subsequently `invalidated` in the current command buffer prior to this drawing command

- VUID-vkCmdDrawIndirect-None-07843

If a shader object is bound to any graphics stage or a graphics pipeline is bound which was created with the `VK_DYNAMIC_STATE_DEPTH_TEST_ENABLE` dynamic state enabled, and the current value of `rasterizerDiscardEnable` is `VK_FALSE`, `vkCmdSetDepthTestEnable` **must** have been called and not subsequently `invalidated` in the current command buffer prior to this drawing command

- VUID-vkCmdDrawIndirect-None-07844

If a shader object is bound to any graphics stage or a graphics pipeline is bound which was created with the `VK_DYNAMIC_STATE_DEPTH_WRITE_ENABLE` dynamic state enabled, and the current value of `rasterizerDiscardEnable` is `VK_FALSE`, and the current

value of `depthTestEnable` is `VK_TRUE`, then `vkCmdSetDepthWriteEnable` **must** have been called and not subsequently `invalidated` in the current command buffer prior to this drawing command

- VUID-vkCmdDrawIndirect-None-07845

If a shader object is bound to any graphics stage or a graphics pipeline is bound which was created with the `VK_DYNAMIC_STATE_DEPTH_COMPARE_OP` dynamic state enabled, the current value of `rasterizerDiscardEnable` is `VK_FALSE`, and the current value of `depthTestEnable` is `VK_TRUE`, then `vkCmdSetDepthCompareOp` **must** have been called and not subsequently `invalidated` in the current command buffer prior to this drawing command

- VUID-vkCmdDrawIndirect-None-07846

If the `depthBounds` feature is enabled, a shader object is bound to any graphics stage or a graphics pipeline is bound which was created with the `VK_DYNAMIC_STATE_DEPTH_BOUNDS_TEST_ENABLE` dynamic state enabled, and the current value of `rasterizerDiscardEnable` is `VK_FALSE`, then `vkCmdSetDepthBoundsTestEnable` **must** have been called and not subsequently `invalidated` in the current command buffer prior to this drawing command

- VUID-vkCmdDrawIndirect-None-07847

If a shader object is bound to any graphics stage or a graphics pipeline is bound which was created with the `VK_DYNAMIC_STATE_STENCIL_TEST_ENABLE` dynamic state enabled, and the current value of `rasterizerDiscardEnable` is `VK_FALSE`, then `vkCmdSetStencilTestEnable` **must** have been called and not subsequently `invalidated` in the current command buffer prior to this drawing command

- VUID-vkCmdDrawIndirect-None-07848

If a shader object is bound to any graphics stage or a graphics pipeline is bound which was created with the `VK_DYNAMIC_STATE_STENCIL_OP` dynamic state enabled, the current value of `rasterizerDiscardEnable` is `VK_FALSE`, the current value of `stencilTestEnable` is `VK_TRUE`, then `vkCmdSetStencilOp` **must** have been called and not subsequently `invalidated` in the current command buffer prior to this drawing command

- VUID-vkCmdDrawIndirect-viewportCount-03417

If a shader object is bound to any graphics stage or a graphics pipeline is bound which was created with the `VK_DYNAMIC_STATE_VIEWPORT_WITH_COUNT` dynamic state enabled, and the state is not inherited, then `vkCmdSetViewportWithCount` **must** have been called and not subsequently `invalidated` in the current command buffer prior to this drawing command

- VUID-vkCmdDrawIndirect-scissorCount-03418

If a shader object is bound to any graphics stage or a graphics pipeline is bound which was created with the `VK_DYNAMIC_STATE_SCISSOR_WITH_COUNT` dynamic state enabled, and the state is not inherited, then `vkCmdSetScissorWithCount` **must** have been called and not subsequently `invalidated` in the current command buffer prior to this drawing

- VUID-vkCmdDrawIndirect-viewportCount-03419

If a shader object is bound to any graphics stage or a graphics pipeline is bound which was created with both the `VK_DYNAMIC_STATE_SCISSOR_WITH_COUNT` and `VK_DYNAMIC_STATE_VIEWPORT_WITH_COUNT` dynamic states enabled, and the state is

not inherited, then the `viewportCount` parameter of `vkCmdSetViewportWithCount` **must** match the `scissorCount` parameter of `vkCmdSetScissorWithCount`

- VUID-vkCmdDrawIndirect-viewportCount-04137

If the bound graphics pipeline state was created with the `VK_DYNAMIC_STATE_VIEWPORT_WITH_COUNT` dynamic state enabled, but not the `VK_DYNAMIC_STATE_VIEWPORT_W_SCALING_NV` dynamic state enabled, then the bound graphics pipeline **must** have been created with `VkPipelineViewportWScalingStateCreateInfoNV::viewportCount` greater or equal to the `viewportCount` parameter in the last call to `vkCmdSetViewportWithCount`

- VUID-vkCmdDrawIndirect-viewportCount-04138

If the `VK_NV_clip_space_w_scaling` extension is enabled, and a shader object is bound to any graphics stage or a graphics pipeline is bound which was created with the `VK_DYNAMIC_STATE_VIEWPORT_WITH_COUNT` and `VK_DYNAMIC_STATE_VIEWPORT_W_SCALING_NV` dynamic state enabled, the **current value** of `viewportWScalingEnable` is `VK_TRUE`, then `vkCmdSetViewportWScalingNV` **must** have been called and not subsequently **invalidated** in the current command buffer prior to this drawing command

- VUID-vkCmdDrawIndirect-None-08636

If the `VK_NV_clip_space_w_scaling` extension is enabled, and a shader object is bound to any graphics stage or a graphics pipeline is bound which was created with the `VK_DYNAMIC_STATE_VIEWPORT_WITH_COUNT` and `VK_DYNAMIC_STATE_VIEWPORT_W_SCALING_NV` dynamic state enabled, the **current value** of `viewportWScalingEnable` is `VK_TRUE`, then the `viewportCount` parameter in the last call to `vkCmdSetViewportWScalingNV` **must** be greater than or equal to the `viewportCount` parameter in the last call to `vkCmdSetViewportWithCount`

- VUID-vkCmdDrawIndirect-viewportCount-04139

If the bound graphics pipeline state was created with the `VK_DYNAMIC_STATE_VIEWPORT_WITH_COUNT` dynamic state enabled, but not the `VK_DYNAMIC_STATE_VIEWPORT_SHADING_RATE_PALETTE_NV` dynamic state enabled, then the bound graphics pipeline **must** have been created with `VkPipelineViewportShadingRateImageStateCreateInfoNV::viewportCount` greater or equal to the `viewportCount` parameter in the last call to `vkCmdSetViewportWithCount`

- VUID-vkCmdDrawIndirect-shadingRateImage-09233

If the `shadingRateImage` feature is enabled, and a shader object is bound to any graphics stage or a graphics pipeline is bound which was created with the `VK_DYNAMIC_STATE_VIEWPORT_COARSE_SAMPLE_ORDER_NV` and the **current value** of `rasterizerDiscardEnable` is `VK_FALSE`, then `vkCmdSetCoarseSampleOrderNV` **must** have been called and not subsequently **invalidated** in the current command buffer prior to this drawing command

- VUID-vkCmdDrawIndirect-shadingRateImage-09234

If the `shadingRateImage` feature is enabled, and a shader object is bound to any graphics stage or a graphics pipeline is bound which was created with the `VK_DYNAMIC_STATE_VIEWPORT_WITH_COUNT` and `VK_DYNAMIC_STATE_VIEWPORT_SHADING_RATE_PALETTE_NV` dynamic state enabled, the **current value** of `rasterizerDiscardEnable` is `VK_FALSE`, and the **current value** of

`shadingRateImageEnable` is `VK_TRUE`, then `vkCmdSetViewportShadingRatePaletteNV` **must** have been called and not subsequently `invalidated` in the current command buffer prior to this drawing command

- VUID-vkCmdDrawIndirect-None-08637

If the `shadingRateImage` feature is enabled, and a shader object is bound to any graphics stage or a graphics pipeline is bound which was created with the `VK_DYNAMIC_STATE_VIEWPORT_WITH_COUNT` and `VK_DYNAMIC_STATE_VIEWPORT_SHADING_RATE_PALETTE_NV` dynamic state enabled, the current value of `rasterizerDiscardEnable` is `VK_FALSE`, and the current value of `shadingRateImageEnable` is `VK_TRUE`, then the `viewportCount` parameter in the last call to `vkCmdSetViewportShadingRatePaletteNV` **must** be greater than or equal to the `viewportCount` parameter in the last call to `vkCmdSetViewportWithCount`

- VUID-vkCmdDrawIndirect-VkPipelineVieportCreateInfo-04141

If the bound graphics pipeline state was created with the `VK_DYNAMIC_STATE_VIEWPORT_WITH_COUNT` dynamic state enabled and a `VkPipelineViewportSwizzleStateCreateInfoNV` structure chained from `VkPipelineViewportStateCreateInfo`, then the bound graphics pipeline **must** have been created with `VkPipelineViewportSwizzleStateCreateInfoNV::viewportCount` greater or equal to the `viewportCount` parameter in the last call to `vkCmdSetViewportWithCount`

- VUID-vkCmdDrawIndirect-VkPipelineVieportCreateInfo-04142

If the bound graphics pipeline state was created with the `VK_DYNAMIC_STATE_VIEWPORT_WITH_COUNT` dynamic state enabled and a `VkPipelineViewportExclusiveScissorStateCreateInfoNV` structure chained from `VkPipelineViewportStateCreateInfo`, then the bound graphics pipeline **must** have been created with `VkPipelineViewportExclusiveScissorStateCreateInfoNV::exclusiveScissorCount` greater or equal to the `viewportCount` parameter in the last call to `vkCmdSetViewportWithCount`

- VUID-vkCmdDrawIndirect-None-07878

If the `exclusiveScissor` feature is enabled, and a shader object is bound to any graphics stage or a graphics pipeline is bound which was created with the `VK_DYNAMIC_STATE_EXCLUSIVE_SCISSOR_ENABLE_NV` dynamic state enabled, then `vkCmdSetExclusiveScissorEnableNV` **must** have been called and not subsequently `invalidated` in the current command buffer prior to this drawing command

- VUID-vkCmdDrawIndirect-None-07879

If the `exclusiveScissor` feature is enabled, a shader object is bound to any graphics stage or a graphics pipeline is bound which was created with the `VK_DYNAMIC_STATE_EXCLUSIVE_SCISSOR_NV` dynamic state enabled, and the most recent call to `vkCmdSetExclusiveScissorEnableNV` in the current command buffer set any element of `pExclusiveScissorEnables` to `VK_TRUE`, then `vkCmdSetExclusiveScissorNV` **must** have been called and not subsequently `invalidated` in the current command buffer prior to this drawing command

- VUID-vkCmdDrawIndirect-None-04876

If a shader object is bound to any graphics stage or a graphics pipeline is bound which was created with the `VK_DYNAMIC_STATE_RASTERIZER_DISCARD_ENABLE` dynamic state enabled, then `vkCmdSetRasterizerDiscardEnable` **must** have been called and not

subsequently **invalidated** in the current command buffer prior to this drawing command

- VUID-vkCmdDrawIndirect-None-04877

If a shader object is bound to any graphics stage or a graphics pipeline is bound which was created with the **VK_DYNAMIC_STATE_DEPTH_BIAS_ENABLE** dynamic state enabled, and the **current value** of **rasterizerDiscardEnable** is **VK_FALSE**, then **vkCmdSetDepthBiasEnable** **must** have been called and not subsequently **invalidated** in the current command buffer prior to this drawing command

- VUID-vkCmdDrawIndirect-logicOp-04878

If a shader object is bound to the **VK_SHADER_STAGE_FRAGMENT_BIT** or a graphics pipeline is bound which was created with the **VK_DYNAMIC_STATE_LOGIC_OP_EXT** dynamic state enabled, the **current value** of **rasterizerDiscardEnable** is **VK_FALSE**, and the **current value** of **logicOpEnable** is **VK_TRUE**, then **vkCmdSetLogicOpEXT** **must** have been called and not subsequently **invalidated** in the current command buffer prior to this drawing command

- VUID-vkCmdDrawIndirect-primitiveFragmentShadingRateWithMultipleViewports-04552

If the **primitiveFragmentShadingRateWithMultipleViewports** limit is not supported, the bound graphics pipeline was created with the **VK_DYNAMIC_STATE_VIEWPORT_WITH_COUNT** dynamic state enabled, and any of the shader stages of the bound graphics pipeline write to the **PrimitiveShadingRateKHR** built-in, then **vkCmdSetViewportWithCount** **must** have been called in the current command buffer prior to this drawing command, and the **viewportCount** parameter of **vkCmdSetViewportWithCount** **must** be 1

- VUID-vkCmdDrawIndirect-primitiveFragmentShadingRateWithMultipleViewports-08642

If the **primitiveFragmentShadingRateWithMultipleViewports** limit is not supported, and any shader object bound to a graphics stage writes to the **PrimitiveShadingRateKHR** built-in, then **vkCmdSetViewportWithCount** **must** have been called in the current command buffer prior to this drawing command, and the **viewportCount** parameter of **vkCmdSetViewportWithCount** **must** be 1

- VUID-vkCmdDrawIndirect-blendEnable-04727

If a shader object is bound to the **VK_SHADER_STAGE_FRAGMENT_BIT** stage or a graphics pipeline is bound which was created with **VK_DYNAMIC_STATE_COLOR_BLEND_ENABLE_EXT** dynamic state enabled, the **current value** of **rasterizerDiscardEnable** is **VK_FALSE**, then for each color attachment, if the corresponding image view's **format features** do not contain **VK_FORMAT_FEATURE_COLOR_ATTACHMENT_BLEND_BIT**, then the corresponding **current value** of **blendEnable** **must** be **VK_FALSE**

- VUID-vkCmdDrawIndirect-None-08644

If a shader object is bound to any graphics stage or a graphics pipeline is bound, the **current value** of **rasterizerDiscardEnable** is **VK_FALSE**, and none of the following is enabled:

- the **VK_AMD_mixed_attachment_samples** extension
- the **VK_NV_framebuffer_mixed_samples** extension
- the **multisampledRenderToSingleSampled** feature

then the `current value` of `rasterizationSamples` **must** be the same as the current color and/or depth/stencil attachments

- VUID-vkCmdDrawIndirect-None-08876

If a shader object is bound to any graphics stage, the current render pass instance **must** have been begun with `vkCmdBeginRendering`

- VUID-vkCmdDrawIndirect-imageView-06172

If the current render pass instance was begun with `vkCmdBeginRendering`, the `imageView` member of `pDepthAttachment` is not `VK_NULL_HANDLE`, and the `layout` member of `pDepthAttachment` is `VK_IMAGE_LAYOUT_DEPTH_STENCIL_READ_ONLY_OPTIMAL`, this command **must** not write any values to the depth attachment

- VUID-vkCmdDrawIndirect-imageView-06173

If the current render pass instance was begun with `vkCmdBeginRendering`, the `imageView` member of `pStencilAttachment` is not `VK_NULL_HANDLE`, and the `layout` member of `pStencilAttachment` is `VK_IMAGE_LAYOUT_DEPTH_STENCIL_READ_ONLY_OPTIMAL`, this command **must** not write any values to the stencil attachment

- VUID-vkCmdDrawIndirect-imageView-06174

If the current render pass instance was begun with `vkCmdBeginRendering`, the `imageView` member of `pDepthAttachment` is not `VK_NULL_HANDLE`, and the `layout` member of `pDepthAttachment` is `VK_IMAGE_LAYOUT_DEPTH_READ_ONLY_STENCIL_ATTACHMENT_OPTIMAL`, this command **must** not write any values to the depth attachment

- VUID-vkCmdDrawIndirect-imageView-06175

If the current render pass instance was begun with `vkCmdBeginRendering`, the `imageView` member of `pStencilAttachment` is not `VK_NULL_HANDLE`, and the `layout` member of `pStencilAttachment` is `VK_IMAGE_LAYOUT_DEPTH_ATTACHMENT_STENCIL_READ_ONLY_OPTIMAL`, this command **must** not write any values to the stencil attachment

- VUID-vkCmdDrawIndirect-imageView-06176

If the current render pass instance was begun with `vkCmdBeginRendering`, the `imageView` member of `pDepthAttachment` is not `VK_NULL_HANDLE`, and the `layout` member of `pDepthAttachment` is `VK_IMAGE_LAYOUT_DEPTH_READ_ONLY_OPTIMAL`, this command **must** not write any values to the depth attachment

- VUID-vkCmdDrawIndirect-imageView-06177

If the current render pass instance was begun with `vkCmdBeginRendering`, the `imageView` member of `pStencilAttachment` is not `VK_NULL_HANDLE`, and the `layout` member of `pStencilAttachment` is `VK_IMAGE_LAYOUT_STENCIL_READ_ONLY_OPTIMAL`, this command **must** not write any values to the stencil attachment

- VUID-vkCmdDrawIndirect-viewMask-06178

If the current render pass instance was begun with `vkCmdBeginRendering`, the bound graphics pipeline **must** have been created with a `VkPipelineRenderingCreateInfo::viewMask` equal to `VkRenderingInfo::viewMask`

- VUID-vkCmdDrawIndirect-colorAttachmentCount-06179

If the `dynamicRenderingUnusedAttachments` feature is not enabled and the current render pass instance was begun with `vkCmdBeginRendering`, the bound graphics pipeline **must**

have been created with a `VkPipelineRenderingCreateInfo::colorAttachmentCount` equal to `VkRenderingInfo::colorAttachmentCount`

- VUID-vkCmdDrawIndirect-dynamicRenderingUnusedAttachments-08910

If the `dynamicRenderingUnusedAttachments` feature is not enabled, and the current render pass instance was begun with `vkCmdBeginRendering` and `VkRenderingInfo::colorAttachmentCount` greater than 0, then each element of the `VkRenderingInfo::pColorAttachments` array with an `imageView` not equal to `VK_NULL_HANDLE` **must** have been created with a `VkFormat` equal to the corresponding element of `VkPipelineRenderingCreateInfo::pColorAttachmentFormats` used to create the bound graphics pipeline

- VUID-vkCmdDrawIndirect-dynamicRenderingUnusedAttachments-08912

If the `dynamicRenderingUnusedAttachments` feature is not enabled, and the current render pass instance was begun with `vkCmdBeginRendering` and `VkRenderingInfo::colorAttachmentCount` greater than 0, then each element of the `VkRenderingInfo::pColorAttachments` array with an `imageView` equal to `VK_NULL_HANDLE` **must** have the corresponding element of `VkPipelineRenderingCreateInfo::pColorAttachmentFormats` used to create the bound pipeline equal to `VK_FORMAT_UNDEFINED`

- VUID-vkCmdDrawIndirect-dynamicRenderingUnusedAttachments-08911

If the `dynamicRenderingUnusedAttachments` feature is enabled, and the current render pass instance was begun with `vkCmdBeginRendering` and `VkRenderingInfo::colorAttachmentCount` greater than 0, then each element of the `VkRenderingInfo::pColorAttachments` array with an `imageView` not equal to `VK_NULL_HANDLE` **must** have been created with a `VkFormat` equal to the corresponding element of `VkPipelineRenderingCreateInfo::pColorAttachmentFormats` used to create the bound graphics pipeline, or the corresponding element of `VkPipelineRenderingCreateInfo::pColorAttachmentFormats`, if it exists, **must** be `VK_FORMAT_UNDEFINED`

- VUID-vkCmdDrawIndirect-colorAttachmentCount-09362

If the current render pass instance was begun with `vkCmdBeginRendering`, with a `VkRenderingInfo::colorAttachmentCount` equal to 1, there is no shader object bound to any graphics stage, and a color attachment with a resolve mode of `VK_RESOLVE_MODE_EXTERNAL_FORMAT_DOWNSAMPLE_BIT_ANDROID`, each element of the `VkRenderingInfo::pColorAttachments` array with a `resolveImageView` not equal to `VK_NULL_HANDLE` **must** have been created with an image created with a `VkExternalFormatANDROID::externalFormat` value equal to the `VkExternalFormatANDROID::externalFormat` value used to create the bound graphics pipeline

- VUID-vkCmdDrawIndirect-None-09363

If there is no shader object bound to any graphics stage, the current render pass instance was begun with `vkCmdBeginRendering` and a `VkRenderingInfo::colorAttachmentCount` equal to 1, and a color attachment with a resolve mode of `VK_RESOLVE_MODE_EXTERNAL_FORMAT_DOWNSAMPLE_BIT_ANDROID`, each element of the `VkRenderingInfo::pColorAttachments` array with a `imageView` not equal to `VK_NULL_HANDLE` **must** have been created with an image created with a `VkExternalFormatANDROID::externalFormat` value equal to the `VkExternalFormatANDROID::externalFormat` value used to create the bound graphics pipeline

- VUID-vkCmdDrawIndirect-None-09364

If the current render pass instance was begun with `vkCmdBeginRendering`, there is no shader object bound to any graphics stage, and the bound graphics pipeline was created with a non-zero `VkExternalFormatANDROID::externalFormat` value and with the `VK_DYNAMIC_STATE_COLOR_BLEND_ENABLE_EXT` dynamic state enabled, then `vkCmdSetColorBlendEnableEXT` **must** have set the blend enable to `VK_FALSE` prior to this drawing command

- VUID-vkCmdDrawIndirect-None-09365

If the current render pass instance was begun with `vkCmdBeginRendering`, there is no shader object bound to any graphics stage, and the bound graphics pipeline was created with a non-zero `VkExternalFormatANDROID::externalFormat` value and with the `VK_DYNAMIC_STATE_RASTERIZATION_SAMPLES_EXT` dynamic state enabled, then `vkCmdSetRasterizationSamplesEXT` **must** have set `rasterizationSamples` to `VK_SAMPLE_COUNT_1_BIT` prior to this drawing command

- VUID-vkCmdDrawIndirect-None-09366

If there is a shader object bound to any graphics stage, and the current render pass includes a color attachment that uses the `VK_RESOLVE_MODE_EXTERNAL_FORMAT_DOWNSAMPLE_BIT_ANDROID` resolve mode, then `vkCmdSetColorBlendEnableEXT` **must** have set blend enable to `VK_FALSE` prior to this drawing command

- VUID-vkCmdDrawIndirect-rasterizationSamples-09367

If there is a shader object bound to any graphics stage, and the current render pass includes a color attachment that uses the `VK_RESOLVE_MODE_EXTERNAL_FORMAT_DOWNSAMPLE_BIT_ANDROID` resolve mode, then `vkCmdSetRasterizationSamplesEXT` **must** have set `rasterizationSamples` to `VK_SAMPLE_COUNT_1_BIT` prior to this drawing command

- VUID-vkCmdDrawIndirect-None-09368

If the current render pass instance was begun with `vkCmdBeginRendering`, there is no shader object bound to any graphics stage, and the bound graphics pipeline was created with a non-zero `VkExternalFormatANDROID::externalFormat` value and with the `VK_DYNAMIC_STATE_FRAGMENT_SHADING_RATE_KHR` dynamic state enabled, then `vkCmdSetFragmentShadingRateKHR` **must** have set `pFragmentSize->width` to 1 prior to this drawing command

- VUID-vkCmdDrawIndirect-None-09369

If the current render pass instance was begun with `vkCmdBeginRendering`, there is no shader object bound to any graphics stage, and the bound graphics pipeline was created with a non-zero `VkExternalFormatANDROID::externalFormat` value and with the `VK_DYNAMIC_STATE_FRAGMENT_SHADING_RATE_KHR` dynamic state enabled, then `vkCmdSetFragmentShadingRateKHR` **must** have set `pFragmentSize->height` to 1 prior to this drawing command

- VUID-vkCmdDrawIndirect-pFragmentSize-09370

If there is a shader object bound to any graphics stage, and the current render pass includes a color attachment that uses the `VK_RESOLVE_MODE_EXTERNAL_FORMAT_DOWNSAMPLE_BIT_ANDROID` resolve mode, then `vkCmdSetFragmentShadingRateKHR` **must** have set `pFragmentSize->width` to 1 prior

to this drawing command

- VUID-vkCmdDrawIndirect-pFragmentSize-09371

If there is a shader object bound to any graphics stage, and the current render pass includes a color attachment that uses the [VK_RESOLVE_MODE_EXTERNAL_FORMAT_DOWNSAMPLE_BIT_ANDROID](#) resolve mode, then `vkCmdSetFragmentShadingRateKHR` **must** have set `pFragmentSize->height` to 1 prior to this drawing command

- VUID-vkCmdDrawIndirect-None-07749

If the `colorWriteEnable` feature is enabled, a shader object is bound to the [VK_SHADER_STAGE_FRAGMENT_BIT](#) stage or a graphics pipeline is bound which was created with the [VK_DYNAMIC_STATE_COLOR_WRITE_ENABLE_EXT](#) dynamic state enabled, and the current value of `rasterizerDiscardEnable` is `VK_FALSE`, then `vkCmdSetColorWriteEnableEXT` **must** have been called and not subsequently [invalidated](#) in the current command buffer prior to this drawing command

- VUID-vkCmdDrawIndirect-attachmentCount-07750

If the `colorWriteEnable` feature is enabled, a shader object is bound to the [VK_SHADER_STAGE_FRAGMENT_BIT](#) stage or a graphics pipeline is bound which was created with the [VK_DYNAMIC_STATE_COLOR_WRITE_ENABLE_EXT](#) dynamic state enabled, and the current value of `rasterizerDiscardEnable` is `VK_FALSE`, then the `attachmentCount` parameter of most recent call to `vkCmdSetColorWriteEnableEXT` in the current command buffer **must** be greater than or equal to the number of active color attachments

- VUID-vkCmdDrawIndirect-None-07751

If the [VK_EXT_discard_rectangles](#) extension is enabled, a graphics pipeline is bound which was created with the [VK_DYNAMIC_STATE_DISCARD_RECTANGLE_EXT](#) dynamic state enabled and the `pNext` chain of `VkGraphicsPipelineCreateInfo` included a `VkPipelineDiscardRectangleStateCreateInfoEXT` structure, the current value of `rasterizerDiscardEnable` is `VK_FALSE`, and the current value of `discardRectangleEnable` is `VK_TRUE`, then `vkCmdSetDiscardRectangleEXT` **must** have been called and not subsequently [invalidated](#) in the current command buffer prior to this drawing command for each discard rectangle in `VkPipelineDiscardRectangleStateCreateInfoEXT::discardRectangleCount`

- VUID-vkCmdDrawIndirect-rasterizerDiscardEnable-09236

If the [VK_EXT_discard_rectangles](#) extension is enabled, a shader object is bound to any graphics stage or a graphics pipeline is bound which was created with [VK_DYNAMIC_STATE_DISCARD_RECTANGLE_EXT](#) dynamic state enabled and the `pNext` chain of `VkGraphicsPipelineCreateInfo` did not include a `VkPipelineDiscardRectangleStateCreateInfoEXT` structure, the current value of `rasterizerDiscardEnable` is `VK_FALSE`, and the current value of `discardRectangleEnable` is `VK_TRUE`, then `vkCmdSetDiscardRectangleEXT` **must** have been called and not subsequently [invalidated](#) in the current command buffer prior to this drawing command for each discard rectangle in `VkPhysicalDeviceDiscardRectanglePropertiesEXT::maxDiscardRectangles`

- VUID-vkCmdDrawIndirect-None-07880

If the [VK_EXT_discard_rectangles](#) extension is enabled, a shader object is bound to any

graphics stage or a graphics pipeline is bound which was created with the `VK_DYNAMIC_STATE_DISCARD_RECTANGLE_ENABLE_EXT` dynamic state enabled, the current value of `rasterizerDiscardEnable` is `VK_FALSE`, then `vkCmdSetDiscardRectangleEnableEXT` **must** have been called and not subsequently `invalidated` in the current command buffer prior to this drawing command

- VUID-vkCmdDrawIndirect-None-07881

If the `VK_EXT_discard_rectangles` extension is enabled, a shader object is bound to any graphics stage or a graphics pipeline is bound which was created with the `VK_DYNAMIC_STATE_DISCARD_RECTANGLE_MODE_EXT` dynamic state enabled, the current value of `rasterizerDiscardEnable` is `VK_FALSE`, and the current value of `discardRectangleEnable` is `VK_TRUE`, then `vkCmdSetDiscardRectangleModeEXT` **must** have been called and not subsequently `invalidated` in the current command buffer prior to this drawing command

- VUID-vkCmdDrawIndirect-dynamicRenderingUnusedAttachments-08913

If the current render pass instance was begun with `vkCmdBeginRendering`, the `dynamicRenderingUnusedAttachments` feature is not enabled, and `VkRenderingInfo::pDepthAttachment->imageView` was `VK_NULL_HANDLE`, the value of `VkPipelineRenderingCreateInfo::depthAttachmentFormat` used to create the bound graphics pipeline **must** be equal to `VK_FORMAT_UNDEFINED`

- VUID-vkCmdDrawIndirect-dynamicRenderingUnusedAttachments-08914

If current render pass instance was begun with `vkCmdBeginRendering`, the `dynamicRenderingUnusedAttachments` feature is not enabled, and `VkRenderingInfo::pDepthAttachment->imageView` was not `VK_NULL_HANDLE`, the value of `VkPipelineRenderingCreateInfo::depthAttachmentFormat` used to create the bound graphics pipeline **must** be equal to the `VkFormat` used to create `VkRenderingInfo::pDepthAttachment->imageView`

- VUID-vkCmdDrawIndirect-dynamicRenderingUnusedAttachments-08915

If the current render pass instance was begun with `vkCmdBeginRendering`, the `dynamicRenderingUnusedAttachments` feature is enabled, `VkRenderingInfo::pDepthAttachment->imageView` was not `VK_NULL_HANDLE`, and the value of `VkPipelineRenderingCreateInfo::depthAttachmentFormat` used to create the bound graphics pipeline was not equal to the `VkFormat` used to create `VkRenderingInfo::pDepthAttachment->imageView`, the value of the format **must** be `VK_FORMAT_UNDEFINED`

- VUID-vkCmdDrawIndirect-dynamicRenderingUnusedAttachments-08916

If the current render pass instance was begun with `vkCmdBeginRendering`, the `dynamicRenderingUnusedAttachments` feature is not enabled, and `VkRenderingInfo::pStencilAttachment->imageView` was `VK_NULL_HANDLE`, the value of `VkPipelineRenderingCreateInfo::stencilAttachmentFormat` used to create the bound graphics pipeline **must** be equal to `VK_FORMAT_UNDEFINED`

- VUID-vkCmdDrawIndirect-dynamicRenderingUnusedAttachments-08917

If current render pass instance was begun with `vkCmdBeginRendering`, the `dynamicRenderingUnusedAttachments` feature is not enabled, and `VkRenderingInfo::pStencilAttachment->imageView` was not `VK_NULL_HANDLE`, the value of `VkPipelineRenderingCreateInfo::stencilAttachmentFormat` used to create the bound graphics pipeline **must** be equal to the `VkFormat` used to create `VkRenderingInfo`

`::pStencilAttachment->imageView`

- VUID-vkCmdDrawIndirect-dynamicRenderingUnusedAttachments-08918

If the current render pass instance was begun with `vkCmdBeginRendering`, the `dynamicRenderingUnusedAttachments` feature is enabled, `VkRenderingInfo::pStencilAttachment->imageView` was not `VK_NULL_HANDLE`, and the value of `VkPipelineRenderingCreateInfo::stencilAttachmentFormat` used to create the bound graphics pipeline was not equal to the `VkFormat` used to create `VkRenderingInfo::pStencilAttachment->imageView`, the value of the format **must** be `VK_FORMAT_UNDEFINED`

- VUID-vkCmdDrawIndirect-imageView-06183

If the current render pass instance was begun with `vkCmdBeginRendering` and `VkRenderingFragmentShadingRateAttachmentInfoKHR::imageView` was not `VK_NULL_HANDLE`, the bound graphics pipeline **must** have been created with `VK_PIPELINE_CREATE_RENDERING_FRAGMENT_SHADING_RATE_ATTACHMENT_BIT_KHR`

- VUID-vkCmdDrawIndirect-dynamicRenderingLocalRead-11797

If the current render pass instance was begun with `vkCmdBeginRendering`, the `dynamicRenderingLocalRead` feature is enabled, the `VK_RENDERING_LOCAL_READ_CONCURRENT_ACCESS_CONTROL_BIT_KHR` flag is specified, and an attachment is being used as a feedback loop as specified by `VK_RENDERING_ATTACHMENT_INPUT_ATTACHMENT_FEEDBACK_BIT_KHR`, `VkRenderingAttachmentFlagsInfoKHR::flags` for that attachment **must** include `VK_RENDERING_ATTACHMENT_INPUT_ATTACHMENT_FEEDBACK_BIT_KHR`

- VUID-vkCmdDrawIndirect-imageView-06184

If the current render pass instance was begun with `vkCmdBeginRendering` and `VkRenderingFragmentDensityMapAttachmentInfoEXT::imageView` was not `VK_NULL_HANDLE`, the bound graphics pipeline **must** have been created with `VK_PIPELINE_CREATE_RENDERING_FRAGMENT_DENSITY_MAP_ATTACHMENT_BIT_EXT`

- VUID-vkCmdDrawIndirect-layers-10831

If the current render pass instance was created with `VK_RENDERING_PER_LAYER_FRAGMENT_DENSITY_BIT_VALVE` or `VK_RENDER_PASS_CREATE_PER_LAYER_FRAGMENT_DENSITY_BIT_VALVE`, and the bound graphics pipeline was created with `VK_PIPELINE_CREATE_2_PER_LAYER_FRAGMENT_DENSITY_BIT_VALVE`, then the current render pass instance **must** have a `layers` value less than or equal to `VkPipelineFragmentDensityMapLayeredCreateInfoVALVE::maxFragmentDensityMapLayers`

- VUID-vkCmdDrawIndirect-colorAttachmentCount-06185

If the bound pipeline was created with a `VkAttachmentSampleCountInfoAMD` or `VkAttachmentSampleCountInfoNV` structure, and the current render pass instance was begun with `vkCmdBeginRendering` with a `VkRenderingInfo::colorAttachmentCount` parameter greater than 0, then each element of the `VkRenderingInfo::pColorAttachments` array with a `imageView` not equal to `VK_NULL_HANDLE` **must** have been created with a sample count equal to the corresponding element of the `pColorAttachmentSamples` member of `VkAttachmentSampleCountInfoAMD` or `VkAttachmentSampleCountInfoNV` used to create the bound graphics pipeline

- VUID-vkCmdDrawIndirect-pDepthAttachment-06186
If the current render pass instance was begun with `vkCmdBeginRendering`, the bound pipeline was created with a `VkAttachmentSampleCountInfoAMD` or `VkAttachmentSampleCountInfoNV` structure, and `VkRenderingInfo::pDepthAttachment->imageView` was not `VK_NULL_HANDLE`, the value of the `depthStencilAttachmentSamples` member of `VkAttachmentSampleCountInfoAMD` or `VkAttachmentSampleCountInfoNV` used to create the bound graphics pipeline **must** be equal to the sample count used to create `VkRenderingInfo::pDepthAttachment->imageView`
- VUID-vkCmdDrawIndirect-pStencilAttachment-06187
If the current render pass instance was begun with `vkCmdBeginRendering`, the bound pipeline was created with a `VkAttachmentSampleCountInfoAMD` or `VkAttachmentSampleCountInfoNV` structure, and `VkRenderingInfo::pStencilAttachment->imageView` was not `VK_NULL_HANDLE`, the value of the `depthStencilAttachmentSamples` member of `VkAttachmentSampleCountInfoAMD` or `VkAttachmentSampleCountInfoNV` used to create the bound graphics pipeline **must** be equal to the sample count used to create `VkRenderingInfo::pStencilAttachment->imageView`
- VUID-vkCmdDrawIndirect-multisampledRenderToSingleSampled-07285
If the bound pipeline was created without a `VkAttachmentSampleCountInfoAMD` or `VkAttachmentSampleCountInfoNV` structure, and the `multisampledRenderToSingleSampled` feature is not enabled, and `vkCmdBeginCustomResolveEXT` has not yet been recorded in the render pass instance, and the current render pass instance was begun with `vkCmdBeginRendering` with a `VkRenderingInfo::colorAttachmentCount` parameter greater than 0, then each element of the `VkRenderingInfo::pColorAttachments` array with a `imageView` not equal to `VK_NULL_HANDLE` **must** have been created with a sample count equal to the value of `rasterizationSamples` for the bound graphics pipeline
- VUID-vkCmdDrawIndirect-multisampledRenderToSingleSampled-07286
If the bound pipeline was created without a `VkAttachmentSampleCountInfoAMD` or `VkAttachmentSampleCountInfoNV` structure, and the `multisampledRenderToSingleSampled` feature is not enabled, and `vkCmdBeginCustomResolveEXT` has not yet been recorded in the render pass instance, and `VkRenderingInfo::pDepthAttachment->imageView` was not `VK_NULL_HANDLE`, the value of `rasterizationSamples` for the bound graphics pipeline **must** be equal to the sample count used to create `VkRenderingInfo::pDepthAttachment->imageView`
- VUID-vkCmdDrawIndirect-multisampledRenderToSingleSampled-07287
If the bound pipeline was created without a `VkAttachmentSampleCountInfoAMD` or `VkAttachmentSampleCountInfoNV` structure, and the `multisampledRenderToSingleSampled` feature is not enabled, and `vkCmdBeginCustomResolveEXT` has not yet been recorded in the render pass instance, and `VkRenderingInfo::pStencilAttachment->imageView` was not `VK_NULL_HANDLE`, the value of `rasterizationSamples` for the bound graphics pipeline **must** be equal to the sample count used to create `VkRenderingInfo::pStencilAttachment->imageView`
- VUID-vkCmdDrawIndirect-pNext-07935
If this command is called inside a render pass instance started with `vkCmdBeginRendering`, and the `pNext` chain of `VkRenderingInfo` includes a `VkMultisampledRenderToSingleSampledInfoEXT` structure with `multisampledRenderToSingleSampledEnable` equal to `VK_TRUE`, then the value of

`rasterizationSamples` for the bound graphics pipeline **must** be equal to `VkMultisampledRenderToSingleSampledInfoEXT::rasterizationSamples`

- VUID-vkCmdDrawIndirect-renderPass-06198

If the current render pass instance was begun with `vkCmdBeginRendering`, the bound pipeline **must** have been created with a `VkGraphicsPipelineCreateInfo::renderPass` equal to `VK_NULL_HANDLE`

- VUID-vkCmdDrawIndirect-pColorAttachments-08963

If the current render pass instance was begun with `vkCmdBeginRendering`, `vkCmdBeginCustomResolveEXT` has not yet been recorded in the render pass instance, there is a graphics pipeline bound with a fragment shader that statically writes to a color attachment, the color write mask is not zero, color writes are enabled, and the corresponding element of the `VkRenderingInfo::pColorAttachments->imageView` was not `VK_NULL_HANDLE`, then the corresponding element of `VkPipelineRenderingCreateInfo::pColorAttachmentFormats` used to create the pipeline **must** not be `VK_FORMAT_UNDEFINED`

- VUID-vkCmdDrawIndirect-pColorAttachments-11539

If the current render pass instance was begun with `vkCmdBeginRendering`, `vkCmdBeginCustomResolveEXT` has been recorded in the render pass instance, there is a graphics pipeline bound with a fragment shader that statically writes to a color attachment, the color write mask is not zero, color writes are enabled, and the corresponding element of the `VkRenderingInfo::pColorAttachments->resolveImageView` was not `VK_NULL_HANDLE`, then the corresponding element of `VkCustomResolveCreateInfoEXT::pColorAttachmentFormats` used to create the pipeline **must** not be `VK_FORMAT_UNDEFINED`

- VUID-vkCmdDrawIndirect-pDepthAttachment-08964

If the current render pass instance was begun with `vkCmdBeginRendering`, `vkCmdBeginCustomResolveEXT` has not yet been recorded in the render pass instance, there is a graphics pipeline bound, depth test is enabled, and the `VkRenderingInfo::pDepthAttachment->imageView` was not `VK_NULL_HANDLE`, then the `VkPipelineRenderingCreateInfo::depthAttachmentFormat` used to create the pipeline **must** not be `VK_FORMAT_UNDEFINED`

- VUID-vkCmdDrawIndirect-pDepthAttachment-11540

If the current render pass instance was begun with `vkCmdBeginRendering`, `vkCmdBeginCustomResolveEXT` has been recorded in the render pass instance, there is a graphics pipeline bound, depth test is enabled, and the `VkRenderingInfo::pDepthAttachment->resolveImageView` was not `VK_NULL_HANDLE`, then the `VkCustomResolveCreateInfoEXT::depthAttachmentFormat` used to create the pipeline **must** not be `VK_FORMAT_UNDEFINED`

- VUID-vkCmdDrawIndirect-pStencilAttachment-08965

If the current render pass instance was begun with `vkCmdBeginRendering`, `vkCmdBeginCustomResolveEXT` has not yet been recorded in the render pass instance, there is a graphics pipeline bound, stencil test is enabled and the `VkRenderingInfo::pStencilAttachment->imageView` was not `VK_NULL_HANDLE`, then the `VkPipelineRenderingCreateInfo::stencilAttachmentFormat` used to create the pipeline **must** not be `VK_FORMAT_UNDEFINED`

- VUID-vkCmdDrawIndirect-pStencilAttachment-11860
If the current render pass instance was begun with `vkCmdBeginRendering`, `vkCmdBeginCustomResolveEXT` has been recorded in the render pass instance, there is a graphics pipeline bound, stencil test is enabled and the `VkRenderingInfo::pStencilAttachment->resolveImageView` was not `VK_NULL_HANDLE`, then the `VkCustomResolveCreateInfoEXT::stencilAttachmentFormat` used to create the pipeline **must** not be `VK_FORMAT_UNDEFINED`
- VUID-vkCmdDrawIndirect-flags-10582
If the current render pass instance was begun with a `vkCmdBeginRendering` call in `commandBuffer`, its `VkRenderingInfo::flags` parameter **must** not have `VK_RENDERING_CONTENTS_SECONDARY_COMMAND_BUFFERS_BIT` set unless `VK_RENDERING_CONTENTS_INLINE_BIT_KHR` is also set
- VUID-vkCmdDrawIndirect-primitivesGeneratedQueryWithRasterizerDiscard-06708
If the `primitivesGeneratedQueryWithRasterizerDiscard` feature is not enabled and the `VK_QUERY_TYPE_PRIMITIVES_GENERATED_EXT` query is active, `rasterization discard` **must** not be enabled
- VUID-vkCmdDrawIndirect-primitivesGeneratedQueryWithNonZeroStreams-06709
If the `primitivesGeneratedQueryWithNonZeroStreams` feature is not enabled and the `VK_QUERY_TYPE_PRIMITIVES_GENERATED_EXT` query is active, the bound graphics pipeline **must** not have been created with a non-zero value in `VkPipelineRasterizationStateStreamCreateInfoEXT::rasterizationStream`
- VUID-vkCmdDrawIndirect-None-07620
If the `depthClamp` feature is enabled, a shader object is bound to any graphics stage or a graphics pipeline is bound which was created with the `VK_DYNAMIC_STATE_DEPTH_CLAMP_ENABLE_EXT` dynamic state enabled, and the current value of `rasterizerDiscardEnable` is `VK_FALSE`, then `vkCmdSetDepthClampEnableEXT` **must** have been called and not subsequently `invalidated` in the current command buffer prior to this drawing command
- VUID-vkCmdDrawIndirect-None-07621
If a shader object is bound to any graphics stage or a graphics pipeline is bound which was created with the `VK_DYNAMIC_STATE_POLYGON_MODE_EXT` dynamic state enabled, and the current value of `rasterizerDiscardEnable` is `VK_FALSE`, then `vkCmdSetPolygonModeEXT` **must** have been called and not subsequently `invalidated` in the current command buffer prior to this drawing command
- VUID-vkCmdDrawIndirect-None-07622
If a shader object is bound to any graphics stage or a graphics pipeline is bound which was created with the `VK_DYNAMIC_STATE_RASTERIZATION_SAMPLES_EXT` dynamic state enabled, and the current value of `rasterizerDiscardEnable` is `VK_FALSE`, then `vkCmdSetRasterizationSamplesEXT` **must** have been called and not subsequently `invalidated` in the current command buffer prior to this drawing command
- VUID-vkCmdDrawIndirect-None-07623
If a shader object is bound to any graphics stage or a graphics pipeline is bound which was created with the `VK_DYNAMIC_STATE_SAMPLE_MASK_EXT` dynamic state enabled, and the current value of `rasterizerDiscardEnable` is `VK_FALSE`, then `vkCmdSetSampleMaskEXT` **must** have been called and not subsequently `invalidated` in the

current command buffer prior to this drawing command

- VUID-vkCmdDrawIndirect-alphaToCoverageEnable-08919

If the bound graphics pipeline state was created with the `VK_DYNAMIC_STATE_ALPHA_TO_COVERAGE_ENABLE_EXT` dynamic state enabled, and `alphaToCoverageEnable` was `VK_TRUE` in the last call to `vkCmdSetAlphaToCoverageEnableEXT`, then the **Fragment Output Interface** **must** contain a variable for the alpha **Component** word in **Location** 0 at **Index** 0

- VUID-vkCmdDrawIndirect-alphaToCoverageEnable-08920

If a shader object is bound to any graphics stage, and the most recent call to `vkCmdSetAlphaToCoverageEnableEXT` in the current command buffer set `alphaToCoverageEnable` to `VK_TRUE`, then the **Fragment Output Interface** **must** contain a variable for the alpha **Component** word in **Location** 0 at **Index** 0

- VUID-vkCmdDrawIndirect-None-07624

If a shader object is bound to any graphics stage or a graphics pipeline is bound which was created with the `VK_DYNAMIC_STATE_ALPHA_TO_COVERAGE_ENABLE_EXT` dynamic state enabled, and the **current value** of `rasterizerDiscardEnable` is `VK_FALSE`, then `vkCmdSetAlphaToCoverageEnableEXT` **must** have been called and not subsequently **invalidated** in the current command buffer prior to this drawing command

- VUID-vkCmdDrawIndirect-None-07625

If the `alphaToOne` feature is enabled, a shader object is bound to any graphics stage or a graphics pipeline is bound which was created with the `VK_DYNAMIC_STATE_ALPHA_TO_ONE_ENABLE_EXT` dynamic state enabled, and the **current value** of `rasterizerDiscardEnable` is `VK_FALSE`, then `vkCmdSetAlphaToOneEnableEXT` **must** have been called and not subsequently **invalidated** in the current command buffer prior to this drawing command

- VUID-vkCmdDrawIndirect-None-07626

If the `logicOp` feature is enabled, a shader object is bound to the `VK_SHADER_STAGE_FRAGMENT_BIT` stage or a graphics pipeline is bound which was created with the `VK_DYNAMIC_STATE_LOGIC_OP_ENABLE_EXT` dynamic state enabled, and the **current value** of `rasterizerDiscardEnable` is `VK_FALSE`, then `vkCmdSetLogicOpEnableEXT` **must** have been called and not subsequently **invalidated** in the current command buffer prior to this drawing command

- VUID-vkCmdDrawIndirect-None-07627

If a shader object is bound to the `VK_SHADER_STAGE_FRAGMENT_BIT` stage or a graphics pipeline is bound which was created with `VK_DYNAMIC_STATE_COLOR_BLEND_ENABLE_EXT` dynamic state enabled, the **current value** of `rasterizerDiscardEnable` is `VK_FALSE`, and there are color attachments bound, then `vkCmdSetColorBlendEnableEXT` **must** have been called and not subsequently **invalidated** in the current command buffer prior to this drawing command

- VUID-vkCmdDrawIndirect-None-07629

If a shader object is bound to the `VK_SHADER_STAGE_FRAGMENT_BIT` stage or a graphics pipeline is bound which was created with `VK_DYNAMIC_STATE_COLOR_WRITE_MASK_EXT` dynamic state enabled, the **current value** of `rasterizerDiscardEnable` is `VK_FALSE`, and there are color attachments bound, then `vkCmdSetColorWriteMaskEXT` **must** have been called and not subsequently

[invalidated](#) in the current command buffer prior to this drawing command

- VUID-vkCmdDrawIndirect-None-07630

If the [geometryStreams](#) feature is enabled, and a shader object is bound to the [VK_SHADER_STAGE_GEOMETRY_BIT](#) stage or a graphics pipeline is bound which was created with both a [VK_SHADER_STAGE_GEOMETRY_BIT](#) stage and the [VK_DYNAMIC_STATE_RASTERIZATION_STREAM_EXT](#) dynamic state enabled, then [vkCmdSetRasterizationStreamEXT](#) **must** have been called and not subsequently [invalidated](#) in the current command buffer prior to this drawing command

- VUID-vkCmdDrawIndirect-None-07631

If the [VK_EXT_conservative_rasterization](#) extension is enabled, a shader object is bound to any graphics stage or a graphics pipeline is bound which was created with the [VK_DYNAMIC_STATE_CONSERVATIVE_RASTERIZATION_MODE_EXT](#) dynamic state enabled, and the current value of [rasterizerDiscardEnable](#) is [VK_FALSE](#), then [vkCmdSetConservativeRasterizationModeEXT](#) **must** have been called and not subsequently [invalidated](#) in the current command buffer prior to this drawing command

- VUID-vkCmdDrawIndirect-None-07632

If the [VK_EXT_conservative_rasterization](#) extension is enabled, a shader object is bound to any graphics stage or a graphics pipeline is bound which was created with the [VK_DYNAMIC_STATE_EXTRA_PRIMITIVE_OVERESTIMATION_SIZE_EXT](#) dynamic state enabled, the current value of [rasterizerDiscardEnable](#) is [VK_FALSE](#), and the current value of [conservativeRasterizationMode](#) is [VK_CONSERVATIVE_RASTERIZATION_MODE_OVERESTIMATE_EXT](#), then [vkCmdSetExtraPrimitiveOverestimationSizeEXT](#) **must** have been called and not subsequently [invalidated](#) in the current command buffer prior to this drawing command

- VUID-vkCmdDrawIndirect-conservativePointAndLineRasterization-07499

If the [VK_EXT_conservative_rasterization](#) extension is enabled, [conservativePointAndLineRasterization](#) is not supported, a shader object is bound to any graphics stage or a graphics pipeline is bound, the current value of [rasterizerDiscardEnable](#) is [VK_FALSE](#), and the effective rasterization input topology is in line or point topology class, then the current value of [conservativeRasterizationMode](#) **must** be [VK_CONSERVATIVE_RASTERIZATION_MODE_DISABLED_EXT](#)

- VUID-vkCmdDrawIndirect-None-07633

If the [depthClipEnable](#) feature is enabled, and a shader object is bound to any graphics stage or a graphics pipeline is bound which was created with the [VK_DYNAMIC_STATE_DEPTH_CLIP_ENABLE_EXT](#) dynamic state, then [vkCmdSetDepthClipEnableEXT](#) **must** have been called and not subsequently [invalidated](#) in the current command buffer prior to this drawing command

- VUID-vkCmdDrawIndirect-None-07636

If the [VK_EXT_provoking_vertex](#) extension is enabled, a shader object is bound to the [VK_SHADER_STAGE_VERTEX_BIT](#) stage or a graphics pipeline is bound which was created with the [VK_DYNAMIC_STATE_PROVOKING_VERTEX_MODE_EXT](#) dynamic state enabled, and the current value of [rasterizerDiscardEnable](#) is [VK_FALSE](#), then [vkCmdSetProvokingVertexModeEXT](#) **must** have been called and not subsequently [invalidated](#) in the current command buffer prior to this drawing command

- VUID-vkCmdDrawIndirect-None-08666

If any of the `stippledRectangularLines`, `stippledBresenhamLines` or `stippledSmoothLines` features are enabled, and a shader object is bound to any graphics stage or a graphics pipeline is bound which was created with the `VK_DYNAMIC_STATE_LINE_RASTERIZATION_MODE_EXT` dynamic state enabled, and the current value of `rasterizerDiscardEnable` is `VK_FALSE`, and the effective rasterization input topology is in line topology class, then `vkCmdSetLineRasterizationModeEXT` **must** have been called and not subsequently `invalidated` in the current command buffer prior to this drawing command

- VUID-vkCmdDrawIndirect-None-08669

If any of the `stippledRectangularLines`, `stippledBresenhamLines` or `stippledSmoothLines` features are enabled, and a shader object is bound to any graphics stage or a graphics pipeline is bound which was created with the `VK_DYNAMIC_STATE_LINE_STIPPLE_ENABLE_EXT` dynamic state enabled, the current value of `rasterizerDiscardEnable` is `VK_FALSE`, and the effective rasterization input topology is in line topology class, then `vkCmdSetLineStippleEnableEXT` **must** have been called and not subsequently `invalidated` in the current command buffer prior to this drawing command

- VUID-vkCmdDrawIndirect-None-07849

If any of the `stippledRectangularLines`, `stippledBresenhamLines` or `stippledSmoothLines` features are enabled and a shader object is bound to any graphics stage, or a bound graphics pipeline state was created with the `VK_DYNAMIC_STATE_LINE_STIPPLE` dynamic state enabled, the current value of `rasterizerDiscardEnable` is `VK_FALSE`, and the current value of `stippledLineEnable` is `VK_TRUE`, then `vkCmdSetLineStipple` **must** have been called and not subsequently `invalidated` in the current command buffer prior to this drawing command

- VUID-vkCmdDrawIndirect-None-10608

If a shader object is bound to any graphics stage or a graphics pipeline is bound which was created with the `VK_DYNAMIC_STATE_LINE_RASTERIZATION_MODE_EXT` dynamic state enabled, the effective rasterization input topology is in line topology class, and the current `lineRasterizationMode` is `VK_LINE_RASTERIZATION_MODE_BRESENHAM` or `VK_LINE_RASTERIZATION_MODE_RECTANGULAR_SMOOTH`, then the current `alphaToCoverageEnable`, `alphaToOneEnable` and `sampleShadingEnable` states **must** all be `VK_FALSE`

- VUID-vkCmdDrawIndirect-None-07639

If the `depthClipControl` feature is enabled, and a shader object is bound to any graphics stage or a graphics pipeline is bound which was created with the `VK_DYNAMIC_STATE_DEPTH_CLIP_NEGATIVE_ONE_TO_ONE_EXT` dynamic state enabled, then `vkCmdSetDepthClipNegativeOneToOneEXT` **must** have been called and not subsequently `invalidated` in the current command buffer prior to this drawing command

- VUID-vkCmdDrawIndirect-None-09650

If the `depthClampControl` feature is enabled, and a shader object is bound to any graphics stage or a graphics pipeline is bound which was created with the `VK_DYNAMIC_STATE_DEPTH_CLAMP_RANGE_EXT` dynamic state enabled, and the current value of `depthClampEnable` is `VK_TRUE`, then `vkCmdSetDepthClampRangeEXT` **must** have been called and not subsequently `invalidated` in the current command buffer prior to this drawing command

- VUID-vkCmdDrawIndirect-None-07640

If the `VK_NV_clip_space_w_scaling` extension is enabled, and a shader object is bound to any graphics stage or a graphics pipeline is bound which was created with the `VK_DYNAMIC_STATE_VIEWPORT_W_SCALING_ENABLE_NV` dynamic state enabled, then `vkCmdSetViewportWScalingEnableNV` **must** have been called and not subsequently `invalidated` in the current command buffer prior to this drawing command

- VUID-vkCmdDrawIndirect-None-07641

If the `VK_NV_viewport_swizzle` extension is enabled, and a shader object is bound to any graphics stage or a graphics pipeline is bound which was created with the `VK_DYNAMIC_STATE_VIEWPORT_SWIZZLE_NV` dynamic state enabled, then `vkCmdSetViewportSwizzleNV` **must** have been called and not subsequently `invalidated` in the current command buffer prior to this drawing command

- VUID-vkCmdDrawIndirect-None-07642

If the `VK_NV_fragment_coverage_to_color` extension is enabled, a shader object is bound to any graphics stage or a graphics pipeline is bound which was created with the `VK_DYNAMIC_STATE_COVERAGE_TO_COLOR_ENABLE_NV` dynamic state enabled, and the current value of `rasterizerDiscardEnable` is `VK_FALSE`, then `vkCmdSetCoverageToColorEnableNV` **must** have been called and not subsequently `invalidated` in the current command buffer prior to this drawing command

- VUID-vkCmdDrawIndirect-None-07643

If the `VK_NV_fragment_coverage_to_color` extension is enabled, a shader object is bound to any graphics stage or a graphics pipeline is bound which was created with the `VK_DYNAMIC_STATE_COVERAGE_TO_COLOR_LOCATION_NV` dynamic state enabled, the current value of `rasterizerDiscardEnable` is `VK_FALSE`, and the current value of `coverageToColorEnable` is `VK_TRUE`, then `vkCmdSetCoverageToColorLocationNV` **must** have been called and not subsequently `invalidated` in the current command buffer prior to this drawing command

- VUID-vkCmdDrawIndirect-None-07644

If the `VK_NV_framebuffer_mixed_samples` extension is enabled, a shader object is bound to any graphics stage or a graphics pipeline is bound which was created with the `VK_DYNAMIC_STATE_COVERAGE_MODULATION_MODE_NV` dynamic state enabled, and the current value of `rasterizerDiscardEnable` is `VK_FALSE`, then `vkCmdSetCoverageModulationModeNV` **must** have been called and not subsequently `invalidated` in the current command buffer prior to this drawing command

- VUID-vkCmdDrawIndirect-None-07645

If the `VK_NV_framebuffer_mixed_samples` extension is enabled, a shader object is bound to any graphics stage or a graphics pipeline is bound which was created with the `VK_DYNAMIC_STATE_COVERAGE_MODULATION_TABLE_ENABLE_NV` dynamic state enabled, the current value of `rasterizerDiscardEnable` is `VK_FALSE`, and the current value of `coverageModulationMode` is any value other than `VK_COVERAGE_MODULATION_MODE_NONE_NV`, then `vkCmdSetCoverageModulationTableEnableNV` **must** have been called and not subsequently `invalidated` in the current command buffer prior to this drawing command

- VUID-vkCmdDrawIndirect-None-07646

If the `VK_NV_framebuffer_mixed_samples` extension is enabled, a shader object is bound to

any graphics stage or a graphics pipeline is bound which was created with the `VK_DYNAMIC_STATE_COVERAGE_MODULATION_TABLE_NV` dynamic state enabled, the current value of `rasterizerDiscardEnable` is `VK_FALSE`, and the current value of `coverageModulationTableEnable` is `VK_TRUE`, then `vkCmdSetCoverageModulationTableNV` **must** have been called and not subsequently `invalidated` in the current command buffer prior to this drawing command

- VUID-vkCmdDrawIndirect-None-07647

If the `shadingRateImage` feature is enabled, a shader object is bound to any graphics stage or a graphics pipeline is bound which was created with the `VK_DYNAMIC_STATE_SHADING_RATE_IMAGE_ENABLE_NV` dynamic state enabled, and the current value of `rasterizerDiscardEnable` is `VK_FALSE`, then `vkCmdSetShadingRateImageEnableNV` **must** have been called and not subsequently `invalidated` in the current command buffer prior to this drawing command

- VUID-vkCmdDrawIndirect-pipelineFragmentShadingRate-09238

If the `pipelineFragmentShadingRate` feature is enabled, a shader object is bound to any graphics stage or a graphics pipeline is bound which was created with the `VK_DYNAMIC_STATE_FRAGMENT_SHADING_RATE_KHR` dynamic state enabled, and the current value of `rasterizerDiscardEnable` is `VK_FALSE`, then `vkCmdSetFragmentShadingRateKHR` **must** have been called and not subsequently `invalidated` in the current command buffer prior to this drawing command

- VUID-vkCmdDrawIndirect-None-07648

If the `representativeFragmentTest` feature is enabled, a shader object is bound to any graphics stage or a graphics pipeline is bound which was created with the `VK_DYNAMIC_STATE_REPRESENTATIVE_FRAGMENT_TEST_ENABLE_NV` dynamic state enabled, and the current value of `rasterizerDiscardEnable` is `VK_FALSE`, then `vkCmdSetRepresentativeFragmentTestEnableNV` **must** have been called and not subsequently `invalidated` in the current command buffer prior to this drawing command

- VUID-vkCmdDrawIndirect-None-07649

If the `coverageReductionMode` feature is enabled, a shader object is bound to any graphics stage or a graphics pipeline is bound which was created with the `VK_DYNAMIC_STATE_COVERAGE_REDUCTION_MODE_NV` dynamic state enabled, and the current value of `rasterizerDiscardEnable` is `VK_FALSE`, then `vkCmdSetCoverageReductionModeNV` **must** have been called and not subsequently `invalidated` in the current command buffer prior to this drawing command

- VUID-vkCmdDrawIndirect-rasterizationSamples-07471

If the bound graphics pipeline state was created with the `VK_DYNAMIC_STATE_RASTERIZATION_SAMPLES_EXT` state enabled, and the current subpass does not use any color and/or depth/stencil attachments, then the `rasterizationSamples` in the last call to `vkCmdSetRasterizationSamplesEXT` **must** follow the rules for a `zero-attachment subpass`

- VUID-vkCmdDrawIndirect-samples-07472

If the bound graphics pipeline state was created with the `VK_DYNAMIC_STATE_SAMPLE_MASK_EXT` state enabled and the `VK_DYNAMIC_STATE_RASTERIZATION_SAMPLES_EXT` state disabled, then the `samples` parameter in the last call to `vkCmdSetSampleMaskEXT` **must** be greater or equal to the

VkPipelineMultisampleStateCreateInfo::rasterizationSamples parameter used to create the bound graphics pipeline

- VUID-vkCmdDrawIndirect-samples-07473

If the bound graphics pipeline state was created with the VK_DYNAMIC_STATE_SAMPLE_MASK_EXT state and VK_DYNAMIC_STATE_RASTERIZATION_SAMPLES_EXT states enabled, then the samples parameter in the last call to vkCmdSetSampleMaskEXT **must** be greater or equal to the rasterizationSamples parameter in the last call to vkCmdSetRasterizationSamplesEXT

- VUID-vkCmdDrawIndirect-None-09211

If the bound graphics pipeline state was created with the VK_DYNAMIC_STATE_RASTERIZATION_SAMPLES_EXT state enabled, or a shader object is bound to any graphics stage, and the current render pass instance includes a VkMultisampledRenderToSingleSampledInfoEXT structure with multisampledRenderToSingleSampledEnable equal to VK_TRUE, then the rasterizationSamples in the last call to vkCmdSetRasterizationSamplesEXT **must** be the same as the rasterizationSamples member of that structure

- VUID-vkCmdDrawIndirect-firstAttachment-07476

If a shader object is bound to the VK_SHADER_STAGE_FRAGMENT_BIT stage or a graphics pipeline is bound was created with the VK_DYNAMIC_STATE_COLOR_BLEND_ENABLE_EXT dynamic states enabled, and the current value of rasterizerDiscardEnable is VK_FALSE, then the last call to vkCmdSetColorBlendEnableEXT in the current command buffer prior to this drawing command **must** have set a value for all active color attachments

- VUID-vkCmdDrawIndirect-firstAttachment-07478

If a shader object is bound to the VK_SHADER_STAGE_FRAGMENT_BIT stage or a graphics pipeline is bound was created with the VK_DYNAMIC_STATE_COLOR_WRITE_MASK_EXT dynamic states enabled, and the current value of rasterizerDiscardEnable is VK_FALSE, then the last call to vkCmdSetColorWriteMaskEXT in the current command buffer prior to this drawing command **must** have set a value for all active color attachments

- VUID-vkCmdDrawIndirect-advancedBlendMaxColorAttachments-07480

If a shader object is bound to the VK_SHADER_STAGE_FRAGMENT_BIT stage or a graphics pipeline is bound was created with the VK_DYNAMIC_STATE_COLOR_BLEND_ADVANCED_EXT and VK_DYNAMIC_STATE_COLOR_BLEND_ENABLE_EXT dynamic states enabled, the current value of rasterizerDiscardEnable is VK_FALSE, and an active color attachment current value of blendEnable is VK_TRUE, then the number of active color attachments **must** not exceed advancedBlendMaxColorAttachments

- VUID-vkCmdDrawIndirect-None-10862

If a graphics pipeline is bound was created with VK_DYNAMIC_STATE_COLOR_BLEND_EQUATION_EXT, but not the VK_DYNAMIC_STATE_COLOR_BLEND_ADVANCED_EXT dynamic state enabled, and the current value of rasterizerDiscardEnable is VK_FALSE, then vkCmdSetColorBlendEquationEXT **must** have been called and not subsequently invalidated in the current command buffer prior to this drawing command for all active color attachments with the blendEnable current value of VK_TRUE

- VUID-vkCmdDrawIndirect-rasterizerDiscardEnable-10863

If a graphics pipeline is bound was created with `VK_DYNAMIC_STATE_COLOR_BLEND_ADVANCED_EXT`, but not the `VK_DYNAMIC_STATE_COLOR_BLEND_EQUATION_EXT` dynamic state enabled, and the current value of `rasterizerDiscardEnable` is `VK_FALSE`, then `vkCmdSetColorBlendAdvancedEXT` **must** have been called and not subsequently `invalidated` in the current command buffer prior to this drawing command for all active color attachments with the `blendEnable` current value of `VK_TRUE`

- VUID-vkCmdDrawIndirect-None-10864

If a shader object is bound to the `VK_SHADER_STAGE_FRAGMENT_BIT` stage or a graphics pipeline is bound was created with `VK_DYNAMIC_STATE_COLOR_BLEND_ADVANCED_EXT` and `VK_DYNAMIC_STATE_COLOR_BLEND_EQUATION_EXT` dynamic state enabled, and the current value of `rasterizerDiscardEnable` is `VK_FALSE`, then either `vkCmdSetColorBlendAdvancedEXT` or `vkCmdSetColorBlendEquationEXT` **must** have been called and not subsequently `invalidated` in the current command buffer prior to this drawing command for all active color attachments with the `blendEnable` current value of `VK_TRUE`

- VUID-vkCmdDrawIndirect-primitivesGeneratedQueryWithNonZeroStreams-07481

If the `primitivesGeneratedQueryWithNonZeroStreams` feature is not enabled and the `VK_QUERY_TYPE_PRIMITIVES_GENERATED_EXT` query is active, and the bound graphics pipeline was created with `VK_DYNAMIC_STATE_RASTERIZATION_STREAM_EXT` state enabled, the last call to `vkCmdSetRasterizationStreamEXT` **must** have set the `rasterizationStream` to zero

- VUID-vkCmdDrawIndirect-sampleLocationsPerPixel-07482

If the bound graphics pipeline state was created with the `VK_DYNAMIC_STATE_SAMPLE_LOCATIONS_EXT` state enabled and the `VK_DYNAMIC_STATE_RASTERIZATION_SAMPLES_EXT` state disabled, and the current value of `sampleLocationsEnable` is `VK_TRUE`, then the `sampleLocationsPerPixel` member of `pSampleLocationsInfo` in the last call to `vkCmdSetSampleLocationsEXT` **must** equal the `rasterizationSamples` member of the `VkPipelineMultisampleStateCreateInfo` structure the bound graphics pipeline has been created with

- VUID-vkCmdDrawIndirect-sampleLocationsPerPixel-07483

If the bound graphics pipeline state was created with the `VK_DYNAMIC_STATE_SAMPLE_LOCATIONS_EXT` state enabled and the `VK_DYNAMIC_STATE_RASTERIZATION_SAMPLES_EXT` state enabled, and the current value of `sampleLocationsEnable` is `VK_TRUE`, then the `sampleLocationsPerPixel` member of `pSampleLocationsInfo` in the last call to `vkCmdSetSampleLocationsEXT` **must** equal the `rasterizationSamples` parameter of the last call to `vkCmdSetRasterizationSamplesEXT`

- VUID-vkCmdDrawIndirect-sampleLocationsEnable-07484

If a shader object is bound to the `VK_SHADER_STAGE_FRAGMENT_BIT` stage, or the bound graphics pipeline was created with the `VK_DYNAMIC_STATE_SAMPLE_LOCATIONS_ENABLE_EXT` state enabled, and `sampleLocationsEnable` was `VK_TRUE` in the last call to `vkCmdSetSampleLocationsEnableEXT` then the current active depth attachment **must** have been created with the `VK_IMAGE_CREATE_SAMPLE_LOCATIONS_COMPATIBLE_DEPTH_BIT_EXT` bit set

- VUID-vkCmdDrawIndirect-sampleLocationsEnable-07485

If a shader object is bound to the `VK_SHADER_STAGE_FRAGMENT_BIT` stage, or the bound graphics pipeline state was created with the `VK_DYNAMIC_STATE_SAMPLE_LOCATIONS_EXT` state enabled and the `VK_DYNAMIC_STATE_SAMPLE_LOCATIONS_ENABLE_EXT` state enabled, and if `sampleLocationsEnable` was `VK_TRUE` in the last call to `vkCmdSetSampleLocationsEnableEXT`, then the `sampleLocationsInfo.maxSampleLocationGridSize.width` in the last call to `vkCmdSetSampleLocationsEXT` **must** evenly divide `VkMultisamplePropertiesEXT::maxSampleLocationGridSize.width` as returned by `vkGetPhysicalDeviceMultisamplePropertiesEXT` with a `samples` parameter equaling `rasterizationSamples`

- VUID-vkCmdDrawIndirect-sampleLocationsEnable-07486

If a shader object is bound to the `VK_SHADER_STAGE_FRAGMENT_BIT` stage, or the bound graphics pipeline state was created with the `VK_DYNAMIC_STATE_SAMPLE_LOCATIONS_EXT` state enabled and the `VK_DYNAMIC_STATE_SAMPLE_LOCATIONS_ENABLE_EXT` state enabled, and if `sampleLocationsEnable` was `VK_TRUE` in the last call to `vkCmdSetSampleLocationsEnableEXT`, then the `sampleLocationsInfo.maxSampleLocationGridSize.height` in the last call to `vkCmdSetSampleLocationsEXT` **must** evenly divide `VkMultisamplePropertiesEXT::maxSampleLocationGridSize.height` as returned by `vkGetPhysicalDeviceMultisamplePropertiesEXT` with a `samples` parameter equaling `rasterizationSamples`

- VUID-vkCmdDrawIndirect-sampleLocationsEnable-07487

If a shader object is bound to the `VK_SHADER_STAGE_FRAGMENT_BIT` stage, or the bound graphics pipeline state was created with the `VK_DYNAMIC_STATE_SAMPLE_LOCATIONS_ENABLE_EXT` state enabled, and if `sampleLocationsEnable` was `VK_TRUE` in the last call to `vkCmdSetSampleLocationsEnableEXT`, the fragment shader code **must** not statically use the extended instruction `InterpolateAtSample`

- VUID-vkCmdDrawIndirect-sampleLocationsEnable-07936

If the bound graphics pipeline state was created with the `VK_DYNAMIC_STATE_SAMPLE_LOCATIONS_EXT` state disabled and the `VK_DYNAMIC_STATE_RASTERIZATION_SAMPLES_EXT` state enabled, and the `current` value of `sampleLocationsEnable` is `VK_TRUE`, then `sampleLocationsInfo.sampleLocationGridSize.width` **must** evenly divide `VkMultisamplePropertiesEXT::maxSampleLocationGridSize.width` as returned by `vkGetPhysicalDeviceMultisamplePropertiesEXT` with a `samples` parameter equaling the value of `rasterizationSamples` in the last call to `vkCmdSetRasterizationSamplesEXT`

- VUID-vkCmdDrawIndirect-sampleLocationsEnable-07937

If the bound graphics pipeline state was created with the `VK_DYNAMIC_STATE_SAMPLE_LOCATIONS_EXT` state disabled and the `VK_DYNAMIC_STATE_RASTERIZATION_SAMPLES_EXT` state enabled, and the `current` value of `sampleLocationsEnable` is `VK_TRUE`, then `sampleLocationsInfo.sampleLocationGridSize.height` **must** evenly divide

`VkMultisamplePropertiesEXT::maxSampleLocationGridSize.height` as returned by `vkGetPhysicalDeviceMultisamplePropertiesEXT` with a `samples` parameter equaling the value of `rasterizationSamples` in the last call to `vkCmdSetRasterizationSamplesEXT`

- VUID-vkCmdDrawIndirect-sampleLocationsEnable-07938

If the bound graphics pipeline state was created with the `VK_DYNAMIC_STATE_SAMPLE_LOCATIONS_EXT` state disabled and the `VK_DYNAMIC_STATE_RASTERIZATION_SAMPLES_EXT` state enabled, and the current value of `sampleLocationsEnable` is `VK_TRUE`, then `sampleLocationsInfo.sampleLocationsPerPixel` **must** equal `rasterizationSamples` in the last call to `vkCmdSetRasterizationSamplesEXT`

- VUID-vkCmdDrawIndirect-coverageModulationTableEnable-07488

If a shader object is bound to any graphics stage or the bound graphics pipeline state was created with the `VK_DYNAMIC_STATE_COVERAGE_MODULATION_TABLE_ENABLE_NV` state enabled, and the last call to `vkCmdSetCoverageModulationTableEnableNV` set `coverageModulationTableEnable` to `VK_TRUE`, then the `coverageModulationTableCount` parameter in the last call to `vkCmdSetCoverageModulationTableNV` **must** equal the current `rasterizationSamples` divided by the number of color samples in the current active color attachment

- VUID-vkCmdDrawIndirect-rasterizationSamples-07489

If the `VK_NV_framebuffer_mixed_samples` extension is enabled, and if current subpass has a depth/stencil attachment and depth test, stencil test, or depth bounds test are enabled in the bound pipeline, then the current `rasterizationSamples` **must** be the same as the sample count of the depth/stencil attachment

- VUID-vkCmdDrawIndirect-coverageToColorEnable-07490

If the bound graphics pipeline state was created with the `VK_DYNAMIC_STATE_COVERAGE_TO_COLOR_ENABLE_NV` state enabled and the last call to `vkCmdSetCoverageToColorEnableNV` set the `coverageToColorEnable` to `VK_TRUE`, then there **must** be an active color attachment at the location selected by the last call to `vkCmdSetCoverageToColorLocationNV` `coverageToColorLocation`, with a `VkFormat` of `VK_FORMAT_R8_UINT`, `VK_FORMAT_R8_SINT`, `VK_FORMAT_R16_UINT`, `VK_FORMAT_R16_SINT`, `VK_FORMAT_R32_UINT`, or `VK_FORMAT_R32_SINT`

- VUID-vkCmdDrawIndirect-rasterizerDiscardEnable-09420

If the `VK_NV_fragment_coverage_to_color` extension is enabled, and a shader object is bound to the `VK_SHADER_STAGE_FRAGMENT_BIT` stage, and the most recent call to `vkCmdSetRasterizerDiscardEnable` in the current command buffer set `rasterizerDiscardEnable` to `VK_FALSE`, and the last call to `vkCmdSetCoverageToColorEnableNV` set the `coverageToColorEnable` to `VK_TRUE`, then there **must** be an active color attachment at the location selected by the last call to `vkCmdSetCoverageToColorLocationNV` `coverageToColorLocation`, with a `VkFormat` of `VK_FORMAT_R8_UINT`, `VK_FORMAT_R8_SINT`, `VK_FORMAT_R16_UINT`, `VK_FORMAT_R16_SINT`, `VK_FORMAT_R32_UINT`, or `VK_FORMAT_R32_SINT`

- VUID-vkCmdDrawIndirect-coverageReductionMode-07491

If the `coverageReductionMode` feature is enabled, a shader object is bound to any graphics stage or a graphics pipeline is bound which was created with the `VK_DYNAMIC_STATE_COVERAGE_REDUCTION_MODE_NV` or

VK_DYNAMIC_STATE_RASTERIZATION_SAMPLES_EXT dynamic states enabled, then the current values of coverageReductionMode, rasterizationSamples, the sample counts for the color and depth/stencil attachments (if the subpass has them) **must** be a valid combination returned by vkGetPhysicalDeviceSupportedFramebufferMixedSamplesCombinationsNV

- VUID-vkCmdDrawIndirect-viewportCount-07492

If the bound graphics pipeline state was created with the VK_DYNAMIC_STATE_VIEWPORT_WITH_COUNT dynamic state enabled, but not the VK_DYNAMIC_STATE_VIEWPORT_SWIZZLE_NV dynamic state enabled, then the bound graphics pipeline **must** have been created with VkPipelineViewportSwizzleStateCreateInfoNV::viewportCount greater or equal to the viewportCount parameter in the last call to vkCmdSetViewportWithCount

- VUID-vkCmdDrawIndirect-viewportCount-07493

If the bound graphics pipeline state was created with the VK_DYNAMIC_STATE_VIEWPORT_WITH_COUNT and VK_DYNAMIC_STATE_VIEWPORT_SWIZZLE_NV dynamic states enabled then the viewportCount parameter in the last call to vkCmdSetViewportSwizzleNV **must** be greater than or equal to the viewportCount parameter in the last call to vkCmdSetViewportWithCount

- VUID-vkCmdDrawIndirect-viewportCount-09421

If the VK_NV_viewport_swizzle extension is enabled, and a shader object is bound to any graphics stage, then the viewportCount parameter in the last call to vkCmdSetViewportSwizzleNV **must** be greater than or equal to the viewportCount parameter in the last call to vkCmdSetViewportWithCount

- VUID-vkCmdDrawIndirect-rasterizationSamples-07494

If the VK_NV_framebuffer_mixed_samples extension is enabled, and the coverageReductionMode feature is not enabled, or the current value of coverageReductionMode is not VK_COVERAGE_REDUCTION_MODE_TRUNCATE_NV, and the current value of rasterizationSamples is greater than sample count of the color attachment, then sample shading **must** be disabled

- VUID-vkCmdDrawIndirect-stippledLineEnable-07495

If the bound graphics pipeline state was created with the VK_DYNAMIC_STATE_LINE_STIPPLE_ENABLE_EXT or VK_DYNAMIC_STATE_LINE_RASTERIZATION_MODE_EXT dynamic states enabled, and if the current stippledLineEnable state is VK_TRUE and the current lineRasterizationMode state is VK_LINE_RASTERIZATION_MODE_RECTANGULAR, then the stippledRectangularLines feature **must** be enabled

- VUID-vkCmdDrawIndirect-stippledLineEnable-07496

If the bound graphics pipeline state was created with the VK_DYNAMIC_STATE_LINE_STIPPLE_ENABLE_EXT or VK_DYNAMIC_STATE_LINE_RASTERIZATION_MODE_EXT dynamic states enabled, and if the current stippledLineEnable state is VK_TRUE and the current lineRasterizationMode state is VK_LINE_RASTERIZATION_MODE_BRESENHAM, then the stippledBresenhamLines feature **must** be enabled

- VUID-vkCmdDrawIndirect-stippledLineEnable-07497

If the bound graphics pipeline state was created with the `VK_DYNAMIC_STATE_LINE_STIPPLE_ENABLE_EXT` or `VK_DYNAMIC_STATE_LINE_RASTERIZATION_MODE_EXT` dynamic states enabled, and if the current `stippledLineEnable` state is `VK_TRUE` and the current `lineRasterizationMode` state is `VK_LINE_RASTERIZATION_MODE_RECTANGULAR_SMOOTH`, then the `stippledSmoothLines` feature **must** be enabled

- VUID-vkCmdDrawIndirect-stippledLineEnable-07498

If the bound graphics pipeline state was created with the `VK_DYNAMIC_STATE_LINE_STIPPLE_ENABLE_EXT` or `VK_DYNAMIC_STATE_LINE_RASTERIZATION_MODE_EXT` dynamic states enabled, and if the current `stippledLineEnable` state is `VK_TRUE` and the current `lineRasterizationMode` state is `VK_LINE_RASTERIZATION_MODE_DEFAULT`, then the `stippledRectangularLines` feature **must** be enabled and `VkPhysicalDeviceLimits::strictLines` **must** be `VK_TRUE`

- VUID-vkCmdDrawIndirect-stage-07073

If the bound pipeline was created with the `VkPipelineShaderStageCreateInfo::stage` member of an element of `VkGraphicsPipelineCreateInfo::pStages` set to `VK_SHADER_STAGE_VERTEX_BIT`, `VK_SHADER_STAGE_TESSELLATION_CONTROL_BIT`, `VK_SHADER_STAGE_TESSELLATION_EVALUATION_BIT` or `VK_SHADER_STAGE_GEOMETRY_BIT`, then Mesh Shader Queries **must** not be active

- VUID-vkCmdDrawIndirect-None-08877

If a shader object is bound to the `VK_SHADER_STAGE_FRAGMENT_BIT` stage or a graphics pipeline is bound which was created with the `VK_DYNAMIC_STATE_ATTACHMENT_FEEDBACK_LOOP_ENABLE_EXT` dynamic state enabled, and the current value of `rasterizerDiscardEnable` is `VK_FALSE`, then `vkCmdSetAttachmentFeedbackLoopEnableEXT` **must** have been called and not subsequently `invalidated` in the current command buffer prior to this drawing command

- VUID-vkCmdDrawIndirect-None-07850

If dynamic state was inherited from `VkCommandBufferInheritanceViewportScissorInfoNV`, it **must** be set in the current command buffer prior to this drawing command

- VUID-vkCmdDrawIndirect-nextStage-10745

For each shader object bound to a graphics stage, except for shader object bound to the last graphics stage in the logical pipeline, it **must** have been created with a `nextStage` including the corresponding bit to the shader object bound to the following graphics stage in the logical pipeline

- VUID-vkCmdDrawIndirect-None-08684

If there is no bound graphics pipeline, `vkCmdBindShadersEXT` **must** have been called in the current command buffer with `pStages` with an element of `VK_SHADER_STAGE_VERTEX_BIT`

- VUID-vkCmdDrawIndirect-None-08685

If there is no bound graphics pipeline, and the `tessellationShader` feature is enabled, `vkCmdBindShadersEXT` **must** have been called in the current command buffer with `pStages` with an element of `VK_SHADER_STAGE_TESSELLATION_CONTROL_BIT`

- VUID-vkCmdDrawIndirect-None-08686

If there is no bound graphics pipeline, and the `tessellationShader` feature is enabled,

vkCmdBindShadersEXT **must** have been called in the current command buffer with **pStages** with an element of **VK_SHADER_STAGE_TESSELLATION_EVALUATION_BIT**

- VUID-vkCmdDrawIndirect-None-08687

If there is no bound graphics pipeline, and the **geometryShader** feature is enabled, **vkCmdBindShadersEXT** **must** have been called in the current command buffer with **pStages** with an element of **VK_SHADER_STAGE_GEOMETRY_BIT**

- VUID-vkCmdDrawIndirect-None-08688

If there is no bound graphics pipeline, **vkCmdBindShadersEXT** **must** have been called in the current command buffer with **pStages** with an element of **VK_SHADER_STAGE_FRAGMENT_BIT**

- VUID-vkCmdDrawIndirect-None-08689

If there is no bound graphics pipeline, and the **taskShader** feature is enabled, **vkCmdBindShadersEXT** **must** have been called in the current command buffer with **pStages** with an element of **VK_SHADER_STAGE_TASK_BIT_EXT**

- VUID-vkCmdDrawIndirect-None-08690

If there is no bound graphics pipeline, and the **meshShader** feature is enabled, **vkCmdBindShadersEXT** **must** have been called in the current command buffer with **pStages** with an element of **VK_SHADER_STAGE_MESH_BIT_EXT**

- VUID-vkCmdDrawIndirect-None-08693

If there is no bound graphics pipeline, and at least one of the **taskShader** and **meshShader** features is enabled, one of the **VK_SHADER_STAGE_VERTEX_BIT** or **VK_SHADER_STAGE_MESH_BIT_EXT** stages **must** have a valid **VkShaderEXT** bound, and the other **must** have no **VkShaderEXT** bound

- VUID-vkCmdDrawIndirect-None-08696

If there is no bound graphics pipeline, and a valid **VkShaderEXT** is bound to the **VK_SHADER_STAGE_VERTEX_BIT** stage, there **must** be no **VkShaderEXT** bound to either the **VK_SHADER_STAGE_TASK_BIT_EXT** stage or the **VK_SHADER_STAGE_MESH_BIT_EXT** stage

- VUID-vkCmdDrawIndirect-None-08698

If any graphics shader is bound which was created with the **VK_SHADER_CREATE_LINK_STAGE_BIT_EXT** flag, then all shaders created with the **VK_SHADER_CREATE_LINK_STAGE_BIT_EXT** flag in the same **vkCreateShadersEXT** call **must** also be bound

- VUID-vkCmdDrawIndirect-None-08699

If any graphics shader is bound which was created with the **VK_SHADER_CREATE_LINK_STAGE_BIT_EXT** flag, any stages in between stages whose shaders which did not create a shader with the **VK_SHADER_CREATE_LINK_STAGE_BIT_EXT** flag as part of the same **vkCreateShadersEXT** call **must** not have any **VkShaderEXT** bound

- VUID-vkCmdDrawIndirect-None-08878

All bound graphics shader objects **must** have been created with identical or **identically defined** push constant ranges

- VUID-vkCmdDrawIndirect-None-08879

All bound graphics shader objects **must** have either been created with the **VK_SHADER_CREATE_DESCRIPTOR_HEAP_BIT_EXT** flag set, or with identical or **identically**

defined arrays of descriptor set layouts

- VUID-vkCmdDrawIndirect-colorAttachmentCount-09372

If the current render pass instance was begun with `vkCmdBeginRendering` and a `VkRenderingInfo::colorAttachmentCount` equal to 1, a color attachment with a resolve mode of `VK_RESOLVE_MODE_EXTERNAL_FORMAT_DOWNSAMPLE_BIT_ANDROID`, and a fragment shader is bound, it **must** not declare the `DepthReplacing` or `StencilRefReplacingEXT` execution modes

- VUID-vkCmdDrawIndirect-pDynamicStates-08715

If the bound graphics pipeline state includes a fragment shader stage, was created with `VK_DYNAMIC_STATE_DEPTH_WRITE_ENABLE` set in `VkPipelineDynamicStateCreateInfo::pDynamicStates`, and the fragment shader declares the `EarlyFragmentTests` execution mode and uses `OpDepthAttachmentReadEXT`, the `depthWriteEnable` parameter in the last call to `vkCmdSetDepthWriteEnable` **must** be `VK_FALSE`

- VUID-vkCmdDrawIndirect-pDynamicStates-08716

If the bound graphics pipeline state includes a fragment shader stage, was created with `VK_DYNAMIC_STATE_STENCIL_WRITE_MASK` set in `VkPipelineDynamicStateCreateInfo::pDynamicStates`, and the fragment shader declares the `EarlyFragmentTests` execution mode and uses `OpStencilAttachmentReadEXT`, the `writeMask` parameter in the last call to `vkCmdSetStencilWriteMask` **must** be 0

- VUID-vkCmdDrawIndirect-None-09116

If a shader object is bound to any graphics stage or the bound graphics pipeline was created with `VK_DYNAMIC_STATE_COLOR_WRITE_MASK_EXT`, and the format of any color attachment is `VK_FORMAT_E5B9G9R9_UFLOAT_PACK32`, the corresponding element of the `pColorWriteMasks` parameter of `vkCmdSetColorWriteMaskEXT` **must** either include all of `VK_COLOR_COMPONENT_R_BIT`, `VK_COLOR_COMPONENT_G_BIT`, and `VK_COLOR_COMPONENT_B_BIT`, or none of them

- VUID-vkCmdDrawIndirect-maxFragmentDualSrcAttachments-09239

If `blending` is enabled for any attachment where either the source or destination blend factors for that attachment [use the secondary color input](#), the maximum value of `Location` for any output attachment [statically used](#) in the `Fragment Execution Model` executed by this command **must** be less than `maxFragmentDualSrcAttachments`

- VUID-vkCmdDrawIndirect-None-09548

If the current render pass was begun with `vkCmdBeginRendering`, there is no shader object bound to any graphics stage, the value of each element of `VkRenderingAttachmentLocationInfo::pColorAttachmentLocations` in the bound pipeline **must** match the value for the corresponding locations set currently in the current render pass instance

- VUID-vkCmdDrawIndirect-None-09549

If the current render pass was begun with `vkCmdBeginRendering`, and there is no shader object bound to any graphics stage, the value of each element of `VkRenderingInputAttachmentIndexInfo::pColorAttachmentInputIndices` in the bound pipeline **must** match the value for the corresponding index set currently in the current render pass instance

- VUID-vkCmdDrawIndirect-None-10927

If the current render pass was begun with `vkCmdBeginRendering`, and there is no shader

object bound to any graphics stage, the value of `VkRenderingInputAttachmentIndexInfo::pDepthInputAttachmentIndex` in the bound pipeline **must** match the value set currently in the current render pass instance

- VUID-vkCmdDrawIndirect-None-10928

If the current render pass was begun with `vkCmdBeginRendering`, and there is no shader object bound to any graphics stage, the value of `VkRenderingInputAttachmentIndexInfo::pStencilInputAttachmentIndex` in the bound pipeline **must** match the value set currently in the current render pass instance

- VUID-vkCmdDrawIndirect-None-09642

If the current render pass was begun with `vkCmdBeginRendering` with the `VK_RENDERING_ENABLE_LEGACY_DITHERING_BIT_EXT` flag, the bound graphics pipeline **must** have been created with `VK_PIPELINE_CREATE_2_ENABLE_LEGACY_DITHERING_BIT_EXT`

- VUID-vkCmdDrawIndirect-None-09643

If the bound graphics pipeline was created with `VK_PIPELINE_CREATE_2_ENABLE_LEGACY_DITHERING_BIT_EXT`, the current render pass **must** have begun with `vkCmdBeginRendering` with the `VK_RENDERING_ENABLE_LEGACY_DITHERING_BIT_EXT` flag

- VUID-vkCmdDrawIndirect-None-10677

If the `per-tile execution model` is enabled, the `tileShadingPerTileDraw` feature **must** be enabled

- VUID-vkCmdDrawIndirect-None-10772

If a shader object is bound to any graphics stage, *multiview* functionality **must** not be enabled in the current render pass

- VUID-vkCmdDrawIndirect-multiviewPerViewViewports-12262

If the `multiviewPerViewViewports` feature is enabled, then the index of the most significant bit in current render pass instance `viewMask` **must** be less than the `current value` of `viewportCount`

- VUID-vkCmdDrawIndirect-multiviewPerViewViewports-12263

If the `multiviewPerViewViewports` feature is enabled, then the index of the most significant bit in current render pass instance `viewMask` **must** be less than the `current value` of `scissorCount`

- VUID-vkCmdDrawIndirect-flags-11521

If current render pass instance was begun with `vkCmdBeginRendering` with `VkRenderingInfo::flags` which includes `VK_RENDERING_FRAGMENT_REGION_BIT_EXT`, and if `sample shading` is enabled (explicitly or implicitly), then the minimum fraction for sample shading **must** equal 0.0

- VUID-vkCmdDrawIndirect-None-11522

If the current render pass instance was begun with `vkCmdBeginRendering` and contains a custom resolve, and the `dynamicRenderingUnusedAttachments` feature is not enabled, the graphics pipeline bound **must** have been created with a `VkCustomResolveCreateInfoEXT`

- VUID-vkCmdDrawIndirect-None-11523

If the current render pass instance was begun with `vkCmdBeginRendering` and does not contain a custom resolve, and the `dynamicRenderingUnusedAttachments` feature is not

enabled, the graphics pipeline bound **must** not have been created with a [VkCustomResolveCreateInfoEXT](#)

- VUID-vkCmdDrawIndirect-customResolve-11524

If the current render pass instance was begun with [vkCmdBeginRendering](#) and [vkCmdBeginCustomResolveEXT](#) has been recorded in the render pass instance, the graphics pipeline bound **must** have been created with [VkCustomResolveCreateInfoEXT::customResolve](#) as [VK_TRUE](#)

- VUID-vkCmdDrawIndirect-customResolve-11525

If the current render pass instance was begun with [vkCmdBeginRendering](#) and contains a custom resolve, and [vkCmdBeginCustomResolveEXT](#) has not been recorded in the render pass instance, the graphics pipeline bound **must** have been created with [VkCustomResolveCreateInfoEXT::customResolve](#) as [VK_FALSE](#)

- VUID-vkCmdDrawIndirect-None-11861

If the [dynamicRenderingUnusedAttachments](#) feature is not enabled and the current render pass instance was begun with [vkCmdBeginRendering](#) and contains a custom resolve, the bound graphics pipeline **must** have been created with a [VkCustomResolveCreateInfoEXT::colorAttachmentCount](#) equal to [VkRenderingInfo::colorAttachmentCount](#)

- VUID-vkCmdDrawIndirect-None-11862

If the [dynamicRenderingUnusedAttachments](#) feature is not enabled, and the current render pass instance was begun with [vkCmdBeginRendering](#), it contains a custom resolve, and [VkRenderingInfo::colorAttachmentCount](#) greater than 0, then each element of the [VkRenderingInfo::pColorAttachments](#) array with an [resolveImageView](#) not equal to [VK_NULL_HANDLE](#) **must** have been created with a [VkFormat](#) equal to the corresponding element of [VkCustomResolveCreateInfoEXT::pColorAttachmentFormats](#) used to create the bound graphics pipeline

- VUID-vkCmdDrawIndirect-None-11863

If the [dynamicRenderingUnusedAttachments](#) feature is not enabled, and the current render pass instance was begun with [vkCmdBeginRendering](#), it contains a custom resolve, and [VkRenderingInfo::colorAttachmentCount](#) greater than 0, then each element of the [VkRenderingInfo::pColorAttachments](#) array with an [resolveImageView](#) equal to [VK_NULL_HANDLE](#) **must** have the corresponding element of [VkCustomResolveCreateInfoEXT::pColorAttachmentFormats](#) used to create the bound pipeline equal to [VK_FORMAT_UNDEFINED](#)

- VUID-vkCmdDrawIndirect-dynamicRenderingUnusedAttachments-11864

If the [dynamicRenderingUnusedAttachments](#) feature is enabled, the current render pass instance was begun with [vkCmdBeginRendering](#), it contains a custom resolve, and [VkRenderingInfo::colorAttachmentCount](#) greater than 0, then each element of the [VkRenderingInfo::pColorAttachments](#) array with an [resolveImageView](#) not equal to [VK_NULL_HANDLE](#) **must** have been created with a [VkFormat](#) equal to the corresponding element of [VkCustomResolveCreateInfoEXT::pColorAttachmentFormats](#) used to create the bound graphics pipeline, or the corresponding element of [VkCustomResolveCreateInfoEXT::pColorAttachmentFormats](#), if it exists, **must** be [VK_FORMAT_UNDEFINED](#)

- VUID-vkCmdDrawIndirect-None-11865

If the current render pass instance was begun with [vkCmdBeginRendering](#), it contains a

custom resolve, the `dynamicRenderingUnusedAttachments` feature is not enabled, and `VkRenderingInfo::pDepthAttachment->resolveImageView` was `VK_NULL_HANDLE`, the value of `VkCustomResolveCreateInfoEXT::depthAttachmentFormat` used to create the bound graphics pipeline **must** be equal to `VK_FORMAT_UNDEFINED`

- VUID-vkCmdDrawIndirect-None-11866

If current render pass instance was begun with `vkCmdBeginRendering`, it contains a custom resolve, the `dynamicRenderingUnusedAttachments` feature is not enabled, and `VkRenderingInfo::pDepthAttachment->resolveImageView` was not `VK_NULL_HANDLE`, the value of `VkCustomResolveCreateInfoEXT::depthAttachmentFormat` used to create the bound graphics pipeline **must** be equal to the `VkFormat` used to create `VkRenderingInfo::pDepthAttachment->resolveImageView`

- VUID-vkCmdDrawIndirect-dynamicRenderingUnusedAttachments-11867

If the current render pass instance was begun with `vkCmdBeginRendering`, it contains a custom resolve, the `dynamicRenderingUnusedAttachments` feature is enabled, `VkRenderingInfo::pDepthAttachment->resolveImageView` was not `VK_NULL_HANDLE`, and the value of `VkCustomResolveCreateInfoEXT::depthAttachmentFormat` used to create the bound graphics pipeline was not equal to the `VkFormat` used to create `VkRenderingInfo::pDepthAttachment->resolveImageView`, the value of the format **must** be `VK_FORMAT_UNDEFINED`

- VUID-vkCmdDrawIndirect-None-11868

If the current render pass instance was begun with `vkCmdBeginRendering`, it contains a custom resolve, the `dynamicRenderingUnusedAttachments` feature is not enabled, and `VkRenderingInfo::pStencilAttachment->resolveImageView` was `VK_NULL_HANDLE`, the value of `VkCustomResolveCreateInfoEXT::stencilAttachmentFormat` used to create the bound graphics pipeline **must** be equal to `VK_FORMAT_UNDEFINED`

- VUID-vkCmdDrawIndirect-None-11869

If current render pass instance was begun with `vkCmdBeginRendering`, it contains a custom resolve, the `dynamicRenderingUnusedAttachments` feature is not enabled, and `VkRenderingInfo::pStencilAttachment->resolveImageView` was not `VK_NULL_HANDLE`, the value of `VkCustomResolveCreateInfoEXT::stencilAttachmentFormat` used to create the bound graphics pipeline **must** be equal to the `VkFormat` used to create `VkRenderingInfo::pStencilAttachment->resolveImageView`

- VUID-vkCmdDrawIndirect-dynamicRenderingUnusedAttachments-11870

If the current render pass instance was begun with `vkCmdBeginRendering`, it contains a custom resolve, the `dynamicRenderingUnusedAttachments` feature is enabled, `VkRenderingInfo::pStencilAttachment->resolveImageView` was not `VK_NULL_HANDLE`, and the value of `VkCustomResolveCreateInfoEXT::stencilAttachmentFormat` used to create the bound graphics pipeline was not equal to the `VkFormat` used to create `VkRenderingInfo::pStencilAttachment->resolveImageView`, the value of the format **must** be `VK_FORMAT_UNDEFINED`

- VUID-vkCmdDrawIndirect-colorAttachmentCount-11871

If the current render pass instance was begun with `vkCmdBeginRendering` with a `VkRenderingInfo::colorAttachmentCount` parameter greater than `0` and `vkCmdBeginCustomResolveEXT` has been recorded in the render pass instance, then for each element of the `VkRenderingInfo::pColorAttachments` array with a `resolveImageView`

not equal to `VK_NULL_HANDLE`, the `resolveImageView` **must** have been created with a sample count equal to the value of `rasterizationSamples` for the bound graphics pipeline

- VUID-vkCmdDrawIndirect-pDepthAttachment-11872

If the current render pass instance was begun with `vkCmdBeginRendering`, `vkCmdBeginCustomResolveEXT` has been recorded in the render pass instance, and `VkRenderingInfo::pDepthAttachment->resolveImageView` was not `VK_NULL_HANDLE`, the value of `rasterizationSamples` for the bound graphics pipeline **must** be equal to the sample count used to create `VkRenderingInfo::pDepthAttachment->resolveImageView`

- VUID-vkCmdDrawIndirect-pStencilAttachment-11873

If the current render pass instance was begun with `vkCmdBeginRendering`, `vkCmdBeginCustomResolveEXT` has been recorded in the render pass instance, `VkRenderingInfo::pStencilAttachment->resolveImageView` was not `VK_NULL_HANDLE`, the value of `rasterizationSamples` for the bound graphics pipeline **must** be equal to the sample count used to create `VkRenderingInfo::pStencilAttachment->resolveImageView`

- VUID-vkCmdDrawIndirect-customResolve-11529

If a shader object is bound to the fragment stage, the current render pass instance was begun with `vkCmdBeginRendering`, a fragment density map attachment is active, and `vkCmdBeginCustomResolveEXT` has been called, then the fragment shader object bound **must** have been created with `VkCustomResolveCreateInfoEXT::customResolve` as `VK_TRUE`

- VUID-vkCmdDrawIndirect-customResolve-11530

If a shader object is bound to the fragment stage, the current render pass instance was begun with `vkCmdBeginRendering` and contains a custom resolve, a fragment density map attachment is active, and `vkCmdBeginCustomResolveEXT` has not yet been called, then the fragment shader object bound **must** have been created with `VkCustomResolveCreateInfoEXT::customResolve` as `VK_FALSE`

- VUID-vkCmdDrawIndirect-flags-13361

If there are any shader objects bound that were created with `flags` that includes the `VK_SHADER_CREATE_INDEPENDENT_SETS_BIT_KHR` bit, then all bound shader objects **must** have been created with the `VK_SHADER_CREATE_INDEPENDENT_SETS_BIT_KHR` bit

- VUID-vkCmdDrawIndirect-flags-13362

If there are any shader objects bound that were created with `flags` that includes the `VK_SHADER_CREATE_INDEPENDENT_SETS_BIT_KHR` bit, then the pipeline layout of the bound descriptor sets **must** have been created with `VK_PIPELINE_LAYOUT_CREATE_INDEPENDENT_SETS_BIT_EXT` set

- VUID-vkCmdDrawIndirect-flags-13363

If there are any shader objects bound that were created with `flags` that includes the `VK_SHADER_CREATE_INDEPENDENT_SETS_BIT_KHR` bit, and any of the descriptor set layouts used to create the pipeline layout of the bound descriptor sets were created with any binding's `VkDescriptorSetLayoutBinding::stageFlags` set with `VK_SHADER_STAGE_VERTEX_BIT`, `VK_SHADER_STAGE_TESSELLATION_CONTROL_BIT`, `VK_SHADER_STAGE_TESSELLATION_EVALUATION_BIT` or `VK_SHADER_STAGE_GEOMETRY_BIT`, then there **must** be no binding with `VkDescriptorSetLayoutBinding::stageFlags` set with `VK_SHADER_STAGE_TASK_BIT_EXT` or `VK_SHADER_STAGE_MESH_BIT_EXT`

- VUID-vkCmdDrawIndirect-flags-13364

If there are any shader objects bound that were created with **flags** that includes both the `VK_SHADER_CREATE_INDEPENDENT_SETS_BIT_KHR` and `VK_SHADER_CREATE_NO_TASK_SHADER_BIT_EXT` bits, the pipeline layout of the bound descriptor sets **must** have been created with `VK_PIPELINE_LAYOUT_CREATE_NO_TASK_SHADER_BIT_KHR` set

- VUID-vkCmdDrawIndirect-flags-13365

If there are any shader objects bound that were created with **flags** that includes both the `VK_SHADER_CREATE_INDEPENDENT_SETS_BIT_KHR` and `VK_SHADER_CREATE_NO_TASK_SHADER_BIT_EXT` bits, there **must** be no shader object bound to the `VK_SHADER_STAGE_TASK_BIT_EXT` stage

- VUID-vkCmdDrawIndirect-None-04007

All vertex input bindings accessed via vertex input variables declared in the vertex shader entry point's interface **must** have either valid or `VK_NULL_HANDLE` buffers bound

- VUID-vkCmdDrawIndirect-None-04008

If the **nullDescriptor** feature is not enabled, all vertex input bindings accessed via vertex input variables declared in the vertex shader entry point's interface **must** not be `VK_NULL_HANDLE`

- VUID-vkCmdDrawIndirect-None-02721

If the **robustBufferAccess** feature is not enabled, and that pipeline was created without enabling `VK_PIPELINE_ROBUSTNESS_BUFFER_BEHAVIOR_ROBUST_BUFFER_ACCESS` for **vertexInputs**, then for a given vertex buffer binding, any attribute data fetched **must** be entirely contained within the corresponding vertex buffer binding, as described in [Vertex Input Description](#)

- VUID-vkCmdDrawIndirect-format-10389

For each vertex attribute accessed by this command, if its `VkVertexInputAttributeDescription::format` or `VkVertexInputAttributeDescription2EXT::format` is a **packed format**, and the **legacyVertexAttributes** feature is not enabled, the value of **attribAddress**, calculated as described in [Vertex Input Calculation](#), **must** be a multiple of the **size of the format**

- VUID-vkCmdDrawIndirect-format-10390

For each vertex attribute accessed by this command, if its `VkVertexInputAttributeDescription::format` or `VkVertexInputAttributeDescription2EXT::format` is not a **packed format**, and either the **legacyVertexAttributes** feature is not enabled or **format** has 64-bit components, the value of **attribAddress**, calculated as described in [Vertex Input Calculation](#), **must** be a multiple of the **component size of the format**

- VUID-vkCmdDrawIndirect-None-07842

If there is a shader object bound to the `VK_SHADER_STAGE_VERTEX_BIT` stage or the bound graphics pipeline state was created with the `VK_DYNAMIC_STATE_PRIMITIVE_TOPOLOGY` dynamic state enabled then `vkCmdSetPrimitiveTopology` **must** have been called and not subsequently **invalidated** in the current command buffer prior to this drawing command

- VUID-vkCmdDrawIndirect-dynamicPrimitiveTopologyUnrestricted-07500

If the bound graphics pipeline state was created with the `VK_DYNAMIC_STATE_PRIMITIVE_TOPOLOGY` dynamic state enabled and the `dynamicPrimitiveTopologyUnrestricted` is `VK_FALSE`, then the `primitiveTopology` parameter of `vkCmdSetPrimitiveTopology` **must** be of the same `topology` class as the pipeline `VkPipelineInputAssemblyStateCreateInfo::topology` state

- VUID-vkCmdDrawIndirect-primitiveTopology-10286

If a `VK_SHADER_STAGE_TESSELLATION_CONTROL_BIT` stage is bound, then the `current` value of `primitiveTopology` **must** be `VK_PRIMITIVE_TOPOLOGY_PATCH_LIST` prior to this drawing command

- VUID-vkCmdDrawIndirect-primitiveTopology-10747

If `vkCmdSetPrimitiveTopology` set `primitiveTopology` to `VK_PRIMITIVE_TOPOLOGY_PATCH_LIST` prior to this drawing command, then a `VK_SHADER_STAGE_TESSELLATION_CONTROL_BIT` stage **must** be bound

- VUID-vkCmdDrawIndirect-primitiveTopology-10748

If `vkCmdSetPrimitiveTopology` set `primitiveTopology` to `VK_PRIMITIVE_TOPOLOGY_POINT_LIST` prior to this drawing command, the `maintenance5` feature is not enabled, both a `VK_SHADER_STAGE_TESSELLATION_EVALUATION_BIT` and `VK_SHADER_STAGE_GEOMETRY_BIT` stage are not bound, then the `Vertex Execution Model` **must** have a `PointSize` decorated variable that is statically written to

- VUID-vkCmdDrawIndirect-pStrides-04913

If the bound graphics pipeline was created with the `VK_DYNAMIC_STATE_VERTEX_INPUT_BINDING_STRIDE` dynamic state enabled, but without the `VK_DYNAMIC_STATE_VERTEX_INPUT_EXT` dynamic state enabled, then `vkCmdBindVertexBuffers2` with a non-NULL `pStrides` parameter or `vkCmdBindVertexBuffers3KHR` with `setStride` set to `VK_TRUE` **must** have been called and not subsequently `invalidated` in the current command buffer prior to this draw command

- VUID-vkCmdDrawIndirect-None-13118

If the bound graphics pipeline was created without the `VK_DYNAMIC_STATE_VERTEX_INPUT_BINDING_STRIDE` dynamic state enabled, without the `VK_DYNAMIC_STATE_VERTEX_INPUT_EXT` dynamic state enabled, and `vkCmdBindVertexBuffers3KHR` was called and not subsequently `invalidated` in the current command buffer prior to this draw command, the value of `setStride` in each of its `pBindInfos` elements must have been `VK_FALSE`

- VUID-vkCmdDrawIndirect-None-04914

If there is a shader object bound to the `VK_SHADER_STAGE_VERTEX_BIT` stage or the bound graphics pipeline state was created with the `VK_DYNAMIC_STATE_VERTEX_INPUT_EXT` dynamic state enabled then `vkCmdSetVertexInputEXT` **must** have been called and not subsequently `invalidated` in the current command buffer prior to this draw command

- VUID-vkCmdDrawIndirect-Input-07939

If the `vertexAttributeRobustness` feature is not enabled, and the `maintenance9` feature is not enabled, and there is a shader object bound to the `VK_SHADER_STAGE_VERTEX_BIT` stage or the bound graphics pipeline state was created with the `VK_DYNAMIC_STATE_VERTEX_INPUT_EXT` dynamic state enabled then all variables with the `Input` storage class decorated with `Location` in the `Vertex Execution Model OpEntryPoint`

must contain a location in `VkVertexInputAttributeDescription2EXT::location`

- VUID-vkCmdDrawIndirect-Input-08734

If there is a shader object bound to the `VK_SHADER_STAGE_VERTEX_BIT` stage or the bound graphics pipeline state was created with the `VK_DYNAMIC_STATE_VERTEX_INPUT_EXT` dynamic state enabled and either the `LegacyVertexAttributes` feature is not enabled or the SPIR-V Type associated with a given `Input` variable of the corresponding `Location` in the `Vertex Execution Model OpEntryPoint` is 64-bit, then the numeric type associated with all `Input` variables of the corresponding `Location` in the `Vertex Execution Model OpEntryPoint` **must** be the same as `VkVertexInputAttributeDescription2EXT::format`

- VUID-vkCmdDrawIndirect-format-08936

If there is a shader object bound to the `VK_SHADER_STAGE_VERTEX_BIT` stage or the bound graphics pipeline state was created with the `VK_DYNAMIC_STATE_VERTEX_INPUT_EXT` dynamic state enabled and `VkVertexInputAttributeDescription2EXT::format` has a 64-bit component, then the scalar width associated with all `Input` variables of the corresponding `Location` in the `Vertex Execution Model OpEntryPoint` **must** be 64-bit

- VUID-vkCmdDrawIndirect-format-08937

If there is a shader object bound to the `VK_SHADER_STAGE_VERTEX_BIT` stage or the bound graphics pipeline state was created with the `VK_DYNAMIC_STATE_VERTEX_INPUT_EXT` dynamic state enabled and the scalar width associated with a `Location` decorated `Input` variable in the `Vertex Execution Model OpEntryPoint` is 64-bit, then the corresponding `VkVertexInputAttributeDescription2EXT::format` **must** have a 64-bit component

- VUID-vkCmdDrawIndirect-None-09203

If there is a shader object bound to the `VK_SHADER_STAGE_VERTEX_BIT` stage or the bound graphics pipeline state was created with the `VK_DYNAMIC_STATE_VERTEX_INPUT_EXT` dynamic state enabled and `VkVertexInputAttributeDescription2EXT::format` has a 64-bit component, then all `Input` variables at the corresponding `Location` in the `Vertex Execution Model OpEntryPoint` **must** not use components that are not present in the format

- VUID-vkCmdDrawIndirect-None-04875

If there is a shader object bound to the `VK_SHADER_STAGE_TESSELLATION_CONTROL_BIT` stage or the bound graphics pipeline state was created with both a `VK_SHADER_STAGE_TESSELLATION_CONTROL_BIT` stage and the `VK_DYNAMIC_STATE_PATCH_CONTROL_POINTS_EXT` dynamic state enabled, and the current value of `primitiveTopology` is `VK_PRIMITIVE_TOPOLOGY_PATCH_LIST`, then `vkCmdSetPatchControlPointsEXT` **must** have been called and not subsequently `invalidated` in the current command buffer prior to this drawing command

- VUID-vkCmdDrawIndirect-None-04879

If there is a shader object bound to the `VK_SHADER_STAGE_VERTEX_BIT` stage or the bound graphics pipeline state was created with the `VK_DYNAMIC_STATE_PRIMITIVE_RESTART_ENABLE` dynamic state enabled then `vkCmdSetPrimitiveRestartEnable` **must** have been called and not subsequently `invalidated` in the current command buffer prior to this drawing command

- VUID-vkCmdDrawIndirect-None-09637

If the `primitiveTopologyListRestart` feature is not enabled, the `input assembly` is `VK_PRIMITIVE_TOPOLOGY_POINT_LIST`, `VK_PRIMITIVE_TOPOLOGY_LINE_LIST`, `VK_PRIMITIVE_TOPOLOGY_TRIANGLE_LIST`, `VK_PRIMITIVE_TOPOLOGY_LINE_LIST_WITH_ADJACENCY`, or `VK_PRIMITIVE_TOPOLOGY_TRIANGLE_LIST_WITH_ADJACENCY`, there is a shader object bound to the `VK_SHADER_STAGE_VERTEX_BIT` stage or the bound graphics pipeline state was created with the `VK_DYNAMIC_STATE_PRIMITIVE_RESTART_ENABLE` dynamic state enabled, then `vkCmdSetPrimitiveRestartEnable` **must** be `VK_FALSE`

- VUID-vkCmdDrawIndirect-None-10909

If the `primitiveTopologyPatchListRestart` feature is not enabled, the `input assembly` is `VK_PRIMITIVE_TOPOLOGY_PATCH_LIST`, there is a shader object bound to the `VK_SHADER_STAGE_TESSELLATION_CONTROL_BIT` stage or the bound graphics pipeline state was created with the `VK_DYNAMIC_STATE_PRIMITIVE_RESTART_ENABLE` dynamic state enabled then `vkCmdSetPrimitiveRestartEnable` **must** be `VK_FALSE`

- VUID-vkCmdDrawIndirect-stage-06481

The bound graphics pipeline **must** not have been created with the `VkPipelineShaderStageCreateInfo::stage` member of any element of `VkGraphicsPipelineCreateInfo::pStages` set to `VK_SHADER_STAGE_TASK_BIT_EXT` or `VK_SHADER_STAGE_MESH_BIT_EXT`

- VUID-vkCmdDrawIndirect-None-08885

There **must** be no shader object bound to either of the `VK_SHADER_STAGE_TASK_BIT_EXT` or `VK_SHADER_STAGE_MESH_BIT_EXT` stages

- VUID-vkCmdDrawIndirect-None-07619

If a shader object is bound to the `VK_SHADER_STAGE_TESSELLATION_EVALUATION_BIT` stage or a graphics pipeline is bound which was created with both a `VK_SHADER_STAGE_TESSELLATION_EVALUATION_BIT` stage and the `VK_DYNAMIC_STATE_TESSELLATION_DOMAIN_ORIGIN_EXT` dynamic state enabled, then `vkCmdSetTessellationDomainOriginEXT` **must** have been called and not subsequently `invalidated` in the current command buffer prior to this drawing command

- VUID-vkCmdDrawIndirect-OpExecutionMode-12239

If a shader is bound to both the `VK_SHADER_STAGE_TESSELLATION_CONTROL_BIT` and `VK_SHADER_STAGE_TESSELLATION_EVALUATION_BIT` stages, and if both stages contain an `OpExecutionMode` instruction specifying the type of subdivision, they **must** be the same

- VUID-vkCmdDrawIndirect-OpExecutionMode-12240

If a shader is bound to both the `VK_SHADER_STAGE_TESSELLATION_CONTROL_BIT` and `VK_SHADER_STAGE_TESSELLATION_EVALUATION_BIT` stages, and if both stages contain an `OpExecutionMode` instruction specifying the orientation of triangles, they **must** be the same

- VUID-vkCmdDrawIndirect-OpExecutionMode-12241

If a shader is bound to both the `VK_SHADER_STAGE_TESSELLATION_CONTROL_BIT` and `VK_SHADER_STAGE_TESSELLATION_EVALUATION_BIT` stages, and if both stages contain an `OpExecutionMode` instruction specifying the segment spacing, they **must** be the same

- VUID-vkCmdDrawIndirect-OpExecutionMode-12242

If a shader is bound to both the `VK_SHADER_STAGE_TESSELLATION_CONTROL_BIT` and

`VK_SHADER_STAGE_TESSELLATION_EVALUATION_BIT` stages, and if both stages contain an `OpExecutionMode` instruction specifying the output patch size, they **must** be the same

- VUID-vkCmdDrawIndirect-buffer-02708
If `buffer` is non-sparse then it **must** be bound completely and contiguously to a single `VkDeviceMemory` object
- VUID-vkCmdDrawIndirect-buffer-02709
`buffer` **must** have been created with the `VK_BUFFER_USAGE_INDIRECT_BUFFER_BIT` usage flag set
- VUID-vkCmdDrawIndirect-offset-02710
`offset` **must** be a multiple of 4
- VUID-vkCmdDrawIndirect-commandBuffer-02711
`commandBuffer` **must** not be a protected command buffer
- VUID-vkCmdDrawIndirect-drawCount-02718
If the `multiDrawIndirect` feature is not enabled, `drawCount` **must** be 0 or 1
- VUID-vkCmdDrawIndirect-drawCount-02719
`drawCount` **must** be less than or equal to `VkPhysicalDeviceLimits::maxDrawIndirectCount`
- VUID-vkCmdDrawIndirect-drawCount-00476
If `drawCount` is greater than 1, `stride` **must** be a multiple of 4 and **must** be greater than or equal to `sizeof(VkDrawIndirectCommand)`
- VUID-vkCmdDrawIndirect-drawCount-00487
If `drawCount` is equal to 1, `(offset + sizeof(VkDrawIndirectCommand))` **must** be less than or equal to the size of `buffer`
- VUID-vkCmdDrawIndirect-drawCount-00488
If `drawCount` is greater than 1, `(stride × (drawCount - 1) + offset + sizeof(VkDrawIndirectCommand))` **must** be less than or equal to the size of `buffer`

Valid Usage (Implicit)

- VUID-vkCmdDrawIndirect-commandBuffer-parameter
`commandBuffer` **must** be a valid `VkCommandBuffer` handle
- VUID-vkCmdDrawIndirect-buffer-parameter
`buffer` **must** be a valid `VkBuffer` handle
- VUID-vkCmdDrawIndirect-commandBuffer-recording
`commandBuffer` **must** be in the `recording state`
- VUID-vkCmdDrawIndirect-commandBuffer-cmdpool
The `VkCommandPool` that `commandBuffer` was allocated from **must** support `VK_QUEUE_GRAPHICS_BIT` operations
- VUID-vkCmdDrawIndirect-renderpass
This command **must** only be called inside of a render pass instance
- VUID-vkCmdDrawIndirect-suspended

This command **must** not be called between suspended render pass instances

- VUID-vkCmdDrawIndirect-videocoding

This command **must** only be called outside of a video coding scope

- VUID-vkCmdDrawIndirect-commonparent

Both of **buffer**, and **commandBuffer** **must** have been created, allocated, or retrieved from the same **VkDevice**

Host Synchronization

- Host access to **commandBuffer** **must** be externally synchronized
- Host access to the **VkCommandPool** that **commandBuffer** was allocated from **must** be externally synchronized

Command Properties

Command Buffer Levels	Render Pass Scope	Video Coding Scope	Supported Queue Types	Command Type
Primary Secondary	Inside	Outside	VK_QUEUE_GRAPHICS HICS_BIT	Action

Conditional Rendering

vkCmdDrawIndirect is affected by **conditional rendering**

The **VkDrawIndirectCommand** structure is defined as:

```
// Provided by VK_VERSION_1_0
typedef struct VkDrawIndirectCommand {
    uint32_t    vertexCount;
    uint32_t    instanceCount;
    uint32_t    firstVertex;
    uint32_t    firstInstance;
} VkDrawIndirectCommand;
```

- **vertexCount** is the number of vertices to draw.
- **instanceCount** is the number of instances to draw.
- **firstVertex** is the index of the first vertex to draw.
- **firstInstance** is the instance ID of the first instance to draw.

The members of **VkDrawIndirectCommand** have the same meaning as the similarly named parameters of **vkCmdDraw**.

Valid Usage

- VUID-VkDrawIndirectCommand-pNext-09461

If the bound graphics pipeline state was created with [VkPipelineVertexInputDivisorStateCreateInfo](#) in the [pNext](#) chain of [VkGraphicsPipelineCreateInfo::pVertexInputState](#), any member of [VkPipelineVertexInputDivisorStateCreateInfo::pVertexBindingDivisors](#) has a value other than 1 in [divisor](#), and [VkPhysicalDeviceVertexAttributeDivisorProperties::supportsNonZeroFirstInstance](#) is [VK_FALSE](#), then [firstInstance](#) **must** be 0

- VUID-VkDrawIndirectCommand-None-09462

If [shader objects](#) are used for drawing or the bound graphics pipeline state was created with the [VK_DYNAMIC_STATE_VERTEX_INPUT_EXT](#) dynamic state enabled, any member of the [pVertexBindingDescriptions](#) parameter to the [vkCmdSetVertexInputEXT](#) call that sets this dynamic state has a value other than 1 in [divisor](#), and [VkPhysicalDeviceVertexAttributeDivisorProperties::supportsNonZeroFirstInstance](#) is [VK_FALSE](#), then [firstInstance](#) **must** be 0

- VUID-VkDrawIndirectCommand-firstInstance-00501

If the [drawIndirectFirstInstance](#) feature is not enabled, [firstInstance](#) **must** be 0

[VkDrawIndirectCount2InfoKHR](#) is defined as:

```
// Provided by VK_KHR_device_address_commands
typedef struct VkDrawIndirectCount2InfoKHR {
    VkStructureType          sType;
    const void*              pNext;
    VkStridedDeviceAddressRangeKHR addressRange;
    VkAddressCommandFlagsKHR  addressFlags;
    VkDeviceAddressRangeKHR  countAddressRange;
    VkAddressCommandFlagsKHR countAddressFlags;
    uint32_t                 maxDrawCount;
} VkDrawIndirectCount2InfoKHR;
```

- [sType](#) is a [VkStructureType](#) value identifying this structure.
- [pNext](#) is [NULL](#) or a pointer to a structure extending this structure.
- [addressRange](#) is the [VkStridedDeviceAddressRangeKHR](#) containing draw parameters.
- [addressFlags](#) is a [VkAddressCommandFlagsKHR](#) value defining the flags for the address range.
- [countAddressRange](#) is the [VkDeviceAddressRangeKHR](#) containing the draw count.
- [countAddressFlags](#) is a [VkAddressCommandFlagsKHR](#) value defining the flags for the count address range.
- [maxDrawCount](#) specifies the maximum number of draws that will be executed. The actual number of executed draw calls is the minimum of the count specified in [countAddressRange](#) and [maxDrawCount](#).

Valid Usage

- VUID-VkDrawIndirectCount2InfoKHR-addressRange-13097

If the range specified by `addressRange` is not bound completely to memory when accessed, `addressFlags` **must** not include `VK_ADDRESS_COMMAND_FULLY_BOUND_BIT_KHR`

- VUID-VkDrawIndirectCount2InfoKHR-addressRange-13098

If the buffer from which the range specified by `addressRange` was created with `VK_BUFFER_CREATE_PROTECTED_BIT`, and `protectedNoFault` is not supported, `addressFlags` **must** include `VK_ADDRESS_COMMAND_PROTECTED_BIT_KHR`

- VUID-VkDrawIndirectCount2InfoKHR-addressRange-13099

If the buffer from which the range specified by `addressRange` was created without `VK_BUFFER_CREATE_PROTECTED_BIT`, and `protectedNoFault` is not supported, `addressFlags` **must** not include `VK_ADDRESS_COMMAND_PROTECTED_BIT_KHR`

- VUID-VkDrawIndirectCount2InfoKHR-addressFlags-13100

`addressFlags` **must** not include both `VK_ADDRESS_COMMAND_STORAGE_BUFFER_USAGE_BIT_KHR` and `VK_ADDRESS_COMMAND_UNKNOWN_STORAGE_BUFFER_USAGE_BIT_KHR`

- VUID-VkDrawIndirectCount2InfoKHR-addressRange-13122

If any buffer, which is bound to a range of `VkDeviceMemory` that overlaps the range backing `addressRange`, was created with `VK_BUFFER_USAGE_STORAGE_BUFFER_BIT`, `addressFlags` **must** include `VK_ADDRESS_COMMAND_STORAGE_BUFFER_USAGE_BIT_KHR` or `VK_ADDRESS_COMMAND_UNKNOWN_STORAGE_BUFFER_USAGE_BIT_KHR`

- VUID-VkDrawIndirectCount2InfoKHR-addressRange-13123

If any buffer, which is bound to a range of `VkDeviceMemory` that overlaps the range backing `addressRange`, was created without `VK_BUFFER_USAGE_STORAGE_BUFFER_BIT`, `addressFlags` **must** not include `VK_ADDRESS_COMMAND_STORAGE_BUFFER_USAGE_BIT_KHR`

- VUID-VkDrawIndirectCount2InfoKHR-addressFlags-13101

`addressFlags` **must** not include both `VK_ADDRESS_COMMAND_TRANSFORM_FEEDBACK_BUFFER_USAGE_BIT_KHR` and `VK_ADDRESS_COMMAND_UNKNOWN_TRANSFORM_FEEDBACK_BUFFER_USAGE_BIT_KHR`

- VUID-VkDrawIndirectCount2InfoKHR-addressRange-13124

If any buffer, which is bound to a range of `VkDeviceMemory` that overlaps the range backing `addressRange`, was created with `VK_BUFFER_USAGE_TRANSFORM_FEEDBACK_BUFFER_BIT_EXT`, `addressFlags` **must** include `VK_ADDRESS_COMMAND_TRANSFORM_FEEDBACK_BUFFER_USAGE_BIT_KHR` or `VK_ADDRESS_COMMAND_UNKNOWN_TRANSFORM_FEEDBACK_BUFFER_USAGE_BIT_KHR`

- VUID-VkDrawIndirectCount2InfoKHR-addressRange-13125

If any buffer, which is bound to a range of `VkDeviceMemory` that overlaps the range backing `addressRange`, was created without `VK_BUFFER_USAGE_TRANSFORM_FEEDBACK_BUFFER_BIT_EXT`, `addressFlags` **must** not include `VK_ADDRESS_COMMAND_TRANSFORM_FEEDBACK_BUFFER_USAGE_BIT_KHR`

- VUID-VkDrawIndirectCount2InfoKHR-addressRange-13107
The buffer from which `addressRange` was queried **must** have been created with `VK_BUFFER_USAGE_INDIRECT_BUFFER_BIT` usage flag
- VUID-VkDrawIndirectCount2InfoKHR-protectedNoFault-13108
If `protectedNoFault` is not supported, the buffer from which `addressRange` was queried **must** not have been created with `VK_BUFFER_CREATE_PROTECTED_BIT`
- VUID-VkDrawIndirectCount2InfoKHR-addressRange-13109
`addressRange.address` **must** be a multiple of 4
- VUID-VkDrawIndirectCount2InfoKHR-countAddressRange-13097
If the range specified by `countAddressRange` is not bound completely to memory when accessed, `countAddressFlags` **must** not include `VK_ADDRESS_COMMAND_FULLY_BOUND_BIT_KHR`
- VUID-VkDrawIndirectCount2InfoKHR-countAddressRange-13098
If the buffer from which the range specified by `countAddressRange` was created with `VK_BUFFER_CREATE_PROTECTED_BIT`, and `protectedNoFault` is not supported, `countAddressFlags` **must** include `VK_ADDRESS_COMMAND_PROTECTED_BIT_KHR`
- VUID-VkDrawIndirectCount2InfoKHR-countAddressRange-13099
If the buffer from which the range specified by `countAddressRange` was created without `VK_BUFFER_CREATE_PROTECTED_BIT`, and `protectedNoFault` is not supported, `countAddressFlags` **must** not include `VK_ADDRESS_COMMAND_PROTECTED_BIT_KHR`
- VUID-VkDrawIndirectCount2InfoKHR-countAddressFlags-13100
`countAddressFlags` **must** not include both `VK_ADDRESS_COMMAND_STORAGE_BUFFER_USAGE_BIT_KHR` and `VK_ADDRESS_COMMAND_UNKNOWN_STORAGE_BUFFER_USAGE_BIT_KHR`
- VUID-VkDrawIndirectCount2InfoKHR-countAddressRange-13122
If any buffer, which is bound to a range of `VkDeviceMemory` that overlaps the range backing `countAddressRange`, was created with `VK_BUFFER_USAGE_STORAGE_BUFFER_BIT`, `countAddressFlags` **must** include `VK_ADDRESS_COMMAND_STORAGE_BUFFER_USAGE_BIT_KHR` or `VK_ADDRESS_COMMAND_UNKNOWN_STORAGE_BUFFER_USAGE_BIT_KHR`
- VUID-VkDrawIndirectCount2InfoKHR-countAddressRange-13123
If any buffer, which is bound to a range of `VkDeviceMemory` that overlaps the range backing `countAddressRange`, was created without `VK_BUFFER_USAGE_STORAGE_BUFFER_BIT`, `countAddressFlags` **must** not include `VK_ADDRESS_COMMAND_STORAGE_BUFFER_USAGE_BIT_KHR`
- VUID-VkDrawIndirectCount2InfoKHR-countAddressFlags-13101
`countAddressFlags` **must** not include both `VK_ADDRESS_COMMAND_TRANSFORM_FEEDBACK_BUFFER_USAGE_BIT_KHR` and `VK_ADDRESS_COMMAND_UNKNOWN_TRANSFORM_FEEDBACK_BUFFER_USAGE_BIT_KHR`
- VUID-VkDrawIndirectCount2InfoKHR-countAddressRange-13124
If any buffer, which is bound to a range of `VkDeviceMemory` that overlaps the range backing `countAddressRange`, was created with

`VK_BUFFER_USAGE_TRANSFORM_FEEDBACK_BUFFER_BIT_EXT`, `countAddressFlags` **must** include `VK_ADDRESS_COMMAND_TRANSFORM_FEEDBACK_BUFFER_USAGE_BIT_KHR` or `VK_ADDRESS_COMMAND_UNKNOWN_TRANSFORM_FEEDBACK_BUFFER_USAGE_BIT_KHR`

- VUID-VkDrawIndirectCount2InfoKHR-countAddressRange-13125

If any buffer, which is bound to a range of `VkDeviceMemory` that overlaps the range backing `countAddressRange`, was created without `VK_BUFFER_USAGE_TRANSFORM_FEEDBACK_BUFFER_BIT_EXT`, `countAddressFlags` **must** not include `VK_ADDRESS_COMMAND_TRANSFORM_FEEDBACK_BUFFER_USAGE_BIT_KHR`

- VUID-VkDrawIndirectCount2InfoKHR-countAddressRange-13114

The buffer from which `countAddressRange` was queried **must** have been created with `VK_BUFFER_USAGE_INDIRECT_BUFFER_BIT` usage flag

- VUID-VkDrawIndirectCount2InfoKHR-countAddressRange-13115

`countAddressRange.address` **must** be a multiple of 4

- VUID-VkDrawIndirectCount2InfoKHR-countAddressRange-13116

The count stored in `countAddressRange` **must** be less than or equal to `VkPhysicalDeviceLimits::maxDrawIndirectCount`

- VUID-VkDrawIndirectCount2InfoKHR-countAddressRange-13117

`countAddressRange.size` **must** be greater than or equal to 4

Valid Usage (Implicit)

- VUID-VkDrawIndirectCount2InfoKHR-sType-sType

`sType` **must** be `VK_STRUCTURE_TYPE_DRAW_INDIRECT_COUNT_2_INFO_KHR`

- VUID-VkDrawIndirectCount2InfoKHR-pNext-pNext

`pNext` **must** be `NULL`

- VUID-VkDrawIndirectCount2InfoKHR-addressFlags-parameter

`addressFlags` **must** be a valid combination of `VkAddressCommandFlagBitsKHR` values

- VUID-VkDrawIndirectCount2InfoKHR-countAddressFlags-parameter

`countAddressFlags` **must** be a valid combination of `VkAddressCommandFlagBitsKHR` values

To record a non-indexed indirect drawing command, call:

```
// Provided by VK_KHR_device_address_commands with VK_KHR_draw_indirect_count or
VK_VERSION_1_2
void vkCmdDrawIndirectCount2KHR(
    VkCommandBuffer                commandBuffer,
    const VkDrawIndirectCount2InfoKHR* pInfo);
```

- `commandBuffer` is the command buffer into which the command is recorded.
- `pInfo` is a pointer to a `VkDrawIndirectCount2InfoKHR` structure defining parameters of this

command.

`vkCmdDrawIndirectCount2KHR` behaves similarly to `vkCmdDrawIndirect2KHR` except that the draw count is read by the device from an address range during execution. The command will read an unsigned 32-bit integer from `pInfo->countAddressRange` and use this as the draw count.

Valid Usage

- VUID-vkCmdDrawIndirectCount2KHR-magFilter-04553
If a `VkSampler` created with `magFilter` or `minFilter` equal to `VK_FILTER_LINEAR`, `reductionMode` equal to `VK_SAMPLER_REDUCTION_MODE_WEIGHTED_AVERAGE`, and `compareEnable` equal to `VK_FALSE` is used to sample a `VkImageView` as a result of this command, then the image view's `format features` **must** contain `VK_FORMAT_FEATURE_SAMPLED_IMAGE_FILTER_LINEAR_BIT`
- VUID-vkCmdDrawIndirectCount2KHR-magFilter-09598
If a `VkSampler` created with `magFilter` or `minFilter` equal to `VK_FILTER_LINEAR` and `reductionMode` equal to either `VK_SAMPLER_REDUCTION_MODE_MIN` or `VK_SAMPLER_REDUCTION_MODE_MAX` is used to sample a `VkImageView` as a result of this command, then the image view's `format features` **must** contain `VK_FORMAT_FEATURE_SAMPLED_IMAGE_FILTER_MINMAX_BIT`
- VUID-vkCmdDrawIndirectCount2KHR-mipmapMode-04770
If a `VkSampler` created with `mipmapMode` equal to `VK_SAMPLER_MIPMAP_MODE_LINEAR`, `reductionMode` equal to `VK_SAMPLER_REDUCTION_MODE_WEIGHTED_AVERAGE`, and `compareEnable` equal to `VK_FALSE` is used to sample a `VkImageView` as a result of this command, then the image view's `format features` **must** contain `VK_FORMAT_FEATURE_SAMPLED_IMAGE_FILTER_LINEAR_BIT`
- VUID-vkCmdDrawIndirectCount2KHR-mipmapMode-09599
If a `VkSampler` created with `mipmapMode` equal to `VK_SAMPLER_MIPMAP_MODE_LINEAR` and `reductionMode` equal to either `VK_SAMPLER_REDUCTION_MODE_MIN` or `VK_SAMPLER_REDUCTION_MODE_MAX` is used to sample a `VkImageView` as a result of this command, then the image view's `format features` **must** contain `VK_FORMAT_FEATURE_SAMPLED_IMAGE_FILTER_MINMAX_BIT`
- VUID-vkCmdDrawIndirectCount2KHR-unnormalizedCoordinates-09635
If a `VkSampler` created with `unnormalizedCoordinates` equal to `VK_TRUE` is used to sample a `VkImageView` as a result of this command, then the image view's `levelCount` and `layerCount` **must** be 1
- VUID-vkCmdDrawIndirectCount2KHR-None-08609
If a `VkSampler` created with `unnormalizedCoordinates` equal to `VK_TRUE` is used to sample a `VkImageView` as a result of this command, then the image view's `viewType` **must** be `VK_IMAGE_VIEW_TYPE_1D` or `VK_IMAGE_VIEW_TYPE_2D`
- VUID-vkCmdDrawIndirectCount2KHR-None-08610
If a `VkSampler` created with `unnormalizedCoordinates` equal to `VK_TRUE` is used to sample a `VkImageView` as a result of this command, then the sampler **must** not be used with any of the SPIR-V `OpImageSample*` or `OpImageSparseSample*` instructions with `ImplicitLod`, `Dref` or `Proj` in their name

- VUID-vkCmdDrawIndirectCount2KHR-None-08611
If a `VkSampler` created with `unnormalizedCoordinates` equal to `VK_TRUE` is used to sample a `VkImageView` as a result of this command, then the sampler **must** not be used with any of the SPIR-V `OpImageSample*` or `OpImageSparseSample*` instructions that includes a LOD bias or any offset values
- VUID-vkCmdDrawIndirectCount2KHR-None-06479
If a `VkImageView` is sampled with `depth comparison`, the image view's `format features` **must** contain `VK_FORMAT_FEATURE_2_SAMPLED_IMAGE_DEPTH_COMPARISON_BIT`
- VUID-vkCmdDrawIndirectCount2KHR-None-02691
If a `VkImageView` is accessed using atomic operations as a result of this command, then the image view's `format features` **must** contain `VK_FORMAT_FEATURE_STORAGE_IMAGE_ATOMIC_BIT`
- VUID-vkCmdDrawIndirectCount2KHR-None-07888
If a `VK_DESCRIPTOR_TYPE_STORAGE_TEXEL_BUFFER` descriptor is accessed using atomic operations as a result of this command, then the storage texel buffer's `format features` **must** contain `VK_FORMAT_FEATURE_STORAGE_TEXEL_BUFFER_ATOMIC_BIT`
- VUID-vkCmdDrawIndirectCount2KHR-None-02692
If a `VkImageView` is sampled with `VK_FILTER_CUBIC_EXT` as a result of this command, then the image view's `format features` **must** contain `VK_FORMAT_FEATURE_SAMPLED_IMAGE_FILTER_CUBIC_BIT_EXT`
- VUID-vkCmdDrawIndirectCount2KHR-None-02693
If the `VK_EXT_filter_cubic` extension is not enabled and any `VkImageView` is sampled with `VK_FILTER_CUBIC_EXT` as a result of this command, it **must** not have a `VkImageViewType` of `VK_IMAGE_VIEW_TYPE_3D`, `VK_IMAGE_VIEW_TYPE_CUBE`, or `VK_IMAGE_VIEW_TYPE_CUBE_ARRAY`
- VUID-vkCmdDrawIndirectCount2KHR-filterCubic-02694
Any `VkImageView` being sampled with `VK_FILTER_CUBIC_EXT` as a result of this command **must** have a `VkImageViewType` and format that supports cubic filtering, as specified by `VkFilterCubicImageViewImageFormatPropertiesEXT::filterCubic` returned by `vkGetPhysicalDeviceImageFormatProperties2`
- VUID-vkCmdDrawIndirectCount2KHR-filterCubicMinmax-02695
Any `VkImageView` being sampled with `VK_FILTER_CUBIC_EXT` with a reduction mode of either `VK_SAMPLER_REDUCTION_MODE_MIN` or `VK_SAMPLER_REDUCTION_MODE_MAX` as a result of this command **must** have a `VkImageViewType` and format that supports cubic filtering together with minmax filtering, as specified by `VkFilterCubicImageViewImageFormatPropertiesEXT::filterCubicMinmax` returned by `vkGetPhysicalDeviceImageFormatProperties2`
- VUID-vkCmdDrawIndirectCount2KHR-cubicRangeClamp-09212
If the `cubicRangeClamp` feature is not enabled, then any `VkImageView` being sampled with `VK_FILTER_CUBIC_EXT` as a result of this command **must** not have a `VkSamplerReductionModeCreateInfo::reductionMode` equal to `VK_SAMPLER_REDUCTION_MODE_WEIGHTED_AVERAGE_RANGECLAMP_QCOM`
- VUID-vkCmdDrawIndirectCount2KHR-reductionMode-09213
Any `VkImageView` being sampled with a `VkSamplerReductionModeCreateInfo`

`::reductionMode` equal to `VK_SAMPLER_REDUCTION_MODE_WEIGHTED_AVERAGE_RANGECLAMP_QCOM` as a result of this command **must** sample with `VK_FILTER_CUBIC_EXT`

- VUID-vkCmdDrawIndirectCount2KHR-selectableCubicWeights-09214

If the `selectableCubicWeights` feature is not enabled, then any `VkImageView` being sampled with `VK_FILTER_CUBIC_EXT` as a result of this command **must** have `VkSamplerCubicWeightsCreateInfoQCOM::cubicWeights` equal to `VK_CUBIC_FILTER_WEIGHTS_CATMULL_ROM_QCOM`

- VUID-vkCmdDrawIndirectCount2KHR-flags-02696

Any `VkImage` created with a `VkImageCreateInfo::flags` containing `VK_IMAGE_CREATE_CORNER_SAMPLED_BIT_NV` sampled as a result of this command **must** only be sampled using a `VkSamplerAddressMode` of `VK_SAMPLER_ADDRESS_MODE_CLAMP_TO_EDGE`

- VUID-vkCmdDrawIndirectCount2KHR-OpTypeImage-07027

For any `VkImageView` being written as a storage image where the image format field of the `OpTypeImage` is `Unknown`, the view's `format features` **must** contain `VK_FORMAT_FEATURE_2_STORAGE_WRITE_WITHOUT_FORMAT_BIT`

- VUID-vkCmdDrawIndirectCount2KHR-OpTypeImage-07028

For any `VkImageView` being read as a storage image where the image format field of the `OpTypeImage` is `Unknown`, the view's `format features` **must** contain `VK_FORMAT_FEATURE_2_STORAGE_READ_WITHOUT_FORMAT_BIT`

- VUID-vkCmdDrawIndirectCount2KHR-OpTypeImage-07029

For any `VkBufferView` being written as a storage texel buffer where the image format field of the `OpTypeImage` is `Unknown`, the view's `buffer features` **must** contain `VK_FORMAT_FEATURE_2_STORAGE_WRITE_WITHOUT_FORMAT_BIT`

- VUID-vkCmdDrawIndirectCount2KHR-OpTypeImage-07030

Any `VkBufferView` being read as a storage texel buffer where the image format field of the `OpTypeImage` is `Unknown` then the view's `buffer features` **must** contain `VK_FORMAT_FEATURE_2_STORAGE_READ_WITHOUT_FORMAT_BIT`

- VUID-vkCmdDrawIndirectCount2KHR-None-08600

If a `bound shader` was created with a pipeline layout and statically uses a set `n`, a descriptor set **must** have been bound to `n` at the same pipeline bind point, with layouts compatible for set `n` with the layout(s) used to create the shader, as described in [Pipeline Layout Compatibility](#)

- VUID-vkCmdDrawIndirectCount2KHR-None-08601

If a `bound shader` was created with a pipeline layout or specified push constant ranges and statically uses a push constant value, that value **must** have been set for the same pipeline bind point, with push constant ranges that are `compatible` with the push constant range used to create the shader

- VUID-vkCmdDrawIndirectCount2KHR-None-10068

For each array of resources that is used by a `bound shader`, the indices used to access members of the array **must** be less than the descriptor count for the identified binding in the descriptor sets used by this command

- VUID-vkCmdDrawIndirectCount2KHR-None-08114

Descriptors in each bound descriptor set, specified via [vkCmdBindDescriptorSets](#), **must** be valid if they are accessed as described by [descriptor validity](#) by the [VkPipeline](#) bound to the pipeline bind point used by this command and the bound [VkPipeline](#) was not created with [VK_PIPELINE_CREATE_DESCRIPTOR_BUFFER_BIT_EXT](#)

- VUID-vkCmdDrawIndirectCount2KHR-imageLayout-00344

If an image descriptor is accessed by a shader, the [VkImageLayout](#) **must** match the subresource accessible from the [VkImageView](#) as defined by the [image layout matching rules](#)

- VUID-vkCmdDrawIndirectCount2KHR-None-08115

If the descriptors used by the [VkPipeline](#) bound to the pipeline bind point were specified via [vkCmdBindDescriptorSets](#), the bound [VkPipeline](#) **must** have been created without [VK_PIPELINE_CREATE_DESCRIPTOR_BUFFER_BIT_EXT](#)

- VUID-vkCmdDrawIndirectCount2KHR-None-08116

Descriptors in bound descriptor buffers, specified via [vkCmdSetDescriptorBufferOffsetsEXT](#), **must** be valid if they are dynamically used by the [VkPipeline](#) bound to the pipeline bind point used by this command and the bound [VkPipeline](#) was created with [VK_PIPELINE_CREATE_DESCRIPTOR_BUFFER_BIT_EXT](#)

- VUID-vkCmdDrawIndirectCount2KHR-None-08604

Descriptors in bound descriptor buffers, specified via [vkCmdSetDescriptorBufferOffsetsEXT](#), **must** be valid if they are dynamically used by any [VkShaderEXT](#) bound to a stage corresponding to the pipeline bind point used by this command

- VUID-vkCmdDrawIndirectCount2KHR-None-08117

If the descriptors used by the [VkPipeline](#) bound to the pipeline bind point were specified via [vkCmdSetDescriptorBufferOffsetsEXT](#), the bound [VkPipeline](#) **must** have been created with [VK_PIPELINE_CREATE_DESCRIPTOR_BUFFER_BIT_EXT](#)

- VUID-vkCmdDrawIndirectCount2KHR-None-08119

If a descriptor is dynamically used with a [VkPipeline](#) created with [VK_PIPELINE_CREATE_DESCRIPTOR_BUFFER_BIT_EXT](#), the descriptor memory **must** be resident

- VUID-vkCmdDrawIndirectCount2KHR-None-08605

If a descriptor is dynamically used with a [VkShaderEXT](#) created with a [VkDescriptorSetLayout](#) that was created with [VK_DESCRIPTOR_SET_LAYOUT_CREATE_DESCRIPTOR_BUFFER_BIT_EXT](#), the descriptor memory **must** be resident

- VUID-vkCmdDrawIndirectCount2KHR-None-08606

If the [shaderObject](#) feature is not enabled, a valid pipeline **must** be bound to the pipeline bind point used by this command

- VUID-vkCmdDrawIndirectCount2KHR-None-08608

If a pipeline is bound to the pipeline bind point used by this command, there **must** not have been any calls to dynamic state setting commands for any state specified statically in the [VkPipeline](#) object bound to the pipeline bind point used by this command, since that pipeline was bound

- VUID-vkCmdDrawIndirectCount2KHR-uniformBuffers-06935

If any stage of the [VkPipeline](#) object bound to the pipeline bind point used by this command accesses a uniform buffer, and that stage was created without enabling either [VK_PIPELINE_ROBUSTNESS_BUFFER_BEHAVIOR_ROBUST_BUFFER_ACCESS](#) or [VK_PIPELINE_ROBUSTNESS_BUFFER_BEHAVIOR_ROBUST_BUFFER_ACCESS_2](#) for [uniformBuffers](#), and the [robustBufferAccess](#) feature is not enabled, that stage **must** not access values outside of the range of the buffer as specified in the descriptor set bound to the same pipeline bind point

- VUID-vkCmdDrawIndirectCount2KHR-None-08612

If the [robustBufferAccess](#) feature is not enabled, and any [VkShaderEXT](#) bound to a stage corresponding to the pipeline bind point used by this command accesses a uniform buffer, it **must** not access values outside of the range of the buffer as specified in the descriptor set bound to the same pipeline bind point

- VUID-vkCmdDrawIndirectCount2KHR-storageBuffers-06936

If any stage of the [VkPipeline](#) object bound to the pipeline bind point used by this command accesses a storage buffer, and that stage was created without enabling either [VK_PIPELINE_ROBUSTNESS_BUFFER_BEHAVIOR_ROBUST_BUFFER_ACCESS](#) or [VK_PIPELINE_ROBUSTNESS_BUFFER_BEHAVIOR_ROBUST_BUFFER_ACCESS_2](#) for [storageBuffers](#), and the [robustBufferAccess](#) feature is not enabled, that stage **must** not access values outside of the range of the buffer as specified in the descriptor set bound to the same pipeline bind point

- VUID-vkCmdDrawIndirectCount2KHR-None-08613

If the [robustBufferAccess](#) feature is not enabled, and any [VkShaderEXT](#) bound to a stage corresponding to the pipeline bind point used by this command accesses a storage buffer, it **must** not access values outside of the range of the buffer as specified in the descriptor set bound to the same pipeline bind point

- VUID-vkCmdDrawIndirectCount2KHR-commandBuffer-02707

If [commandBuffer](#) is an unprotected command buffer and [protectedNoFault](#) is not supported, any resource accessed by [bound shaders](#) **must** not be a protected resource

- VUID-vkCmdDrawIndirectCount2KHR-viewType-07752

If a [VkImageView](#) is accessed as a result of this command, then the image view's [viewType](#) **must** match the [Dim](#) operand of the [OpTypeImage](#) as described in [Compatibility Between SPIR-V Image Dimensions and Vulkan ImageView Types](#)

- VUID-vkCmdDrawIndirectCount2KHR-format-07753

If a [VkImageView](#) or [VkBufferView](#) is accessed as a result of this command, then the [numeric type](#) of the view's [format](#) and the [Sampled Type](#) operand of the [OpTypeImage](#) **must** match

- VUID-vkCmdDrawIndirectCount2KHR-OpImageWrite-08795

If a [VkImageView](#) created with a format other than [VK_FORMAT_A8_UNORM](#) is accessed using [OpImageWrite](#) as a result of this command, then the [Type](#) of the [Texel](#) operand of that instruction **must** have at least as many components as the image view's format

- VUID-vkCmdDrawIndirectCount2KHR-OpImageWrite-08796

If a [VkImageView](#) created with the format [VK_FORMAT_A8_UNORM](#) is accessed using [OpImageWrite](#) as a result of this command, then the [Type](#) of the [Texel](#) operand of that instruction **must** have four components

- VUID-vkCmdDrawIndirectCount2KHR-OpImageWrite-04469
If a [VkBufferView](#) is accessed using [OpImageWrite](#) as a result of this command, then the [Type](#) of the [Texel](#) operand of that instruction **must** have at least as many components as the buffer view's format
- VUID-vkCmdDrawIndirectCount2KHR-SampledType-04470
If a [VkImageView](#) with a [VkFormat](#) that has a 64-bit component width is accessed as a result of this command, the [SampledType](#) of the [OpTypeImage](#) operand of that instruction **must** have a [Width](#) of 64
- VUID-vkCmdDrawIndirectCount2KHR-SampledType-04471
If a [VkImageView](#) with a [VkFormat](#) that has a component width less than 64-bit is accessed as a result of this command, the [SampledType](#) of the [OpTypeImage](#) operand of that instruction **must** have a [Width](#) of 32
- VUID-vkCmdDrawIndirectCount2KHR-SampledType-04472
If a [VkBufferView](#) with a [VkFormat](#) that has a 64-bit component width is accessed as a result of this command, the [SampledType](#) of the [OpTypeImage](#) operand of that instruction **must** have a [Width](#) of 64
- VUID-vkCmdDrawIndirectCount2KHR-SampledType-04473
If a [VkBufferView](#) with a [VkFormat](#) that has a component width less than 64-bit is accessed as a result of this command, the [SampledType](#) of the [OpTypeImage](#) operand of that instruction **must** have a [Width](#) of 32
- VUID-vkCmdDrawIndirectCount2KHR-sparseImageInt64Atomics-04474
If the [sparseImageInt64Atomics](#) feature is not enabled, [VkImage](#) objects created with the [VK_IMAGE_CREATE_SPARSE_RESIDENCY_BIT](#) flag **must** not be accessed by atomic instructions through an [OpTypeImage](#) with a [SampledType](#) with a [Width](#) of 64 by this command
- VUID-vkCmdDrawIndirectCount2KHR-sparseImageInt64Atomics-04475
If the [sparseImageInt64Atomics](#) feature is not enabled, [VkBuffer](#) objects created with the [VK_BUFFER_CREATE_SPARSE_RESIDENCY_BIT](#) flag **must** not be accessed by atomic instructions through an [OpTypeImage](#) with a [SampledType](#) with a [Width](#) of 64 by this command
- VUID-vkCmdDrawIndirectCount2KHR-OpImageSampleWeightedQCOM-06971
If [OpImageSampleWeightedQCOM](#) is used to sample a [VkImageView](#) as a result of this command, then the image view's [format features](#) **must** contain [VK_FORMAT_FEATURE_2_WEIGHT_SAMPLED_IMAGE_BIT_QCOM](#)
- VUID-vkCmdDrawIndirectCount2KHR-OpImageSampleWeightedQCOM-06972
If [OpImageSampleWeightedQCOM](#) uses a [VkImageView](#) as a sample weight image as a result of this command, then the image view's [format features](#) **must** contain [VK_FORMAT_FEATURE_2_WEIGHT_IMAGE_BIT_QCOM](#)
- VUID-vkCmdDrawIndirectCount2KHR-OpImageBoxFilterQCOM-06973
If [OpImageBoxFilterQCOM](#) is used to sample a [VkImageView](#) as a result of this command, then the image view's [format features](#) **must** contain [VK_FORMAT_FEATURE_2_BOX_FILTER_SAMPLED_BIT_QCOM](#)
- VUID-vkCmdDrawIndirectCount2KHR-OpImageBlockMatchSSDQCOM-06974
If [OpImageBlockMatchSSDQCOM](#) is used to read from an [VkImageView](#) as a result of this

command, then the image view's **format features must** contain `VK_FORMAT_FEATURE_2_BLOCK_MATCHING_BIT_QCOM`

- VUID-vkCmdDrawIndirectCount2KHR-OpImageBlockMatchSADQCOM-06975
If `OpImageBlockMatchSADQCOM` is used to read from an `VkImageView` as a result of this command, then the image view's **format features must** contain `VK_FORMAT_FEATURE_2_BLOCK_MATCHING_BIT_QCOM`
- VUID-vkCmdDrawIndirectCount2KHR-OpImageBlockMatchSADQCOM-06976
If `OpImageBlockMatchSADQCOM` or `OpImageBlockMatchSSDQCOM` is used to read from a reference image as result of this command, then the specified reference coordinates **must** not fail **integer texel coordinate validation**
- VUID-vkCmdDrawIndirectCount2KHR-OpImageSampleWeightedQCOM-06977
If `OpImageSampleWeightedQCOM`, `OpImageBoxFilterQCOM`, `OpImageBlockMatchWindowSSDQCOM`, `OpImageBlockMatchWindowSADQCOM`, `OpImageBlockMatchGatherSSDQCOM`, `OpImageBlockMatchGatherSADQCOM`, `OpImageBlockMatchSSDQCOM`, or `OpImageBlockMatchSADQCOM` uses a `VkSampler` as a result of this command, then the sampler **must** have been created with `VK_SAMPLER_CREATE_IMAGE_PROCESSING_BIT_QCOM`
- VUID-vkCmdDrawIndirectCount2KHR-OpImageSampleWeightedQCOM-06978
If any command other than `OpImageSampleWeightedQCOM`, `OpImageBoxFilterQCOM`, `OpImageBlockMatchWindowSSDQCOM`, `OpImageBlockMatchWindowSADQCOM`, `OpImageBlockMatchGatherSSDQCOM`, `OpImageBlockMatchGatherSADQCOM`, `OpImageBlockMatchSSDQCOM`, or `OpImageBlockMatchSADQCOM` uses a `VkSampler` as a result of this command, then the sampler **must** not have been created with `VK_SAMPLER_CREATE_IMAGE_PROCESSING_BIT_QCOM`
- VUID-vkCmdDrawIndirectCount2KHR-OpImageBlockMatchWindow-09215
If a `OpImageBlockMatchWindow*QCOM` or `OpImageBlockMatchGather*QCOM` instruction is used to read from an `VkImageView` as a result of this command, then the image view's **format features must** contain `VK_FORMAT_FEATURE_2_BLOCK_MATCHING_BIT_QCOM`
- VUID-vkCmdDrawIndirectCount2KHR-OpImageBlockMatchWindow-09216
If a `OpImageBlockMatchWindow*QCOM` or `OpImageBlockMatchGather*QCOM` instruction is used to read from an `VkImageView` as a result of this command, then the image view's format **must** be a single-component format
- VUID-vkCmdDrawIndirectCount2KHR-OpImageBlockMatchWindow-09217
If a `OpImageBlockMatchWindow*QCOM` or `OpImageBlockMatchGather*QCOM` read from a reference image as result of this command, then the specified reference coordinates **must** not fail **integer texel coordinate validation**
- VUID-vkCmdDrawIndirectCount2KHR-None-07288
Any shader invocation executed by this command **must terminate**
- VUID-vkCmdDrawIndirectCount2KHR-None-09600
If a descriptor with type equal to any of `VK_DESCRIPTOR_TYPE_SAMPLE_WEIGHT_IMAGE_QCOM`, `VK_DESCRIPTOR_TYPE_BLOCK_MATCH_IMAGE_QCOM`, `VK_DESCRIPTOR_TYPE_SAMPLED_IMAGE`, `VK_DESCRIPTOR_TYPE_STORAGE_IMAGE`, or `VK_DESCRIPTOR_TYPE_INPUT_ATTACHMENT` is accessed as a result of this command, all image subresources identified by that descriptor **must** be in the image layout identified

when the descriptor was written

- VUID-vkCmdDrawIndirectCount2KHR-commandBuffer-10746

The `VkDeviceMemory` object allocated from a `VkMemoryHeap` with the `VK_MEMORY_HEAP_TILE_MEMORY_BIT_QCOM` property that is bound to a resource accessed as a result of this command **must** be the active bound `bound tile memory object` in `commandBuffer`

- VUID-vkCmdDrawIndirectCount2KHR-None-10678

If this command is recorded inside a `tile shading render pass` instance, the stages corresponding to the pipeline bind point used by this command **must** only include `VK_SHADER_STAGE_VERTEX_BIT`, `VK_SHADER_STAGE_FRAGMENT_BIT`, and/or `VK_SHADER_STAGE_COMPUTE_BIT`

- VUID-vkCmdDrawIndirectCount2KHR-None-10679

If this command is recorded where `per-tile execution model` is enabled, there **must** be no access to any image while the image was be transitioned to the `VK_IMAGE_LAYOUT_ATTACHMENT_FEEDBACK_LOOP_OPTIMAL_EXT` layout

- VUID-vkCmdDrawIndirectCount2KHR-pDescription-09900

If a `VK_DESCRIPTOR_TYPE_TENSOR_ARM` descriptor is accessed as a result of this command, then the underlying `VkTensorARM` object **must** have been created with the `VK_TENSOR_USAGE_SHADER_BIT_ARM` usage flag set

- VUID-vkCmdDrawIndirectCount2KHR-dimensionCount-09905

If a `VK_DESCRIPTOR_TYPE_TENSOR_ARM` descriptor is accessed as a result of this command, then the `Rank` of the `OpTypeTensorARM` of the tensor resource variable **must** be equal to the `dimensionCount` provided via `VkTensorCreateInfoARM::pDescription` when creating the underlying `VkTensorARM` object

- VUID-vkCmdDrawIndirectCount2KHR-OpTypeTensorARM-09906

If a `VK_DESCRIPTOR_TYPE_TENSOR_ARM` descriptor is accessed as a result of this command, then the element type of the `OpTypeTensorARM` of the tensor resource variable **must** be `compatible` with the `VkFormat` of the `VkTensorViewARM` used for the access

- VUID-vkCmdDrawIndirectCount2KHR-None-11297

If a pipeline is bound to the pipeline bind point used by this command, or shader is bound to a shader stage used by this command, and it was created with a `descriptor mapping` using `VK_DESCRIPTOR_MAPPING_SOURCE_HEAP_WITH_PUSH_INDEX_EXT`, `VK_DESCRIPTOR_MAPPING_SOURCE_HEAP_WITH_SHADER_RECORD_INDEX_EXT`, `VK_DESCRIPTOR_MAPPING_SOURCE_HEAP_WITH_INDIRECT_INDEX_ARRAY_EXT`, or `VK_DESCRIPTOR_MAPPING_SOURCE_HEAP_WITH_INDIRECT_INDEX_EXT`, and a shader accesses a `OpTypeStruct` decorated with `Block` or `BufferBlock` using that mapping, the calculated offset for the resource heap **must** be a multiple of `bufferDescriptorAlignment`

- VUID-vkCmdDrawIndirectCount2KHR-None-11298

If a pipeline is bound to the pipeline bind point used by this command, or shader is bound to a shader stage used by this command, and it was created with a `descriptor mapping` using `VK_DESCRIPTOR_MAPPING_SOURCE_HEAP_WITH_PUSH_INDEX_EXT`, `VK_DESCRIPTOR_MAPPING_SOURCE_HEAP_WITH_SHADER_RECORD_INDEX_EXT`, `VK_DESCRIPTOR_MAPPING_SOURCE_HEAP_WITH_INDIRECT_INDEX_ARRAY_EXT`, or `VK_DESCRIPTOR_MAPPING_SOURCE_HEAP_WITH_INDIRECT_INDEX_EXT`, and a shader accesses an `OpTypeImage` or `OpTypeSampledImage` using that mapping, the calculated offset

for the resource heap **must** be a multiple of `imageDescriptorAlignment`

- VUID-vkCmdDrawIndirectCount2KHR-None-11299

If a pipeline is bound to the pipeline bind point used by this command, or shader is bound to a shader stage used by this command, and it was created with a [descriptor mapping](#) using `VK_DESCRIPTOR_MAPPING_SOURCE_HEAP_WITH_PUSH_INDEX_EXT`, `VK_DESCRIPTOR_MAPPING_SOURCE_HEAP_WITH_SHADER_RECORD_INDEX_EXT`, `VK_DESCRIPTOR_MAPPING_SOURCE_HEAP_WITH_INDIRECT_INDEX_ARRAY_EXT`, or `VK_DESCRIPTOR_MAPPING_SOURCE_HEAP_WITH_INDIRECT_INDEX_EXT`, and a shader accesses an `OpTypeSampler` or `OpTypeSampledImage` using that mapping, the calculated offset for the sampler heap **must** be a multiple of `samplerDescriptorAlignment`

- VUID-vkCmdDrawIndirectCount2KHR-None-11397

If a pipeline is bound to the pipeline bind point used by this command, or shader is bound to a shader stage used by this command, and it was created with a [descriptor mapping](#) using `VK_DESCRIPTOR_MAPPING_SOURCE_HEAP_WITH_PUSH_INDEX_EXT`, `VK_DESCRIPTOR_MAPPING_SOURCE_HEAP_WITH_SHADER_RECORD_INDEX_EXT`, `VK_DESCRIPTOR_MAPPING_SOURCE_HEAP_WITH_INDIRECT_INDEX_ARRAY_EXT`, or `VK_DESCRIPTOR_MAPPING_SOURCE_HEAP_WITH_INDIRECT_INDEX_EXT`, and a shader accesses an `OpTypeTensorARM` using that mapping, the calculated offset for the resource heap **must** be a multiple of `tensorDescriptorAlignment`

- VUID-vkCmdDrawIndirectCount2KHR-None-11300

If a pipeline is bound to the pipeline bind point used by this command, or shader is bound to a shader stage used by this command, and it was created with a [descriptor mapping](#) using `VK_DESCRIPTOR_MAPPING_SOURCE_HEAP_WITH_INDIRECT_INDEX_ARRAY_EXT` or `VK_DESCRIPTOR_MAPPING_SOURCE_HEAP_WITH_INDIRECT_INDEX_EXT`, and a shader accesses a resource using that mapping, the value of the address at the expected location in push data **must** be a multiple of 4

- VUID-vkCmdDrawIndirectCount2KHR-None-11301

If a pipeline is bound to the pipeline bind point used by this command, or shader is bound to a shader stage used by this command, and it was created with a [descriptor mapping](#) using `VK_DESCRIPTOR_MAPPING_SOURCE_HEAP_WITH_INDIRECT_INDEX_ARRAY_EXT` or `VK_DESCRIPTOR_MAPPING_SOURCE_HEAP_WITH_INDIRECT_INDEX_EXT`, and a shader accesses a resource using that mapping, the value of the address at the expected location in push data **must** be a valid `VkDeviceAddress` backed by physical memory at every offset specified by each mapping

- VUID-vkCmdDrawIndirectCount2KHR-None-11302

If a pipeline is bound to the pipeline bind point used by this command, or shader is bound to a shader stage used by this command, and it was created with a [descriptor mapping](#) using `VK_DESCRIPTOR_MAPPING_SOURCE_PUSH_ADDRESS_EXT`, and a shader accesses a resource using that mapping, the value of the address at the expected location in push data **must** be a valid `VkDeviceAddress`

- VUID-vkCmdDrawIndirectCount2KHR-None-11304

If a pipeline is bound to the pipeline bind point used by this command, or shader is bound to a shader stage used by this command, and it was created with a [descriptor mapping](#) using `VK_DESCRIPTOR_MAPPING_SOURCE_INDIRECT_ADDRESS_EXT`, and a shader accesses a resource using that mapping, the value of the address at the expected location

in push data **must** be a multiple of 8

- VUID-vkCmdDrawIndirectCount2KHR-None-11305

If a pipeline is bound to the pipeline bind point used by this command, or shader is bound to a shader stage used by this command, and it was created with a [descriptor mapping](#) using [VK_DESCRIPTOR_MAPPING_SOURCE_INDIRECT_ADDRESS_EXT](#), and a shader accesses a resource using that mapping, the value of the address at the expected location in push data **must** be a valid [VkDeviceAddress](#) backed by physical memory at every offset specified by each mapping

- VUID-vkCmdDrawIndirectCount2KHR-None-11306

If a pipeline is bound to the pipeline bind point used by this command, or shader is bound to a shader stage used by this command, and it was created with a [descriptor mapping](#) using [VK_DESCRIPTOR_MAPPING_SOURCE_INDIRECT_ADDRESS_EXT](#), and a shader accesses a resource using that mapping, the value of the address pointed to by the address in push data **must** be a valid [VkDeviceAddress](#)

- VUID-vkCmdDrawIndirectCount2KHR-None-11308

For each [descriptor heap](#) that is statically used by a [bound shader](#), either directly or via a [descriptor mapping](#), a valid descriptor heap **must** be bound

- VUID-vkCmdDrawIndirectCount2KHR-None-11309

If a [bound shader](#) was created as a [VkShaderEXT](#) with the [VK_SHADER_CREATE_DESCRIPTOR_HEAP_BIT_EXT](#) flag or as part of a pipeline with the [VK_PIPELINE_CREATE_2_DESCRIPTOR_HEAP_BIT_EXT](#) flag, execution of this command **must** not result in any descriptor read accessing data outside of the user range of the respective heap bound by [vkCmdBind*HeapEXT](#) commands

- VUID-vkCmdDrawIndirectCount2KHR-None-11372

If any stage of the [VkPipeline](#) object bound to the pipeline bind point used by this command accesses a uniform buffer or uniform texel buffer through a descriptor in the bound resource heap, that stage was created without enabling either [VK_PIPELINE_ROBUSTNESS_BUFFER_BEHAVIOR_ROBUST_BUFFER_ACCESS](#) or [VK_PIPELINE_ROBUSTNESS_BUFFER_BEHAVIOR_ROBUST_BUFFER_ACCESS_2](#) for [uniformBuffers](#), the [robustBufferAccess2](#) feature is not enabled, and the [robustBufferAccess](#) feature is not enabled, that stage **must** not access values outside of the range of the descriptor specified via [VkDeviceAddressRangeKHR](#) when the descriptor was written

- VUID-vkCmdDrawIndirectCount2KHR-None-11373

If any stage of the [VkPipeline](#) object bound to the pipeline bind point used by this command accesses a storage buffer or storage texel buffer through a descriptor in the bound resource heap, that stage was created without enabling either [VK_PIPELINE_ROBUSTNESS_BUFFER_BEHAVIOR_ROBUST_BUFFER_ACCESS](#) or [VK_PIPELINE_ROBUSTNESS_BUFFER_BEHAVIOR_ROBUST_BUFFER_ACCESS_2](#) for [storageBuffers](#), the [robustBufferAccess2](#) feature is not enabled, and the [robustBufferAccess](#) feature is not enabled, that stage **must** not access values outside of the range of the descriptor specified by [VkDeviceAddressRangeKHR](#) when the descriptor was written

- VUID-vkCmdDrawIndirectCount2KHR-None-11374

If the [robustBufferAccess2](#) feature is not enabled, the [robustBufferAccess](#) feature is not enabled, and any [VkShaderEXT](#) bound to a stage corresponding to the pipeline bind point used by this command accesses a uniform buffer, uniform texel buffer, storage buffer, or

storage texel buffer, that shader **must** not access values outside of the range of the buffer as specified by [VkDeviceAddressRangeKHR](#) when the descriptor was written

- VUID-vkCmdDrawIndirectCount2KHR-pBindInfo-11375

If any [bound shader](#) uses an embedded sampler via a [descriptor mapping](#), the value of `pBindInfo->reservedRangeSize` set for `vkCmdBindSamplerHeapEXT` **must** be greater than or equal to `minSamplerHeapReservedRangeWithEmbedded`

- VUID-vkCmdDrawIndirectCount2KHR-None-11376

If a [bound shader](#) was created as a `VkShaderEXT` with the `VK_SHADER_CREATE_DESCRIPTOR_HEAP_BIT_EXT` flag or as part of a pipeline with the `VK_PIPELINE_CREATE_2_DESCRIPTOR_HEAP_BIT_EXT` flag, and that shader statically uses a push constant value, that value **must** have been set by `vkCmdPushDataEXT`

- VUID-vkCmdDrawIndirectCount2KHR-None-11398

If a [bound shader](#) was created with a [descriptor mapping](#) using `VK_DESCRIPTOR_MAPPING_SOURCE_PUSH_DATA_EXT`, `VK_DESCRIPTOR_MAPPING_SOURCE_PUSH_ADDRESS_EXT`, `VK_DESCRIPTOR_MAPPING_SOURCE_SHADER_RECORD_DATA_EXT`, `VK_DESCRIPTOR_MAPPING_SOURCE_SHADER_RECORD_ADDRESS_EXT`, `VK_DESCRIPTOR_MAPPING_SOURCE_RESOURCE_HEAP_DATA_EXT`, or `VK_DESCRIPTOR_MAPPING_SOURCE_INDIRECT_ADDRESS_EXT`, and a shader accesses a resource using that mapping, the access **must** not be [out of bounds](#)

- VUID-vkCmdDrawIndirectCount2KHR-None-11437

If a pipeline is bound to the pipeline bind point used by this command, or shader is bound to a shader stage used by this command, and it was created with a [descriptor mapping](#) using `VK_DESCRIPTOR_MAPPING_SOURCE_HEAP_WITH_INDIRECT_INDEX_ARRAY_EXT`, `VK_DESCRIPTOR_MAPPING_SOURCE_HEAP_WITH_INDIRECT_INDEX_EXT`, or `VK_DESCRIPTOR_MAPPING_SOURCE_INDIRECT_ADDRESS_EXT`, and a shader accesses a resource using that mapping, the buffer from which the address in push data was queried **must** have been created with the `VK_BUFFER_USAGE_UNIFORM_BUFFER_BIT` usage flag set

- VUID-vkCmdDrawIndirectCount2KHR-None-11438

If a pipeline is bound to the pipeline bind point used by this command, or shader is bound to a shader stage used by this command, and it was created with a [descriptor mapping](#) using `VK_DESCRIPTOR_MAPPING_SOURCE_PUSH_ADDRESS_EXT`, `VK_DESCRIPTOR_MAPPING_SOURCE_SHADER_RECORD_ADDRESS_EXT`, or `VK_DESCRIPTOR_MAPPING_SOURCE_INDIRECT_ADDRESS_EXT`, and a shader accesses a uniform buffer using that mapping, the address that the uniform buffer is mapped to **must** have been queried from a buffer created with the `VK_BUFFER_USAGE_UNIFORM_BUFFER_BIT` usage flag set

- VUID-vkCmdDrawIndirectCount2KHR-None-11441

If a pipeline is bound to the pipeline bind point used by this command, or shader is bound to a shader stage used by this command, and it was created with a [descriptor mapping](#) using `VK_DESCRIPTOR_MAPPING_SOURCE_PUSH_ADDRESS_EXT`, `VK_DESCRIPTOR_MAPPING_SOURCE_SHADER_RECORD_ADDRESS_EXT`, or `VK_DESCRIPTOR_MAPPING_SOURCE_INDIRECT_ADDRESS_EXT`, and a shader accesses a uniform buffer using that mapping, the address that the uniform buffer is mapped to

must be aligned to `minUniformBufferOffsetAlignment`

- VUID-vkCmdDrawIndirectCount2KHR-None-11439

If a pipeline is bound to the pipeline bind point used by this command, or shader is bound to a shader stage used by this command, and it was created with a [descriptor mapping](#) using [VK_DESCRIPTOR_MAPPING_SOURCE_PUSH_ADDRESS_EXT](#), [VK_DESCRIPTOR_MAPPING_SOURCE_SHADER_RECORD_ADDRESS_EXT](#), or [VK_DESCRIPTOR_MAPPING_SOURCE_INDIRECT_ADDRESS_EXT](#), and a shader accesses a storage buffer using that mapping, the address that the storage buffer is mapped to **must** have been queried from a buffer created with the [VK_BUFFER_USAGE_STORAGE_BUFFER_BIT](#) usage flag set

- VUID-vkCmdDrawIndirectCount2KHR-None-11442

If a pipeline is bound to the pipeline bind point used by this command, or shader is bound to a shader stage used by this command, and it was created with a [descriptor mapping](#) using [VK_DESCRIPTOR_MAPPING_SOURCE_PUSH_ADDRESS_EXT](#), [VK_DESCRIPTOR_MAPPING_SOURCE_SHADER_RECORD_ADDRESS_EXT](#), or [VK_DESCRIPTOR_MAPPING_SOURCE_INDIRECT_ADDRESS_EXT](#), and a shader accesses a storage buffer using that mapping, the address that the storage buffer is mapped to **must** be aligned to `minStorageBufferOffsetAlignment`

- VUID-vkCmdDrawIndirectCount2KHR-None-11485

If a pipeline is bound to the pipeline bind point used by this command, or shader is bound to a shader stage used by this command, and it was created with a [descriptor mapping](#) using [VK_DESCRIPTOR_MAPPING_SOURCE_PUSH_ADDRESS_EXT](#), [VK_DESCRIPTOR_MAPPING_SOURCE_SHADER_RECORD_ADDRESS_EXT](#), or [VK_DESCRIPTOR_MAPPING_SOURCE_INDIRECT_ADDRESS_EXT](#), and a shader accesses an acceleration structure using that mapping, the address that the acceleration structure is mapped to **must** be an acceleration structure address retrieved from a [VkAccelerationStructureKHR](#) object via [vkGetAccelerationStructureDeviceAddressKHR](#) or handle retrieved from a [VkAccelerationStructureNV](#) object via [vkGetAccelerationStructureHandleNV](#)

- VUID-vkCmdDrawIndirectCount2KHR-index-11450

If a shader uses a sampler descriptor to sample an image as a result of this command, and that sampler descriptor uses a custom border color with an index defined by [VkSamplerCustomBorderColorIndexCreateInfoEXT](#), the value of [VkSamplerCustomBorderColorIndexCreateInfoEXT::index](#) **must** have been registered before this command was recorded, and still be registered during the sampling operation, with an identically defined color

- VUID-vkCmdDrawIndirectCount2KHR-protectedNoFault-11455

If `protectedNoFault` is not supported, a pipeline is bound to the pipeline bind point used by this command, or a shader is bound to a shader stage used by this command, and it was created with a [descriptor mapping](#) using [VK_DESCRIPTOR_MAPPING_SOURCE_PUSH_ADDRESS_EXT](#), [VK_DESCRIPTOR_MAPPING_SOURCE_SHADER_RECORD_ADDRESS_EXT](#), or [VK_DESCRIPTOR_MAPPING_SOURCE_INDIRECT_ADDRESS_EXT](#), the address that the resource is mapped to **must** have been queried from a buffer created without the [VK_BUFFER_CREATE_PROTECTED_BIT](#) create flag set

- VUID-vkCmdDrawIndirectCount2KHR-protectedNoFault-11456
If **protectedNoFault** is not supported, a pipeline is bound to the pipeline bind point used by this command, or a shader is bound to a shader stage used by this command, and it was created with a **descriptor mapping** using **VK_DESCRIPTOR_MAPPING_SOURCE_HEAP_WITH_INDIRECT_INDEX_EXT** or **VK_DESCRIPTOR_MAPPING_SOURCE_HEAP_WITH_INDIRECT_INDEX_ARRAY_EXT**, the address of the indirect memory **must** have been queried from a buffer created without the **VK_BUFFER_CREATE_PROTECTED_BIT** create flag set
- VUID-vkCmdDrawIndirectCount2KHR-renderPass-02684
The current render pass **must** be **compatible** with the **renderPass** member of the **VkGraphicsPipelineCreateInfo** structure specified when creating the **VkPipeline** bound to **VK_PIPELINE_BIND_POINT_GRAPHICS**
- VUID-vkCmdDrawIndirectCount2KHR-subpass-02685
The subpass index of the current render pass **must** be equal to the **subpass** member of the **VkGraphicsPipelineCreateInfo** structure specified when creating the **VkPipeline** bound to **VK_PIPELINE_BIND_POINT_GRAPHICS**
- VUID-vkCmdDrawIndirectCount2KHR-OpTypeImage-07468
If any shader executed by this pipeline accesses an **OpTypeImage** variable with a **Dim** operand of **SubpassData**, it **must** be decorated with an **InputAttachmentIndex** that corresponds to a valid input attachment in the current subpass
- VUID-vkCmdDrawIndirectCount2KHR-None-07469
Input attachment views accessed in a subpass **must** be created with the same **VkFormat** as the corresponding subpass definition, and be created with a **VkImageView** that is compatible with the attachment referenced by the subpass' **pInputAttachments** [**InputAttachmentIndex**] in the bound **VkFramebuffer** as specified by **Fragment Input Attachment Compatibility**
- VUID-vkCmdDrawIndirectCount2KHR-pDepthInputAttachmentIndex-09595
Input attachment views accessed in a dynamic render pass with a **InputAttachmentIndex** referenced by **VkRenderingInputAttachmentIndexInfo**, or no **InputAttachmentIndex** if **VkRenderingInputAttachmentIndexInfo::pDepthInputAttachmentIndex** or **VkRenderingInputAttachmentIndexInfo::pStencilInputAttachmentIndex** are **NULL**, **must** be created with a **VkImageView** that is compatible with the corresponding color, depth, or stencil attachment in **VkRenderingInfo**
- VUID-vkCmdDrawIndirectCount2KHR-pDepthInputAttachmentIndex-09596
Input attachment views accessed in a dynamic render pass via a shader object **must** have an **InputAttachmentIndex** if both **VkRenderingInputAttachmentIndexInfo::pDepthInputAttachmentIndex** and **VkRenderingInputAttachmentIndexInfo::pStencilInputAttachmentIndex** are non-**NULL**
- VUID-vkCmdDrawIndirectCount2KHR-InputAttachmentIndex-09597
If an input attachment view accessed in a dynamic render pass via a shader object has an **InputAttachmentIndex**, the **InputAttachmentIndex** **must** match an index in **VkRenderingInputAttachmentIndexInfo**
- VUID-vkCmdDrawIndirectCount2KHR-None-06537
Memory backing image subresources used as attachments in the current render pass **must** not be written in any way other than as an attachment by this command

- VUID-vkCmdDrawIndirectCount2KHR-None-10795
If a color attachment is written by any prior command in this subpass or by the load, store, or resolve operations for this subpass, and [feedback loop](#) is not enabled for [VK_IMAGE_ASPECT_COLOR_BIT](#) on that attachment, it **must** not be accessed in any way other than as an attachment by this command
- VUID-vkCmdDrawIndirectCount2KHR-None-10796
If a depth attachment is written by any prior command in this subpass or by the load, store, or resolve operations for this subpass, and [feedback loop](#) is not enabled for [VK_IMAGE_ASPECT_DEPTH_BIT](#) on that attachment, it **must** not be accessed in any way other than as an attachment by this command
- VUID-vkCmdDrawIndirectCount2KHR-None-10797
If a stencil attachment is written by any prior command in this subpass or by the load, store, or resolve operations for this subpass, and [feedback loop](#) is not enabled for [VK_IMAGE_ASPECT_STENCIL_BIT](#) on that attachment, it **must** not be accessed in any way other than as an attachment by this command
- VUID-vkCmdDrawIndirectCount2KHR-None-12338
If a color attachment is read in this command in any way other than as an attachment, or has been read by any prior command in this subpass as a non-attachment, and [feedback loop](#) is not enabled for [VK_IMAGE_ASPECT_COLOR_BIT](#) on that attachment, the color attachment **must** not be written to by this command
- VUID-vkCmdDrawIndirectCount2KHR-None-12339
If a depth attachment is read in this command in any way other than as an attachment, or has been read by any prior command in this subpass as a non-attachment, and [feedback loop](#) is not enabled for [VK_IMAGE_ASPECT_DEPTH_BIT](#) on that attachment, the depth attachment **must** not be written to by this command
- VUID-vkCmdDrawIndirectCount2KHR-None-12340
If a stencil attachment is read in this command in any way other than as an attachment, or has been read by any prior command in this subpass as a non-attachment, and [feedback loop](#) is not enabled for [VK_IMAGE_ASPECT_STENCIL_BIT](#) on that attachment, the stencil attachment **must** not be written to by this command
- VUID-vkCmdDrawIndirectCount2KHR-None-09003
If an attachment is written by any prior command in this subpass or by the load, store, or resolve operations for this subpass, it **must** not be accessed in any way other than as an attachment, storage image, or sampled image by this command
- VUID-vkCmdDrawIndirectCount2KHR-None-06886
If the current render pass instance uses a depth/stencil attachment with a read-only layout for the depth aspect, [depth writes](#) **must** be disabled
- VUID-vkCmdDrawIndirectCount2KHR-None-06887
If the current render pass instance uses a depth/stencil attachment with a read-only layout for the stencil aspect, both front and back [writeMask](#) are not zero, and stencil test is enabled, [all stencil ops](#) **must** be [VK_STENCIL_OP_KEEP](#)
- VUID-vkCmdDrawIndirectCount2KHR-None-07831
If the bound graphics pipeline state was created with the [VK_DYNAMIC_STATE_VIEWPORT](#) dynamic state enabled then [vkCmdSetViewport](#) **must**

have been called and not subsequently **invalidated** in the current command buffer prior to this drawing command

- VUID-vkCmdDrawIndirectCount2KHR-None-07832

If the bound graphics pipeline state was created with the **VK_DYNAMIC_STATE_SCISSOR** dynamic state enabled then **vkCmdSetScissor** **must** have been called and not subsequently **invalidated** in the current command buffer prior to this drawing command

- VUID-vkCmdDrawIndirectCount2KHR-None-08617

If a shader object is bound to any graphics stage or a graphics pipeline is bound which was created with the **VK_DYNAMIC_STATE_LINE_WIDTH** dynamic state enabled, the **current value** of **rasterizerDiscardEnable** is **VK_FALSE**, and the **effective rasterization input topology** is in line topology class, then **vkCmdSetLineWidth** **must** have been called and not subsequently **invalidated** in the current command buffer prior to this drawing command

- VUID-vkCmdDrawIndirectCount2KHR-None-07834

If a shader object is bound to any graphics stage or a graphics pipeline is bound which was created with the **VK_DYNAMIC_STATE_DEPTH_BIAS** dynamic state enabled, the **current value** of **rasterizerDiscardEnable** is **VK_FALSE**, and the **current value** of **depthBiasEnable** is **VK_TRUE**, then **vkCmdSetDepthBias** or **vkCmdSetDepthBias2EXT** **must** have been called and not subsequently **invalidated** in the current command buffer prior to this drawing command

- VUID-vkCmdDrawIndirectCount2KHR-None-07835

If a shader object is bound to the **VK_SHADER_STAGE_FRAGMENT_BIT** stage or a graphics pipeline is bound which was created with the **VK_DYNAMIC_STATE_BLEND_CONSTANTS** dynamic state enabled, the **current value** of **rasterizerDiscardEnable** is **VK_FALSE**, and an active color attachment **current value** of **blendEnable** is **VK_TRUE** with a blend equations where any **VkBlendFactor** member is **VK_BLEND_FACTOR_CONSTANT_COLOR**, **VK_BLEND_FACTOR_ONE_MINUS_CONSTANT_COLOR**, **VK_BLEND_FACTOR_CONSTANT_ALPHA**, **VK_BLEND_FACTOR_ONE_MINUS_CONSTANT_ALPHA**, or **VK_BLEND_FACTOR_CONSTANT_ALPHA**, then **vkCmdSetBlendConstants** **must** have been called and not subsequently **invalidated** in the current command buffer prior to this drawing command

- VUID-vkCmdDrawIndirectCount2KHR-None-07836

If a shader object is bound to any graphics stage or a graphics pipeline is bound which was created with the **VK_DYNAMIC_STATE_DEPTH_BOUNDS** dynamic state enabled, the **current value** of **rasterizerDiscardEnable** is **VK_FALSE**, and the **current value** of **depthBoundsTestEnable** is **VK_TRUE**, then **vkCmdSetDepthBounds** **must** have been called and not subsequently **invalidated** in the current command buffer prior to this drawing command

- VUID-vkCmdDrawIndirectCount2KHR-None-07837

If a shader object is bound to any graphics stage or a graphics pipeline is bound which was created with the **VK_DYNAMIC_STATE_STENCIL_COMPARE_MASK** dynamic state enabled, the **current value** of **rasterizerDiscardEnable** is **VK_FALSE**, and the **current value** of **stencilTestEnable** is **VK_TRUE**, then **vkCmdSetStencilCompareMask** **must** have been called and not subsequently **invalidated** in the current command buffer prior to this drawing command

- VUID-vkCmdDrawIndirectCount2KHR-None-07838

If a shader object is bound to any graphics stage or a graphics pipeline is bound which was created with the `VK_DYNAMIC_STATE_STENCIL_WRITE_MASK` dynamic state enabled, the **current value** of `rasterizerDiscardEnable` is `VK_FALSE`, and the **current value** of `stencilTestEnable` is `VK_TRUE`, then `vkCmdSetStencilWriteMask` **must** have been called and not subsequently **invalidated** in the current command buffer prior to this drawing command

- VUID-vkCmdDrawIndirectCount2KHR-None-07839

If a shader object is bound to any graphics stage or a graphics pipeline is bound which was created with the `VK_DYNAMIC_STATE_STENCIL_REFERENCE` dynamic state enabled, the **current value** of `rasterizerDiscardEnable` is `VK_FALSE`, the **current value** of `stencilTestEnable` is `VK_TRUE`, then `vkCmdSetStencilReference` **must** have been called and not subsequently **invalidated** in the current command buffer prior to this drawing command

- VUID-vkCmdDrawIndirectCount2KHR-maxMultiviewInstanceIndex-02688

If the draw is recorded in a render pass instance with multiview enabled, the maximum instance index **must** be less than or equal to `VkPhysicalDeviceMultiviewProperties::maxMultiviewInstanceIndex`

- VUID-vkCmdDrawIndirectCount2KHR-sampleLocationsEnable-02689

If the bound graphics pipeline was created with `VkPipelineSampleLocationsStateCreateInfoEXT::sampleLocationsEnable` set to `VK_TRUE`, then the active depth attachment **must** have been created with the `VK_IMAGE_CREATE_SAMPLE_LOCATIONS_COMPATIBLE_DEPTH_BIT_EXT` bit set

- VUID-vkCmdDrawIndirectCount2KHR-None-07634

If the `VK_EXT_sample_locations` extension is enabled, a shader object is bound to any graphics stage or a graphics pipeline is bound which was created with the `VK_DYNAMIC_STATE_SAMPLE_LOCATIONS_ENABLE_EXT` dynamic state enabled, and the **current value** of `rasterizerDiscardEnable` is `VK_FALSE`, then `vkCmdSetSampleLocationsEnableEXT` **must** have been called and not subsequently **invalidated** in the current command buffer prior to this drawing command

- VUID-vkCmdDrawIndirectCount2KHR-None-06666

If the `VK_EXT_sample_locations` extension is enabled, a shader object is bound to any graphics stage or a graphics pipeline is bound which was created with the `VK_DYNAMIC_STATE_SAMPLE_LOCATIONS_EXT` dynamic state enabled, the **current value** of `rasterizerDiscardEnable` is `VK_FALSE`, and the **current value** of `sampleLocationsEnable` is `VK_TRUE`, then `vkCmdSetSampleLocationsEXT` **must** have been called and not subsequently **invalidated** in the current command buffer prior to this drawing command

- VUID-vkCmdDrawIndirectCount2KHR-None-07840

If a shader object is bound to any graphics stage or a graphics pipeline is bound which was created with the `VK_DYNAMIC_STATE_CULL_MODE` dynamic state enabled, and the **current value** of `rasterizerDiscardEnable` is `VK_FALSE`, then `vkCmdSetCullMode` **must** have been called and not subsequently **invalidated** in the current command buffer prior to this drawing command

- VUID-vkCmdDrawIndirectCount2KHR-None-07841

If a shader object is bound to any graphics stage or a graphics pipeline is bound which

was created with the `VK_DYNAMIC_STATE_FRONT_FACE` dynamic state enabled, and the `current value` of `rasterizerDiscardEnable` is `VK_FALSE`, then `vkCmdSetFrontFace` **must** have been called and not subsequently `invalidated` in the current command buffer prior to this drawing command

- VUID-vkCmdDrawIndirectCount2KHR-None-07843

If a shader object is bound to any graphics stage or a graphics pipeline is bound which was created with the `VK_DYNAMIC_STATE_DEPTH_TEST_ENABLE` dynamic state enabled, and the `current value` of `rasterizerDiscardEnable` is `VK_FALSE`, `vkCmdSetDepthTestEnable` **must** have been called and not subsequently `invalidated` in the current command buffer prior to this drawing command

- VUID-vkCmdDrawIndirectCount2KHR-None-07844

If a shader object is bound to any graphics stage or a graphics pipeline is bound which was created with the `VK_DYNAMIC_STATE_DEPTH_WRITE_ENABLE` dynamic state enabled, and the `current value` of `rasterizerDiscardEnable` is `VK_FALSE`, and the `current value` of `depthTestEnable` is `VK_TRUE`, then `vkCmdSetDepthWriteEnable` **must** have been called and not subsequently `invalidated` in the current command buffer prior to this drawing command

- VUID-vkCmdDrawIndirectCount2KHR-None-07845

If a shader object is bound to any graphics stage or a graphics pipeline is bound which was created with the `VK_DYNAMIC_STATE_DEPTH_COMPARE_OP` dynamic state enabled, the `current value` of `rasterizerDiscardEnable` is `VK_FALSE`, and the `current value` of `depthTestEnable` is `VK_TRUE`, then `vkCmdSetDepthCompareOp` **must** have been called and not subsequently `invalidated` in the current command buffer prior to this drawing command

- VUID-vkCmdDrawIndirectCount2KHR-None-07846

If the `depthBounds` feature is enabled, a shader object is bound to any graphics stage or a graphics pipeline is bound which was created with the `VK_DYNAMIC_STATE_DEPTH_BOUNDS_TEST_ENABLE` dynamic state enabled, and the `current value` of `rasterizerDiscardEnable` is `VK_FALSE`, then `vkCmdSetDepthBoundsTestEnable` **must** have been called and not subsequently `invalidated` in the current command buffer prior to this drawing command

- VUID-vkCmdDrawIndirectCount2KHR-None-07847

If a shader object is bound to any graphics stage or a graphics pipeline is bound which was created with the `VK_DYNAMIC_STATE_STENCIL_TEST_ENABLE` dynamic state enabled, and the `current value` of `rasterizerDiscardEnable` is `VK_FALSE`, then `vkCmdSetStencilTestEnable` **must** have been called and not subsequently `invalidated` in the current command buffer prior to this drawing command

- VUID-vkCmdDrawIndirectCount2KHR-None-07848

If a shader object is bound to any graphics stage or a graphics pipeline is bound which was created with the `VK_DYNAMIC_STATE_STENCIL_OP` dynamic state enabled, the `current value` of `rasterizerDiscardEnable` is `VK_FALSE`, the `current value` of `stencilTestEnable` is `VK_TRUE`, then `vkCmdSetStencilOp` **must** have been called and not subsequently `invalidated` in the current command buffer prior to this drawing command

- VUID-vkCmdDrawIndirectCount2KHR-viewportCount-03417

If a shader object is bound to any graphics stage or a graphics pipeline is bound which

was created with the `VK_DYNAMIC_STATE_VIEWPORT_WITH_COUNT` dynamic state enabled, and the state is not inherited, then `vkCmdSetViewportWithCount` **must** have been called and not subsequently `invalidated` in the current command buffer prior to this drawing command

- VUID-vkCmdDrawIndirectCount2KHR-scissorCount-03418

If a shader object is bound to any graphics stage or a graphics pipeline is bound which was created with the `VK_DYNAMIC_STATE_SCISSOR_WITH_COUNT` dynamic state enabled, and the state is not inherited, then `vkCmdSetScissorWithCount` **must** have been called and not subsequently `invalidated` in the current command buffer prior to this drawing

- VUID-vkCmdDrawIndirectCount2KHR-viewportCount-03419

If a shader object is bound to any graphics stage or a graphics pipeline is bound which was created with both the `VK_DYNAMIC_STATE_SCISSOR_WITH_COUNT` and `VK_DYNAMIC_STATE_VIEWPORT_WITH_COUNT` dynamic states enabled, and the state is not inherited, then the `viewportCount` parameter of `vkCmdSetViewportWithCount` **must** match the `scissorCount` parameter of `vkCmdSetScissorWithCount`

- VUID-vkCmdDrawIndirectCount2KHR-viewportCount-04137

If the bound graphics pipeline state was created with the `VK_DYNAMIC_STATE_VIEWPORT_WITH_COUNT` dynamic state enabled, but not the `VK_DYNAMIC_STATE_VIEWPORT_W_SCALING_NV` dynamic state enabled, then the bound graphics pipeline **must** have been created with `VkPipelineViewportWScalingStateCreateInfoNV::viewportCount` greater or equal to the `viewportCount` parameter in the last call to `vkCmdSetViewportWithCount`

- VUID-vkCmdDrawIndirectCount2KHR-viewportCount-04138

If the `VK_NV_clip_space_w_scaling` extension is enabled, and a shader object is bound to any graphics stage or a graphics pipeline is bound which was created with the `VK_DYNAMIC_STATE_VIEWPORT_WITH_COUNT` and `VK_DYNAMIC_STATE_VIEWPORT_W_SCALING_NV` dynamic state enabled, the `current value` of `viewportWScalingEnable` is `VK_TRUE`, then `vkCmdSetViewportWScalingNV` **must** have been called and not subsequently `invalidated` in the current command buffer prior to this drawing command

- VUID-vkCmdDrawIndirectCount2KHR-None-08636

If the `VK_NV_clip_space_w_scaling` extension is enabled, and a shader object is bound to any graphics stage or a graphics pipeline is bound which was created with the `VK_DYNAMIC_STATE_VIEWPORT_WITH_COUNT` and `VK_DYNAMIC_STATE_VIEWPORT_W_SCALING_NV` dynamic state enabled, the `current value` of `viewportWScalingEnable` is `VK_TRUE`, then the `viewportCount` parameter in the last call to `vkCmdSetViewportWScalingNV` **must** be greater than or equal to the `viewportCount` parameter in the last call to `vkCmdSetViewportWithCount`

- VUID-vkCmdDrawIndirectCount2KHR-viewportCount-04139

If the bound graphics pipeline state was created with the `VK_DYNAMIC_STATE_VIEWPORT_WITH_COUNT` dynamic state enabled, but not the `VK_DYNAMIC_STATE_VIEWPORT_SHADING_RATE_PALETTE_NV` dynamic state enabled, then the bound graphics pipeline **must** have been created with `VkPipelineViewportShadingRateImageStateCreateInfoNV::viewportCount` greater or equal

to the `viewportCount` parameter in the last call to `vkCmdSetViewportWithCount`

- VUID-vkCmdDrawIndirectCount2KHR-shadingRateImage-09233

If the `shadingRateImage` feature is enabled, and a shader object is bound to any graphics stage or a graphics pipeline is bound which was created with the `VK_DYNAMIC_STATE_VIEWPORT_COARSE_SAMPLE_ORDER_NV` and the current value of `rasterizerDiscardEnable` is `VK_FALSE`, then `vkCmdSetCoarseSampleOrderNV` **must** have been called and not subsequently `invalidated` in the current command buffer prior to this drawing command

- VUID-vkCmdDrawIndirectCount2KHR-shadingRateImage-09234

If the `shadingRateImage` feature is enabled, and a shader object is bound to any graphics stage or a graphics pipeline is bound which was created with the `VK_DYNAMIC_STATE_VIEWPORT_WITH_COUNT` and `VK_DYNAMIC_STATE_VIEWPORT_SHADING_RATE_PALETTE_NV` dynamic state enabled, the current value of `rasterizerDiscardEnable` is `VK_FALSE`, and the current value of `shadingRateImageEnable` is `VK_TRUE`, then `vkCmdSetViewportShadingRatePaletteNV` **must** have been called and not subsequently `invalidated` in the current command buffer prior to this drawing command

- VUID-vkCmdDrawIndirectCount2KHR-None-08637

If the `shadingRateImage` feature is enabled, and a shader object is bound to any graphics stage or a graphics pipeline is bound which was created with the `VK_DYNAMIC_STATE_VIEWPORT_WITH_COUNT` and `VK_DYNAMIC_STATE_VIEWPORT_SHADING_RATE_PALETTE_NV` dynamic state enabled, the current value of `rasterizerDiscardEnable` is `VK_FALSE`, and the current value of `shadingRateImageEnable` is `VK_TRUE`, then the `viewportCount` parameter in the last call to `vkCmdSetViewportShadingRatePaletteNV` **must** be greater than or equal to the `viewportCount` parameter in the last call to `vkCmdSetViewportWithCount`

- VUID-vkCmdDrawIndirectCount2KHR-VkPipelineVieportCreateInfo-04141

If the bound graphics pipeline state was created with the `VK_DYNAMIC_STATE_VIEWPORT_WITH_COUNT` dynamic state enabled and a `VkPipelineViewportSwizzleStateCreateInfoNV` structure chained from `VkPipelineViewportStateCreateInfo`, then the bound graphics pipeline **must** have been created with `VkPipelineViewportSwizzleStateCreateInfoNV::viewportCount` greater or equal to the `viewportCount` parameter in the last call to `vkCmdSetViewportWithCount`

- VUID-vkCmdDrawIndirectCount2KHR-VkPipelineVieportCreateInfo-04142

If the bound graphics pipeline state was created with the `VK_DYNAMIC_STATE_VIEWPORT_WITH_COUNT` dynamic state enabled and a `VkPipelineViewportExclusiveScissorStateCreateInfoNV` structure chained from `VkPipelineViewportStateCreateInfo`, then the bound graphics pipeline **must** have been created with `VkPipelineViewportExclusiveScissorStateCreateInfoNV::exclusiveScissorCount` greater or equal to the `viewportCount` parameter in the last call to `vkCmdSetViewportWithCount`

- VUID-vkCmdDrawIndirectCount2KHR-None-07878

If the `exclusiveScissor` feature is enabled, and a shader object is bound to any graphics stage or a graphics pipeline is bound which was created with the `VK_DYNAMIC_STATE_EXCLUSIVE_SCISSOR_ENABLE_NV` dynamic state enabled, then

`vkCmdSetExclusiveScissorEnableNV` **must** have been called and not subsequently `invalidated` in the current command buffer prior to this drawing command

- VUID-vkCmdDrawIndirectCount2KHR-None-07879

If the `exclusiveScissor` feature is enabled, a shader object is bound to any graphics stage or a graphics pipeline is bound which was created with the `VK_DYNAMIC_STATE_EXCLUSIVE_SCISSOR_NV` dynamic state enabled, and the most recent call to `vkCmdSetExclusiveScissorEnableNV` in the current command buffer set any element of `pExclusiveScissorEnables` to `VK_TRUE`, then `vkCmdSetExclusiveScissorNV` **must** have been called and not subsequently `invalidated` in the current command buffer prior to this drawing command

- VUID-vkCmdDrawIndirectCount2KHR-None-04876

If a shader object is bound to any graphics stage or a graphics pipeline is bound which was created with the `VK_DYNAMIC_STATE_RASTERIZER_DISCARD_ENABLE` dynamic state enabled, then `vkCmdSetRasterizerDiscardEnable` **must** have been called and not subsequently `invalidated` in the current command buffer prior to this drawing command

- VUID-vkCmdDrawIndirectCount2KHR-None-04877

If a shader object is bound to any graphics stage or a graphics pipeline is bound which was created with the `VK_DYNAMIC_STATE_DEPTH_BIAS_ENABLE` dynamic state enabled, and the current value of `rasterizerDiscardEnable` is `VK_FALSE`, then `vkCmdSetDepthBiasEnable` **must** have been called and not subsequently `invalidated` in the current command buffer prior to this drawing command

- VUID-vkCmdDrawIndirectCount2KHR-logicOp-04878

If a shader object is bound to the `VK_SHADER_STAGE_FRAGMENT_BIT` or a graphics pipeline is bound which was created with the `VK_DYNAMIC_STATE_LOGIC_OP_EXT` dynamic state enabled, the current value of `rasterizerDiscardEnable` is `VK_FALSE`, and the current value of `logicOpEnable` is `VK_TRUE`, then `vkCmdSetLogicOpEXT` **must** have been called and not subsequently `invalidated` in the current command buffer prior to this drawing command

- VUID-vkCmdDrawIndirectCount2KHR-primitiveFragmentShadingRateWithMultipleViewports-04552

If the `primitiveFragmentShadingRateWithMultipleViewports` limit is not supported, the bound graphics pipeline was created with the `VK_DYNAMIC_STATE_VIEWPORT_WITH_COUNT` dynamic state enabled, and any of the shader stages of the bound graphics pipeline write to the `PrimitiveShadingRateKHR` built-in, then `vkCmdSetViewportWithCount` **must** have been called in the current command buffer prior to this drawing command, and the `viewportCount` parameter of `vkCmdSetViewportWithCount` **must** be 1

- VUID-vkCmdDrawIndirectCount2KHR-primitiveFragmentShadingRateWithMultipleViewports-08642

If the `primitiveFragmentShadingRateWithMultipleViewports` limit is not supported, and any shader object bound to a graphics stage writes to the `PrimitiveShadingRateKHR` built-in, then `vkCmdSetViewportWithCount` **must** have been called in the current command buffer prior to this drawing command, and the `viewportCount` parameter of `vkCmdSetViewportWithCount` **must** be 1

- VUID-vkCmdDrawIndirectCount2KHR-blendEnable-04727

If a shader object is bound to the `VK_SHADER_STAGE_FRAGMENT_BIT` stage or a graphics pipeline is bound which was created with `VK_DYNAMIC_STATE_COLOR_BLEND_ENABLE_EXT` dynamic state enabled, the **current value** of `rasterizerDiscardEnable` is `VK_FALSE`, then for each color attachment, if the corresponding image view's **format features** do not contain `VK_FORMAT_FEATURE_COLOR_ATTACHMENT_BLEND_BIT`, then the corresponding **current value** of `blendEnable` **must** be `VK_FALSE`

- VUID-vkCmdDrawIndirectCount2KHR-None-08644

If a shader object is bound to any graphics stage or a graphics pipeline is bound, the **current value** of `rasterizerDiscardEnable` is `VK_FALSE`, and none of the following is enabled:

- the `VK_AMD_mixed_attachment_samples` extension
- the `VK_NV_framebuffer_mixed_samples` extension
- the `multisampledRenderToSingleSampled` feature

then the **current value** of `rasterizationSamples` **must** be the same as the current color and/or depth/stencil attachments

- VUID-vkCmdDrawIndirectCount2KHR-None-08876

If a shader object is bound to any graphics stage, the current render pass instance **must** have been begun with `vkCmdBeginRendering`

- VUID-vkCmdDrawIndirectCount2KHR-imageView-06172

If the current render pass instance was begun with `vkCmdBeginRendering`, the `imageView` member of `pDepthAttachment` is not `VK_NULL_HANDLE`, and the `layout` member of `pDepthAttachment` is `VK_IMAGE_LAYOUT_DEPTH_STENCIL_READ_ONLY_OPTIMAL`, this command **must** not write any values to the depth attachment

- VUID-vkCmdDrawIndirectCount2KHR-imageView-06173

If the current render pass instance was begun with `vkCmdBeginRendering`, the `imageView` member of `pStencilAttachment` is not `VK_NULL_HANDLE`, and the `layout` member of `pStencilAttachment` is `VK_IMAGE_LAYOUT_DEPTH_STENCIL_READ_ONLY_OPTIMAL`, this command **must** not write any values to the stencil attachment

- VUID-vkCmdDrawIndirectCount2KHR-imageView-06174

If the current render pass instance was begun with `vkCmdBeginRendering`, the `imageView` member of `pDepthAttachment` is not `VK_NULL_HANDLE`, and the `layout` member of `pDepthAttachment` is `VK_IMAGE_LAYOUT_DEPTH_READ_ONLY_STENCIL_ATTACHMENT_OPTIMAL`, this command **must** not write any values to the depth attachment

- VUID-vkCmdDrawIndirectCount2KHR-imageView-06175

If the current render pass instance was begun with `vkCmdBeginRendering`, the `imageView` member of `pStencilAttachment` is not `VK_NULL_HANDLE`, and the `layout` member of `pStencilAttachment` is `VK_IMAGE_LAYOUT_DEPTH_ATTACHMENT_STENCIL_READ_ONLY_OPTIMAL`, this command **must** not write any values to the stencil attachment

- VUID-vkCmdDrawIndirectCount2KHR-imageView-06176

If the current render pass instance was begun with `vkCmdBeginRendering`, the `imageView`

member of `pDepthAttachment` is not `VK_NULL_HANDLE`, and the `layout` member of `pDepthAttachment` is `VK_IMAGE_LAYOUT_DEPTH_READ_ONLY_OPTIMAL`, this command **must** not write any values to the depth attachment

- VUID-vkCmdDrawIndirectCount2KHR-imageView-06177

If the current render pass instance was begun with `vkCmdBeginRendering`, the `imageView` member of `pStencilAttachment` is not `VK_NULL_HANDLE`, and the `layout` member of `pStencilAttachment` is `VK_IMAGE_LAYOUT_STENCIL_READ_ONLY_OPTIMAL`, this command **must** not write any values to the stencil attachment

- VUID-vkCmdDrawIndirectCount2KHR-viewMask-06178

If the current render pass instance was begun with `vkCmdBeginRendering`, the bound graphics pipeline **must** have been created with a `VkPipelineRenderingCreateInfo::viewMask` equal to `VkRenderingInfo::viewMask`

- VUID-vkCmdDrawIndirectCount2KHR-colorAttachmentCount-06179

If the `dynamicRenderingUnusedAttachments` feature is not enabled and the current render pass instance was begun with `vkCmdBeginRendering`, the bound graphics pipeline **must** have been created with a `VkPipelineRenderingCreateInfo::colorAttachmentCount` equal to `VkRenderingInfo::colorAttachmentCount`

- VUID-vkCmdDrawIndirectCount2KHR-dynamicRenderingUnusedAttachments-08910

If the `dynamicRenderingUnusedAttachments` feature is not enabled, and the current render pass instance was begun with `vkCmdBeginRendering` and `VkRenderingInfo::colorAttachmentCount` greater than 0, then each element of the `VkRenderingInfo::pColorAttachments` array with an `imageView` not equal to `VK_NULL_HANDLE` **must** have been created with a `VkFormat` equal to the corresponding element of `VkPipelineRenderingCreateInfo::pColorAttachmentFormats` used to create the bound graphics pipeline

- VUID-vkCmdDrawIndirectCount2KHR-dynamicRenderingUnusedAttachments-08912

If the `dynamicRenderingUnusedAttachments` feature is not enabled, and the current render pass instance was begun with `vkCmdBeginRendering` and `VkRenderingInfo::colorAttachmentCount` greater than 0, then each element of the `VkRenderingInfo::pColorAttachments` array with an `imageView` equal to `VK_NULL_HANDLE` **must** have the corresponding element of `VkPipelineRenderingCreateInfo::pColorAttachmentFormats` used to create the bound pipeline equal to `VK_FORMAT_UNDEFINED`

- VUID-vkCmdDrawIndirectCount2KHR-dynamicRenderingUnusedAttachments-08911

If the `dynamicRenderingUnusedAttachments` feature is enabled, and the current render pass instance was begun with `vkCmdBeginRendering` and `VkRenderingInfo::colorAttachmentCount` greater than 0, then each element of the `VkRenderingInfo::pColorAttachments` array with an `imageView` not equal to `VK_NULL_HANDLE` **must** have been created with a `VkFormat` equal to the corresponding element of `VkPipelineRenderingCreateInfo::pColorAttachmentFormats` used to create the bound graphics pipeline, or the corresponding element of `VkPipelineRenderingCreateInfo::pColorAttachmentFormats`, if it exists, **must** be `VK_FORMAT_UNDEFINED`

- VUID-vkCmdDrawIndirectCount2KHR-colorAttachmentCount-09362

If the current render pass instance was begun with `vkCmdBeginRendering`, with a `VkRenderingInfo::colorAttachmentCount` equal to 1, there is no shader object bound to any graphics stage, and a color attachment with a resolve mode of

VK_RESOLVE_MODE_EXTERNAL_FORMAT_DOWNSAMPLE_BIT_ANDROID, each element of the `VkRenderingInfo::pColorAttachments` array with a `resolveImageView` not equal to `VK_NULL_HANDLE` **must** have been created with an image created with a `VkExternalFormatANDROID::externalFormat` value equal to the `VkExternalFormatANDROID::externalFormat` value used to create the bound graphics pipeline

- VUID-vkCmdDrawIndirectCount2KHR-None-09363

If there is no shader object bound to any graphics stage, the current render pass instance was begun with `vkCmdBeginRendering` and a `VkRenderingInfo::colorAttachmentCount` equal to `1`, and a color attachment with a resolve mode of `VK_RESOLVE_MODE_EXTERNAL_FORMAT_DOWNSAMPLE_BIT_ANDROID`, each element of the `VkRenderingInfo::pColorAttachments` array with a `imageView` not equal to `VK_NULL_HANDLE` **must** have been created with an image created with a `VkExternalFormatANDROID::externalFormat` value equal to the `VkExternalFormatANDROID::externalFormat` value used to create the bound graphics pipeline

- VUID-vkCmdDrawIndirectCount2KHR-None-09364

If the current render pass instance was begun with `vkCmdBeginRendering`, there is no shader object bound to any graphics stage, and the bound graphics pipeline was created with a non-zero `VkExternalFormatANDROID::externalFormat` value and with the `VK_DYNAMIC_STATE_COLOR_BLEND_ENABLE_EXT` dynamic state enabled, then `vkCmdSetColorBlendEnableEXT` **must** have set the blend enable to `VK_FALSE` prior to this drawing command

- VUID-vkCmdDrawIndirectCount2KHR-None-09365

If the current render pass instance was begun with `vkCmdBeginRendering`, there is no shader object bound to any graphics stage, and the bound graphics pipeline was created with a non-zero `VkExternalFormatANDROID::externalFormat` value and with the `VK_DYNAMIC_STATE_RASTERIZATION_SAMPLES_EXT` dynamic state enabled, then `vkCmdSetRasterizationSamplesEXT` **must** have set `rasterizationSamples` to `VK_SAMPLE_COUNT_1_BIT` prior to this drawing command

- VUID-vkCmdDrawIndirectCount2KHR-None-09366

If there is a shader object bound to any graphics stage, and the current render pass includes a color attachment that uses the `VK_RESOLVE_MODE_EXTERNAL_FORMAT_DOWNSAMPLE_BIT_ANDROID` resolve mode, then `vkCmdSetColorBlendEnableEXT` **must** have set blend enable to `VK_FALSE` prior to this drawing command

- VUID-vkCmdDrawIndirectCount2KHR-rasterizationSamples-09367

If there is a shader object bound to any graphics stage, and the current render pass includes a color attachment that uses the `VK_RESOLVE_MODE_EXTERNAL_FORMAT_DOWNSAMPLE_BIT_ANDROID` resolve mode, then `vkCmdSetRasterizationSamplesEXT` **must** have set `rasterizationSamples` to `VK_SAMPLE_COUNT_1_BIT` prior to this drawing command

- VUID-vkCmdDrawIndirectCount2KHR-None-09368

If the current render pass instance was begun with `vkCmdBeginRendering`, there is no shader object bound to any graphics stage, and the bound graphics pipeline was created

with a non-zero `VkExternalFormatANDROID::externalFormat` value and with the `VK_DYNAMIC_STATE_FRAGMENT_SHADING_RATE_KHR` dynamic state enabled, then `vkCmdSetFragmentShadingRateKHR` **must** have set `pFragmentSize->width` to 1 prior to this drawing command

- VUID-vkCmdDrawIndirectCount2KHR-None-09369

If the current render pass instance was begun with `vkCmdBeginRendering`, there is no shader object bound to any graphics stage, and the bound graphics pipeline was created with a non-zero `VkExternalFormatANDROID::externalFormat` value and with the `VK_DYNAMIC_STATE_FRAGMENT_SHADING_RATE_KHR` dynamic state enabled, then `vkCmdSetFragmentShadingRateKHR` **must** have set `pFragmentSize->height` to 1 prior to this drawing command

- VUID-vkCmdDrawIndirectCount2KHR-pFragmentSize-09370

If there is a shader object bound to any graphics stage, and the current render pass includes a color attachment that uses the `VK_RESOLVE_MODE_EXTERNAL_FORMAT_DOWNSAMPLE_BIT_ANDROID` resolve mode, then `vkCmdSetFragmentShadingRateKHR` **must** have set `pFragmentSize->width` to 1 prior to this drawing command

- VUID-vkCmdDrawIndirectCount2KHR-pFragmentSize-09371

If there is a shader object bound to any graphics stage, and the current render pass includes a color attachment that uses the `VK_RESOLVE_MODE_EXTERNAL_FORMAT_DOWNSAMPLE_BIT_ANDROID` resolve mode, then `vkCmdSetFragmentShadingRateKHR` **must** have set `pFragmentSize->height` to 1 prior to this drawing command

- VUID-vkCmdDrawIndirectCount2KHR-None-07749

If the `colorWriteEnable` feature is enabled, a shader object is bound to the `VK_SHADER_STAGE_FRAGMENT_BIT` stage or a graphics pipeline is bound which was created with the `VK_DYNAMIC_STATE_COLOR_WRITE_ENABLE_EXT` dynamic state enabled, and the current value of `rasterizerDiscardEnable` is `VK_FALSE`, then `vkCmdSetColorWriteEnableEXT` **must** have been called and not subsequently `invalidated` in the current command buffer prior to this drawing command

- VUID-vkCmdDrawIndirectCount2KHR-attachmentCount-07750

If the `colorWriteEnable` feature is enabled, a shader object is bound to the `VK_SHADER_STAGE_FRAGMENT_BIT` stage or a graphics pipeline is bound which was created with the `VK_DYNAMIC_STATE_COLOR_WRITE_ENABLE_EXT` dynamic state enabled, and the current value of `rasterizerDiscardEnable` is `VK_FALSE`, then the `attachmentCount` parameter of most recent call to `vkCmdSetColorWriteEnableEXT` in the current command buffer **must** be greater than or equal to the number of active color attachments

- VUID-vkCmdDrawIndirectCount2KHR-None-07751

If the `VK_EXT_discard_rectangles` extension is enabled, a graphics pipeline is bound which was created with the `VK_DYNAMIC_STATE_DISCARD_RECTANGLE_EXT` dynamic state enabled and the `pNext` chain of `VkGraphicsPipelineCreateInfo` included a `VkPipelineDiscardRectangleStateCreateInfoEXT` structure, the current value of `rasterizerDiscardEnable` is `VK_FALSE`, and the current value of `discardRectangleEnable` is `VK_TRUE`, then `vkCmdSetDiscardRectangleEXT` **must** have been called and not

subsequently **invalidated** in the current command buffer prior to this drawing command for each discard rectangle in `VkPipelineDiscardRectangleStateCreateInfoEXT::discardRectangleCount`

- VUID-vkCmdDrawIndirectCount2KHR-rasterizerDiscardEnable-09236

If the `VK_EXT_discard_rectangles` extension is enabled, a shader object is bound to any graphics stage or a graphics pipeline is bound which was created with `VK_DYNAMIC_STATE_DISCARD_RECTANGLE_EXT` dynamic state enabled and the `pNext` chain of `VkGraphicsPipelineCreateInfo` did not include a `VkPipelineDiscardRectangleStateCreateInfoEXT` structure, the current value of `rasterizerDiscardEnable` is `VK_FALSE`, and the current value of `discardRectangleEnable` is `VK_TRUE`, then `vkCmdSetDiscardRectangleEXT` **must** have been called and not subsequently **invalidated** in the current command buffer prior to this drawing command for each discard rectangle in `VkPhysicalDeviceDiscardRectanglePropertiesEXT::maxDiscardRectangles`

- VUID-vkCmdDrawIndirectCount2KHR-None-07880

If the `VK_EXT_discard_rectangles` extension is enabled, a shader object is bound to any graphics stage or a graphics pipeline is bound which was created with the `VK_DYNAMIC_STATE_DISCARD_RECTANGLE_ENABLE_EXT` dynamic state enabled, the current value of `rasterizerDiscardEnable` is `VK_FALSE`, then `vkCmdSetDiscardRectangleEnableEXT` **must** have been called and not subsequently **invalidated** in the current command buffer prior to this drawing command

- VUID-vkCmdDrawIndirectCount2KHR-None-07881

If the `VK_EXT_discard_rectangles` extension is enabled, a shader object is bound to any graphics stage or a graphics pipeline is bound which was created with the `VK_DYNAMIC_STATE_DISCARD_RECTANGLE_MODE_EXT` dynamic state enabled, the current value of `rasterizerDiscardEnable` is `VK_FALSE`, and the current value of `discardRectangleEnable` is `VK_TRUE`, then `vkCmdSetDiscardRectangleModeEXT` **must** have been called and not subsequently **invalidated** in the current command buffer prior to this drawing command

- VUID-vkCmdDrawIndirectCount2KHR-dynamicRenderingUnusedAttachments-08913

If the current render pass instance was begun with `vkCmdBeginRendering`, the `dynamicRenderingUnusedAttachments` feature is not enabled, and `VkRenderingInfo::pDepthAttachment->imageView` was `VK_NULL_HANDLE`, the value of `VkPipelineRenderingCreateInfo::depthAttachmentFormat` used to create the bound graphics pipeline **must** be equal to `VK_FORMAT_UNDEFINED`

- VUID-vkCmdDrawIndirectCount2KHR-dynamicRenderingUnusedAttachments-08914

If current render pass instance was begun with `vkCmdBeginRendering`, the `dynamicRenderingUnusedAttachments` feature is not enabled, and `VkRenderingInfo::pDepthAttachment->imageView` was not `VK_NULL_HANDLE`, the value of `VkPipelineRenderingCreateInfo::depthAttachmentFormat` used to create the bound graphics pipeline **must** be equal to the `VkFormat` used to create `VkRenderingInfo::pDepthAttachment->imageView`

- VUID-vkCmdDrawIndirectCount2KHR-dynamicRenderingUnusedAttachments-08915

If the current render pass instance was begun with `vkCmdBeginRendering`, the `dynamicRenderingUnusedAttachments` feature is enabled, `VkRenderingInfo`

`::pDepthAttachment->imageView` was not `VK_NULL_HANDLE`, and the value of `VkPipelineRenderingCreateInfo::depthAttachmentFormat` used to create the bound graphics pipeline was not equal to the `VkFormat` used to create `VkRenderingInfo::pDepthAttachment->imageView`, the value of the format **must** be `VK_FORMAT_UNDEFINED`

- VUID-vkCmdDrawIndirectCount2KHR-dynamicRenderingUnusedAttachments-08916
If the current render pass instance was begun with `vkCmdBeginRendering`, the `dynamicRenderingUnusedAttachments` feature is not enabled, and `VkRenderingInfo::pStencilAttachment->imageView` was `VK_NULL_HANDLE`, the value of `VkPipelineRenderingCreateInfo::stencilAttachmentFormat` used to create the bound graphics pipeline **must** be equal to `VK_FORMAT_UNDEFINED`
- VUID-vkCmdDrawIndirectCount2KHR-dynamicRenderingUnusedAttachments-08917
If current render pass instance was begun with `vkCmdBeginRendering`, the `dynamicRenderingUnusedAttachments` feature is not enabled, and `VkRenderingInfo::pStencilAttachment->imageView` was not `VK_NULL_HANDLE`, the value of `VkPipelineRenderingCreateInfo::stencilAttachmentFormat` used to create the bound graphics pipeline **must** be equal to the `VkFormat` used to create `VkRenderingInfo::pStencilAttachment->imageView`
- VUID-vkCmdDrawIndirectCount2KHR-dynamicRenderingUnusedAttachments-08918
If the current render pass instance was begun with `vkCmdBeginRendering`, the `dynamicRenderingUnusedAttachments` feature is enabled, `VkRenderingInfo::pStencilAttachment->imageView` was not `VK_NULL_HANDLE`, and the value of `VkPipelineRenderingCreateInfo::stencilAttachmentFormat` used to create the bound graphics pipeline was not equal to the `VkFormat` used to create `VkRenderingInfo::pStencilAttachment->imageView`, the value of the format **must** be `VK_FORMAT_UNDEFINED`
- VUID-vkCmdDrawIndirectCount2KHR-imageView-06183
If the current render pass instance was begun with `vkCmdBeginRendering` and `VkRenderingFragmentShadingRateAttachmentInfoKHR::imageView` was not `VK_NULL_HANDLE`, the bound graphics pipeline **must** have been created with `VK_PIPELINE_CREATE_RENDERING_FRAGMENT_SHADING_RATE_ATTACHMENT_BIT_KHR`
- VUID-vkCmdDrawIndirectCount2KHR-dynamicRenderingLocalRead-11797
If the current render pass instance was begun with `vkCmdBeginRendering`, the `dynamicRenderingLocalRead` feature is enabled, the `VK_RENDERING_LOCAL_READ_CONCURRENT_ACCESS_CONTROL_BIT_KHR` flag is specified, and an attachment is being used as a feedback loop as specified by `VK_RENDERING_ATTACHMENT_INPUT_ATTACHMENT_FEEDBACK_BIT_KHR`, `VkRenderingAttachmentFlagsInfoKHR::flags` for that attachment **must** include `VK_RENDERING_ATTACHMENT_INPUT_ATTACHMENT_FEEDBACK_BIT_KHR`
- VUID-vkCmdDrawIndirectCount2KHR-imageView-06184
If the current render pass instance was begun with `vkCmdBeginRendering` and `VkRenderingFragmentDensityMapAttachmentInfoEXT::imageView` was not `VK_NULL_HANDLE`, the bound graphics pipeline **must** have been created with `VK_PIPELINE_CREATE_RENDERING_FRAGMENT_DENSITY_MAP_ATTACHMENT_BIT_EXT`
- VUID-vkCmdDrawIndirectCount2KHR-layers-10831

If the current render pass instance was created with `VK_RENDERING_PER_LAYER_FRAGMENT_DENSITY_BIT_VALVE` or `VK_RENDER_PASS_CREATE_PER_LAYER_FRAGMENT_DENSITY_BIT_VALVE`, and the bound graphics pipeline was created with `VK_PIPELINE_CREATE_2_PER_LAYER_FRAGMENT_DENSITY_BIT_VALVE`, then the current render pass instance **must** have a `layers` value less than or equal to `VkPipelineFragmentDensityMapLayeredCreateInfoVALVE::maxFragmentDensityMapLayers`

- VUID-vkCmdDrawIndirectCount2KHR-colorAttachmentCount-06185

If the bound pipeline was created with a `VkAttachmentSampleCountInfoAMD` or `VkAttachmentSampleCountInfoNV` structure, and the current render pass instance was begun with `vkCmdBeginRendering` with a `VkRenderingInfo::colorAttachmentCount` parameter greater than 0, then each element of the `VkRenderingInfo::pColorAttachments` array with a `imageView` not equal to `VK_NULL_HANDLE` **must** have been created with a sample count equal to the corresponding element of the `pColorAttachmentSamples` member of `VkAttachmentSampleCountInfoAMD` or `VkAttachmentSampleCountInfoNV` used to create the bound graphics pipeline

- VUID-vkCmdDrawIndirectCount2KHR-pDepthAttachment-06186

If the current render pass instance was begun with `vkCmdBeginRendering`, the bound pipeline was created with a `VkAttachmentSampleCountInfoAMD` or `VkAttachmentSampleCountInfoNV` structure, and `VkRenderingInfo::pDepthAttachment->imageView` was not `VK_NULL_HANDLE`, the value of the `depthStencilAttachmentSamples` member of `VkAttachmentSampleCountInfoAMD` or `VkAttachmentSampleCountInfoNV` used to create the bound graphics pipeline **must** be equal to the sample count used to create `VkRenderingInfo::pDepthAttachment->imageView`

- VUID-vkCmdDrawIndirectCount2KHR-pStencilAttachment-06187

If the current render pass instance was begun with `vkCmdBeginRendering`, the bound pipeline was created with a `VkAttachmentSampleCountInfoAMD` or `VkAttachmentSampleCountInfoNV` structure, and `VkRenderingInfo::pStencilAttachment->imageView` was not `VK_NULL_HANDLE`, the value of the `depthStencilAttachmentSamples` member of `VkAttachmentSampleCountInfoAMD` or `VkAttachmentSampleCountInfoNV` used to create the bound graphics pipeline **must** be equal to the sample count used to create `VkRenderingInfo::pStencilAttachment->imageView`

- VUID-vkCmdDrawIndirectCount2KHR-multisampledRenderToSingleSampled-07285

If the bound pipeline was created without a `VkAttachmentSampleCountInfoAMD` or `VkAttachmentSampleCountInfoNV` structure, and the `multisampledRenderToSingleSampled` feature is not enabled, and `vkCmdBeginCustomResolveEXT` has not yet been recorded in the render pass instance, and the current render pass instance was begun with `vkCmdBeginRendering` with a `VkRenderingInfo::colorAttachmentCount` parameter greater than 0, then each element of the `VkRenderingInfo::pColorAttachments` array with a `imageView` not equal to `VK_NULL_HANDLE` **must** have been created with a sample count equal to the value of `rasterizationSamples` for the bound graphics pipeline

- VUID-vkCmdDrawIndirectCount2KHR-multisampledRenderToSingleSampled-07286

If the bound pipeline was created without a `VkAttachmentSampleCountInfoAMD` or `VkAttachmentSampleCountInfoNV` structure, and the `multisampledRenderToSingleSampled` feature is not enabled, and `vkCmdBeginCustomResolveEXT` has not yet been recorded in the render pass instance, and `VkRenderingInfo::pDepthAttachment->imageView` was not

`VK_NULL_HANDLE`, the value of `rasterizationSamples` for the bound graphics pipeline **must** be equal to the sample count used to create `VkRenderingInfo::pDepthAttachment->imageView`

- VUID-vkCmdDrawIndirectCount2KHR-multisampledRenderToSingleSampled-07287

If the bound pipeline was created without a `VkAttachmentSampleCountInfoAMD` or `VkAttachmentSampleCountInfoNV` structure, and the `multisampledRenderToSingleSampled` feature is not enabled, and `vkCmdBeginCustomResolveEXT` has not yet been recorded in the render pass instance, and `VkRenderingInfo::pStencilAttachment->imageView` was not `VK_NULL_HANDLE`, the value of `rasterizationSamples` for the bound graphics pipeline **must** be equal to the sample count used to create `VkRenderingInfo::pStencilAttachment->imageView`

- VUID-vkCmdDrawIndirectCount2KHR-pNext-07935

If this command is called inside a render pass instance started with `vkCmdBeginRendering`, and the `pNext` chain of `VkRenderingInfo` includes a `VkMultisampledRenderToSingleSampledInfoEXT` structure with `multisampledRenderToSingleSampledEnable` equal to `VK_TRUE`, then the value of `rasterizationSamples` for the bound graphics pipeline **must** be equal to `VkMultisampledRenderToSingleSampledInfoEXT::rasterizationSamples`

- VUID-vkCmdDrawIndirectCount2KHR-renderPass-06198

If the current render pass instance was begun with `vkCmdBeginRendering`, the bound pipeline **must** have been created with a `VkGraphicsPipelineCreateInfo::renderPass` equal to `VK_NULL_HANDLE`

- VUID-vkCmdDrawIndirectCount2KHR-pColorAttachments-08963

If the current render pass instance was begun with `vkCmdBeginRendering`, `vkCmdBeginCustomResolveEXT` has not yet been recorded in the render pass instance, there is a graphics pipeline bound with a fragment shader that statically writes to a color attachment, the color write mask is not zero, color writes are enabled, and the corresponding element of the `VkRenderingInfo::pColorAttachments->imageView` was not `VK_NULL_HANDLE`, then the corresponding element of `VkPipelineRenderingCreateInfo::pColorAttachmentFormats` used to create the pipeline **must** not be `VK_FORMAT_UNDEFINED`

- VUID-vkCmdDrawIndirectCount2KHR-pColorAttachments-11539

If the current render pass instance was begun with `vkCmdBeginRendering`, `vkCmdBeginCustomResolveEXT` has been recorded in the render pass instance, there is a graphics pipeline bound with a fragment shader that statically writes to a color attachment, the color write mask is not zero, color writes are enabled, and the corresponding element of the `VkRenderingInfo::pColorAttachments->resolveImageView` was not `VK_NULL_HANDLE`, then the corresponding element of `VkCustomResolveCreateInfoEXT::pColorAttachmentFormats` used to create the pipeline **must** not be `VK_FORMAT_UNDEFINED`

- VUID-vkCmdDrawIndirectCount2KHR-pDepthAttachment-08964

If the current render pass instance was begun with `vkCmdBeginRendering`, `vkCmdBeginCustomResolveEXT` has not yet been recorded in the render pass instance, there is a graphics pipeline bound, depth test is enabled, and the `VkRenderingInfo::pDepthAttachment->imageView` was not `VK_NULL_HANDLE`, then the

`VkPipelineRenderingCreateInfo::depthAttachmentFormat` used to create the pipeline **must** not be `VK_FORMAT_UNDEFINED`

- VUID-vkCmdDrawIndirectCount2KHR-pDepthAttachment-11540

If the current render pass instance was begun with `vkCmdBeginRendering`, `vkCmdBeginCustomResolveEXT` has been recorded in the render pass instance, there is a graphics pipeline bound, depth test is enabled, and the `VkRenderingInfo::pDepthAttachment->resolveImageView` was not `VK_NULL_HANDLE`, then the `VkCustomResolveCreateInfoEXT::depthAttachmentFormat` used to create the pipeline **must** not be `VK_FORMAT_UNDEFINED`

- VUID-vkCmdDrawIndirectCount2KHR-pStencilAttachment-08965

If the current render pass instance was begun with `vkCmdBeginRendering`, `vkCmdBeginCustomResolveEXT` has not yet been recorded in the render pass instance, there is a graphics pipeline bound, stencil test is enabled and the `VkRenderingInfo::pStencilAttachment->imageView` was not `VK_NULL_HANDLE`, then the `VkPipelineRenderingCreateInfo::stencilAttachmentFormat` used to create the pipeline **must** not be `VK_FORMAT_UNDEFINED`

- VUID-vkCmdDrawIndirectCount2KHR-pStencilAttachment-11860

If the current render pass instance was begun with `vkCmdBeginRendering`, `vkCmdBeginCustomResolveEXT` has been recorded in the render pass instance, there is a graphics pipeline bound, stencil test is enabled and the `VkRenderingInfo::pStencilAttachment->resolveImageView` was not `VK_NULL_HANDLE`, then the `VkCustomResolveCreateInfoEXT::stencilAttachmentFormat` used to create the pipeline **must** not be `VK_FORMAT_UNDEFINED`

- VUID-vkCmdDrawIndirectCount2KHR-flags-10582

If the current render pass instance was begun with a `vkCmdBeginRendering` call in `commandBuffer`, its `VkRenderingInfo::flags` parameter **must** not have `VK_RENDERING_CONTENTS_SECONDARY_COMMAND_BUFFERS_BIT` set unless `VK_RENDERING_CONTENTS_INLINE_BIT_KHR` is also set

- VUID-vkCmdDrawIndirectCount2KHR-primitivesGeneratedQueryWithRasterizerDiscard-06708

If the `primitivesGeneratedQueryWithRasterizerDiscard` feature is not enabled and the `VK_QUERY_TYPE_PRIMITIVES_GENERATED_EXT` query is active, `rasterization discard` **must** not be enabled

- VUID-vkCmdDrawIndirectCount2KHR-primitivesGeneratedQueryWithNonZeroStreams-06709

If the `primitivesGeneratedQueryWithNonZeroStreams` feature is not enabled and the `VK_QUERY_TYPE_PRIMITIVES_GENERATED_EXT` query is active, the bound graphics pipeline **must** not have been created with a non-zero value in `VkPipelineRasterizationStateStreamCreateInfoEXT::rasterizationStream`

- VUID-vkCmdDrawIndirectCount2KHR-None-07620

If the `depthClamp` feature is enabled, a shader object is bound to any graphics stage or a graphics pipeline is bound which was created with the `VK_DYNAMIC_STATE_DEPTH_CLAMP_ENABLE_EXT` dynamic state enabled, and the current value of `rasterizerDiscardEnable` is `VK_FALSE`, then `vkCmdSetDepthClampEnableEXT` **must** have been called and not subsequently

[invalidated](#) in the current command buffer prior to this drawing command

- VUID-vkCmdDrawIndirectCount2KHR-None-07621

If a shader object is bound to any graphics stage or a graphics pipeline is bound which was created with the [VK_DYNAMIC_STATE_POLYGON_MODE_EXT](#) dynamic state enabled, and the current value of [rasterizerDiscardEnable](#) is [VK_FALSE](#), then [vkCmdSetPolygonModeEXT](#) **must** have been called and not subsequently [invalidated](#) in the current command buffer prior to this drawing command

- VUID-vkCmdDrawIndirectCount2KHR-None-07622

If a shader object is bound to any graphics stage or a graphics pipeline is bound which was created with the [VK_DYNAMIC_STATE_RASTERIZATION_SAMPLES_EXT](#) dynamic state enabled, and the current value of [rasterizerDiscardEnable](#) is [VK_FALSE](#), then [vkCmdSetRasterizationSamplesEXT](#) **must** have been called and not subsequently [invalidated](#) in the current command buffer prior to this drawing command

- VUID-vkCmdDrawIndirectCount2KHR-None-07623

If a shader object is bound to any graphics stage or a graphics pipeline is bound which was created with the [VK_DYNAMIC_STATE_SAMPLE_MASK_EXT](#) dynamic state enabled, and the current value of [rasterizerDiscardEnable](#) is [VK_FALSE](#), then [vkCmdSetSampleMaskEXT](#) **must** have been called and not subsequently [invalidated](#) in the current command buffer prior to this drawing command

- VUID-vkCmdDrawIndirectCount2KHR-alphaToCoverageEnable-08919

If the bound graphics pipeline state was created with the [VK_DYNAMIC_STATE_ALPHA_TO_COVERAGE_ENABLE_EXT](#) dynamic state enabled, and [alphaToCoverageEnable](#) was [VK_TRUE](#) in the last call to [vkCmdSetAlphaToCoverageEnableEXT](#), then the [Fragment Output Interface](#) **must** contain a variable for the alpha [Component](#) word in [Location](#) 0 at [Index](#) 0

- VUID-vkCmdDrawIndirectCount2KHR-alphaToCoverageEnable-08920

If a shader object is bound to any graphics stage, and the most recent call to [vkCmdSetAlphaToCoverageEnableEXT](#) in the current command buffer set [alphaToCoverageEnable](#) to [VK_TRUE](#), then the [Fragment Output Interface](#) **must** contain a variable for the alpha [Component](#) word in [Location](#) 0 at [Index](#) 0

- VUID-vkCmdDrawIndirectCount2KHR-None-07624

If a shader object is bound to any graphics stage or a graphics pipeline is bound which was created with the [VK_DYNAMIC_STATE_ALPHA_TO_COVERAGE_ENABLE_EXT](#) dynamic state enabled, and the current value of [rasterizerDiscardEnable](#) is [VK_FALSE](#), then [vkCmdSetAlphaToCoverageEnableEXT](#) **must** have been called and not subsequently [invalidated](#) in the current command buffer prior to this drawing command

- VUID-vkCmdDrawIndirectCount2KHR-None-07625

If the [alphaToOne](#) feature is enabled, a shader object is bound to any graphics stage or a graphics pipeline is bound which was created with the [VK_DYNAMIC_STATE_ALPHA_TO_ONE_ENABLE_EXT](#) dynamic state enabled, and the current value of [rasterizerDiscardEnable](#) is [VK_FALSE](#), then [vkCmdSetAlphaToOneEnableEXT](#) **must** have been called and not subsequently [invalidated](#) in the current command buffer prior to this drawing command

- VUID-vkCmdDrawIndirectCount2KHR-None-07626

If the [logicOp](#) feature is enabled, a shader object is bound to the

`VK_SHADER_STAGE_FRAGMENT_BIT` stage or a graphics pipeline is bound which was created with the `VK_DYNAMIC_STATE_LOGIC_OP_ENABLE_EXT` dynamic state enabled, and the current value of `rasterizerDiscardEnable` is `VK_FALSE`, then `vkCmdSetLogicOpEnableEXT` **must** have been called and not subsequently `invalidated` in the current command buffer prior to this drawing command

- VUID-vkCmdDrawIndirectCount2KHR-None-07627

If a shader object is bound to the `VK_SHADER_STAGE_FRAGMENT_BIT` stage or a graphics pipeline is bound which was created with `VK_DYNAMIC_STATE_COLOR_BLEND_ENABLE_EXT` dynamic state enabled, the current value of `rasterizerDiscardEnable` is `VK_FALSE`, and there are color attachments bound, then `vkCmdSetColorBlendEnableEXT` **must** have been called and not subsequently `invalidated` in the current command buffer prior to this drawing command

- VUID-vkCmdDrawIndirectCount2KHR-None-07629

If a shader object is bound to the `VK_SHADER_STAGE_FRAGMENT_BIT` stage or a graphics pipeline is bound which was created with `VK_DYNAMIC_STATE_COLOR_WRITE_MASK_EXT` dynamic state enabled, the current value of `rasterizerDiscardEnable` is `VK_FALSE`, and there are color attachments bound, then `vkCmdSetColorWriteMaskEXT` **must** have been called and not subsequently `invalidated` in the current command buffer prior to this drawing command

- VUID-vkCmdDrawIndirectCount2KHR-None-07630

If the `geometryStreams` feature is enabled, and a shader object is bound to the `VK_SHADER_STAGE_GEOMETRY_BIT` stage or a graphics pipeline is bound which was created with both a `VK_SHADER_STAGE_GEOMETRY_BIT` stage and the `VK_DYNAMIC_STATE_RASTERIZATION_STREAM_EXT` dynamic state enabled, then `vkCmdSetRasterizationStreamEXT` **must** have been called and not subsequently `invalidated` in the current command buffer prior to this drawing command

- VUID-vkCmdDrawIndirectCount2KHR-None-07631

If the `VK_EXT_conservative_rasterization` extension is enabled, a shader object is bound to any graphics stage or a graphics pipeline is bound which was created with the `VK_DYNAMIC_STATE_CONSERVATIVE_RASTERIZATION_MODE_EXT` dynamic state enabled, and the current value of `rasterizerDiscardEnable` is `VK_FALSE`, then `vkCmdSetConservativeRasterizationModeEXT` **must** have been called and not subsequently `invalidated` in the current command buffer prior to this drawing command

- VUID-vkCmdDrawIndirectCount2KHR-None-07632

If the `VK_EXT_conservative_rasterization` extension is enabled, a shader object is bound to any graphics stage or a graphics pipeline is bound which was created with the `VK_DYNAMIC_STATE_EXTRA_PRIMITIVE_OVERESTIMATION_SIZE_EXT` dynamic state enabled, the current value of `rasterizerDiscardEnable` is `VK_FALSE`, and the current value of `conservativeRasterizationMode` is `VK_CONSERVATIVE_RASTERIZATION_MODE_OVERESTIMATE_EXT`, then `vkCmdSetExtraPrimitiveOverestimationSizeEXT` **must** have been called and not subsequently `invalidated` in the current command buffer prior to this drawing command

- VUID-vkCmdDrawIndirectCount2KHR-conservativePointAndLineRasterization-07499

If the `VK_EXT_conservative_rasterization` extension is enabled, `conservativePointAndLineRasterization` is not supported, a shader object is bound to any

graphics stage or a graphics pipeline is bound, the **current value** of **rasterizerDiscardEnable** is **VK_FALSE**, and the **effective rasterization input topology** is in line or point topology class, then the **current value** of **conservativeRasterizationMode** **must** be **VK_CONSERVATIVE_RASTERIZATION_MODE_DISABLED_EXT**

- VUID-vkCmdDrawIndirectCount2KHR-None-07633

If the **depthClipEnable** feature is enabled, and a shader object is bound to any graphics stage or a graphics pipeline is bound which was created with the **VK_DYNAMIC_STATE_DEPTH_CLIP_ENABLE_EXT** dynamic state, then **vkCmdSetDepthClipEnableEXT** **must** have been called and not subsequently **invalidated** in the current command buffer prior to this drawing command

- VUID-vkCmdDrawIndirectCount2KHR-None-07636

If the **VK_EXT_provoking_vertex** extension is enabled, a shader object is bound to the **VK_SHADER_STAGE_VERTEX_BIT** stage or a graphics pipeline is bound which was created with the **VK_DYNAMIC_STATE_PROVOKING_VERTEX_MODE_EXT** dynamic state enabled, and the **current value** of **rasterizerDiscardEnable** is **VK_FALSE**, then **vkCmdSetProvokingVertexModeEXT** **must** have been called and not subsequently **invalidated** in the current command buffer prior to this drawing command

- VUID-vkCmdDrawIndirectCount2KHR-None-08666

If any of the **stippledRectangularLines**, **stippledBresenhamLines** or **stippledSmoothLines** features are enabled, and a shader object is bound to any graphics stage or a graphics pipeline is bound which was created with the **VK_DYNAMIC_STATE_LINE_RASTERIZATION_MODE_EXT** dynamic state enabled, and the **current value** of **rasterizerDiscardEnable** is **VK_FALSE**, and the **effective rasterization input topology** is in line topology class, then **vkCmdSetLineRasterizationModeEXT** **must** have been called and not subsequently **invalidated** in the current command buffer prior to this drawing command

- VUID-vkCmdDrawIndirectCount2KHR-None-08669

If any of the **stippledRectangularLines**, **stippledBresenhamLines** or **stippledSmoothLines** features are enabled, and a shader object is bound to any graphics stage or a graphics pipeline is bound which was created with the **VK_DYNAMIC_STATE_LINE_STIPPLE_ENABLE_EXT** dynamic state enabled, the **current value** of **rasterizerDiscardEnable** is **VK_FALSE**, and the **effective rasterization input topology** is in line topology class, then **vkCmdSetLineStippleEnableEXT** **must** have been called and not subsequently **invalidated** in the current command buffer prior to this drawing command

- VUID-vkCmdDrawIndirectCount2KHR-None-07849

If any of the **stippledRectangularLines**, **stippledBresenhamLines** or **stippledSmoothLines** features are enabled and a shader object is bound to any graphics stage, or a bound graphics pipeline state was created with the **VK_DYNAMIC_STATE_LINE_STIPPLE** dynamic state enabled, the **current value** of **rasterizerDiscardEnable** is **VK_FALSE**, and the **current value** of **stippledLineEnable** is **VK_TRUE**, then **vkCmdSetLineStipple** **must** have been called and not subsequently **invalidated** in the current command buffer prior to this drawing command

- VUID-vkCmdDrawIndirectCount2KHR-None-10608

If a shader object is bound to any graphics stage or a graphics pipeline is bound which

was created with the `VK_DYNAMIC_STATE_LINE_RASTERIZATION_MODE_EXT` dynamic state enabled, the `effective rasterization input topology` is in line topology class, and the current `lineRasterizationMode` is `VK_LINE_RASTERIZATION_MODE_BRESENHAM` or `VK_LINE_RASTERIZATION_MODE_RECTANGULAR_SMOOTH`, then the current `alphaToCoverageEnable`, `alphaToOneEnable` and `sampleShadingEnable` states **must** all be `VK_FALSE`

- VUID-vkCmdDrawIndirectCount2KHR-None-07639

If the `depthClipControl` feature is enabled, and a shader object is bound to any graphics stage or a graphics pipeline is bound which was created with the `VK_DYNAMIC_STATE_DEPTH_CLIP_NEGATIVE_ONE_TO_ONE_EXT` dynamic state enabled, then `vkCmdSetDepthClipNegativeOneToOneEXT` **must** have been called and not subsequently `invalidated` in the current command buffer prior to this drawing command

- VUID-vkCmdDrawIndirectCount2KHR-None-09650

If the `depthClampControl` feature is enabled, and a shader object is bound to any graphics stage or a graphics pipeline is bound which was created with the `VK_DYNAMIC_STATE_DEPTH_CLAMP_RANGE_EXT` dynamic state enabled, and the `current value` of `depthClampEnable` is `VK_TRUE`, then `vkCmdSetDepthClampRangeEXT` **must** have been called and not subsequently `invalidated` in the current command buffer prior to this drawing command

- VUID-vkCmdDrawIndirectCount2KHR-None-07640

If the `VK_NV_clip_space_w_scaling` extension is enabled, and a shader object is bound to any graphics stage or a graphics pipeline is bound which was created with the `VK_DYNAMIC_STATE_VIEWPORT_W_SCALING_ENABLE_NV` dynamic state enabled, then `vkCmdSetViewportWScalingEnableNV` **must** have been called and not subsequently `invalidated` in the current command buffer prior to this drawing command

- VUID-vkCmdDrawIndirectCount2KHR-None-07641

If the `VK_NV_viewport_swizzle` extension is enabled, and a shader object is bound to any graphics stage or a graphics pipeline is bound which was created with the `VK_DYNAMIC_STATE_VIEWPORT_SWIZZLE_NV` dynamic state enabled, then `vkCmdSetViewportSwizzleNV` **must** have been called and not subsequently `invalidated` in the current command buffer prior to this drawing command

- VUID-vkCmdDrawIndirectCount2KHR-None-07642

If the `VK_NV_fragment_coverage_to_color` extension is enabled, a shader object is bound to any graphics stage or a graphics pipeline is bound which was created with the `VK_DYNAMIC_STATE_COVERAGE_TO_COLOR_ENABLE_NV` dynamic state enabled, and the `current value` of `rasterizerDiscardEnable` is `VK_FALSE`, then `vkCmdSetCoverageToColorEnableNV` **must** have been called and not subsequently `invalidated` in the current command buffer prior to this drawing command

- VUID-vkCmdDrawIndirectCount2KHR-None-07643

If the `VK_NV_fragment_coverage_to_color` extension is enabled, a shader object is bound to any graphics stage or a graphics pipeline is bound which was created with the `VK_DYNAMIC_STATE_COVERAGE_TO_COLOR_LOCATION_NV` dynamic state enabled, the `current value` of `rasterizerDiscardEnable` is `VK_FALSE`, and the `current value` of `coverageToColorEnable` is `VK_TRUE`, then `vkCmdSetCoverageToColorLocationNV` **must** have been called and not subsequently `invalidated` in the current command buffer prior

to this drawing command

- VUID-vkCmdDrawIndirectCount2KHR-None-07644

If the `VK_NV_framebuffer_mixed_samples` extension is enabled, a shader object is bound to any graphics stage or a graphics pipeline is bound which was created with the `VK_DYNAMIC_STATE_COVERAGE_MODULATION_MODE_NV` dynamic state enabled, and the current value of `rasterizerDiscardEnable` is `VK_FALSE`, then `vkCmdSetCoverageModulationModeNV` **must** have been called and not subsequently `invalidated` in the current command buffer prior to this drawing command

- VUID-vkCmdDrawIndirectCount2KHR-None-07645

If the `VK_NV_framebuffer_mixed_samples` extension is enabled, a shader object is bound to any graphics stage or a graphics pipeline is bound which was created with the `VK_DYNAMIC_STATE_COVERAGE_MODULATION_TABLE_ENABLE_NV` dynamic state enabled, the current value of `rasterizerDiscardEnable` is `VK_FALSE`, and the current value of `coverageModulationMode` is any value other than `VK_COVERAGE_MODULATION_MODE_NONE_NV`, then `vkCmdSetCoverageModulationTableEnableNV` **must** have been called and not subsequently `invalidated` in the current command buffer prior to this drawing command

- VUID-vkCmdDrawIndirectCount2KHR-None-07646

If the `VK_NV_framebuffer_mixed_samples` extension is enabled, a shader object is bound to any graphics stage or a graphics pipeline is bound which was created with the `VK_DYNAMIC_STATE_COVERAGE_MODULATION_TABLE_NV` dynamic state enabled, the current value of `rasterizerDiscardEnable` is `VK_FALSE`, and the current value of `coverageModulationTableEnable` is `VK_TRUE`, then `vkCmdSetCoverageModulationTableNV` **must** have been called and not subsequently `invalidated` in the current command buffer prior to this drawing command

- VUID-vkCmdDrawIndirectCount2KHR-None-07647

If the `shadingRateImage` feature is enabled, a shader object is bound to any graphics stage or a graphics pipeline is bound which was created with the `VK_DYNAMIC_STATE_SHADING_RATE_IMAGE_ENABLE_NV` dynamic state enabled, and the current value of `rasterizerDiscardEnable` is `VK_FALSE`, then `vkCmdSetShadingRateImageEnableNV` **must** have been called and not subsequently `invalidated` in the current command buffer prior to this drawing command

- VUID-vkCmdDrawIndirectCount2KHR-pipelineFragmentShadingRate-09238

If the `pipelineFragmentShadingRate` feature is enabled, a shader object is bound to any graphics stage or a graphics pipeline is bound which was created with the `VK_DYNAMIC_STATE_FRAGMENT_SHADING_RATE_KHR` dynamic state enabled, and the current value of `rasterizerDiscardEnable` is `VK_FALSE`, then `vkCmdSetFragmentShadingRateKHR` **must** have been called and not subsequently `invalidated` in the current command buffer prior to this drawing command

- VUID-vkCmdDrawIndirectCount2KHR-None-07648

If the `representativeFragmentTest` feature is enabled, a shader object is bound to any graphics stage or a graphics pipeline is bound which was created with the `VK_DYNAMIC_STATE_REPRESENTATIVE_FRAGMENT_TEST_ENABLE_NV` dynamic state enabled, and the current value of `rasterizerDiscardEnable` is `VK_FALSE`, then `vkCmdSetRepresentativeFragmentTestEnableNV` **must** have been called and not

subsequently **invalidated** in the current command buffer prior to this drawing command

- VUID-vkCmdDrawIndirectCount2KHR-None-07649

If the **coverageReductionMode** feature is enabled, a shader object is bound to any graphics stage or a graphics pipeline is bound which was created with the **VK_DYNAMIC_STATE_COVERAGE_REDUCTION_MODE_NV** dynamic state enabled, and the current value of **rasterizerDiscardEnable** is **VK_FALSE**, then **vkCmdSetCoverageReductionModeNV** **must** have been called and not subsequently **invalidated** in the current command buffer prior to this drawing command

- VUID-vkCmdDrawIndirectCount2KHR-rasterizationSamples-07471

If the bound graphics pipeline state was created with the **VK_DYNAMIC_STATE_RASTERIZATION_SAMPLES_EXT** state enabled, and the current subpass does not use any color and/or depth/stencil attachments, then the **rasterizationSamples** in the last call to **vkCmdSetRasterizationSamplesEXT** **must** follow the rules for a **zero-attachment subpass**

- VUID-vkCmdDrawIndirectCount2KHR-samples-07472

If the bound graphics pipeline state was created with the **VK_DYNAMIC_STATE_SAMPLE_MASK_EXT** state enabled and the **VK_DYNAMIC_STATE_RASTERIZATION_SAMPLES_EXT** state disabled, then the **samples** parameter in the last call to **vkCmdSetSampleMaskEXT** **must** be greater or equal to the **VkPipelineMultisampleStateCreateInfo::rasterizationSamples** parameter used to create the bound graphics pipeline

- VUID-vkCmdDrawIndirectCount2KHR-samples-07473

If the bound graphics pipeline state was created with the **VK_DYNAMIC_STATE_SAMPLE_MASK_EXT** state and **VK_DYNAMIC_STATE_RASTERIZATION_SAMPLES_EXT** states enabled, then the **samples** parameter in the last call to **vkCmdSetSampleMaskEXT** **must** be greater or equal to the **rasterizationSamples** parameter in the last call to **vkCmdSetRasterizationSamplesEXT**

- VUID-vkCmdDrawIndirectCount2KHR-None-09211

If the bound graphics pipeline state was created with the **VK_DYNAMIC_STATE_RASTERIZATION_SAMPLES_EXT** state enabled, or a shader object is bound to any graphics stage, and the current render pass instance includes a **VkMultisampledRenderToSingleSampledInfoEXT** structure with **multisampledRenderToSingleSampledEnable** equal to **VK_TRUE**, then the **rasterizationSamples** in the last call to **vkCmdSetRasterizationSamplesEXT** **must** be the same as the **rasterizationSamples** member of that structure

- VUID-vkCmdDrawIndirectCount2KHR-firstAttachment-07476

If a shader object is bound to the **VK_SHADER_STAGE_FRAGMENT_BIT** stage or a graphics pipeline is bound was created with the **VK_DYNAMIC_STATE_COLOR_BLEND_ENABLE_EXT** dynamic states enabled, and the current value of **rasterizerDiscardEnable** is **VK_FALSE**, then the last call to **vkCmdSetColorBlendEnableEXT** in the current command buffer prior to this drawing command **must** have set a value for all active color attachments

- VUID-vkCmdDrawIndirectCount2KHR-firstAttachment-07478

If a shader object is bound to the **VK_SHADER_STAGE_FRAGMENT_BIT** stage or a graphics pipeline is bound was created with the **VK_DYNAMIC_STATE_COLOR_WRITE_MASK_EXT**

dynamic states enabled, and the `current value` of `rasterizerDiscardEnable` is `VK_FALSE`, then the last call to `vkCmdSetColorWriteMaskEXT` in the current command buffer prior to this drawing command **must** have set a value for all active color attachments

- VUID-vkCmdDrawIndirectCount2KHR-advancedBlendMaxColorAttachments-07480

If a shader object is bound to the `VK_SHADER_STAGE_FRAGMENT_BIT` stage or a graphics pipeline is bound was created with the `VK_DYNAMIC_STATE_COLOR_BLEND_ADVANCED_EXT` and `VK_DYNAMIC_STATE_COLOR_BLEND_ENABLE_EXT` dynamic states enabled, the `current value` of `rasterizerDiscardEnable` is `VK_FALSE`, and an active color attachment `current value` of `blendEnable` is `VK_TRUE`, then the number of active color attachments **must** not exceed `advancedBlendMaxColorAttachments`

- VUID-vkCmdDrawIndirectCount2KHR-None-10862

If a graphics pipeline is bound was created with `VK_DYNAMIC_STATE_COLOR_BLEND_EQUATION_EXT`, but not the `VK_DYNAMIC_STATE_COLOR_BLEND_ADVANCED_EXT` dynamic state enabled, and the `current value` of `rasterizerDiscardEnable` is `VK_FALSE`, then `vkCmdSetColorBlendEquationEXT` **must** have been called and not subsequently `invalidated` in the current command buffer prior to this drawing command for all active color attachments with the `blendEnable current value` of `VK_TRUE`

- VUID-vkCmdDrawIndirectCount2KHR-rasterizerDiscardEnable-10863

If a graphics pipeline is bound was created with `VK_DYNAMIC_STATE_COLOR_BLEND_ADVANCED_EXT`, but not the `VK_DYNAMIC_STATE_COLOR_BLEND_EQUATION_EXT` dynamic state enabled, and the `current value` of `rasterizerDiscardEnable` is `VK_FALSE`, then `vkCmdSetColorBlendAdvancedEXT` **must** have been called and not subsequently `invalidated` in the current command buffer prior to this drawing command for all active color attachments with the `blendEnable current value` of `VK_TRUE`

- VUID-vkCmdDrawIndirectCount2KHR-None-10864

If a shader object is bound to the `VK_SHADER_STAGE_FRAGMENT_BIT` stage or a graphics pipeline is bound was created with `VK_DYNAMIC_STATE_COLOR_BLEND_ADVANCED_EXT` and `VK_DYNAMIC_STATE_COLOR_BLEND_EQUATION_EXT` dynamic state enabled, and the `current value` of `rasterizerDiscardEnable` is `VK_FALSE`, then either `vkCmdSetColorBlendAdvancedEXT` or `vkCmdSetColorBlendEquationEXT` **must** have been called and not subsequently `invalidated` in the current command buffer prior to this drawing command for all active color attachments with the `blendEnable current value` of `VK_TRUE`

- VUID-vkCmdDrawIndirectCount2KHR-primitivesGeneratedQueryWithNonZeroStreams-07481

If the `primitivesGeneratedQueryWithNonZeroStreams` feature is not enabled and the `VK_QUERY_TYPE_PRIMITIVES_GENERATED_EXT` query is active, and the bound graphics pipeline was created with `VK_DYNAMIC_STATE_RASTERIZATION_STREAM_EXT` state enabled, the last call to `vkCmdSetRasterizationStreamEXT` **must** have set the `rasterizationStream` to zero

- VUID-vkCmdDrawIndirectCount2KHR-sampleLocationsPerPixel-07482

If the bound graphics pipeline state was created with the

VK_DYNAMIC_STATE_SAMPLE_LOCATIONS_EXT state enabled and the VK_DYNAMIC_STATE_RASTERIZATION_SAMPLES_EXT state disabled, and the **current value** of **sampleLocationsEnable** is VK_TRUE, then the **sampleLocationsPerPixel** member of **pSampleLocationsInfo** in the last call to **vkCmdSetSampleLocationsEXT** **must** equal the **rasterizationSamples** member of the **VkPipelineMultisampleStateCreateInfo** structure the bound graphics pipeline has been created with

- VUID-vkCmdDrawIndirectCount2KHR-sampleLocationsPerPixel-07483

If the bound graphics pipeline state was created with the VK_DYNAMIC_STATE_SAMPLE_LOCATIONS_EXT state enabled and the VK_DYNAMIC_STATE_RASTERIZATION_SAMPLES_EXT state enabled, and the **current value** of **sampleLocationsEnable** is VK_TRUE, then the **sampleLocationsPerPixel** member of **pSampleLocationsInfo** in the last call to **vkCmdSetSampleLocationsEXT** **must** equal the **rasterizationSamples** parameter of the last call to **vkCmdSetRasterizationSamplesEXT**

- VUID-vkCmdDrawIndirectCount2KHR-sampleLocationsEnable-07484

If a shader object is bound to the VK_SHADER_STAGE_FRAGMENT_BIT stage, or the bound graphics pipeline was created with the VK_DYNAMIC_STATE_SAMPLE_LOCATIONS_ENABLE_EXT state enabled, and **sampleLocationsEnable** was VK_TRUE in the last call to **vkCmdSetSampleLocationsEnableEXT** then the current active depth attachment **must** have been created with the VK_IMAGE_CREATE_SAMPLE_LOCATIONS_COMPATIBLE_DEPTH_BIT_EXT bit set

- VUID-vkCmdDrawIndirectCount2KHR-sampleLocationsEnable-07485

If a shader object is bound to the VK_SHADER_STAGE_FRAGMENT_BIT stage, or the bound graphics pipeline state was created with the VK_DYNAMIC_STATE_SAMPLE_LOCATIONS_EXT state enabled and the VK_DYNAMIC_STATE_SAMPLE_LOCATIONS_ENABLE_EXT state enabled, and if **sampleLocationsEnable** was VK_TRUE in the last call to **vkCmdSetSampleLocationsEnableEXT**, then the **sampleLocationsInfo.maxSampleLocationGridSize.width** in the last call to **vkCmdSetSampleLocationsEXT** **must** evenly divide **VkMultisamplePropertiesEXT::maxSampleLocationGridSize.width** as returned by **vkGetPhysicalDeviceMultisamplePropertiesEXT** with a **samples** parameter equaling **rasterizationSamples**

- VUID-vkCmdDrawIndirectCount2KHR-sampleLocationsEnable-07486

If a shader object is bound to the VK_SHADER_STAGE_FRAGMENT_BIT stage, or the bound graphics pipeline state was created with the VK_DYNAMIC_STATE_SAMPLE_LOCATIONS_EXT state enabled and the VK_DYNAMIC_STATE_SAMPLE_LOCATIONS_ENABLE_EXT state enabled, and if **sampleLocationsEnable** was VK_TRUE in the last call to **vkCmdSetSampleLocationsEnableEXT**, then the **sampleLocationsInfo.maxSampleLocationGridSize.height** in the last call to **vkCmdSetSampleLocationsEXT** **must** evenly divide **VkMultisamplePropertiesEXT::maxSampleLocationGridSize.height** as returned by **vkGetPhysicalDeviceMultisamplePropertiesEXT** with a **samples** parameter equaling **rasterizationSamples**

- VUID-vkCmdDrawIndirectCount2KHR-sampleLocationsEnable-07487

If a shader object is bound to the `VK_SHADER_STAGE_FRAGMENT_BIT` stage, or the bound graphics pipeline state was created with the `VK_DYNAMIC_STATE_SAMPLE_LOCATIONS_ENABLE_EXT` state enabled, and if `sampleLocationsEnable` was `VK_TRUE` in the last call to `vkCmdSetSampleLocationsEnableEXT`, the fragment shader code **must** not statically use the extended instruction `InterpolateAtSample`

- VUID-vkCmdDrawIndirectCount2KHR-sampleLocationsEnable-07936

If the bound graphics pipeline state was created with the `VK_DYNAMIC_STATE_SAMPLE_LOCATIONS_EXT` state disabled and the `VK_DYNAMIC_STATE_RASTERIZATION_SAMPLES_EXT` state enabled, and the **current value** of `sampleLocationsEnable` is `VK_TRUE`, then `sampleLocationsInfo.sampleLocationGridSize.width` **must** evenly divide `VkMultisamplePropertiesEXT::maxSampleLocationGridSize.width` as returned by `vkGetPhysicalDeviceMultisamplePropertiesEXT` with a `samples` parameter equaling the value of `rasterizationSamples` in the last call to `vkCmdSetRasterizationSamplesEXT`

- VUID-vkCmdDrawIndirectCount2KHR-sampleLocationsEnable-07937

If the bound graphics pipeline state was created with the `VK_DYNAMIC_STATE_SAMPLE_LOCATIONS_EXT` state disabled and the `VK_DYNAMIC_STATE_RASTERIZATION_SAMPLES_EXT` state enabled, and the **current value** of `sampleLocationsEnable` is `VK_TRUE`, then `sampleLocationsInfo.sampleLocationGridSize.height` **must** evenly divide `VkMultisamplePropertiesEXT::maxSampleLocationGridSize.height` as returned by `vkGetPhysicalDeviceMultisamplePropertiesEXT` with a `samples` parameter equaling the value of `rasterizationSamples` in the last call to `vkCmdSetRasterizationSamplesEXT`

- VUID-vkCmdDrawIndirectCount2KHR-sampleLocationsEnable-07938

If the bound graphics pipeline state was created with the `VK_DYNAMIC_STATE_SAMPLE_LOCATIONS_EXT` state disabled and the `VK_DYNAMIC_STATE_RASTERIZATION_SAMPLES_EXT` state enabled, and the **current value** of `sampleLocationsEnable` is `VK_TRUE`, then `sampleLocationsInfo.sampleLocationsPerPixel` **must** equal `rasterizationSamples` in the last call to `vkCmdSetRasterizationSamplesEXT`

- VUID-vkCmdDrawIndirectCount2KHR-coverageModulationTableEnable-07488

If a shader object is bound to any graphics stage or the bound graphics pipeline state was created with the `VK_DYNAMIC_STATE_COVERAGE_MODULATION_TABLE_ENABLE_NV` state enabled, and the last call to `vkCmdSetCoverageModulationTableEnableNV` set `coverageModulationTableEnable` to `VK_TRUE`, then the `coverageModulationTableCount` parameter in the last call to `vkCmdSetCoverageModulationTableNV` **must** equal the current `rasterizationSamples` divided by the number of color samples in the current active color attachment

- VUID-vkCmdDrawIndirectCount2KHR-rasterizationSamples-07489

If the `VK_NV_framebuffer_mixed_samples` extension is enabled, and if current subpass has a depth/stencil attachment and depth test, stencil test, or depth bounds test are enabled in the bound pipeline, then the current `rasterizationSamples` **must** be the same as the sample count of the depth/stencil attachment

- VUID-vkCmdDrawIndirectCount2KHR-coverageToColorEnable-07490

If the bound graphics pipeline state was created with the `VK_DYNAMIC_STATE_COVERAGE_TO_COLOR_ENABLE_NV` state enabled and the last call to `vkCmdSetCoverageToColorEnableNV` set the `coverageToColorEnable` to `VK_TRUE`, then there **must** be an active color attachment at the location selected by the last call to `vkCmdSetCoverageToColorLocationNV` `coverageToColorLocation`, with a `VkFormat` of `VK_FORMAT_R8_UINT`, `VK_FORMAT_R8_SINT`, `VK_FORMAT_R16_UINT`, `VK_FORMAT_R16_SINT`, `VK_FORMAT_R32_UINT`, or `VK_FORMAT_R32_SINT`

- VUID-vkCmdDrawIndirectCount2KHR-rasterizerDiscardEnable-09420

If the `VK_NV_fragment_coverage_to_color` extension is enabled, and a shader object is bound to the `VK_SHADER_STAGE_FRAGMENT_BIT` stage, and the most recent call to `vkCmdSetRasterizerDiscardEnable` in the current command buffer set `rasterizerDiscardEnable` to `VK_FALSE`, and the last call to `vkCmdSetCoverageToColorEnableNV` set the `coverageToColorEnable` to `VK_TRUE`, then there **must** be an active color attachment at the location selected by the last call to `vkCmdSetCoverageToColorLocationNV` `coverageToColorLocation`, with a `VkFormat` of `VK_FORMAT_R8_UINT`, `VK_FORMAT_R8_SINT`, `VK_FORMAT_R16_UINT`, `VK_FORMAT_R16_SINT`, `VK_FORMAT_R32_UINT`, or `VK_FORMAT_R32_SINT`

- VUID-vkCmdDrawIndirectCount2KHR-coverageReductionMode-07491

If the `coverageReductionMode` feature is enabled, a shader object is bound to any graphics stage or a graphics pipeline is bound which was created with the `VK_DYNAMIC_STATE_COVERAGE_REDUCTION_MODE_NV` or `VK_DYNAMIC_STATE_RASTERIZATION_SAMPLES_EXT` dynamic states enabled, then the current values of `coverageReductionMode`, `rasterizationSamples`, the sample counts for the color and depth/stencil attachments (if the subpass has them) **must** be a valid combination returned by `vkGetPhysicalDeviceSupportedFramebufferMixedSamplesCombinationsNV`

- VUID-vkCmdDrawIndirectCount2KHR-viewportCount-07492

If the bound graphics pipeline state was created with the `VK_DYNAMIC_STATE_VIEWPORT_WITH_COUNT` dynamic state enabled, but not the `VK_DYNAMIC_STATE_VIEWPORT_SWIZZLE_NV` dynamic state enabled, then the bound graphics pipeline **must** have been created with `VkPipelineViewportSwizzleStateCreateInfoNV::viewportCount` greater or equal to the `viewportCount` parameter in the last call to `vkCmdSetViewportWithCount`

- VUID-vkCmdDrawIndirectCount2KHR-viewportCount-07493

If the bound graphics pipeline state was created with the `VK_DYNAMIC_STATE_VIEWPORT_WITH_COUNT` and `VK_DYNAMIC_STATE_VIEWPORT_SWIZZLE_NV` dynamic states enabled then the `viewportCount` parameter in the last call to `vkCmdSetViewportSwizzleNV` **must** be greater than or equal to the `viewportCount` parameter in the last call to `vkCmdSetViewportWithCount`

- VUID-vkCmdDrawIndirectCount2KHR-viewportCount-09421

If the `VK_NV_viewport_swizzle` extension is enabled, and a shader object is bound to any graphics stage, then the `viewportCount` parameter in the last call to `vkCmdSetViewportSwizzleNV` **must** be greater than or equal to the `viewportCount` parameter in the last call to `vkCmdSetViewportWithCount`

- VUID-vkCmdDrawIndirectCount2KHR-rasterizationSamples-07494
If the `VK_NV_framebuffer_mixed_samples` extension is enabled, and the `coverageReductionMode` feature is not enabled, or the current value of `coverageReductionMode` is not `VK_COVERAGE_REDUCTION_MODE_TRUNCATE_NV`, and the current value of `rasterizationSamples` is greater than sample count of the color attachment, then `sample shading` **must** be disabled
- VUID-vkCmdDrawIndirectCount2KHR-stippledLineEnable-07495
If the bound graphics pipeline state was created with the `VK_DYNAMIC_STATE_LINE_STIPPLE_ENABLE_EXT` or `VK_DYNAMIC_STATE_LINE_RASTERIZATION_MODE_EXT` dynamic states enabled, and if the current `stippledLineEnable` state is `VK_TRUE` and the current `lineRasterizationMode` state is `VK_LINE_RASTERIZATION_MODE_RECTANGULAR`, then the `stippledRectangularLines` feature **must** be enabled
- VUID-vkCmdDrawIndirectCount2KHR-stippledLineEnable-07496
If the bound graphics pipeline state was created with the `VK_DYNAMIC_STATE_LINE_STIPPLE_ENABLE_EXT` or `VK_DYNAMIC_STATE_LINE_RASTERIZATION_MODE_EXT` dynamic states enabled, and if the current `stippledLineEnable` state is `VK_TRUE` and the current `lineRasterizationMode` state is `VK_LINE_RASTERIZATION_MODE_BRESENHAM`, then the `stippledBresenhamLines` feature **must** be enabled
- VUID-vkCmdDrawIndirectCount2KHR-stippledLineEnable-07497
If the bound graphics pipeline state was created with the `VK_DYNAMIC_STATE_LINE_STIPPLE_ENABLE_EXT` or `VK_DYNAMIC_STATE_LINE_RASTERIZATION_MODE_EXT` dynamic states enabled, and if the current `stippledLineEnable` state is `VK_TRUE` and the current `lineRasterizationMode` state is `VK_LINE_RASTERIZATION_MODE_RECTANGULAR_SMOOTH`, then the `stippledSmoothLines` feature **must** be enabled
- VUID-vkCmdDrawIndirectCount2KHR-stippledLineEnable-07498
If the bound graphics pipeline state was created with the `VK_DYNAMIC_STATE_LINE_STIPPLE_ENABLE_EXT` or `VK_DYNAMIC_STATE_LINE_RASTERIZATION_MODE_EXT` dynamic states enabled, and if the current `stippledLineEnable` state is `VK_TRUE` and the current `lineRasterizationMode` state is `VK_LINE_RASTERIZATION_MODE_DEFAULT`, then the `stippledRectangularLines` feature **must** be enabled and `VkPhysicalDeviceLimits::strictLines` **must** be `VK_TRUE`
- VUID-vkCmdDrawIndirectCount2KHR-stage-07073
If the bound pipeline was created with the `VkPipelineShaderStageCreateInfo::stage` member of an element of `VkGraphicsPipelineCreateInfo::pStages` set to `VK_SHADER_STAGE_VERTEX_BIT`, `VK_SHADER_STAGE_TESSELLATION_CONTROL_BIT`, `VK_SHADER_STAGE_TESSELLATION_EVALUATION_BIT` or `VK_SHADER_STAGE_GEOMETRY_BIT`, then `Mesh Shader Queries` **must** not be active
- VUID-vkCmdDrawIndirectCount2KHR-None-08877
If a shader object is bound to the `VK_SHADER_STAGE_FRAGMENT_BIT` stage or a graphics pipeline is bound which was created with the `VK_DYNAMIC_STATE_ATTACHMENT_FEEDBACK_LOOP_ENABLE_EXT` dynamic state enabled, and the current value of `rasterizerDiscardEnable` is `VK_FALSE`, then

`vkCmdSetAttachmentFeedbackLoopEnableEXT` **must** have been called and not subsequently `invalidated` in the current command buffer prior to this drawing command

- VUID-vkCmdDrawIndirectCount2KHR-None-07850

If `dynamic` state was inherited from `VkCommandBufferInheritanceViewportScissorInfoNV`, it **must** be set in the current command buffer prior to this drawing command

- VUID-vkCmdDrawIndirectCount2KHR-nextStage-10745

For each shader object bound to a graphics stage, except for shader object bound to the last graphics stage in the logical pipeline, it **must** have been created with a `nextStage` including the corresponding bit to the shader object bound to the following graphics stage in the logical pipeline

- VUID-vkCmdDrawIndirectCount2KHR-None-08684

If there is no bound graphics pipeline, `vkCmdBindShadersEXT` **must** have been called in the current command buffer with `pStages` with an element of `VK_SHADER_STAGE_VERTEX_BIT`

- VUID-vkCmdDrawIndirectCount2KHR-None-08685

If there is no bound graphics pipeline, and the `tessellationShader` feature is enabled, `vkCmdBindShadersEXT` **must** have been called in the current command buffer with `pStages` with an element of `VK_SHADER_STAGE_TESSELLATION_CONTROL_BIT`

- VUID-vkCmdDrawIndirectCount2KHR-None-08686

If there is no bound graphics pipeline, and the `tessellationShader` feature is enabled, `vkCmdBindShadersEXT` **must** have been called in the current command buffer with `pStages` with an element of `VK_SHADER_STAGE_TESSELLATION_EVALUATION_BIT`

- VUID-vkCmdDrawIndirectCount2KHR-None-08687

If there is no bound graphics pipeline, and the `geometryShader` feature is enabled, `vkCmdBindShadersEXT` **must** have been called in the current command buffer with `pStages` with an element of `VK_SHADER_STAGE_GEOMETRY_BIT`

- VUID-vkCmdDrawIndirectCount2KHR-None-08688

If there is no bound graphics pipeline, `vkCmdBindShadersEXT` **must** have been called in the current command buffer with `pStages` with an element of `VK_SHADER_STAGE_FRAGMENT_BIT`

- VUID-vkCmdDrawIndirectCount2KHR-None-08689

If there is no bound graphics pipeline, and the `taskShader` feature is enabled, `vkCmdBindShadersEXT` **must** have been called in the current command buffer with `pStages` with an element of `VK_SHADER_STAGE_TASK_BIT_EXT`

- VUID-vkCmdDrawIndirectCount2KHR-None-08690

If there is no bound graphics pipeline, and the `meshShader` feature is enabled, `vkCmdBindShadersEXT` **must** have been called in the current command buffer with `pStages` with an element of `VK_SHADER_STAGE_MESH_BIT_EXT`

- VUID-vkCmdDrawIndirectCount2KHR-None-08693

If there is no bound graphics pipeline, and at least one of the `taskShader` and `meshShader` features is enabled, one of the `VK_SHADER_STAGE_VERTEX_BIT` or `VK_SHADER_STAGE_MESH_BIT_EXT` stages **must** have a valid `VkShaderEXT` bound, and the other **must** have no `VkShaderEXT` bound

- VUID-vkCmdDrawIndirectCount2KHR-None-08696
If there is no bound graphics pipeline, and a valid `VkShaderEXT` is bound to the `VK_SHADER_STAGE_VERTEX_BIT` stage, there **must** be no `VkShaderEXT` bound to either the `VK_SHADER_STAGE_TASK_BIT_EXT` stage or the `VK_SHADER_STAGE_MESH_BIT_EXT` stage
- VUID-vkCmdDrawIndirectCount2KHR-None-08698
If any graphics shader is bound which was created with the `VK_SHADER_CREATE_LINK_STAGE_BIT_EXT` flag, then all shaders created with the `VK_SHADER_CREATE_LINK_STAGE_BIT_EXT` flag in the same `vkCreateShadersEXT` call **must** also be bound
- VUID-vkCmdDrawIndirectCount2KHR-None-08699
If any graphics shader is bound which was created with the `VK_SHADER_CREATE_LINK_STAGE_BIT_EXT` flag, any stages in between stages whose shaders which did not create a shader with the `VK_SHADER_CREATE_LINK_STAGE_BIT_EXT` flag as part of the same `vkCreateShadersEXT` call **must** not have any `VkShaderEXT` bound
- VUID-vkCmdDrawIndirectCount2KHR-None-08878
All bound graphics shader objects **must** have been created with identical or **identically defined** push constant ranges
- VUID-vkCmdDrawIndirectCount2KHR-None-08879
All bound graphics shader objects **must** have either been created with the `VK_SHADER_CREATE_DESCRIPTOR_HEAP_BIT_EXT` flag set, or with identical or **identically defined** arrays of descriptor set layouts
- VUID-vkCmdDrawIndirectCount2KHR-colorAttachmentCount-09372
If the current render pass instance was begun with `vkCmdBeginRendering` and a `VkRenderingInfo::colorAttachmentCount` equal to 1, a color attachment with a resolve mode of `VK_RESOLVE_MODE_EXTERNAL_FORMAT_DOWNSAMPLE_BIT_ANDROID`, and a fragment shader is bound, it **must** not declare the `DepthReplacing` or `StencilRefReplacingEXT` execution modes
- VUID-vkCmdDrawIndirectCount2KHR-pDynamicStates-08715
If the bound graphics pipeline state includes a fragment shader stage, was created with `VK_DYNAMIC_STATE_DEPTH_WRITE_ENABLE` set in `VkPipelineDynamicStateCreateInfo::pDynamicStates`, and the fragment shader declares the `EarlyFragmentTests` execution mode and uses `OpDepthAttachmentReadEXT`, the `depthWriteEnable` parameter in the last call to `vkCmdSetDepthWriteEnable` **must** be `VK_FALSE`
- VUID-vkCmdDrawIndirectCount2KHR-pDynamicStates-08716
If the bound graphics pipeline state includes a fragment shader stage, was created with `VK_DYNAMIC_STATE_STENCIL_WRITE_MASK` set in `VkPipelineDynamicStateCreateInfo::pDynamicStates`, and the fragment shader declares the `EarlyFragmentTests` execution mode and uses `OpStencilAttachmentReadEXT`, the `writeMask` parameter in the last call to `vkCmdSetStencilWriteMask` **must** be 0
- VUID-vkCmdDrawIndirectCount2KHR-None-09116
If a shader object is bound to any graphics stage or the bound graphics pipeline was created with `VK_DYNAMIC_STATE_COLOR_WRITE_MASK_EXT`, and the format of any color attachment is `VK_FORMAT_E5B9G9R9_UFLOAT_PACK32`, the corresponding element of the `pColorWriteMasks` parameter of `vkCmdSetColorWriteMaskEXT` **must** either include

all of `VK_COLOR_COMPONENT_R_BIT`, `VK_COLOR_COMPONENT_G_BIT`, and `VK_COLOR_COMPONENT_B_BIT`, or none of them

- VUID-vkCmdDrawIndirectCount2KHR-maxFragmentDualSrcAttachments-09239
If **blending** is enabled for any attachment where either the source or destination blend factors for that attachment **use the secondary color input**, the maximum value of **Location** for any output attachment **statically used** in the **Fragment Execution Model** executed by this command **must** be less than **maxFragmentDualSrcAttachments**
- VUID-vkCmdDrawIndirectCount2KHR-None-09548
If the current render pass was begun with **vkCmdBeginRendering**, there is no shader object bound to any graphics stage, the value of each element of **VkRenderingAttachmentLocationInfo::pColorAttachmentLocations** in the bound pipeline **must** match the value for the corresponding locations set currently in the current render pass instance
- VUID-vkCmdDrawIndirectCount2KHR-None-09549
If the current render pass was begun with **vkCmdBeginRendering**, and there is no shader object bound to any graphics stage, the value of each element of **VkRenderingInputAttachmentIndexInfo::pColorAttachmentInputIndices** in the bound pipeline **must** match the value for the corresponding index set currently in the current render pass instance
- VUID-vkCmdDrawIndirectCount2KHR-None-10927
If the current render pass was begun with **vkCmdBeginRendering**, and there is no shader object bound to any graphics stage, the value of **VkRenderingInputAttachmentIndexInfo::pDepthInputAttachmentIndex** in the bound pipeline **must** match the value set currently in the current render pass instance
- VUID-vkCmdDrawIndirectCount2KHR-None-10928
If the current render pass was begun with **vkCmdBeginRendering**, and there is no shader object bound to any graphics stage, the value of **VkRenderingInputAttachmentIndexInfo::pStencilInputAttachmentIndex** in the bound pipeline **must** match the value set currently in the current render pass instance
- VUID-vkCmdDrawIndirectCount2KHR-None-09642
If the current render pass was begun with **vkCmdBeginRendering** with the **VK_RENDERING_ENABLE_LEGACY_DITHERING_BIT_EXT** flag, the bound graphics pipeline **must** have been created with **VK_PIPELINE_CREATE_2_ENABLE_LEGACY_DITHERING_BIT_EXT**
- VUID-vkCmdDrawIndirectCount2KHR-None-09643
If the bound graphics pipeline was created with **VK_PIPELINE_CREATE_2_ENABLE_LEGACY_DITHERING_BIT_EXT**, the current render pass **must** have begun with **vkCmdBeginRendering** with the **VK_RENDERING_ENABLE_LEGACY_DITHERING_BIT_EXT** flag
- VUID-vkCmdDrawIndirectCount2KHR-None-10677
If the **per-tile execution model** is enabled, the **tileShadingPerTileDraw** feature **must** be enabled
- VUID-vkCmdDrawIndirectCount2KHR-None-10772
If a shader object is bound to any graphics stage, *multiview* functionality **must** not be

enabled in the current render pass

- VUID-vkCmdDrawIndirectCount2KHR-multiviewPerViewViewports-12262

If the `multiviewPerViewViewports` feature is enabled, then the index of the most significant bit in current render pass instance `viewMask` **must** be less than the `current value` of `viewportCount`

- VUID-vkCmdDrawIndirectCount2KHR-multiviewPerViewViewports-12263

If the `multiviewPerViewViewports` feature is enabled, then the index of the most significant bit in current render pass instance `viewMask` **must** be less than the `current value` of `scissorCount`

- VUID-vkCmdDrawIndirectCount2KHR-flags-11521

If current render pass instance was begun with `vkCmdBeginRendering` with `VkRenderingInfo::flags` which includes `VK_RENDERING_FRAGMENT_REGION_BIT_EXT`, and if `sample shading` is enabled (explicitly or implicitly), then the minimum fraction for sample shading **must** equal 0.0

- VUID-vkCmdDrawIndirectCount2KHR-None-11522

If the current render pass instance was begun with `vkCmdBeginRendering` and contains a custom resolve, and the `dynamicRenderingUnusedAttachments` feature is not enabled, the graphics pipeline bound **must** have been created with a `VkCustomResolveCreateInfoEXT`

- VUID-vkCmdDrawIndirectCount2KHR-None-11523

If the current render pass instance was begun with `vkCmdBeginRendering` and does not contain a custom resolve, and the `dynamicRenderingUnusedAttachments` feature is not enabled, the graphics pipeline bound **must** not have been created with a `VkCustomResolveCreateInfoEXT`

- VUID-vkCmdDrawIndirectCount2KHR-customResolve-11524

If the current render pass instance was begun with `vkCmdBeginRendering` and `vkCmdBeginCustomResolveEXT` has been recorded in the render pass instance, the graphics pipeline bound **must** have been created with `VkCustomResolveCreateInfoEXT::customResolve` as `VK_TRUE`

- VUID-vkCmdDrawIndirectCount2KHR-customResolve-11525

If the current render pass instance was begun with `vkCmdBeginRendering` and contains a custom resolve, and `vkCmdBeginCustomResolveEXT` has not been recorded in the render pass instance, the graphics pipeline bound **must** have been created with `VkCustomResolveCreateInfoEXT::customResolve` as `VK_FALSE`

- VUID-vkCmdDrawIndirectCount2KHR-None-11861

If the `dynamicRenderingUnusedAttachments` feature is not enabled and the current render pass instance was begun with `vkCmdBeginRendering` and contains a custom resolve, the bound graphics pipeline **must** have been created with a `VkCustomResolveCreateInfoEXT::colorAttachmentCount` equal to `VkRenderingInfo::colorAttachmentCount`

- VUID-vkCmdDrawIndirectCount2KHR-None-11862

If the `dynamicRenderingUnusedAttachments` feature is not enabled, and the current render pass instance was begun with `vkCmdBeginRendering`, it contains a custom resolve, and `VkRenderingInfo::colorAttachmentCount` greater than 0, then each element of the `VkRenderingInfo::pColorAttachments` array with an `resolveImageView` not equal to `VK_NULL_HANDLE` **must** have been created with a `VkFormat` equal to the corresponding

element of `VkCustomResolveCreateInfoEXT::pColorAttachmentFormats` used to create the bound graphics pipeline

- VUID-vkCmdDrawIndirectCount2KHR-None-11863

If the `dynamicRenderingUnusedAttachments` feature is not enabled, and the current render pass instance was begun with `vkCmdBeginRendering`, it contains a custom resolve, and `VkRenderingInfo::colorAttachmentCount` greater than 0, then each element of the `VkRenderingInfo::pColorAttachments` array with an `resolveImageView` equal to `VK_NULL_HANDLE` **must** have the corresponding element of `VkCustomResolveCreateInfoEXT::pColorAttachmentFormats` used to create the bound pipeline equal to `VK_FORMAT_UNDEFINED`

- VUID-vkCmdDrawIndirectCount2KHR-dynamicRenderingUnusedAttachments-11864

If the `dynamicRenderingUnusedAttachments` feature is enabled, the current render pass instance was begun with `vkCmdBeginRendering`, it contains a custom resolve, and `VkRenderingInfo::colorAttachmentCount` greater than 0, then each element of the `VkRenderingInfo::pColorAttachments` array with an `resolveImageView` not equal to `VK_NULL_HANDLE` **must** have been created with a `VkFormat` equal to the corresponding element of `VkCustomResolveCreateInfoEXT::pColorAttachmentFormats` used to create the bound graphics pipeline, or the corresponding element of `VkCustomResolveCreateInfoEXT::pColorAttachmentFormats`, if it exists, **must** be `VK_FORMAT_UNDEFINED`

- VUID-vkCmdDrawIndirectCount2KHR-None-11865

If the current render pass instance was begun with `vkCmdBeginRendering`, it contains a custom resolve, the `dynamicRenderingUnusedAttachments` feature is not enabled, and `VkRenderingInfo::pDepthAttachment->resolveImageView` was `VK_NULL_HANDLE`, the value of `VkCustomResolveCreateInfoEXT::depthAttachmentFormat` used to create the bound graphics pipeline **must** be equal to `VK_FORMAT_UNDEFINED`

- VUID-vkCmdDrawIndirectCount2KHR-None-11866

If current render pass instance was begun with `vkCmdBeginRendering`, it contains a custom resolve, the `dynamicRenderingUnusedAttachments` feature is not enabled, and `VkRenderingInfo::pDepthAttachment->resolveImageView` was not `VK_NULL_HANDLE`, the value of `VkCustomResolveCreateInfoEXT::depthAttachmentFormat` used to create the bound graphics pipeline **must** be equal to the `VkFormat` used to create `VkRenderingInfo::pDepthAttachment->resolveImageView`

- VUID-vkCmdDrawIndirectCount2KHR-dynamicRenderingUnusedAttachments-11867

If the current render pass instance was begun with `vkCmdBeginRendering`, it contains a custom resolve, the `dynamicRenderingUnusedAttachments` feature is enabled, `VkRenderingInfo::pDepthAttachment->resolveImageView` was not `VK_NULL_HANDLE`, and the value of `VkCustomResolveCreateInfoEXT::depthAttachmentFormat` used to create the bound graphics pipeline was not equal to the `VkFormat` used to create `VkRenderingInfo::pDepthAttachment->resolveImageView`, the value of the format **must** be `VK_FORMAT_UNDEFINED`

- VUID-vkCmdDrawIndirectCount2KHR-None-11868

If the current render pass instance was begun with `vkCmdBeginRendering`, it contains a custom resolve, the `dynamicRenderingUnusedAttachments` feature is not enabled, and `VkRenderingInfo::pStencilAttachment->resolveImageView` was `VK_NULL_HANDLE`, the

value of `VkCustomResolveCreateInfoEXT::stencilAttachmentFormat` used to create the bound graphics pipeline **must** be equal to `VK_FORMAT_UNDEFINED`

- VUID-vkCmdDrawIndirectCount2KHR-None-11869

If current render pass instance was begun with `vkCmdBeginRendering`, it contains a custom resolve, the `dynamicRenderingUnusedAttachments` feature is not enabled, and `VkRenderingInfo::pStencilAttachment->resolveImageView` was not `VK_NULL_HANDLE`, the value of `VkCustomResolveCreateInfoEXT::stencilAttachmentFormat` used to create the bound graphics pipeline **must** be equal to the `VkFormat` used to create `VkRenderingInfo::pStencilAttachment->resolveImageView`

- VUID-vkCmdDrawIndirectCount2KHR-dynamicRenderingUnusedAttachments-11870

If the current render pass instance was begun with `vkCmdBeginRendering`, it contains a custom resolve, the `dynamicRenderingUnusedAttachments` feature is enabled, `VkRenderingInfo::pStencilAttachment->resolveImageView` was not `VK_NULL_HANDLE`, and the value of `VkCustomResolveCreateInfoEXT::stencilAttachmentFormat` used to create the bound graphics pipeline was not equal to the `VkFormat` used to create `VkRenderingInfo::pStencilAttachment->resolveImageView`, the value of the format **must** be `VK_FORMAT_UNDEFINED`

- VUID-vkCmdDrawIndirectCount2KHR-colorAttachmentCount-11871

If the current render pass instance was begun with `vkCmdBeginRendering` with a `VkRenderingInfo::colorAttachmentCount` parameter greater than `0` and `vkCmdBeginCustomResolveEXT` has been recorded in the render pass instance, then for each element of the `VkRenderingInfo::pColorAttachments` array with a `resolveImageView` not equal to `VK_NULL_HANDLE`, the `resolveImageView` **must** have been created with a sample count equal to the value of `rasterizationSamples` for the bound graphics pipeline

- VUID-vkCmdDrawIndirectCount2KHR-pDepthAttachment-11872

If the current render pass instance was begun with `vkCmdBeginRendering`, `vkCmdBeginCustomResolveEXT` has been recorded in the render pass instance, and `VkRenderingInfo::pDepthAttachment->resolveImageView` was not `VK_NULL_HANDLE`, the value of `rasterizationSamples` for the bound graphics pipeline **must** be equal to the sample count used to create `VkRenderingInfo::pDepthAttachment->resolveImageView`

- VUID-vkCmdDrawIndirectCount2KHR-pStencilAttachment-11873

If the current render pass instance was begun with `vkCmdBeginRendering`, `vkCmdBeginCustomResolveEXT` has been recorded in the render pass instance, `VkRenderingInfo::pStencilAttachment->resolveImageView` was not `VK_NULL_HANDLE`, the value of `rasterizationSamples` for the bound graphics pipeline **must** be equal to the sample count used to create `VkRenderingInfo::pStencilAttachment->resolveImageView`

- VUID-vkCmdDrawIndirectCount2KHR-customResolve-11529

If a shader object is bound to the fragment stage, the current render pass instance was begun with `vkCmdBeginRendering`, a fragment density map attachment is active, and `vkCmdBeginCustomResolveEXT` has been called, then the fragment shader object bound **must** have been created with `VkCustomResolveCreateInfoEXT::customResolve` as `VK_TRUE`

- VUID-vkCmdDrawIndirectCount2KHR-customResolve-11530

If a shader object is bound to the fragment stage, the current render pass instance was begun with `vkCmdBeginRendering` and contains a custom resolve, a fragment density map attachment is active, and `vkCmdBeginCustomResolveEXT` has not yet been called,

then the fragment shader object bound **must** have been created with `VkCustomResolveCreateInfoEXT::customResolve` as `VK_FALSE`

- VUID-vkCmdDrawIndirectCount2KHR-flags-13361

If there are any shader objects bound that were created with `flags` that includes the `VK_SHADER_CREATE_INDEPENDENT_SETS_BIT_KHR` bit, then all bound shader objects **must** have been created with the `VK_SHADER_CREATE_INDEPENDENT_SETS_BIT_KHR` bit

- VUID-vkCmdDrawIndirectCount2KHR-flags-13362

If there are any shader objects bound that were created with `flags` that includes the `VK_SHADER_CREATE_INDEPENDENT_SETS_BIT_KHR` bit, then the pipeline layout of the bound descriptor sets **must** have been created with `VK_PIPELINE_LAYOUT_CREATE_INDEPENDENT_SETS_BIT_EXT` set

- VUID-vkCmdDrawIndirectCount2KHR-flags-13363

If there are any shader objects bound that were created with `flags` that includes the `VK_SHADER_CREATE_INDEPENDENT_SETS_BIT_KHR` bit, and any of the descriptor set layouts used to create the pipeline layout of the bound descriptor sets were created with any binding's `VkDescriptorSetLayoutBinding::stageFlags` set with `VK_SHADER_STAGE_VERTEX_BIT`, `VK_SHADER_STAGE_TESSELLATION_CONTROL_BIT`, `VK_SHADER_STAGE_TESSELLATION_EVALUATION_BIT` or `VK_SHADER_STAGE_GEOMETRY_BIT`, then there **must** be no binding with `VkDescriptorSetLayoutBinding::stageFlags` set with `VK_SHADER_STAGE_TASK_BIT_EXT` or `VK_SHADER_STAGE_MESH_BIT_EXT`

- VUID-vkCmdDrawIndirectCount2KHR-flags-13364

If there are any shader objects bound that were created with `flags` that includes both the `VK_SHADER_CREATE_INDEPENDENT_SETS_BIT_KHR` and `VK_SHADER_CREATE_NO_TASK_SHADER_BIT_EXT` bits, the pipeline layout of the bound descriptor sets **must** have been created with `VK_PIPELINE_LAYOUT_CREATE_NO_TASK_SHADER_BIT_KHR` set

- VUID-vkCmdDrawIndirectCount2KHR-flags-13365

If there are any shader objects bound that were created with `flags` that includes both the `VK_SHADER_CREATE_INDEPENDENT_SETS_BIT_KHR` and `VK_SHADER_CREATE_NO_TASK_SHADER_BIT_EXT` bits, there **must** be no shader object bound to the `VK_SHADER_STAGE_TASK_BIT_EXT` stage

- VUID-vkCmdDrawIndirectCount2KHR-None-04007

All vertex input bindings accessed via vertex input variables declared in the vertex shader entry point's interface **must** have either valid or `VK_NULL_HANDLE` buffers bound

- VUID-vkCmdDrawIndirectCount2KHR-None-04008

If the `nullDescriptor` feature is not enabled, all vertex input bindings accessed via vertex input variables declared in the vertex shader entry point's interface **must** not be `VK_NULL_HANDLE`

- VUID-vkCmdDrawIndirectCount2KHR-None-02721

If the `robustBufferAccess` feature is not enabled, and that pipeline was created without enabling `VK_PIPELINE_ROBUSTNESS_BUFFER_BEHAVIOR_ROBUST_BUFFER_ACCESS` for `vertexInputs`, then for a given vertex buffer binding, any attribute data fetched **must** be

entirely contained within the corresponding vertex buffer binding, as described in [Vertex Input Description](#)

- VUID-vkCmdDrawIndirectCount2KHR-format-10389

For each vertex attribute accessed by this command, if its [VkVertexInputAttributeDescription::format](#) or [VkVertexInputAttributeDescription2EXT::format](#) is a [packed format](#), and the [legacyVertexAttributes](#) feature is not enabled, the value of [attribAddress](#), calculated as described in [Vertex Input Calculation](#), **must** be a multiple of the [size of the format](#)

- VUID-vkCmdDrawIndirectCount2KHR-format-10390

For each vertex attribute accessed by this command, if its [VkVertexInputAttributeDescription::format](#) or [VkVertexInputAttributeDescription2EXT::format](#) is not a [packed format](#), and either the [legacyVertexAttributes](#) feature is not enabled or [format](#) has 64-bit components, the value of [attribAddress](#), calculated as described in [Vertex Input Calculation](#), **must** be a multiple of the [component size of the format](#)

- VUID-vkCmdDrawIndirectCount2KHR-None-07842

If there is a shader object bound to the [VK_SHADER_STAGE_VERTEX_BIT](#) stage or the bound graphics pipeline state was created with the [VK_DYNAMIC_STATE_PRIMITIVE_TOPOLOGY](#) dynamic state enabled then [vkCmdSetPrimitiveTopology](#) **must** have been called and not subsequently [invalidated](#) in the current command buffer prior to this drawing command

- VUID-vkCmdDrawIndirectCount2KHR-dynamicPrimitiveTopologyUnrestricted-07500

If the bound graphics pipeline state was created with the [VK_DYNAMIC_STATE_PRIMITIVE_TOPOLOGY](#) dynamic state enabled and the [dynamicPrimitiveTopologyUnrestricted](#) is [VK_FALSE](#), then the [primitiveTopology](#) parameter of [vkCmdSetPrimitiveTopology](#) **must** be of the same [topology class](#) as the pipeline [VkPipelineInputAssemblyStateCreateInfo::topology](#) state

- VUID-vkCmdDrawIndirectCount2KHR-primitiveTopology-10286

If a [VK_SHADER_STAGE_TESSELLATION_CONTROL_BIT](#) stage is bound, then the [current value](#) of [primitiveTopology](#) **must** be [VK_PRIMITIVE_TOPOLOGY_PATCH_LIST](#) prior to this drawing command

- VUID-vkCmdDrawIndirectCount2KHR-primitiveTopology-10747

If [vkCmdSetPrimitiveTopology](#) set [primitiveTopology](#) to [VK_PRIMITIVE_TOPOLOGY_PATCH_LIST](#) prior to this drawing command, then a [VK_SHADER_STAGE_TESSELLATION_CONTROL_BIT](#) stage **must** be bound

- VUID-vkCmdDrawIndirectCount2KHR-primitiveTopology-10748

If [vkCmdSetPrimitiveTopology](#) set [primitiveTopology](#) to [VK_PRIMITIVE_TOPOLOGY_POINT_LIST](#) prior to this drawing command, the [maintenance5](#) feature is not enabled, both a [VK_SHADER_STAGE_TESSELLATION_EVALUATION_BIT](#) and [VK_SHADER_STAGE_GEOMETRY_BIT](#) stage are not bound, then the [Vertex Execution Model](#) **must** have a [PointSize](#) decorated variable that is statically written to

- VUID-vkCmdDrawIndirectCount2KHR-pStrides-04913

If the bound graphics pipeline was created with the [VK_DYNAMIC_STATE_VERTEX_INPUT_BINDING_STRIDE](#) dynamic state enabled, but without the [VK_DYNAMIC_STATE_VERTEX_INPUT_EXT](#) dynamic state enabled, then

`vkCmdBindVertexBuffers2` with a non-NULL `pStrides` parameter or `vkCmdBindVertexBuffers3KHR` with `setStride` set to `VK_TRUE` **must** have been called and not subsequently `invalidated` in the current command buffer prior to this draw command

- VUID-vkCmdDrawIndirectCount2KHR-None-13118

If the bound graphics pipeline was created without the `VK_DYNAMIC_STATE_VERTEX_INPUT_BINDING_STRIDE` dynamic state enabled, without the `VK_DYNAMIC_STATE_VERTEX_INPUT_EXT` dynamic state enabled, and `vkCmdBindVertexBuffers3KHR` was called and not subsequently `invalidated` in the current command buffer prior to this draw command, the value of `setStride` in each of its `pBindInfos` elements must have been `VK_FALSE`

- VUID-vkCmdDrawIndirectCount2KHR-None-04914

If there is a shader object bound to the `VK_SHADER_STAGE_VERTEX_BIT` stage or the bound graphics pipeline state was created with the `VK_DYNAMIC_STATE_VERTEX_INPUT_EXT` dynamic state enabled then `vkCmdSetVertexInputEXT` **must** have been called and not subsequently `invalidated` in the current command buffer prior to this draw command

- VUID-vkCmdDrawIndirectCount2KHR-Input-07939

If the `vertexAttributeRobustness` feature is not enabled, and the `maintenance9` feature is not enabled, and there is a shader object bound to the `VK_SHADER_STAGE_VERTEX_BIT` stage or the bound graphics pipeline state was created with the `VK_DYNAMIC_STATE_VERTEX_INPUT_EXT` dynamic state enabled then all variables with the `Input` storage class decorated with `Location` in the `Vertex Execution Model OpEntryPoint` **must** contain a location in `VkVertexInputAttributeDescription2EXT::location`

- VUID-vkCmdDrawIndirectCount2KHR-Input-08734

If there is a shader object bound to the `VK_SHADER_STAGE_VERTEX_BIT` stage or the bound graphics pipeline state was created with the `VK_DYNAMIC_STATE_VERTEX_INPUT_EXT` dynamic state enabled and either the `legacyVertexAttributes` feature is not enabled or the SPIR-V Type associated with a given `Input` variable of the corresponding `Location` in the `Vertex Execution Model OpEntryPoint` is 64-bit, then the numeric type associated with all `Input` variables of the corresponding `Location` in the `Vertex Execution Model OpEntryPoint` **must** be the same as `VkVertexInputAttributeDescription2EXT::format`

- VUID-vkCmdDrawIndirectCount2KHR-format-08936

If there is a shader object bound to the `VK_SHADER_STAGE_VERTEX_BIT` stage or the bound graphics pipeline state was created with the `VK_DYNAMIC_STATE_VERTEX_INPUT_EXT` dynamic state enabled and `VkVertexInputAttributeDescription2EXT::format` has a 64-bit component, then the scalar width associated with all `Input` variables of the corresponding `Location` in the `Vertex Execution Model OpEntryPoint` **must** be 64-bit

- VUID-vkCmdDrawIndirectCount2KHR-format-08937

If there is a shader object bound to the `VK_SHADER_STAGE_VERTEX_BIT` stage or the bound graphics pipeline state was created with the `VK_DYNAMIC_STATE_VERTEX_INPUT_EXT` dynamic state enabled and the scalar width associated with a `Location` decorated `Input` variable in the `Vertex Execution Model OpEntryPoint` is 64-bit, then the corresponding `VkVertexInputAttributeDescription2EXT`

::format must have a 64-bit component

- VUID-vkCmdDrawIndirectCount2KHR-None-09203

If there is a shader object bound to the `VK_SHADER_STAGE_VERTEX_BIT` stage or the bound graphics pipeline state was created with the `VK_DYNAMIC_STATE_VERTEX_INPUT_EXT` dynamic state enabled and `VkVertexInputAttributeDescription2EXT::format` has a 64-bit component, then all **Input** variables at the corresponding **Location** in the **Vertex Execution Model OpEntryPoint must** not use components that are not present in the format

- VUID-vkCmdDrawIndirectCount2KHR-None-04875

If there is a shader object bound to the `VK_SHADER_STAGE_TESSELLATION_CONTROL_BIT` stage or the bound graphics pipeline state was created with both a `VK_SHADER_STAGE_TESSELLATION_CONTROL_BIT` stage and the `VK_DYNAMIC_STATE_PATCH_CONTROL_POINTS_EXT` dynamic state enabled, and the current value of **primitiveTopology** is `VK_PRIMITIVE_TOPOLOGY_PATCH_LIST`, then `vkCmdSetPatchControlPointsEXT` **must** have been called and not subsequently **invalidated** in the current command buffer prior to this drawing command

- VUID-vkCmdDrawIndirectCount2KHR-None-04879

If there is a shader object bound to the `VK_SHADER_STAGE_VERTEX_BIT` stage or the bound graphics pipeline state was created with the `VK_DYNAMIC_STATE_PRIMITIVE_RESTART_ENABLE` dynamic state enabled then `vkCmdSetPrimitiveRestartEnable` **must** have been called and not subsequently **invalidated** in the current command buffer prior to this drawing command

- VUID-vkCmdDrawIndirectCount2KHR-None-09637

If the **primitiveTopologyListRestart** feature is not enabled, the **input assembly** is `VK_PRIMITIVE_TOPOLOGY_POINT_LIST`, `VK_PRIMITIVE_TOPOLOGY_LINE_LIST`, `VK_PRIMITIVE_TOPOLOGY_TRIANGLE_LIST`, `VK_PRIMITIVE_TOPOLOGY_LINE_LIST_WITH_ADJACENCY`, or `VK_PRIMITIVE_TOPOLOGY_TRIANGLE_LIST_WITH_ADJACENCY`, there is a shader object bound to the `VK_SHADER_STAGE_VERTEX_BIT` stage or the bound graphics pipeline state was created with the `VK_DYNAMIC_STATE_PRIMITIVE_RESTART_ENABLE` dynamic state enabled, then `vkCmdSetPrimitiveRestartEnable` **must** be `VK_FALSE`

- VUID-vkCmdDrawIndirectCount2KHR-None-10909

If the **primitiveTopologyPatchListRestart** feature is not enabled, the **input assembly** is `VK_PRIMITIVE_TOPOLOGY_PATCH_LIST`, there is a shader object bound to the `VK_SHADER_STAGE_TESSELLATION_CONTROL_BIT` stage or the bound graphics pipeline state was created with the `VK_DYNAMIC_STATE_PRIMITIVE_RESTART_ENABLE` dynamic state enabled then `vkCmdSetPrimitiveRestartEnable` **must** be `VK_FALSE`

- VUID-vkCmdDrawIndirectCount2KHR-stage-06481

The bound graphics pipeline **must** not have been created with the `VkPipelineShaderStageCreateInfo::stage` member of any element of `VkGraphicsPipelineCreateInfo::pStages` set to `VK_SHADER_STAGE_TASK_BIT_EXT` or `VK_SHADER_STAGE_MESH_BIT_EXT`

- VUID-vkCmdDrawIndirectCount2KHR-None-08885

There **must** be no shader object bound to either of the `VK_SHADER_STAGE_TASK_BIT_EXT` or `VK_SHADER_STAGE_MESH_BIT_EXT` stages

- VUID-vkCmdDrawIndirectCount2KHR-None-07619
If a shader object is bound to the [VK_SHADER_STAGE_TESSELLATION_EVALUATION_BIT](#) stage or a graphics pipeline is bound which was created with both a [VK_SHADER_STAGE_TESSELLATION_EVALUATION_BIT](#) stage and the [VK_DYNAMIC_STATE_TESSELLATION_DOMAIN_ORIGIN_EXT](#) dynamic state enabled, then [vkCmdSetTessellationDomainOriginEXT](#) **must** have been called and not subsequently [invalidated](#) in the current command buffer prior to this drawing command
- VUID-vkCmdDrawIndirectCount2KHR-OpExecutionMode-12239
If a shader is bound to both the [VK_SHADER_STAGE_TESSELLATION_CONTROL_BIT](#) and [VK_SHADER_STAGE_TESSELLATION_EVALUATION_BIT](#) stages, and if both stages contain an [OpExecutionMode](#) instruction specifying the type of subdivision, they **must** be the same
- VUID-vkCmdDrawIndirectCount2KHR-OpExecutionMode-12240
If a shader is bound to both the [VK_SHADER_STAGE_TESSELLATION_CONTROL_BIT](#) and [VK_SHADER_STAGE_TESSELLATION_EVALUATION_BIT](#) stages, and if both stages contain an [OpExecutionMode](#) instruction specifying the orientation of triangles, they **must** be the same
- VUID-vkCmdDrawIndirectCount2KHR-OpExecutionMode-12241
If a shader is bound to both the [VK_SHADER_STAGE_TESSELLATION_CONTROL_BIT](#) and [VK_SHADER_STAGE_TESSELLATION_EVALUATION_BIT](#) stages, and if both stages contain an [OpExecutionMode](#) instruction specifying the segment spacing, they **must** be the same
- VUID-vkCmdDrawIndirectCount2KHR-OpExecutionMode-12242
If a shader is bound to both the [VK_SHADER_STAGE_TESSELLATION_CONTROL_BIT](#) and [VK_SHADER_STAGE_TESSELLATION_EVALUATION_BIT](#) stages, and if both stages contain an [OpExecutionMode](#) instruction specifying the output patch size, they **must** be the same
- VUID-vkCmdDrawIndirectCount2KHR-pInfo-13110
If [pInfo->maxDrawCount](#) is greater than 0, [pInfo->addressRange.size](#) **must** be greater than or equal to $(\text{pInfo->maxDrawCount} - 1) \times \text{pInfo->addressRange.stride} + \text{sizeof}(\text{VkDrawIndirectCommand})$
- VUID-vkCmdDrawIndirectCount2KHR-pInfo-13111
If [pInfo->maxDrawCount](#) is greater than 1, [pInfo->addressRange.stride](#) **must** not be 0
- VUID-vkCmdDrawIndirectCount2KHR-pInfo-13112
If [pInfo->addressRange.stride](#) is not 0, [pInfo->addressRange.stride](#) **must** be greater than or equal to $\text{sizeof}(\text{VkDrawIndirectCommand})$
- VUID-vkCmdDrawIndirectCount2KHR-pInfo-13113
If [pInfo->addressRange.stride](#) is not 0, [pInfo->addressRange.stride](#) **must** be a multiple of 4
- VUID-vkCmdDrawIndirectCount2KHR-commandBuffer-13058
[commandBuffer](#) **must** not be a protected command buffer
- VUID-vkCmdDrawIndirectCount2KHR-drawIndirectCount-13119
If the [drawIndirectCount](#) feature is not enabled this function **must** not be used

Valid Usage (Implicit)

- VUID-vkCmdDrawIndirectCount2KHR-commandBuffer-parameter
`commandBuffer` **must** be a valid `VkCommandBuffer` handle
- VUID-vkCmdDrawIndirectCount2KHR-pInfo-parameter
`pInfo` **must** be a valid pointer to a valid `VkDrawIndirectCount2InfoKHR` structure
- VUID-vkCmdDrawIndirectCount2KHR-commandBuffer-recording
`commandBuffer` **must** be in the `recording state`
- VUID-vkCmdDrawIndirectCount2KHR-commandBuffer-cmdpool
The `VkCommandPool` that `commandBuffer` was allocated from **must** support `VK_QUEUE_GRAPHICS_BIT` operations
- VUID-vkCmdDrawIndirectCount2KHR-renderpass
This command **must** only be called inside of a render pass instance
- VUID-vkCmdDrawIndirectCount2KHR-suspended
This command **must** not be called between suspended render pass instances
- VUID-vkCmdDrawIndirectCount2KHR-videocoding
This command **must** only be called outside of a video coding scope

Host Synchronization

- Host access to `commandBuffer` **must** be externally synchronized
- Host access to the `VkCommandPool` that `commandBuffer` was allocated from **must** be externally synchronized

Command Properties

Command Buffer Levels	Render Pass Scope	Video Coding Scope	Supported Queue Types	Command Type
Primary Secondary	Inside	Outside	VK_QUEUE_GRAPHICS_BIT VK_QUEUE_VIDEO_CODING_BIT	Action

Conditional Rendering

`vkCmdDrawIndirectCount2KHR` is affected by [conditional rendering](#)

To record a non-indexed draw call with a draw call count sourced from a buffer, call:


```
// Provided by VK_VERSION_1_2
void vkCmdDrawIndirectCount(
    VkCommandBuffer          commandBuffer,
    VkBuffer                  buffer,
    VkDeviceSize              offset,
    VkBuffer                  countBuffer,
    VkDeviceSize              countBufferOffset,
    uint32_t                  maxDrawCount,
    uint32_t                  stride);
```

```
// Provided by VK_KHR_draw_indirect_count
// Equivalent to vkCmdDrawIndirectCount
void vkCmdDrawIndirectCountKHR(
    VkCommandBuffer          commandBuffer,
    VkBuffer                  buffer,
    VkDeviceSize              offset,
    VkBuffer                  countBuffer,
    VkDeviceSize              countBufferOffset,
    uint32_t                  maxDrawCount,
    uint32_t                  stride);
```

```
// Provided by VK_AMD_draw_indirect_count
// Equivalent to vkCmdDrawIndirectCount
void vkCmdDrawIndirectCountAMD(
    VkCommandBuffer          commandBuffer,
    VkBuffer                  buffer,
    VkDeviceSize              offset,
    VkBuffer                  countBuffer,
    VkDeviceSize              countBufferOffset,
    uint32_t                  maxDrawCount,
    uint32_t                  stride);
```

- `commandBuffer` is the command buffer into which the command is recorded.
- `buffer` is the buffer containing draw parameters.
- `offset` is the byte offset into `buffer` where parameters begin.
- `countBuffer` is the buffer containing the draw count.
- `countBufferOffset` is the byte offset into `countBuffer` where the draw count begins.
- `maxDrawCount` specifies the maximum number of draws that will be executed. The actual number of executed draw calls is the minimum of the count specified in `countBuffer` and `maxDrawCount`.
- `stride` is the byte stride between successive sets of draw parameters.

`vkCmdDrawIndirectCount` behaves similarly to `vkCmdDrawIndirect` except that the draw count is read by the device from a buffer during execution. The command will read an unsigned 32-bit integer from `countBuffer` located at `countBufferOffset` and use this as the draw count.

Valid Usage

- VUID-vkCmdDrawIndirectCount-magFilter-04553

If a `VkSampler` created with `magFilter` or `minFilter` equal to `VK_FILTER_LINEAR`, `reductionMode` equal to `VK_SAMPLER_REDUCTION_MODE_WEIGHTED_AVERAGE`, and `compareEnable` equal to `VK_FALSE` is used to sample a `VkImageView` as a result of this command, then the image view's `format features` **must** contain `VK_FORMAT_FEATURE_SAMPLED_IMAGE_FILTER_LINEAR_BIT`

- VUID-vkCmdDrawIndirectCount-magFilter-09598

If a `VkSampler` created with `magFilter` or `minFilter` equal to `VK_FILTER_LINEAR` and `reductionMode` equal to either `VK_SAMPLER_REDUCTION_MODE_MIN` or `VK_SAMPLER_REDUCTION_MODE_MAX` is used to sample a `VkImageView` as a result of this command, then the image view's `format features` **must** contain `VK_FORMAT_FEATURE_SAMPLED_IMAGE_FILTER_MINMAX_BIT`

- VUID-vkCmdDrawIndirectCount-mipmapMode-04770

If a `VkSampler` created with `mipmapMode` equal to `VK_SAMPLER_MIPMAP_MODE_LINEAR`, `reductionMode` equal to `VK_SAMPLER_REDUCTION_MODE_WEIGHTED_AVERAGE`, and `compareEnable` equal to `VK_FALSE` is used to sample a `VkImageView` as a result of this command, then the image view's `format features` **must** contain `VK_FORMAT_FEATURE_SAMPLED_IMAGE_FILTER_LINEAR_BIT`

- VUID-vkCmdDrawIndirectCount-mipmapMode-09599

If a `VkSampler` created with `mipmapMode` equal to `VK_SAMPLER_MIPMAP_MODE_LINEAR` and `reductionMode` equal to either `VK_SAMPLER_REDUCTION_MODE_MIN` or `VK_SAMPLER_REDUCTION_MODE_MAX` is used to sample a `VkImageView` as a result of this command, then the image view's `format features` **must** contain `VK_FORMAT_FEATURE_SAMPLED_IMAGE_FILTER_MINMAX_BIT`

- VUID-vkCmdDrawIndirectCount-unnormalizedCoordinates-09635

If a `VkSampler` created with `unnormalizedCoordinates` equal to `VK_TRUE` is used to sample a `VkImageView` as a result of this command, then the image view's `levelCount` and `layerCount` **must** be 1

- VUID-vkCmdDrawIndirectCount-None-08609

If a `VkSampler` created with `unnormalizedCoordinates` equal to `VK_TRUE` is used to sample a `VkImageView` as a result of this command, then the image view's `viewType` **must** be `VK_IMAGE_VIEW_TYPE_1D` or `VK_IMAGE_VIEW_TYPE_2D`

- VUID-vkCmdDrawIndirectCount-None-08610

If a `VkSampler` created with `unnormalizedCoordinates` equal to `VK_TRUE` is used to sample a `VkImageView` as a result of this command, then the sampler **must** not be used with any of the SPIR-V `OpImageSample*` or `OpImageSparseSample*` instructions with `ImplicitLod`, `Dref` or `Proj` in their name

- VUID-vkCmdDrawIndirectCount-None-08611

If a `VkSampler` created with `unnormalizedCoordinates` equal to `VK_TRUE` is used to sample a `VkImageView` as a result of this command, then the sampler **must** not be used with any of the SPIR-V `OpImageSample*` or `OpImageSparseSample*` instructions that includes a LOD bias or any offset values

- VUID-vkCmdDrawIndirectCount-None-06479
If a `VkImageView` is sampled with `depth comparison`, the image view's `format features` **must** contain `VK_FORMAT_FEATURE_2_SAMPLED_IMAGE_DEPTH_COMPARISON_BIT`
- VUID-vkCmdDrawIndirectCount-None-02691
If a `VkImageView` is accessed using atomic operations as a result of this command, then the image view's `format features` **must** contain `VK_FORMAT_FEATURE_STORAGE_IMAGE_ATOMIC_BIT`
- VUID-vkCmdDrawIndirectCount-None-07888
If a `VK_DESCRIPTOR_TYPE_STORAGE_TEXEL_BUFFER` descriptor is accessed using atomic operations as a result of this command, then the storage texel buffer's `format features` **must** contain `VK_FORMAT_FEATURE_STORAGE_TEXEL_BUFFER_ATOMIC_BIT`
- VUID-vkCmdDrawIndirectCount-None-02692
If a `VkImageView` is sampled with `VK_FILTER_CUBIC_EXT` as a result of this command, then the image view's `format features` **must** contain `VK_FORMAT_FEATURE_SAMPLED_IMAGE_FILTER_CUBIC_BIT_EXT`
- VUID-vkCmdDrawIndirectCount-None-02693
If the `VK_EXT_filter_cubic` extension is not enabled and any `VkImageView` is sampled with `VK_FILTER_CUBIC_EXT` as a result of this command, it **must** not have a `VkImageViewType` of `VK_IMAGE_VIEW_TYPE_3D`, `VK_IMAGE_VIEW_TYPE_CUBE`, or `VK_IMAGE_VIEW_TYPE_CUBE_ARRAY`
- VUID-vkCmdDrawIndirectCount-filterCubic-02694
Any `VkImageView` being sampled with `VK_FILTER_CUBIC_EXT` as a result of this command **must** have a `VkImageViewType` and format that supports cubic filtering, as specified by `VkFilterCubicImageViewImageFormatPropertiesEXT::filterCubic` returned by `vkGetPhysicalDeviceImageFormatProperties2`
- VUID-vkCmdDrawIndirectCount-filterCubicMinmax-02695
Any `VkImageView` being sampled with `VK_FILTER_CUBIC_EXT` with a reduction mode of either `VK_SAMPLER_REDUCTION_MODE_MIN` or `VK_SAMPLER_REDUCTION_MODE_MAX` as a result of this command **must** have a `VkImageViewType` and format that supports cubic filtering together with minmax filtering, as specified by `VkFilterCubicImageViewImageFormatPropertiesEXT::filterCubicMinmax` returned by `vkGetPhysicalDeviceImageFormatProperties2`
- VUID-vkCmdDrawIndirectCount-cubicRangeClamp-09212
If the `cubicRangeClamp` feature is not enabled, then any `VkImageView` being sampled with `VK_FILTER_CUBIC_EXT` as a result of this command **must** not have a `VkSamplerReductionModeCreateInfo::reductionMode` equal to `VK_SAMPLER_REDUCTION_MODE_WEIGHTED_AVERAGE_RANGECLAMP_QCOM`
- VUID-vkCmdDrawIndirectCount-reductionMode-09213
Any `VkImageView` being sampled with a `VkSamplerReductionModeCreateInfo::reductionMode` equal to `VK_SAMPLER_REDUCTION_MODE_WEIGHTED_AVERAGE_RANGECLAMP_QCOM` as a result of this command **must** sample with `VK_FILTER_CUBIC_EXT`
- VUID-vkCmdDrawIndirectCount-selectableCubicWeights-09214
If the `selectableCubicWeights` feature is not enabled, then any `VkImageView` being

sampled with `VK_FILTER_CUBIC_EXT` as a result of this command **must** have `VkSamplerCubicWeightsCreateInfoQCOM::cubicWeights` equal to `VK_CUBIC_FILTER_WEIGHTS_CATMULL_ROM_QCOM`

- VUID-vkCmdDrawIndirectCount-flags-02696

Any `VkImage` created with a `VkImageCreateInfo::flags` containing `VK_IMAGE_CREATE_CORNER_SAMPLED_BIT_NV` sampled as a result of this command **must** only be sampled using a `VkSamplerAddressMode` of `VK_SAMPLER_ADDRESS_MODE_CLAMP_TO_EDGE`

- VUID-vkCmdDrawIndirectCount-OpTypeImage-07027

For any `VkImageView` being written as a storage image where the image format field of the `OpTypeImage` is `Unknown`, the view's `format features` **must** contain `VK_FORMAT_FEATURE_2_STORAGE_WRITE_WITHOUT_FORMAT_BIT`

- VUID-vkCmdDrawIndirectCount-OpTypeImage-07028

For any `VkImageView` being read as a storage image where the image format field of the `OpTypeImage` is `Unknown`, the view's `format features` **must** contain `VK_FORMAT_FEATURE_2_STORAGE_READ_WITHOUT_FORMAT_BIT`

- VUID-vkCmdDrawIndirectCount-OpTypeImage-07029

For any `VkBufferView` being written as a storage texel buffer where the image format field of the `OpTypeImage` is `Unknown`, the view's `buffer features` **must** contain `VK_FORMAT_FEATURE_2_STORAGE_WRITE_WITHOUT_FORMAT_BIT`

- VUID-vkCmdDrawIndirectCount-OpTypeImage-07030

Any `VkBufferView` being read as a storage texel buffer where the image format field of the `OpTypeImage` is `Unknown` then the view's `buffer features` **must** contain `VK_FORMAT_FEATURE_2_STORAGE_READ_WITHOUT_FORMAT_BIT`

- VUID-vkCmdDrawIndirectCount-None-08600

If a `bound shader` was created with a pipeline layout and statically uses a set n , a descriptor set **must** have been bound to n at the same pipeline bind point, with layouts compatible for set n with the layout(s) used to create the shader, as described in [Pipeline Layout Compatibility](#)

- VUID-vkCmdDrawIndirectCount-None-08601

If a `bound shader` was created with a pipeline layout or specified push constant ranges and statically uses a push constant value, that value **must** have been set for the same pipeline bind point, with push constant ranges that are `compatible` with the push constant range used to create the shader

- VUID-vkCmdDrawIndirectCount-None-10068

For each array of resources that is used by a `bound shader`, the indices used to access members of the array **must** be less than the descriptor count for the identified binding in the descriptor sets used by this command

- VUID-vkCmdDrawIndirectCount-None-08114

Descriptors in each bound descriptor set, specified via `vkCmdBindDescriptorSets`, **must** be valid if they are accessed as described by `descriptor validity` by the `VkPipeline` bound to the pipeline bind point used by this command and the bound `VkPipeline` was not created with `VK_PIPELINE_CREATE_DESCRIPTOR_BUFFER_BIT_EXT`

- VUID-vkCmdDrawIndirectCount-imageLayout-00344

If an image descriptor is accessed by a shader, the [VkImageLayout](#) **must** match the subresource accessible from the [VkImageView](#) as defined by the [image layout matching rules](#)

- VUID-vkCmdDrawIndirectCount-None-08115

If the descriptors used by the [VkPipeline](#) bound to the pipeline bind point were specified via [vkCmdBindDescriptorSets](#), the bound [VkPipeline](#) **must** have been created without [VK_PIPELINE_CREATE_DESCRIPTOR_BUFFER_BIT_EXT](#)

- VUID-vkCmdDrawIndirectCount-None-08116

Descriptors in bound descriptor buffers, specified via [vkCmdSetDescriptorBufferOffsetsEXT](#), **must** be valid if they are dynamically used by the [VkPipeline](#) bound to the pipeline bind point used by this command and the bound [VkPipeline](#) was created with [VK_PIPELINE_CREATE_DESCRIPTOR_BUFFER_BIT_EXT](#)

- VUID-vkCmdDrawIndirectCount-None-08604

Descriptors in bound descriptor buffers, specified via [vkCmdSetDescriptorBufferOffsetsEXT](#), **must** be valid if they are dynamically used by any [VkShaderEXT](#) bound to a stage corresponding to the pipeline bind point used by this command

- VUID-vkCmdDrawIndirectCount-None-08117

If the descriptors used by the [VkPipeline](#) bound to the pipeline bind point were specified via [vkCmdSetDescriptorBufferOffsetsEXT](#), the bound [VkPipeline](#) **must** have been created with [VK_PIPELINE_CREATE_DESCRIPTOR_BUFFER_BIT_EXT](#)

- VUID-vkCmdDrawIndirectCount-None-08119

If a descriptor is dynamically used with a [VkPipeline](#) created with [VK_PIPELINE_CREATE_DESCRIPTOR_BUFFER_BIT_EXT](#), the descriptor memory **must** be resident

- VUID-vkCmdDrawIndirectCount-None-08605

If a descriptor is dynamically used with a [VkShaderEXT](#) created with a [VkDescriptorSetLayout](#) that was created with [VK_DESCRIPTOR_SET_LAYOUT_CREATE_DESCRIPTOR_BUFFER_BIT_EXT](#), the descriptor memory **must** be resident

- VUID-vkCmdDrawIndirectCount-None-08606

If the [shaderObject](#) feature is not enabled, a valid pipeline **must** be bound to the pipeline bind point used by this command

- VUID-vkCmdDrawIndirectCount-None-08608

If a pipeline is bound to the pipeline bind point used by this command, there **must** not have been any calls to dynamic state setting commands for any state specified statically in the [VkPipeline](#) object bound to the pipeline bind point used by this command, since that pipeline was bound

- VUID-vkCmdDrawIndirectCount-uniformBuffers-06935

If any stage of the [VkPipeline](#) object bound to the pipeline bind point used by this command accesses a uniform buffer, and that stage was created without enabling either [VK_PIPELINE_ROBUSTNESS_BUFFER_BEHAVIOR_ROBUST_BUFFER_ACCESS](#) or [VK_PIPELINE_ROBUSTNESS_BUFFER_BEHAVIOR_ROBUST_BUFFER_ACCESS_2](#) for [uniformBuffers](#), and the [robustBufferAccess](#) feature is not enabled, that stage **must** not

access values outside of the range of the buffer as specified in the descriptor set bound to the same pipeline bind point

- VUID-vkCmdDrawIndirectCount-None-08612

If the **robustBufferAccess** feature is not enabled, and any **VkShaderEXT** bound to a stage corresponding to the pipeline bind point used by this command accesses a uniform buffer, it **must** not access values outside of the range of the buffer as specified in the descriptor set bound to the same pipeline bind point

- VUID-vkCmdDrawIndirectCount-storageBuffers-06936

If any stage of the **VkPipeline** object bound to the pipeline bind point used by this command accesses a storage buffer, and that stage was created without enabling either **VK_PIPELINE_ROBUSTNESS_BUFFER_BEHAVIOR_ROBUST_BUFFER_ACCESS** or **VK_PIPELINE_ROBUSTNESS_BUFFER_BEHAVIOR_ROBUST_BUFFER_ACCESS_2** for **storageBuffers**, and the **robustBufferAccess** feature is not enabled, that stage **must** not access values outside of the range of the buffer as specified in the descriptor set bound to the same pipeline bind point

- VUID-vkCmdDrawIndirectCount-None-08613

If the **robustBufferAccess** feature is not enabled, and any **VkShaderEXT** bound to a stage corresponding to the pipeline bind point used by this command accesses a storage buffer, it **must** not access values outside of the range of the buffer as specified in the descriptor set bound to the same pipeline bind point

- VUID-vkCmdDrawIndirectCount-commandBuffer-02707

If **commandBuffer** is an unprotected command buffer and **protectedNoFault** is not supported, any resource accessed by **bound shaders** **must** not be a protected resource

- VUID-vkCmdDrawIndirectCount-viewType-07752

If a **VkImageView** is accessed as a result of this command, then the image view's **viewType** **must** match the **Dim** operand of the **OpTypeImage** as described in [Compatibility Between SPIR-V Image Dimensions and Vulkan ImageView Types](#)

- VUID-vkCmdDrawIndirectCount-format-07753

If a **VkImageView** or **VkBufferView** is accessed as a result of this command, then the **numeric type** of the view's **format** and the **Sampled Type** operand of the **OpTypeImage** **must** match

- VUID-vkCmdDrawIndirectCount-OpImageWrite-08795

If a **VkImageView** created with a format other than **VK_FORMAT_A8_UNORM** is accessed using **OpImageWrite** as a result of this command, then the **Type** of the **Texel** operand of that instruction **must** have at least as many components as the image view's format

- VUID-vkCmdDrawIndirectCount-OpImageWrite-08796

If a **VkImageView** created with the format **VK_FORMAT_A8_UNORM** is accessed using **OpImageWrite** as a result of this command, then the **Type** of the **Texel** operand of that instruction **must** have four components

- VUID-vkCmdDrawIndirectCount-OpImageWrite-04469

If a **VkBufferView** is accessed using **OpImageWrite** as a result of this command, then the **Type** of the **Texel** operand of that instruction **must** have at least as many components as the buffer view's format

- VUID-vkCmdDrawIndirectCount-SampledType-04470

If a [VkImageView](#) with a [VkFormat](#) that has a 64-bit component width is accessed as a result of this command, the [SampledType](#) of the [OpTypeImage](#) operand of that instruction **must** have a [Width](#) of 64

- VUID-vkCmdDrawIndirectCount-SampledType-04471

If a [VkImageView](#) with a [VkFormat](#) that has a component width less than 64-bit is accessed as a result of this command, the [SampledType](#) of the [OpTypeImage](#) operand of that instruction **must** have a [Width](#) of 32

- VUID-vkCmdDrawIndirectCount-SampledType-04472

If a [VkBufferView](#) with a [VkFormat](#) that has a 64-bit component width is accessed as a result of this command, the [SampledType](#) of the [OpTypeImage](#) operand of that instruction **must** have a [Width](#) of 64

- VUID-vkCmdDrawIndirectCount-SampledType-04473

If a [VkBufferView](#) with a [VkFormat](#) that has a component width less than 64-bit is accessed as a result of this command, the [SampledType](#) of the [OpTypeImage](#) operand of that instruction **must** have a [Width](#) of 32

- VUID-vkCmdDrawIndirectCount-sparseImageInt64Atomics-04474

If the [sparseImageInt64Atomics](#) feature is not enabled, [VkImage](#) objects created with the [VK_IMAGE_CREATE_SPARSE_RESIDENCY_BIT](#) flag **must** not be accessed by atomic instructions through an [OpTypeImage](#) with a [SampledType](#) with a [Width](#) of 64 by this command

- VUID-vkCmdDrawIndirectCount-sparseImageInt64Atomics-04475

If the [sparseImageInt64Atomics](#) feature is not enabled, [VkBuffer](#) objects created with the [VK_BUFFER_CREATE_SPARSE_RESIDENCY_BIT](#) flag **must** not be accessed by atomic instructions through an [OpTypeImage](#) with a [SampledType](#) with a [Width](#) of 64 by this command

- VUID-vkCmdDrawIndirectCount-OpImageSampleWeightedQCOM-06971

If [OpImageSampleWeightedQCOM](#) is used to sample a [VkImageView](#) as a result of this command, then the image view's [format features](#) **must** contain [VK_FORMAT_FEATURE_2_WEIGHT_SAMPLED_IMAGE_BIT_QCOM](#)

- VUID-vkCmdDrawIndirectCount-OpImageSampleWeightedQCOM-06972

If [OpImageSampleWeightedQCOM](#) uses a [VkImageView](#) as a sample weight image as a result of this command, then the image view's [format features](#) **must** contain [VK_FORMAT_FEATURE_2_WEIGHT_IMAGE_BIT_QCOM](#)

- VUID-vkCmdDrawIndirectCount-OpImageBoxFilterQCOM-06973

If [OpImageBoxFilterQCOM](#) is used to sample a [VkImageView](#) as a result of this command, then the image view's [format features](#) **must** contain [VK_FORMAT_FEATURE_2_BOX_FILTER_SAMPLED_BIT_QCOM](#)

- VUID-vkCmdDrawIndirectCount-OpImageBlockMatchSSDQCOM-06974

If [OpImageBlockMatchSSDQCOM](#) is used to read from an [VkImageView](#) as a result of this command, then the image view's [format features](#) **must** contain [VK_FORMAT_FEATURE_2_BLOCK_MATCHING_BIT_QCOM](#)

- VUID-vkCmdDrawIndirectCount-OpImageBlockMatchSADQCOM-06975

If [OpImageBlockMatchSADQCOM](#) is used to read from an [VkImageView](#) as a result of this command, then the image view's [format features](#) **must** contain

VK_FORMAT_FEATURE_2_BLOCK_MATCHING_BIT_QCOM

- VUID-vkCmdDrawIndirectCount-OpImageBlockMatchSADQCOM-06976
If `OpImageBlockMatchSADQCOM` or `OpImageBlockMatchSSDQCOM` is used to read from a reference image as result of this command, then the specified reference coordinates **must** not fail [integer texel coordinate validation](#)
- VUID-vkCmdDrawIndirectCount-OpImageSampleWeightedQCOM-06977
If `OpImageSampleWeightedQCOM`, `OpImageBoxFilterQCOM`, `OpImageBlockMatchWindowSSDQCOM`, `OpImageBlockMatchWindowSADQCOM`, `OpImageBlockMatchGatherSSDQCOM`, `OpImageBlockMatchGatherSADQCOM`, or `OpImageBlockMatchSSDQCOM` uses a `VkSampler` as a result of this command, then the sampler **must** have been created with `VK_SAMPLER_CREATE_IMAGE_PROCESSING_BIT_QCOM`
- VUID-vkCmdDrawIndirectCount-OpImageSampleWeightedQCOM-06978
If any command other than `OpImageSampleWeightedQCOM`, `OpImageBoxFilterQCOM`, `OpImageBlockMatchWindowSSDQCOM`, `OpImageBlockMatchWindowSADQCOM`, `OpImageBlockMatchGatherSSDQCOM`, `OpImageBlockMatchGatherSADQCOM`, `OpImageBlockMatchSSDQCOM`, or `OpImageBlockMatchSADQCOM` uses a `VkSampler` as a result of this command, then the sampler **must** not have been created with `VK_SAMPLER_CREATE_IMAGE_PROCESSING_BIT_QCOM`
- VUID-vkCmdDrawIndirectCount-OpImageBlockMatchWindow-09215
If a `OpImageBlockMatchWindow*QCOM` or `OpImageBlockMatchGather*QCOM` instruction is used to read from an `VkImageView` as a result of this command, then the image view's [format features](#) **must** contain `VK_FORMAT_FEATURE_2_BLOCK_MATCHING_BIT_QCOM`
- VUID-vkCmdDrawIndirectCount-OpImageBlockMatchWindow-09216
If a `OpImageBlockMatchWindow*QCOM` or `OpImageBlockMatchGather*QCOM` instruction is used to read from an `VkImageView` as a result of this command, then the image view's format **must** be a single-component format
- VUID-vkCmdDrawIndirectCount-OpImageBlockMatchWindow-09217
If a `OpImageBlockMatchWindow*QCOM` or `OpImageBlockMatchGather*QCOM` read from a reference image as result of this command, then the specified reference coordinates **must** not fail [integer texel coordinate validation](#)
- VUID-vkCmdDrawIndirectCount-None-07288
Any shader invocation executed by this command **must** [terminate](#)
- VUID-vkCmdDrawIndirectCount-None-09600
If a descriptor with type equal to any of `VK_DESCRIPTOR_TYPE_SAMPLE_WEIGHT_IMAGE_QCOM`, `VK_DESCRIPTOR_TYPE_BLOCK_MATCH_IMAGE_QCOM`, `VK_DESCRIPTOR_TYPE_SAMPLED_IMAGE`, `VK_DESCRIPTOR_TYPE_STORAGE_IMAGE`, or `VK_DESCRIPTOR_TYPE_INPUT_ATTACHMENT` is accessed as a result of this command, all image subresources identified by that descriptor **must** be in the image layout identified when the descriptor was written
- VUID-vkCmdDrawIndirectCount-commandBuffer-10746
The `VkDeviceMemory` object allocated from a `VkMemoryHeap` with the `VK_MEMORY_HEAP_TILE_MEMORY_BIT_QCOM` property that is bound to a resource accessed as a result of this command **must** be the active bound [bound tile memory object](#)

in `commandBuffer`

- VUID-vkCmdDrawIndirectCount-None-10678

If this command is recorded inside a `tile shading render pass` instance, the stages corresponding to the pipeline bind point used by this command **must** only include `VK_SHADER_STAGE_VERTEX_BIT`, `VK_SHADER_STAGE_FRAGMENT_BIT`, and/or `VK_SHADER_STAGE_COMPUTE_BIT`

- VUID-vkCmdDrawIndirectCount-None-10679

If this command is recorded where `per-tile execution model` is enabled, there **must** be no access to any image while the image was be transitioned to the `VK_IMAGE_LAYOUT_ATTACHMENT_FEEDBACK_LOOP_OPTIMAL_EXT` layout

- VUID-vkCmdDrawIndirectCount-pDescription-09900

If a `VK_DESCRIPTOR_TYPE_TENSOR_ARM` descriptor is accessed as a result of this command, then the underlying `VkTensorARM` object **must** have been created with the `VK_TENSOR_USAGE_SHADER_BIT_ARM` usage flag set

- VUID-vkCmdDrawIndirectCount-dimensionCount-09905

If a `VK_DESCRIPTOR_TYPE_TENSOR_ARM` descriptor is accessed as a result of this command, then the `Rank` of the `OpTypeTensorARM` of the tensor resource variable **must** be equal to the `dimensionCount` provided via `VkTensorCreateInfoARM::pDescription` when creating the underlying `VkTensorARM` object

- VUID-vkCmdDrawIndirectCount-OpTypeTensorARM-09906

If a `VK_DESCRIPTOR_TYPE_TENSOR_ARM` descriptor is accessed as a result of this command, then the element type of the `OpTypeTensorARM` of the tensor resource variable **must** be `compatible` with the `VkFormat` of the `VkTensorViewARM` used for the access

- VUID-vkCmdDrawIndirectCount-None-11297

If a pipeline is bound to the pipeline bind point used by this command, or shader is bound to a shader stage used by this command, and it was created with a `descriptor mapping` using `VK_DESCRIPTOR_MAPPING_SOURCE_HEAP_WITH_PUSH_INDEX_EXT`, `VK_DESCRIPTOR_MAPPING_SOURCE_HEAP_WITH_SHADER_RECORD_INDEX_EXT`, `VK_DESCRIPTOR_MAPPING_SOURCE_HEAP_WITH_INDIRECT_INDEX_ARRAY_EXT`, or `VK_DESCRIPTOR_MAPPING_SOURCE_HEAP_WITH_INDIRECT_INDEX_EXT`, and a shader accesses a `OpTypeStruct` decorated with `Block` or `BufferBlock` using that mapping, the calculated offset for the resource heap **must** be a multiple of `bufferDescriptorAlignment`

- VUID-vkCmdDrawIndirectCount-None-11298

If a pipeline is bound to the pipeline bind point used by this command, or shader is bound to a shader stage used by this command, and it was created with a `descriptor mapping` using `VK_DESCRIPTOR_MAPPING_SOURCE_HEAP_WITH_PUSH_INDEX_EXT`, `VK_DESCRIPTOR_MAPPING_SOURCE_HEAP_WITH_SHADER_RECORD_INDEX_EXT`, `VK_DESCRIPTOR_MAPPING_SOURCE_HEAP_WITH_INDIRECT_INDEX_ARRAY_EXT`, or `VK_DESCRIPTOR_MAPPING_SOURCE_HEAP_WITH_INDIRECT_INDEX_EXT`, and a shader accesses an `OpTypeImage` or `OpTypeSampledImage` using that mapping, the calculated offset for the resource heap **must** be a multiple of `imageDescriptorAlignment`

- VUID-vkCmdDrawIndirectCount-None-11299

If a pipeline is bound to the pipeline bind point used by this command, or shader is bound to a shader stage used by this command, and it was created with a `descriptor mapping` using `VK_DESCRIPTOR_MAPPING_SOURCE_HEAP_WITH_PUSH_INDEX_EXT`,

VK_DESCRIPTOR_MAPPING_SOURCE_HEAP_WITH_SHADER_RECORD_INDEX_EXT, VK_DESCRIPTOR_MAPPING_SOURCE_HEAP_WITH_INDIRECT_INDEX_ARRAY_EXT, or VK_DESCRIPTOR_MAPPING_SOURCE_HEAP_WITH_INDIRECT_INDEX_EXT, and a shader accesses an `OpTypeSampler` or `OpTypeSampledImage` using that mapping, the calculated offset for the sampler heap **must** be a multiple of `samplerDescriptorAlignment`

- VUID-vkCmdDrawIndirectCount-None-11397

If a pipeline is bound to the pipeline bind point used by this command, or shader is bound to a shader stage used by this command, and it was created with a `descriptor mapping` using `VK_DESCRIPTOR_MAPPING_SOURCE_HEAP_WITH_PUSH_INDEX_EXT`, `VK_DESCRIPTOR_MAPPING_SOURCE_HEAP_WITH_SHADER_RECORD_INDEX_EXT`, `VK_DESCRIPTOR_MAPPING_SOURCE_HEAP_WITH_INDIRECT_INDEX_ARRAY_EXT`, or `VK_DESCRIPTOR_MAPPING_SOURCE_HEAP_WITH_INDIRECT_INDEX_EXT`, and a shader accesses an `OpTypeTensorARM` using that mapping, the calculated offset for the resource heap **must** be a multiple of `tensorDescriptorAlignment`

- VUID-vkCmdDrawIndirectCount-None-11300

If a pipeline is bound to the pipeline bind point used by this command, or shader is bound to a shader stage used by this command, and it was created with a `descriptor mapping` using `VK_DESCRIPTOR_MAPPING_SOURCE_HEAP_WITH_INDIRECT_INDEX_ARRAY_EXT` or `VK_DESCRIPTOR_MAPPING_SOURCE_HEAP_WITH_INDIRECT_INDEX_EXT`, and a shader accesses a resource using that mapping, the value of the address at the expected location in push data **must** be a multiple of 4

- VUID-vkCmdDrawIndirectCount-None-11301

If a pipeline is bound to the pipeline bind point used by this command, or shader is bound to a shader stage used by this command, and it was created with a `descriptor mapping` using `VK_DESCRIPTOR_MAPPING_SOURCE_HEAP_WITH_INDIRECT_INDEX_ARRAY_EXT` or `VK_DESCRIPTOR_MAPPING_SOURCE_HEAP_WITH_INDIRECT_INDEX_EXT`, and a shader accesses a resource using that mapping, the value of the address at the expected location in push data **must** be a valid `VkDeviceAddress` backed by physical memory at every offset specified by each mapping

- VUID-vkCmdDrawIndirectCount-None-11302

If a pipeline is bound to the pipeline bind point used by this command, or shader is bound to a shader stage used by this command, and it was created with a `descriptor mapping` using `VK_DESCRIPTOR_MAPPING_SOURCE_PUSH_ADDRESS_EXT`, and a shader accesses a resource using that mapping, the value of the address at the expected location in push data **must** be a valid `VkDeviceAddress`

- VUID-vkCmdDrawIndirectCount-None-11304

If a pipeline is bound to the pipeline bind point used by this command, or shader is bound to a shader stage used by this command, and it was created with a `descriptor mapping` using `VK_DESCRIPTOR_MAPPING_SOURCE_INDIRECT_ADDRESS_EXT`, and a shader accesses a resource using that mapping, the value of the address at the expected location in push data **must** be a multiple of 8

- VUID-vkCmdDrawIndirectCount-None-11305

If a pipeline is bound to the pipeline bind point used by this command, or shader is bound to a shader stage used by this command, and it was created with a `descriptor mapping` using `VK_DESCRIPTOR_MAPPING_SOURCE_INDIRECT_ADDRESS_EXT`, and a shader

accesses a resource using that mapping, the value of the address at the expected location in push data **must** be a valid [VkDeviceAddress](#) backed by physical memory at every offset specified by each mapping

- VUID-vkCmdDrawIndirectCount-None-11306

If a pipeline is bound to the pipeline bind point used by this command, or shader is bound to a shader stage used by this command, and it was created with a [descriptor mapping](#) using [VK_DESCRIPTOR_MAPPING_SOURCE_INDIRECT_ADDRESS_EXT](#), and a shader accesses a resource using that mapping, the value of the address pointed to by the address in push data **must** be a valid [VkDeviceAddress](#)

- VUID-vkCmdDrawIndirectCount-None-11308

For each [descriptor heap](#) that is statically used by a [bound shader](#), either directly or via a [descriptor mapping](#), a valid descriptor heap **must** be bound

- VUID-vkCmdDrawIndirectCount-None-11309

If a [bound shader](#) was created as a [VkShaderEXT](#) with the [VK_SHADER_CREATE_DESCRIPTOR_HEAP_BIT_EXT](#) flag or as part of a pipeline with the [VK_PIPELINE_CREATE_2_DESCRIPTOR_HEAP_BIT_EXT](#) flag, execution of this command **must** not result in any descriptor read accessing data outside of the user range of the respective heap bound by [vkCmdBind*HeapEXT](#) commands

- VUID-vkCmdDrawIndirectCount-None-11372

If any stage of the [VkPipeline](#) object bound to the pipeline bind point used by this command accesses a uniform buffer or uniform texel buffer through a descriptor in the bound resource heap, that stage was created without enabling either [VK_PIPELINE_ROBUSTNESS_BUFFER_BEHAVIOR_ROBUST_BUFFER_ACCESS](#) or [VK_PIPELINE_ROBUSTNESS_BUFFER_BEHAVIOR_ROBUST_BUFFER_ACCESS_2](#) for [uniformBuffers](#), the [robustBufferAccess2](#) feature is not enabled, and the [robustBufferAccess](#) feature is not enabled, that stage **must** not access values outside of the range of the descriptor specified via [VkDeviceAddressRangeKHR](#) when the descriptor was written

- VUID-vkCmdDrawIndirectCount-None-11373

If any stage of the [VkPipeline](#) object bound to the pipeline bind point used by this command accesses a storage buffer or storage texel buffer through a descriptor in the bound resource heap, that stage was created without enabling either [VK_PIPELINE_ROBUSTNESS_BUFFER_BEHAVIOR_ROBUST_BUFFER_ACCESS](#) or [VK_PIPELINE_ROBUSTNESS_BUFFER_BEHAVIOR_ROBUST_BUFFER_ACCESS_2](#) for [storageBuffers](#), the [robustBufferAccess2](#) feature is not enabled, and the [robustBufferAccess](#) feature is not enabled, that stage **must** not access values outside of the range of the descriptor specified by [VkDeviceAddressRangeKHR](#) when the descriptor was written

- VUID-vkCmdDrawIndirectCount-None-11374

If the [robustBufferAccess2](#) feature is not enabled, the [robustBufferAccess](#) feature is not enabled, and any [VkShaderEXT](#) bound to a stage corresponding to the pipeline bind point used by this command accesses a uniform buffer, uniform texel buffer, storage buffer, or storage texel buffer, that shader **must** not access values outside of the range of the buffer as specified by [VkDeviceAddressRangeKHR](#) when the descriptor was written

- VUID-vkCmdDrawIndirectCount-pBindInfo-11375

If any [bound shader](#) uses an embedded sampler via a [descriptor mapping](#), the value of [pBindInfo->reservedRangeSize](#) set for [vkCmdBindSamplerHeapEXT](#) **must** be greater than

or equal to `minSamplerHeapReservedRangeWithEmbedded`

- VUID-vkCmdDrawIndirectCount-None-11376

If a `bound shader` was created as a `VkShaderEXT` with the `VK_SHADER_CREATE_DESCRIPTOR_HEAP_BIT_EXT` flag or as part of a pipeline with the `VK_PIPELINE_CREATE_2_DESCRIPTOR_HEAP_BIT_EXT` flag, and that shader statically uses a push constant value, that value **must** have been set by `vkCmdPushDataEXT`

- VUID-vkCmdDrawIndirectCount-None-11398

If a `bound shader` was created with a `descriptor mapping` using `VK_DESCRIPTOR_MAPPING_SOURCE_PUSH_DATA_EXT`, `VK_DESCRIPTOR_MAPPING_SOURCE_PUSH_ADDRESS_EXT`, `VK_DESCRIPTOR_MAPPING_SOURCE_SHADER_RECORD_DATA_EXT`, `VK_DESCRIPTOR_MAPPING_SOURCE_SHADER_RECORD_ADDRESS_EXT`, `VK_DESCRIPTOR_MAPPING_SOURCE_RESOURCE_HEAP_DATA_EXT`, or `VK_DESCRIPTOR_MAPPING_SOURCE_INDIRECT_ADDRESS_EXT`, and a shader accesses a resource using that mapping, the access **must** not be `out of bounds`

- VUID-vkCmdDrawIndirectCount-None-11437

If a pipeline is bound to the pipeline bind point used by this command, or shader is bound to a shader stage used by this command, and it was created with a `descriptor mapping` using `VK_DESCRIPTOR_MAPPING_SOURCE_HEAP_WITH_INDIRECT_INDEX_ARRAY_EXT`, `VK_DESCRIPTOR_MAPPING_SOURCE_HEAP_WITH_INDIRECT_INDEX_EXT`, or `VK_DESCRIPTOR_MAPPING_SOURCE_INDIRECT_ADDRESS_EXT`, and a shader accesses a resource using that mapping, the buffer from which the address in push data was queried **must** have been created with the `VK_BUFFER_USAGE_UNIFORM_BUFFER_BIT` usage flag set

- VUID-vkCmdDrawIndirectCount-None-11438

If a pipeline is bound to the pipeline bind point used by this command, or shader is bound to a shader stage used by this command, and it was created with a `descriptor mapping` using `VK_DESCRIPTOR_MAPPING_SOURCE_PUSH_ADDRESS_EXT`, `VK_DESCRIPTOR_MAPPING_SOURCE_SHADER_RECORD_ADDRESS_EXT`, or `VK_DESCRIPTOR_MAPPING_SOURCE_INDIRECT_ADDRESS_EXT`, and a shader accesses a uniform buffer using that mapping, the address that the uniform buffer is mapped to **must** have been queried from a buffer created with the `VK_BUFFER_USAGE_UNIFORM_BUFFER_BIT` usage flag set

- VUID-vkCmdDrawIndirectCount-None-11441

If a pipeline is bound to the pipeline bind point used by this command, or shader is bound to a shader stage used by this command, and it was created with a `descriptor mapping` using `VK_DESCRIPTOR_MAPPING_SOURCE_PUSH_ADDRESS_EXT`, `VK_DESCRIPTOR_MAPPING_SOURCE_SHADER_RECORD_ADDRESS_EXT`, or `VK_DESCRIPTOR_MAPPING_SOURCE_INDIRECT_ADDRESS_EXT`, and a shader accesses a uniform buffer using that mapping, the address that the uniform buffer is mapped to **must** be aligned to `minUniformBufferOffsetAlignment`

- VUID-vkCmdDrawIndirectCount-None-11439

If a pipeline is bound to the pipeline bind point used by this command, or shader is bound to a shader stage used by this command, and it was created with a `descriptor mapping` using `VK_DESCRIPTOR_MAPPING_SOURCE_PUSH_ADDRESS_EXT`,

VK_DESCRIPTOR_MAPPING_SOURCE_SHADER_RECORD_ADDRESS_EXT, or
VK_DESCRIPTOR_MAPPING_SOURCE_INDIRECT_ADDRESS_EXT, and a shader accesses a
storage buffer using that mapping, the address that the storage buffer is mapped to **must**
have been queried from a buffer created with the
VK_BUFFER_USAGE_STORAGE_BUFFER_BIT usage flag set

- VUID-vkCmdDrawIndirectCount-None-11442

If a pipeline is bound to the pipeline bind point used by this command, or shader is bound
to a shader stage used by this command, and it was created with a [descriptor mapping](#)
using [VK_DESCRIPTOR_MAPPING_SOURCE_PUSH_ADDRESS_EXT](#),
[VK_DESCRIPTOR_MAPPING_SOURCE_SHADER_RECORD_ADDRESS_EXT](#), or
[VK_DESCRIPTOR_MAPPING_SOURCE_INDIRECT_ADDRESS_EXT](#), and a shader accesses a
storage buffer using that mapping, the address that the storage buffer is mapped to **must**
be aligned to [minStorageBufferOffsetAlignment](#)

- VUID-vkCmdDrawIndirectCount-None-11485

If a pipeline is bound to the pipeline bind point used by this command, or shader is bound
to a shader stage used by this command, and it was created with a [descriptor mapping](#)
using [VK_DESCRIPTOR_MAPPING_SOURCE_PUSH_ADDRESS_EXT](#),
[VK_DESCRIPTOR_MAPPING_SOURCE_SHADER_RECORD_ADDRESS_EXT](#), or
[VK_DESCRIPTOR_MAPPING_SOURCE_INDIRECT_ADDRESS_EXT](#), and a shader accesses an
acceleration structure using that mapping, the address that the acceleration structure is
mapped to **must** be an acceleration structure address retrieved from a
[VkAccelerationStructureKHR](#) object via [vkGetAccelerationStructureDeviceAddressKHR](#) or
handle retrieved from a [VkAccelerationStructureNV](#) object via
[vkGetAccelerationStructureHandleNV](#)

- VUID-vkCmdDrawIndirectCount-index-11450

If a shader uses a sampler descriptor to sample an image as a result of this command, and
that sampler descriptor uses a custom border color with an index defined by
[VkSamplerCustomBorderColorIndexCreateInfoEXT](#), the value of
[VkSamplerCustomBorderColorIndexCreateInfoEXT::index](#) **must** have been registered
before this command was recorded, and still be registered during the sampling operation,
with an identically defined color

- VUID-vkCmdDrawIndirectCount-protectedNoFault-11455

If [protectedNoFault](#) is not supported, a pipeline is bound to the pipeline bind point used by
this command, or a shader is bound to a shader stage used by this command, and it was
created with a [descriptor mapping](#) using
[VK_DESCRIPTOR_MAPPING_SOURCE_PUSH_ADDRESS_EXT](#),
[VK_DESCRIPTOR_MAPPING_SOURCE_SHADER_RECORD_ADDRESS_EXT](#), or
[VK_DESCRIPTOR_MAPPING_SOURCE_INDIRECT_ADDRESS_EXT](#), the address that the
resource is mapped to **must** have been queried from a buffer created without the
[VK_BUFFER_CREATE_PROTECTED_BIT](#) create flag set

- VUID-vkCmdDrawIndirectCount-protectedNoFault-11456

If [protectedNoFault](#) is not supported, a pipeline is bound to the pipeline bind point used by
this command, or a shader is bound to a shader stage used by this command, and it was
created with a [descriptor mapping](#) using
[VK_DESCRIPTOR_MAPPING_SOURCE_HEAP_WITH_INDIRECT_INDEX_EXT](#) or
[VK_DESCRIPTOR_MAPPING_SOURCE_HEAP_WITH_INDIRECT_INDEX_ARRAY_EXT](#), the

address of the indirect memory **must** have been queried from a buffer created without the `VK_BUFFER_CREATE_PROTECTED_BIT` create flag set

- VUID-vkCmdDrawIndirectCount-renderPass-02684

The current render pass **must** be `compatible` with the `renderPass` member of the `VkGraphicsPipelineCreateInfo` structure specified when creating the `VkPipeline` bound to `VK_PIPELINE_BIND_POINT_GRAPHICS`

- VUID-vkCmdDrawIndirectCount-subpass-02685

The subpass index of the current render pass **must** be equal to the `subpass` member of the `VkGraphicsPipelineCreateInfo` structure specified when creating the `VkPipeline` bound to `VK_PIPELINE_BIND_POINT_GRAPHICS`

- VUID-vkCmdDrawIndirectCount-OpTypeImage-07468

If any shader executed by this pipeline accesses an `OpTypeImage` variable with a `Dim` operand of `SubpassData`, it **must** be decorated with an `InputAttachmentIndex` that corresponds to a valid input attachment in the current subpass

- VUID-vkCmdDrawIndirectCount-None-07469

Input attachment views accessed in a subpass **must** be created with the same `VkFormat` as the corresponding subpass definition, and be created with a `VkImageView` that is compatible with the attachment referenced by the subpass' `pInputAttachments` [`InputAttachmentIndex`] in the bound `VkFramebuffer` as specified by `Fragment Input Attachment Compatibility`

- VUID-vkCmdDrawIndirectCount-pDepthInputAttachmentIndex-09595

Input attachment views accessed in a dynamic render pass with a `InputAttachmentIndex` referenced by `VkRenderingInputAttachmentIndexInfo`, or no `InputAttachmentIndex` if `VkRenderingInputAttachmentIndexInfo::pDepthInputAttachmentIndex` or `VkRenderingInputAttachmentIndexInfo::pStencilInputAttachmentIndex` are `NULL`, **must** be created with a `VkImageView` that is compatible with the corresponding color, depth, or stencil attachment in `VkRenderingInfo`

- VUID-vkCmdDrawIndirectCount-pDepthInputAttachmentIndex-09596

Input attachment views accessed in a dynamic render pass via a shader object **must** have an `InputAttachmentIndex` if both `VkRenderingInputAttachmentIndexInfo::pDepthInputAttachmentIndex` and `VkRenderingInputAttachmentIndexInfo::pStencilInputAttachmentIndex` are non-`NULL`

- VUID-vkCmdDrawIndirectCount-InputAttachmentIndex-09597

If an input attachment view accessed in a dynamic render pass via a shader object has an `InputAttachmentIndex`, the `InputAttachmentIndex` **must** match an index in `VkRenderingInputAttachmentIndexInfo`

- VUID-vkCmdDrawIndirectCount-None-06537

Memory backing image subresources used as attachments in the current render pass **must** not be written in any way other than as an attachment by this command

- VUID-vkCmdDrawIndirectCount-None-10795

If a color attachment is written by any prior command in this subpass or by the load, store, or resolve operations for this subpass, and `feedback loop` is not enabled for `VK_IMAGE_ASPECT_COLOR_BIT` on that attachment, it **must** not be accessed in any way other than as an attachment by this command

- VUID-vkCmdDrawIndirectCount-None-10796
If a depth attachment is written by any prior command in this subpass or by the load, store, or resolve operations for this subpass, and [feedback loop](#) is not enabled for [VK_IMAGE_ASPECT_DEPTH_BIT](#) on that attachment, it **must** not be accessed in any way other than as an attachment by this command
- VUID-vkCmdDrawIndirectCount-None-10797
If a stencil attachment is written by any prior command in this subpass or by the load, store, or resolve operations for this subpass, and [feedback loop](#) is not enabled for [VK_IMAGE_ASPECT_STENCIL_BIT](#) on that attachment, it **must** not be accessed in any way other than as an attachment by this command
- VUID-vkCmdDrawIndirectCount-None-12338
If a color attachment is read in this command in any way other than as an attachment, or has been read by any prior command in this subpass as a non-attachment, and [feedback loop](#) is not enabled for [VK_IMAGE_ASPECT_COLOR_BIT](#) on that attachment, the color attachment **must** not be written to by this command
- VUID-vkCmdDrawIndirectCount-None-12339
If a depth attachment is read in this command in any way other than as an attachment, or has been read by any prior command in this subpass as a non-attachment, and [feedback loop](#) is not enabled for [VK_IMAGE_ASPECT_DEPTH_BIT](#) on that attachment, the depth attachment **must** not be written to by this command
- VUID-vkCmdDrawIndirectCount-None-12340
If a stencil attachment is read in this command in any way other than as an attachment, or has been read by any prior command in this subpass as a non-attachment, and [feedback loop](#) is not enabled for [VK_IMAGE_ASPECT_STENCIL_BIT](#) on that attachment, the stencil attachment **must** not be written to by this command
- VUID-vkCmdDrawIndirectCount-None-09003
If an attachment is written by any prior command in this subpass or by the load, store, or resolve operations for this subpass, it **must** not be accessed in any way other than as an attachment, storage image, or sampled image by this command
- VUID-vkCmdDrawIndirectCount-None-06886
If the current render pass instance uses a depth/stencil attachment with a read-only layout for the depth aspect, [depth writes](#) **must** be disabled
- VUID-vkCmdDrawIndirectCount-None-06887
If the current render pass instance uses a depth/stencil attachment with a read-only layout for the stencil aspect, both front and back [writeMask](#) are not zero, and stencil test is enabled, [all stencil ops](#) **must** be [VK_STENCIL_OP_KEEP](#)
- VUID-vkCmdDrawIndirectCount-None-07831
If the bound graphics pipeline state was created with the [VK_DYNAMIC_STATE_VIEWPORT](#) dynamic state enabled then [vkCmdSetViewport](#) **must** have been called and not subsequently [invalidated](#) in the current command buffer prior to this drawing command
- VUID-vkCmdDrawIndirectCount-None-07832
If the bound graphics pipeline state was created with the [VK_DYNAMIC_STATE_SCISSOR](#) dynamic state enabled then [vkCmdSetScissor](#) **must** have been called and not

subsequently **invalidated** in the current command buffer prior to this drawing command

- VUID-vkCmdDrawIndirectCount-None-08617

If a shader object is bound to any graphics stage or a graphics pipeline is bound which was created with the **VK_DYNAMIC_STATE_LINE_WIDTH** dynamic state enabled, the **current value** of **rasterizerDiscardEnable** is **VK_FALSE**, and the **effective rasterization input topology** is in line topology class, then **vkCmdSetLineWidth** **must** have been called and not subsequently **invalidated** in the current command buffer prior to this drawing command

- VUID-vkCmdDrawIndirectCount-None-07834

If a shader object is bound to any graphics stage or a graphics pipeline is bound which was created with the **VK_DYNAMIC_STATE_DEPTH_BIAS** dynamic state enabled, the **current value** of **rasterizerDiscardEnable** is **VK_FALSE**, and the **current value** of **depthBiasEnable** is **VK_TRUE**, then **vkCmdSetDepthBias** or **vkCmdSetDepthBias2EXT** **must** have been called and not subsequently **invalidated** in the current command buffer prior to this drawing command

- VUID-vkCmdDrawIndirectCount-None-07835

If a shader object is bound to the **VK_SHADER_STAGE_FRAGMENT_BIT** stage or a graphics pipeline is bound which was created with the **VK_DYNAMIC_STATE_BLEND_CONSTANTS** dynamic state enabled, the **current value** of **rasterizerDiscardEnable** is **VK_FALSE**, and an active color attachment **current value** of **blendEnable** is **VK_TRUE** with a blend equations where any **VkBlendFactor** member is **VK_BLEND_FACTOR_CONSTANT_COLOR**, **VK_BLEND_FACTOR_ONE_MINUS_CONSTANT_COLOR**, **VK_BLEND_FACTOR_CONSTANT_ALPHA**, **VK_BLEND_FACTOR_ONE_MINUS_CONSTANT_ALPHA**, or **VK_BLEND_FACTOR_CONSTANT_ALPHA**, then **vkCmdSetBlendConstants** **must** have been called and not subsequently **invalidated** in the current command buffer prior to this drawing command

- VUID-vkCmdDrawIndirectCount-None-07836

If a shader object is bound to any graphics stage or a graphics pipeline is bound which was created with the **VK_DYNAMIC_STATE_DEPTH_BOUNDS** dynamic state enabled, the **current value** of **rasterizerDiscardEnable** is **VK_FALSE**, and the **current value** of **depthBoundsTestEnable** is **VK_TRUE**, then **vkCmdSetDepthBounds** **must** have been called and not subsequently **invalidated** in the current command buffer prior to this drawing command

- VUID-vkCmdDrawIndirectCount-None-07837

If a shader object is bound to any graphics stage or a graphics pipeline is bound which was created with the **VK_DYNAMIC_STATE_STENCIL_COMPARE_MASK** dynamic state enabled, the **current value** of **rasterizerDiscardEnable** is **VK_FALSE**, and the **current value** of **stencilTestEnable** is **VK_TRUE**, then **vkCmdSetStencilCompareMask** **must** have been called and not subsequently **invalidated** in the current command buffer prior to this drawing command

- VUID-vkCmdDrawIndirectCount-None-07838

If a shader object is bound to any graphics stage or a graphics pipeline is bound which was created with the **VK_DYNAMIC_STATE_STENCIL_WRITE_MASK** dynamic state enabled, the **current value** of **rasterizerDiscardEnable** is **VK_FALSE**, and the **current value** of **stencilTestEnable** is **VK_TRUE**, then **vkCmdSetStencilWriteMask** **must** have been called

and not subsequently **invalidated** in the current command buffer prior to this drawing command

- VUID-vkCmdDrawIndirectCount-None-07839

If a shader object is bound to any graphics stage or a graphics pipeline is bound which was created with the **VK_DYNAMIC_STATE_STENCIL_REFERENCE** dynamic state enabled, the **current value** of **rasterizerDiscardEnable** is **VK_FALSE**, the **current value** of **stencilTestEnable** is **VK_TRUE**, then **vkCmdSetStencilReference** **must** have been called and not subsequently **invalidated** in the current command buffer prior to this drawing command

- VUID-vkCmdDrawIndirectCount-maxMultiviewInstanceIndex-02688

If the draw is recorded in a render pass instance with multiview enabled, the maximum instance index **must** be less than or equal to **VkPhysicalDeviceMultiviewProperties::maxMultiviewInstanceIndex**

- VUID-vkCmdDrawIndirectCount-sampleLocationsEnable-02689

If the bound graphics pipeline was created with **VkPipelineSampleLocationsStateCreateInfoEXT::sampleLocationsEnable** set to **VK_TRUE**, then the active depth attachment **must** have been created with the **VK_IMAGE_CREATE_SAMPLE_LOCATIONS_COMPATIBLE_DEPTH_BIT_EXT** bit set

- VUID-vkCmdDrawIndirectCount-None-07634

If the **VK_EXT_sample_locations** extension is enabled, a shader object is bound to any graphics stage or a graphics pipeline is bound which was created with the **VK_DYNAMIC_STATE_SAMPLE_LOCATIONS_ENABLE_EXT** dynamic state enabled, and the **current value** of **rasterizerDiscardEnable** is **VK_FALSE**, then **vkCmdSetSampleLocationsEnableEXT** **must** have been called and not subsequently **invalidated** in the current command buffer prior to this drawing command

- VUID-vkCmdDrawIndirectCount-None-06666

If the **VK_EXT_sample_locations** extension is enabled, a shader object is bound to any graphics stage or a graphics pipeline is bound which was created with the **VK_DYNAMIC_STATE_SAMPLE_LOCATIONS_EXT** dynamic state enabled, the **current value** of **rasterizerDiscardEnable** is **VK_FALSE**, and the **current value** of **sampleLocationsEnable** is **VK_TRUE**, then **vkCmdSetSampleLocationsEXT** **must** have been called and not subsequently **invalidated** in the current command buffer prior to this drawing command

- VUID-vkCmdDrawIndirectCount-None-07840

If a shader object is bound to any graphics stage or a graphics pipeline is bound which was created with the **VK_DYNAMIC_STATE_CULL_MODE** dynamic state enabled, and the **current value** of **rasterizerDiscardEnable** is **VK_FALSE**, then **vkCmdSetCullMode** **must** have been called and not subsequently **invalidated** in the current command buffer prior to this drawing command

- VUID-vkCmdDrawIndirectCount-None-07841

If a shader object is bound to any graphics stage or a graphics pipeline is bound which was created with the **VK_DYNAMIC_STATE_FRONT_FACE** dynamic state enabled, and the **current value** of **rasterizerDiscardEnable** is **VK_FALSE**, then **vkCmdSetFrontFace** **must** have been called and not subsequently **invalidated** in the current command buffer prior to this drawing command

- VUID-vkCmdDrawIndirectCount-None-07843

If a shader object is bound to any graphics stage or a graphics pipeline is bound which was created with the `VK_DYNAMIC_STATE_DEPTH_TEST_ENABLE` dynamic state enabled, and the **current value** of `rasterizerDiscardEnable` is `VK_FALSE`, `vkCmdSetDepthTestEnable` **must** have been called and not subsequently **invalidated** in the current command buffer prior to this drawing command

- VUID-vkCmdDrawIndirectCount-None-07844

If a shader object is bound to any graphics stage or a graphics pipeline is bound which was created with the `VK_DYNAMIC_STATE_DEPTH_WRITE_ENABLE` dynamic state enabled, and the **current value** of `rasterizerDiscardEnable` is `VK_FALSE`, and the **current value** of `depthTestEnable` is `VK_TRUE`, then `vkCmdSetDepthWriteEnable` **must** have been called and not subsequently **invalidated** in the current command buffer prior to this drawing command

- VUID-vkCmdDrawIndirectCount-None-07845

If a shader object is bound to any graphics stage or a graphics pipeline is bound which was created with the `VK_DYNAMIC_STATE_DEPTH_COMPARE_OP` dynamic state enabled, the **current value** of `rasterizerDiscardEnable` is `VK_FALSE`, and the **current value** of `depthTestEnable` is `VK_TRUE`, then `vkCmdSetDepthCompareOp` **must** have been called and not subsequently **invalidated** in the current command buffer prior to this drawing command

- VUID-vkCmdDrawIndirectCount-None-07846

If the `depthBounds` feature is enabled, a shader object is bound to any graphics stage or a graphics pipeline is bound which was created with the `VK_DYNAMIC_STATE_DEPTH_BOUNDS_TEST_ENABLE` dynamic state enabled, and the **current value** of `rasterizerDiscardEnable` is `VK_FALSE`, then `vkCmdSetDepthBoundsTestEnable` **must** have been called and not subsequently **invalidated** in the current command buffer prior to this drawing command

- VUID-vkCmdDrawIndirectCount-None-07847

If a shader object is bound to any graphics stage or a graphics pipeline is bound which was created with the `VK_DYNAMIC_STATE_STENCIL_TEST_ENABLE` dynamic state enabled, and the **current value** of `rasterizerDiscardEnable` is `VK_FALSE`, then `vkCmdSetStencilTestEnable` **must** have been called and not subsequently **invalidated** in the current command buffer prior to this drawing command

- VUID-vkCmdDrawIndirectCount-None-07848

If a shader object is bound to any graphics stage or a graphics pipeline is bound which was created with the `VK_DYNAMIC_STATE_STENCIL_OP` dynamic state enabled, the **current value** of `rasterizerDiscardEnable` is `VK_FALSE`, the **current value** of `stencilTestEnable` is `VK_TRUE`, then `vkCmdSetStencilOp` **must** have been called and not subsequently **invalidated** in the current command buffer prior to this drawing command

- VUID-vkCmdDrawIndirectCount-viewportCount-03417

If a shader object is bound to any graphics stage or a graphics pipeline is bound which was created with the `VK_DYNAMIC_STATE_VIEWPORT_WITH_COUNT` dynamic state enabled, and the state is not inherited, then `vkCmdSetViewportWithCount` **must** have been called and not subsequently **invalidated** in the current command buffer prior to this drawing command

- VUID-vkCmdDrawIndirectCount-scissorCount-03418

If a shader object is bound to any graphics stage or a graphics pipeline is bound which was created with the `VK_DYNAMIC_STATE_SCISSOR_WITH_COUNT` dynamic state enabled, and the state is not inherited, then `vkCmdSetScissorWithCount` **must** have been called and not subsequently `invalidated` in the current command buffer prior to this drawing

- VUID-vkCmdDrawIndirectCount-viewportCount-03419

If a shader object is bound to any graphics stage or a graphics pipeline is bound which was created with both the `VK_DYNAMIC_STATE_SCISSOR_WITH_COUNT` and `VK_DYNAMIC_STATE_VIEWPORT_WITH_COUNT` dynamic states enabled, and the state is not inherited, then the `viewportCount` parameter of `vkCmdSetViewportWithCount` **must** match the `scissorCount` parameter of `vkCmdSetScissorWithCount`

- VUID-vkCmdDrawIndirectCount-viewportCount-04137

If the bound graphics pipeline state was created with the `VK_DYNAMIC_STATE_VIEWPORT_WITH_COUNT` dynamic state enabled, but not the `VK_DYNAMIC_STATE_VIEWPORT_W_SCALING_NV` dynamic state enabled, then the bound graphics pipeline **must** have been created with `VkPipelineViewportWScalingStateCreateInfoNV::viewportCount` greater or equal to the `viewportCount` parameter in the last call to `vkCmdSetViewportWithCount`

- VUID-vkCmdDrawIndirectCount-viewportCount-04138

If the `VK_NV_clip_space_w_scaling` extension is enabled, and a shader object is bound to any graphics stage or a graphics pipeline is bound which was created with the `VK_DYNAMIC_STATE_VIEWPORT_WITH_COUNT` and `VK_DYNAMIC_STATE_VIEWPORT_W_SCALING_NV` dynamic state enabled, the `current value` of `viewportWScalingEnable` is `VK_TRUE`, then `vkCmdSetViewportWScalingNV` **must** have been called and not subsequently `invalidated` in the current command buffer prior to this drawing command

- VUID-vkCmdDrawIndirectCount-None-08636

If the `VK_NV_clip_space_w_scaling` extension is enabled, and a shader object is bound to any graphics stage or a graphics pipeline is bound which was created with the `VK_DYNAMIC_STATE_VIEWPORT_WITH_COUNT` and `VK_DYNAMIC_STATE_VIEWPORT_W_SCALING_NV` dynamic state enabled, the `current value` of `viewportWScalingEnable` is `VK_TRUE`, then the `viewportCount` parameter in the last call to `vkCmdSetViewportWScalingNV` **must** be greater than or equal to the `viewportCount` parameter in the last call to `vkCmdSetViewportWithCount`

- VUID-vkCmdDrawIndirectCount-viewportCount-04139

If the bound graphics pipeline state was created with the `VK_DYNAMIC_STATE_VIEWPORT_WITH_COUNT` dynamic state enabled, but not the `VK_DYNAMIC_STATE_VIEWPORT_SHADING_RATE_PALETTE_NV` dynamic state enabled, then the bound graphics pipeline **must** have been created with `VkPipelineViewportShadingRateImageStateCreateInfoNV::viewportCount` greater or equal to the `viewportCount` parameter in the last call to `vkCmdSetViewportWithCount`

- VUID-vkCmdDrawIndirectCount-shadingRateImage-09233

If the `shadingRateImage` feature is enabled, and a shader object is bound to any graphics stage or a graphics pipeline is bound which was created with the `VK_DYNAMIC_STATE_VIEWPORT_COARSE_SAMPLE_ORDER_NV` and the `current value` of

`rasterizerDiscardEnable` is `VK_FALSE`, then `vkCmdSetCoarseSampleOrderNV` **must** have been called and not subsequently `invalidated` in the current command buffer prior to this drawing command

- VUID-vkCmdDrawIndirectCount-shadingRateImage-09234

If the `shadingRateImage` feature is enabled, and a shader object is bound to any graphics stage or a graphics pipeline is bound which was created with the `VK_DYNAMIC_STATE_VIEWPORT_WITH_COUNT` and `VK_DYNAMIC_STATE_VIEWPORT_SHADING_RATE_PALETTE_NV` dynamic state enabled, the `current value` of `rasterizerDiscardEnable` is `VK_FALSE`, and the `current value` of `shadingRateImageEnable` is `VK_TRUE`, then `vkCmdSetViewportShadingRatePaletteNV` **must** have been called and not subsequently `invalidated` in the current command buffer prior to this drawing command

- VUID-vkCmdDrawIndirectCount-None-08637

If the `shadingRateImage` feature is enabled, and a shader object is bound to any graphics stage or a graphics pipeline is bound which was created with the `VK_DYNAMIC_STATE_VIEWPORT_WITH_COUNT` and `VK_DYNAMIC_STATE_VIEWPORT_SHADING_RATE_PALETTE_NV` dynamic state enabled, the `current value` of `rasterizerDiscardEnable` is `VK_FALSE`, and the `current value` of `shadingRateImageEnable` is `VK_TRUE`, then the `viewportCount` parameter in the last call to `vkCmdSetViewportShadingRatePaletteNV` **must** be greater than or equal to the `viewportCount` parameter in the last call to `vkCmdSetViewportWithCount`

- VUID-vkCmdDrawIndirectCount-VkPipelineVieportCreateInfo-04141

If the bound graphics pipeline state was created with the `VK_DYNAMIC_STATE_VIEWPORT_WITH_COUNT` dynamic state enabled and a `VkPipelineViewportSwizzleStateCreateInfoNV` structure chained from `VkPipelineViewportStateCreateInfo`, then the bound graphics pipeline **must** have been created with `VkPipelineViewportSwizzleStateCreateInfoNV::viewportCount` greater or equal to the `viewportCount` parameter in the last call to `vkCmdSetViewportWithCount`

- VUID-vkCmdDrawIndirectCount-VkPipelineVieportCreateInfo-04142

If the bound graphics pipeline state was created with the `VK_DYNAMIC_STATE_VIEWPORT_WITH_COUNT` dynamic state enabled and a `VkPipelineViewportExclusiveScissorStateCreateInfoNV` structure chained from `VkPipelineViewportStateCreateInfo`, then the bound graphics pipeline **must** have been created with `VkPipelineViewportExclusiveScissorStateCreateInfoNV::exclusiveScissorCount` greater or equal to the `viewportCount` parameter in the last call to `vkCmdSetViewportWithCount`

- VUID-vkCmdDrawIndirectCount-None-07878

If the `exclusiveScissor` feature is enabled, and a shader object is bound to any graphics stage or a graphics pipeline is bound which was created with the `VK_DYNAMIC_STATE_EXCLUSIVE_SCISSOR_ENABLE_NV` dynamic state enabled, then `vkCmdSetExclusiveScissorEnableNV` **must** have been called and not subsequently `invalidated` in the current command buffer prior to this drawing command

- VUID-vkCmdDrawIndirectCount-None-07879

If the `exclusiveScissor` feature is enabled, a shader object is bound to any graphics stage or a graphics pipeline is bound which was created with the

`VK_DYNAMIC_STATE_EXCLUSIVE_SCISSOR_NV` dynamic state enabled, and the most recent call to `vkCmdSetExclusiveScissorEnableNV` in the current command buffer set any element of `pExclusiveScissorEnables` to `VK_TRUE`, then `vkCmdSetExclusiveScissorNV` **must** have been called and not subsequently `invalidated` in the current command buffer prior to this drawing command

- VUID-vkCmdDrawIndirectCount-None-04876

If a shader object is bound to any graphics stage or a graphics pipeline is bound which was created with the `VK_DYNAMIC_STATE_RASTERIZER_DISCARD_ENABLE` dynamic state enabled, then `vkCmdSetRasterizerDiscardEnable` **must** have been called and not subsequently `invalidated` in the current command buffer prior to this drawing command

- VUID-vkCmdDrawIndirectCount-None-04877

If a shader object is bound to any graphics stage or a graphics pipeline is bound which was created with the `VK_DYNAMIC_STATE_DEPTH_BIAS_ENABLE` dynamic state enabled, and the current value of `rasterizerDiscardEnable` is `VK_FALSE`, then `vkCmdSetDepthBiasEnable` **must** have been called and not subsequently `invalidated` in the current command buffer prior to this drawing command

- VUID-vkCmdDrawIndirectCount-logicOp-04878

If a shader object is bound to the `VK_SHADER_STAGE_FRAGMENT_BIT` or a graphics pipeline is bound which was created with the `VK_DYNAMIC_STATE_LOGIC_OP_EXT` dynamic state enabled, the current value of `rasterizerDiscardEnable` is `VK_FALSE`, and the current value of `logicOpEnable` is `VK_TRUE`, then `vkCmdSetLogicOpEXT` **must** have been called and not subsequently `invalidated` in the current command buffer prior to this drawing command

- VUID-vkCmdDrawIndirectCount-primitiveFragmentShadingRateWithMultipleViewports-04552

If the `primitiveFragmentShadingRateWithMultipleViewports` limit is not supported, the bound graphics pipeline was created with the `VK_DYNAMIC_STATE_VIEWPORT_WITH_COUNT` dynamic state enabled, and any of the shader stages of the bound graphics pipeline write to the `PrimitiveShadingRateKHR` built-in, then `vkCmdSetViewportWithCount` **must** have been called in the current command buffer prior to this drawing command, and the `viewportCount` parameter of `vkCmdSetViewportWithCount` **must** be 1

- VUID-vkCmdDrawIndirectCount-primitiveFragmentShadingRateWithMultipleViewports-08642

If the `primitiveFragmentShadingRateWithMultipleViewports` limit is not supported, and any shader object bound to a graphics stage writes to the `PrimitiveShadingRateKHR` built-in, then `vkCmdSetViewportWithCount` **must** have been called in the current command buffer prior to this drawing command, and the `viewportCount` parameter of `vkCmdSetViewportWithCount` **must** be 1

- VUID-vkCmdDrawIndirectCount-blendEnable-04727

If a shader object is bound to the `VK_SHADER_STAGE_FRAGMENT_BIT` stage or a graphics pipeline is bound which was created with `VK_DYNAMIC_STATE_COLOR_BLEND_ENABLE_EXT` dynamic state enabled, the current value of `rasterizerDiscardEnable` is `VK_FALSE`, then for each color attachment, if the corresponding image view's `format` `features` do not contain

VK_FORMAT_FEATURE_COLOR_ATTACHMENT_BLEND_BIT, then the corresponding current value of `blendEnable` must be `VK_FALSE`

- VUID-vkCmdDrawIndirectCount-None-08644

If a shader object is bound to any graphics stage or a graphics pipeline is bound, the current value of `rasterizerDiscardEnable` is `VK_FALSE`, and none of the following is enabled:

- the `VK_AMD_mixed_attachment_samples` extension
- the `VK_NV_framebuffer_mixed_samples` extension
- the `multisampledRenderToSingleSampled` feature

then the current value of `rasterizationSamples` must be the same as the current color and/or depth/stencil attachments

- VUID-vkCmdDrawIndirectCount-None-08876

If a shader object is bound to any graphics stage, the current render pass instance must have been begun with `vkCmdBeginRendering`

- VUID-vkCmdDrawIndirectCount-imageView-06172

If the current render pass instance was begun with `vkCmdBeginRendering`, the `imageView` member of `pDepthAttachment` is not `VK_NULL_HANDLE`, and the `layout` member of `pDepthAttachment` is `VK_IMAGE_LAYOUT_DEPTH_STENCIL_READ_ONLY_OPTIMAL`, this command must not write any values to the depth attachment

- VUID-vkCmdDrawIndirectCount-imageView-06173

If the current render pass instance was begun with `vkCmdBeginRendering`, the `imageView` member of `pStencilAttachment` is not `VK_NULL_HANDLE`, and the `layout` member of `pStencilAttachment` is `VK_IMAGE_LAYOUT_DEPTH_STENCIL_READ_ONLY_OPTIMAL`, this command must not write any values to the stencil attachment

- VUID-vkCmdDrawIndirectCount-imageView-06174

If the current render pass instance was begun with `vkCmdBeginRendering`, the `imageView` member of `pDepthAttachment` is not `VK_NULL_HANDLE`, and the `layout` member of `pDepthAttachment` is `VK_IMAGE_LAYOUT_DEPTH_READ_ONLY_STENCIL_ATTACHMENT_OPTIMAL`, this command must not write any values to the depth attachment

- VUID-vkCmdDrawIndirectCount-imageView-06175

If the current render pass instance was begun with `vkCmdBeginRendering`, the `imageView` member of `pStencilAttachment` is not `VK_NULL_HANDLE`, and the `layout` member of `pStencilAttachment` is `VK_IMAGE_LAYOUT_DEPTH_ATTACHMENT_STENCIL_READ_ONLY_OPTIMAL`, this command must not write any values to the stencil attachment

- VUID-vkCmdDrawIndirectCount-imageView-06176

If the current render pass instance was begun with `vkCmdBeginRendering`, the `imageView` member of `pDepthAttachment` is not `VK_NULL_HANDLE`, and the `layout` member of `pDepthAttachment` is `VK_IMAGE_LAYOUT_DEPTH_READ_ONLY_OPTIMAL`, this command must not write any values to the depth attachment

- VUID-vkCmdDrawIndirectCount-imageView-06177

If the current render pass instance was begun with `vkCmdBeginRendering`, the `imageView` member of `pStencilAttachment` is not `VK_NULL_HANDLE`, and the `layout` member of `pStencilAttachment` is `VK_IMAGE_LAYOUT_STENCIL_READ_ONLY_OPTIMAL`, this command **must** not write any values to the stencil attachment

- VUID-vkCmdDrawIndirectCount-viewMask-06178

If the current render pass instance was begun with `vkCmdBeginRendering`, the bound graphics pipeline **must** have been created with a `VkPipelineRenderingCreateInfo::viewMask` equal to `VkRenderingInfo::viewMask`

- VUID-vkCmdDrawIndirectCount-colorAttachmentCount-06179

If the `dynamicRenderingUnusedAttachments` feature is not enabled and the current render pass instance was begun with `vkCmdBeginRendering`, the bound graphics pipeline **must** have been created with a `VkPipelineRenderingCreateInfo::colorAttachmentCount` equal to `VkRenderingInfo::colorAttachmentCount`

- VUID-vkCmdDrawIndirectCount-dynamicRenderingUnusedAttachments-08910

If the `dynamicRenderingUnusedAttachments` feature is not enabled, and the current render pass instance was begun with `vkCmdBeginRendering` and `VkRenderingInfo::colorAttachmentCount` greater than 0, then each element of the `VkRenderingInfo::pColorAttachments` array with an `imageView` not equal to `VK_NULL_HANDLE` **must** have been created with a `VkFormat` equal to the corresponding element of `VkPipelineRenderingCreateInfo::pColorAttachmentFormats` used to create the bound graphics pipeline

- VUID-vkCmdDrawIndirectCount-dynamicRenderingUnusedAttachments-08912

If the `dynamicRenderingUnusedAttachments` feature is not enabled, and the current render pass instance was begun with `vkCmdBeginRendering` and `VkRenderingInfo::colorAttachmentCount` greater than 0, then each element of the `VkRenderingInfo::pColorAttachments` array with an `imageView` equal to `VK_NULL_HANDLE` **must** have the corresponding element of `VkPipelineRenderingCreateInfo::pColorAttachmentFormats` used to create the bound pipeline equal to `VK_FORMAT_UNDEFINED`

- VUID-vkCmdDrawIndirectCount-dynamicRenderingUnusedAttachments-08911

If the `dynamicRenderingUnusedAttachments` feature is enabled, and the current render pass instance was begun with `vkCmdBeginRendering` and `VkRenderingInfo::colorAttachmentCount` greater than 0, then each element of the `VkRenderingInfo::pColorAttachments` array with an `imageView` not equal to `VK_NULL_HANDLE` **must** have been created with a `VkFormat` equal to the corresponding element of `VkPipelineRenderingCreateInfo::pColorAttachmentFormats` used to create the bound graphics pipeline, or the corresponding element of `VkPipelineRenderingCreateInfo::pColorAttachmentFormats`, if it exists, **must** be `VK_FORMAT_UNDEFINED`

- VUID-vkCmdDrawIndirectCount-colorAttachmentCount-09362

If the current render pass instance was begun with `vkCmdBeginRendering`, with a `VkRenderingInfo::colorAttachmentCount` equal to 1, there is no shader object bound to any graphics stage, and a color attachment with a resolve mode of `VK_RESOLVE_MODE_EXTERNAL_FORMAT_DOWNSAMPLE_BIT_ANDROID`, each element of the `VkRenderingInfo::pColorAttachments` array with a `resolveImageView` not equal to `VK_NULL_HANDLE` **must** have been created with an image created with a `VkExternalFormatANDROID::externalFormat` value equal to the

`VkExternalFormatANDROID::externalFormat` value used to create the bound graphics pipeline

- VUID-vkCmdDrawIndirectCount-None-09363

If there is no shader object bound to any graphics stage, the current render pass instance was begun with `vkCmdBeginRendering` and a `VkRenderingInfo::colorAttachmentCount` equal to `1`, and a color attachment with a resolve mode of `VK_RESOLVE_MODE_EXTERNAL_FORMAT_DOWNSAMPLE_BIT_ANDROID`, each element of the `VkRenderingInfo::pColorAttachments` array with a `imageView` not equal to `VK_NULL_HANDLE` **must** have been created with an image created with a `VkExternalFormatANDROID::externalFormat` value equal to the `VkExternalFormatANDROID::externalFormat` value used to create the bound graphics pipeline

- VUID-vkCmdDrawIndirectCount-None-09364

If the current render pass instance was begun with `vkCmdBeginRendering`, there is no shader object bound to any graphics stage, and the bound graphics pipeline was created with a non-zero `VkExternalFormatANDROID::externalFormat` value and with the `VK_DYNAMIC_STATE_COLOR_BLEND_ENABLE_EXT` dynamic state enabled, then `vkCmdSetColorBlendEnableEXT` **must** have set the blend enable to `VK_FALSE` prior to this drawing command

- VUID-vkCmdDrawIndirectCount-None-09365

If the current render pass instance was begun with `vkCmdBeginRendering`, there is no shader object bound to any graphics stage, and the bound graphics pipeline was created with a non-zero `VkExternalFormatANDROID::externalFormat` value and with the `VK_DYNAMIC_STATE_RASTERIZATION_SAMPLES_EXT` dynamic state enabled, then `vkCmdSetRasterizationSamplesEXT` **must** have set `rasterizationSamples` to `VK_SAMPLE_COUNT_1_BIT` prior to this drawing command

- VUID-vkCmdDrawIndirectCount-None-09366

If there is a shader object bound to any graphics stage, and the current render pass includes a color attachment that uses the `VK_RESOLVE_MODE_EXTERNAL_FORMAT_DOWNSAMPLE_BIT_ANDROID` resolve mode, then `vkCmdSetColorBlendEnableEXT` **must** have set blend enable to `VK_FALSE` prior to this drawing command

- VUID-vkCmdDrawIndirectCount-rasterizationSamples-09367

If there is a shader object bound to any graphics stage, and the current render pass includes a color attachment that uses the `VK_RESOLVE_MODE_EXTERNAL_FORMAT_DOWNSAMPLE_BIT_ANDROID` resolve mode, then `vkCmdSetRasterizationSamplesEXT` **must** have set `rasterizationSamples` to `VK_SAMPLE_COUNT_1_BIT` prior to this drawing command

- VUID-vkCmdDrawIndirectCount-None-09368

If the current render pass instance was begun with `vkCmdBeginRendering`, there is no shader object bound to any graphics stage, and the bound graphics pipeline was created with a non-zero `VkExternalFormatANDROID::externalFormat` value and with the `VK_DYNAMIC_STATE_FRAGMENT_SHADING_RATE_KHR` dynamic state enabled, then `vkCmdSetFragmentShadingRateKHR` **must** have set `pFragmentSize->width` to `1` prior to this drawing command

- VUID-vkCmdDrawIndirectCount-None-09369

If the current render pass instance was begun with `vkCmdBeginRendering`, there is no shader object bound to any graphics stage, and the bound graphics pipeline was created with a non-zero `VkExternalFormatANDROID::externalFormat` value and with the `VK_DYNAMIC_STATE_FRAGMENT_SHADING_RATE_KHR` dynamic state enabled, then `vkCmdSetFragmentShadingRateKHR` **must** have set `pFragmentSize->height` to 1 prior to this drawing command

- VUID-vkCmdDrawIndirectCount-pFragmentSize-09370

If there is a shader object bound to any graphics stage, and the current render pass includes a color attachment that uses the `VK_RESOLVE_MODE_EXTERNAL_FORMAT_DOWNSAMPLE_BIT_ANDROID` resolve mode, then `vkCmdSetFragmentShadingRateKHR` **must** have set `pFragmentSize->width` to 1 prior to this drawing command

- VUID-vkCmdDrawIndirectCount-pFragmentSize-09371

If there is a shader object bound to any graphics stage, and the current render pass includes a color attachment that uses the `VK_RESOLVE_MODE_EXTERNAL_FORMAT_DOWNSAMPLE_BIT_ANDROID` resolve mode, then `vkCmdSetFragmentShadingRateKHR` **must** have set `pFragmentSize->height` to 1 prior to this drawing command

- VUID-vkCmdDrawIndirectCount-None-07749

If the `colorWriteEnable` feature is enabled, a shader object is bound to the `VK_SHADER_STAGE_FRAGMENT_BIT` stage or a graphics pipeline is bound which was created with the `VK_DYNAMIC_STATE_COLOR_WRITE_ENABLE_EXT` dynamic state enabled, and the current value of `rasterizerDiscardEnable` is `VK_FALSE`, then `vkCmdSetColorWriteEnableEXT` **must** have been called and not subsequently `invalidated` in the current command buffer prior to this drawing command

- VUID-vkCmdDrawIndirectCount-attachmentCount-07750

If the `colorWriteEnable` feature is enabled, a shader object is bound to the `VK_SHADER_STAGE_FRAGMENT_BIT` stage or a graphics pipeline is bound which was created with the `VK_DYNAMIC_STATE_COLOR_WRITE_ENABLE_EXT` dynamic state enabled, and the current value of `rasterizerDiscardEnable` is `VK_FALSE`, then the `attachmentCount` parameter of most recent call to `vkCmdSetColorWriteEnableEXT` in the current command buffer **must** be greater than or equal to the number of active color attachments

- VUID-vkCmdDrawIndirectCount-None-07751

If the `VK_EXT_discard_rectangles` extension is enabled, a graphics pipeline is bound which was created with the `VK_DYNAMIC_STATE_DISCARD_RECTANGLE_EXT` dynamic state enabled and the `pNext` chain of `VkGraphicsPipelineCreateInfo` included a `VkPipelineDiscardRectangleStateCreateInfoEXT` structure, the current value of `rasterizerDiscardEnable` is `VK_FALSE`, and the current value of `discardRectangleEnable` is `VK_TRUE`, then `vkCmdSetDiscardRectangleEXT` **must** have been called and not subsequently `invalidated` in the current command buffer prior to this drawing command for each discard rectangle in `VkPipelineDiscardRectangleStateCreateInfoEXT::discardRectangleCount`

- VUID-vkCmdDrawIndirectCount-rasterizerDiscardEnable-09236

If the `VK_EXT_discard_rectangles` extension is enabled, a shader object is bound to any graphics stage or a graphics pipeline is bound which was created with `VK_DYNAMIC_STATE_DISCARD_RECTANGLE_EXT` dynamic state enabled and the `pNext` chain of `VkGraphicsPipelineCreateInfo` did not include a `VkPipelineDiscardRectangleStateCreateInfoEXT` structure, the current value of `rasterizerDiscardEnable` is `VK_FALSE`, and the current value of `discardRectangleEnable` is `VK_TRUE`, then `vkCmdSetDiscardRectangleEXT` **must** have been called and not subsequently `invalidated` in the current command buffer prior to this drawing command for each discard rectangle in `VkPhysicalDeviceDiscardRectanglePropertiesEXT::maxDiscardRectangles`

- VUID-vkCmdDrawIndirectCount-None-07880

If the `VK_EXT_discard_rectangles` extension is enabled, a shader object is bound to any graphics stage or a graphics pipeline is bound which was created with the `VK_DYNAMIC_STATE_DISCARD_RECTANGLE_ENABLE_EXT` dynamic state enabled, the current value of `rasterizerDiscardEnable` is `VK_FALSE`, then `vkCmdSetDiscardRectangleEnableEXT` **must** have been called and not subsequently `invalidated` in the current command buffer prior to this drawing command

- VUID-vkCmdDrawIndirectCount-None-07881

If the `VK_EXT_discard_rectangles` extension is enabled, a shader object is bound to any graphics stage or a graphics pipeline is bound which was created with the `VK_DYNAMIC_STATE_DISCARD_RECTANGLE_MODE_EXT` dynamic state enabled, the current value of `rasterizerDiscardEnable` is `VK_FALSE`, and the current value of `discardRectangleEnable` is `VK_TRUE`, then `vkCmdSetDiscardRectangleModeEXT` **must** have been called and not subsequently `invalidated` in the current command buffer prior to this drawing command

- VUID-vkCmdDrawIndirectCount-dynamicRenderingUnusedAttachments-08913

If the current render pass instance was begun with `vkCmdBeginRendering`, the `dynamicRenderingUnusedAttachments` feature is not enabled, and `VkRenderingInfo::pDepthAttachment->imageView` was `VK_NULL_HANDLE`, the value of `VkPipelineRenderingCreateInfo::depthAttachmentFormat` used to create the bound graphics pipeline **must** be equal to `VK_FORMAT_UNDEFINED`

- VUID-vkCmdDrawIndirectCount-dynamicRenderingUnusedAttachments-08914

If current render pass instance was begun with `vkCmdBeginRendering`, the `dynamicRenderingUnusedAttachments` feature is not enabled, and `VkRenderingInfo::pDepthAttachment->imageView` was not `VK_NULL_HANDLE`, the value of `VkPipelineRenderingCreateInfo::depthAttachmentFormat` used to create the bound graphics pipeline **must** be equal to the `VkFormat` used to create `VkRenderingInfo::pDepthAttachment->imageView`

- VUID-vkCmdDrawIndirectCount-dynamicRenderingUnusedAttachments-08915

If the current render pass instance was begun with `vkCmdBeginRendering`, the `dynamicRenderingUnusedAttachments` feature is enabled, `VkRenderingInfo::pDepthAttachment->imageView` was not `VK_NULL_HANDLE`, and the value of `VkPipelineRenderingCreateInfo::depthAttachmentFormat` used to create the bound graphics pipeline was not equal to the `VkFormat` used to create `VkRenderingInfo::pDepthAttachment->imageView`, the value of the format **must** be `VK_FORMAT_UNDEFINED`

- VUID-vkCmdDrawIndirectCount-dynamicRenderingUnusedAttachments-08916
If the current render pass instance was begun with `vkCmdBeginRendering`, the `dynamicRenderingUnusedAttachments` feature is not enabled, and `VkRenderingInfo::pStencilAttachment->imageView` was `VK_NULL_HANDLE`, the value of `VkPipelineRenderingCreateInfo::stencilAttachmentFormat` used to create the bound graphics pipeline **must** be equal to `VK_FORMAT_UNDEFINED`
- VUID-vkCmdDrawIndirectCount-dynamicRenderingUnusedAttachments-08917
If current render pass instance was begun with `vkCmdBeginRendering`, the `dynamicRenderingUnusedAttachments` feature is not enabled, and `VkRenderingInfo::pStencilAttachment->imageView` was not `VK_NULL_HANDLE`, the value of `VkPipelineRenderingCreateInfo::stencilAttachmentFormat` used to create the bound graphics pipeline **must** be equal to the `VkFormat` used to create `VkRenderingInfo::pStencilAttachment->imageView`
- VUID-vkCmdDrawIndirectCount-dynamicRenderingUnusedAttachments-08918
If the current render pass instance was begun with `vkCmdBeginRendering`, the `dynamicRenderingUnusedAttachments` feature is enabled, `VkRenderingInfo::pStencilAttachment->imageView` was not `VK_NULL_HANDLE`, and the value of `VkPipelineRenderingCreateInfo::stencilAttachmentFormat` used to create the bound graphics pipeline was not equal to the `VkFormat` used to create `VkRenderingInfo::pStencilAttachment->imageView`, the value of the format **must** be `VK_FORMAT_UNDEFINED`
- VUID-vkCmdDrawIndirectCount-imageView-06183
If the current render pass instance was begun with `vkCmdBeginRendering` and `VkRenderingFragmentShadingRateAttachmentInfoKHR::imageView` was not `VK_NULL_HANDLE`, the bound graphics pipeline **must** have been created with `VK_PIPELINE_CREATE_RENDERING_FRAGMENT_SHADING_RATE_ATTACHMENT_BIT_KHR`
- VUID-vkCmdDrawIndirectCount-dynamicRenderingLocalRead-11797
If the current render pass instance was begun with `vkCmdBeginRendering`, the `dynamicRenderingLocalRead` feature is enabled, the `VK_RENDERING_LOCAL_READ_CONCURRENT_ACCESS_CONTROL_BIT_KHR` flag is specified, and an attachment is being used as a feedback loop as specified by `VK_RENDERING_ATTACHMENT_INPUT_ATTACHMENT_FEEDBACK_BIT_KHR`, `VkRenderingAttachmentFlagsInfoKHR::flags` for that attachment **must** include `VK_RENDERING_ATTACHMENT_INPUT_ATTACHMENT_FEEDBACK_BIT_KHR`
- VUID-vkCmdDrawIndirectCount-imageView-06184
If the current render pass instance was begun with `vkCmdBeginRendering` and `VkRenderingFragmentDensityMapAttachmentInfoEXT::imageView` was not `VK_NULL_HANDLE`, the bound graphics pipeline **must** have been created with `VK_PIPELINE_CREATE_RENDERING_FRAGMENT_DENSITY_MAP_ATTACHMENT_BIT_EXT`
- VUID-vkCmdDrawIndirectCount-layers-10831
If the current render pass instance was created with `VK_RENDERING_PER_LAYER_FRAGMENT_DENSITY_BIT_VALVE` or `VK_RENDER_PASS_CREATE_PER_LAYER_FRAGMENT_DENSITY_BIT_VALVE`, and the bound graphics pipeline was created with

VK_PIPELINE_CREATE_2_PER_LAYER_FRAGMENT_DENSITY_BIT_VALVE, then the current render pass instance **must** have a `layers` value less than or equal to `VkPipelineFragmentDensityMapLayeredCreateInfoVALVE::maxFragmentDensityMapLayers`

- VUID-vkCmdDrawIndirectCount-colorAttachmentCount-06185

If the bound pipeline was created with a `VkAttachmentSampleCountInfoAMD` or `VkAttachmentSampleCountInfoNV` structure, and the current render pass instance was begun with `vkCmdBeginRendering` with a `VkRenderingInfo::colorAttachmentCount` parameter greater than 0, then each element of the `VkRenderingInfo::pColorAttachments` array with a `imageView` not equal to `VK_NULL_HANDLE` **must** have been created with a sample count equal to the corresponding element of the `pColorAttachmentSamples` member of `VkAttachmentSampleCountInfoAMD` or `VkAttachmentSampleCountInfoNV` used to create the bound graphics pipeline

- VUID-vkCmdDrawIndirectCount-pDepthAttachment-06186

If the current render pass instance was begun with `vkCmdBeginRendering`, the bound pipeline was created with a `VkAttachmentSampleCountInfoAMD` or `VkAttachmentSampleCountInfoNV` structure, and `VkRenderingInfo::pDepthAttachment->imageView` was not `VK_NULL_HANDLE`, the value of the `depthStencilAttachmentSamples` member of `VkAttachmentSampleCountInfoAMD` or `VkAttachmentSampleCountInfoNV` used to create the bound graphics pipeline **must** be equal to the sample count used to create `VkRenderingInfo::pDepthAttachment->imageView`

- VUID-vkCmdDrawIndirectCount-pStencilAttachment-06187

If the current render pass instance was begun with `vkCmdBeginRendering`, the bound pipeline was created with a `VkAttachmentSampleCountInfoAMD` or `VkAttachmentSampleCountInfoNV` structure, and `VkRenderingInfo::pStencilAttachment->imageView` was not `VK_NULL_HANDLE`, the value of the `depthStencilAttachmentSamples` member of `VkAttachmentSampleCountInfoAMD` or `VkAttachmentSampleCountInfoNV` used to create the bound graphics pipeline **must** be equal to the sample count used to create `VkRenderingInfo::pStencilAttachment->imageView`

- VUID-vkCmdDrawIndirectCount-multisampledRenderToSingleSampled-07285

If the bound pipeline was created without a `VkAttachmentSampleCountInfoAMD` or `VkAttachmentSampleCountInfoNV` structure, and the `multisampledRenderToSingleSampled` feature is not enabled, and `vkCmdBeginCustomResolveEXT` has not yet been recorded in the render pass instance, and the current render pass instance was begun with `vkCmdBeginRendering` with a `VkRenderingInfo::colorAttachmentCount` parameter greater than 0, then each element of the `VkRenderingInfo::pColorAttachments` array with a `imageView` not equal to `VK_NULL_HANDLE` **must** have been created with a sample count equal to the value of `rasterizationSamples` for the bound graphics pipeline

- VUID-vkCmdDrawIndirectCount-multisampledRenderToSingleSampled-07286

If the bound pipeline was created without a `VkAttachmentSampleCountInfoAMD` or `VkAttachmentSampleCountInfoNV` structure, and the `multisampledRenderToSingleSampled` feature is not enabled, and `vkCmdBeginCustomResolveEXT` has not yet been recorded in the render pass instance, and `VkRenderingInfo::pDepthAttachment->imageView` was not `VK_NULL_HANDLE`, the value of `rasterizationSamples` for the bound graphics pipeline **must** be equal to the sample count used to create `VkRenderingInfo::pDepthAttachment->imageView`

- VUID-vkCmdDrawIndirectCount-multisampledRenderToSingleSampled-07287
If the bound pipeline was created without a [VkAttachmentSampleCountInfoAMD](#) or [VkAttachmentSampleCountInfoNV](#) structure, and the [multisampledRenderToSingleSampled](#) feature is not enabled, and [vkCmdBeginCustomResolveEXT](#) has not yet been recorded in the render pass instance, and [VkRenderingInfo::pStencilAttachment->imageView](#) was not [VK_NULL_HANDLE](#), the value of [rasterizationSamples](#) for the bound graphics pipeline **must** be equal to the sample count used to create [VkRenderingInfo::pStencilAttachment->imageView](#)
- VUID-vkCmdDrawIndirectCount-pNext-07935
If this command is called inside a render pass instance started with [vkCmdBeginRendering](#), and the [pNext](#) chain of [VkRenderingInfo](#) includes a [VkMultisampledRenderToSingleSampledInfoEXT](#) structure with [multisampledRenderToSingleSampledEnable](#) equal to [VK_TRUE](#), then the value of [rasterizationSamples](#) for the bound graphics pipeline **must** be equal to [VkMultisampledRenderToSingleSampledInfoEXT::rasterizationSamples](#)
- VUID-vkCmdDrawIndirectCount-renderPass-06198
If the current render pass instance was begun with [vkCmdBeginRendering](#), the bound pipeline **must** have been created with a [VkGraphicsPipelineCreateInfo::renderPass](#) equal to [VK_NULL_HANDLE](#)
- VUID-vkCmdDrawIndirectCount-pColorAttachments-08963
If the current render pass instance was begun with [vkCmdBeginRendering](#), [vkCmdBeginCustomResolveEXT](#) has not yet been recorded in the render pass instance, there is a graphics pipeline bound with a fragment shader that statically writes to a color attachment, the color write mask is not zero, color writes are enabled, and the corresponding element of the [VkRenderingInfo::pColorAttachments->imageView](#) was not [VK_NULL_HANDLE](#), then the corresponding element of [VkPipelineRenderingCreateInfo::pColorAttachmentFormats](#) used to create the pipeline **must** not be [VK_FORMAT_UNDEFINED](#)
- VUID-vkCmdDrawIndirectCount-pColorAttachments-11539
If the current render pass instance was begun with [vkCmdBeginRendering](#), [vkCmdBeginCustomResolveEXT](#) has been recorded in the render pass instance, there is a graphics pipeline bound with a fragment shader that statically writes to a color attachment, the color write mask is not zero, color writes are enabled, and the corresponding element of the [VkRenderingInfo::pColorAttachments->resolveImageView](#) was not [VK_NULL_HANDLE](#), then the corresponding element of [VkCustomResolveCreateInfoEXT::pColorAttachmentFormats](#) used to create the pipeline **must** not be [VK_FORMAT_UNDEFINED](#)
- VUID-vkCmdDrawIndirectCount-pDepthAttachment-08964
If the current render pass instance was begun with [vkCmdBeginRendering](#), [vkCmdBeginCustomResolveEXT](#) has not yet been recorded in the render pass instance, there is a graphics pipeline bound, depth test is enabled, and the [VkRenderingInfo::pDepthAttachment->imageView](#) was not [VK_NULL_HANDLE](#), then the [VkPipelineRenderingCreateInfo::depthAttachmentFormat](#) used to create the pipeline **must** not be [VK_FORMAT_UNDEFINED](#)
- VUID-vkCmdDrawIndirectCount-pDepthAttachment-11540

If the current render pass instance was begun with `vkCmdBeginRendering`, `vkCmdBeginCustomResolveEXT` has been recorded in the render pass instance, there is a graphics pipeline bound, depth test is enabled, and the `VkRenderingInfo::pDepthAttachment->resolveImageView` was not `VK_NULL_HANDLE`, then the `VkCustomResolveCreateInfoEXT::depthAttachmentFormat` used to create the pipeline **must** not be `VK_FORMAT_UNDEFINED`

- VUID-vkCmdDrawIndirectCount-pStencilAttachment-08965

If the current render pass instance was begun with `vkCmdBeginRendering`, `vkCmdBeginCustomResolveEXT` has not yet been recorded in the render pass instance, there is a graphics pipeline bound, stencil test is enabled and the `VkRenderingInfo::pStencilAttachment->imageView` was not `VK_NULL_HANDLE`, then the `VkPipelineRenderingCreateInfo::stencilAttachmentFormat` used to create the pipeline **must** not be `VK_FORMAT_UNDEFINED`

- VUID-vkCmdDrawIndirectCount-pStencilAttachment-11860

If the current render pass instance was begun with `vkCmdBeginRendering`, `vkCmdBeginCustomResolveEXT` has been recorded in the render pass instance, there is a graphics pipeline bound, stencil test is enabled and the `VkRenderingInfo::pStencilAttachment->resolveImageView` was not `VK_NULL_HANDLE`, then the `VkCustomResolveCreateInfoEXT::stencilAttachmentFormat` used to create the pipeline **must** not be `VK_FORMAT_UNDEFINED`

- VUID-vkCmdDrawIndirectCount-flags-10582

If the current render pass instance was begun with a `vkCmdBeginRendering` call in `commandBuffer`, its `VkRenderingInfo::flags` parameter **must** not have `VK_RENDERING_CONTENTS_SECONDARY_COMMAND_BUFFERS_BIT` set unless `VK_RENDERING_CONTENTS_INLINE_BIT_KHR` is also set

- VUID-vkCmdDrawIndirectCount-primitivesGeneratedQueryWithRasterizerDiscard-06708

If the `primitivesGeneratedQueryWithRasterizerDiscard` feature is not enabled and the `VK_QUERY_TYPE_PRIMITIVES_GENERATED_EXT` query is active, `rasterization discard` **must** not be enabled

- VUID-vkCmdDrawIndirectCount-primitivesGeneratedQueryWithNonZeroStreams-06709

If the `primitivesGeneratedQueryWithNonZeroStreams` feature is not enabled and the `VK_QUERY_TYPE_PRIMITIVES_GENERATED_EXT` query is active, the bound graphics pipeline **must** not have been created with a non-zero value in `VkPipelineRasterizationStateStreamCreateInfoEXT::rasterizationStream`

- VUID-vkCmdDrawIndirectCount-None-07620

If the `depthClamp` feature is enabled, a shader object is bound to any graphics stage or a graphics pipeline is bound which was created with the `VK_DYNAMIC_STATE_DEPTH_CLAMP_ENABLE_EXT` dynamic state enabled, and the current value of `rasterizerDiscardEnable` is `VK_FALSE`, then `vkCmdSetDepthClampEnableEXT` **must** have been called and not subsequently `invalidated` in the current command buffer prior to this drawing command

- VUID-vkCmdDrawIndirectCount-None-07621

If a shader object is bound to any graphics stage or a graphics pipeline is bound which was created with the `VK_DYNAMIC_STATE_POLYGON_MODE_EXT` dynamic state enabled, and the current value of `rasterizerDiscardEnable` is `VK_FALSE`, then

`vkCmdSetPolygonModeEXT` **must** have been called and not subsequently `invalidated` in the current command buffer prior to this drawing command

- VUID-vkCmdDrawIndirectCount-None-07622

If a shader object is bound to any graphics stage or a graphics pipeline is bound which was created with the `VK_DYNAMIC_STATE_RASTERIZATION_SAMPLES_EXT` dynamic state enabled, and the current value of `rasterizerDiscardEnable` is `VK_FALSE`, then `vkCmdSetRasterizationSamplesEXT` **must** have been called and not subsequently `invalidated` in the current command buffer prior to this drawing command

- VUID-vkCmdDrawIndirectCount-None-07623

If a shader object is bound to any graphics stage or a graphics pipeline is bound which was created with the `VK_DYNAMIC_STATE_SAMPLE_MASK_EXT` dynamic state enabled, and the current value of `rasterizerDiscardEnable` is `VK_FALSE`, then `vkCmdSetSampleMaskEXT` **must** have been called and not subsequently `invalidated` in the current command buffer prior to this drawing command

- VUID-vkCmdDrawIndirectCount-alphaToCoverageEnable-08919

If the bound graphics pipeline state was created with the `VK_DYNAMIC_STATE_ALPHA_TO_COVERAGE_ENABLE_EXT` dynamic state enabled, and `alphaToCoverageEnable` was `VK_TRUE` in the last call to `vkCmdSetAlphaToCoverageEnableEXT`, then the `Fragment Output Interface` **must** contain a variable for the alpha `Component` word in `Location 0` at `Index 0`

- VUID-vkCmdDrawIndirectCount-alphaToCoverageEnable-08920

If a shader object is bound to any graphics stage, and the most recent call to `vkCmdSetAlphaToCoverageEnableEXT` in the current command buffer set `alphaToCoverageEnable` to `VK_TRUE`, then the `Fragment Output Interface` **must** contain a variable for the alpha `Component` word in `Location 0` at `Index 0`

- VUID-vkCmdDrawIndirectCount-None-07624

If a shader object is bound to any graphics stage or a graphics pipeline is bound which was created with the `VK_DYNAMIC_STATE_ALPHA_TO_COVERAGE_ENABLE_EXT` dynamic state enabled, and the current value of `rasterizerDiscardEnable` is `VK_FALSE`, then `vkCmdSetAlphaToCoverageEnableEXT` **must** have been called and not subsequently `invalidated` in the current command buffer prior to this drawing command

- VUID-vkCmdDrawIndirectCount-None-07625

If the `alphaToOne` feature is enabled, a shader object is bound to any graphics stage or a graphics pipeline is bound which was created with the `VK_DYNAMIC_STATE_ALPHA_TO_ONE_ENABLE_EXT` dynamic state enabled, and the current value of `rasterizerDiscardEnable` is `VK_FALSE`, then `vkCmdSetAlphaToOneEnableEXT` **must** have been called and not subsequently `invalidated` in the current command buffer prior to this drawing command

- VUID-vkCmdDrawIndirectCount-None-07626

If the `logicOp` feature is enabled, a shader object is bound to the `VK_SHADER_STAGE_FRAGMENT_BIT` stage or a graphics pipeline is bound which was created with the `VK_DYNAMIC_STATE_LOGIC_OP_ENABLE_EXT` dynamic state enabled, and the current value of `rasterizerDiscardEnable` is `VK_FALSE`, then `vkCmdSetLogicOpEnableEXT` **must** have been called and not subsequently `invalidated` in the current command buffer prior to this drawing command

- VUID-vkCmdDrawIndirectCount-None-07627

If a shader object is bound to the [VK_SHADER_STAGE_FRAGMENT_BIT](#) stage or a graphics pipeline is bound which was created with [VK_DYNAMIC_STATE_COLOR_BLEND_ENABLE_EXT](#) dynamic state enabled, the [current value](#) of [rasterizerDiscardEnable](#) is [VK_FALSE](#), and there are color attachments bound, then [vkCmdSetColorBlendEnableEXT](#) **must** have been called and not subsequently [invalidated](#) in the current command buffer prior to this drawing command

- VUID-vkCmdDrawIndirectCount-None-07629

If a shader object is bound to the [VK_SHADER_STAGE_FRAGMENT_BIT](#) stage or a graphics pipeline is bound which was created with [VK_DYNAMIC_STATE_COLOR_WRITE_MASK_EXT](#) dynamic state enabled, the [current value](#) of [rasterizerDiscardEnable](#) is [VK_FALSE](#), and there are color attachments bound, then [vkCmdSetColorWriteMaskEXT](#) **must** have been called and not subsequently [invalidated](#) in the current command buffer prior to this drawing command

- VUID-vkCmdDrawIndirectCount-None-07630

If the [geometryStreams](#) feature is enabled, and a shader object is bound to the [VK_SHADER_STAGE_GEOMETRY_BIT](#) stage or a graphics pipeline is bound which was created with both a [VK_SHADER_STAGE_GEOMETRY_BIT](#) stage and the [VK_DYNAMIC_STATE_RASTERIZATION_STREAM_EXT](#) dynamic state enabled, then [vkCmdSetRasterizationStreamEXT](#) **must** have been called and not subsequently [invalidated](#) in the current command buffer prior to this drawing command

- VUID-vkCmdDrawIndirectCount-None-07631

If the [VK_EXT_conservative_rasterization](#) extension is enabled, a shader object is bound to any graphics stage or a graphics pipeline is bound which was created with the [VK_DYNAMIC_STATE_CONSERVATIVE_RASTERIZATION_MODE_EXT](#) dynamic state enabled, and the [current value](#) of [rasterizerDiscardEnable](#) is [VK_FALSE](#), then [vkCmdSetConservativeRasterizationModeEXT](#) **must** have been called and not subsequently [invalidated](#) in the current command buffer prior to this drawing command

- VUID-vkCmdDrawIndirectCount-None-07632

If the [VK_EXT_conservative_rasterization](#) extension is enabled, a shader object is bound to any graphics stage or a graphics pipeline is bound which was created with the [VK_DYNAMIC_STATE_EXTRA_PRIMITIVE_OVERESTIMATION_SIZE_EXT](#) dynamic state enabled, the [current value](#) of [rasterizerDiscardEnable](#) is [VK_FALSE](#), and the [current value](#) of [conservativeRasterizationMode](#) is [VK_CONSERVATIVE_RASTERIZATION_MODE_OVERESTIMATE_EXT](#), then [vkCmdSetExtraPrimitiveOverestimationSizeEXT](#) **must** have been called and not subsequently [invalidated](#) in the current command buffer prior to this drawing command

- VUID-vkCmdDrawIndirectCount-conservativePointAndLineRasterization-07499

If the [VK_EXT_conservative_rasterization](#) extension is enabled, [conservativePointAndLineRasterization](#) is not supported, a shader object is bound to any graphics stage or a graphics pipeline is bound, the [current value](#) of [rasterizerDiscardEnable](#) is [VK_FALSE](#), and the [effective rasterization input topology](#) is in line or point topology class, then the [current value](#) of [conservativeRasterizationMode](#) **must** be [VK_CONSERVATIVE_RASTERIZATION_MODE_DISABLED_EXT](#)

- VUID-vkCmdDrawIndirectCount-None-07633

If the `depthClipEnable` feature is enabled, and a shader object is bound to any graphics stage or a graphics pipeline is bound which was created with the `VK_DYNAMIC_STATE_DEPTH_CLIP_ENABLE_EXT` dynamic state, then `vkCmdSetDepthClipEnableEXT` **must** have been called and not subsequently `invalidated` in the current command buffer prior to this drawing command

- VUID-vkCmdDrawIndirectCount-None-07636

If the `VK_EXT_provoking_vertex` extension is enabled, a shader object is bound to the `VK_SHADER_STAGE_VERTEX_BIT` stage or a graphics pipeline is bound which was created with the `VK_DYNAMIC_STATE_PROVOKING_VERTEX_MODE_EXT` dynamic state enabled, and the current value of `rasterizerDiscardEnable` is `VK_FALSE`, then `vkCmdSetProvokingVertexModeEXT` **must** have been called and not subsequently `invalidated` in the current command buffer prior to this drawing command

- VUID-vkCmdDrawIndirectCount-None-08666

If any of the `stippledRectangularLines`, `stippledBresenhamLines` or `stippledSmoothLines` features are enabled, and a shader object is bound to any graphics stage or a graphics pipeline is bound which was created with the `VK_DYNAMIC_STATE_LINE_RASTERIZATION_MODE_EXT` dynamic state enabled, and the current value of `rasterizerDiscardEnable` is `VK_FALSE`, and the effective rasterization input topology is in line topology class, then `vkCmdSetLineRasterizationModeEXT` **must** have been called and not subsequently `invalidated` in the current command buffer prior to this drawing command

- VUID-vkCmdDrawIndirectCount-None-08669

If any of the `stippledRectangularLines`, `stippledBresenhamLines` or `stippledSmoothLines` features are enabled, and a shader object is bound to any graphics stage or a graphics pipeline is bound which was created with the `VK_DYNAMIC_STATE_LINE_STIPPLE_ENABLE_EXT` dynamic state enabled, the current value of `rasterizerDiscardEnable` is `VK_FALSE`, and the effective rasterization input topology is in line topology class, then `vkCmdSetLineStippleEnableEXT` **must** have been called and not subsequently `invalidated` in the current command buffer prior to this drawing command

- VUID-vkCmdDrawIndirectCount-None-07849

If any of the `stippledRectangularLines`, `stippledBresenhamLines` or `stippledSmoothLines` features are enabled and a shader object is bound to any graphics stage, or a bound graphics pipeline state was created with the `VK_DYNAMIC_STATE_LINE_STIPPLE` dynamic state enabled, the current value of `rasterizerDiscardEnable` is `VK_FALSE`, and the current value of `stippledLineEnable` is `VK_TRUE`, then `vkCmdSetLineStipple` **must** have been called and not subsequently `invalidated` in the current command buffer prior to this drawing command

- VUID-vkCmdDrawIndirectCount-None-10608

If a shader object is bound to any graphics stage or a graphics pipeline is bound which was created with the `VK_DYNAMIC_STATE_LINE_RASTERIZATION_MODE_EXT` dynamic state enabled, the effective rasterization input topology is in line topology class, and the current `lineRasterizationMode` is `VK_LINE_RASTERIZATION_MODE_BRESENHAM` or `VK_LINE_RASTERIZATION_MODE_RECTANGULAR_SMOOTH`, then the current `alphaToCoverageEnable`, `alphaToOneEnable` and `sampleShadingEnable` states **must** all be `VK_FALSE`

- VUID-vkCmdDrawIndirectCount-None-07639

If the `depthClipControl` feature is enabled, and a shader object is bound to any graphics stage or a graphics pipeline is bound which was created with the `VK_DYNAMIC_STATE_DEPTH_CLIP_NEGATIVE_ONE_TO_ONE_EXT` dynamic state enabled, then `vkCmdSetDepthClipNegativeOneToOneEXT` **must** have been called and not subsequently `invalidated` in the current command buffer prior to this drawing command

- VUID-vkCmdDrawIndirectCount-None-09650

If the `depthClampControl` feature is enabled, and a shader object is bound to any graphics stage or a graphics pipeline is bound which was created with the `VK_DYNAMIC_STATE_DEPTH_CLAMP_RANGE_EXT` dynamic state enabled, and the `current value` of `depthClampEnable` is `VK_TRUE`, then `vkCmdSetDepthClampRangeEXT` **must** have been called and not subsequently `invalidated` in the current command buffer prior to this drawing command

- VUID-vkCmdDrawIndirectCount-None-07640

If the `VK_NV_clip_space_w_scaling` extension is enabled, and a shader object is bound to any graphics stage or a graphics pipeline is bound which was created with the `VK_DYNAMIC_STATE_VIEWPORT_W_SCALING_ENABLE_NV` dynamic state enabled, then `vkCmdSetViewportWScalingEnableNV` **must** have been called and not subsequently `invalidated` in the current command buffer prior to this drawing command

- VUID-vkCmdDrawIndirectCount-None-07641

If the `VK_NV_viewport_swizzle` extension is enabled, and a shader object is bound to any graphics stage or a graphics pipeline is bound which was created with the `VK_DYNAMIC_STATE_VIEWPORT_SWIZZLE_NV` dynamic state enabled, then `vkCmdSetViewportSwizzleNV` **must** have been called and not subsequently `invalidated` in the current command buffer prior to this drawing command

- VUID-vkCmdDrawIndirectCount-None-07642

If the `VK_NV_fragment_coverage_to_color` extension is enabled, a shader object is bound to any graphics stage or a graphics pipeline is bound which was created with the `VK_DYNAMIC_STATE_COVERAGE_TO_COLOR_ENABLE_NV` dynamic state enabled, and the `current value` of `rasterizerDiscardEnable` is `VK_FALSE`, then `vkCmdSetCoverageToColorEnableNV` **must** have been called and not subsequently `invalidated` in the current command buffer prior to this drawing command

- VUID-vkCmdDrawIndirectCount-None-07643

If the `VK_NV_fragment_coverage_to_color` extension is enabled, a shader object is bound to any graphics stage or a graphics pipeline is bound which was created with the `VK_DYNAMIC_STATE_COVERAGE_TO_COLOR_LOCATION_NV` dynamic state enabled, the `current value` of `rasterizerDiscardEnable` is `VK_FALSE`, and the `current value` of `coverageToColorEnable` is `VK_TRUE`, then `vkCmdSetCoverageToColorLocationNV` **must** have been called and not subsequently `invalidated` in the current command buffer prior to this drawing command

- VUID-vkCmdDrawIndirectCount-None-07644

If the `VK_NV_framebuffer_mixed_samples` extension is enabled, a shader object is bound to any graphics stage or a graphics pipeline is bound which was created with the `VK_DYNAMIC_STATE_COVERAGE_MODULATION_MODE_NV` dynamic state enabled, and the `current value` of `rasterizerDiscardEnable` is `VK_FALSE`, then

`vkCmdSetCoverageModulationModeNV` **must** have been called and not subsequently **invalidated** in the current command buffer prior to this drawing command

- VUID-vkCmdDrawIndirectCount-None-07645

If the `VK_NV_framebuffer_mixed_samples` extension is enabled, a shader object is bound to any graphics stage or a graphics pipeline is bound which was created with the `VK_DYNAMIC_STATE_COVERAGE_MODULATION_TABLE_ENABLE_NV` dynamic state enabled, the **current value** of `rasterizerDiscardEnable` is `VK_FALSE`, and the **current value** of `coverageModulationMode` is any value other than `VK_COVERAGE_MODULATION_MODE_NONE_NV`, then `vkCmdSetCoverageModulationTableEnableNV` **must** have been called and not subsequently **invalidated** in the current command buffer prior to this drawing command

- VUID-vkCmdDrawIndirectCount-None-07646

If the `VK_NV_framebuffer_mixed_samples` extension is enabled, a shader object is bound to any graphics stage or a graphics pipeline is bound which was created with the `VK_DYNAMIC_STATE_COVERAGE_MODULATION_TABLE_NV` dynamic state enabled, the **current value** of `rasterizerDiscardEnable` is `VK_FALSE`, and the **current value** of `coverageModulationTableEnable` is `VK_TRUE`, then `vkCmdSetCoverageModulationTableNV` **must** have been called and not subsequently **invalidated** in the current command buffer prior to this drawing command

- VUID-vkCmdDrawIndirectCount-None-07647

If the `shadingRateImage` feature is enabled, a shader object is bound to any graphics stage or a graphics pipeline is bound which was created with the `VK_DYNAMIC_STATE_SHADING_RATE_IMAGE_ENABLE_NV` dynamic state enabled, and the **current value** of `rasterizerDiscardEnable` is `VK_FALSE`, then `vkCmdSetShadingRateImageEnableNV` **must** have been called and not subsequently **invalidated** in the current command buffer prior to this drawing command

- VUID-vkCmdDrawIndirectCount-pipelineFragmentShadingRate-09238

If the `pipelineFragmentShadingRate` feature is enabled, a shader object is bound to any graphics stage or a graphics pipeline is bound which was created with the `VK_DYNAMIC_STATE_FRAGMENT_SHADING_RATE_KHR` dynamic state enabled, and the **current value** of `rasterizerDiscardEnable` is `VK_FALSE`, then `vkCmdSetFragmentShadingRateKHR` **must** have been called and not subsequently **invalidated** in the current command buffer prior to this drawing command

- VUID-vkCmdDrawIndirectCount-None-07648

If the `representativeFragmentTest` feature is enabled, a shader object is bound to any graphics stage or a graphics pipeline is bound which was created with the `VK_DYNAMIC_STATE_REPRESENTATIVE_FRAGMENT_TEST_ENABLE_NV` dynamic state enabled, and the **current value** of `rasterizerDiscardEnable` is `VK_FALSE`, then `vkCmdSetRepresentativeFragmentTestEnableNV` **must** have been called and not subsequently **invalidated** in the current command buffer prior to this drawing command

- VUID-vkCmdDrawIndirectCount-None-07649

If the `coverageReductionMode` feature is enabled, a shader object is bound to any graphics stage or a graphics pipeline is bound which was created with the `VK_DYNAMIC_STATE_COVERAGE_REDUCTION_MODE_NV` dynamic state enabled, and the **current value** of `rasterizerDiscardEnable` is `VK_FALSE`, then

`vkCmdSetCoverageReductionModeNV` **must** have been called and not subsequently **invalidated** in the current command buffer prior to this drawing command

- VUID-vkCmdDrawIndirectCount-rasterizationSamples-07471

If the bound graphics pipeline state was created with the `VK_DYNAMIC_STATE_RASTERIZATION_SAMPLES_EXT` state enabled, and the current subpass does not use any color and/or depth/stencil attachments, then the `rasterizationSamples` in the last call to `vkCmdSetRasterizationSamplesEXT` **must** follow the rules for a `zero-attachment subpass`

- VUID-vkCmdDrawIndirectCount-samples-07472

If the bound graphics pipeline state was created with the `VK_DYNAMIC_STATE_SAMPLE_MASK_EXT` state enabled and the `VK_DYNAMIC_STATE_RASTERIZATION_SAMPLES_EXT` state disabled, then the `samples` parameter in the last call to `vkCmdSetSampleMaskEXT` **must** be greater or equal to the `VkPipelineMultisampleStateCreateInfo::rasterizationSamples` parameter used to create the bound graphics pipeline

- VUID-vkCmdDrawIndirectCount-samples-07473

If the bound graphics pipeline state was created with the `VK_DYNAMIC_STATE_SAMPLE_MASK_EXT` state and `VK_DYNAMIC_STATE_RASTERIZATION_SAMPLES_EXT` states enabled, then the `samples` parameter in the last call to `vkCmdSetSampleMaskEXT` **must** be greater or equal to the `rasterizationSamples` parameter in the last call to `vkCmdSetRasterizationSamplesEXT`

- VUID-vkCmdDrawIndirectCount-None-09211

If the bound graphics pipeline state was created with the `VK_DYNAMIC_STATE_RASTERIZATION_SAMPLES_EXT` state enabled, or a shader object is bound to any graphics stage, and the current render pass instance includes a `VkMultisampledRenderToSingleSampledInfoEXT` structure with `multisampledRenderToSingleSampledEnable` equal to `VK_TRUE`, then the `rasterizationSamples` in the last call to `vkCmdSetRasterizationSamplesEXT` **must** be the same as the `rasterizationSamples` member of that structure

- VUID-vkCmdDrawIndirectCount-firstAttachment-07476

If a shader object is bound to the `VK_SHADER_STAGE_FRAGMENT_BIT` stage or a graphics pipeline is bound was created with the `VK_DYNAMIC_STATE_COLOR_BLEND_ENABLE_EXT` dynamic states enabled, and the current value of `rasterizerDiscardEnable` is `VK_FALSE`, then the last call to `vkCmdSetColorBlendEnableEXT` in the current command buffer prior to this drawing command **must** have set a value for all active color attachments

- VUID-vkCmdDrawIndirectCount-firstAttachment-07478

If a shader object is bound to the `VK_SHADER_STAGE_FRAGMENT_BIT` stage or a graphics pipeline is bound was created with the `VK_DYNAMIC_STATE_COLOR_WRITE_MASK_EXT` dynamic states enabled, and the current value of `rasterizerDiscardEnable` is `VK_FALSE`, then the last call to `vkCmdSetColorWriteMaskEXT` in the current command buffer prior to this drawing command **must** have set a value for all active color attachments

- VUID-vkCmdDrawIndirectCount-advancedBlendMaxColorAttachments-07480

If a shader object is bound to the `VK_SHADER_STAGE_FRAGMENT_BIT` stage or a graphics pipeline is bound was created with the

`VK_DYNAMIC_STATE_COLOR_BLEND_ADVANCED_EXT` and `VK_DYNAMIC_STATE_COLOR_BLEND_ENABLE_EXT` dynamic states enabled, the `current value` of `rasterizerDiscardEnable` is `VK_FALSE`, and an active color attachment `current value` of `blendEnable` is `VK_TRUE`, then the number of active color attachments **must** not exceed `advancedBlendMaxColorAttachments`

- VUID-vkCmdDrawIndirectCount-None-10862

If a graphics pipeline is bound was created with `VK_DYNAMIC_STATE_COLOR_BLEND_EQUATION_EXT`, but not the `VK_DYNAMIC_STATE_COLOR_BLEND_ADVANCED_EXT` dynamic state enabled, and the `current value` of `rasterizerDiscardEnable` is `VK_FALSE`, then `vkCmdSetColorBlendEquationEXT` **must** have been called and not subsequently `invalidated` in the current command buffer prior to this drawing command for all active color attachments with the `blendEnable current value` of `VK_TRUE`

- VUID-vkCmdDrawIndirectCount-rasterizerDiscardEnable-10863

If a graphics pipeline is bound was created with `VK_DYNAMIC_STATE_COLOR_BLEND_ADVANCED_EXT`, but not the `VK_DYNAMIC_STATE_COLOR_BLEND_EQUATION_EXT` dynamic state enabled, and the `current value` of `rasterizerDiscardEnable` is `VK_FALSE`, then `vkCmdSetColorBlendAdvancedEXT` **must** have been called and not subsequently `invalidated` in the current command buffer prior to this drawing command for all active color attachments with the `blendEnable current value` of `VK_TRUE`

- VUID-vkCmdDrawIndirectCount-None-10864

If a shader object is bound to the `VK_SHADER_STAGE_FRAGMENT_BIT` stage or a graphics pipeline is bound was created with `VK_DYNAMIC_STATE_COLOR_BLEND_ADVANCED_EXT` and `VK_DYNAMIC_STATE_COLOR_BLEND_EQUATION_EXT` dynamic state enabled, and the `current value` of `rasterizerDiscardEnable` is `VK_FALSE`, then either `vkCmdSetColorBlendAdvancedEXT` or `vkCmdSetColorBlendEquationEXT` **must** have been called and not subsequently `invalidated` in the current command buffer prior to this drawing command for all active color attachments with the `blendEnable current value` of `VK_TRUE`

- VUID-vkCmdDrawIndirectCount-primitivesGeneratedQueryWithNonZeroStreams-07481

If the `primitivesGeneratedQueryWithNonZeroStreams` feature is not enabled and the `VK_QUERY_TYPE_PRIMITIVES_GENERATED_EXT` query is active, and the bound graphics pipeline was created with `VK_DYNAMIC_STATE_RASTERIZATION_STREAM_EXT` state enabled, the last call to `vkCmdSetRasterizationStreamEXT` **must** have set the `rasterizationStream` to zero

- VUID-vkCmdDrawIndirectCount-sampleLocationsPerPixel-07482

If the bound graphics pipeline state was created with the `VK_DYNAMIC_STATE_SAMPLE_LOCATIONS_EXT` state enabled and the `VK_DYNAMIC_STATE_RASTERIZATION_SAMPLES_EXT` state disabled, and the `current value` of `sampleLocationsEnable` is `VK_TRUE`, then the `sampleLocationsPerPixel` member of `pSampleLocationsInfo` in the last call to `vkCmdSetSampleLocationsEXT` **must** equal the `rasterizationSamples` member of the `VkPipelineMultisampleStateCreateInfo` structure the bound graphics pipeline has been created with

- VUID-vkCmdDrawIndirectCount-sampleLocationsPerPixel-07483

If the bound graphics pipeline state was created with the `VK_DYNAMIC_STATE_SAMPLE_LOCATIONS_EXT` state enabled and the `VK_DYNAMIC_STATE_RASTERIZATION_SAMPLES_EXT` state enabled, and the current value of `sampleLocationsEnable` is `VK_TRUE`, then the `sampleLocationsPerPixel` member of `pSampleLocationsInfo` in the last call to `vkCmdSetSampleLocationsEXT` **must** equal the `rasterizationSamples` parameter of the last call to `vkCmdSetRasterizationSamplesEXT`

- VUID-vkCmdDrawIndirectCount-sampleLocationsEnable-07484

If a shader object is bound to the `VK_SHADER_STAGE_FRAGMENT_BIT` stage, or the bound graphics pipeline was created with the `VK_DYNAMIC_STATE_SAMPLE_LOCATIONS_ENABLE_EXT` state enabled, and `sampleLocationsEnable` was `VK_TRUE` in the last call to `vkCmdSetSampleLocationsEnableEXT` then the current active depth attachment **must** have been created with the `VK_IMAGE_CREATE_SAMPLE_LOCATIONS_COMPATIBLE_DEPTH_BIT_EXT` bit set

- VUID-vkCmdDrawIndirectCount-sampleLocationsEnable-07485

If a shader object is bound to the `VK_SHADER_STAGE_FRAGMENT_BIT` stage, or the bound graphics pipeline state was created with the `VK_DYNAMIC_STATE_SAMPLE_LOCATIONS_EXT` state enabled and the `VK_DYNAMIC_STATE_SAMPLE_LOCATIONS_ENABLE_EXT` state enabled, and if `sampleLocationsEnable` was `VK_TRUE` in the last call to `vkCmdSetSampleLocationsEnableEXT`, then the `sampleLocationsInfo.maxSampleLocationGridSize.width` in the last call to `vkCmdSetSampleLocationsEXT` **must** evenly divide `VkMultisamplePropertiesEXT::maxSampleLocationGridSize.width` as returned by `vkGetPhysicalDeviceMultisamplePropertiesEXT` with a `samples` parameter equaling `rasterizationSamples`

- VUID-vkCmdDrawIndirectCount-sampleLocationsEnable-07486

If a shader object is bound to the `VK_SHADER_STAGE_FRAGMENT_BIT` stage, or the bound graphics pipeline state was created with the `VK_DYNAMIC_STATE_SAMPLE_LOCATIONS_EXT` state enabled and the `VK_DYNAMIC_STATE_SAMPLE_LOCATIONS_ENABLE_EXT` state enabled, and if `sampleLocationsEnable` was `VK_TRUE` in the last call to `vkCmdSetSampleLocationsEnableEXT`, then the `sampleLocationsInfo.maxSampleLocationGridSize.height` in the last call to `vkCmdSetSampleLocationsEXT` **must** evenly divide `VkMultisamplePropertiesEXT::maxSampleLocationGridSize.height` as returned by `vkGetPhysicalDeviceMultisamplePropertiesEXT` with a `samples` parameter equaling `rasterizationSamples`

- VUID-vkCmdDrawIndirectCount-sampleLocationsEnable-07487

If a shader object is bound to the `VK_SHADER_STAGE_FRAGMENT_BIT` stage, or the bound graphics pipeline state was created with the `VK_DYNAMIC_STATE_SAMPLE_LOCATIONS_ENABLE_EXT` state enabled, and if `sampleLocationsEnable` was `VK_TRUE` in the last call to `vkCmdSetSampleLocationsEnableEXT`, the fragment shader code **must** not statically use the extended instruction `InterpolateAtSample`

- VUID-vkCmdDrawIndirectCount-sampleLocationsEnable-07936

If the bound graphics pipeline state was created with the `VK_DYNAMIC_STATE_SAMPLE_LOCATIONS_EXT` state disabled and the `VK_DYNAMIC_STATE_RASTERIZATION_SAMPLES_EXT` state enabled, and the **current** value of `sampleLocationsEnable` is `VK_TRUE`, then `sampleLocationsInfo.sampleLocationGridSize.width` **must** evenly divide `VkMultisamplePropertiesEXT::maxSampleLocationGridSize.width` as returned by `vkGetPhysicalDeviceMultisamplePropertiesEXT` with a `samples` parameter equaling the value of `rasterizationSamples` in the last call to `vkCmdSetRasterizationSamplesEXT`

- VUID-vkCmdDrawIndirectCount-sampleLocationsEnable-07937

If the bound graphics pipeline state was created with the `VK_DYNAMIC_STATE_SAMPLE_LOCATIONS_EXT` state disabled and the `VK_DYNAMIC_STATE_RASTERIZATION_SAMPLES_EXT` state enabled, and the **current** value of `sampleLocationsEnable` is `VK_TRUE`, then `sampleLocationsInfo.sampleLocationGridSize.height` **must** evenly divide `VkMultisamplePropertiesEXT::maxSampleLocationGridSize.height` as returned by `vkGetPhysicalDeviceMultisamplePropertiesEXT` with a `samples` parameter equaling the value of `rasterizationSamples` in the last call to `vkCmdSetRasterizationSamplesEXT`

- VUID-vkCmdDrawIndirectCount-sampleLocationsEnable-07938

If the bound graphics pipeline state was created with the `VK_DYNAMIC_STATE_SAMPLE_LOCATIONS_EXT` state disabled and the `VK_DYNAMIC_STATE_RASTERIZATION_SAMPLES_EXT` state enabled, and the **current** value of `sampleLocationsEnable` is `VK_TRUE`, then `sampleLocationsInfo.sampleLocationsPerPixel` **must** equal `rasterizationSamples` in the last call to `vkCmdSetRasterizationSamplesEXT`

- VUID-vkCmdDrawIndirectCount-coverageModulationTableEnable-07488

If a shader object is bound to any graphics stage or the bound graphics pipeline state was created with the `VK_DYNAMIC_STATE_COVERAGE_MODULATION_TABLE_ENABLE_NV` state enabled, and the last call to `vkCmdSetCoverageModulationTableEnableNV` set `coverageModulationTableEnable` to `VK_TRUE`, then the `coverageModulationTableCount` parameter in the last call to `vkCmdSetCoverageModulationTableNV` **must** equal the current `rasterizationSamples` divided by the number of color samples in the current active color attachment

- VUID-vkCmdDrawIndirectCount-rasterizationSamples-07489

If the `VK_NV_framebuffer_mixed_samples` extension is enabled, and if current subpass has a depth/stencil attachment and depth test, stencil test, or depth bounds test are enabled in the bound pipeline, then the current `rasterizationSamples` **must** be the same as the sample count of the depth/stencil attachment

- VUID-vkCmdDrawIndirectCount-coverageToColorEnable-07490

If the bound graphics pipeline state was created with the `VK_DYNAMIC_STATE_COVERAGE_TO_COLOR_ENABLE_NV` state enabled and the last call to `vkCmdSetCoverageToColorEnableNV` set the `coverageToColorEnable` to `VK_TRUE`, then there **must** be an active color attachment at the location selected by the last call to `vkCmdSetCoverageToColorLocationNV` `coverageToColorLocation`, with a `VkFormat` of `VK_FORMAT_R8_UINT`, `VK_FORMAT_R8_SINT`, `VK_FORMAT_R16_UINT`, `VK_FORMAT_R16_SINT`, `VK_FORMAT_R32_UINT`, or `VK_FORMAT_R32_SINT`

- VUID-vkCmdDrawIndirectCount-rasterizerDiscardEnable-09420
If the `VK_NV_fragment_coverage_to_color` extension is enabled, and a shader object is bound to the `VK_SHADER_STAGE_FRAGMENT_BIT` stage, and the most recent call to `vkCmdSetRasterizerDiscardEnable` in the current command buffer set `rasterizerDiscardEnable` to `VK_FALSE`, and the last call to `vkCmdSetCoverageToColorEnableNV` set the `coverageToColorEnable` to `VK_TRUE`, then there **must** be an active color attachment at the location selected by the last call to `vkCmdSetCoverageToColorLocationNV` `coverageToColorLocation`, with a `VkFormat` of `VK_FORMAT_R8_UINT`, `VK_FORMAT_R8_SINT`, `VK_FORMAT_R16_UINT`, `VK_FORMAT_R16_SINT`, `VK_FORMAT_R32_UINT`, or `VK_FORMAT_R32_SINT`
- VUID-vkCmdDrawIndirectCount-coverageReductionMode-07491
If the `coverageReductionMode` feature is enabled, a shader object is bound to any graphics stage or a graphics pipeline is bound which was created with the `VK_DYNAMIC_STATE_COVERAGE_REDUCTION_MODE_NV` or `VK_DYNAMIC_STATE_RASTERIZATION_SAMPLES_EXT` dynamic states enabled, then the **current values** of `coverageReductionMode`, `rasterizationSamples`, the sample counts for the color and depth/stencil attachments (if the subpass has them) **must** be a valid combination returned by `vkGetPhysicalDeviceSupportedFramebufferMixedSamplesCombinationsNV`
- VUID-vkCmdDrawIndirectCount-viewportCount-07492
If the bound graphics pipeline state was created with the `VK_DYNAMIC_STATE_VIEWPORT_WITH_COUNT` dynamic state enabled, but not the `VK_DYNAMIC_STATE_VIEWPORT_SWIZZLE_NV` dynamic state enabled, then the bound graphics pipeline **must** have been created with `VkPipelineViewportSwizzleStateCreateInfoNV::viewportCount` greater or equal to the `viewportCount` parameter in the last call to `vkCmdSetViewportWithCount`
- VUID-vkCmdDrawIndirectCount-viewportCount-07493
If the bound graphics pipeline state was created with the `VK_DYNAMIC_STATE_VIEWPORT_WITH_COUNT` and `VK_DYNAMIC_STATE_VIEWPORT_SWIZZLE_NV` dynamic states enabled then the `viewportCount` parameter in the last call to `vkCmdSetViewportSwizzleNV` **must** be greater than or equal to the `viewportCount` parameter in the last call to `vkCmdSetViewportWithCount`
- VUID-vkCmdDrawIndirectCount-viewportCount-09421
If the `VK_NV_viewport_swizzle` extension is enabled, and a shader object is bound to any graphics stage, then the `viewportCount` parameter in the last call to `vkCmdSetViewportSwizzleNV` **must** be greater than or equal to the `viewportCount` parameter in the last call to `vkCmdSetViewportWithCount`
- VUID-vkCmdDrawIndirectCount-rasterizationSamples-07494
If the `VK_NV_framebuffer_mixed_samples` extension is enabled, and the `coverageReductionMode` feature is not enabled, or the **current value** of `coverageReductionMode` is not `VK_COVERAGE_REDUCTION_MODE_TRUNCATE_NV`, and the **current value** of `rasterizationSamples` is greater than sample count of the color attachment, then **sample shading must** be disabled
- VUID-vkCmdDrawIndirectCount-stippledLineEnable-07495

If the bound graphics pipeline state was created with the `VK_DYNAMIC_STATE_LINE_STIPPLE_ENABLE_EXT` or `VK_DYNAMIC_STATE_LINE_RASTERIZATION_MODE_EXT` dynamic states enabled, and if the current `stippledLineEnable` state is `VK_TRUE` and the current `lineRasterizationMode` state is `VK_LINE_RASTERIZATION_MODE_RECTANGULAR`, then the `stippledRectangularLines` feature **must** be enabled

- VUID-vkCmdDrawIndirectCount-stippledLineEnable-07496

If the bound graphics pipeline state was created with the `VK_DYNAMIC_STATE_LINE_STIPPLE_ENABLE_EXT` or `VK_DYNAMIC_STATE_LINE_RASTERIZATION_MODE_EXT` dynamic states enabled, and if the current `stippledLineEnable` state is `VK_TRUE` and the current `lineRasterizationMode` state is `VK_LINE_RASTERIZATION_MODE_BRESENHAM`, then the `stippledBresenhamLines` feature **must** be enabled

- VUID-vkCmdDrawIndirectCount-stippledLineEnable-07497

If the bound graphics pipeline state was created with the `VK_DYNAMIC_STATE_LINE_STIPPLE_ENABLE_EXT` or `VK_DYNAMIC_STATE_LINE_RASTERIZATION_MODE_EXT` dynamic states enabled, and if the current `stippledLineEnable` state is `VK_TRUE` and the current `lineRasterizationMode` state is `VK_LINE_RASTERIZATION_MODE_RECTANGULAR_SMOOTH`, then the `stippledSmoothLines` feature **must** be enabled

- VUID-vkCmdDrawIndirectCount-stippledLineEnable-07498

If the bound graphics pipeline state was created with the `VK_DYNAMIC_STATE_LINE_STIPPLE_ENABLE_EXT` or `VK_DYNAMIC_STATE_LINE_RASTERIZATION_MODE_EXT` dynamic states enabled, and if the current `stippledLineEnable` state is `VK_TRUE` and the current `lineRasterizationMode` state is `VK_LINE_RASTERIZATION_MODE_DEFAULT`, then the `stippledRectangularLines` feature **must** be enabled and `VkPhysicalDeviceLimits::strictLines` **must** be `VK_TRUE`

- VUID-vkCmdDrawIndirectCount-stage-07073

If the bound pipeline was created with the `VkPipelineShaderStageCreateInfo::stage` member of an element of `VkGraphicsPipelineCreateInfo::pStages` set to `VK_SHADER_STAGE_VERTEX_BIT`, `VK_SHADER_STAGE_TESSELLATION_CONTROL_BIT`, `VK_SHADER_STAGE_TESSELLATION_EVALUATION_BIT` or `VK_SHADER_STAGE_GEOMETRY_BIT`, then `Mesh Shader Queries` **must** not be active

- VUID-vkCmdDrawIndirectCount-None-08877

If a shader object is bound to the `VK_SHADER_STAGE_FRAGMENT_BIT` stage or a graphics pipeline is bound which was created with the `VK_DYNAMIC_STATE_ATTACHMENT_FEEDBACK_LOOP_ENABLE_EXT` dynamic state enabled, and the current value of `rasterizerDiscardEnable` is `VK_FALSE`, then `vkCmdSetAttachmentFeedbackLoopEnableEXT` **must** have been called and not subsequently `invalidated` in the current command buffer prior to this drawing command

- VUID-vkCmdDrawIndirectCount-None-07850

If dynamic state was inherited from `VkCommandBufferInheritanceViewportScissorInfoNV`, it **must** be set in the current command buffer prior to this drawing command

- VUID-vkCmdDrawIndirectCount-nextStage-10745

For each shader object bound to a graphics stage, except for shader object bound to the last graphics stage in the logical pipeline, it **must** have been created with a **nextStage** including the corresponding bit to the shader object bound to the following graphics stage in the logical pipeline

- VUID-vkCmdDrawIndirectCount-None-08684

If there is no bound graphics pipeline, **vkCmdBindShadersEXT** **must** have been called in the current command buffer with **pStages** with an element of **VK_SHADER_STAGE_VERTEX_BIT**

- VUID-vkCmdDrawIndirectCount-None-08685

If there is no bound graphics pipeline, and the **tessellationShader** feature is enabled, **vkCmdBindShadersEXT** **must** have been called in the current command buffer with **pStages** with an element of **VK_SHADER_STAGE_TESSELLATION_CONTROL_BIT**

- VUID-vkCmdDrawIndirectCount-None-08686

If there is no bound graphics pipeline, and the **tessellationShader** feature is enabled, **vkCmdBindShadersEXT** **must** have been called in the current command buffer with **pStages** with an element of **VK_SHADER_STAGE_TESSELLATION_EVALUATION_BIT**

- VUID-vkCmdDrawIndirectCount-None-08687

If there is no bound graphics pipeline, and the **geometryShader** feature is enabled, **vkCmdBindShadersEXT** **must** have been called in the current command buffer with **pStages** with an element of **VK_SHADER_STAGE_GEOMETRY_BIT**

- VUID-vkCmdDrawIndirectCount-None-08688

If there is no bound graphics pipeline, **vkCmdBindShadersEXT** **must** have been called in the current command buffer with **pStages** with an element of **VK_SHADER_STAGE_FRAGMENT_BIT**

- VUID-vkCmdDrawIndirectCount-None-08689

If there is no bound graphics pipeline, and the **taskShader** feature is enabled, **vkCmdBindShadersEXT** **must** have been called in the current command buffer with **pStages** with an element of **VK_SHADER_STAGE_TASK_BIT_EXT**

- VUID-vkCmdDrawIndirectCount-None-08690

If there is no bound graphics pipeline, and the **meshShader** feature is enabled, **vkCmdBindShadersEXT** **must** have been called in the current command buffer with **pStages** with an element of **VK_SHADER_STAGE_MESH_BIT_EXT**

- VUID-vkCmdDrawIndirectCount-None-08693

If there is no bound graphics pipeline, and at least one of the **taskShader** and **meshShader** features is enabled, one of the **VK_SHADER_STAGE_VERTEX_BIT** or **VK_SHADER_STAGE_MESH_BIT_EXT** stages **must** have a valid **VkShaderEXT** bound, and the other **must** have no **VkShaderEXT** bound

- VUID-vkCmdDrawIndirectCount-None-08696

If there is no bound graphics pipeline, and a valid **VkShaderEXT** is bound to the **VK_SHADER_STAGE_VERTEX_BIT** stage, there **must** be no **VkShaderEXT** bound to either the **VK_SHADER_STAGE_TASK_BIT_EXT** stage or the **VK_SHADER_STAGE_MESH_BIT_EXT** stage

- VUID-vkCmdDrawIndirectCount-None-08698

If any graphics shader is bound which was created with the **VK_SHADER_CREATE_LINK_STAGE_BIT_EXT** flag, then all shaders created with the

`VK_SHADER_CREATE_LINK_STAGE_BIT_EXT` flag in the same `vkCreateShadersEXT` call **must** also be bound

- VUID-vkCmdDrawIndirectCount-None-08699

If any graphics shader is bound which was created with the `VK_SHADER_CREATE_LINK_STAGE_BIT_EXT` flag, any stages in between stages whose shaders which did not create a shader with the `VK_SHADER_CREATE_LINK_STAGE_BIT_EXT` flag as part of the same `vkCreateShadersEXT` call **must** not have any `VkShaderEXT` bound

- VUID-vkCmdDrawIndirectCount-None-08878

All bound graphics shader objects **must** have been created with identical or **identically defined** push constant ranges

- VUID-vkCmdDrawIndirectCount-None-08879

All bound graphics shader objects **must** have either been created with the `VK_SHADER_CREATE_DESCRIPTOR_HEAP_BIT_EXT` flag set, or with identical or **identically defined** arrays of descriptor set layouts

- VUID-vkCmdDrawIndirectCount-colorAttachmentCount-09372

If the current render pass instance was begun with `vkCmdBeginRendering` and a `VkRenderingInfo::colorAttachmentCount` equal to 1, a color attachment with a resolve mode of `VK_RESOLVE_MODE_EXTERNAL_FORMAT_DOWNSAMPLE_BIT_ANDROID`, and a fragment shader is bound, it **must** not declare the `DepthReplacing` or `StencilRefReplacingEXT` execution modes

- VUID-vkCmdDrawIndirectCount-pDynamicStates-08715

If the bound graphics pipeline state includes a fragment shader stage, was created with `VK_DYNAMIC_STATE_DEPTH_WRITE_ENABLE` set in `VkPipelineDynamicStateCreateInfo::pDynamicStates`, and the fragment shader declares the `EarlyFragmentTests` execution mode and uses `OpDepthAttachmentReadEXT`, the `depthWriteEnable` parameter in the last call to `vkCmdSetDepthWriteEnable` **must** be `VK_FALSE`

- VUID-vkCmdDrawIndirectCount-pDynamicStates-08716

If the bound graphics pipeline state includes a fragment shader stage, was created with `VK_DYNAMIC_STATE_STENCIL_WRITE_MASK` set in `VkPipelineDynamicStateCreateInfo::pDynamicStates`, and the fragment shader declares the `EarlyFragmentTests` execution mode and uses `OpStencilAttachmentReadEXT`, the `writeMask` parameter in the last call to `vkCmdSetStencilWriteMask` **must** be 0

- VUID-vkCmdDrawIndirectCount-None-09116

If a shader object is bound to any graphics stage or the bound graphics pipeline was created with `VK_DYNAMIC_STATE_COLOR_WRITE_MASK_EXT`, and the format of any color attachment is `VK_FORMAT_E5B9G9R9_UFLOAT_PACK32`, the corresponding element of the `pColorWriteMasks` parameter of `vkCmdSetColorWriteMaskEXT` **must** either include all of `VK_COLOR_COMPONENT_R_BIT`, `VK_COLOR_COMPONENT_G_BIT`, and `VK_COLOR_COMPONENT_B_BIT`, or none of them

- VUID-vkCmdDrawIndirectCount-maxFragmentDualSrcAttachments-09239

If **blending** is enabled for any attachment where either the source or destination blend factors for that attachment **use the secondary color input**, the maximum value of `Location` for any output attachment **statically used** in the `Fragment Execution Model` executed by this command **must** be less than `maxFragmentDualSrcAttachments`

- VUID-vkCmdDrawIndirectCount-None-09548
If the current render pass was begun with [vkCmdBeginRendering](#), there is no shader object bound to any graphics stage, the value of each element of [VkRenderingAttachmentLocationInfo::pColorAttachmentLocations](#) in the bound pipeline **must** match the value for the corresponding locations set currently in the current render pass instance
- VUID-vkCmdDrawIndirectCount-None-09549
If the current render pass was begun with [vkCmdBeginRendering](#), and there is no shader object bound to any graphics stage, the value of each element of [VkRenderingInputAttachmentIndexInfo::pColorAttachmentInputIndices](#) in the bound pipeline **must** match the value for the corresponding index set currently in the current render pass instance
- VUID-vkCmdDrawIndirectCount-None-10927
If the current render pass was begun with [vkCmdBeginRendering](#), and there is no shader object bound to any graphics stage, the value of [VkRenderingInputAttachmentIndexInfo::pDepthInputAttachmentIndex](#) in the bound pipeline **must** match the value set currently in the current render pass instance
- VUID-vkCmdDrawIndirectCount-None-10928
If the current render pass was begun with [vkCmdBeginRendering](#), and there is no shader object bound to any graphics stage, the value of [VkRenderingInputAttachmentIndexInfo::pStencilInputAttachmentIndex](#) in the bound pipeline **must** match the value set currently in the current render pass instance
- VUID-vkCmdDrawIndirectCount-None-09642
If the current render pass was begun with [vkCmdBeginRendering](#) with the [VK_RENDERING_ENABLE_LEGACY_DITHERING_BIT_EXT](#) flag, the bound graphics pipeline **must** have been created with [VK_PIPELINE_CREATE_2_ENABLE_LEGACY_DITHERING_BIT_EXT](#)
- VUID-vkCmdDrawIndirectCount-None-09643
If the bound graphics pipeline was created with [VK_PIPELINE_CREATE_2_ENABLE_LEGACY_DITHERING_BIT_EXT](#), the current render pass **must** have begun with [vkCmdBeginRendering](#) with the [VK_RENDERING_ENABLE_LEGACY_DITHERING_BIT_EXT](#) flag
- VUID-vkCmdDrawIndirectCount-None-10677
If the [per-tile execution model](#) is enabled, the [tileShadingPerTileDraw](#) feature **must** be enabled
- VUID-vkCmdDrawIndirectCount-None-10772
If a shader object is bound to any graphics stage, *multiview* functionality **must** not be enabled in the current render pass
- VUID-vkCmdDrawIndirectCount-multiviewPerViewViewports-12262
If the [multiviewPerViewViewports](#) feature is enabled, then the index of the most significant bit in current render pass instance [viewMask](#) **must** be less than the [current value](#) of [viewportCount](#)
- VUID-vkCmdDrawIndirectCount-multiviewPerViewViewports-12263
If the [multiviewPerViewViewports](#) feature is enabled, then the index of the most significant

bit in current render pass instance `viewMask` **must** be less than the `current value` of `scissorCount`

- VUID-vkCmdDrawIndirectCount-flags-11521

If current render pass instance was begun with `vkCmdBeginRendering` with `VkRenderingInfo::flags` which includes `VK_RENDERING_FRAGMENT_REGION_BIT_EXT`, and if `sample shading` is enabled (explicitly or implicitly), then the minimum fraction for sample shading **must** equal 0.0

- VUID-vkCmdDrawIndirectCount-None-11522

If the current render pass instance was begun with `vkCmdBeginRendering` and contains a custom resolve, and the `dynamicRenderingUnusedAttachments` feature is not enabled, the graphics pipeline bound **must** have been created with a `VkCustomResolveCreateInfoEXT`

- VUID-vkCmdDrawIndirectCount-None-11523

If the current render pass instance was begun with `vkCmdBeginRendering` and does not contain a custom resolve, and the `dynamicRenderingUnusedAttachments` feature is not enabled, the graphics pipeline bound **must** not have been created with a `VkCustomResolveCreateInfoEXT`

- VUID-vkCmdDrawIndirectCount-customResolve-11524

If the current render pass instance was begun with `vkCmdBeginRendering` and `vkCmdBeginCustomResolveEXT` has been recorded in the render pass instance, the graphics pipeline bound **must** have been created with `VkCustomResolveCreateInfoEXT::customResolve` as `VK_TRUE`

- VUID-vkCmdDrawIndirectCount-customResolve-11525

If the current render pass instance was begun with `vkCmdBeginRendering` and contains a custom resolve, and `vkCmdBeginCustomResolveEXT` has not been recorded in the render pass instance, the graphics pipeline bound **must** have been created with `VkCustomResolveCreateInfoEXT::customResolve` as `VK_FALSE`

- VUID-vkCmdDrawIndirectCount-None-11861

If the `dynamicRenderingUnusedAttachments` feature is not enabled and the current render pass instance was begun with `vkCmdBeginRendering` and contains a custom resolve, the bound graphics pipeline **must** have been created with a `VkCustomResolveCreateInfoEXT::colorAttachmentCount` equal to `VkRenderingInfo::colorAttachmentCount`

- VUID-vkCmdDrawIndirectCount-None-11862

If the `dynamicRenderingUnusedAttachments` feature is not enabled, and the current render pass instance was begun with `vkCmdBeginRendering`, it contains a custom resolve, and `VkRenderingInfo::colorAttachmentCount` greater than 0, then each element of the `VkRenderingInfo::pColorAttachments` array with an `resolveImageView` not equal to `VK_NULL_HANDLE` **must** have been created with a `VkFormat` equal to the corresponding element of `VkCustomResolveCreateInfoEXT::pColorAttachmentFormats` used to create the bound graphics pipeline

- VUID-vkCmdDrawIndirectCount-None-11863

If the `dynamicRenderingUnusedAttachments` feature is not enabled, and the current render pass instance was begun with `vkCmdBeginRendering`, it contains a custom resolve, and `VkRenderingInfo::colorAttachmentCount` greater than 0, then each element of the `VkRenderingInfo::pColorAttachments` array with an `resolveImageView` equal to `VK_NULL_HANDLE` **must** have the corresponding element of

`VkCustomResolveCreateInfoEXT::pColorAttachmentFormats` used to create the bound pipeline equal to `VK_FORMAT_UNDEFINED`

- VUID-vkCmdDrawIndirectCount-dynamicRenderingUnusedAttachments-11864
If the `dynamicRenderingUnusedAttachments` feature is enabled, the current render pass instance was begun with `vkCmdBeginRendering`, it contains a custom resolve, and `VkRenderingInfo::colorAttachmentCount` greater than 0, then each element of the `VkRenderingInfo::pColorAttachments` array with an `resolveImageView` not equal to `VK_NULL_HANDLE` **must** have been created with a `VkFormat` equal to the corresponding element of `VkCustomResolveCreateInfoEXT::pColorAttachmentFormats` used to create the bound graphics pipeline, or the corresponding element of `VkCustomResolveCreateInfoEXT::pColorAttachmentFormats`, if it exists, **must** be `VK_FORMAT_UNDEFINED`
- VUID-vkCmdDrawIndirectCount-None-11865
If the current render pass instance was begun with `vkCmdBeginRendering`, it contains a custom resolve, the `dynamicRenderingUnusedAttachments` feature is not enabled, and `VkRenderingInfo::pDepthAttachment->resolveImageView` was `VK_NULL_HANDLE`, the value of `VkCustomResolveCreateInfoEXT::depthAttachmentFormat` used to create the bound graphics pipeline **must** be equal to `VK_FORMAT_UNDEFINED`
- VUID-vkCmdDrawIndirectCount-None-11866
If current render pass instance was begun with `vkCmdBeginRendering`, it contains a custom resolve, the `dynamicRenderingUnusedAttachments` feature is not enabled, and `VkRenderingInfo::pDepthAttachment->resolveImageView` was not `VK_NULL_HANDLE`, the value of `VkCustomResolveCreateInfoEXT::depthAttachmentFormat` used to create the bound graphics pipeline **must** be equal to the `VkFormat` used to create `VkRenderingInfo::pDepthAttachment->resolveImageView`
- VUID-vkCmdDrawIndirectCount-dynamicRenderingUnusedAttachments-11867
If the current render pass instance was begun with `vkCmdBeginRendering`, it contains a custom resolve, the `dynamicRenderingUnusedAttachments` feature is enabled, `VkRenderingInfo::pDepthAttachment->resolveImageView` was not `VK_NULL_HANDLE`, and the value of `VkCustomResolveCreateInfoEXT::depthAttachmentFormat` used to create the bound graphics pipeline was not equal to the `VkFormat` used to create `VkRenderingInfo::pDepthAttachment->resolveImageView`, the value of the format **must** be `VK_FORMAT_UNDEFINED`
- VUID-vkCmdDrawIndirectCount-None-11868
If the current render pass instance was begun with `vkCmdBeginRendering`, it contains a custom resolve, the `dynamicRenderingUnusedAttachments` feature is not enabled, and `VkRenderingInfo::pStencilAttachment->resolveImageView` was `VK_NULL_HANDLE`, the value of `VkCustomResolveCreateInfoEXT::stencilAttachmentFormat` used to create the bound graphics pipeline **must** be equal to `VK_FORMAT_UNDEFINED`
- VUID-vkCmdDrawIndirectCount-None-11869
If current render pass instance was begun with `vkCmdBeginRendering`, it contains a custom resolve, the `dynamicRenderingUnusedAttachments` feature is not enabled, and `VkRenderingInfo::pStencilAttachment->resolveImageView` was not `VK_NULL_HANDLE`, the value of `VkCustomResolveCreateInfoEXT::stencilAttachmentFormat` used to create the bound graphics pipeline **must** be equal to the `VkFormat` used to create `VkRenderingInfo`

`::pStencilAttachment->resolveImageView`

- VUID-vkCmdDrawIndirectCount-dynamicRenderingUnusedAttachments-11870

If the current render pass instance was begun with `vkCmdBeginRendering`, it contains a custom resolve, the `dynamicRenderingUnusedAttachments` feature is enabled, `VkRenderingInfo::pStencilAttachment->resolveImageView` was not `VK_NULL_HANDLE`, and the value of `VkCustomResolveCreateInfoEXT::stencilAttachmentFormat` used to create the bound graphics pipeline was not equal to the `VkFormat` used to create `VkRenderingInfo::pStencilAttachment->resolveImageView`, the value of the format **must** be `VK_FORMAT_UNDEFINED`

- VUID-vkCmdDrawIndirectCount-colorAttachmentCount-11871

If the current render pass instance was begun with `vkCmdBeginRendering` with a `VkRenderingInfo::colorAttachmentCount` parameter greater than `0` and `vkCmdBeginCustomResolveEXT` has been recorded in the render pass instance, then for each element of the `VkRenderingInfo::pColorAttachments` array with a `resolveImageView` not equal to `VK_NULL_HANDLE`, the `resolveImageView` **must** have been created with a sample count equal to the value of `rasterizationSamples` for the bound graphics pipeline

- VUID-vkCmdDrawIndirectCount-pDepthAttachment-11872

If the current render pass instance was begun with `vkCmdBeginRendering`, `vkCmdBeginCustomResolveEXT` has been recorded in the render pass instance, and `VkRenderingInfo::pDepthAttachment->resolveImageView` was not `VK_NULL_HANDLE`, the value of `rasterizationSamples` for the bound graphics pipeline **must** be equal to the sample count used to create `VkRenderingInfo::pDepthAttachment->resolveImageView`

- VUID-vkCmdDrawIndirectCount-pStencilAttachment-11873

If the current render pass instance was begun with `vkCmdBeginRendering`, `vkCmdBeginCustomResolveEXT` has been recorded in the render pass instance, `VkRenderingInfo::pStencilAttachment->resolveImageView` was not `VK_NULL_HANDLE`, the value of `rasterizationSamples` for the bound graphics pipeline **must** be equal to the sample count used to create `VkRenderingInfo::pStencilAttachment->resolveImageView`

- VUID-vkCmdDrawIndirectCount-customResolve-11529

If a shader object is bound to the fragment stage, the current render pass instance was begun with `vkCmdBeginRendering`, a fragment density map attachment is active, and `vkCmdBeginCustomResolveEXT` has been called, then the fragment shader object bound **must** have been created with `VkCustomResolveCreateInfoEXT::customResolve` as `VK_TRUE`

- VUID-vkCmdDrawIndirectCount-customResolve-11530

If a shader object is bound to the fragment stage, the current render pass instance was begun with `vkCmdBeginRendering` and contains a custom resolve, a fragment density map attachment is active, and `vkCmdBeginCustomResolveEXT` has not yet been called, then the fragment shader object bound **must** have been created with `VkCustomResolveCreateInfoEXT::customResolve` as `VK_FALSE`

- VUID-vkCmdDrawIndirectCount-flags-13361

If there are any shader objects bound that were created with `flags` that includes the `VK_SHADER_CREATE_INDEPENDENT_SETS_BIT_KHR` bit, then all bound shader objects **must** have been created with the `VK_SHADER_CREATE_INDEPENDENT_SETS_BIT_KHR` bit

- VUID-vkCmdDrawIndirectCount-flags-13362

If there are any shader objects bound that were created with `flags` that includes the

`VK_SHADER_CREATE_INDEPENDENT_SETS_BIT_KHR` bit, then the pipeline layout of the bound descriptor sets **must** have been created with `VK_PIPELINE_LAYOUT_CREATE_INDEPENDENT_SETS_BIT_EXT` set

- VUID-vkCmdDrawIndirectCount-flags-13363

If there are any shader objects bound that were created with `flags` that includes the `VK_SHADER_CREATE_INDEPENDENT_SETS_BIT_KHR` bit, and any of the descriptor set layouts used to create the pipeline layout of the bound descriptor sets were created with any binding's `VkDescriptorSetLayoutBinding::stageFlags` set with `VK_SHADER_STAGE_VERTEX_BIT`, `VK_SHADER_STAGE_TESSELLATION_CONTROL_BIT`, `VK_SHADER_STAGE_TESSELLATION_EVALUATION_BIT` or `VK_SHADER_STAGE_GEOMETRY_BIT`, then there **must** be no binding with `VkDescriptorSetLayoutBinding::stageFlags` set with `VK_SHADER_STAGE_TASK_BIT_EXT` or `VK_SHADER_STAGE_MESH_BIT_EXT`

- VUID-vkCmdDrawIndirectCount-flags-13364

If there are any shader objects bound that were created with `flags` that includes both the `VK_SHADER_CREATE_INDEPENDENT_SETS_BIT_KHR` and `VK_SHADER_CREATE_NO_TASK_SHADER_BIT_EXT` bits, the pipeline layout of the bound descriptor sets **must** have been created with `VK_PIPELINE_LAYOUT_CREATE_NO_TASK_SHADER_BIT_KHR` set

- VUID-vkCmdDrawIndirectCount-flags-13365

If there are any shader objects bound that were created with `flags` that includes both the `VK_SHADER_CREATE_INDEPENDENT_SETS_BIT_KHR` and `VK_SHADER_CREATE_NO_TASK_SHADER_BIT_EXT` bits, there **must** be no shader object bound to the `VK_SHADER_STAGE_TASK_BIT_EXT` stage

- VUID-vkCmdDrawIndirectCount-None-04007

All vertex input bindings accessed via vertex input variables declared in the vertex shader entry point's interface **must** have either valid or `VK_NULL_HANDLE` buffers bound

- VUID-vkCmdDrawIndirectCount-None-04008

If the `nullDescriptor` feature is not enabled, all vertex input bindings accessed via vertex input variables declared in the vertex shader entry point's interface **must** not be `VK_NULL_HANDLE`

- VUID-vkCmdDrawIndirectCount-None-02721

If the `robustBufferAccess` feature is not enabled, and that pipeline was created without enabling `VK_PIPELINE_ROBUSTNESS_BUFFER_BEHAVIOR_ROBUST_BUFFER_ACCESS` for `vertexInputs`, then for a given vertex buffer binding, any attribute data fetched **must** be entirely contained within the corresponding vertex buffer binding, as described in [Vertex Input Description](#)

- VUID-vkCmdDrawIndirectCount-format-10389

For each vertex attribute accessed by this command, if its `VkVertexInputAttributeDescription::format` or `VkVertexInputAttributeDescription2EXT::format` is a `packed format`, and the `legacyVertexAttributes` feature is not enabled, the value of `attribAddress`, calculated as described in [Vertex Input Calculation](#), **must** be a multiple of the `size of the format`

- VUID-vkCmdDrawIndirectCount-format-10390

For each vertex attribute accessed by this command, if its `VkVertexInputAttributeDescription::format` or `VkVertexInputAttributeDescription2EXT::format` is not a `packed format`, and either the `legacyVertexAttributes` feature is not enabled or `format` has 64-bit components, the value of `attribAddress`, calculated as described in [Vertex Input Calculation](#), **must** be a multiple of the `component size of the format`

- VUID-vkCmdDrawIndirectCount-None-07842

If there is a shader object bound to the `VK_SHADER_STAGE_VERTEX_BIT` stage or the bound graphics pipeline state was created with the `VK_DYNAMIC_STATE_PRIMITIVE_TOPOLOGY` dynamic state enabled then `vkCmdSetPrimitiveTopology` **must** have been called and not subsequently `invalidated` in the current command buffer prior to this drawing command

- VUID-vkCmdDrawIndirectCount-dynamicPrimitiveTopologyUnrestricted-07500

If the bound graphics pipeline state was created with the `VK_DYNAMIC_STATE_PRIMITIVE_TOPOLOGY` dynamic state enabled and the `dynamicPrimitiveTopologyUnrestricted` is `VK_FALSE`, then the `primitiveTopology` parameter of `vkCmdSetPrimitiveTopology` **must** be of the same `topology class` as the pipeline `VkPipelineInputAssemblyStateCreateInfo::topology` state

- VUID-vkCmdDrawIndirectCount-primitiveTopology-10286

If a `VK_SHADER_STAGE_TESSELLATION_CONTROL_BIT` stage is bound, then the `current value` of `primitiveTopology` **must** be `VK_PRIMITIVE_TOPOLOGY_PATCH_LIST` prior to this drawing command

- VUID-vkCmdDrawIndirectCount-primitiveTopology-10747

If `vkCmdSetPrimitiveTopology` set `primitiveTopology` to `VK_PRIMITIVE_TOPOLOGY_PATCH_LIST` prior to this drawing command, then a `VK_SHADER_STAGE_TESSELLATION_CONTROL_BIT` stage **must** be bound

- VUID-vkCmdDrawIndirectCount-primitiveTopology-10748

If `vkCmdSetPrimitiveTopology` set `primitiveTopology` to `VK_PRIMITIVE_TOPOLOGY_POINT_LIST` prior to this drawing command, the `maintenance5` feature is not enabled, both a `VK_SHADER_STAGE_TESSELLATION_EVALUATION_BIT` and `VK_SHADER_STAGE_GEOMETRY_BIT` stage are not bound, then the `Vertex Execution Model` **must** have a `PointSize` decorated variable that is statically written to

- VUID-vkCmdDrawIndirectCount-pStrides-04913

If the bound graphics pipeline was created with the `VK_DYNAMIC_STATE_VERTEX_INPUT_BINDING_STRIDE` dynamic state enabled, but without the `VK_DYNAMIC_STATE_VERTEX_INPUT_EXT` dynamic state enabled, then `vkCmdBindVertexBuffers2` with a non-NULL `pStrides` parameter or `vkCmdBindVertexBuffers3KHR` with `setStride` set to `VK_TRUE` **must** have been called and not subsequently `invalidated` in the current command buffer prior to this draw command

- VUID-vkCmdDrawIndirectCount-None-13118

If the bound graphics pipeline was created without the `VK_DYNAMIC_STATE_VERTEX_INPUT_BINDING_STRIDE` dynamic state enabled, without the `VK_DYNAMIC_STATE_VERTEX_INPUT_EXT` dynamic state enabled, and `vkCmdBindVertexBuffers3KHR` was called and not subsequently `invalidated` in the

current command buffer prior to this draw command, the value of `setStride` in each of its `pBindInfos` elements must have been `VK_FALSE`

- VUID-vkCmdDrawIndirectCount-None-04914

If there is a shader object bound to the `VK_SHADER_STAGE_VERTEX_BIT` stage or the bound graphics pipeline state was created with the `VK_DYNAMIC_STATE_VERTEX_INPUT_EXT` dynamic state enabled then `vkCmdSetVertexInputEXT` **must** have been called and not subsequently `invalidated` in the current command buffer prior to this draw command

- VUID-vkCmdDrawIndirectCount-Input-07939

If the `vertexAttributeRobustness` feature is not enabled, and the `maintenance9` feature is not enabled, and there is a shader object bound to the `VK_SHADER_STAGE_VERTEX_BIT` stage or the bound graphics pipeline state was created with the `VK_DYNAMIC_STATE_VERTEX_INPUT_EXT` dynamic state enabled then all variables with the `Input` storage class decorated with `Location` in the `Vertex Execution Model OpEntryPoint` **must** contain a location in `VkVertexInputAttributeDescription2EXT::location`

- VUID-vkCmdDrawIndirectCount-Input-08734

If there is a shader object bound to the `VK_SHADER_STAGE_VERTEX_BIT` stage or the bound graphics pipeline state was created with the `VK_DYNAMIC_STATE_VERTEX_INPUT_EXT` dynamic state enabled and either the `legacyVertexAttributes` feature is not enabled or the SPIR-V Type associated with a given `Input` variable of the corresponding `Location` in the `Vertex Execution Model OpEntryPoint` is 64-bit, then the numeric type associated with all `Input` variables of the corresponding `Location` in the `Vertex Execution Model OpEntryPoint` **must** be the same as `VkVertexInputAttributeDescription2EXT::format`

- VUID-vkCmdDrawIndirectCount-format-08936

If there is a shader object bound to the `VK_SHADER_STAGE_VERTEX_BIT` stage or the bound graphics pipeline state was created with the `VK_DYNAMIC_STATE_VERTEX_INPUT_EXT` dynamic state enabled and `VkVertexInputAttributeDescription2EXT::format` has a 64-bit component, then the scalar width associated with all `Input` variables of the corresponding `Location` in the `Vertex Execution Model OpEntryPoint` **must** be 64-bit

- VUID-vkCmdDrawIndirectCount-format-08937

If there is a shader object bound to the `VK_SHADER_STAGE_VERTEX_BIT` stage or the bound graphics pipeline state was created with the `VK_DYNAMIC_STATE_VERTEX_INPUT_EXT` dynamic state enabled and the scalar width associated with a `Location` decorated `Input` variable in the `Vertex Execution Model OpEntryPoint` is 64-bit, then the corresponding `VkVertexInputAttributeDescription2EXT::format` **must** have a 64-bit component

- VUID-vkCmdDrawIndirectCount-None-09203

If there is a shader object bound to the `VK_SHADER_STAGE_VERTEX_BIT` stage or the bound graphics pipeline state was created with the `VK_DYNAMIC_STATE_VERTEX_INPUT_EXT` dynamic state enabled and `VkVertexInputAttributeDescription2EXT::format` has a 64-bit component, then all `Input` variables at the corresponding `Location` in the `Vertex Execution Model OpEntryPoint` **must** not use components that are not present in the format

- VUID-vkCmdDrawIndirectCount-None-04875

If there is a shader object bound to the [VK_SHADER_STAGE_TESSELLATION_CONTROL_BIT](#) stage or the bound graphics pipeline state was created with both a [VK_SHADER_STAGE_TESSELLATION_CONTROL_BIT](#) stage and the [VK_DYNAMIC_STATE_PATCH_CONTROL_POINTS_EXT](#) dynamic state enabled, and the current value of [primitiveTopology](#) is [VK_PRIMITIVE_TOPOLOGY_PATCH_LIST](#), then [vkCmdSetPatchControlPointsEXT](#) **must** have been called and not subsequently [invalidated](#) in the current command buffer prior to this drawing command

- VUID-vkCmdDrawIndirectCount-None-04879

If there is a shader object bound to the [VK_SHADER_STAGE_VERTEX_BIT](#) stage or the bound graphics pipeline state was created with the [VK_DYNAMIC_STATE_PRIMITIVE_RESTART_ENABLE](#) dynamic state enabled then [vkCmdSetPrimitiveRestartEnable](#) **must** have been called and not subsequently [invalidated](#) in the current command buffer prior to this drawing command

- VUID-vkCmdDrawIndirectCount-None-09637

If the [primitiveTopologyListRestart](#) feature is not enabled, the [input assembly](#) is [VK_PRIMITIVE_TOPOLOGY_POINT_LIST](#), [VK_PRIMITIVE_TOPOLOGY_LINE_LIST](#), [VK_PRIMITIVE_TOPOLOGY_TRIANGLE_LIST](#), [VK_PRIMITIVE_TOPOLOGY_LINE_LIST_WITH_ADJACENCY](#), or [VK_PRIMITIVE_TOPOLOGY_TRIANGLE_LIST_WITH_ADJACENCY](#), there is a shader object bound to the [VK_SHADER_STAGE_VERTEX_BIT](#) stage or the bound graphics pipeline state was created with the [VK_DYNAMIC_STATE_PRIMITIVE_RESTART_ENABLE](#) dynamic state enabled, then [vkCmdSetPrimitiveRestartEnable](#) **must** be [VK_FALSE](#)

- VUID-vkCmdDrawIndirectCount-None-10909

If the [primitiveTopologyPatchListRestart](#) feature is not enabled, the [input assembly](#) is [VK_PRIMITIVE_TOPOLOGY_PATCH_LIST](#), there is a shader object bound to the [VK_SHADER_STAGE_TESSELLATION_CONTROL_BIT](#) stage or the bound graphics pipeline state was created with the [VK_DYNAMIC_STATE_PRIMITIVE_RESTART_ENABLE](#) dynamic state enabled then [vkCmdSetPrimitiveRestartEnable](#) **must** be [VK_FALSE](#)

- VUID-vkCmdDrawIndirectCount-stage-06481

The bound graphics pipeline **must** not have been created with the [VkPipelineShaderStageCreateInfo::stage](#) member of any element of [VkGraphicsPipelineCreateInfo::pStages](#) set to [VK_SHADER_STAGE_TASK_BIT_EXT](#) or [VK_SHADER_STAGE_MESH_BIT_EXT](#)

- VUID-vkCmdDrawIndirectCount-None-08885

There **must** be no shader object bound to either of the [VK_SHADER_STAGE_TASK_BIT_EXT](#) or [VK_SHADER_STAGE_MESH_BIT_EXT](#) stages

- VUID-vkCmdDrawIndirectCount-None-07619

If a shader object is bound to the [VK_SHADER_STAGE_TESSELLATION_EVALUATION_BIT](#) stage or a graphics pipeline is bound which was created with both a [VK_SHADER_STAGE_TESSELLATION_EVALUATION_BIT](#) stage and the [VK_DYNAMIC_STATE_TESSELLATION_DOMAIN_ORIGIN_EXT](#) dynamic state enabled, then [vkCmdSetTessellationDomainOriginEXT](#) **must** have been called and not subsequently [invalidated](#) in the current command buffer prior to this drawing command

- VUID-vkCmdDrawIndirectCount-OpExecutionMode-12239

If a shader is bound to both the [VK_SHADER_STAGE_TESSELLATION_CONTROL_BIT](#) and [VK_SHADER_STAGE_TESSELLATION_EVALUATION_BIT](#) stages, and if both stages contain an [OpExecutionMode](#) instruction specifying the type of subdivision, they **must** be the same

- VUID-vkCmdDrawIndirectCount-OpExecutionMode-12240

If a shader is bound to both the [VK_SHADER_STAGE_TESSELLATION_CONTROL_BIT](#) and [VK_SHADER_STAGE_TESSELLATION_EVALUATION_BIT](#) stages, and if both stages contain an [OpExecutionMode](#) instruction specifying the orientation of triangles, they **must** be the same

- VUID-vkCmdDrawIndirectCount-OpExecutionMode-12241

If a shader is bound to both the [VK_SHADER_STAGE_TESSELLATION_CONTROL_BIT](#) and [VK_SHADER_STAGE_TESSELLATION_EVALUATION_BIT](#) stages, and if both stages contain an [OpExecutionMode](#) instruction specifying the segment spacing, they **must** be the same

- VUID-vkCmdDrawIndirectCount-OpExecutionMode-12242

If a shader is bound to both the [VK_SHADER_STAGE_TESSELLATION_CONTROL_BIT](#) and [VK_SHADER_STAGE_TESSELLATION_EVALUATION_BIT](#) stages, and if both stages contain an [OpExecutionMode](#) instruction specifying the output patch size, they **must** be the same

- VUID-vkCmdDrawIndirectCount-buffer-02708

If [buffer](#) is non-sparse then it **must** be bound completely and contiguously to a single [VkDeviceMemory](#) object

- VUID-vkCmdDrawIndirectCount-buffer-02709

[buffer](#) **must** have been created with the [VK_BUFFER_USAGE_INDIRECT_BUFFER_BIT](#) usage flag set

- VUID-vkCmdDrawIndirectCount-offset-02710

[offset](#) **must** be a multiple of 4

- VUID-vkCmdDrawIndirectCount-commandBuffer-02711

[commandBuffer](#) **must** not be a protected command buffer

- VUID-vkCmdDrawIndirectCount-countBuffer-02714

If [countBuffer](#) is non-sparse then it **must** be bound completely and contiguously to a single [VkDeviceMemory](#) object

- VUID-vkCmdDrawIndirectCount-countBuffer-02715

[countBuffer](#) **must** have been created with the [VK_BUFFER_USAGE_INDIRECT_BUFFER_BIT](#) usage flag set

- VUID-vkCmdDrawIndirectCount-countBufferOffset-02716

[countBufferOffset](#) **must** be a multiple of 4

- VUID-vkCmdDrawIndirectCount-countBuffer-02717

The count stored in [countBuffer](#) **must** be less than or equal to [VkPhysicalDeviceLimits::maxDrawIndirectCount](#)

- VUID-vkCmdDrawIndirectCount-countBufferOffset-04129

([countBufferOffset](#) + [sizeof\(uint32_t\)](#)) **must** be less than or equal to the size of [countBuffer](#)

- VUID-vkCmdDrawIndirectCount-None-04445

If the [drawIndirectCount](#) feature is not enabled this function **must** not be used

- VUID-vkCmdDrawIndirectCount-stride-03110
`stride` **must** be a multiple of 4 and **must** be greater than or equal to `sizeof(VkDrawIndirectCommand)`
- VUID-vkCmdDrawIndirectCount-maxDrawCount-03111
If `maxDrawCount` is greater than or equal to 1, $(stride \times (maxDrawCount - 1) + offset + sizeof(VkDrawIndirectCommand))$ **must** be less than or equal to the size of `buffer`

Valid Usage (Implicit)

- VUID-vkCmdDrawIndirectCount-commandBuffer-parameter
`commandBuffer` **must** be a valid `VkCommandBuffer` handle
- VUID-vkCmdDrawIndirectCount-buffer-parameter
`buffer` **must** be a valid `VkBuffer` handle
- VUID-vkCmdDrawIndirectCount-countBuffer-parameter
`countBuffer` **must** be a valid `VkBuffer` handle
- VUID-vkCmdDrawIndirectCount-commandBuffer-recording
`commandBuffer` **must** be in the `recording` state
- VUID-vkCmdDrawIndirectCount-commandBuffer-cmdpool
The `VkCommandPool` that `commandBuffer` was allocated from **must** support `VK_QUEUE_GRAPHICS_BIT` operations
- VUID-vkCmdDrawIndirectCount-renderpass
This command **must** only be called inside of a render pass instance
- VUID-vkCmdDrawIndirectCount-suspended
This command **must** not be called between suspended render pass instances
- VUID-vkCmdDrawIndirectCount-videocoding
This command **must** only be called outside of a video coding scope
- VUID-vkCmdDrawIndirectCount-commonparent
Each of `buffer`, `commandBuffer`, and `countBuffer` **must** have been created, allocated, or retrieved from the same `VkDevice`

Host Synchronization

- Host access to `commandBuffer` **must** be externally synchronized
- Host access to the `VkCommandPool` that `commandBuffer` was allocated from **must** be externally synchronized

Command Properties

Command Buffer Levels	Render Pass Scope	Video Coding Scope	Supported Queue Types	Command Type
Primary Secondary	Inside	Outside	VK_QUEUE_GRAP HICS_BIT	Action

Conditional Rendering

vkCmdDrawIndirectCount is affected by [conditional rendering](#)

To record an indexed indirect drawing command, call:

```
// Provided by VK_KHR_device_address_commands
void vkCmdDrawIndexedIndirect2KHR(
    VkCommandBuffer                commandBuffer,
    const VkDrawIndirect2InfoKHR*  pInfo);
```

- `commandBuffer` is the command buffer into which the command is recorded.
- `pInfo` is a pointer to a `VkDrawIndirect2InfoKHR` structure defining parameters of this command.

`vkCmdDrawIndexedIndirect2KHR` behaves similarly to `vkCmdDrawIndexed` except that the parameters are read by the device from an address range during execution. `pInfo->drawCount` draws are executed by the command, with parameters taken from `pInfo->addressRange` starting at `addressRange.address` and increasing by `addressRange.stride` bytes for each successive draw. The parameters of each draw are encoded in an array of `VkDrawIndexedIndirectCommand` structures.

Valid Usage

- VUID-vkCmdDrawIndexedIndirect2KHR-magFilter-04553
If a `VkSampler` created with `magFilter` or `minFilter` equal to `VK_FILTER_LINEAR`, `reductionMode` equal to `VK_SAMPLER_REDUCTION_MODE_WEIGHTED_AVERAGE`, and `compareEnable` equal to `VK_FALSE` is used to sample a `VkImageView` as a result of this command, then the image view's `format features` **must** contain `VK_FORMAT_FEATURE_SAMPLED_IMAGE_FILTER_LINEAR_BIT`
- VUID-vkCmdDrawIndexedIndirect2KHR-magFilter-09598
If a `VkSampler` created with `magFilter` or `minFilter` equal to `VK_FILTER_LINEAR` and `reductionMode` equal to either `VK_SAMPLER_REDUCTION_MODE_MIN` or `VK_SAMPLER_REDUCTION_MODE_MAX` is used to sample a `VkImageView` as a result of this command, then the image view's `format features` **must** contain `VK_FORMAT_FEATURE_SAMPLED_IMAGE_FILTER_MINMAX_BIT`
- VUID-vkCmdDrawIndexedIndirect2KHR-mipmapMode-04770

If a `VkSampler` created with `mipmapMode` equal to `VK_SAMPLER_MIPMAP_MODE_LINEAR`, `reductionMode` equal to `VK_SAMPLER_REDUCTION_MODE_WEIGHTED_AVERAGE`, and `compareEnable` equal to `VK_FALSE` is used to sample a `VkImageView` as a result of this command, then the image view's `format features` **must** contain `VK_FORMAT_FEATURE_SAMPLED_IMAGE_FILTER_LINEAR_BIT`

- VUID-vkCmdDrawIndexedIndirect2KHR-mipmapMode-09599

If a `VkSampler` created with `mipmapMode` equal to `VK_SAMPLER_MIPMAP_MODE_LINEAR` and `reductionMode` equal to either `VK_SAMPLER_REDUCTION_MODE_MIN` or `VK_SAMPLER_REDUCTION_MODE_MAX` is used to sample a `VkImageView` as a result of this command, then the image view's `format features` **must** contain `VK_FORMAT_FEATURE_SAMPLED_IMAGE_FILTER_MINMAX_BIT`

- VUID-vkCmdDrawIndexedIndirect2KHR-unnormalizedCoordinates-09635

If a `VkSampler` created with `unnormalizedCoordinates` equal to `VK_TRUE` is used to sample a `VkImageView` as a result of this command, then the image view's `levelCount` and `layerCount` **must** be 1

- VUID-vkCmdDrawIndexedIndirect2KHR-None-08609

If a `VkSampler` created with `unnormalizedCoordinates` equal to `VK_TRUE` is used to sample a `VkImageView` as a result of this command, then the image view's `viewType` **must** be `VK_IMAGE_VIEW_TYPE_1D` or `VK_IMAGE_VIEW_TYPE_2D`

- VUID-vkCmdDrawIndexedIndirect2KHR-None-08610

If a `VkSampler` created with `unnormalizedCoordinates` equal to `VK_TRUE` is used to sample a `VkImageView` as a result of this command, then the sampler **must** not be used with any of the SPIR-V `OpImageSample*` or `OpImageSparseSample*` instructions with `ImplicitLod`, `Dref` or `Proj` in their name

- VUID-vkCmdDrawIndexedIndirect2KHR-None-08611

If a `VkSampler` created with `unnormalizedCoordinates` equal to `VK_TRUE` is used to sample a `VkImageView` as a result of this command, then the sampler **must** not be used with any of the SPIR-V `OpImageSample*` or `OpImageSparseSample*` instructions that includes a LOD bias or any offset values

- VUID-vkCmdDrawIndexedIndirect2KHR-None-06479

If a `VkImageView` is sampled with `depth comparison`, the image view's `format features` **must** contain `VK_FORMAT_FEATURE_2_SAMPLED_IMAGE_DEPTH_COMPARISON_BIT`

- VUID-vkCmdDrawIndexedIndirect2KHR-None-02691

If a `VkImageView` is accessed using atomic operations as a result of this command, then the image view's `format features` **must** contain `VK_FORMAT_FEATURE_STORAGE_IMAGE_ATOMIC_BIT`

- VUID-vkCmdDrawIndexedIndirect2KHR-None-07888

If a `VK_DESCRIPTOR_TYPE_STORAGE_TEXEL_BUFFER` descriptor is accessed using atomic operations as a result of this command, then the storage texel buffer's `format features` **must** contain `VK_FORMAT_FEATURE_STORAGE_TEXEL_BUFFER_ATOMIC_BIT`

- VUID-vkCmdDrawIndexedIndirect2KHR-None-02692

If a `VkImageView` is sampled with `VK_FILTER_CUBIC_EXT` as a result of this command, then the image view's `format features` **must** contain `VK_FORMAT_FEATURE_SAMPLED_IMAGE_FILTER_CUBIC_BIT_EXT`

- VUID-vkCmdDrawIndexedIndirect2KHR-None-02693
If the `VK_EXT_filter_cubic` extension is not enabled and any `VkImageView` is sampled with `VK_FILTER_CUBIC_EXT` as a result of this command, it **must** not have a `VkImageViewType` of `VK_IMAGE_VIEW_TYPE_3D`, `VK_IMAGE_VIEW_TYPE_CUBE`, or `VK_IMAGE_VIEW_TYPE_CUBE_ARRAY`
- VUID-vkCmdDrawIndexedIndirect2KHR-filterCubic-02694
Any `VkImageView` being sampled with `VK_FILTER_CUBIC_EXT` as a result of this command **must** have a `VkImageViewType` and format that supports cubic filtering, as specified by `VkFilterCubicImageViewImageFormatPropertiesEXT::filterCubic` returned by `vkGetPhysicalDeviceImageFormatProperties2`
- VUID-vkCmdDrawIndexedIndirect2KHR-filterCubicMinmax-02695
Any `VkImageView` being sampled with `VK_FILTER_CUBIC_EXT` with a reduction mode of either `VK_SAMPLER_REDUCTION_MODE_MIN` or `VK_SAMPLER_REDUCTION_MODE_MAX` as a result of this command **must** have a `VkImageViewType` and format that supports cubic filtering together with minmax filtering, as specified by `VkFilterCubicImageViewImageFormatPropertiesEXT::filterCubicMinmax` returned by `vkGetPhysicalDeviceImageFormatProperties2`
- VUID-vkCmdDrawIndexedIndirect2KHR-cubicRangeClamp-09212
If the `cubicRangeClamp` feature is not enabled, then any `VkImageView` being sampled with `VK_FILTER_CUBIC_EXT` as a result of this command **must** not have a `VkSamplerReductionModeCreateInfo::reductionMode` equal to `VK_SAMPLER_REDUCTION_MODE_WEIGHTED_AVERAGE_RANGECLAMP_QCOM`
- VUID-vkCmdDrawIndexedIndirect2KHR-reductionMode-09213
Any `VkImageView` being sampled with a `VkSamplerReductionModeCreateInfo::reductionMode` equal to `VK_SAMPLER_REDUCTION_MODE_WEIGHTED_AVERAGE_RANGECLAMP_QCOM` as a result of this command **must** sample with `VK_FILTER_CUBIC_EXT`
- VUID-vkCmdDrawIndexedIndirect2KHR-selectableCubicWeights-09214
If the `selectableCubicWeights` feature is not enabled, then any `VkImageView` being sampled with `VK_FILTER_CUBIC_EXT` as a result of this command **must** have `VkSamplerCubicWeightsCreateInfoQCOM::cubicWeights` equal to `VK_CUBIC_FILTER_WEIGHTS_CATMULL_ROM_QCOM`
- VUID-vkCmdDrawIndexedIndirect2KHR-flags-02696
Any `VkImage` created with a `VkImageCreateInfo::flags` containing `VK_IMAGE_CREATE_CORNER_SAMPLED_BIT_NV` sampled as a result of this command **must** only be sampled using a `VkSamplerAddressMode` of `VK_SAMPLER_ADDRESS_MODE_CLAMP_TO_EDGE`
- VUID-vkCmdDrawIndexedIndirect2KHR-OpTypeImage-07027
For any `VkImageView` being written as a storage image where the image format field of the `OpTypeImage` is `Unknown`, the view's `format features` **must** contain `VK_FORMAT_FEATURE_2_STORAGE_WRITE_WITHOUT_FORMAT_BIT`
- VUID-vkCmdDrawIndexedIndirect2KHR-OpTypeImage-07028
For any `VkImageView` being read as a storage image where the image format field of the `OpTypeImage` is `Unknown`, the view's `format features` **must** contain `VK_FORMAT_FEATURE_2_STORAGE_READ_WITHOUT_FORMAT_BIT`

- VUID-vkCmdDrawIndexedIndirect2KHR-OpTypeImage-07029
For any [VkBufferView](#) being written as a storage texel buffer where the image format field of the [OpTypeImage](#) is [Unknown](#), the view's [buffer features](#) **must** contain [VK_FORMAT_FEATURE_2_STORAGE_WRITE_WITHOUT_FORMAT_BIT](#)
- VUID-vkCmdDrawIndexedIndirect2KHR-OpTypeImage-07030
Any [VkBufferView](#) being read as a storage texel buffer where the image format field of the [OpTypeImage](#) is [Unknown](#) then the view's [buffer features](#) **must** contain [VK_FORMAT_FEATURE_2_STORAGE_READ_WITHOUT_FORMAT_BIT](#)
- VUID-vkCmdDrawIndexedIndirect2KHR-None-08600
If a [a bound shader](#) was created with a pipeline layout and statically uses a set *n*, a descriptor set **must** have been bound to *n* at the same pipeline bind point, with layouts compatible for set *n* with the layout(s) used to create the shader, as described in [Pipeline Layout Compatibility](#)
- VUID-vkCmdDrawIndexedIndirect2KHR-None-08601
If a [a bound shader](#) was created with a pipeline layout or specified push constant ranges and statically uses a push constant value, that value **must** have been set for the same pipeline bind point, with push constant ranges that are [compatible](#) with the push constant range used to create the shader
- VUID-vkCmdDrawIndexedIndirect2KHR-None-10068
For each array of resources that is used by a [bound shader](#), the indices used to access members of the array **must** be less than the descriptor count for the identified binding in the descriptor sets used by this command
- VUID-vkCmdDrawIndexedIndirect2KHR-None-08114
Descriptors in each bound descriptor set, specified via [vkCmdBindDescriptorSets](#), **must** be valid if they are accessed as described by [descriptor validity](#) by the [VkPipeline](#) bound to the pipeline bind point used by this command and the bound [VkPipeline](#) was not created with [VK_PIPELINE_CREATE_DESCRIPTOR_BUFFER_BIT_EXT](#)
- VUID-vkCmdDrawIndexedIndirect2KHR-imageLayout-00344
If an image descriptor is accessed by a shader, the [VkImageLayout](#) **must** match the subresource accessible from the [VkImageView](#) as defined by the [image layout matching rules](#)
- VUID-vkCmdDrawIndexedIndirect2KHR-None-08115
If the descriptors used by the [VkPipeline](#) bound to the pipeline bind point were specified via [vkCmdBindDescriptorSets](#), the bound [VkPipeline](#) **must** have been created without [VK_PIPELINE_CREATE_DESCRIPTOR_BUFFER_BIT_EXT](#)
- VUID-vkCmdDrawIndexedIndirect2KHR-None-08116
Descriptors in bound descriptor buffers, specified via [vkCmdSetDescriptorBufferOffsetsEXT](#), **must** be valid if they are dynamically used by the [VkPipeline](#) bound to the pipeline bind point used by this command and the bound [VkPipeline](#) was created with [VK_PIPELINE_CREATE_DESCRIPTOR_BUFFER_BIT_EXT](#)
- VUID-vkCmdDrawIndexedIndirect2KHR-None-08604
Descriptors in bound descriptor buffers, specified via [vkCmdSetDescriptorBufferOffsetsEXT](#), **must** be valid if they are dynamically used by any [VkShaderEXT](#) bound to a stage corresponding to the pipeline bind point used by this

command

- VUID-vkCmdDrawIndexedIndirect2KHR-None-08117

If the descriptors used by the [VkPipeline](#) bound to the pipeline bind point were specified via [vkCmdSetDescriptorBufferOffsetsEXT](#), the bound [VkPipeline](#) **must** have been created with [VK_PIPELINE_CREATE_DESCRIPTOR_BUFFER_BIT_EXT](#)

- VUID-vkCmdDrawIndexedIndirect2KHR-None-08119

If a descriptor is dynamically used with a [VkPipeline](#) created with [VK_PIPELINE_CREATE_DESCRIPTOR_BUFFER_BIT_EXT](#), the descriptor memory **must** be resident

- VUID-vkCmdDrawIndexedIndirect2KHR-None-08605

If a descriptor is dynamically used with a [VkShaderEXT](#) created with a [VkDescriptorSetLayout](#) that was created with [VK_DESCRIPTOR_SET_LAYOUT_CREATE_DESCRIPTOR_BUFFER_BIT_EXT](#), the descriptor memory **must** be resident

- VUID-vkCmdDrawIndexedIndirect2KHR-None-08606

If the [shaderObject](#) feature is not enabled, a valid pipeline **must** be bound to the pipeline bind point used by this command

- VUID-vkCmdDrawIndexedIndirect2KHR-None-08608

If a pipeline is bound to the pipeline bind point used by this command, there **must** not have been any calls to dynamic state setting commands for any state specified statically in the [VkPipeline](#) object bound to the pipeline bind point used by this command, since that pipeline was bound

- VUID-vkCmdDrawIndexedIndirect2KHR-uniformBuffers-06935

If any stage of the [VkPipeline](#) object bound to the pipeline bind point used by this command accesses a uniform buffer, and that stage was created without enabling either [VK_PIPELINE_ROBUSTNESS_BUFFER_BEHAVIOR_ROBUST_BUFFER_ACCESS](#) or [VK_PIPELINE_ROBUSTNESS_BUFFER_BEHAVIOR_ROBUST_BUFFER_ACCESS_2](#) for [uniformBuffers](#), and the [robustBufferAccess](#) feature is not enabled, that stage **must** not access values outside of the range of the buffer as specified in the descriptor set bound to the same pipeline bind point

- VUID-vkCmdDrawIndexedIndirect2KHR-None-08612

If the [robustBufferAccess](#) feature is not enabled, and any [VkShaderEXT](#) bound to a stage corresponding to the pipeline bind point used by this command accesses a uniform buffer, it **must** not access values outside of the range of the buffer as specified in the descriptor set bound to the same pipeline bind point

- VUID-vkCmdDrawIndexedIndirect2KHR-storageBuffers-06936

If any stage of the [VkPipeline](#) object bound to the pipeline bind point used by this command accesses a storage buffer, and that stage was created without enabling either [VK_PIPELINE_ROBUSTNESS_BUFFER_BEHAVIOR_ROBUST_BUFFER_ACCESS](#) or [VK_PIPELINE_ROBUSTNESS_BUFFER_BEHAVIOR_ROBUST_BUFFER_ACCESS_2](#) for [storageBuffers](#), and the [robustBufferAccess](#) feature is not enabled, that stage **must** not access values outside of the range of the buffer as specified in the descriptor set bound to the same pipeline bind point

- VUID-vkCmdDrawIndexedIndirect2KHR-None-08613

If the **robustBufferAccess** feature is not enabled, and any **VkShaderEXT** bound to a stage corresponding to the pipeline bind point used by this command accesses a storage buffer, it **must** not access values outside of the range of the buffer as specified in the descriptor set bound to the same pipeline bind point

- VUID-vkCmdDrawIndexedIndirect2KHR-commandBuffer-02707

If **commandBuffer** is an unprotected command buffer and **protectedNoFault** is not supported, any resource accessed by **bound shaders** **must** not be a protected resource

- VUID-vkCmdDrawIndexedIndirect2KHR-viewType-07752

If a **VkImageView** is accessed as a result of this command, then the image view's **viewType** **must** match the **Dim** operand of the **OpTypeImage** as described in [Compatibility Between SPIR-V Image Dimensions and Vulkan ImageView Types](#)

- VUID-vkCmdDrawIndexedIndirect2KHR-format-07753

If a **VkImageView** or **VkBufferView** is accessed as a result of this command, then the **numeric type** of the view's **format** and the **Sampled Type** operand of the **OpTypeImage** **must** match

- VUID-vkCmdDrawIndexedIndirect2KHR-OpImageWrite-08795

If a **VkImageView** created with a format other than **VK_FORMAT_A8_UNORM** is accessed using **OpImageWrite** as a result of this command, then the **Type** of the **Texel** operand of that instruction **must** have at least as many components as the image view's format

- VUID-vkCmdDrawIndexedIndirect2KHR-OpImageWrite-08796

If a **VkImageView** created with the format **VK_FORMAT_A8_UNORM** is accessed using **OpImageWrite** as a result of this command, then the **Type** of the **Texel** operand of that instruction **must** have four components

- VUID-vkCmdDrawIndexedIndirect2KHR-OpImageWrite-04469

If a **VkBufferView** is accessed using **OpImageWrite** as a result of this command, then the **Type** of the **Texel** operand of that instruction **must** have at least as many components as the buffer view's format

- VUID-vkCmdDrawIndexedIndirect2KHR-SampledType-04470

If a **VkImageView** with a **VkFormat** that has a 64-bit component width is accessed as a result of this command, the **SampledType** of the **OpTypeImage** operand of that instruction **must** have a **Width** of 64

- VUID-vkCmdDrawIndexedIndirect2KHR-SampledType-04471

If a **VkImageView** with a **VkFormat** that has a component width less than 64-bit is accessed as a result of this command, the **SampledType** of the **OpTypeImage** operand of that instruction **must** have a **Width** of 32

- VUID-vkCmdDrawIndexedIndirect2KHR-SampledType-04472

If a **VkBufferView** with a **VkFormat** that has a 64-bit component width is accessed as a result of this command, the **SampledType** of the **OpTypeImage** operand of that instruction **must** have a **Width** of 64

- VUID-vkCmdDrawIndexedIndirect2KHR-SampledType-04473

If a **VkBufferView** with a **VkFormat** that has a component width less than 64-bit is accessed as a result of this command, the **SampledType** of the **OpTypeImage** operand of that instruction **must** have a **Width** of 32

- VUID-vkCmdDrawIndexedIndirect2KHR-sparseImageInt64Atomics-04474
If the `sparseImageInt64Atomics` feature is not enabled, `VkImage` objects created with the `VK_IMAGE_CREATE_SPARSE_RESIDENCY_BIT` flag **must** not be accessed by atomic instructions through an `OpTypeImage` with a `SampledType` with a `Width` of 64 by this command
- VUID-vkCmdDrawIndexedIndirect2KHR-sparseImageInt64Atomics-04475
If the `sparseImageInt64Atomics` feature is not enabled, `VkBuffer` objects created with the `VK_BUFFER_CREATE_SPARSE_RESIDENCY_BIT` flag **must** not be accessed by atomic instructions through an `OpTypeImage` with a `SampledType` with a `Width` of 64 by this command
- VUID-vkCmdDrawIndexedIndirect2KHR-OpImageSampleWeightedQCOM-06971
If `OpImageSampleWeightedQCOM` is used to sample a `VkImageView` as a result of this command, then the image view's `format features` **must** contain `VK_FORMAT_FEATURE_2_WEIGHT_SAMPLED_IMAGE_BIT_QCOM`
- VUID-vkCmdDrawIndexedIndirect2KHR-OpImageSampleWeightedQCOM-06972
If `OpImageSampleWeightedQCOM` uses a `VkImageView` as a sample weight image as a result of this command, then the image view's `format features` **must** contain `VK_FORMAT_FEATURE_2_WEIGHT_IMAGE_BIT_QCOM`
- VUID-vkCmdDrawIndexedIndirect2KHR-OpImageBoxFilterQCOM-06973
If `OpImageBoxFilterQCOM` is used to sample a `VkImageView` as a result of this command, then the image view's `format features` **must** contain `VK_FORMAT_FEATURE_2_BOX_FILTER_SAMPLED_BIT_QCOM`
- VUID-vkCmdDrawIndexedIndirect2KHR-OpImageBlockMatchSSDQCOM-06974
If `OpImageBlockMatchSSDQCOM` is used to read from an `VkImageView` as a result of this command, then the image view's `format features` **must** contain `VK_FORMAT_FEATURE_2_BLOCK_MATCHING_BIT_QCOM`
- VUID-vkCmdDrawIndexedIndirect2KHR-OpImageBlockMatchSADQCOM-06975
If `OpImageBlockMatchSADQCOM` is used to read from an `VkImageView` as a result of this command, then the image view's `format features` **must** contain `VK_FORMAT_FEATURE_2_BLOCK_MATCHING_BIT_QCOM`
- VUID-vkCmdDrawIndexedIndirect2KHR-OpImageBlockMatchSADQCOM-06976
If `OpImageBlockMatchSADQCOM` or `OpImageBlockMatchSSDQCOM` is used to read from a reference image as result of this command, then the specified reference coordinates **must** not fail `integer texel coordinate validation`
- VUID-vkCmdDrawIndexedIndirect2KHR-OpImageSampleWeightedQCOM-06977
If `OpImageSampleWeightedQCOM`, `OpImageBoxFilterQCOM`, `OpImageBlockMatchWindowSSDQCOM`, `OpImageBlockMatchWindowSADQCOM`, `OpImageBlockMatchGatherSSDQCOM`, `OpImageBlockMatchGatherSADQCOM`, `OpImageBlockMatchSSDQCOM`, or `OpImageBlockMatchSADQCOM` uses a `VkSampler` as a result of this command, then the sampler **must** have been created with `VK_SAMPLER_CREATE_IMAGE_PROCESSING_BIT_QCOM`
- VUID-vkCmdDrawIndexedIndirect2KHR-OpImageSampleWeightedQCOM-06978
If any command other than `OpImageSampleWeightedQCOM`, `OpImageBoxFilterQCOM`, `OpImageBlockMatchWindowSSDQCOM`, `OpImageBlockMatchWindowSADQCOM`, `OpImageBlockMatchGatherSSDQCOM`, or `OpImageBlockMatchGatherSADQCOM`,

`OpImageBlockMatchSSDQCOM`, or `OpImageBlockMatchSADQCOM` uses a `VkSampler` as a result of this command, then the sampler **must** not have been created with `VK_SAMPLER_CREATE_IMAGE_PROCESSING_BIT_QCOM`

- VUID-vkCmdDrawIndexedIndirect2KHR-OpImageBlockMatchWindow-09215
If a `OpImageBlockMatchWindow*QCOM` or `OpImageBlockMatchGather*QCOM` instruction is used to read from an `VkImageView` as a result of this command, then the image view's `format features` **must** contain `VK_FORMAT_FEATURE_2_BLOCK_MATCHING_BIT_QCOM`
- VUID-vkCmdDrawIndexedIndirect2KHR-OpImageBlockMatchWindow-09216
If a `OpImageBlockMatchWindow*QCOM` or `OpImageBlockMatchGather*QCOM` instruction is used to read from an `VkImageView` as a result of this command, then the image view's format **must** be a single-component format
- VUID-vkCmdDrawIndexedIndirect2KHR-OpImageBlockMatchWindow-09217
If a `OpImageBlockMatchWindow*QCOM` or `OpImageBlockMatchGather*QCOM` read from a reference image as result of this command, then the specified reference coordinates **must** not fail `integer texel coordinate validation`
- VUID-vkCmdDrawIndexedIndirect2KHR-None-07288
Any shader invocation executed by this command **must** `terminate`
- VUID-vkCmdDrawIndexedIndirect2KHR-None-09600
If a descriptor with type equal to any of `VK_DESCRIPTOR_TYPE_SAMPLE_WEIGHT_IMAGE_QCOM`, `VK_DESCRIPTOR_TYPE_BLOCK_MATCH_IMAGE_QCOM`, `VK_DESCRIPTOR_TYPE_SAMPLED_IMAGE`, `VK_DESCRIPTOR_TYPE_STORAGE_IMAGE`, or `VK_DESCRIPTOR_TYPE_INPUT_ATTACHMENT` is accessed as a result of this command, all image subresources identified by that descriptor **must** be in the image layout identified when the descriptor was written
- VUID-vkCmdDrawIndexedIndirect2KHR-commandBuffer-10746
The `VkDeviceMemory` object allocated from a `VkMemoryHeap` with the `VK_MEMORY_HEAP_TILE_MEMORY_BIT_QCOM` property that is bound to a resource accessed as a result of this command **must** be the active bound `bound tile memory object` in `commandBuffer`
- VUID-vkCmdDrawIndexedIndirect2KHR-None-10678
If this command is recorded inside a `tile shading render pass` instance, the stages corresponding to the pipeline bind point used by this command **must** only include `VK_SHADER_STAGE_VERTEX_BIT`, `VK_SHADER_STAGE_FRAGMENT_BIT`, and/or `VK_SHADER_STAGE_COMPUTE_BIT`
- VUID-vkCmdDrawIndexedIndirect2KHR-None-10679
If this command is recorded where `per-tile execution model` is enabled, there **must** be no access to any image while the image was be transitioned to the `VK_IMAGE_LAYOUT_ATTACHMENT_FEEDBACK_LOOP_OPTIMAL_EXT` layout
- VUID-vkCmdDrawIndexedIndirect2KHR-pDescription-09900
If a `VK_DESCRIPTOR_TYPE_TENSOR_ARM` descriptor is accessed as a result of this command, then the underlying `VkTensorARM` object **must** have been created with the `VK_TENSOR_USAGE_SHADER_BIT_ARM` usage flag set
- VUID-vkCmdDrawIndexedIndirect2KHR-dimensionCount-09905

If a `VK_DESCRIPTOR_TYPE_TENSOR_ARM` descriptor is accessed as a result of this command, then the `Rank` of the `OpTypeTensorARM` of the tensor resource variable **must** be equal to the `dimensionCount` provided via `VkTensorCreateInfoARM::pDescription` when creating the underlying `VkTensorARM` object

- VUID-vkCmdDrawIndexedIndirect2KHR-OpTypeTensorARM-09906

If a `VK_DESCRIPTOR_TYPE_TENSOR_ARM` descriptor is accessed as a result of this command, then the element type of the `OpTypeTensorARM` of the tensor resource variable **must** be `compatible` with the `VkFormat` of the `VkTensorViewARM` used for the access

- VUID-vkCmdDrawIndexedIndirect2KHR-None-11297

If a pipeline is bound to the pipeline bind point used by this command, or shader is bound to a shader stage used by this command, and it was created with a `descriptor mapping` using `VK_DESCRIPTOR_MAPPING_SOURCE_HEAP_WITH_PUSH_INDEX_EXT`, `VK_DESCRIPTOR_MAPPING_SOURCE_HEAP_WITH_SHADER_RECORD_INDEX_EXT`, `VK_DESCRIPTOR_MAPPING_SOURCE_HEAP_WITH_INDIRECT_INDEX_ARRAY_EXT`, or `VK_DESCRIPTOR_MAPPING_SOURCE_HEAP_WITH_INDIRECT_INDEX_EXT`, and a shader accesses a `OpTypeStruct` decorated with `Block` or `BufferBlock` using that mapping, the calculated offset for the resource heap **must** be a multiple of `bufferDescriptorAlignment`

- VUID-vkCmdDrawIndexedIndirect2KHR-None-11298

If a pipeline is bound to the pipeline bind point used by this command, or shader is bound to a shader stage used by this command, and it was created with a `descriptor mapping` using `VK_DESCRIPTOR_MAPPING_SOURCE_HEAP_WITH_PUSH_INDEX_EXT`, `VK_DESCRIPTOR_MAPPING_SOURCE_HEAP_WITH_SHADER_RECORD_INDEX_EXT`, `VK_DESCRIPTOR_MAPPING_SOURCE_HEAP_WITH_INDIRECT_INDEX_ARRAY_EXT`, or `VK_DESCRIPTOR_MAPPING_SOURCE_HEAP_WITH_INDIRECT_INDEX_EXT`, and a shader accesses an `OpTypeImage` or `OpTypeSampledImage` using that mapping, the calculated offset for the resource heap **must** be a multiple of `imageDescriptorAlignment`

- VUID-vkCmdDrawIndexedIndirect2KHR-None-11299

If a pipeline is bound to the pipeline bind point used by this command, or shader is bound to a shader stage used by this command, and it was created with a `descriptor mapping` using `VK_DESCRIPTOR_MAPPING_SOURCE_HEAP_WITH_PUSH_INDEX_EXT`, `VK_DESCRIPTOR_MAPPING_SOURCE_HEAP_WITH_SHADER_RECORD_INDEX_EXT`, `VK_DESCRIPTOR_MAPPING_SOURCE_HEAP_WITH_INDIRECT_INDEX_ARRAY_EXT`, or `VK_DESCRIPTOR_MAPPING_SOURCE_HEAP_WITH_INDIRECT_INDEX_EXT`, and a shader accesses an `OpTypeSampler` or `OpTypeSampledImage` using that mapping, the calculated offset for the sampler heap **must** be a multiple of `samplerDescriptorAlignment`

- VUID-vkCmdDrawIndexedIndirect2KHR-None-11397

If a pipeline is bound to the pipeline bind point used by this command, or shader is bound to a shader stage used by this command, and it was created with a `descriptor mapping` using `VK_DESCRIPTOR_MAPPING_SOURCE_HEAP_WITH_PUSH_INDEX_EXT`, `VK_DESCRIPTOR_MAPPING_SOURCE_HEAP_WITH_SHADER_RECORD_INDEX_EXT`, `VK_DESCRIPTOR_MAPPING_SOURCE_HEAP_WITH_INDIRECT_INDEX_ARRAY_EXT`, or `VK_DESCRIPTOR_MAPPING_SOURCE_HEAP_WITH_INDIRECT_INDEX_EXT`, and a shader accesses an `OpTypeTensorARM` using that mapping, the calculated offset for the resource heap **must** be a multiple of `tensorDescriptorAlignment`

- VUID-vkCmdDrawIndexedIndirect2KHR-None-11300

If a pipeline is bound to the pipeline bind point used by this command, or shader is bound to a shader stage used by this command, and it was created with a [descriptor mapping](#) using [VK_DESCRIPTOR_MAPPING_SOURCE_HEAP_WITH_INDIRECT_INDEX_ARRAY_EXT](#) or [VK_DESCRIPTOR_MAPPING_SOURCE_HEAP_WITH_INDIRECT_INDEX_EXT](#), and a shader accesses a resource using that mapping, the value of the address at the expected location in push data **must** be a multiple of 4

- VUID-vkCmdDrawIndexedIndirect2KHR-None-11301

If a pipeline is bound to the pipeline bind point used by this command, or shader is bound to a shader stage used by this command, and it was created with a [descriptor mapping](#) using [VK_DESCRIPTOR_MAPPING_SOURCE_HEAP_WITH_INDIRECT_INDEX_ARRAY_EXT](#) or [VK_DESCRIPTOR_MAPPING_SOURCE_HEAP_WITH_INDIRECT_INDEX_EXT](#), and a shader accesses a resource using that mapping, the value of the address at the expected location in push data **must** be a valid [VkDeviceAddress](#) backed by physical memory at every offset specified by each mapping

- VUID-vkCmdDrawIndexedIndirect2KHR-None-11302

If a pipeline is bound to the pipeline bind point used by this command, or shader is bound to a shader stage used by this command, and it was created with a [descriptor mapping](#) using [VK_DESCRIPTOR_MAPPING_SOURCE_PUSH_ADDRESS_EXT](#), and a shader accesses a resource using that mapping, the value of the address at the expected location in push data **must** be a valid [VkDeviceAddress](#)

- VUID-vkCmdDrawIndexedIndirect2KHR-None-11304

If a pipeline is bound to the pipeline bind point used by this command, or shader is bound to a shader stage used by this command, and it was created with a [descriptor mapping](#) using [VK_DESCRIPTOR_MAPPING_SOURCE_INDIRECT_ADDRESS_EXT](#), and a shader accesses a resource using that mapping, the value of the address at the expected location in push data **must** be a multiple of 8

- VUID-vkCmdDrawIndexedIndirect2KHR-None-11305

If a pipeline is bound to the pipeline bind point used by this command, or shader is bound to a shader stage used by this command, and it was created with a [descriptor mapping](#) using [VK_DESCRIPTOR_MAPPING_SOURCE_INDIRECT_ADDRESS_EXT](#), and a shader accesses a resource using that mapping, the value of the address at the expected location in push data **must** be a valid [VkDeviceAddress](#) backed by physical memory at every offset specified by each mapping

- VUID-vkCmdDrawIndexedIndirect2KHR-None-11306

If a pipeline is bound to the pipeline bind point used by this command, or shader is bound to a shader stage used by this command, and it was created with a [descriptor mapping](#) using [VK_DESCRIPTOR_MAPPING_SOURCE_INDIRECT_ADDRESS_EXT](#), and a shader accesses a resource using that mapping, the value of the address pointed to by the address in push data **must** be a valid [VkDeviceAddress](#)

- VUID-vkCmdDrawIndexedIndirect2KHR-None-11308

For each [descriptor heap](#) that is statically used by a [bound shader](#), either directly or via a [descriptor mapping](#), a valid descriptor heap **must** be bound

- VUID-vkCmdDrawIndexedIndirect2KHR-None-11309

If a [bound shader](#) was created as a [VkShaderEXT](#) with the [VK_SHADER_CREATE_DESCRIPTOR_HEAP_BIT_EXT](#) flag or as part of a pipeline with the

`VK_PIPELINE_CREATE_2_DESCRIPTOR_HEAP_BIT_EXT` flag, execution of this command **must** not result in any descriptor read accessing data outside of the user range of the respective heap bound by `vkCmdBind*HeapEXT` commands

- VUID-vkCmdDrawIndexedIndirect2KHR-None-11372

If any stage of the `VkPipeline` object bound to the pipeline bind point used by this command accesses a uniform buffer or uniform texel buffer through a descriptor in the bound resource heap, that stage was created without enabling either `VK_PIPELINE_ROBUSTNESS_BUFFER_BEHAVIOR_ROBUST_BUFFER_ACCESS` or `VK_PIPELINE_ROBUSTNESS_BUFFER_BEHAVIOR_ROBUST_BUFFER_ACCESS_2` for `uniformBuffers`, the `robustBufferAccess2` feature is not enabled, and the `robustBufferAccess` feature is not enabled, that stage **must** not access values outside of the range of the descriptor specified via `VkDeviceAddressRangeKHR` when the descriptor was written

- VUID-vkCmdDrawIndexedIndirect2KHR-None-11373

If any stage of the `VkPipeline` object bound to the pipeline bind point used by this command accesses a storage buffer or storage texel buffer through a descriptor in the bound resource heap, that stage was created without enabling either `VK_PIPELINE_ROBUSTNESS_BUFFER_BEHAVIOR_ROBUST_BUFFER_ACCESS` or `VK_PIPELINE_ROBUSTNESS_BUFFER_BEHAVIOR_ROBUST_BUFFER_ACCESS_2` for `storageBuffers`, the `robustBufferAccess2` feature is not enabled, and the `robustBufferAccess` feature is not enabled, that stage **must** not access values outside of the range of the descriptor specified by `VkDeviceAddressRangeKHR` when the descriptor was written

- VUID-vkCmdDrawIndexedIndirect2KHR-None-11374

If the `robustBufferAccess2` feature is not enabled, the `robustBufferAccess` feature is not enabled, and any `VkShaderEXT` bound to a stage corresponding to the pipeline bind point used by this command accesses a uniform buffer, uniform texel buffer, storage buffer, or storage texel buffer, that shader **must** not access values outside of the range of the buffer as specified by `VkDeviceAddressRangeKHR` when the descriptor was written

- VUID-vkCmdDrawIndexedIndirect2KHR-pBindInfo-11375

If any `bound shader` uses an embedded sampler via a `descriptor mapping`, the value of `pBindInfo->reservedRangeSize` set for `vkCmdBindSamplerHeapEXT` **must** be greater than or equal to `minSamplerHeapReservedRangeWithEmbedded`

- VUID-vkCmdDrawIndexedIndirect2KHR-None-11376

If a `bound shader` was created as a `VkShaderEXT` with the `VK_SHADER_CREATE_DESCRIPTOR_HEAP_BIT_EXT` flag or as part of a pipeline with the `VK_PIPELINE_CREATE_2_DESCRIPTOR_HEAP_BIT_EXT` flag, and that shader statically uses a push constant value, that value **must** have been set by `vkCmdPushDataEXT`

- VUID-vkCmdDrawIndexedIndirect2KHR-None-11398

If a `bound shader` was created with a `descriptor mapping` using `VK_DESCRIPTOR_MAPPING_SOURCE_PUSH_DATA_EXT`, `VK_DESCRIPTOR_MAPPING_SOURCE_PUSH_ADDRESS_EXT`, `VK_DESCRIPTOR_MAPPING_SOURCE_SHADER_RECORD_DATA_EXT`, `VK_DESCRIPTOR_MAPPING_SOURCE_SHADER_RECORD_ADDRESS_EXT`, `VK_DESCRIPTOR_MAPPING_SOURCE_RESOURCE_HEAP_DATA_EXT`, or `VK_DESCRIPTOR_MAPPING_SOURCE_INDIRECT_ADDRESS_EXT`, and a shader accesses a resource using that mapping, the access **must** not be `out of bounds`

- VUID-vkCmdDrawIndexedIndirect2KHR-None-11437

If a pipeline is bound to the pipeline bind point used by this command, or shader is bound to a shader stage used by this command, and it was created with a [descriptor mapping](#) using [VK_DESCRIPTOR_MAPPING_SOURCE_HEAP_WITH_INDIRECT_INDEX_EXT](#), [VK_DESCRIPTOR_MAPPING_SOURCE_HEAP_WITH_INDIRECT_INDEX_EXT](#), or [VK_DESCRIPTOR_MAPPING_SOURCE_INDIRECT_ADDRESS_EXT](#), and a shader accesses a resource using that mapping, the buffer from which the address in push data was queried **must** have been created with the [VK_BUFFER_USAGE_UNIFORM_BUFFER_BIT](#) usage flag set

- VUID-vkCmdDrawIndexedIndirect2KHR-None-11438

If a pipeline is bound to the pipeline bind point used by this command, or shader is bound to a shader stage used by this command, and it was created with a [descriptor mapping](#) using [VK_DESCRIPTOR_MAPPING_SOURCE_PUSH_ADDRESS_EXT](#), [VK_DESCRIPTOR_MAPPING_SOURCE_SHADER_RECORD_ADDRESS_EXT](#), or [VK_DESCRIPTOR_MAPPING_SOURCE_INDIRECT_ADDRESS_EXT](#), and a shader accesses a uniform buffer using that mapping, the address that the uniform buffer is mapped to **must** have been queried from a buffer created with the [VK_BUFFER_USAGE_UNIFORM_BUFFER_BIT](#) usage flag set

- VUID-vkCmdDrawIndexedIndirect2KHR-None-11441

If a pipeline is bound to the pipeline bind point used by this command, or shader is bound to a shader stage used by this command, and it was created with a [descriptor mapping](#) using [VK_DESCRIPTOR_MAPPING_SOURCE_PUSH_ADDRESS_EXT](#), [VK_DESCRIPTOR_MAPPING_SOURCE_SHADER_RECORD_ADDRESS_EXT](#), or [VK_DESCRIPTOR_MAPPING_SOURCE_INDIRECT_ADDRESS_EXT](#), and a shader accesses a uniform buffer using that mapping, the address that the uniform buffer is mapped to **must** be aligned to [minUniformBufferOffsetAlignment](#)

- VUID-vkCmdDrawIndexedIndirect2KHR-None-11439

If a pipeline is bound to the pipeline bind point used by this command, or shader is bound to a shader stage used by this command, and it was created with a [descriptor mapping](#) using [VK_DESCRIPTOR_MAPPING_SOURCE_PUSH_ADDRESS_EXT](#), [VK_DESCRIPTOR_MAPPING_SOURCE_SHADER_RECORD_ADDRESS_EXT](#), or [VK_DESCRIPTOR_MAPPING_SOURCE_INDIRECT_ADDRESS_EXT](#), and a shader accesses a storage buffer using that mapping, the address that the storage buffer is mapped to **must** have been queried from a buffer created with the [VK_BUFFER_USAGE_STORAGE_BUFFER_BIT](#) usage flag set

- VUID-vkCmdDrawIndexedIndirect2KHR-None-11442

If a pipeline is bound to the pipeline bind point used by this command, or shader is bound to a shader stage used by this command, and it was created with a [descriptor mapping](#) using [VK_DESCRIPTOR_MAPPING_SOURCE_PUSH_ADDRESS_EXT](#), [VK_DESCRIPTOR_MAPPING_SOURCE_SHADER_RECORD_ADDRESS_EXT](#), or [VK_DESCRIPTOR_MAPPING_SOURCE_INDIRECT_ADDRESS_EXT](#), and a shader accesses a storage buffer using that mapping, the address that the storage buffer is mapped to **must** be aligned to [minStorageBufferOffsetAlignment](#)

- VUID-vkCmdDrawIndexedIndirect2KHR-None-11485

If a pipeline is bound to the pipeline bind point used by this command, or shader is bound to a shader stage used by this command, and it was created with a [descriptor mapping](#)

using [VK_DESCRIPTOR_MAPPING_SOURCE_PUSH_ADDRESS_EXT](#), [VK_DESCRIPTOR_MAPPING_SOURCE_SHADER_RECORD_ADDRESS_EXT](#), or [VK_DESCRIPTOR_MAPPING_SOURCE_INDIRECT_ADDRESS_EXT](#), and a shader accesses an acceleration structure using that mapping, the address that the acceleration structure is mapped to **must** be an acceleration structure address retrieved from a [VkAccelerationStructureKHR](#) object via [vkGetAccelerationStructureDeviceAddressKHR](#) or handle retrieved from a [VkAccelerationStructureNV](#) object via [vkGetAccelerationStructureHandleNV](#)

- VUID-vkCmdDrawIndexedIndirect2KHR-index-11450

If a shader uses a sampler descriptor to sample an image as a result of this command, and that sampler descriptor uses a custom border color with an index defined by [VkSamplerCustomBorderColorIndexCreateInfoEXT](#), the value of [VkSamplerCustomBorderColorIndexCreateInfoEXT::index](#) **must** have been registered before this command was recorded, and still be registered during the sampling operation, with an identically defined color

- VUID-vkCmdDrawIndexedIndirect2KHR-protectedNoFault-11455

If [protectedNoFault](#) is not supported, a pipeline is bound to the pipeline bind point used by this command, or a shader is bound to a shader stage used by this command, and it was created with a [descriptor mapping](#) using [VK_DESCRIPTOR_MAPPING_SOURCE_PUSH_ADDRESS_EXT](#), [VK_DESCRIPTOR_MAPPING_SOURCE_SHADER_RECORD_ADDRESS_EXT](#), or [VK_DESCRIPTOR_MAPPING_SOURCE_INDIRECT_ADDRESS_EXT](#), the address that the resource is mapped to **must** have been queried from a buffer created without the [VK_BUFFER_CREATE_PROTECTED_BIT](#) create flag set

- VUID-vkCmdDrawIndexedIndirect2KHR-protectedNoFault-11456

If [protectedNoFault](#) is not supported, a pipeline is bound to the pipeline bind point used by this command, or a shader is bound to a shader stage used by this command, and it was created with a [descriptor mapping](#) using [VK_DESCRIPTOR_MAPPING_SOURCE_HEAP_WITH_INDIRECT_INDEX_EXT](#) or [VK_DESCRIPTOR_MAPPING_SOURCE_HEAP_WITH_INDIRECT_INDEX_ARRAY_EXT](#), the address of the indirect memory **must** have been queried from a buffer created without the [VK_BUFFER_CREATE_PROTECTED_BIT](#) create flag set

- VUID-vkCmdDrawIndexedIndirect2KHR-renderPass-02684

The current render pass **must** be [compatible](#) with the [renderPass](#) member of the [VkGraphicsPipelineCreateInfo](#) structure specified when creating the [VkPipeline](#) bound to [VK_PIPELINE_BIND_POINT_GRAPHICS](#)

- VUID-vkCmdDrawIndexedIndirect2KHR-subpass-02685

The subpass index of the current render pass **must** be equal to the [subpass](#) member of the [VkGraphicsPipelineCreateInfo](#) structure specified when creating the [VkPipeline](#) bound to [VK_PIPELINE_BIND_POINT_GRAPHICS](#)

- VUID-vkCmdDrawIndexedIndirect2KHR-OpTypeImage-07468

If any shader executed by this pipeline accesses an [OpTypeImage](#) variable with a [Dim](#) operand of [SubpassData](#), it **must** be decorated with an [InputAttachmentIndex](#) that corresponds to a valid input attachment in the current subpass

- VUID-vkCmdDrawIndexedIndirect2KHR-None-07469

Input attachment views accessed in a subpass **must** be created with the same `VkFormat` as the corresponding subpass definition, and be created with a `VkImageView` that is compatible with the attachment referenced by the subpass' `pInputAttachments` [`InputAttachmentIndex`] in the bound `VkFramebuffer` as specified by [Fragment Input Attachment Compatibility](#)

- VUID-vkCmdDrawIndexedIndirect2KHR-pDepthInputAttachmentIndex-09595
Input attachment views accessed in a dynamic render pass with a `InputAttachmentIndex` referenced by `VkRenderingInputAttachmentIndexInfo`, or no `InputAttachmentIndex` if `VkRenderingInputAttachmentIndexInfo::pDepthInputAttachmentIndex` or `VkRenderingInputAttachmentIndexInfo::pStencilInputAttachmentIndex` are `NULL`, **must** be created with a `VkImageView` that is compatible with the corresponding color, depth, or stencil attachment in `VkRenderingInfo`
- VUID-vkCmdDrawIndexedIndirect2KHR-pDepthInputAttachmentIndex-09596
Input attachment views accessed in a dynamic render pass via a shader object **must** have an `InputAttachmentIndex` if both `VkRenderingInputAttachmentIndexInfo::pDepthInputAttachmentIndex` and `VkRenderingInputAttachmentIndexInfo::pStencilInputAttachmentIndex` are non-`NULL`
- VUID-vkCmdDrawIndexedIndirect2KHR-InputAttachmentIndex-09597
If an input attachment view accessed in a dynamic render pass via a shader object has an `InputAttachmentIndex`, the `InputAttachmentIndex` **must** match an index in `VkRenderingInputAttachmentIndexInfo`
- VUID-vkCmdDrawIndexedIndirect2KHR-None-06537
Memory backing image subresources used as attachments in the current render pass **must** not be written in any way other than as an attachment by this command
- VUID-vkCmdDrawIndexedIndirect2KHR-None-10795
If a color attachment is written by any prior command in this subpass or by the load, store, or resolve operations for this subpass, and [feedback loop](#) is not enabled for `VK_IMAGE_ASPECT_COLOR_BIT` on that attachment, it **must** not be accessed in any way other than as an attachment by this command
- VUID-vkCmdDrawIndexedIndirect2KHR-None-10796
If a depth attachment is written by any prior command in this subpass or by the load, store, or resolve operations for this subpass, and [feedback loop](#) is not enabled for `VK_IMAGE_ASPECT_DEPTH_BIT` on that attachment, it **must** not be accessed in any way other than as an attachment by this command
- VUID-vkCmdDrawIndexedIndirect2KHR-None-10797
If a stencil attachment is written by any prior command in this subpass or by the load, store, or resolve operations for this subpass, and [feedback loop](#) is not enabled for `VK_IMAGE_ASPECT_STENCIL_BIT` on that attachment, it **must** not be accessed in any way other than as an attachment by this command
- VUID-vkCmdDrawIndexedIndirect2KHR-None-12338
If a color attachment is read in this command in any way other than as an attachment, or has been read by any prior command in this subpass as a non-attachment, and [feedback loop](#) is not enabled for `VK_IMAGE_ASPECT_COLOR_BIT` on that attachment, the color attachment **must** not be written to by this command

- VUID-vkCmdDrawIndexedIndirect2KHR-None-12339
If a depth attachment is read in this command in any way other than as an attachment, or has been read by any prior command in this subpass as a non-attachment, and [feedback loop](#) is not enabled for [VK_IMAGE_ASPECT_DEPTH_BIT](#) on that attachment, the depth attachment **must** not be written to by this command
- VUID-vkCmdDrawIndexedIndirect2KHR-None-12340
If a stencil attachment is read in this command in any way other than as an attachment, or has been read by any prior command in this subpass as a non-attachment, and [feedback loop](#) is not enabled for [VK_IMAGE_ASPECT_STENCIL_BIT](#) on that attachment, the stencil attachment **must** not be written to by this command
- VUID-vkCmdDrawIndexedIndirect2KHR-None-09003
If an attachment is written by any prior command in this subpass or by the load, store, or resolve operations for this subpass, it **must** not be accessed in any way other than as an attachment, storage image, or sampled image by this command
- VUID-vkCmdDrawIndexedIndirect2KHR-None-06886
If the current render pass instance uses a depth/stencil attachment with a read-only layout for the depth aspect, [depth writes](#) **must** be disabled
- VUID-vkCmdDrawIndexedIndirect2KHR-None-06887
If the current render pass instance uses a depth/stencil attachment with a read-only layout for the stencil aspect, both front and back [writeMask](#) are not zero, and stencil test is enabled, [all stencil ops](#) **must** be [VK_STENCIL_OP_KEEP](#)
- VUID-vkCmdDrawIndexedIndirect2KHR-None-07831
If the bound graphics pipeline state was created with the [VK_DYNAMIC_STATE_VIEWPORT](#) dynamic state enabled then [vkCmdSetViewport](#) **must** have been called and not subsequently [invalidated](#) in the current command buffer prior to this drawing command
- VUID-vkCmdDrawIndexedIndirect2KHR-None-07832
If the bound graphics pipeline state was created with the [VK_DYNAMIC_STATE_SCISSOR](#) dynamic state enabled then [vkCmdSetScissor](#) **must** have been called and not subsequently [invalidated](#) in the current command buffer prior to this drawing command
- VUID-vkCmdDrawIndexedIndirect2KHR-None-08617
If a shader object is bound to any graphics stage or a graphics pipeline is bound which was created with the [VK_DYNAMIC_STATE_LINE_WIDTH](#) dynamic state enabled, the [current value](#) of [rasterizerDiscardEnable](#) is [VK_FALSE](#), and the [effective rasterization input topology](#) is in line topology class, then [vkCmdSetLineWidth](#) **must** have been called and not subsequently [invalidated](#) in the current command buffer prior to this drawing command
- VUID-vkCmdDrawIndexedIndirect2KHR-None-07834
If a shader object is bound to any graphics stage or a graphics pipeline is bound which was created with the [VK_DYNAMIC_STATE_DEPTH_BIAS](#) dynamic state enabled, the [current value](#) of [rasterizerDiscardEnable](#) is [VK_FALSE](#), and the [current value](#) of [depthBiasEnable](#) is [VK_TRUE](#), then [vkCmdSetDepthBias](#) or [vkCmdSetDepthBias2EXT](#) **must** have been called and not subsequently [invalidated](#) in the current command buffer prior to this drawing command

- VUID-vkCmdDrawIndexedIndirect2KHR-None-07835

If a shader object is bound to the `VK_SHADER_STAGE_FRAGMENT_BIT` stage or a graphics pipeline is bound which was created with the `VK_DYNAMIC_STATE_BLEND_CONSTANTS` dynamic state enabled, the `current value` of `rasterizerDiscardEnable` is `VK_FALSE`, and an active color attachment `current value` of `blendEnable` is `VK_TRUE` with a blend equations where any `VkBlendFactor` member is `VK_BLEND_FACTOR_CONSTANT_COLOR`, `VK_BLEND_FACTOR_ONE_MINUS_CONSTANT_COLOR`, `VK_BLEND_FACTOR_CONSTANT_ALPHA`, or `VK_BLEND_FACTOR_ONE_MINUS_CONSTANT_ALPHA`, then `vkCmdSetBlendConstants` **must** have been called and not subsequently `invalidated` in the current command buffer prior to this drawing command

- VUID-vkCmdDrawIndexedIndirect2KHR-None-07836

If a shader object is bound to any graphics stage or a graphics pipeline is bound which was created with the `VK_DYNAMIC_STATE_DEPTH_BOUNDS` dynamic state enabled, the `current value` of `rasterizerDiscardEnable` is `VK_FALSE`, and the `current value` of `depthBoundsTestEnable` is `VK_TRUE`, then `vkCmdSetDepthBounds` **must** have been called and not subsequently `invalidated` in the current command buffer prior to this drawing command

- VUID-vkCmdDrawIndexedIndirect2KHR-None-07837

If a shader object is bound to any graphics stage or a graphics pipeline is bound which was created with the `VK_DYNAMIC_STATE_STENCIL_COMPARE_MASK` dynamic state enabled, the `current value` of `rasterizerDiscardEnable` is `VK_FALSE`, and the `current value` of `stencilTestEnable` is `VK_TRUE`, then `vkCmdSetStencilCompareMask` **must** have been called and not subsequently `invalidated` in the current command buffer prior to this drawing command

- VUID-vkCmdDrawIndexedIndirect2KHR-None-07838

If a shader object is bound to any graphics stage or a graphics pipeline is bound which was created with the `VK_DYNAMIC_STATE_STENCIL_WRITE_MASK` dynamic state enabled, the `current value` of `rasterizerDiscardEnable` is `VK_FALSE`, and the `current value` of `stencilTestEnable` is `VK_TRUE`, then `vkCmdSetStencilWriteMask` **must** have been called and not subsequently `invalidated` in the current command buffer prior to this drawing command

- VUID-vkCmdDrawIndexedIndirect2KHR-None-07839

If a shader object is bound to any graphics stage or a graphics pipeline is bound which was created with the `VK_DYNAMIC_STATE_STENCIL_REFERENCE` dynamic state enabled, the `current value` of `rasterizerDiscardEnable` is `VK_FALSE`, the `current value` of `stencilTestEnable` is `VK_TRUE`, then `vkCmdSetStencilReference` **must** have been called and not subsequently `invalidated` in the current command buffer prior to this drawing command

- VUID-vkCmdDrawIndexedIndirect2KHR-maxMultiviewInstanceIndex-02688

If the draw is recorded in a render pass instance with multiview enabled, the maximum instance index **must** be less than or equal to `VkPhysicalDeviceMultiviewProperties::maxMultiviewInstanceIndex`

- VUID-vkCmdDrawIndexedIndirect2KHR-sampleLocationsEnable-02689

If the bound graphics pipeline was created with

VkPipelineSampleLocationsStateCreateInfoEXT::sampleLocationsEnable set to VK_TRUE, then the active depth attachment **must** have been created with the VK_IMAGE_CREATE_SAMPLE_LOCATIONS_COMPATIBLE_DEPTH_BIT_EXT bit set

- VUID-vkCmdDrawIndexedIndirect2KHR-None-07634

If the VK_EXT_sample_locations extension is enabled, a shader object is bound to any graphics stage or a graphics pipeline is bound which was created with the VK_DYNAMIC_STATE_SAMPLE_LOCATIONS_ENABLE_EXT dynamic state enabled, and the current value of rasterizerDiscardEnable is VK_FALSE, then vkCmdSetSampleLocationsEnableEXT **must** have been called and not subsequently invalidated in the current command buffer prior to this drawing command

- VUID-vkCmdDrawIndexedIndirect2KHR-None-06666

If the VK_EXT_sample_locations extension is enabled, a shader object is bound to any graphics stage or a graphics pipeline is bound which was created with the VK_DYNAMIC_STATE_SAMPLE_LOCATIONS_EXT dynamic state enabled, the current value of rasterizerDiscardEnable is VK_FALSE, and the current value of sampleLocationsEnable is VK_TRUE, then vkCmdSetSampleLocationsEXT **must** have been called and not subsequently invalidated in the current command buffer prior to this drawing command

- VUID-vkCmdDrawIndexedIndirect2KHR-None-07840

If a shader object is bound to any graphics stage or a graphics pipeline is bound which was created with the VK_DYNAMIC_STATE_CULL_MODE dynamic state enabled, and the current value of rasterizerDiscardEnable is VK_FALSE, then vkCmdSetCullMode **must** have been called and not subsequently invalidated in the current command buffer prior to this drawing command

- VUID-vkCmdDrawIndexedIndirect2KHR-None-07841

If a shader object is bound to any graphics stage or a graphics pipeline is bound which was created with the VK_DYNAMIC_STATE_FRONT_FACE dynamic state enabled, and the current value of rasterizerDiscardEnable is VK_FALSE, then vkCmdSetFrontFace **must** have been called and not subsequently invalidated in the current command buffer prior to this drawing command

- VUID-vkCmdDrawIndexedIndirect2KHR-None-07843

If a shader object is bound to any graphics stage or a graphics pipeline is bound which was created with the VK_DYNAMIC_STATE_DEPTH_TEST_ENABLE dynamic state enabled, and the current value of rasterizerDiscardEnable is VK_FALSE, vkCmdSetDepthTestEnable **must** have been called and not subsequently invalidated in the current command buffer prior to this drawing command

- VUID-vkCmdDrawIndexedIndirect2KHR-None-07844

If a shader object is bound to any graphics stage or a graphics pipeline is bound which was created with the VK_DYNAMIC_STATE_DEPTH_WRITE_ENABLE dynamic state enabled, and the current value of rasterizerDiscardEnable is VK_FALSE, and the current value of depthTestEnable is VK_TRUE, then vkCmdSetDepthWriteEnable **must** have been called and not subsequently invalidated in the current command buffer prior to this drawing command

- VUID-vkCmdDrawIndexedIndirect2KHR-None-07845

If a shader object is bound to any graphics stage or a graphics pipeline is bound which was created with the VK_DYNAMIC_STATE_DEPTH_COMPARE_OP dynamic state enabled,

the `current value` of `rasterizerDiscardEnable` is `VK_FALSE`, and the `current value` of `depthTestEnable` is `VK_TRUE`, then `vkCmdSetDepthCompareOp` **must** have been called and not subsequently `invalidated` in the current command buffer prior to this drawing command

- VUID-vkCmdDrawIndexedIndirect2KHR-None-07846

If the `depthBounds` feature is enabled, a shader object is bound to any graphics stage or a graphics pipeline is bound which was created with the `VK_DYNAMIC_STATE_DEPTH_BOUNDS_TEST_ENABLE` dynamic state enabled, and the `current value` of `rasterizerDiscardEnable` is `VK_FALSE`, then `vkCmdSetDepthBoundsTestEnable` **must** have been called and not subsequently `invalidated` in the current command buffer prior to this drawing command

- VUID-vkCmdDrawIndexedIndirect2KHR-None-07847

If a shader object is bound to any graphics stage or a graphics pipeline is bound which was created with the `VK_DYNAMIC_STATE_STENCIL_TEST_ENABLE` dynamic state enabled, and the `current value` of `rasterizerDiscardEnable` is `VK_FALSE`, then `vkCmdSetStencilTestEnable` **must** have been called and not subsequently `invalidated` in the current command buffer prior to this drawing command

- VUID-vkCmdDrawIndexedIndirect2KHR-None-07848

If a shader object is bound to any graphics stage or a graphics pipeline is bound which was created with the `VK_DYNAMIC_STATE_STENCIL_OP` dynamic state enabled, the `current value` of `rasterizerDiscardEnable` is `VK_FALSE`, the `current value` of `stencilTestEnable` is `VK_TRUE`, then `vkCmdSetStencilOp` **must** have been called and not subsequently `invalidated` in the current command buffer prior to this drawing command

- VUID-vkCmdDrawIndexedIndirect2KHR-viewportCount-03417

If a shader object is bound to any graphics stage or a graphics pipeline is bound which was created with the `VK_DYNAMIC_STATE_VIEWPORT_WITH_COUNT` dynamic state enabled, and the state is not inherited, then `vkCmdSetViewportWithCount` **must** have been called and not subsequently `invalidated` in the current command buffer prior to this drawing command

- VUID-vkCmdDrawIndexedIndirect2KHR-scissorCount-03418

If a shader object is bound to any graphics stage or a graphics pipeline is bound which was created with the `VK_DYNAMIC_STATE_SCISSOR_WITH_COUNT` dynamic state enabled, and the state is not inherited, then `vkCmdSetScissorWithCount` **must** have been called and not subsequently `invalidated` in the current command buffer prior to this drawing

- VUID-vkCmdDrawIndexedIndirect2KHR-viewportCount-03419

If a shader object is bound to any graphics stage or a graphics pipeline is bound which was created with both the `VK_DYNAMIC_STATE_SCISSOR_WITH_COUNT` and `VK_DYNAMIC_STATE_VIEWPORT_WITH_COUNT` dynamic states enabled, and the state is not inherited, then the `viewportCount` parameter of `vkCmdSetViewportWithCount` **must** match the `scissorCount` parameter of `vkCmdSetScissorWithCount`

- VUID-vkCmdDrawIndexedIndirect2KHR-viewportCount-04137

If the bound graphics pipeline state was created with the `VK_DYNAMIC_STATE_VIEWPORT_WITH_COUNT` dynamic state enabled, but not the `VK_DYNAMIC_STATE_VIEWPORT_W_SCALING_NV` dynamic state enabled, then the bound

graphics pipeline **must** have been created with `VkPipelineViewportWScalingStateCreateInfoNV::viewportCount` greater or equal to the `viewportCount` parameter in the last call to `vkCmdSetViewportWithCount`

- VUID-vkCmdDrawIndexedIndirect2KHR-viewportCount-04138

If the `VK_NV_clip_space_w_scaling` extension is enabled, and a shader object is bound to any graphics stage or a graphics pipeline is bound which was created with the `VK_DYNAMIC_STATE_VIEWPORT_WITH_COUNT` and `VK_DYNAMIC_STATE_VIEWPORT_W_SCALING_NV` dynamic state enabled, the `current value` of `viewportWScalingEnable` is `VK_TRUE`, then `vkCmdSetViewportWScalingNV` **must** have been called and not subsequently `invalidated` in the current command buffer prior to this drawing command

- VUID-vkCmdDrawIndexedIndirect2KHR-None-08636

If the `VK_NV_clip_space_w_scaling` extension is enabled, and a shader object is bound to any graphics stage or a graphics pipeline is bound which was created with the `VK_DYNAMIC_STATE_VIEWPORT_WITH_COUNT` and `VK_DYNAMIC_STATE_VIEWPORT_W_SCALING_NV` dynamic state enabled, the `current value` of `viewportWScalingEnable` is `VK_TRUE`, then the `viewportCount` parameter in the last call to `vkCmdSetViewportWScalingNV` **must** be greater than or equal to the `viewportCount` parameter in the last call to `vkCmdSetViewportWithCount`

- VUID-vkCmdDrawIndexedIndirect2KHR-viewportCount-04139

If the bound graphics pipeline state was created with the `VK_DYNAMIC_STATE_VIEWPORT_WITH_COUNT` dynamic state enabled, but not the `VK_DYNAMIC_STATE_VIEWPORT_SHADING_RATE_PALETTE_NV` dynamic state enabled, then the bound graphics pipeline **must** have been created with `VkPipelineViewportShadingRateImageStateCreateInfoNV::viewportCount` greater or equal to the `viewportCount` parameter in the last call to `vkCmdSetViewportWithCount`

- VUID-vkCmdDrawIndexedIndirect2KHR-shadingRateImage-09233

If the `shadingRateImage` feature is enabled, and a shader object is bound to any graphics stage or a graphics pipeline is bound which was created with the `VK_DYNAMIC_STATE_VIEWPORT_COARSE_SAMPLE_ORDER_NV` and the `current value` of `rasterizerDiscardEnable` is `VK_FALSE`, then `vkCmdSetCoarseSampleOrderNV` **must** have been called and not subsequently `invalidated` in the current command buffer prior to this drawing command

- VUID-vkCmdDrawIndexedIndirect2KHR-shadingRateImage-09234

If the `shadingRateImage` feature is enabled, and a shader object is bound to any graphics stage or a graphics pipeline is bound which was created with the `VK_DYNAMIC_STATE_VIEWPORT_WITH_COUNT` and `VK_DYNAMIC_STATE_VIEWPORT_SHADING_RATE_PALETTE_NV` dynamic state enabled, the `current value` of `rasterizerDiscardEnable` is `VK_FALSE`, and the `current value` of `shadingRateImageEnable` is `VK_TRUE`, then `vkCmdSetViewportShadingRatePaletteNV` **must** have been called and not subsequently `invalidated` in the current command buffer prior to this drawing command

- VUID-vkCmdDrawIndexedIndirect2KHR-None-08637

If the `shadingRateImage` feature is enabled, and a shader object is bound to any graphics stage or a graphics pipeline is bound which was created with the

VK_DYNAMIC_STATE_VIEWPORT_WITH_COUNT and VK_DYNAMIC_STATE_VIEWPORT_SHADING_RATE_PALETTE_NV dynamic state enabled, the current value of rasterizerDiscardEnable is VK_FALSE, and the current value of shadingRateImageEnable is VK_TRUE, then the viewportCount parameter in the last call to vkCmdSetViewportShadingRatePaletteNV **must** be greater than or equal to the viewportCount parameter in the last call to vkCmdSetViewportWithCount

- VUID-vkCmdDrawIndexedIndirect2KHR-VkPipelineVieportCreateInfo-04141

If the bound graphics pipeline state was created with the VK_DYNAMIC_STATE_VIEWPORT_WITH_COUNT dynamic state enabled and a VkPipelineViewportSwizzleStateCreateInfoNV structure chained from VkPipelineViewportStateCreateInfo, then the bound graphics pipeline **must** have been created with VkPipelineViewportSwizzleStateCreateInfoNV::viewportCount greater or equal to the viewportCount parameter in the last call to vkCmdSetViewportWithCount

- VUID-vkCmdDrawIndexedIndirect2KHR-VkPipelineVieportCreateInfo-04142

If the bound graphics pipeline state was created with the VK_DYNAMIC_STATE_VIEWPORT_WITH_COUNT dynamic state enabled and a VkPipelineViewportExclusiveScissorStateCreateInfoNV structure chained from VkPipelineViewportStateCreateInfo, then the bound graphics pipeline **must** have been created with VkPipelineViewportExclusiveScissorStateCreateInfoNV::exclusiveScissorCount greater or equal to the viewportCount parameter in the last call to vkCmdSetViewportWithCount

- VUID-vkCmdDrawIndexedIndirect2KHR-None-07878

If the exclusiveScissor feature is enabled, and a shader object is bound to any graphics stage or a graphics pipeline is bound which was created with the VK_DYNAMIC_STATE_EXCLUSIVE_SCISSOR_ENABLE_NV dynamic state enabled, then vkCmdSetExclusiveScissorEnableNV **must** have been called and not subsequently invalidated in the current command buffer prior to this drawing command

- VUID-vkCmdDrawIndexedIndirect2KHR-None-07879

If the exclusiveScissor feature is enabled, a shader object is bound to any graphics stage or a graphics pipeline is bound which was created with the VK_DYNAMIC_STATE_EXCLUSIVE_SCISSOR_NV dynamic state enabled, and the most recent call to vkCmdSetExclusiveScissorEnableNV in the current command buffer set any element of pExclusiveScissorEnables to VK_TRUE, then vkCmdSetExclusiveScissorNV **must** have been called and not subsequently invalidated in the current command buffer prior to this drawing command

- VUID-vkCmdDrawIndexedIndirect2KHR-None-04876

If a shader object is bound to any graphics stage or a graphics pipeline is bound which was created with the VK_DYNAMIC_STATE_RASTERIZER_DISCARD_ENABLE dynamic state enabled, then vkCmdSetRasterizerDiscardEnable **must** have been called and not subsequently invalidated in the current command buffer prior to this drawing command

- VUID-vkCmdDrawIndexedIndirect2KHR-None-04877

If a shader object is bound to any graphics stage or a graphics pipeline is bound which was created with the VK_DYNAMIC_STATE_DEPTH_BIAS_ENABLE dynamic state enabled, and the current value of rasterizerDiscardEnable is VK_FALSE, then vkCmdSetDepthBiasEnable **must** have been called and not subsequently invalidated in

the current command buffer prior to this drawing command

- VUID-vkCmdDrawIndexedIndirect2KHR-logicOp-04878

If a shader object is bound to the `VK_SHADER_STAGE_FRAGMENT_BIT` or a graphics pipeline is bound which was created with the `VK_DYNAMIC_STATE_LOGIC_OP_EXT` dynamic state enabled, the `current value` of `rasterizerDiscardEnable` is `VK_FALSE`, and the `current value` of `logicOpEnable` is `VK_TRUE`, then `vkCmdSetLogicOpEXT` **must** have been called and not subsequently `invalidated` in the current command buffer prior to this drawing command

- VUID-vkCmdDrawIndexedIndirect2KHR-primitiveFragmentShadingRateWithMultipleViewports-04552

If the `primitiveFragmentShadingRateWithMultipleViewports` limit is not supported, the bound graphics pipeline was created with the `VK_DYNAMIC_STATE_VIEWPORT_WITH_COUNT` dynamic state enabled, and any of the shader stages of the bound graphics pipeline write to the `PrimitiveShadingRateKHR` built-in, then `vkCmdSetViewportWithCount` **must** have been called in the current command buffer prior to this drawing command, and the `viewportCount` parameter of `vkCmdSetViewportWithCount` **must** be 1

- VUID-vkCmdDrawIndexedIndirect2KHR-primitiveFragmentShadingRateWithMultipleViewports-08642

If the `primitiveFragmentShadingRateWithMultipleViewports` limit is not supported, and any shader object bound to a graphics stage writes to the `PrimitiveShadingRateKHR` built-in, then `vkCmdSetViewportWithCount` **must** have been called in the current command buffer prior to this drawing command, and the `viewportCount` parameter of `vkCmdSetViewportWithCount` **must** be 1

- VUID-vkCmdDrawIndexedIndirect2KHR-blendEnable-04727

If a shader object is bound to the `VK_SHADER_STAGE_FRAGMENT_BIT` stage or a graphics pipeline is bound which was created with `VK_DYNAMIC_STATE_COLOR_BLEND_ENABLE_EXT` dynamic state enabled, the `current value` of `rasterizerDiscardEnable` is `VK_FALSE`, then for each color attachment, if the corresponding image view's `format features` do not contain `VK_FORMAT_FEATURE_COLOR_ATTACHMENT_BLEND_BIT`, then the corresponding `current value` of `blendEnable` **must** be `VK_FALSE`

- VUID-vkCmdDrawIndexedIndirect2KHR-None-08644

If a shader object is bound to any graphics stage or a graphics pipeline is bound, the `current value` of `rasterizerDiscardEnable` is `VK_FALSE`, and none of the following is enabled:

- the `VK_AMD_mixed_attachment_samples` extension
- the `VK_NV_framebuffer_mixed_samples` extension
- the `multisampledRenderToSingleSampled` feature

then the `current value` of `rasterizationSamples` **must** be the same as the current color and/or depth/stencil attachments

- VUID-vkCmdDrawIndexedIndirect2KHR-None-08876

If a shader object is bound to any graphics stage, the current render pass instance **must**

have been begun with [vkCmdBeginRendering](#)

- VUID-vkCmdDrawIndexedIndirect2KHR-imageView-06172

If the current render pass instance was begun with [vkCmdBeginRendering](#), the [imageView](#) member of [pDepthAttachment](#) is not [VK_NULL_HANDLE](#), and the [layout](#) member of [pDepthAttachment](#) is [VK_IMAGE_LAYOUT_DEPTH_STENCIL_READ_ONLY_OPTIMAL](#), this command **must** not write any values to the depth attachment

- VUID-vkCmdDrawIndexedIndirect2KHR-imageView-06173

If the current render pass instance was begun with [vkCmdBeginRendering](#), the [imageView](#) member of [pStencilAttachment](#) is not [VK_NULL_HANDLE](#), and the [layout](#) member of [pStencilAttachment](#) is [VK_IMAGE_LAYOUT_DEPTH_STENCIL_READ_ONLY_OPTIMAL](#), this command **must** not write any values to the stencil attachment

- VUID-vkCmdDrawIndexedIndirect2KHR-imageView-06174

If the current render pass instance was begun with [vkCmdBeginRendering](#), the [imageView](#) member of [pDepthAttachment](#) is not [VK_NULL_HANDLE](#), and the [layout](#) member of [pDepthAttachment](#) is [VK_IMAGE_LAYOUT_DEPTH_READ_ONLY_STENCIL_ATTACHMENT_OPTIMAL](#), this command **must** not write any values to the depth attachment

- VUID-vkCmdDrawIndexedIndirect2KHR-imageView-06175

If the current render pass instance was begun with [vkCmdBeginRendering](#), the [imageView](#) member of [pStencilAttachment](#) is not [VK_NULL_HANDLE](#), and the [layout](#) member of [pStencilAttachment](#) is [VK_IMAGE_LAYOUT_DEPTH_ATTACHMENT_STENCIL_READ_ONLY_OPTIMAL](#), this command **must** not write any values to the stencil attachment

- VUID-vkCmdDrawIndexedIndirect2KHR-imageView-06176

If the current render pass instance was begun with [vkCmdBeginRendering](#), the [imageView](#) member of [pDepthAttachment](#) is not [VK_NULL_HANDLE](#), and the [layout](#) member of [pDepthAttachment](#) is [VK_IMAGE_LAYOUT_DEPTH_READ_ONLY_OPTIMAL](#), this command **must** not write any values to the depth attachment

- VUID-vkCmdDrawIndexedIndirect2KHR-imageView-06177

If the current render pass instance was begun with [vkCmdBeginRendering](#), the [imageView](#) member of [pStencilAttachment](#) is not [VK_NULL_HANDLE](#), and the [layout](#) member of [pStencilAttachment](#) is [VK_IMAGE_LAYOUT_STENCIL_READ_ONLY_OPTIMAL](#), this command **must** not write any values to the stencil attachment

- VUID-vkCmdDrawIndexedIndirect2KHR-viewMask-06178

If the current render pass instance was begun with [vkCmdBeginRendering](#), the bound graphics pipeline **must** have been created with a [VkPipelineRenderingCreateInfo](#) [::viewMask](#) equal to [VkRenderingInfo::viewMask](#)

- VUID-vkCmdDrawIndexedIndirect2KHR-colorAttachmentCount-06179

If the [dynamicRenderingUnusedAttachments](#) feature is not enabled and the current render pass instance was begun with [vkCmdBeginRendering](#), the bound graphics pipeline **must** have been created with a [VkPipelineRenderingCreateInfo::colorAttachmentCount](#) equal to [VkRenderingInfo::colorAttachmentCount](#)

- VUID-vkCmdDrawIndexedIndirect2KHR-dynamicRenderingUnusedAttachments-08910

If the [dynamicRenderingUnusedAttachments](#) feature is not enabled, and the current render

pass instance was begun with `vkCmdBeginRendering` and `VkRenderingInfo::colorAttachmentCount` greater than 0, then each element of the `VkRenderingInfo::pColorAttachments` array with an `imageView` not equal to `VK_NULL_HANDLE` **must** have been created with a `VkFormat` equal to the corresponding element of `VkPipelineRenderingCreateInfo::pColorAttachmentFormats` used to create the bound graphics pipeline

- VUID-vkCmdDrawIndexedIndirect2KHR-dynamicRenderingUnusedAttachments-08912
If the `dynamicRenderingUnusedAttachments` feature is not enabled, and the current render pass instance was begun with `vkCmdBeginRendering` and `VkRenderingInfo::colorAttachmentCount` greater than 0, then each element of the `VkRenderingInfo::pColorAttachments` array with an `imageView` equal to `VK_NULL_HANDLE` **must** have the corresponding element of `VkPipelineRenderingCreateInfo::pColorAttachmentFormats` used to create the bound pipeline equal to `VK_FORMAT_UNDEFINED`
- VUID-vkCmdDrawIndexedIndirect2KHR-dynamicRenderingUnusedAttachments-08911
If the `dynamicRenderingUnusedAttachments` feature is enabled, and the current render pass instance was begun with `vkCmdBeginRendering` and `VkRenderingInfo::colorAttachmentCount` greater than 0, then each element of the `VkRenderingInfo::pColorAttachments` array with an `imageView` not equal to `VK_NULL_HANDLE` **must** have been created with a `VkFormat` equal to the corresponding element of `VkPipelineRenderingCreateInfo::pColorAttachmentFormats` used to create the bound graphics pipeline, or the corresponding element of `VkPipelineRenderingCreateInfo::pColorAttachmentFormats`, if it exists, **must** be `VK_FORMAT_UNDEFINED`
- VUID-vkCmdDrawIndexedIndirect2KHR-colorAttachmentCount-09362
If the current render pass instance was begun with `vkCmdBeginRendering`, with a `VkRenderingInfo::colorAttachmentCount` equal to 1, there is no shader object bound to any graphics stage, and a color attachment with a resolve mode of `VK_RESOLVE_MODE_EXTERNAL_FORMAT_DOWNSAMPLE_BIT_ANDROID`, each element of the `VkRenderingInfo::pColorAttachments` array with a `resolveImageView` not equal to `VK_NULL_HANDLE` **must** have been created with an image created with a `VkExternalFormatANDROID::externalFormat` value equal to the `VkExternalFormatANDROID::externalFormat` value used to create the bound graphics pipeline
- VUID-vkCmdDrawIndexedIndirect2KHR-None-09363
If there is no shader object bound to any graphics stage, the current render pass instance was begun with `vkCmdBeginRendering` and a `VkRenderingInfo::colorAttachmentCount` equal to 1, and a color attachment with a resolve mode of `VK_RESOLVE_MODE_EXTERNAL_FORMAT_DOWNSAMPLE_BIT_ANDROID`, each element of the `VkRenderingInfo::pColorAttachments` array with a `imageView` not equal to `VK_NULL_HANDLE` **must** have been created with an image created with a `VkExternalFormatANDROID::externalFormat` value equal to the `VkExternalFormatANDROID::externalFormat` value used to create the bound graphics pipeline
- VUID-vkCmdDrawIndexedIndirect2KHR-None-09364
If the current render pass instance was begun with `vkCmdBeginRendering`, there is no shader object bound to any graphics stage, and the bound graphics pipeline was created with a non-zero `VkExternalFormatANDROID::externalFormat` value and with the

`VK_DYNAMIC_STATE_COLOR_BLEND_ENABLE_EXT` dynamic state enabled, then `vkCmdSetColorBlendEnableEXT` **must** have set the blend enable to `VK_FALSE` prior to this drawing command

- VUID-vkCmdDrawIndexedIndirect2KHR-None-09365

If the current render pass instance was begun with `vkCmdBeginRendering`, there is no shader object bound to any graphics stage, and the bound graphics pipeline was created with a non-zero `VkExternalFormatANDROID::externalFormat` value and with the `VK_DYNAMIC_STATE_RASTERIZATION_SAMPLES_EXT` dynamic state enabled, then `vkCmdSetRasterizationSamplesEXT` **must** have set `rasterizationSamples` to `VK_SAMPLE_COUNT_1_BIT` prior to this drawing command

- VUID-vkCmdDrawIndexedIndirect2KHR-None-09366

If there is a shader object bound to any graphics stage, and the current render pass includes a color attachment that uses the `VK_RESOLVE_MODE_EXTERNAL_FORMAT_DOWNSAMPLE_BIT_ANDROID` resolve mode, then `vkCmdSetColorBlendEnableEXT` **must** have set blend enable to `VK_FALSE` prior to this drawing command

- VUID-vkCmdDrawIndexedIndirect2KHR-rasterizationSamples-09367

If there is a shader object bound to any graphics stage, and the current render pass includes a color attachment that uses the `VK_RESOLVE_MODE_EXTERNAL_FORMAT_DOWNSAMPLE_BIT_ANDROID` resolve mode, then `vkCmdSetRasterizationSamplesEXT` **must** have set `rasterizationSamples` to `VK_SAMPLE_COUNT_1_BIT` prior to this drawing command

- VUID-vkCmdDrawIndexedIndirect2KHR-None-09368

If the current render pass instance was begun with `vkCmdBeginRendering`, there is no shader object bound to any graphics stage, and the bound graphics pipeline was created with a non-zero `VkExternalFormatANDROID::externalFormat` value and with the `VK_DYNAMIC_STATE_FRAGMENT_SHADING_RATE_KHR` dynamic state enabled, then `vkCmdSetFragmentShadingRateKHR` **must** have set `pFragmentSize->width` to 1 prior to this drawing command

- VUID-vkCmdDrawIndexedIndirect2KHR-None-09369

If the current render pass instance was begun with `vkCmdBeginRendering`, there is no shader object bound to any graphics stage, and the bound graphics pipeline was created with a non-zero `VkExternalFormatANDROID::externalFormat` value and with the `VK_DYNAMIC_STATE_FRAGMENT_SHADING_RATE_KHR` dynamic state enabled, then `vkCmdSetFragmentShadingRateKHR` **must** have set `pFragmentSize->height` to 1 prior to this drawing command

- VUID-vkCmdDrawIndexedIndirect2KHR-pFragmentSize-09370

If there is a shader object bound to any graphics stage, and the current render pass includes a color attachment that uses the `VK_RESOLVE_MODE_EXTERNAL_FORMAT_DOWNSAMPLE_BIT_ANDROID` resolve mode, then `vkCmdSetFragmentShadingRateKHR` **must** have set `pFragmentSize->width` to 1 prior to this drawing command

- VUID-vkCmdDrawIndexedIndirect2KHR-pFragmentSize-09371

If there is a shader object bound to any graphics stage, and the current render pass includes a color attachment that uses the

VK_RESOLVE_MODE_EXTERNAL_FORMAT_DOWNSAMPLE_BIT_ANDROID resolve mode, then vkCmdSetFragmentShadingRateKHR **must** have set pFragmentSize->height to 1 prior to this drawing command

- VUID-vkCmdDrawIndexedIndirect2KHR-None-07749

If the colorWriteEnable feature is enabled, a shader object is bound to the VK_SHADER_STAGE_FRAGMENT_BIT stage or a graphics pipeline is bound which was created with the VK_DYNAMIC_STATE_COLOR_WRITE_ENABLE_EXT dynamic state enabled, and the current value of rasterizerDiscardEnable is VK_FALSE, then vkCmdSetColorWriteEnableEXT **must** have been called and not subsequently invalidated in the current command buffer prior to this drawing command

- VUID-vkCmdDrawIndexedIndirect2KHR-attachmentCount-07750

If the colorWriteEnable feature is enabled, a shader object is bound to the VK_SHADER_STAGE_FRAGMENT_BIT stage or a graphics pipeline is bound which was created with the VK_DYNAMIC_STATE_COLOR_WRITE_ENABLE_EXT dynamic state enabled, and the current value of rasterizerDiscardEnable is VK_FALSE, then the attachmentCount parameter of most recent call to vkCmdSetColorWriteEnableEXT in the current command buffer **must** be greater than or equal to the number of active color attachments

- VUID-vkCmdDrawIndexedIndirect2KHR-None-07751

If the VK_EXT_discard_rectangles extension is enabled, a graphics pipeline is bound which was created with the VK_DYNAMIC_STATE_DISCARD_RECTANGLE_EXT dynamic state enabled and the pNext chain of VkGraphicsPipelineCreateInfo included a VkPipelineDiscardRectangleStateCreateInfoEXT structure, the current value of rasterizerDiscardEnable is VK_FALSE, and the current value of discardRectangleEnable is VK_TRUE, then vkCmdSetDiscardRectangleEXT **must** have been called and not subsequently invalidated in the current command buffer prior to this drawing command for each discard rectangle in VkPipelineDiscardRectangleStateCreateInfoEXT::discardRectangleCount

- VUID-vkCmdDrawIndexedIndirect2KHR-rasterizerDiscardEnable-09236

If the VK_EXT_discard_rectangles extension is enabled, a shader object is bound to any graphics stage or a graphics pipeline is bound which was created with VK_DYNAMIC_STATE_DISCARD_RECTANGLE_EXT dynamic state enabled and the pNext chain of VkGraphicsPipelineCreateInfo did not include a VkPipelineDiscardRectangleStateCreateInfoEXT structure, the current value of rasterizerDiscardEnable is VK_FALSE, and the current value of discardRectangleEnable is VK_TRUE, then vkCmdSetDiscardRectangleEXT **must** have been called and not subsequently invalidated in the current command buffer prior to this drawing command for each discard rectangle in VkPhysicalDeviceDiscardRectanglePropertiesEXT::maxDiscardRectangles

- VUID-vkCmdDrawIndexedIndirect2KHR-None-07880

If the VK_EXT_discard_rectangles extension is enabled, a shader object is bound to any graphics stage or a graphics pipeline is bound which was created with the VK_DYNAMIC_STATE_DISCARD_RECTANGLE_ENABLE_EXT dynamic state enabled, the current value of rasterizerDiscardEnable is VK_FALSE, then vkCmdSetDiscardRectangleEnableEXT **must** have been called and not subsequently invalidated in the current command buffer prior to this drawing command

- VUID-vkCmdDrawIndexedIndirect2KHR-None-07881
If the `VK_EXT_discard_rectangles` extension is enabled, a shader object is bound to any graphics stage or a graphics pipeline is bound which was created with the `VK_DYNAMIC_STATE_DISCARD_RECTANGLE_MODE_EXT` dynamic state enabled, the current value of `rasterizerDiscardEnable` is `VK_FALSE`, and the current value of `discardRectangleEnable` is `VK_TRUE`, then `vkCmdSetDiscardRectangleModeEXT` **must** have been called and not subsequently `invalidated` in the current command buffer prior to this drawing command
- VUID-vkCmdDrawIndexedIndirect2KHR-dynamicRenderingUnusedAttachments-08913
If the current render pass instance was begun with `vkCmdBeginRendering`, the `dynamicRenderingUnusedAttachments` feature is not enabled, and `VkRenderingInfo::pDepthAttachment->imageView` was `VK_NULL_HANDLE`, the value of `VkPipelineRenderingCreateInfo::depthAttachmentFormat` used to create the bound graphics pipeline **must** be equal to `VK_FORMAT_UNDEFINED`
- VUID-vkCmdDrawIndexedIndirect2KHR-dynamicRenderingUnusedAttachments-08914
If current render pass instance was begun with `vkCmdBeginRendering`, the `dynamicRenderingUnusedAttachments` feature is not enabled, and `VkRenderingInfo::pDepthAttachment->imageView` was not `VK_NULL_HANDLE`, the value of `VkPipelineRenderingCreateInfo::depthAttachmentFormat` used to create the bound graphics pipeline **must** be equal to the `VkFormat` used to create `VkRenderingInfo::pDepthAttachment->imageView`
- VUID-vkCmdDrawIndexedIndirect2KHR-dynamicRenderingUnusedAttachments-08915
If the current render pass instance was begun with `vkCmdBeginRendering`, the `dynamicRenderingUnusedAttachments` feature is enabled, `VkRenderingInfo::pDepthAttachment->imageView` was not `VK_NULL_HANDLE`, and the value of `VkPipelineRenderingCreateInfo::depthAttachmentFormat` used to create the bound graphics pipeline was not equal to the `VkFormat` used to create `VkRenderingInfo::pDepthAttachment->imageView`, the value of the format **must** be `VK_FORMAT_UNDEFINED`
- VUID-vkCmdDrawIndexedIndirect2KHR-dynamicRenderingUnusedAttachments-08916
If the current render pass instance was begun with `vkCmdBeginRendering`, the `dynamicRenderingUnusedAttachments` feature is not enabled, and `VkRenderingInfo::pStencilAttachment->imageView` was `VK_NULL_HANDLE`, the value of `VkPipelineRenderingCreateInfo::stencilAttachmentFormat` used to create the bound graphics pipeline **must** be equal to `VK_FORMAT_UNDEFINED`
- VUID-vkCmdDrawIndexedIndirect2KHR-dynamicRenderingUnusedAttachments-08917
If current render pass instance was begun with `vkCmdBeginRendering`, the `dynamicRenderingUnusedAttachments` feature is not enabled, and `VkRenderingInfo::pStencilAttachment->imageView` was not `VK_NULL_HANDLE`, the value of `VkPipelineRenderingCreateInfo::stencilAttachmentFormat` used to create the bound graphics pipeline **must** be equal to the `VkFormat` used to create `VkRenderingInfo::pStencilAttachment->imageView`
- VUID-vkCmdDrawIndexedIndirect2KHR-dynamicRenderingUnusedAttachments-08918
If the current render pass instance was begun with `vkCmdBeginRendering`, the `dynamicRenderingUnusedAttachments` feature is enabled, `VkRenderingInfo::pStencilAttachment->imageView` was not `VK_NULL_HANDLE`, and the value of

`VkPipelineRenderingCreateInfo::stencilAttachmentFormat` used to create the bound graphics pipeline was not equal to the `VkFormat` used to create `VkRenderingInfo::pStencilAttachment->imageView`, the value of the format **must** be `VK_FORMAT_UNDEFINED`

- VUID-vkCmdDrawIndexedIndirect2KHR-imageView-06183

If the current render pass instance was begun with `vkCmdBeginRendering` and `VkRenderingFragmentShadingRateAttachmentInfoKHR::imageView` was not `VK_NULL_HANDLE`, the bound graphics pipeline **must** have been created with `VK_PIPELINE_CREATE_RENDERING_FRAGMENT_SHADING_RATE_ATTACHMENT_BIT_KHR`

- VUID-vkCmdDrawIndexedIndirect2KHR-dynamicRenderingLocalRead-11797

If the current render pass instance was begun with `vkCmdBeginRendering`, the `dynamicRenderingLocalRead` feature is enabled, the `VK_RENDERING_LOCAL_READ_CONCURRENT_ACCESS_CONTROL_BIT_KHR` flag is specified, and an attachment is being used as a feedback loop as specified by `VK_RENDERING_ATTACHMENT_INPUT_ATTACHMENT_FEEDBACK_BIT_KHR`, `VkRenderingAttachmentFlagsInfoKHR::flags` for that attachment **must** include `VK_RENDERING_ATTACHMENT_INPUT_ATTACHMENT_FEEDBACK_BIT_KHR`

- VUID-vkCmdDrawIndexedIndirect2KHR-imageView-06184

If the current render pass instance was begun with `vkCmdBeginRendering` and `VkRenderingFragmentDensityMapAttachmentInfoEXT::imageView` was not `VK_NULL_HANDLE`, the bound graphics pipeline **must** have been created with `VK_PIPELINE_CREATE_RENDERING_FRAGMENT_DENSITY_MAP_ATTACHMENT_BIT_EXT`

- VUID-vkCmdDrawIndexedIndirect2KHR-layers-10831

If the current render pass instance was created with `VK_RENDERING_PER_LAYER_FRAGMENT_DENSITY_BIT_VALVE` or `VK_RENDER_PASS_CREATE_PER_LAYER_FRAGMENT_DENSITY_BIT_VALVE`, and the bound graphics pipeline was created with `VK_PIPELINE_CREATE_2_PER_LAYER_FRAGMENT_DENSITY_BIT_VALVE`, then the current render pass instance **must** have a `layers` value less than or equal to `VkPipelineFragmentDensityMapLayeredCreateInfoVALVE::maxFragmentDensityMapLayers`

- VUID-vkCmdDrawIndexedIndirect2KHR-colorAttachmentCount-06185

If the bound pipeline was created with a `VkAttachmentSampleCountInfoAMD` or `VkAttachmentSampleCountInfoNV` structure, and the current render pass instance was begun with `vkCmdBeginRendering` with a `VkRenderingInfo::colorAttachmentCount` parameter greater than 0, then each element of the `VkRenderingInfo::pColorAttachments` array with a `imageView` not equal to `VK_NULL_HANDLE` **must** have been created with a sample count equal to the corresponding element of the `pColorAttachmentSamples` member of `VkAttachmentSampleCountInfoAMD` or `VkAttachmentSampleCountInfoNV` used to create the bound graphics pipeline

- VUID-vkCmdDrawIndexedIndirect2KHR-pDepthAttachment-06186

If the current render pass instance was begun with `vkCmdBeginRendering`, the bound pipeline was created with a `VkAttachmentSampleCountInfoAMD` or `VkAttachmentSampleCountInfoNV` structure, and `VkRenderingInfo::pDepthAttachment->imageView` was not `VK_NULL_HANDLE`, the value of the `depthStencilAttachmentSamples`

member of `VkAttachmentSampleCountInfoAMD` or `VkAttachmentSampleCountInfoNV` used to create the bound graphics pipeline **must** be equal to the sample count used to create `VkRenderingInfo::pDepthAttachment->imageView`

- VUID-vkCmdDrawIndexedIndirect2KHR-pStencilAttachment-06187

If the current render pass instance was begun with `vkCmdBeginRendering`, the bound pipeline was created with a `VkAttachmentSampleCountInfoAMD` or `VkAttachmentSampleCountInfoNV` structure, and `VkRenderingInfo::pStencilAttachment->imageView` was not `VK_NULL_HANDLE`, the value of the `depthStencilAttachmentSamples` member of `VkAttachmentSampleCountInfoAMD` or `VkAttachmentSampleCountInfoNV` used to create the bound graphics pipeline **must** be equal to the sample count used to create `VkRenderingInfo::pStencilAttachment->imageView`

- VUID-vkCmdDrawIndexedIndirect2KHR-multisampledRenderToSingleSampled-07285

If the bound pipeline was created without a `VkAttachmentSampleCountInfoAMD` or `VkAttachmentSampleCountInfoNV` structure, and the `multisampledRenderToSingleSampled` feature is not enabled, and `vkCmdBeginCustomResolveEXT` has not yet been recorded in the render pass instance, and the current render pass instance was begun with `vkCmdBeginRendering` with a `VkRenderingInfo::colorAttachmentCount` parameter greater than 0, then each element of the `VkRenderingInfo::pColorAttachments` array with a `imageView` not equal to `VK_NULL_HANDLE` **must** have been created with a sample count equal to the value of `rasterizationSamples` for the bound graphics pipeline

- VUID-vkCmdDrawIndexedIndirect2KHR-multisampledRenderToSingleSampled-07286

If the bound pipeline was created without a `VkAttachmentSampleCountInfoAMD` or `VkAttachmentSampleCountInfoNV` structure, and the `multisampledRenderToSingleSampled` feature is not enabled, and `vkCmdBeginCustomResolveEXT` has not yet been recorded in the render pass instance, and `VkRenderingInfo::pDepthAttachment->imageView` was not `VK_NULL_HANDLE`, the value of `rasterizationSamples` for the bound graphics pipeline **must** be equal to the sample count used to create `VkRenderingInfo::pDepthAttachment->imageView`

- VUID-vkCmdDrawIndexedIndirect2KHR-multisampledRenderToSingleSampled-07287

If the bound pipeline was created without a `VkAttachmentSampleCountInfoAMD` or `VkAttachmentSampleCountInfoNV` structure, and the `multisampledRenderToSingleSampled` feature is not enabled, and `vkCmdBeginCustomResolveEXT` has not yet been recorded in the render pass instance, and `VkRenderingInfo::pStencilAttachment->imageView` was not `VK_NULL_HANDLE`, the value of `rasterizationSamples` for the bound graphics pipeline **must** be equal to the sample count used to create `VkRenderingInfo::pStencilAttachment->imageView`

- VUID-vkCmdDrawIndexedIndirect2KHR-pNext-07935

If this command is called inside a render pass instance started with `vkCmdBeginRendering`, and the `pNext` chain of `VkRenderingInfo` includes a `VkMultisampledRenderToSingleSampledInfoEXT` structure with `multisampledRenderToSingleSampledEnable` equal to `VK_TRUE`, then the value of `rasterizationSamples` for the bound graphics pipeline **must** be equal to `VkMultisampledRenderToSingleSampledInfoEXT::rasterizationSamples`

- VUID-vkCmdDrawIndexedIndirect2KHR-renderPass-06198

If the current render pass instance was begun with `vkCmdBeginRendering`, the bound

pipeline **must** have been created with a `VkGraphicsPipelineCreateInfo::renderPass` equal to `VK_NULL_HANDLE`

- VUID-vkCmdDrawIndexedIndirect2KHR-pColorAttachments-08963

If the current render pass instance was begun with `vkCmdBeginRendering`, `vkCmdBeginCustomResolveEXT` has not yet been recorded in the render pass instance, there is a graphics pipeline bound with a fragment shader that statically writes to a color attachment, the color write mask is not zero, color writes are enabled, and the corresponding element of the `VkRenderingInfo::pColorAttachments->imageView` was not `VK_NULL_HANDLE`, then the corresponding element of `VkPipelineRenderingCreateInfo::pColorAttachmentFormats` used to create the pipeline **must** not be `VK_FORMAT_UNDEFINED`

- VUID-vkCmdDrawIndexedIndirect2KHR-pColorAttachments-11539

If the current render pass instance was begun with `vkCmdBeginRendering`, `vkCmdBeginCustomResolveEXT` has been recorded in the render pass instance, there is a graphics pipeline bound with a fragment shader that statically writes to a color attachment, the color write mask is not zero, color writes are enabled, and the corresponding element of the `VkRenderingInfo::pColorAttachments->resolveImageView` was not `VK_NULL_HANDLE`, then the corresponding element of `VkCustomResolveCreateInfoEXT::pColorAttachmentFormats` used to create the pipeline **must** not be `VK_FORMAT_UNDEFINED`

- VUID-vkCmdDrawIndexedIndirect2KHR-pDepthAttachment-08964

If the current render pass instance was begun with `vkCmdBeginRendering`, `vkCmdBeginCustomResolveEXT` has not yet been recorded in the render pass instance, there is a graphics pipeline bound, depth test is enabled, and the `VkRenderingInfo::pDepthAttachment->imageView` was not `VK_NULL_HANDLE`, then the `VkPipelineRenderingCreateInfo::depthAttachmentFormat` used to create the pipeline **must** not be `VK_FORMAT_UNDEFINED`

- VUID-vkCmdDrawIndexedIndirect2KHR-pDepthAttachment-11540

If the current render pass instance was begun with `vkCmdBeginRendering`, `vkCmdBeginCustomResolveEXT` has been recorded in the render pass instance, there is a graphics pipeline bound, depth test is enabled, and the `VkRenderingInfo::pDepthAttachment->resolveImageView` was not `VK_NULL_HANDLE`, then the `VkCustomResolveCreateInfoEXT::depthAttachmentFormat` used to create the pipeline **must** not be `VK_FORMAT_UNDEFINED`

- VUID-vkCmdDrawIndexedIndirect2KHR-pStencilAttachment-08965

If the current render pass instance was begun with `vkCmdBeginRendering`, `vkCmdBeginCustomResolveEXT` has not yet been recorded in the render pass instance, there is a graphics pipeline bound, stencil test is enabled and the `VkRenderingInfo::pStencilAttachment->imageView` was not `VK_NULL_HANDLE`, then the `VkPipelineRenderingCreateInfo::stencilAttachmentFormat` used to create the pipeline **must** not be `VK_FORMAT_UNDEFINED`

- VUID-vkCmdDrawIndexedIndirect2KHR-pStencilAttachment-11860

If the current render pass instance was begun with `vkCmdBeginRendering`, `vkCmdBeginCustomResolveEXT` has been recorded in the render pass instance, there is a graphics pipeline bound, stencil test is enabled and the `VkRenderingInfo`

`::pStencilAttachment->resolveImageView` was not `VK_NULL_HANDLE`, then the `VkCustomResolveCreateInfoEXT::stencilAttachmentFormat` used to create the pipeline **must** not be `VK_FORMAT_UNDEFINED`

- VUID-vkCmdDrawIndexedIndirect2KHR-flags-10582

If the current render pass instance was begun with a `vkCmdBeginRendering` call in `commandBuffer`, its `VkRenderingInfo::flags` parameter **must** not have `VK_RENDERING_CONTENTS_SECONDARY_COMMAND_BUFFERS_BIT` set unless `VK_RENDERING_CONTENTS_INLINE_BIT_KHR` is also set

- VUID-vkCmdDrawIndexedIndirect2KHR-

`primitivesGeneratedQueryWithRasterizerDiscard`-06708

If the `primitivesGeneratedQueryWithRasterizerDiscard` feature is not enabled and the `VK_QUERY_TYPE_PRIMITIVES_GENERATED_EXT` query is active, `rasterization discard` **must** not be enabled

- VUID-vkCmdDrawIndexedIndirect2KHR-primitivesGeneratedQueryWithNonZeroStreams-06709

If the `primitivesGeneratedQueryWithNonZeroStreams` feature is not enabled and the `VK_QUERY_TYPE_PRIMITIVES_GENERATED_EXT` query is active, the bound graphics pipeline **must** not have been created with a non-zero value in `VkPipelineRasterizationStateStreamCreateInfoEXT::rasterizationStream`

- VUID-vkCmdDrawIndexedIndirect2KHR-None-07620

If the `depthClamp` feature is enabled, a shader object is bound to any graphics stage or a graphics pipeline is bound which was created with the `VK_DYNAMIC_STATE_DEPTH_CLAMP_ENABLE_EXT` dynamic state enabled, and the current value of `rasterizerDiscardEnable` is `VK_FALSE`, then `vkCmdSetDepthClampEnableEXT` **must** have been called and not subsequently `invalidated` in the current command buffer prior to this drawing command

- VUID-vkCmdDrawIndexedIndirect2KHR-None-07621

If a shader object is bound to any graphics stage or a graphics pipeline is bound which was created with the `VK_DYNAMIC_STATE_POLYGON_MODE_EXT` dynamic state enabled, and the current value of `rasterizerDiscardEnable` is `VK_FALSE`, then `vkCmdSetPolygonModeEXT` **must** have been called and not subsequently `invalidated` in the current command buffer prior to this drawing command

- VUID-vkCmdDrawIndexedIndirect2KHR-None-07622

If a shader object is bound to any graphics stage or a graphics pipeline is bound which was created with the `VK_DYNAMIC_STATE_RASTERIZATION_SAMPLES_EXT` dynamic state enabled, and the current value of `rasterizerDiscardEnable` is `VK_FALSE`, then `vkCmdSetRasterizationSamplesEXT` **must** have been called and not subsequently `invalidated` in the current command buffer prior to this drawing command

- VUID-vkCmdDrawIndexedIndirect2KHR-None-07623

If a shader object is bound to any graphics stage or a graphics pipeline is bound which was created with the `VK_DYNAMIC_STATE_SAMPLE_MASK_EXT` dynamic state enabled, and the current value of `rasterizerDiscardEnable` is `VK_FALSE`, then `vkCmdSetSampleMaskEXT` **must** have been called and not subsequently `invalidated` in the current command buffer prior to this drawing command

- VUID-vkCmdDrawIndexedIndirect2KHR-alphaToCoverageEnable-08919

If the bound graphics pipeline state was created with the `VK_DYNAMIC_STATE_ALPHA_TO_COVERAGE_ENABLE_EXT` dynamic state enabled, and `alphaToCoverageEnable` was `VK_TRUE` in the last call to `vkCmdSetAlphaToCoverageEnableEXT`, then the **Fragment Output Interface** **must** contain a variable for the alpha **Component** word in **Location** 0 at **Index** 0

- VUID-vkCmdDrawIndexedIndirect2KHR-alphaToCoverageEnable-08920

If a shader object is bound to any graphics stage, and the most recent call to `vkCmdSetAlphaToCoverageEnableEXT` in the current command buffer set `alphaToCoverageEnable` to `VK_TRUE`, then the **Fragment Output Interface** **must** contain a variable for the alpha **Component** word in **Location** 0 at **Index** 0

- VUID-vkCmdDrawIndexedIndirect2KHR-None-07624

If a shader object is bound to any graphics stage or a graphics pipeline is bound which was created with the `VK_DYNAMIC_STATE_ALPHA_TO_COVERAGE_ENABLE_EXT` dynamic state enabled, and the **current value** of `rasterizerDiscardEnable` is `VK_FALSE`, then `vkCmdSetAlphaToCoverageEnableEXT` **must** have been called and not subsequently **invalidated** in the current command buffer prior to this drawing command

- VUID-vkCmdDrawIndexedIndirect2KHR-None-07625

If the `alphaToOne` feature is enabled, a shader object is bound to any graphics stage or a graphics pipeline is bound which was created with the `VK_DYNAMIC_STATE_ALPHA_TO_ONE_ENABLE_EXT` dynamic state enabled, and the **current value** of `rasterizerDiscardEnable` is `VK_FALSE`, then `vkCmdSetAlphaToOneEnableEXT` **must** have been called and not subsequently **invalidated** in the current command buffer prior to this drawing command

- VUID-vkCmdDrawIndexedIndirect2KHR-None-07626

If the `logicOp` feature is enabled, a shader object is bound to the `VK_SHADER_STAGE_FRAGMENT_BIT` stage or a graphics pipeline is bound which was created with the `VK_DYNAMIC_STATE_LOGIC_OP_ENABLE_EXT` dynamic state enabled, and the **current value** of `rasterizerDiscardEnable` is `VK_FALSE`, then `vkCmdSetLogicOpEnableEXT` **must** have been called and not subsequently **invalidated** in the current command buffer prior to this drawing command

- VUID-vkCmdDrawIndexedIndirect2KHR-None-07627

If a shader object is bound to the `VK_SHADER_STAGE_FRAGMENT_BIT` stage or a graphics pipeline is bound which was created with `VK_DYNAMIC_STATE_COLOR_BLEND_ENABLE_EXT` dynamic state enabled, the **current value** of `rasterizerDiscardEnable` is `VK_FALSE`, and there are color attachments bound, then `vkCmdSetColorBlendEnableEXT` **must** have been called and not subsequently **invalidated** in the current command buffer prior to this drawing command

- VUID-vkCmdDrawIndexedIndirect2KHR-None-07629

If a shader object is bound to the `VK_SHADER_STAGE_FRAGMENT_BIT` stage or a graphics pipeline is bound which was created with `VK_DYNAMIC_STATE_COLOR_WRITE_MASK_EXT` dynamic state enabled, the **current value** of `rasterizerDiscardEnable` is `VK_FALSE`, and there are color attachments bound, then `vkCmdSetColorWriteMaskEXT` **must** have been called and not subsequently **invalidated** in the current command buffer prior to this drawing command

- VUID-vkCmdDrawIndexedIndirect2KHR-None-07630

If the `geometryStreams` feature is enabled, and a shader object is bound to the `VK_SHADER_STAGE_GEOMETRY_BIT` stage or a graphics pipeline is bound which was created with both a `VK_SHADER_STAGE_GEOMETRY_BIT` stage and the `VK_DYNAMIC_STATE_RASTERIZATION_STREAM_EXT` dynamic state enabled, then `vkCmdSetRasterizationStreamEXT` **must** have been called and not subsequently `invalidated` in the current command buffer prior to this drawing command

- VUID-vkCmdDrawIndexedIndirect2KHR-None-07631

If the `VK_EXT_conservative_rasterization` extension is enabled, a shader object is bound to any graphics stage or a graphics pipeline is bound which was created with the `VK_DYNAMIC_STATE_CONSERVATIVE_RASTERIZATION_MODE_EXT` dynamic state enabled, and the current value of `rasterizerDiscardEnable` is `VK_FALSE`, then `vkCmdSetConservativeRasterizationModeEXT` **must** have been called and not subsequently `invalidated` in the current command buffer prior to this drawing command

- VUID-vkCmdDrawIndexedIndirect2KHR-None-07632

If the `VK_EXT_conservative_rasterization` extension is enabled, a shader object is bound to any graphics stage or a graphics pipeline is bound which was created with the `VK_DYNAMIC_STATE_EXTRA_PRIMITIVE_OVERESTIMATION_SIZE_EXT` dynamic state enabled, the current value of `rasterizerDiscardEnable` is `VK_FALSE`, and the current value of `conservativeRasterizationMode` is `VK_CONSERVATIVE_RASTERIZATION_MODE_OVERESTIMATE_EXT`, then `vkCmdSetExtraPrimitiveOverestimationSizeEXT` **must** have been called and not subsequently `invalidated` in the current command buffer prior to this drawing command

- VUID-vkCmdDrawIndexedIndirect2KHR-conservativePointAndLineRasterization-07499

If the `VK_EXT_conservative_rasterization` extension is enabled, `conservativePointAndLineRasterization` is not supported, a shader object is bound to any graphics stage or a graphics pipeline is bound, the current value of `rasterizerDiscardEnable` is `VK_FALSE`, and the effective rasterization input topology is in line or point topology class, then the current value of `conservativeRasterizationMode` **must** be `VK_CONSERVATIVE_RASTERIZATION_MODE_DISABLED_EXT`

- VUID-vkCmdDrawIndexedIndirect2KHR-None-07633

If the `depthClipEnable` feature is enabled, and a shader object is bound to any graphics stage or a graphics pipeline is bound which was created with the `VK_DYNAMIC_STATE_DEPTH_CLIP_ENABLE_EXT` dynamic state, then `vkCmdSetDepthClipEnableEXT` **must** have been called and not subsequently `invalidated` in the current command buffer prior to this drawing command

- VUID-vkCmdDrawIndexedIndirect2KHR-None-07636

If the `VK_EXT_provoking_vertex` extension is enabled, a shader object is bound to the `VK_SHADER_STAGE_VERTEX_BIT` stage or a graphics pipeline is bound which was created with the `VK_DYNAMIC_STATE_PROVOKING_VERTEX_MODE_EXT` dynamic state enabled, and the current value of `rasterizerDiscardEnable` is `VK_FALSE`, then `vkCmdSetProvokingVertexModeEXT` **must** have been called and not subsequently `invalidated` in the current command buffer prior to this drawing command

- VUID-vkCmdDrawIndexedIndirect2KHR-None-08666

If any of the `stippledRectangularLines`, `stippledBresenhamLines` or `stippledSmoothLines` features are enabled, and a shader object is bound to any graphics stage or a graphics

pipeline is bound which was created with the `VK_DYNAMIC_STATE_LINE_RASTERIZATION_MODE_EXT` dynamic state enabled, and the current value of `rasterizerDiscardEnable` is `VK_FALSE`, and the effective rasterization input topology is in line topology class, then `vkCmdSetLineRasterizationModeEXT` **must** have been called and not subsequently `invalidated` in the current command buffer prior to this drawing command

- VUID-vkCmdDrawIndexedIndirect2KHR-None-08669

If any of the `stippledRectangularLines`, `stippledBresenhamLines` or `stippledSmoothLines` features are enabled, and a shader object is bound to any graphics stage or a graphics pipeline is bound which was created with the `VK_DYNAMIC_STATE_LINE_STIPPLE_ENABLE_EXT` dynamic state enabled, the current value of `rasterizerDiscardEnable` is `VK_FALSE`, and the effective rasterization input topology is in line topology class, then `vkCmdSetLineStippleEnableEXT` **must** have been called and not subsequently `invalidated` in the current command buffer prior to this drawing command

- VUID-vkCmdDrawIndexedIndirect2KHR-None-07849

If any of the `stippledRectangularLines`, `stippledBresenhamLines` or `stippledSmoothLines` features are enabled and a shader object is bound to any graphics stage, or a bound graphics pipeline state was created with the `VK_DYNAMIC_STATE_LINE_STIPPLE` dynamic state enabled, the current value of `rasterizerDiscardEnable` is `VK_FALSE`, and the current value of `stippledLineEnable` is `VK_TRUE`, then `vkCmdSetLineStipple` **must** have been called and not subsequently `invalidated` in the current command buffer prior to this drawing command

- VUID-vkCmdDrawIndexedIndirect2KHR-None-10608

If a shader object is bound to any graphics stage or a graphics pipeline is bound which was created with the `VK_DYNAMIC_STATE_LINE_RASTERIZATION_MODE_EXT` dynamic state enabled, the effective rasterization input topology is in line topology class, and the current `lineRasterizationMode` is `VK_LINE_RASTERIZATION_MODE_BRESENHAM` or `VK_LINE_RASTERIZATION_MODE_RECTANGULAR_SMOOTH`, then the current `alphaToCoverageEnable`, `alphaToOneEnable` and `sampleShadingEnable` states **must** all be `VK_FALSE`

- VUID-vkCmdDrawIndexedIndirect2KHR-None-07639

If the `depthClipControl` feature is enabled, and a shader object is bound to any graphics stage or a graphics pipeline is bound which was created with the `VK_DYNAMIC_STATE_DEPTH_CLIP_NEGATIVE_ONE_TO_ONE_EXT` dynamic state enabled, then `vkCmdSetDepthClipNegativeOneToOneEXT` **must** have been called and not subsequently `invalidated` in the current command buffer prior to this drawing command

- VUID-vkCmdDrawIndexedIndirect2KHR-None-09650

If the `depthClampControl` feature is enabled, and a shader object is bound to any graphics stage or a graphics pipeline is bound which was created with the `VK_DYNAMIC_STATE_DEPTH_CLAMP_RANGE_EXT` dynamic state enabled, and the current value of `depthClampEnable` is `VK_TRUE`, then `vkCmdSetDepthClampRangeEXT` **must** have been called and not subsequently `invalidated` in the current command buffer prior to this drawing command

- VUID-vkCmdDrawIndexedIndirect2KHR-None-07640

If the `VK_NV_clip_space_w_scaling` extension is enabled, and a shader object is bound to any graphics stage or a graphics pipeline is bound which was created with the `VK_DYNAMIC_STATE_VIEWPORT_W_SCALING_ENABLE_NV` dynamic state enabled, then `vkCmdSetViewportWScalingEnableNV` **must** have been called and not subsequently `invalidated` in the current command buffer prior to this drawing command

- VUID-vkCmdDrawIndexedIndirect2KHR-None-07641

If the `VK_NV_viewport_swizzle` extension is enabled, and a shader object is bound to any graphics stage or a graphics pipeline is bound which was created with the `VK_DYNAMIC_STATE_VIEWPORT_SWIZZLE_NV` dynamic state enabled, then `vkCmdSetViewportSwizzleNV` **must** have been called and not subsequently `invalidated` in the current command buffer prior to this drawing command

- VUID-vkCmdDrawIndexedIndirect2KHR-None-07642

If the `VK_NV_fragment_coverage_to_color` extension is enabled, a shader object is bound to any graphics stage or a graphics pipeline is bound which was created with the `VK_DYNAMIC_STATE_COVERAGE_TO_COLOR_ENABLE_NV` dynamic state enabled, and the current value of `rasterizerDiscardEnable` is `VK_FALSE`, then `vkCmdSetCoverageToColorEnableNV` **must** have been called and not subsequently `invalidated` in the current command buffer prior to this drawing command

- VUID-vkCmdDrawIndexedIndirect2KHR-None-07643

If the `VK_NV_fragment_coverage_to_color` extension is enabled, a shader object is bound to any graphics stage or a graphics pipeline is bound which was created with the `VK_DYNAMIC_STATE_COVERAGE_TO_COLOR_LOCATION_NV` dynamic state enabled, the current value of `rasterizerDiscardEnable` is `VK_FALSE`, and the current value of `coverageToColorEnable` is `VK_TRUE`, then `vkCmdSetCoverageToColorLocationNV` **must** have been called and not subsequently `invalidated` in the current command buffer prior to this drawing command

- VUID-vkCmdDrawIndexedIndirect2KHR-None-07644

If the `VK_NV_framebuffer_mixed_samples` extension is enabled, a shader object is bound to any graphics stage or a graphics pipeline is bound which was created with the `VK_DYNAMIC_STATE_COVERAGE_MODULATION_MODE_NV` dynamic state enabled, and the current value of `rasterizerDiscardEnable` is `VK_FALSE`, then `vkCmdSetCoverageModulationModeNV` **must** have been called and not subsequently `invalidated` in the current command buffer prior to this drawing command

- VUID-vkCmdDrawIndexedIndirect2KHR-None-07645

If the `VK_NV_framebuffer_mixed_samples` extension is enabled, a shader object is bound to any graphics stage or a graphics pipeline is bound which was created with the `VK_DYNAMIC_STATE_COVERAGE_MODULATION_TABLE_ENABLE_NV` dynamic state enabled, the current value of `rasterizerDiscardEnable` is `VK_FALSE`, and the current value of `coverageModulationMode` is any value other than `VK_COVERAGE_MODULATION_MODE_NONE_NV`, then `vkCmdSetCoverageModulationTableEnableNV` **must** have been called and not subsequently `invalidated` in the current command buffer prior to this drawing command

- VUID-vkCmdDrawIndexedIndirect2KHR-None-07646

If the `VK_NV_framebuffer_mixed_samples` extension is enabled, a shader object is bound to any graphics stage or a graphics pipeline is bound which was created with the

VK_DYNAMIC_STATE_COVERAGE_MODULATION_TABLE_NV dynamic state enabled, the current value of rasterizerDiscardEnable is VK_FALSE, and the current value of coverageModulationTableEnable is VK_TRUE, then vkCmdSetCoverageModulationTableNV **must** have been called and not subsequently invalidated in the current command buffer prior to this drawing command

- VUID-vkCmdDrawIndexedIndirect2KHR-None-07647

If the shadingRateImage feature is enabled, a shader object is bound to any graphics stage or a graphics pipeline is bound which was created with the VK_DYNAMIC_STATE_SHADING_RATE_IMAGE_ENABLE_NV dynamic state enabled, and the current value of rasterizerDiscardEnable is VK_FALSE, then vkCmdSetShadingRateImageEnableNV **must** have been called and not subsequently invalidated in the current command buffer prior to this drawing command

- VUID-vkCmdDrawIndexedIndirect2KHR-pipelineFragmentShadingRate-09238

If the pipelineFragmentShadingRate feature is enabled, a shader object is bound to any graphics stage or a graphics pipeline is bound which was created with the VK_DYNAMIC_STATE_FRAGMENT_SHADING_RATE_KHR dynamic state enabled, and the current value of rasterizerDiscardEnable is VK_FALSE, then vkCmdSetFragmentShadingRateKHR **must** have been called and not subsequently invalidated in the current command buffer prior to this drawing command

- VUID-vkCmdDrawIndexedIndirect2KHR-None-07648

If the representativeFragmentTest feature is enabled, a shader object is bound to any graphics stage or a graphics pipeline is bound which was created with the VK_DYNAMIC_STATE_REPRESENTATIVE_FRAGMENT_TEST_ENABLE_NV dynamic state enabled, and the current value of rasterizerDiscardEnable is VK_FALSE, then vkCmdSetRepresentativeFragmentTestEnableNV **must** have been called and not subsequently invalidated in the current command buffer prior to this drawing command

- VUID-vkCmdDrawIndexedIndirect2KHR-None-07649

If the coverageReductionMode feature is enabled, a shader object is bound to any graphics stage or a graphics pipeline is bound which was created with the VK_DYNAMIC_STATE_COVERAGE_REDUCTION_MODE_NV dynamic state enabled, and the current value of rasterizerDiscardEnable is VK_FALSE, then vkCmdSetCoverageReductionModeNV **must** have been called and not subsequently invalidated in the current command buffer prior to this drawing command

- VUID-vkCmdDrawIndexedIndirect2KHR-rasterizationSamples-07471

If the bound graphics pipeline state was created with the VK_DYNAMIC_STATE_RASTERIZATION_SAMPLES_EXT state enabled, and the current subpass does not use any color and/or depth/stencil attachments, then the rasterizationSamples in the last call to vkCmdSetRasterizationSamplesEXT **must** follow the rules for a zero-attachment subpass

- VUID-vkCmdDrawIndexedIndirect2KHR-samples-07472

If the bound graphics pipeline state was created with the VK_DYNAMIC_STATE_SAMPLE_MASK_EXT state enabled and the VK_DYNAMIC_STATE_RASTERIZATION_SAMPLES_EXT state disabled, then the samples parameter in the last call to vkCmdSetSampleMaskEXT **must** be greater or equal to the VkPipelineMultisampleStateCreateInfo::rasterizationSamples parameter used to create

the bound graphics pipeline

- VUID-vkCmdDrawIndexedIndirect2KHR-samples-07473

If the bound graphics pipeline state was created with the `VK_DYNAMIC_STATE_SAMPLE_MASK_EXT` state and `VK_DYNAMIC_STATE_RASTERIZATION_SAMPLES_EXT` states enabled, then the `samples` parameter in the last call to `vkCmdSetSampleMaskEXT` **must** be greater or equal to the `rasterizationSamples` parameter in the last call to `vkCmdSetRasterizationSamplesEXT`

- VUID-vkCmdDrawIndexedIndirect2KHR-None-09211

If the bound graphics pipeline state was created with the `VK_DYNAMIC_STATE_RASTERIZATION_SAMPLES_EXT` state enabled, or a shader object is bound to any graphics stage, and the current render pass instance includes a `VkMultisampledRenderToSingleSampledInfoEXT` structure with `multisampledRenderToSingleSampledEnable` equal to `VK_TRUE`, then the `rasterizationSamples` in the last call to `vkCmdSetRasterizationSamplesEXT` **must** be the same as the `rasterizationSamples` member of that structure

- VUID-vkCmdDrawIndexedIndirect2KHR-firstAttachment-07476

If a shader object is bound to the `VK_SHADER_STAGE_FRAGMENT_BIT` stage or a graphics pipeline is bound was created with the `VK_DYNAMIC_STATE_COLOR_BLEND_ENABLE_EXT` dynamic states enabled, and the current value of `rasterizerDiscardEnable` is `VK_FALSE`, then the last call to `vkCmdSetColorBlendEnableEXT` in the current command buffer prior to this drawing command **must** have set a value for all active color attachments

- VUID-vkCmdDrawIndexedIndirect2KHR-firstAttachment-07478

If a shader object is bound to the `VK_SHADER_STAGE_FRAGMENT_BIT` stage or a graphics pipeline is bound was created with the `VK_DYNAMIC_STATE_COLOR_WRITE_MASK_EXT` dynamic states enabled, and the current value of `rasterizerDiscardEnable` is `VK_FALSE`, then the last call to `vkCmdSetColorWriteMaskEXT` in the current command buffer prior to this drawing command **must** have set a value for all active color attachments

- VUID-vkCmdDrawIndexedIndirect2KHR-advancedBlendMaxColorAttachments-07480

If a shader object is bound to the `VK_SHADER_STAGE_FRAGMENT_BIT` stage or a graphics pipeline is bound was created with the `VK_DYNAMIC_STATE_COLOR_BLEND_ADVANCED_EXT` and `VK_DYNAMIC_STATE_COLOR_BLEND_ENABLE_EXT` dynamic states enabled, the current value of `rasterizerDiscardEnable` is `VK_FALSE`, and an active color attachment current value of `blendEnable` is `VK_TRUE`, then the number of active color attachments **must** not exceed `advancedBlendMaxColorAttachments`

- VUID-vkCmdDrawIndexedIndirect2KHR-None-10862

If a graphics pipeline is bound was created with `VK_DYNAMIC_STATE_COLOR_BLEND_EQUATION_EXT`, but not the `VK_DYNAMIC_STATE_COLOR_BLEND_ADVANCED_EXT` dynamic state enabled, and the current value of `rasterizerDiscardEnable` is `VK_FALSE`, then `vkCmdSetColorBlendEquationEXT` **must** have been called and not subsequently `invalidated` in the current command buffer prior to this drawing command for all active color attachments with the `blendEnable` current value of `VK_TRUE`

- VUID-vkCmdDrawIndexedIndirect2KHR-rasterizerDiscardEnable-10863

If a graphics pipeline is bound was created with `VK_DYNAMIC_STATE_COLOR_BLEND_ADVANCED_EXT`, but not the `VK_DYNAMIC_STATE_COLOR_BLEND_EQUATION_EXT` dynamic state enabled, and the current value of `rasterizerDiscardEnable` is `VK_FALSE`, then `vkCmdSetColorBlendAdvancedEXT` **must** have been called and not subsequently `invalidated` in the current command buffer prior to this drawing command for all active color attachments with the `blendEnable` current value of `VK_TRUE`

- VUID-vkCmdDrawIndexedIndirect2KHR-None-10864

If a shader object is bound to the `VK_SHADER_STAGE_FRAGMENT_BIT` stage or a graphics pipeline is bound was created with `VK_DYNAMIC_STATE_COLOR_BLEND_ADVANCED_EXT` and `VK_DYNAMIC_STATE_COLOR_BLEND_EQUATION_EXT` dynamic state enabled, and the current value of `rasterizerDiscardEnable` is `VK_FALSE`, then either `vkCmdSetColorBlendAdvancedEXT` or `vkCmdSetColorBlendEquationEXT` **must** have been called and not subsequently `invalidated` in the current command buffer prior to this drawing command for all active color attachments with the `blendEnable` current value of `VK_TRUE`

- VUID-vkCmdDrawIndexedIndirect2KHR-primitivesGeneratedQueryWithNonZeroStreams-07481

If the `primitivesGeneratedQueryWithNonZeroStreams` feature is not enabled and the `VK_QUERY_TYPE_PRIMITIVES_GENERATED_EXT` query is active, and the bound graphics pipeline was created with `VK_DYNAMIC_STATE_RASTERIZATION_STREAM_EXT` state enabled, the last call to `vkCmdSetRasterizationStreamEXT` **must** have set the `rasterizationStream` to zero

- VUID-vkCmdDrawIndexedIndirect2KHR-sampleLocationsPerPixel-07482

If the bound graphics pipeline state was created with the `VK_DYNAMIC_STATE_SAMPLE_LOCATIONS_EXT` state enabled and the `VK_DYNAMIC_STATE_RASTERIZATION_SAMPLES_EXT` state disabled, and the current value of `sampleLocationsEnable` is `VK_TRUE`, then the `sampleLocationsPerPixel` member of `pSampleLocationsInfo` in the last call to `vkCmdSetSampleLocationsEXT` **must** equal the `rasterizationSamples` member of the `VkPipelineMultisampleStateCreateInfo` structure the bound graphics pipeline has been created with

- VUID-vkCmdDrawIndexedIndirect2KHR-sampleLocationsPerPixel-07483

If the bound graphics pipeline state was created with the `VK_DYNAMIC_STATE_SAMPLE_LOCATIONS_EXT` state enabled and the `VK_DYNAMIC_STATE_RASTERIZATION_SAMPLES_EXT` state enabled, and the current value of `sampleLocationsEnable` is `VK_TRUE`, then the `sampleLocationsPerPixel` member of `pSampleLocationsInfo` in the last call to `vkCmdSetSampleLocationsEXT` **must** equal the `rasterizationSamples` parameter of the last call to `vkCmdSetRasterizationSamplesEXT`

- VUID-vkCmdDrawIndexedIndirect2KHR-sampleLocationsEnable-07484

If a shader object is bound to the `VK_SHADER_STAGE_FRAGMENT_BIT` stage, or the bound graphics pipeline was created with the `VK_DYNAMIC_STATE_SAMPLE_LOCATIONS_ENABLE_EXT` state enabled, and `sampleLocationsEnable` was `VK_TRUE` in the last call to `vkCmdSetSampleLocationsEnableEXT` then the current active depth attachment **must** have been created with the `VK_IMAGE_CREATE_SAMPLE_LOCATIONS_COMPATIBLE_DEPTH_BIT_EXT` bit set

- VUID-vkCmdDrawIndexedIndirect2KHR-sampleLocationsEnable-07485

If a shader object is bound to the `VK_SHADER_STAGE_FRAGMENT_BIT` stage, or the bound graphics pipeline state was created with the `VK_DYNAMIC_STATE_SAMPLE_LOCATIONS_EXT` state enabled and the `VK_DYNAMIC_STATE_SAMPLE_LOCATIONS_ENABLE_EXT` state enabled, and if `sampleLocationsEnable` was `VK_TRUE` in the last call to `vkCmdSetSampleLocationsEnableEXT`, then the `sampleLocationsInfo.maxSampleLocationGridSize.width` in the last call to `vkCmdSetSampleLocationsEXT` **must** evenly divide `VkMultisamplePropertiesEXT::maxSampleLocationGridSize.width` as returned by `vkGetPhysicalDeviceMultisamplePropertiesEXT` with a `samples` parameter equaling `rasterizationSamples`

- VUID-vkCmdDrawIndexedIndirect2KHR-sampleLocationsEnable-07486

If a shader object is bound to the `VK_SHADER_STAGE_FRAGMENT_BIT` stage, or the bound graphics pipeline state was created with the `VK_DYNAMIC_STATE_SAMPLE_LOCATIONS_EXT` state enabled and the `VK_DYNAMIC_STATE_SAMPLE_LOCATIONS_ENABLE_EXT` state enabled, and if `sampleLocationsEnable` was `VK_TRUE` in the last call to `vkCmdSetSampleLocationsEnableEXT`, then the `sampleLocationsInfo.maxSampleLocationGridSize.height` in the last call to `vkCmdSetSampleLocationsEXT` **must** evenly divide `VkMultisamplePropertiesEXT::maxSampleLocationGridSize.height` as returned by `vkGetPhysicalDeviceMultisamplePropertiesEXT` with a `samples` parameter equaling `rasterizationSamples`

- VUID-vkCmdDrawIndexedIndirect2KHR-sampleLocationsEnable-07487

If a shader object is bound to the `VK_SHADER_STAGE_FRAGMENT_BIT` stage, or the bound graphics pipeline state was created with the `VK_DYNAMIC_STATE_SAMPLE_LOCATIONS_ENABLE_EXT` state enabled, and if `sampleLocationsEnable` was `VK_TRUE` in the last call to `vkCmdSetSampleLocationsEnableEXT`, the fragment shader code **must** not statically use the extended instruction `InterpolateAtSample`

- VUID-vkCmdDrawIndexedIndirect2KHR-sampleLocationsEnable-07936

If the bound graphics pipeline state was created with the `VK_DYNAMIC_STATE_SAMPLE_LOCATIONS_EXT` state disabled and the `VK_DYNAMIC_STATE_RASTERIZATION_SAMPLES_EXT` state enabled, and the `current` value of `sampleLocationsEnable` is `VK_TRUE`, then `sampleLocationsInfo.sampleLocationGridSize.width` **must** evenly divide `VkMultisamplePropertiesEXT::maxSampleLocationGridSize.width` as returned by `vkGetPhysicalDeviceMultisamplePropertiesEXT` with a `samples` parameter equaling the value of `rasterizationSamples` in the last call to `vkCmdSetRasterizationSamplesEXT`

- VUID-vkCmdDrawIndexedIndirect2KHR-sampleLocationsEnable-07937

If the bound graphics pipeline state was created with the `VK_DYNAMIC_STATE_SAMPLE_LOCATIONS_EXT` state disabled and the `VK_DYNAMIC_STATE_RASTERIZATION_SAMPLES_EXT` state enabled, and the `current` value of `sampleLocationsEnable` is `VK_TRUE`, then `sampleLocationsInfo.sampleLocationGridSize.height` **must** evenly divide

`VkMultisamplePropertiesEXT::maxSampleLocationGridSize.height` as returned by `vkGetPhysicalDeviceMultisamplePropertiesEXT` with a `samples` parameter equaling the value of `rasterizationSamples` in the last call to `vkCmdSetRasterizationSamplesEXT`

- VUID-vkCmdDrawIndexedIndirect2KHR-sampleLocationsEnable-07938

If the bound graphics pipeline state was created with the `VK_DYNAMIC_STATE_SAMPLE_LOCATIONS_EXT` state disabled and the `VK_DYNAMIC_STATE_RASTERIZATION_SAMPLES_EXT` state enabled, and the `current` value of `sampleLocationsEnable` is `VK_TRUE`, then `sampleLocationsInfo.sampleLocationsPerPixel` **must** equal `rasterizationSamples` in the last call to `vkCmdSetRasterizationSamplesEXT`

- VUID-vkCmdDrawIndexedIndirect2KHR-coverageModulationTableEnable-07488

If a shader object is bound to any graphics stage or the bound graphics pipeline state was created with the `VK_DYNAMIC_STATE_COVERAGE_MODULATION_TABLE_ENABLE_NV` state enabled, and the last call to `vkCmdSetCoverageModulationTableEnableNV` set `coverageModulationTableEnable` to `VK_TRUE`, then the `coverageModulationTableCount` parameter in the last call to `vkCmdSetCoverageModulationTableNV` **must** equal the current `rasterizationSamples` divided by the number of color samples in the current active color attachment

- VUID-vkCmdDrawIndexedIndirect2KHR-rasterizationSamples-07489

If the `VK_NV_framebuffer_mixed_samples` extension is enabled, and if current subpass has a depth/stencil attachment and depth test, stencil test, or depth bounds test are enabled in the bound pipeline, then the current `rasterizationSamples` **must** be the same as the sample count of the depth/stencil attachment

- VUID-vkCmdDrawIndexedIndirect2KHR-coverageToColorEnable-07490

If the bound graphics pipeline state was created with the `VK_DYNAMIC_STATE_COVERAGE_TO_COLOR_ENABLE_NV` state enabled and the last call to `vkCmdSetCoverageToColorEnableNV` set the `coverageToColorEnable` to `VK_TRUE`, then there **must** be an active color attachment at the location selected by the last call to `vkCmdSetCoverageToColorLocationNV` `coverageToColorLocation`, with a `VkFormat` of `VK_FORMAT_R8_UINT`, `VK_FORMAT_R8_SINT`, `VK_FORMAT_R16_UINT`, `VK_FORMAT_R16_SINT`, `VK_FORMAT_R32_UINT`, or `VK_FORMAT_R32_SINT`

- VUID-vkCmdDrawIndexedIndirect2KHR-rasterizerDiscardEnable-09420

If the `VK_NV_fragment_coverage_to_color` extension is enabled, and a shader object is bound to the `VK_SHADER_STAGE_FRAGMENT_BIT` stage, and the most recent call to `vkCmdSetRasterizerDiscardEnable` in the current command buffer set `rasterizerDiscardEnable` to `VK_FALSE`, and the last call to `vkCmdSetCoverageToColorEnableNV` set the `coverageToColorEnable` to `VK_TRUE`, then there **must** be an active color attachment at the location selected by the last call to `vkCmdSetCoverageToColorLocationNV` `coverageToColorLocation`, with a `VkFormat` of `VK_FORMAT_R8_UINT`, `VK_FORMAT_R8_SINT`, `VK_FORMAT_R16_UINT`, `VK_FORMAT_R16_SINT`, `VK_FORMAT_R32_UINT`, or `VK_FORMAT_R32_SINT`

- VUID-vkCmdDrawIndexedIndirect2KHR-coverageReductionMode-07491

If the `coverageReductionMode` feature is enabled, a shader object is bound to any graphics stage or a graphics pipeline is bound which was created with the `VK_DYNAMIC_STATE_COVERAGE_REDUCTION_MODE_NV` or

VK_DYNAMIC_STATE_RASTERIZATION_SAMPLES_EXT dynamic states enabled, then the current values of coverageReductionMode, rasterizationSamples, the sample counts for the color and depth/stencil attachments (if the subpass has them) **must** be a valid combination returned by vkGetPhysicalDeviceSupportedFramebufferMixedSamplesCombinationsNV

- VUID-vkCmdDrawIndexedIndirect2KHR-viewportCount-07492

If the bound graphics pipeline state was created with the VK_DYNAMIC_STATE_VIEWPORT_WITH_COUNT dynamic state enabled, but not the VK_DYNAMIC_STATE_VIEWPORT_SWIZZLE_NV dynamic state enabled, then the bound graphics pipeline **must** have been created with VkPipelineViewportSwizzleStateCreateInfoNV::viewportCount greater or equal to the viewportCount parameter in the last call to vkCmdSetViewportWithCount

- VUID-vkCmdDrawIndexedIndirect2KHR-viewportCount-07493

If the bound graphics pipeline state was created with the VK_DYNAMIC_STATE_VIEWPORT_WITH_COUNT and VK_DYNAMIC_STATE_VIEWPORT_SWIZZLE_NV dynamic states enabled then the viewportCount parameter in the last call to vkCmdSetViewportSwizzleNV **must** be greater than or equal to the viewportCount parameter in the last call to vkCmdSetViewportWithCount

- VUID-vkCmdDrawIndexedIndirect2KHR-viewportCount-09421

If the VK_NV_viewport_swizzle extension is enabled, and a shader object is bound to any graphics stage, then the viewportCount parameter in the last call to vkCmdSetViewportSwizzleNV **must** be greater than or equal to the viewportCount parameter in the last call to vkCmdSetViewportWithCount

- VUID-vkCmdDrawIndexedIndirect2KHR-rasterizationSamples-07494

If the VK_NV_framebuffer_mixed_samples extension is enabled, and the coverageReductionMode feature is not enabled, or the current value of coverageReductionMode is not VK_COVERAGE_REDUCTION_MODE_TRUNCATE_NV, and the current value of rasterizationSamples is greater than sample count of the color attachment, then sample shading **must** be disabled

- VUID-vkCmdDrawIndexedIndirect2KHR-stippledLineEnable-07495

If the bound graphics pipeline state was created with the VK_DYNAMIC_STATE_LINE_STIPPLE_ENABLE_EXT or VK_DYNAMIC_STATE_LINE_RASTERIZATION_MODE_EXT dynamic states enabled, and if the current stippledLineEnable state is VK_TRUE and the current lineRasterizationMode state is VK_LINE_RASTERIZATION_MODE_RECTANGULAR, then the stippledRectangularLines feature **must** be enabled

- VUID-vkCmdDrawIndexedIndirect2KHR-stippledLineEnable-07496

If the bound graphics pipeline state was created with the VK_DYNAMIC_STATE_LINE_STIPPLE_ENABLE_EXT or VK_DYNAMIC_STATE_LINE_RASTERIZATION_MODE_EXT dynamic states enabled, and if the current stippledLineEnable state is VK_TRUE and the current lineRasterizationMode state is VK_LINE_RASTERIZATION_MODE_BRESENHAM, then the stippledBresenhamLines feature **must** be enabled

- VUID-vkCmdDrawIndexedIndirect2KHR-stippledLineEnable-07497

If the bound graphics pipeline state was created with the `VK_DYNAMIC_STATE_LINE_STIPPLE_ENABLE_EXT` or `VK_DYNAMIC_STATE_LINE_RASTERIZATION_MODE_EXT` dynamic states enabled, and if the current `stippledLineEnable` state is `VK_TRUE` and the current `lineRasterizationMode` state is `VK_LINE_RASTERIZATION_MODE_RECTANGULAR_SMOOTH`, then the `stippledSmoothLines` feature **must** be enabled

- VUID-vkCmdDrawIndexedIndirect2KHR-stippledLineEnable-07498

If the bound graphics pipeline state was created with the `VK_DYNAMIC_STATE_LINE_STIPPLE_ENABLE_EXT` or `VK_DYNAMIC_STATE_LINE_RASTERIZATION_MODE_EXT` dynamic states enabled, and if the current `stippledLineEnable` state is `VK_TRUE` and the current `lineRasterizationMode` state is `VK_LINE_RASTERIZATION_MODE_DEFAULT`, then the `stippledRectangularLines` feature **must** be enabled and `VkPhysicalDeviceLimits::strictLines` **must** be `VK_TRUE`

- VUID-vkCmdDrawIndexedIndirect2KHR-stage-07073

If the bound pipeline was created with the `VkPipelineShaderStageCreateInfo::stage` member of an element of `VkGraphicsPipelineCreateInfo::pStages` set to `VK_SHADER_STAGE_VERTEX_BIT`, `VK_SHADER_STAGE_TESSELLATION_CONTROL_BIT`, `VK_SHADER_STAGE_TESSELLATION_EVALUATION_BIT` or `VK_SHADER_STAGE_GEOMETRY_BIT`, then `Mesh Shader Queries` **must** not be active

- VUID-vkCmdDrawIndexedIndirect2KHR-None-08877

If a shader object is bound to the `VK_SHADER_STAGE_FRAGMENT_BIT` stage or a graphics pipeline is bound which was created with the `VK_DYNAMIC_STATE_ATTACHMENT_FEEDBACK_LOOP_ENABLE_EXT` dynamic state enabled, and the current value of `rasterizerDiscardEnable` is `VK_FALSE`, then `vkCmdSetAttachmentFeedbackLoopEnableEXT` **must** have been called and not subsequently `invalidated` in the current command buffer prior to this drawing command

- VUID-vkCmdDrawIndexedIndirect2KHR-None-07850

If dynamic state was inherited from `VkCommandBufferInheritanceViewportScissorInfoNV`, it **must** be set in the current command buffer prior to this drawing command

- VUID-vkCmdDrawIndexedIndirect2KHR-nextStage-10745

For each shader object bound to a graphics stage, except for shader object bound to the last graphics stage in the logical pipeline, it **must** have been created with a `nextStage` including the corresponding bit to the shader object bound to the following graphics stage in the logical pipeline

- VUID-vkCmdDrawIndexedIndirect2KHR-None-08684

If there is no bound graphics pipeline, `vkCmdBindShadersEXT` **must** have been called in the current command buffer with `pStages` with an element of `VK_SHADER_STAGE_VERTEX_BIT`

- VUID-vkCmdDrawIndexedIndirect2KHR-None-08685

If there is no bound graphics pipeline, and the `tessellationShader` feature is enabled, `vkCmdBindShadersEXT` **must** have been called in the current command buffer with `pStages` with an element of `VK_SHADER_STAGE_TESSELLATION_CONTROL_BIT`

- VUID-vkCmdDrawIndexedIndirect2KHR-None-08686

If there is no bound graphics pipeline, and the `tessellationShader` feature is enabled,

vkCmdBindShadersEXT **must** have been called in the current command buffer with **pStages** with an element of **VK_SHADER_STAGE_TESSELLATION_EVALUATION_BIT**

- VUID-vkCmdDrawIndexedIndirect2KHR-None-08687
If there is no bound graphics pipeline, and the **geometryShader** feature is enabled, **vkCmdBindShadersEXT** **must** have been called in the current command buffer with **pStages** with an element of **VK_SHADER_STAGE_GEOMETRY_BIT**
- VUID-vkCmdDrawIndexedIndirect2KHR-None-08688
If there is no bound graphics pipeline, **vkCmdBindShadersEXT** **must** have been called in the current command buffer with **pStages** with an element of **VK_SHADER_STAGE_FRAGMENT_BIT**
- VUID-vkCmdDrawIndexedIndirect2KHR-None-08689
If there is no bound graphics pipeline, and the **taskShader** feature is enabled, **vkCmdBindShadersEXT** **must** have been called in the current command buffer with **pStages** with an element of **VK_SHADER_STAGE_TASK_BIT_EXT**
- VUID-vkCmdDrawIndexedIndirect2KHR-None-08690
If there is no bound graphics pipeline, and the **meshShader** feature is enabled, **vkCmdBindShadersEXT** **must** have been called in the current command buffer with **pStages** with an element of **VK_SHADER_STAGE_MESH_BIT_EXT**
- VUID-vkCmdDrawIndexedIndirect2KHR-None-08693
If there is no bound graphics pipeline, and at least one of the **taskShader** and **meshShader** features is enabled, one of the **VK_SHADER_STAGE_VERTEX_BIT** or **VK_SHADER_STAGE_MESH_BIT_EXT** stages **must** have a valid **VkShaderEXT** bound, and the other **must** have no **VkShaderEXT** bound
- VUID-vkCmdDrawIndexedIndirect2KHR-None-08696
If there is no bound graphics pipeline, and a valid **VkShaderEXT** is bound to the **VK_SHADER_STAGE_VERTEX_BIT** stage, there **must** be no **VkShaderEXT** bound to either the **VK_SHADER_STAGE_TASK_BIT_EXT** stage or the **VK_SHADER_STAGE_MESH_BIT_EXT** stage
- VUID-vkCmdDrawIndexedIndirect2KHR-None-08698
If any graphics shader is bound which was created with the **VK_SHADER_CREATE_LINK_STAGE_BIT_EXT** flag, then all shaders created with the **VK_SHADER_CREATE_LINK_STAGE_BIT_EXT** flag in the same **vkCreateShadersEXT** call **must** also be bound
- VUID-vkCmdDrawIndexedIndirect2KHR-None-08699
If any graphics shader is bound which was created with the **VK_SHADER_CREATE_LINK_STAGE_BIT_EXT** flag, any stages in between stages whose shaders which did not create a shader with the **VK_SHADER_CREATE_LINK_STAGE_BIT_EXT** flag as part of the same **vkCreateShadersEXT** call **must** not have any **VkShaderEXT** bound
- VUID-vkCmdDrawIndexedIndirect2KHR-None-08878
All bound graphics shader objects **must** have been created with identical or **identically defined** push constant ranges
- VUID-vkCmdDrawIndexedIndirect2KHR-None-08879
All bound graphics shader objects **must** have either been created with the **VK_SHADER_CREATE_DESCRIPTOR_HEAP_BIT_EXT** flag set, or with identical or **identically**

defined arrays of descriptor set layouts

- VUID-vkCmdDrawIndexedIndirect2KHR-colorAttachmentCount-09372

If the current render pass instance was begun with `vkCmdBeginRendering` and a `VkRenderingInfo::colorAttachmentCount` equal to 1, a color attachment with a resolve mode of `VK_RESOLVE_MODE_EXTERNAL_FORMAT_DOWNSAMPLE_BIT_ANDROID`, and a fragment shader is bound, it **must** not declare the `DepthReplacing` or `StencilRefReplacingEXT` execution modes

- VUID-vkCmdDrawIndexedIndirect2KHR-pDynamicStates-08715

If the bound graphics pipeline state includes a fragment shader stage, was created with `VK_DYNAMIC_STATE_DEPTH_WRITE_ENABLE` set in `VkPipelineDynamicStateCreateInfo::pDynamicStates`, and the fragment shader declares the `EarlyFragmentTests` execution mode and uses `OpDepthAttachmentReadEXT`, the `depthWriteEnable` parameter in the last call to `vkCmdSetDepthWriteEnable` **must** be `VK_FALSE`

- VUID-vkCmdDrawIndexedIndirect2KHR-pDynamicStates-08716

If the bound graphics pipeline state includes a fragment shader stage, was created with `VK_DYNAMIC_STATE_STENCIL_WRITE_MASK` set in `VkPipelineDynamicStateCreateInfo::pDynamicStates`, and the fragment shader declares the `EarlyFragmentTests` execution mode and uses `OpStencilAttachmentReadEXT`, the `writeMask` parameter in the last call to `vkCmdSetStencilWriteMask` **must** be 0

- VUID-vkCmdDrawIndexedIndirect2KHR-None-09116

If a shader object is bound to any graphics stage or the bound graphics pipeline was created with `VK_DYNAMIC_STATE_COLOR_WRITE_MASK_EXT`, and the format of any color attachment is `VK_FORMAT_E5B9G9R9_UFLOAT_PACK32`, the corresponding element of the `pColorWriteMasks` parameter of `vkCmdSetColorWriteMaskEXT` **must** either include all of `VK_COLOR_COMPONENT_R_BIT`, `VK_COLOR_COMPONENT_G_BIT`, and `VK_COLOR_COMPONENT_B_BIT`, or none of them

- VUID-vkCmdDrawIndexedIndirect2KHR-maxFragmentDualSrcAttachments-09239

If `blending` is enabled for any attachment where either the source or destination blend factors for that attachment [use the secondary color input](#), the maximum value of `Location` for any output attachment [statically used](#) in the `Fragment Execution Model` executed by this command **must** be less than `maxFragmentDualSrcAttachments`

- VUID-vkCmdDrawIndexedIndirect2KHR-None-09548

If the current render pass was begun with `vkCmdBeginRendering`, there is no shader object bound to any graphics stage, the value of each element of `VkRenderingAttachmentLocationInfo::pColorAttachmentLocations` in the bound pipeline **must** match the value for the corresponding locations set currently in the current render pass instance

- VUID-vkCmdDrawIndexedIndirect2KHR-None-09549

If the current render pass was begun with `vkCmdBeginRendering`, and there is no shader object bound to any graphics stage, the value of each element of `VkRenderingInputAttachmentIndexInfo::pColorAttachmentInputIndices` in the bound pipeline **must** match the value for the corresponding index set currently in the current render pass instance

- VUID-vkCmdDrawIndexedIndirect2KHR-None-10927

If the current render pass was begun with `vkCmdBeginRendering`, and there is no shader

object bound to any graphics stage, the value of `VkRenderingInputAttachmentIndexInfo::pDepthInputAttachmentIndex` in the bound pipeline **must** match the value set currently in the current render pass instance

- VUID-vkCmdDrawIndexedIndirect2KHR-None-10928

If the current render pass was begun with `vkCmdBeginRendering`, and there is no shader object bound to any graphics stage, the value of `VkRenderingInputAttachmentIndexInfo::pStencilInputAttachmentIndex` in the bound pipeline **must** match the value set currently in the current render pass instance

- VUID-vkCmdDrawIndexedIndirect2KHR-None-09642

If the current render pass was begun with `vkCmdBeginRendering` with the `VK_RENDERING_ENABLE_LEGACY_DITHERING_BIT_EXT` flag, the bound graphics pipeline **must** have been created with `VK_PIPELINE_CREATE_2_ENABLE_LEGACY_DITHERING_BIT_EXT`

- VUID-vkCmdDrawIndexedIndirect2KHR-None-09643

If the bound graphics pipeline was created with `VK_PIPELINE_CREATE_2_ENABLE_LEGACY_DITHERING_BIT_EXT`, the current render pass **must** have begun with `vkCmdBeginRendering` with the `VK_RENDERING_ENABLE_LEGACY_DITHERING_BIT_EXT` flag

- VUID-vkCmdDrawIndexedIndirect2KHR-None-10677

If the `per-tile execution model` is enabled, the `tileShadingPerTileDraw` feature **must** be enabled

- VUID-vkCmdDrawIndexedIndirect2KHR-None-10772

If a shader object is bound to any graphics stage, *multiview* functionality **must** not be enabled in the current render pass

- VUID-vkCmdDrawIndexedIndirect2KHR-multiviewPerViewViewports-12262

If the `multiviewPerViewViewports` feature is enabled, then the index of the most significant bit in current render pass instance `viewMask` **must** be less than the `current value` of `viewportCount`

- VUID-vkCmdDrawIndexedIndirect2KHR-multiviewPerViewViewports-12263

If the `multiviewPerViewViewports` feature is enabled, then the index of the most significant bit in current render pass instance `viewMask` **must** be less than the `current value` of `scissorCount`

- VUID-vkCmdDrawIndexedIndirect2KHR-flags-11521

If current render pass instance was begun with `vkCmdBeginRendering` with `VkRenderingInfo::flags` which includes `VK_RENDERING_FRAGMENT_REGION_BIT_EXT`, and if `sample shading` is enabled (explicitly or implicitly), then the minimum fraction for sample shading **must** equal 0.0

- VUID-vkCmdDrawIndexedIndirect2KHR-None-11522

If the current render pass instance was begun with `vkCmdBeginRendering` and contains a custom resolve, and the `dynamicRenderingUnusedAttachments` feature is not enabled, the graphics pipeline bound **must** have been created with a `VkCustomResolveCreateInfoEXT`

- VUID-vkCmdDrawIndexedIndirect2KHR-None-11523

If the current render pass instance was begun with `vkCmdBeginRendering` and does not contain a custom resolve, and the `dynamicRenderingUnusedAttachments` feature is not

enabled, the graphics pipeline bound **must** not have been created with a [VkCustomResolveCreateInfoEXT](#)

- VUID-vkCmdDrawIndexedIndirect2KHR-customResolve-11524

If the current render pass instance was begun with [vkCmdBeginRendering](#) and [vkCmdBeginCustomResolveEXT](#) has been recorded in the render pass instance, the graphics pipeline bound **must** have been created with [VkCustomResolveCreateInfoEXT::customResolve](#) as [VK_TRUE](#)

- VUID-vkCmdDrawIndexedIndirect2KHR-customResolve-11525

If the current render pass instance was begun with [vkCmdBeginRendering](#) and contains a custom resolve, and [vkCmdBeginCustomResolveEXT](#) has not been recorded in the render pass instance, the graphics pipeline bound **must** have been created with [VkCustomResolveCreateInfoEXT::customResolve](#) as [VK_FALSE](#)

- VUID-vkCmdDrawIndexedIndirect2KHR-None-11861

If the [dynamicRenderingUnusedAttachments](#) feature is not enabled and the current render pass instance was begun with [vkCmdBeginRendering](#) and contains a custom resolve, the bound graphics pipeline **must** have been created with a [VkCustomResolveCreateInfoEXT::colorAttachmentCount](#) equal to [VkRenderingInfo::colorAttachmentCount](#)

- VUID-vkCmdDrawIndexedIndirect2KHR-None-11862

If the [dynamicRenderingUnusedAttachments](#) feature is not enabled, and the current render pass instance was begun with [vkCmdBeginRendering](#), it contains a custom resolve, and [VkRenderingInfo::colorAttachmentCount](#) greater than 0, then each element of the [VkRenderingInfo::pColorAttachments](#) array with an [resolveImageView](#) not equal to [VK_NULL_HANDLE](#) **must** have been created with a [VkFormat](#) equal to the corresponding element of [VkCustomResolveCreateInfoEXT::pColorAttachmentFormats](#) used to create the bound graphics pipeline

- VUID-vkCmdDrawIndexedIndirect2KHR-None-11863

If the [dynamicRenderingUnusedAttachments](#) feature is not enabled, and the current render pass instance was begun with [vkCmdBeginRendering](#), it contains a custom resolve, and [VkRenderingInfo::colorAttachmentCount](#) greater than 0, then each element of the [VkRenderingInfo::pColorAttachments](#) array with an [resolveImageView](#) equal to [VK_NULL_HANDLE](#) **must** have the corresponding element of [VkCustomResolveCreateInfoEXT::pColorAttachmentFormats](#) used to create the bound pipeline equal to [VK_FORMAT_UNDEFINED](#)

- VUID-vkCmdDrawIndexedIndirect2KHR-dynamicRenderingUnusedAttachments-11864

If the [dynamicRenderingUnusedAttachments](#) feature is enabled, the current render pass instance was begun with [vkCmdBeginRendering](#), it contains a custom resolve, and [VkRenderingInfo::colorAttachmentCount](#) greater than 0, then each element of the [VkRenderingInfo::pColorAttachments](#) array with an [resolveImageView](#) not equal to [VK_NULL_HANDLE](#) **must** have been created with a [VkFormat](#) equal to the corresponding element of [VkCustomResolveCreateInfoEXT::pColorAttachmentFormats](#) used to create the bound graphics pipeline, or the corresponding element of [VkCustomResolveCreateInfoEXT::pColorAttachmentFormats](#), if it exists, **must** be [VK_FORMAT_UNDEFINED](#)

- VUID-vkCmdDrawIndexedIndirect2KHR-None-11865

If the current render pass instance was begun with [vkCmdBeginRendering](#), it contains a

custom resolve, the `dynamicRenderingUnusedAttachments` feature is not enabled, and `VkRenderingInfo::pDepthAttachment->resolveImageView` was `VK_NULL_HANDLE`, the value of `VkCustomResolveCreateInfoEXT::depthAttachmentFormat` used to create the bound graphics pipeline **must** be equal to `VK_FORMAT_UNDEFINED`

- VUID-vkCmdDrawIndexedIndirect2KHR-None-11866

If current render pass instance was begun with `vkCmdBeginRendering`, it contains a custom resolve, the `dynamicRenderingUnusedAttachments` feature is not enabled, and `VkRenderingInfo::pDepthAttachment->resolveImageView` was not `VK_NULL_HANDLE`, the value of `VkCustomResolveCreateInfoEXT::depthAttachmentFormat` used to create the bound graphics pipeline **must** be equal to the `VkFormat` used to create `VkRenderingInfo::pDepthAttachment->resolveImageView`

- VUID-vkCmdDrawIndexedIndirect2KHR-dynamicRenderingUnusedAttachments-11867

If the current render pass instance was begun with `vkCmdBeginRendering`, it contains a custom resolve, the `dynamicRenderingUnusedAttachments` feature is enabled, `VkRenderingInfo::pDepthAttachment->resolveImageView` was not `VK_NULL_HANDLE`, and the value of `VkCustomResolveCreateInfoEXT::depthAttachmentFormat` used to create the bound graphics pipeline was not equal to the `VkFormat` used to create `VkRenderingInfo::pDepthAttachment->resolveImageView`, the value of the format **must** be `VK_FORMAT_UNDEFINED`

- VUID-vkCmdDrawIndexedIndirect2KHR-None-11868

If the current render pass instance was begun with `vkCmdBeginRendering`, it contains a custom resolve, the `dynamicRenderingUnusedAttachments` feature is not enabled, and `VkRenderingInfo::pStencilAttachment->resolveImageView` was `VK_NULL_HANDLE`, the value of `VkCustomResolveCreateInfoEXT::stencilAttachmentFormat` used to create the bound graphics pipeline **must** be equal to `VK_FORMAT_UNDEFINED`

- VUID-vkCmdDrawIndexedIndirect2KHR-None-11869

If current render pass instance was begun with `vkCmdBeginRendering`, it contains a custom resolve, the `dynamicRenderingUnusedAttachments` feature is not enabled, and `VkRenderingInfo::pStencilAttachment->resolveImageView` was not `VK_NULL_HANDLE`, the value of `VkCustomResolveCreateInfoEXT::stencilAttachmentFormat` used to create the bound graphics pipeline **must** be equal to the `VkFormat` used to create `VkRenderingInfo::pStencilAttachment->resolveImageView`

- VUID-vkCmdDrawIndexedIndirect2KHR-dynamicRenderingUnusedAttachments-11870

If the current render pass instance was begun with `vkCmdBeginRendering`, it contains a custom resolve, the `dynamicRenderingUnusedAttachments` feature is enabled, `VkRenderingInfo::pStencilAttachment->resolveImageView` was not `VK_NULL_HANDLE`, and the value of `VkCustomResolveCreateInfoEXT::stencilAttachmentFormat` used to create the bound graphics pipeline was not equal to the `VkFormat` used to create `VkRenderingInfo::pStencilAttachment->resolveImageView`, the value of the format **must** be `VK_FORMAT_UNDEFINED`

- VUID-vkCmdDrawIndexedIndirect2KHR-colorAttachmentCount-11871

If the current render pass instance was begun with `vkCmdBeginRendering` with a `VkRenderingInfo::colorAttachmentCount` parameter greater than `0` and `vkCmdBeginCustomResolveEXT` has been recorded in the render pass instance, then for each element of the `VkRenderingInfo::pColorAttachments` array with a `resolveImageView`

not equal to `VK_NULL_HANDLE`, the `resolveImageView` **must** have been created with a sample count equal to the value of `rasterizationSamples` for the bound graphics pipeline

- VUID-vkCmdDrawIndexedIndirect2KHR-pDepthAttachment-11872

If the current render pass instance was begun with `vkCmdBeginRendering`, `vkCmdBeginCustomResolveEXT` has been recorded in the render pass instance, and `VkRenderingInfo::pDepthAttachment->resolveImageView` was not `VK_NULL_HANDLE`, the value of `rasterizationSamples` for the bound graphics pipeline **must** be equal to the sample count used to create `VkRenderingInfo::pDepthAttachment->resolveImageView`

- VUID-vkCmdDrawIndexedIndirect2KHR-pStencilAttachment-11873

If the current render pass instance was begun with `vkCmdBeginRendering`, `vkCmdBeginCustomResolveEXT` has been recorded in the render pass instance, `VkRenderingInfo::pStencilAttachment->resolveImageView` was not `VK_NULL_HANDLE`, the value of `rasterizationSamples` for the bound graphics pipeline **must** be equal to the sample count used to create `VkRenderingInfo::pStencilAttachment->resolveImageView`

- VUID-vkCmdDrawIndexedIndirect2KHR-customResolve-11529

If a shader object is bound to the fragment stage, the current render pass instance was begun with `vkCmdBeginRendering`, a fragment density map attachment is active, and `vkCmdBeginCustomResolveEXT` has been called, then the fragment shader object bound **must** have been created with `VkCustomResolveCreateInfoEXT::customResolve` as `VK_TRUE`

- VUID-vkCmdDrawIndexedIndirect2KHR-customResolve-11530

If a shader object is bound to the fragment stage, the current render pass instance was begun with `vkCmdBeginRendering` and contains a custom resolve, a fragment density map attachment is active, and `vkCmdBeginCustomResolveEXT` has not yet been called, then the fragment shader object bound **must** have been created with `VkCustomResolveCreateInfoEXT::customResolve` as `VK_FALSE`

- VUID-vkCmdDrawIndexedIndirect2KHR-flags-13361

If there are any shader objects bound that were created with `flags` that includes the `VK_SHADER_CREATE_INDEPENDENT_SETS_BIT_KHR` bit, then all bound shader objects **must** have been created with the `VK_SHADER_CREATE_INDEPENDENT_SETS_BIT_KHR` bit

- VUID-vkCmdDrawIndexedIndirect2KHR-flags-13362

If there are any shader objects bound that were created with `flags` that includes the `VK_SHADER_CREATE_INDEPENDENT_SETS_BIT_KHR` bit, then the pipeline layout of the bound descriptor sets **must** have been created with `VK_PIPELINE_LAYOUT_CREATE_INDEPENDENT_SETS_BIT_EXT` set

- VUID-vkCmdDrawIndexedIndirect2KHR-flags-13363

If there are any shader objects bound that were created with `flags` that includes the `VK_SHADER_CREATE_INDEPENDENT_SETS_BIT_KHR` bit, and any of the descriptor set layouts used to create the pipeline layout of the bound descriptor sets were created with any binding's `VkDescriptorSetLayoutBinding::stageFlags` set with `VK_SHADER_STAGE_VERTEX_BIT`, `VK_SHADER_STAGE_TESSELLATION_CONTROL_BIT`, `VK_SHADER_STAGE_TESSELLATION_EVALUATION_BIT` or `VK_SHADER_STAGE_GEOMETRY_BIT`, then there **must** be no binding with `VkDescriptorSetLayoutBinding::stageFlags` set with `VK_SHADER_STAGE_TASK_BIT_EXT` or `VK_SHADER_STAGE_MESH_BIT_EXT`

- VUID-vkCmdDrawIndexedIndirect2KHR-flags-13364

If there are any shader objects bound that were created with **flags** that includes both the `VK_SHADER_CREATE_INDEPENDENT_SETS_BIT_KHR` and `VK_SHADER_CREATE_NO_TASK_SHADER_BIT_EXT` bits, the pipeline layout of the bound descriptor sets **must** have been created with `VK_PIPELINE_LAYOUT_CREATE_NO_TASK_SHADER_BIT_KHR` set

- VUID-vkCmdDrawIndexedIndirect2KHR-flags-13365

If there are any shader objects bound that were created with **flags** that includes both the `VK_SHADER_CREATE_INDEPENDENT_SETS_BIT_KHR` and `VK_SHADER_CREATE_NO_TASK_SHADER_BIT_EXT` bits, there **must** be no shader object bound to the `VK_SHADER_STAGE_TASK_BIT_EXT` stage

- VUID-vkCmdDrawIndexedIndirect2KHR-None-04007

All vertex input bindings accessed via vertex input variables declared in the vertex shader entry point's interface **must** have either valid or `VK_NULL_HANDLE` buffers bound

- VUID-vkCmdDrawIndexedIndirect2KHR-None-04008

If the **nullDescriptor** feature is not enabled, all vertex input bindings accessed via vertex input variables declared in the vertex shader entry point's interface **must** not be `VK_NULL_HANDLE`

- VUID-vkCmdDrawIndexedIndirect2KHR-None-02721

If the **robustBufferAccess** feature is not enabled, and that pipeline was created without enabling `VK_PIPELINE_ROBUSTNESS_BUFFER_BEHAVIOR_ROBUST_BUFFER_ACCESS` for **vertexInputs**, then for a given vertex buffer binding, any attribute data fetched **must** be entirely contained within the corresponding vertex buffer binding, as described in [Vertex Input Description](#)

- VUID-vkCmdDrawIndexedIndirect2KHR-format-10389

For each vertex attribute accessed by this command, if its `VkVertexInputAttributeDescription::format` or `VkVertexInputAttributeDescription2EXT::format` is a **packed format**, and the **legacyVertexAttributes** feature is not enabled, the value of **attribAddress**, calculated as described in [Vertex Input Calculation](#), **must** be a multiple of the **size of the format**

- VUID-vkCmdDrawIndexedIndirect2KHR-format-10390

For each vertex attribute accessed by this command, if its `VkVertexInputAttributeDescription::format` or `VkVertexInputAttributeDescription2EXT::format` is not a **packed format**, and either the **legacyVertexAttributes** feature is not enabled or **format** has 64-bit components, the value of **attribAddress**, calculated as described in [Vertex Input Calculation](#), **must** be a multiple of the **component size of the format**

- VUID-vkCmdDrawIndexedIndirect2KHR-None-07842

If there is a shader object bound to the `VK_SHADER_STAGE_VERTEX_BIT` stage or the bound graphics pipeline state was created with the `VK_DYNAMIC_STATE_PRIMITIVE_TOPOLOGY` dynamic state enabled then `vkCmdSetPrimitiveTopology` **must** have been called and not subsequently **invalidated** in the current command buffer prior to this drawing command

- VUID-vkCmdDrawIndexedIndirect2KHR-dynamicPrimitiveTopologyUnrestricted-07500

If the bound graphics pipeline state was created with the `VK_DYNAMIC_STATE_PRIMITIVE_TOPOLOGY` dynamic state enabled and the `dynamicPrimitiveTopologyUnrestricted` is `VK_FALSE`, then the `primitiveTopology` parameter of `vkCmdSetPrimitiveTopology` **must** be of the same `topology` class as the pipeline `VkPipelineInputAssemblyStateCreateInfo::topology` state

- VUID-vkCmdDrawIndexedIndirect2KHR-primitiveTopology-10286

If a `VK_SHADER_STAGE_TESSELLATION_CONTROL_BIT` stage is bound, then the `current` value of `primitiveTopology` **must** be `VK_PRIMITIVE_TOPOLOGY_PATCH_LIST` prior to this drawing command

- VUID-vkCmdDrawIndexedIndirect2KHR-primitiveTopology-10747

If `vkCmdSetPrimitiveTopology` set `primitiveTopology` to `VK_PRIMITIVE_TOPOLOGY_PATCH_LIST` prior to this drawing command, then a `VK_SHADER_STAGE_TESSELLATION_CONTROL_BIT` stage **must** be bound

- VUID-vkCmdDrawIndexedIndirect2KHR-primitiveTopology-10748

If `vkCmdSetPrimitiveTopology` set `primitiveTopology` to `VK_PRIMITIVE_TOPOLOGY_POINT_LIST` prior to this drawing command, the `maintenance5` feature is not enabled, both a `VK_SHADER_STAGE_TESSELLATION_EVALUATION_BIT` and `VK_SHADER_STAGE_GEOMETRY_BIT` stage are not bound, then the `Vertex Execution Model` **must** have a `PointSize` decorated variable that is statically written to

- VUID-vkCmdDrawIndexedIndirect2KHR-pStrides-04913

If the bound graphics pipeline was created with the `VK_DYNAMIC_STATE_VERTEX_INPUT_BINDING_STRIDE` dynamic state enabled, but without the `VK_DYNAMIC_STATE_VERTEX_INPUT_EXT` dynamic state enabled, then `vkCmdBindVertexBuffers2` with a non-NULL `pStrides` parameter or `vkCmdBindVertexBuffers3KHR` with `setStride` set to `VK_TRUE` **must** have been called and not subsequently `invalidated` in the current command buffer prior to this draw command

- VUID-vkCmdDrawIndexedIndirect2KHR-None-13118

If the bound graphics pipeline was created without the `VK_DYNAMIC_STATE_VERTEX_INPUT_BINDING_STRIDE` dynamic state enabled, without the `VK_DYNAMIC_STATE_VERTEX_INPUT_EXT` dynamic state enabled, and `vkCmdBindVertexBuffers3KHR` was called and not subsequently `invalidated` in the current command buffer prior to this draw command, the value of `setStride` in each of its `pBindInfos` elements must have been `VK_FALSE`

- VUID-vkCmdDrawIndexedIndirect2KHR-None-04914

If there is a shader object bound to the `VK_SHADER_STAGE_VERTEX_BIT` stage or the bound graphics pipeline state was created with the `VK_DYNAMIC_STATE_VERTEX_INPUT_EXT` dynamic state enabled then `vkCmdSetVertexInputEXT` **must** have been called and not subsequently `invalidated` in the current command buffer prior to this draw command

- VUID-vkCmdDrawIndexedIndirect2KHR-Input-07939

If the `vertexAttributeRobustness` feature is not enabled, and the `maintenance9` feature is not enabled, and there is a shader object bound to the `VK_SHADER_STAGE_VERTEX_BIT` stage or the bound graphics pipeline state was created with the `VK_DYNAMIC_STATE_VERTEX_INPUT_EXT` dynamic state enabled then all variables with the `Input` storage class decorated with `Location` in the `Vertex Execution Model OpEntryPoint`

must contain a location in `VkVertexInputAttributeDescription2EXT::location`

- VUID-vkCmdDrawIndexedIndirect2KHR-Input-08734

If there is a shader object bound to the `VK_SHADER_STAGE_VERTEX_BIT` stage or the bound graphics pipeline state was created with the `VK_DYNAMIC_STATE_VERTEX_INPUT_EXT` dynamic state enabled and either the `LegacyVertexAttributes` feature is not enabled or the SPIR-V Type associated with a given `Input` variable of the corresponding `Location` in the `Vertex Execution Model OpEntryPoint` is 64-bit, then the numeric type associated with all `Input` variables of the corresponding `Location` in the `Vertex Execution Model OpEntryPoint` **must** be the same as `VkVertexInputAttributeDescription2EXT::format`

- VUID-vkCmdDrawIndexedIndirect2KHR-format-08936

If there is a shader object bound to the `VK_SHADER_STAGE_VERTEX_BIT` stage or the bound graphics pipeline state was created with the `VK_DYNAMIC_STATE_VERTEX_INPUT_EXT` dynamic state enabled and `VkVertexInputAttributeDescription2EXT::format` has a 64-bit component, then the scalar width associated with all `Input` variables of the corresponding `Location` in the `Vertex Execution Model OpEntryPoint` **must** be 64-bit

- VUID-vkCmdDrawIndexedIndirect2KHR-format-08937

If there is a shader object bound to the `VK_SHADER_STAGE_VERTEX_BIT` stage or the bound graphics pipeline state was created with the `VK_DYNAMIC_STATE_VERTEX_INPUT_EXT` dynamic state enabled and the scalar width associated with a `Location` decorated `Input` variable in the `Vertex Execution Model OpEntryPoint` is 64-bit, then the corresponding `VkVertexInputAttributeDescription2EXT::format` **must** have a 64-bit component

- VUID-vkCmdDrawIndexedIndirect2KHR-None-09203

If there is a shader object bound to the `VK_SHADER_STAGE_VERTEX_BIT` stage or the bound graphics pipeline state was created with the `VK_DYNAMIC_STATE_VERTEX_INPUT_EXT` dynamic state enabled and `VkVertexInputAttributeDescription2EXT::format` has a 64-bit component, then all `Input` variables at the corresponding `Location` in the `Vertex Execution Model OpEntryPoint` **must** not use components that are not present in the format

- VUID-vkCmdDrawIndexedIndirect2KHR-None-04875

If there is a shader object bound to the `VK_SHADER_STAGE_TESSELLATION_CONTROL_BIT` stage or the bound graphics pipeline state was created with both a `VK_SHADER_STAGE_TESSELLATION_CONTROL_BIT` stage and the `VK_DYNAMIC_STATE_PATCH_CONTROL_POINTS_EXT` dynamic state enabled, and the current value of `primitiveTopology` is `VK_PRIMITIVE_TOPOLOGY_PATCH_LIST`, then `vkCmdSetPatchControlPointsEXT` **must** have been called and not subsequently `invalidated` in the current command buffer prior to this drawing command

- VUID-vkCmdDrawIndexedIndirect2KHR-None-04879

If there is a shader object bound to the `VK_SHADER_STAGE_VERTEX_BIT` stage or the bound graphics pipeline state was created with the `VK_DYNAMIC_STATE_PRIMITIVE_RESTART_ENABLE` dynamic state enabled then `vkCmdSetPrimitiveRestartEnable` **must** have been called and not subsequently `invalidated` in the current command buffer prior to this drawing command

- VUID-vkCmdDrawIndexedIndirect2KHR-None-09637

If the `primitiveTopologyListRestart` feature is not enabled, the `input assembly` is `VK_PRIMITIVE_TOPOLOGY_POINT_LIST`, `VK_PRIMITIVE_TOPOLOGY_LINE_LIST`, `VK_PRIMITIVE_TOPOLOGY_TRIANGLE_LIST`, `VK_PRIMITIVE_TOPOLOGY_LINE_LIST_WITH_ADJACENCY`, or `VK_PRIMITIVE_TOPOLOGY_TRIANGLE_LIST_WITH_ADJACENCY`, there is a shader object bound to the `VK_SHADER_STAGE_VERTEX_BIT` stage or the bound graphics pipeline state was created with the `VK_DYNAMIC_STATE_PRIMITIVE_RESTART_ENABLE` dynamic state enabled, then `vkCmdSetPrimitiveRestartEnable` **must** be `VK_FALSE`

- VUID-vkCmdDrawIndexedIndirect2KHR-None-10909

If the `primitiveTopologyPatchListRestart` feature is not enabled, the `input assembly` is `VK_PRIMITIVE_TOPOLOGY_PATCH_LIST`, there is a shader object bound to the `VK_SHADER_STAGE_TESSELLATION_CONTROL_BIT` stage or the bound graphics pipeline state was created with the `VK_DYNAMIC_STATE_PRIMITIVE_RESTART_ENABLE` dynamic state enabled then `vkCmdSetPrimitiveRestartEnable` **must** be `VK_FALSE`

- VUID-vkCmdDrawIndexedIndirect2KHR-stage-06481

The bound graphics pipeline **must** not have been created with the `VkPipelineShaderStageCreateInfo::stage` member of any element of `VkGraphicsPipelineCreateInfo::pStages` set to `VK_SHADER_STAGE_TASK_BIT_EXT` or `VK_SHADER_STAGE_MESH_BIT_EXT`

- VUID-vkCmdDrawIndexedIndirect2KHR-None-08885

There **must** be no shader object bound to either of the `VK_SHADER_STAGE_TASK_BIT_EXT` or `VK_SHADER_STAGE_MESH_BIT_EXT` stages

- VUID-vkCmdDrawIndexedIndirect2KHR-None-07619

If a shader object is bound to the `VK_SHADER_STAGE_TESSELLATION_EVALUATION_BIT` stage or a graphics pipeline is bound which was created with both a `VK_SHADER_STAGE_TESSELLATION_EVALUATION_BIT` stage and the `VK_DYNAMIC_STATE_TESSELLATION_DOMAIN_ORIGIN_EXT` dynamic state enabled, then `vkCmdSetTessellationDomainOriginEXT` **must** have been called and not subsequently `invalidated` in the current command buffer prior to this drawing command

- VUID-vkCmdDrawIndexedIndirect2KHR-OpExecutionMode-12239

If a shader is bound to both the `VK_SHADER_STAGE_TESSELLATION_CONTROL_BIT` and `VK_SHADER_STAGE_TESSELLATION_EVALUATION_BIT` stages, and if both stages contain an `OpExecutionMode` instruction specifying the type of subdivision, they **must** be the same

- VUID-vkCmdDrawIndexedIndirect2KHR-OpExecutionMode-12240

If a shader is bound to both the `VK_SHADER_STAGE_TESSELLATION_CONTROL_BIT` and `VK_SHADER_STAGE_TESSELLATION_EVALUATION_BIT` stages, and if both stages contain an `OpExecutionMode` instruction specifying the orientation of triangles, they **must** be the same

- VUID-vkCmdDrawIndexedIndirect2KHR-OpExecutionMode-12241

If a shader is bound to both the `VK_SHADER_STAGE_TESSELLATION_CONTROL_BIT` and `VK_SHADER_STAGE_TESSELLATION_EVALUATION_BIT` stages, and if both stages contain an `OpExecutionMode` instruction specifying the segment spacing, they **must** be the same

- VUID-vkCmdDrawIndexedIndirect2KHR-OpExecutionMode-12242

If a shader is bound to both the `VK_SHADER_STAGE_TESSELLATION_CONTROL_BIT` and

`VK_SHADER_STAGE_TESSELLATION_EVALUATION_BIT` stages, and if both stages contain an `OpExecutionMode` instruction specifying the output patch size, they **must** be the same

- VUID-vkCmdDrawIndexedIndirect2KHR-None-07312
If the `maintenance6` feature is not enabled, a valid index buffer **must** be bound
- VUID-vkCmdDrawIndexedIndirect2KHR-primitiveRestartIndex-12401
If the primitive restart index for this draw operation was set with `vkCmdSetPrimitiveRestartIndexEXT`, then `primitiveRestartIndex` **must** not be greater than the maximum representable value for the bound `VkIndexType`
- VUID-vkCmdDrawIndexedIndirect2KHR-pInfo-13110
If `pInfo->drawCount` is greater than 0, `pInfo->addressRange.size` **must** be greater than or equal to $(pInfo->drawCount - 1) \times pInfo->addressRange.stride + \text{sizeof}(VkDrawIndexedIndirectCommand)$
- VUID-vkCmdDrawIndexedIndirect2KHR-pInfo-13111
If `pInfo->drawCount` is greater than 1, `pInfo->addressRange.stride` **must** not be 0
- VUID-vkCmdDrawIndexedIndirect2KHR-pInfo-13112
If `pInfo->addressRange.stride` is not 0, `pInfo->addressRange.stride` **must** be greater than or equal to `sizeof(VkDrawIndexedIndirectCommand)`
- VUID-vkCmdDrawIndexedIndirect2KHR-pInfo-13113
If `pInfo->addressRange.stride` is not 0, `pInfo->addressRange.stride` **must** be a multiple of 4
- VUID-vkCmdDrawIndexedIndirect2KHR-commandBuffer-13059
`commandBuffer` **must** not be a protected command buffer

Valid Usage (Implicit)

- VUID-vkCmdDrawIndexedIndirect2KHR-commandBuffer-parameter
`commandBuffer` **must** be a valid `VkCommandBuffer` handle
- VUID-vkCmdDrawIndexedIndirect2KHR-pInfo-parameter
`pInfo` **must** be a valid pointer to a valid `VkDrawIndirect2InfoKHR` structure
- VUID-vkCmdDrawIndexedIndirect2KHR-commandBuffer-recording
`commandBuffer` **must** be in the `recording` state
- VUID-vkCmdDrawIndexedIndirect2KHR-commandBuffer-cmdpool
The `VkCommandPool` that `commandBuffer` was allocated from **must** support `VK_QUEUE_GRAPHICS_BIT` operations
- VUID-vkCmdDrawIndexedIndirect2KHR-renderpass
This command **must** only be called inside of a render pass instance
- VUID-vkCmdDrawIndexedIndirect2KHR-suspended
This command **must** not be called between suspended render pass instances
- VUID-vkCmdDrawIndexedIndirect2KHR-videoencoding
This command **must** only be called outside of a video coding scope

Host Synchronization

- Host access to `commandBuffer` **must** be externally synchronized
- Host access to the `VkCommandPool` that `commandBuffer` was allocated from **must** be externally synchronized

Command Properties

Command Buffer Levels	Render Pass Scope	Video Coding Scope	Supported Queue Types	Command Type
Primary Secondary	Inside	Outside	VK_QUEUE_GRAPHICS HICS_BIT	Action

Conditional Rendering

`vkCmdDrawIndexedIndirect2KHR` is affected by [conditional rendering](#)

To record an indexed indirect drawing command, call:

```
// Provided by VK_VERSION_1_0
void vkCmdDrawIndexedIndirect(
    VkCommandBuffer          commandBuffer,
    VkBuffer                  buffer,
    VkDeviceSize              offset,
    uint32_t                  drawCount,
    uint32_t                  stride);
```

- `commandBuffer` is the command buffer into which the command is recorded.
- `buffer` is the buffer containing draw parameters.
- `offset` is the byte offset into `buffer` where parameters begin.
- `drawCount` is the number of draws to execute, and **can** be zero.
- `stride` is the byte stride between successive sets of draw parameters.

`vkCmdDrawIndexedIndirect` behaves similarly to `vkCmdDrawIndexed` except that the parameters are read by the device from a buffer during execution. `drawCount` draws are executed by the command, with parameters taken from `buffer` starting at `offset` and increasing by `stride` bytes for each successive draw. The parameters of each draw are encoded in an array of `VkDrawIndexedIndirectCommand` structures. If `drawCount` is less than or equal to one, `stride` is ignored.

Valid Usage

- VUID-vkCmdDrawIndexedIndirect-magFilter-04553

If a `VkSampler` created with `magFilter` or `minFilter` equal to `VK_FILTER_LINEAR`, `reductionMode` equal to `VK_SAMPLER_REDUCTION_MODE_WEIGHTED_AVERAGE`, and `compareEnable` equal to `VK_FALSE` is used to sample a `VkImageView` as a result of this command, then the image view's `format features` **must** contain `VK_FORMAT_FEATURE_SAMPLED_IMAGE_FILTER_LINEAR_BIT`

- VUID-vkCmdDrawIndexedIndirect-magFilter-09598

If a `VkSampler` created with `magFilter` or `minFilter` equal to `VK_FILTER_LINEAR` and `reductionMode` equal to either `VK_SAMPLER_REDUCTION_MODE_MIN` or `VK_SAMPLER_REDUCTION_MODE_MAX` is used to sample a `VkImageView` as a result of this command, then the image view's `format features` **must** contain `VK_FORMAT_FEATURE_SAMPLED_IMAGE_FILTER_MINMAX_BIT`

- VUID-vkCmdDrawIndexedIndirect-mipmapMode-04770

If a `VkSampler` created with `mipmapMode` equal to `VK_SAMPLER_MIPMAP_MODE_LINEAR`, `reductionMode` equal to `VK_SAMPLER_REDUCTION_MODE_WEIGHTED_AVERAGE`, and `compareEnable` equal to `VK_FALSE` is used to sample a `VkImageView` as a result of this command, then the image view's `format features` **must** contain `VK_FORMAT_FEATURE_SAMPLED_IMAGE_FILTER_LINEAR_BIT`

- VUID-vkCmdDrawIndexedIndirect-mipmapMode-09599

If a `VkSampler` created with `mipmapMode` equal to `VK_SAMPLER_MIPMAP_MODE_LINEAR` and `reductionMode` equal to either `VK_SAMPLER_REDUCTION_MODE_MIN` or `VK_SAMPLER_REDUCTION_MODE_MAX` is used to sample a `VkImageView` as a result of this command, then the image view's `format features` **must** contain `VK_FORMAT_FEATURE_SAMPLED_IMAGE_FILTER_MINMAX_BIT`

- VUID-vkCmdDrawIndexedIndirect-unnormalizedCoordinates-09635

If a `VkSampler` created with `unnormalizedCoordinates` equal to `VK_TRUE` is used to sample a `VkImageView` as a result of this command, then the image view's `levelCount` and `layerCount` **must** be 1

- VUID-vkCmdDrawIndexedIndirect-None-08609

If a `VkSampler` created with `unnormalizedCoordinates` equal to `VK_TRUE` is used to sample a `VkImageView` as a result of this command, then the image view's `viewType` **must** be `VK_IMAGE_VIEW_TYPE_1D` or `VK_IMAGE_VIEW_TYPE_2D`

- VUID-vkCmdDrawIndexedIndirect-None-08610

If a `VkSampler` created with `unnormalizedCoordinates` equal to `VK_TRUE` is used to sample a `VkImageView` as a result of this command, then the sampler **must** not be used with any of the SPIR-V `OpImageSample*` or `OpImageSparseSample*` instructions with `ImplicitLod`, `Dref` or `Proj` in their name

- VUID-vkCmdDrawIndexedIndirect-None-08611

If a `VkSampler` created with `unnormalizedCoordinates` equal to `VK_TRUE` is used to sample a `VkImageView` as a result of this command, then the sampler **must** not be used with any of the SPIR-V `OpImageSample*` or `OpImageSparseSample*` instructions that includes a LOD bias or any offset values

- VUID-vkCmdDrawIndexedIndirect-None-06479
If a `VkImageView` is sampled with `depth comparison`, the image view's `format features` **must** contain `VK_FORMAT_FEATURE_2_SAMPLED_IMAGE_DEPTH_COMPARISON_BIT`
- VUID-vkCmdDrawIndexedIndirect-None-02691
If a `VkImageView` is accessed using atomic operations as a result of this command, then the image view's `format features` **must** contain `VK_FORMAT_FEATURE_STORAGE_IMAGE_ATOMIC_BIT`
- VUID-vkCmdDrawIndexedIndirect-None-07888
If a `VK_DESCRIPTOR_TYPE_STORAGE_TEXEL_BUFFER` descriptor is accessed using atomic operations as a result of this command, then the storage texel buffer's `format features` **must** contain `VK_FORMAT_FEATURE_STORAGE_TEXEL_BUFFER_ATOMIC_BIT`
- VUID-vkCmdDrawIndexedIndirect-None-02692
If a `VkImageView` is sampled with `VK_FILTER_CUBIC_EXT` as a result of this command, then the image view's `format features` **must** contain `VK_FORMAT_FEATURE_SAMPLED_IMAGE_FILTER_CUBIC_BIT_EXT`
- VUID-vkCmdDrawIndexedIndirect-None-02693
If the `VK_EXT_filter_cubic` extension is not enabled and any `VkImageView` is sampled with `VK_FILTER_CUBIC_EXT` as a result of this command, it **must** not have a `VkImageViewType` of `VK_IMAGE_VIEW_TYPE_3D`, `VK_IMAGE_VIEW_TYPE_CUBE`, or `VK_IMAGE_VIEW_TYPE_CUBE_ARRAY`
- VUID-vkCmdDrawIndexedIndirect-filterCubic-02694
Any `VkImageView` being sampled with `VK_FILTER_CUBIC_EXT` as a result of this command **must** have a `VkImageViewType` and format that supports cubic filtering, as specified by `VkFilterCubicImageViewImageFormatPropertiesEXT::filterCubic` returned by `vkGetPhysicalDeviceImageFormatProperties2`
- VUID-vkCmdDrawIndexedIndirect-filterCubicMinmax-02695
Any `VkImageView` being sampled with `VK_FILTER_CUBIC_EXT` with a reduction mode of either `VK_SAMPLER_REDUCTION_MODE_MIN` or `VK_SAMPLER_REDUCTION_MODE_MAX` as a result of this command **must** have a `VkImageViewType` and format that supports cubic filtering together with minmax filtering, as specified by `VkFilterCubicImageViewImageFormatPropertiesEXT::filterCubicMinmax` returned by `vkGetPhysicalDeviceImageFormatProperties2`
- VUID-vkCmdDrawIndexedIndirect-cubicRangeClamp-09212
If the `cubicRangeClamp` feature is not enabled, then any `VkImageView` being sampled with `VK_FILTER_CUBIC_EXT` as a result of this command **must** not have a `VkSamplerReductionModeCreateInfo::reductionMode` equal to `VK_SAMPLER_REDUCTION_MODE_WEIGHTED_AVERAGE_RANGECLAMP_QCOM`
- VUID-vkCmdDrawIndexedIndirect-reductionMode-09213
Any `VkImageView` being sampled with a `VkSamplerReductionModeCreateInfo::reductionMode` equal to `VK_SAMPLER_REDUCTION_MODE_WEIGHTED_AVERAGE_RANGECLAMP_QCOM` as a result of this command **must** sample with `VK_FILTER_CUBIC_EXT`
- VUID-vkCmdDrawIndexedIndirect-selectableCubicWeights-09214
If the `selectableCubicWeights` feature is not enabled, then any `VkImageView` being

sampled with `VK_FILTER_CUBIC_EXT` as a result of this command **must** have `VkSamplerCubicWeightsCreateInfoQCOM::cubicWeights` equal to `VK_CUBIC_FILTER_WEIGHTS_CATMULL_ROM_QCOM`

- VUID-vkCmdDrawIndexedIndirect-flags-02696

Any `VkImage` created with a `VkImageCreateInfo::flags` containing `VK_IMAGE_CREATE_CORNER_SAMPLED_BIT_NV` sampled as a result of this command **must** only be sampled using a `VkSamplerAddressMode` of `VK_SAMPLER_ADDRESS_MODE_CLAMP_TO_EDGE`

- VUID-vkCmdDrawIndexedIndirect-OpTypeImage-07027

For any `VkImageView` being written as a storage image where the image format field of the `OpTypeImage` is `Unknown`, the view's `format features` **must** contain `VK_FORMAT_FEATURE_2_STORAGE_WRITE_WITHOUT_FORMAT_BIT`

- VUID-vkCmdDrawIndexedIndirect-OpTypeImage-07028

For any `VkImageView` being read as a storage image where the image format field of the `OpTypeImage` is `Unknown`, the view's `format features` **must** contain `VK_FORMAT_FEATURE_2_STORAGE_READ_WITHOUT_FORMAT_BIT`

- VUID-vkCmdDrawIndexedIndirect-OpTypeImage-07029

For any `VkBufferView` being written as a storage texel buffer where the image format field of the `OpTypeImage` is `Unknown`, the view's `buffer features` **must** contain `VK_FORMAT_FEATURE_2_STORAGE_WRITE_WITHOUT_FORMAT_BIT`

- VUID-vkCmdDrawIndexedIndirect-OpTypeImage-07030

Any `VkBufferView` being read as a storage texel buffer where the image format field of the `OpTypeImage` is `Unknown` then the view's `buffer features` **must** contain `VK_FORMAT_FEATURE_2_STORAGE_READ_WITHOUT_FORMAT_BIT`

- VUID-vkCmdDrawIndexedIndirect-None-08600

If a `bound shader` was created with a pipeline layout and statically uses a set n , a descriptor set **must** have been bound to n at the same pipeline bind point, with layouts compatible for set n with the layout(s) used to create the shader, as described in [Pipeline Layout Compatibility](#)

- VUID-vkCmdDrawIndexedIndirect-None-08601

If a `bound shader` was created with a pipeline layout or specified push constant ranges and statically uses a push constant value, that value **must** have been set for the same pipeline bind point, with push constant ranges that are `compatible` with the push constant range used to create the shader

- VUID-vkCmdDrawIndexedIndirect-None-10068

For each array of resources that is used by a `bound shader`, the indices used to access members of the array **must** be less than the descriptor count for the identified binding in the descriptor sets used by this command

- VUID-vkCmdDrawIndexedIndirect-None-08114

Descriptors in each bound descriptor set, specified via `vkCmdBindDescriptorSets`, **must** be valid if they are accessed as described by `descriptor validity` by the `VkPipeline` bound to the pipeline bind point used by this command and the bound `VkPipeline` was not created with `VK_PIPELINE_CREATE_DESCRIPTOR_BUFFER_BIT_EXT`

- VUID-vkCmdDrawIndexedIndirect-imageLayout-00344

If an image descriptor is accessed by a shader, the [VkImageLayout](#) **must** match the subresource accessible from the [VkImageView](#) as defined by the [image layout matching rules](#)

- VUID-vkCmdDrawIndexedIndirect-None-08115

If the descriptors used by the [VkPipeline](#) bound to the pipeline bind point were specified via [vkCmdBindDescriptorSets](#), the bound [VkPipeline](#) **must** have been created without [VK_PIPELINE_CREATE_DESCRIPTOR_BUFFER_BIT_EXT](#)

- VUID-vkCmdDrawIndexedIndirect-None-08116

Descriptors in bound descriptor buffers, specified via [vkCmdSetDescriptorBufferOffsetsEXT](#), **must** be valid if they are dynamically used by the [VkPipeline](#) bound to the pipeline bind point used by this command and the bound [VkPipeline](#) was created with [VK_PIPELINE_CREATE_DESCRIPTOR_BUFFER_BIT_EXT](#)

- VUID-vkCmdDrawIndexedIndirect-None-08604

Descriptors in bound descriptor buffers, specified via [vkCmdSetDescriptorBufferOffsetsEXT](#), **must** be valid if they are dynamically used by any [VkShaderEXT](#) bound to a stage corresponding to the pipeline bind point used by this command

- VUID-vkCmdDrawIndexedIndirect-None-08117

If the descriptors used by the [VkPipeline](#) bound to the pipeline bind point were specified via [vkCmdSetDescriptorBufferOffsetsEXT](#), the bound [VkPipeline](#) **must** have been created with [VK_PIPELINE_CREATE_DESCRIPTOR_BUFFER_BIT_EXT](#)

- VUID-vkCmdDrawIndexedIndirect-None-08119

If a descriptor is dynamically used with a [VkPipeline](#) created with [VK_PIPELINE_CREATE_DESCRIPTOR_BUFFER_BIT_EXT](#), the descriptor memory **must** be resident

- VUID-vkCmdDrawIndexedIndirect-None-08605

If a descriptor is dynamically used with a [VkShaderEXT](#) created with a [VkDescriptorSetLayout](#) that was created with [VK_DESCRIPTOR_SET_LAYOUT_CREATE_DESCRIPTOR_BUFFER_BIT_EXT](#), the descriptor memory **must** be resident

- VUID-vkCmdDrawIndexedIndirect-None-08606

If the [shaderObject](#) feature is not enabled, a valid pipeline **must** be bound to the pipeline bind point used by this command

- VUID-vkCmdDrawIndexedIndirect-None-08608

If a pipeline is bound to the pipeline bind point used by this command, there **must** not have been any calls to dynamic state setting commands for any state specified statically in the [VkPipeline](#) object bound to the pipeline bind point used by this command, since that pipeline was bound

- VUID-vkCmdDrawIndexedIndirect-uniformBuffers-06935

If any stage of the [VkPipeline](#) object bound to the pipeline bind point used by this command accesses a uniform buffer, and that stage was created without enabling either [VK_PIPELINE_ROBUSTNESS_BUFFER_BEHAVIOR_ROBUST_BUFFER_ACCESS](#) or [VK_PIPELINE_ROBUSTNESS_BUFFER_BEHAVIOR_ROBUST_BUFFER_ACCESS_2](#) for [uniformBuffers](#), and the [robustBufferAccess](#) feature is not enabled, that stage **must** not

access values outside of the range of the buffer as specified in the descriptor set bound to the same pipeline bind point

- VUID-vkCmdDrawIndexedIndirect-None-08612

If the **robustBufferAccess** feature is not enabled, and any **VkShaderEXT** bound to a stage corresponding to the pipeline bind point used by this command accesses a uniform buffer, it **must** not access values outside of the range of the buffer as specified in the descriptor set bound to the same pipeline bind point

- VUID-vkCmdDrawIndexedIndirect-storageBuffers-06936

If any stage of the **VkPipeline** object bound to the pipeline bind point used by this command accesses a storage buffer, and that stage was created without enabling either **VK_PIPELINE_ROBUSTNESS_BUFFER_BEHAVIOR_ROBUST_BUFFER_ACCESS** or **VK_PIPELINE_ROBUSTNESS_BUFFER_BEHAVIOR_ROBUST_BUFFER_ACCESS_2** for **storageBuffers**, and the **robustBufferAccess** feature is not enabled, that stage **must** not access values outside of the range of the buffer as specified in the descriptor set bound to the same pipeline bind point

- VUID-vkCmdDrawIndexedIndirect-None-08613

If the **robustBufferAccess** feature is not enabled, and any **VkShaderEXT** bound to a stage corresponding to the pipeline bind point used by this command accesses a storage buffer, it **must** not access values outside of the range of the buffer as specified in the descriptor set bound to the same pipeline bind point

- VUID-vkCmdDrawIndexedIndirect-commandBuffer-02707

If **commandBuffer** is an unprotected command buffer and **protectedNoFault** is not supported, any resource accessed by **bound shaders** **must** not be a protected resource

- VUID-vkCmdDrawIndexedIndirect-viewType-07752

If a **VkImageView** is accessed as a result of this command, then the image view's **viewType** **must** match the **Dim** operand of the **OpTypeImage** as described in [Compatibility Between SPIR-V Image Dimensions and Vulkan ImageView Types](#)

- VUID-vkCmdDrawIndexedIndirect-format-07753

If a **VkImageView** or **VkBufferView** is accessed as a result of this command, then the **numeric type** of the view's **format** and the **Sampled Type** operand of the **OpTypeImage** **must** match

- VUID-vkCmdDrawIndexedIndirect-OpImageWrite-08795

If a **VkImageView** created with a format other than **VK_FORMAT_A8_UNORM** is accessed using **OpImageWrite** as a result of this command, then the **Type** of the **Texel** operand of that instruction **must** have at least as many components as the image view's format

- VUID-vkCmdDrawIndexedIndirect-OpImageWrite-08796

If a **VkImageView** created with the format **VK_FORMAT_A8_UNORM** is accessed using **OpImageWrite** as a result of this command, then the **Type** of the **Texel** operand of that instruction **must** have four components

- VUID-vkCmdDrawIndexedIndirect-OpImageWrite-04469

If a **VkBufferView** is accessed using **OpImageWrite** as a result of this command, then the **Type** of the **Texel** operand of that instruction **must** have at least as many components as the buffer view's format

- VUID-vkCmdDrawIndexedIndirect-SampledType-04470

If a `VkImageView` with a `VkFormat` that has a 64-bit component width is accessed as a result of this command, the `SampledType` of the `OpTypeImage` operand of that instruction **must** have a `Width` of 64

- VUID-vkCmdDrawIndexedIndirect-SampledType-04471

If a `VkImageView` with a `VkFormat` that has a component width less than 64-bit is accessed as a result of this command, the `SampledType` of the `OpTypeImage` operand of that instruction **must** have a `Width` of 32

- VUID-vkCmdDrawIndexedIndirect-SampledType-04472

If a `VkBufferView` with a `VkFormat` that has a 64-bit component width is accessed as a result of this command, the `SampledType` of the `OpTypeImage` operand of that instruction **must** have a `Width` of 64

- VUID-vkCmdDrawIndexedIndirect-SampledType-04473

If a `VkBufferView` with a `VkFormat` that has a component width less than 64-bit is accessed as a result of this command, the `SampledType` of the `OpTypeImage` operand of that instruction **must** have a `Width` of 32

- VUID-vkCmdDrawIndexedIndirect-sparseImageInt64Atomics-04474

If the `sparseImageInt64Atomics` feature is not enabled, `VkImage` objects created with the `VK_IMAGE_CREATE_SPARSE_RESIDENCY_BIT` flag **must** not be accessed by atomic instructions through an `OpTypeImage` with a `SampledType` with a `Width` of 64 by this command

- VUID-vkCmdDrawIndexedIndirect-sparseImageInt64Atomics-04475

If the `sparseImageInt64Atomics` feature is not enabled, `VkBuffer` objects created with the `VK_BUFFER_CREATE_SPARSE_RESIDENCY_BIT` flag **must** not be accessed by atomic instructions through an `OpTypeImage` with a `SampledType` with a `Width` of 64 by this command

- VUID-vkCmdDrawIndexedIndirect-OpImageSampleWeightedQCOM-06971

If `OpImageSampleWeightedQCOM` is used to sample a `VkImageView` as a result of this command, then the image view's `format features` **must** contain `VK_FORMAT_FEATURE_2_WEIGHT_SAMPLED_IMAGE_BIT_QCOM`

- VUID-vkCmdDrawIndexedIndirect-OpImageSampleWeightedQCOM-06972

If `OpImageSampleWeightedQCOM` uses a `VkImageView` as a sample weight image as a result of this command, then the image view's `format features` **must** contain `VK_FORMAT_FEATURE_2_WEIGHT_IMAGE_BIT_QCOM`

- VUID-vkCmdDrawIndexedIndirect-OpImageBoxFilterQCOM-06973

If `OpImageBoxFilterQCOM` is used to sample a `VkImageView` as a result of this command, then the image view's `format features` **must** contain `VK_FORMAT_FEATURE_2_BOX_FILTER_SAMPLED_BIT_QCOM`

- VUID-vkCmdDrawIndexedIndirect-OpImageBlockMatchSSDQCOM-06974

If `OpImageBlockMatchSSDQCOM` is used to read from an `VkImageView` as a result of this command, then the image view's `format features` **must** contain `VK_FORMAT_FEATURE_2_BLOCK_MATCHING_BIT_QCOM`

- VUID-vkCmdDrawIndexedIndirect-OpImageBlockMatchSADQCOM-06975

If `OpImageBlockMatchSADQCOM` is used to read from an `VkImageView` as a result of this command, then the image view's `format features` **must** contain

VK_FORMAT_FEATURE_2_BLOCK_MATCHING_BIT_QCOM

- VUID-vkCmdDrawIndexedIndirect-OpImageBlockMatchSADQCOM-06976
If `OpImageBlockMatchSADQCOM` or `OpImageBlockMatchSSDQCOM` is used to read from a reference image as result of this command, then the specified reference coordinates **must** not fail [integer texel coordinate validation](#)
- VUID-vkCmdDrawIndexedIndirect-OpImageSampleWeightedQCOM-06977
If `OpImageSampleWeightedQCOM`, `OpImageBoxFilterQCOM`, `OpImageBlockMatchWindowSSDQCOM`, `OpImageBlockMatchWindowSADQCOM`, `OpImageBlockMatchGatherSSDQCOM`, `OpImageBlockMatchGatherSADQCOM`, or `OpImageBlockMatchSSDQCOM` uses a `VkSampler` as a result of this command, then the sampler **must** have been created with `VK_SAMPLER_CREATE_IMAGE_PROCESSING_BIT_QCOM`
- VUID-vkCmdDrawIndexedIndirect-OpImageSampleWeightedQCOM-06978
If any command other than `OpImageSampleWeightedQCOM`, `OpImageBoxFilterQCOM`, `OpImageBlockMatchWindowSSDQCOM`, `OpImageBlockMatchWindowSADQCOM`, `OpImageBlockMatchGatherSSDQCOM`, `OpImageBlockMatchGatherSADQCOM`, `OpImageBlockMatchSSDQCOM`, or `OpImageBlockMatchSADQCOM` uses a `VkSampler` as a result of this command, then the sampler **must** not have been created with `VK_SAMPLER_CREATE_IMAGE_PROCESSING_BIT_QCOM`
- VUID-vkCmdDrawIndexedIndirect-OpImageBlockMatchWindow-09215
If a `OpImageBlockMatchWindow*QCOM` or `OpImageBlockMatchGather*QCOM` instruction is used to read from an `VkImageView` as a result of this command, then the image view's [format features](#) **must** contain `VK_FORMAT_FEATURE_2_BLOCK_MATCHING_BIT_QCOM`
- VUID-vkCmdDrawIndexedIndirect-OpImageBlockMatchWindow-09216
If a `OpImageBlockMatchWindow*QCOM` or `OpImageBlockMatchGather*QCOM` instruction is used to read from an `VkImageView` as a result of this command, then the image view's format **must** be a single-component format
- VUID-vkCmdDrawIndexedIndirect-OpImageBlockMatchWindow-09217
If a `OpImageBlockMatchWindow*QCOM` or `OpImageBlockMatchGather*QCOM` read from a reference image as result of this command, then the specified reference coordinates **must** not fail [integer texel coordinate validation](#)
- VUID-vkCmdDrawIndexedIndirect-None-07288
Any shader invocation executed by this command **must** [terminate](#)
- VUID-vkCmdDrawIndexedIndirect-None-09600
If a descriptor with type equal to any of `VK_DESCRIPTOR_TYPE_SAMPLE_WEIGHT_IMAGE_QCOM`, `VK_DESCRIPTOR_TYPE_BLOCK_MATCH_IMAGE_QCOM`, `VK_DESCRIPTOR_TYPE_SAMPLED_IMAGE`, `VK_DESCRIPTOR_TYPE_STORAGE_IMAGE`, or `VK_DESCRIPTOR_TYPE_INPUT_ATTACHMENT` is accessed as a result of this command, all image subresources identified by that descriptor **must** be in the image layout identified when the descriptor was written
- VUID-vkCmdDrawIndexedIndirect-commandBuffer-10746
The `VkDeviceMemory` object allocated from a `VkMemoryHeap` with the `VK_MEMORY_HEAP_TILE_MEMORY_BIT_QCOM` property that is bound to a resource accessed as a result of this command **must** be the active bound [bound tile memory object](#)

in `commandBuffer`

- VUID-vkCmdDrawIndexedIndirect-None-10678

If this command is recorded inside a `tile shading render pass` instance, the stages corresponding to the pipeline bind point used by this command **must** only include `VK_SHADER_STAGE_VERTEX_BIT`, `VK_SHADER_STAGE_FRAGMENT_BIT`, and/or `VK_SHADER_STAGE_COMPUTE_BIT`

- VUID-vkCmdDrawIndexedIndirect-None-10679

If this command is recorded where `per-tile execution model` is enabled, there **must** be no access to any image while the image was be transitioned to the `VK_IMAGE_LAYOUT_ATTACHMENT_FEEDBACK_LOOP_OPTIMAL_EXT` layout

- VUID-vkCmdDrawIndexedIndirect-pDescription-09900

If a `VK_DESCRIPTOR_TYPE_TENSOR_ARM` descriptor is accessed as a result of this command, then the underlying `VkTensorARM` object **must** have been created with the `VK_TENSOR_USAGE_SHADER_BIT_ARM` usage flag set

- VUID-vkCmdDrawIndexedIndirect-dimensionCount-09905

If a `VK_DESCRIPTOR_TYPE_TENSOR_ARM` descriptor is accessed as a result of this command, then the `Rank` of the `OpTypeTensorARM` of the tensor resource variable **must** be equal to the `dimensionCount` provided via `VkTensorCreateInfoARM::pDescription` when creating the underlying `VkTensorARM` object

- VUID-vkCmdDrawIndexedIndirect-OpTypeTensorARM-09906

If a `VK_DESCRIPTOR_TYPE_TENSOR_ARM` descriptor is accessed as a result of this command, then the element type of the `OpTypeTensorARM` of the tensor resource variable **must** be `compatible` with the `VkFormat` of the `VkTensorViewARM` used for the access

- VUID-vkCmdDrawIndexedIndirect-None-11297

If a pipeline is bound to the pipeline bind point used by this command, or shader is bound to a shader stage used by this command, and it was created with a `descriptor mapping` using `VK_DESCRIPTOR_MAPPING_SOURCE_HEAP_WITH_PUSH_INDEX_EXT`, `VK_DESCRIPTOR_MAPPING_SOURCE_HEAP_WITH_SHADER_RECORD_INDEX_EXT`, `VK_DESCRIPTOR_MAPPING_SOURCE_HEAP_WITH_INDIRECT_INDEX_ARRAY_EXT`, or `VK_DESCRIPTOR_MAPPING_SOURCE_HEAP_WITH_INDIRECT_INDEX_EXT`, and a shader accesses a `OpTypeStruct` decorated with `Block` or `BufferBlock` using that mapping, the calculated offset for the resource heap **must** be a multiple of `bufferDescriptorAlignment`

- VUID-vkCmdDrawIndexedIndirect-None-11298

If a pipeline is bound to the pipeline bind point used by this command, or shader is bound to a shader stage used by this command, and it was created with a `descriptor mapping` using `VK_DESCRIPTOR_MAPPING_SOURCE_HEAP_WITH_PUSH_INDEX_EXT`, `VK_DESCRIPTOR_MAPPING_SOURCE_HEAP_WITH_SHADER_RECORD_INDEX_EXT`, `VK_DESCRIPTOR_MAPPING_SOURCE_HEAP_WITH_INDIRECT_INDEX_ARRAY_EXT`, or `VK_DESCRIPTOR_MAPPING_SOURCE_HEAP_WITH_INDIRECT_INDEX_EXT`, and a shader accesses an `OpTypeImage` or `OpTypeSampledImage` using that mapping, the calculated offset for the resource heap **must** be a multiple of `imageDescriptorAlignment`

- VUID-vkCmdDrawIndexedIndirect-None-11299

If a pipeline is bound to the pipeline bind point used by this command, or shader is bound to a shader stage used by this command, and it was created with a `descriptor mapping` using `VK_DESCRIPTOR_MAPPING_SOURCE_HEAP_WITH_PUSH_INDEX_EXT`,

VK_DESCRIPTOR_MAPPING_SOURCE_HEAP_WITH_SHADER_RECORD_INDEX_EXT, VK_DESCRIPTOR_MAPPING_SOURCE_HEAP_WITH_INDIRECT_INDEX_ARRAY_EXT, or VK_DESCRIPTOR_MAPPING_SOURCE_HEAP_WITH_INDIRECT_INDEX_EXT, and a shader accesses an `OpTypeSampler` or `OpTypeSampledImage` using that mapping, the calculated offset for the sampler heap **must** be a multiple of `samplerDescriptorAlignment`

- VUID-vkCmdDrawIndexedIndirectNone-11397

If a pipeline is bound to the pipeline bind point used by this command, or shader is bound to a shader stage used by this command, and it was created with a `descriptor mapping` using `VK_DESCRIPTOR_MAPPING_SOURCE_HEAP_WITH_PUSH_INDEX_EXT`, `VK_DESCRIPTOR_MAPPING_SOURCE_HEAP_WITH_SHADER_RECORD_INDEX_EXT`, `VK_DESCRIPTOR_MAPPING_SOURCE_HEAP_WITH_INDIRECT_INDEX_ARRAY_EXT`, or `VK_DESCRIPTOR_MAPPING_SOURCE_HEAP_WITH_INDIRECT_INDEX_EXT`, and a shader accesses an `OpTypeTensorARM` using that mapping, the calculated offset for the resource heap **must** be a multiple of `tensorDescriptorAlignment`

- VUID-vkCmdDrawIndexedIndirectNone-11300

If a pipeline is bound to the pipeline bind point used by this command, or shader is bound to a shader stage used by this command, and it was created with a `descriptor mapping` using `VK_DESCRIPTOR_MAPPING_SOURCE_HEAP_WITH_INDIRECT_INDEX_ARRAY_EXT` or `VK_DESCRIPTOR_MAPPING_SOURCE_HEAP_WITH_INDIRECT_INDEX_EXT`, and a shader accesses a resource using that mapping, the value of the address at the expected location in push data **must** be a multiple of 4

- VUID-vkCmdDrawIndexedIndirectNone-11301

If a pipeline is bound to the pipeline bind point used by this command, or shader is bound to a shader stage used by this command, and it was created with a `descriptor mapping` using `VK_DESCRIPTOR_MAPPING_SOURCE_HEAP_WITH_INDIRECT_INDEX_ARRAY_EXT` or `VK_DESCRIPTOR_MAPPING_SOURCE_HEAP_WITH_INDIRECT_INDEX_EXT`, and a shader accesses a resource using that mapping, the value of the address at the expected location in push data **must** be a valid `VkDeviceAddress` backed by physical memory at every offset specified by each mapping

- VUID-vkCmdDrawIndexedIndirectNone-11302

If a pipeline is bound to the pipeline bind point used by this command, or shader is bound to a shader stage used by this command, and it was created with a `descriptor mapping` using `VK_DESCRIPTOR_MAPPING_SOURCE_PUSH_ADDRESS_EXT`, and a shader accesses a resource using that mapping, the value of the address at the expected location in push data **must** be a valid `VkDeviceAddress`

- VUID-vkCmdDrawIndexedIndirectNone-11304

If a pipeline is bound to the pipeline bind point used by this command, or shader is bound to a shader stage used by this command, and it was created with a `descriptor mapping` using `VK_DESCRIPTOR_MAPPING_SOURCE_INDIRECT_ADDRESS_EXT`, and a shader accesses a resource using that mapping, the value of the address at the expected location in push data **must** be a multiple of 8

- VUID-vkCmdDrawIndexedIndirectNone-11305

If a pipeline is bound to the pipeline bind point used by this command, or shader is bound to a shader stage used by this command, and it was created with a `descriptor mapping` using `VK_DESCRIPTOR_MAPPING_SOURCE_INDIRECT_ADDRESS_EXT`, and a shader

accesses a resource using that mapping, the value of the address at the expected location in push data **must** be a valid [VkDeviceAddress](#) backed by physical memory at every offset specified by each mapping

- VUID-vkCmdDrawIndexedIndirect-None-11306

If a pipeline is bound to the pipeline bind point used by this command, or shader is bound to a shader stage used by this command, and it was created with a [descriptor mapping](#) using [VK_DESCRIPTOR_MAPPING_SOURCE_INDIRECT_ADDRESS_EXT](#), and a shader accesses a resource using that mapping, the value of the address pointed to by the address in push data **must** be a valid [VkDeviceAddress](#)

- VUID-vkCmdDrawIndexedIndirect-None-11308

For each [descriptor heap](#) that is statically used by a [bound shader](#), either directly or via a [descriptor mapping](#), a valid descriptor heap **must** be bound

- VUID-vkCmdDrawIndexedIndirect-None-11309

If a [bound shader](#) was created as a [VkShaderEXT](#) with the [VK_SHADER_CREATE_DESCRIPTOR_HEAP_BIT_EXT](#) flag or as part of a pipeline with the [VK_PIPELINE_CREATE_2_DESCRIPTOR_HEAP_BIT_EXT](#) flag, execution of this command **must** not result in any descriptor read accessing data outside of the user range of the respective heap bound by [vkCmdBind*HeapEXT](#) commands

- VUID-vkCmdDrawIndexedIndirect-None-11372

If any stage of the [VkPipeline](#) object bound to the pipeline bind point used by this command accesses a uniform buffer or uniform texel buffer through a descriptor in the bound resource heap, that stage was created without enabling either [VK_PIPELINE_ROBUSTNESS_BUFFER_BEHAVIOR_ROBUST_BUFFER_ACCESS](#) or [VK_PIPELINE_ROBUSTNESS_BUFFER_BEHAVIOR_ROBUST_BUFFER_ACCESS_2](#) for [uniformBuffers](#), the [robustBufferAccess2](#) feature is not enabled, and the [robustBufferAccess](#) feature is not enabled, that stage **must** not access values outside of the range of the descriptor specified via [VkDeviceAddressRangeKHR](#) when the descriptor was written

- VUID-vkCmdDrawIndexedIndirect-None-11373

If any stage of the [VkPipeline](#) object bound to the pipeline bind point used by this command accesses a storage buffer or storage texel buffer through a descriptor in the bound resource heap, that stage was created without enabling either [VK_PIPELINE_ROBUSTNESS_BUFFER_BEHAVIOR_ROBUST_BUFFER_ACCESS](#) or [VK_PIPELINE_ROBUSTNESS_BUFFER_BEHAVIOR_ROBUST_BUFFER_ACCESS_2](#) for [storageBuffers](#), the [robustBufferAccess2](#) feature is not enabled, and the [robustBufferAccess](#) feature is not enabled, that stage **must** not access values outside of the range of the descriptor specified by [VkDeviceAddressRangeKHR](#) when the descriptor was written

- VUID-vkCmdDrawIndexedIndirect-None-11374

If the [robustBufferAccess2](#) feature is not enabled, the [robustBufferAccess](#) feature is not enabled, and any [VkShaderEXT](#) bound to a stage corresponding to the pipeline bind point used by this command accesses a uniform buffer, uniform texel buffer, storage buffer, or storage texel buffer, that shader **must** not access values outside of the range of the buffer as specified by [VkDeviceAddressRangeKHR](#) when the descriptor was written

- VUID-vkCmdDrawIndexedIndirect-pBindInfo-11375

If any [bound shader](#) uses an embedded sampler via a [descriptor mapping](#), the value of [pBindInfo->reservedRangeSize](#) set for [vkCmdBindSamplerHeapEXT](#) **must** be greater than

or equal to `minSamplerHeapReservedRangeWithEmbedded`

- VUID-vkCmdDrawIndexedIndirect-None-11376

If a `bound shader` was created as a `VkShaderEXT` with the `VK_SHADER_CREATE_DESCRIPTOR_HEAP_BIT_EXT` flag or as part of a pipeline with the `VK_PIPELINE_CREATE_2_DESCRIPTOR_HEAP_BIT_EXT` flag, and that shader statically uses a push constant value, that value **must** have been set by `vkCmdPushDataEXT`

- VUID-vkCmdDrawIndexedIndirect-None-11398

If a `bound shader` was created with a `descriptor mapping` using `VK_DESCRIPTOR_MAPPING_SOURCE_PUSH_DATA_EXT`, `VK_DESCRIPTOR_MAPPING_SOURCE_PUSH_ADDRESS_EXT`, `VK_DESCRIPTOR_MAPPING_SOURCE_SHADER_RECORD_DATA_EXT`, `VK_DESCRIPTOR_MAPPING_SOURCE_SHADER_RECORD_ADDRESS_EXT`, `VK_DESCRIPTOR_MAPPING_SOURCE_RESOURCE_HEAP_DATA_EXT`, or `VK_DESCRIPTOR_MAPPING_SOURCE_INDIRECT_ADDRESS_EXT`, and a shader accesses a resource using that mapping, the access **must** not be `out of bounds`

- VUID-vkCmdDrawIndexedIndirect-None-11437

If a pipeline is bound to the pipeline bind point used by this command, or shader is bound to a shader stage used by this command, and it was created with a `descriptor mapping` using `VK_DESCRIPTOR_MAPPING_SOURCE_HEAP_WITH_INDIRECT_INDEX_ARRAY_EXT`, `VK_DESCRIPTOR_MAPPING_SOURCE_HEAP_WITH_INDIRECT_INDEX_EXT`, or `VK_DESCRIPTOR_MAPPING_SOURCE_INDIRECT_ADDRESS_EXT`, and a shader accesses a resource using that mapping, the buffer from which the address in push data was queried **must** have been created with the `VK_BUFFER_USAGE_UNIFORM_BUFFER_BIT` usage flag set

- VUID-vkCmdDrawIndexedIndirect-None-11438

If a pipeline is bound to the pipeline bind point used by this command, or shader is bound to a shader stage used by this command, and it was created with a `descriptor mapping` using `VK_DESCRIPTOR_MAPPING_SOURCE_PUSH_ADDRESS_EXT`, `VK_DESCRIPTOR_MAPPING_SOURCE_SHADER_RECORD_ADDRESS_EXT`, or `VK_DESCRIPTOR_MAPPING_SOURCE_INDIRECT_ADDRESS_EXT`, and a shader accesses a uniform buffer using that mapping, the address that the uniform buffer is mapped to **must** have been queried from a buffer created with the `VK_BUFFER_USAGE_UNIFORM_BUFFER_BIT` usage flag set

- VUID-vkCmdDrawIndexedIndirect-None-11441

If a pipeline is bound to the pipeline bind point used by this command, or shader is bound to a shader stage used by this command, and it was created with a `descriptor mapping` using `VK_DESCRIPTOR_MAPPING_SOURCE_PUSH_ADDRESS_EXT`, `VK_DESCRIPTOR_MAPPING_SOURCE_SHADER_RECORD_ADDRESS_EXT`, or `VK_DESCRIPTOR_MAPPING_SOURCE_INDIRECT_ADDRESS_EXT`, and a shader accesses a uniform buffer using that mapping, the address that the uniform buffer is mapped to **must** be aligned to `minUniformBufferOffsetAlignment`

- VUID-vkCmdDrawIndexedIndirect-None-11439

If a pipeline is bound to the pipeline bind point used by this command, or shader is bound to a shader stage used by this command, and it was created with a `descriptor mapping` using `VK_DESCRIPTOR_MAPPING_SOURCE_PUSH_ADDRESS_EXT`,

VK_DESCRIPTOR_MAPPING_SOURCE_SHADER_RECORD_ADDRESS_EXT, or
VK_DESCRIPTOR_MAPPING_SOURCE_INDIRECT_ADDRESS_EXT, and a shader accesses a
storage buffer using that mapping, the address that the storage buffer is mapped to **must**
have been queried from a buffer created with the
VK_BUFFER_USAGE_STORAGE_BUFFER_BIT usage flag set

- VUID-vkCmdDrawIndexedIndirect-None-11442

If a pipeline is bound to the pipeline bind point used by this command, or shader is bound
to a shader stage used by this command, and it was created with a [descriptor mapping](#)
using [VK_DESCRIPTOR_MAPPING_SOURCE_PUSH_ADDRESS_EXT](#),
[VK_DESCRIPTOR_MAPPING_SOURCE_SHADER_RECORD_ADDRESS_EXT](#), or
[VK_DESCRIPTOR_MAPPING_SOURCE_INDIRECT_ADDRESS_EXT](#), and a shader accesses a
storage buffer using that mapping, the address that the storage buffer is mapped to **must**
be aligned to [minStorageBufferOffsetAlignment](#)

- VUID-vkCmdDrawIndexedIndirect-None-11485

If a pipeline is bound to the pipeline bind point used by this command, or shader is bound
to a shader stage used by this command, and it was created with a [descriptor mapping](#)
using [VK_DESCRIPTOR_MAPPING_SOURCE_PUSH_ADDRESS_EXT](#),
[VK_DESCRIPTOR_MAPPING_SOURCE_SHADER_RECORD_ADDRESS_EXT](#), or
[VK_DESCRIPTOR_MAPPING_SOURCE_INDIRECT_ADDRESS_EXT](#), and a shader accesses an
acceleration structure using that mapping, the address that the acceleration structure is
mapped to **must** be an acceleration structure address retrieved from a
[VkAccelerationStructureKHR](#) object via [vkGetAccelerationStructureDeviceAddressKHR](#) or
handle retrieved from a [VkAccelerationStructureNV](#) object via
[vkGetAccelerationStructureHandleNV](#)

- VUID-vkCmdDrawIndexedIndirect-index-11450

If a shader uses a sampler descriptor to sample an image as a result of this command, and
that sampler descriptor uses a custom border color with an index defined by
[VkSamplerCustomBorderColorIndexCreateInfoEXT](#), the value of
[VkSamplerCustomBorderColorIndexCreateInfoEXT::index](#) **must** have been registered
before this command was recorded, and still be registered during the sampling operation,
with an identically defined color

- VUID-vkCmdDrawIndexedIndirect-protectedNoFault-11455

If [protectedNoFault](#) is not supported, a pipeline is bound to the pipeline bind point used by
this command, or a shader is bound to a shader stage used by this command, and it was
created with a [descriptor mapping](#) using
[VK_DESCRIPTOR_MAPPING_SOURCE_PUSH_ADDRESS_EXT](#),
[VK_DESCRIPTOR_MAPPING_SOURCE_SHADER_RECORD_ADDRESS_EXT](#), or
[VK_DESCRIPTOR_MAPPING_SOURCE_INDIRECT_ADDRESS_EXT](#), the address that the
resource is mapped to **must** have been queried from a buffer created without the
[VK_BUFFER_CREATE_PROTECTED_BIT](#) create flag set

- VUID-vkCmdDrawIndexedIndirect-protectedNoFault-11456

If [protectedNoFault](#) is not supported, a pipeline is bound to the pipeline bind point used by
this command, or a shader is bound to a shader stage used by this command, and it was
created with a [descriptor mapping](#) using
[VK_DESCRIPTOR_MAPPING_SOURCE_HEAP_WITH_INDIRECT_INDEX_EXT](#) or
[VK_DESCRIPTOR_MAPPING_SOURCE_HEAP_WITH_INDIRECT_INDEX_ARRAY_EXT](#), the

address of the indirect memory **must** have been queried from a buffer created without the `VK_BUFFER_CREATE_PROTECTED_BIT` create flag set

- VUID-vkCmdDrawIndexedIndirect-renderPass-02684

The current render pass **must** be `compatible` with the `renderPass` member of the `VkGraphicsPipelineCreateInfo` structure specified when creating the `VkPipeline` bound to `VK_PIPELINE_BIND_POINT_GRAPHICS`

- VUID-vkCmdDrawIndexedIndirect-subpass-02685

The subpass index of the current render pass **must** be equal to the `subpass` member of the `VkGraphicsPipelineCreateInfo` structure specified when creating the `VkPipeline` bound to `VK_PIPELINE_BIND_POINT_GRAPHICS`

- VUID-vkCmdDrawIndexedIndirect-OpTypeImage-07468

If any shader executed by this pipeline accesses an `OpTypeImage` variable with a `Dim` operand of `SubpassData`, it **must** be decorated with an `InputAttachmentIndex` that corresponds to a valid input attachment in the current subpass

- VUID-vkCmdDrawIndexedIndirect-None-07469

Input attachment views accessed in a subpass **must** be created with the same `VkFormat` as the corresponding subpass definition, and be created with a `VkImageView` that is compatible with the attachment referenced by the subpass' `pInputAttachments` [`InputAttachmentIndex`] in the bound `VkFramebuffer` as specified by `Fragment Input Attachment Compatibility`

- VUID-vkCmdDrawIndexedIndirect-pDepthInputAttachmentIndex-09595

Input attachment views accessed in a dynamic render pass with a `InputAttachmentIndex` referenced by `VkRenderingInputAttachmentIndexInfo`, or no `InputAttachmentIndex` if `VkRenderingInputAttachmentIndexInfo::pDepthInputAttachmentIndex` or `VkRenderingInputAttachmentIndexInfo::pStencilInputAttachmentIndex` are `NULL`, **must** be created with a `VkImageView` that is compatible with the corresponding color, depth, or stencil attachment in `VkRenderingInfo`

- VUID-vkCmdDrawIndexedIndirect-pDepthInputAttachmentIndex-09596

Input attachment views accessed in a dynamic render pass via a shader object **must** have an `InputAttachmentIndex` if both `VkRenderingInputAttachmentIndexInfo::pDepthInputAttachmentIndex` and `VkRenderingInputAttachmentIndexInfo::pStencilInputAttachmentIndex` are non-`NULL`

- VUID-vkCmdDrawIndexedIndirect-InputAttachmentIndex-09597

If an input attachment view accessed in a dynamic render pass via a shader object has an `InputAttachmentIndex`, the `InputAttachmentIndex` **must** match an index in `VkRenderingInputAttachmentIndexInfo`

- VUID-vkCmdDrawIndexedIndirect-None-06537

Memory backing image subresources used as attachments in the current render pass **must** not be written in any way other than as an attachment by this command

- VUID-vkCmdDrawIndexedIndirect-None-10795

If a color attachment is written by any prior command in this subpass or by the load, store, or resolve operations for this subpass, and `feedback loop` is not enabled for `VK_IMAGE_ASPECT_COLOR_BIT` on that attachment, it **must** not be accessed in any way other than as an attachment by this command

- VUID-vkCmdDrawIndexedIndirect-None-10796
If a depth attachment is written by any prior command in this subpass or by the load, store, or resolve operations for this subpass, and [feedback loop](#) is not enabled for [VK_IMAGE_ASPECT_DEPTH_BIT](#) on that attachment, it **must** not be accessed in any way other than as an attachment by this command
- VUID-vkCmdDrawIndexedIndirect-None-10797
If a stencil attachment is written by any prior command in this subpass or by the load, store, or resolve operations for this subpass, and [feedback loop](#) is not enabled for [VK_IMAGE_ASPECT_STENCIL_BIT](#) on that attachment, it **must** not be accessed in any way other than as an attachment by this command
- VUID-vkCmdDrawIndexedIndirect-None-12338
If a color attachment is read in this command in any way other than as an attachment, or has been read by any prior command in this subpass as a non-attachment, and [feedback loop](#) is not enabled for [VK_IMAGE_ASPECT_COLOR_BIT](#) on that attachment, the color attachment **must** not be written to by this command
- VUID-vkCmdDrawIndexedIndirect-None-12339
If a depth attachment is read in this command in any way other than as an attachment, or has been read by any prior command in this subpass as a non-attachment, and [feedback loop](#) is not enabled for [VK_IMAGE_ASPECT_DEPTH_BIT](#) on that attachment, the depth attachment **must** not be written to by this command
- VUID-vkCmdDrawIndexedIndirect-None-12340
If a stencil attachment is read in this command in any way other than as an attachment, or has been read by any prior command in this subpass as a non-attachment, and [feedback loop](#) is not enabled for [VK_IMAGE_ASPECT_STENCIL_BIT](#) on that attachment, the stencil attachment **must** not be written to by this command
- VUID-vkCmdDrawIndexedIndirect-None-09003
If an attachment is written by any prior command in this subpass or by the load, store, or resolve operations for this subpass, it **must** not be accessed in any way other than as an attachment, storage image, or sampled image by this command
- VUID-vkCmdDrawIndexedIndirect-None-06886
If the current render pass instance uses a depth/stencil attachment with a read-only layout for the depth aspect, [depth writes](#) **must** be disabled
- VUID-vkCmdDrawIndexedIndirect-None-06887
If the current render pass instance uses a depth/stencil attachment with a read-only layout for the stencil aspect, both front and back [writeMask](#) are not zero, and stencil test is enabled, [all stencil ops](#) **must** be [VK_STENCIL_OP_KEEP](#)
- VUID-vkCmdDrawIndexedIndirect-None-07831
If the bound graphics pipeline state was created with the [VK_DYNAMIC_STATE_VIEWPORT](#) dynamic state enabled then [vkCmdSetViewport](#) **must** have been called and not subsequently [invalidated](#) in the current command buffer prior to this drawing command
- VUID-vkCmdDrawIndexedIndirect-None-07832
If the bound graphics pipeline state was created with the [VK_DYNAMIC_STATE_SCISSOR](#) dynamic state enabled then [vkCmdSetScissor](#) **must** have been called and not

subsequently **invalidated** in the current command buffer prior to this drawing command

- VUID-vkCmdDrawIndexedIndirect-None-08617

If a shader object is bound to any graphics stage or a graphics pipeline is bound which was created with the **VK_DYNAMIC_STATE_LINE_WIDTH** dynamic state enabled, the **current value** of **rasterizerDiscardEnable** is **VK_FALSE**, and the **effective rasterization input topology** is in line topology class, then **vkCmdSetLineWidth** **must** have been called and not subsequently **invalidated** in the current command buffer prior to this drawing command

- VUID-vkCmdDrawIndexedIndirect-None-07834

If a shader object is bound to any graphics stage or a graphics pipeline is bound which was created with the **VK_DYNAMIC_STATE_DEPTH_BIAS** dynamic state enabled, the **current value** of **rasterizerDiscardEnable** is **VK_FALSE**, and the **current value** of **depthBiasEnable** is **VK_TRUE**, then **vkCmdSetDepthBias** or **vkCmdSetDepthBias2EXT** **must** have been called and not subsequently **invalidated** in the current command buffer prior to this drawing command

- VUID-vkCmdDrawIndexedIndirect-None-07835

If a shader object is bound to the **VK_SHADER_STAGE_FRAGMENT_BIT** stage or a graphics pipeline is bound which was created with the **VK_DYNAMIC_STATE_BLEND_CONSTANTS** dynamic state enabled, the **current value** of **rasterizerDiscardEnable** is **VK_FALSE**, and an active color attachment **current value** of **blendEnable** is **VK_TRUE** with a blend equations where any **VkBlendFactor** member is **VK_BLEND_FACTOR_CONSTANT_COLOR**, **VK_BLEND_FACTOR_ONE_MINUS_CONSTANT_COLOR**, **VK_BLEND_FACTOR_CONSTANT_ALPHA**, **VK_BLEND_FACTOR_ONE_MINUS_CONSTANT_ALPHA**, or **VK_BLEND_FACTOR_CONSTANT_ALPHA**, then **vkCmdSetBlendConstants** **must** have been called and not subsequently **invalidated** in the current command buffer prior to this drawing command

- VUID-vkCmdDrawIndexedIndirect-None-07836

If a shader object is bound to any graphics stage or a graphics pipeline is bound which was created with the **VK_DYNAMIC_STATE_DEPTH_BOUNDS** dynamic state enabled, the **current value** of **rasterizerDiscardEnable** is **VK_FALSE**, and the **current value** of **depthBoundsTestEnable** is **VK_TRUE**, then **vkCmdSetDepthBounds** **must** have been called and not subsequently **invalidated** in the current command buffer prior to this drawing command

- VUID-vkCmdDrawIndexedIndirect-None-07837

If a shader object is bound to any graphics stage or a graphics pipeline is bound which was created with the **VK_DYNAMIC_STATE_STENCIL_COMPARE_MASK** dynamic state enabled, the **current value** of **rasterizerDiscardEnable** is **VK_FALSE**, and the **current value** of **stencilTestEnable** is **VK_TRUE**, then **vkCmdSetStencilCompareMask** **must** have been called and not subsequently **invalidated** in the current command buffer prior to this drawing command

- VUID-vkCmdDrawIndexedIndirect-None-07838

If a shader object is bound to any graphics stage or a graphics pipeline is bound which was created with the **VK_DYNAMIC_STATE_STENCIL_WRITE_MASK** dynamic state enabled, the **current value** of **rasterizerDiscardEnable** is **VK_FALSE**, and the **current value** of **stencilTestEnable** is **VK_TRUE**, then **vkCmdSetStencilWriteMask** **must** have been called

and not subsequently [invalidated](#) in the current command buffer prior to this drawing command

- VUID-vkCmdDrawIndexedIndirect-None-07839

If a shader object is bound to any graphics stage or a graphics pipeline is bound which was created with the [VK_DYNAMIC_STATE_STENCIL_REFERENCE](#) dynamic state enabled, the [current value](#) of [rasterizerDiscardEnable](#) is [VK_FALSE](#), the [current value](#) of [stencilTestEnable](#) is [VK_TRUE](#), then [vkCmdSetStencilReference](#) **must** have been called and not subsequently [invalidated](#) in the current command buffer prior to this drawing command

- VUID-vkCmdDrawIndexedIndirect-maxMultiviewInstanceIndex-02688

If the draw is recorded in a render pass instance with multiview enabled, the maximum instance index **must** be less than or equal to [VkPhysicalDeviceMultiviewProperties::maxMultiviewInstanceIndex](#)

- VUID-vkCmdDrawIndexedIndirect-sampleLocationsEnable-02689

If the bound graphics pipeline was created with [VkPipelineSampleLocationsStateCreateInfoEXT::sampleLocationsEnable](#) set to [VK_TRUE](#), then the active depth attachment **must** have been created with the [VK_IMAGE_CREATE_SAMPLE_LOCATIONS_COMPATIBLE_DEPTH_BIT_EXT](#) bit set

- VUID-vkCmdDrawIndexedIndirect-None-07634

If the [VK_EXT_sample_locations](#) extension is enabled, a shader object is bound to any graphics stage or a graphics pipeline is bound which was created with the [VK_DYNAMIC_STATE_SAMPLE_LOCATIONS_ENABLE_EXT](#) dynamic state enabled, and the [current value](#) of [rasterizerDiscardEnable](#) is [VK_FALSE](#), then [vkCmdSetSampleLocationsEnableEXT](#) **must** have been called and not subsequently [invalidated](#) in the current command buffer prior to this drawing command

- VUID-vkCmdDrawIndexedIndirect-None-06666

If the [VK_EXT_sample_locations](#) extension is enabled, a shader object is bound to any graphics stage or a graphics pipeline is bound which was created with the [VK_DYNAMIC_STATE_SAMPLE_LOCATIONS_EXT](#) dynamic state enabled, the [current value](#) of [rasterizerDiscardEnable](#) is [VK_FALSE](#), and the [current value](#) of [sampleLocationsEnable](#) is [VK_TRUE](#), then [vkCmdSetSampleLocationsEXT](#) **must** have been called and not subsequently [invalidated](#) in the current command buffer prior to this drawing command

- VUID-vkCmdDrawIndexedIndirect-None-07840

If a shader object is bound to any graphics stage or a graphics pipeline is bound which was created with the [VK_DYNAMIC_STATE_CULL_MODE](#) dynamic state enabled, and the [current value](#) of [rasterizerDiscardEnable](#) is [VK_FALSE](#), then [vkCmdSetCullMode](#) **must** have been called and not subsequently [invalidated](#) in the current command buffer prior to this drawing command

- VUID-vkCmdDrawIndexedIndirect-None-07841

If a shader object is bound to any graphics stage or a graphics pipeline is bound which was created with the [VK_DYNAMIC_STATE_FRONT_FACE](#) dynamic state enabled, and the [current value](#) of [rasterizerDiscardEnable](#) is [VK_FALSE](#), then [vkCmdSetFrontFace](#) **must** have been called and not subsequently [invalidated](#) in the current command buffer prior to this drawing command

- VUID-vkCmdDrawIndexedIndirect-None-07843

If a shader object is bound to any graphics stage or a graphics pipeline is bound which was created with the `VK_DYNAMIC_STATE_DEPTH_TEST_ENABLE` dynamic state enabled, and the `current value` of `rasterizerDiscardEnable` is `VK_FALSE`, `vkCmdSetDepthTestEnable` **must** have been called and not subsequently `invalidated` in the current command buffer prior to this drawing command

- VUID-vkCmdDrawIndexedIndirect-None-07844

If a shader object is bound to any graphics stage or a graphics pipeline is bound which was created with the `VK_DYNAMIC_STATE_DEPTH_WRITE_ENABLE` dynamic state enabled, and the `current value` of `rasterizerDiscardEnable` is `VK_FALSE`, and the `current value` of `depthTestEnable` is `VK_TRUE`, then `vkCmdSetDepthWriteEnable` **must** have been called and not subsequently `invalidated` in the current command buffer prior to this drawing command

- VUID-vkCmdDrawIndexedIndirect-None-07845

If a shader object is bound to any graphics stage or a graphics pipeline is bound which was created with the `VK_DYNAMIC_STATE_DEPTH_COMPARE_OP` dynamic state enabled, the `current value` of `rasterizerDiscardEnable` is `VK_FALSE`, and the `current value` of `depthTestEnable` is `VK_TRUE`, then `vkCmdSetDepthCompareOp` **must** have been called and not subsequently `invalidated` in the current command buffer prior to this drawing command

- VUID-vkCmdDrawIndexedIndirect-None-07846

If the `depthBounds` feature is enabled, a shader object is bound to any graphics stage or a graphics pipeline is bound which was created with the `VK_DYNAMIC_STATE_DEPTH_BOUNDS_TEST_ENABLE` dynamic state enabled, and the `current value` of `rasterizerDiscardEnable` is `VK_FALSE`, then `vkCmdSetDepthBoundsTestEnable` **must** have been called and not subsequently `invalidated` in the current command buffer prior to this drawing command

- VUID-vkCmdDrawIndexedIndirect-None-07847

If a shader object is bound to any graphics stage or a graphics pipeline is bound which was created with the `VK_DYNAMIC_STATE_STENCIL_TEST_ENABLE` dynamic state enabled, and the `current value` of `rasterizerDiscardEnable` is `VK_FALSE`, then `vkCmdSetStencilTestEnable` **must** have been called and not subsequently `invalidated` in the current command buffer prior to this drawing command

- VUID-vkCmdDrawIndexedIndirect-None-07848

If a shader object is bound to any graphics stage or a graphics pipeline is bound which was created with the `VK_DYNAMIC_STATE_STENCIL_OP` dynamic state enabled, the `current value` of `rasterizerDiscardEnable` is `VK_FALSE`, the `current value` of `stencilTestEnable` is `VK_TRUE`, then `vkCmdSetStencilOp` **must** have been called and not subsequently `invalidated` in the current command buffer prior to this drawing command

- VUID-vkCmdDrawIndexedIndirect-viewportCount-03417

If a shader object is bound to any graphics stage or a graphics pipeline is bound which was created with the `VK_DYNAMIC_STATE_VIEWPORT_WITH_COUNT` dynamic state enabled, and the state is not inherited, then `vkCmdSetViewportWithCount` **must** have been called and not subsequently `invalidated` in the current command buffer prior to this drawing command

- VUID-vkCmdDrawIndexedIndirect-scissorCount-03418

If a shader object is bound to any graphics stage or a graphics pipeline is bound which was created with the `VK_DYNAMIC_STATE_SCISSOR_WITH_COUNT` dynamic state enabled, and the state is not inherited, then `vkCmdSetScissorWithCount` **must** have been called and not subsequently `invalidated` in the current command buffer prior to this drawing

- VUID-vkCmdDrawIndexedIndirect-viewportCount-03419

If a shader object is bound to any graphics stage or a graphics pipeline is bound which was created with both the `VK_DYNAMIC_STATE_SCISSOR_WITH_COUNT` and `VK_DYNAMIC_STATE_VIEWPORT_WITH_COUNT` dynamic states enabled, and the state is not inherited, then the `viewportCount` parameter of `vkCmdSetViewportWithCount` **must** match the `scissorCount` parameter of `vkCmdSetScissorWithCount`

- VUID-vkCmdDrawIndexedIndirect-viewportCount-04137

If the bound graphics pipeline state was created with the `VK_DYNAMIC_STATE_VIEWPORT_WITH_COUNT` dynamic state enabled, but not the `VK_DYNAMIC_STATE_VIEWPORT_W_SCALING_NV` dynamic state enabled, then the bound graphics pipeline **must** have been created with `VkPipelineViewportWScalingStateCreateInfoNV::viewportCount` greater or equal to the `viewportCount` parameter in the last call to `vkCmdSetViewportWithCount`

- VUID-vkCmdDrawIndexedIndirect-viewportCount-04138

If the `VK_NV_clip_space_w_scaling` extension is enabled, and a shader object is bound to any graphics stage or a graphics pipeline is bound which was created with the `VK_DYNAMIC_STATE_VIEWPORT_WITH_COUNT` and `VK_DYNAMIC_STATE_VIEWPORT_W_SCALING_NV` dynamic state enabled, the `current value` of `viewportWScalingEnable` is `VK_TRUE`, then `vkCmdSetViewportWScalingNV` **must** have been called and not subsequently `invalidated` in the current command buffer prior to this drawing command

- VUID-vkCmdDrawIndexedIndirect-None-08636

If the `VK_NV_clip_space_w_scaling` extension is enabled, and a shader object is bound to any graphics stage or a graphics pipeline is bound which was created with the `VK_DYNAMIC_STATE_VIEWPORT_WITH_COUNT` and `VK_DYNAMIC_STATE_VIEWPORT_W_SCALING_NV` dynamic state enabled, the `current value` of `viewportWScalingEnable` is `VK_TRUE`, then the `viewportCount` parameter in the last call to `vkCmdSetViewportWScalingNV` **must** be greater than or equal to the `viewportCount` parameter in the last call to `vkCmdSetViewportWithCount`

- VUID-vkCmdDrawIndexedIndirect-viewportCount-04139

If the bound graphics pipeline state was created with the `VK_DYNAMIC_STATE_VIEWPORT_WITH_COUNT` dynamic state enabled, but not the `VK_DYNAMIC_STATE_VIEWPORT_SHADING_RATE_PALETTE_NV` dynamic state enabled, then the bound graphics pipeline **must** have been created with `VkPipelineViewportShadingRateImageStateCreateInfoNV::viewportCount` greater or equal to the `viewportCount` parameter in the last call to `vkCmdSetViewportWithCount`

- VUID-vkCmdDrawIndexedIndirect-shadingRateImage-09233

If the `shadingRateImage` feature is enabled, and a shader object is bound to any graphics stage or a graphics pipeline is bound which was created with the `VK_DYNAMIC_STATE_VIEWPORT_COARSE_SAMPLE_ORDER_NV` and the `current value` of

`rasterizerDiscardEnable` is `VK_FALSE`, then `vkCmdSetCoarseSampleOrderNV` **must** have been called and not subsequently `invalidated` in the current command buffer prior to this drawing command

- VUID-vkCmdDrawIndexedIndirect-shadingRateImage-09234

If the `shadingRateImage` feature is enabled, and a shader object is bound to any graphics stage or a graphics pipeline is bound which was created with the `VK_DYNAMIC_STATE_VIEWPORT_WITH_COUNT` and `VK_DYNAMIC_STATE_VIEWPORT_SHADING_RATE_PALETTE_NV` dynamic state enabled, the `current value` of `rasterizerDiscardEnable` is `VK_FALSE`, and the `current value` of `shadingRateImageEnable` is `VK_TRUE`, then `vkCmdSetViewportShadingRatePaletteNV` **must** have been called and not subsequently `invalidated` in the current command buffer prior to this drawing command

- VUID-vkCmdDrawIndexedIndirect-None-08637

If the `shadingRateImage` feature is enabled, and a shader object is bound to any graphics stage or a graphics pipeline is bound which was created with the `VK_DYNAMIC_STATE_VIEWPORT_WITH_COUNT` and `VK_DYNAMIC_STATE_VIEWPORT_SHADING_RATE_PALETTE_NV` dynamic state enabled, the `current value` of `rasterizerDiscardEnable` is `VK_FALSE`, and the `current value` of `shadingRateImageEnable` is `VK_TRUE`, then the `viewportCount` parameter in the last call to `vkCmdSetViewportShadingRatePaletteNV` **must** be greater than or equal to the `viewportCount` parameter in the last call to `vkCmdSetViewportWithCount`

- VUID-vkCmdDrawIndexedIndirect-VkPipelineVieportCreateInfo-04141

If the bound graphics pipeline state was created with the `VK_DYNAMIC_STATE_VIEWPORT_WITH_COUNT` dynamic state enabled and a `VkPipelineViewportSwizzleStateCreateInfoNV` structure chained from `VkPipelineViewportStateCreateInfo`, then the bound graphics pipeline **must** have been created with `VkPipelineViewportSwizzleStateCreateInfoNV::viewportCount` greater or equal to the `viewportCount` parameter in the last call to `vkCmdSetViewportWithCount`

- VUID-vkCmdDrawIndexedIndirect-VkPipelineVieportCreateInfo-04142

If the bound graphics pipeline state was created with the `VK_DYNAMIC_STATE_VIEWPORT_WITH_COUNT` dynamic state enabled and a `VkPipelineViewportExclusiveScissorStateCreateInfoNV` structure chained from `VkPipelineViewportStateCreateInfo`, then the bound graphics pipeline **must** have been created with `VkPipelineViewportExclusiveScissorStateCreateInfoNV::exclusiveScissorCount` greater or equal to the `viewportCount` parameter in the last call to `vkCmdSetViewportWithCount`

- VUID-vkCmdDrawIndexedIndirect-None-07878

If the `exclusiveScissor` feature is enabled, and a shader object is bound to any graphics stage or a graphics pipeline is bound which was created with the `VK_DYNAMIC_STATE_EXCLUSIVE_SCISSOR_ENABLE_NV` dynamic state enabled, then `vkCmdSetExclusiveScissorEnableNV` **must** have been called and not subsequently `invalidated` in the current command buffer prior to this drawing command

- VUID-vkCmdDrawIndexedIndirect-None-07879

If the `exclusiveScissor` feature is enabled, a shader object is bound to any graphics stage or a graphics pipeline is bound which was created with the

`VK_DYNAMIC_STATE_EXCLUSIVE_SCISSOR_NV` dynamic state enabled, and the most recent call to `vkCmdSetExclusiveScissorEnableNV` in the current command buffer set any element of `pExclusiveScissorEnables` to `VK_TRUE`, then `vkCmdSetExclusiveScissorNV` **must** have been called and not subsequently `invalidated` in the current command buffer prior to this drawing command

- VUID-vkCmdDrawIndexedIndirect-None-04876

If a shader object is bound to any graphics stage or a graphics pipeline is bound which was created with the `VK_DYNAMIC_STATE_RASTERIZER_DISCARD_ENABLE` dynamic state enabled, then `vkCmdSetRasterizerDiscardEnable` **must** have been called and not subsequently `invalidated` in the current command buffer prior to this drawing command

- VUID-vkCmdDrawIndexedIndirect-None-04877

If a shader object is bound to any graphics stage or a graphics pipeline is bound which was created with the `VK_DYNAMIC_STATE_DEPTH_BIAS_ENABLE` dynamic state enabled, and the current value of `rasterizerDiscardEnable` is `VK_FALSE`, then `vkCmdSetDepthBiasEnable` **must** have been called and not subsequently `invalidated` in the current command buffer prior to this drawing command

- VUID-vkCmdDrawIndexedIndirect-logicOp-04878

If a shader object is bound to the `VK_SHADER_STAGE_FRAGMENT_BIT` or a graphics pipeline is bound which was created with the `VK_DYNAMIC_STATE_LOGIC_OP_EXT` dynamic state enabled, the current value of `rasterizerDiscardEnable` is `VK_FALSE`, and the current value of `logicOpEnable` is `VK_TRUE`, then `vkCmdSetLogicOpEXT` **must** have been called and not subsequently `invalidated` in the current command buffer prior to this drawing command

- VUID-vkCmdDrawIndexedIndirect-primitiveFragmentShadingRateWithMultipleViewports-04552

If the `primitiveFragmentShadingRateWithMultipleViewports` limit is not supported, the bound graphics pipeline was created with the `VK_DYNAMIC_STATE_VIEWPORT_WITH_COUNT` dynamic state enabled, and any of the shader stages of the bound graphics pipeline write to the `PrimitiveShadingRateKHR` built-in, then `vkCmdSetViewportWithCount` **must** have been called in the current command buffer prior to this drawing command, and the `viewportCount` parameter of `vkCmdSetViewportWithCount` **must** be 1

- VUID-vkCmdDrawIndexedIndirect-primitiveFragmentShadingRateWithMultipleViewports-08642

If the `primitiveFragmentShadingRateWithMultipleViewports` limit is not supported, and any shader object bound to a graphics stage writes to the `PrimitiveShadingRateKHR` built-in, then `vkCmdSetViewportWithCount` **must** have been called in the current command buffer prior to this drawing command, and the `viewportCount` parameter of `vkCmdSetViewportWithCount` **must** be 1

- VUID-vkCmdDrawIndexedIndirect-blendEnable-04727

If a shader object is bound to the `VK_SHADER_STAGE_FRAGMENT_BIT` stage or a graphics pipeline is bound which was created with `VK_DYNAMIC_STATE_COLOR_BLEND_ENABLE_EXT` dynamic state enabled, the current value of `rasterizerDiscardEnable` is `VK_FALSE`, then for each color attachment, if the corresponding image view's `format` `features` do not contain

VK_FORMAT_FEATURE_COLOR_ATTACHMENT_BLEND_BIT, then the corresponding current value of `blendEnable` must be `VK_FALSE`

- VUID-vkCmdDrawIndexedIndirect-None-08644

If a shader object is bound to any graphics stage or a graphics pipeline is bound, the current value of `rasterizerDiscardEnable` is `VK_FALSE`, and none of the following is enabled:

- the `VK_AMD_mixed_attachment_samples` extension
- the `VK_NV_framebuffer_mixed_samples` extension
- the `multisampledRenderToSingleSampled` feature

then the current value of `rasterizationSamples` must be the same as the current color and/or depth/stencil attachments

- VUID-vkCmdDrawIndexedIndirect-None-08876

If a shader object is bound to any graphics stage, the current render pass instance must have been begun with `vkCmdBeginRendering`

- VUID-vkCmdDrawIndexedIndirect-imageView-06172

If the current render pass instance was begun with `vkCmdBeginRendering`, the `imageView` member of `pDepthAttachment` is not `VK_NULL_HANDLE`, and the `layout` member of `pDepthAttachment` is `VK_IMAGE_LAYOUT_DEPTH_STENCIL_READ_ONLY_OPTIMAL`, this command must not write any values to the depth attachment

- VUID-vkCmdDrawIndexedIndirect-imageView-06173

If the current render pass instance was begun with `vkCmdBeginRendering`, the `imageView` member of `pStencilAttachment` is not `VK_NULL_HANDLE`, and the `layout` member of `pStencilAttachment` is `VK_IMAGE_LAYOUT_DEPTH_STENCIL_READ_ONLY_OPTIMAL`, this command must not write any values to the stencil attachment

- VUID-vkCmdDrawIndexedIndirect-imageView-06174

If the current render pass instance was begun with `vkCmdBeginRendering`, the `imageView` member of `pDepthAttachment` is not `VK_NULL_HANDLE`, and the `layout` member of `pDepthAttachment` is `VK_IMAGE_LAYOUT_DEPTH_READ_ONLY_STENCIL_ATTACHMENT_OPTIMAL`, this command must not write any values to the depth attachment

- VUID-vkCmdDrawIndexedIndirect-imageView-06175

If the current render pass instance was begun with `vkCmdBeginRendering`, the `imageView` member of `pStencilAttachment` is not `VK_NULL_HANDLE`, and the `layout` member of `pStencilAttachment` is `VK_IMAGE_LAYOUT_DEPTH_ATTACHMENT_STENCIL_READ_ONLY_OPTIMAL`, this command must not write any values to the stencil attachment

- VUID-vkCmdDrawIndexedIndirect-imageView-06176

If the current render pass instance was begun with `vkCmdBeginRendering`, the `imageView` member of `pDepthAttachment` is not `VK_NULL_HANDLE`, and the `layout` member of `pDepthAttachment` is `VK_IMAGE_LAYOUT_DEPTH_READ_ONLY_OPTIMAL`, this command must not write any values to the depth attachment

- VUID-vkCmdDrawIndexedIndirect-imageView-06177

If the current render pass instance was begun with `vkCmdBeginRendering`, the `imageView` member of `pStencilAttachment` is not `VK_NULL_HANDLE`, and the `layout` member of `pStencilAttachment` is `VK_IMAGE_LAYOUT_STENCIL_READ_ONLY_OPTIMAL`, this command **must** not write any values to the stencil attachment

- VUID-vkCmdDrawIndexedIndirect-viewMask-06178

If the current render pass instance was begun with `vkCmdBeginRendering`, the bound graphics pipeline **must** have been created with a `VkPipelineRenderingCreateInfo::viewMask` equal to `VkRenderingInfo::viewMask`

- VUID-vkCmdDrawIndexedIndirect-colorAttachmentCount-06179

If the `dynamicRenderingUnusedAttachments` feature is not enabled and the current render pass instance was begun with `vkCmdBeginRendering`, the bound graphics pipeline **must** have been created with a `VkPipelineRenderingCreateInfo::colorAttachmentCount` equal to `VkRenderingInfo::colorAttachmentCount`

- VUID-vkCmdDrawIndexedIndirect-dynamicRenderingUnusedAttachments-08910

If the `dynamicRenderingUnusedAttachments` feature is not enabled, and the current render pass instance was begun with `vkCmdBeginRendering` and `VkRenderingInfo::colorAttachmentCount` greater than 0, then each element of the `VkRenderingInfo::pColorAttachments` array with an `imageView` not equal to `VK_NULL_HANDLE` **must** have been created with a `VkFormat` equal to the corresponding element of `VkPipelineRenderingCreateInfo::pColorAttachmentFormats` used to create the bound graphics pipeline

- VUID-vkCmdDrawIndexedIndirect-dynamicRenderingUnusedAttachments-08912

If the `dynamicRenderingUnusedAttachments` feature is not enabled, and the current render pass instance was begun with `vkCmdBeginRendering` and `VkRenderingInfo::colorAttachmentCount` greater than 0, then each element of the `VkRenderingInfo::pColorAttachments` array with an `imageView` equal to `VK_NULL_HANDLE` **must** have the corresponding element of `VkPipelineRenderingCreateInfo::pColorAttachmentFormats` used to create the bound pipeline equal to `VK_FORMAT_UNDEFINED`

- VUID-vkCmdDrawIndexedIndirect-dynamicRenderingUnusedAttachments-08911

If the `dynamicRenderingUnusedAttachments` feature is enabled, and the current render pass instance was begun with `vkCmdBeginRendering` and `VkRenderingInfo::colorAttachmentCount` greater than 0, then each element of the `VkRenderingInfo::pColorAttachments` array with an `imageView` not equal to `VK_NULL_HANDLE` **must** have been created with a `VkFormat` equal to the corresponding element of `VkPipelineRenderingCreateInfo::pColorAttachmentFormats` used to create the bound graphics pipeline, or the corresponding element of `VkPipelineRenderingCreateInfo::pColorAttachmentFormats`, if it exists, **must** be `VK_FORMAT_UNDEFINED`

- VUID-vkCmdDrawIndexedIndirect-colorAttachmentCount-09362

If the current render pass instance was begun with `vkCmdBeginRendering`, with a `VkRenderingInfo::colorAttachmentCount` equal to 1, there is no shader object bound to any graphics stage, and a color attachment with a resolve mode of `VK_RESOLVE_MODE_EXTERNAL_FORMAT_DOWNSAMPLE_BIT_ANDROID`, each element of the `VkRenderingInfo::pColorAttachments` array with a `resolveImageView` not equal to `VK_NULL_HANDLE` **must** have been created with an image created with a `VkExternalFormatANDROID::externalFormat` value equal to the

`VkExternalFormatANDROID::externalFormat` value used to create the bound graphics pipeline

- VUID-vkCmdDrawIndexedIndirect-None-09363

If there is no shader object bound to any graphics stage, the current render pass instance was begun with `vkCmdBeginRendering` and a `VkRenderingInfo::colorAttachmentCount` equal to `1`, and a color attachment with a resolve mode of `VK_RESOLVE_MODE_EXTERNAL_FORMAT_DOWNSAMPLE_BIT_ANDROID`, each element of the `VkRenderingInfo::pColorAttachments` array with a `imageView` not equal to `VK_NULL_HANDLE` **must** have been created with an image created with a `VkExternalFormatANDROID::externalFormat` value equal to the `VkExternalFormatANDROID::externalFormat` value used to create the bound graphics pipeline

- VUID-vkCmdDrawIndexedIndirect-None-09364

If the current render pass instance was begun with `vkCmdBeginRendering`, there is no shader object bound to any graphics stage, and the bound graphics pipeline was created with a non-zero `VkExternalFormatANDROID::externalFormat` value and with the `VK_DYNAMIC_STATE_COLOR_BLEND_ENABLE_EXT` dynamic state enabled, then `vkCmdSetColorBlendEnableEXT` **must** have set the blend enable to `VK_FALSE` prior to this drawing command

- VUID-vkCmdDrawIndexedIndirect-None-09365

If the current render pass instance was begun with `vkCmdBeginRendering`, there is no shader object bound to any graphics stage, and the bound graphics pipeline was created with a non-zero `VkExternalFormatANDROID::externalFormat` value and with the `VK_DYNAMIC_STATE_RASTERIZATION_SAMPLES_EXT` dynamic state enabled, then `vkCmdSetRasterizationSamplesEXT` **must** have set `rasterizationSamples` to `VK_SAMPLE_COUNT_1_BIT` prior to this drawing command

- VUID-vkCmdDrawIndexedIndirect-None-09366

If there is a shader object bound to any graphics stage, and the current render pass includes a color attachment that uses the `VK_RESOLVE_MODE_EXTERNAL_FORMAT_DOWNSAMPLE_BIT_ANDROID` resolve mode, then `vkCmdSetColorBlendEnableEXT` **must** have set blend enable to `VK_FALSE` prior to this drawing command

- VUID-vkCmdDrawIndexedIndirect-rasterizationSamples-09367

If there is a shader object bound to any graphics stage, and the current render pass includes a color attachment that uses the `VK_RESOLVE_MODE_EXTERNAL_FORMAT_DOWNSAMPLE_BIT_ANDROID` resolve mode, then `vkCmdSetRasterizationSamplesEXT` **must** have set `rasterizationSamples` to `VK_SAMPLE_COUNT_1_BIT` prior to this drawing command

- VUID-vkCmdDrawIndexedIndirect-None-09368

If the current render pass instance was begun with `vkCmdBeginRendering`, there is no shader object bound to any graphics stage, and the bound graphics pipeline was created with a non-zero `VkExternalFormatANDROID::externalFormat` value and with the `VK_DYNAMIC_STATE_FRAGMENT_SHADING_RATE_KHR` dynamic state enabled, then `vkCmdSetFragmentShadingRateKHR` **must** have set `pFragmentSize->width` to `1` prior to this drawing command

- VUID-vkCmdDrawIndexedIndirect-None-09369

If the current render pass instance was begun with `vkCmdBeginRendering`, there is no shader object bound to any graphics stage, and the bound graphics pipeline was created with a non-zero `VkExternalFormatANDROID::externalFormat` value and with the `VK_DYNAMIC_STATE_FRAGMENT_SHADING_RATE_KHR` dynamic state enabled, then `vkCmdSetFragmentShadingRateKHR` **must** have set `pFragmentSize->height` to 1 prior to this drawing command

- VUID-vkCmdDrawIndexedIndirect-pFragmentSize-09370

If there is a shader object bound to any graphics stage, and the current render pass includes a color attachment that uses the `VK_RESOLVE_MODE_EXTERNAL_FORMAT_DOWNSAMPLE_BIT_ANDROID` resolve mode, then `vkCmdSetFragmentShadingRateKHR` **must** have set `pFragmentSize->width` to 1 prior to this drawing command

- VUID-vkCmdDrawIndexedIndirect-pFragmentSize-09371

If there is a shader object bound to any graphics stage, and the current render pass includes a color attachment that uses the `VK_RESOLVE_MODE_EXTERNAL_FORMAT_DOWNSAMPLE_BIT_ANDROID` resolve mode, then `vkCmdSetFragmentShadingRateKHR` **must** have set `pFragmentSize->height` to 1 prior to this drawing command

- VUID-vkCmdDrawIndexedIndirect-None-07749

If the `colorWriteEnable` feature is enabled, a shader object is bound to the `VK_SHADER_STAGE_FRAGMENT_BIT` stage or a graphics pipeline is bound which was created with the `VK_DYNAMIC_STATE_COLOR_WRITE_ENABLE_EXT` dynamic state enabled, and the current value of `rasterizerDiscardEnable` is `VK_FALSE`, then `vkCmdSetColorWriteEnableEXT` **must** have been called and not subsequently `invalidated` in the current command buffer prior to this drawing command

- VUID-vkCmdDrawIndexedIndirect-attachmentCount-07750

If the `colorWriteEnable` feature is enabled, a shader object is bound to the `VK_SHADER_STAGE_FRAGMENT_BIT` stage or a graphics pipeline is bound which was created with the `VK_DYNAMIC_STATE_COLOR_WRITE_ENABLE_EXT` dynamic state enabled, and the current value of `rasterizerDiscardEnable` is `VK_FALSE`, then the `attachmentCount` parameter of most recent call to `vkCmdSetColorWriteEnableEXT` in the current command buffer **must** be greater than or equal to the number of active color attachments

- VUID-vkCmdDrawIndexedIndirect-None-07751

If the `VK_EXT_discard_rectangles` extension is enabled, a graphics pipeline is bound which was created with the `VK_DYNAMIC_STATE_DISCARD_RECTANGLE_EXT` dynamic state enabled and the `pNext` chain of `VkGraphicsPipelineCreateInfo` included a `VkPipelineDiscardRectangleStateCreateInfoEXT` structure, the current value of `rasterizerDiscardEnable` is `VK_FALSE`, and the current value of `discardRectangleEnable` is `VK_TRUE`, then `vkCmdSetDiscardRectangleEXT` **must** have been called and not subsequently `invalidated` in the current command buffer prior to this drawing command for each discard rectangle in `VkPipelineDiscardRectangleStateCreateInfoEXT::discardRectangleCount`

- VUID-vkCmdDrawIndexedIndirect-rasterizerDiscardEnable-09236

If the `VK_EXT_discard_rectangles` extension is enabled, a shader object is bound to any graphics stage or a graphics pipeline is bound which was created with `VK_DYNAMIC_STATE_DISCARD_RECTANGLE_EXT` dynamic state enabled and the `pNext` chain of `VkGraphicsPipelineCreateInfo` did not include a `VkPipelineDiscardRectangleStateCreateInfoEXT` structure, the current value of `rasterizerDiscardEnable` is `VK_FALSE`, and the current value of `discardRectangleEnable` is `VK_TRUE`, then `vkCmdSetDiscardRectangleEXT` **must** have been called and not subsequently `invalidated` in the current command buffer prior to this drawing command for each discard rectangle in `VkPhysicalDeviceDiscardRectanglePropertiesEXT::maxDiscardRectangles`

- VUID-vkCmdDrawIndexedIndirect-None-07880

If the `VK_EXT_discard_rectangles` extension is enabled, a shader object is bound to any graphics stage or a graphics pipeline is bound which was created with the `VK_DYNAMIC_STATE_DISCARD_RECTANGLE_ENABLE_EXT` dynamic state enabled, the current value of `rasterizerDiscardEnable` is `VK_FALSE`, then `vkCmdSetDiscardRectangleEnableEXT` **must** have been called and not subsequently `invalidated` in the current command buffer prior to this drawing command

- VUID-vkCmdDrawIndexedIndirect-None-07881

If the `VK_EXT_discard_rectangles` extension is enabled, a shader object is bound to any graphics stage or a graphics pipeline is bound which was created with the `VK_DYNAMIC_STATE_DISCARD_RECTANGLE_MODE_EXT` dynamic state enabled, the current value of `rasterizerDiscardEnable` is `VK_FALSE`, and the current value of `discardRectangleEnable` is `VK_TRUE`, then `vkCmdSetDiscardRectangleModeEXT` **must** have been called and not subsequently `invalidated` in the current command buffer prior to this drawing command

- VUID-vkCmdDrawIndexedIndirect-dynamicRenderingUnusedAttachments-08913

If the current render pass instance was begun with `vkCmdBeginRendering`, the `dynamicRenderingUnusedAttachments` feature is not enabled, and `VkRenderingInfo::pDepthAttachment->imageView` was `VK_NULL_HANDLE`, the value of `VkPipelineRenderingCreateInfo::depthAttachmentFormat` used to create the bound graphics pipeline **must** be equal to `VK_FORMAT_UNDEFINED`

- VUID-vkCmdDrawIndexedIndirect-dynamicRenderingUnusedAttachments-08914

If current render pass instance was begun with `vkCmdBeginRendering`, the `dynamicRenderingUnusedAttachments` feature is not enabled, and `VkRenderingInfo::pDepthAttachment->imageView` was not `VK_NULL_HANDLE`, the value of `VkPipelineRenderingCreateInfo::depthAttachmentFormat` used to create the bound graphics pipeline **must** be equal to the `VkFormat` used to create `VkRenderingInfo::pDepthAttachment->imageView`

- VUID-vkCmdDrawIndexedIndirect-dynamicRenderingUnusedAttachments-08915

If the current render pass instance was begun with `vkCmdBeginRendering`, the `dynamicRenderingUnusedAttachments` feature is enabled, `VkRenderingInfo::pDepthAttachment->imageView` was not `VK_NULL_HANDLE`, and the value of `VkPipelineRenderingCreateInfo::depthAttachmentFormat` used to create the bound graphics pipeline was not equal to the `VkFormat` used to create `VkRenderingInfo::pDepthAttachment->imageView`, the value of the format **must** be `VK_FORMAT_UNDEFINED`

- VUID-vkCmdDrawIndexedIndirect-dynamicRenderingUnusedAttachments-08916
If the current render pass instance was begun with `vkCmdBeginRendering`, the `dynamicRenderingUnusedAttachments` feature is not enabled, and `VkRenderingInfo::pStencilAttachment->imageView` was `VK_NULL_HANDLE`, the value of `VkPipelineRenderingCreateInfo::stencilAttachmentFormat` used to create the bound graphics pipeline **must** be equal to `VK_FORMAT_UNDEFINED`
- VUID-vkCmdDrawIndexedIndirect-dynamicRenderingUnusedAttachments-08917
If current render pass instance was begun with `vkCmdBeginRendering`, the `dynamicRenderingUnusedAttachments` feature is not enabled, and `VkRenderingInfo::pStencilAttachment->imageView` was not `VK_NULL_HANDLE`, the value of `VkPipelineRenderingCreateInfo::stencilAttachmentFormat` used to create the bound graphics pipeline **must** be equal to the `VkFormat` used to create `VkRenderingInfo::pStencilAttachment->imageView`
- VUID-vkCmdDrawIndexedIndirect-dynamicRenderingUnusedAttachments-08918
If the current render pass instance was begun with `vkCmdBeginRendering`, the `dynamicRenderingUnusedAttachments` feature is enabled, `VkRenderingInfo::pStencilAttachment->imageView` was not `VK_NULL_HANDLE`, and the value of `VkPipelineRenderingCreateInfo::stencilAttachmentFormat` used to create the bound graphics pipeline was not equal to the `VkFormat` used to create `VkRenderingInfo::pStencilAttachment->imageView`, the value of the format **must** be `VK_FORMAT_UNDEFINED`
- VUID-vkCmdDrawIndexedIndirect-imageView-06183
If the current render pass instance was begun with `vkCmdBeginRendering` and `VkRenderingFragmentShadingRateAttachmentInfoKHR::imageView` was not `VK_NULL_HANDLE`, the bound graphics pipeline **must** have been created with `VK_PIPELINE_CREATE_RENDERING_FRAGMENT_SHADING_RATE_ATTACHMENT_BIT_KHR`
- VUID-vkCmdDrawIndexedIndirect-dynamicRenderingLocalRead-11797
If the current render pass instance was begun with `vkCmdBeginRendering`, the `dynamicRenderingLocalRead` feature is enabled, the `VK_RENDERING_LOCAL_READ_CONCURRENT_ACCESS_CONTROL_BIT_KHR` flag is specified, and an attachment is being used as a feedback loop as specified by `VK_RENDERING_ATTACHMENT_INPUT_ATTACHMENT_FEEDBACK_BIT_KHR`, `VkRenderingAttachmentFlagsInfoKHR::flags` for that attachment **must** include `VK_RENDERING_ATTACHMENT_INPUT_ATTACHMENT_FEEDBACK_BIT_KHR`
- VUID-vkCmdDrawIndexedIndirect-imageView-06184
If the current render pass instance was begun with `vkCmdBeginRendering` and `VkRenderingFragmentDensityMapAttachmentInfoEXT::imageView` was not `VK_NULL_HANDLE`, the bound graphics pipeline **must** have been created with `VK_PIPELINE_CREATE_RENDERING_FRAGMENT_DENSITY_MAP_ATTACHMENT_BIT_EXT`
- VUID-vkCmdDrawIndexedIndirect-layers-10831
If the current render pass instance was created with `VK_RENDERING_PER_LAYER_FRAGMENT_DENSITY_BIT_VALVE` or `VK_RENDER_PASS_CREATE_PER_LAYER_FRAGMENT_DENSITY_BIT_VALVE`, and the bound graphics pipeline was created with

VK_PIPELINE_CREATE_2_PER_LAYER_FRAGMENT_DENSITY_BIT_VALVE, then the current render pass instance **must** have a `layers` value less than or equal to `VkPipelineFragmentDensityMapLayeredCreateInfoVALVE::maxFragmentDensityMapLayers`

- VUID-vkCmdDrawIndexedIndirect-colorAttachmentCount-06185

If the bound pipeline was created with a `VkAttachmentSampleCountInfoAMD` or `VkAttachmentSampleCountInfoNV` structure, and the current render pass instance was begun with `vkCmdBeginRendering` with a `VkRenderingInfo::colorAttachmentCount` parameter greater than 0, then each element of the `VkRenderingInfo::pColorAttachments` array with a `imageView` not equal to `VK_NULL_HANDLE` **must** have been created with a sample count equal to the corresponding element of the `pColorAttachmentSamples` member of `VkAttachmentSampleCountInfoAMD` or `VkAttachmentSampleCountInfoNV` used to create the bound graphics pipeline

- VUID-vkCmdDrawIndexedIndirect-pDepthAttachment-06186

If the current render pass instance was begun with `vkCmdBeginRendering`, the bound pipeline was created with a `VkAttachmentSampleCountInfoAMD` or `VkAttachmentSampleCountInfoNV` structure, and `VkRenderingInfo::pDepthAttachment->imageView` was not `VK_NULL_HANDLE`, the value of the `depthStencilAttachmentSamples` member of `VkAttachmentSampleCountInfoAMD` or `VkAttachmentSampleCountInfoNV` used to create the bound graphics pipeline **must** be equal to the sample count used to create `VkRenderingInfo::pDepthAttachment->imageView`

- VUID-vkCmdDrawIndexedIndirect-pStencilAttachment-06187

If the current render pass instance was begun with `vkCmdBeginRendering`, the bound pipeline was created with a `VkAttachmentSampleCountInfoAMD` or `VkAttachmentSampleCountInfoNV` structure, and `VkRenderingInfo::pStencilAttachment->imageView` was not `VK_NULL_HANDLE`, the value of the `depthStencilAttachmentSamples` member of `VkAttachmentSampleCountInfoAMD` or `VkAttachmentSampleCountInfoNV` used to create the bound graphics pipeline **must** be equal to the sample count used to create `VkRenderingInfo::pStencilAttachment->imageView`

- VUID-vkCmdDrawIndexedIndirect-multisampledRenderToSingleSampled-07285

If the bound pipeline was created without a `VkAttachmentSampleCountInfoAMD` or `VkAttachmentSampleCountInfoNV` structure, and the `multisampledRenderToSingleSampled` feature is not enabled, and `vkCmdBeginCustomResolveEXT` has not yet been recorded in the render pass instance, and the current render pass instance was begun with `vkCmdBeginRendering` with a `VkRenderingInfo::colorAttachmentCount` parameter greater than 0, then each element of the `VkRenderingInfo::pColorAttachments` array with a `imageView` not equal to `VK_NULL_HANDLE` **must** have been created with a sample count equal to the value of `rasterizationSamples` for the bound graphics pipeline

- VUID-vkCmdDrawIndexedIndirect-multisampledRenderToSingleSampled-07286

If the bound pipeline was created without a `VkAttachmentSampleCountInfoAMD` or `VkAttachmentSampleCountInfoNV` structure, and the `multisampledRenderToSingleSampled` feature is not enabled, and `vkCmdBeginCustomResolveEXT` has not yet been recorded in the render pass instance, and `VkRenderingInfo::pDepthAttachment->imageView` was not `VK_NULL_HANDLE`, the value of `rasterizationSamples` for the bound graphics pipeline **must** be equal to the sample count used to create `VkRenderingInfo::pDepthAttachment->imageView`

- VUID-vkCmdDrawIndexedIndirect-multisampledRenderToSingleSampled-07287
If the bound pipeline was created without a [VkAttachmentSampleCountInfoAMD](#) or [VkAttachmentSampleCountInfoNV](#) structure, and the [multisampledRenderToSingleSampled](#) feature is not enabled, and [vkCmdBeginCustomResolveEXT](#) has not yet been recorded in the render pass instance, and [VkRenderingInfo::pStencilAttachment->imageView](#) was not [VK_NULL_HANDLE](#), the value of [rasterizationSamples](#) for the bound graphics pipeline **must** be equal to the sample count used to create [VkRenderingInfo::pStencilAttachment->imageView](#)
- VUID-vkCmdDrawIndexedIndirect-pNext-07935
If this command is called inside a render pass instance started with [vkCmdBeginRendering](#), and the [pNext](#) chain of [VkRenderingInfo](#) includes a [VkMultisampledRenderToSingleSampledInfoEXT](#) structure with [multisampledRenderToSingleSampledEnable](#) equal to [VK_TRUE](#), then the value of [rasterizationSamples](#) for the bound graphics pipeline **must** be equal to [VkMultisampledRenderToSingleSampledInfoEXT::rasterizationSamples](#)
- VUID-vkCmdDrawIndexedIndirect-renderPass-06198
If the current render pass instance was begun with [vkCmdBeginRendering](#), the bound pipeline **must** have been created with a [VkGraphicsPipelineCreateInfo::renderPass](#) equal to [VK_NULL_HANDLE](#)
- VUID-vkCmdDrawIndexedIndirect-pColorAttachments-08963
If the current render pass instance was begun with [vkCmdBeginRendering](#), [vkCmdBeginCustomResolveEXT](#) has not yet been recorded in the render pass instance, there is a graphics pipeline bound with a fragment shader that statically writes to a color attachment, the color write mask is not zero, color writes are enabled, and the corresponding element of the [VkRenderingInfo::pColorAttachments->imageView](#) was not [VK_NULL_HANDLE](#), then the corresponding element of [VkPipelineRenderingCreateInfo::pColorAttachmentFormats](#) used to create the pipeline **must** not be [VK_FORMAT_UNDEFINED](#)
- VUID-vkCmdDrawIndexedIndirect-pColorAttachments-11539
If the current render pass instance was begun with [vkCmdBeginRendering](#), [vkCmdBeginCustomResolveEXT](#) has been recorded in the render pass instance, there is a graphics pipeline bound with a fragment shader that statically writes to a color attachment, the color write mask is not zero, color writes are enabled, and the corresponding element of the [VkRenderingInfo::pColorAttachments->resolveImageView](#) was not [VK_NULL_HANDLE](#), then the corresponding element of [VkCustomResolveCreateInfoEXT::pColorAttachmentFormats](#) used to create the pipeline **must** not be [VK_FORMAT_UNDEFINED](#)
- VUID-vkCmdDrawIndexedIndirect-pDepthAttachment-08964
If the current render pass instance was begun with [vkCmdBeginRendering](#), [vkCmdBeginCustomResolveEXT](#) has not yet been recorded in the render pass instance, there is a graphics pipeline bound, depth test is enabled, and the [VkRenderingInfo::pDepthAttachment->imageView](#) was not [VK_NULL_HANDLE](#), then the [VkPipelineRenderingCreateInfo::depthAttachmentFormat](#) used to create the pipeline **must** not be [VK_FORMAT_UNDEFINED](#)
- VUID-vkCmdDrawIndexedIndirect-pDepthAttachment-11540

If the current render pass instance was begun with `vkCmdBeginRendering`, `vkCmdBeginCustomResolveEXT` has been recorded in the render pass instance, there is a graphics pipeline bound, depth test is enabled, and the `VkRenderingInfo::pDepthAttachment->resolveImageView` was not `VK_NULL_HANDLE`, then the `VkCustomResolveCreateInfoEXT::depthAttachmentFormat` used to create the pipeline **must** not be `VK_FORMAT_UNDEFINED`

- VUID-vkCmdDrawIndexedIndirect-pStencilAttachment-08965

If the current render pass instance was begun with `vkCmdBeginRendering`, `vkCmdBeginCustomResolveEXT` has not yet been recorded in the render pass instance, there is a graphics pipeline bound, stencil test is enabled and the `VkRenderingInfo::pStencilAttachment->imageView` was not `VK_NULL_HANDLE`, then the `VkPipelineRenderingCreateInfo::stencilAttachmentFormat` used to create the pipeline **must** not be `VK_FORMAT_UNDEFINED`

- VUID-vkCmdDrawIndexedIndirect-pStencilAttachment-11860

If the current render pass instance was begun with `vkCmdBeginRendering`, `vkCmdBeginCustomResolveEXT` has been recorded in the render pass instance, there is a graphics pipeline bound, stencil test is enabled and the `VkRenderingInfo::pStencilAttachment->resolveImageView` was not `VK_NULL_HANDLE`, then the `VkCustomResolveCreateInfoEXT::stencilAttachmentFormat` used to create the pipeline **must** not be `VK_FORMAT_UNDEFINED`

- VUID-vkCmdDrawIndexedIndirect-flags-10582

If the current render pass instance was begun with a `vkCmdBeginRendering` call in `commandBuffer`, its `VkRenderingInfo::flags` parameter **must** not have `VK_RENDERING_CONTENTS_SECONDARY_COMMAND_BUFFERS_BIT` set unless `VK_RENDERING_CONTENTS_INLINE_BIT_KHR` is also set

- VUID-vkCmdDrawIndexedIndirect-primitivesGeneratedQueryWithRasterizerDiscard-06708

If the `primitivesGeneratedQueryWithRasterizerDiscard` feature is not enabled and the `VK_QUERY_TYPE_PRIMITIVES_GENERATED_EXT` query is active, `rasterization discard` **must** not be enabled

- VUID-vkCmdDrawIndexedIndirect-primitivesGeneratedQueryWithNonZeroStreams-06709

If the `primitivesGeneratedQueryWithNonZeroStreams` feature is not enabled and the `VK_QUERY_TYPE_PRIMITIVES_GENERATED_EXT` query is active, the bound graphics pipeline **must** not have been created with a non-zero value in `VkPipelineRasterizationStateStreamCreateInfoEXT::rasterizationStream`

- VUID-vkCmdDrawIndexedIndirect-None-07620

If the `depthClamp` feature is enabled, a shader object is bound to any graphics stage or a graphics pipeline is bound which was created with the `VK_DYNAMIC_STATE_DEPTH_CLAMP_ENABLE_EXT` dynamic state enabled, and the current value of `rasterizerDiscardEnable` is `VK_FALSE`, then `vkCmdSetDepthClampEnableEXT` **must** have been called and not subsequently `invalidated` in the current command buffer prior to this drawing command

- VUID-vkCmdDrawIndexedIndirect-None-07621

If a shader object is bound to any graphics stage or a graphics pipeline is bound which

was created with the `VK_DYNAMIC_STATE_POLYGON_MODE_EXT` dynamic state enabled, and the current value of `rasterizerDiscardEnable` is `VK_FALSE`, then `vkCmdSetPolygonModeEXT` **must** have been called and not subsequently `invalidated` in the current command buffer prior to this drawing command

- VUID-vkCmdDrawIndexedIndirect-None-07622

If a shader object is bound to any graphics stage or a graphics pipeline is bound which was created with the `VK_DYNAMIC_STATE_RASTERIZATION_SAMPLES_EXT` dynamic state enabled, and the current value of `rasterizerDiscardEnable` is `VK_FALSE`, then `vkCmdSetRasterizationSamplesEXT` **must** have been called and not subsequently `invalidated` in the current command buffer prior to this drawing command

- VUID-vkCmdDrawIndexedIndirect-None-07623

If a shader object is bound to any graphics stage or a graphics pipeline is bound which was created with the `VK_DYNAMIC_STATE_SAMPLE_MASK_EXT` dynamic state enabled, and the current value of `rasterizerDiscardEnable` is `VK_FALSE`, then `vkCmdSetSampleMaskEXT` **must** have been called and not subsequently `invalidated` in the current command buffer prior to this drawing command

- VUID-vkCmdDrawIndexedIndirect-alphaToCoverageEnable-08919

If the bound graphics pipeline state was created with the `VK_DYNAMIC_STATE_ALPHA_TO_COVERAGE_ENABLE_EXT` dynamic state enabled, and `alphaToCoverageEnable` was `VK_TRUE` in the last call to `vkCmdSetAlphaToCoverageEnableEXT`, then the `Fragment Output Interface` **must** contain a variable for the alpha `Component` word in `Location 0` at `Index 0`

- VUID-vkCmdDrawIndexedIndirect-alphaToCoverageEnable-08920

If a shader object is bound to any graphics stage, and the most recent call to `vkCmdSetAlphaToCoverageEnableEXT` in the current command buffer set `alphaToCoverageEnable` to `VK_TRUE`, then the `Fragment Output Interface` **must** contain a variable for the alpha `Component` word in `Location 0` at `Index 0`

- VUID-vkCmdDrawIndexedIndirect-None-07624

If a shader object is bound to any graphics stage or a graphics pipeline is bound which was created with the `VK_DYNAMIC_STATE_ALPHA_TO_COVERAGE_ENABLE_EXT` dynamic state enabled, and the current value of `rasterizerDiscardEnable` is `VK_FALSE`, then `vkCmdSetAlphaToCoverageEnableEXT` **must** have been called and not subsequently `invalidated` in the current command buffer prior to this drawing command

- VUID-vkCmdDrawIndexedIndirect-None-07625

If the `alphaToOne` feature is enabled, a shader object is bound to any graphics stage or a graphics pipeline is bound which was created with the `VK_DYNAMIC_STATE_ALPHA_TO_ONE_ENABLE_EXT` dynamic state enabled, and the current value of `rasterizerDiscardEnable` is `VK_FALSE`, then `vkCmdSetAlphaToOneEnableEXT` **must** have been called and not subsequently `invalidated` in the current command buffer prior to this drawing command

- VUID-vkCmdDrawIndexedIndirect-None-07626

If the `logicOp` feature is enabled, a shader object is bound to the `VK_SHADER_STAGE_FRAGMENT_BIT` stage or a graphics pipeline is bound which was created with the `VK_DYNAMIC_STATE_LOGIC_OP_ENABLE_EXT` dynamic state enabled, and the current value of `rasterizerDiscardEnable` is `VK_FALSE`, then

`vkCmdSetLogicOpEnableEXT` **must** have been called and not subsequently `invalidated` in the current command buffer prior to this drawing command

- VUID-vkCmdDrawIndexedIndirect-None-07627

If a shader object is bound to the `VK_SHADER_STAGE_FRAGMENT_BIT` stage or a graphics pipeline is bound which was created with `VK_DYNAMIC_STATE_COLOR_BLEND_ENABLE_EXT` dynamic state enabled, the `current value` of `rasterizerDiscardEnable` is `VK_FALSE`, and there are color attachments bound, then `vkCmdSetColorBlendEnableEXT` **must** have been called and not subsequently `invalidated` in the current command buffer prior to this drawing command

- VUID-vkCmdDrawIndexedIndirect-None-07629

If a shader object is bound to the `VK_SHADER_STAGE_FRAGMENT_BIT` stage or a graphics pipeline is bound which was created with `VK_DYNAMIC_STATE_COLOR_WRITE_MASK_EXT` dynamic state enabled, the `current value` of `rasterizerDiscardEnable` is `VK_FALSE`, and there are color attachments bound, then `vkCmdSetColorWriteMaskEXT` **must** have been called and not subsequently `invalidated` in the current command buffer prior to this drawing command

- VUID-vkCmdDrawIndexedIndirect-None-07630

If the `geometryStreams` feature is enabled, and a shader object is bound to the `VK_SHADER_STAGE_GEOMETRY_BIT` stage or a graphics pipeline is bound which was created with both a `VK_SHADER_STAGE_GEOMETRY_BIT` stage and the `VK_DYNAMIC_STATE_RASTERIZATION_STREAM_EXT` dynamic state enabled, then `vkCmdSetRasterizationStreamEXT` **must** have been called and not subsequently `invalidated` in the current command buffer prior to this drawing command

- VUID-vkCmdDrawIndexedIndirect-None-07631

If the `VK_EXT_conservative_rasterization` extension is enabled, a shader object is bound to any graphics stage or a graphics pipeline is bound which was created with the `VK_DYNAMIC_STATE_CONSERVATIVE_RASTERIZATION_MODE_EXT` dynamic state enabled, and the `current value` of `rasterizerDiscardEnable` is `VK_FALSE`, then `vkCmdSetConservativeRasterizationModeEXT` **must** have been called and not subsequently `invalidated` in the current command buffer prior to this drawing command

- VUID-vkCmdDrawIndexedIndirect-None-07632

If the `VK_EXT_conservative_rasterization` extension is enabled, a shader object is bound to any graphics stage or a graphics pipeline is bound which was created with the `VK_DYNAMIC_STATE_EXTRA_PRIMITIVE_OVERESTIMATION_SIZE_EXT` dynamic state enabled, the `current value` of `rasterizerDiscardEnable` is `VK_FALSE`, and the `current value` of `conservativeRasterizationMode` is `VK_CONSERVATIVE_RASTERIZATION_MODE_OVERESTIMATE_EXT`, then `vkCmdSetExtraPrimitiveOverestimationSizeEXT` **must** have been called and not subsequently `invalidated` in the current command buffer prior to this drawing command

- VUID-vkCmdDrawIndexedIndirect-conservativePointAndLineRasterization-07499

If the `VK_EXT_conservative_rasterization` extension is enabled, `conservativePointAndLineRasterization` is not supported, a shader object is bound to any graphics stage or a graphics pipeline is bound, the `current value` of `rasterizerDiscardEnable` is `VK_FALSE`, and the `effective rasterization input topology` is in line or point topology class, then the `current value` of `conservativeRasterizationMode` **must**

be `VK_CONSERVATIVE_RASTERIZATION_MODE_DISABLED_EXT`

- VUID-vkCmdDrawIndexedIndirect-None-07633

If the `depthClipEnable` feature is enabled, and a shader object is bound to any graphics stage or a graphics pipeline is bound which was created with the `VK_DYNAMIC_STATE_DEPTH_CLIP_ENABLE_EXT` dynamic state, then `vkCmdSetDepthClipEnableEXT` **must** have been called and not subsequently `invalidated` in the current command buffer prior to this drawing command

- VUID-vkCmdDrawIndexedIndirect-None-07636

If the `VK_EXT_provoking_vertex` extension is enabled, a shader object is bound to the `VK_SHADER_STAGE_VERTEX_BIT` stage or a graphics pipeline is bound which was created with the `VK_DYNAMIC_STATE_PROVOKING_VERTEX_MODE_EXT` dynamic state enabled, and the current value of `rasterizerDiscardEnable` is `VK_FALSE`, then `vkCmdSetProvokingVertexModeEXT` **must** have been called and not subsequently `invalidated` in the current command buffer prior to this drawing command

- VUID-vkCmdDrawIndexedIndirect-None-08666

If any of the `stippledRectangularLines`, `stippledBresenhamLines` or `stippledSmoothLines` features are enabled, and a shader object is bound to any graphics stage or a graphics pipeline is bound which was created with the `VK_DYNAMIC_STATE_LINE_RASTERIZATION_MODE_EXT` dynamic state enabled, and the current value of `rasterizerDiscardEnable` is `VK_FALSE`, and the effective rasterization input topology is in line topology class, then `vkCmdSetLineRasterizationModeEXT` **must** have been called and not subsequently `invalidated` in the current command buffer prior to this drawing command

- VUID-vkCmdDrawIndexedIndirect-None-08669

If any of the `stippledRectangularLines`, `stippledBresenhamLines` or `stippledSmoothLines` features are enabled, and a shader object is bound to any graphics stage or a graphics pipeline is bound which was created with the `VK_DYNAMIC_STATE_LINE_STIPPLE_ENABLE_EXT` dynamic state enabled, the current value of `rasterizerDiscardEnable` is `VK_FALSE`, and the effective rasterization input topology is in line topology class, then `vkCmdSetLineStippleEnableEXT` **must** have been called and not subsequently `invalidated` in the current command buffer prior to this drawing command

- VUID-vkCmdDrawIndexedIndirect-None-07849

If any of the `stippledRectangularLines`, `stippledBresenhamLines` or `stippledSmoothLines` features are enabled and a shader object is bound to any graphics stage, or a bound graphics pipeline state was created with the `VK_DYNAMIC_STATE_LINE_STIPPLE` dynamic state enabled, the current value of `rasterizerDiscardEnable` is `VK_FALSE`, and the current value of `stippledLineEnable` is `VK_TRUE`, then `vkCmdSetLineStipple` **must** have been called and not subsequently `invalidated` in the current command buffer prior to this drawing command

- VUID-vkCmdDrawIndexedIndirect-None-10608

If a shader object is bound to any graphics stage or a graphics pipeline is bound which was created with the `VK_DYNAMIC_STATE_LINE_RASTERIZATION_MODE_EXT` dynamic state enabled, the effective rasterization input topology is in line topology class, and the current `lineRasterizationMode` is `VK_LINE_RASTERIZATION_MODE_BRESENHAM` or

VK_LINE_RASTERIZATION_MODE_RECTANGULAR_SMOOTH, then the current `alphaToCoverageEnable`, `alphaToOneEnable` and `sampleShadingEnable` states **must** all be VK_FALSE

- VUID-vkCmdDrawIndexedIndirect-None-07639

If the `depthClipControl` feature is enabled, and a shader object is bound to any graphics stage or a graphics pipeline is bound which was created with the VK_DYNAMIC_STATE_DEPTH_CLIP_NEGATIVE_ONE_TO_ONE_EXT dynamic state enabled, then `vkCmdSetDepthClipNegativeOneToOneEXT` **must** have been called and not subsequently `invalidated` in the current command buffer prior to this drawing command

- VUID-vkCmdDrawIndexedIndirect-None-09650

If the `depthClampControl` feature is enabled, and a shader object is bound to any graphics stage or a graphics pipeline is bound which was created with the VK_DYNAMIC_STATE_DEPTH_CLAMP_RANGE_EXT dynamic state enabled, and the `current` value of `depthClampEnable` is VK_TRUE, then `vkCmdSetDepthClampRangeEXT` **must** have been called and not subsequently `invalidated` in the current command buffer prior to this drawing command

- VUID-vkCmdDrawIndexedIndirect-None-07640

If the VK_NV_clip_space_w_scaling extension is enabled, and a shader object is bound to any graphics stage or a graphics pipeline is bound which was created with the VK_DYNAMIC_STATE_VIEWPORT_W_SCALING_ENABLE_NV dynamic state enabled, then `vkCmdSetViewportWScalingEnableNV` **must** have been called and not subsequently `invalidated` in the current command buffer prior to this drawing command

- VUID-vkCmdDrawIndexedIndirect-None-07641

If the VK_NV_viewport_swizzle extension is enabled, and a shader object is bound to any graphics stage or a graphics pipeline is bound which was created with the VK_DYNAMIC_STATE_VIEWPORT_SWIZZLE_NV dynamic state enabled, then `vkCmdSetViewportSwizzleNV` **must** have been called and not subsequently `invalidated` in the current command buffer prior to this drawing command

- VUID-vkCmdDrawIndexedIndirect-None-07642

If the VK_NV_fragment_coverage_to_color extension is enabled, a shader object is bound to any graphics stage or a graphics pipeline is bound which was created with the VK_DYNAMIC_STATE_COVERAGE_TO_COLOR_ENABLE_NV dynamic state enabled, and the `current` value of `rasterizerDiscardEnable` is VK_FALSE, then `vkCmdSetCoverageToColorEnableNV` **must** have been called and not subsequently `invalidated` in the current command buffer prior to this drawing command

- VUID-vkCmdDrawIndexedIndirect-None-07643

If the VK_NV_fragment_coverage_to_color extension is enabled, a shader object is bound to any graphics stage or a graphics pipeline is bound which was created with the VK_DYNAMIC_STATE_COVERAGE_TO_COLOR_LOCATION_NV dynamic state enabled, the `current` value of `rasterizerDiscardEnable` is VK_FALSE, and the `current` value of `coverageToColorEnable` is VK_TRUE, then `vkCmdSetCoverageToColorLocationNV` **must** have been called and not subsequently `invalidated` in the current command buffer prior to this drawing command

- VUID-vkCmdDrawIndexedIndirect-None-07644

If the VK_NV_framebuffer_mixed_samples extension is enabled, a shader object is bound to

any graphics stage or a graphics pipeline is bound which was created with the `VK_DYNAMIC_STATE_COVERAGE_MODULATION_MODE_NV` dynamic state enabled, and the current value of `rasterizerDiscardEnable` is `VK_FALSE`, then `vkCmdSetCoverageModulationModeNV` **must** have been called and not subsequently `invalidated` in the current command buffer prior to this drawing command

- VUID-vkCmdDrawIndexedIndirect-None-07645

If the `VK_NV_framebuffer_mixed_samples` extension is enabled, a shader object is bound to any graphics stage or a graphics pipeline is bound which was created with the `VK_DYNAMIC_STATE_COVERAGE_MODULATION_TABLE_ENABLE_NV` dynamic state enabled, the current value of `rasterizerDiscardEnable` is `VK_FALSE`, and the current value of `coverageModulationMode` is any value other than `VK_COVERAGE_MODULATION_MODE_NONE_NV`, then `vkCmdSetCoverageModulationTableEnableNV` **must** have been called and not subsequently `invalidated` in the current command buffer prior to this drawing command

- VUID-vkCmdDrawIndexedIndirect-None-07646

If the `VK_NV_framebuffer_mixed_samples` extension is enabled, a shader object is bound to any graphics stage or a graphics pipeline is bound which was created with the `VK_DYNAMIC_STATE_COVERAGE_MODULATION_TABLE_NV` dynamic state enabled, the current value of `rasterizerDiscardEnable` is `VK_FALSE`, and the current value of `coverageModulationTableEnable` is `VK_TRUE`, then `vkCmdSetCoverageModulationTableNV` **must** have been called and not subsequently `invalidated` in the current command buffer prior to this drawing command

- VUID-vkCmdDrawIndexedIndirect-None-07647

If the `shadingRateImage` feature is enabled, a shader object is bound to any graphics stage or a graphics pipeline is bound which was created with the `VK_DYNAMIC_STATE_SHADING_RATE_IMAGE_ENABLE_NV` dynamic state enabled, and the current value of `rasterizerDiscardEnable` is `VK_FALSE`, then `vkCmdSetShadingRateImageEnableNV` **must** have been called and not subsequently `invalidated` in the current command buffer prior to this drawing command

- VUID-vkCmdDrawIndexedIndirect-pipelineFragmentShadingRate-09238

If the `pipelineFragmentShadingRate` feature is enabled, a shader object is bound to any graphics stage or a graphics pipeline is bound which was created with the `VK_DYNAMIC_STATE_FRAGMENT_SHADING_RATE_KHR` dynamic state enabled, and the current value of `rasterizerDiscardEnable` is `VK_FALSE`, then `vkCmdSetFragmentShadingRateKHR` **must** have been called and not subsequently `invalidated` in the current command buffer prior to this drawing command

- VUID-vkCmdDrawIndexedIndirect-None-07648

If the `representativeFragmentTest` feature is enabled, a shader object is bound to any graphics stage or a graphics pipeline is bound which was created with the `VK_DYNAMIC_STATE_REPRESENTATIVE_FRAGMENT_TEST_ENABLE_NV` dynamic state enabled, and the current value of `rasterizerDiscardEnable` is `VK_FALSE`, then `vkCmdSetRepresentativeFragmentTestEnableNV` **must** have been called and not subsequently `invalidated` in the current command buffer prior to this drawing command

- VUID-vkCmdDrawIndexedIndirect-None-07649

If the `coverageReductionMode` feature is enabled, a shader object is bound to any graphics

stage or a graphics pipeline is bound which was created with the `VK_DYNAMIC_STATE_COVERAGE_REDUCTION_MODE_NV` dynamic state enabled, and the current value of `rasterizerDiscardEnable` is `VK_FALSE`, then `vkCmdSetCoverageReductionModeNV` **must** have been called and not subsequently `invalidated` in the current command buffer prior to this drawing command

- VUID-vkCmdDrawIndexedIndirect-rasterizationSamples-07471

If the bound graphics pipeline state was created with the `VK_DYNAMIC_STATE_RASTERIZATION_SAMPLES_EXT` state enabled, and the current subpass does not use any color and/or depth/stencil attachments, then the `rasterizationSamples` in the last call to `vkCmdSetRasterizationSamplesEXT` **must** follow the rules for a `zero-attachment subpass`

- VUID-vkCmdDrawIndexedIndirect-samples-07472

If the bound graphics pipeline state was created with the `VK_DYNAMIC_STATE_SAMPLE_MASK_EXT` state enabled and the `VK_DYNAMIC_STATE_RASTERIZATION_SAMPLES_EXT` state disabled, then the `samples` parameter in the last call to `vkCmdSetSampleMaskEXT` **must** be greater or equal to the `VkPipelineMultisampleStateCreateInfo::rasterizationSamples` parameter used to create the bound graphics pipeline

- VUID-vkCmdDrawIndexedIndirect-samples-07473

If the bound graphics pipeline state was created with the `VK_DYNAMIC_STATE_SAMPLE_MASK_EXT` state and `VK_DYNAMIC_STATE_RASTERIZATION_SAMPLES_EXT` states enabled, then the `samples` parameter in the last call to `vkCmdSetSampleMaskEXT` **must** be greater or equal to the `rasterizationSamples` parameter in the last call to `vkCmdSetRasterizationSamplesEXT`

- VUID-vkCmdDrawIndexedIndirect-None-09211

If the bound graphics pipeline state was created with the `VK_DYNAMIC_STATE_RASTERIZATION_SAMPLES_EXT` state enabled, or a shader object is bound to any graphics stage, and the current render pass instance includes a `VkMultisampledRenderToSingleSampledInfoEXT` structure with `multisampledRenderToSingleSampledEnable` equal to `VK_TRUE`, then the `rasterizationSamples` in the last call to `vkCmdSetRasterizationSamplesEXT` **must** be the same as the `rasterizationSamples` member of that structure

- VUID-vkCmdDrawIndexedIndirect-firstAttachment-07476

If a shader object is bound to the `VK_SHADER_STAGE_FRAGMENT_BIT` stage or a graphics pipeline is bound was created with the `VK_DYNAMIC_STATE_COLOR_BLEND_ENABLE_EXT` dynamic states enabled, and the current value of `rasterizerDiscardEnable` is `VK_FALSE`, then the last call to `vkCmdSetColorBlendEnableEXT` in the current command buffer prior to this drawing command **must** have set a value for all active color attachments

- VUID-vkCmdDrawIndexedIndirect-firstAttachment-07478

If a shader object is bound to the `VK_SHADER_STAGE_FRAGMENT_BIT` stage or a graphics pipeline is bound was created with the `VK_DYNAMIC_STATE_COLOR_WRITE_MASK_EXT` dynamic states enabled, and the current value of `rasterizerDiscardEnable` is `VK_FALSE`, then the last call to `vkCmdSetColorWriteMaskEXT` in the current command buffer prior to this drawing command **must** have set a value for all active color attachments

- VUID-vkCmdDrawIndexedIndirect-advancedBlendMaxColorAttachments-07480

If a shader object is bound to the `VK_SHADER_STAGE_FRAGMENT_BIT` stage or a graphics pipeline is bound was created with the `VK_DYNAMIC_STATE_COLOR_BLEND_ADVANCED_EXT` and `VK_DYNAMIC_STATE_COLOR_BLEND_ENABLE_EXT` dynamic states enabled, the current value of `rasterizerDiscardEnable` is `VK_FALSE`, and an active color attachment current value of `blendEnable` is `VK_TRUE`, then the number of active color attachments **must** not exceed `advancedBlendMaxColorAttachments`

- VUID-vkCmdDrawIndexedIndirect-None-10862

If a graphics pipeline is bound was created with `VK_DYNAMIC_STATE_COLOR_BLEND_EQUATION_EXT`, but not the `VK_DYNAMIC_STATE_COLOR_BLEND_ADVANCED_EXT` dynamic state enabled, and the current value of `rasterizerDiscardEnable` is `VK_FALSE`, then `vkCmdSetColorBlendEquationEXT` **must** have been called and not subsequently `invalidated` in the current command buffer prior to this drawing command for all active color attachments with the `blendEnable` current value of `VK_TRUE`

- VUID-vkCmdDrawIndexedIndirect-rasterizerDiscardEnable-10863

If a graphics pipeline is bound was created with `VK_DYNAMIC_STATE_COLOR_BLEND_ADVANCED_EXT`, but not the `VK_DYNAMIC_STATE_COLOR_BLEND_EQUATION_EXT` dynamic state enabled, and the current value of `rasterizerDiscardEnable` is `VK_FALSE`, then `vkCmdSetColorBlendAdvancedEXT` **must** have been called and not subsequently `invalidated` in the current command buffer prior to this drawing command for all active color attachments with the `blendEnable` current value of `VK_TRUE`

- VUID-vkCmdDrawIndexedIndirect-None-10864

If a shader object is bound to the `VK_SHADER_STAGE_FRAGMENT_BIT` stage or a graphics pipeline is bound was created with `VK_DYNAMIC_STATE_COLOR_BLEND_ADVANCED_EXT` and `VK_DYNAMIC_STATE_COLOR_BLEND_EQUATION_EXT` dynamic state enabled, and the current value of `rasterizerDiscardEnable` is `VK_FALSE`, then either `vkCmdSetColorBlendAdvancedEXT` or `vkCmdSetColorBlendEquationEXT` **must** have been called and not subsequently `invalidated` in the current command buffer prior to this drawing command for all active color attachments with the `blendEnable` current value of `VK_TRUE`

- VUID-vkCmdDrawIndexedIndirect-primitivesGeneratedQueryWithNonZeroStreams-07481

If the `primitivesGeneratedQueryWithNonZeroStreams` feature is not enabled and the `VK_QUERY_TYPE_PRIMITIVES_GENERATED_EXT` query is active, and the bound graphics pipeline was created with `VK_DYNAMIC_STATE_RASTERIZATION_STREAM_EXT` state enabled, the last call to `vkCmdSetRasterizationStreamEXT` **must** have set the `rasterizationStream` to zero

- VUID-vkCmdDrawIndexedIndirect-sampleLocationsPerPixel-07482

If the bound graphics pipeline state was created with the `VK_DYNAMIC_STATE_SAMPLE_LOCATIONS_EXT` state enabled and the `VK_DYNAMIC_STATE_RASTERIZATION_SAMPLES_EXT` state disabled, and the current value of `sampleLocationsEnable` is `VK_TRUE`, then the `sampleLocationsPerPixel` member of `pSampleLocationsInfo` in the last call to `vkCmdSetSampleLocationsEXT` **must** equal the

`rasterizationSamples` member of the `VkPipelineMultisampleStateCreateInfo` structure the bound graphics pipeline has been created with

- VUID-vkCmdDrawIndexedIndirect-sampleLocationsPerPixel-07483

If the bound graphics pipeline state was created with the `VK_DYNAMIC_STATE_SAMPLE_LOCATIONS_EXT` state enabled and the `VK_DYNAMIC_STATE_RASTERIZATION_SAMPLES_EXT` state enabled, and the current value of `sampleLocationsEnable` is `VK_TRUE`, then the `sampleLocationsPerPixel` member of `pSampleLocationsInfo` in the last call to `vkCmdSetSampleLocationsEXT` **must** equal the `rasterizationSamples` parameter of the last call to `vkCmdSetRasterizationSamplesEXT`

- VUID-vkCmdDrawIndexedIndirect-sampleLocationsEnable-07484

If a shader object is bound to the `VK_SHADER_STAGE_FRAGMENT_BIT` stage, or the bound graphics pipeline was created with the `VK_DYNAMIC_STATE_SAMPLE_LOCATIONS_ENABLE_EXT` state enabled, and `sampleLocationsEnable` was `VK_TRUE` in the last call to `vkCmdSetSampleLocationsEnableEXT` then the current active depth attachment **must** have been created with the `VK_IMAGE_CREATE_SAMPLE_LOCATIONS_COMPATIBLE_DEPTH_BIT_EXT` bit set

- VUID-vkCmdDrawIndexedIndirect-sampleLocationsEnable-07485

If a shader object is bound to the `VK_SHADER_STAGE_FRAGMENT_BIT` stage, or the bound graphics pipeline state was created with the `VK_DYNAMIC_STATE_SAMPLE_LOCATIONS_EXT` state enabled and the `VK_DYNAMIC_STATE_SAMPLE_LOCATIONS_ENABLE_EXT` state enabled, and if `sampleLocationsEnable` was `VK_TRUE` in the last call to `vkCmdSetSampleLocationsEnableEXT`, then the `sampleLocationsInfo.maxSampleLocationGridSize.width` in the last call to `vkCmdSetSampleLocationsEXT` **must** evenly divide `VkMultisamplePropertiesEXT::maxSampleLocationGridSize.width` as returned by `vkGetPhysicalDeviceMultisamplePropertiesEXT` with a `samples` parameter equaling `rasterizationSamples`

- VUID-vkCmdDrawIndexedIndirect-sampleLocationsEnable-07486

If a shader object is bound to the `VK_SHADER_STAGE_FRAGMENT_BIT` stage, or the bound graphics pipeline state was created with the `VK_DYNAMIC_STATE_SAMPLE_LOCATIONS_EXT` state enabled and the `VK_DYNAMIC_STATE_SAMPLE_LOCATIONS_ENABLE_EXT` state enabled, and if `sampleLocationsEnable` was `VK_TRUE` in the last call to `vkCmdSetSampleLocationsEnableEXT`, then the `sampleLocationsInfo.maxSampleLocationGridSize.height` in the last call to `vkCmdSetSampleLocationsEXT` **must** evenly divide `VkMultisamplePropertiesEXT::maxSampleLocationGridSize.height` as returned by `vkGetPhysicalDeviceMultisamplePropertiesEXT` with a `samples` parameter equaling `rasterizationSamples`

- VUID-vkCmdDrawIndexedIndirect-sampleLocationsEnable-07487

If a shader object is bound to the `VK_SHADER_STAGE_FRAGMENT_BIT` stage, or the bound graphics pipeline state was created with the `VK_DYNAMIC_STATE_SAMPLE_LOCATIONS_ENABLE_EXT` state enabled, and if `sampleLocationsEnable` was `VK_TRUE` in the last call to

`vkCmdSetSampleLocationsEnableEXT`, the fragment shader code **must** not statically use the extended instruction `InterpolateAtSample`

- VUID-vkCmdDrawIndexedIndirect-sampleLocationsEnable-07936

If the bound graphics pipeline state was created with the `VK_DYNAMIC_STATE_SAMPLE_LOCATIONS_EXT` state disabled and the `VK_DYNAMIC_STATE_RASTERIZATION_SAMPLES_EXT` state enabled, and the current value of `sampleLocationsEnable` is `VK_TRUE`, then `sampleLocationsInfo.sampleLocationGridSize.width` **must** evenly divide `VkMultisamplePropertiesEXT::maxSampleLocationGridSize.width` as returned by `vkGetPhysicalDeviceMultisamplePropertiesEXT` with a `samples` parameter equaling the value of `rasterizationSamples` in the last call to `vkCmdSetRasterizationSamplesEXT`

- VUID-vkCmdDrawIndexedIndirect-sampleLocationsEnable-07937

If the bound graphics pipeline state was created with the `VK_DYNAMIC_STATE_SAMPLE_LOCATIONS_EXT` state disabled and the `VK_DYNAMIC_STATE_RASTERIZATION_SAMPLES_EXT` state enabled, and the current value of `sampleLocationsEnable` is `VK_TRUE`, then `sampleLocationsInfo.sampleLocationGridSize.height` **must** evenly divide `VkMultisamplePropertiesEXT::maxSampleLocationGridSize.height` as returned by `vkGetPhysicalDeviceMultisamplePropertiesEXT` with a `samples` parameter equaling the value of `rasterizationSamples` in the last call to `vkCmdSetRasterizationSamplesEXT`

- VUID-vkCmdDrawIndexedIndirect-sampleLocationsEnable-07938

If the bound graphics pipeline state was created with the `VK_DYNAMIC_STATE_SAMPLE_LOCATIONS_EXT` state disabled and the `VK_DYNAMIC_STATE_RASTERIZATION_SAMPLES_EXT` state enabled, and the current value of `sampleLocationsEnable` is `VK_TRUE`, then `sampleLocationsInfo.sampleLocationsPerPixel` **must** equal `rasterizationSamples` in the last call to `vkCmdSetRasterizationSamplesEXT`

- VUID-vkCmdDrawIndexedIndirect-coverageModulationTableEnable-07488

If a shader object is bound to any graphics stage or the bound graphics pipeline state was created with the `VK_DYNAMIC_STATE_COVERAGE_MODULATION_TABLE_ENABLE_NV` state enabled, and the last call to `vkCmdSetCoverageModulationTableEnableNV` set `coverageModulationTableEnable` to `VK_TRUE`, then the `coverageModulationTableCount` parameter in the last call to `vkCmdSetCoverageModulationTableNV` **must** equal the current `rasterizationSamples` divided by the number of color samples in the current active color attachment

- VUID-vkCmdDrawIndexedIndirect-rasterizationSamples-07489

If the `VK_NV_framebuffer_mixed_samples` extension is enabled, and if current subpass has a depth/stencil attachment and depth test, stencil test, or depth bounds test are enabled in the bound pipeline, then the current `rasterizationSamples` **must** be the same as the sample count of the depth/stencil attachment

- VUID-vkCmdDrawIndexedIndirect-coverageToColorEnable-07490

If the bound graphics pipeline state was created with the `VK_DYNAMIC_STATE_COVERAGE_TO_COLOR_ENABLE_NV` state enabled and the last call to `vkCmdSetCoverageToColorEnableNV` set the `coverageToColorEnable` to `VK_TRUE`, then there **must** be an active color attachment at the location selected by the last call to

`vkCmdSetCoverageToColorLocationNV coverageToColorLocation`, with a `VkFormat` of `VK_FORMAT_R8_UINT`, `VK_FORMAT_R8_SINT`, `VK_FORMAT_R16_UINT`, `VK_FORMAT_R16_SINT`, `VK_FORMAT_R32_UINT`, or `VK_FORMAT_R32_SINT`

- VUID-vkCmdDrawIndexedIndirect-rasterizerDiscardEnable-09420

If the `VK_NV_fragment_coverage_to_color` extension is enabled, and a shader object is bound to the `VK_SHADER_STAGE_FRAGMENT_BIT` stage, and the most recent call to `vkCmdSetRasterizerDiscardEnable` in the current command buffer set `rasterizerDiscardEnable` to `VK_FALSE`, and the last call to `vkCmdSetCoverageToColorEnableNV` set the `coverageToColorEnable` to `VK_TRUE`, then there **must** be an active color attachment at the location selected by the last call to `vkCmdSetCoverageToColorLocationNV coverageToColorLocation`, with a `VkFormat` of `VK_FORMAT_R8_UINT`, `VK_FORMAT_R8_SINT`, `VK_FORMAT_R16_UINT`, `VK_FORMAT_R16_SINT`, `VK_FORMAT_R32_UINT`, or `VK_FORMAT_R32_SINT`

- VUID-vkCmdDrawIndexedIndirect-coverageReductionMode-07491

If the `coverageReductionMode` feature is enabled, a shader object is bound to any graphics stage or a graphics pipeline is bound which was created with the `VK_DYNAMIC_STATE_COVERAGE_REDUCTION_MODE_NV` or `VK_DYNAMIC_STATE_RASTERIZATION_SAMPLES_EXT` dynamic states enabled, then the current values of `coverageReductionMode`, `rasterizationSamples`, the sample counts for the color and depth/stencil attachments (if the subpass has them) **must** be a valid combination returned by `vkGetPhysicalDeviceSupportedFramebufferMixedSamplesCombinationsNV`

- VUID-vkCmdDrawIndexedIndirect-viewportCount-07492

If the bound graphics pipeline state was created with the `VK_DYNAMIC_STATE_VIEWPORT_WITH_COUNT` dynamic state enabled, but not the `VK_DYNAMIC_STATE_VIEWPORT_SWIZZLE_NV` dynamic state enabled, then the bound graphics pipeline **must** have been created with `VkPipelineViewportSwizzleStateCreateInfoNV::viewportCount` greater or equal to the `viewportCount` parameter in the last call to `vkCmdSetViewportWithCount`

- VUID-vkCmdDrawIndexedIndirect-viewportCount-07493

If the bound graphics pipeline state was created with the `VK_DYNAMIC_STATE_VIEWPORT_WITH_COUNT` and `VK_DYNAMIC_STATE_VIEWPORT_SWIZZLE_NV` dynamic states enabled then the `viewportCount` parameter in the last call to `vkCmdSetViewportSwizzleNV` **must** be greater than or equal to the `viewportCount` parameter in the last call to `vkCmdSetViewportWithCount`

- VUID-vkCmdDrawIndexedIndirect-viewportCount-09421

If the `VK_NV_viewport_swizzle` extension is enabled, and a shader object is bound to any graphics stage, then the `viewportCount` parameter in the last call to `vkCmdSetViewportSwizzleNV` **must** be greater than or equal to the `viewportCount` parameter in the last call to `vkCmdSetViewportWithCount`

- VUID-vkCmdDrawIndexedIndirect-rasterizationSamples-07494

If the `VK_NV_framebuffer_mixed_samples` extension is enabled, and the `coverageReductionMode` feature is not enabled, or the current value of `coverageReductionMode` is not `VK_COVERAGE_REDUCTION_MODE_TRUNCATE_NV`, and the

current value of `rasterizationSamples` is greater than sample count of the color attachment, then `sample shading` **must** be disabled

- VUID-vkCmdDrawIndexedIndirect-stippledLineEnable-07495

If the bound graphics pipeline state was created with the `VK_DYNAMIC_STATE_LINE_STIPPLE_ENABLE_EXT` or `VK_DYNAMIC_STATE_LINE_RASTERIZATION_MODE_EXT` dynamic states enabled, and if the current `stippledLineEnable` state is `VK_TRUE` and the current `lineRasterizationMode` state is `VK_LINE_RASTERIZATION_MODE_RECTANGULAR`, then the `stippledRectangularLines` feature **must** be enabled

- VUID-vkCmdDrawIndexedIndirect-stippledLineEnable-07496

If the bound graphics pipeline state was created with the `VK_DYNAMIC_STATE_LINE_STIPPLE_ENABLE_EXT` or `VK_DYNAMIC_STATE_LINE_RASTERIZATION_MODE_EXT` dynamic states enabled, and if the current `stippledLineEnable` state is `VK_TRUE` and the current `lineRasterizationMode` state is `VK_LINE_RASTERIZATION_MODE_BRESENHAM`, then the `stippledBresenhamLines` feature **must** be enabled

- VUID-vkCmdDrawIndexedIndirect-stippledLineEnable-07497

If the bound graphics pipeline state was created with the `VK_DYNAMIC_STATE_LINE_STIPPLE_ENABLE_EXT` or `VK_DYNAMIC_STATE_LINE_RASTERIZATION_MODE_EXT` dynamic states enabled, and if the current `stippledLineEnable` state is `VK_TRUE` and the current `lineRasterizationMode` state is `VK_LINE_RASTERIZATION_MODE_RECTANGULAR_SMOOTH`, then the `stippledSmoothLines` feature **must** be enabled

- VUID-vkCmdDrawIndexedIndirect-stippledLineEnable-07498

If the bound graphics pipeline state was created with the `VK_DYNAMIC_STATE_LINE_STIPPLE_ENABLE_EXT` or `VK_DYNAMIC_STATE_LINE_RASTERIZATION_MODE_EXT` dynamic states enabled, and if the current `stippledLineEnable` state is `VK_TRUE` and the current `lineRasterizationMode` state is `VK_LINE_RASTERIZATION_MODE_DEFAULT`, then the `stippledRectangularLines` feature **must** be enabled and `VkPhysicalDeviceLimits::strictLines` **must** be `VK_TRUE`

- VUID-vkCmdDrawIndexedIndirect-stage-07073

If the bound pipeline was created with the `VkPipelineShaderStageCreateInfo::stage` member of an element of `VkGraphicsPipelineCreateInfo::pStages` set to `VK_SHADER_STAGE_VERTEX_BIT`, `VK_SHADER_STAGE_TESSELLATION_CONTROL_BIT`, `VK_SHADER_STAGE_TESSELLATION_EVALUATION_BIT` or `VK_SHADER_STAGE_GEOMETRY_BIT`, then `Mesh Shader Queries` **must** not be active

- VUID-vkCmdDrawIndexedIndirect-None-08877

If a shader object is bound to the `VK_SHADER_STAGE_FRAGMENT_BIT` stage or a graphics pipeline is bound which was created with the `VK_DYNAMIC_STATE_ATTACHMENT_FEEDBACK_LOOP_ENABLE_EXT` dynamic state enabled, and the current value of `rasterizerDiscardEnable` is `VK_FALSE`, then `vkCmdSetAttachmentFeedbackLoopEnableEXT` **must** have been called and not subsequently `invalidated` in the current command buffer prior to this drawing command

- VUID-vkCmdDrawIndexedIndirect-None-07850

If dynamic state was inherited from

[VkCommandBufferInheritanceViewportScissorInfoNV](#), it **must** be set in the current command buffer prior to this drawing command

- VUID-vkCmdDrawIndexedIndirect-nextStage-10745

For each shader object bound to a graphics stage, except for shader object bound to the last graphics stage in the logical pipeline, it **must** have been created with a [nextStage](#) including the corresponding bit to the shader object bound to the following graphics stage in the logical pipeline

- VUID-vkCmdDrawIndexedIndirect-None-08684

If there is no bound graphics pipeline, [vkCmdBindShadersEXT](#) **must** have been called in the current command buffer with [pStages](#) with an element of [VK_SHADER_STAGE_VERTEX_BIT](#)

- VUID-vkCmdDrawIndexedIndirect-None-08685

If there is no bound graphics pipeline, and the [tessellationShader](#) feature is enabled, [vkCmdBindShadersEXT](#) **must** have been called in the current command buffer with [pStages](#) with an element of [VK_SHADER_STAGE_TESSELLATION_CONTROL_BIT](#)

- VUID-vkCmdDrawIndexedIndirect-None-08686

If there is no bound graphics pipeline, and the [tessellationShader](#) feature is enabled, [vkCmdBindShadersEXT](#) **must** have been called in the current command buffer with [pStages](#) with an element of [VK_SHADER_STAGE_TESSELLATION_EVALUATION_BIT](#)

- VUID-vkCmdDrawIndexedIndirect-None-08687

If there is no bound graphics pipeline, and the [geometryShader](#) feature is enabled, [vkCmdBindShadersEXT](#) **must** have been called in the current command buffer with [pStages](#) with an element of [VK_SHADER_STAGE_GEOMETRY_BIT](#)

- VUID-vkCmdDrawIndexedIndirect-None-08688

If there is no bound graphics pipeline, [vkCmdBindShadersEXT](#) **must** have been called in the current command buffer with [pStages](#) with an element of [VK_SHADER_STAGE_FRAGMENT_BIT](#)

- VUID-vkCmdDrawIndexedIndirect-None-08689

If there is no bound graphics pipeline, and the [taskShader](#) feature is enabled, [vkCmdBindShadersEXT](#) **must** have been called in the current command buffer with [pStages](#) with an element of [VK_SHADER_STAGE_TASK_BIT_EXT](#)

- VUID-vkCmdDrawIndexedIndirect-None-08690

If there is no bound graphics pipeline, and the [meshShader](#) feature is enabled, [vkCmdBindShadersEXT](#) **must** have been called in the current command buffer with [pStages](#) with an element of [VK_SHADER_STAGE_MESH_BIT_EXT](#)

- VUID-vkCmdDrawIndexedIndirect-None-08693

If there is no bound graphics pipeline, and at least one of the [taskShader](#) and [meshShader](#) features is enabled, one of the [VK_SHADER_STAGE_VERTEX_BIT](#) or [VK_SHADER_STAGE_MESH_BIT_EXT](#) stages **must** have a valid [VkShaderEXT](#) bound, and the other **must** have no [VkShaderEXT](#) bound

- VUID-vkCmdDrawIndexedIndirect-None-08696

If there is no bound graphics pipeline, and a valid [VkShaderEXT](#) is bound to the [VK_SHADER_STAGE_VERTEX_BIT](#) stage, there **must** be no [VkShaderEXT](#) bound to either the [VK_SHADER_STAGE_TASK_BIT_EXT](#) stage or the [VK_SHADER_STAGE_MESH_BIT_EXT](#) stage

- VUID-vkCmdDrawIndexedIndirect-None-08698
If any graphics shader is bound which was created with the [VK_SHADER_CREATE_LINK_STAGE_BIT_EXT](#) flag, then all shaders created with the [VK_SHADER_CREATE_LINK_STAGE_BIT_EXT](#) flag in the same [vkCreateShadersEXT](#) call **must** also be bound
- VUID-vkCmdDrawIndexedIndirect-None-08699
If any graphics shader is bound which was created with the [VK_SHADER_CREATE_LINK_STAGE_BIT_EXT](#) flag, any stages in between stages whose shaders which did not create a shader with the [VK_SHADER_CREATE_LINK_STAGE_BIT_EXT](#) flag as part of the same [vkCreateShadersEXT](#) call **must** not have any [VkShaderEXT](#) bound
- VUID-vkCmdDrawIndexedIndirect-None-08878
All bound graphics shader objects **must** have been created with identical or [identically defined](#) push constant ranges
- VUID-vkCmdDrawIndexedIndirect-None-08879
All bound graphics shader objects **must** have either been created with the [VK_SHADER_CREATE_DESCRIPTOR_HEAP_BIT_EXT](#) flag set, or with identical or [identically defined](#) arrays of descriptor set layouts
- VUID-vkCmdDrawIndexedIndirect-colorAttachmentCount-09372
If the current render pass instance was begun with [vkCmdBeginRendering](#) and a [VkRenderingInfo::colorAttachmentCount](#) equal to 1, a color attachment with a resolve mode of [VK_RESOLVE_MODE_EXTERNAL_FORMAT_DOWNSAMPLE_BIT_ANDROID](#), and a fragment shader is bound, it **must** not declare the [DepthReplacing](#) or [StencilRefReplacingEXT](#) execution modes
- VUID-vkCmdDrawIndexedIndirect-pDynamicStates-08715
If the bound graphics pipeline state includes a fragment shader stage, was created with [VK_DYNAMIC_STATE_DEPTH_WRITE_ENABLE](#) set in [VkPipelineDynamicStateCreateInfo::pDynamicStates](#), and the fragment shader declares the [EarlyFragmentTests](#) execution mode and uses [OpDepthAttachmentReadEXT](#), the [depthWriteEnable](#) parameter in the last call to [vkCmdSetDepthWriteEnable](#) **must** be [VK_FALSE](#)
- VUID-vkCmdDrawIndexedIndirect-pDynamicStates-08716
If the bound graphics pipeline state includes a fragment shader stage, was created with [VK_DYNAMIC_STATE_STENCIL_WRITE_MASK](#) set in [VkPipelineDynamicStateCreateInfo::pDynamicStates](#), and the fragment shader declares the [EarlyFragmentTests](#) execution mode and uses [OpStencilAttachmentReadEXT](#), the [writeMask](#) parameter in the last call to [vkCmdSetStencilWriteMask](#) **must** be 0
- VUID-vkCmdDrawIndexedIndirect-None-09116
If a shader object is bound to any graphics stage or the bound graphics pipeline was created with [VK_DYNAMIC_STATE_COLOR_WRITE_MASK_EXT](#), and the format of any color attachment is [VK_FORMAT_E5B9G9R9_UFLOAT_PACK32](#), the corresponding element of the [pColorWriteMasks](#) parameter of [vkCmdSetColorWriteMaskEXT](#) **must** either include all of [VK_COLOR_COMPONENT_R_BIT](#), [VK_COLOR_COMPONENT_G_BIT](#), and [VK_COLOR_COMPONENT_B_BIT](#), or none of them
- VUID-vkCmdDrawIndexedIndirect-maxFragmentDualSrcAttachments-09239
If [blending](#) is enabled for any attachment where either the source or destination blend

factors for that attachment [use the secondary color input](#), the maximum value of [Location](#) for any output attachment [statically used](#) in the [Fragment Execution Model](#) executed by this command **must** be less than [maxFragmentDualSrcAttachments](#)

- VUID-vkCmdDrawIndexedIndirect-None-09548

If the current render pass was begun with [vkCmdBeginRendering](#), there is no shader object bound to any graphics stage, the value of each element of [VkRenderingAttachmentLocationInfo::pColorAttachmentLocations](#) in the bound pipeline **must** match the value for the corresponding locations set currently in the current render pass instance

- VUID-vkCmdDrawIndexedIndirect-None-09549

If the current render pass was begun with [vkCmdBeginRendering](#), and there is no shader object bound to any graphics stage, the value of each element of [VkRenderingInputAttachmentIndexInfo::pColorAttachmentInputIndices](#) in the bound pipeline **must** match the value for the corresponding index set currently in the current render pass instance

- VUID-vkCmdDrawIndexedIndirect-None-10927

If the current render pass was begun with [vkCmdBeginRendering](#), and there is no shader object bound to any graphics stage, the value of [VkRenderingInputAttachmentIndexInfo::pDepthInputAttachmentIndex](#) in the bound pipeline **must** match the value set currently in the current render pass instance

- VUID-vkCmdDrawIndexedIndirect-None-10928

If the current render pass was begun with [vkCmdBeginRendering](#), and there is no shader object bound to any graphics stage, the value of [VkRenderingInputAttachmentIndexInfo::pStencilInputAttachmentIndex](#) in the bound pipeline **must** match the value set currently in the current render pass instance

- VUID-vkCmdDrawIndexedIndirect-None-09642

If the current render pass was begun with [vkCmdBeginRendering](#) with the [VK_RENDERING_ENABLE_LEGACY_DITHERING_BIT_EXT](#) flag, the bound graphics pipeline **must** have been created with [VK_PIPELINE_CREATE_2_ENABLE_LEGACY_DITHERING_BIT_EXT](#)

- VUID-vkCmdDrawIndexedIndirect-None-09643

If the bound graphics pipeline was created with [VK_PIPELINE_CREATE_2_ENABLE_LEGACY_DITHERING_BIT_EXT](#), the current render pass **must** have begun with [vkCmdBeginRendering](#) with the [VK_RENDERING_ENABLE_LEGACY_DITHERING_BIT_EXT](#) flag

- VUID-vkCmdDrawIndexedIndirect-None-10677

If the [per-tile execution model](#) is enabled, the [tileShadingPerTileDraw](#) feature **must** be enabled

- VUID-vkCmdDrawIndexedIndirect-None-10772

If a shader object is bound to any graphics stage, *multiview* functionality **must** not be enabled in the current render pass

- VUID-vkCmdDrawIndexedIndirect-multiviewPerViewViewports-12262

If the [multiviewPerViewViewports](#) feature is enabled, then the index of the most significant bit in current render pass instance [viewMask](#) **must** be less than the [current value](#) of

`viewportCount`

- VUID-vkCmdDrawIndexedIndirect-multiviewPerViewViewports-12263

If the `multiviewPerViewViewports` feature is enabled, then the index of the most significant bit in current render pass instance `viewMask` **must** be less than the `current value` of `scissorCount`

- VUID-vkCmdDrawIndexedIndirect-flags-11521

If current render pass instance was begun with `vkCmdBeginRendering` with `VkRenderingInfo::flags` which includes `VK_RENDERING_FRAGMENT_REGION_BIT_EXT`, and if `sample shading` is enabled (explicitly or implicitly), then the minimum fraction for sample shading **must** equal 0.0

- VUID-vkCmdDrawIndexedIndirect-None-11522

If the current render pass instance was begun with `vkCmdBeginRendering` and contains a custom resolve, and the `dynamicRenderingUnusedAttachments` feature is not enabled, the graphics pipeline bound **must** have been created with a `VkCustomResolveCreateInfoEXT`

- VUID-vkCmdDrawIndexedIndirect-None-11523

If the current render pass instance was begun with `vkCmdBeginRendering` and does not contain a custom resolve, and the `dynamicRenderingUnusedAttachments` feature is not enabled, the graphics pipeline bound **must** not have been created with a `VkCustomResolveCreateInfoEXT`

- VUID-vkCmdDrawIndexedIndirect-customResolve-11524

If the current render pass instance was begun with `vkCmdBeginRendering` and `vkCmdBeginCustomResolveEXT` has been recorded in the render pass instance, the graphics pipeline bound **must** have been created with `VkCustomResolveCreateInfoEXT::customResolve` as `VK_TRUE`

- VUID-vkCmdDrawIndexedIndirect-customResolve-11525

If the current render pass instance was begun with `vkCmdBeginRendering` and contains a custom resolve, and `vkCmdBeginCustomResolveEXT` has not been recorded in the render pass instance, the graphics pipeline bound **must** have been created with `VkCustomResolveCreateInfoEXT::customResolve` as `VK_FALSE`

- VUID-vkCmdDrawIndexedIndirect-None-11861

If the `dynamicRenderingUnusedAttachments` feature is not enabled and the current render pass instance was begun with `vkCmdBeginRendering` and contains a custom resolve, the bound graphics pipeline **must** have been created with a `VkCustomResolveCreateInfoEXT::colorAttachmentCount` equal to `VkRenderingInfo::colorAttachmentCount`

- VUID-vkCmdDrawIndexedIndirect-None-11862

If the `dynamicRenderingUnusedAttachments` feature is not enabled, and the current render pass instance was begun with `vkCmdBeginRendering`, it contains a custom resolve, and `VkRenderingInfo::colorAttachmentCount` greater than 0, then each element of the `VkRenderingInfo::pColorAttachments` array with an `resolveImageView` not equal to `VK_NULL_HANDLE` **must** have been created with a `VkFormat` equal to the corresponding element of `VkCustomResolveCreateInfoEXT::pColorAttachmentFormats` used to create the bound graphics pipeline

- VUID-vkCmdDrawIndexedIndirect-None-11863

If the `dynamicRenderingUnusedAttachments` feature is not enabled, and the current render

pass instance was begun with `vkCmdBeginRendering`, it contains a custom resolve, and `VkRenderingInfo::colorAttachmentCount` greater than 0, then each element of the `VkRenderingInfo::pColorAttachments` array with an `resolveImageView` equal to `VK_NULL_HANDLE` **must** have the corresponding element of `VkCustomResolveCreateInfoEXT::pColorAttachmentFormats` used to create the bound pipeline equal to `VK_FORMAT_UNDEFINED`

- VUID-vkCmdDrawIndexedIndirect-dynamicRenderingUnusedAttachments-11864

If the `dynamicRenderingUnusedAttachments` feature is enabled, the current render pass instance was begun with `vkCmdBeginRendering`, it contains a custom resolve, and `VkRenderingInfo::colorAttachmentCount` greater than 0, then each element of the `VkRenderingInfo::pColorAttachments` array with an `resolveImageView` not equal to `VK_NULL_HANDLE` **must** have been created with a `VkFormat` equal to the corresponding element of `VkCustomResolveCreateInfoEXT::pColorAttachmentFormats` used to create the bound graphics pipeline, or the corresponding element of `VkCustomResolveCreateInfoEXT::pColorAttachmentFormats`, if it exists, **must** be `VK_FORMAT_UNDEFINED`

- VUID-vkCmdDrawIndexedIndirect-None-11865

If the current render pass instance was begun with `vkCmdBeginRendering`, it contains a custom resolve, the `dynamicRenderingUnusedAttachments` feature is not enabled, and `VkRenderingInfo::pDepthAttachment->resolveImageView` was `VK_NULL_HANDLE`, the value of `VkCustomResolveCreateInfoEXT::depthAttachmentFormat` used to create the bound graphics pipeline **must** be equal to `VK_FORMAT_UNDEFINED`

- VUID-vkCmdDrawIndexedIndirect-None-11866

If current render pass instance was begun with `vkCmdBeginRendering`, it contains a custom resolve, the `dynamicRenderingUnusedAttachments` feature is not enabled, and `VkRenderingInfo::pDepthAttachment->resolveImageView` was not `VK_NULL_HANDLE`, the value of `VkCustomResolveCreateInfoEXT::depthAttachmentFormat` used to create the bound graphics pipeline **must** be equal to the `VkFormat` used to create `VkRenderingInfo::pDepthAttachment->resolveImageView`

- VUID-vkCmdDrawIndexedIndirect-dynamicRenderingUnusedAttachments-11867

If the current render pass instance was begun with `vkCmdBeginRendering`, it contains a custom resolve, the `dynamicRenderingUnusedAttachments` feature is enabled, `VkRenderingInfo::pDepthAttachment->resolveImageView` was not `VK_NULL_HANDLE`, and the value of `VkCustomResolveCreateInfoEXT::depthAttachmentFormat` used to create the bound graphics pipeline was not equal to the `VkFormat` used to create `VkRenderingInfo::pDepthAttachment->resolveImageView`, the value of the format **must** be `VK_FORMAT_UNDEFINED`

- VUID-vkCmdDrawIndexedIndirect-None-11868

If the current render pass instance was begun with `vkCmdBeginRendering`, it contains a custom resolve, the `dynamicRenderingUnusedAttachments` feature is not enabled, and `VkRenderingInfo::pStencilAttachment->resolveImageView` was `VK_NULL_HANDLE`, the value of `VkCustomResolveCreateInfoEXT::stencilAttachmentFormat` used to create the bound graphics pipeline **must** be equal to `VK_FORMAT_UNDEFINED`

- VUID-vkCmdDrawIndexedIndirect-None-11869

If current render pass instance was begun with `vkCmdBeginRendering`, it contains a

custom resolve, the `dynamicRenderingUnusedAttachments` feature is not enabled, and `VkRenderingInfo::pStencilAttachment->resolveImageView` was not `VK_NULL_HANDLE`, the value of `VkCustomResolveCreateInfoEXT::stencilAttachmentFormat` used to create the bound graphics pipeline **must** be equal to the `VkFormat` used to create `VkRenderingInfo::pStencilAttachment->resolveImageView`

- VUID-vkCmdDrawIndexedIndirect-dynamicRenderingUnusedAttachments-11870

If the current render pass instance was begun with `vkCmdBeginRendering`, it contains a custom resolve, the `dynamicRenderingUnusedAttachments` feature is enabled, `VkRenderingInfo::pStencilAttachment->resolveImageView` was not `VK_NULL_HANDLE`, and the value of `VkCustomResolveCreateInfoEXT::stencilAttachmentFormat` used to create the bound graphics pipeline was not equal to the `VkFormat` used to create `VkRenderingInfo::pStencilAttachment->resolveImageView`, the value of the format **must** be `VK_FORMAT_UNDEFINED`

- VUID-vkCmdDrawIndexedIndirect-colorAttachmentCount-11871

If the current render pass instance was begun with `vkCmdBeginRendering` with a `VkRenderingInfo::colorAttachmentCount` parameter greater than `0` and `vkCmdBeginCustomResolveEXT` has been recorded in the render pass instance, then for each element of the `VkRenderingInfo::pColorAttachments` array with a `resolveImageView` not equal to `VK_NULL_HANDLE`, the `resolveImageView` **must** have been created with a sample count equal to the value of `rasterizationSamples` for the bound graphics pipeline

- VUID-vkCmdDrawIndexedIndirect-pDepthAttachment-11872

If the current render pass instance was begun with `vkCmdBeginRendering`, `vkCmdBeginCustomResolveEXT` has been recorded in the render pass instance, and `VkRenderingInfo::pDepthAttachment->resolveImageView` was not `VK_NULL_HANDLE`, the value of `rasterizationSamples` for the bound graphics pipeline **must** be equal to the sample count used to create `VkRenderingInfo::pDepthAttachment->resolveImageView`

- VUID-vkCmdDrawIndexedIndirect-pStencilAttachment-11873

If the current render pass instance was begun with `vkCmdBeginRendering`, `vkCmdBeginCustomResolveEXT` has been recorded in the render pass instance, `VkRenderingInfo::pStencilAttachment->resolveImageView` was not `VK_NULL_HANDLE`, the value of `rasterizationSamples` for the bound graphics pipeline **must** be equal to the sample count used to create `VkRenderingInfo::pStencilAttachment->resolveImageView`

- VUID-vkCmdDrawIndexedIndirect-customResolve-11529

If a shader object is bound to the fragment stage, the current render pass instance was begun with `vkCmdBeginRendering`, a fragment density map attachment is active, and `vkCmdBeginCustomResolveEXT` has been called, then the fragment shader object bound **must** have been created with `VkCustomResolveCreateInfoEXT::customResolve` as `VK_TRUE`

- VUID-vkCmdDrawIndexedIndirect-customResolve-11530

If a shader object is bound to the fragment stage, the current render pass instance was begun with `vkCmdBeginRendering` and contains a custom resolve, a fragment density map attachment is active, and `vkCmdBeginCustomResolveEXT` has not yet been called, then the fragment shader object bound **must** have been created with `VkCustomResolveCreateInfoEXT::customResolve` as `VK_FALSE`

- VUID-vkCmdDrawIndexedIndirect-flags-13361

If there are any shader objects bound that were created with `flags` that includes the

`VK_SHADER_CREATE_INDEPENDENT_SETS_BIT_KHR` bit, then all bound shader objects **must** have been created with the `VK_SHADER_CREATE_INDEPENDENT_SETS_BIT_KHR` bit

- VUID-vkCmdDrawIndexedIndirect-flags-13362

If there are any shader objects bound that were created with `flags` that includes the `VK_SHADER_CREATE_INDEPENDENT_SETS_BIT_KHR` bit, then the pipeline layout of the bound descriptor sets **must** have been created with `VK_PIPELINE_LAYOUT_CREATE_INDEPENDENT_SETS_BIT_EXT` set

- VUID-vkCmdDrawIndexedIndirect-flags-13363

If there are any shader objects bound that were created with `flags` that includes the `VK_SHADER_CREATE_INDEPENDENT_SETS_BIT_KHR` bit, and any of the descriptor set layouts used to create the pipeline layout of the bound descriptor sets were created with any binding's `VkDescriptorSetLayoutBinding::stageFlags` set with `VK_SHADER_STAGE_VERTEX_BIT`, `VK_SHADER_STAGE_TESSELLATION_CONTROL_BIT`, `VK_SHADER_STAGE_TESSELLATION_EVALUATION_BIT` or `VK_SHADER_STAGE_GEOMETRY_BIT`, then there **must** be no binding with `VkDescriptorSetLayoutBinding::stageFlags` set with `VK_SHADER_STAGE_TASK_BIT_EXT` or `VK_SHADER_STAGE_MESH_BIT_EXT`

- VUID-vkCmdDrawIndexedIndirect-flags-13364

If there are any shader objects bound that were created with `flags` that includes both the `VK_SHADER_CREATE_INDEPENDENT_SETS_BIT_KHR` and `VK_SHADER_CREATE_NO_TASK_SHADER_BIT_EXT` bits, the pipeline layout of the bound descriptor sets **must** have been created with `VK_PIPELINE_LAYOUT_CREATE_NO_TASK_SHADER_BIT_KHR` set

- VUID-vkCmdDrawIndexedIndirect-flags-13365

If there are any shader objects bound that were created with `flags` that includes both the `VK_SHADER_CREATE_INDEPENDENT_SETS_BIT_KHR` and `VK_SHADER_CREATE_NO_TASK_SHADER_BIT_EXT` bits, there **must** be no shader object bound to the `VK_SHADER_STAGE_TASK_BIT_EXT` stage

- VUID-vkCmdDrawIndexedIndirect-None-04007

All vertex input bindings accessed via vertex input variables declared in the vertex shader entry point's interface **must** have either valid or `VK_NULL_HANDLE` buffers bound

- VUID-vkCmdDrawIndexedIndirect-None-04008

If the `nullDescriptor` feature is not enabled, all vertex input bindings accessed via vertex input variables declared in the vertex shader entry point's interface **must** not be `VK_NULL_HANDLE`

- VUID-vkCmdDrawIndexedIndirect-None-02721

If the `robustBufferAccess` feature is not enabled, and that pipeline was created without enabling `VK_PIPELINE_ROBUSTNESS_BUFFER_BEHAVIOR_ROBUST_BUFFER_ACCESS` for `vertexInputs`, then for a given vertex buffer binding, any attribute data fetched **must** be entirely contained within the corresponding vertex buffer binding, as described in [Vertex Input Description](#)

- VUID-vkCmdDrawIndexedIndirect-format-10389

For each vertex attribute accessed by this command, if its

`VkVertexInputAttributeDescription::format` or `VkVertexInputAttributeDescription2EXT::format` is a `packed format`, and the `legacyVertexAttributes` feature is not enabled, the value of `attribAddress`, calculated as described in `Vertex Input Calculation`, **must** be a multiple of the `size of the format`

- VUID-vkCmdDrawIndexedIndirect-format-10390

For each vertex attribute accessed by this command, if its `VkVertexInputAttributeDescription::format` or `VkVertexInputAttributeDescription2EXT::format` is not a `packed format`, and either the `legacyVertexAttributes` feature is not enabled or `format` has 64-bit components, the value of `attribAddress`, calculated as described in `Vertex Input Calculation`, **must** be a multiple of the `component size of the format`

- VUID-vkCmdDrawIndexedIndirect-None-07842

If there is a shader object bound to the `VK_SHADER_STAGE_VERTEX_BIT` stage or the bound graphics pipeline state was created with the `VK_DYNAMIC_STATE_PRIMITIVE_TOPOLOGY` dynamic state enabled then `vkCmdSetPrimitiveTopology` **must** have been called and not subsequently `invalidated` in the current command buffer prior to this drawing command

- VUID-vkCmdDrawIndexedIndirect-dynamicPrimitiveTopologyUnrestricted-07500

If the bound graphics pipeline state was created with the `VK_DYNAMIC_STATE_PRIMITIVE_TOPOLOGY` dynamic state enabled and the `dynamicPrimitiveTopologyUnrestricted` is `VK_FALSE`, then the `primitiveTopology` parameter of `vkCmdSetPrimitiveTopology` **must** be of the same `topology class` as the pipeline `VkPipelineInputAssemblyStateCreateInfo::topology` state

- VUID-vkCmdDrawIndexedIndirect-primitiveTopology-10286

If a `VK_SHADER_STAGE_TESSELLATION_CONTROL_BIT` stage is bound, then the `current value` of `primitiveTopology` **must** be `VK_PRIMITIVE_TOPOLOGY_PATCH_LIST` prior to this drawing command

- VUID-vkCmdDrawIndexedIndirect-primitiveTopology-10747

If `vkCmdSetPrimitiveTopology` set `primitiveTopology` to `VK_PRIMITIVE_TOPOLOGY_PATCH_LIST` prior to this drawing command, then a `VK_SHADER_STAGE_TESSELLATION_CONTROL_BIT` stage **must** be bound

- VUID-vkCmdDrawIndexedIndirect-primitiveTopology-10748

If `vkCmdSetPrimitiveTopology` set `primitiveTopology` to `VK_PRIMITIVE_TOPOLOGY_POINT_LIST` prior to this drawing command, the `maintenance5` feature is not enabled, both a `VK_SHADER_STAGE_TESSELLATION_EVALUATION_BIT` and `VK_SHADER_STAGE_GEOMETRY_BIT` stage are not bound, then the `Vertex Execution Model` **must** have a `PointSize` decorated variable that is statically written to

- VUID-vkCmdDrawIndexedIndirect-pStrides-04913

If the bound graphics pipeline was created with the `VK_DYNAMIC_STATE_VERTEX_INPUT_BINDING_STRIDE` dynamic state enabled, but without the `VK_DYNAMIC_STATE_VERTEX_INPUT_EXT` dynamic state enabled, then `vkCmdBindVertexBuffers2` with a non-NULL `pStrides` parameter or `vkCmdBindVertexBuffers3KHR` with `setStride` set to `VK_TRUE` **must** have been called and not subsequently `invalidated` in the current command buffer prior to this draw command

- VUID-vkCmdDrawIndexedIndirect-None-13118

If the bound graphics pipeline was created without the `VK_DYNAMIC_STATE_VERTEX_INPUT_BINDING_STRIDE` dynamic state enabled, without the `VK_DYNAMIC_STATE_VERTEX_INPUT_EXT` dynamic state enabled, and `vkCmdBindVertexBuffers3KHR` was called and not subsequently `invalidated` in the current command buffer prior to this draw command, the value of `setStride` in each of its `pBindInfos` elements must have been `VK_FALSE`

- VUID-vkCmdDrawIndexedIndirect-None-04914

If there is a shader object bound to the `VK_SHADER_STAGE_VERTEX_BIT` stage or the bound graphics pipeline state was created with the `VK_DYNAMIC_STATE_VERTEX_INPUT_EXT` dynamic state enabled then `vkCmdSetVertexInputEXT` **must** have been called and not subsequently `invalidated` in the current command buffer prior to this draw command

- VUID-vkCmdDrawIndexedIndirect-Input-07939

If the `vertexAttributeRobustness` feature is not enabled, and the `maintenance9` feature is not enabled, and there is a shader object bound to the `VK_SHADER_STAGE_VERTEX_BIT` stage or the bound graphics pipeline state was created with the `VK_DYNAMIC_STATE_VERTEX_INPUT_EXT` dynamic state enabled then all variables with the `Input` storage class decorated with `Location` in the `Vertex Execution Model OpEntryPoint` **must** contain a location in `VkVertexInputAttributeDescription2EXT::location`

- VUID-vkCmdDrawIndexedIndirect-Input-08734

If there is a shader object bound to the `VK_SHADER_STAGE_VERTEX_BIT` stage or the bound graphics pipeline state was created with the `VK_DYNAMIC_STATE_VERTEX_INPUT_EXT` dynamic state enabled and either the `legacyVertexAttributes` feature is not enabled or the SPIR-V Type associated with a given `Input` variable of the corresponding `Location` in the `Vertex Execution Model OpEntryPoint` is 64-bit, then the numeric type associated with all `Input` variables of the corresponding `Location` in the `Vertex Execution Model OpEntryPoint` **must** be the same as `VkVertexInputAttributeDescription2EXT::format`

- VUID-vkCmdDrawIndexedIndirect-format-08936

If there is a shader object bound to the `VK_SHADER_STAGE_VERTEX_BIT` stage or the bound graphics pipeline state was created with the `VK_DYNAMIC_STATE_VERTEX_INPUT_EXT` dynamic state enabled and `VkVertexInputAttributeDescription2EXT::format` has a 64-bit component, then the scalar width associated with all `Input` variables of the corresponding `Location` in the `Vertex Execution Model OpEntryPoint` **must** be 64-bit

- VUID-vkCmdDrawIndexedIndirect-format-08937

If there is a shader object bound to the `VK_SHADER_STAGE_VERTEX_BIT` stage or the bound graphics pipeline state was created with the `VK_DYNAMIC_STATE_VERTEX_INPUT_EXT` dynamic state enabled and the scalar width associated with a `Location` decorated `Input` variable in the `Vertex Execution Model OpEntryPoint` is 64-bit, then the corresponding `VkVertexInputAttributeDescription2EXT::format` **must** have a 64-bit component

- VUID-vkCmdDrawIndexedIndirect-None-09203

If there is a shader object bound to the `VK_SHADER_STAGE_VERTEX_BIT` stage or the bound graphics pipeline state was created with the

`VK_DYNAMIC_STATE_VERTEX_INPUT_EXT` dynamic state enabled and `VkVertexInputAttributeDescription2EXT::format` has a 64-bit component, then all **Input** variables at the corresponding **Location** in the **Vertex Execution Model OpEntryPoint** **must** not use components that are not present in the format

- VUID-vkCmdDrawIndexedIndirect-None-04875

If there is a shader object bound to the `VK_SHADER_STAGE_TESSELLATION_CONTROL_BIT` stage or the bound graphics pipeline state was created with both a `VK_SHADER_STAGE_TESSELLATION_CONTROL_BIT` stage and the `VK_DYNAMIC_STATE_PATCH_CONTROL_POINTS_EXT` dynamic state enabled, and the current value of `primitiveTopology` is `VK_PRIMITIVE_TOPOLOGY_PATCH_LIST`, then `vkCmdSetPatchControlPointsEXT` **must** have been called and not subsequently **invalidated** in the current command buffer prior to this drawing command

- VUID-vkCmdDrawIndexedIndirect-None-04879

If there is a shader object bound to the `VK_SHADER_STAGE_VERTEX_BIT` stage or the bound graphics pipeline state was created with the `VK_DYNAMIC_STATE_PRIMITIVE_RESTART_ENABLE` dynamic state enabled then `vkCmdSetPrimitiveRestartEnable` **must** have been called and not subsequently **invalidated** in the current command buffer prior to this drawing command

- VUID-vkCmdDrawIndexedIndirect-None-09637

If the `primitiveTopologyListRestart` feature is not enabled, the **input assembly** is `VK_PRIMITIVE_TOPOLOGY_POINT_LIST`, `VK_PRIMITIVE_TOPOLOGY_LINE_LIST`, `VK_PRIMITIVE_TOPOLOGY_TRIANGLE_LIST`, `VK_PRIMITIVE_TOPOLOGY_LINE_LIST_WITH_ADJACENCY`, or `VK_PRIMITIVE_TOPOLOGY_TRIANGLE_LIST_WITH_ADJACENCY`, there is a shader object bound to the `VK_SHADER_STAGE_VERTEX_BIT` stage or the bound graphics pipeline state was created with the `VK_DYNAMIC_STATE_PRIMITIVE_RESTART_ENABLE` dynamic state enabled, then `vkCmdSetPrimitiveRestartEnable` **must** be `VK_FALSE`

- VUID-vkCmdDrawIndexedIndirect-None-10909

If the `primitiveTopologyPatchListRestart` feature is not enabled, the **input assembly** is `VK_PRIMITIVE_TOPOLOGY_PATCH_LIST`, there is a shader object bound to the `VK_SHADER_STAGE_TESSELLATION_CONTROL_BIT` stage or the bound graphics pipeline state was created with the `VK_DYNAMIC_STATE_PRIMITIVE_RESTART_ENABLE` dynamic state enabled then `vkCmdSetPrimitiveRestartEnable` **must** be `VK_FALSE`

- VUID-vkCmdDrawIndexedIndirect-stage-06481

The bound graphics pipeline **must** not have been created with the `VkPipelineShaderStageCreateInfo::stage` member of any element of `VkGraphicsPipelineCreateInfo::pStages` set to `VK_SHADER_STAGE_TASK_BIT_EXT` or `VK_SHADER_STAGE_MESH_BIT_EXT`

- VUID-vkCmdDrawIndexedIndirect-None-08885

There **must** be no shader object bound to either of the `VK_SHADER_STAGE_TASK_BIT_EXT` or `VK_SHADER_STAGE_MESH_BIT_EXT` stages

- VUID-vkCmdDrawIndexedIndirect-None-07619

If a shader object is bound to the `VK_SHADER_STAGE_TESSELLATION_EVALUATION_BIT` stage or a graphics pipeline is bound which was created with both a `VK_SHADER_STAGE_TESSELLATION_EVALUATION_BIT` stage and the

`VK_DYNAMIC_STATE_TESSELLATION_DOMAIN_ORIGIN_EXT` dynamic state enabled, then `vkCmdSetTessellationDomainOriginEXT` **must** have been called and not subsequently **invalidated** in the current command buffer prior to this drawing command

- VUID-vkCmdDrawIndexedIndirect-OpExecutionMode-12239
If a shader is bound to both the `VK_SHADER_STAGE_TESSELLATION_CONTROL_BIT` and `VK_SHADER_STAGE_TESSELLATION_EVALUATION_BIT` stages, and if both stages contain an `OpExecutionMode` instruction specifying the type of subdivision, they **must** be the same
- VUID-vkCmdDrawIndexedIndirect-OpExecutionMode-12240
If a shader is bound to both the `VK_SHADER_STAGE_TESSELLATION_CONTROL_BIT` and `VK_SHADER_STAGE_TESSELLATION_EVALUATION_BIT` stages, and if both stages contain an `OpExecutionMode` instruction specifying the orientation of triangles, they **must** be the same
- VUID-vkCmdDrawIndexedIndirect-OpExecutionMode-12241
If a shader is bound to both the `VK_SHADER_STAGE_TESSELLATION_CONTROL_BIT` and `VK_SHADER_STAGE_TESSELLATION_EVALUATION_BIT` stages, and if both stages contain an `OpExecutionMode` instruction specifying the segment spacing, they **must** be the same
- VUID-vkCmdDrawIndexedIndirect-OpExecutionMode-12242
If a shader is bound to both the `VK_SHADER_STAGE_TESSELLATION_CONTROL_BIT` and `VK_SHADER_STAGE_TESSELLATION_EVALUATION_BIT` stages, and if both stages contain an `OpExecutionMode` instruction specifying the output patch size, they **must** be the same
- VUID-vkCmdDrawIndexedIndirect-buffer-02708
If `buffer` is non-sparse then it **must** be bound completely and contiguously to a single `VkDeviceMemory` object
- VUID-vkCmdDrawIndexedIndirect-buffer-02709
`buffer` **must** have been created with the `VK_BUFFER_USAGE_INDIRECT_BUFFER_BIT` usage flag set
- VUID-vkCmdDrawIndexedIndirect-offset-02710
`offset` **must** be a multiple of 4
- VUID-vkCmdDrawIndexedIndirect-commandBuffer-02711
`commandBuffer` **must** not be a protected command buffer
- VUID-vkCmdDrawIndexedIndirect-drawCount-02718
If the `multiDrawIndirect` feature is not enabled, `drawCount` **must** be 0 or 1
- VUID-vkCmdDrawIndexedIndirect-drawCount-02719
`drawCount` **must** be less than or equal to `VkPhysicalDeviceLimits::maxDrawIndirectCount`
- VUID-vkCmdDrawIndexedIndirect-None-07312
If the `maintenance6` feature is not enabled, a valid index buffer **must** be bound
- VUID-vkCmdDrawIndexedIndirect-primitiveRestartIndex-12401
If the primitive restart index for this draw operation was set with `vkCmdSetPrimitiveRestartIndexEXT`, then `primitiveRestartIndex` **must** not be greater than the maximum representable value for the bound `VkIndexType`
- VUID-vkCmdDrawIndexedIndirect-drawCount-00528

If `drawCount` is greater than 1, `stride` **must** be a multiple of 4 and **must** be greater than or equal to `sizeof(VkDrawIndexedIndirectCommand)`

- VUID-vkCmdDrawIndexedIndirect-drawCount-00539

If `drawCount` is equal to 1, $(\text{offset} + \text{sizeof}(\text{VkDrawIndexedIndirectCommand}))$ **must** be less than or equal to the size of `buffer`

- VUID-vkCmdDrawIndexedIndirect-drawCount-00540

If `drawCount` is greater than 1, $(\text{stride} \times (\text{drawCount} - 1) + \text{offset} + \text{sizeof}(\text{VkDrawIndexedIndirectCommand}))$ **must** be less than or equal to the size of `buffer`

Valid Usage (Implicit)

- VUID-vkCmdDrawIndexedIndirect-commandBuffer-parameter

`commandBuffer` **must** be a valid `VkCommandBuffer` handle

- VUID-vkCmdDrawIndexedIndirect-buffer-parameter

`buffer` **must** be a valid `VkBuffer` handle

- VUID-vkCmdDrawIndexedIndirect-commandBuffer-recording

`commandBuffer` **must** be in the `recording state`

- VUID-vkCmdDrawIndexedIndirect-commandBuffer-cmdpool

The `VkCommandPool` that `commandBuffer` was allocated from **must** support `VK_QUEUE_GRAPHICS_BIT` operations

- VUID-vkCmdDrawIndexedIndirect-renderpass

This command **must** only be called inside of a render pass instance

- VUID-vkCmdDrawIndexedIndirect-suspended

This command **must** not be called between suspended render pass instances

- VUID-vkCmdDrawIndexedIndirect-videocoding

This command **must** only be called outside of a video coding scope

- VUID-vkCmdDrawIndexedIndirect-commonparent

Both of `buffer`, and `commandBuffer` **must** have been created, allocated, or retrieved from the same `VkDevice`

Host Synchronization

- Host access to `commandBuffer` **must** be externally synchronized

- Host access to the `VkCommandPool` that `commandBuffer` was allocated from **must** be externally synchronized

Command Properties

Command Buffer Levels	Render Pass Scope	Video Coding Scope	Supported Queue Types	Command Type
Primary Secondary	Inside	Outside	VK_QUEUE_GRAP HICS_BIT	Action

Conditional Rendering

vkCmdDrawIndexedIndirect is affected by [conditional rendering](#)

The `VkDrawIndexedIndirectCommand` structure is defined as:

```
// Provided by VK_VERSION_1_0
typedef struct VkDrawIndexedIndirectCommand {
    uint32_t    indexCount;
    uint32_t    instanceCount;
    uint32_t    firstIndex;
    int32_t     vertexOffset;
    uint32_t    firstInstance;
} VkDrawIndexedIndirectCommand;
```

- `indexCount` is the number of vertices to draw.
- `instanceCount` is the number of instances to draw.
- `firstIndex` is the base index within the index buffer.
- `vertexOffset` is the value added to the vertex index before indexing into the vertex buffer.
- `firstInstance` is the instance ID of the first instance to draw.

The members of `VkDrawIndexedIndirectCommand` have the same meaning as the similarly named parameters of [vkCmdDrawIndexed](#).

Valid Usage

- VUID-VkDrawIndexedIndirectCommand-pNext-09461

If the bound graphics pipeline state was created with [VkPipelineVertexInputDivisorStateCreateInfo](#) in the `pNext` chain of [VkGraphicsPipelineCreateInfo::pVertexInputState](#), any member of [VkPipelineVertexInputDivisorStateCreateInfo::pVertexBindingDivisors](#) has a value other than `1` in `divisor`, and [VkPhysicalDeviceVertexAttributeDivisorProperties::supportsNonZeroFirstInstance](#) is `VK_FALSE`, then `firstInstance` **must** be `0`

- VUID-VkDrawIndexedIndirectCommand-None-09462

If [shader objects](#) are used for drawing or the bound graphics pipeline state was created

with the `VK_DYNAMIC_STATE_VERTEX_INPUT_EXT` dynamic state enabled, any member of the `pVertexBindingDescriptions` parameter to the `vkCmdSetVertexInputEXT` call that sets this dynamic state has a value other than 1 in `divisor`, and `VkPhysicalDeviceVertexAttributeDivisorProperties::supportsNonZeroFirstInstance` is `VK_FALSE`, then `firstInstance` **must** be 0

- VUID-VkDrawIndexedIndirectCommand-robustBufferAccess2-08798

If the `robustBufferAccess2` feature is not enabled, $(\text{indexSize} \times (\text{firstIndex} + \text{indexCount}))$ **must** be less than or equal to the size of the `bound index buffer range`, with `indexSize` being based on the type specified by `indexType`, and the other parameters sourced from this command

- VUID-VkDrawIndexedIndirectCommand-firstInstance-00554

If the `drawIndirectFirstInstance` feature is not enabled, `firstInstance` **must** be 0

To record a non-indexed indirect drawing command, call:

```
// Provided by VK_KHR_device_address_commands with VK_KHR_draw_indirect_count or
VK_VERSION_1_2
void vkCmdDrawIndexedIndirectCount2KHR(
    VkCommandBuffer                commandBuffer,
    const VkDrawIndirectCount2InfoKHR* pInfo);
```

- `commandBuffer` is the command buffer into which the command is recorded.
- `pInfo` is a pointer to a `VkDrawIndirectCount2InfoKHR` structure defining parameters of this command.

`vkCmdDrawIndexedIndirectCount2KHR` behaves similarly to `vkCmdDrawIndexedIndirect2KHR` except that the draw count is read by the device from an address range during execution. The command will read an unsigned 32-bit integer from `pInfo->countAddressRange` and use this as the draw count.

Valid Usage

- VUID-vkCmdDrawIndexedIndirectCount2KHR-magFilter-04553

If a `VkSampler` created with `magFilter` or `minFilter` equal to `VK_FILTER_LINEAR`, `reductionMode` equal to `VK_SAMPLER_REDUCTION_MODE_WEIGHTED_AVERAGE`, and `compareEnable` equal to `VK_FALSE` is used to sample a `VkImageView` as a result of this command, then the image view's `format features` **must** contain `VK_FORMAT_FEATURE_SAMPLED_IMAGE_FILTER_LINEAR_BIT`

- VUID-vkCmdDrawIndexedIndirectCount2KHR-magFilter-09598

If a `VkSampler` created with `magFilter` or `minFilter` equal to `VK_FILTER_LINEAR` and `reductionMode` equal to either `VK_SAMPLER_REDUCTION_MODE_MIN` or `VK_SAMPLER_REDUCTION_MODE_MAX` is used to sample a `VkImageView` as a result of this command, then the image view's `format features` **must** contain `VK_FORMAT_FEATURE_SAMPLED_IMAGE_FILTER_MINMAX_BIT`

- VUID-vkCmdDrawIndexedIndirectCount2KHR-mipmapMode-04770

If a `VkSampler` created with `mipmapMode` equal to `VK_SAMPLER_MIPMAP_MODE_LINEAR`, `reductionMode` equal to `VK_SAMPLER_REDUCTION_MODE_WEIGHTED_AVERAGE`, and `compareEnable` equal to `VK_FALSE` is used to sample a `VkImageView` as a result of this command, then the image view's `format features` **must** contain `VK_FORMAT_FEATURE_SAMPLED_IMAGE_FILTER_LINEAR_BIT`

- VUID-vkCmdDrawIndexedIndirectCount2KHR-mipmapMode-09599

If a `VkSampler` created with `mipmapMode` equal to `VK_SAMPLER_MIPMAP_MODE_LINEAR` and `reductionMode` equal to either `VK_SAMPLER_REDUCTION_MODE_MIN` or `VK_SAMPLER_REDUCTION_MODE_MAX` is used to sample a `VkImageView` as a result of this command, then the image view's `format features` **must** contain `VK_FORMAT_FEATURE_SAMPLED_IMAGE_FILTER_MINMAX_BIT`

- VUID-vkCmdDrawIndexedIndirectCount2KHR-unnormalizedCoordinates-09635

If a `VkSampler` created with `unnormalizedCoordinates` equal to `VK_TRUE` is used to sample a `VkImageView` as a result of this command, then the image view's `levelCount` and `layerCount` **must** be 1

- VUID-vkCmdDrawIndexedIndirectCount2KHR-None-08609

If a `VkSampler` created with `unnormalizedCoordinates` equal to `VK_TRUE` is used to sample a `VkImageView` as a result of this command, then the image view's `viewType` **must** be `VK_IMAGE_VIEW_TYPE_1D` or `VK_IMAGE_VIEW_TYPE_2D`

- VUID-vkCmdDrawIndexedIndirectCount2KHR-None-08610

If a `VkSampler` created with `unnormalizedCoordinates` equal to `VK_TRUE` is used to sample a `VkImageView` as a result of this command, then the sampler **must** not be used with any of the SPIR-V `OpImageSample*` or `OpImageSparseSample*` instructions with `ImplicitLod`, `Dref` or `Proj` in their name

- VUID-vkCmdDrawIndexedIndirectCount2KHR-None-08611

If a `VkSampler` created with `unnormalizedCoordinates` equal to `VK_TRUE` is used to sample a `VkImageView` as a result of this command, then the sampler **must** not be used with any of the SPIR-V `OpImageSample*` or `OpImageSparseSample*` instructions that includes a LOD bias or any offset values

- VUID-vkCmdDrawIndexedIndirectCount2KHR-None-06479

If a `VkImageView` is sampled with `depth comparison`, the image view's `format features` **must** contain `VK_FORMAT_FEATURE_2_SAMPLED_IMAGE_DEPTH_COMPARISON_BIT`

- VUID-vkCmdDrawIndexedIndirectCount2KHR-None-02691

If a `VkImageView` is accessed using atomic operations as a result of this command, then the image view's `format features` **must** contain `VK_FORMAT_FEATURE_STORAGE_IMAGE_ATOMIC_BIT`

- VUID-vkCmdDrawIndexedIndirectCount2KHR-None-07888

If a `VK_DESCRIPTOR_TYPE_STORAGE_TEXEL_BUFFER` descriptor is accessed using atomic operations as a result of this command, then the storage texel buffer's `format features` **must** contain `VK_FORMAT_FEATURE_STORAGE_TEXEL_BUFFER_ATOMIC_BIT`

- VUID-vkCmdDrawIndexedIndirectCount2KHR-None-02692

If a `VkImageView` is sampled with `VK_FILTER_CUBIC_EXT` as a result of this command, then the image view's `format features` **must** contain `VK_FORMAT_FEATURE_SAMPLED_IMAGE_FILTER_CUBIC_BIT_EXT`

- VUID-vkCmdDrawIndexedIndirectCount2KHR-None-02693
If the `VK_EXT_filter_cubic` extension is not enabled and any `VkImageView` is sampled with `VK_FILTER_CUBIC_EXT` as a result of this command, it **must** not have a `VkImageViewType` of `VK_IMAGE_VIEW_TYPE_3D`, `VK_IMAGE_VIEW_TYPE_CUBE`, or `VK_IMAGE_VIEW_TYPE_CUBE_ARRAY`
- VUID-vkCmdDrawIndexedIndirectCount2KHR-filterCubic-02694
Any `VkImageView` being sampled with `VK_FILTER_CUBIC_EXT` as a result of this command **must** have a `VkImageViewType` and format that supports cubic filtering, as specified by `VkFilterCubicImageViewImageFormatPropertiesEXT::filterCubic` returned by `vkGetPhysicalDeviceImageFormatProperties2`
- VUID-vkCmdDrawIndexedIndirectCount2KHR-filterCubicMinmax-02695
Any `VkImageView` being sampled with `VK_FILTER_CUBIC_EXT` with a reduction mode of either `VK_SAMPLER_REDUCTION_MODE_MIN` or `VK_SAMPLER_REDUCTION_MODE_MAX` as a result of this command **must** have a `VkImageViewType` and format that supports cubic filtering together with minmax filtering, as specified by `VkFilterCubicImageViewImageFormatPropertiesEXT::filterCubicMinmax` returned by `vkGetPhysicalDeviceImageFormatProperties2`
- VUID-vkCmdDrawIndexedIndirectCount2KHR-cubicRangeClamp-09212
If the `cubicRangeClamp` feature is not enabled, then any `VkImageView` being sampled with `VK_FILTER_CUBIC_EXT` as a result of this command **must** not have a `VkSamplerReductionModeCreateInfo::reductionMode` equal to `VK_SAMPLER_REDUCTION_MODE_WEIGHTED_AVERAGE_RANGECLAMP_QCOM`
- VUID-vkCmdDrawIndexedIndirectCount2KHR-reductionMode-09213
Any `VkImageView` being sampled with a `VkSamplerReductionModeCreateInfo::reductionMode` equal to `VK_SAMPLER_REDUCTION_MODE_WEIGHTED_AVERAGE_RANGECLAMP_QCOM` as a result of this command **must** sample with `VK_FILTER_CUBIC_EXT`
- VUID-vkCmdDrawIndexedIndirectCount2KHR-selectableCubicWeights-09214
If the `selectableCubicWeights` feature is not enabled, then any `VkImageView` being sampled with `VK_FILTER_CUBIC_EXT` as a result of this command **must** have `VkSamplerCubicWeightsCreateInfoQCOM::cubicWeights` equal to `VK_CUBIC_FILTER_WEIGHTS_CATMULL_ROM_QCOM`
- VUID-vkCmdDrawIndexedIndirectCount2KHR-flags-02696
Any `VkImage` created with a `VkImageCreateInfo::flags` containing `VK_IMAGE_CREATE_CORNER_SAMPLED_BIT_NV` sampled as a result of this command **must** only be sampled using a `VkSamplerAddressMode` of `VK_SAMPLER_ADDRESS_MODE_CLAMP_TO_EDGE`
- VUID-vkCmdDrawIndexedIndirectCount2KHR-OpTypeImage-07027
For any `VkImageView` being written as a storage image where the image format field of the `OpTypeImage` is `Unknown`, the view's `format features` **must** contain `VK_FORMAT_FEATURE_2_STORAGE_WRITE_WITHOUT_FORMAT_BIT`
- VUID-vkCmdDrawIndexedIndirectCount2KHR-OpTypeImage-07028
For any `VkImageView` being read as a storage image where the image format field of the `OpTypeImage` is `Unknown`, the view's `format features` **must** contain `VK_FORMAT_FEATURE_2_STORAGE_READ_WITHOUT_FORMAT_BIT`

- VUID-vkCmdDrawIndexedIndirectCount2KHR-OpTypeImage-07029
For any [VkBufferView](#) being written as a storage texel buffer where the image format field of the [OpTypeImage](#) is [Unknown](#), the view's [buffer features](#) **must** contain [VK_FORMAT_FEATURE_2_STORAGE_WRITE_WITHOUT_FORMAT_BIT](#)
- VUID-vkCmdDrawIndexedIndirectCount2KHR-OpTypeImage-07030
Any [VkBufferView](#) being read as a storage texel buffer where the image format field of the [OpTypeImage](#) is [Unknown](#) then the view's [buffer features](#) **must** contain [VK_FORMAT_FEATURE_2_STORAGE_READ_WITHOUT_FORMAT_BIT](#)
- VUID-vkCmdDrawIndexedIndirectCount2KHR-None-08600
If a [a bound shader](#) was created with a pipeline layout and statically uses a set *n*, a descriptor set **must** have been bound to *n* at the same pipeline bind point, with layouts compatible for set *n* with the layout(s) used to create the shader, as described in [Pipeline Layout Compatibility](#)
- VUID-vkCmdDrawIndexedIndirectCount2KHR-None-08601
If a [a bound shader](#) was created with a pipeline layout or specified push constant ranges and statically uses a push constant value, that value **must** have been set for the same pipeline bind point, with push constant ranges that are [compatible](#) with the push constant range used to create the shader
- VUID-vkCmdDrawIndexedIndirectCount2KHR-None-10068
For each array of resources that is used by a [bound shader](#), the indices used to access members of the array **must** be less than the descriptor count for the identified binding in the descriptor sets used by this command
- VUID-vkCmdDrawIndexedIndirectCount2KHR-None-08114
Descriptors in each bound descriptor set, specified via [vkCmdBindDescriptorSets](#), **must** be valid if they are accessed as described by [descriptor validity](#) by the [VkPipeline](#) bound to the pipeline bind point used by this command and the bound [VkPipeline](#) was not created with [VK_PIPELINE_CREATE_DESCRIPTOR_BUFFER_BIT_EXT](#)
- VUID-vkCmdDrawIndexedIndirectCount2KHR-imageLayout-00344
If an image descriptor is accessed by a shader, the [VkImageLayout](#) **must** match the subresource accessible from the [VkImageView](#) as defined by the [image layout matching rules](#)
- VUID-vkCmdDrawIndexedIndirectCount2KHR-None-08115
If the descriptors used by the [VkPipeline](#) bound to the pipeline bind point were specified via [vkCmdBindDescriptorSets](#), the bound [VkPipeline](#) **must** have been created without [VK_PIPELINE_CREATE_DESCRIPTOR_BUFFER_BIT_EXT](#)
- VUID-vkCmdDrawIndexedIndirectCount2KHR-None-08116
Descriptors in bound descriptor buffers, specified via [vkCmdSetDescriptorBufferOffsetsEXT](#), **must** be valid if they are dynamically used by the [VkPipeline](#) bound to the pipeline bind point used by this command and the bound [VkPipeline](#) was created with [VK_PIPELINE_CREATE_DESCRIPTOR_BUFFER_BIT_EXT](#)
- VUID-vkCmdDrawIndexedIndirectCount2KHR-None-08604
Descriptors in bound descriptor buffers, specified via [vkCmdSetDescriptorBufferOffsetsEXT](#), **must** be valid if they are dynamically used by any [VkShaderEXT](#) bound to a stage corresponding to the pipeline bind point used by this

command

- VUID-vkCmdDrawIndexedIndirectCount2KHR-None-08117

If the descriptors used by the [VkPipeline](#) bound to the pipeline bind point were specified via [vkCmdSetDescriptorBufferOffsetsEXT](#), the bound [VkPipeline](#) **must** have been created with [VK_PIPELINE_CREATE_DESCRIPTOR_BUFFER_BIT_EXT](#)

- VUID-vkCmdDrawIndexedIndirectCount2KHR-None-08119

If a descriptor is dynamically used with a [VkPipeline](#) created with [VK_PIPELINE_CREATE_DESCRIPTOR_BUFFER_BIT_EXT](#), the descriptor memory **must** be resident

- VUID-vkCmdDrawIndexedIndirectCount2KHR-None-08605

If a descriptor is dynamically used with a [VkShaderEXT](#) created with a [VkDescriptorSetLayout](#) that was created with [VK_DESCRIPTOR_SET_LAYOUT_CREATE_DESCRIPTOR_BUFFER_BIT_EXT](#), the descriptor memory **must** be resident

- VUID-vkCmdDrawIndexedIndirectCount2KHR-None-08606

If the [shaderObject](#) feature is not enabled, a valid pipeline **must** be bound to the pipeline bind point used by this command

- VUID-vkCmdDrawIndexedIndirectCount2KHR-None-08608

If a pipeline is bound to the pipeline bind point used by this command, there **must** not have been any calls to dynamic state setting commands for any state specified statically in the [VkPipeline](#) object bound to the pipeline bind point used by this command, since that pipeline was bound

- VUID-vkCmdDrawIndexedIndirectCount2KHR-uniformBuffers-06935

If any stage of the [VkPipeline](#) object bound to the pipeline bind point used by this command accesses a uniform buffer, and that stage was created without enabling either [VK_PIPELINE_ROBUSTNESS_BUFFER_BEHAVIOR_ROBUST_BUFFER_ACCESS](#) or [VK_PIPELINE_ROBUSTNESS_BUFFER_BEHAVIOR_ROBUST_BUFFER_ACCESS_2](#) for [uniformBuffers](#), and the [robustBufferAccess](#) feature is not enabled, that stage **must** not access values outside of the range of the buffer as specified in the descriptor set bound to the same pipeline bind point

- VUID-vkCmdDrawIndexedIndirectCount2KHR-None-08612

If the [robustBufferAccess](#) feature is not enabled, and any [VkShaderEXT](#) bound to a stage corresponding to the pipeline bind point used by this command accesses a uniform buffer, it **must** not access values outside of the range of the buffer as specified in the descriptor set bound to the same pipeline bind point

- VUID-vkCmdDrawIndexedIndirectCount2KHR-storageBuffers-06936

If any stage of the [VkPipeline](#) object bound to the pipeline bind point used by this command accesses a storage buffer, and that stage was created without enabling either [VK_PIPELINE_ROBUSTNESS_BUFFER_BEHAVIOR_ROBUST_BUFFER_ACCESS](#) or [VK_PIPELINE_ROBUSTNESS_BUFFER_BEHAVIOR_ROBUST_BUFFER_ACCESS_2](#) for [storageBuffers](#), and the [robustBufferAccess](#) feature is not enabled, that stage **must** not access values outside of the range of the buffer as specified in the descriptor set bound to the same pipeline bind point

- VUID-vkCmdDrawIndexedIndirectCount2KHR-None-08613

If the `robustBufferAccess` feature is not enabled, and any `VkShaderEXT` bound to a stage corresponding to the pipeline bind point used by this command accesses a storage buffer, it **must** not access values outside of the range of the buffer as specified in the descriptor set bound to the same pipeline bind point

- VUID-vkCmdDrawIndexedIndirectCount2KHR-commandBuffer-02707

If `commandBuffer` is an unprotected command buffer and `protectedNoFault` is not supported, any resource accessed by `bound shaders` **must** not be a protected resource

- VUID-vkCmdDrawIndexedIndirectCount2KHR-viewType-07752

If a `VkImageView` is accessed as a result of this command, then the image view's `viewType` **must** match the `Dim` operand of the `OpTypeImage` as described in [Compatibility Between SPIR-V Image Dimensions and Vulkan ImageView Types](#)

- VUID-vkCmdDrawIndexedIndirectCount2KHR-format-07753

If a `VkImageView` or `VkBufferView` is accessed as a result of this command, then the `numeric type` of the view's `format` and the `Sampled Type` operand of the `OpTypeImage` **must** match

- VUID-vkCmdDrawIndexedIndirectCount2KHR-OpImageWrite-08795

If a `VkImageView` created with a format other than `VK_FORMAT_A8_UNORM` is accessed using `OpImageWrite` as a result of this command, then the `Type` of the `Texel` operand of that instruction **must** have at least as many components as the image view's format

- VUID-vkCmdDrawIndexedIndirectCount2KHR-OpImageWrite-08796

If a `VkImageView` created with the format `VK_FORMAT_A8_UNORM` is accessed using `OpImageWrite` as a result of this command, then the `Type` of the `Texel` operand of that instruction **must** have four components

- VUID-vkCmdDrawIndexedIndirectCount2KHR-OpImageWrite-04469

If a `VkBufferView` is accessed using `OpImageWrite` as a result of this command, then the `Type` of the `Texel` operand of that instruction **must** have at least as many components as the buffer view's format

- VUID-vkCmdDrawIndexedIndirectCount2KHR-SampledType-04470

If a `VkImageView` with a `VkFormat` that has a 64-bit component width is accessed as a result of this command, the `SampledType` of the `OpTypeImage` operand of that instruction **must** have a `Width` of 64

- VUID-vkCmdDrawIndexedIndirectCount2KHR-SampledType-04471

If a `VkImageView` with a `VkFormat` that has a component width less than 64-bit is accessed as a result of this command, the `SampledType` of the `OpTypeImage` operand of that instruction **must** have a `Width` of 32

- VUID-vkCmdDrawIndexedIndirectCount2KHR-SampledType-04472

If a `VkBufferView` with a `VkFormat` that has a 64-bit component width is accessed as a result of this command, the `SampledType` of the `OpTypeImage` operand of that instruction **must** have a `Width` of 64

- VUID-vkCmdDrawIndexedIndirectCount2KHR-SampledType-04473

If a `VkBufferView` with a `VkFormat` that has a component width less than 64-bit is accessed as a result of this command, the `SampledType` of the `OpTypeImage` operand of that instruction **must** have a `Width` of 32

- VUID-vkCmdDrawIndexedIndirectCount2KHR-sparseImageInt64Atomics-04474
If the `sparseImageInt64Atomics` feature is not enabled, `VkImage` objects created with the `VK_IMAGE_CREATE_SPARSE_RESIDENCY_BIT` flag **must** not be accessed by atomic instructions through an `OpTypeImage` with a `SampledType` with a `Width` of 64 by this command
- VUID-vkCmdDrawIndexedIndirectCount2KHR-sparseImageInt64Atomics-04475
If the `sparseImageInt64Atomics` feature is not enabled, `VkBuffer` objects created with the `VK_BUFFER_CREATE_SPARSE_RESIDENCY_BIT` flag **must** not be accessed by atomic instructions through an `OpTypeImage` with a `SampledType` with a `Width` of 64 by this command
- VUID-vkCmdDrawIndexedIndirectCount2KHR-OpImageSampleWeightedQCOM-06971
If `OpImageSampleWeightedQCOM` is used to sample a `VkImageView` as a result of this command, then the image view's `format features` **must** contain `VK_FORMAT_FEATURE_2_WEIGHT_SAMPLED_IMAGE_BIT_QCOM`
- VUID-vkCmdDrawIndexedIndirectCount2KHR-OpImageSampleWeightedQCOM-06972
If `OpImageSampleWeightedQCOM` uses a `VkImageView` as a sample weight image as a result of this command, then the image view's `format features` **must** contain `VK_FORMAT_FEATURE_2_WEIGHT_IMAGE_BIT_QCOM`
- VUID-vkCmdDrawIndexedIndirectCount2KHR-OpImageBoxFilterQCOM-06973
If `OpImageBoxFilterQCOM` is used to sample a `VkImageView` as a result of this command, then the image view's `format features` **must** contain `VK_FORMAT_FEATURE_2_BOX_FILTER_SAMPLED_BIT_QCOM`
- VUID-vkCmdDrawIndexedIndirectCount2KHR-OpImageBlockMatchSSDQCOM-06974
If `OpImageBlockMatchSSDQCOM` is used to read from an `VkImageView` as a result of this command, then the image view's `format features` **must** contain `VK_FORMAT_FEATURE_2_BLOCK_MATCHING_BIT_QCOM`
- VUID-vkCmdDrawIndexedIndirectCount2KHR-OpImageBlockMatchSADQCOM-06975
If `OpImageBlockMatchSADQCOM` is used to read from an `VkImageView` as a result of this command, then the image view's `format features` **must** contain `VK_FORMAT_FEATURE_2_BLOCK_MATCHING_BIT_QCOM`
- VUID-vkCmdDrawIndexedIndirectCount2KHR-OpImageBlockMatchSADQCOM-06976
If `OpImageBlockMatchSADQCOM` or `OpImageBlockMatchSSDQCOM` is used to read from a reference image as result of this command, then the specified reference coordinates **must** not fail `integer texel coordinate validation`
- VUID-vkCmdDrawIndexedIndirectCount2KHR-OpImageSampleWeightedQCOM-06977
If `OpImageSampleWeightedQCOM`, `OpImageBoxFilterQCOM`, `OpImageBlockMatchWindowSSDQCOM`, `OpImageBlockMatchWindowSADQCOM`, `OpImageBlockMatchGatherSSDQCOM`, `OpImageBlockMatchGatherSADQCOM`, `OpImageBlockMatchSSDQCOM`, or `OpImageBlockMatchSADQCOM` uses a `VkSampler` as a result of this command, then the sampler **must** have been created with `VK_SAMPLER_CREATE_IMAGE_PROCESSING_BIT_QCOM`
- VUID-vkCmdDrawIndexedIndirectCount2KHR-OpImageSampleWeightedQCOM-06978
If any command other than `OpImageSampleWeightedQCOM`, `OpImageBoxFilterQCOM`, `OpImageBlockMatchWindowSSDQCOM`, `OpImageBlockMatchWindowSADQCOM`, `OpImageBlockMatchGatherSSDQCOM`, or `OpImageBlockMatchGatherSADQCOM`,

`OpImageBlockMatchSSDQCOM`, or `OpImageBlockMatchSADQCOM` uses a `VkSampler` as a result of this command, then the sampler **must** not have been created with `VK_SAMPLER_CREATE_IMAGE_PROCESSING_BIT_QCOM`

- VUID-vkCmdDrawIndexedIndirectCount2KHR-OpImageBlockMatchWindow-09215
If a `OpImageBlockMatchWindow*QCOM` or `OpImageBlockMatchGather*QCOM` instruction is used to read from an `VkImageView` as a result of this command, then the image view's `format features` **must** contain `VK_FORMAT_FEATURE_2_BLOCK_MATCHING_BIT_QCOM`
- VUID-vkCmdDrawIndexedIndirectCount2KHR-OpImageBlockMatchWindow-09216
If a `OpImageBlockMatchWindow*QCOM` or `OpImageBlockMatchGather*QCOM` instruction is used to read from an `VkImageView` as a result of this command, then the image view's format **must** be a single-component format
- VUID-vkCmdDrawIndexedIndirectCount2KHR-OpImageBlockMatchWindow-09217
If a `OpImageBlockMatchWindow*QCOM` or `OpImageBlockMatchGather*QCOM` read from a reference image as result of this command, then the specified reference coordinates **must** not fail `integer texel coordinate validation`
- VUID-vkCmdDrawIndexedIndirectCount2KHR-None-07288
Any shader invocation executed by this command **must** `terminate`
- VUID-vkCmdDrawIndexedIndirectCount2KHR-None-09600
If a descriptor with type equal to any of `VK_DESCRIPTOR_TYPE_SAMPLE_WEIGHT_IMAGE_QCOM`, `VK_DESCRIPTOR_TYPE_BLOCK_MATCH_IMAGE_QCOM`, `VK_DESCRIPTOR_TYPE_SAMPLED_IMAGE`, `VK_DESCRIPTOR_TYPE_STORAGE_IMAGE`, or `VK_DESCRIPTOR_TYPE_INPUT_ATTACHMENT` is accessed as a result of this command, all image subresources identified by that descriptor **must** be in the image layout identified when the descriptor was written
- VUID-vkCmdDrawIndexedIndirectCount2KHR-commandBuffer-10746
The `VkDeviceMemory` object allocated from a `VkMemoryHeap` with the `VK_MEMORY_HEAP_TILE_MEMORY_BIT_QCOM` property that is bound to a resource accessed as a result of this command **must** be the active bound `bound tile memory object` in `commandBuffer`
- VUID-vkCmdDrawIndexedIndirectCount2KHR-None-10678
If this command is recorded inside a `tile shading render pass` instance, the stages corresponding to the pipeline bind point used by this command **must** only include `VK_SHADER_STAGE_VERTEX_BIT`, `VK_SHADER_STAGE_FRAGMENT_BIT`, and/or `VK_SHADER_STAGE_COMPUTE_BIT`
- VUID-vkCmdDrawIndexedIndirectCount2KHR-None-10679
If this command is recorded where `per-tile execution model` is enabled, there **must** be no access to any image while the image was be transitioned to the `VK_IMAGE_LAYOUT_ATTACHMENT_FEEDBACK_LOOP_OPTIMAL_EXT` layout
- VUID-vkCmdDrawIndexedIndirectCount2KHR-pDescription-09900
If a `VK_DESCRIPTOR_TYPE_TENSOR_ARM` descriptor is accessed as a result of this command, then the underlying `VkTensorARM` object **must** have been created with the `VK_TENSOR_USAGE_SHADER_BIT_ARM` usage flag set
- VUID-vkCmdDrawIndexedIndirectCount2KHR-dimensionCount-09905

If a `VK_DESCRIPTOR_TYPE_TENSOR_ARM` descriptor is accessed as a result of this command, then the `Rank` of the `OpTypeTensorARM` of the tensor resource variable **must** be equal to the `dimensionCount` provided via `VkTensorCreateInfoARM::pDescription` when creating the underlying `VkTensorARM` object

- VUID-vkCmdDrawIndexedIndirectCount2KHR-OpTypeTensorARM-09906

If a `VK_DESCRIPTOR_TYPE_TENSOR_ARM` descriptor is accessed as a result of this command, then the element type of the `OpTypeTensorARM` of the tensor resource variable **must** be `compatible` with the `VkFormat` of the `VkTensorViewARM` used for the access

- VUID-vkCmdDrawIndexedIndirectCount2KHR-None-11297

If a pipeline is bound to the pipeline bind point used by this command, or shader is bound to a shader stage used by this command, and it was created with a `descriptor mapping` using `VK_DESCRIPTOR_MAPPING_SOURCE_HEAP_WITH_PUSH_INDEX_EXT`, `VK_DESCRIPTOR_MAPPING_SOURCE_HEAP_WITH_SHADER_RECORD_INDEX_EXT`, `VK_DESCRIPTOR_MAPPING_SOURCE_HEAP_WITH_INDIRECT_INDEX_ARRAY_EXT`, or `VK_DESCRIPTOR_MAPPING_SOURCE_HEAP_WITH_INDIRECT_INDEX_EXT`, and a shader accesses a `OpTypeStruct` decorated with `Block` or `BufferBlock` using that mapping, the calculated offset for the resource heap **must** be a multiple of `bufferDescriptorAlignment`

- VUID-vkCmdDrawIndexedIndirectCount2KHR-None-11298

If a pipeline is bound to the pipeline bind point used by this command, or shader is bound to a shader stage used by this command, and it was created with a `descriptor mapping` using `VK_DESCRIPTOR_MAPPING_SOURCE_HEAP_WITH_PUSH_INDEX_EXT`, `VK_DESCRIPTOR_MAPPING_SOURCE_HEAP_WITH_SHADER_RECORD_INDEX_EXT`, `VK_DESCRIPTOR_MAPPING_SOURCE_HEAP_WITH_INDIRECT_INDEX_ARRAY_EXT`, or `VK_DESCRIPTOR_MAPPING_SOURCE_HEAP_WITH_INDIRECT_INDEX_EXT`, and a shader accesses an `OpTypeImage` or `OpTypeSampledImage` using that mapping, the calculated offset for the resource heap **must** be a multiple of `imageDescriptorAlignment`

- VUID-vkCmdDrawIndexedIndirectCount2KHR-None-11299

If a pipeline is bound to the pipeline bind point used by this command, or shader is bound to a shader stage used by this command, and it was created with a `descriptor mapping` using `VK_DESCRIPTOR_MAPPING_SOURCE_HEAP_WITH_PUSH_INDEX_EXT`, `VK_DESCRIPTOR_MAPPING_SOURCE_HEAP_WITH_SHADER_RECORD_INDEX_EXT`, `VK_DESCRIPTOR_MAPPING_SOURCE_HEAP_WITH_INDIRECT_INDEX_ARRAY_EXT`, or `VK_DESCRIPTOR_MAPPING_SOURCE_HEAP_WITH_INDIRECT_INDEX_EXT`, and a shader accesses an `OpTypeSampler` or `OpTypeSampledImage` using that mapping, the calculated offset for the sampler heap **must** be a multiple of `samplerDescriptorAlignment`

- VUID-vkCmdDrawIndexedIndirectCount2KHR-None-11397

If a pipeline is bound to the pipeline bind point used by this command, or shader is bound to a shader stage used by this command, and it was created with a `descriptor mapping` using `VK_DESCRIPTOR_MAPPING_SOURCE_HEAP_WITH_PUSH_INDEX_EXT`, `VK_DESCRIPTOR_MAPPING_SOURCE_HEAP_WITH_SHADER_RECORD_INDEX_EXT`, `VK_DESCRIPTOR_MAPPING_SOURCE_HEAP_WITH_INDIRECT_INDEX_ARRAY_EXT`, or `VK_DESCRIPTOR_MAPPING_SOURCE_HEAP_WITH_INDIRECT_INDEX_EXT`, and a shader accesses an `OpTypeTensorARM` using that mapping, the calculated offset for the resource heap **must** be a multiple of `tensorDescriptorAlignment`

- VUID-vkCmdDrawIndexedIndirectCount2KHR-None-11300

If a pipeline is bound to the pipeline bind point used by this command, or shader is bound to a shader stage used by this command, and it was created with a [descriptor mapping](#) using [VK_DESCRIPTOR_MAPPING_SOURCE_HEAP_WITH_INDIRECT_INDEX_ARRAY_EXT](#) or [VK_DESCRIPTOR_MAPPING_SOURCE_HEAP_WITH_INDIRECT_INDEX_EXT](#), and a shader accesses a resource using that mapping, the value of the address at the expected location in push data **must** be a multiple of 4

- VUID-vkCmdDrawIndexedIndirectCount2KHR-None-11301

If a pipeline is bound to the pipeline bind point used by this command, or shader is bound to a shader stage used by this command, and it was created with a [descriptor mapping](#) using [VK_DESCRIPTOR_MAPPING_SOURCE_HEAP_WITH_INDIRECT_INDEX_ARRAY_EXT](#) or [VK_DESCRIPTOR_MAPPING_SOURCE_HEAP_WITH_INDIRECT_INDEX_EXT](#), and a shader accesses a resource using that mapping, the value of the address at the expected location in push data **must** be a valid [VkDeviceAddress](#) backed by physical memory at every offset specified by each mapping

- VUID-vkCmdDrawIndexedIndirectCount2KHR-None-11302

If a pipeline is bound to the pipeline bind point used by this command, or shader is bound to a shader stage used by this command, and it was created with a [descriptor mapping](#) using [VK_DESCRIPTOR_MAPPING_SOURCE_PUSH_ADDRESS_EXT](#), and a shader accesses a resource using that mapping, the value of the address at the expected location in push data **must** be a valid [VkDeviceAddress](#)

- VUID-vkCmdDrawIndexedIndirectCount2KHR-None-11304

If a pipeline is bound to the pipeline bind point used by this command, or shader is bound to a shader stage used by this command, and it was created with a [descriptor mapping](#) using [VK_DESCRIPTOR_MAPPING_SOURCE_INDIRECT_ADDRESS_EXT](#), and a shader accesses a resource using that mapping, the value of the address at the expected location in push data **must** be a multiple of 8

- VUID-vkCmdDrawIndexedIndirectCount2KHR-None-11305

If a pipeline is bound to the pipeline bind point used by this command, or shader is bound to a shader stage used by this command, and it was created with a [descriptor mapping](#) using [VK_DESCRIPTOR_MAPPING_SOURCE_INDIRECT_ADDRESS_EXT](#), and a shader accesses a resource using that mapping, the value of the address at the expected location in push data **must** be a valid [VkDeviceAddress](#) backed by physical memory at every offset specified by each mapping

- VUID-vkCmdDrawIndexedIndirectCount2KHR-None-11306

If a pipeline is bound to the pipeline bind point used by this command, or shader is bound to a shader stage used by this command, and it was created with a [descriptor mapping](#) using [VK_DESCRIPTOR_MAPPING_SOURCE_INDIRECT_ADDRESS_EXT](#), and a shader accesses a resource using that mapping, the value of the address pointed to by the address in push data **must** be a valid [VkDeviceAddress](#)

- VUID-vkCmdDrawIndexedIndirectCount2KHR-None-11308

For each [descriptor heap](#) that is statically used by a [bound shader](#), either directly or via a [descriptor mapping](#), a valid descriptor heap **must** be bound

- VUID-vkCmdDrawIndexedIndirectCount2KHR-None-11309

If a [bound shader](#) was created as a [VkShaderEXT](#) with the [VK_SHADER_CREATE_DESCRIPTOR_HEAP_BIT_EXT](#) flag or as part of a pipeline with the

`VK_PIPELINE_CREATE_2_DESCRIPTOR_HEAP_BIT_EXT` flag, execution of this command **must** not result in any descriptor read accessing data outside of the user range of the respective heap bound by `vkCmdBind*HeapEXT` commands

- VUID-vkCmdDrawIndexedIndirectCount2KHR-None-11372

If any stage of the `VkPipeline` object bound to the pipeline bind point used by this command accesses a uniform buffer or uniform texel buffer through a descriptor in the bound resource heap, that stage was created without enabling either `VK_PIPELINE_ROBUSTNESS_BUFFER_BEHAVIOR_ROBUST_BUFFER_ACCESS` or `VK_PIPELINE_ROBUSTNESS_BUFFER_BEHAVIOR_ROBUST_BUFFER_ACCESS_2` for `uniformBuffers`, the `robustBufferAccess2` feature is not enabled, and the `robustBufferAccess` feature is not enabled, that stage **must** not access values outside of the range of the descriptor specified via `VkDeviceAddressRangeKHR` when the descriptor was written

- VUID-vkCmdDrawIndexedIndirectCount2KHR-None-11373

If any stage of the `VkPipeline` object bound to the pipeline bind point used by this command accesses a storage buffer or storage texel buffer through a descriptor in the bound resource heap, that stage was created without enabling either `VK_PIPELINE_ROBUSTNESS_BUFFER_BEHAVIOR_ROBUST_BUFFER_ACCESS` or `VK_PIPELINE_ROBUSTNESS_BUFFER_BEHAVIOR_ROBUST_BUFFER_ACCESS_2` for `storageBuffers`, the `robustBufferAccess2` feature is not enabled, and the `robustBufferAccess` feature is not enabled, that stage **must** not access values outside of the range of the descriptor specified by `VkDeviceAddressRangeKHR` when the descriptor was written

- VUID-vkCmdDrawIndexedIndirectCount2KHR-None-11374

If the `robustBufferAccess2` feature is not enabled, the `robustBufferAccess` feature is not enabled, and any `VkShaderEXT` bound to a stage corresponding to the pipeline bind point used by this command accesses a uniform buffer, uniform texel buffer, storage buffer, or storage texel buffer, that shader **must** not access values outside of the range of the buffer as specified by `VkDeviceAddressRangeKHR` when the descriptor was written

- VUID-vkCmdDrawIndexedIndirectCount2KHR-pBindInfo-11375

If any `bound shader` uses an embedded sampler via a `descriptor mapping`, the value of `pBindInfo->reservedRangeSize` set for `vkCmdBindSamplerHeapEXT` **must** be greater than or equal to `minSamplerHeapReservedRangeWithEmbedded`

- VUID-vkCmdDrawIndexedIndirectCount2KHR-None-11376

If a `bound shader` was created as a `VkShaderEXT` with the `VK_SHADER_CREATE_DESCRIPTOR_HEAP_BIT_EXT` flag or as part of a pipeline with the `VK_PIPELINE_CREATE_2_DESCRIPTOR_HEAP_BIT_EXT` flag, and that shader statically uses a push constant value, that value **must** have been set by `vkCmdPushDataEXT`

- VUID-vkCmdDrawIndexedIndirectCount2KHR-None-11398

If a `bound shader` was created with a `descriptor mapping` using `VK_DESCRIPTOR_MAPPING_SOURCE_PUSH_DATA_EXT`, `VK_DESCRIPTOR_MAPPING_SOURCE_PUSH_ADDRESS_EXT`, `VK_DESCRIPTOR_MAPPING_SOURCE_SHADER_RECORD_DATA_EXT`, `VK_DESCRIPTOR_MAPPING_SOURCE_SHADER_RECORD_ADDRESS_EXT`, `VK_DESCRIPTOR_MAPPING_SOURCE_RESOURCE_HEAP_DATA_EXT`, or `VK_DESCRIPTOR_MAPPING_SOURCE_INDIRECT_ADDRESS_EXT`, and a shader accesses a resource using that mapping, the access **must** not be `out of bounds`

- VUID-vkCmdDrawIndexedIndirectCount2KHR-None-11437

If a pipeline is bound to the pipeline bind point used by this command, or shader is bound to a shader stage used by this command, and it was created with a [descriptor mapping](#) using [VK_DESCRIPTOR_MAPPING_SOURCE_HEAP_WITH_INDIRECT_INDEX_EXT](#), [VK_DESCRIPTOR_MAPPING_SOURCE_HEAP_WITH_INDIRECT_INDEX_EXT](#), or [VK_DESCRIPTOR_MAPPING_SOURCE_INDIRECT_ADDRESS_EXT](#), and a shader accesses a resource using that mapping, the buffer from which the address in push data was queried **must** have been created with the [VK_BUFFER_USAGE_UNIFORM_BUFFER_BIT](#) usage flag set

- VUID-vkCmdDrawIndexedIndirectCount2KHR-None-11438

If a pipeline is bound to the pipeline bind point used by this command, or shader is bound to a shader stage used by this command, and it was created with a [descriptor mapping](#) using [VK_DESCRIPTOR_MAPPING_SOURCE_PUSH_ADDRESS_EXT](#), [VK_DESCRIPTOR_MAPPING_SOURCE_SHADER_RECORD_ADDRESS_EXT](#), or [VK_DESCRIPTOR_MAPPING_SOURCE_INDIRECT_ADDRESS_EXT](#), and a shader accesses a uniform buffer using that mapping, the address that the uniform buffer is mapped to **must** have been queried from a buffer created with the [VK_BUFFER_USAGE_UNIFORM_BUFFER_BIT](#) usage flag set

- VUID-vkCmdDrawIndexedIndirectCount2KHR-None-11441

If a pipeline is bound to the pipeline bind point used by this command, or shader is bound to a shader stage used by this command, and it was created with a [descriptor mapping](#) using [VK_DESCRIPTOR_MAPPING_SOURCE_PUSH_ADDRESS_EXT](#), [VK_DESCRIPTOR_MAPPING_SOURCE_SHADER_RECORD_ADDRESS_EXT](#), or [VK_DESCRIPTOR_MAPPING_SOURCE_INDIRECT_ADDRESS_EXT](#), and a shader accesses a uniform buffer using that mapping, the address that the uniform buffer is mapped to **must** be aligned to [minUniformBufferOffsetAlignment](#)

- VUID-vkCmdDrawIndexedIndirectCount2KHR-None-11439

If a pipeline is bound to the pipeline bind point used by this command, or shader is bound to a shader stage used by this command, and it was created with a [descriptor mapping](#) using [VK_DESCRIPTOR_MAPPING_SOURCE_PUSH_ADDRESS_EXT](#), [VK_DESCRIPTOR_MAPPING_SOURCE_SHADER_RECORD_ADDRESS_EXT](#), or [VK_DESCRIPTOR_MAPPING_SOURCE_INDIRECT_ADDRESS_EXT](#), and a shader accesses a storage buffer using that mapping, the address that the storage buffer is mapped to **must** have been queried from a buffer created with the [VK_BUFFER_USAGE_STORAGE_BUFFER_BIT](#) usage flag set

- VUID-vkCmdDrawIndexedIndirectCount2KHR-None-11442

If a pipeline is bound to the pipeline bind point used by this command, or shader is bound to a shader stage used by this command, and it was created with a [descriptor mapping](#) using [VK_DESCRIPTOR_MAPPING_SOURCE_PUSH_ADDRESS_EXT](#), [VK_DESCRIPTOR_MAPPING_SOURCE_SHADER_RECORD_ADDRESS_EXT](#), or [VK_DESCRIPTOR_MAPPING_SOURCE_INDIRECT_ADDRESS_EXT](#), and a shader accesses a storage buffer using that mapping, the address that the storage buffer is mapped to **must** be aligned to [minStorageBufferOffsetAlignment](#)

- VUID-vkCmdDrawIndexedIndirectCount2KHR-None-11485

If a pipeline is bound to the pipeline bind point used by this command, or shader is bound to a shader stage used by this command, and it was created with a [descriptor mapping](#)

using [VK_DESCRIPTOR_MAPPING_SOURCE_PUSH_ADDRESS_EXT](#), [VK_DESCRIPTOR_MAPPING_SOURCE_SHADER_RECORD_ADDRESS_EXT](#), or [VK_DESCRIPTOR_MAPPING_SOURCE_INDIRECT_ADDRESS_EXT](#), and a shader accesses an acceleration structure using that mapping, the address that the acceleration structure is mapped to **must** be an acceleration structure address retrieved from a [VkAccelerationStructureKHR](#) object via [vkGetAccelerationStructureDeviceAddressKHR](#) or handle retrieved from a [VkAccelerationStructureNV](#) object via [vkGetAccelerationStructureHandleNV](#)

- VUID-vkCmdDrawIndexedIndirectCount2KHR-index-11450

If a shader uses a sampler descriptor to sample an image as a result of this command, and that sampler descriptor uses a custom border color with an index defined by [VkSamplerCustomBorderColorIndexCreateInfoEXT](#), the value of [VkSamplerCustomBorderColorIndexCreateInfoEXT::index](#) **must** have been registered before this command was recorded, and still be registered during the sampling operation, with an identically defined color

- VUID-vkCmdDrawIndexedIndirectCount2KHR-protectedNoFault-11455

If [protectedNoFault](#) is not supported, a pipeline is bound to the pipeline bind point used by this command, or a shader is bound to a shader stage used by this command, and it was created with a [descriptor mapping](#) using [VK_DESCRIPTOR_MAPPING_SOURCE_PUSH_ADDRESS_EXT](#), [VK_DESCRIPTOR_MAPPING_SOURCE_SHADER_RECORD_ADDRESS_EXT](#), or [VK_DESCRIPTOR_MAPPING_SOURCE_INDIRECT_ADDRESS_EXT](#), the address that the resource is mapped to **must** have been queried from a buffer created without the [VK_BUFFER_CREATE_PROTECTED_BIT](#) create flag set

- VUID-vkCmdDrawIndexedIndirectCount2KHR-protectedNoFault-11456

If [protectedNoFault](#) is not supported, a pipeline is bound to the pipeline bind point used by this command, or a shader is bound to a shader stage used by this command, and it was created with a [descriptor mapping](#) using [VK_DESCRIPTOR_MAPPING_SOURCE_HEAP_WITH_INDIRECT_INDEX_EXT](#) or [VK_DESCRIPTOR_MAPPING_SOURCE_HEAP_WITH_INDIRECT_INDEX_ARRAY_EXT](#), the address of the indirect memory **must** have been queried from a buffer created without the [VK_BUFFER_CREATE_PROTECTED_BIT](#) create flag set

- VUID-vkCmdDrawIndexedIndirectCount2KHR-renderPass-02684

The current render pass **must** be [compatible](#) with the [renderPass](#) member of the [VkGraphicsPipelineCreateInfo](#) structure specified when creating the [VkPipeline](#) bound to [VK_PIPELINE_BIND_POINT_GRAPHICS](#)

- VUID-vkCmdDrawIndexedIndirectCount2KHR-subpass-02685

The subpass index of the current render pass **must** be equal to the [subpass](#) member of the [VkGraphicsPipelineCreateInfo](#) structure specified when creating the [VkPipeline](#) bound to [VK_PIPELINE_BIND_POINT_GRAPHICS](#)

- VUID-vkCmdDrawIndexedIndirectCount2KHR-OpTypeImage-07468

If any shader executed by this pipeline accesses an [OpTypeImage](#) variable with a [Dim](#) operand of [SubpassData](#), it **must** be decorated with an [InputAttachmentIndex](#) that corresponds to a valid input attachment in the current subpass

- VUID-vkCmdDrawIndexedIndirectCount2KHR-None-07469

Input attachment views accessed in a subpass **must** be created with the same [VkFormat](#) as the corresponding subpass definition, and be created with a [VkImageView](#) that is compatible with the attachment referenced by the subpass' [pInputAttachments](#) [[InputAttachmentIndex](#)] in the bound [VkFramebuffer](#) as specified by [Fragment Input Attachment Compatibility](#)

- VUID-vkCmdDrawIndexedIndirectCount2KHR-pDepthInputAttachmentIndex-09595
Input attachment views accessed in a dynamic render pass with a [InputAttachmentIndex](#) referenced by [VkRenderingInputAttachmentIndexInfo](#), or no [InputAttachmentIndex](#) if [VkRenderingInputAttachmentIndexInfo::pDepthInputAttachmentIndex](#) or [VkRenderingInputAttachmentIndexInfo::pStencilInputAttachmentIndex](#) are NULL, **must** be created with a [VkImageView](#) that is compatible with the corresponding color, depth, or stencil attachment in [VkRenderingInfo](#)
- VUID-vkCmdDrawIndexedIndirectCount2KHR-pDepthInputAttachmentIndex-09596
Input attachment views accessed in a dynamic render pass via a shader object **must** have an [InputAttachmentIndex](#) if both [VkRenderingInputAttachmentIndexInfo::pDepthInputAttachmentIndex](#) and [VkRenderingInputAttachmentIndexInfo::pStencilInputAttachmentIndex](#) are non-NULL
- VUID-vkCmdDrawIndexedIndirectCount2KHR-InputAttachmentIndex-09597
If an input attachment view accessed in a dynamic render pass via a shader object has an [InputAttachmentIndex](#), the [InputAttachmentIndex](#) **must** match an index in [VkRenderingInputAttachmentIndexInfo](#)
- VUID-vkCmdDrawIndexedIndirectCount2KHR-None-06537
Memory backing image subresources used as attachments in the current render pass **must** not be written in any way other than as an attachment by this command
- VUID-vkCmdDrawIndexedIndirectCount2KHR-None-10795
If a color attachment is written by any prior command in this subpass or by the load, store, or resolve operations for this subpass, and [feedback loop](#) is not enabled for [VK_IMAGE_ASPECT_COLOR_BIT](#) on that attachment, it **must** not be accessed in any way other than as an attachment by this command
- VUID-vkCmdDrawIndexedIndirectCount2KHR-None-10796
If a depth attachment is written by any prior command in this subpass or by the load, store, or resolve operations for this subpass, and [feedback loop](#) is not enabled for [VK_IMAGE_ASPECT_DEPTH_BIT](#) on that attachment, it **must** not be accessed in any way other than as an attachment by this command
- VUID-vkCmdDrawIndexedIndirectCount2KHR-None-10797
If a stencil attachment is written by any prior command in this subpass or by the load, store, or resolve operations for this subpass, and [feedback loop](#) is not enabled for [VK_IMAGE_ASPECT_STENCIL_BIT](#) on that attachment, it **must** not be accessed in any way other than as an attachment by this command
- VUID-vkCmdDrawIndexedIndirectCount2KHR-None-12338
If a color attachment is read in this command in any way other than as an attachment, or has been read by any prior command in this subpass as a non-attachment, and [feedback loop](#) is not enabled for [VK_IMAGE_ASPECT_COLOR_BIT](#) on that attachment, the color attachment **must** not be written to by this command

- VUID-vkCmdDrawIndexedIndirectCount2KHR-None-12339
If a depth attachment is read in this command in any way other than as an attachment, or has been read by any prior command in this subpass as a non-attachment, and [feedback loop](#) is not enabled for [VK_IMAGE_ASPECT_DEPTH_BIT](#) on that attachment, the depth attachment **must** not be written to by this command
- VUID-vkCmdDrawIndexedIndirectCount2KHR-None-12340
If a stencil attachment is read in this command in any way other than as an attachment, or has been read by any prior command in this subpass as a non-attachment, and [feedback loop](#) is not enabled for [VK_IMAGE_ASPECT_STENCIL_BIT](#) on that attachment, the stencil attachment **must** not be written to by this command
- VUID-vkCmdDrawIndexedIndirectCount2KHR-None-09003
If an attachment is written by any prior command in this subpass or by the load, store, or resolve operations for this subpass, it **must** not be accessed in any way other than as an attachment, storage image, or sampled image by this command
- VUID-vkCmdDrawIndexedIndirectCount2KHR-None-06886
If the current render pass instance uses a depth/stencil attachment with a read-only layout for the depth aspect, [depth writes](#) **must** be disabled
- VUID-vkCmdDrawIndexedIndirectCount2KHR-None-06887
If the current render pass instance uses a depth/stencil attachment with a read-only layout for the stencil aspect, both front and back [writeMask](#) are not zero, and stencil test is enabled, [all stencil ops](#) **must** be [VK_STENCIL_OP_KEEP](#)
- VUID-vkCmdDrawIndexedIndirectCount2KHR-None-07831
If the bound graphics pipeline state was created with the [VK_DYNAMIC_STATE_VIEWPORT](#) dynamic state enabled then [vkCmdSetViewport](#) **must** have been called and not subsequently [invalidated](#) in the current command buffer prior to this drawing command
- VUID-vkCmdDrawIndexedIndirectCount2KHR-None-07832
If the bound graphics pipeline state was created with the [VK_DYNAMIC_STATE_SCISSOR](#) dynamic state enabled then [vkCmdSetScissor](#) **must** have been called and not subsequently [invalidated](#) in the current command buffer prior to this drawing command
- VUID-vkCmdDrawIndexedIndirectCount2KHR-None-08617
If a shader object is bound to any graphics stage or a graphics pipeline is bound which was created with the [VK_DYNAMIC_STATE_LINE_WIDTH](#) dynamic state enabled, the [current value](#) of [rasterizerDiscardEnable](#) is [VK_FALSE](#), and the [effective rasterization input topology](#) is in line topology class, then [vkCmdSetLineWidth](#) **must** have been called and not subsequently [invalidated](#) in the current command buffer prior to this drawing command
- VUID-vkCmdDrawIndexedIndirectCount2KHR-None-07834
If a shader object is bound to any graphics stage or a graphics pipeline is bound which was created with the [VK_DYNAMIC_STATE_DEPTH_BIAS](#) dynamic state enabled, the [current value](#) of [rasterizerDiscardEnable](#) is [VK_FALSE](#), and the [current value](#) of [depthBiasEnable](#) is [VK_TRUE](#), then [vkCmdSetDepthBias](#) or [vkCmdSetDepthBias2EXT](#) **must** have been called and not subsequently [invalidated](#) in the current command buffer prior to this drawing command

- VUID-vkCmdDrawIndexedIndirectCount2KHR-None-07835

If a shader object is bound to the [VK_SHADER_STAGE_FRAGMENT_BIT](#) stage or a graphics pipeline is bound which was created with the [VK_DYNAMIC_STATE_BLEND_CONSTANTS](#) dynamic state enabled, the [current value](#) of [rasterizerDiscardEnable](#) is [VK_FALSE](#), and an active color attachment [current value](#) of [blendEnable](#) is [VK_TRUE](#) with a blend equations where any [VkBlendFactor](#) member is [VK_BLEND_FACTOR_CONSTANT_COLOR](#), [VK_BLEND_FACTOR_ONE_MINUS_CONSTANT_COLOR](#), [VK_BLEND_FACTOR_CONSTANT_ALPHA](#), or [VK_BLEND_FACTOR_ONE_MINUS_CONSTANT_ALPHA](#), then [vkCmdSetBlendConstants](#) **must** have been called and not subsequently [invalidated](#) in the current command buffer prior to this drawing command

- VUID-vkCmdDrawIndexedIndirectCount2KHR-None-07836

If a shader object is bound to any graphics stage or a graphics pipeline is bound which was created with the [VK_DYNAMIC_STATE_DEPTH_BOUNDS](#) dynamic state enabled, the [current value](#) of [rasterizerDiscardEnable](#) is [VK_FALSE](#), and the [current value](#) of [depthBoundsTestEnable](#) is [VK_TRUE](#), then [vkCmdSetDepthBounds](#) **must** have been called and not subsequently [invalidated](#) in the current command buffer prior to this drawing command

- VUID-vkCmdDrawIndexedIndirectCount2KHR-None-07837

If a shader object is bound to any graphics stage or a graphics pipeline is bound which was created with the [VK_DYNAMIC_STATE_STENCIL_COMPARE_MASK](#) dynamic state enabled, the [current value](#) of [rasterizerDiscardEnable](#) is [VK_FALSE](#), and the [current value](#) of [stencilTestEnable](#) is [VK_TRUE](#), then [vkCmdSetStencilCompareMask](#) **must** have been called and not subsequently [invalidated](#) in the current command buffer prior to this drawing command

- VUID-vkCmdDrawIndexedIndirectCount2KHR-None-07838

If a shader object is bound to any graphics stage or a graphics pipeline is bound which was created with the [VK_DYNAMIC_STATE_STENCIL_WRITE_MASK](#) dynamic state enabled, the [current value](#) of [rasterizerDiscardEnable](#) is [VK_FALSE](#), and the [current value](#) of [stencilTestEnable](#) is [VK_TRUE](#), then [vkCmdSetStencilWriteMask](#) **must** have been called and not subsequently [invalidated](#) in the current command buffer prior to this drawing command

- VUID-vkCmdDrawIndexedIndirectCount2KHR-None-07839

If a shader object is bound to any graphics stage or a graphics pipeline is bound which was created with the [VK_DYNAMIC_STATE_STENCIL_REFERENCE](#) dynamic state enabled, the [current value](#) of [rasterizerDiscardEnable](#) is [VK_FALSE](#), the [current value](#) of [stencilTestEnable](#) is [VK_TRUE](#), then [vkCmdSetStencilReference](#) **must** have been called and not subsequently [invalidated](#) in the current command buffer prior to this drawing command

- VUID-vkCmdDrawIndexedIndirectCount2KHR-maxMultiviewInstanceIndex-02688

If the draw is recorded in a render pass instance with multiview enabled, the maximum instance index **must** be less than or equal to [VkPhysicalDeviceMultiviewProperties::maxMultiviewInstanceIndex](#)

- VUID-vkCmdDrawIndexedIndirectCount2KHR-sampleLocationsEnable-02689

If the bound graphics pipeline was created with

VkPipelineSampleLocationsStateCreateInfoEXT::sampleLocationsEnable set to VK_TRUE, then the active depth attachment **must** have been created with the VK_IMAGE_CREATE_SAMPLE_LOCATIONS_COMPATIBLE_DEPTH_BIT_EXT bit set

- VUID-vkCmdDrawIndexedIndirectCount2KHR-None-07634

If the VK_EXT_sample_locations extension is enabled, a shader object is bound to any graphics stage or a graphics pipeline is bound which was created with the VK_DYNAMIC_STATE_SAMPLE_LOCATIONS_ENABLE_EXT dynamic state enabled, and the current value of rasterizerDiscardEnable is VK_FALSE, then vkCmdSetSampleLocationsEnableEXT **must** have been called and not subsequently invalidated in the current command buffer prior to this drawing command

- VUID-vkCmdDrawIndexedIndirectCount2KHR-None-06666

If the VK_EXT_sample_locations extension is enabled, a shader object is bound to any graphics stage or a graphics pipeline is bound which was created with the VK_DYNAMIC_STATE_SAMPLE_LOCATIONS_EXT dynamic state enabled, the current value of rasterizerDiscardEnable is VK_FALSE, and the current value of sampleLocationsEnable is VK_TRUE, then vkCmdSetSampleLocationsEXT **must** have been called and not subsequently invalidated in the current command buffer prior to this drawing command

- VUID-vkCmdDrawIndexedIndirectCount2KHR-None-07840

If a shader object is bound to any graphics stage or a graphics pipeline is bound which was created with the VK_DYNAMIC_STATE_CULL_MODE dynamic state enabled, and the current value of rasterizerDiscardEnable is VK_FALSE, then vkCmdSetCullMode **must** have been called and not subsequently invalidated in the current command buffer prior to this drawing command

- VUID-vkCmdDrawIndexedIndirectCount2KHR-None-07841

If a shader object is bound to any graphics stage or a graphics pipeline is bound which was created with the VK_DYNAMIC_STATE_FRONT_FACE dynamic state enabled, and the current value of rasterizerDiscardEnable is VK_FALSE, then vkCmdSetFrontFace **must** have been called and not subsequently invalidated in the current command buffer prior to this drawing command

- VUID-vkCmdDrawIndexedIndirectCount2KHR-None-07843

If a shader object is bound to any graphics stage or a graphics pipeline is bound which was created with the VK_DYNAMIC_STATE_DEPTH_TEST_ENABLE dynamic state enabled, and the current value of rasterizerDiscardEnable is VK_FALSE, vkCmdSetDepthTestEnable **must** have been called and not subsequently invalidated in the current command buffer prior to this drawing command

- VUID-vkCmdDrawIndexedIndirectCount2KHR-None-07844

If a shader object is bound to any graphics stage or a graphics pipeline is bound which was created with the VK_DYNAMIC_STATE_DEPTH_WRITE_ENABLE dynamic state enabled, and the current value of rasterizerDiscardEnable is VK_FALSE, and the current value of depthTestEnable is VK_TRUE, then vkCmdSetDepthWriteEnable **must** have been called and not subsequently invalidated in the current command buffer prior to this drawing command

- VUID-vkCmdDrawIndexedIndirectCount2KHR-None-07845

If a shader object is bound to any graphics stage or a graphics pipeline is bound which was created with the VK_DYNAMIC_STATE_DEPTH_COMPARE_OP dynamic state enabled,

the `current value` of `rasterizerDiscardEnable` is `VK_FALSE`, and the `current value` of `depthTestEnable` is `VK_TRUE`, then `vkCmdSetDepthCompareOp` **must** have been called and not subsequently `invalidated` in the current command buffer prior to this drawing command

- VUID-vkCmdDrawIndexedIndirectCount2KHR-None-07846

If the `depthBounds` feature is enabled, a shader object is bound to any graphics stage or a graphics pipeline is bound which was created with the `VK_DYNAMIC_STATE_DEPTH_BOUNDS_TEST_ENABLE` dynamic state enabled, and the `current value` of `rasterizerDiscardEnable` is `VK_FALSE`, then `vkCmdSetDepthBoundsTestEnable` **must** have been called and not subsequently `invalidated` in the current command buffer prior to this drawing command

- VUID-vkCmdDrawIndexedIndirectCount2KHR-None-07847

If a shader object is bound to any graphics stage or a graphics pipeline is bound which was created with the `VK_DYNAMIC_STATE_STENCIL_TEST_ENABLE` dynamic state enabled, and the `current value` of `rasterizerDiscardEnable` is `VK_FALSE`, then `vkCmdSetStencilTestEnable` **must** have been called and not subsequently `invalidated` in the current command buffer prior to this drawing command

- VUID-vkCmdDrawIndexedIndirectCount2KHR-None-07848

If a shader object is bound to any graphics stage or a graphics pipeline is bound which was created with the `VK_DYNAMIC_STATE_STENCIL_OP` dynamic state enabled, the `current value` of `rasterizerDiscardEnable` is `VK_FALSE`, the `current value` of `stencilTestEnable` is `VK_TRUE`, then `vkCmdSetStencilOp` **must** have been called and not subsequently `invalidated` in the current command buffer prior to this drawing command

- VUID-vkCmdDrawIndexedIndirectCount2KHR-viewportCount-03417

If a shader object is bound to any graphics stage or a graphics pipeline is bound which was created with the `VK_DYNAMIC_STATE_VIEWPORT_WITH_COUNT` dynamic state enabled, and the state is not inherited, then `vkCmdSetViewportWithCount` **must** have been called and not subsequently `invalidated` in the current command buffer prior to this drawing command

- VUID-vkCmdDrawIndexedIndirectCount2KHR-scissorCount-03418

If a shader object is bound to any graphics stage or a graphics pipeline is bound which was created with the `VK_DYNAMIC_STATE_SCISSOR_WITH_COUNT` dynamic state enabled, and the state is not inherited, then `vkCmdSetScissorWithCount` **must** have been called and not subsequently `invalidated` in the current command buffer prior to this drawing

- VUID-vkCmdDrawIndexedIndirectCount2KHR-viewportCount-03419

If a shader object is bound to any graphics stage or a graphics pipeline is bound which was created with both the `VK_DYNAMIC_STATE_SCISSOR_WITH_COUNT` and `VK_DYNAMIC_STATE_VIEWPORT_WITH_COUNT` dynamic states enabled, and the state is not inherited, then the `viewportCount` parameter of `vkCmdSetViewportWithCount` **must** match the `scissorCount` parameter of `vkCmdSetScissorWithCount`

- VUID-vkCmdDrawIndexedIndirectCount2KHR-viewportCount-04137

If the bound graphics pipeline state was created with the `VK_DYNAMIC_STATE_VIEWPORT_WITH_COUNT` dynamic state enabled, but not the `VK_DYNAMIC_STATE_VIEWPORT_W_SCALING_NV` dynamic state enabled, then the bound

graphics pipeline **must** have been created with `VkPipelineViewportWScalingStateCreateInfoNV::viewportCount` greater or equal to the `viewportCount` parameter in the last call to `vkCmdSetViewportWithCount`

- VUID-vkCmdDrawIndexedIndirectCount2KHR-viewportCount-04138

If the `VK_NV_clip_space_w_scaling` extension is enabled, and a shader object is bound to any graphics stage or a graphics pipeline is bound which was created with the `VK_DYNAMIC_STATE_VIEWPORT_WITH_COUNT` and `VK_DYNAMIC_STATE_VIEWPORT_W_SCALING_NV` dynamic state enabled, the `current value` of `viewportWScalingEnable` is `VK_TRUE`, then `vkCmdSetViewportWScalingNV` **must** have been called and not subsequently `invalidated` in the current command buffer prior to this drawing command

- VUID-vkCmdDrawIndexedIndirectCount2KHR-None-08636

If the `VK_NV_clip_space_w_scaling` extension is enabled, and a shader object is bound to any graphics stage or a graphics pipeline is bound which was created with the `VK_DYNAMIC_STATE_VIEWPORT_WITH_COUNT` and `VK_DYNAMIC_STATE_VIEWPORT_W_SCALING_NV` dynamic state enabled, the `current value` of `viewportWScalingEnable` is `VK_TRUE`, then the `viewportCount` parameter in the last call to `vkCmdSetViewportWScalingNV` **must** be greater than or equal to the `viewportCount` parameter in the last call to `vkCmdSetViewportWithCount`

- VUID-vkCmdDrawIndexedIndirectCount2KHR-viewportCount-04139

If the bound graphics pipeline state was created with the `VK_DYNAMIC_STATE_VIEWPORT_WITH_COUNT` dynamic state enabled, but not the `VK_DYNAMIC_STATE_VIEWPORT_SHADING_RATE_PALETTE_NV` dynamic state enabled, then the bound graphics pipeline **must** have been created with `VkPipelineViewportShadingRateImageStateCreateInfoNV::viewportCount` greater or equal to the `viewportCount` parameter in the last call to `vkCmdSetViewportWithCount`

- VUID-vkCmdDrawIndexedIndirectCount2KHR-shadingRateImage-09233

If the `shadingRateImage` feature is enabled, and a shader object is bound to any graphics stage or a graphics pipeline is bound which was created with the `VK_DYNAMIC_STATE_VIEWPORT_COARSE_SAMPLE_ORDER_NV` and the `current value` of `rasterizerDiscardEnable` is `VK_FALSE`, then `vkCmdSetCoarseSampleOrderNV` **must** have been called and not subsequently `invalidated` in the current command buffer prior to this drawing command

- VUID-vkCmdDrawIndexedIndirectCount2KHR-shadingRateImage-09234

If the `shadingRateImage` feature is enabled, and a shader object is bound to any graphics stage or a graphics pipeline is bound which was created with the `VK_DYNAMIC_STATE_VIEWPORT_WITH_COUNT` and `VK_DYNAMIC_STATE_VIEWPORT_SHADING_RATE_PALETTE_NV` dynamic state enabled, the `current value` of `rasterizerDiscardEnable` is `VK_FALSE`, and the `current value` of `shadingRateImageEnable` is `VK_TRUE`, then `vkCmdSetViewportShadingRatePaletteNV` **must** have been called and not subsequently `invalidated` in the current command buffer prior to this drawing command

- VUID-vkCmdDrawIndexedIndirectCount2KHR-None-08637

If the `shadingRateImage` feature is enabled, and a shader object is bound to any graphics stage or a graphics pipeline is bound which was created with the

`VK_DYNAMIC_STATE_VIEWPORT_WITH_COUNT` and `VK_DYNAMIC_STATE_VIEWPORT_SHADING_RATE_PALETTE_NV` dynamic state enabled, the current value of `rasterizerDiscardEnable` is `VK_FALSE`, and the current value of `shadingRateImageEnable` is `VK_TRUE`, then the `viewportCount` parameter in the last call to `vkCmdSetViewportShadingRatePaletteNV` **must** be greater than or equal to the `viewportCount` parameter in the last call to `vkCmdSetViewportWithCount`

- VUID-vkCmdDrawIndexedIndirectCount2KHR-VkPipelineVieportCreateInfo-04141
If the bound graphics pipeline state was created with the `VK_DYNAMIC_STATE_VIEWPORT_WITH_COUNT` dynamic state enabled and a `VkPipelineViewportSwizzleStateCreateInfoNV` structure chained from `VkPipelineViewportStateCreateInfo`, then the bound graphics pipeline **must** have been created with `VkPipelineViewportSwizzleStateCreateInfoNV::viewportCount` greater or equal to the `viewportCount` parameter in the last call to `vkCmdSetViewportWithCount`
- VUID-vkCmdDrawIndexedIndirectCount2KHR-VkPipelineVieportCreateInfo-04142
If the bound graphics pipeline state was created with the `VK_DYNAMIC_STATE_VIEWPORT_WITH_COUNT` dynamic state enabled and a `VkPipelineViewportExclusiveScissorStateCreateInfoNV` structure chained from `VkPipelineViewportStateCreateInfo`, then the bound graphics pipeline **must** have been created with `VkPipelineViewportExclusiveScissorStateCreateInfoNV::exclusiveScissorCount` greater or equal to the `viewportCount` parameter in the last call to `vkCmdSetViewportWithCount`
- VUID-vkCmdDrawIndexedIndirectCount2KHR-None-07878
If the `exclusiveScissor` feature is enabled, and a shader object is bound to any graphics stage or a graphics pipeline is bound which was created with the `VK_DYNAMIC_STATE_EXCLUSIVE_SCISSOR_ENABLE_NV` dynamic state enabled, then `vkCmdSetExclusiveScissorEnableNV` **must** have been called and not subsequently `invalidated` in the current command buffer prior to this drawing command
- VUID-vkCmdDrawIndexedIndirectCount2KHR-None-07879
If the `exclusiveScissor` feature is enabled, a shader object is bound to any graphics stage or a graphics pipeline is bound which was created with the `VK_DYNAMIC_STATE_EXCLUSIVE_SCISSOR_NV` dynamic state enabled, and the most recent call to `vkCmdSetExclusiveScissorEnableNV` in the current command buffer set any element of `pExclusiveScissorEnables` to `VK_TRUE`, then `vkCmdSetExclusiveScissorNV` **must** have been called and not subsequently `invalidated` in the current command buffer prior to this drawing command
- VUID-vkCmdDrawIndexedIndirectCount2KHR-None-04876
If a shader object is bound to any graphics stage or a graphics pipeline is bound which was created with the `VK_DYNAMIC_STATE_RASTERIZER_DISCARD_ENABLE` dynamic state enabled, then `vkCmdSetRasterizerDiscardEnable` **must** have been called and not subsequently `invalidated` in the current command buffer prior to this drawing command
- VUID-vkCmdDrawIndexedIndirectCount2KHR-None-04877
If a shader object is bound to any graphics stage or a graphics pipeline is bound which was created with the `VK_DYNAMIC_STATE_DEPTH_BIAS_ENABLE` dynamic state enabled, and the current value of `rasterizerDiscardEnable` is `VK_FALSE`, then `vkCmdSetDepthBiasEnable` **must** have been called and not subsequently `invalidated` in

the current command buffer prior to this drawing command

- VUID-vkCmdDrawIndexedIndirectCount2KHR-logicOp-04878

If a shader object is bound to the `VK_SHADER_STAGE_FRAGMENT_BIT` or a graphics pipeline is bound which was created with the `VK_DYNAMIC_STATE_LOGIC_OP_EXT` dynamic state enabled, the `current value` of `rasterizerDiscardEnable` is `VK_FALSE`, and the `current value` of `logicOpEnable` is `VK_TRUE`, then `vkCmdSetLogicOpEXT` **must** have been called and not subsequently `invalidated` in the current command buffer prior to this drawing command

- VUID-vkCmdDrawIndexedIndirectCount2KHR-primitiveFragmentShadingRateWithMultipleViewports-04552

If the `primitiveFragmentShadingRateWithMultipleViewports` limit is not supported, the bound graphics pipeline was created with the `VK_DYNAMIC_STATE_VIEWPORT_WITH_COUNT` dynamic state enabled, and any of the shader stages of the bound graphics pipeline write to the `PrimitiveShadingRateKHR` built-in, then `vkCmdSetViewportWithCount` **must** have been called in the current command buffer prior to this drawing command, and the `viewportCount` parameter of `vkCmdSetViewportWithCount` **must** be 1

- VUID-vkCmdDrawIndexedIndirectCount2KHR-primitiveFragmentShadingRateWithMultipleViewports-08642

If the `primitiveFragmentShadingRateWithMultipleViewports` limit is not supported, and any shader object bound to a graphics stage writes to the `PrimitiveShadingRateKHR` built-in, then `vkCmdSetViewportWithCount` **must** have been called in the current command buffer prior to this drawing command, and the `viewportCount` parameter of `vkCmdSetViewportWithCount` **must** be 1

- VUID-vkCmdDrawIndexedIndirectCount2KHR-blendEnable-04727

If a shader object is bound to the `VK_SHADER_STAGE_FRAGMENT_BIT` stage or a graphics pipeline is bound which was created with `VK_DYNAMIC_STATE_COLOR_BLEND_ENABLE_EXT` dynamic state enabled, the `current value` of `rasterizerDiscardEnable` is `VK_FALSE`, then for each color attachment, if the corresponding image view's `format features` do not contain `VK_FORMAT_FEATURE_COLOR_ATTACHMENT_BLEND_BIT`, then the corresponding `current value` of `blendEnable` **must** be `VK_FALSE`

- VUID-vkCmdDrawIndexedIndirectCount2KHR-None-08644

If a shader object is bound to any graphics stage or a graphics pipeline is bound, the `current value` of `rasterizerDiscardEnable` is `VK_FALSE`, and none of the following is enabled:

- the `VK_AMD_mixed_attachment_samples` extension
- the `VK_NV_framebuffer_mixed_samples` extension
- the `multisampledRenderToSingleSampled` feature

then the `current value` of `rasterizationSamples` **must** be the same as the current color and/or depth/stencil attachments

- VUID-vkCmdDrawIndexedIndirectCount2KHR-None-08876

If a shader object is bound to any graphics stage, the current render pass instance **must**

have been begun with `vkCmdBeginRendering`

- VUID-vkCmdDrawIndexedIndirectCount2KHR-imageView-06172

If the current render pass instance was begun with `vkCmdBeginRendering`, the `imageView` member of `pDepthAttachment` is not `VK_NULL_HANDLE`, and the `layout` member of `pDepthAttachment` is `VK_IMAGE_LAYOUT_DEPTH_STENCIL_READ_ONLY_OPTIMAL`, this command **must** not write any values to the depth attachment

- VUID-vkCmdDrawIndexedIndirectCount2KHR-imageView-06173

If the current render pass instance was begun with `vkCmdBeginRendering`, the `imageView` member of `pStencilAttachment` is not `VK_NULL_HANDLE`, and the `layout` member of `pStencilAttachment` is `VK_IMAGE_LAYOUT_DEPTH_STENCIL_READ_ONLY_OPTIMAL`, this command **must** not write any values to the stencil attachment

- VUID-vkCmdDrawIndexedIndirectCount2KHR-imageView-06174

If the current render pass instance was begun with `vkCmdBeginRendering`, the `imageView` member of `pDepthAttachment` is not `VK_NULL_HANDLE`, and the `layout` member of `pDepthAttachment` is `VK_IMAGE_LAYOUT_DEPTH_READ_ONLY_STENCIL_ATTACHMENT_OPTIMAL`, this command **must** not write any values to the depth attachment

- VUID-vkCmdDrawIndexedIndirectCount2KHR-imageView-06175

If the current render pass instance was begun with `vkCmdBeginRendering`, the `imageView` member of `pStencilAttachment` is not `VK_NULL_HANDLE`, and the `layout` member of `pStencilAttachment` is `VK_IMAGE_LAYOUT_DEPTH_ATTACHMENT_STENCIL_READ_ONLY_OPTIMAL`, this command **must** not write any values to the stencil attachment

- VUID-vkCmdDrawIndexedIndirectCount2KHR-imageView-06176

If the current render pass instance was begun with `vkCmdBeginRendering`, the `imageView` member of `pDepthAttachment` is not `VK_NULL_HANDLE`, and the `layout` member of `pDepthAttachment` is `VK_IMAGE_LAYOUT_DEPTH_READ_ONLY_OPTIMAL`, this command **must** not write any values to the depth attachment

- VUID-vkCmdDrawIndexedIndirectCount2KHR-imageView-06177

If the current render pass instance was begun with `vkCmdBeginRendering`, the `imageView` member of `pStencilAttachment` is not `VK_NULL_HANDLE`, and the `layout` member of `pStencilAttachment` is `VK_IMAGE_LAYOUT_STENCIL_READ_ONLY_OPTIMAL`, this command **must** not write any values to the stencil attachment

- VUID-vkCmdDrawIndexedIndirectCount2KHR-viewMask-06178

If the current render pass instance was begun with `vkCmdBeginRendering`, the bound graphics pipeline **must** have been created with a `VkPipelineRenderingCreateInfo::viewMask` equal to `VkRenderingInfo::viewMask`

- VUID-vkCmdDrawIndexedIndirectCount2KHR-colorAttachmentCount-06179

If the `dynamicRenderingUnusedAttachments` feature is not enabled and the current render pass instance was begun with `vkCmdBeginRendering`, the bound graphics pipeline **must** have been created with a `VkPipelineRenderingCreateInfo::colorAttachmentCount` equal to `VkRenderingInfo::colorAttachmentCount`

- VUID-vkCmdDrawIndexedIndirectCount2KHR-dynamicRenderingUnusedAttachments-08910

If the `dynamicRenderingUnusedAttachments` feature is not enabled, and the current render pass instance was begun with `vkCmdBeginRendering` and `VkRenderingInfo::colorAttachmentCount` greater than 0, then each element of the `VkRenderingInfo::pColorAttachments` array with an `imageView` not equal to `VK_NULL_HANDLE` **must** have been created with a `VkFormat` equal to the corresponding element of `VkPipelineRenderingCreateInfo::pColorAttachmentFormats` used to create the bound graphics pipeline

- VUID-vkCmdDrawIndexedIndirectCount2KHR-dynamicRenderingUnusedAttachments-08912

If the `dynamicRenderingUnusedAttachments` feature is not enabled, and the current render pass instance was begun with `vkCmdBeginRendering` and `VkRenderingInfo::colorAttachmentCount` greater than 0, then each element of the `VkRenderingInfo::pColorAttachments` array with an `imageView` equal to `VK_NULL_HANDLE` **must** have the corresponding element of `VkPipelineRenderingCreateInfo::pColorAttachmentFormats` used to create the bound pipeline equal to `VK_FORMAT_UNDEFINED`

- VUID-vkCmdDrawIndexedIndirectCount2KHR-dynamicRenderingUnusedAttachments-08911

If the `dynamicRenderingUnusedAttachments` feature is enabled, and the current render pass instance was begun with `vkCmdBeginRendering` and `VkRenderingInfo::colorAttachmentCount` greater than 0, then each element of the `VkRenderingInfo::pColorAttachments` array with an `imageView` not equal to `VK_NULL_HANDLE` **must** have been created with a `VkFormat` equal to the corresponding element of `VkPipelineRenderingCreateInfo::pColorAttachmentFormats` used to create the bound graphics pipeline, or the corresponding element of `VkPipelineRenderingCreateInfo::pColorAttachmentFormats`, if it exists, **must** be `VK_FORMAT_UNDEFINED`

- VUID-vkCmdDrawIndexedIndirectCount2KHR-colorAttachmentCount-09362

If the current render pass instance was begun with `vkCmdBeginRendering`, with a `VkRenderingInfo::colorAttachmentCount` equal to 1, there is no shader object bound to any graphics stage, and a color attachment with a resolve mode of `VK_RESOLVE_MODE_EXTERNAL_FORMAT_DOWNSAMPLE_BIT_ANDROID`, each element of the `VkRenderingInfo::pColorAttachments` array with a `resolveImageView` not equal to `VK_NULL_HANDLE` **must** have been created with an image created with a `VkExternalFormatANDROID::externalFormat` value equal to the `VkExternalFormatANDROID::externalFormat` value used to create the bound graphics pipeline

- VUID-vkCmdDrawIndexedIndirectCount2KHR-None-09363

If there is no shader object bound to any graphics stage, the current render pass instance was begun with `vkCmdBeginRendering` and a `VkRenderingInfo::colorAttachmentCount` equal to 1, and a color attachment with a resolve mode of `VK_RESOLVE_MODE_EXTERNAL_FORMAT_DOWNSAMPLE_BIT_ANDROID`, each element of the `VkRenderingInfo::pColorAttachments` array with a `imageView` not equal to `VK_NULL_HANDLE` **must** have been created with an image created with a `VkExternalFormatANDROID::externalFormat` value equal to the `VkExternalFormatANDROID::externalFormat` value used to create the bound graphics pipeline

- VUID-vkCmdDrawIndexedIndirectCount2KHR-None-09364

If the current render pass instance was begun with `vkCmdBeginRendering`, there is no shader object bound to any graphics stage, and the bound graphics pipeline was created with a non-zero `VkExternalFormatANDROID::externalFormat` value and with the `VK_DYNAMIC_STATE_COLOR_BLEND_ENABLE_EXT` dynamic state enabled, then `vkCmdSetColorBlendEnableEXT` **must** have set the blend enable to `VK_FALSE` prior to this drawing command

- VUID-vkCmdDrawIndexedIndirectCount2KHR-None-09365

If the current render pass instance was begun with `vkCmdBeginRendering`, there is no shader object bound to any graphics stage, and the bound graphics pipeline was created with a non-zero `VkExternalFormatANDROID::externalFormat` value and with the `VK_DYNAMIC_STATE_RASTERIZATION_SAMPLES_EXT` dynamic state enabled, then `vkCmdSetRasterizationSamplesEXT` **must** have set `rasterizationSamples` to `VK_SAMPLE_COUNT_1_BIT` prior to this drawing command

- VUID-vkCmdDrawIndexedIndirectCount2KHR-None-09366

If there is a shader object bound to any graphics stage, and the current render pass includes a color attachment that uses the `VK_RESOLVE_MODE_EXTERNAL_FORMAT_DOWNSAMPLE_BIT_ANDROID` resolve mode, then `vkCmdSetColorBlendEnableEXT` **must** have set blend enable to `VK_FALSE` prior to this drawing command

- VUID-vkCmdDrawIndexedIndirectCount2KHR-rasterizationSamples-09367

If there is a shader object bound to any graphics stage, and the current render pass includes a color attachment that uses the `VK_RESOLVE_MODE_EXTERNAL_FORMAT_DOWNSAMPLE_BIT_ANDROID` resolve mode, then `vkCmdSetRasterizationSamplesEXT` **must** have set `rasterizationSamples` to `VK_SAMPLE_COUNT_1_BIT` prior to this drawing command

- VUID-vkCmdDrawIndexedIndirectCount2KHR-None-09368

If the current render pass instance was begun with `vkCmdBeginRendering`, there is no shader object bound to any graphics stage, and the bound graphics pipeline was created with a non-zero `VkExternalFormatANDROID::externalFormat` value and with the `VK_DYNAMIC_STATE_FRAGMENT_SHADING_RATE_KHR` dynamic state enabled, then `vkCmdSetFragmentShadingRateKHR` **must** have set `pFragmentSize->width` to 1 prior to this drawing command

- VUID-vkCmdDrawIndexedIndirectCount2KHR-None-09369

If the current render pass instance was begun with `vkCmdBeginRendering`, there is no shader object bound to any graphics stage, and the bound graphics pipeline was created with a non-zero `VkExternalFormatANDROID::externalFormat` value and with the `VK_DYNAMIC_STATE_FRAGMENT_SHADING_RATE_KHR` dynamic state enabled, then `vkCmdSetFragmentShadingRateKHR` **must** have set `pFragmentSize->height` to 1 prior to this drawing command

- VUID-vkCmdDrawIndexedIndirectCount2KHR-pFragmentSize-09370

If there is a shader object bound to any graphics stage, and the current render pass includes a color attachment that uses the `VK_RESOLVE_MODE_EXTERNAL_FORMAT_DOWNSAMPLE_BIT_ANDROID` resolve mode, then `vkCmdSetFragmentShadingRateKHR` **must** have set `pFragmentSize->width` to 1 prior to this drawing command

- VUID-vkCmdDrawIndexedIndirectCount2KHR-pFragmentSize-09371
If there is a shader object bound to any graphics stage, and the current render pass includes a color attachment that uses the [VK_RESOLVE_MODE_EXTERNAL_FORMAT_DOWNSAMPLE_BIT_ANDROID](#) resolve mode, then `vkCmdSetFragmentShadingRateKHR` **must** have set `pFragmentSize->height` to 1 prior to this drawing command
- VUID-vkCmdDrawIndexedIndirectCount2KHR-None-07749
If the `colorWriteEnable` feature is enabled, a shader object is bound to the [VK_SHADER_STAGE_FRAGMENT_BIT](#) stage or a graphics pipeline is bound which was created with the [VK_DYNAMIC_STATE_COLOR_WRITE_ENABLE_EXT](#) dynamic state enabled, and the current value of `rasterizerDiscardEnable` is `VK_FALSE`, then `vkCmdSetColorWriteEnableEXT` **must** have been called and not subsequently `invalidated` in the current command buffer prior to this drawing command
- VUID-vkCmdDrawIndexedIndirectCount2KHR-attachmentCount-07750
If the `colorWriteEnable` feature is enabled, a shader object is bound to the [VK_SHADER_STAGE_FRAGMENT_BIT](#) stage or a graphics pipeline is bound which was created with the [VK_DYNAMIC_STATE_COLOR_WRITE_ENABLE_EXT](#) dynamic state enabled, and the current value of `rasterizerDiscardEnable` is `VK_FALSE`, then the `attachmentCount` parameter of most recent call to `vkCmdSetColorWriteEnableEXT` in the current command buffer **must** be greater than or equal to the number of active color attachments
- VUID-vkCmdDrawIndexedIndirectCount2KHR-None-07751
If the [VK_EXT_discard_rectangles](#) extension is enabled, a graphics pipeline is bound which was created with the [VK_DYNAMIC_STATE_DISCARD_RECTANGLE_EXT](#) dynamic state enabled and the `pNext` chain of `VkGraphicsPipelineCreateInfo` included a `VkPipelineDiscardRectangleStateCreateInfoEXT` structure, the current value of `rasterizerDiscardEnable` is `VK_FALSE`, and the current value of `discardRectangleEnable` is `VK_TRUE`, then `vkCmdSetDiscardRectangleEXT` **must** have been called and not subsequently `invalidated` in the current command buffer prior to this drawing command for each discard rectangle in `VkPipelineDiscardRectangleStateCreateInfoEXT::discardRectangleCount`
- VUID-vkCmdDrawIndexedIndirectCount2KHR-rasterizerDiscardEnable-09236
If the [VK_EXT_discard_rectangles](#) extension is enabled, a shader object is bound to any graphics stage or a graphics pipeline is bound which was created with [VK_DYNAMIC_STATE_DISCARD_RECTANGLE_EXT](#) dynamic state enabled and the `pNext` chain of `VkGraphicsPipelineCreateInfo` did not include a `VkPipelineDiscardRectangleStateCreateInfoEXT` structure, the current value of `rasterizerDiscardEnable` is `VK_FALSE`, and the current value of `discardRectangleEnable` is `VK_TRUE`, then `vkCmdSetDiscardRectangleEXT` **must** have been called and not subsequently `invalidated` in the current command buffer prior to this drawing command for each discard rectangle in `VkPhysicalDeviceDiscardRectanglePropertiesEXT::maxDiscardRectangles`
- VUID-vkCmdDrawIndexedIndirectCount2KHR-None-07880
If the [VK_EXT_discard_rectangles](#) extension is enabled, a shader object is bound to any graphics stage or a graphics pipeline is bound which was created with the [VK_DYNAMIC_STATE_DISCARD_RECTANGLE_ENABLE_EXT](#) dynamic state enabled, the

current value of `rasterizerDiscardEnable` is `VK_FALSE`, then `vkCmdSetDiscardRectangleEnableEXT` **must** have been called and not subsequently `invalidated` in the current command buffer prior to this drawing command

- VUID-vkCmdDrawIndexedIndirectCount2KHR-None-07881

If the `VK_EXT_discard_rectangles` extension is enabled, a shader object is bound to any graphics stage or a graphics pipeline is bound which was created with the `VK_DYNAMIC_STATE_DISCARD_RECTANGLE_MODE_EXT` dynamic state enabled, the current value of `rasterizerDiscardEnable` is `VK_FALSE`, and the current value of `discardRectangleEnable` is `VK_TRUE`, then `vkCmdSetDiscardRectangleModeEXT` **must** have been called and not subsequently `invalidated` in the current command buffer prior to this drawing command

- VUID-vkCmdDrawIndexedIndirectCount2KHR-dynamicRenderingUnusedAttachments-08913

If the current render pass instance was begun with `vkCmdBeginRendering`, the `dynamicRenderingUnusedAttachments` feature is not enabled, and `VkRenderingInfo::pDepthAttachment->imageView` was `VK_NULL_HANDLE`, the value of `VkPipelineRenderingCreateInfo::depthAttachmentFormat` used to create the bound graphics pipeline **must** be equal to `VK_FORMAT_UNDEFINED`

- VUID-vkCmdDrawIndexedIndirectCount2KHR-dynamicRenderingUnusedAttachments-08914

If current render pass instance was begun with `vkCmdBeginRendering`, the `dynamicRenderingUnusedAttachments` feature is not enabled, and `VkRenderingInfo::pDepthAttachment->imageView` was not `VK_NULL_HANDLE`, the value of `VkPipelineRenderingCreateInfo::depthAttachmentFormat` used to create the bound graphics pipeline **must** be equal to the `VkFormat` used to create `VkRenderingInfo::pDepthAttachment->imageView`

- VUID-vkCmdDrawIndexedIndirectCount2KHR-dynamicRenderingUnusedAttachments-08915

If the current render pass instance was begun with `vkCmdBeginRendering`, the `dynamicRenderingUnusedAttachments` feature is enabled, `VkRenderingInfo::pDepthAttachment->imageView` was not `VK_NULL_HANDLE`, and the value of `VkPipelineRenderingCreateInfo::depthAttachmentFormat` used to create the bound graphics pipeline was not equal to the `VkFormat` used to create `VkRenderingInfo::pDepthAttachment->imageView`, the value of the format **must** be `VK_FORMAT_UNDEFINED`

- VUID-vkCmdDrawIndexedIndirectCount2KHR-dynamicRenderingUnusedAttachments-08916

If the current render pass instance was begun with `vkCmdBeginRendering`, the `dynamicRenderingUnusedAttachments` feature is not enabled, and `VkRenderingInfo::pStencilAttachment->imageView` was `VK_NULL_HANDLE`, the value of `VkPipelineRenderingCreateInfo::stencilAttachmentFormat` used to create the bound graphics pipeline **must** be equal to `VK_FORMAT_UNDEFINED`

- VUID-vkCmdDrawIndexedIndirectCount2KHR-dynamicRenderingUnusedAttachments-08917

If current render pass instance was begun with `vkCmdBeginRendering`, the `dynamicRenderingUnusedAttachments` feature is not enabled, and `VkRenderingInfo`

`::pStencilAttachment->imageView` was not `VK_NULL_HANDLE`, the value of `VkPipelineRenderingCreateInfo::stencilAttachmentFormat` used to create the bound graphics pipeline **must** be equal to the `VkFormat` used to create `VkRenderingInfo::pStencilAttachment->imageView`

- VUID-vkCmdDrawIndexedIndirectCount2KHR-dynamicRenderingUnusedAttachments-08918

If the current render pass instance was begun with `vkCmdBeginRendering`, the `dynamicRenderingUnusedAttachments` feature is enabled, `VkRenderingInfo::pStencilAttachment->imageView` was not `VK_NULL_HANDLE`, and the value of `VkPipelineRenderingCreateInfo::stencilAttachmentFormat` used to create the bound graphics pipeline was not equal to the `VkFormat` used to create `VkRenderingInfo::pStencilAttachment->imageView`, the value of the format **must** be `VK_FORMAT_UNDEFINED`

- VUID-vkCmdDrawIndexedIndirectCount2KHR-imageView-06183

If the current render pass instance was begun with `vkCmdBeginRendering` and `VkRenderingFragmentShadingRateAttachmentInfoKHR::imageView` was not `VK_NULL_HANDLE`, the bound graphics pipeline **must** have been created with `VK_PIPELINE_CREATE_RENDERING_FRAGMENT_SHADING_RATE_ATTACHMENT_BIT_KHR`

- VUID-vkCmdDrawIndexedIndirectCount2KHR-dynamicRenderingLocalRead-11797

If the current render pass instance was begun with `vkCmdBeginRendering`, the `dynamicRenderingLocalRead` feature is enabled, the `VK_RENDERING_LOCAL_READ_CONCURRENT_ACCESS_CONTROL_BIT_KHR` flag is specified, and an attachment is being used as a feedback loop as specified by `VK_RENDERING_ATTACHMENT_INPUT_ATTACHMENT_FEEDBACK_BIT_KHR`, `VkRenderingAttachmentFlagsInfoKHR::flags` for that attachment **must** include `VK_RENDERING_ATTACHMENT_INPUT_ATTACHMENT_FEEDBACK_BIT_KHR`

- VUID-vkCmdDrawIndexedIndirectCount2KHR-imageView-06184

If the current render pass instance was begun with `vkCmdBeginRendering` and `VkRenderingFragmentDensityMapAttachmentInfoEXT::imageView` was not `VK_NULL_HANDLE`, the bound graphics pipeline **must** have been created with `VK_PIPELINE_CREATE_RENDERING_FRAGMENT_DENSITY_MAP_ATTACHMENT_BIT_EXT`

- VUID-vkCmdDrawIndexedIndirectCount2KHR-layers-10831

If the current render pass instance was created with `VK_RENDERING_PER_LAYER_FRAGMENT_DENSITY_BIT_VALVE` or `VK_RENDER_PASS_CREATE_PER_LAYER_FRAGMENT_DENSITY_BIT_VALVE`, and the bound graphics pipeline was created with `VK_PIPELINE_CREATE_2_PER_LAYER_FRAGMENT_DENSITY_BIT_VALVE`, then the current render pass instance **must** have a `layers` value less than or equal to `VkPipelineFragmentDensityMapLayeredCreateInfoVALVE::maxFragmentDensityMapLayers`

- VUID-vkCmdDrawIndexedIndirectCount2KHR-colorAttachmentCount-06185

If the bound pipeline was created with a `VkAttachmentSampleCountInfoAMD` or `VkAttachmentSampleCountInfoNV` structure, and the current render pass instance was begun with `vkCmdBeginRendering` with a `VkRenderingInfo::colorAttachmentCount` parameter greater than 0, then each element of the `VkRenderingInfo::pColorAttachments`

array with a `imageView` not equal to `VK_NULL_HANDLE` **must** have been created with a sample count equal to the corresponding element of the `pColorAttachmentSamples` member of `VkAttachmentSampleCountInfoAMD` or `VkAttachmentSampleCountInfoNV` used to create the bound graphics pipeline

- VUID-vkCmdDrawIndexedIndirectCount2KHR-pDepthAttachment-06186

If the current render pass instance was begun with `vkCmdBeginRendering`, the bound pipeline was created with a `VkAttachmentSampleCountInfoAMD` or `VkAttachmentSampleCountInfoNV` structure, and `VkRenderingInfo::pDepthAttachment->imageView` was not `VK_NULL_HANDLE`, the value of the `depthStencilAttachmentSamples` member of `VkAttachmentSampleCountInfoAMD` or `VkAttachmentSampleCountInfoNV` used to create the bound graphics pipeline **must** be equal to the sample count used to create `VkRenderingInfo::pDepthAttachment->imageView`

- VUID-vkCmdDrawIndexedIndirectCount2KHR-pStencilAttachment-06187

If the current render pass instance was begun with `vkCmdBeginRendering`, the bound pipeline was created with a `VkAttachmentSampleCountInfoAMD` or `VkAttachmentSampleCountInfoNV` structure, and `VkRenderingInfo::pStencilAttachment->imageView` was not `VK_NULL_HANDLE`, the value of the `depthStencilAttachmentSamples` member of `VkAttachmentSampleCountInfoAMD` or `VkAttachmentSampleCountInfoNV` used to create the bound graphics pipeline **must** be equal to the sample count used to create `VkRenderingInfo::pStencilAttachment->imageView`

- VUID-vkCmdDrawIndexedIndirectCount2KHR-multisampledRenderToSingleSampled-07285

If the bound pipeline was created without a `VkAttachmentSampleCountInfoAMD` or `VkAttachmentSampleCountInfoNV` structure, and the `multisampledRenderToSingleSampled` feature is not enabled, and `vkCmdBeginCustomResolveEXT` has not yet been recorded in the render pass instance, and the current render pass instance was begun with `vkCmdBeginRendering` with a `VkRenderingInfo::colorAttachmentCount` parameter greater than 0, then each element of the `VkRenderingInfo::pColorAttachments` array with a `imageView` not equal to `VK_NULL_HANDLE` **must** have been created with a sample count equal to the value of `rasterizationSamples` for the bound graphics pipeline

- VUID-vkCmdDrawIndexedIndirectCount2KHR-multisampledRenderToSingleSampled-07286

If the bound pipeline was created without a `VkAttachmentSampleCountInfoAMD` or `VkAttachmentSampleCountInfoNV` structure, and the `multisampledRenderToSingleSampled` feature is not enabled, and `vkCmdBeginCustomResolveEXT` has not yet been recorded in the render pass instance, and `VkRenderingInfo::pDepthAttachment->imageView` was not `VK_NULL_HANDLE`, the value of `rasterizationSamples` for the bound graphics pipeline **must** be equal to the sample count used to create `VkRenderingInfo::pDepthAttachment->imageView`

- VUID-vkCmdDrawIndexedIndirectCount2KHR-multisampledRenderToSingleSampled-07287

If the bound pipeline was created without a `VkAttachmentSampleCountInfoAMD` or `VkAttachmentSampleCountInfoNV` structure, and the `multisampledRenderToSingleSampled` feature is not enabled, and `vkCmdBeginCustomResolveEXT` has not yet been recorded in the render pass instance, and `VkRenderingInfo::pStencilAttachment->imageView` was not `VK_NULL_HANDLE`, the value of `rasterizationSamples` for the bound graphics pipeline

must be equal to the sample count used to create `VkRenderingInfo::pStencilAttachment->imageView`

- VUID-vkCmdDrawIndexedIndirectCount2KHR-pNext-07935

If this command is called inside a render pass instance started with `vkCmdBeginRendering`, and the `pNext` chain of `VkRenderingInfo` includes a `VkMultisampledRenderToSingleSampledInfoEXT` structure with `multisampledRenderToSingleSampledEnable` equal to `VK_TRUE`, then the value of `rasterizationSamples` for the bound graphics pipeline **must** be equal to `VkMultisampledRenderToSingleSampledInfoEXT::rasterizationSamples`

- VUID-vkCmdDrawIndexedIndirectCount2KHR-renderPass-06198

If the current render pass instance was begun with `vkCmdBeginRendering`, the bound pipeline **must** have been created with a `VkGraphicsPipelineCreateInfo::renderPass` equal to `VK_NULL_HANDLE`

- VUID-vkCmdDrawIndexedIndirectCount2KHR-pColorAttachments-08963

If the current render pass instance was begun with `vkCmdBeginRendering`, `vkCmdBeginCustomResolveEXT` has not yet been recorded in the render pass instance, there is a graphics pipeline bound with a fragment shader that statically writes to a color attachment, the color write mask is not zero, color writes are enabled, and the corresponding element of the `VkRenderingInfo::pColorAttachments->imageView` was not `VK_NULL_HANDLE`, then the corresponding element of `VkPipelineRenderingCreateInfo::pColorAttachmentFormats` used to create the pipeline **must** not be `VK_FORMAT_UNDEFINED`

- VUID-vkCmdDrawIndexedIndirectCount2KHR-pColorAttachments-11539

If the current render pass instance was begun with `vkCmdBeginRendering`, `vkCmdBeginCustomResolveEXT` has been recorded in the render pass instance, there is a graphics pipeline bound with a fragment shader that statically writes to a color attachment, the color write mask is not zero, color writes are enabled, and the corresponding element of the `VkRenderingInfo::pColorAttachments->resolveImageView` was not `VK_NULL_HANDLE`, then the corresponding element of `VkCustomResolveCreateInfoEXT::pColorAttachmentFormats` used to create the pipeline **must** not be `VK_FORMAT_UNDEFINED`

- VUID-vkCmdDrawIndexedIndirectCount2KHR-pDepthAttachment-08964

If the current render pass instance was begun with `vkCmdBeginRendering`, `vkCmdBeginCustomResolveEXT` has not yet been recorded in the render pass instance, there is a graphics pipeline bound, depth test is enabled, and the `VkRenderingInfo::pDepthAttachment->imageView` was not `VK_NULL_HANDLE`, then the `VkPipelineRenderingCreateInfo::depthAttachmentFormat` used to create the pipeline **must** not be `VK_FORMAT_UNDEFINED`

- VUID-vkCmdDrawIndexedIndirectCount2KHR-pDepthAttachment-11540

If the current render pass instance was begun with `vkCmdBeginRendering`, `vkCmdBeginCustomResolveEXT` has been recorded in the render pass instance, there is a graphics pipeline bound, depth test is enabled, and the `VkRenderingInfo::pDepthAttachment->resolveImageView` was not `VK_NULL_HANDLE`, then the `VkCustomResolveCreateInfoEXT::depthAttachmentFormat` used to create the pipeline **must** not be `VK_FORMAT_UNDEFINED`

- VUID-vkCmdDrawIndexedIndirectCount2KHR-pStencilAttachment-08965
If the current render pass instance was begun with `vkCmdBeginRendering`, `vkCmdBeginCustomResolveEXT` has not yet been recorded in the render pass instance, there is a graphics pipeline bound, stencil test is enabled and the `VkRenderingInfo::pStencilAttachment->imageView` was not `VK_NULL_HANDLE`, then the `VkPipelineRenderingCreateInfo::stencilAttachmentFormat` used to create the pipeline **must** not be `VK_FORMAT_UNDEFINED`
- VUID-vkCmdDrawIndexedIndirectCount2KHR-pStencilAttachment-11860
If the current render pass instance was begun with `vkCmdBeginRendering`, `vkCmdBeginCustomResolveEXT` has been recorded in the render pass instance, there is a graphics pipeline bound, stencil test is enabled and the `VkRenderingInfo::pStencilAttachment->resolveImageView` was not `VK_NULL_HANDLE`, then the `VkCustomResolveCreateInfoEXT::stencilAttachmentFormat` used to create the pipeline **must** not be `VK_FORMAT_UNDEFINED`
- VUID-vkCmdDrawIndexedIndirectCount2KHR-flags-10582
If the current render pass instance was begun with a `vkCmdBeginRendering` call in `commandBuffer`, its `VkRenderingInfo::flags` parameter **must** not have `VK_RENDERING_CONTENTS_SECONDARY_COMMAND_BUFFERS_BIT` set unless `VK_RENDERING_CONTENTS_INLINE_BIT_KHR` is also set
- VUID-vkCmdDrawIndexedIndirectCount2KHR-primitivesGeneratedQueryWithRasterizerDiscard-06708
If the `primitivesGeneratedQueryWithRasterizerDiscard` feature is not enabled and the `VK_QUERY_TYPE_PRIMITIVES_GENERATED_EXT` query is active, `rasterization discard` **must** not be enabled
- VUID-vkCmdDrawIndexedIndirectCount2KHR-primitivesGeneratedQueryWithNonZeroStreams-06709
If the `primitivesGeneratedQueryWithNonZeroStreams` feature is not enabled and the `VK_QUERY_TYPE_PRIMITIVES_GENERATED_EXT` query is active, the bound graphics pipeline **must** not have been created with a non-zero value in `VkPipelineRasterizationStateStreamCreateInfoEXT::rasterizationStream`
- VUID-vkCmdDrawIndexedIndirectCount2KHR-None-07620
If the `depthClamp` feature is enabled, a shader object is bound to any graphics stage or a graphics pipeline is bound which was created with the `VK_DYNAMIC_STATE_DEPTH_CLAMP_ENABLE_EXT` dynamic state enabled, and the current value of `rasterizerDiscardEnable` is `VK_FALSE`, then `vkCmdSetDepthClampEnableEXT` **must** have been called and not subsequently `invalidated` in the current command buffer prior to this drawing command
- VUID-vkCmdDrawIndexedIndirectCount2KHR-None-07621
If a shader object is bound to any graphics stage or a graphics pipeline is bound which was created with the `VK_DYNAMIC_STATE_POLYGON_MODE_EXT` dynamic state enabled, and the current value of `rasterizerDiscardEnable` is `VK_FALSE`, then `vkCmdSetPolygonModeEXT` **must** have been called and not subsequently `invalidated` in the current command buffer prior to this drawing command
- VUID-vkCmdDrawIndexedIndirectCount2KHR-None-07622
If a shader object is bound to any graphics stage or a graphics pipeline is bound which

was created with the `VK_DYNAMIC_STATE_RASTERIZATION_SAMPLES_EXT` dynamic state enabled, and the current value of `rasterizerDiscardEnable` is `VK_FALSE`, then `vkCmdSetRasterizationSamplesEXT` **must** have been called and not subsequently `invalidated` in the current command buffer prior to this drawing command

- VUID-vkCmdDrawIndexedIndirectCount2KHR-None-07623

If a shader object is bound to any graphics stage or a graphics pipeline is bound which was created with the `VK_DYNAMIC_STATE_SAMPLE_MASK_EXT` dynamic state enabled, and the current value of `rasterizerDiscardEnable` is `VK_FALSE`, then `vkCmdSetSampleMaskEXT` **must** have been called and not subsequently `invalidated` in the current command buffer prior to this drawing command

- VUID-vkCmdDrawIndexedIndirectCount2KHR-alphaToCoverageEnable-08919

If the bound graphics pipeline state was created with the `VK_DYNAMIC_STATE_ALPHA_TO_COVERAGE_ENABLE_EXT` dynamic state enabled, and `alphaToCoverageEnable` was `VK_TRUE` in the last call to `vkCmdSetAlphaToCoverageEnableEXT`, then the `Fragment Output Interface` **must** contain a variable for the alpha `Component` word in `Location 0` at `Index 0`

- VUID-vkCmdDrawIndexedIndirectCount2KHR-alphaToCoverageEnable-08920

If a shader object is bound to any graphics stage, and the most recent call to `vkCmdSetAlphaToCoverageEnableEXT` in the current command buffer set `alphaToCoverageEnable` to `VK_TRUE`, then the `Fragment Output Interface` **must** contain a variable for the alpha `Component` word in `Location 0` at `Index 0`

- VUID-vkCmdDrawIndexedIndirectCount2KHR-None-07624

If a shader object is bound to any graphics stage or a graphics pipeline is bound which was created with the `VK_DYNAMIC_STATE_ALPHA_TO_COVERAGE_ENABLE_EXT` dynamic state enabled, and the current value of `rasterizerDiscardEnable` is `VK_FALSE`, then `vkCmdSetAlphaToCoverageEnableEXT` **must** have been called and not subsequently `invalidated` in the current command buffer prior to this drawing command

- VUID-vkCmdDrawIndexedIndirectCount2KHR-None-07625

If the `alphaToOne` feature is enabled, a shader object is bound to any graphics stage or a graphics pipeline is bound which was created with the `VK_DYNAMIC_STATE_ALPHA_TO_ONE_ENABLE_EXT` dynamic state enabled, and the current value of `rasterizerDiscardEnable` is `VK_FALSE`, then `vkCmdSetAlphaToOneEnableEXT` **must** have been called and not subsequently `invalidated` in the current command buffer prior to this drawing command

- VUID-vkCmdDrawIndexedIndirectCount2KHR-None-07626

If the `logicOp` feature is enabled, a shader object is bound to the `VK_SHADER_STAGE_FRAGMENT_BIT` stage or a graphics pipeline is bound which was created with the `VK_DYNAMIC_STATE_LOGIC_OP_ENABLE_EXT` dynamic state enabled, and the current value of `rasterizerDiscardEnable` is `VK_FALSE`, then `vkCmdSetLogicOpEnableEXT` **must** have been called and not subsequently `invalidated` in the current command buffer prior to this drawing command

- VUID-vkCmdDrawIndexedIndirectCount2KHR-None-07627

If a shader object is bound to the `VK_SHADER_STAGE_FRAGMENT_BIT` stage or a graphics pipeline is bound which was created with `VK_DYNAMIC_STATE_COLOR_BLEND_ENABLE_EXT` dynamic state enabled, the current

value of `rasterizerDiscardEnable` is `VK_FALSE`, and there are color attachments bound, then `vkCmdSetColorBlendEnableEXT` **must** have been called and not subsequently `invalidated` in the current command buffer prior to this drawing command

- VUID-vkCmdDrawIndexedIndirectCount2KHR-None-07629

If a shader object is bound to the `VK_SHADER_STAGE_FRAGMENT_BIT` stage or a graphics pipeline is bound which was created with `VK_DYNAMIC_STATE_COLOR_WRITE_MASK_EXT` dynamic state enabled, the current value of `rasterizerDiscardEnable` is `VK_FALSE`, and there are color attachments bound, then `vkCmdSetColorWriteMaskEXT` **must** have been called and not subsequently `invalidated` in the current command buffer prior to this drawing command

- VUID-vkCmdDrawIndexedIndirectCount2KHR-None-07630

If the `geometryStreams` feature is enabled, and a shader object is bound to the `VK_SHADER_STAGE_GEOMETRY_BIT` stage or a graphics pipeline is bound which was created with both a `VK_SHADER_STAGE_GEOMETRY_BIT` stage and the `VK_DYNAMIC_STATE_RASTERIZATION_STREAM_EXT` dynamic state enabled, then `vkCmdSetRasterizationStreamEXT` **must** have been called and not subsequently `invalidated` in the current command buffer prior to this drawing command

- VUID-vkCmdDrawIndexedIndirectCount2KHR-None-07631

If the `VK_EXT_conservative_rasterization` extension is enabled, a shader object is bound to any graphics stage or a graphics pipeline is bound which was created with the `VK_DYNAMIC_STATE_CONSERVATIVE_RASTERIZATION_MODE_EXT` dynamic state enabled, and the current value of `rasterizerDiscardEnable` is `VK_FALSE`, then `vkCmdSetConservativeRasterizationModeEXT` **must** have been called and not subsequently `invalidated` in the current command buffer prior to this drawing command

- VUID-vkCmdDrawIndexedIndirectCount2KHR-None-07632

If the `VK_EXT_conservative_rasterization` extension is enabled, a shader object is bound to any graphics stage or a graphics pipeline is bound which was created with the `VK_DYNAMIC_STATE_EXTRA_PRIMITIVE_OVERESTIMATION_SIZE_EXT` dynamic state enabled, the current value of `rasterizerDiscardEnable` is `VK_FALSE`, and the current value of `conservativeRasterizationMode` is `VK_CONSERVATIVE_RASTERIZATION_MODE_OVERESTIMATE_EXT`, then `vkCmdSetExtraPrimitiveOverestimationSizeEXT` **must** have been called and not subsequently `invalidated` in the current command buffer prior to this drawing command

- VUID-vkCmdDrawIndexedIndirectCount2KHR-conservativePointAndLineRasterization-07499

If the `VK_EXT_conservative_rasterization` extension is enabled, `conservativePointAndLineRasterization` is not supported, a shader object is bound to any graphics stage or a graphics pipeline is bound, the current value of `rasterizerDiscardEnable` is `VK_FALSE`, and the effective rasterization input topology is in line or point topology class, then the current value of `conservativeRasterizationMode` **must** be `VK_CONSERVATIVE_RASTERIZATION_MODE_DISABLED_EXT`

- VUID-vkCmdDrawIndexedIndirectCount2KHR-None-07633

If the `depthClipEnable` feature is enabled, and a shader object is bound to any graphics stage or a graphics pipeline is bound which was created with the `VK_DYNAMIC_STATE_DEPTH_CLIP_ENABLE_EXT` dynamic state, then

`vkCmdSetDepthClipEnableEXT` **must** have been called and not subsequently **invalidated** in the current command buffer prior to this drawing command

- VUID-vkCmdDrawIndexedIndirectCount2KHR-None-07636

If the `VK_EXT_provoking_vertex` extension is enabled, a shader object is bound to the `VK_SHADER_STAGE_VERTEX_BIT` stage or a graphics pipeline is bound which was created with the `VK_DYNAMIC_STATE_PROVOKING_VERTEX_MODE_EXT` dynamic state enabled, and the **current value** of `rasterizerDiscardEnable` is `VK_FALSE`, then `vkCmdSetProvokingVertexModeEXT` **must** have been called and not subsequently **invalidated** in the current command buffer prior to this drawing command

- VUID-vkCmdDrawIndexedIndirectCount2KHR-None-08666

If any of the `stippledRectangularLines`, `stippledBresenhamLines` or `stippledSmoothLines` features are enabled, and a shader object is bound to any graphics stage or a graphics pipeline is bound which was created with the `VK_DYNAMIC_STATE_LINE_RASTERIZATION_MODE_EXT` dynamic state enabled, and the **current value** of `rasterizerDiscardEnable` is `VK_FALSE`, and the **effective rasterization input topology** is in line topology class, then `vkCmdSetLineRasterizationModeEXT` **must** have been called and not subsequently **invalidated** in the current command buffer prior to this drawing command

- VUID-vkCmdDrawIndexedIndirectCount2KHR-None-08669

If any of the `stippledRectangularLines`, `stippledBresenhamLines` or `stippledSmoothLines` features are enabled, and a shader object is bound to any graphics stage or a graphics pipeline is bound which was created with the `VK_DYNAMIC_STATE_LINE_STIPPLE_ENABLE_EXT` dynamic state enabled, the **current value** of `rasterizerDiscardEnable` is `VK_FALSE`, and the **effective rasterization input topology** is in line topology class, then `vkCmdSetLineStippleEnableEXT` **must** have been called and not subsequently **invalidated** in the current command buffer prior to this drawing command

- VUID-vkCmdDrawIndexedIndirectCount2KHR-None-07849

If any of the `stippledRectangularLines`, `stippledBresenhamLines` or `stippledSmoothLines` features are enabled and a shader object is bound to any graphics stage, or a bound graphics pipeline state was created with the `VK_DYNAMIC_STATE_LINE_STIPPLE` dynamic state enabled, the **current value** of `rasterizerDiscardEnable` is `VK_FALSE`, and the **current value** of `stippledLineEnable` is `VK_TRUE`, then `vkCmdSetLineStipple` **must** have been called and not subsequently **invalidated** in the current command buffer prior to this drawing command

- VUID-vkCmdDrawIndexedIndirectCount2KHR-None-10608

If a shader object is bound to any graphics stage or a graphics pipeline is bound which was created with the `VK_DYNAMIC_STATE_LINE_RASTERIZATION_MODE_EXT` dynamic state enabled, the **effective rasterization input topology** is in line topology class, and the **current** `lineRasterizationMode` is `VK_LINE_RASTERIZATION_MODE_BRESENHAM` or `VK_LINE_RASTERIZATION_MODE_RECTANGULAR_SMOOTH`, then the **current** `alphaToCoverageEnable`, `alphaToOneEnable` and `sampleShadingEnable` states **must** all be `VK_FALSE`

- VUID-vkCmdDrawIndexedIndirectCount2KHR-None-07639

If the `depthClipControl` feature is enabled, and a shader object is bound to any graphics

stage or a graphics pipeline is bound which was created with the `VK_DYNAMIC_STATE_DEPTH_CLIP_NEGATIVE_ONE_TO_ONE_EXT` dynamic state enabled, then `vkCmdSetDepthClipNegativeOneToOneEXT` **must** have been called and not subsequently `invalidated` in the current command buffer prior to this drawing command

- VUID-vkCmdDrawIndexedIndirectCount2KHR-None-09650

If the `depthClampControl` feature is enabled, and a shader object is bound to any graphics stage or a graphics pipeline is bound which was created with the `VK_DYNAMIC_STATE_DEPTH_CLAMP_RANGE_EXT` dynamic state enabled, and the `current value` of `depthClampEnable` is `VK_TRUE`, then `vkCmdSetDepthClampRangeEXT` **must** have been called and not subsequently `invalidated` in the current command buffer prior to this drawing command

- VUID-vkCmdDrawIndexedIndirectCount2KHR-None-07640

If the `VK_NV_clip_space_w_scaling` extension is enabled, and a shader object is bound to any graphics stage or a graphics pipeline is bound which was created with the `VK_DYNAMIC_STATE_VIEWPORT_W_SCALING_ENABLE_NV` dynamic state enabled, then `vkCmdSetViewportWScalingEnableNV` **must** have been called and not subsequently `invalidated` in the current command buffer prior to this drawing command

- VUID-vkCmdDrawIndexedIndirectCount2KHR-None-07641

If the `VK_NV_viewport_swizzle` extension is enabled, and a shader object is bound to any graphics stage or a graphics pipeline is bound which was created with the `VK_DYNAMIC_STATE_VIEWPORT_SWIZZLE_NV` dynamic state enabled, then `vkCmdSetViewportSwizzleNV` **must** have been called and not subsequently `invalidated` in the current command buffer prior to this drawing command

- VUID-vkCmdDrawIndexedIndirectCount2KHR-None-07642

If the `VK_NV_fragment_coverage_to_color` extension is enabled, a shader object is bound to any graphics stage or a graphics pipeline is bound which was created with the `VK_DYNAMIC_STATE_COVERAGE_TO_COLOR_ENABLE_NV` dynamic state enabled, and the `current value` of `rasterizerDiscardEnable` is `VK_FALSE`, then `vkCmdSetCoverageToColorEnableNV` **must** have been called and not subsequently `invalidated` in the current command buffer prior to this drawing command

- VUID-vkCmdDrawIndexedIndirectCount2KHR-None-07643

If the `VK_NV_fragment_coverage_to_color` extension is enabled, a shader object is bound to any graphics stage or a graphics pipeline is bound which was created with the `VK_DYNAMIC_STATE_COVERAGE_TO_COLOR_LOCATION_NV` dynamic state enabled, the `current value` of `rasterizerDiscardEnable` is `VK_FALSE`, and the `current value` of `coverageToColorEnable` is `VK_TRUE`, then `vkCmdSetCoverageToColorLocationNV` **must** have been called and not subsequently `invalidated` in the current command buffer prior to this drawing command

- VUID-vkCmdDrawIndexedIndirectCount2KHR-None-07644

If the `VK_NV_framebuffer_mixed_samples` extension is enabled, a shader object is bound to any graphics stage or a graphics pipeline is bound which was created with the `VK_DYNAMIC_STATE_COVERAGE_MODULATION_MODE_NV` dynamic state enabled, and the `current value` of `rasterizerDiscardEnable` is `VK_FALSE`, then `vkCmdSetCoverageModulationModeNV` **must** have been called and not subsequently `invalidated` in the current command buffer prior to this drawing command

- VUID-vkCmdDrawIndexedIndirectCount2KHR-None-07645

If the `VK_NV_framebuffer_mixed_samples` extension is enabled, a shader object is bound to any graphics stage or a graphics pipeline is bound which was created with the `VK_DYNAMIC_STATE_COVERAGE_MODULATION_TABLE_ENABLE_NV` dynamic state enabled, the current value of `rasterizerDiscardEnable` is `VK_FALSE`, and the current value of `coverageModulationMode` is any value other than `VK_COVERAGE_MODULATION_MODE_NONE_NV`, then `vkCmdSetCoverageModulationTableEnableNV` **must** have been called and not subsequently `invalidated` in the current command buffer prior to this drawing command

- VUID-vkCmdDrawIndexedIndirectCount2KHR-None-07646

If the `VK_NV_framebuffer_mixed_samples` extension is enabled, a shader object is bound to any graphics stage or a graphics pipeline is bound which was created with the `VK_DYNAMIC_STATE_COVERAGE_MODULATION_TABLE_NV` dynamic state enabled, the current value of `rasterizerDiscardEnable` is `VK_FALSE`, and the current value of `coverageModulationTableEnable` is `VK_TRUE`, then `vkCmdSetCoverageModulationTableNV` **must** have been called and not subsequently `invalidated` in the current command buffer prior to this drawing command

- VUID-vkCmdDrawIndexedIndirectCount2KHR-None-07647

If the `shadingRateImage` feature is enabled, a shader object is bound to any graphics stage or a graphics pipeline is bound which was created with the `VK_DYNAMIC_STATE_SHADING_RATE_IMAGE_ENABLE_NV` dynamic state enabled, and the current value of `rasterizerDiscardEnable` is `VK_FALSE`, then `vkCmdSetShadingRateImageEnableNV` **must** have been called and not subsequently `invalidated` in the current command buffer prior to this drawing command

- VUID-vkCmdDrawIndexedIndirectCount2KHR-pipelineFragmentShadingRate-09238

If the `pipelineFragmentShadingRate` feature is enabled, a shader object is bound to any graphics stage or a graphics pipeline is bound which was created with the `VK_DYNAMIC_STATE_FRAGMENT_SHADING_RATE_KHR` dynamic state enabled, and the current value of `rasterizerDiscardEnable` is `VK_FALSE`, then `vkCmdSetFragmentShadingRateKHR` **must** have been called and not subsequently `invalidated` in the current command buffer prior to this drawing command

- VUID-vkCmdDrawIndexedIndirectCount2KHR-None-07648

If the `representativeFragmentTest` feature is enabled, a shader object is bound to any graphics stage or a graphics pipeline is bound which was created with the `VK_DYNAMIC_STATE_REPRESENTATIVE_FRAGMENT_TEST_ENABLE_NV` dynamic state enabled, and the current value of `rasterizerDiscardEnable` is `VK_FALSE`, then `vkCmdSetRepresentativeFragmentTestEnableNV` **must** have been called and not subsequently `invalidated` in the current command buffer prior to this drawing command

- VUID-vkCmdDrawIndexedIndirectCount2KHR-None-07649

If the `coverageReductionMode` feature is enabled, a shader object is bound to any graphics stage or a graphics pipeline is bound which was created with the `VK_DYNAMIC_STATE_COVERAGE_REDUCTION_MODE_NV` dynamic state enabled, and the current value of `rasterizerDiscardEnable` is `VK_FALSE`, then `vkCmdSetCoverageReductionModeNV` **must** have been called and not subsequently `invalidated` in the current command buffer prior to this drawing command

- VUID-vkCmdDrawIndexedIndirectCount2KHR-rasterizationSamples-07471
If the bound graphics pipeline state was created with the `VK_DYNAMIC_STATE_RASTERIZATION_SAMPLES_EXT` state enabled, and the current subpass does not use any color and/or depth/stencil attachments, then the `rasterizationSamples` in the last call to `vkCmdSetRasterizationSamplesEXT` **must** follow the rules for a `zero-attachment subpass`
- VUID-vkCmdDrawIndexedIndirectCount2KHR-samples-07472
If the bound graphics pipeline state was created with the `VK_DYNAMIC_STATE_SAMPLE_MASK_EXT` state enabled and the `VK_DYNAMIC_STATE_RASTERIZATION_SAMPLES_EXT` state disabled, then the `samples` parameter in the last call to `vkCmdSetSampleMaskEXT` **must** be greater or equal to the `VkPipelineMultisampleStateCreateInfo::rasterizationSamples` parameter used to create the bound graphics pipeline
- VUID-vkCmdDrawIndexedIndirectCount2KHR-samples-07473
If the bound graphics pipeline state was created with the `VK_DYNAMIC_STATE_SAMPLE_MASK_EXT` state and `VK_DYNAMIC_STATE_RASTERIZATION_SAMPLES_EXT` states enabled, then the `samples` parameter in the last call to `vkCmdSetSampleMaskEXT` **must** be greater or equal to the `rasterizationSamples` parameter in the last call to `vkCmdSetRasterizationSamplesEXT`
- VUID-vkCmdDrawIndexedIndirectCount2KHR-None-09211
If the bound graphics pipeline state was created with the `VK_DYNAMIC_STATE_RASTERIZATION_SAMPLES_EXT` state enabled, or a shader object is bound to any graphics stage, and the current render pass instance includes a `VkMultisampledRenderToSingleSampledInfoEXT` structure with `multisampledRenderToSingleSampledEnable` equal to `VK_TRUE`, then the `rasterizationSamples` in the last call to `vkCmdSetRasterizationSamplesEXT` **must** be the same as the `rasterizationSamples` member of that structure
- VUID-vkCmdDrawIndexedIndirectCount2KHR-firstAttachment-07476
If a shader object is bound to the `VK_SHADER_STAGE_FRAGMENT_BIT` stage or a graphics pipeline is bound was created with the `VK_DYNAMIC_STATE_COLOR_BLEND_ENABLE_EXT` dynamic states enabled, and the current value of `rasterizerDiscardEnable` is `VK_FALSE`, then the last call to `vkCmdSetColorBlendEnableEXT` in the current command buffer prior to this drawing command **must** have set a value for all active color attachments
- VUID-vkCmdDrawIndexedIndirectCount2KHR-firstAttachment-07478
If a shader object is bound to the `VK_SHADER_STAGE_FRAGMENT_BIT` stage or a graphics pipeline is bound was created with the `VK_DYNAMIC_STATE_COLOR_WRITE_MASK_EXT` dynamic states enabled, and the current value of `rasterizerDiscardEnable` is `VK_FALSE`, then the last call to `vkCmdSetColorWriteMaskEXT` in the current command buffer prior to this drawing command **must** have set a value for all active color attachments
- VUID-vkCmdDrawIndexedIndirectCount2KHR-advancedBlendMaxColorAttachments-07480
If a shader object is bound to the `VK_SHADER_STAGE_FRAGMENT_BIT` stage or a graphics pipeline is bound was created with the `VK_DYNAMIC_STATE_COLOR_BLEND_ADVANCED_EXT` and

VK_DYNAMIC_STATE_COLOR_BLEND_ENABLE_EXT dynamic states enabled, the **current value** of **rasterizerDiscardEnable** is VK_FALSE, and an active color attachment **current value** of **blendEnable** is VK_TRUE, then the number of active color attachments **must** not exceed **advancedBlendMaxColorAttachments**

- VUID-vkCmdDrawIndexedIndirectCount2KHR-None-10862

If a graphics pipeline is bound was created with VK_DYNAMIC_STATE_COLOR_BLEND_EQUATION_EXT, but not the VK_DYNAMIC_STATE_COLOR_BLEND_ADVANCED_EXT dynamic state enabled, and the **current value** of **rasterizerDiscardEnable** is VK_FALSE, then **vkCmdSetColorBlendEquationEXT** **must** have been called and not subsequently **invalidated** in the current command buffer prior to this drawing command for all active color attachments with the **blendEnable current value** of VK_TRUE

- VUID-vkCmdDrawIndexedIndirectCount2KHR-rasterizerDiscardEnable-10863

If a graphics pipeline is bound was created with VK_DYNAMIC_STATE_COLOR_BLEND_ADVANCED_EXT, but not the VK_DYNAMIC_STATE_COLOR_BLEND_EQUATION_EXT dynamic state enabled, and the **current value** of **rasterizerDiscardEnable** is VK_FALSE, then **vkCmdSetColorBlendAdvancedEXT** **must** have been called and not subsequently **invalidated** in the current command buffer prior to this drawing command for all active color attachments with the **blendEnable current value** of VK_TRUE

- VUID-vkCmdDrawIndexedIndirectCount2KHR-None-10864

If a shader object is bound to the VK_SHADER_STAGE_FRAGMENT_BIT stage or a graphics pipeline is bound was created with VK_DYNAMIC_STATE_COLOR_BLEND_ADVANCED_EXT and VK_DYNAMIC_STATE_COLOR_BLEND_EQUATION_EXT dynamic state enabled, and the **current value** of **rasterizerDiscardEnable** is VK_FALSE, then either **vkCmdSetColorBlendAdvancedEXT** or **vkCmdSetColorBlendEquationEXT** **must** have been called and not subsequently **invalidated** in the current command buffer prior to this drawing command for all active color attachments with the **blendEnable current value** of VK_TRUE

- VUID-vkCmdDrawIndexedIndirectCount2KHR-primitivesGeneratedQueryWithNonZeroStreams-07481

If the **primitivesGeneratedQueryWithNonZeroStreams** feature is not enabled and the VK_QUERY_TYPE_PRIMITIVES_GENERATED_EXT query is active, and the bound graphics pipeline was created with VK_DYNAMIC_STATE_RASTERIZATION_STREAM_EXT state enabled, the last call to **vkCmdSetRasterizationStreamEXT** **must** have set the **rasterizationStream** to zero

- VUID-vkCmdDrawIndexedIndirectCount2KHR-sampleLocationsPerPixel-07482

If the bound graphics pipeline state was created with the VK_DYNAMIC_STATE_SAMPLE_LOCATIONS_EXT state enabled and the VK_DYNAMIC_STATE_RASTERIZATION_SAMPLES_EXT state disabled, and the **current value** of **sampleLocationsEnable** is VK_TRUE, then the **sampleLocationsPerPixel** member of **pSampleLocationsInfo** in the last call to **vkCmdSetSampleLocationsEXT** **must** equal the **rasterizationSamples** member of the **VkPipelineMultisampleStateCreateInfo** structure the bound graphics pipeline has been created with

- VUID-vkCmdDrawIndexedIndirectCount2KHR-sampleLocationsPerPixel-07483

If the bound graphics pipeline state was created with the `VK_DYNAMIC_STATE_SAMPLE_LOCATIONS_EXT` state enabled and the `VK_DYNAMIC_STATE_RASTERIZATION_SAMPLES_EXT` state enabled, and the current value of `sampleLocationsEnable` is `VK_TRUE`, then the `sampleLocationsPerPixel` member of `pSampleLocationsInfo` in the last call to `vkCmdSetSampleLocationsEXT` **must** equal the `rasterizationSamples` parameter of the last call to `vkCmdSetRasterizationSamplesEXT`

- VUID-vkCmdDrawIndexedIndirectCount2KHR-sampleLocationsEnable-07484

If a shader object is bound to the `VK_SHADER_STAGE_FRAGMENT_BIT` stage, or the bound graphics pipeline was created with the `VK_DYNAMIC_STATE_SAMPLE_LOCATIONS_ENABLE_EXT` state enabled, and `sampleLocationsEnable` was `VK_TRUE` in the last call to `vkCmdSetSampleLocationsEnableEXT` then the current active depth attachment **must** have been created with the `VK_IMAGE_CREATE_SAMPLE_LOCATIONS_COMPATIBLE_DEPTH_BIT_EXT` bit set

- VUID-vkCmdDrawIndexedIndirectCount2KHR-sampleLocationsEnable-07485

If a shader object is bound to the `VK_SHADER_STAGE_FRAGMENT_BIT` stage, or the bound graphics pipeline state was created with the `VK_DYNAMIC_STATE_SAMPLE_LOCATIONS_EXT` state enabled and the `VK_DYNAMIC_STATE_SAMPLE_LOCATIONS_ENABLE_EXT` state enabled, and if `sampleLocationsEnable` was `VK_TRUE` in the last call to `vkCmdSetSampleLocationsEnableEXT`, then the `sampleLocationsInfo.maxSampleLocationGridSize.width` in the last call to `vkCmdSetSampleLocationsEXT` **must** evenly divide `VkMultisamplePropertiesEXT::maxSampleLocationGridSize.width` as returned by `vkGetPhysicalDeviceMultisamplePropertiesEXT` with a `samples` parameter equaling `rasterizationSamples`

- VUID-vkCmdDrawIndexedIndirectCount2KHR-sampleLocationsEnable-07486

If a shader object is bound to the `VK_SHADER_STAGE_FRAGMENT_BIT` stage, or the bound graphics pipeline state was created with the `VK_DYNAMIC_STATE_SAMPLE_LOCATIONS_EXT` state enabled and the `VK_DYNAMIC_STATE_SAMPLE_LOCATIONS_ENABLE_EXT` state enabled, and if `sampleLocationsEnable` was `VK_TRUE` in the last call to `vkCmdSetSampleLocationsEnableEXT`, then the `sampleLocationsInfo.maxSampleLocationGridSize.height` in the last call to `vkCmdSetSampleLocationsEXT` **must** evenly divide `VkMultisamplePropertiesEXT::maxSampleLocationGridSize.height` as returned by `vkGetPhysicalDeviceMultisamplePropertiesEXT` with a `samples` parameter equaling `rasterizationSamples`

- VUID-vkCmdDrawIndexedIndirectCount2KHR-sampleLocationsEnable-07487

If a shader object is bound to the `VK_SHADER_STAGE_FRAGMENT_BIT` stage, or the bound graphics pipeline state was created with the `VK_DYNAMIC_STATE_SAMPLE_LOCATIONS_ENABLE_EXT` state enabled, and if `sampleLocationsEnable` was `VK_TRUE` in the last call to `vkCmdSetSampleLocationsEnableEXT`, the fragment shader code **must** not statically use the extended instruction `InterpolateAtSample`

- VUID-vkCmdDrawIndexedIndirectCount2KHR-sampleLocationsEnable-07936

If the bound graphics pipeline state was created with the `VK_DYNAMIC_STATE_SAMPLE_LOCATIONS_EXT` state disabled and the `VK_DYNAMIC_STATE_RASTERIZATION_SAMPLES_EXT` state enabled, and the current value of `sampleLocationsEnable` is `VK_TRUE`, then `sampleLocationsInfo.sampleLocationGridSize.width` **must** evenly divide `VkMultisamplePropertiesEXT::maxSampleLocationGridSize.width` as returned by `vkGetPhysicalDeviceMultisamplePropertiesEXT` with a `samples` parameter equaling the value of `rasterizationSamples` in the last call to `vkCmdSetRasterizationSamplesEXT`

- VUID-vkCmdDrawIndexedIndirectCount2KHR-sampleLocationsEnable-07937

If the bound graphics pipeline state was created with the `VK_DYNAMIC_STATE_SAMPLE_LOCATIONS_EXT` state disabled and the `VK_DYNAMIC_STATE_RASTERIZATION_SAMPLES_EXT` state enabled, and the current value of `sampleLocationsEnable` is `VK_TRUE`, then `sampleLocationsInfo.sampleLocationGridSize.height` **must** evenly divide `VkMultisamplePropertiesEXT::maxSampleLocationGridSize.height` as returned by `vkGetPhysicalDeviceMultisamplePropertiesEXT` with a `samples` parameter equaling the value of `rasterizationSamples` in the last call to `vkCmdSetRasterizationSamplesEXT`

- VUID-vkCmdDrawIndexedIndirectCount2KHR-sampleLocationsEnable-07938

If the bound graphics pipeline state was created with the `VK_DYNAMIC_STATE_SAMPLE_LOCATIONS_EXT` state disabled and the `VK_DYNAMIC_STATE_RASTERIZATION_SAMPLES_EXT` state enabled, and the current value of `sampleLocationsEnable` is `VK_TRUE`, then `sampleLocationsInfo.sampleLocationsPerPixel` **must** equal `rasterizationSamples` in the last call to `vkCmdSetRasterizationSamplesEXT`

- VUID-vkCmdDrawIndexedIndirectCount2KHR-coverageModulationTableEnable-07488

If a shader object is bound to any graphics stage or the bound graphics pipeline state was created with the `VK_DYNAMIC_STATE_COVERAGE_MODULATION_TABLE_ENABLE_NV` state enabled, and the last call to `vkCmdSetCoverageModulationTableEnableNV` set `coverageModulationTableEnable` to `VK_TRUE`, then the `coverageModulationTableCount` parameter in the last call to `vkCmdSetCoverageModulationTableNV` **must** equal the current `rasterizationSamples` divided by the number of color samples in the current active color attachment

- VUID-vkCmdDrawIndexedIndirectCount2KHR-rasterizationSamples-07489

If the `VK_NV_framebuffer_mixed_samples` extension is enabled, and if current subpass has a depth/stencil attachment and depth test, stencil test, or depth bounds test are enabled in the bound pipeline, then the current `rasterizationSamples` **must** be the same as the sample count of the depth/stencil attachment

- VUID-vkCmdDrawIndexedIndirectCount2KHR-coverageToColorEnable-07490

If the bound graphics pipeline state was created with the `VK_DYNAMIC_STATE_COVERAGE_TO_COLOR_ENABLE_NV` state enabled and the last call to `vkCmdSetCoverageToColorEnableNV` set the `coverageToColorEnable` to `VK_TRUE`, then there **must** be an active color attachment at the location selected by the last call to `vkCmdSetCoverageToColorLocationNV` `coverageToColorLocation`, with a `VkFormat` of `VK_FORMAT_R8_UINT`, `VK_FORMAT_R8_SINT`, `VK_FORMAT_R16_UINT`, `VK_FORMAT_R16_SINT`, `VK_FORMAT_R32_UINT`, or `VK_FORMAT_R32_SINT`

- VUID-vkCmdDrawIndexedIndirectCount2KHR-rasterizerDiscardEnable-09420
If the `VK_NV_fragment_coverage_to_color` extension is enabled, and a shader object is bound to the `VK_SHADER_STAGE_FRAGMENT_BIT` stage, and the most recent call to `vkCmdSetRasterizerDiscardEnable` in the current command buffer set `rasterizerDiscardEnable` to `VK_FALSE`, and the last call to `vkCmdSetCoverageToColorEnableNV` set the `coverageToColorEnable` to `VK_TRUE`, then there **must** be an active color attachment at the location selected by the last call to `vkCmdSetCoverageToColorLocationNV` `coverageToColorLocation`, with a `VkFormat` of `VK_FORMAT_R8_UINT`, `VK_FORMAT_R8_SINT`, `VK_FORMAT_R16_UINT`, `VK_FORMAT_R16_SINT`, `VK_FORMAT_R32_UINT`, or `VK_FORMAT_R32_SINT`
- VUID-vkCmdDrawIndexedIndirectCount2KHR-coverageReductionMode-07491
If the `coverageReductionMode` feature is enabled, a shader object is bound to any graphics stage or a graphics pipeline is bound which was created with the `VK_DYNAMIC_STATE_COVERAGE_REDUCTION_MODE_NV` or `VK_DYNAMIC_STATE_RASTERIZATION_SAMPLES_EXT` dynamic states enabled, then the current values of `coverageReductionMode`, `rasterizationSamples`, the sample counts for the color and depth/stencil attachments (if the subpass has them) **must** be a valid combination returned by `vkGetPhysicalDeviceSupportedFramebufferMixedSamplesCombinationsNV`
- VUID-vkCmdDrawIndexedIndirectCount2KHR-viewportCount-07492
If the bound graphics pipeline state was created with the `VK_DYNAMIC_STATE_VIEWPORT_WITH_COUNT` dynamic state enabled, but not the `VK_DYNAMIC_STATE_VIEWPORT_SWIZZLE_NV` dynamic state enabled, then the bound graphics pipeline **must** have been created with `VkPipelineViewportSwizzleStateCreateInfoNV::viewportCount` greater or equal to the `viewportCount` parameter in the last call to `vkCmdSetViewportWithCount`
- VUID-vkCmdDrawIndexedIndirectCount2KHR-viewportCount-07493
If the bound graphics pipeline state was created with the `VK_DYNAMIC_STATE_VIEWPORT_WITH_COUNT` and `VK_DYNAMIC_STATE_VIEWPORT_SWIZZLE_NV` dynamic states enabled then the `viewportCount` parameter in the last call to `vkCmdSetViewportSwizzleNV` **must** be greater than or equal to the `viewportCount` parameter in the last call to `vkCmdSetViewportWithCount`
- VUID-vkCmdDrawIndexedIndirectCount2KHR-viewportCount-09421
If the `VK_NV_viewport_swizzle` extension is enabled, and a shader object is bound to any graphics stage, then the `viewportCount` parameter in the last call to `vkCmdSetViewportSwizzleNV` **must** be greater than or equal to the `viewportCount` parameter in the last call to `vkCmdSetViewportWithCount`
- VUID-vkCmdDrawIndexedIndirectCount2KHR-rasterizationSamples-07494
If the `VK_NV_framebuffer_mixed_samples` extension is enabled, and the `coverageReductionMode` feature is not enabled, or the current value of `coverageReductionMode` is not `VK_COVERAGE_REDUCTION_MODE_TRUNCATE_NV`, and the current value of `rasterizationSamples` is greater than sample count of the color attachment, then `sample shading` **must** be disabled
- VUID-vkCmdDrawIndexedIndirectCount2KHR-stippledLineEnable-07495

If the bound graphics pipeline state was created with the `VK_DYNAMIC_STATE_LINE_STIPPLE_ENABLE_EXT` or `VK_DYNAMIC_STATE_LINE_RASTERIZATION_MODE_EXT` dynamic states enabled, and if the current `stippledLineEnable` state is `VK_TRUE` and the current `lineRasterizationMode` state is `VK_LINE_RASTERIZATION_MODE_RECTANGULAR`, then the `stippledRectangularLines` feature **must** be enabled

- VUID-vkCmdDrawIndexedIndirectCount2KHR-stippledLineEnable-07496

If the bound graphics pipeline state was created with the `VK_DYNAMIC_STATE_LINE_STIPPLE_ENABLE_EXT` or `VK_DYNAMIC_STATE_LINE_RASTERIZATION_MODE_EXT` dynamic states enabled, and if the current `stippledLineEnable` state is `VK_TRUE` and the current `lineRasterizationMode` state is `VK_LINE_RASTERIZATION_MODE_BRESENHAM`, then the `stippledBresenhamLines` feature **must** be enabled

- VUID-vkCmdDrawIndexedIndirectCount2KHR-stippledLineEnable-07497

If the bound graphics pipeline state was created with the `VK_DYNAMIC_STATE_LINE_STIPPLE_ENABLE_EXT` or `VK_DYNAMIC_STATE_LINE_RASTERIZATION_MODE_EXT` dynamic states enabled, and if the current `stippledLineEnable` state is `VK_TRUE` and the current `lineRasterizationMode` state is `VK_LINE_RASTERIZATION_MODE_RECTANGULAR_SMOOTH`, then the `stippledSmoothLines` feature **must** be enabled

- VUID-vkCmdDrawIndexedIndirectCount2KHR-stippledLineEnable-07498

If the bound graphics pipeline state was created with the `VK_DYNAMIC_STATE_LINE_STIPPLE_ENABLE_EXT` or `VK_DYNAMIC_STATE_LINE_RASTERIZATION_MODE_EXT` dynamic states enabled, and if the current `stippledLineEnable` state is `VK_TRUE` and the current `lineRasterizationMode` state is `VK_LINE_RASTERIZATION_MODE_DEFAULT`, then the `stippledRectangularLines` feature **must** be enabled and `VkPhysicalDeviceLimits::strictLines` **must** be `VK_TRUE`

- VUID-vkCmdDrawIndexedIndirectCount2KHR-stage-07073

If the bound pipeline was created with the `VkPipelineShaderStageCreateInfo::stage` member of an element of `VkGraphicsPipelineCreateInfo::pStages` set to `VK_SHADER_STAGE_VERTEX_BIT`, `VK_SHADER_STAGE_TESSELLATION_CONTROL_BIT`, `VK_SHADER_STAGE_TESSELLATION_EVALUATION_BIT` or `VK_SHADER_STAGE_GEOMETRY_BIT`, then Mesh Shader Queries **must** not be active

- VUID-vkCmdDrawIndexedIndirectCount2KHR-None-08877

If a shader object is bound to the `VK_SHADER_STAGE_FRAGMENT_BIT` stage or a graphics pipeline is bound which was created with the `VK_DYNAMIC_STATE_ATTACHMENT_FEEDBACK_LOOP_ENABLE_EXT` dynamic state enabled, and the current value of `rasterizerDiscardEnable` is `VK_FALSE`, then `vkCmdSetAttachmentFeedbackLoopEnableEXT` **must** have been called and not subsequently `invalidated` in the current command buffer prior to this drawing command

- VUID-vkCmdDrawIndexedIndirectCount2KHR-None-07850

If dynamic state was inherited from `VkCommandBufferInheritanceViewportScissorInfoNV`, it **must** be set in the current command buffer prior to this drawing command

- VUID-vkCmdDrawIndexedIndirectCount2KHR-nextStage-10745

For each shader object bound to a graphics stage, except for shader object bound to the last graphics stage in the logical pipeline, it **must** have been created with a `nextStage` including the corresponding bit to the shader object bound to the following graphics stage in the logical pipeline

- VUID-vkCmdDrawIndexedIndirectCount2KHR-None-08684

If there is no bound graphics pipeline, `vkCmdBindShadersEXT` **must** have been called in the current command buffer with `pStages` with an element of `VK_SHADER_STAGE_VERTEX_BIT`

- VUID-vkCmdDrawIndexedIndirectCount2KHR-None-08685

If there is no bound graphics pipeline, and the `tessellationShader` feature is enabled, `vkCmdBindShadersEXT` **must** have been called in the current command buffer with `pStages` with an element of `VK_SHADER_STAGE_TESSELLATION_CONTROL_BIT`

- VUID-vkCmdDrawIndexedIndirectCount2KHR-None-08686

If there is no bound graphics pipeline, and the `tessellationShader` feature is enabled, `vkCmdBindShadersEXT` **must** have been called in the current command buffer with `pStages` with an element of `VK_SHADER_STAGE_TESSELLATION_EVALUATION_BIT`

- VUID-vkCmdDrawIndexedIndirectCount2KHR-None-08687

If there is no bound graphics pipeline, and the `geometryShader` feature is enabled, `vkCmdBindShadersEXT` **must** have been called in the current command buffer with `pStages` with an element of `VK_SHADER_STAGE_GEOMETRY_BIT`

- VUID-vkCmdDrawIndexedIndirectCount2KHR-None-08688

If there is no bound graphics pipeline, `vkCmdBindShadersEXT` **must** have been called in the current command buffer with `pStages` with an element of `VK_SHADER_STAGE_FRAGMENT_BIT`

- VUID-vkCmdDrawIndexedIndirectCount2KHR-None-08689

If there is no bound graphics pipeline, and the `taskShader` feature is enabled, `vkCmdBindShadersEXT` **must** have been called in the current command buffer with `pStages` with an element of `VK_SHADER_STAGE_TASK_BIT_EXT`

- VUID-vkCmdDrawIndexedIndirectCount2KHR-None-08690

If there is no bound graphics pipeline, and the `meshShader` feature is enabled, `vkCmdBindShadersEXT` **must** have been called in the current command buffer with `pStages` with an element of `VK_SHADER_STAGE_MESH_BIT_EXT`

- VUID-vkCmdDrawIndexedIndirectCount2KHR-None-08693

If there is no bound graphics pipeline, and at least one of the `taskShader` and `meshShader` features is enabled, one of the `VK_SHADER_STAGE_VERTEX_BIT` or `VK_SHADER_STAGE_MESH_BIT_EXT` stages **must** have a valid `VkShaderEXT` bound, and the other **must** have no `VkShaderEXT` bound

- VUID-vkCmdDrawIndexedIndirectCount2KHR-None-08696

If there is no bound graphics pipeline, and a valid `VkShaderEXT` is bound to the `VK_SHADER_STAGE_VERTEX_BIT` stage, there **must** be no `VkShaderEXT` bound to either the `VK_SHADER_STAGE_TASK_BIT_EXT` stage or the `VK_SHADER_STAGE_MESH_BIT_EXT` stage

- VUID-vkCmdDrawIndexedIndirectCount2KHR-None-08698

If any graphics shader is bound which was created with the `VK_SHADER_CREATE_LINK_STAGE_BIT_EXT` flag, then all shaders created with the

`VK_SHADER_CREATE_LINK_STAGE_BIT_EXT` flag in the same `vkCreateShadersEXT` call **must** also be bound

- VUID-vkCmdDrawIndexedIndirectCount2KHR-None-08699

If any graphics shader is bound which was created with the `VK_SHADER_CREATE_LINK_STAGE_BIT_EXT` flag, any stages in between stages whose shaders which did not create a shader with the `VK_SHADER_CREATE_LINK_STAGE_BIT_EXT` flag as part of the same `vkCreateShadersEXT` call **must** not have any `VkShaderEXT` bound

- VUID-vkCmdDrawIndexedIndirectCount2KHR-None-08878

All bound graphics shader objects **must** have been created with identical or **identically defined** push constant ranges

- VUID-vkCmdDrawIndexedIndirectCount2KHR-None-08879

All bound graphics shader objects **must** have either been created with the `VK_SHADER_CREATE_DESCRIPTOR_HEAP_BIT_EXT` flag set, or with identical or **identically defined** arrays of descriptor set layouts

- VUID-vkCmdDrawIndexedIndirectCount2KHR-colorAttachmentCount-09372

If the current render pass instance was begun with `vkCmdBeginRendering` and a `VkRenderingInfo::colorAttachmentCount` equal to 1, a color attachment with a resolve mode of `VK_RESOLVE_MODE_EXTERNAL_FORMAT_DOWNSAMPLE_BIT_ANDROID`, and a fragment shader is bound, it **must** not declare the `DepthReplacing` or `StencilRefReplacingEXT` execution modes

- VUID-vkCmdDrawIndexedIndirectCount2KHR-pDynamicStates-08715

If the bound graphics pipeline state includes a fragment shader stage, was created with `VK_DYNAMIC_STATE_DEPTH_WRITE_ENABLE` set in `VkPipelineDynamicStateCreateInfo::pDynamicStates`, and the fragment shader declares the `EarlyFragmentTests` execution mode and uses `OpDepthAttachmentReadEXT`, the `depthWriteEnable` parameter in the last call to `vkCmdSetDepthWriteEnable` **must** be `VK_FALSE`

- VUID-vkCmdDrawIndexedIndirectCount2KHR-pDynamicStates-08716

If the bound graphics pipeline state includes a fragment shader stage, was created with `VK_DYNAMIC_STATE_STENCIL_WRITE_MASK` set in `VkPipelineDynamicStateCreateInfo::pDynamicStates`, and the fragment shader declares the `EarlyFragmentTests` execution mode and uses `OpStencilAttachmentReadEXT`, the `writeMask` parameter in the last call to `vkCmdSetStencilWriteMask` **must** be 0

- VUID-vkCmdDrawIndexedIndirectCount2KHR-None-09116

If a shader object is bound to any graphics stage or the bound graphics pipeline was created with `VK_DYNAMIC_STATE_COLOR_WRITE_MASK_EXT`, and the format of any color attachment is `VK_FORMAT_E5B9G9R9_UFLOAT_PACK32`, the corresponding element of the `pColorWriteMasks` parameter of `vkCmdSetColorWriteMaskEXT` **must** either include all of `VK_COLOR_COMPONENT_R_BIT`, `VK_COLOR_COMPONENT_G_BIT`, and `VK_COLOR_COMPONENT_B_BIT`, or none of them

- VUID-vkCmdDrawIndexedIndirectCount2KHR-maxFragmentDualSrcAttachments-09239

If **blending** is enabled for any attachment where either the source or destination blend factors for that attachment **use the secondary color input**, the maximum value of `Location` for any output attachment **statically used** in the `Fragment Execution Model` executed by this command **must** be less than `maxFragmentDualSrcAttachments`

- VUID-vkCmdDrawIndexedIndirectCount2KHR-None-09548
If the current render pass was begun with [vkCmdBeginRendering](#), there is no shader object bound to any graphics stage, the value of each element of [VkRenderingAttachmentLocationInfo::pColorAttachmentLocations](#) in the bound pipeline **must** match the value for the corresponding locations set currently in the current render pass instance
- VUID-vkCmdDrawIndexedIndirectCount2KHR-None-09549
If the current render pass was begun with [vkCmdBeginRendering](#), and there is no shader object bound to any graphics stage, the value of each element of [VkRenderingInputAttachmentIndexInfo::pColorAttachmentInputIndices](#) in the bound pipeline **must** match the value for the corresponding index set currently in the current render pass instance
- VUID-vkCmdDrawIndexedIndirectCount2KHR-None-10927
If the current render pass was begun with [vkCmdBeginRendering](#), and there is no shader object bound to any graphics stage, the value of [VkRenderingInputAttachmentIndexInfo::pDepthInputAttachmentIndex](#) in the bound pipeline **must** match the value set currently in the current render pass instance
- VUID-vkCmdDrawIndexedIndirectCount2KHR-None-10928
If the current render pass was begun with [vkCmdBeginRendering](#), and there is no shader object bound to any graphics stage, the value of [VkRenderingInputAttachmentIndexInfo::pStencilInputAttachmentIndex](#) in the bound pipeline **must** match the value set currently in the current render pass instance
- VUID-vkCmdDrawIndexedIndirectCount2KHR-None-09642
If the current render pass was begun with [vkCmdBeginRendering](#) with the [VK_RENDERING_ENABLE_LEGACY_DITHERING_BIT_EXT](#) flag, the bound graphics pipeline **must** have been created with [VK_PIPELINE_CREATE_2_ENABLE_LEGACY_DITHERING_BIT_EXT](#)
- VUID-vkCmdDrawIndexedIndirectCount2KHR-None-09643
If the bound graphics pipeline was created with [VK_PIPELINE_CREATE_2_ENABLE_LEGACY_DITHERING_BIT_EXT](#), the current render pass **must** have begun with [vkCmdBeginRendering](#) with the [VK_RENDERING_ENABLE_LEGACY_DITHERING_BIT_EXT](#) flag
- VUID-vkCmdDrawIndexedIndirectCount2KHR-None-10677
If the [per-tile execution model](#) is enabled, the [tileShadingPerTileDraw](#) feature **must** be enabled
- VUID-vkCmdDrawIndexedIndirectCount2KHR-None-10772
If a shader object is bound to any graphics stage, *multiview* functionality **must** not be enabled in the current render pass
- VUID-vkCmdDrawIndexedIndirectCount2KHR-multiviewPerViewViewports-12262
If the [multiviewPerViewViewports](#) feature is enabled, then the index of the most significant bit in current render pass instance [viewMask](#) **must** be less than the [current value](#) of [viewportCount](#)
- VUID-vkCmdDrawIndexedIndirectCount2KHR-multiviewPerViewViewports-12263
If the [multiviewPerViewViewports](#) feature is enabled, then the index of the most significant

bit in current render pass instance `viewMask` **must** be less than the `current value` of `scissorCount`

- VUID-vkCmdDrawIndexedIndirectCount2KHR-flags-11521
If current render pass instance was begun with `vkCmdBeginRendering` with `VkRenderingInfo::flags` which includes `VK_RENDERING_FRAGMENT_REGION_BIT_EXT`, and if `sample shading` is enabled (explicitly or implicitly), then the minimum fraction for sample shading **must** equal 0.0
- VUID-vkCmdDrawIndexedIndirectCount2KHR-None-11522
If the current render pass instance was begun with `vkCmdBeginRendering` and contains a custom resolve, and the `dynamicRenderingUnusedAttachments` feature is not enabled, the graphics pipeline bound **must** have been created with a `VkCustomResolveCreateInfoEXT`
- VUID-vkCmdDrawIndexedIndirectCount2KHR-None-11523
If the current render pass instance was begun with `vkCmdBeginRendering` and does not contain a custom resolve, and the `dynamicRenderingUnusedAttachments` feature is not enabled, the graphics pipeline bound **must** not have been created with a `VkCustomResolveCreateInfoEXT`
- VUID-vkCmdDrawIndexedIndirectCount2KHR-customResolve-11524
If the current render pass instance was begun with `vkCmdBeginRendering` and `vkCmdBeginCustomResolveEXT` has been recorded in the render pass instance, the graphics pipeline bound **must** have been created with `VkCustomResolveCreateInfoEXT::customResolve` as `VK_TRUE`
- VUID-vkCmdDrawIndexedIndirectCount2KHR-customResolve-11525
If the current render pass instance was begun with `vkCmdBeginRendering` and contains a custom resolve, and `vkCmdBeginCustomResolveEXT` has not been recorded in the render pass instance, the graphics pipeline bound **must** have been created with `VkCustomResolveCreateInfoEXT::customResolve` as `VK_FALSE`
- VUID-vkCmdDrawIndexedIndirectCount2KHR-None-11861
If the `dynamicRenderingUnusedAttachments` feature is not enabled and the current render pass instance was begun with `vkCmdBeginRendering` and contains a custom resolve, the bound graphics pipeline **must** have been created with a `VkCustomResolveCreateInfoEXT::colorAttachmentCount` equal to `VkRenderingInfo::colorAttachmentCount`
- VUID-vkCmdDrawIndexedIndirectCount2KHR-None-11862
If the `dynamicRenderingUnusedAttachments` feature is not enabled, and the current render pass instance was begun with `vkCmdBeginRendering`, it contains a custom resolve, and `VkRenderingInfo::colorAttachmentCount` greater than 0, then each element of the `VkRenderingInfo::pColorAttachments` array with an `resolveImageView` not equal to `VK_NULL_HANDLE` **must** have been created with a `VkFormat` equal to the corresponding element of `VkCustomResolveCreateInfoEXT::pColorAttachmentFormats` used to create the bound graphics pipeline
- VUID-vkCmdDrawIndexedIndirectCount2KHR-None-11863
If the `dynamicRenderingUnusedAttachments` feature is not enabled, and the current render pass instance was begun with `vkCmdBeginRendering`, it contains a custom resolve, and `VkRenderingInfo::colorAttachmentCount` greater than 0, then each element of the `VkRenderingInfo::pColorAttachments` array with an `resolveImageView` equal to `VK_NULL_HANDLE` **must** have the corresponding element of

`VkCustomResolveCreateInfoEXT::pColorAttachmentFormats` used to create the bound pipeline equal to `VK_FORMAT_UNDEFINED`

- VUID-vkCmdDrawIndexedIndirectCount2KHR-dynamicRenderingUnusedAttachments-11864

If the `dynamicRenderingUnusedAttachments` feature is enabled, the current render pass instance was begun with `vkCmdBeginRendering`, it contains a custom resolve, and `VkRenderingInfo::colorAttachmentCount` greater than 0, then each element of the `VkRenderingInfo::pColorAttachments` array with an `resolveImageView` not equal to `VK_NULL_HANDLE` **must** have been created with a `VkFormat` equal to the corresponding element of `VkCustomResolveCreateInfoEXT::pColorAttachmentFormats` used to create the bound graphics pipeline, or the corresponding element of `VkCustomResolveCreateInfoEXT::pColorAttachmentFormats`, if it exists, **must** be `VK_FORMAT_UNDEFINED`

- VUID-vkCmdDrawIndexedIndirectCount2KHR-None-11865

If the current render pass instance was begun with `vkCmdBeginRendering`, it contains a custom resolve, the `dynamicRenderingUnusedAttachments` feature is not enabled, and `VkRenderingInfo::pDepthAttachment->resolveImageView` was `VK_NULL_HANDLE`, the value of `VkCustomResolveCreateInfoEXT::depthAttachmentFormat` used to create the bound graphics pipeline **must** be equal to `VK_FORMAT_UNDEFINED`

- VUID-vkCmdDrawIndexedIndirectCount2KHR-None-11866

If current render pass instance was begun with `vkCmdBeginRendering`, it contains a custom resolve, the `dynamicRenderingUnusedAttachments` feature is not enabled, and `VkRenderingInfo::pDepthAttachment->resolveImageView` was not `VK_NULL_HANDLE`, the value of `VkCustomResolveCreateInfoEXT::depthAttachmentFormat` used to create the bound graphics pipeline **must** be equal to the `VkFormat` used to create `VkRenderingInfo::pDepthAttachment->resolveImageView`

- VUID-vkCmdDrawIndexedIndirectCount2KHR-dynamicRenderingUnusedAttachments-11867

If the current render pass instance was begun with `vkCmdBeginRendering`, it contains a custom resolve, the `dynamicRenderingUnusedAttachments` feature is enabled, `VkRenderingInfo::pDepthAttachment->resolveImageView` was not `VK_NULL_HANDLE`, and the value of `VkCustomResolveCreateInfoEXT::depthAttachmentFormat` used to create the bound graphics pipeline was not equal to the `VkFormat` used to create `VkRenderingInfo::pDepthAttachment->resolveImageView`, the value of the format **must** be `VK_FORMAT_UNDEFINED`

- VUID-vkCmdDrawIndexedIndirectCount2KHR-None-11868

If the current render pass instance was begun with `vkCmdBeginRendering`, it contains a custom resolve, the `dynamicRenderingUnusedAttachments` feature is not enabled, and `VkRenderingInfo::pStencilAttachment->resolveImageView` was `VK_NULL_HANDLE`, the value of `VkCustomResolveCreateInfoEXT::stencilAttachmentFormat` used to create the bound graphics pipeline **must** be equal to `VK_FORMAT_UNDEFINED`

- VUID-vkCmdDrawIndexedIndirectCount2KHR-None-11869

If current render pass instance was begun with `vkCmdBeginRendering`, it contains a custom resolve, the `dynamicRenderingUnusedAttachments` feature is not enabled, and `VkRenderingInfo::pStencilAttachment->resolveImageView` was not `VK_NULL_HANDLE`, the

value of `VkCustomResolveCreateInfoEXT::stencilAttachmentFormat` used to create the bound graphics pipeline **must** be equal to the `VkFormat` used to create `VkRenderingInfo::pStencilAttachment->resolveImageView`

- VUID-vkCmdDrawIndexedIndirectCount2KHR-dynamicRenderingUnusedAttachments-11870

If the current render pass instance was begun with `vkCmdBeginRendering`, it contains a custom resolve, the `dynamicRenderingUnusedAttachments` feature is enabled, `VkRenderingInfo::pStencilAttachment->resolveImageView` was not `VK_NULL_HANDLE`, and the value of `VkCustomResolveCreateInfoEXT::stencilAttachmentFormat` used to create the bound graphics pipeline was not equal to the `VkFormat` used to create `VkRenderingInfo::pStencilAttachment->resolveImageView`, the value of the format **must** be `VK_FORMAT_UNDEFINED`

- VUID-vkCmdDrawIndexedIndirectCount2KHR-colorAttachmentCount-11871

If the current render pass instance was begun with `vkCmdBeginRendering` with a `VkRenderingInfo::colorAttachmentCount` parameter greater than `0` and `vkCmdBeginCustomResolveEXT` has been recorded in the render pass instance, then for each element of the `VkRenderingInfo::pColorAttachments` array with a `resolveImageView` not equal to `VK_NULL_HANDLE`, the `resolveImageView` **must** have been created with a sample count equal to the value of `rasterizationSamples` for the bound graphics pipeline

- VUID-vkCmdDrawIndexedIndirectCount2KHR-pDepthAttachment-11872

If the current render pass instance was begun with `vkCmdBeginRendering`, `vkCmdBeginCustomResolveEXT` has been recorded in the render pass instance, and `VkRenderingInfo::pDepthAttachment->resolveImageView` was not `VK_NULL_HANDLE`, the value of `rasterizationSamples` for the bound graphics pipeline **must** be equal to the sample count used to create `VkRenderingInfo::pDepthAttachment->resolveImageView`

- VUID-vkCmdDrawIndexedIndirectCount2KHR-pStencilAttachment-11873

If the current render pass instance was begun with `vkCmdBeginRendering`, `vkCmdBeginCustomResolveEXT` has been recorded in the render pass instance, `VkRenderingInfo::pStencilAttachment->resolveImageView` was not `VK_NULL_HANDLE`, the value of `rasterizationSamples` for the bound graphics pipeline **must** be equal to the sample count used to create `VkRenderingInfo::pStencilAttachment->resolveImageView`

- VUID-vkCmdDrawIndexedIndirectCount2KHR-customResolve-11529

If a shader object is bound to the fragment stage, the current render pass instance was begun with `vkCmdBeginRendering`, a fragment density map attachment is active, and `vkCmdBeginCustomResolveEXT` has been called, then the fragment shader object bound **must** have been created with `VkCustomResolveCreateInfoEXT::customResolve` as `VK_TRUE`

- VUID-vkCmdDrawIndexedIndirectCount2KHR-customResolve-11530

If a shader object is bound to the fragment stage, the current render pass instance was begun with `vkCmdBeginRendering` and contains a custom resolve, a fragment density map attachment is active, and `vkCmdBeginCustomResolveEXT` has not yet been called, then the fragment shader object bound **must** have been created with `VkCustomResolveCreateInfoEXT::customResolve` as `VK_FALSE`

- VUID-vkCmdDrawIndexedIndirectCount2KHR-flags-13361

If there are any shader objects bound that were created with `flags` that includes the `VK_SHADER_CREATE_INDEPENDENT_SETS_BIT_KHR` bit, then all bound shader objects

must have been created with the [VK_SHADER_CREATE_INDEPENDENT_SETS_BIT_KHR](#) bit

- VUID-vkCmdDrawIndexedIndirectCount2KHR-flags-13362

If there are any shader objects bound that were created with **flags** that includes the [VK_SHADER_CREATE_INDEPENDENT_SETS_BIT_KHR](#) bit, then the pipeline layout of the bound descriptor sets **must** have been created with [VK_PIPELINE_LAYOUT_CREATE_INDEPENDENT_SETS_BIT_EXT](#) set

- VUID-vkCmdDrawIndexedIndirectCount2KHR-flags-13363

If there are any shader objects bound that were created with **flags** that includes the [VK_SHADER_CREATE_INDEPENDENT_SETS_BIT_KHR](#) bit, and any of the descriptor set layouts used to create the pipeline layout of the bound descriptor sets were created with any binding's [VkDescriptorSetLayoutBinding::stageFlags](#) set with [VK_SHADER_STAGE_VERTEX_BIT](#), [VK_SHADER_STAGE_TESSELLATION_CONTROL_BIT](#), [VK_SHADER_STAGE_TESSELLATION_EVALUATION_BIT](#) or [VK_SHADER_STAGE_GEOMETRY_BIT](#), then there **must** be no binding with [VkDescriptorSetLayoutBinding::stageFlags](#) set with [VK_SHADER_STAGE_TASK_BIT_EXT](#) or [VK_SHADER_STAGE_MESH_BIT_EXT](#)

- VUID-vkCmdDrawIndexedIndirectCount2KHR-flags-13364

If there are any shader objects bound that were created with **flags** that includes both the [VK_SHADER_CREATE_INDEPENDENT_SETS_BIT_KHR](#) and [VK_SHADER_CREATE_NO_TASK_SHADER_BIT_EXT](#) bits, the pipeline layout of the bound descriptor sets **must** have been created with [VK_PIPELINE_LAYOUT_CREATE_NO_TASK_SHADER_BIT_KHR](#) set

- VUID-vkCmdDrawIndexedIndirectCount2KHR-flags-13365

If there are any shader objects bound that were created with **flags** that includes both the [VK_SHADER_CREATE_INDEPENDENT_SETS_BIT_KHR](#) and [VK_SHADER_CREATE_NO_TASK_SHADER_BIT_EXT](#) bits, there **must** be no shader object bound to the [VK_SHADER_STAGE_TASK_BIT_EXT](#) stage

- VUID-vkCmdDrawIndexedIndirectCount2KHR-None-04007

All vertex input bindings accessed via vertex input variables declared in the vertex shader entry point's interface **must** have either valid or [VK_NULL_HANDLE](#) buffers bound

- VUID-vkCmdDrawIndexedIndirectCount2KHR-None-04008

If the **nullDescriptor** feature is not enabled, all vertex input bindings accessed via vertex input variables declared in the vertex shader entry point's interface **must** not be [VK_NULL_HANDLE](#)

- VUID-vkCmdDrawIndexedIndirectCount2KHR-None-02721

If the **robustBufferAccess** feature is not enabled, and that pipeline was created without enabling [VK_PIPELINE_ROBUSTNESS_BUFFER_BEHAVIOR_ROBUST_BUFFER_ACCESS](#) for **vertexInputs**, then for a given vertex buffer binding, any attribute data fetched **must** be entirely contained within the corresponding vertex buffer binding, as described in [Vertex Input Description](#)

- VUID-vkCmdDrawIndexedIndirectCount2KHR-format-10389

For each vertex attribute accessed by this command, if its [VkVertexInputAttributeDescription::format](#) or [VkVertexInputAttributeDescription2EXT](#)

::format is a packed format, and the legacyVertexAttributes feature is not enabled, the value of attribAddress, calculated as described in Vertex Input Calculation, **must** be a multiple of the size of the format

- VUID-vkCmdDrawIndexedIndirectCount2KHR-format-10390

For each vertex attribute accessed by this command, if its VkVertexInputAttributeDescription::format or VkVertexInputAttributeDescription2EXT::format is not a packed format, and either the legacyVertexAttributes feature is not enabled or format has 64-bit components, the value of attribAddress, calculated as described in Vertex Input Calculation, **must** be a multiple of the component size of the format

- VUID-vkCmdDrawIndexedIndirectCount2KHR-None-07842

If there is a shader object bound to the VK_SHADER_STAGE_VERTEX_BIT stage or the bound graphics pipeline state was created with the VK_DYNAMIC_STATE_PRIMITIVE_TOPOLOGY dynamic state enabled then vkCmdSetPrimitiveTopology **must** have been called and not subsequently invalidated in the current command buffer prior to this drawing command

- VUID-vkCmdDrawIndexedIndirectCount2KHR-dynamicPrimitiveTopologyUnrestricted-07500

If the bound graphics pipeline state was created with the VK_DYNAMIC_STATE_PRIMITIVE_TOPOLOGY dynamic state enabled and the dynamicPrimitiveTopologyUnrestricted is VK_FALSE, then the primitiveTopology parameter of vkCmdSetPrimitiveTopology **must** be of the same topology class as the pipeline VkPipelineInputAssemblyStateCreateInfo::topology state

- VUID-vkCmdDrawIndexedIndirectCount2KHR-primitiveTopology-10286

If a VK_SHADER_STAGE_TESSELLATION_CONTROL_BIT stage is bound, then the current value of primitiveTopology **must** be VK_PRIMITIVE_TOPOLOGY_PATCH_LIST prior to this drawing command

- VUID-vkCmdDrawIndexedIndirectCount2KHR-primitiveTopology-10747

If vkCmdSetPrimitiveTopology set primitiveTopology to VK_PRIMITIVE_TOPOLOGY_PATCH_LIST prior to this drawing command, then a VK_SHADER_STAGE_TESSELLATION_CONTROL_BIT stage **must** be bound

- VUID-vkCmdDrawIndexedIndirectCount2KHR-primitiveTopology-10748

If vkCmdSetPrimitiveTopology set primitiveTopology to VK_PRIMITIVE_TOPOLOGY_POINT_LIST prior to this drawing command, the maintenance5 feature is not enabled, both a VK_SHADER_STAGE_TESSELLATION_EVALUATION_BIT and VK_SHADER_STAGE_GEOMETRY_BIT stage are not bound, then the Vertex Execution Model **must** have a PointSize decorated variable that is statically written to

- VUID-vkCmdDrawIndexedIndirectCount2KHR-pStrides-04913

If the bound graphics pipeline was created with the VK_DYNAMIC_STATE_VERTEX_INPUT_BINDING_STRIDE dynamic state enabled, but without the VK_DYNAMIC_STATE_VERTEX_INPUT_EXT dynamic state enabled, then vkCmdBindVertexBuffers2 with a non-NULL pStrides parameter or vkCmdBindVertexBuffers3KHR with setStride set to VK_TRUE **must** have been called and not subsequently invalidated in the current command buffer prior to this draw command

- VUID-vkCmdDrawIndexedIndirectCount2KHR-None-13118

If the bound graphics pipeline was created without the `VK_DYNAMIC_STATE_VERTEX_INPUT_BINDING_STRIDE` dynamic state enabled, without the `VK_DYNAMIC_STATE_VERTEX_INPUT_EXT` dynamic state enabled, and `vkCmdBindVertexBuffers3KHR` was called and not subsequently `invalidated` in the current command buffer prior to this draw command, the value of `setStride` in each of its `pBindInfos` elements must have been `VK_FALSE`

- VUID-vkCmdDrawIndexedIndirectCount2KHR-None-04914

If there is a shader object bound to the `VK_SHADER_STAGE_VERTEX_BIT` stage or the bound graphics pipeline state was created with the `VK_DYNAMIC_STATE_VERTEX_INPUT_EXT` dynamic state enabled then `vkCmdSetVertexInputEXT` **must** have been called and not subsequently `invalidated` in the current command buffer prior to this draw command

- VUID-vkCmdDrawIndexedIndirectCount2KHR-Input-07939

If the `vertexAttributeRobustness` feature is not enabled, and the `maintenance9` feature is not enabled, and there is a shader object bound to the `VK_SHADER_STAGE_VERTEX_BIT` stage or the bound graphics pipeline state was created with the `VK_DYNAMIC_STATE_VERTEX_INPUT_EXT` dynamic state enabled then all variables with the `Input` storage class decorated with `Location` in the `Vertex Execution Model OpEntryPoint` **must** contain a location in `VkVertexInputAttributeDescription2EXT::location`

- VUID-vkCmdDrawIndexedIndirectCount2KHR-Input-08734

If there is a shader object bound to the `VK_SHADER_STAGE_VERTEX_BIT` stage or the bound graphics pipeline state was created with the `VK_DYNAMIC_STATE_VERTEX_INPUT_EXT` dynamic state enabled and either the `legacyVertexAttributes` feature is not enabled or the SPIR-V Type associated with a given `Input` variable of the corresponding `Location` in the `Vertex Execution Model OpEntryPoint` is 64-bit, then the numeric type associated with all `Input` variables of the corresponding `Location` in the `Vertex Execution Model OpEntryPoint` **must** be the same as `VkVertexInputAttributeDescription2EXT::format`

- VUID-vkCmdDrawIndexedIndirectCount2KHR-format-08936

If there is a shader object bound to the `VK_SHADER_STAGE_VERTEX_BIT` stage or the bound graphics pipeline state was created with the `VK_DYNAMIC_STATE_VERTEX_INPUT_EXT` dynamic state enabled and `VkVertexInputAttributeDescription2EXT::format` has a 64-bit component, then the scalar width associated with all `Input` variables of the corresponding `Location` in the `Vertex Execution Model OpEntryPoint` **must** be 64-bit

- VUID-vkCmdDrawIndexedIndirectCount2KHR-format-08937

If there is a shader object bound to the `VK_SHADER_STAGE_VERTEX_BIT` stage or the bound graphics pipeline state was created with the `VK_DYNAMIC_STATE_VERTEX_INPUT_EXT` dynamic state enabled and the scalar width associated with a `Location` decorated `Input` variable in the `Vertex Execution Model OpEntryPoint` is 64-bit, then the corresponding `VkVertexInputAttributeDescription2EXT::format` **must** have a 64-bit component

- VUID-vkCmdDrawIndexedIndirectCount2KHR-None-09203

If there is a shader object bound to the `VK_SHADER_STAGE_VERTEX_BIT` stage or the bound graphics pipeline state was created with the

`VK_DYNAMIC_STATE_VERTEX_INPUT_EXT` dynamic state enabled and `VkVertexInputAttributeDescription2EXT::format` has a 64-bit component, then all **Input** variables at the corresponding **Location** in the **Vertex Execution Model OpEntryPoint** **must** not use components that are not present in the format

- VUID-vkCmdDrawIndexedIndirectCount2KHR-None-04875

If there is a shader object bound to the `VK_SHADER_STAGE_TESSELLATION_CONTROL_BIT` stage or the bound graphics pipeline state was created with both a `VK_SHADER_STAGE_TESSELLATION_CONTROL_BIT` stage and the `VK_DYNAMIC_STATE_PATCH_CONTROL_POINTS_EXT` dynamic state enabled, and the current value of `primitiveTopology` is `VK_PRIMITIVE_TOPOLOGY_PATCH_LIST`, then `vkCmdSetPatchControlPointsEXT` **must** have been called and not subsequently **invalidated** in the current command buffer prior to this drawing command

- VUID-vkCmdDrawIndexedIndirectCount2KHR-None-04879

If there is a shader object bound to the `VK_SHADER_STAGE_VERTEX_BIT` stage or the bound graphics pipeline state was created with the `VK_DYNAMIC_STATE_PRIMITIVE_RESTART_ENABLE` dynamic state enabled then `vkCmdSetPrimitiveRestartEnable` **must** have been called and not subsequently **invalidated** in the current command buffer prior to this drawing command

- VUID-vkCmdDrawIndexedIndirectCount2KHR-None-09637

If the `primitiveTopologyListRestart` feature is not enabled, the **input assembly** is `VK_PRIMITIVE_TOPOLOGY_POINT_LIST`, `VK_PRIMITIVE_TOPOLOGY_LINE_LIST`, `VK_PRIMITIVE_TOPOLOGY_TRIANGLE_LIST`, `VK_PRIMITIVE_TOPOLOGY_LINE_LIST_WITH_ADJACENCY`, or `VK_PRIMITIVE_TOPOLOGY_TRIANGLE_LIST_WITH_ADJACENCY`, there is a shader object bound to the `VK_SHADER_STAGE_VERTEX_BIT` stage or the bound graphics pipeline state was created with the `VK_DYNAMIC_STATE_PRIMITIVE_RESTART_ENABLE` dynamic state enabled, then `vkCmdSetPrimitiveRestartEnable` **must** be `VK_FALSE`

- VUID-vkCmdDrawIndexedIndirectCount2KHR-None-10909

If the `primitiveTopologyPatchListRestart` feature is not enabled, the **input assembly** is `VK_PRIMITIVE_TOPOLOGY_PATCH_LIST`, there is a shader object bound to the `VK_SHADER_STAGE_TESSELLATION_CONTROL_BIT` stage or the bound graphics pipeline state was created with the `VK_DYNAMIC_STATE_PRIMITIVE_RESTART_ENABLE` dynamic state enabled then `vkCmdSetPrimitiveRestartEnable` **must** be `VK_FALSE`

- VUID-vkCmdDrawIndexedIndirectCount2KHR-stage-06481

The bound graphics pipeline **must** not have been created with the `VkPipelineShaderStageCreateInfo::stage` member of any element of `VkGraphicsPipelineCreateInfo::pStages` set to `VK_SHADER_STAGE_TASK_BIT_EXT` or `VK_SHADER_STAGE_MESH_BIT_EXT`

- VUID-vkCmdDrawIndexedIndirectCount2KHR-None-08885

There **must** be no shader object bound to either of the `VK_SHADER_STAGE_TASK_BIT_EXT` or `VK_SHADER_STAGE_MESH_BIT_EXT` stages

- VUID-vkCmdDrawIndexedIndirectCount2KHR-None-07619

If a shader object is bound to the `VK_SHADER_STAGE_TESSELLATION_EVALUATION_BIT` stage or a graphics pipeline is bound which was created with both a `VK_SHADER_STAGE_TESSELLATION_EVALUATION_BIT` stage and the

`VK_DYNAMIC_STATE_TESSELLATION_DOMAIN_ORIGIN_EXT` dynamic state enabled, then `vkCmdSetTessellationDomainOriginEXT` **must** have been called and not subsequently **invalidated** in the current command buffer prior to this drawing command

- VUID-vkCmdDrawIndexedIndirectCount2KHR-OpExecutionMode-12239
If a shader is bound to both the `VK_SHADER_STAGE_TESSELLATION_CONTROL_BIT` and `VK_SHADER_STAGE_TESSELLATION_EVALUATION_BIT` stages, and if both stages contain an `OpExecutionMode` instruction specifying the type of subdivision, they **must** be the same
- VUID-vkCmdDrawIndexedIndirectCount2KHR-OpExecutionMode-12240
If a shader is bound to both the `VK_SHADER_STAGE_TESSELLATION_CONTROL_BIT` and `VK_SHADER_STAGE_TESSELLATION_EVALUATION_BIT` stages, and if both stages contain an `OpExecutionMode` instruction specifying the orientation of triangles, they **must** be the same
- VUID-vkCmdDrawIndexedIndirectCount2KHR-OpExecutionMode-12241
If a shader is bound to both the `VK_SHADER_STAGE_TESSELLATION_CONTROL_BIT` and `VK_SHADER_STAGE_TESSELLATION_EVALUATION_BIT` stages, and if both stages contain an `OpExecutionMode` instruction specifying the segment spacing, they **must** be the same
- VUID-vkCmdDrawIndexedIndirectCount2KHR-OpExecutionMode-12242
If a shader is bound to both the `VK_SHADER_STAGE_TESSELLATION_CONTROL_BIT` and `VK_SHADER_STAGE_TESSELLATION_EVALUATION_BIT` stages, and if both stages contain an `OpExecutionMode` instruction specifying the output patch size, they **must** be the same
- VUID-vkCmdDrawIndexedIndirectCount2KHR-pInfo-13110
If `pInfo->maxDrawCount` is greater than 0, `pInfo->addressRange.size` **must** be greater than or equal to $(pInfo->maxDrawCount - 1) \times pInfo->addressRange.stride + sizeof(VkDrawIndexedIndirectCommand)$
- VUID-vkCmdDrawIndexedIndirectCount2KHR-pInfo-13111
If `pInfo->maxDrawCount` is greater than 1, `pInfo->addressRange.stride` **must** not be 0
- VUID-vkCmdDrawIndexedIndirectCount2KHR-pInfo-13112
If `pInfo->addressRange.stride` is not 0, `pInfo->addressRange.stride` **must** be greater than or equal to `sizeof(VkDrawIndexedIndirectCommand)`
- VUID-vkCmdDrawIndexedIndirectCount2KHR-pInfo-13113
If `pInfo->addressRange.stride` is not 0, `pInfo->addressRange.stride` **must** be a multiple of 4
- VUID-vkCmdDrawIndexedIndirectCount2KHR-None-07312
If the `maintenance6` feature is not enabled, a valid index buffer **must** be bound
- VUID-vkCmdDrawIndexedIndirectCount2KHR-primitiveRestartIndex-12401
If the primitive restart index for this draw operation was set with `vkCmdSetPrimitiveRestartIndexEXT`, then `primitiveRestartIndex` **must** not be greater than the maximum representable value for the bound `VkIndexType`
- VUID-vkCmdDrawIndexedIndirectCount2KHR-commandBuffer-13060
`commandBuffer` **must** not be a protected command buffer
- VUID-vkCmdDrawIndexedIndirectCount2KHR-drawIndirectCount-13120
If the `drawIndirectCount` feature is not enabled this function **must** not be used

Valid Usage (Implicit)

- VUID-vkCmdDrawIndexedIndirectCount2KHR-commandBuffer-parameter **commandBuffer** **must** be a valid [VkCommandBuffer](#) handle
- VUID-vkCmdDrawIndexedIndirectCount2KHR-pInfo-parameter **pInfo** **must** be a valid pointer to a valid [VkDrawIndirectCount2InfoKHR](#) structure
- VUID-vkCmdDrawIndexedIndirectCount2KHR-commandBuffer-recording **commandBuffer** **must** be in the [recording state](#)
- VUID-vkCmdDrawIndexedIndirectCount2KHR-commandBuffer-cmdpool
The [VkCommandPool](#) that **commandBuffer** was allocated from **must** support [VK_QUEUE_GRAPHICS_BIT](#) operations
- VUID-vkCmdDrawIndexedIndirectCount2KHR-renderpass
This command **must** only be called inside of a render pass instance
- VUID-vkCmdDrawIndexedIndirectCount2KHR-suspended
This command **must** not be called between suspended render pass instances
- VUID-vkCmdDrawIndexedIndirectCount2KHR-videocoding
This command **must** only be called outside of a video coding scope

Host Synchronization

- Host access to **commandBuffer** **must** be externally synchronized
- Host access to the [VkCommandPool](#) that **commandBuffer** was allocated from **must** be externally synchronized

Command Properties

Command Buffer Levels	Render Pass Scope	Video Coding Scope	Supported Queue Types	Command Type
Primary Secondary	Inside	Outside	VK_QUEUE_GRAPHICS_BIT VK_QUEUE_VIDEO_CODING_BIT	Action

Conditional Rendering

vkCmdDrawIndexedIndirectCount2KHR is affected by [conditional rendering](#)

To record an indexed draw call with a draw call count sourced from a buffer, call:


```
// Provided by VK_VERSION_1_2
void vkCmdDrawIndexedIndirectCount(
    VkCommandBuffer          commandBuffer,
    VkBuffer                 buffer,
    VkDeviceSize             offset,
    VkBuffer                 countBuffer,
    VkDeviceSize             countBufferOffset,
    uint32_t                 maxDrawCount,
    uint32_t                 stride);
```

```
// Provided by VK_KHR_draw_indirect_count
// Equivalent to vkCmdDrawIndexedIndirectCount
void vkCmdDrawIndexedIndirectCountKHR(
    VkCommandBuffer          commandBuffer,
    VkBuffer                 buffer,
    VkDeviceSize             offset,
    VkBuffer                 countBuffer,
    VkDeviceSize             countBufferOffset,
    uint32_t                 maxDrawCount,
    uint32_t                 stride);
```

```
// Provided by VK_AMD_draw_indirect_count
// Equivalent to vkCmdDrawIndexedIndirectCount
void vkCmdDrawIndexedIndirectCountAMD(
    VkCommandBuffer          commandBuffer,
    VkBuffer                 buffer,
    VkDeviceSize             offset,
    VkBuffer                 countBuffer,
    VkDeviceSize             countBufferOffset,
    uint32_t                 maxDrawCount,
    uint32_t                 stride);
```

- `commandBuffer` is the command buffer into which the command is recorded.
- `buffer` is the buffer containing draw parameters.
- `offset` is the byte offset into `buffer` where parameters begin.
- `countBuffer` is the buffer containing the draw count.
- `countBufferOffset` is the byte offset into `countBuffer` where the draw count begins.
- `maxDrawCount` specifies the maximum number of draws that will be executed. The actual number of executed draw calls is the minimum of the count specified in `countBuffer` and `maxDrawCount`.
- `stride` is the byte stride between successive sets of draw parameters.

`vkCmdDrawIndexedIndirectCount` behaves similarly to `vkCmdDrawIndexedIndirect` except that the draw count is read by the device from a buffer during execution. The command will read an unsigned 32-bit integer from `countBuffer` located at `countBufferOffset` and use this as the draw

count.

Valid Usage

- VUID-vkCmdDrawIndexedIndirectCount-magFilter-04553
If a `VkSampler` created with `magFilter` or `minFilter` equal to `VK_FILTER_LINEAR`, `reductionMode` equal to `VK_SAMPLER_REDUCTION_MODE_WEIGHTED_AVERAGE`, and `compareEnable` equal to `VK_FALSE` is used to sample a `VkImageView` as a result of this command, then the image view's `format features` **must** contain `VK_FORMAT_FEATURE_SAMPLED_IMAGE_FILTER_LINEAR_BIT`
- VUID-vkCmdDrawIndexedIndirectCount-magFilter-09598
If a `VkSampler` created with `magFilter` or `minFilter` equal to `VK_FILTER_LINEAR` and `reductionMode` equal to either `VK_SAMPLER_REDUCTION_MODE_MIN` or `VK_SAMPLER_REDUCTION_MODE_MAX` is used to sample a `VkImageView` as a result of this command, then the image view's `format features` **must** contain `VK_FORMAT_FEATURE_SAMPLED_IMAGE_FILTER_MINMAX_BIT`
- VUID-vkCmdDrawIndexedIndirectCount-mipmapMode-04770
If a `VkSampler` created with `mipmapMode` equal to `VK_SAMPLER_MIPMAP_MODE_LINEAR`, `reductionMode` equal to `VK_SAMPLER_REDUCTION_MODE_WEIGHTED_AVERAGE`, and `compareEnable` equal to `VK_FALSE` is used to sample a `VkImageView` as a result of this command, then the image view's `format features` **must** contain `VK_FORMAT_FEATURE_SAMPLED_IMAGE_FILTER_LINEAR_BIT`
- VUID-vkCmdDrawIndexedIndirectCount-mipmapMode-09599
If a `VkSampler` created with `mipmapMode` equal to `VK_SAMPLER_MIPMAP_MODE_LINEAR` and `reductionMode` equal to either `VK_SAMPLER_REDUCTION_MODE_MIN` or `VK_SAMPLER_REDUCTION_MODE_MAX` is used to sample a `VkImageView` as a result of this command, then the image view's `format features` **must** contain `VK_FORMAT_FEATURE_SAMPLED_IMAGE_FILTER_MINMAX_BIT`
- VUID-vkCmdDrawIndexedIndirectCount-unnormalizedCoordinates-09635
If a `VkSampler` created with `unnormalizedCoordinates` equal to `VK_TRUE` is used to sample a `VkImageView` as a result of this command, then the image view's `levelCount` and `layerCount` **must** be 1
- VUID-vkCmdDrawIndexedIndirectCount-None-08609
If a `VkSampler` created with `unnormalizedCoordinates` equal to `VK_TRUE` is used to sample a `VkImageView` as a result of this command, then the image view's `viewType` **must** be `VK_IMAGE_VIEW_TYPE_1D` or `VK_IMAGE_VIEW_TYPE_2D`
- VUID-vkCmdDrawIndexedIndirectCount-None-08610
If a `VkSampler` created with `unnormalizedCoordinates` equal to `VK_TRUE` is used to sample a `VkImageView` as a result of this command, then the sampler **must** not be used with any of the SPIR-V `OpImageSample*` or `OpImageSparseSample*` instructions with `ImplicitLod`, `Dref` or `Proj` in their name
- VUID-vkCmdDrawIndexedIndirectCount-None-08611
If a `VkSampler` created with `unnormalizedCoordinates` equal to `VK_TRUE` is used to sample a `VkImageView` as a result of this command, then the sampler **must** not be used with any of the SPIR-V `OpImageSample*` or `OpImageSparseSample*` instructions that includes a LOD bias

or any offset values

- VUID-vkCmdDrawIndexedIndirectCount-None-06479

If a `VkImageView` is sampled with `depth comparison`, the image view's `format features` **must** contain `VK_FORMAT_FEATURE_2_SAMPLED_IMAGE_DEPTH_COMPARISON_BIT`

- VUID-vkCmdDrawIndexedIndirectCount-None-02691

If a `VkImageView` is accessed using atomic operations as a result of this command, then the image view's `format features` **must** contain `VK_FORMAT_FEATURE_STORAGE_IMAGE_ATOMIC_BIT`

- VUID-vkCmdDrawIndexedIndirectCount-None-07888

If a `VK_DESCRIPTOR_TYPE_STORAGE_TEXEL_BUFFER` descriptor is accessed using atomic operations as a result of this command, then the storage texel buffer's `format features` **must** contain `VK_FORMAT_FEATURE_STORAGE_TEXEL_BUFFER_ATOMIC_BIT`

- VUID-vkCmdDrawIndexedIndirectCount-None-02692

If a `VkImageView` is sampled with `VK_FILTER_CUBIC_EXT` as a result of this command, then the image view's `format features` **must** contain `VK_FORMAT_FEATURE_SAMPLED_IMAGE_FILTER_CUBIC_BIT_EXT`

- VUID-vkCmdDrawIndexedIndirectCount-None-02693

If the `VK_EXT_filter_cubic` extension is not enabled and any `VkImageView` is sampled with `VK_FILTER_CUBIC_EXT` as a result of this command, it **must** not have a `VkImageViewType` of `VK_IMAGE_VIEW_TYPE_3D`, `VK_IMAGE_VIEW_TYPE_CUBE`, or `VK_IMAGE_VIEW_TYPE_CUBE_ARRAY`

- VUID-vkCmdDrawIndexedIndirectCount-filterCubic-02694

Any `VkImageView` being sampled with `VK_FILTER_CUBIC_EXT` as a result of this command **must** have a `VkImageViewType` and format that supports cubic filtering, as specified by `VkFilterCubicImageViewImageFormatPropertiesEXT::filterCubic` returned by `vkGetPhysicalDeviceImageFormatProperties2`

- VUID-vkCmdDrawIndexedIndirectCount-filterCubicMinmax-02695

Any `VkImageView` being sampled with `VK_FILTER_CUBIC_EXT` with a reduction mode of either `VK_SAMPLER_REDUCTION_MODE_MIN` or `VK_SAMPLER_REDUCTION_MODE_MAX` as a result of this command **must** have a `VkImageViewType` and format that supports cubic filtering together with minmax filtering, as specified by `VkFilterCubicImageViewImageFormatPropertiesEXT::filterCubicMinmax` returned by `vkGetPhysicalDeviceImageFormatProperties2`

- VUID-vkCmdDrawIndexedIndirectCount-cubicRangeClamp-09212

If the `cubicRangeClamp` feature is not enabled, then any `VkImageView` being sampled with `VK_FILTER_CUBIC_EXT` as a result of this command **must** not have a `VkSamplerReductionModeCreateInfo::reductionMode` equal to `VK_SAMPLER_REDUCTION_MODE_WEIGHTED_AVERAGE_RANGECLAMP_QCOM`

- VUID-vkCmdDrawIndexedIndirectCount-reductionMode-09213

Any `VkImageView` being sampled with a `VkSamplerReductionModeCreateInfo::reductionMode` equal to `VK_SAMPLER_REDUCTION_MODE_WEIGHTED_AVERAGE_RANGECLAMP_QCOM` as a result of this command **must** sample with `VK_FILTER_CUBIC_EXT`

- VUID-vkCmdDrawIndexedIndirectCount-selectableCubicWeights-09214

If the `selectableCubicWeights` feature is not enabled, then any `VkImageView` being sampled with `VK_FILTER_CUBIC_EXT` as a result of this command **must** have `VkSamplerCubicWeightsCreateInfoQCOM::cubicWeights` equal to `VK_CUBIC_FILTER_WEIGHTS_CATMULL_ROM_QCOM`

- VUID-vkCmdDrawIndexedIndirectCount-flags-02696

Any `VkImage` created with a `VkImageCreateInfo::flags` containing `VK_IMAGE_CREATE_CORNER_SAMPLED_BIT_NV` sampled as a result of this command **must** only be sampled using a `VkSamplerAddressMode` of `VK_SAMPLER_ADDRESS_MODE_CLAMP_TO_EDGE`

- VUID-vkCmdDrawIndexedIndirectCount-OpTypeImage-07027

For any `VkImageView` being written as a storage image where the image format field of the `OpTypeImage` is `Unknown`, the view's `format features` **must** contain `VK_FORMAT_FEATURE_2_STORAGE_WRITE_WITHOUT_FORMAT_BIT`

- VUID-vkCmdDrawIndexedIndirectCount-OpTypeImage-07028

For any `VkImageView` being read as a storage image where the image format field of the `OpTypeImage` is `Unknown`, the view's `format features` **must** contain `VK_FORMAT_FEATURE_2_STORAGE_READ_WITHOUT_FORMAT_BIT`

- VUID-vkCmdDrawIndexedIndirectCount-OpTypeImage-07029

For any `VkBufferView` being written as a storage texel buffer where the image format field of the `OpTypeImage` is `Unknown`, the view's `buffer features` **must** contain `VK_FORMAT_FEATURE_2_STORAGE_WRITE_WITHOUT_FORMAT_BIT`

- VUID-vkCmdDrawIndexedIndirectCount-OpTypeImage-07030

Any `VkBufferView` being read as a storage texel buffer where the image format field of the `OpTypeImage` is `Unknown` then the view's `buffer features` **must** contain `VK_FORMAT_FEATURE_2_STORAGE_READ_WITHOUT_FORMAT_BIT`

- VUID-vkCmdDrawIndexedIndirectCount-None-08600

If a `bound shader` was created with a pipeline layout and statically uses a set `n`, a descriptor set **must** have been bound to `n` at the same pipeline bind point, with layouts compatible for set `n` with the layout(s) used to create the shader, as described in [Pipeline Layout Compatibility](#)

- VUID-vkCmdDrawIndexedIndirectCount-None-08601

If a `bound shader` was created with a pipeline layout or specified push constant ranges and statically uses a push constant value, that value **must** have been set for the same pipeline bind point, with push constant ranges that are `compatible` with the push constant range used to create the shader

- VUID-vkCmdDrawIndexedIndirectCount-None-10068

For each array of resources that is used by a `bound shader`, the indices used to access members of the array **must** be less than the descriptor count for the identified binding in the descriptor sets used by this command

- VUID-vkCmdDrawIndexedIndirectCount-None-08114

Descriptors in each bound descriptor set, specified via `vkCmdBindDescriptorSets`, **must** be valid if they are accessed as described by `descriptor validity` by the `VkPipeline` bound to the pipeline bind point used by this command and the bound `VkPipeline` was not created with `VK_PIPELINE_CREATE_DESCRIPTOR_BUFFER_BIT_EXT`

- VUID-vkCmdDrawIndexedIndirectCount-imageLayout-00344
If an image descriptor is accessed by a shader, the [VkImageLayout](#) **must** match the subresource accessible from the [VkImageView](#) as defined by the [image layout matching rules](#)
- VUID-vkCmdDrawIndexedIndirectCount-None-08115
If the descriptors used by the [VkPipeline](#) bound to the pipeline bind point were specified via [vkCmdBindDescriptorSets](#), the bound [VkPipeline](#) **must** have been created without [VK_PIPELINE_CREATE_DESCRIPTOR_BUFFER_BIT_EXT](#)
- VUID-vkCmdDrawIndexedIndirectCount-None-08116
Descriptors in bound descriptor buffers, specified via [vkCmdSetDescriptorBufferOffsetsEXT](#), **must** be valid if they are dynamically used by the [VkPipeline](#) bound to the pipeline bind point used by this command and the bound [VkPipeline](#) was created with [VK_PIPELINE_CREATE_DESCRIPTOR_BUFFER_BIT_EXT](#)
- VUID-vkCmdDrawIndexedIndirectCount-None-08604
Descriptors in bound descriptor buffers, specified via [vkCmdSetDescriptorBufferOffsetsEXT](#), **must** be valid if they are dynamically used by any [VkShaderEXT](#) bound to a stage corresponding to the pipeline bind point used by this command
- VUID-vkCmdDrawIndexedIndirectCount-None-08117
If the descriptors used by the [VkPipeline](#) bound to the pipeline bind point were specified via [vkCmdSetDescriptorBufferOffsetsEXT](#), the bound [VkPipeline](#) **must** have been created with [VK_PIPELINE_CREATE_DESCRIPTOR_BUFFER_BIT_EXT](#)
- VUID-vkCmdDrawIndexedIndirectCount-None-08119
If a descriptor is dynamically used with a [VkPipeline](#) created with [VK_PIPELINE_CREATE_DESCRIPTOR_BUFFER_BIT_EXT](#), the descriptor memory **must** be resident
- VUID-vkCmdDrawIndexedIndirectCount-None-08605
If a descriptor is dynamically used with a [VkShaderEXT](#) created with a [VkDescriptorSetLayout](#) that was created with [VK_DESCRIPTOR_SET_LAYOUT_CREATE_DESCRIPTOR_BUFFER_BIT_EXT](#), the descriptor memory **must** be resident
- VUID-vkCmdDrawIndexedIndirectCount-None-08606
If the [shaderObject](#) feature is not enabled, a valid pipeline **must** be bound to the pipeline bind point used by this command
- VUID-vkCmdDrawIndexedIndirectCount-None-08608
If a pipeline is bound to the pipeline bind point used by this command, there **must** not have been any calls to dynamic state setting commands for any state specified statically in the [VkPipeline](#) object bound to the pipeline bind point used by this command, since that pipeline was bound
- VUID-vkCmdDrawIndexedIndirectCount-uniformBuffers-06935
If any stage of the [VkPipeline](#) object bound to the pipeline bind point used by this command accesses a uniform buffer, and that stage was created without enabling either [VK_PIPELINE_ROBUSTNESS_BUFFER_BEHAVIOR_ROBUST_BUFFER_ACCESS](#) or [VK_PIPELINE_ROBUSTNESS_BUFFER_BEHAVIOR_ROBUST_BUFFER_ACCESS_2](#) for

`uniformBuffers`, and the `robustBufferAccess` feature is not enabled, that stage **must** not access values outside of the range of the buffer as specified in the descriptor set bound to the same pipeline bind point

- VUID-vkCmdDrawIndexedIndirectCount-None-08612

If the `robustBufferAccess` feature is not enabled, and any `VkShaderEXT` bound to a stage corresponding to the pipeline bind point used by this command accesses a uniform buffer, it **must** not access values outside of the range of the buffer as specified in the descriptor set bound to the same pipeline bind point

- VUID-vkCmdDrawIndexedIndirectCount-storageBuffers-06936

If any stage of the `VkPipeline` object bound to the pipeline bind point used by this command accesses a storage buffer, and that stage was created without enabling either `VK_PIPELINE_ROBUSTNESS_BUFFER_BEHAVIOR_ROBUST_BUFFER_ACCESS` or `VK_PIPELINE_ROBUSTNESS_BUFFER_BEHAVIOR_ROBUST_BUFFER_ACCESS_2` for `storageBuffers`, and the `robustBufferAccess` feature is not enabled, that stage **must** not access values outside of the range of the buffer as specified in the descriptor set bound to the same pipeline bind point

- VUID-vkCmdDrawIndexedIndirectCount-None-08613

If the `robustBufferAccess` feature is not enabled, and any `VkShaderEXT` bound to a stage corresponding to the pipeline bind point used by this command accesses a storage buffer, it **must** not access values outside of the range of the buffer as specified in the descriptor set bound to the same pipeline bind point

- VUID-vkCmdDrawIndexedIndirectCount-commandBuffer-02707

If `commandBuffer` is an unprotected command buffer and `protectedNoFault` is not supported, any resource accessed by `bound shaders` **must** not be a protected resource

- VUID-vkCmdDrawIndexedIndirectCount-viewType-07752

If a `VkImageView` is accessed as a result of this command, then the image view's `viewType` **must** match the `Dim` operand of the `OpTypeImage` as described in [Compatibility Between SPIR-V Image Dimensions and Vulkan ImageView Types](#)

- VUID-vkCmdDrawIndexedIndirectCount-format-07753

If a `VkImageView` or `VkBufferView` is accessed as a result of this command, then the `numeric type` of the view's `format` and the `Sampled Type` operand of the `OpTypeImage` **must** match

- VUID-vkCmdDrawIndexedIndirectCount-OpImageWrite-08795

If a `VkImageView` created with a format other than `VK_FORMAT_A8_UNORM` is accessed using `OpImageWrite` as a result of this command, then the `Type` of the `Texel` operand of that instruction **must** have at least as many components as the image view's format

- VUID-vkCmdDrawIndexedIndirectCount-OpImageWrite-08796

If a `VkImageView` created with the format `VK_FORMAT_A8_UNORM` is accessed using `OpImageWrite` as a result of this command, then the `Type` of the `Texel` operand of that instruction **must** have four components

- VUID-vkCmdDrawIndexedIndirectCount-OpImageWrite-04469

If a `VkBufferView` is accessed using `OpImageWrite` as a result of this command, then the `Type` of the `Texel` operand of that instruction **must** have at least as many components as the buffer view's format

- VUID-vkCmdDrawIndexedIndirectCount-SampledType-04470
If a [VkImageView](#) with a [VkFormat](#) that has a 64-bit component width is accessed as a result of this command, the [SampledType](#) of the [OpTypeImage](#) operand of that instruction **must** have a [Width](#) of 64
- VUID-vkCmdDrawIndexedIndirectCount-SampledType-04471
If a [VkImageView](#) with a [VkFormat](#) that has a component width less than 64-bit is accessed as a result of this command, the [SampledType](#) of the [OpTypeImage](#) operand of that instruction **must** have a [Width](#) of 32
- VUID-vkCmdDrawIndexedIndirectCount-SampledType-04472
If a [VkBufferView](#) with a [VkFormat](#) that has a 64-bit component width is accessed as a result of this command, the [SampledType](#) of the [OpTypeImage](#) operand of that instruction **must** have a [Width](#) of 64
- VUID-vkCmdDrawIndexedIndirectCount-SampledType-04473
If a [VkBufferView](#) with a [VkFormat](#) that has a component width less than 64-bit is accessed as a result of this command, the [SampledType](#) of the [OpTypeImage](#) operand of that instruction **must** have a [Width](#) of 32
- VUID-vkCmdDrawIndexedIndirectCount-sparseImageInt64Atomics-04474
If the [sparseImageInt64Atomics](#) feature is not enabled, [VkImage](#) objects created with the [VK_IMAGE_CREATE_SPARSE_RESIDENCY_BIT](#) flag **must** not be accessed by atomic instructions through an [OpTypeImage](#) with a [SampledType](#) with a [Width](#) of 64 by this command
- VUID-vkCmdDrawIndexedIndirectCount-sparseImageInt64Atomics-04475
If the [sparseImageInt64Atomics](#) feature is not enabled, [VkBuffer](#) objects created with the [VK_BUFFER_CREATE_SPARSE_RESIDENCY_BIT](#) flag **must** not be accessed by atomic instructions through an [OpTypeImage](#) with a [SampledType](#) with a [Width](#) of 64 by this command
- VUID-vkCmdDrawIndexedIndirectCount-OpImageSampleWeightedQCOM-06971
If [OpImageSampleWeightedQCOM](#) is used to sample a [VkImageView](#) as a result of this command, then the image view's [format features](#) **must** contain [VK_FORMAT_FEATURE_2_WEIGHT_SAMPLED_IMAGE_BIT_QCOM](#)
- VUID-vkCmdDrawIndexedIndirectCount-OpImageSampleWeightedQCOM-06972
If [OpImageSampleWeightedQCOM](#) uses a [VkImageView](#) as a sample weight image as a result of this command, then the image view's [format features](#) **must** contain [VK_FORMAT_FEATURE_2_WEIGHT_IMAGE_BIT_QCOM](#)
- VUID-vkCmdDrawIndexedIndirectCount-OpImageBoxFilterQCOM-06973
If [OpImageBoxFilterQCOM](#) is used to sample a [VkImageView](#) as a result of this command, then the image view's [format features](#) **must** contain [VK_FORMAT_FEATURE_2_BOX_FILTER_SAMPLED_BIT_QCOM](#)
- VUID-vkCmdDrawIndexedIndirectCount-OpImageBlockMatchSSDQCOM-06974
If [OpImageBlockMatchSSDQCOM](#) is used to read from an [VkImageView](#) as a result of this command, then the image view's [format features](#) **must** contain [VK_FORMAT_FEATURE_2_BLOCK_MATCHING_BIT_QCOM](#)
- VUID-vkCmdDrawIndexedIndirectCount-OpImageBlockMatchSADQCOM-06975
If [OpImageBlockMatchSADQCOM](#) is used to read from an [VkImageView](#) as a result of this

command, then the image view's **format features must** contain `VK_FORMAT_FEATURE_2_BLOCK_MATCHING_BIT_QCOM`

- VUID-vkCmdDrawIndexedIndirectCount-OpImageBlockMatchSADQCOM-06976
If `OpImageBlockMatchSADQCOM` or `OpImageBlockMatchSSDQCOM` is used to read from a reference image as result of this command, then the specified reference coordinates **must** not fail [integer texel coordinate validation](#)
- VUID-vkCmdDrawIndexedIndirectCount-OpImageSampleWeightedQCOM-06977
If `OpImageSampleWeightedQCOM`, `OpImageBoxFilterQCOM`, `OpImageBlockMatchWindowSSDQCOM`, `OpImageBlockMatchWindowSADQCOM`, `OpImageBlockMatchGatherSSDQCOM`, `OpImageBlockMatchGatherSADQCOM`, `OpImageBlockMatchSSDQCOM`, or `OpImageBlockMatchSADQCOM` uses a `VkSampler` as a result of this command, then the sampler **must** have been created with `VK_SAMPLER_CREATE_IMAGE_PROCESSING_BIT_QCOM`
- VUID-vkCmdDrawIndexedIndirectCount-OpImageSampleWeightedQCOM-06978
If any command other than `OpImageSampleWeightedQCOM`, `OpImageBoxFilterQCOM`, `OpImageBlockMatchWindowSSDQCOM`, `OpImageBlockMatchWindowSADQCOM`, `OpImageBlockMatchGatherSSDQCOM`, `OpImageBlockMatchGatherSADQCOM`, `OpImageBlockMatchSSDQCOM`, or `OpImageBlockMatchSADQCOM` uses a `VkSampler` as a result of this command, then the sampler **must** not have been created with `VK_SAMPLER_CREATE_IMAGE_PROCESSING_BIT_QCOM`
- VUID-vkCmdDrawIndexedIndirectCount-OpImageBlockMatchWindow-09215
If a `OpImageBlockMatchWindow*QCOM` or `OpImageBlockMatchGather*QCOM` instruction is used to read from an `VkImageView` as a result of this command, then the image view's **format features must** contain `VK_FORMAT_FEATURE_2_BLOCK_MATCHING_BIT_QCOM`
- VUID-vkCmdDrawIndexedIndirectCount-OpImageBlockMatchWindow-09216
If a `OpImageBlockMatchWindow*QCOM` or `OpImageBlockMatchGather*QCOM` instruction is used to read from an `VkImageView` as a result of this command, then the image view's format **must** be a single-component format
- VUID-vkCmdDrawIndexedIndirectCount-OpImageBlockMatchWindow-09217
If a `OpImageBlockMatchWindow*QCOM` or `OpImageBlockMatchGather*QCOM` read from a reference image as result of this command, then the specified reference coordinates **must** not fail [integer texel coordinate validation](#)
- VUID-vkCmdDrawIndexedIndirectCount-None-07288
Any shader invocation executed by this command **must terminate**
- VUID-vkCmdDrawIndexedIndirectCount-None-09600
If a descriptor with type equal to any of `VK_DESCRIPTOR_TYPE_SAMPLE_WEIGHT_IMAGE_QCOM`, `VK_DESCRIPTOR_TYPE_BLOCK_MATCH_IMAGE_QCOM`, `VK_DESCRIPTOR_TYPE_SAMPLED_IMAGE`, `VK_DESCRIPTOR_TYPE_STORAGE_IMAGE`, or `VK_DESCRIPTOR_TYPE_INPUT_ATTACHMENT` is accessed as a result of this command, all image subresources identified by that descriptor **must** be in the image layout identified when the descriptor was written
- VUID-vkCmdDrawIndexedIndirectCount-commandBuffer-10746
The `VkDeviceMemory` object allocated from a `VkMemoryHeap` with the `VK_MEMORY_HEAP_TILE_MEMORY_BIT_QCOM` property that is bound to a resource

accessed as a result of this command **must** be the active bound [bound tile memory object](#) in [commandBuffer](#)

- VUID-vkCmdDrawIndexedIndirectCount-None-10678

If this command is recorded inside a [tile shading render pass](#) instance, the stages corresponding to the pipeline bind point used by this command **must** only include [VK_SHADER_STAGE_VERTEX_BIT](#), [VK_SHADER_STAGE_FRAGMENT_BIT](#), and/or [VK_SHADER_STAGE_COMPUTE_BIT](#)

- VUID-vkCmdDrawIndexedIndirectCount-None-10679

If this command is recorded where [per-tile execution model](#) is enabled, there **must** be no access to any image while the image was be transitioned to the [VK_IMAGE_LAYOUT_ATTACHMENT_FEEDBACK_LOOP_OPTIMAL_EXT](#) layout

- VUID-vkCmdDrawIndexedIndirectCount-pDescription-09900

If a [VK_DESCRIPTOR_TYPE_TENSOR_ARM](#) descriptor is accessed as a result of this command, then the underlying [VkTensorARM](#) object **must** have been created with the [VK_TENSOR_USAGE_SHADER_BIT_ARM](#) usage flag set

- VUID-vkCmdDrawIndexedIndirectCount-dimensionCount-09905

If a [VK_DESCRIPTOR_TYPE_TENSOR_ARM](#) descriptor is accessed as a result of this command, then the [Rank](#) of the [OpTypeTensorARM](#) of the tensor resource variable **must** be equal to the [dimensionCount](#) provided via [VkTensorCreateInfoARM::pDescription](#) when creating the underlying [VkTensorARM](#) object

- VUID-vkCmdDrawIndexedIndirectCount-OpTypeTensorARM-09906

If a [VK_DESCRIPTOR_TYPE_TENSOR_ARM](#) descriptor is accessed as a result of this command, then the element type of the [OpTypeTensorARM](#) of the tensor resource variable **must** be [compatible](#) with the [VkFormat](#) of the [VkTensorViewARM](#) used for the access

- VUID-vkCmdDrawIndexedIndirectCount-None-11297

If a pipeline is bound to the pipeline bind point used by this command, or shader is bound to a shader stage used by this command, and it was created with a [descriptor mapping](#) using [VK_DESCRIPTOR_MAPPING_SOURCE_HEAP_WITH_PUSH_INDEX_EXT](#), [VK_DESCRIPTOR_MAPPING_SOURCE_HEAP_WITH_SHADER_RECORD_INDEX_EXT](#), [VK_DESCRIPTOR_MAPPING_SOURCE_HEAP_WITH_INDIRECT_INDEX_ARRAY_EXT](#), or [VK_DESCRIPTOR_MAPPING_SOURCE_HEAP_WITH_INDIRECT_INDEX_EXT](#), and a shader accesses a [OpTypeStruct](#) decorated with [Block](#) or [BufferBlock](#) using that mapping, the calculated offset for the resource heap **must** be a multiple of [bufferDescriptorAlignment](#)

- VUID-vkCmdDrawIndexedIndirectCount-None-11298

If a pipeline is bound to the pipeline bind point used by this command, or shader is bound to a shader stage used by this command, and it was created with a [descriptor mapping](#) using [VK_DESCRIPTOR_MAPPING_SOURCE_HEAP_WITH_PUSH_INDEX_EXT](#), [VK_DESCRIPTOR_MAPPING_SOURCE_HEAP_WITH_SHADER_RECORD_INDEX_EXT](#), [VK_DESCRIPTOR_MAPPING_SOURCE_HEAP_WITH_INDIRECT_INDEX_ARRAY_EXT](#), or [VK_DESCRIPTOR_MAPPING_SOURCE_HEAP_WITH_INDIRECT_INDEX_EXT](#), and a shader accesses an [OpTypeImage](#) or [OpTypeSampledImage](#) using that mapping, the calculated offset for the resource heap **must** be a multiple of [imageDescriptorAlignment](#)

- VUID-vkCmdDrawIndexedIndirectCount-None-11299

If a pipeline is bound to the pipeline bind point used by this command, or shader is bound to a shader stage used by this command, and it was created with a [descriptor mapping](#)

using [VK_DESCRIPTOR_MAPPING_SOURCE_HEAP_WITH_PUSH_INDEX_EXT](#), [VK_DESCRIPTOR_MAPPING_SOURCE_HEAP_WITH_SHADER_RECORD_INDEX_EXT](#), [VK_DESCRIPTOR_MAPPING_SOURCE_HEAP_WITH_INDIRECT_INDEX_ARRAY_EXT](#), or [VK_DESCRIPTOR_MAPPING_SOURCE_HEAP_WITH_INDIRECT_INDEX_EXT](#), and a shader accesses an [OpTypeSampler](#) or [OpTypeSampledImage](#) using that mapping, the calculated offset for the sampler heap **must** be a multiple of [samplerDescriptorAlignment](#)

- VUID-vkCmdDrawIndexedIndirectCount-None-11397

If a pipeline is bound to the pipeline bind point used by this command, or shader is bound to a shader stage used by this command, and it was created with a [descriptor mapping](#) using [VK_DESCRIPTOR_MAPPING_SOURCE_HEAP_WITH_PUSH_INDEX_EXT](#), [VK_DESCRIPTOR_MAPPING_SOURCE_HEAP_WITH_SHADER_RECORD_INDEX_EXT](#), [VK_DESCRIPTOR_MAPPING_SOURCE_HEAP_WITH_INDIRECT_INDEX_ARRAY_EXT](#), or [VK_DESCRIPTOR_MAPPING_SOURCE_HEAP_WITH_INDIRECT_INDEX_EXT](#), and a shader accesses an [OpTypeTensorARM](#) using that mapping, the calculated offset for the resource heap **must** be a multiple of [tensorDescriptorAlignment](#)

- VUID-vkCmdDrawIndexedIndirectCount-None-11300

If a pipeline is bound to the pipeline bind point used by this command, or shader is bound to a shader stage used by this command, and it was created with a [descriptor mapping](#) using [VK_DESCRIPTOR_MAPPING_SOURCE_HEAP_WITH_INDIRECT_INDEX_ARRAY_EXT](#) or [VK_DESCRIPTOR_MAPPING_SOURCE_HEAP_WITH_INDIRECT_INDEX_EXT](#), and a shader accesses a resource using that mapping, the value of the address at the expected location in push data **must** be a multiple of 4

- VUID-vkCmdDrawIndexedIndirectCount-None-11301

If a pipeline is bound to the pipeline bind point used by this command, or shader is bound to a shader stage used by this command, and it was created with a [descriptor mapping](#) using [VK_DESCRIPTOR_MAPPING_SOURCE_HEAP_WITH_INDIRECT_INDEX_ARRAY_EXT](#) or [VK_DESCRIPTOR_MAPPING_SOURCE_HEAP_WITH_INDIRECT_INDEX_EXT](#), and a shader accesses a resource using that mapping, the value of the address at the expected location in push data **must** be a valid [VkDeviceAddress](#) backed by physical memory at every offset specified by each mapping

- VUID-vkCmdDrawIndexedIndirectCount-None-11302

If a pipeline is bound to the pipeline bind point used by this command, or shader is bound to a shader stage used by this command, and it was created with a [descriptor mapping](#) using [VK_DESCRIPTOR_MAPPING_SOURCE_PUSH_ADDRESS_EXT](#), and a shader accesses a resource using that mapping, the value of the address at the expected location in push data **must** be a valid [VkDeviceAddress](#)

- VUID-vkCmdDrawIndexedIndirectCount-None-11304

If a pipeline is bound to the pipeline bind point used by this command, or shader is bound to a shader stage used by this command, and it was created with a [descriptor mapping](#) using [VK_DESCRIPTOR_MAPPING_SOURCE_INDIRECT_ADDRESS_EXT](#), and a shader accesses a resource using that mapping, the value of the address at the expected location in push data **must** be a multiple of 8

- VUID-vkCmdDrawIndexedIndirectCount-None-11305

If a pipeline is bound to the pipeline bind point used by this command, or shader is bound to a shader stage used by this command, and it was created with a [descriptor mapping](#)

using [VK_DESCRIPTOR_MAPPING_SOURCE_INDIRECT_ADDRESS_EXT](#), and a shader accesses a resource using that mapping, the value of the address at the expected location in push data **must** be a valid [VkDeviceAddress](#) backed by physical memory at every offset specified by each mapping

- VUID-vkCmdDrawIndexedIndirectCount-None-11306

If a pipeline is bound to the pipeline bind point used by this command, or shader is bound to a shader stage used by this command, and it was created with a [descriptor mapping](#) using [VK_DESCRIPTOR_MAPPING_SOURCE_INDIRECT_ADDRESS_EXT](#), and a shader accesses a resource using that mapping, the value of the address pointed to by the address in push data **must** be a valid [VkDeviceAddress](#)

- VUID-vkCmdDrawIndexedIndirectCount-None-11308

For each [descriptor heap](#) that is statically used by a [bound shader](#), either directly or via a [descriptor mapping](#), a valid descriptor heap **must** be bound

- VUID-vkCmdDrawIndexedIndirectCount-None-11309

If a [bound shader](#) was created as a [VkShaderEXT](#) with the [VK_SHADER_CREATE_DESCRIPTOR_HEAP_BIT_EXT](#) flag or as part of a pipeline with the [VK_PIPELINE_CREATE_2_DESCRIPTOR_HEAP_BIT_EXT](#) flag, execution of this command **must** not result in any descriptor read accessing data outside of the user range of the respective heap bound by [vkCmdBind*HeapEXT](#) commands

- VUID-vkCmdDrawIndexedIndirectCount-None-11372

If any stage of the [VkPipeline](#) object bound to the pipeline bind point used by this command accesses a uniform buffer or uniform texel buffer through a descriptor in the bound resource heap, that stage was created without enabling either [VK_PIPELINE_ROBUSTNESS_BUFFER_BEHAVIOR_ROBUST_BUFFER_ACCESS](#) or [VK_PIPELINE_ROBUSTNESS_BUFFER_BEHAVIOR_ROBUST_BUFFER_ACCESS_2](#) for [uniformBuffers](#), the [robustBufferAccess2](#) feature is not enabled, and the [robustBufferAccess](#) feature is not enabled, that stage **must** not access values outside of the range of the descriptor specified via [VkDeviceAddressRangeKHR](#) when the descriptor was written

- VUID-vkCmdDrawIndexedIndirectCount-None-11373

If any stage of the [VkPipeline](#) object bound to the pipeline bind point used by this command accesses a storage buffer or storage texel buffer through a descriptor in the bound resource heap, that stage was created without enabling either [VK_PIPELINE_ROBUSTNESS_BUFFER_BEHAVIOR_ROBUST_BUFFER_ACCESS](#) or [VK_PIPELINE_ROBUSTNESS_BUFFER_BEHAVIOR_ROBUST_BUFFER_ACCESS_2](#) for [storageBuffers](#), the [robustBufferAccess2](#) feature is not enabled, and the [robustBufferAccess](#) feature is not enabled, that stage **must** not access values outside of the range of the descriptor specified by [VkDeviceAddressRangeKHR](#) when the descriptor was written

- VUID-vkCmdDrawIndexedIndirectCount-None-11374

If the [robustBufferAccess2](#) feature is not enabled, the [robustBufferAccess](#) feature is not enabled, and any [VkShaderEXT](#) bound to a stage corresponding to the pipeline bind point used by this command accesses a uniform buffer, uniform texel buffer, storage buffer, or storage texel buffer, that shader **must** not access values outside of the range of the buffer as specified by [VkDeviceAddressRangeKHR](#) when the descriptor was written

- VUID-vkCmdDrawIndexedIndirectCount-pBindInfo-11375

If any [bound shader](#) uses an embedded sampler via a [descriptor mapping](#), the value of

pBindInfo->reservedRangeSize set for vkCmdBindSamplerHeapEXT **must** be greater than or equal to minSamplerHeapReservedRangeWithEmbedded

- VUID-vkCmdDrawIndexedIndirectCount-None-11376

If a bound shader was created as a VkShaderEXT with the VK_SHADER_CREATE_DESCRIPTOR_HEAP_BIT_EXT flag or as part of a pipeline with the VK_PIPELINE_CREATE_2_DESCRIPTOR_HEAP_BIT_EXT flag, and that shader statically uses a push constant value, that value **must** have been set by vkCmdPushDataEXT

- VUID-vkCmdDrawIndexedIndirectCount-None-11398

If a bound shader was created with a descriptor mapping using VK_DESCRIPTOR_MAPPING_SOURCE_PUSH_DATA_EXT, VK_DESCRIPTOR_MAPPING_SOURCE_PUSH_ADDRESS_EXT, VK_DESCRIPTOR_MAPPING_SOURCE_SHADER_RECORD_DATA_EXT, VK_DESCRIPTOR_MAPPING_SOURCE_SHADER_RECORD_ADDRESS_EXT, VK_DESCRIPTOR_MAPPING_SOURCE_RESOURCE_HEAP_DATA_EXT, or VK_DESCRIPTOR_MAPPING_SOURCE_INDIRECT_ADDRESS_EXT, and a shader accesses a resource using that mapping, the access **must** not be out of bounds

- VUID-vkCmdDrawIndexedIndirectCount-None-11437

If a pipeline is bound to the pipeline bind point used by this command, or shader is bound to a shader stage used by this command, and it was created with a descriptor mapping using VK_DESCRIPTOR_MAPPING_SOURCE_HEAP_WITH_INDIRECT_INDEX_ARRAY_EXT, VK_DESCRIPTOR_MAPPING_SOURCE_HEAP_WITH_INDIRECT_INDEX_EXT, or VK_DESCRIPTOR_MAPPING_SOURCE_INDIRECT_ADDRESS_EXT, and a shader accesses a resource using that mapping, the buffer from which the address in push data was queried **must** have been created with the VK_BUFFER_USAGE_UNIFORM_BUFFER_BIT usage flag set

- VUID-vkCmdDrawIndexedIndirectCount-None-11438

If a pipeline is bound to the pipeline bind point used by this command, or shader is bound to a shader stage used by this command, and it was created with a descriptor mapping using VK_DESCRIPTOR_MAPPING_SOURCE_PUSH_ADDRESS_EXT, VK_DESCRIPTOR_MAPPING_SOURCE_SHADER_RECORD_ADDRESS_EXT, or VK_DESCRIPTOR_MAPPING_SOURCE_INDIRECT_ADDRESS_EXT, and a shader accesses a uniform buffer using that mapping, the address that the uniform buffer is mapped to **must** have been queried from a buffer created with the VK_BUFFER_USAGE_UNIFORM_BUFFER_BIT usage flag set

- VUID-vkCmdDrawIndexedIndirectCount-None-11441

If a pipeline is bound to the pipeline bind point used by this command, or shader is bound to a shader stage used by this command, and it was created with a descriptor mapping using VK_DESCRIPTOR_MAPPING_SOURCE_PUSH_ADDRESS_EXT, VK_DESCRIPTOR_MAPPING_SOURCE_SHADER_RECORD_ADDRESS_EXT, or VK_DESCRIPTOR_MAPPING_SOURCE_INDIRECT_ADDRESS_EXT, and a shader accesses a uniform buffer using that mapping, the address that the uniform buffer is mapped to **must** be aligned to minUniformBufferOffsetAlignment

- VUID-vkCmdDrawIndexedIndirectCount-None-11439

If a pipeline is bound to the pipeline bind point used by this command, or shader is bound to a shader stage used by this command, and it was created with a descriptor mapping

using [VK_DESCRIPTOR_MAPPING_SOURCE_PUSH_ADDRESS_EXT](#), [VK_DESCRIPTOR_MAPPING_SOURCE_SHADER_RECORD_ADDRESS_EXT](#), or [VK_DESCRIPTOR_MAPPING_SOURCE_INDIRECT_ADDRESS_EXT](#), and a shader accesses a storage buffer using that mapping, the address that the storage buffer is mapped to **must** have been queried from a buffer created with the [VK_BUFFER_USAGE_STORAGE_BUFFER_BIT](#) usage flag set

- VUID-vkCmdDrawIndexedIndirectCount-None-11442

If a pipeline is bound to the pipeline bind point used by this command, or shader is bound to a shader stage used by this command, and it was created with a [descriptor mapping](#) using [VK_DESCRIPTOR_MAPPING_SOURCE_PUSH_ADDRESS_EXT](#), [VK_DESCRIPTOR_MAPPING_SOURCE_SHADER_RECORD_ADDRESS_EXT](#), or [VK_DESCRIPTOR_MAPPING_SOURCE_INDIRECT_ADDRESS_EXT](#), and a shader accesses a storage buffer using that mapping, the address that the storage buffer is mapped to **must** be aligned to [minStorageBufferOffsetAlignment](#)

- VUID-vkCmdDrawIndexedIndirectCount-None-11485

If a pipeline is bound to the pipeline bind point used by this command, or shader is bound to a shader stage used by this command, and it was created with a [descriptor mapping](#) using [VK_DESCRIPTOR_MAPPING_SOURCE_PUSH_ADDRESS_EXT](#), [VK_DESCRIPTOR_MAPPING_SOURCE_SHADER_RECORD_ADDRESS_EXT](#), or [VK_DESCRIPTOR_MAPPING_SOURCE_INDIRECT_ADDRESS_EXT](#), and a shader accesses an acceleration structure using that mapping, the address that the acceleration structure is mapped to **must** be an acceleration structure address retrieved from a [VkAccelerationStructureKHR](#) object via [vkGetAccelerationStructureDeviceAddressKHR](#) or handle retrieved from a [VkAccelerationStructureNV](#) object via [vkGetAccelerationStructureHandleNV](#)

- VUID-vkCmdDrawIndexedIndirectCount-index-11450

If a shader uses a sampler descriptor to sample an image as a result of this command, and that sampler descriptor uses a custom border color with an index defined by [VkSamplerCustomBorderColorIndexCreateInfoEXT](#), the value of [VkSamplerCustomBorderColorIndexCreateInfoEXT::index](#) **must** have been registered before this command was recorded, and still be registered during the sampling operation, with an identically defined color

- VUID-vkCmdDrawIndexedIndirectCount-protectedNoFault-11455

If [protectedNoFault](#) is not supported, a pipeline is bound to the pipeline bind point used by this command, or a shader is bound to a shader stage used by this command, and it was created with a [descriptor mapping](#) using [VK_DESCRIPTOR_MAPPING_SOURCE_PUSH_ADDRESS_EXT](#), [VK_DESCRIPTOR_MAPPING_SOURCE_SHADER_RECORD_ADDRESS_EXT](#), or [VK_DESCRIPTOR_MAPPING_SOURCE_INDIRECT_ADDRESS_EXT](#), the address that the resource is mapped to **must** have been queried from a buffer created without the [VK_BUFFER_CREATE_PROTECTED_BIT](#) create flag set

- VUID-vkCmdDrawIndexedIndirectCount-protectedNoFault-11456

If [protectedNoFault](#) is not supported, a pipeline is bound to the pipeline bind point used by this command, or a shader is bound to a shader stage used by this command, and it was created with a [descriptor mapping](#) using [VK_DESCRIPTOR_MAPPING_SOURCE_HEAP_WITH_INDIRECT_INDEX_EXT](#) or

`VK_DESCRIPTOR_MAPPING_SOURCE_HEAP_WITH_INDIRECT_INDEX_ARRAY_EXT`, the address of the indirect memory **must** have been queried from a buffer created without the `VK_BUFFER_CREATE_PROTECTED_BIT` create flag set

- VUID-vkCmdDrawIndexedIndirectCount-renderPass-02684

The current render pass **must** be `compatible` with the `renderPass` member of the `VkGraphicsPipelineCreateInfo` structure specified when creating the `VkPipeline` bound to `VK_PIPELINE_BIND_POINT_GRAPHICS`

- VUID-vkCmdDrawIndexedIndirectCount-subpass-02685

The subpass index of the current render pass **must** be equal to the `subpass` member of the `VkGraphicsPipelineCreateInfo` structure specified when creating the `VkPipeline` bound to `VK_PIPELINE_BIND_POINT_GRAPHICS`

- VUID-vkCmdDrawIndexedIndirectCount-OpTypeImage-07468

If any shader executed by this pipeline accesses an `OpTypeImage` variable with a `Dim` operand of `SubpassData`, it **must** be decorated with an `InputAttachmentIndex` that corresponds to a valid input attachment in the current subpass

- VUID-vkCmdDrawIndexedIndirectCount-None-07469

Input attachment views accessed in a subpass **must** be created with the same `VkFormat` as the corresponding subpass definition, and be created with a `VkImageView` that is compatible with the attachment referenced by the subpass' `pInputAttachments` [`InputAttachmentIndex`] in the bound `VkFramebuffer` as specified by `Fragment Input Attachment Compatibility`

- VUID-vkCmdDrawIndexedIndirectCount-pDepthInputAttachmentIndex-09595

Input attachment views accessed in a dynamic render pass with a `InputAttachmentIndex` referenced by `VkRenderingInputAttachmentIndexInfo`, or no `InputAttachmentIndex` if `VkRenderingInputAttachmentIndexInfo::pDepthInputAttachmentIndex` or `VkRenderingInputAttachmentIndexInfo::pStencilInputAttachmentIndex` are `NULL`, **must** be created with a `VkImageView` that is compatible with the corresponding color, depth, or stencil attachment in `VkRenderingInfo`

- VUID-vkCmdDrawIndexedIndirectCount-pDepthInputAttachmentIndex-09596

Input attachment views accessed in a dynamic render pass via a shader object **must** have an `InputAttachmentIndex` if both `VkRenderingInputAttachmentIndexInfo::pDepthInputAttachmentIndex` and `VkRenderingInputAttachmentIndexInfo::pStencilInputAttachmentIndex` are non-`NULL`

- VUID-vkCmdDrawIndexedIndirectCount-InputAttachmentIndex-09597

If an input attachment view accessed in a dynamic render pass via a shader object has an `InputAttachmentIndex`, the `InputAttachmentIndex` **must** match an index in `VkRenderingInputAttachmentIndexInfo`

- VUID-vkCmdDrawIndexedIndirectCount-None-06537

Memory backing image subresources used as attachments in the current render pass **must** not be written in any way other than as an attachment by this command

- VUID-vkCmdDrawIndexedIndirectCount-None-10795

If a color attachment is written by any prior command in this subpass or by the load, store, or resolve operations for this subpass, and `feedback loop` is not enabled for `VK_IMAGE_ASPECT_COLOR_BIT` on that attachment, it **must** not be accessed in any way

other than as an attachment by this command

- VUID-vkCmdDrawIndexedIndirectCount-None-10796

If a depth attachment is written by any prior command in this subpass or by the load, store, or resolve operations for this subpass, and [feedback loop](#) is not enabled for [VK_IMAGE_ASPECT_DEPTH_BIT](#) on that attachment, it **must** not be accessed in any way other than as an attachment by this command

- VUID-vkCmdDrawIndexedIndirectCount-None-10797

If a stencil attachment is written by any prior command in this subpass or by the load, store, or resolve operations for this subpass, and [feedback loop](#) is not enabled for [VK_IMAGE_ASPECT_STENCIL_BIT](#) on that attachment, it **must** not be accessed in any way other than as an attachment by this command

- VUID-vkCmdDrawIndexedIndirectCount-None-12338

If a color attachment is read in this command in any way other than as an attachment, or has been read by any prior command in this subpass as a non-attachment, and [feedback loop](#) is not enabled for [VK_IMAGE_ASPECT_COLOR_BIT](#) on that attachment, the color attachment **must** not be written to by this command

- VUID-vkCmdDrawIndexedIndirectCount-None-12339

If a depth attachment is read in this command in any way other than as an attachment, or has been read by any prior command in this subpass as a non-attachment, and [feedback loop](#) is not enabled for [VK_IMAGE_ASPECT_DEPTH_BIT](#) on that attachment, the depth attachment **must** not be written to by this command

- VUID-vkCmdDrawIndexedIndirectCount-None-12340

If a stencil attachment is read in this command in any way other than as an attachment, or has been read by any prior command in this subpass as a non-attachment, and [feedback loop](#) is not enabled for [VK_IMAGE_ASPECT_STENCIL_BIT](#) on that attachment, the stencil attachment **must** not be written to by this command

- VUID-vkCmdDrawIndexedIndirectCount-None-09003

If an attachment is written by any prior command in this subpass or by the load, store, or resolve operations for this subpass, it **must** not be accessed in any way other than as an attachment, storage image, or sampled image by this command

- VUID-vkCmdDrawIndexedIndirectCount-None-06886

If the current render pass instance uses a depth/stencil attachment with a read-only layout for the depth aspect, [depth writes](#) **must** be disabled

- VUID-vkCmdDrawIndexedIndirectCount-None-06887

If the current render pass instance uses a depth/stencil attachment with a read-only layout for the stencil aspect, both front and back [writeMask](#) are not zero, and stencil test is enabled, [all stencil ops](#) **must** be [VK_STENCIL_OP_KEEP](#)

- VUID-vkCmdDrawIndexedIndirectCount-None-07831

If the bound graphics pipeline state was created with the [VK_DYNAMIC_STATE_VIEWPORT](#) dynamic state enabled then [vkCmdSetViewport](#) **must** have been called and not subsequently [invalidated](#) in the current command buffer prior to this drawing command

- VUID-vkCmdDrawIndexedIndirectCount-None-07832

If the bound graphics pipeline state was created with the [VK_DYNAMIC_STATE_SCISSOR](#)

dynamic state enabled then `vkCmdSetScissor` **must** have been called and not subsequently `invalidated` in the current command buffer prior to this drawing command

- VUID-vkCmdDrawIndexedIndirectCount-None-08617

If a shader object is bound to any graphics stage or a graphics pipeline is bound which was created with the `VK_DYNAMIC_STATE_LINE_WIDTH` dynamic state enabled, the `current value` of `rasterizerDiscardEnable` is `VK_FALSE`, and the `effective rasterization input topology` is in line topology class, then `vkCmdSetLineWidth` **must** have been called and not subsequently `invalidated` in the current command buffer prior to this drawing command

- VUID-vkCmdDrawIndexedIndirectCount-None-07834

If a shader object is bound to any graphics stage or a graphics pipeline is bound which was created with the `VK_DYNAMIC_STATE_DEPTH_BIAS` dynamic state enabled, the `current value` of `rasterizerDiscardEnable` is `VK_FALSE`, and the `current value` of `depthBiasEnable` is `VK_TRUE`, then `vkCmdSetDepthBias` or `vkCmdSetDepthBias2EXT` **must** have been called and not subsequently `invalidated` in the current command buffer prior to this drawing command

- VUID-vkCmdDrawIndexedIndirectCount-None-07835

If a shader object is bound to the `VK_SHADER_STAGE_FRAGMENT_BIT` stage or a graphics pipeline is bound which was created with the `VK_DYNAMIC_STATE_BLEND_CONSTANTS` dynamic state enabled, the `current value` of `rasterizerDiscardEnable` is `VK_FALSE`, and an active color attachment `current value` of `blendEnable` is `VK_TRUE` with a blend equations where any `VkBlendFactor` member is `VK_BLEND_FACTOR_CONSTANT_COLOR`, `VK_BLEND_FACTOR_ONE_MINUS_CONSTANT_COLOR`, `VK_BLEND_FACTOR_CONSTANT_ALPHA`, `VK_BLEND_FACTOR_ONE_MINUS_CONSTANT_ALPHA`, or `VK_BLEND_FACTOR_CONSTANT_ALPHA`, then `vkCmdSetBlendConstants` **must** have been called and not subsequently `invalidated` in the current command buffer prior to this drawing command

- VUID-vkCmdDrawIndexedIndirectCount-None-07836

If a shader object is bound to any graphics stage or a graphics pipeline is bound which was created with the `VK_DYNAMIC_STATE_DEPTH_BOUNDS` dynamic state enabled, the `current value` of `rasterizerDiscardEnable` is `VK_FALSE`, and the `current value` of `depthBoundsTestEnable` is `VK_TRUE`, then `vkCmdSetDepthBounds` **must** have been called and not subsequently `invalidated` in the current command buffer prior to this drawing command

- VUID-vkCmdDrawIndexedIndirectCount-None-07837

If a shader object is bound to any graphics stage or a graphics pipeline is bound which was created with the `VK_DYNAMIC_STATE_STENCIL_COMPARE_MASK` dynamic state enabled, the `current value` of `rasterizerDiscardEnable` is `VK_FALSE`, and the `current value` of `stencilTestEnable` is `VK_TRUE`, then `vkCmdSetStencilCompareMask` **must** have been called and not subsequently `invalidated` in the current command buffer prior to this drawing command

- VUID-vkCmdDrawIndexedIndirectCount-None-07838

If a shader object is bound to any graphics stage or a graphics pipeline is bound which was created with the `VK_DYNAMIC_STATE_STENCIL_WRITE_MASK` dynamic state enabled, the `current value` of `rasterizerDiscardEnable` is `VK_FALSE`, and the `current value`

of `stencilTestEnable` is `VK_TRUE`, then `vkCmdSetStencilWriteMask` **must** have been called and not subsequently `invalidated` in the current command buffer prior to this drawing command

- VUID-vkCmdDrawIndexedIndirectCount-None-07839

If a shader object is bound to any graphics stage or a graphics pipeline is bound which was created with the `VK_DYNAMIC_STATE_STENCIL_REFERENCE` dynamic state enabled, the `current value` of `rasterizerDiscardEnable` is `VK_FALSE`, the `current value` of `stencilTestEnable` is `VK_TRUE`, then `vkCmdSetStencilReference` **must** have been called and not subsequently `invalidated` in the current command buffer prior to this drawing command

- VUID-vkCmdDrawIndexedIndirectCount-maxMultiviewInstanceIndex-02688

If the draw is recorded in a render pass instance with multiview enabled, the maximum instance index **must** be less than or equal to `VkPhysicalDeviceMultiviewProperties::maxMultiviewInstanceIndex`

- VUID-vkCmdDrawIndexedIndirectCount-sampleLocationsEnable-02689

If the bound graphics pipeline was created with `VkPipelineSampleLocationsStateCreateInfoEXT::sampleLocationsEnable` set to `VK_TRUE`, then the active depth attachment **must** have been created with the `VK_IMAGE_CREATE_SAMPLE_LOCATIONS_COMPATIBLE_DEPTH_BIT_EXT` bit set

- VUID-vkCmdDrawIndexedIndirectCount-None-07634

If the `VK_EXT_sample_locations` extension is enabled, a shader object is bound to any graphics stage or a graphics pipeline is bound which was created with the `VK_DYNAMIC_STATE_SAMPLE_LOCATIONS_ENABLE_EXT` dynamic state enabled, and the `current value` of `rasterizerDiscardEnable` is `VK_FALSE`, then `vkCmdSetSampleLocationsEnableEXT` **must** have been called and not subsequently `invalidated` in the current command buffer prior to this drawing command

- VUID-vkCmdDrawIndexedIndirectCount-None-06666

If the `VK_EXT_sample_locations` extension is enabled, a shader object is bound to any graphics stage or a graphics pipeline is bound which was created with the `VK_DYNAMIC_STATE_SAMPLE_LOCATIONS_EXT` dynamic state enabled, the `current value` of `rasterizerDiscardEnable` is `VK_FALSE`, and the `current value` of `sampleLocationsEnable` is `VK_TRUE`, then `vkCmdSetSampleLocationsEXT` **must** have been called and not subsequently `invalidated` in the current command buffer prior to this drawing command

- VUID-vkCmdDrawIndexedIndirectCount-None-07840

If a shader object is bound to any graphics stage or a graphics pipeline is bound which was created with the `VK_DYNAMIC_STATE_CULL_MODE` dynamic state enabled, and the `current value` of `rasterizerDiscardEnable` is `VK_FALSE`, then `vkCmdSetCullMode` **must** have been called and not subsequently `invalidated` in the current command buffer prior to this drawing command

- VUID-vkCmdDrawIndexedIndirectCount-None-07841

If a shader object is bound to any graphics stage or a graphics pipeline is bound which was created with the `VK_DYNAMIC_STATE_FRONT_FACE` dynamic state enabled, and the `current value` of `rasterizerDiscardEnable` is `VK_FALSE`, then `vkCmdSetFrontFace` **must** have been called and not subsequently `invalidated` in the current command buffer prior to this drawing command

- VUID-vkCmdDrawIndexedIndirectCount-None-07843

If a shader object is bound to any graphics stage or a graphics pipeline is bound which was created with the `VK_DYNAMIC_STATE_DEPTH_TEST_ENABLE` dynamic state enabled, and the `current value` of `rasterizerDiscardEnable` is `VK_FALSE`, `vkCmdSetDepthTestEnable` **must** have been called and not subsequently `invalidated` in the current command buffer prior to this drawing command

- VUID-vkCmdDrawIndexedIndirectCount-None-07844

If a shader object is bound to any graphics stage or a graphics pipeline is bound which was created with the `VK_DYNAMIC_STATE_DEPTH_WRITE_ENABLE` dynamic state enabled, and the `current value` of `rasterizerDiscardEnable` is `VK_FALSE`, and the `current value` of `depthTestEnable` is `VK_TRUE`, then `vkCmdSetDepthWriteEnable` **must** have been called and not subsequently `invalidated` in the current command buffer prior to this drawing command

- VUID-vkCmdDrawIndexedIndirectCount-None-07845

If a shader object is bound to any graphics stage or a graphics pipeline is bound which was created with the `VK_DYNAMIC_STATE_DEPTH_COMPARE_OP` dynamic state enabled, the `current value` of `rasterizerDiscardEnable` is `VK_FALSE`, and the `current value` of `depthTestEnable` is `VK_TRUE`, then `vkCmdSetDepthCompareOp` **must** have been called and not subsequently `invalidated` in the current command buffer prior to this drawing command

- VUID-vkCmdDrawIndexedIndirectCount-None-07846

If the `depthBounds` feature is enabled, a shader object is bound to any graphics stage or a graphics pipeline is bound which was created with the `VK_DYNAMIC_STATE_DEPTH_BOUNDS_TEST_ENABLE` dynamic state enabled, and the `current value` of `rasterizerDiscardEnable` is `VK_FALSE`, then `vkCmdSetDepthBoundsTestEnable` **must** have been called and not subsequently `invalidated` in the current command buffer prior to this drawing command

- VUID-vkCmdDrawIndexedIndirectCount-None-07847

If a shader object is bound to any graphics stage or a graphics pipeline is bound which was created with the `VK_DYNAMIC_STATE_STENCIL_TEST_ENABLE` dynamic state enabled, and the `current value` of `rasterizerDiscardEnable` is `VK_FALSE`, then `vkCmdSetStencilTestEnable` **must** have been called and not subsequently `invalidated` in the current command buffer prior to this drawing command

- VUID-vkCmdDrawIndexedIndirectCount-None-07848

If a shader object is bound to any graphics stage or a graphics pipeline is bound which was created with the `VK_DYNAMIC_STATE_STENCIL_OP` dynamic state enabled, the `current value` of `rasterizerDiscardEnable` is `VK_FALSE`, the `current value` of `stencilTestEnable` is `VK_TRUE`, then `vkCmdSetStencilOp` **must** have been called and not subsequently `invalidated` in the current command buffer prior to this drawing command

- VUID-vkCmdDrawIndexedIndirectCount-viewportCount-03417

If a shader object is bound to any graphics stage or a graphics pipeline is bound which was created with the `VK_DYNAMIC_STATE_VIEWPORT_WITH_COUNT` dynamic state enabled, and the state is not inherited, then `vkCmdSetViewportWithCount` **must** have been called and not subsequently `invalidated` in the current command buffer prior to this drawing command

- VUID-vkCmdDrawIndexedIndirectCount-scissorCount-03418
If a shader object is bound to any graphics stage or a graphics pipeline is bound which was created with the `VK_DYNAMIC_STATE_SCISSOR_WITH_COUNT` dynamic state enabled, and the state is not inherited, then `vkCmdSetScissorWithCount` **must** have been called and not subsequently `invalidated` in the current command buffer prior to this drawing
- VUID-vkCmdDrawIndexedIndirectCount-viewportCount-03419
If a shader object is bound to any graphics stage or a graphics pipeline is bound which was created with both the `VK_DYNAMIC_STATE_SCISSOR_WITH_COUNT` and `VK_DYNAMIC_STATE_VIEWPORT_WITH_COUNT` dynamic states enabled, and the state is not inherited, then the `viewportCount` parameter of `vkCmdSetViewportWithCount` **must** match the `scissorCount` parameter of `vkCmdSetScissorWithCount`
- VUID-vkCmdDrawIndexedIndirectCount-viewportCount-04137
If the bound graphics pipeline state was created with the `VK_DYNAMIC_STATE_VIEWPORT_WITH_COUNT` dynamic state enabled, but not the `VK_DYNAMIC_STATE_VIEWPORT_W_SCALING_NV` dynamic state enabled, then the bound graphics pipeline **must** have been created with `VkPipelineViewportWScalingStateCreateInfoNV::viewportCount` greater or equal to the `viewportCount` parameter in the last call to `vkCmdSetViewportWithCount`
- VUID-vkCmdDrawIndexedIndirectCount-viewportCount-04138
If the `VK_NV_clip_space_w_scaling` extension is enabled, and a shader object is bound to any graphics stage or a graphics pipeline is bound which was created with the `VK_DYNAMIC_STATE_VIEWPORT_WITH_COUNT` and `VK_DYNAMIC_STATE_VIEWPORT_W_SCALING_NV` dynamic state enabled, the `current value` of `viewportWScalingEnable` is `VK_TRUE`, then `vkCmdSetViewportWScalingNV` **must** have been called and not subsequently `invalidated` in the current command buffer prior to this drawing command
- VUID-vkCmdDrawIndexedIndirectCount-None-08636
If the `VK_NV_clip_space_w_scaling` extension is enabled, and a shader object is bound to any graphics stage or a graphics pipeline is bound which was created with the `VK_DYNAMIC_STATE_VIEWPORT_WITH_COUNT` and `VK_DYNAMIC_STATE_VIEWPORT_W_SCALING_NV` dynamic state enabled, the `current value` of `viewportWScalingEnable` is `VK_TRUE`, then the `viewportCount` parameter in the last call to `vkCmdSetViewportWScalingNV` **must** be greater than or equal to the `viewportCount` parameter in the last call to `vkCmdSetViewportWithCount`
- VUID-vkCmdDrawIndexedIndirectCount-viewportCount-04139
If the bound graphics pipeline state was created with the `VK_DYNAMIC_STATE_VIEWPORT_WITH_COUNT` dynamic state enabled, but not the `VK_DYNAMIC_STATE_VIEWPORT_SHADING_RATE_PALETTE_NV` dynamic state enabled, then the bound graphics pipeline **must** have been created with `VkPipelineViewportShadingRateImageStateCreateInfoNV::viewportCount` greater or equal to the `viewportCount` parameter in the last call to `vkCmdSetViewportWithCount`
- VUID-vkCmdDrawIndexedIndirectCount-shadingRateImage-09233
If the `shadingRateImage` feature is enabled, and a shader object is bound to any graphics stage or a graphics pipeline is bound which was created with the

VK_DYNAMIC_STATE_VIEWPORT_COARSE_SAMPLE_ORDER_NV and the current value of rasterizerDiscardEnable is VK_FALSE, then vkCmdSetCoarseSampleOrderNV **must** have been called and not subsequently invalidated in the current command buffer prior to this drawing command

- VUID-vkCmdDrawIndexedIndirectCount-shadingRateImage-09234

If the shadingRateImage feature is enabled, and a shader object is bound to any graphics stage or a graphics pipeline is bound which was created with the VK_DYNAMIC_STATE_VIEWPORT_WITH_COUNT and VK_DYNAMIC_STATE_VIEWPORT_SHADING_RATE_PALETTE_NV dynamic state enabled, the current value of rasterizerDiscardEnable is VK_FALSE, and the current value of shadingRateImageEnable is VK_TRUE, then vkCmdSetViewportShadingRatePaletteNV **must** have been called and not subsequently invalidated in the current command buffer prior to this drawing command

- VUID-vkCmdDrawIndexedIndirectCount-None-08637

If the shadingRateImage feature is enabled, and a shader object is bound to any graphics stage or a graphics pipeline is bound which was created with the VK_DYNAMIC_STATE_VIEWPORT_WITH_COUNT and VK_DYNAMIC_STATE_VIEWPORT_SHADING_RATE_PALETTE_NV dynamic state enabled, the current value of rasterizerDiscardEnable is VK_FALSE, and the current value of shadingRateImageEnable is VK_TRUE, then the viewportCount parameter in the last call to vkCmdSetViewportShadingRatePaletteNV **must** be greater than or equal to the viewportCount parameter in the last call to vkCmdSetViewportWithCount

- VUID-vkCmdDrawIndexedIndirectCount-VkPipelineVieportCreateInfo-04141

If the bound graphics pipeline state was created with the VK_DYNAMIC_STATE_VIEWPORT_WITH_COUNT dynamic state enabled and a VkPipelineViewportSwizzleStateCreateInfoNV structure chained from VkPipelineViewportStateCreateInfo, then the bound graphics pipeline **must** have been created with VkPipelineViewportSwizzleStateCreateInfoNV::viewportCount greater or equal to the viewportCount parameter in the last call to vkCmdSetViewportWithCount

- VUID-vkCmdDrawIndexedIndirectCount-VkPipelineVieportCreateInfo-04142

If the bound graphics pipeline state was created with the VK_DYNAMIC_STATE_VIEWPORT_WITH_COUNT dynamic state enabled and a VkPipelineViewportExclusiveScissorStateCreateInfoNV structure chained from VkPipelineViewportStateCreateInfo, then the bound graphics pipeline **must** have been created with VkPipelineViewportExclusiveScissorStateCreateInfoNV::exclusiveScissorCount greater or equal to the viewportCount parameter in the last call to vkCmdSetViewportWithCount

- VUID-vkCmdDrawIndexedIndirectCount-None-07878

If the exclusiveScissor feature is enabled, and a shader object is bound to any graphics stage or a graphics pipeline is bound which was created with the VK_DYNAMIC_STATE_EXCLUSIVE_SCISSOR_ENABLE_NV dynamic state enabled, then vkCmdSetExclusiveScissorEnableNV **must** have been called and not subsequently invalidated in the current command buffer prior to this drawing command

- VUID-vkCmdDrawIndexedIndirectCount-None-07879

If the exclusiveScissor feature is enabled, a shader object is bound to any graphics stage

or a graphics pipeline is bound which was created with the `VK_DYNAMIC_STATE_EXCLUSIVE_SCISSOR_NV` dynamic state enabled, and the most recent call to `vkCmdSetExclusiveScissorEnableNV` in the current command buffer set any element of `pExclusiveScissorEnables` to `VK_TRUE`, then `vkCmdSetExclusiveScissorNV` **must** have been called and not subsequently `invalidated` in the current command buffer prior to this drawing command

- VUID-vkCmdDrawIndexedIndirectCount-None-04876

If a shader object is bound to any graphics stage or a graphics pipeline is bound which was created with the `VK_DYNAMIC_STATE_RASTERIZER_DISCARD_ENABLE` dynamic state enabled, then `vkCmdSetRasterizerDiscardEnable` **must** have been called and not subsequently `invalidated` in the current command buffer prior to this drawing command

- VUID-vkCmdDrawIndexedIndirectCount-None-04877

If a shader object is bound to any graphics stage or a graphics pipeline is bound which was created with the `VK_DYNAMIC_STATE_DEPTH_BIAS_ENABLE` dynamic state enabled, and the `current value` of `rasterizerDiscardEnable` is `VK_FALSE`, then `vkCmdSetDepthBiasEnable` **must** have been called and not subsequently `invalidated` in the current command buffer prior to this drawing command

- VUID-vkCmdDrawIndexedIndirectCount-logicOp-04878

If a shader object is bound to the `VK_SHADER_STAGE_FRAGMENT_BIT` or a graphics pipeline is bound which was created with the `VK_DYNAMIC_STATE_LOGIC_OP_EXT` dynamic state enabled, the `current value` of `rasterizerDiscardEnable` is `VK_FALSE`, and the `current value` of `logicOpEnable` is `VK_TRUE`, then `vkCmdSetLogicOpEXT` **must** have been called and not subsequently `invalidated` in the current command buffer prior to this drawing command

- VUID-vkCmdDrawIndexedIndirectCount-primitiveFragmentShadingRateWithMultipleViewports-04552

If the `primitiveFragmentShadingRateWithMultipleViewports` limit is not supported, the bound graphics pipeline was created with the `VK_DYNAMIC_STATE_VIEWPORT_WITH_COUNT` dynamic state enabled, and any of the shader stages of the bound graphics pipeline write to the `PrimitiveShadingRateKHR` built-in, then `vkCmdSetViewportWithCount` **must** have been called in the current command buffer prior to this drawing command, and the `viewportCount` parameter of `vkCmdSetViewportWithCount` **must** be 1

- VUID-vkCmdDrawIndexedIndirectCount-primitiveFragmentShadingRateWithMultipleViewports-08642

If the `primitiveFragmentShadingRateWithMultipleViewports` limit is not supported, and any shader object bound to a graphics stage writes to the `PrimitiveShadingRateKHR` built-in, then `vkCmdSetViewportWithCount` **must** have been called in the current command buffer prior to this drawing command, and the `viewportCount` parameter of `vkCmdSetViewportWithCount` **must** be 1

- VUID-vkCmdDrawIndexedIndirectCount-blendEnable-04727

If a shader object is bound to the `VK_SHADER_STAGE_FRAGMENT_BIT` stage or a graphics pipeline is bound which was created with `VK_DYNAMIC_STATE_COLOR_BLEND_ENABLE_EXT` dynamic state enabled, the `current value` of `rasterizerDiscardEnable` is `VK_FALSE`, then for each color attachment, if the

corresponding image view's format features do not contain `VK_FORMAT_FEATURE_COLOR_ATTACHMENT_BLEND_BIT`, then the corresponding current value of `blendEnable` **must** be `VK_FALSE`

- VUID-vkCmdDrawIndexedIndirectCount-None-08644

If a shader object is bound to any graphics stage or a graphics pipeline is bound, the current value of `rasterizerDiscardEnable` is `VK_FALSE`, and none of the following is enabled:

- the `VK_AMD_mixed_attachment_samples` extension
- the `VK_NV_framebuffer_mixed_samples` extension
- the `multisampledRenderToSingleSampled` feature

then the current value of `rasterizationSamples` **must** be the same as the current color and/or depth/stencil attachments

- VUID-vkCmdDrawIndexedIndirectCount-None-08876

If a shader object is bound to any graphics stage, the current render pass instance **must** have been begun with `vkCmdBeginRendering`

- VUID-vkCmdDrawIndexedIndirectCount-imageView-06172

If the current render pass instance was begun with `vkCmdBeginRendering`, the `imageView` member of `pDepthAttachment` is not `VK_NULL_HANDLE`, and the `layout` member of `pDepthAttachment` is `VK_IMAGE_LAYOUT_DEPTH_STENCIL_READ_ONLY_OPTIMAL`, this command **must** not write any values to the depth attachment

- VUID-vkCmdDrawIndexedIndirectCount-imageView-06173

If the current render pass instance was begun with `vkCmdBeginRendering`, the `imageView` member of `pStencilAttachment` is not `VK_NULL_HANDLE`, and the `layout` member of `pStencilAttachment` is `VK_IMAGE_LAYOUT_DEPTH_STENCIL_READ_ONLY_OPTIMAL`, this command **must** not write any values to the stencil attachment

- VUID-vkCmdDrawIndexedIndirectCount-imageView-06174

If the current render pass instance was begun with `vkCmdBeginRendering`, the `imageView` member of `pDepthAttachment` is not `VK_NULL_HANDLE`, and the `layout` member of `pDepthAttachment` is `VK_IMAGE_LAYOUT_DEPTH_READ_ONLY_STENCIL_ATTACHMENT_OPTIMAL`, this command **must** not write any values to the depth attachment

- VUID-vkCmdDrawIndexedIndirectCount-imageView-06175

If the current render pass instance was begun with `vkCmdBeginRendering`, the `imageView` member of `pStencilAttachment` is not `VK_NULL_HANDLE`, and the `layout` member of `pStencilAttachment` is `VK_IMAGE_LAYOUT_DEPTH_ATTACHMENT_STENCIL_READ_ONLY_OPTIMAL`, this command **must** not write any values to the stencil attachment

- VUID-vkCmdDrawIndexedIndirectCount-imageView-06176

If the current render pass instance was begun with `vkCmdBeginRendering`, the `imageView` member of `pDepthAttachment` is not `VK_NULL_HANDLE`, and the `layout` member of `pDepthAttachment` is `VK_IMAGE_LAYOUT_DEPTH_READ_ONLY_OPTIMAL`, this command **must** not write any values to the depth attachment

- VUID-vkCmdDrawIndexedIndirectCount-imageView-06177
If the current render pass instance was begun with `vkCmdBeginRendering`, the `imageView` member of `pStencilAttachment` is not `VK_NULL_HANDLE`, and the `layout` member of `pStencilAttachment` is `VK_IMAGE_LAYOUT_STENCIL_READ_ONLY_OPTIMAL`, this command **must** not write any values to the stencil attachment
- VUID-vkCmdDrawIndexedIndirectCount-viewMask-06178
If the current render pass instance was begun with `vkCmdBeginRendering`, the bound graphics pipeline **must** have been created with a `VkPipelineRenderingCreateInfo::viewMask` equal to `VkRenderingInfo::viewMask`
- VUID-vkCmdDrawIndexedIndirectCount-colorAttachmentCount-06179
If the `dynamicRenderingUnusedAttachments` feature is not enabled and the current render pass instance was begun with `vkCmdBeginRendering`, the bound graphics pipeline **must** have been created with a `VkPipelineRenderingCreateInfo::colorAttachmentCount` equal to `VkRenderingInfo::colorAttachmentCount`
- VUID-vkCmdDrawIndexedIndirectCount-dynamicRenderingUnusedAttachments-08910
If the `dynamicRenderingUnusedAttachments` feature is not enabled, and the current render pass instance was begun with `vkCmdBeginRendering` and `VkRenderingInfo::colorAttachmentCount` greater than 0, then each element of the `VkRenderingInfo::pColorAttachments` array with an `imageView` not equal to `VK_NULL_HANDLE` **must** have been created with a `VkFormat` equal to the corresponding element of `VkPipelineRenderingCreateInfo::pColorAttachmentFormats` used to create the bound graphics pipeline
- VUID-vkCmdDrawIndexedIndirectCount-dynamicRenderingUnusedAttachments-08912
If the `dynamicRenderingUnusedAttachments` feature is not enabled, and the current render pass instance was begun with `vkCmdBeginRendering` and `VkRenderingInfo::colorAttachmentCount` greater than 0, then each element of the `VkRenderingInfo::pColorAttachments` array with an `imageView` equal to `VK_NULL_HANDLE` **must** have the corresponding element of `VkPipelineRenderingCreateInfo::pColorAttachmentFormats` used to create the bound pipeline equal to `VK_FORMAT_UNDEFINED`
- VUID-vkCmdDrawIndexedIndirectCount-dynamicRenderingUnusedAttachments-08911
If the `dynamicRenderingUnusedAttachments` feature is enabled, and the current render pass instance was begun with `vkCmdBeginRendering` and `VkRenderingInfo::colorAttachmentCount` greater than 0, then each element of the `VkRenderingInfo::pColorAttachments` array with an `imageView` not equal to `VK_NULL_HANDLE` **must** have been created with a `VkFormat` equal to the corresponding element of `VkPipelineRenderingCreateInfo::pColorAttachmentFormats` used to create the bound graphics pipeline, or the corresponding element of `VkPipelineRenderingCreateInfo::pColorAttachmentFormats`, if it exists, **must** be `VK_FORMAT_UNDEFINED`
- VUID-vkCmdDrawIndexedIndirectCount-colorAttachmentCount-09362
If the current render pass instance was begun with `vkCmdBeginRendering`, with a `VkRenderingInfo::colorAttachmentCount` equal to 1, there is no shader object bound to any graphics stage, and a color attachment with a resolve mode of `VK_RESOLVE_MODE_EXTERNAL_FORMAT_DOWNSAMPLE_BIT_ANDROID`, each element of the `VkRenderingInfo::pColorAttachments` array with a `resolveImageView` not equal to `VK_NULL_HANDLE` **must** have been created with an image created with a

`VkExternalFormatANDROID::externalFormat` value equal to the `VkExternalFormatANDROID::externalFormat` value used to create the bound graphics pipeline

- VUID-vkCmdDrawIndexedIndirectCount-None-09363

If there is no shader object bound to any graphics stage, the current render pass instance was begun with `vkCmdBeginRendering` and a `VkRenderingInfo::colorAttachmentCount` equal to 1, and a color attachment with a resolve mode of `VK_RESOLVE_MODE_EXTERNAL_FORMAT_DOWNSAMPLE_BIT_ANDROID`, each element of the `VkRenderingInfo::pColorAttachments` array with a `imageView` not equal to `VK_NULL_HANDLE` **must** have been created with an image created with a `VkExternalFormatANDROID::externalFormat` value equal to the `VkExternalFormatANDROID::externalFormat` value used to create the bound graphics pipeline

- VUID-vkCmdDrawIndexedIndirectCount-None-09364

If the current render pass instance was begun with `vkCmdBeginRendering`, there is no shader object bound to any graphics stage, and the bound graphics pipeline was created with a non-zero `VkExternalFormatANDROID::externalFormat` value and with the `VK_DYNAMIC_STATE_COLOR_BLEND_ENABLE_EXT` dynamic state enabled, then `vkCmdSetColorBlendEnableEXT` **must** have set the blend enable to `VK_FALSE` prior to this drawing command

- VUID-vkCmdDrawIndexedIndirectCount-None-09365

If the current render pass instance was begun with `vkCmdBeginRendering`, there is no shader object bound to any graphics stage, and the bound graphics pipeline was created with a non-zero `VkExternalFormatANDROID::externalFormat` value and with the `VK_DYNAMIC_STATE_RASTERIZATION_SAMPLES_EXT` dynamic state enabled, then `vkCmdSetRasterizationSamplesEXT` **must** have set `rasterizationSamples` to `VK_SAMPLE_COUNT_1_BIT` prior to this drawing command

- VUID-vkCmdDrawIndexedIndirectCount-None-09366

If there is a shader object bound to any graphics stage, and the current render pass includes a color attachment that uses the `VK_RESOLVE_MODE_EXTERNAL_FORMAT_DOWNSAMPLE_BIT_ANDROID` resolve mode, then `vkCmdSetColorBlendEnableEXT` **must** have set blend enable to `VK_FALSE` prior to this drawing command

- VUID-vkCmdDrawIndexedIndirectCount-rasterizationSamples-09367

If there is a shader object bound to any graphics stage, and the current render pass includes a color attachment that uses the `VK_RESOLVE_MODE_EXTERNAL_FORMAT_DOWNSAMPLE_BIT_ANDROID` resolve mode, then `vkCmdSetRasterizationSamplesEXT` **must** have set `rasterizationSamples` to `VK_SAMPLE_COUNT_1_BIT` prior to this drawing command

- VUID-vkCmdDrawIndexedIndirectCount-None-09368

If the current render pass instance was begun with `vkCmdBeginRendering`, there is no shader object bound to any graphics stage, and the bound graphics pipeline was created with a non-zero `VkExternalFormatANDROID::externalFormat` value and with the `VK_DYNAMIC_STATE_FRAGMENT_SHADING_RATE_KHR` dynamic state enabled, then `vkCmdSetFragmentShadingRateKHR` **must** have set `pFragmentSize->width` to 1 prior to this

drawing command

- VUID-vkCmdDrawIndexedIndirectCount-None-09369

If the current render pass instance was begun with [vkCmdBeginRendering](#), there is no shader object bound to any graphics stage, and the bound graphics pipeline was created with a non-zero [VkExternalFormatANDROID::externalFormat](#) value and with the [VK_DYNAMIC_STATE_FRAGMENT_SHADING_RATE_KHR](#) dynamic state enabled, then [vkCmdSetFragmentShadingRateKHR](#) **must** have set [pFragmentSize->height](#) to 1 prior to this drawing command

- VUID-vkCmdDrawIndexedIndirectCount-pFragmentSize-09370

If there is a shader object bound to any graphics stage, and the current render pass includes a color attachment that uses the [VK_RESOLVE_MODE_EXTERNAL_FORMAT_DOWNSAMPLE_BIT_ANDROID](#) resolve mode, then [vkCmdSetFragmentShadingRateKHR](#) **must** have set [pFragmentSize->width](#) to 1 prior to this drawing command

- VUID-vkCmdDrawIndexedIndirectCount-pFragmentSize-09371

If there is a shader object bound to any graphics stage, and the current render pass includes a color attachment that uses the [VK_RESOLVE_MODE_EXTERNAL_FORMAT_DOWNSAMPLE_BIT_ANDROID](#) resolve mode, then [vkCmdSetFragmentShadingRateKHR](#) **must** have set [pFragmentSize->height](#) to 1 prior to this drawing command

- VUID-vkCmdDrawIndexedIndirectCount-None-07749

If the [colorWriteEnable](#) feature is enabled, a shader object is bound to the [VK_SHADER_STAGE_FRAGMENT_BIT](#) stage or a graphics pipeline is bound which was created with the [VK_DYNAMIC_STATE_COLOR_WRITE_ENABLE_EXT](#) dynamic state enabled, and the current value of [rasterizerDiscardEnable](#) is [VK_FALSE](#), then [vkCmdSetColorWriteEnableEXT](#) **must** have been called and not subsequently [invalidated](#) in the current command buffer prior to this drawing command

- VUID-vkCmdDrawIndexedIndirectCount-attachmentCount-07750

If the [colorWriteEnable](#) feature is enabled, a shader object is bound to the [VK_SHADER_STAGE_FRAGMENT_BIT](#) stage or a graphics pipeline is bound which was created with the [VK_DYNAMIC_STATE_COLOR_WRITE_ENABLE_EXT](#) dynamic state enabled, and the current value of [rasterizerDiscardEnable](#) is [VK_FALSE](#), then the [attachmentCount](#) parameter of most recent call to [vkCmdSetColorWriteEnableEXT](#) in the current command buffer **must** be greater than or equal to the number of active color attachments

- VUID-vkCmdDrawIndexedIndirectCount-None-07751

If the [VK_EXT_discard_rectangles](#) extension is enabled, a graphics pipeline is bound which was created with the [VK_DYNAMIC_STATE_DISCARD_RECTANGLE_EXT](#) dynamic state enabled and the [pNext](#) chain of [VkGraphicsPipelineCreateInfo](#) included a [VkPipelineDiscardRectangleStateCreateInfoEXT](#) structure, the current value of [rasterizerDiscardEnable](#) is [VK_FALSE](#), and the current value of [discardRectangleEnable](#) is [VK_TRUE](#), then [vkCmdSetDiscardRectangleEXT](#) **must** have been called and not subsequently [invalidated](#) in the current command buffer prior to this drawing command for each discard rectangle in [VkPipelineDiscardRectangleStateCreateInfoEXT::discardRectangleCount](#)

- VUID-vkCmdDrawIndexedIndirectCount-rasterizerDiscardEnable-09236

If the `VK_EXT_discard_rectangles` extension is enabled, a shader object is bound to any graphics stage or a graphics pipeline is bound which was created with `VK_DYNAMIC_STATE_DISCARD_RECTANGLE_EXT` dynamic state enabled and the `pNext` chain of `VkGraphicsPipelineCreateInfo` did not include a `VkPipelineDiscardRectangleStateCreateInfoEXT` structure, the current value of `rasterizerDiscardEnable` is `VK_FALSE`, and the current value of `discardRectangleEnable` is `VK_TRUE`, then `vkCmdSetDiscardRectangleEXT` **must** have been called and not subsequently `invalidated` in the current command buffer prior to this drawing command for each discard rectangle in `VkPhysicalDeviceDiscardRectanglePropertiesEXT::maxDiscardRectangles`

- VUID-vkCmdDrawIndexedIndirectCount-None-07880

If the `VK_EXT_discard_rectangles` extension is enabled, a shader object is bound to any graphics stage or a graphics pipeline is bound which was created with the `VK_DYNAMIC_STATE_DISCARD_RECTANGLE_ENABLE_EXT` dynamic state enabled, the current value of `rasterizerDiscardEnable` is `VK_FALSE`, then `vkCmdSetDiscardRectangleEnableEXT` **must** have been called and not subsequently `invalidated` in the current command buffer prior to this drawing command

- VUID-vkCmdDrawIndexedIndirectCount-None-07881

If the `VK_EXT_discard_rectangles` extension is enabled, a shader object is bound to any graphics stage or a graphics pipeline is bound which was created with the `VK_DYNAMIC_STATE_DISCARD_RECTANGLE_MODE_EXT` dynamic state enabled, the current value of `rasterizerDiscardEnable` is `VK_FALSE`, and the current value of `discardRectangleEnable` is `VK_TRUE`, then `vkCmdSetDiscardRectangleModeEXT` **must** have been called and not subsequently `invalidated` in the current command buffer prior to this drawing command

- VUID-vkCmdDrawIndexedIndirectCount-dynamicRenderingUnusedAttachments-08913

If the current render pass instance was begun with `vkCmdBeginRendering`, the `dynamicRenderingUnusedAttachments` feature is not enabled, and `VkRenderingInfo::pDepthAttachment->imageView` was `VK_NULL_HANDLE`, the value of `VkPipelineRenderingCreateInfo::depthAttachmentFormat` used to create the bound graphics pipeline **must** be equal to `VK_FORMAT_UNDEFINED`

- VUID-vkCmdDrawIndexedIndirectCount-dynamicRenderingUnusedAttachments-08914

If current render pass instance was begun with `vkCmdBeginRendering`, the `dynamicRenderingUnusedAttachments` feature is not enabled, and `VkRenderingInfo::pDepthAttachment->imageView` was not `VK_NULL_HANDLE`, the value of `VkPipelineRenderingCreateInfo::depthAttachmentFormat` used to create the bound graphics pipeline **must** be equal to the `VkFormat` used to create `VkRenderingInfo::pDepthAttachment->imageView`

- VUID-vkCmdDrawIndexedIndirectCount-dynamicRenderingUnusedAttachments-08915

If the current render pass instance was begun with `vkCmdBeginRendering`, the `dynamicRenderingUnusedAttachments` feature is enabled, `VkRenderingInfo::pDepthAttachment->imageView` was not `VK_NULL_HANDLE`, and the value of `VkPipelineRenderingCreateInfo::depthAttachmentFormat` used to create the bound graphics pipeline was not equal to the `VkFormat` used to create `VkRenderingInfo::pDepthAttachment->imageView`, the value of the format **must** be `VK_FORMAT_UNDEFINED`

- VUID-vkCmdDrawIndexedIndirectCount-dynamicRenderingUnusedAttachments-08916
If the current render pass instance was begun with `vkCmdBeginRendering`, the `dynamicRenderingUnusedAttachments` feature is not enabled, and `VkRenderingInfo::pStencilAttachment->imageView` was `VK_NULL_HANDLE`, the value of `VkPipelineRenderingCreateInfo::stencilAttachmentFormat` used to create the bound graphics pipeline **must** be equal to `VK_FORMAT_UNDEFINED`
- VUID-vkCmdDrawIndexedIndirectCount-dynamicRenderingUnusedAttachments-08917
If current render pass instance was begun with `vkCmdBeginRendering`, the `dynamicRenderingUnusedAttachments` feature is not enabled, and `VkRenderingInfo::pStencilAttachment->imageView` was not `VK_NULL_HANDLE`, the value of `VkPipelineRenderingCreateInfo::stencilAttachmentFormat` used to create the bound graphics pipeline **must** be equal to the `VkFormat` used to create `VkRenderingInfo::pStencilAttachment->imageView`
- VUID-vkCmdDrawIndexedIndirectCount-dynamicRenderingUnusedAttachments-08918
If the current render pass instance was begun with `vkCmdBeginRendering`, the `dynamicRenderingUnusedAttachments` feature is enabled, `VkRenderingInfo::pStencilAttachment->imageView` was not `VK_NULL_HANDLE`, and the value of `VkPipelineRenderingCreateInfo::stencilAttachmentFormat` used to create the bound graphics pipeline was not equal to the `VkFormat` used to create `VkRenderingInfo::pStencilAttachment->imageView`, the value of the format **must** be `VK_FORMAT_UNDEFINED`
- VUID-vkCmdDrawIndexedIndirectCount-imageView-06183
If the current render pass instance was begun with `vkCmdBeginRendering` and `VkRenderingFragmentShadingRateAttachmentInfoKHR::imageView` was not `VK_NULL_HANDLE`, the bound graphics pipeline **must** have been created with `VK_PIPELINE_CREATE_RENDERING_FRAGMENT_SHADING_RATE_ATTACHMENT_BIT_KHR`
- VUID-vkCmdDrawIndexedIndirectCount-dynamicRenderingLocalRead-11797
If the current render pass instance was begun with `vkCmdBeginRendering`, the `dynamicRenderingLocalRead` feature is enabled, the `VK_RENDERING_LOCAL_READ_CONCURRENT_ACCESS_CONTROL_BIT_KHR` flag is specified, and an attachment is being used as a feedback loop as specified by `VK_RENDERING_ATTACHMENT_INPUT_ATTACHMENT_FEEDBACK_BIT_KHR`, `VkRenderingAttachmentFlagsInfoKHR::flags` for that attachment **must** include `VK_RENDERING_ATTACHMENT_INPUT_ATTACHMENT_FEEDBACK_BIT_KHR`
- VUID-vkCmdDrawIndexedIndirectCount-imageView-06184
If the current render pass instance was begun with `vkCmdBeginRendering` and `VkRenderingFragmentDensityMapAttachmentInfoEXT::imageView` was not `VK_NULL_HANDLE`, the bound graphics pipeline **must** have been created with `VK_PIPELINE_CREATE_RENDERING_FRAGMENT_DENSITY_MAP_ATTACHMENT_BIT_EXT`
- VUID-vkCmdDrawIndexedIndirectCount-layers-10831
If the current render pass instance was created with `VK_RENDERING_PER_LAYER_FRAGMENT_DENSITY_BIT_VALVE` or `VK_RENDER_PASS_CREATE_PER_LAYER_FRAGMENT_DENSITY_BIT_VALVE`, and the bound graphics pipeline was created with

VK_PIPELINE_CREATE_2_PER_LAYER_FRAGMENT_DENSITY_BIT_VALVE, then the current render pass instance **must** have a `layers` value less than or equal to `VkPipelineFragmentDensityMapLayeredCreateInfoVALVE::maxFragmentDensityMapLayers`

- VUID-vkCmdDrawIndexedIndirectCount-colorAttachmentCount-06185

If the bound pipeline was created with a `VkAttachmentSampleCountInfoAMD` or `VkAttachmentSampleCountInfoNV` structure, and the current render pass instance was begun with `vkCmdBeginRendering` with a `VkRenderingInfo::colorAttachmentCount` parameter greater than 0, then each element of the `VkRenderingInfo::pColorAttachments` array with a `imageView` not equal to `VK_NULL_HANDLE` **must** have been created with a sample count equal to the corresponding element of the `pColorAttachmentSamples` member of `VkAttachmentSampleCountInfoAMD` or `VkAttachmentSampleCountInfoNV` used to create the bound graphics pipeline

- VUID-vkCmdDrawIndexedIndirectCount-pDepthAttachment-06186

If the current render pass instance was begun with `vkCmdBeginRendering`, the bound pipeline was created with a `VkAttachmentSampleCountInfoAMD` or `VkAttachmentSampleCountInfoNV` structure, and `VkRenderingInfo::pDepthAttachment->imageView` was not `VK_NULL_HANDLE`, the value of the `depthStencilAttachmentSamples` member of `VkAttachmentSampleCountInfoAMD` or `VkAttachmentSampleCountInfoNV` used to create the bound graphics pipeline **must** be equal to the sample count used to create `VkRenderingInfo::pDepthAttachment->imageView`

- VUID-vkCmdDrawIndexedIndirectCount-pStencilAttachment-06187

If the current render pass instance was begun with `vkCmdBeginRendering`, the bound pipeline was created with a `VkAttachmentSampleCountInfoAMD` or `VkAttachmentSampleCountInfoNV` structure, and `VkRenderingInfo::pStencilAttachment->imageView` was not `VK_NULL_HANDLE`, the value of the `depthStencilAttachmentSamples` member of `VkAttachmentSampleCountInfoAMD` or `VkAttachmentSampleCountInfoNV` used to create the bound graphics pipeline **must** be equal to the sample count used to create `VkRenderingInfo::pStencilAttachment->imageView`

- VUID-vkCmdDrawIndexedIndirectCount-multisampledRenderToSingleSampled-07285

If the bound pipeline was created without a `VkAttachmentSampleCountInfoAMD` or `VkAttachmentSampleCountInfoNV` structure, and the `multisampledRenderToSingleSampled` feature is not enabled, and `vkCmdBeginCustomResolveEXT` has not yet been recorded in the render pass instance, and the current render pass instance was begun with `vkCmdBeginRendering` with a `VkRenderingInfo::colorAttachmentCount` parameter greater than 0, then each element of the `VkRenderingInfo::pColorAttachments` array with a `imageView` not equal to `VK_NULL_HANDLE` **must** have been created with a sample count equal to the value of `rasterizationSamples` for the bound graphics pipeline

- VUID-vkCmdDrawIndexedIndirectCount-multisampledRenderToSingleSampled-07286

If the bound pipeline was created without a `VkAttachmentSampleCountInfoAMD` or `VkAttachmentSampleCountInfoNV` structure, and the `multisampledRenderToSingleSampled` feature is not enabled, and `vkCmdBeginCustomResolveEXT` has not yet been recorded in the render pass instance, and `VkRenderingInfo::pDepthAttachment->imageView` was not `VK_NULL_HANDLE`, the value of `rasterizationSamples` for the bound graphics pipeline **must** be equal to the sample count used to create `VkRenderingInfo::pDepthAttachment->imageView`

- VUID-vkCmdDrawIndexedIndirectCount-multisampledRenderToSingleSampled-07287
If the bound pipeline was created without a [VkAttachmentSampleCountInfoAMD](#) or [VkAttachmentSampleCountInfoNV](#) structure, and the [multisampledRenderToSingleSampled](#) feature is not enabled, and [vkCmdBeginCustomResolveEXT](#) has not yet been recorded in the render pass instance, and [VkRenderingInfo::pStencilAttachment->imageView](#) was not [VK_NULL_HANDLE](#), the value of [rasterizationSamples](#) for the bound graphics pipeline **must** be equal to the sample count used to create [VkRenderingInfo::pStencilAttachment->imageView](#)
- VUID-vkCmdDrawIndexedIndirectCount-pNext-07935
If this command is called inside a render pass instance started with [vkCmdBeginRendering](#), and the [pNext](#) chain of [VkRenderingInfo](#) includes a [VkMultisampledRenderToSingleSampledInfoEXT](#) structure with [multisampledRenderToSingleSampledEnable](#) equal to [VK_TRUE](#), then the value of [rasterizationSamples](#) for the bound graphics pipeline **must** be equal to [VkMultisampledRenderToSingleSampledInfoEXT::rasterizationSamples](#)
- VUID-vkCmdDrawIndexedIndirectCount-renderPass-06198
If the current render pass instance was begun with [vkCmdBeginRendering](#), the bound pipeline **must** have been created with a [VkGraphicsPipelineCreateInfo::renderPass](#) equal to [VK_NULL_HANDLE](#)
- VUID-vkCmdDrawIndexedIndirectCount-pColorAttachments-08963
If the current render pass instance was begun with [vkCmdBeginRendering](#), [vkCmdBeginCustomResolveEXT](#) has not yet been recorded in the render pass instance, there is a graphics pipeline bound with a fragment shader that statically writes to a color attachment, the color write mask is not zero, color writes are enabled, and the corresponding element of the [VkRenderingInfo::pColorAttachments->imageView](#) was not [VK_NULL_HANDLE](#), then the corresponding element of [VkPipelineRenderingCreateInfo::pColorAttachmentFormats](#) used to create the pipeline **must** not be [VK_FORMAT_UNDEFINED](#)
- VUID-vkCmdDrawIndexedIndirectCount-pColorAttachments-11539
If the current render pass instance was begun with [vkCmdBeginRendering](#), [vkCmdBeginCustomResolveEXT](#) has been recorded in the render pass instance, there is a graphics pipeline bound with a fragment shader that statically writes to a color attachment, the color write mask is not zero, color writes are enabled, and the corresponding element of the [VkRenderingInfo::pColorAttachments->resolveImageView](#) was not [VK_NULL_HANDLE](#), then the corresponding element of [VkCustomResolveCreateInfoEXT::pColorAttachmentFormats](#) used to create the pipeline **must** not be [VK_FORMAT_UNDEFINED](#)
- VUID-vkCmdDrawIndexedIndirectCount-pDepthAttachment-08964
If the current render pass instance was begun with [vkCmdBeginRendering](#), [vkCmdBeginCustomResolveEXT](#) has not yet been recorded in the render pass instance, there is a graphics pipeline bound, depth test is enabled, and the [VkRenderingInfo::pDepthAttachment->imageView](#) was not [VK_NULL_HANDLE](#), then the [VkPipelineRenderingCreateInfo::depthAttachmentFormat](#) used to create the pipeline **must** not be [VK_FORMAT_UNDEFINED](#)
- VUID-vkCmdDrawIndexedIndirectCount-pDepthAttachment-11540

If the current render pass instance was begun with `vkCmdBeginRendering`, `vkCmdBeginCustomResolveEXT` has been recorded in the render pass instance, there is a graphics pipeline bound, depth test is enabled, and the `VkRenderingInfo::pDepthAttachment->resolveImageView` was not `VK_NULL_HANDLE`, then the `VkCustomResolveCreateInfoEXT::depthAttachmentFormat` used to create the pipeline **must** not be `VK_FORMAT_UNDEFINED`

- VUID-vkCmdDrawIndexedIndirectCount-pStencilAttachment-08965

If the current render pass instance was begun with `vkCmdBeginRendering`, `vkCmdBeginCustomResolveEXT` has not yet been recorded in the render pass instance, there is a graphics pipeline bound, stencil test is enabled and the `VkRenderingInfo::pStencilAttachment->imageView` was not `VK_NULL_HANDLE`, then the `VkPipelineRenderingCreateInfo::stencilAttachmentFormat` used to create the pipeline **must** not be `VK_FORMAT_UNDEFINED`

- VUID-vkCmdDrawIndexedIndirectCount-pStencilAttachment-11860

If the current render pass instance was begun with `vkCmdBeginRendering`, `vkCmdBeginCustomResolveEXT` has been recorded in the render pass instance, there is a graphics pipeline bound, stencil test is enabled and the `VkRenderingInfo::pStencilAttachment->resolveImageView` was not `VK_NULL_HANDLE`, then the `VkCustomResolveCreateInfoEXT::stencilAttachmentFormat` used to create the pipeline **must** not be `VK_FORMAT_UNDEFINED`

- VUID-vkCmdDrawIndexedIndirectCount-flags-10582

If the current render pass instance was begun with a `vkCmdBeginRendering` call in `commandBuffer`, its `VkRenderingInfo::flags` parameter **must** not have `VK_RENDERING_CONTENTS_SECONDARY_COMMAND_BUFFERS_BIT` set unless `VK_RENDERING_CONTENTS_INLINE_BIT_KHR` is also set

- VUID-vkCmdDrawIndexedIndirectCount-primitivesGeneratedQueryWithRasterizerDiscard-06708

If the `primitivesGeneratedQueryWithRasterizerDiscard` feature is not enabled and the `VK_QUERY_TYPE_PRIMITIVES_GENERATED_EXT` query is active, `rasterization discard` **must** not be enabled

- VUID-vkCmdDrawIndexedIndirectCount-primitivesGeneratedQueryWithNonZeroStreams-06709

If the `primitivesGeneratedQueryWithNonZeroStreams` feature is not enabled and the `VK_QUERY_TYPE_PRIMITIVES_GENERATED_EXT` query is active, the bound graphics pipeline **must** not have been created with a non-zero value in `VkPipelineRasterizationStateStreamCreateInfoEXT::rasterizationStream`

- VUID-vkCmdDrawIndexedIndirectCount-None-07620

If the `depthClamp` feature is enabled, a shader object is bound to any graphics stage or a graphics pipeline is bound which was created with the `VK_DYNAMIC_STATE_DEPTH_CLAMP_ENABLE_EXT` dynamic state enabled, and the current value of `rasterizerDiscardEnable` is `VK_FALSE`, then `vkCmdSetDepthClampEnableEXT` **must** have been called and not subsequently `invalidated` in the current command buffer prior to this drawing command

- VUID-vkCmdDrawIndexedIndirectCount-None-07621

If a shader object is bound to any graphics stage or a graphics pipeline is bound which

was created with the `VK_DYNAMIC_STATE_POLYGON_MODE_EXT` dynamic state enabled, and the current value of `rasterizerDiscardEnable` is `VK_FALSE`, then `vkCmdSetPolygonModeEXT` **must** have been called and not subsequently `invalidated` in the current command buffer prior to this drawing command

- VUID-vkCmdDrawIndexedIndirectCount-None-07622

If a shader object is bound to any graphics stage or a graphics pipeline is bound which was created with the `VK_DYNAMIC_STATE_RASTERIZATION_SAMPLES_EXT` dynamic state enabled, and the current value of `rasterizerDiscardEnable` is `VK_FALSE`, then `vkCmdSetRasterizationSamplesEXT` **must** have been called and not subsequently `invalidated` in the current command buffer prior to this drawing command

- VUID-vkCmdDrawIndexedIndirectCount-None-07623

If a shader object is bound to any graphics stage or a graphics pipeline is bound which was created with the `VK_DYNAMIC_STATE_SAMPLE_MASK_EXT` dynamic state enabled, and the current value of `rasterizerDiscardEnable` is `VK_FALSE`, then `vkCmdSetSampleMaskEXT` **must** have been called and not subsequently `invalidated` in the current command buffer prior to this drawing command

- VUID-vkCmdDrawIndexedIndirectCount-alphaToCoverageEnable-08919

If the bound graphics pipeline state was created with the `VK_DYNAMIC_STATE_ALPHA_TO_COVERAGE_ENABLE_EXT` dynamic state enabled, and `alphaToCoverageEnable` was `VK_TRUE` in the last call to `vkCmdSetAlphaToCoverageEnableEXT`, then the `Fragment Output Interface` **must** contain a variable for the alpha `Component` word in `Location 0` at `Index 0`

- VUID-vkCmdDrawIndexedIndirectCount-alphaToCoverageEnable-08920

If a shader object is bound to any graphics stage, and the most recent call to `vkCmdSetAlphaToCoverageEnableEXT` in the current command buffer set `alphaToCoverageEnable` to `VK_TRUE`, then the `Fragment Output Interface` **must** contain a variable for the alpha `Component` word in `Location 0` at `Index 0`

- VUID-vkCmdDrawIndexedIndirectCount-None-07624

If a shader object is bound to any graphics stage or a graphics pipeline is bound which was created with the `VK_DYNAMIC_STATE_ALPHA_TO_COVERAGE_ENABLE_EXT` dynamic state enabled, and the current value of `rasterizerDiscardEnable` is `VK_FALSE`, then `vkCmdSetAlphaToCoverageEnableEXT` **must** have been called and not subsequently `invalidated` in the current command buffer prior to this drawing command

- VUID-vkCmdDrawIndexedIndirectCount-None-07625

If the `alphaToOne` feature is enabled, a shader object is bound to any graphics stage or a graphics pipeline is bound which was created with the `VK_DYNAMIC_STATE_ALPHA_TO_ONE_ENABLE_EXT` dynamic state enabled, and the current value of `rasterizerDiscardEnable` is `VK_FALSE`, then `vkCmdSetAlphaToOneEnableEXT` **must** have been called and not subsequently `invalidated` in the current command buffer prior to this drawing command

- VUID-vkCmdDrawIndexedIndirectCount-None-07626

If the `logicOp` feature is enabled, a shader object is bound to the `VK_SHADER_STAGE_FRAGMENT_BIT` stage or a graphics pipeline is bound which was created with the `VK_DYNAMIC_STATE_LOGIC_OP_ENABLE_EXT` dynamic state enabled, and the current value of `rasterizerDiscardEnable` is `VK_FALSE`, then

`vkCmdSetLogicOpEnableEXT` **must** have been called and not subsequently `invalidated` in the current command buffer prior to this drawing command

- VUID-vkCmdDrawIndexedIndirectCount-None-07627

If a shader object is bound to the `VK_SHADER_STAGE_FRAGMENT_BIT` stage or a graphics pipeline is bound which was created with `VK_DYNAMIC_STATE_COLOR_BLEND_ENABLE_EXT` dynamic state enabled, the `current value` of `rasterizerDiscardEnable` is `VK_FALSE`, and there are color attachments bound, then `vkCmdSetColorBlendEnableEXT` **must** have been called and not subsequently `invalidated` in the current command buffer prior to this drawing command

- VUID-vkCmdDrawIndexedIndirectCount-None-07629

If a shader object is bound to the `VK_SHADER_STAGE_FRAGMENT_BIT` stage or a graphics pipeline is bound which was created with `VK_DYNAMIC_STATE_COLOR_WRITE_MASK_EXT` dynamic state enabled, the `current value` of `rasterizerDiscardEnable` is `VK_FALSE`, and there are color attachments bound, then `vkCmdSetColorWriteMaskEXT` **must** have been called and not subsequently `invalidated` in the current command buffer prior to this drawing command

- VUID-vkCmdDrawIndexedIndirectCount-None-07630

If the `geometryStreams` feature is enabled, and a shader object is bound to the `VK_SHADER_STAGE_GEOMETRY_BIT` stage or a graphics pipeline is bound which was created with both a `VK_SHADER_STAGE_GEOMETRY_BIT` stage and the `VK_DYNAMIC_STATE_RASTERIZATION_STREAM_EXT` dynamic state enabled, then `vkCmdSetRasterizationStreamEXT` **must** have been called and not subsequently `invalidated` in the current command buffer prior to this drawing command

- VUID-vkCmdDrawIndexedIndirectCount-None-07631

If the `VK_EXT_conservative_rasterization` extension is enabled, a shader object is bound to any graphics stage or a graphics pipeline is bound which was created with the `VK_DYNAMIC_STATE_CONSERVATIVE_RASTERIZATION_MODE_EXT` dynamic state enabled, and the `current value` of `rasterizerDiscardEnable` is `VK_FALSE`, then `vkCmdSetConservativeRasterizationModeEXT` **must** have been called and not subsequently `invalidated` in the current command buffer prior to this drawing command

- VUID-vkCmdDrawIndexedIndirectCount-None-07632

If the `VK_EXT_conservative_rasterization` extension is enabled, a shader object is bound to any graphics stage or a graphics pipeline is bound which was created with the `VK_DYNAMIC_STATE_EXTRA_PRIMITIVE_OVERESTIMATION_SIZE_EXT` dynamic state enabled, the `current value` of `rasterizerDiscardEnable` is `VK_FALSE`, and the `current value` of `conservativeRasterizationMode` is `VK_CONSERVATIVE_RASTERIZATION_MODE_OVERESTIMATE_EXT`, then `vkCmdSetExtraPrimitiveOverestimationSizeEXT` **must** have been called and not subsequently `invalidated` in the current command buffer prior to this drawing command

- VUID-vkCmdDrawIndexedIndirectCount-conservativePointAndLineRasterization-07499

If the `VK_EXT_conservative_rasterization` extension is enabled, `conservativePointAndLineRasterization` is not supported, a shader object is bound to any graphics stage or a graphics pipeline is bound, the `current value` of `rasterizerDiscardEnable` is `VK_FALSE`, and the `effective rasterization input topology` is in line or point topology class, then the `current value` of `conservativeRasterizationMode` **must**

be `VK_CONSERVATIVE_RASTERIZATION_MODE_DISABLED_EXT`

- VUID-vkCmdDrawIndexedIndirectCount-None-07633

If the `depthClipEnable` feature is enabled, and a shader object is bound to any graphics stage or a graphics pipeline is bound which was created with the `VK_DYNAMIC_STATE_DEPTH_CLIP_ENABLE_EXT` dynamic state, then `vkCmdSetDepthClipEnableEXT` **must** have been called and not subsequently `invalidated` in the current command buffer prior to this drawing command

- VUID-vkCmdDrawIndexedIndirectCount-None-07636

If the `VK_EXT_provoking_vertex` extension is enabled, a shader object is bound to the `VK_SHADER_STAGE_VERTEX_BIT` stage or a graphics pipeline is bound which was created with the `VK_DYNAMIC_STATE_PROVOKING_VERTEX_MODE_EXT` dynamic state enabled, and the current value of `rasterizerDiscardEnable` is `VK_FALSE`, then `vkCmdSetProvokingVertexModeEXT` **must** have been called and not subsequently `invalidated` in the current command buffer prior to this drawing command

- VUID-vkCmdDrawIndexedIndirectCount-None-08666

If any of the `stippledRectangularLines`, `stippledBresenhamLines` or `stippledSmoothLines` features are enabled, and a shader object is bound to any graphics stage or a graphics pipeline is bound which was created with the `VK_DYNAMIC_STATE_LINE_RASTERIZATION_MODE_EXT` dynamic state enabled, and the current value of `rasterizerDiscardEnable` is `VK_FALSE`, and the effective rasterization input topology is in line topology class, then `vkCmdSetLineRasterizationModeEXT` **must** have been called and not subsequently `invalidated` in the current command buffer prior to this drawing command

- VUID-vkCmdDrawIndexedIndirectCount-None-08669

If any of the `stippledRectangularLines`, `stippledBresenhamLines` or `stippledSmoothLines` features are enabled, and a shader object is bound to any graphics stage or a graphics pipeline is bound which was created with the `VK_DYNAMIC_STATE_LINE_STIPPLE_ENABLE_EXT` dynamic state enabled, the current value of `rasterizerDiscardEnable` is `VK_FALSE`, and the effective rasterization input topology is in line topology class, then `vkCmdSetLineStippleEnableEXT` **must** have been called and not subsequently `invalidated` in the current command buffer prior to this drawing command

- VUID-vkCmdDrawIndexedIndirectCount-None-07849

If any of the `stippledRectangularLines`, `stippledBresenhamLines` or `stippledSmoothLines` features are enabled and a shader object is bound to any graphics stage, or a bound graphics pipeline state was created with the `VK_DYNAMIC_STATE_LINE_STIPPLE` dynamic state enabled, the current value of `rasterizerDiscardEnable` is `VK_FALSE`, and the current value of `stippledLineEnable` is `VK_TRUE`, then `vkCmdSetLineStipple` **must** have been called and not subsequently `invalidated` in the current command buffer prior to this drawing command

- VUID-vkCmdDrawIndexedIndirectCount-None-10608

If a shader object is bound to any graphics stage or a graphics pipeline is bound which was created with the `VK_DYNAMIC_STATE_LINE_RASTERIZATION_MODE_EXT` dynamic state enabled, the effective rasterization input topology is in line topology class, and the current `lineRasterizationMode` is `VK_LINE_RASTERIZATION_MODE_BRESENHAM` or

VK_LINE_RASTERIZATION_MODE_RECTANGULAR_SMOOTH, then the current `alphaToCoverageEnable`, `alphaToOneEnable` and `sampleShadingEnable` states **must** all be VK_FALSE

- VUID-vkCmdDrawIndexedIndirectCount-None-07639

If the `depthClipControl` feature is enabled, and a shader object is bound to any graphics stage or a graphics pipeline is bound which was created with the VK_DYNAMIC_STATE_DEPTH_CLIP_NEGATIVE_ONE_TO_ONE_EXT dynamic state enabled, then `vkCmdSetDepthClipNegativeOneToOneEXT` **must** have been called and not subsequently `invalidated` in the current command buffer prior to this drawing command

- VUID-vkCmdDrawIndexedIndirectCount-None-09650

If the `depthClampControl` feature is enabled, and a shader object is bound to any graphics stage or a graphics pipeline is bound which was created with the VK_DYNAMIC_STATE_DEPTH_CLAMP_RANGE_EXT dynamic state enabled, and the current value of `depthClampEnable` is VK_TRUE, then `vkCmdSetDepthClampRangeEXT` **must** have been called and not subsequently `invalidated` in the current command buffer prior to this drawing command

- VUID-vkCmdDrawIndexedIndirectCount-None-07640

If the VK_NV_clip_space_w_scaling extension is enabled, and a shader object is bound to any graphics stage or a graphics pipeline is bound which was created with the VK_DYNAMIC_STATE_VIEWPORT_W_SCALING_ENABLE_NV dynamic state enabled, then `vkCmdSetViewportWScalingEnableNV` **must** have been called and not subsequently `invalidated` in the current command buffer prior to this drawing command

- VUID-vkCmdDrawIndexedIndirectCount-None-07641

If the VK_NV_viewport_swizzle extension is enabled, and a shader object is bound to any graphics stage or a graphics pipeline is bound which was created with the VK_DYNAMIC_STATE_VIEWPORT_SWIZZLE_NV dynamic state enabled, then `vkCmdSetViewportSwizzleNV` **must** have been called and not subsequently `invalidated` in the current command buffer prior to this drawing command

- VUID-vkCmdDrawIndexedIndirectCount-None-07642

If the VK_NV_fragment_coverage_to_color extension is enabled, a shader object is bound to any graphics stage or a graphics pipeline is bound which was created with the VK_DYNAMIC_STATE_COVERAGE_TO_COLOR_ENABLE_NV dynamic state enabled, and the current value of `rasterizerDiscardEnable` is VK_FALSE, then `vkCmdSetCoverageToColorEnableNV` **must** have been called and not subsequently `invalidated` in the current command buffer prior to this drawing command

- VUID-vkCmdDrawIndexedIndirectCount-None-07643

If the VK_NV_fragment_coverage_to_color extension is enabled, a shader object is bound to any graphics stage or a graphics pipeline is bound which was created with the VK_DYNAMIC_STATE_COVERAGE_TO_COLOR_LOCATION_NV dynamic state enabled, the current value of `rasterizerDiscardEnable` is VK_FALSE, and the current value of `coverageToColorEnable` is VK_TRUE, then `vkCmdSetCoverageToColorLocationNV` **must** have been called and not subsequently `invalidated` in the current command buffer prior to this drawing command

- VUID-vkCmdDrawIndexedIndirectCount-None-07644

If the VK_NV_framebuffer_mixed_samples extension is enabled, a shader object is bound to

any graphics stage or a graphics pipeline is bound which was created with the `VK_DYNAMIC_STATE_COVERAGE_MODULATION_MODE_NV` dynamic state enabled, and the current value of `rasterizerDiscardEnable` is `VK_FALSE`, then `vkCmdSetCoverageModulationModeNV` **must** have been called and not subsequently `invalidated` in the current command buffer prior to this drawing command

- VUID-vkCmdDrawIndexedIndirectCount-None-07645

If the `VK_NV_framebuffer_mixed_samples` extension is enabled, a shader object is bound to any graphics stage or a graphics pipeline is bound which was created with the `VK_DYNAMIC_STATE_COVERAGE_MODULATION_TABLE_ENABLE_NV` dynamic state enabled, the current value of `rasterizerDiscardEnable` is `VK_FALSE`, and the current value of `coverageModulationMode` is any value other than `VK_COVERAGE_MODULATION_MODE_NONE_NV`, then `vkCmdSetCoverageModulationTableEnableNV` **must** have been called and not subsequently `invalidated` in the current command buffer prior to this drawing command

- VUID-vkCmdDrawIndexedIndirectCount-None-07646

If the `VK_NV_framebuffer_mixed_samples` extension is enabled, a shader object is bound to any graphics stage or a graphics pipeline is bound which was created with the `VK_DYNAMIC_STATE_COVERAGE_MODULATION_TABLE_NV` dynamic state enabled, the current value of `rasterizerDiscardEnable` is `VK_FALSE`, and the current value of `coverageModulationTableEnable` is `VK_TRUE`, then `vkCmdSetCoverageModulationTableNV` **must** have been called and not subsequently `invalidated` in the current command buffer prior to this drawing command

- VUID-vkCmdDrawIndexedIndirectCount-None-07647

If the `shadingRateImage` feature is enabled, a shader object is bound to any graphics stage or a graphics pipeline is bound which was created with the `VK_DYNAMIC_STATE_SHADING_RATE_IMAGE_ENABLE_NV` dynamic state enabled, and the current value of `rasterizerDiscardEnable` is `VK_FALSE`, then `vkCmdSetShadingRateImageEnableNV` **must** have been called and not subsequently `invalidated` in the current command buffer prior to this drawing command

- VUID-vkCmdDrawIndexedIndirectCount-pipelineFragmentShadingRate-09238

If the `pipelineFragmentShadingRate` feature is enabled, a shader object is bound to any graphics stage or a graphics pipeline is bound which was created with the `VK_DYNAMIC_STATE_FRAGMENT_SHADING_RATE_KHR` dynamic state enabled, and the current value of `rasterizerDiscardEnable` is `VK_FALSE`, then `vkCmdSetFragmentShadingRateKHR` **must** have been called and not subsequently `invalidated` in the current command buffer prior to this drawing command

- VUID-vkCmdDrawIndexedIndirectCount-None-07648

If the `representativeFragmentTest` feature is enabled, a shader object is bound to any graphics stage or a graphics pipeline is bound which was created with the `VK_DYNAMIC_STATE_REPRESENTATIVE_FRAGMENT_TEST_ENABLE_NV` dynamic state enabled, and the current value of `rasterizerDiscardEnable` is `VK_FALSE`, then `vkCmdSetRepresentativeFragmentTestEnableNV` **must** have been called and not subsequently `invalidated` in the current command buffer prior to this drawing command

- VUID-vkCmdDrawIndexedIndirectCount-None-07649

If the `coverageReductionMode` feature is enabled, a shader object is bound to any graphics

stage or a graphics pipeline is bound which was created with the `VK_DYNAMIC_STATE_COVERAGE_REDUCTION_MODE_NV` dynamic state enabled, and the current value of `rasterizerDiscardEnable` is `VK_FALSE`, then `vkCmdSetCoverageReductionModeNV` **must** have been called and not subsequently `invalidated` in the current command buffer prior to this drawing command

- VUID-vkCmdDrawIndexedIndirectCount-rasterizationSamples-07471

If the bound graphics pipeline state was created with the `VK_DYNAMIC_STATE_RASTERIZATION_SAMPLES_EXT` state enabled, and the current subpass does not use any color and/or depth/stencil attachments, then the `rasterizationSamples` in the last call to `vkCmdSetRasterizationSamplesEXT` **must** follow the rules for a `zero-attachment subpass`

- VUID-vkCmdDrawIndexedIndirectCount-samples-07472

If the bound graphics pipeline state was created with the `VK_DYNAMIC_STATE_SAMPLE_MASK_EXT` state enabled and the `VK_DYNAMIC_STATE_RASTERIZATION_SAMPLES_EXT` state disabled, then the `samples` parameter in the last call to `vkCmdSetSampleMaskEXT` **must** be greater or equal to the `VkPipelineMultisampleStateCreateInfo::rasterizationSamples` parameter used to create the bound graphics pipeline

- VUID-vkCmdDrawIndexedIndirectCount-samples-07473

If the bound graphics pipeline state was created with the `VK_DYNAMIC_STATE_SAMPLE_MASK_EXT` state and `VK_DYNAMIC_STATE_RASTERIZATION_SAMPLES_EXT` states enabled, then the `samples` parameter in the last call to `vkCmdSetSampleMaskEXT` **must** be greater or equal to the `rasterizationSamples` parameter in the last call to `vkCmdSetRasterizationSamplesEXT`

- VUID-vkCmdDrawIndexedIndirectCount-None-09211

If the bound graphics pipeline state was created with the `VK_DYNAMIC_STATE_RASTERIZATION_SAMPLES_EXT` state enabled, or a shader object is bound to any graphics stage, and the current render pass instance includes a `VkMultisampledRenderToSingleSampledInfoEXT` structure with `multisampledRenderToSingleSampledEnable` equal to `VK_TRUE`, then the `rasterizationSamples` in the last call to `vkCmdSetRasterizationSamplesEXT` **must** be the same as the `rasterizationSamples` member of that structure

- VUID-vkCmdDrawIndexedIndirectCount-firstAttachment-07476

If a shader object is bound to the `VK_SHADER_STAGE_FRAGMENT_BIT` stage or a graphics pipeline is bound was created with the `VK_DYNAMIC_STATE_COLOR_BLEND_ENABLE_EXT` dynamic states enabled, and the current value of `rasterizerDiscardEnable` is `VK_FALSE`, then the last call to `vkCmdSetColorBlendEnableEXT` in the current command buffer prior to this drawing command **must** have set a value for all active color attachments

- VUID-vkCmdDrawIndexedIndirectCount-firstAttachment-07478

If a shader object is bound to the `VK_SHADER_STAGE_FRAGMENT_BIT` stage or a graphics pipeline is bound was created with the `VK_DYNAMIC_STATE_COLOR_WRITE_MASK_EXT` dynamic states enabled, and the current value of `rasterizerDiscardEnable` is `VK_FALSE`, then the last call to `vkCmdSetColorWriteMaskEXT` in the current command buffer prior to this drawing command **must** have set a value for all active color attachments

- VUID-vkCmdDrawIndexedIndirectCount-advancedBlendMaxColorAttachments-07480
If a shader object is bound to the `VK_SHADER_STAGE_FRAGMENT_BIT` stage or a graphics pipeline is bound was created with the `VK_DYNAMIC_STATE_COLOR_BLEND_ADVANCED_EXT` and `VK_DYNAMIC_STATE_COLOR_BLEND_ENABLE_EXT` dynamic states enabled, the `current value` of `rasterizerDiscardEnable` is `VK_FALSE`, and an active color attachment `current value` of `blendEnable` is `VK_TRUE`, then the number of active color attachments **must** not exceed `advancedBlendMaxColorAttachments`
- VUID-vkCmdDrawIndexedIndirectCount-None-10862
If a graphics pipeline is bound was created with `VK_DYNAMIC_STATE_COLOR_BLEND_EQUATION_EXT`, but not the `VK_DYNAMIC_STATE_COLOR_BLEND_ADVANCED_EXT` dynamic state enabled, and the `current value` of `rasterizerDiscardEnable` is `VK_FALSE`, then `vkCmdSetColorBlendEquationEXT` **must** have been called and not subsequently `invalidated` in the current command buffer prior to this drawing command for all active color attachments with the `blendEnable current value` of `VK_TRUE`
- VUID-vkCmdDrawIndexedIndirectCount-rasterizerDiscardEnable-10863
If a graphics pipeline is bound was created with `VK_DYNAMIC_STATE_COLOR_BLEND_ADVANCED_EXT`, but not the `VK_DYNAMIC_STATE_COLOR_BLEND_EQUATION_EXT` dynamic state enabled, and the `current value` of `rasterizerDiscardEnable` is `VK_FALSE`, then `vkCmdSetColorBlendAdvancedEXT` **must** have been called and not subsequently `invalidated` in the current command buffer prior to this drawing command for all active color attachments with the `blendEnable current value` of `VK_TRUE`
- VUID-vkCmdDrawIndexedIndirectCount-None-10864
If a shader object is bound to the `VK_SHADER_STAGE_FRAGMENT_BIT` stage or a graphics pipeline is bound was created with `VK_DYNAMIC_STATE_COLOR_BLEND_ADVANCED_EXT` and `VK_DYNAMIC_STATE_COLOR_BLEND_EQUATION_EXT` dynamic state enabled, and the `current value` of `rasterizerDiscardEnable` is `VK_FALSE`, then either `vkCmdSetColorBlendAdvancedEXT` or `vkCmdSetColorBlendEquationEXT` **must** have been called and not subsequently `invalidated` in the current command buffer prior to this drawing command for all active color attachments with the `blendEnable current value` of `VK_TRUE`
- VUID-vkCmdDrawIndexedIndirectCount-primitivesGeneratedQueryWithNonZeroStreams-07481
If the `primitivesGeneratedQueryWithNonZeroStreams` feature is not enabled and the `VK_QUERY_TYPE_PRIMITIVES_GENERATED_EXT` query is active, and the bound graphics pipeline was created with `VK_DYNAMIC_STATE_RASTERIZATION_STREAM_EXT` state enabled, the last call to `vkCmdSetRasterizationStreamEXT` **must** have set the `rasterizationStream` to zero
- VUID-vkCmdDrawIndexedIndirectCount-sampleLocationsPerPixel-07482
If the bound graphics pipeline state was created with the `VK_DYNAMIC_STATE_SAMPLE_LOCATIONS_EXT` state enabled and the `VK_DYNAMIC_STATE_RASTERIZATION_SAMPLES_EXT` state disabled, and the `current value` of `sampleLocationsEnable` is `VK_TRUE`, then the `sampleLocationsPerPixel` member of `pSampleLocationsInfo` in the last call to `vkCmdSetSampleLocationsEXT` **must** equal the

`rasterizationSamples` member of the `VkPipelineMultisampleStateCreateInfo` structure the bound graphics pipeline has been created with

- VUID-vkCmdDrawIndexedIndirectCount-sampleLocationsPerPixel-07483

If the bound graphics pipeline state was created with the `VK_DYNAMIC_STATE_SAMPLE_LOCATIONS_EXT` state enabled and the `VK_DYNAMIC_STATE_RASTERIZATION_SAMPLES_EXT` state enabled, and the current value of `sampleLocationsEnable` is `VK_TRUE`, then the `sampleLocationsPerPixel` member of `pSampleLocationsInfo` in the last call to `vkCmdSetSampleLocationsEXT` **must** equal the `rasterizationSamples` parameter of the last call to `vkCmdSetRasterizationSamplesEXT`

- VUID-vkCmdDrawIndexedIndirectCount-sampleLocationsEnable-07484

If a shader object is bound to the `VK_SHADER_STAGE_FRAGMENT_BIT` stage, or the bound graphics pipeline was created with the `VK_DYNAMIC_STATE_SAMPLE_LOCATIONS_ENABLE_EXT` state enabled, and `sampleLocationsEnable` was `VK_TRUE` in the last call to `vkCmdSetSampleLocationsEnableEXT` then the current active depth attachment **must** have been created with the `VK_IMAGE_CREATE_SAMPLE_LOCATIONS_COMPATIBLE_DEPTH_BIT_EXT` bit set

- VUID-vkCmdDrawIndexedIndirectCount-sampleLocationsEnable-07485

If a shader object is bound to the `VK_SHADER_STAGE_FRAGMENT_BIT` stage, or the bound graphics pipeline state was created with the `VK_DYNAMIC_STATE_SAMPLE_LOCATIONS_EXT` state enabled and the `VK_DYNAMIC_STATE_SAMPLE_LOCATIONS_ENABLE_EXT` state enabled, and if `sampleLocationsEnable` was `VK_TRUE` in the last call to `vkCmdSetSampleLocationsEnableEXT`, then the `sampleLocationsInfo.maxSampleLocationGridSize.width` in the last call to `vkCmdSetSampleLocationsEXT` **must** evenly divide `VkMultisamplePropertiesEXT::maxSampleLocationGridSize.width` as returned by `vkGetPhysicalDeviceMultisamplePropertiesEXT` with a `samples` parameter equaling `rasterizationSamples`

- VUID-vkCmdDrawIndexedIndirectCount-sampleLocationsEnable-07486

If a shader object is bound to the `VK_SHADER_STAGE_FRAGMENT_BIT` stage, or the bound graphics pipeline state was created with the `VK_DYNAMIC_STATE_SAMPLE_LOCATIONS_EXT` state enabled and the `VK_DYNAMIC_STATE_SAMPLE_LOCATIONS_ENABLE_EXT` state enabled, and if `sampleLocationsEnable` was `VK_TRUE` in the last call to `vkCmdSetSampleLocationsEnableEXT`, then the `sampleLocationsInfo.maxSampleLocationGridSize.height` in the last call to `vkCmdSetSampleLocationsEXT` **must** evenly divide `VkMultisamplePropertiesEXT::maxSampleLocationGridSize.height` as returned by `vkGetPhysicalDeviceMultisamplePropertiesEXT` with a `samples` parameter equaling `rasterizationSamples`

- VUID-vkCmdDrawIndexedIndirectCount-sampleLocationsEnable-07487

If a shader object is bound to the `VK_SHADER_STAGE_FRAGMENT_BIT` stage, or the bound graphics pipeline state was created with the `VK_DYNAMIC_STATE_SAMPLE_LOCATIONS_ENABLE_EXT` state enabled, and if `sampleLocationsEnable` was `VK_TRUE` in the last call to

`vkCmdSetSampleLocationsEnableEXT`, the fragment shader code **must** not statically use the extended instruction `InterpolateAtSample`

- VUID-vkCmdDrawIndexedIndirectCount-sampleLocationsEnable-07936

If the bound graphics pipeline state was created with the `VK_DYNAMIC_STATE_SAMPLE_LOCATIONS_EXT` state disabled and the `VK_DYNAMIC_STATE_RASTERIZATION_SAMPLES_EXT` state enabled, and the current value of `sampleLocationsEnable` is `VK_TRUE`, then `sampleLocationsInfo.sampleLocationGridSize.width` **must** evenly divide `VkMultisamplePropertiesEXT::maxSampleLocationGridSize.width` as returned by `vkGetPhysicalDeviceMultisamplePropertiesEXT` with a `samples` parameter equaling the value of `rasterizationSamples` in the last call to `vkCmdSetRasterizationSamplesEXT`

- VUID-vkCmdDrawIndexedIndirectCount-sampleLocationsEnable-07937

If the bound graphics pipeline state was created with the `VK_DYNAMIC_STATE_SAMPLE_LOCATIONS_EXT` state disabled and the `VK_DYNAMIC_STATE_RASTERIZATION_SAMPLES_EXT` state enabled, and the current value of `sampleLocationsEnable` is `VK_TRUE`, then `sampleLocationsInfo.sampleLocationGridSize.height` **must** evenly divide `VkMultisamplePropertiesEXT::maxSampleLocationGridSize.height` as returned by `vkGetPhysicalDeviceMultisamplePropertiesEXT` with a `samples` parameter equaling the value of `rasterizationSamples` in the last call to `vkCmdSetRasterizationSamplesEXT`

- VUID-vkCmdDrawIndexedIndirectCount-sampleLocationsEnable-07938

If the bound graphics pipeline state was created with the `VK_DYNAMIC_STATE_SAMPLE_LOCATIONS_EXT` state disabled and the `VK_DYNAMIC_STATE_RASTERIZATION_SAMPLES_EXT` state enabled, and the current value of `sampleLocationsEnable` is `VK_TRUE`, then `sampleLocationsInfo.sampleLocationsPerPixel` **must** equal `rasterizationSamples` in the last call to `vkCmdSetRasterizationSamplesEXT`

- VUID-vkCmdDrawIndexedIndirectCount-coverageModulationTableEnable-07488

If a shader object is bound to any graphics stage or the bound graphics pipeline state was created with the `VK_DYNAMIC_STATE_COVERAGE_MODULATION_TABLE_ENABLE_NV` state enabled, and the last call to `vkCmdSetCoverageModulationTableEnableNV` set `coverageModulationTableEnable` to `VK_TRUE`, then the `coverageModulationTableCount` parameter in the last call to `vkCmdSetCoverageModulationTableNV` **must** equal the current `rasterizationSamples` divided by the number of color samples in the current active color attachment

- VUID-vkCmdDrawIndexedIndirectCount-rasterizationSamples-07489

If the `VK_NV_framebuffer_mixed_samples` extension is enabled, and if current subpass has a depth/stencil attachment and depth test, stencil test, or depth bounds test are enabled in the bound pipeline, then the current `rasterizationSamples` **must** be the same as the sample count of the depth/stencil attachment

- VUID-vkCmdDrawIndexedIndirectCount-coverageToColorEnable-07490

If the bound graphics pipeline state was created with the `VK_DYNAMIC_STATE_COVERAGE_TO_COLOR_ENABLE_NV` state enabled and the last call to `vkCmdSetCoverageToColorEnableNV` set the `coverageToColorEnable` to `VK_TRUE`, then there **must** be an active color attachment at the location selected by the last call to

`vkCmdSetCoverageToColorLocationNV coverageToColorLocation`, with a `VkFormat` of `VK_FORMAT_R8_UINT`, `VK_FORMAT_R8_SINT`, `VK_FORMAT_R16_UINT`, `VK_FORMAT_R16_SINT`, `VK_FORMAT_R32_UINT`, or `VK_FORMAT_R32_SINT`

- VUID-vkCmdDrawIndexedIndirectCount-rasterizerDiscardEnable-09420

If the `VK_NV_fragment_coverage_to_color` extension is enabled, and a shader object is bound to the `VK_SHADER_STAGE_FRAGMENT_BIT` stage, and the most recent call to `vkCmdSetRasterizerDiscardEnable` in the current command buffer set `rasterizerDiscardEnable` to `VK_FALSE`, and the last call to `vkCmdSetCoverageToColorEnableNV` set the `coverageToColorEnable` to `VK_TRUE`, then there **must** be an active color attachment at the location selected by the last call to `vkCmdSetCoverageToColorLocationNV coverageToColorLocation`, with a `VkFormat` of `VK_FORMAT_R8_UINT`, `VK_FORMAT_R8_SINT`, `VK_FORMAT_R16_UINT`, `VK_FORMAT_R16_SINT`, `VK_FORMAT_R32_UINT`, or `VK_FORMAT_R32_SINT`

- VUID-vkCmdDrawIndexedIndirectCount-coverageReductionMode-07491

If the `coverageReductionMode` feature is enabled, a shader object is bound to any graphics stage or a graphics pipeline is bound which was created with the `VK_DYNAMIC_STATE_COVERAGE_REDUCTION_MODE_NV` or `VK_DYNAMIC_STATE_RASTERIZATION_SAMPLES_EXT` dynamic states enabled, then the current values of `coverageReductionMode`, `rasterizationSamples`, the sample counts for the color and depth/stencil attachments (if the subpass has them) **must** be a valid combination returned by `vkGetPhysicalDeviceSupportedFramebufferMixedSamplesCombinationsNV`

- VUID-vkCmdDrawIndexedIndirectCount-viewportCount-07492

If the bound graphics pipeline state was created with the `VK_DYNAMIC_STATE_VIEWPORT_WITH_COUNT` dynamic state enabled, but not the `VK_DYNAMIC_STATE_VIEWPORT_SWIZZLE_NV` dynamic state enabled, then the bound graphics pipeline **must** have been created with `VkPipelineViewportSwizzleStateCreateInfoNV::viewportCount` greater or equal to the `viewportCount` parameter in the last call to `vkCmdSetViewportWithCount`

- VUID-vkCmdDrawIndexedIndirectCount-viewportCount-07493

If the bound graphics pipeline state was created with the `VK_DYNAMIC_STATE_VIEWPORT_WITH_COUNT` and `VK_DYNAMIC_STATE_VIEWPORT_SWIZZLE_NV` dynamic states enabled then the `viewportCount` parameter in the last call to `vkCmdSetViewportSwizzleNV` **must** be greater than or equal to the `viewportCount` parameter in the last call to `vkCmdSetViewportWithCount`

- VUID-vkCmdDrawIndexedIndirectCount-viewportCount-09421

If the `VK_NV_viewport_swizzle` extension is enabled, and a shader object is bound to any graphics stage, then the `viewportCount` parameter in the last call to `vkCmdSetViewportSwizzleNV` **must** be greater than or equal to the `viewportCount` parameter in the last call to `vkCmdSetViewportWithCount`

- VUID-vkCmdDrawIndexedIndirectCount-rasterizationSamples-07494

If the `VK_NV_framebuffer_mixed_samples` extension is enabled, and the `coverageReductionMode` feature is not enabled, or the current value of `coverageReductionMode` is not `VK_COVERAGE_REDUCTION_MODE_TRUNCATE_NV`, and the

current value of `rasterizationSamples` is greater than sample count of the color attachment, then `sample shading` **must** be disabled

- VUID-vkCmdDrawIndexedIndirectCount-stippledLineEnable-07495

If the bound graphics pipeline state was created with the `VK_DYNAMIC_STATE_LINE_STIPPLE_ENABLE_EXT` or `VK_DYNAMIC_STATE_LINE_RASTERIZATION_MODE_EXT` dynamic states enabled, and if the current `stippledLineEnable` state is `VK_TRUE` and the current `lineRasterizationMode` state is `VK_LINE_RASTERIZATION_MODE_RECTANGULAR`, then the `stippledRectangularLines` feature **must** be enabled

- VUID-vkCmdDrawIndexedIndirectCount-stippledLineEnable-07496

If the bound graphics pipeline state was created with the `VK_DYNAMIC_STATE_LINE_STIPPLE_ENABLE_EXT` or `VK_DYNAMIC_STATE_LINE_RASTERIZATION_MODE_EXT` dynamic states enabled, and if the current `stippledLineEnable` state is `VK_TRUE` and the current `lineRasterizationMode` state is `VK_LINE_RASTERIZATION_MODE_BRESENHAM`, then the `stippledBresenhamLines` feature **must** be enabled

- VUID-vkCmdDrawIndexedIndirectCount-stippledLineEnable-07497

If the bound graphics pipeline state was created with the `VK_DYNAMIC_STATE_LINE_STIPPLE_ENABLE_EXT` or `VK_DYNAMIC_STATE_LINE_RASTERIZATION_MODE_EXT` dynamic states enabled, and if the current `stippledLineEnable` state is `VK_TRUE` and the current `lineRasterizationMode` state is `VK_LINE_RASTERIZATION_MODE_RECTANGULAR_SMOOTH`, then the `stippledSmoothLines` feature **must** be enabled

- VUID-vkCmdDrawIndexedIndirectCount-stippledLineEnable-07498

If the bound graphics pipeline state was created with the `VK_DYNAMIC_STATE_LINE_STIPPLE_ENABLE_EXT` or `VK_DYNAMIC_STATE_LINE_RASTERIZATION_MODE_EXT` dynamic states enabled, and if the current `stippledLineEnable` state is `VK_TRUE` and the current `lineRasterizationMode` state is `VK_LINE_RASTERIZATION_MODE_DEFAULT`, then the `stippledRectangularLines` feature **must** be enabled and `VkPhysicalDeviceLimits::strictLines` **must** be `VK_TRUE`

- VUID-vkCmdDrawIndexedIndirectCount-stage-07073

If the bound pipeline was created with the `VkPipelineShaderStageCreateInfo::stage` member of an element of `VkGraphicsPipelineCreateInfo::pStages` set to `VK_SHADER_STAGE_VERTEX_BIT`, `VK_SHADER_STAGE_TESSELLATION_CONTROL_BIT`, `VK_SHADER_STAGE_TESSELLATION_EVALUATION_BIT` or `VK_SHADER_STAGE_GEOMETRY_BIT`, then `Mesh Shader Queries` **must** not be active

- VUID-vkCmdDrawIndexedIndirectCount-None-08877

If a shader object is bound to the `VK_SHADER_STAGE_FRAGMENT_BIT` stage or a graphics pipeline is bound which was created with the `VK_DYNAMIC_STATE_ATTACHMENT_FEEDBACK_LOOP_ENABLE_EXT` dynamic state enabled, and the current value of `rasterizerDiscardEnable` is `VK_FALSE`, then `vkCmdSetAttachmentFeedbackLoopEnableEXT` **must** have been called and not subsequently `invalidated` in the current command buffer prior to this drawing command

- VUID-vkCmdDrawIndexedIndirectCount-None-07850

If dynamic state was inherited from

[VkCommandBufferInheritanceViewportScissorInfoNV](#), it **must** be set in the current command buffer prior to this drawing command

- VUID-vkCmdDrawIndexedIndirectCount-nextStage-10745
For each shader object bound to a graphics stage, except for shader object bound to the last graphics stage in the logical pipeline, it **must** have been created with a [nextStage](#) including the corresponding bit to the shader object bound to the following graphics stage in the logical pipeline
- VUID-vkCmdDrawIndexedIndirectCount-None-08684
If there is no bound graphics pipeline, [vkCmdBindShadersEXT](#) **must** have been called in the current command buffer with [pStages](#) with an element of [VK_SHADER_STAGE_VERTEX_BIT](#)
- VUID-vkCmdDrawIndexedIndirectCount-None-08685
If there is no bound graphics pipeline, and the [tessellationShader](#) feature is enabled, [vkCmdBindShadersEXT](#) **must** have been called in the current command buffer with [pStages](#) with an element of [VK_SHADER_STAGE_TESSELLATION_CONTROL_BIT](#)
- VUID-vkCmdDrawIndexedIndirectCount-None-08686
If there is no bound graphics pipeline, and the [tessellationShader](#) feature is enabled, [vkCmdBindShadersEXT](#) **must** have been called in the current command buffer with [pStages](#) with an element of [VK_SHADER_STAGE_TESSELLATION_EVALUATION_BIT](#)
- VUID-vkCmdDrawIndexedIndirectCount-None-08687
If there is no bound graphics pipeline, and the [geometryShader](#) feature is enabled, [vkCmdBindShadersEXT](#) **must** have been called in the current command buffer with [pStages](#) with an element of [VK_SHADER_STAGE_GEOMETRY_BIT](#)
- VUID-vkCmdDrawIndexedIndirectCount-None-08688
If there is no bound graphics pipeline, [vkCmdBindShadersEXT](#) **must** have been called in the current command buffer with [pStages](#) with an element of [VK_SHADER_STAGE_FRAGMENT_BIT](#)
- VUID-vkCmdDrawIndexedIndirectCount-None-08689
If there is no bound graphics pipeline, and the [taskShader](#) feature is enabled, [vkCmdBindShadersEXT](#) **must** have been called in the current command buffer with [pStages](#) with an element of [VK_SHADER_STAGE_TASK_BIT_EXT](#)
- VUID-vkCmdDrawIndexedIndirectCount-None-08690
If there is no bound graphics pipeline, and the [meshShader](#) feature is enabled, [vkCmdBindShadersEXT](#) **must** have been called in the current command buffer with [pStages](#) with an element of [VK_SHADER_STAGE_MESH_BIT_EXT](#)
- VUID-vkCmdDrawIndexedIndirectCount-None-08693
If there is no bound graphics pipeline, and at least one of the [taskShader](#) and [meshShader](#) features is enabled, one of the [VK_SHADER_STAGE_VERTEX_BIT](#) or [VK_SHADER_STAGE_MESH_BIT_EXT](#) stages **must** have a valid [VkShaderEXT](#) bound, and the other **must** have no [VkShaderEXT](#) bound
- VUID-vkCmdDrawIndexedIndirectCount-None-08696
If there is no bound graphics pipeline, and a valid [VkShaderEXT](#) is bound to the [VK_SHADER_STAGE_VERTEX_BIT](#) stage, there **must** be no [VkShaderEXT](#) bound to either the [VK_SHADER_STAGE_TASK_BIT_EXT](#) stage or the [VK_SHADER_STAGE_MESH_BIT_EXT](#) stage

- VUID-vkCmdDrawIndexedIndirectCount-None-08698
If any graphics shader is bound which was created with the [VK_SHADER_CREATE_LINK_STAGE_BIT_EXT](#) flag, then all shaders created with the [VK_SHADER_CREATE_LINK_STAGE_BIT_EXT](#) flag in the same [vkCreateShadersEXT](#) call **must** also be bound
- VUID-vkCmdDrawIndexedIndirectCount-None-08699
If any graphics shader is bound which was created with the [VK_SHADER_CREATE_LINK_STAGE_BIT_EXT](#) flag, any stages in between stages whose shaders which did not create a shader with the [VK_SHADER_CREATE_LINK_STAGE_BIT_EXT](#) flag as part of the same [vkCreateShadersEXT](#) call **must** not have any [VkShaderEXT](#) bound
- VUID-vkCmdDrawIndexedIndirectCount-None-08878
All bound graphics shader objects **must** have been created with identical or [identically defined](#) push constant ranges
- VUID-vkCmdDrawIndexedIndirectCount-None-08879
All bound graphics shader objects **must** have either been created with the [VK_SHADER_CREATE_DESCRIPTOR_HEAP_BIT_EXT](#) flag set, or with identical or [identically defined](#) arrays of descriptor set layouts
- VUID-vkCmdDrawIndexedIndirectCount-colorAttachmentCount-09372
If the current render pass instance was begun with [vkCmdBeginRendering](#) and a [VkRenderingInfo::colorAttachmentCount](#) equal to 1, a color attachment with a resolve mode of [VK_RESOLVE_MODE_EXTERNAL_FORMAT_DOWNSAMPLE_BIT_ANDROID](#), and a fragment shader is bound, it **must** not declare the [DepthReplacing](#) or [StencilRefReplacingEXT](#) execution modes
- VUID-vkCmdDrawIndexedIndirectCount-pDynamicStates-08715
If the bound graphics pipeline state includes a fragment shader stage, was created with [VK_DYNAMIC_STATE_DEPTH_WRITE_ENABLE](#) set in [VkPipelineDynamicStateCreateInfo::pDynamicStates](#), and the fragment shader declares the [EarlyFragmentTests](#) execution mode and uses [OpDepthAttachmentReadEXT](#), the [depthWriteEnable](#) parameter in the last call to [vkCmdSetDepthWriteEnable](#) **must** be [VK_FALSE](#)
- VUID-vkCmdDrawIndexedIndirectCount-pDynamicStates-08716
If the bound graphics pipeline state includes a fragment shader stage, was created with [VK_DYNAMIC_STATE_STENCIL_WRITE_MASK](#) set in [VkPipelineDynamicStateCreateInfo::pDynamicStates](#), and the fragment shader declares the [EarlyFragmentTests](#) execution mode and uses [OpStencilAttachmentReadEXT](#), the [writeMask](#) parameter in the last call to [vkCmdSetStencilWriteMask](#) **must** be 0
- VUID-vkCmdDrawIndexedIndirectCount-None-09116
If a shader object is bound to any graphics stage or the bound graphics pipeline was created with [VK_DYNAMIC_STATE_COLOR_WRITE_MASK_EXT](#), and the format of any color attachment is [VK_FORMAT_E5B9G9R9_UFLOAT_PACK32](#), the corresponding element of the [pColorWriteMasks](#) parameter of [vkCmdSetColorWriteMaskEXT](#) **must** either include all of [VK_COLOR_COMPONENT_R_BIT](#), [VK_COLOR_COMPONENT_G_BIT](#), and [VK_COLOR_COMPONENT_B_BIT](#), or none of them
- VUID-vkCmdDrawIndexedIndirectCount-maxFragmentDualSrcAttachments-09239
If [blending](#) is enabled for any attachment where either the source or destination blend

factors for that attachment [use the secondary color input](#), the maximum value of [Location](#) for any output attachment [statically used](#) in the [Fragment Execution Model](#) executed by this command **must** be less than [maxFragmentDualSrcAttachments](#)

- VUID-vkCmdDrawIndexedIndirectCount-None-09548

If the current render pass was begun with [vkCmdBeginRendering](#), there is no shader object bound to any graphics stage, the value of each element of [VkRenderingAttachmentLocationInfo::pColorAttachmentLocations](#) in the bound pipeline **must** match the value for the corresponding locations set currently in the current render pass instance

- VUID-vkCmdDrawIndexedIndirectCount-None-09549

If the current render pass was begun with [vkCmdBeginRendering](#), and there is no shader object bound to any graphics stage, the value of each element of [VkRenderingInputAttachmentIndexInfo::pColorAttachmentInputIndices](#) in the bound pipeline **must** match the value for the corresponding index set currently in the current render pass instance

- VUID-vkCmdDrawIndexedIndirectCount-None-10927

If the current render pass was begun with [vkCmdBeginRendering](#), and there is no shader object bound to any graphics stage, the value of [VkRenderingInputAttachmentIndexInfo::pDepthInputAttachmentIndex](#) in the bound pipeline **must** match the value set currently in the current render pass instance

- VUID-vkCmdDrawIndexedIndirectCount-None-10928

If the current render pass was begun with [vkCmdBeginRendering](#), and there is no shader object bound to any graphics stage, the value of [VkRenderingInputAttachmentIndexInfo::pStencilInputAttachmentIndex](#) in the bound pipeline **must** match the value set currently in the current render pass instance

- VUID-vkCmdDrawIndexedIndirectCount-None-09642

If the current render pass was begun with [vkCmdBeginRendering](#) with the [VK_RENDERING_ENABLE_LEGACY_DITHERING_BIT_EXT](#) flag, the bound graphics pipeline **must** have been created with [VK_PIPELINE_CREATE_2_ENABLE_LEGACY_DITHERING_BIT_EXT](#)

- VUID-vkCmdDrawIndexedIndirectCount-None-09643

If the bound graphics pipeline was created with [VK_PIPELINE_CREATE_2_ENABLE_LEGACY_DITHERING_BIT_EXT](#), the current render pass **must** have begun with [vkCmdBeginRendering](#) with the [VK_RENDERING_ENABLE_LEGACY_DITHERING_BIT_EXT](#) flag

- VUID-vkCmdDrawIndexedIndirectCount-None-10677

If the [per-tile execution model](#) is enabled, the [tileShadingPerTileDraw](#) feature **must** be enabled

- VUID-vkCmdDrawIndexedIndirectCount-None-10772

If a shader object is bound to any graphics stage, *multiview* functionality **must** not be enabled in the current render pass

- VUID-vkCmdDrawIndexedIndirectCount-multiviewPerViewViewports-12262

If the [multiviewPerViewViewports](#) feature is enabled, then the index of the most significant bit in current render pass instance [viewMask](#) **must** be less than the [current value](#) of

viewportCount

- VUID-vkCmdDrawIndexedIndirectCount-multiviewPerViewViewports-12263

If the `multiviewPerViewViewports` feature is enabled, then the index of the most significant bit in current render pass instance `viewMask` **must** be less than the `current value` of `scissorCount`

- VUID-vkCmdDrawIndexedIndirectCount-flags-11521

If current render pass instance was begun with `vkCmdBeginRendering` with `VkRenderingInfo::flags` which includes `VK_RENDERING_FRAGMENT_REGION_BIT_EXT`, and if `sample shading` is enabled (explicitly or implicitly), then the minimum fraction for sample shading **must** equal 0.0

- VUID-vkCmdDrawIndexedIndirectCount-None-11522

If the current render pass instance was begun with `vkCmdBeginRendering` and contains a custom resolve, and the `dynamicRenderingUnusedAttachments` feature is not enabled, the graphics pipeline bound **must** have been created with a `VkCustomResolveCreateInfoEXT`

- VUID-vkCmdDrawIndexedIndirectCount-None-11523

If the current render pass instance was begun with `vkCmdBeginRendering` and does not contain a custom resolve, and the `dynamicRenderingUnusedAttachments` feature is not enabled, the graphics pipeline bound **must** not have been created with a `VkCustomResolveCreateInfoEXT`

- VUID-vkCmdDrawIndexedIndirectCount-customResolve-11524

If the current render pass instance was begun with `vkCmdBeginRendering` and `vkCmdBeginCustomResolveEXT` has been recorded in the render pass instance, the graphics pipeline bound **must** have been created with `VkCustomResolveCreateInfoEXT::customResolve` as `VK_TRUE`

- VUID-vkCmdDrawIndexedIndirectCount-customResolve-11525

If the current render pass instance was begun with `vkCmdBeginRendering` and contains a custom resolve, and `vkCmdBeginCustomResolveEXT` has not been recorded in the render pass instance, the graphics pipeline bound **must** have been created with `VkCustomResolveCreateInfoEXT::customResolve` as `VK_FALSE`

- VUID-vkCmdDrawIndexedIndirectCount-None-11861

If the `dynamicRenderingUnusedAttachments` feature is not enabled and the current render pass instance was begun with `vkCmdBeginRendering` and contains a custom resolve, the bound graphics pipeline **must** have been created with a `VkCustomResolveCreateInfoEXT::colorAttachmentCount` equal to `VkRenderingInfo::colorAttachmentCount`

- VUID-vkCmdDrawIndexedIndirectCount-None-11862

If the `dynamicRenderingUnusedAttachments` feature is not enabled, and the current render pass instance was begun with `vkCmdBeginRendering`, it contains a custom resolve, and `VkRenderingInfo::colorAttachmentCount` greater than 0, then each element of the `VkRenderingInfo::pColorAttachments` array with an `resolveImageView` not equal to `VK_NULL_HANDLE` **must** have been created with a `VkFormat` equal to the corresponding element of `VkCustomResolveCreateInfoEXT::pColorAttachmentFormats` used to create the bound graphics pipeline

- VUID-vkCmdDrawIndexedIndirectCount-None-11863

If the `dynamicRenderingUnusedAttachments` feature is not enabled, and the current render

pass instance was begun with `vkCmdBeginRendering`, it contains a custom resolve, and `VkRenderingInfo::colorAttachmentCount` greater than 0, then each element of the `VkRenderingInfo::pColorAttachments` array with an `resolveImageView` equal to `VK_NULL_HANDLE` **must** have the corresponding element of `VkCustomResolveCreateInfoEXT::pColorAttachmentFormats` used to create the bound pipeline equal to `VK_FORMAT_UNDEFINED`

- VUID-vkCmdDrawIndexedIndirectCount-dynamicRenderingUnusedAttachments-11864

If the `dynamicRenderingUnusedAttachments` feature is enabled, the current render pass instance was begun with `vkCmdBeginRendering`, it contains a custom resolve, and `VkRenderingInfo::colorAttachmentCount` greater than 0, then each element of the `VkRenderingInfo::pColorAttachments` array with an `resolveImageView` not equal to `VK_NULL_HANDLE` **must** have been created with a `VkFormat` equal to the corresponding element of `VkCustomResolveCreateInfoEXT::pColorAttachmentFormats` used to create the bound graphics pipeline, or the corresponding element of `VkCustomResolveCreateInfoEXT::pColorAttachmentFormats`, if it exists, **must** be `VK_FORMAT_UNDEFINED`

- VUID-vkCmdDrawIndexedIndirectCount-None-11865

If the current render pass instance was begun with `vkCmdBeginRendering`, it contains a custom resolve, the `dynamicRenderingUnusedAttachments` feature is not enabled, and `VkRenderingInfo::pDepthAttachment->resolveImageView` was `VK_NULL_HANDLE`, the value of `VkCustomResolveCreateInfoEXT::depthAttachmentFormat` used to create the bound graphics pipeline **must** be equal to `VK_FORMAT_UNDEFINED`

- VUID-vkCmdDrawIndexedIndirectCount-None-11866

If current render pass instance was begun with `vkCmdBeginRendering`, it contains a custom resolve, the `dynamicRenderingUnusedAttachments` feature is not enabled, and `VkRenderingInfo::pDepthAttachment->resolveImageView` was not `VK_NULL_HANDLE`, the value of `VkCustomResolveCreateInfoEXT::depthAttachmentFormat` used to create the bound graphics pipeline **must** be equal to the `VkFormat` used to create `VkRenderingInfo::pDepthAttachment->resolveImageView`

- VUID-vkCmdDrawIndexedIndirectCount-dynamicRenderingUnusedAttachments-11867

If the current render pass instance was begun with `vkCmdBeginRendering`, it contains a custom resolve, the `dynamicRenderingUnusedAttachments` feature is enabled, `VkRenderingInfo::pDepthAttachment->resolveImageView` was not `VK_NULL_HANDLE`, and the value of `VkCustomResolveCreateInfoEXT::depthAttachmentFormat` used to create the bound graphics pipeline was not equal to the `VkFormat` used to create `VkRenderingInfo::pDepthAttachment->resolveImageView`, the value of the format **must** be `VK_FORMAT_UNDEFINED`

- VUID-vkCmdDrawIndexedIndirectCount-None-11868

If the current render pass instance was begun with `vkCmdBeginRendering`, it contains a custom resolve, the `dynamicRenderingUnusedAttachments` feature is not enabled, and `VkRenderingInfo::pStencilAttachment->resolveImageView` was `VK_NULL_HANDLE`, the value of `VkCustomResolveCreateInfoEXT::stencilAttachmentFormat` used to create the bound graphics pipeline **must** be equal to `VK_FORMAT_UNDEFINED`

- VUID-vkCmdDrawIndexedIndirectCount-None-11869

If current render pass instance was begun with `vkCmdBeginRendering`, it contains a

custom resolve, the `dynamicRenderingUnusedAttachments` feature is not enabled, and `VkRenderingInfo::pStencilAttachment->resolveImageView` was not `VK_NULL_HANDLE`, the value of `VkCustomResolveCreateInfoEXT::stencilAttachmentFormat` used to create the bound graphics pipeline **must** be equal to the `VkFormat` used to create `VkRenderingInfo::pStencilAttachment->resolveImageView`

- VUID-vkCmdDrawIndexedIndirectCount-dynamicRenderingUnusedAttachments-11870
If the current render pass instance was begun with `vkCmdBeginRendering`, it contains a custom resolve, the `dynamicRenderingUnusedAttachments` feature is enabled, `VkRenderingInfo::pStencilAttachment->resolveImageView` was not `VK_NULL_HANDLE`, and the value of `VkCustomResolveCreateInfoEXT::stencilAttachmentFormat` used to create the bound graphics pipeline was not equal to the `VkFormat` used to create `VkRenderingInfo::pStencilAttachment->resolveImageView`, the value of the format **must** be `VK_FORMAT_UNDEFINED`
- VUID-vkCmdDrawIndexedIndirectCount-colorAttachmentCount-11871
If the current render pass instance was begun with `vkCmdBeginRendering` with a `VkRenderingInfo::colorAttachmentCount` parameter greater than `0` and `vkCmdBeginCustomResolveEXT` has been recorded in the render pass instance, then for each element of the `VkRenderingInfo::pColorAttachments` array with a `resolveImageView` not equal to `VK_NULL_HANDLE`, the `resolveImageView` **must** have been created with a sample count equal to the value of `rasterizationSamples` for the bound graphics pipeline
- VUID-vkCmdDrawIndexedIndirectCount-pDepthAttachment-11872
If the current render pass instance was begun with `vkCmdBeginRendering`, `vkCmdBeginCustomResolveEXT` has been recorded in the render pass instance, and `VkRenderingInfo::pDepthAttachment->resolveImageView` was not `VK_NULL_HANDLE`, the value of `rasterizationSamples` for the bound graphics pipeline **must** be equal to the sample count used to create `VkRenderingInfo::pDepthAttachment->resolveImageView`
- VUID-vkCmdDrawIndexedIndirectCount-pStencilAttachment-11873
If the current render pass instance was begun with `vkCmdBeginRendering`, `vkCmdBeginCustomResolveEXT` has been recorded in the render pass instance, `VkRenderingInfo::pStencilAttachment->resolveImageView` was not `VK_NULL_HANDLE`, the value of `rasterizationSamples` for the bound graphics pipeline **must** be equal to the sample count used to create `VkRenderingInfo::pStencilAttachment->resolveImageView`
- VUID-vkCmdDrawIndexedIndirectCount-customResolve-11529
If a shader object is bound to the fragment stage, the current render pass instance was begun with `vkCmdBeginRendering`, a fragment density map attachment is active, and `vkCmdBeginCustomResolveEXT` has been called, then the fragment shader object bound **must** have been created with `VkCustomResolveCreateInfoEXT::customResolve` as `VK_TRUE`
- VUID-vkCmdDrawIndexedIndirectCount-customResolve-11530
If a shader object is bound to the fragment stage, the current render pass instance was begun with `vkCmdBeginRendering` and contains a custom resolve, a fragment density map attachment is active, and `vkCmdBeginCustomResolveEXT` has not yet been called, then the fragment shader object bound **must** have been created with `VkCustomResolveCreateInfoEXT::customResolve` as `VK_FALSE`
- VUID-vkCmdDrawIndexedIndirectCount-flags-13361
If there are any shader objects bound that were created with `flags` that includes the

[VK_SHADER_CREATE_INDEPENDENT_SETS_BIT_KHR](#) bit, then all bound shader objects **must** have been created with the [VK_SHADER_CREATE_INDEPENDENT_SETS_BIT_KHR](#) bit

- VUID-vkCmdDrawIndexedIndirectCount-flags-13362

If there are any shader objects bound that were created with **flags** that includes the [VK_SHADER_CREATE_INDEPENDENT_SETS_BIT_KHR](#) bit, then the pipeline layout of the bound descriptor sets **must** have been created with [VK_PIPELINE_LAYOUT_CREATE_INDEPENDENT_SETS_BIT_EXT](#) set

- VUID-vkCmdDrawIndexedIndirectCount-flags-13363

If there are any shader objects bound that were created with **flags** that includes the [VK_SHADER_CREATE_INDEPENDENT_SETS_BIT_KHR](#) bit, and any of the descriptor set layouts used to create the pipeline layout of the bound descriptor sets were created with any binding's [VkDescriptorSetLayoutBinding::stageFlags](#) set with [VK_SHADER_STAGE_VERTEX_BIT](#), [VK_SHADER_STAGE_TESSELLATION_CONTROL_BIT](#), [VK_SHADER_STAGE_TESSELLATION_EVALUATION_BIT](#) or [VK_SHADER_STAGE_GEOMETRY_BIT](#), then there **must** be no binding with [VkDescriptorSetLayoutBinding::stageFlags](#) set with [VK_SHADER_STAGE_TASK_BIT_EXT](#) or [VK_SHADER_STAGE_MESH_BIT_EXT](#)

- VUID-vkCmdDrawIndexedIndirectCount-flags-13364

If there are any shader objects bound that were created with **flags** that includes both the [VK_SHADER_CREATE_INDEPENDENT_SETS_BIT_KHR](#) and [VK_SHADER_CREATE_NO_TASK_SHADER_BIT_EXT](#) bits, the pipeline layout of the bound descriptor sets **must** have been created with [VK_PIPELINE_LAYOUT_CREATE_NO_TASK_SHADER_BIT_KHR](#) set

- VUID-vkCmdDrawIndexedIndirectCount-flags-13365

If there are any shader objects bound that were created with **flags** that includes both the [VK_SHADER_CREATE_INDEPENDENT_SETS_BIT_KHR](#) and [VK_SHADER_CREATE_NO_TASK_SHADER_BIT_EXT](#) bits, there **must** be no shader object bound to the [VK_SHADER_STAGE_TASK_BIT_EXT](#) stage

- VUID-vkCmdDrawIndexedIndirectCount-None-04007

All vertex input bindings accessed via vertex input variables declared in the vertex shader entry point's interface **must** have either valid or [VK_NULL_HANDLE](#) buffers bound

- VUID-vkCmdDrawIndexedIndirectCount-None-04008

If the **nullDescriptor** feature is not enabled, all vertex input bindings accessed via vertex input variables declared in the vertex shader entry point's interface **must** not be [VK_NULL_HANDLE](#)

- VUID-vkCmdDrawIndexedIndirectCount-None-02721

If the **robustBufferAccess** feature is not enabled, and that pipeline was created without enabling [VK_PIPELINE_ROBUSTNESS_BUFFER_BEHAVIOR_ROBUST_BUFFER_ACCESS](#) for **vertexInputs**, then for a given vertex buffer binding, any attribute data fetched **must** be entirely contained within the corresponding vertex buffer binding, as described in [Vertex Input Description](#)

- VUID-vkCmdDrawIndexedIndirectCount-format-10389

For each vertex attribute accessed by this command, if its

`VkVertexInputAttributeDescription::format` or `VkVertexInputAttributeDescription2EXT::format` is a packed format, and the `legacyVertexAttributes` feature is not enabled, the value of `attribAddress`, calculated as described in [Vertex Input Calculation](#), **must** be a multiple of the size of the format

- VUID-vkCmdDrawIndexedIndirectCount-format-10390

For each vertex attribute accessed by this command, if its `VkVertexInputAttributeDescription::format` or `VkVertexInputAttributeDescription2EXT::format` is not a packed format, and either the `legacyVertexAttributes` feature is not enabled or `format` has 64-bit components, the value of `attribAddress`, calculated as described in [Vertex Input Calculation](#), **must** be a multiple of the component size of the format

- VUID-vkCmdDrawIndexedIndirectCount-None-07842

If there is a shader object bound to the `VK_SHADER_STAGE_VERTEX_BIT` stage or the bound graphics pipeline state was created with the `VK_DYNAMIC_STATE_PRIMITIVE_TOPOLOGY` dynamic state enabled then `vkCmdSetPrimitiveTopology` **must** have been called and not subsequently `invalidated` in the current command buffer prior to this drawing command

- VUID-vkCmdDrawIndexedIndirectCount-dynamicPrimitiveTopologyUnrestricted-07500

If the bound graphics pipeline state was created with the `VK_DYNAMIC_STATE_PRIMITIVE_TOPOLOGY` dynamic state enabled and the `dynamicPrimitiveTopologyUnrestricted` is `VK_FALSE`, then the `primitiveTopology` parameter of `vkCmdSetPrimitiveTopology` **must** be of the same topology class as the pipeline `VkPipelineInputAssemblyStateCreateInfo::topology` state

- VUID-vkCmdDrawIndexedIndirectCount-primitiveTopology-10286

If a `VK_SHADER_STAGE_TESSELLATION_CONTROL_BIT` stage is bound, then the `current value` of `primitiveTopology` **must** be `VK_PRIMITIVE_TOPOLOGY_PATCH_LIST` prior to this drawing command

- VUID-vkCmdDrawIndexedIndirectCount-primitiveTopology-10747

If `vkCmdSetPrimitiveTopology` set `primitiveTopology` to `VK_PRIMITIVE_TOPOLOGY_PATCH_LIST` prior to this drawing command, then a `VK_SHADER_STAGE_TESSELLATION_CONTROL_BIT` stage **must** be bound

- VUID-vkCmdDrawIndexedIndirectCount-primitiveTopology-10748

If `vkCmdSetPrimitiveTopology` set `primitiveTopology` to `VK_PRIMITIVE_TOPOLOGY_POINT_LIST` prior to this drawing command, the `maintenance5` feature is not enabled, both a `VK_SHADER_STAGE_TESSELLATION_EVALUATION_BIT` and `VK_SHADER_STAGE_GEOMETRY_BIT` stage are not bound, then the `Vertex Execution Model` **must** have a `PointSize` decorated variable that is statically written to

- VUID-vkCmdDrawIndexedIndirectCount-pStrides-04913

If the bound graphics pipeline was created with the `VK_DYNAMIC_STATE_VERTEX_INPUT_BINDING_STRIDE` dynamic state enabled, but without the `VK_DYNAMIC_STATE_VERTEX_INPUT_EXT` dynamic state enabled, then `vkCmdBindVertexBuffers2` with a non-NULL `pStrides` parameter or `vkCmdBindVertexBuffers3KHR` with `setStride` set to `VK_TRUE` **must** have been called and not subsequently `invalidated` in the current command buffer prior to this draw command

- VUID-vkCmdDrawIndexedIndirectCount-None-13118

If the bound graphics pipeline was created without the `VK_DYNAMIC_STATE_VERTEX_INPUT_BINDING_STRIDE` dynamic state enabled, without the `VK_DYNAMIC_STATE_VERTEX_INPUT_EXT` dynamic state enabled, and `vkCmdBindVertexBuffers3KHR` was called and not subsequently `invalidated` in the current command buffer prior to this draw command, the value of `setStride` in each of its `pBindInfos` elements must have been `VK_FALSE`

- VUID-vkCmdDrawIndexedIndirectCount-None-04914

If there is a shader object bound to the `VK_SHADER_STAGE_VERTEX_BIT` stage or the bound graphics pipeline state was created with the `VK_DYNAMIC_STATE_VERTEX_INPUT_EXT` dynamic state enabled then `vkCmdSetVertexInputEXT` **must** have been called and not subsequently `invalidated` in the current command buffer prior to this draw command

- VUID-vkCmdDrawIndexedIndirectCount-Input-07939

If the `vertexAttributeRobustness` feature is not enabled, and the `maintenance9` feature is not enabled, and there is a shader object bound to the `VK_SHADER_STAGE_VERTEX_BIT` stage or the bound graphics pipeline state was created with the `VK_DYNAMIC_STATE_VERTEX_INPUT_EXT` dynamic state enabled then all variables with the `Input` storage class decorated with `Location` in the `Vertex Execution Model OpEntryPoint` **must** contain a location in `VkVertexInputAttributeDescription2EXT::location`

- VUID-vkCmdDrawIndexedIndirectCount-Input-08734

If there is a shader object bound to the `VK_SHADER_STAGE_VERTEX_BIT` stage or the bound graphics pipeline state was created with the `VK_DYNAMIC_STATE_VERTEX_INPUT_EXT` dynamic state enabled and either the `legacyVertexAttributes` feature is not enabled or the SPIR-V Type associated with a given `Input` variable of the corresponding `Location` in the `Vertex Execution Model OpEntryPoint` is 64-bit, then the numeric type associated with all `Input` variables of the corresponding `Location` in the `Vertex Execution Model OpEntryPoint` **must** be the same as `VkVertexInputAttributeDescription2EXT::format`

- VUID-vkCmdDrawIndexedIndirectCount-format-08936

If there is a shader object bound to the `VK_SHADER_STAGE_VERTEX_BIT` stage or the bound graphics pipeline state was created with the `VK_DYNAMIC_STATE_VERTEX_INPUT_EXT` dynamic state enabled and `VkVertexInputAttributeDescription2EXT::format` has a 64-bit component, then the scalar width associated with all `Input` variables of the corresponding `Location` in the `Vertex Execution Model OpEntryPoint` **must** be 64-bit

- VUID-vkCmdDrawIndexedIndirectCount-format-08937

If there is a shader object bound to the `VK_SHADER_STAGE_VERTEX_BIT` stage or the bound graphics pipeline state was created with the `VK_DYNAMIC_STATE_VERTEX_INPUT_EXT` dynamic state enabled and the scalar width associated with a `Location` decorated `Input` variable in the `Vertex Execution Model OpEntryPoint` is 64-bit, then the corresponding `VkVertexInputAttributeDescription2EXT::format` **must** have a 64-bit component

- VUID-vkCmdDrawIndexedIndirectCount-None-09203

If there is a shader object bound to the `VK_SHADER_STAGE_VERTEX_BIT` stage or the bound graphics pipeline state was created with the

`VK_DYNAMIC_STATE_VERTEX_INPUT_EXT` dynamic state enabled and `VkVertexInputAttributeDescription2EXT::format` has a 64-bit component, then all **Input** variables at the corresponding **Location** in the **Vertex Execution Model OpEntryPoint** **must** not use components that are not present in the format

- VUID-vkCmdDrawIndexedIndirectCount-None-04875

If there is a shader object bound to the `VK_SHADER_STAGE_TESSELLATION_CONTROL_BIT` stage or the bound graphics pipeline state was created with both a `VK_SHADER_STAGE_TESSELLATION_CONTROL_BIT` stage and the `VK_DYNAMIC_STATE_PATCH_CONTROL_POINTS_EXT` dynamic state enabled, and the current value of `primitiveTopology` is `VK_PRIMITIVE_TOPOLOGY_PATCH_LIST`, then `vkCmdSetPatchControlPointsEXT` **must** have been called and not subsequently **invalidated** in the current command buffer prior to this drawing command

- VUID-vkCmdDrawIndexedIndirectCount-None-04879

If there is a shader object bound to the `VK_SHADER_STAGE_VERTEX_BIT` stage or the bound graphics pipeline state was created with the `VK_DYNAMIC_STATE_PRIMITIVE_RESTART_ENABLE` dynamic state enabled then `vkCmdSetPrimitiveRestartEnable` **must** have been called and not subsequently **invalidated** in the current command buffer prior to this drawing command

- VUID-vkCmdDrawIndexedIndirectCount-None-09637

If the `primitiveTopologyListRestart` feature is not enabled, the **input assembly** is `VK_PRIMITIVE_TOPOLOGY_POINT_LIST`, `VK_PRIMITIVE_TOPOLOGY_LINE_LIST`, `VK_PRIMITIVE_TOPOLOGY_TRIANGLE_LIST`, `VK_PRIMITIVE_TOPOLOGY_LINE_LIST_WITH_ADJACENCY`, or `VK_PRIMITIVE_TOPOLOGY_TRIANGLE_LIST_WITH_ADJACENCY`, there is a shader object bound to the `VK_SHADER_STAGE_VERTEX_BIT` stage or the bound graphics pipeline state was created with the `VK_DYNAMIC_STATE_PRIMITIVE_RESTART_ENABLE` dynamic state enabled, then `vkCmdSetPrimitiveRestartEnable` **must** be `VK_FALSE`

- VUID-vkCmdDrawIndexedIndirectCount-None-10909

If the `primitiveTopologyPatchListRestart` feature is not enabled, the **input assembly** is `VK_PRIMITIVE_TOPOLOGY_PATCH_LIST`, there is a shader object bound to the `VK_SHADER_STAGE_TESSELLATION_CONTROL_BIT` stage or the bound graphics pipeline state was created with the `VK_DYNAMIC_STATE_PRIMITIVE_RESTART_ENABLE` dynamic state enabled then `vkCmdSetPrimitiveRestartEnable` **must** be `VK_FALSE`

- VUID-vkCmdDrawIndexedIndirectCount-stage-06481

The bound graphics pipeline **must** not have been created with the `VkPipelineShaderStageCreateInfo::stage` member of any element of `VkGraphicsPipelineCreateInfo::pStages` set to `VK_SHADER_STAGE_TASK_BIT_EXT` or `VK_SHADER_STAGE_MESH_BIT_EXT`

- VUID-vkCmdDrawIndexedIndirectCount-None-08885

There **must** be no shader object bound to either of the `VK_SHADER_STAGE_TASK_BIT_EXT` or `VK_SHADER_STAGE_MESH_BIT_EXT` stages

- VUID-vkCmdDrawIndexedIndirectCount-None-07619

If a shader object is bound to the `VK_SHADER_STAGE_TESSELLATION_EVALUATION_BIT` stage or a graphics pipeline is bound which was created with both a `VK_SHADER_STAGE_TESSELLATION_EVALUATION_BIT` stage and the

`VK_DYNAMIC_STATE_TESSELLATION_DOMAIN_ORIGIN_EXT` dynamic state enabled, then `vkCmdSetTessellationDomainOriginEXT` **must** have been called and not subsequently **invalidated** in the current command buffer prior to this drawing command

- VUID-vkCmdDrawIndexedIndirectCount-OpExecutionMode-12239
If a shader is bound to both the `VK_SHADER_STAGE_TESSELLATION_CONTROL_BIT` and `VK_SHADER_STAGE_TESSELLATION_EVALUATION_BIT` stages, and if both stages contain an `OpExecutionMode` instruction specifying the type of subdivision, they **must** be the same
- VUID-vkCmdDrawIndexedIndirectCount-OpExecutionMode-12240
If a shader is bound to both the `VK_SHADER_STAGE_TESSELLATION_CONTROL_BIT` and `VK_SHADER_STAGE_TESSELLATION_EVALUATION_BIT` stages, and if both stages contain an `OpExecutionMode` instruction specifying the orientation of triangles, they **must** be the same
- VUID-vkCmdDrawIndexedIndirectCount-OpExecutionMode-12241
If a shader is bound to both the `VK_SHADER_STAGE_TESSELLATION_CONTROL_BIT` and `VK_SHADER_STAGE_TESSELLATION_EVALUATION_BIT` stages, and if both stages contain an `OpExecutionMode` instruction specifying the segment spacing, they **must** be the same
- VUID-vkCmdDrawIndexedIndirectCount-OpExecutionMode-12242
If a shader is bound to both the `VK_SHADER_STAGE_TESSELLATION_CONTROL_BIT` and `VK_SHADER_STAGE_TESSELLATION_EVALUATION_BIT` stages, and if both stages contain an `OpExecutionMode` instruction specifying the output patch size, they **must** be the same
- VUID-vkCmdDrawIndexedIndirectCount-buffer-02708
If `buffer` is non-sparse then it **must** be bound completely and contiguously to a single `VkDeviceMemory` object
- VUID-vkCmdDrawIndexedIndirectCount-buffer-02709
`buffer` **must** have been created with the `VK_BUFFER_USAGE_INDIRECT_BUFFER_BIT` usage flag set
- VUID-vkCmdDrawIndexedIndirectCount-offset-02710
`offset` **must** be a multiple of 4
- VUID-vkCmdDrawIndexedIndirectCount-commandBuffer-02711
`commandBuffer` **must** not be a protected command buffer
- VUID-vkCmdDrawIndexedIndirectCount-countBuffer-02714
If `countBuffer` is non-sparse then it **must** be bound completely and contiguously to a single `VkDeviceMemory` object
- VUID-vkCmdDrawIndexedIndirectCount-countBuffer-02715
`countBuffer` **must** have been created with the `VK_BUFFER_USAGE_INDIRECT_BUFFER_BIT` usage flag set
- VUID-vkCmdDrawIndexedIndirectCount-countBufferOffset-02716
`countBufferOffset` **must** be a multiple of 4
- VUID-vkCmdDrawIndexedIndirectCount-countBuffer-02717
The count stored in `countBuffer` **must** be less than or equal to `VkPhysicalDeviceLimits::maxDrawIndirectCount`
- VUID-vkCmdDrawIndexedIndirectCount-countBufferOffset-04129

(`countBufferOffset` + `sizeof(uint32_t)`) **must** be less than or equal to the size of `countBuffer`

- VUID-vkCmdDrawIndexedIndirectCount-None-04445

If the `drawIndirectCount` feature is not enabled this function **must** not be used

- VUID-vkCmdDrawIndexedIndirectCount-None-07312

If the `maintenance6` feature is not enabled, a valid index buffer **must** be bound

- VUID-vkCmdDrawIndexedIndirectCount-primitiveRestartIndex-12401

If the primitive restart index for this draw operation was set with `vkCmdSetPrimitiveRestartIndexEXT`, then `primitiveRestartIndex` **must** not be greater than the maximum representable value for the bound `VkIndexType`

- VUID-vkCmdDrawIndexedIndirectCount-stride-03142

`stride` **must** be a multiple of 4 and **must** be greater than or equal to `sizeof(VkDrawIndexedIndirectCommand)`

- VUID-vkCmdDrawIndexedIndirectCount-maxDrawCount-03143

If `maxDrawCount` is greater than or equal to 1, (`stride` × (`maxDrawCount` - 1) + `offset` + `sizeof(VkDrawIndexedIndirectCommand)`) **must** be less than or equal to the size of `buffer`

Valid Usage (Implicit)

- VUID-vkCmdDrawIndexedIndirectCount-commandBuffer-parameter

`commandBuffer` **must** be a valid `VkCommandBuffer` handle

- VUID-vkCmdDrawIndexedIndirectCount-buffer-parameter

`buffer` **must** be a valid `VkBuffer` handle

- VUID-vkCmdDrawIndexedIndirectCount-countBuffer-parameter

`countBuffer` **must** be a valid `VkBuffer` handle

- VUID-vkCmdDrawIndexedIndirectCount-commandBuffer-recording

`commandBuffer` **must** be in the `recording` state

- VUID-vkCmdDrawIndexedIndirectCount-commandBuffer-cmdpool

The `VkCommandPool` that `commandBuffer` was allocated from **must** support `VK_QUEUE_GRAPHICS_BIT` operations

- VUID-vkCmdDrawIndexedIndirectCount-renderpass

This command **must** only be called inside of a render pass instance

- VUID-vkCmdDrawIndexedIndirectCount-suspended

This command **must** not be called between suspended render pass instances

- VUID-vkCmdDrawIndexedIndirectCount-videocoding

This command **must** only be called outside of a video coding scope

- VUID-vkCmdDrawIndexedIndirectCount-commonparent

Each of `buffer`, `commandBuffer`, and `countBuffer` **must** have been created, allocated, or retrieved from the same `VkDevice`

Host Synchronization

- Host access to `commandBuffer` **must** be externally synchronized
- Host access to the `VkCommandPool` that `commandBuffer` was allocated from **must** be externally synchronized

Command Properties

Command Buffer Levels	Render Pass Scope	Video Coding Scope	Supported Queue Types	Command Type
Primary Secondary	Inside	Outside	VK_QUEUE_GRAPHICS HICS_BIT	Action

Conditional Rendering

`vkCmdDrawIndexedIndirectCount` is affected by [conditional rendering](#)

26.4.1. Drawing Transform Feedback

It is possible to draw vertex data that was previously captured during active [transform feedback](#) by binding one or more of the transform feedback buffers as vertex buffers. A pipeline barrier is required between using the buffers as transform feedback buffers and vertex buffers to ensure all writes to the transform feedback buffers are visible when the data is read as vertex attributes. The source access is `VK_ACCESS_TRANSFORM_FEEDBACK_WRITE_BIT_EXT` and the destination access is `VK_ACCESS_VERTEX_ATTRIBUTE_READ_BIT` for the pipeline stages `VK_PIPELINE_STAGE_TRANSFORM_FEEDBACK_BIT_EXT` and `VK_PIPELINE_STAGE_VERTEX_INPUT_BIT` respectively. The value written to the counter buffer by `vkCmdEndTransformFeedbackEXT` **can** be used to determine the vertex count for the draw. A pipeline barrier is required between using the counter buffer for `vkCmdEndTransformFeedbackEXT` and `vkCmdDrawIndirectByteCountEXT` where the source access is `VK_ACCESS_TRANSFORM_FEEDBACK_COUNTER_WRITE_BIT_EXT` and the destination access is `VK_ACCESS_INDIRECT_COMMAND_READ_BIT` for the pipeline stages `VK_PIPELINE_STAGE_TRANSFORM_FEEDBACK_BIT_EXT` and `VK_PIPELINE_STAGE_DRAW_INDIRECT_BIT` respectively.

To record a non-indexed draw call, where the vertex count is based on a byte count read from a memory range and the passed in vertex stride parameter, call:


```
// Provided by VK_KHR_device_address_commands with VK_EXT_transform_feedback
void vkCmdDrawIndirectByteCount2EXT(
    VkCommandBuffer                                commandBuffer,
    uint32_t                                         instanceCount,
    uint32_t                                         firstInstance,
    const VkBindTransformFeedbackBuffer2InfoEXT* pCounterInfo,
    uint32_t                                         counterOffset,
    uint32_t                                         vertexStride);
```

- `commandBuffer` is the command buffer into which the command is recorded.
- `instanceCount` is the number of instances to draw.
- `firstInstance` is the instance ID of the first instance to draw.
- `pCounterInfo` is a pointer to a `VkBindTransformFeedbackBuffer2InfoEXT` defining the range of memory that the byte count is read from.
- `counterOffset` is subtracted from the byte count.
- `vertexStride` is the stride in bytes between each element of the vertex data that is used to calculate the vertex count from the counter value. This value is typically the same value that was used in the graphics pipeline state when the transform feedback was captured as the `XfbStride`.

When the command is executed, primitives are assembled in the same way as done with `vkCmdDraw` except the `vertexCount` is calculated based on the byte count read from `counterBuffer` at offset `counterBufferOffset`. The assembled primitives execute the bound graphics pipeline.

The effective `vertexCount` is calculated as follows:

```
const uint32_t * counterBufferPtr = (const uint8_t *)counterRange.address;
vertexCount = floor(max(0, (*counterBufferPtr - counterOffset)) / vertexStride);
```

The effective `firstVertex` is zero.

Valid Usage

- VUID-vkCmdDrawIndirectByteCount2EXT-magFilter-04553
If a `VkSampler` created with `magFilter` or `minFilter` equal to `VK_FILTER_LINEAR`, `reductionMode` equal to `VK_SAMPLER_REDUCTION_MODE_WEIGHTED_AVERAGE`, and `compareEnable` equal to `VK_FALSE` is used to sample a `VkImageView` as a result of this command, then the image view's `format features` **must** contain `VK_FORMAT_FEATURE_SAMPLED_IMAGE_FILTER_LINEAR_BIT`
- VUID-vkCmdDrawIndirectByteCount2EXT-magFilter-09598
If a `VkSampler` created with `magFilter` or `minFilter` equal to `VK_FILTER_LINEAR` and `reductionMode` equal to either `VK_SAMPLER_REDUCTION_MODE_MIN` or `VK_SAMPLER_REDUCTION_MODE_MAX` is used to sample a `VkImageView` as a result of this command, then the image view's `format features` **must** contain

VK_FORMAT_FEATURE_SAMPLED_IMAGE_FILTER_MINMAX_BIT

- VUID-vkCmdDrawIndirectByteCount2EXT-mipmapMode-04770

If a `VkSampler` created with `mipmapMode` equal to `VK_SAMPLER_MIPMAP_MODE_LINEAR`, `reductionMode` equal to `VK_SAMPLER_REDUCTION_MODE_WEIGHTED_AVERAGE`, and `compareEnable` equal to `VK_FALSE` is used to sample a `VkImageView` as a result of this command, then the image view's `format features` **must** contain `VK_FORMAT_FEATURE_SAMPLED_IMAGE_FILTER_LINEAR_BIT`

- VUID-vkCmdDrawIndirectByteCount2EXT-mipmapMode-09599

If a `VkSampler` created with `mipmapMode` equal to `VK_SAMPLER_MIPMAP_MODE_LINEAR` and `reductionMode` equal to either `VK_SAMPLER_REDUCTION_MODE_MIN` or `VK_SAMPLER_REDUCTION_MODE_MAX` is used to sample a `VkImageView` as a result of this command, then the image view's `format features` **must** contain `VK_FORMAT_FEATURE_SAMPLED_IMAGE_FILTER_MINMAX_BIT`

- VUID-vkCmdDrawIndirectByteCount2EXT-unnormalizedCoordinates-09635

If a `VkSampler` created with `unnormalizedCoordinates` equal to `VK_TRUE` is used to sample a `VkImageView` as a result of this command, then the image view's `levelCount` and `layerCount` **must** be 1

- VUID-vkCmdDrawIndirectByteCount2EXT-None-08609

If a `VkSampler` created with `unnormalizedCoordinates` equal to `VK_TRUE` is used to sample a `VkImageView` as a result of this command, then the image view's `viewType` **must** be `VK_IMAGE_VIEW_TYPE_1D` or `VK_IMAGE_VIEW_TYPE_2D`

- VUID-vkCmdDrawIndirectByteCount2EXT-None-08610

If a `VkSampler` created with `unnormalizedCoordinates` equal to `VK_TRUE` is used to sample a `VkImageView` as a result of this command, then the sampler **must** not be used with any of the SPIR-V `OpImageSample*` or `OpImageSparseSample*` instructions with `ImplicitLod`, `Dref` or `Proj` in their name

- VUID-vkCmdDrawIndirectByteCount2EXT-None-08611

If a `VkSampler` created with `unnormalizedCoordinates` equal to `VK_TRUE` is used to sample a `VkImageView` as a result of this command, then the sampler **must** not be used with any of the SPIR-V `OpImageSample*` or `OpImageSparseSample*` instructions that includes a LOD bias or any offset values

- VUID-vkCmdDrawIndirectByteCount2EXT-None-06479

If a `VkImageView` is sampled with `depth comparison`, the image view's `format features` **must** contain `VK_FORMAT_FEATURE_2_SAMPLED_IMAGE_DEPTH_COMPARISON_BIT`

- VUID-vkCmdDrawIndirectByteCount2EXT-None-02691

If a `VkImageView` is accessed using atomic operations as a result of this command, then the image view's `format features` **must** contain `VK_FORMAT_FEATURE_STORAGE_IMAGE_ATOMIC_BIT`

- VUID-vkCmdDrawIndirectByteCount2EXT-None-07888

If a `VK_DESCRIPTOR_TYPE_STORAGE_TEXEL_BUFFER` descriptor is accessed using atomic operations as a result of this command, then the storage texel buffer's `format features` **must** contain `VK_FORMAT_FEATURE_STORAGE_TEXEL_BUFFER_ATOMIC_BIT`

- VUID-vkCmdDrawIndirectByteCount2EXT-None-02692

If a `VkImageView` is sampled with `VK_FILTER_CUBIC_EXT` as a result of this command,

then the image view's format features **must** contain `VK_FORMAT_FEATURE_SAMPLED_IMAGE_FILTER_CUBIC_BIT_EXT`

- VUID-vkCmdDrawIndirectByteCount2EXT-None-02693
If the `VK_EXT_filter_cubic` extension is not enabled and any `VkImageView` is sampled with `VK_FILTER_CUBIC_EXT` as a result of this command, it **must** not have a `VkImageViewType` of `VK_IMAGE_VIEW_TYPE_3D`, `VK_IMAGE_VIEW_TYPE_CUBE`, or `VK_IMAGE_VIEW_TYPE_CUBE_ARRAY`
- VUID-vkCmdDrawIndirectByteCount2EXT-filterCubic-02694
Any `VkImageView` being sampled with `VK_FILTER_CUBIC_EXT` as a result of this command **must** have a `VkImageViewType` and format that supports cubic filtering, as specified by `VkFilterCubicImageViewImageFormatPropertiesEXT::filterCubic` returned by `vkGetPhysicalDeviceImageFormatProperties2`
- VUID-vkCmdDrawIndirectByteCount2EXT-filterCubicMinmax-02695
Any `VkImageView` being sampled with `VK_FILTER_CUBIC_EXT` with a reduction mode of either `VK_SAMPLER_REDUCTION_MODE_MIN` or `VK_SAMPLER_REDUCTION_MODE_MAX` as a result of this command **must** have a `VkImageViewType` and format that supports cubic filtering together with minmax filtering, as specified by `VkFilterCubicImageViewImageFormatPropertiesEXT::filterCubicMinmax` returned by `vkGetPhysicalDeviceImageFormatProperties2`
- VUID-vkCmdDrawIndirectByteCount2EXT-cubicRangeClamp-09212
If the `cubicRangeClamp` feature is not enabled, then any `VkImageView` being sampled with `VK_FILTER_CUBIC_EXT` as a result of this command **must** not have a `VkSamplerReductionModeCreateInfo::reductionMode` equal to `VK_SAMPLER_REDUCTION_MODE_WEIGHTED_AVERAGE_RANGECLAMP_QCOM`
- VUID-vkCmdDrawIndirectByteCount2EXT-reductionMode-09213
Any `VkImageView` being sampled with a `VkSamplerReductionModeCreateInfo::reductionMode` equal to `VK_SAMPLER_REDUCTION_MODE_WEIGHTED_AVERAGE_RANGECLAMP_QCOM` as a result of this command **must** sample with `VK_FILTER_CUBIC_EXT`
- VUID-vkCmdDrawIndirectByteCount2EXT-selectableCubicWeights-09214
If the `selectableCubicWeights` feature is not enabled, then any `VkImageView` being sampled with `VK_FILTER_CUBIC_EXT` as a result of this command **must** have `VkSamplerCubicWeightsCreateInfoQCOM::cubicWeights` equal to `VK_CUBIC_FILTER_WEIGHTS_CATMULL_ROM_QCOM`
- VUID-vkCmdDrawIndirectByteCount2EXT-flags-02696
Any `VkImage` created with a `VkImageCreateInfo::flags` containing `VK_IMAGE_CREATE_CORNER_SAMPLED_BIT_NV` sampled as a result of this command **must** only be sampled using a `VkSamplerAddressMode` of `VK_SAMPLER_ADDRESS_MODE_CLAMP_TO_EDGE`
- VUID-vkCmdDrawIndirectByteCount2EXT-OpTypeImage-07027
For any `VkImageView` being written as a storage image where the image format field of the `OpTypeImage` is `Unknown`, the view's format features **must** contain `VK_FORMAT_FEATURE_2_STORAGE_WRITE_WITHOUT_FORMAT_BIT`
- VUID-vkCmdDrawIndirectByteCount2EXT-OpTypeImage-07028

For any [VkImageView](#) being read as a storage image where the image format field of the [OpTypeImage](#) is [Unknown](#), the view's [format features](#) **must** contain [VK_FORMAT_FEATURE_2_STORAGE_READ_WITHOUT_FORMAT_BIT](#)

- VUID-vkCmdDrawIndirectByteCount2EXT-OpTypeImage-07029

For any [VkBufferView](#) being written as a storage texel buffer where the image format field of the [OpTypeImage](#) is [Unknown](#), the view's [buffer features](#) **must** contain [VK_FORMAT_FEATURE_2_STORAGE_WRITE_WITHOUT_FORMAT_BIT](#)

- VUID-vkCmdDrawIndirectByteCount2EXT-OpTypeImage-07030

Any [VkBufferView](#) being read as a storage texel buffer where the image format field of the [OpTypeImage](#) is [Unknown](#) then the view's [buffer features](#) **must** contain [VK_FORMAT_FEATURE_2_STORAGE_READ_WITHOUT_FORMAT_BIT](#)

- VUID-vkCmdDrawIndirectByteCount2EXT-None-08600

If a [a bound shader](#) was created with a pipeline layout and statically uses a set *n*, a descriptor set **must** have been bound to *n* at the same pipeline bind point, with layouts compatible for set *n* with the layout(s) used to create the shader, as described in [Pipeline Layout Compatibility](#)

- VUID-vkCmdDrawIndirectByteCount2EXT-None-08601

If a [a bound shader](#) was created with a pipeline layout or specified push constant ranges and statically uses a push constant value, that value **must** have been set for the same pipeline bind point, with push constant ranges that are [compatible](#) with the push constant range used to create the shader

- VUID-vkCmdDrawIndirectByteCount2EXT-None-10068

For each array of resources that is used by a [a bound shader](#), the indices used to access members of the array **must** be less than the descriptor count for the identified binding in the descriptor sets used by this command

- VUID-vkCmdDrawIndirectByteCount2EXT-None-08114

Descriptors in each bound descriptor set, specified via [vkCmdBindDescriptorSets](#), **must** be valid if they are accessed as described by [descriptor validity](#) by the [VkPipeline](#) bound to the pipeline bind point used by this command and the bound [VkPipeline](#) was not created with [VK_PIPELINE_CREATE_DESCRIPTOR_BUFFER_BIT_EXT](#)

- VUID-vkCmdDrawIndirectByteCount2EXT-imageLayout-00344

If an image descriptor is accessed by a shader, the [VkImageLayout](#) **must** match the subresource accessible from the [VkImageView](#) as defined by the [image layout matching rules](#)

- VUID-vkCmdDrawIndirectByteCount2EXT-None-08115

If the descriptors used by the [VkPipeline](#) bound to the pipeline bind point were specified via [vkCmdBindDescriptorSets](#), the bound [VkPipeline](#) **must** have been created without [VK_PIPELINE_CREATE_DESCRIPTOR_BUFFER_BIT_EXT](#)

- VUID-vkCmdDrawIndirectByteCount2EXT-None-08116

Descriptors in bound descriptor buffers, specified via [vkCmdSetDescriptorBufferOffsetsEXT](#), **must** be valid if they are dynamically used by the [VkPipeline](#) bound to the pipeline bind point used by this command and the bound [VkPipeline](#) was created with [VK_PIPELINE_CREATE_DESCRIPTOR_BUFFER_BIT_EXT](#)

- VUID-vkCmdDrawIndirectByteCount2EXT-None-08604

Descriptors in bound descriptor buffers, specified via [vkCmdSetDescriptorBufferOffsetsEXT](#), **must** be valid if they are dynamically used by any [VkShaderEXT](#) bound to a stage corresponding to the pipeline bind point used by this command

- VUID-vkCmdDrawIndirectByteCount2EXT-None-08117

If the descriptors used by the [VkPipeline](#) bound to the pipeline bind point were specified via [vkCmdSetDescriptorBufferOffsetsEXT](#), the bound [VkPipeline](#) **must** have been created with [VK_PIPELINE_CREATE_DESCRIPTOR_BUFFER_BIT_EXT](#)

- VUID-vkCmdDrawIndirectByteCount2EXT-None-08119

If a descriptor is dynamically used with a [VkPipeline](#) created with [VK_PIPELINE_CREATE_DESCRIPTOR_BUFFER_BIT_EXT](#), the descriptor memory **must** be resident

- VUID-vkCmdDrawIndirectByteCount2EXT-None-08605

If a descriptor is dynamically used with a [VkShaderEXT](#) created with a [VkDescriptorSetLayout](#) that was created with [VK_DESCRIPTOR_SET_LAYOUT_CREATE_DESCRIPTOR_BUFFER_BIT_EXT](#), the descriptor memory **must** be resident

- VUID-vkCmdDrawIndirectByteCount2EXT-None-08606

If the [shaderObject](#) feature is not enabled, a valid pipeline **must** be bound to the pipeline bind point used by this command

- VUID-vkCmdDrawIndirectByteCount2EXT-None-08608

If a pipeline is bound to the pipeline bind point used by this command, there **must** not have been any calls to dynamic state setting commands for any state specified statically in the [VkPipeline](#) object bound to the pipeline bind point used by this command, since that pipeline was bound

- VUID-vkCmdDrawIndirectByteCount2EXT-uniformBuffers-06935

If any stage of the [VkPipeline](#) object bound to the pipeline bind point used by this command accesses a uniform buffer, and that stage was created without enabling either [VK_PIPELINE_ROBUSTNESS_BUFFER_BEHAVIOR_ROBUST_BUFFER_ACCESS](#) or [VK_PIPELINE_ROBUSTNESS_BUFFER_BEHAVIOR_ROBUST_BUFFER_ACCESS_2](#) for [uniformBuffers](#), and the [robustBufferAccess](#) feature is not enabled, that stage **must** not access values outside of the range of the buffer as specified in the descriptor set bound to the same pipeline bind point

- VUID-vkCmdDrawIndirectByteCount2EXT-None-08612

If the [robustBufferAccess](#) feature is not enabled, and any [VkShaderEXT](#) bound to a stage corresponding to the pipeline bind point used by this command accesses a uniform buffer, it **must** not access values outside of the range of the buffer as specified in the descriptor set bound to the same pipeline bind point

- VUID-vkCmdDrawIndirectByteCount2EXT-storageBuffers-06936

If any stage of the [VkPipeline](#) object bound to the pipeline bind point used by this command accesses a storage buffer, and that stage was created without enabling either [VK_PIPELINE_ROBUSTNESS_BUFFER_BEHAVIOR_ROBUST_BUFFER_ACCESS](#) or [VK_PIPELINE_ROBUSTNESS_BUFFER_BEHAVIOR_ROBUST_BUFFER_ACCESS_2](#) for [storageBuffers](#), and the [robustBufferAccess](#) feature is not enabled, that stage **must** not access values outside of the range of the buffer as specified in the descriptor set bound to

the same pipeline bind point

- VUID-vkCmdDrawIndirectByteCount2EXT-None-08613

If the **robustBufferAccess** feature is not enabled, and any **VkShaderEXT** bound to a stage corresponding to the pipeline bind point used by this command accesses a storage buffer, it **must** not access values outside of the range of the buffer as specified in the descriptor set bound to the same pipeline bind point

- VUID-vkCmdDrawIndirectByteCount2EXT-commandBuffer-02707

If **commandBuffer** is an unprotected command buffer and **protectedNoFault** is not supported, any resource accessed by **bound shaders** **must** not be a protected resource

- VUID-vkCmdDrawIndirectByteCount2EXT-viewType-07752

If a **VkImageView** is accessed as a result of this command, then the image view's **viewType** **must** match the **Dim** operand of the **OpTypeImage** as described in [Compatibility Between SPIR-V Image Dimensions and Vulkan ImageView Types](#)

- VUID-vkCmdDrawIndirectByteCount2EXT-format-07753

If a **VkImageView** or **VkBufferView** is accessed as a result of this command, then the **numeric type** of the view's **format** and the **Sampled Type** operand of the **OpTypeImage** **must** match

- VUID-vkCmdDrawIndirectByteCount2EXT-OpImageWrite-08795

If a **VkImageView** created with a format other than **VK_FORMAT_A8_UNORM** is accessed using **OpImageWrite** as a result of this command, then the **Type** of the **Texel** operand of that instruction **must** have at least as many components as the image view's format

- VUID-vkCmdDrawIndirectByteCount2EXT-OpImageWrite-08796

If a **VkImageView** created with the format **VK_FORMAT_A8_UNORM** is accessed using **OpImageWrite** as a result of this command, then the **Type** of the **Texel** operand of that instruction **must** have four components

- VUID-vkCmdDrawIndirectByteCount2EXT-OpImageWrite-04469

If a **VkBufferView** is accessed using **OpImageWrite** as a result of this command, then the **Type** of the **Texel** operand of that instruction **must** have at least as many components as the buffer view's format

- VUID-vkCmdDrawIndirectByteCount2EXT-SampledType-04470

If a **VkImageView** with a **VkFormat** that has a 64-bit component width is accessed as a result of this command, the **SampledType** of the **OpTypeImage** operand of that instruction **must** have a **Width** of 64

- VUID-vkCmdDrawIndirectByteCount2EXT-SampledType-04471

If a **VkImageView** with a **VkFormat** that has a component width less than 64-bit is accessed as a result of this command, the **SampledType** of the **OpTypeImage** operand of that instruction **must** have a **Width** of 32

- VUID-vkCmdDrawIndirectByteCount2EXT-SampledType-04472

If a **VkBufferView** with a **VkFormat** that has a 64-bit component width is accessed as a result of this command, the **SampledType** of the **OpTypeImage** operand of that instruction **must** have a **Width** of 64

- VUID-vkCmdDrawIndirectByteCount2EXT-SampledType-04473

If a **VkBufferView** with a **VkFormat** that has a component width less than 64-bit is

accessed as a result of this command, the **SampledType** of the **OpTypeImage** operand of that instruction **must** have a **Width** of 32

- VUID-vkCmdDrawIndirectByteCount2EXT-sparseImageInt64Atomics-04474
If the **sparseImageInt64Atomics** feature is not enabled, **VkImage** objects created with the **VK_IMAGE_CREATE_SPARSE_RESIDENCY_BIT** flag **must** not be accessed by atomic instructions through an **OpTypeImage** with a **SampledType** with a **Width** of 64 by this command
- VUID-vkCmdDrawIndirectByteCount2EXT-sparseImageInt64Atomics-04475
If the **sparseImageInt64Atomics** feature is not enabled, **VkBuffer** objects created with the **VK_BUFFER_CREATE_SPARSE_RESIDENCY_BIT** flag **must** not be accessed by atomic instructions through an **OpTypeImage** with a **SampledType** with a **Width** of 64 by this command
- VUID-vkCmdDrawIndirectByteCount2EXT-OpImageSampleWeightedQCOM-06971
If **OpImageSampleWeightedQCOM** is used to sample a **VkImageView** as a result of this command, then the image view's **format features** **must** contain **VK_FORMAT_FEATURE_2_WEIGHT_SAMPLED_IMAGE_BIT_QCOM**
- VUID-vkCmdDrawIndirectByteCount2EXT-OpImageSampleWeightedQCOM-06972
If **OpImageSampleWeightedQCOM** uses a **VkImageView** as a sample weight image as a result of this command, then the image view's **format features** **must** contain **VK_FORMAT_FEATURE_2_WEIGHT_IMAGE_BIT_QCOM**
- VUID-vkCmdDrawIndirectByteCount2EXT-OpImageBoxFilterQCOM-06973
If **OpImageBoxFilterQCOM** is used to sample a **VkImageView** as a result of this command, then the image view's **format features** **must** contain **VK_FORMAT_FEATURE_2_BOX_FILTER_SAMPLED_BIT_QCOM**
- VUID-vkCmdDrawIndirectByteCount2EXT-OpImageBlockMatchSSDQCOM-06974
If **OpImageBlockMatchSSDQCOM** is used to read from an **VkImageView** as a result of this command, then the image view's **format features** **must** contain **VK_FORMAT_FEATURE_2_BLOCK_MATCHING_BIT_QCOM**
- VUID-vkCmdDrawIndirectByteCount2EXT-OpImageBlockMatchSADQCOM-06975
If **OpImageBlockMatchSADQCOM** is used to read from an **VkImageView** as a result of this command, then the image view's **format features** **must** contain **VK_FORMAT_FEATURE_2_BLOCK_MATCHING_BIT_QCOM**
- VUID-vkCmdDrawIndirectByteCount2EXT-OpImageBlockMatchSADQCOM-06976
If **OpImageBlockMatchSADQCOM** or **OpImageBlockMatchSSDQCOM** is used to read from a reference image as result of this command, then the specified reference coordinates **must** not fail **integer texel coordinate validation**
- VUID-vkCmdDrawIndirectByteCount2EXT-OpImageSampleWeightedQCOM-06977
If **OpImageSampleWeightedQCOM**, **OpImageBoxFilterQCOM**, **OpImageBlockMatchWindowSSDQCOM**, **OpImageBlockMatchWindowSADQCOM**, **OpImageBlockMatchGatherSSDQCOM**, **OpImageBlockMatchGatherSADQCOM**, **OpImageBlockMatchSSDQCOM**, or **OpImageBlockMatchSADQCOM** uses a **VkSampler** as a result of this command, then the sampler **must** have been created with **VK_SAMPLER_CREATE_IMAGE_PROCESSING_BIT_QCOM**
- VUID-vkCmdDrawIndirectByteCount2EXT-OpImageSampleWeightedQCOM-06978
If any command other than **OpImageSampleWeightedQCOM**, **OpImageBoxFilterQCOM**,

OpImageBlockMatchWindowSSDQCOM, OpImageBlockMatchWindowSADQCOM, OpImageBlockMatchGatherSSDQCOM, OpImageBlockMatchGatherSADQCOM, OpImageBlockMatchSSDQCOM, or OpImageBlockMatchSADQCOM uses a [VkSampler](#) as a result of this command, then the sampler **must** not have been created with [VK_SAMPLER_CREATE_IMAGE_PROCESSING_BIT_QCOM](#)

- VUID-vkCmdDrawIndirectByteCount2EXT-OpImageBlockMatchWindow-09215
If a [OpImageBlockMatchWindow*QCOM](#) or [OpImageBlockMatchGather*QCOM](#) instruction is used to read from an [VkImageView](#) as a result of this command, then the image view's [format features](#) **must** contain [VK_FORMAT_FEATURE_2_BLOCK_MATCHING_BIT_QCOM](#)
- VUID-vkCmdDrawIndirectByteCount2EXT-OpImageBlockMatchWindow-09216
If a [OpImageBlockMatchWindow*QCOM](#) or [OpImageBlockMatchGather*QCOM](#) instruction is used to read from an [VkImageView](#) as a result of this command, then the image view's format **must** be a single-component format
- VUID-vkCmdDrawIndirectByteCount2EXT-OpImageBlockMatchWindow-09217
If a [OpImageBlockMatchWindow*QCOM](#) or [OpImageBlockMatchGather*QCOM](#) read from a reference image as result of this command, then the specified reference coordinates **must** not fail [integer texel coordinate validation](#)
- VUID-vkCmdDrawIndirectByteCount2EXT-None-07288
Any shader invocation executed by this command **must** [terminate](#)
- VUID-vkCmdDrawIndirectByteCount2EXT-None-09600
If a descriptor with type equal to any of [VK_DESCRIPTOR_TYPE_SAMPLE_WEIGHT_IMAGE_QCOM](#), [VK_DESCRIPTOR_TYPE_BLOCK_MATCH_IMAGE_QCOM](#), [VK_DESCRIPTOR_TYPE_SAMPLED_IMAGE](#), [VK_DESCRIPTOR_TYPE_STORAGE_IMAGE](#), or [VK_DESCRIPTOR_TYPE_INPUT_ATTACHMENT](#) is accessed as a result of this command, all image subresources identified by that descriptor **must** be in the image layout identified when the descriptor was written
- VUID-vkCmdDrawIndirectByteCount2EXT-commandBuffer-10746
The [VkDeviceMemory](#) object allocated from a [VkMemoryHeap](#) with the [VK_MEMORY_HEAP_TILE_MEMORY_BIT_QCOM](#) property that is bound to a resource accessed as a result of this command **must** be the active bound [bound tile memory object](#) in [commandBuffer](#)
- VUID-vkCmdDrawIndirectByteCount2EXT-None-10678
If this command is recorded inside a [tile shading render pass](#) instance, the stages corresponding to the pipeline bind point used by this command **must** only include [VK_SHADER_STAGE_VERTEX_BIT](#), [VK_SHADER_STAGE_FRAGMENT_BIT](#), and/or [VK_SHADER_STAGE_COMPUTE_BIT](#)
- VUID-vkCmdDrawIndirectByteCount2EXT-None-10679
If this command is recorded where [per-tile execution model](#) is enabled, there **must** be no access to any image while the image was be transitioned to the [VK_IMAGE_LAYOUT_ATTACHMENT_FEEDBACK_LOOP_OPTIMAL_EXT](#) layout
- VUID-vkCmdDrawIndirectByteCount2EXT-pDescription-09900
If a [VK_DESCRIPTOR_TYPE_TENSOR_ARM](#) descriptor is accessed as a result of this command, then the underlying [VkTensorARM](#) object **must** have been created with the

VK_TENSOR_USAGE_SHADER_BIT_ARM usage flag set

- VUID-vkCmdDrawIndirectByteCount2EXT-dimensionCount-09905

If a [VK_DESCRIPTOR_TYPE_TENSOR_ARM](#) descriptor is accessed as a result of this command, then the **Rank** of the **OpTypeTensorARM** of the tensor resource variable **must** be equal to the **dimensionCount** provided via [VkTensorCreateInfoARM::pDescription](#) when creating the underlying [VkTensorARM](#) object

- VUID-vkCmdDrawIndirectByteCount2EXT-OpTypeTensorARM-09906

If a [VK_DESCRIPTOR_TYPE_TENSOR_ARM](#) descriptor is accessed as a result of this command, then the element type of the **OpTypeTensorARM** of the tensor resource variable **must** be [compatible](#) with the [VkFormat](#) of the [VkTensorViewARM](#) used for the access

- VUID-vkCmdDrawIndirectByteCount2EXT-None-11297

If a pipeline is bound to the pipeline bind point used by this command, or shader is bound to a shader stage used by this command, and it was created with a [descriptor mapping](#) using [VK_DESCRIPTOR_MAPPING_SOURCE_HEAP_WITH_PUSH_INDEX_EXT](#), [VK_DESCRIPTOR_MAPPING_SOURCE_HEAP_WITH_SHADER_RECORD_INDEX_EXT](#), [VK_DESCRIPTOR_MAPPING_SOURCE_HEAP_WITH_INDIRECT_INDEX_ARRAY_EXT](#), or [VK_DESCRIPTOR_MAPPING_SOURCE_HEAP_WITH_INDIRECT_INDEX_EXT](#), and a shader accesses a **OpTypeStruct** decorated with **Block** or **BufferBlock** using that mapping, the calculated offset for the resource heap **must** be a multiple of **bufferDescriptorAlignment**

- VUID-vkCmdDrawIndirectByteCount2EXT-None-11298

If a pipeline is bound to the pipeline bind point used by this command, or shader is bound to a shader stage used by this command, and it was created with a [descriptor mapping](#) using [VK_DESCRIPTOR_MAPPING_SOURCE_HEAP_WITH_PUSH_INDEX_EXT](#), [VK_DESCRIPTOR_MAPPING_SOURCE_HEAP_WITH_SHADER_RECORD_INDEX_EXT](#), [VK_DESCRIPTOR_MAPPING_SOURCE_HEAP_WITH_INDIRECT_INDEX_ARRAY_EXT](#), or [VK_DESCRIPTOR_MAPPING_SOURCE_HEAP_WITH_INDIRECT_INDEX_EXT](#), and a shader accesses an **OpTypeImage** or **OpTypeSampledImage** using that mapping, the calculated offset for the resource heap **must** be a multiple of **imageDescriptorAlignment**

- VUID-vkCmdDrawIndirectByteCount2EXT-None-11299

If a pipeline is bound to the pipeline bind point used by this command, or shader is bound to a shader stage used by this command, and it was created with a [descriptor mapping](#) using [VK_DESCRIPTOR_MAPPING_SOURCE_HEAP_WITH_PUSH_INDEX_EXT](#), [VK_DESCRIPTOR_MAPPING_SOURCE_HEAP_WITH_SHADER_RECORD_INDEX_EXT](#), [VK_DESCRIPTOR_MAPPING_SOURCE_HEAP_WITH_INDIRECT_INDEX_ARRAY_EXT](#), or [VK_DESCRIPTOR_MAPPING_SOURCE_HEAP_WITH_INDIRECT_INDEX_EXT](#), and a shader accesses an **OpTypeSampler** or **OpTypeSampledImage** using that mapping, the calculated offset for the sampler heap **must** be a multiple of **samplerDescriptorAlignment**

- VUID-vkCmdDrawIndirectByteCount2EXT-None-11397

If a pipeline is bound to the pipeline bind point used by this command, or shader is bound to a shader stage used by this command, and it was created with a [descriptor mapping](#) using [VK_DESCRIPTOR_MAPPING_SOURCE_HEAP_WITH_PUSH_INDEX_EXT](#), [VK_DESCRIPTOR_MAPPING_SOURCE_HEAP_WITH_SHADER_RECORD_INDEX_EXT](#), [VK_DESCRIPTOR_MAPPING_SOURCE_HEAP_WITH_INDIRECT_INDEX_ARRAY_EXT](#), or [VK_DESCRIPTOR_MAPPING_SOURCE_HEAP_WITH_INDIRECT_INDEX_EXT](#), and a shader accesses an **OpTypeTensorARM** using that mapping, the calculated offset for the resource

heap **must** be a multiple of `tensorDescriptorAlignment`

- VUID-vkCmdDrawIndirectByteCount2EXT-None-11300

If a pipeline is bound to the pipeline bind point used by this command, or shader is bound to a shader stage used by this command, and it was created with a [descriptor mapping](#) using `VK_DESCRIPTOR_MAPPING_SOURCE_HEAP_WITH_INDIRECT_INDEX_ARRAY_EXT` or `VK_DESCRIPTOR_MAPPING_SOURCE_HEAP_WITH_INDIRECT_INDEX_EXT`, and a shader accesses a resource using that mapping, the value of the address at the expected location in push data **must** be a multiple of 4

- VUID-vkCmdDrawIndirectByteCount2EXT-None-11301

If a pipeline is bound to the pipeline bind point used by this command, or shader is bound to a shader stage used by this command, and it was created with a [descriptor mapping](#) using `VK_DESCRIPTOR_MAPPING_SOURCE_HEAP_WITH_INDIRECT_INDEX_ARRAY_EXT` or `VK_DESCRIPTOR_MAPPING_SOURCE_HEAP_WITH_INDIRECT_INDEX_EXT`, and a shader accesses a resource using that mapping, the value of the address at the expected location in push data **must** be a valid [VkDeviceAddress](#) backed by physical memory at every offset specified by each mapping

- VUID-vkCmdDrawIndirectByteCount2EXT-None-11302

If a pipeline is bound to the pipeline bind point used by this command, or shader is bound to a shader stage used by this command, and it was created with a [descriptor mapping](#) using `VK_DESCRIPTOR_MAPPING_SOURCE_PUSH_ADDRESS_EXT`, and a shader accesses a resource using that mapping, the value of the address at the expected location in push data **must** be a valid [VkDeviceAddress](#)

- VUID-vkCmdDrawIndirectByteCount2EXT-None-11304

If a pipeline is bound to the pipeline bind point used by this command, or shader is bound to a shader stage used by this command, and it was created with a [descriptor mapping](#) using `VK_DESCRIPTOR_MAPPING_SOURCE_INDIRECT_ADDRESS_EXT`, and a shader accesses a resource using that mapping, the value of the address at the expected location in push data **must** be a multiple of 8

- VUID-vkCmdDrawIndirectByteCount2EXT-None-11305

If a pipeline is bound to the pipeline bind point used by this command, or shader is bound to a shader stage used by this command, and it was created with a [descriptor mapping](#) using `VK_DESCRIPTOR_MAPPING_SOURCE_INDIRECT_ADDRESS_EXT`, and a shader accesses a resource using that mapping, the value of the address at the expected location in push data **must** be a valid [VkDeviceAddress](#) backed by physical memory at every offset specified by each mapping

- VUID-vkCmdDrawIndirectByteCount2EXT-None-11306

If a pipeline is bound to the pipeline bind point used by this command, or shader is bound to a shader stage used by this command, and it was created with a [descriptor mapping](#) using `VK_DESCRIPTOR_MAPPING_SOURCE_INDIRECT_ADDRESS_EXT`, and a shader accesses a resource using that mapping, the value of the address pointed to by the address in push data **must** be a valid [VkDeviceAddress](#)

- VUID-vkCmdDrawIndirectByteCount2EXT-None-11308

For each [descriptor heap](#) that is statically used by a [bound shader](#), either directly or via a [descriptor mapping](#), a valid descriptor heap **must** be bound

- VUID-vkCmdDrawIndirectByteCount2EXT-None-11309

If a [bound shader](#) was created as a [VkShaderEXT](#) with the [VK_SHADER_CREATE_DESCRIPTOR_HEAP_BIT_EXT](#) flag or as part of a pipeline with the [VK_PIPELINE_CREATE_2_DESCRIPTOR_HEAP_BIT_EXT](#) flag, execution of this command **must** not result in any descriptor read accessing data outside of the user range of the respective heap bound by [vkCmdBind*HeapEXT](#) commands

- VUID-vkCmdDrawIndirectByteCount2EXT-None-11372

If any stage of the [VkPipeline](#) object bound to the pipeline bind point used by this command accesses a uniform buffer or uniform texel buffer through a descriptor in the bound resource heap, that stage was created without enabling either [VK_PIPELINE_ROBUSTNESS_BUFFER_BEHAVIOR_ROBUST_BUFFER_ACCESS](#) or [VK_PIPELINE_ROBUSTNESS_BUFFER_BEHAVIOR_ROBUST_BUFFER_ACCESS_2](#) for [uniformBuffers](#), the [robustBufferAccess2](#) feature is not enabled, and the [robustBufferAccess](#) feature is not enabled, that stage **must** not access values outside of the range of the descriptor specified via [VkDeviceAddressRangeKHR](#) when the descriptor was written

- VUID-vkCmdDrawIndirectByteCount2EXT-None-11373

If any stage of the [VkPipeline](#) object bound to the pipeline bind point used by this command accesses a storage buffer or storage texel buffer through a descriptor in the bound resource heap, that stage was created without enabling either [VK_PIPELINE_ROBUSTNESS_BUFFER_BEHAVIOR_ROBUST_BUFFER_ACCESS](#) or [VK_PIPELINE_ROBUSTNESS_BUFFER_BEHAVIOR_ROBUST_BUFFER_ACCESS_2](#) for [storageBuffers](#), the [robustBufferAccess2](#) feature is not enabled, and the [robustBufferAccess](#) feature is not enabled, that stage **must** not access values outside of the range of the descriptor specified by [VkDeviceAddressRangeKHR](#) when the descriptor was written

- VUID-vkCmdDrawIndirectByteCount2EXT-None-11374

If the [robustBufferAccess2](#) feature is not enabled, the [robustBufferAccess](#) feature is not enabled, and any [VkShaderEXT](#) bound to a stage corresponding to the pipeline bind point used by this command accesses a uniform buffer, uniform texel buffer, storage buffer, or storage texel buffer, that shader **must** not access values outside of the range of the buffer as specified by [VkDeviceAddressRangeKHR](#) when the descriptor was written

- VUID-vkCmdDrawIndirectByteCount2EXT-pBindInfo-11375

If any [bound shader](#) uses an embedded sampler via a [descriptor mapping](#), the value of [pBindInfo->reservedRangeSize](#) set for [vkCmdBindSamplerHeapEXT](#) **must** be greater than or equal to [minSamplerHeapReservedRangeWithEmbedded](#)

- VUID-vkCmdDrawIndirectByteCount2EXT-None-11376

If a [bound shader](#) was created as a [VkShaderEXT](#) with the [VK_SHADER_CREATE_DESCRIPTOR_HEAP_BIT_EXT](#) flag or as part of a pipeline with the [VK_PIPELINE_CREATE_2_DESCRIPTOR_HEAP_BIT_EXT](#) flag, and that shader statically uses a push constant value, that value **must** have been set by [vkCmdPushDataEXT](#)

- VUID-vkCmdDrawIndirectByteCount2EXT-None-11398

If a [bound shader](#) was created with a [descriptor mapping](#) using [VK_DESCRIPTOR_MAPPING_SOURCE_PUSH_DATA_EXT](#),
[VK_DESCRIPTOR_MAPPING_SOURCE_PUSH_ADDRESS_EXT](#),
[VK_DESCRIPTOR_MAPPING_SOURCE_SHADER_RECORD_DATA_EXT](#),
[VK_DESCRIPTOR_MAPPING_SOURCE_SHADER_RECORD_ADDRESS_EXT](#),
[VK_DESCRIPTOR_MAPPING_SOURCE_RESOURCE_HEAP_DATA_EXT](#), or

[VK_DESCRIPTOR_MAPPING_SOURCE_INDIRECT_ADDRESS_EXT](#), and a shader accesses a resource using that mapping, the access **must** not be [out of bounds](#)

- VUID-vkCmdDrawIndirectByteCount2EXT-None-11437

If a pipeline is bound to the pipeline bind point used by this command, or shader is bound to a shader stage used by this command, and it was created with a [descriptor mapping](#) using [VK_DESCRIPTOR_MAPPING_SOURCE_HEAP_WITH_INDIRECT_INDEX_ARRAY_EXT](#), [VK_DESCRIPTOR_MAPPING_SOURCE_HEAP_WITH_INDIRECT_INDEX_EXT](#), or [VK_DESCRIPTOR_MAPPING_SOURCE_INDIRECT_ADDRESS_EXT](#), and a shader accesses a resource using that mapping, the buffer from which the address in push data was queried **must** have been created with the [VK_BUFFER_USAGE_UNIFORM_BUFFER_BIT](#) usage flag set

- VUID-vkCmdDrawIndirectByteCount2EXT-None-11438

If a pipeline is bound to the pipeline bind point used by this command, or shader is bound to a shader stage used by this command, and it was created with a [descriptor mapping](#) using [VK_DESCRIPTOR_MAPPING_SOURCE_PUSH_ADDRESS_EXT](#), [VK_DESCRIPTOR_MAPPING_SOURCE_SHADER_RECORD_ADDRESS_EXT](#), or [VK_DESCRIPTOR_MAPPING_SOURCE_INDIRECT_ADDRESS_EXT](#), and a shader accesses a uniform buffer using that mapping, the address that the uniform buffer is mapped to **must** have been queried from a buffer created with the [VK_BUFFER_USAGE_UNIFORM_BUFFER_BIT](#) usage flag set

- VUID-vkCmdDrawIndirectByteCount2EXT-None-11441

If a pipeline is bound to the pipeline bind point used by this command, or shader is bound to a shader stage used by this command, and it was created with a [descriptor mapping](#) using [VK_DESCRIPTOR_MAPPING_SOURCE_PUSH_ADDRESS_EXT](#), [VK_DESCRIPTOR_MAPPING_SOURCE_SHADER_RECORD_ADDRESS_EXT](#), or [VK_DESCRIPTOR_MAPPING_SOURCE_INDIRECT_ADDRESS_EXT](#), and a shader accesses a uniform buffer using that mapping, the address that the uniform buffer is mapped to **must** be aligned to [minUniformBufferOffsetAlignment](#)

- VUID-vkCmdDrawIndirectByteCount2EXT-None-11439

If a pipeline is bound to the pipeline bind point used by this command, or shader is bound to a shader stage used by this command, and it was created with a [descriptor mapping](#) using [VK_DESCRIPTOR_MAPPING_SOURCE_PUSH_ADDRESS_EXT](#), [VK_DESCRIPTOR_MAPPING_SOURCE_SHADER_RECORD_ADDRESS_EXT](#), or [VK_DESCRIPTOR_MAPPING_SOURCE_INDIRECT_ADDRESS_EXT](#), and a shader accesses a storage buffer using that mapping, the address that the storage buffer is mapped to **must** have been queried from a buffer created with the [VK_BUFFER_USAGE_STORAGE_BUFFER_BIT](#) usage flag set

- VUID-vkCmdDrawIndirectByteCount2EXT-None-11442

If a pipeline is bound to the pipeline bind point used by this command, or shader is bound to a shader stage used by this command, and it was created with a [descriptor mapping](#) using [VK_DESCRIPTOR_MAPPING_SOURCE_PUSH_ADDRESS_EXT](#), [VK_DESCRIPTOR_MAPPING_SOURCE_SHADER_RECORD_ADDRESS_EXT](#), or [VK_DESCRIPTOR_MAPPING_SOURCE_INDIRECT_ADDRESS_EXT](#), and a shader accesses a storage buffer using that mapping, the address that the storage buffer is mapped to **must** be aligned to [minStorageBufferOffsetAlignment](#)

- VUID-vkCmdDrawIndirectByteCount2EXT-None-11485

If a pipeline is bound to the pipeline bind point used by this command, or shader is bound to a shader stage used by this command, and it was created with a [descriptor mapping](#) using [VK_DESCRIPTOR_MAPPING_SOURCE_PUSH_ADDRESS_EXT](#), [VK_DESCRIPTOR_MAPPING_SOURCE_SHADER_RECORD_ADDRESS_EXT](#), or [VK_DESCRIPTOR_MAPPING_SOURCE_INDIRECT_ADDRESS_EXT](#), and a shader accesses an acceleration structure using that mapping, the address that the acceleration structure is mapped to **must** be an acceleration structure address retrieved from a [VkAccelerationStructureKHR](#) object via [vkGetAccelerationStructureDeviceAddressKHR](#) or handle retrieved from a [VkAccelerationStructureNV](#) object via [vkGetAccelerationStructureHandleNV](#)

- VUID-vkCmdDrawIndirectByteCount2EXT-index-11450

If a shader uses a sampler descriptor to sample an image as a result of this command, and that sampler descriptor uses a custom border color with an index defined by [VkSamplerCustomBorderColorIndexCreateInfoEXT](#), the value of [VkSamplerCustomBorderColorIndexCreateInfoEXT::index](#) **must** have been registered before this command was recorded, and still be registered during the sampling operation, with an identically defined color

- VUID-vkCmdDrawIndirectByteCount2EXT-protectedNoFault-11455

If [protectedNoFault](#) is not supported, a pipeline is bound to the pipeline bind point used by this command, or a shader is bound to a shader stage used by this command, and it was created with a [descriptor mapping](#) using [VK_DESCRIPTOR_MAPPING_SOURCE_PUSH_ADDRESS_EXT](#), [VK_DESCRIPTOR_MAPPING_SOURCE_SHADER_RECORD_ADDRESS_EXT](#), or [VK_DESCRIPTOR_MAPPING_SOURCE_INDIRECT_ADDRESS_EXT](#), the address that the resource is mapped to **must** have been queried from a buffer created without the [VK_BUFFER_CREATE_PROTECTED_BIT](#) create flag set

- VUID-vkCmdDrawIndirectByteCount2EXT-protectedNoFault-11456

If [protectedNoFault](#) is not supported, a pipeline is bound to the pipeline bind point used by this command, or a shader is bound to a shader stage used by this command, and it was created with a [descriptor mapping](#) using [VK_DESCRIPTOR_MAPPING_SOURCE_HEAP_WITH_INDIRECT_INDEX_EXT](#) or [VK_DESCRIPTOR_MAPPING_SOURCE_HEAP_WITH_INDIRECT_INDEX_ARRAY_EXT](#), the address of the indirect memory **must** have been queried from a buffer created without the [VK_BUFFER_CREATE_PROTECTED_BIT](#) create flag set

- VUID-vkCmdDrawIndirectByteCount2EXT-renderPass-02684

The current render pass **must** be [compatible](#) with the [renderPass](#) member of the [VkGraphicsPipelineCreateInfo](#) structure specified when creating the [VkPipeline](#) bound to [VK_PIPELINE_BIND_POINT_GRAPHICS](#)

- VUID-vkCmdDrawIndirectByteCount2EXT-subpass-02685

The subpass index of the current render pass **must** be equal to the [subpass](#) member of the [VkGraphicsPipelineCreateInfo](#) structure specified when creating the [VkPipeline](#) bound to [VK_PIPELINE_BIND_POINT_GRAPHICS](#)

- VUID-vkCmdDrawIndirectByteCount2EXT-OpTypeImage-07468

If any shader executed by this pipeline accesses an [OpTypeImage](#) variable with a [Dim](#)

operand of `SubpassData`, it **must** be decorated with an `InputAttachmentIndex` that corresponds to a valid input attachment in the current subpass

- VUID-vkCmdDrawIndirectByteCount2EXT-None-07469
Input attachment views accessed in a subpass **must** be created with the same `VkFormat` as the corresponding subpass definition, and be created with a `VkImageView` that is compatible with the attachment referenced by the subpass' `pInputAttachments` [`InputAttachmentIndex`] in the bound `VkFramebuffer` as specified by `Fragment Input Attachment Compatibility`
- VUID-vkCmdDrawIndirectByteCount2EXT-pDepthInputAttachmentIndex-09595
Input attachment views accessed in a dynamic render pass with a `InputAttachmentIndex` referenced by `VkRenderingInputAttachmentIndexInfo`, or no `InputAttachmentIndex` if `VkRenderingInputAttachmentIndexInfo::pDepthInputAttachmentIndex` or `VkRenderingInputAttachmentIndexInfo::pStencilInputAttachmentIndex` are `NULL`, **must** be created with a `VkImageView` that is compatible with the corresponding color, depth, or stencil attachment in `VkRenderingInfo`
- VUID-vkCmdDrawIndirectByteCount2EXT-pDepthInputAttachmentIndex-09596
Input attachment views accessed in a dynamic render pass via a shader object **must** have an `InputAttachmentIndex` if both `VkRenderingInputAttachmentIndexInfo::pDepthInputAttachmentIndex` and `VkRenderingInputAttachmentIndexInfo::pStencilInputAttachmentIndex` are non-`NULL`
- VUID-vkCmdDrawIndirectByteCount2EXT-InputAttachmentIndex-09597
If an input attachment view accessed in a dynamic render pass via a shader object has an `InputAttachmentIndex`, the `InputAttachmentIndex` **must** match an index in `VkRenderingInputAttachmentIndexInfo`
- VUID-vkCmdDrawIndirectByteCount2EXT-None-06537
Memory backing image subresources used as attachments in the current render pass **must** not be written in any way other than as an attachment by this command
- VUID-vkCmdDrawIndirectByteCount2EXT-None-10795
If a color attachment is written by any prior command in this subpass or by the load, store, or resolve operations for this subpass, and `feedback loop` is not enabled for `VK_IMAGE_ASPECT_COLOR_BIT` on that attachment, it **must** not be accessed in any way other than as an attachment by this command
- VUID-vkCmdDrawIndirectByteCount2EXT-None-10796
If a depth attachment is written by any prior command in this subpass or by the load, store, or resolve operations for this subpass, and `feedback loop` is not enabled for `VK_IMAGE_ASPECT_DEPTH_BIT` on that attachment, it **must** not be accessed in any way other than as an attachment by this command
- VUID-vkCmdDrawIndirectByteCount2EXT-None-10797
If a stencil attachment is written by any prior command in this subpass or by the load, store, or resolve operations for this subpass, and `feedback loop` is not enabled for `VK_IMAGE_ASPECT_STENCIL_BIT` on that attachment, it **must** not be accessed in any way other than as an attachment by this command
- VUID-vkCmdDrawIndirectByteCount2EXT-None-12338
If a color attachment is read in this command in any way other than as an attachment, or

has been read by any prior command in this subpass as a non-attachment, and [feedback loop](#) is not enabled for [VK_IMAGE_ASPECT_COLOR_BIT](#) on that attachment, the color attachment **must** not be written to by this command

- VUID-vkCmdDrawIndirectByteCount2EXT-None-12339

If a depth attachment is read in this command in any way other than as an attachment, or has been read by any prior command in this subpass as a non-attachment, and [feedback loop](#) is not enabled for [VK_IMAGE_ASPECT_DEPTH_BIT](#) on that attachment, the depth attachment **must** not be written to by this command

- VUID-vkCmdDrawIndirectByteCount2EXT-None-12340

If a stencil attachment is read in this command in any way other than as an attachment, or has been read by any prior command in this subpass as a non-attachment, and [feedback loop](#) is not enabled for [VK_IMAGE_ASPECT_STENCIL_BIT](#) on that attachment, the stencil attachment **must** not be written to by this command

- VUID-vkCmdDrawIndirectByteCount2EXT-None-09003

If an attachment is written by any prior command in this subpass or by the load, store, or resolve operations for this subpass, it **must** not be accessed in any way other than as an attachment, storage image, or sampled image by this command

- VUID-vkCmdDrawIndirectByteCount2EXT-None-06886

If the current render pass instance uses a depth/stencil attachment with a read-only layout for the depth aspect, [depth writes](#) **must** be disabled

- VUID-vkCmdDrawIndirectByteCount2EXT-None-06887

If the current render pass instance uses a depth/stencil attachment with a read-only layout for the stencil aspect, both front and back [writeMask](#) are not zero, and stencil test is enabled, [all stencil ops](#) **must** be [VK_STENCIL_OP_KEEP](#)

- VUID-vkCmdDrawIndirectByteCount2EXT-None-07831

If the bound graphics pipeline state was created with the [VK_DYNAMIC_STATE_VIEWPORT](#) dynamic state enabled then [vkCmdSetViewport](#) **must** have been called and not subsequently [invalidated](#) in the current command buffer prior to this drawing command

- VUID-vkCmdDrawIndirectByteCount2EXT-None-07832

If the bound graphics pipeline state was created with the [VK_DYNAMIC_STATE_SCISSOR](#) dynamic state enabled then [vkCmdSetScissor](#) **must** have been called and not subsequently [invalidated](#) in the current command buffer prior to this drawing command

- VUID-vkCmdDrawIndirectByteCount2EXT-None-08617

If a shader object is bound to any graphics stage or a graphics pipeline is bound which was created with the [VK_DYNAMIC_STATE_LINE_WIDTH](#) dynamic state enabled, the [current value](#) of [rasterizerDiscardEnable](#) is [VK_FALSE](#), and the [effective rasterization input topology](#) is in line topology class, then [vkCmdSetLineWidth](#) **must** have been called and not subsequently [invalidated](#) in the current command buffer prior to this drawing command

- VUID-vkCmdDrawIndirectByteCount2EXT-None-07834

If a shader object is bound to any graphics stage or a graphics pipeline is bound which was created with the [VK_DYNAMIC_STATE_DEPTH_BIAS](#) dynamic state enabled, the [current value](#) of [rasterizerDiscardEnable](#) is [VK_FALSE](#), and the [current value](#) of

`depthBiasEnable` is `VK_TRUE`, then `vkCmdSetDepthBias` or `vkCmdSetDepthBias2EXT` **must** have been called and not subsequently `invalidated` in the current command buffer prior to this drawing command

- VUID-vkCmdDrawIndirectByteCount2EXT-None-07835

If a shader object is bound to the `VK_SHADER_STAGE_FRAGMENT_BIT` stage or a graphics pipeline is bound which was created with the `VK_DYNAMIC_STATE_BLEND_CONSTANTS` dynamic state enabled, the `current value` of `rasterizerDiscardEnable` is `VK_FALSE`, and an active color attachment `current value` of `blendEnable` is `VK_TRUE` with a blend equations where any `VkBlendFactor` member is `VK_BLEND_FACTOR_CONSTANT_COLOR`, `VK_BLEND_FACTOR_ONE_MINUS_CONSTANT_COLOR`, `VK_BLEND_FACTOR_CONSTANT_ALPHA`, or `VK_BLEND_FACTOR_ONE_MINUS_CONSTANT_ALPHA`, then `vkCmdSetBlendConstants` **must** have been called and not subsequently `invalidated` in the current command buffer prior to this drawing command

- VUID-vkCmdDrawIndirectByteCount2EXT-None-07836

If a shader object is bound to any graphics stage or a graphics pipeline is bound which was created with the `VK_DYNAMIC_STATE_DEPTH_BOUNDS` dynamic state enabled, the `current value` of `rasterizerDiscardEnable` is `VK_FALSE`, and the `current value` of `depthBoundsTestEnable` is `VK_TRUE`, then `vkCmdSetDepthBounds` **must** have been called and not subsequently `invalidated` in the current command buffer prior to this drawing command

- VUID-vkCmdDrawIndirectByteCount2EXT-None-07837

If a shader object is bound to any graphics stage or a graphics pipeline is bound which was created with the `VK_DYNAMIC_STATE_STENCIL_COMPARE_MASK` dynamic state enabled, the `current value` of `rasterizerDiscardEnable` is `VK_FALSE`, and the `current value` of `stencilTestEnable` is `VK_TRUE`, then `vkCmdSetStencilCompareMask` **must** have been called and not subsequently `invalidated` in the current command buffer prior to this drawing command

- VUID-vkCmdDrawIndirectByteCount2EXT-None-07838

If a shader object is bound to any graphics stage or a graphics pipeline is bound which was created with the `VK_DYNAMIC_STATE_STENCIL_WRITE_MASK` dynamic state enabled, the `current value` of `rasterizerDiscardEnable` is `VK_FALSE`, and the `current value` of `stencilTestEnable` is `VK_TRUE`, then `vkCmdSetStencilWriteMask` **must** have been called and not subsequently `invalidated` in the current command buffer prior to this drawing command

- VUID-vkCmdDrawIndirectByteCount2EXT-None-07839

If a shader object is bound to any graphics stage or a graphics pipeline is bound which was created with the `VK_DYNAMIC_STATE_STENCIL_REFERENCE` dynamic state enabled, the `current value` of `rasterizerDiscardEnable` is `VK_FALSE`, the `current value` of `stencilTestEnable` is `VK_TRUE`, then `vkCmdSetStencilReference` **must** have been called and not subsequently `invalidated` in the current command buffer prior to this drawing command

- VUID-vkCmdDrawIndirectByteCount2EXT-maxMultiviewInstanceIndex-02688

If the draw is recorded in a render pass instance with multiview enabled, the maximum instance index **must** be less than or equal to `VkPhysicalDeviceMultiviewProperties`

`::maxMultiviewInstanceIndex`

- VUID-vkCmdDrawIndirectByteCount2EXT-sampleLocationsEnable-02689

If the bound graphics pipeline was created with `VkPipelineSampleLocationsStateCreateInfoEXT::sampleLocationsEnable` set to `VK_TRUE`, then the active depth attachment **must** have been created with the `VK_IMAGE_CREATE_SAMPLE_LOCATIONS_COMPATIBLE_DEPTH_BIT_EXT` bit set

- VUID-vkCmdDrawIndirectByteCount2EXT-None-07634

If the `VK_EXT_sample_locations` extension is enabled, a shader object is bound to any graphics stage or a graphics pipeline is bound which was created with the `VK_DYNAMIC_STATE_SAMPLE_LOCATIONS_ENABLE_EXT` dynamic state enabled, and the current value of `rasterizerDiscardEnable` is `VK_FALSE`, then `vkCmdSetSampleLocationsEnableEXT` **must** have been called and not subsequently `invalidated` in the current command buffer prior to this drawing command

- VUID-vkCmdDrawIndirectByteCount2EXT-None-06666

If the `VK_EXT_sample_locations` extension is enabled, a shader object is bound to any graphics stage or a graphics pipeline is bound which was created with the `VK_DYNAMIC_STATE_SAMPLE_LOCATIONS_EXT` dynamic state enabled, the current value of `rasterizerDiscardEnable` is `VK_FALSE`, and the current value of `sampleLocationsEnable` is `VK_TRUE`, then `vkCmdSetSampleLocationsEXT` **must** have been called and not subsequently `invalidated` in the current command buffer prior to this drawing command

- VUID-vkCmdDrawIndirectByteCount2EXT-None-07840

If a shader object is bound to any graphics stage or a graphics pipeline is bound which was created with the `VK_DYNAMIC_STATE_CULL_MODE` dynamic state enabled, and the current value of `rasterizerDiscardEnable` is `VK_FALSE`, then `vkCmdSetCullMode` **must** have been called and not subsequently `invalidated` in the current command buffer prior to this drawing command

- VUID-vkCmdDrawIndirectByteCount2EXT-None-07841

If a shader object is bound to any graphics stage or a graphics pipeline is bound which was created with the `VK_DYNAMIC_STATE_FRONT_FACE` dynamic state enabled, and the current value of `rasterizerDiscardEnable` is `VK_FALSE`, then `vkCmdSetFrontFace` **must** have been called and not subsequently `invalidated` in the current command buffer prior to this drawing command

- VUID-vkCmdDrawIndirectByteCount2EXT-None-07843

If a shader object is bound to any graphics stage or a graphics pipeline is bound which was created with the `VK_DYNAMIC_STATE_DEPTH_TEST_ENABLE` dynamic state enabled, and the current value of `rasterizerDiscardEnable` is `VK_FALSE`, `vkCmdSetDepthTestEnable` **must** have been called and not subsequently `invalidated` in the current command buffer prior to this drawing command

- VUID-vkCmdDrawIndirectByteCount2EXT-None-07844

If a shader object is bound to any graphics stage or a graphics pipeline is bound which was created with the `VK_DYNAMIC_STATE_DEPTH_WRITE_ENABLE` dynamic state enabled, and the current value of `rasterizerDiscardEnable` is `VK_FALSE`, and the current value of `depthTestEnable` is `VK_TRUE`, then `vkCmdSetDepthWriteEnable` **must** have been called and not subsequently `invalidated` in the current command buffer prior to this drawing command

- VUID-vkCmdDrawIndirectByteCount2EXT-None-07845
If a shader object is bound to any graphics stage or a graphics pipeline is bound which was created with the `VK_DYNAMIC_STATE_DEPTH_COMPARE_OP` dynamic state enabled, the `current value` of `rasterizerDiscardEnable` is `VK_FALSE`, and the `current value` of `depthTestEnable` is `VK_TRUE`, then `vkCmdSetDepthCompareOp` **must** have been called and not subsequently `invalidated` in the current command buffer prior to this drawing command
- VUID-vkCmdDrawIndirectByteCount2EXT-None-07846
If the `depthBounds` feature is enabled, a shader object is bound to any graphics stage or a graphics pipeline is bound which was created with the `VK_DYNAMIC_STATE_DEPTH_BOUNDS_TEST_ENABLE` dynamic state enabled, and the `current value` of `rasterizerDiscardEnable` is `VK_FALSE`, then `vkCmdSetDepthBoundsTestEnable` **must** have been called and not subsequently `invalidated` in the current command buffer prior to this drawing command
- VUID-vkCmdDrawIndirectByteCount2EXT-None-07847
If a shader object is bound to any graphics stage or a graphics pipeline is bound which was created with the `VK_DYNAMIC_STATE_STENCIL_TEST_ENABLE` dynamic state enabled, and the `current value` of `rasterizerDiscardEnable` is `VK_FALSE`, then `vkCmdSetStencilTestEnable` **must** have been called and not subsequently `invalidated` in the current command buffer prior to this drawing command
- VUID-vkCmdDrawIndirectByteCount2EXT-None-07848
If a shader object is bound to any graphics stage or a graphics pipeline is bound which was created with the `VK_DYNAMIC_STATE_STENCIL_OP` dynamic state enabled, the `current value` of `rasterizerDiscardEnable` is `VK_FALSE`, the `current value` of `stencilTestEnable` is `VK_TRUE`, then `vkCmdSetStencilOp` **must** have been called and not subsequently `invalidated` in the current command buffer prior to this drawing command
- VUID-vkCmdDrawIndirectByteCount2EXT-viewportCount-03417
If a shader object is bound to any graphics stage or a graphics pipeline is bound which was created with the `VK_DYNAMIC_STATE_VIEWPORT_WITH_COUNT` dynamic state enabled, and the state is not inherited, then `vkCmdSetViewportWithCount` **must** have been called and not subsequently `invalidated` in the current command buffer prior to this drawing command
- VUID-vkCmdDrawIndirectByteCount2EXT-scissorCount-03418
If a shader object is bound to any graphics stage or a graphics pipeline is bound which was created with the `VK_DYNAMIC_STATE_SCISSOR_WITH_COUNT` dynamic state enabled, and the state is not inherited, then `vkCmdSetScissorWithCount` **must** have been called and not subsequently `invalidated` in the current command buffer prior to this drawing
- VUID-vkCmdDrawIndirectByteCount2EXT-viewportCount-03419
If a shader object is bound to any graphics stage or a graphics pipeline is bound which was created with both the `VK_DYNAMIC_STATE_SCISSOR_WITH_COUNT` and `VK_DYNAMIC_STATE_VIEWPORT_WITH_COUNT` dynamic states enabled, and the state is not inherited, then the `viewportCount` parameter of `vkCmdSetViewportWithCount` **must** match the `scissorCount` parameter of `vkCmdSetScissorWithCount`
- VUID-vkCmdDrawIndirectByteCount2EXT-viewportCount-04137

If the bound graphics pipeline state was created with the `VK_DYNAMIC_STATE_VIEWPORT_WITH_COUNT` dynamic state enabled, but not the `VK_DYNAMIC_STATE_VIEWPORT_W_SCALING_NV` dynamic state enabled, then the bound graphics pipeline **must** have been created with `VkPipelineViewportWScalingStateCreateInfoNV::viewportCount` greater or equal to the `viewportCount` parameter in the last call to `vkCmdSetViewportWithCount`

- VUID-vkCmdDrawIndirectByteCount2EXT-viewportCount-04138

If the `VK_NV_clip_space_w_scaling` extension is enabled, and a shader object is bound to any graphics stage or a graphics pipeline is bound which was created with the `VK_DYNAMIC_STATE_VIEWPORT_WITH_COUNT` and `VK_DYNAMIC_STATE_VIEWPORT_W_SCALING_NV` dynamic state enabled, the **current value** of `viewportWScalingEnable` is `VK_TRUE`, then `vkCmdSetViewportWScalingNV` **must** have been called and not subsequently **invalidated** in the current command buffer prior to this drawing command

- VUID-vkCmdDrawIndirectByteCount2EXT-None-08636

If the `VK_NV_clip_space_w_scaling` extension is enabled, and a shader object is bound to any graphics stage or a graphics pipeline is bound which was created with the `VK_DYNAMIC_STATE_VIEWPORT_WITH_COUNT` and `VK_DYNAMIC_STATE_VIEWPORT_W_SCALING_NV` dynamic state enabled, the **current value** of `viewportWScalingEnable` is `VK_TRUE`, then the `viewportCount` parameter in the last call to `vkCmdSetViewportWScalingNV` **must** be greater than or equal to the `viewportCount` parameter in the last call to `vkCmdSetViewportWithCount`

- VUID-vkCmdDrawIndirectByteCount2EXT-viewportCount-04139

If the bound graphics pipeline state was created with the `VK_DYNAMIC_STATE_VIEWPORT_WITH_COUNT` dynamic state enabled, but not the `VK_DYNAMIC_STATE_VIEWPORT_SHADING_RATE_PALETTE_NV` dynamic state enabled, then the bound graphics pipeline **must** have been created with `VkPipelineViewportShadingRateImageStateCreateInfoNV::viewportCount` greater or equal to the `viewportCount` parameter in the last call to `vkCmdSetViewportWithCount`

- VUID-vkCmdDrawIndirectByteCount2EXT-shadingRateImage-09233

If the `shadingRateImage` feature is enabled, and a shader object is bound to any graphics stage or a graphics pipeline is bound which was created with the `VK_DYNAMIC_STATE_VIEWPORT_COARSE_SAMPLE_ORDER_NV` and the **current value** of `rasterizerDiscardEnable` is `VK_FALSE`, then `vkCmdSetCoarseSampleOrderNV` **must** have been called and not subsequently **invalidated** in the current command buffer prior to this drawing command

- VUID-vkCmdDrawIndirectByteCount2EXT-shadingRateImage-09234

If the `shadingRateImage` feature is enabled, and a shader object is bound to any graphics stage or a graphics pipeline is bound which was created with the `VK_DYNAMIC_STATE_VIEWPORT_WITH_COUNT` and `VK_DYNAMIC_STATE_VIEWPORT_SHADING_RATE_PALETTE_NV` dynamic state enabled, the **current value** of `rasterizerDiscardEnable` is `VK_FALSE`, and the **current value** of `shadingRateImageEnable` is `VK_TRUE`, then `vkCmdSetViewportShadingRatePaletteNV` **must** have been called and not subsequently **invalidated** in the current command buffer prior to this drawing command

- VUID-vkCmdDrawIndirectByteCount2EXT-None-08637
If the `shadingRateImage` feature is enabled, and a shader object is bound to any graphics stage or a graphics pipeline is bound which was created with the `VK_DYNAMIC_STATE_VIEWPORT_WITH_COUNT` and `VK_DYNAMIC_STATE_VIEWPORT_SHADING_RATE_PALETTE_NV` dynamic state enabled, the current value of `rasterizerDiscardEnable` is `VK_FALSE`, and the current value of `shadingRateImageEnable` is `VK_TRUE`, then the `viewportCount` parameter in the last call to `vkCmdSetViewportShadingRatePaletteNV` **must** be greater than or equal to the `viewportCount` parameter in the last call to `vkCmdSetViewportWithCount`
- VUID-vkCmdDrawIndirectByteCount2EXT-VkPipelineVieportCreateInfo-04141
If the bound graphics pipeline state was created with the `VK_DYNAMIC_STATE_VIEWPORT_WITH_COUNT` dynamic state enabled and a `VkPipelineViewportSwizzleStateCreateInfoNV` structure chained from `VkPipelineViewportStateCreateInfo`, then the bound graphics pipeline **must** have been created with `VkPipelineViewportSwizzleStateCreateInfoNV::viewportCount` greater or equal to the `viewportCount` parameter in the last call to `vkCmdSetViewportWithCount`
- VUID-vkCmdDrawIndirectByteCount2EXT-VkPipelineVieportCreateInfo-04142
If the bound graphics pipeline state was created with the `VK_DYNAMIC_STATE_VIEWPORT_WITH_COUNT` dynamic state enabled and a `VkPipelineViewportExclusiveScissorStateCreateInfoNV` structure chained from `VkPipelineViewportStateCreateInfo`, then the bound graphics pipeline **must** have been created with `VkPipelineViewportExclusiveScissorStateCreateInfoNV::exclusiveScissorCount` greater or equal to the `viewportCount` parameter in the last call to `vkCmdSetViewportWithCount`
- VUID-vkCmdDrawIndirectByteCount2EXT-None-07878
If the `exclusiveScissor` feature is enabled, and a shader object is bound to any graphics stage or a graphics pipeline is bound which was created with the `VK_DYNAMIC_STATE_EXCLUSIVE_SCISSOR_ENABLE_NV` dynamic state enabled, then `vkCmdSetExclusiveScissorEnableNV` **must** have been called and not subsequently `invalidated` in the current command buffer prior to this drawing command
- VUID-vkCmdDrawIndirectByteCount2EXT-None-07879
If the `exclusiveScissor` feature is enabled, a shader object is bound to any graphics stage or a graphics pipeline is bound which was created with the `VK_DYNAMIC_STATE_EXCLUSIVE_SCISSOR_NV` dynamic state enabled, and the most recent call to `vkCmdSetExclusiveScissorEnableNV` in the current command buffer set any element of `pExclusiveScissorEnables` to `VK_TRUE`, then `vkCmdSetExclusiveScissorNV` **must** have been called and not subsequently `invalidated` in the current command buffer prior to this drawing command
- VUID-vkCmdDrawIndirectByteCount2EXT-None-04876
If a shader object is bound to any graphics stage or a graphics pipeline is bound which was created with the `VK_DYNAMIC_STATE_RASTERIZER_DISCARD_ENABLE` dynamic state enabled, then `vkCmdSetRasterizerDiscardEnable` **must** have been called and not subsequently `invalidated` in the current command buffer prior to this drawing command
- VUID-vkCmdDrawIndirectByteCount2EXT-None-04877
If a shader object is bound to any graphics stage or a graphics pipeline is bound which

was created with the `VK_DYNAMIC_STATE_DEPTH_BIAS_ENABLE` dynamic state enabled, and the current value of `rasterizerDiscardEnable` is `VK_FALSE`, then `vkCmdSetDepthBiasEnable` **must** have been called and not subsequently `invalidated` in the current command buffer prior to this drawing command

- VUID-vkCmdDrawIndirectByteCount2EXT-logicOp-04878

If a shader object is bound to the `VK_SHADER_STAGE_FRAGMENT_BIT` or a graphics pipeline is bound which was created with the `VK_DYNAMIC_STATE_LOGIC_OP_EXT` dynamic state enabled, the current value of `rasterizerDiscardEnable` is `VK_FALSE`, and the current value of `logicOpEnable` is `VK_TRUE`, then `vkCmdSetLogicOpEXT` **must** have been called and not subsequently `invalidated` in the current command buffer prior to this drawing command

- VUID-vkCmdDrawIndirectByteCount2EXT-primitiveFragmentShadingRateWithMultipleViewports-04552

If the `primitiveFragmentShadingRateWithMultipleViewports` limit is not supported, the bound graphics pipeline was created with the `VK_DYNAMIC_STATE_VIEWPORT_WITH_COUNT` dynamic state enabled, and any of the shader stages of the bound graphics pipeline write to the `PrimitiveShadingRateKHR` built-in, then `vkCmdSetViewportWithCount` **must** have been called in the current command buffer prior to this drawing command, and the `viewportCount` parameter of `vkCmdSetViewportWithCount` **must** be 1

- VUID-vkCmdDrawIndirectByteCount2EXT-primitiveFragmentShadingRateWithMultipleViewports-08642

If the `primitiveFragmentShadingRateWithMultipleViewports` limit is not supported, and any shader object bound to a graphics stage writes to the `PrimitiveShadingRateKHR` built-in, then `vkCmdSetViewportWithCount` **must** have been called in the current command buffer prior to this drawing command, and the `viewportCount` parameter of `vkCmdSetViewportWithCount` **must** be 1

- VUID-vkCmdDrawIndirectByteCount2EXT-blendEnable-04727

If a shader object is bound to the `VK_SHADER_STAGE_FRAGMENT_BIT` stage or a graphics pipeline is bound which was created with `VK_DYNAMIC_STATE_COLOR_BLEND_ENABLE_EXT` dynamic state enabled, the current value of `rasterizerDiscardEnable` is `VK_FALSE`, then for each color attachment, if the corresponding image view's format features do not contain `VK_FORMAT_FEATURE_COLOR_ATTACHMENT_BLEND_BIT`, then the corresponding current value of `blendEnable` **must** be `VK_FALSE`

- VUID-vkCmdDrawIndirectByteCount2EXT-None-08644

If a shader object is bound to any graphics stage or a graphics pipeline is bound, the current value of `rasterizerDiscardEnable` is `VK_FALSE`, and none of the following is enabled:

- the `VK_AMD_mixed_attachment_samples` extension
- the `VK_NV_framebuffer_mixed_samples` extension
- the `multisampledRenderToSingleSampled` feature

then the current value of `rasterizationSamples` **must** be the same as the current color and/or depth/stencil attachments

- VUID-vkCmdDrawIndirectByteCount2EXT-None-08876
If a shader object is bound to any graphics stage, the current render pass instance **must** have been begun with `vkCmdBeginRendering`
- VUID-vkCmdDrawIndirectByteCount2EXT-imageView-06172
If the current render pass instance was begun with `vkCmdBeginRendering`, the `imageView` member of `pDepthAttachment` is not `VK_NULL_HANDLE`, and the `layout` member of `pDepthAttachment` is `VK_IMAGE_LAYOUT_DEPTH_STENCIL_READ_ONLY_OPTIMAL`, this command **must** not write any values to the depth attachment
- VUID-vkCmdDrawIndirectByteCount2EXT-imageView-06173
If the current render pass instance was begun with `vkCmdBeginRendering`, the `imageView` member of `pStencilAttachment` is not `VK_NULL_HANDLE`, and the `layout` member of `pStencilAttachment` is `VK_IMAGE_LAYOUT_DEPTH_STENCIL_READ_ONLY_OPTIMAL`, this command **must** not write any values to the stencil attachment
- VUID-vkCmdDrawIndirectByteCount2EXT-imageView-06174
If the current render pass instance was begun with `vkCmdBeginRendering`, the `imageView` member of `pDepthAttachment` is not `VK_NULL_HANDLE`, and the `layout` member of `pDepthAttachment` is `VK_IMAGE_LAYOUT_DEPTH_READ_ONLY_STENCIL_ATTACHMENT_OPTIMAL`, this command **must** not write any values to the depth attachment
- VUID-vkCmdDrawIndirectByteCount2EXT-imageView-06175
If the current render pass instance was begun with `vkCmdBeginRendering`, the `imageView` member of `pStencilAttachment` is not `VK_NULL_HANDLE`, and the `layout` member of `pStencilAttachment` is `VK_IMAGE_LAYOUT_DEPTH_ATTACHMENT_STENCIL_READ_ONLY_OPTIMAL`, this command **must** not write any values to the stencil attachment
- VUID-vkCmdDrawIndirectByteCount2EXT-imageView-06176
If the current render pass instance was begun with `vkCmdBeginRendering`, the `imageView` member of `pDepthAttachment` is not `VK_NULL_HANDLE`, and the `layout` member of `pDepthAttachment` is `VK_IMAGE_LAYOUT_DEPTH_READ_ONLY_OPTIMAL`, this command **must** not write any values to the depth attachment
- VUID-vkCmdDrawIndirectByteCount2EXT-imageView-06177
If the current render pass instance was begun with `vkCmdBeginRendering`, the `imageView` member of `pStencilAttachment` is not `VK_NULL_HANDLE`, and the `layout` member of `pStencilAttachment` is `VK_IMAGE_LAYOUT_STENCIL_READ_ONLY_OPTIMAL`, this command **must** not write any values to the stencil attachment
- VUID-vkCmdDrawIndirectByteCount2EXT-viewMask-06178
If the current render pass instance was begun with `vkCmdBeginRendering`, the bound graphics pipeline **must** have been created with a `VkPipelineRenderingCreateInfo::viewMask` equal to `VkRenderingInfo::viewMask`
- VUID-vkCmdDrawIndirectByteCount2EXT-colorAttachmentCount-06179
If the `dynamicRenderingUnusedAttachments` feature is not enabled and the current render pass instance was begun with `vkCmdBeginRendering`, the bound graphics pipeline **must** have been created with a `VkPipelineRenderingCreateInfo::colorAttachmentCount` equal to `VkRenderingInfo::colorAttachmentCount`

- VUID-vkCmdDrawIndirectByteCount2EXT-dynamicRenderingUnusedAttachments-08910
If the `dynamicRenderingUnusedAttachments` feature is not enabled, and the current render pass instance was begun with `vkCmdBeginRendering` and `VkRenderingInfo::colorAttachmentCount` greater than 0, then each element of the `VkRenderingInfo::pColorAttachments` array with an `imageView` not equal to `VK_NULL_HANDLE` **must** have been created with a `VkFormat` equal to the corresponding element of `VkPipelineRenderingCreateInfo::pColorAttachmentFormats` used to create the bound graphics pipeline
- VUID-vkCmdDrawIndirectByteCount2EXT-dynamicRenderingUnusedAttachments-08912
If the `dynamicRenderingUnusedAttachments` feature is not enabled, and the current render pass instance was begun with `vkCmdBeginRendering` and `VkRenderingInfo::colorAttachmentCount` greater than 0, then each element of the `VkRenderingInfo::pColorAttachments` array with an `imageView` equal to `VK_NULL_HANDLE` **must** have the corresponding element of `VkPipelineRenderingCreateInfo::pColorAttachmentFormats` used to create the bound pipeline equal to `VK_FORMAT_UNDEFINED`
- VUID-vkCmdDrawIndirectByteCount2EXT-dynamicRenderingUnusedAttachments-08911
If the `dynamicRenderingUnusedAttachments` feature is enabled, and the current render pass instance was begun with `vkCmdBeginRendering` and `VkRenderingInfo::colorAttachmentCount` greater than 0, then each element of the `VkRenderingInfo::pColorAttachments` array with an `imageView` not equal to `VK_NULL_HANDLE` **must** have been created with a `VkFormat` equal to the corresponding element of `VkPipelineRenderingCreateInfo::pColorAttachmentFormats` used to create the bound graphics pipeline, or the corresponding element of `VkPipelineRenderingCreateInfo::pColorAttachmentFormats`, if it exists, **must** be `VK_FORMAT_UNDEFINED`
- VUID-vkCmdDrawIndirectByteCount2EXT-colorAttachmentCount-09362
If the current render pass instance was begun with `vkCmdBeginRendering`, with a `VkRenderingInfo::colorAttachmentCount` equal to 1, there is no shader object bound to any graphics stage, and a color attachment with a resolve mode of `VK_RESOLVE_MODE_EXTERNAL_FORMAT_DOWNSAMPLE_BIT_ANDROID`, each element of the `VkRenderingInfo::pColorAttachments` array with a `resolveImageView` not equal to `VK_NULL_HANDLE` **must** have been created with an image created with a `VkExternalFormatANDROID::externalFormat` value equal to the `VkExternalFormatANDROID::externalFormat` value used to create the bound graphics pipeline
- VUID-vkCmdDrawIndirectByteCount2EXT-None-09363
If there is no shader object bound to any graphics stage, the current render pass instance was begun with `vkCmdBeginRendering` and a `VkRenderingInfo::colorAttachmentCount` equal to 1, and a color attachment with a resolve mode of `VK_RESOLVE_MODE_EXTERNAL_FORMAT_DOWNSAMPLE_BIT_ANDROID`, each element of the `VkRenderingInfo::pColorAttachments` array with a `imageView` not equal to `VK_NULL_HANDLE` **must** have been created with an image created with a `VkExternalFormatANDROID::externalFormat` value equal to the `VkExternalFormatANDROID::externalFormat` value used to create the bound graphics pipeline
- VUID-vkCmdDrawIndirectByteCount2EXT-None-09364
If the current render pass instance was begun with `vkCmdBeginRendering`, there is no

shader object bound to any graphics stage, and the bound graphics pipeline was created with a non-zero `VkExternalFormatANDROID::externalFormat` value and with the `VK_DYNAMIC_STATE_COLOR_BLEND_ENABLE_EXT` dynamic state enabled, then `vkCmdSetColorBlendEnableEXT` **must** have set the blend enable to `VK_FALSE` prior to this drawing command

- VUID-vkCmdDrawIndirectByteCount2EXT-None-09365

If the current render pass instance was begun with `vkCmdBeginRendering`, there is no shader object bound to any graphics stage, and the bound graphics pipeline was created with a non-zero `VkExternalFormatANDROID::externalFormat` value and with the `VK_DYNAMIC_STATE_RASTERIZATION_SAMPLES_EXT` dynamic state enabled, then `vkCmdSetRasterizationSamplesEXT` **must** have set `rasterizationSamples` to `VK_SAMPLE_COUNT_1_BIT` prior to this drawing command

- VUID-vkCmdDrawIndirectByteCount2EXT-None-09366

If there is a shader object bound to any graphics stage, and the current render pass includes a color attachment that uses the `VK_RESOLVE_MODE_EXTERNAL_FORMAT_DOWNSAMPLE_BIT_ANDROID` resolve mode, then `vkCmdSetColorBlendEnableEXT` **must** have set blend enable to `VK_FALSE` prior to this drawing command

- VUID-vkCmdDrawIndirectByteCount2EXT-rasterizationSamples-09367

If there is a shader object bound to any graphics stage, and the current render pass includes a color attachment that uses the `VK_RESOLVE_MODE_EXTERNAL_FORMAT_DOWNSAMPLE_BIT_ANDROID` resolve mode, then `vkCmdSetRasterizationSamplesEXT` **must** have set `rasterizationSamples` to `VK_SAMPLE_COUNT_1_BIT` prior to this drawing command

- VUID-vkCmdDrawIndirectByteCount2EXT-None-09368

If the current render pass instance was begun with `vkCmdBeginRendering`, there is no shader object bound to any graphics stage, and the bound graphics pipeline was created with a non-zero `VkExternalFormatANDROID::externalFormat` value and with the `VK_DYNAMIC_STATE_FRAGMENT_SHADING_RATE_KHR` dynamic state enabled, then `vkCmdSetFragmentShadingRateKHR` **must** have set `pFragmentSize->width` to 1 prior to this drawing command

- VUID-vkCmdDrawIndirectByteCount2EXT-None-09369

If the current render pass instance was begun with `vkCmdBeginRendering`, there is no shader object bound to any graphics stage, and the bound graphics pipeline was created with a non-zero `VkExternalFormatANDROID::externalFormat` value and with the `VK_DYNAMIC_STATE_FRAGMENT_SHADING_RATE_KHR` dynamic state enabled, then `vkCmdSetFragmentShadingRateKHR` **must** have set `pFragmentSize->height` to 1 prior to this drawing command

- VUID-vkCmdDrawIndirectByteCount2EXT-pFragmentSize-09370

If there is a shader object bound to any graphics stage, and the current render pass includes a color attachment that uses the `VK_RESOLVE_MODE_EXTERNAL_FORMAT_DOWNSAMPLE_BIT_ANDROID` resolve mode, then `vkCmdSetFragmentShadingRateKHR` **must** have set `pFragmentSize->width` to 1 prior to this drawing command

- VUID-vkCmdDrawIndirectByteCount2EXT-pFragmentSize-09371

If there is a shader object bound to any graphics stage, and the current render pass includes a color attachment that uses the [VK_RESOLVE_MODE_EXTERNAL_FORMAT_DOWNSAMPLE_BIT_ANDROID](#) resolve mode, then `vkCmdSetFragmentShadingRateKHR` **must** have set `pFragmentSize->height` to 1 prior to this drawing command

- VUID-vkCmdDrawIndirectByteCount2EXT-None-07749

If the `colorWriteEnable` feature is enabled, a shader object is bound to the [VK_SHADER_STAGE_FRAGMENT_BIT](#) stage or a graphics pipeline is bound which was created with the [VK_DYNAMIC_STATE_COLOR_WRITE_ENABLE_EXT](#) dynamic state enabled, and the current value of `rasterizerDiscardEnable` is `VK_FALSE`, then `vkCmdSetColorWriteEnableEXT` **must** have been called and not subsequently `invalidated` in the current command buffer prior to this drawing command

- VUID-vkCmdDrawIndirectByteCount2EXT-attachmentCount-07750

If the `colorWriteEnable` feature is enabled, a shader object is bound to the [VK_SHADER_STAGE_FRAGMENT_BIT](#) stage or a graphics pipeline is bound which was created with the [VK_DYNAMIC_STATE_COLOR_WRITE_ENABLE_EXT](#) dynamic state enabled, and the current value of `rasterizerDiscardEnable` is `VK_FALSE`, then the `attachmentCount` parameter of most recent call to `vkCmdSetColorWriteEnableEXT` in the current command buffer **must** be greater than or equal to the number of active color attachments

- VUID-vkCmdDrawIndirectByteCount2EXT-None-07751

If the [VK_EXT_discard_rectangles](#) extension is enabled, a graphics pipeline is bound which was created with the [VK_DYNAMIC_STATE_DISCARD_RECTANGLE_EXT](#) dynamic state enabled and the `pNext` chain of `VkGraphicsPipelineCreateInfo` included a `VkPipelineDiscardRectangleStateCreateInfoEXT` structure, the current value of `rasterizerDiscardEnable` is `VK_FALSE`, and the current value of `discardRectangleEnable` is `VK_TRUE`, then `vkCmdSetDiscardRectangleEXT` **must** have been called and not subsequently `invalidated` in the current command buffer prior to this drawing command for each discard rectangle in `VkPipelineDiscardRectangleStateCreateInfoEXT::discardRectangleCount`

- VUID-vkCmdDrawIndirectByteCount2EXT-rasterizerDiscardEnable-09236

If the [VK_EXT_discard_rectangles](#) extension is enabled, a shader object is bound to any graphics stage or a graphics pipeline is bound which was created with [VK_DYNAMIC_STATE_DISCARD_RECTANGLE_EXT](#) dynamic state enabled and the `pNext` chain of `VkGraphicsPipelineCreateInfo` did not include a `VkPipelineDiscardRectangleStateCreateInfoEXT` structure, the current value of `rasterizerDiscardEnable` is `VK_FALSE`, and the current value of `discardRectangleEnable` is `VK_TRUE`, then `vkCmdSetDiscardRectangleEXT` **must** have been called and not subsequently `invalidated` in the current command buffer prior to this drawing command for each discard rectangle in `VkPhysicalDeviceDiscardRectanglePropertiesEXT::maxDiscardRectangles`

- VUID-vkCmdDrawIndirectByteCount2EXT-None-07880

If the [VK_EXT_discard_rectangles](#) extension is enabled, a shader object is bound to any graphics stage or a graphics pipeline is bound which was created with the [VK_DYNAMIC_STATE_DISCARD_RECTANGLE_ENABLE_EXT](#) dynamic state enabled, the current value of `rasterizerDiscardEnable` is `VK_FALSE`, then

`vkCmdSetDiscardRectangleEnableEXT` **must** have been called and not subsequently `invalidated` in the current command buffer prior to this drawing command

- VUID-vkCmdDrawIndirectByteCount2EXT-None-07881

If the `VK_EXT_discard_rectangles` extension is enabled, a shader object is bound to any graphics stage or a graphics pipeline is bound which was created with the `VK_DYNAMIC_STATE_DISCARD_RECTANGLE_MODE_EXT` dynamic state enabled, the `current value` of `rasterizerDiscardEnable` is `VK_FALSE`, and the `current value` of `discardRectangleEnable` is `VK_TRUE`, then `vkCmdSetDiscardRectangleModeEXT` **must** have been called and not subsequently `invalidated` in the current command buffer prior to this drawing command

- VUID-vkCmdDrawIndirectByteCount2EXT-dynamicRenderingUnusedAttachments-08913

If the current render pass instance was begun with `vkCmdBeginRendering`, the `dynamicRenderingUnusedAttachments` feature is not enabled, and `VkRenderingInfo::pDepthAttachment->imageView` was `VK_NULL_HANDLE`, the value of `VkPipelineRenderingCreateInfo::depthAttachmentFormat` used to create the bound graphics pipeline **must** be equal to `VK_FORMAT_UNDEFINED`

- VUID-vkCmdDrawIndirectByteCount2EXT-dynamicRenderingUnusedAttachments-08914

If current render pass instance was begun with `vkCmdBeginRendering`, the `dynamicRenderingUnusedAttachments` feature is not enabled, and `VkRenderingInfo::pDepthAttachment->imageView` was not `VK_NULL_HANDLE`, the value of `VkPipelineRenderingCreateInfo::depthAttachmentFormat` used to create the bound graphics pipeline **must** be equal to the `VkFormat` used to create `VkRenderingInfo::pDepthAttachment->imageView`

- VUID-vkCmdDrawIndirectByteCount2EXT-dynamicRenderingUnusedAttachments-08915

If the current render pass instance was begun with `vkCmdBeginRendering`, the `dynamicRenderingUnusedAttachments` feature is enabled, `VkRenderingInfo::pDepthAttachment->imageView` was not `VK_NULL_HANDLE`, and the value of `VkPipelineRenderingCreateInfo::depthAttachmentFormat` used to create the bound graphics pipeline was not equal to the `VkFormat` used to create `VkRenderingInfo::pDepthAttachment->imageView`, the value of the format **must** be `VK_FORMAT_UNDEFINED`

- VUID-vkCmdDrawIndirectByteCount2EXT-dynamicRenderingUnusedAttachments-08916

If the current render pass instance was begun with `vkCmdBeginRendering`, the `dynamicRenderingUnusedAttachments` feature is not enabled, and `VkRenderingInfo::pStencilAttachment->imageView` was `VK_NULL_HANDLE`, the value of `VkPipelineRenderingCreateInfo::stencilAttachmentFormat` used to create the bound graphics pipeline **must** be equal to `VK_FORMAT_UNDEFINED`

- VUID-vkCmdDrawIndirectByteCount2EXT-dynamicRenderingUnusedAttachments-08917

If current render pass instance was begun with `vkCmdBeginRendering`, the `dynamicRenderingUnusedAttachments` feature is not enabled, and `VkRenderingInfo::pStencilAttachment->imageView` was not `VK_NULL_HANDLE`, the value of `VkPipelineRenderingCreateInfo::stencilAttachmentFormat` used to create the bound graphics pipeline **must** be equal to the `VkFormat` used to create `VkRenderingInfo::pStencilAttachment->imageView`

- VUID-vkCmdDrawIndirectByteCount2EXT-dynamicRenderingUnusedAttachments-08918

If the current render pass instance was begun with `vkCmdBeginRendering`, the

`dynamicRenderingUnusedAttachments` feature is enabled, `VkRenderingInfo::pStencilAttachment->imageView` was not `VK_NULL_HANDLE`, and the value of `VkPipelineRenderingCreateInfo::stencilAttachmentFormat` used to create the bound graphics pipeline was not equal to the `VkFormat` used to create `VkRenderingInfo::pStencilAttachment->imageView`, the value of the format **must** be `VK_FORMAT_UNDEFINED`

- VUID-vkCmdDrawIndirectByteCount2EXT-imageView-06183

If the current render pass instance was begun with `vkCmdBeginRendering` and `VkRenderingFragmentShadingRateAttachmentInfoKHR::imageView` was not `VK_NULL_HANDLE`, the bound graphics pipeline **must** have been created with `VK_PIPELINE_CREATE_RENDERING_FRAGMENT_SHADING_RATE_ATTACHMENT_BIT_KHR`

- VUID-vkCmdDrawIndirectByteCount2EXT-dynamicRenderingLocalRead-11797

If the current render pass instance was begun with `vkCmdBeginRendering`, the `dynamicRenderingLocalRead` feature is enabled, the `VK_RENDERING_LOCAL_READ_CONCURRENT_ACCESS_CONTROL_BIT_KHR` flag is specified, and an attachment is being used as a feedback loop as specified by `VK_RENDERING_ATTACHMENT_INPUT_ATTACHMENT_FEEDBACK_BIT_KHR`, `VkRenderingAttachmentFlagsInfoKHR::flags` for that attachment **must** include `VK_RENDERING_ATTACHMENT_INPUT_ATTACHMENT_FEEDBACK_BIT_KHR`

- VUID-vkCmdDrawIndirectByteCount2EXT-imageView-06184

If the current render pass instance was begun with `vkCmdBeginRendering` and `VkRenderingFragmentDensityMapAttachmentInfoEXT::imageView` was not `VK_NULL_HANDLE`, the bound graphics pipeline **must** have been created with `VK_PIPELINE_CREATE_RENDERING_FRAGMENT_DENSITY_MAP_ATTACHMENT_BIT_EXT`

- VUID-vkCmdDrawIndirectByteCount2EXT-layers-10831

If the current render pass instance was created with `VK_RENDERING_PER_LAYER_FRAGMENT_DENSITY_BIT_VALVE` or `VK_RENDER_PASS_CREATE_PER_LAYER_FRAGMENT_DENSITY_BIT_VALVE`, and the bound graphics pipeline was created with `VK_PIPELINE_CREATE_2_PER_LAYER_FRAGMENT_DENSITY_BIT_VALVE`, then the current render pass instance **must** have a `layers` value less than or equal to `VkPipelineFragmentDensityMapLayeredCreateInfoVALVE::maxFragmentDensityMapLayers`

- VUID-vkCmdDrawIndirectByteCount2EXT-colorAttachmentCount-06185

If the bound pipeline was created with a `VkAttachmentSampleCountInfoAMD` or `VkAttachmentSampleCountInfoNV` structure, and the current render pass instance was begun with `vkCmdBeginRendering` with a `VkRenderingInfo::colorAttachmentCount` parameter greater than 0, then each element of the `VkRenderingInfo::pColorAttachments` array with a `imageView` not equal to `VK_NULL_HANDLE` **must** have been created with a sample count equal to the corresponding element of the `pColorAttachmentSamples` member of `VkAttachmentSampleCountInfoAMD` or `VkAttachmentSampleCountInfoNV` used to create the bound graphics pipeline

- VUID-vkCmdDrawIndirectByteCount2EXT-pDepthAttachment-06186

If the current render pass instance was begun with `vkCmdBeginRendering`, the bound pipeline was created with a `VkAttachmentSampleCountInfoAMD` or

`VkAttachmentSampleCountInfoNV` structure, and `VkRenderingInfo::pDepthAttachment->imageView` was not `VK_NULL_HANDLE`, the value of the `depthStencilAttachmentSamples` member of `VkAttachmentSampleCountInfoAMD` or `VkAttachmentSampleCountInfoNV` used to create the bound graphics pipeline **must** be equal to the sample count used to create `VkRenderingInfo::pDepthAttachment->imageView`

- VUID-vkCmdDrawIndirectByteCount2EXT-pStencilAttachment-06187

If the current render pass instance was begun with `vkCmdBeginRendering`, the bound pipeline was created with a `VkAttachmentSampleCountInfoAMD` or `VkAttachmentSampleCountInfoNV` structure, and `VkRenderingInfo::pStencilAttachment->imageView` was not `VK_NULL_HANDLE`, the value of the `depthStencilAttachmentSamples` member of `VkAttachmentSampleCountInfoAMD` or `VkAttachmentSampleCountInfoNV` used to create the bound graphics pipeline **must** be equal to the sample count used to create `VkRenderingInfo::pStencilAttachment->imageView`

- VUID-vkCmdDrawIndirectByteCount2EXT-multisampledRenderToSingleSampled-07285

If the bound pipeline was created without a `VkAttachmentSampleCountInfoAMD` or `VkAttachmentSampleCountInfoNV` structure, and the `multisampledRenderToSingleSampled` feature is not enabled, and `vkCmdBeginCustomResolveEXT` has not yet been recorded in the render pass instance, and the current render pass instance was begun with `vkCmdBeginRendering` with a `VkRenderingInfo::colorAttachmentCount` parameter greater than 0, then each element of the `VkRenderingInfo::pColorAttachments` array with a `imageView` not equal to `VK_NULL_HANDLE` **must** have been created with a sample count equal to the value of `rasterizationSamples` for the bound graphics pipeline

- VUID-vkCmdDrawIndirectByteCount2EXT-multisampledRenderToSingleSampled-07286

If the bound pipeline was created without a `VkAttachmentSampleCountInfoAMD` or `VkAttachmentSampleCountInfoNV` structure, and the `multisampledRenderToSingleSampled` feature is not enabled, and `vkCmdBeginCustomResolveEXT` has not yet been recorded in the render pass instance, and `VkRenderingInfo::pDepthAttachment->imageView` was not `VK_NULL_HANDLE`, the value of `rasterizationSamples` for the bound graphics pipeline **must** be equal to the sample count used to create `VkRenderingInfo::pDepthAttachment->imageView`

- VUID-vkCmdDrawIndirectByteCount2EXT-multisampledRenderToSingleSampled-07287

If the bound pipeline was created without a `VkAttachmentSampleCountInfoAMD` or `VkAttachmentSampleCountInfoNV` structure, and the `multisampledRenderToSingleSampled` feature is not enabled, and `vkCmdBeginCustomResolveEXT` has not yet been recorded in the render pass instance, and `VkRenderingInfo::pStencilAttachment->imageView` was not `VK_NULL_HANDLE`, the value of `rasterizationSamples` for the bound graphics pipeline **must** be equal to the sample count used to create `VkRenderingInfo::pStencilAttachment->imageView`

- VUID-vkCmdDrawIndirectByteCount2EXT-pNext-07935

If this command is called inside a render pass instance started with `vkCmdBeginRendering`, and the `pNext` chain of `VkRenderingInfo` includes a `VkMultisampledRenderToSingleSampledInfoEXT` structure with `multisampledRenderToSingleSampledEnable` equal to `VK_TRUE`, then the value of `rasterizationSamples` for the bound graphics pipeline **must** be equal to `VkMultisampledRenderToSingleSampledInfoEXT::rasterizationSamples`

- VUID-vkCmdDrawIndirectByteCount2EXT-renderPass-06198
If the current render pass instance was begun with `vkCmdBeginRendering`, the bound pipeline **must** have been created with a `VkGraphicsPipelineCreateInfo::renderPass` equal to `VK_NULL_HANDLE`
- VUID-vkCmdDrawIndirectByteCount2EXT-pColorAttachments-08963
If the current render pass instance was begun with `vkCmdBeginRendering`, `vkCmdBeginCustomResolveEXT` has not yet been recorded in the render pass instance, there is a graphics pipeline bound with a fragment shader that statically writes to a color attachment, the color write mask is not zero, color writes are enabled, and the corresponding element of the `VkRenderingInfo::pColorAttachments->imageView` was not `VK_NULL_HANDLE`, then the corresponding element of `VkPipelineRenderingCreateInfo::pColorAttachmentFormats` used to create the pipeline **must** not be `VK_FORMAT_UNDEFINED`
- VUID-vkCmdDrawIndirectByteCount2EXT-pColorAttachments-11539
If the current render pass instance was begun with `vkCmdBeginRendering`, `vkCmdBeginCustomResolveEXT` has been recorded in the render pass instance, there is a graphics pipeline bound with a fragment shader that statically writes to a color attachment, the color write mask is not zero, color writes are enabled, and the corresponding element of the `VkRenderingInfo::pColorAttachments->resolveImageView` was not `VK_NULL_HANDLE`, then the corresponding element of `VkCustomResolveCreateInfoEXT::pColorAttachmentFormats` used to create the pipeline **must** not be `VK_FORMAT_UNDEFINED`
- VUID-vkCmdDrawIndirectByteCount2EXT-pDepthAttachment-08964
If the current render pass instance was begun with `vkCmdBeginRendering`, `vkCmdBeginCustomResolveEXT` has not yet been recorded in the render pass instance, there is a graphics pipeline bound, depth test is enabled, and the `VkRenderingInfo::pDepthAttachment->imageView` was not `VK_NULL_HANDLE`, then the `VkPipelineRenderingCreateInfo::depthAttachmentFormat` used to create the pipeline **must** not be `VK_FORMAT_UNDEFINED`
- VUID-vkCmdDrawIndirectByteCount2EXT-pDepthAttachment-11540
If the current render pass instance was begun with `vkCmdBeginRendering`, `vkCmdBeginCustomResolveEXT` has been recorded in the render pass instance, there is a graphics pipeline bound, depth test is enabled, and the `VkRenderingInfo::pDepthAttachment->resolveImageView` was not `VK_NULL_HANDLE`, then the `VkCustomResolveCreateInfoEXT::depthAttachmentFormat` used to create the pipeline **must** not be `VK_FORMAT_UNDEFINED`
- VUID-vkCmdDrawIndirectByteCount2EXT-pStencilAttachment-08965
If the current render pass instance was begun with `vkCmdBeginRendering`, `vkCmdBeginCustomResolveEXT` has not yet been recorded in the render pass instance, there is a graphics pipeline bound, stencil test is enabled and the `VkRenderingInfo::pStencilAttachment->imageView` was not `VK_NULL_HANDLE`, then the `VkPipelineRenderingCreateInfo::stencilAttachmentFormat` used to create the pipeline **must** not be `VK_FORMAT_UNDEFINED`
- VUID-vkCmdDrawIndirectByteCount2EXT-pStencilAttachment-11860
If the current render pass instance was begun with `vkCmdBeginRendering`,

`vkCmdBeginCustomResolveEXT` has been recorded in the render pass instance, there is a graphics pipeline bound, stencil test is enabled and the `VkRenderingInfo::pStencilAttachment->resolveImageView` was not `VK_NULL_HANDLE`, then the `VkCustomResolveCreateInfoEXT::stencilAttachmentFormat` used to create the pipeline **must** not be `VK_FORMAT_UNDEFINED`

- VUID-vkCmdDrawIndirectByteCount2EXT-flags-10582

If the current render pass instance was begun with a `vkCmdBeginRendering` call in `commandBuffer`, its `VkRenderingInfo::flags` parameter **must** not have `VK_RENDERING_CONTENTS_SECONDARY_COMMAND_BUFFERS_BIT` set unless `VK_RENDERING_CONTENTS_INLINE_BIT_KHR` is also set

- VUID-vkCmdDrawIndirectByteCount2EXT-primitivesGeneratedQueryWithRasterizerDiscard-06708

If the `primitivesGeneratedQueryWithRasterizerDiscard` feature is not enabled and the `VK_QUERY_TYPE_PRIMITIVES_GENERATED_EXT` query is active, `rasterization discard` **must** not be enabled

- VUID-vkCmdDrawIndirectByteCount2EXT-primitivesGeneratedQueryWithNonZeroStreams-06709

If the `primitivesGeneratedQueryWithNonZeroStreams` feature is not enabled and the `VK_QUERY_TYPE_PRIMITIVES_GENERATED_EXT` query is active, the bound graphics pipeline **must** not have been created with a non-zero value in `VkPipelineRasterizationStateStreamCreateInfoEXT::rasterizationStream`

- VUID-vkCmdDrawIndirectByteCount2EXT-None-07620

If the `depthClamp` feature is enabled, a shader object is bound to any graphics stage or a graphics pipeline is bound which was created with the `VK_DYNAMIC_STATE_DEPTH_CLAMP_ENABLE_EXT` dynamic state enabled, and the current value of `rasterizerDiscardEnable` is `VK_FALSE`, then `vkCmdSetDepthClampEnableEXT` **must** have been called and not subsequently `invalidated` in the current command buffer prior to this drawing command

- VUID-vkCmdDrawIndirectByteCount2EXT-None-07621

If a shader object is bound to any graphics stage or a graphics pipeline is bound which was created with the `VK_DYNAMIC_STATE_POLYGON_MODE_EXT` dynamic state enabled, and the current value of `rasterizerDiscardEnable` is `VK_FALSE`, then `vkCmdSetPolygonModeEXT` **must** have been called and not subsequently `invalidated` in the current command buffer prior to this drawing command

- VUID-vkCmdDrawIndirectByteCount2EXT-None-07622

If a shader object is bound to any graphics stage or a graphics pipeline is bound which was created with the `VK_DYNAMIC_STATE_RASTERIZATION_SAMPLES_EXT` dynamic state enabled, and the current value of `rasterizerDiscardEnable` is `VK_FALSE`, then `vkCmdSetRasterizationSamplesEXT` **must** have been called and not subsequently `invalidated` in the current command buffer prior to this drawing command

- VUID-vkCmdDrawIndirectByteCount2EXT-None-07623

If a shader object is bound to any graphics stage or a graphics pipeline is bound which was created with the `VK_DYNAMIC_STATE_SAMPLE_MASK_EXT` dynamic state enabled, and the current value of `rasterizerDiscardEnable` is `VK_FALSE`, then `vkCmdSetSampleMaskEXT` **must** have been called and not subsequently `invalidated` in the

current command buffer prior to this drawing command

- VUID-vkCmdDrawIndirectByteCount2EXT-alphaToCoverageEnable-08919

If the bound graphics pipeline state was created with the `VK_DYNAMIC_STATE_ALPHA_TO_COVERAGE_ENABLE_EXT` dynamic state enabled, and `alphaToCoverageEnable` was `VK_TRUE` in the last call to `vkCmdSetAlphaToCoverageEnableEXT`, then the **Fragment Output Interface** **must** contain a variable for the alpha **Component** word in **Location** 0 at **Index** 0

- VUID-vkCmdDrawIndirectByteCount2EXT-alphaToCoverageEnable-08920

If a shader object is bound to any graphics stage, and the most recent call to `vkCmdSetAlphaToCoverageEnableEXT` in the current command buffer set `alphaToCoverageEnable` to `VK_TRUE`, then the **Fragment Output Interface** **must** contain a variable for the alpha **Component** word in **Location** 0 at **Index** 0

- VUID-vkCmdDrawIndirectByteCount2EXT-None-07624

If a shader object is bound to any graphics stage or a graphics pipeline is bound which was created with the `VK_DYNAMIC_STATE_ALPHA_TO_COVERAGE_ENABLE_EXT` dynamic state enabled, and the **current value** of `rasterizerDiscardEnable` is `VK_FALSE`, then `vkCmdSetAlphaToCoverageEnableEXT` **must** have been called and not subsequently **invalidated** in the current command buffer prior to this drawing command

- VUID-vkCmdDrawIndirectByteCount2EXT-None-07625

If the `alphaToOne` feature is enabled, a shader object is bound to any graphics stage or a graphics pipeline is bound which was created with the `VK_DYNAMIC_STATE_ALPHA_TO_ONE_ENABLE_EXT` dynamic state enabled, and the **current value** of `rasterizerDiscardEnable` is `VK_FALSE`, then `vkCmdSetAlphaToOneEnableEXT` **must** have been called and not subsequently **invalidated** in the current command buffer prior to this drawing command

- VUID-vkCmdDrawIndirectByteCount2EXT-None-07626

If the `logicOp` feature is enabled, a shader object is bound to the `VK_SHADER_STAGE_FRAGMENT_BIT` stage or a graphics pipeline is bound which was created with the `VK_DYNAMIC_STATE_LOGIC_OP_ENABLE_EXT` dynamic state enabled, and the **current value** of `rasterizerDiscardEnable` is `VK_FALSE`, then `vkCmdSetLogicOpEnableEXT` **must** have been called and not subsequently **invalidated** in the current command buffer prior to this drawing command

- VUID-vkCmdDrawIndirectByteCount2EXT-None-07627

If a shader object is bound to the `VK_SHADER_STAGE_FRAGMENT_BIT` stage or a graphics pipeline is bound which was created with `VK_DYNAMIC_STATE_COLOR_BLEND_ENABLE_EXT` dynamic state enabled, the **current value** of `rasterizerDiscardEnable` is `VK_FALSE`, and there are color attachments bound, then `vkCmdSetColorBlendEnableEXT` **must** have been called and not subsequently **invalidated** in the current command buffer prior to this drawing command

- VUID-vkCmdDrawIndirectByteCount2EXT-None-07629

If a shader object is bound to the `VK_SHADER_STAGE_FRAGMENT_BIT` stage or a graphics pipeline is bound which was created with `VK_DYNAMIC_STATE_COLOR_WRITE_MASK_EXT` dynamic state enabled, the **current value** of `rasterizerDiscardEnable` is `VK_FALSE`, and there are color attachments bound, then `vkCmdSetColorWriteMaskEXT` **must** have been called and not subsequently

invalidated in the current command buffer prior to this drawing command

- VUID-vkCmdDrawIndirectByteCount2EXT-None-07630

If the `geometryStreams` feature is enabled, and a shader object is bound to the `VK_SHADER_STAGE_GEOMETRY_BIT` stage or a graphics pipeline is bound which was created with both a `VK_SHADER_STAGE_GEOMETRY_BIT` stage and the `VK_DYNAMIC_STATE_RASTERIZATION_STREAM_EXT` dynamic state enabled, then `vkCmdSetRasterizationStreamEXT` **must** have been called and not subsequently invalidated in the current command buffer prior to this drawing command

- VUID-vkCmdDrawIndirectByteCount2EXT-None-07631

If the `VK_EXT_conservative_rasterization` extension is enabled, a shader object is bound to any graphics stage or a graphics pipeline is bound which was created with the `VK_DYNAMIC_STATE_CONSERVATIVE_RASTERIZATION_MODE_EXT` dynamic state enabled, and the current value of `rasterizerDiscardEnable` is `VK_FALSE`, then `vkCmdSetConservativeRasterizationModeEXT` **must** have been called and not subsequently invalidated in the current command buffer prior to this drawing command

- VUID-vkCmdDrawIndirectByteCount2EXT-None-07632

If the `VK_EXT_conservative_rasterization` extension is enabled, a shader object is bound to any graphics stage or a graphics pipeline is bound which was created with the `VK_DYNAMIC_STATE_EXTRA_PRIMITIVE_OVERESTIMATION_SIZE_EXT` dynamic state enabled, the current value of `rasterizerDiscardEnable` is `VK_FALSE`, and the current value of `conservativeRasterizationMode` is `VK_CONSERVATIVE_RASTERIZATION_MODE_OVERESTIMATE_EXT`, then `vkCmdSetExtraPrimitiveOverestimationSizeEXT` **must** have been called and not subsequently invalidated in the current command buffer prior to this drawing command

- VUID-vkCmdDrawIndirectByteCount2EXT-conservativePointAndLineRasterization-07499

If the `VK_EXT_conservative_rasterization` extension is enabled, `conservativePointAndLineRasterization` is not supported, a shader object is bound to any graphics stage or a graphics pipeline is bound, the current value of `rasterizerDiscardEnable` is `VK_FALSE`, and the effective rasterization input topology is in line or point topology class, then the current value of `conservativeRasterizationMode` **must** be `VK_CONSERVATIVE_RASTERIZATION_MODE_DISABLED_EXT`

- VUID-vkCmdDrawIndirectByteCount2EXT-None-07633

If the `depthClipEnable` feature is enabled, and a shader object is bound to any graphics stage or a graphics pipeline is bound which was created with the `VK_DYNAMIC_STATE_DEPTH_CLIP_ENABLE_EXT` dynamic state, then `vkCmdSetDepthClipEnableEXT` **must** have been called and not subsequently invalidated in the current command buffer prior to this drawing command

- VUID-vkCmdDrawIndirectByteCount2EXT-None-07636

If the `VK_EXT_provoking_vertex` extension is enabled, a shader object is bound to the `VK_SHADER_STAGE_VERTEX_BIT` stage or a graphics pipeline is bound which was created with the `VK_DYNAMIC_STATE_PROVOKING_VERTEX_MODE_EXT` dynamic state enabled, and the current value of `rasterizerDiscardEnable` is `VK_FALSE`, then `vkCmdSetProvokingVertexModeEXT` **must** have been called and not subsequently invalidated in the current command buffer prior to this drawing command

- VUID-vkCmdDrawIndirectByteCount2EXT-None-08666

If any of the `stippledRectangularLines`, `stippledBresenhamLines` or `stippledSmoothLines` features are enabled, and a shader object is bound to any graphics stage or a graphics pipeline is bound which was created with the `VK_DYNAMIC_STATE_LINE_RASTERIZATION_MODE_EXT` dynamic state enabled, and the current value of `rasterizerDiscardEnable` is `VK_FALSE`, and the effective rasterization input topology is in line topology class, then `vkCmdSetLineRasterizationModeEXT` **must** have been called and not subsequently `invalidated` in the current command buffer prior to this drawing command

- VUID-vkCmdDrawIndirectByteCount2EXT-None-08669

If any of the `stippledRectangularLines`, `stippledBresenhamLines` or `stippledSmoothLines` features are enabled, and a shader object is bound to any graphics stage or a graphics pipeline is bound which was created with the `VK_DYNAMIC_STATE_LINE_STIPPLE_ENABLE_EXT` dynamic state enabled, the current value of `rasterizerDiscardEnable` is `VK_FALSE`, and the effective rasterization input topology is in line topology class, then `vkCmdSetLineStippleEnableEXT` **must** have been called and not subsequently `invalidated` in the current command buffer prior to this drawing command

- VUID-vkCmdDrawIndirectByteCount2EXT-None-07849

If any of the `stippledRectangularLines`, `stippledBresenhamLines` or `stippledSmoothLines` features are enabled and a shader object is bound to any graphics stage, or a bound graphics pipeline state was created with the `VK_DYNAMIC_STATE_LINE_STIPPLE` dynamic state enabled, the current value of `rasterizerDiscardEnable` is `VK_FALSE`, and the current value of `stippledLineEnable` is `VK_TRUE`, then `vkCmdSetLineStipple` **must** have been called and not subsequently `invalidated` in the current command buffer prior to this drawing command

- VUID-vkCmdDrawIndirectByteCount2EXT-None-10608

If a shader object is bound to any graphics stage or a graphics pipeline is bound which was created with the `VK_DYNAMIC_STATE_LINE_RASTERIZATION_MODE_EXT` dynamic state enabled, the effective rasterization input topology is in line topology class, and the current `lineRasterizationMode` is `VK_LINE_RASTERIZATION_MODE_BRESENHAM` or `VK_LINE_RASTERIZATION_MODE_RECTANGULAR_SMOOTH`, then the current `alphaToCoverageEnable`, `alphaToOneEnable` and `sampleShadingEnable` states **must** all be `VK_FALSE`

- VUID-vkCmdDrawIndirectByteCount2EXT-None-07639

If the `depthClipControl` feature is enabled, and a shader object is bound to any graphics stage or a graphics pipeline is bound which was created with the `VK_DYNAMIC_STATE_DEPTH_CLIP_NEGATIVE_ONE_TO_ONE_EXT` dynamic state enabled, then `vkCmdSetDepthClipNegativeOneToOneEXT` **must** have been called and not subsequently `invalidated` in the current command buffer prior to this drawing command

- VUID-vkCmdDrawIndirectByteCount2EXT-None-09650

If the `depthClampControl` feature is enabled, and a shader object is bound to any graphics stage or a graphics pipeline is bound which was created with the `VK_DYNAMIC_STATE_DEPTH_CLAMP_RANGE_EXT` dynamic state enabled, and the current value of `depthClampEnable` is `VK_TRUE`, then `vkCmdSetDepthClampRangeEXT` **must** have been called and not subsequently `invalidated` in the current command buffer prior to this drawing command

- VUID-vkCmdDrawIndirectByteCount2EXT-None-07640
If the `VK_NV_clip_space_w_scaling` extension is enabled, and a shader object is bound to any graphics stage or a graphics pipeline is bound which was created with the `VK_DYNAMIC_STATE_VIEWPORT_W_SCALING_ENABLE_NV` dynamic state enabled, then `vkCmdSetViewportWScalingEnableNV` **must** have been called and not subsequently `invalidated` in the current command buffer prior to this drawing command
- VUID-vkCmdDrawIndirectByteCount2EXT-None-07641
If the `VK_NV_viewport_swizzle` extension is enabled, and a shader object is bound to any graphics stage or a graphics pipeline is bound which was created with the `VK_DYNAMIC_STATE_VIEWPORT_SWIZZLE_NV` dynamic state enabled, then `vkCmdSetViewportSwizzleNV` **must** have been called and not subsequently `invalidated` in the current command buffer prior to this drawing command
- VUID-vkCmdDrawIndirectByteCount2EXT-None-07642
If the `VK_NV_fragment_coverage_to_color` extension is enabled, a shader object is bound to any graphics stage or a graphics pipeline is bound which was created with the `VK_DYNAMIC_STATE_COVERAGE_TO_COLOR_ENABLE_NV` dynamic state enabled, and the current value of `rasterizerDiscardEnable` is `VK_FALSE`, then `vkCmdSetCoverageToColorEnableNV` **must** have been called and not subsequently `invalidated` in the current command buffer prior to this drawing command
- VUID-vkCmdDrawIndirectByteCount2EXT-None-07643
If the `VK_NV_fragment_coverage_to_color` extension is enabled, a shader object is bound to any graphics stage or a graphics pipeline is bound which was created with the `VK_DYNAMIC_STATE_COVERAGE_TO_COLOR_LOCATION_NV` dynamic state enabled, the current value of `rasterizerDiscardEnable` is `VK_FALSE`, and the current value of `coverageToColorEnable` is `VK_TRUE`, then `vkCmdSetCoverageToColorLocationNV` **must** have been called and not subsequently `invalidated` in the current command buffer prior to this drawing command
- VUID-vkCmdDrawIndirectByteCount2EXT-None-07644
If the `VK_NV_framebuffer_mixed_samples` extension is enabled, a shader object is bound to any graphics stage or a graphics pipeline is bound which was created with the `VK_DYNAMIC_STATE_COVERAGE_MODULATION_MODE_NV` dynamic state enabled, and the current value of `rasterizerDiscardEnable` is `VK_FALSE`, then `vkCmdSetCoverageModulationModeNV` **must** have been called and not subsequently `invalidated` in the current command buffer prior to this drawing command
- VUID-vkCmdDrawIndirectByteCount2EXT-None-07645
If the `VK_NV_framebuffer_mixed_samples` extension is enabled, a shader object is bound to any graphics stage or a graphics pipeline is bound which was created with the `VK_DYNAMIC_STATE_COVERAGE_MODULATION_TABLE_ENABLE_NV` dynamic state enabled, the current value of `rasterizerDiscardEnable` is `VK_FALSE`, and the current value of `coverageModulationMode` is any value other than `VK_COVERAGE_MODULATION_MODE_NONE_NV`, then `vkCmdSetCoverageModulationTableEnableNV` **must** have been called and not subsequently `invalidated` in the current command buffer prior to this drawing command
- VUID-vkCmdDrawIndirectByteCount2EXT-None-07646
If the `VK_NV_framebuffer_mixed_samples` extension is enabled, a shader object is bound to

any graphics stage or a graphics pipeline is bound which was created with the `VK_DYNAMIC_STATE_COVERAGE_MODULATION_TABLE_NV` dynamic state enabled, the current value of `rasterizerDiscardEnable` is `VK_FALSE`, and the current value of `coverageModulationTableEnable` is `VK_TRUE`, then `vkCmdSetCoverageModulationTableNV` **must** have been called and not subsequently `invalidated` in the current command buffer prior to this drawing command

- VUID-vkCmdDrawIndirectByteCount2EXT-None-07647

If the `shadingRateImage` feature is enabled, a shader object is bound to any graphics stage or a graphics pipeline is bound which was created with the `VK_DYNAMIC_STATE_SHADING_RATE_IMAGE_ENABLE_NV` dynamic state enabled, and the current value of `rasterizerDiscardEnable` is `VK_FALSE`, then `vkCmdSetShadingRateImageEnableNV` **must** have been called and not subsequently `invalidated` in the current command buffer prior to this drawing command

- VUID-vkCmdDrawIndirectByteCount2EXT-pipelineFragmentShadingRate-09238

If the `pipelineFragmentShadingRate` feature is enabled, a shader object is bound to any graphics stage or a graphics pipeline is bound which was created with the `VK_DYNAMIC_STATE_FRAGMENT_SHADING_RATE_KHR` dynamic state enabled, and the current value of `rasterizerDiscardEnable` is `VK_FALSE`, then `vkCmdSetFragmentShadingRateKHR` **must** have been called and not subsequently `invalidated` in the current command buffer prior to this drawing command

- VUID-vkCmdDrawIndirectByteCount2EXT-None-07648

If the `representativeFragmentTest` feature is enabled, a shader object is bound to any graphics stage or a graphics pipeline is bound which was created with the `VK_DYNAMIC_STATE_REPRESENTATIVE_FRAGMENT_TEST_ENABLE_NV` dynamic state enabled, and the current value of `rasterizerDiscardEnable` is `VK_FALSE`, then `vkCmdSetRepresentativeFragmentTestEnableNV` **must** have been called and not subsequently `invalidated` in the current command buffer prior to this drawing command

- VUID-vkCmdDrawIndirectByteCount2EXT-None-07649

If the `coverageReductionMode` feature is enabled, a shader object is bound to any graphics stage or a graphics pipeline is bound which was created with the `VK_DYNAMIC_STATE_COVERAGE_REDUCTION_MODE_NV` dynamic state enabled, and the current value of `rasterizerDiscardEnable` is `VK_FALSE`, then `vkCmdSetCoverageReductionModeNV` **must** have been called and not subsequently `invalidated` in the current command buffer prior to this drawing command

- VUID-vkCmdDrawIndirectByteCount2EXT-rasterizationSamples-07471

If the bound graphics pipeline state was created with the `VK_DYNAMIC_STATE_RASTERIZATION_SAMPLES_EXT` state enabled, and the current subpass does not use any color and/or depth/stencil attachments, then the `rasterizationSamples` in the last call to `vkCmdSetRasterizationSamplesEXT` **must** follow the rules for a `zero-attachment subpass`

- VUID-vkCmdDrawIndirectByteCount2EXT-samples-07472

If the bound graphics pipeline state was created with the `VK_DYNAMIC_STATE_SAMPLE_MASK_EXT` state enabled and the `VK_DYNAMIC_STATE_RASTERIZATION_SAMPLES_EXT` state disabled, then the `samples` parameter in the last call to `vkCmdSetSampleMaskEXT` **must** be greater or equal to the

VkPipelineMultisampleStateCreateInfo::rasterizationSamples parameter used to create the bound graphics pipeline

- VUID-vkCmdDrawIndirectByteCount2EXT-samples-07473

If the bound graphics pipeline state was created with the `VK_DYNAMIC_STATE_SAMPLE_MASK_EXT` state and `VK_DYNAMIC_STATE_RASTERIZATION_SAMPLES_EXT` states enabled, then the `samples` parameter in the last call to `vkCmdSetSampleMaskEXT` **must** be greater or equal to the `rasterizationSamples` parameter in the last call to `vkCmdSetRasterizationSamplesEXT`

- VUID-vkCmdDrawIndirectByteCount2EXT-None-09211

If the bound graphics pipeline state was created with the `VK_DYNAMIC_STATE_RASTERIZATION_SAMPLES_EXT` state enabled, or a shader object is bound to any graphics stage, and the current render pass instance includes a `VkMultisampledRenderToSingleSampledInfoEXT` structure with `multisampledRenderToSingleSampledEnable` equal to `VK_TRUE`, then the `rasterizationSamples` in the last call to `vkCmdSetRasterizationSamplesEXT` **must** be the same as the `rasterizationSamples` member of that structure

- VUID-vkCmdDrawIndirectByteCount2EXT-firstAttachment-07476

If a shader object is bound to the `VK_SHADER_STAGE_FRAGMENT_BIT` stage or a graphics pipeline is bound was created with the `VK_DYNAMIC_STATE_COLOR_BLEND_ENABLE_EXT` dynamic states enabled, and the current value of `rasterizerDiscardEnable` is `VK_FALSE`, then the last call to `vkCmdSetColorBlendEnableEXT` in the current command buffer prior to this drawing command **must** have set a value for all active color attachments

- VUID-vkCmdDrawIndirectByteCount2EXT-firstAttachment-07478

If a shader object is bound to the `VK_SHADER_STAGE_FRAGMENT_BIT` stage or a graphics pipeline is bound was created with the `VK_DYNAMIC_STATE_COLOR_WRITE_MASK_EXT` dynamic states enabled, and the current value of `rasterizerDiscardEnable` is `VK_FALSE`, then the last call to `vkCmdSetColorWriteMaskEXT` in the current command buffer prior to this drawing command **must** have set a value for all active color attachments

- VUID-vkCmdDrawIndirectByteCount2EXT-advancedBlendMaxColorAttachments-07480

If a shader object is bound to the `VK_SHADER_STAGE_FRAGMENT_BIT` stage or a graphics pipeline is bound was created with the `VK_DYNAMIC_STATE_COLOR_BLEND_ADVANCED_EXT` and `VK_DYNAMIC_STATE_COLOR_BLEND_ENABLE_EXT` dynamic states enabled, the current value of `rasterizerDiscardEnable` is `VK_FALSE`, and an active color attachment current value of `blendEnable` is `VK_TRUE`, then the number of active color attachments **must** not exceed `advancedBlendMaxColorAttachments`

- VUID-vkCmdDrawIndirectByteCount2EXT-None-10862

If a graphics pipeline is bound was created with `VK_DYNAMIC_STATE_COLOR_BLEND_EQUATION_EXT`, but not the `VK_DYNAMIC_STATE_COLOR_BLEND_ADVANCED_EXT` dynamic state enabled, and the current value of `rasterizerDiscardEnable` is `VK_FALSE`, then `vkCmdSetColorBlendEquationEXT` **must** have been called and not subsequently `invalidated` in the current command buffer prior to this drawing command for all active color attachments with the `blendEnable` current value of `VK_TRUE`

- VUID-vkCmdDrawIndirectByteCount2EXT-rasterizerDiscardEnable-10863

If a graphics pipeline is bound was created with `VK_DYNAMIC_STATE_COLOR_BLEND_ADVANCED_EXT`, but not the `VK_DYNAMIC_STATE_COLOR_BLEND_EQUATION_EXT` dynamic state enabled, and the current value of `rasterizerDiscardEnable` is `VK_FALSE`, then `vkCmdSetColorBlendAdvancedEXT` **must** have been called and not subsequently `invalidated` in the current command buffer prior to this drawing command for all active color attachments with the `blendEnable` current value of `VK_TRUE`

- VUID-vkCmdDrawIndirectByteCount2EXT-None-10864

If a shader object is bound to the `VK_SHADER_STAGE_FRAGMENT_BIT` stage or a graphics pipeline is bound was created with `VK_DYNAMIC_STATE_COLOR_BLEND_ADVANCED_EXT` and `VK_DYNAMIC_STATE_COLOR_BLEND_EQUATION_EXT` dynamic state enabled, and the current value of `rasterizerDiscardEnable` is `VK_FALSE`, then either `vkCmdSetColorBlendAdvancedEXT` or `vkCmdSetColorBlendEquationEXT` **must** have been called and not subsequently `invalidated` in the current command buffer prior to this drawing command for all active color attachments with the `blendEnable` current value of `VK_TRUE`

- VUID-vkCmdDrawIndirectByteCount2EXT-primitivesGeneratedQueryWithNonZeroStreams-07481

If the `primitivesGeneratedQueryWithNonZeroStreams` feature is not enabled and the `VK_QUERY_TYPE_PRIMITIVES_GENERATED_EXT` query is active, and the bound graphics pipeline was created with `VK_DYNAMIC_STATE_RASTERIZATION_STREAM_EXT` state enabled, the last call to `vkCmdSetRasterizationStreamEXT` **must** have set the `rasterizationStream` to zero

- VUID-vkCmdDrawIndirectByteCount2EXT-sampleLocationsPerPixel-07482

If the bound graphics pipeline state was created with the `VK_DYNAMIC_STATE_SAMPLE_LOCATIONS_EXT` state enabled and the `VK_DYNAMIC_STATE_RASTERIZATION_SAMPLES_EXT` state disabled, and the current value of `sampleLocationsEnable` is `VK_TRUE`, then the `sampleLocationsPerPixel` member of `pSampleLocationsInfo` in the last call to `vkCmdSetSampleLocationsEXT` **must** equal the `rasterizationSamples` member of the `VkPipelineMultisampleStateCreateInfo` structure the bound graphics pipeline has been created with

- VUID-vkCmdDrawIndirectByteCount2EXT-sampleLocationsPerPixel-07483

If the bound graphics pipeline state was created with the `VK_DYNAMIC_STATE_SAMPLE_LOCATIONS_EXT` state enabled and the `VK_DYNAMIC_STATE_RASTERIZATION_SAMPLES_EXT` state enabled, and the current value of `sampleLocationsEnable` is `VK_TRUE`, then the `sampleLocationsPerPixel` member of `pSampleLocationsInfo` in the last call to `vkCmdSetSampleLocationsEXT` **must** equal the `rasterizationSamples` parameter of the last call to `vkCmdSetRasterizationSamplesEXT`

- VUID-vkCmdDrawIndirectByteCount2EXT-sampleLocationsEnable-07484

If a shader object is bound to the `VK_SHADER_STAGE_FRAGMENT_BIT` stage, or the bound graphics pipeline was created with the `VK_DYNAMIC_STATE_SAMPLE_LOCATIONS_ENABLE_EXT` state enabled, and `sampleLocationsEnable` was `VK_TRUE` in the last call to `vkCmdSetSampleLocationsEnableEXT` then the current active depth attachment **must** have been created with the

VK_IMAGE_CREATE_SAMPLE_LOCATIONS_COMPATIBLE_DEPTH_BIT_EXT bit set

- VUID-vkCmdDrawIndirectByteCount2EXT-sampleLocationsEnable-07485

If a shader object is bound to the `VK_SHADER_STAGE_FRAGMENT_BIT` stage, or the bound graphics pipeline state was created with the `VK_DYNAMIC_STATE_SAMPLE_LOCATIONS_EXT` state enabled and the `VK_DYNAMIC_STATE_SAMPLE_LOCATIONS_ENABLE_EXT` state enabled, and if `sampleLocationsEnable` was `VK_TRUE` in the last call to `vkCmdSetSampleLocationsEnableEXT`, then the `sampleLocationsInfo.maxSampleLocationGridSize.width` in the last call to `vkCmdSetSampleLocationsEXT` **must** evenly divide `VkMultisamplePropertiesEXT::maxSampleLocationGridSize.width` as returned by `vkGetPhysicalDeviceMultisamplePropertiesEXT` with a `samples` parameter equaling `rasterizationSamples`

- VUID-vkCmdDrawIndirectByteCount2EXT-sampleLocationsEnable-07486

If a shader object is bound to the `VK_SHADER_STAGE_FRAGMENT_BIT` stage, or the bound graphics pipeline state was created with the `VK_DYNAMIC_STATE_SAMPLE_LOCATIONS_EXT` state enabled and the `VK_DYNAMIC_STATE_SAMPLE_LOCATIONS_ENABLE_EXT` state enabled, and if `sampleLocationsEnable` was `VK_TRUE` in the last call to `vkCmdSetSampleLocationsEnableEXT`, then the `sampleLocationsInfo.maxSampleLocationGridSize.height` in the last call to `vkCmdSetSampleLocationsEXT` **must** evenly divide `VkMultisamplePropertiesEXT::maxSampleLocationGridSize.height` as returned by `vkGetPhysicalDeviceMultisamplePropertiesEXT` with a `samples` parameter equaling `rasterizationSamples`

- VUID-vkCmdDrawIndirectByteCount2EXT-sampleLocationsEnable-07487

If a shader object is bound to the `VK_SHADER_STAGE_FRAGMENT_BIT` stage, or the bound graphics pipeline state was created with the `VK_DYNAMIC_STATE_SAMPLE_LOCATIONS_ENABLE_EXT` state enabled, and if `sampleLocationsEnable` was `VK_TRUE` in the last call to `vkCmdSetSampleLocationsEnableEXT`, the fragment shader code **must** not statically use the extended instruction `InterpolateAtSample`

- VUID-vkCmdDrawIndirectByteCount2EXT-sampleLocationsEnable-07936

If the bound graphics pipeline state was created with the `VK_DYNAMIC_STATE_SAMPLE_LOCATIONS_EXT` state disabled and the `VK_DYNAMIC_STATE_RASTERIZATION_SAMPLES_EXT` state enabled, and the `current` value of `sampleLocationsEnable` is `VK_TRUE`, then `sampleLocationsInfo.sampleLocationGridSize.width` **must** evenly divide `VkMultisamplePropertiesEXT::maxSampleLocationGridSize.width` as returned by `vkGetPhysicalDeviceMultisamplePropertiesEXT` with a `samples` parameter equaling the value of `rasterizationSamples` in the last call to `vkCmdSetRasterizationSamplesEXT`

- VUID-vkCmdDrawIndirectByteCount2EXT-sampleLocationsEnable-07937

If the bound graphics pipeline state was created with the `VK_DYNAMIC_STATE_SAMPLE_LOCATIONS_EXT` state disabled and the `VK_DYNAMIC_STATE_RASTERIZATION_SAMPLES_EXT` state enabled, and the `current` value of `sampleLocationsEnable` is `VK_TRUE`, then

`sampleLocationsInfo.sampleLocationGridSize.height` **must** evenly divide `VkMultisamplePropertiesEXT::maxSampleLocationGridSize.height` as returned by `vkGetPhysicalDeviceMultisamplePropertiesEXT` with a `samples` parameter equaling the value of `rasterizationSamples` in the last call to `vkCmdSetRasterizationSamplesEXT`

- VUID-vkCmdDrawIndirectByteCount2EXT-sampleLocationsEnable-07938

If the bound graphics pipeline state was created with the `VK_DYNAMIC_STATE_SAMPLE_LOCATIONS_EXT` state disabled and the `VK_DYNAMIC_STATE_RASTERIZATION_SAMPLES_EXT` state enabled, and the `current` value of `sampleLocationsEnable` is `VK_TRUE`, then `sampleLocationsInfo.sampleLocationsPerPixel` **must** equal `rasterizationSamples` in the last call to `vkCmdSetRasterizationSamplesEXT`

- VUID-vkCmdDrawIndirectByteCount2EXT-coverageModulationTableEnable-07488

If a shader object is bound to any graphics stage or the bound graphics pipeline state was created with the `VK_DYNAMIC_STATE_COVERAGE_MODULATION_TABLE_ENABLE_NV` state enabled, and the last call to `vkCmdSetCoverageModulationTableEnableNV` set `coverageModulationTableEnable` to `VK_TRUE`, then the `coverageModulationTableCount` parameter in the last call to `vkCmdSetCoverageModulationTableNV` **must** equal the current `rasterizationSamples` divided by the number of color samples in the current active color attachment

- VUID-vkCmdDrawIndirectByteCount2EXT-rasterizationSamples-07489

If the `VK_NV_framebuffer_mixed_samples` extension is enabled, and if current subpass has a depth/stencil attachment and depth test, stencil test, or depth bounds test are enabled in the bound pipeline, then the current `rasterizationSamples` **must** be the same as the sample count of the depth/stencil attachment

- VUID-vkCmdDrawIndirectByteCount2EXT-coverageToColorEnable-07490

If the bound graphics pipeline state was created with the `VK_DYNAMIC_STATE_COVERAGE_TO_COLOR_ENABLE_NV` state enabled and the last call to `vkCmdSetCoverageToColorEnableNV` set the `coverageToColorEnable` to `VK_TRUE`, then there **must** be an active color attachment at the location selected by the last call to `vkCmdSetCoverageToColorLocationNV` `coverageToColorLocation`, with a `VkFormat` of `VK_FORMAT_R8_UINT`, `VK_FORMAT_R8_SINT`, `VK_FORMAT_R16_UINT`, `VK_FORMAT_R16_SINT`, `VK_FORMAT_R32_UINT`, or `VK_FORMAT_R32_SINT`

- VUID-vkCmdDrawIndirectByteCount2EXT-rasterizerDiscardEnable-09420

If the `VK_NV_fragment_coverage_to_color` extension is enabled, and a shader object is bound to the `VK_SHADER_STAGE_FRAGMENT_BIT` stage, and the most recent call to `vkCmdSetRasterizerDiscardEnable` in the current command buffer set `rasterizerDiscardEnable` to `VK_FALSE`, and the last call to `vkCmdSetCoverageToColorEnableNV` set the `coverageToColorEnable` to `VK_TRUE`, then there **must** be an active color attachment at the location selected by the last call to `vkCmdSetCoverageToColorLocationNV` `coverageToColorLocation`, with a `VkFormat` of `VK_FORMAT_R8_UINT`, `VK_FORMAT_R8_SINT`, `VK_FORMAT_R16_UINT`, `VK_FORMAT_R16_SINT`, `VK_FORMAT_R32_UINT`, or `VK_FORMAT_R32_SINT`

- VUID-vkCmdDrawIndirectByteCount2EXT-coverageReductionMode-07491

If the `coverageReductionMode` feature is enabled, a shader object is bound to any graphics stage or a graphics pipeline is bound which was created with the

VK_DYNAMIC_STATE_COVERAGE_REDUCTION_MODE_NV or
VK_DYNAMIC_STATE_RASTERIZATION_SAMPLES_EXT dynamic states enabled, then the
current values of coverageReductionMode, rasterizationSamples, the sample counts for the
color and depth/stencil attachments (if the subpass has them) **must** be a valid
combination returned by
vkGetPhysicalDeviceSupportedFramebufferMixedSamplesCombinationsNV

- VUID-vkCmdDrawIndirectByteCount2EXT-viewportCount-07492

If the bound graphics pipeline state was created with the
VK_DYNAMIC_STATE_VIEWPORT_WITH_COUNT dynamic state enabled, but not the
VK_DYNAMIC_STATE_VIEWPORT_SWIZZLE_NV dynamic state enabled, then the bound
graphics pipeline **must** have been created with
VkPipelineViewportSwizzleStateCreateInfoNV::viewportCount greater or equal to the
viewportCount parameter in the last call to vkCmdSetViewportWithCount

- VUID-vkCmdDrawIndirectByteCount2EXT-viewportCount-07493

If the bound graphics pipeline state was created with the
VK_DYNAMIC_STATE_VIEWPORT_WITH_COUNT and
VK_DYNAMIC_STATE_VIEWPORT_SWIZZLE_NV dynamic states enabled then the
viewportCount parameter in the last call to vkCmdSetViewportSwizzleNV **must** be greater
than or equal to the viewportCount parameter in the last call to
vkCmdSetViewportWithCount

- VUID-vkCmdDrawIndirectByteCount2EXT-viewportCount-09421

If the VK_NV_viewport_swizzle extension is enabled, and a shader object is bound to any
graphics stage, then the viewportCount parameter in the last call to
vkCmdSetViewportSwizzleNV **must** be greater than or equal to the viewportCount
parameter in the last call to vkCmdSetViewportWithCount

- VUID-vkCmdDrawIndirectByteCount2EXT-rasterizationSamples-07494

If the VK_NV_framebuffer_mixed_samples extension is enabled, and the
coverageReductionMode feature is not enabled, or the current value of
coverageReductionMode is not VK_COVERAGE_REDUCTION_MODE_TRUNCATE_NV, and the
current value of rasterizationSamples is greater than sample count of the color
attachment, then sample shading **must** be disabled

- VUID-vkCmdDrawIndirectByteCount2EXT-stippledLineEnable-07495

If the bound graphics pipeline state was created with the
VK_DYNAMIC_STATE_LINE_STIPPLE_ENABLE_EXT or
VK_DYNAMIC_STATE_LINE_RASTERIZATION_MODE_EXT dynamic states enabled, and if
the current stippledLineEnable state is VK_TRUE and the current lineRasterizationMode
state is VK_LINE_RASTERIZATION_MODE_RECTANGULAR, then the
stippledRectangularLines feature **must** be enabled

- VUID-vkCmdDrawIndirectByteCount2EXT-stippledLineEnable-07496

If the bound graphics pipeline state was created with the
VK_DYNAMIC_STATE_LINE_STIPPLE_ENABLE_EXT or
VK_DYNAMIC_STATE_LINE_RASTERIZATION_MODE_EXT dynamic states enabled, and if
the current stippledLineEnable state is VK_TRUE and the current lineRasterizationMode
state is VK_LINE_RASTERIZATION_MODE_BRESENHAM, then the stippledBresenhamLines
feature **must** be enabled

- VUID-vkCmdDrawIndirectByteCount2EXT-stippledLineEnable-07497
If the bound graphics pipeline state was created with the `VK_DYNAMIC_STATE_LINE_STIPPLE_ENABLE_EXT` or `VK_DYNAMIC_STATE_LINE_RASTERIZATION_MODE_EXT` dynamic states enabled, and if the current `stippledLineEnable` state is `VK_TRUE` and the current `lineRasterizationMode` state is `VK_LINE_RASTERIZATION_MODE_RECTANGULAR_SMOOTH`, then the `stippledSmoothLines` feature **must** be enabled
- VUID-vkCmdDrawIndirectByteCount2EXT-stippledLineEnable-07498
If the bound graphics pipeline state was created with the `VK_DYNAMIC_STATE_LINE_STIPPLE_ENABLE_EXT` or `VK_DYNAMIC_STATE_LINE_RASTERIZATION_MODE_EXT` dynamic states enabled, and if the current `stippledLineEnable` state is `VK_TRUE` and the current `lineRasterizationMode` state is `VK_LINE_RASTERIZATION_MODE_DEFAULT`, then the `stippledRectangularLines` feature **must** be enabled and `VkPhysicalDeviceLimits::strictLines` **must** be `VK_TRUE`
- VUID-vkCmdDrawIndirectByteCount2EXT-stage-07073
If the bound pipeline was created with the `VkPipelineShaderStageCreateInfo::stage` member of an element of `VkGraphicsPipelineCreateInfo::pStages` set to `VK_SHADER_STAGE_VERTEX_BIT`, `VK_SHADER_STAGE_TESSELLATION_CONTROL_BIT`, `VK_SHADER_STAGE_TESSELLATION_EVALUATION_BIT` or `VK_SHADER_STAGE_GEOMETRY_BIT`, then `Mesh Shader Queries` **must** not be active
- VUID-vkCmdDrawIndirectByteCount2EXT-None-08877
If a shader object is bound to the `VK_SHADER_STAGE_FRAGMENT_BIT` stage or a graphics pipeline is bound which was created with the `VK_DYNAMIC_STATE_ATTACHMENT_FEEDBACK_LOOP_ENABLE_EXT` dynamic state enabled, and the current value of `rasterizerDiscardEnable` is `VK_FALSE`, then `vkCmdSetAttachmentFeedbackLoopEnableEXT` **must** have been called and not subsequently `invalidated` in the current command buffer prior to this drawing command
- VUID-vkCmdDrawIndirectByteCount2EXT-None-07850
If dynamic state was inherited from `VkCommandBufferInheritanceViewportScissorInfoNV`, it **must** be set in the current command buffer prior to this drawing command
- VUID-vkCmdDrawIndirectByteCount2EXT-nextStage-10745
For each shader object bound to a graphics stage, except for shader object bound to the last graphics stage in the logical pipeline, it **must** have been created with a `nextStage` including the corresponding bit to the shader object bound to the following graphics stage in the logical pipeline
- VUID-vkCmdDrawIndirectByteCount2EXT-None-08684
If there is no bound graphics pipeline, `vkCmdBindShadersEXT` **must** have been called in the current command buffer with `pStages` with an element of `VK_SHADER_STAGE_VERTEX_BIT`
- VUID-vkCmdDrawIndirectByteCount2EXT-None-08685
If there is no bound graphics pipeline, and the `tessellationShader` feature is enabled, `vkCmdBindShadersEXT` **must** have been called in the current command buffer with `pStages` with an element of `VK_SHADER_STAGE_TESSELLATION_CONTROL_BIT`
- VUID-vkCmdDrawIndirectByteCount2EXT-None-08686

If there is no bound graphics pipeline, and the `tessellationShader` feature is enabled, `vkCmdBindShadersEXT` **must** have been called in the current command buffer with `pStages` with an element of `VK_SHADER_STAGE_TESSELLATION_EVALUATION_BIT`

- VUID-vkCmdDrawIndirectByteCount2EXT-None-08687

If there is no bound graphics pipeline, and the `geometryShader` feature is enabled, `vkCmdBindShadersEXT` **must** have been called in the current command buffer with `pStages` with an element of `VK_SHADER_STAGE_GEOMETRY_BIT`

- VUID-vkCmdDrawIndirectByteCount2EXT-None-08688

If there is no bound graphics pipeline, `vkCmdBindShadersEXT` **must** have been called in the current command buffer with `pStages` with an element of `VK_SHADER_STAGE_FRAGMENT_BIT`

- VUID-vkCmdDrawIndirectByteCount2EXT-None-08689

If there is no bound graphics pipeline, and the `taskShader` feature is enabled, `vkCmdBindShadersEXT` **must** have been called in the current command buffer with `pStages` with an element of `VK_SHADER_STAGE_TASK_BIT_EXT`

- VUID-vkCmdDrawIndirectByteCount2EXT-None-08690

If there is no bound graphics pipeline, and the `meshShader` feature is enabled, `vkCmdBindShadersEXT` **must** have been called in the current command buffer with `pStages` with an element of `VK_SHADER_STAGE_MESH_BIT_EXT`

- VUID-vkCmdDrawIndirectByteCount2EXT-None-08693

If there is no bound graphics pipeline, and at least one of the `taskShader` and `meshShader` features is enabled, one of the `VK_SHADER_STAGE_VERTEX_BIT` or `VK_SHADER_STAGE_MESH_BIT_EXT` stages **must** have a valid `VkShaderEXT` bound, and the other **must** have no `VkShaderEXT` bound

- VUID-vkCmdDrawIndirectByteCount2EXT-None-08696

If there is no bound graphics pipeline, and a valid `VkShaderEXT` is bound to the `VK_SHADER_STAGE_VERTEX_BIT` stage, there **must** be no `VkShaderEXT` bound to either the `VK_SHADER_STAGE_TASK_BIT_EXT` stage or the `VK_SHADER_STAGE_MESH_BIT_EXT` stage

- VUID-vkCmdDrawIndirectByteCount2EXT-None-08698

If any graphics shader is bound which was created with the `VK_SHADER_CREATE_LINK_STAGE_BIT_EXT` flag, then all shaders created with the `VK_SHADER_CREATE_LINK_STAGE_BIT_EXT` flag in the same `vkCreateShadersEXT` call **must** also be bound

- VUID-vkCmdDrawIndirectByteCount2EXT-None-08699

If any graphics shader is bound which was created with the `VK_SHADER_CREATE_LINK_STAGE_BIT_EXT` flag, any stages in between stages whose shaders which did not create a shader with the `VK_SHADER_CREATE_LINK_STAGE_BIT_EXT` flag as part of the same `vkCreateShadersEXT` call **must** not have any `VkShaderEXT` bound

- VUID-vkCmdDrawIndirectByteCount2EXT-None-08878

All bound graphics shader objects **must** have been created with identical or **identically defined** push constant ranges

- VUID-vkCmdDrawIndirectByteCount2EXT-None-08879

All bound graphics shader objects **must** have either been created with the

VK_SHADER_CREATE_DESCRIPTOR_HEAP_BIT_EXT flag set, or with identical or **identically defined** arrays of descriptor set layouts

- VUID-vkCmdDrawIndirectByteCount2EXT-colorAttachmentCount-09372

If the current render pass instance was begun with `vkCmdBeginRendering` and a `VkRenderingInfo::colorAttachmentCount` equal to 1, a color attachment with a resolve mode of `VK_RESOLVE_MODE_EXTERNAL_FORMAT_DOWNSAMPLE_BIT_ANDROID`, and a fragment shader is bound, it **must** not declare the `DepthReplacing` or `StencilRefReplacingEXT` execution modes

- VUID-vkCmdDrawIndirectByteCount2EXT-pDynamicStates-08715

If the bound graphics pipeline state includes a fragment shader stage, was created with `VK_DYNAMIC_STATE_DEPTH_WRITE_ENABLE` set in `VkPipelineDynamicStateCreateInfo::pDynamicStates`, and the fragment shader declares the `EarlyFragmentTests` execution mode and uses `OpDepthAttachmentReadEXT`, the `depthWriteEnable` parameter in the last call to `vkCmdSetDepthWriteEnable` **must** be `VK_FALSE`

- VUID-vkCmdDrawIndirectByteCount2EXT-pDynamicStates-08716

If the bound graphics pipeline state includes a fragment shader stage, was created with `VK_DYNAMIC_STATE_STENCIL_WRITE_MASK` set in `VkPipelineDynamicStateCreateInfo::pDynamicStates`, and the fragment shader declares the `EarlyFragmentTests` execution mode and uses `OpStencilAttachmentReadEXT`, the `writeMask` parameter in the last call to `vkCmdSetStencilWriteMask` **must** be 0

- VUID-vkCmdDrawIndirectByteCount2EXT-None-09116

If a shader object is bound to any graphics stage or the bound graphics pipeline was created with `VK_DYNAMIC_STATE_COLOR_WRITE_MASK_EXT`, and the format of any color attachment is `VK_FORMAT_E5B9G9R9_UFLOAT_PACK32`, the corresponding element of the `pColorWriteMasks` parameter of `vkCmdSetColorWriteMaskEXT` **must** either include all of `VK_COLOR_COMPONENT_R_BIT`, `VK_COLOR_COMPONENT_G_BIT`, and `VK_COLOR_COMPONENT_B_BIT`, or none of them

- VUID-vkCmdDrawIndirectByteCount2EXT-maxFragmentDualSrcAttachments-09239

If **blending** is enabled for any attachment where either the source or destination blend factors for that attachment **use the secondary color input**, the maximum value of `Location` for any output attachment **statically used** in the `Fragment Execution Model` executed by this command **must** be less than `maxFragmentDualSrcAttachments`

- VUID-vkCmdDrawIndirectByteCount2EXT-None-09548

If the current render pass was begun with `vkCmdBeginRendering`, there is no shader object bound to any graphics stage, the value of each element of `VkRenderingAttachmentLocationInfo::pColorAttachmentLocations` in the bound pipeline **must** match the value for the corresponding locations set currently in the current render pass instance

- VUID-vkCmdDrawIndirectByteCount2EXT-None-09549

If the current render pass was begun with `vkCmdBeginRendering`, and there is no shader object bound to any graphics stage, the value of each element of `VkRenderingInputAttachmentIndexInfo::pColorAttachmentInputIndices` in the bound pipeline **must** match the value for the corresponding index set currently in the current render pass instance

- VUID-vkCmdDrawIndirectByteCount2EXT-None-10927

If the current render pass was begun with `vkCmdBeginRendering`, and there is no shader object bound to any graphics stage, the value of `VkRenderingInputAttachmentIndexInfo::pDepthInputAttachmentIndex` in the bound pipeline **must** match the value set currently in the current render pass instance

- VUID-vkCmdDrawIndirectByteCount2EXT-None-10928

If the current render pass was begun with `vkCmdBeginRendering`, and there is no shader object bound to any graphics stage, the value of `VkRenderingInputAttachmentIndexInfo::pStencilInputAttachmentIndex` in the bound pipeline **must** match the value set currently in the current render pass instance

- VUID-vkCmdDrawIndirectByteCount2EXT-None-09642

If the current render pass was begun with `vkCmdBeginRendering` with the `VK_RENDERING_ENABLE_LEGACY_DITHERING_BIT_EXT` flag, the bound graphics pipeline **must** have been created with `VK_PIPELINE_CREATE_2_ENABLE_LEGACY_DITHERING_BIT_EXT`

- VUID-vkCmdDrawIndirectByteCount2EXT-None-09643

If the bound graphics pipeline was created with `VK_PIPELINE_CREATE_2_ENABLE_LEGACY_DITHERING_BIT_EXT`, the current render pass **must** have begun with `vkCmdBeginRendering` with the `VK_RENDERING_ENABLE_LEGACY_DITHERING_BIT_EXT` flag

- VUID-vkCmdDrawIndirectByteCount2EXT-None-10677

If the `per-tile execution model` is enabled, the `tileShadingPerTileDraw` feature **must** be enabled

- VUID-vkCmdDrawIndirectByteCount2EXT-None-10772

If a shader object is bound to any graphics stage, *multiview* functionality **must** not be enabled in the current render pass

- VUID-vkCmdDrawIndirectByteCount2EXT-multiviewPerViewViewports-12262

If the `multiviewPerViewViewports` feature is enabled, then the index of the most significant bit in current render pass instance `viewMask` **must** be less than the `current value` of `viewportCount`

- VUID-vkCmdDrawIndirectByteCount2EXT-multiviewPerViewViewports-12263

If the `multiviewPerViewViewports` feature is enabled, then the index of the most significant bit in current render pass instance `viewMask` **must** be less than the `current value` of `scissorCount`

- VUID-vkCmdDrawIndirectByteCount2EXT-flags-11521

If current render pass instance was begun with `vkCmdBeginRendering` with `VkRenderingInfo::flags` which includes `VK_RENDERING_FRAGMENT_REGION_BIT_EXT`, and if `sample shading` is enabled (explicitly or implicitly), then the minimum fraction for sample shading **must** equal 0.0

- VUID-vkCmdDrawIndirectByteCount2EXT-None-11522

If the current render pass instance was begun with `vkCmdBeginRendering` and contains a custom resolve, and the `dynamicRenderingUnusedAttachments` feature is not enabled, the graphics pipeline bound **must** have been created with a `VkCustomResolveCreateInfoEXT`

- VUID-vkCmdDrawIndirectByteCount2EXT-None-11523

If the current render pass instance was begun with `vkCmdBeginRendering` and does not

contain a custom resolve, and the `dynamicRenderingUnusedAttachments` feature is not enabled, the graphics pipeline bound **must** not have been created with a `VkCustomResolveCreateInfoEXT`

- VUID-vkCmdDrawIndirectByteCount2EXT-customResolve-11524

If the current render pass instance was begun with `vkCmdBeginRendering` and `vkCmdBeginCustomResolveEXT` has been recorded in the render pass instance, the graphics pipeline bound **must** have been created with `VkCustomResolveCreateInfoEXT::customResolve` as `VK_TRUE`

- VUID-vkCmdDrawIndirectByteCount2EXT-customResolve-11525

If the current render pass instance was begun with `vkCmdBeginRendering` and contains a custom resolve, and `vkCmdBeginCustomResolveEXT` has not been recorded in the render pass instance, the graphics pipeline bound **must** have been created with `VkCustomResolveCreateInfoEXT::customResolve` as `VK_FALSE`

- VUID-vkCmdDrawIndirectByteCount2EXT-None-11861

If the `dynamicRenderingUnusedAttachments` feature is not enabled and the current render pass instance was begun with `vkCmdBeginRendering` and contains a custom resolve, the bound graphics pipeline **must** have been created with a `VkCustomResolveCreateInfoEXT::colorAttachmentCount` equal to `VkRenderingInfo::colorAttachmentCount`

- VUID-vkCmdDrawIndirectByteCount2EXT-None-11862

If the `dynamicRenderingUnusedAttachments` feature is not enabled, and the current render pass instance was begun with `vkCmdBeginRendering`, it contains a custom resolve, and `VkRenderingInfo::colorAttachmentCount` greater than 0, then each element of the `VkRenderingInfo::pColorAttachments` array with an `resolveImageView` not equal to `VK_NULL_HANDLE` **must** have been created with a `VkFormat` equal to the corresponding element of `VkCustomResolveCreateInfoEXT::pColorAttachmentFormats` used to create the bound graphics pipeline

- VUID-vkCmdDrawIndirectByteCount2EXT-None-11863

If the `dynamicRenderingUnusedAttachments` feature is not enabled, and the current render pass instance was begun with `vkCmdBeginRendering`, it contains a custom resolve, and `VkRenderingInfo::colorAttachmentCount` greater than 0, then each element of the `VkRenderingInfo::pColorAttachments` array with an `resolveImageView` equal to `VK_NULL_HANDLE` **must** have the corresponding element of `VkCustomResolveCreateInfoEXT::pColorAttachmentFormats` used to create the bound pipeline equal to `VK_FORMAT_UNDEFINED`

- VUID-vkCmdDrawIndirectByteCount2EXT-dynamicRenderingUnusedAttachments-11864

If the `dynamicRenderingUnusedAttachments` feature is enabled, the current render pass instance was begun with `vkCmdBeginRendering`, it contains a custom resolve, and `VkRenderingInfo::colorAttachmentCount` greater than 0, then each element of the `VkRenderingInfo::pColorAttachments` array with an `resolveImageView` not equal to `VK_NULL_HANDLE` **must** have been created with a `VkFormat` equal to the corresponding element of `VkCustomResolveCreateInfoEXT::pColorAttachmentFormats` used to create the bound graphics pipeline, or the corresponding element of `VkCustomResolveCreateInfoEXT::pColorAttachmentFormats`, if it exists, **must** be `VK_FORMAT_UNDEFINED`

- VUID-vkCmdDrawIndirectByteCount2EXT-None-11865

If the current render pass instance was begun with `vkCmdBeginRendering`, it contains a custom resolve, the `dynamicRenderingUnusedAttachments` feature is not enabled, and `VkRenderingInfo::pDepthAttachment->resolveImageView` was `VK_NULL_HANDLE`, the value of `VkCustomResolveCreateInfoEXT::depthAttachmentFormat` used to create the bound graphics pipeline **must** be equal to `VK_FORMAT_UNDEFINED`

- VUID-vkCmdDrawIndirectByteCount2EXT-None-11866

If current render pass instance was begun with `vkCmdBeginRendering`, it contains a custom resolve, the `dynamicRenderingUnusedAttachments` feature is not enabled, and `VkRenderingInfo::pDepthAttachment->resolveImageView` was not `VK_NULL_HANDLE`, the value of `VkCustomResolveCreateInfoEXT::depthAttachmentFormat` used to create the bound graphics pipeline **must** be equal to the `VkFormat` used to create `VkRenderingInfo::pDepthAttachment->resolveImageView`

- VUID-vkCmdDrawIndirectByteCount2EXT-dynamicRenderingUnusedAttachments-11867

If the current render pass instance was begun with `vkCmdBeginRendering`, it contains a custom resolve, the `dynamicRenderingUnusedAttachments` feature is enabled, `VkRenderingInfo::pDepthAttachment->resolveImageView` was not `VK_NULL_HANDLE`, and the value of `VkCustomResolveCreateInfoEXT::depthAttachmentFormat` used to create the bound graphics pipeline was not equal to the `VkFormat` used to create `VkRenderingInfo::pDepthAttachment->resolveImageView`, the value of the format **must** be `VK_FORMAT_UNDEFINED`

- VUID-vkCmdDrawIndirectByteCount2EXT-None-11868

If the current render pass instance was begun with `vkCmdBeginRendering`, it contains a custom resolve, the `dynamicRenderingUnusedAttachments` feature is not enabled, and `VkRenderingInfo::pStencilAttachment->resolveImageView` was `VK_NULL_HANDLE`, the value of `VkCustomResolveCreateInfoEXT::stencilAttachmentFormat` used to create the bound graphics pipeline **must** be equal to `VK_FORMAT_UNDEFINED`

- VUID-vkCmdDrawIndirectByteCount2EXT-None-11869

If current render pass instance was begun with `vkCmdBeginRendering`, it contains a custom resolve, the `dynamicRenderingUnusedAttachments` feature is not enabled, and `VkRenderingInfo::pStencilAttachment->resolveImageView` was not `VK_NULL_HANDLE`, the value of `VkCustomResolveCreateInfoEXT::stencilAttachmentFormat` used to create the bound graphics pipeline **must** be equal to the `VkFormat` used to create `VkRenderingInfo::pStencilAttachment->resolveImageView`

- VUID-vkCmdDrawIndirectByteCount2EXT-dynamicRenderingUnusedAttachments-11870

If the current render pass instance was begun with `vkCmdBeginRendering`, it contains a custom resolve, the `dynamicRenderingUnusedAttachments` feature is enabled, `VkRenderingInfo::pStencilAttachment->resolveImageView` was not `VK_NULL_HANDLE`, and the value of `VkCustomResolveCreateInfoEXT::stencilAttachmentFormat` used to create the bound graphics pipeline was not equal to the `VkFormat` used to create `VkRenderingInfo::pStencilAttachment->resolveImageView`, the value of the format **must** be `VK_FORMAT_UNDEFINED`

- VUID-vkCmdDrawIndirectByteCount2EXT-colorAttachmentCount-11871

If the current render pass instance was begun with `vkCmdBeginRendering` with a `VkRenderingInfo::colorAttachmentCount` parameter greater than `0` and `vkCmdBeginCustomResolveEXT` has been recorded in the render pass instance, then for

each element of the `VkRenderingInfo::pColorAttachments` array with a `resolveImageView` not equal to `VK_NULL_HANDLE`, the `resolveImageView` **must** have been created with a sample count equal to the value of `rasterizationSamples` for the bound graphics pipeline

- VUID-vkCmdDrawIndirectByteCount2EXT-pDepthAttachment-11872

If the current render pass instance was begun with `vkCmdBeginRendering`, `vkCmdBeginCustomResolveEXT` has been recorded in the render pass instance, and `VkRenderingInfo::pDepthAttachment->resolveImageView` was not `VK_NULL_HANDLE`, the value of `rasterizationSamples` for the bound graphics pipeline **must** be equal to the sample count used to create `VkRenderingInfo::pDepthAttachment->resolveImageView`

- VUID-vkCmdDrawIndirectByteCount2EXT-pStencilAttachment-11873

If the current render pass instance was begun with `vkCmdBeginRendering`, `vkCmdBeginCustomResolveEXT` has been recorded in the render pass instance, `VkRenderingInfo::pStencilAttachment->resolveImageView` was not `VK_NULL_HANDLE`, the value of `rasterizationSamples` for the bound graphics pipeline **must** be equal to the sample count used to create `VkRenderingInfo::pStencilAttachment->resolveImageView`

- VUID-vkCmdDrawIndirectByteCount2EXT-customResolve-11529

If a shader object is bound to the fragment stage, the current render pass instance was begun with `vkCmdBeginRendering`, a fragment density map attachment is active, and `vkCmdBeginCustomResolveEXT` has been called, then the fragment shader object bound **must** have been created with `VkCustomResolveCreateInfoEXT::customResolve` as `VK_TRUE`

- VUID-vkCmdDrawIndirectByteCount2EXT-customResolve-11530

If a shader object is bound to the fragment stage, the current render pass instance was begun with `vkCmdBeginRendering` and contains a custom resolve, a fragment density map attachment is active, and `vkCmdBeginCustomResolveEXT` has not yet been called, then the fragment shader object bound **must** have been created with `VkCustomResolveCreateInfoEXT::customResolve` as `VK_FALSE`

- VUID-vkCmdDrawIndirectByteCount2EXT-flags-13361

If there are any shader objects bound that were created with `flags` that includes the `VK_SHADER_CREATE_INDEPENDENT_SETS_BIT_KHR` bit, then all bound shader objects **must** have been created with the `VK_SHADER_CREATE_INDEPENDENT_SETS_BIT_KHR` bit

- VUID-vkCmdDrawIndirectByteCount2EXT-flags-13362

If there are any shader objects bound that were created with `flags` that includes the `VK_SHADER_CREATE_INDEPENDENT_SETS_BIT_KHR` bit, then the pipeline layout of the bound descriptor sets **must** have been created with `VK_PIPELINE_LAYOUT_CREATE_INDEPENDENT_SETS_BIT_EXT` set

- VUID-vkCmdDrawIndirectByteCount2EXT-flags-13363

If there are any shader objects bound that were created with `flags` that includes the `VK_SHADER_CREATE_INDEPENDENT_SETS_BIT_KHR` bit, and any of the descriptor set layouts used to create the pipeline layout of the bound descriptor sets were created with any binding's `VkDescriptorSetLayoutBinding::stageFlags` set with `VK_SHADER_STAGE_VERTEX_BIT`, `VK_SHADER_STAGE_TESSELLATION_CONTROL_BIT`, `VK_SHADER_STAGE_TESSELLATION_EVALUATION_BIT` or `VK_SHADER_STAGE_GEOMETRY_BIT`, then there **must** be no binding with `VkDescriptorSetLayoutBinding::stageFlags` set with `VK_SHADER_STAGE_TASK_BIT_EXT` or `VK_SHADER_STAGE_MESH_BIT_EXT`

- VUID-vkCmdDrawIndirectByteCount2EXT-flags-13364
If there are any shader objects bound that were created with **flags** that includes both the [VK_SHADER_CREATE_INDEPENDENT_SETS_BIT_KHR](#) and [VK_SHADER_CREATE_NO_TASK_SHADER_BIT_EXT](#) bits, the pipeline layout of the bound descriptor sets **must** have been created with [VK_PIPELINE_LAYOUT_CREATE_NO_TASK_SHADER_BIT_KHR](#) set
- VUID-vkCmdDrawIndirectByteCount2EXT-flags-13365
If there are any shader objects bound that were created with **flags** that includes both the [VK_SHADER_CREATE_INDEPENDENT_SETS_BIT_KHR](#) and [VK_SHADER_CREATE_NO_TASK_SHADER_BIT_EXT](#) bits, there **must** be no shader object bound to the [VK_SHADER_STAGE_TASK_BIT_EXT](#) stage
- VUID-vkCmdDrawIndirectByteCount2EXT-None-04007
All vertex input bindings accessed via vertex input variables declared in the vertex shader entry point's interface **must** have either valid or [VK_NULL_HANDLE](#) buffers bound
- VUID-vkCmdDrawIndirectByteCount2EXT-None-04008
If the **nullDescriptor** feature is not enabled, all vertex input bindings accessed via vertex input variables declared in the vertex shader entry point's interface **must** not be [VK_NULL_HANDLE](#)
- VUID-vkCmdDrawIndirectByteCount2EXT-None-02721
If the **robustBufferAccess** feature is not enabled, and that pipeline was created without enabling [VK_PIPELINE_ROBUSTNESS_BUFFER_BEHAVIOR_ROBUST_BUFFER_ACCESS](#) for **vertexInputs**, then for a given vertex buffer binding, any attribute data fetched **must** be entirely contained within the corresponding vertex buffer binding, as described in [Vertex Input Description](#)
- VUID-vkCmdDrawIndirectByteCount2EXT-format-10389
For each vertex attribute accessed by this command, if its [VkVertexInputAttributeDescription::format](#) or [VkVertexInputAttributeDescription2EXT::format](#) is a [packed format](#), and the **legacyVertexAttributes** feature is not enabled, the value of **attribAddress**, calculated as described in [Vertex Input Calculation](#), **must** be a multiple of the [size of the format](#)
- VUID-vkCmdDrawIndirectByteCount2EXT-format-10390
For each vertex attribute accessed by this command, if its [VkVertexInputAttributeDescription::format](#) or [VkVertexInputAttributeDescription2EXT::format](#) is not a [packed format](#), and either the **legacyVertexAttributes** feature is not enabled or **format** has 64-bit components, the value of **attribAddress**, calculated as described in [Vertex Input Calculation](#), **must** be a multiple of the [component size of the format](#)
- VUID-vkCmdDrawIndirectByteCount2EXT-None-07842
If there is a shader object bound to the [VK_SHADER_STAGE_VERTEX_BIT](#) stage or the bound graphics pipeline state was created with the [VK_DYNAMIC_STATE_PRIMITIVE_TOPOLOGY](#) dynamic state enabled then [vkCmdSetPrimitiveTopology](#) **must** have been called and not subsequently [invalidated](#) in the current command buffer prior to this drawing command

- VUID-vkCmdDrawIndirectByteCount2EXT-dynamicPrimitiveTopologyUnrestricted-07500
If the bound graphics pipeline state was created with the `VK_DYNAMIC_STATE_PRIMITIVE_TOPOLOGY` dynamic state enabled and the `dynamicPrimitiveTopologyUnrestricted` is `VK_FALSE`, then the `primitiveTopology` parameter of `vkCmdSetPrimitiveTopology` **must** be of the same `topology class` as the pipeline `VkPipelineInputAssemblyStateCreateInfo::topology` state
- VUID-vkCmdDrawIndirectByteCount2EXT-primitiveTopology-10286
If a `VK_SHADER_STAGE_TESSELLATION_CONTROL_BIT` stage is bound, then the `current value` of `primitiveTopology` **must** be `VK_PRIMITIVE_TOPOLOGY_PATCH_LIST` prior to this drawing command
- VUID-vkCmdDrawIndirectByteCount2EXT-primitiveTopology-10747
If `vkCmdSetPrimitiveTopology` set `primitiveTopology` to `VK_PRIMITIVE_TOPOLOGY_PATCH_LIST` prior to this drawing command, then a `VK_SHADER_STAGE_TESSELLATION_CONTROL_BIT` stage **must** be bound
- VUID-vkCmdDrawIndirectByteCount2EXT-primitiveTopology-10748
If `vkCmdSetPrimitiveTopology` set `primitiveTopology` to `VK_PRIMITIVE_TOPOLOGY_POINT_LIST` prior to this drawing command, the `maintenance5` feature is not enabled, both a `VK_SHADER_STAGE_TESSELLATION_EVALUATION_BIT` and `VK_SHADER_STAGE_GEOMETRY_BIT` stage are not bound, then the `Vertex Execution Model` **must** have a `PointSize` decorated variable that is statically written to
- VUID-vkCmdDrawIndirectByteCount2EXT-pStrides-04913
If the bound graphics pipeline was created with the `VK_DYNAMIC_STATE_VERTEX_INPUT_BINDING_STRIDE` dynamic state enabled, but without the `VK_DYNAMIC_STATE_VERTEX_INPUT_EXT` dynamic state enabled, then `vkCmdBindVertexBuffers2` with a non-NULL `pStrides` parameter or `vkCmdBindVertexBuffers3KHR` with `setStride` set to `VK_TRUE` **must** have been called and not subsequently `invalidated` in the current command buffer prior to this draw command
- VUID-vkCmdDrawIndirectByteCount2EXT-None-13118
If the bound graphics pipeline was created without the `VK_DYNAMIC_STATE_VERTEX_INPUT_BINDING_STRIDE` dynamic state enabled, without the `VK_DYNAMIC_STATE_VERTEX_INPUT_EXT` dynamic state enabled, and `vkCmdBindVertexBuffers3KHR` was called and not subsequently `invalidated` in the current command buffer prior to this draw command, the value of `setStride` in each of its `pBindInfos` elements must have been `VK_FALSE`
- VUID-vkCmdDrawIndirectByteCount2EXT-None-04914
If there is a shader object bound to the `VK_SHADER_STAGE_VERTEX_BIT` stage or the bound graphics pipeline state was created with the `VK_DYNAMIC_STATE_VERTEX_INPUT_EXT` dynamic state enabled then `vkCmdSetVertexInputEXT` **must** have been called and not subsequently `invalidated` in the current command buffer prior to this draw command
- VUID-vkCmdDrawIndirectByteCount2EXT-Input-07939
If the `vertexAttributeRobustness` feature is not enabled, and the `maintenance9` feature is not enabled, and there is a shader object bound to the `VK_SHADER_STAGE_VERTEX_BIT` stage or the bound graphics pipeline state was created with the `VK_DYNAMIC_STATE_VERTEX_INPUT_EXT` dynamic state enabled then all variables with

the **Input** storage class decorated with **Location** in the **Vertex Execution Model OpEntryPoint** **must** contain a location in **VkVertexInputAttributeDescription2EXT::location**

- VUID-vkCmdDrawIndirectByteCount2EXT-Input-08734

If there is a shader object bound to the **VK_SHADER_STAGE_VERTEX_BIT** stage or the bound graphics pipeline state was created with the **VK_DYNAMIC_STATE_VERTEX_INPUT_EXT** dynamic state enabled and either the **legacyVertexAttributes** feature is not enabled or the SPIR-V Type associated with a given **Input** variable of the corresponding **Location** in the **Vertex Execution Model OpEntryPoint** is 64-bit, then the numeric type associated with all **Input** variables of the corresponding **Location** in the **Vertex Execution Model OpEntryPoint** **must** be the same as **VkVertexInputAttributeDescription2EXT::format**

- VUID-vkCmdDrawIndirectByteCount2EXT-format-08936

If there is a shader object bound to the **VK_SHADER_STAGE_VERTEX_BIT** stage or the bound graphics pipeline state was created with the **VK_DYNAMIC_STATE_VERTEX_INPUT_EXT** dynamic state enabled and **VkVertexInputAttributeDescription2EXT::format** has a 64-bit component, then the scalar width associated with all **Input** variables of the corresponding **Location** in the **Vertex Execution Model OpEntryPoint** **must** be 64-bit

- VUID-vkCmdDrawIndirectByteCount2EXT-format-08937

If there is a shader object bound to the **VK_SHADER_STAGE_VERTEX_BIT** stage or the bound graphics pipeline state was created with the **VK_DYNAMIC_STATE_VERTEX_INPUT_EXT** dynamic state enabled and the scalar width associated with a **Location** decorated **Input** variable in the **Vertex Execution Model OpEntryPoint** is 64-bit, then the corresponding **VkVertexInputAttributeDescription2EXT::format** **must** have a 64-bit component

- VUID-vkCmdDrawIndirectByteCount2EXT-None-09203

If there is a shader object bound to the **VK_SHADER_STAGE_VERTEX_BIT** stage or the bound graphics pipeline state was created with the **VK_DYNAMIC_STATE_VERTEX_INPUT_EXT** dynamic state enabled and **VkVertexInputAttributeDescription2EXT::format** has a 64-bit component, then all **Input** variables at the corresponding **Location** in the **Vertex Execution Model OpEntryPoint** **must** not use components that are not present in the format

- VUID-vkCmdDrawIndirectByteCount2EXT-None-04875

If there is a shader object bound to the **VK_SHADER_STAGE_TESSELLATION_CONTROL_BIT** stage or the bound graphics pipeline state was created with both a **VK_SHADER_STAGE_TESSELLATION_CONTROL_BIT** stage and the **VK_DYNAMIC_STATE_PATCH_CONTROL_POINTS_EXT** dynamic state enabled, and the current value of **primitiveTopology** is **VK_PRIMITIVE_TOPOLOGY_PATCH_LIST**, then **vkCmdSetPatchControlPointsEXT** **must** have been called and not subsequently **invalidated** in the current command buffer prior to this drawing command

- VUID-vkCmdDrawIndirectByteCount2EXT-None-04879

If there is a shader object bound to the **VK_SHADER_STAGE_VERTEX_BIT** stage or the bound graphics pipeline state was created with the **VK_DYNAMIC_STATE_PRIMITIVE_RESTART_ENABLE** dynamic state enabled then **vkCmdSetPrimitiveRestartEnable** **must** have been called and not subsequently

invalidated in the current command buffer prior to this drawing command

- VUID-vkCmdDrawIndirectByteCount2EXT-None-09637

If the `primitiveTopologyListRestart` feature is not enabled, the input assembly is `VK_PRIMITIVE_TOPOLOGY_POINT_LIST`, `VK_PRIMITIVE_TOPOLOGY_LINE_LIST`, `VK_PRIMITIVE_TOPOLOGY_TRIANGLE_LIST`, `VK_PRIMITIVE_TOPOLOGY_LINE_LIST_WITH_ADJACENCY`, or `VK_PRIMITIVE_TOPOLOGY_TRIANGLE_LIST_WITH_ADJACENCY`, there is a shader object bound to the `VK_SHADER_STAGE_VERTEX_BIT` stage or the bound graphics pipeline state was created with the `VK_DYNAMIC_STATE_PRIMITIVE_RESTART_ENABLE` dynamic state enabled, then `vkCmdSetPrimitiveRestartEnable` **must** be `VK_FALSE`

- VUID-vkCmdDrawIndirectByteCount2EXT-None-10909

If the `primitiveTopologyPatchListRestart` feature is not enabled, the input assembly is `VK_PRIMITIVE_TOPOLOGY_PATCH_LIST`, there is a shader object bound to the `VK_SHADER_STAGE_TESSELLATION_CONTROL_BIT` stage or the bound graphics pipeline state was created with the `VK_DYNAMIC_STATE_PRIMITIVE_RESTART_ENABLE` dynamic state enabled then `vkCmdSetPrimitiveRestartEnable` **must** be `VK_FALSE`

- VUID-vkCmdDrawIndirectByteCount2EXT-stage-06481

The bound graphics pipeline **must** not have been created with the `VkPipelineShaderStageCreateInfo::stage` member of any element of `VkGraphicsPipelineCreateInfo::pStages` set to `VK_SHADER_STAGE_TASK_BIT_EXT` or `VK_SHADER_STAGE_MESH_BIT_EXT`

- VUID-vkCmdDrawIndirectByteCount2EXT-None-08885

There **must** be no shader object bound to either of the `VK_SHADER_STAGE_TASK_BIT_EXT` or `VK_SHADER_STAGE_MESH_BIT_EXT` stages

- VUID-vkCmdDrawIndirectByteCount2EXT-None-07619

If a shader object is bound to the `VK_SHADER_STAGE_TESSELLATION_EVALUATION_BIT` stage or a graphics pipeline is bound which was created with both a `VK_SHADER_STAGE_TESSELLATION_EVALUATION_BIT` stage and the `VK_DYNAMIC_STATE_TESSELLATION_DOMAIN_ORIGIN_EXT` dynamic state enabled, then `vkCmdSetTessellationDomainOriginEXT` **must** have been called and not subsequently invalidated in the current command buffer prior to this drawing command

- VUID-vkCmdDrawIndirectByteCount2EXT-OpExecutionMode-12239

If a shader is bound to both the `VK_SHADER_STAGE_TESSELLATION_CONTROL_BIT` and `VK_SHADER_STAGE_TESSELLATION_EVALUATION_BIT` stages, and if both stages contain an `OpExecutionMode` instruction specifying the type of subdivision, they **must** be the same

- VUID-vkCmdDrawIndirectByteCount2EXT-OpExecutionMode-12240

If a shader is bound to both the `VK_SHADER_STAGE_TESSELLATION_CONTROL_BIT` and `VK_SHADER_STAGE_TESSELLATION_EVALUATION_BIT` stages, and if both stages contain an `OpExecutionMode` instruction specifying the orientation of triangles, they **must** be the same

- VUID-vkCmdDrawIndirectByteCount2EXT-OpExecutionMode-12241

If a shader is bound to both the `VK_SHADER_STAGE_TESSELLATION_CONTROL_BIT` and `VK_SHADER_STAGE_TESSELLATION_EVALUATION_BIT` stages, and if both stages contain an `OpExecutionMode` instruction specifying the segment spacing, they **must** be the same

- VUID-vkCmdDrawIndirectByteCount2EXT-OpExecutionMode-12242
If a shader is bound to both the `VK_SHADER_STAGE_TESSELLATION_CONTROL_BIT` and `VK_SHADER_STAGE_TESSELLATION_EVALUATION_BIT` stages, and if both stages contain an `OpExecutionMode` instruction specifying the output patch size, they **must** be the same
- VUID-vkCmdDrawIndirectByteCount2EXT-pNext-09461
If the bound graphics pipeline state was created with `VkPipelineVertexInputDivisorStateCreateInfo` in the `pNext` chain of `VkGraphicsPipelineCreateInfo::pVertexInputState`, any member of `VkPipelineVertexInputDivisorStateCreateInfo::pVertexBindingDivisors` has a value other than `1` in `divisor`, and `VkPhysicalDeviceVertexAttributeDivisorProperties::supportsNonZeroFirstInstance` is `VK_FALSE`, then `firstInstance` **must** be `0`
- VUID-vkCmdDrawIndirectByteCount2EXT-None-09462
If `shader objects` are used for drawing or the bound graphics pipeline state was created with the `VK_DYNAMIC_STATE_VERTEX_INPUT_EXT` dynamic state enabled, any member of the `pVertexBindingDescriptions` parameter to the `vkCmdSetVertexInputEXT` call that sets this dynamic state has a value other than `1` in `divisor`, and `VkPhysicalDeviceVertexAttributeDivisorProperties::supportsNonZeroFirstInstance` is `VK_FALSE`, then `firstInstance` **must** be `0`
- VUID-vkCmdDrawIndirectByteCount2EXT-counterOffset-09474
`counterOffset` **must** be a multiple of `4`
- VUID-vkCmdDrawIndirectByteCount2EXT-transformFeedback-02287
`VkPhysicalDeviceTransformFeedbackFeaturesEXT::transformFeedback` **must** be enabled
- VUID-vkCmdDrawIndirectByteCount2EXT-transformFeedbackDraw-02288
The implementation **must** support `VkPhysicalDeviceTransformFeedbackPropertiesEXT::transformFeedbackDraw`
- VUID-vkCmdDrawIndirectByteCount2EXT-vertexStride-02289
`vertexStride` **must** be greater than `0` and less than or equal to `VkPhysicalDeviceTransformFeedbackPropertiesEXT::maxTransformFeedbackBufferDataStride`
- VUID-vkCmdDrawIndirectByteCount2EXT-vertexStride-09475
`vertexStride` **must** be a multiple of `4`
- VUID-vkCmdDrawIndirectByteCount2EXT-commandBuffer-02646
`commandBuffer` **must** not be a protected command buffer
- VUID-vkCmdDrawIndirectByteCount2EXT-pInfo-13061
The `VkBuffer` that `pInfo->counterRange` was queried from **must** have been created with the `VK_BUFFER_USAGE_INDIRECT_BUFFER_BIT` bit set
- VUID-vkCmdDrawIndirectByteCount2EXT-pInfo-13062
`pInfo->counterRange.address` **must** be a multiple of `4`

Valid Usage (Implicit)

- VUID-vkCmdDrawIndirectByteCount2EXT-commandBuffer-parameter
`commandBuffer` **must** be a valid `VkCommandBuffer` handle

- VUID-vkCmdDrawIndirectByteCount2EXT-pCounterInfo-parameter
`pCounterInfo` **must** be a valid pointer to a valid `VkBindTransformFeedbackBuffer2InfoEXT` structure
- VUID-vkCmdDrawIndirectByteCount2EXT-commandBuffer-recording
`commandBuffer` **must** be in the `recording` state
- VUID-vkCmdDrawIndirectByteCount2EXT-commandBuffer-cmdpool
The `VkCommandPool` that `commandBuffer` was allocated from **must** support `VK_QUEUE_GRAPHICS_BIT` operations
- VUID-vkCmdDrawIndirectByteCount2EXT-renderpass
This command **must** only be called inside of a render pass instance
- VUID-vkCmdDrawIndirectByteCount2EXT-suspended
This command **must** not be called between suspended render pass instances
- VUID-vkCmdDrawIndirectByteCount2EXT-videocoding
This command **must** only be called outside of a video coding scope

Host Synchronization

- Host access to `commandBuffer` **must** be externally synchronized
- Host access to the `VkCommandPool` that `commandBuffer` was allocated from **must** be externally synchronized

Command Properties

Command Buffer Levels	Render Pass Scope	Video Coding Scope	Supported Queue Types	Command Type
Primary Secondary	Inside	Outside	VK_QUEUE_GRAPHICS_BIT HICS_BIT	Action

Conditional Rendering

`vkCmdDrawIndirectByteCount2EXT` is affected by [conditional rendering](#)

To record a non-indexed draw call, where the vertex count is based on a byte count read from a buffer and the passed in vertex stride parameter, call:

WARNING

This functionality is superseded by `vkCmdDrawIndirectByteCount2EXT`. See [Legacy Functionality](#) for more information.


```
// Provided by VK_EXT_transform_feedback
void vkCmdDrawIndirectByteCountEXT(
    VkCommandBuffer                commandBuffer,
    uint32_t                       instanceCount,
    uint32_t                       firstInstance,
    VkBuffer                       counterBuffer,
    VkDeviceSize                   counterBufferOffset,
    uint32_t                       counterOffset,
    uint32_t                       vertexStride);
```

- `commandBuffer` is the command buffer into which the command is recorded.
- `instanceCount` is the number of instances to draw.
- `firstInstance` is the instance ID of the first instance to draw.
- `counterBuffer` is the buffer handle from where the byte count is read.
- `counterBufferOffset` is the offset into the buffer used to read the byte count, which is used to calculate the vertex count for this draw call.
- `counterOffset` is subtracted from the byte count read from the `counterBuffer` at the `counterBufferOffset`
- `vertexStride` is the stride in bytes between each element of the vertex data that is used to calculate the vertex count from the counter value. This value is typically the same value that was used in the graphics pipeline state when the transform feedback was captured as the `XfbStride`.

When the command is executed, primitives are assembled in the same way as done with `vkCmdDraw` except the `vertexCount` is calculated based on the byte count read from `counterBuffer` at offset `counterBufferOffset`. The assembled primitives execute the bound graphics pipeline.

The effective `vertexCount` is calculated as follows:

```
const uint32_t * counterBufferPtr = (const uint8_t *)counterBuffer.address +
counterBufferOffset;
vertexCount = floor(max(0, (*counterBufferPtr - counterOffset)) / vertexStride);
```

The effective `firstVertex` is zero.

Valid Usage

- VUID-vkCmdDrawIndirectByteCountEXT-magFilter-04553
If a `VkSampler` created with `magFilter` or `minFilter` equal to `VK_FILTER_LINEAR`, `reductionMode` equal to `VK_SAMPLER_REDUCTION_MODE_WEIGHTED_AVERAGE`, and `compareEnable` equal to `VK_FALSE` is used to sample a `VkImageView` as a result of this command, then the image view's `format features` **must** contain `VK_FORMAT_FEATURE_SAMPLED_IMAGE_FILTER_LINEAR_BIT`
- VUID-vkCmdDrawIndirectByteCountEXT-magFilter-09598

If a `VkSampler` created with `magFilter` or `minFilter` equal to `VK_FILTER_LINEAR` and `reductionMode` equal to either `VK_SAMPLER_REDUCTION_MODE_MIN` or `VK_SAMPLER_REDUCTION_MODE_MAX` is used to sample a `VkImageView` as a result of this command, then the image view's `format features` **must** contain `VK_FORMAT_FEATURE_SAMPLED_IMAGE_FILTER_MINMAX_BIT`

- VUID-vkCmdDrawIndirectByteCountEXT-mipmapMode-04770

If a `VkSampler` created with `mipmapMode` equal to `VK_SAMPLER_MIPMAP_MODE_LINEAR`, `reductionMode` equal to `VK_SAMPLER_REDUCTION_MODE_WEIGHTED_AVERAGE`, and `compareEnable` equal to `VK_FALSE` is used to sample a `VkImageView` as a result of this command, then the image view's `format features` **must** contain `VK_FORMAT_FEATURE_SAMPLED_IMAGE_FILTER_LINEAR_BIT`

- VUID-vkCmdDrawIndirectByteCountEXT-mipmapMode-09599

If a `VkSampler` created with `mipmapMode` equal to `VK_SAMPLER_MIPMAP_MODE_LINEAR` and `reductionMode` equal to either `VK_SAMPLER_REDUCTION_MODE_MIN` or `VK_SAMPLER_REDUCTION_MODE_MAX` is used to sample a `VkImageView` as a result of this command, then the image view's `format features` **must** contain `VK_FORMAT_FEATURE_SAMPLED_IMAGE_FILTER_MINMAX_BIT`

- VUID-vkCmdDrawIndirectByteCountEXT-unnormalizedCoordinates-09635

If a `VkSampler` created with `unnormalizedCoordinates` equal to `VK_TRUE` is used to sample a `VkImageView` as a result of this command, then the image view's `levelCount` and `layerCount` **must** be 1

- VUID-vkCmdDrawIndirectByteCountEXT-None-08609

If a `VkSampler` created with `unnormalizedCoordinates` equal to `VK_TRUE` is used to sample a `VkImageView` as a result of this command, then the image view's `viewType` **must** be `VK_IMAGE_VIEW_TYPE_1D` or `VK_IMAGE_VIEW_TYPE_2D`

- VUID-vkCmdDrawIndirectByteCountEXT-None-08610

If a `VkSampler` created with `unnormalizedCoordinates` equal to `VK_TRUE` is used to sample a `VkImageView` as a result of this command, then the sampler **must** not be used with any of the SPIR-V `OpImageSample*` or `OpImageSparseSample*` instructions with `ImplicitLod`, `Dref` or `Proj` in their name

- VUID-vkCmdDrawIndirectByteCountEXT-None-08611

If a `VkSampler` created with `unnormalizedCoordinates` equal to `VK_TRUE` is used to sample a `VkImageView` as a result of this command, then the sampler **must** not be used with any of the SPIR-V `OpImageSample*` or `OpImageSparseSample*` instructions that includes a LOD bias or any offset values

- VUID-vkCmdDrawIndirectByteCountEXT-None-06479

If a `VkImageView` is sampled with `depth comparison`, the image view's `format features` **must** contain `VK_FORMAT_FEATURE_2_SAMPLED_IMAGE_DEPTH_COMPARISON_BIT`

- VUID-vkCmdDrawIndirectByteCountEXT-None-02691

If a `VkImageView` is accessed using atomic operations as a result of this command, then the image view's `format features` **must** contain `VK_FORMAT_FEATURE_STORAGE_IMAGE_ATOMIC_BIT`

- VUID-vkCmdDrawIndirectByteCountEXT-None-07888

If a `VK_DESCRIPTOR_TYPE_STORAGE_TEXEL_BUFFER` descriptor is accessed using atomic

operations as a result of this command, then the storage texel buffer's **format features must** contain `VK_FORMAT_FEATURE_STORAGE_TEXEL_BUFFER_ATOMIC_BIT`

- VUID-vkCmdDrawIndirectByteCountEXT-None-02692

If a `VkImageView` is sampled with `VK_FILTER_CUBIC_EXT` as a result of this command, then the image view's **format features must** contain `VK_FORMAT_FEATURE_SAMPLED_IMAGE_FILTER_CUBIC_BIT_EXT`

- VUID-vkCmdDrawIndirectByteCountEXT-None-02693

If the `VK_EXT_filter_cubic` extension is not enabled and any `VkImageView` is sampled with `VK_FILTER_CUBIC_EXT` as a result of this command, it **must** not have a `VkImageViewType` of `VK_IMAGE_VIEW_TYPE_3D`, `VK_IMAGE_VIEW_TYPE_CUBE`, or `VK_IMAGE_VIEW_TYPE_CUBE_ARRAY`

- VUID-vkCmdDrawIndirectByteCountEXT-filterCubic-02694

Any `VkImageView` being sampled with `VK_FILTER_CUBIC_EXT` as a result of this command **must** have a `VkImageViewType` and format that supports cubic filtering, as specified by `VkFilterCubicImageViewImageFormatPropertiesEXT::filterCubic` returned by `vkGetPhysicalDeviceImageFormatProperties2`

- VUID-vkCmdDrawIndirectByteCountEXT-filterCubicMinmax-02695

Any `VkImageView` being sampled with `VK_FILTER_CUBIC_EXT` with a reduction mode of either `VK_SAMPLER_REDUCTION_MODE_MIN` or `VK_SAMPLER_REDUCTION_MODE_MAX` as a result of this command **must** have a `VkImageViewType` and format that supports cubic filtering together with minmax filtering, as specified by `VkFilterCubicImageViewImageFormatPropertiesEXT::filterCubicMinmax` returned by `vkGetPhysicalDeviceImageFormatProperties2`

- VUID-vkCmdDrawIndirectByteCountEXT-cubicRangeClamp-09212

If the `cubicRangeClamp` feature is not enabled, then any `VkImageView` being sampled with `VK_FILTER_CUBIC_EXT` as a result of this command **must** not have a `VkSamplerReductionModeCreateInfo::reductionMode` equal to `VK_SAMPLER_REDUCTION_MODE_WEIGHTED_AVERAGE_RANGECLAMP_QCOM`

- VUID-vkCmdDrawIndirectByteCountEXT-reductionMode-09213

Any `VkImageView` being sampled with a `VkSamplerReductionModeCreateInfo::reductionMode` equal to `VK_SAMPLER_REDUCTION_MODE_WEIGHTED_AVERAGE_RANGECLAMP_QCOM` as a result of this command **must** sample with `VK_FILTER_CUBIC_EXT`

- VUID-vkCmdDrawIndirectByteCountEXT-selectableCubicWeights-09214

If the `selectableCubicWeights` feature is not enabled, then any `VkImageView` being sampled with `VK_FILTER_CUBIC_EXT` as a result of this command **must** have `VkSamplerCubicWeightsCreateInfoQCOM::cubicWeights` equal to `VK_CUBIC_FILTER_WEIGHTS_CATMULL_ROM_QCOM`

- VUID-vkCmdDrawIndirectByteCountEXT-flags-02696

Any `VkImage` created with a `VkImageCreateInfo::flags` containing `VK_IMAGE_CREATE_CORNER_SAMPLED_BIT_NV` sampled as a result of this command **must** only be sampled using a `VkSamplerAddressMode` of `VK_SAMPLER_ADDRESS_MODE_CLAMP_TO_EDGE`

- VUID-vkCmdDrawIndirectByteCountEXT-OpTypeImage-07027

For any [VkImageView](#) being written as a storage image where the image format field of the [OpTypeImage](#) is [Unknown](#), the view's [format features](#) **must** contain [VK_FORMAT_FEATURE_2_STORAGE_WRITE_WITHOUT_FORMAT_BIT](#)

- VUID-vkCmdDrawIndirectByteCountEXT-OpTypeImage-07028

For any [VkImageView](#) being read as a storage image where the image format field of the [OpTypeImage](#) is [Unknown](#), the view's [format features](#) **must** contain [VK_FORMAT_FEATURE_2_STORAGE_READ_WITHOUT_FORMAT_BIT](#)

- VUID-vkCmdDrawIndirectByteCountEXT-OpTypeImage-07029

For any [VkBufferView](#) being written as a storage texel buffer where the image format field of the [OpTypeImage](#) is [Unknown](#), the view's [buffer features](#) **must** contain [VK_FORMAT_FEATURE_2_STORAGE_WRITE_WITHOUT_FORMAT_BIT](#)

- VUID-vkCmdDrawIndirectByteCountEXT-OpTypeImage-07030

Any [VkBufferView](#) being read as a storage texel buffer where the image format field of the [OpTypeImage](#) is [Unknown](#) then the view's [buffer features](#) **must** contain [VK_FORMAT_FEATURE_2_STORAGE_READ_WITHOUT_FORMAT_BIT](#)

- VUID-vkCmdDrawIndirectByteCountEXT-None-08600

If a [a bound shader](#) was created with a pipeline layout and statically uses a set *n*, a descriptor set **must** have been bound to *n* at the same pipeline bind point, with layouts compatible for set *n* with the layout(s) used to create the shader, as described in [Pipeline Layout Compatibility](#)

- VUID-vkCmdDrawIndirectByteCountEXT-None-08601

If a [a bound shader](#) was created with a pipeline layout or specified push constant ranges and statically uses a push constant value, that value **must** have been set for the same pipeline bind point, with push constant ranges that are [compatible](#) with the push constant range used to create the shader

- VUID-vkCmdDrawIndirectByteCountEXT-None-10068

For each array of resources that is used by a [a bound shader](#), the indices used to access members of the array **must** be less than the descriptor count for the identified binding in the descriptor sets used by this command

- VUID-vkCmdDrawIndirectByteCountEXT-None-08114

Descriptors in each bound descriptor set, specified via [vkCmdBindDescriptorSets](#), **must** be valid if they are accessed as described by [descriptor validity](#) by the [VkPipeline](#) bound to the pipeline bind point used by this command and the bound [VkPipeline](#) was not created with [VK_PIPELINE_CREATE_DESCRIPTOR_BUFFER_BIT_EXT](#)

- VUID-vkCmdDrawIndirectByteCountEXT-imageLayout-00344

If an image descriptor is accessed by a shader, the [VkImageLayout](#) **must** match the subresource accessible from the [VkImageView](#) as defined by the [image layout matching rules](#)

- VUID-vkCmdDrawIndirectByteCountEXT-None-08115

If the descriptors used by the [VkPipeline](#) bound to the pipeline bind point were specified via [vkCmdBindDescriptorSets](#), the bound [VkPipeline](#) **must** have been created without [VK_PIPELINE_CREATE_DESCRIPTOR_BUFFER_BIT_EXT](#)

- VUID-vkCmdDrawIndirectByteCountEXT-None-08116

Descriptors in bound descriptor buffers, specified via

`vkCmdSetDescriptorBufferOffsetsEXT`, **must** be valid if they are dynamically used by the `VkPipeline` bound to the pipeline bind point used by this command and the bound `VkPipeline` was created with `VK_PIPELINE_CREATE_DESCRIPTOR_BUFFER_BIT_EXT`

- VUID-vkCmdDrawIndirectByteCountEXT-None-08604
Descriptors in bound descriptor buffers, specified via `vkCmdSetDescriptorBufferOffsetsEXT`, **must** be valid if they are dynamically used by any `VkShaderEXT` bound to a stage corresponding to the pipeline bind point used by this command
- VUID-vkCmdDrawIndirectByteCountEXT-None-08117
If the descriptors used by the `VkPipeline` bound to the pipeline bind point were specified via `vkCmdSetDescriptorBufferOffsetsEXT`, the bound `VkPipeline` **must** have been created with `VK_PIPELINE_CREATE_DESCRIPTOR_BUFFER_BIT_EXT`
- VUID-vkCmdDrawIndirectByteCountEXT-None-08119
If a descriptor is dynamically used with a `VkPipeline` created with `VK_PIPELINE_CREATE_DESCRIPTOR_BUFFER_BIT_EXT`, the descriptor memory **must** be resident
- VUID-vkCmdDrawIndirectByteCountEXT-None-08605
If a descriptor is dynamically used with a `VkShaderEXT` created with a `VkDescriptorSetLayout` that was created with `VK_DESCRIPTOR_SET_LAYOUT_CREATE_DESCRIPTOR_BUFFER_BIT_EXT`, the descriptor memory **must** be resident
- VUID-vkCmdDrawIndirectByteCountEXT-None-08606
If the `shaderObject` feature is not enabled, a valid pipeline **must** be bound to the pipeline bind point used by this command
- VUID-vkCmdDrawIndirectByteCountEXT-None-08608
If a pipeline is bound to the pipeline bind point used by this command, there **must** not have been any calls to dynamic state setting commands for any state specified statically in the `VkPipeline` object bound to the pipeline bind point used by this command, since that pipeline was bound
- VUID-vkCmdDrawIndirectByteCountEXT-uniformBuffers-06935
If any stage of the `VkPipeline` object bound to the pipeline bind point used by this command accesses a uniform buffer, and that stage was created without enabling either `VK_PIPELINE_ROBUSTNESS_BUFFER_BEHAVIOR_ROBUST_BUFFER_ACCESS` or `VK_PIPELINE_ROBUSTNESS_BUFFER_BEHAVIOR_ROBUST_BUFFER_ACCESS_2` for `uniformBuffers`, and the `robustBufferAccess` feature is not enabled, that stage **must** not access values outside of the range of the buffer as specified in the descriptor set bound to the same pipeline bind point
- VUID-vkCmdDrawIndirectByteCountEXT-None-08612
If the `robustBufferAccess` feature is not enabled, and any `VkShaderEXT` bound to a stage corresponding to the pipeline bind point used by this command accesses a uniform buffer, it **must** not access values outside of the range of the buffer as specified in the descriptor set bound to the same pipeline bind point
- VUID-vkCmdDrawIndirectByteCountEXT-storageBuffers-06936
If any stage of the `VkPipeline` object bound to the pipeline bind point used by this

command accesses a storage buffer, and that stage was created without enabling either `VK_PIPELINE_ROBUSTNESS_BUFFER_BEHAVIOR_ROBUST_BUFFER_ACCESS` or `VK_PIPELINE_ROBUSTNESS_BUFFER_BEHAVIOR_ROBUST_BUFFER_ACCESS_2` for `storageBuffers`, and the `robustBufferAccess` feature is not enabled, that stage **must** not access values outside of the range of the buffer as specified in the descriptor set bound to the same pipeline bind point

- VUID-vkCmdDrawIndirectByteCountEXT-None-08613
If the `robustBufferAccess` feature is not enabled, and any `VkShaderEXT` bound to a stage corresponding to the pipeline bind point used by this command accesses a storage buffer, it **must** not access values outside of the range of the buffer as specified in the descriptor set bound to the same pipeline bind point
- VUID-vkCmdDrawIndirectByteCountEXT-commandBuffer-02707
If `commandBuffer` is an unprotected command buffer and `protectedNoFault` is not supported, any resource accessed by `bound shaders` **must** not be a protected resource
- VUID-vkCmdDrawIndirectByteCountEXT-viewType-07752
If a `VkImageView` is accessed as a result of this command, then the image view's `viewType` **must** match the `Dim` operand of the `OpTypeImage` as described in [Compatibility Between SPIR-V Image Dimensions and Vulkan ImageView Types](#)
- VUID-vkCmdDrawIndirectByteCountEXT-format-07753
If a `VkImageView` or `VkBufferView` is accessed as a result of this command, then the `numeric type` of the view's `format` and the `Sampled Type` operand of the `OpTypeImage` **must** match
- VUID-vkCmdDrawIndirectByteCountEXT-OpImageWrite-08795
If a `VkImageView` created with a format other than `VK_FORMAT_A8_UNORM` is accessed using `OpImageWrite` as a result of this command, then the `Type` of the `Texel` operand of that instruction **must** have at least as many components as the image view's format
- VUID-vkCmdDrawIndirectByteCountEXT-OpImageWrite-08796
If a `VkImageView` created with the format `VK_FORMAT_A8_UNORM` is accessed using `OpImageWrite` as a result of this command, then the `Type` of the `Texel` operand of that instruction **must** have four components
- VUID-vkCmdDrawIndirectByteCountEXT-OpImageWrite-04469
If a `VkBufferView` is accessed using `OpImageWrite` as a result of this command, then the `Type` of the `Texel` operand of that instruction **must** have at least as many components as the buffer view's format
- VUID-vkCmdDrawIndirectByteCountEXT-SampledType-04470
If a `VkImageView` with a `VkFormat` that has a 64-bit component width is accessed as a result of this command, the `SampledType` of the `OpTypeImage` operand of that instruction **must** have a `Width` of 64
- VUID-vkCmdDrawIndirectByteCountEXT-SampledType-04471
If a `VkImageView` with a `VkFormat` that has a component width less than 64-bit is accessed as a result of this command, the `SampledType` of the `OpTypeImage` operand of that instruction **must** have a `Width` of 32
- VUID-vkCmdDrawIndirectByteCountEXT-SampledType-04472
If a `VkBufferView` with a `VkFormat` that has a 64-bit component width is accessed as a

result of this command, the **SampledType** of the **OpTypeImage** operand of that instruction **must** have a **Width** of 64

- VUID-vkCmdDrawIndirectByteCountEXT-SampledType-04473

If a **VkBufferView** with a **VkFormat** that has a component width less than 64-bit is accessed as a result of this command, the **SampledType** of the **OpTypeImage** operand of that instruction **must** have a **Width** of 32

- VUID-vkCmdDrawIndirectByteCountEXT-sparseImageInt64Atomics-04474

If the **sparseImageInt64Atomics** feature is not enabled, **VkImage** objects created with the **VK_IMAGE_CREATE_SPARSE_RESIDENCY_BIT** flag **must** not be accessed by atomic instructions through an **OpTypeImage** with a **SampledType** with a **Width** of 64 by this command

- VUID-vkCmdDrawIndirectByteCountEXT-sparseImageInt64Atomics-04475

If the **sparseImageInt64Atomics** feature is not enabled, **VkBuffer** objects created with the **VK_BUFFER_CREATE_SPARSE_RESIDENCY_BIT** flag **must** not be accessed by atomic instructions through an **OpTypeImage** with a **SampledType** with a **Width** of 64 by this command

- VUID-vkCmdDrawIndirectByteCountEXT-OpImageSampleWeightedQCOM-06971

If **OpImageSampleWeightedQCOM** is used to sample a **VkImageView** as a result of this command, then the image view's **format features** **must** contain **VK_FORMAT_FEATURE_2_WEIGHT_SAMPLED_IMAGE_BIT_QCOM**

- VUID-vkCmdDrawIndirectByteCountEXT-OpImageSampleWeightedQCOM-06972

If **OpImageSampleWeightedQCOM** uses a **VkImageView** as a sample weight image as a result of this command, then the image view's **format features** **must** contain **VK_FORMAT_FEATURE_2_WEIGHT_IMAGE_BIT_QCOM**

- VUID-vkCmdDrawIndirectByteCountEXT-OpImageBoxFilterQCOM-06973

If **OpImageBoxFilterQCOM** is used to sample a **VkImageView** as a result of this command, then the image view's **format features** **must** contain **VK_FORMAT_FEATURE_2_BOX_FILTER_SAMPLED_BIT_QCOM**

- VUID-vkCmdDrawIndirectByteCountEXT-OpImageBlockMatchSSDQCOM-06974

If **OpImageBlockMatchSSDQCOM** is used to read from an **VkImageView** as a result of this command, then the image view's **format features** **must** contain **VK_FORMAT_FEATURE_2_BLOCK_MATCHING_BIT_QCOM**

- VUID-vkCmdDrawIndirectByteCountEXT-OpImageBlockMatchSADQCOM-06975

If **OpImageBlockMatchSADQCOM** is used to read from an **VkImageView** as a result of this command, then the image view's **format features** **must** contain **VK_FORMAT_FEATURE_2_BLOCK_MATCHING_BIT_QCOM**

- VUID-vkCmdDrawIndirectByteCountEXT-OpImageBlockMatchSADQCOM-06976

If **OpImageBlockMatchSADQCOM** or **OpImageBlockMatchSSDQCOM** is used to read from a reference image as result of this command, then the specified reference coordinates **must** not fail **integer texel coordinate validation**

- VUID-vkCmdDrawIndirectByteCountEXT-OpImageSampleWeightedQCOM-06977

If **OpImageSampleWeightedQCOM**, **OpImageBoxFilterQCOM**, **OpImageBlockMatchWindowSSDQCOM**, **OpImageBlockMatchWindowSADQCOM**, **OpImageBlockMatchGatherSSDQCOM**, **OpImageBlockMatchGatherSADQCOM**, **OpImageBlockMatchSSDQCOM**, or **OpImageBlockMatchSADQCOM**

uses a [VkSampler](#) as a result of this command, then the sampler **must** have been created with [VK_SAMPLER_CREATE_IMAGE_PROCESSING_BIT_QCOM](#)

- VUID-vkCmdDrawIndirectByteCountEXT-OpImageSampleWeightedQCOM-06978
If any command other than [OpImageSampleWeightedQCOM](#), [OpImageBoxFilterQCOM](#), [OpImageBlockMatchWindowSSDQCOM](#), [OpImageBlockMatchWindowSADQCOM](#), [OpImageBlockMatchGatherSSDQCOM](#), [OpImageBlockMatchGatherSADQCOM](#), [OpImageBlockMatchSSDQCOM](#), or [OpImageBlockMatchSADQCOM](#) uses a [VkSampler](#) as a result of this command, then the sampler **must** not have been created with [VK_SAMPLER_CREATE_IMAGE_PROCESSING_BIT_QCOM](#)
- VUID-vkCmdDrawIndirectByteCountEXT-OpImageBlockMatchWindow-09215
If a [OpImageBlockMatchWindow*QCOM](#) or [OpImageBlockMatchGather*QCOM](#) instruction is used to read from an [VkImageView](#) as a result of this command, then the image view's [format features](#) **must** contain [VK_FORMAT_FEATURE_2_BLOCK_MATCHING_BIT_QCOM](#)
- VUID-vkCmdDrawIndirectByteCountEXT-OpImageBlockMatchWindow-09216
If a [OpImageBlockMatchWindow*QCOM](#) or [OpImageBlockMatchGather*QCOM](#) instruction is used to read from an [VkImageView](#) as a result of this command, then the image view's format **must** be a single-component format
- VUID-vkCmdDrawIndirectByteCountEXT-OpImageBlockMatchWindow-09217
If a [OpImageBlockMatchWindow*QCOM](#) or [OpImageBlockMatchGather*QCOM](#) read from a reference image as result of this command, then the specified reference coordinates **must** not fail [integer texel coordinate validation](#)
- VUID-vkCmdDrawIndirectByteCountEXT-None-07288
Any shader invocation executed by this command **must** [terminate](#)
- VUID-vkCmdDrawIndirectByteCountEXT-None-09600
If a descriptor with type equal to any of [VK_DESCRIPTOR_TYPE_SAMPLE_WEIGHT_IMAGE_QCOM](#), [VK_DESCRIPTOR_TYPE_BLOCK_MATCH_IMAGE_QCOM](#), [VK_DESCRIPTOR_TYPE_SAMPLED_IMAGE](#), [VK_DESCRIPTOR_TYPE_STORAGE_IMAGE](#), or [VK_DESCRIPTOR_TYPE_INPUT_ATTACHMENT](#) is accessed as a result of this command, all image subresources identified by that descriptor **must** be in the image layout identified when the descriptor was written
- VUID-vkCmdDrawIndirectByteCountEXT-commandBuffer-10746
The [VkDeviceMemory](#) object allocated from a [VkMemoryHeap](#) with the [VK_MEMORY_HEAP_TILE_MEMORY_BIT_QCOM](#) property that is bound to a resource accessed as a result of this command **must** be the active bound [bound tile memory object](#) in [commandBuffer](#)
- VUID-vkCmdDrawIndirectByteCountEXT-None-10678
If this command is recorded inside a [tile shading render pass](#) instance, the stages corresponding to the pipeline bind point used by this command **must** only include [VK_SHADER_STAGE_VERTEX_BIT](#), [VK_SHADER_STAGE_FRAGMENT_BIT](#), and/or [VK_SHADER_STAGE_COMPUTE_BIT](#)
- VUID-vkCmdDrawIndirectByteCountEXT-None-10679
If this command is recorded where [per-tile execution model](#) is enabled, there **must** be no access to any image while the image was be transitioned to the

[VK_IMAGE_LAYOUT_ATTACHMENT_FEEDBACK_LOOP_OPTIMAL_EXT](#) layout

- VUID-vkCmdDrawIndirectByteCountEXT-pDescription-09900

If a [VK_DESCRIPTOR_TYPE_TENSOR_ARM](#) descriptor is accessed as a result of this command, then the underlying [VkTensorARM](#) object **must** have been created with the [VK_TENSOR_USAGE_SHADER_BIT_ARM](#) usage flag set

- VUID-vkCmdDrawIndirectByteCountEXT-dimensionCount-09905

If a [VK_DESCRIPTOR_TYPE_TENSOR_ARM](#) descriptor is accessed as a result of this command, then the [Rank](#) of the [OpTypeTensorARM](#) of the tensor resource variable **must** be equal to the [dimensionCount](#) provided via [VkTensorCreateInfoARM::pDescription](#) when creating the underlying [VkTensorARM](#) object

- VUID-vkCmdDrawIndirectByteCountEXT-OpTypeTensorARM-09906

If a [VK_DESCRIPTOR_TYPE_TENSOR_ARM](#) descriptor is accessed as a result of this command, then the element type of the [OpTypeTensorARM](#) of the tensor resource variable **must** be [compatible](#) with the [VkFormat](#) of the [VkTensorViewARM](#) used for the access

- VUID-vkCmdDrawIndirectByteCountEXT-None-11297

If a pipeline is bound to the pipeline bind point used by this command, or shader is bound to a shader stage used by this command, and it was created with a [descriptor mapping](#) using [VK_DESCRIPTOR_MAPPING_SOURCE_HEAP_WITH_PUSH_INDEX_EXT](#), [VK_DESCRIPTOR_MAPPING_SOURCE_HEAP_WITH_SHADER_RECORD_INDEX_EXT](#), [VK_DESCRIPTOR_MAPPING_SOURCE_HEAP_WITH_INDIRECT_INDEX_ARRAY_EXT](#), or [VK_DESCRIPTOR_MAPPING_SOURCE_HEAP_WITH_INDIRECT_INDEX_EXT](#), and a shader accesses a [OpTypeStruct](#) decorated with [Block](#) or [BufferBlock](#) using that mapping, the calculated offset for the resource heap **must** be a multiple of [bufferDescriptorAlignment](#)

- VUID-vkCmdDrawIndirectByteCountEXT-None-11298

If a pipeline is bound to the pipeline bind point used by this command, or shader is bound to a shader stage used by this command, and it was created with a [descriptor mapping](#) using [VK_DESCRIPTOR_MAPPING_SOURCE_HEAP_WITH_PUSH_INDEX_EXT](#), [VK_DESCRIPTOR_MAPPING_SOURCE_HEAP_WITH_SHADER_RECORD_INDEX_EXT](#), [VK_DESCRIPTOR_MAPPING_SOURCE_HEAP_WITH_INDIRECT_INDEX_ARRAY_EXT](#), or [VK_DESCRIPTOR_MAPPING_SOURCE_HEAP_WITH_INDIRECT_INDEX_EXT](#), and a shader accesses an [OpTypeImage](#) or [OpTypeSampledImage](#) using that mapping, the calculated offset for the resource heap **must** be a multiple of [imageDescriptorAlignment](#)

- VUID-vkCmdDrawIndirectByteCountEXT-None-11299

If a pipeline is bound to the pipeline bind point used by this command, or shader is bound to a shader stage used by this command, and it was created with a [descriptor mapping](#) using [VK_DESCRIPTOR_MAPPING_SOURCE_HEAP_WITH_PUSH_INDEX_EXT](#), [VK_DESCRIPTOR_MAPPING_SOURCE_HEAP_WITH_SHADER_RECORD_INDEX_EXT](#), [VK_DESCRIPTOR_MAPPING_SOURCE_HEAP_WITH_INDIRECT_INDEX_ARRAY_EXT](#), or [VK_DESCRIPTOR_MAPPING_SOURCE_HEAP_WITH_INDIRECT_INDEX_EXT](#), and a shader accesses an [OpTypeSampler](#) or [OpTypeSampledImage](#) using that mapping, the calculated offset for the sampler heap **must** be a multiple of [samplerDescriptorAlignment](#)

- VUID-vkCmdDrawIndirectByteCountEXT-None-11397

If a pipeline is bound to the pipeline bind point used by this command, or shader is bound to a shader stage used by this command, and it was created with a [descriptor mapping](#) using [VK_DESCRIPTOR_MAPPING_SOURCE_HEAP_WITH_PUSH_INDEX_EXT](#),

VK_DESCRIPTOR_MAPPING_SOURCE_HEAP_WITH_SHADER_RECORD_INDEX_EXT, VK_DESCRIPTOR_MAPPING_SOURCE_HEAP_WITH_INDIRECT_INDEX_ARRAY_EXT, or VK_DESCRIPTOR_MAPPING_SOURCE_HEAP_WITH_INDIRECT_INDEX_EXT, and a shader accesses an `OpTypeTensorARM` using that mapping, the calculated offset for the resource heap **must** be a multiple of `tensorDescriptorAlignment`

- VUID-vkCmdDrawIndirectByteCountEXT-None-11300

If a pipeline is bound to the pipeline bind point used by this command, or shader is bound to a shader stage used by this command, and it was created with a [descriptor mapping](#) using `VK_DESCRIPTOR_MAPPING_SOURCE_HEAP_WITH_INDIRECT_INDEX_ARRAY_EXT` or `VK_DESCRIPTOR_MAPPING_SOURCE_HEAP_WITH_INDIRECT_INDEX_EXT`, and a shader accesses a resource using that mapping, the value of the address at the expected location in push data **must** be a multiple of 4

- VUID-vkCmdDrawIndirectByteCountEXT-None-11301

If a pipeline is bound to the pipeline bind point used by this command, or shader is bound to a shader stage used by this command, and it was created with a [descriptor mapping](#) using `VK_DESCRIPTOR_MAPPING_SOURCE_HEAP_WITH_INDIRECT_INDEX_ARRAY_EXT` or `VK_DESCRIPTOR_MAPPING_SOURCE_HEAP_WITH_INDIRECT_INDEX_EXT`, and a shader accesses a resource using that mapping, the value of the address at the expected location in push data **must** be a valid `VkDeviceAddress` backed by physical memory at every offset specified by each mapping

- VUID-vkCmdDrawIndirectByteCountEXT-None-11302

If a pipeline is bound to the pipeline bind point used by this command, or shader is bound to a shader stage used by this command, and it was created with a [descriptor mapping](#) using `VK_DESCRIPTOR_MAPPING_SOURCE_PUSH_ADDRESS_EXT`, and a shader accesses a resource using that mapping, the value of the address at the expected location in push data **must** be a valid `VkDeviceAddress`

- VUID-vkCmdDrawIndirectByteCountEXT-None-11304

If a pipeline is bound to the pipeline bind point used by this command, or shader is bound to a shader stage used by this command, and it was created with a [descriptor mapping](#) using `VK_DESCRIPTOR_MAPPING_SOURCE_INDIRECT_ADDRESS_EXT`, and a shader accesses a resource using that mapping, the value of the address at the expected location in push data **must** be a multiple of 8

- VUID-vkCmdDrawIndirectByteCountEXT-None-11305

If a pipeline is bound to the pipeline bind point used by this command, or shader is bound to a shader stage used by this command, and it was created with a [descriptor mapping](#) using `VK_DESCRIPTOR_MAPPING_SOURCE_INDIRECT_ADDRESS_EXT`, and a shader accesses a resource using that mapping, the value of the address at the expected location in push data **must** be a valid `VkDeviceAddress` backed by physical memory at every offset specified by each mapping

- VUID-vkCmdDrawIndirectByteCountEXT-None-11306

If a pipeline is bound to the pipeline bind point used by this command, or shader is bound to a shader stage used by this command, and it was created with a [descriptor mapping](#) using `VK_DESCRIPTOR_MAPPING_SOURCE_INDIRECT_ADDRESS_EXT`, and a shader accesses a resource using that mapping, the value of the address pointed to by the address in push data **must** be a valid `VkDeviceAddress`

- VUID-vkCmdDrawIndirectByteCountEXT-None-11308
For each [descriptor heap](#) that is statically used by a [bound shader](#), either directly or via a [descriptor mapping](#), a valid descriptor heap **must** be bound
- VUID-vkCmdDrawIndirectByteCountEXT-None-11309
If a [bound shader](#) was created as a [VkShaderEXT](#) with the [VK_SHADER_CREATE_DESCRIPTOR_HEAP_BIT_EXT](#) flag or as part of a pipeline with the [VK_PIPELINE_CREATE_2_DESCRIPTOR_HEAP_BIT_EXT](#) flag, execution of this command **must** not result in any descriptor read accessing data outside of the user range of the respective heap bound by [vkCmdBind*HeapEXT](#) commands
- VUID-vkCmdDrawIndirectByteCountEXT-None-11372
If any stage of the [VkPipeline](#) object bound to the pipeline bind point used by this command accesses a uniform buffer or uniform texel buffer through a descriptor in the bound resource heap, that stage was created without enabling either [VK_PIPELINE_ROBUSTNESS_BUFFER_BEHAVIOR_ROBUST_BUFFER_ACCESS](#) or [VK_PIPELINE_ROBUSTNESS_BUFFER_BEHAVIOR_ROBUST_BUFFER_ACCESS_2](#) for [uniformBuffers](#), the [robustBufferAccess2](#) feature is not enabled, and the [robustBufferAccess](#) feature is not enabled, that stage **must** not access values outside of the range of the descriptor specified via [VkDeviceAddressRangeKHR](#) when the descriptor was written
- VUID-vkCmdDrawIndirectByteCountEXT-None-11373
If any stage of the [VkPipeline](#) object bound to the pipeline bind point used by this command accesses a storage buffer or storage texel buffer through a descriptor in the bound resource heap, that stage was created without enabling either [VK_PIPELINE_ROBUSTNESS_BUFFER_BEHAVIOR_ROBUST_BUFFER_ACCESS](#) or [VK_PIPELINE_ROBUSTNESS_BUFFER_BEHAVIOR_ROBUST_BUFFER_ACCESS_2](#) for [storageBuffers](#), the [robustBufferAccess2](#) feature is not enabled, and the [robustBufferAccess](#) feature is not enabled, that stage **must** not access values outside of the range of the descriptor specified by [VkDeviceAddressRangeKHR](#) when the descriptor was written
- VUID-vkCmdDrawIndirectByteCountEXT-None-11374
If the [robustBufferAccess2](#) feature is not enabled, the [robustBufferAccess](#) feature is not enabled, and any [VkShaderEXT](#) bound to a stage corresponding to the pipeline bind point used by this command accesses a uniform buffer, uniform texel buffer, storage buffer, or storage texel buffer, that shader **must** not access values outside of the range of the buffer as specified by [VkDeviceAddressRangeKHR](#) when the descriptor was written
- VUID-vkCmdDrawIndirectByteCountEXT-pBindInfo-11375
If any [bound shader](#) uses an embedded sampler via a [descriptor mapping](#), the value of [pBindInfo->reservedRangeSize](#) set for [vkCmdBindSamplerHeapEXT](#) **must** be greater than or equal to [minSamplerHeapReservedRangeWithEmbedded](#)
- VUID-vkCmdDrawIndirectByteCountEXT-None-11376
If a [bound shader](#) was created as a [VkShaderEXT](#) with the [VK_SHADER_CREATE_DESCRIPTOR_HEAP_BIT_EXT](#) flag or as part of a pipeline with the [VK_PIPELINE_CREATE_2_DESCRIPTOR_HEAP_BIT_EXT](#) flag, and that shader statically uses a push constant value, that value **must** have been set by [vkCmdPushDataEXT](#)
- VUID-vkCmdDrawIndirectByteCountEXT-None-11398
If a [bound shader](#) was created with a [descriptor mapping](#) using [VK_DESCRIPTOR_MAPPING_SOURCE_PUSH_DATA_EXT](#),

VK_DESCRIPTOR_MAPPING_SOURCE_PUSH_ADDRESS_EXT,
VK_DESCRIPTOR_MAPPING_SOURCE_SHADER_RECORD_DATA_EXT,
VK_DESCRIPTOR_MAPPING_SOURCE_SHADER_RECORD_ADDRESS_EXT,
VK_DESCRIPTOR_MAPPING_SOURCE_RESOURCE_HEAP_DATA_EXT, or
VK_DESCRIPTOR_MAPPING_SOURCE_INDIRECT_ADDRESS_EXT, and a shader accesses a resource using that mapping, the access **must** not be out of bounds

- VUID-vkCmdDrawIndirectByteCountEXT-None-11437

If a pipeline is bound to the pipeline bind point used by this command, or shader is bound to a shader stage used by this command, and it was created with a [descriptor mapping](#) using [VK_DESCRIPTOR_MAPPING_SOURCE_HEAP_WITH_INDIRECT_INDEX_ARRAY_EXT](#), [VK_DESCRIPTOR_MAPPING_SOURCE_HEAP_WITH_INDIRECT_INDEX_EXT](#), or [VK_DESCRIPTOR_MAPPING_SOURCE_INDIRECT_ADDRESS_EXT](#), and a shader accesses a resource using that mapping, the buffer from which the address in push data was queried **must** have been created with the [VK_BUFFER_USAGE_UNIFORM_BUFFER_BIT](#) usage flag set

- VUID-vkCmdDrawIndirectByteCountEXT-None-11438

If a pipeline is bound to the pipeline bind point used by this command, or shader is bound to a shader stage used by this command, and it was created with a [descriptor mapping](#) using [VK_DESCRIPTOR_MAPPING_SOURCE_PUSH_ADDRESS_EXT](#), [VK_DESCRIPTOR_MAPPING_SOURCE_SHADER_RECORD_ADDRESS_EXT](#), or [VK_DESCRIPTOR_MAPPING_SOURCE_INDIRECT_ADDRESS_EXT](#), and a shader accesses a uniform buffer using that mapping, the address that the uniform buffer is mapped to **must** have been queried from a buffer created with the [VK_BUFFER_USAGE_UNIFORM_BUFFER_BIT](#) usage flag set

- VUID-vkCmdDrawIndirectByteCountEXT-None-11441

If a pipeline is bound to the pipeline bind point used by this command, or shader is bound to a shader stage used by this command, and it was created with a [descriptor mapping](#) using [VK_DESCRIPTOR_MAPPING_SOURCE_PUSH_ADDRESS_EXT](#), [VK_DESCRIPTOR_MAPPING_SOURCE_SHADER_RECORD_ADDRESS_EXT](#), or [VK_DESCRIPTOR_MAPPING_SOURCE_INDIRECT_ADDRESS_EXT](#), and a shader accesses a uniform buffer using that mapping, the address that the uniform buffer is mapped to **must** be aligned to [minUniformBufferOffsetAlignment](#)

- VUID-vkCmdDrawIndirectByteCountEXT-None-11439

If a pipeline is bound to the pipeline bind point used by this command, or shader is bound to a shader stage used by this command, and it was created with a [descriptor mapping](#) using [VK_DESCRIPTOR_MAPPING_SOURCE_PUSH_ADDRESS_EXT](#), [VK_DESCRIPTOR_MAPPING_SOURCE_SHADER_RECORD_ADDRESS_EXT](#), or [VK_DESCRIPTOR_MAPPING_SOURCE_INDIRECT_ADDRESS_EXT](#), and a shader accesses a storage buffer using that mapping, the address that the storage buffer is mapped to **must** have been queried from a buffer created with the [VK_BUFFER_USAGE_STORAGE_BUFFER_BIT](#) usage flag set

- VUID-vkCmdDrawIndirectByteCountEXT-None-11442

If a pipeline is bound to the pipeline bind point used by this command, or shader is bound to a shader stage used by this command, and it was created with a [descriptor mapping](#) using [VK_DESCRIPTOR_MAPPING_SOURCE_PUSH_ADDRESS_EXT](#), [VK_DESCRIPTOR_MAPPING_SOURCE_SHADER_RECORD_ADDRESS_EXT](#), or

[VK_DESCRIPTOR_MAPPING_SOURCE_INDIRECT_ADDRESS_EXT](#), and a shader accesses a storage buffer using that mapping, the address that the storage buffer is mapped to **must** be aligned to [minStorageBufferOffsetAlignment](#)

- VUID-vkCmdDrawIndirectByteCountEXT-None-11485

If a pipeline is bound to the pipeline bind point used by this command, or shader is bound to a shader stage used by this command, and it was created with a [descriptor mapping](#) using [VK_DESCRIPTOR_MAPPING_SOURCE_PUSH_ADDRESS_EXT](#), [VK_DESCRIPTOR_MAPPING_SOURCE_SHADER_RECORD_ADDRESS_EXT](#), or [VK_DESCRIPTOR_MAPPING_SOURCE_INDIRECT_ADDRESS_EXT](#), and a shader accesses an acceleration structure using that mapping, the address that the acceleration structure is mapped to **must** be an acceleration structure address retrieved from a [VkAccelerationStructureKHR](#) object via [vkGetAccelerationStructureDeviceAddressKHR](#) or handle retrieved from a [VkAccelerationStructureNV](#) object via [vkGetAccelerationStructureHandleNV](#)

- VUID-vkCmdDrawIndirectByteCountEXT-index-11450

If a shader uses a sampler descriptor to sample an image as a result of this command, and that sampler descriptor uses a custom border color with an index defined by [VkSamplerCustomBorderColorIndexCreateInfoEXT](#), the value of [VkSamplerCustomBorderColorIndexCreateInfoEXT::index](#) **must** have been registered before this command was recorded, and still be registered during the sampling operation, with an identically defined color

- VUID-vkCmdDrawIndirectByteCountEXT-protectedNoFault-11455

If [protectedNoFault](#) is not supported, a pipeline is bound to the pipeline bind point used by this command, or a shader is bound to a shader stage used by this command, and it was created with a [descriptor mapping](#) using [VK_DESCRIPTOR_MAPPING_SOURCE_PUSH_ADDRESS_EXT](#), [VK_DESCRIPTOR_MAPPING_SOURCE_SHADER_RECORD_ADDRESS_EXT](#), or [VK_DESCRIPTOR_MAPPING_SOURCE_INDIRECT_ADDRESS_EXT](#), the address that the resource is mapped to **must** have been queried from a buffer created without the [VK_BUFFER_CREATE_PROTECTED_BIT](#) create flag set

- VUID-vkCmdDrawIndirectByteCountEXT-protectedNoFault-11456

If [protectedNoFault](#) is not supported, a pipeline is bound to the pipeline bind point used by this command, or a shader is bound to a shader stage used by this command, and it was created with a [descriptor mapping](#) using [VK_DESCRIPTOR_MAPPING_SOURCE_HEAP_WITH_INDIRECT_INDEX_EXT](#) or [VK_DESCRIPTOR_MAPPING_SOURCE_HEAP_WITH_INDIRECT_INDEX_ARRAY_EXT](#), the address of the indirect memory **must** have been queried from a buffer created without the [VK_BUFFER_CREATE_PROTECTED_BIT](#) create flag set

- VUID-vkCmdDrawIndirectByteCountEXT-renderPass-02684

The current render pass **must** be [compatible](#) with the [renderPass](#) member of the [VkGraphicsPipelineCreateInfo](#) structure specified when creating the [VkPipeline](#) bound to [VK_PIPELINE_BIND_POINT_GRAPHICS](#)

- VUID-vkCmdDrawIndirectByteCountEXT-subpass-02685

The subpass index of the current render pass **must** be equal to the [subpass](#) member of the [VkGraphicsPipelineCreateInfo](#) structure specified when creating the [VkPipeline](#) bound to

VK_PIPELINE_BIND_POINT_GRAPHICS

- VUID-vkCmdDrawIndirectByteCountEXT-OpTypeImage-07468

If any shader executed by this pipeline accesses an `OpTypeImage` variable with a `Dim` operand of `SubpassData`, it **must** be decorated with an `InputAttachmentIndex` that corresponds to a valid input attachment in the current subpass

- VUID-vkCmdDrawIndirectByteCountEXT-None-07469

Input attachment views accessed in a subpass **must** be created with the same `VkFormat` as the corresponding subpass definition, and be created with a `VkImageView` that is compatible with the attachment referenced by the subpass' `pInputAttachments` [`InputAttachmentIndex`] in the bound `VkFramebuffer` as specified by [Fragment Input Attachment Compatibility](#)

- VUID-vkCmdDrawIndirectByteCountEXT-pDepthInputAttachmentIndex-09595

Input attachment views accessed in a dynamic render pass with a `InputAttachmentIndex` referenced by `VkRenderingInputAttachmentIndexInfo`, or no `InputAttachmentIndex` if `VkRenderingInputAttachmentIndexInfo::pDepthInputAttachmentIndex` or `VkRenderingInputAttachmentIndexInfo::pStencilInputAttachmentIndex` are `NULL`, **must** be created with a `VkImageView` that is compatible with the corresponding color, depth, or stencil attachment in `VkRenderingInfo`

- VUID-vkCmdDrawIndirectByteCountEXT-pDepthInputAttachmentIndex-09596

Input attachment views accessed in a dynamic render pass via a shader object **must** have an `InputAttachmentIndex` if both `VkRenderingInputAttachmentIndexInfo::pDepthInputAttachmentIndex` and `VkRenderingInputAttachmentIndexInfo::pStencilInputAttachmentIndex` are non-`NULL`

- VUID-vkCmdDrawIndirectByteCountEXT-InputAttachmentIndex-09597

If an input attachment view accessed in a dynamic render pass via a shader object has an `InputAttachmentIndex`, the `InputAttachmentIndex` **must** match an index in `VkRenderingInputAttachmentIndexInfo`

- VUID-vkCmdDrawIndirectByteCountEXT-None-06537

Memory backing image subresources used as attachments in the current render pass **must** not be written in any way other than as an attachment by this command

- VUID-vkCmdDrawIndirectByteCountEXT-None-10795

If a color attachment is written by any prior command in this subpass or by the load, store, or resolve operations for this subpass, and `feedback loop` is not enabled for `VK_IMAGE_ASPECT_COLOR_BIT` on that attachment, it **must** not be accessed in any way other than as an attachment by this command

- VUID-vkCmdDrawIndirectByteCountEXT-None-10796

If a depth attachment is written by any prior command in this subpass or by the load, store, or resolve operations for this subpass, and `feedback loop` is not enabled for `VK_IMAGE_ASPECT_DEPTH_BIT` on that attachment, it **must** not be accessed in any way other than as an attachment by this command

- VUID-vkCmdDrawIndirectByteCountEXT-None-10797

If a stencil attachment is written by any prior command in this subpass or by the load, store, or resolve operations for this subpass, and `feedback loop` is not enabled for `VK_IMAGE_ASPECT_STENCIL_BIT` on that attachment, it **must** not be accessed in any way

other than as an attachment by this command

- VUID-vkCmdDrawIndirectByteCountEXT-None-12338

If a color attachment is read in this command in any way other than as an attachment, or has been read by any prior command in this subpass as a non-attachment, and [feedback loop](#) is not enabled for [VK_IMAGE_ASPECT_COLOR_BIT](#) on that attachment, the color attachment **must** not be written to by this command

- VUID-vkCmdDrawIndirectByteCountEXT-None-12339

If a depth attachment is read in this command in any way other than as an attachment, or has been read by any prior command in this subpass as a non-attachment, and [feedback loop](#) is not enabled for [VK_IMAGE_ASPECT_DEPTH_BIT](#) on that attachment, the depth attachment **must** not be written to by this command

- VUID-vkCmdDrawIndirectByteCountEXT-None-12340

If a stencil attachment is read in this command in any way other than as an attachment, or has been read by any prior command in this subpass as a non-attachment, and [feedback loop](#) is not enabled for [VK_IMAGE_ASPECT_STENCIL_BIT](#) on that attachment, the stencil attachment **must** not be written to by this command

- VUID-vkCmdDrawIndirectByteCountEXT-None-09003

If an attachment is written by any prior command in this subpass or by the load, store, or resolve operations for this subpass, it **must** not be accessed in any way other than as an attachment, storage image, or sampled image by this command

- VUID-vkCmdDrawIndirectByteCountEXT-None-06886

If the current render pass instance uses a depth/stencil attachment with a read-only layout for the depth aspect, [depth writes](#) **must** be disabled

- VUID-vkCmdDrawIndirectByteCountEXT-None-06887

If the current render pass instance uses a depth/stencil attachment with a read-only layout for the stencil aspect, both front and back [writeMask](#) are not zero, and stencil test is enabled, [all stencil ops](#) **must** be [VK_STENCIL_OP_KEEP](#)

- VUID-vkCmdDrawIndirectByteCountEXT-None-07831

If the bound graphics pipeline state was created with the [VK_DYNAMIC_STATE_VIEWPORT](#) dynamic state enabled then [vkCmdSetViewport](#) **must** have been called and not subsequently [invalidated](#) in the current command buffer prior to this drawing command

- VUID-vkCmdDrawIndirectByteCountEXT-None-07832

If the bound graphics pipeline state was created with the [VK_DYNAMIC_STATE_SCISSOR](#) dynamic state enabled then [vkCmdSetScissor](#) **must** have been called and not subsequently [invalidated](#) in the current command buffer prior to this drawing command

- VUID-vkCmdDrawIndirectByteCountEXT-None-08617

If a shader object is bound to any graphics stage or a graphics pipeline is bound which was created with the [VK_DYNAMIC_STATE_LINE_WIDTH](#) dynamic state enabled, the [current value](#) of [rasterizerDiscardEnable](#) is [VK_FALSE](#), and the [effective rasterization input topology](#) is in line topology class, then [vkCmdSetLineWidth](#) **must** have been called and not subsequently [invalidated](#) in the current command buffer prior to this drawing command

- VUID-vkCmdDrawIndirectByteCountEXT-None-07834

If a shader object is bound to any graphics stage or a graphics pipeline is bound which was created with the `VK_DYNAMIC_STATE_DEPTH_BIAS` dynamic state enabled, the `current value` of `rasterizerDiscardEnable` is `VK_FALSE`, and the `current value` of `depthBiasEnable` is `VK_TRUE`, then `vkCmdSetDepthBias` or `vkCmdSetDepthBias2EXT` **must** have been called and not subsequently `invalidated` in the current command buffer prior to this drawing command

- VUID-vkCmdDrawIndirectByteCountEXT-None-07835

If a shader object is bound to the `VK_SHADER_STAGE_FRAGMENT_BIT` stage or a graphics pipeline is bound which was created with the `VK_DYNAMIC_STATE_BLEND_CONSTANTS` dynamic state enabled, the `current value` of `rasterizerDiscardEnable` is `VK_FALSE`, and an active color attachment `current value` of `blendEnable` is `VK_TRUE` with a blend equations where any `VkBlendFactor` member is `VK_BLEND_FACTOR_CONSTANT_COLOR`, `VK_BLEND_FACTOR_ONE_MINUS_CONSTANT_COLOR`, `VK_BLEND_FACTOR_CONSTANT_ALPHA`, or `VK_BLEND_FACTOR_ONE_MINUS_CONSTANT_ALPHA`, then `vkCmdSetBlendConstants` **must** have been called and not subsequently `invalidated` in the current command buffer prior to this drawing command

- VUID-vkCmdDrawIndirectByteCountEXT-None-07836

If a shader object is bound to any graphics stage or a graphics pipeline is bound which was created with the `VK_DYNAMIC_STATE_DEPTH_BOUNDS` dynamic state enabled, the `current value` of `rasterizerDiscardEnable` is `VK_FALSE`, and the `current value` of `depthBoundsTestEnable` is `VK_TRUE`, then `vkCmdSetDepthBounds` **must** have been called and not subsequently `invalidated` in the current command buffer prior to this drawing command

- VUID-vkCmdDrawIndirectByteCountEXT-None-07837

If a shader object is bound to any graphics stage or a graphics pipeline is bound which was created with the `VK_DYNAMIC_STATE_STENCIL_COMPARE_MASK` dynamic state enabled, the `current value` of `rasterizerDiscardEnable` is `VK_FALSE`, and the `current value` of `stencilTestEnable` is `VK_TRUE`, then `vkCmdSetStencilCompareMask` **must** have been called and not subsequently `invalidated` in the current command buffer prior to this drawing command

- VUID-vkCmdDrawIndirectByteCountEXT-None-07838

If a shader object is bound to any graphics stage or a graphics pipeline is bound which was created with the `VK_DYNAMIC_STATE_STENCIL_WRITE_MASK` dynamic state enabled, the `current value` of `rasterizerDiscardEnable` is `VK_FALSE`, and the `current value` of `stencilTestEnable` is `VK_TRUE`, then `vkCmdSetStencilWriteMask` **must** have been called and not subsequently `invalidated` in the current command buffer prior to this drawing command

- VUID-vkCmdDrawIndirectByteCountEXT-None-07839

If a shader object is bound to any graphics stage or a graphics pipeline is bound which was created with the `VK_DYNAMIC_STATE_STENCIL_REFERENCE` dynamic state enabled, the `current value` of `rasterizerDiscardEnable` is `VK_FALSE`, the `current value` of `stencilTestEnable` is `VK_TRUE`, then `vkCmdSetStencilReference` **must** have been called and not subsequently `invalidated` in the current command buffer prior to this drawing command

- VUID-vkCmdDrawIndirectByteCountEXT-maxMultiviewInstanceIndex-02688
If the draw is recorded in a render pass instance with multiview enabled, the maximum instance index **must** be less than or equal to `VkPhysicalDeviceMultiviewProperties::maxMultiviewInstanceIndex`
- VUID-vkCmdDrawIndirectByteCountEXT-sampleLocationsEnable-02689
If the bound graphics pipeline was created with `VkPipelineSampleLocationsStateCreateInfoEXT::sampleLocationsEnable` set to `VK_TRUE`, then the active depth attachment **must** have been created with the `VK_IMAGE_CREATE_SAMPLE_LOCATIONS_COMPATIBLE_DEPTH_BIT_EXT` bit set
- VUID-vkCmdDrawIndirectByteCountEXT-None-07634
If the `VK_EXT_sample_locations` extension is enabled, a shader object is bound to any graphics stage or a graphics pipeline is bound which was created with the `VK_DYNAMIC_STATE_SAMPLE_LOCATIONS_ENABLE_EXT` dynamic state enabled, and the current value of `rasterizerDiscardEnable` is `VK_FALSE`, then `vkCmdSetSampleLocationsEnableEXT` **must** have been called and not subsequently `invalidated` in the current command buffer prior to this drawing command
- VUID-vkCmdDrawIndirectByteCountEXT-None-06666
If the `VK_EXT_sample_locations` extension is enabled, a shader object is bound to any graphics stage or a graphics pipeline is bound which was created with the `VK_DYNAMIC_STATE_SAMPLE_LOCATIONS_EXT` dynamic state enabled, the current value of `rasterizerDiscardEnable` is `VK_FALSE`, and the current value of `sampleLocationsEnable` is `VK_TRUE`, then `vkCmdSetSampleLocationsEXT` **must** have been called and not subsequently `invalidated` in the current command buffer prior to this drawing command
- VUID-vkCmdDrawIndirectByteCountEXT-None-07840
If a shader object is bound to any graphics stage or a graphics pipeline is bound which was created with the `VK_DYNAMIC_STATE_CULL_MODE` dynamic state enabled, and the current value of `rasterizerDiscardEnable` is `VK_FALSE`, then `vkCmdSetCullMode` **must** have been called and not subsequently `invalidated` in the current command buffer prior to this drawing command
- VUID-vkCmdDrawIndirectByteCountEXT-None-07841
If a shader object is bound to any graphics stage or a graphics pipeline is bound which was created with the `VK_DYNAMIC_STATE_FRONT_FACE` dynamic state enabled, and the current value of `rasterizerDiscardEnable` is `VK_FALSE`, then `vkCmdSetFrontFace` **must** have been called and not subsequently `invalidated` in the current command buffer prior to this drawing command
- VUID-vkCmdDrawIndirectByteCountEXT-None-07843
If a shader object is bound to any graphics stage or a graphics pipeline is bound which was created with the `VK_DYNAMIC_STATE_DEPTH_TEST_ENABLE` dynamic state enabled, and the current value of `rasterizerDiscardEnable` is `VK_FALSE`, `vkCmdSetDepthTestEnable` **must** have been called and not subsequently `invalidated` in the current command buffer prior to this drawing command
- VUID-vkCmdDrawIndirectByteCountEXT-None-07844
If a shader object is bound to any graphics stage or a graphics pipeline is bound which was created with the `VK_DYNAMIC_STATE_DEPTH_WRITE_ENABLE` dynamic state enabled, and the current value of `rasterizerDiscardEnable` is `VK_FALSE`, and the current

value of `depthTestEnable` is `VK_TRUE`, then `vkCmdSetDepthWriteEnable` **must** have been called and not subsequently `invalidated` in the current command buffer prior to this drawing command

- VUID-vkCmdDrawIndirectByteCountEXT-None-07845

If a shader object is bound to any graphics stage or a graphics pipeline is bound which was created with the `VK_DYNAMIC_STATE_DEPTH_COMPARE_OP` dynamic state enabled, the current value of `rasterizerDiscardEnable` is `VK_FALSE`, and the current value of `depthTestEnable` is `VK_TRUE`, then `vkCmdSetDepthCompareOp` **must** have been called and not subsequently `invalidated` in the current command buffer prior to this drawing command

- VUID-vkCmdDrawIndirectByteCountEXT-None-07846

If the `depthBounds` feature is enabled, a shader object is bound to any graphics stage or a graphics pipeline is bound which was created with the `VK_DYNAMIC_STATE_DEPTH_BOUNDS_TEST_ENABLE` dynamic state enabled, and the current value of `rasterizerDiscardEnable` is `VK_FALSE`, then `vkCmdSetDepthBoundsTestEnable` **must** have been called and not subsequently `invalidated` in the current command buffer prior to this drawing command

- VUID-vkCmdDrawIndirectByteCountEXT-None-07847

If a shader object is bound to any graphics stage or a graphics pipeline is bound which was created with the `VK_DYNAMIC_STATE_STENCIL_TEST_ENABLE` dynamic state enabled, and the current value of `rasterizerDiscardEnable` is `VK_FALSE`, then `vkCmdSetStencilTestEnable` **must** have been called and not subsequently `invalidated` in the current command buffer prior to this drawing command

- VUID-vkCmdDrawIndirectByteCountEXT-None-07848

If a shader object is bound to any graphics stage or a graphics pipeline is bound which was created with the `VK_DYNAMIC_STATE_STENCIL_OP` dynamic state enabled, the current value of `rasterizerDiscardEnable` is `VK_FALSE`, the current value of `stencilTestEnable` is `VK_TRUE`, then `vkCmdSetStencilOp` **must** have been called and not subsequently `invalidated` in the current command buffer prior to this drawing command

- VUID-vkCmdDrawIndirectByteCountEXT-viewportCount-03417

If a shader object is bound to any graphics stage or a graphics pipeline is bound which was created with the `VK_DYNAMIC_STATE_VIEWPORT_WITH_COUNT` dynamic state enabled, and the state is not inherited, then `vkCmdSetViewportWithCount` **must** have been called and not subsequently `invalidated` in the current command buffer prior to this drawing command

- VUID-vkCmdDrawIndirectByteCountEXT-scissorCount-03418

If a shader object is bound to any graphics stage or a graphics pipeline is bound which was created with the `VK_DYNAMIC_STATE_SCISSOR_WITH_COUNT` dynamic state enabled, and the state is not inherited, then `vkCmdSetScissorWithCount` **must** have been called and not subsequently `invalidated` in the current command buffer prior to this drawing

- VUID-vkCmdDrawIndirectByteCountEXT-viewportCount-03419

If a shader object is bound to any graphics stage or a graphics pipeline is bound which was created with both the `VK_DYNAMIC_STATE_SCISSOR_WITH_COUNT` and `VK_DYNAMIC_STATE_VIEWPORT_WITH_COUNT` dynamic states enabled, and the state is

not inherited, then the `viewportCount` parameter of `vkCmdSetViewportWithCount` **must** match the `scissorCount` parameter of `vkCmdSetScissorWithCount`

- VUID-vkCmdDrawIndirectByteCountEXT-viewportCount-04137

If the bound graphics pipeline state was created with the `VK_DYNAMIC_STATE_VIEWPORT_WITH_COUNT` dynamic state enabled, but not the `VK_DYNAMIC_STATE_VIEWPORT_W_SCALING_NV` dynamic state enabled, then the bound graphics pipeline **must** have been created with `VkPipelineViewportWScalingStateCreateInfoNV::viewportCount` greater or equal to the `viewportCount` parameter in the last call to `vkCmdSetViewportWithCount`

- VUID-vkCmdDrawIndirectByteCountEXT-viewportCount-04138

If the `VK_NV_clip_space_w_scaling` extension is enabled, and a shader object is bound to any graphics stage or a graphics pipeline is bound which was created with the `VK_DYNAMIC_STATE_VIEWPORT_WITH_COUNT` and `VK_DYNAMIC_STATE_VIEWPORT_W_SCALING_NV` dynamic state enabled, the **current value** of `viewportWScalingEnable` is `VK_TRUE`, then `vkCmdSetViewportWScalingNV` **must** have been called and not subsequently **invalidated** in the current command buffer prior to this drawing command

- VUID-vkCmdDrawIndirectByteCountEXT-None-08636

If the `VK_NV_clip_space_w_scaling` extension is enabled, and a shader object is bound to any graphics stage or a graphics pipeline is bound which was created with the `VK_DYNAMIC_STATE_VIEWPORT_WITH_COUNT` and `VK_DYNAMIC_STATE_VIEWPORT_W_SCALING_NV` dynamic state enabled, the **current value** of `viewportWScalingEnable` is `VK_TRUE`, then the `viewportCount` parameter in the last call to `vkCmdSetViewportWScalingNV` **must** be greater than or equal to the `viewportCount` parameter in the last call to `vkCmdSetViewportWithCount`

- VUID-vkCmdDrawIndirectByteCountEXT-viewportCount-04139

If the bound graphics pipeline state was created with the `VK_DYNAMIC_STATE_VIEWPORT_WITH_COUNT` dynamic state enabled, but not the `VK_DYNAMIC_STATE_VIEWPORT_SHADING_RATE_PALETTE_NV` dynamic state enabled, then the bound graphics pipeline **must** have been created with `VkPipelineViewportShadingRateImageStateCreateInfoNV::viewportCount` greater or equal to the `viewportCount` parameter in the last call to `vkCmdSetViewportWithCount`

- VUID-vkCmdDrawIndirectByteCountEXT-shadingRateImage-09233

If the `shadingRateImage` feature is enabled, and a shader object is bound to any graphics stage or a graphics pipeline is bound which was created with the `VK_DYNAMIC_STATE_VIEWPORT_COARSE_SAMPLE_ORDER_NV` and the **current value** of `rasterizerDiscardEnable` is `VK_FALSE`, then `vkCmdSetCoarseSampleOrderNV` **must** have been called and not subsequently **invalidated** in the current command buffer prior to this drawing command

- VUID-vkCmdDrawIndirectByteCountEXT-shadingRateImage-09234

If the `shadingRateImage` feature is enabled, and a shader object is bound to any graphics stage or a graphics pipeline is bound which was created with the `VK_DYNAMIC_STATE_VIEWPORT_WITH_COUNT` and `VK_DYNAMIC_STATE_VIEWPORT_SHADING_RATE_PALETTE_NV` dynamic state enabled, the **current value** of `rasterizerDiscardEnable` is `VK_FALSE`, and the **current value** of

`shadingRateImageEnable` is `VK_TRUE`, then `vkCmdSetViewportShadingRatePaletteNV` **must** have been called and not subsequently `invalidated` in the current command buffer prior to this drawing command

- VUID-vkCmdDrawIndirectByteCountEXT-None-08637

If the `shadingRateImage` feature is enabled, and a shader object is bound to any graphics stage or a graphics pipeline is bound which was created with the `VK_DYNAMIC_STATE_VIEWPORT_WITH_COUNT` and `VK_DYNAMIC_STATE_VIEWPORT_SHADING_RATE_PALETTE_NV` dynamic state enabled, the `current value` of `rasterizerDiscardEnable` is `VK_FALSE`, and the `current value` of `shadingRateImageEnable` is `VK_TRUE`, then the `viewportCount` parameter in the last call to `vkCmdSetViewportShadingRatePaletteNV` **must** be greater than or equal to the `viewportCount` parameter in the last call to `vkCmdSetViewportWithCount`

- VUID-vkCmdDrawIndirectByteCountEXT-VkPipelineVieportCreateInfo-04141

If the bound graphics pipeline state was created with the `VK_DYNAMIC_STATE_VIEWPORT_WITH_COUNT` dynamic state enabled and a `VkPipelineViewportSwizzleStateCreateInfoNV` structure chained from `VkPipelineViewportStateCreateInfo`, then the bound graphics pipeline **must** have been created with `VkPipelineViewportSwizzleStateCreateInfoNV::viewportCount` greater or equal to the `viewportCount` parameter in the last call to `vkCmdSetViewportWithCount`

- VUID-vkCmdDrawIndirectByteCountEXT-VkPipelineVieportCreateInfo-04142

If the bound graphics pipeline state was created with the `VK_DYNAMIC_STATE_VIEWPORT_WITH_COUNT` dynamic state enabled and a `VkPipelineViewportExclusiveScissorStateCreateInfoNV` structure chained from `VkPipelineViewportStateCreateInfo`, then the bound graphics pipeline **must** have been created with `VkPipelineViewportExclusiveScissorStateCreateInfoNV::exclusiveScissorCount` greater or equal to the `viewportCount` parameter in the last call to `vkCmdSetViewportWithCount`

- VUID-vkCmdDrawIndirectByteCountEXT-None-07878

If the `exclusiveScissor` feature is enabled, and a shader object is bound to any graphics stage or a graphics pipeline is bound which was created with the `VK_DYNAMIC_STATE_EXCLUSIVE_SCISSOR_ENABLE_NV` dynamic state enabled, then `vkCmdSetExclusiveScissorEnableNV` **must** have been called and not subsequently `invalidated` in the current command buffer prior to this drawing command

- VUID-vkCmdDrawIndirectByteCountEXT-None-07879

If the `exclusiveScissor` feature is enabled, a shader object is bound to any graphics stage or a graphics pipeline is bound which was created with the `VK_DYNAMIC_STATE_EXCLUSIVE_SCISSOR_NV` dynamic state enabled, and the most recent call to `vkCmdSetExclusiveScissorEnableNV` in the current command buffer set any element of `pExclusiveScissorEnables` to `VK_TRUE`, then `vkCmdSetExclusiveScissorNV` **must** have been called and not subsequently `invalidated` in the current command buffer prior to this drawing command

- VUID-vkCmdDrawIndirectByteCountEXT-None-04876

If a shader object is bound to any graphics stage or a graphics pipeline is bound which was created with the `VK_DYNAMIC_STATE_RASTERIZER_DISCARD_ENABLE` dynamic state enabled, then `vkCmdSetRasterizerDiscardEnable` **must** have been called and not

subsequently **invalidated** in the current command buffer prior to this drawing command

- VUID-vkCmdDrawIndirectByteCountEXT-None-04877

If a shader object is bound to any graphics stage or a graphics pipeline is bound which was created with the **VK_DYNAMIC_STATE_DEPTH_BIAS_ENABLE** dynamic state enabled, and the **current value** of **rasterizerDiscardEnable** is **VK_FALSE**, then **vkCmdSetDepthBiasEnable** **must** have been called and not subsequently **invalidated** in the current command buffer prior to this drawing command

- VUID-vkCmdDrawIndirectByteCountEXT-logicOp-04878

If a shader object is bound to the **VK_SHADER_STAGE_FRAGMENT_BIT** or a graphics pipeline is bound which was created with the **VK_DYNAMIC_STATE_LOGIC_OP_EXT** dynamic state enabled, the **current value** of **rasterizerDiscardEnable** is **VK_FALSE**, and the **current value** of **logicOpEnable** is **VK_TRUE**, then **vkCmdSetLogicOpEXT** **must** have been called and not subsequently **invalidated** in the current command buffer prior to this drawing command

- VUID-vkCmdDrawIndirectByteCountEXT-primitiveFragmentShadingRateWithMultipleViewports-04552

If the **primitiveFragmentShadingRateWithMultipleViewports** limit is not supported, the bound graphics pipeline was created with the **VK_DYNAMIC_STATE_VIEWPORT_WITH_COUNT** dynamic state enabled, and any of the shader stages of the bound graphics pipeline write to the **PrimitiveShadingRateKHR** built-in, then **vkCmdSetViewportWithCount** **must** have been called in the current command buffer prior to this drawing command, and the **viewportCount** parameter of **vkCmdSetViewportWithCount** **must** be 1

- VUID-vkCmdDrawIndirectByteCountEXT-primitiveFragmentShadingRateWithMultipleViewports-08642

If the **primitiveFragmentShadingRateWithMultipleViewports** limit is not supported, and any shader object bound to a graphics stage writes to the **PrimitiveShadingRateKHR** built-in, then **vkCmdSetViewportWithCount** **must** have been called in the current command buffer prior to this drawing command, and the **viewportCount** parameter of **vkCmdSetViewportWithCount** **must** be 1

- VUID-vkCmdDrawIndirectByteCountEXT-blendEnable-04727

If a shader object is bound to the **VK_SHADER_STAGE_FRAGMENT_BIT** stage or a graphics pipeline is bound which was created with **VK_DYNAMIC_STATE_COLOR_BLEND_ENABLE_EXT** dynamic state enabled, the **current value** of **rasterizerDiscardEnable** is **VK_FALSE**, then for each color attachment, if the corresponding image view's **format features** do not contain **VK_FORMAT_FEATURE_COLOR_ATTACHMENT_BLEND_BIT**, then the corresponding **current value** of **blendEnable** **must** be **VK_FALSE**

- VUID-vkCmdDrawIndirectByteCountEXT-None-08644

If a shader object is bound to any graphics stage or a graphics pipeline is bound, the **current value** of **rasterizerDiscardEnable** is **VK_FALSE**, and none of the following is enabled:

- the **VK_AMD_mixed_attachment_samples** extension
- the **VK_NV_framebuffer_mixed_samples** extension

- the `multisampledRenderToSingleSampled` feature

then the `current value` of `rasterizationSamples` **must** be the same as the current color and/or depth/stencil attachments

- VUID-vkCmdDrawIndirectByteCountEXT-None-08876
If a shader object is bound to any graphics stage, the current render pass instance **must** have been begun with `vkCmdBeginRendering`
- VUID-vkCmdDrawIndirectByteCountEXT-imageView-06172
If the current render pass instance was begun with `vkCmdBeginRendering`, the `imageView` member of `pDepthAttachment` is not `VK_NULL_HANDLE`, and the `layout` member of `pDepthAttachment` is `VK_IMAGE_LAYOUT_DEPTH_STENCIL_READ_ONLY_OPTIMAL`, this command **must** not write any values to the depth attachment
- VUID-vkCmdDrawIndirectByteCountEXT-imageView-06173
If the current render pass instance was begun with `vkCmdBeginRendering`, the `imageView` member of `pStencilAttachment` is not `VK_NULL_HANDLE`, and the `layout` member of `pStencilAttachment` is `VK_IMAGE_LAYOUT_DEPTH_STENCIL_READ_ONLY_OPTIMAL`, this command **must** not write any values to the stencil attachment
- VUID-vkCmdDrawIndirectByteCountEXT-imageView-06174
If the current render pass instance was begun with `vkCmdBeginRendering`, the `imageView` member of `pDepthAttachment` is not `VK_NULL_HANDLE`, and the `layout` member of `pDepthAttachment` is `VK_IMAGE_LAYOUT_DEPTH_READ_ONLY_STENCIL_ATTACHMENT_OPTIMAL`, this command **must** not write any values to the depth attachment
- VUID-vkCmdDrawIndirectByteCountEXT-imageView-06175
If the current render pass instance was begun with `vkCmdBeginRendering`, the `imageView` member of `pStencilAttachment` is not `VK_NULL_HANDLE`, and the `layout` member of `pStencilAttachment` is `VK_IMAGE_LAYOUT_DEPTH_ATTACHMENT_STENCIL_READ_ONLY_OPTIMAL`, this command **must** not write any values to the stencil attachment
- VUID-vkCmdDrawIndirectByteCountEXT-imageView-06176
If the current render pass instance was begun with `vkCmdBeginRendering`, the `imageView` member of `pDepthAttachment` is not `VK_NULL_HANDLE`, and the `layout` member of `pDepthAttachment` is `VK_IMAGE_LAYOUT_DEPTH_READ_ONLY_OPTIMAL`, this command **must** not write any values to the depth attachment
- VUID-vkCmdDrawIndirectByteCountEXT-imageView-06177
If the current render pass instance was begun with `vkCmdBeginRendering`, the `imageView` member of `pStencilAttachment` is not `VK_NULL_HANDLE`, and the `layout` member of `pStencilAttachment` is `VK_IMAGE_LAYOUT_STENCIL_READ_ONLY_OPTIMAL`, this command **must** not write any values to the stencil attachment
- VUID-vkCmdDrawIndirectByteCountEXT-viewMask-06178
If the current render pass instance was begun with `vkCmdBeginRendering`, the bound graphics pipeline **must** have been created with a `VkPipelineRenderingCreateInfo::viewMask` equal to `VkRenderingInfo::viewMask`
- VUID-vkCmdDrawIndirectByteCountEXT-colorAttachmentCount-06179

If the `dynamicRenderingUnusedAttachments` feature is not enabled and the current render pass instance was begun with `vkCmdBeginRendering`, the bound graphics pipeline **must** have been created with a `VkPipelineRenderingCreateInfo::colorAttachmentCount` equal to `VkRenderingInfo::colorAttachmentCount`

- VUID-vkCmdDrawIndirectByteCountEXT-dynamicRenderingUnusedAttachments-08910

If the `dynamicRenderingUnusedAttachments` feature is not enabled, and the current render pass instance was begun with `vkCmdBeginRendering` and `VkRenderingInfo::colorAttachmentCount` greater than 0, then each element of the `VkRenderingInfo::pColorAttachments` array with an `imageView` not equal to `VK_NULL_HANDLE` **must** have been created with a `VkFormat` equal to the corresponding element of `VkPipelineRenderingCreateInfo::pColorAttachmentFormats` used to create the bound graphics pipeline

- VUID-vkCmdDrawIndirectByteCountEXT-dynamicRenderingUnusedAttachments-08912

If the `dynamicRenderingUnusedAttachments` feature is not enabled, and the current render pass instance was begun with `vkCmdBeginRendering` and `VkRenderingInfo::colorAttachmentCount` greater than 0, then each element of the `VkRenderingInfo::pColorAttachments` array with an `imageView` equal to `VK_NULL_HANDLE` **must** have the corresponding element of `VkPipelineRenderingCreateInfo::pColorAttachmentFormats` used to create the bound pipeline equal to `VK_FORMAT_UNDEFINED`

- VUID-vkCmdDrawIndirectByteCountEXT-dynamicRenderingUnusedAttachments-08911

If the `dynamicRenderingUnusedAttachments` feature is enabled, and the current render pass instance was begun with `vkCmdBeginRendering` and `VkRenderingInfo::colorAttachmentCount` greater than 0, then each element of the `VkRenderingInfo::pColorAttachments` array with an `imageView` not equal to `VK_NULL_HANDLE` **must** have been created with a `VkFormat` equal to the corresponding element of `VkPipelineRenderingCreateInfo::pColorAttachmentFormats` used to create the bound graphics pipeline, or the corresponding element of `VkPipelineRenderingCreateInfo::pColorAttachmentFormats`, if it exists, **must** be `VK_FORMAT_UNDEFINED`

- VUID-vkCmdDrawIndirectByteCountEXT-colorAttachmentCount-09362

If the current render pass instance was begun with `vkCmdBeginRendering`, with a `VkRenderingInfo::colorAttachmentCount` equal to 1, there is no shader object bound to any graphics stage, and a color attachment with a resolve mode of `VK_RESOLVE_MODE_EXTERNAL_FORMAT_DOWNSAMPLE_BIT_ANDROID`, each element of the `VkRenderingInfo::pColorAttachments` array with a `resolveImageView` not equal to `VK_NULL_HANDLE` **must** have been created with an image created with a `VkExternalFormatANDROID::externalFormat` value equal to the `VkExternalFormatANDROID::externalFormat` value used to create the bound graphics pipeline

- VUID-vkCmdDrawIndirectByteCountEXT-None-09363

If there is no shader object bound to any graphics stage, the current render pass instance was begun with `vkCmdBeginRendering` and a `VkRenderingInfo::colorAttachmentCount` equal to 1, and a color attachment with a resolve mode of `VK_RESOLVE_MODE_EXTERNAL_FORMAT_DOWNSAMPLE_BIT_ANDROID`, each element of the `VkRenderingInfo::pColorAttachments` array with a `imageView` not equal to `VK_NULL_HANDLE` **must** have been created with an image created with a `VkExternalFormatANDROID::externalFormat` value equal to the

`VkExternalFormatANDROID::externalFormat` value used to create the bound graphics pipeline

- VUID-vkCmdDrawIndirectByteCountEXT-None-09364

If the current render pass instance was begun with `vkCmdBeginRendering`, there is no shader object bound to any graphics stage, and the bound graphics pipeline was created with a non-zero `VkExternalFormatANDROID::externalFormat` value and with the `VK_DYNAMIC_STATE_COLOR_BLEND_ENABLE_EXT` dynamic state enabled, then `vkCmdSetColorBlendEnableEXT` **must** have set the blend enable to `VK_FALSE` prior to this drawing command

- VUID-vkCmdDrawIndirectByteCountEXT-None-09365

If the current render pass instance was begun with `vkCmdBeginRendering`, there is no shader object bound to any graphics stage, and the bound graphics pipeline was created with a non-zero `VkExternalFormatANDROID::externalFormat` value and with the `VK_DYNAMIC_STATE_RASTERIZATION_SAMPLES_EXT` dynamic state enabled, then `vkCmdSetRasterizationSamplesEXT` **must** have set `rasterizationSamples` to `VK_SAMPLE_COUNT_1_BIT` prior to this drawing command

- VUID-vkCmdDrawIndirectByteCountEXT-None-09366

If there is a shader object bound to any graphics stage, and the current render pass includes a color attachment that uses the `VK_RESOLVE_MODE_EXTERNAL_FORMAT_DOWNSAMPLE_BIT_ANDROID` resolve mode, then `vkCmdSetColorBlendEnableEXT` **must** have set blend enable to `VK_FALSE` prior to this drawing command

- VUID-vkCmdDrawIndirectByteCountEXT-rasterizationSamples-09367

If there is a shader object bound to any graphics stage, and the current render pass includes a color attachment that uses the `VK_RESOLVE_MODE_EXTERNAL_FORMAT_DOWNSAMPLE_BIT_ANDROID` resolve mode, then `vkCmdSetRasterizationSamplesEXT` **must** have set `rasterizationSamples` to `VK_SAMPLE_COUNT_1_BIT` prior to this drawing command

- VUID-vkCmdDrawIndirectByteCountEXT-None-09368

If the current render pass instance was begun with `vkCmdBeginRendering`, there is no shader object bound to any graphics stage, and the bound graphics pipeline was created with a non-zero `VkExternalFormatANDROID::externalFormat` value and with the `VK_DYNAMIC_STATE_FRAGMENT_SHADING_RATE_KHR` dynamic state enabled, then `vkCmdSetFragmentShadingRateKHR` **must** have set `pFragmentSize->width` to 1 prior to this drawing command

- VUID-vkCmdDrawIndirectByteCountEXT-None-09369

If the current render pass instance was begun with `vkCmdBeginRendering`, there is no shader object bound to any graphics stage, and the bound graphics pipeline was created with a non-zero `VkExternalFormatANDROID::externalFormat` value and with the `VK_DYNAMIC_STATE_FRAGMENT_SHADING_RATE_KHR` dynamic state enabled, then `vkCmdSetFragmentShadingRateKHR` **must** have set `pFragmentSize->height` to 1 prior to this drawing command

- VUID-vkCmdDrawIndirectByteCountEXT-pFragmentSize-09370

If there is a shader object bound to any graphics stage, and the current render pass includes a color attachment that uses the

VK_RESOLVE_MODE_EXTERNAL_FORMAT_DOWNSAMPLE_BIT_ANDROID resolve mode, then vkCmdSetFragmentShadingRateKHR **must** have set pFragmentSize->width to 1 prior to this drawing command

- VUID-vkCmdDrawIndirectByteCountEXT-pFragmentSize-09371

If there is a shader object bound to any graphics stage, and the current render pass includes a color attachment that uses the VK_RESOLVE_MODE_EXTERNAL_FORMAT_DOWNSAMPLE_BIT_ANDROID resolve mode, then vkCmdSetFragmentShadingRateKHR **must** have set pFragmentSize->height to 1 prior to this drawing command

- VUID-vkCmdDrawIndirectByteCountEXT-None-07749

If the colorWriteEnable feature is enabled, a shader object is bound to the VK_SHADER_STAGE_FRAGMENT_BIT stage or a graphics pipeline is bound which was created with the VK_DYNAMIC_STATE_COLOR_WRITE_ENABLE_EXT dynamic state enabled, and the current value of rasterizerDiscardEnable is VK_FALSE, then vkCmdSetColorWriteEnableEXT **must** have been called and not subsequently invalidated in the current command buffer prior to this drawing command

- VUID-vkCmdDrawIndirectByteCountEXT-attachmentCount-07750

If the colorWriteEnable feature is enabled, a shader object is bound to the VK_SHADER_STAGE_FRAGMENT_BIT stage or a graphics pipeline is bound which was created with the VK_DYNAMIC_STATE_COLOR_WRITE_ENABLE_EXT dynamic state enabled, and the current value of rasterizerDiscardEnable is VK_FALSE, then the attachmentCount parameter of most recent call to vkCmdSetColorWriteEnableEXT in the current command buffer **must** be greater than or equal to the number of active color attachments

- VUID-vkCmdDrawIndirectByteCountEXT-None-07751

If the VK_EXT_discard_rectangles extension is enabled, a graphics pipeline is bound which was created with the VK_DYNAMIC_STATE_DISCARD_RECTANGLE_EXT dynamic state enabled and the pNext chain of VkGraphicsPipelineCreateInfo included a VkPipelineDiscardRectangleStateCreateInfoEXT structure, the current value of rasterizerDiscardEnable is VK_FALSE, and the current value of discardRectangleEnable is VK_TRUE, then vkCmdSetDiscardRectangleEXT **must** have been called and not subsequently invalidated in the current command buffer prior to this drawing command for each discard rectangle in VkPipelineDiscardRectangleStateCreateInfoEXT::discardRectangleCount

- VUID-vkCmdDrawIndirectByteCountEXT-rasterizerDiscardEnable-09236

If the VK_EXT_discard_rectangles extension is enabled, a shader object is bound to any graphics stage or a graphics pipeline is bound which was created with VK_DYNAMIC_STATE_DISCARD_RECTANGLE_EXT dynamic state enabled and the pNext chain of VkGraphicsPipelineCreateInfo did not include a VkPipelineDiscardRectangleStateCreateInfoEXT structure, the current value of rasterizerDiscardEnable is VK_FALSE, and the current value of discardRectangleEnable is VK_TRUE, then vkCmdSetDiscardRectangleEXT **must** have been called and not subsequently invalidated in the current command buffer prior to this drawing command for each discard rectangle in VkPhysicalDeviceDiscardRectanglePropertiesEXT::maxDiscardRectangles

- VUID-vkCmdDrawIndirectByteCountEXT-None-07880

If the `VK_EXT_discard_rectangles` extension is enabled, a shader object is bound to any graphics stage or a graphics pipeline is bound which was created with the `VK_DYNAMIC_STATE_DISCARD_RECTANGLE_ENABLE_EXT` dynamic state enabled, the current value of `rasterizerDiscardEnable` is `VK_FALSE`, then `vkCmdSetDiscardRectangleEnableEXT` **must** have been called and not subsequently `invalidated` in the current command buffer prior to this drawing command

- VUID-vkCmdDrawIndirectByteCountEXT-None-07881

If the `VK_EXT_discard_rectangles` extension is enabled, a shader object is bound to any graphics stage or a graphics pipeline is bound which was created with the `VK_DYNAMIC_STATE_DISCARD_RECTANGLE_MODE_EXT` dynamic state enabled, the current value of `rasterizerDiscardEnable` is `VK_FALSE`, and the current value of `discardRectangleEnable` is `VK_TRUE`, then `vkCmdSetDiscardRectangleModeEXT` **must** have been called and not subsequently `invalidated` in the current command buffer prior to this drawing command

- VUID-vkCmdDrawIndirectByteCountEXT-dynamicRenderingUnusedAttachments-08913

If the current render pass instance was begun with `vkCmdBeginRendering`, the `dynamicRenderingUnusedAttachments` feature is not enabled, and `VkRenderingInfo::pDepthAttachment->imageView` was `VK_NULL_HANDLE`, the value of `VkPipelineRenderingCreateInfo::depthAttachmentFormat` used to create the bound graphics pipeline **must** be equal to `VK_FORMAT_UNDEFINED`

- VUID-vkCmdDrawIndirectByteCountEXT-dynamicRenderingUnusedAttachments-08914

If current render pass instance was begun with `vkCmdBeginRendering`, the `dynamicRenderingUnusedAttachments` feature is not enabled, and `VkRenderingInfo::pDepthAttachment->imageView` was not `VK_NULL_HANDLE`, the value of `VkPipelineRenderingCreateInfo::depthAttachmentFormat` used to create the bound graphics pipeline **must** be equal to the `VkFormat` used to create `VkRenderingInfo::pDepthAttachment->imageView`

- VUID-vkCmdDrawIndirectByteCountEXT-dynamicRenderingUnusedAttachments-08915

If the current render pass instance was begun with `vkCmdBeginRendering`, the `dynamicRenderingUnusedAttachments` feature is enabled, `VkRenderingInfo::pDepthAttachment->imageView` was not `VK_NULL_HANDLE`, and the value of `VkPipelineRenderingCreateInfo::depthAttachmentFormat` used to create the bound graphics pipeline was not equal to the `VkFormat` used to create `VkRenderingInfo::pDepthAttachment->imageView`, the value of the format **must** be `VK_FORMAT_UNDEFINED`

- VUID-vkCmdDrawIndirectByteCountEXT-dynamicRenderingUnusedAttachments-08916

If the current render pass instance was begun with `vkCmdBeginRendering`, the `dynamicRenderingUnusedAttachments` feature is not enabled, and `VkRenderingInfo::pStencilAttachment->imageView` was `VK_NULL_HANDLE`, the value of `VkPipelineRenderingCreateInfo::stencilAttachmentFormat` used to create the bound graphics pipeline **must** be equal to `VK_FORMAT_UNDEFINED`

- VUID-vkCmdDrawIndirectByteCountEXT-dynamicRenderingUnusedAttachments-08917

If current render pass instance was begun with `vkCmdBeginRendering`, the `dynamicRenderingUnusedAttachments` feature is not enabled, and `VkRenderingInfo::pStencilAttachment->imageView` was not `VK_NULL_HANDLE`, the value of

`VkPipelineRenderingCreateInfo::stencilAttachmentFormat` used to create the bound graphics pipeline **must** be equal to the `VkFormat` used to create `VkRenderingInfo::pStencilAttachment->imageView`

- VUID-vkCmdDrawIndirectByteCountEXT-dynamicRenderingUnusedAttachments-08918
If the current render pass instance was begun with `vkCmdBeginRendering`, the `dynamicRenderingUnusedAttachments` feature is enabled, `VkRenderingInfo::pStencilAttachment->imageView` was not `VK_NULL_HANDLE`, and the value of `VkPipelineRenderingCreateInfo::stencilAttachmentFormat` used to create the bound graphics pipeline was not equal to the `VkFormat` used to create `VkRenderingInfo::pStencilAttachment->imageView`, the value of the format **must** be `VK_FORMAT_UNDEFINED`
- VUID-vkCmdDrawIndirectByteCountEXT-imageView-06183
If the current render pass instance was begun with `vkCmdBeginRendering` and `VkRenderingFragmentShadingRateAttachmentInfoKHR::imageView` was not `VK_NULL_HANDLE`, the bound graphics pipeline **must** have been created with `VK_PIPELINE_CREATE_RENDERING_FRAGMENT_SHADING_RATE_ATTACHMENT_BIT_KHR`
- VUID-vkCmdDrawIndirectByteCountEXT-dynamicRenderingLocalRead-11797
If the current render pass instance was begun with `vkCmdBeginRendering`, the `dynamicRenderingLocalRead` feature is enabled, the `VK_RENDERING_LOCAL_READ_CONCURRENT_ACCESS_CONTROL_BIT_KHR` flag is specified, and an attachment is being used as a feedback loop as specified by `VK_RENDERING_ATTACHMENT_INPUT_ATTACHMENT_FEEDBACK_BIT_KHR`, `VkRenderingAttachmentFlagsInfoKHR::flags` for that attachment **must** include `VK_RENDERING_ATTACHMENT_INPUT_ATTACHMENT_FEEDBACK_BIT_KHR`
- VUID-vkCmdDrawIndirectByteCountEXT-imageView-06184
If the current render pass instance was begun with `vkCmdBeginRendering` and `VkRenderingFragmentDensityMapAttachmentInfoEXT::imageView` was not `VK_NULL_HANDLE`, the bound graphics pipeline **must** have been created with `VK_PIPELINE_CREATE_RENDERING_FRAGMENT_DENSITY_MAP_ATTACHMENT_BIT_EXT`
- VUID-vkCmdDrawIndirectByteCountEXT-layers-10831
If the current render pass instance was created with `VK_RENDERING_PER_LAYER_FRAGMENT_DENSITY_BIT_VALVE` or `VK_RENDER_PASS_CREATE_PER_LAYER_FRAGMENT_DENSITY_BIT_VALVE`, and the bound graphics pipeline was created with `VK_PIPELINE_CREATE_2_PER_LAYER_FRAGMENT_DENSITY_BIT_VALVE`, then the current render pass instance **must** have a `layers` value less than or equal to `VkPipelineFragmentDensityMapLayeredCreateInfoVALVE::maxFragmentDensityMapLayers`
- VUID-vkCmdDrawIndirectByteCountEXT-colorAttachmentCount-06185
If the bound pipeline was created with a `VkAttachmentSampleCountInfoAMD` or `VkAttachmentSampleCountInfoNV` structure, and the current render pass instance was begun with `vkCmdBeginRendering` with a `VkRenderingInfo::colorAttachmentCount` parameter greater than 0, then each element of the `VkRenderingInfo::pColorAttachments` array with a `imageView` not equal to `VK_NULL_HANDLE` **must** have been created with a sample count equal to the corresponding element of the `pColorAttachmentSamples` member

of `VkAttachmentSampleCountInfoAMD` or `VkAttachmentSampleCountInfoNV` used to create the bound graphics pipeline

- VUID-vkCmdDrawIndirectByteCountEXT-pDepthAttachment-06186

If the current render pass instance was begun with `vkCmdBeginRendering`, the bound pipeline was created with a `VkAttachmentSampleCountInfoAMD` or `VkAttachmentSampleCountInfoNV` structure, and `VkRenderingInfo::pDepthAttachment->imageView` was not `VK_NULL_HANDLE`, the value of the `depthStencilAttachmentSamples` member of `VkAttachmentSampleCountInfoAMD` or `VkAttachmentSampleCountInfoNV` used to create the bound graphics pipeline **must** be equal to the sample count used to create `VkRenderingInfo::pDepthAttachment->imageView`

- VUID-vkCmdDrawIndirectByteCountEXT-pStencilAttachment-06187

If the current render pass instance was begun with `vkCmdBeginRendering`, the bound pipeline was created with a `VkAttachmentSampleCountInfoAMD` or `VkAttachmentSampleCountInfoNV` structure, and `VkRenderingInfo::pStencilAttachment->imageView` was not `VK_NULL_HANDLE`, the value of the `depthStencilAttachmentSamples` member of `VkAttachmentSampleCountInfoAMD` or `VkAttachmentSampleCountInfoNV` used to create the bound graphics pipeline **must** be equal to the sample count used to create `VkRenderingInfo::pStencilAttachment->imageView`

- VUID-vkCmdDrawIndirectByteCountEXT-multisampledRenderToSingleSampled-07285

If the bound pipeline was created without a `VkAttachmentSampleCountInfoAMD` or `VkAttachmentSampleCountInfoNV` structure, and the `multisampledRenderToSingleSampled` feature is not enabled, and `vkCmdBeginCustomResolveEXT` has not yet been recorded in the render pass instance, and the current render pass instance was begun with `vkCmdBeginRendering` with a `VkRenderingInfo::colorAttachmentCount` parameter greater than 0, then each element of the `VkRenderingInfo::pColorAttachments` array with a `imageView` not equal to `VK_NULL_HANDLE` **must** have been created with a sample count equal to the value of `rasterizationSamples` for the bound graphics pipeline

- VUID-vkCmdDrawIndirectByteCountEXT-multisampledRenderToSingleSampled-07286

If the bound pipeline was created without a `VkAttachmentSampleCountInfoAMD` or `VkAttachmentSampleCountInfoNV` structure, and the `multisampledRenderToSingleSampled` feature is not enabled, and `vkCmdBeginCustomResolveEXT` has not yet been recorded in the render pass instance, and `VkRenderingInfo::pDepthAttachment->imageView` was not `VK_NULL_HANDLE`, the value of `rasterizationSamples` for the bound graphics pipeline **must** be equal to the sample count used to create `VkRenderingInfo::pDepthAttachment->imageView`

- VUID-vkCmdDrawIndirectByteCountEXT-multisampledRenderToSingleSampled-07287

If the bound pipeline was created without a `VkAttachmentSampleCountInfoAMD` or `VkAttachmentSampleCountInfoNV` structure, and the `multisampledRenderToSingleSampled` feature is not enabled, and `vkCmdBeginCustomResolveEXT` has not yet been recorded in the render pass instance, and `VkRenderingInfo::pStencilAttachment->imageView` was not `VK_NULL_HANDLE`, the value of `rasterizationSamples` for the bound graphics pipeline **must** be equal to the sample count used to create `VkRenderingInfo::pStencilAttachment->imageView`

- VUID-vkCmdDrawIndirectByteCountEXT-pNext-07935

If this command is called inside a render pass instance started with

`vkCmdBeginRendering`, and the `pNext` chain of `VkRenderingInfo` includes a `VkMultisampledRenderToSingleSampledInfoEXT` structure with `multisampledRenderToSingleSampledEnable` equal to `VK_TRUE`, then the value of `rasterizationSamples` for the bound graphics pipeline **must** be equal to `VkMultisampledRenderToSingleSampledInfoEXT::rasterizationSamples`

- VUID-vkCmdDrawIndirectByteCountEXT-renderPass-06198

If the current render pass instance was begun with `vkCmdBeginRendering`, the bound pipeline **must** have been created with a `VkGraphicsPipelineCreateInfo::renderPass` equal to `VK_NULL_HANDLE`

- VUID-vkCmdDrawIndirectByteCountEXT-pColorAttachments-08963

If the current render pass instance was begun with `vkCmdBeginRendering`, `vkCmdBeginCustomResolveEXT` has not yet been recorded in the render pass instance, there is a graphics pipeline bound with a fragment shader that statically writes to a color attachment, the color write mask is not zero, color writes are enabled, and the corresponding element of the `VkRenderingInfo::pColorAttachments->imageView` was not `VK_NULL_HANDLE`, then the corresponding element of `VkPipelineRenderingCreateInfo::pColorAttachmentFormats` used to create the pipeline **must** not be `VK_FORMAT_UNDEFINED`

- VUID-vkCmdDrawIndirectByteCountEXT-pColorAttachments-11539

If the current render pass instance was begun with `vkCmdBeginRendering`, `vkCmdBeginCustomResolveEXT` has been recorded in the render pass instance, there is a graphics pipeline bound with a fragment shader that statically writes to a color attachment, the color write mask is not zero, color writes are enabled, and the corresponding element of the `VkRenderingInfo::pColorAttachments->resolveImageView` was not `VK_NULL_HANDLE`, then the corresponding element of `VkCustomResolveCreateInfoEXT::pColorAttachmentFormats` used to create the pipeline **must** not be `VK_FORMAT_UNDEFINED`

- VUID-vkCmdDrawIndirectByteCountEXT-pDepthAttachment-08964

If the current render pass instance was begun with `vkCmdBeginRendering`, `vkCmdBeginCustomResolveEXT` has not yet been recorded in the render pass instance, there is a graphics pipeline bound, depth test is enabled, and the `VkRenderingInfo::pDepthAttachment->imageView` was not `VK_NULL_HANDLE`, then the `VkPipelineRenderingCreateInfo::depthAttachmentFormat` used to create the pipeline **must** not be `VK_FORMAT_UNDEFINED`

- VUID-vkCmdDrawIndirectByteCountEXT-pDepthAttachment-11540

If the current render pass instance was begun with `vkCmdBeginRendering`, `vkCmdBeginCustomResolveEXT` has been recorded in the render pass instance, there is a graphics pipeline bound, depth test is enabled, and the `VkRenderingInfo::pDepthAttachment->resolveImageView` was not `VK_NULL_HANDLE`, then the `VkCustomResolveCreateInfoEXT::depthAttachmentFormat` used to create the pipeline **must** not be `VK_FORMAT_UNDEFINED`

- VUID-vkCmdDrawIndirectByteCountEXT-pStencilAttachment-08965

If the current render pass instance was begun with `vkCmdBeginRendering`, `vkCmdBeginCustomResolveEXT` has not yet been recorded in the render pass instance, there is a graphics pipeline bound, stencil test is enabled and the `VkRenderingInfo`

`::pStencilAttachment->imageView` was not `VK_NULL_HANDLE`, then the `VkPipelineRenderingCreateInfo::stencilAttachmentFormat` used to create the pipeline **must** not be `VK_FORMAT_UNDEFINED`

- VUID-vkCmdDrawIndirectByteCountEXT-pStencilAttachment-11860

If the current render pass instance was begun with `vkCmdBeginRendering`, `vkCmdBeginCustomResolveEXT` has been recorded in the render pass instance, there is a graphics pipeline bound, stencil test is enabled and the `VkRenderingInfo::pStencilAttachment->resolveImageView` was not `VK_NULL_HANDLE`, then the `VkCustomResolveCreateInfoEXT::stencilAttachmentFormat` used to create the pipeline **must** not be `VK_FORMAT_UNDEFINED`

- VUID-vkCmdDrawIndirectByteCountEXT-flags-10582

If the current render pass instance was begun with a `vkCmdBeginRendering` call in `commandBuffer`, its `VkRenderingInfo::flags` parameter **must** not have `VK_RENDERING_CONTENTS_SECONDARY_COMMAND_BUFFERS_BIT` set unless `VK_RENDERING_CONTENTS_INLINE_BIT_KHR` is also set

- VUID-vkCmdDrawIndirectByteCountEXT-primitivesGeneratedQueryWithRasterizerDiscard-06708

If the `primitivesGeneratedQueryWithRasterizerDiscard` feature is not enabled and the `VK_QUERY_TYPE_PRIMITIVES_GENERATED_EXT` query is active, `rasterization discard` **must** not be enabled

- VUID-vkCmdDrawIndirectByteCountEXT-primitivesGeneratedQueryWithNonZeroStreams-06709

If the `primitivesGeneratedQueryWithNonZeroStreams` feature is not enabled and the `VK_QUERY_TYPE_PRIMITIVES_GENERATED_EXT` query is active, the bound graphics pipeline **must** not have been created with a non-zero value in `VkPipelineRasterizationStateStreamCreateInfoEXT::rasterizationStream`

- VUID-vkCmdDrawIndirectByteCountEXT-None-07620

If the `depthClamp` feature is enabled, a shader object is bound to any graphics stage or a graphics pipeline is bound which was created with the `VK_DYNAMIC_STATE_DEPTH_CLAMP_ENABLE_EXT` dynamic state enabled, and the current value of `rasterizerDiscardEnable` is `VK_FALSE`, then `vkCmdSetDepthClampEnableEXT` **must** have been called and not subsequently `invalidated` in the current command buffer prior to this drawing command

- VUID-vkCmdDrawIndirectByteCountEXT-None-07621

If a shader object is bound to any graphics stage or a graphics pipeline is bound which was created with the `VK_DYNAMIC_STATE_POLYGON_MODE_EXT` dynamic state enabled, and the current value of `rasterizerDiscardEnable` is `VK_FALSE`, then `vkCmdSetPolygonModeEXT` **must** have been called and not subsequently `invalidated` in the current command buffer prior to this drawing command

- VUID-vkCmdDrawIndirectByteCountEXT-None-07622

If a shader object is bound to any graphics stage or a graphics pipeline is bound which was created with the `VK_DYNAMIC_STATE_RASTERIZATION_SAMPLES_EXT` dynamic state enabled, and the current value of `rasterizerDiscardEnable` is `VK_FALSE`, then `vkCmdSetRasterizationSamplesEXT` **must** have been called and not subsequently `invalidated` in the current command buffer prior to this drawing command

- VUID-vkCmdDrawIndirectByteCountEXT-None-07623

If a shader object is bound to any graphics stage or a graphics pipeline is bound which was created with the [VK_DYNAMIC_STATE_SAMPLE_MASK_EXT](#) dynamic state enabled, and the current value of `rasterizerDiscardEnable` is `VK_FALSE`, then `vkCmdSetSampleMaskEXT` **must** have been called and not subsequently [invalidated](#) in the current command buffer prior to this drawing command

- VUID-vkCmdDrawIndirectByteCountEXT-alphaToCoverageEnable-08919

If the bound graphics pipeline state was created with the [VK_DYNAMIC_STATE_ALPHA_TO_COVERAGE_ENABLE_EXT](#) dynamic state enabled, and `alphaToCoverageEnable` was `VK_TRUE` in the last call to `vkCmdSetAlphaToCoverageEnableEXT`, then the [Fragment Output Interface](#) **must** contain a variable for the alpha [Component](#) word in [Location](#) 0 at [Index](#) 0

- VUID-vkCmdDrawIndirectByteCountEXT-alphaToCoverageEnable-08920

If a shader object is bound to any graphics stage, and the most recent call to `vkCmdSetAlphaToCoverageEnableEXT` in the current command buffer set `alphaToCoverageEnable` to `VK_TRUE`, then the [Fragment Output Interface](#) **must** contain a variable for the alpha [Component](#) word in [Location](#) 0 at [Index](#) 0

- VUID-vkCmdDrawIndirectByteCountEXT-None-07624

If a shader object is bound to any graphics stage or a graphics pipeline is bound which was created with the [VK_DYNAMIC_STATE_ALPHA_TO_COVERAGE_ENABLE_EXT](#) dynamic state enabled, and the current value of `rasterizerDiscardEnable` is `VK_FALSE`, then `vkCmdSetAlphaToCoverageEnableEXT` **must** have been called and not subsequently [invalidated](#) in the current command buffer prior to this drawing command

- VUID-vkCmdDrawIndirectByteCountEXT-None-07625

If the `alphaToOne` feature is enabled, a shader object is bound to any graphics stage or a graphics pipeline is bound which was created with the [VK_DYNAMIC_STATE_ALPHA_TO_ONE_ENABLE_EXT](#) dynamic state enabled, and the current value of `rasterizerDiscardEnable` is `VK_FALSE`, then `vkCmdSetAlphaToOneEnableEXT` **must** have been called and not subsequently [invalidated](#) in the current command buffer prior to this drawing command

- VUID-vkCmdDrawIndirectByteCountEXT-None-07626

If the `logicOp` feature is enabled, a shader object is bound to the [VK_SHADER_STAGE_FRAGMENT_BIT](#) stage or a graphics pipeline is bound which was created with the [VK_DYNAMIC_STATE_LOGIC_OP_ENABLE_EXT](#) dynamic state enabled, and the current value of `rasterizerDiscardEnable` is `VK_FALSE`, then `vkCmdSetLogicOpEnableEXT` **must** have been called and not subsequently [invalidated](#) in the current command buffer prior to this drawing command

- VUID-vkCmdDrawIndirectByteCountEXT-None-07627

If a shader object is bound to the [VK_SHADER_STAGE_FRAGMENT_BIT](#) stage or a graphics pipeline is bound which was created with [VK_DYNAMIC_STATE_COLOR_BLEND_ENABLE_EXT](#) dynamic state enabled, the current value of `rasterizerDiscardEnable` is `VK_FALSE`, and there are color attachments bound, then `vkCmdSetColorBlendEnableEXT` **must** have been called and not subsequently [invalidated](#) in the current command buffer prior to this drawing command

- VUID-vkCmdDrawIndirectByteCountEXT-None-07629

If a shader object is bound to the `VK_SHADER_STAGE_FRAGMENT_BIT` stage or a graphics pipeline is bound which was created with `VK_DYNAMIC_STATE_COLOR_WRITE_MASK_EXT` dynamic state enabled, the current value of `rasterizerDiscardEnable` is `VK_FALSE`, and there are color attachments bound, then `vkCmdSetColorWriteMaskEXT` **must** have been called and not subsequently `invalidated` in the current command buffer prior to this drawing command

- VUID-vkCmdDrawIndirectByteCountEXT-None-07630

If the `geometryStreams` feature is enabled, and a shader object is bound to the `VK_SHADER_STAGE_GEOMETRY_BIT` stage or a graphics pipeline is bound which was created with both a `VK_SHADER_STAGE_GEOMETRY_BIT` stage and the `VK_DYNAMIC_STATE_RASTERIZATION_STREAM_EXT` dynamic state enabled, then `vkCmdSetRasterizationStreamEXT` **must** have been called and not subsequently `invalidated` in the current command buffer prior to this drawing command

- VUID-vkCmdDrawIndirectByteCountEXT-None-07631

If the `VK_EXT_conservative_rasterization` extension is enabled, a shader object is bound to any graphics stage or a graphics pipeline is bound which was created with the `VK_DYNAMIC_STATE_CONSERVATIVE_RASTERIZATION_MODE_EXT` dynamic state enabled, and the current value of `rasterizerDiscardEnable` is `VK_FALSE`, then `vkCmdSetConservativeRasterizationModeEXT` **must** have been called and not subsequently `invalidated` in the current command buffer prior to this drawing command

- VUID-vkCmdDrawIndirectByteCountEXT-None-07632

If the `VK_EXT_conservative_rasterization` extension is enabled, a shader object is bound to any graphics stage or a graphics pipeline is bound which was created with the `VK_DYNAMIC_STATE_EXTRA_PRIMITIVE_OVERESTIMATION_SIZE_EXT` dynamic state enabled, the current value of `rasterizerDiscardEnable` is `VK_FALSE`, and the current value of `conservativeRasterizationMode` is `VK_CONSERVATIVE_RASTERIZATION_MODE_OVERESTIMATE_EXT`, then `vkCmdSetExtraPrimitiveOverestimationSizeEXT` **must** have been called and not subsequently `invalidated` in the current command buffer prior to this drawing command

- VUID-vkCmdDrawIndirectByteCountEXT-conservativePointAndLineRasterization-07499

If the `VK_EXT_conservative_rasterization` extension is enabled, `conservativePointAndLineRasterization` is not supported, a shader object is bound to any graphics stage or a graphics pipeline is bound, the current value of `rasterizerDiscardEnable` is `VK_FALSE`, and the effective rasterization input topology is in line or point topology class, then the current value of `conservativeRasterizationMode` **must** be `VK_CONSERVATIVE_RASTERIZATION_MODE_DISABLED_EXT`

- VUID-vkCmdDrawIndirectByteCountEXT-None-07633

If the `depthClipEnable` feature is enabled, and a shader object is bound to any graphics stage or a graphics pipeline is bound which was created with the `VK_DYNAMIC_STATE_DEPTH_CLIP_ENABLE_EXT` dynamic state, then `vkCmdSetDepthClipEnableEXT` **must** have been called and not subsequently `invalidated` in the current command buffer prior to this drawing command

- VUID-vkCmdDrawIndirectByteCountEXT-None-07636

If the `VK_EXT_provoking_vertex` extension is enabled, a shader object is bound to the `VK_SHADER_STAGE_VERTEX_BIT` stage or a graphics pipeline is bound which was created

with the `VK_DYNAMIC_STATE_PROVOKING_VERTEX_MODE_EXT` dynamic state enabled, and the current value of `rasterizerDiscardEnable` is `VK_FALSE`, then `vkCmdSetProvokingVertexModeEXT` **must** have been called and not subsequently `invalidated` in the current command buffer prior to this drawing command

- VUID-vkCmdDrawIndirectByteCountEXT-None-08666

If any of the `stippledRectangularLines`, `stippledBresenhamLines` or `stippledSmoothLines` features are enabled, and a shader object is bound to any graphics stage or a graphics pipeline is bound which was created with the `VK_DYNAMIC_STATE_LINE_RASTERIZATION_MODE_EXT` dynamic state enabled, and the current value of `rasterizerDiscardEnable` is `VK_FALSE`, and the effective rasterization input topology is in line topology class, then `vkCmdSetLineRasterizationModeEXT` **must** have been called and not subsequently `invalidated` in the current command buffer prior to this drawing command

- VUID-vkCmdDrawIndirectByteCountEXT-None-08669

If any of the `stippledRectangularLines`, `stippledBresenhamLines` or `stippledSmoothLines` features are enabled, and a shader object is bound to any graphics stage or a graphics pipeline is bound which was created with the `VK_DYNAMIC_STATE_LINE_STIPPLE_ENABLE_EXT` dynamic state enabled, the current value of `rasterizerDiscardEnable` is `VK_FALSE`, and the effective rasterization input topology is in line topology class, then `vkCmdSetLineStippleEnableEXT` **must** have been called and not subsequently `invalidated` in the current command buffer prior to this drawing command

- VUID-vkCmdDrawIndirectByteCountEXT-None-07849

If any of the `stippledRectangularLines`, `stippledBresenhamLines` or `stippledSmoothLines` features are enabled and a shader object is bound to any graphics stage, or a bound graphics pipeline state was created with the `VK_DYNAMIC_STATE_LINE_STIPPLE` dynamic state enabled, the current value of `rasterizerDiscardEnable` is `VK_FALSE`, and the current value of `stippledLineEnable` is `VK_TRUE`, then `vkCmdSetLineStipple` **must** have been called and not subsequently `invalidated` in the current command buffer prior to this drawing command

- VUID-vkCmdDrawIndirectByteCountEXT-None-10608

If a shader object is bound to any graphics stage or a graphics pipeline is bound which was created with the `VK_DYNAMIC_STATE_LINE_RASTERIZATION_MODE_EXT` dynamic state enabled, the effective rasterization input topology is in line topology class, and the current `lineRasterizationMode` is `VK_LINE_RASTERIZATION_MODE_BRESENHAM` or `VK_LINE_RASTERIZATION_MODE_RECTANGULAR_SMOOTH`, then the current `alphaToCoverageEnable`, `alphaToOneEnable` and `sampleShadingEnable` states **must** all be `VK_FALSE`

- VUID-vkCmdDrawIndirectByteCountEXT-None-07639

If the `depthClipControl` feature is enabled, and a shader object is bound to any graphics stage or a graphics pipeline is bound which was created with the `VK_DYNAMIC_STATE_DEPTH_CLIP_NEGATIVE_ONE_TO_ONE_EXT` dynamic state enabled, then `vkCmdSetDepthClipNegativeOneToOneEXT` **must** have been called and not subsequently `invalidated` in the current command buffer prior to this drawing command

- VUID-vkCmdDrawIndirectByteCountEXT-None-09650

If the `depthClampControl` feature is enabled, and a shader object is bound to any graphics stage or a graphics pipeline is bound which was created with the `VK_DYNAMIC_STATE_DEPTH_CLAMP_RANGE_EXT` dynamic state enabled, and the current value of `depthClampEnable` is `VK_TRUE`, then `vkCmdSetDepthClampRangeEXT` **must** have been called and not subsequently `invalidated` in the current command buffer prior to this drawing command

- VUID-vkCmdDrawIndirectByteCountEXT-None-07640

If the `VK_NV_clip_space_w_scaling` extension is enabled, and a shader object is bound to any graphics stage or a graphics pipeline is bound which was created with the `VK_DYNAMIC_STATE_VIEWPORT_W_SCALING_ENABLE_NV` dynamic state enabled, then `vkCmdSetViewportWScalingEnableNV` **must** have been called and not subsequently `invalidated` in the current command buffer prior to this drawing command

- VUID-vkCmdDrawIndirectByteCountEXT-None-07641

If the `VK_NV_viewport_swizzle` extension is enabled, and a shader object is bound to any graphics stage or a graphics pipeline is bound which was created with the `VK_DYNAMIC_STATE_VIEWPORT_SWIZZLE_NV` dynamic state enabled, then `vkCmdSetViewportSwizzleNV` **must** have been called and not subsequently `invalidated` in the current command buffer prior to this drawing command

- VUID-vkCmdDrawIndirectByteCountEXT-None-07642

If the `VK_NV_fragment_coverage_to_color` extension is enabled, a shader object is bound to any graphics stage or a graphics pipeline is bound which was created with the `VK_DYNAMIC_STATE_COVERAGE_TO_COLOR_ENABLE_NV` dynamic state enabled, and the current value of `rasterizerDiscardEnable` is `VK_FALSE`, then `vkCmdSetCoverageToColorEnableNV` **must** have been called and not subsequently `invalidated` in the current command buffer prior to this drawing command

- VUID-vkCmdDrawIndirectByteCountEXT-None-07643

If the `VK_NV_fragment_coverage_to_color` extension is enabled, a shader object is bound to any graphics stage or a graphics pipeline is bound which was created with the `VK_DYNAMIC_STATE_COVERAGE_TO_COLOR_LOCATION_NV` dynamic state enabled, the current value of `rasterizerDiscardEnable` is `VK_FALSE`, and the current value of `coverageToColorEnable` is `VK_TRUE`, then `vkCmdSetCoverageToColorLocationNV` **must** have been called and not subsequently `invalidated` in the current command buffer prior to this drawing command

- VUID-vkCmdDrawIndirectByteCountEXT-None-07644

If the `VK_NV_framebuffer_mixed_samples` extension is enabled, a shader object is bound to any graphics stage or a graphics pipeline is bound which was created with the `VK_DYNAMIC_STATE_COVERAGE_MODULATION_MODE_NV` dynamic state enabled, and the current value of `rasterizerDiscardEnable` is `VK_FALSE`, then `vkCmdSetCoverageModulationModeNV` **must** have been called and not subsequently `invalidated` in the current command buffer prior to this drawing command

- VUID-vkCmdDrawIndirectByteCountEXT-None-07645

If the `VK_NV_framebuffer_mixed_samples` extension is enabled, a shader object is bound to any graphics stage or a graphics pipeline is bound which was created with the `VK_DYNAMIC_STATE_COVERAGE_MODULATION_TABLE_ENABLE_NV` dynamic state enabled, the current value of `rasterizerDiscardEnable` is `VK_FALSE`, and the current value

of `coverageModulationMode` is any value other than `VK_COVERAGE_MODULATION_MODE_NONE_NV`, then `vkCmdSetCoverageModulationTableEnableNV` **must** have been called and not subsequently `invalidated` in the current command buffer prior to this drawing command

- VUID-vkCmdDrawIndirectByteCountEXT-None-07646

If the `VK_NV_framebuffer_mixed_samples` extension is enabled, a shader object is bound to any graphics stage or a graphics pipeline is bound which was created with the `VK_DYNAMIC_STATE_COVERAGE_MODULATION_TABLE_NV` dynamic state enabled, the current value of `rasterizerDiscardEnable` is `VK_FALSE`, and the current value of `coverageModulationTableEnable` is `VK_TRUE`, then `vkCmdSetCoverageModulationTableNV` **must** have been called and not subsequently `invalidated` in the current command buffer prior to this drawing command

- VUID-vkCmdDrawIndirectByteCountEXT-None-07647

If the `shadingRateImage` feature is enabled, a shader object is bound to any graphics stage or a graphics pipeline is bound which was created with the `VK_DYNAMIC_STATE_SHADING_RATE_IMAGE_ENABLE_NV` dynamic state enabled, and the current value of `rasterizerDiscardEnable` is `VK_FALSE`, then `vkCmdSetShadingRateImageEnableNV` **must** have been called and not subsequently `invalidated` in the current command buffer prior to this drawing command

- VUID-vkCmdDrawIndirectByteCountEXT-pipelineFragmentShadingRate-09238

If the `pipelineFragmentShadingRate` feature is enabled, a shader object is bound to any graphics stage or a graphics pipeline is bound which was created with the `VK_DYNAMIC_STATE_FRAGMENT_SHADING_RATE_KHR` dynamic state enabled, and the current value of `rasterizerDiscardEnable` is `VK_FALSE`, then `vkCmdSetFragmentShadingRateKHR` **must** have been called and not subsequently `invalidated` in the current command buffer prior to this drawing command

- VUID-vkCmdDrawIndirectByteCountEXT-None-07648

If the `representativeFragmentTest` feature is enabled, a shader object is bound to any graphics stage or a graphics pipeline is bound which was created with the `VK_DYNAMIC_STATE_REPRESENTATIVE_FRAGMENT_TEST_ENABLE_NV` dynamic state enabled, and the current value of `rasterizerDiscardEnable` is `VK_FALSE`, then `vkCmdSetRepresentativeFragmentTestEnableNV` **must** have been called and not subsequently `invalidated` in the current command buffer prior to this drawing command

- VUID-vkCmdDrawIndirectByteCountEXT-None-07649

If the `coverageReductionMode` feature is enabled, a shader object is bound to any graphics stage or a graphics pipeline is bound which was created with the `VK_DYNAMIC_STATE_COVERAGE_REDUCTION_MODE_NV` dynamic state enabled, and the current value of `rasterizerDiscardEnable` is `VK_FALSE`, then `vkCmdSetCoverageReductionModeNV` **must** have been called and not subsequently `invalidated` in the current command buffer prior to this drawing command

- VUID-vkCmdDrawIndirectByteCountEXT-rasterizationSamples-07471

If the bound graphics pipeline state was created with the `VK_DYNAMIC_STATE_RASTERIZATION_SAMPLES_EXT` state enabled, and the current subpass does not use any color and/or depth/stencil attachments, then the `rasterizationSamples` in the last call to `vkCmdSetRasterizationSamplesEXT` **must** follow

the rules for a [zero-attachment subpass](#)

- VUID-vkCmdDrawIndirectByteCountEXT-samples-07472

If the bound graphics pipeline state was created with the [VK_DYNAMIC_STATE_SAMPLE_MASK_EXT](#) state enabled and the [VK_DYNAMIC_STATE_RASTERIZATION_SAMPLES_EXT](#) state disabled, then the [samples](#) parameter in the last call to [vkCmdSetSampleMaskEXT](#) **must** be greater or equal to the [VkPipelineMultisampleStateCreateInfo::rasterizationSamples](#) parameter used to create the bound graphics pipeline

- VUID-vkCmdDrawIndirectByteCountEXT-samples-07473

If the bound graphics pipeline state was created with the [VK_DYNAMIC_STATE_SAMPLE_MASK_EXT](#) state and [VK_DYNAMIC_STATE_RASTERIZATION_SAMPLES_EXT](#) states enabled, then the [samples](#) parameter in the last call to [vkCmdSetSampleMaskEXT](#) **must** be greater or equal to the [rasterizationSamples](#) parameter in the last call to [vkCmdSetRasterizationSamplesEXT](#)

- VUID-vkCmdDrawIndirectByteCountEXT-None-09211

If the bound graphics pipeline state was created with the [VK_DYNAMIC_STATE_RASTERIZATION_SAMPLES_EXT](#) state enabled, or a shader object is bound to any graphics stage, and the current render pass instance includes a [VkMultisampledRenderToSingleSampledInfoEXT](#) structure with [multisampledRenderToSingleSampledEnable](#) equal to [VK_TRUE](#), then the [rasterizationSamples](#) in the last call to [vkCmdSetRasterizationSamplesEXT](#) **must** be the same as the [rasterizationSamples](#) member of that structure

- VUID-vkCmdDrawIndirectByteCountEXT-firstAttachment-07476

If a shader object is bound to the [VK_SHADER_STAGE_FRAGMENT_BIT](#) stage or a graphics pipeline is bound was created with the [VK_DYNAMIC_STATE_COLOR_BLEND_ENABLE_EXT](#) dynamic states enabled, and the current value of [rasterizerDiscardEnable](#) is [VK_FALSE](#), then the last call to [vkCmdSetColorBlendEnableEXT](#) in the current command buffer prior to this drawing command **must** have set a value for all active color attachments

- VUID-vkCmdDrawIndirectByteCountEXT-firstAttachment-07478

If a shader object is bound to the [VK_SHADER_STAGE_FRAGMENT_BIT](#) stage or a graphics pipeline is bound was created with the [VK_DYNAMIC_STATE_COLOR_WRITE_MASK_EXT](#) dynamic states enabled, and the current value of [rasterizerDiscardEnable](#) is [VK_FALSE](#), then the last call to [vkCmdSetColorWriteMaskEXT](#) in the current command buffer prior to this drawing command **must** have set a value for all active color attachments

- VUID-vkCmdDrawIndirectByteCountEXT-advancedBlendMaxColorAttachments-07480

If a shader object is bound to the [VK_SHADER_STAGE_FRAGMENT_BIT](#) stage or a graphics pipeline is bound was created with the [VK_DYNAMIC_STATE_COLOR_BLEND_ADVANCED_EXT](#) and [VK_DYNAMIC_STATE_COLOR_BLEND_ENABLE_EXT](#) dynamic states enabled, the current value of [rasterizerDiscardEnable](#) is [VK_FALSE](#), and an active color attachment current value of [blendEnable](#) is [VK_TRUE](#), then the number of active color attachments **must** not exceed [advancedBlendMaxColorAttachments](#)

- VUID-vkCmdDrawIndirectByteCountEXT-None-10862

If a graphics pipeline is bound was created with

VK_DYNAMIC_STATE_COLOR_BLEND_EQUATION_EXT , but not the VK_DYNAMIC_STATE_COLOR_BLEND_ADVANCED_EXT dynamic state enabled, and the current value of rasterizerDiscardEnable is VK_FALSE, then vkCmdSetColorBlendEquationEXT **must** have been called and not subsequently invalidated in the current command buffer prior to this drawing command for all active color attachments with the blendEnable current value of VK_TRUE

- VUID-vkCmdDrawIndirectByteCountEXT-rasterizerDiscardEnable-10863

If a graphics pipeline is bound was created with VK_DYNAMIC_STATE_COLOR_BLEND_ADVANCED_EXT, but not the VK_DYNAMIC_STATE_COLOR_BLEND_EQUATION_EXT dynamic state enabled, and the current value of rasterizerDiscardEnable is VK_FALSE, then vkCmdSetColorBlendAdvancedEXT **must** have been called and not subsequently invalidated in the current command buffer prior to this drawing command for all active color attachments with the blendEnable current value of VK_TRUE

- VUID-vkCmdDrawIndirectByteCountEXT-None-10864

If a shader object is bound to the VK_SHADER_STAGE_FRAGMENT_BIT stage or a graphics pipeline is bound was created with VK_DYNAMIC_STATE_COLOR_BLEND_ADVANCED_EXT and VK_DYNAMIC_STATE_COLOR_BLEND_EQUATION_EXT dynamic state enabled, and the current value of rasterizerDiscardEnable is VK_FALSE, then either vkCmdSetColorBlendAdvancedEXT or vkCmdSetColorBlendEquationEXT **must** have been called and not subsequently invalidated in the current command buffer prior to this drawing command for all active color attachments with the blendEnable current value of VK_TRUE

- VUID-vkCmdDrawIndirectByteCountEXT-primitivesGeneratedQueryWithNonZeroStreams-07481

If the primitivesGeneratedQueryWithNonZeroStreams feature is not enabled and the VK_QUERY_TYPE_PRIMITIVES_GENERATED_EXT query is active, and the bound graphics pipeline was created with VK_DYNAMIC_STATE_RASTERIZATION_STREAM_EXT state enabled, the last call to vkCmdSetRasterizationStreamEXT **must** have set the rasterizationStream to zero

- VUID-vkCmdDrawIndirectByteCountEXT-sampleLocationsPerPixel-07482

If the bound graphics pipeline state was created with the VK_DYNAMIC_STATE_SAMPLE_LOCATIONS_EXT state enabled and the VK_DYNAMIC_STATE_RASTERIZATION_SAMPLES_EXT state disabled, and the current value of sampleLocationsEnable is VK_TRUE, then the sampleLocationsPerPixel member of pSampleLocationsInfo in the last call to vkCmdSetSampleLocationsEXT **must** equal the rasterizationSamples member of the VkPipelineMultisampleStateCreateInfo structure the bound graphics pipeline has been created with

- VUID-vkCmdDrawIndirectByteCountEXT-sampleLocationsPerPixel-07483

If the bound graphics pipeline state was created with the VK_DYNAMIC_STATE_SAMPLE_LOCATIONS_EXT state enabled and the VK_DYNAMIC_STATE_RASTERIZATION_SAMPLES_EXT state enabled, and the current value of sampleLocationsEnable is VK_TRUE, then the sampleLocationsPerPixel member of pSampleLocationsInfo in the last call to vkCmdSetSampleLocationsEXT **must** equal the rasterizationSamples parameter of the last call to vkCmdSetRasterizationSamplesEXT

- VUID-vkCmdDrawIndirectByteCountEXT-sampleLocationsEnable-07484

If a shader object is bound to the `VK_SHADER_STAGE_FRAGMENT_BIT` stage, or the bound graphics pipeline was created with the `VK_DYNAMIC_STATE_SAMPLE_LOCATIONS_ENABLE_EXT` state enabled, and `sampleLocationsEnable` was `VK_TRUE` in the last call to `vkCmdSetSampleLocationsEnableEXT` then the current active depth attachment **must** have been created with the `VK_IMAGE_CREATE_SAMPLE_LOCATIONS_COMPATIBLE_DEPTH_BIT_EXT` bit set

- VUID-vkCmdDrawIndirectByteCountEXT-sampleLocationsEnable-07485

If a shader object is bound to the `VK_SHADER_STAGE_FRAGMENT_BIT` stage, or the bound graphics pipeline state was created with the `VK_DYNAMIC_STATE_SAMPLE_LOCATIONS_EXT` state enabled and the `VK_DYNAMIC_STATE_SAMPLE_LOCATIONS_ENABLE_EXT` state enabled, and if `sampleLocationsEnable` was `VK_TRUE` in the last call to `vkCmdSetSampleLocationsEnableEXT`, then the `sampleLocationsInfo.maxSampleLocationGridSize.width` in the last call to `vkCmdSetSampleLocationsEXT` **must** evenly divide `VkMultisamplePropertiesEXT::maxSampleLocationGridSize.width` as returned by `vkGetPhysicalDeviceMultisamplePropertiesEXT` with a `samples` parameter equaling `rasterizationSamples`

- VUID-vkCmdDrawIndirectByteCountEXT-sampleLocationsEnable-07486

If a shader object is bound to the `VK_SHADER_STAGE_FRAGMENT_BIT` stage, or the bound graphics pipeline state was created with the `VK_DYNAMIC_STATE_SAMPLE_LOCATIONS_EXT` state enabled and the `VK_DYNAMIC_STATE_SAMPLE_LOCATIONS_ENABLE_EXT` state enabled, and if `sampleLocationsEnable` was `VK_TRUE` in the last call to `vkCmdSetSampleLocationsEnableEXT`, then the `sampleLocationsInfo.maxSampleLocationGridSize.height` in the last call to `vkCmdSetSampleLocationsEXT` **must** evenly divide `VkMultisamplePropertiesEXT::maxSampleLocationGridSize.height` as returned by `vkGetPhysicalDeviceMultisamplePropertiesEXT` with a `samples` parameter equaling `rasterizationSamples`

- VUID-vkCmdDrawIndirectByteCountEXT-sampleLocationsEnable-07487

If a shader object is bound to the `VK_SHADER_STAGE_FRAGMENT_BIT` stage, or the bound graphics pipeline state was created with the `VK_DYNAMIC_STATE_SAMPLE_LOCATIONS_ENABLE_EXT` state enabled, and if `sampleLocationsEnable` was `VK_TRUE` in the last call to `vkCmdSetSampleLocationsEnableEXT`, the fragment shader code **must** not statically use the extended instruction `InterpolateAtSample`

- VUID-vkCmdDrawIndirectByteCountEXT-sampleLocationsEnable-07936

If the bound graphics pipeline state was created with the `VK_DYNAMIC_STATE_SAMPLE_LOCATIONS_EXT` state disabled and the `VK_DYNAMIC_STATE_RASTERIZATION_SAMPLES_EXT` state enabled, and the `current` value of `sampleLocationsEnable` is `VK_TRUE`, then `sampleLocationsInfo.sampleLocationGridSize.width` **must** evenly divide `VkMultisamplePropertiesEXT::maxSampleLocationGridSize.width` as returned by

`vkGetPhysicalDeviceMultisamplePropertiesEXT` with a `samples` parameter equaling the value of `rasterizationSamples` in the last call to `vkCmdSetRasterizationSamplesEXT`

- VUID-vkCmdDrawIndirectByteCountEXT-sampleLocationsEnable-07937

If the bound graphics pipeline state was created with the `VK_DYNAMIC_STATE_SAMPLE_LOCATIONS_EXT` state disabled and the `VK_DYNAMIC_STATE_RASTERIZATION_SAMPLES_EXT` state enabled, and the current value of `sampleLocationsEnable` is `VK_TRUE`, then `sampleLocationsInfo.sampleLocationGridSize.height` **must** evenly divide `VkMultisamplePropertiesEXT::maxSampleLocationGridSize.height` as returned by `vkGetPhysicalDeviceMultisamplePropertiesEXT` with a `samples` parameter equaling the value of `rasterizationSamples` in the last call to `vkCmdSetRasterizationSamplesEXT`

- VUID-vkCmdDrawIndirectByteCountEXT-sampleLocationsEnable-07938

If the bound graphics pipeline state was created with the `VK_DYNAMIC_STATE_SAMPLE_LOCATIONS_EXT` state disabled and the `VK_DYNAMIC_STATE_RASTERIZATION_SAMPLES_EXT` state enabled, and the current value of `sampleLocationsEnable` is `VK_TRUE`, then `sampleLocationsInfo.sampleLocationsPerPixel` **must** equal `rasterizationSamples` in the last call to `vkCmdSetRasterizationSamplesEXT`

- VUID-vkCmdDrawIndirectByteCountEXT-coverageModulationTableEnable-07488

If a shader object is bound to any graphics stage or the bound graphics pipeline state was created with the `VK_DYNAMIC_STATE_COVERAGE_MODULATION_TABLE_ENABLE_NV` state enabled, and the last call to `vkCmdSetCoverageModulationTableEnableNV` set `coverageModulationTableEnable` to `VK_TRUE`, then the `coverageModulationTableCount` parameter in the last call to `vkCmdSetCoverageModulationTableNV` **must** equal the current `rasterizationSamples` divided by the number of color samples in the current active color attachment

- VUID-vkCmdDrawIndirectByteCountEXT-rasterizationSamples-07489

If the `VK_NV_framebuffer_mixed_samples` extension is enabled, and if current subpass has a depth/stencil attachment and depth test, stencil test, or depth bounds test are enabled in the bound pipeline, then the current `rasterizationSamples` **must** be the same as the sample count of the depth/stencil attachment

- VUID-vkCmdDrawIndirectByteCountEXT-coverageToColorEnable-07490

If the bound graphics pipeline state was created with the `VK_DYNAMIC_STATE_COVERAGE_TO_COLOR_ENABLE_NV` state enabled and the last call to `vkCmdSetCoverageToColorEnableNV` set the `coverageToColorEnable` to `VK_TRUE`, then there **must** be an active color attachment at the location selected by the last call to `vkCmdSetCoverageToColorLocationNV` `coverageToColorLocation`, with a `VkFormat` of `VK_FORMAT_R8_UINT`, `VK_FORMAT_R8_SINT`, `VK_FORMAT_R16_UINT`, `VK_FORMAT_R16_SINT`, `VK_FORMAT_R32_UINT`, or `VK_FORMAT_R32_SINT`

- VUID-vkCmdDrawIndirectByteCountEXT-rasterizerDiscardEnable-09420

If the `VK_NV_fragment_coverage_to_color` extension is enabled, and a shader object is bound to the `VK_SHADER_STAGE_FRAGMENT_BIT` stage, and the most recent call to `vkCmdSetRasterizerDiscardEnable` in the current command buffer set `rasterizerDiscardEnable` to `VK_FALSE`, and the last call to `vkCmdSetCoverageToColorEnableNV` set the `coverageToColorEnable` to `VK_TRUE`, then

there **must** be an active color attachment at the location selected by the last call to `vkCmdSetCoverageToColorLocationNV` `coverageToColorLocation`, with a `VkFormat` of `VK_FORMAT_R8_UINT`, `VK_FORMAT_R8_SINT`, `VK_FORMAT_R16_UINT`, `VK_FORMAT_R16_SINT`, `VK_FORMAT_R32_UINT`, or `VK_FORMAT_R32_SINT`

- VUID-vkCmdDrawIndirectByteCountEXT-coverageReductionMode-07491

If the `coverageReductionMode` feature is enabled, a shader object is bound to any graphics stage or a graphics pipeline is bound which was created with the `VK_DYNAMIC_STATE_COVERAGE_REDUCTION_MODE_NV` or `VK_DYNAMIC_STATE_RASTERIZATION_SAMPLES_EXT` dynamic states enabled, then the current values of `coverageReductionMode`, `rasterizationSamples`, the sample counts for the color and depth/stencil attachments (if the subpass has them) **must** be a valid combination returned by `vkGetPhysicalDeviceSupportedFramebufferMixedSamplesCombinationsNV`

- VUID-vkCmdDrawIndirectByteCountEXT-viewportCount-07492

If the bound graphics pipeline state was created with the `VK_DYNAMIC_STATE_VIEWPORT_WITH_COUNT` dynamic state enabled, but not the `VK_DYNAMIC_STATE_VIEWPORT_SWIZZLE_NV` dynamic state enabled, then the bound graphics pipeline **must** have been created with `VkPipelineViewportSwizzleStateCreateInfoNV::viewportCount` greater or equal to the `viewportCount` parameter in the last call to `vkCmdSetViewportWithCount`

- VUID-vkCmdDrawIndirectByteCountEXT-viewportCount-07493

If the bound graphics pipeline state was created with the `VK_DYNAMIC_STATE_VIEWPORT_WITH_COUNT` and `VK_DYNAMIC_STATE_VIEWPORT_SWIZZLE_NV` dynamic states enabled then the `viewportCount` parameter in the last call to `vkCmdSetViewportSwizzleNV` **must** be greater than or equal to the `viewportCount` parameter in the last call to `vkCmdSetViewportWithCount`

- VUID-vkCmdDrawIndirectByteCountEXT-viewportCount-09421

If the `VK_NV_viewport_swizzle` extension is enabled, and a shader object is bound to any graphics stage, then the `viewportCount` parameter in the last call to `vkCmdSetViewportSwizzleNV` **must** be greater than or equal to the `viewportCount` parameter in the last call to `vkCmdSetViewportWithCount`

- VUID-vkCmdDrawIndirectByteCountEXT-rasterizationSamples-07494

If the `VK_NV_framebuffer_mixed_samples` extension is enabled, and the `coverageReductionMode` feature is not enabled, or the current value of `coverageReductionMode` is not `VK_COVERAGE_REDUCTION_MODE_TRUNCATE_NV`, and the current value of `rasterizationSamples` is greater than sample count of the color attachment, then `sample shading` **must** be disabled

- VUID-vkCmdDrawIndirectByteCountEXT-stippledLineEnable-07495

If the bound graphics pipeline state was created with the `VK_DYNAMIC_STATE_LINE_STIPPLE_ENABLE_EXT` or `VK_DYNAMIC_STATE_LINE_RASTERIZATION_MODE_EXT` dynamic states enabled, and if the current `stippledLineEnable` state is `VK_TRUE` and the current `lineRasterizationMode` state is `VK_LINE_RASTERIZATION_MODE_RECTANGULAR`, then the `stippledRectangularLines` feature **must** be enabled

- VUID-vkCmdDrawIndirectByteCountEXT-stippledLineEnable-07496
If the bound graphics pipeline state was created with the `VK_DYNAMIC_STATE_LINE_STIPPLE_ENABLE_EXT` or `VK_DYNAMIC_STATE_LINE_RASTERIZATION_MODE_EXT` dynamic states enabled, and if the current `stippledLineEnable` state is `VK_TRUE` and the current `lineRasterizationMode` state is `VK_LINE_RASTERIZATION_MODE_BRESENHAM`, then the `stippledBresenhamLines` feature **must** be enabled
- VUID-vkCmdDrawIndirectByteCountEXT-stippledLineEnable-07497
If the bound graphics pipeline state was created with the `VK_DYNAMIC_STATE_LINE_STIPPLE_ENABLE_EXT` or `VK_DYNAMIC_STATE_LINE_RASTERIZATION_MODE_EXT` dynamic states enabled, and if the current `stippledLineEnable` state is `VK_TRUE` and the current `lineRasterizationMode` state is `VK_LINE_RASTERIZATION_MODE_RECTANGULAR_SMOOTH`, then the `stippledSmoothLines` feature **must** be enabled
- VUID-vkCmdDrawIndirectByteCountEXT-stippledLineEnable-07498
If the bound graphics pipeline state was created with the `VK_DYNAMIC_STATE_LINE_STIPPLE_ENABLE_EXT` or `VK_DYNAMIC_STATE_LINE_RASTERIZATION_MODE_EXT` dynamic states enabled, and if the current `stippledLineEnable` state is `VK_TRUE` and the current `lineRasterizationMode` state is `VK_LINE_RASTERIZATION_MODE_DEFAULT`, then the `stippledRectangularLines` feature **must** be enabled and `VkPhysicalDeviceLimits::strictLines` **must** be `VK_TRUE`
- VUID-vkCmdDrawIndirectByteCountEXT-stage-07073
If the bound pipeline was created with the `VkPipelineShaderStageCreateInfo::stage` member of an element of `VkGraphicsPipelineCreateInfo::pStages` set to `VK_SHADER_STAGE_VERTEX_BIT`, `VK_SHADER_STAGE_TESSELLATION_CONTROL_BIT`, `VK_SHADER_STAGE_TESSELLATION_EVALUATION_BIT` or `VK_SHADER_STAGE_GEOMETRY_BIT`, then `Mesh Shader Queries` **must** not be active
- VUID-vkCmdDrawIndirectByteCountEXT-None-08877
If a shader object is bound to the `VK_SHADER_STAGE_FRAGMENT_BIT` stage or a graphics pipeline is bound which was created with the `VK_DYNAMIC_STATE_ATTACHMENT_FEEDBACK_LOOP_ENABLE_EXT` dynamic state enabled, and the current value of `rasterizerDiscardEnable` is `VK_FALSE`, then `vkCmdSetAttachmentFeedbackLoopEnableEXT` **must** have been called and not subsequently `invalidated` in the current command buffer prior to this drawing command
- VUID-vkCmdDrawIndirectByteCountEXT-None-07850
If dynamic state was inherited from `VkCommandBufferInheritanceViewportScissorInfoNV`, it **must** be set in the current command buffer prior to this drawing command
- VUID-vkCmdDrawIndirectByteCountEXT-nextStage-10745
For each shader object bound to a graphics stage, except for shader object bound to the last graphics stage in the logical pipeline, it **must** have been created with a `nextStage` including the corresponding bit to the shader object bound to the following graphics stage in the logical pipeline
- VUID-vkCmdDrawIndirectByteCountEXT-None-08684
If there is no bound graphics pipeline, `vkCmdBindShadersEXT` **must** have been called in the

current command buffer with `pStages` with an element of `VK_SHADER_STAGE_VERTEX_BIT`

- VUID-vkCmdDrawIndirectByteCountEXT-None-08685

If there is no bound graphics pipeline, and the `tessellationShader` feature is enabled, `vkCmdBindShadersEXT` **must** have been called in the current command buffer with `pStages` with an element of `VK_SHADER_STAGE_TESSELLATION_CONTROL_BIT`

- VUID-vkCmdDrawIndirectByteCountEXT-None-08686

If there is no bound graphics pipeline, and the `tessellationShader` feature is enabled, `vkCmdBindShadersEXT` **must** have been called in the current command buffer with `pStages` with an element of `VK_SHADER_STAGE_TESSELLATION_EVALUATION_BIT`

- VUID-vkCmdDrawIndirectByteCountEXT-None-08687

If there is no bound graphics pipeline, and the `geometryShader` feature is enabled, `vkCmdBindShadersEXT` **must** have been called in the current command buffer with `pStages` with an element of `VK_SHADER_STAGE_GEOMETRY_BIT`

- VUID-vkCmdDrawIndirectByteCountEXT-None-08688

If there is no bound graphics pipeline, `vkCmdBindShadersEXT` **must** have been called in the current command buffer with `pStages` with an element of `VK_SHADER_STAGE_FRAGMENT_BIT`

- VUID-vkCmdDrawIndirectByteCountEXT-None-08689

If there is no bound graphics pipeline, and the `taskShader` feature is enabled, `vkCmdBindShadersEXT` **must** have been called in the current command buffer with `pStages` with an element of `VK_SHADER_STAGE_TASK_BIT_EXT`

- VUID-vkCmdDrawIndirectByteCountEXT-None-08690

If there is no bound graphics pipeline, and the `meshShader` feature is enabled, `vkCmdBindShadersEXT` **must** have been called in the current command buffer with `pStages` with an element of `VK_SHADER_STAGE_MESH_BIT_EXT`

- VUID-vkCmdDrawIndirectByteCountEXT-None-08693

If there is no bound graphics pipeline, and at least one of the `taskShader` and `meshShader` features is enabled, one of the `VK_SHADER_STAGE_VERTEX_BIT` or `VK_SHADER_STAGE_MESH_BIT_EXT` stages **must** have a valid `VkShaderEXT` bound, and the other **must** have no `VkShaderEXT` bound

- VUID-vkCmdDrawIndirectByteCountEXT-None-08696

If there is no bound graphics pipeline, and a valid `VkShaderEXT` is bound to the `VK_SHADER_STAGE_VERTEX_BIT` stage, there **must** be no `VkShaderEXT` bound to either the `VK_SHADER_STAGE_TASK_BIT_EXT` stage or the `VK_SHADER_STAGE_MESH_BIT_EXT` stage

- VUID-vkCmdDrawIndirectByteCountEXT-None-08698

If any graphics shader is bound which was created with the `VK_SHADER_CREATE_LINK_STAGE_BIT_EXT` flag, then all shaders created with the `VK_SHADER_CREATE_LINK_STAGE_BIT_EXT` flag in the same `vkCreateShadersEXT` call **must** also be bound

- VUID-vkCmdDrawIndirectByteCountEXT-None-08699

If any graphics shader is bound which was created with the `VK_SHADER_CREATE_LINK_STAGE_BIT_EXT` flag, any stages in between stages whose shaders which did not create a shader with the

`VK_SHADER_CREATE_LINK_STAGE_BIT_EXT` flag as part of the same `vkCreateShadersEXT` call **must** not have any `VkShaderEXT` bound

- VUID-vkCmdDrawIndirectByteCountEXT-None-08878
All bound graphics shader objects **must** have been created with identical or `identically defined` push constant ranges
- VUID-vkCmdDrawIndirectByteCountEXT-None-08879
All bound graphics shader objects **must** have either been created with the `VK_SHADER_CREATE_DESCRIPTOR_HEAP_BIT_EXT` flag set, or with identical or `identically defined` arrays of descriptor set layouts
- VUID-vkCmdDrawIndirectByteCountEXT-colorAttachmentCount-09372
If the current render pass instance was begun with `vkCmdBeginRendering` and a `VkRenderingInfo::colorAttachmentCount` equal to 1, a color attachment with a resolve mode of `VK_RESOLVE_MODE_EXTERNAL_FORMAT_DOWNSAMPLE_BIT_ANDROID`, and a fragment shader is bound, it **must** not declare the `DepthReplacing` or `StencilRefReplacingEXT` execution modes
- VUID-vkCmdDrawIndirectByteCountEXT-pDynamicStates-08715
If the bound graphics pipeline state includes a fragment shader stage, was created with `VK_DYNAMIC_STATE_DEPTH_WRITE_ENABLE` set in `VkPipelineDynamicStateCreateInfo::pDynamicStates`, and the fragment shader declares the `EarlyFragmentTests` execution mode and uses `OpDepthAttachmentReadEXT`, the `depthWriteEnable` parameter in the last call to `vkCmdSetDepthWriteEnable` **must** be `VK_FALSE`
- VUID-vkCmdDrawIndirectByteCountEXT-pDynamicStates-08716
If the bound graphics pipeline state includes a fragment shader stage, was created with `VK_DYNAMIC_STATE_STENCIL_WRITE_MASK` set in `VkPipelineDynamicStateCreateInfo::pDynamicStates`, and the fragment shader declares the `EarlyFragmentTests` execution mode and uses `OpStencilAttachmentReadEXT`, the `writeMask` parameter in the last call to `vkCmdSetStencilWriteMask` **must** be 0
- VUID-vkCmdDrawIndirectByteCountEXT-None-09116
If a shader object is bound to any graphics stage or the bound graphics pipeline was created with `VK_DYNAMIC_STATE_COLOR_WRITE_MASK_EXT`, and the format of any color attachment is `VK_FORMAT_E5B9G9R9_UFLOAT_PACK32`, the corresponding element of the `pColorWriteMasks` parameter of `vkCmdSetColorWriteMaskEXT` **must** either include all of `VK_COLOR_COMPONENT_R_BIT`, `VK_COLOR_COMPONENT_G_BIT`, and `VK_COLOR_COMPONENT_B_BIT`, or none of them
- VUID-vkCmdDrawIndirectByteCountEXT-maxFragmentDualSrcAttachments-09239
If `blending` is enabled for any attachment where either the source or destination blend factors for that attachment `use the secondary color input`, the maximum value of `Location` for any output attachment `statically used` in the `Fragment Execution Model` executed by this command **must** be less than `maxFragmentDualSrcAttachments`
- VUID-vkCmdDrawIndirectByteCountEXT-None-09548
If the current render pass was begun with `vkCmdBeginRendering`, there is no shader object bound to any graphics stage, the value of each element of `VkRenderingAttachmentLocationInfo::pColorAttachmentLocations` in the bound pipeline **must** match the value for the corresponding locations set currently in the current render pass instance

- VUID-vkCmdDrawIndirectByteCountEXT-None-09549
If the current render pass was begun with [vkCmdBeginRendering](#), and there is no shader object bound to any graphics stage, the value of each element of [VkRenderingInputAttachmentIndexInfo::pColorAttachmentInputIndices](#) in the bound pipeline **must** match the value for the corresponding index set currently in the current render pass instance
- VUID-vkCmdDrawIndirectByteCountEXT-None-10927
If the current render pass was begun with [vkCmdBeginRendering](#), and there is no shader object bound to any graphics stage, the value of [VkRenderingInputAttachmentIndexInfo::pDepthInputAttachmentIndex](#) in the bound pipeline **must** match the value set currently in the current render pass instance
- VUID-vkCmdDrawIndirectByteCountEXT-None-10928
If the current render pass was begun with [vkCmdBeginRendering](#), and there is no shader object bound to any graphics stage, the value of [VkRenderingInputAttachmentIndexInfo::pStencilInputAttachmentIndex](#) in the bound pipeline **must** match the value set currently in the current render pass instance
- VUID-vkCmdDrawIndirectByteCountEXT-None-09642
If the current render pass was begun with [vkCmdBeginRendering](#) with the [VK_RENDERING_ENABLE_LEGACY_DITHERING_BIT_EXT](#) flag, the bound graphics pipeline **must** have been created with [VK_PIPELINE_CREATE_2_ENABLE_LEGACY_DITHERING_BIT_EXT](#)
- VUID-vkCmdDrawIndirectByteCountEXT-None-09643
If the bound graphics pipeline was created with [VK_PIPELINE_CREATE_2_ENABLE_LEGACY_DITHERING_BIT_EXT](#), the current render pass **must** have begun with [vkCmdBeginRendering](#) with the [VK_RENDERING_ENABLE_LEGACY_DITHERING_BIT_EXT](#) flag
- VUID-vkCmdDrawIndirectByteCountEXT-None-10677
If the [per-tile execution model](#) is enabled, the [tileShadingPerTileDraw](#) feature **must** be enabled
- VUID-vkCmdDrawIndirectByteCountEXT-None-10772
If a shader object is bound to any graphics stage, *multiview* functionality **must** not be enabled in the current render pass
- VUID-vkCmdDrawIndirectByteCountEXT-multiviewPerViewViewports-12262
If the [multiviewPerViewViewports](#) feature is enabled, then the index of the most significant bit in current render pass instance [viewMask](#) **must** be less than the [current value](#) of [viewportCount](#)
- VUID-vkCmdDrawIndirectByteCountEXT-multiviewPerViewViewports-12263
If the [multiviewPerViewViewports](#) feature is enabled, then the index of the most significant bit in current render pass instance [viewMask](#) **must** be less than the [current value](#) of [scissorCount](#)
- VUID-vkCmdDrawIndirectByteCountEXT-flags-11521
If current render pass instance was begun with [vkCmdBeginRendering](#) with [VkRenderingInfo::flags](#) which includes [VK_RENDERING_FRAGMENT_REGION_BIT_EXT](#), and if [sample shading](#) is enabled (explicitly or implicitly), then the minimum fraction for

sample shading **must** equal 0.0

- VUID-vkCmdDrawIndirectByteCountEXT-None-11522

If the current render pass instance was begun with `vkCmdBeginRendering` and contains a custom resolve, and the `dynamicRenderingUnusedAttachments` feature is not enabled, the graphics pipeline bound **must** have been created with a `VkCustomResolveCreateInfoEXT`

- VUID-vkCmdDrawIndirectByteCountEXT-None-11523

If the current render pass instance was begun with `vkCmdBeginRendering` and does not contain a custom resolve, and the `dynamicRenderingUnusedAttachments` feature is not enabled, the graphics pipeline bound **must** not have been created with a `VkCustomResolveCreateInfoEXT`

- VUID-vkCmdDrawIndirectByteCountEXT-customResolve-11524

If the current render pass instance was begun with `vkCmdBeginRendering` and `vkCmdBeginCustomResolveEXT` has been recorded in the render pass instance, the graphics pipeline bound **must** have been created with `VkCustomResolveCreateInfoEXT::customResolve` as `VK_TRUE`

- VUID-vkCmdDrawIndirectByteCountEXT-customResolve-11525

If the current render pass instance was begun with `vkCmdBeginRendering` and contains a custom resolve, and `vkCmdBeginCustomResolveEXT` has not been recorded in the render pass instance, the graphics pipeline bound **must** have been created with `VkCustomResolveCreateInfoEXT::customResolve` as `VK_FALSE`

- VUID-vkCmdDrawIndirectByteCountEXT-None-11861

If the `dynamicRenderingUnusedAttachments` feature is not enabled and the current render pass instance was begun with `vkCmdBeginRendering` and contains a custom resolve, the bound graphics pipeline **must** have been created with a `VkCustomResolveCreateInfoEXT::colorAttachmentCount` equal to `VkRenderingInfo::colorAttachmentCount`

- VUID-vkCmdDrawIndirectByteCountEXT-None-11862

If the `dynamicRenderingUnusedAttachments` feature is not enabled, and the current render pass instance was begun with `vkCmdBeginRendering`, it contains a custom resolve, and `VkRenderingInfo::colorAttachmentCount` greater than 0, then each element of the `VkRenderingInfo::pColorAttachments` array with an `resolveImageView` not equal to `VK_NULL_HANDLE` **must** have been created with a `VkFormat` equal to the corresponding element of `VkCustomResolveCreateInfoEXT::pColorAttachmentFormats` used to create the bound graphics pipeline

- VUID-vkCmdDrawIndirectByteCountEXT-None-11863

If the `dynamicRenderingUnusedAttachments` feature is not enabled, and the current render pass instance was begun with `vkCmdBeginRendering`, it contains a custom resolve, and `VkRenderingInfo::colorAttachmentCount` greater than 0, then each element of the `VkRenderingInfo::pColorAttachments` array with an `resolveImageView` equal to `VK_NULL_HANDLE` **must** have the corresponding element of `VkCustomResolveCreateInfoEXT::pColorAttachmentFormats` used to create the bound pipeline equal to `VK_FORMAT_UNDEFINED`

- VUID-vkCmdDrawIndirectByteCountEXT-dynamicRenderingUnusedAttachments-11864

If the `dynamicRenderingUnusedAttachments` feature is enabled, the current render pass instance was begun with `vkCmdBeginRendering`, it contains a custom resolve, and `VkRenderingInfo::colorAttachmentCount` greater than 0, then each element of the

`VkRenderingInfo::pColorAttachments` array with an `resolveImageView` not equal to `VK_NULL_HANDLE` **must** have been created with a `VkFormat` equal to the corresponding element of `VkCustomResolveCreateInfoEXT::pColorAttachmentFormats` used to create the bound graphics pipeline, or the corresponding element of `VkCustomResolveCreateInfoEXT::pColorAttachmentFormats`, if it exists, **must** be `VK_FORMAT_UNDEFINED`

- VUID-vkCmdDrawIndirectByteCountEXT-None-11865

If the current render pass instance was begun with `vkCmdBeginRendering`, it contains a custom resolve, the `dynamicRenderingUnusedAttachments` feature is not enabled, and `VkRenderingInfo::pDepthAttachment->resolveImageView` was `VK_NULL_HANDLE`, the value of `VkCustomResolveCreateInfoEXT::depthAttachmentFormat` used to create the bound graphics pipeline **must** be equal to `VK_FORMAT_UNDEFINED`

- VUID-vkCmdDrawIndirectByteCountEXT-None-11866

If current render pass instance was begun with `vkCmdBeginRendering`, it contains a custom resolve, the `dynamicRenderingUnusedAttachments` feature is not enabled, and `VkRenderingInfo::pDepthAttachment->resolveImageView` was not `VK_NULL_HANDLE`, the value of `VkCustomResolveCreateInfoEXT::depthAttachmentFormat` used to create the bound graphics pipeline **must** be equal to the `VkFormat` used to create `VkRenderingInfo::pDepthAttachment->resolveImageView`

- VUID-vkCmdDrawIndirectByteCountEXT-dynamicRenderingUnusedAttachments-11867

If the current render pass instance was begun with `vkCmdBeginRendering`, it contains a custom resolve, the `dynamicRenderingUnusedAttachments` feature is enabled, `VkRenderingInfo::pDepthAttachment->resolveImageView` was not `VK_NULL_HANDLE`, and the value of `VkCustomResolveCreateInfoEXT::depthAttachmentFormat` used to create the bound graphics pipeline was not equal to the `VkFormat` used to create `VkRenderingInfo::pDepthAttachment->resolveImageView`, the value of the format **must** be `VK_FORMAT_UNDEFINED`

- VUID-vkCmdDrawIndirectByteCountEXT-None-11868

If the current render pass instance was begun with `vkCmdBeginRendering`, it contains a custom resolve, the `dynamicRenderingUnusedAttachments` feature is not enabled, and `VkRenderingInfo::pStencilAttachment->resolveImageView` was `VK_NULL_HANDLE`, the value of `VkCustomResolveCreateInfoEXT::stencilAttachmentFormat` used to create the bound graphics pipeline **must** be equal to `VK_FORMAT_UNDEFINED`

- VUID-vkCmdDrawIndirectByteCountEXT-None-11869

If current render pass instance was begun with `vkCmdBeginRendering`, it contains a custom resolve, the `dynamicRenderingUnusedAttachments` feature is not enabled, and `VkRenderingInfo::pStencilAttachment->resolveImageView` was not `VK_NULL_HANDLE`, the value of `VkCustomResolveCreateInfoEXT::stencilAttachmentFormat` used to create the bound graphics pipeline **must** be equal to the `VkFormat` used to create `VkRenderingInfo::pStencilAttachment->resolveImageView`

- VUID-vkCmdDrawIndirectByteCountEXT-dynamicRenderingUnusedAttachments-11870

If the current render pass instance was begun with `vkCmdBeginRendering`, it contains a custom resolve, the `dynamicRenderingUnusedAttachments` feature is enabled, `VkRenderingInfo::pStencilAttachment->resolveImageView` was not `VK_NULL_HANDLE`, and the value of `VkCustomResolveCreateInfoEXT::stencilAttachmentFormat` used to create the

bound graphics pipeline was not equal to the `VkFormat` used to create `VkRenderingInfo::pStencilAttachment->resolveImageView`, the value of the format **must** be `VK_FORMAT_UNDEFINED`

- VUID-vkCmdDrawIndirectByteCountEXT-colorAttachmentCount-11871

If the current render pass instance was begun with `vkCmdBeginRendering` with a `VkRenderingInfo::colorAttachmentCount` parameter greater than `0` and `vkCmdBeginCustomResolveEXT` has been recorded in the render pass instance, then for each element of the `VkRenderingInfo::pColorAttachments` array with a `resolveImageView` not equal to `VK_NULL_HANDLE`, the `resolveImageView` **must** have been created with a sample count equal to the value of `rasterizationSamples` for the bound graphics pipeline

- VUID-vkCmdDrawIndirectByteCountEXT-pDepthAttachment-11872

If the current render pass instance was begun with `vkCmdBeginRendering`, `vkCmdBeginCustomResolveEXT` has been recorded in the render pass instance, and `VkRenderingInfo::pDepthAttachment->resolveImageView` was not `VK_NULL_HANDLE`, the value of `rasterizationSamples` for the bound graphics pipeline **must** be equal to the sample count used to create `VkRenderingInfo::pDepthAttachment->resolveImageView`

- VUID-vkCmdDrawIndirectByteCountEXT-pStencilAttachment-11873

If the current render pass instance was begun with `vkCmdBeginRendering`, `vkCmdBeginCustomResolveEXT` has been recorded in the render pass instance, `VkRenderingInfo::pStencilAttachment->resolveImageView` was not `VK_NULL_HANDLE`, the value of `rasterizationSamples` for the bound graphics pipeline **must** be equal to the sample count used to create `VkRenderingInfo::pStencilAttachment->resolveImageView`

- VUID-vkCmdDrawIndirectByteCountEXT-customResolve-11529

If a shader object is bound to the fragment stage, the current render pass instance was begun with `vkCmdBeginRendering`, a fragment density map attachment is active, and `vkCmdBeginCustomResolveEXT` has been called, then the fragment shader object bound **must** have been created with `VkCustomResolveCreateInfoEXT::customResolve` as `VK_TRUE`

- VUID-vkCmdDrawIndirectByteCountEXT-customResolve-11530

If a shader object is bound to the fragment stage, the current render pass instance was begun with `vkCmdBeginRendering` and contains a custom resolve, a fragment density map attachment is active, and `vkCmdBeginCustomResolveEXT` has not yet been called, then the fragment shader object bound **must** have been created with `VkCustomResolveCreateInfoEXT::customResolve` as `VK_FALSE`

- VUID-vkCmdDrawIndirectByteCountEXT-flags-13361

If there are any shader objects bound that were created with `flags` that includes the `VK_SHADER_CREATE_INDEPENDENT_SETS_BIT_KHR` bit, then all bound shader objects **must** have been created with the `VK_SHADER_CREATE_INDEPENDENT_SETS_BIT_KHR` bit

- VUID-vkCmdDrawIndirectByteCountEXT-flags-13362

If there are any shader objects bound that were created with `flags` that includes the `VK_SHADER_CREATE_INDEPENDENT_SETS_BIT_KHR` bit, then the pipeline layout of the bound descriptor sets **must** have been created with `VK_PIPELINE_LAYOUT_CREATE_INDEPENDENT_SETS_BIT_EXT` set

- VUID-vkCmdDrawIndirectByteCountEXT-flags-13363

If there are any shader objects bound that were created with `flags` that includes the `VK_SHADER_CREATE_INDEPENDENT_SETS_BIT_KHR` bit, and any of the descriptor set

layouts used to create the pipeline layout of the bound descriptor sets were created with any binding's `VkDescriptorSetLayoutBinding::stageFlags` set with `VK_SHADER_STAGE_VERTEX_BIT`, `VK_SHADER_STAGE_TESSELLATION_CONTROL_BIT`, `VK_SHADER_STAGE_TESSELLATION_EVALUATION_BIT` or `VK_SHADER_STAGE_GEOMETRY_BIT`, then there **must** be no binding with `VkDescriptorSetLayoutBinding::stageFlags` set with `VK_SHADER_STAGE_TASK_BIT_EXT` or `VK_SHADER_STAGE_MESH_BIT_EXT`

- VUID-vkCmdDrawIndirectByteCountEXT-flags-13364

If there are any shader objects bound that were created with `flags` that includes both the `VK_SHADER_CREATE_INDEPENDENT_SETS_BIT_KHR` and `VK_SHADER_CREATE_NO_TASK_SHADER_BIT_EXT` bits, the pipeline layout of the bound descriptor sets **must** have been created with `VK_PIPELINE_LAYOUT_CREATE_NO_TASK_SHADER_BIT_KHR` set

- VUID-vkCmdDrawIndirectByteCountEXT-flags-13365

If there are any shader objects bound that were created with `flags` that includes both the `VK_SHADER_CREATE_INDEPENDENT_SETS_BIT_KHR` and `VK_SHADER_CREATE_NO_TASK_SHADER_BIT_EXT` bits, there **must** be no shader object bound to the `VK_SHADER_STAGE_TASK_BIT_EXT` stage

- VUID-vkCmdDrawIndirectByteCountEXT-None-04007

All vertex input bindings accessed via vertex input variables declared in the vertex shader entry point's interface **must** have either valid or `VK_NULL_HANDLE` buffers bound

- VUID-vkCmdDrawIndirectByteCountEXT-None-04008

If the `nullDescriptor` feature is not enabled, all vertex input bindings accessed via vertex input variables declared in the vertex shader entry point's interface **must** not be `VK_NULL_HANDLE`

- VUID-vkCmdDrawIndirectByteCountEXT-None-02721

If the `robustBufferAccess` feature is not enabled, and that pipeline was created without enabling `VK_PIPELINE_ROBUSTNESS_BUFFER_BEHAVIOR_ROBUST_BUFFER_ACCESS` for `vertexInputs`, then for a given vertex buffer binding, any attribute data fetched **must** be entirely contained within the corresponding vertex buffer binding, as described in [Vertex Input Description](#)

- VUID-vkCmdDrawIndirectByteCountEXT-format-10389

For each vertex attribute accessed by this command, if its `VkVertexInputAttributeDescription::format` or `VkVertexInputAttributeDescription2EXT::format` is a `packed format`, and the `legacyVertexAttributes` feature is not enabled, the value of `attribAddress`, calculated as described in [Vertex Input Calculation](#), **must** be a multiple of the `size of the format`

- VUID-vkCmdDrawIndirectByteCountEXT-format-10390

For each vertex attribute accessed by this command, if its `VkVertexInputAttributeDescription::format` or `VkVertexInputAttributeDescription2EXT::format` is not a `packed format`, and either the `legacyVertexAttributes` feature is not enabled or `format` has 64-bit components, the value of `attribAddress`, calculated as described in [Vertex Input Calculation](#), **must** be a multiple of the `component size of the format`

- VUID-vkCmdDrawIndirectByteCountEXT-None-07842
If there is a shader object bound to the `VK_SHADER_STAGE_VERTEX_BIT` stage or the bound graphics pipeline state was created with the `VK_DYNAMIC_STATE_PRIMITIVE_TOPOLOGY` dynamic state enabled then `vkCmdSetPrimitiveTopology` **must** have been called and not subsequently `invalidated` in the current command buffer prior to this drawing command
- VUID-vkCmdDrawIndirectByteCountEXT-dynamicPrimitiveTopologyUnrestricted-07500
If the bound graphics pipeline state was created with the `VK_DYNAMIC_STATE_PRIMITIVE_TOPOLOGY` dynamic state enabled and the `dynamicPrimitiveTopologyUnrestricted` is `VK_FALSE`, then the `primitiveTopology` parameter of `vkCmdSetPrimitiveTopology` **must** be of the same `topology class` as the pipeline `VkPipelineInputAssemblyStateCreateInfo::topology` state
- VUID-vkCmdDrawIndirectByteCountEXT-primitiveTopology-10286
If a `VK_SHADER_STAGE_TESSELLATION_CONTROL_BIT` stage is bound, then the `current value` of `primitiveTopology` **must** be `VK_PRIMITIVE_TOPOLOGY_PATCH_LIST` prior to this drawing command
- VUID-vkCmdDrawIndirectByteCountEXT-primitiveTopology-10747
If `vkCmdSetPrimitiveTopology` set `primitiveTopology` to `VK_PRIMITIVE_TOPOLOGY_PATCH_LIST` prior to this drawing command, then a `VK_SHADER_STAGE_TESSELLATION_CONTROL_BIT` stage **must** be bound
- VUID-vkCmdDrawIndirectByteCountEXT-primitiveTopology-10748
If `vkCmdSetPrimitiveTopology` set `primitiveTopology` to `VK_PRIMITIVE_TOPOLOGY_POINT_LIST` prior to this drawing command, the `maintenance5` feature is not enabled, both a `VK_SHADER_STAGE_TESSELLATION_EVALUATION_BIT` and `VK_SHADER_STAGE_GEOMETRY_BIT` stage are not bound, then the `Vertex Execution Model` **must** have a `PointSize` decorated variable that is statically written to
- VUID-vkCmdDrawIndirectByteCountEXT-pStrides-04913
If the bound graphics pipeline was created with the `VK_DYNAMIC_STATE_VERTEX_INPUT_BINDING_STRIDE` dynamic state enabled, but without the `VK_DYNAMIC_STATE_VERTEX_INPUT_EXT` dynamic state enabled, then `vkCmdBindVertexBuffers2` with a non-NULL `pStrides` parameter or `vkCmdBindVertexBuffers3KHR` with `setStride` set to `VK_TRUE` **must** have been called and not subsequently `invalidated` in the current command buffer prior to this draw command
- VUID-vkCmdDrawIndirectByteCountEXT-None-13118
If the bound graphics pipeline was created without the `VK_DYNAMIC_STATE_VERTEX_INPUT_BINDING_STRIDE` dynamic state enabled, without the `VK_DYNAMIC_STATE_VERTEX_INPUT_EXT` dynamic state enabled, and `vkCmdBindVertexBuffers3KHR` was called and not subsequently `invalidated` in the current command buffer prior to this draw command, the value of `setStride` in each of its `pBindInfos` elements must have been `VK_FALSE`
- VUID-vkCmdDrawIndirectByteCountEXT-None-04914
If there is a shader object bound to the `VK_SHADER_STAGE_VERTEX_BIT` stage or the bound graphics pipeline state was created with the `VK_DYNAMIC_STATE_VERTEX_INPUT_EXT` dynamic state enabled then `vkCmdSetVertexInputEXT` **must** have been called and not subsequently `invalidated` in the

current command buffer prior to this draw command

- VUID-vkCmdDrawIndirectByteCountEXT-Input-07939

If the `vertexAttributeRobustness` feature is not enabled, and the `maintenance9` feature is not enabled, and there is a shader object bound to the `VK_SHADER_STAGE_VERTEX_BIT` stage or the bound graphics pipeline state was created with the `VK_DYNAMIC_STATE_VERTEX_INPUT_EXT` dynamic state enabled then all variables with the `Input` storage class decorated with `Location` in the `Vertex Execution Model OpEntryPoint` **must** contain a location in `VkVertexInputAttributeDescription2EXT::location`

- VUID-vkCmdDrawIndirectByteCountEXT-Input-08734

If there is a shader object bound to the `VK_SHADER_STAGE_VERTEX_BIT` stage or the bound graphics pipeline state was created with the `VK_DYNAMIC_STATE_VERTEX_INPUT_EXT` dynamic state enabled and either the `legacyVertexAttributes` feature is not enabled or the SPIR-V Type associated with a given `Input` variable of the corresponding `Location` in the `Vertex Execution Model OpEntryPoint` is 64-bit, then the numeric type associated with all `Input` variables of the corresponding `Location` in the `Vertex Execution Model OpEntryPoint` **must** be the same as `VkVertexInputAttributeDescription2EXT::format`

- VUID-vkCmdDrawIndirectByteCountEXT-format-08936

If there is a shader object bound to the `VK_SHADER_STAGE_VERTEX_BIT` stage or the bound graphics pipeline state was created with the `VK_DYNAMIC_STATE_VERTEX_INPUT_EXT` dynamic state enabled and `VkVertexInputAttributeDescription2EXT::format` has a 64-bit component, then the scalar width associated with all `Input` variables of the corresponding `Location` in the `Vertex Execution Model OpEntryPoint` **must** be 64-bit

- VUID-vkCmdDrawIndirectByteCountEXT-format-08937

If there is a shader object bound to the `VK_SHADER_STAGE_VERTEX_BIT` stage or the bound graphics pipeline state was created with the `VK_DYNAMIC_STATE_VERTEX_INPUT_EXT` dynamic state enabled and the scalar width associated with a `Location` decorated `Input` variable in the `Vertex Execution Model OpEntryPoint` is 64-bit, then the corresponding `VkVertexInputAttributeDescription2EXT::format` **must** have a 64-bit component

- VUID-vkCmdDrawIndirectByteCountEXT-None-09203

If there is a shader object bound to the `VK_SHADER_STAGE_VERTEX_BIT` stage or the bound graphics pipeline state was created with the `VK_DYNAMIC_STATE_VERTEX_INPUT_EXT` dynamic state enabled and `VkVertexInputAttributeDescription2EXT::format` has a 64-bit component, then all `Input` variables at the corresponding `Location` in the `Vertex Execution Model OpEntryPoint` **must** not use components that are not present in the format

- VUID-vkCmdDrawIndirectByteCountEXT-None-04875

If there is a shader object bound to the `VK_SHADER_STAGE_TESSELLATION_CONTROL_BIT` stage or the bound graphics pipeline state was created with both a `VK_SHADER_STAGE_TESSELLATION_CONTROL_BIT` stage and the `VK_DYNAMIC_STATE_PATCH_CONTROL_POINTS_EXT` dynamic state enabled, and the current value of `primitiveTopology` is `VK_PRIMITIVE_TOPOLOGY_PATCH_LIST`, then `vkCmdSetPatchControlPointsEXT` **must** have been called and not subsequently

[invalidated](#) in the current command buffer prior to this drawing command

- VUID-vkCmdDrawIndirectByteCountEXT-None-04879

If there is a shader object bound to the [VK_SHADER_STAGE_VERTEX_BIT](#) stage or the bound graphics pipeline state was created with the [VK_DYNAMIC_STATE_PRIMITIVE_RESTART_ENABLE](#) dynamic state enabled then [vkCmdSetPrimitiveRestartEnable](#) **must** have been called and not subsequently [invalidated](#) in the current command buffer prior to this drawing command

- VUID-vkCmdDrawIndirectByteCountEXT-None-09637

If the [primitiveTopologyListRestart](#) feature is not enabled, the [input assembly](#) is [VK_PRIMITIVE_TOPOLOGY_POINT_LIST](#), [VK_PRIMITIVE_TOPOLOGY_LINE_LIST](#), [VK_PRIMITIVE_TOPOLOGY_TRIANGLE_LIST](#), [VK_PRIMITIVE_TOPOLOGY_LINE_LIST_WITH_ADJACENCY](#), or [VK_PRIMITIVE_TOPOLOGY_TRIANGLE_LIST_WITH_ADJACENCY](#), there is a shader object bound to the [VK_SHADER_STAGE_VERTEX_BIT](#) stage or the bound graphics pipeline state was created with the [VK_DYNAMIC_STATE_PRIMITIVE_RESTART_ENABLE](#) dynamic state enabled, then [vkCmdSetPrimitiveRestartEnable](#) **must** be [VK_FALSE](#)

- VUID-vkCmdDrawIndirectByteCountEXT-None-10909

If the [primitiveTopologyPatchListRestart](#) feature is not enabled, the [input assembly](#) is [VK_PRIMITIVE_TOPOLOGY_PATCH_LIST](#), there is a shader object bound to the [VK_SHADER_STAGE_TESSELLATION_CONTROL_BIT](#) stage or the bound graphics pipeline state was created with the [VK_DYNAMIC_STATE_PRIMITIVE_RESTART_ENABLE](#) dynamic state enabled then [vkCmdSetPrimitiveRestartEnable](#) **must** be [VK_FALSE](#)

- VUID-vkCmdDrawIndirectByteCountEXT-stage-06481

The bound graphics pipeline **must** not have been created with the [VkPipelineShaderStageCreateInfo::stage](#) member of any element of [VkGraphicsPipelineCreateInfo::pStages](#) set to [VK_SHADER_STAGE_TASK_BIT_EXT](#) or [VK_SHADER_STAGE_MESH_BIT_EXT](#)

- VUID-vkCmdDrawIndirectByteCountEXT-None-08885

There **must** be no shader object bound to either of the [VK_SHADER_STAGE_TASK_BIT_EXT](#) or [VK_SHADER_STAGE_MESH_BIT_EXT](#) stages

- VUID-vkCmdDrawIndirectByteCountEXT-None-07619

If a shader object is bound to the [VK_SHADER_STAGE_TESSELLATION_EVALUATION_BIT](#) stage or a graphics pipeline is bound which was created with both a [VK_SHADER_STAGE_TESSELLATION_EVALUATION_BIT](#) stage and the [VK_DYNAMIC_STATE_TESSELLATION_DOMAIN_ORIGIN_EXT](#) dynamic state enabled, then [vkCmdSetTessellationDomainOriginEXT](#) **must** have been called and not subsequently [invalidated](#) in the current command buffer prior to this drawing command

- VUID-vkCmdDrawIndirectByteCountEXT-OpExecutionMode-12239

If a shader is bound to both the [VK_SHADER_STAGE_TESSELLATION_CONTROL_BIT](#) and [VK_SHADER_STAGE_TESSELLATION_EVALUATION_BIT](#) stages, and if both stages contain an [OpExecutionMode](#) instruction specifying the type of subdivision, they **must** be the same

- VUID-vkCmdDrawIndirectByteCountEXT-OpExecutionMode-12240

If a shader is bound to both the [VK_SHADER_STAGE_TESSELLATION_CONTROL_BIT](#) and [VK_SHADER_STAGE_TESSELLATION_EVALUATION_BIT](#) stages, and if both stages contain an [OpExecutionMode](#) instruction specifying the orientation of triangles, they **must** be the

same

- VUID-vkCmdDrawIndirectByteCountEXT-OpExecutionMode-12241

If a shader is bound to both the `VK_SHADER_STAGE_TESSELLATION_CONTROL_BIT` and `VK_SHADER_STAGE_TESSELLATION_EVALUATION_BIT` stages, and if both stages contain an `OpExecutionMode` instruction specifying the segment spacing, they **must** be the same

- VUID-vkCmdDrawIndirectByteCountEXT-OpExecutionMode-12242

If a shader is bound to both the `VK_SHADER_STAGE_TESSELLATION_CONTROL_BIT` and `VK_SHADER_STAGE_TESSELLATION_EVALUATION_BIT` stages, and if both stages contain an `OpExecutionMode` instruction specifying the output patch size, they **must** be the same

- VUID-vkCmdDrawIndirectByteCountEXT-pNext-09461

If the bound graphics pipeline state was created with `VkPipelineVertexInputDivisorStateCreateInfo` in the `pNext` chain of `VkGraphicsPipelineCreateInfo::pVertexInputState`, any member of `VkPipelineVertexInputDivisorStateCreateInfo::pVertexBindingDivisors` has a value other than `1` in `divisor`, and `VkPhysicalDeviceVertexAttributeDivisorProperties::supportsNonZeroFirstInstance` is `VK_FALSE`, then `firstInstance` **must** be `0`

- VUID-vkCmdDrawIndirectByteCountEXT-None-09462

If `shader objects` are used for drawing or the bound graphics pipeline state was created with the `VK_DYNAMIC_STATE_VERTEX_INPUT_EXT` dynamic state enabled, any member of the `pVertexBindingDescriptions` parameter to the `vkCmdSetVertexInputEXT` call that sets this dynamic state has a value other than `1` in `divisor`, and `VkPhysicalDeviceVertexAttributeDivisorProperties::supportsNonZeroFirstInstance` is `VK_FALSE`, then `firstInstance` **must** be `0`

- VUID-vkCmdDrawIndirectByteCountEXT-counterOffset-09474

`counterOffset` **must** be a multiple of `4`

- VUID-vkCmdDrawIndirectByteCountEXT-transformFeedback-02287

`VkPhysicalDeviceTransformFeedbackFeaturesEXT::transformFeedback` **must** be enabled

- VUID-vkCmdDrawIndirectByteCountEXT-transformFeedbackDraw-02288

The implementation **must** support `VkPhysicalDeviceTransformFeedbackPropertiesEXT::transformFeedbackDraw`

- VUID-vkCmdDrawIndirectByteCountEXT-vertexStride-02289

`vertexStride` **must** be greater than `0` and less than or equal to `VkPhysicalDeviceTransformFeedbackPropertiesEXT::maxTransformFeedbackBufferDataStride`

- VUID-vkCmdDrawIndirectByteCountEXT-vertexStride-09475

`vertexStride` **must** be a multiple of `4`

- VUID-vkCmdDrawIndirectByteCountEXT-commandBuffer-02646

`commandBuffer` **must** not be a protected command buffer

- VUID-vkCmdDrawIndirectByteCountEXT-counterBuffer-04567

If `counterBuffer` is non-sparse then it **must** be bound completely and contiguously to a single `VkDeviceMemory` object

- VUID-vkCmdDrawIndirectByteCountEXT-counterBuffer-02290

`counterBuffer` **must** have been created with the

VK_BUFFER_USAGE_INDIRECT_BUFFER_BIT usage flag set

- VUID-vkCmdDrawIndirectByteCountEXT-counterBufferOffset-04568
counterBufferOffset **must** be a multiple of 4

Valid Usage (Implicit)

- VUID-vkCmdDrawIndirectByteCountEXT-commandBuffer-parameter
commandBuffer **must** be a valid VkCommandBuffer handle
- VUID-vkCmdDrawIndirectByteCountEXT-counterBuffer-parameter
counterBuffer **must** be a valid VkBuffer handle
- VUID-vkCmdDrawIndirectByteCountEXT-commandBuffer-recording
commandBuffer **must** be in the recording state
- VUID-vkCmdDrawIndirectByteCountEXT-commandBuffer-cmdpool
The VkCommandPool that commandBuffer was allocated from **must** support VK_QUEUE_GRAPHICS_BIT operations
- VUID-vkCmdDrawIndirectByteCountEXT-renderpass
This command **must** only be called inside of a render pass instance
- VUID-vkCmdDrawIndirectByteCountEXT-suspended
This command **must** not be called between suspended render pass instances
- VUID-vkCmdDrawIndirectByteCountEXT-videocoding
This command **must** only be called outside of a video coding scope
- VUID-vkCmdDrawIndirectByteCountEXT-commonparent
Both of commandBuffer, and counterBuffer **must** have been created, allocated, or retrieved from the same VkDevice

Host Synchronization

- Host access to commandBuffer **must** be externally synchronized
- Host access to the VkCommandPool that commandBuffer was allocated from **must** be externally synchronized

Command Properties

Command Buffer Levels	Render Pass Scope	Video Coding Scope	Supported Queue Types	Command Type
Primary Secondary	Inside	Outside	VK_QUEUE_GRAPHICS_BIT	Action

Conditional Rendering

vkCmdDrawIndirectByteCountEXT is affected by [conditional rendering](#)

26.5. Conditional Rendering

Certain rendering commands **can** be executed conditionally based on a value in buffer memory. These rendering commands are limited to [drawing commands](#), [dispatching commands](#), and clearing attachments with [vkCmdClearAttachments](#) within a conditional rendering block which is defined by commands [vkCmdBeginConditionalRenderingEXT](#) and [vkCmdEndConditionalRenderingEXT](#). Other rendering commands remain unaffected by conditional rendering.

The complete list of commands affected by conditional rendering is:

Commands Affected by Conditional Rendering

- [vkCmdBeginCustomResolveEXT](#)
- [vkCmdClearAttachments](#)
- [vkCmdDispatch](#)
- [vkCmdDispatchBase](#)
- [vkCmdDispatchBaseKHR](#)
- [vkCmdDispatchDataGraphARM](#)
- [vkCmdDispatchGraphAMD](#)
- [vkCmdDispatchGraphIndirectAMD](#)
- [vkCmdDispatchGraphIndirectCountAMD](#)
- [vkCmdDispatchIndirect](#)
- [vkCmdDispatchIndirect2KHR](#)
- [vkCmdDispatchTileQCOM](#)
- [vkCmdDraw](#)
- [vkCmdDrawClusterHUAWEI](#)
- [vkCmdDrawClusterIndirectHUAWEI](#)
- [vkCmdDrawIndexed](#)
- [vkCmdDrawIndexedIndirect](#)
- [vkCmdDrawIndexedIndirect2KHR](#)
- [vkCmdDrawIndexedIndirectCount](#)
- [vkCmdDrawIndexedIndirectCount2KHR](#)
- [vkCmdDrawIndexedIndirectCountAMD](#)

- [vkCmdDrawIndexedIndirectCountKHR](#)
- [vkCmdDrawIndirect](#)
- [vkCmdDrawIndirect2KHR](#)
- [vkCmdDrawIndirectByteCount2EXT](#)
- [vkCmdDrawIndirectByteCountEXT](#)
- [vkCmdDrawIndirectCount](#)
- [vkCmdDrawIndirectCount2KHR](#)
- [vkCmdDrawIndirectCountAMD](#)
- [vkCmdDrawIndirectCountKHR](#)
- [vkCmdDrawMeshTasksEXT](#)
- [vkCmdDrawMeshTasksIndirect2EXT](#)
- [vkCmdDrawMeshTasksIndirectCount2EXT](#)
- [vkCmdDrawMeshTasksIndirectCountEXT](#)
- [vkCmdDrawMeshTasksIndirectCountNV](#)
- [vkCmdDrawMeshTasksIndirectEXT](#)
- [vkCmdDrawMeshTasksIndirectNV](#)
- [vkCmdDrawMeshTasksNV](#)
- [vkCmdDrawMultiEXT](#)
- [vkCmdDrawMultiIndexedEXT](#)
- [vkCmdExecuteGeneratedCommandsEXT](#)
- [vkCmdExecuteGeneratedCommandsNV](#)

After beginning conditional rendering, it is considered *active* within the command buffer it was called until it is ended with [vkCmdEndConditionalRenderingEXT](#).

Conditional rendering **must** begin and end in the same command buffer. When conditional rendering is active, a primary command buffer **can** execute secondary command buffers if the [inheritedConditionalRendering](#) feature is enabled. For a secondary command buffer to be executed while conditional rendering is active in the primary command buffer, it **must** set the [conditionalRenderingEnable](#) flag of [VkCommandBufferInheritanceConditionalRenderingInfoEXT](#), as described in the [Command Buffer Recording](#) section.

Conditional rendering **must** also either begin and end inside the same subpass of a render pass instance, or **must** both begin and end outside of a render pass instance (i.e. contain entire render pass instances).

To begin conditional rendering, call:

WARNING

This functionality is superseded by [vkCmdBeginConditionalRendering2EXT](#). See [Legacy Functionality](#) for more information.


```
// Provided by VK_EXT_conditional_rendering
void vkCmdBeginConditionalRenderingEXT(
    VkCommandBuffer                commandBuffer,
    const VkConditionalRenderingBeginInfoEXT* pConditionalRenderingBegin);
```

- `commandBuffer` is the command buffer into which this command will be recorded.
- `pConditionalRenderingBegin` is a pointer to a `VkConditionalRenderingBeginInfoEXT` structure specifying parameters of conditional rendering.

Valid Usage

- VUID-vkCmdBeginConditionalRenderingEXT-None-01980
Conditional rendering **must** not already be [active](#)

Valid Usage (Implicit)

- VUID-vkCmdBeginConditionalRenderingEXT-commandBuffer-parameter
`commandBuffer` **must** be a valid [VkCommandBuffer](#) handle
- VUID-vkCmdBeginConditionalRenderingEXT-pConditionalRenderingBegin-parameter
`pConditionalRenderingBegin` **must** be a valid pointer to a valid [VkConditionalRenderingBeginInfoEXT](#) structure
- VUID-vkCmdBeginConditionalRenderingEXT-commandBuffer-recording
`commandBuffer` **must** be in the [recording state](#)
- VUID-vkCmdBeginConditionalRenderingEXT-commandBuffer-cmdpool
The `VkCommandPool` that `commandBuffer` was allocated from **must** support [VK_QUEUE_COMPUTE_BIT](#), or [VK_QUEUE_GRAPHICS_BIT](#) operations
- VUID-vkCmdBeginConditionalRenderingEXT-suspended
This command **must** not be called between suspended render pass instances
- VUID-vkCmdBeginConditionalRenderingEXT-videocoding
This command **must** only be called outside of a video coding scope

Host Synchronization

- Host access to `commandBuffer` **must** be externally synchronized
- Host access to the `VkCommandPool` that `commandBuffer` was allocated from **must** be externally synchronized

Command Properties

Command Buffer Levels	Render Pass Scope	Video Coding Scope	Supported Queue Types	Command Type
Primary Secondary	Both	Outside	VK_QUEUE_COMPUTE_BIT VK_QUEUE_GRAPHICS_BIT HICS_BIT	Action State

Conditional Rendering

`vkCmdBeginConditionalRenderingEXT` is not affected by [conditional rendering](#)

The `VkConditionalRenderingBeginInfoEXT` structure is defined as:

WARNING

This functionality is superseded by `VkConditionalRenderingBeginInfo2EXT`. See [Legacy Functionality](#) for more information.

```
// Provided by VK_EXT_conditional_rendering
typedef struct VkConditionalRenderingBeginInfoEXT {
    VkStructureType    sType;
    const void*        pNext;
    VkBuffer            buffer;
    VkDeviceSize        offset;
    VkConditionalRenderingFlagsEXT flags;
} VkConditionalRenderingBeginInfoEXT;
```

- `sType` is a `VkStructureType` value identifying this structure.
- `pNext` is `NULL` or a pointer to a structure extending this structure.
- `buffer` is a buffer containing the predicate for conditional rendering.
- `offset` is the byte offset into `buffer` where the predicate is located.
- `flags` is a bitmask of `VkConditionalRenderingFlagsEXT` specifying the behavior of conditional rendering.

If the 32-bit value at `offset` in `buffer` memory is zero, then the rendering commands are discarded, otherwise they are executed as normal. If the value of the predicate in buffer memory changes while conditional rendering is active, the rendering commands **may** be discarded in an implementation-dependent way. Some implementations may latch the value of the predicate upon beginning conditional rendering while others may read it before every rendering command.

Valid Usage

- VUID-VkConditionalRenderingBeginInfoEXT-buffer-01981
If **buffer** is non-sparse then it **must** be bound completely and contiguously to a single **VkDeviceMemory** object
- VUID-VkConditionalRenderingBeginInfoEXT-buffer-01982
buffer **must** have been created with the **VK_BUFFER_USAGE_CONDITIONAL_RENDERING_BIT_EXT** usage flag set
- VUID-VkConditionalRenderingBeginInfoEXT-offset-01983
offset **must** be less than the size of **buffer** by at least 32 bits
- VUID-VkConditionalRenderingBeginInfoEXT-offset-01984
offset **must** be a multiple of 4

Valid Usage (Implicit)

- VUID-VkConditionalRenderingBeginInfoEXT-sType-sType
sType **must** be **VK_STRUCTURE_TYPE_CONDITIONAL_RENDERING_BEGIN_INFO_EXT**
- VUID-VkConditionalRenderingBeginInfoEXT-pNext-pNext
pNext **must** be **NULL**
- VUID-VkConditionalRenderingBeginInfoEXT-buffer-parameter
buffer **must** be a valid **VkBuffer** handle
- VUID-VkConditionalRenderingBeginInfoEXT-flags-parameter
flags **must** be a valid combination of **VkConditionalRenderingFlagBitsEXT** values

To begin conditional rendering, call:

```
// Provided by VK_KHR_device_address_commands with VK_EXT_conditional_rendering
void vkCmdBeginConditionalRendering2EXT(
    VkCommandBuffer                commandBuffer,
    const VkConditionalRenderingBeginInfo2EXT* pConditionalRenderingBegin);
```

- **commandBuffer** is the command buffer into which this command will be recorded.
- **pConditionalRenderingBegin** is a pointer to a **VkConditionalRenderingBeginInfo2EXT** structure specifying parameters of conditional rendering.

Valid Usage

- VUID-vkCmdBeginConditionalRendering2EXT-None-13063
Conditional rendering **must** not already be **active**

Valid Usage (Implicit)

- VUID-vkCmdBeginConditionalRendering2EXT-commandBuffer-parameter **commandBuffer** **must** be a valid [VkCommandBuffer](#) handle
- VUID-vkCmdBeginConditionalRendering2EXT-pConditionalRenderingBegin-parameter **pConditionalRenderingBegin** **must** be a valid pointer to a valid [VkConditionalRenderingBeginInfo2EXT](#) structure
- VUID-vkCmdBeginConditionalRendering2EXT-commandBuffer-recording **commandBuffer** **must** be in the [recording state](#)
- VUID-vkCmdBeginConditionalRendering2EXT-commandBuffer-cmdpool
The [VkCommandPool](#) that **commandBuffer** was allocated from **must** support [VK_QUEUE_COMPUTE_BIT](#), or [VK_QUEUE_GRAPHICS_BIT](#) operations
- VUID-vkCmdBeginConditionalRendering2EXT-suspended
This command **must** not be called between suspended render pass instances
- VUID-vkCmdBeginConditionalRendering2EXT-videocoding
This command **must** only be called outside of a video coding scope

Host Synchronization

- Host access to **commandBuffer** **must** be externally synchronized
- Host access to the [VkCommandPool](#) that **commandBuffer** was allocated from **must** be externally synchronized

Command Properties

Command Buffer Levels	Render Pass Scope	Video Coding Scope	Supported Queue Types	Command Type
Primary Secondary	Both	Outside	VK_QUEUE_COMPUTE_BIT VK_QUEUE_GRAPHICS_BIT	Action State

Conditional Rendering

vkCmdBeginConditionalRendering2EXT is not affected by [conditional rendering](#)

The [VkConditionalRenderingBeginInfo2EXT](#) structure is defined as:


```
// Provided by VK_KHR_device_address_commands with VK_EXT_conditional_rendering
typedef struct VkConditionalRenderingBeginInfo2EXT {
    VkStructureType          sType;
    const void*              pNext;
    VkDeviceAddressRangeKHR  addressRange;
    VkAddressCommandFlagsKHR addressFlags;
    VkConditionalRenderingFlagsEXT flags;
} VkConditionalRenderingBeginInfo2EXT;
```

- **sType** is a [VkStructureType](#) value identifying this structure.
- **pNext** is `NULL` or a pointer to a structure extending this structure.
- **addressRange** is the [VkDeviceAddressRangeKHR](#) containing the predicate for conditional rendering.
- **addressFlags** is a [VkAddressCommandFlagsKHR](#) value defining the flags for the address range.
- **flags** is a bitmask of [VkConditionalRenderingFlagsEXT](#) specifying the behavior of conditional rendering.

If the 32-bit value at **addressRange.address** is zero, then the rendering commands are discarded, otherwise they are executed as normal. If the value of the predicate in memory changes while conditional rendering is active, the rendering commands **may** be discarded in an implementation-dependent way. Some implementations **may** latch the value of the predicate upon beginning conditional rendering while others **may** read it before every rendering command.

Valid Usage

- VUID-VkConditionalRenderingBeginInfo2EXT-addressRange-13097
If the range specified by **addressRange** is not bound completely to memory when accessed, **addressFlags** **must** not include [VK_ADDRESS_COMMAND_FULLY_BOUND_BIT_KHR](#)
- VUID-VkConditionalRenderingBeginInfo2EXT-addressRange-13098
If the buffer from which the range specified by **addressRange** was created with [VK_BUFFER_CREATE_PROTECTED_BIT](#), and **protectedNoFault** is not supported, **addressFlags** **must** include [VK_ADDRESS_COMMAND_PROTECTED_BIT_KHR](#)
- VUID-VkConditionalRenderingBeginInfo2EXT-addressRange-13099
If the buffer from which the range specified by **addressRange** was created without [VK_BUFFER_CREATE_PROTECTED_BIT](#), and **protectedNoFault** is not supported, **addressFlags** **must** not include [VK_ADDRESS_COMMAND_PROTECTED_BIT_KHR](#)
- VUID-VkConditionalRenderingBeginInfo2EXT-addressFlags-13100

addressFlags	must	not	include	both
VK_ADDRESS_COMMAND_STORAGE_BUFFER_USAGE_BIT_KHR				and
VK_ADDRESS_COMMAND_UNKNOWN_STORAGE_BUFFER_USAGE_BIT_KHR				
- VUID-VkConditionalRenderingBeginInfo2EXT-addressRange-13122
If any buffer, which is bound to a range of [VkDeviceMemory](#) that overlaps the range backing **addressRange**, was created with [VK_BUFFER_USAGE_STORAGE_BUFFER_BIT](#), **addressFlags** **must** include [VK_ADDRESS_COMMAND_STORAGE_BUFFER_USAGE_BIT_KHR](#)

or [VK_ADDRESS_COMMAND_UNKNOWN_STORAGE_BUFFER_USAGE_BIT_KHR](#)

- VUID-VkConditionalRenderingBeginInfo2EXT-addressRange-13123

If any buffer, which is bound to a range of [VkDeviceMemory](#) that overlaps the range backing [addressRange](#), was created without [VK_BUFFER_USAGE_STORAGE_BUFFER_BIT](#), [addressFlags](#) **must** not include [VK_ADDRESS_COMMAND_STORAGE_BUFFER_USAGE_BIT_KHR](#)

- VUID-VkConditionalRenderingBeginInfo2EXT-addressFlags-13101

[addressFlags](#) **must** not include both [VK_ADDRESS_COMMAND_TRANSFORM_FEEDBACK_BUFFER_USAGE_BIT_KHR](#) and [VK_ADDRESS_COMMAND_UNKNOWN_TRANSFORM_FEEDBACK_BUFFER_USAGE_BIT_KHR](#)

- VUID-VkConditionalRenderingBeginInfo2EXT-addressRange-13124

If any buffer, which is bound to a range of [VkDeviceMemory](#) that overlaps the range backing [addressRange](#), was created with [VK_BUFFER_USAGE_TRANSFORM_FEEDBACK_BUFFER_BIT_EXT](#), [addressFlags](#) **must** include [VK_ADDRESS_COMMAND_TRANSFORM_FEEDBACK_BUFFER_USAGE_BIT_KHR](#) or [VK_ADDRESS_COMMAND_UNKNOWN_TRANSFORM_FEEDBACK_BUFFER_USAGE_BIT_KHR](#)

- VUID-VkConditionalRenderingBeginInfo2EXT-addressRange-13125

If any buffer, which is bound to a range of [VkDeviceMemory](#) that overlaps the range backing [addressRange](#), was created without [VK_BUFFER_USAGE_TRANSFORM_FEEDBACK_BUFFER_BIT_EXT](#), [addressFlags](#) **must** not include [VK_ADDRESS_COMMAND_TRANSFORM_FEEDBACK_BUFFER_USAGE_BIT_KHR](#)

- VUID-VkConditionalRenderingBeginInfo2EXT-addressRange-13064

The [VkBuffer](#) that [addressRange](#) was queried from **must** have been created with [VK_BUFFER_USAGE_CONDITIONAL_RENDERING_BIT_EXT](#)

- VUID-VkConditionalRenderingBeginInfo2EXT-addressRange-13065

[addressRange.address](#) **must** be a multiple of 4

- VUID-VkConditionalRenderingBeginInfo2EXT-addressRange-13066

[addressRange.size](#) **must** be greater than or equal to 4

Valid Usage (Implicit)

- VUID-VkConditionalRenderingBeginInfo2EXT-sType-sType

[sType](#) **must** be [VK_STRUCTURE_TYPE_CONDITIONAL_RENDERING_BEGIN_INFO_2_EXT](#)

- VUID-VkConditionalRenderingBeginInfo2EXT-pNext-pNext

[pNext](#) **must** be [NULL](#)

- VUID-VkConditionalRenderingBeginInfo2EXT-addressFlags-parameter

[addressFlags](#) **must** be a valid combination of [VkAddressCommandFlagBitsKHR](#) values

- VUID-VkConditionalRenderingBeginInfo2EXT-flags-parameter

[flags](#) **must** be a valid combination of [VkConditionalRenderingFlagBitsEXT](#) values

Bits which **can** be set in `vkCmdBeginConditionalRenderingEXT::flags`, specifying the behavior of conditional rendering, are:

```
// Provided by VK_EXT_conditional_rendering
typedef enum VkConditionalRenderingFlagBitsEXT {
    VK_CONDITIONAL_RENDERING_INVERTED_BIT_EXT = 0x00000001,
} VkConditionalRenderingFlagBitsEXT;
```

- `VK_CONDITIONAL_RENDERING_INVERTED_BIT_EXT` specifies the condition used to determine whether to discard rendering commands or not. That is, if the 32-bit predicate read from `buffer` memory at `offset` is zero, the rendering commands are not discarded, and if non zero, then they are discarded.

```
// Provided by VK_EXT_conditional_rendering
typedef VkFlags VkConditionalRenderingFlagsEXT;
```

`VkConditionalRenderingFlagsEXT` is a bitmask type for setting a mask of zero or more `VkConditionalRenderingFlagBitsEXT`.

To end conditional rendering, call:

```
// Provided by VK_EXT_conditional_rendering
void vkCmdEndConditionalRenderingEXT(
    VkCommandBuffer                                commandBuffer);
```

- `commandBuffer` is the command buffer into which this command will be recorded.

Once ended, conditional rendering becomes inactive.

Valid Usage

- VUID-vkCmdEndConditionalRenderingEXT-None-01985
Conditional rendering **must** be `active`
- VUID-vkCmdEndConditionalRenderingEXT-None-01986
If conditional rendering was made `active` outside of a render pass instance, it **must** not be ended inside a render pass instance
- VUID-vkCmdEndConditionalRenderingEXT-None-01987
If conditional rendering was made `active` within a subpass it **must** be ended in the same subpass

Valid Usage (Implicit)

- VUID-vkCmdEndConditionalRenderingEXT-commandBuffer-parameter
`commandBuffer` **must** be a valid `VkCommandBuffer` handle

- VUID-vkCmdEndConditionalRenderingEXT-commandBuffer-recording
`commandBuffer` **must** be in the [recording state](#)
- VUID-vkCmdEndConditionalRenderingEXT-commandBuffer-cmdpool
The `VkCommandPool` that `commandBuffer` was allocated from **must** support [VK_QUEUE_COMPUTE_BIT](#), or [VK_QUEUE_GRAPHICS_BIT](#) operations
- VUID-vkCmdEndConditionalRenderingEXT-suspended
This command **must** not be called between suspended render pass instances
- VUID-vkCmdEndConditionalRenderingEXT-videocoding
This command **must** only be called outside of a video coding scope

Host Synchronization

- Host access to `commandBuffer` **must** be externally synchronized
- Host access to the `VkCommandPool` that `commandBuffer` was allocated from **must** be externally synchronized

Command Properties

Command Buffer Levels	Render Pass Scope	Video Coding Scope	Supported Queue Types	Command Type
Primary Secondary	Both	Outside	VK_QUEUE_COMPUTE_BIT VK_QUEUE_GRAPHICS_BIT	Action State

Conditional Rendering

`vkCmdEndConditionalRenderingEXT` is not affected by [conditional rendering](#)

26.6. Programmable Mesh Shading

In this drawing approach, primitives are assembled by the mesh shader stage. [Mesh shading](#) operates similarly to [dispatching compute](#) as the shaders make use of workgroups.

To record a mesh tasks drawing command, call:


```
// Provided by VK_NV_mesh_shader
void vkCmdDrawMeshTasksNV(
    VkCommandBuffer          commandBuffer,
    uint32_t                 taskCount,
    uint32_t                 firstTask);
```

- `commandBuffer` is the command buffer into which the command will be recorded.
- `taskCount` is the number of local workgroups to dispatch in the X dimension. Y and Z dimension are implicitly set to one.
- `firstTask` is the X component of the first workgroup ID.

When the command is executed, a global workgroup consisting of `taskCount` local workgroups is assembled.

Valid Usage

- VUID-vkCmdDrawMeshTasksNV-magFilter-04553
If a `VkSampler` created with `magFilter` or `minFilter` equal to `VK_FILTER_LINEAR`, `reductionMode` equal to `VK_SAMPLER_REDUCTION_MODE_WEIGHTED_AVERAGE`, and `compareEnable` equal to `VK_FALSE` is used to sample a `VkImageView` as a result of this command, then the image view's `format features` **must** contain `VK_FORMAT_FEATURE_SAMPLED_IMAGE_FILTER_LINEAR_BIT`
- VUID-vkCmdDrawMeshTasksNV-magFilter-09598
If a `VkSampler` created with `magFilter` or `minFilter` equal to `VK_FILTER_LINEAR` and `reductionMode` equal to either `VK_SAMPLER_REDUCTION_MODE_MIN` or `VK_SAMPLER_REDUCTION_MODE_MAX` is used to sample a `VkImageView` as a result of this command, then the image view's `format features` **must** contain `VK_FORMAT_FEATURE_SAMPLED_IMAGE_FILTER_MINMAX_BIT`
- VUID-vkCmdDrawMeshTasksNV-mipmapMode-04770
If a `VkSampler` created with `mipmapMode` equal to `VK_SAMPLER_MIPMAP_MODE_LINEAR`, `reductionMode` equal to `VK_SAMPLER_REDUCTION_MODE_WEIGHTED_AVERAGE`, and `compareEnable` equal to `VK_FALSE` is used to sample a `VkImageView` as a result of this command, then the image view's `format features` **must** contain `VK_FORMAT_FEATURE_SAMPLED_IMAGE_FILTER_LINEAR_BIT`
- VUID-vkCmdDrawMeshTasksNV-mipmapMode-09599
If a `VkSampler` created with `mipmapMode` equal to `VK_SAMPLER_MIPMAP_MODE_LINEAR` and `reductionMode` equal to either `VK_SAMPLER_REDUCTION_MODE_MIN` or `VK_SAMPLER_REDUCTION_MODE_MAX` is used to sample a `VkImageView` as a result of this command, then the image view's `format features` **must** contain `VK_FORMAT_FEATURE_SAMPLED_IMAGE_FILTER_MINMAX_BIT`
- VUID-vkCmdDrawMeshTasksNV-unnormalizedCoordinates-09635
If a `VkSampler` created with `unnormalizedCoordinates` equal to `VK_TRUE` is used to sample a `VkImageView` as a result of this command, then the image view's `levelCount` and `layerCount` **must** be 1

- VUID-vkCmdDrawMeshTasksNV-None-08609
If a `VkSampler` created with `unnormalizedCoordinates` equal to `VK_TRUE` is used to sample a `VkImageView` as a result of this command, then the image view's `viewType` **must** be `VK_IMAGE_VIEW_TYPE_1D` or `VK_IMAGE_VIEW_TYPE_2D`
- VUID-vkCmdDrawMeshTasksNV-None-08610
If a `VkSampler` created with `unnormalizedCoordinates` equal to `VK_TRUE` is used to sample a `VkImageView` as a result of this command, then the sampler **must** not be used with any of the SPIR-V `OpImageSample*` or `OpImageSparseSample*` instructions with `ImplicitLod`, `Dref` or `Proj` in their name
- VUID-vkCmdDrawMeshTasksNV-None-08611
If a `VkSampler` created with `unnormalizedCoordinates` equal to `VK_TRUE` is used to sample a `VkImageView` as a result of this command, then the sampler **must** not be used with any of the SPIR-V `OpImageSample*` or `OpImageSparseSample*` instructions that includes a LOD bias or any offset values
- VUID-vkCmdDrawMeshTasksNV-None-06479
If a `VkImageView` is sampled with `depth comparison`, the image view's `format features` **must** contain `VK_FORMAT_FEATURE_2_SAMPLED_IMAGE_DEPTH_COMPARISON_BIT`
- VUID-vkCmdDrawMeshTasksNV-None-02691
If a `VkImageView` is accessed using atomic operations as a result of this command, then the image view's `format features` **must** contain `VK_FORMAT_FEATURE_STORAGE_IMAGE_ATOMIC_BIT`
- VUID-vkCmdDrawMeshTasksNV-None-07888
If a `VK_DESCRIPTOR_TYPE_STORAGE_TEXEL_BUFFER` descriptor is accessed using atomic operations as a result of this command, then the storage texel buffer's `format features` **must** contain `VK_FORMAT_FEATURE_STORAGE_TEXEL_BUFFER_ATOMIC_BIT`
- VUID-vkCmdDrawMeshTasksNV-None-02692
If a `VkImageView` is sampled with `VK_FILTER_CUBIC_EXT` as a result of this command, then the image view's `format features` **must** contain `VK_FORMAT_FEATURE_SAMPLED_IMAGE_FILTER_CUBIC_BIT_EXT`
- VUID-vkCmdDrawMeshTasksNV-None-02693
If the `VK_EXT_filter_cubic` extension is not enabled and any `VkImageView` is sampled with `VK_FILTER_CUBIC_EXT` as a result of this command, it **must** not have a `VkImageViewType` of `VK_IMAGE_VIEW_TYPE_3D`, `VK_IMAGE_VIEW_TYPE_CUBE`, or `VK_IMAGE_VIEW_TYPE_CUBE_ARRAY`
- VUID-vkCmdDrawMeshTasksNV-filterCubic-02694
Any `VkImageView` being sampled with `VK_FILTER_CUBIC_EXT` as a result of this command **must** have a `VkImageViewType` and format that supports cubic filtering, as specified by `VkFilterCubicImageViewImageFormatPropertiesEXT::filterCubic` returned by `vkGetPhysicalDeviceImageFormatProperties2`
- VUID-vkCmdDrawMeshTasksNV-filterCubicMinmax-02695
Any `VkImageView` being sampled with `VK_FILTER_CUBIC_EXT` with a reduction mode of either `VK_SAMPLER_REDUCTION_MODE_MIN` or `VK_SAMPLER_REDUCTION_MODE_MAX` as a result of this command **must** have a `VkImageViewType` and format that supports cubic filtering together with minmax filtering, as specified by

VkFilterCubicImageViewImageFormatPropertiesEXT::filterCubicMinmax returned by vkGetPhysicalDeviceImageFormatProperties2

- VUID-vkCmdDrawMeshTasksNV-cubicRangeClamp-09212
If the **cubicRangeClamp** feature is not enabled, then any **VkImageView** being sampled with **VK_FILTER_CUBIC_EXT** as a result of this command **must** not have a **VkSamplerReductionModeCreateInfo::reductionMode** equal to **VK_SAMPLER_REDUCTION_MODE_WEIGHTED_AVERAGE_RANGECLAMP_QCOM**
- VUID-vkCmdDrawMeshTasksNV-reductionMode-09213
Any **VkImageView** being sampled with a **VkSamplerReductionModeCreateInfo::reductionMode** equal to **VK_SAMPLER_REDUCTION_MODE_WEIGHTED_AVERAGE_RANGECLAMP_QCOM** as a result of this command **must** sample with **VK_FILTER_CUBIC_EXT**
- VUID-vkCmdDrawMeshTasksNV-selectableCubicWeights-09214
If the **selectableCubicWeights** feature is not enabled, then any **VkImageView** being sampled with **VK_FILTER_CUBIC_EXT** as a result of this command **must** have **VkSamplerCubicWeightsCreateInfoQCOM::cubicWeights** equal to **VK_CUBIC_FILTER_WEIGHTS_CATMULL_ROM_QCOM**
- VUID-vkCmdDrawMeshTasksNV-flags-02696
Any **VkImage** created with a **VkImageCreateInfo::flags** containing **VK_IMAGE_CREATE_CORNER_SAMPLED_BIT_NV** sampled as a result of this command **must** only be sampled using a **VkSamplerAddressMode** of **VK_SAMPLER_ADDRESS_MODE_CLAMP_TO_EDGE**
- VUID-vkCmdDrawMeshTasksNV-OpTypeImage-07027
For any **VkImageView** being written as a storage image where the image format field of the **OpTypeImage** is **Unknown**, the view's **format features** **must** contain **VK_FORMAT_FEATURE_2_STORAGE_WRITE_WITHOUT_FORMAT_BIT**
- VUID-vkCmdDrawMeshTasksNV-OpTypeImage-07028
For any **VkImageView** being read as a storage image where the image format field of the **OpTypeImage** is **Unknown**, the view's **format features** **must** contain **VK_FORMAT_FEATURE_2_STORAGE_READ_WITHOUT_FORMAT_BIT**
- VUID-vkCmdDrawMeshTasksNV-OpTypeImage-07029
For any **VkBufferView** being written as a storage texel buffer where the image format field of the **OpTypeImage** is **Unknown**, the view's **buffer features** **must** contain **VK_FORMAT_FEATURE_2_STORAGE_WRITE_WITHOUT_FORMAT_BIT**
- VUID-vkCmdDrawMeshTasksNV-OpTypeImage-07030
Any **VkBufferView** being read as a storage texel buffer where the image format field of the **OpTypeImage** is **Unknown** then the view's **buffer features** **must** contain **VK_FORMAT_FEATURE_2_STORAGE_READ_WITHOUT_FORMAT_BIT**
- VUID-vkCmdDrawMeshTasksNV-None-08600
If a **bound shader** was created with a pipeline layout and statically uses a set *n*, a descriptor set **must** have been bound to *n* at the same pipeline bind point, with layouts compatible for set *n* with the layout(s) used to create the shader, as described in **Pipeline Layout Compatibility**
- VUID-vkCmdDrawMeshTasksNV-None-08601

If a [a bound shader](#) was created with a pipeline layout or specified push constant ranges and statically uses a push constant value, that value **must** have been set for the same pipeline bind point, with push constant ranges that are [compatible](#) with the push constant range used to create the shader

- VUID-vkCmdDrawMeshTasksNV-None-10068

For each array of resources that is used by a [bound shader](#), the indices used to access members of the array **must** be less than the descriptor count for the identified binding in the descriptor sets used by this command

- VUID-vkCmdDrawMeshTasksNV-None-08114

Descriptors in each bound descriptor set, specified via [vkCmdBindDescriptorSets](#), **must** be valid if they are accessed as described by [descriptor validity](#) by the [VkPipeline](#) bound to the pipeline bind point used by this command and the bound [VkPipeline](#) was not created with [VK_PIPELINE_CREATE_DESCRIPTOR_BUFFER_BIT_EXT](#)

- VUID-vkCmdDrawMeshTasksNV-imageLayout-00344

If an image descriptor is accessed by a shader, the [VkImageLayout](#) **must** match the subresource accessible from the [VkImageView](#) as defined by the [image layout matching rules](#)

- VUID-vkCmdDrawMeshTasksNV-None-08115

If the descriptors used by the [VkPipeline](#) bound to the pipeline bind point were specified via [vkCmdBindDescriptorSets](#), the bound [VkPipeline](#) **must** have been created without [VK_PIPELINE_CREATE_DESCRIPTOR_BUFFER_BIT_EXT](#)

- VUID-vkCmdDrawMeshTasksNV-None-08116

Descriptors in bound descriptor buffers, specified via [vkCmdSetDescriptorBufferOffsetsEXT](#), **must** be valid if they are dynamically used by the [VkPipeline](#) bound to the pipeline bind point used by this command and the bound [VkPipeline](#) was created with [VK_PIPELINE_CREATE_DESCRIPTOR_BUFFER_BIT_EXT](#)

- VUID-vkCmdDrawMeshTasksNV-None-08604

Descriptors in bound descriptor buffers, specified via [vkCmdSetDescriptorBufferOffsetsEXT](#), **must** be valid if they are dynamically used by any [VkShaderEXT](#) bound to a stage corresponding to the pipeline bind point used by this command

- VUID-vkCmdDrawMeshTasksNV-None-08117

If the descriptors used by the [VkPipeline](#) bound to the pipeline bind point were specified via [vkCmdSetDescriptorBufferOffsetsEXT](#), the bound [VkPipeline](#) **must** have been created with [VK_PIPELINE_CREATE_DESCRIPTOR_BUFFER_BIT_EXT](#)

- VUID-vkCmdDrawMeshTasksNV-None-08119

If a descriptor is dynamically used with a [VkPipeline](#) created with [VK_PIPELINE_CREATE_DESCRIPTOR_BUFFER_BIT_EXT](#), the descriptor memory **must** be resident

- VUID-vkCmdDrawMeshTasksNV-None-08605

If a descriptor is dynamically used with a [VkShaderEXT](#) created with a [VkDescriptorSetLayout](#) that was created with [VK_DESCRIPTOR_SET_LAYOUT_CREATE_DESCRIPTOR_BUFFER_BIT_EXT](#), the descriptor memory **must** be resident

- VUID-vkCmdDrawMeshTasksNV-None-08606
If the **shaderObject** feature is not enabled, a valid pipeline **must** be bound to the pipeline bind point used by this command
- VUID-vkCmdDrawMeshTasksNV-None-08608
If a pipeline is bound to the pipeline bind point used by this command, there **must** not have been any calls to dynamic state setting commands for any state specified statically in the **VkPipeline** object bound to the pipeline bind point used by this command, since that pipeline was bound
- VUID-vkCmdDrawMeshTasksNV-uniformBuffers-06935
If any stage of the **VkPipeline** object bound to the pipeline bind point used by this command accesses a uniform buffer, and that stage was created without enabling either **VK_PIPELINE_ROBUSTNESS_BUFFER_BEHAVIOR_ROBUST_BUFFER_ACCESS** or **VK_PIPELINE_ROBUSTNESS_BUFFER_BEHAVIOR_ROBUST_BUFFER_ACCESS_2** for **uniformBuffers**, and the **robustBufferAccess** feature is not enabled, that stage **must** not access values outside of the range of the buffer as specified in the descriptor set bound to the same pipeline bind point
- VUID-vkCmdDrawMeshTasksNV-None-08612
If the **robustBufferAccess** feature is not enabled, and any **VkShaderEXT** bound to a stage corresponding to the pipeline bind point used by this command accesses a uniform buffer, it **must** not access values outside of the range of the buffer as specified in the descriptor set bound to the same pipeline bind point
- VUID-vkCmdDrawMeshTasksNV-storageBuffers-06936
If any stage of the **VkPipeline** object bound to the pipeline bind point used by this command accesses a storage buffer, and that stage was created without enabling either **VK_PIPELINE_ROBUSTNESS_BUFFER_BEHAVIOR_ROBUST_BUFFER_ACCESS** or **VK_PIPELINE_ROBUSTNESS_BUFFER_BEHAVIOR_ROBUST_BUFFER_ACCESS_2** for **storageBuffers**, and the **robustBufferAccess** feature is not enabled, that stage **must** not access values outside of the range of the buffer as specified in the descriptor set bound to the same pipeline bind point
- VUID-vkCmdDrawMeshTasksNV-None-08613
If the **robustBufferAccess** feature is not enabled, and any **VkShaderEXT** bound to a stage corresponding to the pipeline bind point used by this command accesses a storage buffer, it **must** not access values outside of the range of the buffer as specified in the descriptor set bound to the same pipeline bind point
- VUID-vkCmdDrawMeshTasksNV-commandBuffer-02707
If **commandBuffer** is an unprotected command buffer and **protectedNoFault** is not supported, any resource accessed by **bound shaders** **must** not be a protected resource
- VUID-vkCmdDrawMeshTasksNV-viewType-07752
If a **VkImageView** is accessed as a result of this command, then the image view's **viewType** **must** match the **Dim** operand of the **OpTypeImage** as described in **Compatibility Between SPIR-V Image Dimensions and Vulkan ImageView Types**
- VUID-vkCmdDrawMeshTasksNV-format-07753
If a **VkImageView** or **VkBufferView** is accessed as a result of this command, then the **numeric type** of the view's **format** and the **Sampled Type** operand of the **OpTypeImage** **must** match

- VUID-vkCmdDrawMeshTasksNV-OpImageWrite-08795
If a [VkImageView](#) created with a format other than [VK_FORMAT_A8_UNORM](#) is accessed using [OpImageWrite](#) as a result of this command, then the [Type](#) of the [Texel](#) operand of that instruction **must** have at least as many components as the image view's format
- VUID-vkCmdDrawMeshTasksNV-OpImageWrite-08796
If a [VkImageView](#) created with the format [VK_FORMAT_A8_UNORM](#) is accessed using [OpImageWrite](#) as a result of this command, then the [Type](#) of the [Texel](#) operand of that instruction **must** have four components
- VUID-vkCmdDrawMeshTasksNV-OpImageWrite-04469
If a [VkBufferView](#) is accessed using [OpImageWrite](#) as a result of this command, then the [Type](#) of the [Texel](#) operand of that instruction **must** have at least as many components as the buffer view's format
- VUID-vkCmdDrawMeshTasksNV-SampledType-04470
If a [VkImageView](#) with a [VkFormat](#) that has a 64-bit component width is accessed as a result of this command, the [SampledType](#) of the [OpTypeImage](#) operand of that instruction **must** have a [Width](#) of 64
- VUID-vkCmdDrawMeshTasksNV-SampledType-04471
If a [VkImageView](#) with a [VkFormat](#) that has a component width less than 64-bit is accessed as a result of this command, the [SampledType](#) of the [OpTypeImage](#) operand of that instruction **must** have a [Width](#) of 32
- VUID-vkCmdDrawMeshTasksNV-SampledType-04472
If a [VkBufferView](#) with a [VkFormat](#) that has a 64-bit component width is accessed as a result of this command, the [SampledType](#) of the [OpTypeImage](#) operand of that instruction **must** have a [Width](#) of 64
- VUID-vkCmdDrawMeshTasksNV-SampledType-04473
If a [VkBufferView](#) with a [VkFormat](#) that has a component width less than 64-bit is accessed as a result of this command, the [SampledType](#) of the [OpTypeImage](#) operand of that instruction **must** have a [Width](#) of 32
- VUID-vkCmdDrawMeshTasksNV-sparseImageInt64Atomics-04474
If the [sparseImageInt64Atomics](#) feature is not enabled, [VkImage](#) objects created with the [VK_IMAGE_CREATE_SPARSE_RESIDENCY_BIT](#) flag **must** not be accessed by atomic instructions through an [OpTypeImage](#) with a [SampledType](#) with a [Width](#) of 64 by this command
- VUID-vkCmdDrawMeshTasksNV-sparseImageInt64Atomics-04475
If the [sparseImageInt64Atomics](#) feature is not enabled, [VkBuffer](#) objects created with the [VK_BUFFER_CREATE_SPARSE_RESIDENCY_BIT](#) flag **must** not be accessed by atomic instructions through an [OpTypeImage](#) with a [SampledType](#) with a [Width](#) of 64 by this command
- VUID-vkCmdDrawMeshTasksNV-OpImageSampleWeightedQCOM-06971
If [OpImageSampleWeightedQCOM](#) is used to sample a [VkImageView](#) as a result of this command, then the image view's [format features](#) **must** contain [VK_FORMAT_FEATURE_2_WEIGHT_SAMPLED_IMAGE_BIT_QCOM](#)
- VUID-vkCmdDrawMeshTasksNV-OpImageSampleWeightedQCOM-06972
If [OpImageSampleWeightedQCOM](#) uses a [VkImageView](#) as a sample weight image as a result of

this command, then the image view's **format features must** contain **VK_FORMAT_FEATURE_2_WEIGHT_IMAGE_BIT_QCOM**

- VUID-vkCmdDrawMeshTasksNV-OpImageBoxFilterQCOM-06973

If **OpImageBoxFilterQCOM** is used to sample a **VkImageView** as a result of this command, then the image view's **format features must** contain **VK_FORMAT_FEATURE_2_BOX_FILTER_SAMPLED_BIT_QCOM**

- VUID-vkCmdDrawMeshTasksNV-OpImageBlockMatchSSDQCOM-06974

If **OpImageBlockMatchSSDQCOM** is used to read from an **VkImageView** as a result of this command, then the image view's **format features must** contain **VK_FORMAT_FEATURE_2_BLOCK_MATCHING_BIT_QCOM**

- VUID-vkCmdDrawMeshTasksNV-OpImageBlockMatchSADQCOM-06975

If **OpImageBlockMatchSADQCOM** is used to read from an **VkImageView** as a result of this command, then the image view's **format features must** contain **VK_FORMAT_FEATURE_2_BLOCK_MATCHING_BIT_QCOM**

- VUID-vkCmdDrawMeshTasksNV-OpImageBlockMatchSADQCOM-06976

If **OpImageBlockMatchSADQCOM** or **OpImageBlockMatchSSDQCOM** is used to read from a reference image as result of this command, then the specified reference coordinates **must** not fail **integer texel coordinate validation**

- VUID-vkCmdDrawMeshTasksNV-OpImageSampleWeightedQCOM-06977

If **OpImageSampleWeightedQCOM**, **OpImageBoxFilterQCOM**, **OpImageBlockMatchWindowSSDQCOM**, **OpImageBlockMatchWindowSADQCOM**, **OpImageBlockMatchGatherSSDQCOM**, **OpImageBlockMatchGatherSADQCOM**, **OpImageBlockMatchSSDQCOM**, or **OpImageBlockMatchSADQCOM** uses a **VkSampler** as a result of this command, then the sampler **must** have been created with **VK_SAMPLER_CREATE_IMAGE_PROCESSING_BIT_QCOM**

- VUID-vkCmdDrawMeshTasksNV-OpImageSampleWeightedQCOM-06978

If any command other than **OpImageSampleWeightedQCOM**, **OpImageBoxFilterQCOM**, **OpImageBlockMatchWindowSSDQCOM**, **OpImageBlockMatchWindowSADQCOM**, **OpImageBlockMatchGatherSSDQCOM**, **OpImageBlockMatchGatherSADQCOM**, **OpImageBlockMatchSSDQCOM**, or **OpImageBlockMatchSADQCOM** uses a **VkSampler** as a result of this command, then the sampler **must** not have been created with **VK_SAMPLER_CREATE_IMAGE_PROCESSING_BIT_QCOM**

- VUID-vkCmdDrawMeshTasksNV-OpImageBlockMatchWindow-09215

If a **OpImageBlockMatchWindow*QCOM** or **OpImageBlockMatchGather*QCOM** instruction is used to read from an **VkImageView** as a result of this command, then the image view's **format features must** contain **VK_FORMAT_FEATURE_2_BLOCK_MATCHING_BIT_QCOM**

- VUID-vkCmdDrawMeshTasksNV-OpImageBlockMatchWindow-09216

If a **OpImageBlockMatchWindow*QCOM** or **OpImageBlockMatchGather*QCOM** instruction is used to read from an **VkImageView** as a result of this command, then the image view's format **must** be a single-component format

- VUID-vkCmdDrawMeshTasksNV-OpImageBlockMatchWindow-09217

If a **OpImageBlockMatchWindow*QCOM** or **OpImageBlockMatchGather*QCOM** read from a reference image as result of this command, then the specified reference coordinates **must** not fail **integer texel coordinate validation**

- VUID-vkCmdDrawMeshTasksNV-None-07288

Any shader invocation executed by this command **must** [terminate](#)

- VUID-vkCmdDrawMeshTasksNV-None-09600

If a descriptor with type equal to any of [VK_DESCRIPTOR_TYPE_SAMPLE_WEIGHT_IMAGE_QCOM](#), [VK_DESCRIPTOR_TYPE_BLOCK_MATCH_IMAGE_QCOM](#), [VK_DESCRIPTOR_TYPE_SAMPLED_IMAGE](#), [VK_DESCRIPTOR_TYPE_STORAGE_IMAGE](#), or [VK_DESCRIPTOR_TYPE_INPUT_ATTACHMENT](#) is accessed as a result of this command, all image subresources identified by that descriptor **must** be in the image layout identified when the descriptor was written

- VUID-vkCmdDrawMeshTasksNV-commandBuffer-10746

The [VkDeviceMemory](#) object allocated from a [VkMemoryHeap](#) with the [VK_MEMORY_HEAP_TILE_MEMORY_BIT_QCOM](#) property that is bound to a resource accessed as a result of this command **must** be the active bound [bound tile memory object](#) in [commandBuffer](#)

- VUID-vkCmdDrawMeshTasksNV-None-10678

If this command is recorded inside a [tile shading render pass](#) instance, the stages corresponding to the pipeline bind point used by this command **must** only include [VK_SHADER_STAGE_VERTEX_BIT](#), [VK_SHADER_STAGE_FRAGMENT_BIT](#), and/or [VK_SHADER_STAGE_COMPUTE_BIT](#)

- VUID-vkCmdDrawMeshTasksNV-None-10679

If this command is recorded where [per-tile execution model](#) is enabled, there **must** be no access to any image while the image was be transitioned to the [VK_IMAGE_LAYOUT_ATTACHMENT_FEEDBACK_LOOP_OPTIMAL_EXT](#) layout

- VUID-vkCmdDrawMeshTasksNV-pDescription-09900

If a [VK_DESCRIPTOR_TYPE_TENSOR_ARM](#) descriptor is accessed as a result of this command, then the underlying [VkTensorARM](#) object **must** have been created with the [VK_TENSOR_USAGE_SHADER_BIT_ARM](#) usage flag set

- VUID-vkCmdDrawMeshTasksNV-dimensionCount-09905

If a [VK_DESCRIPTOR_TYPE_TENSOR_ARM](#) descriptor is accessed as a result of this command, then the [Rank](#) of the [OpTypeTensorARM](#) of the tensor resource variable **must** be equal to the [dimensionCount](#) provided via [VkTensorCreateInfoARM::pDescription](#) when creating the underlying [VkTensorARM](#) object

- VUID-vkCmdDrawMeshTasksNV-OpTypeTensorARM-09906

If a [VK_DESCRIPTOR_TYPE_TENSOR_ARM](#) descriptor is accessed as a result of this command, then the element type of the [OpTypeTensorARM](#) of the tensor resource variable **must** be [compatible](#) with the [VkFormat](#) of the [VkTensorViewARM](#) used for the access

- VUID-vkCmdDrawMeshTasksNV-None-11297

If a pipeline is bound to the pipeline bind point used by this command, or shader is bound to a shader stage used by this command, and it was created with a [descriptor mapping](#) using [VK_DESCRIPTOR_MAPPING_SOURCE_HEAP_WITH_PUSH_INDEX_EXT](#), [VK_DESCRIPTOR_MAPPING_SOURCE_HEAP_WITH_SHADER_RECORD_INDEX_EXT](#), [VK_DESCRIPTOR_MAPPING_SOURCE_HEAP_WITH_INDIRECT_INDEX_ARRAY_EXT](#), or [VK_DESCRIPTOR_MAPPING_SOURCE_HEAP_WITH_INDIRECT_INDEX_EXT](#), and a shader accesses a [OpTypeStruct](#) decorated with [Block](#) or [BufferBlock](#) using that mapping, the calculated offset for the resource heap **must** be a multiple of [bufferDescriptorAlignment](#)

- VUID-vkCmdDrawMeshTasksNV-None-11298

If a pipeline is bound to the pipeline bind point used by this command, or shader is bound to a shader stage used by this command, and it was created with a [descriptor mapping](#) using [VK_DESCRIPTOR_MAPPING_SOURCE_HEAP_WITH_PUSH_INDEX_EXT](#), [VK_DESCRIPTOR_MAPPING_SOURCE_HEAP_WITH_SHADER_RECORD_INDEX_EXT](#), [VK_DESCRIPTOR_MAPPING_SOURCE_HEAP_WITH_INDIRECT_INDEX_ARRAY_EXT](#), or [VK_DESCRIPTOR_MAPPING_SOURCE_HEAP_WITH_INDIRECT_INDEX_EXT](#), and a shader accesses an [OpTypeImage](#) or [OpTypeSampledImage](#) using that mapping, the calculated offset for the resource heap **must** be a multiple of [imageDescriptorAlignment](#)

- VUID-vkCmdDrawMeshTasksNV-None-11299

If a pipeline is bound to the pipeline bind point used by this command, or shader is bound to a shader stage used by this command, and it was created with a [descriptor mapping](#) using [VK_DESCRIPTOR_MAPPING_SOURCE_HEAP_WITH_PUSH_INDEX_EXT](#), [VK_DESCRIPTOR_MAPPING_SOURCE_HEAP_WITH_SHADER_RECORD_INDEX_EXT](#), [VK_DESCRIPTOR_MAPPING_SOURCE_HEAP_WITH_INDIRECT_INDEX_ARRAY_EXT](#), or [VK_DESCRIPTOR_MAPPING_SOURCE_HEAP_WITH_INDIRECT_INDEX_EXT](#), and a shader accesses an [OpTypeSampler](#) or [OpTypeSampledImage](#) using that mapping, the calculated offset for the sampler heap **must** be a multiple of [samplerDescriptorAlignment](#)

- VUID-vkCmdDrawMeshTasksNV-None-11397

If a pipeline is bound to the pipeline bind point used by this command, or shader is bound to a shader stage used by this command, and it was created with a [descriptor mapping](#) using [VK_DESCRIPTOR_MAPPING_SOURCE_HEAP_WITH_PUSH_INDEX_EXT](#), [VK_DESCRIPTOR_MAPPING_SOURCE_HEAP_WITH_SHADER_RECORD_INDEX_EXT](#), [VK_DESCRIPTOR_MAPPING_SOURCE_HEAP_WITH_INDIRECT_INDEX_ARRAY_EXT](#), or [VK_DESCRIPTOR_MAPPING_SOURCE_HEAP_WITH_INDIRECT_INDEX_EXT](#), and a shader accesses an [OpTypeTensorARM](#) using that mapping, the calculated offset for the resource heap **must** be a multiple of [tensorDescriptorAlignment](#)

- VUID-vkCmdDrawMeshTasksNV-None-11300

If a pipeline is bound to the pipeline bind point used by this command, or shader is bound to a shader stage used by this command, and it was created with a [descriptor mapping](#) using [VK_DESCRIPTOR_MAPPING_SOURCE_HEAP_WITH_INDIRECT_INDEX_ARRAY_EXT](#) or [VK_DESCRIPTOR_MAPPING_SOURCE_HEAP_WITH_INDIRECT_INDEX_EXT](#), and a shader accesses a resource using that mapping, the value of the address at the expected location in push data **must** be a multiple of 4

- VUID-vkCmdDrawMeshTasksNV-None-11301

If a pipeline is bound to the pipeline bind point used by this command, or shader is bound to a shader stage used by this command, and it was created with a [descriptor mapping](#) using [VK_DESCRIPTOR_MAPPING_SOURCE_HEAP_WITH_INDIRECT_INDEX_ARRAY_EXT](#) or [VK_DESCRIPTOR_MAPPING_SOURCE_HEAP_WITH_INDIRECT_INDEX_EXT](#), and a shader accesses a resource using that mapping, the value of the address at the expected location in push data **must** be a valid [VkDeviceAddress](#) backed by physical memory at every offset specified by each mapping

- VUID-vkCmdDrawMeshTasksNV-None-11302

If a pipeline is bound to the pipeline bind point used by this command, or shader is bound to a shader stage used by this command, and it was created with a [descriptor mapping](#) using [VK_DESCRIPTOR_MAPPING_SOURCE_PUSH_ADDRESS_EXT](#), and a shader accesses a

resource using that mapping, the value of the address at the expected location in push data **must** be a valid [VkDeviceAddress](#)

- VUID-vkCmdDrawMeshTasksNV-None-11304

If a pipeline is bound to the pipeline bind point used by this command, or shader is bound to a shader stage used by this command, and it was created with a [descriptor mapping](#) using [VK_DESCRIPTOR_MAPPING_SOURCE_INDIRECT_ADDRESS_EXT](#), and a shader accesses a resource using that mapping, the value of the address at the expected location in push data **must** be a multiple of 8

- VUID-vkCmdDrawMeshTasksNV-None-11305

If a pipeline is bound to the pipeline bind point used by this command, or shader is bound to a shader stage used by this command, and it was created with a [descriptor mapping](#) using [VK_DESCRIPTOR_MAPPING_SOURCE_INDIRECT_ADDRESS_EXT](#), and a shader accesses a resource using that mapping, the value of the address at the expected location in push data **must** be a valid [VkDeviceAddress](#) backed by physical memory at every offset specified by each mapping

- VUID-vkCmdDrawMeshTasksNV-None-11306

If a pipeline is bound to the pipeline bind point used by this command, or shader is bound to a shader stage used by this command, and it was created with a [descriptor mapping](#) using [VK_DESCRIPTOR_MAPPING_SOURCE_INDIRECT_ADDRESS_EXT](#), and a shader accesses a resource using that mapping, the value of the address pointed to by the address in push data **must** be a valid [VkDeviceAddress](#)

- VUID-vkCmdDrawMeshTasksNV-None-11308

For each [descriptor heap](#) that is statically used by a [bound shader](#), either directly or via a [descriptor mapping](#), a valid descriptor heap **must** be bound

- VUID-vkCmdDrawMeshTasksNV-None-11309

If a [bound shader](#) was created as a [VkShaderEXT](#) with the [VK_SHADER_CREATE_DESCRIPTOR_HEAP_BIT_EXT](#) flag or as part of a pipeline with the [VK_PIPELINE_CREATE_2_DESCRIPTOR_HEAP_BIT_EXT](#) flag, execution of this command **must** not result in any descriptor read accessing data outside of the user range of the respective heap bound by [vkCmdBind*HeapEXT](#) commands

- VUID-vkCmdDrawMeshTasksNV-None-11372

If any stage of the [VkPipeline](#) object bound to the pipeline bind point used by this command accesses a uniform buffer or uniform texel buffer through a descriptor in the bound resource heap, that stage was created without enabling either [VK_PIPELINE_ROBUSTNESS_BUFFER_BEHAVIOR_ROBUST_BUFFER_ACCESS](#) or [VK_PIPELINE_ROBUSTNESS_BUFFER_BEHAVIOR_ROBUST_BUFFER_ACCESS_2](#) for [uniformBuffers](#), the [robustBufferAccess2](#) feature is not enabled, and the [robustBufferAccess](#) feature is not enabled, that stage **must** not access values outside of the range of the descriptor specified via [VkDeviceAddressRangeKHR](#) when the descriptor was written

- VUID-vkCmdDrawMeshTasksNV-None-11373

If any stage of the [VkPipeline](#) object bound to the pipeline bind point used by this command accesses a storage buffer or storage texel buffer through a descriptor in the bound resource heap, that stage was created without enabling either [VK_PIPELINE_ROBUSTNESS_BUFFER_BEHAVIOR_ROBUST_BUFFER_ACCESS](#) or [VK_PIPELINE_ROBUSTNESS_BUFFER_BEHAVIOR_ROBUST_BUFFER_ACCESS_2](#) for

`storageBuffers`, the `robustBufferAccess2` feature is not enabled, and the `robustBufferAccess` feature is not enabled, that stage **must** not access values outside of the range of the descriptor specified by `VkDeviceAddressRangeKHR` when the descriptor was written

- VUID-vkCmdDrawMeshTasksNV-None-11374

If the `robustBufferAccess2` feature is not enabled, the `robustBufferAccess` feature is not enabled, and any `VkShaderEXT` bound to a stage corresponding to the pipeline bind point used by this command accesses a uniform buffer, uniform texel buffer, storage buffer, or storage texel buffer, that shader **must** not access values outside of the range of the buffer as specified by `VkDeviceAddressRangeKHR` when the descriptor was written

- VUID-vkCmdDrawMeshTasksNV-pBindInfo-11375

If any `bound shader` uses an embedded sampler via a `descriptor mapping`, the value of `pBindInfo->reservedRangeSize` set for `vkCmdBindSamplerHeapEXT` **must** be greater than or equal to `minSamplerHeapReservedRangeWithEmbedded`

- VUID-vkCmdDrawMeshTasksNV-None-11376

If a `bound shader` was created as a `VkShaderEXT` with the `VK_SHADER_CREATE_DESCRIPTOR_HEAP_BIT_EXT` flag or as part of a pipeline with the `VK_PIPELINE_CREATE_2_DESCRIPTOR_HEAP_BIT_EXT` flag, and that shader statically uses a push constant value, that value **must** have been set by `vkCmdPushDataEXT`

- VUID-vkCmdDrawMeshTasksNV-None-11398

If a `bound shader` was created with a `descriptor mapping` using `VK_DESCRIPTOR_MAPPING_SOURCE_PUSH_DATA_EXT`, `VK_DESCRIPTOR_MAPPING_SOURCE_PUSH_ADDRESS_EXT`, `VK_DESCRIPTOR_MAPPING_SOURCE_SHADER_RECORD_DATA_EXT`, `VK_DESCRIPTOR_MAPPING_SOURCE_SHADER_RECORD_ADDRESS_EXT`, `VK_DESCRIPTOR_MAPPING_SOURCE_RESOURCE_HEAP_DATA_EXT`, or `VK_DESCRIPTOR_MAPPING_SOURCE_INDIRECT_ADDRESS_EXT`, and a shader accesses a resource using that mapping, the access **must** not be `out of bounds`

- VUID-vkCmdDrawMeshTasksNV-None-11437

If a pipeline is bound to the pipeline bind point used by this command, or shader is bound to a shader stage used by this command, and it was created with a `descriptor mapping` using `VK_DESCRIPTOR_MAPPING_SOURCE_HEAP_WITH_INDIRECT_INDEX_ARRAY_EXT`, `VK_DESCRIPTOR_MAPPING_SOURCE_HEAP_WITH_INDIRECT_INDEX_EXT`, or `VK_DESCRIPTOR_MAPPING_SOURCE_INDIRECT_ADDRESS_EXT`, and a shader accesses a resource using that mapping, the buffer from which the address in push data was queried **must** have been created with the `VK_BUFFER_USAGE_UNIFORM_BUFFER_BIT` usage flag set

- VUID-vkCmdDrawMeshTasksNV-None-11438

If a pipeline is bound to the pipeline bind point used by this command, or shader is bound to a shader stage used by this command, and it was created with a `descriptor mapping` using `VK_DESCRIPTOR_MAPPING_SOURCE_PUSH_ADDRESS_EXT`, `VK_DESCRIPTOR_MAPPING_SOURCE_SHADER_RECORD_ADDRESS_EXT`, or `VK_DESCRIPTOR_MAPPING_SOURCE_INDIRECT_ADDRESS_EXT`, and a shader accesses a uniform buffer using that mapping, the address that the uniform buffer is mapped to **must** have been queried from a buffer created with the `VK_BUFFER_USAGE_UNIFORM_BUFFER_BIT` usage flag set

- VUID-vkCmdDrawMeshTasksNV-None-11441

If a pipeline is bound to the pipeline bind point used by this command, or shader is bound to a shader stage used by this command, and it was created with a [descriptor mapping](#) using [VK_DESCRIPTOR_MAPPING_SOURCE_PUSH_ADDRESS_EXT](#), [VK_DESCRIPTOR_MAPPING_SOURCE_SHADER_RECORD_ADDRESS_EXT](#), or [VK_DESCRIPTOR_MAPPING_SOURCE_INDIRECT_ADDRESS_EXT](#), and a shader accesses a uniform buffer using that mapping, the address that the uniform buffer is mapped to **must** be aligned to [minUniformBufferOffsetAlignment](#)

- VUID-vkCmdDrawMeshTasksNV-None-11439

If a pipeline is bound to the pipeline bind point used by this command, or shader is bound to a shader stage used by this command, and it was created with a [descriptor mapping](#) using [VK_DESCRIPTOR_MAPPING_SOURCE_PUSH_ADDRESS_EXT](#), [VK_DESCRIPTOR_MAPPING_SOURCE_SHADER_RECORD_ADDRESS_EXT](#), or [VK_DESCRIPTOR_MAPPING_SOURCE_INDIRECT_ADDRESS_EXT](#), and a shader accesses a storage buffer using that mapping, the address that the storage buffer is mapped to **must** have been queried from a buffer created with the [VK_BUFFER_USAGE_STORAGE_BUFFER_BIT](#) usage flag set

- VUID-vkCmdDrawMeshTasksNV-None-11442

If a pipeline is bound to the pipeline bind point used by this command, or shader is bound to a shader stage used by this command, and it was created with a [descriptor mapping](#) using [VK_DESCRIPTOR_MAPPING_SOURCE_PUSH_ADDRESS_EXT](#), [VK_DESCRIPTOR_MAPPING_SOURCE_SHADER_RECORD_ADDRESS_EXT](#), or [VK_DESCRIPTOR_MAPPING_SOURCE_INDIRECT_ADDRESS_EXT](#), and a shader accesses a storage buffer using that mapping, the address that the storage buffer is mapped to **must** be aligned to [minStorageBufferOffsetAlignment](#)

- VUID-vkCmdDrawMeshTasksNV-None-11485

If a pipeline is bound to the pipeline bind point used by this command, or shader is bound to a shader stage used by this command, and it was created with a [descriptor mapping](#) using [VK_DESCRIPTOR_MAPPING_SOURCE_PUSH_ADDRESS_EXT](#), [VK_DESCRIPTOR_MAPPING_SOURCE_SHADER_RECORD_ADDRESS_EXT](#), or [VK_DESCRIPTOR_MAPPING_SOURCE_INDIRECT_ADDRESS_EXT](#), and a shader accesses an acceleration structure using that mapping, the address that the acceleration structure is mapped to **must** be an acceleration structure address retrieved from a [VkAccelerationStructureKHR](#) object via [vkGetAccelerationStructureDeviceAddressKHR](#) or handle retrieved from a [VkAccelerationStructureNV](#) object via [vkGetAccelerationStructureHandleNV](#)

- VUID-vkCmdDrawMeshTasksNV-index-11450

If a shader uses a sampler descriptor to sample an image as a result of this command, and that sampler descriptor uses a custom border color with an index defined by [VkSamplerCustomBorderColorIndexCreateInfoEXT](#), the value of [VkSamplerCustomBorderColorIndexCreateInfoEXT::index](#) **must** have been registered before this command was recorded, and still be registered during the sampling operation, with an identically defined color

- VUID-vkCmdDrawMeshTasksNV-protectedNoFault-11455

If [protectedNoFault](#) is not supported, a pipeline is bound to the pipeline bind point used by this command, or a shader is bound to a shader stage used by this command, and it was

created with a descriptor mapping using `VK_DESCRIPTOR_MAPPING_SOURCE_PUSH_ADDRESS_EXT`, `VK_DESCRIPTOR_MAPPING_SOURCE_SHADER_RECORD_ADDRESS_EXT`, or `VK_DESCRIPTOR_MAPPING_SOURCE_INDIRECT_ADDRESS_EXT`, the address that the resource is mapped to **must** have been queried from a buffer created without the `VK_BUFFER_CREATE_PROTECTED_BIT` create flag set

- VUID-vkCmdDrawMeshTasksNV-protectedNoFault-11456

If `protectedNoFault` is not supported, a pipeline is bound to the pipeline bind point used by this command, or a shader is bound to a shader stage used by this command, and it was created with a descriptor mapping using `VK_DESCRIPTOR_MAPPING_SOURCE_HEAP_WITH_INDIRECT_INDEX_EXT` or `VK_DESCRIPTOR_MAPPING_SOURCE_HEAP_WITH_INDIRECT_INDEX_ARRAY_EXT`, the address of the indirect memory **must** have been queried from a buffer created without the `VK_BUFFER_CREATE_PROTECTED_BIT` create flag set

- VUID-vkCmdDrawMeshTasksNV-renderPass-02684

The current render pass **must** be `compatible` with the `renderPass` member of the `VkGraphicsPipelineCreateInfo` structure specified when creating the `VkPipeline` bound to `VK_PIPELINE_BIND_POINT_GRAPHICS`

- VUID-vkCmdDrawMeshTasksNV-subpass-02685

The subpass index of the current render pass **must** be equal to the `subpass` member of the `VkGraphicsPipelineCreateInfo` structure specified when creating the `VkPipeline` bound to `VK_PIPELINE_BIND_POINT_GRAPHICS`

- VUID-vkCmdDrawMeshTasksNV-OpTypeImage-07468

If any shader executed by this pipeline accesses an `OpTypeImage` variable with a `Dim` operand of `SubpassData`, it **must** be decorated with an `InputAttachmentIndex` that corresponds to a valid input attachment in the current subpass

- VUID-vkCmdDrawMeshTasksNV-None-07469

Input attachment views accessed in a subpass **must** be created with the same `VkFormat` as the corresponding subpass definition, and be created with a `VkImageView` that is compatible with the attachment referenced by the subpass' `pInputAttachments` [`InputAttachmentIndex`] in the bound `VkFramebuffer` as specified by `Fragment Input Attachment Compatibility`

- VUID-vkCmdDrawMeshTasksNV-pDepthInputAttachmentIndex-09595

Input attachment views accessed in a dynamic render pass with a `InputAttachmentIndex` referenced by `VkRenderingInputAttachmentIndexInfo`, or no `InputAttachmentIndex` if `VkRenderingInputAttachmentIndexInfo::pDepthInputAttachmentIndex` or `VkRenderingInputAttachmentIndexInfo::pStencilInputAttachmentIndex` are `NULL`, **must** be created with a `VkImageView` that is compatible with the corresponding color, depth, or stencil attachment in `VkRenderingInfo`

- VUID-vkCmdDrawMeshTasksNV-pDepthInputAttachmentIndex-09596

Input attachment views accessed in a dynamic render pass via a shader object **must** have an `InputAttachmentIndex` if both `VkRenderingInputAttachmentIndexInfo::pDepthInputAttachmentIndex` and `VkRenderingInputAttachmentIndexInfo::pStencilInputAttachmentIndex` are non-`NULL`

- VUID-vkCmdDrawMeshTasksNV-InputAttachmentIndex-09597

If an input attachment view accessed in a dynamic render pass via a shader object has an `InputAttachmentIndex`, the `InputAttachmentIndex` **must** match an index in `VkRenderingInputAttachmentIndexInfo`

- VUID-vkCmdDrawMeshTasksNV-None-06537
Memory backing image subresources used as attachments in the current render pass **must** not be written in any way other than as an attachment by this command
- VUID-vkCmdDrawMeshTasksNV-None-10795
If a color attachment is written by any prior command in this subpass or by the load, store, or resolve operations for this subpass, and `feedback loop` is not enabled for `VK_IMAGE_ASPECT_COLOR_BIT` on that attachment, it **must** not be accessed in any way other than as an attachment by this command
- VUID-vkCmdDrawMeshTasksNV-None-10796
If a depth attachment is written by any prior command in this subpass or by the load, store, or resolve operations for this subpass, and `feedback loop` is not enabled for `VK_IMAGE_ASPECT_DEPTH_BIT` on that attachment, it **must** not be accessed in any way other than as an attachment by this command
- VUID-vkCmdDrawMeshTasksNV-None-10797
If a stencil attachment is written by any prior command in this subpass or by the load, store, or resolve operations for this subpass, and `feedback loop` is not enabled for `VK_IMAGE_ASPECT_STENCIL_BIT` on that attachment, it **must** not be accessed in any way other than as an attachment by this command
- VUID-vkCmdDrawMeshTasksNV-None-12338
If a color attachment is read in this command in any way other than as an attachment, or has been read by any prior command in this subpass as a non-attachment, and `feedback loop` is not enabled for `VK_IMAGE_ASPECT_COLOR_BIT` on that attachment, the color attachment **must** not be written to by this command
- VUID-vkCmdDrawMeshTasksNV-None-12339
If a depth attachment is read in this command in any way other than as an attachment, or has been read by any prior command in this subpass as a non-attachment, and `feedback loop` is not enabled for `VK_IMAGE_ASPECT_DEPTH_BIT` on that attachment, the depth attachment **must** not be written to by this command
- VUID-vkCmdDrawMeshTasksNV-None-12340
If a stencil attachment is read in this command in any way other than as an attachment, or has been read by any prior command in this subpass as a non-attachment, and `feedback loop` is not enabled for `VK_IMAGE_ASPECT_STENCIL_BIT` on that attachment, the stencil attachment **must** not be written to by this command
- VUID-vkCmdDrawMeshTasksNV-None-09003
If an attachment is written by any prior command in this subpass or by the load, store, or resolve operations for this subpass, it **must** not be accessed in any way other than as an attachment, storage image, or sampled image by this command
- VUID-vkCmdDrawMeshTasksNV-None-06886
If the current render pass instance uses a depth/stencil attachment with a read-only layout for the depth aspect, `depth writes` **must** be disabled
- VUID-vkCmdDrawMeshTasksNV-None-06887

If the current render pass instance uses a depth/stencil attachment with a read-only layout for the stencil aspect, both front and back `writeMask` are not zero, and stencil test is enabled, **all stencil ops must** be `VK_STENCIL_OP_KEEP`

- VUID-vkCmdDrawMeshTasksNV-None-07831

If the bound graphics pipeline state was created with the `VK_DYNAMIC_STATE_VIEWPORT` dynamic state enabled then `vkCmdSetViewport` **must** have been called and not subsequently `invalidated` in the current command buffer prior to this drawing command

- VUID-vkCmdDrawMeshTasksNV-None-07832

If the bound graphics pipeline state was created with the `VK_DYNAMIC_STATE_SCISSOR` dynamic state enabled then `vkCmdSetScissor` **must** have been called and not subsequently `invalidated` in the current command buffer prior to this drawing command

- VUID-vkCmdDrawMeshTasksNV-None-08617

If a shader object is bound to any graphics stage or a graphics pipeline is bound which was created with the `VK_DYNAMIC_STATE_LINE_WIDTH` dynamic state enabled, the **current value** of `rasterizerDiscardEnable` is `VK_FALSE`, and the **effective rasterization input topology** is in line topology class, then `vkCmdSetLineWidth` **must** have been called and not subsequently `invalidated` in the current command buffer prior to this drawing command

- VUID-vkCmdDrawMeshTasksNV-None-07834

If a shader object is bound to any graphics stage or a graphics pipeline is bound which was created with the `VK_DYNAMIC_STATE_DEPTH_BIAS` dynamic state enabled, the **current value** of `rasterizerDiscardEnable` is `VK_FALSE`, and the **current value** of `depthBiasEnable` is `VK_TRUE`, then `vkCmdSetDepthBias` or `vkCmdSetDepthBias2EXT` **must** have been called and not subsequently `invalidated` in the current command buffer prior to this drawing command

- VUID-vkCmdDrawMeshTasksNV-None-07835

If a shader object is bound to the `VK_SHADER_STAGE_FRAGMENT_BIT` stage or a graphics pipeline is bound which was created with the `VK_DYNAMIC_STATE_BLEND_CONSTANTS` dynamic state enabled, the **current value** of `rasterizerDiscardEnable` is `VK_FALSE`, and an active color attachment **current value** of `blendEnable` is `VK_TRUE` with a blend equations where any `VkBlendFactor` member is `VK_BLEND_FACTOR_CONSTANT_COLOR`, `VK_BLEND_FACTOR_ONE_MINUS_CONSTANT_COLOR`, `VK_BLEND_FACTOR_CONSTANT_ALPHA`, or `VK_BLEND_FACTOR_ONE_MINUS_CONSTANT_ALPHA`, then `vkCmdSetBlendConstants` **must** have been called and not subsequently `invalidated` in the current command buffer prior to this drawing command

- VUID-vkCmdDrawMeshTasksNV-None-07836

If a shader object is bound to any graphics stage or a graphics pipeline is bound which was created with the `VK_DYNAMIC_STATE_DEPTH_BOUNDS` dynamic state enabled, the **current value** of `rasterizerDiscardEnable` is `VK_FALSE`, and the **current value** of `depthBoundsTestEnable` is `VK_TRUE`, then `vkCmdSetDepthBounds` **must** have been called and not subsequently `invalidated` in the current command buffer prior to this drawing command

- VUID-vkCmdDrawMeshTasksNV-None-07837

If a shader object is bound to any graphics stage or a graphics pipeline is bound which was created with the `VK_DYNAMIC_STATE_STENCIL_COMPARE_MASK` dynamic state enabled, the `current value` of `rasterizerDiscardEnable` is `VK_FALSE`, and the `current value` of `stencilTestEnable` is `VK_TRUE`, then `vkCmdSetStencilCompareMask` **must** have been called and not subsequently `invalidated` in the current command buffer prior to this drawing command

- VUID-vkCmdDrawMeshTasksNV-None-07838

If a shader object is bound to any graphics stage or a graphics pipeline is bound which was created with the `VK_DYNAMIC_STATE_STENCIL_WRITE_MASK` dynamic state enabled, the `current value` of `rasterizerDiscardEnable` is `VK_FALSE`, and the `current value` of `stencilTestEnable` is `VK_TRUE`, then `vkCmdSetStencilWriteMask` **must** have been called and not subsequently `invalidated` in the current command buffer prior to this drawing command

- VUID-vkCmdDrawMeshTasksNV-None-07839

If a shader object is bound to any graphics stage or a graphics pipeline is bound which was created with the `VK_DYNAMIC_STATE_STENCIL_REFERENCE` dynamic state enabled, the `current value` of `rasterizerDiscardEnable` is `VK_FALSE`, the `current value` of `stencilTestEnable` is `VK_TRUE`, then `vkCmdSetStencilReference` **must** have been called and not subsequently `invalidated` in the current command buffer prior to this drawing command

- VUID-vkCmdDrawMeshTasksNV-maxMultiviewInstanceIndex-02688

If the draw is recorded in a render pass instance with multiview enabled, the maximum instance index **must** be less than or equal to `VkPhysicalDeviceMultiviewProperties::maxMultiviewInstanceIndex`

- VUID-vkCmdDrawMeshTasksNV-sampleLocationsEnable-02689

If the bound graphics pipeline was created with `VkPipelineSampleLocationsStateCreateInfoEXT::sampleLocationsEnable` set to `VK_TRUE`, then the active depth attachment **must** have been created with the `VK_IMAGE_CREATE_SAMPLE_LOCATIONS_COMPATIBLE_DEPTH_BIT_EXT` bit set

- VUID-vkCmdDrawMeshTasksNV-None-07634

If the `VK_EXT_sample_locations` extension is enabled, a shader object is bound to any graphics stage or a graphics pipeline is bound which was created with the `VK_DYNAMIC_STATE_SAMPLE_LOCATIONS_ENABLE_EXT` dynamic state enabled, and the `current value` of `rasterizerDiscardEnable` is `VK_FALSE`, then `vkCmdSetSampleLocationsEnableEXT` **must** have been called and not subsequently `invalidated` in the current command buffer prior to this drawing command

- VUID-vkCmdDrawMeshTasksNV-None-06666

If the `VK_EXT_sample_locations` extension is enabled, a shader object is bound to any graphics stage or a graphics pipeline is bound which was created with the `VK_DYNAMIC_STATE_SAMPLE_LOCATIONS_EXT` dynamic state enabled, the `current value` of `rasterizerDiscardEnable` is `VK_FALSE`, and the `current value` of `sampleLocationsEnable` is `VK_TRUE`, then `vkCmdSetSampleLocationsEXT` **must** have been called and not subsequently `invalidated` in the current command buffer prior to this drawing command

- VUID-vkCmdDrawMeshTasksNV-None-07840

If a shader object is bound to any graphics stage or a graphics pipeline is bound which

was created with the `VK_DYNAMIC_STATE_CULL_MODE` dynamic state enabled, and the `current value` of `rasterizerDiscardEnable` is `VK_FALSE`, then `vkCmdSetCullMode` **must** have been called and not subsequently `invalidated` in the current command buffer prior to this drawing command

- VUID-vkCmdDrawMeshTasksNV-None-07841

If a shader object is bound to any graphics stage or a graphics pipeline is bound which was created with the `VK_DYNAMIC_STATE_FRONT_FACE` dynamic state enabled, and the `current value` of `rasterizerDiscardEnable` is `VK_FALSE`, then `vkCmdSetFrontFace` **must** have been called and not subsequently `invalidated` in the current command buffer prior to this drawing command

- VUID-vkCmdDrawMeshTasksNV-None-07843

If a shader object is bound to any graphics stage or a graphics pipeline is bound which was created with the `VK_DYNAMIC_STATE_DEPTH_TEST_ENABLE` dynamic state enabled, and the `current value` of `rasterizerDiscardEnable` is `VK_FALSE`, `vkCmdSetDepthTestEnable` **must** have been called and not subsequently `invalidated` in the current command buffer prior to this drawing command

- VUID-vkCmdDrawMeshTasksNV-None-07844

If a shader object is bound to any graphics stage or a graphics pipeline is bound which was created with the `VK_DYNAMIC_STATE_DEPTH_WRITE_ENABLE` dynamic state enabled, and the `current value` of `rasterizerDiscardEnable` is `VK_FALSE`, and the `current value` of `depthTestEnable` is `VK_TRUE`, then `vkCmdSetDepthWriteEnable` **must** have been called and not subsequently `invalidated` in the current command buffer prior to this drawing command

- VUID-vkCmdDrawMeshTasksNV-None-07845

If a shader object is bound to any graphics stage or a graphics pipeline is bound which was created with the `VK_DYNAMIC_STATE_DEPTH_COMPARE_OP` dynamic state enabled, the `current value` of `rasterizerDiscardEnable` is `VK_FALSE`, and the `current value` of `depthTestEnable` is `VK_TRUE`, then `vkCmdSetDepthCompareOp` **must** have been called and not subsequently `invalidated` in the current command buffer prior to this drawing command

- VUID-vkCmdDrawMeshTasksNV-None-07846

If the `depthBounds` feature is enabled, a shader object is bound to any graphics stage or a graphics pipeline is bound which was created with the `VK_DYNAMIC_STATE_DEPTH_BOUNDS_TEST_ENABLE` dynamic state enabled, and the `current value` of `rasterizerDiscardEnable` is `VK_FALSE`, then `vkCmdSetDepthBoundsTestEnable` **must** have been called and not subsequently `invalidated` in the current command buffer prior to this drawing command

- VUID-vkCmdDrawMeshTasksNV-None-07847

If a shader object is bound to any graphics stage or a graphics pipeline is bound which was created with the `VK_DYNAMIC_STATE_STENCIL_TEST_ENABLE` dynamic state enabled, and the `current value` of `rasterizerDiscardEnable` is `VK_FALSE`, then `vkCmdSetStencilTestEnable` **must** have been called and not subsequently `invalidated` in the current command buffer prior to this drawing command

- VUID-vkCmdDrawMeshTasksNV-None-07848

If a shader object is bound to any graphics stage or a graphics pipeline is bound which

was created with the `VK_DYNAMIC_STATE_STENCIL_OP` dynamic state enabled, the current value of `rasterizerDiscardEnable` is `VK_FALSE`, the current value of `stencilTestEnable` is `VK_TRUE`, then `vkCmdSetStencilOp` **must** have been called and not subsequently `invalidated` in the current command buffer prior to this drawing command

- VUID-vkCmdDrawMeshTasksNV-viewportCount-03417

If a shader object is bound to any graphics stage or a graphics pipeline is bound which was created with the `VK_DYNAMIC_STATE_VIEWPORT_WITH_COUNT` dynamic state enabled, and the state is not inherited, then `vkCmdSetViewportWithCount` **must** have been called and not subsequently `invalidated` in the current command buffer prior to this drawing command

- VUID-vkCmdDrawMeshTasksNV-scissorCount-03418

If a shader object is bound to any graphics stage or a graphics pipeline is bound which was created with the `VK_DYNAMIC_STATE_SCISSOR_WITH_COUNT` dynamic state enabled, and the state is not inherited, then `vkCmdSetScissorWithCount` **must** have been called and not subsequently `invalidated` in the current command buffer prior to this drawing

- VUID-vkCmdDrawMeshTasksNV-viewportCount-03419

If a shader object is bound to any graphics stage or a graphics pipeline is bound which was created with both the `VK_DYNAMIC_STATE_SCISSOR_WITH_COUNT` and `VK_DYNAMIC_STATE_VIEWPORT_WITH_COUNT` dynamic states enabled, and the state is not inherited, then the `viewportCount` parameter of `vkCmdSetViewportWithCount` **must** match the `scissorCount` parameter of `vkCmdSetScissorWithCount`

- VUID-vkCmdDrawMeshTasksNV-viewportCount-04137

If the bound graphics pipeline state was created with the `VK_DYNAMIC_STATE_VIEWPORT_WITH_COUNT` dynamic state enabled, but not the `VK_DYNAMIC_STATE_VIEWPORT_W_SCALING_NV` dynamic state enabled, then the bound graphics pipeline **must** have been created with `VkPipelineViewportWScalingStateCreateInfoNV::viewportCount` greater or equal to the `viewportCount` parameter in the last call to `vkCmdSetViewportWithCount`

- VUID-vkCmdDrawMeshTasksNV-viewportCount-04138

If the `VK_NV_clip_space_w_scaling` extension is enabled, and a shader object is bound to any graphics stage or a graphics pipeline is bound which was created with the `VK_DYNAMIC_STATE_VIEWPORT_WITH_COUNT` and `VK_DYNAMIC_STATE_VIEWPORT_W_SCALING_NV` dynamic state enabled, the current value of `viewportWScalingEnable` is `VK_TRUE`, then `vkCmdSetViewportWScalingNV` **must** have been called and not subsequently `invalidated` in the current command buffer prior to this drawing command

- VUID-vkCmdDrawMeshTasksNV-None-08636

If the `VK_NV_clip_space_w_scaling` extension is enabled, and a shader object is bound to any graphics stage or a graphics pipeline is bound which was created with the `VK_DYNAMIC_STATE_VIEWPORT_WITH_COUNT` and `VK_DYNAMIC_STATE_VIEWPORT_W_SCALING_NV` dynamic state enabled, the current value of `viewportWScalingEnable` is `VK_TRUE`, then the `viewportCount` parameter in the last call to `vkCmdSetViewportWScalingNV` **must** be greater than or equal to the `viewportCount` parameter in the last call to `vkCmdSetViewportWithCount`

- VUID-vkCmdDrawMeshTasksNV-viewportCount-04139
 If the bound graphics pipeline state was created with the `VK_DYNAMIC_STATE_VIEWPORT_WITH_COUNT` dynamic state enabled, but not the `VK_DYNAMIC_STATE_VIEWPORT_SHADING_RATE_PALETTE_NV` dynamic state enabled, then the bound graphics pipeline **must** have been created with `VkPipelineViewportShadingRateImageStateCreateInfoNV::viewportCount` greater or equal to the `viewportCount` parameter in the last call to `vkCmdSetViewportWithCount`
- VUID-vkCmdDrawMeshTasksNV-shadingRateImage-09233
 If the `shadingRateImage` feature is enabled, and a shader object is bound to any graphics stage or a graphics pipeline is bound which was created with the `VK_DYNAMIC_STATE_VIEWPORT_COARSE_SAMPLE_ORDER_NV` and the `current value` of `rasterizerDiscardEnable` is `VK_FALSE`, then `vkCmdSetCoarseSampleOrderNV` **must** have been called and not subsequently `invalidated` in the current command buffer prior to this drawing command
- VUID-vkCmdDrawMeshTasksNV-shadingRateImage-09234
 If the `shadingRateImage` feature is enabled, and a shader object is bound to any graphics stage or a graphics pipeline is bound which was created with the `VK_DYNAMIC_STATE_VIEWPORT_WITH_COUNT` and `VK_DYNAMIC_STATE_VIEWPORT_SHADING_RATE_PALETTE_NV` dynamic state enabled, the `current value` of `rasterizerDiscardEnable` is `VK_FALSE`, and the `current value` of `shadingRateImageEnable` is `VK_TRUE`, then `vkCmdSetViewportShadingRatePaletteNV` **must** have been called and not subsequently `invalidated` in the current command buffer prior to this drawing command
- VUID-vkCmdDrawMeshTasksNV-None-08637
 If the `shadingRateImage` feature is enabled, and a shader object is bound to any graphics stage or a graphics pipeline is bound which was created with the `VK_DYNAMIC_STATE_VIEWPORT_WITH_COUNT` and `VK_DYNAMIC_STATE_VIEWPORT_SHADING_RATE_PALETTE_NV` dynamic state enabled, the `current value` of `rasterizerDiscardEnable` is `VK_FALSE`, and the `current value` of `shadingRateImageEnable` is `VK_TRUE`, then the `viewportCount` parameter in the last call to `vkCmdSetViewportShadingRatePaletteNV` **must** be greater than or equal to the `viewportCount` parameter in the last call to `vkCmdSetViewportWithCount`
- VUID-vkCmdDrawMeshTasksNV-VkPipelineVieportCreateInfo-04141
 If the bound graphics pipeline state was created with the `VK_DYNAMIC_STATE_VIEWPORT_WITH_COUNT` dynamic state enabled and a `VkPipelineViewportSwizzleStateCreateInfoNV` structure chained from `VkPipelineViewportStateCreateInfo`, then the bound graphics pipeline **must** have been created with `VkPipelineViewportSwizzleStateCreateInfoNV::viewportCount` greater or equal to the `viewportCount` parameter in the last call to `vkCmdSetViewportWithCount`
- VUID-vkCmdDrawMeshTasksNV-VkPipelineVieportCreateInfo-04142
 If the bound graphics pipeline state was created with the `VK_DYNAMIC_STATE_VIEWPORT_WITH_COUNT` dynamic state enabled and a `VkPipelineViewportExclusiveScissorStateCreateInfoNV` structure chained from `VkPipelineViewportStateCreateInfo`, then the bound graphics pipeline **must** have been created with `VkPipelineViewportExclusiveScissorStateCreateInfoNV::exclusiveScissorCount` greater or equal to the `viewportCount` parameter in the last call to

vkCmdSetViewportWithCount

- VUID-vkCmdDrawMeshTasksNV-None-07878

If the `exclusiveScissor` feature is enabled, and a shader object is bound to any graphics stage or a graphics pipeline is bound which was created with the `VK_DYNAMIC_STATE_EXCLUSIVE_SCISSOR_ENABLE_NV` dynamic state enabled, then `vkCmdSetExclusiveScissorEnableNV` **must** have been called and not subsequently `invalidated` in the current command buffer prior to this drawing command

- VUID-vkCmdDrawMeshTasksNV-None-07879

If the `exclusiveScissor` feature is enabled, a shader object is bound to any graphics stage or a graphics pipeline is bound which was created with the `VK_DYNAMIC_STATE_EXCLUSIVE_SCISSOR_NV` dynamic state enabled, and the most recent call to `vkCmdSetExclusiveScissorEnableNV` in the current command buffer set any element of `pExclusiveScissorEnables` to `VK_TRUE`, then `vkCmdSetExclusiveScissorNV` **must** have been called and not subsequently `invalidated` in the current command buffer prior to this drawing command

- VUID-vkCmdDrawMeshTasksNV-None-04876

If a shader object is bound to any graphics stage or a graphics pipeline is bound which was created with the `VK_DYNAMIC_STATE_RASTERIZER_DISCARD_ENABLE` dynamic state enabled, then `vkCmdSetRasterizerDiscardEnable` **must** have been called and not subsequently `invalidated` in the current command buffer prior to this drawing command

- VUID-vkCmdDrawMeshTasksNV-None-04877

If a shader object is bound to any graphics stage or a graphics pipeline is bound which was created with the `VK_DYNAMIC_STATE_DEPTH_BIAS_ENABLE` dynamic state enabled, and the `current value` of `rasterizerDiscardEnable` is `VK_FALSE`, then `vkCmdSetDepthBiasEnable` **must** have been called and not subsequently `invalidated` in the current command buffer prior to this drawing command

- VUID-vkCmdDrawMeshTasksNV-logicOp-04878

If a shader object is bound to the `VK_SHADER_STAGE_FRAGMENT_BIT` or a graphics pipeline is bound which was created with the `VK_DYNAMIC_STATE_LOGIC_OP_EXT` dynamic state enabled, the `current value` of `rasterizerDiscardEnable` is `VK_FALSE`, and the `current value` of `logicOpEnable` is `VK_TRUE`, then `vkCmdSetLogicOpEXT` **must** have been called and not subsequently `invalidated` in the current command buffer prior to this drawing command

- VUID-vkCmdDrawMeshTasksNV-primitiveFragmentShadingRateWithMultipleViewports-04552

If the `primitiveFragmentShadingRateWithMultipleViewports` limit is not supported, the bound graphics pipeline was created with the `VK_DYNAMIC_STATE_VIEWPORT_WITH_COUNT` dynamic state enabled, and any of the shader stages of the bound graphics pipeline write to the `PrimitiveShadingRateKHR` built-in, then `vkCmdSetViewportWithCount` **must** have been called in the current command buffer prior to this drawing command, and the `viewportCount` parameter of `vkCmdSetViewportWithCount` **must** be 1

- VUID-vkCmdDrawMeshTasksNV-primitiveFragmentShadingRateWithMultipleViewports-08642

If the `primitiveFragmentShadingRateWithMultipleViewports` limit is not supported, and any

shader object bound to a graphics stage writes to the `PrimitiveShadingRateKHR` built-in, then `vkCmdSetViewportWithCount` **must** have been called in the current command buffer prior to this drawing command, and the `viewportCount` parameter of `vkCmdSetViewportWithCount` **must** be 1

- VUID-vkCmdDrawMeshTasksNV-blendEnable-04727

If a shader object is bound to the `VK_SHADER_STAGE_FRAGMENT_BIT` stage or a graphics pipeline is bound which was created with `VK_DYNAMIC_STATE_COLOR_BLEND_ENABLE_EXT` dynamic state enabled, the **current value** of `rasterizerDiscardEnable` is `VK_FALSE`, then for each color attachment, if the corresponding image view's **format features** do not contain `VK_FORMAT_FEATURE_COLOR_ATTACHMENT_BLEND_BIT`, then the corresponding **current value** of `blendEnable` **must** be `VK_FALSE`

- VUID-vkCmdDrawMeshTasksNV-None-08644

If a shader object is bound to any graphics stage or a graphics pipeline is bound, the **current value** of `rasterizerDiscardEnable` is `VK_FALSE`, and none of the following is enabled:

- the `VK_AMD_mixed_attachment_samples` extension
- the `VK_NV_framebuffer_mixed_samples` extension
- the `multisampledRenderToSingleSampled` feature

then the **current value** of `rasterizationSamples` **must** be the same as the current color and/or depth/stencil attachments

- VUID-vkCmdDrawMeshTasksNV-None-08876

If a shader object is bound to any graphics stage, the current render pass instance **must** have been begun with `vkCmdBeginRendering`

- VUID-vkCmdDrawMeshTasksNV-imageView-06172

If the current render pass instance was begun with `vkCmdBeginRendering`, the `imageView` member of `pDepthAttachment` is not `VK_NULL_HANDLE`, and the `layout` member of `pDepthAttachment` is `VK_IMAGE_LAYOUT_DEPTH_STENCIL_READ_ONLY_OPTIMAL`, this command **must** not write any values to the depth attachment

- VUID-vkCmdDrawMeshTasksNV-imageView-06173

If the current render pass instance was begun with `vkCmdBeginRendering`, the `imageView` member of `pStencilAttachment` is not `VK_NULL_HANDLE`, and the `layout` member of `pStencilAttachment` is `VK_IMAGE_LAYOUT_DEPTH_STENCIL_READ_ONLY_OPTIMAL`, this command **must** not write any values to the stencil attachment

- VUID-vkCmdDrawMeshTasksNV-imageView-06174

If the current render pass instance was begun with `vkCmdBeginRendering`, the `imageView` member of `pDepthAttachment` is not `VK_NULL_HANDLE`, and the `layout` member of `pDepthAttachment` is `VK_IMAGE_LAYOUT_DEPTH_READ_ONLY_STENCIL_ATTACHMENT_OPTIMAL`, this command **must** not write any values to the depth attachment

- VUID-vkCmdDrawMeshTasksNV-imageView-06175

If the current render pass instance was begun with `vkCmdBeginRendering`, the `imageView` member of `pStencilAttachment` is not `VK_NULL_HANDLE`, and the `layout` member of

`pStencilAttachment` is
`VK_IMAGE_LAYOUT_DEPTH_ATTACHMENT_STENCIL_READ_ONLY_OPTIMAL`, this
command **must** not write any values to the stencil attachment

- VUID-vkCmdDrawMeshTasksNV-imageView-06176

If the current render pass instance was begun with `vkCmdBeginRendering`, the `imageView` member of `pDepthAttachment` is not `VK_NULL_HANDLE`, and the `layout` member of `pDepthAttachment` is `VK_IMAGE_LAYOUT_DEPTH_READ_ONLY_OPTIMAL`, this command **must** not write any values to the depth attachment

- VUID-vkCmdDrawMeshTasksNV-imageView-06177

If the current render pass instance was begun with `vkCmdBeginRendering`, the `imageView` member of `pStencilAttachment` is not `VK_NULL_HANDLE`, and the `layout` member of `pStencilAttachment` is `VK_IMAGE_LAYOUT_STENCIL_READ_ONLY_OPTIMAL`, this command **must** not write any values to the stencil attachment

- VUID-vkCmdDrawMeshTasksNV-viewMask-06178

If the current render pass instance was begun with `vkCmdBeginRendering`, the bound graphics pipeline **must** have been created with a `VkPipelineRenderingCreateInfo::viewMask` equal to `VkRenderingInfo::viewMask`

- VUID-vkCmdDrawMeshTasksNV-colorAttachmentCount-06179

If the `dynamicRenderingUnusedAttachments` feature is not enabled and the current render pass instance was begun with `vkCmdBeginRendering`, the bound graphics pipeline **must** have been created with a `VkPipelineRenderingCreateInfo::colorAttachmentCount` equal to `VkRenderingInfo::colorAttachmentCount`

- VUID-vkCmdDrawMeshTasksNV-dynamicRenderingUnusedAttachments-08910

If the `dynamicRenderingUnusedAttachments` feature is not enabled, and the current render pass instance was begun with `vkCmdBeginRendering` and `VkRenderingInfo::colorAttachmentCount` greater than 0, then each element of the `VkRenderingInfo::pColorAttachments` array with an `imageView` not equal to `VK_NULL_HANDLE` **must** have been created with a `VkFormat` equal to the corresponding element of `VkPipelineRenderingCreateInfo::pColorAttachmentFormats` used to create the bound graphics pipeline

- VUID-vkCmdDrawMeshTasksNV-dynamicRenderingUnusedAttachments-08912

If the `dynamicRenderingUnusedAttachments` feature is not enabled, and the current render pass instance was begun with `vkCmdBeginRendering` and `VkRenderingInfo::colorAttachmentCount` greater than 0, then each element of the `VkRenderingInfo::pColorAttachments` array with an `imageView` equal to `VK_NULL_HANDLE` **must** have the corresponding element of `VkPipelineRenderingCreateInfo::pColorAttachmentFormats` used to create the bound pipeline equal to `VK_FORMAT_UNDEFINED`

- VUID-vkCmdDrawMeshTasksNV-dynamicRenderingUnusedAttachments-08911

If the `dynamicRenderingUnusedAttachments` feature is enabled, and the current render pass instance was begun with `vkCmdBeginRendering` and `VkRenderingInfo::colorAttachmentCount` greater than 0, then each element of the `VkRenderingInfo::pColorAttachments` array with an `imageView` not equal to `VK_NULL_HANDLE` **must** have been created with a `VkFormat` equal to the corresponding element of `VkPipelineRenderingCreateInfo::pColorAttachmentFormats` used to create the bound graphics pipeline, or the corresponding element of `VkPipelineRenderingCreateInfo`

::pColorAttachmentFormats, if it exists, **must** be VK_FORMAT_UNDEFINED

- VUID-vkCmdDrawMeshTasksNV-colorAttachmentCount-09362

If the current render pass instance was begun with vkCmdBeginRendering, with a VkRenderingInfo::colorAttachmentCount equal to 1, there is no shader object bound to any graphics stage, and a color attachment with a resolve mode of VK_RESOLVE_MODE_EXTERNAL_FORMAT_DOWNSAMPLE_BIT_ANDROID, each element of the VkRenderingInfo::pColorAttachments array with a resolveImageView not equal to VK_NULL_HANDLE **must** have been created with an image created with a VkExternalFormatANDROID::externalFormat value equal to the VkExternalFormatANDROID::externalFormat value used to create the bound graphics pipeline

- VUID-vkCmdDrawMeshTasksNV-None-09363

If there is no shader object bound to any graphics stage, the current render pass instance was begun with vkCmdBeginRendering and a VkRenderingInfo::colorAttachmentCount equal to 1, and a color attachment with a resolve mode of VK_RESOLVE_MODE_EXTERNAL_FORMAT_DOWNSAMPLE_BIT_ANDROID, each element of the VkRenderingInfo::pColorAttachments array with a imageView not equal to VK_NULL_HANDLE **must** have been created with an image created with a VkExternalFormatANDROID::externalFormat value equal to the VkExternalFormatANDROID::externalFormat value used to create the bound graphics pipeline

- VUID-vkCmdDrawMeshTasksNV-None-09364

If the current render pass instance was begun with vkCmdBeginRendering, there is no shader object bound to any graphics stage, and the bound graphics pipeline was created with a non-zero VkExternalFormatANDROID::externalFormat value and with the VK_DYNAMIC_STATE_COLOR_BLEND_ENABLE_EXT dynamic state enabled, then vkCmdSetColorBlendEnableEXT **must** have set the blend enable to VK_FALSE prior to this drawing command

- VUID-vkCmdDrawMeshTasksNV-None-09365

If the current render pass instance was begun with vkCmdBeginRendering, there is no shader object bound to any graphics stage, and the bound graphics pipeline was created with a non-zero VkExternalFormatANDROID::externalFormat value and with the VK_DYNAMIC_STATE_RASTERIZATION_SAMPLES_EXT dynamic state enabled, then vkCmdSetRasterizationSamplesEXT **must** have set rasterizationSamples to VK_SAMPLE_COUNT_1_BIT prior to this drawing command

- VUID-vkCmdDrawMeshTasksNV-None-09366

If there is a shader object bound to any graphics stage, and the current render pass includes a color attachment that uses the VK_RESOLVE_MODE_EXTERNAL_FORMAT_DOWNSAMPLE_BIT_ANDROID resolve mode, then vkCmdSetColorBlendEnableEXT **must** have set blend enable to VK_FALSE prior to this drawing command

- VUID-vkCmdDrawMeshTasksNV-rasterizationSamples-09367

If there is a shader object bound to any graphics stage, and the current render pass includes a color attachment that uses the VK_RESOLVE_MODE_EXTERNAL_FORMAT_DOWNSAMPLE_BIT_ANDROID resolve mode,

then `vkCmdSetRasterizationSamplesEXT` **must** have set `rasterizationSamples` to `VK_SAMPLE_COUNT_1_BIT` prior to this drawing command

- VUID-vkCmdDrawMeshTasksNV-None-09368

If the current render pass instance was begun with `vkCmdBeginRendering`, there is no shader object bound to any graphics stage, and the bound graphics pipeline was created with a non-zero `VkExternalFormatANDROID::externalFormat` value and with the `VK_DYNAMIC_STATE_FRAGMENT_SHADING_RATE_KHR` dynamic state enabled, then `vkCmdSetFragmentShadingRateKHR` **must** have set `pFragmentSize->width` to 1 prior to this drawing command

- VUID-vkCmdDrawMeshTasksNV-None-09369

If the current render pass instance was begun with `vkCmdBeginRendering`, there is no shader object bound to any graphics stage, and the bound graphics pipeline was created with a non-zero `VkExternalFormatANDROID::externalFormat` value and with the `VK_DYNAMIC_STATE_FRAGMENT_SHADING_RATE_KHR` dynamic state enabled, then `vkCmdSetFragmentShadingRateKHR` **must** have set `pFragmentSize->height` to 1 prior to this drawing command

- VUID-vkCmdDrawMeshTasksNV-pFragmentSize-09370

If there is a shader object bound to any graphics stage, and the current render pass includes a color attachment that uses the `VK_RESOLVE_MODE_EXTERNAL_FORMAT_DOWNSAMPLE_BIT_ANDROID` resolve mode, then `vkCmdSetFragmentShadingRateKHR` **must** have set `pFragmentSize->width` to 1 prior to this drawing command

- VUID-vkCmdDrawMeshTasksNV-pFragmentSize-09371

If there is a shader object bound to any graphics stage, and the current render pass includes a color attachment that uses the `VK_RESOLVE_MODE_EXTERNAL_FORMAT_DOWNSAMPLE_BIT_ANDROID` resolve mode, then `vkCmdSetFragmentShadingRateKHR` **must** have set `pFragmentSize->height` to 1 prior to this drawing command

- VUID-vkCmdDrawMeshTasksNV-None-07749

If the `colorWriteEnable` feature is enabled, a shader object is bound to the `VK_SHADER_STAGE_FRAGMENT_BIT` stage or a graphics pipeline is bound which was created with the `VK_DYNAMIC_STATE_COLOR_WRITE_ENABLE_EXT` dynamic state enabled, and the current value of `rasterizerDiscardEnable` is `VK_FALSE`, then `vkCmdSetColorWriteEnableEXT` **must** have been called and not subsequently `invalidated` in the current command buffer prior to this drawing command

- VUID-vkCmdDrawMeshTasksNV-attachmentCount-07750

If the `colorWriteEnable` feature is enabled, a shader object is bound to the `VK_SHADER_STAGE_FRAGMENT_BIT` stage or a graphics pipeline is bound which was created with the `VK_DYNAMIC_STATE_COLOR_WRITE_ENABLE_EXT` dynamic state enabled, and the current value of `rasterizerDiscardEnable` is `VK_FALSE`, then the `attachmentCount` parameter of most recent call to `vkCmdSetColorWriteEnableEXT` in the current command buffer **must** be greater than or equal to the number of active color attachments

- VUID-vkCmdDrawMeshTasksNV-None-07751

If the `VK_EXT_discard_rectangles` extension is enabled, a graphics pipeline is bound which

was created with the `VK_DYNAMIC_STATE_DISCARD_RECTANGLE_EXT` dynamic state enabled and the `pNext` chain of `VkGraphicsPipelineCreateInfo` included a `VkPipelineDiscardRectangleStateCreateInfoEXT` structure, the current value of `rasterizerDiscardEnable` is `VK_FALSE`, and the current value of `discardRectangleEnable` is `VK_TRUE`, then `vkCmdSetDiscardRectangleEXT` **must** have been called and not subsequently `invalidated` in the current command buffer prior to this drawing command for each discard rectangle in `VkPipelineDiscardRectangleStateCreateInfoEXT::discardRectangleCount`

- VUID-vkCmdDrawMeshTasksNV-rasterizerDiscardEnable-09236

If the `VK_EXT_discard_rectangles` extension is enabled, a shader object is bound to any graphics stage or a graphics pipeline is bound which was created with `VK_DYNAMIC_STATE_DISCARD_RECTANGLE_EXT` dynamic state enabled and the `pNext` chain of `VkGraphicsPipelineCreateInfo` did not include a `VkPipelineDiscardRectangleStateCreateInfoEXT` structure, the current value of `rasterizerDiscardEnable` is `VK_FALSE`, and the current value of `discardRectangleEnable` is `VK_TRUE`, then `vkCmdSetDiscardRectangleEXT` **must** have been called and not subsequently `invalidated` in the current command buffer prior to this drawing command for each discard rectangle in `VkPhysicalDeviceDiscardRectanglePropertiesEXT::maxDiscardRectangles`

- VUID-vkCmdDrawMeshTasksNV-None-07880

If the `VK_EXT_discard_rectangles` extension is enabled, a shader object is bound to any graphics stage or a graphics pipeline is bound which was created with the `VK_DYNAMIC_STATE_DISCARD_RECTANGLE_ENABLE_EXT` dynamic state enabled, the current value of `rasterizerDiscardEnable` is `VK_FALSE`, then `vkCmdSetDiscardRectangleEnableEXT` **must** have been called and not subsequently `invalidated` in the current command buffer prior to this drawing command

- VUID-vkCmdDrawMeshTasksNV-None-07881

If the `VK_EXT_discard_rectangles` extension is enabled, a shader object is bound to any graphics stage or a graphics pipeline is bound which was created with the `VK_DYNAMIC_STATE_DISCARD_RECTANGLE_MODE_EXT` dynamic state enabled, the current value of `rasterizerDiscardEnable` is `VK_FALSE`, and the current value of `discardRectangleEnable` is `VK_TRUE`, then `vkCmdSetDiscardRectangleModeEXT` **must** have been called and not subsequently `invalidated` in the current command buffer prior to this drawing command

- VUID-vkCmdDrawMeshTasksNV-dynamicRenderingUnusedAttachments-08913

If the current render pass instance was begun with `vkCmdBeginRendering`, the `dynamicRenderingUnusedAttachments` feature is not enabled, and `VkRenderingInfo::pDepthAttachment->imageView` was `VK_NULL_HANDLE`, the value of `VkPipelineRenderingCreateInfo::depthAttachmentFormat` used to create the bound graphics pipeline **must** be equal to `VK_FORMAT_UNDEFINED`

- VUID-vkCmdDrawMeshTasksNV-dynamicRenderingUnusedAttachments-08914

If current render pass instance was begun with `vkCmdBeginRendering`, the `dynamicRenderingUnusedAttachments` feature is not enabled, and `VkRenderingInfo::pDepthAttachment->imageView` was not `VK_NULL_HANDLE`, the value of `VkPipelineRenderingCreateInfo::depthAttachmentFormat` used to create the bound graphics pipeline **must** be equal to the `VkFormat` used to create `VkRenderingInfo`

`::pDepthAttachment->imageView`

- VUID-vkCmdDrawMeshTasksNV-dynamicRenderingUnusedAttachments-08915
If the current render pass instance was begun with `vkCmdBeginRendering`, the `dynamicRenderingUnusedAttachments` feature is enabled, `VkRenderingInfo::pDepthAttachment->imageView` was not `VK_NULL_HANDLE`, and the value of `VkPipelineRenderingCreateInfo::depthAttachmentFormat` used to create the bound graphics pipeline was not equal to the `VkFormat` used to create `VkRenderingInfo::pDepthAttachment->imageView`, the value of the format **must** be `VK_FORMAT_UNDEFINED`
- VUID-vkCmdDrawMeshTasksNV-dynamicRenderingUnusedAttachments-08916
If the current render pass instance was begun with `vkCmdBeginRendering`, the `dynamicRenderingUnusedAttachments` feature is not enabled, and `VkRenderingInfo::pStencilAttachment->imageView` was `VK_NULL_HANDLE`, the value of `VkPipelineRenderingCreateInfo::stencilAttachmentFormat` used to create the bound graphics pipeline **must** be equal to `VK_FORMAT_UNDEFINED`
- VUID-vkCmdDrawMeshTasksNV-dynamicRenderingUnusedAttachments-08917
If current render pass instance was begun with `vkCmdBeginRendering`, the `dynamicRenderingUnusedAttachments` feature is not enabled, and `VkRenderingInfo::pStencilAttachment->imageView` was not `VK_NULL_HANDLE`, the value of `VkPipelineRenderingCreateInfo::stencilAttachmentFormat` used to create the bound graphics pipeline **must** be equal to the `VkFormat` used to create `VkRenderingInfo::pStencilAttachment->imageView`
- VUID-vkCmdDrawMeshTasksNV-dynamicRenderingUnusedAttachments-08918
If the current render pass instance was begun with `vkCmdBeginRendering`, the `dynamicRenderingUnusedAttachments` feature is enabled, `VkRenderingInfo::pStencilAttachment->imageView` was not `VK_NULL_HANDLE`, and the value of `VkPipelineRenderingCreateInfo::stencilAttachmentFormat` used to create the bound graphics pipeline was not equal to the `VkFormat` used to create `VkRenderingInfo::pStencilAttachment->imageView`, the value of the format **must** be `VK_FORMAT_UNDEFINED`
- VUID-vkCmdDrawMeshTasksNV-imageView-06183
If the current render pass instance was begun with `vkCmdBeginRendering` and `VkRenderingFragmentShadingRateAttachmentInfoKHR::imageView` was not `VK_NULL_HANDLE`, the bound graphics pipeline **must** have been created with `VK_PIPELINE_CREATE_RENDERING_FRAGMENT_SHADING_RATE_ATTACHMENT_BIT_KHR`
- VUID-vkCmdDrawMeshTasksNV-dynamicRenderingLocalRead-11797
If the current render pass instance was begun with `vkCmdBeginRendering`, the `dynamicRenderingLocalRead` feature is enabled, the `VK_RENDERING_LOCAL_READ_CONCURRENT_ACCESS_CONTROL_BIT_KHR` flag is specified, and an attachment is being used as a feedback loop as specified by `VK_RENDERING_ATTACHMENT_INPUT_ATTACHMENT_FEEDBACK_BIT_KHR`, `VkRenderingAttachmentFlagsInfoKHR::flags` for that attachment **must** include `VK_RENDERING_ATTACHMENT_INPUT_ATTACHMENT_FEEDBACK_BIT_KHR`
- VUID-vkCmdDrawMeshTasksNV-imageView-06184
If the current render pass instance was begun with `vkCmdBeginRendering` and

VkRenderingFragmentDensityMapAttachmentInfoEXT::imageView was not VK_NULL_HANDLE, the bound graphics pipeline **must** have been created with VK_PIPELINE_CREATE_RENDERING_FRAGMENT_DENSITY_MAP_ATTACHMENT_BIT_EXT

- VUID-vkCmdDrawMeshTasksNV-layers-10831

If the current render pass instance was created with VK_RENDERING_PER_LAYER_FRAGMENT_DENSITY_BIT_VALVE or VK_RENDER_PASS_CREATE_PER_LAYER_FRAGMENT_DENSITY_BIT_VALVE, and the bound graphics pipeline was created with VK_PIPELINE_CREATE_2_PER_LAYER_FRAGMENT_DENSITY_BIT_VALVE, then the current render pass instance **must** have a layers value less than or equal to VkPipelineFragmentDensityMapLayeredCreateInfoVALVE::maxFragmentDensityMapLayers

- VUID-vkCmdDrawMeshTasksNV-colorAttachmentCount-06185

If the bound pipeline was created with a VkAttachmentSampleCountInfoAMD or VkAttachmentSampleCountInfoNV structure, and the current render pass instance was begun with vkCmdBeginRendering with a VkRenderingInfo::colorAttachmentCount parameter greater than 0, then each element of the VkRenderingInfo::pColorAttachments array with a imageView not equal to VK_NULL_HANDLE **must** have been created with a sample count equal to the corresponding element of the pColorAttachmentSamples member of VkAttachmentSampleCountInfoAMD or VkAttachmentSampleCountInfoNV used to create the bound graphics pipeline

- VUID-vkCmdDrawMeshTasksNV-pDepthAttachment-06186

If the current render pass instance was begun with vkCmdBeginRendering, the bound pipeline was created with a VkAttachmentSampleCountInfoAMD or VkAttachmentSampleCountInfoNV structure, and VkRenderingInfo::pDepthAttachment->imageView was not VK_NULL_HANDLE, the value of the depthStencilAttachmentSamples member of VkAttachmentSampleCountInfoAMD or VkAttachmentSampleCountInfoNV used to create the bound graphics pipeline **must** be equal to the sample count used to create VkRenderingInfo::pDepthAttachment->imageView

- VUID-vkCmdDrawMeshTasksNV-pStencilAttachment-06187

If the current render pass instance was begun with vkCmdBeginRendering, the bound pipeline was created with a VkAttachmentSampleCountInfoAMD or VkAttachmentSampleCountInfoNV structure, and VkRenderingInfo::pStencilAttachment->imageView was not VK_NULL_HANDLE, the value of the depthStencilAttachmentSamples member of VkAttachmentSampleCountInfoAMD or VkAttachmentSampleCountInfoNV used to create the bound graphics pipeline **must** be equal to the sample count used to create VkRenderingInfo::pStencilAttachment->imageView

- VUID-vkCmdDrawMeshTasksNV-multisampledRenderToSingleSampled-07285

If the bound pipeline was created without a VkAttachmentSampleCountInfoAMD or VkAttachmentSampleCountInfoNV structure, and the multisampledRenderToSingleSampled feature is not enabled, and vkCmdBeginCustomResolveEXT has not yet been recorded in the render pass instance, and the current render pass instance was begun with vkCmdBeginRendering with a VkRenderingInfo::colorAttachmentCount parameter greater than 0, then each element of the VkRenderingInfo::pColorAttachments array with a imageView not equal to VK_NULL_HANDLE **must** have been created with a sample count equal to the value of rasterizationSamples for the bound graphics pipeline

- VUID-vkCmdDrawMeshTasksNV-multisampledRenderToSingleSampled-07286
If the bound pipeline was created without a `VkAttachmentSampleCountInfoAMD` or `VkAttachmentSampleCountInfoNV` structure, and the `multisampledRenderToSingleSampled` feature is not enabled, and `vkCmdBeginCustomResolveEXT` has not yet been recorded in the render pass instance, and `VkRenderingInfo::pDepthAttachment->imageView` was not `VK_NULL_HANDLE`, the value of `rasterizationSamples` for the bound graphics pipeline **must** be equal to the sample count used to create `VkRenderingInfo::pDepthAttachment->imageView`
- VUID-vkCmdDrawMeshTasksNV-multisampledRenderToSingleSampled-07287
If the bound pipeline was created without a `VkAttachmentSampleCountInfoAMD` or `VkAttachmentSampleCountInfoNV` structure, and the `multisampledRenderToSingleSampled` feature is not enabled, and `vkCmdBeginCustomResolveEXT` has not yet been recorded in the render pass instance, and `VkRenderingInfo::pStencilAttachment->imageView` was not `VK_NULL_HANDLE`, the value of `rasterizationSamples` for the bound graphics pipeline **must** be equal to the sample count used to create `VkRenderingInfo::pStencilAttachment->imageView`
- VUID-vkCmdDrawMeshTasksNV-pNext-07935
If this command is called inside a render pass instance started with `vkCmdBeginRendering`, and the `pNext` chain of `VkRenderingInfo` includes a `VkMultisampledRenderToSingleSampledInfoEXT` structure with `multisampledRenderToSingleSampledEnable` equal to `VK_TRUE`, then the value of `rasterizationSamples` for the bound graphics pipeline **must** be equal to `VkMultisampledRenderToSingleSampledInfoEXT::rasterizationSamples`
- VUID-vkCmdDrawMeshTasksNV-renderPass-06198
If the current render pass instance was begun with `vkCmdBeginRendering`, the bound pipeline **must** have been created with a `VkGraphicsPipelineCreateInfo::renderPass` equal to `VK_NULL_HANDLE`
- VUID-vkCmdDrawMeshTasksNV-pColorAttachments-08963
If the current render pass instance was begun with `vkCmdBeginRendering`, `vkCmdBeginCustomResolveEXT` has not yet been recorded in the render pass instance, there is a graphics pipeline bound with a fragment shader that statically writes to a color attachment, the color write mask is not zero, color writes are enabled, and the corresponding element of the `VkRenderingInfo::pColorAttachments->imageView` was not `VK_NULL_HANDLE`, then the corresponding element of `VkPipelineRenderingCreateInfo::pColorAttachmentFormats` used to create the pipeline **must** not be `VK_FORMAT_UNDEFINED`
- VUID-vkCmdDrawMeshTasksNV-pColorAttachments-11539
If the current render pass instance was begun with `vkCmdBeginRendering`, `vkCmdBeginCustomResolveEXT` has been recorded in the render pass instance, there is a graphics pipeline bound with a fragment shader that statically writes to a color attachment, the color write mask is not zero, color writes are enabled, and the corresponding element of the `VkRenderingInfo::pColorAttachments->resolveImageView` was not `VK_NULL_HANDLE`, then the corresponding element of `VkCustomResolveCreateInfoEXT::pColorAttachmentFormats` used to create the pipeline **must** not be `VK_FORMAT_UNDEFINED`

- VUID-vkCmdDrawMeshTasksNV-pDepthAttachment-08964
If the current render pass instance was begun with `vkCmdBeginRendering`, `vkCmdBeginCustomResolveEXT` has not yet been recorded in the render pass instance, there is a graphics pipeline bound, depth test is enabled, and the `VkRenderingInfo::pDepthAttachment->imageView` was not `VK_NULL_HANDLE`, then the `VkPipelineRenderingCreateInfo::depthAttachmentFormat` used to create the pipeline **must** not be `VK_FORMAT_UNDEFINED`
- VUID-vkCmdDrawMeshTasksNV-pDepthAttachment-11540
If the current render pass instance was begun with `vkCmdBeginRendering`, `vkCmdBeginCustomResolveEXT` has been recorded in the render pass instance, there is a graphics pipeline bound, depth test is enabled, and the `VkRenderingInfo::pDepthAttachment->resolveImageView` was not `VK_NULL_HANDLE`, then the `VkCustomResolveCreateInfoEXT::depthAttachmentFormat` used to create the pipeline **must** not be `VK_FORMAT_UNDEFINED`
- VUID-vkCmdDrawMeshTasksNV-pStencilAttachment-08965
If the current render pass instance was begun with `vkCmdBeginRendering`, `vkCmdBeginCustomResolveEXT` has not yet been recorded in the render pass instance, there is a graphics pipeline bound, stencil test is enabled and the `VkRenderingInfo::pStencilAttachment->imageView` was not `VK_NULL_HANDLE`, then the `VkPipelineRenderingCreateInfo::stencilAttachmentFormat` used to create the pipeline **must** not be `VK_FORMAT_UNDEFINED`
- VUID-vkCmdDrawMeshTasksNV-pStencilAttachment-11860
If the current render pass instance was begun with `vkCmdBeginRendering`, `vkCmdBeginCustomResolveEXT` has been recorded in the render pass instance, there is a graphics pipeline bound, stencil test is enabled and the `VkRenderingInfo::pStencilAttachment->resolveImageView` was not `VK_NULL_HANDLE`, then the `VkCustomResolveCreateInfoEXT::stencilAttachmentFormat` used to create the pipeline **must** not be `VK_FORMAT_UNDEFINED`
- VUID-vkCmdDrawMeshTasksNV-flags-10582
If the current render pass instance was begun with a `vkCmdBeginRendering` call in `commandBuffer`, its `VkRenderingInfo::flags` parameter **must** not have `VK_RENDERING_CONTENTS_SECONDARY_COMMAND_BUFFERS_BIT` set unless `VK_RENDERING_CONTENTS_INLINE_BIT_KHR` is also set
- VUID-vkCmdDrawMeshTasksNV-primitivesGeneratedQueryWithRasterizerDiscard-06708
If the `primitivesGeneratedQueryWithRasterizerDiscard` feature is not enabled and the `VK_QUERY_TYPE_PRIMITIVES_GENERATED_EXT` query is active, `rasterization discard` **must** not be enabled
- VUID-vkCmdDrawMeshTasksNV-primitivesGeneratedQueryWithNonZeroStreams-06709
If the `primitivesGeneratedQueryWithNonZeroStreams` feature is not enabled and the `VK_QUERY_TYPE_PRIMITIVES_GENERATED_EXT` query is active, the bound graphics pipeline **must** not have been created with a non-zero value in `VkPipelineRasterizationStateStreamCreateInfoEXT::rasterizationStream`
- VUID-vkCmdDrawMeshTasksNV-None-07620
If the `depthClamp` feature is enabled, a shader object is bound to any graphics stage or a graphics pipeline is bound which was created with the

`VK_DYNAMIC_STATE_DEPTH_CLAMP_ENABLE_EXT` dynamic state enabled, and the current value of `rasterizerDiscardEnable` is `VK_FALSE`, then `vkCmdSetDepthClampEnableEXT` **must** have been called and not subsequently `invalidated` in the current command buffer prior to this drawing command

- VUID-vkCmdDrawMeshTasksNV-None-07621

If a shader object is bound to any graphics stage or a graphics pipeline is bound which was created with the `VK_DYNAMIC_STATE_POLYGON_MODE_EXT` dynamic state enabled, and the current value of `rasterizerDiscardEnable` is `VK_FALSE`, then `vkCmdSetPolygonModeEXT` **must** have been called and not subsequently `invalidated` in the current command buffer prior to this drawing command

- VUID-vkCmdDrawMeshTasksNV-None-07622

If a shader object is bound to any graphics stage or a graphics pipeline is bound which was created with the `VK_DYNAMIC_STATE_RASTERIZATION_SAMPLES_EXT` dynamic state enabled, and the current value of `rasterizerDiscardEnable` is `VK_FALSE`, then `vkCmdSetRasterizationSamplesEXT` **must** have been called and not subsequently `invalidated` in the current command buffer prior to this drawing command

- VUID-vkCmdDrawMeshTasksNV-None-07623

If a shader object is bound to any graphics stage or a graphics pipeline is bound which was created with the `VK_DYNAMIC_STATE_SAMPLE_MASK_EXT` dynamic state enabled, and the current value of `rasterizerDiscardEnable` is `VK_FALSE`, then `vkCmdSetSampleMaskEXT` **must** have been called and not subsequently `invalidated` in the current command buffer prior to this drawing command

- VUID-vkCmdDrawMeshTasksNV-alphaToCoverageEnable-08919

If the bound graphics pipeline state was created with the `VK_DYNAMIC_STATE_ALPHA_TO_COVERAGE_ENABLE_EXT` dynamic state enabled, and `alphaToCoverageEnable` was `VK_TRUE` in the last call to `vkCmdSetAlphaToCoverageEnableEXT`, then the `Fragment Output Interface` **must** contain a variable for the alpha `Component` word in `Location 0` at `Index 0`

- VUID-vkCmdDrawMeshTasksNV-alphaToCoverageEnable-08920

If a shader object is bound to any graphics stage, and the most recent call to `vkCmdSetAlphaToCoverageEnableEXT` in the current command buffer set `alphaToCoverageEnable` to `VK_TRUE`, then the `Fragment Output Interface` **must** contain a variable for the alpha `Component` word in `Location 0` at `Index 0`

- VUID-vkCmdDrawMeshTasksNV-None-07624

If a shader object is bound to any graphics stage or a graphics pipeline is bound which was created with the `VK_DYNAMIC_STATE_ALPHA_TO_COVERAGE_ENABLE_EXT` dynamic state enabled, and the current value of `rasterizerDiscardEnable` is `VK_FALSE`, then `vkCmdSetAlphaToCoverageEnableEXT` **must** have been called and not subsequently `invalidated` in the current command buffer prior to this drawing command

- VUID-vkCmdDrawMeshTasksNV-None-07625

If the `alphaToOne` feature is enabled, a shader object is bound to any graphics stage or a graphics pipeline is bound which was created with the `VK_DYNAMIC_STATE_ALPHA_TO_ONE_ENABLE_EXT` dynamic state enabled, and the current value of `rasterizerDiscardEnable` is `VK_FALSE`, then `vkCmdSetAlphaToOneEnableEXT` **must** have been called and not subsequently

[invalidated](#) in the current command buffer prior to this drawing command

- VUID-vkCmdDrawMeshTasksNV-None-07626

If the [logicOp](#) feature is enabled, a shader object is bound to the [VK_SHADER_STAGE_FRAGMENT_BIT](#) stage or a graphics pipeline is bound which was created with the [VK_DYNAMIC_STATE_LOGIC_OP_ENABLE_EXT](#) dynamic state enabled, and the current value of [rasterizerDiscardEnable](#) is [VK_FALSE](#), then [vkCmdSetLogicOpEnableEXT](#) **must** have been called and not subsequently [invalidated](#) in the current command buffer prior to this drawing command

- VUID-vkCmdDrawMeshTasksNV-None-07627

If a shader object is bound to the [VK_SHADER_STAGE_FRAGMENT_BIT](#) stage or a graphics pipeline is bound which was created with [VK_DYNAMIC_STATE_COLOR_BLEND_ENABLE_EXT](#) dynamic state enabled, the current value of [rasterizerDiscardEnable](#) is [VK_FALSE](#), and there are color attachments bound, then [vkCmdSetColorBlendEnableEXT](#) **must** have been called and not subsequently [invalidated](#) in the current command buffer prior to this drawing command

- VUID-vkCmdDrawMeshTasksNV-None-07629

If a shader object is bound to the [VK_SHADER_STAGE_FRAGMENT_BIT](#) stage or a graphics pipeline is bound which was created with [VK_DYNAMIC_STATE_COLOR_WRITE_MASK_EXT](#) dynamic state enabled, the current value of [rasterizerDiscardEnable](#) is [VK_FALSE](#), and there are color attachments bound, then [vkCmdSetColorWriteMaskEXT](#) **must** have been called and not subsequently [invalidated](#) in the current command buffer prior to this drawing command

- VUID-vkCmdDrawMeshTasksNV-None-07630

If the [geometryStreams](#) feature is enabled, and a shader object is bound to the [VK_SHADER_STAGE_GEOMETRY_BIT](#) stage or a graphics pipeline is bound which was created with both a [VK_SHADER_STAGE_GEOMETRY_BIT](#) stage and the [VK_DYNAMIC_STATE_RASTERIZATION_STREAM_EXT](#) dynamic state enabled, then [vkCmdSetRasterizationStreamEXT](#) **must** have been called and not subsequently [invalidated](#) in the current command buffer prior to this drawing command

- VUID-vkCmdDrawMeshTasksNV-None-07631

If the [VK_EXT_conservative_rasterization](#) extension is enabled, a shader object is bound to any graphics stage or a graphics pipeline is bound which was created with the [VK_DYNAMIC_STATE_CONSERVATIVE_RASTERIZATION_MODE_EXT](#) dynamic state enabled, and the current value of [rasterizerDiscardEnable](#) is [VK_FALSE](#), then [vkCmdSetConservativeRasterizationModeEXT](#) **must** have been called and not subsequently [invalidated](#) in the current command buffer prior to this drawing command

- VUID-vkCmdDrawMeshTasksNV-None-07632

If the [VK_EXT_conservative_rasterization](#) extension is enabled, a shader object is bound to any graphics stage or a graphics pipeline is bound which was created with the [VK_DYNAMIC_STATE_EXTRA_PRIMITIVE_OVERESTIMATION_SIZE_EXT](#) dynamic state enabled, the current value of [rasterizerDiscardEnable](#) is [VK_FALSE](#), and the current value of [conservativeRasterizationMode](#) is [VK_CONSERVATIVE_RASTERIZATION_MODE_OVERESTIMATE_EXT](#), then [vkCmdSetExtraPrimitiveOverestimationSizeEXT](#) **must** have been called and not subsequently [invalidated](#) in the current command buffer prior to this drawing command

- VUID-vkCmdDrawMeshTasksNV-conservativePointAndLineRasterization-07499
If the `VK_EXT_conservative_rasterization` extension is enabled, `conservativePointAndLineRasterization` is not supported, a shader object is bound to any graphics stage or a graphics pipeline is bound, the `current value` of `rasterizerDiscardEnable` is `VK_FALSE`, and the `effective rasterization input topology` is in line or point topology class, then the `current value` of `conservativeRasterizationMode` **must** be `VK_CONSERVATIVE_RASTERIZATION_MODE_DISABLED_EXT`
- VUID-vkCmdDrawMeshTasksNV-None-07633
If the `depthClipEnable` feature is enabled, and a shader object is bound to any graphics stage or a graphics pipeline is bound which was created with the `VK_DYNAMIC_STATE_DEPTH_CLIP_ENABLE_EXT` dynamic state, then `vkCmdSetDepthClipEnableEXT` **must** have been called and not subsequently `invalidated` in the current command buffer prior to this drawing command
- VUID-vkCmdDrawMeshTasksNV-None-07636
If the `VK_EXT_provoking_vertex` extension is enabled, a shader object is bound to the `VK_SHADER_STAGE_VERTEX_BIT` stage or a graphics pipeline is bound which was created with the `VK_DYNAMIC_STATE_PROVOKING_VERTEX_MODE_EXT` dynamic state enabled, and the `current value` of `rasterizerDiscardEnable` is `VK_FALSE`, then `vkCmdSetProvokingVertexModeEXT` **must** have been called and not subsequently `invalidated` in the current command buffer prior to this drawing command
- VUID-vkCmdDrawMeshTasksNV-None-08666
If any of the `stippledRectangularLines`, `stippledBresenhamLines` or `stippledSmoothLines` features are enabled, and a shader object is bound to any graphics stage or a graphics pipeline is bound which was created with the `VK_DYNAMIC_STATE_LINE_RASTERIZATION_MODE_EXT` dynamic state enabled, and the `current value` of `rasterizerDiscardEnable` is `VK_FALSE`, and the `effective rasterization input topology` is in line topology class, then `vkCmdSetLineRasterizationModeEXT` **must** have been called and not subsequently `invalidated` in the current command buffer prior to this drawing command
- VUID-vkCmdDrawMeshTasksNV-None-08669
If any of the `stippledRectangularLines`, `stippledBresenhamLines` or `stippledSmoothLines` features are enabled, and a shader object is bound to any graphics stage or a graphics pipeline is bound which was created with the `VK_DYNAMIC_STATE_LINE_STIPPLE_ENABLE_EXT` dynamic state enabled, the `current value` of `rasterizerDiscardEnable` is `VK_FALSE`, and the `effective rasterization input topology` is in line topology class, then `vkCmdSetLineStippleEnableEXT` **must** have been called and not subsequently `invalidated` in the current command buffer prior to this drawing command
- VUID-vkCmdDrawMeshTasksNV-None-07849
If any of the `stippledRectangularLines`, `stippledBresenhamLines` or `stippledSmoothLines` features are enabled and a shader object is bound to any graphics stage, or a bound graphics pipeline state was created with the `VK_DYNAMIC_STATE_LINE_STIPPLE` dynamic state enabled, the `current value` of `rasterizerDiscardEnable` is `VK_FALSE`, and the `current value` of `stippledLineEnable` is `VK_TRUE`, then `vkCmdSetLineStipple` **must** have been called and not subsequently `invalidated` in the current command buffer prior to this drawing command

- VUID-vkCmdDrawMeshTasksNV-None-10608

If a shader object is bound to any graphics stage or a graphics pipeline is bound which was created with the `VK_DYNAMIC_STATE_LINE_RASTERIZATION_MODE_EXT` dynamic state enabled, the `effective rasterization input topology` is in line topology class, and the current `lineRasterizationMode` is `VK_LINE_RASTERIZATION_MODE_BRESENHAM` or `VK_LINE_RASTERIZATION_MODE_RECTANGULAR_SMOOTH`, then the current `alphaToCoverageEnable`, `alphaToOneEnable` and `sampleShadingEnable` states **must** all be `VK_FALSE`

- VUID-vkCmdDrawMeshTasksNV-None-07639

If the `depthClipControl` feature is enabled, and a shader object is bound to any graphics stage or a graphics pipeline is bound which was created with the `VK_DYNAMIC_STATE_DEPTH_CLIP_NEGATIVE_ONE_TO_ONE_EXT` dynamic state enabled, then `vkCmdSetDepthClipNegativeOneToOneEXT` **must** have been called and not subsequently `invalidated` in the current command buffer prior to this drawing command

- VUID-vkCmdDrawMeshTasksNV-None-09650

If the `depthClampControl` feature is enabled, and a shader object is bound to any graphics stage or a graphics pipeline is bound which was created with the `VK_DYNAMIC_STATE_DEPTH_CLAMP_RANGE_EXT` dynamic state enabled, and the `current value` of `depthClampEnable` is `VK_TRUE`, then `vkCmdSetDepthClampRangeEXT` **must** have been called and not subsequently `invalidated` in the current command buffer prior to this drawing command

- VUID-vkCmdDrawMeshTasksNV-None-07640

If the `VK_NV_clip_space_w_scaling` extension is enabled, and a shader object is bound to any graphics stage or a graphics pipeline is bound which was created with the `VK_DYNAMIC_STATE_VIEWPORT_W_SCALING_ENABLE_NV` dynamic state enabled, then `vkCmdSetViewportWScalingEnableNV` **must** have been called and not subsequently `invalidated` in the current command buffer prior to this drawing command

- VUID-vkCmdDrawMeshTasksNV-None-07641

If the `VK_NV_viewport_swizzle` extension is enabled, and a shader object is bound to any graphics stage or a graphics pipeline is bound which was created with the `VK_DYNAMIC_STATE_VIEWPORT_SWIZZLE_NV` dynamic state enabled, then `vkCmdSetViewportSwizzleNV` **must** have been called and not subsequently `invalidated` in the current command buffer prior to this drawing command

- VUID-vkCmdDrawMeshTasksNV-None-07642

If the `VK_NV_fragment_coverage_to_color` extension is enabled, a shader object is bound to any graphics stage or a graphics pipeline is bound which was created with the `VK_DYNAMIC_STATE_COVERAGE_TO_COLOR_ENABLE_NV` dynamic state enabled, and the `current value` of `rasterizerDiscardEnable` is `VK_FALSE`, then `vkCmdSetCoverageToColorEnableNV` **must** have been called and not subsequently `invalidated` in the current command buffer prior to this drawing command

- VUID-vkCmdDrawMeshTasksNV-None-07643

If the `VK_NV_fragment_coverage_to_color` extension is enabled, a shader object is bound to any graphics stage or a graphics pipeline is bound which was created with the `VK_DYNAMIC_STATE_COVERAGE_TO_COLOR_LOCATION_NV` dynamic state enabled, the `current value` of `rasterizerDiscardEnable` is `VK_FALSE`, and the `current value` of

`coverageToColorEnable` is `VK_TRUE`, then `vkCmdSetCoverageToColorLocationNV` **must** have been called and not subsequently `invalidated` in the current command buffer prior to this drawing command

- VUID-vkCmdDrawMeshTasksNV-None-07644

If the `VK_NV_framebuffer_mixed_samples` extension is enabled, a shader object is bound to any graphics stage or a graphics pipeline is bound which was created with the `VK_DYNAMIC_STATE_COVERAGE_MODULATION_MODE_NV` dynamic state enabled, and the current value of `rasterizerDiscardEnable` is `VK_FALSE`, then `vkCmdSetCoverageModulationModeNV` **must** have been called and not subsequently `invalidated` in the current command buffer prior to this drawing command

- VUID-vkCmdDrawMeshTasksNV-None-07645

If the `VK_NV_framebuffer_mixed_samples` extension is enabled, a shader object is bound to any graphics stage or a graphics pipeline is bound which was created with the `VK_DYNAMIC_STATE_COVERAGE_MODULATION_TABLE_ENABLE_NV` dynamic state enabled, the current value of `rasterizerDiscardEnable` is `VK_FALSE`, and the current value of `coverageModulationMode` is any value other than `VK_COVERAGE_MODULATION_MODE_NONE_NV`, then `vkCmdSetCoverageModulationTableEnableNV` **must** have been called and not subsequently `invalidated` in the current command buffer prior to this drawing command

- VUID-vkCmdDrawMeshTasksNV-None-07646

If the `VK_NV_framebuffer_mixed_samples` extension is enabled, a shader object is bound to any graphics stage or a graphics pipeline is bound which was created with the `VK_DYNAMIC_STATE_COVERAGE_MODULATION_TABLE_NV` dynamic state enabled, the current value of `rasterizerDiscardEnable` is `VK_FALSE`, and the current value of `coverageModulationTableEnable` is `VK_TRUE`, then `vkCmdSetCoverageModulationTableNV` **must** have been called and not subsequently `invalidated` in the current command buffer prior to this drawing command

- VUID-vkCmdDrawMeshTasksNV-None-07647

If the `shadingRateImage` feature is enabled, a shader object is bound to any graphics stage or a graphics pipeline is bound which was created with the `VK_DYNAMIC_STATE_SHADING_RATE_IMAGE_ENABLE_NV` dynamic state enabled, and the current value of `rasterizerDiscardEnable` is `VK_FALSE`, then `vkCmdSetShadingRateImageEnableNV` **must** have been called and not subsequently `invalidated` in the current command buffer prior to this drawing command

- VUID-vkCmdDrawMeshTasksNV-pipelineFragmentShadingRate-09238

If the `pipelineFragmentShadingRate` feature is enabled, a shader object is bound to any graphics stage or a graphics pipeline is bound which was created with the `VK_DYNAMIC_STATE_FRAGMENT_SHADING_RATE_KHR` dynamic state enabled, and the current value of `rasterizerDiscardEnable` is `VK_FALSE`, then `vkCmdSetFragmentShadingRateKHR` **must** have been called and not subsequently `invalidated` in the current command buffer prior to this drawing command

- VUID-vkCmdDrawMeshTasksNV-None-07648

If the `representativeFragmentTest` feature is enabled, a shader object is bound to any graphics stage or a graphics pipeline is bound which was created with the `VK_DYNAMIC_STATE_REPRESENTATIVE_FRAGMENT_TEST_ENABLE_NV` dynamic state

enabled, and the `current value` of `rasterizerDiscardEnable` is `VK_FALSE`, then `vkCmdSetRepresentativeFragmentTestEnableNV` **must** have been called and not subsequently `invalidated` in the current command buffer prior to this drawing command

- VUID-vkCmdDrawMeshTasksNV-None-07649

If the `coverageReductionMode` feature is enabled, a shader object is bound to any graphics stage or a graphics pipeline is bound which was created with the `VK_DYNAMIC_STATE_COVERAGE_REDUCTION_MODE_NV` dynamic state enabled, and the `current value` of `rasterizerDiscardEnable` is `VK_FALSE`, then `vkCmdSetCoverageReductionModeNV` **must** have been called and not subsequently `invalidated` in the current command buffer prior to this drawing command

- VUID-vkCmdDrawMeshTasksNV-rasterizationSamples-07471

If the bound graphics pipeline state was created with the `VK_DYNAMIC_STATE_RASTERIZATION_SAMPLES_EXT` state enabled, and the current subpass does not use any color and/or depth/stencil attachments, then the `rasterizationSamples` in the last call to `vkCmdSetRasterizationSamplesEXT` **must** follow the rules for a `zero-attachment subpass`

- VUID-vkCmdDrawMeshTasksNV-samples-07472

If the bound graphics pipeline state was created with the `VK_DYNAMIC_STATE_SAMPLE_MASK_EXT` state enabled and the `VK_DYNAMIC_STATE_RASTERIZATION_SAMPLES_EXT` state disabled, then the `samples` parameter in the last call to `vkCmdSetSampleMaskEXT` **must** be greater or equal to the `VkPipelineMultisampleStateCreateInfo::rasterizationSamples` parameter used to create the bound graphics pipeline

- VUID-vkCmdDrawMeshTasksNV-samples-07473

If the bound graphics pipeline state was created with the `VK_DYNAMIC_STATE_SAMPLE_MASK_EXT` state and `VK_DYNAMIC_STATE_RASTERIZATION_SAMPLES_EXT` states enabled, then the `samples` parameter in the last call to `vkCmdSetSampleMaskEXT` **must** be greater or equal to the `rasterizationSamples` parameter in the last call to `vkCmdSetRasterizationSamplesEXT`

- VUID-vkCmdDrawMeshTasksNV-None-09211

If the bound graphics pipeline state was created with the `VK_DYNAMIC_STATE_RASTERIZATION_SAMPLES_EXT` state enabled, or a shader object is bound to any graphics stage, and the current render pass instance includes a `VkMultisampledRenderToSingleSampledInfoEXT` structure with `multisampledRenderToSingleSampledEnable` equal to `VK_TRUE`, then the `rasterizationSamples` in the last call to `vkCmdSetRasterizationSamplesEXT` **must** be the same as the `rasterizationSamples` member of that structure

- VUID-vkCmdDrawMeshTasksNV-firstAttachment-07476

If a shader object is bound to the `VK_SHADER_STAGE_FRAGMENT_BIT` stage or a graphics pipeline is bound was created with the `VK_DYNAMIC_STATE_COLOR_BLEND_ENABLE_EXT` dynamic states enabled, and the `current value` of `rasterizerDiscardEnable` is `VK_FALSE`, then the last call to `vkCmdSetColorBlendEnableEXT` in the current command buffer prior to this drawing command **must** have set a value for all active color attachments

- VUID-vkCmdDrawMeshTasksNV-firstAttachment-07478

If a shader object is bound to the `VK_SHADER_STAGE_FRAGMENT_BIT` stage or a graphics pipeline is bound was created with the `VK_DYNAMIC_STATE_COLOR_WRITE_MASK_EXT` dynamic states enabled, and the current value of `rasterizerDiscardEnable` is `VK_FALSE`, then the last call to `vkCmdSetColorWriteMaskEXT` in the current command buffer prior to this drawing command **must** have set a value for all active color attachments

- VUID-vkCmdDrawMeshTasksNV-advancedBlendMaxColorAttachments-07480

If a shader object is bound to the `VK_SHADER_STAGE_FRAGMENT_BIT` stage or a graphics pipeline is bound was created with the `VK_DYNAMIC_STATE_COLOR_BLEND_ADVANCED_EXT` and `VK_DYNAMIC_STATE_COLOR_BLEND_ENABLE_EXT` dynamic states enabled, the current value of `rasterizerDiscardEnable` is `VK_FALSE`, and an active color attachment current value of `blendEnable` is `VK_TRUE`, then the number of active color attachments **must** not exceed `advancedBlendMaxColorAttachments`

- VUID-vkCmdDrawMeshTasksNV-None-10862

If a graphics pipeline is bound was created with `VK_DYNAMIC_STATE_COLOR_BLEND_EQUATION_EXT`, but not the `VK_DYNAMIC_STATE_COLOR_BLEND_ADVANCED_EXT` dynamic state enabled, and the current value of `rasterizerDiscardEnable` is `VK_FALSE`, then `vkCmdSetColorBlendEquationEXT` **must** have been called and not subsequently `invalidated` in the current command buffer prior to this drawing command for all active color attachments with the `blendEnable` current value of `VK_TRUE`

- VUID-vkCmdDrawMeshTasksNV-rasterizerDiscardEnable-10863

If a graphics pipeline is bound was created with `VK_DYNAMIC_STATE_COLOR_BLEND_ADVANCED_EXT`, but not the `VK_DYNAMIC_STATE_COLOR_BLEND_EQUATION_EXT` dynamic state enabled, and the current value of `rasterizerDiscardEnable` is `VK_FALSE`, then `vkCmdSetColorBlendAdvancedEXT` **must** have been called and not subsequently `invalidated` in the current command buffer prior to this drawing command for all active color attachments with the `blendEnable` current value of `VK_TRUE`

- VUID-vkCmdDrawMeshTasksNV-None-10864

If a shader object is bound to the `VK_SHADER_STAGE_FRAGMENT_BIT` stage or a graphics pipeline is bound was created with `VK_DYNAMIC_STATE_COLOR_BLEND_ADVANCED_EXT` and `VK_DYNAMIC_STATE_COLOR_BLEND_EQUATION_EXT` dynamic state enabled, and the current value of `rasterizerDiscardEnable` is `VK_FALSE`, then either `vkCmdSetColorBlendAdvancedEXT` or `vkCmdSetColorBlendEquationEXT` **must** have been called and not subsequently `invalidated` in the current command buffer prior to this drawing command for all active color attachments with the `blendEnable` current value of `VK_TRUE`

- VUID-vkCmdDrawMeshTasksNV-primitivesGeneratedQueryWithNonZeroStreams-07481

If the `primitivesGeneratedQueryWithNonZeroStreams` feature is not enabled and the `VK_QUERY_TYPE_PRIMITIVES_GENERATED_EXT` query is active, and the bound graphics pipeline was created with `VK_DYNAMIC_STATE_RASTERIZATION_STREAM_EXT` state enabled, the last call to `vkCmdSetRasterizationStreamEXT` **must** have set the `rasterizationStream` to zero

- VUID-vkCmdDrawMeshTasksNV-sampleLocationsPerPixel-07482

If the bound graphics pipeline state was created with the `VK_DYNAMIC_STATE_SAMPLE_LOCATIONS_EXT` state enabled and the `VK_DYNAMIC_STATE_RASTERIZATION_SAMPLES_EXT` state disabled, and the current value of `sampleLocationsEnable` is `VK_TRUE`, then the `sampleLocationsPerPixel` member of `pSampleLocationsInfo` in the last call to `vkCmdSetSampleLocationsEXT` **must** equal the `rasterizationSamples` member of the `VkPipelineMultisampleStateCreateInfo` structure the bound graphics pipeline has been created with

- VUID-vkCmdDrawMeshTasksNV-sampleLocationsPerPixel-07483

If the bound graphics pipeline state was created with the `VK_DYNAMIC_STATE_SAMPLE_LOCATIONS_EXT` state enabled and the `VK_DYNAMIC_STATE_RASTERIZATION_SAMPLES_EXT` state enabled, and the current value of `sampleLocationsEnable` is `VK_TRUE`, then the `sampleLocationsPerPixel` member of `pSampleLocationsInfo` in the last call to `vkCmdSetSampleLocationsEXT` **must** equal the `rasterizationSamples` parameter of the last call to `vkCmdSetRasterizationSamplesEXT`

- VUID-vkCmdDrawMeshTasksNV-sampleLocationsEnable-07484

If a shader object is bound to the `VK_SHADER_STAGE_FRAGMENT_BIT` stage, or the bound graphics pipeline was created with the `VK_DYNAMIC_STATE_SAMPLE_LOCATIONS_ENABLE_EXT` state enabled, and `sampleLocationsEnable` was `VK_TRUE` in the last call to `vkCmdSetSampleLocationsEnableEXT` then the current active depth attachment **must** have been created with the `VK_IMAGE_CREATE_SAMPLE_LOCATIONS_COMPATIBLE_DEPTH_BIT_EXT` bit set

- VUID-vkCmdDrawMeshTasksNV-sampleLocationsEnable-07485

If a shader object is bound to the `VK_SHADER_STAGE_FRAGMENT_BIT` stage, or the bound graphics pipeline state was created with the `VK_DYNAMIC_STATE_SAMPLE_LOCATIONS_EXT` state enabled and the `VK_DYNAMIC_STATE_SAMPLE_LOCATIONS_ENABLE_EXT` state enabled, and if `sampleLocationsEnable` was `VK_TRUE` in the last call to `vkCmdSetSampleLocationsEnableEXT`, then the `sampleLocationsInfo.maxSampleLocationGridSize.width` in the last call to `vkCmdSetSampleLocationsEXT` **must** evenly divide `VkMultisamplePropertiesEXT::maxSampleLocationGridSize.width` as returned by `vkGetPhysicalDeviceMultisamplePropertiesEXT` with a `samples` parameter equaling `rasterizationSamples`

- VUID-vkCmdDrawMeshTasksNV-sampleLocationsEnable-07486

If a shader object is bound to the `VK_SHADER_STAGE_FRAGMENT_BIT` stage, or the bound graphics pipeline state was created with the `VK_DYNAMIC_STATE_SAMPLE_LOCATIONS_EXT` state enabled and the `VK_DYNAMIC_STATE_SAMPLE_LOCATIONS_ENABLE_EXT` state enabled, and if `sampleLocationsEnable` was `VK_TRUE` in the last call to `vkCmdSetSampleLocationsEnableEXT`, then the `sampleLocationsInfo.maxSampleLocationGridSize.height` in the last call to `vkCmdSetSampleLocationsEXT` **must** evenly divide `VkMultisamplePropertiesEXT::maxSampleLocationGridSize.height` as returned by `vkGetPhysicalDeviceMultisamplePropertiesEXT` with a `samples` parameter equaling `rasterizationSamples`

- VUID-vkCmdDrawMeshTasksNV-sampleLocationsEnable-07487

If a shader object is bound to the `VK_SHADER_STAGE_FRAGMENT_BIT` stage, or the bound graphics pipeline state was created with the `VK_DYNAMIC_STATE_SAMPLE_LOCATIONS_ENABLE_EXT` state enabled, and if `sampleLocationsEnable` was `VK_TRUE` in the last call to `vkCmdSetSampleLocationsEnableEXT`, the fragment shader code **must** not statically use the extended instruction `InterpolateAtSample`

- VUID-vkCmdDrawMeshTasksNV-sampleLocationsEnable-07936

If the bound graphics pipeline state was created with the `VK_DYNAMIC_STATE_SAMPLE_LOCATIONS_EXT` state disabled and the `VK_DYNAMIC_STATE_RASTERIZATION_SAMPLES_EXT` state enabled, and the **current** value of `sampleLocationsEnable` is `VK_TRUE`, then `sampleLocationsInfo.sampleLocationGridSize.width` **must** evenly divide `VkMultisamplePropertiesEXT::maxSampleLocationGridSize.width` as returned by `vkGetPhysicalDeviceMultisamplePropertiesEXT` with a `samples` parameter equaling the value of `rasterizationSamples` in the last call to `vkCmdSetRasterizationSamplesEXT`

- VUID-vkCmdDrawMeshTasksNV-sampleLocationsEnable-07937

If the bound graphics pipeline state was created with the `VK_DYNAMIC_STATE_SAMPLE_LOCATIONS_EXT` state disabled and the `VK_DYNAMIC_STATE_RASTERIZATION_SAMPLES_EXT` state enabled, and the **current** value of `sampleLocationsEnable` is `VK_TRUE`, then `sampleLocationsInfo.sampleLocationGridSize.height` **must** evenly divide `VkMultisamplePropertiesEXT::maxSampleLocationGridSize.height` as returned by `vkGetPhysicalDeviceMultisamplePropertiesEXT` with a `samples` parameter equaling the value of `rasterizationSamples` in the last call to `vkCmdSetRasterizationSamplesEXT`

- VUID-vkCmdDrawMeshTasksNV-sampleLocationsEnable-07938

If the bound graphics pipeline state was created with the `VK_DYNAMIC_STATE_SAMPLE_LOCATIONS_EXT` state disabled and the `VK_DYNAMIC_STATE_RASTERIZATION_SAMPLES_EXT` state enabled, and the **current** value of `sampleLocationsEnable` is `VK_TRUE`, then `sampleLocationsInfo.sampleLocationsPerPixel` **must** equal `rasterizationSamples` in the last call to `vkCmdSetRasterizationSamplesEXT`

- VUID-vkCmdDrawMeshTasksNV-coverageModulationTableEnable-07488

If a shader object is bound to any graphics stage or the bound graphics pipeline state was created with the `VK_DYNAMIC_STATE_COVERAGE_MODULATION_TABLE_ENABLE_NV` state enabled, and the last call to `vkCmdSetCoverageModulationTableEnableNV` set `coverageModulationTableEnable` to `VK_TRUE`, then the `coverageModulationTableCount` parameter in the last call to `vkCmdSetCoverageModulationTableNV` **must** equal the current `rasterizationSamples` divided by the number of color samples in the current active color attachment

- VUID-vkCmdDrawMeshTasksNV-rasterizationSamples-07489

If the `VK_NV_framebuffer_mixed_samples` extension is enabled, and if current subpass has a depth/stencil attachment and depth test, stencil test, or depth bounds test are enabled in the bound pipeline, then the current `rasterizationSamples` **must** be the same as the sample count of the depth/stencil attachment

- VUID-vkCmdDrawMeshTasksNV-coverageToColorEnable-07490

If the bound graphics pipeline state was created with the `VK_DYNAMIC_STATE_COVERAGE_TO_COLOR_ENABLE_NV` state enabled and the last call to `vkCmdSetCoverageToColorEnableNV` set the `coverageToColorEnable` to `VK_TRUE`, then there **must** be an active color attachment at the location selected by the last call to `vkCmdSetCoverageToColorLocationNV` `coverageToColorLocation`, with a `VkFormat` of `VK_FORMAT_R8_UINT`, `VK_FORMAT_R8_SINT`, `VK_FORMAT_R16_UINT`, `VK_FORMAT_R16_SINT`, `VK_FORMAT_R32_UINT`, or `VK_FORMAT_R32_SINT`

- VUID-vkCmdDrawMeshTasksNV-rasterizerDiscardEnable-09420

If the `VK_NV_fragment_coverage_to_color` extension is enabled, and a shader object is bound to the `VK_SHADER_STAGE_FRAGMENT_BIT` stage, and the most recent call to `vkCmdSetRasterizerDiscardEnable` in the current command buffer set `rasterizerDiscardEnable` to `VK_FALSE`, and the last call to `vkCmdSetCoverageToColorEnableNV` set the `coverageToColorEnable` to `VK_TRUE`, then there **must** be an active color attachment at the location selected by the last call to `vkCmdSetCoverageToColorLocationNV` `coverageToColorLocation`, with a `VkFormat` of `VK_FORMAT_R8_UINT`, `VK_FORMAT_R8_SINT`, `VK_FORMAT_R16_UINT`, `VK_FORMAT_R16_SINT`, `VK_FORMAT_R32_UINT`, or `VK_FORMAT_R32_SINT`

- VUID-vkCmdDrawMeshTasksNV-coverageReductionMode-07491

If the `coverageReductionMode` feature is enabled, a shader object is bound to any graphics stage or a graphics pipeline is bound which was created with the `VK_DYNAMIC_STATE_COVERAGE_REDUCTION_MODE_NV` or `VK_DYNAMIC_STATE_RASTERIZATION_SAMPLES_EXT` dynamic states enabled, then the **current values** of `coverageReductionMode`, `rasterizationSamples`, the sample counts for the color and depth/stencil attachments (if the subpass has them) **must** be a valid combination returned by `vkGetPhysicalDeviceSupportedFramebufferMixedSamplesCombinationsNV`

- VUID-vkCmdDrawMeshTasksNV-viewportCount-07492

If the bound graphics pipeline state was created with the `VK_DYNAMIC_STATE_VIEWPORT_WITH_COUNT` dynamic state enabled, but not the `VK_DYNAMIC_STATE_VIEWPORT_SWIZZLE_NV` dynamic state enabled, then the bound graphics pipeline **must** have been created with `VkPipelineViewportSwizzleStateCreateInfoNV::viewportCount` greater or equal to the `viewportCount` parameter in the last call to `vkCmdSetViewportWithCount`

- VUID-vkCmdDrawMeshTasksNV-viewportCount-07493

If the bound graphics pipeline state was created with the `VK_DYNAMIC_STATE_VIEWPORT_WITH_COUNT` and `VK_DYNAMIC_STATE_VIEWPORT_SWIZZLE_NV` dynamic states enabled then the `viewportCount` parameter in the last call to `vkCmdSetViewportSwizzleNV` **must** be greater than or equal to the `viewportCount` parameter in the last call to `vkCmdSetViewportWithCount`

- VUID-vkCmdDrawMeshTasksNV-viewportCount-09421

If the `VK_NV_viewport_swizzle` extension is enabled, and a shader object is bound to any graphics stage, then the `viewportCount` parameter in the last call to `vkCmdSetViewportSwizzleNV` **must** be greater than or equal to the `viewportCount` parameter in the last call to `vkCmdSetViewportWithCount`

- VUID-vkCmdDrawMeshTasksNV-rasterizationSamples-07494

If the `VK_NV_framebuffer_mixed_samples` extension is enabled, and the `coverageReductionMode` feature is not enabled, or the current value of `coverageReductionMode` is not `VK_COVERAGE_REDUCTION_MODE_TRUNCATE_NV`, and the current value of `rasterizationSamples` is greater than sample count of the color attachment, then `sample shading` **must** be disabled

- VUID-vkCmdDrawMeshTasksNV-stippledLineEnable-07495

If the bound graphics pipeline state was created with the `VK_DYNAMIC_STATE_LINE_STIPPLE_ENABLE_EXT` or `VK_DYNAMIC_STATE_LINE_RASTERIZATION_MODE_EXT` dynamic states enabled, and if the current `stippledLineEnable` state is `VK_TRUE` and the current `lineRasterizationMode` state is `VK_LINE_RASTERIZATION_MODE_RECTANGULAR`, then the `stippledRectangularLines` feature **must** be enabled

- VUID-vkCmdDrawMeshTasksNV-stippledLineEnable-07496

If the bound graphics pipeline state was created with the `VK_DYNAMIC_STATE_LINE_STIPPLE_ENABLE_EXT` or `VK_DYNAMIC_STATE_LINE_RASTERIZATION_MODE_EXT` dynamic states enabled, and if the current `stippledLineEnable` state is `VK_TRUE` and the current `lineRasterizationMode` state is `VK_LINE_RASTERIZATION_MODE_BRESENHAM`, then the `stippledBresenhamLines` feature **must** be enabled

- VUID-vkCmdDrawMeshTasksNV-stippledLineEnable-07497

If the bound graphics pipeline state was created with the `VK_DYNAMIC_STATE_LINE_STIPPLE_ENABLE_EXT` or `VK_DYNAMIC_STATE_LINE_RASTERIZATION_MODE_EXT` dynamic states enabled, and if the current `stippledLineEnable` state is `VK_TRUE` and the current `lineRasterizationMode` state is `VK_LINE_RASTERIZATION_MODE_RECTANGULAR_SMOOTH`, then the `stippledSmoothLines` feature **must** be enabled

- VUID-vkCmdDrawMeshTasksNV-stippledLineEnable-07498

If the bound graphics pipeline state was created with the `VK_DYNAMIC_STATE_LINE_STIPPLE_ENABLE_EXT` or `VK_DYNAMIC_STATE_LINE_RASTERIZATION_MODE_EXT` dynamic states enabled, and if the current `stippledLineEnable` state is `VK_TRUE` and the current `lineRasterizationMode` state is `VK_LINE_RASTERIZATION_MODE_DEFAULT`, then the `stippledRectangularLines` feature **must** be enabled and `VkPhysicalDeviceLimits::strictLines` **must** be `VK_TRUE`

- VUID-vkCmdDrawMeshTasksNV-stage-07073

If the bound pipeline was created with the `VkPipelineShaderStageCreateInfo::stage` member of an element of `VkGraphicsPipelineCreateInfo::pStages` set to `VK_SHADER_STAGE_VERTEX_BIT`, `VK_SHADER_STAGE_TESSELLATION_CONTROL_BIT`, `VK_SHADER_STAGE_TESSELLATION_EVALUATION_BIT` or `VK_SHADER_STAGE_GEOMETRY_BIT`, then `Mesh Shader Queries` **must** not be active

- VUID-vkCmdDrawMeshTasksNV-None-08877

If a shader object is bound to the `VK_SHADER_STAGE_FRAGMENT_BIT` stage or a graphics pipeline is bound which was created with the `VK_DYNAMIC_STATE_ATTACHMENT_FEEDBACK_LOOP_ENABLE_EXT` dynamic state enabled, and the current value of `rasterizerDiscardEnable` is `VK_FALSE`, then

`vkCmdSetAttachmentFeedbackLoopEnableEXT` **must** have been called and not subsequently `invalidated` in the current command buffer prior to this drawing command

- VUID-vkCmdDrawMeshTasksNV-None-07850

If `dynamic` state was inherited from `VkCommandBufferInheritanceViewportScissorInfoNV`, it **must** be set in the current command buffer prior to this drawing command

- VUID-vkCmdDrawMeshTasksNV-nextStage-10745

For each shader object bound to a graphics stage, except for shader object bound to the last graphics stage in the logical pipeline, it **must** have been created with a `nextStage` including the corresponding bit to the shader object bound to the following graphics stage in the logical pipeline

- VUID-vkCmdDrawMeshTasksNV-None-08684

If there is no bound graphics pipeline, `vkCmdBindShadersEXT` **must** have been called in the current command buffer with `pStages` with an element of `VK_SHADER_STAGE_VERTEX_BIT`

- VUID-vkCmdDrawMeshTasksNV-None-08685

If there is no bound graphics pipeline, and the `tessellationShader` feature is enabled, `vkCmdBindShadersEXT` **must** have been called in the current command buffer with `pStages` with an element of `VK_SHADER_STAGE_TESSELLATION_CONTROL_BIT`

- VUID-vkCmdDrawMeshTasksNV-None-08686

If there is no bound graphics pipeline, and the `tessellationShader` feature is enabled, `vkCmdBindShadersEXT` **must** have been called in the current command buffer with `pStages` with an element of `VK_SHADER_STAGE_TESSELLATION_EVALUATION_BIT`

- VUID-vkCmdDrawMeshTasksNV-None-08687

If there is no bound graphics pipeline, and the `geometryShader` feature is enabled, `vkCmdBindShadersEXT` **must** have been called in the current command buffer with `pStages` with an element of `VK_SHADER_STAGE_GEOMETRY_BIT`

- VUID-vkCmdDrawMeshTasksNV-None-08688

If there is no bound graphics pipeline, `vkCmdBindShadersEXT` **must** have been called in the current command buffer with `pStages` with an element of `VK_SHADER_STAGE_FRAGMENT_BIT`

- VUID-vkCmdDrawMeshTasksNV-None-08689

If there is no bound graphics pipeline, and the `taskShader` feature is enabled, `vkCmdBindShadersEXT` **must** have been called in the current command buffer with `pStages` with an element of `VK_SHADER_STAGE_TASK_BIT_EXT`

- VUID-vkCmdDrawMeshTasksNV-None-08690

If there is no bound graphics pipeline, and the `meshShader` feature is enabled, `vkCmdBindShadersEXT` **must** have been called in the current command buffer with `pStages` with an element of `VK_SHADER_STAGE_MESH_BIT_EXT`

- VUID-vkCmdDrawMeshTasksNV-None-08693

If there is no bound graphics pipeline, and at least one of the `taskShader` and `meshShader` features is enabled, one of the `VK_SHADER_STAGE_VERTEX_BIT` or `VK_SHADER_STAGE_MESH_BIT_EXT` stages **must** have a valid `VkShaderEXT` bound, and the other **must** have no `VkShaderEXT` bound

- VUID-vkCmdDrawMeshTasksNV-None-08696
If there is no bound graphics pipeline, and a valid `VkShaderEXT` is bound to the `VK_SHADER_STAGE_VERTEX_BIT` stage, there **must** be no `VkShaderEXT` bound to either the `VK_SHADER_STAGE_TASK_BIT_EXT` stage or the `VK_SHADER_STAGE_MESH_BIT_EXT` stage
- VUID-vkCmdDrawMeshTasksNV-None-08698
If any graphics shader is bound which was created with the `VK_SHADER_CREATE_LINK_STAGE_BIT_EXT` flag, then all shaders created with the `VK_SHADER_CREATE_LINK_STAGE_BIT_EXT` flag in the same `vkCreateShadersEXT` call **must** also be bound
- VUID-vkCmdDrawMeshTasksNV-None-08699
If any graphics shader is bound which was created with the `VK_SHADER_CREATE_LINK_STAGE_BIT_EXT` flag, any stages in between stages whose shaders which did not create a shader with the `VK_SHADER_CREATE_LINK_STAGE_BIT_EXT` flag as part of the same `vkCreateShadersEXT` call **must** not have any `VkShaderEXT` bound
- VUID-vkCmdDrawMeshTasksNV-None-08878
All bound graphics shader objects **must** have been created with identical or **identically defined** push constant ranges
- VUID-vkCmdDrawMeshTasksNV-None-08879
All bound graphics shader objects **must** have either been created with the `VK_SHADER_CREATE_DESCRIPTOR_HEAP_BIT_EXT` flag set, or with identical or **identically defined** arrays of descriptor set layouts
- VUID-vkCmdDrawMeshTasksNV-colorAttachmentCount-09372
If the current render pass instance was begun with `vkCmdBeginRendering` and a `VkRenderingInfo::colorAttachmentCount` equal to 1, a color attachment with a resolve mode of `VK_RESOLVE_MODE_EXTERNAL_FORMAT_DOWNSAMPLE_BIT_ANDROID`, and a fragment shader is bound, it **must** not declare the `DepthReplacing` or `StencilRefReplacingEXT` execution modes
- VUID-vkCmdDrawMeshTasksNV-pDynamicStates-08715
If the bound graphics pipeline state includes a fragment shader stage, was created with `VK_DYNAMIC_STATE_DEPTH_WRITE_ENABLE` set in `VkPipelineDynamicStateCreateInfo::pDynamicStates`, and the fragment shader declares the `EarlyFragmentTests` execution mode and uses `OpDepthAttachmentReadEXT`, the `depthWriteEnable` parameter in the last call to `vkCmdSetDepthWriteEnable` **must** be `VK_FALSE`
- VUID-vkCmdDrawMeshTasksNV-pDynamicStates-08716
If the bound graphics pipeline state includes a fragment shader stage, was created with `VK_DYNAMIC_STATE_STENCIL_WRITE_MASK` set in `VkPipelineDynamicStateCreateInfo::pDynamicStates`, and the fragment shader declares the `EarlyFragmentTests` execution mode and uses `OpStencilAttachmentReadEXT`, the `writeMask` parameter in the last call to `vkCmdSetStencilWriteMask` **must** be 0
- VUID-vkCmdDrawMeshTasksNV-None-09116
If a shader object is bound to any graphics stage or the bound graphics pipeline was created with `VK_DYNAMIC_STATE_COLOR_WRITE_MASK_EXT`, and the format of any color attachment is `VK_FORMAT_E5B9G9R9_UFLOAT_PACK32`, the corresponding element of the `pColorWriteMasks` parameter of `vkCmdSetColorWriteMaskEXT` **must** either include

all of `VK_COLOR_COMPONENT_R_BIT`, `VK_COLOR_COMPONENT_G_BIT`, and `VK_COLOR_COMPONENT_B_BIT`, or none of them

- VUID-vkCmdDrawMeshTasksNV-maxFragmentDualSrcAttachments-09239

If **blending** is enabled for any attachment where either the source or destination blend factors for that attachment **use the secondary color input**, the maximum value of **Location** for any output attachment **statically used** in the **Fragment Execution Model** executed by this command **must** be less than `maxFragmentDualSrcAttachments`

- VUID-vkCmdDrawMeshTasksNV-None-09548

If the current render pass was begun with `vkCmdBeginRendering`, there is no shader object bound to any graphics stage, the value of each element of `VkRenderingAttachmentLocationInfo::pColorAttachmentLocations` in the bound pipeline **must** match the value for the corresponding locations set currently in the current render pass instance

- VUID-vkCmdDrawMeshTasksNV-None-09549

If the current render pass was begun with `vkCmdBeginRendering`, and there is no shader object bound to any graphics stage, the value of each element of `VkRenderingInputAttachmentIndexInfo::pColorAttachmentInputIndices` in the bound pipeline **must** match the value for the corresponding index set currently in the current render pass instance

- VUID-vkCmdDrawMeshTasksNV-None-10927

If the current render pass was begun with `vkCmdBeginRendering`, and there is no shader object bound to any graphics stage, the value of `VkRenderingInputAttachmentIndexInfo::pDepthInputAttachmentIndex` in the bound pipeline **must** match the value set currently in the current render pass instance

- VUID-vkCmdDrawMeshTasksNV-None-10928

If the current render pass was begun with `vkCmdBeginRendering`, and there is no shader object bound to any graphics stage, the value of `VkRenderingInputAttachmentIndexInfo::pStencilInputAttachmentIndex` in the bound pipeline **must** match the value set currently in the current render pass instance

- VUID-vkCmdDrawMeshTasksNV-None-09642

If the current render pass was begun with `vkCmdBeginRendering` with the `VK_RENDERING_ENABLE_LEGACY_DITHERING_BIT_EXT` flag, the bound graphics pipeline **must** have been created with `VK_PIPELINE_CREATE_2_ENABLE_LEGACY_DITHERING_BIT_EXT`

- VUID-vkCmdDrawMeshTasksNV-None-09643

If the bound graphics pipeline was created with `VK_PIPELINE_CREATE_2_ENABLE_LEGACY_DITHERING_BIT_EXT`, the current render pass **must** have begun with `vkCmdBeginRendering` with the `VK_RENDERING_ENABLE_LEGACY_DITHERING_BIT_EXT` flag

- VUID-vkCmdDrawMeshTasksNV-None-10677

If the **per-tile execution model** is enabled, the `tileShadingPerTileDraw` feature **must** be enabled

- VUID-vkCmdDrawMeshTasksNV-None-10772

If a shader object is bound to any graphics stage, *multiview* functionality **must** not be

enabled in the current render pass

- VUID-vkCmdDrawMeshTasksNV-multiviewPerViewViewports-12262

If the `multiviewPerViewViewports` feature is enabled, then the index of the most significant bit in current render pass instance `viewMask` **must** be less than the `current value` of `viewportCount`

- VUID-vkCmdDrawMeshTasksNV-multiviewPerViewViewports-12263

If the `multiviewPerViewViewports` feature is enabled, then the index of the most significant bit in current render pass instance `viewMask` **must** be less than the `current value` of `scissorCount`

- VUID-vkCmdDrawMeshTasksNV-flags-11521

If current render pass instance was begun with `vkCmdBeginRendering` with `VkRenderingInfo::flags` which includes `VK_RENDERING_FRAGMENT_REGION_BIT_EXT`, and if `sample shading` is enabled (explicitly or implicitly), then the minimum fraction for sample shading **must** equal 0.0

- VUID-vkCmdDrawMeshTasksNV-None-11522

If the current render pass instance was begun with `vkCmdBeginRendering` and contains a custom resolve, and the `dynamicRenderingUnusedAttachments` feature is not enabled, the graphics pipeline bound **must** have been created with a `VkCustomResolveCreateInfoEXT`

- VUID-vkCmdDrawMeshTasksNV-None-11523

If the current render pass instance was begun with `vkCmdBeginRendering` and does not contain a custom resolve, and the `dynamicRenderingUnusedAttachments` feature is not enabled, the graphics pipeline bound **must** not have been created with a `VkCustomResolveCreateInfoEXT`

- VUID-vkCmdDrawMeshTasksNV-customResolve-11524

If the current render pass instance was begun with `vkCmdBeginRendering` and `vkCmdBeginCustomResolveEXT` has been recorded in the render pass instance, the graphics pipeline bound **must** have been created with `VkCustomResolveCreateInfoEXT::customResolve` as `VK_TRUE`

- VUID-vkCmdDrawMeshTasksNV-customResolve-11525

If the current render pass instance was begun with `vkCmdBeginRendering` and contains a custom resolve, and `vkCmdBeginCustomResolveEXT` has not been recorded in the render pass instance, the graphics pipeline bound **must** have been created with `VkCustomResolveCreateInfoEXT::customResolve` as `VK_FALSE`

- VUID-vkCmdDrawMeshTasksNV-None-11861

If the `dynamicRenderingUnusedAttachments` feature is not enabled and the current render pass instance was begun with `vkCmdBeginRendering` and contains a custom resolve, the bound graphics pipeline **must** have been created with a `VkCustomResolveCreateInfoEXT::colorAttachmentCount` equal to `VkRenderingInfo::colorAttachmentCount`

- VUID-vkCmdDrawMeshTasksNV-None-11862

If the `dynamicRenderingUnusedAttachments` feature is not enabled, and the current render pass instance was begun with `vkCmdBeginRendering`, it contains a custom resolve, and `VkRenderingInfo::colorAttachmentCount` greater than 0, then each element of the `VkRenderingInfo::pColorAttachments` array with an `resolveImageView` not equal to `VK_NULL_HANDLE` **must** have been created with a `VkFormat` equal to the corresponding

element of `VkCustomResolveCreateInfoEXT::pColorAttachmentFormats` used to create the bound graphics pipeline

- VUID-vkCmdDrawMeshTasksNV-None-11863

If the `dynamicRenderingUnusedAttachments` feature is not enabled, and the current render pass instance was begun with `vkCmdBeginRendering`, it contains a custom resolve, and `VkRenderingInfo::colorAttachmentCount` greater than 0, then each element of the `VkRenderingInfo::pColorAttachments` array with an `resolveImageView` equal to `VK_NULL_HANDLE` **must** have the corresponding element of `VkCustomResolveCreateInfoEXT::pColorAttachmentFormats` used to create the bound pipeline equal to `VK_FORMAT_UNDEFINED`

- VUID-vkCmdDrawMeshTasksNV-dynamicRenderingUnusedAttachments-11864

If the `dynamicRenderingUnusedAttachments` feature is enabled, the current render pass instance was begun with `vkCmdBeginRendering`, it contains a custom resolve, and `VkRenderingInfo::colorAttachmentCount` greater than 0, then each element of the `VkRenderingInfo::pColorAttachments` array with an `resolveImageView` not equal to `VK_NULL_HANDLE` **must** have been created with a `VkFormat` equal to the corresponding element of `VkCustomResolveCreateInfoEXT::pColorAttachmentFormats` used to create the bound graphics pipeline, or the corresponding element of `VkCustomResolveCreateInfoEXT::pColorAttachmentFormats`, if it exists, **must** be `VK_FORMAT_UNDEFINED`

- VUID-vkCmdDrawMeshTasksNV-None-11865

If the current render pass instance was begun with `vkCmdBeginRendering`, it contains a custom resolve, the `dynamicRenderingUnusedAttachments` feature is not enabled, and `VkRenderingInfo::pDepthAttachment->resolveImageView` was `VK_NULL_HANDLE`, the value of `VkCustomResolveCreateInfoEXT::depthAttachmentFormat` used to create the bound graphics pipeline **must** be equal to `VK_FORMAT_UNDEFINED`

- VUID-vkCmdDrawMeshTasksNV-None-11866

If current render pass instance was begun with `vkCmdBeginRendering`, it contains a custom resolve, the `dynamicRenderingUnusedAttachments` feature is not enabled, and `VkRenderingInfo::pDepthAttachment->resolveImageView` was not `VK_NULL_HANDLE`, the value of `VkCustomResolveCreateInfoEXT::depthAttachmentFormat` used to create the bound graphics pipeline **must** be equal to the `VkFormat` used to create `VkRenderingInfo::pDepthAttachment->resolveImageView`

- VUID-vkCmdDrawMeshTasksNV-dynamicRenderingUnusedAttachments-11867

If the current render pass instance was begun with `vkCmdBeginRendering`, it contains a custom resolve, the `dynamicRenderingUnusedAttachments` feature is enabled, `VkRenderingInfo::pDepthAttachment->resolveImageView` was not `VK_NULL_HANDLE`, and the value of `VkCustomResolveCreateInfoEXT::depthAttachmentFormat` used to create the bound graphics pipeline was not equal to the `VkFormat` used to create `VkRenderingInfo::pDepthAttachment->resolveImageView`, the value of the format **must** be `VK_FORMAT_UNDEFINED`

- VUID-vkCmdDrawMeshTasksNV-None-11868

If the current render pass instance was begun with `vkCmdBeginRendering`, it contains a custom resolve, the `dynamicRenderingUnusedAttachments` feature is not enabled, and `VkRenderingInfo::pStencilAttachment->resolveImageView` was `VK_NULL_HANDLE`, the

value of `VkCustomResolveCreateInfoEXT::stencilAttachmentFormat` used to create the bound graphics pipeline **must** be equal to `VK_FORMAT_UNDEFINED`

- VUID-vkCmdDrawMeshTasksNV-None-11869

If current render pass instance was begun with `vkCmdBeginRendering`, it contains a custom resolve, the `dynamicRenderingUnusedAttachments` feature is not enabled, and `VkRenderingInfo::pStencilAttachment->resolveImageView` was not `VK_NULL_HANDLE`, the value of `VkCustomResolveCreateInfoEXT::stencilAttachmentFormat` used to create the bound graphics pipeline **must** be equal to the `VkFormat` used to create `VkRenderingInfo::pStencilAttachment->resolveImageView`

- VUID-vkCmdDrawMeshTasksNV-dynamicRenderingUnusedAttachments-11870

If the current render pass instance was begun with `vkCmdBeginRendering`, it contains a custom resolve, the `dynamicRenderingUnusedAttachments` feature is enabled, `VkRenderingInfo::pStencilAttachment->resolveImageView` was not `VK_NULL_HANDLE`, and the value of `VkCustomResolveCreateInfoEXT::stencilAttachmentFormat` used to create the bound graphics pipeline was not equal to the `VkFormat` used to create `VkRenderingInfo::pStencilAttachment->resolveImageView`, the value of the format **must** be `VK_FORMAT_UNDEFINED`

- VUID-vkCmdDrawMeshTasksNV-colorAttachmentCount-11871

If the current render pass instance was begun with `vkCmdBeginRendering` with a `VkRenderingInfo::colorAttachmentCount` parameter greater than `0` and `vkCmdBeginCustomResolveEXT` has been recorded in the render pass instance, then for each element of the `VkRenderingInfo::pColorAttachments` array with a `resolveImageView` not equal to `VK_NULL_HANDLE`, the `resolveImageView` **must** have been created with a sample count equal to the value of `rasterizationSamples` for the bound graphics pipeline

- VUID-vkCmdDrawMeshTasksNV-pDepthAttachment-11872

If the current render pass instance was begun with `vkCmdBeginRendering`, `vkCmdBeginCustomResolveEXT` has been recorded in the render pass instance, and `VkRenderingInfo::pDepthAttachment->resolveImageView` was not `VK_NULL_HANDLE`, the value of `rasterizationSamples` for the bound graphics pipeline **must** be equal to the sample count used to create `VkRenderingInfo::pDepthAttachment->resolveImageView`

- VUID-vkCmdDrawMeshTasksNV-pStencilAttachment-11873

If the current render pass instance was begun with `vkCmdBeginRendering`, `vkCmdBeginCustomResolveEXT` has been recorded in the render pass instance, `VkRenderingInfo::pStencilAttachment->resolveImageView` was not `VK_NULL_HANDLE`, the value of `rasterizationSamples` for the bound graphics pipeline **must** be equal to the sample count used to create `VkRenderingInfo::pStencilAttachment->resolveImageView`

- VUID-vkCmdDrawMeshTasksNV-customResolve-11529

If a shader object is bound to the fragment stage, the current render pass instance was begun with `vkCmdBeginRendering`, a fragment density map attachment is active, and `vkCmdBeginCustomResolveEXT` has been called, then the fragment shader object bound **must** have been created with `VkCustomResolveCreateInfoEXT::customResolve` as `VK_TRUE`

- VUID-vkCmdDrawMeshTasksNV-customResolve-11530

If a shader object is bound to the fragment stage, the current render pass instance was begun with `vkCmdBeginRendering` and contains a custom resolve, a fragment density map attachment is active, and `vkCmdBeginCustomResolveEXT` has not yet been called,

then the fragment shader object bound **must** have been created with `VkCustomResolveCreateInfoEXT::customResolve` as `VK_FALSE`

- VUID-vkCmdDrawMeshTasksNV-flags-13361

If there are any shader objects bound that were created with `flags` that includes the `VK_SHADER_CREATE_INDEPENDENT_SETS_BIT_KHR` bit, then all bound shader objects **must** have been created with the `VK_SHADER_CREATE_INDEPENDENT_SETS_BIT_KHR` bit

- VUID-vkCmdDrawMeshTasksNV-flags-13362

If there are any shader objects bound that were created with `flags` that includes the `VK_SHADER_CREATE_INDEPENDENT_SETS_BIT_KHR` bit, then the pipeline layout of the bound descriptor sets **must** have been created with `VK_PIPELINE_LAYOUT_CREATE_INDEPENDENT_SETS_BIT_EXT` set

- VUID-vkCmdDrawMeshTasksNV-flags-13363

If there are any shader objects bound that were created with `flags` that includes the `VK_SHADER_CREATE_INDEPENDENT_SETS_BIT_KHR` bit, and any of the descriptor set layouts used to create the pipeline layout of the bound descriptor sets were created with any binding's `VkDescriptorSetLayoutBinding::stageFlags` set with `VK_SHADER_STAGE_VERTEX_BIT`, `VK_SHADER_STAGE_TESSELLATION_CONTROL_BIT`, `VK_SHADER_STAGE_TESSELLATION_EVALUATION_BIT` or `VK_SHADER_STAGE_GEOMETRY_BIT`, then there **must** be no binding with `VkDescriptorSetLayoutBinding::stageFlags` set with `VK_SHADER_STAGE_TASK_BIT_EXT` or `VK_SHADER_STAGE_MESH_BIT_EXT`

- VUID-vkCmdDrawMeshTasksNV-flags-13364

If there are any shader objects bound that were created with `flags` that includes both the `VK_SHADER_CREATE_INDEPENDENT_SETS_BIT_KHR` and `VK_SHADER_CREATE_NO_TASK_SHADER_BIT_EXT` bits, the pipeline layout of the bound descriptor sets **must** have been created with `VK_PIPELINE_LAYOUT_CREATE_NO_TASK_SHADER_BIT_KHR` set

- VUID-vkCmdDrawMeshTasksNV-flags-13365

If there are any shader objects bound that were created with `flags` that includes both the `VK_SHADER_CREATE_INDEPENDENT_SETS_BIT_KHR` and `VK_SHADER_CREATE_NO_TASK_SHADER_BIT_EXT` bits, there **must** be no shader object bound to the `VK_SHADER_STAGE_TASK_BIT_EXT` stage

- VUID-vkCmdDrawMeshTasksNV-stage-06480

The bound graphics pipeline **must** not have been created with the `VkPipelineShaderStageCreateInfo::stage` member of any element of `VkGraphicsPipelineCreateInfo::pStages` set to `VK_SHADER_STAGE_VERTEX_BIT`, `VK_SHADER_STAGE_TESSELLATION_CONTROL_BIT`, `VK_SHADER_STAGE_TESSELLATION_EVALUATION_BIT` or `VK_SHADER_STAGE_GEOMETRY_BIT`

- VUID-vkCmdDrawMeshTasksNV-pStages-10680

If there is no bound graphics pipeline, `vkCmdBindShadersEXT` **must** not have last bound the `pStages` element of `VK_SHADER_STAGE_VERTEX_BIT`, `VK_SHADER_STAGE_TESSELLATION_CONTROL_BIT`, `VK_SHADER_STAGE_TESSELLATION_EVALUATION_BIT` or `VK_SHADER_STAGE_GEOMETRY_BIT` with a valid shader object other than

VK_NULL_HANDLE

- VUID-vkCmdDrawMeshTasksNV-None-07074
Transform Feedback Queries **must** not be active
- VUID-vkCmdDrawMeshTasksNV-None-07075
Primitives Generated Queries **must** not be active
- VUID-vkCmdDrawMeshTasksNV-pipelineStatistics-07076
The `pipelineStatistics` member used to create any active Pipeline Statistics Query **must** not contain `VK_QUERY_PIPELINE_STATISTIC_INPUT_ASSEMBLY_VERTICES_BIT`, `VK_QUERY_PIPELINE_STATISTIC_INPUT_ASSEMBLY_PRIMITIVES_BIT`, `VK_QUERY_PIPELINE_STATISTIC_VERTEX_SHADER_INVOCATIONS_BIT`, `VK_QUERY_PIPELINE_STATISTIC_GEOMETRY_SHADER_INVOCATIONS_BIT`, `VK_QUERY_PIPELINE_STATISTIC_GEOMETRY_SHADER_PRIMITIVES_BIT`, `VK_QUERY_PIPELINE_STATISTIC_CLIPPING_INVOCATIONS_BIT`, `VK_QUERY_PIPELINE_STATISTIC_CLIPPING_PRIMITIVES_BIT`, `VK_QUERY_PIPELINE_STATISTIC_TESSELLATION_CONTROL_SHADER_PATCHES_BIT`, or `VK_QUERY_PIPELINE_STATISTIC_TESSELLATION_EVALUATION_SHADER_INVOCATIONS_BIT`
- VUID-vkCmdDrawMeshTasksNV-None-08694
If there is no bound graphics pipeline, and both the `taskShader` and `meshShader` features are enabled, and a valid `VkShaderEXT` is bound to the `VK_SHADER_STAGE_MESH_BIT_EXT` stage, and that `VkShaderEXT` was created without the `VK_SHADER_CREATE_NO_TASK_SHADER_BIT_EXT` flag, a valid `VkShaderEXT` **must** be bound to the `VK_SHADER_STAGE_TASK_BIT_EXT` stage
- VUID-vkCmdDrawMeshTasksNV-None-08695
If there is no bound graphics pipeline, and both the `taskShader` and `meshShader` features are enabled, and a valid `VkShaderEXT` is bound to the `VK_SHADER_STAGE_MESH_BIT_EXT` stage, and that `VkShaderEXT` was created with the `VK_SHADER_CREATE_NO_TASK_SHADER_BIT_EXT` flag, there **must** be no `VkShaderEXT` bound to the `VK_SHADER_STAGE_TASK_BIT_EXT` stage
- VUID-vkCmdDrawMeshTasksNV-taskCount-02119
`taskCount` **must** be less than or equal to `VkPhysicalDeviceMeshShaderPropertiesNV::maxDrawMeshTasksCount`
- VUID-vkCmdDrawMeshTasksNV-MeshNV-07080
The current pipeline bound to `VK_PIPELINE_BIND_POINT_GRAPHICS` **must** contain a shader stage using the MeshNV Execution Model

Valid Usage (Implicit)

- VUID-vkCmdDrawMeshTasksNV-commandBuffer-parameter
`commandBuffer` **must** be a valid `VkCommandBuffer` handle
- VUID-vkCmdDrawMeshTasksNV-commandBuffer-recording
`commandBuffer` **must** be in the recording state
- VUID-vkCmdDrawMeshTasksNV-commandBuffer-cmdpool

The `VkCommandPool` that `commandBuffer` was allocated from **must** support `VK_QUEUE_GRAPHICS_BIT` operations

- `VUID-vkCmdDrawMeshTasksNV-renderpass`
This command **must** only be called inside of a render pass instance
- `VUID-vkCmdDrawMeshTasksNV-suspended`
This command **must** not be called between suspended render pass instances
- `VUID-vkCmdDrawMeshTasksNV-videocoding`
This command **must** only be called outside of a video coding scope

Host Synchronization

- Host access to `commandBuffer` **must** be externally synchronized
- Host access to the `VkCommandPool` that `commandBuffer` was allocated from **must** be externally synchronized

Command Properties

Command Buffer Levels	Render Pass Scope	Video Coding Scope	Supported Queue Types	Command Type
Primary Secondary	Inside	Outside	VK_QUEUE_GRAPHICS_BIT HICS_BIT	Action

Conditional Rendering

`vkCmdDrawMeshTasksNV` is affected by [conditional rendering](#)

To record an indirect mesh tasks drawing command, call:

```
// Provided by VK_NV_mesh_shader
void vkCmdDrawMeshTasksIndirectNV(
    VkCommandBuffer          commandBuffer,
    VkBuffer                 buffer,
    VkDeviceSize             offset,
    uint32_t                 drawCount,
    uint32_t                 stride);
```

- `commandBuffer` is the command buffer into which the command is recorded.
- `buffer` is the buffer containing draw parameters.
- `offset` is the byte offset into `buffer` where parameters begin.
- `drawCount` is the number of draws to execute, and **can** be zero.

- `stride` is the byte stride between successive sets of draw parameters.

`vkCmdDrawMeshTasksIndirectNV` behaves similarly to `vkCmdDrawMeshTasksNV` except that the parameters are read by the device from a buffer during execution. `drawCount` draws are executed by the command, with parameters taken from `buffer` starting at `offset` and increasing by `stride` bytes for each successive draw. The parameters of each draw are encoded in an array of `VkDrawMeshTasksIndirectCommandNV` structures. If `drawCount` is less than or equal to one, `stride` is ignored.

Valid Usage

- VUID-vkCmdDrawMeshTasksIndirectNV-magFilter-04553
If a `VkSampler` created with `magFilter` or `minFilter` equal to `VK_FILTER_LINEAR`, `reductionMode` equal to `VK_SAMPLER_REDUCTION_MODE_WEIGHTED_AVERAGE`, and `compareEnable` equal to `VK_FALSE` is used to sample a `VkImageView` as a result of this command, then the image view's `format features` **must** contain `VK_FORMAT_FEATURE_SAMPLED_IMAGE_FILTER_LINEAR_BIT`
- VUID-vkCmdDrawMeshTasksIndirectNV-magFilter-09598
If a `VkSampler` created with `magFilter` or `minFilter` equal to `VK_FILTER_LINEAR` and `reductionMode` equal to either `VK_SAMPLER_REDUCTION_MODE_MIN` or `VK_SAMPLER_REDUCTION_MODE_MAX` is used to sample a `VkImageView` as a result of this command, then the image view's `format features` **must** contain `VK_FORMAT_FEATURE_SAMPLED_IMAGE_FILTER_MINMAX_BIT`
- VUID-vkCmdDrawMeshTasksIndirectNV-mipmapMode-04770
If a `VkSampler` created with `mipmapMode` equal to `VK_SAMPLER_MIPMAP_MODE_LINEAR`, `reductionMode` equal to `VK_SAMPLER_REDUCTION_MODE_WEIGHTED_AVERAGE`, and `compareEnable` equal to `VK_FALSE` is used to sample a `VkImageView` as a result of this command, then the image view's `format features` **must** contain `VK_FORMAT_FEATURE_SAMPLED_IMAGE_FILTER_LINEAR_BIT`
- VUID-vkCmdDrawMeshTasksIndirectNV-mipmapMode-09599
If a `VkSampler` created with `mipmapMode` equal to `VK_SAMPLER_MIPMAP_MODE_LINEAR` and `reductionMode` equal to either `VK_SAMPLER_REDUCTION_MODE_MIN` or `VK_SAMPLER_REDUCTION_MODE_MAX` is used to sample a `VkImageView` as a result of this command, then the image view's `format features` **must** contain `VK_FORMAT_FEATURE_SAMPLED_IMAGE_FILTER_MINMAX_BIT`
- VUID-vkCmdDrawMeshTasksIndirectNV-unnormalizedCoordinates-09635
If a `VkSampler` created with `unnormalizedCoordinates` equal to `VK_TRUE` is used to sample a `VkImageView` as a result of this command, then the image view's `levelCount` and `layerCount` **must** be 1
- VUID-vkCmdDrawMeshTasksIndirectNV-None-08609
If a `VkSampler` created with `unnormalizedCoordinates` equal to `VK_TRUE` is used to sample a `VkImageView` as a result of this command, then the image view's `viewType` **must** be `VK_IMAGE_VIEW_TYPE_1D` or `VK_IMAGE_VIEW_TYPE_2D`
- VUID-vkCmdDrawMeshTasksIndirectNV-None-08610
If a `VkSampler` created with `unnormalizedCoordinates` equal to `VK_TRUE` is used to sample

a [VkImageView](#) as a result of this command, then the sampler **must** not be used with any of the SPIR-V [OpImageSample*](#) or [OpImageSparseSample*](#) instructions with [ImplicitLod](#), [Dref](#) or [Proj](#) in their name

- VUID-vkCmdDrawMeshTasksIndirectNV-None-08611

If a [VkSampler](#) created with [unnormalizedCoordinates](#) equal to [VK_TRUE](#) is used to sample a [VkImageView](#) as a result of this command, then the sampler **must** not be used with any of the SPIR-V [OpImageSample*](#) or [OpImageSparseSample*](#) instructions that includes a LOD bias or any offset values

- VUID-vkCmdDrawMeshTasksIndirectNV-None-06479

If a [VkImageView](#) is sampled with [depth comparison](#), the image view's [format features](#) **must** contain [VK_FORMAT_FEATURE_2_SAMPLED_IMAGE_DEPTH_COMPARISON_BIT](#)

- VUID-vkCmdDrawMeshTasksIndirectNV-None-02691

If a [VkImageView](#) is accessed using atomic operations as a result of this command, then the image view's [format features](#) **must** contain [VK_FORMAT_FEATURE_STORAGE_IMAGE_ATOMIC_BIT](#)

- VUID-vkCmdDrawMeshTasksIndirectNV-None-07888

If a [VK_DESCRIPTOR_TYPE_STORAGE_TEXEL_BUFFER](#) descriptor is accessed using atomic operations as a result of this command, then the storage texel buffer's [format features](#) **must** contain [VK_FORMAT_FEATURE_STORAGE_TEXEL_BUFFER_ATOMIC_BIT](#)

- VUID-vkCmdDrawMeshTasksIndirectNV-None-02692

If a [VkImageView](#) is sampled with [VK_FILTER_CUBIC_EXT](#) as a result of this command, then the image view's [format features](#) **must** contain [VK_FORMAT_FEATURE_SAMPLED_IMAGE_FILTER_CUBIC_BIT_EXT](#)

- VUID-vkCmdDrawMeshTasksIndirectNV-None-02693

If the [VK_EXT_filter_cubic](#) extension is not enabled and any [VkImageView](#) is sampled with [VK_FILTER_CUBIC_EXT](#) as a result of this command, it **must** not have a [VkImageViewType](#) of [VK_IMAGE_VIEW_TYPE_3D](#), [VK_IMAGE_VIEW_TYPE_CUBE](#), or [VK_IMAGE_VIEW_TYPE_CUBE_ARRAY](#)

- VUID-vkCmdDrawMeshTasksIndirectNV-filterCubic-02694

Any [VkImageView](#) being sampled with [VK_FILTER_CUBIC_EXT](#) as a result of this command **must** have a [VkImageViewType](#) and format that supports cubic filtering, as specified by [VkFilterCubicImageViewImageFormatPropertiesEXT::filterCubic](#) returned by [vkGetPhysicalDeviceImageFormatProperties2](#)

- VUID-vkCmdDrawMeshTasksIndirectNV-filterCubicMinmax-02695

Any [VkImageView](#) being sampled with [VK_FILTER_CUBIC_EXT](#) with a reduction mode of either [VK_SAMPLER_REDUCTION_MODE_MIN](#) or [VK_SAMPLER_REDUCTION_MODE_MAX](#) as a result of this command **must** have a [VkImageViewType](#) and format that supports cubic filtering together with minmax filtering, as specified by [VkFilterCubicImageViewImageFormatPropertiesEXT::filterCubicMinmax](#) returned by [vkGetPhysicalDeviceImageFormatProperties2](#)

- VUID-vkCmdDrawMeshTasksIndirectNV-cubicRangeClamp-09212

If the [cubicRangeClamp](#) feature is not enabled, then any [VkImageView](#) being sampled with [VK_FILTER_CUBIC_EXT](#) as a result of this command **must** not have a [VkSamplerReductionModeCreateInfo::reductionMode](#) equal to

VK_SAMPLER_REDUCTION_MODE_WEIGHTED_AVERAGE_RANGECLAMP_QCOM

- VUID-vkCmdDrawMeshTasksIndirectNV-reductionMode-09213

Any `VkImageView` being sampled with a `VkSamplerReductionModeCreateInfo::reductionMode` equal to `VK_SAMPLER_REDUCTION_MODE_WEIGHTED_AVERAGE_RANGECLAMP_QCOM` as a result of this command **must** sample with `VK_FILTER_CUBIC_EXT`

- VUID-vkCmdDrawMeshTasksIndirectNV-selectableCubicWeights-09214

If the `selectableCubicWeights` feature is not enabled, then any `VkImageView` being sampled with `VK_FILTER_CUBIC_EXT` as a result of this command **must** have `VkSamplerCubicWeightsCreateInfoQCOM::cubicWeights` equal to `VK_CUBIC_FILTER_WEIGHTS_CATMULL_ROM_QCOM`

- VUID-vkCmdDrawMeshTasksIndirectNV-flags-02696

Any `VkImage` created with a `VkImageCreateInfo::flags` containing `VK_IMAGE_CREATE_CORNER_SAMPLED_BIT_NV` sampled as a result of this command **must** only be sampled using a `VkSamplerAddressMode` of `VK_SAMPLER_ADDRESS_MODE_CLAMP_TO_EDGE`

- VUID-vkCmdDrawMeshTasksIndirectNV-OpTypeImage-07027

For any `VkImageView` being written as a storage image where the image format field of the `OpTypeImage` is `Unknown`, the view's `format features` **must** contain `VK_FORMAT_FEATURE_2_STORAGE_WRITE_WITHOUT_FORMAT_BIT`

- VUID-vkCmdDrawMeshTasksIndirectNV-OpTypeImage-07028

For any `VkImageView` being read as a storage image where the image format field of the `OpTypeImage` is `Unknown`, the view's `format features` **must** contain `VK_FORMAT_FEATURE_2_STORAGE_READ_WITHOUT_FORMAT_BIT`

- VUID-vkCmdDrawMeshTasksIndirectNV-OpTypeImage-07029

For any `VkBufferView` being written as a storage texel buffer where the image format field of the `OpTypeImage` is `Unknown`, the view's `buffer features` **must** contain `VK_FORMAT_FEATURE_2_STORAGE_WRITE_WITHOUT_FORMAT_BIT`

- VUID-vkCmdDrawMeshTasksIndirectNV-OpTypeImage-07030

Any `VkBufferView` being read as a storage texel buffer where the image format field of the `OpTypeImage` is `Unknown` then the view's `buffer features` **must** contain `VK_FORMAT_FEATURE_2_STORAGE_READ_WITHOUT_FORMAT_BIT`

- VUID-vkCmdDrawMeshTasksIndirectNV-None-08600

If a `bound shader` was created with a pipeline layout and statically uses a set n , a descriptor set **must** have been bound to n at the same pipeline bind point, with layouts compatible for set n with the layout(s) used to create the shader, as described in [Pipeline Layout Compatibility](#)

- VUID-vkCmdDrawMeshTasksIndirectNV-None-08601

If a `bound shader` was created with a pipeline layout or specified push constant ranges and statically uses a push constant value, that value **must** have been set for the same pipeline bind point, with push constant ranges that are `compatible` with the push constant range used to create the shader

- VUID-vkCmdDrawMeshTasksIndirectNV-None-10068

For each array of resources that is used by a `bound shader`, the indices used to access

members of the array **must** be less than the descriptor count for the identified binding in the descriptor sets used by this command

- VUID-vkCmdDrawMeshTasksIndirectNV-None-08114

Descriptors in each bound descriptor set, specified via [vkCmdBindDescriptorSets](#), **must** be valid if they are accessed as described by [descriptor validity](#) by the [VkPipeline](#) bound to the pipeline bind point used by this command and the bound [VkPipeline](#) was not created with [VK_PIPELINE_CREATE_DESCRIPTOR_BUFFER_BIT_EXT](#)

- VUID-vkCmdDrawMeshTasksIndirectNV-imageLayout-00344

If an image descriptor is accessed by a shader, the [VkImageLayout](#) **must** match the subresource accessible from the [VkImageView](#) as defined by the [image layout matching rules](#)

- VUID-vkCmdDrawMeshTasksIndirectNV-None-08115

If the descriptors used by the [VkPipeline](#) bound to the pipeline bind point were specified via [vkCmdBindDescriptorSets](#), the bound [VkPipeline](#) **must** have been created without [VK_PIPELINE_CREATE_DESCRIPTOR_BUFFER_BIT_EXT](#)

- VUID-vkCmdDrawMeshTasksIndirectNV-None-08116

Descriptors in bound descriptor buffers, specified via [vkCmdSetDescriptorBufferOffsetsEXT](#), **must** be valid if they are dynamically used by the [VkPipeline](#) bound to the pipeline bind point used by this command and the bound [VkPipeline](#) was created with [VK_PIPELINE_CREATE_DESCRIPTOR_BUFFER_BIT_EXT](#)

- VUID-vkCmdDrawMeshTasksIndirectNV-None-08604

Descriptors in bound descriptor buffers, specified via [vkCmdSetDescriptorBufferOffsetsEXT](#), **must** be valid if they are dynamically used by any [VkShaderEXT](#) bound to a stage corresponding to the pipeline bind point used by this command

- VUID-vkCmdDrawMeshTasksIndirectNV-None-08117

If the descriptors used by the [VkPipeline](#) bound to the pipeline bind point were specified via [vkCmdSetDescriptorBufferOffsetsEXT](#), the bound [VkPipeline](#) **must** have been created with [VK_PIPELINE_CREATE_DESCRIPTOR_BUFFER_BIT_EXT](#)

- VUID-vkCmdDrawMeshTasksIndirectNV-None-08119

If a descriptor is dynamically used with a [VkPipeline](#) created with [VK_PIPELINE_CREATE_DESCRIPTOR_BUFFER_BIT_EXT](#), the descriptor memory **must** be resident

- VUID-vkCmdDrawMeshTasksIndirectNV-None-08605

If a descriptor is dynamically used with a [VkShaderEXT](#) created with a [VkDescriptorSetLayout](#) that was created with [VK_DESCRIPTOR_SET_LAYOUT_CREATE_DESCRIPTOR_BUFFER_BIT_EXT](#), the descriptor memory **must** be resident

- VUID-vkCmdDrawMeshTasksIndirectNV-None-08606

If the [shaderObject](#) feature is not enabled, a valid pipeline **must** be bound to the pipeline bind point used by this command

- VUID-vkCmdDrawMeshTasksIndirectNV-None-08608

If a pipeline is bound to the pipeline bind point used by this command, there **must** not have been any calls to dynamic state setting commands for any state specified statically in

the [VkPipeline](#) object bound to the pipeline bind point used by this command, since that pipeline was bound

- VUID-vkCmdDrawMeshTasksIndirectNV-uniformBuffers-06935

If any stage of the [VkPipeline](#) object bound to the pipeline bind point used by this command accesses a uniform buffer, and that stage was created without enabling either [VK_PIPELINE_ROBUSTNESS_BUFFER_BEHAVIOR_ROBUST_BUFFER_ACCESS](#) or [VK_PIPELINE_ROBUSTNESS_BUFFER_BEHAVIOR_ROBUST_BUFFER_ACCESS_2](#) for [uniformBuffers](#), and the [robustBufferAccess](#) feature is not enabled, that stage **must** not access values outside of the range of the buffer as specified in the descriptor set bound to the same pipeline bind point

- VUID-vkCmdDrawMeshTasksIndirectNV-None-08612

If the [robustBufferAccess](#) feature is not enabled, and any [VkShaderEXT](#) bound to a stage corresponding to the pipeline bind point used by this command accesses a uniform buffer, it **must** not access values outside of the range of the buffer as specified in the descriptor set bound to the same pipeline bind point

- VUID-vkCmdDrawMeshTasksIndirectNV-storageBuffers-06936

If any stage of the [VkPipeline](#) object bound to the pipeline bind point used by this command accesses a storage buffer, and that stage was created without enabling either [VK_PIPELINE_ROBUSTNESS_BUFFER_BEHAVIOR_ROBUST_BUFFER_ACCESS](#) or [VK_PIPELINE_ROBUSTNESS_BUFFER_BEHAVIOR_ROBUST_BUFFER_ACCESS_2](#) for [storageBuffers](#), and the [robustBufferAccess](#) feature is not enabled, that stage **must** not access values outside of the range of the buffer as specified in the descriptor set bound to the same pipeline bind point

- VUID-vkCmdDrawMeshTasksIndirectNV-None-08613

If the [robustBufferAccess](#) feature is not enabled, and any [VkShaderEXT](#) bound to a stage corresponding to the pipeline bind point used by this command accesses a storage buffer, it **must** not access values outside of the range of the buffer as specified in the descriptor set bound to the same pipeline bind point

- VUID-vkCmdDrawMeshTasksIndirectNV-commandBuffer-02707

If [commandBuffer](#) is an unprotected command buffer and [protectedNoFault](#) is not supported, any resource accessed by [bound shaders](#) **must** not be a protected resource

- VUID-vkCmdDrawMeshTasksIndirectNV-viewType-07752

If a [VkImageView](#) is accessed as a result of this command, then the image view's [viewType](#) **must** match the [Dim](#) operand of the [OpTypeImage](#) as described in [Compatibility Between SPIR-V Image Dimensions and Vulkan ImageView Types](#)

- VUID-vkCmdDrawMeshTasksIndirectNV-format-07753

If a [VkImageView](#) or [VkBufferView](#) is accessed as a result of this command, then the [numeric type](#) of the view's [format](#) and the [Sampled Type](#) operand of the [OpTypeImage](#) **must** match

- VUID-vkCmdDrawMeshTasksIndirectNV-OpImageWrite-08795

If a [VkImageView](#) created with a format other than [VK_FORMAT_A8_UNORM](#) is accessed using [OpImageWrite](#) as a result of this command, then the [Type](#) of the [Texel](#) operand of that instruction **must** have at least as many components as the image view's format

- VUID-vkCmdDrawMeshTasksIndirectNV-OpImageWrite-08796

If a `VkImageView` created with the format `VK_FORMAT_A8_UNORM` is accessed using `OpImageWrite` as a result of this command, then the `Type` of the `Texel` operand of that instruction **must** have four components

- VUID-vkCmdDrawMeshTasksIndirectNV-OpImageWrite-04469

If a `VkBufferView` is accessed using `OpImageWrite` as a result of this command, then the `Type` of the `Texel` operand of that instruction **must** have at least as many components as the buffer view's format

- VUID-vkCmdDrawMeshTasksIndirectNV-SampledType-04470

If a `VkImageView` with a `VkFormat` that has a 64-bit component width is accessed as a result of this command, the `SampledType` of the `OpTypeImage` operand of that instruction **must** have a `Width` of 64

- VUID-vkCmdDrawMeshTasksIndirectNV-SampledType-04471

If a `VkImageView` with a `VkFormat` that has a component width less than 64-bit is accessed as a result of this command, the `SampledType` of the `OpTypeImage` operand of that instruction **must** have a `Width` of 32

- VUID-vkCmdDrawMeshTasksIndirectNV-SampledType-04472

If a `VkBufferView` with a `VkFormat` that has a 64-bit component width is accessed as a result of this command, the `SampledType` of the `OpTypeImage` operand of that instruction **must** have a `Width` of 64

- VUID-vkCmdDrawMeshTasksIndirectNV-SampledType-04473

If a `VkBufferView` with a `VkFormat` that has a component width less than 64-bit is accessed as a result of this command, the `SampledType` of the `OpTypeImage` operand of that instruction **must** have a `Width` of 32

- VUID-vkCmdDrawMeshTasksIndirectNV-sparseImageInt64Atomics-04474

If the `sparseImageInt64Atomics` feature is not enabled, `VkImage` objects created with the `VK_IMAGE_CREATE_SPARSE_RESIDENCY_BIT` flag **must** not be accessed by atomic instructions through an `OpTypeImage` with a `SampledType` with a `Width` of 64 by this command

- VUID-vkCmdDrawMeshTasksIndirectNV-sparseImageInt64Atomics-04475

If the `sparseImageInt64Atomics` feature is not enabled, `VkBuffer` objects created with the `VK_BUFFER_CREATE_SPARSE_RESIDENCY_BIT` flag **must** not be accessed by atomic instructions through an `OpTypeImage` with a `SampledType` with a `Width` of 64 by this command

- VUID-vkCmdDrawMeshTasksIndirectNV-OpImageSampleWeightedQCOM-06971

If `OpImageSampleWeightedQCOM` is used to sample a `VkImageView` as a result of this command, then the image view's `format features` **must** contain `VK_FORMAT_FEATURE_2_WEIGHT_SAMPLED_IMAGE_BIT_QCOM`

- VUID-vkCmdDrawMeshTasksIndirectNV-OpImageSampleWeightedQCOM-06972

If `OpImageSampleWeightedQCOM` uses a `VkImageView` as a sample weight image as a result of this command, then the image view's `format features` **must** contain `VK_FORMAT_FEATURE_2_WEIGHT_IMAGE_BIT_QCOM`

- VUID-vkCmdDrawMeshTasksIndirectNV-OpImageBoxFilterQCOM-06973

If `OpImageBoxFilterQCOM` is used to sample a `VkImageView` as a result of this command, then the image view's `format features` **must** contain

VK_FORMAT_FEATURE_2_BOX_FILTER_SAMPLED_BIT_QCOM

- VUID-vkCmdDrawMeshTasksIndirectNV-OpImageBlockMatchSSDQCOM-06974
If `OpImageBlockMatchSSDQCOM` is used to read from an `VkImageView` as a result of this command, then the image view's `format features` **must** contain `VK_FORMAT_FEATURE_2_BLOCK_MATCHING_BIT_QCOM`
- VUID-vkCmdDrawMeshTasksIndirectNV-OpImageBlockMatchSADQCOM-06975
If `OpImageBlockMatchSADQCOM` is used to read from an `VkImageView` as a result of this command, then the image view's `format features` **must** contain `VK_FORMAT_FEATURE_2_BLOCK_MATCHING_BIT_QCOM`
- VUID-vkCmdDrawMeshTasksIndirectNV-OpImageBlockMatchSADQCOM-06976
If `OpImageBlockMatchSADQCOM` or `OpImageBlockMatchSSDQCOM` is used to read from a reference image as result of this command, then the specified reference coordinates **must** not fail `integer texel coordinate validation`
- VUID-vkCmdDrawMeshTasksIndirectNV-OpImageSampleWeightedQCOM-06977
If `OpImageSampleWeightedQCOM`, `OpImageBoxFilterQCOM`, `OpImageBlockMatchWindowSSDQCOM`, `OpImageBlockMatchWindowSADQCOM`, `OpImageBlockMatchGatherSSDQCOM`, `OpImageBlockMatchGatherSADQCOM`, `OpImageBlockMatchSSDQCOM`, or `OpImageBlockMatchSADQCOM` uses a `VkSampler` as a result of this command, then the sampler **must** have been created with `VK_SAMPLER_CREATE_IMAGE_PROCESSING_BIT_QCOM`
- VUID-vkCmdDrawMeshTasksIndirectNV-OpImageSampleWeightedQCOM-06978
If any command other than `OpImageSampleWeightedQCOM`, `OpImageBoxFilterQCOM`, `OpImageBlockMatchWindowSSDQCOM`, `OpImageBlockMatchWindowSADQCOM`, `OpImageBlockMatchGatherSSDQCOM`, `OpImageBlockMatchGatherSADQCOM`, `OpImageBlockMatchSSDQCOM`, or `OpImageBlockMatchSADQCOM` uses a `VkSampler` as a result of this command, then the sampler **must** not have been created with `VK_SAMPLER_CREATE_IMAGE_PROCESSING_BIT_QCOM`
- VUID-vkCmdDrawMeshTasksIndirectNV-OpImageBlockMatchWindow-09215
If a `OpImageBlockMatchWindow*QCOM` or `OpImageBlockMatchGather*QCOM` instruction is used to read from an `VkImageView` as a result of this command, then the image view's `format features` **must** contain `VK_FORMAT_FEATURE_2_BLOCK_MATCHING_BIT_QCOM`
- VUID-vkCmdDrawMeshTasksIndirectNV-OpImageBlockMatchWindow-09216
If a `OpImageBlockMatchWindow*QCOM` or `OpImageBlockMatchGather*QCOM` instruction is used to read from an `VkImageView` as a result of this command, then the image view's `format` **must** be a single-component format
- VUID-vkCmdDrawMeshTasksIndirectNV-OpImageBlockMatchWindow-09217
If a `OpImageBlockMatchWindow*QCOM` or `OpImageBlockMatchGather*QCOM` read from a reference image as result of this command, then the specified reference coordinates **must** not fail `integer texel coordinate validation`
- VUID-vkCmdDrawMeshTasksIndirectNV-None-07288
Any shader invocation executed by this command **must** `terminate`
- VUID-vkCmdDrawMeshTasksIndirectNV-None-09600
If a descriptor with type equal to any of `VK_DESCRIPTOR_TYPE_SAMPLE_WEIGHT_IMAGE_QCOM`, `VK_DESCRIPTOR_TYPE_BLOCK_MATCH_IMAGE_QCOM`,

VK_DESCRIPTOR_TYPE_SAMPLED_IMAGE, VK_DESCRIPTOR_TYPE_STORAGE_IMAGE, or VK_DESCRIPTOR_TYPE_INPUT_ATTACHMENT is accessed as a result of this command, all image subresources identified by that descriptor **must** be in the image layout identified when the descriptor was written

- VUID-vkCmdDrawMeshTasksIndirectNV-commandBuffer-10746

The `VkDeviceMemory` object allocated from a `VkMemoryHeap` with the `VK_MEMORY_HEAP_TILE_MEMORY_BIT_QCOM` property that is bound to a resource accessed as a result of this command **must** be the active bound `bound tile memory object` in `commandBuffer`

- VUID-vkCmdDrawMeshTasksIndirectNV-None-10678

If this command is recorded inside a `tile shading render pass` instance, the stages corresponding to the pipeline bind point used by this command **must** only include `VK_SHADER_STAGE_VERTEX_BIT`, `VK_SHADER_STAGE_FRAGMENT_BIT`, and/or `VK_SHADER_STAGE_COMPUTE_BIT`

- VUID-vkCmdDrawMeshTasksIndirectNV-None-10679

If this command is recorded where `per-tile execution model` is enabled, there **must** be no access to any image while the image was be transitioned to the `VK_IMAGE_LAYOUT_ATTACHMENT_FEEDBACK_LOOP_OPTIMAL_EXT` layout

- VUID-vkCmdDrawMeshTasksIndirectNV-pDescription-09900

If a `VK_DESCRIPTOR_TYPE_TENSOR_ARM` descriptor is accessed as a result of this command, then the underlying `VkTensorARM` object **must** have been created with the `VK_TENSOR_USAGE_SHADER_BIT_ARM` usage flag set

- VUID-vkCmdDrawMeshTasksIndirectNV-dimensionCount-09905

If a `VK_DESCRIPTOR_TYPE_TENSOR_ARM` descriptor is accessed as a result of this command, then the `Rank` of the `OpTypeTensorARM` of the tensor resource variable **must** be equal to the `dimensionCount` provided via `VkTensorCreateInfoARM::pDescription` when creating the underlying `VkTensorARM` object

- VUID-vkCmdDrawMeshTasksIndirectNV-OpTypeTensorARM-09906

If a `VK_DESCRIPTOR_TYPE_TENSOR_ARM` descriptor is accessed as a result of this command, then the element type of the `OpTypeTensorARM` of the tensor resource variable **must** be `compatible` with the `VkFormat` of the `VkTensorViewARM` used for the access

- VUID-vkCmdDrawMeshTasksIndirectNV-None-11297

If a pipeline is bound to the pipeline bind point used by this command, or shader is bound to a shader stage used by this command, and it was created with a `descriptor mapping` using `VK_DESCRIPTOR_MAPPING_SOURCE_HEAP_WITH_PUSH_INDEX_EXT`, `VK_DESCRIPTOR_MAPPING_SOURCE_HEAP_WITH_SHADER_RECORD_INDEX_EXT`, `VK_DESCRIPTOR_MAPPING_SOURCE_HEAP_WITH_INDIRECT_INDEX_ARRAY_EXT`, or `VK_DESCRIPTOR_MAPPING_SOURCE_HEAP_WITH_INDIRECT_INDEX_EXT`, and a shader accesses a `OpTypeStruct` decorated with `Block` or `BufferBlock` using that mapping, the calculated offset for the resource heap **must** be a multiple of `bufferDescriptorAlignment`

- VUID-vkCmdDrawMeshTasksIndirectNV-None-11298

If a pipeline is bound to the pipeline bind point used by this command, or shader is bound to a shader stage used by this command, and it was created with a `descriptor mapping` using `VK_DESCRIPTOR_MAPPING_SOURCE_HEAP_WITH_PUSH_INDEX_EXT`, `VK_DESCRIPTOR_MAPPING_SOURCE_HEAP_WITH_SHADER_RECORD_INDEX_EXT`,

VK_DESCRIPTOR_MAPPING_SOURCE_HEAP_WITH_INDIRECT_INDEX_ARRAY_EXT, or VK_DESCRIPTOR_MAPPING_SOURCE_HEAP_WITH_INDIRECT_INDEX_EXT, and a shader accesses an [OpTypeImage](#) or [OpTypeSampledImage](#) using that mapping, the calculated offset for the resource heap **must** be a multiple of [imageDescriptorAlignment](#)

- VUID-vkCmdDrawMeshTasksIndirectNV-None-11299

If a pipeline is bound to the pipeline bind point used by this command, or shader is bound to a shader stage used by this command, and it was created with a [descriptor mapping](#) using [VK_DESCRIPTOR_MAPPING_SOURCE_HEAP_WITH_PUSH_INDEX_EXT](#), [VK_DESCRIPTOR_MAPPING_SOURCE_HEAP_WITH_SHADER_RECORD_INDEX_EXT](#), [VK_DESCRIPTOR_MAPPING_SOURCE_HEAP_WITH_INDIRECT_INDEX_ARRAY_EXT](#), or [VK_DESCRIPTOR_MAPPING_SOURCE_HEAP_WITH_INDIRECT_INDEX_EXT](#), and a shader accesses an [OpTypeSampler](#) or [OpTypeSampledImage](#) using that mapping, the calculated offset for the sampler heap **must** be a multiple of [samplerDescriptorAlignment](#)

- VUID-vkCmdDrawMeshTasksIndirectNV-None-11397

If a pipeline is bound to the pipeline bind point used by this command, or shader is bound to a shader stage used by this command, and it was created with a [descriptor mapping](#) using [VK_DESCRIPTOR_MAPPING_SOURCE_HEAP_WITH_PUSH_INDEX_EXT](#), [VK_DESCRIPTOR_MAPPING_SOURCE_HEAP_WITH_SHADER_RECORD_INDEX_EXT](#), [VK_DESCRIPTOR_MAPPING_SOURCE_HEAP_WITH_INDIRECT_INDEX_ARRAY_EXT](#), or [VK_DESCRIPTOR_MAPPING_SOURCE_HEAP_WITH_INDIRECT_INDEX_EXT](#), and a shader accesses an [OpTypeTensorARM](#) using that mapping, the calculated offset for the resource heap **must** be a multiple of [tensorDescriptorAlignment](#)

- VUID-vkCmdDrawMeshTasksIndirectNV-None-11300

If a pipeline is bound to the pipeline bind point used by this command, or shader is bound to a shader stage used by this command, and it was created with a [descriptor mapping](#) using [VK_DESCRIPTOR_MAPPING_SOURCE_HEAP_WITH_INDIRECT_INDEX_ARRAY_EXT](#) or [VK_DESCRIPTOR_MAPPING_SOURCE_HEAP_WITH_INDIRECT_INDEX_EXT](#), and a shader accesses a resource using that mapping, the value of the address at the expected location in push data **must** be a multiple of 4

- VUID-vkCmdDrawMeshTasksIndirectNV-None-11301

If a pipeline is bound to the pipeline bind point used by this command, or shader is bound to a shader stage used by this command, and it was created with a [descriptor mapping](#) using [VK_DESCRIPTOR_MAPPING_SOURCE_HEAP_WITH_INDIRECT_INDEX_ARRAY_EXT](#) or [VK_DESCRIPTOR_MAPPING_SOURCE_HEAP_WITH_INDIRECT_INDEX_EXT](#), and a shader accesses a resource using that mapping, the value of the address at the expected location in push data **must** be a valid [VkDeviceAddress](#) backed by physical memory at every offset specified by each mapping

- VUID-vkCmdDrawMeshTasksIndirectNV-None-11302

If a pipeline is bound to the pipeline bind point used by this command, or shader is bound to a shader stage used by this command, and it was created with a [descriptor mapping](#) using [VK_DESCRIPTOR_MAPPING_SOURCE_PUSH_ADDRESS_EXT](#), and a shader accesses a resource using that mapping, the value of the address at the expected location in push data **must** be a valid [VkDeviceAddress](#)

- VUID-vkCmdDrawMeshTasksIndirectNV-None-11304

If a pipeline is bound to the pipeline bind point used by this command, or shader is bound

to a shader stage used by this command, and it was created with a [descriptor mapping](#) using [VK_DESCRIPTOR_MAPPING_SOURCE_INDIRECT_ADDRESS_EXT](#), and a shader accesses a resource using that mapping, the value of the address at the expected location in push data **must** be a multiple of 8

- VUID-vkCmdDrawMeshTasksIndirectNV-None-11305

If a pipeline is bound to the pipeline bind point used by this command, or shader is bound to a shader stage used by this command, and it was created with a [descriptor mapping](#) using [VK_DESCRIPTOR_MAPPING_SOURCE_INDIRECT_ADDRESS_EXT](#), and a shader accesses a resource using that mapping, the value of the address at the expected location in push data **must** be a valid [VkDeviceAddress](#) backed by physical memory at every offset specified by each mapping

- VUID-vkCmdDrawMeshTasksIndirectNV-None-11306

If a pipeline is bound to the pipeline bind point used by this command, or shader is bound to a shader stage used by this command, and it was created with a [descriptor mapping](#) using [VK_DESCRIPTOR_MAPPING_SOURCE_INDIRECT_ADDRESS_EXT](#), and a shader accesses a resource using that mapping, the value of the address pointed to by the address in push data **must** be a valid [VkDeviceAddress](#)

- VUID-vkCmdDrawMeshTasksIndirectNV-None-11308

For each [descriptor heap](#) that is statically used by a [bound shader](#), either directly or via a [descriptor mapping](#), a valid descriptor heap **must** be bound

- VUID-vkCmdDrawMeshTasksIndirectNV-None-11309

If a [bound shader](#) was created as a [VkShaderEXT](#) with the [VK_SHADER_CREATE_DESCRIPTOR_HEAP_BIT_EXT](#) flag or as part of a pipeline with the [VK_PIPELINE_CREATE_2_DESCRIPTOR_HEAP_BIT_EXT](#) flag, execution of this command **must** not result in any descriptor read accessing data outside of the user range of the respective heap bound by [vkCmdBind*HeapEXT](#) commands

- VUID-vkCmdDrawMeshTasksIndirectNV-None-11372

If any stage of the [VkPipeline](#) object bound to the pipeline bind point used by this command accesses a uniform buffer or uniform texel buffer through a descriptor in the bound resource heap, that stage was created without enabling either [VK_PIPELINE_ROBUSTNESS_BUFFER_BEHAVIOR_ROBUST_BUFFER_ACCESS](#) or [VK_PIPELINE_ROBUSTNESS_BUFFER_BEHAVIOR_ROBUST_BUFFER_ACCESS_2](#) for [uniformBuffers](#), the [robustBufferAccess2](#) feature is not enabled, and the [robustBufferAccess](#) feature is not enabled, that stage **must** not access values outside of the range of the descriptor specified via [VkDeviceAddressRangeKHR](#) when the descriptor was written

- VUID-vkCmdDrawMeshTasksIndirectNV-None-11373

If any stage of the [VkPipeline](#) object bound to the pipeline bind point used by this command accesses a storage buffer or storage texel buffer through a descriptor in the bound resource heap, that stage was created without enabling either [VK_PIPELINE_ROBUSTNESS_BUFFER_BEHAVIOR_ROBUST_BUFFER_ACCESS](#) or [VK_PIPELINE_ROBUSTNESS_BUFFER_BEHAVIOR_ROBUST_BUFFER_ACCESS_2](#) for [storageBuffers](#), the [robustBufferAccess2](#) feature is not enabled, and the [robustBufferAccess](#) feature is not enabled, that stage **must** not access values outside of the range of the descriptor specified by [VkDeviceAddressRangeKHR](#) when the descriptor was written

- VUID-vkCmdDrawMeshTasksIndirectNV-None-11374

If the `robustBufferAccess2` feature is not enabled, the `robustBufferAccess` feature is not enabled, and any `VkShaderEXT` bound to a stage corresponding to the pipeline bind point used by this command accesses a uniform buffer, uniform texel buffer, storage buffer, or storage texel buffer, that shader **must** not access values outside of the range of the buffer as specified by `VkDeviceAddressRangeKHR` when the descriptor was written

- VUID-vkCmdDrawMeshTasksIndirectNV-pBindInfo-11375

If any `bound shader` uses an embedded sampler via a `descriptor mapping`, the value of `pBindInfo->reservedRangeSize` set for `vkCmdBindSamplerHeapEXT` **must** be greater than or equal to `minSamplerHeapReservedRangeWithEmbedded`

- VUID-vkCmdDrawMeshTasksIndirectNV-None-11376

If a `bound shader` was created as a `VkShaderEXT` with the `VK_SHADER_CREATE_DESCRIPTOR_HEAP_BIT_EXT` flag or as part of a pipeline with the `VK_PIPELINE_CREATE_2_DESCRIPTOR_HEAP_BIT_EXT` flag, and that shader statically uses a push constant value, that value **must** have been set by `vkCmdPushDataEXT`

- VUID-vkCmdDrawMeshTasksIndirectNV-None-11398

If a `bound shader` was created with a `descriptor mapping` using `VK_DESCRIPTOR_MAPPING_SOURCE_PUSH_DATA_EXT`, `VK_DESCRIPTOR_MAPPING_SOURCE_PUSH_ADDRESS_EXT`, `VK_DESCRIPTOR_MAPPING_SOURCE_SHADER_RECORD_DATA_EXT`, `VK_DESCRIPTOR_MAPPING_SOURCE_SHADER_RECORD_ADDRESS_EXT`, `VK_DESCRIPTOR_MAPPING_SOURCE_RESOURCE_HEAP_DATA_EXT`, or `VK_DESCRIPTOR_MAPPING_SOURCE_INDIRECT_ADDRESS_EXT`, and a shader accesses a resource using that mapping, the access **must** not be `out of bounds`

- VUID-vkCmdDrawMeshTasksIndirectNV-None-11437

If a pipeline is bound to the pipeline bind point used by this command, or shader is bound to a shader stage used by this command, and it was created with a `descriptor mapping` using `VK_DESCRIPTOR_MAPPING_SOURCE_HEAP_WITH_INDIRECT_INDEX_ARRAY_EXT`, `VK_DESCRIPTOR_MAPPING_SOURCE_HEAP_WITH_INDIRECT_INDEX_EXT`, or `VK_DESCRIPTOR_MAPPING_SOURCE_INDIRECT_ADDRESS_EXT`, and a shader accesses a resource using that mapping, the buffer from which the address in push data was queried **must** have been created with the `VK_BUFFER_USAGE_UNIFORM_BUFFER_BIT` usage flag set

- VUID-vkCmdDrawMeshTasksIndirectNV-None-11438

If a pipeline is bound to the pipeline bind point used by this command, or shader is bound to a shader stage used by this command, and it was created with a `descriptor mapping` using `VK_DESCRIPTOR_MAPPING_SOURCE_PUSH_ADDRESS_EXT`, `VK_DESCRIPTOR_MAPPING_SOURCE_SHADER_RECORD_ADDRESS_EXT`, or `VK_DESCRIPTOR_MAPPING_SOURCE_INDIRECT_ADDRESS_EXT`, and a shader accesses a uniform buffer using that mapping, the address that the uniform buffer is mapped to **must** have been queried from a buffer created with the `VK_BUFFER_USAGE_UNIFORM_BUFFER_BIT` usage flag set

- VUID-vkCmdDrawMeshTasksIndirectNV-None-11441

If a pipeline is bound to the pipeline bind point used by this command, or shader is bound to a shader stage used by this command, and it was created with a `descriptor mapping` using `VK_DESCRIPTOR_MAPPING_SOURCE_PUSH_ADDRESS_EXT`,

VK_DESCRIPTOR_MAPPING_SOURCE_SHADER_RECORD_ADDRESS_EXT, or
VK_DESCRIPTOR_MAPPING_SOURCE_INDIRECT_ADDRESS_EXT, and a shader accesses a uniform buffer using that mapping, the address that the uniform buffer is mapped to **must** be aligned to `minUniformBufferOffsetAlignment`

- VUID-vkCmdDrawMeshTasksIndirectNV-None-11439

If a pipeline is bound to the pipeline bind point used by this command, or shader is bound to a shader stage used by this command, and it was created with a [descriptor mapping](#) using [VK_DESCRIPTOR_MAPPING_SOURCE_PUSH_ADDRESS_EXT](#), [VK_DESCRIPTOR_MAPPING_SOURCE_SHADER_RECORD_ADDRESS_EXT](#), or [VK_DESCRIPTOR_MAPPING_SOURCE_INDIRECT_ADDRESS_EXT](#), and a shader accesses a storage buffer using that mapping, the address that the storage buffer is mapped to **must** have been queried from a buffer created with the [VK_BUFFER_USAGE_STORAGE_BUFFER_BIT](#) usage flag set

- VUID-vkCmdDrawMeshTasksIndirectNV-None-11442

If a pipeline is bound to the pipeline bind point used by this command, or shader is bound to a shader stage used by this command, and it was created with a [descriptor mapping](#) using [VK_DESCRIPTOR_MAPPING_SOURCE_PUSH_ADDRESS_EXT](#), [VK_DESCRIPTOR_MAPPING_SOURCE_SHADER_RECORD_ADDRESS_EXT](#), or [VK_DESCRIPTOR_MAPPING_SOURCE_INDIRECT_ADDRESS_EXT](#), and a shader accesses a storage buffer using that mapping, the address that the storage buffer is mapped to **must** be aligned to `minStorageBufferOffsetAlignment`

- VUID-vkCmdDrawMeshTasksIndirectNV-None-11485

If a pipeline is bound to the pipeline bind point used by this command, or shader is bound to a shader stage used by this command, and it was created with a [descriptor mapping](#) using [VK_DESCRIPTOR_MAPPING_SOURCE_PUSH_ADDRESS_EXT](#), [VK_DESCRIPTOR_MAPPING_SOURCE_SHADER_RECORD_ADDRESS_EXT](#), or [VK_DESCRIPTOR_MAPPING_SOURCE_INDIRECT_ADDRESS_EXT](#), and a shader accesses an acceleration structure using that mapping, the address that the acceleration structure is mapped to **must** be an acceleration structure address retrieved from a [VkAccelerationStructureKHR](#) object via [vkGetAccelerationStructureDeviceAddressKHR](#) or handle retrieved from a [VkAccelerationStructureNV](#) object via [vkGetAccelerationStructureHandleNV](#)

- VUID-vkCmdDrawMeshTasksIndirectNV-index-11450

If a shader uses a sampler descriptor to sample an image as a result of this command, and that sampler descriptor uses a custom border color with an index defined by [VkSamplerCustomBorderColorIndexCreateInfoEXT](#), the value of [VkSamplerCustomBorderColorIndexCreateInfoEXT::index](#) **must** have been registered before this command was recorded, and still be registered during the sampling operation, with an identically defined color

- VUID-vkCmdDrawMeshTasksIndirectNV-protectedNoFault-11455

If `protectedNoFault` is not supported, a pipeline is bound to the pipeline bind point used by this command, or a shader is bound to a shader stage used by this command, and it was created with a [descriptor mapping](#) using [VK_DESCRIPTOR_MAPPING_SOURCE_PUSH_ADDRESS_EXT](#), [VK_DESCRIPTOR_MAPPING_SOURCE_SHADER_RECORD_ADDRESS_EXT](#), or [VK_DESCRIPTOR_MAPPING_SOURCE_INDIRECT_ADDRESS_EXT](#), the address that the

resource is mapped to **must** have been queried from a buffer created without the `VK_BUFFER_CREATE_PROTECTED_BIT` create flag set

- VUID-vkCmdDrawMeshTasksIndirectNV-protectedNoFault-11456

If `protectedNoFault` is not supported, a pipeline is bound to the pipeline bind point used by this command, or a shader is bound to a shader stage used by this command, and it was created with a `descriptor mapping` using `VK_DESCRIPTOR_MAPPING_SOURCE_HEAP_WITH_INDIRECT_INDEX_EXT` or `VK_DESCRIPTOR_MAPPING_SOURCE_HEAP_WITH_INDIRECT_INDEX_ARRAY_EXT`, the address of the indirect memory **must** have been queried from a buffer created without the `VK_BUFFER_CREATE_PROTECTED_BIT` create flag set

- VUID-vkCmdDrawMeshTasksIndirectNV-renderPass-02684

The current render pass **must** be `compatible` with the `renderPass` member of the `VkGraphicsPipelineCreateInfo` structure specified when creating the `VkPipeline` bound to `VK_PIPELINE_BIND_POINT_GRAPHICS`

- VUID-vkCmdDrawMeshTasksIndirectNV-subpass-02685

The subpass index of the current render pass **must** be equal to the `subpass` member of the `VkGraphicsPipelineCreateInfo` structure specified when creating the `VkPipeline` bound to `VK_PIPELINE_BIND_POINT_GRAPHICS`

- VUID-vkCmdDrawMeshTasksIndirectNV-OpTypeImage-07468

If any shader executed by this pipeline accesses an `OpTypeImage` variable with a `Dim` operand of `SubpassData`, it **must** be decorated with an `InputAttachmentIndex` that corresponds to a valid input attachment in the current subpass

- VUID-vkCmdDrawMeshTasksIndirectNV-None-07469

Input attachment views accessed in a subpass **must** be created with the same `VkFormat` as the corresponding subpass definition, and be created with a `VkImageView` that is compatible with the attachment referenced by the subpass' `pInputAttachments[InputAttachmentIndex]` in the bound `VkFramebuffer` as specified by `Fragment Input Attachment Compatibility`

- VUID-vkCmdDrawMeshTasksIndirectNV-pDepthInputAttachmentIndex-09595

Input attachment views accessed in a dynamic render pass with a `InputAttachmentIndex` referenced by `VkRenderingInputAttachmentIndexInfo`, or no `InputAttachmentIndex` if `VkRenderingInputAttachmentIndexInfo::pDepthInputAttachmentIndex` or `VkRenderingInputAttachmentIndexInfo::pStencilInputAttachmentIndex` are `NULL`, **must** be created with a `VkImageView` that is compatible with the corresponding color, depth, or stencil attachment in `VkRenderingInfo`

- VUID-vkCmdDrawMeshTasksIndirectNV-pDepthInputAttachmentIndex-09596

Input attachment views accessed in a dynamic render pass via a shader object **must** have an `InputAttachmentIndex` if both `VkRenderingInputAttachmentIndexInfo::pDepthInputAttachmentIndex` and `VkRenderingInputAttachmentIndexInfo::pStencilInputAttachmentIndex` are non-`NULL`

- VUID-vkCmdDrawMeshTasksIndirectNV-InputAttachmentIndex-09597

If an input attachment view accessed in a dynamic render pass via a shader object has an `InputAttachmentIndex`, the `InputAttachmentIndex` **must** match an index in `VkRenderingInputAttachmentIndexInfo`

- VUID-vkCmdDrawMeshTasksIndirectNV-None-06537
Memory backing image subresources used as attachments in the current render pass **must** not be written in any way other than as an attachment by this command
- VUID-vkCmdDrawMeshTasksIndirectNV-None-10795
If a color attachment is written by any prior command in this subpass or by the load, store, or resolve operations for this subpass, and [feedback loop](#) is not enabled for [VK_IMAGE_ASPECT_COLOR_BIT](#) on that attachment, it **must** not be accessed in any way other than as an attachment by this command
- VUID-vkCmdDrawMeshTasksIndirectNV-None-10796
If a depth attachment is written by any prior command in this subpass or by the load, store, or resolve operations for this subpass, and [feedback loop](#) is not enabled for [VK_IMAGE_ASPECT_DEPTH_BIT](#) on that attachment, it **must** not be accessed in any way other than as an attachment by this command
- VUID-vkCmdDrawMeshTasksIndirectNV-None-10797
If a stencil attachment is written by any prior command in this subpass or by the load, store, or resolve operations for this subpass, and [feedback loop](#) is not enabled for [VK_IMAGE_ASPECT_STENCIL_BIT](#) on that attachment, it **must** not be accessed in any way other than as an attachment by this command
- VUID-vkCmdDrawMeshTasksIndirectNV-None-12338
If a color attachment is read in this command in any way other than as an attachment, or has been read by any prior command in this subpass as a non-attachment, and [feedback loop](#) is not enabled for [VK_IMAGE_ASPECT_COLOR_BIT](#) on that attachment, the color attachment **must** not be written to by this command
- VUID-vkCmdDrawMeshTasksIndirectNV-None-12339
If a depth attachment is read in this command in any way other than as an attachment, or has been read by any prior command in this subpass as a non-attachment, and [feedback loop](#) is not enabled for [VK_IMAGE_ASPECT_DEPTH_BIT](#) on that attachment, the depth attachment **must** not be written to by this command
- VUID-vkCmdDrawMeshTasksIndirectNV-None-12340
If a stencil attachment is read in this command in any way other than as an attachment, or has been read by any prior command in this subpass as a non-attachment, and [feedback loop](#) is not enabled for [VK_IMAGE_ASPECT_STENCIL_BIT](#) on that attachment, the stencil attachment **must** not be written to by this command
- VUID-vkCmdDrawMeshTasksIndirectNV-None-09003
If an attachment is written by any prior command in this subpass or by the load, store, or resolve operations for this subpass, it **must** not be accessed in any way other than as an attachment, storage image, or sampled image by this command
- VUID-vkCmdDrawMeshTasksIndirectNV-None-06886
If the current render pass instance uses a depth/stencil attachment with a read-only layout for the depth aspect, [depth writes](#) **must** be disabled
- VUID-vkCmdDrawMeshTasksIndirectNV-None-06887
If the current render pass instance uses a depth/stencil attachment with a read-only layout for the stencil aspect, both front and back [writeMask](#) are not zero, and stencil test is enabled, [all stencil ops](#) **must** be [VK_STENCIL_OP_KEEP](#)

- VUID-vkCmdDrawMeshTasksIndirectNV-None-07831

If the bound graphics pipeline state was created with the `VK_DYNAMIC_STATE_VIEWPORT` dynamic state enabled then `vkCmdSetViewport` **must** have been called and not subsequently `invalidated` in the current command buffer prior to this drawing command

- VUID-vkCmdDrawMeshTasksIndirectNV-None-07832

If the bound graphics pipeline state was created with the `VK_DYNAMIC_STATE_SCISSOR` dynamic state enabled then `vkCmdSetScissor` **must** have been called and not subsequently `invalidated` in the current command buffer prior to this drawing command

- VUID-vkCmdDrawMeshTasksIndirectNV-None-08617

If a shader object is bound to any graphics stage or a graphics pipeline is bound which was created with the `VK_DYNAMIC_STATE_LINE_WIDTH` dynamic state enabled, the `current value` of `rasterizerDiscardEnable` is `VK_FALSE`, and the `effective rasterization input topology` is in line topology class, then `vkCmdSetLineWidth` **must** have been called and not subsequently `invalidated` in the current command buffer prior to this drawing command

- VUID-vkCmdDrawMeshTasksIndirectNV-None-07834

If a shader object is bound to any graphics stage or a graphics pipeline is bound which was created with the `VK_DYNAMIC_STATE_DEPTH_BIAS` dynamic state enabled, the `current value` of `rasterizerDiscardEnable` is `VK_FALSE`, and the `current value` of `depthBiasEnable` is `VK_TRUE`, then `vkCmdSetDepthBias` or `vkCmdSetDepthBias2EXT` **must** have been called and not subsequently `invalidated` in the current command buffer prior to this drawing command

- VUID-vkCmdDrawMeshTasksIndirectNV-None-07835

If a shader object is bound to the `VK_SHADER_STAGE_FRAGMENT_BIT` stage or a graphics pipeline is bound which was created with the `VK_DYNAMIC_STATE_BLEND_CONSTANTS` dynamic state enabled, the `current value` of `rasterizerDiscardEnable` is `VK_FALSE`, and an active color attachment `current value` of `blendEnable` is `VK_TRUE` with a blend equations where any `VkBlendFactor` member is `VK_BLEND_FACTOR_CONSTANT_COLOR`, `VK_BLEND_FACTOR_ONE_MINUS_CONSTANT_COLOR`, `VK_BLEND_FACTOR_CONSTANT_ALPHA`, or `VK_BLEND_FACTOR_ONE_MINUS_CONSTANT_ALPHA`, then `vkCmdSetBlendConstants` **must** have been called and not subsequently `invalidated` in the current command buffer prior to this drawing command

- VUID-vkCmdDrawMeshTasksIndirectNV-None-07836

If a shader object is bound to any graphics stage or a graphics pipeline is bound which was created with the `VK_DYNAMIC_STATE_DEPTH_BOUNDS` dynamic state enabled, the `current value` of `rasterizerDiscardEnable` is `VK_FALSE`, and the `current value` of `depthBoundsTestEnable` is `VK_TRUE`, then `vkCmdSetDepthBounds` **must** have been called and not subsequently `invalidated` in the current command buffer prior to this drawing command

- VUID-vkCmdDrawMeshTasksIndirectNV-None-07837

If a shader object is bound to any graphics stage or a graphics pipeline is bound which was created with the `VK_DYNAMIC_STATE_STENCIL_COMPARE_MASK` dynamic state enabled, the `current value` of `rasterizerDiscardEnable` is `VK_FALSE`, and the `current value`

of `stencilTestEnable` is `VK_TRUE`, then `vkCmdSetStencilCompareMask` **must** have been called and not subsequently `invalidated` in the current command buffer prior to this drawing command

- VUID-vkCmdDrawMeshTasksIndirectNV-None-07838

If a shader object is bound to any graphics stage or a graphics pipeline is bound which was created with the `VK_DYNAMIC_STATE_STENCIL_WRITE_MASK` dynamic state enabled, the `current value` of `rasterizerDiscardEnable` is `VK_FALSE`, and the `current value` of `stencilTestEnable` is `VK_TRUE`, then `vkCmdSetStencilWriteMask` **must** have been called and not subsequently `invalidated` in the current command buffer prior to this drawing command

- VUID-vkCmdDrawMeshTasksIndirectNV-None-07839

If a shader object is bound to any graphics stage or a graphics pipeline is bound which was created with the `VK_DYNAMIC_STATE_STENCIL_REFERENCE` dynamic state enabled, the `current value` of `rasterizerDiscardEnable` is `VK_FALSE`, the `current value` of `stencilTestEnable` is `VK_TRUE`, then `vkCmdSetStencilReference` **must** have been called and not subsequently `invalidated` in the current command buffer prior to this drawing command

- VUID-vkCmdDrawMeshTasksIndirectNV-maxMultiviewInstanceIndex-02688

If the draw is recorded in a render pass instance with multiview enabled, the maximum instance index **must** be less than or equal to `VkPhysicalDeviceMultiviewProperties::maxMultiviewInstanceIndex`

- VUID-vkCmdDrawMeshTasksIndirectNV-sampleLocationsEnable-02689

If the bound graphics pipeline was created with `VkPipelineSampleLocationsStateCreateInfoEXT::sampleLocationsEnable` set to `VK_TRUE`, then the active depth attachment **must** have been created with the `VK_IMAGE_CREATE_SAMPLE_LOCATIONS_COMPATIBLE_DEPTH_BIT_EXT` bit set

- VUID-vkCmdDrawMeshTasksIndirectNV-None-07634

If the `VK_EXT_sample_locations` extension is enabled, a shader object is bound to any graphics stage or a graphics pipeline is bound which was created with the `VK_DYNAMIC_STATE_SAMPLE_LOCATIONS_ENABLE_EXT` dynamic state enabled, and the `current value` of `rasterizerDiscardEnable` is `VK_FALSE`, then `vkCmdSetSampleLocationsEnableEXT` **must** have been called and not subsequently `invalidated` in the current command buffer prior to this drawing command

- VUID-vkCmdDrawMeshTasksIndirectNV-None-06666

If the `VK_EXT_sample_locations` extension is enabled, a shader object is bound to any graphics stage or a graphics pipeline is bound which was created with the `VK_DYNAMIC_STATE_SAMPLE_LOCATIONS_EXT` dynamic state enabled, the `current value` of `rasterizerDiscardEnable` is `VK_FALSE`, and the `current value` of `sampleLocationsEnable` is `VK_TRUE`, then `vkCmdSetSampleLocationsEXT` **must** have been called and not subsequently `invalidated` in the current command buffer prior to this drawing command

- VUID-vkCmdDrawMeshTasksIndirectNV-None-07840

If a shader object is bound to any graphics stage or a graphics pipeline is bound which was created with the `VK_DYNAMIC_STATE_CULL_MODE` dynamic state enabled, and the `current value` of `rasterizerDiscardEnable` is `VK_FALSE`, then `vkCmdSetCullMode` **must** have been called and not subsequently `invalidated` in the current command buffer prior

to this drawing command

- VUID-vkCmdDrawMeshTasksIndirectNV-None-07841

If a shader object is bound to any graphics stage or a graphics pipeline is bound which was created with the `VK_DYNAMIC_STATE_FRONT_FACE` dynamic state enabled, and the `current value` of `rasterizerDiscardEnable` is `VK_FALSE`, then `vkCmdSetFrontFace` **must** have been called and not subsequently `invalidated` in the current command buffer prior to this drawing command

- VUID-vkCmdDrawMeshTasksIndirectNV-None-07843

If a shader object is bound to any graphics stage or a graphics pipeline is bound which was created with the `VK_DYNAMIC_STATE_DEPTH_TEST_ENABLE` dynamic state enabled, and the `current value` of `rasterizerDiscardEnable` is `VK_FALSE`, `vkCmdSetDepthTestEnable` **must** have been called and not subsequently `invalidated` in the current command buffer prior to this drawing command

- VUID-vkCmdDrawMeshTasksIndirectNV-None-07844

If a shader object is bound to any graphics stage or a graphics pipeline is bound which was created with the `VK_DYNAMIC_STATE_DEPTH_WRITE_ENABLE` dynamic state enabled, and the `current value` of `rasterizerDiscardEnable` is `VK_FALSE`, and the `current value` of `depthTestEnable` is `VK_TRUE`, then `vkCmdSetDepthWriteEnable` **must** have been called and not subsequently `invalidated` in the current command buffer prior to this drawing command

- VUID-vkCmdDrawMeshTasksIndirectNV-None-07845

If a shader object is bound to any graphics stage or a graphics pipeline is bound which was created with the `VK_DYNAMIC_STATE_DEPTH_COMPARE_OP` dynamic state enabled, the `current value` of `rasterizerDiscardEnable` is `VK_FALSE`, and the `current value` of `depthTestEnable` is `VK_TRUE`, then `vkCmdSetDepthCompareOp` **must** have been called and not subsequently `invalidated` in the current command buffer prior to this drawing command

- VUID-vkCmdDrawMeshTasksIndirectNV-None-07846

If the `depthBounds` feature is enabled, a shader object is bound to any graphics stage or a graphics pipeline is bound which was created with the `VK_DYNAMIC_STATE_DEPTH_BOUNDS_TEST_ENABLE` dynamic state enabled, and the `current value` of `rasterizerDiscardEnable` is `VK_FALSE`, then `vkCmdSetDepthBoundsTestEnable` **must** have been called and not subsequently `invalidated` in the current command buffer prior to this drawing command

- VUID-vkCmdDrawMeshTasksIndirectNV-None-07847

If a shader object is bound to any graphics stage or a graphics pipeline is bound which was created with the `VK_DYNAMIC_STATE_STENCIL_TEST_ENABLE` dynamic state enabled, and the `current value` of `rasterizerDiscardEnable` is `VK_FALSE`, then `vkCmdSetStencilTestEnable` **must** have been called and not subsequently `invalidated` in the current command buffer prior to this drawing command

- VUID-vkCmdDrawMeshTasksIndirectNV-None-07848

If a shader object is bound to any graphics stage or a graphics pipeline is bound which was created with the `VK_DYNAMIC_STATE_STENCIL_OP` dynamic state enabled, the `current value` of `rasterizerDiscardEnable` is `VK_FALSE`, the `current value` of `stencilTestEnable` is `VK_TRUE`, then `vkCmdSetStencilOp` **must** have been called and not

subsequently **invalidated** in the current command buffer prior to this drawing command

- VUID-vkCmdDrawMeshTasksIndirectNV-viewportCount-03417

If a shader object is bound to any graphics stage or a graphics pipeline is bound which was created with the **VK_DYNAMIC_STATE_VIEWPORT_WITH_COUNT** dynamic state enabled, and the state is not inherited, then **vkCmdSetViewportWithCount** **must** have been called and not subsequently **invalidated** in the current command buffer prior to this drawing command

- VUID-vkCmdDrawMeshTasksIndirectNV-scissorCount-03418

If a shader object is bound to any graphics stage or a graphics pipeline is bound which was created with the **VK_DYNAMIC_STATE_SCISSOR_WITH_COUNT** dynamic state enabled, and the state is not inherited, then **vkCmdSetScissorWithCount** **must** have been called and not subsequently **invalidated** in the current command buffer prior to this drawing

- VUID-vkCmdDrawMeshTasksIndirectNV-viewportCount-03419

If a shader object is bound to any graphics stage or a graphics pipeline is bound which was created with both the **VK_DYNAMIC_STATE_SCISSOR_WITH_COUNT** and **VK_DYNAMIC_STATE_VIEWPORT_WITH_COUNT** dynamic states enabled, and the state is not inherited, then the **viewportCount** parameter of **vkCmdSetViewportWithCount** **must** match the **scissorCount** parameter of **vkCmdSetScissorWithCount**

- VUID-vkCmdDrawMeshTasksIndirectNV-viewportCount-04137

If the bound graphics pipeline state was created with the **VK_DYNAMIC_STATE_VIEWPORT_WITH_COUNT** dynamic state enabled, but not the **VK_DYNAMIC_STATE_VIEWPORT_W_SCALING_NV** dynamic state enabled, then the bound graphics pipeline **must** have been created with **VkPipelineViewportWScalingStateCreateInfoNV::viewportCount** greater or equal to the **viewportCount** parameter in the last call to **vkCmdSetViewportWithCount**

- VUID-vkCmdDrawMeshTasksIndirectNV-viewportCount-04138

If the **VK_NV_clip_space_w_scaling** extension is enabled, and a shader object is bound to any graphics stage or a graphics pipeline is bound which was created with the **VK_DYNAMIC_STATE_VIEWPORT_WITH_COUNT** and **VK_DYNAMIC_STATE_VIEWPORT_W_SCALING_NV** dynamic state enabled, the **current value** of **viewportWScalingEnable** is **VK_TRUE**, then **vkCmdSetViewportWScalingNV** **must** have been called and not subsequently **invalidated** in the current command buffer prior to this drawing command

- VUID-vkCmdDrawMeshTasksIndirectNV-None-08636

If the **VK_NV_clip_space_w_scaling** extension is enabled, and a shader object is bound to any graphics stage or a graphics pipeline is bound which was created with the **VK_DYNAMIC_STATE_VIEWPORT_WITH_COUNT** and **VK_DYNAMIC_STATE_VIEWPORT_W_SCALING_NV** dynamic state enabled, the **current value** of **viewportWScalingEnable** is **VK_TRUE**, then the **viewportCount** parameter in the last call to **vkCmdSetViewportWScalingNV** **must** be greater than or equal to the **viewportCount** parameter in the last call to **vkCmdSetViewportWithCount**

- VUID-vkCmdDrawMeshTasksIndirectNV-viewportCount-04139

If the bound graphics pipeline state was created with the **VK_DYNAMIC_STATE_VIEWPORT_WITH_COUNT** dynamic state enabled, but not the

VK_DYNAMIC_STATE_VIEWPORT_SHADING_RATE_PALETTE_NV dynamic state enabled, then the bound graphics pipeline **must** have been created with VkPipelineViewportShadingRateImageStateCreateInfoNV::viewPortCount greater or equal to the viewPortCount parameter in the last call to vkCmdSetViewportWithCount

- VUID-vkCmdDrawMeshTasksIndirectNV-shadingRateImage-09233

If the shadingRateImage feature is enabled, and a shader object is bound to any graphics stage or a graphics pipeline is bound which was created with the VK_DYNAMIC_STATE_VIEWPORT_COARSE_SAMPLE_ORDER_NV and the current value of rasterizerDiscardEnable is VK_FALSE, then vkCmdSetCoarseSampleOrderNV **must** have been called and not subsequently invalidated in the current command buffer prior to this drawing command

- VUID-vkCmdDrawMeshTasksIndirectNV-shadingRateImage-09234

If the shadingRateImage feature is enabled, and a shader object is bound to any graphics stage or a graphics pipeline is bound which was created with the VK_DYNAMIC_STATE_VIEWPORT_WITH_COUNT and VK_DYNAMIC_STATE_VIEWPORT_SHADING_RATE_PALETTE_NV dynamic state enabled, the current value of rasterizerDiscardEnable is VK_FALSE, and the current value of shadingRateImageEnable is VK_TRUE, then vkCmdSetViewportShadingRatePaletteNV **must** have been called and not subsequently invalidated in the current command buffer prior to this drawing command

- VUID-vkCmdDrawMeshTasksIndirectNV-None-08637

If the shadingRateImage feature is enabled, and a shader object is bound to any graphics stage or a graphics pipeline is bound which was created with the VK_DYNAMIC_STATE_VIEWPORT_WITH_COUNT and VK_DYNAMIC_STATE_VIEWPORT_SHADING_RATE_PALETTE_NV dynamic state enabled, the current value of rasterizerDiscardEnable is VK_FALSE, and the current value of shadingRateImageEnable is VK_TRUE, then the viewPortCount parameter in the last call to vkCmdSetViewportShadingRatePaletteNV **must** be greater than or equal to the viewPortCount parameter in the last call to vkCmdSetViewportWithCount

- VUID-vkCmdDrawMeshTasksIndirectNV-VkPipelineVieportCreateInfo-04141

If the bound graphics pipeline state was created with the VK_DYNAMIC_STATE_VIEWPORT_WITH_COUNT dynamic state enabled and a VkPipelineViewportSwizzleStateCreateInfoNV structure chained from VkPipelineViewportStateCreateInfo, then the bound graphics pipeline **must** have been created with VkPipelineViewportSwizzleStateCreateInfoNV::viewPortCount greater or equal to the viewPortCount parameter in the last call to vkCmdSetViewportWithCount

- VUID-vkCmdDrawMeshTasksIndirectNV-VkPipelineVieportCreateInfo-04142

If the bound graphics pipeline state was created with the VK_DYNAMIC_STATE_VIEWPORT_WITH_COUNT dynamic state enabled and a VkPipelineViewportExclusiveScissorStateCreateInfoNV structure chained from VkPipelineViewportStateCreateInfo, then the bound graphics pipeline **must** have been created with VkPipelineViewportExclusiveScissorStateCreateInfoNV::exclusiveScissorCount greater or equal to the viewPortCount parameter in the last call to vkCmdSetViewportWithCount

- VUID-vkCmdDrawMeshTasksIndirectNV-None-07878

If the `exclusiveScissor` feature is enabled, and a shader object is bound to any graphics stage or a graphics pipeline is bound which was created with the `VK_DYNAMIC_STATE_EXCLUSIVE_SCISSOR_ENABLE_NV` dynamic state enabled, then `vkCmdSetExclusiveScissorEnableNV` **must** have been called and not subsequently `invalidated` in the current command buffer prior to this drawing command

- VUID-vkCmdDrawMeshTasksIndirectNV-None-07879

If the `exclusiveScissor` feature is enabled, a shader object is bound to any graphics stage or a graphics pipeline is bound which was created with the `VK_DYNAMIC_STATE_EXCLUSIVE_SCISSOR_NV` dynamic state enabled, and the most recent call to `vkCmdSetExclusiveScissorEnableNV` in the current command buffer set any element of `pExclusiveScissorEnables` to `VK_TRUE`, then `vkCmdSetExclusiveScissorNV` **must** have been called and not subsequently `invalidated` in the current command buffer prior to this drawing command

- VUID-vkCmdDrawMeshTasksIndirectNV-None-04876

If a shader object is bound to any graphics stage or a graphics pipeline is bound which was created with the `VK_DYNAMIC_STATE_RASTERIZER_DISCARD_ENABLE` dynamic state enabled, then `vkCmdSetRasterizerDiscardEnable` **must** have been called and not subsequently `invalidated` in the current command buffer prior to this drawing command

- VUID-vkCmdDrawMeshTasksIndirectNV-None-04877

If a shader object is bound to any graphics stage or a graphics pipeline is bound which was created with the `VK_DYNAMIC_STATE_DEPTH_BIAS_ENABLE` dynamic state enabled, and the current value of `rasterizerDiscardEnable` is `VK_FALSE`, then `vkCmdSetDepthBiasEnable` **must** have been called and not subsequently `invalidated` in the current command buffer prior to this drawing command

- VUID-vkCmdDrawMeshTasksIndirectNV-logicOp-04878

If a shader object is bound to the `VK_SHADER_STAGE_FRAGMENT_BIT` or a graphics pipeline is bound which was created with the `VK_DYNAMIC_STATE_LOGIC_OP_EXT` dynamic state enabled, the current value of `rasterizerDiscardEnable` is `VK_FALSE`, and the current value of `logicOpEnable` is `VK_TRUE`, then `vkCmdSetLogicOpEXT` **must** have been called and not subsequently `invalidated` in the current command buffer prior to this drawing command

- VUID-vkCmdDrawMeshTasksIndirectNV-primitiveFragmentShadingRateWithMultipleViewports-04552

If the `primitiveFragmentShadingRateWithMultipleViewports` limit is not supported, the bound graphics pipeline was created with the `VK_DYNAMIC_STATE_VIEWPORT_WITH_COUNT` dynamic state enabled, and any of the shader stages of the bound graphics pipeline write to the `PrimitiveShadingRateKHR` built-in, then `vkCmdSetViewportWithCount` **must** have been called in the current command buffer prior to this drawing command, and the `viewportCount` parameter of `vkCmdSetViewportWithCount` **must** be 1

- VUID-vkCmdDrawMeshTasksIndirectNV-primitiveFragmentShadingRateWithMultipleViewports-08642

If the `primitiveFragmentShadingRateWithMultipleViewports` limit is not supported, and any shader object bound to a graphics stage writes to the `PrimitiveShadingRateKHR` built-in, then `vkCmdSetViewportWithCount` **must** have been called in the current command

buffer prior to this drawing command, and the `viewportCount` parameter of `vkCmdSetViewportWithCount` **must** be 1

- VUID-vkCmdDrawMeshTasksIndirectNV-blendEnable-04727

If a shader object is bound to the `VK_SHADER_STAGE_FRAGMENT_BIT` stage or a graphics pipeline is bound which was created with `VK_DYNAMIC_STATE_COLOR_BLEND_ENABLE_EXT` dynamic state enabled, the **current value** of `rasterizerDiscardEnable` is `VK_FALSE`, then for each color attachment, if the corresponding image view's **format features** do not contain `VK_FORMAT_FEATURE_COLOR_ATTACHMENT_BLEND_BIT`, then the **current value** of `blendEnable` **must** be `VK_FALSE`

- VUID-vkCmdDrawMeshTasksIndirectNV-None-08644

If a shader object is bound to any graphics stage or a graphics pipeline is bound, the **current value** of `rasterizerDiscardEnable` is `VK_FALSE`, and none of the following is enabled:

- the `VK_AMD_mixed_attachment_samples` extension
- the `VK_NV_framebuffer_mixed_samples` extension
- the `multisampledRenderToSingleSampled` feature

then the **current value** of `rasterizationSamples` **must** be the same as the current color and/or depth/stencil attachments

- VUID-vkCmdDrawMeshTasksIndirectNV-None-08876

If a shader object is bound to any graphics stage, the current render pass instance **must** have been begun with `vkCmdBeginRendering`

- VUID-vkCmdDrawMeshTasksIndirectNV-imageView-06172

If the current render pass instance was begun with `vkCmdBeginRendering`, the `imageView` member of `pDepthAttachment` is not `VK_NULL_HANDLE`, and the `layout` member of `pDepthAttachment` is `VK_IMAGE_LAYOUT_DEPTH_STENCIL_READ_ONLY_OPTIMAL`, this command **must** not write any values to the depth attachment

- VUID-vkCmdDrawMeshTasksIndirectNV-imageView-06173

If the current render pass instance was begun with `vkCmdBeginRendering`, the `imageView` member of `pStencilAttachment` is not `VK_NULL_HANDLE`, and the `layout` member of `pStencilAttachment` is `VK_IMAGE_LAYOUT_DEPTH_STENCIL_READ_ONLY_OPTIMAL`, this command **must** not write any values to the stencil attachment

- VUID-vkCmdDrawMeshTasksIndirectNV-imageView-06174

If the current render pass instance was begun with `vkCmdBeginRendering`, the `imageView` member of `pDepthAttachment` is not `VK_NULL_HANDLE`, and the `layout` member of `pDepthAttachment` is `VK_IMAGE_LAYOUT_DEPTH_READ_ONLY_STENCIL_ATTACHMENT_OPTIMAL`, this command **must** not write any values to the depth attachment

- VUID-vkCmdDrawMeshTasksIndirectNV-imageView-06175

If the current render pass instance was begun with `vkCmdBeginRendering`, the `imageView` member of `pStencilAttachment` is not `VK_NULL_HANDLE`, and the `layout` member of `pStencilAttachment` is `VK_IMAGE_LAYOUT_DEPTH_ATTACHMENT_STENCIL_READ_ONLY_OPTIMAL`, this

command **must** not write any values to the stencil attachment

- VUID-vkCmdDrawMeshTasksIndirectNV-imageView-06176

If the current render pass instance was begun with `vkCmdBeginRendering`, the `imageView` member of `pDepthAttachment` is not `VK_NULL_HANDLE`, and the `layout` member of `pDepthAttachment` is `VK_IMAGE_LAYOUT_DEPTH_READ_ONLY_OPTIMAL`, this command **must** not write any values to the depth attachment

- VUID-vkCmdDrawMeshTasksIndirectNV-imageView-06177

If the current render pass instance was begun with `vkCmdBeginRendering`, the `imageView` member of `pStencilAttachment` is not `VK_NULL_HANDLE`, and the `layout` member of `pStencilAttachment` is `VK_IMAGE_LAYOUT_STENCIL_READ_ONLY_OPTIMAL`, this command **must** not write any values to the stencil attachment

- VUID-vkCmdDrawMeshTasksIndirectNV-viewMask-06178

If the current render pass instance was begun with `vkCmdBeginRendering`, the bound graphics pipeline **must** have been created with a `VkPipelineRenderingCreateInfo::viewMask` equal to `VkRenderingInfo::viewMask`

- VUID-vkCmdDrawMeshTasksIndirectNV-colorAttachmentCount-06179

If the `dynamicRenderingUnusedAttachments` feature is not enabled and the current render pass instance was begun with `vkCmdBeginRendering`, the bound graphics pipeline **must** have been created with a `VkPipelineRenderingCreateInfo::colorAttachmentCount` equal to `VkRenderingInfo::colorAttachmentCount`

- VUID-vkCmdDrawMeshTasksIndirectNV-dynamicRenderingUnusedAttachments-08910

If the `dynamicRenderingUnusedAttachments` feature is not enabled, and the current render pass instance was begun with `vkCmdBeginRendering` and `VkRenderingInfo::colorAttachmentCount` greater than 0, then each element of the `VkRenderingInfo::pColorAttachments` array with an `imageView` not equal to `VK_NULL_HANDLE` **must** have been created with a `VkFormat` equal to the corresponding element of `VkPipelineRenderingCreateInfo::pColorAttachmentFormats` used to create the bound graphics pipeline

- VUID-vkCmdDrawMeshTasksIndirectNV-dynamicRenderingUnusedAttachments-08912

If the `dynamicRenderingUnusedAttachments` feature is not enabled, and the current render pass instance was begun with `vkCmdBeginRendering` and `VkRenderingInfo::colorAttachmentCount` greater than 0, then each element of the `VkRenderingInfo::pColorAttachments` array with an `imageView` equal to `VK_NULL_HANDLE` **must** have the corresponding element of `VkPipelineRenderingCreateInfo::pColorAttachmentFormats` used to create the bound pipeline equal to `VK_FORMAT_UNDEFINED`

- VUID-vkCmdDrawMeshTasksIndirectNV-dynamicRenderingUnusedAttachments-08911

If the `dynamicRenderingUnusedAttachments` feature is enabled, and the current render pass instance was begun with `vkCmdBeginRendering` and `VkRenderingInfo::colorAttachmentCount` greater than 0, then each element of the `VkRenderingInfo::pColorAttachments` array with an `imageView` not equal to `VK_NULL_HANDLE` **must** have been created with a `VkFormat` equal to the corresponding element of `VkPipelineRenderingCreateInfo::pColorAttachmentFormats` used to create the bound graphics pipeline, or the corresponding element of `VkPipelineRenderingCreateInfo::pColorAttachmentFormats`, if it exists, **must** be `VK_FORMAT_UNDEFINED`

- VUID-vkCmdDrawMeshTasksIndirectNV-colorAttachmentCount-09362

If the current render pass instance was begun with `vkCmdBeginRendering`, with a `VkRenderingInfo::colorAttachmentCount` equal to 1, there is no shader object bound to any graphics stage, and a color attachment with a resolve mode of `VK_RESOLVE_MODE_EXTERNAL_FORMAT_DOWNSAMPLE_BIT_ANDROID`, each element of the `VkRenderingInfo::pColorAttachments` array with a `resolveImageView` not equal to `VK_NULL_HANDLE` **must** have been created with an image created with a `VkExternalFormatANDROID::externalFormat` value equal to the `VkExternalFormatANDROID::externalFormat` value used to create the bound graphics pipeline

- VUID-vkCmdDrawMeshTasksIndirectNV-None-09363

If there is no shader object bound to any graphics stage, the current render pass instance was begun with `vkCmdBeginRendering` and a `VkRenderingInfo::colorAttachmentCount` equal to 1, and a color attachment with a resolve mode of `VK_RESOLVE_MODE_EXTERNAL_FORMAT_DOWNSAMPLE_BIT_ANDROID`, each element of the `VkRenderingInfo::pColorAttachments` array with a `imageView` not equal to `VK_NULL_HANDLE` **must** have been created with an image created with a `VkExternalFormatANDROID::externalFormat` value equal to the `VkExternalFormatANDROID::externalFormat` value used to create the bound graphics pipeline

- VUID-vkCmdDrawMeshTasksIndirectNV-None-09364

If the current render pass instance was begun with `vkCmdBeginRendering`, there is no shader object bound to any graphics stage, and the bound graphics pipeline was created with a non-zero `VkExternalFormatANDROID::externalFormat` value and with the `VK_DYNAMIC_STATE_COLOR_BLEND_ENABLE_EXT` dynamic state enabled, then `vkCmdSetColorBlendEnableEXT` **must** have set the blend enable to `VK_FALSE` prior to this drawing command

- VUID-vkCmdDrawMeshTasksIndirectNV-None-09365

If the current render pass instance was begun with `vkCmdBeginRendering`, there is no shader object bound to any graphics stage, and the bound graphics pipeline was created with a non-zero `VkExternalFormatANDROID::externalFormat` value and with the `VK_DYNAMIC_STATE_RASTERIZATION_SAMPLES_EXT` dynamic state enabled, then `vkCmdSetRasterizationSamplesEXT` **must** have set `rasterizationSamples` to `VK_SAMPLE_COUNT_1_BIT` prior to this drawing command

- VUID-vkCmdDrawMeshTasksIndirectNV-None-09366

If there is a shader object bound to any graphics stage, and the current render pass includes a color attachment that uses the `VK_RESOLVE_MODE_EXTERNAL_FORMAT_DOWNSAMPLE_BIT_ANDROID` resolve mode, then `vkCmdSetColorBlendEnableEXT` **must** have set blend enable to `VK_FALSE` prior to this drawing command

- VUID-vkCmdDrawMeshTasksIndirectNV-rasterizationSamples-09367

If there is a shader object bound to any graphics stage, and the current render pass includes a color attachment that uses the `VK_RESOLVE_MODE_EXTERNAL_FORMAT_DOWNSAMPLE_BIT_ANDROID` resolve mode, then `vkCmdSetRasterizationSamplesEXT` **must** have set `rasterizationSamples` to `VK_SAMPLE_COUNT_1_BIT` prior to this drawing command

- VUID-vkCmdDrawMeshTasksIndirectNV-None-09368

If the current render pass instance was begun with `vkCmdBeginRendering`, there is no shader object bound to any graphics stage, and the bound graphics pipeline was created with a non-zero `VkExternalFormatANDROID::externalFormat` value and with the `VK_DYNAMIC_STATE_FRAGMENT_SHADING_RATE_KHR` dynamic state enabled, then `vkCmdSetFragmentShadingRateKHR` **must** have set `pFragmentSize->width` to 1 prior to this drawing command

- VUID-vkCmdDrawMeshTasksIndirectNV-None-09369

If the current render pass instance was begun with `vkCmdBeginRendering`, there is no shader object bound to any graphics stage, and the bound graphics pipeline was created with a non-zero `VkExternalFormatANDROID::externalFormat` value and with the `VK_DYNAMIC_STATE_FRAGMENT_SHADING_RATE_KHR` dynamic state enabled, then `vkCmdSetFragmentShadingRateKHR` **must** have set `pFragmentSize->height` to 1 prior to this drawing command

- VUID-vkCmdDrawMeshTasksIndirectNV-pFragmentSize-09370

If there is a shader object bound to any graphics stage, and the current render pass includes a color attachment that uses the `VK_RESOLVE_MODE_EXTERNAL_FORMAT_DOWNSAMPLE_BIT_ANDROID` resolve mode, then `vkCmdSetFragmentShadingRateKHR` **must** have set `pFragmentSize->width` to 1 prior to this drawing command

- VUID-vkCmdDrawMeshTasksIndirectNV-pFragmentSize-09371

If there is a shader object bound to any graphics stage, and the current render pass includes a color attachment that uses the `VK_RESOLVE_MODE_EXTERNAL_FORMAT_DOWNSAMPLE_BIT_ANDROID` resolve mode, then `vkCmdSetFragmentShadingRateKHR` **must** have set `pFragmentSize->height` to 1 prior to this drawing command

- VUID-vkCmdDrawMeshTasksIndirectNV-None-07749

If the `colorWriteEnable` feature is enabled, a shader object is bound to the `VK_SHADER_STAGE_FRAGMENT_BIT` stage or a graphics pipeline is bound which was created with the `VK_DYNAMIC_STATE_COLOR_WRITE_ENABLE_EXT` dynamic state enabled, and the current value of `rasterizerDiscardEnable` is `VK_FALSE`, then `vkCmdSetColorWriteEnableEXT` **must** have been called and not subsequently `invalidated` in the current command buffer prior to this drawing command

- VUID-vkCmdDrawMeshTasksIndirectNV-attachmentCount-07750

If the `colorWriteEnable` feature is enabled, a shader object is bound to the `VK_SHADER_STAGE_FRAGMENT_BIT` stage or a graphics pipeline is bound which was created with the `VK_DYNAMIC_STATE_COLOR_WRITE_ENABLE_EXT` dynamic state enabled, and the current value of `rasterizerDiscardEnable` is `VK_FALSE`, then the `attachmentCount` parameter of most recent call to `vkCmdSetColorWriteEnableEXT` in the current command buffer **must** be greater than or equal to the number of active color attachments

- VUID-vkCmdDrawMeshTasksIndirectNV-None-07751

If the `VK_EXT_discard_rectangles` extension is enabled, a graphics pipeline is bound which was created with the `VK_DYNAMIC_STATE_DISCARD_RECTANGLE_EXT` dynamic state enabled and the `pNext` chain of `VkGraphicsPipelineCreateInfo` included a

VkPipelineDiscardRectangleStateCreateInfoEXT structure, the current value of rasterizerDiscardEnable is VK_FALSE, and the current value of discardRectangleEnable is VK_TRUE, then vkCmdSetDiscardRectangleEXT must have been called and not subsequently invalidated in the current command buffer prior to this drawing command for each discard rectangle in VkPipelineDiscardRectangleStateCreateInfoEXT::discardRectangleCount

- VUID-vkCmdDrawMeshTasksIndirectNV-rasterizerDiscardEnable-09236

If the VK_EXT_discard_rectangles extension is enabled, a shader object is bound to any graphics stage or a graphics pipeline is bound which was created with VK_DYNAMIC_STATE_DISCARD_RECTANGLE_EXT dynamic state enabled and thepNext chain of VkGraphicsPipelineCreateInfo did not include a VkPipelineDiscardRectangleStateCreateInfoEXT structure, the current value of rasterizerDiscardEnable is VK_FALSE, and the current value of discardRectangleEnable is VK_TRUE, then vkCmdSetDiscardRectangleEXT must have been called and not subsequently invalidated in the current command buffer prior to this drawing command for each discard rectangle in VkPhysicalDeviceDiscardRectanglePropertiesEXT::maxDiscardRectangles

- VUID-vkCmdDrawMeshTasksIndirectNV-None-07880

If the VK_EXT_discard_rectangles extension is enabled, a shader object is bound to any graphics stage or a graphics pipeline is bound which was created with the VK_DYNAMIC_STATE_DISCARD_RECTANGLE_ENABLE_EXT dynamic state enabled, the current value of rasterizerDiscardEnable is VK_FALSE, then vkCmdSetDiscardRectangleEnableEXT must have been called and not subsequently invalidated in the current command buffer prior to this drawing command

- VUID-vkCmdDrawMeshTasksIndirectNV-None-07881

If the VK_EXT_discard_rectangles extension is enabled, a shader object is bound to any graphics stage or a graphics pipeline is bound which was created with the VK_DYNAMIC_STATE_DISCARD_RECTANGLE_MODE_EXT dynamic state enabled, the current value of rasterizerDiscardEnable is VK_FALSE, and the current value of discardRectangleEnable is VK_TRUE, then vkCmdSetDiscardRectangleModeEXT must have been called and not subsequently invalidated in the current command buffer prior to this drawing command

- VUID-vkCmdDrawMeshTasksIndirectNV-dynamicRenderingUnusedAttachments-08913

If the current render pass instance was begun with vkCmdBeginRendering, the dynamicRenderingUnusedAttachments feature is not enabled, and VkRenderingInfo::pDepthAttachment->imageView was VK_NULL_HANDLE, the value of VkPipelineRenderingCreateInfo::depthAttachmentFormat used to create the bound graphics pipeline must be equal to VK_FORMAT_UNDEFINED

- VUID-vkCmdDrawMeshTasksIndirectNV-dynamicRenderingUnusedAttachments-08914

If current render pass instance was begun with vkCmdBeginRendering, the dynamicRenderingUnusedAttachments feature is not enabled, and VkRenderingInfo::pDepthAttachment->imageView was not VK_NULL_HANDLE, the value of VkPipelineRenderingCreateInfo::depthAttachmentFormat used to create the bound graphics pipeline must be equal to the VkFormat used to create VkRenderingInfo::pDepthAttachment->imageView

- VUID-vkCmdDrawMeshTasksIndirectNV-dynamicRenderingUnusedAttachments-08915
If the current render pass instance was begun with `vkCmdBeginRendering`, the `dynamicRenderingUnusedAttachments` feature is enabled, `VkRenderingInfo::pDepthAttachment->imageView` was not `VK_NULL_HANDLE`, and the value of `VkPipelineRenderingCreateInfo::depthAttachmentFormat` used to create the bound graphics pipeline was not equal to the `VkFormat` used to create `VkRenderingInfo::pDepthAttachment->imageView`, the value of the format **must** be `VK_FORMAT_UNDEFINED`
- VUID-vkCmdDrawMeshTasksIndirectNV-dynamicRenderingUnusedAttachments-08916
If the current render pass instance was begun with `vkCmdBeginRendering`, the `dynamicRenderingUnusedAttachments` feature is not enabled, and `VkRenderingInfo::pStencilAttachment->imageView` was `VK_NULL_HANDLE`, the value of `VkPipelineRenderingCreateInfo::stencilAttachmentFormat` used to create the bound graphics pipeline **must** be equal to `VK_FORMAT_UNDEFINED`
- VUID-vkCmdDrawMeshTasksIndirectNV-dynamicRenderingUnusedAttachments-08917
If current render pass instance was begun with `vkCmdBeginRendering`, the `dynamicRenderingUnusedAttachments` feature is not enabled, and `VkRenderingInfo::pStencilAttachment->imageView` was not `VK_NULL_HANDLE`, the value of `VkPipelineRenderingCreateInfo::stencilAttachmentFormat` used to create the bound graphics pipeline **must** be equal to the `VkFormat` used to create `VkRenderingInfo::pStencilAttachment->imageView`
- VUID-vkCmdDrawMeshTasksIndirectNV-dynamicRenderingUnusedAttachments-08918
If the current render pass instance was begun with `vkCmdBeginRendering`, the `dynamicRenderingUnusedAttachments` feature is enabled, `VkRenderingInfo::pStencilAttachment->imageView` was not `VK_NULL_HANDLE`, and the value of `VkPipelineRenderingCreateInfo::stencilAttachmentFormat` used to create the bound graphics pipeline was not equal to the `VkFormat` used to create `VkRenderingInfo::pStencilAttachment->imageView`, the value of the format **must** be `VK_FORMAT_UNDEFINED`
- VUID-vkCmdDrawMeshTasksIndirectNV-imageView-06183
If the current render pass instance was begun with `vkCmdBeginRendering` and `VkRenderingFragmentShadingRateAttachmentInfoKHR::imageView` was not `VK_NULL_HANDLE`, the bound graphics pipeline **must** have been created with `VK_PIPELINE_CREATE_RENDERING_FRAGMENT_SHADING_RATE_ATTACHMENT_BIT_KHR`
- VUID-vkCmdDrawMeshTasksIndirectNV-dynamicRenderingLocalRead-11797
If the current render pass instance was begun with `vkCmdBeginRendering`, the `dynamicRenderingLocalRead` feature is enabled, the `VK_RENDERING_LOCAL_READ_CONCURRENT_ACCESS_CONTROL_BIT_KHR` flag is specified, and an attachment is being used as a feedback loop as specified by `VK_RENDERING_ATTACHMENT_INPUT_ATTACHMENT_FEEDBACK_BIT_KHR`, `VkRenderingAttachmentFlagsInfoKHR::flags` for that attachment **must** include `VK_RENDERING_ATTACHMENT_INPUT_ATTACHMENT_FEEDBACK_BIT_KHR`
- VUID-vkCmdDrawMeshTasksIndirectNV-imageView-06184
If the current render pass instance was begun with `vkCmdBeginRendering` and `VkRenderingFragmentDensityMapAttachmentInfoEXT::imageView` was not

VK_NULL_HANDLE, the bound graphics pipeline **must** have been created with VK_PIPELINE_CREATE_RENDERING_FRAGMENT_DENSITY_MAP_ATTACHMENT_BIT_EXT

- VUID-vkCmdDrawMeshTasksIndirectNV-layers-10831

If the current render pass instance was created with VK_RENDERING_PER_LAYER_FRAGMENT_DENSITY_BIT_VALVE or VK_RENDER_PASS_CREATE_PER_LAYER_FRAGMENT_DENSITY_BIT_VALVE, and the bound graphics pipeline was created with VK_PIPELINE_CREATE_2_PER_LAYER_FRAGMENT_DENSITY_BIT_VALVE, then the current render pass instance **must** have a **layers** value less than or equal to VkPipelineFragmentDensityMapLayeredCreateInfoVALVE::maxFragmentDensityMapLayers

- VUID-vkCmdDrawMeshTasksIndirectNV-colorAttachmentCount-06185

If the bound pipeline was created with a VkAttachmentSampleCountInfoAMD or VkAttachmentSampleCountInfoNV structure, and the current render pass instance was begun with vkCmdBeginRendering with a VkRenderingInfo::colorAttachmentCount parameter greater than 0, then each element of the VkRenderingInfo::pColorAttachments array with a **imageView** not equal to VK_NULL_HANDLE **must** have been created with a sample count equal to the corresponding element of the pColorAttachmentSamples member of VkAttachmentSampleCountInfoAMD or VkAttachmentSampleCountInfoNV used to create the bound graphics pipeline

- VUID-vkCmdDrawMeshTasksIndirectNV-pDepthAttachment-06186

If the current render pass instance was begun with vkCmdBeginRendering, the bound pipeline was created with a VkAttachmentSampleCountInfoAMD or VkAttachmentSampleCountInfoNV structure, and VkRenderingInfo::pDepthAttachment->imageView was not VK_NULL_HANDLE, the value of the depthStencilAttachmentSamples member of VkAttachmentSampleCountInfoAMD or VkAttachmentSampleCountInfoNV used to create the bound graphics pipeline **must** be equal to the sample count used to create VkRenderingInfo::pDepthAttachment->imageView

- VUID-vkCmdDrawMeshTasksIndirectNV-pStencilAttachment-06187

If the current render pass instance was begun with vkCmdBeginRendering, the bound pipeline was created with a VkAttachmentSampleCountInfoAMD or VkAttachmentSampleCountInfoNV structure, and VkRenderingInfo::pStencilAttachment->imageView was not VK_NULL_HANDLE, the value of the depthStencilAttachmentSamples member of VkAttachmentSampleCountInfoAMD or VkAttachmentSampleCountInfoNV used to create the bound graphics pipeline **must** be equal to the sample count used to create VkRenderingInfo::pStencilAttachment->imageView

- VUID-vkCmdDrawMeshTasksIndirectNV-multisampledRenderToSingleSampled-07285

If the bound pipeline was created without a VkAttachmentSampleCountInfoAMD or VkAttachmentSampleCountInfoNV structure, and the multisampledRenderToSingleSampled feature is not enabled, and vkCmdBeginCustomResolveEXT has not yet been recorded in the render pass instance, and the current render pass instance was begun with vkCmdBeginRendering with a VkRenderingInfo::colorAttachmentCount parameter greater than 0, then each element of the VkRenderingInfo::pColorAttachments array with a **imageView** not equal to VK_NULL_HANDLE **must** have been created with a sample count equal to the value of rasterizationSamples for the bound graphics pipeline

- VUID-vkCmdDrawMeshTasksIndirectNV-multisampledRenderToSingleSampled-07286

If the bound pipeline was created without a `VkAttachmentSampleCountInfoAMD` or `VkAttachmentSampleCountInfoNV` structure, and the `multisampledRenderToSingleSampled` feature is not enabled, and `vkCmdBeginCustomResolveEXT` has not yet been recorded in the render pass instance, and `VkRenderingInfo::pDepthAttachment->imageView` was not `VK_NULL_HANDLE`, the value of `rasterizationSamples` for the bound graphics pipeline **must** be equal to the sample count used to create `VkRenderingInfo::pDepthAttachment->imageView`

- VUID-vkCmdDrawMeshTasksIndirectNV-multisampledRenderToSingleSampled-07287

If the bound pipeline was created without a `VkAttachmentSampleCountInfoAMD` or `VkAttachmentSampleCountInfoNV` structure, and the `multisampledRenderToSingleSampled` feature is not enabled, and `vkCmdBeginCustomResolveEXT` has not yet been recorded in the render pass instance, and `VkRenderingInfo::pStencilAttachment->imageView` was not `VK_NULL_HANDLE`, the value of `rasterizationSamples` for the bound graphics pipeline **must** be equal to the sample count used to create `VkRenderingInfo::pStencilAttachment->imageView`

- VUID-vkCmdDrawMeshTasksIndirectNV-pNext-07935

If this command is called inside a render pass instance started with `vkCmdBeginRendering`, and the `pNext` chain of `VkRenderingInfo` includes a `VkMultisampledRenderToSingleSampledInfoEXT` structure with `multisampledRenderToSingleSampledEnable` equal to `VK_TRUE`, then the value of `rasterizationSamples` for the bound graphics pipeline **must** be equal to `VkMultisampledRenderToSingleSampledInfoEXT::rasterizationSamples`

- VUID-vkCmdDrawMeshTasksIndirectNV-renderPass-06198

If the current render pass instance was begun with `vkCmdBeginRendering`, the bound pipeline **must** have been created with a `VkGraphicsPipelineCreateInfo::renderPass` equal to `VK_NULL_HANDLE`

- VUID-vkCmdDrawMeshTasksIndirectNV-pColorAttachments-08963

If the current render pass instance was begun with `vkCmdBeginRendering`, `vkCmdBeginCustomResolveEXT` has not yet been recorded in the render pass instance, there is a graphics pipeline bound with a fragment shader that statically writes to a color attachment, the color write mask is not zero, color writes are enabled, and the corresponding element of the `VkRenderingInfo::pColorAttachments->imageView` was not `VK_NULL_HANDLE`, then the corresponding element of `VkPipelineRenderingCreateInfo::pColorAttachmentFormats` used to create the pipeline **must** not be `VK_FORMAT_UNDEFINED`

- VUID-vkCmdDrawMeshTasksIndirectNV-pColorAttachments-11539

If the current render pass instance was begun with `vkCmdBeginRendering`, `vkCmdBeginCustomResolveEXT` has been recorded in the render pass instance, there is a graphics pipeline bound with a fragment shader that statically writes to a color attachment, the color write mask is not zero, color writes are enabled, and the corresponding element of the `VkRenderingInfo::pColorAttachments->resolveImageView` was not `VK_NULL_HANDLE`, then the corresponding element of `VkCustomResolveCreateInfoEXT::pColorAttachmentFormats` used to create the pipeline **must** not be `VK_FORMAT_UNDEFINED`

- VUID-vkCmdDrawMeshTasksIndirectNV-pDepthAttachment-08964

If the current render pass instance was begun with `vkCmdBeginRendering`, `vkCmdBeginCustomResolveEXT` has not yet been recorded in the render pass instance, there is a graphics pipeline bound, depth test is enabled, and the `VkRenderingInfo::pDepthAttachment->imageView` was not `VK_NULL_HANDLE`, then the `VkPipelineRenderingCreateInfo::depthAttachmentFormat` used to create the pipeline **must** not be `VK_FORMAT_UNDEFINED`

- VUID-vkCmdDrawMeshTasksIndirectNV-pDepthAttachment-11540

If the current render pass instance was begun with `vkCmdBeginRendering`, `vkCmdBeginCustomResolveEXT` has been recorded in the render pass instance, there is a graphics pipeline bound, depth test is enabled, and the `VkRenderingInfo::pDepthAttachment->resolveImageView` was not `VK_NULL_HANDLE`, then the `VkCustomResolveCreateInfoEXT::depthAttachmentFormat` used to create the pipeline **must** not be `VK_FORMAT_UNDEFINED`

- VUID-vkCmdDrawMeshTasksIndirectNV-pStencilAttachment-08965

If the current render pass instance was begun with `vkCmdBeginRendering`, `vkCmdBeginCustomResolveEXT` has not yet been recorded in the render pass instance, there is a graphics pipeline bound, stencil test is enabled and the `VkRenderingInfo::pStencilAttachment->imageView` was not `VK_NULL_HANDLE`, then the `VkPipelineRenderingCreateInfo::stencilAttachmentFormat` used to create the pipeline **must** not be `VK_FORMAT_UNDEFINED`

- VUID-vkCmdDrawMeshTasksIndirectNV-pStencilAttachment-11860

If the current render pass instance was begun with `vkCmdBeginRendering`, `vkCmdBeginCustomResolveEXT` has been recorded in the render pass instance, there is a graphics pipeline bound, stencil test is enabled and the `VkRenderingInfo::pStencilAttachment->resolveImageView` was not `VK_NULL_HANDLE`, then the `VkCustomResolveCreateInfoEXT::stencilAttachmentFormat` used to create the pipeline **must** not be `VK_FORMAT_UNDEFINED`

- VUID-vkCmdDrawMeshTasksIndirectNV-flags-10582

If the current render pass instance was begun with a `vkCmdBeginRendering` call in `commandBuffer`, its `VkRenderingInfo::flags` parameter **must** not have `VK_RENDERING_CONTENTS_SECONDARY_COMMAND_BUFFERS_BIT` set unless `VK_RENDERING_CONTENTS_INLINE_BIT_KHR` is also set

- VUID-vkCmdDrawMeshTasksIndirectNV-primitivesGeneratedQueryWithRasterizerDiscard-06708

If the `primitivesGeneratedQueryWithRasterizerDiscard` feature is not enabled and the `VK_QUERY_TYPE_PRIMITIVES_GENERATED_EXT` query is active, `rasterization discard` **must** not be enabled

- VUID-vkCmdDrawMeshTasksIndirectNV-primitivesGeneratedQueryWithNonZeroStreams-06709

If the `primitivesGeneratedQueryWithNonZeroStreams` feature is not enabled and the `VK_QUERY_TYPE_PRIMITIVES_GENERATED_EXT` query is active, the bound graphics pipeline **must** not have been created with a non-zero value in `VkPipelineRasterizationStateStreamCreateInfoEXT::rasterizationStream`

- VUID-vkCmdDrawMeshTasksIndirectNV-None-07620

If the `depthClamp` feature is enabled, a shader object is bound to any graphics stage or a

graphics pipeline is bound which was created with the `VK_DYNAMIC_STATE_DEPTH_CLAMP_ENABLE_EXT` dynamic state enabled, and the current value of `rasterizerDiscardEnable` is `VK_FALSE`, then `vkCmdSetDepthClampEnableEXT` **must** have been called and not subsequently `invalidated` in the current command buffer prior to this drawing command

- VUID-vkCmdDrawMeshTasksIndirectNV-None-07621

If a shader object is bound to any graphics stage or a graphics pipeline is bound which was created with the `VK_DYNAMIC_STATE_POLYGON_MODE_EXT` dynamic state enabled, and the current value of `rasterizerDiscardEnable` is `VK_FALSE`, then `vkCmdSetPolygonModeEXT` **must** have been called and not subsequently `invalidated` in the current command buffer prior to this drawing command

- VUID-vkCmdDrawMeshTasksIndirectNV-None-07622

If a shader object is bound to any graphics stage or a graphics pipeline is bound which was created with the `VK_DYNAMIC_STATE_RASTERIZATION_SAMPLES_EXT` dynamic state enabled, and the current value of `rasterizerDiscardEnable` is `VK_FALSE`, then `vkCmdSetRasterizationSamplesEXT` **must** have been called and not subsequently `invalidated` in the current command buffer prior to this drawing command

- VUID-vkCmdDrawMeshTasksIndirectNV-None-07623

If a shader object is bound to any graphics stage or a graphics pipeline is bound which was created with the `VK_DYNAMIC_STATE_SAMPLE_MASK_EXT` dynamic state enabled, and the current value of `rasterizerDiscardEnable` is `VK_FALSE`, then `vkCmdSetSampleMaskEXT` **must** have been called and not subsequently `invalidated` in the current command buffer prior to this drawing command

- VUID-vkCmdDrawMeshTasksIndirectNV-alphaToCoverageEnable-08919

If the bound graphics pipeline state was created with the `VK_DYNAMIC_STATE_ALPHA_TO_COVERAGE_ENABLE_EXT` dynamic state enabled, and `alphaToCoverageEnable` was `VK_TRUE` in the last call to `vkCmdSetAlphaToCoverageEnableEXT`, then the `Fragment Output Interface` **must** contain a variable for the alpha `Component` word in `Location 0` at `Index 0`

- VUID-vkCmdDrawMeshTasksIndirectNV-alphaToCoverageEnable-08920

If a shader object is bound to any graphics stage, and the most recent call to `vkCmdSetAlphaToCoverageEnableEXT` in the current command buffer set `alphaToCoverageEnable` to `VK_TRUE`, then the `Fragment Output Interface` **must** contain a variable for the alpha `Component` word in `Location 0` at `Index 0`

- VUID-vkCmdDrawMeshTasksIndirectNV-None-07624

If a shader object is bound to any graphics stage or a graphics pipeline is bound which was created with the `VK_DYNAMIC_STATE_ALPHA_TO_COVERAGE_ENABLE_EXT` dynamic state enabled, and the current value of `rasterizerDiscardEnable` is `VK_FALSE`, then `vkCmdSetAlphaToCoverageEnableEXT` **must** have been called and not subsequently `invalidated` in the current command buffer prior to this drawing command

- VUID-vkCmdDrawMeshTasksIndirectNV-None-07625

If the `alphaToOne` feature is enabled, a shader object is bound to any graphics stage or a graphics pipeline is bound which was created with the `VK_DYNAMIC_STATE_ALPHA_TO_ONE_ENABLE_EXT` dynamic state enabled, and the current value of `rasterizerDiscardEnable` is `VK_FALSE`, then

`vkCmdSetAlphaToOneEnableEXT` **must** have been called and not subsequently `invalidated` in the current command buffer prior to this drawing command

- VUID-vkCmdDrawMeshTasksIndirectNV-None-07626

If the `logicOp` feature is enabled, a shader object is bound to the `VK_SHADER_STAGE_FRAGMENT_BIT` stage or a graphics pipeline is bound which was created with the `VK_DYNAMIC_STATE_LOGIC_OP_ENABLE_EXT` dynamic state enabled, and the current value of `rasterizerDiscardEnable` is `VK_FALSE`, then `vkCmdSetLogicOpEnableEXT` **must** have been called and not subsequently `invalidated` in the current command buffer prior to this drawing command

- VUID-vkCmdDrawMeshTasksIndirectNV-None-07627

If a shader object is bound to the `VK_SHADER_STAGE_FRAGMENT_BIT` stage or a graphics pipeline is bound which was created with `VK_DYNAMIC_STATE_COLOR_BLEND_ENABLE_EXT` dynamic state enabled, the current value of `rasterizerDiscardEnable` is `VK_FALSE`, and there are color attachments bound, then `vkCmdSetColorBlendEnableEXT` **must** have been called and not subsequently `invalidated` in the current command buffer prior to this drawing command

- VUID-vkCmdDrawMeshTasksIndirectNV-None-07629

If a shader object is bound to the `VK_SHADER_STAGE_FRAGMENT_BIT` stage or a graphics pipeline is bound which was created with `VK_DYNAMIC_STATE_COLOR_WRITE_MASK_EXT` dynamic state enabled, the current value of `rasterizerDiscardEnable` is `VK_FALSE`, and there are color attachments bound, then `vkCmdSetColorWriteMaskEXT` **must** have been called and not subsequently `invalidated` in the current command buffer prior to this drawing command

- VUID-vkCmdDrawMeshTasksIndirectNV-None-07630

If the `geometryStreams` feature is enabled, and a shader object is bound to the `VK_SHADER_STAGE_GEOMETRY_BIT` stage or a graphics pipeline is bound which was created with both a `VK_SHADER_STAGE_GEOMETRY_BIT` stage and the `VK_DYNAMIC_STATE_RASTERIZATION_STREAM_EXT` dynamic state enabled, then `vkCmdSetRasterizationStreamEXT` **must** have been called and not subsequently `invalidated` in the current command buffer prior to this drawing command

- VUID-vkCmdDrawMeshTasksIndirectNV-None-07631

If the `VK_EXT_conservative_rasterization` extension is enabled, a shader object is bound to any graphics stage or a graphics pipeline is bound which was created with the `VK_DYNAMIC_STATE_CONSERVATIVE_RASTERIZATION_MODE_EXT` dynamic state enabled, and the current value of `rasterizerDiscardEnable` is `VK_FALSE`, then `vkCmdSetConservativeRasterizationModeEXT` **must** have been called and not subsequently `invalidated` in the current command buffer prior to this drawing command

- VUID-vkCmdDrawMeshTasksIndirectNV-None-07632

If the `VK_EXT_conservative_rasterization` extension is enabled, a shader object is bound to any graphics stage or a graphics pipeline is bound which was created with the `VK_DYNAMIC_STATE_EXTRA_PRIMITIVE_OVERESTIMATION_SIZE_EXT` dynamic state enabled, the current value of `rasterizerDiscardEnable` is `VK_FALSE`, and the current value of `conservativeRasterizationMode` is `VK_CONSERVATIVE_RASTERIZATION_MODE_OVERESTIMATE_EXT`, then `vkCmdSetExtraPrimitiveOverestimationSizeEXT` **must** have been called and not

subsequently **invalidated** in the current command buffer prior to this drawing command

- VUID-vkCmdDrawMeshTasksIndirectNV-conservativePointAndLineRasterization-07499

If the **VK_EXT_conservative_rasterization** extension is enabled, **conservativePointAndLineRasterization** is not supported, a shader object is bound to any graphics stage or a graphics pipeline is bound, the **current value** of **rasterizerDiscardEnable** is **VK_FALSE**, and the **effective rasterization input topology** is in line or point topology class, then the **current value** of **conservativeRasterizationMode** **must** be **VK_CONSERVATIVE_RASTERIZATION_MODE_DISABLED_EXT**

- VUID-vkCmdDrawMeshTasksIndirectNV-None-07633

If the **depthClipEnable** feature is enabled, and a shader object is bound to any graphics stage or a graphics pipeline is bound which was created with the **VK_DYNAMIC_STATE_DEPTH_CLIP_ENABLE_EXT** dynamic state, then **vkCmdSetDepthClipEnableEXT** **must** have been called and not subsequently **invalidated** in the current command buffer prior to this drawing command

- VUID-vkCmdDrawMeshTasksIndirectNV-None-07636

If the **VK_EXT_provoking_vertex** extension is enabled, a shader object is bound to the **VK_SHADER_STAGE_VERTEX_BIT** stage or a graphics pipeline is bound which was created with the **VK_DYNAMIC_STATE_PROVOKING_VERTEX_MODE_EXT** dynamic state enabled, and the **current value** of **rasterizerDiscardEnable** is **VK_FALSE**, then **vkCmdSetProvokingVertexModeEXT** **must** have been called and not subsequently **invalidated** in the current command buffer prior to this drawing command

- VUID-vkCmdDrawMeshTasksIndirectNV-None-08666

If any of the **stippledRectangularLines**, **stippledBresenhamLines** or **stippledSmoothLines** features are enabled, and a shader object is bound to any graphics stage or a graphics pipeline is bound which was created with the **VK_DYNAMIC_STATE_LINE_RASTERIZATION_MODE_EXT** dynamic state enabled, and the **current value** of **rasterizerDiscardEnable** is **VK_FALSE**, and the **effective rasterization input topology** is in line topology class, then **vkCmdSetLineRasterizationModeEXT** **must** have been called and not subsequently **invalidated** in the current command buffer prior to this drawing command

- VUID-vkCmdDrawMeshTasksIndirectNV-None-08669

If any of the **stippledRectangularLines**, **stippledBresenhamLines** or **stippledSmoothLines** features are enabled, and a shader object is bound to any graphics stage or a graphics pipeline is bound which was created with the **VK_DYNAMIC_STATE_LINE_STIPPLE_ENABLE_EXT** dynamic state enabled, the **current value** of **rasterizerDiscardEnable** is **VK_FALSE**, and the **effective rasterization input topology** is in line topology class, then **vkCmdSetLineStippleEnableEXT** **must** have been called and not subsequently **invalidated** in the current command buffer prior to this drawing command

- VUID-vkCmdDrawMeshTasksIndirectNV-None-07849

If any of the **stippledRectangularLines**, **stippledBresenhamLines** or **stippledSmoothLines** features are enabled and a shader object is bound to any graphics stage, or a bound graphics pipeline state was created with the **VK_DYNAMIC_STATE_LINE_STIPPLE** dynamic state enabled, the **current value** of **rasterizerDiscardEnable** is **VK_FALSE**, and the **current value** of **stippledLineEnable** is **VK_TRUE**, then **vkCmdSetLineStipple** **must** have been

called and not subsequently **invalidated** in the current command buffer prior to this drawing command

- VUID-vkCmdDrawMeshTasksIndirectNV-None-10608

If a shader object is bound to any graphics stage or a graphics pipeline is bound which was created with the **VK_DYNAMIC_STATE_LINE_RASTERIZATION_MODE_EXT** dynamic state enabled, the **effective rasterization input topology** is in line topology class, and the current **lineRasterizationMode** is **VK_LINE_RASTERIZATION_MODE_BRESENHAM** or **VK_LINE_RASTERIZATION_MODE_RECTANGULAR_SMOOTH**, then the current **alphaToCoverageEnable**, **alphaToOneEnable** and **sampleShadingEnable** states **must** all be **VK_FALSE**

- VUID-vkCmdDrawMeshTasksIndirectNV-None-07639

If the **depthClipControl** feature is enabled, and a shader object is bound to any graphics stage or a graphics pipeline is bound which was created with the **VK_DYNAMIC_STATE_DEPTH_CLIP_NEGATIVE_ONE_TO_ONE_EXT** dynamic state enabled, then **vkCmdSetDepthClipNegativeOneToOneEXT** **must** have been called and not subsequently **invalidated** in the current command buffer prior to this drawing command

- VUID-vkCmdDrawMeshTasksIndirectNV-None-09650

If the **depthClampControl** feature is enabled, and a shader object is bound to any graphics stage or a graphics pipeline is bound which was created with the **VK_DYNAMIC_STATE_DEPTH_CLAMP_RANGE_EXT** dynamic state enabled, and the **current value** of **depthClampEnable** is **VK_TRUE**, then **vkCmdSetDepthClampRangeEXT** **must** have been called and not subsequently **invalidated** in the current command buffer prior to this drawing command

- VUID-vkCmdDrawMeshTasksIndirectNV-None-07640

If the **VK_NV_clip_space_w_scaling** extension is enabled, and a shader object is bound to any graphics stage or a graphics pipeline is bound which was created with the **VK_DYNAMIC_STATE_VIEWPORT_W_SCALING_ENABLE_NV** dynamic state enabled, then **vkCmdSetViewportWScalingEnableNV** **must** have been called and not subsequently **invalidated** in the current command buffer prior to this drawing command

- VUID-vkCmdDrawMeshTasksIndirectNV-None-07641

If the **VK_NV_viewport_swizzle** extension is enabled, and a shader object is bound to any graphics stage or a graphics pipeline is bound which was created with the **VK_DYNAMIC_STATE_VIEWPORT_SWIZZLE_NV** dynamic state enabled, then **vkCmdSetViewportSwizzleNV** **must** have been called and not subsequently **invalidated** in the current command buffer prior to this drawing command

- VUID-vkCmdDrawMeshTasksIndirectNV-None-07642

If the **VK_NV_fragment_coverage_to_color** extension is enabled, a shader object is bound to any graphics stage or a graphics pipeline is bound which was created with the **VK_DYNAMIC_STATE_COVERAGE_TO_COLOR_ENABLE_NV** dynamic state enabled, and the **current value** of **rasterizerDiscardEnable** is **VK_FALSE**, then **vkCmdSetCoverageToColorEnableNV** **must** have been called and not subsequently **invalidated** in the current command buffer prior to this drawing command

- VUID-vkCmdDrawMeshTasksIndirectNV-None-07643

If the **VK_NV_fragment_coverage_to_color** extension is enabled, a shader object is bound to any graphics stage or a graphics pipeline is bound which was created with the

VK_DYNAMIC_STATE_COVERAGE_TO_COLOR_LOCATION_NV dynamic state enabled, the current value of rasterizerDiscardEnable is VK_FALSE, and the current value of coverageToColorEnable is VK_TRUE, then vkCmdSetCoverageToColorLocationNV **must** have been called and not subsequently invalidated in the current command buffer prior to this drawing command

- VUID-vkCmdDrawMeshTasksIndirectNV-None-07644

If the VK_NV_framebuffer_mixed_samples extension is enabled, a shader object is bound to any graphics stage or a graphics pipeline is bound which was created with the VK_DYNAMIC_STATE_COVERAGE_MODULATION_MODE_NV dynamic state enabled, and the current value of rasterizerDiscardEnable is VK_FALSE, then vkCmdSetCoverageModulationModeNV **must** have been called and not subsequently invalidated in the current command buffer prior to this drawing command

- VUID-vkCmdDrawMeshTasksIndirectNV-None-07645

If the VK_NV_framebuffer_mixed_samples extension is enabled, a shader object is bound to any graphics stage or a graphics pipeline is bound which was created with the VK_DYNAMIC_STATE_COVERAGE_MODULATION_TABLE_ENABLE_NV dynamic state enabled, the current value of rasterizerDiscardEnable is VK_FALSE, and the current value of coverageModulationMode is any value other than VK_COVERAGE_MODULATION_MODE_NONE_NV, then vkCmdSetCoverageModulationTableEnableNV **must** have been called and not subsequently invalidated in the current command buffer prior to this drawing command

- VUID-vkCmdDrawMeshTasksIndirectNV-None-07646

If the VK_NV_framebuffer_mixed_samples extension is enabled, a shader object is bound to any graphics stage or a graphics pipeline is bound which was created with the VK_DYNAMIC_STATE_COVERAGE_MODULATION_TABLE_NV dynamic state enabled, the current value of rasterizerDiscardEnable is VK_FALSE, and the current value of coverageModulationTableEnable is VK_TRUE, then vkCmdSetCoverageModulationTableNV **must** have been called and not subsequently invalidated in the current command buffer prior to this drawing command

- VUID-vkCmdDrawMeshTasksIndirectNV-None-07647

If the shadingRateImage feature is enabled, a shader object is bound to any graphics stage or a graphics pipeline is bound which was created with the VK_DYNAMIC_STATE_SHADING_RATE_IMAGE_ENABLE_NV dynamic state enabled, and the current value of rasterizerDiscardEnable is VK_FALSE, then vkCmdSetShadingRateImageEnableNV **must** have been called and not subsequently invalidated in the current command buffer prior to this drawing command

- VUID-vkCmdDrawMeshTasksIndirectNV-pipelineFragmentShadingRate-09238

If the pipelineFragmentShadingRate feature is enabled, a shader object is bound to any graphics stage or a graphics pipeline is bound which was created with the VK_DYNAMIC_STATE_FRAGMENT_SHADING_RATE_KHR dynamic state enabled, and the current value of rasterizerDiscardEnable is VK_FALSE, then vkCmdSetFragmentShadingRateKHR **must** have been called and not subsequently invalidated in the current command buffer prior to this drawing command

- VUID-vkCmdDrawMeshTasksIndirectNV-None-07648

If the representativeFragmentTest feature is enabled, a shader object is bound to any

graphics stage or a graphics pipeline is bound which was created with the `VK_DYNAMIC_STATE_REPRESENTATIVE_FRAGMENT_TEST_ENABLE_NV` dynamic state enabled, and the current value of `rasterizerDiscardEnable` is `VK_FALSE`, then `vkCmdSetRepresentativeFragmentTestEnableNV` **must** have been called and not subsequently `invalidated` in the current command buffer prior to this drawing command

- VUID-vkCmdDrawMeshTasksIndirectNV-None-07649

If the `coverageReductionMode` feature is enabled, a shader object is bound to any graphics stage or a graphics pipeline is bound which was created with the `VK_DYNAMIC_STATE_COVERAGE_REDUCTION_MODE_NV` dynamic state enabled, and the current value of `rasterizerDiscardEnable` is `VK_FALSE`, then `vkCmdSetCoverageReductionModeNV` **must** have been called and not subsequently `invalidated` in the current command buffer prior to this drawing command

- VUID-vkCmdDrawMeshTasksIndirectNV-rasterizationSamples-07471

If the bound graphics pipeline state was created with the `VK_DYNAMIC_STATE_RASTERIZATION_SAMPLES_EXT` state enabled, and the current subpass does not use any color and/or depth/stencil attachments, then the `rasterizationSamples` in the last call to `vkCmdSetRasterizationSamplesEXT` **must** follow the rules for a `zero-attachment subpass`

- VUID-vkCmdDrawMeshTasksIndirectNV-samples-07472

If the bound graphics pipeline state was created with the `VK_DYNAMIC_STATE_SAMPLE_MASK_EXT` state enabled and the `VK_DYNAMIC_STATE_RASTERIZATION_SAMPLES_EXT` state disabled, then the `samples` parameter in the last call to `vkCmdSetSampleMaskEXT` **must** be greater or equal to the `VkPipelineMultisampleStateCreateInfo::rasterizationSamples` parameter used to create the bound graphics pipeline

- VUID-vkCmdDrawMeshTasksIndirectNV-samples-07473

If the bound graphics pipeline state was created with the `VK_DYNAMIC_STATE_SAMPLE_MASK_EXT` state and `VK_DYNAMIC_STATE_RASTERIZATION_SAMPLES_EXT` states enabled, then the `samples` parameter in the last call to `vkCmdSetSampleMaskEXT` **must** be greater or equal to the `rasterizationSamples` parameter in the last call to `vkCmdSetRasterizationSamplesEXT`

- VUID-vkCmdDrawMeshTasksIndirectNV-None-09211

If the bound graphics pipeline state was created with the `VK_DYNAMIC_STATE_RASTERIZATION_SAMPLES_EXT` state enabled, or a shader object is bound to any graphics stage, and the current render pass instance includes a `VkMultisampledRenderToSingleSampledInfoEXT` structure with `multisampledRenderToSingleSampledEnable` equal to `VK_TRUE`, then the `rasterizationSamples` in the last call to `vkCmdSetRasterizationSamplesEXT` **must** be the same as the `rasterizationSamples` member of that structure

- VUID-vkCmdDrawMeshTasksIndirectNV-firstAttachment-07476

If a shader object is bound to the `VK_SHADER_STAGE_FRAGMENT_BIT` stage or a graphics pipeline is bound was created with the `VK_DYNAMIC_STATE_COLOR_BLEND_ENABLE_EXT` dynamic states enabled, and the current value of `rasterizerDiscardEnable` is `VK_FALSE`, then the last call to `vkCmdSetColorBlendEnableEXT` in the current command buffer prior to this drawing

command **must** have set a value for all active color attachments

- VUID-vkCmdDrawMeshTasksIndirectNV-firstAttachment-07478

If a shader object is bound to the `VK_SHADER_STAGE_FRAGMENT_BIT` stage or a graphics pipeline is bound was created with the `VK_DYNAMIC_STATE_COLOR_WRITE_MASK_EXT` dynamic states enabled, and the current value of `rasterizerDiscardEnable` is `VK_FALSE`, then the last call to `vkCmdSetColorWriteMaskEXT` in the current command buffer prior to this drawing command **must** have set a value for all active color attachments

- VUID-vkCmdDrawMeshTasksIndirectNV-advancedBlendMaxColorAttachments-07480

If a shader object is bound to the `VK_SHADER_STAGE_FRAGMENT_BIT` stage or a graphics pipeline is bound was created with the `VK_DYNAMIC_STATE_COLOR_BLEND_ADVANCED_EXT` and `VK_DYNAMIC_STATE_COLOR_BLEND_ENABLE_EXT` dynamic states enabled, the current value of `rasterizerDiscardEnable` is `VK_FALSE`, and an active color attachment current value of `blendEnable` is `VK_TRUE`, then the number of active color attachments **must** not exceed `advancedBlendMaxColorAttachments`

- VUID-vkCmdDrawMeshTasksIndirectNV-None-10862

If a graphics pipeline is bound was created with `VK_DYNAMIC_STATE_COLOR_BLEND_EQUATION_EXT`, but not the `VK_DYNAMIC_STATE_COLOR_BLEND_ADVANCED_EXT` dynamic state enabled, and the current value of `rasterizerDiscardEnable` is `VK_FALSE`, then `vkCmdSetColorBlendEquationEXT` **must** have been called and not subsequently `invalidated` in the current command buffer prior to this drawing command for all active color attachments with the `blendEnable` current value of `VK_TRUE`

- VUID-vkCmdDrawMeshTasksIndirectNV-rasterizerDiscardEnable-10863

If a graphics pipeline is bound was created with `VK_DYNAMIC_STATE_COLOR_BLEND_ADVANCED_EXT`, but not the `VK_DYNAMIC_STATE_COLOR_BLEND_EQUATION_EXT` dynamic state enabled, and the current value of `rasterizerDiscardEnable` is `VK_FALSE`, then `vkCmdSetColorBlendAdvancedEXT` **must** have been called and not subsequently `invalidated` in the current command buffer prior to this drawing command for all active color attachments with the `blendEnable` current value of `VK_TRUE`

- VUID-vkCmdDrawMeshTasksIndirectNV-None-10864

If a shader object is bound to the `VK_SHADER_STAGE_FRAGMENT_BIT` stage or a graphics pipeline is bound was created with `VK_DYNAMIC_STATE_COLOR_BLEND_ADVANCED_EXT` and `VK_DYNAMIC_STATE_COLOR_BLEND_EQUATION_EXT` dynamic state enabled, and the current value of `rasterizerDiscardEnable` is `VK_FALSE`, then either `vkCmdSetColorBlendAdvancedEXT` or `vkCmdSetColorBlendEquationEXT` **must** have been called and not subsequently `invalidated` in the current command buffer prior to this drawing command for all active color attachments with the `blendEnable` current value of `VK_TRUE`

- VUID-vkCmdDrawMeshTasksIndirectNV-primitivesGeneratedQueryWithNonZeroStreams-07481

If the `primitivesGeneratedQueryWithNonZeroStreams` feature is not enabled and the `VK_QUERY_TYPE_PRIMITIVES_GENERATED_EXT` query is active, and the bound graphics pipeline was created with `VK_DYNAMIC_STATE_RASTERIZATION_STREAM_EXT` state

enabled, the last call to `vkCmdSetRasterizationStreamEXT` **must** have set the `rasterizationStream` to zero

- VUID-vkCmdDrawMeshTasksIndirectNV-sampleLocationsPerPixel-07482

If the bound graphics pipeline state was created with the `VK_DYNAMIC_STATE_SAMPLE_LOCATIONS_EXT` state enabled and the `VK_DYNAMIC_STATE_RASTERIZATION_SAMPLES_EXT` state disabled, and the **current** value of `sampleLocationsEnable` is `VK_TRUE`, then the `sampleLocationsPerPixel` member of `pSampleLocationsInfo` in the last call to `vkCmdSetSampleLocationsEXT` **must** equal the `rasterizationSamples` member of the `VkPipelineMultisampleStateCreateInfo` structure the bound graphics pipeline has been created with

- VUID-vkCmdDrawMeshTasksIndirectNV-sampleLocationsPerPixel-07483

If the bound graphics pipeline state was created with the `VK_DYNAMIC_STATE_SAMPLE_LOCATIONS_EXT` state enabled and the `VK_DYNAMIC_STATE_RASTERIZATION_SAMPLES_EXT` state enabled, and the **current** value of `sampleLocationsEnable` is `VK_TRUE`, then the `sampleLocationsPerPixel` member of `pSampleLocationsInfo` in the last call to `vkCmdSetSampleLocationsEXT` **must** equal the `rasterizationSamples` parameter of the last call to `vkCmdSetRasterizationSamplesEXT`

- VUID-vkCmdDrawMeshTasksIndirectNV-sampleLocationsEnable-07484

If a shader object is bound to the `VK_SHADER_STAGE_FRAGMENT_BIT` stage, or the bound graphics pipeline was created with the `VK_DYNAMIC_STATE_SAMPLE_LOCATIONS_ENABLE_EXT` state enabled, and `sampleLocationsEnable` was `VK_TRUE` in the last call to `vkCmdSetSampleLocationsEnableEXT` then the current active depth attachment **must** have been created with the `VK_IMAGE_CREATE_SAMPLE_LOCATIONS_COMPATIBLE_DEPTH_BIT_EXT` bit set

- VUID-vkCmdDrawMeshTasksIndirectNV-sampleLocationsEnable-07485

If a shader object is bound to the `VK_SHADER_STAGE_FRAGMENT_BIT` stage, or the bound graphics pipeline state was created with the `VK_DYNAMIC_STATE_SAMPLE_LOCATIONS_EXT` state enabled and the `VK_DYNAMIC_STATE_SAMPLE_LOCATIONS_ENABLE_EXT` state enabled, and if `sampleLocationsEnable` was `VK_TRUE` in the last call to `vkCmdSetSampleLocationsEnableEXT`, then the `sampleLocationsInfo.maxSampleLocationGridSize.width` in the last call to `vkCmdSetSampleLocationsEXT` **must** evenly divide `VkMultisamplePropertiesEXT::maxSampleLocationGridSize.width` as returned by `vkGetPhysicalDeviceMultisamplePropertiesEXT` with a `samples` parameter equaling `rasterizationSamples`

- VUID-vkCmdDrawMeshTasksIndirectNV-sampleLocationsEnable-07486

If a shader object is bound to the `VK_SHADER_STAGE_FRAGMENT_BIT` stage, or the bound graphics pipeline state was created with the `VK_DYNAMIC_STATE_SAMPLE_LOCATIONS_EXT` state enabled and the `VK_DYNAMIC_STATE_SAMPLE_LOCATIONS_ENABLE_EXT` state enabled, and if `sampleLocationsEnable` was `VK_TRUE` in the last call to `vkCmdSetSampleLocationsEnableEXT`, then the `sampleLocationsInfo.maxSampleLocationGridSize.height` in the last call to `vkCmdSetSampleLocationsEXT` **must** evenly divide `VkMultisamplePropertiesEXT`

`::maxSampleLocationGridSize.height` as returned by `vkGetPhysicalDeviceMultisamplePropertiesEXT` with a `samples` parameter equaling `rasterizationSamples`

- VUID-vkCmdDrawMeshTasksIndirectNV-sampleLocationsEnable-07487

If a shader object is bound to the `VK_SHADER_STAGE_FRAGMENT_BIT` stage, or the bound graphics pipeline state was created with the `VK_DYNAMIC_STATE_SAMPLE_LOCATIONS_ENABLE_EXT` state enabled, and if `sampleLocationsEnable` was `VK_TRUE` in the last call to `vkCmdSetSampleLocationsEnableEXT`, the fragment shader code **must** not statically use the extended instruction `InterpolateAtSample`

- VUID-vkCmdDrawMeshTasksIndirectNV-sampleLocationsEnable-07936

If the bound graphics pipeline state was created with the `VK_DYNAMIC_STATE_SAMPLE_LOCATIONS_EXT` state disabled and the `VK_DYNAMIC_STATE_RASTERIZATION_SAMPLES_EXT` state enabled, and the `current` value of `sampleLocationsEnable` is `VK_TRUE`, then `sampleLocationsInfo.sampleLocationGridSize.width` **must** evenly divide `VkMultisamplePropertiesEXT::maxSampleLocationGridSize.width` as returned by `vkGetPhysicalDeviceMultisamplePropertiesEXT` with a `samples` parameter equaling the value of `rasterizationSamples` in the last call to `vkCmdSetRasterizationSamplesEXT`

- VUID-vkCmdDrawMeshTasksIndirectNV-sampleLocationsEnable-07937

If the bound graphics pipeline state was created with the `VK_DYNAMIC_STATE_SAMPLE_LOCATIONS_EXT` state disabled and the `VK_DYNAMIC_STATE_RASTERIZATION_SAMPLES_EXT` state enabled, and the `current` value of `sampleLocationsEnable` is `VK_TRUE`, then `sampleLocationsInfo.sampleLocationGridSize.height` **must** evenly divide `VkMultisamplePropertiesEXT::maxSampleLocationGridSize.height` as returned by `vkGetPhysicalDeviceMultisamplePropertiesEXT` with a `samples` parameter equaling the value of `rasterizationSamples` in the last call to `vkCmdSetRasterizationSamplesEXT`

- VUID-vkCmdDrawMeshTasksIndirectNV-sampleLocationsEnable-07938

If the bound graphics pipeline state was created with the `VK_DYNAMIC_STATE_SAMPLE_LOCATIONS_EXT` state disabled and the `VK_DYNAMIC_STATE_RASTERIZATION_SAMPLES_EXT` state enabled, and the `current` value of `sampleLocationsEnable` is `VK_TRUE`, then `sampleLocationsInfo.sampleLocationsPerPixel` **must** equal `rasterizationSamples` in the last call to `vkCmdSetRasterizationSamplesEXT`

- VUID-vkCmdDrawMeshTasksIndirectNV-coverageModulationTableEnable-07488

If a shader object is bound to any graphics stage or the bound graphics pipeline state was created with the `VK_DYNAMIC_STATE_COVERAGE_MODULATION_TABLE_ENABLE_NV` state enabled, and the last call to `vkCmdSetCoverageModulationTableEnableNV` set `coverageModulationTableEnable` to `VK_TRUE`, then the `coverageModulationTableCount` parameter in the last call to `vkCmdSetCoverageModulationTableNV` **must** equal the current `rasterizationSamples` divided by the number of color samples in the current active color attachment

- VUID-vkCmdDrawMeshTasksIndirectNV-rasterizationSamples-07489

If the `VK_NV_framebuffer_mixed_samples` extension is enabled, and if current subpass has a

depth/stencil attachment and depth test, stencil test, or depth bounds test are enabled in the bound pipeline, then the current **rasterizationSamples** **must** be the same as the sample count of the depth/stencil attachment

- VUID-vkCmdDrawMeshTasksIndirectNV-coverageToColorEnable-07490

If the bound graphics pipeline state was created with the **VK_DYNAMIC_STATE_COVERAGE_TO_COLOR_ENABLE_NV** state enabled and the last call to **vkCmdSetCoverageToColorEnableNV** set the **coverageToColorEnable** to **VK_TRUE**, then there **must** be an active color attachment at the location selected by the last call to **vkCmdSetCoverageToColorLocationNV** **coverageToColorLocation**, with a **VkFormat** of **VK_FORMAT_R8_UINT**, **VK_FORMAT_R8_SINT**, **VK_FORMAT_R16_UINT**, **VK_FORMAT_R16_SINT**, **VK_FORMAT_R32_UINT**, or **VK_FORMAT_R32_SINT**

- VUID-vkCmdDrawMeshTasksIndirectNV-rasterizerDiscardEnable-09420

If the **VK_NV_fragment_coverage_to_color** extension is enabled, and a shader object is bound to the **VK_SHADER_STAGE_FRAGMENT_BIT** stage, and the most recent call to **vkCmdSetRasterizerDiscardEnable** in the current command buffer set **rasterizerDiscardEnable** to **VK_FALSE**, and the last call to **vkCmdSetCoverageToColorEnableNV** set the **coverageToColorEnable** to **VK_TRUE**, then there **must** be an active color attachment at the location selected by the last call to **vkCmdSetCoverageToColorLocationNV** **coverageToColorLocation**, with a **VkFormat** of **VK_FORMAT_R8_UINT**, **VK_FORMAT_R8_SINT**, **VK_FORMAT_R16_UINT**, **VK_FORMAT_R16_SINT**, **VK_FORMAT_R32_UINT**, or **VK_FORMAT_R32_SINT**

- VUID-vkCmdDrawMeshTasksIndirectNV-coverageReductionMode-07491

If the **coverageReductionMode** feature is enabled, a shader object is bound to any graphics stage or a graphics pipeline is bound which was created with the **VK_DYNAMIC_STATE_COVERAGE_REDUCTION_MODE_NV** or **VK_DYNAMIC_STATE_RASTERIZATION_SAMPLES_EXT** dynamic states enabled, then the **current values** of **coverageReductionMode**, **rasterizationSamples**, the sample counts for the color and depth/stencil attachments (if the subpass has them) **must** be a valid combination returned by **vkGetPhysicalDeviceSupportedFramebufferMixedSamplesCombinationsNV**

- VUID-vkCmdDrawMeshTasksIndirectNV-viewportCount-07492

If the bound graphics pipeline state was created with the **VK_DYNAMIC_STATE_VIEWPORT_WITH_COUNT** dynamic state enabled, but not the **VK_DYNAMIC_STATE_VIEWPORT_SWIZZLE_NV** dynamic state enabled, then the bound graphics pipeline **must** have been created with **VkPipelineViewportSwizzleStateCreateInfoNV::viewportCount** greater or equal to the **viewportCount** parameter in the last call to **vkCmdSetViewportWithCount**

- VUID-vkCmdDrawMeshTasksIndirectNV-viewportCount-07493

If the bound graphics pipeline state was created with the **VK_DYNAMIC_STATE_VIEWPORT_WITH_COUNT** and **VK_DYNAMIC_STATE_VIEWPORT_SWIZZLE_NV** dynamic states enabled then the **viewportCount** parameter in the last call to **vkCmdSetViewportSwizzleNV** **must** be greater than or equal to the **viewportCount** parameter in the last call to **vkCmdSetViewportWithCount**

- VUID-vkCmdDrawMeshTasksIndirectNV-viewportCount-09421

If the `VK_NV_viewport_swizzle` extension is enabled, and a shader object is bound to any graphics stage, then the `viewportCount` parameter in the last call to `vkCmdSetViewportSwizzleNV` **must** be greater than or equal to the `viewportCount` parameter in the last call to `vkCmdSetViewportWithCount`

- VUID-vkCmdDrawMeshTasksIndirectNV-rasterizationSamples-07494

If the `VK_NV_framebuffer_mixed_samples` extension is enabled, and the `coverageReductionMode` feature is not enabled, or the `current value` of `coverageReductionMode` is not `VK_COVERAGE_REDUCTION_MODE_TRUNCATE_NV`, and the `current value` of `rasterizationSamples` is greater than sample count of the color attachment, then `sample shading` **must** be disabled

- VUID-vkCmdDrawMeshTasksIndirectNV-stippledLineEnable-07495

If the bound graphics pipeline state was created with the `VK_DYNAMIC_STATE_LINE_STIPPLE_ENABLE_EXT` or `VK_DYNAMIC_STATE_LINE_RASTERIZATION_MODE_EXT` dynamic states enabled, and if the current `stippledLineEnable` state is `VK_TRUE` and the current `lineRasterizationMode` state is `VK_LINE_RASTERIZATION_MODE_RECTANGULAR`, then the `stippledRectangularLines` feature **must** be enabled

- VUID-vkCmdDrawMeshTasksIndirectNV-stippledLineEnable-07496

If the bound graphics pipeline state was created with the `VK_DYNAMIC_STATE_LINE_STIPPLE_ENABLE_EXT` or `VK_DYNAMIC_STATE_LINE_RASTERIZATION_MODE_EXT` dynamic states enabled, and if the current `stippledLineEnable` state is `VK_TRUE` and the current `lineRasterizationMode` state is `VK_LINE_RASTERIZATION_MODE_BRESENHAM`, then the `stippledBresenhamLines` feature **must** be enabled

- VUID-vkCmdDrawMeshTasksIndirectNV-stippledLineEnable-07497

If the bound graphics pipeline state was created with the `VK_DYNAMIC_STATE_LINE_STIPPLE_ENABLE_EXT` or `VK_DYNAMIC_STATE_LINE_RASTERIZATION_MODE_EXT` dynamic states enabled, and if the current `stippledLineEnable` state is `VK_TRUE` and the current `lineRasterizationMode` state is `VK_LINE_RASTERIZATION_MODE_RECTANGULAR_SMOOTH`, then the `stippledSmoothLines` feature **must** be enabled

- VUID-vkCmdDrawMeshTasksIndirectNV-stippledLineEnable-07498

If the bound graphics pipeline state was created with the `VK_DYNAMIC_STATE_LINE_STIPPLE_ENABLE_EXT` or `VK_DYNAMIC_STATE_LINE_RASTERIZATION_MODE_EXT` dynamic states enabled, and if the current `stippledLineEnable` state is `VK_TRUE` and the current `lineRasterizationMode` state is `VK_LINE_RASTERIZATION_MODE_DEFAULT`, then the `stippledRectangularLines` feature **must** be enabled and `VkPhysicalDeviceLimits::strictLines` **must** be `VK_TRUE`

- VUID-vkCmdDrawMeshTasksIndirectNV-stage-07073

If the bound pipeline was created with the `VkPipelineShaderStageCreateInfo::stage` member of an element of `VkGraphicsPipelineCreateInfo::pStages` set to `VK_SHADER_STAGE_VERTEX_BIT`, `VK_SHADER_STAGE_TESSELLATION_CONTROL_BIT`, `VK_SHADER_STAGE_TESSELLATION_EVALUATION_BIT` or `VK_SHADER_STAGE_GEOMETRY_BIT`, then `Mesh Shader Queries` **must** not be active

- VUID-vkCmdDrawMeshTasksIndirectNV-None-08877

If a shader object is bound to the [VK_SHADER_STAGE_FRAGMENT_BIT](#) stage or a graphics pipeline is bound which was created with the [VK_DYNAMIC_STATE_ATTACHMENT_FEEDBACK_LOOP_ENABLE_EXT](#) dynamic state enabled, and the current value of `rasterizerDiscardEnable` is [VK_FALSE](#), then `vkCmdSetAttachmentFeedbackLoopEnableEXT` **must** have been called and not subsequently [invalidated](#) in the current command buffer prior to this drawing command

- VUID-vkCmdDrawMeshTasksIndirectNV-None-07850

If dynamic state was inherited from [VkCommandBufferInheritanceViewportScissorInfoNV](#), it **must** be set in the current command buffer prior to this drawing command

- VUID-vkCmdDrawMeshTasksIndirectNV-nextStage-10745

For each shader object bound to a graphics stage, except for shader object bound to the last graphics stage in the logical pipeline, it **must** have been created with a `nextStage` including the corresponding bit to the shader object bound to the following graphics stage in the logical pipeline

- VUID-vkCmdDrawMeshTasksIndirectNV-None-08684

If there is no bound graphics pipeline, `vkCmdBindShadersEXT` **must** have been called in the current command buffer with `pStages` with an element of [VK_SHADER_STAGE_VERTEX_BIT](#)

- VUID-vkCmdDrawMeshTasksIndirectNV-None-08685

If there is no bound graphics pipeline, and the `tessellationShader` feature is enabled, `vkCmdBindShadersEXT` **must** have been called in the current command buffer with `pStages` with an element of [VK_SHADER_STAGE_TESSELLATION_CONTROL_BIT](#)

- VUID-vkCmdDrawMeshTasksIndirectNV-None-08686

If there is no bound graphics pipeline, and the `tessellationShader` feature is enabled, `vkCmdBindShadersEXT` **must** have been called in the current command buffer with `pStages` with an element of [VK_SHADER_STAGE_TESSELLATION_EVALUATION_BIT](#)

- VUID-vkCmdDrawMeshTasksIndirectNV-None-08687

If there is no bound graphics pipeline, and the `geometryShader` feature is enabled, `vkCmdBindShadersEXT` **must** have been called in the current command buffer with `pStages` with an element of [VK_SHADER_STAGE_GEOMETRY_BIT](#)

- VUID-vkCmdDrawMeshTasksIndirectNV-None-08688

If there is no bound graphics pipeline, `vkCmdBindShadersEXT` **must** have been called in the current command buffer with `pStages` with an element of [VK_SHADER_STAGE_FRAGMENT_BIT](#)

- VUID-vkCmdDrawMeshTasksIndirectNV-None-08689

If there is no bound graphics pipeline, and the `taskShader` feature is enabled, `vkCmdBindShadersEXT` **must** have been called in the current command buffer with `pStages` with an element of [VK_SHADER_STAGE_TASK_BIT_EXT](#)

- VUID-vkCmdDrawMeshTasksIndirectNV-None-08690

If there is no bound graphics pipeline, and the `meshShader` feature is enabled, `vkCmdBindShadersEXT` **must** have been called in the current command buffer with `pStages` with an element of [VK_SHADER_STAGE_MESH_BIT_EXT](#)

- VUID-vkCmdDrawMeshTasksIndirectNV-None-08693

If there is no bound graphics pipeline, and at least one of the `taskShader` and `meshShader` features is enabled, one of the `VK_SHADER_STAGE_VERTEX_BIT` or `VK_SHADER_STAGE_MESH_BIT_EXT` stages **must** have a valid `VkShaderEXT` bound, and the other **must** have no `VkShaderEXT` bound

- VUID-vkCmdDrawMeshTasksIndirectNV-None-08696

If there is no bound graphics pipeline, and a valid `VkShaderEXT` is bound to the `VK_SHADER_STAGE_VERTEX_BIT` stage, there **must** be no `VkShaderEXT` bound to either the `VK_SHADER_STAGE_TASK_BIT_EXT` stage or the `VK_SHADER_STAGE_MESH_BIT_EXT` stage

- VUID-vkCmdDrawMeshTasksIndirectNV-None-08698

If any graphics shader is bound which was created with the `VK_SHADER_CREATE_LINK_STAGE_BIT_EXT` flag, then all shaders created with the `VK_SHADER_CREATE_LINK_STAGE_BIT_EXT` flag in the same `vkCreateShadersEXT` call **must** also be bound

- VUID-vkCmdDrawMeshTasksIndirectNV-None-08699

If any graphics shader is bound which was created with the `VK_SHADER_CREATE_LINK_STAGE_BIT_EXT` flag, any stages in between stages whose shaders which did not create a shader with the `VK_SHADER_CREATE_LINK_STAGE_BIT_EXT` flag as part of the same `vkCreateShadersEXT` call **must** not have any `VkShaderEXT` bound

- VUID-vkCmdDrawMeshTasksIndirectNV-None-08878

All bound graphics shader objects **must** have been created with identical or `identically defined` push constant ranges

- VUID-vkCmdDrawMeshTasksIndirectNV-None-08879

All bound graphics shader objects **must** have either been created with the `VK_SHADER_CREATE_DESCRIPTOR_HEAP_BIT_EXT` flag set, or with identical or `identically defined` arrays of descriptor set layouts

- VUID-vkCmdDrawMeshTasksIndirectNV-colorAttachmentCount-09372

If the current render pass instance was begun with `vkCmdBeginRendering` and a `VkRenderingInfo::colorAttachmentCount` equal to 1, a color attachment with a resolve mode of `VK_RESOLVE_MODE_EXTERNAL_FORMAT_DOWNSAMPLE_BIT_ANDROID`, and a fragment shader is bound, it **must** not declare the `DepthReplacing` or `StencilRefReplacingEXT` execution modes

- VUID-vkCmdDrawMeshTasksIndirectNV-pDynamicStates-08715

If the bound graphics pipeline state includes a fragment shader stage, was created with `VK_DYNAMIC_STATE_DEPTH_WRITE_ENABLE` set in `VkPipelineDynamicStateCreateInfo::pDynamicStates`, and the fragment shader declares the `EarlyFragmentTests` execution mode and uses `OpDepthAttachmentReadEXT`, the `depthWriteEnable` parameter in the last call to `vkCmdSetDepthWriteEnable` **must** be `VK_FALSE`

- VUID-vkCmdDrawMeshTasksIndirectNV-pDynamicStates-08716

If the bound graphics pipeline state includes a fragment shader stage, was created with `VK_DYNAMIC_STATE_STENCIL_WRITE_MASK` set in `VkPipelineDynamicStateCreateInfo::pDynamicStates`, and the fragment shader declares the `EarlyFragmentTests` execution mode and uses `OpStencilAttachmentReadEXT`, the `writeMask` parameter in the last call to `vkCmdSetStencilWriteMask` **must** be 0

- VUID-vkCmdDrawMeshTasksIndirectNV-None-09116

If a shader object is bound to any graphics stage or the bound graphics pipeline was created with `VK_DYNAMIC_STATE_COLOR_WRITE_MASK_EXT`, and the format of any color attachment is `VK_FORMAT_E5B9G9R9_UFLOAT_PACK32`, the corresponding element of the `pColorWriteMasks` parameter of `vkCmdSetColorWriteMaskEXT` **must** either include all of `VK_COLOR_COMPONENT_R_BIT`, `VK_COLOR_COMPONENT_G_BIT`, and `VK_COLOR_COMPONENT_B_BIT`, or none of them

- VUID-vkCmdDrawMeshTasksIndirectNV-maxFragmentDualSrcAttachments-09239

If `blending` is enabled for any attachment where either the source or destination blend factors for that attachment [use the secondary color input](#), the maximum value of `Location` for any output attachment [statically used](#) in the `Fragment Execution Model` executed by this command **must** be less than `maxFragmentDualSrcAttachments`

- VUID-vkCmdDrawMeshTasksIndirectNV-None-09548

If the current render pass was begun with `vkCmdBeginRendering`, there is no shader object bound to any graphics stage, the value of each element of `VkRenderingAttachmentLocationInfo::pColorAttachmentLocations` in the bound pipeline **must** match the value for the corresponding locations set currently in the current render pass instance

- VUID-vkCmdDrawMeshTasksIndirectNV-None-09549

If the current render pass was begun with `vkCmdBeginRendering`, and there is no shader object bound to any graphics stage, the value of each element of `VkRenderingInputAttachmentIndexInfo::pColorAttachmentInputIndices` in the bound pipeline **must** match the value for the corresponding index set currently in the current render pass instance

- VUID-vkCmdDrawMeshTasksIndirectNV-None-10927

If the current render pass was begun with `vkCmdBeginRendering`, and there is no shader object bound to any graphics stage, the value of `VkRenderingInputAttachmentIndexInfo::pDepthInputAttachmentIndex` in the bound pipeline **must** match the value set currently in the current render pass instance

- VUID-vkCmdDrawMeshTasksIndirectNV-None-10928

If the current render pass was begun with `vkCmdBeginRendering`, and there is no shader object bound to any graphics stage, the value of `VkRenderingInputAttachmentIndexInfo::pStencilInputAttachmentIndex` in the bound pipeline **must** match the value set currently in the current render pass instance

- VUID-vkCmdDrawMeshTasksIndirectNV-None-09642

If the current render pass was begun with `vkCmdBeginRendering` with the `VK_RENDERING_ENABLE_LEGACY_DITHERING_BIT_EXT` flag, the bound graphics pipeline **must** have been created with `VK_PIPELINE_CREATE_2_ENABLE_LEGACY_DITHERING_BIT_EXT`

- VUID-vkCmdDrawMeshTasksIndirectNV-None-09643

If the bound graphics pipeline was created with `VK_PIPELINE_CREATE_2_ENABLE_LEGACY_DITHERING_BIT_EXT`, the current render pass **must** have begun with `vkCmdBeginRendering` with the `VK_RENDERING_ENABLE_LEGACY_DITHERING_BIT_EXT` flag

- VUID-vkCmdDrawMeshTasksIndirectNV-None-10677

If the [per-tile execution model](#) is enabled, the [tileShadingPerTileDraw](#) feature **must** be enabled

- VUID-vkCmdDrawMeshTasksIndirectNV-None-10772

If a shader object is bound to any graphics stage, *multiview* functionality **must** not be enabled in the current render pass

- VUID-vkCmdDrawMeshTasksIndirectNV-multiviewPerViewViewports-12262

If the [multiviewPerViewViewports](#) feature is enabled, then the index of the most significant bit in current render pass instance [viewMask](#) **must** be less than the [current value](#) of [viewportCount](#)

- VUID-vkCmdDrawMeshTasksIndirectNV-multiviewPerViewViewports-12263

If the [multiviewPerViewViewports](#) feature is enabled, then the index of the most significant bit in current render pass instance [viewMask](#) **must** be less than the [current value](#) of [scissorCount](#)

- VUID-vkCmdDrawMeshTasksIndirectNV-flags-11521

If current render pass instance was begun with [vkCmdBeginRendering](#) with [VkRenderingInfo::flags](#) which includes [VK_RENDERING_FRAGMENT_REGION_BIT_EXT](#), and if [sample shading](#) is enabled (explicitly or implicitly), then the minimum fraction for sample shading **must** equal 0.0

- VUID-vkCmdDrawMeshTasksIndirectNV-None-11522

If the current render pass instance was begun with [vkCmdBeginRendering](#) and contains a custom resolve, and the [dynamicRenderingUnusedAttachments](#) feature is not enabled, the graphics pipeline bound **must** have been created with a [VkCustomResolveCreateInfoEXT](#)

- VUID-vkCmdDrawMeshTasksIndirectNV-None-11523

If the current render pass instance was begun with [vkCmdBeginRendering](#) and does not contain a custom resolve, and the [dynamicRenderingUnusedAttachments](#) feature is not enabled, the graphics pipeline bound **must** not have been created with a [VkCustomResolveCreateInfoEXT](#)

- VUID-vkCmdDrawMeshTasksIndirectNV-customResolve-11524

If the current render pass instance was begun with [vkCmdBeginRendering](#) and [vkCmdBeginCustomResolveEXT](#) has been recorded in the render pass instance, the graphics pipeline bound **must** have been created with [VkCustomResolveCreateInfoEXT::customResolve](#) as [VK_TRUE](#)

- VUID-vkCmdDrawMeshTasksIndirectNV-customResolve-11525

If the current render pass instance was begun with [vkCmdBeginRendering](#) and contains a custom resolve, and [vkCmdBeginCustomResolveEXT](#) has not been recorded in the render pass instance, the graphics pipeline bound **must** have been created with [VkCustomResolveCreateInfoEXT::customResolve](#) as [VK_FALSE](#)

- VUID-vkCmdDrawMeshTasksIndirectNV-None-11861

If the [dynamicRenderingUnusedAttachments](#) feature is not enabled and the current render pass instance was begun with [vkCmdBeginRendering](#) and contains a custom resolve, the bound graphics pipeline **must** have been created with a [VkCustomResolveCreateInfoEXT::colorAttachmentCount](#) equal to [VkRenderingInfo::colorAttachmentCount](#)

- VUID-vkCmdDrawMeshTasksIndirectNV-None-11862

If the [dynamicRenderingUnusedAttachments](#) feature is not enabled, and the current render

pass instance was begun with `vkCmdBeginRendering`, it contains a custom resolve, and `VkRenderingInfo::colorAttachmentCount` greater than 0, then each element of the `VkRenderingInfo::pColorAttachments` array with an `resolveImageView` not equal to `VK_NULL_HANDLE` **must** have been created with a `VkFormat` equal to the corresponding element of `VkCustomResolveCreateInfoEXT::pColorAttachmentFormats` used to create the bound graphics pipeline

- VUID-vkCmdDrawMeshTasksIndirectNV-None-11863

If the `dynamicRenderingUnusedAttachments` feature is not enabled, and the current render pass instance was begun with `vkCmdBeginRendering`, it contains a custom resolve, and `VkRenderingInfo::colorAttachmentCount` greater than 0, then each element of the `VkRenderingInfo::pColorAttachments` array with an `resolveImageView` equal to `VK_NULL_HANDLE` **must** have the corresponding element of `VkCustomResolveCreateInfoEXT::pColorAttachmentFormats` used to create the bound pipeline equal to `VK_FORMAT_UNDEFINED`

- VUID-vkCmdDrawMeshTasksIndirectNV-dynamicRenderingUnusedAttachments-11864

If the `dynamicRenderingUnusedAttachments` feature is enabled, the current render pass instance was begun with `vkCmdBeginRendering`, it contains a custom resolve, and `VkRenderingInfo::colorAttachmentCount` greater than 0, then each element of the `VkRenderingInfo::pColorAttachments` array with an `resolveImageView` not equal to `VK_NULL_HANDLE` **must** have been created with a `VkFormat` equal to the corresponding element of `VkCustomResolveCreateInfoEXT::pColorAttachmentFormats` used to create the bound graphics pipeline, or the corresponding element of `VkCustomResolveCreateInfoEXT::pColorAttachmentFormats`, if it exists, **must** be `VK_FORMAT_UNDEFINED`

- VUID-vkCmdDrawMeshTasksIndirectNV-None-11865

If the current render pass instance was begun with `vkCmdBeginRendering`, it contains a custom resolve, the `dynamicRenderingUnusedAttachments` feature is not enabled, and `VkRenderingInfo::pDepthAttachment->resolveImageView` was `VK_NULL_HANDLE`, the value of `VkCustomResolveCreateInfoEXT::depthAttachmentFormat` used to create the bound graphics pipeline **must** be equal to `VK_FORMAT_UNDEFINED`

- VUID-vkCmdDrawMeshTasksIndirectNV-None-11866

If current render pass instance was begun with `vkCmdBeginRendering`, it contains a custom resolve, the `dynamicRenderingUnusedAttachments` feature is not enabled, and `VkRenderingInfo::pDepthAttachment->resolveImageView` was not `VK_NULL_HANDLE`, the value of `VkCustomResolveCreateInfoEXT::depthAttachmentFormat` used to create the bound graphics pipeline **must** be equal to the `VkFormat` used to create `VkRenderingInfo::pDepthAttachment->resolveImageView`

- VUID-vkCmdDrawMeshTasksIndirectNV-dynamicRenderingUnusedAttachments-11867

If the current render pass instance was begun with `vkCmdBeginRendering`, it contains a custom resolve, the `dynamicRenderingUnusedAttachments` feature is enabled, `VkRenderingInfo::pDepthAttachment->resolveImageView` was not `VK_NULL_HANDLE`, and the value of `VkCustomResolveCreateInfoEXT::depthAttachmentFormat` used to create the bound graphics pipeline was not equal to the `VkFormat` used to create `VkRenderingInfo::pDepthAttachment->resolveImageView`, the value of the format **must** be `VK_FORMAT_UNDEFINED`

- VUID-vkCmdDrawMeshTasksIndirectNV-None-11868
If the current render pass instance was begun with `vkCmdBeginRendering`, it contains a custom resolve, the `dynamicRenderingUnusedAttachments` feature is not enabled, and `VkRenderingInfo::pStencilAttachment->resolveImageView` was `VK_NULL_HANDLE`, the value of `VkCustomResolveCreateInfoEXT::stencilAttachmentFormat` used to create the bound graphics pipeline **must** be equal to `VK_FORMAT_UNDEFINED`
- VUID-vkCmdDrawMeshTasksIndirectNV-None-11869
If current render pass instance was begun with `vkCmdBeginRendering`, it contains a custom resolve, the `dynamicRenderingUnusedAttachments` feature is not enabled, and `VkRenderingInfo::pStencilAttachment->resolveImageView` was not `VK_NULL_HANDLE`, the value of `VkCustomResolveCreateInfoEXT::stencilAttachmentFormat` used to create the bound graphics pipeline **must** be equal to the `VkFormat` used to create `VkRenderingInfo::pStencilAttachment->resolveImageView`
- VUID-vkCmdDrawMeshTasksIndirectNV-dynamicRenderingUnusedAttachments-11870
If the current render pass instance was begun with `vkCmdBeginRendering`, it contains a custom resolve, the `dynamicRenderingUnusedAttachments` feature is enabled, `VkRenderingInfo::pStencilAttachment->resolveImageView` was not `VK_NULL_HANDLE`, and the value of `VkCustomResolveCreateInfoEXT::stencilAttachmentFormat` used to create the bound graphics pipeline was not equal to the `VkFormat` used to create `VkRenderingInfo::pStencilAttachment->resolveImageView`, the value of the format **must** be `VK_FORMAT_UNDEFINED`
- VUID-vkCmdDrawMeshTasksIndirectNV-colorAttachmentCount-11871
If the current render pass instance was begun with `vkCmdBeginRendering` with a `VkRenderingInfo::colorAttachmentCount` parameter greater than `0` and `vkCmdBeginCustomResolveEXT` has been recorded in the render pass instance, then for each element of the `VkRenderingInfo::pColorAttachments` array with a `resolveImageView` not equal to `VK_NULL_HANDLE`, the `resolveImageView` **must** have been created with a sample count equal to the value of `rasterizationSamples` for the bound graphics pipeline
- VUID-vkCmdDrawMeshTasksIndirectNV-pDepthAttachment-11872
If the current render pass instance was begun with `vkCmdBeginRendering`, `vkCmdBeginCustomResolveEXT` has been recorded in the render pass instance, and `VkRenderingInfo::pDepthAttachment->resolveImageView` was not `VK_NULL_HANDLE`, the value of `rasterizationSamples` for the bound graphics pipeline **must** be equal to the sample count used to create `VkRenderingInfo::pDepthAttachment->resolveImageView`
- VUID-vkCmdDrawMeshTasksIndirectNV-pStencilAttachment-11873
If the current render pass instance was begun with `vkCmdBeginRendering`, `vkCmdBeginCustomResolveEXT` has been recorded in the render pass instance, `VkRenderingInfo::pStencilAttachment->resolveImageView` was not `VK_NULL_HANDLE`, the value of `rasterizationSamples` for the bound graphics pipeline **must** be equal to the sample count used to create `VkRenderingInfo::pStencilAttachment->resolveImageView`
- VUID-vkCmdDrawMeshTasksIndirectNV-customResolve-11529
If a shader object is bound to the fragment stage, the current render pass instance was begun with `vkCmdBeginRendering`, a fragment density map attachment is active, and `vkCmdBeginCustomResolveEXT` has been called, then the fragment shader object bound **must** have been created with `VkCustomResolveCreateInfoEXT::customResolve` as `VK_TRUE`

- VUID-vkCmdDrawMeshTasksIndirectNV-customResolve-11530

If a shader object is bound to the fragment stage, the current render pass instance was begun with `vkCmdBeginRendering` and contains a custom resolve, a fragment density map attachment is active, and `vkCmdBeginCustomResolveEXT` has not yet been called, then the fragment shader object bound **must** have been created with `VkCustomResolveCreateInfoEXT::customResolve` as `VK_FALSE`

- VUID-vkCmdDrawMeshTasksIndirectNV-flags-13361

If there are any shader objects bound that were created with `flags` that includes the `VK_SHADER_CREATE_INDEPENDENT_SETS_BIT_KHR` bit, then all bound shader objects **must** have been created with the `VK_SHADER_CREATE_INDEPENDENT_SETS_BIT_KHR` bit

- VUID-vkCmdDrawMeshTasksIndirectNV-flags-13362

If there are any shader objects bound that were created with `flags` that includes the `VK_SHADER_CREATE_INDEPENDENT_SETS_BIT_KHR` bit, then the pipeline layout of the bound descriptor sets **must** have been created with `VK_PIPELINE_LAYOUT_CREATE_INDEPENDENT_SETS_BIT_EXT` set

- VUID-vkCmdDrawMeshTasksIndirectNV-flags-13363

If there are any shader objects bound that were created with `flags` that includes the `VK_SHADER_CREATE_INDEPENDENT_SETS_BIT_KHR` bit, and any of the descriptor set layouts used to create the pipeline layout of the bound descriptor sets were created with any binding's `VkDescriptorSetLayoutBinding::stageFlags` set with `VK_SHADER_STAGE_VERTEX_BIT`, `VK_SHADER_STAGE_TESSELLATION_CONTROL_BIT`, `VK_SHADER_STAGE_TESSELLATION_EVALUATION_BIT` or `VK_SHADER_STAGE_GEOMETRY_BIT`, then there **must** be no binding with `VkDescriptorSetLayoutBinding::stageFlags` set with `VK_SHADER_STAGE_TASK_BIT_EXT` or `VK_SHADER_STAGE_MESH_BIT_EXT`

- VUID-vkCmdDrawMeshTasksIndirectNV-flags-13364

If there are any shader objects bound that were created with `flags` that includes both the `VK_SHADER_CREATE_INDEPENDENT_SETS_BIT_KHR` and `VK_SHADER_CREATE_NO_TASK_SHADER_BIT_EXT` bits, the pipeline layout of the bound descriptor sets **must** have been created with `VK_PIPELINE_LAYOUT_CREATE_NO_TASK_SHADER_BIT_KHR` set

- VUID-vkCmdDrawMeshTasksIndirectNV-flags-13365

If there are any shader objects bound that were created with `flags` that includes both the `VK_SHADER_CREATE_INDEPENDENT_SETS_BIT_KHR` and `VK_SHADER_CREATE_NO_TASK_SHADER_BIT_EXT` bits, there **must** be no shader object bound to the `VK_SHADER_STAGE_TASK_BIT_EXT` stage

- VUID-vkCmdDrawMeshTasksIndirectNV-stage-06480

The bound graphics pipeline **must** not have been created with the `VkPipelineShaderStageCreateInfo::stage` member of any element of `VkGraphicsPipelineCreateInfo::pStages` set to `VK_SHADER_STAGE_VERTEX_BIT`, `VK_SHADER_STAGE_TESSELLATION_CONTROL_BIT`, `VK_SHADER_STAGE_TESSELLATION_EVALUATION_BIT` or `VK_SHADER_STAGE_GEOMETRY_BIT`

- VUID-vkCmdDrawMeshTasksIndirectNV-pStages-10680

If there is no bound graphics pipeline, `vkCmdBindShadersEXT` **must** not have last bound the

`pStages` element of `VK_SHADER_STAGE_VERTEX_BIT`, `VK_SHADER_STAGE_TESSELLATION_CONTROL_BIT`, `VK_SHADER_STAGE_TESSELLATION_EVALUATION_BIT` or `VK_SHADER_STAGE_GEOMETRY_BIT` with a valid shader object other than `VK_NULL_HANDLE`

- VUID-vkCmdDrawMeshTasksIndirectNV-None-07074
`Transform Feedback Queries` **must** not be active
- VUID-vkCmdDrawMeshTasksIndirectNV-None-07075
`Primitives Generated Queries` **must** not be active
- VUID-vkCmdDrawMeshTasksIndirectNV-pipelineStatistics-07076
The `pipelineStatistics` member used to create any active `Pipeline Statistics Query` **must** not contain `VK_QUERY_PIPELINE_STATISTIC_INPUT_ASSEMBLY_VERTICES_BIT`, `VK_QUERY_PIPELINE_STATISTIC_INPUT_ASSEMBLY_PRIMITIVES_BIT`, `VK_QUERY_PIPELINE_STATISTIC_VERTEX_SHADER_INVOCATIONS_BIT`, `VK_QUERY_PIPELINE_STATISTIC_GEOMETRY_SHADER_INVOCATIONS_BIT`, `VK_QUERY_PIPELINE_STATISTIC_GEOMETRY_SHADER_PRIMITIVES_BIT`, `VK_QUERY_PIPELINE_STATISTIC_CLIPPING_INVOCATIONS_BIT`, `VK_QUERY_PIPELINE_STATISTIC_CLIPPING_PRIMITIVES_BIT`, `VK_QUERY_PIPELINE_STATISTIC_TESSELLATION_CONTROL_SHADER_PATCHES_BIT`, or `VK_QUERY_PIPELINE_STATISTIC_TESSELLATION_EVALUATION_SHADER_INVOCATIONS_BIT`
- VUID-vkCmdDrawMeshTasksIndirectNV-None-08694
If there is no bound graphics pipeline, and both the `taskShader` and `meshShader` features are enabled, and a valid `VkShaderEXT` is bound to the `VK_SHADER_STAGE_MESH_BIT_EXT` stage, and that `VkShaderEXT` was created without the `VK_SHADER_CREATE_NO_TASK_SHADER_BIT_EXT` flag, a valid `VkShaderEXT` **must** be bound to the `VK_SHADER_STAGE_TASK_BIT_EXT` stage
- VUID-vkCmdDrawMeshTasksIndirectNV-None-08695
If there is no bound graphics pipeline, and both the `taskShader` and `meshShader` features are enabled, and a valid `VkShaderEXT` is bound to the `VK_SHADER_STAGE_MESH_BIT_EXT` stage, and that `VkShaderEXT` was created with the `VK_SHADER_CREATE_NO_TASK_SHADER_BIT_EXT` flag, there **must** be no `VkShaderEXT` bound to the `VK_SHADER_STAGE_TASK_BIT_EXT` stage
- VUID-vkCmdDrawMeshTasksIndirectNV-buffer-02708
If `buffer` is non-sparse then it **must** be bound completely and contiguously to a single `VkDeviceMemory` object
- VUID-vkCmdDrawMeshTasksIndirectNV-buffer-02709
`buffer` **must** have been created with the `VK_BUFFER_USAGE_INDIRECT_BUFFER_BIT` usage flag set
- VUID-vkCmdDrawMeshTasksIndirectNV-offset-02710
`offset` **must** be a multiple of 4
- VUID-vkCmdDrawMeshTasksIndirectNV-commandBuffer-02711
`commandBuffer` **must** not be a protected command buffer

- VUID-vkCmdDrawMeshTasksIndirectNV-drawCount-02718
If the `multiDrawIndirect` feature is not enabled, `drawCount` **must** be 0 or 1
- VUID-vkCmdDrawMeshTasksIndirectNV-drawCount-02719
`drawCount` **must** be less than or equal to `VkPhysicalDeviceLimits::maxDrawIndirectCount`
- VUID-vkCmdDrawMeshTasksIndirectNV-drawCount-02146
If `drawCount` is greater than 1, `stride` **must** be a multiple of 4 and **must** be greater than or equal to `sizeof(VkDrawMeshTasksIndirectCommandNV)`
- VUID-vkCmdDrawMeshTasksIndirectNV-drawCount-02156
If `drawCount` is equal to 1, `(offset + sizeof(VkDrawMeshTasksIndirectCommandNV))` **must** be less than or equal to the size of `buffer`
- VUID-vkCmdDrawMeshTasksIndirectNV-drawCount-02157
If `drawCount` is greater than 1, `(stride × (drawCount - 1) + offset + sizeof(VkDrawMeshTasksIndirectCommandNV))` **must** be less than or equal to the size of `buffer`
- VUID-vkCmdDrawMeshTasksIndirectNV-MeshNV-07081
The current pipeline bound to `VK_PIPELINE_BIND_POINT_GRAPHICS` **must** contain a shader stage using the `MeshNV Execution Model`

Valid Usage (Implicit)

- VUID-vkCmdDrawMeshTasksIndirectNV-commandBuffer-parameter
`commandBuffer` **must** be a valid `VkCommandBuffer` handle
- VUID-vkCmdDrawMeshTasksIndirectNV-buffer-parameter
`buffer` **must** be a valid `VkBuffer` handle
- VUID-vkCmdDrawMeshTasksIndirectNV-commandBuffer-recording
`commandBuffer` **must** be in the `recording state`
- VUID-vkCmdDrawMeshTasksIndirectNV-commandBuffer-cmdpool
The `VkCommandPool` that `commandBuffer` was allocated from **must** support `VK_QUEUE_GRAPHICS_BIT` operations
- VUID-vkCmdDrawMeshTasksIndirectNV-renderpass
This command **must** only be called inside of a render pass instance
- VUID-vkCmdDrawMeshTasksIndirectNV-suspended
This command **must** not be called between suspended render pass instances
- VUID-vkCmdDrawMeshTasksIndirectNV-videocoding
This command **must** only be called outside of a video coding scope
- VUID-vkCmdDrawMeshTasksIndirectNV-commonparent
Both of `buffer`, and `commandBuffer` **must** have been created, allocated, or retrieved from the same `VkDevice`

Host Synchronization

- Host access to `commandBuffer` **must** be externally synchronized

- Host access to the `VkCommandPool` that `commandBuffer` was allocated from **must** be externally synchronized

Command Properties

Command Buffer Levels	Render Pass Scope	Video Coding Scope	Supported Queue Types	Command Type
Primary Secondary	Inside	Outside	VK_QUEUE_GRAPHICS_BIT HICS_BIT	Action

Conditional Rendering

`vkCmdDrawMeshTasksIndirectNV` is affected by [conditional rendering](#)

The `VkDrawMeshTasksIndirectCommandNV` structure is defined as:

```
// Provided by VK_NV_mesh_shader
typedef struct VkDrawMeshTasksIndirectCommandNV {
    uint32_t    taskCount;
    uint32_t    firstTask;
} VkDrawMeshTasksIndirectCommandNV;
```

- `taskCount` is the number of local workgroups to dispatch in the X dimension. Y and Z dimension are implicitly set to one.
- `firstTask` is the X component of the first workgroup ID.

The members of `VkDrawMeshTasksIndirectCommandNV` have the same meaning as the similarly named parameters of `vkCmdDrawMeshTasksNV`.

Valid Usage

- VUID-VkDrawMeshTasksIndirectCommandNV-taskCount-02175
`taskCount` **must** be less than or equal to `VkPhysicalDeviceMeshShaderPropertiesNV::maxDrawMeshTasksCount`

To record an indirect mesh tasks drawing command with the draw count sourced from a buffer, call:


```
// Provided by VK_NV_mesh_shader with VK_VERSION_1_2 or VK_KHR_draw_indirect_count or
VK_AMD_draw_indirect_count
void vkCmdDrawMeshTasksIndirectCountNV(
    VkCommandBuffer          commandBuffer,
    VkBuffer                  buffer,
    VkDeviceSize              offset,
    VkBuffer                  countBuffer,
    VkDeviceSize              countBufferOffset,
    uint32_t                  maxDrawCount,
    uint32_t                  stride);
```

- `commandBuffer` is the command buffer into which the command is recorded.
- `buffer` is the buffer containing draw parameters.
- `offset` is the byte offset into `buffer` where parameters begin.
- `countBuffer` is the buffer containing the draw count.
- `countBufferOffset` is the byte offset into `countBuffer` where the draw count begins.
- `maxDrawCount` specifies the maximum number of draws that will be executed. The actual number of executed draw calls is the minimum of the count specified in `countBuffer` and `maxDrawCount`.
- `stride` is the byte stride between successive sets of draw parameters.

`vkCmdDrawMeshTasksIndirectCountNV` behaves similarly to `vkCmdDrawMeshTasksIndirectNV` except that the draw count is read by the device from a buffer during execution. The command will read an unsigned 32-bit integer from `countBuffer` located at `countBufferOffset` and use this as the draw count.

Valid Usage

- VUID-vkCmdDrawMeshTasksIndirectCountNV-magFilter-04553
If a `VkSampler` created with `magFilter` or `minFilter` equal to `VK_FILTER_LINEAR`, `reductionMode` equal to `VK_SAMPLER_REDUCTION_MODE_WEIGHTED_AVERAGE`, and `compareEnable` equal to `VK_FALSE` is used to sample a `VkImageView` as a result of this command, then the image view's `format features` **must** contain `VK_FORMAT_FEATURE_SAMPLED_IMAGE_FILTER_LINEAR_BIT`
- VUID-vkCmdDrawMeshTasksIndirectCountNV-magFilter-09598
If a `VkSampler` created with `magFilter` or `minFilter` equal to `VK_FILTER_LINEAR` and `reductionMode` equal to either `VK_SAMPLER_REDUCTION_MODE_MIN` or `VK_SAMPLER_REDUCTION_MODE_MAX` is used to sample a `VkImageView` as a result of this command, then the image view's `format features` **must** contain `VK_FORMAT_FEATURE_SAMPLED_IMAGE_FILTER_MINMAX_BIT`
- VUID-vkCmdDrawMeshTasksIndirectCountNV-mipmapMode-04770
If a `VkSampler` created with `mipmapMode` equal to `VK_SAMPLER_MIPMAP_MODE_LINEAR`, `reductionMode` equal to `VK_SAMPLER_REDUCTION_MODE_WEIGHTED_AVERAGE`, and `compareEnable` equal to `VK_FALSE` is used to sample a `VkImageView` as a result of this command, then the image view's `format features` **must** contain

VK_FORMAT_FEATURE_SAMPLED_IMAGE_FILTER_LINEAR_BIT

- VUID-vkCmdDrawMeshTasksIndirectCountNV-mipmapMode-09599

If a `VkSampler` created with `mipmapMode` equal to `VK_SAMPLER_MIPMAP_MODE_LINEAR` and `reductionMode` equal to either `VK_SAMPLER_REDUCTION_MODE_MIN` or `VK_SAMPLER_REDUCTION_MODE_MAX` is used to sample a `VkImageView` as a result of this command, then the image view's `format features` **must** contain `VK_FORMAT_FEATURE_SAMPLED_IMAGE_FILTER_MINMAX_BIT`

- VUID-vkCmdDrawMeshTasksIndirectCountNV-unnormalizedCoordinates-09635

If a `VkSampler` created with `unnormalizedCoordinates` equal to `VK_TRUE` is used to sample a `VkImageView` as a result of this command, then the image view's `levelCount` and `layerCount` **must** be 1

- VUID-vkCmdDrawMeshTasksIndirectCountNV-None-08609

If a `VkSampler` created with `unnormalizedCoordinates` equal to `VK_TRUE` is used to sample a `VkImageView` as a result of this command, then the image view's `viewType` **must** be `VK_IMAGE_VIEW_TYPE_1D` or `VK_IMAGE_VIEW_TYPE_2D`

- VUID-vkCmdDrawMeshTasksIndirectCountNV-None-08610

If a `VkSampler` created with `unnormalizedCoordinates` equal to `VK_TRUE` is used to sample a `VkImageView` as a result of this command, then the sampler **must** not be used with any of the SPIR-V `OpImageSample*` or `OpImageSparseSample*` instructions with `ImplicitLod`, `Dref` or `Proj` in their name

- VUID-vkCmdDrawMeshTasksIndirectCountNV-None-08611

If a `VkSampler` created with `unnormalizedCoordinates` equal to `VK_TRUE` is used to sample a `VkImageView` as a result of this command, then the sampler **must** not be used with any of the SPIR-V `OpImageSample*` or `OpImageSparseSample*` instructions that includes a LOD bias or any offset values

- VUID-vkCmdDrawMeshTasksIndirectCountNV-None-06479

If a `VkImageView` is sampled with `depth comparison`, the image view's `format features` **must** contain `VK_FORMAT_FEATURE_2_SAMPLED_IMAGE_DEPTH_COMPARISON_BIT`

- VUID-vkCmdDrawMeshTasksIndirectCountNV-None-02691

If a `VkImageView` is accessed using atomic operations as a result of this command, then the image view's `format features` **must** contain `VK_FORMAT_FEATURE_STORAGE_IMAGE_ATOMIC_BIT`

- VUID-vkCmdDrawMeshTasksIndirectCountNV-None-07888

If a `VK_DESCRIPTOR_TYPE_STORAGE_TEXEL_BUFFER` descriptor is accessed using atomic operations as a result of this command, then the storage texel buffer's `format features` **must** contain `VK_FORMAT_FEATURE_STORAGE_TEXEL_BUFFER_ATOMIC_BIT`

- VUID-vkCmdDrawMeshTasksIndirectCountNV-None-02692

If a `VkImageView` is sampled with `VK_FILTER_CUBIC_EXT` as a result of this command, then the image view's `format features` **must** contain `VK_FORMAT_FEATURE_SAMPLED_IMAGE_FILTER_CUBIC_BIT_EXT`

- VUID-vkCmdDrawMeshTasksIndirectCountNV-None-02693

If the `VK_EXT_filter_cubic` extension is not enabled and any `VkImageView` is sampled with `VK_FILTER_CUBIC_EXT` as a result of this command, it **must** not have a `VkImageViewType` of `VK_IMAGE_VIEW_TYPE_3D`, `VK_IMAGE_VIEW_TYPE_CUBE`, or

VK_IMAGE_VIEW_TYPE_CUBE_ARRAY

- VUID-vkCmdDrawMeshTasksIndirectCountNV-filterCubic-02694

Any `VkImageView` being sampled with `VK_FILTER_CUBIC_EXT` as a result of this command **must** have a `VkImageViewType` and format that supports cubic filtering, as specified by `VkFilterCubicImageViewImageFormatPropertiesEXT::filterCubic` returned by `vkGetPhysicalDeviceImageFormatProperties2`

- VUID-vkCmdDrawMeshTasksIndirectCountNV-filterCubicMinmax-02695

Any `VkImageView` being sampled with `VK_FILTER_CUBIC_EXT` with a reduction mode of either `VK_SAMPLER_REDUCTION_MODE_MIN` or `VK_SAMPLER_REDUCTION_MODE_MAX` as a result of this command **must** have a `VkImageViewType` and format that supports cubic filtering together with minmax filtering, as specified by `VkFilterCubicImageViewImageFormatPropertiesEXT::filterCubicMinmax` returned by `vkGetPhysicalDeviceImageFormatProperties2`

- VUID-vkCmdDrawMeshTasksIndirectCountNV-cubicRangeClamp-09212

If the `cubicRangeClamp` feature is not enabled, then any `VkImageView` being sampled with `VK_FILTER_CUBIC_EXT` as a result of this command **must** not have a `VkSamplerReductionModeCreateInfo::reductionMode` equal to `VK_SAMPLER_REDUCTION_MODE_WEIGHTED_AVERAGE_RANGECLAMP_QCOM`

- VUID-vkCmdDrawMeshTasksIndirectCountNV-reductionMode-09213

Any `VkImageView` being sampled with a `VkSamplerReductionModeCreateInfo::reductionMode` equal to `VK_SAMPLER_REDUCTION_MODE_WEIGHTED_AVERAGE_RANGECLAMP_QCOM` as a result of this command **must** sample with `VK_FILTER_CUBIC_EXT`

- VUID-vkCmdDrawMeshTasksIndirectCountNV-selectableCubicWeights-09214

If the `selectableCubicWeights` feature is not enabled, then any `VkImageView` being sampled with `VK_FILTER_CUBIC_EXT` as a result of this command **must** have `VkSamplerCubicWeightsCreateInfoQCOM::cubicWeights` equal to `VK_CUBIC_FILTER_WEIGHTS_CATMULL_ROM_QCOM`

- VUID-vkCmdDrawMeshTasksIndirectCountNV-flags-02696

Any `VkImage` created with a `VkImageCreateInfo::flags` containing `VK_IMAGE_CREATE_CORNER_SAMPLED_BIT_NV` sampled as a result of this command **must** only be sampled using a `VkSamplerAddressMode` of `VK_SAMPLER_ADDRESS_MODE_CLAMP_TO_EDGE`

- VUID-vkCmdDrawMeshTasksIndirectCountNV-OpTypeImage-07027

For any `VkImageView` being written as a storage image where the image format field of the `OpTypeImage` is `Unknown`, the view's `format features` **must** contain `VK_FORMAT_FEATURE_2_STORAGE_WRITE_WITHOUT_FORMAT_BIT`

- VUID-vkCmdDrawMeshTasksIndirectCountNV-OpTypeImage-07028

For any `VkImageView` being read as a storage image where the image format field of the `OpTypeImage` is `Unknown`, the view's `format features` **must** contain `VK_FORMAT_FEATURE_2_STORAGE_READ_WITHOUT_FORMAT_BIT`

- VUID-vkCmdDrawMeshTasksIndirectCountNV-OpTypeImage-07029

For any `VkBufferView` being written as a storage texel buffer where the image format field of the `OpTypeImage` is `Unknown`, the view's `buffer features` **must** contain

VK_FORMAT_FEATURE_2_STORAGE_WRITE_WITHOUT_FORMAT_BIT

- VUID-vkCmdDrawMeshTasksIndirectCountNV-OpTypeImage-07030

Any [VkBufferView](#) being read as a storage texel buffer where the image format field of the [OpTypeImage](#) is [Unknown](#) then the view's [buffer features](#) **must** contain [VK_FORMAT_FEATURE_2_STORAGE_READ_WITHOUT_FORMAT_BIT](#)

- VUID-vkCmdDrawMeshTasksIndirectCountNV-None-08600

If a [a bound shader](#) was created with a pipeline layout and statically uses a set *n*, a descriptor set **must** have been bound to *n* at the same pipeline bind point, with layouts compatible for set *n* with the layout(s) used to create the shader, as described in [Pipeline Layout Compatibility](#)

- VUID-vkCmdDrawMeshTasksIndirectCountNV-None-08601

If a [a bound shader](#) was created with a pipeline layout or specified push constant ranges and statically uses a push constant value, that value **must** have been set for the same pipeline bind point, with push constant ranges that are [compatible](#) with the push constant range used to create the shader

- VUID-vkCmdDrawMeshTasksIndirectCountNV-None-10068

For each array of resources that is used by a [bound shader](#), the indices used to access members of the array **must** be less than the descriptor count for the identified binding in the descriptor sets used by this command

- VUID-vkCmdDrawMeshTasksIndirectCountNV-None-08114

Descriptors in each bound descriptor set, specified via [vkCmdBindDescriptorSets](#), **must** be valid if they are accessed as described by [descriptor validity](#) by the [VkPipeline](#) bound to the pipeline bind point used by this command and the bound [VkPipeline](#) was not created with [VK_PIPELINE_CREATE_DESCRIPTOR_BUFFER_BIT_EXT](#)

- VUID-vkCmdDrawMeshTasksIndirectCountNV-imageLayout-00344

If an image descriptor is accessed by a shader, the [VkImageLayout](#) **must** match the subresource accessible from the [VkImageView](#) as defined by the [image layout matching rules](#)

- VUID-vkCmdDrawMeshTasksIndirectCountNV-None-08115

If the descriptors used by the [VkPipeline](#) bound to the pipeline bind point were specified via [vkCmdBindDescriptorSets](#), the bound [VkPipeline](#) **must** have been created without [VK_PIPELINE_CREATE_DESCRIPTOR_BUFFER_BIT_EXT](#)

- VUID-vkCmdDrawMeshTasksIndirectCountNV-None-08116

Descriptors in bound descriptor buffers, specified via [vkCmdSetDescriptorBufferOffsetsEXT](#), **must** be valid if they are dynamically used by the [VkPipeline](#) bound to the pipeline bind point used by this command and the bound [VkPipeline](#) was created with [VK_PIPELINE_CREATE_DESCRIPTOR_BUFFER_BIT_EXT](#)

- VUID-vkCmdDrawMeshTasksIndirectCountNV-None-08604

Descriptors in bound descriptor buffers, specified via [vkCmdSetDescriptorBufferOffsetsEXT](#), **must** be valid if they are dynamically used by any [VkShaderEXT](#) bound to a stage corresponding to the pipeline bind point used by this command

- VUID-vkCmdDrawMeshTasksIndirectCountNV-None-08117

If the descriptors used by the [VkPipeline](#) bound to the pipeline bind point were specified

via `vkCmdSetDescriptorBufferOffsetsEXT`, the bound `VkPipeline` **must** have been created with `VK_PIPELINE_CREATE_DESCRIPTOR_BUFFER_BIT_EXT`

- VUID-vkCmdDrawMeshTasksIndirectCountNV-None-08119

If a descriptor is dynamically used with a `VkPipeline` created with `VK_PIPELINE_CREATE_DESCRIPTOR_BUFFER_BIT_EXT`, the descriptor memory **must** be resident

- VUID-vkCmdDrawMeshTasksIndirectCountNV-None-08605

If a descriptor is dynamically used with a `VkShaderEXT` created with a `VkDescriptorSetLayout` that was created with `VK_DESCRIPTOR_SET_LAYOUT_CREATE_DESCRIPTOR_BUFFER_BIT_EXT`, the descriptor memory **must** be resident

- VUID-vkCmdDrawMeshTasksIndirectCountNV-None-08606

If the `shaderObject` feature is not enabled, a valid pipeline **must** be bound to the pipeline bind point used by this command

- VUID-vkCmdDrawMeshTasksIndirectCountNV-None-08608

If a pipeline is bound to the pipeline bind point used by this command, there **must** not have been any calls to dynamic state setting commands for any state specified statically in the `VkPipeline` object bound to the pipeline bind point used by this command, since that pipeline was bound

- VUID-vkCmdDrawMeshTasksIndirectCountNV-uniformBuffers-06935

If any stage of the `VkPipeline` object bound to the pipeline bind point used by this command accesses a uniform buffer, and that stage was created without enabling either `VK_PIPELINE_ROBUSTNESS_BUFFER_BEHAVIOR_ROBUST_BUFFER_ACCESS` or `VK_PIPELINE_ROBUSTNESS_BUFFER_BEHAVIOR_ROBUST_BUFFER_ACCESS_2` for `uniformBuffers`, and the `robustBufferAccess` feature is not enabled, that stage **must** not access values outside of the range of the buffer as specified in the descriptor set bound to the same pipeline bind point

- VUID-vkCmdDrawMeshTasksIndirectCountNV-None-08612

If the `robustBufferAccess` feature is not enabled, and any `VkShaderEXT` bound to a stage corresponding to the pipeline bind point used by this command accesses a uniform buffer, it **must** not access values outside of the range of the buffer as specified in the descriptor set bound to the same pipeline bind point

- VUID-vkCmdDrawMeshTasksIndirectCountNV-storageBuffers-06936

If any stage of the `VkPipeline` object bound to the pipeline bind point used by this command accesses a storage buffer, and that stage was created without enabling either `VK_PIPELINE_ROBUSTNESS_BUFFER_BEHAVIOR_ROBUST_BUFFER_ACCESS` or `VK_PIPELINE_ROBUSTNESS_BUFFER_BEHAVIOR_ROBUST_BUFFER_ACCESS_2` for `storageBuffers`, and the `robustBufferAccess` feature is not enabled, that stage **must** not access values outside of the range of the buffer as specified in the descriptor set bound to the same pipeline bind point

- VUID-vkCmdDrawMeshTasksIndirectCountNV-None-08613

If the `robustBufferAccess` feature is not enabled, and any `VkShaderEXT` bound to a stage corresponding to the pipeline bind point used by this command accesses a storage buffer, it **must** not access values outside of the range of the buffer as specified in the descriptor set bound to the same pipeline bind point

- VUID-vkCmdDrawMeshTasksIndirectCountNV-commandBuffer-02707
If **commandBuffer** is an unprotected command buffer and **protectedNoFault** is not supported, any resource accessed by **bound shaders** **must** not be a protected resource
- VUID-vkCmdDrawMeshTasksIndirectCountNV-viewType-07752
If a **VkImageView** is accessed as a result of this command, then the image view's **viewType** **must** match the **Dim** operand of the **OpTypeImage** as described in [Compatibility Between SPIR-V Image Dimensions and Vulkan ImageView Types](#)
- VUID-vkCmdDrawMeshTasksIndirectCountNV-format-07753
If a **VkImageView** or **VkBufferView** is accessed as a result of this command, then the **numeric type** of the view's **format** and the **Sampled Type** operand of the **OpTypeImage** **must** match
- VUID-vkCmdDrawMeshTasksIndirectCountNV-OpImageWrite-08795
If a **VkImageView** created with a format other than **VK_FORMAT_A8_UNORM** is accessed using **OpImageWrite** as a result of this command, then the **Type** of the **Texel** operand of that instruction **must** have at least as many components as the image view's format
- VUID-vkCmdDrawMeshTasksIndirectCountNV-OpImageWrite-08796
If a **VkImageView** created with the format **VK_FORMAT_A8_UNORM** is accessed using **OpImageWrite** as a result of this command, then the **Type** of the **Texel** operand of that instruction **must** have four components
- VUID-vkCmdDrawMeshTasksIndirectCountNV-OpImageWrite-04469
If a **VkBufferView** is accessed using **OpImageWrite** as a result of this command, then the **Type** of the **Texel** operand of that instruction **must** have at least as many components as the buffer view's format
- VUID-vkCmdDrawMeshTasksIndirectCountNV-SampledType-04470
If a **VkImageView** with a **VkFormat** that has a 64-bit component width is accessed as a result of this command, the **SampledType** of the **OpTypeImage** operand of that instruction **must** have a **Width** of 64
- VUID-vkCmdDrawMeshTasksIndirectCountNV-SampledType-04471
If a **VkImageView** with a **VkFormat** that has a component width less than 64-bit is accessed as a result of this command, the **SampledType** of the **OpTypeImage** operand of that instruction **must** have a **Width** of 32
- VUID-vkCmdDrawMeshTasksIndirectCountNV-SampledType-04472
If a **VkBufferView** with a **VkFormat** that has a 64-bit component width is accessed as a result of this command, the **SampledType** of the **OpTypeImage** operand of that instruction **must** have a **Width** of 64
- VUID-vkCmdDrawMeshTasksIndirectCountNV-SampledType-04473
If a **VkBufferView** with a **VkFormat** that has a component width less than 64-bit is accessed as a result of this command, the **SampledType** of the **OpTypeImage** operand of that instruction **must** have a **Width** of 32
- VUID-vkCmdDrawMeshTasksIndirectCountNV-sparseImageInt64Atomics-04474
If the **sparseImageInt64Atomics** feature is not enabled, **VkImage** objects created with the **VK_IMAGE_CREATE_SPARSE_RESIDENCY_BIT** flag **must** not be accessed by atomic instructions through an **OpTypeImage** with a **SampledType** with a **Width** of 64 by this command

- VUID-vkCmdDrawMeshTasksIndirectCountNV-sparseImageInt64Atomics-04475
If the `sparseImageInt64Atomics` feature is not enabled, `VkBuffer` objects created with the `VK_BUFFER_CREATE_SPARSE_RESIDENCY_BIT` flag **must** not be accessed by atomic instructions through an `OpTypeImage` with a `SampledType` with a `Width` of 64 by this command
- VUID-vkCmdDrawMeshTasksIndirectCountNV-OpImageSampleWeightedQCOM-06971
If `OpImageSampleWeightedQCOM` is used to sample a `VkImageView` as a result of this command, then the image view's `format features` **must** contain `VK_FORMAT_FEATURE_2_WEIGHT_SAMPLED_IMAGE_BIT_QCOM`
- VUID-vkCmdDrawMeshTasksIndirectCountNV-OpImageSampleWeightedQCOM-06972
If `OpImageSampleWeightedQCOM` uses a `VkImageView` as a sample weight image as a result of this command, then the image view's `format features` **must** contain `VK_FORMAT_FEATURE_2_WEIGHT_IMAGE_BIT_QCOM`
- VUID-vkCmdDrawMeshTasksIndirectCountNV-OpImageBoxFilterQCOM-06973
If `OpImageBoxFilterQCOM` is used to sample a `VkImageView` as a result of this command, then the image view's `format features` **must** contain `VK_FORMAT_FEATURE_2_BOX_FILTER_SAMPLED_BIT_QCOM`
- VUID-vkCmdDrawMeshTasksIndirectCountNV-OpImageBlockMatchSSDQCOM-06974
If `OpImageBlockMatchSSDQCOM` is used to read from an `VkImageView` as a result of this command, then the image view's `format features` **must** contain `VK_FORMAT_FEATURE_2_BLOCK_MATCHING_BIT_QCOM`
- VUID-vkCmdDrawMeshTasksIndirectCountNV-OpImageBlockMatchSADQCOM-06975
If `OpImageBlockMatchSADQCOM` is used to read from an `VkImageView` as a result of this command, then the image view's `format features` **must** contain `VK_FORMAT_FEATURE_2_BLOCK_MATCHING_BIT_QCOM`
- VUID-vkCmdDrawMeshTasksIndirectCountNV-OpImageBlockMatchSADQCOM-06976
If `OpImageBlockMatchSADQCOM` or `OpImageBlockMatchSSDQCOM` is used to read from a reference image as result of this command, then the specified reference coordinates **must** not fail `integer texel coordinate validation`
- VUID-vkCmdDrawMeshTasksIndirectCountNV-OpImageSampleWeightedQCOM-06977
If `OpImageSampleWeightedQCOM`, `OpImageBoxFilterQCOM`, `OpImageBlockMatchWindowSSDQCOM`, `OpImageBlockMatchWindowSADQCOM`, `OpImageBlockMatchGatherSSDQCOM`, `OpImageBlockMatchGatherSADQCOM`, `OpImageBlockMatchSSDQCOM`, or `OpImageBlockMatchSADQCOM` uses a `VkSampler` as a result of this command, then the sampler **must** have been created with `VK_SAMPLER_CREATE_IMAGE_PROCESSING_BIT_QCOM`
- VUID-vkCmdDrawMeshTasksIndirectCountNV-OpImageSampleWeightedQCOM-06978
If any command other than `OpImageSampleWeightedQCOM`, `OpImageBoxFilterQCOM`, `OpImageBlockMatchWindowSSDQCOM`, `OpImageBlockMatchWindowSADQCOM`, `OpImageBlockMatchGatherSSDQCOM`, `OpImageBlockMatchGatherSADQCOM`, `OpImageBlockMatchSSDQCOM`, or `OpImageBlockMatchSADQCOM` uses a `VkSampler` as a result of this command, then the sampler **must** not have been created with `VK_SAMPLER_CREATE_IMAGE_PROCESSING_BIT_QCOM`
- VUID-vkCmdDrawMeshTasksIndirectCountNV-OpImageBlockMatchWindow-09215
If a `OpImageBlockMatchWindow*QCOM` or `OpImageBlockMatchGather*QCOM` instruction is used to

read from an [VkImageView](#) as a result of this command, then the image view's [format features](#) **must** contain [VK_FORMAT_FEATURE_2_BLOCK_MATCHING_BIT_QCOM](#)

- VUID-vkCmdDrawMeshTasksIndirectCountNV-OpImageBlockMatchWindow-09216
If a [OpImageBlockMatchWindow*QCOM](#) or [OpImageBlockMatchGather*QCOM](#) instruction is used to read from an [VkImageView](#) as a result of this command, then the image view's format **must** be a single-component format
- VUID-vkCmdDrawMeshTasksIndirectCountNV-OpImageBlockMatchWindow-09217
If a [OpImageBlockMatchWindow*QCOM](#) or [OpImageBlockMatchGather*QCOM](#) read from a reference image as result of this command, then the specified reference coordinates **must** not fail [integer texel coordinate validation](#)
- VUID-vkCmdDrawMeshTasksIndirectCountNV-None-07288
Any shader invocation executed by this command **must** [terminate](#)
- VUID-vkCmdDrawMeshTasksIndirectCountNV-None-09600
If a descriptor with type equal to any of [VK_DESCRIPTOR_TYPE_SAMPLE_WEIGHT_IMAGE_QCOM](#), [VK_DESCRIPTOR_TYPE_BLOCK_MATCH_IMAGE_QCOM](#), [VK_DESCRIPTOR_TYPE_SAMPLED_IMAGE](#), [VK_DESCRIPTOR_TYPE_STORAGE_IMAGE](#), or [VK_DESCRIPTOR_TYPE_INPUT_ATTACHMENT](#) is accessed as a result of this command, all image subresources identified by that descriptor **must** be in the image layout identified when the descriptor was written
- VUID-vkCmdDrawMeshTasksIndirectCountNV-commandBuffer-10746
The [VkDeviceMemory](#) object allocated from a [VkMemoryHeap](#) with the [VK_MEMORY_HEAP_TILE_MEMORY_BIT_QCOM](#) property that is bound to a resource accessed as a result of this command **must** be the active bound [bound tile memory object](#) in [commandBuffer](#)
- VUID-vkCmdDrawMeshTasksIndirectCountNV-None-10678
If this command is recorded inside a [tile shading render pass](#) instance, the stages corresponding to the pipeline bind point used by this command **must** only include [VK_SHADER_STAGE_VERTEX_BIT](#), [VK_SHADER_STAGE_FRAGMENT_BIT](#), and/or [VK_SHADER_STAGE_COMPUTE_BIT](#)
- VUID-vkCmdDrawMeshTasksIndirectCountNV-None-10679
If this command is recorded where [per-tile execution model](#) is enabled, there **must** be no access to any image while the image was be transitioned to the [VK_IMAGE_LAYOUT_ATTACHMENT_FEEDBACK_LOOP_OPTIMAL_EXT](#) layout
- VUID-vkCmdDrawMeshTasksIndirectCountNV-pDescription-09900
If a [VK_DESCRIPTOR_TYPE_TENSOR_ARM](#) descriptor is accessed as a result of this command, then the underlying [VkTensorARM](#) object **must** have been created with the [VK_TENSOR_USAGE_SHADER_BIT_ARM](#) usage flag set
- VUID-vkCmdDrawMeshTasksIndirectCountNV-dimensionCount-09905
If a [VK_DESCRIPTOR_TYPE_TENSOR_ARM](#) descriptor is accessed as a result of this command, then the [Rank](#) of the [OpTypeTensorARM](#) of the tensor resource variable **must** be equal to the [dimensionCount](#) provided via [VkTensorCreateInfoARM::pDescription](#) when creating the underlying [VkTensorARM](#) object
- VUID-vkCmdDrawMeshTasksIndirectCountNV-OpTypeTensorARM-09906

If a `VK_DESCRIPTOR_TYPE_TENSOR_ARM` descriptor is accessed as a result of this command, then the element type of the `OpTypeTensorARM` of the tensor resource variable **must** be `compatible` with the `VkFormat` of the `VkTensorViewARM` used for the access

- VUID-vkCmdDrawMeshTasksIndirectCountNV-None-11297

If a pipeline is bound to the pipeline bind point used by this command, or shader is bound to a shader stage used by this command, and it was created with a `descriptor mapping` using `VK_DESCRIPTOR_MAPPING_SOURCE_HEAP_WITH_PUSH_INDEX_EXT`, `VK_DESCRIPTOR_MAPPING_SOURCE_HEAP_WITH_SHADER_RECORD_INDEX_EXT`, `VK_DESCRIPTOR_MAPPING_SOURCE_HEAP_WITH_INDIRECT_INDEX_ARRAY_EXT`, or `VK_DESCRIPTOR_MAPPING_SOURCE_HEAP_WITH_INDIRECT_INDEX_EXT`, and a shader accesses a `OpTypeStruct` decorated with `Block` or `BufferBlock` using that mapping, the calculated offset for the resource heap **must** be a multiple of `bufferDescriptorAlignment`

- VUID-vkCmdDrawMeshTasksIndirectCountNV-None-11298

If a pipeline is bound to the pipeline bind point used by this command, or shader is bound to a shader stage used by this command, and it was created with a `descriptor mapping` using `VK_DESCRIPTOR_MAPPING_SOURCE_HEAP_WITH_PUSH_INDEX_EXT`, `VK_DESCRIPTOR_MAPPING_SOURCE_HEAP_WITH_SHADER_RECORD_INDEX_EXT`, `VK_DESCRIPTOR_MAPPING_SOURCE_HEAP_WITH_INDIRECT_INDEX_ARRAY_EXT`, or `VK_DESCRIPTOR_MAPPING_SOURCE_HEAP_WITH_INDIRECT_INDEX_EXT`, and a shader accesses an `OpTypeImage` or `OpTypeSampledImage` using that mapping, the calculated offset for the resource heap **must** be a multiple of `imageDescriptorAlignment`

- VUID-vkCmdDrawMeshTasksIndirectCountNV-None-11299

If a pipeline is bound to the pipeline bind point used by this command, or shader is bound to a shader stage used by this command, and it was created with a `descriptor mapping` using `VK_DESCRIPTOR_MAPPING_SOURCE_HEAP_WITH_PUSH_INDEX_EXT`, `VK_DESCRIPTOR_MAPPING_SOURCE_HEAP_WITH_SHADER_RECORD_INDEX_EXT`, `VK_DESCRIPTOR_MAPPING_SOURCE_HEAP_WITH_INDIRECT_INDEX_ARRAY_EXT`, or `VK_DESCRIPTOR_MAPPING_SOURCE_HEAP_WITH_INDIRECT_INDEX_EXT`, and a shader accesses an `OpTypeSampler` or `OpTypeSampledImage` using that mapping, the calculated offset for the sampler heap **must** be a multiple of `samplerDescriptorAlignment`

- VUID-vkCmdDrawMeshTasksIndirectCountNV-None-11397

If a pipeline is bound to the pipeline bind point used by this command, or shader is bound to a shader stage used by this command, and it was created with a `descriptor mapping` using `VK_DESCRIPTOR_MAPPING_SOURCE_HEAP_WITH_PUSH_INDEX_EXT`, `VK_DESCRIPTOR_MAPPING_SOURCE_HEAP_WITH_SHADER_RECORD_INDEX_EXT`, `VK_DESCRIPTOR_MAPPING_SOURCE_HEAP_WITH_INDIRECT_INDEX_ARRAY_EXT`, or `VK_DESCRIPTOR_MAPPING_SOURCE_HEAP_WITH_INDIRECT_INDEX_EXT`, and a shader accesses an `OpTypeTensorARM` using that mapping, the calculated offset for the resource heap **must** be a multiple of `tensorDescriptorAlignment`

- VUID-vkCmdDrawMeshTasksIndirectCountNV-None-11300

If a pipeline is bound to the pipeline bind point used by this command, or shader is bound to a shader stage used by this command, and it was created with a `descriptor mapping` using `VK_DESCRIPTOR_MAPPING_SOURCE_HEAP_WITH_INDIRECT_INDEX_ARRAY_EXT` or `VK_DESCRIPTOR_MAPPING_SOURCE_HEAP_WITH_INDIRECT_INDEX_EXT`, and a shader accesses a resource using that mapping, the value of the address at the expected location in push data **must** be a multiple of 4

- VUID-vkCmdDrawMeshTasksIndirectCountNV-None-11301
If a pipeline is bound to the pipeline bind point used by this command, or shader is bound to a shader stage used by this command, and it was created with a [descriptor mapping](#) using [VK_DESCRIPTOR_MAPPING_SOURCE_HEAP_WITH_INDIRECT_INDEX_EXT](#) or [VK_DESCRIPTOR_MAPPING_SOURCE_HEAP_WITH_INDIRECT_INDEX_EXT](#), and a shader accesses a resource using that mapping, the value of the address at the expected location in push data **must** be a valid [VkDeviceAddress](#) backed by physical memory at every offset specified by each mapping
- VUID-vkCmdDrawMeshTasksIndirectCountNV-None-11302
If a pipeline is bound to the pipeline bind point used by this command, or shader is bound to a shader stage used by this command, and it was created with a [descriptor mapping](#) using [VK_DESCRIPTOR_MAPPING_SOURCE_PUSH_ADDRESS_EXT](#), and a shader accesses a resource using that mapping, the value of the address at the expected location in push data **must** be a valid [VkDeviceAddress](#)
- VUID-vkCmdDrawMeshTasksIndirectCountNV-None-11304
If a pipeline is bound to the pipeline bind point used by this command, or shader is bound to a shader stage used by this command, and it was created with a [descriptor mapping](#) using [VK_DESCRIPTOR_MAPPING_SOURCE_INDIRECT_ADDRESS_EXT](#), and a shader accesses a resource using that mapping, the value of the address at the expected location in push data **must** be a multiple of 8
- VUID-vkCmdDrawMeshTasksIndirectCountNV-None-11305
If a pipeline is bound to the pipeline bind point used by this command, or shader is bound to a shader stage used by this command, and it was created with a [descriptor mapping](#) using [VK_DESCRIPTOR_MAPPING_SOURCE_INDIRECT_ADDRESS_EXT](#), and a shader accesses a resource using that mapping, the value of the address at the expected location in push data **must** be a valid [VkDeviceAddress](#) backed by physical memory at every offset specified by each mapping
- VUID-vkCmdDrawMeshTasksIndirectCountNV-None-11306
If a pipeline is bound to the pipeline bind point used by this command, or shader is bound to a shader stage used by this command, and it was created with a [descriptor mapping](#) using [VK_DESCRIPTOR_MAPPING_SOURCE_INDIRECT_ADDRESS_EXT](#), and a shader accesses a resource using that mapping, the value of the address pointed to by the address in push data **must** be a valid [VkDeviceAddress](#)
- VUID-vkCmdDrawMeshTasksIndirectCountNV-None-11308
For each [descriptor heap](#) that is statically used by a [bound shader](#), either directly or via a [descriptor mapping](#), a valid descriptor heap **must** be bound
- VUID-vkCmdDrawMeshTasksIndirectCountNV-None-11309
If a [bound shader](#) was created as a [VkShaderEXT](#) with the [VK_SHADER_CREATE_DESCRIPTOR_HEAP_BIT_EXT](#) flag or as part of a pipeline with the [VK_PIPELINE_CREATE_2_DESCRIPTOR_HEAP_BIT_EXT](#) flag, execution of this command **must** not result in any descriptor read accessing data outside of the user range of the respective heap bound by [vkCmdBind*HeapEXT](#) commands
- VUID-vkCmdDrawMeshTasksIndirectCountNV-None-11372
If any stage of the [VkPipeline](#) object bound to the pipeline bind point used by this command accesses a uniform buffer or uniform texel buffer through a descriptor in the

bound resource heap, that stage was created without enabling either `VK_PIPELINE_ROBUSTNESS_BUFFER_BEHAVIOR_ROBUST_BUFFER_ACCESS` or `VK_PIPELINE_ROBUSTNESS_BUFFER_BEHAVIOR_ROBUST_BUFFER_ACCESS_2` for `uniformBuffers`, the `robustBufferAccess2` feature is not enabled, and the `robustBufferAccess` feature is not enabled, that stage **must** not access values outside of the range of the descriptor specified via `VkDeviceAddressRangeKHR` when the descriptor was written

- VUID-vkCmdDrawMeshTasksIndirectCountNV-None-11373

If any stage of the `VkPipeline` object bound to the pipeline bind point used by this command accesses a storage buffer or storage texel buffer through a descriptor in the bound resource heap, that stage was created without enabling either `VK_PIPELINE_ROBUSTNESS_BUFFER_BEHAVIOR_ROBUST_BUFFER_ACCESS` or `VK_PIPELINE_ROBUSTNESS_BUFFER_BEHAVIOR_ROBUST_BUFFER_ACCESS_2` for `storageBuffers`, the `robustBufferAccess2` feature is not enabled, and the `robustBufferAccess` feature is not enabled, that stage **must** not access values outside of the range of the descriptor specified by `VkDeviceAddressRangeKHR` when the descriptor was written

- VUID-vkCmdDrawMeshTasksIndirectCountNV-None-11374

If the `robustBufferAccess2` feature is not enabled, the `robustBufferAccess` feature is not enabled, and any `VkShaderEXT` bound to a stage corresponding to the pipeline bind point used by this command accesses a uniform buffer, uniform texel buffer, storage buffer, or storage texel buffer, that shader **must** not access values outside of the range of the buffer as specified by `VkDeviceAddressRangeKHR` when the descriptor was written

- VUID-vkCmdDrawMeshTasksIndirectCountNV-pBindInfo-11375

If any `bound shader` uses an embedded sampler via a `descriptor mapping`, the value of `pBindInfo->reservedRangeSize` set for `vkCmdBindSamplerHeapEXT` **must** be greater than or equal to `minSamplerHeapReservedRangeWithEmbedded`

- VUID-vkCmdDrawMeshTasksIndirectCountNV-None-11376

If a `bound shader` was created as a `VkShaderEXT` with the `VK_SHADER_CREATE_DESCRIPTOR_HEAP_BIT_EXT` flag or as part of a pipeline with the `VK_PIPELINE_CREATE_2_DESCRIPTOR_HEAP_BIT_EXT` flag, and that shader statically uses a push constant value, that value **must** have been set by `vkCmdPushDataEXT`

- VUID-vkCmdDrawMeshTasksIndirectCountNV-None-11398

If a `bound shader` was created with a `descriptor mapping` using `VK_DESCRIPTOR_MAPPING_SOURCE_PUSH_DATA_EXT`, `VK_DESCRIPTOR_MAPPING_SOURCE_PUSH_ADDRESS_EXT`, `VK_DESCRIPTOR_MAPPING_SOURCE_SHADER_RECORD_DATA_EXT`, `VK_DESCRIPTOR_MAPPING_SOURCE_SHADER_RECORD_ADDRESS_EXT`, `VK_DESCRIPTOR_MAPPING_SOURCE_RESOURCE_HEAP_DATA_EXT`, or `VK_DESCRIPTOR_MAPPING_SOURCE_INDIRECT_ADDRESS_EXT`, and a shader accesses a resource using that mapping, the access **must** not be `out of bounds`

- VUID-vkCmdDrawMeshTasksIndirectCountNV-None-11437

If a pipeline is bound to the pipeline bind point used by this command, or shader is bound to a shader stage used by this command, and it was created with a `descriptor mapping` using `VK_DESCRIPTOR_MAPPING_SOURCE_HEAP_WITH_INDIRECT_INDEX_ARRAY_EXT`, `VK_DESCRIPTOR_MAPPING_SOURCE_HEAP_WITH_INDIRECT_INDEX_EXT`, or `VK_DESCRIPTOR_MAPPING_SOURCE_INDIRECT_ADDRESS_EXT`, and a shader accesses a

resource using that mapping, the buffer from which the address in push data was queried **must** have been created with the [VK_BUFFER_USAGE_UNIFORM_BUFFER_BIT](#) usage flag set

- VUID-vkCmdDrawMeshTasksIndirectCountNV-None-11438

If a pipeline is bound to the pipeline bind point used by this command, or shader is bound to a shader stage used by this command, and it was created with a [descriptor mapping](#) using [VK_DESCRIPTOR_MAPPING_SOURCE_PUSH_ADDRESS_EXT](#), [VK_DESCRIPTOR_MAPPING_SOURCE_SHADER_RECORD_ADDRESS_EXT](#), or [VK_DESCRIPTOR_MAPPING_SOURCE_INDIRECT_ADDRESS_EXT](#), and a shader accesses a uniform buffer using that mapping, the address that the uniform buffer is mapped to **must** have been queried from a buffer created with the [VK_BUFFER_USAGE_UNIFORM_BUFFER_BIT](#) usage flag set

- VUID-vkCmdDrawMeshTasksIndirectCountNV-None-11441

If a pipeline is bound to the pipeline bind point used by this command, or shader is bound to a shader stage used by this command, and it was created with a [descriptor mapping](#) using [VK_DESCRIPTOR_MAPPING_SOURCE_PUSH_ADDRESS_EXT](#), [VK_DESCRIPTOR_MAPPING_SOURCE_SHADER_RECORD_ADDRESS_EXT](#), or [VK_DESCRIPTOR_MAPPING_SOURCE_INDIRECT_ADDRESS_EXT](#), and a shader accesses a uniform buffer using that mapping, the address that the uniform buffer is mapped to **must** be aligned to [minUniformBufferOffsetAlignment](#)

- VUID-vkCmdDrawMeshTasksIndirectCountNV-None-11439

If a pipeline is bound to the pipeline bind point used by this command, or shader is bound to a shader stage used by this command, and it was created with a [descriptor mapping](#) using [VK_DESCRIPTOR_MAPPING_SOURCE_PUSH_ADDRESS_EXT](#), [VK_DESCRIPTOR_MAPPING_SOURCE_SHADER_RECORD_ADDRESS_EXT](#), or [VK_DESCRIPTOR_MAPPING_SOURCE_INDIRECT_ADDRESS_EXT](#), and a shader accesses a storage buffer using that mapping, the address that the storage buffer is mapped to **must** have been queried from a buffer created with the [VK_BUFFER_USAGE_STORAGE_BUFFER_BIT](#) usage flag set

- VUID-vkCmdDrawMeshTasksIndirectCountNV-None-11442

If a pipeline is bound to the pipeline bind point used by this command, or shader is bound to a shader stage used by this command, and it was created with a [descriptor mapping](#) using [VK_DESCRIPTOR_MAPPING_SOURCE_PUSH_ADDRESS_EXT](#), [VK_DESCRIPTOR_MAPPING_SOURCE_SHADER_RECORD_ADDRESS_EXT](#), or [VK_DESCRIPTOR_MAPPING_SOURCE_INDIRECT_ADDRESS_EXT](#), and a shader accesses a storage buffer using that mapping, the address that the storage buffer is mapped to **must** be aligned to [minStorageBufferOffsetAlignment](#)

- VUID-vkCmdDrawMeshTasksIndirectCountNV-None-11485

If a pipeline is bound to the pipeline bind point used by this command, or shader is bound to a shader stage used by this command, and it was created with a [descriptor mapping](#) using [VK_DESCRIPTOR_MAPPING_SOURCE_PUSH_ADDRESS_EXT](#), [VK_DESCRIPTOR_MAPPING_SOURCE_SHADER_RECORD_ADDRESS_EXT](#), or [VK_DESCRIPTOR_MAPPING_SOURCE_INDIRECT_ADDRESS_EXT](#), and a shader accesses an acceleration structure using that mapping, the address that the acceleration structure is mapped to **must** be an acceleration structure address retrieved from a [VkAccelerationStructureKHR](#) object via [vkGetAccelerationStructureDeviceAddressKHR](#) or

handle retrieved from a [VkAccelerationStructureNV](#) object via [vkGetAccelerationStructureHandleNV](#)

- VUID-vkCmdDrawMeshTasksIndirectCountNV-index-11450

If a shader uses a sampler descriptor to sample an image as a result of this command, and that sampler descriptor uses a custom border color with an index defined by [VkSamplerCustomBorderColorIndexCreateInfoEXT](#), the value of [VkSamplerCustomBorderColorIndexCreateInfoEXT::index](#) **must** have been registered before this command was recorded, and still be registered during the sampling operation, with an identically defined color

- VUID-vkCmdDrawMeshTasksIndirectCountNV-protectedNoFault-11455

If [protectedNoFault](#) is not supported, a pipeline is bound to the pipeline bind point used by this command, or a shader is bound to a shader stage used by this command, and it was created with a [descriptor mapping](#) using [VK_DESCRIPTOR_MAPPING_SOURCE_PUSH_ADDRESS_EXT](#), [VK_DESCRIPTOR_MAPPING_SOURCE_SHADER_RECORD_ADDRESS_EXT](#), or [VK_DESCRIPTOR_MAPPING_SOURCE_INDIRECT_ADDRESS_EXT](#), the address that the resource is mapped to **must** have been queried from a buffer created without the [VK_BUFFER_CREATE_PROTECTED_BIT](#) create flag set

- VUID-vkCmdDrawMeshTasksIndirectCountNV-protectedNoFault-11456

If [protectedNoFault](#) is not supported, a pipeline is bound to the pipeline bind point used by this command, or a shader is bound to a shader stage used by this command, and it was created with a [descriptor mapping](#) using [VK_DESCRIPTOR_MAPPING_SOURCE_HEAP_WITH_INDIRECT_INDEX_EXT](#) or [VK_DESCRIPTOR_MAPPING_SOURCE_HEAP_WITH_INDIRECT_INDEX_ARRAY_EXT](#), the address of the indirect memory **must** have been queried from a buffer created without the [VK_BUFFER_CREATE_PROTECTED_BIT](#) create flag set

- VUID-vkCmdDrawMeshTasksIndirectCountNV-renderPass-02684

The current render pass **must** be [compatible](#) with the [renderPass](#) member of the [VkGraphicsPipelineCreateInfo](#) structure specified when creating the [VkPipeline](#) bound to [VK_PIPELINE_BIND_POINT_GRAPHICS](#)

- VUID-vkCmdDrawMeshTasksIndirectCountNV-subpass-02685

The subpass index of the current render pass **must** be equal to the [subpass](#) member of the [VkGraphicsPipelineCreateInfo](#) structure specified when creating the [VkPipeline](#) bound to [VK_PIPELINE_BIND_POINT_GRAPHICS](#)

- VUID-vkCmdDrawMeshTasksIndirectCountNV-OpTypeImage-07468

If any shader executed by this pipeline accesses an [OpTypeImage](#) variable with a [Dim](#) operand of [SubpassData](#), it **must** be decorated with an [InputAttachmentIndex](#) that corresponds to a valid input attachment in the current subpass

- VUID-vkCmdDrawMeshTasksIndirectCountNV-None-07469

Input attachment views accessed in a subpass **must** be created with the same [VkFormat](#) as the corresponding subpass definition, and be created with a [VkImageView](#) that is compatible with the attachment referenced by the subpass' [pInputAttachments\[InputAttachmentIndex\]](#) in the bound [VkFramebuffer](#) as specified by [Fragment Input Attachment Compatibility](#)

- VUID-vkCmdDrawMeshTasksIndirectCountNV-pDepthInputAttachmentIndex-09595

Input attachment views accessed in a dynamic render pass with a `InputAttachmentIndex` referenced by `VkRenderingInputAttachmentIndexInfo`, or no `InputAttachmentIndex` if `VkRenderingInputAttachmentIndexInfo::pDepthInputAttachmentIndex` or `VkRenderingInputAttachmentIndexInfo::pStencilInputAttachmentIndex` are `NULL`, **must** be created with a `VkImageView` that is compatible with the corresponding color, depth, or stencil attachment in `VkRenderingInfo`

- VUID-vkCmdDrawMeshTasksIndirectCountNV-pDepthInputAttachmentIndex-09596
Input attachment views accessed in a dynamic render pass via a shader object **must** have an `InputAttachmentIndex` if both `VkRenderingInputAttachmentIndexInfo::pDepthInputAttachmentIndex` and `VkRenderingInputAttachmentIndexInfo::pStencilInputAttachmentIndex` are non-`NULL`
- VUID-vkCmdDrawMeshTasksIndirectCountNV-InputAttachmentIndex-09597
If an input attachment view accessed in a dynamic render pass via a shader object has an `InputAttachmentIndex`, the `InputAttachmentIndex` **must** match an index in `VkRenderingInputAttachmentIndexInfo`
- VUID-vkCmdDrawMeshTasksIndirectCountNV-None-06537
Memory backing image subresources used as attachments in the current render pass **must** not be written in any way other than as an attachment by this command
- VUID-vkCmdDrawMeshTasksIndirectCountNV-None-10795
If a color attachment is written by any prior command in this subpass or by the load, store, or resolve operations for this subpass, and `feedback loop` is not enabled for `VK_IMAGE_ASPECT_COLOR_BIT` on that attachment, it **must** not be accessed in any way other than as an attachment by this command
- VUID-vkCmdDrawMeshTasksIndirectCountNV-None-10796
If a depth attachment is written by any prior command in this subpass or by the load, store, or resolve operations for this subpass, and `feedback loop` is not enabled for `VK_IMAGE_ASPECT_DEPTH_BIT` on that attachment, it **must** not be accessed in any way other than as an attachment by this command
- VUID-vkCmdDrawMeshTasksIndirectCountNV-None-10797
If a stencil attachment is written by any prior command in this subpass or by the load, store, or resolve operations for this subpass, and `feedback loop` is not enabled for `VK_IMAGE_ASPECT_STENCIL_BIT` on that attachment, it **must** not be accessed in any way other than as an attachment by this command
- VUID-vkCmdDrawMeshTasksIndirectCountNV-None-12338
If a color attachment is read in this command in any way other than as an attachment, or has been read by any prior command in this subpass as a non-attachment, and `feedback loop` is not enabled for `VK_IMAGE_ASPECT_COLOR_BIT` on that attachment, the color attachment **must** not be written to by this command
- VUID-vkCmdDrawMeshTasksIndirectCountNV-None-12339
If a depth attachment is read in this command in any way other than as an attachment, or has been read by any prior command in this subpass as a non-attachment, and `feedback loop` is not enabled for `VK_IMAGE_ASPECT_DEPTH_BIT` on that attachment, the depth attachment **must** not be written to by this command
- VUID-vkCmdDrawMeshTasksIndirectCountNV-None-12340

If a stencil attachment is read in this command in any way other than as an attachment, or has been read by any prior command in this subpass as a non-attachment, and [feedback loop](#) is not enabled for [VK_IMAGE_ASPECT_STENCIL_BIT](#) on that attachment, the stencil attachment **must** not be written to by this command

- VUID-vkCmdDrawMeshTasksIndirectCountNV-None-09003

If an attachment is written by any prior command in this subpass or by the load, store, or resolve operations for this subpass, it **must** not be accessed in any way other than as an attachment, storage image, or sampled image by this command

- VUID-vkCmdDrawMeshTasksIndirectCountNV-None-06886

If the current render pass instance uses a depth/stencil attachment with a read-only layout for the depth aspect, [depth writes](#) **must** be disabled

- VUID-vkCmdDrawMeshTasksIndirectCountNV-None-06887

If the current render pass instance uses a depth/stencil attachment with a read-only layout for the stencil aspect, both front and back [writeMask](#) are not zero, and stencil test is enabled, [all stencil ops](#) **must** be [VK_STENCIL_OP_KEEP](#)

- VUID-vkCmdDrawMeshTasksIndirectCountNV-None-07831

If the bound graphics pipeline state was created with the [VK_DYNAMIC_STATE_VIEWPORT](#) dynamic state enabled then [vkCmdSetViewport](#) **must** have been called and not subsequently [invalidated](#) in the current command buffer prior to this drawing command

- VUID-vkCmdDrawMeshTasksIndirectCountNV-None-07832

If the bound graphics pipeline state was created with the [VK_DYNAMIC_STATE_SCISSOR](#) dynamic state enabled then [vkCmdSetScissor](#) **must** have been called and not subsequently [invalidated](#) in the current command buffer prior to this drawing command

- VUID-vkCmdDrawMeshTasksIndirectCountNV-None-08617

If a shader object is bound to any graphics stage or a graphics pipeline is bound which was created with the [VK_DYNAMIC_STATE_LINE_WIDTH](#) dynamic state enabled, the [current value](#) of [rasterizerDiscardEnable](#) is [VK_FALSE](#), and the [effective rasterization input topology](#) is in line topology class, then [vkCmdSetLineWidth](#) **must** have been called and not subsequently [invalidated](#) in the current command buffer prior to this drawing command

- VUID-vkCmdDrawMeshTasksIndirectCountNV-None-07834

If a shader object is bound to any graphics stage or a graphics pipeline is bound which was created with the [VK_DYNAMIC_STATE_DEPTH_BIAS](#) dynamic state enabled, the [current value](#) of [rasterizerDiscardEnable](#) is [VK_FALSE](#), and the [current value](#) of [depthBiasEnable](#) is [VK_TRUE](#), then [vkCmdSetDepthBias](#) or [vkCmdSetDepthBias2EXT](#) **must** have been called and not subsequently [invalidated](#) in the current command buffer prior to this drawing command

- VUID-vkCmdDrawMeshTasksIndirectCountNV-None-07835

If a shader object is bound to the [VK_SHADER_STAGE_FRAGMENT_BIT](#) stage or a graphics pipeline is bound which was created with the [VK_DYNAMIC_STATE_BLEND_CONSTANTS](#) dynamic state enabled, the [current value](#) of [rasterizerDiscardEnable](#) is [VK_FALSE](#), and an active color attachment [current value](#) of [blendEnable](#) is [VK_TRUE](#) with a blend equations where any [VkBlendFactor](#) member is [VK_BLEND_FACTOR_CONSTANT_COLOR](#), [VK_BLEND_FACTOR_ONE_MINUS_CONSTANT_COLOR](#),

VK_BLEND_FACTOR_CONSTANT_ALPHA, or
VK_BLEND_FACTOR_ONE_MINUS_CONSTANT_ALPHA, then `vkCmdSetBlendConstants` **must** have been called and not subsequently `invalidated` in the current command buffer prior to this drawing command

- VUID-vkCmdDrawMeshTasksIndirectCountNV-None-07836

If a shader object is bound to any graphics stage or a graphics pipeline is bound which was created with the `VK_DYNAMIC_STATE_DEPTH_BOUNDS` dynamic state enabled, the `current value` of `rasterizerDiscardEnable` is `VK_FALSE`, and the `current value` of `depthBoundsTestEnable` is `VK_TRUE`, then `vkCmdSetDepthBounds` **must** have been called and not subsequently `invalidated` in the current command buffer prior to this drawing command

- VUID-vkCmdDrawMeshTasksIndirectCountNV-None-07837

If a shader object is bound to any graphics stage or a graphics pipeline is bound which was created with the `VK_DYNAMIC_STATE_STENCIL_COMPARE_MASK` dynamic state enabled, the `current value` of `rasterizerDiscardEnable` is `VK_FALSE`, and the `current value` of `stencilTestEnable` is `VK_TRUE`, then `vkCmdSetStencilCompareMask` **must** have been called and not subsequently `invalidated` in the current command buffer prior to this drawing command

- VUID-vkCmdDrawMeshTasksIndirectCountNV-None-07838

If a shader object is bound to any graphics stage or a graphics pipeline is bound which was created with the `VK_DYNAMIC_STATE_STENCIL_WRITE_MASK` dynamic state enabled, the `current value` of `rasterizerDiscardEnable` is `VK_FALSE`, and the `current value` of `stencilTestEnable` is `VK_TRUE`, then `vkCmdSetStencilWriteMask` **must** have been called and not subsequently `invalidated` in the current command buffer prior to this drawing command

- VUID-vkCmdDrawMeshTasksIndirectCountNV-None-07839

If a shader object is bound to any graphics stage or a graphics pipeline is bound which was created with the `VK_DYNAMIC_STATE_STENCIL_REFERENCE` dynamic state enabled, the `current value` of `rasterizerDiscardEnable` is `VK_FALSE`, the `current value` of `stencilTestEnable` is `VK_TRUE`, then `vkCmdSetStencilReference` **must** have been called and not subsequently `invalidated` in the current command buffer prior to this drawing command

- VUID-vkCmdDrawMeshTasksIndirectCountNV-maxMultiviewInstanceIndex-02688

If the draw is recorded in a render pass instance with multiview enabled, the maximum instance index **must** be less than or equal to `VkPhysicalDeviceMultiviewProperties::maxMultiviewInstanceIndex`

- VUID-vkCmdDrawMeshTasksIndirectCountNV-sampleLocationsEnable-02689

If the bound graphics pipeline was created with `VkPipelineSampleLocationsStateCreateInfoEXT::sampleLocationsEnable` set to `VK_TRUE`, then the active depth attachment **must** have been created with the `VK_IMAGE_CREATE_SAMPLE_LOCATIONS_COMPATIBLE_DEPTH_BIT_EXT` bit set

- VUID-vkCmdDrawMeshTasksIndirectCountNV-None-07634

If the `VK_EXT_sample_locations` extension is enabled, a shader object is bound to any graphics stage or a graphics pipeline is bound which was created with the `VK_DYNAMIC_STATE_SAMPLE_LOCATIONS_ENABLE_EXT` dynamic state enabled, and the

current value of `rasterizerDiscardEnable` is `VK_FALSE`, then `vkCmdSetSampleLocationsEnableEXT` **must** have been called and not subsequently `invalidated` in the current command buffer prior to this drawing command

- VUID-vkCmdDrawMeshTasksIndirectCountNV-None-06666

If the `VK_EXT_sample_locations` extension is enabled, a shader object is bound to any graphics stage or a graphics pipeline is bound which was created with the `VK_DYNAMIC_STATE_SAMPLE_LOCATIONS_EXT` dynamic state enabled, the current value of `rasterizerDiscardEnable` is `VK_FALSE`, and the current value of `sampleLocationsEnable` is `VK_TRUE`, then `vkCmdSetSampleLocationsEXT` **must** have been called and not subsequently `invalidated` in the current command buffer prior to this drawing command

- VUID-vkCmdDrawMeshTasksIndirectCountNV-None-07840

If a shader object is bound to any graphics stage or a graphics pipeline is bound which was created with the `VK_DYNAMIC_STATE_CULL_MODE` dynamic state enabled, and the current value of `rasterizerDiscardEnable` is `VK_FALSE`, then `vkCmdSetCullMode` **must** have been called and not subsequently `invalidated` in the current command buffer prior to this drawing command

- VUID-vkCmdDrawMeshTasksIndirectCountNV-None-07841

If a shader object is bound to any graphics stage or a graphics pipeline is bound which was created with the `VK_DYNAMIC_STATE_FRONT_FACE` dynamic state enabled, and the current value of `rasterizerDiscardEnable` is `VK_FALSE`, then `vkCmdSetFrontFace` **must** have been called and not subsequently `invalidated` in the current command buffer prior to this drawing command

- VUID-vkCmdDrawMeshTasksIndirectCountNV-None-07843

If a shader object is bound to any graphics stage or a graphics pipeline is bound which was created with the `VK_DYNAMIC_STATE_DEPTH_TEST_ENABLE` dynamic state enabled, and the current value of `rasterizerDiscardEnable` is `VK_FALSE`, `vkCmdSetDepthTestEnable` **must** have been called and not subsequently `invalidated` in the current command buffer prior to this drawing command

- VUID-vkCmdDrawMeshTasksIndirectCountNV-None-07844

If a shader object is bound to any graphics stage or a graphics pipeline is bound which was created with the `VK_DYNAMIC_STATE_DEPTH_WRITE_ENABLE` dynamic state enabled, and the current value of `rasterizerDiscardEnable` is `VK_FALSE`, and the current value of `depthTestEnable` is `VK_TRUE`, then `vkCmdSetDepthWriteEnable` **must** have been called and not subsequently `invalidated` in the current command buffer prior to this drawing command

- VUID-vkCmdDrawMeshTasksIndirectCountNV-None-07845

If a shader object is bound to any graphics stage or a graphics pipeline is bound which was created with the `VK_DYNAMIC_STATE_DEPTH_COMPARE_OP` dynamic state enabled, the current value of `rasterizerDiscardEnable` is `VK_FALSE`, and the current value of `depthTestEnable` is `VK_TRUE`, then `vkCmdSetDepthCompareOp` **must** have been called and not subsequently `invalidated` in the current command buffer prior to this drawing command

- VUID-vkCmdDrawMeshTasksIndirectCountNV-None-07846

If the `depthBounds` feature is enabled, a shader object is bound to any graphics stage or a graphics pipeline is bound which was created with the

`VK_DYNAMIC_STATE_DEPTH_BOUNDS_TEST_ENABLE` dynamic state enabled, and the current value of `rasterizerDiscardEnable` is `VK_FALSE`, then `vkCmdSetDepthBoundsTestEnable` **must** have been called and not subsequently `invalidated` in the current command buffer prior to this drawing command

- VUID-vkCmdDrawMeshTasksIndirectCountNV-None-07847

If a shader object is bound to any graphics stage or a graphics pipeline is bound which was created with the `VK_DYNAMIC_STATE_STENCIL_TEST_ENABLE` dynamic state enabled, and the current value of `rasterizerDiscardEnable` is `VK_FALSE`, then `vkCmdSetStencilTestEnable` **must** have been called and not subsequently `invalidated` in the current command buffer prior to this drawing command

- VUID-vkCmdDrawMeshTasksIndirectCountNV-None-07848

If a shader object is bound to any graphics stage or a graphics pipeline is bound which was created with the `VK_DYNAMIC_STATE_STENCIL_OP` dynamic state enabled, the current value of `rasterizerDiscardEnable` is `VK_FALSE`, the current value of `stencilTestEnable` is `VK_TRUE`, then `vkCmdSetStencilOp` **must** have been called and not subsequently `invalidated` in the current command buffer prior to this drawing command

- VUID-vkCmdDrawMeshTasksIndirectCountNV-viewportCount-03417

If a shader object is bound to any graphics stage or a graphics pipeline is bound which was created with the `VK_DYNAMIC_STATE_VIEWPORT_WITH_COUNT` dynamic state enabled, and the state is not inherited, then `vkCmdSetViewportWithCount` **must** have been called and not subsequently `invalidated` in the current command buffer prior to this drawing command

- VUID-vkCmdDrawMeshTasksIndirectCountNV-scissorCount-03418

If a shader object is bound to any graphics stage or a graphics pipeline is bound which was created with the `VK_DYNAMIC_STATE_SCISSOR_WITH_COUNT` dynamic state enabled, and the state is not inherited, then `vkCmdSetScissorWithCount` **must** have been called and not subsequently `invalidated` in the current command buffer prior to this drawing

- VUID-vkCmdDrawMeshTasksIndirectCountNV-viewportCount-03419

If a shader object is bound to any graphics stage or a graphics pipeline is bound which was created with both the `VK_DYNAMIC_STATE_SCISSOR_WITH_COUNT` and `VK_DYNAMIC_STATE_VIEWPORT_WITH_COUNT` dynamic states enabled, and the state is not inherited, then the `viewportCount` parameter of `vkCmdSetViewportWithCount` **must** match the `scissorCount` parameter of `vkCmdSetScissorWithCount`

- VUID-vkCmdDrawMeshTasksIndirectCountNV-viewportCount-04137

If the bound graphics pipeline state was created with the `VK_DYNAMIC_STATE_VIEWPORT_WITH_COUNT` dynamic state enabled, but not the `VK_DYNAMIC_STATE_VIEWPORT_W_SCALING_NV` dynamic state enabled, then the bound graphics pipeline **must** have been created with `VkPipelineViewportWScalingStateCreateInfoNV::viewportCount` greater or equal to the `viewportCount` parameter in the last call to `vkCmdSetViewportWithCount`

- VUID-vkCmdDrawMeshTasksIndirectCountNV-viewportCount-04138

If the `VK_NV_clip_space_w_scaling` extension is enabled, and a shader object is bound to any graphics stage or a graphics pipeline is bound which was created with the `VK_DYNAMIC_STATE_VIEWPORT_WITH_COUNT` and

VK_DYNAMIC_STATE_VIEWPORT_W_SCALING_NV dynamic state enabled, the **current value** of **viewportWScalingEnable** is VK_TRUE, then **vkCmdSetViewportWScalingNV** **must** have been called and not subsequently **invalidated** in the current command buffer prior to this drawing command

- VUID-vkCmdDrawMeshTasksIndirectCountNV-None-08636

If the **VK_NV_clip_space_w_scaling** extension is enabled, and a shader object is bound to any graphics stage or a graphics pipeline is bound which was created with the **VK_DYNAMIC_STATE_VIEWPORT_WITH_COUNT** and **VK_DYNAMIC_STATE_VIEWPORT_W_SCALING_NV** dynamic state enabled, the **current value** of **viewportWScalingEnable** is VK_TRUE, then the **viewportCount** parameter in the last call to **vkCmdSetViewportWScalingNV** **must** be greater than or equal to the **viewportCount** parameter in the last call to **vkCmdSetViewportWithCount**

- VUID-vkCmdDrawMeshTasksIndirectCountNV-viewportCount-04139

If the bound graphics pipeline state was created with the **VK_DYNAMIC_STATE_VIEWPORT_WITH_COUNT** dynamic state enabled, but not the **VK_DYNAMIC_STATE_VIEWPORT_SHADING_RATE_PALETTE_NV** dynamic state enabled, then the bound graphics pipeline **must** have been created with **VkPipelineViewportShadingRateImageStateCreateInfoNV::viewportCount** greater or equal to the **viewportCount** parameter in the last call to **vkCmdSetViewportWithCount**

- VUID-vkCmdDrawMeshTasksIndirectCountNV-shadingRateImage-09233

If the **shadingRateImage** feature is enabled, and a shader object is bound to any graphics stage or a graphics pipeline is bound which was created with the **VK_DYNAMIC_STATE_VIEWPORT_COARSE_SAMPLE_ORDER_NV** and the **current value** of **rasterizerDiscardEnable** is VK_FALSE, then **vkCmdSetCoarseSampleOrderNV** **must** have been called and not subsequently **invalidated** in the current command buffer prior to this drawing command

- VUID-vkCmdDrawMeshTasksIndirectCountNV-shadingRateImage-09234

If the **shadingRateImage** feature is enabled, and a shader object is bound to any graphics stage or a graphics pipeline is bound which was created with the **VK_DYNAMIC_STATE_VIEWPORT_WITH_COUNT** and **VK_DYNAMIC_STATE_VIEWPORT_SHADING_RATE_PALETTE_NV** dynamic state enabled, the **current value** of **rasterizerDiscardEnable** is VK_FALSE, and the **current value** of **shadingRateImageEnable** is VK_TRUE, then **vkCmdSetViewportShadingRatePaletteNV** **must** have been called and not subsequently **invalidated** in the current command buffer prior to this drawing command

- VUID-vkCmdDrawMeshTasksIndirectCountNV-None-08637

If the **shadingRateImage** feature is enabled, and a shader object is bound to any graphics stage or a graphics pipeline is bound which was created with the **VK_DYNAMIC_STATE_VIEWPORT_WITH_COUNT** and **VK_DYNAMIC_STATE_VIEWPORT_SHADING_RATE_PALETTE_NV** dynamic state enabled, the **current value** of **rasterizerDiscardEnable** is VK_FALSE, and the **current value** of **shadingRateImageEnable** is VK_TRUE, then the **viewportCount** parameter in the last call to **vkCmdSetViewportShadingRatePaletteNV** **must** be greater than or equal to the **viewportCount** parameter in the last call to **vkCmdSetViewportWithCount**

- VUID-vkCmdDrawMeshTasksIndirectCountNV-VkPipelineVieportCreateInfo-04141

If the bound graphics pipeline state was created with the `VK_DYNAMIC_STATE_VIEWPORT_WITH_COUNT` dynamic state enabled and a `VkPipelineViewportSwizzleStateCreateInfoNV` structure chained from `VkPipelineViewportStateCreateInfo`, then the bound graphics pipeline **must** have been created with `VkPipelineViewportSwizzleStateCreateInfoNV::viewportCount` greater or equal to the `viewportCount` parameter in the last call to `vkCmdSetViewportWithCount`

- VUID-vkCmdDrawMeshTasksIndirectCountNV-VkPipelineVieportCreateInfo-04142

If the bound graphics pipeline state was created with the `VK_DYNAMIC_STATE_VIEWPORT_WITH_COUNT` dynamic state enabled and a `VkPipelineViewportExclusiveScissorStateCreateInfoNV` structure chained from `VkPipelineViewportStateCreateInfo`, then the bound graphics pipeline **must** have been created with `VkPipelineViewportExclusiveScissorStateCreateInfoNV::exclusiveScissorCount` greater or equal to the `viewportCount` parameter in the last call to `vkCmdSetViewportWithCount`

- VUID-vkCmdDrawMeshTasksIndirectCountNV-None-07878

If the `exclusiveScissor` feature is enabled, and a shader object is bound to any graphics stage or a graphics pipeline is bound which was created with the `VK_DYNAMIC_STATE_EXCLUSIVE_SCISSOR_ENABLE_NV` dynamic state enabled, then `vkCmdSetExclusiveScissorEnableNV` **must** have been called and not subsequently `invalidated` in the current command buffer prior to this drawing command

- VUID-vkCmdDrawMeshTasksIndirectCountNV-None-07879

If the `exclusiveScissor` feature is enabled, a shader object is bound to any graphics stage or a graphics pipeline is bound which was created with the `VK_DYNAMIC_STATE_EXCLUSIVE_SCISSOR_NV` dynamic state enabled, and the most recent call to `vkCmdSetExclusiveScissorEnableNV` in the current command buffer set any element of `pExclusiveScissorEnables` to `VK_TRUE`, then `vkCmdSetExclusiveScissorNV` **must** have been called and not subsequently `invalidated` in the current command buffer prior to this drawing command

- VUID-vkCmdDrawMeshTasksIndirectCountNV-None-04876

If a shader object is bound to any graphics stage or a graphics pipeline is bound which was created with the `VK_DYNAMIC_STATE_RASTERIZER_DISCARD_ENABLE` dynamic state enabled, then `vkCmdSetRasterizerDiscardEnable` **must** have been called and not subsequently `invalidated` in the current command buffer prior to this drawing command

- VUID-vkCmdDrawMeshTasksIndirectCountNV-None-04877

If a shader object is bound to any graphics stage or a graphics pipeline is bound which was created with the `VK_DYNAMIC_STATE_DEPTH_BIAS_ENABLE` dynamic state enabled, and the current value of `rasterizerDiscardEnable` is `VK_FALSE`, then `vkCmdSetDepthBiasEnable` **must** have been called and not subsequently `invalidated` in the current command buffer prior to this drawing command

- VUID-vkCmdDrawMeshTasksIndirectCountNV-logicOp-04878

If a shader object is bound to the `VK_SHADER_STAGE_FRAGMENT_BIT` or a graphics pipeline is bound which was created with the `VK_DYNAMIC_STATE_LOGIC_OP_EXT` dynamic state enabled, the current value of `rasterizerDiscardEnable` is `VK_FALSE`, and the current value of `logicOpEnable` is `VK_TRUE`, then `vkCmdSetLogicOpEXT` **must** have been called and not subsequently `invalidated` in the current command buffer prior to this

drawing command

- VUID-vkCmdDrawMeshTasksIndirectCountNV-

primitiveFragmentShadingRateWithMultipleViewports-04552

If the `primitiveFragmentShadingRateWithMultipleViewports` limit is not supported, the bound graphics pipeline was created with the `VK_DYNAMIC_STATE_VIEWPORT_WITH_COUNT` dynamic state enabled, and any of the shader stages of the bound graphics pipeline write to the `PrimitiveShadingRateKHR` built-in, then `vkCmdSetViewportWithCount` **must** have been called in the current command buffer prior to this drawing command, and the `viewportCount` parameter of `vkCmdSetViewportWithCount` **must** be 1

- VUID-vkCmdDrawMeshTasksIndirectCountNV-

primitiveFragmentShadingRateWithMultipleViewports-08642

If the `primitiveFragmentShadingRateWithMultipleViewports` limit is not supported, and any shader object bound to a graphics stage writes to the `PrimitiveShadingRateKHR` built-in, then `vkCmdSetViewportWithCount` **must** have been called in the current command buffer prior to this drawing command, and the `viewportCount` parameter of `vkCmdSetViewportWithCount` **must** be 1

- VUID-vkCmdDrawMeshTasksIndirectCountNV-blendEnable-04727

If a shader object is bound to the `VK_SHADER_STAGE_FRAGMENT_BIT` stage or a graphics pipeline is bound which was created with `VK_DYNAMIC_STATE_COLOR_BLEND_ENABLE_EXT` dynamic state enabled, the **current value** of `rasterizerDiscardEnable` is `VK_FALSE`, then for each color attachment, if the corresponding image view's **format features** do not contain `VK_FORMAT_FEATURE_COLOR_ATTACHMENT_BLEND_BIT`, then the corresponding **current value** of `blendEnable` **must** be `VK_FALSE`

- VUID-vkCmdDrawMeshTasksIndirectCountNV-None-08644

If a shader object is bound to any graphics stage or a graphics pipeline is bound, the **current value** of `rasterizerDiscardEnable` is `VK_FALSE`, and none of the following is enabled:

- the `VK_AMD_mixed_attachment_samples` extension
- the `VK_NV_framebuffer_mixed_samples` extension
- the `multisampledRenderToSingleSampled` feature

then the **current value** of `rasterizationSamples` **must** be the same as the current color and/or depth/stencil attachments

- VUID-vkCmdDrawMeshTasksIndirectCountNV-None-08876

If a shader object is bound to any graphics stage, the current render pass instance **must** have been begun with `vkCmdBeginRendering`

- VUID-vkCmdDrawMeshTasksIndirectCountNV-imageView-06172

If the current render pass instance was begun with `vkCmdBeginRendering`, the `imageView` member of `pDepthAttachment` is not `VK_NULL_HANDLE`, and the `layout` member of `pDepthAttachment` is `VK_IMAGE_LAYOUT_DEPTH_STENCIL_READ_ONLY_OPTIMAL`, this command **must** not write any values to the depth attachment

- VUID-vkCmdDrawMeshTasksIndirectCountNV-imageView-06173

If the current render pass instance was begun with `vkCmdBeginRendering`, the `imageView` member of `pStencilAttachment` is not `VK_NULL_HANDLE`, and the `layout` member of `pStencilAttachment` is `VK_IMAGE_LAYOUT_DEPTH_STENCIL_READ_ONLY_OPTIMAL`, this command **must** not write any values to the stencil attachment

- VUID-vkCmdDrawMeshTasksIndirectCountNV-imageView-06174

If the current render pass instance was begun with `vkCmdBeginRendering`, the `imageView` member of `pDepthAttachment` is not `VK_NULL_HANDLE`, and the `layout` member of `pDepthAttachment` is `VK_IMAGE_LAYOUT_DEPTH_READ_ONLY_STENCIL_ATTACHMENT_OPTIMAL`, this command **must** not write any values to the depth attachment

- VUID-vkCmdDrawMeshTasksIndirectCountNV-imageView-06175

If the current render pass instance was begun with `vkCmdBeginRendering`, the `imageView` member of `pStencilAttachment` is not `VK_NULL_HANDLE`, and the `layout` member of `pStencilAttachment` is `VK_IMAGE_LAYOUT_DEPTH_ATTACHMENT_STENCIL_READ_ONLY_OPTIMAL`, this command **must** not write any values to the stencil attachment

- VUID-vkCmdDrawMeshTasksIndirectCountNV-imageView-06176

If the current render pass instance was begun with `vkCmdBeginRendering`, the `imageView` member of `pDepthAttachment` is not `VK_NULL_HANDLE`, and the `layout` member of `pDepthAttachment` is `VK_IMAGE_LAYOUT_DEPTH_READ_ONLY_OPTIMAL`, this command **must** not write any values to the depth attachment

- VUID-vkCmdDrawMeshTasksIndirectCountNV-imageView-06177

If the current render pass instance was begun with `vkCmdBeginRendering`, the `imageView` member of `pStencilAttachment` is not `VK_NULL_HANDLE`, and the `layout` member of `pStencilAttachment` is `VK_IMAGE_LAYOUT_STENCIL_READ_ONLY_OPTIMAL`, this command **must** not write any values to the stencil attachment

- VUID-vkCmdDrawMeshTasksIndirectCountNV-viewMask-06178

If the current render pass instance was begun with `vkCmdBeginRendering`, the bound graphics pipeline **must** have been created with a `VkPipelineRenderingCreateInfo::viewMask` equal to `VkRenderingInfo::viewMask`

- VUID-vkCmdDrawMeshTasksIndirectCountNV-colorAttachmentCount-06179

If the `dynamicRenderingUnusedAttachments` feature is not enabled and the current render pass instance was begun with `vkCmdBeginRendering`, the bound graphics pipeline **must** have been created with a `VkPipelineRenderingCreateInfo::colorAttachmentCount` equal to `VkRenderingInfo::colorAttachmentCount`

- VUID-vkCmdDrawMeshTasksIndirectCountNV-dynamicRenderingUnusedAttachments-08910

If the `dynamicRenderingUnusedAttachments` feature is not enabled, and the current render pass instance was begun with `vkCmdBeginRendering` and `VkRenderingInfo::colorAttachmentCount` greater than 0, then each element of the `VkRenderingInfo::pColorAttachments` array with an `imageView` not equal to `VK_NULL_HANDLE` **must** have been created with a `VkFormat` equal to the corresponding element of `VkPipelineRenderingCreateInfo::pColorAttachmentFormats` used to create the bound graphics pipeline

- VUID-vkCmdDrawMeshTasksIndirectCountNV-dynamicRenderingUnusedAttachments-

08912

If the `dynamicRenderingUnusedAttachments` feature is not enabled, and the current render pass instance was begun with `vkCmdBeginRendering` and `VkRenderingInfo::colorAttachmentCount` greater than 0, then each element of the `VkRenderingInfo::pColorAttachments` array with an `imageView` equal to `VK_NULL_HANDLE` **must** have the corresponding element of `VkPipelineRenderingCreateInfo::pColorAttachmentFormats` used to create the bound pipeline equal to `VK_FORMAT_UNDEFINED`

- VUID-vkCmdDrawMeshTasksIndirectCountNV-dynamicRenderingUnusedAttachments-08911

If the `dynamicRenderingUnusedAttachments` feature is enabled, and the current render pass instance was begun with `vkCmdBeginRendering` and `VkRenderingInfo::colorAttachmentCount` greater than 0, then each element of the `VkRenderingInfo::pColorAttachments` array with an `imageView` not equal to `VK_NULL_HANDLE` **must** have been created with a `VkFormat` equal to the corresponding element of `VkPipelineRenderingCreateInfo::pColorAttachmentFormats` used to create the bound graphics pipeline, or the corresponding element of `VkPipelineRenderingCreateInfo::pColorAttachmentFormats`, if it exists, **must** be `VK_FORMAT_UNDEFINED`

- VUID-vkCmdDrawMeshTasksIndirectCountNV-colorAttachmentCount-09362

If the current render pass instance was begun with `vkCmdBeginRendering`, with a `VkRenderingInfo::colorAttachmentCount` equal to 1, there is no shader object bound to any graphics stage, and a color attachment with a resolve mode of `VK_RESOLVE_MODE_EXTERNAL_FORMAT_DOWNSAMPLE_BIT_ANDROID`, each element of the `VkRenderingInfo::pColorAttachments` array with a `resolveImageView` not equal to `VK_NULL_HANDLE` **must** have been created with an image created with a `VkExternalFormatANDROID::externalFormat` value equal to the `VkExternalFormatANDROID::externalFormat` value used to create the bound graphics pipeline

- VUID-vkCmdDrawMeshTasksIndirectCountNV-None-09363

If there is no shader object bound to any graphics stage, the current render pass instance was begun with `vkCmdBeginRendering` and a `VkRenderingInfo::colorAttachmentCount` equal to 1, and a color attachment with a resolve mode of `VK_RESOLVE_MODE_EXTERNAL_FORMAT_DOWNSAMPLE_BIT_ANDROID`, each element of the `VkRenderingInfo::pColorAttachments` array with a `imageView` not equal to `VK_NULL_HANDLE` **must** have been created with an image created with a `VkExternalFormatANDROID::externalFormat` value equal to the `VkExternalFormatANDROID::externalFormat` value used to create the bound graphics pipeline

- VUID-vkCmdDrawMeshTasksIndirectCountNV-None-09364

If the current render pass instance was begun with `vkCmdBeginRendering`, there is no shader object bound to any graphics stage, and the bound graphics pipeline was created with a non-zero `VkExternalFormatANDROID::externalFormat` value and with the `VK_DYNAMIC_STATE_COLOR_BLEND_ENABLE_EXT` dynamic state enabled, then `vkCmdSetColorBlendEnableEXT` **must** have set the blend enable to `VK_FALSE` prior to this drawing command

- VUID-vkCmdDrawMeshTasksIndirectCountNV-None-09365

If the current render pass instance was begun with `vkCmdBeginRendering`, there is no

shader object bound to any graphics stage, and the bound graphics pipeline was created with a non-zero `VkExternalFormatANDROID::externalFormat` value and with the `VK_DYNAMIC_STATE_RASTERIZATION_SAMPLES_EXT` dynamic state enabled, then `vkCmdSetRasterizationSamplesEXT` **must** have set `rasterizationSamples` to `VK_SAMPLE_COUNT_1_BIT` prior to this drawing command

- VUID-vkCmdDrawMeshTasksIndirectCountNV-None-09366

If there is a shader object bound to any graphics stage, and the current render pass includes a color attachment that uses the `VK_RESOLVE_MODE_EXTERNAL_FORMAT_DOWNSAMPLE_BIT_ANDROID` resolve mode, then `vkCmdSetColorBlendEnableEXT` **must** have set blend enable to `VK_FALSE` prior to this drawing command

- VUID-vkCmdDrawMeshTasksIndirectCountNV-rasterizationSamples-09367

If there is a shader object bound to any graphics stage, and the current render pass includes a color attachment that uses the `VK_RESOLVE_MODE_EXTERNAL_FORMAT_DOWNSAMPLE_BIT_ANDROID` resolve mode, then `vkCmdSetRasterizationSamplesEXT` **must** have set `rasterizationSamples` to `VK_SAMPLE_COUNT_1_BIT` prior to this drawing command

- VUID-vkCmdDrawMeshTasksIndirectCountNV-None-09368

If the current render pass instance was begun with `vkCmdBeginRendering`, there is no shader object bound to any graphics stage, and the bound graphics pipeline was created with a non-zero `VkExternalFormatANDROID::externalFormat` value and with the `VK_DYNAMIC_STATE_FRAGMENT_SHADING_RATE_KHR` dynamic state enabled, then `vkCmdSetFragmentShadingRateKHR` **must** have set `pFragmentSize->width` to 1 prior to this drawing command

- VUID-vkCmdDrawMeshTasksIndirectCountNV-None-09369

If the current render pass instance was begun with `vkCmdBeginRendering`, there is no shader object bound to any graphics stage, and the bound graphics pipeline was created with a non-zero `VkExternalFormatANDROID::externalFormat` value and with the `VK_DYNAMIC_STATE_FRAGMENT_SHADING_RATE_KHR` dynamic state enabled, then `vkCmdSetFragmentShadingRateKHR` **must** have set `pFragmentSize->height` to 1 prior to this drawing command

- VUID-vkCmdDrawMeshTasksIndirectCountNV-pFragmentSize-09370

If there is a shader object bound to any graphics stage, and the current render pass includes a color attachment that uses the `VK_RESOLVE_MODE_EXTERNAL_FORMAT_DOWNSAMPLE_BIT_ANDROID` resolve mode, then `vkCmdSetFragmentShadingRateKHR` **must** have set `pFragmentSize->width` to 1 prior to this drawing command

- VUID-vkCmdDrawMeshTasksIndirectCountNV-pFragmentSize-09371

If there is a shader object bound to any graphics stage, and the current render pass includes a color attachment that uses the `VK_RESOLVE_MODE_EXTERNAL_FORMAT_DOWNSAMPLE_BIT_ANDROID` resolve mode, then `vkCmdSetFragmentShadingRateKHR` **must** have set `pFragmentSize->height` to 1 prior to this drawing command

- VUID-vkCmdDrawMeshTasksIndirectCountNV-None-07749

If the `colorWriteEnable` feature is enabled, a shader object is bound to the

`VK_SHADER_STAGE_FRAGMENT_BIT` stage or a graphics pipeline is bound which was created with the `VK_DYNAMIC_STATE_COLOR_WRITE_ENABLE_EXT` dynamic state enabled, and the current value of `rasterizerDiscardEnable` is `VK_FALSE`, then `vkCmdSetColorWriteEnableEXT` **must** have been called and not subsequently `invalidated` in the current command buffer prior to this drawing command

- VUID-vkCmdDrawMeshTasksIndirectCountNV-attachmentCount-07750

If the `colorWriteEnable` feature is enabled, a shader object is bound to the `VK_SHADER_STAGE_FRAGMENT_BIT` stage or a graphics pipeline is bound which was created with the `VK_DYNAMIC_STATE_COLOR_WRITE_ENABLE_EXT` dynamic state enabled, and the current value of `rasterizerDiscardEnable` is `VK_FALSE`, then the `attachmentCount` parameter of most recent call to `vkCmdSetColorWriteEnableEXT` in the current command buffer **must** be greater than or equal to the number of active color attachments

- VUID-vkCmdDrawMeshTasksIndirectCountNV-None-07751

If the `VK_EXT_discard_rectangles` extension is enabled, a graphics pipeline is bound which was created with the `VK_DYNAMIC_STATE_DISCARD_RECTANGLE_EXT` dynamic state enabled and the `pNext` chain of `VkGraphicsPipelineCreateInfo` included a `VkPipelineDiscardRectangleStateCreateInfoEXT` structure, the current value of `rasterizerDiscardEnable` is `VK_FALSE`, and the current value of `discardRectangleEnable` is `VK_TRUE`, then `vkCmdSetDiscardRectangleEXT` **must** have been called and not subsequently `invalidated` in the current command buffer prior to this drawing command for each discard rectangle in `VkPipelineDiscardRectangleStateCreateInfoEXT::discardRectangleCount`

- VUID-vkCmdDrawMeshTasksIndirectCountNV-rasterizerDiscardEnable-09236

If the `VK_EXT_discard_rectangles` extension is enabled, a shader object is bound to any graphics stage or a graphics pipeline is bound which was created with `VK_DYNAMIC_STATE_DISCARD_RECTANGLE_EXT` dynamic state enabled and the `pNext` chain of `VkGraphicsPipelineCreateInfo` did not include a `VkPipelineDiscardRectangleStateCreateInfoEXT` structure, the current value of `rasterizerDiscardEnable` is `VK_FALSE`, and the current value of `discardRectangleEnable` is `VK_TRUE`, then `vkCmdSetDiscardRectangleEXT` **must** have been called and not subsequently `invalidated` in the current command buffer prior to this drawing command for each discard rectangle in `VkPhysicalDeviceDiscardRectanglePropertiesEXT::maxDiscardRectangles`

- VUID-vkCmdDrawMeshTasksIndirectCountNV-None-07880

If the `VK_EXT_discard_rectangles` extension is enabled, a shader object is bound to any graphics stage or a graphics pipeline is bound which was created with the `VK_DYNAMIC_STATE_DISCARD_RECTANGLE_ENABLE_EXT` dynamic state enabled, the current value of `rasterizerDiscardEnable` is `VK_FALSE`, then `vkCmdSetDiscardRectangleEnableEXT` **must** have been called and not subsequently `invalidated` in the current command buffer prior to this drawing command

- VUID-vkCmdDrawMeshTasksIndirectCountNV-None-07881

If the `VK_EXT_discard_rectangles` extension is enabled, a shader object is bound to any graphics stage or a graphics pipeline is bound which was created with the `VK_DYNAMIC_STATE_DISCARD_RECTANGLE_MODE_EXT` dynamic state enabled, the current value of `rasterizerDiscardEnable` is `VK_FALSE`, and the current value of

`discardRectangleEnable` is `VK_TRUE`, then `vkCmdSetDiscardRectangleModeEXT` **must** have been called and not subsequently `invalidated` in the current command buffer prior to this drawing command

- VUID-vkCmdDrawMeshTasksIndirectCountNV-dynamicRenderingUnusedAttachments-08913

If the current render pass instance was begun with `vkCmdBeginRendering`, the `dynamicRenderingUnusedAttachments` feature is not enabled, and `VkRenderingInfo::pDepthAttachment->imageView` was `VK_NULL_HANDLE`, the value of `VkPipelineRenderingCreateInfo::depthAttachmentFormat` used to create the bound graphics pipeline **must** be equal to `VK_FORMAT_UNDEFINED`

- VUID-vkCmdDrawMeshTasksIndirectCountNV-dynamicRenderingUnusedAttachments-08914

If current render pass instance was begun with `vkCmdBeginRendering`, the `dynamicRenderingUnusedAttachments` feature is not enabled, and `VkRenderingInfo::pDepthAttachment->imageView` was not `VK_NULL_HANDLE`, the value of `VkPipelineRenderingCreateInfo::depthAttachmentFormat` used to create the bound graphics pipeline **must** be equal to the `VkFormat` used to create `VkRenderingInfo::pDepthAttachment->imageView`

- VUID-vkCmdDrawMeshTasksIndirectCountNV-dynamicRenderingUnusedAttachments-08915

If the current render pass instance was begun with `vkCmdBeginRendering`, the `dynamicRenderingUnusedAttachments` feature is enabled, `VkRenderingInfo::pDepthAttachment->imageView` was not `VK_NULL_HANDLE`, and the value of `VkPipelineRenderingCreateInfo::depthAttachmentFormat` used to create the bound graphics pipeline was not equal to the `VkFormat` used to create `VkRenderingInfo::pDepthAttachment->imageView`, the value of the format **must** be `VK_FORMAT_UNDEFINED`

- VUID-vkCmdDrawMeshTasksIndirectCountNV-dynamicRenderingUnusedAttachments-08916

If the current render pass instance was begun with `vkCmdBeginRendering`, the `dynamicRenderingUnusedAttachments` feature is not enabled, and `VkRenderingInfo::pStencilAttachment->imageView` was `VK_NULL_HANDLE`, the value of `VkPipelineRenderingCreateInfo::stencilAttachmentFormat` used to create the bound graphics pipeline **must** be equal to `VK_FORMAT_UNDEFINED`

- VUID-vkCmdDrawMeshTasksIndirectCountNV-dynamicRenderingUnusedAttachments-08917

If current render pass instance was begun with `vkCmdBeginRendering`, the `dynamicRenderingUnusedAttachments` feature is not enabled, and `VkRenderingInfo::pStencilAttachment->imageView` was not `VK_NULL_HANDLE`, the value of `VkPipelineRenderingCreateInfo::stencilAttachmentFormat` used to create the bound graphics pipeline **must** be equal to the `VkFormat` used to create `VkRenderingInfo::pStencilAttachment->imageView`

- VUID-vkCmdDrawMeshTasksIndirectCountNV-dynamicRenderingUnusedAttachments-08918

If the current render pass instance was begun with `vkCmdBeginRendering`, the `dynamicRenderingUnusedAttachments` feature is enabled, `VkRenderingInfo`

`::pStencilAttachment->imageView` was not `VK_NULL_HANDLE`, and the value of `VkPipelineRenderingCreateInfo::stencilAttachmentFormat` used to create the bound graphics pipeline was not equal to the `VkFormat` used to create `VkRenderingInfo::pStencilAttachment->imageView`, the value of the format **must** be `VK_FORMAT_UNDEFINED`

- VUID-vkCmdDrawMeshTasksIndirectCountNV-imageView-06183

If the current render pass instance was begun with `vkCmdBeginRendering` and `VkRenderingFragmentShadingRateAttachmentInfoKHR::imageView` was not `VK_NULL_HANDLE`, the bound graphics pipeline **must** have been created with `VK_PIPELINE_CREATE_RENDERING_FRAGMENT_SHADING_RATE_ATTACHMENT_BIT_KHR`

- VUID-vkCmdDrawMeshTasksIndirectCountNV-dynamicRenderingLocalRead-11797

If the current render pass instance was begun with `vkCmdBeginRendering`, the `dynamicRenderingLocalRead` feature is enabled, the `VK_RENDERING_LOCAL_READ_CONCURRENT_ACCESS_CONTROL_BIT_KHR` flag is specified, and an attachment is being used as a feedback loop as specified by `VK_RENDERING_ATTACHMENT_INPUT_ATTACHMENT_FEEDBACK_BIT_KHR`, `VkRenderingAttachmentFlagsInfoKHR::flags` for that attachment **must** include `VK_RENDERING_ATTACHMENT_INPUT_ATTACHMENT_FEEDBACK_BIT_KHR`

- VUID-vkCmdDrawMeshTasksIndirectCountNV-imageView-06184

If the current render pass instance was begun with `vkCmdBeginRendering` and `VkRenderingFragmentDensityMapAttachmentInfoEXT::imageView` was not `VK_NULL_HANDLE`, the bound graphics pipeline **must** have been created with `VK_PIPELINE_CREATE_RENDERING_FRAGMENT_DENSITY_MAP_ATTACHMENT_BIT_EXT`

- VUID-vkCmdDrawMeshTasksIndirectCountNV-layers-10831

If the current render pass instance was created with `VK_RENDERING_PER_LAYER_FRAGMENT_DENSITY_BIT_VALVE` or `VK_RENDER_PASS_CREATE_PER_LAYER_FRAGMENT_DENSITY_BIT_VALVE`, and the bound graphics pipeline was created with `VK_PIPELINE_CREATE_2_PER_LAYER_FRAGMENT_DENSITY_BIT_VALVE`, then the current render pass instance **must** have a `layers` value less than or equal to `VkPipelineFragmentDensityMapLayeredCreateInfoVALVE::maxFragmentDensityMapLayers`

- VUID-vkCmdDrawMeshTasksIndirectCountNV-colorAttachmentCount-06185

If the bound pipeline was created with a `VkAttachmentSampleCountInfoAMD` or `VkAttachmentSampleCountInfoNV` structure, and the current render pass instance was begun with `vkCmdBeginRendering` with a `VkRenderingInfo::colorAttachmentCount` parameter greater than 0, then each element of the `VkRenderingInfo::pColorAttachments` array with a `imageView` not equal to `VK_NULL_HANDLE` **must** have been created with a sample count equal to the corresponding element of the `pColorAttachmentSamples` member of `VkAttachmentSampleCountInfoAMD` or `VkAttachmentSampleCountInfoNV` used to create the bound graphics pipeline

- VUID-vkCmdDrawMeshTasksIndirectCountNV-pDepthAttachment-06186

If the current render pass instance was begun with `vkCmdBeginRendering`, the bound pipeline was created with a `VkAttachmentSampleCountInfoAMD` or `VkAttachmentSampleCountInfoNV` structure, and `VkRenderingInfo::pDepthAttachment-`

>imageView was not VK_NULL_HANDLE, the value of the depthStencilAttachmentSamples member of VkAttachmentSampleCountInfoAMD or VkAttachmentSampleCountInfoNV used to create the bound graphics pipeline **must** be equal to the sample count used to create VkRenderingInfo::pDepthAttachment->imageView

- VUID-vkCmdDrawMeshTasksIndirectCountNV-pStencilAttachment-06187

If the current render pass instance was begun with vkCmdBeginRendering, the bound pipeline was created with a VkAttachmentSampleCountInfoAMD or VkAttachmentSampleCountInfoNV structure, and VkRenderingInfo::pStencilAttachment->imageView was not VK_NULL_HANDLE, the value of the depthStencilAttachmentSamples member of VkAttachmentSampleCountInfoAMD or VkAttachmentSampleCountInfoNV used to create the bound graphics pipeline **must** be equal to the sample count used to create VkRenderingInfo::pStencilAttachment->imageView

- VUID-vkCmdDrawMeshTasksIndirectCountNV-multisampledRenderToSingleSampled-07285

If the bound pipeline was created without a VkAttachmentSampleCountInfoAMD or VkAttachmentSampleCountInfoNV structure, and the multisampledRenderToSingleSampled feature is not enabled, and vkCmdBeginCustomResolveEXT has not yet been recorded in the render pass instance, and the current render pass instance was begun with vkCmdBeginRendering with a VkRenderingInfo::colorAttachmentCount parameter greater than 0, then each element of the VkRenderingInfo::pColorAttachments array with a imageView not equal to VK_NULL_HANDLE **must** have been created with a sample count equal to the value of rasterizationSamples for the bound graphics pipeline

- VUID-vkCmdDrawMeshTasksIndirectCountNV-multisampledRenderToSingleSampled-07286

If the bound pipeline was created without a VkAttachmentSampleCountInfoAMD or VkAttachmentSampleCountInfoNV structure, and the multisampledRenderToSingleSampled feature is not enabled, and vkCmdBeginCustomResolveEXT has not yet been recorded in the render pass instance, and VkRenderingInfo::pDepthAttachment->imageView was not VK_NULL_HANDLE, the value of rasterizationSamples for the bound graphics pipeline **must** be equal to the sample count used to create VkRenderingInfo::pDepthAttachment->imageView

- VUID-vkCmdDrawMeshTasksIndirectCountNV-multisampledRenderToSingleSampled-07287

If the bound pipeline was created without a VkAttachmentSampleCountInfoAMD or VkAttachmentSampleCountInfoNV structure, and the multisampledRenderToSingleSampled feature is not enabled, and vkCmdBeginCustomResolveEXT has not yet been recorded in the render pass instance, and VkRenderingInfo::pStencilAttachment->imageView was not VK_NULL_HANDLE, the value of rasterizationSamples for the bound graphics pipeline **must** be equal to the sample count used to create VkRenderingInfo::pStencilAttachment->imageView

- VUID-vkCmdDrawMeshTasksIndirectCountNV-pNext-07935

If this command is called inside a render pass instance started with vkCmdBeginRendering, and the pNext chain of VkRenderingInfo includes a VkMultisampledRenderToSingleSampledInfoEXT structure with multisampledRenderToSingleSampledEnable equal to VK_TRUE, then the value of rasterizationSamples for the bound graphics pipeline **must** be equal to

VkMultisampledRenderToSingleSampledInfoEXT::rasterizationSamples

- VUID-vkCmdDrawMeshTasksIndirectCountNV-renderPass-06198

If the current render pass instance was begun with `vkCmdBeginRendering`, the bound pipeline **must** have been created with a `VkGraphicsPipelineCreateInfo::renderPass` equal to `VK_NULL_HANDLE`

- VUID-vkCmdDrawMeshTasksIndirectCountNV-pColorAttachments-08963

If the current render pass instance was begun with `vkCmdBeginRendering`, `vkCmdBeginCustomResolveEXT` has not yet been recorded in the render pass instance, there is a graphics pipeline bound with a fragment shader that statically writes to a color attachment, the color write mask is not zero, color writes are enabled, and the corresponding element of the `VkRenderingInfo::pColorAttachments->imageView` was not `VK_NULL_HANDLE`, then the corresponding element of `VkPipelineRenderingCreateInfo::pColorAttachmentFormats` used to create the pipeline **must** not be `VK_FORMAT_UNDEFINED`

- VUID-vkCmdDrawMeshTasksIndirectCountNV-pColorAttachments-11539

If the current render pass instance was begun with `vkCmdBeginRendering`, `vkCmdBeginCustomResolveEXT` has been recorded in the render pass instance, there is a graphics pipeline bound with a fragment shader that statically writes to a color attachment, the color write mask is not zero, color writes are enabled, and the corresponding element of the `VkRenderingInfo::pColorAttachments->resolveImageView` was not `VK_NULL_HANDLE`, then the corresponding element of `VkCustomResolveCreateInfoEXT::pColorAttachmentFormats` used to create the pipeline **must** not be `VK_FORMAT_UNDEFINED`

- VUID-vkCmdDrawMeshTasksIndirectCountNV-pDepthAttachment-08964

If the current render pass instance was begun with `vkCmdBeginRendering`, `vkCmdBeginCustomResolveEXT` has not yet been recorded in the render pass instance, there is a graphics pipeline bound, depth test is enabled, and the `VkRenderingInfo::pDepthAttachment->imageView` was not `VK_NULL_HANDLE`, then the `VkPipelineRenderingCreateInfo::depthAttachmentFormat` used to create the pipeline **must** not be `VK_FORMAT_UNDEFINED`

- VUID-vkCmdDrawMeshTasksIndirectCountNV-pDepthAttachment-11540

If the current render pass instance was begun with `vkCmdBeginRendering`, `vkCmdBeginCustomResolveEXT` has been recorded in the render pass instance, there is a graphics pipeline bound, depth test is enabled, and the `VkRenderingInfo::pDepthAttachment->resolveImageView` was not `VK_NULL_HANDLE`, then the `VkCustomResolveCreateInfoEXT::depthAttachmentFormat` used to create the pipeline **must** not be `VK_FORMAT_UNDEFINED`

- VUID-vkCmdDrawMeshTasksIndirectCountNV-pStencilAttachment-08965

If the current render pass instance was begun with `vkCmdBeginRendering`, `vkCmdBeginCustomResolveEXT` has not yet been recorded in the render pass instance, there is a graphics pipeline bound, stencil test is enabled and the `VkRenderingInfo::pStencilAttachment->imageView` was not `VK_NULL_HANDLE`, then the `VkPipelineRenderingCreateInfo::stencilAttachmentFormat` used to create the pipeline **must** not be `VK_FORMAT_UNDEFINED`

- VUID-vkCmdDrawMeshTasksIndirectCountNV-pStencilAttachment-11860

If the current render pass instance was begun with `vkCmdBeginRendering`, `vkCmdBeginCustomResolveEXT` has been recorded in the render pass instance, there is a graphics pipeline bound, stencil test is enabled and the `VkRenderingInfo::pStencilAttachment->resolveImageView` was not `VK_NULL_HANDLE`, then the `VkCustomResolveCreateInfoEXT::stencilAttachmentFormat` used to create the pipeline **must** not be `VK_FORMAT_UNDEFINED`

- VUID-vkCmdDrawMeshTasksIndirectCountNV-flags-10582

If the current render pass instance was begun with a `vkCmdBeginRendering` call in `commandBuffer`, its `VkRenderingInfo::flags` parameter **must** not have `VK_RENDERING_CONTENTS_SECONDARY_COMMAND_BUFFERS_BIT` set unless `VK_RENDERING_CONTENTS_INLINE_BIT_KHR` is also set

- VUID-vkCmdDrawMeshTasksIndirectCountNV-primitivesGeneratedQueryWithRasterizerDiscard-06708

If the `primitivesGeneratedQueryWithRasterizerDiscard` feature is not enabled and the `VK_QUERY_TYPE_PRIMITIVES_GENERATED_EXT` query is active, `rasterization discard` **must** not be enabled

- VUID-vkCmdDrawMeshTasksIndirectCountNV-primitivesGeneratedQueryWithNonZeroStreams-06709

If the `primitivesGeneratedQueryWithNonZeroStreams` feature is not enabled and the `VK_QUERY_TYPE_PRIMITIVES_GENERATED_EXT` query is active, the bound graphics pipeline **must** not have been created with a non-zero value in `VkPipelineRasterizationStateStreamCreateInfoEXT::rasterizationStream`

- VUID-vkCmdDrawMeshTasksIndirectCountNV-None-07620

If the `depthClamp` feature is enabled, a shader object is bound to any graphics stage or a graphics pipeline is bound which was created with the `VK_DYNAMIC_STATE_DEPTH_CLAMP_ENABLE_EXT` dynamic state enabled, and the current value of `rasterizerDiscardEnable` is `VK_FALSE`, then `vkCmdSetDepthClampEnableEXT` **must** have been called and not subsequently `invalidated` in the current command buffer prior to this drawing command

- VUID-vkCmdDrawMeshTasksIndirectCountNV-None-07621

If a shader object is bound to any graphics stage or a graphics pipeline is bound which was created with the `VK_DYNAMIC_STATE_POLYGON_MODE_EXT` dynamic state enabled, and the current value of `rasterizerDiscardEnable` is `VK_FALSE`, then `vkCmdSetPolygonModeEXT` **must** have been called and not subsequently `invalidated` in the current command buffer prior to this drawing command

- VUID-vkCmdDrawMeshTasksIndirectCountNV-None-07622

If a shader object is bound to any graphics stage or a graphics pipeline is bound which was created with the `VK_DYNAMIC_STATE_RASTERIZATION_SAMPLES_EXT` dynamic state enabled, and the current value of `rasterizerDiscardEnable` is `VK_FALSE`, then `vkCmdSetRasterizationSamplesEXT` **must** have been called and not subsequently `invalidated` in the current command buffer prior to this drawing command

- VUID-vkCmdDrawMeshTasksIndirectCountNV-None-07623

If a shader object is bound to any graphics stage or a graphics pipeline is bound which was created with the `VK_DYNAMIC_STATE_SAMPLE_MASK_EXT` dynamic state enabled, and the current value of `rasterizerDiscardEnable` is `VK_FALSE`, then

`vkCmdSetSampleMaskEXT` **must** have been called and not subsequently `invalidated` in the current command buffer prior to this drawing command

- VUID-vkCmdDrawMeshTasksIndirectCountNV-alphaToCoverageEnable-08919
If the bound graphics pipeline state was created with the `VK_DYNAMIC_STATE_ALPHA_TO_COVERAGE_ENABLE_EXT` dynamic state enabled, and `alphaToCoverageEnable` was `VK_TRUE` in the last call to `vkCmdSetAlphaToCoverageEnableEXT`, then the `Fragment Output Interface` **must** contain a variable for the alpha `Component` word in `Location 0` at `Index 0`
- VUID-vkCmdDrawMeshTasksIndirectCountNV-alphaToCoverageEnable-08920
If a shader object is bound to any graphics stage, and the most recent call to `vkCmdSetAlphaToCoverageEnableEXT` in the current command buffer set `alphaToCoverageEnable` to `VK_TRUE`, then the `Fragment Output Interface` **must** contain a variable for the alpha `Component` word in `Location 0` at `Index 0`
- VUID-vkCmdDrawMeshTasksIndirectCountNV-None-07624
If a shader object is bound to any graphics stage or a graphics pipeline is bound which was created with the `VK_DYNAMIC_STATE_ALPHA_TO_COVERAGE_ENABLE_EXT` dynamic state enabled, and the `current value` of `rasterizerDiscardEnable` is `VK_FALSE`, then `vkCmdSetAlphaToCoverageEnableEXT` **must** have been called and not subsequently `invalidated` in the current command buffer prior to this drawing command
- VUID-vkCmdDrawMeshTasksIndirectCountNV-None-07625
If the `alphaToOne` feature is enabled, a shader object is bound to any graphics stage or a graphics pipeline is bound which was created with the `VK_DYNAMIC_STATE_ALPHA_TO_ONE_ENABLE_EXT` dynamic state enabled, and the `current value` of `rasterizerDiscardEnable` is `VK_FALSE`, then `vkCmdSetAlphaToOneEnableEXT` **must** have been called and not subsequently `invalidated` in the current command buffer prior to this drawing command
- VUID-vkCmdDrawMeshTasksIndirectCountNV-None-07626
If the `logicOp` feature is enabled, a shader object is bound to the `VK_SHADER_STAGE_FRAGMENT_BIT` stage or a graphics pipeline is bound which was created with the `VK_DYNAMIC_STATE_LOGIC_OP_ENABLE_EXT` dynamic state enabled, and the `current value` of `rasterizerDiscardEnable` is `VK_FALSE`, then `vkCmdSetLogicOpEnableEXT` **must** have been called and not subsequently `invalidated` in the current command buffer prior to this drawing command
- VUID-vkCmdDrawMeshTasksIndirectCountNV-None-07627
If a shader object is bound to the `VK_SHADER_STAGE_FRAGMENT_BIT` stage or a graphics pipeline is bound which was created with `VK_DYNAMIC_STATE_COLOR_BLEND_ENABLE_EXT` dynamic state enabled, the `current value` of `rasterizerDiscardEnable` is `VK_FALSE`, and there are color attachments bound, then `vkCmdSetColorBlendEnableEXT` **must** have been called and not subsequently `invalidated` in the current command buffer prior to this drawing command
- VUID-vkCmdDrawMeshTasksIndirectCountNV-None-07629
If a shader object is bound to the `VK_SHADER_STAGE_FRAGMENT_BIT` stage or a graphics pipeline is bound which was created with `VK_DYNAMIC_STATE_COLOR_WRITE_MASK_EXT` dynamic state enabled, the `current value` of `rasterizerDiscardEnable` is `VK_FALSE`, and there are color attachments bound,

then `vkCmdSetColorWriteMaskEXT` **must** have been called and not subsequently `invalidated` in the current command buffer prior to this drawing command

- VUID-vkCmdDrawMeshTasksIndirectCountNV-None-07630

If the `geometryStreams` feature is enabled, and a shader object is bound to the `VK_SHADER_STAGE_GEOMETRY_BIT` stage or a graphics pipeline is bound which was created with both a `VK_SHADER_STAGE_GEOMETRY_BIT` stage and the `VK_DYNAMIC_STATE_RASTERIZATION_STREAM_EXT` dynamic state enabled, then `vkCmdSetRasterizationStreamEXT` **must** have been called and not subsequently `invalidated` in the current command buffer prior to this drawing command

- VUID-vkCmdDrawMeshTasksIndirectCountNV-None-07631

If the `VK_EXT_conservative_rasterization` extension is enabled, a shader object is bound to any graphics stage or a graphics pipeline is bound which was created with the `VK_DYNAMIC_STATE_CONSERVATIVE_RASTERIZATION_MODE_EXT` dynamic state enabled, and the current value of `rasterizerDiscardEnable` is `VK_FALSE`, then `vkCmdSetConservativeRasterizationModeEXT` **must** have been called and not subsequently `invalidated` in the current command buffer prior to this drawing command

- VUID-vkCmdDrawMeshTasksIndirectCountNV-None-07632

If the `VK_EXT_conservative_rasterization` extension is enabled, a shader object is bound to any graphics stage or a graphics pipeline is bound which was created with the `VK_DYNAMIC_STATE_EXTRA_PRIMITIVE_OVERESTIMATION_SIZE_EXT` dynamic state enabled, the current value of `rasterizerDiscardEnable` is `VK_FALSE`, and the current value of `conservativeRasterizationMode` is `VK_CONSERVATIVE_RASTERIZATION_MODE_OVERESTIMATE_EXT`, then `vkCmdSetExtraPrimitiveOverestimationSizeEXT` **must** have been called and not subsequently `invalidated` in the current command buffer prior to this drawing command

- VUID-vkCmdDrawMeshTasksIndirectCountNV-conservativePointAndLineRasterization-07499

If the `VK_EXT_conservative_rasterization` extension is enabled, `conservativePointAndLineRasterization` is not supported, a shader object is bound to any graphics stage or a graphics pipeline is bound, the current value of `rasterizerDiscardEnable` is `VK_FALSE`, and the effective rasterization input topology is in line or point topology class, then the current value of `conservativeRasterizationMode` **must** be `VK_CONSERVATIVE_RASTERIZATION_MODE_DISABLED_EXT`

- VUID-vkCmdDrawMeshTasksIndirectCountNV-None-07633

If the `depthClipEnable` feature is enabled, and a shader object is bound to any graphics stage or a graphics pipeline is bound which was created with the `VK_DYNAMIC_STATE_DEPTH_CLIP_ENABLE_EXT` dynamic state, then `vkCmdSetDepthClipEnableEXT` **must** have been called and not subsequently `invalidated` in the current command buffer prior to this drawing command

- VUID-vkCmdDrawMeshTasksIndirectCountNV-None-07636

If the `VK_EXT_provoking_vertex` extension is enabled, a shader object is bound to the `VK_SHADER_STAGE_VERTEX_BIT` stage or a graphics pipeline is bound which was created with the `VK_DYNAMIC_STATE_PROVOKING_VERTEX_MODE_EXT` dynamic state enabled, and the current value of `rasterizerDiscardEnable` is `VK_FALSE`, then `vkCmdSetProvokingVertexModeEXT` **must** have been called and not subsequently

invalidated in the current command buffer prior to this drawing command

- VUID-vkCmdDrawMeshTasksIndirectCountNV-None-08666

If any of the `stippledRectangularLines`, `stippledBresenhamLines` or `stippledSmoothLines` features are enabled, and a shader object is bound to any graphics stage or a graphics pipeline is bound which was created with the `VK_DYNAMIC_STATE_LINE_RASTERIZATION_MODE_EXT` dynamic state enabled, and the current value of `rasterizerDiscardEnable` is `VK_FALSE`, and the effective rasterization input topology is in line topology class, then `vkCmdSetLineRasterizationModeEXT` **must** have been called and not subsequently invalidated in the current command buffer prior to this drawing command

- VUID-vkCmdDrawMeshTasksIndirectCountNV-None-08669

If any of the `stippledRectangularLines`, `stippledBresenhamLines` or `stippledSmoothLines` features are enabled, and a shader object is bound to any graphics stage or a graphics pipeline is bound which was created with the `VK_DYNAMIC_STATE_LINE_STIPPLE_ENABLE_EXT` dynamic state enabled, the current value of `rasterizerDiscardEnable` is `VK_FALSE`, and the effective rasterization input topology is in line topology class, then `vkCmdSetLineStippleEnableEXT` **must** have been called and not subsequently invalidated in the current command buffer prior to this drawing command

- VUID-vkCmdDrawMeshTasksIndirectCountNV-None-07849

If any of the `stippledRectangularLines`, `stippledBresenhamLines` or `stippledSmoothLines` features are enabled and a shader object is bound to any graphics stage, or a bound graphics pipeline state was created with the `VK_DYNAMIC_STATE_LINE_STIPPLE` dynamic state enabled, the current value of `rasterizerDiscardEnable` is `VK_FALSE`, and the current value of `stippledLineEnable` is `VK_TRUE`, then `vkCmdSetLineStipple` **must** have been called and not subsequently invalidated in the current command buffer prior to this drawing command

- VUID-vkCmdDrawMeshTasksIndirectCountNV-None-10608

If a shader object is bound to any graphics stage or a graphics pipeline is bound which was created with the `VK_DYNAMIC_STATE_LINE_RASTERIZATION_MODE_EXT` dynamic state enabled, the effective rasterization input topology is in line topology class, and the current `lineRasterizationMode` is `VK_LINE_RASTERIZATION_MODE_BRESENHAM` or `VK_LINE_RASTERIZATION_MODE_RECTANGULAR_SMOOTH`, then the current `alphaToCoverageEnable`, `alphaToOneEnable` and `sampleShadingEnable` states **must** all be `VK_FALSE`

- VUID-vkCmdDrawMeshTasksIndirectCountNV-None-07639

If the `depthClipControl` feature is enabled, and a shader object is bound to any graphics stage or a graphics pipeline is bound which was created with the `VK_DYNAMIC_STATE_DEPTH_CLIP_NEGATIVE_ONE_TO_ONE_EXT` dynamic state enabled, then `vkCmdSetDepthClipNegativeOneToOneEXT` **must** have been called and not subsequently invalidated in the current command buffer prior to this drawing command

- VUID-vkCmdDrawMeshTasksIndirectCountNV-None-09650

If the `depthClampControl` feature is enabled, and a shader object is bound to any graphics stage or a graphics pipeline is bound which was created with the `VK_DYNAMIC_STATE_DEPTH_CLAMP_RANGE_EXT` dynamic state enabled, and the current

value of `depthClampEnable` is `VK_TRUE`, then `vkCmdSetDepthClampRangeEXT` **must** have been called and not subsequently `invalidated` in the current command buffer prior to this drawing command

- VUID-vkCmdDrawMeshTasksIndirectCountNV-None-07640

If the `VK_NV_clip_space_w_scaling` extension is enabled, and a shader object is bound to any graphics stage or a graphics pipeline is bound which was created with the `VK_DYNAMIC_STATE_VIEWPORT_W_SCALING_ENABLE_NV` dynamic state enabled, then `vkCmdSetViewportWScalingEnableNV` **must** have been called and not subsequently `invalidated` in the current command buffer prior to this drawing command

- VUID-vkCmdDrawMeshTasksIndirectCountNV-None-07641

If the `VK_NV_viewport_swizzle` extension is enabled, and a shader object is bound to any graphics stage or a graphics pipeline is bound which was created with the `VK_DYNAMIC_STATE_VIEWPORT_SWIZZLE_NV` dynamic state enabled, then `vkCmdSetViewportSwizzleNV` **must** have been called and not subsequently `invalidated` in the current command buffer prior to this drawing command

- VUID-vkCmdDrawMeshTasksIndirectCountNV-None-07642

If the `VK_NV_fragment_coverage_to_color` extension is enabled, a shader object is bound to any graphics stage or a graphics pipeline is bound which was created with the `VK_DYNAMIC_STATE_COVERAGE_TO_COLOR_ENABLE_NV` dynamic state enabled, and the current value of `rasterizerDiscardEnable` is `VK_FALSE`, then `vkCmdSetCoverageToColorEnableNV` **must** have been called and not subsequently `invalidated` in the current command buffer prior to this drawing command

- VUID-vkCmdDrawMeshTasksIndirectCountNV-None-07643

If the `VK_NV_fragment_coverage_to_color` extension is enabled, a shader object is bound to any graphics stage or a graphics pipeline is bound which was created with the `VK_DYNAMIC_STATE_COVERAGE_TO_COLOR_LOCATION_NV` dynamic state enabled, the current value of `rasterizerDiscardEnable` is `VK_FALSE`, and the current value of `coverageToColorEnable` is `VK_TRUE`, then `vkCmdSetCoverageToColorLocationNV` **must** have been called and not subsequently `invalidated` in the current command buffer prior to this drawing command

- VUID-vkCmdDrawMeshTasksIndirectCountNV-None-07644

If the `VK_NV_framebuffer_mixed_samples` extension is enabled, a shader object is bound to any graphics stage or a graphics pipeline is bound which was created with the `VK_DYNAMIC_STATE_COVERAGE_MODULATION_MODE_NV` dynamic state enabled, and the current value of `rasterizerDiscardEnable` is `VK_FALSE`, then `vkCmdSetCoverageModulationModeNV` **must** have been called and not subsequently `invalidated` in the current command buffer prior to this drawing command

- VUID-vkCmdDrawMeshTasksIndirectCountNV-None-07645

If the `VK_NV_framebuffer_mixed_samples` extension is enabled, a shader object is bound to any graphics stage or a graphics pipeline is bound which was created with the `VK_DYNAMIC_STATE_COVERAGE_MODULATION_TABLE_ENABLE_NV` dynamic state enabled, the current value of `rasterizerDiscardEnable` is `VK_FALSE`, and the current value of `coverageModulationMode` is any value other than `VK_COVERAGE_MODULATION_MODE_NONE_NV`, then `vkCmdSetCoverageModulationTableEnableNV` **must** have been called and not

subsequently [invalidated](#) in the current command buffer prior to this drawing command

- VUID-vkCmdDrawMeshTasksIndirectCountNV-None-07646

If the [VK_NV_framebuffer_mixed_samples](#) extension is enabled, a shader object is bound to any graphics stage or a graphics pipeline is bound which was created with the [VK_DYNAMIC_STATE_COVERAGE_MODULATION_TABLE_NV](#) dynamic state enabled, the current value of [rasterizerDiscardEnable](#) is [VK_FALSE](#), and the current value of [coverageModulationTableEnable](#) is [VK_TRUE](#), then [vkCmdSetCoverageModulationTableNV](#) **must** have been called and not subsequently [invalidated](#) in the current command buffer prior to this drawing command

- VUID-vkCmdDrawMeshTasksIndirectCountNV-None-07647

If the [shadingRateImage](#) feature is enabled, a shader object is bound to any graphics stage or a graphics pipeline is bound which was created with the [VK_DYNAMIC_STATE_SHADING_RATE_IMAGE_ENABLE_NV](#) dynamic state enabled, and the current value of [rasterizerDiscardEnable](#) is [VK_FALSE](#), then [vkCmdSetShadingRateImageEnableNV](#) **must** have been called and not subsequently [invalidated](#) in the current command buffer prior to this drawing command

- VUID-vkCmdDrawMeshTasksIndirectCountNV-pipelineFragmentShadingRate-09238

If the [pipelineFragmentShadingRate](#) feature is enabled, a shader object is bound to any graphics stage or a graphics pipeline is bound which was created with the [VK_DYNAMIC_STATE_FRAGMENT_SHADING_RATE_KHR](#) dynamic state enabled, and the current value of [rasterizerDiscardEnable](#) is [VK_FALSE](#), then [vkCmdSetFragmentShadingRateKHR](#) **must** have been called and not subsequently [invalidated](#) in the current command buffer prior to this drawing command

- VUID-vkCmdDrawMeshTasksIndirectCountNV-None-07648

If the [representativeFragmentTest](#) feature is enabled, a shader object is bound to any graphics stage or a graphics pipeline is bound which was created with the [VK_DYNAMIC_STATE_REPRESENTATIVE_FRAGMENT_TEST_ENABLE_NV](#) dynamic state enabled, and the current value of [rasterizerDiscardEnable](#) is [VK_FALSE](#), then [vkCmdSetRepresentativeFragmentTestEnableNV](#) **must** have been called and not subsequently [invalidated](#) in the current command buffer prior to this drawing command

- VUID-vkCmdDrawMeshTasksIndirectCountNV-None-07649

If the [coverageReductionMode](#) feature is enabled, a shader object is bound to any graphics stage or a graphics pipeline is bound which was created with the [VK_DYNAMIC_STATE_COVERAGE_REDUCTION_MODE_NV](#) dynamic state enabled, and the current value of [rasterizerDiscardEnable](#) is [VK_FALSE](#), then [vkCmdSetCoverageReductionModeNV](#) **must** have been called and not subsequently [invalidated](#) in the current command buffer prior to this drawing command

- VUID-vkCmdDrawMeshTasksIndirectCountNV-rasterizationSamples-07471

If the bound graphics pipeline state was created with the [VK_DYNAMIC_STATE_RASTERIZATION_SAMPLES_EXT](#) state enabled, and the current subpass does not use any color and/or depth/stencil attachments, then the [rasterizationSamples](#) in the last call to [vkCmdSetRasterizationSamplesEXT](#) **must** follow the rules for a [zero-attachment subpass](#)

- VUID-vkCmdDrawMeshTasksIndirectCountNV-samples-07472

If the bound graphics pipeline state was created with the

`VK_DYNAMIC_STATE_SAMPLE_MASK_EXT` state enabled and the `VK_DYNAMIC_STATE_RASTERIZATION_SAMPLES_EXT` state disabled, then the `samples` parameter in the last call to `vkCmdSetSampleMaskEXT` **must** be greater or equal to the `VkPipelineMultisampleStateCreateInfo::rasterizationSamples` parameter used to create the bound graphics pipeline

- VUID-vkCmdDrawMeshTasksIndirectCountNV-samples-07473

If the bound graphics pipeline state was created with the `VK_DYNAMIC_STATE_SAMPLE_MASK_EXT` state and `VK_DYNAMIC_STATE_RASTERIZATION_SAMPLES_EXT` states enabled, then the `samples` parameter in the last call to `vkCmdSetSampleMaskEXT` **must** be greater or equal to the `rasterizationSamples` parameter in the last call to `vkCmdSetRasterizationSamplesEXT`

- VUID-vkCmdDrawMeshTasksIndirectCountNV-None-09211

If the bound graphics pipeline state was created with the `VK_DYNAMIC_STATE_RASTERIZATION_SAMPLES_EXT` state enabled, or a shader object is bound to any graphics stage, and the current render pass instance includes a `VkMultisampledRenderToSingleSampledInfoEXT` structure with `multisampledRenderToSingleSampledEnable` equal to `VK_TRUE`, then the `rasterizationSamples` in the last call to `vkCmdSetRasterizationSamplesEXT` **must** be the same as the `rasterizationSamples` member of that structure

- VUID-vkCmdDrawMeshTasksIndirectCountNV-firstAttachment-07476

If a shader object is bound to the `VK_SHADER_STAGE_FRAGMENT_BIT` stage or a graphics pipeline is bound was created with the `VK_DYNAMIC_STATE_COLOR_BLEND_ENABLE_EXT` dynamic states enabled, and the current value of `rasterizerDiscardEnable` is `VK_FALSE`, then the last call to `vkCmdSetColorBlendEnableEXT` in the current command buffer prior to this drawing command **must** have set a value for all active color attachments

- VUID-vkCmdDrawMeshTasksIndirectCountNV-firstAttachment-07478

If a shader object is bound to the `VK_SHADER_STAGE_FRAGMENT_BIT` stage or a graphics pipeline is bound was created with the `VK_DYNAMIC_STATE_COLOR_WRITE_MASK_EXT` dynamic states enabled, and the current value of `rasterizerDiscardEnable` is `VK_FALSE`, then the last call to `vkCmdSetColorWriteMaskEXT` in the current command buffer prior to this drawing command **must** have set a value for all active color attachments

- VUID-vkCmdDrawMeshTasksIndirectCountNV-advancedBlendMaxColorAttachments-07480

If a shader object is bound to the `VK_SHADER_STAGE_FRAGMENT_BIT` stage or a graphics pipeline is bound was created with the `VK_DYNAMIC_STATE_COLOR_BLEND_ADVANCED_EXT` and `VK_DYNAMIC_STATE_COLOR_BLEND_ENABLE_EXT` dynamic states enabled, the current value of `rasterizerDiscardEnable` is `VK_FALSE`, and an active color attachment current value of `blendEnable` is `VK_TRUE`, then the number of active color attachments **must** not exceed `advancedBlendMaxColorAttachments`

- VUID-vkCmdDrawMeshTasksIndirectCountNV-None-10862

If a graphics pipeline is bound was created with `VK_DYNAMIC_STATE_COLOR_BLEND_EQUATION_EXT`, but not the `VK_DYNAMIC_STATE_COLOR_BLEND_ADVANCED_EXT` dynamic state enabled, and the

current value of `rasterizerDiscardEnable` is `VK_FALSE`, then `vkCmdSetColorBlendEquationEXT` **must** have been called and not subsequently `invalidated` in the current command buffer prior to this drawing command for all active color attachments with the `blendEnable` current value of `VK_TRUE`

- VUID-vkCmdDrawMeshTasksIndirectCountNV-rasterizerDiscardEnable-10863

If a graphics pipeline is bound was created with `VK_DYNAMIC_STATE_COLOR_BLEND_ADVANCED_EXT`, but not the `VK_DYNAMIC_STATE_COLOR_BLEND_EQUATION_EXT` dynamic state enabled, and the current value of `rasterizerDiscardEnable` is `VK_FALSE`, then `vkCmdSetColorBlendAdvancedEXT` **must** have been called and not subsequently `invalidated` in the current command buffer prior to this drawing command for all active color attachments with the `blendEnable` current value of `VK_TRUE`

- VUID-vkCmdDrawMeshTasksIndirectCountNV-None-10864

If a shader object is bound to the `VK_SHADER_STAGE_FRAGMENT_BIT` stage or a graphics pipeline is bound was created with `VK_DYNAMIC_STATE_COLOR_BLEND_ADVANCED_EXT` and `VK_DYNAMIC_STATE_COLOR_BLEND_EQUATION_EXT` dynamic state enabled, and the current value of `rasterizerDiscardEnable` is `VK_FALSE`, then either `vkCmdSetColorBlendAdvancedEXT` or `vkCmdSetColorBlendEquationEXT` **must** have been called and not subsequently `invalidated` in the current command buffer prior to this drawing command for all active color attachments with the `blendEnable` current value of `VK_TRUE`

- VUID-vkCmdDrawMeshTasksIndirectCountNV-primitivesGeneratedQueryWithNonZeroStreams-07481

If the `primitivesGeneratedQueryWithNonZeroStreams` feature is not enabled and the `VK_QUERY_TYPE_PRIMITIVES_GENERATED_EXT` query is active, and the bound graphics pipeline was created with `VK_DYNAMIC_STATE_RASTERIZATION_STREAM_EXT` state enabled, the last call to `vkCmdSetRasterizationStreamEXT` **must** have set the `rasterizationStream` to zero

- VUID-vkCmdDrawMeshTasksIndirectCountNV-sampleLocationsPerPixel-07482

If the bound graphics pipeline state was created with the `VK_DYNAMIC_STATE_SAMPLE_LOCATIONS_EXT` state enabled and the `VK_DYNAMIC_STATE_RASTERIZATION_SAMPLES_EXT` state disabled, and the current value of `sampleLocationsEnable` is `VK_TRUE`, then the `sampleLocationsPerPixel` member of `pSampleLocationsInfo` in the last call to `vkCmdSetSampleLocationsEXT` **must** equal the `rasterizationSamples` member of the `VkPipelineMultisampleStateCreateInfo` structure the bound graphics pipeline has been created with

- VUID-vkCmdDrawMeshTasksIndirectCountNV-sampleLocationsPerPixel-07483

If the bound graphics pipeline state was created with the `VK_DYNAMIC_STATE_SAMPLE_LOCATIONS_EXT` state enabled and the `VK_DYNAMIC_STATE_RASTERIZATION_SAMPLES_EXT` state enabled, and the current value of `sampleLocationsEnable` is `VK_TRUE`, then the `sampleLocationsPerPixel` member of `pSampleLocationsInfo` in the last call to `vkCmdSetSampleLocationsEXT` **must** equal the `rasterizationSamples` parameter of the last call to `vkCmdSetRasterizationSamplesEXT`

- VUID-vkCmdDrawMeshTasksIndirectCountNV-sampleLocationsEnable-07484

If a shader object is bound to the `VK_SHADER_STAGE_FRAGMENT_BIT` stage, or the bound

graphics pipeline was created with the `VK_DYNAMIC_STATE_SAMPLE_LOCATIONS_ENABLE_EXT` state enabled, and `sampleLocationsEnable` was `VK_TRUE` in the last call to `vkCmdSetSampleLocationsEnableEXT` then the current active depth attachment **must** have been created with the `VK_IMAGE_CREATE_SAMPLE_LOCATIONS_COMPATIBLE_DEPTH_BIT_EXT` bit set

- VUID-vkCmdDrawMeshTasksIndirectCountNV-sampleLocationsEnable-07485

If a shader object is bound to the `VK_SHADER_STAGE_FRAGMENT_BIT` stage, or the bound graphics pipeline state was created with the `VK_DYNAMIC_STATE_SAMPLE_LOCATIONS_EXT` state enabled and the `VK_DYNAMIC_STATE_SAMPLE_LOCATIONS_ENABLE_EXT` state enabled, and if `sampleLocationsEnable` was `VK_TRUE` in the last call to `vkCmdSetSampleLocationsEnableEXT`, then the `sampleLocationsInfo.maxSampleLocationGridSize.width` in the last call to `vkCmdSetSampleLocationsEXT` **must** evenly divide `VkMultisamplePropertiesEXT::maxSampleLocationGridSize.width` as returned by `vkGetPhysicalDeviceMultisamplePropertiesEXT` with a `samples` parameter equaling `rasterizationSamples`

- VUID-vkCmdDrawMeshTasksIndirectCountNV-sampleLocationsEnable-07486

If a shader object is bound to the `VK_SHADER_STAGE_FRAGMENT_BIT` stage, or the bound graphics pipeline state was created with the `VK_DYNAMIC_STATE_SAMPLE_LOCATIONS_EXT` state enabled and the `VK_DYNAMIC_STATE_SAMPLE_LOCATIONS_ENABLE_EXT` state enabled, and if `sampleLocationsEnable` was `VK_TRUE` in the last call to `vkCmdSetSampleLocationsEnableEXT`, then the `sampleLocationsInfo.maxSampleLocationGridSize.height` in the last call to `vkCmdSetSampleLocationsEXT` **must** evenly divide `VkMultisamplePropertiesEXT::maxSampleLocationGridSize.height` as returned by `vkGetPhysicalDeviceMultisamplePropertiesEXT` with a `samples` parameter equaling `rasterizationSamples`

- VUID-vkCmdDrawMeshTasksIndirectCountNV-sampleLocationsEnable-07487

If a shader object is bound to the `VK_SHADER_STAGE_FRAGMENT_BIT` stage, or the bound graphics pipeline state was created with the `VK_DYNAMIC_STATE_SAMPLE_LOCATIONS_ENABLE_EXT` state enabled, and if `sampleLocationsEnable` was `VK_TRUE` in the last call to `vkCmdSetSampleLocationsEnableEXT`, the fragment shader code **must** not statically use the extended instruction `InterpolateAtSample`

- VUID-vkCmdDrawMeshTasksIndirectCountNV-sampleLocationsEnable-07936

If the bound graphics pipeline state was created with the `VK_DYNAMIC_STATE_SAMPLE_LOCATIONS_EXT` state disabled and the `VK_DYNAMIC_STATE_RASTERIZATION_SAMPLES_EXT` state enabled, and the `current` value of `sampleLocationsEnable` is `VK_TRUE`, then `sampleLocationsInfo.sampleLocationGridSize.width` **must** evenly divide `VkMultisamplePropertiesEXT::maxSampleLocationGridSize.width` as returned by `vkGetPhysicalDeviceMultisamplePropertiesEXT` with a `samples` parameter equaling the value of `rasterizationSamples` in the last call to `vkCmdSetRasterizationSamplesEXT`

- VUID-vkCmdDrawMeshTasksIndirectCountNV-sampleLocationsEnable-07937
 If the bound graphics pipeline state was created with the `VK_DYNAMIC_STATE_SAMPLE_LOCATIONS_EXT` state disabled and the `VK_DYNAMIC_STATE_RASTERIZATION_SAMPLES_EXT` state enabled, and the `current` value of `sampleLocationsEnable` is `VK_TRUE`, then `sampleLocationsInfo.sampleLocationGridSize.height` **must** evenly divide `VkMultisamplePropertiesEXT::maxSampleLocationGridSize.height` as returned by `vkGetPhysicalDeviceMultisamplePropertiesEXT` with a `samples` parameter equaling the value of `rasterizationSamples` in the last call to `vkCmdSetRasterizationSamplesEXT`
- VUID-vkCmdDrawMeshTasksIndirectCountNV-sampleLocationsEnable-07938
 If the bound graphics pipeline state was created with the `VK_DYNAMIC_STATE_SAMPLE_LOCATIONS_EXT` state disabled and the `VK_DYNAMIC_STATE_RASTERIZATION_SAMPLES_EXT` state enabled, and the `current` value of `sampleLocationsEnable` is `VK_TRUE`, then `sampleLocationsInfo.sampleLocationsPerPixel` **must** equal `rasterizationSamples` in the last call to `vkCmdSetRasterizationSamplesEXT`
- VUID-vkCmdDrawMeshTasksIndirectCountNV-coverageModulationTableEnable-07488
 If a shader object is bound to any graphics stage or the bound graphics pipeline state was created with the `VK_DYNAMIC_STATE_COVERAGE_MODULATION_TABLE_ENABLE_NV` state enabled, and the last call to `vkCmdSetCoverageModulationTableEnableNV` set `coverageModulationTableEnable` to `VK_TRUE`, then the `coverageModulationTableCount` parameter in the last call to `vkCmdSetCoverageModulationTableNV` **must** equal the current `rasterizationSamples` divided by the number of color samples in the current active color attachment
- VUID-vkCmdDrawMeshTasksIndirectCountNV-rasterizationSamples-07489
 If the `VK_NV_framebuffer_mixed_samples` extension is enabled, and if current subpass has a depth/stencil attachment and depth test, stencil test, or depth bounds test are enabled in the bound pipeline, then the current `rasterizationSamples` **must** be the same as the sample count of the depth/stencil attachment
- VUID-vkCmdDrawMeshTasksIndirectCountNV-coverageToColorEnable-07490
 If the bound graphics pipeline state was created with the `VK_DYNAMIC_STATE_COVERAGE_TO_COLOR_ENABLE_NV` state enabled and the last call to `vkCmdSetCoverageToColorEnableNV` set the `coverageToColorEnable` to `VK_TRUE`, then there **must** be an active color attachment at the location selected by the last call to `vkCmdSetCoverageToColorLocationNV` `coverageToColorLocation`, with a `VkFormat` of `VK_FORMAT_R8_UINT`, `VK_FORMAT_R8_SINT`, `VK_FORMAT_R16_UINT`, `VK_FORMAT_R16_SINT`, `VK_FORMAT_R32_UINT`, or `VK_FORMAT_R32_SINT`
- VUID-vkCmdDrawMeshTasksIndirectCountNV-rasterizerDiscardEnable-09420
 If the `VK_NV_fragment_coverage_to_color` extension is enabled, and a shader object is bound to the `VK_SHADER_STAGE_FRAGMENT_BIT` stage, and the most recent call to `vkCmdSetRasterizerDiscardEnable` in the current command buffer set `rasterizerDiscardEnable` to `VK_FALSE`, and the last call to `vkCmdSetCoverageToColorEnableNV` set the `coverageToColorEnable` to `VK_TRUE`, then there **must** be an active color attachment at the location selected by the last call to `vkCmdSetCoverageToColorLocationNV` `coverageToColorLocation`, with a `VkFormat` of `VK_FORMAT_R8_UINT`, `VK_FORMAT_R8_SINT`, `VK_FORMAT_R16_UINT`,

VK_FORMAT_R16_SINT, VK_FORMAT_R32_UINT, or VK_FORMAT_R32_SINT

- VUID-vkCmdDrawMeshTasksIndirectCountNV-coverageReductionMode-07491

If the `coverageReductionMode` feature is enabled, a shader object is bound to any graphics stage or a graphics pipeline is bound which was created with the `VK_DYNAMIC_STATE_COVERAGE_REDUCTION_MODE_NV` or `VK_DYNAMIC_STATE_RASTERIZATION_SAMPLES_EXT` dynamic states enabled, then the current values of `coverageReductionMode`, `rasterizationSamples`, the sample counts for the color and depth/stencil attachments (if the subpass has them) **must** be a valid combination returned by `vkGetPhysicalDeviceSupportedFramebufferMixedSamplesCombinationsNV`

- VUID-vkCmdDrawMeshTasksIndirectCountNV-viewportCount-07492

If the bound graphics pipeline state was created with the `VK_DYNAMIC_STATE_VIEWPORT_WITH_COUNT` dynamic state enabled, but not the `VK_DYNAMIC_STATE_VIEWPORT_SWIZZLE_NV` dynamic state enabled, then the bound graphics pipeline **must** have been created with `VkPipelineViewportSwizzleStateCreateInfoNV::viewportCount` greater or equal to the `viewportCount` parameter in the last call to `vkCmdSetViewportWithCount`

- VUID-vkCmdDrawMeshTasksIndirectCountNV-viewportCount-07493

If the bound graphics pipeline state was created with the `VK_DYNAMIC_STATE_VIEWPORT_WITH_COUNT` and `VK_DYNAMIC_STATE_VIEWPORT_SWIZZLE_NV` dynamic states enabled then the `viewportCount` parameter in the last call to `vkCmdSetViewportSwizzleNV` **must** be greater than or equal to the `viewportCount` parameter in the last call to `vkCmdSetViewportWithCount`

- VUID-vkCmdDrawMeshTasksIndirectCountNV-viewportCount-09421

If the `VK_NV_viewport_swizzle` extension is enabled, and a shader object is bound to any graphics stage, then the `viewportCount` parameter in the last call to `vkCmdSetViewportSwizzleNV` **must** be greater than or equal to the `viewportCount` parameter in the last call to `vkCmdSetViewportWithCount`

- VUID-vkCmdDrawMeshTasksIndirectCountNV-rasterizationSamples-07494

If the `VK_NV_framebuffer_mixed_samples` extension is enabled, and the `coverageReductionMode` feature is not enabled, or the current value of `coverageReductionMode` is not `VK_COVERAGE_REDUCTION_MODE_TRUNCATE_NV`, and the current value of `rasterizationSamples` is greater than sample count of the color attachment, then `sample shading` **must** be disabled

- VUID-vkCmdDrawMeshTasksIndirectCountNV-stippledLineEnable-07495

If the bound graphics pipeline state was created with the `VK_DYNAMIC_STATE_LINE_STIPPLE_ENABLE_EXT` or `VK_DYNAMIC_STATE_LINE_RASTERIZATION_MODE_EXT` dynamic states enabled, and if the current `stippledLineEnable` state is `VK_TRUE` and the current `lineRasterizationMode` state is `VK_LINE_RASTERIZATION_MODE_RECTANGULAR`, then the `stippledRectangularLines` feature **must** be enabled

- VUID-vkCmdDrawMeshTasksIndirectCountNV-stippledLineEnable-07496

If the bound graphics pipeline state was created with the `VK_DYNAMIC_STATE_LINE_STIPPLE_ENABLE_EXT` or

`VK_DYNAMIC_STATE_LINE_RASTERIZATION_MODE_EXT` dynamic states enabled, and if the current `stippledLineEnable` state is `VK_TRUE` and the current `lineRasterizationMode` state is `VK_LINE_RASTERIZATION_MODE_BRESENHAM`, then the `stippledBresenhamLines` feature **must** be enabled

- VUID-vkCmdDrawMeshTasksIndirectCountNV-stippledLineEnable-07497

If the bound graphics pipeline state was created with the `VK_DYNAMIC_STATE_LINE_STIPPLE_ENABLE_EXT` or `VK_DYNAMIC_STATE_LINE_RASTERIZATION_MODE_EXT` dynamic states enabled, and if the current `stippledLineEnable` state is `VK_TRUE` and the current `lineRasterizationMode` state is `VK_LINE_RASTERIZATION_MODE_RECTANGULAR_SMOOTH`, then the `stippledSmoothLines` feature **must** be enabled

- VUID-vkCmdDrawMeshTasksIndirectCountNV-stippledLineEnable-07498

If the bound graphics pipeline state was created with the `VK_DYNAMIC_STATE_LINE_STIPPLE_ENABLE_EXT` or `VK_DYNAMIC_STATE_LINE_RASTERIZATION_MODE_EXT` dynamic states enabled, and if the current `stippledLineEnable` state is `VK_TRUE` and the current `lineRasterizationMode` state is `VK_LINE_RASTERIZATION_MODE_DEFAULT`, then the `stippledRectangularLines` feature **must** be enabled and `VkPhysicalDeviceLimits::strictLines` **must** be `VK_TRUE`

- VUID-vkCmdDrawMeshTasksIndirectCountNV-stage-07073

If the bound pipeline was created with the `VkPipelineShaderStageCreateInfo::stage` member of an element of `VkGraphicsPipelineCreateInfo::pStages` set to `VK_SHADER_STAGE_VERTEX_BIT`, `VK_SHADER_STAGE_TESSELLATION_CONTROL_BIT`, `VK_SHADER_STAGE_TESSELLATION_EVALUATION_BIT` or `VK_SHADER_STAGE_GEOMETRY_BIT`, then `Mesh Shader Queries` **must** not be active

- VUID-vkCmdDrawMeshTasksIndirectCountNV-None-08877

If a shader object is bound to the `VK_SHADER_STAGE_FRAGMENT_BIT` stage or a graphics pipeline is bound which was created with the `VK_DYNAMIC_STATE_ATTACHMENT_FEEDBACK_LOOP_ENABLE_EXT` dynamic state enabled, and the current value of `rasterizerDiscardEnable` is `VK_FALSE`, then `vkCmdSetAttachmentFeedbackLoopEnableEXT` **must** have been called and not subsequently `invalidated` in the current command buffer prior to this drawing command

- VUID-vkCmdDrawMeshTasksIndirectCountNV-None-07850

If dynamic state was inherited from `VkCommandBufferInheritanceViewportScissorInfoNV`, it **must** be set in the current command buffer prior to this drawing command

- VUID-vkCmdDrawMeshTasksIndirectCountNV-nextStage-10745

For each shader object bound to a graphics stage, except for shader object bound to the last graphics stage in the logical pipeline, it **must** have been created with a `nextStage` including the corresponding bit to the shader object bound to the following graphics stage in the logical pipeline

- VUID-vkCmdDrawMeshTasksIndirectCountNV-None-08684

If there is no bound graphics pipeline, `vkCmdBindShadersEXT` **must** have been called in the current command buffer with `pStages` with an element of `VK_SHADER_STAGE_VERTEX_BIT`

- VUID-vkCmdDrawMeshTasksIndirectCountNV-None-08685

If there is no bound graphics pipeline, and the `tessellationShader` feature is enabled, `vkCmdBindShadersEXT` **must** have been called in the current command buffer with `pStages` with an element of `VK_SHADER_STAGE_TESSELLATION_CONTROL_BIT`

- VUID-vkCmdDrawMeshTasksIndirectCountNV-None-08686

If there is no bound graphics pipeline, and the `tessellationShader` feature is enabled, `vkCmdBindShadersEXT` **must** have been called in the current command buffer with `pStages` with an element of `VK_SHADER_STAGE_TESSELLATION_EVALUATION_BIT`

- VUID-vkCmdDrawMeshTasksIndirectCountNV-None-08687

If there is no bound graphics pipeline, and the `geometryShader` feature is enabled, `vkCmdBindShadersEXT` **must** have been called in the current command buffer with `pStages` with an element of `VK_SHADER_STAGE_GEOMETRY_BIT`

- VUID-vkCmdDrawMeshTasksIndirectCountNV-None-08688

If there is no bound graphics pipeline, `vkCmdBindShadersEXT` **must** have been called in the current command buffer with `pStages` with an element of `VK_SHADER_STAGE_FRAGMENT_BIT`

- VUID-vkCmdDrawMeshTasksIndirectCountNV-None-08689

If there is no bound graphics pipeline, and the `taskShader` feature is enabled, `vkCmdBindShadersEXT` **must** have been called in the current command buffer with `pStages` with an element of `VK_SHADER_STAGE_TASK_BIT_EXT`

- VUID-vkCmdDrawMeshTasksIndirectCountNV-None-08690

If there is no bound graphics pipeline, and the `meshShader` feature is enabled, `vkCmdBindShadersEXT` **must** have been called in the current command buffer with `pStages` with an element of `VK_SHADER_STAGE_MESH_BIT_EXT`

- VUID-vkCmdDrawMeshTasksIndirectCountNV-None-08693

If there is no bound graphics pipeline, and at least one of the `taskShader` and `meshShader` features is enabled, one of the `VK_SHADER_STAGE_VERTEX_BIT` or `VK_SHADER_STAGE_MESH_BIT_EXT` stages **must** have a valid `VkShaderEXT` bound, and the other **must** have no `VkShaderEXT` bound

- VUID-vkCmdDrawMeshTasksIndirectCountNV-None-08696

If there is no bound graphics pipeline, and a valid `VkShaderEXT` is bound to the `VK_SHADER_STAGE_VERTEX_BIT` stage, there **must** be no `VkShaderEXT` bound to either the `VK_SHADER_STAGE_TASK_BIT_EXT` stage or the `VK_SHADER_STAGE_MESH_BIT_EXT` stage

- VUID-vkCmdDrawMeshTasksIndirectCountNV-None-08698

If any graphics shader is bound which was created with the `VK_SHADER_CREATE_LINK_STAGE_BIT_EXT` flag, then all shaders created with the `VK_SHADER_CREATE_LINK_STAGE_BIT_EXT` flag in the same `vkCreateShadersEXT` call **must** also be bound

- VUID-vkCmdDrawMeshTasksIndirectCountNV-None-08699

If any graphics shader is bound which was created with the `VK_SHADER_CREATE_LINK_STAGE_BIT_EXT` flag, any stages in between stages whose shaders which did not create a shader with the `VK_SHADER_CREATE_LINK_STAGE_BIT_EXT` flag as part of the same `vkCreateShadersEXT` call **must** not have any `VkShaderEXT` bound

- VUID-vkCmdDrawMeshTasksIndirectCountNV-None-08878

All bound graphics shader objects **must** have been created with identical or **identically defined** push constant ranges

- VUID-vkCmdDrawMeshTasksIndirectCountNV-None-08879

All bound graphics shader objects **must** have either been created with the **VK_SHADER_CREATE_DESCRIPTOR_HEAP_BIT_EXT** flag set, or with identical or **identically defined** arrays of descriptor set layouts

- VUID-vkCmdDrawMeshTasksIndirectCountNV-colorAttachmentCount-09372

If the current render pass instance was begun with **vkCmdBeginRendering** and a **VkRenderingInfo::colorAttachmentCount** equal to **1**, a color attachment with a resolve mode of **VK_RESOLVE_MODE_EXTERNAL_FORMAT_DOWNSAMPLE_BIT_ANDROID**, and a fragment shader is bound, it **must** not declare the **DepthReplacing** or **StencilRefReplacingEXT** execution modes

- VUID-vkCmdDrawMeshTasksIndirectCountNV-pDynamicStates-08715

If the bound graphics pipeline state includes a fragment shader stage, was created with **VK_DYNAMIC_STATE_DEPTH_WRITE_ENABLE** set in **VkPipelineDynamicStateCreateInfo::pDynamicStates**, and the fragment shader declares the **EarlyFragmentTests** execution mode and uses **OpDepthAttachmentReadEXT**, the **depthWriteEnable** parameter in the last call to **vkCmdSetDepthWriteEnable** **must** be **VK_FALSE**

- VUID-vkCmdDrawMeshTasksIndirectCountNV-pDynamicStates-08716

If the bound graphics pipeline state includes a fragment shader stage, was created with **VK_DYNAMIC_STATE_STENCIL_WRITE_MASK** set in **VkPipelineDynamicStateCreateInfo::pDynamicStates**, and the fragment shader declares the **EarlyFragmentTests** execution mode and uses **OpStencilAttachmentReadEXT**, the **writeMask** parameter in the last call to **vkCmdSetStencilWriteMask** **must** be **0**

- VUID-vkCmdDrawMeshTasksIndirectCountNV-None-09116

If a shader object is bound to any graphics stage or the bound graphics pipeline was created with **VK_DYNAMIC_STATE_COLOR_WRITE_MASK_EXT**, and the format of any color attachment is **VK_FORMAT_E5B9G9R9_UFLOAT_PACK32**, the corresponding element of the **pColorWriteMasks** parameter of **vkCmdSetColorWriteMaskEXT** **must** either include all of **VK_COLOR_COMPONENT_R_BIT**, **VK_COLOR_COMPONENT_G_BIT**, and **VK_COLOR_COMPONENT_B_BIT**, or none of them

- VUID-vkCmdDrawMeshTasksIndirectCountNV-maxFragmentDualSrcAttachments-09239

If **blending** is enabled for any attachment where either the source or destination blend factors for that attachment **use the secondary color input**, the maximum value of **Location** for any output attachment **statically used** in the **Fragment Execution Model** executed by this command **must** be less than **maxFragmentDualSrcAttachments**

- VUID-vkCmdDrawMeshTasksIndirectCountNV-None-09548

If the current render pass was begun with **vkCmdBeginRendering**, there is no shader object bound to any graphics stage, the value of each element of **VkRenderingAttachmentLocationInfo::pColorAttachmentLocations** in the bound pipeline **must** match the value for the corresponding locations set currently in the current render pass instance

- VUID-vkCmdDrawMeshTasksIndirectCountNV-None-09549

If the current render pass was begun with **vkCmdBeginRendering**, and there is no shader object bound to any graphics stage, the value of each element of

`VkRenderingInputAttachmentIndexInfo::pColorAttachmentInputIndices` in the bound pipeline **must** match the value for the corresponding index set currently in the current render pass instance

- VUID-vkCmdDrawMeshTasksIndirectCountNV-None-10927

If the current render pass was begun with `vkCmdBeginRendering`, and there is no shader object bound to any graphics stage, the value of `VkRenderingInputAttachmentIndexInfo::pDepthInputAttachmentIndex` in the bound pipeline **must** match the value set currently in the current render pass instance

- VUID-vkCmdDrawMeshTasksIndirectCountNV-None-10928

If the current render pass was begun with `vkCmdBeginRendering`, and there is no shader object bound to any graphics stage, the value of `VkRenderingInputAttachmentIndexInfo::pStencilInputAttachmentIndex` in the bound pipeline **must** match the value set currently in the current render pass instance

- VUID-vkCmdDrawMeshTasksIndirectCountNV-None-09642

If the current render pass was begun with `vkCmdBeginRendering` with the `VK_RENDERING_ENABLE_LEGACY_DITHERING_BIT_EXT` flag, the bound graphics pipeline **must** have been created with `VK_PIPELINE_CREATE_2_ENABLE_LEGACY_DITHERING_BIT_EXT`

- VUID-vkCmdDrawMeshTasksIndirectCountNV-None-09643

If the bound graphics pipeline was created with `VK_PIPELINE_CREATE_2_ENABLE_LEGACY_DITHERING_BIT_EXT`, the current render pass **must** have begun with `vkCmdBeginRendering` with the `VK_RENDERING_ENABLE_LEGACY_DITHERING_BIT_EXT` flag

- VUID-vkCmdDrawMeshTasksIndirectCountNV-None-10677

If the `per-tile execution model` is enabled, the `tileShadingPerTileDraw` feature **must** be enabled

- VUID-vkCmdDrawMeshTasksIndirectCountNV-None-10772

If a shader object is bound to any graphics stage, *multiview* functionality **must** not be enabled in the current render pass

- VUID-vkCmdDrawMeshTasksIndirectCountNV-multiviewPerViewViewports-12262

If the `multiviewPerViewViewports` feature is enabled, then the index of the most significant bit in current render pass instance `viewMask` **must** be less than the `current value` of `viewportCount`

- VUID-vkCmdDrawMeshTasksIndirectCountNV-multiviewPerViewViewports-12263

If the `multiviewPerViewViewports` feature is enabled, then the index of the most significant bit in current render pass instance `viewMask` **must** be less than the `current value` of `scissorCount`

- VUID-vkCmdDrawMeshTasksIndirectCountNV-flags-11521

If current render pass instance was begun with `vkCmdBeginRendering` with `VkRenderingInfo::flags` which includes `VK_RENDERING_FRAGMENT_REGION_BIT_EXT`, and if `sample shading` is enabled (explicitly or implicitly), then the minimum fraction for sample shading **must** equal 0.0

- VUID-vkCmdDrawMeshTasksIndirectCountNV-None-11522

If the current render pass instance was begun with `vkCmdBeginRendering` and contains a

custom resolve, and the `dynamicRenderingUnusedAttachments` feature is not enabled, the graphics pipeline bound **must** have been created with a `VkCustomResolveCreateInfoEXT`

- VUID-vkCmdDrawMeshTasksIndirectCountNV-None-11523

If the current render pass instance was begun with `vkCmdBeginRendering` and does not contain a custom resolve, and the `dynamicRenderingUnusedAttachments` feature is not enabled, the graphics pipeline bound **must** not have been created with a `VkCustomResolveCreateInfoEXT`

- VUID-vkCmdDrawMeshTasksIndirectCountNV-customResolve-11524

If the current render pass instance was begun with `vkCmdBeginRendering` and `vkCmdBeginCustomResolveEXT` has been recorded in the render pass instance, the graphics pipeline bound **must** have been created with `VkCustomResolveCreateInfoEXT::customResolve` as `VK_TRUE`

- VUID-vkCmdDrawMeshTasksIndirectCountNV-customResolve-11525

If the current render pass instance was begun with `vkCmdBeginRendering` and contains a custom resolve, and `vkCmdBeginCustomResolveEXT` has not been recorded in the render pass instance, the graphics pipeline bound **must** have been created with `VkCustomResolveCreateInfoEXT::customResolve` as `VK_FALSE`

- VUID-vkCmdDrawMeshTasksIndirectCountNV-None-11861

If the `dynamicRenderingUnusedAttachments` feature is not enabled and the current render pass instance was begun with `vkCmdBeginRendering` and contains a custom resolve, the bound graphics pipeline **must** have been created with a `VkCustomResolveCreateInfoEXT::colorAttachmentCount` equal to `VkRenderingInfo::colorAttachmentCount`

- VUID-vkCmdDrawMeshTasksIndirectCountNV-None-11862

If the `dynamicRenderingUnusedAttachments` feature is not enabled, and the current render pass instance was begun with `vkCmdBeginRendering`, it contains a custom resolve, and `VkRenderingInfo::colorAttachmentCount` greater than 0, then each element of the `VkRenderingInfo::pColorAttachments` array with an `resolveImageView` not equal to `VK_NULL_HANDLE` **must** have been created with a `VkFormat` equal to the corresponding element of `VkCustomResolveCreateInfoEXT::pColorAttachmentFormats` used to create the bound graphics pipeline

- VUID-vkCmdDrawMeshTasksIndirectCountNV-None-11863

If the `dynamicRenderingUnusedAttachments` feature is not enabled, and the current render pass instance was begun with `vkCmdBeginRendering`, it contains a custom resolve, and `VkRenderingInfo::colorAttachmentCount` greater than 0, then each element of the `VkRenderingInfo::pColorAttachments` array with an `resolveImageView` equal to `VK_NULL_HANDLE` **must** have the corresponding element of `VkCustomResolveCreateInfoEXT::pColorAttachmentFormats` used to create the bound pipeline equal to `VK_FORMAT_UNDEFINED`

- VUID-vkCmdDrawMeshTasksIndirectCountNV-dynamicRenderingUnusedAttachments-11864

If the `dynamicRenderingUnusedAttachments` feature is enabled, the current render pass instance was begun with `vkCmdBeginRendering`, it contains a custom resolve, and `VkRenderingInfo::colorAttachmentCount` greater than 0, then each element of the `VkRenderingInfo::pColorAttachments` array with an `resolveImageView` not equal to `VK_NULL_HANDLE` **must** have been created with a `VkFormat` equal to the corresponding

element of `VkCustomResolveCreateInfoEXT::pColorAttachmentFormats` used to create the bound graphics pipeline, or the corresponding element of `VkCustomResolveCreateInfoEXT::pColorAttachmentFormats`, if it exists, **must** be `VK_FORMAT_UNDEFINED`

- VUID-vkCmdDrawMeshTasksIndirectCountNV-None-11865

If the current render pass instance was begun with `vkCmdBeginRendering`, it contains a custom resolve, the `dynamicRenderingUnusedAttachments` feature is not enabled, and `VkRenderingInfo::pDepthAttachment->resolveImageView` was `VK_NULL_HANDLE`, the value of `VkCustomResolveCreateInfoEXT::depthAttachmentFormat` used to create the bound graphics pipeline **must** be equal to `VK_FORMAT_UNDEFINED`

- VUID-vkCmdDrawMeshTasksIndirectCountNV-None-11866

If current render pass instance was begun with `vkCmdBeginRendering`, it contains a custom resolve, the `dynamicRenderingUnusedAttachments` feature is not enabled, and `VkRenderingInfo::pDepthAttachment->resolveImageView` was not `VK_NULL_HANDLE`, the value of `VkCustomResolveCreateInfoEXT::depthAttachmentFormat` used to create the bound graphics pipeline **must** be equal to the `VkFormat` used to create `VkRenderingInfo::pDepthAttachment->resolveImageView`

- VUID-vkCmdDrawMeshTasksIndirectCountNV-dynamicRenderingUnusedAttachments-11867

If the current render pass instance was begun with `vkCmdBeginRendering`, it contains a custom resolve, the `dynamicRenderingUnusedAttachments` feature is enabled, `VkRenderingInfo::pDepthAttachment->resolveImageView` was not `VK_NULL_HANDLE`, and the value of `VkCustomResolveCreateInfoEXT::depthAttachmentFormat` used to create the bound graphics pipeline was not equal to the `VkFormat` used to create `VkRenderingInfo::pDepthAttachment->resolveImageView`, the value of the format **must** be `VK_FORMAT_UNDEFINED`

- VUID-vkCmdDrawMeshTasksIndirectCountNV-None-11868

If the current render pass instance was begun with `vkCmdBeginRendering`, it contains a custom resolve, the `dynamicRenderingUnusedAttachments` feature is not enabled, and `VkRenderingInfo::pStencilAttachment->resolveImageView` was `VK_NULL_HANDLE`, the value of `VkCustomResolveCreateInfoEXT::stencilAttachmentFormat` used to create the bound graphics pipeline **must** be equal to `VK_FORMAT_UNDEFINED`

- VUID-vkCmdDrawMeshTasksIndirectCountNV-None-11869

If current render pass instance was begun with `vkCmdBeginRendering`, it contains a custom resolve, the `dynamicRenderingUnusedAttachments` feature is not enabled, and `VkRenderingInfo::pStencilAttachment->resolveImageView` was not `VK_NULL_HANDLE`, the value of `VkCustomResolveCreateInfoEXT::stencilAttachmentFormat` used to create the bound graphics pipeline **must** be equal to the `VkFormat` used to create `VkRenderingInfo::pStencilAttachment->resolveImageView`

- VUID-vkCmdDrawMeshTasksIndirectCountNV-dynamicRenderingUnusedAttachments-11870

If the current render pass instance was begun with `vkCmdBeginRendering`, it contains a custom resolve, the `dynamicRenderingUnusedAttachments` feature is enabled, `VkRenderingInfo::pStencilAttachment->resolveImageView` was not `VK_NULL_HANDLE`, and the value of `VkCustomResolveCreateInfoEXT::stencilAttachmentFormat` used to create the

bound graphics pipeline was not equal to the `VkFormat` used to create `VkRenderingInfo::pStencilAttachment->resolveImageView`, the value of the format **must** be `VK_FORMAT_UNDEFINED`

- VUID-vkCmdDrawMeshTasksIndirectCountNV-colorAttachmentCount-11871

If the current render pass instance was begun with `vkCmdBeginRendering` with a `VkRenderingInfo::colorAttachmentCount` parameter greater than 0 and `vkCmdBeginCustomResolveEXT` has been recorded in the render pass instance, then for each element of the `VkRenderingInfo::pColorAttachments` array with a `resolveImageView` not equal to `VK_NULL_HANDLE`, the `resolveImageView` **must** have been created with a sample count equal to the value of `rasterizationSamples` for the bound graphics pipeline

- VUID-vkCmdDrawMeshTasksIndirectCountNV-pDepthAttachment-11872

If the current render pass instance was begun with `vkCmdBeginRendering`, `vkCmdBeginCustomResolveEXT` has been recorded in the render pass instance, and `VkRenderingInfo::pDepthAttachment->resolveImageView` was not `VK_NULL_HANDLE`, the value of `rasterizationSamples` for the bound graphics pipeline **must** be equal to the sample count used to create `VkRenderingInfo::pDepthAttachment->resolveImageView`

- VUID-vkCmdDrawMeshTasksIndirectCountNV-pStencilAttachment-11873

If the current render pass instance was begun with `vkCmdBeginRendering`, `vkCmdBeginCustomResolveEXT` has been recorded in the render pass instance, `VkRenderingInfo::pStencilAttachment->resolveImageView` was not `VK_NULL_HANDLE`, the value of `rasterizationSamples` for the bound graphics pipeline **must** be equal to the sample count used to create `VkRenderingInfo::pStencilAttachment->resolveImageView`

- VUID-vkCmdDrawMeshTasksIndirectCountNV-customResolve-11529

If a shader object is bound to the fragment stage, the current render pass instance was begun with `vkCmdBeginRendering`, a fragment density map attachment is active, and `vkCmdBeginCustomResolveEXT` has been called, then the fragment shader object bound **must** have been created with `VkCustomResolveCreateInfoEXT::customResolve` as `VK_TRUE`

- VUID-vkCmdDrawMeshTasksIndirectCountNV-customResolve-11530

If a shader object is bound to the fragment stage, the current render pass instance was begun with `vkCmdBeginRendering` and contains a custom resolve, a fragment density map attachment is active, and `vkCmdBeginCustomResolveEXT` has not yet been called, then the fragment shader object bound **must** have been created with `VkCustomResolveCreateInfoEXT::customResolve` as `VK_FALSE`

- VUID-vkCmdDrawMeshTasksIndirectCountNV-flags-13361

If there are any shader objects bound that were created with `flags` that includes the `VK_SHADER_CREATE_INDEPENDENT_SETS_BIT_KHR` bit, then all bound shader objects **must** have been created with the `VK_SHADER_CREATE_INDEPENDENT_SETS_BIT_KHR` bit

- VUID-vkCmdDrawMeshTasksIndirectCountNV-flags-13362

If there are any shader objects bound that were created with `flags` that includes the `VK_SHADER_CREATE_INDEPENDENT_SETS_BIT_KHR` bit, then the pipeline layout of the bound descriptor sets **must** have been created with `VK_PIPELINE_LAYOUT_CREATE_INDEPENDENT_SETS_BIT_EXT` set

- VUID-vkCmdDrawMeshTasksIndirectCountNV-flags-13363

If there are any shader objects bound that were created with `flags` that includes the `VK_SHADER_CREATE_INDEPENDENT_SETS_BIT_KHR` bit, and any of the descriptor set

layouts used to create the pipeline layout of the bound descriptor sets were created with any binding's `VkDescriptorSetLayoutBinding::stageFlags` set with `VK_SHADER_STAGE_VERTEX_BIT`, `VK_SHADER_STAGE_TESSELLATION_CONTROL_BIT`, `VK_SHADER_STAGE_TESSELLATION_EVALUATION_BIT` or `VK_SHADER_STAGE_GEOMETRY_BIT`, then there **must** be no binding with `VkDescriptorSetLayoutBinding::stageFlags` set with `VK_SHADER_STAGE_TASK_BIT_EXT` or `VK_SHADER_STAGE_MESH_BIT_EXT`

- VUID-vkCmdDrawMeshTasksIndirectCountNV-flags-13364

If there are any shader objects bound that were created with `flags` that includes both the `VK_SHADER_CREATE_INDEPENDENT_SETS_BIT_KHR` and `VK_SHADER_CREATE_NO_TASK_SHADER_BIT_EXT` bits, the pipeline layout of the bound descriptor sets **must** have been created with `VK_PIPELINE_LAYOUT_CREATE_NO_TASK_SHADER_BIT_KHR` set

- VUID-vkCmdDrawMeshTasksIndirectCountNV-flags-13365

If there are any shader objects bound that were created with `flags` that includes both the `VK_SHADER_CREATE_INDEPENDENT_SETS_BIT_KHR` and `VK_SHADER_CREATE_NO_TASK_SHADER_BIT_EXT` bits, there **must** be no shader object bound to the `VK_SHADER_STAGE_TASK_BIT_EXT` stage

- VUID-vkCmdDrawMeshTasksIndirectCountNV-stage-06480

The bound graphics pipeline **must** not have been created with the `VkPipelineShaderStageCreateInfo::stage` member of any element of `VkGraphicsPipelineCreateInfo::pStages` set to `VK_SHADER_STAGE_VERTEX_BIT`, `VK_SHADER_STAGE_TESSELLATION_CONTROL_BIT`, `VK_SHADER_STAGE_TESSELLATION_EVALUATION_BIT` or `VK_SHADER_STAGE_GEOMETRY_BIT`

- VUID-vkCmdDrawMeshTasksIndirectCountNV-pStages-10680

If there is no bound graphics pipeline, `vkCmdBindShadersEXT` **must** not have last bound the `pStages` element of `VK_SHADER_STAGE_VERTEX_BIT`, `VK_SHADER_STAGE_TESSELLATION_CONTROL_BIT`, `VK_SHADER_STAGE_TESSELLATION_EVALUATION_BIT` or `VK_SHADER_STAGE_GEOMETRY_BIT` with a valid shader object other than `VK_NULL_HANDLE`

- VUID-vkCmdDrawMeshTasksIndirectCountNV-None-07074

`Transform Feedback Queries` **must** not be active

- VUID-vkCmdDrawMeshTasksIndirectCountNV-None-07075

`Primitives Generated Queries` **must** not be active

- VUID-vkCmdDrawMeshTasksIndirectCountNV-pipelineStatistics-07076

The `pipelineStatistics` member used to create any active `Pipeline Statistics Query` **must** not contain `VK_QUERY_PIPELINE_STATISTIC_INPUT_ASSEMBLY_VERTICES_BIT`, `VK_QUERY_PIPELINE_STATISTIC_INPUT_ASSEMBLY_PRIMITIVES_BIT`, `VK_QUERY_PIPELINE_STATISTIC_VERTEX_SHADER_INVOCATIONS_BIT`, `VK_QUERY_PIPELINE_STATISTIC_GEOMETRY_SHADER_INVOCATIONS_BIT`, `VK_QUERY_PIPELINE_STATISTIC_GEOMETRY_SHADER_PRIMITIVES_BIT`, `VK_QUERY_PIPELINE_STATISTIC_CLIPPING_INVOCATIONS_BIT`, `VK_QUERY_PIPELINE_STATISTIC_CLIPPING_PRIMITIVES_BIT`,

VK_QUERY_PIPELINE_STATISTIC_TESSELLATION_CONTROL_SHADER_PATCHES_BIT, or
VK_QUERY_PIPELINE_STATISTIC_TESSELLATION_EVALUATION_SHADER_INVOCATIONS_BIT

- VUID-vkCmdDrawMeshTasksIndirectCountNV-None-08694
If there is no bound graphics pipeline, and both the `taskShader` and `meshShader` features are enabled, and a valid `VkShaderEXT` is bound to the `VK_SHADER_STAGE_MESH_BIT_EXT` stage, and that `VkShaderEXT` was created without the `VK_SHADER_CREATE_NO_TASK_SHADER_BIT_EXT` flag, a valid `VkShaderEXT` **must** be bound to the `VK_SHADER_STAGE_TASK_BIT_EXT` stage
- VUID-vkCmdDrawMeshTasksIndirectCountNV-None-08695
If there is no bound graphics pipeline, and both the `taskShader` and `meshShader` features are enabled, and a valid `VkShaderEXT` is bound to the `VK_SHADER_STAGE_MESH_BIT_EXT` stage, and that `VkShaderEXT` was created with the `VK_SHADER_CREATE_NO_TASK_SHADER_BIT_EXT` flag, there **must** be no `VkShaderEXT` bound to the `VK_SHADER_STAGE_TASK_BIT_EXT` stage
- VUID-vkCmdDrawMeshTasksIndirectCountNV-buffer-02708
If `buffer` is non-sparse then it **must** be bound completely and contiguously to a single `VkDeviceMemory` object
- VUID-vkCmdDrawMeshTasksIndirectCountNV-buffer-02709
`buffer` **must** have been created with the `VK_BUFFER_USAGE_INDIRECT_BUFFER_BIT` usage flag set
- VUID-vkCmdDrawMeshTasksIndirectCountNV-offset-02710
`offset` **must** be a multiple of 4
- VUID-vkCmdDrawMeshTasksIndirectCountNV-commandBuffer-02711
`commandBuffer` **must** not be a protected command buffer
- VUID-vkCmdDrawMeshTasksIndirectCountNV-countBuffer-02714
If `countBuffer` is non-sparse then it **must** be bound completely and contiguously to a single `VkDeviceMemory` object
- VUID-vkCmdDrawMeshTasksIndirectCountNV-countBuffer-02715
`countBuffer` **must** have been created with the `VK_BUFFER_USAGE_INDIRECT_BUFFER_BIT` usage flag set
- VUID-vkCmdDrawMeshTasksIndirectCountNV-countBufferOffset-02716
`countBufferOffset` **must** be a multiple of 4
- VUID-vkCmdDrawMeshTasksIndirectCountNV-countBuffer-02717
The count stored in `countBuffer` **must** be less than or equal to `VkPhysicalDeviceLimits::maxDrawIndirectCount`
- VUID-vkCmdDrawMeshTasksIndirectCountNV-countBufferOffset-04129
(`countBufferOffset` + `sizeof(uint32_t)`) **must** be less than or equal to the size of `countBuffer`
- VUID-vkCmdDrawMeshTasksIndirectCountNV-None-04445
If the `drawIndirectCount` feature is not enabled this function **must** not be used
- VUID-vkCmdDrawMeshTasksIndirectCountNV-stride-02182
`stride` **must** be a multiple of 4 and **must** be greater than or equal to `sizeof`

(VkDrawMeshTasksIndirectCommandNV)

- VUID-vkCmdDrawMeshTasksIndirectCountNV-maxDrawCount-02183

If `maxDrawCount` is greater than or equal to 1, $(\text{stride} \times (\text{maxDrawCount} - 1) + \text{offset} + \text{sizeof}(\text{VkDrawMeshTasksIndirectCommandNV}))$ **must** be less than or equal to the size of `buffer`

- VUID-vkCmdDrawMeshTasksIndirectCountNV-MeshNV-07082

The current pipeline bound to `VK_PIPELINE_BIND_POINT_GRAPHICS` **must** contain a shader stage using the `MeshNV Execution Model`

Valid Usage (Implicit)

- VUID-vkCmdDrawMeshTasksIndirectCountNV-commandBuffer-parameter

`commandBuffer` **must** be a valid `VkCommandBuffer` handle

- VUID-vkCmdDrawMeshTasksIndirectCountNV-buffer-parameter

`buffer` **must** be a valid `VkBuffer` handle

- VUID-vkCmdDrawMeshTasksIndirectCountNV-countBuffer-parameter

`countBuffer` **must** be a valid `VkBuffer` handle

- VUID-vkCmdDrawMeshTasksIndirectCountNV-commandBuffer-recording

`commandBuffer` **must** be in the `recording state`

- VUID-vkCmdDrawMeshTasksIndirectCountNV-commandBuffer-cmdpool

The `VkCommandPool` that `commandBuffer` was allocated from **must** support `VK_QUEUE_GRAPHICS_BIT` operations

- VUID-vkCmdDrawMeshTasksIndirectCountNV-renderpass

This command **must** only be called inside of a render pass instance

- VUID-vkCmdDrawMeshTasksIndirectCountNV-suspended

This command **must** not be called between suspended render pass instances

- VUID-vkCmdDrawMeshTasksIndirectCountNV-videocoding

This command **must** only be called outside of a video coding scope

- VUID-vkCmdDrawMeshTasksIndirectCountNV-commonparent

Each of `buffer`, `commandBuffer`, and `countBuffer` **must** have been created, allocated, or retrieved from the same `VkDevice`

Host Synchronization

- Host access to `commandBuffer` **must** be externally synchronized

- Host access to the `VkCommandPool` that `commandBuffer` was allocated from **must** be externally synchronized

Command Properties

Command Buffer Levels	Render Pass Scope	Video Coding Scope	Supported Queue Types	Command Type
Primary Secondary	Inside	Outside	VK_QUEUE_GRAP HICS_BIT	Action

Conditional Rendering

vkCmdDrawMeshTasksIndirectCountNV is affected by [conditional rendering](#)

To record a mesh tasks drawing command, call:

```
// Provided by VK_EXT_mesh_shader
void vkCmdDrawMeshTasksEXT(
    VkCommandBuffer                commandBuffer,
    uint32_t                       groupCountX,
    uint32_t                       groupCountY,
    uint32_t                       groupCountZ);
```

- `commandBuffer` is the command buffer into which the command will be recorded.
- `groupCountX` is the number of local workgroups to dispatch in the X dimension.
- `groupCountY` is the number of local workgroups to dispatch in the Y dimension.
- `groupCountZ` is the number of local workgroups to dispatch in the Z dimension.

When the command is executed, a global workgroup consisting of `groupCountX` × `groupCountY` × `groupCountZ` local workgroups is assembled.

Valid Usage

- VUID-vkCmdDrawMeshTasksEXT-magFilter-04553
If a `VkSampler` created with `magFilter` or `minFilter` equal to `VK_FILTER_LINEAR`, `reductionMode` equal to `VK_SAMPLER_REDUCTION_MODE_WEIGHTED_AVERAGE`, and `compareEnable` equal to `VK_FALSE` is used to sample a `VkImageView` as a result of this command, then the image view's `format features` **must** contain `VK_FORMAT_FEATURE_SAMPLED_IMAGE_FILTER_LINEAR_BIT`
- VUID-vkCmdDrawMeshTasksEXT-magFilter-09598
If a `VkSampler` created with `magFilter` or `minFilter` equal to `VK_FILTER_LINEAR` and `reductionMode` equal to either `VK_SAMPLER_REDUCTION_MODE_MIN` or `VK_SAMPLER_REDUCTION_MODE_MAX` is used to sample a `VkImageView` as a result of this command, then the image view's `format features` **must** contain `VK_FORMAT_FEATURE_SAMPLED_IMAGE_FILTER_MINMAX_BIT`

- VUID-vkCmdDrawMeshTasksEXT-mipmapMode-04770
If a `VkSampler` created with `mipmapMode` equal to `VK_SAMPLER_MIPMAP_MODE_LINEAR`, `reductionMode` equal to `VK_SAMPLER_REDUCTION_MODE_WEIGHTED_AVERAGE`, and `compareEnable` equal to `VK_FALSE` is used to sample a `VkImageView` as a result of this command, then the image view's `format features` **must** contain `VK_FORMAT_FEATURE_SAMPLED_IMAGE_FILTER_LINEAR_BIT`
- VUID-vkCmdDrawMeshTasksEXT-mipmapMode-09599
If a `VkSampler` created with `mipmapMode` equal to `VK_SAMPLER_MIPMAP_MODE_LINEAR` and `reductionMode` equal to either `VK_SAMPLER_REDUCTION_MODE_MIN` or `VK_SAMPLER_REDUCTION_MODE_MAX` is used to sample a `VkImageView` as a result of this command, then the image view's `format features` **must** contain `VK_FORMAT_FEATURE_SAMPLED_IMAGE_FILTER_MINMAX_BIT`
- VUID-vkCmdDrawMeshTasksEXT-unnormalizedCoordinates-09635
If a `VkSampler` created with `unnormalizedCoordinates` equal to `VK_TRUE` is used to sample a `VkImageView` as a result of this command, then the image view's `levelCount` and `layerCount` **must** be 1
- VUID-vkCmdDrawMeshTasksEXT-None-08609
If a `VkSampler` created with `unnormalizedCoordinates` equal to `VK_TRUE` is used to sample a `VkImageView` as a result of this command, then the image view's `viewType` **must** be `VK_IMAGE_VIEW_TYPE_1D` or `VK_IMAGE_VIEW_TYPE_2D`
- VUID-vkCmdDrawMeshTasksEXT-None-08610
If a `VkSampler` created with `unnormalizedCoordinates` equal to `VK_TRUE` is used to sample a `VkImageView` as a result of this command, then the sampler **must** not be used with any of the SPIR-V `OpImageSample*` or `OpImageSparseSample*` instructions with `ImplicitLod`, `Dref` or `Proj` in their name
- VUID-vkCmdDrawMeshTasksEXT-None-08611
If a `VkSampler` created with `unnormalizedCoordinates` equal to `VK_TRUE` is used to sample a `VkImageView` as a result of this command, then the sampler **must** not be used with any of the SPIR-V `OpImageSample*` or `OpImageSparseSample*` instructions that includes a LOD bias or any offset values
- VUID-vkCmdDrawMeshTasksEXT-None-06479
If a `VkImageView` is sampled with `depth comparison`, the image view's `format features` **must** contain `VK_FORMAT_FEATURE_2_SAMPLED_IMAGE_DEPTH_COMPARISON_BIT`
- VUID-vkCmdDrawMeshTasksEXT-None-02691
If a `VkImageView` is accessed using atomic operations as a result of this command, then the image view's `format features` **must** contain `VK_FORMAT_FEATURE_STORAGE_IMAGE_ATOMIC_BIT`
- VUID-vkCmdDrawMeshTasksEXT-None-07888
If a `VK_DESCRIPTOR_TYPE_STORAGE_TEXEL_BUFFER` descriptor is accessed using atomic operations as a result of this command, then the storage texel buffer's `format features` **must** contain `VK_FORMAT_FEATURE_STORAGE_TEXEL_BUFFER_ATOMIC_BIT`
- VUID-vkCmdDrawMeshTasksEXT-None-02692
If a `VkImageView` is sampled with `VK_FILTER_CUBIC_EXT` as a result of this command, then the image view's `format features` **must** contain

VK_FORMAT_FEATURE_SAMPLED_IMAGE_FILTER_CUBIC_BIT_EXT

- VUID-vkCmdDrawMeshTasksEXT-None-02693

If the `VK_EXT_filter_cubic` extension is not enabled and any `VkImageView` is sampled with `VK_FILTER_CUBIC_EXT` as a result of this command, it **must** not have a `VkImageViewType` of `VK_IMAGE_VIEW_TYPE_3D`, `VK_IMAGE_VIEW_TYPE_CUBE`, or `VK_IMAGE_VIEW_TYPE_CUBE_ARRAY`

- VUID-vkCmdDrawMeshTasksEXT-filterCubic-02694

Any `VkImageView` being sampled with `VK_FILTER_CUBIC_EXT` as a result of this command **must** have a `VkImageViewType` and format that supports cubic filtering, as specified by `VkFilterCubicImageViewImageFormatPropertiesEXT::filterCubic` returned by `vkGetPhysicalDeviceImageFormatProperties2`

- VUID-vkCmdDrawMeshTasksEXT-filterCubicMinmax-02695

Any `VkImageView` being sampled with `VK_FILTER_CUBIC_EXT` with a reduction mode of either `VK_SAMPLER_REDUCTION_MODE_MIN` or `VK_SAMPLER_REDUCTION_MODE_MAX` as a result of this command **must** have a `VkImageViewType` and format that supports cubic filtering together with minmax filtering, as specified by `VkFilterCubicImageViewImageFormatPropertiesEXT::filterCubicMinmax` returned by `vkGetPhysicalDeviceImageFormatProperties2`

- VUID-vkCmdDrawMeshTasksEXT-cubicRangeClamp-09212

If the `cubicRangeClamp` feature is not enabled, then any `VkImageView` being sampled with `VK_FILTER_CUBIC_EXT` as a result of this command **must** not have a `VkSamplerReductionModeCreateInfo::reductionMode` equal to `VK_SAMPLER_REDUCTION_MODE_WEIGHTED_AVERAGE_RANGECLAMP_QCOM`

- VUID-vkCmdDrawMeshTasksEXT-reductionMode-09213

Any `VkImageView` being sampled with a `VkSamplerReductionModeCreateInfo::reductionMode` equal to `VK_SAMPLER_REDUCTION_MODE_WEIGHTED_AVERAGE_RANGECLAMP_QCOM` as a result of this command **must** sample with `VK_FILTER_CUBIC_EXT`

- VUID-vkCmdDrawMeshTasksEXT-selectableCubicWeights-09214

If the `selectableCubicWeights` feature is not enabled, then any `VkImageView` being sampled with `VK_FILTER_CUBIC_EXT` as a result of this command **must** have `VkSamplerCubicWeightsCreateInfoQCOM::cubicWeights` equal to `VK_CUBIC_FILTER_WEIGHTS_CATMULL_ROM_QCOM`

- VUID-vkCmdDrawMeshTasksEXT-flags-02696

Any `VkImage` created with a `VkImageCreateInfo::flags` containing `VK_IMAGE_CREATE_CORNER_SAMPLED_BIT_NV` sampled as a result of this command **must** only be sampled using a `VkSamplerAddressMode` of `VK_SAMPLER_ADDRESS_MODE_CLAMP_TO_EDGE`

- VUID-vkCmdDrawMeshTasksEXT-OpTypeImage-07027

For any `VkImageView` being written as a storage image where the image format field of the `OpTypeImage` is `Unknown`, the view's `format features` **must** contain `VK_FORMAT_FEATURE_2_STORAGE_WRITE_WITHOUT_FORMAT_BIT`

- VUID-vkCmdDrawMeshTasksEXT-OpTypeImage-07028

For any `VkImageView` being read as a storage image where the image format field of the

`OpTypeImage` is `Unknown`, the view's `format features` **must** contain `VK_FORMAT_FEATURE_2_STORAGE_READ_WITHOUT_FORMAT_BIT`

- VUID-vkCmdDrawMeshTasksEXT-OpTypeImage-07029

For any `VkBufferView` being written as a storage texel buffer where the image format field of the `OpTypeImage` is `Unknown`, the view's `buffer features` **must** contain `VK_FORMAT_FEATURE_2_STORAGE_WRITE_WITHOUT_FORMAT_BIT`

- VUID-vkCmdDrawMeshTasksEXT-OpTypeImage-07030

Any `VkBufferView` being read as a storage texel buffer where the image format field of the `OpTypeImage` is `Unknown` then the view's `buffer features` **must** contain `VK_FORMAT_FEATURE_2_STORAGE_READ_WITHOUT_FORMAT_BIT`

- VUID-vkCmdDrawMeshTasksEXT-None-08600

If a `bound shader` was created with a pipeline layout and statically uses a set `n`, a descriptor set **must** have been bound to `n` at the same pipeline bind point, with layouts compatible for set `n` with the layout(s) used to create the shader, as described in [Pipeline Layout Compatibility](#)

- VUID-vkCmdDrawMeshTasksEXT-None-08601

If a `bound shader` was created with a pipeline layout or specified push constant ranges and statically uses a push constant value, that value **must** have been set for the same pipeline bind point, with push constant ranges that are `compatible` with the push constant range used to create the shader

- VUID-vkCmdDrawMeshTasksEXT-None-10068

For each array of resources that is used by a `bound shader`, the indices used to access members of the array **must** be less than the descriptor count for the identified binding in the descriptor sets used by this command

- VUID-vkCmdDrawMeshTasksEXT-None-08114

Descriptors in each bound descriptor set, specified via `vkCmdBindDescriptorSets`, **must** be valid if they are accessed as described by `descriptor validity` by the `VkPipeline` bound to the pipeline bind point used by this command and the bound `VkPipeline` was not created with `VK_PIPELINE_CREATE_DESCRIPTOR_BUFFER_BIT_EXT`

- VUID-vkCmdDrawMeshTasksEXT-imageLayout-00344

If an image descriptor is accessed by a shader, the `VkImageLayout` **must** match the subresource accessible from the `VkImageView` as defined by the `image layout matching rules`

- VUID-vkCmdDrawMeshTasksEXT-None-08115

If the descriptors used by the `VkPipeline` bound to the pipeline bind point were specified via `vkCmdBindDescriptorSets`, the bound `VkPipeline` **must** have been created without `VK_PIPELINE_CREATE_DESCRIPTOR_BUFFER_BIT_EXT`

- VUID-vkCmdDrawMeshTasksEXT-None-08116

Descriptors in bound descriptor buffers, specified via `vkCmdSetDescriptorBufferOffsetsEXT`, **must** be valid if they are dynamically used by the `VkPipeline` bound to the pipeline bind point used by this command and the bound `VkPipeline` was created with `VK_PIPELINE_CREATE_DESCRIPTOR_BUFFER_BIT_EXT`

- VUID-vkCmdDrawMeshTasksEXT-None-08604

Descriptors in bound descriptor buffers, specified via

`vkCmdSetDescriptorBufferOffsetsEXT`, **must** be valid if they are dynamically used by any `VkShaderEXT` bound to a stage corresponding to the pipeline bind point used by this command

- VUID-vkCmdDrawMeshTasksEXT-None-08117

If the descriptors used by the `VkPipeline` bound to the pipeline bind point were specified via `vkCmdSetDescriptorBufferOffsetsEXT`, the bound `VkPipeline` **must** have been created with `VK_PIPELINE_CREATE_DESCRIPTOR_BUFFER_BIT_EXT`

- VUID-vkCmdDrawMeshTasksEXT-None-08119

If a descriptor is dynamically used with a `VkPipeline` created with `VK_PIPELINE_CREATE_DESCRIPTOR_BUFFER_BIT_EXT`, the descriptor memory **must** be resident

- VUID-vkCmdDrawMeshTasksEXT-None-08605

If a descriptor is dynamically used with a `VkShaderEXT` created with a `VkDescriptorSetLayout` that was created with `VK_DESCRIPTOR_SET_LAYOUT_CREATE_DESCRIPTOR_BUFFER_BIT_EXT`, the descriptor memory **must** be resident

- VUID-vkCmdDrawMeshTasksEXT-None-08606

If the `shaderObject` feature is not enabled, a valid pipeline **must** be bound to the pipeline bind point used by this command

- VUID-vkCmdDrawMeshTasksEXT-None-08608

If a pipeline is bound to the pipeline bind point used by this command, there **must** not have been any calls to dynamic state setting commands for any state specified statically in the `VkPipeline` object bound to the pipeline bind point used by this command, since that pipeline was bound

- VUID-vkCmdDrawMeshTasksEXT-uniformBuffers-06935

If any stage of the `VkPipeline` object bound to the pipeline bind point used by this command accesses a uniform buffer, and that stage was created without enabling either `VK_PIPELINE_ROBUSTNESS_BUFFER_BEHAVIOR_ROBUST_BUFFER_ACCESS` or `VK_PIPELINE_ROBUSTNESS_BUFFER_BEHAVIOR_ROBUST_BUFFER_ACCESS_2` for `uniformBuffers`, and the `robustBufferAccess` feature is not enabled, that stage **must** not access values outside of the range of the buffer as specified in the descriptor set bound to the same pipeline bind point

- VUID-vkCmdDrawMeshTasksEXT-None-08612

If the `robustBufferAccess` feature is not enabled, and any `VkShaderEXT` bound to a stage corresponding to the pipeline bind point used by this command accesses a uniform buffer, it **must** not access values outside of the range of the buffer as specified in the descriptor set bound to the same pipeline bind point

- VUID-vkCmdDrawMeshTasksEXT-storageBuffers-06936

If any stage of the `VkPipeline` object bound to the pipeline bind point used by this command accesses a storage buffer, and that stage was created without enabling either `VK_PIPELINE_ROBUSTNESS_BUFFER_BEHAVIOR_ROBUST_BUFFER_ACCESS` or `VK_PIPELINE_ROBUSTNESS_BUFFER_BEHAVIOR_ROBUST_BUFFER_ACCESS_2` for `storageBuffers`, and the `robustBufferAccess` feature is not enabled, that stage **must** not access values outside of the range of the buffer as specified in the descriptor set bound to the same pipeline bind point

- VUID-vkCmdDrawMeshTasksEXT-None-08613
If the **robustBufferAccess** feature is not enabled, and any **VkShaderEXT** bound to a stage corresponding to the pipeline bind point used by this command accesses a storage buffer, it **must** not access values outside of the range of the buffer as specified in the descriptor set bound to the same pipeline bind point
- VUID-vkCmdDrawMeshTasksEXT-commandBuffer-02707
If **commandBuffer** is an unprotected command buffer and **protectedNoFault** is not supported, any resource accessed by **bound shaders** **must** not be a protected resource
- VUID-vkCmdDrawMeshTasksEXT-viewType-07752
If a **VkImageView** is accessed as a result of this command, then the image view's **viewType** **must** match the **Dim** operand of the **OpTypeImage** as described in [Compatibility Between SPIR-V Image Dimensions and Vulkan ImageView Types](#)
- VUID-vkCmdDrawMeshTasksEXT-format-07753
If a **VkImageView** or **VkBufferView** is accessed as a result of this command, then the **numeric type** of the view's **format** and the **Sampled Type** operand of the **OpTypeImage** **must** match
- VUID-vkCmdDrawMeshTasksEXT-OpImageWrite-08795
If a **VkImageView** created with a format other than **VK_FORMAT_A8_UNORM** is accessed using **OpImageWrite** as a result of this command, then the **Type** of the **Texel** operand of that instruction **must** have at least as many components as the image view's format
- VUID-vkCmdDrawMeshTasksEXT-OpImageWrite-08796
If a **VkImageView** created with the format **VK_FORMAT_A8_UNORM** is accessed using **OpImageWrite** as a result of this command, then the **Type** of the **Texel** operand of that instruction **must** have four components
- VUID-vkCmdDrawMeshTasksEXT-OpImageWrite-04469
If a **VkBufferView** is accessed using **OpImageWrite** as a result of this command, then the **Type** of the **Texel** operand of that instruction **must** have at least as many components as the buffer view's format
- VUID-vkCmdDrawMeshTasksEXT-SampledType-04470
If a **VkImageView** with a **VkFormat** that has a 64-bit component width is accessed as a result of this command, the **SampledType** of the **OpTypeImage** operand of that instruction **must** have a **Width** of 64
- VUID-vkCmdDrawMeshTasksEXT-SampledType-04471
If a **VkImageView** with a **VkFormat** that has a component width less than 64-bit is accessed as a result of this command, the **SampledType** of the **OpTypeImage** operand of that instruction **must** have a **Width** of 32
- VUID-vkCmdDrawMeshTasksEXT-SampledType-04472
If a **VkBufferView** with a **VkFormat** that has a 64-bit component width is accessed as a result of this command, the **SampledType** of the **OpTypeImage** operand of that instruction **must** have a **Width** of 64
- VUID-vkCmdDrawMeshTasksEXT-SampledType-04473
If a **VkBufferView** with a **VkFormat** that has a component width less than 64-bit is accessed as a result of this command, the **SampledType** of the **OpTypeImage** operand of that instruction **must** have a **Width** of 32

- VUID-vkCmdDrawMeshTasksEXT-sparseImageInt64Atomics-04474
If the `sparseImageInt64Atomics` feature is not enabled, `VkImage` objects created with the `VK_IMAGE_CREATE_SPARSE_RESIDENCY_BIT` flag **must** not be accessed by atomic instructions through an `OpTypeImage` with a `SampledType` with a `Width` of 64 by this command
- VUID-vkCmdDrawMeshTasksEXT-sparseImageInt64Atomics-04475
If the `sparseImageInt64Atomics` feature is not enabled, `VkBuffer` objects created with the `VK_BUFFER_CREATE_SPARSE_RESIDENCY_BIT` flag **must** not be accessed by atomic instructions through an `OpTypeImage` with a `SampledType` with a `Width` of 64 by this command
- VUID-vkCmdDrawMeshTasksEXT-OpImageSampleWeightedQCOM-06971
If `OpImageSampleWeightedQCOM` is used to sample a `VkImageView` as a result of this command, then the image view's `format features` **must** contain `VK_FORMAT_FEATURE_2_WEIGHT_SAMPLED_IMAGE_BIT_QCOM`
- VUID-vkCmdDrawMeshTasksEXT-OpImageSampleWeightedQCOM-06972
If `OpImageSampleWeightedQCOM` uses a `VkImageView` as a sample weight image as a result of this command, then the image view's `format features` **must** contain `VK_FORMAT_FEATURE_2_WEIGHT_IMAGE_BIT_QCOM`
- VUID-vkCmdDrawMeshTasksEXT-OpImageBoxFilterQCOM-06973
If `OpImageBoxFilterQCOM` is used to sample a `VkImageView` as a result of this command, then the image view's `format features` **must** contain `VK_FORMAT_FEATURE_2_BOX_FILTER_SAMPLED_BIT_QCOM`
- VUID-vkCmdDrawMeshTasksEXT-OpImageBlockMatchSSDQCOM-06974
If `OpImageBlockMatchSSDQCOM` is used to read from an `VkImageView` as a result of this command, then the image view's `format features` **must** contain `VK_FORMAT_FEATURE_2_BLOCK_MATCHING_BIT_QCOM`
- VUID-vkCmdDrawMeshTasksEXT-OpImageBlockMatchSADQCOM-06975
If `OpImageBlockMatchSADQCOM` is used to read from an `VkImageView` as a result of this command, then the image view's `format features` **must** contain `VK_FORMAT_FEATURE_2_BLOCK_MATCHING_BIT_QCOM`
- VUID-vkCmdDrawMeshTasksEXT-OpImageBlockMatchSADQCOM-06976
If `OpImageBlockMatchSADQCOM` or `OpImageBlockMatchSSDQCOM` is used to read from a reference image as result of this command, then the specified reference coordinates **must** not fail `integer texel coordinate validation`
- VUID-vkCmdDrawMeshTasksEXT-OpImageSampleWeightedQCOM-06977
If `OpImageSampleWeightedQCOM`, `OpImageBoxFilterQCOM`, `OpImageBlockMatchWindowSSDQCOM`, `OpImageBlockMatchWindowSADQCOM`, `OpImageBlockMatchGatherSSDQCOM`, `OpImageBlockMatchGatherSADQCOM`, `OpImageBlockMatchSSDQCOM`, or `OpImageBlockMatchSADQCOM` uses a `VkSampler` as a result of this command, then the sampler **must** have been created with `VK_SAMPLER_CREATE_IMAGE_PROCESSING_BIT_QCOM`
- VUID-vkCmdDrawMeshTasksEXT-OpImageSampleWeightedQCOM-06978
If any command other than `OpImageSampleWeightedQCOM`, `OpImageBoxFilterQCOM`, `OpImageBlockMatchWindowSSDQCOM`, `OpImageBlockMatchWindowSADQCOM`, `OpImageBlockMatchGatherSSDQCOM`, or `OpImageBlockMatchGatherSADQCOM`,

`OpImageBlockMatchSSDQCOM`, or `OpImageBlockMatchSADQCOM` uses a `VkSampler` as a result of this command, then the sampler **must** not have been created with `VK_SAMPLER_CREATE_IMAGE_PROCESSING_BIT_QCOM`

- VUID-vkCmdDrawMeshTasksEXT-OpImageBlockMatchWindow-09215
If a `OpImageBlockMatchWindow*QCOM` or `OpImageBlockMatchGather*QCOM` instruction is used to read from an `VkImageView` as a result of this command, then the image view's `format features` **must** contain `VK_FORMAT_FEATURE_2_BLOCK_MATCHING_BIT_QCOM`
- VUID-vkCmdDrawMeshTasksEXT-OpImageBlockMatchWindow-09216
If a `OpImageBlockMatchWindow*QCOM` or `OpImageBlockMatchGather*QCOM` instruction is used to read from an `VkImageView` as a result of this command, then the image view's format **must** be a single-component format
- VUID-vkCmdDrawMeshTasksEXT-OpImageBlockMatchWindow-09217
If a `OpImageBlockMatchWindow*QCOM` or `OpImageBlockMatchGather*QCOM` read from a reference image as result of this command, then the specified reference coordinates **must** not fail `integer texel coordinate validation`
- VUID-vkCmdDrawMeshTasksEXT-None-07288
Any shader invocation executed by this command **must** `terminate`
- VUID-vkCmdDrawMeshTasksEXT-None-09600
If a descriptor with type equal to any of `VK_DESCRIPTOR_TYPE_SAMPLE_WEIGHT_IMAGE_QCOM`, `VK_DESCRIPTOR_TYPE_BLOCK_MATCH_IMAGE_QCOM`, `VK_DESCRIPTOR_TYPE_SAMPLED_IMAGE`, `VK_DESCRIPTOR_TYPE_STORAGE_IMAGE`, or `VK_DESCRIPTOR_TYPE_INPUT_ATTACHMENT` is accessed as a result of this command, all image subresources identified by that descriptor **must** be in the image layout identified when the descriptor was written
- VUID-vkCmdDrawMeshTasksEXT-commandBuffer-10746
The `VkDeviceMemory` object allocated from a `VkMemoryHeap` with the `VK_MEMORY_HEAP_TILE_MEMORY_BIT_QCOM` property that is bound to a resource accessed as a result of this command **must** be the active bound `bound tile memory object` in `commandBuffer`
- VUID-vkCmdDrawMeshTasksEXT-None-10678
If this command is recorded inside a `tile shading render pass` instance, the stages corresponding to the pipeline bind point used by this command **must** only include `VK_SHADER_STAGE_VERTEX_BIT`, `VK_SHADER_STAGE_FRAGMENT_BIT`, and/or `VK_SHADER_STAGE_COMPUTE_BIT`
- VUID-vkCmdDrawMeshTasksEXT-None-10679
If this command is recorded where `per-tile execution model` is enabled, there **must** be no access to any image while the image was be transitioned to the `VK_IMAGE_LAYOUT_ATTACHMENT_FEEDBACK_LOOP_OPTIMAL_EXT` layout
- VUID-vkCmdDrawMeshTasksEXT-pDescription-09900
If a `VK_DESCRIPTOR_TYPE_TENSOR_ARM` descriptor is accessed as a result of this command, then the underlying `VkTensorARM` object **must** have been created with the `VK_TENSOR_USAGE_SHADER_BIT_ARM` usage flag set
- VUID-vkCmdDrawMeshTasksEXT-dimensionCount-09905

If a `VK_DESCRIPTOR_TYPE_TENSOR_ARM` descriptor is accessed as a result of this command, then the `Rank` of the `OpTypeTensorARM` of the tensor resource variable **must** be equal to the `dimensionCount` provided via `VkTensorCreateInfoARM::pDescription` when creating the underlying `VkTensorARM` object

- VUID-vkCmdDrawMeshTasksEXT-OpTypeTensorARM-09906

If a `VK_DESCRIPTOR_TYPE_TENSOR_ARM` descriptor is accessed as a result of this command, then the element type of the `OpTypeTensorARM` of the tensor resource variable **must** be `compatible` with the `VkFormat` of the `VkTensorViewARM` used for the access

- VUID-vkCmdDrawMeshTasksEXT-None-11297

If a pipeline is bound to the pipeline bind point used by this command, or shader is bound to a shader stage used by this command, and it was created with a `descriptor mapping` using `VK_DESCRIPTOR_MAPPING_SOURCE_HEAP_WITH_PUSH_INDEX_EXT`, `VK_DESCRIPTOR_MAPPING_SOURCE_HEAP_WITH_SHADER_RECORD_INDEX_EXT`, `VK_DESCRIPTOR_MAPPING_SOURCE_HEAP_WITH_INDIRECT_INDEX_ARRAY_EXT`, or `VK_DESCRIPTOR_MAPPING_SOURCE_HEAP_WITH_INDIRECT_INDEX_EXT`, and a shader accesses a `OpTypeStruct` decorated with `Block` or `BufferBlock` using that mapping, the calculated offset for the resource heap **must** be a multiple of `bufferDescriptorAlignment`

- VUID-vkCmdDrawMeshTasksEXT-None-11298

If a pipeline is bound to the pipeline bind point used by this command, or shader is bound to a shader stage used by this command, and it was created with a `descriptor mapping` using `VK_DESCRIPTOR_MAPPING_SOURCE_HEAP_WITH_PUSH_INDEX_EXT`, `VK_DESCRIPTOR_MAPPING_SOURCE_HEAP_WITH_SHADER_RECORD_INDEX_EXT`, `VK_DESCRIPTOR_MAPPING_SOURCE_HEAP_WITH_INDIRECT_INDEX_ARRAY_EXT`, or `VK_DESCRIPTOR_MAPPING_SOURCE_HEAP_WITH_INDIRECT_INDEX_EXT`, and a shader accesses an `OpTypeImage` or `OpTypeSampledImage` using that mapping, the calculated offset for the resource heap **must** be a multiple of `imageDescriptorAlignment`

- VUID-vkCmdDrawMeshTasksEXT-None-11299

If a pipeline is bound to the pipeline bind point used by this command, or shader is bound to a shader stage used by this command, and it was created with a `descriptor mapping` using `VK_DESCRIPTOR_MAPPING_SOURCE_HEAP_WITH_PUSH_INDEX_EXT`, `VK_DESCRIPTOR_MAPPING_SOURCE_HEAP_WITH_SHADER_RECORD_INDEX_EXT`, `VK_DESCRIPTOR_MAPPING_SOURCE_HEAP_WITH_INDIRECT_INDEX_ARRAY_EXT`, or `VK_DESCRIPTOR_MAPPING_SOURCE_HEAP_WITH_INDIRECT_INDEX_EXT`, and a shader accesses an `OpTypeSampler` or `OpTypeSampledImage` using that mapping, the calculated offset for the sampler heap **must** be a multiple of `samplerDescriptorAlignment`

- VUID-vkCmdDrawMeshTasksEXT-None-11397

If a pipeline is bound to the pipeline bind point used by this command, or shader is bound to a shader stage used by this command, and it was created with a `descriptor mapping` using `VK_DESCRIPTOR_MAPPING_SOURCE_HEAP_WITH_PUSH_INDEX_EXT`, `VK_DESCRIPTOR_MAPPING_SOURCE_HEAP_WITH_SHADER_RECORD_INDEX_EXT`, `VK_DESCRIPTOR_MAPPING_SOURCE_HEAP_WITH_INDIRECT_INDEX_ARRAY_EXT`, or `VK_DESCRIPTOR_MAPPING_SOURCE_HEAP_WITH_INDIRECT_INDEX_EXT`, and a shader accesses an `OpTypeTensorARM` using that mapping, the calculated offset for the resource heap **must** be a multiple of `tensorDescriptorAlignment`

- VUID-vkCmdDrawMeshTasksEXT-None-11300

If a pipeline is bound to the pipeline bind point used by this command, or shader is bound to a shader stage used by this command, and it was created with a [descriptor mapping](#) using [VK_DESCRIPTOR_MAPPING_SOURCE_HEAP_WITH_INDIRECT_INDEX_ARRAY_EXT](#) or [VK_DESCRIPTOR_MAPPING_SOURCE_HEAP_WITH_INDIRECT_INDEX_EXT](#), and a shader accesses a resource using that mapping, the value of the address at the expected location in push data **must** be a multiple of 4

- VUID-vkCmdDrawMeshTasksEXT-None-11301

If a pipeline is bound to the pipeline bind point used by this command, or shader is bound to a shader stage used by this command, and it was created with a [descriptor mapping](#) using [VK_DESCRIPTOR_MAPPING_SOURCE_HEAP_WITH_INDIRECT_INDEX_ARRAY_EXT](#) or [VK_DESCRIPTOR_MAPPING_SOURCE_HEAP_WITH_INDIRECT_INDEX_EXT](#), and a shader accesses a resource using that mapping, the value of the address at the expected location in push data **must** be a valid [VkDeviceAddress](#) backed by physical memory at every offset specified by each mapping

- VUID-vkCmdDrawMeshTasksEXT-None-11302

If a pipeline is bound to the pipeline bind point used by this command, or shader is bound to a shader stage used by this command, and it was created with a [descriptor mapping](#) using [VK_DESCRIPTOR_MAPPING_SOURCE_PUSH_ADDRESS_EXT](#), and a shader accesses a resource using that mapping, the value of the address at the expected location in push data **must** be a valid [VkDeviceAddress](#)

- VUID-vkCmdDrawMeshTasksEXT-None-11304

If a pipeline is bound to the pipeline bind point used by this command, or shader is bound to a shader stage used by this command, and it was created with a [descriptor mapping](#) using [VK_DESCRIPTOR_MAPPING_SOURCE_INDIRECT_ADDRESS_EXT](#), and a shader accesses a resource using that mapping, the value of the address at the expected location in push data **must** be a multiple of 8

- VUID-vkCmdDrawMeshTasksEXT-None-11305

If a pipeline is bound to the pipeline bind point used by this command, or shader is bound to a shader stage used by this command, and it was created with a [descriptor mapping](#) using [VK_DESCRIPTOR_MAPPING_SOURCE_INDIRECT_ADDRESS_EXT](#), and a shader accesses a resource using that mapping, the value of the address at the expected location in push data **must** be a valid [VkDeviceAddress](#) backed by physical memory at every offset specified by each mapping

- VUID-vkCmdDrawMeshTasksEXT-None-11306

If a pipeline is bound to the pipeline bind point used by this command, or shader is bound to a shader stage used by this command, and it was created with a [descriptor mapping](#) using [VK_DESCRIPTOR_MAPPING_SOURCE_INDIRECT_ADDRESS_EXT](#), and a shader accesses a resource using that mapping, the value of the address pointed to by the address in push data **must** be a valid [VkDeviceAddress](#)

- VUID-vkCmdDrawMeshTasksEXT-None-11308

For each [descriptor heap](#) that is statically used by a [bound shader](#), either directly or via a [descriptor mapping](#), a valid descriptor heap **must** be bound

- VUID-vkCmdDrawMeshTasksEXT-None-11309

If a [bound shader](#) was created as a [VkShaderEXT](#) with the [VK_SHADER_CREATE_DESCRIPTOR_HEAP_BIT_EXT](#) flag or as part of a pipeline with the

`VK_PIPELINE_CREATE_2_DESCRIPTOR_HEAP_BIT_EXT` flag, execution of this command **must** not result in any descriptor read accessing data outside of the user range of the respective heap bound by `vkCmdBind*HeapEXT` commands

- VUID-vkCmdDrawMeshTasksEXT-None-11372

If any stage of the `VkPipeline` object bound to the pipeline bind point used by this command accesses a uniform buffer or uniform texel buffer through a descriptor in the bound resource heap, that stage was created without enabling either `VK_PIPELINE_ROBUSTNESS_BUFFER_BEHAVIOR_ROBUST_BUFFER_ACCESS` or `VK_PIPELINE_ROBUSTNESS_BUFFER_BEHAVIOR_ROBUST_BUFFER_ACCESS_2` for `uniformBuffers`, the `robustBufferAccess2` feature is not enabled, and the `robustBufferAccess` feature is not enabled, that stage **must** not access values outside of the range of the descriptor specified via `VkDeviceAddressRangeKHR` when the descriptor was written

- VUID-vkCmdDrawMeshTasksEXT-None-11373

If any stage of the `VkPipeline` object bound to the pipeline bind point used by this command accesses a storage buffer or storage texel buffer through a descriptor in the bound resource heap, that stage was created without enabling either `VK_PIPELINE_ROBUSTNESS_BUFFER_BEHAVIOR_ROBUST_BUFFER_ACCESS` or `VK_PIPELINE_ROBUSTNESS_BUFFER_BEHAVIOR_ROBUST_BUFFER_ACCESS_2` for `storageBuffers`, the `robustBufferAccess2` feature is not enabled, and the `robustBufferAccess` feature is not enabled, that stage **must** not access values outside of the range of the descriptor specified by `VkDeviceAddressRangeKHR` when the descriptor was written

- VUID-vkCmdDrawMeshTasksEXT-None-11374

If the `robustBufferAccess2` feature is not enabled, the `robustBufferAccess` feature is not enabled, and any `VkShaderEXT` bound to a stage corresponding to the pipeline bind point used by this command accesses a uniform buffer, uniform texel buffer, storage buffer, or storage texel buffer, that shader **must** not access values outside of the range of the buffer as specified by `VkDeviceAddressRangeKHR` when the descriptor was written

- VUID-vkCmdDrawMeshTasksEXT-pBindInfo-11375

If any `bound shader` uses an embedded sampler via a `descriptor mapping`, the value of `pBindInfo->reservedRangeSize` set for `vkCmdBindSamplerHeapEXT` **must** be greater than or equal to `minSamplerHeapReservedRangeWithEmbedded`

- VUID-vkCmdDrawMeshTasksEXT-None-11376

If a `bound shader` was created as a `VkShaderEXT` with the `VK_SHADER_CREATE_DESCRIPTOR_HEAP_BIT_EXT` flag or as part of a pipeline with the `VK_PIPELINE_CREATE_2_DESCRIPTOR_HEAP_BIT_EXT` flag, and that shader statically uses a push constant value, that value **must** have been set by `vkCmdPushDataEXT`

- VUID-vkCmdDrawMeshTasksEXT-None-11398

If a `bound shader` was created with a `descriptor mapping` using `VK_DESCRIPTOR_MAPPING_SOURCE_PUSH_DATA_EXT`, `VK_DESCRIPTOR_MAPPING_SOURCE_PUSH_ADDRESS_EXT`, `VK_DESCRIPTOR_MAPPING_SOURCE_SHADER_RECORD_DATA_EXT`, `VK_DESCRIPTOR_MAPPING_SOURCE_SHADER_RECORD_ADDRESS_EXT`, `VK_DESCRIPTOR_MAPPING_SOURCE_RESOURCE_HEAP_DATA_EXT`, or `VK_DESCRIPTOR_MAPPING_SOURCE_INDIRECT_ADDRESS_EXT`, and a shader accesses a resource using that mapping, the access **must** not be `out of bounds`

- VUID-vkCmdDrawMeshTasksEXT-None-11437

If a pipeline is bound to the pipeline bind point used by this command, or shader is bound to a shader stage used by this command, and it was created with a [descriptor mapping](#) using [VK_DESCRIPTOR_MAPPING_SOURCE_HEAP_WITH_INDIRECT_INDEX_EXT](#), [VK_DESCRIPTOR_MAPPING_SOURCE_HEAP_WITH_INDIRECT_INDEX_EXT](#), or [VK_DESCRIPTOR_MAPPING_SOURCE_INDIRECT_ADDRESS_EXT](#), and a shader accesses a resource using that mapping, the buffer from which the address in push data was queried **must** have been created with the [VK_BUFFER_USAGE_UNIFORM_BUFFER_BIT](#) usage flag set

- VUID-vkCmdDrawMeshTasksEXT-None-11438

If a pipeline is bound to the pipeline bind point used by this command, or shader is bound to a shader stage used by this command, and it was created with a [descriptor mapping](#) using [VK_DESCRIPTOR_MAPPING_SOURCE_PUSH_ADDRESS_EXT](#), [VK_DESCRIPTOR_MAPPING_SOURCE_SHADER_RECORD_ADDRESS_EXT](#), or [VK_DESCRIPTOR_MAPPING_SOURCE_INDIRECT_ADDRESS_EXT](#), and a shader accesses a uniform buffer using that mapping, the address that the uniform buffer is mapped to **must** have been queried from a buffer created with the [VK_BUFFER_USAGE_UNIFORM_BUFFER_BIT](#) usage flag set

- VUID-vkCmdDrawMeshTasksEXT-None-11441

If a pipeline is bound to the pipeline bind point used by this command, or shader is bound to a shader stage used by this command, and it was created with a [descriptor mapping](#) using [VK_DESCRIPTOR_MAPPING_SOURCE_PUSH_ADDRESS_EXT](#), [VK_DESCRIPTOR_MAPPING_SOURCE_SHADER_RECORD_ADDRESS_EXT](#), or [VK_DESCRIPTOR_MAPPING_SOURCE_INDIRECT_ADDRESS_EXT](#), and a shader accesses a uniform buffer using that mapping, the address that the uniform buffer is mapped to **must** be aligned to [minUniformBufferOffsetAlignment](#)

- VUID-vkCmdDrawMeshTasksEXT-None-11439

If a pipeline is bound to the pipeline bind point used by this command, or shader is bound to a shader stage used by this command, and it was created with a [descriptor mapping](#) using [VK_DESCRIPTOR_MAPPING_SOURCE_PUSH_ADDRESS_EXT](#), [VK_DESCRIPTOR_MAPPING_SOURCE_SHADER_RECORD_ADDRESS_EXT](#), or [VK_DESCRIPTOR_MAPPING_SOURCE_INDIRECT_ADDRESS_EXT](#), and a shader accesses a storage buffer using that mapping, the address that the storage buffer is mapped to **must** have been queried from a buffer created with the [VK_BUFFER_USAGE_STORAGE_BUFFER_BIT](#) usage flag set

- VUID-vkCmdDrawMeshTasksEXT-None-11442

If a pipeline is bound to the pipeline bind point used by this command, or shader is bound to a shader stage used by this command, and it was created with a [descriptor mapping](#) using [VK_DESCRIPTOR_MAPPING_SOURCE_PUSH_ADDRESS_EXT](#), [VK_DESCRIPTOR_MAPPING_SOURCE_SHADER_RECORD_ADDRESS_EXT](#), or [VK_DESCRIPTOR_MAPPING_SOURCE_INDIRECT_ADDRESS_EXT](#), and a shader accesses a storage buffer using that mapping, the address that the storage buffer is mapped to **must** be aligned to [minStorageBufferOffsetAlignment](#)

- VUID-vkCmdDrawMeshTasksEXT-None-11485

If a pipeline is bound to the pipeline bind point used by this command, or shader is bound to a shader stage used by this command, and it was created with a [descriptor mapping](#)

using [VK_DESCRIPTOR_MAPPING_SOURCE_PUSH_ADDRESS_EXT](#), [VK_DESCRIPTOR_MAPPING_SOURCE_SHADER_RECORD_ADDRESS_EXT](#), or [VK_DESCRIPTOR_MAPPING_SOURCE_INDIRECT_ADDRESS_EXT](#), and a shader accesses an acceleration structure using that mapping, the address that the acceleration structure is mapped to **must** be an acceleration structure address retrieved from a [VkAccelerationStructureKHR](#) object via [vkGetAccelerationStructureDeviceAddressKHR](#) or handle retrieved from a [VkAccelerationStructureNV](#) object via [vkGetAccelerationStructureHandleNV](#)

- VUID-vkCmdDrawMeshTasksEXT-index-11450

If a shader uses a sampler descriptor to sample an image as a result of this command, and that sampler descriptor uses a custom border color with an index defined by [VkSamplerCustomBorderColorIndexCreateInfoEXT](#), the value of [VkSamplerCustomBorderColorIndexCreateInfoEXT::index](#) **must** have been registered before this command was recorded, and still be registered during the sampling operation, with an identically defined color

- VUID-vkCmdDrawMeshTasksEXT-protectedNoFault-11455

If [protectedNoFault](#) is not supported, a pipeline is bound to the pipeline bind point used by this command, or a shader is bound to a shader stage used by this command, and it was created with a [descriptor mapping](#) using [VK_DESCRIPTOR_MAPPING_SOURCE_PUSH_ADDRESS_EXT](#), [VK_DESCRIPTOR_MAPPING_SOURCE_SHADER_RECORD_ADDRESS_EXT](#), or [VK_DESCRIPTOR_MAPPING_SOURCE_INDIRECT_ADDRESS_EXT](#), the address that the resource is mapped to **must** have been queried from a buffer created without the [VK_BUFFER_CREATE_PROTECTED_BIT](#) create flag set

- VUID-vkCmdDrawMeshTasksEXT-protectedNoFault-11456

If [protectedNoFault](#) is not supported, a pipeline is bound to the pipeline bind point used by this command, or a shader is bound to a shader stage used by this command, and it was created with a [descriptor mapping](#) using [VK_DESCRIPTOR_MAPPING_SOURCE_HEAP_WITH_INDIRECT_INDEX_EXT](#) or [VK_DESCRIPTOR_MAPPING_SOURCE_HEAP_WITH_INDIRECT_INDEX_ARRAY_EXT](#), the address of the indirect memory **must** have been queried from a buffer created without the [VK_BUFFER_CREATE_PROTECTED_BIT](#) create flag set

- VUID-vkCmdDrawMeshTasksEXT-renderPass-02684

The current render pass **must** be [compatible](#) with the [renderPass](#) member of the [VkGraphicsPipelineCreateInfo](#) structure specified when creating the [VkPipeline](#) bound to [VK_PIPELINE_BIND_POINT_GRAPHICS](#)

- VUID-vkCmdDrawMeshTasksEXT-subpass-02685

The subpass index of the current render pass **must** be equal to the [subpass](#) member of the [VkGraphicsPipelineCreateInfo](#) structure specified when creating the [VkPipeline](#) bound to [VK_PIPELINE_BIND_POINT_GRAPHICS](#)

- VUID-vkCmdDrawMeshTasksEXT-OpTypeImage-07468

If any shader executed by this pipeline accesses an [OpTypeImage](#) variable with a [Dim](#) operand of [SubpassData](#), it **must** be decorated with an [InputAttachmentIndex](#) that corresponds to a valid input attachment in the current subpass

- VUID-vkCmdDrawMeshTasksEXT-None-07469

Input attachment views accessed in a subpass **must** be created with the same [VkFormat](#) as the corresponding subpass definition, and be created with a [VkImageView](#) that is compatible with the attachment referenced by the subpass' [pInputAttachments](#) [[InputAttachmentIndex](#)] in the bound [VkFramebuffer](#) as specified by [Fragment Input Attachment Compatibility](#)

- VUID-vkCmdDrawMeshTasksEXT-pDepthInputAttachmentIndex-09595
Input attachment views accessed in a dynamic render pass with a [InputAttachmentIndex](#) referenced by [VkRenderingInputAttachmentIndexInfo](#), or no [InputAttachmentIndex](#) if [VkRenderingInputAttachmentIndexInfo::pDepthInputAttachmentIndex](#) or [VkRenderingInputAttachmentIndexInfo::pStencilInputAttachmentIndex](#) are [NULL](#), **must** be created with a [VkImageView](#) that is compatible with the corresponding color, depth, or stencil attachment in [VkRenderingInfo](#)
- VUID-vkCmdDrawMeshTasksEXT-pDepthInputAttachmentIndex-09596
Input attachment views accessed in a dynamic render pass via a shader object **must** have an [InputAttachmentIndex](#) if both [VkRenderingInputAttachmentIndexInfo::pDepthInputAttachmentIndex](#) and [VkRenderingInputAttachmentIndexInfo::pStencilInputAttachmentIndex](#) are non-[NULL](#)
- VUID-vkCmdDrawMeshTasksEXT-InputAttachmentIndex-09597
If an input attachment view accessed in a dynamic render pass via a shader object has an [InputAttachmentIndex](#), the [InputAttachmentIndex](#) **must** match an index in [VkRenderingInputAttachmentIndexInfo](#)
- VUID-vkCmdDrawMeshTasksEXT-None-06537
Memory backing image subresources used as attachments in the current render pass **must** not be written in any way other than as an attachment by this command
- VUID-vkCmdDrawMeshTasksEXT-None-10795
If a color attachment is written by any prior command in this subpass or by the load, store, or resolve operations for this subpass, and [feedback loop](#) is not enabled for [VK_IMAGE_ASPECT_COLOR_BIT](#) on that attachment, it **must** not be accessed in any way other than as an attachment by this command
- VUID-vkCmdDrawMeshTasksEXT-None-10796
If a depth attachment is written by any prior command in this subpass or by the load, store, or resolve operations for this subpass, and [feedback loop](#) is not enabled for [VK_IMAGE_ASPECT_DEPTH_BIT](#) on that attachment, it **must** not be accessed in any way other than as an attachment by this command
- VUID-vkCmdDrawMeshTasksEXT-None-10797
If a stencil attachment is written by any prior command in this subpass or by the load, store, or resolve operations for this subpass, and [feedback loop](#) is not enabled for [VK_IMAGE_ASPECT_STENCIL_BIT](#) on that attachment, it **must** not be accessed in any way other than as an attachment by this command
- VUID-vkCmdDrawMeshTasksEXT-None-12338
If a color attachment is read in this command in any way other than as an attachment, or has been read by any prior command in this subpass as a non-attachment, and [feedback loop](#) is not enabled for [VK_IMAGE_ASPECT_COLOR_BIT](#) on that attachment, the color attachment **must** not be written to by this command

- VUID-vkCmdDrawMeshTasksEXT-None-12339
If a depth attachment is read in this command in any way other than as an attachment, or has been read by any prior command in this subpass as a non-attachment, and [feedback loop](#) is not enabled for [VK_IMAGE_ASPECT_DEPTH_BIT](#) on that attachment, the depth attachment **must** not be written to by this command
- VUID-vkCmdDrawMeshTasksEXT-None-12340
If a stencil attachment is read in this command in any way other than as an attachment, or has been read by any prior command in this subpass as a non-attachment, and [feedback loop](#) is not enabled for [VK_IMAGE_ASPECT_STENCIL_BIT](#) on that attachment, the stencil attachment **must** not be written to by this command
- VUID-vkCmdDrawMeshTasksEXT-None-09003
If an attachment is written by any prior command in this subpass or by the load, store, or resolve operations for this subpass, it **must** not be accessed in any way other than as an attachment, storage image, or sampled image by this command
- VUID-vkCmdDrawMeshTasksEXT-None-06886
If the current render pass instance uses a depth/stencil attachment with a read-only layout for the depth aspect, [depth writes](#) **must** be disabled
- VUID-vkCmdDrawMeshTasksEXT-None-06887
If the current render pass instance uses a depth/stencil attachment with a read-only layout for the stencil aspect, both front and back [writeMask](#) are not zero, and stencil test is enabled, [all stencil ops](#) **must** be [VK_STENCIL_OP_KEEP](#)
- VUID-vkCmdDrawMeshTasksEXT-None-07831
If the bound graphics pipeline state was created with the [VK_DYNAMIC_STATE_VIEWPORT](#) dynamic state enabled then [vkCmdSetViewport](#) **must** have been called and not subsequently [invalidated](#) in the current command buffer prior to this drawing command
- VUID-vkCmdDrawMeshTasksEXT-None-07832
If the bound graphics pipeline state was created with the [VK_DYNAMIC_STATE_SCISSOR](#) dynamic state enabled then [vkCmdSetScissor](#) **must** have been called and not subsequently [invalidated](#) in the current command buffer prior to this drawing command
- VUID-vkCmdDrawMeshTasksEXT-None-08617
If a shader object is bound to any graphics stage or a graphics pipeline is bound which was created with the [VK_DYNAMIC_STATE_LINE_WIDTH](#) dynamic state enabled, the [current value](#) of [rasterizerDiscardEnable](#) is [VK_FALSE](#), and the [effective rasterization input topology](#) is in line topology class, then [vkCmdSetLineWidth](#) **must** have been called and not subsequently [invalidated](#) in the current command buffer prior to this drawing command
- VUID-vkCmdDrawMeshTasksEXT-None-07834
If a shader object is bound to any graphics stage or a graphics pipeline is bound which was created with the [VK_DYNAMIC_STATE_DEPTH_BIAS](#) dynamic state enabled, the [current value](#) of [rasterizerDiscardEnable](#) is [VK_FALSE](#), and the [current value](#) of [depthBiasEnable](#) is [VK_TRUE](#), then [vkCmdSetDepthBias](#) or [vkCmdSetDepthBias2EXT](#) **must** have been called and not subsequently [invalidated](#) in the current command buffer prior to this drawing command

- VUID-vkCmdDrawMeshTasksEXT-None-07835

If a shader object is bound to the [VK_SHADER_STAGE_FRAGMENT_BIT](#) stage or a graphics pipeline is bound which was created with the [VK_DYNAMIC_STATE_BLEND_CONSTANTS](#) dynamic state enabled, the [current value](#) of [rasterizerDiscardEnable](#) is [VK_FALSE](#), and an active color attachment [current value](#) of [blendEnable](#) is [VK_TRUE](#) with a blend equations where any [VkBlendFactor](#) member is [VK_BLEND_FACTOR_CONSTANT_COLOR](#), [VK_BLEND_FACTOR_ONE_MINUS_CONSTANT_COLOR](#), [VK_BLEND_FACTOR_CONSTANT_ALPHA](#), or [VK_BLEND_FACTOR_ONE_MINUS_CONSTANT_ALPHA](#), then [vkCmdSetBlendConstants](#) **must** have been called and not subsequently [invalidated](#) in the current command buffer prior to this drawing command

- VUID-vkCmdDrawMeshTasksEXT-None-07836

If a shader object is bound to any graphics stage or a graphics pipeline is bound which was created with the [VK_DYNAMIC_STATE_DEPTH_BOUNDS](#) dynamic state enabled, the [current value](#) of [rasterizerDiscardEnable](#) is [VK_FALSE](#), and the [current value](#) of [depthBoundsTestEnable](#) is [VK_TRUE](#), then [vkCmdSetDepthBounds](#) **must** have been called and not subsequently [invalidated](#) in the current command buffer prior to this drawing command

- VUID-vkCmdDrawMeshTasksEXT-None-07837

If a shader object is bound to any graphics stage or a graphics pipeline is bound which was created with the [VK_DYNAMIC_STATE_STENCIL_COMPARE_MASK](#) dynamic state enabled, the [current value](#) of [rasterizerDiscardEnable](#) is [VK_FALSE](#), and the [current value](#) of [stencilTestEnable](#) is [VK_TRUE](#), then [vkCmdSetStencilCompareMask](#) **must** have been called and not subsequently [invalidated](#) in the current command buffer prior to this drawing command

- VUID-vkCmdDrawMeshTasksEXT-None-07838

If a shader object is bound to any graphics stage or a graphics pipeline is bound which was created with the [VK_DYNAMIC_STATE_STENCIL_WRITE_MASK](#) dynamic state enabled, the [current value](#) of [rasterizerDiscardEnable](#) is [VK_FALSE](#), and the [current value](#) of [stencilTestEnable](#) is [VK_TRUE](#), then [vkCmdSetStencilWriteMask](#) **must** have been called and not subsequently [invalidated](#) in the current command buffer prior to this drawing command

- VUID-vkCmdDrawMeshTasksEXT-None-07839

If a shader object is bound to any graphics stage or a graphics pipeline is bound which was created with the [VK_DYNAMIC_STATE_STENCIL_REFERENCE](#) dynamic state enabled, the [current value](#) of [rasterizerDiscardEnable](#) is [VK_FALSE](#), the [current value](#) of [stencilTestEnable](#) is [VK_TRUE](#), then [vkCmdSetStencilReference](#) **must** have been called and not subsequently [invalidated](#) in the current command buffer prior to this drawing command

- VUID-vkCmdDrawMeshTasksEXT-maxMultiviewInstanceIndex-02688

If the draw is recorded in a render pass instance with multiview enabled, the maximum instance index **must** be less than or equal to [VkPhysicalDeviceMultiviewProperties::maxMultiviewInstanceIndex](#)

- VUID-vkCmdDrawMeshTasksEXT-sampleLocationsEnable-02689

If the [graphics pipeline](#) was created with

VkPipelineSampleLocationsStateCreateInfoEXT::sampleLocationsEnable set to VK_TRUE, then the active depth attachment **must** have been created with the VK_IMAGE_CREATE_SAMPLE_LOCATIONS_COMPATIBLE_DEPTH_BIT_EXT bit set

- VUID-vkCmdDrawMeshTasksEXT-None-07634

If the VK_EXT_sample_locations extension is enabled, a shader object is bound to any graphics stage or a graphics pipeline is bound which was created with the VK_DYNAMIC_STATE_SAMPLE_LOCATIONS_ENABLE_EXT dynamic state enabled, and the current value of rasterizerDiscardEnable is VK_FALSE, then vkCmdSetSampleLocationsEnableEXT **must** have been called and not subsequently invalidated in the current command buffer prior to this drawing command

- VUID-vkCmdDrawMeshTasksEXT-None-06666

If the VK_EXT_sample_locations extension is enabled, a shader object is bound to any graphics stage or a graphics pipeline is bound which was created with the VK_DYNAMIC_STATE_SAMPLE_LOCATIONS_EXT dynamic state enabled, the current value of rasterizerDiscardEnable is VK_FALSE, and the current value of sampleLocationsEnable is VK_TRUE, then vkCmdSetSampleLocationsEXT **must** have been called and not subsequently invalidated in the current command buffer prior to this drawing command

- VUID-vkCmdDrawMeshTasksEXT-None-07840

If a shader object is bound to any graphics stage or a graphics pipeline is bound which was created with the VK_DYNAMIC_STATE_CULL_MODE dynamic state enabled, and the current value of rasterizerDiscardEnable is VK_FALSE, then vkCmdSetCullMode **must** have been called and not subsequently invalidated in the current command buffer prior to this drawing command

- VUID-vkCmdDrawMeshTasksEXT-None-07841

If a shader object is bound to any graphics stage or a graphics pipeline is bound which was created with the VK_DYNAMIC_STATE_FRONT_FACE dynamic state enabled, and the current value of rasterizerDiscardEnable is VK_FALSE, then vkCmdSetFrontFace **must** have been called and not subsequently invalidated in the current command buffer prior to this drawing command

- VUID-vkCmdDrawMeshTasksEXT-None-07843

If a shader object is bound to any graphics stage or a graphics pipeline is bound which was created with the VK_DYNAMIC_STATE_DEPTH_TEST_ENABLE dynamic state enabled, and the current value of rasterizerDiscardEnable is VK_FALSE, vkCmdSetDepthTestEnable **must** have been called and not subsequently invalidated in the current command buffer prior to this drawing command

- VUID-vkCmdDrawMeshTasksEXT-None-07844

If a shader object is bound to any graphics stage or a graphics pipeline is bound which was created with the VK_DYNAMIC_STATE_DEPTH_WRITE_ENABLE dynamic state enabled, and the current value of rasterizerDiscardEnable is VK_FALSE, and the current value of depthTestEnable is VK_TRUE, then vkCmdSetDepthWriteEnable **must** have been called and not subsequently invalidated in the current command buffer prior to this drawing command

- VUID-vkCmdDrawMeshTasksEXT-None-07845

If a shader object is bound to any graphics stage or a graphics pipeline is bound which was created with the VK_DYNAMIC_STATE_DEPTH_COMPARE_OP dynamic state enabled,

the **current value** of **rasterizerDiscardEnable** is **VK_FALSE**, and the **current value** of **depthTestEnable** is **VK_TRUE**, then **vkCmdSetDepthCompareOp** **must** have been called and not subsequently **invalidated** in the current command buffer prior to this drawing command

- VUID-vkCmdDrawMeshTasksEXT-None-07846

If the **depthBounds** feature is enabled, a shader object is bound to any graphics stage or a graphics pipeline is bound which was created with the **VK_DYNAMIC_STATE_DEPTH_BOUNDS_TEST_ENABLE** dynamic state enabled, and the **current value** of **rasterizerDiscardEnable** is **VK_FALSE**, then **vkCmdSetDepthBoundsTestEnable** **must** have been called and not subsequently **invalidated** in the current command buffer prior to this drawing command

- VUID-vkCmdDrawMeshTasksEXT-None-07847

If a shader object is bound to any graphics stage or a graphics pipeline is bound which was created with the **VK_DYNAMIC_STATE_STENCIL_TEST_ENABLE** dynamic state enabled, and the **current value** of **rasterizerDiscardEnable** is **VK_FALSE**, then **vkCmdSetStencilTestEnable** **must** have been called and not subsequently **invalidated** in the current command buffer prior to this drawing command

- VUID-vkCmdDrawMeshTasksEXT-None-07848

If a shader object is bound to any graphics stage or a graphics pipeline is bound which was created with the **VK_DYNAMIC_STATE_STENCIL_OP** dynamic state enabled, the **current value** of **rasterizerDiscardEnable** is **VK_FALSE**, the **current value** of **stencilTestEnable** is **VK_TRUE**, then **vkCmdSetStencilOp** **must** have been called and not subsequently **invalidated** in the current command buffer prior to this drawing command

- VUID-vkCmdDrawMeshTasksEXT-viewportCount-03417

If a shader object is bound to any graphics stage or a graphics pipeline is bound which was created with the **VK_DYNAMIC_STATE_VIEWPORT_WITH_COUNT** dynamic state enabled, and the state is not inherited, then **vkCmdSetViewportWithCount** **must** have been called and not subsequently **invalidated** in the current command buffer prior to this drawing command

- VUID-vkCmdDrawMeshTasksEXT-scissorCount-03418

If a shader object is bound to any graphics stage or a graphics pipeline is bound which was created with the **VK_DYNAMIC_STATE_SCISSOR_WITH_COUNT** dynamic state enabled, and the state is not inherited, then **vkCmdSetScissorWithCount** **must** have been called and not subsequently **invalidated** in the current command buffer prior to this drawing

- VUID-vkCmdDrawMeshTasksEXT-viewportCount-03419

If a shader object is bound to any graphics stage or a graphics pipeline is bound which was created with both the **VK_DYNAMIC_STATE_SCISSOR_WITH_COUNT** and **VK_DYNAMIC_STATE_VIEWPORT_WITH_COUNT** dynamic states enabled, and the state is not inherited, then the **viewportCount** parameter of **vkCmdSetViewportWithCount** **must** match the **scissorCount** parameter of **vkCmdSetScissorWithCount**

- VUID-vkCmdDrawMeshTasksEXT-viewportCount-04137

If the bound graphics pipeline state was created with the **VK_DYNAMIC_STATE_VIEWPORT_WITH_COUNT** dynamic state enabled, but not the **VK_DYNAMIC_STATE_VIEWPORT_W_SCALING_NV** dynamic state enabled, then the bound

graphics pipeline **must** have been created with `VkPipelineViewportWScalingStateCreateInfoNV::viewportCount` greater or equal to the `viewportCount` parameter in the last call to `vkCmdSetViewportWithCount`

- VUID-vkCmdDrawMeshTasksEXT-viewportCount-04138

If the `VK_NV_clip_space_w_scaling` extension is enabled, and a shader object is bound to any graphics stage or a graphics pipeline is bound which was created with the `VK_DYNAMIC_STATE_VIEWPORT_WITH_COUNT` and `VK_DYNAMIC_STATE_VIEWPORT_W_SCALING_NV` dynamic state enabled, the `current value` of `viewportWScalingEnable` is `VK_TRUE`, then `vkCmdSetViewportWScalingNV` **must** have been called and not subsequently `invalidated` in the current command buffer prior to this drawing command

- VUID-vkCmdDrawMeshTasksEXT-None-08636

If the `VK_NV_clip_space_w_scaling` extension is enabled, and a shader object is bound to any graphics stage or a graphics pipeline is bound which was created with the `VK_DYNAMIC_STATE_VIEWPORT_WITH_COUNT` and `VK_DYNAMIC_STATE_VIEWPORT_W_SCALING_NV` dynamic state enabled, the `current value` of `viewportWScalingEnable` is `VK_TRUE`, then the `viewportCount` parameter in the last call to `vkCmdSetViewportWScalingNV` **must** be greater than or equal to the `viewportCount` parameter in the last call to `vkCmdSetViewportWithCount`

- VUID-vkCmdDrawMeshTasksEXT-viewportCount-04139

If the bound graphics pipeline state was created with the `VK_DYNAMIC_STATE_VIEWPORT_WITH_COUNT` dynamic state enabled, but not the `VK_DYNAMIC_STATE_VIEWPORT_SHADING_RATE_PALETTE_NV` dynamic state enabled, then the bound graphics pipeline **must** have been created with `VkPipelineViewportShadingRateImageStateCreateInfoNV::viewportCount` greater or equal to the `viewportCount` parameter in the last call to `vkCmdSetViewportWithCount`

- VUID-vkCmdDrawMeshTasksEXT-shadingRateImage-09233

If the `shadingRateImage` feature is enabled, and a shader object is bound to any graphics stage or a graphics pipeline is bound which was created with the `VK_DYNAMIC_STATE_VIEWPORT_COARSE_SAMPLE_ORDER_NV` and the `current value` of `rasterizerDiscardEnable` is `VK_FALSE`, then `vkCmdSetCoarseSampleOrderNV` **must** have been called and not subsequently `invalidated` in the current command buffer prior to this drawing command

- VUID-vkCmdDrawMeshTasksEXT-shadingRateImage-09234

If the `shadingRateImage` feature is enabled, and a shader object is bound to any graphics stage or a graphics pipeline is bound which was created with the `VK_DYNAMIC_STATE_VIEWPORT_WITH_COUNT` and `VK_DYNAMIC_STATE_VIEWPORT_SHADING_RATE_PALETTE_NV` dynamic state enabled, the `current value` of `rasterizerDiscardEnable` is `VK_FALSE`, and the `current value` of `shadingRateImageEnable` is `VK_TRUE`, then `vkCmdSetViewportShadingRatePaletteNV` **must** have been called and not subsequently `invalidated` in the current command buffer prior to this drawing command

- VUID-vkCmdDrawMeshTasksEXT-None-08637

If the `shadingRateImage` feature is enabled, and a shader object is bound to any graphics stage or a graphics pipeline is bound which was created with the

`VK_DYNAMIC_STATE_VIEWPORT_WITH_COUNT` and `VK_DYNAMIC_STATE_VIEWPORT_SHADING_RATE_PALETTE_NV` dynamic state enabled, the current value of `rasterizerDiscardEnable` is `VK_FALSE`, and the current value of `shadingRateImageEnable` is `VK_TRUE`, then the `viewportCount` parameter in the last call to `vkCmdSetViewportShadingRatePaletteNV` **must** be greater than or equal to the `viewportCount` parameter in the last call to `vkCmdSetViewportWithCount`

- VUID-vkCmdDrawMeshTasksEXT-VkPipelineVieportCreateInfo-04141

If the bound graphics pipeline state was created with the `VK_DYNAMIC_STATE_VIEWPORT_WITH_COUNT` dynamic state enabled and a `VkPipelineViewportSwizzleStateCreateInfoNV` structure chained from `VkPipelineViewportStateCreateInfo`, then the bound graphics pipeline **must** have been created with `VkPipelineViewportSwizzleStateCreateInfoNV::viewportCount` greater or equal to the `viewportCount` parameter in the last call to `vkCmdSetViewportWithCount`

- VUID-vkCmdDrawMeshTasksEXT-VkPipelineVieportCreateInfo-04142

If the bound graphics pipeline state was created with the `VK_DYNAMIC_STATE_VIEWPORT_WITH_COUNT` dynamic state enabled and a `VkPipelineViewportExclusiveScissorStateCreateInfoNV` structure chained from `VkPipelineViewportStateCreateInfo`, then the bound graphics pipeline **must** have been created with `VkPipelineViewportExclusiveScissorStateCreateInfoNV::exclusiveScissorCount` greater or equal to the `viewportCount` parameter in the last call to `vkCmdSetViewportWithCount`

- VUID-vkCmdDrawMeshTasksEXT-None-07878

If the `exclusiveScissor` feature is enabled, and a shader object is bound to any graphics stage or a graphics pipeline is bound which was created with the `VK_DYNAMIC_STATE_EXCLUSIVE_SCISSOR_ENABLE_NV` dynamic state enabled, then `vkCmdSetExclusiveScissorEnableNV` **must** have been called and not subsequently `invalidated` in the current command buffer prior to this drawing command

- VUID-vkCmdDrawMeshTasksEXT-None-07879

If the `exclusiveScissor` feature is enabled, a shader object is bound to any graphics stage or a graphics pipeline is bound which was created with the `VK_DYNAMIC_STATE_EXCLUSIVE_SCISSOR_NV` dynamic state enabled, and the most recent call to `vkCmdSetExclusiveScissorEnableNV` in the current command buffer set any element of `pExclusiveScissorEnables` to `VK_TRUE`, then `vkCmdSetExclusiveScissorNV` **must** have been called and not subsequently `invalidated` in the current command buffer prior to this drawing command

- VUID-vkCmdDrawMeshTasksEXT-None-04876

If a shader object is bound to any graphics stage or a graphics pipeline is bound which was created with the `VK_DYNAMIC_STATE_RASTERIZER_DISCARD_ENABLE` dynamic state enabled, then `vkCmdSetRasterizerDiscardEnable` **must** have been called and not subsequently `invalidated` in the current command buffer prior to this drawing command

- VUID-vkCmdDrawMeshTasksEXT-None-04877

If a shader object is bound to any graphics stage or a graphics pipeline is bound which was created with the `VK_DYNAMIC_STATE_DEPTH_BIAS_ENABLE` dynamic state enabled, and the current value of `rasterizerDiscardEnable` is `VK_FALSE`, then `vkCmdSetDepthBiasEnable` **must** have been called and not subsequently `invalidated` in

the current command buffer prior to this drawing command

- VUID-vkCmdDrawMeshTasksEXT-logicOp-04878

If a shader object is bound to the `VK_SHADER_STAGE_FRAGMENT_BIT` or a graphics pipeline is bound which was created with the `VK_DYNAMIC_STATE_LOGIC_OP_EXT` dynamic state enabled, the `current value` of `rasterizerDiscardEnable` is `VK_FALSE`, and the `current value` of `logicOpEnable` is `VK_TRUE`, then `vkCmdSetLogicOpEXT` **must** have been called and not subsequently `invalidated` in the current command buffer prior to this drawing command

- VUID-vkCmdDrawMeshTasksEXT-primitiveFragmentShadingRateWithMultipleViewports-04552

If the `primitiveFragmentShadingRateWithMultipleViewports` limit is not supported, the bound graphics pipeline was created with the `VK_DYNAMIC_STATE_VIEWPORT_WITH_COUNT` dynamic state enabled, and any of the shader stages of the bound graphics pipeline write to the `PrimitiveShadingRateKHR` built-in, then `vkCmdSetViewportWithCount` **must** have been called in the current command buffer prior to this drawing command, and the `viewportCount` parameter of `vkCmdSetViewportWithCount` **must** be 1

- VUID-vkCmdDrawMeshTasksEXT-primitiveFragmentShadingRateWithMultipleViewports-08642

If the `primitiveFragmentShadingRateWithMultipleViewports` limit is not supported, and any shader object bound to a graphics stage writes to the `PrimitiveShadingRateKHR` built-in, then `vkCmdSetViewportWithCount` **must** have been called in the current command buffer prior to this drawing command, and the `viewportCount` parameter of `vkCmdSetViewportWithCount` **must** be 1

- VUID-vkCmdDrawMeshTasksEXT-blendEnable-04727

If a shader object is bound to the `VK_SHADER_STAGE_FRAGMENT_BIT` stage or a graphics pipeline is bound which was created with `VK_DYNAMIC_STATE_COLOR_BLEND_ENABLE_EXT` dynamic state enabled, the `current value` of `rasterizerDiscardEnable` is `VK_FALSE`, then for each color attachment, if the corresponding image view's `format features` do not contain `VK_FORMAT_FEATURE_COLOR_ATTACHMENT_BLEND_BIT`, then the corresponding `current value` of `blendEnable` **must** be `VK_FALSE`

- VUID-vkCmdDrawMeshTasksEXT-None-08644

If a shader object is bound to any graphics stage or a graphics pipeline is bound, the `current value` of `rasterizerDiscardEnable` is `VK_FALSE`, and none of the following is enabled:

- the `VK_AMD_mixed_attachment_samples` extension
- the `VK_NV_framebuffer_mixed_samples` extension
- the `multisampledRenderToSingleSampled` feature

then the `current value` of `rasterizationSamples` **must** be the same as the current color and/or depth/stencil attachments

- VUID-vkCmdDrawMeshTasksEXT-None-08876

If a shader object is bound to any graphics stage, the current render pass instance **must**

have been begun with `vkCmdBeginRendering`

- VUID-vkCmdDrawMeshTasksEXT-imageView-06172

If the current render pass instance was begun with `vkCmdBeginRendering`, the `imageView` member of `pDepthAttachment` is not `VK_NULL_HANDLE`, and the `layout` member of `pDepthAttachment` is `VK_IMAGE_LAYOUT_DEPTH_STENCIL_READ_ONLY_OPTIMAL`, this command **must** not write any values to the depth attachment

- VUID-vkCmdDrawMeshTasksEXT-imageView-06173

If the current render pass instance was begun with `vkCmdBeginRendering`, the `imageView` member of `pStencilAttachment` is not `VK_NULL_HANDLE`, and the `layout` member of `pStencilAttachment` is `VK_IMAGE_LAYOUT_DEPTH_STENCIL_READ_ONLY_OPTIMAL`, this command **must** not write any values to the stencil attachment

- VUID-vkCmdDrawMeshTasksEXT-imageView-06174

If the current render pass instance was begun with `vkCmdBeginRendering`, the `imageView` member of `pDepthAttachment` is not `VK_NULL_HANDLE`, and the `layout` member of `pDepthAttachment` is `VK_IMAGE_LAYOUT_DEPTH_READ_ONLY_STENCIL_ATTACHMENT_OPTIMAL`, this command **must** not write any values to the depth attachment

- VUID-vkCmdDrawMeshTasksEXT-imageView-06175

If the current render pass instance was begun with `vkCmdBeginRendering`, the `imageView` member of `pStencilAttachment` is not `VK_NULL_HANDLE`, and the `layout` member of `pStencilAttachment` is `VK_IMAGE_LAYOUT_DEPTH_ATTACHMENT_STENCIL_READ_ONLY_OPTIMAL`, this command **must** not write any values to the stencil attachment

- VUID-vkCmdDrawMeshTasksEXT-imageView-06176

If the current render pass instance was begun with `vkCmdBeginRendering`, the `imageView` member of `pDepthAttachment` is not `VK_NULL_HANDLE`, and the `layout` member of `pDepthAttachment` is `VK_IMAGE_LAYOUT_DEPTH_READ_ONLY_OPTIMAL`, this command **must** not write any values to the depth attachment

- VUID-vkCmdDrawMeshTasksEXT-imageView-06177

If the current render pass instance was begun with `vkCmdBeginRendering`, the `imageView` member of `pStencilAttachment` is not `VK_NULL_HANDLE`, and the `layout` member of `pStencilAttachment` is `VK_IMAGE_LAYOUT_STENCIL_READ_ONLY_OPTIMAL`, this command **must** not write any values to the stencil attachment

- VUID-vkCmdDrawMeshTasksEXT-viewMask-06178

If the current render pass instance was begun with `vkCmdBeginRendering`, the bound graphics pipeline **must** have been created with a `VkPipelineRenderingCreateInfo::viewMask` equal to `VkRenderingInfo::viewMask`

- VUID-vkCmdDrawMeshTasksEXT-colorAttachmentCount-06179

If the `dynamicRenderingUnusedAttachments` feature is not enabled and the current render pass instance was begun with `vkCmdBeginRendering`, the bound graphics pipeline **must** have been created with a `VkPipelineRenderingCreateInfo::colorAttachmentCount` equal to `VkRenderingInfo::colorAttachmentCount`

- VUID-vkCmdDrawMeshTasksEXT-dynamicRenderingUnusedAttachments-08910

If the `dynamicRenderingUnusedAttachments` feature is not enabled, and the current render

pass instance was begun with `vkCmdBeginRendering` and `VkRenderingInfo::colorAttachmentCount` greater than 0, then each element of the `VkRenderingInfo::pColorAttachments` array with an `imageView` not equal to `VK_NULL_HANDLE` **must** have been created with a `VkFormat` equal to the corresponding element of `VkPipelineRenderingCreateInfo::pColorAttachmentFormats` used to create the bound graphics pipeline

- VUID-vkCmdDrawMeshTasksEXT-dynamicRenderingUnusedAttachments-08912

If the `dynamicRenderingUnusedAttachments` feature is not enabled, and the current render pass instance was begun with `vkCmdBeginRendering` and `VkRenderingInfo::colorAttachmentCount` greater than 0, then each element of the `VkRenderingInfo::pColorAttachments` array with an `imageView` equal to `VK_NULL_HANDLE` **must** have the corresponding element of `VkPipelineRenderingCreateInfo::pColorAttachmentFormats` used to create the bound pipeline equal to `VK_FORMAT_UNDEFINED`

- VUID-vkCmdDrawMeshTasksEXT-dynamicRenderingUnusedAttachments-08911

If the `dynamicRenderingUnusedAttachments` feature is enabled, and the current render pass instance was begun with `vkCmdBeginRendering` and `VkRenderingInfo::colorAttachmentCount` greater than 0, then each element of the `VkRenderingInfo::pColorAttachments` array with an `imageView` not equal to `VK_NULL_HANDLE` **must** have been created with a `VkFormat` equal to the corresponding element of `VkPipelineRenderingCreateInfo::pColorAttachmentFormats` used to create the bound graphics pipeline, or the corresponding element of `VkPipelineRenderingCreateInfo::pColorAttachmentFormats`, if it exists, **must** be `VK_FORMAT_UNDEFINED`

- VUID-vkCmdDrawMeshTasksEXT-colorAttachmentCount-09362

If the current render pass instance was begun with `vkCmdBeginRendering`, with a `VkRenderingInfo::colorAttachmentCount` equal to 1, there is no shader object bound to any graphics stage, and a color attachment with a resolve mode of `VK_RESOLVE_MODE_EXTERNAL_FORMAT_DOWNSAMPLE_BIT_ANDROID`, each element of the `VkRenderingInfo::pColorAttachments` array with a `resolveImageView` not equal to `VK_NULL_HANDLE` **must** have been created with an image created with a `VkExternalFormatANDROID::externalFormat` value equal to the `VkExternalFormatANDROID::externalFormat` value used to create the bound graphics pipeline

- VUID-vkCmdDrawMeshTasksEXT-None-09363

If there is no shader object bound to any graphics stage, the current render pass instance was begun with `vkCmdBeginRendering` and a `VkRenderingInfo::colorAttachmentCount` equal to 1, and a color attachment with a resolve mode of `VK_RESOLVE_MODE_EXTERNAL_FORMAT_DOWNSAMPLE_BIT_ANDROID`, each element of the `VkRenderingInfo::pColorAttachments` array with a `imageView` not equal to `VK_NULL_HANDLE` **must** have been created with an image created with a `VkExternalFormatANDROID::externalFormat` value equal to the `VkExternalFormatANDROID::externalFormat` value used to create the bound graphics pipeline

- VUID-vkCmdDrawMeshTasksEXT-None-09364

If the current render pass instance was begun with `vkCmdBeginRendering`, there is no shader object bound to any graphics stage, and the bound graphics pipeline was created with a non-zero `VkExternalFormatANDROID::externalFormat` value and with the

`VK_DYNAMIC_STATE_COLOR_BLEND_ENABLE_EXT` dynamic state enabled, then `vkCmdSetColorBlendEnableEXT` **must** have set the blend enable to `VK_FALSE` prior to this drawing command

- VUID-vkCmdDrawMeshTasksEXT-None-09365

If the current render pass instance was begun with `vkCmdBeginRendering`, there is no shader object bound to any graphics stage, and the bound graphics pipeline was created with a non-zero `VkExternalFormatANDROID::externalFormat` value and with the `VK_DYNAMIC_STATE_RASTERIZATION_SAMPLES_EXT` dynamic state enabled, then `vkCmdSetRasterizationSamplesEXT` **must** have set `rasterizationSamples` to `VK_SAMPLE_COUNT_1_BIT` prior to this drawing command

- VUID-vkCmdDrawMeshTasksEXT-None-09366

If there is a shader object bound to any graphics stage, and the current render pass includes a color attachment that uses the `VK_RESOLVE_MODE_EXTERNAL_FORMAT_DOWNSAMPLE_BIT_ANDROID` resolve mode, then `vkCmdSetColorBlendEnableEXT` **must** have set blend enable to `VK_FALSE` prior to this drawing command

- VUID-vkCmdDrawMeshTasksEXT-rasterizationSamples-09367

If there is a shader object bound to any graphics stage, and the current render pass includes a color attachment that uses the `VK_RESOLVE_MODE_EXTERNAL_FORMAT_DOWNSAMPLE_BIT_ANDROID` resolve mode, then `vkCmdSetRasterizationSamplesEXT` **must** have set `rasterizationSamples` to `VK_SAMPLE_COUNT_1_BIT` prior to this drawing command

- VUID-vkCmdDrawMeshTasksEXT-None-09368

If the current render pass instance was begun with `vkCmdBeginRendering`, there is no shader object bound to any graphics stage, and the bound graphics pipeline was created with a non-zero `VkExternalFormatANDROID::externalFormat` value and with the `VK_DYNAMIC_STATE_FRAGMENT_SHADING_RATE_KHR` dynamic state enabled, then `vkCmdSetFragmentShadingRateKHR` **must** have set `pFragmentSize->width` to 1 prior to this drawing command

- VUID-vkCmdDrawMeshTasksEXT-None-09369

If the current render pass instance was begun with `vkCmdBeginRendering`, there is no shader object bound to any graphics stage, and the bound graphics pipeline was created with a non-zero `VkExternalFormatANDROID::externalFormat` value and with the `VK_DYNAMIC_STATE_FRAGMENT_SHADING_RATE_KHR` dynamic state enabled, then `vkCmdSetFragmentShadingRateKHR` **must** have set `pFragmentSize->height` to 1 prior to this drawing command

- VUID-vkCmdDrawMeshTasksEXT-pFragmentSize-09370

If there is a shader object bound to any graphics stage, and the current render pass includes a color attachment that uses the `VK_RESOLVE_MODE_EXTERNAL_FORMAT_DOWNSAMPLE_BIT_ANDROID` resolve mode, then `vkCmdSetFragmentShadingRateKHR` **must** have set `pFragmentSize->width` to 1 prior to this drawing command

- VUID-vkCmdDrawMeshTasksEXT-pFragmentSize-09371

If there is a shader object bound to any graphics stage, and the current render pass includes a color attachment that uses the

VK_RESOLVE_MODE_EXTERNAL_FORMAT_DOWNSAMPLE_BIT_ANDROID resolve mode, then vkCmdSetFragmentShadingRateKHR **must** have set pFragmentSize->height to 1 prior to this drawing command

- VUID-vkCmdDrawMeshTasksEXT-None-07749

If the colorWriteEnable feature is enabled, a shader object is bound to the VK_SHADER_STAGE_FRAGMENT_BIT stage or a graphics pipeline is bound which was created with the VK_DYNAMIC_STATE_COLOR_WRITE_ENABLE_EXT dynamic state enabled, and the current value of rasterizerDiscardEnable is VK_FALSE, then vkCmdSetColorWriteEnableEXT **must** have been called and not subsequently invalidated in the current command buffer prior to this drawing command

- VUID-vkCmdDrawMeshTasksEXT-attachmentCount-07750

If the colorWriteEnable feature is enabled, a shader object is bound to the VK_SHADER_STAGE_FRAGMENT_BIT stage or a graphics pipeline is bound which was created with the VK_DYNAMIC_STATE_COLOR_WRITE_ENABLE_EXT dynamic state enabled, and the current value of rasterizerDiscardEnable is VK_FALSE, then the attachmentCount parameter of most recent call to vkCmdSetColorWriteEnableEXT in the current command buffer **must** be greater than or equal to the number of active color attachments

- VUID-vkCmdDrawMeshTasksEXT-None-07751

If the VK_EXT_discard_rectangles extension is enabled, a graphics pipeline is bound which was created with the VK_DYNAMIC_STATE_DISCARD_RECTANGLE_EXT dynamic state enabled and the pNext chain of VkGraphicsPipelineCreateInfo included a VkPipelineDiscardRectangleStateCreateInfoEXT structure, the current value of rasterizerDiscardEnable is VK_FALSE, and the current value of discardRectangleEnable is VK_TRUE, then vkCmdSetDiscardRectangleEXT **must** have been called and not subsequently invalidated in the current command buffer prior to this drawing command for each discard rectangle in VkPipelineDiscardRectangleStateCreateInfoEXT::discardRectangleCount

- VUID-vkCmdDrawMeshTasksEXT-rasterizerDiscardEnable-09236

If the VK_EXT_discard_rectangles extension is enabled, a shader object is bound to any graphics stage or a graphics pipeline is bound which was created with VK_DYNAMIC_STATE_DISCARD_RECTANGLE_EXT dynamic state enabled and the pNext chain of VkGraphicsPipelineCreateInfo did not include a VkPipelineDiscardRectangleStateCreateInfoEXT structure, the current value of rasterizerDiscardEnable is VK_FALSE, and the current value of discardRectangleEnable is VK_TRUE, then vkCmdSetDiscardRectangleEXT **must** have been called and not subsequently invalidated in the current command buffer prior to this drawing command for each discard rectangle in VkPhysicalDeviceDiscardRectanglePropertiesEXT::maxDiscardRectangles

- VUID-vkCmdDrawMeshTasksEXT-None-07880

If the VK_EXT_discard_rectangles extension is enabled, a shader object is bound to any graphics stage or a graphics pipeline is bound which was created with the VK_DYNAMIC_STATE_DISCARD_RECTANGLE_ENABLE_EXT dynamic state enabled, the current value of rasterizerDiscardEnable is VK_FALSE, then vkCmdSetDiscardRectangleEnableEXT **must** have been called and not subsequently invalidated in the current command buffer prior to this drawing command

- VUID-vkCmdDrawMeshTasksEXT-None-07881

If the `VK_EXT_discard_rectangles` extension is enabled, a shader object is bound to any graphics stage or a graphics pipeline is bound which was created with the `VK_DYNAMIC_STATE_DISCARD_RECTANGLE_MODE_EXT` dynamic state enabled, the current value of `rasterizerDiscardEnable` is `VK_FALSE`, and the current value of `discardRectangleEnable` is `VK_TRUE`, then `vkCmdSetDiscardRectangleModeEXT` **must** have been called and not subsequently `invalidated` in the current command buffer prior to this drawing command

- VUID-vkCmdDrawMeshTasksEXT-dynamicRenderingUnusedAttachments-08913

If the current render pass instance was begun with `vkCmdBeginRendering`, the `dynamicRenderingUnusedAttachments` feature is not enabled, and `VkRenderingInfo::pDepthAttachment->imageView` was `VK_NULL_HANDLE`, the value of `VkPipelineRenderingCreateInfo::depthAttachmentFormat` used to create the bound graphics pipeline **must** be equal to `VK_FORMAT_UNDEFINED`

- VUID-vkCmdDrawMeshTasksEXT-dynamicRenderingUnusedAttachments-08914

If current render pass instance was begun with `vkCmdBeginRendering`, the `dynamicRenderingUnusedAttachments` feature is not enabled, and `VkRenderingInfo::pDepthAttachment->imageView` was not `VK_NULL_HANDLE`, the value of `VkPipelineRenderingCreateInfo::depthAttachmentFormat` used to create the bound graphics pipeline **must** be equal to the `VkFormat` used to create `VkRenderingInfo::pDepthAttachment->imageView`

- VUID-vkCmdDrawMeshTasksEXT-dynamicRenderingUnusedAttachments-08915

If the current render pass instance was begun with `vkCmdBeginRendering`, the `dynamicRenderingUnusedAttachments` feature is enabled, `VkRenderingInfo::pDepthAttachment->imageView` was not `VK_NULL_HANDLE`, and the value of `VkPipelineRenderingCreateInfo::depthAttachmentFormat` used to create the bound graphics pipeline was not equal to the `VkFormat` used to create `VkRenderingInfo::pDepthAttachment->imageView`, the value of the format **must** be `VK_FORMAT_UNDEFINED`

- VUID-vkCmdDrawMeshTasksEXT-dynamicRenderingUnusedAttachments-08916

If the current render pass instance was begun with `vkCmdBeginRendering`, the `dynamicRenderingUnusedAttachments` feature is not enabled, and `VkRenderingInfo::pStencilAttachment->imageView` was `VK_NULL_HANDLE`, the value of `VkPipelineRenderingCreateInfo::stencilAttachmentFormat` used to create the bound graphics pipeline **must** be equal to `VK_FORMAT_UNDEFINED`

- VUID-vkCmdDrawMeshTasksEXT-dynamicRenderingUnusedAttachments-08917

If current render pass instance was begun with `vkCmdBeginRendering`, the `dynamicRenderingUnusedAttachments` feature is not enabled, and `VkRenderingInfo::pStencilAttachment->imageView` was not `VK_NULL_HANDLE`, the value of `VkPipelineRenderingCreateInfo::stencilAttachmentFormat` used to create the bound graphics pipeline **must** be equal to the `VkFormat` used to create `VkRenderingInfo::pStencilAttachment->imageView`

- VUID-vkCmdDrawMeshTasksEXT-dynamicRenderingUnusedAttachments-08918

If the current render pass instance was begun with `vkCmdBeginRendering`, the `dynamicRenderingUnusedAttachments` feature is enabled, `VkRenderingInfo::pStencilAttachment->imageView` was not `VK_NULL_HANDLE`, and the value of

`VkPipelineRenderingCreateInfo::stencilAttachmentFormat` used to create the bound graphics pipeline was not equal to the `VkFormat` used to create `VkRenderingInfo::pStencilAttachment->imageView`, the value of the format **must** be `VK_FORMAT_UNDEFINED`

- VUID-vkCmdDrawMeshTasksEXT-imageView-06183

If the current render pass instance was begun with `vkCmdBeginRendering` and `VkRenderingFragmentShadingRateAttachmentInfoKHR::imageView` was not `VK_NULL_HANDLE`, the bound graphics pipeline **must** have been created with `VK_PIPELINE_CREATE_RENDERING_FRAGMENT_SHADING_RATE_ATTACHMENT_BIT_KHR`

- VUID-vkCmdDrawMeshTasksEXT-dynamicRenderingLocalRead-11797

If the current render pass instance was begun with `vkCmdBeginRendering`, the `dynamicRenderingLocalRead` feature is enabled, the `VK_RENDERING_LOCAL_READ_CONCURRENT_ACCESS_CONTROL_BIT_KHR` flag is specified, and an attachment is being used as a feedback loop as specified by `VK_RENDERING_ATTACHMENT_INPUT_ATTACHMENT_FEEDBACK_BIT_KHR`, `VkRenderingAttachmentFlagsInfoKHR::flags` for that attachment **must** include `VK_RENDERING_ATTACHMENT_INPUT_ATTACHMENT_FEEDBACK_BIT_KHR`

- VUID-vkCmdDrawMeshTasksEXT-imageView-06184

If the current render pass instance was begun with `vkCmdBeginRendering` and `VkRenderingFragmentDensityMapAttachmentInfoEXT::imageView` was not `VK_NULL_HANDLE`, the bound graphics pipeline **must** have been created with `VK_PIPELINE_CREATE_RENDERING_FRAGMENT_DENSITY_MAP_ATTACHMENT_BIT_EXT`

- VUID-vkCmdDrawMeshTasksEXT-layers-10831

If the current render pass instance was created with `VK_RENDERING_PER_LAYER_FRAGMENT_DENSITY_BIT_VALVE` or `VK_RENDER_PASS_CREATE_PER_LAYER_FRAGMENT_DENSITY_BIT_VALVE`, and the bound graphics pipeline was created with `VK_PIPELINE_CREATE_2_PER_LAYER_FRAGMENT_DENSITY_BIT_VALVE`, then the current render pass instance **must** have a `layers` value less than or equal to `VkPipelineFragmentDensityMapLayeredCreateInfoVALVE::maxFragmentDensityMapLayers`

- VUID-vkCmdDrawMeshTasksEXT-colorAttachmentCount-06185

If the bound pipeline was created with a `VkAttachmentSampleCountInfoAMD` or `VkAttachmentSampleCountInfoNV` structure, and the current render pass instance was begun with `vkCmdBeginRendering` with a `VkRenderingInfo::colorAttachmentCount` parameter greater than 0, then each element of the `VkRenderingInfo::pColorAttachments` array with a `imageView` not equal to `VK_NULL_HANDLE` **must** have been created with a sample count equal to the corresponding element of the `pColorAttachmentSamples` member of `VkAttachmentSampleCountInfoAMD` or `VkAttachmentSampleCountInfoNV` used to create the bound graphics pipeline

- VUID-vkCmdDrawMeshTasksEXT-pDepthAttachment-06186

If the current render pass instance was begun with `vkCmdBeginRendering`, the bound pipeline was created with a `VkAttachmentSampleCountInfoAMD` or `VkAttachmentSampleCountInfoNV` structure, and `VkRenderingInfo::pDepthAttachment->imageView` was not `VK_NULL_HANDLE`, the value of the `depthStencilAttachmentSamples`

member of `VkAttachmentSampleCountInfoAMD` or `VkAttachmentSampleCountInfoNV` used to create the bound graphics pipeline **must** be equal to the sample count used to create `VkRenderingInfo::pDepthAttachment->imageView`

- VUID-vkCmdDrawMeshTasksEXT-pStencilAttachment-06187

If the current render pass instance was begun with `vkCmdBeginRendering`, the bound pipeline was created with a `VkAttachmentSampleCountInfoAMD` or `VkAttachmentSampleCountInfoNV` structure, and `VkRenderingInfo::pStencilAttachment->imageView` was not `VK_NULL_HANDLE`, the value of the `depthStencilAttachmentSamples` member of `VkAttachmentSampleCountInfoAMD` or `VkAttachmentSampleCountInfoNV` used to create the bound graphics pipeline **must** be equal to the sample count used to create `VkRenderingInfo::pStencilAttachment->imageView`

- VUID-vkCmdDrawMeshTasksEXT-multisampledRenderToSingleSampled-07285

If the bound pipeline was created without a `VkAttachmentSampleCountInfoAMD` or `VkAttachmentSampleCountInfoNV` structure, and the `multisampledRenderToSingleSampled` feature is not enabled, and `vkCmdBeginCustomResolveEXT` has not yet been recorded in the render pass instance, and the current render pass instance was begun with `vkCmdBeginRendering` with a `VkRenderingInfo::colorAttachmentCount` parameter greater than 0, then each element of the `VkRenderingInfo::pColorAttachments` array with a `imageView` not equal to `VK_NULL_HANDLE` **must** have been created with a sample count equal to the value of `rasterizationSamples` for the bound graphics pipeline

- VUID-vkCmdDrawMeshTasksEXT-multisampledRenderToSingleSampled-07286

If the bound pipeline was created without a `VkAttachmentSampleCountInfoAMD` or `VkAttachmentSampleCountInfoNV` structure, and the `multisampledRenderToSingleSampled` feature is not enabled, and `vkCmdBeginCustomResolveEXT` has not yet been recorded in the render pass instance, and `VkRenderingInfo::pDepthAttachment->imageView` was not `VK_NULL_HANDLE`, the value of `rasterizationSamples` for the bound graphics pipeline **must** be equal to the sample count used to create `VkRenderingInfo::pDepthAttachment->imageView`

- VUID-vkCmdDrawMeshTasksEXT-multisampledRenderToSingleSampled-07287

If the bound pipeline was created without a `VkAttachmentSampleCountInfoAMD` or `VkAttachmentSampleCountInfoNV` structure, and the `multisampledRenderToSingleSampled` feature is not enabled, and `vkCmdBeginCustomResolveEXT` has not yet been recorded in the render pass instance, and `VkRenderingInfo::pStencilAttachment->imageView` was not `VK_NULL_HANDLE`, the value of `rasterizationSamples` for the bound graphics pipeline **must** be equal to the sample count used to create `VkRenderingInfo::pStencilAttachment->imageView`

- VUID-vkCmdDrawMeshTasksEXT-pNext-07935

If this command is called inside a render pass instance started with `vkCmdBeginRendering`, and the `pNext` chain of `VkRenderingInfo` includes a `VkMultisampledRenderToSingleSampledInfoEXT` structure with `multisampledRenderToSingleSampledEnable` equal to `VK_TRUE`, then the value of `rasterizationSamples` for the bound graphics pipeline **must** be equal to `VkMultisampledRenderToSingleSampledInfoEXT::rasterizationSamples`

- VUID-vkCmdDrawMeshTasksEXT-renderPass-06198

If the current render pass instance was begun with `vkCmdBeginRendering`, the bound

pipeline **must** have been created with a `VkGraphicsPipelineCreateInfo::renderPass` equal to `VK_NULL_HANDLE`

- VUID-vkCmdDrawMeshTasksEXT-pColorAttachments-08963

If the current render pass instance was begun with `vkCmdBeginRendering`, `vkCmdBeginCustomResolveEXT` has not yet been recorded in the render pass instance, there is a graphics pipeline bound with a fragment shader that statically writes to a color attachment, the color write mask is not zero, color writes are enabled, and the corresponding element of the `VkRenderingInfo::pColorAttachments->imageView` was not `VK_NULL_HANDLE`, then the corresponding element of `VkPipelineRenderingCreateInfo::pColorAttachmentFormats` used to create the pipeline **must** not be `VK_FORMAT_UNDEFINED`

- VUID-vkCmdDrawMeshTasksEXT-pColorAttachments-11539

If the current render pass instance was begun with `vkCmdBeginRendering`, `vkCmdBeginCustomResolveEXT` has been recorded in the render pass instance, there is a graphics pipeline bound with a fragment shader that statically writes to a color attachment, the color write mask is not zero, color writes are enabled, and the corresponding element of the `VkRenderingInfo::pColorAttachments->resolveImageView` was not `VK_NULL_HANDLE`, then the corresponding element of `VkCustomResolveCreateInfoEXT::pColorAttachmentFormats` used to create the pipeline **must** not be `VK_FORMAT_UNDEFINED`

- VUID-vkCmdDrawMeshTasksEXT-pDepthAttachment-08964

If the current render pass instance was begun with `vkCmdBeginRendering`, `vkCmdBeginCustomResolveEXT` has not yet been recorded in the render pass instance, there is a graphics pipeline bound, depth test is enabled, and the `VkRenderingInfo::pDepthAttachment->imageView` was not `VK_NULL_HANDLE`, then the `VkPipelineRenderingCreateInfo::depthAttachmentFormat` used to create the pipeline **must** not be `VK_FORMAT_UNDEFINED`

- VUID-vkCmdDrawMeshTasksEXT-pDepthAttachment-11540

If the current render pass instance was begun with `vkCmdBeginRendering`, `vkCmdBeginCustomResolveEXT` has been recorded in the render pass instance, there is a graphics pipeline bound, depth test is enabled, and the `VkRenderingInfo::pDepthAttachment->resolveImageView` was not `VK_NULL_HANDLE`, then the `VkCustomResolveCreateInfoEXT::depthAttachmentFormat` used to create the pipeline **must** not be `VK_FORMAT_UNDEFINED`

- VUID-vkCmdDrawMeshTasksEXT-pStencilAttachment-08965

If the current render pass instance was begun with `vkCmdBeginRendering`, `vkCmdBeginCustomResolveEXT` has not yet been recorded in the render pass instance, there is a graphics pipeline bound, stencil test is enabled and the `VkRenderingInfo::pStencilAttachment->imageView` was not `VK_NULL_HANDLE`, then the `VkPipelineRenderingCreateInfo::stencilAttachmentFormat` used to create the pipeline **must** not be `VK_FORMAT_UNDEFINED`

- VUID-vkCmdDrawMeshTasksEXT-pStencilAttachment-11860

If the current render pass instance was begun with `vkCmdBeginRendering`, `vkCmdBeginCustomResolveEXT` has been recorded in the render pass instance, there is a graphics pipeline bound, stencil test is enabled and the `VkRenderingInfo`

`::pStencilAttachment->resolveImageView` was not `VK_NULL_HANDLE`, then the `VkCustomResolveCreateInfoEXT::stencilAttachmentFormat` used to create the pipeline **must** not be `VK_FORMAT_UNDEFINED`

- VUID-vkCmdDrawMeshTasksEXT-flags-10582

If the current render pass instance was begun with a `vkCmdBeginRendering` call in `commandBuffer`, its `VkRenderingInfo::flags` parameter **must** not have `VK_RENDERING_CONTENTS_SECONDARY_COMMAND_BUFFERS_BIT` set unless `VK_RENDERING_CONTENTS_INLINE_BIT_KHR` is also set

- VUID-vkCmdDrawMeshTasksEXT-primitivesGeneratedQueryWithRasterizerDiscard-06708

If the `primitivesGeneratedQueryWithRasterizerDiscard` feature is not enabled and the `VK_QUERY_TYPE_PRIMITIVES_GENERATED_EXT` query is active, `rasterization discard` **must** not be enabled

- VUID-vkCmdDrawMeshTasksEXT-primitivesGeneratedQueryWithNonZeroStreams-06709

If the `primitivesGeneratedQueryWithNonZeroStreams` feature is not enabled and the `VK_QUERY_TYPE_PRIMITIVES_GENERATED_EXT` query is active, the bound graphics pipeline **must** not have been created with a non-zero value in `VkPipelineRasterizationStateStreamCreateInfoEXT::rasterizationStream`

- VUID-vkCmdDrawMeshTasksEXT-None-07620

If the `depthClamp` feature is enabled, a shader object is bound to any graphics stage or a graphics pipeline is bound which was created with the `VK_DYNAMIC_STATE_DEPTH_CLAMP_ENABLE_EXT` dynamic state enabled, and the current value of `rasterizerDiscardEnable` is `VK_FALSE`, then `vkCmdSetDepthClampEnableEXT` **must** have been called and not subsequently `invalidated` in the current command buffer prior to this drawing command

- VUID-vkCmdDrawMeshTasksEXT-None-07621

If a shader object is bound to any graphics stage or a graphics pipeline is bound which was created with the `VK_DYNAMIC_STATE_POLYGON_MODE_EXT` dynamic state enabled, and the current value of `rasterizerDiscardEnable` is `VK_FALSE`, then `vkCmdSetPolygonModeEXT` **must** have been called and not subsequently `invalidated` in the current command buffer prior to this drawing command

- VUID-vkCmdDrawMeshTasksEXT-None-07622

If a shader object is bound to any graphics stage or a graphics pipeline is bound which was created with the `VK_DYNAMIC_STATE_RASTERIZATION_SAMPLES_EXT` dynamic state enabled, and the current value of `rasterizerDiscardEnable` is `VK_FALSE`, then `vkCmdSetRasterizationSamplesEXT` **must** have been called and not subsequently `invalidated` in the current command buffer prior to this drawing command

- VUID-vkCmdDrawMeshTasksEXT-None-07623

If a shader object is bound to any graphics stage or a graphics pipeline is bound which was created with the `VK_DYNAMIC_STATE_SAMPLE_MASK_EXT` dynamic state enabled, and the current value of `rasterizerDiscardEnable` is `VK_FALSE`, then `vkCmdSetSampleMaskEXT` **must** have been called and not subsequently `invalidated` in the current command buffer prior to this drawing command

- VUID-vkCmdDrawMeshTasksEXT-alphaToCoverageEnable-08919

If the bound graphics pipeline state was created with the `VK_DYNAMIC_STATE_ALPHA_TO_COVERAGE_ENABLE_EXT` dynamic state enabled, and

`alphaToCoverageEnable` was `VK_TRUE` in the last call to `vkCmdSetAlphaToCoverageEnableEXT`, then the **Fragment Output Interface** **must** contain a variable for the alpha **Component** word in **Location** 0 at **Index** 0

- VUID-vkCmdDrawMeshTasksEXT-alphaToCoverageEnable-08920

If a shader object is bound to any graphics stage, and the most recent call to `vkCmdSetAlphaToCoverageEnableEXT` in the current command buffer set `alphaToCoverageEnable` to `VK_TRUE`, then the **Fragment Output Interface** **must** contain a variable for the alpha **Component** word in **Location** 0 at **Index** 0

- VUID-vkCmdDrawMeshTasksEXT-None-07624

If a shader object is bound to any graphics stage or a graphics pipeline is bound which was created with the `VK_DYNAMIC_STATE_ALPHA_TO_COVERAGE_ENABLE_EXT` dynamic state enabled, and the **current value** of `rasterizerDiscardEnable` is `VK_FALSE`, then `vkCmdSetAlphaToCoverageEnableEXT` **must** have been called and not subsequently **invalidated** in the current command buffer prior to this drawing command

- VUID-vkCmdDrawMeshTasksEXT-None-07625

If the `alphaToOne` feature is enabled, a shader object is bound to any graphics stage or a graphics pipeline is bound which was created with the `VK_DYNAMIC_STATE_ALPHA_TO_ONE_ENABLE_EXT` dynamic state enabled, and the **current value** of `rasterizerDiscardEnable` is `VK_FALSE`, then `vkCmdSetAlphaToOneEnableEXT` **must** have been called and not subsequently **invalidated** in the current command buffer prior to this drawing command

- VUID-vkCmdDrawMeshTasksEXT-None-07626

If the `logicOp` feature is enabled, a shader object is bound to the `VK_SHADER_STAGE_FRAGMENT_BIT` stage or a graphics pipeline is bound which was created with the `VK_DYNAMIC_STATE_LOGIC_OP_ENABLE_EXT` dynamic state enabled, and the **current value** of `rasterizerDiscardEnable` is `VK_FALSE`, then `vkCmdSetLogicOpEnableEXT` **must** have been called and not subsequently **invalidated** in the current command buffer prior to this drawing command

- VUID-vkCmdDrawMeshTasksEXT-None-07627

If a shader object is bound to the `VK_SHADER_STAGE_FRAGMENT_BIT` stage or a graphics pipeline is bound which was created with `VK_DYNAMIC_STATE_COLOR_BLEND_ENABLE_EXT` dynamic state enabled, the **current value** of `rasterizerDiscardEnable` is `VK_FALSE`, and there are color attachments bound, then `vkCmdSetColorBlendEnableEXT` **must** have been called and not subsequently **invalidated** in the current command buffer prior to this drawing command

- VUID-vkCmdDrawMeshTasksEXT-None-07629

If a shader object is bound to the `VK_SHADER_STAGE_FRAGMENT_BIT` stage or a graphics pipeline is bound which was created with `VK_DYNAMIC_STATE_COLOR_WRITE_MASK_EXT` dynamic state enabled, the **current value** of `rasterizerDiscardEnable` is `VK_FALSE`, and there are color attachments bound, then `vkCmdSetColorWriteMaskEXT` **must** have been called and not subsequently **invalidated** in the current command buffer prior to this drawing command

- VUID-vkCmdDrawMeshTasksEXT-None-07630

If the `geometryStreams` feature is enabled, and a shader object is bound to the `VK_SHADER_STAGE_GEOMETRY_BIT` stage or a graphics pipeline is bound which was

created with both a `VK_SHADER_STAGE_GEOMETRY_BIT` stage and the `VK_DYNAMIC_STATE_RASTERIZATION_STREAM_EXT` dynamic state enabled, then `vkCmdSetRasterizationStreamEXT` **must** have been called and not subsequently **invalidated** in the current command buffer prior to this drawing command

- VUID-vkCmdDrawMeshTasksEXT-None-07631

If the `VK_EXT_conservative_rasterization` extension is enabled, a shader object is bound to any graphics stage or a graphics pipeline is bound which was created with the `VK_DYNAMIC_STATE_CONSERVATIVE_RASTERIZATION_MODE_EXT` dynamic state enabled, and the current value of `rasterizerDiscardEnable` is `VK_FALSE`, then `vkCmdSetConservativeRasterizationModeEXT` **must** have been called and not subsequently **invalidated** in the current command buffer prior to this drawing command

- VUID-vkCmdDrawMeshTasksEXT-None-07632

If the `VK_EXT_conservative_rasterization` extension is enabled, a shader object is bound to any graphics stage or a graphics pipeline is bound which was created with the `VK_DYNAMIC_STATE_EXTRA_PRIMITIVE_OVERESTIMATION_SIZE_EXT` dynamic state enabled, the current value of `rasterizerDiscardEnable` is `VK_FALSE`, and the current value of `conservativeRasterizationMode` is `VK_CONSERVATIVE_RASTERIZATION_MODE_OVERESTIMATE_EXT`, then `vkCmdSetExtraPrimitiveOverestimationSizeEXT` **must** have been called and not subsequently **invalidated** in the current command buffer prior to this drawing command

- VUID-vkCmdDrawMeshTasksEXT-conservativePointAndLineRasterization-07499

If the `VK_EXT_conservative_rasterization` extension is enabled, `conservativePointAndLineRasterization` is not supported, a shader object is bound to any graphics stage or a graphics pipeline is bound, the current value of `rasterizerDiscardEnable` is `VK_FALSE`, and the effective rasterization input topology is in line or point topology class, then the current value of `conservativeRasterizationMode` **must** be `VK_CONSERVATIVE_RASTERIZATION_MODE_DISABLED_EXT`

- VUID-vkCmdDrawMeshTasksEXT-None-07633

If the `depthClipEnable` feature is enabled, and a shader object is bound to any graphics stage or a graphics pipeline is bound which was created with the `VK_DYNAMIC_STATE_DEPTH_CLIP_ENABLE_EXT` dynamic state, then `vkCmdSetDepthClipEnableEXT` **must** have been called and not subsequently **invalidated** in the current command buffer prior to this drawing command

- VUID-vkCmdDrawMeshTasksEXT-None-07636

If the `VK_EXT_provoking_vertex` extension is enabled, a shader object is bound to the `VK_SHADER_STAGE_VERTEX_BIT` stage or a graphics pipeline is bound which was created with the `VK_DYNAMIC_STATE_PROVOKING_VERTEX_MODE_EXT` dynamic state enabled, and the current value of `rasterizerDiscardEnable` is `VK_FALSE`, then `vkCmdSetProvokingVertexModeEXT` **must** have been called and not subsequently **invalidated** in the current command buffer prior to this drawing command

- VUID-vkCmdDrawMeshTasksEXT-None-08666

If any of the `stippledRectangularLines`, `stippledBresenhamLines` or `stippledSmoothLines` features are enabled, and a shader object is bound to any graphics stage or a graphics pipeline is bound which was created with the `VK_DYNAMIC_STATE_LINE_RASTERIZATION_MODE_EXT` dynamic state enabled, and the

current value of `rasterizerDiscardEnable` is `VK_FALSE`, and the effective rasterization input topology is in line topology class, then `vkCmdSetLineRasterizationModeEXT` **must** have been called and not subsequently `invalidated` in the current command buffer prior to this drawing command

- VUID-vkCmdDrawMeshTasksEXT-None-08669

If any of the `stippledRectangularLines`, `stippledBresenhamLines` or `stippledSmoothLines` features are enabled, and a shader object is bound to any graphics stage or a graphics pipeline is bound which was created with the `VK_DYNAMIC_STATE_LINE_STIPPLE_ENABLE_EXT` dynamic state enabled, the current value of `rasterizerDiscardEnable` is `VK_FALSE`, and the effective rasterization input topology is in line topology class, then `vkCmdSetLineStippleEnableEXT` **must** have been called and not subsequently `invalidated` in the current command buffer prior to this drawing command

- VUID-vkCmdDrawMeshTasksEXT-None-07849

If any of the `stippledRectangularLines`, `stippledBresenhamLines` or `stippledSmoothLines` features are enabled and a shader object is bound to any graphics stage, or a bound graphics pipeline state was created with the `VK_DYNAMIC_STATE_LINE_STIPPLE` dynamic state enabled, the current value of `rasterizerDiscardEnable` is `VK_FALSE`, and the current value of `stippledLineEnable` is `VK_TRUE`, then `vkCmdSetLineStipple` **must** have been called and not subsequently `invalidated` in the current command buffer prior to this drawing command

- VUID-vkCmdDrawMeshTasksEXT-None-10608

If a shader object is bound to any graphics stage or a graphics pipeline is bound which was created with the `VK_DYNAMIC_STATE_LINE_RASTERIZATION_MODE_EXT` dynamic state enabled, the effective rasterization input topology is in line topology class, and the current `lineRasterizationMode` is `VK_LINE_RASTERIZATION_MODE_BRESENHAM` or `VK_LINE_RASTERIZATION_MODE_RECTANGULAR_SMOOTH`, then the current `alphaToCoverageEnable`, `alphaToOneEnable` and `sampleShadingEnable` states **must** all be `VK_FALSE`

- VUID-vkCmdDrawMeshTasksEXT-None-07639

If the `depthClipControl` feature is enabled, and a shader object is bound to any graphics stage or a graphics pipeline is bound which was created with the `VK_DYNAMIC_STATE_DEPTH_CLIP_NEGATIVE_ONE_TO_ONE_EXT` dynamic state enabled, then `vkCmdSetDepthClipNegativeOneToOneEXT` **must** have been called and not subsequently `invalidated` in the current command buffer prior to this drawing command

- VUID-vkCmdDrawMeshTasksEXT-None-09650

If the `depthClampControl` feature is enabled, and a shader object is bound to any graphics stage or a graphics pipeline is bound which was created with the `VK_DYNAMIC_STATE_DEPTH_CLAMP_RANGE_EXT` dynamic state enabled, and the current value of `depthClampEnable` is `VK_TRUE`, then `vkCmdSetDepthClampRangeEXT` **must** have been called and not subsequently `invalidated` in the current command buffer prior to this drawing command

- VUID-vkCmdDrawMeshTasksEXT-None-07640

If the `VK_NV_clip_space_w_scaling` extension is enabled, and a shader object is bound to any graphics stage or a graphics pipeline is bound which was created with the

`VK_DYNAMIC_STATE_VIEWPORT_W_SCALING_ENABLE_NV` dynamic state enabled, then `vkCmdSetViewportWScalingEnableNV` **must** have been called and not subsequently *invalidated* in the current command buffer prior to this drawing command

- VUID-vkCmdDrawMeshTasksEXT-None-07641

If the `VK_NV_viewport_swizzle` extension is enabled, and a shader object is bound to any graphics stage or a graphics pipeline is bound which was created with the `VK_DYNAMIC_STATE_VIEWPORT_SWIZZLE_NV` dynamic state enabled, then `vkCmdSetViewportSwizzleNV` **must** have been called and not subsequently *invalidated* in the current command buffer prior to this drawing command

- VUID-vkCmdDrawMeshTasksEXT-None-07642

If the `VK_NV_fragment_coverage_to_color` extension is enabled, a shader object is bound to any graphics stage or a graphics pipeline is bound which was created with the `VK_DYNAMIC_STATE_COVERAGE_TO_COLOR_ENABLE_NV` dynamic state enabled, and the current value of `rasterizerDiscardEnable` is `VK_FALSE`, then `vkCmdSetCoverageToColorEnableNV` **must** have been called and not subsequently *invalidated* in the current command buffer prior to this drawing command

- VUID-vkCmdDrawMeshTasksEXT-None-07643

If the `VK_NV_fragment_coverage_to_color` extension is enabled, a shader object is bound to any graphics stage or a graphics pipeline is bound which was created with the `VK_DYNAMIC_STATE_COVERAGE_TO_COLOR_LOCATION_NV` dynamic state enabled, the current value of `rasterizerDiscardEnable` is `VK_FALSE`, and the current value of `coverageToColorEnable` is `VK_TRUE`, then `vkCmdSetCoverageToColorLocationNV` **must** have been called and not subsequently *invalidated* in the current command buffer prior to this drawing command

- VUID-vkCmdDrawMeshTasksEXT-None-07644

If the `VK_NV_framebuffer_mixed_samples` extension is enabled, a shader object is bound to any graphics stage or a graphics pipeline is bound which was created with the `VK_DYNAMIC_STATE_COVERAGE_MODULATION_MODE_NV` dynamic state enabled, and the current value of `rasterizerDiscardEnable` is `VK_FALSE`, then `vkCmdSetCoverageModulationModeNV` **must** have been called and not subsequently *invalidated* in the current command buffer prior to this drawing command

- VUID-vkCmdDrawMeshTasksEXT-None-07645

If the `VK_NV_framebuffer_mixed_samples` extension is enabled, a shader object is bound to any graphics stage or a graphics pipeline is bound which was created with the `VK_DYNAMIC_STATE_COVERAGE_MODULATION_TABLE_ENABLE_NV` dynamic state enabled, the current value of `rasterizerDiscardEnable` is `VK_FALSE`, and the current value of `coverageModulationMode` is any value other than `VK_COVERAGE_MODULATION_MODE_NONE_NV`, then `vkCmdSetCoverageModulationTableEnableNV` **must** have been called and not subsequently *invalidated* in the current command buffer prior to this drawing command

- VUID-vkCmdDrawMeshTasksEXT-None-07646

If the `VK_NV_framebuffer_mixed_samples` extension is enabled, a shader object is bound to any graphics stage or a graphics pipeline is bound which was created with the `VK_DYNAMIC_STATE_COVERAGE_MODULATION_TABLE_NV` dynamic state enabled, the current value of `rasterizerDiscardEnable` is `VK_FALSE`, and the current value of

`coverageModulationTableEnable` is `VK_TRUE`, then `vkCmdSetCoverageModulationTableNV` **must** have been called and not subsequently `invalidated` in the current command buffer prior to this drawing command

- VUID-vkCmdDrawMeshTasksEXT-None-07647

If the `shadingRateImage` feature is enabled, a shader object is bound to any graphics stage or a graphics pipeline is bound which was created with the `VK_DYNAMIC_STATE_SHADING_RATE_IMAGE_ENABLE_NV` dynamic state enabled, and the current value of `rasterizerDiscardEnable` is `VK_FALSE`, then `vkCmdSetShadingRateImageEnableNV` **must** have been called and not subsequently `invalidated` in the current command buffer prior to this drawing command

- VUID-vkCmdDrawMeshTasksEXT-pipelineFragmentShadingRate-09238

If the `pipelineFragmentShadingRate` feature is enabled, a shader object is bound to any graphics stage or a graphics pipeline is bound which was created with the `VK_DYNAMIC_STATE_FRAGMENT_SHADING_RATE_KHR` dynamic state enabled, and the current value of `rasterizerDiscardEnable` is `VK_FALSE`, then `vkCmdSetFragmentShadingRateKHR` **must** have been called and not subsequently `invalidated` in the current command buffer prior to this drawing command

- VUID-vkCmdDrawMeshTasksEXT-None-07648

If the `representativeFragmentTest` feature is enabled, a shader object is bound to any graphics stage or a graphics pipeline is bound which was created with the `VK_DYNAMIC_STATE_REPRESENTATIVE_FRAGMENT_TEST_ENABLE_NV` dynamic state enabled, and the current value of `rasterizerDiscardEnable` is `VK_FALSE`, then `vkCmdSetRepresentativeFragmentTestEnableNV` **must** have been called and not subsequently `invalidated` in the current command buffer prior to this drawing command

- VUID-vkCmdDrawMeshTasksEXT-None-07649

If the `coverageReductionMode` feature is enabled, a shader object is bound to any graphics stage or a graphics pipeline is bound which was created with the `VK_DYNAMIC_STATE_COVERAGE_REDUCTION_MODE_NV` dynamic state enabled, and the current value of `rasterizerDiscardEnable` is `VK_FALSE`, then `vkCmdSetCoverageReductionModeNV` **must** have been called and not subsequently `invalidated` in the current command buffer prior to this drawing command

- VUID-vkCmdDrawMeshTasksEXT-rasterizationSamples-07471

If the bound graphics pipeline state was created with the `VK_DYNAMIC_STATE_RASTERIZATION_SAMPLES_EXT` state enabled, and the current subpass does not use any color and/or depth/stencil attachments, then the `rasterizationSamples` in the last call to `vkCmdSetRasterizationSamplesEXT` **must** follow the rules for a `zero-attachment subpass`

- VUID-vkCmdDrawMeshTasksEXT-samples-07472

If the bound graphics pipeline state was created with the `VK_DYNAMIC_STATE_SAMPLE_MASK_EXT` state enabled and the `VK_DYNAMIC_STATE_RASTERIZATION_SAMPLES_EXT` state disabled, then the `samples` parameter in the last call to `vkCmdSetSampleMaskEXT` **must** be greater or equal to the `VkPipelineMultisampleStateCreateInfo::rasterizationSamples` parameter used to create the bound graphics pipeline

- VUID-vkCmdDrawMeshTasksEXT-samples-07473

If the bound graphics pipeline state was created with the `VK_DYNAMIC_STATE_SAMPLE_MASK_EXT` state and `VK_DYNAMIC_STATE_RASTERIZATION_SAMPLES_EXT` states enabled, then the `samples` parameter in the last call to `vkCmdSetSampleMaskEXT` **must** be greater or equal to the `rasterizationSamples` parameter in the last call to `vkCmdSetRasterizationSamplesEXT`

- VUID-vkCmdDrawMeshTasksEXT-None-09211

If the bound graphics pipeline state was created with the `VK_DYNAMIC_STATE_RASTERIZATION_SAMPLES_EXT` state enabled, or a shader object is bound to any graphics stage, and the current render pass instance includes a `VkMultisampledRenderToSingleSampledInfoEXT` structure with `multisampledRenderToSingleSampledEnable` equal to `VK_TRUE`, then the `rasterizationSamples` in the last call to `vkCmdSetRasterizationSamplesEXT` **must** be the same as the `rasterizationSamples` member of that structure

- VUID-vkCmdDrawMeshTasksEXT-firstAttachment-07476

If a shader object is bound to the `VK_SHADER_STAGE_FRAGMENT_BIT` stage or a graphics pipeline is bound was created with the `VK_DYNAMIC_STATE_COLOR_BLEND_ENABLE_EXT` dynamic states enabled, and the current value of `rasterizerDiscardEnable` is `VK_FALSE`, then the last call to `vkCmdSetColorBlendEnableEXT` in the current command buffer prior to this drawing command **must** have set a value for all active color attachments

- VUID-vkCmdDrawMeshTasksEXT-firstAttachment-07478

If a shader object is bound to the `VK_SHADER_STAGE_FRAGMENT_BIT` stage or a graphics pipeline is bound was created with the `VK_DYNAMIC_STATE_COLOR_WRITE_MASK_EXT` dynamic states enabled, and the current value of `rasterizerDiscardEnable` is `VK_FALSE`, then the last call to `vkCmdSetColorWriteMaskEXT` in the current command buffer prior to this drawing command **must** have set a value for all active color attachments

- VUID-vkCmdDrawMeshTasksEXT-advancedBlendMaxColorAttachments-07480

If a shader object is bound to the `VK_SHADER_STAGE_FRAGMENT_BIT` stage or a graphics pipeline is bound was created with the `VK_DYNAMIC_STATE_COLOR_BLEND_ADVANCED_EXT` and `VK_DYNAMIC_STATE_COLOR_BLEND_ENABLE_EXT` dynamic states enabled, the current value of `rasterizerDiscardEnable` is `VK_FALSE`, and an active color attachment current value of `blendEnable` is `VK_TRUE`, then the number of active color attachments **must** not exceed `advancedBlendMaxColorAttachments`

- VUID-vkCmdDrawMeshTasksEXT-None-10862

If a graphics pipeline is bound was created with `VK_DYNAMIC_STATE_COLOR_BLEND_EQUATION_EXT`, but not the `VK_DYNAMIC_STATE_COLOR_BLEND_ADVANCED_EXT` dynamic state enabled, and the current value of `rasterizerDiscardEnable` is `VK_FALSE`, then `vkCmdSetColorBlendEquationEXT` **must** have been called and not subsequently `invalidated` in the current command buffer prior to this drawing command for all active color attachments with the `blendEnable` current value of `VK_TRUE`

- VUID-vkCmdDrawMeshTasksEXT-rasterizerDiscardEnable-10863

If a graphics pipeline is bound was created with `VK_DYNAMIC_STATE_COLOR_BLEND_ADVANCED_EXT`, but not the

`VK_DYNAMIC_STATE_COLOR_BLEND_EQUATION_EXT` dynamic state enabled, and the current value of `rasterizerDiscardEnable` is `VK_FALSE`, then `vkCmdSetColorBlendAdvancedEXT` **must** have been called and not subsequently *invalidated* in the current command buffer prior to this drawing command for all active color attachments with the `blendEnable` current value of `VK_TRUE`

- VUID-vkCmdDrawMeshTasksEXT-None-10864

If a shader object is bound to the `VK_SHADER_STAGE_FRAGMENT_BIT` stage or a graphics pipeline is bound was created with `VK_DYNAMIC_STATE_COLOR_BLEND_ADVANCED_EXT` and `VK_DYNAMIC_STATE_COLOR_BLEND_EQUATION_EXT` dynamic state enabled, and the current value of `rasterizerDiscardEnable` is `VK_FALSE`, then either `vkCmdSetColorBlendAdvancedEXT` or `vkCmdSetColorBlendEquationEXT` **must** have been called and not subsequently *invalidated* in the current command buffer prior to this drawing command for all active color attachments with the `blendEnable` current value of `VK_TRUE`

- VUID-vkCmdDrawMeshTasksEXT-primitivesGeneratedQueryWithNonZeroStreams-07481

If the `primitivesGeneratedQueryWithNonZeroStreams` feature is not enabled and the `VK_QUERY_TYPE_PRIMITIVES_GENERATED_EXT` query is active, and the bound graphics pipeline was created with `VK_DYNAMIC_STATE_RASTERIZATION_STREAM_EXT` state enabled, the last call to `vkCmdSetRasterizationStreamEXT` **must** have set the `rasterizationStream` to zero

- VUID-vkCmdDrawMeshTasksEXT-sampleLocationsPerPixel-07482

If the bound graphics pipeline state was created with the `VK_DYNAMIC_STATE_SAMPLE_LOCATIONS_EXT` state enabled and the `VK_DYNAMIC_STATE_RASTERIZATION_SAMPLES_EXT` state disabled, and the current value of `sampleLocationsEnable` is `VK_TRUE`, then the `sampleLocationsPerPixel` member of `pSampleLocationsInfo` in the last call to `vkCmdSetSampleLocationsEXT` **must** equal the `rasterizationSamples` member of the `VkPipelineMultisampleStateCreateInfo` structure the bound graphics pipeline has been created with

- VUID-vkCmdDrawMeshTasksEXT-sampleLocationsPerPixel-07483

If the bound graphics pipeline state was created with the `VK_DYNAMIC_STATE_SAMPLE_LOCATIONS_EXT` state enabled and the `VK_DYNAMIC_STATE_RASTERIZATION_SAMPLES_EXT` state enabled, and the current value of `sampleLocationsEnable` is `VK_TRUE`, then the `sampleLocationsPerPixel` member of `pSampleLocationsInfo` in the last call to `vkCmdSetSampleLocationsEXT` **must** equal the `rasterizationSamples` parameter of the last call to `vkCmdSetRasterizationSamplesEXT`

- VUID-vkCmdDrawMeshTasksEXT-sampleLocationsEnable-07484

If a shader object is bound to the `VK_SHADER_STAGE_FRAGMENT_BIT` stage, or the bound graphics pipeline was created with the `VK_DYNAMIC_STATE_SAMPLE_LOCATIONS_ENABLE_EXT` state enabled, and `sampleLocationsEnable` was `VK_TRUE` in the last call to `vkCmdSetSampleLocationsEnableEXT` then the current active depth attachment **must** have been created with the `VK_IMAGE_CREATE_SAMPLE_LOCATIONS_COMPATIBLE_DEPTH_BIT_EXT` bit set

- VUID-vkCmdDrawMeshTasksEXT-sampleLocationsEnable-07485

If a shader object is bound to the `VK_SHADER_STAGE_FRAGMENT_BIT` stage, or the bound

graphics pipeline state was created with the `VK_DYNAMIC_STATE_SAMPLE_LOCATIONS_EXT` state enabled and the `VK_DYNAMIC_STATE_SAMPLE_LOCATIONS_ENABLE_EXT` state enabled, and if `sampleLocationsEnable` was `VK_TRUE` in the last call to `vkCmdSetSampleLocationsEnableEXT`, then the `sampleLocationsInfo.maxSampleLocationGridSize.width` in the last call to `vkCmdSetSampleLocationsEXT` **must** evenly divide `VkMultisamplePropertiesEXT::maxSampleLocationGridSize.width` as returned by `vkGetPhysicalDeviceMultisamplePropertiesEXT` with a `samples` parameter equaling `rasterizationSamples`

- VUID-vkCmdDrawMeshTasksEXT-sampleLocationsEnable-07486

If a shader object is bound to the `VK_SHADER_STAGE_FRAGMENT_BIT` stage, or the bound graphics pipeline state was created with the `VK_DYNAMIC_STATE_SAMPLE_LOCATIONS_EXT` state enabled and the `VK_DYNAMIC_STATE_SAMPLE_LOCATIONS_ENABLE_EXT` state enabled, and if `sampleLocationsEnable` was `VK_TRUE` in the last call to `vkCmdSetSampleLocationsEnableEXT`, then the `sampleLocationsInfo.maxSampleLocationGridSize.height` in the last call to `vkCmdSetSampleLocationsEXT` **must** evenly divide `VkMultisamplePropertiesEXT::maxSampleLocationGridSize.height` as returned by `vkGetPhysicalDeviceMultisamplePropertiesEXT` with a `samples` parameter equaling `rasterizationSamples`

- VUID-vkCmdDrawMeshTasksEXT-sampleLocationsEnable-07487

If a shader object is bound to the `VK_SHADER_STAGE_FRAGMENT_BIT` stage, or the bound graphics pipeline state was created with the `VK_DYNAMIC_STATE_SAMPLE_LOCATIONS_ENABLE_EXT` state enabled, and if `sampleLocationsEnable` was `VK_TRUE` in the last call to `vkCmdSetSampleLocationsEnableEXT`, the fragment shader code **must** not statically use the extended instruction `InterpolateAtSample`

- VUID-vkCmdDrawMeshTasksEXT-sampleLocationsEnable-07936

If the bound graphics pipeline state was created with the `VK_DYNAMIC_STATE_SAMPLE_LOCATIONS_EXT` state disabled and the `VK_DYNAMIC_STATE_RASTERIZATION_SAMPLES_EXT` state enabled, and the `current` value of `sampleLocationsEnable` is `VK_TRUE`, then `sampleLocationsInfo.sampleLocationGridSize.width` **must** evenly divide `VkMultisamplePropertiesEXT::maxSampleLocationGridSize.width` as returned by `vkGetPhysicalDeviceMultisamplePropertiesEXT` with a `samples` parameter equaling the value of `rasterizationSamples` in the last call to `vkCmdSetRasterizationSamplesEXT`

- VUID-vkCmdDrawMeshTasksEXT-sampleLocationsEnable-07937

If the bound graphics pipeline state was created with the `VK_DYNAMIC_STATE_SAMPLE_LOCATIONS_EXT` state disabled and the `VK_DYNAMIC_STATE_RASTERIZATION_SAMPLES_EXT` state enabled, and the `current` value of `sampleLocationsEnable` is `VK_TRUE`, then `sampleLocationsInfo.sampleLocationGridSize.height` **must** evenly divide `VkMultisamplePropertiesEXT::maxSampleLocationGridSize.height` as returned by `vkGetPhysicalDeviceMultisamplePropertiesEXT` with a `samples` parameter equaling the

value of `rasterizationSamples` in the last call to `vkCmdSetRasterizationSamplesEXT`

- VUID-vkCmdDrawMeshTasksEXT-sampleLocationsEnable-07938

If the bound graphics pipeline state was created with the `VK_DYNAMIC_STATE_SAMPLE_LOCATIONS_EXT` state disabled and the `VK_DYNAMIC_STATE_RASTERIZATION_SAMPLES_EXT` state enabled, and the current value of `sampleLocationsEnable` is `VK_TRUE`, then `sampleLocationsInfo.sampleLocationsPerPixel` **must** equal `rasterizationSamples` in the last call to `vkCmdSetRasterizationSamplesEXT`

- VUID-vkCmdDrawMeshTasksEXT-coverageModulationTableEnable-07488

If a shader object is bound to any graphics stage or the bound graphics pipeline state was created with the `VK_DYNAMIC_STATE_COVERAGE_MODULATION_TABLE_ENABLE_NV` state enabled, and the last call to `vkCmdSetCoverageModulationTableEnableNV` set `coverageModulationTableEnable` to `VK_TRUE`, then the `coverageModulationTableCount` parameter in the last call to `vkCmdSetCoverageModulationTableNV` **must** equal the current `rasterizationSamples` divided by the number of color samples in the current active color attachment

- VUID-vkCmdDrawMeshTasksEXT-rasterizationSamples-07489

If the `VK_NV_framebuffer_mixed_samples` extension is enabled, and if current subpass has a depth/stencil attachment and depth test, stencil test, or depth bounds test are enabled in the bound pipeline, then the current `rasterizationSamples` **must** be the same as the sample count of the depth/stencil attachment

- VUID-vkCmdDrawMeshTasksEXT-coverageToColorEnable-07490

If the bound graphics pipeline state was created with the `VK_DYNAMIC_STATE_COVERAGE_TO_COLOR_ENABLE_NV` state enabled and the last call to `vkCmdSetCoverageToColorEnableNV` set the `coverageToColorEnable` to `VK_TRUE`, then there **must** be an active color attachment at the location selected by the last call to `vkCmdSetCoverageToColorLocationNV` `coverageToColorLocation`, with a `VkFormat` of `VK_FORMAT_R8_UINT`, `VK_FORMAT_R8_SINT`, `VK_FORMAT_R16_UINT`, `VK_FORMAT_R16_SINT`, `VK_FORMAT_R32_UINT`, or `VK_FORMAT_R32_SINT`

- VUID-vkCmdDrawMeshTasksEXT-rasterizerDiscardEnable-09420

If the `VK_NV_fragment_coverage_to_color` extension is enabled, and a shader object is bound to the `VK_SHADER_STAGE_FRAGMENT_BIT` stage, and the most recent call to `vkCmdSetRasterizerDiscardEnable` in the current command buffer set `rasterizerDiscardEnable` to `VK_FALSE`, and the last call to `vkCmdSetCoverageToColorEnableNV` set the `coverageToColorEnable` to `VK_TRUE`, then there **must** be an active color attachment at the location selected by the last call to `vkCmdSetCoverageToColorLocationNV` `coverageToColorLocation`, with a `VkFormat` of `VK_FORMAT_R8_UINT`, `VK_FORMAT_R8_SINT`, `VK_FORMAT_R16_UINT`, `VK_FORMAT_R16_SINT`, `VK_FORMAT_R32_UINT`, or `VK_FORMAT_R32_SINT`

- VUID-vkCmdDrawMeshTasksEXT-coverageReductionMode-07491

If the `coverageReductionMode` feature is enabled, a shader object is bound to any graphics stage or a graphics pipeline is bound which was created with the `VK_DYNAMIC_STATE_COVERAGE_REDUCTION_MODE_NV` or `VK_DYNAMIC_STATE_RASTERIZATION_SAMPLES_EXT` dynamic states enabled, then the current values of `coverageReductionMode`, `rasterizationSamples`, the sample counts for the

color and depth/stencil attachments (if the subpass has them) **must** be a valid combination returned by

[vkGetPhysicalDeviceSupportedFramebufferMixedSamplesCombinationsNV](#)

- VUID-vkCmdDrawMeshTasksEXT-viewportCount-07492

If the bound graphics pipeline state was created with the [VK_DYNAMIC_STATE_VIEWPORT_WITH_COUNT](#) dynamic state enabled, but not the [VK_DYNAMIC_STATE_VIEWPORT_SWIZZLE_NV](#) dynamic state enabled, then the bound graphics pipeline **must** have been created with [VkPipelineViewportSwizzleStateCreateInfoNV::viewportCount](#) greater or equal to the [viewportCount](#) parameter in the last call to [vkCmdSetViewportWithCount](#)

- VUID-vkCmdDrawMeshTasksEXT-viewportCount-07493

If the bound graphics pipeline state was created with the [VK_DYNAMIC_STATE_VIEWPORT_WITH_COUNT](#) and [VK_DYNAMIC_STATE_VIEWPORT_SWIZZLE_NV](#) dynamic states enabled then the [viewportCount](#) parameter in the last call to [vkCmdSetViewportSwizzleNV](#) **must** be greater than or equal to the [viewportCount](#) parameter in the last call to [vkCmdSetViewportWithCount](#)

- VUID-vkCmdDrawMeshTasksEXT-viewportCount-09421

If the [VK_NV_viewport_swizzle](#) extension is enabled, and a shader object is bound to any graphics stage, then the [viewportCount](#) parameter in the last call to [vkCmdSetViewportSwizzleNV](#) **must** be greater than or equal to the [viewportCount](#) parameter in the last call to [vkCmdSetViewportWithCount](#)

- VUID-vkCmdDrawMeshTasksEXT-rasterizationSamples-07494

If the [VK_NV_framebuffer_mixed_samples](#) extension is enabled, and the [coverageReductionMode](#) feature is not enabled, or the [current value](#) of [coverageReductionMode](#) is not [VK_COVERAGE_REDUCTION_MODE_TRUNCATE_NV](#), and the [current value](#) of [rasterizationSamples](#) is greater than sample count of the color attachment, then [sample shading](#) **must** be disabled

- VUID-vkCmdDrawMeshTasksEXT-stippledLineEnable-07495

If the bound graphics pipeline state was created with the [VK_DYNAMIC_STATE_LINE_STIPPLE_ENABLE_EXT](#) or [VK_DYNAMIC_STATE_LINE_RASTERIZATION_MODE_EXT](#) dynamic states enabled, and if the current [stippledLineEnable](#) state is [VK_TRUE](#) and the current [lineRasterizationMode](#) state is [VK_LINE_RASTERIZATION_MODE_RECTANGULAR](#), then the [stippledRectangularLines](#) feature **must** be enabled

- VUID-vkCmdDrawMeshTasksEXT-stippledLineEnable-07496

If the bound graphics pipeline state was created with the [VK_DYNAMIC_STATE_LINE_STIPPLE_ENABLE_EXT](#) or [VK_DYNAMIC_STATE_LINE_RASTERIZATION_MODE_EXT](#) dynamic states enabled, and if the current [stippledLineEnable](#) state is [VK_TRUE](#) and the current [lineRasterizationMode](#) state is [VK_LINE_RASTERIZATION_MODE_BRESENHAM](#), then the [stippledBresenhamLines](#) feature **must** be enabled

- VUID-vkCmdDrawMeshTasksEXT-stippledLineEnable-07497

If the bound graphics pipeline state was created with the [VK_DYNAMIC_STATE_LINE_STIPPLE_ENABLE_EXT](#) or

`VK_DYNAMIC_STATE_LINE_RASTERIZATION_MODE_EXT` dynamic states enabled, and if the current `stippledLineEnable` state is `VK_TRUE` and the current `lineRasterizationMode` state is `VK_LINE_RASTERIZATION_MODE_RECTANGULAR_SMOOTH`, then the `stippledSmoothLines` feature **must** be enabled

- VUID-vkCmdDrawMeshTasksEXT-stippledLineEnable-07498

If the bound graphics pipeline state was created with the `VK_DYNAMIC_STATE_LINE_STIPPLE_ENABLE_EXT` or `VK_DYNAMIC_STATE_LINE_RASTERIZATION_MODE_EXT` dynamic states enabled, and if the current `stippledLineEnable` state is `VK_TRUE` and the current `lineRasterizationMode` state is `VK_LINE_RASTERIZATION_MODE_DEFAULT`, then the `stippledRectangularLines` feature **must** be enabled and `VkPhysicalDeviceLimits::strictLines` **must** be `VK_TRUE`

- VUID-vkCmdDrawMeshTasksEXT-stage-07073

If the bound pipeline was created with the `VkPipelineShaderStageCreateInfo::stage` member of an element of `VkGraphicsPipelineCreateInfo::pStages` set to `VK_SHADER_STAGE_VERTEX_BIT`, `VK_SHADER_STAGE_TESSELLATION_CONTROL_BIT`, `VK_SHADER_STAGE_TESSELLATION_EVALUATION_BIT` or `VK_SHADER_STAGE_GEOMETRY_BIT`, then `Mesh Shader Queries` **must** not be active

- VUID-vkCmdDrawMeshTasksEXT-None-08877

If a shader object is bound to the `VK_SHADER_STAGE_FRAGMENT_BIT` stage or a graphics pipeline is bound which was created with the `VK_DYNAMIC_STATE_ATTACHMENT_FEEDBACK_LOOP_ENABLE_EXT` dynamic state enabled, and the current value of `rasterizerDiscardEnable` is `VK_FALSE`, then `vkCmdSetAttachmentFeedbackLoopEnableEXT` **must** have been called and not subsequently `invalidated` in the current command buffer prior to this drawing command

- VUID-vkCmdDrawMeshTasksEXT-None-07850

If dynamic state was inherited from `VkCommandBufferInheritanceViewportScissorInfoNV`, it **must** be set in the current command buffer prior to this drawing command

- VUID-vkCmdDrawMeshTasksEXT-nextStage-10745

For each shader object bound to a graphics stage, except for shader object bound to the last graphics stage in the logical pipeline, it **must** have been created with a `nextStage` including the corresponding bit to the shader object bound to the following graphics stage in the logical pipeline

- VUID-vkCmdDrawMeshTasksEXT-None-08684

If there is no bound graphics pipeline, `vkCmdBindShadersEXT` **must** have been called in the current command buffer with `pStages` with an element of `VK_SHADER_STAGE_VERTEX_BIT`

- VUID-vkCmdDrawMeshTasksEXT-None-08685

If there is no bound graphics pipeline, and the `tessellationShader` feature is enabled, `vkCmdBindShadersEXT` **must** have been called in the current command buffer with `pStages` with an element of `VK_SHADER_STAGE_TESSELLATION_CONTROL_BIT`

- VUID-vkCmdDrawMeshTasksEXT-None-08686

If there is no bound graphics pipeline, and the `tessellationShader` feature is enabled, `vkCmdBindShadersEXT` **must** have been called in the current command buffer with `pStages` with an element of `VK_SHADER_STAGE_TESSELLATION_EVALUATION_BIT`

- VUID-vkCmdDrawMeshTasksEXT-None-08687
If there is no bound graphics pipeline, and the `geometryShader` feature is enabled, `vkCmdBindShadersEXT` **must** have been called in the current command buffer with `pStages` with an element of `VK_SHADER_STAGE_GEOMETRY_BIT`
- VUID-vkCmdDrawMeshTasksEXT-None-08688
If there is no bound graphics pipeline, `vkCmdBindShadersEXT` **must** have been called in the current command buffer with `pStages` with an element of `VK_SHADER_STAGE_FRAGMENT_BIT`
- VUID-vkCmdDrawMeshTasksEXT-None-08689
If there is no bound graphics pipeline, and the `taskShader` feature is enabled, `vkCmdBindShadersEXT` **must** have been called in the current command buffer with `pStages` with an element of `VK_SHADER_STAGE_TASK_BIT_EXT`
- VUID-vkCmdDrawMeshTasksEXT-None-08690
If there is no bound graphics pipeline, and the `meshShader` feature is enabled, `vkCmdBindShadersEXT` **must** have been called in the current command buffer with `pStages` with an element of `VK_SHADER_STAGE_MESH_BIT_EXT`
- VUID-vkCmdDrawMeshTasksEXT-None-08693
If there is no bound graphics pipeline, and at least one of the `taskShader` and `meshShader` features is enabled, one of the `VK_SHADER_STAGE_VERTEX_BIT` or `VK_SHADER_STAGE_MESH_BIT_EXT` stages **must** have a valid `VkShaderEXT` bound, and the other **must** have no `VkShaderEXT` bound
- VUID-vkCmdDrawMeshTasksEXT-None-08696
If there is no bound graphics pipeline, and a valid `VkShaderEXT` is bound to the `VK_SHADER_STAGE_VERTEX_BIT` stage, there **must** be no `VkShaderEXT` bound to either the `VK_SHADER_STAGE_TASK_BIT_EXT` stage or the `VK_SHADER_STAGE_MESH_BIT_EXT` stage
- VUID-vkCmdDrawMeshTasksEXT-None-08698
If any graphics shader is bound which was created with the `VK_SHADER_CREATE_LINK_STAGE_BIT_EXT` flag, then all shaders created with the `VK_SHADER_CREATE_LINK_STAGE_BIT_EXT` flag in the same `vkCreateShadersEXT` call **must** also be bound
- VUID-vkCmdDrawMeshTasksEXT-None-08699
If any graphics shader is bound which was created with the `VK_SHADER_CREATE_LINK_STAGE_BIT_EXT` flag, any stages in between stages whose shaders which did not create a shader with the `VK_SHADER_CREATE_LINK_STAGE_BIT_EXT` flag as part of the same `vkCreateShadersEXT` call **must** not have any `VkShaderEXT` bound
- VUID-vkCmdDrawMeshTasksEXT-None-08878
All bound graphics shader objects **must** have been created with identical or `identically defined` push constant ranges
- VUID-vkCmdDrawMeshTasksEXT-None-08879
All bound graphics shader objects **must** have either been created with the `VK_SHADER_CREATE_DESCRIPTOR_HEAP_BIT_EXT` flag set, or with identical or `identically defined` arrays of descriptor set layouts
- VUID-vkCmdDrawMeshTasksEXT-colorAttachmentCount-09372

If the current render pass instance was begun with `vkCmdBeginRendering` and a `VkRenderingInfo::colorAttachmentCount` equal to 1, a color attachment with a resolve mode of `VK_RESOLVE_MODE_EXTERNAL_FORMAT_DOWNSAMPLE_BIT_ANDROID`, and a fragment shader is bound, it **must** not declare the `DepthReplacing` or `StencilRefReplacingEXT` execution modes

- VUID-vkCmdDrawMeshTasksEXT-pDynamicStates-08715

If the bound graphics pipeline state includes a fragment shader stage, was created with `VK_DYNAMIC_STATE_DEPTH_WRITE_ENABLE` set in `VkPipelineDynamicStateCreateInfo::pDynamicStates`, and the fragment shader declares the `EarlyFragmentTests` execution mode and uses `OpDepthAttachmentReadEXT`, the `depthWriteEnable` parameter in the last call to `vkCmdSetDepthWriteEnable` **must** be `VK_FALSE`

- VUID-vkCmdDrawMeshTasksEXT-pDynamicStates-08716

If the bound graphics pipeline state includes a fragment shader stage, was created with `VK_DYNAMIC_STATE_STENCIL_WRITE_MASK` set in `VkPipelineDynamicStateCreateInfo::pDynamicStates`, and the fragment shader declares the `EarlyFragmentTests` execution mode and uses `OpStencilAttachmentReadEXT`, the `writeMask` parameter in the last call to `vkCmdSetStencilWriteMask` **must** be 0

- VUID-vkCmdDrawMeshTasksEXT-None-09116

If a shader object is bound to any graphics stage or the bound graphics pipeline was created with `VK_DYNAMIC_STATE_COLOR_WRITE_MASK_EXT`, and the format of any color attachment is `VK_FORMAT_E5B9G9R9_UFLOAT_PACK32`, the corresponding element of the `pColorWriteMasks` parameter of `vkCmdSetColorWriteMaskEXT` **must** either include all of `VK_COLOR_COMPONENT_R_BIT`, `VK_COLOR_COMPONENT_G_BIT`, and `VK_COLOR_COMPONENT_B_BIT`, or none of them

- VUID-vkCmdDrawMeshTasksEXT-maxFragmentDualSrcAttachments-09239

If `blending` is enabled for any attachment where either the source or destination blend factors for that attachment [use the secondary color input](#), the maximum value of `Location` for any output attachment [statically used](#) in the `Fragment Execution Model` executed by this command **must** be less than `maxFragmentDualSrcAttachments`

- VUID-vkCmdDrawMeshTasksEXT-None-09548

If the current render pass was begun with `vkCmdBeginRendering`, there is no shader object bound to any graphics stage, the value of each element of `VkRenderingAttachmentLocationInfo::pColorAttachmentLocations` in the bound pipeline **must** match the value for the corresponding locations set currently in the current render pass instance

- VUID-vkCmdDrawMeshTasksEXT-None-09549

If the current render pass was begun with `vkCmdBeginRendering`, and there is no shader object bound to any graphics stage, the value of each element of `VkRenderingInputAttachmentIndexInfo::pColorAttachmentInputIndices` in the bound pipeline **must** match the value for the corresponding index set currently in the current render pass instance

- VUID-vkCmdDrawMeshTasksEXT-None-10927

If the current render pass was begun with `vkCmdBeginRendering`, and there is no shader object bound to any graphics stage, the value of `VkRenderingInputAttachmentIndexInfo::pDepthInputAttachmentIndex` in the bound pipeline **must** match the value set currently in

the current render pass instance

- VUID-vkCmdDrawMeshTasksEXT-None-10928

If the current render pass was begun with [vkCmdBeginRendering](#), and there is no shader object bound to any graphics stage, the value of [VkRenderingInputAttachmentIndexInfo::pStencilInputAttachmentIndex](#) in the bound pipeline **must** match the value set currently in the current render pass instance

- VUID-vkCmdDrawMeshTasksEXT-None-09642

If the current render pass was begun with [vkCmdBeginRendering](#) with the [VK_RENDERING_ENABLE_LEGACY_DITHERING_BIT_EXT](#) flag, the bound graphics pipeline **must** have been created with [VK_PIPELINE_CREATE_2_ENABLE_LEGACY_DITHERING_BIT_EXT](#)

- VUID-vkCmdDrawMeshTasksEXT-None-09643

If the bound graphics pipeline was created with [VK_PIPELINE_CREATE_2_ENABLE_LEGACY_DITHERING_BIT_EXT](#), the current render pass **must** have begun with [vkCmdBeginRendering](#) with the [VK_RENDERING_ENABLE_LEGACY_DITHERING_BIT_EXT](#) flag

- VUID-vkCmdDrawMeshTasksEXT-None-10677

If the [per-tile execution model](#) is enabled, the [tileShadingPerTileDraw](#) feature **must** be enabled

- VUID-vkCmdDrawMeshTasksEXT-None-10772

If a shader object is bound to any graphics stage, *multiview* functionality **must** not be enabled in the current render pass

- VUID-vkCmdDrawMeshTasksEXT-multiviewPerViewViewports-12262

If the [multiviewPerViewViewports](#) feature is enabled, then the index of the most significant bit in current render pass instance [viewMask](#) **must** be less than the [current value](#) of [viewportCount](#)

- VUID-vkCmdDrawMeshTasksEXT-multiviewPerViewViewports-12263

If the [multiviewPerViewViewports](#) feature is enabled, then the index of the most significant bit in current render pass instance [viewMask](#) **must** be less than the [current value](#) of [scissorCount](#)

- VUID-vkCmdDrawMeshTasksEXT-flags-11521

If current render pass instance was begun with [vkCmdBeginRendering](#) with [VkRenderingInfo::flags](#) which includes [VK_RENDERING_FRAGMENT_REGION_BIT_EXT](#), and if [sample shading](#) is enabled (explicitly or implicitly), then the minimum fraction for sample shading **must** equal 0.0

- VUID-vkCmdDrawMeshTasksEXT-None-11522

If the current render pass instance was begun with [vkCmdBeginRendering](#) and contains a custom resolve, and the [dynamicRenderingUnusedAttachments](#) feature is not enabled, the graphics pipeline bound **must** have been created with a [VkCustomResolveCreateInfoEXT](#)

- VUID-vkCmdDrawMeshTasksEXT-None-11523

If the current render pass instance was begun with [vkCmdBeginRendering](#) and does not contain a custom resolve, and the [dynamicRenderingUnusedAttachments](#) feature is not enabled, the graphics pipeline bound **must** not have been created with a [VkCustomResolveCreateInfoEXT](#)

- VUID-vkCmdDrawMeshTasksEXT-customResolve-11524
If the current render pass instance was begun with `vkCmdBeginRendering` and `vkCmdBeginCustomResolveEXT` has been recorded in the render pass instance, the graphics pipeline bound **must** have been created with `VkCustomResolveCreateInfoEXT::customResolve` as `VK_TRUE`
- VUID-vkCmdDrawMeshTasksEXT-customResolve-11525
If the current render pass instance was begun with `vkCmdBeginRendering` and contains a custom resolve, and `vkCmdBeginCustomResolveEXT` has not been recorded in the render pass instance, the graphics pipeline bound **must** have been created with `VkCustomResolveCreateInfoEXT::customResolve` as `VK_FALSE`
- VUID-vkCmdDrawMeshTasksEXT-None-11861
If the `dynamicRenderingUnusedAttachments` feature is not enabled and the current render pass instance was begun with `vkCmdBeginRendering` and contains a custom resolve, the bound graphics pipeline **must** have been created with a `VkCustomResolveCreateInfoEXT::colorAttachmentCount` equal to `VkRenderingInfo::colorAttachmentCount`
- VUID-vkCmdDrawMeshTasksEXT-None-11862
If the `dynamicRenderingUnusedAttachments` feature is not enabled, and the current render pass instance was begun with `vkCmdBeginRendering`, it contains a custom resolve, and `VkRenderingInfo::colorAttachmentCount` greater than 0, then each element of the `VkRenderingInfo::pColorAttachments` array with an `resolveImageView` not equal to `VK_NULL_HANDLE` **must** have been created with a `VkFormat` equal to the corresponding element of `VkCustomResolveCreateInfoEXT::pColorAttachmentFormats` used to create the bound graphics pipeline
- VUID-vkCmdDrawMeshTasksEXT-None-11863
If the `dynamicRenderingUnusedAttachments` feature is not enabled, and the current render pass instance was begun with `vkCmdBeginRendering`, it contains a custom resolve, and `VkRenderingInfo::colorAttachmentCount` greater than 0, then each element of the `VkRenderingInfo::pColorAttachments` array with an `resolveImageView` equal to `VK_NULL_HANDLE` **must** have the corresponding element of `VkCustomResolveCreateInfoEXT::pColorAttachmentFormats` used to create the bound pipeline equal to `VK_FORMAT_UNDEFINED`
- VUID-vkCmdDrawMeshTasksEXT-dynamicRenderingUnusedAttachments-11864
If the `dynamicRenderingUnusedAttachments` feature is enabled, the current render pass instance was begun with `vkCmdBeginRendering`, it contains a custom resolve, and `VkRenderingInfo::colorAttachmentCount` greater than 0, then each element of the `VkRenderingInfo::pColorAttachments` array with an `resolveImageView` not equal to `VK_NULL_HANDLE` **must** have been created with a `VkFormat` equal to the corresponding element of `VkCustomResolveCreateInfoEXT::pColorAttachmentFormats` used to create the bound graphics pipeline, or the corresponding element of `VkCustomResolveCreateInfoEXT::pColorAttachmentFormats`, if it exists, **must** be `VK_FORMAT_UNDEFINED`
- VUID-vkCmdDrawMeshTasksEXT-None-11865
If the current render pass instance was begun with `vkCmdBeginRendering`, it contains a custom resolve, the `dynamicRenderingUnusedAttachments` feature is not enabled, and `VkRenderingInfo::pDepthAttachment->resolveImageView` was `VK_NULL_HANDLE`, the value

of `VkCustomResolveCreateInfoEXT::depthAttachmentFormat` used to create the bound graphics pipeline **must** be equal to `VK_FORMAT_UNDEFINED`

- VUID-vkCmdDrawMeshTasksEXT-None-11866

If current render pass instance was begun with `vkCmdBeginRendering`, it contains a custom resolve, the `dynamicRenderingUnusedAttachments` feature is not enabled, and `VkRenderingInfo::pDepthAttachment->resolveImageView` was not `VK_NULL_HANDLE`, the value of `VkCustomResolveCreateInfoEXT::depthAttachmentFormat` used to create the bound graphics pipeline **must** be equal to the `VkFormat` used to create `VkRenderingInfo::pDepthAttachment->resolveImageView`

- VUID-vkCmdDrawMeshTasksEXT-dynamicRenderingUnusedAttachments-11867

If the current render pass instance was begun with `vkCmdBeginRendering`, it contains a custom resolve, the `dynamicRenderingUnusedAttachments` feature is enabled, `VkRenderingInfo::pDepthAttachment->resolveImageView` was not `VK_NULL_HANDLE`, and the value of `VkCustomResolveCreateInfoEXT::depthAttachmentFormat` used to create the bound graphics pipeline was not equal to the `VkFormat` used to create `VkRenderingInfo::pDepthAttachment->resolveImageView`, the value of the format **must** be `VK_FORMAT_UNDEFINED`

- VUID-vkCmdDrawMeshTasksEXT-None-11868

If the current render pass instance was begun with `vkCmdBeginRendering`, it contains a custom resolve, the `dynamicRenderingUnusedAttachments` feature is not enabled, and `VkRenderingInfo::pStencilAttachment->resolveImageView` was `VK_NULL_HANDLE`, the value of `VkCustomResolveCreateInfoEXT::stencilAttachmentFormat` used to create the bound graphics pipeline **must** be equal to `VK_FORMAT_UNDEFINED`

- VUID-vkCmdDrawMeshTasksEXT-None-11869

If current render pass instance was begun with `vkCmdBeginRendering`, it contains a custom resolve, the `dynamicRenderingUnusedAttachments` feature is not enabled, and `VkRenderingInfo::pStencilAttachment->resolveImageView` was not `VK_NULL_HANDLE`, the value of `VkCustomResolveCreateInfoEXT::stencilAttachmentFormat` used to create the bound graphics pipeline **must** be equal to the `VkFormat` used to create `VkRenderingInfo::pStencilAttachment->resolveImageView`

- VUID-vkCmdDrawMeshTasksEXT-dynamicRenderingUnusedAttachments-11870

If the current render pass instance was begun with `vkCmdBeginRendering`, it contains a custom resolve, the `dynamicRenderingUnusedAttachments` feature is enabled, `VkRenderingInfo::pStencilAttachment->resolveImageView` was not `VK_NULL_HANDLE`, and the value of `VkCustomResolveCreateInfoEXT::stencilAttachmentFormat` used to create the bound graphics pipeline was not equal to the `VkFormat` used to create `VkRenderingInfo::pStencilAttachment->resolveImageView`, the value of the format **must** be `VK_FORMAT_UNDEFINED`

- VUID-vkCmdDrawMeshTasksEXT-colorAttachmentCount-11871

If the current render pass instance was begun with `vkCmdBeginRendering` with a `VkRenderingInfo::colorAttachmentCount` parameter greater than `0` and `vkCmdBeginCustomResolveEXT` has been recorded in the render pass instance, then for each element of the `VkRenderingInfo::pColorAttachments` array with a `resolveImageView` not equal to `VK_NULL_HANDLE`, the `resolveImageView` **must** have been created with a sample count equal to the value of `rasterizationSamples` for the bound graphics pipeline

- VUID-vkCmdDrawMeshTasksEXT-pDepthAttachment-11872
If the current render pass instance was begun with `vkCmdBeginRendering`, `vkCmdBeginCustomResolveEXT` has been recorded in the render pass instance, and `VkRenderingInfo::pDepthAttachment->resolveImageView` was not `VK_NULL_HANDLE`, the value of `rasterizationSamples` for the bound graphics pipeline **must** be equal to the sample count used to create `VkRenderingInfo::pDepthAttachment->resolveImageView`
- VUID-vkCmdDrawMeshTasksEXT-pStencilAttachment-11873
If the current render pass instance was begun with `vkCmdBeginRendering`, `vkCmdBeginCustomResolveEXT` has been recorded in the render pass instance, `VkRenderingInfo::pStencilAttachment->resolveImageView` was not `VK_NULL_HANDLE`, the value of `rasterizationSamples` for the bound graphics pipeline **must** be equal to the sample count used to create `VkRenderingInfo::pStencilAttachment->resolveImageView`
- VUID-vkCmdDrawMeshTasksEXT-customResolve-11529
If a shader object is bound to the fragment stage, the current render pass instance was begun with `vkCmdBeginRendering`, a fragment density map attachment is active, and `vkCmdBeginCustomResolveEXT` has been called, then the fragment shader object bound **must** have been created with `VkCustomResolveCreateInfoEXT::customResolve` as `VK_TRUE`
- VUID-vkCmdDrawMeshTasksEXT-customResolve-11530
If a shader object is bound to the fragment stage, the current render pass instance was begun with `vkCmdBeginRendering` and contains a custom resolve, a fragment density map attachment is active, and `vkCmdBeginCustomResolveEXT` has not yet been called, then the fragment shader object bound **must** have been created with `VkCustomResolveCreateInfoEXT::customResolve` as `VK_FALSE`
- VUID-vkCmdDrawMeshTasksEXT-flags-13361
If there are any shader objects bound that were created with `flags` that includes the `VK_SHADER_CREATE_INDEPENDENT_SETS_BIT_KHR` bit, then all bound shader objects **must** have been created with the `VK_SHADER_CREATE_INDEPENDENT_SETS_BIT_KHR` bit
- VUID-vkCmdDrawMeshTasksEXT-flags-13362
If there are any shader objects bound that were created with `flags` that includes the `VK_SHADER_CREATE_INDEPENDENT_SETS_BIT_KHR` bit, then the pipeline layout of the bound descriptor sets **must** have been created with `VK_PIPELINE_LAYOUT_CREATE_INDEPENDENT_SETS_BIT_EXT` set
- VUID-vkCmdDrawMeshTasksEXT-flags-13363
If there are any shader objects bound that were created with `flags` that includes the `VK_SHADER_CREATE_INDEPENDENT_SETS_BIT_KHR` bit, and any of the descriptor set layouts used to create the pipeline layout of the bound descriptor sets were created with any binding's `VkDescriptorSetLayoutBinding::stageFlags` set with `VK_SHADER_STAGE_VERTEX_BIT`, `VK_SHADER_STAGE_TESSELLATION_CONTROL_BIT`, `VK_SHADER_STAGE_TESSELLATION_EVALUATION_BIT` or `VK_SHADER_STAGE_GEOMETRY_BIT`, then there **must** be no binding with `VkDescriptorSetLayoutBinding::stageFlags` set with `VK_SHADER_STAGE_TASK_BIT_EXT` or `VK_SHADER_STAGE_MESH_BIT_EXT`
- VUID-vkCmdDrawMeshTasksEXT-flags-13364
If there are any shader objects bound that were created with `flags` that includes both the `VK_SHADER_CREATE_INDEPENDENT_SETS_BIT_KHR` and

VK_SHADER_CREATE_NO_TASK_SHADER_BIT_EXT bits, the pipeline layout of the bound descriptor sets **must** have been created with VK_PIPELINE_LAYOUT_CREATE_NO_TASK_SHADER_BIT_KHR set

- VUID-vkCmdDrawMeshTasksEXT-flags-13365

If there are any shader objects bound that were created with **flags** that includes both the VK_SHADER_CREATE_INDEPENDENT_SETS_BIT_KHR and VK_SHADER_CREATE_NO_TASK_SHADER_BIT_EXT bits, there **must** be no shader object bound to the VK_SHADER_STAGE_TASK_BIT_EXT stage

- VUID-vkCmdDrawMeshTasksEXT-stage-06480

The bound graphics pipeline **must** not have been created with the VkPipelineShaderStageCreateInfo::stage member of any element of VkGraphicsPipelineCreateInfo::pStages set to VK_SHADER_STAGE_VERTEX_BIT, VK_SHADER_STAGE_TESSELLATION_CONTROL_BIT, VK_SHADER_STAGE_TESSELLATION_EVALUATION_BIT or VK_SHADER_STAGE_GEOMETRY_BIT

- VUID-vkCmdDrawMeshTasksEXT-pStages-10680

If there is no bound graphics pipeline, vkCmdBindShadersEXT **must** not have last bound the pStages element of VK_SHADER_STAGE_VERTEX_BIT, VK_SHADER_STAGE_TESSELLATION_CONTROL_BIT, VK_SHADER_STAGE_TESSELLATION_EVALUATION_BIT or VK_SHADER_STAGE_GEOMETRY_BIT with a valid shader object other than VK_NULL_HANDLE

- VUID-vkCmdDrawMeshTasksEXT-None-07074

Transform Feedback Queries **must** not be active

- VUID-vkCmdDrawMeshTasksEXT-None-07075

Primitives Generated Queries **must** not be active

- VUID-vkCmdDrawMeshTasksEXT-pipelineStatistics-07076

The pipelineStatistics member used to create any active Pipeline Statistics Query **must** not contain VK_QUERY_PIPELINE_STATISTIC_INPUT_ASSEMBLY_VERTICES_BIT, VK_QUERY_PIPELINE_STATISTIC_INPUT_ASSEMBLY_PRIMITIVES_BIT, VK_QUERY_PIPELINE_STATISTIC_VERTEX_SHADER_INVOCATIONS_BIT, VK_QUERY_PIPELINE_STATISTIC_GEOMETRY_SHADER_INVOCATIONS_BIT, VK_QUERY_PIPELINE_STATISTIC_GEOMETRY_SHADER_PRIMITIVES_BIT, VK_QUERY_PIPELINE_STATISTIC_CLIPPING_INVOCATIONS_BIT, VK_QUERY_PIPELINE_STATISTIC_CLIPPING_PRIMITIVES_BIT, VK_QUERY_PIPELINE_STATISTIC_TESSELLATION_CONTROL_SHADER_PATCHES_BIT, or VK_QUERY_PIPELINE_STATISTIC_TESSELLATION_EVALUATION_SHADER_INVOCATIONS_BIT

- VUID-vkCmdDrawMeshTasksEXT-None-08694

If there is no bound graphics pipeline, and both the taskShader and meshShader features are enabled, and a valid VkShaderEXT is bound to the VK_SHADER_STAGE_MESH_BIT_EXT stage, and that VkShaderEXT was created without the VK_SHADER_CREATE_NO_TASK_SHADER_BIT_EXT flag, a valid VkShaderEXT **must** be bound to the VK_SHADER_STAGE_TASK_BIT_EXT stage

- VUID-vkCmdDrawMeshTasksEXT-None-08695
If there is no bound graphics pipeline, and both the `taskShader` and `meshShader` features are enabled, and a valid `VkShaderEXT` is bound to the `VK_SHADER_STAGE_MESH_BIT_EXT` stage, and that `VkShaderEXT` was created with the `VK_SHADER_CREATE_NO_TASK_SHADER_BIT_EXT` flag, there **must** be no `VkShaderEXT` bound to the `VK_SHADER_STAGE_TASK_BIT_EXT` stage
- VUID-vkCmdDrawMeshTasksEXT-TaskEXT-07322
If the current pipeline bound to `VK_PIPELINE_BIND_POINT_GRAPHICS` contains a shader using the `TaskEXT Execution Model`, `groupCountX` **must** be less than or equal to `VkPhysicalDeviceMeshShaderPropertiesEXT::maxTaskWorkGroupCount[0]`
- VUID-vkCmdDrawMeshTasksEXT-TaskEXT-07323
If the current pipeline bound to `VK_PIPELINE_BIND_POINT_GRAPHICS` contains a shader using the `TaskEXT Execution Model`, `groupCountY` **must** be less than or equal to `VkPhysicalDeviceMeshShaderPropertiesEXT::maxTaskWorkGroupCount[1]`
- VUID-vkCmdDrawMeshTasksEXT-TaskEXT-07324
If the current pipeline bound to `VK_PIPELINE_BIND_POINT_GRAPHICS` contains a shader using the `TaskEXT Execution Model`, `groupCountZ` **must** be less than or equal to `VkPhysicalDeviceMeshShaderPropertiesEXT::maxTaskWorkGroupCount[2]`
- VUID-vkCmdDrawMeshTasksEXT-TaskEXT-07325
If the current pipeline bound to `VK_PIPELINE_BIND_POINT_GRAPHICS` contains a shader using the `TaskEXT Execution Model`, The product of `groupCountX`, `groupCountY` and `groupCountZ` **must** be less than or equal to `VkPhysicalDeviceMeshShaderPropertiesEXT::maxTaskWorkGroupTotalCount`
- VUID-vkCmdDrawMeshTasksEXT-TaskEXT-07326
If the current pipeline bound to `VK_PIPELINE_BIND_POINT_GRAPHICS` does not contain a shader using the `TaskEXT Execution Model`, `groupCountX` **must** be less than or equal to `VkPhysicalDeviceMeshShaderPropertiesEXT::maxMeshWorkGroupCount[0]`
- VUID-vkCmdDrawMeshTasksEXT-TaskEXT-07327
If the current pipeline bound to `VK_PIPELINE_BIND_POINT_GRAPHICS` does not contain a shader using the `TaskEXT Execution Model`, `groupCountY` **must** be less than or equal to `VkPhysicalDeviceMeshShaderPropertiesEXT::maxMeshWorkGroupCount[1]`
- VUID-vkCmdDrawMeshTasksEXT-TaskEXT-07328
If the current pipeline bound to `VK_PIPELINE_BIND_POINT_GRAPHICS` does not contain a shader using the `TaskEXT Execution Model`, `groupCountZ` **must** be less than or equal to `VkPhysicalDeviceMeshShaderPropertiesEXT::maxMeshWorkGroupCount[2]`
- VUID-vkCmdDrawMeshTasksEXT-TaskEXT-07329
If the current pipeline bound to `VK_PIPELINE_BIND_POINT_GRAPHICS` does not contain a shader using the `TaskEXT Execution Model`, The product of `groupCountX`, `groupCountY` and `groupCountZ` **must** be less than or equal to `VkPhysicalDeviceMeshShaderPropertiesEXT::maxMeshWorkGroupTotalCount`
- VUID-vkCmdDrawMeshTasksEXT-MeshEXT-07087
The current pipeline bound to `VK_PIPELINE_BIND_POINT_GRAPHICS` **must** contain a shader stage using the `MeshEXT Execution Model`

Valid Usage (Implicit)

- VUID-vkCmdDrawMeshTasksEXT-commandBuffer-parameter
`commandBuffer` **must** be a valid `VkCommandBuffer` handle
- VUID-vkCmdDrawMeshTasksEXT-commandBuffer-recording
`commandBuffer` **must** be in the `recording` state
- VUID-vkCmdDrawMeshTasksEXT-commandBuffer-cmdpool
The `VkCommandPool` that `commandBuffer` was allocated from **must** support `VK_QUEUE_GRAPHICS_BIT` operations
- VUID-vkCmdDrawMeshTasksEXT-renderpass
This command **must** only be called inside of a render pass instance
- VUID-vkCmdDrawMeshTasksEXT-suspended
This command **must** not be called between suspended render pass instances
- VUID-vkCmdDrawMeshTasksEXT-videocoding
This command **must** only be called outside of a video coding scope

Host Synchronization

- Host access to `commandBuffer` **must** be externally synchronized
- Host access to the `VkCommandPool` that `commandBuffer` was allocated from **must** be externally synchronized

Command Properties

Command Buffer Levels	Render Pass Scope	Video Coding Scope	Supported Queue Types	Command Type
Primary Secondary	Inside	Outside	VK_QUEUE_GRAPHICS_BIT VK_QUEUE_VIDEO_CODING_BIT	Action

Conditional Rendering

`vkCmdDrawMeshTasksEXT` is affected by [conditional rendering](#)

To record an indirect mesh tasks drawing command, call:

```
// Provided by VK_KHR_device_address_commands with VK_EXT_mesh_shader
void vkCmdDrawMeshTasksIndirect2EXT(
    VkCommandBuffer                                commandBuffer,
    const VkDrawIndirect2InfoKHR*                   pInfo);
```


- `commandBuffer` is the command buffer into which the command is recorded.
- `pInfo` is a pointer to a `VkDrawIndirect2InfoKHR` structure defining parameters of this command.

`vkCmdDrawMeshTasksIndirect2EXT` behaves similarly to `vkCmdDrawMeshTasksEXT` except that the parameters are read by the device from an address range during execution. `pInfo->drawCount` draws are executed by the command, with parameters taken from `pInfo->addressRange` starting at `addressRange.address` and increasing by `addressRange.stride` bytes for each successive draw. The parameters of each draw are encoded in an array of `VkDrawMeshTasksIndirectCommandEXT` structures.

Valid Usage

- VUID-vkCmdDrawMeshTasksIndirect2EXT-magFilter-04553
If a `VkSampler` created with `magFilter` or `minFilter` equal to `VK_FILTER_LINEAR`, `reductionMode` equal to `VK_SAMPLER_REDUCTION_MODE_WEIGHTED_AVERAGE`, and `compareEnable` equal to `VK_FALSE` is used to sample a `VkImageView` as a result of this command, then the image view's `format features` **must** contain `VK_FORMAT_FEATURE_SAMPLED_IMAGE_FILTER_LINEAR_BIT`
- VUID-vkCmdDrawMeshTasksIndirect2EXT-magFilter-09598
If a `VkSampler` created with `magFilter` or `minFilter` equal to `VK_FILTER_LINEAR` and `reductionMode` equal to either `VK_SAMPLER_REDUCTION_MODE_MIN` or `VK_SAMPLER_REDUCTION_MODE_MAX` is used to sample a `VkImageView` as a result of this command, then the image view's `format features` **must** contain `VK_FORMAT_FEATURE_SAMPLED_IMAGE_FILTER_MINMAX_BIT`
- VUID-vkCmdDrawMeshTasksIndirect2EXT-mipmapMode-04770
If a `VkSampler` created with `mipmapMode` equal to `VK_SAMPLER_MIPMAP_MODE_LINEAR`, `reductionMode` equal to `VK_SAMPLER_REDUCTION_MODE_WEIGHTED_AVERAGE`, and `compareEnable` equal to `VK_FALSE` is used to sample a `VkImageView` as a result of this command, then the image view's `format features` **must** contain `VK_FORMAT_FEATURE_SAMPLED_IMAGE_FILTER_LINEAR_BIT`
- VUID-vkCmdDrawMeshTasksIndirect2EXT-mipmapMode-09599
If a `VkSampler` created with `mipmapMode` equal to `VK_SAMPLER_MIPMAP_MODE_LINEAR` and `reductionMode` equal to either `VK_SAMPLER_REDUCTION_MODE_MIN` or `VK_SAMPLER_REDUCTION_MODE_MAX` is used to sample a `VkImageView` as a result of this command, then the image view's `format features` **must** contain `VK_FORMAT_FEATURE_SAMPLED_IMAGE_FILTER_MINMAX_BIT`
- VUID-vkCmdDrawMeshTasksIndirect2EXT-unnormalizedCoordinates-09635
If a `VkSampler` created with `unnormalizedCoordinates` equal to `VK_TRUE` is used to sample a `VkImageView` as a result of this command, then the image view's `levelCount` and `layerCount` **must** be 1
- VUID-vkCmdDrawMeshTasksIndirect2EXT-None-08609
If a `VkSampler` created with `unnormalizedCoordinates` equal to `VK_TRUE` is used to sample a `VkImageView` as a result of this command, then the image view's `viewType` **must** be `VK_IMAGE_VIEW_TYPE_1D` or `VK_IMAGE_VIEW_TYPE_2D`

- VUID-vkCmdDrawMeshTasksIndirect2EXT-None-08610
If a `VkSampler` created with `unnormalizedCoordinates` equal to `VK_TRUE` is used to sample a `VkImageView` as a result of this command, then the sampler **must** not be used with any of the SPIR-V `OpImageSample*` or `OpImageSparseSample*` instructions with `ImplicitLod`, `Dref` or `Proj` in their name
- VUID-vkCmdDrawMeshTasksIndirect2EXT-None-08611
If a `VkSampler` created with `unnormalizedCoordinates` equal to `VK_TRUE` is used to sample a `VkImageView` as a result of this command, then the sampler **must** not be used with any of the SPIR-V `OpImageSample*` or `OpImageSparseSample*` instructions that includes a LOD bias or any offset values
- VUID-vkCmdDrawMeshTasksIndirect2EXT-None-06479
If a `VkImageView` is sampled with `depth comparison`, the image view's `format features` **must** contain `VK_FORMAT_FEATURE_2_SAMPLED_IMAGE_DEPTH_COMPARISON_BIT`
- VUID-vkCmdDrawMeshTasksIndirect2EXT-None-02691
If a `VkImageView` is accessed using atomic operations as a result of this command, then the image view's `format features` **must** contain `VK_FORMAT_FEATURE_STORAGE_IMAGE_ATOMIC_BIT`
- VUID-vkCmdDrawMeshTasksIndirect2EXT-None-07888
If a `VK_DESCRIPTOR_TYPE_STORAGE_TEXEL_BUFFER` descriptor is accessed using atomic operations as a result of this command, then the storage texel buffer's `format features` **must** contain `VK_FORMAT_FEATURE_STORAGE_TEXEL_BUFFER_ATOMIC_BIT`
- VUID-vkCmdDrawMeshTasksIndirect2EXT-None-02692
If a `VkImageView` is sampled with `VK_FILTER_CUBIC_EXT` as a result of this command, then the image view's `format features` **must** contain `VK_FORMAT_FEATURE_SAMPLED_IMAGE_FILTER_CUBIC_BIT_EXT`
- VUID-vkCmdDrawMeshTasksIndirect2EXT-None-02693
If the `VK_EXT_filter_cubic` extension is not enabled and any `VkImageView` is sampled with `VK_FILTER_CUBIC_EXT` as a result of this command, it **must** not have a `VkImageViewType` of `VK_IMAGE_VIEW_TYPE_3D`, `VK_IMAGE_VIEW_TYPE_CUBE`, or `VK_IMAGE_VIEW_TYPE_CUBE_ARRAY`
- VUID-vkCmdDrawMeshTasksIndirect2EXT-filterCubic-02694
Any `VkImageView` being sampled with `VK_FILTER_CUBIC_EXT` as a result of this command **must** have a `VkImageViewType` and format that supports cubic filtering, as specified by `VkFilterCubicImageViewImageFormatPropertiesEXT::filterCubic` returned by `vkGetPhysicalDeviceImageFormatProperties2`
- VUID-vkCmdDrawMeshTasksIndirect2EXT-filterCubicMinmax-02695
Any `VkImageView` being sampled with `VK_FILTER_CUBIC_EXT` with a reduction mode of either `VK_SAMPLER_REDUCTION_MODE_MIN` or `VK_SAMPLER_REDUCTION_MODE_MAX` as a result of this command **must** have a `VkImageViewType` and format that supports cubic filtering together with minmax filtering, as specified by `VkFilterCubicImageViewImageFormatPropertiesEXT::filterCubicMinmax` returned by `vkGetPhysicalDeviceImageFormatProperties2`
- VUID-vkCmdDrawMeshTasksIndirect2EXT-cubicRangeClamp-09212
If the `cubicRangeClamp` feature is not enabled, then any `VkImageView` being sampled with

VK_FILTER_CUBIC_EXT as a result of this command **must** not have a VkSamplerReductionModeCreateInfo::reductionMode equal to VK_SAMPLER_REDUCTION_MODE_WEIGHTED_AVERAGE_RANGECLAMP_QCOM

- VUID-vkCmdDrawMeshTasksIndirect2EXT-reductionMode-09213

Any VkImageView being sampled with a VkSamplerReductionModeCreateInfo::reductionMode equal to VK_SAMPLER_REDUCTION_MODE_WEIGHTED_AVERAGE_RANGECLAMP_QCOM as a result of this command **must** sample with VK_FILTER_CUBIC_EXT

- VUID-vkCmdDrawMeshTasksIndirect2EXT-selectableCubicWeights-09214

If the selectableCubicWeights feature is not enabled, then any VkImageView being sampled with VK_FILTER_CUBIC_EXT as a result of this command **must** have VkSamplerCubicWeightsCreateInfoQCOM::cubicWeights equal to VK_CUBIC_FILTER_WEIGHTS_CATMULL_ROM_QCOM

- VUID-vkCmdDrawMeshTasksIndirect2EXT-flags-02696

Any VkImage created with a VkImageCreateInfo::flags containing VK_IMAGE_CREATE_CORNER_SAMPLED_BIT_NV sampled as a result of this command **must** only be sampled using a VkSamplerAddressMode of VK_SAMPLER_ADDRESS_MODE_CLAMP_TO_EDGE

- VUID-vkCmdDrawMeshTasksIndirect2EXT-OpTypeImage-07027

For any VkImageView being written as a storage image where the image format field of the OpTypeImage is Unknown, the view's format features **must** contain VK_FORMAT_FEATURE_2_STORAGE_WRITE_WITHOUT_FORMAT_BIT

- VUID-vkCmdDrawMeshTasksIndirect2EXT-OpTypeImage-07028

For any VkImageView being read as a storage image where the image format field of the OpTypeImage is Unknown, the view's format features **must** contain VK_FORMAT_FEATURE_2_STORAGE_READ_WITHOUT_FORMAT_BIT

- VUID-vkCmdDrawMeshTasksIndirect2EXT-OpTypeImage-07029

For any VkBufferView being written as a storage texel buffer where the image format field of the OpTypeImage is Unknown, the view's buffer features **must** contain VK_FORMAT_FEATURE_2_STORAGE_WRITE_WITHOUT_FORMAT_BIT

- VUID-vkCmdDrawMeshTasksIndirect2EXT-OpTypeImage-07030

Any VkBufferView being read as a storage texel buffer where the image format field of the OpTypeImage is Unknown then the view's buffer features **must** contain VK_FORMAT_FEATURE_2_STORAGE_READ_WITHOUT_FORMAT_BIT

- VUID-vkCmdDrawMeshTasksIndirect2EXT-None-08600

If a bound shader was created with a pipeline layout and statically uses a set n , a descriptor set **must** have been bound to n at the same pipeline bind point, with layouts compatible for set n with the layout(s) used to create the shader, as described in Pipeline Layout Compatibility

- VUID-vkCmdDrawMeshTasksIndirect2EXT-None-08601

If a bound shader was created with a pipeline layout or specified push constant ranges and statically uses a push constant value, that value **must** have been set for the same pipeline bind point, with push constant ranges that are compatible with the push constant range used to create the shader

- VUID-vkCmdDrawMeshTasksIndirect2EXT-None-10068
For each array of resources that is used by a [bound shader](#), the indices used to access members of the array **must** be less than the descriptor count for the identified binding in the descriptor sets used by this command
- VUID-vkCmdDrawMeshTasksIndirect2EXT-None-08114
Descriptors in each bound descriptor set, specified via [vkCmdBindDescriptorSets](#), **must** be valid if they are accessed as described by [descriptor validity](#) by the [VkPipeline](#) bound to the pipeline bind point used by this command and the bound [VkPipeline](#) was not created with [VK_PIPELINE_CREATE_DESCRIPTOR_BUFFER_BIT_EXT](#)
- VUID-vkCmdDrawMeshTasksIndirect2EXT-imageLayout-00344
If an image descriptor is accessed by a shader, the [VkImageLayout](#) **must** match the subresource accessible from the [VkImageView](#) as defined by the [image layout matching rules](#)
- VUID-vkCmdDrawMeshTasksIndirect2EXT-None-08115
If the descriptors used by the [VkPipeline](#) bound to the pipeline bind point were specified via [vkCmdBindDescriptorSets](#), the bound [VkPipeline](#) **must** have been created without [VK_PIPELINE_CREATE_DESCRIPTOR_BUFFER_BIT_EXT](#)
- VUID-vkCmdDrawMeshTasksIndirect2EXT-None-08116
Descriptors in bound descriptor buffers, specified via [vkCmdSetDescriptorBufferOffsetsEXT](#), **must** be valid if they are dynamically used by the [VkPipeline](#) bound to the pipeline bind point used by this command and the bound [VkPipeline](#) was created with [VK_PIPELINE_CREATE_DESCRIPTOR_BUFFER_BIT_EXT](#)
- VUID-vkCmdDrawMeshTasksIndirect2EXT-None-08604
Descriptors in bound descriptor buffers, specified via [vkCmdSetDescriptorBufferOffsetsEXT](#), **must** be valid if they are dynamically used by any [VkShaderEXT](#) bound to a stage corresponding to the pipeline bind point used by this command
- VUID-vkCmdDrawMeshTasksIndirect2EXT-None-08117
If the descriptors used by the [VkPipeline](#) bound to the pipeline bind point were specified via [vkCmdSetDescriptorBufferOffsetsEXT](#), the bound [VkPipeline](#) **must** have been created with [VK_PIPELINE_CREATE_DESCRIPTOR_BUFFER_BIT_EXT](#)
- VUID-vkCmdDrawMeshTasksIndirect2EXT-None-08119
If a descriptor is dynamically used with a [VkPipeline](#) created with [VK_PIPELINE_CREATE_DESCRIPTOR_BUFFER_BIT_EXT](#), the descriptor memory **must** be resident
- VUID-vkCmdDrawMeshTasksIndirect2EXT-None-08605
If a descriptor is dynamically used with a [VkShaderEXT](#) created with a [VkDescriptorSetLayout](#) that was created with [VK_DESCRIPTOR_SET_LAYOUT_CREATE_DESCRIPTOR_BUFFER_BIT_EXT](#), the descriptor memory **must** be resident
- VUID-vkCmdDrawMeshTasksIndirect2EXT-None-08606
If the [shaderObject](#) feature is not enabled, a valid pipeline **must** be bound to the pipeline bind point used by this command
- VUID-vkCmdDrawMeshTasksIndirect2EXT-None-08608

If a pipeline is bound to the pipeline bind point used by this command, there **must** not have been any calls to dynamic state setting commands for any state specified statically in the [VkPipeline](#) object bound to the pipeline bind point used by this command, since that pipeline was bound

- VUID-vkCmdDrawMeshTasksIndirect2EXT-uniformBuffers-06935

If any stage of the [VkPipeline](#) object bound to the pipeline bind point used by this command accesses a uniform buffer, and that stage was created without enabling either [VK_PIPELINE_ROBUSTNESS_BUFFER_BEHAVIOR_ROBUST_BUFFER_ACCESS](#) or [VK_PIPELINE_ROBUSTNESS_BUFFER_BEHAVIOR_ROBUST_BUFFER_ACCESS_2](#) for [uniformBuffers](#), and the [robustBufferAccess](#) feature is not enabled, that stage **must** not access values outside of the range of the buffer as specified in the descriptor set bound to the same pipeline bind point

- VUID-vkCmdDrawMeshTasksIndirect2EXT-None-08612

If the [robustBufferAccess](#) feature is not enabled, and any [VkShaderEXT](#) bound to a stage corresponding to the pipeline bind point used by this command accesses a uniform buffer, it **must** not access values outside of the range of the buffer as specified in the descriptor set bound to the same pipeline bind point

- VUID-vkCmdDrawMeshTasksIndirect2EXT-storageBuffers-06936

If any stage of the [VkPipeline](#) object bound to the pipeline bind point used by this command accesses a storage buffer, and that stage was created without enabling either [VK_PIPELINE_ROBUSTNESS_BUFFER_BEHAVIOR_ROBUST_BUFFER_ACCESS](#) or [VK_PIPELINE_ROBUSTNESS_BUFFER_BEHAVIOR_ROBUST_BUFFER_ACCESS_2](#) for [storageBuffers](#), and the [robustBufferAccess](#) feature is not enabled, that stage **must** not access values outside of the range of the buffer as specified in the descriptor set bound to the same pipeline bind point

- VUID-vkCmdDrawMeshTasksIndirect2EXT-None-08613

If the [robustBufferAccess](#) feature is not enabled, and any [VkShaderEXT](#) bound to a stage corresponding to the pipeline bind point used by this command accesses a storage buffer, it **must** not access values outside of the range of the buffer as specified in the descriptor set bound to the same pipeline bind point

- VUID-vkCmdDrawMeshTasksIndirect2EXT-commandBuffer-02707

If [commandBuffer](#) is an unprotected command buffer and [protectedNoFault](#) is not supported, any resource accessed by [bound shaders](#) **must** not be a protected resource

- VUID-vkCmdDrawMeshTasksIndirect2EXT-viewType-07752

If a [VkImageView](#) is accessed as a result of this command, then the image view's [viewType](#) **must** match the [Dim](#) operand of the [OpTypeImage](#) as described in [Compatibility Between SPIR-V Image Dimensions and Vulkan ImageView Types](#)

- VUID-vkCmdDrawMeshTasksIndirect2EXT-format-07753

If a [VkImageView](#) or [VkBufferView](#) is accessed as a result of this command, then the [numeric type](#) of the view's [format](#) and the [Sampled Type](#) operand of the [OpTypeImage](#) **must** match

- VUID-vkCmdDrawMeshTasksIndirect2EXT-OpImageWrite-08795

If a [VkImageView](#) created with a format other than [VK_FORMAT_A8_UNORM](#) is accessed using [OpImageWrite](#) as a result of this command, then the [Type](#) of the [Texel](#) operand of that instruction **must** have at least as many components as the image view's format

- VUID-vkCmdDrawMeshTasksIndirect2EXT-OpImageWrite-08796
If a `VkImageView` created with the format `VK_FORMAT_A8_UNORM` is accessed using `OpImageWrite` as a result of this command, then the `Type` of the `Texel` operand of that instruction **must** have four components
- VUID-vkCmdDrawMeshTasksIndirect2EXT-OpImageWrite-04469
If a `VkBufferView` is accessed using `OpImageWrite` as a result of this command, then the `Type` of the `Texel` operand of that instruction **must** have at least as many components as the buffer view's format
- VUID-vkCmdDrawMeshTasksIndirect2EXT-SampledType-04470
If a `VkImageView` with a `VkFormat` that has a 64-bit component width is accessed as a result of this command, the `SampledType` of the `OpTypeImage` operand of that instruction **must** have a `Width` of 64
- VUID-vkCmdDrawMeshTasksIndirect2EXT-SampledType-04471
If a `VkImageView` with a `VkFormat` that has a component width less than 64-bit is accessed as a result of this command, the `SampledType` of the `OpTypeImage` operand of that instruction **must** have a `Width` of 32
- VUID-vkCmdDrawMeshTasksIndirect2EXT-SampledType-04472
If a `VkBufferView` with a `VkFormat` that has a 64-bit component width is accessed as a result of this command, the `SampledType` of the `OpTypeImage` operand of that instruction **must** have a `Width` of 64
- VUID-vkCmdDrawMeshTasksIndirect2EXT-SampledType-04473
If a `VkBufferView` with a `VkFormat` that has a component width less than 64-bit is accessed as a result of this command, the `SampledType` of the `OpTypeImage` operand of that instruction **must** have a `Width` of 32
- VUID-vkCmdDrawMeshTasksIndirect2EXT-sparseImageInt64Atomics-04474
If the `sparseImageInt64Atomics` feature is not enabled, `VkImage` objects created with the `VK_IMAGE_CREATE_SPARSE_RESIDENCY_BIT` flag **must** not be accessed by atomic instructions through an `OpTypeImage` with a `SampledType` with a `Width` of 64 by this command
- VUID-vkCmdDrawMeshTasksIndirect2EXT-sparseImageInt64Atomics-04475
If the `sparseImageInt64Atomics` feature is not enabled, `VkBuffer` objects created with the `VK_BUFFER_CREATE_SPARSE_RESIDENCY_BIT` flag **must** not be accessed by atomic instructions through an `OpTypeImage` with a `SampledType` with a `Width` of 64 by this command
- VUID-vkCmdDrawMeshTasksIndirect2EXT-OpImageSampleWeightedQCOM-06971
If `OpImageSampleWeightedQCOM` is used to sample a `VkImageView` as a result of this command, then the image view's `format features` **must** contain `VK_FORMAT_FEATURE_2_WEIGHT_SAMPLED_IMAGE_BIT_QCOM`
- VUID-vkCmdDrawMeshTasksIndirect2EXT-OpImageSampleWeightedQCOM-06972
If `OpImageSampleWeightedQCOM` uses a `VkImageView` as a sample weight image as a result of this command, then the image view's `format features` **must** contain `VK_FORMAT_FEATURE_2_WEIGHT_IMAGE_BIT_QCOM`
- VUID-vkCmdDrawMeshTasksIndirect2EXT-OpImageBoxFilterQCOM-06973
If `OpImageBoxFilterQCOM` is used to sample a `VkImageView` as a result of this command,

then the image view's format features **must** contain `VK_FORMAT_FEATURE_2_BOX_FILTER_SAMPLED_BIT_QCOM`

- VUID-vkCmdDrawMeshTasksIndirect2EXT-OpImageBlockMatchSSDQCOM-06974
If `OpImageBlockMatchSSDQCOM` is used to read from an `VkImageView` as a result of this command, then the image view's format features **must** contain `VK_FORMAT_FEATURE_2_BLOCK_MATCHING_BIT_QCOM`
- VUID-vkCmdDrawMeshTasksIndirect2EXT-OpImageBlockMatchSADQCOM-06975
If `OpImageBlockMatchSADQCOM` is used to read from an `VkImageView` as a result of this command, then the image view's format features **must** contain `VK_FORMAT_FEATURE_2_BLOCK_MATCHING_BIT_QCOM`
- VUID-vkCmdDrawMeshTasksIndirect2EXT-OpImageBlockMatchSADQCOM-06976
If `OpImageBlockMatchSADQCOM` or `OpImageBlockMatchSSDQCOM` is used to read from a reference image as result of this command, then the specified reference coordinates **must** not fail `integer texel coordinate validation`
- VUID-vkCmdDrawMeshTasksIndirect2EXT-OpImageSampleWeightedQCOM-06977
If `OpImageSampleWeightedQCOM`, `OpImageBoxFilterQCOM`, `OpImageBlockMatchWindowSSDQCOM`, `OpImageBlockMatchWindowSADQCOM`, `OpImageBlockMatchGatherSSDQCOM`, `OpImageBlockMatchGatherSADQCOM`, `OpImageBlockMatchSSDQCOM`, or `OpImageBlockMatchSADQCOM` uses a `VkSampler` as a result of this command, then the sampler **must** have been created with `VK_SAMPLER_CREATE_IMAGE_PROCESSING_BIT_QCOM`
- VUID-vkCmdDrawMeshTasksIndirect2EXT-OpImageSampleWeightedQCOM-06978
If any command other than `OpImageSampleWeightedQCOM`, `OpImageBoxFilterQCOM`, `OpImageBlockMatchWindowSSDQCOM`, `OpImageBlockMatchWindowSADQCOM`, `OpImageBlockMatchGatherSSDQCOM`, `OpImageBlockMatchGatherSADQCOM`, `OpImageBlockMatchSSDQCOM`, or `OpImageBlockMatchSADQCOM` uses a `VkSampler` as a result of this command, then the sampler **must** not have been created with `VK_SAMPLER_CREATE_IMAGE_PROCESSING_BIT_QCOM`
- VUID-vkCmdDrawMeshTasksIndirect2EXT-OpImageBlockMatchWindow-09215
If a `OpImageBlockMatchWindow*QCOM` or `OpImageBlockMatchGather*QCOM` instruction is used to read from an `VkImageView` as a result of this command, then the image view's format features **must** contain `VK_FORMAT_FEATURE_2_BLOCK_MATCHING_BIT_QCOM`
- VUID-vkCmdDrawMeshTasksIndirect2EXT-OpImageBlockMatchWindow-09216
If a `OpImageBlockMatchWindow*QCOM` or `OpImageBlockMatchGather*QCOM` instruction is used to read from an `VkImageView` as a result of this command, then the image view's format **must** be a single-component format
- VUID-vkCmdDrawMeshTasksIndirect2EXT-OpImageBlockMatchWindow-09217
If a `OpImageBlockMatchWindow*QCOM` or `OpImageBlockMatchGather*QCOM` read from a reference image as result of this command, then the specified reference coordinates **must** not fail `integer texel coordinate validation`
- VUID-vkCmdDrawMeshTasksIndirect2EXT-None-07288
Any shader invocation executed by this command **must** `terminate`
- VUID-vkCmdDrawMeshTasksIndirect2EXT-None-09600
If a descriptor with type equal to any of `VK_DESCRIPTOR_TYPE_SAMPLE_WEIGHT_IMAGE_QCOM`,

VK_DESCRIPTOR_TYPE_BLOCK_MATCH_IMAGE_QCOM, VK_DESCRIPTOR_TYPE_SAMPLED_IMAGE, VK_DESCRIPTOR_TYPE_STORAGE_IMAGE, or VK_DESCRIPTOR_TYPE_INPUT_ATTACHMENT is accessed as a result of this command, all image subresources identified by that descriptor **must** be in the image layout identified when the descriptor was written

- VUID-vkCmdDrawMeshTasksIndirect2EXT-commandBuffer-10746

The `VkDeviceMemory` object allocated from a `VkMemoryHeap` with the `VK_MEMORY_HEAP_TILE_MEMORY_BIT_QCOM` property that is bound to a resource accessed as a result of this command **must** be the active bound `bound tile memory object` in `commandBuffer`

- VUID-vkCmdDrawMeshTasksIndirect2EXT-None-10678

If this command is recorded inside a `tile shading render pass` instance, the stages corresponding to the pipeline bind point used by this command **must** only include `VK_SHADER_STAGE_VERTEX_BIT`, `VK_SHADER_STAGE_FRAGMENT_BIT`, and/or `VK_SHADER_STAGE_COMPUTE_BIT`

- VUID-vkCmdDrawMeshTasksIndirect2EXT-None-10679

If this command is recorded where `per-tile execution model` is enabled, there **must** be no access to any image while the image was be transitioned to the `VK_IMAGE_LAYOUT_ATTACHMENT_FEEDBACK_LOOP_OPTIMAL_EXT` layout

- VUID-vkCmdDrawMeshTasksIndirect2EXT-pDescription-09900

If a `VK_DESCRIPTOR_TYPE_TENSOR_ARM` descriptor is accessed as a result of this command, then the underlying `VkTensorARM` object **must** have been created with the `VK_TENSOR_USAGE_SHADER_BIT_ARM` usage flag set

- VUID-vkCmdDrawMeshTasksIndirect2EXT-dimensionCount-09905

If a `VK_DESCRIPTOR_TYPE_TENSOR_ARM` descriptor is accessed as a result of this command, then the `Rank` of the `OpTypeTensorARM` of the tensor resource variable **must** be equal to the `dimensionCount` provided via `VkTensorCreateInfoARM::pDescription` when creating the underlying `VkTensorARM` object

- VUID-vkCmdDrawMeshTasksIndirect2EXT-OpTypeTensorARM-09906

If a `VK_DESCRIPTOR_TYPE_TENSOR_ARM` descriptor is accessed as a result of this command, then the element type of the `OpTypeTensorARM` of the tensor resource variable **must** be `compatible` with the `VkFormat` of the `VkTensorViewARM` used for the access

- VUID-vkCmdDrawMeshTasksIndirect2EXT-None-11297

If a pipeline is bound to the pipeline bind point used by this command, or shader is bound to a shader stage used by this command, and it was created with a `descriptor mapping` using `VK_DESCRIPTOR_MAPPING_SOURCE_HEAP_WITH_PUSH_INDEX_EXT`, `VK_DESCRIPTOR_MAPPING_SOURCE_HEAP_WITH_SHADER_RECORD_INDEX_EXT`, `VK_DESCRIPTOR_MAPPING_SOURCE_HEAP_WITH_INDIRECT_INDEX_ARRAY_EXT`, or `VK_DESCRIPTOR_MAPPING_SOURCE_HEAP_WITH_INDIRECT_INDEX_EXT`, and a shader accesses a `OpTypeStruct` decorated with `Block` or `BufferBlock` using that mapping, the calculated offset for the resource heap **must** be a multiple of `bufferDescriptorAlignment`

- VUID-vkCmdDrawMeshTasksIndirect2EXT-None-11298

If a pipeline is bound to the pipeline bind point used by this command, or shader is bound to a shader stage used by this command, and it was created with a `descriptor mapping` using `VK_DESCRIPTOR_MAPPING_SOURCE_HEAP_WITH_PUSH_INDEX_EXT`,

VK_DESCRIPTOR_MAPPING_SOURCE_HEAP_WITH_SHADER_RECORD_INDEX_EXT, VK_DESCRIPTOR_MAPPING_SOURCE_HEAP_WITH_INDIRECT_INDEX_ARRAY_EXT, or VK_DESCRIPTOR_MAPPING_SOURCE_HEAP_WITH_INDIRECT_INDEX_EXT, and a shader accesses an `OpTypeImage` or `OpTypeSampledImage` using that mapping, the calculated offset for the resource heap **must** be a multiple of `imageDescriptorAlignment`

- VUID-vkCmdDrawMeshTasksIndirect2EXT-None-11299

If a pipeline is bound to the pipeline bind point used by this command, or shader is bound to a shader stage used by this command, and it was created with a `descriptor mapping` using `VK_DESCRIPTOR_MAPPING_SOURCE_HEAP_WITH_PUSH_INDEX_EXT`, `VK_DESCRIPTOR_MAPPING_SOURCE_HEAP_WITH_SHADER_RECORD_INDEX_EXT`, `VK_DESCRIPTOR_MAPPING_SOURCE_HEAP_WITH_INDIRECT_INDEX_ARRAY_EXT`, or `VK_DESCRIPTOR_MAPPING_SOURCE_HEAP_WITH_INDIRECT_INDEX_EXT`, and a shader accesses an `OpTypeSampler` or `OpTypeSampledImage` using that mapping, the calculated offset for the sampler heap **must** be a multiple of `samplerDescriptorAlignment`

- VUID-vkCmdDrawMeshTasksIndirect2EXT-None-11397

If a pipeline is bound to the pipeline bind point used by this command, or shader is bound to a shader stage used by this command, and it was created with a `descriptor mapping` using `VK_DESCRIPTOR_MAPPING_SOURCE_HEAP_WITH_PUSH_INDEX_EXT`, `VK_DESCRIPTOR_MAPPING_SOURCE_HEAP_WITH_SHADER_RECORD_INDEX_EXT`, `VK_DESCRIPTOR_MAPPING_SOURCE_HEAP_WITH_INDIRECT_INDEX_ARRAY_EXT`, or `VK_DESCRIPTOR_MAPPING_SOURCE_HEAP_WITH_INDIRECT_INDEX_EXT`, and a shader accesses an `OpTypeTensorARM` using that mapping, the calculated offset for the resource heap **must** be a multiple of `tensorDescriptorAlignment`

- VUID-vkCmdDrawMeshTasksIndirect2EXT-None-11300

If a pipeline is bound to the pipeline bind point used by this command, or shader is bound to a shader stage used by this command, and it was created with a `descriptor mapping` using `VK_DESCRIPTOR_MAPPING_SOURCE_HEAP_WITH_INDIRECT_INDEX_ARRAY_EXT` or `VK_DESCRIPTOR_MAPPING_SOURCE_HEAP_WITH_INDIRECT_INDEX_EXT`, and a shader accesses a resource using that mapping, the value of the address at the expected location in push data **must** be a multiple of 4

- VUID-vkCmdDrawMeshTasksIndirect2EXT-None-11301

If a pipeline is bound to the pipeline bind point used by this command, or shader is bound to a shader stage used by this command, and it was created with a `descriptor mapping` using `VK_DESCRIPTOR_MAPPING_SOURCE_HEAP_WITH_INDIRECT_INDEX_ARRAY_EXT` or `VK_DESCRIPTOR_MAPPING_SOURCE_HEAP_WITH_INDIRECT_INDEX_EXT`, and a shader accesses a resource using that mapping, the value of the address at the expected location in push data **must** be a valid `VkDeviceAddress` backed by physical memory at every offset specified by each mapping

- VUID-vkCmdDrawMeshTasksIndirect2EXT-None-11302

If a pipeline is bound to the pipeline bind point used by this command, or shader is bound to a shader stage used by this command, and it was created with a `descriptor mapping` using `VK_DESCRIPTOR_MAPPING_SOURCE_PUSH_ADDRESS_EXT`, and a shader accesses a resource using that mapping, the value of the address at the expected location in push data **must** be a valid `VkDeviceAddress`

- VUID-vkCmdDrawMeshTasksIndirect2EXT-None-11304

If a pipeline is bound to the pipeline bind point used by this command, or shader is bound to a shader stage used by this command, and it was created with a [descriptor mapping](#) using [VK_DESCRIPTOR_MAPPING_SOURCE_INDIRECT_ADDRESS_EXT](#), and a shader accesses a resource using that mapping, the value of the address at the expected location in push data **must** be a multiple of 8

- VUID-vkCmdDrawMeshTasksIndirect2EXT-None-11305

If a pipeline is bound to the pipeline bind point used by this command, or shader is bound to a shader stage used by this command, and it was created with a [descriptor mapping](#) using [VK_DESCRIPTOR_MAPPING_SOURCE_INDIRECT_ADDRESS_EXT](#), and a shader accesses a resource using that mapping, the value of the address at the expected location in push data **must** be a valid [VkDeviceAddress](#) backed by physical memory at every offset specified by each mapping

- VUID-vkCmdDrawMeshTasksIndirect2EXT-None-11306

If a pipeline is bound to the pipeline bind point used by this command, or shader is bound to a shader stage used by this command, and it was created with a [descriptor mapping](#) using [VK_DESCRIPTOR_MAPPING_SOURCE_INDIRECT_ADDRESS_EXT](#), and a shader accesses a resource using that mapping, the value of the address pointed to by the address in push data **must** be a valid [VkDeviceAddress](#)

- VUID-vkCmdDrawMeshTasksIndirect2EXT-None-11308

For each [descriptor heap](#) that is statically used by a [bound shader](#), either directly or via a [descriptor mapping](#), a valid descriptor heap **must** be bound

- VUID-vkCmdDrawMeshTasksIndirect2EXT-None-11309

If a [bound shader](#) was created as a [VkShaderEXT](#) with the [VK_SHADER_CREATE_DESCRIPTOR_HEAP_BIT_EXT](#) flag or as part of a pipeline with the [VK_PIPELINE_CREATE_2_DESCRIPTOR_HEAP_BIT_EXT](#) flag, execution of this command **must** not result in any descriptor read accessing data outside of the user range of the respective heap bound by [vkCmdBind*HeapEXT](#) commands

- VUID-vkCmdDrawMeshTasksIndirect2EXT-None-11372

If any stage of the [VkPipeline](#) object bound to the pipeline bind point used by this command accesses a uniform buffer or uniform texel buffer through a descriptor in the bound resource heap, that stage was created without enabling either [VK_PIPELINE_ROBUSTNESS_BUFFER_BEHAVIOR_ROBUST_BUFFER_ACCESS](#) or [VK_PIPELINE_ROBUSTNESS_BUFFER_BEHAVIOR_ROBUST_BUFFER_ACCESS_2](#) for [uniformBuffers](#), the [robustBufferAccess2](#) feature is not enabled, and the [robustBufferAccess](#) feature is not enabled, that stage **must** not access values outside of the range of the descriptor specified via [VkDeviceAddressRangeKHR](#) when the descriptor was written

- VUID-vkCmdDrawMeshTasksIndirect2EXT-None-11373

If any stage of the [VkPipeline](#) object bound to the pipeline bind point used by this command accesses a storage buffer or storage texel buffer through a descriptor in the bound resource heap, that stage was created without enabling either [VK_PIPELINE_ROBUSTNESS_BUFFER_BEHAVIOR_ROBUST_BUFFER_ACCESS](#) or [VK_PIPELINE_ROBUSTNESS_BUFFER_BEHAVIOR_ROBUST_BUFFER_ACCESS_2](#) for [storageBuffers](#), the [robustBufferAccess2](#) feature is not enabled, and the [robustBufferAccess](#) feature is not enabled, that stage **must** not access values outside of the range of the descriptor specified by [VkDeviceAddressRangeKHR](#) when the descriptor was written

- VUID-vkCmdDrawMeshTasksIndirect2EXT-None-11374
If the `robustBufferAccess2` feature is not enabled, the `robustBufferAccess` feature is not enabled, and any `VkShaderEXT` bound to a stage corresponding to the pipeline bind point used by this command accesses a uniform buffer, uniform texel buffer, storage buffer, or storage texel buffer, that shader **must** not access values outside of the range of the buffer as specified by `VkDeviceAddressRangeKHR` when the descriptor was written
- VUID-vkCmdDrawMeshTasksIndirect2EXT-pBindInfo-11375
If any `bound shader` uses an embedded sampler via a `descriptor mapping`, the value of `pBindInfo->reservedRangeSize` set for `vkCmdBindSamplerHeapEXT` **must** be greater than or equal to `minSamplerHeapReservedRangeWithEmbedded`
- VUID-vkCmdDrawMeshTasksIndirect2EXT-None-11376
If a `bound shader` was created as a `VkShaderEXT` with the `VK_SHADER_CREATE_DESCRIPTOR_HEAP_BIT_EXT` flag or as part of a pipeline with the `VK_PIPELINE_CREATE_2_DESCRIPTOR_HEAP_BIT_EXT` flag, and that shader statically uses a push constant value, that value **must** have been set by `vkCmdPushDataEXT`
- VUID-vkCmdDrawMeshTasksIndirect2EXT-None-11398
If a `bound shader` was created with a `descriptor mapping` using `VK_DESCRIPTOR_MAPPING_SOURCE_PUSH_DATA_EXT`, `VK_DESCRIPTOR_MAPPING_SOURCE_PUSH_ADDRESS_EXT`, `VK_DESCRIPTOR_MAPPING_SOURCE_SHADER_RECORD_DATA_EXT`, `VK_DESCRIPTOR_MAPPING_SOURCE_SHADER_RECORD_ADDRESS_EXT`, `VK_DESCRIPTOR_MAPPING_SOURCE_RESOURCE_HEAP_DATA_EXT`, or `VK_DESCRIPTOR_MAPPING_SOURCE_INDIRECT_ADDRESS_EXT`, and a shader accesses a resource using that mapping, the access **must** not be `out of bounds`
- VUID-vkCmdDrawMeshTasksIndirect2EXT-None-11437
If a pipeline is bound to the pipeline bind point used by this command, or shader is bound to a shader stage used by this command, and it was created with a `descriptor mapping` using `VK_DESCRIPTOR_MAPPING_SOURCE_HEAP_WITH_INDIRECT_INDEX_ARRAY_EXT`, `VK_DESCRIPTOR_MAPPING_SOURCE_HEAP_WITH_INDIRECT_INDEX_EXT`, or `VK_DESCRIPTOR_MAPPING_SOURCE_INDIRECT_ADDRESS_EXT`, and a shader accesses a resource using that mapping, the buffer from which the address in push data was queried **must** have been created with the `VK_BUFFER_USAGE_UNIFORM_BUFFER_BIT` usage flag set
- VUID-vkCmdDrawMeshTasksIndirect2EXT-None-11438
If a pipeline is bound to the pipeline bind point used by this command, or shader is bound to a shader stage used by this command, and it was created with a `descriptor mapping` using `VK_DESCRIPTOR_MAPPING_SOURCE_PUSH_ADDRESS_EXT`, `VK_DESCRIPTOR_MAPPING_SOURCE_SHADER_RECORD_ADDRESS_EXT`, or `VK_DESCRIPTOR_MAPPING_SOURCE_INDIRECT_ADDRESS_EXT`, and a shader accesses a uniform buffer using that mapping, the address that the uniform buffer is mapped to **must** have been queried from a buffer created with the `VK_BUFFER_USAGE_UNIFORM_BUFFER_BIT` usage flag set
- VUID-vkCmdDrawMeshTasksIndirect2EXT-None-11441
If a pipeline is bound to the pipeline bind point used by this command, or shader is bound to a shader stage used by this command, and it was created with a `descriptor mapping`

using [VK_DESCRIPTOR_MAPPING_SOURCE_PUSH_ADDRESS_EXT](#), [VK_DESCRIPTOR_MAPPING_SOURCE_SHADER_RECORD_ADDRESS_EXT](#), or [VK_DESCRIPTOR_MAPPING_SOURCE_INDIRECT_ADDRESS_EXT](#), and a shader accesses a uniform buffer using that mapping, the address that the uniform buffer is mapped to **must** be aligned to [minUniformBufferOffsetAlignment](#)

- VUID-vkCmdDrawMeshTasksIndirect2EXT-None-11439

If a pipeline is bound to the pipeline bind point used by this command, or shader is bound to a shader stage used by this command, and it was created with a [descriptor mapping](#) using [VK_DESCRIPTOR_MAPPING_SOURCE_PUSH_ADDRESS_EXT](#), [VK_DESCRIPTOR_MAPPING_SOURCE_SHADER_RECORD_ADDRESS_EXT](#), or [VK_DESCRIPTOR_MAPPING_SOURCE_INDIRECT_ADDRESS_EXT](#), and a shader accesses a storage buffer using that mapping, the address that the storage buffer is mapped to **must** have been queried from a buffer created with the [VK_BUFFER_USAGE_STORAGE_BUFFER_BIT](#) usage flag set

- VUID-vkCmdDrawMeshTasksIndirect2EXT-None-11442

If a pipeline is bound to the pipeline bind point used by this command, or shader is bound to a shader stage used by this command, and it was created with a [descriptor mapping](#) using [VK_DESCRIPTOR_MAPPING_SOURCE_PUSH_ADDRESS_EXT](#), [VK_DESCRIPTOR_MAPPING_SOURCE_SHADER_RECORD_ADDRESS_EXT](#), or [VK_DESCRIPTOR_MAPPING_SOURCE_INDIRECT_ADDRESS_EXT](#), and a shader accesses a storage buffer using that mapping, the address that the storage buffer is mapped to **must** be aligned to [minStorageBufferOffsetAlignment](#)

- VUID-vkCmdDrawMeshTasksIndirect2EXT-None-11485

If a pipeline is bound to the pipeline bind point used by this command, or shader is bound to a shader stage used by this command, and it was created with a [descriptor mapping](#) using [VK_DESCRIPTOR_MAPPING_SOURCE_PUSH_ADDRESS_EXT](#), [VK_DESCRIPTOR_MAPPING_SOURCE_SHADER_RECORD_ADDRESS_EXT](#), or [VK_DESCRIPTOR_MAPPING_SOURCE_INDIRECT_ADDRESS_EXT](#), and a shader accesses an acceleration structure using that mapping, the address that the acceleration structure is mapped to **must** be an acceleration structure address retrieved from a [VkAccelerationStructureKHR](#) object via [vkGetAccelerationStructureDeviceAddressKHR](#) or handle retrieved from a [VkAccelerationStructureNV](#) object via [vkGetAccelerationStructureHandleNV](#)

- VUID-vkCmdDrawMeshTasksIndirect2EXT-index-11450

If a shader uses a sampler descriptor to sample an image as a result of this command, and that sampler descriptor uses a custom border color with an index defined by [VkSamplerCustomBorderColorIndexCreateInfoEXT](#), the value of [VkSamplerCustomBorderColorIndexCreateInfoEXT::index](#) **must** have been registered before this command was recorded, and still be registered during the sampling operation, with an identically defined color

- VUID-vkCmdDrawMeshTasksIndirect2EXT-protectedNoFault-11455

If [protectedNoFault](#) is not supported, a pipeline is bound to the pipeline bind point used by this command, or a shader is bound to a shader stage used by this command, and it was created with a [descriptor mapping](#) using [VK_DESCRIPTOR_MAPPING_SOURCE_PUSH_ADDRESS_EXT](#), [VK_DESCRIPTOR_MAPPING_SOURCE_SHADER_RECORD_ADDRESS_EXT](#), or

[VK_DESCRIPTOR_MAPPING_SOURCE_INDIRECT_ADDRESS_EXT](#), the address that the resource is mapped to **must** have been queried from a buffer created without the [VK_BUFFER_CREATE_PROTECTED_BIT](#) create flag set

- VUID-vkCmdDrawMeshTasksIndirect2EXT-protectedNoFault-11456

If [protectedNoFault](#) is not supported, a pipeline is bound to the pipeline bind point used by this command, or a shader is bound to a shader stage used by this command, and it was created with a [descriptor mapping](#) using [VK_DESCRIPTOR_MAPPING_SOURCE_HEAP_WITH_INDIRECT_INDEX_EXT](#) or [VK_DESCRIPTOR_MAPPING_SOURCE_HEAP_WITH_INDIRECT_INDEX_ARRAY_EXT](#), the address of the indirect memory **must** have been queried from a buffer created without the [VK_BUFFER_CREATE_PROTECTED_BIT](#) create flag set

- VUID-vkCmdDrawMeshTasksIndirect2EXT-renderPass-02684

The current render pass **must** be [compatible](#) with the [renderPass](#) member of the [VkGraphicsPipelineCreateInfo](#) structure specified when creating the [VkPipeline](#) bound to [VK_PIPELINE_BIND_POINT_GRAPHICS](#)

- VUID-vkCmdDrawMeshTasksIndirect2EXT-subpass-02685

The subpass index of the current render pass **must** be equal to the [subpass](#) member of the [VkGraphicsPipelineCreateInfo](#) structure specified when creating the [VkPipeline](#) bound to [VK_PIPELINE_BIND_POINT_GRAPHICS](#)

- VUID-vkCmdDrawMeshTasksIndirect2EXT-OpTypeImage-07468

If any shader executed by this pipeline accesses an [OpTypeImage](#) variable with a [Dim](#) operand of [SubpassData](#), it **must** be decorated with an [InputAttachmentIndex](#) that corresponds to a valid input attachment in the current subpass

- VUID-vkCmdDrawMeshTasksIndirect2EXT-None-07469

Input attachment views accessed in a subpass **must** be created with the same [VkFormat](#) as the corresponding subpass definition, and be created with a [VkImageView](#) that is compatible with the attachment referenced by the subpass' [pInputAttachments](#) [[InputAttachmentIndex](#)] in the bound [VkFramebuffer](#) as specified by [Fragment Input Attachment Compatibility](#)

- VUID-vkCmdDrawMeshTasksIndirect2EXT-pDepthInputAttachmentIndex-09595

Input attachment views accessed in a dynamic render pass with a [InputAttachmentIndex](#) referenced by [VkRenderingInputAttachmentIndexInfo](#), or no [InputAttachmentIndex](#) if [VkRenderingInputAttachmentIndexInfo::pDepthInputAttachmentIndex](#) or [VkRenderingInputAttachmentIndexInfo::pStencilInputAttachmentIndex](#) are NULL, **must** be created with a [VkImageView](#) that is compatible with the corresponding color, depth, or stencil attachment in [VkRenderingInfo](#)

- VUID-vkCmdDrawMeshTasksIndirect2EXT-pDepthInputAttachmentIndex-09596

Input attachment views accessed in a dynamic render pass via a shader object **must** have an [InputAttachmentIndex](#) if both [VkRenderingInputAttachmentIndexInfo::pDepthInputAttachmentIndex](#) and [VkRenderingInputAttachmentIndexInfo::pStencilInputAttachmentIndex](#) are non-NULL

- VUID-vkCmdDrawMeshTasksIndirect2EXT-InputAttachmentIndex-09597

If an input attachment view accessed in a dynamic render pass via a shader object has an [InputAttachmentIndex](#), the [InputAttachmentIndex](#) **must** match an index in [VkRenderingInputAttachmentIndexInfo](#)

- VUID-vkCmdDrawMeshTasksIndirect2EXT-None-06537
Memory backing image subresources used as attachments in the current render pass **must** not be written in any way other than as an attachment by this command
- VUID-vkCmdDrawMeshTasksIndirect2EXT-None-10795
If a color attachment is written by any prior command in this subpass or by the load, store, or resolve operations for this subpass, and [feedback loop](#) is not enabled for [VK_IMAGE_ASPECT_COLOR_BIT](#) on that attachment, it **must** not be accessed in any way other than as an attachment by this command
- VUID-vkCmdDrawMeshTasksIndirect2EXT-None-10796
If a depth attachment is written by any prior command in this subpass or by the load, store, or resolve operations for this subpass, and [feedback loop](#) is not enabled for [VK_IMAGE_ASPECT_DEPTH_BIT](#) on that attachment, it **must** not be accessed in any way other than as an attachment by this command
- VUID-vkCmdDrawMeshTasksIndirect2EXT-None-10797
If a stencil attachment is written by any prior command in this subpass or by the load, store, or resolve operations for this subpass, and [feedback loop](#) is not enabled for [VK_IMAGE_ASPECT_STENCIL_BIT](#) on that attachment, it **must** not be accessed in any way other than as an attachment by this command
- VUID-vkCmdDrawMeshTasksIndirect2EXT-None-12338
If a color attachment is read in this command in any way other than as an attachment, or has been read by any prior command in this subpass as a non-attachment, and [feedback loop](#) is not enabled for [VK_IMAGE_ASPECT_COLOR_BIT](#) on that attachment, the color attachment **must** not be written to by this command
- VUID-vkCmdDrawMeshTasksIndirect2EXT-None-12339
If a depth attachment is read in this command in any way other than as an attachment, or has been read by any prior command in this subpass as a non-attachment, and [feedback loop](#) is not enabled for [VK_IMAGE_ASPECT_DEPTH_BIT](#) on that attachment, the depth attachment **must** not be written to by this command
- VUID-vkCmdDrawMeshTasksIndirect2EXT-None-12340
If a stencil attachment is read in this command in any way other than as an attachment, or has been read by any prior command in this subpass as a non-attachment, and [feedback loop](#) is not enabled for [VK_IMAGE_ASPECT_STENCIL_BIT](#) on that attachment, the stencil attachment **must** not be written to by this command
- VUID-vkCmdDrawMeshTasksIndirect2EXT-None-09003
If an attachment is written by any prior command in this subpass or by the load, store, or resolve operations for this subpass, it **must** not be accessed in any way other than as an attachment, storage image, or sampled image by this command
- VUID-vkCmdDrawMeshTasksIndirect2EXT-None-06886
If the current render pass instance uses a depth/stencil attachment with a read-only layout for the depth aspect, [depth writes](#) **must** be disabled
- VUID-vkCmdDrawMeshTasksIndirect2EXT-None-06887
If the current render pass instance uses a depth/stencil attachment with a read-only layout for the stencil aspect, both front and back [writeMask](#) are not zero, and stencil test is enabled, [all stencil ops](#) **must** be [VK_STENCIL_OP_KEEP](#)

- VUID-vkCmdDrawMeshTasksIndirect2EXT-None-07831
If the bound graphics pipeline state was created with the `VK_DYNAMIC_STATE_VIEWPORT` dynamic state enabled then `vkCmdSetViewport` **must** have been called and not subsequently `invalidated` in the current command buffer prior to this drawing command
- VUID-vkCmdDrawMeshTasksIndirect2EXT-None-07832
If the bound graphics pipeline state was created with the `VK_DYNAMIC_STATE_SCISSOR` dynamic state enabled then `vkCmdSetScissor` **must** have been called and not subsequently `invalidated` in the current command buffer prior to this drawing command
- VUID-vkCmdDrawMeshTasksIndirect2EXT-None-08617
If a shader object is bound to any graphics stage or a graphics pipeline is bound which was created with the `VK_DYNAMIC_STATE_LINE_WIDTH` dynamic state enabled, the `current value` of `rasterizerDiscardEnable` is `VK_FALSE`, and the `effective rasterization input topology` is in line topology class, then `vkCmdSetLineWidth` **must** have been called and not subsequently `invalidated` in the current command buffer prior to this drawing command
- VUID-vkCmdDrawMeshTasksIndirect2EXT-None-07834
If a shader object is bound to any graphics stage or a graphics pipeline is bound which was created with the `VK_DYNAMIC_STATE_DEPTH_BIAS` dynamic state enabled, the `current value` of `rasterizerDiscardEnable` is `VK_FALSE`, and the `current value` of `depthBiasEnable` is `VK_TRUE`, then `vkCmdSetDepthBias` or `vkCmdSetDepthBias2EXT` **must** have been called and not subsequently `invalidated` in the current command buffer prior to this drawing command
- VUID-vkCmdDrawMeshTasksIndirect2EXT-None-07835
If a shader object is bound to the `VK_SHADER_STAGE_FRAGMENT_BIT` stage or a graphics pipeline is bound which was created with the `VK_DYNAMIC_STATE_BLEND_CONSTANTS` dynamic state enabled, the `current value` of `rasterizerDiscardEnable` is `VK_FALSE`, and an active color attachment `current value` of `blendEnable` is `VK_TRUE` with a blend equations where any `VkBlendFactor` member is `VK_BLEND_FACTOR_CONSTANT_COLOR`, `VK_BLEND_FACTOR_ONE_MINUS_CONSTANT_COLOR`, `VK_BLEND_FACTOR_CONSTANT_ALPHA`, or `VK_BLEND_FACTOR_ONE_MINUS_CONSTANT_ALPHA`, then `vkCmdSetBlendConstants` **must** have been called and not subsequently `invalidated` in the current command buffer prior to this drawing command
- VUID-vkCmdDrawMeshTasksIndirect2EXT-None-07836
If a shader object is bound to any graphics stage or a graphics pipeline is bound which was created with the `VK_DYNAMIC_STATE_DEPTH_BOUNDS` dynamic state enabled, the `current value` of `rasterizerDiscardEnable` is `VK_FALSE`, and the `current value` of `depthBoundsTestEnable` is `VK_TRUE`, then `vkCmdSetDepthBounds` **must** have been called and not subsequently `invalidated` in the current command buffer prior to this drawing command
- VUID-vkCmdDrawMeshTasksIndirect2EXT-None-07837
If a shader object is bound to any graphics stage or a graphics pipeline is bound which was created with the `VK_DYNAMIC_STATE_STENCIL_COMPARE_MASK` dynamic state enabled, the `current value` of `rasterizerDiscardEnable` is `VK_FALSE`, and the `current value`

of `stencilTestEnable` is `VK_TRUE`, then `vkCmdSetStencilCompareMask` **must** have been called and not subsequently `invalidated` in the current command buffer prior to this drawing command

- VUID-vkCmdDrawMeshTasksIndirect2EXT-None-07838

If a shader object is bound to any graphics stage or a graphics pipeline is bound which was created with the `VK_DYNAMIC_STATE_STENCIL_WRITE_MASK` dynamic state enabled, the `current value` of `rasterizerDiscardEnable` is `VK_FALSE`, and the `current value` of `stencilTestEnable` is `VK_TRUE`, then `vkCmdSetStencilWriteMask` **must** have been called and not subsequently `invalidated` in the current command buffer prior to this drawing command

- VUID-vkCmdDrawMeshTasksIndirect2EXT-None-07839

If a shader object is bound to any graphics stage or a graphics pipeline is bound which was created with the `VK_DYNAMIC_STATE_STENCIL_REFERENCE` dynamic state enabled, the `current value` of `rasterizerDiscardEnable` is `VK_FALSE`, the `current value` of `stencilTestEnable` is `VK_TRUE`, then `vkCmdSetStencilReference` **must** have been called and not subsequently `invalidated` in the current command buffer prior to this drawing command

- VUID-vkCmdDrawMeshTasksIndirect2EXT-maxMultiviewInstanceIndex-02688

If the draw is recorded in a render pass instance with multiview enabled, the maximum instance index **must** be less than or equal to `VkPhysicalDeviceMultiviewProperties::maxMultiviewInstanceIndex`

- VUID-vkCmdDrawMeshTasksIndirect2EXT-sampleLocationsEnable-02689

If the bound graphics pipeline was created with `VkPipelineSampleLocationsStateCreateInfoEXT::sampleLocationsEnable` set to `VK_TRUE`, then the active depth attachment **must** have been created with the `VK_IMAGE_CREATE_SAMPLE_LOCATIONS_COMPATIBLE_DEPTH_BIT_EXT` bit set

- VUID-vkCmdDrawMeshTasksIndirect2EXT-None-07634

If the `VK_EXT_sample_locations` extension is enabled, a shader object is bound to any graphics stage or a graphics pipeline is bound which was created with the `VK_DYNAMIC_STATE_SAMPLE_LOCATIONS_ENABLE_EXT` dynamic state enabled, and the `current value` of `rasterizerDiscardEnable` is `VK_FALSE`, then `vkCmdSetSampleLocationsEnableEXT` **must** have been called and not subsequently `invalidated` in the current command buffer prior to this drawing command

- VUID-vkCmdDrawMeshTasksIndirect2EXT-None-06666

If the `VK_EXT_sample_locations` extension is enabled, a shader object is bound to any graphics stage or a graphics pipeline is bound which was created with the `VK_DYNAMIC_STATE_SAMPLE_LOCATIONS_EXT` dynamic state enabled, the `current value` of `rasterizerDiscardEnable` is `VK_FALSE`, and the `current value` of `sampleLocationsEnable` is `VK_TRUE`, then `vkCmdSetSampleLocationsEXT` **must** have been called and not subsequently `invalidated` in the current command buffer prior to this drawing command

- VUID-vkCmdDrawMeshTasksIndirect2EXT-None-07840

If a shader object is bound to any graphics stage or a graphics pipeline is bound which was created with the `VK_DYNAMIC_STATE_CULL_MODE` dynamic state enabled, and the `current value` of `rasterizerDiscardEnable` is `VK_FALSE`, then `vkCmdSetCullMode` **must** have been called and not subsequently `invalidated` in the current command buffer prior

to this drawing command

- VUID-vkCmdDrawMeshTasksIndirect2EXT-None-07841

If a shader object is bound to any graphics stage or a graphics pipeline is bound which was created with the `VK_DYNAMIC_STATE_FRONT_FACE` dynamic state enabled, and the `current value` of `rasterizerDiscardEnable` is `VK_FALSE`, then `vkCmdSetFrontFace` **must** have been called and not subsequently `invalidated` in the current command buffer prior to this drawing command

- VUID-vkCmdDrawMeshTasksIndirect2EXT-None-07843

If a shader object is bound to any graphics stage or a graphics pipeline is bound which was created with the `VK_DYNAMIC_STATE_DEPTH_TEST_ENABLE` dynamic state enabled, and the `current value` of `rasterizerDiscardEnable` is `VK_FALSE`, `vkCmdSetDepthTestEnable` **must** have been called and not subsequently `invalidated` in the current command buffer prior to this drawing command

- VUID-vkCmdDrawMeshTasksIndirect2EXT-None-07844

If a shader object is bound to any graphics stage or a graphics pipeline is bound which was created with the `VK_DYNAMIC_STATE_DEPTH_WRITE_ENABLE` dynamic state enabled, and the `current value` of `rasterizerDiscardEnable` is `VK_FALSE`, and the `current value` of `depthTestEnable` is `VK_TRUE`, then `vkCmdSetDepthWriteEnable` **must** have been called and not subsequently `invalidated` in the current command buffer prior to this drawing command

- VUID-vkCmdDrawMeshTasksIndirect2EXT-None-07845

If a shader object is bound to any graphics stage or a graphics pipeline is bound which was created with the `VK_DYNAMIC_STATE_DEPTH_COMPARE_OP` dynamic state enabled, the `current value` of `rasterizerDiscardEnable` is `VK_FALSE`, and the `current value` of `depthTestEnable` is `VK_TRUE`, then `vkCmdSetDepthCompareOp` **must** have been called and not subsequently `invalidated` in the current command buffer prior to this drawing command

- VUID-vkCmdDrawMeshTasksIndirect2EXT-None-07846

If the `depthBounds` feature is enabled, a shader object is bound to any graphics stage or a graphics pipeline is bound which was created with the `VK_DYNAMIC_STATE_DEPTH_BOUNDS_TEST_ENABLE` dynamic state enabled, and the `current value` of `rasterizerDiscardEnable` is `VK_FALSE`, then `vkCmdSetDepthBoundsTestEnable` **must** have been called and not subsequently `invalidated` in the current command buffer prior to this drawing command

- VUID-vkCmdDrawMeshTasksIndirect2EXT-None-07847

If a shader object is bound to any graphics stage or a graphics pipeline is bound which was created with the `VK_DYNAMIC_STATE_STENCIL_TEST_ENABLE` dynamic state enabled, and the `current value` of `rasterizerDiscardEnable` is `VK_FALSE`, then `vkCmdSetStencilTestEnable` **must** have been called and not subsequently `invalidated` in the current command buffer prior to this drawing command

- VUID-vkCmdDrawMeshTasksIndirect2EXT-None-07848

If a shader object is bound to any graphics stage or a graphics pipeline is bound which was created with the `VK_DYNAMIC_STATE_STENCIL_OP` dynamic state enabled, the `current value` of `rasterizerDiscardEnable` is `VK_FALSE`, the `current value` of `stencilTestEnable` is `VK_TRUE`, then `vkCmdSetStencilOp` **must** have been called and not

subsequently **invalidated** in the current command buffer prior to this drawing command

- VUID-vkCmdDrawMeshTasksIndirect2EXT-viewportCount-03417

If a shader object is bound to any graphics stage or a graphics pipeline is bound which was created with the **VK_DYNAMIC_STATE_VIEWPORT_WITH_COUNT** dynamic state enabled, and the state is not inherited, then **vkCmdSetViewportWithCount** **must** have been called and not subsequently **invalidated** in the current command buffer prior to this drawing command

- VUID-vkCmdDrawMeshTasksIndirect2EXT-scissorCount-03418

If a shader object is bound to any graphics stage or a graphics pipeline is bound which was created with the **VK_DYNAMIC_STATE_SCISSOR_WITH_COUNT** dynamic state enabled, and the state is not inherited, then **vkCmdSetScissorWithCount** **must** have been called and not subsequently **invalidated** in the current command buffer prior to this drawing

- VUID-vkCmdDrawMeshTasksIndirect2EXT-viewportCount-03419

If a shader object is bound to any graphics stage or a graphics pipeline is bound which was created with both the **VK_DYNAMIC_STATE_SCISSOR_WITH_COUNT** and **VK_DYNAMIC_STATE_VIEWPORT_WITH_COUNT** dynamic states enabled, and the state is not inherited, then the **viewportCount** parameter of **vkCmdSetViewportWithCount** **must** match the **scissorCount** parameter of **vkCmdSetScissorWithCount**

- VUID-vkCmdDrawMeshTasksIndirect2EXT-viewportCount-04137

If the bound graphics pipeline state was created with the **VK_DYNAMIC_STATE_VIEWPORT_WITH_COUNT** dynamic state enabled, but not the **VK_DYNAMIC_STATE_VIEWPORT_W_SCALING_NV** dynamic state enabled, then the bound graphics pipeline **must** have been created with **VkPipelineViewportWScalingStateCreateInfoNV::viewportCount** greater or equal to the **viewportCount** parameter in the last call to **vkCmdSetViewportWithCount**

- VUID-vkCmdDrawMeshTasksIndirect2EXT-viewportCount-04138

If the **VK_NV_clip_space_w_scaling** extension is enabled, and a shader object is bound to any graphics stage or a graphics pipeline is bound which was created with the **VK_DYNAMIC_STATE_VIEWPORT_WITH_COUNT** and **VK_DYNAMIC_STATE_VIEWPORT_W_SCALING_NV** dynamic state enabled, the **current value** of **viewportWScalingEnable** is **VK_TRUE**, then **vkCmdSetViewportWScalingNV** **must** have been called and not subsequently **invalidated** in the current command buffer prior to this drawing command

- VUID-vkCmdDrawMeshTasksIndirect2EXT-None-08636

If the **VK_NV_clip_space_w_scaling** extension is enabled, and a shader object is bound to any graphics stage or a graphics pipeline is bound which was created with the **VK_DYNAMIC_STATE_VIEWPORT_WITH_COUNT** and **VK_DYNAMIC_STATE_VIEWPORT_W_SCALING_NV** dynamic state enabled, the **current value** of **viewportWScalingEnable** is **VK_TRUE**, then the **viewportCount** parameter in the last call to **vkCmdSetViewportWScalingNV** **must** be greater than or equal to the **viewportCount** parameter in the last call to **vkCmdSetViewportWithCount**

- VUID-vkCmdDrawMeshTasksIndirect2EXT-viewportCount-04139

If the bound graphics pipeline state was created with the **VK_DYNAMIC_STATE_VIEWPORT_WITH_COUNT** dynamic state enabled, but not the

VK_DYNAMIC_STATE_VIEWPORT_SHADING_RATE_PALETTE_NV dynamic state enabled, then the bound graphics pipeline **must** have been created with VkPipelineViewportShadingRateImageStateCreateInfoNV::viewPortCount greater or equal to the viewPortCount parameter in the last call to vkCmdSetViewportWithCount

- VUID-vkCmdDrawMeshTasksIndirect2EXT-shadingRateImage-09233

If the shadingRateImage feature is enabled, and a shader object is bound to any graphics stage or a graphics pipeline is bound which was created with the VK_DYNAMIC_STATE_VIEWPORT_COARSE_SAMPLE_ORDER_NV and the current value of rasterizerDiscardEnable is VK_FALSE, then vkCmdSetCoarseSampleOrderNV **must** have been called and not subsequently invalidated in the current command buffer prior to this drawing command

- VUID-vkCmdDrawMeshTasksIndirect2EXT-shadingRateImage-09234

If the shadingRateImage feature is enabled, and a shader object is bound to any graphics stage or a graphics pipeline is bound which was created with the VK_DYNAMIC_STATE_VIEWPORT_WITH_COUNT and VK_DYNAMIC_STATE_VIEWPORT_SHADING_RATE_PALETTE_NV dynamic state enabled, the current value of rasterizerDiscardEnable is VK_FALSE, and the current value of shadingRateImageEnable is VK_TRUE, then vkCmdSetViewportShadingRatePaletteNV **must** have been called and not subsequently invalidated in the current command buffer prior to this drawing command

- VUID-vkCmdDrawMeshTasksIndirect2EXT-None-08637

If the shadingRateImage feature is enabled, and a shader object is bound to any graphics stage or a graphics pipeline is bound which was created with the VK_DYNAMIC_STATE_VIEWPORT_WITH_COUNT and VK_DYNAMIC_STATE_VIEWPORT_SHADING_RATE_PALETTE_NV dynamic state enabled, the current value of rasterizerDiscardEnable is VK_FALSE, and the current value of shadingRateImageEnable is VK_TRUE, then the viewPortCount parameter in the last call to vkCmdSetViewportShadingRatePaletteNV **must** be greater than or equal to the viewPortCount parameter in the last call to vkCmdSetViewportWithCount

- VUID-vkCmdDrawMeshTasksIndirect2EXT-VkPipelineVieportCreateInfo-04141

If the bound graphics pipeline state was created with the VK_DYNAMIC_STATE_VIEWPORT_WITH_COUNT dynamic state enabled and a VkPipelineViewportSwizzleStateCreateInfoNV structure chained from VkPipelineViewportStateCreateInfo, then the bound graphics pipeline **must** have been created with VkPipelineViewportSwizzleStateCreateInfoNV::viewPortCount greater or equal to the viewPortCount parameter in the last call to vkCmdSetViewportWithCount

- VUID-vkCmdDrawMeshTasksIndirect2EXT-VkPipelineVieportCreateInfo-04142

If the bound graphics pipeline state was created with the VK_DYNAMIC_STATE_VIEWPORT_WITH_COUNT dynamic state enabled and a VkPipelineViewportExclusiveScissorStateCreateInfoNV structure chained from VkPipelineViewportStateCreateInfo, then the bound graphics pipeline **must** have been created with VkPipelineViewportExclusiveScissorStateCreateInfoNV::exclusiveScissorCount greater or equal to the viewPortCount parameter in the last call to vkCmdSetViewportWithCount

- VUID-vkCmdDrawMeshTasksIndirect2EXT-None-07878

If the `exclusiveScissor` feature is enabled, and a shader object is bound to any graphics stage or a graphics pipeline is bound which was created with the `VK_DYNAMIC_STATE_EXCLUSIVE_SCISSOR_ENABLE_NV` dynamic state enabled, then `vkCmdSetExclusiveScissorEnableNV` **must** have been called and not subsequently `invalidated` in the current command buffer prior to this drawing command

- VUID-vkCmdDrawMeshTasksIndirect2EXT-None-07879

If the `exclusiveScissor` feature is enabled, a shader object is bound to any graphics stage or a graphics pipeline is bound which was created with the `VK_DYNAMIC_STATE_EXCLUSIVE_SCISSOR_NV` dynamic state enabled, and the most recent call to `vkCmdSetExclusiveScissorEnableNV` in the current command buffer set any element of `pExclusiveScissorEnables` to `VK_TRUE`, then `vkCmdSetExclusiveScissorNV` **must** have been called and not subsequently `invalidated` in the current command buffer prior to this drawing command

- VUID-vkCmdDrawMeshTasksIndirect2EXT-None-04876

If a shader object is bound to any graphics stage or a graphics pipeline is bound which was created with the `VK_DYNAMIC_STATE_RASTERIZER_DISCARD_ENABLE` dynamic state enabled, then `vkCmdSetRasterizerDiscardEnable` **must** have been called and not subsequently `invalidated` in the current command buffer prior to this drawing command

- VUID-vkCmdDrawMeshTasksIndirect2EXT-None-04877

If a shader object is bound to any graphics stage or a graphics pipeline is bound which was created with the `VK_DYNAMIC_STATE_DEPTH_BIAS_ENABLE` dynamic state enabled, and the `current value` of `rasterizerDiscardEnable` is `VK_FALSE`, then `vkCmdSetDepthBiasEnable` **must** have been called and not subsequently `invalidated` in the current command buffer prior to this drawing command

- VUID-vkCmdDrawMeshTasksIndirect2EXT-logicOp-04878

If a shader object is bound to the `VK_SHADER_STAGE_FRAGMENT_BIT` or a graphics pipeline is bound which was created with the `VK_DYNAMIC_STATE_LOGIC_OP_EXT` dynamic state enabled, the `current value` of `rasterizerDiscardEnable` is `VK_FALSE`, and the `current value` of `logicOpEnable` is `VK_TRUE`, then `vkCmdSetLogicOpEXT` **must** have been called and not subsequently `invalidated` in the current command buffer prior to this drawing command

- VUID-vkCmdDrawMeshTasksIndirect2EXT-primitiveFragmentShadingRateWithMultipleViewports-04552

If the `primitiveFragmentShadingRateWithMultipleViewports` limit is not supported, the bound graphics pipeline was created with the `VK_DYNAMIC_STATE_VIEWPORT_WITH_COUNT` dynamic state enabled, and any of the shader stages of the bound graphics pipeline write to the `PrimitiveShadingRateKHR` built-in, then `vkCmdSetViewportWithCount` **must** have been called in the current command buffer prior to this drawing command, and the `viewportCount` parameter of `vkCmdSetViewportWithCount` **must** be 1

- VUID-vkCmdDrawMeshTasksIndirect2EXT-primitiveFragmentShadingRateWithMultipleViewports-08642

If the `primitiveFragmentShadingRateWithMultipleViewports` limit is not supported, and any shader object bound to a graphics stage writes to the `PrimitiveShadingRateKHR` built-in, then `vkCmdSetViewportWithCount` **must** have been called in the current command

buffer prior to this drawing command, and the `viewportCount` parameter of `vkCmdSetViewportWithCount` **must** be 1

- VUID-vkCmdDrawMeshTasksIndirect2EXT-blendEnable-04727

If a shader object is bound to the `VK_SHADER_STAGE_FRAGMENT_BIT` stage or a graphics pipeline is bound which was created with `VK_DYNAMIC_STATE_COLOR_BLEND_ENABLE_EXT` dynamic state enabled, the **current value** of `rasterizerDiscardEnable` is `VK_FALSE`, then for each color attachment, if the corresponding image view's **format features** do not contain `VK_FORMAT_FEATURE_COLOR_ATTACHMENT_BLEND_BIT`, then the corresponding **current value** of `blendEnable` **must** be `VK_FALSE`

- VUID-vkCmdDrawMeshTasksIndirect2EXT-None-08644

If a shader object is bound to any graphics stage or a graphics pipeline is bound, the **current value** of `rasterizerDiscardEnable` is `VK_FALSE`, and none of the following is enabled:

- the `VK_AMD_mixed_attachment_samples` extension
- the `VK_NV_framebuffer_mixed_samples` extension
- the `multisampledRenderToSingleSampled` feature

then the **current value** of `rasterizationSamples` **must** be the same as the current color and/or depth/stencil attachments

- VUID-vkCmdDrawMeshTasksIndirect2EXT-None-08876

If a shader object is bound to any graphics stage, the current render pass instance **must** have been begun with `vkCmdBeginRendering`

- VUID-vkCmdDrawMeshTasksIndirect2EXT-imageView-06172

If the current render pass instance was begun with `vkCmdBeginRendering`, the `imageView` member of `pDepthAttachment` is not `VK_NULL_HANDLE`, and the `layout` member of `pDepthAttachment` is `VK_IMAGE_LAYOUT_DEPTH_STENCIL_READ_ONLY_OPTIMAL`, this command **must** not write any values to the depth attachment

- VUID-vkCmdDrawMeshTasksIndirect2EXT-imageView-06173

If the current render pass instance was begun with `vkCmdBeginRendering`, the `imageView` member of `pStencilAttachment` is not `VK_NULL_HANDLE`, and the `layout` member of `pStencilAttachment` is `VK_IMAGE_LAYOUT_DEPTH_STENCIL_READ_ONLY_OPTIMAL`, this command **must** not write any values to the stencil attachment

- VUID-vkCmdDrawMeshTasksIndirect2EXT-imageView-06174

If the current render pass instance was begun with `vkCmdBeginRendering`, the `imageView` member of `pDepthAttachment` is not `VK_NULL_HANDLE`, and the `layout` member of `pDepthAttachment` is `VK_IMAGE_LAYOUT_DEPTH_READ_ONLY_STENCIL_ATTACHMENT_OPTIMAL`, this command **must** not write any values to the depth attachment

- VUID-vkCmdDrawMeshTasksIndirect2EXT-imageView-06175

If the current render pass instance was begun with `vkCmdBeginRendering`, the `imageView` member of `pStencilAttachment` is not `VK_NULL_HANDLE`, and the `layout` member of `pStencilAttachment` is `VK_IMAGE_LAYOUT_DEPTH_ATTACHMENT_STENCIL_READ_ONLY_OPTIMAL`, this

command **must** not write any values to the stencil attachment

- VUID-vkCmdDrawMeshTasksIndirect2EXT-imageView-06176

If the current render pass instance was begun with `vkCmdBeginRendering`, the `imageView` member of `pDepthAttachment` is not `VK_NULL_HANDLE`, and the `layout` member of `pDepthAttachment` is `VK_IMAGE_LAYOUT_DEPTH_READ_ONLY_OPTIMAL`, this command **must** not write any values to the depth attachment

- VUID-vkCmdDrawMeshTasksIndirect2EXT-imageView-06177

If the current render pass instance was begun with `vkCmdBeginRendering`, the `imageView` member of `pStencilAttachment` is not `VK_NULL_HANDLE`, and the `layout` member of `pStencilAttachment` is `VK_IMAGE_LAYOUT_STENCIL_READ_ONLY_OPTIMAL`, this command **must** not write any values to the stencil attachment

- VUID-vkCmdDrawMeshTasksIndirect2EXT-viewMask-06178

If the current render pass instance was begun with `vkCmdBeginRendering`, the bound graphics pipeline **must** have been created with a `VkPipelineRenderingCreateInfo::viewMask` equal to `VkRenderingInfo::viewMask`

- VUID-vkCmdDrawMeshTasksIndirect2EXT-colorAttachmentCount-06179

If the `dynamicRenderingUnusedAttachments` feature is not enabled and the current render pass instance was begun with `vkCmdBeginRendering`, the bound graphics pipeline **must** have been created with a `VkPipelineRenderingCreateInfo::colorAttachmentCount` equal to `VkRenderingInfo::colorAttachmentCount`

- VUID-vkCmdDrawMeshTasksIndirect2EXT-dynamicRenderingUnusedAttachments-08910

If the `dynamicRenderingUnusedAttachments` feature is not enabled, and the current render pass instance was begun with `vkCmdBeginRendering` and `VkRenderingInfo::colorAttachmentCount` greater than 0, then each element of the `VkRenderingInfo::pColorAttachments` array with an `imageView` not equal to `VK_NULL_HANDLE` **must** have been created with a `VkFormat` equal to the corresponding element of `VkPipelineRenderingCreateInfo::pColorAttachmentFormats` used to create the bound graphics pipeline

- VUID-vkCmdDrawMeshTasksIndirect2EXT-dynamicRenderingUnusedAttachments-08912

If the `dynamicRenderingUnusedAttachments` feature is not enabled, and the current render pass instance was begun with `vkCmdBeginRendering` and `VkRenderingInfo::colorAttachmentCount` greater than 0, then each element of the `VkRenderingInfo::pColorAttachments` array with an `imageView` equal to `VK_NULL_HANDLE` **must** have the corresponding element of `VkPipelineRenderingCreateInfo::pColorAttachmentFormats` used to create the bound pipeline equal to `VK_FORMAT_UNDEFINED`

- VUID-vkCmdDrawMeshTasksIndirect2EXT-dynamicRenderingUnusedAttachments-08911

If the `dynamicRenderingUnusedAttachments` feature is enabled, and the current render pass instance was begun with `vkCmdBeginRendering` and `VkRenderingInfo::colorAttachmentCount` greater than 0, then each element of the `VkRenderingInfo::pColorAttachments` array with an `imageView` not equal to `VK_NULL_HANDLE` **must** have been created with a `VkFormat` equal to the corresponding element of `VkPipelineRenderingCreateInfo::pColorAttachmentFormats` used to create the bound graphics pipeline, or the corresponding element of `VkPipelineRenderingCreateInfo::pColorAttachmentFormats`, if it exists, **must** be `VK_FORMAT_UNDEFINED`

- VUID-vkCmdDrawMeshTasksIndirect2EXT-colorAttachmentCount-09362

If the current render pass instance was begun with `vkCmdBeginRendering`, with a `VkRenderingInfo::colorAttachmentCount` equal to 1, there is no shader object bound to any graphics stage, and a color attachment with a resolve mode of `VK_RESOLVE_MODE_EXTERNAL_FORMAT_DOWNSAMPLE_BIT_ANDROID`, each element of the `VkRenderingInfo::pColorAttachments` array with a `resolveImageView` not equal to `VK_NULL_HANDLE` **must** have been created with an image created with a `VkExternalFormatANDROID::externalFormat` value equal to the `VkExternalFormatANDROID::externalFormat` value used to create the bound graphics pipeline

- VUID-vkCmdDrawMeshTasksIndirect2EXT-None-09363

If there is no shader object bound to any graphics stage, the current render pass instance was begun with `vkCmdBeginRendering` and a `VkRenderingInfo::colorAttachmentCount` equal to 1, and a color attachment with a resolve mode of `VK_RESOLVE_MODE_EXTERNAL_FORMAT_DOWNSAMPLE_BIT_ANDROID`, each element of the `VkRenderingInfo::pColorAttachments` array with a `imageView` not equal to `VK_NULL_HANDLE` **must** have been created with an image created with a `VkExternalFormatANDROID::externalFormat` value equal to the `VkExternalFormatANDROID::externalFormat` value used to create the bound graphics pipeline

- VUID-vkCmdDrawMeshTasksIndirect2EXT-None-09364

If the current render pass instance was begun with `vkCmdBeginRendering`, there is no shader object bound to any graphics stage, and the bound graphics pipeline was created with a non-zero `VkExternalFormatANDROID::externalFormat` value and with the `VK_DYNAMIC_STATE_COLOR_BLEND_ENABLE_EXT` dynamic state enabled, then `vkCmdSetColorBlendEnableEXT` **must** have set the blend enable to `VK_FALSE` prior to this drawing command

- VUID-vkCmdDrawMeshTasksIndirect2EXT-None-09365

If the current render pass instance was begun with `vkCmdBeginRendering`, there is no shader object bound to any graphics stage, and the bound graphics pipeline was created with a non-zero `VkExternalFormatANDROID::externalFormat` value and with the `VK_DYNAMIC_STATE_RASTERIZATION_SAMPLES_EXT` dynamic state enabled, then `vkCmdSetRasterizationSamplesEXT` **must** have set `rasterizationSamples` to `VK_SAMPLE_COUNT_1_BIT` prior to this drawing command

- VUID-vkCmdDrawMeshTasksIndirect2EXT-None-09366

If there is a shader object bound to any graphics stage, and the current render pass includes a color attachment that uses the `VK_RESOLVE_MODE_EXTERNAL_FORMAT_DOWNSAMPLE_BIT_ANDROID` resolve mode, then `vkCmdSetColorBlendEnableEXT` **must** have set blend enable to `VK_FALSE` prior to this drawing command

- VUID-vkCmdDrawMeshTasksIndirect2EXT-rasterizationSamples-09367

If there is a shader object bound to any graphics stage, and the current render pass includes a color attachment that uses the `VK_RESOLVE_MODE_EXTERNAL_FORMAT_DOWNSAMPLE_BIT_ANDROID` resolve mode, then `vkCmdSetRasterizationSamplesEXT` **must** have set `rasterizationSamples` to `VK_SAMPLE_COUNT_1_BIT` prior to this drawing command

- VUID-vkCmdDrawMeshTasksIndirect2EXT-None-09368
If the current render pass instance was begun with `vkCmdBeginRendering`, there is no shader object bound to any graphics stage, and the bound graphics pipeline was created with a non-zero `VkExternalFormatANDROID::externalFormat` value and with the `VK_DYNAMIC_STATE_FRAGMENT_SHADING_RATE_KHR` dynamic state enabled, then `vkCmdSetFragmentShadingRateKHR` **must** have set `pFragmentSize->width` to 1 prior to this drawing command
- VUID-vkCmdDrawMeshTasksIndirect2EXT-None-09369
If the current render pass instance was begun with `vkCmdBeginRendering`, there is no shader object bound to any graphics stage, and the bound graphics pipeline was created with a non-zero `VkExternalFormatANDROID::externalFormat` value and with the `VK_DYNAMIC_STATE_FRAGMENT_SHADING_RATE_KHR` dynamic state enabled, then `vkCmdSetFragmentShadingRateKHR` **must** have set `pFragmentSize->height` to 1 prior to this drawing command
- VUID-vkCmdDrawMeshTasksIndirect2EXT-pFragmentSize-09370
If there is a shader object bound to any graphics stage, and the current render pass includes a color attachment that uses the `VK_RESOLVE_MODE_EXTERNAL_FORMAT_DOWNSAMPLE_BIT_ANDROID` resolve mode, then `vkCmdSetFragmentShadingRateKHR` **must** have set `pFragmentSize->width` to 1 prior to this drawing command
- VUID-vkCmdDrawMeshTasksIndirect2EXT-pFragmentSize-09371
If there is a shader object bound to any graphics stage, and the current render pass includes a color attachment that uses the `VK_RESOLVE_MODE_EXTERNAL_FORMAT_DOWNSAMPLE_BIT_ANDROID` resolve mode, then `vkCmdSetFragmentShadingRateKHR` **must** have set `pFragmentSize->height` to 1 prior to this drawing command
- VUID-vkCmdDrawMeshTasksIndirect2EXT-None-07749
If the `colorWriteEnable` feature is enabled, a shader object is bound to the `VK_SHADER_STAGE_FRAGMENT_BIT` stage or a graphics pipeline is bound which was created with the `VK_DYNAMIC_STATE_COLOR_WRITE_ENABLE_EXT` dynamic state enabled, and the current value of `rasterizerDiscardEnable` is `VK_FALSE`, then `vkCmdSetColorWriteEnableEXT` **must** have been called and not subsequently `invalidated` in the current command buffer prior to this drawing command
- VUID-vkCmdDrawMeshTasksIndirect2EXT-attachmentCount-07750
If the `colorWriteEnable` feature is enabled, a shader object is bound to the `VK_SHADER_STAGE_FRAGMENT_BIT` stage or a graphics pipeline is bound which was created with the `VK_DYNAMIC_STATE_COLOR_WRITE_ENABLE_EXT` dynamic state enabled, and the current value of `rasterizerDiscardEnable` is `VK_FALSE`, then the `attachmentCount` parameter of most recent call to `vkCmdSetColorWriteEnableEXT` in the current command buffer **must** be greater than or equal to the number of active color attachments
- VUID-vkCmdDrawMeshTasksIndirect2EXT-None-07751
If the `VK_EXT_discard_rectangles` extension is enabled, a graphics pipeline is bound which was created with the `VK_DYNAMIC_STATE_DISCARD_RECTANGLE_EXT` dynamic state enabled and the `pNext` chain of `VkGraphicsPipelineCreateInfo` included a

VkPipelineDiscardRectangleStateCreateInfoEXT structure, the current value of rasterizerDiscardEnable is VK_FALSE, and the current value of discardRectangleEnable is VK_TRUE, then vkCmdSetDiscardRectangleEXT must have been called and not subsequently invalidated in the current command buffer prior to this drawing command for each discard rectangle in VkPipelineDiscardRectangleStateCreateInfoEXT::discardRectangleCount

- VUID-vkCmdDrawMeshTasksIndirect2EXT-rasterizerDiscardEnable-09236

If the VK_EXT_discard_rectangles extension is enabled, a shader object is bound to any graphics stage or a graphics pipeline is bound which was created with VK_DYNAMIC_STATE_DISCARD_RECTANGLE_EXT dynamic state enabled and thepNext chain of VkGraphicsPipelineCreateInfo did not include a VkPipelineDiscardRectangleStateCreateInfoEXT structure, the current value of rasterizerDiscardEnable is VK_FALSE, and the current value of discardRectangleEnable is VK_TRUE, then vkCmdSetDiscardRectangleEXT must have been called and not subsequently invalidated in the current command buffer prior to this drawing command for each discard rectangle in VkPhysicalDeviceDiscardRectanglePropertiesEXT::maxDiscardRectangles

- VUID-vkCmdDrawMeshTasksIndirect2EXT-None-07880

If the VK_EXT_discard_rectangles extension is enabled, a shader object is bound to any graphics stage or a graphics pipeline is bound which was created with the VK_DYNAMIC_STATE_DISCARD_RECTANGLE_ENABLE_EXT dynamic state enabled, the current value of rasterizerDiscardEnable is VK_FALSE, then vkCmdSetDiscardRectangleEnableEXT must have been called and not subsequently invalidated in the current command buffer prior to this drawing command

- VUID-vkCmdDrawMeshTasksIndirect2EXT-None-07881

If the VK_EXT_discard_rectangles extension is enabled, a shader object is bound to any graphics stage or a graphics pipeline is bound which was created with the VK_DYNAMIC_STATE_DISCARD_RECTANGLE_MODE_EXT dynamic state enabled, the current value of rasterizerDiscardEnable is VK_FALSE, and the current value of discardRectangleEnable is VK_TRUE, then vkCmdSetDiscardRectangleModeEXT must have been called and not subsequently invalidated in the current command buffer prior to this drawing command

- VUID-vkCmdDrawMeshTasksIndirect2EXT-dynamicRenderingUnusedAttachments-08913

If the current render pass instance was begun with vkCmdBeginRendering, the dynamicRenderingUnusedAttachments feature is not enabled, and VkRenderingInfo::pDepthAttachment->imageView was VK_NULL_HANDLE, the value of VkPipelineRenderingCreateInfo::depthAttachmentFormat used to create the bound graphics pipeline must be equal to VK_FORMAT_UNDEFINED

- VUID-vkCmdDrawMeshTasksIndirect2EXT-dynamicRenderingUnusedAttachments-08914

If current render pass instance was begun with vkCmdBeginRendering, the dynamicRenderingUnusedAttachments feature is not enabled, and VkRenderingInfo::pDepthAttachment->imageView was not VK_NULL_HANDLE, the value of VkPipelineRenderingCreateInfo::depthAttachmentFormat used to create the bound graphics pipeline must be equal to the VkFormat used to create VkRenderingInfo::pDepthAttachment->imageView

- VUID-vkCmdDrawMeshTasksIndirect2EXT-dynamicRenderingUnusedAttachments-08915
If the current render pass instance was begun with `vkCmdBeginRendering`, the `dynamicRenderingUnusedAttachments` feature is enabled, `VkRenderingInfo::pDepthAttachment->imageView` was not `VK_NULL_HANDLE`, and the value of `VkPipelineRenderingCreateInfo::depthAttachmentFormat` used to create the bound graphics pipeline was not equal to the `VkFormat` used to create `VkRenderingInfo::pDepthAttachment->imageView`, the value of the format **must** be `VK_FORMAT_UNDEFINED`
- VUID-vkCmdDrawMeshTasksIndirect2EXT-dynamicRenderingUnusedAttachments-08916
If the current render pass instance was begun with `vkCmdBeginRendering`, the `dynamicRenderingUnusedAttachments` feature is not enabled, and `VkRenderingInfo::pStencilAttachment->imageView` was `VK_NULL_HANDLE`, the value of `VkPipelineRenderingCreateInfo::stencilAttachmentFormat` used to create the bound graphics pipeline **must** be equal to `VK_FORMAT_UNDEFINED`
- VUID-vkCmdDrawMeshTasksIndirect2EXT-dynamicRenderingUnusedAttachments-08917
If current render pass instance was begun with `vkCmdBeginRendering`, the `dynamicRenderingUnusedAttachments` feature is not enabled, and `VkRenderingInfo::pStencilAttachment->imageView` was not `VK_NULL_HANDLE`, the value of `VkPipelineRenderingCreateInfo::stencilAttachmentFormat` used to create the bound graphics pipeline **must** be equal to the `VkFormat` used to create `VkRenderingInfo::pStencilAttachment->imageView`
- VUID-vkCmdDrawMeshTasksIndirect2EXT-dynamicRenderingUnusedAttachments-08918
If the current render pass instance was begun with `vkCmdBeginRendering`, the `dynamicRenderingUnusedAttachments` feature is enabled, `VkRenderingInfo::pStencilAttachment->imageView` was not `VK_NULL_HANDLE`, and the value of `VkPipelineRenderingCreateInfo::stencilAttachmentFormat` used to create the bound graphics pipeline was not equal to the `VkFormat` used to create `VkRenderingInfo::pStencilAttachment->imageView`, the value of the format **must** be `VK_FORMAT_UNDEFINED`
- VUID-vkCmdDrawMeshTasksIndirect2EXT-imageView-06183
If the current render pass instance was begun with `vkCmdBeginRendering` and `VkRenderingFragmentShadingRateAttachmentInfoKHR::imageView` was not `VK_NULL_HANDLE`, the bound graphics pipeline **must** have been created with `VK_PIPELINE_CREATE_RENDERING_FRAGMENT_SHADING_RATE_ATTACHMENT_BIT_KHR`
- VUID-vkCmdDrawMeshTasksIndirect2EXT-dynamicRenderingLocalRead-11797
If the current render pass instance was begun with `vkCmdBeginRendering`, the `dynamicRenderingLocalRead` feature is enabled, the `VK_RENDERING_LOCAL_READ_CONCURRENT_ACCESS_CONTROL_BIT_KHR` flag is specified, and an attachment is being used as a feedback loop as specified by `VK_RENDERING_ATTACHMENT_INPUT_ATTACHMENT_FEEDBACK_BIT_KHR`, `VkRenderingAttachmentFlagsInfoKHR::flags` for that attachment **must** include `VK_RENDERING_ATTACHMENT_INPUT_ATTACHMENT_FEEDBACK_BIT_KHR`
- VUID-vkCmdDrawMeshTasksIndirect2EXT-imageView-06184
If the current render pass instance was begun with `vkCmdBeginRendering` and `VkRenderingFragmentDensityMapAttachmentInfoEXT::imageView` was not

VK_NULL_HANDLE, the bound graphics pipeline **must** have been created with VK_PIPELINE_CREATE_RENDERING_FRAGMENT_DENSITY_MAP_ATTACHMENT_BIT_EXT

- VUID-vkCmdDrawMeshTasksIndirect2EXT-layers-10831

If the current render pass instance was created with VK_RENDERING_PER_LAYER_FRAGMENT_DENSITY_BIT_VALVE or VK_RENDER_PASS_CREATE_PER_LAYER_FRAGMENT_DENSITY_BIT_VALVE, and the bound graphics pipeline was created with VK_PIPELINE_CREATE_2_PER_LAYER_FRAGMENT_DENSITY_BIT_VALVE, then the current render pass instance **must** have a **layers** value less than or equal to VkPipelineFragmentDensityMapLayeredCreateInfoVALVE::maxFragmentDensityMapLayers

- VUID-vkCmdDrawMeshTasksIndirect2EXT-colorAttachmentCount-06185

If the bound pipeline was created with a VkAttachmentSampleCountInfoAMD or VkAttachmentSampleCountInfoNV structure, and the current render pass instance was begun with vkCmdBeginRendering with a VkRenderingInfo::colorAttachmentCount parameter greater than 0, then each element of the VkRenderingInfo::pColorAttachments array with a **imageView** not equal to VK_NULL_HANDLE **must** have been created with a sample count equal to the corresponding element of the pColorAttachmentSamples member of VkAttachmentSampleCountInfoAMD or VkAttachmentSampleCountInfoNV used to create the bound graphics pipeline

- VUID-vkCmdDrawMeshTasksIndirect2EXT-pDepthAttachment-06186

If the current render pass instance was begun with vkCmdBeginRendering, the bound pipeline was created with a VkAttachmentSampleCountInfoAMD or VkAttachmentSampleCountInfoNV structure, and VkRenderingInfo::pDepthAttachment->imageView was not VK_NULL_HANDLE, the value of the depthStencilAttachmentSamples member of VkAttachmentSampleCountInfoAMD or VkAttachmentSampleCountInfoNV used to create the bound graphics pipeline **must** be equal to the sample count used to create VkRenderingInfo::pDepthAttachment->imageView

- VUID-vkCmdDrawMeshTasksIndirect2EXT-pStencilAttachment-06187

If the current render pass instance was begun with vkCmdBeginRendering, the bound pipeline was created with a VkAttachmentSampleCountInfoAMD or VkAttachmentSampleCountInfoNV structure, and VkRenderingInfo::pStencilAttachment->imageView was not VK_NULL_HANDLE, the value of the depthStencilAttachmentSamples member of VkAttachmentSampleCountInfoAMD or VkAttachmentSampleCountInfoNV used to create the bound graphics pipeline **must** be equal to the sample count used to create VkRenderingInfo::pStencilAttachment->imageView

- VUID-vkCmdDrawMeshTasksIndirect2EXT-multisampledRenderToSingleSampled-07285

If the bound pipeline was created without a VkAttachmentSampleCountInfoAMD or VkAttachmentSampleCountInfoNV structure, and the multisampledRenderToSingleSampled feature is not enabled, and vkCmdBeginCustomResolveEXT has not yet been recorded in the render pass instance, and the current render pass instance was begun with vkCmdBeginRendering with a VkRenderingInfo::colorAttachmentCount parameter greater than 0, then each element of the VkRenderingInfo::pColorAttachments array with a **imageView** not equal to VK_NULL_HANDLE **must** have been created with a sample count equal to the value of rasterizationSamples for the bound graphics pipeline

- VUID-vkCmdDrawMeshTasksIndirect2EXT-multisampledRenderToSingleSampled-07286

If the bound pipeline was created without a `VkAttachmentSampleCountInfoAMD` or `VkAttachmentSampleCountInfoNV` structure, and the `multisampledRenderToSingleSampled` feature is not enabled, and `vkCmdBeginCustomResolveEXT` has not yet been recorded in the render pass instance, and `VkRenderingInfo::pDepthAttachment->imageView` was not `VK_NULL_HANDLE`, the value of `rasterizationSamples` for the bound graphics pipeline **must** be equal to the sample count used to create `VkRenderingInfo::pDepthAttachment->imageView`

- VUID-vkCmdDrawMeshTasksIndirect2EXT-multisampledRenderToSingleSampled-07287

If the bound pipeline was created without a `VkAttachmentSampleCountInfoAMD` or `VkAttachmentSampleCountInfoNV` structure, and the `multisampledRenderToSingleSampled` feature is not enabled, and `vkCmdBeginCustomResolveEXT` has not yet been recorded in the render pass instance, and `VkRenderingInfo::pStencilAttachment->imageView` was not `VK_NULL_HANDLE`, the value of `rasterizationSamples` for the bound graphics pipeline **must** be equal to the sample count used to create `VkRenderingInfo::pStencilAttachment->imageView`

- VUID-vkCmdDrawMeshTasksIndirect2EXT-pNext-07935

If this command is called inside a render pass instance started with `vkCmdBeginRendering`, and the `pNext` chain of `VkRenderingInfo` includes a `VkMultisampledRenderToSingleSampledInfoEXT` structure with `multisampledRenderToSingleSampledEnable` equal to `VK_TRUE`, then the value of `rasterizationSamples` for the bound graphics pipeline **must** be equal to `VkMultisampledRenderToSingleSampledInfoEXT::rasterizationSamples`

- VUID-vkCmdDrawMeshTasksIndirect2EXT-renderPass-06198

If the current render pass instance was begun with `vkCmdBeginRendering`, the bound pipeline **must** have been created with a `VkGraphicsPipelineCreateInfo::renderPass` equal to `VK_NULL_HANDLE`

- VUID-vkCmdDrawMeshTasksIndirect2EXT-pColorAttachments-08963

If the current render pass instance was begun with `vkCmdBeginRendering`, `vkCmdBeginCustomResolveEXT` has not yet been recorded in the render pass instance, there is a graphics pipeline bound with a fragment shader that statically writes to a color attachment, the color write mask is not zero, color writes are enabled, and the corresponding element of the `VkRenderingInfo::pColorAttachments->imageView` was not `VK_NULL_HANDLE`, then the corresponding element of `VkPipelineRenderingCreateInfo::pColorAttachmentFormats` used to create the pipeline **must** not be `VK_FORMAT_UNDEFINED`

- VUID-vkCmdDrawMeshTasksIndirect2EXT-pColorAttachments-11539

If the current render pass instance was begun with `vkCmdBeginRendering`, `vkCmdBeginCustomResolveEXT` has been recorded in the render pass instance, there is a graphics pipeline bound with a fragment shader that statically writes to a color attachment, the color write mask is not zero, color writes are enabled, and the corresponding element of the `VkRenderingInfo::pColorAttachments->resolveImageView` was not `VK_NULL_HANDLE`, then the corresponding element of `VkCustomResolveCreateInfoEXT::pColorAttachmentFormats` used to create the pipeline **must** not be `VK_FORMAT_UNDEFINED`

- VUID-vkCmdDrawMeshTasksIndirect2EXT-pDepthAttachment-08964

If the current render pass instance was begun with `vkCmdBeginRendering`, `vkCmdBeginCustomResolveEXT` has not yet been recorded in the render pass instance, there is a graphics pipeline bound, depth test is enabled, and the `VkRenderingInfo::pDepthAttachment->imageView` was not `VK_NULL_HANDLE`, then the `VkPipelineRenderingCreateInfo::depthAttachmentFormat` used to create the pipeline **must** not be `VK_FORMAT_UNDEFINED`

- VUID-vkCmdDrawMeshTasksIndirect2EXT-pDepthAttachment-11540

If the current render pass instance was begun with `vkCmdBeginRendering`, `vkCmdBeginCustomResolveEXT` has been recorded in the render pass instance, there is a graphics pipeline bound, depth test is enabled, and the `VkRenderingInfo::pDepthAttachment->resolveImageView` was not `VK_NULL_HANDLE`, then the `VkCustomResolveCreateInfoEXT::depthAttachmentFormat` used to create the pipeline **must** not be `VK_FORMAT_UNDEFINED`

- VUID-vkCmdDrawMeshTasksIndirect2EXT-pStencilAttachment-08965

If the current render pass instance was begun with `vkCmdBeginRendering`, `vkCmdBeginCustomResolveEXT` has not yet been recorded in the render pass instance, there is a graphics pipeline bound, stencil test is enabled and the `VkRenderingInfo::pStencilAttachment->imageView` was not `VK_NULL_HANDLE`, then the `VkPipelineRenderingCreateInfo::stencilAttachmentFormat` used to create the pipeline **must** not be `VK_FORMAT_UNDEFINED`

- VUID-vkCmdDrawMeshTasksIndirect2EXT-pStencilAttachment-11860

If the current render pass instance was begun with `vkCmdBeginRendering`, `vkCmdBeginCustomResolveEXT` has been recorded in the render pass instance, there is a graphics pipeline bound, stencil test is enabled and the `VkRenderingInfo::pStencilAttachment->resolveImageView` was not `VK_NULL_HANDLE`, then the `VkCustomResolveCreateInfoEXT::stencilAttachmentFormat` used to create the pipeline **must** not be `VK_FORMAT_UNDEFINED`

- VUID-vkCmdDrawMeshTasksIndirect2EXT-flags-10582

If the current render pass instance was begun with a `vkCmdBeginRendering` call in `commandBuffer`, its `VkRenderingInfo::flags` parameter **must** not have `VK_RENDERING_CONTENTS_SECONDARY_COMMAND_BUFFERS_BIT` set unless `VK_RENDERING_CONTENTS_INLINE_BIT_KHR` is also set

- VUID-vkCmdDrawMeshTasksIndirect2EXT-primitivesGeneratedQueryWithRasterizerDiscard-06708

If the `primitivesGeneratedQueryWithRasterizerDiscard` feature is not enabled and the `VK_QUERY_TYPE_PRIMITIVES_GENERATED_EXT` query is active, `rasterization discard` **must** not be enabled

- VUID-vkCmdDrawMeshTasksIndirect2EXT-primitivesGeneratedQueryWithNonZeroStreams-06709

If the `primitivesGeneratedQueryWithNonZeroStreams` feature is not enabled and the `VK_QUERY_TYPE_PRIMITIVES_GENERATED_EXT` query is active, the bound graphics pipeline **must** not have been created with a non-zero value in `VkPipelineRasterizationStateStreamCreateInfoEXT::rasterizationStream`

- VUID-vkCmdDrawMeshTasksIndirect2EXT-None-07620

If the `depthClamp` feature is enabled, a shader object is bound to any graphics stage or a

graphics pipeline is bound which was created with the `VK_DYNAMIC_STATE_DEPTH_CLAMP_ENABLE_EXT` dynamic state enabled, and the current value of `rasterizerDiscardEnable` is `VK_FALSE`, then `vkCmdSetDepthClampEnableEXT` **must** have been called and not subsequently `invalidated` in the current command buffer prior to this drawing command

- VUID-vkCmdDrawMeshTasksIndirect2EXT-None-07621

If a shader object is bound to any graphics stage or a graphics pipeline is bound which was created with the `VK_DYNAMIC_STATE_POLYGON_MODE_EXT` dynamic state enabled, and the current value of `rasterizerDiscardEnable` is `VK_FALSE`, then `vkCmdSetPolygonModeEXT` **must** have been called and not subsequently `invalidated` in the current command buffer prior to this drawing command

- VUID-vkCmdDrawMeshTasksIndirect2EXT-None-07622

If a shader object is bound to any graphics stage or a graphics pipeline is bound which was created with the `VK_DYNAMIC_STATE_RASTERIZATION_SAMPLES_EXT` dynamic state enabled, and the current value of `rasterizerDiscardEnable` is `VK_FALSE`, then `vkCmdSetRasterizationSamplesEXT` **must** have been called and not subsequently `invalidated` in the current command buffer prior to this drawing command

- VUID-vkCmdDrawMeshTasksIndirect2EXT-None-07623

If a shader object is bound to any graphics stage or a graphics pipeline is bound which was created with the `VK_DYNAMIC_STATE_SAMPLE_MASK_EXT` dynamic state enabled, and the current value of `rasterizerDiscardEnable` is `VK_FALSE`, then `vkCmdSetSampleMaskEXT` **must** have been called and not subsequently `invalidated` in the current command buffer prior to this drawing command

- VUID-vkCmdDrawMeshTasksIndirect2EXT-alphaToCoverageEnable-08919

If the bound graphics pipeline state was created with the `VK_DYNAMIC_STATE_ALPHA_TO_COVERAGE_ENABLE_EXT` dynamic state enabled, and `alphaToCoverageEnable` was `VK_TRUE` in the last call to `vkCmdSetAlphaToCoverageEnableEXT`, then the `Fragment Output Interface` **must** contain a variable for the alpha `Component` word in `Location 0` at `Index 0`

- VUID-vkCmdDrawMeshTasksIndirect2EXT-alphaToCoverageEnable-08920

If a shader object is bound to any graphics stage, and the most recent call to `vkCmdSetAlphaToCoverageEnableEXT` in the current command buffer set `alphaToCoverageEnable` to `VK_TRUE`, then the `Fragment Output Interface` **must** contain a variable for the alpha `Component` word in `Location 0` at `Index 0`

- VUID-vkCmdDrawMeshTasksIndirect2EXT-None-07624

If a shader object is bound to any graphics stage or a graphics pipeline is bound which was created with the `VK_DYNAMIC_STATE_ALPHA_TO_COVERAGE_ENABLE_EXT` dynamic state enabled, and the current value of `rasterizerDiscardEnable` is `VK_FALSE`, then `vkCmdSetAlphaToCoverageEnableEXT` **must** have been called and not subsequently `invalidated` in the current command buffer prior to this drawing command

- VUID-vkCmdDrawMeshTasksIndirect2EXT-None-07625

If the `alphaToOne` feature is enabled, a shader object is bound to any graphics stage or a graphics pipeline is bound which was created with the `VK_DYNAMIC_STATE_ALPHA_TO_ONE_ENABLE_EXT` dynamic state enabled, and the current value of `rasterizerDiscardEnable` is `VK_FALSE`, then

`vkCmdSetAlphaToOneEnableEXT` **must** have been called and not subsequently `invalidated` in the current command buffer prior to this drawing command

- VUID-vkCmdDrawMeshTasksIndirect2EXT-None-07626

If the `logicOp` feature is enabled, a shader object is bound to the `VK_SHADER_STAGE_FRAGMENT_BIT` stage or a graphics pipeline is bound which was created with the `VK_DYNAMIC_STATE_LOGIC_OP_ENABLE_EXT` dynamic state enabled, and the current value of `rasterizerDiscardEnable` is `VK_FALSE`, then `vkCmdSetLogicOpEnableEXT` **must** have been called and not subsequently `invalidated` in the current command buffer prior to this drawing command

- VUID-vkCmdDrawMeshTasksIndirect2EXT-None-07627

If a shader object is bound to the `VK_SHADER_STAGE_FRAGMENT_BIT` stage or a graphics pipeline is bound which was created with `VK_DYNAMIC_STATE_COLOR_BLEND_ENABLE_EXT` dynamic state enabled, the current value of `rasterizerDiscardEnable` is `VK_FALSE`, and there are color attachments bound, then `vkCmdSetColorBlendEnableEXT` **must** have been called and not subsequently `invalidated` in the current command buffer prior to this drawing command

- VUID-vkCmdDrawMeshTasksIndirect2EXT-None-07629

If a shader object is bound to the `VK_SHADER_STAGE_FRAGMENT_BIT` stage or a graphics pipeline is bound which was created with `VK_DYNAMIC_STATE_COLOR_WRITE_MASK_EXT` dynamic state enabled, the current value of `rasterizerDiscardEnable` is `VK_FALSE`, and there are color attachments bound, then `vkCmdSetColorWriteMaskEXT` **must** have been called and not subsequently `invalidated` in the current command buffer prior to this drawing command

- VUID-vkCmdDrawMeshTasksIndirect2EXT-None-07630

If the `geometryStreams` feature is enabled, and a shader object is bound to the `VK_SHADER_STAGE_GEOMETRY_BIT` stage or a graphics pipeline is bound which was created with both a `VK_SHADER_STAGE_GEOMETRY_BIT` stage and the `VK_DYNAMIC_STATE_RASTERIZATION_STREAM_EXT` dynamic state enabled, then `vkCmdSetRasterizationStreamEXT` **must** have been called and not subsequently `invalidated` in the current command buffer prior to this drawing command

- VUID-vkCmdDrawMeshTasksIndirect2EXT-None-07631

If the `VK_EXT_conservative_rasterization` extension is enabled, a shader object is bound to any graphics stage or a graphics pipeline is bound which was created with the `VK_DYNAMIC_STATE_CONSERVATIVE_RASTERIZATION_MODE_EXT` dynamic state enabled, and the current value of `rasterizerDiscardEnable` is `VK_FALSE`, then `vkCmdSetConservativeRasterizationModeEXT` **must** have been called and not subsequently `invalidated` in the current command buffer prior to this drawing command

- VUID-vkCmdDrawMeshTasksIndirect2EXT-None-07632

If the `VK_EXT_conservative_rasterization` extension is enabled, a shader object is bound to any graphics stage or a graphics pipeline is bound which was created with the `VK_DYNAMIC_STATE_EXTRA_PRIMITIVE_OVERESTIMATION_SIZE_EXT` dynamic state enabled, the current value of `rasterizerDiscardEnable` is `VK_FALSE`, and the current value of `conservativeRasterizationMode` is `VK_CONSERVATIVE_RASTERIZATION_MODE_OVERESTIMATE_EXT`, then `vkCmdSetExtraPrimitiveOverestimationSizeEXT` **must** have been called and not

subsequently **invalidated** in the current command buffer prior to this drawing command

- VUID-vkCmdDrawMeshTasksIndirect2EXT-conservativePointAndLineRasterization-07499
If the **VK_EXT_conservative_rasterization** extension is enabled, **conservativePointAndLineRasterization** is not supported, a shader object is bound to any graphics stage or a graphics pipeline is bound, the **current value** of **rasterizerDiscardEnable** is **VK_FALSE**, and the **effective rasterization input topology** is in line or point topology class, then the **current value** of **conservativeRasterizationMode** **must** be **VK_CONSERVATIVE_RASTERIZATION_MODE_DISABLED_EXT**
- VUID-vkCmdDrawMeshTasksIndirect2EXT-None-07633
If the **depthClipEnable** feature is enabled, and a shader object is bound to any graphics stage or a graphics pipeline is bound which was created with the **VK_DYNAMIC_STATE_DEPTH_CLIP_ENABLE_EXT** dynamic state, then **vkCmdSetDepthClipEnableEXT** **must** have been called and not subsequently **invalidated** in the current command buffer prior to this drawing command
- VUID-vkCmdDrawMeshTasksIndirect2EXT-None-07636
If the **VK_EXT_provoking_vertex** extension is enabled, a shader object is bound to the **VK_SHADER_STAGE_VERTEX_BIT** stage or a graphics pipeline is bound which was created with the **VK_DYNAMIC_STATE_PROVOKING_VERTEX_MODE_EXT** dynamic state enabled, and the **current value** of **rasterizerDiscardEnable** is **VK_FALSE**, then **vkCmdSetProvokingVertexModeEXT** **must** have been called and not subsequently **invalidated** in the current command buffer prior to this drawing command
- VUID-vkCmdDrawMeshTasksIndirect2EXT-None-08666
If any of the **stippledRectangularLines**, **stippledBresenhamLines** or **stippledSmoothLines** features are enabled, and a shader object is bound to any graphics stage or a graphics pipeline is bound which was created with the **VK_DYNAMIC_STATE_LINE_RASTERIZATION_MODE_EXT** dynamic state enabled, and the **current value** of **rasterizerDiscardEnable** is **VK_FALSE**, and the **effective rasterization input topology** is in line topology class, then **vkCmdSetLineRasterizationModeEXT** **must** have been called and not subsequently **invalidated** in the current command buffer prior to this drawing command
- VUID-vkCmdDrawMeshTasksIndirect2EXT-None-08669
If any of the **stippledRectangularLines**, **stippledBresenhamLines** or **stippledSmoothLines** features are enabled, and a shader object is bound to any graphics stage or a graphics pipeline is bound which was created with the **VK_DYNAMIC_STATE_LINE_STIPPLE_ENABLE_EXT** dynamic state enabled, the **current value** of **rasterizerDiscardEnable** is **VK_FALSE**, and the **effective rasterization input topology** is in line topology class, then **vkCmdSetLineStippleEnableEXT** **must** have been called and not subsequently **invalidated** in the current command buffer prior to this drawing command
- VUID-vkCmdDrawMeshTasksIndirect2EXT-None-07849
If any of the **stippledRectangularLines**, **stippledBresenhamLines** or **stippledSmoothLines** features are enabled and a shader object is bound to any graphics stage, or a bound graphics pipeline state was created with the **VK_DYNAMIC_STATE_LINE_STIPPLE** dynamic state enabled, the **current value** of **rasterizerDiscardEnable** is **VK_FALSE**, and the **current value** of **stippledLineEnable** is **VK_TRUE**, then **vkCmdSetLineStipple** **must** have been

called and not subsequently **invalidated** in the current command buffer prior to this drawing command

- VUID-vkCmdDrawMeshTasksIndirect2EXT-None-10608

If a shader object is bound to any graphics stage or a graphics pipeline is bound which was created with the **VK_DYNAMIC_STATE_LINE_RASTERIZATION_MODE_EXT** dynamic state enabled, the **effective rasterization input topology** is in line topology class, and the current **lineRasterizationMode** is **VK_LINE_RASTERIZATION_MODE_BRESENHAM** or **VK_LINE_RASTERIZATION_MODE_RECTANGULAR_SMOOTH**, then the current **alphaToCoverageEnable**, **alphaToOneEnable** and **sampleShadingEnable** states **must** all be **VK_FALSE**

- VUID-vkCmdDrawMeshTasksIndirect2EXT-None-07639

If the **depthClipControl** feature is enabled, and a shader object is bound to any graphics stage or a graphics pipeline is bound which was created with the **VK_DYNAMIC_STATE_DEPTH_CLIP_NEGATIVE_ONE_TO_ONE_EXT** dynamic state enabled, then **vkCmdSetDepthClipNegativeOneToOneEXT** **must** have been called and not subsequently **invalidated** in the current command buffer prior to this drawing command

- VUID-vkCmdDrawMeshTasksIndirect2EXT-None-09650

If the **depthClampControl** feature is enabled, and a shader object is bound to any graphics stage or a graphics pipeline is bound which was created with the **VK_DYNAMIC_STATE_DEPTH_CLAMP_RANGE_EXT** dynamic state enabled, and the **current value** of **depthClampEnable** is **VK_TRUE**, then **vkCmdSetDepthClampRangeEXT** **must** have been called and not subsequently **invalidated** in the current command buffer prior to this drawing command

- VUID-vkCmdDrawMeshTasksIndirect2EXT-None-07640

If the **VK_NV_clip_space_w_scaling** extension is enabled, and a shader object is bound to any graphics stage or a graphics pipeline is bound which was created with the **VK_DYNAMIC_STATE_VIEWPORT_W_SCALING_ENABLE_NV** dynamic state enabled, then **vkCmdSetViewportWScalingEnableNV** **must** have been called and not subsequently **invalidated** in the current command buffer prior to this drawing command

- VUID-vkCmdDrawMeshTasksIndirect2EXT-None-07641

If the **VK_NV_viewport_swizzle** extension is enabled, and a shader object is bound to any graphics stage or a graphics pipeline is bound which was created with the **VK_DYNAMIC_STATE_VIEWPORT_SWIZZLE_NV** dynamic state enabled, then **vkCmdSetViewportSwizzleNV** **must** have been called and not subsequently **invalidated** in the current command buffer prior to this drawing command

- VUID-vkCmdDrawMeshTasksIndirect2EXT-None-07642

If the **VK_NV_fragment_coverage_to_color** extension is enabled, a shader object is bound to any graphics stage or a graphics pipeline is bound which was created with the **VK_DYNAMIC_STATE_COVERAGE_TO_COLOR_ENABLE_NV** dynamic state enabled, and the **current value** of **rasterizerDiscardEnable** is **VK_FALSE**, then **vkCmdSetCoverageToColorEnableNV** **must** have been called and not subsequently **invalidated** in the current command buffer prior to this drawing command

- VUID-vkCmdDrawMeshTasksIndirect2EXT-None-07643

If the **VK_NV_fragment_coverage_to_color** extension is enabled, a shader object is bound to any graphics stage or a graphics pipeline is bound which was created with the

VK_DYNAMIC_STATE_COVERAGE_TO_COLOR_LOCATION_NV dynamic state enabled, the current value of rasterizerDiscardEnable is VK_FALSE, and the current value of coverageToColorEnable is VK_TRUE, then vkCmdSetCoverageToColorLocationNV **must** have been called and not subsequently invalidated in the current command buffer prior to this drawing command

- VUID-vkCmdDrawMeshTasksIndirect2EXT-None-07644

If the VK_NV_framebuffer_mixed_samples extension is enabled, a shader object is bound to any graphics stage or a graphics pipeline is bound which was created with the VK_DYNAMIC_STATE_COVERAGE_MODULATION_MODE_NV dynamic state enabled, and the current value of rasterizerDiscardEnable is VK_FALSE, then vkCmdSetCoverageModulationModeNV **must** have been called and not subsequently invalidated in the current command buffer prior to this drawing command

- VUID-vkCmdDrawMeshTasksIndirect2EXT-None-07645

If the VK_NV_framebuffer_mixed_samples extension is enabled, a shader object is bound to any graphics stage or a graphics pipeline is bound which was created with the VK_DYNAMIC_STATE_COVERAGE_MODULATION_TABLE_ENABLE_NV dynamic state enabled, the current value of rasterizerDiscardEnable is VK_FALSE, and the current value of coverageModulationMode is any value other than VK_COVERAGE_MODULATION_MODE_NONE_NV, then vkCmdSetCoverageModulationTableEnableNV **must** have been called and not subsequently invalidated in the current command buffer prior to this drawing command

- VUID-vkCmdDrawMeshTasksIndirect2EXT-None-07646

If the VK_NV_framebuffer_mixed_samples extension is enabled, a shader object is bound to any graphics stage or a graphics pipeline is bound which was created with the VK_DYNAMIC_STATE_COVERAGE_MODULATION_TABLE_NV dynamic state enabled, the current value of rasterizerDiscardEnable is VK_FALSE, and the current value of coverageModulationTableEnable is VK_TRUE, then vkCmdSetCoverageModulationTableNV **must** have been called and not subsequently invalidated in the current command buffer prior to this drawing command

- VUID-vkCmdDrawMeshTasksIndirect2EXT-None-07647

If the shadingRateImage feature is enabled, a shader object is bound to any graphics stage or a graphics pipeline is bound which was created with the VK_DYNAMIC_STATE_SHADING_RATE_IMAGE_ENABLE_NV dynamic state enabled, and the current value of rasterizerDiscardEnable is VK_FALSE, then vkCmdSetShadingRateImageEnableNV **must** have been called and not subsequently invalidated in the current command buffer prior to this drawing command

- VUID-vkCmdDrawMeshTasksIndirect2EXT-pipelineFragmentShadingRate-09238

If the pipelineFragmentShadingRate feature is enabled, a shader object is bound to any graphics stage or a graphics pipeline is bound which was created with the VK_DYNAMIC_STATE_FRAGMENT_SHADING_RATE_KHR dynamic state enabled, and the current value of rasterizerDiscardEnable is VK_FALSE, then vkCmdSetFragmentShadingRateKHR **must** have been called and not subsequently invalidated in the current command buffer prior to this drawing command

- VUID-vkCmdDrawMeshTasksIndirect2EXT-None-07648

If the representativeFragmentTest feature is enabled, a shader object is bound to any

graphics stage or a graphics pipeline is bound which was created with the `VK_DYNAMIC_STATE_REPRESENTATIVE_FRAGMENT_TEST_ENABLE_NV` dynamic state enabled, and the current value of `rasterizerDiscardEnable` is `VK_FALSE`, then `vkCmdSetRepresentativeFragmentTestEnableNV` **must** have been called and not subsequently `invalidated` in the current command buffer prior to this drawing command

- VUID-vkCmdDrawMeshTasksIndirect2EXT-None-07649

If the `coverageReductionMode` feature is enabled, a shader object is bound to any graphics stage or a graphics pipeline is bound which was created with the `VK_DYNAMIC_STATE_COVERAGE_REDUCTION_MODE_NV` dynamic state enabled, and the current value of `rasterizerDiscardEnable` is `VK_FALSE`, then `vkCmdSetCoverageReductionModeNV` **must** have been called and not subsequently `invalidated` in the current command buffer prior to this drawing command

- VUID-vkCmdDrawMeshTasksIndirect2EXT-rasterizationSamples-07471

If the bound graphics pipeline state was created with the `VK_DYNAMIC_STATE_RASTERIZATION_SAMPLES_EXT` state enabled, and the current subpass does not use any color and/or depth/stencil attachments, then the `rasterizationSamples` in the last call to `vkCmdSetRasterizationSamplesEXT` **must** follow the rules for a `zero-attachment subpass`

- VUID-vkCmdDrawMeshTasksIndirect2EXT-samples-07472

If the bound graphics pipeline state was created with the `VK_DYNAMIC_STATE_SAMPLE_MASK_EXT` state enabled and the `VK_DYNAMIC_STATE_RASTERIZATION_SAMPLES_EXT` state disabled, then the `samples` parameter in the last call to `vkCmdSetSampleMaskEXT` **must** be greater or equal to the `VkPipelineMultisampleStateCreateInfo::rasterizationSamples` parameter used to create the bound graphics pipeline

- VUID-vkCmdDrawMeshTasksIndirect2EXT-samples-07473

If the bound graphics pipeline state was created with the `VK_DYNAMIC_STATE_SAMPLE_MASK_EXT` state and `VK_DYNAMIC_STATE_RASTERIZATION_SAMPLES_EXT` states enabled, then the `samples` parameter in the last call to `vkCmdSetSampleMaskEXT` **must** be greater or equal to the `rasterizationSamples` parameter in the last call to `vkCmdSetRasterizationSamplesEXT`

- VUID-vkCmdDrawMeshTasksIndirect2EXT-None-09211

If the bound graphics pipeline state was created with the `VK_DYNAMIC_STATE_RASTERIZATION_SAMPLES_EXT` state enabled, or a shader object is bound to any graphics stage, and the current render pass instance includes a `VkMultisampledRenderToSingleSampledInfoEXT` structure with `multisampledRenderToSingleSampledEnable` equal to `VK_TRUE`, then the `rasterizationSamples` in the last call to `vkCmdSetRasterizationSamplesEXT` **must** be the same as the `rasterizationSamples` member of that structure

- VUID-vkCmdDrawMeshTasksIndirect2EXT-firstAttachment-07476

If a shader object is bound to the `VK_SHADER_STAGE_FRAGMENT_BIT` stage or a graphics pipeline is bound was created with the `VK_DYNAMIC_STATE_COLOR_BLEND_ENABLE_EXT` dynamic states enabled, and the current value of `rasterizerDiscardEnable` is `VK_FALSE`, then the last call to `vkCmdSetColorBlendEnableEXT` in the current command buffer prior to this drawing

command **must** have set a value for all active color attachments

- VUID-vkCmdDrawMeshTasksIndirect2EXT-firstAttachment-07478

If a shader object is bound to the `VK_SHADER_STAGE_FRAGMENT_BIT` stage or a graphics pipeline is bound was created with the `VK_DYNAMIC_STATE_COLOR_WRITE_MASK_EXT` dynamic states enabled, and the current value of `rasterizerDiscardEnable` is `VK_FALSE`, then the last call to `vkCmdSetColorWriteMaskEXT` in the current command buffer prior to this drawing command **must** have set a value for all active color attachments

- VUID-vkCmdDrawMeshTasksIndirect2EXT-advancedBlendMaxColorAttachments-07480

If a shader object is bound to the `VK_SHADER_STAGE_FRAGMENT_BIT` stage or a graphics pipeline is bound was created with the `VK_DYNAMIC_STATE_COLOR_BLEND_ADVANCED_EXT` and `VK_DYNAMIC_STATE_COLOR_BLEND_ENABLE_EXT` dynamic states enabled, the current value of `rasterizerDiscardEnable` is `VK_FALSE`, and an active color attachment current value of `blendEnable` is `VK_TRUE`, then the number of active color attachments **must** not exceed `advancedBlendMaxColorAttachments`

- VUID-vkCmdDrawMeshTasksIndirect2EXT-None-10862

If a graphics pipeline is bound was created with `VK_DYNAMIC_STATE_COLOR_BLEND_EQUATION_EXT`, but not the `VK_DYNAMIC_STATE_COLOR_BLEND_ADVANCED_EXT` dynamic state enabled, and the current value of `rasterizerDiscardEnable` is `VK_FALSE`, then `vkCmdSetColorBlendEquationEXT` **must** have been called and not subsequently `invalidated` in the current command buffer prior to this drawing command for all active color attachments with the `blendEnable` current value of `VK_TRUE`

- VUID-vkCmdDrawMeshTasksIndirect2EXT-rasterizerDiscardEnable-10863

If a graphics pipeline is bound was created with `VK_DYNAMIC_STATE_COLOR_BLEND_ADVANCED_EXT`, but not the `VK_DYNAMIC_STATE_COLOR_BLEND_EQUATION_EXT` dynamic state enabled, and the current value of `rasterizerDiscardEnable` is `VK_FALSE`, then `vkCmdSetColorBlendAdvancedEXT` **must** have been called and not subsequently `invalidated` in the current command buffer prior to this drawing command for all active color attachments with the `blendEnable` current value of `VK_TRUE`

- VUID-vkCmdDrawMeshTasksIndirect2EXT-None-10864

If a shader object is bound to the `VK_SHADER_STAGE_FRAGMENT_BIT` stage or a graphics pipeline is bound was created with `VK_DYNAMIC_STATE_COLOR_BLEND_ADVANCED_EXT` and `VK_DYNAMIC_STATE_COLOR_BLEND_EQUATION_EXT` dynamic state enabled, and the current value of `rasterizerDiscardEnable` is `VK_FALSE`, then either `vkCmdSetColorBlendAdvancedEXT` or `vkCmdSetColorBlendEquationEXT` **must** have been called and not subsequently `invalidated` in the current command buffer prior to this drawing command for all active color attachments with the `blendEnable` current value of `VK_TRUE`

- VUID-vkCmdDrawMeshTasksIndirect2EXT-primitivesGeneratedQueryWithNonZeroStreams-07481

If the `primitivesGeneratedQueryWithNonZeroStreams` feature is not enabled and the `VK_QUERY_TYPE_PRIMITIVES_GENERATED_EXT` query is active, and the bound graphics pipeline was created with `VK_DYNAMIC_STATE_RASTERIZATION_STREAM_EXT` state

enabled, the last call to `vkCmdSetRasterizationStreamEXT` **must** have set the `rasterizationStream` to zero

- VUID-vkCmdDrawMeshTasksIndirect2EXT-sampleLocationsPerPixel-07482

If the bound graphics pipeline state was created with the `VK_DYNAMIC_STATE_SAMPLE_LOCATIONS_EXT` state enabled and the `VK_DYNAMIC_STATE_RASTERIZATION_SAMPLES_EXT` state disabled, and the **current** value of `sampleLocationsEnable` is `VK_TRUE`, then the `sampleLocationsPerPixel` member of `pSampleLocationsInfo` in the last call to `vkCmdSetSampleLocationsEXT` **must** equal the `rasterizationSamples` member of the `VkPipelineMultisampleStateCreateInfo` structure the bound graphics pipeline has been created with

- VUID-vkCmdDrawMeshTasksIndirect2EXT-sampleLocationsPerPixel-07483

If the bound graphics pipeline state was created with the `VK_DYNAMIC_STATE_SAMPLE_LOCATIONS_EXT` state enabled and the `VK_DYNAMIC_STATE_RASTERIZATION_SAMPLES_EXT` state enabled, and the **current** value of `sampleLocationsEnable` is `VK_TRUE`, then the `sampleLocationsPerPixel` member of `pSampleLocationsInfo` in the last call to `vkCmdSetSampleLocationsEXT` **must** equal the `rasterizationSamples` parameter of the last call to `vkCmdSetRasterizationSamplesEXT`

- VUID-vkCmdDrawMeshTasksIndirect2EXT-sampleLocationsEnable-07484

If a shader object is bound to the `VK_SHADER_STAGE_FRAGMENT_BIT` stage, or the bound graphics pipeline was created with the `VK_DYNAMIC_STATE_SAMPLE_LOCATIONS_ENABLE_EXT` state enabled, and `sampleLocationsEnable` was `VK_TRUE` in the last call to `vkCmdSetSampleLocationsEnableEXT` then the current active depth attachment **must** have been created with the `VK_IMAGE_CREATE_SAMPLE_LOCATIONS_COMPATIBLE_DEPTH_BIT_EXT` bit set

- VUID-vkCmdDrawMeshTasksIndirect2EXT-sampleLocationsEnable-07485

If a shader object is bound to the `VK_SHADER_STAGE_FRAGMENT_BIT` stage, or the bound graphics pipeline state was created with the `VK_DYNAMIC_STATE_SAMPLE_LOCATIONS_EXT` state enabled and the `VK_DYNAMIC_STATE_SAMPLE_LOCATIONS_ENABLE_EXT` state enabled, and if `sampleLocationsEnable` was `VK_TRUE` in the last call to `vkCmdSetSampleLocationsEnableEXT`, then the `sampleLocationsInfo.maxSampleLocationGridSize.width` in the last call to `vkCmdSetSampleLocationsEXT` **must** evenly divide `VkMultisamplePropertiesEXT::maxSampleLocationGridSize.width` as returned by `vkGetPhysicalDeviceMultisamplePropertiesEXT` with a `samples` parameter equaling `rasterizationSamples`

- VUID-vkCmdDrawMeshTasksIndirect2EXT-sampleLocationsEnable-07486

If a shader object is bound to the `VK_SHADER_STAGE_FRAGMENT_BIT` stage, or the bound graphics pipeline state was created with the `VK_DYNAMIC_STATE_SAMPLE_LOCATIONS_EXT` state enabled and the `VK_DYNAMIC_STATE_SAMPLE_LOCATIONS_ENABLE_EXT` state enabled, and if `sampleLocationsEnable` was `VK_TRUE` in the last call to `vkCmdSetSampleLocationsEnableEXT`, then the `sampleLocationsInfo.maxSampleLocationGridSize.height` in the last call to `vkCmdSetSampleLocationsEXT` **must** evenly divide `VkMultisamplePropertiesEXT`

`::maxSampleLocationGridSize.height` as returned by `vkGetPhysicalDeviceMultisamplePropertiesEXT` with a `samples` parameter equaling `rasterizationSamples`

- VUID-vkCmdDrawMeshTasksIndirect2EXT-sampleLocationsEnable-07487

If a shader object is bound to the `VK_SHADER_STAGE_FRAGMENT_BIT` stage, or the bound graphics pipeline state was created with the `VK_DYNAMIC_STATE_SAMPLE_LOCATIONS_ENABLE_EXT` state enabled, and if `sampleLocationsEnable` was `VK_TRUE` in the last call to `vkCmdSetSampleLocationsEnableEXT`, the fragment shader code **must** not statically use the extended instruction `InterpolateAtSample`

- VUID-vkCmdDrawMeshTasksIndirect2EXT-sampleLocationsEnable-07936

If the bound graphics pipeline state was created with the `VK_DYNAMIC_STATE_SAMPLE_LOCATIONS_EXT` state disabled and the `VK_DYNAMIC_STATE_RASTERIZATION_SAMPLES_EXT` state enabled, and the `current` value of `sampleLocationsEnable` is `VK_TRUE`, then `sampleLocationsInfo.sampleLocationGridSize.width` **must** evenly divide `VkMultisamplePropertiesEXT::maxSampleLocationGridSize.width` as returned by `vkGetPhysicalDeviceMultisamplePropertiesEXT` with a `samples` parameter equaling the value of `rasterizationSamples` in the last call to `vkCmdSetRasterizationSamplesEXT`

- VUID-vkCmdDrawMeshTasksIndirect2EXT-sampleLocationsEnable-07937

If the bound graphics pipeline state was created with the `VK_DYNAMIC_STATE_SAMPLE_LOCATIONS_EXT` state disabled and the `VK_DYNAMIC_STATE_RASTERIZATION_SAMPLES_EXT` state enabled, and the `current` value of `sampleLocationsEnable` is `VK_TRUE`, then `sampleLocationsInfo.sampleLocationGridSize.height` **must** evenly divide `VkMultisamplePropertiesEXT::maxSampleLocationGridSize.height` as returned by `vkGetPhysicalDeviceMultisamplePropertiesEXT` with a `samples` parameter equaling the value of `rasterizationSamples` in the last call to `vkCmdSetRasterizationSamplesEXT`

- VUID-vkCmdDrawMeshTasksIndirect2EXT-sampleLocationsEnable-07938

If the bound graphics pipeline state was created with the `VK_DYNAMIC_STATE_SAMPLE_LOCATIONS_EXT` state disabled and the `VK_DYNAMIC_STATE_RASTERIZATION_SAMPLES_EXT` state enabled, and the `current` value of `sampleLocationsEnable` is `VK_TRUE`, then `sampleLocationsInfo.sampleLocationsPerPixel` **must** equal `rasterizationSamples` in the last call to `vkCmdSetRasterizationSamplesEXT`

- VUID-vkCmdDrawMeshTasksIndirect2EXT-coverageModulationTableEnable-07488

If a shader object is bound to any graphics stage or the bound graphics pipeline state was created with the `VK_DYNAMIC_STATE_COVERAGE_MODULATION_TABLE_ENABLE_NV` state enabled, and the last call to `vkCmdSetCoverageModulationTableEnableNV` set `coverageModulationTableEnable` to `VK_TRUE`, then the `coverageModulationTableCount` parameter in the last call to `vkCmdSetCoverageModulationTableNV` **must** equal the current `rasterizationSamples` divided by the number of color samples in the current active color attachment

- VUID-vkCmdDrawMeshTasksIndirect2EXT-rasterizationSamples-07489

If the `VK_NV_framebuffer_mixed_samples` extension is enabled, and if current subpass has a

depth/stencil attachment and depth test, stencil test, or depth bounds test are enabled in the bound pipeline, then the current **rasterizationSamples** **must** be the same as the sample count of the depth/stencil attachment

- VUID-vkCmdDrawMeshTasksIndirect2EXT-coverageToColorEnable-07490

If the bound graphics pipeline state was created with the [VK_DYNAMIC_STATE_COVERAGE_TO_COLOR_ENABLE_NV](#) state enabled and the last call to [vkCmdSetCoverageToColorEnableNV](#) set the **coverageToColorEnable** to [VK_TRUE](#), then there **must** be an active color attachment at the location selected by the last call to [vkCmdSetCoverageToColorLocationNV](#) **coverageToColorLocation**, with a **VkFormat** of [VK_FORMAT_R8_UINT](#), [VK_FORMAT_R8_SINT](#), [VK_FORMAT_R16_UINT](#), [VK_FORMAT_R16_SINT](#), [VK_FORMAT_R32_UINT](#), or [VK_FORMAT_R32_SINT](#)

- VUID-vkCmdDrawMeshTasksIndirect2EXT-rasterizerDiscardEnable-09420

If the [VK_NV_fragment_coverage_to_color](#) extension is enabled, and a shader object is bound to the [VK_SHADER_STAGE_FRAGMENT_BIT](#) stage, and the most recent call to [vkCmdSetRasterizerDiscardEnable](#) in the current command buffer set **rasterizerDiscardEnable** to [VK_FALSE](#), and the last call to [vkCmdSetCoverageToColorEnableNV](#) set the **coverageToColorEnable** to [VK_TRUE](#), then there **must** be an active color attachment at the location selected by the last call to [vkCmdSetCoverageToColorLocationNV](#) **coverageToColorLocation**, with a **VkFormat** of [VK_FORMAT_R8_UINT](#), [VK_FORMAT_R8_SINT](#), [VK_FORMAT_R16_UINT](#), [VK_FORMAT_R16_SINT](#), [VK_FORMAT_R32_UINT](#), or [VK_FORMAT_R32_SINT](#)

- VUID-vkCmdDrawMeshTasksIndirect2EXT-coverageReductionMode-07491

If the **coverageReductionMode** feature is enabled, a shader object is bound to any graphics stage or a graphics pipeline is bound which was created with the [VK_DYNAMIC_STATE_COVERAGE_REDUCTION_MODE_NV](#) or [VK_DYNAMIC_STATE_RASTERIZATION_SAMPLES_EXT](#) dynamic states enabled, then the **current values** of **coverageReductionMode**, **rasterizationSamples**, the sample counts for the color and depth/stencil attachments (if the subpass has them) **must** be a valid combination returned by [vkGetPhysicalDeviceSupportedFramebufferMixedSamplesCombinationsNV](#)

- VUID-vkCmdDrawMeshTasksIndirect2EXT-viewportCount-07492

If the bound graphics pipeline state was created with the [VK_DYNAMIC_STATE_VIEWPORT_WITH_COUNT](#) dynamic state enabled, but not the [VK_DYNAMIC_STATE_VIEWPORT_SWIZZLE_NV](#) dynamic state enabled, then the bound graphics pipeline **must** have been created with [VkPipelineViewportSwizzleStateCreateInfoNV::viewportCount](#) greater or equal to the **viewportCount** parameter in the last call to [vkCmdSetViewportWithCount](#)

- VUID-vkCmdDrawMeshTasksIndirect2EXT-viewportCount-07493

If the bound graphics pipeline state was created with the [VK_DYNAMIC_STATE_VIEWPORT_WITH_COUNT](#) and [VK_DYNAMIC_STATE_VIEWPORT_SWIZZLE_NV](#) dynamic states enabled then the **viewportCount** parameter in the last call to [vkCmdSetViewportSwizzleNV](#) **must** be greater than or equal to the **viewportCount** parameter in the last call to [vkCmdSetViewportWithCount](#)

- VUID-vkCmdDrawMeshTasksIndirect2EXT-viewportCount-09421

If the `VK_NV_viewport_swizzle` extension is enabled, and a shader object is bound to any graphics stage, then the `viewportCount` parameter in the last call to `vkCmdSetViewportSwizzleNV` **must** be greater than or equal to the `viewportCount` parameter in the last call to `vkCmdSetViewportWithCount`

- VUID-vkCmdDrawMeshTasksIndirect2EXT-rasterizationSamples-07494

If the `VK_NV_framebuffer_mixed_samples` extension is enabled, and the `coverageReductionMode` feature is not enabled, or the `current value` of `coverageReductionMode` is not `VK_COVERAGE_REDUCTION_MODE_TRUNCATE_NV`, and the `current value` of `rasterizationSamples` is greater than sample count of the color attachment, then `sample shading` **must** be disabled

- VUID-vkCmdDrawMeshTasksIndirect2EXT-stippledLineEnable-07495

If the bound graphics pipeline state was created with the `VK_DYNAMIC_STATE_LINE_STIPPLE_ENABLE_EXT` or `VK_DYNAMIC_STATE_LINE_RASTERIZATION_MODE_EXT` dynamic states enabled, and if the current `stippledLineEnable` state is `VK_TRUE` and the current `lineRasterizationMode` state is `VK_LINE_RASTERIZATION_MODE_RECTANGULAR`, then the `stippledRectangularLines` feature **must** be enabled

- VUID-vkCmdDrawMeshTasksIndirect2EXT-stippledLineEnable-07496

If the bound graphics pipeline state was created with the `VK_DYNAMIC_STATE_LINE_STIPPLE_ENABLE_EXT` or `VK_DYNAMIC_STATE_LINE_RASTERIZATION_MODE_EXT` dynamic states enabled, and if the current `stippledLineEnable` state is `VK_TRUE` and the current `lineRasterizationMode` state is `VK_LINE_RASTERIZATION_MODE_BRESENHAM`, then the `stippledBresenhamLines` feature **must** be enabled

- VUID-vkCmdDrawMeshTasksIndirect2EXT-stippledLineEnable-07497

If the bound graphics pipeline state was created with the `VK_DYNAMIC_STATE_LINE_STIPPLE_ENABLE_EXT` or `VK_DYNAMIC_STATE_LINE_RASTERIZATION_MODE_EXT` dynamic states enabled, and if the current `stippledLineEnable` state is `VK_TRUE` and the current `lineRasterizationMode` state is `VK_LINE_RASTERIZATION_MODE_RECTANGULAR_SMOOTH`, then the `stippledSmoothLines` feature **must** be enabled

- VUID-vkCmdDrawMeshTasksIndirect2EXT-stippledLineEnable-07498

If the bound graphics pipeline state was created with the `VK_DYNAMIC_STATE_LINE_STIPPLE_ENABLE_EXT` or `VK_DYNAMIC_STATE_LINE_RASTERIZATION_MODE_EXT` dynamic states enabled, and if the current `stippledLineEnable` state is `VK_TRUE` and the current `lineRasterizationMode` state is `VK_LINE_RASTERIZATION_MODE_DEFAULT`, then the `stippledRectangularLines` feature **must** be enabled and `VkPhysicalDeviceLimits::strictLines` **must** be `VK_TRUE`

- VUID-vkCmdDrawMeshTasksIndirect2EXT-stage-07073

If the bound pipeline was created with the `VkPipelineShaderStageCreateInfo::stage` member of an element of `VkGraphicsPipelineCreateInfo::pStages` set to `VK_SHADER_STAGE_VERTEX_BIT`, `VK_SHADER_STAGE_TESSELLATION_CONTROL_BIT`, `VK_SHADER_STAGE_TESSELLATION_EVALUATION_BIT` or `VK_SHADER_STAGE_GEOMETRY_BIT`, then `Mesh Shader Queries` **must** not be active

- VUID-vkCmdDrawMeshTasksIndirect2EXT-None-08877

If a shader object is bound to the [VK_SHADER_STAGE_FRAGMENT_BIT](#) stage or a graphics pipeline is bound which was created with the [VK_DYNAMIC_STATE_ATTACHMENT_FEEDBACK_LOOP_ENABLE_EXT](#) dynamic state enabled, and the current value of `rasterizerDiscardEnable` is [VK_FALSE](#), then `vkCmdSetAttachmentFeedbackLoopEnableEXT` **must** have been called and not subsequently [invalidated](#) in the current command buffer prior to this drawing command

- VUID-vkCmdDrawMeshTasksIndirect2EXT-None-07850
If dynamic state was inherited from [VkCommandBufferInheritanceViewportScissorInfoNV](#), it **must** be set in the current command buffer prior to this drawing command
- VUID-vkCmdDrawMeshTasksIndirect2EXT-nextStage-10745
For each shader object bound to a graphics stage, except for shader object bound to the last graphics stage in the logical pipeline, it **must** have been created with a `nextStage` including the corresponding bit to the shader object bound to the following graphics stage in the logical pipeline
- VUID-vkCmdDrawMeshTasksIndirect2EXT-None-08684
If there is no bound graphics pipeline, `vkCmdBindShadersEXT` **must** have been called in the current command buffer with `pStages` with an element of [VK_SHADER_STAGE_VERTEX_BIT](#)
- VUID-vkCmdDrawMeshTasksIndirect2EXT-None-08685
If there is no bound graphics pipeline, and the `tessellationShader` feature is enabled, `vkCmdBindShadersEXT` **must** have been called in the current command buffer with `pStages` with an element of [VK_SHADER_STAGE_TESSELLATION_CONTROL_BIT](#)
- VUID-vkCmdDrawMeshTasksIndirect2EXT-None-08686
If there is no bound graphics pipeline, and the `tessellationShader` feature is enabled, `vkCmdBindShadersEXT` **must** have been called in the current command buffer with `pStages` with an element of [VK_SHADER_STAGE_TESSELLATION_EVALUATION_BIT](#)
- VUID-vkCmdDrawMeshTasksIndirect2EXT-None-08687
If there is no bound graphics pipeline, and the `geometryShader` feature is enabled, `vkCmdBindShadersEXT` **must** have been called in the current command buffer with `pStages` with an element of [VK_SHADER_STAGE_GEOMETRY_BIT](#)
- VUID-vkCmdDrawMeshTasksIndirect2EXT-None-08688
If there is no bound graphics pipeline, `vkCmdBindShadersEXT` **must** have been called in the current command buffer with `pStages` with an element of [VK_SHADER_STAGE_FRAGMENT_BIT](#)
- VUID-vkCmdDrawMeshTasksIndirect2EXT-None-08689
If there is no bound graphics pipeline, and the `taskShader` feature is enabled, `vkCmdBindShadersEXT` **must** have been called in the current command buffer with `pStages` with an element of [VK_SHADER_STAGE_TASK_BIT_EXT](#)
- VUID-vkCmdDrawMeshTasksIndirect2EXT-None-08690
If there is no bound graphics pipeline, and the `meshShader` feature is enabled, `vkCmdBindShadersEXT` **must** have been called in the current command buffer with `pStages` with an element of [VK_SHADER_STAGE_MESH_BIT_EXT](#)
- VUID-vkCmdDrawMeshTasksIndirect2EXT-None-08693

If there is no bound graphics pipeline, and at least one of the `taskShader` and `meshShader` features is enabled, one of the `VK_SHADER_STAGE_VERTEX_BIT` or `VK_SHADER_STAGE_MESH_BIT_EXT` stages **must** have a valid `VkShaderEXT` bound, and the other **must** have no `VkShaderEXT` bound

- VUID-vkCmdDrawMeshTasksIndirect2EXT-None-08696

If there is no bound graphics pipeline, and a valid `VkShaderEXT` is bound to the `VK_SHADER_STAGE_VERTEX_BIT` stage, there **must** be no `VkShaderEXT` bound to either the `VK_SHADER_STAGE_TASK_BIT_EXT` stage or the `VK_SHADER_STAGE_MESH_BIT_EXT` stage

- VUID-vkCmdDrawMeshTasksIndirect2EXT-None-08698

If any graphics shader is bound which was created with the `VK_SHADER_CREATE_LINK_STAGE_BIT_EXT` flag, then all shaders created with the `VK_SHADER_CREATE_LINK_STAGE_BIT_EXT` flag in the same `vkCreateShadersEXT` call **must** also be bound

- VUID-vkCmdDrawMeshTasksIndirect2EXT-None-08699

If any graphics shader is bound which was created with the `VK_SHADER_CREATE_LINK_STAGE_BIT_EXT` flag, any stages in between stages whose shaders which did not create a shader with the `VK_SHADER_CREATE_LINK_STAGE_BIT_EXT` flag as part of the same `vkCreateShadersEXT` call **must** not have any `VkShaderEXT` bound

- VUID-vkCmdDrawMeshTasksIndirect2EXT-None-08878

All bound graphics shader objects **must** have been created with identical or `identically defined` push constant ranges

- VUID-vkCmdDrawMeshTasksIndirect2EXT-None-08879

All bound graphics shader objects **must** have either been created with the `VK_SHADER_CREATE_DESCRIPTOR_HEAP_BIT_EXT` flag set, or with identical or `identically defined` arrays of descriptor set layouts

- VUID-vkCmdDrawMeshTasksIndirect2EXT-colorAttachmentCount-09372

If the current render pass instance was begun with `vkCmdBeginRendering` and a `VkRenderingInfo::colorAttachmentCount` equal to 1, a color attachment with a resolve mode of `VK_RESOLVE_MODE_EXTERNAL_FORMAT_DOWNSAMPLE_BIT_ANDROID`, and a fragment shader is bound, it **must** not declare the `DepthReplacing` or `StencilRefReplacingEXT` execution modes

- VUID-vkCmdDrawMeshTasksIndirect2EXT-pDynamicStates-08715

If the bound graphics pipeline state includes a fragment shader stage, was created with `VK_DYNAMIC_STATE_DEPTH_WRITE_ENABLE` set in `VkPipelineDynamicStateCreateInfo::pDynamicStates`, and the fragment shader declares the `EarlyFragmentTests` execution mode and uses `OpDepthAttachmentReadEXT`, the `depthWriteEnable` parameter in the last call to `vkCmdSetDepthWriteEnable` **must** be `VK_FALSE`

- VUID-vkCmdDrawMeshTasksIndirect2EXT-pDynamicStates-08716

If the bound graphics pipeline state includes a fragment shader stage, was created with `VK_DYNAMIC_STATE_STENCIL_WRITE_MASK` set in `VkPipelineDynamicStateCreateInfo::pDynamicStates`, and the fragment shader declares the `EarlyFragmentTests` execution mode and uses `OpStencilAttachmentReadEXT`, the `writeMask` parameter in the last call to `vkCmdSetStencilWriteMask` **must** be 0

- VUID-vkCmdDrawMeshTasksIndirect2EXT-None-09116
If a shader object is bound to any graphics stage or the bound graphics pipeline was created with `VK_DYNAMIC_STATE_COLOR_WRITE_MASK_EXT`, and the format of any color attachment is `VK_FORMAT_E5B9G9R9_UFLOAT_PACK32`, the corresponding element of the `pColorWriteMasks` parameter of `vkCmdSetColorWriteMaskEXT` **must** either include all of `VK_COLOR_COMPONENT_R_BIT`, `VK_COLOR_COMPONENT_G_BIT`, and `VK_COLOR_COMPONENT_B_BIT`, or none of them
- VUID-vkCmdDrawMeshTasksIndirect2EXT-maxFragmentDualSrcAttachments-09239
If `blending` is enabled for any attachment where either the source or destination blend factors for that attachment `use the secondary color input`, the maximum value of `Location` for any output attachment `statically used` in the `Fragment Execution Model` executed by this command **must** be less than `maxFragmentDualSrcAttachments`
- VUID-vkCmdDrawMeshTasksIndirect2EXT-None-09548
If the current render pass was begun with `vkCmdBeginRendering`, there is no shader object bound to any graphics stage, the value of each element of `VkRenderingAttachmentLocationInfo::pColorAttachmentLocations` in the bound pipeline **must** match the value for the corresponding locations set currently in the current render pass instance
- VUID-vkCmdDrawMeshTasksIndirect2EXT-None-09549
If the current render pass was begun with `vkCmdBeginRendering`, and there is no shader object bound to any graphics stage, the value of each element of `VkRenderingInputAttachmentIndexInfo::pColorAttachmentInputIndices` in the bound pipeline **must** match the value for the corresponding index set currently in the current render pass instance
- VUID-vkCmdDrawMeshTasksIndirect2EXT-None-10927
If the current render pass was begun with `vkCmdBeginRendering`, and there is no shader object bound to any graphics stage, the value of `VkRenderingInputAttachmentIndexInfo::pDepthInputAttachmentIndex` in the bound pipeline **must** match the value set currently in the current render pass instance
- VUID-vkCmdDrawMeshTasksIndirect2EXT-None-10928
If the current render pass was begun with `vkCmdBeginRendering`, and there is no shader object bound to any graphics stage, the value of `VkRenderingInputAttachmentIndexInfo::pStencilInputAttachmentIndex` in the bound pipeline **must** match the value set currently in the current render pass instance
- VUID-vkCmdDrawMeshTasksIndirect2EXT-None-09642
If the current render pass was begun with `vkCmdBeginRendering` with the `VK_RENDERING_ENABLE_LEGACY_DITHERING_BIT_EXT` flag, the bound graphics pipeline **must** have been created with `VK_PIPELINE_CREATE_2_ENABLE_LEGACY_DITHERING_BIT_EXT`
- VUID-vkCmdDrawMeshTasksIndirect2EXT-None-09643
If the bound graphics pipeline was created with `VK_PIPELINE_CREATE_2_ENABLE_LEGACY_DITHERING_BIT_EXT`, the current render pass **must** have begun with `vkCmdBeginRendering` with the `VK_RENDERING_ENABLE_LEGACY_DITHERING_BIT_EXT` flag
- VUID-vkCmdDrawMeshTasksIndirect2EXT-None-10677

If the [per-tile execution model](#) is enabled, the [tileShadingPerTileDraw](#) feature **must** be enabled

- VUID-vkCmdDrawMeshTasksIndirect2EXT-None-10772

If a shader object is bound to any graphics stage, *multiview* functionality **must** not be enabled in the current render pass

- VUID-vkCmdDrawMeshTasksIndirect2EXT-multiviewPerViewViewports-12262

If the [multiviewPerViewViewports](#) feature is enabled, then the index of the most significant bit in current render pass instance [viewMask](#) **must** be less than the [current value](#) of [viewportCount](#)

- VUID-vkCmdDrawMeshTasksIndirect2EXT-multiviewPerViewViewports-12263

If the [multiviewPerViewViewports](#) feature is enabled, then the index of the most significant bit in current render pass instance [viewMask](#) **must** be less than the [current value](#) of [scissorCount](#)

- VUID-vkCmdDrawMeshTasksIndirect2EXT-flags-11521

If current render pass instance was begun with [vkCmdBeginRendering](#) with [VkRenderingInfo::flags](#) which includes [VK_RENDERING_FRAGMENT_REGION_BIT_EXT](#), and if [sample shading](#) is enabled (explicitly or implicitly), then the minimum fraction for sample shading **must** equal 0.0

- VUID-vkCmdDrawMeshTasksIndirect2EXT-None-11522

If the current render pass instance was begun with [vkCmdBeginRendering](#) and contains a custom resolve, and the [dynamicRenderingUnusedAttachments](#) feature is not enabled, the graphics pipeline bound **must** have been created with a [VkCustomResolveCreateInfoEXT](#)

- VUID-vkCmdDrawMeshTasksIndirect2EXT-None-11523

If the current render pass instance was begun with [vkCmdBeginRendering](#) and does not contain a custom resolve, and the [dynamicRenderingUnusedAttachments](#) feature is not enabled, the graphics pipeline bound **must** not have been created with a [VkCustomResolveCreateInfoEXT](#)

- VUID-vkCmdDrawMeshTasksIndirect2EXT-customResolve-11524

If the current render pass instance was begun with [vkCmdBeginRendering](#) and [vkCmdBeginCustomResolveEXT](#) has been recorded in the render pass instance, the graphics pipeline bound **must** have been created with [VkCustomResolveCreateInfoEXT::customResolve](#) as [VK_TRUE](#)

- VUID-vkCmdDrawMeshTasksIndirect2EXT-customResolve-11525

If the current render pass instance was begun with [vkCmdBeginRendering](#) and contains a custom resolve, and [vkCmdBeginCustomResolveEXT](#) has not been recorded in the render pass instance, the graphics pipeline bound **must** have been created with [VkCustomResolveCreateInfoEXT::customResolve](#) as [VK_FALSE](#)

- VUID-vkCmdDrawMeshTasksIndirect2EXT-None-11861

If the [dynamicRenderingUnusedAttachments](#) feature is not enabled and the current render pass instance was begun with [vkCmdBeginRendering](#) and contains a custom resolve, the bound graphics pipeline **must** have been created with a [VkCustomResolveCreateInfoEXT::colorAttachmentCount](#) equal to [VkRenderingInfo::colorAttachmentCount](#)

- VUID-vkCmdDrawMeshTasksIndirect2EXT-None-11862

If the [dynamicRenderingUnusedAttachments](#) feature is not enabled, and the current render

pass instance was begun with `vkCmdBeginRendering`, it contains a custom resolve, and `VkRenderingInfo::colorAttachmentCount` greater than 0, then each element of the `VkRenderingInfo::pColorAttachments` array with an `resolveImageView` not equal to `VK_NULL_HANDLE` **must** have been created with a `VkFormat` equal to the corresponding element of `VkCustomResolveCreateInfoEXT::pColorAttachmentFormats` used to create the bound graphics pipeline

- VUID-vkCmdDrawMeshTasksIndirect2EXT-None-11863

If the `dynamicRenderingUnusedAttachments` feature is not enabled, and the current render pass instance was begun with `vkCmdBeginRendering`, it contains a custom resolve, and `VkRenderingInfo::colorAttachmentCount` greater than 0, then each element of the `VkRenderingInfo::pColorAttachments` array with an `resolveImageView` equal to `VK_NULL_HANDLE` **must** have the corresponding element of `VkCustomResolveCreateInfoEXT::pColorAttachmentFormats` used to create the bound pipeline equal to `VK_FORMAT_UNDEFINED`

- VUID-vkCmdDrawMeshTasksIndirect2EXT-dynamicRenderingUnusedAttachments-11864

If the `dynamicRenderingUnusedAttachments` feature is enabled, the current render pass instance was begun with `vkCmdBeginRendering`, it contains a custom resolve, and `VkRenderingInfo::colorAttachmentCount` greater than 0, then each element of the `VkRenderingInfo::pColorAttachments` array with an `resolveImageView` not equal to `VK_NULL_HANDLE` **must** have been created with a `VkFormat` equal to the corresponding element of `VkCustomResolveCreateInfoEXT::pColorAttachmentFormats` used to create the bound graphics pipeline, or the corresponding element of `VkCustomResolveCreateInfoEXT::pColorAttachmentFormats`, if it exists, **must** be `VK_FORMAT_UNDEFINED`

- VUID-vkCmdDrawMeshTasksIndirect2EXT-None-11865

If the current render pass instance was begun with `vkCmdBeginRendering`, it contains a custom resolve, the `dynamicRenderingUnusedAttachments` feature is not enabled, and `VkRenderingInfo::pDepthAttachment->resolveImageView` was `VK_NULL_HANDLE`, the value of `VkCustomResolveCreateInfoEXT::depthAttachmentFormat` used to create the bound graphics pipeline **must** be equal to `VK_FORMAT_UNDEFINED`

- VUID-vkCmdDrawMeshTasksIndirect2EXT-None-11866

If current render pass instance was begun with `vkCmdBeginRendering`, it contains a custom resolve, the `dynamicRenderingUnusedAttachments` feature is not enabled, and `VkRenderingInfo::pDepthAttachment->resolveImageView` was not `VK_NULL_HANDLE`, the value of `VkCustomResolveCreateInfoEXT::depthAttachmentFormat` used to create the bound graphics pipeline **must** be equal to the `VkFormat` used to create `VkRenderingInfo::pDepthAttachment->resolveImageView`

- VUID-vkCmdDrawMeshTasksIndirect2EXT-dynamicRenderingUnusedAttachments-11867

If the current render pass instance was begun with `vkCmdBeginRendering`, it contains a custom resolve, the `dynamicRenderingUnusedAttachments` feature is enabled, `VkRenderingInfo::pDepthAttachment->resolveImageView` was not `VK_NULL_HANDLE`, and the value of `VkCustomResolveCreateInfoEXT::depthAttachmentFormat` used to create the bound graphics pipeline was not equal to the `VkFormat` used to create `VkRenderingInfo::pDepthAttachment->resolveImageView`, the value of the format **must** be `VK_FORMAT_UNDEFINED`

- VUID-vkCmdDrawMeshTasksIndirect2EXT-None-11868
If the current render pass instance was begun with `vkCmdBeginRendering`, it contains a custom resolve, the `dynamicRenderingUnusedAttachments` feature is not enabled, and `VkRenderingInfo::pStencilAttachment->resolveImageView` was `VK_NULL_HANDLE`, the value of `VkCustomResolveCreateInfoEXT::stencilAttachmentFormat` used to create the bound graphics pipeline **must** be equal to `VK_FORMAT_UNDEFINED`
- VUID-vkCmdDrawMeshTasksIndirect2EXT-None-11869
If current render pass instance was begun with `vkCmdBeginRendering`, it contains a custom resolve, the `dynamicRenderingUnusedAttachments` feature is not enabled, and `VkRenderingInfo::pStencilAttachment->resolveImageView` was not `VK_NULL_HANDLE`, the value of `VkCustomResolveCreateInfoEXT::stencilAttachmentFormat` used to create the bound graphics pipeline **must** be equal to the `VkFormat` used to create `VkRenderingInfo::pStencilAttachment->resolveImageView`
- VUID-vkCmdDrawMeshTasksIndirect2EXT-dynamicRenderingUnusedAttachments-11870
If the current render pass instance was begun with `vkCmdBeginRendering`, it contains a custom resolve, the `dynamicRenderingUnusedAttachments` feature is enabled, `VkRenderingInfo::pStencilAttachment->resolveImageView` was not `VK_NULL_HANDLE`, and the value of `VkCustomResolveCreateInfoEXT::stencilAttachmentFormat` used to create the bound graphics pipeline was not equal to the `VkFormat` used to create `VkRenderingInfo::pStencilAttachment->resolveImageView`, the value of the format **must** be `VK_FORMAT_UNDEFINED`
- VUID-vkCmdDrawMeshTasksIndirect2EXT-colorAttachmentCount-11871
If the current render pass instance was begun with `vkCmdBeginRendering` with a `VkRenderingInfo::colorAttachmentCount` parameter greater than `0` and `vkCmdBeginCustomResolveEXT` has been recorded in the render pass instance, then for each element of the `VkRenderingInfo::pColorAttachments` array with a `resolveImageView` not equal to `VK_NULL_HANDLE`, the `resolveImageView` **must** have been created with a sample count equal to the value of `rasterizationSamples` for the bound graphics pipeline
- VUID-vkCmdDrawMeshTasksIndirect2EXT-pDepthAttachment-11872
If the current render pass instance was begun with `vkCmdBeginRendering`, `vkCmdBeginCustomResolveEXT` has been recorded in the render pass instance, and `VkRenderingInfo::pDepthAttachment->resolveImageView` was not `VK_NULL_HANDLE`, the value of `rasterizationSamples` for the bound graphics pipeline **must** be equal to the sample count used to create `VkRenderingInfo::pDepthAttachment->resolveImageView`
- VUID-vkCmdDrawMeshTasksIndirect2EXT-pStencilAttachment-11873
If the current render pass instance was begun with `vkCmdBeginRendering`, `vkCmdBeginCustomResolveEXT` has been recorded in the render pass instance, `VkRenderingInfo::pStencilAttachment->resolveImageView` was not `VK_NULL_HANDLE`, the value of `rasterizationSamples` for the bound graphics pipeline **must** be equal to the sample count used to create `VkRenderingInfo::pStencilAttachment->resolveImageView`
- VUID-vkCmdDrawMeshTasksIndirect2EXT-customResolve-11529
If a shader object is bound to the fragment stage, the current render pass instance was begun with `vkCmdBeginRendering`, a fragment density map attachment is active, and `vkCmdBeginCustomResolveEXT` has been called, then the fragment shader object bound **must** have been created with `VkCustomResolveCreateInfoEXT::customResolve` as `VK_TRUE`

- VUID-vkCmdDrawMeshTasksIndirect2EXT-customResolve-11530

If a shader object is bound to the fragment stage, the current render pass instance was begun with `vkCmdBeginRendering` and contains a custom resolve, a fragment density map attachment is active, and `vkCmdBeginCustomResolveEXT` has not yet been called, then the fragment shader object bound **must** have been created with `VkCustomResolveCreateInfoEXT::customResolve` as `VK_FALSE`

- VUID-vkCmdDrawMeshTasksIndirect2EXT-flags-13361

If there are any shader objects bound that were created with `flags` that includes the `VK_SHADER_CREATE_INDEPENDENT_SETS_BIT_KHR` bit, then all bound shader objects **must** have been created with the `VK_SHADER_CREATE_INDEPENDENT_SETS_BIT_KHR` bit

- VUID-vkCmdDrawMeshTasksIndirect2EXT-flags-13362

If there are any shader objects bound that were created with `flags` that includes the `VK_SHADER_CREATE_INDEPENDENT_SETS_BIT_KHR` bit, then the pipeline layout of the bound descriptor sets **must** have been created with `VK_PIPELINE_LAYOUT_CREATE_INDEPENDENT_SETS_BIT_EXT` set

- VUID-vkCmdDrawMeshTasksIndirect2EXT-flags-13363

If there are any shader objects bound that were created with `flags` that includes the `VK_SHADER_CREATE_INDEPENDENT_SETS_BIT_KHR` bit, and any of the descriptor set layouts used to create the pipeline layout of the bound descriptor sets were created with any binding's `VkDescriptorSetLayoutBinding::stageFlags` set with `VK_SHADER_STAGE_VERTEX_BIT`, `VK_SHADER_STAGE_TESSELLATION_CONTROL_BIT`, `VK_SHADER_STAGE_TESSELLATION_EVALUATION_BIT` or `VK_SHADER_STAGE_GEOMETRY_BIT`, then there **must** be no binding with `VkDescriptorSetLayoutBinding::stageFlags` set with `VK_SHADER_STAGE_TASK_BIT_EXT` or `VK_SHADER_STAGE_MESH_BIT_EXT`

- VUID-vkCmdDrawMeshTasksIndirect2EXT-flags-13364

If there are any shader objects bound that were created with `flags` that includes both the `VK_SHADER_CREATE_INDEPENDENT_SETS_BIT_KHR` and `VK_SHADER_CREATE_NO_TASK_SHADER_BIT_EXT` bits, the pipeline layout of the bound descriptor sets **must** have been created with `VK_PIPELINE_LAYOUT_CREATE_NO_TASK_SHADER_BIT_KHR` set

- VUID-vkCmdDrawMeshTasksIndirect2EXT-flags-13365

If there are any shader objects bound that were created with `flags` that includes both the `VK_SHADER_CREATE_INDEPENDENT_SETS_BIT_KHR` and `VK_SHADER_CREATE_NO_TASK_SHADER_BIT_EXT` bits, there **must** be no shader object bound to the `VK_SHADER_STAGE_TASK_BIT_EXT` stage

- VUID-vkCmdDrawMeshTasksIndirect2EXT-stage-06480

The bound graphics pipeline **must** not have been created with the `VkPipelineShaderStageCreateInfo::stage` member of any element of `VkGraphicsPipelineCreateInfo::pStages` set to `VK_SHADER_STAGE_VERTEX_BIT`, `VK_SHADER_STAGE_TESSELLATION_CONTROL_BIT`, `VK_SHADER_STAGE_TESSELLATION_EVALUATION_BIT` or `VK_SHADER_STAGE_GEOMETRY_BIT`

- VUID-vkCmdDrawMeshTasksIndirect2EXT-pStages-10680

If there is no bound graphics pipeline, `vkCmdBindShadersEXT` **must** not have last bound the

`pStages` element of `VK_SHADER_STAGE_VERTEX_BIT`, `VK_SHADER_STAGE_TESSELLATION_CONTROL_BIT`, `VK_SHADER_STAGE_TESSELLATION_EVALUATION_BIT` or `VK_SHADER_STAGE_GEOMETRY_BIT` with a valid shader object other than `VK_NULL_HANDLE`

- VUID-vkCmdDrawMeshTasksIndirect2EXT-None-07074
`Transform Feedback Queries` **must** not be active
- VUID-vkCmdDrawMeshTasksIndirect2EXT-None-07075
`Primitives Generated Queries` **must** not be active
- VUID-vkCmdDrawMeshTasksIndirect2EXT-pipelineStatistics-07076
The `pipelineStatistics` member used to create any active `Pipeline Statistics Query` **must** not contain `VK_QUERY_PIPELINE_STATISTIC_INPUT_ASSEMBLY_VERTICES_BIT`, `VK_QUERY_PIPELINE_STATISTIC_INPUT_ASSEMBLY_PRIMITIVES_BIT`, `VK_QUERY_PIPELINE_STATISTIC_VERTEX_SHADER_INVOCATIONS_BIT`, `VK_QUERY_PIPELINE_STATISTIC_GEOMETRY_SHADER_INVOCATIONS_BIT`, `VK_QUERY_PIPELINE_STATISTIC_GEOMETRY_SHADER_PRIMITIVES_BIT`, `VK_QUERY_PIPELINE_STATISTIC_CLIPPING_INVOCATIONS_BIT`, `VK_QUERY_PIPELINE_STATISTIC_CLIPPING_PRIMITIVES_BIT`, `VK_QUERY_PIPELINE_STATISTIC_TESSELLATION_CONTROL_SHADER_PATCHES_BIT`, or `VK_QUERY_PIPELINE_STATISTIC_TESSELLATION_EVALUATION_SHADER_INVOCATIONS_BIT`
- VUID-vkCmdDrawMeshTasksIndirect2EXT-None-08694
If there is no bound graphics pipeline, and both the `taskShader` and `meshShader` features are enabled, and a valid `VkShaderEXT` is bound to the `VK_SHADER_STAGE_MESH_BIT_EXT` stage, and that `VkShaderEXT` was created without the `VK_SHADER_CREATE_NO_TASK_SHADER_BIT_EXT` flag, a valid `VkShaderEXT` **must** be bound to the `VK_SHADER_STAGE_TASK_BIT_EXT` stage
- VUID-vkCmdDrawMeshTasksIndirect2EXT-None-08695
If there is no bound graphics pipeline, and both the `taskShader` and `meshShader` features are enabled, and a valid `VkShaderEXT` is bound to the `VK_SHADER_STAGE_MESH_BIT_EXT` stage, and that `VkShaderEXT` was created with the `VK_SHADER_CREATE_NO_TASK_SHADER_BIT_EXT` flag, there **must** be no `VkShaderEXT` bound to the `VK_SHADER_STAGE_TASK_BIT_EXT` stage
- VUID-vkCmdDrawMeshTasksIndirect2EXT-commandBuffer-13067
`commandBuffer` **must** not be a protected command buffer

Valid Usage (Implicit)

- VUID-vkCmdDrawMeshTasksIndirect2EXT-commandBuffer-parameter
`commandBuffer` **must** be a valid `VkCommandBuffer` handle
- VUID-vkCmdDrawMeshTasksIndirect2EXT-pInfo-parameter
`pInfo` **must** be a valid pointer to a valid `VkDrawIndirect2InfoKHR` structure
- VUID-vkCmdDrawMeshTasksIndirect2EXT-commandBuffer-recording

`commandBuffer` **must** be in the [recording state](#)

- VUID-vkCmdDrawMeshTasksIndirect2EXT-commandBuffer-cmdpool
The `VkCommandPool` that `commandBuffer` was allocated from **must** support [VK_QUEUE_GRAPHICS_BIT](#) operations
- VUID-vkCmdDrawMeshTasksIndirect2EXT-renderpass
This command **must** only be called inside of a render pass instance
- VUID-vkCmdDrawMeshTasksIndirect2EXT-suspended
This command **must** not be called between suspended render pass instances
- VUID-vkCmdDrawMeshTasksIndirect2EXT-videocoding
This command **must** only be called outside of a video coding scope

Host Synchronization

- Host access to `commandBuffer` **must** be externally synchronized
- Host access to the `VkCommandPool` that `commandBuffer` was allocated from **must** be externally synchronized

Command Properties

Command Buffer Levels	Render Pass Scope	Video Coding Scope	Supported Queue Types	Command Type
Primary Secondary	Inside	Outside	VK_QUEUE_GRAPHICS_BIT	Action

Conditional Rendering

`vkCmdDrawMeshTasksIndirect2EXT` is affected by [conditional rendering](#)

To record an indirect mesh tasks drawing command, call:

WARNING

This functionality is superseded by [vkCmdDrawMeshTasksIndirect2EXT](#). See [Legacy Functionality](#) for more information.

```
// Provided by VK_EXT_mesh_shader
void vkCmdDrawMeshTasksIndirectEXT(
    VkCommandBuffer          commandBuffer,
    VkBuffer                 buffer,
    VkDeviceSize             offset,
    uint32_t                 drawCount,
    uint32_t                 stride);
```


- `commandBuffer` is the command buffer into which the command is recorded.
- `buffer` is the buffer containing draw parameters.
- `offset` is the byte offset into `buffer` where parameters begin.
- `drawCount` is the number of draws to execute, and **can** be zero.
- `stride` is the byte stride between successive sets of draw parameters.

`vkCmdDrawMeshTasksIndirectEXT` behaves similarly to `vkCmdDrawMeshTasksEXT` except that the parameters are read by the device from a buffer during execution. `drawCount` draws are executed by the command, with parameters taken from `buffer` starting at `offset` and increasing by `stride` bytes for each successive draw. The parameters of each draw are encoded in an array of `VkDrawMeshTasksIndirectCommandEXT` structures. If `drawCount` is less than or equal to one, `stride` is ignored.

Valid Usage

- VUID-vkCmdDrawMeshTasksIndirectEXT-magFilter-04553
If a `VkSampler` created with `magFilter` or `minFilter` equal to `VK_FILTER_LINEAR`, `reductionMode` equal to `VK_SAMPLER_REDUCTION_MODE_WEIGHTED_AVERAGE`, and `compareEnable` equal to `VK_FALSE` is used to sample a `VkImageView` as a result of this command, then the image view's `format features` **must** contain `VK_FORMAT_FEATURE_SAMPLED_IMAGE_FILTER_LINEAR_BIT`
- VUID-vkCmdDrawMeshTasksIndirectEXT-magFilter-09598
If a `VkSampler` created with `magFilter` or `minFilter` equal to `VK_FILTER_LINEAR` and `reductionMode` equal to either `VK_SAMPLER_REDUCTION_MODE_MIN` or `VK_SAMPLER_REDUCTION_MODE_MAX` is used to sample a `VkImageView` as a result of this command, then the image view's `format features` **must** contain `VK_FORMAT_FEATURE_SAMPLED_IMAGE_FILTER_MINMAX_BIT`
- VUID-vkCmdDrawMeshTasksIndirectEXT-mipmapMode-04770
If a `VkSampler` created with `mipmapMode` equal to `VK_SAMPLER_MIPMAP_MODE_LINEAR`, `reductionMode` equal to `VK_SAMPLER_REDUCTION_MODE_WEIGHTED_AVERAGE`, and `compareEnable` equal to `VK_FALSE` is used to sample a `VkImageView` as a result of this command, then the image view's `format features` **must** contain `VK_FORMAT_FEATURE_SAMPLED_IMAGE_FILTER_LINEAR_BIT`
- VUID-vkCmdDrawMeshTasksIndirectEXT-mipmapMode-09599
If a `VkSampler` created with `mipmapMode` equal to `VK_SAMPLER_MIPMAP_MODE_LINEAR` and `reductionMode` equal to either `VK_SAMPLER_REDUCTION_MODE_MIN` or `VK_SAMPLER_REDUCTION_MODE_MAX` is used to sample a `VkImageView` as a result of this command, then the image view's `format features` **must** contain `VK_FORMAT_FEATURE_SAMPLED_IMAGE_FILTER_MINMAX_BIT`
- VUID-vkCmdDrawMeshTasksIndirectEXT-unnormalizedCoordinates-09635
If a `VkSampler` created with `unnormalizedCoordinates` equal to `VK_TRUE` is used to sample a `VkImageView` as a result of this command, then the image view's `levelCount` and `layerCount` **must** be 1
- VUID-vkCmdDrawMeshTasksIndirectEXT-None-08609

If a `VkSampler` created with `unnormalizedCoordinates` equal to `VK_TRUE` is used to sample a `VkImageView` as a result of this command, then the image view's `viewType` **must** be `VK_IMAGE_VIEW_TYPE_1D` or `VK_IMAGE_VIEW_TYPE_2D`

- VUID-vkCmdDrawMeshTasksIndirectEXT-None-08610

If a `VkSampler` created with `unnormalizedCoordinates` equal to `VK_TRUE` is used to sample a `VkImageView` as a result of this command, then the sampler **must** not be used with any of the SPIR-V `OpImageSample*` or `OpImageSparseSample*` instructions with `ImplicitLod`, `Dref` or `Proj` in their name

- VUID-vkCmdDrawMeshTasksIndirectEXT-None-08611

If a `VkSampler` created with `unnormalizedCoordinates` equal to `VK_TRUE` is used to sample a `VkImageView` as a result of this command, then the sampler **must** not be used with any of the SPIR-V `OpImageSample*` or `OpImageSparseSample*` instructions that includes a LOD bias or any offset values

- VUID-vkCmdDrawMeshTasksIndirectEXT-None-06479

If a `VkImageView` is sampled with `depth comparison`, the image view's `format features` **must** contain `VK_FORMAT_FEATURE_2_SAMPLED_IMAGE_DEPTH_COMPARISON_BIT`

- VUID-vkCmdDrawMeshTasksIndirectEXT-None-02691

If a `VkImageView` is accessed using atomic operations as a result of this command, then the image view's `format features` **must** contain `VK_FORMAT_FEATURE_STORAGE_IMAGE_ATOMIC_BIT`

- VUID-vkCmdDrawMeshTasksIndirectEXT-None-07888

If a `VK_DESCRIPTOR_TYPE_STORAGE_TEXEL_BUFFER` descriptor is accessed using atomic operations as a result of this command, then the storage texel buffer's `format features` **must** contain `VK_FORMAT_FEATURE_STORAGE_TEXEL_BUFFER_ATOMIC_BIT`

- VUID-vkCmdDrawMeshTasksIndirectEXT-None-02692

If a `VkImageView` is sampled with `VK_FILTER_CUBIC_EXT` as a result of this command, then the image view's `format features` **must** contain `VK_FORMAT_FEATURE_SAMPLED_IMAGE_FILTER_CUBIC_BIT_EXT`

- VUID-vkCmdDrawMeshTasksIndirectEXT-None-02693

If the `VK_EXT_filter_cubic` extension is not enabled and any `VkImageView` is sampled with `VK_FILTER_CUBIC_EXT` as a result of this command, it **must** not have a `VkImageViewType` of `VK_IMAGE_VIEW_TYPE_3D`, `VK_IMAGE_VIEW_TYPE_CUBE`, or `VK_IMAGE_VIEW_TYPE_CUBE_ARRAY`

- VUID-vkCmdDrawMeshTasksIndirectEXT-filterCubic-02694

Any `VkImageView` being sampled with `VK_FILTER_CUBIC_EXT` as a result of this command **must** have a `VkImageViewType` and format that supports cubic filtering, as specified by `VkFilterCubicImageViewImageFormatPropertiesEXT::filterCubic` returned by `vkGetPhysicalDeviceImageFormatProperties2`

- VUID-vkCmdDrawMeshTasksIndirectEXT-filterCubicMinmax-02695

Any `VkImageView` being sampled with `VK_FILTER_CUBIC_EXT` with a reduction mode of either `VK_SAMPLER_REDUCTION_MODE_MIN` or `VK_SAMPLER_REDUCTION_MODE_MAX` as a result of this command **must** have a `VkImageViewType` and format that supports cubic filtering together with minmax filtering, as specified by `VkFilterCubicImageViewImageFormatPropertiesEXT::filterCubicMinmax` returned by

vkGetPhysicalDeviceImageFormatProperties2

- VUID-vkCmdDrawMeshTasksIndirectEXT-cubicRangeClamp-09212
If the **cubicRangeClamp** feature is not enabled, then any **VkImageView** being sampled with **VK_FILTER_CUBIC_EXT** as a result of this command **must** not have a **VkSamplerReductionModeCreateInfo::reductionMode** equal to **VK_SAMPLER_REDUCTION_MODE_WEIGHTED_AVERAGE_RANGECLAMP_QCOM**
- VUID-vkCmdDrawMeshTasksIndirectEXT-reductionMode-09213
Any **VkImageView** being sampled with a **VkSamplerReductionModeCreateInfo::reductionMode** equal to **VK_SAMPLER_REDUCTION_MODE_WEIGHTED_AVERAGE_RANGECLAMP_QCOM** as a result of this command **must** sample with **VK_FILTER_CUBIC_EXT**
- VUID-vkCmdDrawMeshTasksIndirectEXT-selectableCubicWeights-09214
If the **selectableCubicWeights** feature is not enabled, then any **VkImageView** being sampled with **VK_FILTER_CUBIC_EXT** as a result of this command **must** have **VkSamplerCubicWeightsCreateInfoQCOM::cubicWeights** equal to **VK_CUBIC_FILTER_WEIGHTS_CATMULL_ROM_QCOM**
- VUID-vkCmdDrawMeshTasksIndirectEXT-flags-02696
Any **VkImage** created with a **VkImageCreateInfo::flags** containing **VK_IMAGE_CREATE_CORNER_SAMPLED_BIT_NV** sampled as a result of this command **must** only be sampled using a **VkSamplerAddressMode** of **VK_SAMPLER_ADDRESS_MODE_CLAMP_TO_EDGE**
- VUID-vkCmdDrawMeshTasksIndirectEXT-OpTypeImage-07027
For any **VkImageView** being written as a storage image where the image format field of the **OpTypeImage** is **Unknown**, the view's **format features** **must** contain **VK_FORMAT_FEATURE_2_STORAGE_WRITE_WITHOUT_FORMAT_BIT**
- VUID-vkCmdDrawMeshTasksIndirectEXT-OpTypeImage-07028
For any **VkImageView** being read as a storage image where the image format field of the **OpTypeImage** is **Unknown**, the view's **format features** **must** contain **VK_FORMAT_FEATURE_2_STORAGE_READ_WITHOUT_FORMAT_BIT**
- VUID-vkCmdDrawMeshTasksIndirectEXT-OpTypeImage-07029
For any **VkBufferView** being written as a storage texel buffer where the image format field of the **OpTypeImage** is **Unknown**, the view's **buffer features** **must** contain **VK_FORMAT_FEATURE_2_STORAGE_WRITE_WITHOUT_FORMAT_BIT**
- VUID-vkCmdDrawMeshTasksIndirectEXT-OpTypeImage-07030
Any **VkBufferView** being read as a storage texel buffer where the image format field of the **OpTypeImage** is **Unknown** then the view's **buffer features** **must** contain **VK_FORMAT_FEATURE_2_STORAGE_READ_WITHOUT_FORMAT_BIT**
- VUID-vkCmdDrawMeshTasksIndirectEXT-None-08600
If a **bound shader** was created with a pipeline layout and statically uses a set *n*, a descriptor set **must** have been bound to *n* at the same pipeline bind point, with layouts compatible for set *n* with the layout(s) used to create the shader, as described in **Pipeline Layout Compatibility**
- VUID-vkCmdDrawMeshTasksIndirectEXT-None-08601
If a **bound shader** was created with a pipeline layout or specified push constant ranges

and statically uses a push constant value, that value **must** have been set for the same pipeline bind point, with push constant ranges that are [compatible](#) with the push constant range used to create the shader

- VUID-vkCmdDrawMeshTasksIndirectEXT-None-10068

For each array of resources that is used by a [bound shader](#), the indices used to access members of the array **must** be less than the descriptor count for the identified binding in the descriptor sets used by this command

- VUID-vkCmdDrawMeshTasksIndirectEXT-None-08114

Descriptors in each bound descriptor set, specified via [vkCmdBindDescriptorSets](#), **must** be valid if they are accessed as described by [descriptor validity](#) by the [VkPipeline](#) bound to the pipeline bind point used by this command and the bound [VkPipeline](#) was not created with [VK_PIPELINE_CREATE_DESCRIPTOR_BUFFER_BIT_EXT](#)

- VUID-vkCmdDrawMeshTasksIndirectEXT-imageLayout-00344

If an image descriptor is accessed by a shader, the [VkImageLayout](#) **must** match the subresource accessible from the [VkImageView](#) as defined by the [image layout matching rules](#)

- VUID-vkCmdDrawMeshTasksIndirectEXT-None-08115

If the descriptors used by the [VkPipeline](#) bound to the pipeline bind point were specified via [vkCmdBindDescriptorSets](#), the bound [VkPipeline](#) **must** have been created without [VK_PIPELINE_CREATE_DESCRIPTOR_BUFFER_BIT_EXT](#)

- VUID-vkCmdDrawMeshTasksIndirectEXT-None-08116

Descriptors in bound descriptor buffers, specified via [vkCmdSetDescriptorBufferOffsetsEXT](#), **must** be valid if they are dynamically used by the [VkPipeline](#) bound to the pipeline bind point used by this command and the bound [VkPipeline](#) was created with [VK_PIPELINE_CREATE_DESCRIPTOR_BUFFER_BIT_EXT](#)

- VUID-vkCmdDrawMeshTasksIndirectEXT-None-08604

Descriptors in bound descriptor buffers, specified via [vkCmdSetDescriptorBufferOffsetsEXT](#), **must** be valid if they are dynamically used by any [VkShaderEXT](#) bound to a stage corresponding to the pipeline bind point used by this command

- VUID-vkCmdDrawMeshTasksIndirectEXT-None-08117

If the descriptors used by the [VkPipeline](#) bound to the pipeline bind point were specified via [vkCmdSetDescriptorBufferOffsetsEXT](#), the bound [VkPipeline](#) **must** have been created with [VK_PIPELINE_CREATE_DESCRIPTOR_BUFFER_BIT_EXT](#)

- VUID-vkCmdDrawMeshTasksIndirectEXT-None-08119

If a descriptor is dynamically used with a [VkPipeline](#) created with [VK_PIPELINE_CREATE_DESCRIPTOR_BUFFER_BIT_EXT](#), the descriptor memory **must** be resident

- VUID-vkCmdDrawMeshTasksIndirectEXT-None-08605

If a descriptor is dynamically used with a [VkShaderEXT](#) created with a [VkDescriptorSetLayout](#) that was created with [VK_DESCRIPTOR_SET_LAYOUT_CREATE_DESCRIPTOR_BUFFER_BIT_EXT](#), the descriptor memory **must** be resident

- VUID-vkCmdDrawMeshTasksIndirectEXT-None-08606

If the `shaderObject` feature is not enabled, a valid pipeline **must** be bound to the pipeline bind point used by this command

- VUID-vkCmdDrawMeshTasksIndirectEXT-None-08608

If a pipeline is bound to the pipeline bind point used by this command, there **must** not have been any calls to dynamic state setting commands for any state specified statically in the `VkPipeline` object bound to the pipeline bind point used by this command, since that pipeline was bound

- VUID-vkCmdDrawMeshTasksIndirectEXT-uniformBuffers-06935

If any stage of the `VkPipeline` object bound to the pipeline bind point used by this command accesses a uniform buffer, and that stage was created without enabling either `VK_PIPELINE_ROBUSTNESS_BUFFER_BEHAVIOR_ROBUST_BUFFER_ACCESS` or `VK_PIPELINE_ROBUSTNESS_BUFFER_BEHAVIOR_ROBUST_BUFFER_ACCESS_2` for `uniformBuffers`, and the `robustBufferAccess` feature is not enabled, that stage **must** not access values outside of the range of the buffer as specified in the descriptor set bound to the same pipeline bind point

- VUID-vkCmdDrawMeshTasksIndirectEXT-None-08612

If the `robustBufferAccess` feature is not enabled, and any `VkShaderEXT` bound to a stage corresponding to the pipeline bind point used by this command accesses a uniform buffer, it **must** not access values outside of the range of the buffer as specified in the descriptor set bound to the same pipeline bind point

- VUID-vkCmdDrawMeshTasksIndirectEXT-storageBuffers-06936

If any stage of the `VkPipeline` object bound to the pipeline bind point used by this command accesses a storage buffer, and that stage was created without enabling either `VK_PIPELINE_ROBUSTNESS_BUFFER_BEHAVIOR_ROBUST_BUFFER_ACCESS` or `VK_PIPELINE_ROBUSTNESS_BUFFER_BEHAVIOR_ROBUST_BUFFER_ACCESS_2` for `storageBuffers`, and the `robustBufferAccess` feature is not enabled, that stage **must** not access values outside of the range of the buffer as specified in the descriptor set bound to the same pipeline bind point

- VUID-vkCmdDrawMeshTasksIndirectEXT-None-08613

If the `robustBufferAccess` feature is not enabled, and any `VkShaderEXT` bound to a stage corresponding to the pipeline bind point used by this command accesses a storage buffer, it **must** not access values outside of the range of the buffer as specified in the descriptor set bound to the same pipeline bind point

- VUID-vkCmdDrawMeshTasksIndirectEXT-commandBuffer-02707

If `commandBuffer` is an unprotected command buffer and `protectedNoFault` is not supported, any resource accessed by `bound shaders` **must** not be a protected resource

- VUID-vkCmdDrawMeshTasksIndirectEXT-viewType-07752

If a `VkImageView` is accessed as a result of this command, then the image view's `viewType` **must** match the `Dim` operand of the `OpTypeImage` as described in [Compatibility Between SPIR-V Image Dimensions and Vulkan ImageView Types](#)

- VUID-vkCmdDrawMeshTasksIndirectEXT-format-07753

If a `VkImageView` or `VkBufferView` is accessed as a result of this command, then the `numeric type` of the view's `format` and the `Sampled Type` operand of the `OpTypeImage` **must** match

- VUID-vkCmdDrawMeshTasksIndirectEXT-OpImageWrite-08795
If a [VkImageView](#) created with a format other than [VK_FORMAT_A8_UNORM](#) is accessed using [OpImageWrite](#) as a result of this command, then the [Type](#) of the [Texel](#) operand of that instruction **must** have at least as many components as the image view's format
- VUID-vkCmdDrawMeshTasksIndirectEXT-OpImageWrite-08796
If a [VkImageView](#) created with the format [VK_FORMAT_A8_UNORM](#) is accessed using [OpImageWrite](#) as a result of this command, then the [Type](#) of the [Texel](#) operand of that instruction **must** have four components
- VUID-vkCmdDrawMeshTasksIndirectEXT-OpImageWrite-04469
If a [VkBufferView](#) is accessed using [OpImageWrite](#) as a result of this command, then the [Type](#) of the [Texel](#) operand of that instruction **must** have at least as many components as the buffer view's format
- VUID-vkCmdDrawMeshTasksIndirectEXT-SampledType-04470
If a [VkImageView](#) with a [VkFormat](#) that has a 64-bit component width is accessed as a result of this command, the [SampledType](#) of the [OpTypeImage](#) operand of that instruction **must** have a [Width](#) of 64
- VUID-vkCmdDrawMeshTasksIndirectEXT-SampledType-04471
If a [VkImageView](#) with a [VkFormat](#) that has a component width less than 64-bit is accessed as a result of this command, the [SampledType](#) of the [OpTypeImage](#) operand of that instruction **must** have a [Width](#) of 32
- VUID-vkCmdDrawMeshTasksIndirectEXT-SampledType-04472
If a [VkBufferView](#) with a [VkFormat](#) that has a 64-bit component width is accessed as a result of this command, the [SampledType](#) of the [OpTypeImage](#) operand of that instruction **must** have a [Width](#) of 64
- VUID-vkCmdDrawMeshTasksIndirectEXT-SampledType-04473
If a [VkBufferView](#) with a [VkFormat](#) that has a component width less than 64-bit is accessed as a result of this command, the [SampledType](#) of the [OpTypeImage](#) operand of that instruction **must** have a [Width](#) of 32
- VUID-vkCmdDrawMeshTasksIndirectEXT-sparseImageInt64Atomics-04474
If the [sparseImageInt64Atomics](#) feature is not enabled, [VkImage](#) objects created with the [VK_IMAGE_CREATE_SPARSE_RESIDENCY_BIT](#) flag **must** not be accessed by atomic instructions through an [OpTypeImage](#) with a [SampledType](#) with a [Width](#) of 64 by this command
- VUID-vkCmdDrawMeshTasksIndirectEXT-sparseImageInt64Atomics-04475
If the [sparseImageInt64Atomics](#) feature is not enabled, [VkBuffer](#) objects created with the [VK_BUFFER_CREATE_SPARSE_RESIDENCY_BIT](#) flag **must** not be accessed by atomic instructions through an [OpTypeImage](#) with a [SampledType](#) with a [Width](#) of 64 by this command
- VUID-vkCmdDrawMeshTasksIndirectEXT-OpImageSampleWeightedQCOM-06971
If [OpImageSampleWeightedQCOM](#) is used to sample a [VkImageView](#) as a result of this command, then the image view's [format features](#) **must** contain [VK_FORMAT_FEATURE_2_WEIGHT_SAMPLED_IMAGE_BIT_QCOM](#)
- VUID-vkCmdDrawMeshTasksIndirectEXT-OpImageSampleWeightedQCOM-06972
If [OpImageSampleWeightedQCOM](#) uses a [VkImageView](#) as a sample weight image as a result of

this command, then the image view's **format features must** contain **VK_FORMAT_FEATURE_2_WEIGHT_IMAGE_BIT_QCOM**

- VUID-vkCmdDrawMeshTasksIndirectEXT-OpImageBoxFilterQCOM-06973
If **OpImageBoxFilterQCOM** is used to sample a **VkImageView** as a result of this command, then the image view's **format features must** contain **VK_FORMAT_FEATURE_2_BOX_FILTER_SAMPLED_BIT_QCOM**
- VUID-vkCmdDrawMeshTasksIndirectEXT-OpImageBlockMatchSSDQCOM-06974
If **OpImageBlockMatchSSDQCOM** is used to read from an **VkImageView** as a result of this command, then the image view's **format features must** contain **VK_FORMAT_FEATURE_2_BLOCK_MATCHING_BIT_QCOM**
- VUID-vkCmdDrawMeshTasksIndirectEXT-OpImageBlockMatchSADQCOM-06975
If **OpImageBlockMatchSADQCOM** is used to read from an **VkImageView** as a result of this command, then the image view's **format features must** contain **VK_FORMAT_FEATURE_2_BLOCK_MATCHING_BIT_QCOM**
- VUID-vkCmdDrawMeshTasksIndirectEXT-OpImageBlockMatchSADQCOM-06976
If **OpImageBlockMatchSADQCOM** or **OpImageBlockMatchSSDQCOM** is used to read from a reference image as result of this command, then the specified reference coordinates **must** not fail **integer texel coordinate validation**
- VUID-vkCmdDrawMeshTasksIndirectEXT-OpImageSampleWeightedQCOM-06977
If **OpImageSampleWeightedQCOM**, **OpImageBoxFilterQCOM**, **OpImageBlockMatchWindowSSDQCOM**, **OpImageBlockMatchWindowSADQCOM**, **OpImageBlockMatchGatherSSDQCOM**, **OpImageBlockMatchGatherSADQCOM**, **OpImageBlockMatchSSDQCOM**, or **OpImageBlockMatchSADQCOM** uses a **VkSampler** as a result of this command, then the sampler **must** have been created with **VK_SAMPLER_CREATE_IMAGE_PROCESSING_BIT_QCOM**
- VUID-vkCmdDrawMeshTasksIndirectEXT-OpImageSampleWeightedQCOM-06978
If any command other than **OpImageSampleWeightedQCOM**, **OpImageBoxFilterQCOM**, **OpImageBlockMatchWindowSSDQCOM**, **OpImageBlockMatchWindowSADQCOM**, **OpImageBlockMatchGatherSSDQCOM**, **OpImageBlockMatchGatherSADQCOM**, **OpImageBlockMatchSSDQCOM**, or **OpImageBlockMatchSADQCOM** uses a **VkSampler** as a result of this command, then the sampler **must** not have been created with **VK_SAMPLER_CREATE_IMAGE_PROCESSING_BIT_QCOM**
- VUID-vkCmdDrawMeshTasksIndirectEXT-OpImageBlockMatchWindow-09215
If a **OpImageBlockMatchWindow*QCOM** or **OpImageBlockMatchGather*QCOM** instruction is used to read from an **VkImageView** as a result of this command, then the image view's **format features must** contain **VK_FORMAT_FEATURE_2_BLOCK_MATCHING_BIT_QCOM**
- VUID-vkCmdDrawMeshTasksIndirectEXT-OpImageBlockMatchWindow-09216
If a **OpImageBlockMatchWindow*QCOM** or **OpImageBlockMatchGather*QCOM** instruction is used to read from an **VkImageView** as a result of this command, then the image view's format **must** be a single-component format
- VUID-vkCmdDrawMeshTasksIndirectEXT-OpImageBlockMatchWindow-09217
If a **OpImageBlockMatchWindow*QCOM** or **OpImageBlockMatchGather*QCOM** read from a reference image as result of this command, then the specified reference coordinates **must** not fail **integer texel coordinate validation**
- VUID-vkCmdDrawMeshTasksIndirectEXT-None-07288

Any shader invocation executed by this command **must** [terminate](#)

- VUID-vkCmdDrawMeshTasksIndirectEXT-None-09600

If a descriptor with type equal to any of [VK_DESCRIPTOR_TYPE_SAMPLE_WEIGHT_IMAGE_QCOM](#), [VK_DESCRIPTOR_TYPE_BLOCK_MATCH_IMAGE_QCOM](#), [VK_DESCRIPTOR_TYPE_SAMPLED_IMAGE](#), [VK_DESCRIPTOR_TYPE_STORAGE_IMAGE](#), or [VK_DESCRIPTOR_TYPE_INPUT_ATTACHMENT](#) is accessed as a result of this command, all image subresources identified by that descriptor **must** be in the image layout identified when the descriptor was written

- VUID-vkCmdDrawMeshTasksIndirectEXT-commandBuffer-10746

The [VkDeviceMemory](#) object allocated from a [VkMemoryHeap](#) with the [VK_MEMORY_HEAP_TILE_MEMORY_BIT_QCOM](#) property that is bound to a resource accessed as a result of this command **must** be the active bound [bound tile memory object](#) in [commandBuffer](#)

- VUID-vkCmdDrawMeshTasksIndirectEXT-None-10678

If this command is recorded inside a [tile shading render pass](#) instance, the stages corresponding to the pipeline bind point used by this command **must** only include [VK_SHADER_STAGE_VERTEX_BIT](#), [VK_SHADER_STAGE_FRAGMENT_BIT](#), and/or [VK_SHADER_STAGE_COMPUTE_BIT](#)

- VUID-vkCmdDrawMeshTasksIndirectEXT-None-10679

If this command is recorded where [per-tile execution model](#) is enabled, there **must** be no access to any image while the image was be transitioned to the [VK_IMAGE_LAYOUT_ATTACHMENT_FEEDBACK_LOOP_OPTIMAL_EXT](#) layout

- VUID-vkCmdDrawMeshTasksIndirectEXT-pDescription-09900

If a [VK_DESCRIPTOR_TYPE_TENSOR_ARM](#) descriptor is accessed as a result of this command, then the underlying [VkTensorARM](#) object **must** have been created with the [VK_TENSOR_USAGE_SHADER_BIT_ARM](#) usage flag set

- VUID-vkCmdDrawMeshTasksIndirectEXT-dimensionCount-09905

If a [VK_DESCRIPTOR_TYPE_TENSOR_ARM](#) descriptor is accessed as a result of this command, then the [Rank](#) of the [OpTypeTensorARM](#) of the tensor resource variable **must** be equal to the [dimensionCount](#) provided via [VkTensorCreateInfoARM::pDescription](#) when creating the underlying [VkTensorARM](#) object

- VUID-vkCmdDrawMeshTasksIndirectEXT-OpTypeTensorARM-09906

If a [VK_DESCRIPTOR_TYPE_TENSOR_ARM](#) descriptor is accessed as a result of this command, then the element type of the [OpTypeTensorARM](#) of the tensor resource variable **must** be [compatible](#) with the [VkFormat](#) of the [VkTensorViewARM](#) used for the access

- VUID-vkCmdDrawMeshTasksIndirectEXT-None-11297

If a pipeline is bound to the pipeline bind point used by this command, or shader is bound to a shader stage used by this command, and it was created with a [descriptor mapping](#) using [VK_DESCRIPTOR_MAPPING_SOURCE_HEAP_WITH_PUSH_INDEX_EXT](#), [VK_DESCRIPTOR_MAPPING_SOURCE_HEAP_WITH_SHADER_RECORD_INDEX_EXT](#), [VK_DESCRIPTOR_MAPPING_SOURCE_HEAP_WITH_INDIRECT_INDEX_ARRAY_EXT](#), or [VK_DESCRIPTOR_MAPPING_SOURCE_HEAP_WITH_INDIRECT_INDEX_EXT](#), and a shader accesses a [OpTypeStruct](#) decorated with [Block](#) or [BufferBlock](#) using that mapping, the calculated offset for the resource heap **must** be a multiple of [bufferDescriptorAlignment](#)

- VUID-vkCmdDrawMeshTasksIndirectEXT-None-11298

If a pipeline is bound to the pipeline bind point used by this command, or shader is bound to a shader stage used by this command, and it was created with a [descriptor mapping](#) using [VK_DESCRIPTOR_MAPPING_SOURCE_HEAP_WITH_PUSH_INDEX_EXT](#), [VK_DESCRIPTOR_MAPPING_SOURCE_HEAP_WITH_SHADER_RECORD_INDEX_EXT](#), [VK_DESCRIPTOR_MAPPING_SOURCE_HEAP_WITH_INDIRECT_INDEX_ARRAY_EXT](#), or [VK_DESCRIPTOR_MAPPING_SOURCE_HEAP_WITH_INDIRECT_INDEX_EXT](#), and a shader accesses an [OpTypeImage](#) or [OpTypeSampledImage](#) using that mapping, the calculated offset for the resource heap **must** be a multiple of [imageDescriptorAlignment](#)

- VUID-vkCmdDrawMeshTasksIndirectEXT-None-11299

If a pipeline is bound to the pipeline bind point used by this command, or shader is bound to a shader stage used by this command, and it was created with a [descriptor mapping](#) using [VK_DESCRIPTOR_MAPPING_SOURCE_HEAP_WITH_PUSH_INDEX_EXT](#), [VK_DESCRIPTOR_MAPPING_SOURCE_HEAP_WITH_SHADER_RECORD_INDEX_EXT](#), [VK_DESCRIPTOR_MAPPING_SOURCE_HEAP_WITH_INDIRECT_INDEX_ARRAY_EXT](#), or [VK_DESCRIPTOR_MAPPING_SOURCE_HEAP_WITH_INDIRECT_INDEX_EXT](#), and a shader accesses an [OpTypeSampler](#) or [OpTypeSampledImage](#) using that mapping, the calculated offset for the sampler heap **must** be a multiple of [samplerDescriptorAlignment](#)

- VUID-vkCmdDrawMeshTasksIndirectEXT-None-11397

If a pipeline is bound to the pipeline bind point used by this command, or shader is bound to a shader stage used by this command, and it was created with a [descriptor mapping](#) using [VK_DESCRIPTOR_MAPPING_SOURCE_HEAP_WITH_PUSH_INDEX_EXT](#), [VK_DESCRIPTOR_MAPPING_SOURCE_HEAP_WITH_SHADER_RECORD_INDEX_EXT](#), [VK_DESCRIPTOR_MAPPING_SOURCE_HEAP_WITH_INDIRECT_INDEX_ARRAY_EXT](#), or [VK_DESCRIPTOR_MAPPING_SOURCE_HEAP_WITH_INDIRECT_INDEX_EXT](#), and a shader accesses an [OpTypeTensorARM](#) using that mapping, the calculated offset for the resource heap **must** be a multiple of [tensorDescriptorAlignment](#)

- VUID-vkCmdDrawMeshTasksIndirectEXT-None-11300

If a pipeline is bound to the pipeline bind point used by this command, or shader is bound to a shader stage used by this command, and it was created with a [descriptor mapping](#) using [VK_DESCRIPTOR_MAPPING_SOURCE_HEAP_WITH_INDIRECT_INDEX_ARRAY_EXT](#) or [VK_DESCRIPTOR_MAPPING_SOURCE_HEAP_WITH_INDIRECT_INDEX_EXT](#), and a shader accesses a resource using that mapping, the value of the address at the expected location in push data **must** be a multiple of 4

- VUID-vkCmdDrawMeshTasksIndirectEXT-None-11301

If a pipeline is bound to the pipeline bind point used by this command, or shader is bound to a shader stage used by this command, and it was created with a [descriptor mapping](#) using [VK_DESCRIPTOR_MAPPING_SOURCE_HEAP_WITH_INDIRECT_INDEX_ARRAY_EXT](#) or [VK_DESCRIPTOR_MAPPING_SOURCE_HEAP_WITH_INDIRECT_INDEX_EXT](#), and a shader accesses a resource using that mapping, the value of the address at the expected location in push data **must** be a valid [VkDeviceAddress](#) backed by physical memory at every offset specified by each mapping

- VUID-vkCmdDrawMeshTasksIndirectEXT-None-11302

If a pipeline is bound to the pipeline bind point used by this command, or shader is bound to a shader stage used by this command, and it was created with a [descriptor mapping](#) using [VK_DESCRIPTOR_MAPPING_SOURCE_PUSH_ADDRESS_EXT](#), and a shader accesses a

resource using that mapping, the value of the address at the expected location in push data **must** be a valid [VkDeviceAddress](#)

- VUID-vkCmdDrawMeshTasksIndirectEXT-None-11304

If a pipeline is bound to the pipeline bind point used by this command, or shader is bound to a shader stage used by this command, and it was created with a [descriptor mapping](#) using [VK_DESCRIPTOR_MAPPING_SOURCE_INDIRECT_ADDRESS_EXT](#), and a shader accesses a resource using that mapping, the value of the address at the expected location in push data **must** be a multiple of 8

- VUID-vkCmdDrawMeshTasksIndirectEXT-None-11305

If a pipeline is bound to the pipeline bind point used by this command, or shader is bound to a shader stage used by this command, and it was created with a [descriptor mapping](#) using [VK_DESCRIPTOR_MAPPING_SOURCE_INDIRECT_ADDRESS_EXT](#), and a shader accesses a resource using that mapping, the value of the address at the expected location in push data **must** be a valid [VkDeviceAddress](#) backed by physical memory at every offset specified by each mapping

- VUID-vkCmdDrawMeshTasksIndirectEXT-None-11306

If a pipeline is bound to the pipeline bind point used by this command, or shader is bound to a shader stage used by this command, and it was created with a [descriptor mapping](#) using [VK_DESCRIPTOR_MAPPING_SOURCE_INDIRECT_ADDRESS_EXT](#), and a shader accesses a resource using that mapping, the value of the address pointed to by the address in push data **must** be a valid [VkDeviceAddress](#)

- VUID-vkCmdDrawMeshTasksIndirectEXT-None-11308

For each [descriptor heap](#) that is statically used by a [bound shader](#), either directly or via a [descriptor mapping](#), a valid descriptor heap **must** be bound

- VUID-vkCmdDrawMeshTasksIndirectEXT-None-11309

If a [bound shader](#) was created as a [VkShaderEXT](#) with the [VK_SHADER_CREATE_DESCRIPTOR_HEAP_BIT_EXT](#) flag or as part of a pipeline with the [VK_PIPELINE_CREATE_2_DESCRIPTOR_HEAP_BIT_EXT](#) flag, execution of this command **must** not result in any descriptor read accessing data outside of the user range of the respective heap bound by [vkCmdBind*HeapEXT](#) commands

- VUID-vkCmdDrawMeshTasksIndirectEXT-None-11372

If any stage of the [VkPipeline](#) object bound to the pipeline bind point used by this command accesses a uniform buffer or uniform texel buffer through a descriptor in the bound resource heap, that stage was created without enabling either [VK_PIPELINE_ROBUSTNESS_BUFFER_BEHAVIOR_ROBUST_BUFFER_ACCESS](#) or [VK_PIPELINE_ROBUSTNESS_BUFFER_BEHAVIOR_ROBUST_BUFFER_ACCESS_2](#) for [uniformBuffers](#), the [robustBufferAccess2](#) feature is not enabled, and the [robustBufferAccess](#) feature is not enabled, that stage **must** not access values outside of the range of the descriptor specified via [VkDeviceAddressRangeKHR](#) when the descriptor was written

- VUID-vkCmdDrawMeshTasksIndirectEXT-None-11373

If any stage of the [VkPipeline](#) object bound to the pipeline bind point used by this command accesses a storage buffer or storage texel buffer through a descriptor in the bound resource heap, that stage was created without enabling either [VK_PIPELINE_ROBUSTNESS_BUFFER_BEHAVIOR_ROBUST_BUFFER_ACCESS](#) or [VK_PIPELINE_ROBUSTNESS_BUFFER_BEHAVIOR_ROBUST_BUFFER_ACCESS_2](#) for

`storageBuffers`, the `robustBufferAccess2` feature is not enabled, and the `robustBufferAccess` feature is not enabled, that stage **must** not access values outside of the range of the descriptor specified by `VkDeviceAddressRangeKHR` when the descriptor was written

- VUID-vkCmdDrawMeshTasksIndirectEXT-None-11374

If the `robustBufferAccess2` feature is not enabled, the `robustBufferAccess` feature is not enabled, and any `VkShaderEXT` bound to a stage corresponding to the pipeline bind point used by this command accesses a uniform buffer, uniform texel buffer, storage buffer, or storage texel buffer, that shader **must** not access values outside of the range of the buffer as specified by `VkDeviceAddressRangeKHR` when the descriptor was written

- VUID-vkCmdDrawMeshTasksIndirectEXT-pBindInfo-11375

If any `bound shader` uses an embedded sampler via a `descriptor mapping`, the value of `pBindInfo->reservedRangeSize` set for `vkCmdBindSamplerHeapEXT` **must** be greater than or equal to `minSamplerHeapReservedRangeWithEmbedded`

- VUID-vkCmdDrawMeshTasksIndirectEXT-None-11376

If a `bound shader` was created as a `VkShaderEXT` with the `VK_SHADER_CREATE_DESCRIPTOR_HEAP_BIT_EXT` flag or as part of a pipeline with the `VK_PIPELINE_CREATE_2_DESCRIPTOR_HEAP_BIT_EXT` flag, and that shader statically uses a push constant value, that value **must** have been set by `vkCmdPushDataEXT`

- VUID-vkCmdDrawMeshTasksIndirectEXT-None-11398

If a `bound shader` was created with a `descriptor mapping` using `VK_DESCRIPTOR_MAPPING_SOURCE_PUSH_DATA_EXT`, `VK_DESCRIPTOR_MAPPING_SOURCE_PUSH_ADDRESS_EXT`, `VK_DESCRIPTOR_MAPPING_SOURCE_SHADER_RECORD_DATA_EXT`, `VK_DESCRIPTOR_MAPPING_SOURCE_SHADER_RECORD_ADDRESS_EXT`, `VK_DESCRIPTOR_MAPPING_SOURCE_RESOURCE_HEAP_DATA_EXT`, or `VK_DESCRIPTOR_MAPPING_SOURCE_INDIRECT_ADDRESS_EXT`, and a shader accesses a resource using that mapping, the access **must** not be `out of bounds`

- VUID-vkCmdDrawMeshTasksIndirectEXT-None-11437

If a pipeline is bound to the pipeline bind point used by this command, or shader is bound to a shader stage used by this command, and it was created with a `descriptor mapping` using `VK_DESCRIPTOR_MAPPING_SOURCE_HEAP_WITH_INDIRECT_INDEX_ARRAY_EXT`, `VK_DESCRIPTOR_MAPPING_SOURCE_HEAP_WITH_INDIRECT_INDEX_EXT`, or `VK_DESCRIPTOR_MAPPING_SOURCE_INDIRECT_ADDRESS_EXT`, and a shader accesses a resource using that mapping, the buffer from which the address in push data was queried **must** have been created with the `VK_BUFFER_USAGE_UNIFORM_BUFFER_BIT` usage flag set

- VUID-vkCmdDrawMeshTasksIndirectEXT-None-11438

If a pipeline is bound to the pipeline bind point used by this command, or shader is bound to a shader stage used by this command, and it was created with a `descriptor mapping` using `VK_DESCRIPTOR_MAPPING_SOURCE_PUSH_ADDRESS_EXT`, `VK_DESCRIPTOR_MAPPING_SOURCE_SHADER_RECORD_ADDRESS_EXT`, or `VK_DESCRIPTOR_MAPPING_SOURCE_INDIRECT_ADDRESS_EXT`, and a shader accesses a uniform buffer using that mapping, the address that the uniform buffer is mapped to **must** have been queried from a buffer created with the `VK_BUFFER_USAGE_UNIFORM_BUFFER_BIT` usage flag set

- VUID-vkCmdDrawMeshTasksIndirectEXT-None-11441
If a pipeline is bound to the pipeline bind point used by this command, or shader is bound to a shader stage used by this command, and it was created with a [descriptor mapping](#) using [VK_DESCRIPTOR_MAPPING_SOURCE_PUSH_ADDRESS_EXT](#), [VK_DESCRIPTOR_MAPPING_SOURCE_SHADER_RECORD_ADDRESS_EXT](#), or [VK_DESCRIPTOR_MAPPING_SOURCE_INDIRECT_ADDRESS_EXT](#), and a shader accesses a uniform buffer using that mapping, the address that the uniform buffer is mapped to **must** be aligned to [minUniformBufferOffsetAlignment](#)
- VUID-vkCmdDrawMeshTasksIndirectEXT-None-11439
If a pipeline is bound to the pipeline bind point used by this command, or shader is bound to a shader stage used by this command, and it was created with a [descriptor mapping](#) using [VK_DESCRIPTOR_MAPPING_SOURCE_PUSH_ADDRESS_EXT](#), [VK_DESCRIPTOR_MAPPING_SOURCE_SHADER_RECORD_ADDRESS_EXT](#), or [VK_DESCRIPTOR_MAPPING_SOURCE_INDIRECT_ADDRESS_EXT](#), and a shader accesses a storage buffer using that mapping, the address that the storage buffer is mapped to **must** have been queried from a buffer created with the [VK_BUFFER_USAGE_STORAGE_BUFFER_BIT](#) usage flag set
- VUID-vkCmdDrawMeshTasksIndirectEXT-None-11442
If a pipeline is bound to the pipeline bind point used by this command, or shader is bound to a shader stage used by this command, and it was created with a [descriptor mapping](#) using [VK_DESCRIPTOR_MAPPING_SOURCE_PUSH_ADDRESS_EXT](#), [VK_DESCRIPTOR_MAPPING_SOURCE_SHADER_RECORD_ADDRESS_EXT](#), or [VK_DESCRIPTOR_MAPPING_SOURCE_INDIRECT_ADDRESS_EXT](#), and a shader accesses a storage buffer using that mapping, the address that the storage buffer is mapped to **must** be aligned to [minStorageBufferOffsetAlignment](#)
- VUID-vkCmdDrawMeshTasksIndirectEXT-None-11485
If a pipeline is bound to the pipeline bind point used by this command, or shader is bound to a shader stage used by this command, and it was created with a [descriptor mapping](#) using [VK_DESCRIPTOR_MAPPING_SOURCE_PUSH_ADDRESS_EXT](#), [VK_DESCRIPTOR_MAPPING_SOURCE_SHADER_RECORD_ADDRESS_EXT](#), or [VK_DESCRIPTOR_MAPPING_SOURCE_INDIRECT_ADDRESS_EXT](#), and a shader accesses an acceleration structure using that mapping, the address that the acceleration structure is mapped to **must** be an acceleration structure address retrieved from a [VkAccelerationStructureKHR](#) object via [vkGetAccelerationStructureDeviceAddressKHR](#) or handle retrieved from a [VkAccelerationStructureNV](#) object via [vkGetAccelerationStructureHandleNV](#)
- VUID-vkCmdDrawMeshTasksIndirectEXT-index-11450
If a shader uses a sampler descriptor to sample an image as a result of this command, and that sampler descriptor uses a custom border color with an index defined by [VkSamplerCustomBorderColorIndexCreateInfoEXT](#), the value of [VkSamplerCustomBorderColorIndexCreateInfoEXT::index](#) **must** have been registered before this command was recorded, and still be registered during the sampling operation, with an identically defined color
- VUID-vkCmdDrawMeshTasksIndirectEXT-protectedNoFault-11455
If [protectedNoFault](#) is not supported, a pipeline is bound to the pipeline bind point used by this command, or a shader is bound to a shader stage used by this command, and it was

created with a descriptor mapping using `VK_DESCRIPTOR_MAPPING_SOURCE_PUSH_ADDRESS_EXT`, `VK_DESCRIPTOR_MAPPING_SOURCE_SHADER_RECORD_ADDRESS_EXT`, or `VK_DESCRIPTOR_MAPPING_SOURCE_INDIRECT_ADDRESS_EXT`, the address that the resource is mapped to **must** have been queried from a buffer created without the `VK_BUFFER_CREATE_PROTECTED_BIT` create flag set

- VUID-vkCmdDrawMeshTasksIndirectEXT-protectedNoFault-11456

If `protectedNoFault` is not supported, a pipeline is bound to the pipeline bind point used by this command, or a shader is bound to a shader stage used by this command, and it was created with a descriptor mapping using `VK_DESCRIPTOR_MAPPING_SOURCE_HEAP_WITH_INDIRECT_INDEX_EXT` or `VK_DESCRIPTOR_MAPPING_SOURCE_HEAP_WITH_INDIRECT_INDEX_ARRAY_EXT`, the address of the indirect memory **must** have been queried from a buffer created without the `VK_BUFFER_CREATE_PROTECTED_BIT` create flag set

- VUID-vkCmdDrawMeshTasksIndirectEXT-renderPass-02684

The current render pass **must** be `compatible` with the `renderPass` member of the `VkGraphicsPipelineCreateInfo` structure specified when creating the `VkPipeline` bound to `VK_PIPELINE_BIND_POINT_GRAPHICS`

- VUID-vkCmdDrawMeshTasksIndirectEXT-subpass-02685

The subpass index of the current render pass **must** be equal to the `subpass` member of the `VkGraphicsPipelineCreateInfo` structure specified when creating the `VkPipeline` bound to `VK_PIPELINE_BIND_POINT_GRAPHICS`

- VUID-vkCmdDrawMeshTasksIndirectEXT-OpTypeImage-07468

If any shader executed by this pipeline accesses an `OpTypeImage` variable with a `Dim` operand of `SubpassData`, it **must** be decorated with an `InputAttachmentIndex` that corresponds to a valid input attachment in the current subpass

- VUID-vkCmdDrawMeshTasksIndirectEXT-None-07469

Input attachment views accessed in a subpass **must** be created with the same `VkFormat` as the corresponding subpass definition, and be created with a `VkImageView` that is compatible with the attachment referenced by the subpass' `pInputAttachments` [`InputAttachmentIndex`] in the bound `VkFramebuffer` as specified by `Fragment Input Attachment Compatibility`

- VUID-vkCmdDrawMeshTasksIndirectEXT-pDepthInputAttachmentIndex-09595

Input attachment views accessed in a dynamic render pass with a `InputAttachmentIndex` referenced by `VkRenderingInputAttachmentIndexInfo`, or no `InputAttachmentIndex` if `VkRenderingInputAttachmentIndexInfo::pDepthInputAttachmentIndex` or `VkRenderingInputAttachmentIndexInfo::pStencilInputAttachmentIndex` are `NULL`, **must** be created with a `VkImageView` that is compatible with the corresponding color, depth, or stencil attachment in `VkRenderingInfo`

- VUID-vkCmdDrawMeshTasksIndirectEXT-pDepthInputAttachmentIndex-09596

Input attachment views accessed in a dynamic render pass via a shader object **must** have an `InputAttachmentIndex` if both `VkRenderingInputAttachmentIndexInfo::pDepthInputAttachmentIndex` and `VkRenderingInputAttachmentIndexInfo::pStencilInputAttachmentIndex` are non-`NULL`

- VUID-vkCmdDrawMeshTasksIndirectEXT-InputAttachmentIndex-09597

If an input attachment view accessed in a dynamic render pass via a shader object has an `InputAttachmentIndex`, the `InputAttachmentIndex` **must** match an index in `VkRenderingInputAttachmentIndexInfo`

- VUID-vkCmdDrawMeshTasksIndirectEXT-None-06537
Memory backing image subresources used as attachments in the current render pass **must** not be written in any way other than as an attachment by this command
- VUID-vkCmdDrawMeshTasksIndirectEXT-None-10795
If a color attachment is written by any prior command in this subpass or by the load, store, or resolve operations for this subpass, and `feedback loop` is not enabled for `VK_IMAGE_ASPECT_COLOR_BIT` on that attachment, it **must** not be accessed in any way other than as an attachment by this command
- VUID-vkCmdDrawMeshTasksIndirectEXT-None-10796
If a depth attachment is written by any prior command in this subpass or by the load, store, or resolve operations for this subpass, and `feedback loop` is not enabled for `VK_IMAGE_ASPECT_DEPTH_BIT` on that attachment, it **must** not be accessed in any way other than as an attachment by this command
- VUID-vkCmdDrawMeshTasksIndirectEXT-None-10797
If a stencil attachment is written by any prior command in this subpass or by the load, store, or resolve operations for this subpass, and `feedback loop` is not enabled for `VK_IMAGE_ASPECT_STENCIL_BIT` on that attachment, it **must** not be accessed in any way other than as an attachment by this command
- VUID-vkCmdDrawMeshTasksIndirectEXT-None-12338
If a color attachment is read in this command in any way other than as an attachment, or has been read by any prior command in this subpass as a non-attachment, and `feedback loop` is not enabled for `VK_IMAGE_ASPECT_COLOR_BIT` on that attachment, the color attachment **must** not be written to by this command
- VUID-vkCmdDrawMeshTasksIndirectEXT-None-12339
If a depth attachment is read in this command in any way other than as an attachment, or has been read by any prior command in this subpass as a non-attachment, and `feedback loop` is not enabled for `VK_IMAGE_ASPECT_DEPTH_BIT` on that attachment, the depth attachment **must** not be written to by this command
- VUID-vkCmdDrawMeshTasksIndirectEXT-None-12340
If a stencil attachment is read in this command in any way other than as an attachment, or has been read by any prior command in this subpass as a non-attachment, and `feedback loop` is not enabled for `VK_IMAGE_ASPECT_STENCIL_BIT` on that attachment, the stencil attachment **must** not be written to by this command
- VUID-vkCmdDrawMeshTasksIndirectEXT-None-09003
If an attachment is written by any prior command in this subpass or by the load, store, or resolve operations for this subpass, it **must** not be accessed in any way other than as an attachment, storage image, or sampled image by this command
- VUID-vkCmdDrawMeshTasksIndirectEXT-None-06886
If the current render pass instance uses a depth/stencil attachment with a read-only layout for the depth aspect, `depth writes` **must** be disabled
- VUID-vkCmdDrawMeshTasksIndirectEXT-None-06887

If the current render pass instance uses a depth/stencil attachment with a read-only layout for the stencil aspect, both front and back `writeMask` are not zero, and stencil test is enabled, **all stencil ops must** be `VK_STENCIL_OP_KEEP`

- VUID-vkCmdDrawMeshTasksIndirectEXT-None-07831

If the bound graphics pipeline state was created with the `VK_DYNAMIC_STATE_VIEWPORT` dynamic state enabled then `vkCmdSetViewport` **must** have been called and not subsequently `invalidated` in the current command buffer prior to this drawing command

- VUID-vkCmdDrawMeshTasksIndirectEXT-None-07832

If the bound graphics pipeline state was created with the `VK_DYNAMIC_STATE_SCISSOR` dynamic state enabled then `vkCmdSetScissor` **must** have been called and not subsequently `invalidated` in the current command buffer prior to this drawing command

- VUID-vkCmdDrawMeshTasksIndirectEXT-None-08617

If a shader object is bound to any graphics stage or a graphics pipeline is bound which was created with the `VK_DYNAMIC_STATE_LINE_WIDTH` dynamic state enabled, the **current value** of `rasterizerDiscardEnable` is `VK_FALSE`, and the **effective rasterization input topology** is in line topology class, then `vkCmdSetLineWidth` **must** have been called and not subsequently `invalidated` in the current command buffer prior to this drawing command

- VUID-vkCmdDrawMeshTasksIndirectEXT-None-07834

If a shader object is bound to any graphics stage or a graphics pipeline is bound which was created with the `VK_DYNAMIC_STATE_DEPTH_BIAS` dynamic state enabled, the **current value** of `rasterizerDiscardEnable` is `VK_FALSE`, and the **current value** of `depthBiasEnable` is `VK_TRUE`, then `vkCmdSetDepthBias` or `vkCmdSetDepthBias2EXT` **must** have been called and not subsequently `invalidated` in the current command buffer prior to this drawing command

- VUID-vkCmdDrawMeshTasksIndirectEXT-None-07835

If a shader object is bound to the `VK_SHADER_STAGE_FRAGMENT_BIT` stage or a graphics pipeline is bound which was created with the `VK_DYNAMIC_STATE_BLEND_CONSTANTS` dynamic state enabled, the **current value** of `rasterizerDiscardEnable` is `VK_FALSE`, and an active color attachment **current value** of `blendEnable` is `VK_TRUE` with a blend equations where any `VkBlendFactor` member is `VK_BLEND_FACTOR_CONSTANT_COLOR`, `VK_BLEND_FACTOR_ONE_MINUS_CONSTANT_COLOR`, `VK_BLEND_FACTOR_CONSTANT_ALPHA`, or `VK_BLEND_FACTOR_ONE_MINUS_CONSTANT_ALPHA`, then `vkCmdSetBlendConstants` **must** have been called and not subsequently `invalidated` in the current command buffer prior to this drawing command

- VUID-vkCmdDrawMeshTasksIndirectEXT-None-07836

If a shader object is bound to any graphics stage or a graphics pipeline is bound which was created with the `VK_DYNAMIC_STATE_DEPTH_BOUNDS` dynamic state enabled, the **current value** of `rasterizerDiscardEnable` is `VK_FALSE`, and the **current value** of `depthBoundsTestEnable` is `VK_TRUE`, then `vkCmdSetDepthBounds` **must** have been called and not subsequently `invalidated` in the current command buffer prior to this drawing command

- VUID-vkCmdDrawMeshTasksIndirectEXT-None-07837

If a shader object is bound to any graphics stage or a graphics pipeline is bound which was created with the `VK_DYNAMIC_STATE_STENCIL_COMPARE_MASK` dynamic state enabled, the current value of `rasterizerDiscardEnable` is `VK_FALSE`, and the current value of `stencilTestEnable` is `VK_TRUE`, then `vkCmdSetStencilCompareMask` **must** have been called and not subsequently `invalidated` in the current command buffer prior to this drawing command

- VUID-vkCmdDrawMeshTasksIndirectEXT-None-07838

If a shader object is bound to any graphics stage or a graphics pipeline is bound which was created with the `VK_DYNAMIC_STATE_STENCIL_WRITE_MASK` dynamic state enabled, the current value of `rasterizerDiscardEnable` is `VK_FALSE`, and the current value of `stencilTestEnable` is `VK_TRUE`, then `vkCmdSetStencilWriteMask` **must** have been called and not subsequently `invalidated` in the current command buffer prior to this drawing command

- VUID-vkCmdDrawMeshTasksIndirectEXT-None-07839

If a shader object is bound to any graphics stage or a graphics pipeline is bound which was created with the `VK_DYNAMIC_STATE_STENCIL_REFERENCE` dynamic state enabled, the current value of `rasterizerDiscardEnable` is `VK_FALSE`, the current value of `stencilTestEnable` is `VK_TRUE`, then `vkCmdSetStencilReference` **must** have been called and not subsequently `invalidated` in the current command buffer prior to this drawing command

- VUID-vkCmdDrawMeshTasksIndirectEXT-maxMultiviewInstanceIndex-02688

If the draw is recorded in a render pass instance with multiview enabled, the maximum instance index **must** be less than or equal to `VkPhysicalDeviceMultiviewProperties::maxMultiviewInstanceIndex`

- VUID-vkCmdDrawMeshTasksIndirectEXT-sampleLocationsEnable-02689

If the bound graphics pipeline was created with `VkPipelineSampleLocationsStateCreateInfoEXT::sampleLocationsEnable` set to `VK_TRUE`, then the active depth attachment **must** have been created with the `VK_IMAGE_CREATE_SAMPLE_LOCATIONS_COMPATIBLE_DEPTH_BIT_EXT` bit set

- VUID-vkCmdDrawMeshTasksIndirectEXT-None-07634

If the `VK_EXT_sample_locations` extension is enabled, a shader object is bound to any graphics stage or a graphics pipeline is bound which was created with the `VK_DYNAMIC_STATE_SAMPLE_LOCATIONS_ENABLE_EXT` dynamic state enabled, and the current value of `rasterizerDiscardEnable` is `VK_FALSE`, then `vkCmdSetSampleLocationsEnableEXT` **must** have been called and not subsequently `invalidated` in the current command buffer prior to this drawing command

- VUID-vkCmdDrawMeshTasksIndirectEXT-None-06666

If the `VK_EXT_sample_locations` extension is enabled, a shader object is bound to any graphics stage or a graphics pipeline is bound which was created with the `VK_DYNAMIC_STATE_SAMPLE_LOCATIONS_EXT` dynamic state enabled, the current value of `rasterizerDiscardEnable` is `VK_FALSE`, and the current value of `sampleLocationsEnable` is `VK_TRUE`, then `vkCmdSetSampleLocationsEXT` **must** have been called and not subsequently `invalidated` in the current command buffer prior to this drawing command

- VUID-vkCmdDrawMeshTasksIndirectEXT-None-07840

If a shader object is bound to any graphics stage or a graphics pipeline is bound which

was created with the `VK_DYNAMIC_STATE_CULL_MODE` dynamic state enabled, and the `current value` of `rasterizerDiscardEnable` is `VK_FALSE`, then `vkCmdSetCullMode` **must** have been called and not subsequently `invalidated` in the current command buffer prior to this drawing command

- VUID-vkCmdDrawMeshTasksIndirectEXT-None-07841

If a shader object is bound to any graphics stage or a graphics pipeline is bound which was created with the `VK_DYNAMIC_STATE_FRONT_FACE` dynamic state enabled, and the `current value` of `rasterizerDiscardEnable` is `VK_FALSE`, then `vkCmdSetFrontFace` **must** have been called and not subsequently `invalidated` in the current command buffer prior to this drawing command

- VUID-vkCmdDrawMeshTasksIndirectEXT-None-07843

If a shader object is bound to any graphics stage or a graphics pipeline is bound which was created with the `VK_DYNAMIC_STATE_DEPTH_TEST_ENABLE` dynamic state enabled, and the `current value` of `rasterizerDiscardEnable` is `VK_FALSE`, `vkCmdSetDepthTestEnable` **must** have been called and not subsequently `invalidated` in the current command buffer prior to this drawing command

- VUID-vkCmdDrawMeshTasksIndirectEXT-None-07844

If a shader object is bound to any graphics stage or a graphics pipeline is bound which was created with the `VK_DYNAMIC_STATE_DEPTH_WRITE_ENABLE` dynamic state enabled, and the `current value` of `rasterizerDiscardEnable` is `VK_FALSE`, and the `current value` of `depthTestEnable` is `VK_TRUE`, then `vkCmdSetDepthWriteEnable` **must** have been called and not subsequently `invalidated` in the current command buffer prior to this drawing command

- VUID-vkCmdDrawMeshTasksIndirectEXT-None-07845

If a shader object is bound to any graphics stage or a graphics pipeline is bound which was created with the `VK_DYNAMIC_STATE_DEPTH_COMPARE_OP` dynamic state enabled, the `current value` of `rasterizerDiscardEnable` is `VK_FALSE`, and the `current value` of `depthTestEnable` is `VK_TRUE`, then `vkCmdSetDepthCompareOp` **must** have been called and not subsequently `invalidated` in the current command buffer prior to this drawing command

- VUID-vkCmdDrawMeshTasksIndirectEXT-None-07846

If the `depthBounds` feature is enabled, a shader object is bound to any graphics stage or a graphics pipeline is bound which was created with the `VK_DYNAMIC_STATE_DEPTH_BOUNDS_TEST_ENABLE` dynamic state enabled, and the `current value` of `rasterizerDiscardEnable` is `VK_FALSE`, then `vkCmdSetDepthBoundsTestEnable` **must** have been called and not subsequently `invalidated` in the current command buffer prior to this drawing command

- VUID-vkCmdDrawMeshTasksIndirectEXT-None-07847

If a shader object is bound to any graphics stage or a graphics pipeline is bound which was created with the `VK_DYNAMIC_STATE_STENCIL_TEST_ENABLE` dynamic state enabled, and the `current value` of `rasterizerDiscardEnable` is `VK_FALSE`, then `vkCmdSetStencilTestEnable` **must** have been called and not subsequently `invalidated` in the current command buffer prior to this drawing command

- VUID-vkCmdDrawMeshTasksIndirectEXT-None-07848

If a shader object is bound to any graphics stage or a graphics pipeline is bound which

was created with the `VK_DYNAMIC_STATE_STENCIL_OP` dynamic state enabled, the current value of `rasterizerDiscardEnable` is `VK_FALSE`, the current value of `stencilTestEnable` is `VK_TRUE`, then `vkCmdSetStencilOp` **must** have been called and not subsequently `invalidated` in the current command buffer prior to this drawing command

- VUID-vkCmdDrawMeshTasksIndirectEXT-viewportCount-03417

If a shader object is bound to any graphics stage or a graphics pipeline is bound which was created with the `VK_DYNAMIC_STATE_VIEWPORT_WITH_COUNT` dynamic state enabled, and the state is not inherited, then `vkCmdSetViewportWithCount` **must** have been called and not subsequently `invalidated` in the current command buffer prior to this drawing command

- VUID-vkCmdDrawMeshTasksIndirectEXT-scissorCount-03418

If a shader object is bound to any graphics stage or a graphics pipeline is bound which was created with the `VK_DYNAMIC_STATE_SCISSOR_WITH_COUNT` dynamic state enabled, and the state is not inherited, then `vkCmdSetScissorWithCount` **must** have been called and not subsequently `invalidated` in the current command buffer prior to this drawing

- VUID-vkCmdDrawMeshTasksIndirectEXT-viewportCount-03419

If a shader object is bound to any graphics stage or a graphics pipeline is bound which was created with both the `VK_DYNAMIC_STATE_SCISSOR_WITH_COUNT` and `VK_DYNAMIC_STATE_VIEWPORT_WITH_COUNT` dynamic states enabled, and the state is not inherited, then the `viewportCount` parameter of `vkCmdSetViewportWithCount` **must** match the `scissorCount` parameter of `vkCmdSetScissorWithCount`

- VUID-vkCmdDrawMeshTasksIndirectEXT-viewportCount-04137

If the bound graphics pipeline state was created with the `VK_DYNAMIC_STATE_VIEWPORT_WITH_COUNT` dynamic state enabled, but not the `VK_DYNAMIC_STATE_VIEWPORT_W_SCALING_NV` dynamic state enabled, then the bound graphics pipeline **must** have been created with `VkPipelineViewportWScalingStateCreateInfoNV::viewportCount` greater or equal to the `viewportCount` parameter in the last call to `vkCmdSetViewportWithCount`

- VUID-vkCmdDrawMeshTasksIndirectEXT-viewportCount-04138

If the `VK_NV_clip_space_w_scaling` extension is enabled, and a shader object is bound to any graphics stage or a graphics pipeline is bound which was created with the `VK_DYNAMIC_STATE_VIEWPORT_WITH_COUNT` and `VK_DYNAMIC_STATE_VIEWPORT_W_SCALING_NV` dynamic state enabled, the current value of `viewportWScalingEnable` is `VK_TRUE`, then `vkCmdSetViewportWScalingNV` **must** have been called and not subsequently `invalidated` in the current command buffer prior to this drawing command

- VUID-vkCmdDrawMeshTasksIndirectEXT-None-08636

If the `VK_NV_clip_space_w_scaling` extension is enabled, and a shader object is bound to any graphics stage or a graphics pipeline is bound which was created with the `VK_DYNAMIC_STATE_VIEWPORT_WITH_COUNT` and `VK_DYNAMIC_STATE_VIEWPORT_W_SCALING_NV` dynamic state enabled, the current value of `viewportWScalingEnable` is `VK_TRUE`, then the `viewportCount` parameter in the last call to `vkCmdSetViewportWScalingNV` **must** be greater than or equal to the `viewportCount` parameter in the last call to `vkCmdSetViewportWithCount`

- VUID-vkCmdDrawMeshTasksIndirectEXT-viewportCount-04139

If the bound graphics pipeline state was created with the `VK_DYNAMIC_STATE_VIEWPORT_WITH_COUNT` dynamic state enabled, but not the `VK_DYNAMIC_STATE_VIEWPORT_SHADING_RATE_PALETTE_NV` dynamic state enabled, then the bound graphics pipeline **must** have been created with `VkPipelineViewportShadingRateImageStateCreateInfoNV::viewportCount` greater or equal to the `viewportCount` parameter in the last call to `vkCmdSetViewportWithCount`

- VUID-vkCmdDrawMeshTasksIndirectEXT-shadingRateImage-09233

If the `shadingRateImage` feature is enabled, and a shader object is bound to any graphics stage or a graphics pipeline is bound which was created with the `VK_DYNAMIC_STATE_VIEWPORT_COARSE_SAMPLE_ORDER_NV` and the `current value` of `rasterizerDiscardEnable` is `VK_FALSE`, then `vkCmdSetCoarseSampleOrderNV` **must** have been called and not subsequently `invalidated` in the current command buffer prior to this drawing command

- VUID-vkCmdDrawMeshTasksIndirectEXT-shadingRateImage-09234

If the `shadingRateImage` feature is enabled, and a shader object is bound to any graphics stage or a graphics pipeline is bound which was created with the `VK_DYNAMIC_STATE_VIEWPORT_WITH_COUNT` and `VK_DYNAMIC_STATE_VIEWPORT_SHADING_RATE_PALETTE_NV` dynamic state enabled, the `current value` of `rasterizerDiscardEnable` is `VK_FALSE`, and the `current value` of `shadingRateImageEnable` is `VK_TRUE`, then `vkCmdSetViewportShadingRatePaletteNV` **must** have been called and not subsequently `invalidated` in the current command buffer prior to this drawing command

- VUID-vkCmdDrawMeshTasksIndirectEXT-None-08637

If the `shadingRateImage` feature is enabled, and a shader object is bound to any graphics stage or a graphics pipeline is bound which was created with the `VK_DYNAMIC_STATE_VIEWPORT_WITH_COUNT` and `VK_DYNAMIC_STATE_VIEWPORT_SHADING_RATE_PALETTE_NV` dynamic state enabled, the `current value` of `rasterizerDiscardEnable` is `VK_FALSE`, and the `current value` of `shadingRateImageEnable` is `VK_TRUE`, then the `viewportCount` parameter in the last call to `vkCmdSetViewportShadingRatePaletteNV` **must** be greater than or equal to the `viewportCount` parameter in the last call to `vkCmdSetViewportWithCount`

- VUID-vkCmdDrawMeshTasksIndirectEXT-VkPipelineVieportCreateInfo-04141

If the bound graphics pipeline state was created with the `VK_DYNAMIC_STATE_VIEWPORT_WITH_COUNT` dynamic state enabled and a `VkPipelineViewportSwizzleStateCreateInfoNV` structure chained from `VkPipelineViewportStateCreateInfo`, then the bound graphics pipeline **must** have been created with `VkPipelineViewportSwizzleStateCreateInfoNV::viewportCount` greater or equal to the `viewportCount` parameter in the last call to `vkCmdSetViewportWithCount`

- VUID-vkCmdDrawMeshTasksIndirectEXT-VkPipelineVieportCreateInfo-04142

If the bound graphics pipeline state was created with the `VK_DYNAMIC_STATE_VIEWPORT_WITH_COUNT` dynamic state enabled and a `VkPipelineViewportExclusiveScissorStateCreateInfoNV` structure chained from `VkPipelineViewportStateCreateInfo`, then the bound graphics pipeline **must** have been created with `VkPipelineViewportExclusiveScissorStateCreateInfoNV::exclusiveScissorCount` greater or equal to the `viewportCount` parameter in the last call to

vkCmdSetViewportWithCount

- VUID-vkCmdDrawMeshTasksIndirectEXT-None-07878

If the `exclusiveScissor` feature is enabled, and a shader object is bound to any graphics stage or a graphics pipeline is bound which was created with the `VK_DYNAMIC_STATE_EXCLUSIVE_SCISSOR_ENABLE_NV` dynamic state enabled, then `vkCmdSetExclusiveScissorEnableNV` **must** have been called and not subsequently `invalidated` in the current command buffer prior to this drawing command

- VUID-vkCmdDrawMeshTasksIndirectEXT-None-07879

If the `exclusiveScissor` feature is enabled, a shader object is bound to any graphics stage or a graphics pipeline is bound which was created with the `VK_DYNAMIC_STATE_EXCLUSIVE_SCISSOR_NV` dynamic state enabled, and the most recent call to `vkCmdSetExclusiveScissorEnableNV` in the current command buffer set any element of `pExclusiveScissorEnables` to `VK_TRUE`, then `vkCmdSetExclusiveScissorNV` **must** have been called and not subsequently `invalidated` in the current command buffer prior to this drawing command

- VUID-vkCmdDrawMeshTasksIndirectEXT-None-04876

If a shader object is bound to any graphics stage or a graphics pipeline is bound which was created with the `VK_DYNAMIC_STATE_RASTERIZER_DISCARD_ENABLE` dynamic state enabled, then `vkCmdSetRasterizerDiscardEnable` **must** have been called and not subsequently `invalidated` in the current command buffer prior to this drawing command

- VUID-vkCmdDrawMeshTasksIndirectEXT-None-04877

If a shader object is bound to any graphics stage or a graphics pipeline is bound which was created with the `VK_DYNAMIC_STATE_DEPTH_BIAS_ENABLE` dynamic state enabled, and the `current value` of `rasterizerDiscardEnable` is `VK_FALSE`, then `vkCmdSetDepthBiasEnable` **must** have been called and not subsequently `invalidated` in the current command buffer prior to this drawing command

- VUID-vkCmdDrawMeshTasksIndirectEXT-logicOp-04878

If a shader object is bound to the `VK_SHADER_STAGE_FRAGMENT_BIT` or a graphics pipeline is bound which was created with the `VK_DYNAMIC_STATE_LOGIC_OP_EXT` dynamic state enabled, the `current value` of `rasterizerDiscardEnable` is `VK_FALSE`, and the `current value` of `logicOpEnable` is `VK_TRUE`, then `vkCmdSetLogicOpEXT` **must** have been called and not subsequently `invalidated` in the current command buffer prior to this drawing command

- VUID-vkCmdDrawMeshTasksIndirectEXT-primitiveFragmentShadingRateWithMultipleViewports-04552

If the `primitiveFragmentShadingRateWithMultipleViewports` limit is not supported, the bound graphics pipeline was created with the `VK_DYNAMIC_STATE_VIEWPORT_WITH_COUNT` dynamic state enabled, and any of the shader stages of the bound graphics pipeline write to the `PrimitiveShadingRateKHR` built-in, then `vkCmdSetViewportWithCount` **must** have been called in the current command buffer prior to this drawing command, and the `viewportCount` parameter of `vkCmdSetViewportWithCount` **must** be 1

- VUID-vkCmdDrawMeshTasksIndirectEXT-primitiveFragmentShadingRateWithMultipleViewports-08642

If the `primitiveFragmentShadingRateWithMultipleViewports` limit is not supported, and any

shader object bound to a graphics stage writes to the `PrimitiveShadingRateKHR` built-in, then `vkCmdSetViewportWithCount` **must** have been called in the current command buffer prior to this drawing command, and the `viewportCount` parameter of `vkCmdSetViewportWithCount` **must** be 1

- VUID-vkCmdDrawMeshTasksIndirectEXT-blendEnable-04727

If a shader object is bound to the `VK_SHADER_STAGE_FRAGMENT_BIT` stage or a graphics pipeline is bound which was created with `VK_DYNAMIC_STATE_COLOR_BLEND_ENABLE_EXT` dynamic state enabled, the **current value** of `rasterizerDiscardEnable` is `VK_FALSE`, then for each color attachment, if the corresponding image view's **format features** do not contain `VK_FORMAT_FEATURE_COLOR_ATTACHMENT_BLEND_BIT`, then the corresponding **current value** of `blendEnable` **must** be `VK_FALSE`

- VUID-vkCmdDrawMeshTasksIndirectEXT-None-08644

If a shader object is bound to any graphics stage or a graphics pipeline is bound, the **current value** of `rasterizerDiscardEnable` is `VK_FALSE`, and none of the following is enabled:

- the `VK_AMD_mixed_attachment_samples` extension
- the `VK_NV_framebuffer_mixed_samples` extension
- the `multisampledRenderToSingleSampled` feature

then the **current value** of `rasterizationSamples` **must** be the same as the current color and/or depth/stencil attachments

- VUID-vkCmdDrawMeshTasksIndirectEXT-None-08876

If a shader object is bound to any graphics stage, the current render pass instance **must** have been begun with `vkCmdBeginRendering`

- VUID-vkCmdDrawMeshTasksIndirectEXT-imageView-06172

If the current render pass instance was begun with `vkCmdBeginRendering`, the `imageView` member of `pDepthAttachment` is not `VK_NULL_HANDLE`, and the `layout` member of `pDepthAttachment` is `VK_IMAGE_LAYOUT_DEPTH_STENCIL_READ_ONLY_OPTIMAL`, this command **must** not write any values to the depth attachment

- VUID-vkCmdDrawMeshTasksIndirectEXT-imageView-06173

If the current render pass instance was begun with `vkCmdBeginRendering`, the `imageView` member of `pStencilAttachment` is not `VK_NULL_HANDLE`, and the `layout` member of `pStencilAttachment` is `VK_IMAGE_LAYOUT_DEPTH_STENCIL_READ_ONLY_OPTIMAL`, this command **must** not write any values to the stencil attachment

- VUID-vkCmdDrawMeshTasksIndirectEXT-imageView-06174

If the current render pass instance was begun with `vkCmdBeginRendering`, the `imageView` member of `pDepthAttachment` is not `VK_NULL_HANDLE`, and the `layout` member of `pDepthAttachment` is `VK_IMAGE_LAYOUT_DEPTH_READ_ONLY_STENCIL_ATTACHMENT_OPTIMAL`, this command **must** not write any values to the depth attachment

- VUID-vkCmdDrawMeshTasksIndirectEXT-imageView-06175

If the current render pass instance was begun with `vkCmdBeginRendering`, the `imageView` member of `pStencilAttachment` is not `VK_NULL_HANDLE`, and the `layout` member of

`pStencilAttachment` is
`VK_IMAGE_LAYOUT_DEPTH_ATTACHMENT_STENCIL_READ_ONLY_OPTIMAL`, this
command **must** not write any values to the stencil attachment

- VUID-vkCmdDrawMeshTasksIndirectEXT-imageView-06176
If the current render pass instance was begun with `vkCmdBeginRendering`, the `imageView` member of `pDepthAttachment` is not `VK_NULL_HANDLE`, and the `layout` member of `pDepthAttachment` is `VK_IMAGE_LAYOUT_DEPTH_READ_ONLY_OPTIMAL`, this command **must** not write any values to the depth attachment
- VUID-vkCmdDrawMeshTasksIndirectEXT-imageView-06177
If the current render pass instance was begun with `vkCmdBeginRendering`, the `imageView` member of `pStencilAttachment` is not `VK_NULL_HANDLE`, and the `layout` member of `pStencilAttachment` is `VK_IMAGE_LAYOUT_STENCIL_READ_ONLY_OPTIMAL`, this command **must** not write any values to the stencil attachment
- VUID-vkCmdDrawMeshTasksIndirectEXT-viewMask-06178
If the current render pass instance was begun with `vkCmdBeginRendering`, the bound graphics pipeline **must** have been created with a `VkPipelineRenderingCreateInfo::viewMask` equal to `VkRenderingInfo::viewMask`
- VUID-vkCmdDrawMeshTasksIndirectEXT-colorAttachmentCount-06179
If the `dynamicRenderingUnusedAttachments` feature is not enabled and the current render pass instance was begun with `vkCmdBeginRendering`, the bound graphics pipeline **must** have been created with a `VkPipelineRenderingCreateInfo::colorAttachmentCount` equal to `VkRenderingInfo::colorAttachmentCount`
- VUID-vkCmdDrawMeshTasksIndirectEXT-dynamicRenderingUnusedAttachments-08910
If the `dynamicRenderingUnusedAttachments` feature is not enabled, and the current render pass instance was begun with `vkCmdBeginRendering` and `VkRenderingInfo::colorAttachmentCount` greater than 0, then each element of the `VkRenderingInfo::pColorAttachments` array with an `imageView` not equal to `VK_NULL_HANDLE` **must** have been created with a `VkFormat` equal to the corresponding element of `VkPipelineRenderingCreateInfo::pColorAttachmentFormats` used to create the bound graphics pipeline
- VUID-vkCmdDrawMeshTasksIndirectEXT-dynamicRenderingUnusedAttachments-08912
If the `dynamicRenderingUnusedAttachments` feature is not enabled, and the current render pass instance was begun with `vkCmdBeginRendering` and `VkRenderingInfo::colorAttachmentCount` greater than 0, then each element of the `VkRenderingInfo::pColorAttachments` array with an `imageView` equal to `VK_NULL_HANDLE` **must** have the corresponding element of `VkPipelineRenderingCreateInfo::pColorAttachmentFormats` used to create the bound pipeline equal to `VK_FORMAT_UNDEFINED`
- VUID-vkCmdDrawMeshTasksIndirectEXT-dynamicRenderingUnusedAttachments-08911
If the `dynamicRenderingUnusedAttachments` feature is enabled, and the current render pass instance was begun with `vkCmdBeginRendering` and `VkRenderingInfo::colorAttachmentCount` greater than 0, then each element of the `VkRenderingInfo::pColorAttachments` array with an `imageView` not equal to `VK_NULL_HANDLE` **must** have been created with a `VkFormat` equal to the corresponding element of `VkPipelineRenderingCreateInfo::pColorAttachmentFormats` used to create the bound graphics pipeline, or the corresponding element of `VkPipelineRenderingCreateInfo`

::pColorAttachmentFormats, if it exists, **must** be VK_FORMAT_UNDEFINED

- VUID-vkCmdDrawMeshTasksIndirectEXT-colorAttachmentCount-09362

If the current render pass instance was begun with vkCmdBeginRendering, with a VkRenderingInfo::colorAttachmentCount equal to 1, there is no shader object bound to any graphics stage, and a color attachment with a resolve mode of VK_RESOLVE_MODE_EXTERNAL_FORMAT_DOWNSAMPLE_BIT_ANDROID, each element of the VkRenderingInfo::pColorAttachments array with a resolveImageView not equal to VK_NULL_HANDLE **must** have been created with an image created with a VkExternalFormatANDROID::externalFormat value equal to the VkExternalFormatANDROID::externalFormat value used to create the bound graphics pipeline

- VUID-vkCmdDrawMeshTasksIndirectEXT-None-09363

If there is no shader object bound to any graphics stage, the current render pass instance was begun with vkCmdBeginRendering and a VkRenderingInfo::colorAttachmentCount equal to 1, and a color attachment with a resolve mode of VK_RESOLVE_MODE_EXTERNAL_FORMAT_DOWNSAMPLE_BIT_ANDROID, each element of the VkRenderingInfo::pColorAttachments array with a imageView not equal to VK_NULL_HANDLE **must** have been created with an image created with a VkExternalFormatANDROID::externalFormat value equal to the VkExternalFormatANDROID::externalFormat value used to create the bound graphics pipeline

- VUID-vkCmdDrawMeshTasksIndirectEXT-None-09364

If the current render pass instance was begun with vkCmdBeginRendering, there is no shader object bound to any graphics stage, and the bound graphics pipeline was created with a non-zero VkExternalFormatANDROID::externalFormat value and with the VK_DYNAMIC_STATE_COLOR_BLEND_ENABLE_EXT dynamic state enabled, then vkCmdSetColorBlendEnableEXT **must** have set the blend enable to VK_FALSE prior to this drawing command

- VUID-vkCmdDrawMeshTasksIndirectEXT-None-09365

If the current render pass instance was begun with vkCmdBeginRendering, there is no shader object bound to any graphics stage, and the bound graphics pipeline was created with a non-zero VkExternalFormatANDROID::externalFormat value and with the VK_DYNAMIC_STATE_RASTERIZATION_SAMPLES_EXT dynamic state enabled, then vkCmdSetRasterizationSamplesEXT **must** have set rasterizationSamples to VK_SAMPLE_COUNT_1_BIT prior to this drawing command

- VUID-vkCmdDrawMeshTasksIndirectEXT-None-09366

If there is a shader object bound to any graphics stage, and the current render pass includes a color attachment that uses the VK_RESOLVE_MODE_EXTERNAL_FORMAT_DOWNSAMPLE_BIT_ANDROID resolve mode, then vkCmdSetColorBlendEnableEXT **must** have set blend enable to VK_FALSE prior to this drawing command

- VUID-vkCmdDrawMeshTasksIndirectEXT-rasterizationSamples-09367

If there is a shader object bound to any graphics stage, and the current render pass includes a color attachment that uses the VK_RESOLVE_MODE_EXTERNAL_FORMAT_DOWNSAMPLE_BIT_ANDROID resolve mode,

then `vkCmdSetRasterizationSamplesEXT` **must** have set `rasterizationSamples` to `VK_SAMPLE_COUNT_1_BIT` prior to this drawing command

- VUID-vkCmdDrawMeshTasksIndirectEXT-None-09368

If the current render pass instance was begun with `vkCmdBeginRendering`, there is no shader object bound to any graphics stage, and the bound graphics pipeline was created with a non-zero `VkExternalFormatANDROID::externalFormat` value and with the `VK_DYNAMIC_STATE_FRAGMENT_SHADING_RATE_KHR` dynamic state enabled, then `vkCmdSetFragmentShadingRateKHR` **must** have set `pFragmentSize->width` to 1 prior to this drawing command

- VUID-vkCmdDrawMeshTasksIndirectEXT-None-09369

If the current render pass instance was begun with `vkCmdBeginRendering`, there is no shader object bound to any graphics stage, and the bound graphics pipeline was created with a non-zero `VkExternalFormatANDROID::externalFormat` value and with the `VK_DYNAMIC_STATE_FRAGMENT_SHADING_RATE_KHR` dynamic state enabled, then `vkCmdSetFragmentShadingRateKHR` **must** have set `pFragmentSize->height` to 1 prior to this drawing command

- VUID-vkCmdDrawMeshTasksIndirectEXT-pFragmentSize-09370

If there is a shader object bound to any graphics stage, and the current render pass includes a color attachment that uses the `VK_RESOLVE_MODE_EXTERNAL_FORMAT_DOWNSAMPLE_BIT_ANDROID` resolve mode, then `vkCmdSetFragmentShadingRateKHR` **must** have set `pFragmentSize->width` to 1 prior to this drawing command

- VUID-vkCmdDrawMeshTasksIndirectEXT-pFragmentSize-09371

If there is a shader object bound to any graphics stage, and the current render pass includes a color attachment that uses the `VK_RESOLVE_MODE_EXTERNAL_FORMAT_DOWNSAMPLE_BIT_ANDROID` resolve mode, then `vkCmdSetFragmentShadingRateKHR` **must** have set `pFragmentSize->height` to 1 prior to this drawing command

- VUID-vkCmdDrawMeshTasksIndirectEXT-None-07749

If the `colorWriteEnable` feature is enabled, a shader object is bound to the `VK_SHADER_STAGE_FRAGMENT_BIT` stage or a graphics pipeline is bound which was created with the `VK_DYNAMIC_STATE_COLOR_WRITE_ENABLE_EXT` dynamic state enabled, and the current value of `rasterizerDiscardEnable` is `VK_FALSE`, then `vkCmdSetColorWriteEnableEXT` **must** have been called and not subsequently `invalidated` in the current command buffer prior to this drawing command

- VUID-vkCmdDrawMeshTasksIndirectEXT-attachmentCount-07750

If the `colorWriteEnable` feature is enabled, a shader object is bound to the `VK_SHADER_STAGE_FRAGMENT_BIT` stage or a graphics pipeline is bound which was created with the `VK_DYNAMIC_STATE_COLOR_WRITE_ENABLE_EXT` dynamic state enabled, and the current value of `rasterizerDiscardEnable` is `VK_FALSE`, then the `attachmentCount` parameter of most recent call to `vkCmdSetColorWriteEnableEXT` in the current command buffer **must** be greater than or equal to the number of active color attachments

- VUID-vkCmdDrawMeshTasksIndirectEXT-None-07751

If the `VK_EXT_discard_rectangles` extension is enabled, a graphics pipeline is bound which

was created with the `VK_DYNAMIC_STATE_DISCARD_RECTANGLE_EXT` dynamic state enabled and the `pNext` chain of `VkGraphicsPipelineCreateInfo` included a `VkPipelineDiscardRectangleStateCreateInfoEXT` structure, the current value of `rasterizerDiscardEnable` is `VK_FALSE`, and the current value of `discardRectangleEnable` is `VK_TRUE`, then `vkCmdSetDiscardRectangleEXT` **must** have been called and not subsequently `invalidated` in the current command buffer prior to this drawing command for each discard rectangle in `VkPipelineDiscardRectangleStateCreateInfoEXT::discardRectangleCount`

- VUID-vkCmdDrawMeshTasksIndirectEXT-rasterizerDiscardEnable-09236

If the `VK_EXT_discard_rectangles` extension is enabled, a shader object is bound to any graphics stage or a graphics pipeline is bound which was created with `VK_DYNAMIC_STATE_DISCARD_RECTANGLE_EXT` dynamic state enabled and the `pNext` chain of `VkGraphicsPipelineCreateInfo` did not include a `VkPipelineDiscardRectangleStateCreateInfoEXT` structure, the current value of `rasterizerDiscardEnable` is `VK_FALSE`, and the current value of `discardRectangleEnable` is `VK_TRUE`, then `vkCmdSetDiscardRectangleEXT` **must** have been called and not subsequently `invalidated` in the current command buffer prior to this drawing command for each discard rectangle in `VkPhysicalDeviceDiscardRectanglePropertiesEXT::maxDiscardRectangles`

- VUID-vkCmdDrawMeshTasksIndirectEXT-None-07880

If the `VK_EXT_discard_rectangles` extension is enabled, a shader object is bound to any graphics stage or a graphics pipeline is bound which was created with the `VK_DYNAMIC_STATE_DISCARD_RECTANGLE_ENABLE_EXT` dynamic state enabled, the current value of `rasterizerDiscardEnable` is `VK_FALSE`, then `vkCmdSetDiscardRectangleEnableEXT` **must** have been called and not subsequently `invalidated` in the current command buffer prior to this drawing command

- VUID-vkCmdDrawMeshTasksIndirectEXT-None-07881

If the `VK_EXT_discard_rectangles` extension is enabled, a shader object is bound to any graphics stage or a graphics pipeline is bound which was created with the `VK_DYNAMIC_STATE_DISCARD_RECTANGLE_MODE_EXT` dynamic state enabled, the current value of `rasterizerDiscardEnable` is `VK_FALSE`, and the current value of `discardRectangleEnable` is `VK_TRUE`, then `vkCmdSetDiscardRectangleModeEXT` **must** have been called and not subsequently `invalidated` in the current command buffer prior to this drawing command

- VUID-vkCmdDrawMeshTasksIndirectEXT-dynamicRenderingUnusedAttachments-08913

If the current render pass instance was begun with `vkCmdBeginRendering`, the `dynamicRenderingUnusedAttachments` feature is not enabled, and `VkRenderingInfo::pDepthAttachment->imageView` was `VK_NULL_HANDLE`, the value of `VkPipelineRenderingCreateInfo::depthAttachmentFormat` used to create the bound graphics pipeline **must** be equal to `VK_FORMAT_UNDEFINED`

- VUID-vkCmdDrawMeshTasksIndirectEXT-dynamicRenderingUnusedAttachments-08914

If current render pass instance was begun with `vkCmdBeginRendering`, the `dynamicRenderingUnusedAttachments` feature is not enabled, and `VkRenderingInfo::pDepthAttachment->imageView` was not `VK_NULL_HANDLE`, the value of `VkPipelineRenderingCreateInfo::depthAttachmentFormat` used to create the bound graphics pipeline **must** be equal to the `VkFormat` used to create `VkRenderingInfo`

`::pDepthAttachment->imageView`

- VUID-vkCmdDrawMeshTasksIndirectEXT-dynamicRenderingUnusedAttachments-08915
If the current render pass instance was begun with `vkCmdBeginRendering`, the `dynamicRenderingUnusedAttachments` feature is enabled, `VkRenderingInfo::pDepthAttachment->imageView` was not `VK_NULL_HANDLE`, and the value of `VkPipelineRenderingCreateInfo::depthAttachmentFormat` used to create the bound graphics pipeline was not equal to the `VkFormat` used to create `VkRenderingInfo::pDepthAttachment->imageView`, the value of the format **must** be `VK_FORMAT_UNDEFINED`
- VUID-vkCmdDrawMeshTasksIndirectEXT-dynamicRenderingUnusedAttachments-08916
If the current render pass instance was begun with `vkCmdBeginRendering`, the `dynamicRenderingUnusedAttachments` feature is not enabled, and `VkRenderingInfo::pStencilAttachment->imageView` was `VK_NULL_HANDLE`, the value of `VkPipelineRenderingCreateInfo::stencilAttachmentFormat` used to create the bound graphics pipeline **must** be equal to `VK_FORMAT_UNDEFINED`
- VUID-vkCmdDrawMeshTasksIndirectEXT-dynamicRenderingUnusedAttachments-08917
If current render pass instance was begun with `vkCmdBeginRendering`, the `dynamicRenderingUnusedAttachments` feature is not enabled, and `VkRenderingInfo::pStencilAttachment->imageView` was not `VK_NULL_HANDLE`, the value of `VkPipelineRenderingCreateInfo::stencilAttachmentFormat` used to create the bound graphics pipeline **must** be equal to the `VkFormat` used to create `VkRenderingInfo::pStencilAttachment->imageView`
- VUID-vkCmdDrawMeshTasksIndirectEXT-dynamicRenderingUnusedAttachments-08918
If the current render pass instance was begun with `vkCmdBeginRendering`, the `dynamicRenderingUnusedAttachments` feature is enabled, `VkRenderingInfo::pStencilAttachment->imageView` was not `VK_NULL_HANDLE`, and the value of `VkPipelineRenderingCreateInfo::stencilAttachmentFormat` used to create the bound graphics pipeline was not equal to the `VkFormat` used to create `VkRenderingInfo::pStencilAttachment->imageView`, the value of the format **must** be `VK_FORMAT_UNDEFINED`
- VUID-vkCmdDrawMeshTasksIndirectEXT-imageView-06183
If the current render pass instance was begun with `vkCmdBeginRendering` and `VkRenderingFragmentShadingRateAttachmentInfoKHR::imageView` was not `VK_NULL_HANDLE`, the bound graphics pipeline **must** have been created with `VK_PIPELINE_CREATE_RENDERING_FRAGMENT_SHADING_RATE_ATTACHMENT_BIT_KHR`
- VUID-vkCmdDrawMeshTasksIndirectEXT-dynamicRenderingLocalRead-11797
If the current render pass instance was begun with `vkCmdBeginRendering`, the `dynamicRenderingLocalRead` feature is enabled, the `VK_RENDERING_LOCAL_READ_CONCURRENT_ACCESS_CONTROL_BIT_KHR` flag is specified, and an attachment is being used as a feedback loop as specified by `VK_RENDERING_ATTACHMENT_INPUT_ATTACHMENT_FEEDBACK_BIT_KHR`, `VkRenderingAttachmentFlagsInfoKHR::flags` for that attachment **must** include `VK_RENDERING_ATTACHMENT_INPUT_ATTACHMENT_FEEDBACK_BIT_KHR`
- VUID-vkCmdDrawMeshTasksIndirectEXT-imageView-06184
If the current render pass instance was begun with `vkCmdBeginRendering` and

VkRenderingFragmentDensityMapAttachmentInfoEXT::imageView was not VK_NULL_HANDLE, the bound graphics pipeline **must** have been created with VK_PIPELINE_CREATE_RENDERING_FRAGMENT_DENSITY_MAP_ATTACHMENT_BIT_EXT

- VUID-vkCmdDrawMeshTasksIndirectEXT-layers-10831

If the current render pass instance was created with VK_RENDERING_PER_LAYER_FRAGMENT_DENSITY_BIT_VALVE or VK_RENDER_PASS_CREATE_PER_LAYER_FRAGMENT_DENSITY_BIT_VALVE, and the bound graphics pipeline was created with VK_PIPELINE_CREATE_2_PER_LAYER_FRAGMENT_DENSITY_BIT_VALVE, then the current render pass instance **must** have a layers value less than or equal to VkPipelineFragmentDensityMapLayeredCreateInfoVALVE::maxFragmentDensityMapLayers

- VUID-vkCmdDrawMeshTasksIndirectEXT-colorAttachmentCount-06185

If the bound pipeline was created with a VkAttachmentSampleCountInfoAMD or VkAttachmentSampleCountInfoNV structure, and the current render pass instance was begun with vkCmdBeginRendering with a VkRenderingInfo::colorAttachmentCount parameter greater than 0, then each element of the VkRenderingInfo::pColorAttachments array with a imageView not equal to VK_NULL_HANDLE **must** have been created with a sample count equal to the corresponding element of the pColorAttachmentSamples member of VkAttachmentSampleCountInfoAMD or VkAttachmentSampleCountInfoNV used to create the bound graphics pipeline

- VUID-vkCmdDrawMeshTasksIndirectEXT-pDepthAttachment-06186

If the current render pass instance was begun with vkCmdBeginRendering, the bound pipeline was created with a VkAttachmentSampleCountInfoAMD or VkAttachmentSampleCountInfoNV structure, and VkRenderingInfo::pDepthAttachment->imageView was not VK_NULL_HANDLE, the value of the depthStencilAttachmentSamples member of VkAttachmentSampleCountInfoAMD or VkAttachmentSampleCountInfoNV used to create the bound graphics pipeline **must** be equal to the sample count used to create VkRenderingInfo::pDepthAttachment->imageView

- VUID-vkCmdDrawMeshTasksIndirectEXT-pStencilAttachment-06187

If the current render pass instance was begun with vkCmdBeginRendering, the bound pipeline was created with a VkAttachmentSampleCountInfoAMD or VkAttachmentSampleCountInfoNV structure, and VkRenderingInfo::pStencilAttachment->imageView was not VK_NULL_HANDLE, the value of the depthStencilAttachmentSamples member of VkAttachmentSampleCountInfoAMD or VkAttachmentSampleCountInfoNV used to create the bound graphics pipeline **must** be equal to the sample count used to create VkRenderingInfo::pStencilAttachment->imageView

- VUID-vkCmdDrawMeshTasksIndirectEXT-multisampledRenderToSingleSampled-07285

If the bound pipeline was created without a VkAttachmentSampleCountInfoAMD or VkAttachmentSampleCountInfoNV structure, and the multisampledRenderToSingleSampled feature is not enabled, and vkCmdBeginCustomResolveEXT has not yet been recorded in the render pass instance, and the current render pass instance was begun with vkCmdBeginRendering with a VkRenderingInfo::colorAttachmentCount parameter greater than 0, then each element of the VkRenderingInfo::pColorAttachments array with a imageView not equal to VK_NULL_HANDLE **must** have been created with a sample count equal to the value of rasterizationSamples for the bound graphics pipeline

- VUID-vkCmdDrawMeshTasksIndirectEXT-multisampledRenderToSingleSampled-07286
If the bound pipeline was created without a [VkAttachmentSampleCountInfoAMD](#) or [VkAttachmentSampleCountInfoNV](#) structure, and the [multisampledRenderToSingleSampled](#) feature is not enabled, and [vkCmdBeginCustomResolveEXT](#) has not yet been recorded in the render pass instance, and [VkRenderingInfo::pDepthAttachment->imageView](#) was not [VK_NULL_HANDLE](#), the value of [rasterizationSamples](#) for the bound graphics pipeline **must** be equal to the sample count used to create [VkRenderingInfo::pDepthAttachment->imageView](#)
- VUID-vkCmdDrawMeshTasksIndirectEXT-multisampledRenderToSingleSampled-07287
If the bound pipeline was created without a [VkAttachmentSampleCountInfoAMD](#) or [VkAttachmentSampleCountInfoNV](#) structure, and the [multisampledRenderToSingleSampled](#) feature is not enabled, and [vkCmdBeginCustomResolveEXT](#) has not yet been recorded in the render pass instance, and [VkRenderingInfo::pStencilAttachment->imageView](#) was not [VK_NULL_HANDLE](#), the value of [rasterizationSamples](#) for the bound graphics pipeline **must** be equal to the sample count used to create [VkRenderingInfo::pStencilAttachment->imageView](#)
- VUID-vkCmdDrawMeshTasksIndirectEXT-pNext-07935
If this command is called inside a render pass instance started with [vkCmdBeginRendering](#), and the [pNext](#) chain of [VkRenderingInfo](#) includes a [VkMultisampledRenderToSingleSampledInfoEXT](#) structure with [multisampledRenderToSingleSampledEnable](#) equal to [VK_TRUE](#), then the value of [rasterizationSamples](#) for the bound graphics pipeline **must** be equal to [VkMultisampledRenderToSingleSampledInfoEXT::rasterizationSamples](#)
- VUID-vkCmdDrawMeshTasksIndirectEXT-renderPass-06198
If the current render pass instance was begun with [vkCmdBeginRendering](#), the bound pipeline **must** have been created with a [VkGraphicsPipelineCreateInfo::renderPass](#) equal to [VK_NULL_HANDLE](#)
- VUID-vkCmdDrawMeshTasksIndirectEXT-pColorAttachments-08963
If the current render pass instance was begun with [vkCmdBeginRendering](#), [vkCmdBeginCustomResolveEXT](#) has not yet been recorded in the render pass instance, there is a graphics pipeline bound with a fragment shader that statically writes to a color attachment, the color write mask is not zero, color writes are enabled, and the corresponding element of the [VkRenderingInfo::pColorAttachments->imageView](#) was not [VK_NULL_HANDLE](#), then the corresponding element of [VkPipelineRenderingCreateInfo::pColorAttachmentFormats](#) used to create the pipeline **must** not be [VK_FORMAT_UNDEFINED](#)
- VUID-vkCmdDrawMeshTasksIndirectEXT-pColorAttachments-11539
If the current render pass instance was begun with [vkCmdBeginRendering](#), [vkCmdBeginCustomResolveEXT](#) has been recorded in the render pass instance, there is a graphics pipeline bound with a fragment shader that statically writes to a color attachment, the color write mask is not zero, color writes are enabled, and the corresponding element of the [VkRenderingInfo::pColorAttachments->resolveImageView](#) was not [VK_NULL_HANDLE](#), then the corresponding element of [VkCustomResolveCreateInfoEXT::pColorAttachmentFormats](#) used to create the pipeline **must** not be [VK_FORMAT_UNDEFINED](#)

- VUID-vkCmdDrawMeshTasksIndirectEXT-pDepthAttachment-08964
If the current render pass instance was begun with `vkCmdBeginRendering`, `vkCmdBeginCustomResolveEXT` has not yet been recorded in the render pass instance, there is a graphics pipeline bound, depth test is enabled, and the `VkRenderingInfo::pDepthAttachment->imageView` was not `VK_NULL_HANDLE`, then the `VkPipelineRenderingCreateInfo::depthAttachmentFormat` used to create the pipeline **must** not be `VK_FORMAT_UNDEFINED`
- VUID-vkCmdDrawMeshTasksIndirectEXT-pDepthAttachment-11540
If the current render pass instance was begun with `vkCmdBeginRendering`, `vkCmdBeginCustomResolveEXT` has been recorded in the render pass instance, there is a graphics pipeline bound, depth test is enabled, and the `VkRenderingInfo::pDepthAttachment->resolveImageView` was not `VK_NULL_HANDLE`, then the `VkCustomResolveCreateInfoEXT::depthAttachmentFormat` used to create the pipeline **must** not be `VK_FORMAT_UNDEFINED`
- VUID-vkCmdDrawMeshTasksIndirectEXT-pStencilAttachment-08965
If the current render pass instance was begun with `vkCmdBeginRendering`, `vkCmdBeginCustomResolveEXT` has not yet been recorded in the render pass instance, there is a graphics pipeline bound, stencil test is enabled and the `VkRenderingInfo::pStencilAttachment->imageView` was not `VK_NULL_HANDLE`, then the `VkPipelineRenderingCreateInfo::stencilAttachmentFormat` used to create the pipeline **must** not be `VK_FORMAT_UNDEFINED`
- VUID-vkCmdDrawMeshTasksIndirectEXT-pStencilAttachment-11860
If the current render pass instance was begun with `vkCmdBeginRendering`, `vkCmdBeginCustomResolveEXT` has been recorded in the render pass instance, there is a graphics pipeline bound, stencil test is enabled and the `VkRenderingInfo::pStencilAttachment->resolveImageView` was not `VK_NULL_HANDLE`, then the `VkCustomResolveCreateInfoEXT::stencilAttachmentFormat` used to create the pipeline **must** not be `VK_FORMAT_UNDEFINED`
- VUID-vkCmdDrawMeshTasksIndirectEXT-flags-10582
If the current render pass instance was begun with a `vkCmdBeginRendering` call in `commandBuffer`, its `VkRenderingInfo::flags` parameter **must** not have `VK_RENDERING_CONTENTS_SECONDARY_COMMAND_BUFFERS_BIT` set unless `VK_RENDERING_CONTENTS_INLINE_BIT_KHR` is also set
- VUID-vkCmdDrawMeshTasksIndirectEXT-primitivesGeneratedQueryWithRasterizerDiscard-06708
If the `primitivesGeneratedQueryWithRasterizerDiscard` feature is not enabled and the `VK_QUERY_TYPE_PRIMITIVES_GENERATED_EXT` query is active, `rasterization discard` **must** not be enabled
- VUID-vkCmdDrawMeshTasksIndirectEXT-primitivesGeneratedQueryWithNonZeroStreams-06709
If the `primitivesGeneratedQueryWithNonZeroStreams` feature is not enabled and the `VK_QUERY_TYPE_PRIMITIVES_GENERATED_EXT` query is active, the bound graphics pipeline **must** not have been created with a non-zero value in `VkPipelineRasterizationStateStreamCreateInfoEXT::rasterizationStream`
- VUID-vkCmdDrawMeshTasksIndirectEXT-None-07620

If the `depthClamp` feature is enabled, a shader object is bound to any graphics stage or a graphics pipeline is bound which was created with the `VK_DYNAMIC_STATE_DEPTH_CLAMP_ENABLE_EXT` dynamic state enabled, and the current value of `rasterizerDiscardEnable` is `VK_FALSE`, then `vkCmdSetDepthClampEnableEXT` **must** have been called and not subsequently `invalidated` in the current command buffer prior to this drawing command

- VUID-vkCmdDrawMeshTasksIndirectEXT-None-07621

If a shader object is bound to any graphics stage or a graphics pipeline is bound which was created with the `VK_DYNAMIC_STATE_POLYGON_MODE_EXT` dynamic state enabled, and the current value of `rasterizerDiscardEnable` is `VK_FALSE`, then `vkCmdSetPolygonModeEXT` **must** have been called and not subsequently `invalidated` in the current command buffer prior to this drawing command

- VUID-vkCmdDrawMeshTasksIndirectEXT-None-07622

If a shader object is bound to any graphics stage or a graphics pipeline is bound which was created with the `VK_DYNAMIC_STATE_RASTERIZATION_SAMPLES_EXT` dynamic state enabled, and the current value of `rasterizerDiscardEnable` is `VK_FALSE`, then `vkCmdSetRasterizationSamplesEXT` **must** have been called and not subsequently `invalidated` in the current command buffer prior to this drawing command

- VUID-vkCmdDrawMeshTasksIndirectEXT-None-07623

If a shader object is bound to any graphics stage or a graphics pipeline is bound which was created with the `VK_DYNAMIC_STATE_SAMPLE_MASK_EXT` dynamic state enabled, and the current value of `rasterizerDiscardEnable` is `VK_FALSE`, then `vkCmdSetSampleMaskEXT` **must** have been called and not subsequently `invalidated` in the current command buffer prior to this drawing command

- VUID-vkCmdDrawMeshTasksIndirectEXT-alphaToCoverageEnable-08919

If the bound graphics pipeline state was created with the `VK_DYNAMIC_STATE_ALPHA_TO_COVERAGE_ENABLE_EXT` dynamic state enabled, and `alphaToCoverageEnable` was `VK_TRUE` in the last call to `vkCmdSetAlphaToCoverageEnableEXT`, then the `Fragment Output Interface` **must** contain a variable for the alpha `Component` word in `Location 0` at `Index 0`

- VUID-vkCmdDrawMeshTasksIndirectEXT-alphaToCoverageEnable-08920

If a shader object is bound to any graphics stage, and the most recent call to `vkCmdSetAlphaToCoverageEnableEXT` in the current command buffer set `alphaToCoverageEnable` to `VK_TRUE`, then the `Fragment Output Interface` **must** contain a variable for the alpha `Component` word in `Location 0` at `Index 0`

- VUID-vkCmdDrawMeshTasksIndirectEXT-None-07624

If a shader object is bound to any graphics stage or a graphics pipeline is bound which was created with the `VK_DYNAMIC_STATE_ALPHA_TO_COVERAGE_ENABLE_EXT` dynamic state enabled, and the current value of `rasterizerDiscardEnable` is `VK_FALSE`, then `vkCmdSetAlphaToCoverageEnableEXT` **must** have been called and not subsequently `invalidated` in the current command buffer prior to this drawing command

- VUID-vkCmdDrawMeshTasksIndirectEXT-None-07625

If the `alphaToOne` feature is enabled, a shader object is bound to any graphics stage or a graphics pipeline is bound which was created with the `VK_DYNAMIC_STATE_ALPHA_TO_ONE_ENABLE_EXT` dynamic state enabled, and the

current value of `rasterizerDiscardEnable` is `VK_FALSE`, then `vkCmdSetAlphaToOneEnableEXT` **must** have been called and not subsequently `invalidated` in the current command buffer prior to this drawing command

- VUID-vkCmdDrawMeshTasksIndirectEXT-None-07626

If the `logicOp` feature is enabled, a shader object is bound to the `VK_SHADER_STAGE_FRAGMENT_BIT` stage or a graphics pipeline is bound which was created with the `VK_DYNAMIC_STATE_LOGIC_OP_ENABLE_EXT` dynamic state enabled, and the current value of `rasterizerDiscardEnable` is `VK_FALSE`, then `vkCmdSetLogicOpEnableEXT` **must** have been called and not subsequently `invalidated` in the current command buffer prior to this drawing command

- VUID-vkCmdDrawMeshTasksIndirectEXT-None-07627

If a shader object is bound to the `VK_SHADER_STAGE_FRAGMENT_BIT` stage or a graphics pipeline is bound which was created with `VK_DYNAMIC_STATE_COLOR_BLEND_ENABLE_EXT` dynamic state enabled, the current value of `rasterizerDiscardEnable` is `VK_FALSE`, and there are color attachments bound, then `vkCmdSetColorBlendEnableEXT` **must** have been called and not subsequently `invalidated` in the current command buffer prior to this drawing command

- VUID-vkCmdDrawMeshTasksIndirectEXT-None-07629

If a shader object is bound to the `VK_SHADER_STAGE_FRAGMENT_BIT` stage or a graphics pipeline is bound which was created with `VK_DYNAMIC_STATE_COLOR_WRITE_MASK_EXT` dynamic state enabled, the current value of `rasterizerDiscardEnable` is `VK_FALSE`, and there are color attachments bound, then `vkCmdSetColorWriteMaskEXT` **must** have been called and not subsequently `invalidated` in the current command buffer prior to this drawing command

- VUID-vkCmdDrawMeshTasksIndirectEXT-None-07630

If the `geometryStreams` feature is enabled, and a shader object is bound to the `VK_SHADER_STAGE_GEOMETRY_BIT` stage or a graphics pipeline is bound which was created with both a `VK_SHADER_STAGE_GEOMETRY_BIT` stage and the `VK_DYNAMIC_STATE_RASTERIZATION_STREAM_EXT` dynamic state enabled, then `vkCmdSetRasterizationStreamEXT` **must** have been called and not subsequently `invalidated` in the current command buffer prior to this drawing command

- VUID-vkCmdDrawMeshTasksIndirectEXT-None-07631

If the `VK_EXT_conservative_rasterization` extension is enabled, a shader object is bound to any graphics stage or a graphics pipeline is bound which was created with the `VK_DYNAMIC_STATE_CONSERVATIVE_RASTERIZATION_MODE_EXT` dynamic state enabled, and the current value of `rasterizerDiscardEnable` is `VK_FALSE`, then `vkCmdSetConservativeRasterizationModeEXT` **must** have been called and not subsequently `invalidated` in the current command buffer prior to this drawing command

- VUID-vkCmdDrawMeshTasksIndirectEXT-None-07632

If the `VK_EXT_conservative_rasterization` extension is enabled, a shader object is bound to any graphics stage or a graphics pipeline is bound which was created with the `VK_DYNAMIC_STATE_EXTRA_PRIMITIVE_OVERESTIMATION_SIZE_EXT` dynamic state enabled, the current value of `rasterizerDiscardEnable` is `VK_FALSE`, and the current value of `conservativeRasterizationMode` is `VK_CONSERVATIVE_RASTERIZATION_MODE_OVERESTIMATE_EXT`, then

`vkCmdSetExtraPrimitiveOverestimationSizeEXT` **must** have been called and not subsequently `invalidated` in the current command buffer prior to this drawing command

- VUID-vkCmdDrawMeshTasksIndirectEXT-conservativePointAndLineRasterization-07499
If the `VK_EXT_conservative_rasterization` extension is enabled, `conservativePointAndLineRasterization` is not supported, a shader object is bound to any graphics stage or a graphics pipeline is bound, the `current value` of `rasterizerDiscardEnable` is `VK_FALSE`, and the `effective rasterization input topology` is in line or point topology class, then the `current value` of `conservativeRasterizationMode` **must** be `VK_CONSERVATIVE_RASTERIZATION_MODE_DISABLED_EXT`
- VUID-vkCmdDrawMeshTasksIndirectEXT-None-07633
If the `depthClipEnable` feature is enabled, and a shader object is bound to any graphics stage or a graphics pipeline is bound which was created with the `VK_DYNAMIC_STATE_DEPTH_CLIP_ENABLE_EXT` dynamic state, then `vkCmdSetDepthClipEnableEXT` **must** have been called and not subsequently `invalidated` in the current command buffer prior to this drawing command
- VUID-vkCmdDrawMeshTasksIndirectEXT-None-07636
If the `VK_EXT_provoking_vertex` extension is enabled, a shader object is bound to the `VK_SHADER_STAGE_VERTEX_BIT` stage or a graphics pipeline is bound which was created with the `VK_DYNAMIC_STATE_PROVOKING_VERTEX_MODE_EXT` dynamic state enabled, and the `current value` of `rasterizerDiscardEnable` is `VK_FALSE`, then `vkCmdSetProvokingVertexModeEXT` **must** have been called and not subsequently `invalidated` in the current command buffer prior to this drawing command
- VUID-vkCmdDrawMeshTasksIndirectEXT-None-08666
If any of the `stippledRectangularLines`, `stippledBresenhamLines` or `stippledSmoothLines` features are enabled, and a shader object is bound to any graphics stage or a graphics pipeline is bound which was created with the `VK_DYNAMIC_STATE_LINE_RASTERIZATION_MODE_EXT` dynamic state enabled, and the `current value` of `rasterizerDiscardEnable` is `VK_FALSE`, and the `effective rasterization input topology` is in line topology class, then `vkCmdSetLineRasterizationModeEXT` **must** have been called and not subsequently `invalidated` in the current command buffer prior to this drawing command
- VUID-vkCmdDrawMeshTasksIndirectEXT-None-08669
If any of the `stippledRectangularLines`, `stippledBresenhamLines` or `stippledSmoothLines` features are enabled, and a shader object is bound to any graphics stage or a graphics pipeline is bound which was created with the `VK_DYNAMIC_STATE_LINE_STIPPLE_ENABLE_EXT` dynamic state enabled, the `current value` of `rasterizerDiscardEnable` is `VK_FALSE`, and the `effective rasterization input topology` is in line topology class, then `vkCmdSetLineStippleEnableEXT` **must** have been called and not subsequently `invalidated` in the current command buffer prior to this drawing command
- VUID-vkCmdDrawMeshTasksIndirectEXT-None-07849
If any of the `stippledRectangularLines`, `stippledBresenhamLines` or `stippledSmoothLines` features are enabled and a shader object is bound to any graphics stage, or a bound graphics pipeline state was created with the `VK_DYNAMIC_STATE_LINE_STIPPLE` dynamic state enabled, the `current value` of `rasterizerDiscardEnable` is `VK_FALSE`, and the `current`

value of `stippledLineEnable` is `VK_TRUE`, then `vkCmdSetLineStipple` **must** have been called and not subsequently `invalidated` in the current command buffer prior to this drawing command

- VUID-vkCmdDrawMeshTasksIndirectEXT-None-10608

If a shader object is bound to any graphics stage or a graphics pipeline is bound which was created with the `VK_DYNAMIC_STATE_LINE_RASTERIZATION_MODE_EXT` dynamic state enabled, the `effective rasterization input topology` is in line topology class, and the current `lineRasterizationMode` is `VK_LINE_RASTERIZATION_MODE_BRESENHAM` or `VK_LINE_RASTERIZATION_MODE_RECTANGULAR_SMOOTH`, then the current `alphaToCoverageEnable`, `alphaToOneEnable` and `sampleShadingEnable` states **must** all be `VK_FALSE`

- VUID-vkCmdDrawMeshTasksIndirectEXT-None-07639

If the `depthClipControl` feature is enabled, and a shader object is bound to any graphics stage or a graphics pipeline is bound which was created with the `VK_DYNAMIC_STATE_DEPTH_CLIP_NEGATIVE_ONE_TO_ONE_EXT` dynamic state enabled, then `vkCmdSetDepthClipNegativeOneToOneEXT` **must** have been called and not subsequently `invalidated` in the current command buffer prior to this drawing command

- VUID-vkCmdDrawMeshTasksIndirectEXT-None-09650

If the `depthClampControl` feature is enabled, and a shader object is bound to any graphics stage or a graphics pipeline is bound which was created with the `VK_DYNAMIC_STATE_DEPTH_CLAMP_RANGE_EXT` dynamic state enabled, and the `current value` of `depthClampEnable` is `VK_TRUE`, then `vkCmdSetDepthClampRangeEXT` **must** have been called and not subsequently `invalidated` in the current command buffer prior to this drawing command

- VUID-vkCmdDrawMeshTasksIndirectEXT-None-07640

If the `VK_NV_clip_space_w_scaling` extension is enabled, and a shader object is bound to any graphics stage or a graphics pipeline is bound which was created with the `VK_DYNAMIC_STATE_VIEWPORT_W_SCALING_ENABLE_NV` dynamic state enabled, then `vkCmdSetViewportWScalingEnableNV` **must** have been called and not subsequently `invalidated` in the current command buffer prior to this drawing command

- VUID-vkCmdDrawMeshTasksIndirectEXT-None-07641

If the `VK_NV_viewport_swizzle` extension is enabled, and a shader object is bound to any graphics stage or a graphics pipeline is bound which was created with the `VK_DYNAMIC_STATE_VIEWPORT_SWIZZLE_NV` dynamic state enabled, then `vkCmdSetViewportSwizzleNV` **must** have been called and not subsequently `invalidated` in the current command buffer prior to this drawing command

- VUID-vkCmdDrawMeshTasksIndirectEXT-None-07642

If the `VK_NV_fragment_coverage_to_color` extension is enabled, a shader object is bound to any graphics stage or a graphics pipeline is bound which was created with the `VK_DYNAMIC_STATE_COVERAGE_TO_COLOR_ENABLE_NV` dynamic state enabled, and the `current value` of `rasterizerDiscardEnable` is `VK_FALSE`, then `vkCmdSetCoverageToColorEnableNV` **must** have been called and not subsequently `invalidated` in the current command buffer prior to this drawing command

- VUID-vkCmdDrawMeshTasksIndirectEXT-None-07643

If the `VK_NV_fragment_coverage_to_color` extension is enabled, a shader object is bound to

any graphics stage or a graphics pipeline is bound which was created with the `VK_DYNAMIC_STATE_COVERAGE_TO_COLOR_LOCATION_NV` dynamic state enabled, the current value of `rasterizerDiscardEnable` is `VK_FALSE`, and the current value of `coverageToColorEnable` is `VK_TRUE`, then `vkCmdSetCoverageToColorLocationNV` **must** have been called and not subsequently `invalidated` in the current command buffer prior to this drawing command

- VUID-vkCmdDrawMeshTasksIndirectEXT-None-07644

If the `VK_NV_framebuffer_mixed_samples` extension is enabled, a shader object is bound to any graphics stage or a graphics pipeline is bound which was created with the `VK_DYNAMIC_STATE_COVERAGE_MODULATION_MODE_NV` dynamic state enabled, and the current value of `rasterizerDiscardEnable` is `VK_FALSE`, then `vkCmdSetCoverageModulationModeNV` **must** have been called and not subsequently `invalidated` in the current command buffer prior to this drawing command

- VUID-vkCmdDrawMeshTasksIndirectEXT-None-07645

If the `VK_NV_framebuffer_mixed_samples` extension is enabled, a shader object is bound to any graphics stage or a graphics pipeline is bound which was created with the `VK_DYNAMIC_STATE_COVERAGE_MODULATION_TABLE_ENABLE_NV` dynamic state enabled, the current value of `rasterizerDiscardEnable` is `VK_FALSE`, and the current value of `coverageModulationMode` is any value other than `VK_COVERAGE_MODULATION_MODE_NONE_NV`, then `vkCmdSetCoverageModulationTableEnableNV` **must** have been called and not subsequently `invalidated` in the current command buffer prior to this drawing command

- VUID-vkCmdDrawMeshTasksIndirectEXT-None-07646

If the `VK_NV_framebuffer_mixed_samples` extension is enabled, a shader object is bound to any graphics stage or a graphics pipeline is bound which was created with the `VK_DYNAMIC_STATE_COVERAGE_MODULATION_TABLE_NV` dynamic state enabled, the current value of `rasterizerDiscardEnable` is `VK_FALSE`, and the current value of `coverageModulationTableEnable` is `VK_TRUE`, then `vkCmdSetCoverageModulationTableNV` **must** have been called and not subsequently `invalidated` in the current command buffer prior to this drawing command

- VUID-vkCmdDrawMeshTasksIndirectEXT-None-07647

If the `shadingRateImage` feature is enabled, a shader object is bound to any graphics stage or a graphics pipeline is bound which was created with the `VK_DYNAMIC_STATE_SHADING_RATE_IMAGE_ENABLE_NV` dynamic state enabled, and the current value of `rasterizerDiscardEnable` is `VK_FALSE`, then `vkCmdSetShadingRateImageEnableNV` **must** have been called and not subsequently `invalidated` in the current command buffer prior to this drawing command

- VUID-vkCmdDrawMeshTasksIndirectEXT-pipelineFragmentShadingRate-09238

If the `pipelineFragmentShadingRate` feature is enabled, a shader object is bound to any graphics stage or a graphics pipeline is bound which was created with the `VK_DYNAMIC_STATE_FRAGMENT_SHADING_RATE_KHR` dynamic state enabled, and the current value of `rasterizerDiscardEnable` is `VK_FALSE`, then `vkCmdSetFragmentShadingRateKHR` **must** have been called and not subsequently `invalidated` in the current command buffer prior to this drawing command

- VUID-vkCmdDrawMeshTasksIndirectEXT-None-07648

If the `representativeFragmentTest` feature is enabled, a shader object is bound to any graphics stage or a graphics pipeline is bound which was created with the `VK_DYNAMIC_STATE_REPRESENTATIVE_FRAGMENT_TEST_ENABLE_NV` dynamic state enabled, and the current value of `rasterizerDiscardEnable` is `VK_FALSE`, then `vkCmdSetRepresentativeFragmentTestEnableNV` **must** have been called and not subsequently `invalidated` in the current command buffer prior to this drawing command

- VUID-vkCmdDrawMeshTasksIndirectEXT-None-07649

If the `coverageReductionMode` feature is enabled, a shader object is bound to any graphics stage or a graphics pipeline is bound which was created with the `VK_DYNAMIC_STATE_COVERAGE_REDUCTION_MODE_NV` dynamic state enabled, and the current value of `rasterizerDiscardEnable` is `VK_FALSE`, then `vkCmdSetCoverageReductionModeNV` **must** have been called and not subsequently `invalidated` in the current command buffer prior to this drawing command

- VUID-vkCmdDrawMeshTasksIndirectEXT-rasterizationSamples-07471

If the bound graphics pipeline state was created with the `VK_DYNAMIC_STATE_RASTERIZATION_SAMPLES_EXT` state enabled, and the current subpass does not use any color and/or depth/stencil attachments, then the `rasterizationSamples` in the last call to `vkCmdSetRasterizationSamplesEXT` **must** follow the rules for a `zero-attachment subpass`

- VUID-vkCmdDrawMeshTasksIndirectEXT-samples-07472

If the bound graphics pipeline state was created with the `VK_DYNAMIC_STATE_SAMPLE_MASK_EXT` state enabled and the `VK_DYNAMIC_STATE_RASTERIZATION_SAMPLES_EXT` state disabled, then the `samples` parameter in the last call to `vkCmdSetSampleMaskEXT` **must** be greater or equal to the `VkPipelineMultisampleStateCreateInfo::rasterizationSamples` parameter used to create the bound graphics pipeline

- VUID-vkCmdDrawMeshTasksIndirectEXT-samples-07473

If the bound graphics pipeline state was created with the `VK_DYNAMIC_STATE_SAMPLE_MASK_EXT` state and `VK_DYNAMIC_STATE_RASTERIZATION_SAMPLES_EXT` states enabled, then the `samples` parameter in the last call to `vkCmdSetSampleMaskEXT` **must** be greater or equal to the `rasterizationSamples` parameter in the last call to `vkCmdSetRasterizationSamplesEXT`

- VUID-vkCmdDrawMeshTasksIndirectEXT-None-09211

If the bound graphics pipeline state was created with the `VK_DYNAMIC_STATE_RASTERIZATION_SAMPLES_EXT` state enabled, or a shader object is bound to any graphics stage, and the current render pass instance includes a `VkMultisampledRenderToSingleSampledInfoEXT` structure with `multisampledRenderToSingleSampledEnable` equal to `VK_TRUE`, then the `rasterizationSamples` in the last call to `vkCmdSetRasterizationSamplesEXT` **must** be the same as the `rasterizationSamples` member of that structure

- VUID-vkCmdDrawMeshTasksIndirectEXT-firstAttachment-07476

If a shader object is bound to the `VK_SHADER_STAGE_FRAGMENT_BIT` stage or a graphics pipeline is bound was created with the `VK_DYNAMIC_STATE_COLOR_BLEND_ENABLE_EXT` dynamic states enabled, and the current value of `rasterizerDiscardEnable` is `VK_FALSE`, then the last call to

`vkCmdSetColorBlendEnableEXT` in the current command buffer prior to this drawing command **must** have set a value for all active color attachments

- VUID-vkCmdDrawMeshTasksIndirectEXT-firstAttachment-07478

If a shader object is bound to the `VK_SHADER_STAGE_FRAGMENT_BIT` stage or a graphics pipeline is bound was created with the `VK_DYNAMIC_STATE_COLOR_WRITE_MASK_EXT` dynamic states enabled, and the current value of `rasterizerDiscardEnable` is `VK_FALSE`, then the last call to `vkCmdSetColorWriteMaskEXT` in the current command buffer prior to this drawing command **must** have set a value for all active color attachments

- VUID-vkCmdDrawMeshTasksIndirectEXT-advancedBlendMaxColorAttachments-07480

If a shader object is bound to the `VK_SHADER_STAGE_FRAGMENT_BIT` stage or a graphics pipeline is bound was created with the `VK_DYNAMIC_STATE_COLOR_BLEND_ADVANCED_EXT` and `VK_DYNAMIC_STATE_COLOR_BLEND_ENABLE_EXT` dynamic states enabled, the current value of `rasterizerDiscardEnable` is `VK_FALSE`, and an active color attachment current value of `blendEnable` is `VK_TRUE`, then the number of active color attachments **must** not exceed `advancedBlendMaxColorAttachments`

- VUID-vkCmdDrawMeshTasksIndirectEXT-None-10862

If a graphics pipeline is bound was created with `VK_DYNAMIC_STATE_COLOR_BLEND_EQUATION_EXT`, but not the `VK_DYNAMIC_STATE_COLOR_BLEND_ADVANCED_EXT` dynamic state enabled, and the current value of `rasterizerDiscardEnable` is `VK_FALSE`, then `vkCmdSetColorBlendEquationEXT` **must** have been called and not subsequently `invalidated` in the current command buffer prior to this drawing command for all active color attachments with the `blendEnable` current value of `VK_TRUE`

- VUID-vkCmdDrawMeshTasksIndirectEXT-rasterizerDiscardEnable-10863

If a graphics pipeline is bound was created with `VK_DYNAMIC_STATE_COLOR_BLEND_ADVANCED_EXT`, but not the `VK_DYNAMIC_STATE_COLOR_BLEND_EQUATION_EXT` dynamic state enabled, and the current value of `rasterizerDiscardEnable` is `VK_FALSE`, then `vkCmdSetColorBlendAdvancedEXT` **must** have been called and not subsequently `invalidated` in the current command buffer prior to this drawing command for all active color attachments with the `blendEnable` current value of `VK_TRUE`

- VUID-vkCmdDrawMeshTasksIndirectEXT-None-10864

If a shader object is bound to the `VK_SHADER_STAGE_FRAGMENT_BIT` stage or a graphics pipeline is bound was created with `VK_DYNAMIC_STATE_COLOR_BLEND_ADVANCED_EXT` and `VK_DYNAMIC_STATE_COLOR_BLEND_EQUATION_EXT` dynamic state enabled, and the current value of `rasterizerDiscardEnable` is `VK_FALSE`, then either `vkCmdSetColorBlendAdvancedEXT` or `vkCmdSetColorBlendEquationEXT` **must** have been called and not subsequently `invalidated` in the current command buffer prior to this drawing command for all active color attachments with the `blendEnable` current value of `VK_TRUE`

- VUID-vkCmdDrawMeshTasksIndirectEXT-primitivesGeneratedQueryWithNonZeroStreams-07481

If the `primitivesGeneratedQueryWithNonZeroStreams` feature is not enabled and the `VK_QUERY_TYPE_PRIMITIVES_GENERATED_EXT` query is active, and the bound graphics

pipeline was created with `VK_DYNAMIC_STATE_RASTERIZATION_STREAM_EXT` state enabled, the last call to `vkCmdSetRasterizationStreamEXT` **must** have set the `rasterizationStream` to zero

- VUID-vkCmdDrawMeshTasksIndirectEXT-sampleLocationsPerPixel-07482

If the bound graphics pipeline state was created with the `VK_DYNAMIC_STATE_SAMPLE_LOCATIONS_EXT` state enabled and the `VK_DYNAMIC_STATE_RASTERIZATION_SAMPLES_EXT` state disabled, and the **current value** of `sampleLocationsEnable` is `VK_TRUE`, then the `sampleLocationsPerPixel` member of `pSampleLocationsInfo` in the last call to `vkCmdSetSampleLocationsEXT` **must** equal the `rasterizationSamples` member of the `VkPipelineMultisampleStateCreateInfo` structure the bound graphics pipeline has been created with

- VUID-vkCmdDrawMeshTasksIndirectEXT-sampleLocationsPerPixel-07483

If the bound graphics pipeline state was created with the `VK_DYNAMIC_STATE_SAMPLE_LOCATIONS_EXT` state enabled and the `VK_DYNAMIC_STATE_RASTERIZATION_SAMPLES_EXT` state enabled, and the **current value** of `sampleLocationsEnable` is `VK_TRUE`, then the `sampleLocationsPerPixel` member of `pSampleLocationsInfo` in the last call to `vkCmdSetSampleLocationsEXT` **must** equal the `rasterizationSamples` parameter of the last call to `vkCmdSetRasterizationSamplesEXT`

- VUID-vkCmdDrawMeshTasksIndirectEXT-sampleLocationsEnable-07484

If a shader object is bound to the `VK_SHADER_STAGE_FRAGMENT_BIT` stage, or the bound graphics pipeline was created with the `VK_DYNAMIC_STATE_SAMPLE_LOCATIONS_ENABLE_EXT` state enabled, and `sampleLocationsEnable` was `VK_TRUE` in the last call to `vkCmdSetSampleLocationsEnableEXT` then the current active depth attachment **must** have been created with the `VK_IMAGE_CREATE_SAMPLE_LOCATIONS_COMPATIBLE_DEPTH_BIT_EXT` bit set

- VUID-vkCmdDrawMeshTasksIndirectEXT-sampleLocationsEnable-07485

If a shader object is bound to the `VK_SHADER_STAGE_FRAGMENT_BIT` stage, or the bound graphics pipeline state was created with the `VK_DYNAMIC_STATE_SAMPLE_LOCATIONS_EXT` state enabled and the `VK_DYNAMIC_STATE_SAMPLE_LOCATIONS_ENABLE_EXT` state enabled, and if `sampleLocationsEnable` was `VK_TRUE` in the last call to `vkCmdSetSampleLocationsEnableEXT`, then the `sampleLocationsInfo.maxSampleLocationGridSize.width` in the last call to `vkCmdSetSampleLocationsEXT` **must** evenly divide `VkMultisamplePropertiesEXT::maxSampleLocationGridSize.width` as returned by `vkGetPhysicalDeviceMultisamplePropertiesEXT` with a `samples` parameter equaling `rasterizationSamples`

- VUID-vkCmdDrawMeshTasksIndirectEXT-sampleLocationsEnable-07486

If a shader object is bound to the `VK_SHADER_STAGE_FRAGMENT_BIT` stage, or the bound graphics pipeline state was created with the `VK_DYNAMIC_STATE_SAMPLE_LOCATIONS_EXT` state enabled and the `VK_DYNAMIC_STATE_SAMPLE_LOCATIONS_ENABLE_EXT` state enabled, and if `sampleLocationsEnable` was `VK_TRUE` in the last call to `vkCmdSetSampleLocationsEnableEXT`, then the `sampleLocationsInfo.maxSampleLocationGridSize.height` in the last call to

`vkCmdSetSampleLocationsEXT` **must** evenly divide `VkMultisamplePropertiesEXT::maxSampleLocationGridSize.height` as returned by `vkGetPhysicalDeviceMultisamplePropertiesEXT` with a `samples` parameter equaling `rasterizationSamples`

- VUID-vkCmdDrawMeshTasksIndirectEXT-sampleLocationsEnable-07487

If a shader object is bound to the `VK_SHADER_STAGE_FRAGMENT_BIT` stage, or the bound graphics pipeline state was created with the `VK_DYNAMIC_STATE_SAMPLE_LOCATIONS_ENABLE_EXT` state enabled, and if `sampleLocationsEnable` was `VK_TRUE` in the last call to `vkCmdSetSampleLocationsEnableEXT`, the fragment shader code **must** not statically use the extended instruction `InterpolateAtSample`

- VUID-vkCmdDrawMeshTasksIndirectEXT-sampleLocationsEnable-07936

If the bound graphics pipeline state was created with the `VK_DYNAMIC_STATE_SAMPLE_LOCATIONS_EXT` state disabled and the `VK_DYNAMIC_STATE_RASTERIZATION_SAMPLES_EXT` state enabled, and the `current` value of `sampleLocationsEnable` is `VK_TRUE`, then `sampleLocationsInfo.sampleLocationGridSize.width` **must** evenly divide `VkMultisamplePropertiesEXT::maxSampleLocationGridSize.width` as returned by `vkGetPhysicalDeviceMultisamplePropertiesEXT` with a `samples` parameter equaling the value of `rasterizationSamples` in the last call to `vkCmdSetRasterizationSamplesEXT`

- VUID-vkCmdDrawMeshTasksIndirectEXT-sampleLocationsEnable-07937

If the bound graphics pipeline state was created with the `VK_DYNAMIC_STATE_SAMPLE_LOCATIONS_EXT` state disabled and the `VK_DYNAMIC_STATE_RASTERIZATION_SAMPLES_EXT` state enabled, and the `current` value of `sampleLocationsEnable` is `VK_TRUE`, then `sampleLocationsInfo.sampleLocationGridSize.height` **must** evenly divide `VkMultisamplePropertiesEXT::maxSampleLocationGridSize.height` as returned by `vkGetPhysicalDeviceMultisamplePropertiesEXT` with a `samples` parameter equaling the value of `rasterizationSamples` in the last call to `vkCmdSetRasterizationSamplesEXT`

- VUID-vkCmdDrawMeshTasksIndirectEXT-sampleLocationsEnable-07938

If the bound graphics pipeline state was created with the `VK_DYNAMIC_STATE_SAMPLE_LOCATIONS_EXT` state disabled and the `VK_DYNAMIC_STATE_RASTERIZATION_SAMPLES_EXT` state enabled, and the `current` value of `sampleLocationsEnable` is `VK_TRUE`, then `sampleLocationsInfo.sampleLocationsPerPixel` **must** equal `rasterizationSamples` in the last call to `vkCmdSetRasterizationSamplesEXT`

- VUID-vkCmdDrawMeshTasksIndirectEXT-coverageModulationTableEnable-07488

If a shader object is bound to any graphics stage or the bound graphics pipeline state was created with the `VK_DYNAMIC_STATE_COVERAGE_MODULATION_TABLE_ENABLE_NV` state enabled, and the last call to `vkCmdSetCoverageModulationTableEnableNV` set `coverageModulationTableEnable` to `VK_TRUE`, then the `coverageModulationTableCount` parameter in the last call to `vkCmdSetCoverageModulationTableNV` **must** equal the current `rasterizationSamples` divided by the number of color samples in the current active color attachment

- VUID-vkCmdDrawMeshTasksIndirectEXT-rasterizationSamples-07489

If the `VK_NV_framebuffer_mixed_samples` extension is enabled, and if current subpass has a depth/stencil attachment and depth test, stencil test, or depth bounds test are enabled in the bound pipeline, then the current `rasterizationSamples` **must** be the same as the sample count of the depth/stencil attachment

- VUID-vkCmdDrawMeshTasksIndirectEXT-coverageToColorEnable-07490

If the bound graphics pipeline state was created with the `VK_DYNAMIC_STATE_COVERAGE_TO_COLOR_ENABLE_NV` state enabled and the last call to `vkCmdSetCoverageToColorEnableNV` set the `coverageToColorEnable` to `VK_TRUE`, then there **must** be an active color attachment at the location selected by the last call to `vkCmdSetCoverageToColorLocationNV` `coverageToColorLocation`, with a `VkFormat` of `VK_FORMAT_R8_UINT`, `VK_FORMAT_R8_SINT`, `VK_FORMAT_R16_UINT`, `VK_FORMAT_R16_SINT`, `VK_FORMAT_R32_UINT`, or `VK_FORMAT_R32_SINT`

- VUID-vkCmdDrawMeshTasksIndirectEXT-rasterizerDiscardEnable-09420

If the `VK_NV_fragment_coverage_to_color` extension is enabled, and a shader object is bound to the `VK_SHADER_STAGE_FRAGMENT_BIT` stage, and the most recent call to `vkCmdSetRasterizerDiscardEnable` in the current command buffer set `rasterizerDiscardEnable` to `VK_FALSE`, and the last call to `vkCmdSetCoverageToColorEnableNV` set the `coverageToColorEnable` to `VK_TRUE`, then there **must** be an active color attachment at the location selected by the last call to `vkCmdSetCoverageToColorLocationNV` `coverageToColorLocation`, with a `VkFormat` of `VK_FORMAT_R8_UINT`, `VK_FORMAT_R8_SINT`, `VK_FORMAT_R16_UINT`, `VK_FORMAT_R16_SINT`, `VK_FORMAT_R32_UINT`, or `VK_FORMAT_R32_SINT`

- VUID-vkCmdDrawMeshTasksIndirectEXT-coverageReductionMode-07491

If the `coverageReductionMode` feature is enabled, a shader object is bound to any graphics stage or a graphics pipeline is bound which was created with the `VK_DYNAMIC_STATE_COVERAGE_REDUCTION_MODE_NV` or `VK_DYNAMIC_STATE_RASTERIZATION_SAMPLES_EXT` dynamic states enabled, then the current values of `coverageReductionMode`, `rasterizationSamples`, the sample counts for the color and depth/stencil attachments (if the subpass has them) **must** be a valid combination returned by `vkGetPhysicalDeviceSupportedFramebufferMixedSamplesCombinationsNV`

- VUID-vkCmdDrawMeshTasksIndirectEXT-viewportCount-07492

If the bound graphics pipeline state was created with the `VK_DYNAMIC_STATE_VIEWPORT_WITH_COUNT` dynamic state enabled, but not the `VK_DYNAMIC_STATE_VIEWPORT_SWIZZLE_NV` dynamic state enabled, then the bound graphics pipeline **must** have been created with `VkPipelineViewportSwizzleStateCreateInfoNV::viewportCount` greater or equal to the `viewportCount` parameter in the last call to `vkCmdSetViewportWithCount`

- VUID-vkCmdDrawMeshTasksIndirectEXT-viewportCount-07493

If the bound graphics pipeline state was created with the `VK_DYNAMIC_STATE_VIEWPORT_WITH_COUNT` and `VK_DYNAMIC_STATE_VIEWPORT_SWIZZLE_NV` dynamic states enabled then the `viewportCount` parameter in the last call to `vkCmdSetViewportSwizzleNV` **must** be greater than or equal to the `viewportCount` parameter in the last call to `vkCmdSetViewportWithCount`

- VUID-vkCmdDrawMeshTasksIndirectEXT-viewportCount-09421
If the `VK_NV_viewport_swizzle` extension is enabled, and a shader object is bound to any graphics stage, then the `viewportCount` parameter in the last call to `vkCmdSetViewportSwizzleNV` **must** be greater than or equal to the `viewportCount` parameter in the last call to `vkCmdSetViewportWithCount`
- VUID-vkCmdDrawMeshTasksIndirectEXT-rasterizationSamples-07494
If the `VK_NV_framebuffer_mixed_samples` extension is enabled, and the `coverageReductionMode` feature is not enabled, or the `current value` of `coverageReductionMode` is not `VK_COVERAGE_REDUCTION_MODE_TRUNCATE_NV`, and the `current value` of `rasterizationSamples` is greater than sample count of the color attachment, then `sample shading` **must** be disabled
- VUID-vkCmdDrawMeshTasksIndirectEXT-stippledLineEnable-07495
If the bound graphics pipeline state was created with the `VK_DYNAMIC_STATE_LINE_STIPPLE_ENABLE_EXT` or `VK_DYNAMIC_STATE_LINE_RASTERIZATION_MODE_EXT` dynamic states enabled, and if the current `stippledLineEnable` state is `VK_TRUE` and the current `lineRasterizationMode` state is `VK_LINE_RASTERIZATION_MODE_RECTANGULAR`, then the `stippledRectangularLines` feature **must** be enabled
- VUID-vkCmdDrawMeshTasksIndirectEXT-stippledLineEnable-07496
If the bound graphics pipeline state was created with the `VK_DYNAMIC_STATE_LINE_STIPPLE_ENABLE_EXT` or `VK_DYNAMIC_STATE_LINE_RASTERIZATION_MODE_EXT` dynamic states enabled, and if the current `stippledLineEnable` state is `VK_TRUE` and the current `lineRasterizationMode` state is `VK_LINE_RASTERIZATION_MODE_BRESENHAM`, then the `stippledBresenhamLines` feature **must** be enabled
- VUID-vkCmdDrawMeshTasksIndirectEXT-stippledLineEnable-07497
If the bound graphics pipeline state was created with the `VK_DYNAMIC_STATE_LINE_STIPPLE_ENABLE_EXT` or `VK_DYNAMIC_STATE_LINE_RASTERIZATION_MODE_EXT` dynamic states enabled, and if the current `stippledLineEnable` state is `VK_TRUE` and the current `lineRasterizationMode` state is `VK_LINE_RASTERIZATION_MODE_RECTANGULAR_SMOOTH`, then the `stippledSmoothLines` feature **must** be enabled
- VUID-vkCmdDrawMeshTasksIndirectEXT-stippledLineEnable-07498
If the bound graphics pipeline state was created with the `VK_DYNAMIC_STATE_LINE_STIPPLE_ENABLE_EXT` or `VK_DYNAMIC_STATE_LINE_RASTERIZATION_MODE_EXT` dynamic states enabled, and if the current `stippledLineEnable` state is `VK_TRUE` and the current `lineRasterizationMode` state is `VK_LINE_RASTERIZATION_MODE_DEFAULT`, then the `stippledRectangularLines` feature **must** be enabled and `VkPhysicalDeviceLimits::strictLines` **must** be `VK_TRUE`
- VUID-vkCmdDrawMeshTasksIndirectEXT-stage-07073
If the bound pipeline was created with the `VkPipelineShaderStageCreateInfo::stage` member of an element of `VkGraphicsPipelineCreateInfo::pStages` set to `VK_SHADER_STAGE_VERTEX_BIT`, `VK_SHADER_STAGE_TESSELLATION_CONTROL_BIT`, `VK_SHADER_STAGE_TESSELLATION_EVALUATION_BIT` or `VK_SHADER_STAGE_GEOMETRY_BIT`, then `Mesh Shader Queries` **must** not be active

- VUID-vkCmdDrawMeshTasksIndirectEXT-None-08877
If a shader object is bound to the [VK_SHADER_STAGE_FRAGMENT_BIT](#) stage or a graphics pipeline is bound which was created with the [VK_DYNAMIC_STATE_ATTACHMENT_FEEDBACK_LOOP_ENABLE_EXT](#) dynamic state enabled, and the current value of `rasterizerDiscardEnable` is [VK_FALSE](#), then [vkCmdSetAttachmentFeedbackLoopEnableEXT](#) **must** have been called and not subsequently [invalidated](#) in the current command buffer prior to this drawing command
- VUID-vkCmdDrawMeshTasksIndirectEXT-None-07850
If dynamic state was inherited from [VkCommandBufferInheritanceViewportScissorInfoNV](#), it **must** be set in the current command buffer prior to this drawing command
- VUID-vkCmdDrawMeshTasksIndirectEXT-nextStage-10745
For each shader object bound to a graphics stage, except for shader object bound to the last graphics stage in the logical pipeline, it **must** have been created with a `nextStage` including the corresponding bit to the shader object bound to the following graphics stage in the logical pipeline
- VUID-vkCmdDrawMeshTasksIndirectEXT-None-08684
If there is no bound graphics pipeline, [vkCmdBindShadersEXT](#) **must** have been called in the current command buffer with `pStages` with an element of [VK_SHADER_STAGE_VERTEX_BIT](#)
- VUID-vkCmdDrawMeshTasksIndirectEXT-None-08685
If there is no bound graphics pipeline, and the `tessellationShader` feature is enabled, [vkCmdBindShadersEXT](#) **must** have been called in the current command buffer with `pStages` with an element of [VK_SHADER_STAGE_TESSELLATION_CONTROL_BIT](#)
- VUID-vkCmdDrawMeshTasksIndirectEXT-None-08686
If there is no bound graphics pipeline, and the `tessellationShader` feature is enabled, [vkCmdBindShadersEXT](#) **must** have been called in the current command buffer with `pStages` with an element of [VK_SHADER_STAGE_TESSELLATION_EVALUATION_BIT](#)
- VUID-vkCmdDrawMeshTasksIndirectEXT-None-08687
If there is no bound graphics pipeline, and the `geometryShader` feature is enabled, [vkCmdBindShadersEXT](#) **must** have been called in the current command buffer with `pStages` with an element of [VK_SHADER_STAGE_GEOMETRY_BIT](#)
- VUID-vkCmdDrawMeshTasksIndirectEXT-None-08688
If there is no bound graphics pipeline, [vkCmdBindShadersEXT](#) **must** have been called in the current command buffer with `pStages` with an element of [VK_SHADER_STAGE_FRAGMENT_BIT](#)
- VUID-vkCmdDrawMeshTasksIndirectEXT-None-08689
If there is no bound graphics pipeline, and the `taskShader` feature is enabled, [vkCmdBindShadersEXT](#) **must** have been called in the current command buffer with `pStages` with an element of [VK_SHADER_STAGE_TASK_BIT_EXT](#)
- VUID-vkCmdDrawMeshTasksIndirectEXT-None-08690
If there is no bound graphics pipeline, and the `meshShader` feature is enabled, [vkCmdBindShadersEXT](#) **must** have been called in the current command buffer with `pStages` with an element of [VK_SHADER_STAGE_MESH_BIT_EXT](#)

- VUID-vkCmdDrawMeshTasksIndirectEXT-None-08693
If there is no bound graphics pipeline, and at least one of the `taskShader` and `meshShader` features is enabled, one of the `VK_SHADER_STAGE_VERTEX_BIT` or `VK_SHADER_STAGE_MESH_BIT_EXT` stages **must** have a valid `VkShaderEXT` bound, and the other **must** have no `VkShaderEXT` bound
- VUID-vkCmdDrawMeshTasksIndirectEXT-None-08696
If there is no bound graphics pipeline, and a valid `VkShaderEXT` is bound to the `VK_SHADER_STAGE_VERTEX_BIT` stage, there **must** be no `VkShaderEXT` bound to either the `VK_SHADER_STAGE_TASK_BIT_EXT` stage or the `VK_SHADER_STAGE_MESH_BIT_EXT` stage
- VUID-vkCmdDrawMeshTasksIndirectEXT-None-08698
If any graphics shader is bound which was created with the `VK_SHADER_CREATE_LINK_STAGE_BIT_EXT` flag, then all shaders created with the `VK_SHADER_CREATE_LINK_STAGE_BIT_EXT` flag in the same `vkCreateShadersEXT` call **must** also be bound
- VUID-vkCmdDrawMeshTasksIndirectEXT-None-08699
If any graphics shader is bound which was created with the `VK_SHADER_CREATE_LINK_STAGE_BIT_EXT` flag, any stages in between stages whose shaders which did not create a shader with the `VK_SHADER_CREATE_LINK_STAGE_BIT_EXT` flag as part of the same `vkCreateShadersEXT` call **must** not have any `VkShaderEXT` bound
- VUID-vkCmdDrawMeshTasksIndirectEXT-None-08878
All bound graphics shader objects **must** have been created with identical or `identically defined` push constant ranges
- VUID-vkCmdDrawMeshTasksIndirectEXT-None-08879
All bound graphics shader objects **must** have either been created with the `VK_SHADER_CREATE_DESCRIPTOR_HEAP_BIT_EXT` flag set, or with identical or `identically defined` arrays of descriptor set layouts
- VUID-vkCmdDrawMeshTasksIndirectEXT-colorAttachmentCount-09372
If the current render pass instance was begun with `vkCmdBeginRendering` and a `VkRenderingInfo::colorAttachmentCount` equal to 1, a color attachment with a resolve mode of `VK_RESOLVE_MODE_EXTERNAL_FORMAT_DOWNSAMPLE_BIT_ANDROID`, and a fragment shader is bound, it **must** not declare the `DepthReplacing` or `StencilRefReplacingEXT` execution modes
- VUID-vkCmdDrawMeshTasksIndirectEXT-pDynamicStates-08715
If the bound graphics pipeline state includes a fragment shader stage, was created with `VK_DYNAMIC_STATE_DEPTH_WRITE_ENABLE` set in `VkPipelineDynamicStateCreateInfo::pDynamicStates`, and the fragment shader declares the `EarlyFragmentTests` execution mode and uses `OpDepthAttachmentReadEXT`, the `depthWriteEnable` parameter in the last call to `vkCmdSetDepthWriteEnable` **must** be `VK_FALSE`
- VUID-vkCmdDrawMeshTasksIndirectEXT-pDynamicStates-08716
If the bound graphics pipeline state includes a fragment shader stage, was created with `VK_DYNAMIC_STATE_STENCIL_WRITE_MASK` set in `VkPipelineDynamicStateCreateInfo::pDynamicStates`, and the fragment shader declares the `EarlyFragmentTests` execution mode and uses `OpStencilAttachmentReadEXT`, the `writeMask` parameter in the last call to `vkCmdSetStencilWriteMask` **must** be 0

- VUID-vkCmdDrawMeshTasksIndirectEXT-None-09116
If a shader object is bound to any graphics stage or the bound graphics pipeline was created with `VK_DYNAMIC_STATE_COLOR_WRITE_MASK_EXT`, and the format of any color attachment is `VK_FORMAT_E5B9G9R9_UFLOAT_PACK32`, the corresponding element of the `pColorWriteMasks` parameter of `vkCmdSetColorWriteMaskEXT` **must** either include all of `VK_COLOR_COMPONENT_R_BIT`, `VK_COLOR_COMPONENT_G_BIT`, and `VK_COLOR_COMPONENT_B_BIT`, or none of them
- VUID-vkCmdDrawMeshTasksIndirectEXT-maxFragmentDualSrcAttachments-09239
If `blending` is enabled for any attachment where either the source or destination blend factors for that attachment [use the secondary color input](#), the maximum value of `Location` for any output attachment [statically used](#) in the `Fragment Execution Model` executed by this command **must** be less than `maxFragmentDualSrcAttachments`
- VUID-vkCmdDrawMeshTasksIndirectEXT-None-09548
If the current render pass was begun with `vkCmdBeginRendering`, there is no shader object bound to any graphics stage, the value of each element of `VkRenderingAttachmentLocationInfo::pColorAttachmentLocations` in the bound pipeline **must** match the value for the corresponding locations set currently in the current render pass instance
- VUID-vkCmdDrawMeshTasksIndirectEXT-None-09549
If the current render pass was begun with `vkCmdBeginRendering`, and there is no shader object bound to any graphics stage, the value of each element of `VkRenderingInputAttachmentIndexInfo::pColorAttachmentInputIndices` in the bound pipeline **must** match the value for the corresponding index set currently in the current render pass instance
- VUID-vkCmdDrawMeshTasksIndirectEXT-None-10927
If the current render pass was begun with `vkCmdBeginRendering`, and there is no shader object bound to any graphics stage, the value of `VkRenderingInputAttachmentIndexInfo::pDepthInputAttachmentIndex` in the bound pipeline **must** match the value set currently in the current render pass instance
- VUID-vkCmdDrawMeshTasksIndirectEXT-None-10928
If the current render pass was begun with `vkCmdBeginRendering`, and there is no shader object bound to any graphics stage, the value of `VkRenderingInputAttachmentIndexInfo::pStencilInputAttachmentIndex` in the bound pipeline **must** match the value set currently in the current render pass instance
- VUID-vkCmdDrawMeshTasksIndirectEXT-None-09642
If the current render pass was begun with `vkCmdBeginRendering` with the `VK_RENDERING_ENABLE_LEGACY_DITHERING_BIT_EXT` flag, the bound graphics pipeline **must** have been created with `VK_PIPELINE_CREATE_2_ENABLE_LEGACY_DITHERING_BIT_EXT`
- VUID-vkCmdDrawMeshTasksIndirectEXT-None-09643
If the bound graphics pipeline was created with `VK_PIPELINE_CREATE_2_ENABLE_LEGACY_DITHERING_BIT_EXT`, the current render pass **must** have begun with `vkCmdBeginRendering` with the `VK_RENDERING_ENABLE_LEGACY_DITHERING_BIT_EXT` flag
- VUID-vkCmdDrawMeshTasksIndirectEXT-None-10677

If the [per-tile execution model](#) is enabled, the [tileShadingPerTileDraw](#) feature **must** be enabled

- VUID-vkCmdDrawMeshTasksIndirectEXT-None-10772

If a shader object is bound to any graphics stage, *multiview* functionality **must** not be enabled in the current render pass

- VUID-vkCmdDrawMeshTasksIndirectEXT-multiviewPerViewViewports-12262

If the [multiviewPerViewViewports](#) feature is enabled, then the index of the most significant bit in current render pass instance [viewMask](#) **must** be less than the [current value](#) of [viewportCount](#)

- VUID-vkCmdDrawMeshTasksIndirectEXT-multiviewPerViewViewports-12263

If the [multiviewPerViewViewports](#) feature is enabled, then the index of the most significant bit in current render pass instance [viewMask](#) **must** be less than the [current value](#) of [scissorCount](#)

- VUID-vkCmdDrawMeshTasksIndirectEXT-flags-11521

If current render pass instance was begun with [vkCmdBeginRendering](#) with [VkRenderingInfo::flags](#) which includes [VK_RENDERING_FRAGMENT_REGION_BIT_EXT](#), and if [sample shading](#) is enabled (explicitly or implicitly), then the minimum fraction for sample shading **must** equal 0.0

- VUID-vkCmdDrawMeshTasksIndirectEXT-None-11522

If the current render pass instance was begun with [vkCmdBeginRendering](#) and contains a custom resolve, and the [dynamicRenderingUnusedAttachments](#) feature is not enabled, the graphics pipeline bound **must** have been created with a [VkCustomResolveCreateInfoEXT](#)

- VUID-vkCmdDrawMeshTasksIndirectEXT-None-11523

If the current render pass instance was begun with [vkCmdBeginRendering](#) and does not contain a custom resolve, and the [dynamicRenderingUnusedAttachments](#) feature is not enabled, the graphics pipeline bound **must** not have been created with a [VkCustomResolveCreateInfoEXT](#)

- VUID-vkCmdDrawMeshTasksIndirectEXT-customResolve-11524

If the current render pass instance was begun with [vkCmdBeginRendering](#) and [vkCmdBeginCustomResolveEXT](#) has been recorded in the render pass instance, the graphics pipeline bound **must** have been created with [VkCustomResolveCreateInfoEXT::customResolve](#) as [VK_TRUE](#)

- VUID-vkCmdDrawMeshTasksIndirectEXT-customResolve-11525

If the current render pass instance was begun with [vkCmdBeginRendering](#) and contains a custom resolve, and [vkCmdBeginCustomResolveEXT](#) has not been recorded in the render pass instance, the graphics pipeline bound **must** have been created with [VkCustomResolveCreateInfoEXT::customResolve](#) as [VK_FALSE](#)

- VUID-vkCmdDrawMeshTasksIndirectEXT-None-11861

If the [dynamicRenderingUnusedAttachments](#) feature is not enabled and the current render pass instance was begun with [vkCmdBeginRendering](#) and contains a custom resolve, the bound graphics pipeline **must** have been created with a [VkCustomResolveCreateInfoEXT::colorAttachmentCount](#) equal to [VkRenderingInfo::colorAttachmentCount](#)

- VUID-vkCmdDrawMeshTasksIndirectEXT-None-11862

If the [dynamicRenderingUnusedAttachments](#) feature is not enabled, and the current render

pass instance was begun with `vkCmdBeginRendering`, it contains a custom resolve, and `VkRenderingInfo::colorAttachmentCount` greater than 0, then each element of the `VkRenderingInfo::pColorAttachments` array with an `resolveImageView` not equal to `VK_NULL_HANDLE` **must** have been created with a `VkFormat` equal to the corresponding element of `VkCustomResolveCreateInfoEXT::pColorAttachmentFormats` used to create the bound graphics pipeline

- VUID-vkCmdDrawMeshTasksIndirectEXT-None-11863

If the `dynamicRenderingUnusedAttachments` feature is not enabled, and the current render pass instance was begun with `vkCmdBeginRendering`, it contains a custom resolve, and `VkRenderingInfo::colorAttachmentCount` greater than 0, then each element of the `VkRenderingInfo::pColorAttachments` array with an `resolveImageView` equal to `VK_NULL_HANDLE` **must** have the corresponding element of `VkCustomResolveCreateInfoEXT::pColorAttachmentFormats` used to create the bound pipeline equal to `VK_FORMAT_UNDEFINED`

- VUID-vkCmdDrawMeshTasksIndirectEXT-dynamicRenderingUnusedAttachments-11864

If the `dynamicRenderingUnusedAttachments` feature is enabled, the current render pass instance was begun with `vkCmdBeginRendering`, it contains a custom resolve, and `VkRenderingInfo::colorAttachmentCount` greater than 0, then each element of the `VkRenderingInfo::pColorAttachments` array with an `resolveImageView` not equal to `VK_NULL_HANDLE` **must** have been created with a `VkFormat` equal to the corresponding element of `VkCustomResolveCreateInfoEXT::pColorAttachmentFormats` used to create the bound graphics pipeline, or the corresponding element of `VkCustomResolveCreateInfoEXT::pColorAttachmentFormats`, if it exists, **must** be `VK_FORMAT_UNDEFINED`

- VUID-vkCmdDrawMeshTasksIndirectEXT-None-11865

If the current render pass instance was begun with `vkCmdBeginRendering`, it contains a custom resolve, the `dynamicRenderingUnusedAttachments` feature is not enabled, and `VkRenderingInfo::pDepthAttachment->resolveImageView` was `VK_NULL_HANDLE`, the value of `VkCustomResolveCreateInfoEXT::depthAttachmentFormat` used to create the bound graphics pipeline **must** be equal to `VK_FORMAT_UNDEFINED`

- VUID-vkCmdDrawMeshTasksIndirectEXT-None-11866

If current render pass instance was begun with `vkCmdBeginRendering`, it contains a custom resolve, the `dynamicRenderingUnusedAttachments` feature is not enabled, and `VkRenderingInfo::pDepthAttachment->resolveImageView` was not `VK_NULL_HANDLE`, the value of `VkCustomResolveCreateInfoEXT::depthAttachmentFormat` used to create the bound graphics pipeline **must** be equal to the `VkFormat` used to create `VkRenderingInfo::pDepthAttachment->resolveImageView`

- VUID-vkCmdDrawMeshTasksIndirectEXT-dynamicRenderingUnusedAttachments-11867

If the current render pass instance was begun with `vkCmdBeginRendering`, it contains a custom resolve, the `dynamicRenderingUnusedAttachments` feature is enabled, `VkRenderingInfo::pDepthAttachment->resolveImageView` was not `VK_NULL_HANDLE`, and the value of `VkCustomResolveCreateInfoEXT::depthAttachmentFormat` used to create the bound graphics pipeline was not equal to the `VkFormat` used to create `VkRenderingInfo::pDepthAttachment->resolveImageView`, the value of the format **must** be `VK_FORMAT_UNDEFINED`

- VUID-vkCmdDrawMeshTasksIndirectEXT-None-11868
If the current render pass instance was begun with `vkCmdBeginRendering`, it contains a custom resolve, the `dynamicRenderingUnusedAttachments` feature is not enabled, and `VkRenderingInfo::pStencilAttachment->resolveImageView` was `VK_NULL_HANDLE`, the value of `VkCustomResolveCreateInfoEXT::stencilAttachmentFormat` used to create the bound graphics pipeline **must** be equal to `VK_FORMAT_UNDEFINED`
- VUID-vkCmdDrawMeshTasksIndirectEXT-None-11869
If current render pass instance was begun with `vkCmdBeginRendering`, it contains a custom resolve, the `dynamicRenderingUnusedAttachments` feature is not enabled, and `VkRenderingInfo::pStencilAttachment->resolveImageView` was not `VK_NULL_HANDLE`, the value of `VkCustomResolveCreateInfoEXT::stencilAttachmentFormat` used to create the bound graphics pipeline **must** be equal to the `VkFormat` used to create `VkRenderingInfo::pStencilAttachment->resolveImageView`
- VUID-vkCmdDrawMeshTasksIndirectEXT-dynamicRenderingUnusedAttachments-11870
If the current render pass instance was begun with `vkCmdBeginRendering`, it contains a custom resolve, the `dynamicRenderingUnusedAttachments` feature is enabled, `VkRenderingInfo::pStencilAttachment->resolveImageView` was not `VK_NULL_HANDLE`, and the value of `VkCustomResolveCreateInfoEXT::stencilAttachmentFormat` used to create the bound graphics pipeline was not equal to the `VkFormat` used to create `VkRenderingInfo::pStencilAttachment->resolveImageView`, the value of the format **must** be `VK_FORMAT_UNDEFINED`
- VUID-vkCmdDrawMeshTasksIndirectEXT-colorAttachmentCount-11871
If the current render pass instance was begun with `vkCmdBeginRendering` with a `VkRenderingInfo::colorAttachmentCount` parameter greater than `0` and `vkCmdBeginCustomResolveEXT` has been recorded in the render pass instance, then for each element of the `VkRenderingInfo::pColorAttachments` array with a `resolveImageView` not equal to `VK_NULL_HANDLE`, the `resolveImageView` **must** have been created with a sample count equal to the value of `rasterizationSamples` for the bound graphics pipeline
- VUID-vkCmdDrawMeshTasksIndirectEXT-pDepthAttachment-11872
If the current render pass instance was begun with `vkCmdBeginRendering`, `vkCmdBeginCustomResolveEXT` has been recorded in the render pass instance, and `VkRenderingInfo::pDepthAttachment->resolveImageView` was not `VK_NULL_HANDLE`, the value of `rasterizationSamples` for the bound graphics pipeline **must** be equal to the sample count used to create `VkRenderingInfo::pDepthAttachment->resolveImageView`
- VUID-vkCmdDrawMeshTasksIndirectEXT-pStencilAttachment-11873
If the current render pass instance was begun with `vkCmdBeginRendering`, `vkCmdBeginCustomResolveEXT` has been recorded in the render pass instance, `VkRenderingInfo::pStencilAttachment->resolveImageView` was not `VK_NULL_HANDLE`, the value of `rasterizationSamples` for the bound graphics pipeline **must** be equal to the sample count used to create `VkRenderingInfo::pStencilAttachment->resolveImageView`
- VUID-vkCmdDrawMeshTasksIndirectEXT-customResolve-11529
If a shader object is bound to the fragment stage, the current render pass instance was begun with `vkCmdBeginRendering`, a fragment density map attachment is active, and `vkCmdBeginCustomResolveEXT` has been called, then the fragment shader object bound **must** have been created with `VkCustomResolveCreateInfoEXT::customResolve` as `VK_TRUE`

- VUID-vkCmdDrawMeshTasksIndirectEXT-customResolve-11530

If a shader object is bound to the fragment stage, the current render pass instance was begun with `vkCmdBeginRendering` and contains a custom resolve, a fragment density map attachment is active, and `vkCmdBeginCustomResolveEXT` has not yet been called, then the fragment shader object bound **must** have been created with `VkCustomResolveCreateInfoEXT::customResolve` as `VK_FALSE`

- VUID-vkCmdDrawMeshTasksIndirectEXT-flags-13361

If there are any shader objects bound that were created with `flags` that includes the `VK_SHADER_CREATE_INDEPENDENT_SETS_BIT_KHR` bit, then all bound shader objects **must** have been created with the `VK_SHADER_CREATE_INDEPENDENT_SETS_BIT_KHR` bit

- VUID-vkCmdDrawMeshTasksIndirectEXT-flags-13362

If there are any shader objects bound that were created with `flags` that includes the `VK_SHADER_CREATE_INDEPENDENT_SETS_BIT_KHR` bit, then the pipeline layout of the bound descriptor sets **must** have been created with `VK_PIPELINE_LAYOUT_CREATE_INDEPENDENT_SETS_BIT_EXT` set

- VUID-vkCmdDrawMeshTasksIndirectEXT-flags-13363

If there are any shader objects bound that were created with `flags` that includes the `VK_SHADER_CREATE_INDEPENDENT_SETS_BIT_KHR` bit, and any of the descriptor set layouts used to create the pipeline layout of the bound descriptor sets were created with any binding's `VkDescriptorSetLayoutBinding::stageFlags` set with `VK_SHADER_STAGE_VERTEX_BIT`, `VK_SHADER_STAGE_TESSELLATION_CONTROL_BIT`, `VK_SHADER_STAGE_TESSELLATION_EVALUATION_BIT` or `VK_SHADER_STAGE_GEOMETRY_BIT`, then there **must** be no binding with `VkDescriptorSetLayoutBinding::stageFlags` set with `VK_SHADER_STAGE_TASK_BIT_EXT` or `VK_SHADER_STAGE_MESH_BIT_EXT`

- VUID-vkCmdDrawMeshTasksIndirectEXT-flags-13364

If there are any shader objects bound that were created with `flags` that includes both the `VK_SHADER_CREATE_INDEPENDENT_SETS_BIT_KHR` and `VK_SHADER_CREATE_NO_TASK_SHADER_BIT_EXT` bits, the pipeline layout of the bound descriptor sets **must** have been created with `VK_PIPELINE_LAYOUT_CREATE_NO_TASK_SHADER_BIT_KHR` set

- VUID-vkCmdDrawMeshTasksIndirectEXT-flags-13365

If there are any shader objects bound that were created with `flags` that includes both the `VK_SHADER_CREATE_INDEPENDENT_SETS_BIT_KHR` and `VK_SHADER_CREATE_NO_TASK_SHADER_BIT_EXT` bits, there **must** be no shader object bound to the `VK_SHADER_STAGE_TASK_BIT_EXT` stage

- VUID-vkCmdDrawMeshTasksIndirectEXT-stage-06480

The bound graphics pipeline **must** not have been created with the `VkPipelineShaderStageCreateInfo::stage` member of any element of `VkGraphicsPipelineCreateInfo::pStages` set to `VK_SHADER_STAGE_VERTEX_BIT`, `VK_SHADER_STAGE_TESSELLATION_CONTROL_BIT`, `VK_SHADER_STAGE_TESSELLATION_EVALUATION_BIT` or `VK_SHADER_STAGE_GEOMETRY_BIT`

- VUID-vkCmdDrawMeshTasksIndirectEXT-pStages-10680

If there is no bound graphics pipeline, `vkCmdBindShadersEXT` **must** not have last bound the

`pStages` element of `VK_SHADER_STAGE_VERTEX_BIT`, `VK_SHADER_STAGE_TESSELLATION_CONTROL_BIT`, `VK_SHADER_STAGE_TESSELLATION_EVALUATION_BIT` or `VK_SHADER_STAGE_GEOMETRY_BIT` with a valid shader object other than `VK_NULL_HANDLE`

- VUID-vkCmdDrawMeshTasksIndirectEXT-None-07074
`Transform Feedback Queries` **must** not be active
- VUID-vkCmdDrawMeshTasksIndirectEXT-None-07075
`Primitives Generated Queries` **must** not be active
- VUID-vkCmdDrawMeshTasksIndirectEXT-pipelineStatistics-07076
The `pipelineStatistics` member used to create any active `Pipeline Statistics Query` **must** not contain `VK_QUERY_PIPELINE_STATISTIC_INPUT_ASSEMBLY_VERTICES_BIT`, `VK_QUERY_PIPELINE_STATISTIC_INPUT_ASSEMBLY_PRIMITIVES_BIT`, `VK_QUERY_PIPELINE_STATISTIC_VERTEX_SHADER_INVOCATIONS_BIT`, `VK_QUERY_PIPELINE_STATISTIC_GEOMETRY_SHADER_INVOCATIONS_BIT`, `VK_QUERY_PIPELINE_STATISTIC_GEOMETRY_SHADER_PRIMITIVES_BIT`, `VK_QUERY_PIPELINE_STATISTIC_CLIPPING_INVOCATIONS_BIT`, `VK_QUERY_PIPELINE_STATISTIC_CLIPPING_PRIMITIVES_BIT`, `VK_QUERY_PIPELINE_STATISTIC_TESSELLATION_CONTROL_SHADER_PATCHES_BIT`, or `VK_QUERY_PIPELINE_STATISTIC_TESSELLATION_EVALUATION_SHADER_INVOCATIONS_BIT`
- VUID-vkCmdDrawMeshTasksIndirectEXT-None-08694
If there is no bound graphics pipeline, and both the `taskShader` and `meshShader` features are enabled, and a valid `VkShaderEXT` is bound to the `VK_SHADER_STAGE_MESH_BIT_EXT` stage, and that `VkShaderEXT` was created without the `VK_SHADER_CREATE_NO_TASK_SHADER_BIT_EXT` flag, a valid `VkShaderEXT` **must** be bound to the `VK_SHADER_STAGE_TASK_BIT_EXT` stage
- VUID-vkCmdDrawMeshTasksIndirectEXT-None-08695
If there is no bound graphics pipeline, and both the `taskShader` and `meshShader` features are enabled, and a valid `VkShaderEXT` is bound to the `VK_SHADER_STAGE_MESH_BIT_EXT` stage, and that `VkShaderEXT` was created with the `VK_SHADER_CREATE_NO_TASK_SHADER_BIT_EXT` flag, there **must** be no `VkShaderEXT` bound to the `VK_SHADER_STAGE_TASK_BIT_EXT` stage
- VUID-vkCmdDrawMeshTasksIndirectEXT-buffer-02708
If `buffer` is non-sparse then it **must** be bound completely and contiguously to a single `VkDeviceMemory` object
- VUID-vkCmdDrawMeshTasksIndirectEXT-buffer-02709
`buffer` **must** have been created with the `VK_BUFFER_USAGE_INDIRECT_BUFFER_BIT` usage flag set
- VUID-vkCmdDrawMeshTasksIndirectEXT-offset-02710
`offset` **must** be a multiple of 4
- VUID-vkCmdDrawMeshTasksIndirectEXT-commandBuffer-02711
`commandBuffer` **must** not be a protected command buffer

- VUID-vkCmdDrawMeshTasksIndirectEXT-drawCount-02718
If the `multiDrawIndirect` feature is not enabled, `drawCount` **must** be 0 or 1
- VUID-vkCmdDrawMeshTasksIndirectEXT-drawCount-02719
`drawCount` **must** be less than or equal to `VkPhysicalDeviceLimits::maxDrawIndirectCount`
- VUID-vkCmdDrawMeshTasksIndirectEXT-drawCount-07088
If `drawCount` is greater than 1, `stride` **must** be a multiple of 4 and **must** be greater than or equal to `sizeof(VkDrawMeshTasksIndirectCommandEXT)`
- VUID-vkCmdDrawMeshTasksIndirectEXT-drawCount-07089
If `drawCount` is equal to 1, `(offset + sizeof(VkDrawMeshTasksIndirectCommandEXT))` **must** be less than or equal to the size of `buffer`
- VUID-vkCmdDrawMeshTasksIndirectEXT-drawCount-07090
If `drawCount` is greater than 1, `(stride × (drawCount - 1) + offset + sizeof(VkDrawMeshTasksIndirectCommandEXT))` **must** be less than or equal to the size of `buffer`
- VUID-vkCmdDrawMeshTasksIndirectEXT-MeshEXT-07091
The current pipeline bound to `VK_PIPELINE_BIND_POINT_GRAPHICS` **must** contain a shader stage using the `MeshEXT Execution Model`

Valid Usage (Implicit)

- VUID-vkCmdDrawMeshTasksIndirectEXT-commandBuffer-parameter
`commandBuffer` **must** be a valid `VkCommandBuffer` handle
- VUID-vkCmdDrawMeshTasksIndirectEXT-buffer-parameter
`buffer` **must** be a valid `VkBuffer` handle
- VUID-vkCmdDrawMeshTasksIndirectEXT-commandBuffer-recording
`commandBuffer` **must** be in the `recording state`
- VUID-vkCmdDrawMeshTasksIndirectEXT-commandBuffer-cmdpool
The `VkCommandPool` that `commandBuffer` was allocated from **must** support `VK_QUEUE_GRAPHICS_BIT` operations
- VUID-vkCmdDrawMeshTasksIndirectEXT-renderpass
This command **must** only be called inside of a render pass instance
- VUID-vkCmdDrawMeshTasksIndirectEXT-suspended
This command **must** not be called between suspended render pass instances
- VUID-vkCmdDrawMeshTasksIndirectEXT-videocoding
This command **must** only be called outside of a video coding scope
- VUID-vkCmdDrawMeshTasksIndirectEXT-commonparent
Both of `buffer`, and `commandBuffer` **must** have been created, allocated, or retrieved from the same `VkDevice`

Host Synchronization

- Host access to `commandBuffer` **must** be externally synchronized
- Host access to the `VkCommandPool` that `commandBuffer` was allocated from **must** be externally synchronized

Command Properties

Command Buffer Levels	Render Pass Scope	Video Coding Scope	Supported Queue Types	Command Type
Primary Secondary	Inside	Outside	VK_QUEUE_GRAPHICS HICS_BIT	Action

Conditional Rendering

`vkCmdDrawMeshTasksIndirectEXT` is affected by [conditional rendering](#)

The `VkDrawMeshTasksIndirectCommandEXT` structure is defined as:

```
// Provided by VK_EXT_mesh_shader
typedef struct VkDrawMeshTasksIndirectCommandEXT {
    uint32_t    groupCountX;
    uint32_t    groupCountY;
    uint32_t    groupCountZ;
} VkDrawMeshTasksIndirectCommandEXT;
```

- `groupCountX` is the number of local workgroups to dispatch in the X dimension.
- `groupCountY` is the number of local workgroups to dispatch in the Y dimension.
- `groupCountZ` is the number of local workgroups to dispatch in the Z dimension.

The members of `VkDrawMeshTasksIndirectCommandEXT` have the same meaning as the similarly named parameters of `vkCmdDrawMeshTasksEXT`.

Valid Usage

- VUID-VkDrawMeshTasksIndirectCommandEXT-TaskEXT-07322
If the current pipeline bound to `VK_PIPELINE_BIND_POINT_GRAPHICS` contains a shader using the `TaskEXT Execution Model`, `groupCountX` **must** be less than or equal to `VkPhysicalDeviceMeshShaderPropertiesEXT::maxTaskWorkGroupCount[0]`
- VUID-VkDrawMeshTasksIndirectCommandEXT-TaskEXT-07323
If the current pipeline bound to `VK_PIPELINE_BIND_POINT_GRAPHICS` contains a shader

using the **TaskEXT Execution Model**, **groupCountY** **must** be less than or equal to `VkPhysicalDeviceMeshShaderPropertiesEXT::maxTaskWorkGroupCount[1]`

- VUID-VkDrawMeshTasksIndirectCommandEXT-TaskEXT-07324

If the current pipeline bound to `VK_PIPELINE_BIND_POINT_GRAPHICS` contains a shader using the **TaskEXT Execution Model**, **groupCountZ** **must** be less than or equal to `VkPhysicalDeviceMeshShaderPropertiesEXT::maxTaskWorkGroupCount[2]`

- VUID-VkDrawMeshTasksIndirectCommandEXT-TaskEXT-07325

If the current pipeline bound to `VK_PIPELINE_BIND_POINT_GRAPHICS` contains a shader using the **TaskEXT Execution Model**, The product of **groupCountX**, **groupCountY** and **groupCountZ** **must** be less than or equal to `VkPhysicalDeviceMeshShaderPropertiesEXT::maxTaskWorkGroupTotalCount`

- VUID-VkDrawMeshTasksIndirectCommandEXT-TaskEXT-07326

If the current pipeline bound to `VK_PIPELINE_BIND_POINT_GRAPHICS` does not contain a shader using the **TaskEXT Execution Model**, **groupCountX** **must** be less than or equal to `VkPhysicalDeviceMeshShaderPropertiesEXT::maxMeshWorkGroupCount[0]`

- VUID-VkDrawMeshTasksIndirectCommandEXT-TaskEXT-07327

If the current pipeline bound to `VK_PIPELINE_BIND_POINT_GRAPHICS` does not contain a shader using the **TaskEXT Execution Model**, **groupCountY** **must** be less than or equal to `VkPhysicalDeviceMeshShaderPropertiesEXT::maxMeshWorkGroupCount[1]`

- VUID-VkDrawMeshTasksIndirectCommandEXT-TaskEXT-07328

If the current pipeline bound to `VK_PIPELINE_BIND_POINT_GRAPHICS` does not contain a shader using the **TaskEXT Execution Model**, **groupCountZ** **must** be less than or equal to `VkPhysicalDeviceMeshShaderPropertiesEXT::maxMeshWorkGroupCount[2]`

- VUID-VkDrawMeshTasksIndirectCommandEXT-TaskEXT-07329

If the current pipeline bound to `VK_PIPELINE_BIND_POINT_GRAPHICS` does not contain a shader using the **TaskEXT Execution Model**, The product of **groupCountX**, **groupCountY** and **groupCountZ** **must** be less than or equal to `VkPhysicalDeviceMeshShaderPropertiesEXT::maxMeshWorkGroupTotalCount`

To record an indirect mesh tasks drawing command with the draw count sourced from an address range, call:

```
// Provided by VK_KHR_device_address_commands with (VK_KHR_draw_indirect_count or
VK_VERSION_1_2) and VK_EXT_mesh_shader
void vkCmdDrawMeshTasksIndirectCount2EXT(
    VkCommandBuffer                      commandBuffer,
    const VkDrawIndirectCount2InfoKHR*    pInfo);
```

- **commandBuffer** is the command buffer into which the command is recorded.
- **pInfo** is a pointer to a `VkDrawIndirectCount2InfoKHR` structure defining parameters of this command.

`vkCmdDrawMeshTasksIndirectCount2EXT` behaves similarly to `vkCmdDrawMeshTasksIndirect2EXT` except that the draw count is read by the device from an address range during execution. The

command will read an unsigned 32-bit integer from `pInfo->countAddressRange` and use this as the draw count.

Valid Usage

- VUID-vkCmdDrawMeshTasksIndirectCount2EXT-magFilter-04553

If a `VkSampler` created with `magFilter` or `minFilter` equal to `VK_FILTER_LINEAR`, `reductionMode` equal to `VK_SAMPLER_REDUCTION_MODE_WEIGHTED_AVERAGE`, and `compareEnable` equal to `VK_FALSE` is used to sample a `VkImageView` as a result of this command, then the image view's `format features` **must** contain `VK_FORMAT_FEATURE_SAMPLED_IMAGE_FILTER_LINEAR_BIT`

- VUID-vkCmdDrawMeshTasksIndirectCount2EXT-magFilter-09598

If a `VkSampler` created with `magFilter` or `minFilter` equal to `VK_FILTER_LINEAR` and `reductionMode` equal to either `VK_SAMPLER_REDUCTION_MODE_MIN` or `VK_SAMPLER_REDUCTION_MODE_MAX` is used to sample a `VkImageView` as a result of this command, then the image view's `format features` **must** contain `VK_FORMAT_FEATURE_SAMPLED_IMAGE_FILTER_MINMAX_BIT`

- VUID-vkCmdDrawMeshTasksIndirectCount2EXT-mipmapMode-04770

If a `VkSampler` created with `mipmapMode` equal to `VK_SAMPLER_MIPMAP_MODE_LINEAR`, `reductionMode` equal to `VK_SAMPLER_REDUCTION_MODE_WEIGHTED_AVERAGE`, and `compareEnable` equal to `VK_FALSE` is used to sample a `VkImageView` as a result of this command, then the image view's `format features` **must** contain `VK_FORMAT_FEATURE_SAMPLED_IMAGE_FILTER_LINEAR_BIT`

- VUID-vkCmdDrawMeshTasksIndirectCount2EXT-mipmapMode-09599

If a `VkSampler` created with `mipmapMode` equal to `VK_SAMPLER_MIPMAP_MODE_LINEAR` and `reductionMode` equal to either `VK_SAMPLER_REDUCTION_MODE_MIN` or `VK_SAMPLER_REDUCTION_MODE_MAX` is used to sample a `VkImageView` as a result of this command, then the image view's `format features` **must** contain `VK_FORMAT_FEATURE_SAMPLED_IMAGE_FILTER_MINMAX_BIT`

- VUID-vkCmdDrawMeshTasksIndirectCount2EXT-unnormalizedCoordinates-09635

If a `VkSampler` created with `unnormalizedCoordinates` equal to `VK_TRUE` is used to sample a `VkImageView` as a result of this command, then the image view's `levelCount` and `layerCount` **must** be 1

- VUID-vkCmdDrawMeshTasksIndirectCount2EXT-None-08609

If a `VkSampler` created with `unnormalizedCoordinates` equal to `VK_TRUE` is used to sample a `VkImageView` as a result of this command, then the image view's `viewType` **must** be `VK_IMAGE_VIEW_TYPE_1D` or `VK_IMAGE_VIEW_TYPE_2D`

- VUID-vkCmdDrawMeshTasksIndirectCount2EXT-None-08610

If a `VkSampler` created with `unnormalizedCoordinates` equal to `VK_TRUE` is used to sample a `VkImageView` as a result of this command, then the sampler **must** not be used with any of the SPIR-V `OpImageSample*` or `OpImageSparseSample*` instructions with `ImplicitLod`, `Dref` or `Proj` in their name

- VUID-vkCmdDrawMeshTasksIndirectCount2EXT-None-08611

If a `VkSampler` created with `unnormalizedCoordinates` equal to `VK_TRUE` is used to sample a `VkImageView` as a result of this command, then the sampler **must** not be used with any

of the SPIR-V `OpImageSample*` or `OpImageSparseSample*` instructions that includes a LOD bias or any offset values

- VUID-vkCmdDrawMeshTasksIndirectCount2EXT-None-06479
If a `VkImageView` is sampled with `depth comparison`, the image view's `format features` **must** contain `VK_FORMAT_FEATURE_2_SAMPLED_IMAGE_DEPTH_COMPARISON_BIT`
- VUID-vkCmdDrawMeshTasksIndirectCount2EXT-None-02691
If a `VkImageView` is accessed using atomic operations as a result of this command, then the image view's `format features` **must** contain `VK_FORMAT_FEATURE_STORAGE_IMAGE_ATOMIC_BIT`
- VUID-vkCmdDrawMeshTasksIndirectCount2EXT-None-07888
If a `VK_DESCRIPTOR_TYPE_STORAGE_TEXEL_BUFFER` descriptor is accessed using atomic operations as a result of this command, then the storage texel buffer's `format features` **must** contain `VK_FORMAT_FEATURE_STORAGE_TEXEL_BUFFER_ATOMIC_BIT`
- VUID-vkCmdDrawMeshTasksIndirectCount2EXT-None-02692
If a `VkImageView` is sampled with `VK_FILTER_CUBIC_EXT` as a result of this command, then the image view's `format features` **must** contain `VK_FORMAT_FEATURE_SAMPLED_IMAGE_FILTER_CUBIC_BIT_EXT`
- VUID-vkCmdDrawMeshTasksIndirectCount2EXT-None-02693
If the `VK_EXT_filter_cubic` extension is not enabled and any `VkImageView` is sampled with `VK_FILTER_CUBIC_EXT` as a result of this command, it **must** not have a `VkImageViewType` of `VK_IMAGE_VIEW_TYPE_3D`, `VK_IMAGE_VIEW_TYPE_CUBE`, or `VK_IMAGE_VIEW_TYPE_CUBE_ARRAY`
- VUID-vkCmdDrawMeshTasksIndirectCount2EXT-filterCubic-02694
Any `VkImageView` being sampled with `VK_FILTER_CUBIC_EXT` as a result of this command **must** have a `VkImageViewType` and format that supports cubic filtering, as specified by `VkFilterCubicImageViewImageFormatPropertiesEXT::filterCubic` returned by `vkGetPhysicalDeviceImageFormatProperties2`
- VUID-vkCmdDrawMeshTasksIndirectCount2EXT-filterCubicMinmax-02695
Any `VkImageView` being sampled with `VK_FILTER_CUBIC_EXT` with a reduction mode of either `VK_SAMPLER_REDUCTION_MODE_MIN` or `VK_SAMPLER_REDUCTION_MODE_MAX` as a result of this command **must** have a `VkImageViewType` and format that supports cubic filtering together with minmax filtering, as specified by `VkFilterCubicImageViewImageFormatPropertiesEXT::filterCubicMinmax` returned by `vkGetPhysicalDeviceImageFormatProperties2`
- VUID-vkCmdDrawMeshTasksIndirectCount2EXT-cubicRangeClamp-09212
If the `cubicRangeClamp` feature is not enabled, then any `VkImageView` being sampled with `VK_FILTER_CUBIC_EXT` as a result of this command **must** not have a `VkSamplerReductionModeCreateInfo::reductionMode` equal to `VK_SAMPLER_REDUCTION_MODE_WEIGHTED_AVERAGE_RANGECLAMP_QCOM`
- VUID-vkCmdDrawMeshTasksIndirectCount2EXT-reductionMode-09213
Any `VkImageView` being sampled with a `VkSamplerReductionModeCreateInfo::reductionMode` equal to `VK_SAMPLER_REDUCTION_MODE_WEIGHTED_AVERAGE_RANGECLAMP_QCOM` as a result of this command **must** sample with `VK_FILTER_CUBIC_EXT`

- VUID-vkCmdDrawMeshTasksIndirectCount2EXT-selectableCubicWeights-09214
If the `selectableCubicWeights` feature is not enabled, then any `VkImageView` being sampled with `VK_FILTER_CUBIC_EXT` as a result of this command **must** have `VkSamplerCubicWeightsCreateInfoQCOM::cubicWeights` equal to `VK_CUBIC_FILTER_WEIGHTS_CATMULL_ROM_QCOM`
- VUID-vkCmdDrawMeshTasksIndirectCount2EXT-flags-02696
Any `VkImage` created with a `VkImageCreateInfo::flags` containing `VK_IMAGE_CREATE_CORNER_SAMPLED_BIT_NV` sampled as a result of this command **must** only be sampled using a `VkSamplerAddressMode` of `VK_SAMPLER_ADDRESS_MODE_CLAMP_TO_EDGE`
- VUID-vkCmdDrawMeshTasksIndirectCount2EXT-OpTypeImage-07027
For any `VkImageView` being written as a storage image where the image format field of the `OpTypeImage` is `Unknown`, the view's `format features` **must** contain `VK_FORMAT_FEATURE_2_STORAGE_WRITE_WITHOUT_FORMAT_BIT`
- VUID-vkCmdDrawMeshTasksIndirectCount2EXT-OpTypeImage-07028
For any `VkImageView` being read as a storage image where the image format field of the `OpTypeImage` is `Unknown`, the view's `format features` **must** contain `VK_FORMAT_FEATURE_2_STORAGE_READ_WITHOUT_FORMAT_BIT`
- VUID-vkCmdDrawMeshTasksIndirectCount2EXT-OpTypeImage-07029
For any `VkBufferView` being written as a storage texel buffer where the image format field of the `OpTypeImage` is `Unknown`, the view's `buffer features` **must** contain `VK_FORMAT_FEATURE_2_STORAGE_WRITE_WITHOUT_FORMAT_BIT`
- VUID-vkCmdDrawMeshTasksIndirectCount2EXT-OpTypeImage-07030
Any `VkBufferView` being read as a storage texel buffer where the image format field of the `OpTypeImage` is `Unknown` then the view's `buffer features` **must** contain `VK_FORMAT_FEATURE_2_STORAGE_READ_WITHOUT_FORMAT_BIT`
- VUID-vkCmdDrawMeshTasksIndirectCount2EXT-None-08600
If a `bound shader` was created with a pipeline layout and statically uses a set `n`, a descriptor set **must** have been bound to `n` at the same pipeline bind point, with layouts compatible for set `n` with the layout(s) used to create the shader, as described in [Pipeline Layout Compatibility](#)
- VUID-vkCmdDrawMeshTasksIndirectCount2EXT-None-08601
If a `bound shader` was created with a pipeline layout or specified push constant ranges and statically uses a push constant value, that value **must** have been set for the same pipeline bind point, with push constant ranges that are `compatible` with the push constant range used to create the shader
- VUID-vkCmdDrawMeshTasksIndirectCount2EXT-None-10068
For each array of resources that is used by a `bound shader`, the indices used to access members of the array **must** be less than the descriptor count for the identified binding in the descriptor sets used by this command
- VUID-vkCmdDrawMeshTasksIndirectCount2EXT-None-08114
Descriptors in each bound descriptor set, specified via `vkCmdBindDescriptorSets`, **must** be valid if they are accessed as described by `descriptor validity` by the `VkPipeline` bound to the pipeline bind point used by this command and the bound `VkPipeline` was not created

with [VK_PIPELINE_CREATE_DESCRIPTOR_BUFFER_BIT_EXT](#)

- VUID-vkCmdDrawMeshTasksIndirectCount2EXT-imageLayout-00344

If an image descriptor is accessed by a shader, the [VkImageLayout](#) **must** match the subresource accessible from the [VkImageView](#) as defined by the [image layout matching rules](#)

- VUID-vkCmdDrawMeshTasksIndirectCount2EXT-None-08115

If the descriptors used by the [VkPipeline](#) bound to the pipeline bind point were specified via [vkCmdBindDescriptorSets](#), the bound [VkPipeline](#) **must** have been created without [VK_PIPELINE_CREATE_DESCRIPTOR_BUFFER_BIT_EXT](#)

- VUID-vkCmdDrawMeshTasksIndirectCount2EXT-None-08116

Descriptors in bound descriptor buffers, specified via [vkCmdSetDescriptorBufferOffsetsEXT](#), **must** be valid if they are dynamically used by the [VkPipeline](#) bound to the pipeline bind point used by this command and the bound [VkPipeline](#) was created with [VK_PIPELINE_CREATE_DESCRIPTOR_BUFFER_BIT_EXT](#)

- VUID-vkCmdDrawMeshTasksIndirectCount2EXT-None-08604

Descriptors in bound descriptor buffers, specified via [vkCmdSetDescriptorBufferOffsetsEXT](#), **must** be valid if they are dynamically used by any [VkShaderEXT](#) bound to a stage corresponding to the pipeline bind point used by this command

- VUID-vkCmdDrawMeshTasksIndirectCount2EXT-None-08117

If the descriptors used by the [VkPipeline](#) bound to the pipeline bind point were specified via [vkCmdSetDescriptorBufferOffsetsEXT](#), the bound [VkPipeline](#) **must** have been created with [VK_PIPELINE_CREATE_DESCRIPTOR_BUFFER_BIT_EXT](#)

- VUID-vkCmdDrawMeshTasksIndirectCount2EXT-None-08119

If a descriptor is dynamically used with a [VkPipeline](#) created with [VK_PIPELINE_CREATE_DESCRIPTOR_BUFFER_BIT_EXT](#), the descriptor memory **must** be resident

- VUID-vkCmdDrawMeshTasksIndirectCount2EXT-None-08605

If a descriptor is dynamically used with a [VkShaderEXT](#) created with a [VkDescriptorSetLayout](#) that was created with [VK_DESCRIPTOR_SET_LAYOUT_CREATE_DESCRIPTOR_BUFFER_BIT_EXT](#), the descriptor memory **must** be resident

- VUID-vkCmdDrawMeshTasksIndirectCount2EXT-None-08606

If the [shaderObject](#) feature is not enabled, a valid pipeline **must** be bound to the pipeline bind point used by this command

- VUID-vkCmdDrawMeshTasksIndirectCount2EXT-None-08608

If a pipeline is bound to the pipeline bind point used by this command, there **must** not have been any calls to dynamic state setting commands for any state specified statically in the [VkPipeline](#) object bound to the pipeline bind point used by this command, since that pipeline was bound

- VUID-vkCmdDrawMeshTasksIndirectCount2EXT-uniformBuffers-06935

If any stage of the [VkPipeline](#) object bound to the pipeline bind point used by this command accesses a uniform buffer, and that stage was created without enabling either [VK_PIPELINE_ROBUSTNESS_BUFFER_BEHAVIOR_ROBUST_BUFFER_ACCESS](#) or

[VK_PIPELINE_ROBUSTNESS_BUFFER_BEHAVIOR_ROBUST_BUFFER_ACCESS_2](#) for [uniformBuffers](#), and the [robustBufferAccess](#) feature is not enabled, that stage **must** not access values outside of the range of the buffer as specified in the descriptor set bound to the same pipeline bind point

- VUID-vkCmdDrawMeshTasksIndirectCount2EXT-None-08612

If the [robustBufferAccess](#) feature is not enabled, and any [VkShaderEXT](#) bound to a stage corresponding to the pipeline bind point used by this command accesses a uniform buffer, it **must** not access values outside of the range of the buffer as specified in the descriptor set bound to the same pipeline bind point

- VUID-vkCmdDrawMeshTasksIndirectCount2EXT-storageBuffers-06936

If any stage of the [VkPipeline](#) object bound to the pipeline bind point used by this command accesses a storage buffer, and that stage was created without enabling either [VK_PIPELINE_ROBUSTNESS_BUFFER_BEHAVIOR_ROBUST_BUFFER_ACCESS](#) or [VK_PIPELINE_ROBUSTNESS_BUFFER_BEHAVIOR_ROBUST_BUFFER_ACCESS_2](#) for [storageBuffers](#), and the [robustBufferAccess](#) feature is not enabled, that stage **must** not access values outside of the range of the buffer as specified in the descriptor set bound to the same pipeline bind point

- VUID-vkCmdDrawMeshTasksIndirectCount2EXT-None-08613

If the [robustBufferAccess](#) feature is not enabled, and any [VkShaderEXT](#) bound to a stage corresponding to the pipeline bind point used by this command accesses a storage buffer, it **must** not access values outside of the range of the buffer as specified in the descriptor set bound to the same pipeline bind point

- VUID-vkCmdDrawMeshTasksIndirectCount2EXT-commandBuffer-02707

If [commandBuffer](#) is an unprotected command buffer and [protectedNoFault](#) is not supported, any resource accessed by [bound shaders](#) **must** not be a protected resource

- VUID-vkCmdDrawMeshTasksIndirectCount2EXT-viewType-07752

If a [VkImageView](#) is accessed as a result of this command, then the image view's [viewType](#) **must** match the [Dim](#) operand of the [OpTypeImage](#) as described in [Compatibility Between SPIR-V Image Dimensions and Vulkan ImageView Types](#)

- VUID-vkCmdDrawMeshTasksIndirectCount2EXT-format-07753

If a [VkImageView](#) or [VkBufferView](#) is accessed as a result of this command, then the [numeric type](#) of the view's [format](#) and the [Sampled Type](#) operand of the [OpTypeImage](#) **must** match

- VUID-vkCmdDrawMeshTasksIndirectCount2EXT-OpImageWrite-08795

If a [VkImageView](#) created with a format other than [VK_FORMAT_A8_UNORM](#) is accessed using [OpImageWrite](#) as a result of this command, then the [Type](#) of the [Texel](#) operand of that instruction **must** have at least as many components as the image view's format

- VUID-vkCmdDrawMeshTasksIndirectCount2EXT-OpImageWrite-08796

If a [VkImageView](#) created with the format [VK_FORMAT_A8_UNORM](#) is accessed using [OpImageWrite](#) as a result of this command, then the [Type](#) of the [Texel](#) operand of that instruction **must** have four components

- VUID-vkCmdDrawMeshTasksIndirectCount2EXT-OpImageWrite-04469

If a [VkBufferView](#) is accessed using [OpImageWrite](#) as a result of this command, then the [Type](#) of the [Texel](#) operand of that instruction **must** have at least as many components as

the buffer view's format

- VUID-vkCmdDrawMeshTasksIndirectCount2EXT-SampledType-04470

If a [VkImageView](#) with a [VkFormat](#) that has a 64-bit component width is accessed as a result of this command, the [SampledType](#) of the [OpTypeImage](#) operand of that instruction **must** have a [Width](#) of 64

- VUID-vkCmdDrawMeshTasksIndirectCount2EXT-SampledType-04471

If a [VkImageView](#) with a [VkFormat](#) that has a component width less than 64-bit is accessed as a result of this command, the [SampledType](#) of the [OpTypeImage](#) operand of that instruction **must** have a [Width](#) of 32

- VUID-vkCmdDrawMeshTasksIndirectCount2EXT-SampledType-04472

If a [VkBufferView](#) with a [VkFormat](#) that has a 64-bit component width is accessed as a result of this command, the [SampledType](#) of the [OpTypeImage](#) operand of that instruction **must** have a [Width](#) of 64

- VUID-vkCmdDrawMeshTasksIndirectCount2EXT-SampledType-04473

If a [VkBufferView](#) with a [VkFormat](#) that has a component width less than 64-bit is accessed as a result of this command, the [SampledType](#) of the [OpTypeImage](#) operand of that instruction **must** have a [Width](#) of 32

- VUID-vkCmdDrawMeshTasksIndirectCount2EXT-sparseImageInt64Atomics-04474

If the [sparseImageInt64Atomics](#) feature is not enabled, [VkImage](#) objects created with the [VK_IMAGE_CREATE_SPARSE_RESIDENCY_BIT](#) flag **must** not be accessed by atomic instructions through an [OpTypeImage](#) with a [SampledType](#) with a [Width](#) of 64 by this command

- VUID-vkCmdDrawMeshTasksIndirectCount2EXT-sparseImageInt64Atomics-04475

If the [sparseImageInt64Atomics](#) feature is not enabled, [VkBuffer](#) objects created with the [VK_BUFFER_CREATE_SPARSE_RESIDENCY_BIT](#) flag **must** not be accessed by atomic instructions through an [OpTypeImage](#) with a [SampledType](#) with a [Width](#) of 64 by this command

- VUID-vkCmdDrawMeshTasksIndirectCount2EXT-OpImageSampleWeightedQCOM-06971

If [OpImageSampleWeightedQCOM](#) is used to sample a [VkImageView](#) as a result of this command, then the image view's [format features](#) **must** contain [VK_FORMAT_FEATURE_2_WEIGHT_SAMPLED_IMAGE_BIT_QCOM](#)

- VUID-vkCmdDrawMeshTasksIndirectCount2EXT-OpImageSampleWeightedQCOM-06972

If [OpImageSampleWeightedQCOM](#) uses a [VkImageView](#) as a sample weight image as a result of this command, then the image view's [format features](#) **must** contain [VK_FORMAT_FEATURE_2_WEIGHT_IMAGE_BIT_QCOM](#)

- VUID-vkCmdDrawMeshTasksIndirectCount2EXT-OpImageBoxFilterQCOM-06973

If [OpImageBoxFilterQCOM](#) is used to sample a [VkImageView](#) as a result of this command, then the image view's [format features](#) **must** contain [VK_FORMAT_FEATURE_2_BOX_FILTER_SAMPLED_BIT_QCOM](#)

- VUID-vkCmdDrawMeshTasksIndirectCount2EXT-OpImageBlockMatchSSDQCOM-06974

If [OpImageBlockMatchSSDQCOM](#) is used to read from an [VkImageView](#) as a result of this command, then the image view's [format features](#) **must** contain [VK_FORMAT_FEATURE_2_BLOCK_MATCHING_BIT_QCOM](#)

- VUID-vkCmdDrawMeshTasksIndirectCount2EXT-OpImageBlockMatchSADQCOM-06975
If `OpImageBlockMatchSADQCOM` is used to read from an `VkImageView` as a result of this command, then the image view's `format features` **must** contain `VK_FORMAT_FEATURE_2_BLOCK_MATCHING_BIT_QCOM`
- VUID-vkCmdDrawMeshTasksIndirectCount2EXT-OpImageBlockMatchSADQCOM-06976
If `OpImageBlockMatchSADQCOM` or `OpImageBlockMatchSSDQCOM` is used to read from a reference image as result of this command, then the specified reference coordinates **must** not fail `integer texel coordinate validation`
- VUID-vkCmdDrawMeshTasksIndirectCount2EXT-OpImageSampleWeightedQCOM-06977
If `OpImageSampleWeightedQCOM`, `OpImageBoxFilterQCOM`, `OpImageBlockMatchWindowSSDQCOM`, `OpImageBlockMatchWindowSADQCOM`, `OpImageBlockMatchGatherSSDQCOM`, `OpImageBlockMatchGatherSADQCOM`, or `OpImageBlockMatchSSDQCOM` uses a `VkSampler` as a result of this command, then the sampler **must** have been created with `VK_SAMPLER_CREATE_IMAGE_PROCESSING_BIT_QCOM`
- VUID-vkCmdDrawMeshTasksIndirectCount2EXT-OpImageSampleWeightedQCOM-06978
If any command other than `OpImageSampleWeightedQCOM`, `OpImageBoxFilterQCOM`, `OpImageBlockMatchWindowSSDQCOM`, `OpImageBlockMatchWindowSADQCOM`, `OpImageBlockMatchGatherSSDQCOM`, `OpImageBlockMatchGatherSADQCOM`, `OpImageBlockMatchSSDQCOM`, or `OpImageBlockMatchSADQCOM` uses a `VkSampler` as a result of this command, then the sampler **must** not have been created with `VK_SAMPLER_CREATE_IMAGE_PROCESSING_BIT_QCOM`
- VUID-vkCmdDrawMeshTasksIndirectCount2EXT-OpImageBlockMatchWindow-09215
If a `OpImageBlockMatchWindow*QCOM` or `OpImageBlockMatchGather*QCOM` instruction is used to read from an `VkImageView` as a result of this command, then the image view's `format features` **must** contain `VK_FORMAT_FEATURE_2_BLOCK_MATCHING_BIT_QCOM`
- VUID-vkCmdDrawMeshTasksIndirectCount2EXT-OpImageBlockMatchWindow-09216
If a `OpImageBlockMatchWindow*QCOM` or `OpImageBlockMatchGather*QCOM` instruction is used to read from an `VkImageView` as a result of this command, then the image view's format **must** be a single-component format
- VUID-vkCmdDrawMeshTasksIndirectCount2EXT-OpImageBlockMatchWindow-09217
If a `OpImageBlockMatchWindow*QCOM` or `OpImageBlockMatchGather*QCOM` read from a reference image as result of this command, then the specified reference coordinates **must** not fail `integer texel coordinate validation`
- VUID-vkCmdDrawMeshTasksIndirectCount2EXT-None-07288
Any shader invocation executed by this command **must** `terminate`
- VUID-vkCmdDrawMeshTasksIndirectCount2EXT-None-09600
If a descriptor with type equal to any of `VK_DESCRIPTOR_TYPE_SAMPLE_WEIGHT_IMAGE_QCOM`, `VK_DESCRIPTOR_TYPE_BLOCK_MATCH_IMAGE_QCOM`, `VK_DESCRIPTOR_TYPE_SAMPLED_IMAGE`, `VK_DESCRIPTOR_TYPE_STORAGE_IMAGE`, or `VK_DESCRIPTOR_TYPE_INPUT_ATTACHMENT` is accessed as a result of this command, all image subresources identified by that descriptor **must** be in the image layout identified when the descriptor was written
- VUID-vkCmdDrawMeshTasksIndirectCount2EXT-commandBuffer-10746

The `VkDeviceMemory` object allocated from a `VkMemoryHeap` with the `VK_MEMORY_HEAP_TILE_MEMORY_BIT_QCOM` property that is bound to a resource accessed as a result of this command **must** be the active bound `bound tile memory object` in `commandBuffer`

- VUID-vkCmdDrawMeshTasksIndirectCount2EXT-None-10678

If this command is recorded inside a `tile shading render pass` instance, the stages corresponding to the pipeline bind point used by this command **must** only include `VK_SHADER_STAGE_VERTEX_BIT`, `VK_SHADER_STAGE_FRAGMENT_BIT`, and/or `VK_SHADER_STAGE_COMPUTE_BIT`

- VUID-vkCmdDrawMeshTasksIndirectCount2EXT-None-10679

If this command is recorded where `per-tile execution model` is enabled, there **must** be no access to any image while the image was be transitioned to the `VK_IMAGE_LAYOUT_ATTACHMENT_FEEDBACK_LOOP_OPTIMAL_EXT` layout

- VUID-vkCmdDrawMeshTasksIndirectCount2EXT-pDescription-09900

If a `VK_DESCRIPTOR_TYPE_TENSOR_ARM` descriptor is accessed as a result of this command, then the underlying `VkTensorARM` object **must** have been created with the `VK_TENSOR_USAGE_SHADER_BIT_ARM` usage flag set

- VUID-vkCmdDrawMeshTasksIndirectCount2EXT-dimensionCount-09905

If a `VK_DESCRIPTOR_TYPE_TENSOR_ARM` descriptor is accessed as a result of this command, then the `Rank` of the `OpTypeTensorARM` of the tensor resource variable **must** be equal to the `dimensionCount` provided via `VkTensorCreateInfoARM::pDescription` when creating the underlying `VkTensorARM` object

- VUID-vkCmdDrawMeshTasksIndirectCount2EXT-OpTypeTensorARM-09906

If a `VK_DESCRIPTOR_TYPE_TENSOR_ARM` descriptor is accessed as a result of this command, then the element type of the `OpTypeTensorARM` of the tensor resource variable **must** be `compatible` with the `VkFormat` of the `VkTensorViewARM` used for the access

- VUID-vkCmdDrawMeshTasksIndirectCount2EXT-None-11297

If a pipeline is bound to the pipeline bind point used by this command, or shader is bound to a shader stage used by this command, and it was created with a `descriptor mapping` using `VK_DESCRIPTOR_MAPPING_SOURCE_HEAP_WITH_PUSH_INDEX_EXT`, `VK_DESCRIPTOR_MAPPING_SOURCE_HEAP_WITH_SHADER_RECORD_INDEX_EXT`, `VK_DESCRIPTOR_MAPPING_SOURCE_HEAP_WITH_INDIRECT_INDEX_ARRAY_EXT`, or `VK_DESCRIPTOR_MAPPING_SOURCE_HEAP_WITH_INDIRECT_INDEX_EXT`, and a shader accesses a `OpTypeStruct` decorated with `Block` or `BufferBlock` using that mapping, the calculated offset for the resource heap **must** be a multiple of `bufferDescriptorAlignment`

- VUID-vkCmdDrawMeshTasksIndirectCount2EXT-None-11298

If a pipeline is bound to the pipeline bind point used by this command, or shader is bound to a shader stage used by this command, and it was created with a `descriptor mapping` using `VK_DESCRIPTOR_MAPPING_SOURCE_HEAP_WITH_PUSH_INDEX_EXT`, `VK_DESCRIPTOR_MAPPING_SOURCE_HEAP_WITH_SHADER_RECORD_INDEX_EXT`, `VK_DESCRIPTOR_MAPPING_SOURCE_HEAP_WITH_INDIRECT_INDEX_ARRAY_EXT`, or `VK_DESCRIPTOR_MAPPING_SOURCE_HEAP_WITH_INDIRECT_INDEX_EXT`, and a shader accesses an `OpTypeImage` or `OpTypeSampledImage` using that mapping, the calculated offset for the resource heap **must** be a multiple of `imageDescriptorAlignment`

- VUID-vkCmdDrawMeshTasksIndirectCount2EXT-None-11299

If a pipeline is bound to the pipeline bind point used by this command, or shader is bound to a shader stage used by this command, and it was created with a [descriptor mapping](#) using [VK_DESCRIPTOR_MAPPING_SOURCE_HEAP_WITH_PUSH_INDEX_EXT](#), [VK_DESCRIPTOR_MAPPING_SOURCE_HEAP_WITH_SHADER_RECORD_INDEX_EXT](#), [VK_DESCRIPTOR_MAPPING_SOURCE_HEAP_WITH_INDIRECT_INDEX_ARRAY_EXT](#), or [VK_DESCRIPTOR_MAPPING_SOURCE_HEAP_WITH_INDIRECT_INDEX_EXT](#), and a shader accesses an [OpTypeSampler](#) or [OpTypeSampledImage](#) using that mapping, the calculated offset for the sampler heap **must** be a multiple of [samplerDescriptorAlignment](#)

- VUID-vkCmdDrawMeshTasksIndirectCount2EXT-None-11397

If a pipeline is bound to the pipeline bind point used by this command, or shader is bound to a shader stage used by this command, and it was created with a [descriptor mapping](#) using [VK_DESCRIPTOR_MAPPING_SOURCE_HEAP_WITH_PUSH_INDEX_EXT](#), [VK_DESCRIPTOR_MAPPING_SOURCE_HEAP_WITH_SHADER_RECORD_INDEX_EXT](#), [VK_DESCRIPTOR_MAPPING_SOURCE_HEAP_WITH_INDIRECT_INDEX_ARRAY_EXT](#), or [VK_DESCRIPTOR_MAPPING_SOURCE_HEAP_WITH_INDIRECT_INDEX_EXT](#), and a shader accesses an [OpTypeTensorARM](#) using that mapping, the calculated offset for the resource heap **must** be a multiple of [tensorDescriptorAlignment](#)

- VUID-vkCmdDrawMeshTasksIndirectCount2EXT-None-11300

If a pipeline is bound to the pipeline bind point used by this command, or shader is bound to a shader stage used by this command, and it was created with a [descriptor mapping](#) using [VK_DESCRIPTOR_MAPPING_SOURCE_HEAP_WITH_INDIRECT_INDEX_ARRAY_EXT](#) or [VK_DESCRIPTOR_MAPPING_SOURCE_HEAP_WITH_INDIRECT_INDEX_EXT](#), and a shader accesses a resource using that mapping, the value of the address at the expected location in push data **must** be a multiple of 4

- VUID-vkCmdDrawMeshTasksIndirectCount2EXT-None-11301

If a pipeline is bound to the pipeline bind point used by this command, or shader is bound to a shader stage used by this command, and it was created with a [descriptor mapping](#) using [VK_DESCRIPTOR_MAPPING_SOURCE_HEAP_WITH_INDIRECT_INDEX_ARRAY_EXT](#) or [VK_DESCRIPTOR_MAPPING_SOURCE_HEAP_WITH_INDIRECT_INDEX_EXT](#), and a shader accesses a resource using that mapping, the value of the address at the expected location in push data **must** be a valid [VkDeviceAddress](#) backed by physical memory at every offset specified by each mapping

- VUID-vkCmdDrawMeshTasksIndirectCount2EXT-None-11302

If a pipeline is bound to the pipeline bind point used by this command, or shader is bound to a shader stage used by this command, and it was created with a [descriptor mapping](#) using [VK_DESCRIPTOR_MAPPING_SOURCE_PUSH_ADDRESS_EXT](#), and a shader accesses a resource using that mapping, the value of the address at the expected location in push data **must** be a valid [VkDeviceAddress](#)

- VUID-vkCmdDrawMeshTasksIndirectCount2EXT-None-11304

If a pipeline is bound to the pipeline bind point used by this command, or shader is bound to a shader stage used by this command, and it was created with a [descriptor mapping](#) using [VK_DESCRIPTOR_MAPPING_SOURCE_INDIRECT_ADDRESS_EXT](#), and a shader accesses a resource using that mapping, the value of the address at the expected location in push data **must** be a multiple of 8

- VUID-vkCmdDrawMeshTasksIndirectCount2EXT-None-11305

If a pipeline is bound to the pipeline bind point used by this command, or shader is bound to a shader stage used by this command, and it was created with a [descriptor mapping](#) using [VK_DESCRIPTOR_MAPPING_SOURCE_INDIRECT_ADDRESS_EXT](#), and a shader accesses a resource using that mapping, the value of the address at the expected location in push data **must** be a valid [VkDeviceAddress](#) backed by physical memory at every offset specified by each mapping

- VUID-vkCmdDrawMeshTasksIndirectCount2EXT-None-11306

If a pipeline is bound to the pipeline bind point used by this command, or shader is bound to a shader stage used by this command, and it was created with a [descriptor mapping](#) using [VK_DESCRIPTOR_MAPPING_SOURCE_INDIRECT_ADDRESS_EXT](#), and a shader accesses a resource using that mapping, the value of the address pointed to by the address in push data **must** be a valid [VkDeviceAddress](#)

- VUID-vkCmdDrawMeshTasksIndirectCount2EXT-None-11308

For each [descriptor heap](#) that is statically used by a [bound shader](#), either directly or via a [descriptor mapping](#), a valid descriptor heap **must** be bound

- VUID-vkCmdDrawMeshTasksIndirectCount2EXT-None-11309

If a [bound shader](#) was created as a [VkShaderEXT](#) with the [VK_SHADER_CREATE_DESCRIPTOR_HEAP_BIT_EXT](#) flag or as part of a pipeline with the [VK_PIPELINE_CREATE_2_DESCRIPTOR_HEAP_BIT_EXT](#) flag, execution of this command **must** not result in any descriptor read accessing data outside of the user range of the respective heap bound by [vkCmdBind*HeapEXT](#) commands

- VUID-vkCmdDrawMeshTasksIndirectCount2EXT-None-11372

If any stage of the [VkPipeline](#) object bound to the pipeline bind point used by this command accesses a uniform buffer or uniform texel buffer through a descriptor in the bound resource heap, that stage was created without enabling either [VK_PIPELINE_ROBUSTNESS_BUFFER_BEHAVIOR_ROBUST_BUFFER_ACCESS](#) or [VK_PIPELINE_ROBUSTNESS_BUFFER_BEHAVIOR_ROBUST_BUFFER_ACCESS_2](#) for [uniformBuffers](#), the [robustBufferAccess2](#) feature is not enabled, and the [robustBufferAccess](#) feature is not enabled, that stage **must** not access values outside of the range of the descriptor specified via [VkDeviceAddressRangeKHR](#) when the descriptor was written

- VUID-vkCmdDrawMeshTasksIndirectCount2EXT-None-11373

If any stage of the [VkPipeline](#) object bound to the pipeline bind point used by this command accesses a storage buffer or storage texel buffer through a descriptor in the bound resource heap, that stage was created without enabling either [VK_PIPELINE_ROBUSTNESS_BUFFER_BEHAVIOR_ROBUST_BUFFER_ACCESS](#) or [VK_PIPELINE_ROBUSTNESS_BUFFER_BEHAVIOR_ROBUST_BUFFER_ACCESS_2](#) for [storageBuffers](#), the [robustBufferAccess2](#) feature is not enabled, and the [robustBufferAccess](#) feature is not enabled, that stage **must** not access values outside of the range of the descriptor specified by [VkDeviceAddressRangeKHR](#) when the descriptor was written

- VUID-vkCmdDrawMeshTasksIndirectCount2EXT-None-11374

If the [robustBufferAccess2](#) feature is not enabled, the [robustBufferAccess](#) feature is not enabled, and any [VkShaderEXT](#) bound to a stage corresponding to the pipeline bind point used by this command accesses a uniform buffer, uniform texel buffer, storage buffer, or storage texel buffer, that shader **must** not access values outside of the range of the buffer as specified by [VkDeviceAddressRangeKHR](#) when the descriptor was written

- VUID-vkCmdDrawMeshTasksIndirectCount2EXT-pBindInfo-11375
If any **bound shader** uses an embedded sampler via a **descriptor mapping**, the value of **pBindInfo->reservedRangeSize** set for **vkCmdBindSamplerHeapEXT** **must** be greater than or equal to **minSamplerHeapReservedRangeWithEmbedded**
- VUID-vkCmdDrawMeshTasksIndirectCount2EXT-None-11376
If a **bound shader** was created as a **VkShaderEXT** with the **VK_SHADER_CREATE_DESCRIPTOR_HEAP_BIT_EXT** flag or as part of a pipeline with the **VK_PIPELINE_CREATE_2_DESCRIPTOR_HEAP_BIT_EXT** flag, and that shader statically uses a push constant value, that value **must** have been set by **vkCmdPushDataEXT**
- VUID-vkCmdDrawMeshTasksIndirectCount2EXT-None-11398
If a **bound shader** was created with a **descriptor mapping** using **VK_DESCRIPTOR_MAPPING_SOURCE_PUSH_DATA_EXT**,
VK_DESCRIPTOR_MAPPING_SOURCE_PUSH_ADDRESS_EXT,
VK_DESCRIPTOR_MAPPING_SOURCE_SHADER_RECORD_DATA_EXT,
VK_DESCRIPTOR_MAPPING_SOURCE_SHADER_RECORD_ADDRESS_EXT,
VK_DESCRIPTOR_MAPPING_SOURCE_RESOURCE_HEAP_DATA_EXT, or
VK_DESCRIPTOR_MAPPING_SOURCE_INDIRECT_ADDRESS_EXT, and a shader accesses a resource using that mapping, the access **must** not be **out of bounds**
- VUID-vkCmdDrawMeshTasksIndirectCount2EXT-None-11437
If a pipeline is bound to the pipeline bind point used by this command, or shader is bound to a shader stage used by this command, and it was created with a **descriptor mapping** using **VK_DESCRIPTOR_MAPPING_SOURCE_HEAP_WITH_INDIRECT_INDEX_ARRAY_EXT**,
VK_DESCRIPTOR_MAPPING_SOURCE_HEAP_WITH_INDIRECT_INDEX_EXT, or
VK_DESCRIPTOR_MAPPING_SOURCE_INDIRECT_ADDRESS_EXT, and a shader accesses a resource using that mapping, the buffer from which the address in push data was queried **must** have been created with the **VK_BUFFER_USAGE_UNIFORM_BUFFER_BIT** usage flag set
- VUID-vkCmdDrawMeshTasksIndirectCount2EXT-None-11438
If a pipeline is bound to the pipeline bind point used by this command, or shader is bound to a shader stage used by this command, and it was created with a **descriptor mapping** using **VK_DESCRIPTOR_MAPPING_SOURCE_PUSH_ADDRESS_EXT**,
VK_DESCRIPTOR_MAPPING_SOURCE_SHADER_RECORD_ADDRESS_EXT, or
VK_DESCRIPTOR_MAPPING_SOURCE_INDIRECT_ADDRESS_EXT, and a shader accesses a uniform buffer using that mapping, the address that the uniform buffer is mapped to **must** have been queried from a buffer created with the **VK_BUFFER_USAGE_UNIFORM_BUFFER_BIT** usage flag set
- VUID-vkCmdDrawMeshTasksIndirectCount2EXT-None-11441
If a pipeline is bound to the pipeline bind point used by this command, or shader is bound to a shader stage used by this command, and it was created with a **descriptor mapping** using **VK_DESCRIPTOR_MAPPING_SOURCE_PUSH_ADDRESS_EXT**,
VK_DESCRIPTOR_MAPPING_SOURCE_SHADER_RECORD_ADDRESS_EXT, or
VK_DESCRIPTOR_MAPPING_SOURCE_INDIRECT_ADDRESS_EXT, and a shader accesses a uniform buffer using that mapping, the address that the uniform buffer is mapped to **must** be aligned to **minUniformBufferOffsetAlignment**
- VUID-vkCmdDrawMeshTasksIndirectCount2EXT-None-11439

If a pipeline is bound to the pipeline bind point used by this command, or shader is bound to a shader stage used by this command, and it was created with a [descriptor mapping](#) using [VK_DESCRIPTOR_MAPPING_SOURCE_PUSH_ADDRESS_EXT](#), [VK_DESCRIPTOR_MAPPING_SOURCE_SHADER_RECORD_ADDRESS_EXT](#), or [VK_DESCRIPTOR_MAPPING_SOURCE_INDIRECT_ADDRESS_EXT](#), and a shader accesses a storage buffer using that mapping, the address that the storage buffer is mapped to **must** have been queried from a buffer created with the [VK_BUFFER_USAGE_STORAGE_BUFFER_BIT](#) usage flag set

- VUID-vkCmdDrawMeshTasksIndirectCount2EXT-None-11442

If a pipeline is bound to the pipeline bind point used by this command, or shader is bound to a shader stage used by this command, and it was created with a [descriptor mapping](#) using [VK_DESCRIPTOR_MAPPING_SOURCE_PUSH_ADDRESS_EXT](#), [VK_DESCRIPTOR_MAPPING_SOURCE_SHADER_RECORD_ADDRESS_EXT](#), or [VK_DESCRIPTOR_MAPPING_SOURCE_INDIRECT_ADDRESS_EXT](#), and a shader accesses a storage buffer using that mapping, the address that the storage buffer is mapped to **must** be aligned to [minStorageBufferOffsetAlignment](#)

- VUID-vkCmdDrawMeshTasksIndirectCount2EXT-None-11485

If a pipeline is bound to the pipeline bind point used by this command, or shader is bound to a shader stage used by this command, and it was created with a [descriptor mapping](#) using [VK_DESCRIPTOR_MAPPING_SOURCE_PUSH_ADDRESS_EXT](#), [VK_DESCRIPTOR_MAPPING_SOURCE_SHADER_RECORD_ADDRESS_EXT](#), or [VK_DESCRIPTOR_MAPPING_SOURCE_INDIRECT_ADDRESS_EXT](#), and a shader accesses an acceleration structure using that mapping, the address that the acceleration structure is mapped to **must** be an acceleration structure address retrieved from a [VkAccelerationStructureKHR](#) object via [vkGetAccelerationStructureDeviceAddressKHR](#) or handle retrieved from a [VkAccelerationStructureNV](#) object via [vkGetAccelerationStructureHandleNV](#)

- VUID-vkCmdDrawMeshTasksIndirectCount2EXT-index-11450

If a shader uses a sampler descriptor to sample an image as a result of this command, and that sampler descriptor uses a custom border color with an index defined by [VkSamplerCustomBorderColorIndexCreateInfoEXT](#), the value of [VkSamplerCustomBorderColorIndexCreateInfoEXT::index](#) **must** have been registered before this command was recorded, and still be registered during the sampling operation, with an identically defined color

- VUID-vkCmdDrawMeshTasksIndirectCount2EXT-protectedNoFault-11455

If [protectedNoFault](#) is not supported, a pipeline is bound to the pipeline bind point used by this command, or a shader is bound to a shader stage used by this command, and it was created with a [descriptor mapping](#) using [VK_DESCRIPTOR_MAPPING_SOURCE_PUSH_ADDRESS_EXT](#), [VK_DESCRIPTOR_MAPPING_SOURCE_SHADER_RECORD_ADDRESS_EXT](#), or [VK_DESCRIPTOR_MAPPING_SOURCE_INDIRECT_ADDRESS_EXT](#), the address that the resource is mapped to **must** have been queried from a buffer created without the [VK_BUFFER_CREATE_PROTECTED_BIT](#) create flag set

- VUID-vkCmdDrawMeshTasksIndirectCount2EXT-protectedNoFault-11456

If [protectedNoFault](#) is not supported, a pipeline is bound to the pipeline bind point used by this command, or a shader is bound to a shader stage used by this command, and it was

created with a descriptor mapping using `VK_DESCRIPTOR_MAPPING_SOURCE_HEAP_WITH_INDIRECT_INDEX_EXT` or `VK_DESCRIPTOR_MAPPING_SOURCE_HEAP_WITH_INDIRECT_INDEX_ARRAY_EXT`, the address of the indirect memory **must** have been queried from a buffer created without the `VK_BUFFER_CREATE_PROTECTED_BIT` create flag set

- VUID-vkCmdDrawMeshTasksIndirectCount2EXT-renderPass-02684
The current render pass **must** be `compatible` with the `renderPass` member of the `VkGraphicsPipelineCreateInfo` structure specified when creating the `VkPipeline` bound to `VK_PIPELINE_BIND_POINT_GRAPHICS`
- VUID-vkCmdDrawMeshTasksIndirectCount2EXT-subpass-02685
The subpass index of the current render pass **must** be equal to the `subpass` member of the `VkGraphicsPipelineCreateInfo` structure specified when creating the `VkPipeline` bound to `VK_PIPELINE_BIND_POINT_GRAPHICS`
- VUID-vkCmdDrawMeshTasksIndirectCount2EXT-OpTypeImage-07468
If any shader executed by this pipeline accesses an `OpTypeImage` variable with a `Dim` operand of `SubpassData`, it **must** be decorated with an `InputAttachmentIndex` that corresponds to a valid input attachment in the current subpass
- VUID-vkCmdDrawMeshTasksIndirectCount2EXT-None-07469
Input attachment views accessed in a subpass **must** be created with the same `VkFormat` as the corresponding subpass definition, and be created with a `VkImageView` that is compatible with the attachment referenced by the subpass' `pInputAttachments` [`InputAttachmentIndex`] in the bound `VkFramebuffer` as specified by `Fragment Input Attachment Compatibility`
- VUID-vkCmdDrawMeshTasksIndirectCount2EXT-pDepthInputAttachmentIndex-09595
Input attachment views accessed in a dynamic render pass with a `InputAttachmentIndex` referenced by `VkRenderingInputAttachmentIndexInfo`, or no `InputAttachmentIndex` if `VkRenderingInputAttachmentIndexInfo::pDepthInputAttachmentIndex` or `VkRenderingInputAttachmentIndexInfo::pStencilInputAttachmentIndex` are `NULL`, **must** be created with a `VkImageView` that is compatible with the corresponding color, depth, or stencil attachment in `VkRenderingInfo`
- VUID-vkCmdDrawMeshTasksIndirectCount2EXT-pDepthInputAttachmentIndex-09596
Input attachment views accessed in a dynamic render pass via a shader object **must** have an `InputAttachmentIndex` if both `VkRenderingInputAttachmentIndexInfo::pDepthInputAttachmentIndex` and `VkRenderingInputAttachmentIndexInfo::pStencilInputAttachmentIndex` are non-`NULL`
- VUID-vkCmdDrawMeshTasksIndirectCount2EXT-InputAttachmentIndex-09597
If an input attachment view accessed in a dynamic render pass via a shader object has an `InputAttachmentIndex`, the `InputAttachmentIndex` **must** match an index in `VkRenderingInputAttachmentIndexInfo`
- VUID-vkCmdDrawMeshTasksIndirectCount2EXT-None-06537
Memory backing image subresources used as attachments in the current render pass **must** not be written in any way other than as an attachment by this command
- VUID-vkCmdDrawMeshTasksIndirectCount2EXT-None-10795
If a color attachment is written by any prior command in this subpass or by the load,

store, or resolve operations for this subpass, and [feedback loop](#) is not enabled for [VK_IMAGE_ASPECT_COLOR_BIT](#) on that attachment, it **must** not be accessed in any way other than as an attachment by this command

- VUID-vkCmdDrawMeshTasksIndirectCount2EXT-None-10796

If a depth attachment is written by any prior command in this subpass or by the load, store, or resolve operations for this subpass, and [feedback loop](#) is not enabled for [VK_IMAGE_ASPECT_DEPTH_BIT](#) on that attachment, it **must** not be accessed in any way other than as an attachment by this command

- VUID-vkCmdDrawMeshTasksIndirectCount2EXT-None-10797

If a stencil attachment is written by any prior command in this subpass or by the load, store, or resolve operations for this subpass, and [feedback loop](#) is not enabled for [VK_IMAGE_ASPECT_STENCIL_BIT](#) on that attachment, it **must** not be accessed in any way other than as an attachment by this command

- VUID-vkCmdDrawMeshTasksIndirectCount2EXT-None-12338

If a color attachment is read in this command in any way other than as an attachment, or has been read by any prior command in this subpass as a non-attachment, and [feedback loop](#) is not enabled for [VK_IMAGE_ASPECT_COLOR_BIT](#) on that attachment, the color attachment **must** not be written to by this command

- VUID-vkCmdDrawMeshTasksIndirectCount2EXT-None-12339

If a depth attachment is read in this command in any way other than as an attachment, or has been read by any prior command in this subpass as a non-attachment, and [feedback loop](#) is not enabled for [VK_IMAGE_ASPECT_DEPTH_BIT](#) on that attachment, the depth attachment **must** not be written to by this command

- VUID-vkCmdDrawMeshTasksIndirectCount2EXT-None-12340

If a stencil attachment is read in this command in any way other than as an attachment, or has been read by any prior command in this subpass as a non-attachment, and [feedback loop](#) is not enabled for [VK_IMAGE_ASPECT_STENCIL_BIT](#) on that attachment, the stencil attachment **must** not be written to by this command

- VUID-vkCmdDrawMeshTasksIndirectCount2EXT-None-09003

If an attachment is written by any prior command in this subpass or by the load, store, or resolve operations for this subpass, it **must** not be accessed in any way other than as an attachment, storage image, or sampled image by this command

- VUID-vkCmdDrawMeshTasksIndirectCount2EXT-None-06886

If the current render pass instance uses a depth/stencil attachment with a read-only layout for the depth aspect, [depth writes](#) **must** be disabled

- VUID-vkCmdDrawMeshTasksIndirectCount2EXT-None-06887

If the current render pass instance uses a depth/stencil attachment with a read-only layout for the stencil aspect, both front and back [writeMask](#) are not zero, and stencil test is enabled, [all stencil ops](#) **must** be [VK_STENCIL_OP_KEEP](#)

- VUID-vkCmdDrawMeshTasksIndirectCount2EXT-None-07831

If the bound graphics pipeline state was created with the [VK_DYNAMIC_STATE_VIEWPORT](#) dynamic state enabled then [vkCmdSetViewport](#) **must** have been called and not subsequently [invalidated](#) in the current command buffer prior to this drawing command

- VUID-vkCmdDrawMeshTasksIndirectCount2EXT-None-07832

If the bound graphics pipeline state was created with the [VK_DYNAMIC_STATE_SCISSOR](#) dynamic state enabled then [vkCmdSetScissor](#) **must** have been called and not subsequently [invalidated](#) in the current command buffer prior to this drawing command

- VUID-vkCmdDrawMeshTasksIndirectCount2EXT-None-08617

If a shader object is bound to any graphics stage or a graphics pipeline is bound which was created with the [VK_DYNAMIC_STATE_LINE_WIDTH](#) dynamic state enabled, the [current value](#) of [rasterizerDiscardEnable](#) is [VK_FALSE](#), and the [effective rasterization input topology](#) is in line topology class, then [vkCmdSetLineWidth](#) **must** have been called and not subsequently [invalidated](#) in the current command buffer prior to this drawing command

- VUID-vkCmdDrawMeshTasksIndirectCount2EXT-None-07834

If a shader object is bound to any graphics stage or a graphics pipeline is bound which was created with the [VK_DYNAMIC_STATE_DEPTH_BIAS](#) dynamic state enabled, the [current value](#) of [rasterizerDiscardEnable](#) is [VK_FALSE](#), and the [current value](#) of [depthBiasEnable](#) is [VK_TRUE](#), then [vkCmdSetDepthBias](#) or [vkCmdSetDepthBias2EXT](#) **must** have been called and not subsequently [invalidated](#) in the current command buffer prior to this drawing command

- VUID-vkCmdDrawMeshTasksIndirectCount2EXT-None-07835

If a shader object is bound to the [VK_SHADER_STAGE_FRAGMENT_BIT](#) stage or a graphics pipeline is bound which was created with the [VK_DYNAMIC_STATE_BLEND_CONSTANTS](#) dynamic state enabled, the [current value](#) of [rasterizerDiscardEnable](#) is [VK_FALSE](#), and an active color attachment [current value](#) of [blendEnable](#) is [VK_TRUE](#) with a blend equations where any [VkBlendFactor](#) member is [VK_BLEND_FACTOR_CONSTANT_COLOR](#), [VK_BLEND_FACTOR_ONE_MINUS_CONSTANT_COLOR](#), [VK_BLEND_FACTOR_CONSTANT_ALPHA](#), [VK_BLEND_FACTOR_ONE_MINUS_CONSTANT_ALPHA](#), or [VK_BLEND_FACTOR_CONSTANT_ALPHA](#), then [vkCmdSetBlendConstants](#) **must** have been called and not subsequently [invalidated](#) in the current command buffer prior to this drawing command

- VUID-vkCmdDrawMeshTasksIndirectCount2EXT-None-07836

If a shader object is bound to any graphics stage or a graphics pipeline is bound which was created with the [VK_DYNAMIC_STATE_DEPTH_BOUNDS](#) dynamic state enabled, the [current value](#) of [rasterizerDiscardEnable](#) is [VK_FALSE](#), and the [current value](#) of [depthBoundsTestEnable](#) is [VK_TRUE](#), then [vkCmdSetDepthBounds](#) **must** have been called and not subsequently [invalidated](#) in the current command buffer prior to this drawing command

- VUID-vkCmdDrawMeshTasksIndirectCount2EXT-None-07837

If a shader object is bound to any graphics stage or a graphics pipeline is bound which was created with the [VK_DYNAMIC_STATE_STENCIL_COMPARE_MASK](#) dynamic state enabled, the [current value](#) of [rasterizerDiscardEnable](#) is [VK_FALSE](#), and the [current value](#) of [stencilTestEnable](#) is [VK_TRUE](#), then [vkCmdSetStencilCompareMask](#) **must** have been called and not subsequently [invalidated](#) in the current command buffer prior to this drawing command

- VUID-vkCmdDrawMeshTasksIndirectCount2EXT-None-07838

If a shader object is bound to any graphics stage or a graphics pipeline is bound which

was created with the `VK_DYNAMIC_STATE_STENCIL_WRITE_MASK` dynamic state enabled, the current value of `rasterizerDiscardEnable` is `VK_FALSE`, and the current value of `stencilTestEnable` is `VK_TRUE`, then `vkCmdSetStencilWriteMask` **must** have been called and not subsequently `invalidated` in the current command buffer prior to this drawing command

- VUID-vkCmdDrawMeshTasksIndirectCount2EXT-None-07839

If a shader object is bound to any graphics stage or a graphics pipeline is bound which was created with the `VK_DYNAMIC_STATE_STENCIL_REFERENCE` dynamic state enabled, the current value of `rasterizerDiscardEnable` is `VK_FALSE`, the current value of `stencilTestEnable` is `VK_TRUE`, then `vkCmdSetStencilReference` **must** have been called and not subsequently `invalidated` in the current command buffer prior to this drawing command

- VUID-vkCmdDrawMeshTasksIndirectCount2EXT-maxMultiviewInstanceIndex-02688

If the draw is recorded in a render pass instance with multiview enabled, the maximum instance index **must** be less than or equal to `VkPhysicalDeviceMultiviewProperties::maxMultiviewInstanceIndex`

- VUID-vkCmdDrawMeshTasksIndirectCount2EXT-sampleLocationsEnable-02689

If the bound graphics pipeline was created with `VkPipelineSampleLocationsStateCreateInfoEXT::sampleLocationsEnable` set to `VK_TRUE`, then the active depth attachment **must** have been created with the `VK_IMAGE_CREATE_SAMPLE_LOCATIONS_COMPATIBLE_DEPTH_BIT_EXT` bit set

- VUID-vkCmdDrawMeshTasksIndirectCount2EXT-None-07634

If the `VK_EXT_sample_locations` extension is enabled, a shader object is bound to any graphics stage or a graphics pipeline is bound which was created with the `VK_DYNAMIC_STATE_SAMPLE_LOCATIONS_ENABLE_EXT` dynamic state enabled, and the current value of `rasterizerDiscardEnable` is `VK_FALSE`, then `vkCmdSetSampleLocationsEnableEXT` **must** have been called and not subsequently `invalidated` in the current command buffer prior to this drawing command

- VUID-vkCmdDrawMeshTasksIndirectCount2EXT-None-06666

If the `VK_EXT_sample_locations` extension is enabled, a shader object is bound to any graphics stage or a graphics pipeline is bound which was created with the `VK_DYNAMIC_STATE_SAMPLE_LOCATIONS_EXT` dynamic state enabled, the current value of `rasterizerDiscardEnable` is `VK_FALSE`, and the current value of `sampleLocationsEnable` is `VK_TRUE`, then `vkCmdSetSampleLocationsEXT` **must** have been called and not subsequently `invalidated` in the current command buffer prior to this drawing command

- VUID-vkCmdDrawMeshTasksIndirectCount2EXT-None-07840

If a shader object is bound to any graphics stage or a graphics pipeline is bound which was created with the `VK_DYNAMIC_STATE_CULL_MODE` dynamic state enabled, and the current value of `rasterizerDiscardEnable` is `VK_FALSE`, then `vkCmdSetCullMode` **must** have been called and not subsequently `invalidated` in the current command buffer prior to this drawing command

- VUID-vkCmdDrawMeshTasksIndirectCount2EXT-None-07841

If a shader object is bound to any graphics stage or a graphics pipeline is bound which was created with the `VK_DYNAMIC_STATE_FRONT_FACE` dynamic state enabled, and the current value of `rasterizerDiscardEnable` is `VK_FALSE`, then `vkCmdSetFrontFace` **must**

have been called and not subsequently **invalidated** in the current command buffer prior to this drawing command

- VUID-vkCmdDrawMeshTasksIndirectCount2EXT-None-07843

If a shader object is bound to any graphics stage or a graphics pipeline is bound which was created with the **VK_DYNAMIC_STATE_DEPTH_TEST_ENABLE** dynamic state enabled, and the **current value** of **rasterizerDiscardEnable** is **VK_FALSE**, **vkCmdSetDepthTestEnable** **must** have been called and not subsequently **invalidated** in the current command buffer prior to this drawing command

- VUID-vkCmdDrawMeshTasksIndirectCount2EXT-None-07844

If a shader object is bound to any graphics stage or a graphics pipeline is bound which was created with the **VK_DYNAMIC_STATE_DEPTH_WRITE_ENABLE** dynamic state enabled, and the **current value** of **rasterizerDiscardEnable** is **VK_FALSE**, and the **current value** of **depthTestEnable** is **VK_TRUE**, then **vkCmdSetDepthWriteEnable** **must** have been called and not subsequently **invalidated** in the current command buffer prior to this drawing command

- VUID-vkCmdDrawMeshTasksIndirectCount2EXT-None-07845

If a shader object is bound to any graphics stage or a graphics pipeline is bound which was created with the **VK_DYNAMIC_STATE_DEPTH_COMPARE_OP** dynamic state enabled, the **current value** of **rasterizerDiscardEnable** is **VK_FALSE**, and the **current value** of **depthTestEnable** is **VK_TRUE**, then **vkCmdSetDepthCompareOp** **must** have been called and not subsequently **invalidated** in the current command buffer prior to this drawing command

- VUID-vkCmdDrawMeshTasksIndirectCount2EXT-None-07846

If the **depthBounds** feature is enabled, a shader object is bound to any graphics stage or a graphics pipeline is bound which was created with the **VK_DYNAMIC_STATE_DEPTH_BOUNDS_TEST_ENABLE** dynamic state enabled, and the **current value** of **rasterizerDiscardEnable** is **VK_FALSE**, then **vkCmdSetDepthBoundsTestEnable** **must** have been called and not subsequently **invalidated** in the current command buffer prior to this drawing command

- VUID-vkCmdDrawMeshTasksIndirectCount2EXT-None-07847

If a shader object is bound to any graphics stage or a graphics pipeline is bound which was created with the **VK_DYNAMIC_STATE_STENCIL_TEST_ENABLE** dynamic state enabled, and the **current value** of **rasterizerDiscardEnable** is **VK_FALSE**, then **vkCmdSetStencilTestEnable** **must** have been called and not subsequently **invalidated** in the current command buffer prior to this drawing command

- VUID-vkCmdDrawMeshTasksIndirectCount2EXT-None-07848

If a shader object is bound to any graphics stage or a graphics pipeline is bound which was created with the **VK_DYNAMIC_STATE_STENCIL_OP** dynamic state enabled, the **current value** of **rasterizerDiscardEnable** is **VK_FALSE**, the **current value** of **stencilTestEnable** is **VK_TRUE**, then **vkCmdSetStencilOp** **must** have been called and not subsequently **invalidated** in the current command buffer prior to this drawing command

- VUID-vkCmdDrawMeshTasksIndirectCount2EXT-viewportCount-03417

If a shader object is bound to any graphics stage or a graphics pipeline is bound which was created with the **VK_DYNAMIC_STATE_VIEWPORT_WITH_COUNT** dynamic state enabled, and the state is not inherited, then **vkCmdSetViewportWithCount** **must** have

been called and not subsequently **invalidated** in the current command buffer prior to this drawing command

- VUID-vkCmdDrawMeshTasksIndirectCount2EXT-scissorCount-03418

If a shader object is bound to any graphics stage or a graphics pipeline is bound which was created with the **VK_DYNAMIC_STATE_SCISSOR_WITH_COUNT** dynamic state enabled, and the state is not inherited, then **vkCmdSetScissorWithCount** **must** have been called and not subsequently **invalidated** in the current command buffer prior to this drawing

- VUID-vkCmdDrawMeshTasksIndirectCount2EXT-viewportCount-03419

If a shader object is bound to any graphics stage or a graphics pipeline is bound which was created with both the **VK_DYNAMIC_STATE_SCISSOR_WITH_COUNT** and **VK_DYNAMIC_STATE_VIEWPORT_WITH_COUNT** dynamic states enabled, and the state is not inherited, then the **viewportCount** parameter of **vkCmdSetViewportWithCount** **must** match the **scissorCount** parameter of **vkCmdSetScissorWithCount**

- VUID-vkCmdDrawMeshTasksIndirectCount2EXT-viewportCount-04137

If the bound graphics pipeline state was created with the **VK_DYNAMIC_STATE_VIEWPORT_WITH_COUNT** dynamic state enabled, but not the **VK_DYNAMIC_STATE_VIEWPORT_W_SCALING_NV** dynamic state enabled, then the bound graphics pipeline **must** have been created with **VkPipelineViewportWScalingStateCreateInfoNV::viewportCount** greater or equal to the **viewportCount** parameter in the last call to **vkCmdSetViewportWithCount**

- VUID-vkCmdDrawMeshTasksIndirectCount2EXT-viewportCount-04138

If the **VK_NV_clip_space_w_scaling** extension is enabled, and a shader object is bound to any graphics stage or a graphics pipeline is bound which was created with the **VK_DYNAMIC_STATE_VIEWPORT_WITH_COUNT** and **VK_DYNAMIC_STATE_VIEWPORT_W_SCALING_NV** dynamic state enabled, the **current value** of **viewportWScalingEnable** is **VK_TRUE**, then **vkCmdSetViewportWScalingNV** **must** have been called and not subsequently **invalidated** in the current command buffer prior to this drawing command

- VUID-vkCmdDrawMeshTasksIndirectCount2EXT-None-08636

If the **VK_NV_clip_space_w_scaling** extension is enabled, and a shader object is bound to any graphics stage or a graphics pipeline is bound which was created with the **VK_DYNAMIC_STATE_VIEWPORT_WITH_COUNT** and **VK_DYNAMIC_STATE_VIEWPORT_W_SCALING_NV** dynamic state enabled, the **current value** of **viewportWScalingEnable** is **VK_TRUE**, then the **viewportCount** parameter in the last call to **vkCmdSetViewportWScalingNV** **must** be greater than or equal to the **viewportCount** parameter in the last call to **vkCmdSetViewportWithCount**

- VUID-vkCmdDrawMeshTasksIndirectCount2EXT-viewportCount-04139

If the bound graphics pipeline state was created with the **VK_DYNAMIC_STATE_VIEWPORT_WITH_COUNT** dynamic state enabled, but not the **VK_DYNAMIC_STATE_VIEWPORT_SHADING_RATE_PALETTE_NV** dynamic state enabled, then the bound graphics pipeline **must** have been created with **VkPipelineViewportShadingRateImageStateCreateInfoNV::viewportCount** greater or equal to the **viewportCount** parameter in the last call to **vkCmdSetViewportWithCount**

- VUID-vkCmdDrawMeshTasksIndirectCount2EXT-shadingRateImage-09233

If the `shadingRateImage` feature is enabled, and a shader object is bound to any graphics stage or a graphics pipeline is bound which was created with the `VK_DYNAMIC_STATE_VIEWPORT_COARSE_SAMPLE_ORDER_NV` and the current value of `rasterizerDiscardEnable` is `VK_FALSE`, then `vkCmdSetCoarseSampleOrderNV` **must** have been called and not subsequently `invalidated` in the current command buffer prior to this drawing command

- VUID-vkCmdDrawMeshTasksIndirectCount2EXT-shadingRateImage-09234

If the `shadingRateImage` feature is enabled, and a shader object is bound to any graphics stage or a graphics pipeline is bound which was created with the `VK_DYNAMIC_STATE_VIEWPORT_WITH_COUNT` and `VK_DYNAMIC_STATE_VIEWPORT_SHADING_RATE_PALETTE_NV` dynamic state enabled, the current value of `rasterizerDiscardEnable` is `VK_FALSE`, and the current value of `shadingRateImageEnable` is `VK_TRUE`, then `vkCmdSetViewportShadingRatePaletteNV` **must** have been called and not subsequently `invalidated` in the current command buffer prior to this drawing command

- VUID-vkCmdDrawMeshTasksIndirectCount2EXT-None-08637

If the `shadingRateImage` feature is enabled, and a shader object is bound to any graphics stage or a graphics pipeline is bound which was created with the `VK_DYNAMIC_STATE_VIEWPORT_WITH_COUNT` and `VK_DYNAMIC_STATE_VIEWPORT_SHADING_RATE_PALETTE_NV` dynamic state enabled, the current value of `rasterizerDiscardEnable` is `VK_FALSE`, and the current value of `shadingRateImageEnable` is `VK_TRUE`, then the `viewportCount` parameter in the last call to `vkCmdSetViewportShadingRatePaletteNV` **must** be greater than or equal to the `viewportCount` parameter in the last call to `vkCmdSetViewportWithCount`

- VUID-vkCmdDrawMeshTasksIndirectCount2EXT-VkPipelineVieportCreateInfo-04141

If the bound graphics pipeline state was created with the `VK_DYNAMIC_STATE_VIEWPORT_WITH_COUNT` dynamic state enabled and a `VkPipelineViewportSwizzleStateCreateInfoNV` structure chained from `VkPipelineViewportStateCreateInfo`, then the bound graphics pipeline **must** have been created with `VkPipelineViewportSwizzleStateCreateInfoNV::viewportCount` greater or equal to the `viewportCount` parameter in the last call to `vkCmdSetViewportWithCount`

- VUID-vkCmdDrawMeshTasksIndirectCount2EXT-VkPipelineVieportCreateInfo-04142

If the bound graphics pipeline state was created with the `VK_DYNAMIC_STATE_VIEWPORT_WITH_COUNT` dynamic state enabled and a `VkPipelineViewportExclusiveScissorStateCreateInfoNV` structure chained from `VkPipelineViewportStateCreateInfo`, then the bound graphics pipeline **must** have been created with `VkPipelineViewportExclusiveScissorStateCreateInfoNV::exclusiveScissorCount` greater or equal to the `viewportCount` parameter in the last call to `vkCmdSetViewportWithCount`

- VUID-vkCmdDrawMeshTasksIndirectCount2EXT-None-07878

If the `exclusiveScissor` feature is enabled, and a shader object is bound to any graphics stage or a graphics pipeline is bound which was created with the `VK_DYNAMIC_STATE_EXCLUSIVE_SCISSOR_ENABLE_NV` dynamic state enabled, then `vkCmdSetExclusiveScissorEnableNV` **must** have been called and not subsequently `invalidated` in the current command buffer prior to this drawing command

- VUID-vkCmdDrawMeshTasksIndirectCount2EXT-None-07879

If the `exclusiveScissor` feature is enabled, a shader object is bound to any graphics stage or a graphics pipeline is bound which was created with the `VK_DYNAMIC_STATE_EXCLUSIVE_SCISSOR_NV` dynamic state enabled, and the most recent call to `vkCmdSetExclusiveScissorEnableNV` in the current command buffer set any element of `pExclusiveScissorEnables` to `VK_TRUE`, then `vkCmdSetExclusiveScissorNV` **must** have been called and not subsequently `invalidated` in the current command buffer prior to this drawing command

- VUID-vkCmdDrawMeshTasksIndirectCount2EXT-None-04876

If a shader object is bound to any graphics stage or a graphics pipeline is bound which was created with the `VK_DYNAMIC_STATE_RASTERIZER_DISCARD_ENABLE` dynamic state enabled, then `vkCmdSetRasterizerDiscardEnable` **must** have been called and not subsequently `invalidated` in the current command buffer prior to this drawing command

- VUID-vkCmdDrawMeshTasksIndirectCount2EXT-None-04877

If a shader object is bound to any graphics stage or a graphics pipeline is bound which was created with the `VK_DYNAMIC_STATE_DEPTH_BIAS_ENABLE` dynamic state enabled, and the `current value` of `rasterizerDiscardEnable` is `VK_FALSE`, then `vkCmdSetDepthBiasEnable` **must** have been called and not subsequently `invalidated` in the current command buffer prior to this drawing command

- VUID-vkCmdDrawMeshTasksIndirectCount2EXT-logicOp-04878

If a shader object is bound to the `VK_SHADER_STAGE_FRAGMENT_BIT` or a graphics pipeline is bound which was created with the `VK_DYNAMIC_STATE_LOGIC_OP_EXT` dynamic state enabled, the `current value` of `rasterizerDiscardEnable` is `VK_FALSE`, and the `current value` of `logicOpEnable` is `VK_TRUE`, then `vkCmdSetLogicOpEXT` **must** have been called and not subsequently `invalidated` in the current command buffer prior to this drawing command

- VUID-vkCmdDrawMeshTasksIndirectCount2EXT-primitiveFragmentShadingRateWithMultipleViewports-04552

If the `primitiveFragmentShadingRateWithMultipleViewports` limit is not supported, the bound graphics pipeline was created with the `VK_DYNAMIC_STATE_VIEWPORT_WITH_COUNT` dynamic state enabled, and any of the shader stages of the bound graphics pipeline write to the `PrimitiveShadingRateKHR` built-in, then `vkCmdSetViewportWithCount` **must** have been called in the current command buffer prior to this drawing command, and the `viewportCount` parameter of `vkCmdSetViewportWithCount` **must** be 1

- VUID-vkCmdDrawMeshTasksIndirectCount2EXT-primitiveFragmentShadingRateWithMultipleViewports-08642

If the `primitiveFragmentShadingRateWithMultipleViewports` limit is not supported, and any shader object bound to a graphics stage writes to the `PrimitiveShadingRateKHR` built-in, then `vkCmdSetViewportWithCount` **must** have been called in the current command buffer prior to this drawing command, and the `viewportCount` parameter of `vkCmdSetViewportWithCount` **must** be 1

- VUID-vkCmdDrawMeshTasksIndirectCount2EXT-blendEnable-04727

If a shader object is bound to the `VK_SHADER_STAGE_FRAGMENT_BIT` stage or a graphics pipeline is bound which was created with

`VK_DYNAMIC_STATE_COLOR_BLEND_ENABLE_EXT` dynamic state enabled, the `current value` of `rasterizerDiscardEnable` is `VK_FALSE`, then for each color attachment, if the corresponding image view's `format features` do not contain `VK_FORMAT_FEATURE_COLOR_ATTACHMENT_BLEND_BIT`, then the corresponding `current value` of `blendEnable` **must** be `VK_FALSE`

- VUID-vkCmdDrawMeshTasksIndirectCount2EXT-None-08644

If a shader object is bound to any graphics stage or a graphics pipeline is bound, the `current value` of `rasterizerDiscardEnable` is `VK_FALSE`, and none of the following is enabled:

- the `VK_AMD_mixed_attachment_samples` extension
- the `VK_NV_framebuffer_mixed_samples` extension
- the `multisampledRenderToSingleSampled` feature

then the `current value` of `rasterizationSamples` **must** be the same as the current color and/or depth/stencil attachments

- VUID-vkCmdDrawMeshTasksIndirectCount2EXT-None-08876

If a shader object is bound to any graphics stage, the current render pass instance **must** have been begun with `vkCmdBeginRendering`

- VUID-vkCmdDrawMeshTasksIndirectCount2EXT-imageView-06172

If the current render pass instance was begun with `vkCmdBeginRendering`, the `imageView` member of `pDepthAttachment` is not `VK_NULL_HANDLE`, and the `layout` member of `pDepthAttachment` is `VK_IMAGE_LAYOUT_DEPTH_STENCIL_READ_ONLY_OPTIMAL`, this command **must** not write any values to the depth attachment

- VUID-vkCmdDrawMeshTasksIndirectCount2EXT-imageView-06173

If the current render pass instance was begun with `vkCmdBeginRendering`, the `imageView` member of `pStencilAttachment` is not `VK_NULL_HANDLE`, and the `layout` member of `pStencilAttachment` is `VK_IMAGE_LAYOUT_DEPTH_STENCIL_READ_ONLY_OPTIMAL`, this command **must** not write any values to the stencil attachment

- VUID-vkCmdDrawMeshTasksIndirectCount2EXT-imageView-06174

If the current render pass instance was begun with `vkCmdBeginRendering`, the `imageView` member of `pDepthAttachment` is not `VK_NULL_HANDLE`, and the `layout` member of `pDepthAttachment` is `VK_IMAGE_LAYOUT_DEPTH_READ_ONLY_STENCIL_ATTACHMENT_OPTIMAL`, this command **must** not write any values to the depth attachment

- VUID-vkCmdDrawMeshTasksIndirectCount2EXT-imageView-06175

If the current render pass instance was begun with `vkCmdBeginRendering`, the `imageView` member of `pStencilAttachment` is not `VK_NULL_HANDLE`, and the `layout` member of `pStencilAttachment` is `VK_IMAGE_LAYOUT_DEPTH_ATTACHMENT_STENCIL_READ_ONLY_OPTIMAL`, this command **must** not write any values to the stencil attachment

- VUID-vkCmdDrawMeshTasksIndirectCount2EXT-imageView-06176

If the current render pass instance was begun with `vkCmdBeginRendering`, the `imageView` member of `pDepthAttachment` is not `VK_NULL_HANDLE`, and the `layout` member of `pDepthAttachment` is `VK_IMAGE_LAYOUT_DEPTH_READ_ONLY_OPTIMAL`, this command

must not write any values to the depth attachment

- VUID-vkCmdDrawMeshTasksIndirectCount2EXT-imageView-06177

If the current render pass instance was begun with `vkCmdBeginRendering`, the `imageView` member of `pStencilAttachment` is not `VK_NULL_HANDLE`, and the `layout` member of `pStencilAttachment` is `VK_IMAGE_LAYOUT_STENCIL_READ_ONLY_OPTIMAL`, this command **must** not write any values to the stencil attachment

- VUID-vkCmdDrawMeshTasksIndirectCount2EXT-viewMask-06178

If the current render pass instance was begun with `vkCmdBeginRendering`, the bound graphics pipeline **must** have been created with a `VkPipelineRenderingCreateInfo::viewMask` equal to `VkRenderingInfo::viewMask`

- VUID-vkCmdDrawMeshTasksIndirectCount2EXT-colorAttachmentCount-06179

If the `dynamicRenderingUnusedAttachments` feature is not enabled and the current render pass instance was begun with `vkCmdBeginRendering`, the bound graphics pipeline **must** have been created with a `VkPipelineRenderingCreateInfo::colorAttachmentCount` equal to `VkRenderingInfo::colorAttachmentCount`

- VUID-vkCmdDrawMeshTasksIndirectCount2EXT-dynamicRenderingUnusedAttachments-08910

If the `dynamicRenderingUnusedAttachments` feature is not enabled, and the current render pass instance was begun with `vkCmdBeginRendering` and `VkRenderingInfo::colorAttachmentCount` greater than 0, then each element of the `VkRenderingInfo::pColorAttachments` array with an `imageView` not equal to `VK_NULL_HANDLE` **must** have been created with a `VkFormat` equal to the corresponding element of `VkPipelineRenderingCreateInfo::pColorAttachmentFormats` used to create the bound graphics pipeline

- VUID-vkCmdDrawMeshTasksIndirectCount2EXT-dynamicRenderingUnusedAttachments-08912

If the `dynamicRenderingUnusedAttachments` feature is not enabled, and the current render pass instance was begun with `vkCmdBeginRendering` and `VkRenderingInfo::colorAttachmentCount` greater than 0, then each element of the `VkRenderingInfo::pColorAttachments` array with an `imageView` equal to `VK_NULL_HANDLE` **must** have the corresponding element of `VkPipelineRenderingCreateInfo::pColorAttachmentFormats` used to create the bound pipeline equal to `VK_FORMAT_UNDEFINED`

- VUID-vkCmdDrawMeshTasksIndirectCount2EXT-dynamicRenderingUnusedAttachments-08911

If the `dynamicRenderingUnusedAttachments` feature is enabled, and the current render pass instance was begun with `vkCmdBeginRendering` and `VkRenderingInfo::colorAttachmentCount` greater than 0, then each element of the `VkRenderingInfo::pColorAttachments` array with an `imageView` not equal to `VK_NULL_HANDLE` **must** have been created with a `VkFormat` equal to the corresponding element of `VkPipelineRenderingCreateInfo::pColorAttachmentFormats` used to create the bound graphics pipeline, or the corresponding element of `VkPipelineRenderingCreateInfo::pColorAttachmentFormats`, if it exists, **must** be `VK_FORMAT_UNDEFINED`

- VUID-vkCmdDrawMeshTasksIndirectCount2EXT-colorAttachmentCount-09362

If the current render pass instance was begun with `vkCmdBeginRendering`, with a `VkRenderingInfo::colorAttachmentCount` equal to 1, there is no shader object bound to any

graphics stage, and a color attachment with a resolve mode of `VK_RESOLVE_MODE_EXTERNAL_FORMAT_DOWNSAMPLE_BIT_ANDROID`, each element of the `VkRenderingInfo::pColorAttachments` array with a `resolveImageView` not equal to `VK_NULL_HANDLE` **must** have been created with an image created with a `VkExternalFormatANDROID::externalFormat` value equal to the `VkExternalFormatANDROID::externalFormat` value used to create the bound graphics pipeline

- VUID-vkCmdDrawMeshTasksIndirectCount2EXT-None-09363

If there is no shader object bound to any graphics stage, the current render pass instance was begun with `vkCmdBeginRendering` and a `VkRenderingInfo::colorAttachmentCount` equal to `1`, and a color attachment with a resolve mode of `VK_RESOLVE_MODE_EXTERNAL_FORMAT_DOWNSAMPLE_BIT_ANDROID`, each element of the `VkRenderingInfo::pColorAttachments` array with a `imageView` not equal to `VK_NULL_HANDLE` **must** have been created with an image created with a `VkExternalFormatANDROID::externalFormat` value equal to the `VkExternalFormatANDROID::externalFormat` value used to create the bound graphics pipeline

- VUID-vkCmdDrawMeshTasksIndirectCount2EXT-None-09364

If the current render pass instance was begun with `vkCmdBeginRendering`, there is no shader object bound to any graphics stage, and the bound graphics pipeline was created with a non-zero `VkExternalFormatANDROID::externalFormat` value and with the `VK_DYNAMIC_STATE_COLOR_BLEND_ENABLE_EXT` dynamic state enabled, then `vkCmdSetColorBlendEnableEXT` **must** have set the blend enable to `VK_FALSE` prior to this drawing command

- VUID-vkCmdDrawMeshTasksIndirectCount2EXT-None-09365

If the current render pass instance was begun with `vkCmdBeginRendering`, there is no shader object bound to any graphics stage, and the bound graphics pipeline was created with a non-zero `VkExternalFormatANDROID::externalFormat` value and with the `VK_DYNAMIC_STATE_RASTERIZATION_SAMPLES_EXT` dynamic state enabled, then `vkCmdSetRasterizationSamplesEXT` **must** have set `rasterizationSamples` to `VK_SAMPLE_COUNT_1_BIT` prior to this drawing command

- VUID-vkCmdDrawMeshTasksIndirectCount2EXT-None-09366

If there is a shader object bound to any graphics stage, and the current render pass includes a color attachment that uses the `VK_RESOLVE_MODE_EXTERNAL_FORMAT_DOWNSAMPLE_BIT_ANDROID` resolve mode, then `vkCmdSetColorBlendEnableEXT` **must** have set blend enable to `VK_FALSE` prior to this drawing command

- VUID-vkCmdDrawMeshTasksIndirectCount2EXT-rasterizationSamples-09367

If there is a shader object bound to any graphics stage, and the current render pass includes a color attachment that uses the `VK_RESOLVE_MODE_EXTERNAL_FORMAT_DOWNSAMPLE_BIT_ANDROID` resolve mode, then `vkCmdSetRasterizationSamplesEXT` **must** have set `rasterizationSamples` to `VK_SAMPLE_COUNT_1_BIT` prior to this drawing command

- VUID-vkCmdDrawMeshTasksIndirectCount2EXT-None-09368

If the current render pass instance was begun with `vkCmdBeginRendering`, there is no

shader object bound to any graphics stage, and the bound graphics pipeline was created with a non-zero `VkExternalFormatANDROID::externalFormat` value and with the `VK_DYNAMIC_STATE_FRAGMENT_SHADING_RATE_KHR` dynamic state enabled, then `vkCmdSetFragmentShadingRateKHR` **must** have set `pFragmentSize->width` to 1 prior to this drawing command

- VUID-vkCmdDrawMeshTasksIndirectCount2EXT-None-09369

If the current render pass instance was begun with `vkCmdBeginRendering`, there is no shader object bound to any graphics stage, and the bound graphics pipeline was created with a non-zero `VkExternalFormatANDROID::externalFormat` value and with the `VK_DYNAMIC_STATE_FRAGMENT_SHADING_RATE_KHR` dynamic state enabled, then `vkCmdSetFragmentShadingRateKHR` **must** have set `pFragmentSize->height` to 1 prior to this drawing command

- VUID-vkCmdDrawMeshTasksIndirectCount2EXT-pFragmentSize-09370

If there is a shader object bound to any graphics stage, and the current render pass includes a color attachment that uses the `VK_RESOLVE_MODE_EXTERNAL_FORMAT_DOWNSAMPLE_BIT_ANDROID` resolve mode, then `vkCmdSetFragmentShadingRateKHR` **must** have set `pFragmentSize->width` to 1 prior to this drawing command

- VUID-vkCmdDrawMeshTasksIndirectCount2EXT-pFragmentSize-09371

If there is a shader object bound to any graphics stage, and the current render pass includes a color attachment that uses the `VK_RESOLVE_MODE_EXTERNAL_FORMAT_DOWNSAMPLE_BIT_ANDROID` resolve mode, then `vkCmdSetFragmentShadingRateKHR` **must** have set `pFragmentSize->height` to 1 prior to this drawing command

- VUID-vkCmdDrawMeshTasksIndirectCount2EXT-None-07749

If the `colorWriteEnable` feature is enabled, a shader object is bound to the `VK_SHADER_STAGE_FRAGMENT_BIT` stage or a graphics pipeline is bound which was created with the `VK_DYNAMIC_STATE_COLOR_WRITE_ENABLE_EXT` dynamic state enabled, and the current value of `rasterizerDiscardEnable` is `VK_FALSE`, then `vkCmdSetColorWriteEnableEXT` **must** have been called and not subsequently *invalidated* in the current command buffer prior to this drawing command

- VUID-vkCmdDrawMeshTasksIndirectCount2EXT-attachmentCount-07750

If the `colorWriteEnable` feature is enabled, a shader object is bound to the `VK_SHADER_STAGE_FRAGMENT_BIT` stage or a graphics pipeline is bound which was created with the `VK_DYNAMIC_STATE_COLOR_WRITE_ENABLE_EXT` dynamic state enabled, and the current value of `rasterizerDiscardEnable` is `VK_FALSE`, then the `attachmentCount` parameter of most recent call to `vkCmdSetColorWriteEnableEXT` in the current command buffer **must** be greater than or equal to the number of active color attachments

- VUID-vkCmdDrawMeshTasksIndirectCount2EXT-None-07751

If the `VK_EXT_discard_rectangles` extension is enabled, a graphics pipeline is bound which was created with the `VK_DYNAMIC_STATE_DISCARD_RECTANGLE_EXT` dynamic state enabled and the `pNext` chain of `VkGraphicsPipelineCreateInfo` included a `VkPipelineDiscardRectangleStateCreateInfoEXT` structure, the current value of `rasterizerDiscardEnable` is `VK_FALSE`, and the current value of `discardRectangleEnable` is

VK_TRUE, then `vkCmdSetDiscardRectangleEXT` **must** have been called and not subsequently `invalidated` in the current command buffer prior to this drawing command for each discard rectangle in `VkPipelineDiscardRectangleStateCreateInfoEXT::discardRectangleCount`

- VUID-vkCmdDrawMeshTasksIndirectCount2EXT-rasterizerDiscardEnable-09236

If the `VK_EXT_discard_rectangles` extension is enabled, a shader object is bound to any graphics stage or a graphics pipeline is bound which was created with `VK_DYNAMIC_STATE_DISCARD_RECTANGLE_EXT` dynamic state enabled and the `pNext` chain of `VkGraphicsPipelineCreateInfo` did not include a `VkPipelineDiscardRectangleStateCreateInfoEXT` structure, the current value of `rasterizerDiscardEnable` is `VK_FALSE`, and the current value of `discardRectangleEnable` is `VK_TRUE`, then `vkCmdSetDiscardRectangleEXT` **must** have been called and not subsequently `invalidated` in the current command buffer prior to this drawing command for each discard rectangle in `VkPhysicalDeviceDiscardRectanglePropertiesEXT::maxDiscardRectangles`

- VUID-vkCmdDrawMeshTasksIndirectCount2EXT-None-07880

If the `VK_EXT_discard_rectangles` extension is enabled, a shader object is bound to any graphics stage or a graphics pipeline is bound which was created with the `VK_DYNAMIC_STATE_DISCARD_RECTANGLE_ENABLE_EXT` dynamic state enabled, the current value of `rasterizerDiscardEnable` is `VK_FALSE`, then `vkCmdSetDiscardRectangleEnableEXT` **must** have been called and not subsequently `invalidated` in the current command buffer prior to this drawing command

- VUID-vkCmdDrawMeshTasksIndirectCount2EXT-None-07881

If the `VK_EXT_discard_rectangles` extension is enabled, a shader object is bound to any graphics stage or a graphics pipeline is bound which was created with the `VK_DYNAMIC_STATE_DISCARD_RECTANGLE_MODE_EXT` dynamic state enabled, the current value of `rasterizerDiscardEnable` is `VK_FALSE`, and the current value of `discardRectangleEnable` is `VK_TRUE`, then `vkCmdSetDiscardRectangleModeEXT` **must** have been called and not subsequently `invalidated` in the current command buffer prior to this drawing command

- VUID-vkCmdDrawMeshTasksIndirectCount2EXT-dynamicRenderingUnusedAttachments-08913

If the current render pass instance was begun with `vkCmdBeginRendering`, the `dynamicRenderingUnusedAttachments` feature is not enabled, and `VkRenderingInfo::pDepthAttachment->imageView` was `VK_NULL_HANDLE`, the value of `VkPipelineRenderingCreateInfo::depthAttachmentFormat` used to create the bound graphics pipeline **must** be equal to `VK_FORMAT_UNDEFINED`

- VUID-vkCmdDrawMeshTasksIndirectCount2EXT-dynamicRenderingUnusedAttachments-08914

If current render pass instance was begun with `vkCmdBeginRendering`, the `dynamicRenderingUnusedAttachments` feature is not enabled, and `VkRenderingInfo::pDepthAttachment->imageView` was not `VK_NULL_HANDLE`, the value of `VkPipelineRenderingCreateInfo::depthAttachmentFormat` used to create the bound graphics pipeline **must** be equal to the `VkFormat` used to create `VkRenderingInfo::pDepthAttachment->imageView`

- VUID-vkCmdDrawMeshTasksIndirectCount2EXT-dynamicRenderingUnusedAttachments-08915

If the current render pass instance was begun with `vkCmdBeginRendering`, the `dynamicRenderingUnusedAttachments` feature is enabled, `VkRenderingInfo::pDepthAttachment->imageView` was not `VK_NULL_HANDLE`, and the value of `VkPipelineRenderingCreateInfo::depthAttachmentFormat` used to create the bound graphics pipeline was not equal to the `VkFormat` used to create `VkRenderingInfo::pDepthAttachment->imageView`, the value of the format **must** be `VK_FORMAT_UNDEFINED`

- VUID-vkCmdDrawMeshTasksIndirectCount2EXT-dynamicRenderingUnusedAttachments-08916

If the current render pass instance was begun with `vkCmdBeginRendering`, the `dynamicRenderingUnusedAttachments` feature is not enabled, and `VkRenderingInfo::pStencilAttachment->imageView` was `VK_NULL_HANDLE`, the value of `VkPipelineRenderingCreateInfo::stencilAttachmentFormat` used to create the bound graphics pipeline **must** be equal to `VK_FORMAT_UNDEFINED`

- VUID-vkCmdDrawMeshTasksIndirectCount2EXT-dynamicRenderingUnusedAttachments-08917

If current render pass instance was begun with `vkCmdBeginRendering`, the `dynamicRenderingUnusedAttachments` feature is not enabled, and `VkRenderingInfo::pStencilAttachment->imageView` was not `VK_NULL_HANDLE`, the value of `VkPipelineRenderingCreateInfo::stencilAttachmentFormat` used to create the bound graphics pipeline **must** be equal to the `VkFormat` used to create `VkRenderingInfo::pStencilAttachment->imageView`

- VUID-vkCmdDrawMeshTasksIndirectCount2EXT-dynamicRenderingUnusedAttachments-08918

If the current render pass instance was begun with `vkCmdBeginRendering`, the `dynamicRenderingUnusedAttachments` feature is enabled, `VkRenderingInfo::pStencilAttachment->imageView` was not `VK_NULL_HANDLE`, and the value of `VkPipelineRenderingCreateInfo::stencilAttachmentFormat` used to create the bound graphics pipeline was not equal to the `VkFormat` used to create `VkRenderingInfo::pStencilAttachment->imageView`, the value of the format **must** be `VK_FORMAT_UNDEFINED`

- VUID-vkCmdDrawMeshTasksIndirectCount2EXT-imageView-06183

If the current render pass instance was begun with `vkCmdBeginRendering` and `VkRenderingFragmentShadingRateAttachmentInfoKHR::imageView` was not `VK_NULL_HANDLE`, the bound graphics pipeline **must** have been created with `VK_PIPELINE_CREATE_RENDERING_FRAGMENT_SHADING_RATE_ATTACHMENT_BIT_KHR`

- VUID-vkCmdDrawMeshTasksIndirectCount2EXT-dynamicRenderingLocalRead-11797

If the current render pass instance was begun with `vkCmdBeginRendering`, the `dynamicRenderingLocalRead` feature is enabled, the `VK_RENDERING_LOCAL_READ_CONCURRENT_ACCESS_CONTROL_BIT_KHR` flag is specified, and an attachment is being used as a feedback loop as specified by `VK_RENDERING_ATTACHMENT_INPUT_ATTACHMENT_FEEDBACK_BIT_KHR`, `VkRenderingAttachmentFlagsInfoKHR::flags` for that attachment **must** include `VK_RENDERING_ATTACHMENT_INPUT_ATTACHMENT_FEEDBACK_BIT_KHR`

- VUID-vkCmdDrawMeshTasksIndirectCount2EXT-imageView-06184
If the current render pass instance was begun with `vkCmdBeginRendering` and `VkRenderingFragmentDensityMapAttachmentInfoEXT::imageView` was not `VK_NULL_HANDLE`, the bound graphics pipeline **must** have been created with `VK_PIPELINE_CREATE_RENDERING_FRAGMENT_DENSITY_MAP_ATTACHMENT_BIT_EXT`
- VUID-vkCmdDrawMeshTasksIndirectCount2EXT-layers-10831
If the current render pass instance was created with `VK_RENDERING_PER_LAYER_FRAGMENT_DENSITY_BIT_VALVE` or `VK_RENDER_PASS_CREATE_PER_LAYER_FRAGMENT_DENSITY_BIT_VALVE`, and the bound graphics pipeline was created with `VK_PIPELINE_CREATE_2_PER_LAYER_FRAGMENT_DENSITY_BIT_VALVE`, then the current render pass instance **must** have a `layers` value less than or equal to `VkPipelineFragmentDensityMapLayeredCreateInfoVALVE::maxFragmentDensityMapLayers`
- VUID-vkCmdDrawMeshTasksIndirectCount2EXT-colorAttachmentCount-06185
If the bound pipeline was created with a `VkAttachmentSampleCountInfoAMD` or `VkAttachmentSampleCountInfoNV` structure, and the current render pass instance was begun with `vkCmdBeginRendering` with a `VkRenderingInfo::colorAttachmentCount` parameter greater than 0, then each element of the `VkRenderingInfo::pColorAttachments` array with a `imageView` not equal to `VK_NULL_HANDLE` **must** have been created with a sample count equal to the corresponding element of the `pColorAttachmentSamples` member of `VkAttachmentSampleCountInfoAMD` or `VkAttachmentSampleCountInfoNV` used to create the bound graphics pipeline
- VUID-vkCmdDrawMeshTasksIndirectCount2EXT-pDepthAttachment-06186
If the current render pass instance was begun with `vkCmdBeginRendering`, the bound pipeline was created with a `VkAttachmentSampleCountInfoAMD` or `VkAttachmentSampleCountInfoNV` structure, and `VkRenderingInfo::pDepthAttachment->imageView` was not `VK_NULL_HANDLE`, the value of the `depthStencilAttachmentSamples` member of `VkAttachmentSampleCountInfoAMD` or `VkAttachmentSampleCountInfoNV` used to create the bound graphics pipeline **must** be equal to the sample count used to create `VkRenderingInfo::pDepthAttachment->imageView`
- VUID-vkCmdDrawMeshTasksIndirectCount2EXT-pStencilAttachment-06187
If the current render pass instance was begun with `vkCmdBeginRendering`, the bound pipeline was created with a `VkAttachmentSampleCountInfoAMD` or `VkAttachmentSampleCountInfoNV` structure, and `VkRenderingInfo::pStencilAttachment->imageView` was not `VK_NULL_HANDLE`, the value of the `depthStencilAttachmentSamples` member of `VkAttachmentSampleCountInfoAMD` or `VkAttachmentSampleCountInfoNV` used to create the bound graphics pipeline **must** be equal to the sample count used to create `VkRenderingInfo::pStencilAttachment->imageView`
- VUID-vkCmdDrawMeshTasksIndirectCount2EXT-multisampledRenderToSingleSampled-07285
If the bound pipeline was created without a `VkAttachmentSampleCountInfoAMD` or `VkAttachmentSampleCountInfoNV` structure, and the `multisampledRenderToSingleSampled` feature is not enabled, and `vkCmdBeginCustomResolveEXT` has not yet been recorded in the render pass instance, and the current render pass instance was begun with `vkCmdBeginRendering` with a `VkRenderingInfo::colorAttachmentCount` parameter greater than 0, then each element of the `VkRenderingInfo::pColorAttachments` array with a

`imageView` not equal to `VK_NULL_HANDLE` **must** have been created with a sample count equal to the value of `rasterizationSamples` for the bound graphics pipeline

- VUID-vkCmdDrawMeshTasksIndirectCount2EXT-multisampledRenderToSingleSampled-07286

If the bound pipeline was created without a `VkAttachmentSampleCountInfoAMD` or `VkAttachmentSampleCountInfoNV` structure, and the `multisampledRenderToSingleSampled` feature is not enabled, and `vkCmdBeginCustomResolveEXT` has not yet been recorded in the render pass instance, and `VkRenderingInfo::pDepthAttachment->imageView` was not `VK_NULL_HANDLE`, the value of `rasterizationSamples` for the bound graphics pipeline **must** be equal to the sample count used to create `VkRenderingInfo::pDepthAttachment->imageView`

- VUID-vkCmdDrawMeshTasksIndirectCount2EXT-multisampledRenderToSingleSampled-07287

If the bound pipeline was created without a `VkAttachmentSampleCountInfoAMD` or `VkAttachmentSampleCountInfoNV` structure, and the `multisampledRenderToSingleSampled` feature is not enabled, and `vkCmdBeginCustomResolveEXT` has not yet been recorded in the render pass instance, and `VkRenderingInfo::pStencilAttachment->imageView` was not `VK_NULL_HANDLE`, the value of `rasterizationSamples` for the bound graphics pipeline **must** be equal to the sample count used to create `VkRenderingInfo::pStencilAttachment->imageView`

- VUID-vkCmdDrawMeshTasksIndirectCount2EXT-pNext-07935

If this command is called inside a render pass instance started with `vkCmdBeginRendering`, and the `pNext` chain of `VkRenderingInfo` includes a `VkMultisampledRenderToSingleSampledInfoEXT` structure with `multisampledRenderToSingleSampledEnable` equal to `VK_TRUE`, then the value of `rasterizationSamples` for the bound graphics pipeline **must** be equal to `VkMultisampledRenderToSingleSampledInfoEXT::rasterizationSamples`

- VUID-vkCmdDrawMeshTasksIndirectCount2EXT-renderPass-06198

If the current render pass instance was begun with `vkCmdBeginRendering`, the bound pipeline **must** have been created with a `VkGraphicsPipelineCreateInfo::renderPass` equal to `VK_NULL_HANDLE`

- VUID-vkCmdDrawMeshTasksIndirectCount2EXT-pColorAttachments-08963

If the current render pass instance was begun with `vkCmdBeginRendering`, `vkCmdBeginCustomResolveEXT` has not yet been recorded in the render pass instance, there is a graphics pipeline bound with a fragment shader that statically writes to a color attachment, the color write mask is not zero, color writes are enabled, and the corresponding element of the `VkRenderingInfo::pColorAttachments->imageView` was not `VK_NULL_HANDLE`, then the corresponding element of `VkPipelineRenderingCreateInfo::pColorAttachmentFormats` used to create the pipeline **must** not be `VK_FORMAT_UNDEFINED`

- VUID-vkCmdDrawMeshTasksIndirectCount2EXT-pColorAttachments-11539

If the current render pass instance was begun with `vkCmdBeginRendering`, `vkCmdBeginCustomResolveEXT` has been recorded in the render pass instance, there is a graphics pipeline bound with a fragment shader that statically writes to a color attachment, the color write mask is not zero, color writes are enabled, and the

corresponding element of the `VkRenderingInfo::pColorAttachments->resolveImageView` was not `VK_NULL_HANDLE`, then the corresponding element of `VkCustomResolveCreateInfoEXT::pColorAttachmentFormats` used to create the pipeline **must** not be `VK_FORMAT_UNDEFINED`

- VUID-vkCmdDrawMeshTasksIndirectCount2EXT-pDepthAttachment-08964

If the current render pass instance was begun with `vkCmdBeginRendering`, `vkCmdBeginCustomResolveEXT` has not yet been recorded in the render pass instance, there is a graphics pipeline bound, depth test is enabled, and the `VkRenderingInfo::pDepthAttachment->imageView` was not `VK_NULL_HANDLE`, then the `VkPipelineRenderingCreateInfo::depthAttachmentFormat` used to create the pipeline **must** not be `VK_FORMAT_UNDEFINED`

- VUID-vkCmdDrawMeshTasksIndirectCount2EXT-pDepthAttachment-11540

If the current render pass instance was begun with `vkCmdBeginRendering`, `vkCmdBeginCustomResolveEXT` has been recorded in the render pass instance, there is a graphics pipeline bound, depth test is enabled, and the `VkRenderingInfo::pDepthAttachment->resolveImageView` was not `VK_NULL_HANDLE`, then the `VkCustomResolveCreateInfoEXT::depthAttachmentFormat` used to create the pipeline **must** not be `VK_FORMAT_UNDEFINED`

- VUID-vkCmdDrawMeshTasksIndirectCount2EXT-pStencilAttachment-08965

If the current render pass instance was begun with `vkCmdBeginRendering`, `vkCmdBeginCustomResolveEXT` has not yet been recorded in the render pass instance, there is a graphics pipeline bound, stencil test is enabled and the `VkRenderingInfo::pStencilAttachment->imageView` was not `VK_NULL_HANDLE`, then the `VkPipelineRenderingCreateInfo::stencilAttachmentFormat` used to create the pipeline **must** not be `VK_FORMAT_UNDEFINED`

- VUID-vkCmdDrawMeshTasksIndirectCount2EXT-pStencilAttachment-11860

If the current render pass instance was begun with `vkCmdBeginRendering`, `vkCmdBeginCustomResolveEXT` has been recorded in the render pass instance, there is a graphics pipeline bound, stencil test is enabled and the `VkRenderingInfo::pStencilAttachment->resolveImageView` was not `VK_NULL_HANDLE`, then the `VkCustomResolveCreateInfoEXT::stencilAttachmentFormat` used to create the pipeline **must** not be `VK_FORMAT_UNDEFINED`

- VUID-vkCmdDrawMeshTasksIndirectCount2EXT-flags-10582

If the current render pass instance was begun with a `vkCmdBeginRendering` call in `commandBuffer`, its `VkRenderingInfo::flags` parameter **must** not have `VK_RENDERING_CONTENTS_SECONDARY_COMMAND_BUFFERS_BIT` set unless `VK_RENDERING_CONTENTS_INLINE_BIT_KHR` is also set

- VUID-vkCmdDrawMeshTasksIndirectCount2EXT-primitivesGeneratedQueryWithRasterizerDiscard-06708

If the `primitivesGeneratedQueryWithRasterizerDiscard` feature is not enabled and the `VK_QUERY_TYPE_PRIMITIVES_GENERATED_EXT` query is active, `rasterization discard` **must** not be enabled

- VUID-vkCmdDrawMeshTasksIndirectCount2EXT-primitivesGeneratedQueryWithNonZeroStreams-06709

If the `primitivesGeneratedQueryWithNonZeroStreams` feature is not enabled and the

`VK_QUERY_TYPE_PRIMITIVES_GENERATED_EXT` query is active, the bound graphics pipeline **must** not have been created with a non-zero value in `VkPipelineRasterizationStateStreamCreateInfoEXT::rasterizationStream`

- VUID-vkCmdDrawMeshTasksIndirectCount2EXT-None-07620

If the `depthClamp` feature is enabled, a shader object is bound to any graphics stage or a graphics pipeline is bound which was created with the `VK_DYNAMIC_STATE_DEPTH_CLAMP_ENABLE_EXT` dynamic state enabled, and the current value of `rasterizerDiscardEnable` is `VK_FALSE`, then `vkCmdSetDepthClampEnableEXT` **must** have been called and not subsequently `invalidated` in the current command buffer prior to this drawing command

- VUID-vkCmdDrawMeshTasksIndirectCount2EXT-None-07621

If a shader object is bound to any graphics stage or a graphics pipeline is bound which was created with the `VK_DYNAMIC_STATE_POLYGON_MODE_EXT` dynamic state enabled, and the current value of `rasterizerDiscardEnable` is `VK_FALSE`, then `vkCmdSetPolygonModeEXT` **must** have been called and not subsequently `invalidated` in the current command buffer prior to this drawing command

- VUID-vkCmdDrawMeshTasksIndirectCount2EXT-None-07622

If a shader object is bound to any graphics stage or a graphics pipeline is bound which was created with the `VK_DYNAMIC_STATE_RASTERIZATION_SAMPLES_EXT` dynamic state enabled, and the current value of `rasterizerDiscardEnable` is `VK_FALSE`, then `vkCmdSetRasterizationSamplesEXT` **must** have been called and not subsequently `invalidated` in the current command buffer prior to this drawing command

- VUID-vkCmdDrawMeshTasksIndirectCount2EXT-None-07623

If a shader object is bound to any graphics stage or a graphics pipeline is bound which was created with the `VK_DYNAMIC_STATE_SAMPLE_MASK_EXT` dynamic state enabled, and the current value of `rasterizerDiscardEnable` is `VK_FALSE`, then `vkCmdSetSampleMaskEXT` **must** have been called and not subsequently `invalidated` in the current command buffer prior to this drawing command

- VUID-vkCmdDrawMeshTasksIndirectCount2EXT-alphaToCoverageEnable-08919

If the bound graphics pipeline state was created with the `VK_DYNAMIC_STATE_ALPHA_TO_COVERAGE_ENABLE_EXT` dynamic state enabled, and `alphaToCoverageEnable` was `VK_TRUE` in the last call to `vkCmdSetAlphaToCoverageEnableEXT`, then the `Fragment Output Interface` **must** contain a variable for the alpha `Component` word in `Location 0` at `Index 0`

- VUID-vkCmdDrawMeshTasksIndirectCount2EXT-alphaToCoverageEnable-08920

If a shader object is bound to any graphics stage, and the most recent call to `vkCmdSetAlphaToCoverageEnableEXT` in the current command buffer set `alphaToCoverageEnable` to `VK_TRUE`, then the `Fragment Output Interface` **must** contain a variable for the alpha `Component` word in `Location 0` at `Index 0`

- VUID-vkCmdDrawMeshTasksIndirectCount2EXT-None-07624

If a shader object is bound to any graphics stage or a graphics pipeline is bound which was created with the `VK_DYNAMIC_STATE_ALPHA_TO_COVERAGE_ENABLE_EXT` dynamic state enabled, and the current value of `rasterizerDiscardEnable` is `VK_FALSE`, then `vkCmdSetAlphaToCoverageEnableEXT` **must** have been called and not subsequently `invalidated` in the current command buffer prior to this drawing command

- VUID-vkCmdDrawMeshTasksIndirectCount2EXT-None-07625
If the **alphaToOne** feature is enabled, a shader object is bound to any graphics stage or a graphics pipeline is bound which was created with the **VK_DYNAMIC_STATE_ALPHA_TO_ONE_ENABLE_EXT** dynamic state enabled, and the current value of **rasterizerDiscardEnable** is **VK_FALSE**, then **vkCmdSetAlphaToOneEnableEXT** **must** have been called and not subsequently **invalidated** in the current command buffer prior to this drawing command
- VUID-vkCmdDrawMeshTasksIndirectCount2EXT-None-07626
If the **logicOp** feature is enabled, a shader object is bound to the **VK_SHADER_STAGE_FRAGMENT_BIT** stage or a graphics pipeline is bound which was created with the **VK_DYNAMIC_STATE_LOGIC_OP_ENABLE_EXT** dynamic state enabled, and the current value of **rasterizerDiscardEnable** is **VK_FALSE**, then **vkCmdSetLogicOpEnableEXT** **must** have been called and not subsequently **invalidated** in the current command buffer prior to this drawing command
- VUID-vkCmdDrawMeshTasksIndirectCount2EXT-None-07627
If a shader object is bound to the **VK_SHADER_STAGE_FRAGMENT_BIT** stage or a graphics pipeline is bound which was created with **VK_DYNAMIC_STATE_COLOR_BLEND_ENABLE_EXT** dynamic state enabled, the current value of **rasterizerDiscardEnable** is **VK_FALSE**, and there are color attachments bound, then **vkCmdSetColorBlendEnableEXT** **must** have been called and not subsequently **invalidated** in the current command buffer prior to this drawing command
- VUID-vkCmdDrawMeshTasksIndirectCount2EXT-None-07629
If a shader object is bound to the **VK_SHADER_STAGE_FRAGMENT_BIT** stage or a graphics pipeline is bound which was created with **VK_DYNAMIC_STATE_COLOR_WRITE_MASK_EXT** dynamic state enabled, the current value of **rasterizerDiscardEnable** is **VK_FALSE**, and there are color attachments bound, then **vkCmdSetColorWriteMaskEXT** **must** have been called and not subsequently **invalidated** in the current command buffer prior to this drawing command
- VUID-vkCmdDrawMeshTasksIndirectCount2EXT-None-07630
If the **geometryStreams** feature is enabled, and a shader object is bound to the **VK_SHADER_STAGE_GEOMETRY_BIT** stage or a graphics pipeline is bound which was created with both a **VK_SHADER_STAGE_GEOMETRY_BIT** stage and the **VK_DYNAMIC_STATE_RASTERIZATION_STREAM_EXT** dynamic state enabled, then **vkCmdSetRasterizationStreamEXT** **must** have been called and not subsequently **invalidated** in the current command buffer prior to this drawing command
- VUID-vkCmdDrawMeshTasksIndirectCount2EXT-None-07631
If the **VK_EXT_conservative_rasterization** extension is enabled, a shader object is bound to any graphics stage or a graphics pipeline is bound which was created with the **VK_DYNAMIC_STATE_CONSERVATIVE_RASTERIZATION_MODE_EXT** dynamic state enabled, and the current value of **rasterizerDiscardEnable** is **VK_FALSE**, then **vkCmdSetConservativeRasterizationModeEXT** **must** have been called and not subsequently **invalidated** in the current command buffer prior to this drawing command
- VUID-vkCmdDrawMeshTasksIndirectCount2EXT-None-07632
If the **VK_EXT_conservative_rasterization** extension is enabled, a shader object is bound to any graphics stage or a graphics pipeline is bound which was created with the

VK_DYNAMIC_STATE_EXTRA_PRIMITIVE_OVERESTIMATION_SIZE_EXT dynamic state enabled, the current value of rasterizerDiscardEnable is VK_FALSE, and the current value of conservativeRasterizationMode is VK_CONSERVATIVE_RASTERIZATION_MODE_OVERESTIMATE_EXT, then vkCmdSetExtraPrimitiveOverestimationSizeEXT must have been called and not subsequently invalidated in the current command buffer prior to this drawing command

- VUID-vkCmdDrawMeshTasksIndirectCount2EXT-conservativePointAndLineRasterization-07499

If the VK_EXT_conservative_rasterization extension is enabled, conservativePointAndLineRasterization is not supported, a shader object is bound to any graphics stage or a graphics pipeline is bound, the current value of rasterizerDiscardEnable is VK_FALSE, and the effective rasterization input topology is in line or point topology class, then the current value of conservativeRasterizationMode must be VK_CONSERVATIVE_RASTERIZATION_MODE_DISABLED_EXT

- VUID-vkCmdDrawMeshTasksIndirectCount2EXT-None-07633

If the depthClipEnable feature is enabled, and a shader object is bound to any graphics stage or a graphics pipeline is bound which was created with the VK_DYNAMIC_STATE_DEPTH_CLIP_ENABLE_EXT dynamic state, then vkCmdSetDepthClipEnableEXT must have been called and not subsequently invalidated in the current command buffer prior to this drawing command

- VUID-vkCmdDrawMeshTasksIndirectCount2EXT-None-07636

If the VK_EXT_provoking_vertex extension is enabled, a shader object is bound to the VK_SHADER_STAGE_VERTEX_BIT stage or a graphics pipeline is bound which was created with the VK_DYNAMIC_STATE_PROVOKING_VERTEX_MODE_EXT dynamic state enabled, and the current value of rasterizerDiscardEnable is VK_FALSE, then vkCmdSetProvokingVertexModeEXT must have been called and not subsequently invalidated in the current command buffer prior to this drawing command

- VUID-vkCmdDrawMeshTasksIndirectCount2EXT-None-08666

If any of the stippledRectangularLines, stippledBresenhamLines or stippledSmoothLines features are enabled, and a shader object is bound to any graphics stage or a graphics pipeline is bound which was created with the VK_DYNAMIC_STATE_LINE_RASTERIZATION_MODE_EXT dynamic state enabled, and the current value of rasterizerDiscardEnable is VK_FALSE, and the effective rasterization input topology is in line topology class, then vkCmdSetLineRasterizationModeEXT must have been called and not subsequently invalidated in the current command buffer prior to this drawing command

- VUID-vkCmdDrawMeshTasksIndirectCount2EXT-None-08669

If any of the stippledRectangularLines, stippledBresenhamLines or stippledSmoothLines features are enabled, and a shader object is bound to any graphics stage or a graphics pipeline is bound which was created with the VK_DYNAMIC_STATE_LINE_STIPPLE_ENABLE_EXT dynamic state enabled, the current value of rasterizerDiscardEnable is VK_FALSE, and the effective rasterization input topology is in line topology class, then vkCmdSetLineStippleEnableEXT must have been called and not subsequently invalidated in the current command buffer prior to this drawing command

- VUID-vkCmdDrawMeshTasksIndirectCount2EXT-None-07849
If any of the `stippledRectangularLines`, `stippledBresenhamLines` or `stippledSmoothLines` features are enabled and a shader object is bound to any graphics stage, or a bound graphics pipeline state was created with the `VK_DYNAMIC_STATE_LINE_STIPPLE` dynamic state enabled, the `current value` of `rasterizerDiscardEnable` is `VK_FALSE`, and the `current value` of `stippledLineEnable` is `VK_TRUE`, then `vkCmdSetLineStipple` **must** have been called and not subsequently `invalidated` in the current command buffer prior to this drawing command
- VUID-vkCmdDrawMeshTasksIndirectCount2EXT-None-10608
If a shader object is bound to any graphics stage or a graphics pipeline is bound which was created with the `VK_DYNAMIC_STATE_LINE_RASTERIZATION_MODE_EXT` dynamic state enabled, the `effective rasterization input topology` is in line topology class, and the `current lineRasterizationMode` is `VK_LINE_RASTERIZATION_MODE_BRESENHAM` or `VK_LINE_RASTERIZATION_MODE_RECTANGULAR_SMOOTH`, then the `current alphaToCoverageEnable`, `alphaToOneEnable` and `sampleShadingEnable` states **must** all be `VK_FALSE`
- VUID-vkCmdDrawMeshTasksIndirectCount2EXT-None-07639
If the `depthClipControl` feature is enabled, and a shader object is bound to any graphics stage or a graphics pipeline is bound which was created with the `VK_DYNAMIC_STATE_DEPTH_CLIP_NEGATIVE_ONE_TO_ONE_EXT` dynamic state enabled, then `vkCmdSetDepthClipNegativeOneToOneEXT` **must** have been called and not subsequently `invalidated` in the current command buffer prior to this drawing command
- VUID-vkCmdDrawMeshTasksIndirectCount2EXT-None-09650
If the `depthClampControl` feature is enabled, and a shader object is bound to any graphics stage or a graphics pipeline is bound which was created with the `VK_DYNAMIC_STATE_DEPTH_CLAMP_RANGE_EXT` dynamic state enabled, and the `current value` of `depthClampEnable` is `VK_TRUE`, then `vkCmdSetDepthClampRangeEXT` **must** have been called and not subsequently `invalidated` in the current command buffer prior to this drawing command
- VUID-vkCmdDrawMeshTasksIndirectCount2EXT-None-07640
If the `VK_NV_clip_space_w_scaling` extension is enabled, and a shader object is bound to any graphics stage or a graphics pipeline is bound which was created with the `VK_DYNAMIC_STATE_VIEWPORT_W_SCALING_ENABLE_NV` dynamic state enabled, then `vkCmdSetViewportWScalingEnableNV` **must** have been called and not subsequently `invalidated` in the current command buffer prior to this drawing command
- VUID-vkCmdDrawMeshTasksIndirectCount2EXT-None-07641
If the `VK_NV_viewport_swizzle` extension is enabled, and a shader object is bound to any graphics stage or a graphics pipeline is bound which was created with the `VK_DYNAMIC_STATE_VIEWPORT_SWIZZLE_NV` dynamic state enabled, then `vkCmdSetViewportSwizzleNV` **must** have been called and not subsequently `invalidated` in the current command buffer prior to this drawing command
- VUID-vkCmdDrawMeshTasksIndirectCount2EXT-None-07642
If the `VK_NV_fragment_coverage_to_color` extension is enabled, a shader object is bound to any graphics stage or a graphics pipeline is bound which was created with the `VK_DYNAMIC_STATE_COVERAGE_TO_COLOR_ENABLE_NV` dynamic state enabled, and the

current value of `rasterizerDiscardEnable` is `VK_FALSE`, then `vkCmdSetCoverageToColorEnableNV` **must** have been called and not subsequently `invalidated` in the current command buffer prior to this drawing command

- VUID-vkCmdDrawMeshTasksIndirectCount2EXT-None-07643

If the `VK_NV_fragment_coverage_to_color` extension is enabled, a shader object is bound to any graphics stage or a graphics pipeline is bound which was created with the `VK_DYNAMIC_STATE_COVERAGE_TO_COLOR_LOCATION_NV` dynamic state enabled, the current value of `rasterizerDiscardEnable` is `VK_FALSE`, and the current value of `coverageToColorEnable` is `VK_TRUE`, then `vkCmdSetCoverageToColorLocationNV` **must** have been called and not subsequently `invalidated` in the current command buffer prior to this drawing command

- VUID-vkCmdDrawMeshTasksIndirectCount2EXT-None-07644

If the `VK_NV_framebuffer_mixed_samples` extension is enabled, a shader object is bound to any graphics stage or a graphics pipeline is bound which was created with the `VK_DYNAMIC_STATE_COVERAGE_MODULATION_MODE_NV` dynamic state enabled, and the current value of `rasterizerDiscardEnable` is `VK_FALSE`, then `vkCmdSetCoverageModulationModeNV` **must** have been called and not subsequently `invalidated` in the current command buffer prior to this drawing command

- VUID-vkCmdDrawMeshTasksIndirectCount2EXT-None-07645

If the `VK_NV_framebuffer_mixed_samples` extension is enabled, a shader object is bound to any graphics stage or a graphics pipeline is bound which was created with the `VK_DYNAMIC_STATE_COVERAGE_MODULATION_TABLE_ENABLE_NV` dynamic state enabled, the current value of `rasterizerDiscardEnable` is `VK_FALSE`, and the current value of `coverageModulationMode` is any value other than `VK_COVERAGE_MODULATION_MODE_NONE_NV`, then `vkCmdSetCoverageModulationTableEnableNV` **must** have been called and not subsequently `invalidated` in the current command buffer prior to this drawing command

- VUID-vkCmdDrawMeshTasksIndirectCount2EXT-None-07646

If the `VK_NV_framebuffer_mixed_samples` extension is enabled, a shader object is bound to any graphics stage or a graphics pipeline is bound which was created with the `VK_DYNAMIC_STATE_COVERAGE_MODULATION_TABLE_NV` dynamic state enabled, the current value of `rasterizerDiscardEnable` is `VK_FALSE`, and the current value of `coverageModulationTableEnable` is `VK_TRUE`, then `vkCmdSetCoverageModulationTableNV` **must** have been called and not subsequently `invalidated` in the current command buffer prior to this drawing command

- VUID-vkCmdDrawMeshTasksIndirectCount2EXT-None-07647

If the `shadingRateImage` feature is enabled, a shader object is bound to any graphics stage or a graphics pipeline is bound which was created with the `VK_DYNAMIC_STATE_SHADING_RATE_IMAGE_ENABLE_NV` dynamic state enabled, and the current value of `rasterizerDiscardEnable` is `VK_FALSE`, then `vkCmdSetShadingRateImageEnableNV` **must** have been called and not subsequently `invalidated` in the current command buffer prior to this drawing command

- VUID-vkCmdDrawMeshTasksIndirectCount2EXT-pipelineFragmentShadingRate-09238

If the `pipelineFragmentShadingRate` feature is enabled, a shader object is bound to any graphics stage or a graphics pipeline is bound which was created with the

VK_DYNAMIC_STATE_FRAGMENT_SHADING_RATE_KHR dynamic state enabled, and the current value of rasterizerDiscardEnable is VK_FALSE, then vkCmdSetFragmentShadingRateKHR **must** have been called and not subsequently invalidated in the current command buffer prior to this drawing command

- VUID-vkCmdDrawMeshTasksIndirectCount2EXT-None-07648

If the representativeFragmentTest feature is enabled, a shader object is bound to any graphics stage or a graphics pipeline is bound which was created with the VK_DYNAMIC_STATE_REPRESENTATIVE_FRAGMENT_TEST_ENABLE_NV dynamic state enabled, and the current value of rasterizerDiscardEnable is VK_FALSE, then vkCmdSetRepresentativeFragmentTestEnableNV **must** have been called and not subsequently invalidated in the current command buffer prior to this drawing command

- VUID-vkCmdDrawMeshTasksIndirectCount2EXT-None-07649

If the coverageReductionMode feature is enabled, a shader object is bound to any graphics stage or a graphics pipeline is bound which was created with the VK_DYNAMIC_STATE_COVERAGE_REDUCTION_MODE_NV dynamic state enabled, and the current value of rasterizerDiscardEnable is VK_FALSE, then vkCmdSetCoverageReductionModeNV **must** have been called and not subsequently invalidated in the current command buffer prior to this drawing command

- VUID-vkCmdDrawMeshTasksIndirectCount2EXT-rasterizationSamples-07471

If the bound graphics pipeline state was created with the VK_DYNAMIC_STATE_RASTERIZATION_SAMPLES_EXT state enabled, and the current subpass does not use any color and/or depth/stencil attachments, then the rasterizationSamples in the last call to vkCmdSetRasterizationSamplesEXT **must** follow the rules for a zero-attachment subpass

- VUID-vkCmdDrawMeshTasksIndirectCount2EXT-samples-07472

If the bound graphics pipeline state was created with the VK_DYNAMIC_STATE_SAMPLE_MASK_EXT state enabled and the VK_DYNAMIC_STATE_RASTERIZATION_SAMPLES_EXT state disabled, then the samples parameter in the last call to vkCmdSetSampleMaskEXT **must** be greater or equal to the VkPipelineMultisampleStateCreateInfo::rasterizationSamples parameter used to create the bound graphics pipeline

- VUID-vkCmdDrawMeshTasksIndirectCount2EXT-samples-07473

If the bound graphics pipeline state was created with the VK_DYNAMIC_STATE_SAMPLE_MASK_EXT state and VK_DYNAMIC_STATE_RASTERIZATION_SAMPLES_EXT states enabled, then the samples parameter in the last call to vkCmdSetSampleMaskEXT **must** be greater or equal to the rasterizationSamples parameter in the last call to vkCmdSetRasterizationSamplesEXT

- VUID-vkCmdDrawMeshTasksIndirectCount2EXT-None-09211

If the bound graphics pipeline state was created with the VK_DYNAMIC_STATE_RASTERIZATION_SAMPLES_EXT state enabled, or a shader object is bound to any graphics stage, and the current render pass instance includes a VkMultisampledRenderToSingleSampledInfoEXT structure with multisampledRenderToSingleSampledEnable equal to VK_TRUE, then the rasterizationSamples in the last call to vkCmdSetRasterizationSamplesEXT **must** be the same as the rasterizationSamples member of that structure

- VUID-vkCmdDrawMeshTasksIndirectCount2EXT-firstAttachment-07476

If a shader object is bound to the `VK_SHADER_STAGE_FRAGMENT_BIT` stage or a graphics pipeline is bound was created with the `VK_DYNAMIC_STATE_COLOR_BLEND_ENABLE_EXT` dynamic states enabled, and the current value of `rasterizerDiscardEnable` is `VK_FALSE`, then the last call to `vkCmdSetColorBlendEnableEXT` in the current command buffer prior to this drawing command **must** have set a value for all active color attachments

- VUID-vkCmdDrawMeshTasksIndirectCount2EXT-firstAttachment-07478

If a shader object is bound to the `VK_SHADER_STAGE_FRAGMENT_BIT` stage or a graphics pipeline is bound was created with the `VK_DYNAMIC_STATE_COLOR_WRITE_MASK_EXT` dynamic states enabled, and the current value of `rasterizerDiscardEnable` is `VK_FALSE`, then the last call to `vkCmdSetColorWriteMaskEXT` in the current command buffer prior to this drawing command **must** have set a value for all active color attachments

- VUID-vkCmdDrawMeshTasksIndirectCount2EXT-advancedBlendMaxColorAttachments-07480

If a shader object is bound to the `VK_SHADER_STAGE_FRAGMENT_BIT` stage or a graphics pipeline is bound was created with the `VK_DYNAMIC_STATE_COLOR_BLEND_ADVANCED_EXT` and `VK_DYNAMIC_STATE_COLOR_BLEND_ENABLE_EXT` dynamic states enabled, the current value of `rasterizerDiscardEnable` is `VK_FALSE`, and an active color attachment current value of `blendEnable` is `VK_TRUE`, then the number of active color attachments **must** not exceed `advancedBlendMaxColorAttachments`

- VUID-vkCmdDrawMeshTasksIndirectCount2EXT-None-10862

If a graphics pipeline is bound was created with `VK_DYNAMIC_STATE_COLOR_BLEND_EQUATION_EXT`, but not the `VK_DYNAMIC_STATE_COLOR_BLEND_ADVANCED_EXT` dynamic state enabled, and the current value of `rasterizerDiscardEnable` is `VK_FALSE`, then `vkCmdSetColorBlendEquationEXT` **must** have been called and not subsequently `invalidated` in the current command buffer prior to this drawing command for all active color attachments with the `blendEnable` current value of `VK_TRUE`

- VUID-vkCmdDrawMeshTasksIndirectCount2EXT-rasterizerDiscardEnable-10863

If a graphics pipeline is bound was created with `VK_DYNAMIC_STATE_COLOR_BLEND_ADVANCED_EXT`, but not the `VK_DYNAMIC_STATE_COLOR_BLEND_EQUATION_EXT` dynamic state enabled, and the current value of `rasterizerDiscardEnable` is `VK_FALSE`, then `vkCmdSetColorBlendAdvancedEXT` **must** have been called and not subsequently `invalidated` in the current command buffer prior to this drawing command for all active color attachments with the `blendEnable` current value of `VK_TRUE`

- VUID-vkCmdDrawMeshTasksIndirectCount2EXT-None-10864

If a shader object is bound to the `VK_SHADER_STAGE_FRAGMENT_BIT` stage or a graphics pipeline is bound was created with `VK_DYNAMIC_STATE_COLOR_BLEND_ADVANCED_EXT` and `VK_DYNAMIC_STATE_COLOR_BLEND_EQUATION_EXT` dynamic state enabled, and the current value of `rasterizerDiscardEnable` is `VK_FALSE`, then either `vkCmdSetColorBlendAdvancedEXT` or `vkCmdSetColorBlendEquationEXT` **must** have been called and not subsequently `invalidated` in the current command buffer prior to this drawing command for all active color attachments with the `blendEnable` current value of

VK_TRUE

- VUID-vkCmdDrawMeshTasksIndirectCount2EXT-

primitivesGeneratedQueryWithNonZeroStreams-07481

If the `primitivesGeneratedQueryWithNonZeroStreams` feature is not enabled and the `VK_QUERY_TYPE_PRIMITIVES_GENERATED_EXT` query is active, and the bound graphics pipeline was created with `VK_DYNAMIC_STATE_RASTERIZATION_STREAM_EXT` state enabled, the last call to `vkCmdSetRasterizationStreamEXT` **must** have set the `rasterizationStream` to zero

- VUID-vkCmdDrawMeshTasksIndirectCount2EXT-sampleLocationsPerPixel-07482

If the bound graphics pipeline state was created with the `VK_DYNAMIC_STATE_SAMPLE_LOCATIONS_EXT` state enabled and the `VK_DYNAMIC_STATE_RASTERIZATION_SAMPLES_EXT` state disabled, and the **current value** of `sampleLocationsEnable` is `VK_TRUE`, then the `sampleLocationsPerPixel` member of `pSampleLocationsInfo` in the last call to `vkCmdSetSampleLocationsEXT` **must** equal the `rasterizationSamples` member of the `VkPipelineMultisampleStateCreateInfo` structure the bound graphics pipeline has been created with

- VUID-vkCmdDrawMeshTasksIndirectCount2EXT-sampleLocationsPerPixel-07483

If the bound graphics pipeline state was created with the `VK_DYNAMIC_STATE_SAMPLE_LOCATIONS_EXT` state enabled and the `VK_DYNAMIC_STATE_RASTERIZATION_SAMPLES_EXT` state enabled, and the **current value** of `sampleLocationsEnable` is `VK_TRUE`, then the `sampleLocationsPerPixel` member of `pSampleLocationsInfo` in the last call to `vkCmdSetSampleLocationsEXT` **must** equal the `rasterizationSamples` parameter of the last call to `vkCmdSetRasterizationSamplesEXT`

- VUID-vkCmdDrawMeshTasksIndirectCount2EXT-sampleLocationsEnable-07484

If a shader object is bound to the `VK_SHADER_STAGE_FRAGMENT_BIT` stage, or the bound graphics pipeline was created with the `VK_DYNAMIC_STATE_SAMPLE_LOCATIONS_ENABLE_EXT` state enabled, and `sampleLocationsEnable` was `VK_TRUE` in the last call to `vkCmdSetSampleLocationsEnableEXT` then the current active depth attachment **must** have been created with the `VK_IMAGE_CREATE_SAMPLE_LOCATIONS_COMPATIBLE_DEPTH_BIT_EXT` bit set

- VUID-vkCmdDrawMeshTasksIndirectCount2EXT-sampleLocationsEnable-07485

If a shader object is bound to the `VK_SHADER_STAGE_FRAGMENT_BIT` stage, or the bound graphics pipeline state was created with the `VK_DYNAMIC_STATE_SAMPLE_LOCATIONS_EXT` state enabled and the `VK_DYNAMIC_STATE_SAMPLE_LOCATIONS_ENABLE_EXT` state enabled, and if `sampleLocationsEnable` was `VK_TRUE` in the last call to `vkCmdSetSampleLocationsEnableEXT`, then the `sampleLocationsInfo.maxSampleLocationGridSize.width` in the last call to `vkCmdSetSampleLocationsEXT` **must** evenly divide `VkMultisamplePropertiesEXT::maxSampleLocationGridSize.width` as returned by `vkGetPhysicalDeviceMultisamplePropertiesEXT` with a `samples` parameter equaling `rasterizationSamples`

- VUID-vkCmdDrawMeshTasksIndirectCount2EXT-sampleLocationsEnable-07486

If a shader object is bound to the `VK_SHADER_STAGE_FRAGMENT_BIT` stage, or the bound

graphics pipeline state was created with the `VK_DYNAMIC_STATE_SAMPLE_LOCATIONS_EXT` state enabled and the `VK_DYNAMIC_STATE_SAMPLE_LOCATIONS_ENABLE_EXT` state enabled, and if `sampleLocationsEnable` was `VK_TRUE` in the last call to `vkCmdSetSampleLocationsEnableEXT`, then the `sampleLocationsInfo.maxSampleLocationGridSize.height` in the last call to `vkCmdSetSampleLocationsEXT` **must** evenly divide `VkMultisamplePropertiesEXT::maxSampleLocationGridSize.height` as returned by `vkGetPhysicalDeviceMultisamplePropertiesEXT` with a `samples` parameter equaling `rasterizationSamples`

- VUID-vkCmdDrawMeshTasksIndirectCount2EXT-sampleLocationsEnable-07487

If a shader object is bound to the `VK_SHADER_STAGE_FRAGMENT_BIT` stage, or the bound graphics pipeline state was created with the `VK_DYNAMIC_STATE_SAMPLE_LOCATIONS_ENABLE_EXT` state enabled, and if `sampleLocationsEnable` was `VK_TRUE` in the last call to `vkCmdSetSampleLocationsEnableEXT`, the fragment shader code **must** not statically use the extended instruction `InterpolateAtSample`

- VUID-vkCmdDrawMeshTasksIndirectCount2EXT-sampleLocationsEnable-07936

If the bound graphics pipeline state was created with the `VK_DYNAMIC_STATE_SAMPLE_LOCATIONS_EXT` state disabled and the `VK_DYNAMIC_STATE_RASTERIZATION_SAMPLES_EXT` state enabled, and the `current` value of `sampleLocationsEnable` is `VK_TRUE`, then `sampleLocationsInfo.sampleLocationGridSize.width` **must** evenly divide `VkMultisamplePropertiesEXT::maxSampleLocationGridSize.width` as returned by `vkGetPhysicalDeviceMultisamplePropertiesEXT` with a `samples` parameter equaling the value of `rasterizationSamples` in the last call to `vkCmdSetRasterizationSamplesEXT`

- VUID-vkCmdDrawMeshTasksIndirectCount2EXT-sampleLocationsEnable-07937

If the bound graphics pipeline state was created with the `VK_DYNAMIC_STATE_SAMPLE_LOCATIONS_EXT` state disabled and the `VK_DYNAMIC_STATE_RASTERIZATION_SAMPLES_EXT` state enabled, and the `current` value of `sampleLocationsEnable` is `VK_TRUE`, then `sampleLocationsInfo.sampleLocationGridSize.height` **must** evenly divide `VkMultisamplePropertiesEXT::maxSampleLocationGridSize.height` as returned by `vkGetPhysicalDeviceMultisamplePropertiesEXT` with a `samples` parameter equaling the value of `rasterizationSamples` in the last call to `vkCmdSetRasterizationSamplesEXT`

- VUID-vkCmdDrawMeshTasksIndirectCount2EXT-sampleLocationsEnable-07938

If the bound graphics pipeline state was created with the `VK_DYNAMIC_STATE_SAMPLE_LOCATIONS_EXT` state disabled and the `VK_DYNAMIC_STATE_RASTERIZATION_SAMPLES_EXT` state enabled, and the `current` value of `sampleLocationsEnable` is `VK_TRUE`, then `sampleLocationsInfo.sampleLocationsPerPixel` **must** equal `rasterizationSamples` in the last call to `vkCmdSetRasterizationSamplesEXT`

- VUID-vkCmdDrawMeshTasksIndirectCount2EXT-coverageModulationTableEnable-07488

If a shader object is bound to any graphics stage or the bound graphics pipeline state was created with the `VK_DYNAMIC_STATE_COVERAGE_MODULATION_TABLE_ENABLE_NV` state enabled, and the last call to `vkCmdSetCoverageModulationTableEnableNV` set

`coverageModulationTableEnable` to `VK_TRUE`, then the `coverageModulationTableCount` parameter in the last call to `vkCmdSetCoverageModulationTableNV` **must** equal the current `rasterizationSamples` divided by the number of color samples in the current active color attachment

- VUID-vkCmdDrawMeshTasksIndirectCount2EXT-rasterizationSamples-07489

If the `VK_NV_framebuffer_mixed_samples` extension is enabled, and if current subpass has a depth/stencil attachment and depth test, stencil test, or depth bounds test are enabled in the bound pipeline, then the current `rasterizationSamples` **must** be the same as the sample count of the depth/stencil attachment

- VUID-vkCmdDrawMeshTasksIndirectCount2EXT-coverageToColorEnable-07490

If the bound graphics pipeline state was created with the `VK_DYNAMIC_STATE_COVERAGE_TO_COLOR_ENABLE_NV` state enabled and the last call to `vkCmdSetCoverageToColorEnableNV` set the `coverageToColorEnable` to `VK_TRUE`, then there **must** be an active color attachment at the location selected by the last call to `vkCmdSetCoverageToColorLocationNV` `coverageToColorLocation`, with a `VkFormat` of `VK_FORMAT_R8_UINT`, `VK_FORMAT_R8_SINT`, `VK_FORMAT_R16_UINT`, `VK_FORMAT_R16_SINT`, `VK_FORMAT_R32_UINT`, or `VK_FORMAT_R32_SINT`

- VUID-vkCmdDrawMeshTasksIndirectCount2EXT-rasterizerDiscardEnable-09420

If the `VK_NV_fragment_coverage_to_color` extension is enabled, and a shader object is bound to the `VK_SHADER_STAGE_FRAGMENT_BIT` stage, and the most recent call to `vkCmdSetRasterizerDiscardEnable` in the current command buffer set `rasterizerDiscardEnable` to `VK_FALSE`, and the last call to `vkCmdSetCoverageToColorEnableNV` set the `coverageToColorEnable` to `VK_TRUE`, then there **must** be an active color attachment at the location selected by the last call to `vkCmdSetCoverageToColorLocationNV` `coverageToColorLocation`, with a `VkFormat` of `VK_FORMAT_R8_UINT`, `VK_FORMAT_R8_SINT`, `VK_FORMAT_R16_UINT`, `VK_FORMAT_R16_SINT`, `VK_FORMAT_R32_UINT`, or `VK_FORMAT_R32_SINT`

- VUID-vkCmdDrawMeshTasksIndirectCount2EXT-coverageReductionMode-07491

If the `coverageReductionMode` feature is enabled, a shader object is bound to any graphics stage or a graphics pipeline is bound which was created with the `VK_DYNAMIC_STATE_COVERAGE_REDUCTION_MODE_NV` or `VK_DYNAMIC_STATE_RASTERIZATION_SAMPLES_EXT` dynamic states enabled, then the current values of `coverageReductionMode`, `rasterizationSamples`, the sample counts for the color and depth/stencil attachments (if the subpass has them) **must** be a valid combination returned by `vkGetPhysicalDeviceSupportedFramebufferMixedSamplesCombinationsNV`

- VUID-vkCmdDrawMeshTasksIndirectCount2EXT-viewportCount-07492

If the bound graphics pipeline state was created with the `VK_DYNAMIC_STATE_VIEWPORT_WITH_COUNT` dynamic state enabled, but not the `VK_DYNAMIC_STATE_VIEWPORT_SWIZZLE_NV` dynamic state enabled, then the bound graphics pipeline **must** have been created with `VkPipelineViewportSwizzleStateCreateInfoNV::viewportCount` greater or equal to the `viewportCount` parameter in the last call to `vkCmdSetViewportWithCount`

- VUID-vkCmdDrawMeshTasksIndirectCount2EXT-viewportCount-07493

If the bound graphics pipeline state was created with the

`VK_DYNAMIC_STATE_VIEWPORT_WITH_COUNT` and
`VK_DYNAMIC_STATE_VIEWPORT_SWIZZLE_NV` dynamic states enabled then the `viewportCount` parameter in the last call to `vkCmdSetViewportSwizzleNV` **must** be greater than or equal to the `viewportCount` parameter in the last call to `vkCmdSetViewportWithCount`

- VUID-vkCmdDrawMeshTasksIndirectCount2EXT-viewportCount-09421

If the `VK_NV_viewport_swizzle` extension is enabled, and a shader object is bound to any graphics stage, then the `viewportCount` parameter in the last call to `vkCmdSetViewportSwizzleNV` **must** be greater than or equal to the `viewportCount` parameter in the last call to `vkCmdSetViewportWithCount`

- VUID-vkCmdDrawMeshTasksIndirectCount2EXT-rasterizationSamples-07494

If the `VK_NV_framebuffer_mixed_samples` extension is enabled, and the `coverageReductionMode` feature is not enabled, or the `current value` of `coverageReductionMode` is not `VK_COVERAGE_REDUCTION_MODE_TRUNCATE_NV`, and the `current value` of `rasterizationSamples` is greater than sample count of the color attachment, then `sample shading` **must** be disabled

- VUID-vkCmdDrawMeshTasksIndirectCount2EXT-stippledLineEnable-07495

If the bound graphics pipeline state was created with the `VK_DYNAMIC_STATE_LINE_STIPPLE_ENABLE_EXT` or `VK_DYNAMIC_STATE_LINE_RASTERIZATION_MODE_EXT` dynamic states enabled, and if the current `stippledLineEnable` state is `VK_TRUE` and the current `lineRasterizationMode` state is `VK_LINE_RASTERIZATION_MODE_RECTANGULAR`, then the `stippledRectangularLines` feature **must** be enabled

- VUID-vkCmdDrawMeshTasksIndirectCount2EXT-stippledLineEnable-07496

If the bound graphics pipeline state was created with the `VK_DYNAMIC_STATE_LINE_STIPPLE_ENABLE_EXT` or `VK_DYNAMIC_STATE_LINE_RASTERIZATION_MODE_EXT` dynamic states enabled, and if the current `stippledLineEnable` state is `VK_TRUE` and the current `lineRasterizationMode` state is `VK_LINE_RASTERIZATION_MODE_BRESENHAM`, then the `stippledBresenhamLines` feature **must** be enabled

- VUID-vkCmdDrawMeshTasksIndirectCount2EXT-stippledLineEnable-07497

If the bound graphics pipeline state was created with the `VK_DYNAMIC_STATE_LINE_STIPPLE_ENABLE_EXT` or `VK_DYNAMIC_STATE_LINE_RASTERIZATION_MODE_EXT` dynamic states enabled, and if the current `stippledLineEnable` state is `VK_TRUE` and the current `lineRasterizationMode` state is `VK_LINE_RASTERIZATION_MODE_RECTANGULAR_SMOOTH`, then the `stippledSmoothLines` feature **must** be enabled

- VUID-vkCmdDrawMeshTasksIndirectCount2EXT-stippledLineEnable-07498

If the bound graphics pipeline state was created with the `VK_DYNAMIC_STATE_LINE_STIPPLE_ENABLE_EXT` or `VK_DYNAMIC_STATE_LINE_RASTERIZATION_MODE_EXT` dynamic states enabled, and if the current `stippledLineEnable` state is `VK_TRUE` and the current `lineRasterizationMode` state is `VK_LINE_RASTERIZATION_MODE_DEFAULT`, then the `stippledRectangularLines` feature **must** be enabled and `VkPhysicalDeviceLimits::strictLines` **must** be `VK_TRUE`

- VUID-vkCmdDrawMeshTasksIndirectCount2EXT-stage-07073

If the bound pipeline was created with the `VkPipelineShaderStageCreateInfo::stage` member of an element of `VkGraphicsPipelineCreateInfo::pStages` set to `VK_SHADER_STAGE_VERTEX_BIT`, `VK_SHADER_STAGE_TESSELLATION_CONTROL_BIT`, `VK_SHADER_STAGE_TESSELLATION_EVALUATION_BIT` or `VK_SHADER_STAGE_GEOMETRY_BIT`, then Mesh Shader Queries **must** not be active

- VUID-vkCmdDrawMeshTasksIndirectCount2EXT-None-08877

If a shader object is bound to the `VK_SHADER_STAGE_FRAGMENT_BIT` stage or a graphics pipeline is bound which was created with the `VK_DYNAMIC_STATE_ATTACHMENT_FEEDBACK_LOOP_ENABLE_EXT` dynamic state enabled, and the current value of `rasterizerDiscardEnable` is `VK_FALSE`, then `vkCmdSetAttachmentFeedbackLoopEnableEXT` **must** have been called and not subsequently **invalidated** in the current command buffer prior to this drawing command

- VUID-vkCmdDrawMeshTasksIndirectCount2EXT-None-07850

If dynamic state was inherited from `VkCommandBufferInheritanceViewportsScissorInfoNV`, it **must** be set in the current command buffer prior to this drawing command

- VUID-vkCmdDrawMeshTasksIndirectCount2EXT-nextStage-10745

For each shader object bound to a graphics stage, except for shader object bound to the last graphics stage in the logical pipeline, it **must** have been created with a `nextStage` including the corresponding bit to the shader object bound to the following graphics stage in the logical pipeline

- VUID-vkCmdDrawMeshTasksIndirectCount2EXT-None-08684

If there is no bound graphics pipeline, `vkCmdBindShadersEXT` **must** have been called in the current command buffer with `pStages` with an element of `VK_SHADER_STAGE_VERTEX_BIT`

- VUID-vkCmdDrawMeshTasksIndirectCount2EXT-None-08685

If there is no bound graphics pipeline, and the `tessellationShader` feature is enabled, `vkCmdBindShadersEXT` **must** have been called in the current command buffer with `pStages` with an element of `VK_SHADER_STAGE_TESSELLATION_CONTROL_BIT`

- VUID-vkCmdDrawMeshTasksIndirectCount2EXT-None-08686

If there is no bound graphics pipeline, and the `tessellationShader` feature is enabled, `vkCmdBindShadersEXT` **must** have been called in the current command buffer with `pStages` with an element of `VK_SHADER_STAGE_TESSELLATION_EVALUATION_BIT`

- VUID-vkCmdDrawMeshTasksIndirectCount2EXT-None-08687

If there is no bound graphics pipeline, and the `geometryShader` feature is enabled, `vkCmdBindShadersEXT` **must** have been called in the current command buffer with `pStages` with an element of `VK_SHADER_STAGE_GEOMETRY_BIT`

- VUID-vkCmdDrawMeshTasksIndirectCount2EXT-None-08688

If there is no bound graphics pipeline, `vkCmdBindShadersEXT` **must** have been called in the current command buffer with `pStages` with an element of `VK_SHADER_STAGE_FRAGMENT_BIT`

- VUID-vkCmdDrawMeshTasksIndirectCount2EXT-None-08689

If there is no bound graphics pipeline, and the `taskShader` feature is enabled, `vkCmdBindShadersEXT` **must** have been called in the current command buffer with `pStages`

with an element of `VK_SHADER_STAGE_TASK_BIT_EXT`

- VUID-vkCmdDrawMeshTasksIndirectCount2EXT-None-08690

If there is no bound graphics pipeline, and the `meshShader` feature is enabled, `vkCmdBindShadersEXT` **must** have been called in the current command buffer with `pStages` with an element of `VK_SHADER_STAGE_MESH_BIT_EXT`

- VUID-vkCmdDrawMeshTasksIndirectCount2EXT-None-08693

If there is no bound graphics pipeline, and at least one of the `taskShader` and `meshShader` features is enabled, one of the `VK_SHADER_STAGE_VERTEX_BIT` or `VK_SHADER_STAGE_MESH_BIT_EXT` stages **must** have a valid `VkShaderEXT` bound, and the other **must** have no `VkShaderEXT` bound

- VUID-vkCmdDrawMeshTasksIndirectCount2EXT-None-08696

If there is no bound graphics pipeline, and a valid `VkShaderEXT` is bound to the `VK_SHADER_STAGE_VERTEX_BIT` stage, there **must** be no `VkShaderEXT` bound to either the `VK_SHADER_STAGE_TASK_BIT_EXT` stage or the `VK_SHADER_STAGE_MESH_BIT_EXT` stage

- VUID-vkCmdDrawMeshTasksIndirectCount2EXT-None-08698

If any graphics shader is bound which was created with the `VK_SHADER_CREATE_LINK_STAGE_BIT_EXT` flag, then all shaders created with the `VK_SHADER_CREATE_LINK_STAGE_BIT_EXT` flag in the same `vkCreateShadersEXT` call **must** also be bound

- VUID-vkCmdDrawMeshTasksIndirectCount2EXT-None-08699

If any graphics shader is bound which was created with the `VK_SHADER_CREATE_LINK_STAGE_BIT_EXT` flag, any stages in between stages whose shaders which did not create a shader with the `VK_SHADER_CREATE_LINK_STAGE_BIT_EXT` flag as part of the same `vkCreateShadersEXT` call **must** not have any `VkShaderEXT` bound

- VUID-vkCmdDrawMeshTasksIndirectCount2EXT-None-08878

All bound graphics shader objects **must** have been created with identical or `identically defined` push constant ranges

- VUID-vkCmdDrawMeshTasksIndirectCount2EXT-None-08879

All bound graphics shader objects **must** have either been created with the `VK_SHADER_CREATE_DESCRIPTOR_HEAP_BIT_EXT` flag set, or with identical or `identically defined` arrays of descriptor set layouts

- VUID-vkCmdDrawMeshTasksIndirectCount2EXT-colorAttachmentCount-09372

If the current render pass instance was begun with `vkCmdBeginRendering` and a `VkRenderingInfo::colorAttachmentCount` equal to 1, a color attachment with a resolve mode of `VK_RESOLVE_MODE_EXTERNAL_FORMAT_DOWNSAMPLE_BIT_ANDROID`, and a fragment shader is bound, it **must** not declare the `DepthReplacing` or `StencilRefReplacingEXT` execution modes

- VUID-vkCmdDrawMeshTasksIndirectCount2EXT-pDynamicStates-08715

If the bound graphics pipeline state includes a fragment shader stage, was created with `VK_DYNAMIC_STATE_DEPTH_WRITE_ENABLE` set in `VkPipelineDynamicStateCreateInfo::pDynamicStates`, and the fragment shader declares the `EarlyFragmentTests` execution mode and uses `OpDepthAttachmentReadEXT`, the `depthWriteEnable` parameter in the last call to `vkCmdSetDepthWriteEnable` **must** be `VK_FALSE`

- VUID-vkCmdDrawMeshTasksIndirectCount2EXT-pDynamicStates-08716
If the bound graphics pipeline state includes a fragment shader stage, was created with `VK_DYNAMIC_STATE_STENCIL_WRITE_MASK` set in `VkPipelineDynamicStateCreateInfo::pDynamicStates`, and the fragment shader declares the `EarlyFragmentTests` execution mode and uses `OpStencilAttachmentReadEXT`, the `writeMask` parameter in the last call to `vkCmdSetStencilWriteMask` **must** be 0
- VUID-vkCmdDrawMeshTasksIndirectCount2EXT-None-09116
If a shader object is bound to any graphics stage or the bound graphics pipeline was created with `VK_DYNAMIC_STATE_COLOR_WRITE_MASK_EXT`, and the format of any color attachment is `VK_FORMAT_E5B9G9R9_UFLOAT_PACK32`, the corresponding element of the `pColorWriteMasks` parameter of `vkCmdSetColorWriteMaskEXT` **must** either include all of `VK_COLOR_COMPONENT_R_BIT`, `VK_COLOR_COMPONENT_G_BIT`, and `VK_COLOR_COMPONENT_B_BIT`, or none of them
- VUID-vkCmdDrawMeshTasksIndirectCount2EXT-maxFragmentDualSrcAttachments-09239
If `blending` is enabled for any attachment where either the source or destination blend factors for that attachment *use the secondary color input*, the maximum value of `Location` for any output attachment *statically used* in the `Fragment Execution Model` executed by this command **must** be less than `maxFragmentDualSrcAttachments`
- VUID-vkCmdDrawMeshTasksIndirectCount2EXT-None-09548
If the current render pass was begun with `vkCmdBeginRendering`, there is no shader object bound to any graphics stage, the value of each element of `VkRenderingAttachmentLocationInfo::pColorAttachmentLocations` in the bound pipeline **must** match the value for the corresponding locations set currently in the current render pass instance
- VUID-vkCmdDrawMeshTasksIndirectCount2EXT-None-09549
If the current render pass was begun with `vkCmdBeginRendering`, and there is no shader object bound to any graphics stage, the value of each element of `VkRenderingInputAttachmentIndexInfo::pColorAttachmentInputIndices` in the bound pipeline **must** match the value for the corresponding index set currently in the current render pass instance
- VUID-vkCmdDrawMeshTasksIndirectCount2EXT-None-10927
If the current render pass was begun with `vkCmdBeginRendering`, and there is no shader object bound to any graphics stage, the value of `VkRenderingInputAttachmentIndexInfo::pDepthInputAttachmentIndex` in the bound pipeline **must** match the value set currently in the current render pass instance
- VUID-vkCmdDrawMeshTasksIndirectCount2EXT-None-10928
If the current render pass was begun with `vkCmdBeginRendering`, and there is no shader object bound to any graphics stage, the value of `VkRenderingInputAttachmentIndexInfo::pStencilInputAttachmentIndex` in the bound pipeline **must** match the value set currently in the current render pass instance
- VUID-vkCmdDrawMeshTasksIndirectCount2EXT-None-09642
If the current render pass was begun with `vkCmdBeginRendering` with the `VK_RENDERING_ENABLE_LEGACY_DITHERING_BIT_EXT` flag, the bound graphics pipeline **must** have been created with `VK_PIPELINE_CREATE_2_ENABLE_LEGACY_DITHERING_BIT_EXT`

- VUID-vkCmdDrawMeshTasksIndirectCount2EXT-None-09643
If the bound graphics pipeline was created with [VK_PIPELINE_CREATE_2_ENABLE_LEGACY_DITHERING_BIT_EXT](#), the current render pass **must** have begun with [vkCmdBeginRendering](#) with the [VK_RENDERING_ENABLE_LEGACY_DITHERING_BIT_EXT](#) flag
- VUID-vkCmdDrawMeshTasksIndirectCount2EXT-None-10677
If the [per-tile execution model](#) is enabled, the [tileShadingPerTileDraw](#) feature **must** be enabled
- VUID-vkCmdDrawMeshTasksIndirectCount2EXT-None-10772
If a shader object is bound to any graphics stage, *multiview* functionality **must** not be enabled in the current render pass
- VUID-vkCmdDrawMeshTasksIndirectCount2EXT-multiviewPerViewViewports-12262
If the [multiviewPerViewViewports](#) feature is enabled, then the index of the most significant bit in current render pass instance [viewMask](#) **must** be less than the [current value](#) of [viewportCount](#)
- VUID-vkCmdDrawMeshTasksIndirectCount2EXT-multiviewPerViewViewports-12263
If the [multiviewPerViewViewports](#) feature is enabled, then the index of the most significant bit in current render pass instance [viewMask](#) **must** be less than the [current value](#) of [scissorCount](#)
- VUID-vkCmdDrawMeshTasksIndirectCount2EXT-flags-11521
If current render pass instance was begun with [vkCmdBeginRendering](#) with [VkRenderingInfo::flags](#) which includes [VK_RENDERING_FRAGMENT_REGION_BIT_EXT](#), and if [sample shading](#) is enabled (explicitly or implicitly), then the minimum fraction for sample shading **must** equal 0.0
- VUID-vkCmdDrawMeshTasksIndirectCount2EXT-None-11522
If the current render pass instance was begun with [vkCmdBeginRendering](#) and contains a custom resolve, and the [dynamicRenderingUnusedAttachments](#) feature is not enabled, the graphics pipeline bound **must** have been created with a [VkCustomResolveCreateInfoEXT](#)
- VUID-vkCmdDrawMeshTasksIndirectCount2EXT-None-11523
If the current render pass instance was begun with [vkCmdBeginRendering](#) and does not contain a custom resolve, and the [dynamicRenderingUnusedAttachments](#) feature is not enabled, the graphics pipeline bound **must** not have been created with a [VkCustomResolveCreateInfoEXT](#)
- VUID-vkCmdDrawMeshTasksIndirectCount2EXT-customResolve-11524
If the current render pass instance was begun with [vkCmdBeginRendering](#) and [vkCmdBeginCustomResolveEXT](#) has been recorded in the render pass instance, the graphics pipeline bound **must** have been created with [VkCustomResolveCreateInfoEXT::customResolve](#) as [VK_TRUE](#)
- VUID-vkCmdDrawMeshTasksIndirectCount2EXT-customResolve-11525
If the current render pass instance was begun with [vkCmdBeginRendering](#) and contains a custom resolve, and [vkCmdBeginCustomResolveEXT](#) has not been recorded in the render pass instance, the graphics pipeline bound **must** have been created with [VkCustomResolveCreateInfoEXT::customResolve](#) as [VK_FALSE](#)
- VUID-vkCmdDrawMeshTasksIndirectCount2EXT-None-11861

If the `dynamicRenderingUnusedAttachments` feature is not enabled and the current render pass instance was begun with `vkCmdBeginRendering` and contains a custom resolve, the bound graphics pipeline **must** have been created with a `VkCustomResolveCreateInfoEXT::colorAttachmentCount` equal to `VkRenderingInfo::colorAttachmentCount`

- VUID-vkCmdDrawMeshTasksIndirectCount2EXT-None-11862

If the `dynamicRenderingUnusedAttachments` feature is not enabled, and the current render pass instance was begun with `vkCmdBeginRendering`, it contains a custom resolve, and `VkRenderingInfo::colorAttachmentCount` greater than 0, then each element of the `VkRenderingInfo::pColorAttachments` array with an `resolveImageView` not equal to `VK_NULL_HANDLE` **must** have been created with a `VkFormat` equal to the corresponding element of `VkCustomResolveCreateInfoEXT::pColorAttachmentFormats` used to create the bound graphics pipeline

- VUID-vkCmdDrawMeshTasksIndirectCount2EXT-None-11863

If the `dynamicRenderingUnusedAttachments` feature is not enabled, and the current render pass instance was begun with `vkCmdBeginRendering`, it contains a custom resolve, and `VkRenderingInfo::colorAttachmentCount` greater than 0, then each element of the `VkRenderingInfo::pColorAttachments` array with an `resolveImageView` equal to `VK_NULL_HANDLE` **must** have the corresponding element of `VkCustomResolveCreateInfoEXT::pColorAttachmentFormats` used to create the bound pipeline equal to `VK_FORMAT_UNDEFINED`

- VUID-vkCmdDrawMeshTasksIndirectCount2EXT-dynamicRenderingUnusedAttachments-11864

If the `dynamicRenderingUnusedAttachments` feature is enabled, the current render pass instance was begun with `vkCmdBeginRendering`, it contains a custom resolve, and `VkRenderingInfo::colorAttachmentCount` greater than 0, then each element of the `VkRenderingInfo::pColorAttachments` array with an `resolveImageView` not equal to `VK_NULL_HANDLE` **must** have been created with a `VkFormat` equal to the corresponding element of `VkCustomResolveCreateInfoEXT::pColorAttachmentFormats` used to create the bound graphics pipeline, or the corresponding element of `VkCustomResolveCreateInfoEXT::pColorAttachmentFormats`, if it exists, **must** be `VK_FORMAT_UNDEFINED`

- VUID-vkCmdDrawMeshTasksIndirectCount2EXT-None-11865

If the current render pass instance was begun with `vkCmdBeginRendering`, it contains a custom resolve, the `dynamicRenderingUnusedAttachments` feature is not enabled, and `VkRenderingInfo::pDepthAttachment->resolveImageView` was `VK_NULL_HANDLE`, the value of `VkCustomResolveCreateInfoEXT::depthAttachmentFormat` used to create the bound graphics pipeline **must** be equal to `VK_FORMAT_UNDEFINED`

- VUID-vkCmdDrawMeshTasksIndirectCount2EXT-None-11866

If current render pass instance was begun with `vkCmdBeginRendering`, it contains a custom resolve, the `dynamicRenderingUnusedAttachments` feature is not enabled, and `VkRenderingInfo::pDepthAttachment->resolveImageView` was not `VK_NULL_HANDLE`, the value of `VkCustomResolveCreateInfoEXT::depthAttachmentFormat` used to create the bound graphics pipeline **must** be equal to the `VkFormat` used to create `VkRenderingInfo::pDepthAttachment->resolveImageView`

- VUID-vkCmdDrawMeshTasksIndirectCount2EXT-dynamicRenderingUnusedAttachments-

11867

If the current render pass instance was begun with `vkCmdBeginRendering`, it contains a custom resolve, the `dynamicRenderingUnusedAttachments` feature is enabled, `VkRenderingInfo::pDepthAttachment->resolveImageView` was not `VK_NULL_HANDLE`, and the value of `VkCustomResolveCreateInfoEXT::depthAttachmentFormat` used to create the bound graphics pipeline was not equal to the `VkFormat` used to create `VkRenderingInfo::pDepthAttachment->resolveImageView`, the value of the format **must** be `VK_FORMAT_UNDEFINED`

- VUID-vkCmdDrawMeshTasksIndirectCount2EXT-None-11868

If the current render pass instance was begun with `vkCmdBeginRendering`, it contains a custom resolve, the `dynamicRenderingUnusedAttachments` feature is not enabled, and `VkRenderingInfo::pStencilAttachment->resolveImageView` was `VK_NULL_HANDLE`, the value of `VkCustomResolveCreateInfoEXT::stencilAttachmentFormat` used to create the bound graphics pipeline **must** be equal to `VK_FORMAT_UNDEFINED`

- VUID-vkCmdDrawMeshTasksIndirectCount2EXT-None-11869

If current render pass instance was begun with `vkCmdBeginRendering`, it contains a custom resolve, the `dynamicRenderingUnusedAttachments` feature is not enabled, and `VkRenderingInfo::pStencilAttachment->resolveImageView` was not `VK_NULL_HANDLE`, the value of `VkCustomResolveCreateInfoEXT::stencilAttachmentFormat` used to create the bound graphics pipeline **must** be equal to the `VkFormat` used to create `VkRenderingInfo::pStencilAttachment->resolveImageView`

- VUID-vkCmdDrawMeshTasksIndirectCount2EXT-dynamicRenderingUnusedAttachments-11870

If the current render pass instance was begun with `vkCmdBeginRendering`, it contains a custom resolve, the `dynamicRenderingUnusedAttachments` feature is enabled, `VkRenderingInfo::pStencilAttachment->resolveImageView` was not `VK_NULL_HANDLE`, and the value of `VkCustomResolveCreateInfoEXT::stencilAttachmentFormat` used to create the bound graphics pipeline was not equal to the `VkFormat` used to create `VkRenderingInfo::pStencilAttachment->resolveImageView`, the value of the format **must** be `VK_FORMAT_UNDEFINED`

- VUID-vkCmdDrawMeshTasksIndirectCount2EXT-colorAttachmentCount-11871

If the current render pass instance was begun with `vkCmdBeginRendering` with a `VkRenderingInfo::colorAttachmentCount` parameter greater than `0` and `vkCmdBeginCustomResolveEXT` has been recorded in the render pass instance, then for each element of the `VkRenderingInfo::pColorAttachments` array with a `resolveImageView` not equal to `VK_NULL_HANDLE`, the `resolveImageView` **must** have been created with a sample count equal to the value of `rasterizationSamples` for the bound graphics pipeline

- VUID-vkCmdDrawMeshTasksIndirectCount2EXT-pDepthAttachment-11872

If the current render pass instance was begun with `vkCmdBeginRendering`, `vkCmdBeginCustomResolveEXT` has been recorded in the render pass instance, and `VkRenderingInfo::pDepthAttachment->resolveImageView` was not `VK_NULL_HANDLE`, the value of `rasterizationSamples` for the bound graphics pipeline **must** be equal to the sample count used to create `VkRenderingInfo::pDepthAttachment->resolveImageView`

- VUID-vkCmdDrawMeshTasksIndirectCount2EXT-pStencilAttachment-11873

If the current render pass instance was begun with `vkCmdBeginRendering`,

`vkCmdBeginCustomResolveEXT` has been recorded in the render pass instance, `VkRenderingInfo::pStencilAttachment->resolveImageView` was not `VK_NULL_HANDLE`, the value of `rasterizationSamples` for the bound graphics pipeline **must** be equal to the sample count used to create `VkRenderingInfo::pStencilAttachment->resolveImageView`

- VUID-vkCmdDrawMeshTasksIndirectCount2EXT-customResolve-11529

If a shader object is bound to the fragment stage, the current render pass instance was begun with `vkCmdBeginRendering`, a fragment density map attachment is active, and `vkCmdBeginCustomResolveEXT` has been called, then the fragment shader object bound **must** have been created with `VkCustomResolveCreateInfoEXT::customResolve` as `VK_TRUE`

- VUID-vkCmdDrawMeshTasksIndirectCount2EXT-customResolve-11530

If a shader object is bound to the fragment stage, the current render pass instance was begun with `vkCmdBeginRendering` and contains a custom resolve, a fragment density map attachment is active, and `vkCmdBeginCustomResolveEXT` has not yet been called, then the fragment shader object bound **must** have been created with `VkCustomResolveCreateInfoEXT::customResolve` as `VK_FALSE`

- VUID-vkCmdDrawMeshTasksIndirectCount2EXT-flags-13361

If there are any shader objects bound that were created with `flags` that includes the `VK_SHADER_CREATE_INDEPENDENT_SETS_BIT_KHR` bit, then all bound shader objects **must** have been created with the `VK_SHADER_CREATE_INDEPENDENT_SETS_BIT_KHR` bit

- VUID-vkCmdDrawMeshTasksIndirectCount2EXT-flags-13362

If there are any shader objects bound that were created with `flags` that includes the `VK_SHADER_CREATE_INDEPENDENT_SETS_BIT_KHR` bit, then the pipeline layout of the bound descriptor sets **must** have been created with `VK_PIPELINE_LAYOUT_CREATE_INDEPENDENT_SETS_BIT_EXT` set

- VUID-vkCmdDrawMeshTasksIndirectCount2EXT-flags-13363

If there are any shader objects bound that were created with `flags` that includes the `VK_SHADER_CREATE_INDEPENDENT_SETS_BIT_KHR` bit, and any of the descriptor set layouts used to create the pipeline layout of the bound descriptor sets were created with any binding's `VkDescriptorSetLayoutBinding::stageFlags` set with `VK_SHADER_STAGE_VERTEX_BIT`, `VK_SHADER_STAGE_TESSELLATION_CONTROL_BIT`, `VK_SHADER_STAGE_TESSELLATION_EVALUATION_BIT` or `VK_SHADER_STAGE_GEOMETRY_BIT`, then there **must** be no binding with `VkDescriptorSetLayoutBinding::stageFlags` set with `VK_SHADER_STAGE_TASK_BIT_EXT` or `VK_SHADER_STAGE_MESH_BIT_EXT`

- VUID-vkCmdDrawMeshTasksIndirectCount2EXT-flags-13364

If there are any shader objects bound that were created with `flags` that includes both the `VK_SHADER_CREATE_INDEPENDENT_SETS_BIT_KHR` and `VK_SHADER_CREATE_NO_TASK_SHADER_BIT_EXT` bits, the pipeline layout of the bound descriptor sets **must** have been created with `VK_PIPELINE_LAYOUT_CREATE_NO_TASK_SHADER_BIT_KHR` set

- VUID-vkCmdDrawMeshTasksIndirectCount2EXT-flags-13365

If there are any shader objects bound that were created with `flags` that includes both the `VK_SHADER_CREATE_INDEPENDENT_SETS_BIT_KHR` and `VK_SHADER_CREATE_NO_TASK_SHADER_BIT_EXT` bits, there **must** be no shader object bound to the `VK_SHADER_STAGE_TASK_BIT_EXT` stage

- VUID-vkCmdDrawMeshTasksIndirectCount2EXT-stage-06480
The bound graphics pipeline **must** not have been created with the `VkPipelineShaderStageCreateInfo::stage` member of any element of `VkGraphicsPipelineCreateInfo::pStages` set to `VK_SHADER_STAGE_VERTEX_BIT`, `VK_SHADER_STAGE_TESSELLATION_CONTROL_BIT`, `VK_SHADER_STAGE_TESSELLATION_EVALUATION_BIT` or `VK_SHADER_STAGE_GEOMETRY_BIT`
- VUID-vkCmdDrawMeshTasksIndirectCount2EXT-pStages-10680
If there is no bound graphics pipeline, `vkCmdBindShadersEXT` **must** not have last bound the `pStages` element of `VK_SHADER_STAGE_VERTEX_BIT`, `VK_SHADER_STAGE_TESSELLATION_CONTROL_BIT`, `VK_SHADER_STAGE_TESSELLATION_EVALUATION_BIT` or `VK_SHADER_STAGE_GEOMETRY_BIT` with a valid shader object other than `VK_NULL_HANDLE`
- VUID-vkCmdDrawMeshTasksIndirectCount2EXT-None-07074
`Transform Feedback Queries` **must** not be active
- VUID-vkCmdDrawMeshTasksIndirectCount2EXT-None-07075
`Primitives Generated Queries` **must** not be active
- VUID-vkCmdDrawMeshTasksIndirectCount2EXT-pipelineStatistics-07076
The `pipelineStatistics` member used to create any active `Pipeline Statistics Query` **must** not contain `VK_QUERY_PIPELINE_STATISTIC_INPUT_ASSEMBLY_VERTICES_BIT`, `VK_QUERY_PIPELINE_STATISTIC_INPUT_ASSEMBLY_PRIMITIVES_BIT`, `VK_QUERY_PIPELINE_STATISTIC_VERTEX_SHADER_INVOCATIONS_BIT`, `VK_QUERY_PIPELINE_STATISTIC_GEOMETRY_SHADER_INVOCATIONS_BIT`, `VK_QUERY_PIPELINE_STATISTIC_GEOMETRY_SHADER_PRIMITIVES_BIT`, `VK_QUERY_PIPELINE_STATISTIC_CLIPPING_INVOCATIONS_BIT`, `VK_QUERY_PIPELINE_STATISTIC_CLIPPING_PRIMITIVES_BIT`, `VK_QUERY_PIPELINE_STATISTIC_TESSELLATION_CONTROL_SHADER_PATCHES_BIT`, or `VK_QUERY_PIPELINE_STATISTIC_TESSELLATION_EVALUATION_SHADER_INVOCATIONS_BIT`
- VUID-vkCmdDrawMeshTasksIndirectCount2EXT-None-08694
If there is no bound graphics pipeline, and both the `taskShader` and `meshShader` features are enabled, and a valid `VkShaderEXT` is bound to the `VK_SHADER_STAGE_MESH_BIT_EXT` stage, and that `VkShaderEXT` was created without the `VK_SHADER_CREATE_NO_TASK_SHADER_BIT_EXT` flag, a valid `VkShaderEXT` **must** be bound to the `VK_SHADER_STAGE_TASK_BIT_EXT` stage
- VUID-vkCmdDrawMeshTasksIndirectCount2EXT-None-08695
If there is no bound graphics pipeline, and both the `taskShader` and `meshShader` features are enabled, and a valid `VkShaderEXT` is bound to the `VK_SHADER_STAGE_MESH_BIT_EXT` stage, and that `VkShaderEXT` was created with the `VK_SHADER_CREATE_NO_TASK_SHADER_BIT_EXT` flag, there **must** be no `VkShaderEXT` bound to the `VK_SHADER_STAGE_TASK_BIT_EXT` stage
- VUID-vkCmdDrawMeshTasksIndirectCount2EXT-commandBuffer-13068
`commandBuffer` **must** not be a protected command buffer
- VUID-vkCmdDrawMeshTasksIndirectCount2EXT-drawIndirectCount-13069

If the `drawIndirectCount` feature is not enabled this function **must** not be used

Valid Usage (Implicit)

- VUID-vkCmdDrawMeshTasksIndirectCount2EXT-commandBuffer-parameter `commandBuffer` **must** be a valid `VkCommandBuffer` handle
- VUID-vkCmdDrawMeshTasksIndirectCount2EXT-pInfo-parameter `pInfo` **must** be a valid pointer to a valid `VkDrawIndirectCount2InfoKHR` structure
- VUID-vkCmdDrawMeshTasksIndirectCount2EXT-commandBuffer-recording `commandBuffer` **must** be in the `recording state`
- VUID-vkCmdDrawMeshTasksIndirectCount2EXT-commandBuffer-cmdpool
The `VkCommandPool` that `commandBuffer` was allocated from **must** support `VK_QUEUE_GRAPHICS_BIT` operations
- VUID-vkCmdDrawMeshTasksIndirectCount2EXT-renderpass
This command **must** only be called inside of a render pass instance
- VUID-vkCmdDrawMeshTasksIndirectCount2EXT-suspended
This command **must** not be called between suspended render pass instances
- VUID-vkCmdDrawMeshTasksIndirectCount2EXT-videocoding
This command **must** only be called outside of a video coding scope

Host Synchronization

- Host access to `commandBuffer` **must** be externally synchronized
- Host access to the `VkCommandPool` that `commandBuffer` was allocated from **must** be externally synchronized

Command Properties

Command Buffer Levels	Render Pass Scope	Video Coding Scope	Supported Queue Types	Command Type
Primary Secondary	Inside	Outside	VK_QUEUE_GRAPHICS_BIT	Action

Conditional Rendering

`vkCmdDrawMeshTasksIndirectCount2EXT` is affected by [conditional rendering](#)

To record an indirect mesh tasks drawing command with the draw count sourced from a buffer, call:

WARNING

This functionality is superseded by [vkCmdDrawMeshTasksIndirectCount2EXT](#). See [Legacy Functionality](#) for more information.

```
// Provided by VK_EXT_mesh_shader with VK_VERSION_1_2 or VK_KHR_draw_indirect_count or
VK_AMD_draw_indirect_count
void vkCmdDrawMeshTasksIndirectCountEXT(
    VkCommandBuffer          commandBuffer,
    VkBuffer                 buffer,
    VkDeviceSize             offset,
    VkBuffer                 countBuffer,
    VkDeviceSize             countBufferOffset,
    uint32_t                 maxDrawCount,
    uint32_t                 stride);
```

- `commandBuffer` is the command buffer into which the command is recorded.
- `buffer` is the buffer containing draw parameters.
- `offset` is the byte offset into `buffer` where parameters begin.
- `countBuffer` is the buffer containing the draw count.
- `countBufferOffset` is the byte offset into `countBuffer` where the draw count begins.
- `maxDrawCount` specifies the maximum number of draws that will be executed. The actual number of executed draw calls is the minimum of the count specified in `countBuffer` and `maxDrawCount`.
- `stride` is the byte stride between successive sets of draw parameters.

`vkCmdDrawMeshTasksIndirectCountEXT` behaves similarly to `vkCmdDrawMeshTasksIndirectEXT` except that the draw count is read by the device from a buffer during execution. The command will read an unsigned 32-bit integer from `countBuffer` located at `countBufferOffset` and use this as the draw count.

Valid Usage

- VUID-vkCmdDrawMeshTasksIndirectCountEXT-magFilter-04553
If a `VkSampler` created with `magFilter` or `minFilter` equal to `VK_FILTER_LINEAR`, `reductionMode` equal to `VK_SAMPLER_REDUCTION_MODE_WEIGHTED_AVERAGE`, and `compareEnable` equal to `VK_FALSE` is used to sample a `VkImageView` as a result of this command, then the image view's `format features` **must** contain `VK_FORMAT_FEATURE_SAMPLED_IMAGE_FILTER_LINEAR_BIT`
- VUID-vkCmdDrawMeshTasksIndirectCountEXT-magFilter-09598
If a `VkSampler` created with `magFilter` or `minFilter` equal to `VK_FILTER_LINEAR` and `reductionMode` equal to either `VK_SAMPLER_REDUCTION_MODE_MIN` or `VK_SAMPLER_REDUCTION_MODE_MAX` is used to sample a `VkImageView` as a result of this command, then the image view's `format features` **must** contain `VK_FORMAT_FEATURE_SAMPLED_IMAGE_FILTER_MINMAX_BIT`
- VUID-vkCmdDrawMeshTasksIndirectCountEXT-mipmapMode-04770
If a `VkSampler` created with `mipmapMode` equal to `VK_SAMPLER_MIPMAP_MODE_LINEAR`,

`reductionMode` equal to `VK_SAMPLER_REDUCTION_MODE_WEIGHTED_AVERAGE`, and `compareEnable` equal to `VK_FALSE` is used to sample a `VkImageView` as a result of this command, then the image view's `format features` **must** contain `VK_FORMAT_FEATURE_SAMPLED_IMAGE_FILTER_LINEAR_BIT`

- VUID-vkCmdDrawMeshTasksIndirectCountEXT-mipmapMode-09599

If a `VkSampler` created with `mipmapMode` equal to `VK_SAMPLER_MIPMAP_MODE_LINEAR` and `reductionMode` equal to either `VK_SAMPLER_REDUCTION_MODE_MIN` or `VK_SAMPLER_REDUCTION_MODE_MAX` is used to sample a `VkImageView` as a result of this command, then the image view's `format features` **must** contain `VK_FORMAT_FEATURE_SAMPLED_IMAGE_FILTER_MINMAX_BIT`

- VUID-vkCmdDrawMeshTasksIndirectCountEXT-unnormalizedCoordinates-09635

If a `VkSampler` created with `unnormalizedCoordinates` equal to `VK_TRUE` is used to sample a `VkImageView` as a result of this command, then the image view's `levelCount` and `layerCount` **must** be 1

- VUID-vkCmdDrawMeshTasksIndirectCountEXT-None-08609

If a `VkSampler` created with `unnormalizedCoordinates` equal to `VK_TRUE` is used to sample a `VkImageView` as a result of this command, then the image view's `viewType` **must** be `VK_IMAGE_VIEW_TYPE_1D` or `VK_IMAGE_VIEW_TYPE_2D`

- VUID-vkCmdDrawMeshTasksIndirectCountEXT-None-08610

If a `VkSampler` created with `unnormalizedCoordinates` equal to `VK_TRUE` is used to sample a `VkImageView` as a result of this command, then the sampler **must** not be used with any of the SPIR-V `OpImageSample*` or `OpImageSparseSample*` instructions with `ImplicitLod`, `Dref` or `Proj` in their name

- VUID-vkCmdDrawMeshTasksIndirectCountEXT-None-08611

If a `VkSampler` created with `unnormalizedCoordinates` equal to `VK_TRUE` is used to sample a `VkImageView` as a result of this command, then the sampler **must** not be used with any of the SPIR-V `OpImageSample*` or `OpImageSparseSample*` instructions that includes a LOD bias or any offset values

- VUID-vkCmdDrawMeshTasksIndirectCountEXT-None-06479

If a `VkImageView` is sampled with `depth comparison`, the image view's `format features` **must** contain `VK_FORMAT_FEATURE_2_SAMPLED_IMAGE_DEPTH_COMPARISON_BIT`

- VUID-vkCmdDrawMeshTasksIndirectCountEXT-None-02691

If a `VkImageView` is accessed using atomic operations as a result of this command, then the image view's `format features` **must** contain `VK_FORMAT_FEATURE_STORAGE_IMAGE_ATOMIC_BIT`

- VUID-vkCmdDrawMeshTasksIndirectCountEXT-None-07888

If a `VK_DESCRIPTOR_TYPE_STORAGE_TEXEL_BUFFER` descriptor is accessed using atomic operations as a result of this command, then the storage texel buffer's `format features` **must** contain `VK_FORMAT_FEATURE_STORAGE_TEXEL_BUFFER_ATOMIC_BIT`

- VUID-vkCmdDrawMeshTasksIndirectCountEXT-None-02692

If a `VkImageView` is sampled with `VK_FILTER_CUBIC_EXT` as a result of this command, then the image view's `format features` **must** contain `VK_FORMAT_FEATURE_SAMPLED_IMAGE_FILTER_CUBIC_BIT_EXT`

- VUID-vkCmdDrawMeshTasksIndirectCountEXT-None-02693

If the `VK_EXT_filter_cubic` extension is not enabled and any `VkImageView` is sampled with `VK_FILTER_CUBIC_EXT` as a result of this command, it **must** not have a `VkImageViewType` of `VK_IMAGE_VIEW_TYPE_3D`, `VK_IMAGE_VIEW_TYPE_CUBE`, or `VK_IMAGE_VIEW_TYPE_CUBE_ARRAY`

- VUID-vkCmdDrawMeshTasksIndirectCountEXT-filterCubic-02694

Any `VkImageView` being sampled with `VK_FILTER_CUBIC_EXT` as a result of this command **must** have a `VkImageViewType` and format that supports cubic filtering, as specified by `VkFilterCubicImageViewImageFormatPropertiesEXT::filterCubic` returned by `vkGetPhysicalDeviceImageFormatProperties2`

- VUID-vkCmdDrawMeshTasksIndirectCountEXT-filterCubicMinmax-02695

Any `VkImageView` being sampled with `VK_FILTER_CUBIC_EXT` with a reduction mode of either `VK_SAMPLER_REDUCTION_MODE_MIN` or `VK_SAMPLER_REDUCTION_MODE_MAX` as a result of this command **must** have a `VkImageViewType` and format that supports cubic filtering together with minmax filtering, as specified by `VkFilterCubicImageViewImageFormatPropertiesEXT::filterCubicMinmax` returned by `vkGetPhysicalDeviceImageFormatProperties2`

- VUID-vkCmdDrawMeshTasksIndirectCountEXT-cubicRangeClamp-09212

If the `cubicRangeClamp` feature is not enabled, then any `VkImageView` being sampled with `VK_FILTER_CUBIC_EXT` as a result of this command **must** not have a `VkSamplerReductionModeCreateInfo::reductionMode` equal to `VK_SAMPLER_REDUCTION_MODE_WEIGHTED_AVERAGE_RANGECLAMP_QCOM`

- VUID-vkCmdDrawMeshTasksIndirectCountEXT-reductionMode-09213

Any `VkImageView` being sampled with a `VkSamplerReductionModeCreateInfo::reductionMode` equal to `VK_SAMPLER_REDUCTION_MODE_WEIGHTED_AVERAGE_RANGECLAMP_QCOM` as a result of this command **must** sample with `VK_FILTER_CUBIC_EXT`

- VUID-vkCmdDrawMeshTasksIndirectCountEXT-selectableCubicWeights-09214

If the `selectableCubicWeights` feature is not enabled, then any `VkImageView` being sampled with `VK_FILTER_CUBIC_EXT` as a result of this command **must** have `VkSamplerCubicWeightsCreateInfoQCOM::cubicWeights` equal to `VK_CUBIC_FILTER_WEIGHTS_CATMULL_ROM_QCOM`

- VUID-vkCmdDrawMeshTasksIndirectCountEXT-flags-02696

Any `VkImage` created with a `VkImageCreateInfo::flags` containing `VK_IMAGE_CREATE_CORNER_SAMPLED_BIT_NV` sampled as a result of this command **must** only be sampled using a `VkSamplerAddressMode` of `VK_SAMPLER_ADDRESS_MODE_CLAMP_TO_EDGE`

- VUID-vkCmdDrawMeshTasksIndirectCountEXT-OpTypeImage-07027

For any `VkImageView` being written as a storage image where the image format field of the `OpTypeImage` is `Unknown`, the view's `format features` **must** contain `VK_FORMAT_FEATURE_2_STORAGE_WRITE_WITHOUT_FORMAT_BIT`

- VUID-vkCmdDrawMeshTasksIndirectCountEXT-OpTypeImage-07028

For any `VkImageView` being read as a storage image where the image format field of the `OpTypeImage` is `Unknown`, the view's `format features` **must** contain `VK_FORMAT_FEATURE_2_STORAGE_READ_WITHOUT_FORMAT_BIT`

- VUID-vkCmdDrawMeshTasksIndirectCountEXT-OpTypeImage-07029
For any [VkBufferView](#) being written as a storage texel buffer where the image format field of the [OpTypeImage](#) is [Unknown](#), the view's [buffer features](#) **must** contain [VK_FORMAT_FEATURE_2_STORAGE_WRITE_WITHOUT_FORMAT_BIT](#)
- VUID-vkCmdDrawMeshTasksIndirectCountEXT-OpTypeImage-07030
Any [VkBufferView](#) being read as a storage texel buffer where the image format field of the [OpTypeImage](#) is [Unknown](#) then the view's [buffer features](#) **must** contain [VK_FORMAT_FEATURE_2_STORAGE_READ_WITHOUT_FORMAT_BIT](#)
- VUID-vkCmdDrawMeshTasksIndirectCountEXT-None-08600
If a [a bound shader](#) was created with a pipeline layout and statically uses a set *n*, a descriptor set **must** have been bound to *n* at the same pipeline bind point, with layouts compatible for set *n* with the layout(s) used to create the shader, as described in [Pipeline Layout Compatibility](#)
- VUID-vkCmdDrawMeshTasksIndirectCountEXT-None-08601
If a [a bound shader](#) was created with a pipeline layout or specified push constant ranges and statically uses a push constant value, that value **must** have been set for the same pipeline bind point, with push constant ranges that are [compatible](#) with the push constant range used to create the shader
- VUID-vkCmdDrawMeshTasksIndirectCountEXT-None-10068
For each array of resources that is used by a [bound shader](#), the indices used to access members of the array **must** be less than the descriptor count for the identified binding in the descriptor sets used by this command
- VUID-vkCmdDrawMeshTasksIndirectCountEXT-None-08114
Descriptors in each bound descriptor set, specified via [vkCmdBindDescriptorSets](#), **must** be valid if they are accessed as described by [descriptor validity](#) by the [VkPipeline](#) bound to the pipeline bind point used by this command and the bound [VkPipeline](#) was not created with [VK_PIPELINE_CREATE_DESCRIPTOR_BUFFER_BIT_EXT](#)
- VUID-vkCmdDrawMeshTasksIndirectCountEXT-imageLayout-00344
If an image descriptor is accessed by a shader, the [VkImageLayout](#) **must** match the subresource accessible from the [VkImageView](#) as defined by the [image layout matching rules](#)
- VUID-vkCmdDrawMeshTasksIndirectCountEXT-None-08115
If the descriptors used by the [VkPipeline](#) bound to the pipeline bind point were specified via [vkCmdBindDescriptorSets](#), the bound [VkPipeline](#) **must** have been created without [VK_PIPELINE_CREATE_DESCRIPTOR_BUFFER_BIT_EXT](#)
- VUID-vkCmdDrawMeshTasksIndirectCountEXT-None-08116
Descriptors in bound descriptor buffers, specified via [vkCmdSetDescriptorBufferOffsetsEXT](#), **must** be valid if they are dynamically used by the [VkPipeline](#) bound to the pipeline bind point used by this command and the bound [VkPipeline](#) was created with [VK_PIPELINE_CREATE_DESCRIPTOR_BUFFER_BIT_EXT](#)
- VUID-vkCmdDrawMeshTasksIndirectCountEXT-None-08604
Descriptors in bound descriptor buffers, specified via [vkCmdSetDescriptorBufferOffsetsEXT](#), **must** be valid if they are dynamically used by any [VkShaderEXT](#) bound to a stage corresponding to the pipeline bind point used by this

command

- VUID-vkCmdDrawMeshTasksIndirectCountEXT-None-08117

If the descriptors used by the [VkPipeline](#) bound to the pipeline bind point were specified via [vkCmdSetDescriptorBufferOffsetsEXT](#), the bound [VkPipeline](#) **must** have been created with [VK_PIPELINE_CREATE_DESCRIPTOR_BUFFER_BIT_EXT](#)

- VUID-vkCmdDrawMeshTasksIndirectCountEXT-None-08119

If a descriptor is dynamically used with a [VkPipeline](#) created with [VK_PIPELINE_CREATE_DESCRIPTOR_BUFFER_BIT_EXT](#), the descriptor memory **must** be resident

- VUID-vkCmdDrawMeshTasksIndirectCountEXT-None-08605

If a descriptor is dynamically used with a [VkShaderEXT](#) created with a [VkDescriptorSetLayout](#) that was created with [VK_DESCRIPTOR_SET_LAYOUT_CREATE_DESCRIPTOR_BUFFER_BIT_EXT](#), the descriptor memory **must** be resident

- VUID-vkCmdDrawMeshTasksIndirectCountEXT-None-08606

If the [shaderObject](#) feature is not enabled, a valid pipeline **must** be bound to the pipeline bind point used by this command

- VUID-vkCmdDrawMeshTasksIndirectCountEXT-None-08608

If a pipeline is bound to the pipeline bind point used by this command, there **must** not have been any calls to dynamic state setting commands for any state specified statically in the [VkPipeline](#) object bound to the pipeline bind point used by this command, since that pipeline was bound

- VUID-vkCmdDrawMeshTasksIndirectCountEXT-uniformBuffers-06935

If any stage of the [VkPipeline](#) object bound to the pipeline bind point used by this command accesses a uniform buffer, and that stage was created without enabling either [VK_PIPELINE_ROBUSTNESS_BUFFER_BEHAVIOR_ROBUST_BUFFER_ACCESS](#) or [VK_PIPELINE_ROBUSTNESS_BUFFER_BEHAVIOR_ROBUST_BUFFER_ACCESS_2](#) for [uniformBuffers](#), and the [robustBufferAccess](#) feature is not enabled, that stage **must** not access values outside of the range of the buffer as specified in the descriptor set bound to the same pipeline bind point

- VUID-vkCmdDrawMeshTasksIndirectCountEXT-None-08612

If the [robustBufferAccess](#) feature is not enabled, and any [VkShaderEXT](#) bound to a stage corresponding to the pipeline bind point used by this command accesses a uniform buffer, it **must** not access values outside of the range of the buffer as specified in the descriptor set bound to the same pipeline bind point

- VUID-vkCmdDrawMeshTasksIndirectCountEXT-storageBuffers-06936

If any stage of the [VkPipeline](#) object bound to the pipeline bind point used by this command accesses a storage buffer, and that stage was created without enabling either [VK_PIPELINE_ROBUSTNESS_BUFFER_BEHAVIOR_ROBUST_BUFFER_ACCESS](#) or [VK_PIPELINE_ROBUSTNESS_BUFFER_BEHAVIOR_ROBUST_BUFFER_ACCESS_2](#) for [storageBuffers](#), and the [robustBufferAccess](#) feature is not enabled, that stage **must** not access values outside of the range of the buffer as specified in the descriptor set bound to the same pipeline bind point

- VUID-vkCmdDrawMeshTasksIndirectCountEXT-None-08613

If the `robustBufferAccess` feature is not enabled, and any `VkShaderEXT` bound to a stage corresponding to the pipeline bind point used by this command accesses a storage buffer, it **must** not access values outside of the range of the buffer as specified in the descriptor set bound to the same pipeline bind point

- VUID-vkCmdDrawMeshTasksIndirectCountEXT-commandBuffer-02707

If `commandBuffer` is an unprotected command buffer and `protectedNoFault` is not supported, any resource accessed by `bound shaders` **must** not be a protected resource

- VUID-vkCmdDrawMeshTasksIndirectCountEXT-viewType-07752

If a `VkImageView` is accessed as a result of this command, then the image view's `viewType` **must** match the `Dim` operand of the `OpTypeImage` as described in [Compatibility Between SPIR-V Image Dimensions and Vulkan ImageView Types](#)

- VUID-vkCmdDrawMeshTasksIndirectCountEXT-format-07753

If a `VkImageView` or `VkBufferView` is accessed as a result of this command, then the `numeric type` of the view's `format` and the `Sampled Type` operand of the `OpTypeImage` **must** match

- VUID-vkCmdDrawMeshTasksIndirectCountEXT-OpImageWrite-08795

If a `VkImageView` created with a format other than `VK_FORMAT_A8_UNORM` is accessed using `OpImageWrite` as a result of this command, then the `Type` of the `Texel` operand of that instruction **must** have at least as many components as the image view's format

- VUID-vkCmdDrawMeshTasksIndirectCountEXT-OpImageWrite-08796

If a `VkImageView` created with the format `VK_FORMAT_A8_UNORM` is accessed using `OpImageWrite` as a result of this command, then the `Type` of the `Texel` operand of that instruction **must** have four components

- VUID-vkCmdDrawMeshTasksIndirectCountEXT-OpImageWrite-04469

If a `VkBufferView` is accessed using `OpImageWrite` as a result of this command, then the `Type` of the `Texel` operand of that instruction **must** have at least as many components as the buffer view's format

- VUID-vkCmdDrawMeshTasksIndirectCountEXT-SampledType-04470

If a `VkImageView` with a `VkFormat` that has a 64-bit component width is accessed as a result of this command, the `SampledType` of the `OpTypeImage` operand of that instruction **must** have a `Width` of 64

- VUID-vkCmdDrawMeshTasksIndirectCountEXT-SampledType-04471

If a `VkImageView` with a `VkFormat` that has a component width less than 64-bit is accessed as a result of this command, the `SampledType` of the `OpTypeImage` operand of that instruction **must** have a `Width` of 32

- VUID-vkCmdDrawMeshTasksIndirectCountEXT-SampledType-04472

If a `VkBufferView` with a `VkFormat` that has a 64-bit component width is accessed as a result of this command, the `SampledType` of the `OpTypeImage` operand of that instruction **must** have a `Width` of 64

- VUID-vkCmdDrawMeshTasksIndirectCountEXT-SampledType-04473

If a `VkBufferView` with a `VkFormat` that has a component width less than 64-bit is accessed as a result of this command, the `SampledType` of the `OpTypeImage` operand of that instruction **must** have a `Width` of 32

- VUID-vkCmdDrawMeshTasksIndirectCountEXT-sparseImageInt64Atomics-04474
If the `sparseImageInt64Atomics` feature is not enabled, `VkImage` objects created with the `VK_IMAGE_CREATE_SPARSE_RESIDENCY_BIT` flag **must** not be accessed by atomic instructions through an `OpTypeImage` with a `SampledType` with a `Width` of 64 by this command
- VUID-vkCmdDrawMeshTasksIndirectCountEXT-sparseImageInt64Atomics-04475
If the `sparseImageInt64Atomics` feature is not enabled, `VkBuffer` objects created with the `VK_BUFFER_CREATE_SPARSE_RESIDENCY_BIT` flag **must** not be accessed by atomic instructions through an `OpTypeImage` with a `SampledType` with a `Width` of 64 by this command
- VUID-vkCmdDrawMeshTasksIndirectCountEXT-OpImageSampleWeightedQCOM-06971
If `OpImageSampleWeightedQCOM` is used to sample a `VkImageView` as a result of this command, then the image view's `format features` **must** contain `VK_FORMAT_FEATURE_2_WEIGHT_SAMPLED_IMAGE_BIT_QCOM`
- VUID-vkCmdDrawMeshTasksIndirectCountEXT-OpImageSampleWeightedQCOM-06972
If `OpImageSampleWeightedQCOM` uses a `VkImageView` as a sample weight image as a result of this command, then the image view's `format features` **must** contain `VK_FORMAT_FEATURE_2_WEIGHT_IMAGE_BIT_QCOM`
- VUID-vkCmdDrawMeshTasksIndirectCountEXT-OpImageBoxFilterQCOM-06973
If `OpImageBoxFilterQCOM` is used to sample a `VkImageView` as a result of this command, then the image view's `format features` **must** contain `VK_FORMAT_FEATURE_2_BOX_FILTER_SAMPLED_BIT_QCOM`
- VUID-vkCmdDrawMeshTasksIndirectCountEXT-OpImageBlockMatchSSDQCOM-06974
If `OpImageBlockMatchSSDQCOM` is used to read from an `VkImageView` as a result of this command, then the image view's `format features` **must** contain `VK_FORMAT_FEATURE_2_BLOCK_MATCHING_BIT_QCOM`
- VUID-vkCmdDrawMeshTasksIndirectCountEXT-OpImageBlockMatchSADQCOM-06975
If `OpImageBlockMatchSADQCOM` is used to read from an `VkImageView` as a result of this command, then the image view's `format features` **must** contain `VK_FORMAT_FEATURE_2_BLOCK_MATCHING_BIT_QCOM`
- VUID-vkCmdDrawMeshTasksIndirectCountEXT-OpImageBlockMatchSADQCOM-06976
If `OpImageBlockMatchSADQCOM` or `OpImageBlockMatchSSDQCOM` is used to read from a reference image as result of this command, then the specified reference coordinates **must** not fail `integer texel coordinate validation`
- VUID-vkCmdDrawMeshTasksIndirectCountEXT-OpImageSampleWeightedQCOM-06977
If `OpImageSampleWeightedQCOM`, `OpImageBoxFilterQCOM`, `OpImageBlockMatchWindowSSDQCOM`, `OpImageBlockMatchWindowSADQCOM`, `OpImageBlockMatchGatherSSDQCOM`, `OpImageBlockMatchGatherSADQCOM`, `OpImageBlockMatchSSDQCOM`, or `OpImageBlockMatchSADQCOM` uses a `VkSampler` as a result of this command, then the sampler **must** have been created with `VK_SAMPLER_CREATE_IMAGE_PROCESSING_BIT_QCOM`
- VUID-vkCmdDrawMeshTasksIndirectCountEXT-OpImageSampleWeightedQCOM-06978
If any command other than `OpImageSampleWeightedQCOM`, `OpImageBoxFilterQCOM`, `OpImageBlockMatchWindowSSDQCOM`, `OpImageBlockMatchWindowSADQCOM`, `OpImageBlockMatchGatherSSDQCOM`, or `OpImageBlockMatchGatherSADQCOM`,

`OpImageBlockMatchSSDQCOM`, or `OpImageBlockMatchSADQCOM` uses a `VkSampler` as a result of this command, then the sampler **must** not have been created with `VK_SAMPLER_CREATE_IMAGE_PROCESSING_BIT_QCOM`

- VUID-vkCmdDrawMeshTasksIndirectCountEXT-OpImageBlockMatchWindow-09215
If a `OpImageBlockMatchWindow*QCOM` or `OpImageBlockMatchGather*QCOM` instruction is used to read from an `VkImageView` as a result of this command, then the image view's `format features` **must** contain `VK_FORMAT_FEATURE_2_BLOCK_MATCHING_BIT_QCOM`
- VUID-vkCmdDrawMeshTasksIndirectCountEXT-OpImageBlockMatchWindow-09216
If a `OpImageBlockMatchWindow*QCOM` or `OpImageBlockMatchGather*QCOM` instruction is used to read from an `VkImageView` as a result of this command, then the image view's format **must** be a single-component format
- VUID-vkCmdDrawMeshTasksIndirectCountEXT-OpImageBlockMatchWindow-09217
If a `OpImageBlockMatchWindow*QCOM` or `OpImageBlockMatchGather*QCOM` read from a reference image as result of this command, then the specified reference coordinates **must** not fail `integer texel coordinate validation`
- VUID-vkCmdDrawMeshTasksIndirectCountEXT-None-07288
Any shader invocation executed by this command **must** `terminate`
- VUID-vkCmdDrawMeshTasksIndirectCountEXT-None-09600
If a descriptor with type equal to any of `VK_DESCRIPTOR_TYPE_SAMPLE_WEIGHT_IMAGE_QCOM`, `VK_DESCRIPTOR_TYPE_BLOCK_MATCH_IMAGE_QCOM`, `VK_DESCRIPTOR_TYPE_SAMPLED_IMAGE`, `VK_DESCRIPTOR_TYPE_STORAGE_IMAGE`, or `VK_DESCRIPTOR_TYPE_INPUT_ATTACHMENT` is accessed as a result of this command, all image subresources identified by that descriptor **must** be in the image layout identified when the descriptor was written
- VUID-vkCmdDrawMeshTasksIndirectCountEXT-commandBuffer-10746
The `VkDeviceMemory` object allocated from a `VkMemoryHeap` with the `VK_MEMORY_HEAP_TILE_MEMORY_BIT_QCOM` property that is bound to a resource accessed as a result of this command **must** be the active bound `bound tile memory object` in `commandBuffer`
- VUID-vkCmdDrawMeshTasksIndirectCountEXT-None-10678
If this command is recorded inside a `tile shading render pass` instance, the stages corresponding to the pipeline bind point used by this command **must** only include `VK_SHADER_STAGE_VERTEX_BIT`, `VK_SHADER_STAGE_FRAGMENT_BIT`, and/or `VK_SHADER_STAGE_COMPUTE_BIT`
- VUID-vkCmdDrawMeshTasksIndirectCountEXT-None-10679
If this command is recorded where `per-tile execution model` is enabled, there **must** be no access to any image while the image was be transitioned to the `VK_IMAGE_LAYOUT_ATTACHMENT_FEEDBACK_LOOP_OPTIMAL_EXT` layout
- VUID-vkCmdDrawMeshTasksIndirectCountEXT-pDescription-09900
If a `VK_DESCRIPTOR_TYPE_TENSOR_ARM` descriptor is accessed as a result of this command, then the underlying `VkTensorARM` object **must** have been created with the `VK_TENSOR_USAGE_SHADER_BIT_ARM` usage flag set
- VUID-vkCmdDrawMeshTasksIndirectCountEXT-dimensionCount-09905

If a `VK_DESCRIPTOR_TYPE_TENSOR_ARM` descriptor is accessed as a result of this command, then the `Rank` of the `OpTypeTensorARM` of the tensor resource variable **must** be equal to the `dimensionCount` provided via `VkTensorCreateInfoARM::pDescription` when creating the underlying `VkTensorARM` object

- VUID-vkCmdDrawMeshTasksIndirectCountEXT-OpTypeTensorARM-09906

If a `VK_DESCRIPTOR_TYPE_TENSOR_ARM` descriptor is accessed as a result of this command, then the element type of the `OpTypeTensorARM` of the tensor resource variable **must** be `compatible` with the `VkFormat` of the `VkTensorViewARM` used for the access

- VUID-vkCmdDrawMeshTasksIndirectCountEXT-None-11297

If a pipeline is bound to the pipeline bind point used by this command, or shader is bound to a shader stage used by this command, and it was created with a `descriptor mapping` using `VK_DESCRIPTOR_MAPPING_SOURCE_HEAP_WITH_PUSH_INDEX_EXT`, `VK_DESCRIPTOR_MAPPING_SOURCE_HEAP_WITH_SHADER_RECORD_INDEX_EXT`, `VK_DESCRIPTOR_MAPPING_SOURCE_HEAP_WITH_INDIRECT_INDEX_ARRAY_EXT`, or `VK_DESCRIPTOR_MAPPING_SOURCE_HEAP_WITH_INDIRECT_INDEX_EXT`, and a shader accesses a `OpTypeStruct` decorated with `Block` or `BufferBlock` using that mapping, the calculated offset for the resource heap **must** be a multiple of `bufferDescriptorAlignment`

- VUID-vkCmdDrawMeshTasksIndirectCountEXT-None-11298

If a pipeline is bound to the pipeline bind point used by this command, or shader is bound to a shader stage used by this command, and it was created with a `descriptor mapping` using `VK_DESCRIPTOR_MAPPING_SOURCE_HEAP_WITH_PUSH_INDEX_EXT`, `VK_DESCRIPTOR_MAPPING_SOURCE_HEAP_WITH_SHADER_RECORD_INDEX_EXT`, `VK_DESCRIPTOR_MAPPING_SOURCE_HEAP_WITH_INDIRECT_INDEX_ARRAY_EXT`, or `VK_DESCRIPTOR_MAPPING_SOURCE_HEAP_WITH_INDIRECT_INDEX_EXT`, and a shader accesses an `OpTypeImage` or `OpTypeSampledImage` using that mapping, the calculated offset for the resource heap **must** be a multiple of `imageDescriptorAlignment`

- VUID-vkCmdDrawMeshTasksIndirectCountEXT-None-11299

If a pipeline is bound to the pipeline bind point used by this command, or shader is bound to a shader stage used by this command, and it was created with a `descriptor mapping` using `VK_DESCRIPTOR_MAPPING_SOURCE_HEAP_WITH_PUSH_INDEX_EXT`, `VK_DESCRIPTOR_MAPPING_SOURCE_HEAP_WITH_SHADER_RECORD_INDEX_EXT`, `VK_DESCRIPTOR_MAPPING_SOURCE_HEAP_WITH_INDIRECT_INDEX_ARRAY_EXT`, or `VK_DESCRIPTOR_MAPPING_SOURCE_HEAP_WITH_INDIRECT_INDEX_EXT`, and a shader accesses an `OpTypeSampler` or `OpTypeSampledImage` using that mapping, the calculated offset for the sampler heap **must** be a multiple of `samplerDescriptorAlignment`

- VUID-vkCmdDrawMeshTasksIndirectCountEXT-None-11397

If a pipeline is bound to the pipeline bind point used by this command, or shader is bound to a shader stage used by this command, and it was created with a `descriptor mapping` using `VK_DESCRIPTOR_MAPPING_SOURCE_HEAP_WITH_PUSH_INDEX_EXT`, `VK_DESCRIPTOR_MAPPING_SOURCE_HEAP_WITH_SHADER_RECORD_INDEX_EXT`, `VK_DESCRIPTOR_MAPPING_SOURCE_HEAP_WITH_INDIRECT_INDEX_ARRAY_EXT`, or `VK_DESCRIPTOR_MAPPING_SOURCE_HEAP_WITH_INDIRECT_INDEX_EXT`, and a shader accesses an `OpTypeTensorARM` using that mapping, the calculated offset for the resource heap **must** be a multiple of `tensorDescriptorAlignment`

- VUID-vkCmdDrawMeshTasksIndirectCountEXT-None-11300

If a pipeline is bound to the pipeline bind point used by this command, or shader is bound to a shader stage used by this command, and it was created with a [descriptor mapping](#) using [VK_DESCRIPTOR_MAPPING_SOURCE_HEAP_WITH_INDIRECT_INDEX_ARRAY_EXT](#) or [VK_DESCRIPTOR_MAPPING_SOURCE_HEAP_WITH_INDIRECT_INDEX_EXT](#), and a shader accesses a resource using that mapping, the value of the address at the expected location in push data **must** be a multiple of 4

- VUID-vkCmdDrawMeshTasksIndirectCountEXT-None-11301

If a pipeline is bound to the pipeline bind point used by this command, or shader is bound to a shader stage used by this command, and it was created with a [descriptor mapping](#) using [VK_DESCRIPTOR_MAPPING_SOURCE_HEAP_WITH_INDIRECT_INDEX_ARRAY_EXT](#) or [VK_DESCRIPTOR_MAPPING_SOURCE_HEAP_WITH_INDIRECT_INDEX_EXT](#), and a shader accesses a resource using that mapping, the value of the address at the expected location in push data **must** be a valid [VkDeviceAddress](#) backed by physical memory at every offset specified by each mapping

- VUID-vkCmdDrawMeshTasksIndirectCountEXT-None-11302

If a pipeline is bound to the pipeline bind point used by this command, or shader is bound to a shader stage used by this command, and it was created with a [descriptor mapping](#) using [VK_DESCRIPTOR_MAPPING_SOURCE_PUSH_ADDRESS_EXT](#), and a shader accesses a resource using that mapping, the value of the address at the expected location in push data **must** be a valid [VkDeviceAddress](#)

- VUID-vkCmdDrawMeshTasksIndirectCountEXT-None-11304

If a pipeline is bound to the pipeline bind point used by this command, or shader is bound to a shader stage used by this command, and it was created with a [descriptor mapping](#) using [VK_DESCRIPTOR_MAPPING_SOURCE_INDIRECT_ADDRESS_EXT](#), and a shader accesses a resource using that mapping, the value of the address at the expected location in push data **must** be a multiple of 8

- VUID-vkCmdDrawMeshTasksIndirectCountEXT-None-11305

If a pipeline is bound to the pipeline bind point used by this command, or shader is bound to a shader stage used by this command, and it was created with a [descriptor mapping](#) using [VK_DESCRIPTOR_MAPPING_SOURCE_INDIRECT_ADDRESS_EXT](#), and a shader accesses a resource using that mapping, the value of the address at the expected location in push data **must** be a valid [VkDeviceAddress](#) backed by physical memory at every offset specified by each mapping

- VUID-vkCmdDrawMeshTasksIndirectCountEXT-None-11306

If a pipeline is bound to the pipeline bind point used by this command, or shader is bound to a shader stage used by this command, and it was created with a [descriptor mapping](#) using [VK_DESCRIPTOR_MAPPING_SOURCE_INDIRECT_ADDRESS_EXT](#), and a shader accesses a resource using that mapping, the value of the address pointed to by the address in push data **must** be a valid [VkDeviceAddress](#)

- VUID-vkCmdDrawMeshTasksIndirectCountEXT-None-11308

For each [descriptor heap](#) that is statically used by a [bound shader](#), either directly or via a [descriptor mapping](#), a valid descriptor heap **must** be bound

- VUID-vkCmdDrawMeshTasksIndirectCountEXT-None-11309

If a [bound shader](#) was created as a [VkShaderEXT](#) with the [VK_SHADER_CREATE_DESCRIPTOR_HEAP_BIT_EXT](#) flag or as part of a pipeline with the

`VK_PIPELINE_CREATE_2_DESCRIPTOR_HEAP_BIT_EXT` flag, execution of this command **must** not result in any descriptor read accessing data outside of the user range of the respective heap bound by `vkCmdBind*HeapEXT` commands

- VUID-vkCmdDrawMeshTasksIndirectCountEXT-None-11372

If any stage of the `VkPipeline` object bound to the pipeline bind point used by this command accesses a uniform buffer or uniform texel buffer through a descriptor in the bound resource heap, that stage was created without enabling either `VK_PIPELINE_ROBUSTNESS_BUFFER_BEHAVIOR_ROBUST_BUFFER_ACCESS` or `VK_PIPELINE_ROBUSTNESS_BUFFER_BEHAVIOR_ROBUST_BUFFER_ACCESS_2` for `uniformBuffers`, the `robustBufferAccess2` feature is not enabled, and the `robustBufferAccess` feature is not enabled, that stage **must** not access values outside of the range of the descriptor specified via `VkDeviceAddressRangeKHR` when the descriptor was written

- VUID-vkCmdDrawMeshTasksIndirectCountEXT-None-11373

If any stage of the `VkPipeline` object bound to the pipeline bind point used by this command accesses a storage buffer or storage texel buffer through a descriptor in the bound resource heap, that stage was created without enabling either `VK_PIPELINE_ROBUSTNESS_BUFFER_BEHAVIOR_ROBUST_BUFFER_ACCESS` or `VK_PIPELINE_ROBUSTNESS_BUFFER_BEHAVIOR_ROBUST_BUFFER_ACCESS_2` for `storageBuffers`, the `robustBufferAccess2` feature is not enabled, and the `robustBufferAccess` feature is not enabled, that stage **must** not access values outside of the range of the descriptor specified by `VkDeviceAddressRangeKHR` when the descriptor was written

- VUID-vkCmdDrawMeshTasksIndirectCountEXT-None-11374

If the `robustBufferAccess2` feature is not enabled, the `robustBufferAccess` feature is not enabled, and any `VkShaderEXT` bound to a stage corresponding to the pipeline bind point used by this command accesses a uniform buffer, uniform texel buffer, storage buffer, or storage texel buffer, that shader **must** not access values outside of the range of the buffer as specified by `VkDeviceAddressRangeKHR` when the descriptor was written

- VUID-vkCmdDrawMeshTasksIndirectCountEXT-pBindInfo-11375

If any `bound shader` uses an embedded sampler via a `descriptor mapping`, the value of `pBindInfo->reservedRangeSize` set for `vkCmdBindSamplerHeapEXT` **must** be greater than or equal to `minSamplerHeapReservedRangeWithEmbedded`

- VUID-vkCmdDrawMeshTasksIndirectCountEXT-None-11376

If a `bound shader` was created as a `VkShaderEXT` with the `VK_SHADER_CREATE_DESCRIPTOR_HEAP_BIT_EXT` flag or as part of a pipeline with the `VK_PIPELINE_CREATE_2_DESCRIPTOR_HEAP_BIT_EXT` flag, and that shader statically uses a push constant value, that value **must** have been set by `vkCmdPushDataEXT`

- VUID-vkCmdDrawMeshTasksIndirectCountEXT-None-11398

If a `bound shader` was created with a `descriptor mapping` using `VK_DESCRIPTOR_MAPPING_SOURCE_PUSH_DATA_EXT`, `VK_DESCRIPTOR_MAPPING_SOURCE_PUSH_ADDRESS_EXT`, `VK_DESCRIPTOR_MAPPING_SOURCE_SHADER_RECORD_DATA_EXT`, `VK_DESCRIPTOR_MAPPING_SOURCE_SHADER_RECORD_ADDRESS_EXT`, `VK_DESCRIPTOR_MAPPING_SOURCE_RESOURCE_HEAP_DATA_EXT`, or `VK_DESCRIPTOR_MAPPING_SOURCE_INDIRECT_ADDRESS_EXT`, and a shader accesses a resource using that mapping, the access **must** not be `out of bounds`

- VUID-vkCmdDrawMeshTasksIndirectCountEXT-None-11437

If a pipeline is bound to the pipeline bind point used by this command, or shader is bound to a shader stage used by this command, and it was created with a [descriptor mapping](#) using [VK_DESCRIPTOR_MAPPING_SOURCE_HEAP_WITH_INDIRECT_INDEX_EXT](#), [VK_DESCRIPTOR_MAPPING_SOURCE_HEAP_WITH_INDIRECT_INDEX_EXT](#), or [VK_DESCRIPTOR_MAPPING_SOURCE_INDIRECT_ADDRESS_EXT](#), and a shader accesses a resource using that mapping, the buffer from which the address in push data was queried **must** have been created with the [VK_BUFFER_USAGE_UNIFORM_BUFFER_BIT](#) usage flag set

- VUID-vkCmdDrawMeshTasksIndirectCountEXT-None-11438

If a pipeline is bound to the pipeline bind point used by this command, or shader is bound to a shader stage used by this command, and it was created with a [descriptor mapping](#) using [VK_DESCRIPTOR_MAPPING_SOURCE_PUSH_ADDRESS_EXT](#), [VK_DESCRIPTOR_MAPPING_SOURCE_SHADER_RECORD_ADDRESS_EXT](#), or [VK_DESCRIPTOR_MAPPING_SOURCE_INDIRECT_ADDRESS_EXT](#), and a shader accesses a uniform buffer using that mapping, the address that the uniform buffer is mapped to **must** have been queried from a buffer created with the [VK_BUFFER_USAGE_UNIFORM_BUFFER_BIT](#) usage flag set

- VUID-vkCmdDrawMeshTasksIndirectCountEXT-None-11441

If a pipeline is bound to the pipeline bind point used by this command, or shader is bound to a shader stage used by this command, and it was created with a [descriptor mapping](#) using [VK_DESCRIPTOR_MAPPING_SOURCE_PUSH_ADDRESS_EXT](#), [VK_DESCRIPTOR_MAPPING_SOURCE_SHADER_RECORD_ADDRESS_EXT](#), or [VK_DESCRIPTOR_MAPPING_SOURCE_INDIRECT_ADDRESS_EXT](#), and a shader accesses a uniform buffer using that mapping, the address that the uniform buffer is mapped to **must** be aligned to [minUniformBufferOffsetAlignment](#)

- VUID-vkCmdDrawMeshTasksIndirectCountEXT-None-11439

If a pipeline is bound to the pipeline bind point used by this command, or shader is bound to a shader stage used by this command, and it was created with a [descriptor mapping](#) using [VK_DESCRIPTOR_MAPPING_SOURCE_PUSH_ADDRESS_EXT](#), [VK_DESCRIPTOR_MAPPING_SOURCE_SHADER_RECORD_ADDRESS_EXT](#), or [VK_DESCRIPTOR_MAPPING_SOURCE_INDIRECT_ADDRESS_EXT](#), and a shader accesses a storage buffer using that mapping, the address that the storage buffer is mapped to **must** have been queried from a buffer created with the [VK_BUFFER_USAGE_STORAGE_BUFFER_BIT](#) usage flag set

- VUID-vkCmdDrawMeshTasksIndirectCountEXT-None-11442

If a pipeline is bound to the pipeline bind point used by this command, or shader is bound to a shader stage used by this command, and it was created with a [descriptor mapping](#) using [VK_DESCRIPTOR_MAPPING_SOURCE_PUSH_ADDRESS_EXT](#), [VK_DESCRIPTOR_MAPPING_SOURCE_SHADER_RECORD_ADDRESS_EXT](#), or [VK_DESCRIPTOR_MAPPING_SOURCE_INDIRECT_ADDRESS_EXT](#), and a shader accesses a storage buffer using that mapping, the address that the storage buffer is mapped to **must** be aligned to [minStorageBufferOffsetAlignment](#)

- VUID-vkCmdDrawMeshTasksIndirectCountEXT-None-11485

If a pipeline is bound to the pipeline bind point used by this command, or shader is bound to a shader stage used by this command, and it was created with a [descriptor mapping](#)

using [VK_DESCRIPTOR_MAPPING_SOURCE_PUSH_ADDRESS_EXT](#), [VK_DESCRIPTOR_MAPPING_SOURCE_SHADER_RECORD_ADDRESS_EXT](#), or [VK_DESCRIPTOR_MAPPING_SOURCE_INDIRECT_ADDRESS_EXT](#), and a shader accesses an acceleration structure using that mapping, the address that the acceleration structure is mapped to **must** be an acceleration structure address retrieved from a [VkAccelerationStructureKHR](#) object via [vkGetAccelerationStructureDeviceAddressKHR](#) or handle retrieved from a [VkAccelerationStructureNV](#) object via [vkGetAccelerationStructureHandleNV](#)

- VUID-vkCmdDrawMeshTasksIndirectCountEXT-index-11450

If a shader uses a sampler descriptor to sample an image as a result of this command, and that sampler descriptor uses a custom border color with an index defined by [VkSamplerCustomBorderColorIndexCreateInfoEXT](#), the value of [VkSamplerCustomBorderColorIndexCreateInfoEXT::index](#) **must** have been registered before this command was recorded, and still be registered during the sampling operation, with an identically defined color

- VUID-vkCmdDrawMeshTasksIndirectCountEXT-protectedNoFault-11455

If [protectedNoFault](#) is not supported, a pipeline is bound to the pipeline bind point used by this command, or a shader is bound to a shader stage used by this command, and it was created with a [descriptor mapping](#) using [VK_DESCRIPTOR_MAPPING_SOURCE_PUSH_ADDRESS_EXT](#), [VK_DESCRIPTOR_MAPPING_SOURCE_SHADER_RECORD_ADDRESS_EXT](#), or [VK_DESCRIPTOR_MAPPING_SOURCE_INDIRECT_ADDRESS_EXT](#), the address that the resource is mapped to **must** have been queried from a buffer created without the [VK_BUFFER_CREATE_PROTECTED_BIT](#) create flag set

- VUID-vkCmdDrawMeshTasksIndirectCountEXT-protectedNoFault-11456

If [protectedNoFault](#) is not supported, a pipeline is bound to the pipeline bind point used by this command, or a shader is bound to a shader stage used by this command, and it was created with a [descriptor mapping](#) using [VK_DESCRIPTOR_MAPPING_SOURCE_HEAP_WITH_INDIRECT_INDEX_EXT](#) or [VK_DESCRIPTOR_MAPPING_SOURCE_HEAP_WITH_INDIRECT_INDEX_ARRAY_EXT](#), the address of the indirect memory **must** have been queried from a buffer created without the [VK_BUFFER_CREATE_PROTECTED_BIT](#) create flag set

- VUID-vkCmdDrawMeshTasksIndirectCountEXT-renderPass-02684

The current render pass **must** be [compatible](#) with the [renderPass](#) member of the [VkGraphicsPipelineCreateInfo](#) structure specified when creating the [VkPipeline](#) bound to [VK_PIPELINE_BIND_POINT_GRAPHICS](#)

- VUID-vkCmdDrawMeshTasksIndirectCountEXT-subpass-02685

The subpass index of the current render pass **must** be equal to the [subpass](#) member of the [VkGraphicsPipelineCreateInfo](#) structure specified when creating the [VkPipeline](#) bound to [VK_PIPELINE_BIND_POINT_GRAPHICS](#)

- VUID-vkCmdDrawMeshTasksIndirectCountEXT-OpTypeImage-07468

If any shader executed by this pipeline accesses an [OpTypeImage](#) variable with a [Dim](#) operand of [SubpassData](#), it **must** be decorated with an [InputAttachmentIndex](#) that corresponds to a valid input attachment in the current subpass

- VUID-vkCmdDrawMeshTasksIndirectCountEXT-None-07469

Input attachment views accessed in a subpass **must** be created with the same [VkFormat](#) as the corresponding subpass definition, and be created with a [VkImageView](#) that is compatible with the attachment referenced by the subpass' [pInputAttachments](#) [[InputAttachmentIndex](#)] in the bound [VkFramebuffer](#) as specified by [Fragment Input Attachment Compatibility](#)

- VUID-vkCmdDrawMeshTasksIndirectCountEXT-pDepthInputAttachmentIndex-09595
Input attachment views accessed in a dynamic render pass with a [InputAttachmentIndex](#) referenced by [VkRenderingInputAttachmentIndexInfo](#), or no [InputAttachmentIndex](#) if [VkRenderingInputAttachmentIndexInfo::pDepthInputAttachmentIndex](#) or [VkRenderingInputAttachmentIndexInfo::pStencilInputAttachmentIndex](#) are `NULL`, **must** be created with a [VkImageView](#) that is compatible with the corresponding color, depth, or stencil attachment in [VkRenderingInfo](#)
- VUID-vkCmdDrawMeshTasksIndirectCountEXT-pDepthInputAttachmentIndex-09596
Input attachment views accessed in a dynamic render pass via a shader object **must** have an [InputAttachmentIndex](#) if both [VkRenderingInputAttachmentIndexInfo::pDepthInputAttachmentIndex](#) and [VkRenderingInputAttachmentIndexInfo::pStencilInputAttachmentIndex](#) are non-`NULL`
- VUID-vkCmdDrawMeshTasksIndirectCountEXT-InputAttachmentIndex-09597
If an input attachment view accessed in a dynamic render pass via a shader object has an [InputAttachmentIndex](#), the [InputAttachmentIndex](#) **must** match an index in [VkRenderingInputAttachmentIndexInfo](#)
- VUID-vkCmdDrawMeshTasksIndirectCountEXT-None-06537
Memory backing image subresources used as attachments in the current render pass **must** not be written in any way other than as an attachment by this command
- VUID-vkCmdDrawMeshTasksIndirectCountEXT-None-10795
If a color attachment is written by any prior command in this subpass or by the load, store, or resolve operations for this subpass, and [feedback loop](#) is not enabled for [VK_IMAGE_ASPECT_COLOR_BIT](#) on that attachment, it **must** not be accessed in any way other than as an attachment by this command
- VUID-vkCmdDrawMeshTasksIndirectCountEXT-None-10796
If a depth attachment is written by any prior command in this subpass or by the load, store, or resolve operations for this subpass, and [feedback loop](#) is not enabled for [VK_IMAGE_ASPECT_DEPTH_BIT](#) on that attachment, it **must** not be accessed in any way other than as an attachment by this command
- VUID-vkCmdDrawMeshTasksIndirectCountEXT-None-10797
If a stencil attachment is written by any prior command in this subpass or by the load, store, or resolve operations for this subpass, and [feedback loop](#) is not enabled for [VK_IMAGE_ASPECT_STENCIL_BIT](#) on that attachment, it **must** not be accessed in any way other than as an attachment by this command
- VUID-vkCmdDrawMeshTasksIndirectCountEXT-None-12338
If a color attachment is read in this command in any way other than as an attachment, or has been read by any prior command in this subpass as a non-attachment, and [feedback loop](#) is not enabled for [VK_IMAGE_ASPECT_COLOR_BIT](#) on that attachment, the color attachment **must** not be written to by this command

- VUID-vkCmdDrawMeshTasksIndirectCountEXT-None-12339
If a depth attachment is read in this command in any way other than as an attachment, or has been read by any prior command in this subpass as a non-attachment, and [feedback loop](#) is not enabled for [VK_IMAGE_ASPECT_DEPTH_BIT](#) on that attachment, the depth attachment **must** not be written to by this command
- VUID-vkCmdDrawMeshTasksIndirectCountEXT-None-12340
If a stencil attachment is read in this command in any way other than as an attachment, or has been read by any prior command in this subpass as a non-attachment, and [feedback loop](#) is not enabled for [VK_IMAGE_ASPECT_STENCIL_BIT](#) on that attachment, the stencil attachment **must** not be written to by this command
- VUID-vkCmdDrawMeshTasksIndirectCountEXT-None-09003
If an attachment is written by any prior command in this subpass or by the load, store, or resolve operations for this subpass, it **must** not be accessed in any way other than as an attachment, storage image, or sampled image by this command
- VUID-vkCmdDrawMeshTasksIndirectCountEXT-None-06886
If the current render pass instance uses a depth/stencil attachment with a read-only layout for the depth aspect, [depth writes](#) **must** be disabled
- VUID-vkCmdDrawMeshTasksIndirectCountEXT-None-06887
If the current render pass instance uses a depth/stencil attachment with a read-only layout for the stencil aspect, both front and back [writeMask](#) are not zero, and stencil test is enabled, [all stencil ops](#) **must** be [VK_STENCIL_OP_KEEP](#)
- VUID-vkCmdDrawMeshTasksIndirectCountEXT-None-07831
If the bound graphics pipeline state was created with the [VK_DYNAMIC_STATE_VIEWPORT](#) dynamic state enabled then [vkCmdSetViewport](#) **must** have been called and not subsequently [invalidated](#) in the current command buffer prior to this drawing command
- VUID-vkCmdDrawMeshTasksIndirectCountEXT-None-07832
If the bound graphics pipeline state was created with the [VK_DYNAMIC_STATE_SCISSOR](#) dynamic state enabled then [vkCmdSetScissor](#) **must** have been called and not subsequently [invalidated](#) in the current command buffer prior to this drawing command
- VUID-vkCmdDrawMeshTasksIndirectCountEXT-None-08617
If a shader object is bound to any graphics stage or a graphics pipeline is bound which was created with the [VK_DYNAMIC_STATE_LINE_WIDTH](#) dynamic state enabled, the [current value](#) of [rasterizerDiscardEnable](#) is [VK_FALSE](#), and the [effective rasterization input topology](#) is in line topology class, then [vkCmdSetLineWidth](#) **must** have been called and not subsequently [invalidated](#) in the current command buffer prior to this drawing command
- VUID-vkCmdDrawMeshTasksIndirectCountEXT-None-07834
If a shader object is bound to any graphics stage or a graphics pipeline is bound which was created with the [VK_DYNAMIC_STATE_DEPTH_BIAS](#) dynamic state enabled, the [current value](#) of [rasterizerDiscardEnable](#) is [VK_FALSE](#), and the [current value](#) of [depthBiasEnable](#) is [VK_TRUE](#), then [vkCmdSetDepthBias](#) or [vkCmdSetDepthBias2EXT](#) **must** have been called and not subsequently [invalidated](#) in the current command buffer prior to this drawing command

- VUID-vkCmdDrawMeshTasksIndirectCountEXT-None-07835

If a shader object is bound to the [VK_SHADER_STAGE_FRAGMENT_BIT](#) stage or a graphics pipeline is bound which was created with the [VK_DYNAMIC_STATE_BLEND_CONSTANTS](#) dynamic state enabled, the [current value](#) of [rasterizerDiscardEnable](#) is [VK_FALSE](#), and an active color attachment [current value](#) of [blendEnable](#) is [VK_TRUE](#) with a blend equations where any [VkBlendFactor](#) member is [VK_BLEND_FACTOR_CONSTANT_COLOR](#), [VK_BLEND_FACTOR_ONE_MINUS_CONSTANT_COLOR](#), [VK_BLEND_FACTOR_CONSTANT_ALPHA](#), or [VK_BLEND_FACTOR_ONE_MINUS_CONSTANT_ALPHA](#), then [vkCmdSetBlendConstants](#) **must** have been called and not subsequently [invalidated](#) in the current command buffer prior to this drawing command

- VUID-vkCmdDrawMeshTasksIndirectCountEXT-None-07836

If a shader object is bound to any graphics stage or a graphics pipeline is bound which was created with the [VK_DYNAMIC_STATE_DEPTH_BOUNDS](#) dynamic state enabled, the [current value](#) of [rasterizerDiscardEnable](#) is [VK_FALSE](#), and the [current value](#) of [depthBoundsTestEnable](#) is [VK_TRUE](#), then [vkCmdSetDepthBounds](#) **must** have been called and not subsequently [invalidated](#) in the current command buffer prior to this drawing command

- VUID-vkCmdDrawMeshTasksIndirectCountEXT-None-07837

If a shader object is bound to any graphics stage or a graphics pipeline is bound which was created with the [VK_DYNAMIC_STATE_STENCIL_COMPARE_MASK](#) dynamic state enabled, the [current value](#) of [rasterizerDiscardEnable](#) is [VK_FALSE](#), and the [current value](#) of [stencilTestEnable](#) is [VK_TRUE](#), then [vkCmdSetStencilCompareMask](#) **must** have been called and not subsequently [invalidated](#) in the current command buffer prior to this drawing command

- VUID-vkCmdDrawMeshTasksIndirectCountEXT-None-07838

If a shader object is bound to any graphics stage or a graphics pipeline is bound which was created with the [VK_DYNAMIC_STATE_STENCIL_WRITE_MASK](#) dynamic state enabled, the [current value](#) of [rasterizerDiscardEnable](#) is [VK_FALSE](#), and the [current value](#) of [stencilTestEnable](#) is [VK_TRUE](#), then [vkCmdSetStencilWriteMask](#) **must** have been called and not subsequently [invalidated](#) in the current command buffer prior to this drawing command

- VUID-vkCmdDrawMeshTasksIndirectCountEXT-None-07839

If a shader object is bound to any graphics stage or a graphics pipeline is bound which was created with the [VK_DYNAMIC_STATE_STENCIL_REFERENCE](#) dynamic state enabled, the [current value](#) of [rasterizerDiscardEnable](#) is [VK_FALSE](#), the [current value](#) of [stencilTestEnable](#) is [VK_TRUE](#), then [vkCmdSetStencilReference](#) **must** have been called and not subsequently [invalidated](#) in the current command buffer prior to this drawing command

- VUID-vkCmdDrawMeshTasksIndirectCountEXT-maxMultiviewInstanceIndex-02688

If the draw is recorded in a render pass instance with multiview enabled, the maximum instance index **must** be less than or equal to [VkPhysicalDeviceMultiviewProperties::maxMultiviewInstanceIndex](#)

- VUID-vkCmdDrawMeshTasksIndirectCountEXT-sampleLocationsEnable-02689

If the bound graphics pipeline was created with

VkPipelineSampleLocationsStateCreateInfoEXT::sampleLocationsEnable set to VK_TRUE, then the active depth attachment **must** have been created with the VK_IMAGE_CREATE_SAMPLE_LOCATIONS_COMPATIBLE_DEPTH_BIT_EXT bit set

- VUID-vkCmdDrawMeshTasksIndirectCountEXT-None-07634

If the VK_EXT_sample_locations extension is enabled, a shader object is bound to any graphics stage or a graphics pipeline is bound which was created with the VK_DYNAMIC_STATE_SAMPLE_LOCATIONS_ENABLE_EXT dynamic state enabled, and the current value of rasterizerDiscardEnable is VK_FALSE, then vkCmdSetSampleLocationsEnableEXT **must** have been called and not subsequently invalidated in the current command buffer prior to this drawing command

- VUID-vkCmdDrawMeshTasksIndirectCountEXT-None-06666

If the VK_EXT_sample_locations extension is enabled, a shader object is bound to any graphics stage or a graphics pipeline is bound which was created with the VK_DYNAMIC_STATE_SAMPLE_LOCATIONS_EXT dynamic state enabled, the current value of rasterizerDiscardEnable is VK_FALSE, and the current value of sampleLocationsEnable is VK_TRUE, then vkCmdSetSampleLocationsEXT **must** have been called and not subsequently invalidated in the current command buffer prior to this drawing command

- VUID-vkCmdDrawMeshTasksIndirectCountEXT-None-07840

If a shader object is bound to any graphics stage or a graphics pipeline is bound which was created with the VK_DYNAMIC_STATE_CULL_MODE dynamic state enabled, and the current value of rasterizerDiscardEnable is VK_FALSE, then vkCmdSetCullMode **must** have been called and not subsequently invalidated in the current command buffer prior to this drawing command

- VUID-vkCmdDrawMeshTasksIndirectCountEXT-None-07841

If a shader object is bound to any graphics stage or a graphics pipeline is bound which was created with the VK_DYNAMIC_STATE_FRONT_FACE dynamic state enabled, and the current value of rasterizerDiscardEnable is VK_FALSE, then vkCmdSetFrontFace **must** have been called and not subsequently invalidated in the current command buffer prior to this drawing command

- VUID-vkCmdDrawMeshTasksIndirectCountEXT-None-07843

If a shader object is bound to any graphics stage or a graphics pipeline is bound which was created with the VK_DYNAMIC_STATE_DEPTH_TEST_ENABLE dynamic state enabled, and the current value of rasterizerDiscardEnable is VK_FALSE, vkCmdSetDepthTestEnable **must** have been called and not subsequently invalidated in the current command buffer prior to this drawing command

- VUID-vkCmdDrawMeshTasksIndirectCountEXT-None-07844

If a shader object is bound to any graphics stage or a graphics pipeline is bound which was created with the VK_DYNAMIC_STATE_DEPTH_WRITE_ENABLE dynamic state enabled, and the current value of rasterizerDiscardEnable is VK_FALSE, and the current value of depthTestEnable is VK_TRUE, then vkCmdSetDepthWriteEnable **must** have been called and not subsequently invalidated in the current command buffer prior to this drawing command

- VUID-vkCmdDrawMeshTasksIndirectCountEXT-None-07845

If a shader object is bound to any graphics stage or a graphics pipeline is bound which was created with the VK_DYNAMIC_STATE_DEPTH_COMPARE_OP dynamic state enabled,

the `current value` of `rasterizerDiscardEnable` is `VK_FALSE`, and the `current value` of `depthTestEnable` is `VK_TRUE`, then `vkCmdSetDepthCompareOp` **must** have been called and not subsequently `invalidated` in the current command buffer prior to this drawing command

- VUID-vkCmdDrawMeshTasksIndirectCountEXT-None-07846

If the `depthBounds` feature is enabled, a shader object is bound to any graphics stage or a graphics pipeline is bound which was created with the `VK_DYNAMIC_STATE_DEPTH_BOUNDS_TEST_ENABLE` dynamic state enabled, and the `current value` of `rasterizerDiscardEnable` is `VK_FALSE`, then `vkCmdSetDepthBoundsTestEnable` **must** have been called and not subsequently `invalidated` in the current command buffer prior to this drawing command

- VUID-vkCmdDrawMeshTasksIndirectCountEXT-None-07847

If a shader object is bound to any graphics stage or a graphics pipeline is bound which was created with the `VK_DYNAMIC_STATE_STENCIL_TEST_ENABLE` dynamic state enabled, and the `current value` of `rasterizerDiscardEnable` is `VK_FALSE`, then `vkCmdSetStencilTestEnable` **must** have been called and not subsequently `invalidated` in the current command buffer prior to this drawing command

- VUID-vkCmdDrawMeshTasksIndirectCountEXT-None-07848

If a shader object is bound to any graphics stage or a graphics pipeline is bound which was created with the `VK_DYNAMIC_STATE_STENCIL_OP` dynamic state enabled, the `current value` of `rasterizerDiscardEnable` is `VK_FALSE`, the `current value` of `stencilTestEnable` is `VK_TRUE`, then `vkCmdSetStencilOp` **must** have been called and not subsequently `invalidated` in the current command buffer prior to this drawing command

- VUID-vkCmdDrawMeshTasksIndirectCountEXT-viewportCount-03417

If a shader object is bound to any graphics stage or a graphics pipeline is bound which was created with the `VK_DYNAMIC_STATE_VIEWPORT_WITH_COUNT` dynamic state enabled, and the state is not inherited, then `vkCmdSetViewportWithCount` **must** have been called and not subsequently `invalidated` in the current command buffer prior to this drawing command

- VUID-vkCmdDrawMeshTasksIndirectCountEXT-scissorCount-03418

If a shader object is bound to any graphics stage or a graphics pipeline is bound which was created with the `VK_DYNAMIC_STATE_SCISSOR_WITH_COUNT` dynamic state enabled, and the state is not inherited, then `vkCmdSetScissorWithCount` **must** have been called and not subsequently `invalidated` in the current command buffer prior to this drawing

- VUID-vkCmdDrawMeshTasksIndirectCountEXT-viewportCount-03419

If a shader object is bound to any graphics stage or a graphics pipeline is bound which was created with both the `VK_DYNAMIC_STATE_SCISSOR_WITH_COUNT` and `VK_DYNAMIC_STATE_VIEWPORT_WITH_COUNT` dynamic states enabled, and the state is not inherited, then the `viewportCount` parameter of `vkCmdSetViewportWithCount` **must** match the `scissorCount` parameter of `vkCmdSetScissorWithCount`

- VUID-vkCmdDrawMeshTasksIndirectCountEXT-viewportCount-04137

If the bound graphics pipeline state was created with the `VK_DYNAMIC_STATE_VIEWPORT_WITH_COUNT` dynamic state enabled, but not the `VK_DYNAMIC_STATE_VIEWPORT_W_SCALING_NV` dynamic state enabled, then the bound

graphics pipeline **must** have been created with `VkPipelineViewportWScalingStateCreateInfoNV::viewportCount` greater or equal to the `viewportCount` parameter in the last call to `vkCmdSetViewportWithCount`

- VUID-vkCmdDrawMeshTasksIndirectCountEXT-viewportCount-04138

If the `VK_NV_clip_space_w_scaling` extension is enabled, and a shader object is bound to any graphics stage or a graphics pipeline is bound which was created with the `VK_DYNAMIC_STATE_VIEWPORT_WITH_COUNT` and `VK_DYNAMIC_STATE_VIEWPORT_W_SCALING_NV` dynamic state enabled, the `current value` of `viewportWScalingEnable` is `VK_TRUE`, then `vkCmdSetViewportWScalingNV` **must** have been called and not subsequently `invalidated` in the current command buffer prior to this drawing command

- VUID-vkCmdDrawMeshTasksIndirectCountEXT-None-08636

If the `VK_NV_clip_space_w_scaling` extension is enabled, and a shader object is bound to any graphics stage or a graphics pipeline is bound which was created with the `VK_DYNAMIC_STATE_VIEWPORT_WITH_COUNT` and `VK_DYNAMIC_STATE_VIEWPORT_W_SCALING_NV` dynamic state enabled, the `current value` of `viewportWScalingEnable` is `VK_TRUE`, then the `viewportCount` parameter in the last call to `vkCmdSetViewportWScalingNV` **must** be greater than or equal to the `viewportCount` parameter in the last call to `vkCmdSetViewportWithCount`

- VUID-vkCmdDrawMeshTasksIndirectCountEXT-viewportCount-04139

If the bound graphics pipeline state was created with the `VK_DYNAMIC_STATE_VIEWPORT_WITH_COUNT` dynamic state enabled, but not the `VK_DYNAMIC_STATE_VIEWPORT_SHADING_RATE_PALETTE_NV` dynamic state enabled, then the bound graphics pipeline **must** have been created with `VkPipelineViewportShadingRateImageStateCreateInfoNV::viewportCount` greater or equal to the `viewportCount` parameter in the last call to `vkCmdSetViewportWithCount`

- VUID-vkCmdDrawMeshTasksIndirectCountEXT-shadingRateImage-09233

If the `shadingRateImage` feature is enabled, and a shader object is bound to any graphics stage or a graphics pipeline is bound which was created with the `VK_DYNAMIC_STATE_VIEWPORT_COARSE_SAMPLE_ORDER_NV` and the `current value` of `rasterizerDiscardEnable` is `VK_FALSE`, then `vkCmdSetCoarseSampleOrderNV` **must** have been called and not subsequently `invalidated` in the current command buffer prior to this drawing command

- VUID-vkCmdDrawMeshTasksIndirectCountEXT-shadingRateImage-09234

If the `shadingRateImage` feature is enabled, and a shader object is bound to any graphics stage or a graphics pipeline is bound which was created with the `VK_DYNAMIC_STATE_VIEWPORT_WITH_COUNT` and `VK_DYNAMIC_STATE_VIEWPORT_SHADING_RATE_PALETTE_NV` dynamic state enabled, the `current value` of `rasterizerDiscardEnable` is `VK_FALSE`, and the `current value` of `shadingRateImageEnable` is `VK_TRUE`, then `vkCmdSetViewportShadingRatePaletteNV` **must** have been called and not subsequently `invalidated` in the current command buffer prior to this drawing command

- VUID-vkCmdDrawMeshTasksIndirectCountEXT-None-08637

If the `shadingRateImage` feature is enabled, and a shader object is bound to any graphics stage or a graphics pipeline is bound which was created with the

`VK_DYNAMIC_STATE_VIEWPORT_WITH_COUNT` and `VK_DYNAMIC_STATE_VIEWPORT_SHADING_RATE_PALETTE_NV` dynamic state enabled, the current value of `rasterizerDiscardEnable` is `VK_FALSE`, and the current value of `shadingRateImageEnable` is `VK_TRUE`, then the `viewportCount` parameter in the last call to `vkCmdSetViewportShadingRatePaletteNV` **must** be greater than or equal to the `viewportCount` parameter in the last call to `vkCmdSetViewportWithCount`

- VUID-vkCmdDrawMeshTasksIndirectCountEXT-VkPipelineVieportCreateInfo-04141
If the bound graphics pipeline state was created with the `VK_DYNAMIC_STATE_VIEWPORT_WITH_COUNT` dynamic state enabled and a `VkPipelineViewportSwizzleStateCreateInfoNV` structure chained from `VkPipelineViewportStateCreateInfo`, then the bound graphics pipeline **must** have been created with `VkPipelineViewportSwizzleStateCreateInfoNV::viewportCount` greater or equal to the `viewportCount` parameter in the last call to `vkCmdSetViewportWithCount`
- VUID-vkCmdDrawMeshTasksIndirectCountEXT-VkPipelineVieportCreateInfo-04142
If the bound graphics pipeline state was created with the `VK_DYNAMIC_STATE_VIEWPORT_WITH_COUNT` dynamic state enabled and a `VkPipelineViewportExclusiveScissorStateCreateInfoNV` structure chained from `VkPipelineViewportStateCreateInfo`, then the bound graphics pipeline **must** have been created with `VkPipelineViewportExclusiveScissorStateCreateInfoNV::exclusiveScissorCount` greater or equal to the `viewportCount` parameter in the last call to `vkCmdSetViewportWithCount`
- VUID-vkCmdDrawMeshTasksIndirectCountEXT-None-07878
If the `exclusiveScissor` feature is enabled, and a shader object is bound to any graphics stage or a graphics pipeline is bound which was created with the `VK_DYNAMIC_STATE_EXCLUSIVE_SCISSOR_ENABLE_NV` dynamic state enabled, then `vkCmdSetExclusiveScissorEnableNV` **must** have been called and not subsequently `invalidated` in the current command buffer prior to this drawing command
- VUID-vkCmdDrawMeshTasksIndirectCountEXT-None-07879
If the `exclusiveScissor` feature is enabled, a shader object is bound to any graphics stage or a graphics pipeline is bound which was created with the `VK_DYNAMIC_STATE_EXCLUSIVE_SCISSOR_NV` dynamic state enabled, and the most recent call to `vkCmdSetExclusiveScissorEnableNV` in the current command buffer set any element of `pExclusiveScissorEnables` to `VK_TRUE`, then `vkCmdSetExclusiveScissorNV` **must** have been called and not subsequently `invalidated` in the current command buffer prior to this drawing command
- VUID-vkCmdDrawMeshTasksIndirectCountEXT-None-04876
If a shader object is bound to any graphics stage or a graphics pipeline is bound which was created with the `VK_DYNAMIC_STATE_RASTERIZER_DISCARD_ENABLE` dynamic state enabled, then `vkCmdSetRasterizerDiscardEnable` **must** have been called and not subsequently `invalidated` in the current command buffer prior to this drawing command
- VUID-vkCmdDrawMeshTasksIndirectCountEXT-None-04877
If a shader object is bound to any graphics stage or a graphics pipeline is bound which was created with the `VK_DYNAMIC_STATE_DEPTH_BIAS_ENABLE` dynamic state enabled, and the current value of `rasterizerDiscardEnable` is `VK_FALSE`, then `vkCmdSetDepthBiasEnable` **must** have been called and not subsequently `invalidated` in

the current command buffer prior to this drawing command

- VUID-vkCmdDrawMeshTasksIndirectCountEXT-logicOp-04878

If a shader object is bound to the `VK_SHADER_STAGE_FRAGMENT_BIT` or a graphics pipeline is bound which was created with the `VK_DYNAMIC_STATE_LOGIC_OP_EXT` dynamic state enabled, the `current value` of `rasterizerDiscardEnable` is `VK_FALSE`, and the `current value` of `logicOpEnable` is `VK_TRUE`, then `vkCmdSetLogicOpEXT` **must** have been called and not subsequently `invalidated` in the current command buffer prior to this drawing command

- VUID-vkCmdDrawMeshTasksIndirectCountEXT-primitiveFragmentShadingRateWithMultipleViewports-04552

If the `primitiveFragmentShadingRateWithMultipleViewports` limit is not supported, the bound graphics pipeline was created with the `VK_DYNAMIC_STATE_VIEWPORT_WITH_COUNT` dynamic state enabled, and any of the shader stages of the bound graphics pipeline write to the `PrimitiveShadingRateKHR` built-in, then `vkCmdSetViewportWithCount` **must** have been called in the current command buffer prior to this drawing command, and the `viewportCount` parameter of `vkCmdSetViewportWithCount` **must** be 1

- VUID-vkCmdDrawMeshTasksIndirectCountEXT-primitiveFragmentShadingRateWithMultipleViewports-08642

If the `primitiveFragmentShadingRateWithMultipleViewports` limit is not supported, and any shader object bound to a graphics stage writes to the `PrimitiveShadingRateKHR` built-in, then `vkCmdSetViewportWithCount` **must** have been called in the current command buffer prior to this drawing command, and the `viewportCount` parameter of `vkCmdSetViewportWithCount` **must** be 1

- VUID-vkCmdDrawMeshTasksIndirectCountEXT-blendEnable-04727

If a shader object is bound to the `VK_SHADER_STAGE_FRAGMENT_BIT` stage or a graphics pipeline is bound which was created with `VK_DYNAMIC_STATE_COLOR_BLEND_ENABLE_EXT` dynamic state enabled, the `current value` of `rasterizerDiscardEnable` is `VK_FALSE`, then for each color attachment, if the corresponding image view's `format features` do not contain `VK_FORMAT_FEATURE_COLOR_ATTACHMENT_BLEND_BIT`, then the corresponding `current value` of `blendEnable` **must** be `VK_FALSE`

- VUID-vkCmdDrawMeshTasksIndirectCountEXT-None-08644

If a shader object is bound to any graphics stage or a graphics pipeline is bound, the `current value` of `rasterizerDiscardEnable` is `VK_FALSE`, and none of the following is enabled:

- the `VK_AMD_mixed_attachment_samples` extension
- the `VK_NV_framebuffer_mixed_samples` extension
- the `multisampledRenderToSingleSampled` feature

then the `current value` of `rasterizationSamples` **must** be the same as the current color and/or depth/stencil attachments

- VUID-vkCmdDrawMeshTasksIndirectCountEXT-None-08876

If a shader object is bound to any graphics stage, the current render pass instance **must**

have been begun with `vkCmdBeginRendering`

- VUID-vkCmdDrawMeshTasksIndirectCountEXT-imageView-06172

If the current render pass instance was begun with `vkCmdBeginRendering`, the `imageView` member of `pDepthAttachment` is not `VK_NULL_HANDLE`, and the `layout` member of `pDepthAttachment` is `VK_IMAGE_LAYOUT_DEPTH_STENCIL_READ_ONLY_OPTIMAL`, this command **must** not write any values to the depth attachment

- VUID-vkCmdDrawMeshTasksIndirectCountEXT-imageView-06173

If the current render pass instance was begun with `vkCmdBeginRendering`, the `imageView` member of `pStencilAttachment` is not `VK_NULL_HANDLE`, and the `layout` member of `pStencilAttachment` is `VK_IMAGE_LAYOUT_DEPTH_STENCIL_READ_ONLY_OPTIMAL`, this command **must** not write any values to the stencil attachment

- VUID-vkCmdDrawMeshTasksIndirectCountEXT-imageView-06174

If the current render pass instance was begun with `vkCmdBeginRendering`, the `imageView` member of `pDepthAttachment` is not `VK_NULL_HANDLE`, and the `layout` member of `pDepthAttachment` is `VK_IMAGE_LAYOUT_DEPTH_READ_ONLY_STENCIL_ATTACHMENT_OPTIMAL`, this command **must** not write any values to the depth attachment

- VUID-vkCmdDrawMeshTasksIndirectCountEXT-imageView-06175

If the current render pass instance was begun with `vkCmdBeginRendering`, the `imageView` member of `pStencilAttachment` is not `VK_NULL_HANDLE`, and the `layout` member of `pStencilAttachment` is `VK_IMAGE_LAYOUT_DEPTH_ATTACHMENT_STENCIL_READ_ONLY_OPTIMAL`, this command **must** not write any values to the stencil attachment

- VUID-vkCmdDrawMeshTasksIndirectCountEXT-imageView-06176

If the current render pass instance was begun with `vkCmdBeginRendering`, the `imageView` member of `pDepthAttachment` is not `VK_NULL_HANDLE`, and the `layout` member of `pDepthAttachment` is `VK_IMAGE_LAYOUT_DEPTH_READ_ONLY_OPTIMAL`, this command **must** not write any values to the depth attachment

- VUID-vkCmdDrawMeshTasksIndirectCountEXT-imageView-06177

If the current render pass instance was begun with `vkCmdBeginRendering`, the `imageView` member of `pStencilAttachment` is not `VK_NULL_HANDLE`, and the `layout` member of `pStencilAttachment` is `VK_IMAGE_LAYOUT_STENCIL_READ_ONLY_OPTIMAL`, this command **must** not write any values to the stencil attachment

- VUID-vkCmdDrawMeshTasksIndirectCountEXT-viewMask-06178

If the current render pass instance was begun with `vkCmdBeginRendering`, the bound graphics pipeline **must** have been created with a `VkPipelineRenderingCreateInfo::viewMask` equal to `VkRenderingInfo::viewMask`

- VUID-vkCmdDrawMeshTasksIndirectCountEXT-colorAttachmentCount-06179

If the `dynamicRenderingUnusedAttachments` feature is not enabled and the current render pass instance was begun with `vkCmdBeginRendering`, the bound graphics pipeline **must** have been created with a `VkPipelineRenderingCreateInfo::colorAttachmentCount` equal to `VkRenderingInfo::colorAttachmentCount`

- VUID-vkCmdDrawMeshTasksIndirectCountEXT-dynamicRenderingUnusedAttachments-08910

If the `dynamicRenderingUnusedAttachments` feature is not enabled, and the current render pass instance was begun with `vkCmdBeginRendering` and `VkRenderingInfo::colorAttachmentCount` greater than 0, then each element of the `VkRenderingInfo::pColorAttachments` array with an `imageView` not equal to `VK_NULL_HANDLE` **must** have been created with a `VkFormat` equal to the corresponding element of `VkPipelineRenderingCreateInfo::pColorAttachmentFormats` used to create the bound graphics pipeline

- VUID-vkCmdDrawMeshTasksIndirectCountEXT-dynamicRenderingUnusedAttachments-08912

If the `dynamicRenderingUnusedAttachments` feature is not enabled, and the current render pass instance was begun with `vkCmdBeginRendering` and `VkRenderingInfo::colorAttachmentCount` greater than 0, then each element of the `VkRenderingInfo::pColorAttachments` array with an `imageView` equal to `VK_NULL_HANDLE` **must** have the corresponding element of `VkPipelineRenderingCreateInfo::pColorAttachmentFormats` used to create the bound pipeline equal to `VK_FORMAT_UNDEFINED`

- VUID-vkCmdDrawMeshTasksIndirectCountEXT-dynamicRenderingUnusedAttachments-08911

If the `dynamicRenderingUnusedAttachments` feature is enabled, and the current render pass instance was begun with `vkCmdBeginRendering` and `VkRenderingInfo::colorAttachmentCount` greater than 0, then each element of the `VkRenderingInfo::pColorAttachments` array with an `imageView` not equal to `VK_NULL_HANDLE` **must** have been created with a `VkFormat` equal to the corresponding element of `VkPipelineRenderingCreateInfo::pColorAttachmentFormats` used to create the bound graphics pipeline, or the corresponding element of `VkPipelineRenderingCreateInfo::pColorAttachmentFormats`, if it exists, **must** be `VK_FORMAT_UNDEFINED`

- VUID-vkCmdDrawMeshTasksIndirectCountEXT-colorAttachmentCount-09362

If the current render pass instance was begun with `vkCmdBeginRendering`, with a `VkRenderingInfo::colorAttachmentCount` equal to 1, there is no shader object bound to any graphics stage, and a color attachment with a resolve mode of `VK_RESOLVE_MODE_EXTERNAL_FORMAT_DOWNSAMPLE_BIT_ANDROID`, each element of the `VkRenderingInfo::pColorAttachments` array with a `resolveImageView` not equal to `VK_NULL_HANDLE` **must** have been created with an image created with a `VkExternalFormatANDROID::externalFormat` value equal to the `VkExternalFormatANDROID::externalFormat` value used to create the bound graphics pipeline

- VUID-vkCmdDrawMeshTasksIndirectCountEXT-None-09363

If there is no shader object bound to any graphics stage, the current render pass instance was begun with `vkCmdBeginRendering` and a `VkRenderingInfo::colorAttachmentCount` equal to 1, and a color attachment with a resolve mode of `VK_RESOLVE_MODE_EXTERNAL_FORMAT_DOWNSAMPLE_BIT_ANDROID`, each element of the `VkRenderingInfo::pColorAttachments` array with a `imageView` not equal to `VK_NULL_HANDLE` **must** have been created with an image created with a `VkExternalFormatANDROID::externalFormat` value equal to the `VkExternalFormatANDROID::externalFormat` value used to create the bound graphics pipeline

- VUID-vkCmdDrawMeshTasksIndirectCountEXT-None-09364

If the current render pass instance was begun with `vkCmdBeginRendering`, there is no shader object bound to any graphics stage, and the bound graphics pipeline was created with a non-zero `VkExternalFormatANDROID::externalFormat` value and with the `VK_DYNAMIC_STATE_COLOR_BLEND_ENABLE_EXT` dynamic state enabled, then `vkCmdSetColorBlendEnableEXT` **must** have set the blend enable to `VK_FALSE` prior to this drawing command

- VUID-vkCmdDrawMeshTasksIndirectCountEXT-None-09365

If the current render pass instance was begun with `vkCmdBeginRendering`, there is no shader object bound to any graphics stage, and the bound graphics pipeline was created with a non-zero `VkExternalFormatANDROID::externalFormat` value and with the `VK_DYNAMIC_STATE_RASTERIZATION_SAMPLES_EXT` dynamic state enabled, then `vkCmdSetRasterizationSamplesEXT` **must** have set `rasterizationSamples` to `VK_SAMPLE_COUNT_1_BIT` prior to this drawing command

- VUID-vkCmdDrawMeshTasksIndirectCountEXT-None-09366

If there is a shader object bound to any graphics stage, and the current render pass includes a color attachment that uses the `VK_RESOLVE_MODE_EXTERNAL_FORMAT_DOWNSAMPLE_BIT_ANDROID` resolve mode, then `vkCmdSetColorBlendEnableEXT` **must** have set blend enable to `VK_FALSE` prior to this drawing command

- VUID-vkCmdDrawMeshTasksIndirectCountEXT-rasterizationSamples-09367

If there is a shader object bound to any graphics stage, and the current render pass includes a color attachment that uses the `VK_RESOLVE_MODE_EXTERNAL_FORMAT_DOWNSAMPLE_BIT_ANDROID` resolve mode, then `vkCmdSetRasterizationSamplesEXT` **must** have set `rasterizationSamples` to `VK_SAMPLE_COUNT_1_BIT` prior to this drawing command

- VUID-vkCmdDrawMeshTasksIndirectCountEXT-None-09368

If the current render pass instance was begun with `vkCmdBeginRendering`, there is no shader object bound to any graphics stage, and the bound graphics pipeline was created with a non-zero `VkExternalFormatANDROID::externalFormat` value and with the `VK_DYNAMIC_STATE_FRAGMENT_SHADING_RATE_KHR` dynamic state enabled, then `vkCmdSetFragmentShadingRateKHR` **must** have set `pFragmentSize->width` to 1 prior to this drawing command

- VUID-vkCmdDrawMeshTasksIndirectCountEXT-None-09369

If the current render pass instance was begun with `vkCmdBeginRendering`, there is no shader object bound to any graphics stage, and the bound graphics pipeline was created with a non-zero `VkExternalFormatANDROID::externalFormat` value and with the `VK_DYNAMIC_STATE_FRAGMENT_SHADING_RATE_KHR` dynamic state enabled, then `vkCmdSetFragmentShadingRateKHR` **must** have set `pFragmentSize->height` to 1 prior to this drawing command

- VUID-vkCmdDrawMeshTasksIndirectCountEXT-pFragmentSize-09370

If there is a shader object bound to any graphics stage, and the current render pass includes a color attachment that uses the `VK_RESOLVE_MODE_EXTERNAL_FORMAT_DOWNSAMPLE_BIT_ANDROID` resolve mode, then `vkCmdSetFragmentShadingRateKHR` **must** have set `pFragmentSize->width` to 1 prior to this drawing command

- VUID-vkCmdDrawMeshTasksIndirectCountEXT-pFragmentSize-09371
If there is a shader object bound to any graphics stage, and the current render pass includes a color attachment that uses the [VK_RESOLVE_MODE_EXTERNAL_FORMAT_DOWNSAMPLE_BIT_ANDROID](#) resolve mode, then `vkCmdSetFragmentShadingRateKHR` **must** have set `pFragmentSize->height` to 1 prior to this drawing command
- VUID-vkCmdDrawMeshTasksIndirectCountEXT-None-07749
If the `colorWriteEnable` feature is enabled, a shader object is bound to the [VK_SHADER_STAGE_FRAGMENT_BIT](#) stage or a graphics pipeline is bound which was created with the [VK_DYNAMIC_STATE_COLOR_WRITE_ENABLE_EXT](#) dynamic state enabled, and the current value of `rasterizerDiscardEnable` is `VK_FALSE`, then `vkCmdSetColorWriteEnableEXT` **must** have been called and not subsequently `invalidated` in the current command buffer prior to this drawing command
- VUID-vkCmdDrawMeshTasksIndirectCountEXT-attachmentCount-07750
If the `colorWriteEnable` feature is enabled, a shader object is bound to the [VK_SHADER_STAGE_FRAGMENT_BIT](#) stage or a graphics pipeline is bound which was created with the [VK_DYNAMIC_STATE_COLOR_WRITE_ENABLE_EXT](#) dynamic state enabled, and the current value of `rasterizerDiscardEnable` is `VK_FALSE`, then the `attachmentCount` parameter of most recent call to `vkCmdSetColorWriteEnableEXT` in the current command buffer **must** be greater than or equal to the number of active color attachments
- VUID-vkCmdDrawMeshTasksIndirectCountEXT-None-07751
If the [VK_EXT_discard_rectangles](#) extension is enabled, a graphics pipeline is bound which was created with the [VK_DYNAMIC_STATE_DISCARD_RECTANGLE_EXT](#) dynamic state enabled and the `pNext` chain of `VkGraphicsPipelineCreateInfo` included a `VkPipelineDiscardRectangleStateCreateInfoEXT` structure, the current value of `rasterizerDiscardEnable` is `VK_FALSE`, and the current value of `discardRectangleEnable` is `VK_TRUE`, then `vkCmdSetDiscardRectangleEXT` **must** have been called and not subsequently `invalidated` in the current command buffer prior to this drawing command for each discard rectangle in `VkPipelineDiscardRectangleStateCreateInfoEXT::discardRectangleCount`
- VUID-vkCmdDrawMeshTasksIndirectCountEXT-rasterizerDiscardEnable-09236
If the [VK_EXT_discard_rectangles](#) extension is enabled, a shader object is bound to any graphics stage or a graphics pipeline is bound which was created with [VK_DYNAMIC_STATE_DISCARD_RECTANGLE_EXT](#) dynamic state enabled and the `pNext` chain of `VkGraphicsPipelineCreateInfo` did not include a `VkPipelineDiscardRectangleStateCreateInfoEXT` structure, the current value of `rasterizerDiscardEnable` is `VK_FALSE`, and the current value of `discardRectangleEnable` is `VK_TRUE`, then `vkCmdSetDiscardRectangleEXT` **must** have been called and not subsequently `invalidated` in the current command buffer prior to this drawing command for each discard rectangle in `VkPhysicalDeviceDiscardRectanglePropertiesEXT::maxDiscardRectangles`
- VUID-vkCmdDrawMeshTasksIndirectCountEXT-None-07880
If the [VK_EXT_discard_rectangles](#) extension is enabled, a shader object is bound to any graphics stage or a graphics pipeline is bound which was created with the [VK_DYNAMIC_STATE_DISCARD_RECTANGLE_ENABLE_EXT](#) dynamic state enabled, the

current value of `rasterizerDiscardEnable` is `VK_FALSE`, then `vkCmdSetDiscardRectangleEnableEXT` **must** have been called and not subsequently `invalidated` in the current command buffer prior to this drawing command

- VUID-vkCmdDrawMeshTasksIndirectCountEXT-None-07881

If the `VK_EXT_discard_rectangles` extension is enabled, a shader object is bound to any graphics stage or a graphics pipeline is bound which was created with the `VK_DYNAMIC_STATE_DISCARD_RECTANGLE_MODE_EXT` dynamic state enabled, the current value of `rasterizerDiscardEnable` is `VK_FALSE`, and the current value of `discardRectangleEnable` is `VK_TRUE`, then `vkCmdSetDiscardRectangleModeEXT` **must** have been called and not subsequently `invalidated` in the current command buffer prior to this drawing command

- VUID-vkCmdDrawMeshTasksIndirectCountEXT-dynamicRenderingUnusedAttachments-08913

If the current render pass instance was begun with `vkCmdBeginRendering`, the `dynamicRenderingUnusedAttachments` feature is not enabled, and `VkRenderingInfo::pDepthAttachment->imageView` was `VK_NULL_HANDLE`, the value of `VkPipelineRenderingCreateInfo::depthAttachmentFormat` used to create the bound graphics pipeline **must** be equal to `VK_FORMAT_UNDEFINED`

- VUID-vkCmdDrawMeshTasksIndirectCountEXT-dynamicRenderingUnusedAttachments-08914

If current render pass instance was begun with `vkCmdBeginRendering`, the `dynamicRenderingUnusedAttachments` feature is not enabled, and `VkRenderingInfo::pDepthAttachment->imageView` was not `VK_NULL_HANDLE`, the value of `VkPipelineRenderingCreateInfo::depthAttachmentFormat` used to create the bound graphics pipeline **must** be equal to the `VkFormat` used to create `VkRenderingInfo::pDepthAttachment->imageView`

- VUID-vkCmdDrawMeshTasksIndirectCountEXT-dynamicRenderingUnusedAttachments-08915

If the current render pass instance was begun with `vkCmdBeginRendering`, the `dynamicRenderingUnusedAttachments` feature is enabled, `VkRenderingInfo::pDepthAttachment->imageView` was not `VK_NULL_HANDLE`, and the value of `VkPipelineRenderingCreateInfo::depthAttachmentFormat` used to create the bound graphics pipeline was not equal to the `VkFormat` used to create `VkRenderingInfo::pDepthAttachment->imageView`, the value of the format **must** be `VK_FORMAT_UNDEFINED`

- VUID-vkCmdDrawMeshTasksIndirectCountEXT-dynamicRenderingUnusedAttachments-08916

If the current render pass instance was begun with `vkCmdBeginRendering`, the `dynamicRenderingUnusedAttachments` feature is not enabled, and `VkRenderingInfo::pStencilAttachment->imageView` was `VK_NULL_HANDLE`, the value of `VkPipelineRenderingCreateInfo::stencilAttachmentFormat` used to create the bound graphics pipeline **must** be equal to `VK_FORMAT_UNDEFINED`

- VUID-vkCmdDrawMeshTasksIndirectCountEXT-dynamicRenderingUnusedAttachments-08917

If current render pass instance was begun with `vkCmdBeginRendering`, the `dynamicRenderingUnusedAttachments` feature is not enabled, and `VkRenderingInfo`

`::pStencilAttachment->imageView` was not `VK_NULL_HANDLE`, the value of `VkPipelineRenderingCreateInfo::stencilAttachmentFormat` used to create the bound graphics pipeline **must** be equal to the `VkFormat` used to create `VkRenderingInfo::pStencilAttachment->imageView`

- VUID-vkCmdDrawMeshTasksIndirectCountEXT-dynamicRenderingUnusedAttachments-08918

If the current render pass instance was begun with `vkCmdBeginRendering`, the `dynamicRenderingUnusedAttachments` feature is enabled, `VkRenderingInfo::pStencilAttachment->imageView` was not `VK_NULL_HANDLE`, and the value of `VkPipelineRenderingCreateInfo::stencilAttachmentFormat` used to create the bound graphics pipeline was not equal to the `VkFormat` used to create `VkRenderingInfo::pStencilAttachment->imageView`, the value of the format **must** be `VK_FORMAT_UNDEFINED`

- VUID-vkCmdDrawMeshTasksIndirectCountEXT-imageView-06183

If the current render pass instance was begun with `vkCmdBeginRendering` and `VkRenderingFragmentShadingRateAttachmentInfoKHR::imageView` was not `VK_NULL_HANDLE`, the bound graphics pipeline **must** have been created with `VK_PIPELINE_CREATE_RENDERING_FRAGMENT_SHADING_RATE_ATTACHMENT_BIT_KHR`

- VUID-vkCmdDrawMeshTasksIndirectCountEXT-dynamicRenderingLocalRead-11797

If the current render pass instance was begun with `vkCmdBeginRendering`, the `dynamicRenderingLocalRead` feature is enabled, the `VK_RENDERING_LOCAL_READ_CONCURRENT_ACCESS_CONTROL_BIT_KHR` flag is specified, and an attachment is being used as a feedback loop as specified by `VK_RENDERING_ATTACHMENT_INPUT_ATTACHMENT_FEEDBACK_BIT_KHR`, `VkRenderingAttachmentFlagsInfoKHR::flags` for that attachment **must** include `VK_RENDERING_ATTACHMENT_INPUT_ATTACHMENT_FEEDBACK_BIT_KHR`

- VUID-vkCmdDrawMeshTasksIndirectCountEXT-imageView-06184

If the current render pass instance was begun with `vkCmdBeginRendering` and `VkRenderingFragmentDensityMapAttachmentInfoEXT::imageView` was not `VK_NULL_HANDLE`, the bound graphics pipeline **must** have been created with `VK_PIPELINE_CREATE_RENDERING_FRAGMENT_DENSITY_MAP_ATTACHMENT_BIT_EXT`

- VUID-vkCmdDrawMeshTasksIndirectCountEXT-layers-10831

If the current render pass instance was created with `VK_RENDERING_PER_LAYER_FRAGMENT_DENSITY_BIT_VALVE` or `VK_RENDER_PASS_CREATE_PER_LAYER_FRAGMENT_DENSITY_BIT_VALVE`, and the bound graphics pipeline was created with `VK_PIPELINE_CREATE_2_PER_LAYER_FRAGMENT_DENSITY_BIT_VALVE`, then the current render pass instance **must** have a `layers` value less than or equal to `VkPipelineFragmentDensityMapLayeredCreateInfoVALVE::maxFragmentDensityMapLayers`

- VUID-vkCmdDrawMeshTasksIndirectCountEXT-colorAttachmentCount-06185

If the bound pipeline was created with a `VkAttachmentSampleCountInfoAMD` or `VkAttachmentSampleCountInfoNV` structure, and the current render pass instance was begun with `vkCmdBeginRendering` with a `VkRenderingInfo::colorAttachmentCount` parameter greater than 0, then each element of the `VkRenderingInfo::pColorAttachments`

array with a `imageView` not equal to `VK_NULL_HANDLE` **must** have been created with a sample count equal to the corresponding element of the `pColorAttachmentSamples` member of `VkAttachmentSampleCountInfoAMD` or `VkAttachmentSampleCountInfoNV` used to create the bound graphics pipeline

- VUID-vkCmdDrawMeshTasksIndirectCountEXT-pDepthAttachment-06186

If the current render pass instance was begun with `vkCmdBeginRendering`, the bound pipeline was created with a `VkAttachmentSampleCountInfoAMD` or `VkAttachmentSampleCountInfoNV` structure, and `VkRenderingInfo::pDepthAttachment->imageView` was not `VK_NULL_HANDLE`, the value of the `depthStencilAttachmentSamples` member of `VkAttachmentSampleCountInfoAMD` or `VkAttachmentSampleCountInfoNV` used to create the bound graphics pipeline **must** be equal to the sample count used to create `VkRenderingInfo::pDepthAttachment->imageView`

- VUID-vkCmdDrawMeshTasksIndirectCountEXT-pStencilAttachment-06187

If the current render pass instance was begun with `vkCmdBeginRendering`, the bound pipeline was created with a `VkAttachmentSampleCountInfoAMD` or `VkAttachmentSampleCountInfoNV` structure, and `VkRenderingInfo::pStencilAttachment->imageView` was not `VK_NULL_HANDLE`, the value of the `depthStencilAttachmentSamples` member of `VkAttachmentSampleCountInfoAMD` or `VkAttachmentSampleCountInfoNV` used to create the bound graphics pipeline **must** be equal to the sample count used to create `VkRenderingInfo::pStencilAttachment->imageView`

- VUID-vkCmdDrawMeshTasksIndirectCountEXT-multisampledRenderToSingleSampled-07285

If the bound pipeline was created without a `VkAttachmentSampleCountInfoAMD` or `VkAttachmentSampleCountInfoNV` structure, and the `multisampledRenderToSingleSampled` feature is not enabled, and `vkCmdBeginCustomResolveEXT` has not yet been recorded in the render pass instance, and the current render pass instance was begun with `vkCmdBeginRendering` with a `VkRenderingInfo::colorAttachmentCount` parameter greater than 0, then each element of the `VkRenderingInfo::pColorAttachments` array with a `imageView` not equal to `VK_NULL_HANDLE` **must** have been created with a sample count equal to the value of `rasterizationSamples` for the bound graphics pipeline

- VUID-vkCmdDrawMeshTasksIndirectCountEXT-multisampledRenderToSingleSampled-07286

If the bound pipeline was created without a `VkAttachmentSampleCountInfoAMD` or `VkAttachmentSampleCountInfoNV` structure, and the `multisampledRenderToSingleSampled` feature is not enabled, and `vkCmdBeginCustomResolveEXT` has not yet been recorded in the render pass instance, and `VkRenderingInfo::pDepthAttachment->imageView` was not `VK_NULL_HANDLE`, the value of `rasterizationSamples` for the bound graphics pipeline **must** be equal to the sample count used to create `VkRenderingInfo::pDepthAttachment->imageView`

- VUID-vkCmdDrawMeshTasksIndirectCountEXT-multisampledRenderToSingleSampled-07287

If the bound pipeline was created without a `VkAttachmentSampleCountInfoAMD` or `VkAttachmentSampleCountInfoNV` structure, and the `multisampledRenderToSingleSampled` feature is not enabled, and `vkCmdBeginCustomResolveEXT` has not yet been recorded in the render pass instance, and `VkRenderingInfo::pStencilAttachment->imageView` was not `VK_NULL_HANDLE`, the value of `rasterizationSamples` for the bound graphics pipeline

must be equal to the sample count used to create `VkRenderingInfo::pStencilAttachment->imageView`

- VUID-vkCmdDrawMeshTasksIndirectCountEXT-pNext-07935

If this command is called inside a render pass instance started with `vkCmdBeginRendering`, and the `pNext` chain of `VkRenderingInfo` includes a `VkMultisampledRenderToSingleSampledInfoEXT` structure with `multisampledRenderToSingleSampledEnable` equal to `VK_TRUE`, then the value of `rasterizationSamples` for the bound graphics pipeline **must** be equal to `VkMultisampledRenderToSingleSampledInfoEXT::rasterizationSamples`

- VUID-vkCmdDrawMeshTasksIndirectCountEXT-renderPass-06198

If the current render pass instance was begun with `vkCmdBeginRendering`, the bound pipeline **must** have been created with a `VkGraphicsPipelineCreateInfo::renderPass` equal to `VK_NULL_HANDLE`

- VUID-vkCmdDrawMeshTasksIndirectCountEXT-pColorAttachments-08963

If the current render pass instance was begun with `vkCmdBeginRendering`, `vkCmdBeginCustomResolveEXT` has not yet been recorded in the render pass instance, there is a graphics pipeline bound with a fragment shader that statically writes to a color attachment, the color write mask is not zero, color writes are enabled, and the corresponding element of the `VkRenderingInfo::pColorAttachments->imageView` was not `VK_NULL_HANDLE`, then the corresponding element of `VkPipelineRenderingCreateInfo::pColorAttachmentFormats` used to create the pipeline **must** not be `VK_FORMAT_UNDEFINED`

- VUID-vkCmdDrawMeshTasksIndirectCountEXT-pColorAttachments-11539

If the current render pass instance was begun with `vkCmdBeginRendering`, `vkCmdBeginCustomResolveEXT` has been recorded in the render pass instance, there is a graphics pipeline bound with a fragment shader that statically writes to a color attachment, the color write mask is not zero, color writes are enabled, and the corresponding element of the `VkRenderingInfo::pColorAttachments->resolveImageView` was not `VK_NULL_HANDLE`, then the corresponding element of `VkCustomResolveCreateInfoEXT::pColorAttachmentFormats` used to create the pipeline **must** not be `VK_FORMAT_UNDEFINED`

- VUID-vkCmdDrawMeshTasksIndirectCountEXT-pDepthAttachment-08964

If the current render pass instance was begun with `vkCmdBeginRendering`, `vkCmdBeginCustomResolveEXT` has not yet been recorded in the render pass instance, there is a graphics pipeline bound, depth test is enabled, and the `VkRenderingInfo::pDepthAttachment->imageView` was not `VK_NULL_HANDLE`, then the `VkPipelineRenderingCreateInfo::depthAttachmentFormat` used to create the pipeline **must** not be `VK_FORMAT_UNDEFINED`

- VUID-vkCmdDrawMeshTasksIndirectCountEXT-pDepthAttachment-11540

If the current render pass instance was begun with `vkCmdBeginRendering`, `vkCmdBeginCustomResolveEXT` has been recorded in the render pass instance, there is a graphics pipeline bound, depth test is enabled, and the `VkRenderingInfo::pDepthAttachment->resolveImageView` was not `VK_NULL_HANDLE`, then the `VkCustomResolveCreateInfoEXT::depthAttachmentFormat` used to create the pipeline **must** not be `VK_FORMAT_UNDEFINED`

- VUID-vkCmdDrawMeshTasksIndirectCountEXT-pStencilAttachment-08965
If the current render pass instance was begun with `vkCmdBeginRendering`, `vkCmdBeginCustomResolveEXT` has not yet been recorded in the render pass instance, there is a graphics pipeline bound, stencil test is enabled and the `VkRenderingInfo::pStencilAttachment->imageView` was not `VK_NULL_HANDLE`, then the `VkPipelineRenderingCreateInfo::stencilAttachmentFormat` used to create the pipeline **must** not be `VK_FORMAT_UNDEFINED`
- VUID-vkCmdDrawMeshTasksIndirectCountEXT-pStencilAttachment-11860
If the current render pass instance was begun with `vkCmdBeginRendering`, `vkCmdBeginCustomResolveEXT` has been recorded in the render pass instance, there is a graphics pipeline bound, stencil test is enabled and the `VkRenderingInfo::pStencilAttachment->resolveImageView` was not `VK_NULL_HANDLE`, then the `VkCustomResolveCreateInfoEXT::stencilAttachmentFormat` used to create the pipeline **must** not be `VK_FORMAT_UNDEFINED`
- VUID-vkCmdDrawMeshTasksIndirectCountEXT-flags-10582
If the current render pass instance was begun with a `vkCmdBeginRendering` call in `commandBuffer`, its `VkRenderingInfo::flags` parameter **must** not have `VK_RENDERING_CONTENTS_SECONDARY_COMMAND_BUFFERS_BIT` set unless `VK_RENDERING_CONTENTS_INLINE_BIT_KHR` is also set
- VUID-vkCmdDrawMeshTasksIndirectCountEXT-primitivesGeneratedQueryWithRasterizerDiscard-06708
If the `primitivesGeneratedQueryWithRasterizerDiscard` feature is not enabled and the `VK_QUERY_TYPE_PRIMITIVES_GENERATED_EXT` query is active, `rasterization discard` **must** not be enabled
- VUID-vkCmdDrawMeshTasksIndirectCountEXT-primitivesGeneratedQueryWithNonZeroStreams-06709
If the `primitivesGeneratedQueryWithNonZeroStreams` feature is not enabled and the `VK_QUERY_TYPE_PRIMITIVES_GENERATED_EXT` query is active, the bound graphics pipeline **must** not have been created with a non-zero value in `VkPipelineRasterizationStateStreamCreateInfoEXT::rasterizationStream`
- VUID-vkCmdDrawMeshTasksIndirectCountEXT-None-07620
If the `depthClamp` feature is enabled, a shader object is bound to any graphics stage or a graphics pipeline is bound which was created with the `VK_DYNAMIC_STATE_DEPTH_CLAMP_ENABLE_EXT` dynamic state enabled, and the current value of `rasterizerDiscardEnable` is `VK_FALSE`, then `vkCmdSetDepthClampEnableEXT` **must** have been called and not subsequently `invalidated` in the current command buffer prior to this drawing command
- VUID-vkCmdDrawMeshTasksIndirectCountEXT-None-07621
If a shader object is bound to any graphics stage or a graphics pipeline is bound which was created with the `VK_DYNAMIC_STATE_POLYGON_MODE_EXT` dynamic state enabled, and the current value of `rasterizerDiscardEnable` is `VK_FALSE`, then `vkCmdSetPolygonModeEXT` **must** have been called and not subsequently `invalidated` in the current command buffer prior to this drawing command
- VUID-vkCmdDrawMeshTasksIndirectCountEXT-None-07622
If a shader object is bound to any graphics stage or a graphics pipeline is bound which

was created with the `VK_DYNAMIC_STATE_RASTERIZATION_SAMPLES_EXT` dynamic state enabled, and the current value of `rasterizerDiscardEnable` is `VK_FALSE`, then `vkCmdSetRasterizationSamplesEXT` **must** have been called and not subsequently `invalidated` in the current command buffer prior to this drawing command

- VUID-vkCmdDrawMeshTasksIndirectCountEXT-None-07623

If a shader object is bound to any graphics stage or a graphics pipeline is bound which was created with the `VK_DYNAMIC_STATE_SAMPLE_MASK_EXT` dynamic state enabled, and the current value of `rasterizerDiscardEnable` is `VK_FALSE`, then `vkCmdSetSampleMaskEXT` **must** have been called and not subsequently `invalidated` in the current command buffer prior to this drawing command

- VUID-vkCmdDrawMeshTasksIndirectCountEXT-alphaToCoverageEnable-08919

If the bound graphics pipeline state was created with the `VK_DYNAMIC_STATE_ALPHA_TO_COVERAGE_ENABLE_EXT` dynamic state enabled, and `alphaToCoverageEnable` was `VK_TRUE` in the last call to `vkCmdSetAlphaToCoverageEnableEXT`, then the `Fragment Output Interface` **must** contain a variable for the alpha `Component` word in `Location 0` at `Index 0`

- VUID-vkCmdDrawMeshTasksIndirectCountEXT-alphaToCoverageEnable-08920

If a shader object is bound to any graphics stage, and the most recent call to `vkCmdSetAlphaToCoverageEnableEXT` in the current command buffer set `alphaToCoverageEnable` to `VK_TRUE`, then the `Fragment Output Interface` **must** contain a variable for the alpha `Component` word in `Location 0` at `Index 0`

- VUID-vkCmdDrawMeshTasksIndirectCountEXT-None-07624

If a shader object is bound to any graphics stage or a graphics pipeline is bound which was created with the `VK_DYNAMIC_STATE_ALPHA_TO_COVERAGE_ENABLE_EXT` dynamic state enabled, and the current value of `rasterizerDiscardEnable` is `VK_FALSE`, then `vkCmdSetAlphaToCoverageEnableEXT` **must** have been called and not subsequently `invalidated` in the current command buffer prior to this drawing command

- VUID-vkCmdDrawMeshTasksIndirectCountEXT-None-07625

If the `alphaToOne` feature is enabled, a shader object is bound to any graphics stage or a graphics pipeline is bound which was created with the `VK_DYNAMIC_STATE_ALPHA_TO_ONE_ENABLE_EXT` dynamic state enabled, and the current value of `rasterizerDiscardEnable` is `VK_FALSE`, then `vkCmdSetAlphaToOneEnableEXT` **must** have been called and not subsequently `invalidated` in the current command buffer prior to this drawing command

- VUID-vkCmdDrawMeshTasksIndirectCountEXT-None-07626

If the `logicOp` feature is enabled, a shader object is bound to the `VK_SHADER_STAGE_FRAGMENT_BIT` stage or a graphics pipeline is bound which was created with the `VK_DYNAMIC_STATE_LOGIC_OP_ENABLE_EXT` dynamic state enabled, and the current value of `rasterizerDiscardEnable` is `VK_FALSE`, then `vkCmdSetLogicOpEnableEXT` **must** have been called and not subsequently `invalidated` in the current command buffer prior to this drawing command

- VUID-vkCmdDrawMeshTasksIndirectCountEXT-None-07627

If a shader object is bound to the `VK_SHADER_STAGE_FRAGMENT_BIT` stage or a graphics pipeline is bound which was created with `VK_DYNAMIC_STATE_COLOR_BLEND_ENABLE_EXT` dynamic state enabled, the current

value of `rasterizerDiscardEnable` is `VK_FALSE`, and there are color attachments bound, then `vkCmdSetColorBlendEnableEXT` **must** have been called and not subsequently `invalidated` in the current command buffer prior to this drawing command

- VUID-vkCmdDrawMeshTasksIndirectCountEXT-None-07629

If a shader object is bound to the `VK_SHADER_STAGE_FRAGMENT_BIT` stage or a graphics pipeline is bound which was created with `VK_DYNAMIC_STATE_COLOR_WRITE_MASK_EXT` dynamic state enabled, the current value of `rasterizerDiscardEnable` is `VK_FALSE`, and there are color attachments bound, then `vkCmdSetColorWriteMaskEXT` **must** have been called and not subsequently `invalidated` in the current command buffer prior to this drawing command

- VUID-vkCmdDrawMeshTasksIndirectCountEXT-None-07630

If the `geometryStreams` feature is enabled, and a shader object is bound to the `VK_SHADER_STAGE_GEOMETRY_BIT` stage or a graphics pipeline is bound which was created with both a `VK_SHADER_STAGE_GEOMETRY_BIT` stage and the `VK_DYNAMIC_STATE_RASTERIZATION_STREAM_EXT` dynamic state enabled, then `vkCmdSetRasterizationStreamEXT` **must** have been called and not subsequently `invalidated` in the current command buffer prior to this drawing command

- VUID-vkCmdDrawMeshTasksIndirectCountEXT-None-07631

If the `VK_EXT_conservative_rasterization` extension is enabled, a shader object is bound to any graphics stage or a graphics pipeline is bound which was created with the `VK_DYNAMIC_STATE_CONSERVATIVE_RASTERIZATION_MODE_EXT` dynamic state enabled, and the current value of `rasterizerDiscardEnable` is `VK_FALSE`, then `vkCmdSetConservativeRasterizationModeEXT` **must** have been called and not subsequently `invalidated` in the current command buffer prior to this drawing command

- VUID-vkCmdDrawMeshTasksIndirectCountEXT-None-07632

If the `VK_EXT_conservative_rasterization` extension is enabled, a shader object is bound to any graphics stage or a graphics pipeline is bound which was created with the `VK_DYNAMIC_STATE_EXTRA_PRIMITIVE_OVERESTIMATION_SIZE_EXT` dynamic state enabled, the current value of `rasterizerDiscardEnable` is `VK_FALSE`, and the current value of `conservativeRasterizationMode` is `VK_CONSERVATIVE_RASTERIZATION_MODE_OVERESTIMATE_EXT`, then `vkCmdSetExtraPrimitiveOverestimationSizeEXT` **must** have been called and not subsequently `invalidated` in the current command buffer prior to this drawing command

- VUID-vkCmdDrawMeshTasksIndirectCountEXT-conservativePointAndLineRasterization-07499

If the `VK_EXT_conservative_rasterization` extension is enabled, `conservativePointAndLineRasterization` is not supported, a shader object is bound to any graphics stage or a graphics pipeline is bound, the current value of `rasterizerDiscardEnable` is `VK_FALSE`, and the effective rasterization input topology is in line or point topology class, then the current value of `conservativeRasterizationMode` **must** be `VK_CONSERVATIVE_RASTERIZATION_MODE_DISABLED_EXT`

- VUID-vkCmdDrawMeshTasksIndirectCountEXT-None-07633

If the `depthClipEnable` feature is enabled, and a shader object is bound to any graphics stage or a graphics pipeline is bound which was created with the `VK_DYNAMIC_STATE_DEPTH_CLIP_ENABLE_EXT` dynamic state, then

`vkCmdSetDepthClipEnableEXT` **must** have been called and not subsequently **invalidated** in the current command buffer prior to this drawing command

- VUID-vkCmdDrawMeshTasksIndirectCountEXT-None-07636

If the `VK_EXT_provoking_vertex` extension is enabled, a shader object is bound to the `VK_SHADER_STAGE_VERTEX_BIT` stage or a graphics pipeline is bound which was created with the `VK_DYNAMIC_STATE_PROVOKING_VERTEX_MODE_EXT` dynamic state enabled, and the current value of `rasterizerDiscardEnable` is `VK_FALSE`, then `vkCmdSetProvokingVertexModeEXT` **must** have been called and not subsequently **invalidated** in the current command buffer prior to this drawing command

- VUID-vkCmdDrawMeshTasksIndirectCountEXT-None-08666

If any of the `stippledRectangularLines`, `stippledBresenhamLines` or `stippledSmoothLines` features are enabled, and a shader object is bound to any graphics stage or a graphics pipeline is bound which was created with the `VK_DYNAMIC_STATE_LINE_RASTERIZATION_MODE_EXT` dynamic state enabled, and the current value of `rasterizerDiscardEnable` is `VK_FALSE`, and the effective rasterization input topology is in line topology class, then `vkCmdSetLineRasterizationModeEXT` **must** have been called and not subsequently **invalidated** in the current command buffer prior to this drawing command

- VUID-vkCmdDrawMeshTasksIndirectCountEXT-None-08669

If any of the `stippledRectangularLines`, `stippledBresenhamLines` or `stippledSmoothLines` features are enabled, and a shader object is bound to any graphics stage or a graphics pipeline is bound which was created with the `VK_DYNAMIC_STATE_LINE_STIPPLE_ENABLE_EXT` dynamic state enabled, the current value of `rasterizerDiscardEnable` is `VK_FALSE`, and the effective rasterization input topology is in line topology class, then `vkCmdSetLineStippleEnableEXT` **must** have been called and not subsequently **invalidated** in the current command buffer prior to this drawing command

- VUID-vkCmdDrawMeshTasksIndirectCountEXT-None-07849

If any of the `stippledRectangularLines`, `stippledBresenhamLines` or `stippledSmoothLines` features are enabled and a shader object is bound to any graphics stage, or a bound graphics pipeline state was created with the `VK_DYNAMIC_STATE_LINE_STIPPLE` dynamic state enabled, the current value of `rasterizerDiscardEnable` is `VK_FALSE`, and the current value of `stippledLineEnable` is `VK_TRUE`, then `vkCmdSetLineStipple` **must** have been called and not subsequently **invalidated** in the current command buffer prior to this drawing command

- VUID-vkCmdDrawMeshTasksIndirectCountEXT-None-10608

If a shader object is bound to any graphics stage or a graphics pipeline is bound which was created with the `VK_DYNAMIC_STATE_LINE_RASTERIZATION_MODE_EXT` dynamic state enabled, the effective rasterization input topology is in line topology class, and the current `lineRasterizationMode` is `VK_LINE_RASTERIZATION_MODE_BRESENHAM` or `VK_LINE_RASTERIZATION_MODE_RECTANGULAR_SMOOTH`, then the current `alphaToCoverageEnable`, `alphaToOneEnable` and `sampleShadingEnable` states **must** all be `VK_FALSE`

- VUID-vkCmdDrawMeshTasksIndirectCountEXT-None-07639

If the `depthClipControl` feature is enabled, and a shader object is bound to any graphics

stage or a graphics pipeline is bound which was created with the `VK_DYNAMIC_STATE_DEPTH_CLIP_NEGATIVE_ONE_TO_ONE_EXT` dynamic state enabled, then `vkCmdSetDepthClipNegativeOneToOneEXT` **must** have been called and not subsequently `invalidated` in the current command buffer prior to this drawing command

- VUID-vkCmdDrawMeshTasksIndirectCountEXT-None-09650

If the `depthClampControl` feature is enabled, and a shader object is bound to any graphics stage or a graphics pipeline is bound which was created with the `VK_DYNAMIC_STATE_DEPTH_CLAMP_RANGE_EXT` dynamic state enabled, and the `current` value of `depthClampEnable` is `VK_TRUE`, then `vkCmdSetDepthClampRangeEXT` **must** have been called and not subsequently `invalidated` in the current command buffer prior to this drawing command

- VUID-vkCmdDrawMeshTasksIndirectCountEXT-None-07640

If the `VK_NV_clip_space_w_scaling` extension is enabled, and a shader object is bound to any graphics stage or a graphics pipeline is bound which was created with the `VK_DYNAMIC_STATE_VIEWPORT_W_SCALING_ENABLE_NV` dynamic state enabled, then `vkCmdSetViewportWScalingEnableNV` **must** have been called and not subsequently `invalidated` in the current command buffer prior to this drawing command

- VUID-vkCmdDrawMeshTasksIndirectCountEXT-None-07641

If the `VK_NV_viewport_swizzle` extension is enabled, and a shader object is bound to any graphics stage or a graphics pipeline is bound which was created with the `VK_DYNAMIC_STATE_VIEWPORT_SWIZZLE_NV` dynamic state enabled, then `vkCmdSetViewportSwizzleNV` **must** have been called and not subsequently `invalidated` in the current command buffer prior to this drawing command

- VUID-vkCmdDrawMeshTasksIndirectCountEXT-None-07642

If the `VK_NV_fragment_coverage_to_color` extension is enabled, a shader object is bound to any graphics stage or a graphics pipeline is bound which was created with the `VK_DYNAMIC_STATE_COVERAGE_TO_COLOR_ENABLE_NV` dynamic state enabled, and the `current` value of `rasterizerDiscardEnable` is `VK_FALSE`, then `vkCmdSetCoverageToColorEnableNV` **must** have been called and not subsequently `invalidated` in the current command buffer prior to this drawing command

- VUID-vkCmdDrawMeshTasksIndirectCountEXT-None-07643

If the `VK_NV_fragment_coverage_to_color` extension is enabled, a shader object is bound to any graphics stage or a graphics pipeline is bound which was created with the `VK_DYNAMIC_STATE_COVERAGE_TO_COLOR_LOCATION_NV` dynamic state enabled, the `current` value of `rasterizerDiscardEnable` is `VK_FALSE`, and the `current` value of `coverageToColorEnable` is `VK_TRUE`, then `vkCmdSetCoverageToColorLocationNV` **must** have been called and not subsequently `invalidated` in the current command buffer prior to this drawing command

- VUID-vkCmdDrawMeshTasksIndirectCountEXT-None-07644

If the `VK_NV_framebuffer_mixed_samples` extension is enabled, a shader object is bound to any graphics stage or a graphics pipeline is bound which was created with the `VK_DYNAMIC_STATE_COVERAGE_MODULATION_MODE_NV` dynamic state enabled, and the `current` value of `rasterizerDiscardEnable` is `VK_FALSE`, then `vkCmdSetCoverageModulationModeNV` **must** have been called and not subsequently `invalidated` in the current command buffer prior to this drawing command

- VUID-vkCmdDrawMeshTasksIndirectCountEXT-None-07645

If the `VK_NV_framebuffer_mixed_samples` extension is enabled, a shader object is bound to any graphics stage or a graphics pipeline is bound which was created with the `VK_DYNAMIC_STATE_COVERAGE_MODULATION_TABLE_ENABLE_NV` dynamic state enabled, the current value of `rasterizerDiscardEnable` is `VK_FALSE`, and the current value of `coverageModulationMode` is any value other than `VK_COVERAGE_MODULATION_MODE_NONE_NV`, then `vkCmdSetCoverageModulationTableEnableNV` **must** have been called and not subsequently `invalidated` in the current command buffer prior to this drawing command

- VUID-vkCmdDrawMeshTasksIndirectCountEXT-None-07646

If the `VK_NV_framebuffer_mixed_samples` extension is enabled, a shader object is bound to any graphics stage or a graphics pipeline is bound which was created with the `VK_DYNAMIC_STATE_COVERAGE_MODULATION_TABLE_NV` dynamic state enabled, the current value of `rasterizerDiscardEnable` is `VK_FALSE`, and the current value of `coverageModulationTableEnable` is `VK_TRUE`, then `vkCmdSetCoverageModulationTableNV` **must** have been called and not subsequently `invalidated` in the current command buffer prior to this drawing command

- VUID-vkCmdDrawMeshTasksIndirectCountEXT-None-07647

If the `shadingRateImage` feature is enabled, a shader object is bound to any graphics stage or a graphics pipeline is bound which was created with the `VK_DYNAMIC_STATE_SHADING_RATE_IMAGE_ENABLE_NV` dynamic state enabled, and the current value of `rasterizerDiscardEnable` is `VK_FALSE`, then `vkCmdSetShadingRateImageEnableNV` **must** have been called and not subsequently `invalidated` in the current command buffer prior to this drawing command

- VUID-vkCmdDrawMeshTasksIndirectCountEXT-pipelineFragmentShadingRate-09238

If the `pipelineFragmentShadingRate` feature is enabled, a shader object is bound to any graphics stage or a graphics pipeline is bound which was created with the `VK_DYNAMIC_STATE_FRAGMENT_SHADING_RATE_KHR` dynamic state enabled, and the current value of `rasterizerDiscardEnable` is `VK_FALSE`, then `vkCmdSetFragmentShadingRateKHR` **must** have been called and not subsequently `invalidated` in the current command buffer prior to this drawing command

- VUID-vkCmdDrawMeshTasksIndirectCountEXT-None-07648

If the `representativeFragmentTest` feature is enabled, a shader object is bound to any graphics stage or a graphics pipeline is bound which was created with the `VK_DYNAMIC_STATE_REPRESENTATIVE_FRAGMENT_TEST_ENABLE_NV` dynamic state enabled, and the current value of `rasterizerDiscardEnable` is `VK_FALSE`, then `vkCmdSetRepresentativeFragmentTestEnableNV` **must** have been called and not subsequently `invalidated` in the current command buffer prior to this drawing command

- VUID-vkCmdDrawMeshTasksIndirectCountEXT-None-07649

If the `coverageReductionMode` feature is enabled, a shader object is bound to any graphics stage or a graphics pipeline is bound which was created with the `VK_DYNAMIC_STATE_COVERAGE_REDUCTION_MODE_NV` dynamic state enabled, and the current value of `rasterizerDiscardEnable` is `VK_FALSE`, then `vkCmdSetCoverageReductionModeNV` **must** have been called and not subsequently `invalidated` in the current command buffer prior to this drawing command

- VUID-vkCmdDrawMeshTasksIndirectCountEXT-rasterizationSamples-07471
If the bound graphics pipeline state was created with the [VK_DYNAMIC_STATE_RASTERIZATION_SAMPLES_EXT](#) state enabled, and the current subpass does not use any color and/or depth/stencil attachments, then the [rasterizationSamples](#) in the last call to [vkCmdSetRasterizationSamplesEXT](#) **must** follow the rules for a [zero-attachment subpass](#)
- VUID-vkCmdDrawMeshTasksIndirectCountEXT-samples-07472
If the bound graphics pipeline state was created with the [VK_DYNAMIC_STATE_SAMPLE_MASK_EXT](#) state enabled and the [VK_DYNAMIC_STATE_RASTERIZATION_SAMPLES_EXT](#) state disabled, then the [samples](#) parameter in the last call to [vkCmdSetSampleMaskEXT](#) **must** be greater or equal to the [VkPipelineMultisampleStateCreateInfo::rasterizationSamples](#) parameter used to create the bound graphics pipeline
- VUID-vkCmdDrawMeshTasksIndirectCountEXT-samples-07473
If the bound graphics pipeline state was created with the [VK_DYNAMIC_STATE_SAMPLE_MASK_EXT](#) state and [VK_DYNAMIC_STATE_RASTERIZATION_SAMPLES_EXT](#) states enabled, then the [samples](#) parameter in the last call to [vkCmdSetSampleMaskEXT](#) **must** be greater or equal to the [rasterizationSamples](#) parameter in the last call to [vkCmdSetRasterizationSamplesEXT](#)
- VUID-vkCmdDrawMeshTasksIndirectCountEXT-None-09211
If the bound graphics pipeline state was created with the [VK_DYNAMIC_STATE_RASTERIZATION_SAMPLES_EXT](#) state enabled, or a shader object is bound to any graphics stage, and the current render pass instance includes a [VkMultisampledRenderToSingleSampledInfoEXT](#) structure with [multisampledRenderToSingleSampledEnable](#) equal to [VK_TRUE](#), then the [rasterizationSamples](#) in the last call to [vkCmdSetRasterizationSamplesEXT](#) **must** be the same as the [rasterizationSamples](#) member of that structure
- VUID-vkCmdDrawMeshTasksIndirectCountEXT-firstAttachment-07476
If a shader object is bound to the [VK_SHADER_STAGE_FRAGMENT_BIT](#) stage or a graphics pipeline is bound was created with the [VK_DYNAMIC_STATE_COLOR_BLEND_ENABLE_EXT](#) dynamic states enabled, and the current value of [rasterizerDiscardEnable](#) is [VK_FALSE](#), then the last call to [vkCmdSetColorBlendEnableEXT](#) in the current command buffer prior to this drawing command **must** have set a value for all active color attachments
- VUID-vkCmdDrawMeshTasksIndirectCountEXT-firstAttachment-07478
If a shader object is bound to the [VK_SHADER_STAGE_FRAGMENT_BIT](#) stage or a graphics pipeline is bound was created with the [VK_DYNAMIC_STATE_COLOR_WRITE_MASK_EXT](#) dynamic states enabled, and the current value of [rasterizerDiscardEnable](#) is [VK_FALSE](#), then the last call to [vkCmdSetColorWriteMaskEXT](#) in the current command buffer prior to this drawing command **must** have set a value for all active color attachments
- VUID-vkCmdDrawMeshTasksIndirectCountEXT-advancedBlendMaxColorAttachments-07480
If a shader object is bound to the [VK_SHADER_STAGE_FRAGMENT_BIT](#) stage or a graphics pipeline is bound was created with the [VK_DYNAMIC_STATE_COLOR_BLEND_ADVANCED_EXT](#) and

VK_DYNAMIC_STATE_COLOR_BLEND_ENABLE_EXT dynamic states enabled, the **current value** of **rasterizerDiscardEnable** is VK_FALSE, and an active color attachment **current value** of **blendEnable** is VK_TRUE, then the number of active color attachments **must** not exceed **advancedBlendMaxColorAttachments**

- VUID-vkCmdDrawMeshTasksIndirectCountEXT-None-10862

If a graphics pipeline is bound was created with VK_DYNAMIC_STATE_COLOR_BLEND_EQUATION_EXT, but not the VK_DYNAMIC_STATE_COLOR_BLEND_ADVANCED_EXT dynamic state enabled, and the **current value** of **rasterizerDiscardEnable** is VK_FALSE, then **vkCmdSetColorBlendEquationEXT** **must** have been called and not subsequently **invalidated** in the current command buffer prior to this drawing command for all active color attachments with the **blendEnable current value** of VK_TRUE

- VUID-vkCmdDrawMeshTasksIndirectCountEXT-rasterizerDiscardEnable-10863

If a graphics pipeline is bound was created with VK_DYNAMIC_STATE_COLOR_BLEND_ADVANCED_EXT, but not the VK_DYNAMIC_STATE_COLOR_BLEND_EQUATION_EXT dynamic state enabled, and the **current value** of **rasterizerDiscardEnable** is VK_FALSE, then **vkCmdSetColorBlendAdvancedEXT** **must** have been called and not subsequently **invalidated** in the current command buffer prior to this drawing command for all active color attachments with the **blendEnable current value** of VK_TRUE

- VUID-vkCmdDrawMeshTasksIndirectCountEXT-None-10864

If a shader object is bound to the VK_SHADER_STAGE_FRAGMENT_BIT stage or a graphics pipeline is bound was created with VK_DYNAMIC_STATE_COLOR_BLEND_ADVANCED_EXT and VK_DYNAMIC_STATE_COLOR_BLEND_EQUATION_EXT dynamic state enabled, and the **current value** of **rasterizerDiscardEnable** is VK_FALSE, then either **vkCmdSetColorBlendAdvancedEXT** or **vkCmdSetColorBlendEquationEXT** **must** have been called and not subsequently **invalidated** in the current command buffer prior to this drawing command for all active color attachments with the **blendEnable current value** of VK_TRUE

- VUID-vkCmdDrawMeshTasksIndirectCountEXT-primitivesGeneratedQueryWithNonZeroStreams-07481

If the **primitivesGeneratedQueryWithNonZeroStreams** feature is not enabled and the VK_QUERY_TYPE_PRIMITIVES_GENERATED_EXT query is active, and the bound graphics pipeline was created with VK_DYNAMIC_STATE_RASTERIZATION_STREAM_EXT state enabled, the last call to **vkCmdSetRasterizationStreamEXT** **must** have set the **rasterizationStream** to zero

- VUID-vkCmdDrawMeshTasksIndirectCountEXT-sampleLocationsPerPixel-07482

If the bound graphics pipeline state was created with the VK_DYNAMIC_STATE_SAMPLE_LOCATIONS_EXT state enabled and the VK_DYNAMIC_STATE_RASTERIZATION_SAMPLES_EXT state disabled, and the **current value** of **sampleLocationsEnable** is VK_TRUE, then the **sampleLocationsPerPixel** member of **pSampleLocationsInfo** in the last call to **vkCmdSetSampleLocationsEXT** **must** equal the **rasterizationSamples** member of the **VkPipelineMultisampleStateCreateInfo** structure the bound graphics pipeline has been created with

- VUID-vkCmdDrawMeshTasksIndirectCountEXT-sampleLocationsPerPixel-07483

If the bound graphics pipeline state was created with the `VK_DYNAMIC_STATE_SAMPLE_LOCATIONS_EXT` state enabled and the `VK_DYNAMIC_STATE_RASTERIZATION_SAMPLES_EXT` state enabled, and the current value of `sampleLocationsEnable` is `VK_TRUE`, then the `sampleLocationsPerPixel` member of `pSampleLocationsInfo` in the last call to `vkCmdSetSampleLocationsEXT` **must** equal the `rasterizationSamples` parameter of the last call to `vkCmdSetRasterizationSamplesEXT`

- VUID-vkCmdDrawMeshTasksIndirectCountEXT-sampleLocationsEnable-07484

If a shader object is bound to the `VK_SHADER_STAGE_FRAGMENT_BIT` stage, or the bound graphics pipeline was created with the `VK_DYNAMIC_STATE_SAMPLE_LOCATIONS_ENABLE_EXT` state enabled, and `sampleLocationsEnable` was `VK_TRUE` in the last call to `vkCmdSetSampleLocationsEnableEXT` then the current active depth attachment **must** have been created with the `VK_IMAGE_CREATE_SAMPLE_LOCATIONS_COMPATIBLE_DEPTH_BIT_EXT` bit set

- VUID-vkCmdDrawMeshTasksIndirectCountEXT-sampleLocationsEnable-07485

If a shader object is bound to the `VK_SHADER_STAGE_FRAGMENT_BIT` stage, or the bound graphics pipeline state was created with the `VK_DYNAMIC_STATE_SAMPLE_LOCATIONS_EXT` state enabled and the `VK_DYNAMIC_STATE_SAMPLE_LOCATIONS_ENABLE_EXT` state enabled, and if `sampleLocationsEnable` was `VK_TRUE` in the last call to `vkCmdSetSampleLocationsEnableEXT`, then the `sampleLocationsInfo.maxSampleLocationGridSize.width` in the last call to `vkCmdSetSampleLocationsEXT` **must** evenly divide `VkMultisamplePropertiesEXT::maxSampleLocationGridSize.width` as returned by `vkGetPhysicalDeviceMultisamplePropertiesEXT` with a `samples` parameter equaling `rasterizationSamples`

- VUID-vkCmdDrawMeshTasksIndirectCountEXT-sampleLocationsEnable-07486

If a shader object is bound to the `VK_SHADER_STAGE_FRAGMENT_BIT` stage, or the bound graphics pipeline state was created with the `VK_DYNAMIC_STATE_SAMPLE_LOCATIONS_EXT` state enabled and the `VK_DYNAMIC_STATE_SAMPLE_LOCATIONS_ENABLE_EXT` state enabled, and if `sampleLocationsEnable` was `VK_TRUE` in the last call to `vkCmdSetSampleLocationsEnableEXT`, then the `sampleLocationsInfo.maxSampleLocationGridSize.height` in the last call to `vkCmdSetSampleLocationsEXT` **must** evenly divide `VkMultisamplePropertiesEXT::maxSampleLocationGridSize.height` as returned by `vkGetPhysicalDeviceMultisamplePropertiesEXT` with a `samples` parameter equaling `rasterizationSamples`

- VUID-vkCmdDrawMeshTasksIndirectCountEXT-sampleLocationsEnable-07487

If a shader object is bound to the `VK_SHADER_STAGE_FRAGMENT_BIT` stage, or the bound graphics pipeline state was created with the `VK_DYNAMIC_STATE_SAMPLE_LOCATIONS_ENABLE_EXT` state enabled, and if `sampleLocationsEnable` was `VK_TRUE` in the last call to `vkCmdSetSampleLocationsEnableEXT`, the fragment shader code **must** not statically use the extended instruction `InterpolateAtSample`

- VUID-vkCmdDrawMeshTasksIndirectCountEXT-sampleLocationsEnable-07936

If the bound graphics pipeline state was created with the `VK_DYNAMIC_STATE_SAMPLE_LOCATIONS_EXT` state disabled and the `VK_DYNAMIC_STATE_RASTERIZATION_SAMPLES_EXT` state enabled, and the **current** value of `sampleLocationsEnable` is `VK_TRUE`, then `sampleLocationsInfo.sampleLocationGridSize.width` **must** evenly divide `VkMultisamplePropertiesEXT::maxSampleLocationGridSize.width` as returned by `vkGetPhysicalDeviceMultisamplePropertiesEXT` with a `samples` parameter equaling the value of `rasterizationSamples` in the last call to `vkCmdSetRasterizationSamplesEXT`

- VUID-vkCmdDrawMeshTasksIndirectCountEXT-sampleLocationsEnable-07937

If the bound graphics pipeline state was created with the `VK_DYNAMIC_STATE_SAMPLE_LOCATIONS_EXT` state disabled and the `VK_DYNAMIC_STATE_RASTERIZATION_SAMPLES_EXT` state enabled, and the **current** value of `sampleLocationsEnable` is `VK_TRUE`, then `sampleLocationsInfo.sampleLocationGridSize.height` **must** evenly divide `VkMultisamplePropertiesEXT::maxSampleLocationGridSize.height` as returned by `vkGetPhysicalDeviceMultisamplePropertiesEXT` with a `samples` parameter equaling the value of `rasterizationSamples` in the last call to `vkCmdSetRasterizationSamplesEXT`

- VUID-vkCmdDrawMeshTasksIndirectCountEXT-sampleLocationsEnable-07938

If the bound graphics pipeline state was created with the `VK_DYNAMIC_STATE_SAMPLE_LOCATIONS_EXT` state disabled and the `VK_DYNAMIC_STATE_RASTERIZATION_SAMPLES_EXT` state enabled, and the **current** value of `sampleLocationsEnable` is `VK_TRUE`, then `sampleLocationsInfo.sampleLocationsPerPixel` **must** equal `rasterizationSamples` in the last call to `vkCmdSetRasterizationSamplesEXT`

- VUID-vkCmdDrawMeshTasksIndirectCountEXT-coverageModulationTableEnable-07488

If a shader object is bound to any graphics stage or the bound graphics pipeline state was created with the `VK_DYNAMIC_STATE_COVERAGE_MODULATION_TABLE_ENABLE_NV` state enabled, and the last call to `vkCmdSetCoverageModulationTableEnableNV` set `coverageModulationTableEnable` to `VK_TRUE`, then the `coverageModulationTableCount` parameter in the last call to `vkCmdSetCoverageModulationTableNV` **must** equal the current `rasterizationSamples` divided by the number of color samples in the current active color attachment

- VUID-vkCmdDrawMeshTasksIndirectCountEXT-rasterizationSamples-07489

If the `VK_NV_framebuffer_mixed_samples` extension is enabled, and if current subpass has a depth/stencil attachment and depth test, stencil test, or depth bounds test are enabled in the bound pipeline, then the current `rasterizationSamples` **must** be the same as the sample count of the depth/stencil attachment

- VUID-vkCmdDrawMeshTasksIndirectCountEXT-coverageToColorEnable-07490

If the bound graphics pipeline state was created with the `VK_DYNAMIC_STATE_COVERAGE_TO_COLOR_ENABLE_NV` state enabled and the last call to `vkCmdSetCoverageToColorEnableNV` set the `coverageToColorEnable` to `VK_TRUE`, then there **must** be an active color attachment at the location selected by the last call to `vkCmdSetCoverageToColorLocationNV` `coverageToColorLocation`, with a `VkFormat` of `VK_FORMAT_R8_UINT`, `VK_FORMAT_R8_SINT`, `VK_FORMAT_R16_UINT`, `VK_FORMAT_R16_SINT`, `VK_FORMAT_R32_UINT`, or `VK_FORMAT_R32_SINT`

- VUID-vkCmdDrawMeshTasksIndirectCountEXT-rasterizerDiscardEnable-09420
If the `VK_NV_fragment_coverage_to_color` extension is enabled, and a shader object is bound to the `VK_SHADER_STAGE_FRAGMENT_BIT` stage, and the most recent call to `vkCmdSetRasterizerDiscardEnable` in the current command buffer set `rasterizerDiscardEnable` to `VK_FALSE`, and the last call to `vkCmdSetCoverageToColorEnableNV` set the `coverageToColorEnable` to `VK_TRUE`, then there **must** be an active color attachment at the location selected by the last call to `vkCmdSetCoverageToColorLocationNV` `coverageToColorLocation`, with a `VkFormat` of `VK_FORMAT_R8_UINT`, `VK_FORMAT_R8_SINT`, `VK_FORMAT_R16_UINT`, `VK_FORMAT_R16_SINT`, `VK_FORMAT_R32_UINT`, or `VK_FORMAT_R32_SINT`
- VUID-vkCmdDrawMeshTasksIndirectCountEXT-coverageReductionMode-07491
If the `coverageReductionMode` feature is enabled, a shader object is bound to any graphics stage or a graphics pipeline is bound which was created with the `VK_DYNAMIC_STATE_COVERAGE_REDUCTION_MODE_NV` or `VK_DYNAMIC_STATE_RASTERIZATION_SAMPLES_EXT` dynamic states enabled, then the current values of `coverageReductionMode`, `rasterizationSamples`, the sample counts for the color and depth/stencil attachments (if the subpass has them) **must** be a valid combination returned by `vkGetPhysicalDeviceSupportedFramebufferMixedSamplesCombinationsNV`
- VUID-vkCmdDrawMeshTasksIndirectCountEXT-viewportCount-07492
If the bound graphics pipeline state was created with the `VK_DYNAMIC_STATE_VIEWPORT_WITH_COUNT` dynamic state enabled, but not the `VK_DYNAMIC_STATE_VIEWPORT_SWIZZLE_NV` dynamic state enabled, then the bound graphics pipeline **must** have been created with `VkPipelineViewportSwizzleStateCreateInfoNV::viewportCount` greater or equal to the `viewportCount` parameter in the last call to `vkCmdSetViewportWithCount`
- VUID-vkCmdDrawMeshTasksIndirectCountEXT-viewportCount-07493
If the bound graphics pipeline state was created with the `VK_DYNAMIC_STATE_VIEWPORT_WITH_COUNT` and `VK_DYNAMIC_STATE_VIEWPORT_SWIZZLE_NV` dynamic states enabled then the `viewportCount` parameter in the last call to `vkCmdSetViewportSwizzleNV` **must** be greater than or equal to the `viewportCount` parameter in the last call to `vkCmdSetViewportWithCount`
- VUID-vkCmdDrawMeshTasksIndirectCountEXT-viewportCount-09421
If the `VK_NV_viewport_swizzle` extension is enabled, and a shader object is bound to any graphics stage, then the `viewportCount` parameter in the last call to `vkCmdSetViewportSwizzleNV` **must** be greater than or equal to the `viewportCount` parameter in the last call to `vkCmdSetViewportWithCount`
- VUID-vkCmdDrawMeshTasksIndirectCountEXT-rasterizationSamples-07494
If the `VK_NV_framebuffer_mixed_samples` extension is enabled, and the `coverageReductionMode` feature is not enabled, or the current value of `coverageReductionMode` is not `VK_COVERAGE_REDUCTION_MODE_TRUNCATE_NV`, and the current value of `rasterizationSamples` is greater than sample count of the color attachment, then `sample shading` **must** be disabled
- VUID-vkCmdDrawMeshTasksIndirectCountEXT-stippledLineEnable-07495

If the bound graphics pipeline state was created with the `VK_DYNAMIC_STATE_LINE_STIPPLE_ENABLE_EXT` or `VK_DYNAMIC_STATE_LINE_RASTERIZATION_MODE_EXT` dynamic states enabled, and if the current `stippledLineEnable` state is `VK_TRUE` and the current `lineRasterizationMode` state is `VK_LINE_RASTERIZATION_MODE_RECTANGULAR`, then the `stippledRectangularLines` feature **must** be enabled

- VUID-vkCmdDrawMeshTasksIndirectCountEXT-stippledLineEnable-07496

If the bound graphics pipeline state was created with the `VK_DYNAMIC_STATE_LINE_STIPPLE_ENABLE_EXT` or `VK_DYNAMIC_STATE_LINE_RASTERIZATION_MODE_EXT` dynamic states enabled, and if the current `stippledLineEnable` state is `VK_TRUE` and the current `lineRasterizationMode` state is `VK_LINE_RASTERIZATION_MODE_BRESENHAM`, then the `stippledBresenhamLines` feature **must** be enabled

- VUID-vkCmdDrawMeshTasksIndirectCountEXT-stippledLineEnable-07497

If the bound graphics pipeline state was created with the `VK_DYNAMIC_STATE_LINE_STIPPLE_ENABLE_EXT` or `VK_DYNAMIC_STATE_LINE_RASTERIZATION_MODE_EXT` dynamic states enabled, and if the current `stippledLineEnable` state is `VK_TRUE` and the current `lineRasterizationMode` state is `VK_LINE_RASTERIZATION_MODE_RECTANGULAR_SMOOTH`, then the `stippledSmoothLines` feature **must** be enabled

- VUID-vkCmdDrawMeshTasksIndirectCountEXT-stippledLineEnable-07498

If the bound graphics pipeline state was created with the `VK_DYNAMIC_STATE_LINE_STIPPLE_ENABLE_EXT` or `VK_DYNAMIC_STATE_LINE_RASTERIZATION_MODE_EXT` dynamic states enabled, and if the current `stippledLineEnable` state is `VK_TRUE` and the current `lineRasterizationMode` state is `VK_LINE_RASTERIZATION_MODE_DEFAULT`, then the `stippledRectangularLines` feature **must** be enabled and `VkPhysicalDeviceLimits::strictLines` **must** be `VK_TRUE`

- VUID-vkCmdDrawMeshTasksIndirectCountEXT-stage-07073

If the bound pipeline was created with the `VkPipelineShaderStageCreateInfo::stage` member of an element of `VkGraphicsPipelineCreateInfo::pStages` set to `VK_SHADER_STAGE_VERTEX_BIT`, `VK_SHADER_STAGE_TESSELLATION_CONTROL_BIT`, `VK_SHADER_STAGE_TESSELLATION_EVALUATION_BIT` or `VK_SHADER_STAGE_GEOMETRY_BIT`, then Mesh Shader Queries **must** not be active

- VUID-vkCmdDrawMeshTasksIndirectCountEXT-None-08877

If a shader object is bound to the `VK_SHADER_STAGE_FRAGMENT_BIT` stage or a graphics pipeline is bound which was created with the `VK_DYNAMIC_STATE_ATTACHMENT_FEEDBACK_LOOP_ENABLE_EXT` dynamic state enabled, and the current value of `rasterizerDiscardEnable` is `VK_FALSE`, then `vkCmdSetAttachmentFeedbackLoopEnableEXT` **must** have been called and not subsequently `invalidated` in the current command buffer prior to this drawing command

- VUID-vkCmdDrawMeshTasksIndirectCountEXT-None-07850

If dynamic state was inherited from `VkCommandBufferInheritanceViewportScissorInfoNV`, it **must** be set in the current command buffer prior to this drawing command

- VUID-vkCmdDrawMeshTasksIndirectCountEXT-nextStage-10745

For each shader object bound to a graphics stage, except for shader object bound to the last graphics stage in the logical pipeline, it **must** have been created with a `nextStage` including the corresponding bit to the shader object bound to the following graphics stage in the logical pipeline

- VUID-vkCmdDrawMeshTasksIndirectCountEXT-None-08684

If there is no bound graphics pipeline, `vkCmdBindShadersEXT` **must** have been called in the current command buffer with `pStages` with an element of `VK_SHADER_STAGE_VERTEX_BIT`

- VUID-vkCmdDrawMeshTasksIndirectCountEXT-None-08685

If there is no bound graphics pipeline, and the `tessellationShader` feature is enabled, `vkCmdBindShadersEXT` **must** have been called in the current command buffer with `pStages` with an element of `VK_SHADER_STAGE_TESSELLATION_CONTROL_BIT`

- VUID-vkCmdDrawMeshTasksIndirectCountEXT-None-08686

If there is no bound graphics pipeline, and the `tessellationShader` feature is enabled, `vkCmdBindShadersEXT` **must** have been called in the current command buffer with `pStages` with an element of `VK_SHADER_STAGE_TESSELLATION_EVALUATION_BIT`

- VUID-vkCmdDrawMeshTasksIndirectCountEXT-None-08687

If there is no bound graphics pipeline, and the `geometryShader` feature is enabled, `vkCmdBindShadersEXT` **must** have been called in the current command buffer with `pStages` with an element of `VK_SHADER_STAGE_GEOMETRY_BIT`

- VUID-vkCmdDrawMeshTasksIndirectCountEXT-None-08688

If there is no bound graphics pipeline, `vkCmdBindShadersEXT` **must** have been called in the current command buffer with `pStages` with an element of `VK_SHADER_STAGE_FRAGMENT_BIT`

- VUID-vkCmdDrawMeshTasksIndirectCountEXT-None-08689

If there is no bound graphics pipeline, and the `taskShader` feature is enabled, `vkCmdBindShadersEXT` **must** have been called in the current command buffer with `pStages` with an element of `VK_SHADER_STAGE_TASK_BIT_EXT`

- VUID-vkCmdDrawMeshTasksIndirectCountEXT-None-08690

If there is no bound graphics pipeline, and the `meshShader` feature is enabled, `vkCmdBindShadersEXT` **must** have been called in the current command buffer with `pStages` with an element of `VK_SHADER_STAGE_MESH_BIT_EXT`

- VUID-vkCmdDrawMeshTasksIndirectCountEXT-None-08693

If there is no bound graphics pipeline, and at least one of the `taskShader` and `meshShader` features is enabled, one of the `VK_SHADER_STAGE_VERTEX_BIT` or `VK_SHADER_STAGE_MESH_BIT_EXT` stages **must** have a valid `VkShaderEXT` bound, and the other **must** have no `VkShaderEXT` bound

- VUID-vkCmdDrawMeshTasksIndirectCountEXT-None-08696

If there is no bound graphics pipeline, and a valid `VkShaderEXT` is bound to the `VK_SHADER_STAGE_VERTEX_BIT` stage, there **must** be no `VkShaderEXT` bound to either the `VK_SHADER_STAGE_TASK_BIT_EXT` stage or the `VK_SHADER_STAGE_MESH_BIT_EXT` stage

- VUID-vkCmdDrawMeshTasksIndirectCountEXT-None-08698

If any graphics shader is bound which was created with the `VK_SHADER_CREATE_LINK_STAGE_BIT_EXT` flag, then all shaders created with the

`VK_SHADER_CREATE_LINK_STAGE_BIT_EXT` flag in the same `vkCreateShadersEXT` call **must** also be bound

- VUID-vkCmdDrawMeshTasksIndirectCountEXT-None-08699

If any graphics shader is bound which was created with the `VK_SHADER_CREATE_LINK_STAGE_BIT_EXT` flag, any stages in between stages whose shaders which did not create a shader with the `VK_SHADER_CREATE_LINK_STAGE_BIT_EXT` flag as part of the same `vkCreateShadersEXT` call **must** not have any `VkShaderEXT` bound

- VUID-vkCmdDrawMeshTasksIndirectCountEXT-None-08878

All bound graphics shader objects **must** have been created with identical or **identically defined** push constant ranges

- VUID-vkCmdDrawMeshTasksIndirectCountEXT-None-08879

All bound graphics shader objects **must** have either been created with the `VK_SHADER_CREATE_DESCRIPTOR_HEAP_BIT_EXT` flag set, or with identical or **identically defined** arrays of descriptor set layouts

- VUID-vkCmdDrawMeshTasksIndirectCountEXT-colorAttachmentCount-09372

If the current render pass instance was begun with `vkCmdBeginRendering` and a `VkRenderingInfo::colorAttachmentCount` equal to 1, a color attachment with a resolve mode of `VK_RESOLVE_MODE_EXTERNAL_FORMAT_DOWNSAMPLE_BIT_ANDROID`, and a fragment shader is bound, it **must** not declare the `DepthReplacing` or `StencilRefReplacingEXT` execution modes

- VUID-vkCmdDrawMeshTasksIndirectCountEXT-pDynamicStates-08715

If the bound graphics pipeline state includes a fragment shader stage, was created with `VK_DYNAMIC_STATE_DEPTH_WRITE_ENABLE` set in `VkPipelineDynamicStateCreateInfo::pDynamicStates`, and the fragment shader declares the `EarlyFragmentTests` execution mode and uses `OpDepthAttachmentReadEXT`, the `depthWriteEnable` parameter in the last call to `vkCmdSetDepthWriteEnable` **must** be `VK_FALSE`

- VUID-vkCmdDrawMeshTasksIndirectCountEXT-pDynamicStates-08716

If the bound graphics pipeline state includes a fragment shader stage, was created with `VK_DYNAMIC_STATE_STENCIL_WRITE_MASK` set in `VkPipelineDynamicStateCreateInfo::pDynamicStates`, and the fragment shader declares the `EarlyFragmentTests` execution mode and uses `OpStencilAttachmentReadEXT`, the `writeMask` parameter in the last call to `vkCmdSetStencilWriteMask` **must** be 0

- VUID-vkCmdDrawMeshTasksIndirectCountEXT-None-09116

If a shader object is bound to any graphics stage or the bound graphics pipeline was created with `VK_DYNAMIC_STATE_COLOR_WRITE_MASK_EXT`, and the format of any color attachment is `VK_FORMAT_E5B9G9R9_UFLOAT_PACK32`, the corresponding element of the `pColorWriteMasks` parameter of `vkCmdSetColorWriteMaskEXT` **must** either include all of `VK_COLOR_COMPONENT_R_BIT`, `VK_COLOR_COMPONENT_G_BIT`, and `VK_COLOR_COMPONENT_B_BIT`, or none of them

- VUID-vkCmdDrawMeshTasksIndirectCountEXT-maxFragmentDualSrcAttachments-09239

If **blending** is enabled for any attachment where either the source or destination blend factors for that attachment **use the secondary color input**, the maximum value of `Location` for any output attachment **statically used** in the `Fragment Execution Model` executed by this command **must** be less than `maxFragmentDualSrcAttachments`

- VUID-vkCmdDrawMeshTasksIndirectCountEXT-None-09548
If the current render pass was begun with [vkCmdBeginRendering](#), there is no shader object bound to any graphics stage, the value of each element of [VkRenderingAttachmentLocationInfo::pColorAttachmentLocations](#) in the bound pipeline **must** match the value for the corresponding locations set currently in the current render pass instance
- VUID-vkCmdDrawMeshTasksIndirectCountEXT-None-09549
If the current render pass was begun with [vkCmdBeginRendering](#), and there is no shader object bound to any graphics stage, the value of each element of [VkRenderingInputAttachmentIndexInfo::pColorAttachmentInputIndices](#) in the bound pipeline **must** match the value for the corresponding index set currently in the current render pass instance
- VUID-vkCmdDrawMeshTasksIndirectCountEXT-None-10927
If the current render pass was begun with [vkCmdBeginRendering](#), and there is no shader object bound to any graphics stage, the value of [VkRenderingInputAttachmentIndexInfo::pDepthInputAttachmentIndex](#) in the bound pipeline **must** match the value set currently in the current render pass instance
- VUID-vkCmdDrawMeshTasksIndirectCountEXT-None-10928
If the current render pass was begun with [vkCmdBeginRendering](#), and there is no shader object bound to any graphics stage, the value of [VkRenderingInputAttachmentIndexInfo::pStencilInputAttachmentIndex](#) in the bound pipeline **must** match the value set currently in the current render pass instance
- VUID-vkCmdDrawMeshTasksIndirectCountEXT-None-09642
If the current render pass was begun with [vkCmdBeginRendering](#) with the [VK_RENDERING_ENABLE_LEGACY_DITHERING_BIT_EXT](#) flag, the bound graphics pipeline **must** have been created with [VK_PIPELINE_CREATE_2_ENABLE_LEGACY_DITHERING_BIT_EXT](#)
- VUID-vkCmdDrawMeshTasksIndirectCountEXT-None-09643
If the bound graphics pipeline was created with [VK_PIPELINE_CREATE_2_ENABLE_LEGACY_DITHERING_BIT_EXT](#), the current render pass **must** have begun with [vkCmdBeginRendering](#) with the [VK_RENDERING_ENABLE_LEGACY_DITHERING_BIT_EXT](#) flag
- VUID-vkCmdDrawMeshTasksIndirectCountEXT-None-10677
If the [per-tile execution model](#) is enabled, the [tileShadingPerTileDraw](#) feature **must** be enabled
- VUID-vkCmdDrawMeshTasksIndirectCountEXT-None-10772
If a shader object is bound to any graphics stage, *multiview* functionality **must** not be enabled in the current render pass
- VUID-vkCmdDrawMeshTasksIndirectCountEXT-multiviewPerViewViewports-12262
If the [multiviewPerViewViewports](#) feature is enabled, then the index of the most significant bit in current render pass instance [viewMask](#) **must** be less than the [current value](#) of [viewportCount](#)
- VUID-vkCmdDrawMeshTasksIndirectCountEXT-multiviewPerViewViewports-12263
If the [multiviewPerViewViewports](#) feature is enabled, then the index of the most significant

bit in current render pass instance `viewMask` **must** be less than the `current value` of `scissorCount`

- VUID-vkCmdDrawMeshTasksIndirectCountEXT-flags-11521

If current render pass instance was begun with `vkCmdBeginRendering` with `VkRenderingInfo::flags` which includes `VK_RENDERING_FRAGMENT_REGION_BIT_EXT`, and if `sample shading` is enabled (explicitly or implicitly), then the minimum fraction for sample shading **must** equal 0.0

- VUID-vkCmdDrawMeshTasksIndirectCountEXT-None-11522

If the current render pass instance was begun with `vkCmdBeginRendering` and contains a custom resolve, and the `dynamicRenderingUnusedAttachments` feature is not enabled, the graphics pipeline bound **must** have been created with a `VkCustomResolveCreateInfoEXT`

- VUID-vkCmdDrawMeshTasksIndirectCountEXT-None-11523

If the current render pass instance was begun with `vkCmdBeginRendering` and does not contain a custom resolve, and the `dynamicRenderingUnusedAttachments` feature is not enabled, the graphics pipeline bound **must** not have been created with a `VkCustomResolveCreateInfoEXT`

- VUID-vkCmdDrawMeshTasksIndirectCountEXT-customResolve-11524

If the current render pass instance was begun with `vkCmdBeginRendering` and `vkCmdBeginCustomResolveEXT` has been recorded in the render pass instance, the graphics pipeline bound **must** have been created with `VkCustomResolveCreateInfoEXT::customResolve` as `VK_TRUE`

- VUID-vkCmdDrawMeshTasksIndirectCountEXT-customResolve-11525

If the current render pass instance was begun with `vkCmdBeginRendering` and contains a custom resolve, and `vkCmdBeginCustomResolveEXT` has not been recorded in the render pass instance, the graphics pipeline bound **must** have been created with `VkCustomResolveCreateInfoEXT::customResolve` as `VK_FALSE`

- VUID-vkCmdDrawMeshTasksIndirectCountEXT-None-11861

If the `dynamicRenderingUnusedAttachments` feature is not enabled and the current render pass instance was begun with `vkCmdBeginRendering` and contains a custom resolve, the bound graphics pipeline **must** have been created with a `VkCustomResolveCreateInfoEXT::colorAttachmentCount` equal to `VkRenderingInfo::colorAttachmentCount`

- VUID-vkCmdDrawMeshTasksIndirectCountEXT-None-11862

If the `dynamicRenderingUnusedAttachments` feature is not enabled, and the current render pass instance was begun with `vkCmdBeginRendering`, it contains a custom resolve, and `VkRenderingInfo::colorAttachmentCount` greater than 0, then each element of the `VkRenderingInfo::pColorAttachments` array with an `resolveImageView` not equal to `VK_NULL_HANDLE` **must** have been created with a `VkFormat` equal to the corresponding element of `VkCustomResolveCreateInfoEXT::pColorAttachmentFormats` used to create the bound graphics pipeline

- VUID-vkCmdDrawMeshTasksIndirectCountEXT-None-11863

If the `dynamicRenderingUnusedAttachments` feature is not enabled, and the current render pass instance was begun with `vkCmdBeginRendering`, it contains a custom resolve, and `VkRenderingInfo::colorAttachmentCount` greater than 0, then each element of the `VkRenderingInfo::pColorAttachments` array with an `resolveImageView` equal to `VK_NULL_HANDLE` **must** have the corresponding element of

`VkCustomResolveCreateInfoEXT::pColorAttachmentFormats` used to create the bound pipeline equal to `VK_FORMAT_UNDEFINED`

- VUID-vkCmdDrawMeshTasksIndirectCountEXT-dynamicRenderingUnusedAttachments-11864

If the `dynamicRenderingUnusedAttachments` feature is enabled, the current render pass instance was begun with `vkCmdBeginRendering`, it contains a custom resolve, and `VkRenderingInfo::colorAttachmentCount` greater than 0, then each element of the `VkRenderingInfo::pColorAttachments` array with an `resolveImageView` not equal to `VK_NULL_HANDLE` **must** have been created with a `VkFormat` equal to the corresponding element of `VkCustomResolveCreateInfoEXT::pColorAttachmentFormats` used to create the bound graphics pipeline, or the corresponding element of `VkCustomResolveCreateInfoEXT::pColorAttachmentFormats`, if it exists, **must** be `VK_FORMAT_UNDEFINED`

- VUID-vkCmdDrawMeshTasksIndirectCountEXT-None-11865

If the current render pass instance was begun with `vkCmdBeginRendering`, it contains a custom resolve, the `dynamicRenderingUnusedAttachments` feature is not enabled, and `VkRenderingInfo::pDepthAttachment->resolveImageView` was `VK_NULL_HANDLE`, the value of `VkCustomResolveCreateInfoEXT::depthAttachmentFormat` used to create the bound graphics pipeline **must** be equal to `VK_FORMAT_UNDEFINED`

- VUID-vkCmdDrawMeshTasksIndirectCountEXT-None-11866

If current render pass instance was begun with `vkCmdBeginRendering`, it contains a custom resolve, the `dynamicRenderingUnusedAttachments` feature is not enabled, and `VkRenderingInfo::pDepthAttachment->resolveImageView` was not `VK_NULL_HANDLE`, the value of `VkCustomResolveCreateInfoEXT::depthAttachmentFormat` used to create the bound graphics pipeline **must** be equal to the `VkFormat` used to create `VkRenderingInfo::pDepthAttachment->resolveImageView`

- VUID-vkCmdDrawMeshTasksIndirectCountEXT-dynamicRenderingUnusedAttachments-11867

If the current render pass instance was begun with `vkCmdBeginRendering`, it contains a custom resolve, the `dynamicRenderingUnusedAttachments` feature is enabled, `VkRenderingInfo::pDepthAttachment->resolveImageView` was not `VK_NULL_HANDLE`, and the value of `VkCustomResolveCreateInfoEXT::depthAttachmentFormat` used to create the bound graphics pipeline was not equal to the `VkFormat` used to create `VkRenderingInfo::pDepthAttachment->resolveImageView`, the value of the format **must** be `VK_FORMAT_UNDEFINED`

- VUID-vkCmdDrawMeshTasksIndirectCountEXT-None-11868

If the current render pass instance was begun with `vkCmdBeginRendering`, it contains a custom resolve, the `dynamicRenderingUnusedAttachments` feature is not enabled, and `VkRenderingInfo::pStencilAttachment->resolveImageView` was `VK_NULL_HANDLE`, the value of `VkCustomResolveCreateInfoEXT::stencilAttachmentFormat` used to create the bound graphics pipeline **must** be equal to `VK_FORMAT_UNDEFINED`

- VUID-vkCmdDrawMeshTasksIndirectCountEXT-None-11869

If current render pass instance was begun with `vkCmdBeginRendering`, it contains a custom resolve, the `dynamicRenderingUnusedAttachments` feature is not enabled, and `VkRenderingInfo::pStencilAttachment->resolveImageView` was not `VK_NULL_HANDLE`, the

value of `VkCustomResolveCreateInfoEXT::stencilAttachmentFormat` used to create the bound graphics pipeline **must** be equal to the `VkFormat` used to create `VkRenderingInfo::pStencilAttachment->resolveImageView`

- VUID-vkCmdDrawMeshTasksIndirectCountEXT-dynamicRenderingUnusedAttachments-11870

If the current render pass instance was begun with `vkCmdBeginRendering`, it contains a custom resolve, the `dynamicRenderingUnusedAttachments` feature is enabled, `VkRenderingInfo::pStencilAttachment->resolveImageView` was not `VK_NULL_HANDLE`, and the value of `VkCustomResolveCreateInfoEXT::stencilAttachmentFormat` used to create the bound graphics pipeline was not equal to the `VkFormat` used to create `VkRenderingInfo::pStencilAttachment->resolveImageView`, the value of the format **must** be `VK_FORMAT_UNDEFINED`

- VUID-vkCmdDrawMeshTasksIndirectCountEXT-colorAttachmentCount-11871

If the current render pass instance was begun with `vkCmdBeginRendering` with a `VkRenderingInfo::colorAttachmentCount` parameter greater than `0` and `vkCmdBeginCustomResolveEXT` has been recorded in the render pass instance, then for each element of the `VkRenderingInfo::pColorAttachments` array with a `resolveImageView` not equal to `VK_NULL_HANDLE`, the `resolveImageView` **must** have been created with a sample count equal to the value of `rasterizationSamples` for the bound graphics pipeline

- VUID-vkCmdDrawMeshTasksIndirectCountEXT-pDepthAttachment-11872

If the current render pass instance was begun with `vkCmdBeginRendering`, `vkCmdBeginCustomResolveEXT` has been recorded in the render pass instance, and `VkRenderingInfo::pDepthAttachment->resolveImageView` was not `VK_NULL_HANDLE`, the value of `rasterizationSamples` for the bound graphics pipeline **must** be equal to the sample count used to create `VkRenderingInfo::pDepthAttachment->resolveImageView`

- VUID-vkCmdDrawMeshTasksIndirectCountEXT-pStencilAttachment-11873

If the current render pass instance was begun with `vkCmdBeginRendering`, `vkCmdBeginCustomResolveEXT` has been recorded in the render pass instance, `VkRenderingInfo::pStencilAttachment->resolveImageView` was not `VK_NULL_HANDLE`, the value of `rasterizationSamples` for the bound graphics pipeline **must** be equal to the sample count used to create `VkRenderingInfo::pStencilAttachment->resolveImageView`

- VUID-vkCmdDrawMeshTasksIndirectCountEXT-customResolve-11529

If a shader object is bound to the fragment stage, the current render pass instance was begun with `vkCmdBeginRendering`, a fragment density map attachment is active, and `vkCmdBeginCustomResolveEXT` has been called, then the fragment shader object bound **must** have been created with `VkCustomResolveCreateInfoEXT::customResolve` as `VK_TRUE`

- VUID-vkCmdDrawMeshTasksIndirectCountEXT-customResolve-11530

If a shader object is bound to the fragment stage, the current render pass instance was begun with `vkCmdBeginRendering` and contains a custom resolve, a fragment density map attachment is active, and `vkCmdBeginCustomResolveEXT` has not yet been called, then the fragment shader object bound **must** have been created with `VkCustomResolveCreateInfoEXT::customResolve` as `VK_FALSE`

- VUID-vkCmdDrawMeshTasksIndirectCountEXT-flags-13361

If there are any shader objects bound that were created with `flags` that includes the `VK_SHADER_CREATE_INDEPENDENT_SETS_BIT_KHR` bit, then all bound shader objects

must have been created with the `VK_SHADER_CREATE_INDEPENDENT_SETS_BIT_KHR` bit

- VUID-vkCmdDrawMeshTasksIndirectCountEXT-flags-13362

If there are any shader objects bound that were created with `flags` that includes the `VK_SHADER_CREATE_INDEPENDENT_SETS_BIT_KHR` bit, then the pipeline layout of the bound descriptor sets **must** have been created with `VK_PIPELINE_LAYOUT_CREATE_INDEPENDENT_SETS_BIT_EXT` set

- VUID-vkCmdDrawMeshTasksIndirectCountEXT-flags-13363

If there are any shader objects bound that were created with `flags` that includes the `VK_SHADER_CREATE_INDEPENDENT_SETS_BIT_KHR` bit, and any of the descriptor set layouts used to create the pipeline layout of the bound descriptor sets were created with any binding's `VkDescriptorSetLayoutBinding::stageFlags` set with `VK_SHADER_STAGE_VERTEX_BIT`, `VK_SHADER_STAGE_TESSELLATION_CONTROL_BIT`, `VK_SHADER_STAGE_TESSELLATION_EVALUATION_BIT` or `VK_SHADER_STAGE_GEOMETRY_BIT`, then there **must** be no binding with `VkDescriptorSetLayoutBinding::stageFlags` set with `VK_SHADER_STAGE_TASK_BIT_EXT` or `VK_SHADER_STAGE_MESH_BIT_EXT`

- VUID-vkCmdDrawMeshTasksIndirectCountEXT-flags-13364

If there are any shader objects bound that were created with `flags` that includes both the `VK_SHADER_CREATE_INDEPENDENT_SETS_BIT_KHR` and `VK_SHADER_CREATE_NO_TASK_SHADER_BIT_EXT` bits, the pipeline layout of the bound descriptor sets **must** have been created with `VK_PIPELINE_LAYOUT_CREATE_NO_TASK_SHADER_BIT_KHR` set

- VUID-vkCmdDrawMeshTasksIndirectCountEXT-flags-13365

If there are any shader objects bound that were created with `flags` that includes both the `VK_SHADER_CREATE_INDEPENDENT_SETS_BIT_KHR` and `VK_SHADER_CREATE_NO_TASK_SHADER_BIT_EXT` bits, there **must** be no shader object bound to the `VK_SHADER_STAGE_TASK_BIT_EXT` stage

- VUID-vkCmdDrawMeshTasksIndirectCountEXT-stage-06480

The bound graphics pipeline **must** not have been created with the `VkPipelineShaderStageCreateInfo::stage` member of any element of `VkGraphicsPipelineCreateInfo::pStages` set to `VK_SHADER_STAGE_VERTEX_BIT`, `VK_SHADER_STAGE_TESSELLATION_CONTROL_BIT`, `VK_SHADER_STAGE_TESSELLATION_EVALUATION_BIT` or `VK_SHADER_STAGE_GEOMETRY_BIT`

- VUID-vkCmdDrawMeshTasksIndirectCountEXT-pStages-10680

If there is no bound graphics pipeline, `vkCmdBindShadersEXT` **must** not have last bound the `pStages` element of `VK_SHADER_STAGE_VERTEX_BIT`, `VK_SHADER_STAGE_TESSELLATION_CONTROL_BIT`, `VK_SHADER_STAGE_TESSELLATION_EVALUATION_BIT` or `VK_SHADER_STAGE_GEOMETRY_BIT` with a valid shader object other than `VK_NULL_HANDLE`

- VUID-vkCmdDrawMeshTasksIndirectCountEXT-None-07074

`Transform Feedback Queries` **must** not be active

- VUID-vkCmdDrawMeshTasksIndirectCountEXT-None-07075

Primitives Generated Queries **must** not be active

- VUID-vkCmdDrawMeshTasksIndirectCountEXT-pipelineStatistics-07076

The **pipelineStatistics** member used to create any active Pipeline Statistics Query **must** not contain **VK_QUERY_PIPELINE_STATISTIC_INPUT_ASSEMBLY_VERTICES_BIT**, **VK_QUERY_PIPELINE_STATISTIC_INPUT_ASSEMBLY_PRIMITIVES_BIT**, **VK_QUERY_PIPELINE_STATISTIC_VERTEX_SHADER_INVOCATIONS_BIT**, **VK_QUERY_PIPELINE_STATISTIC_GEOMETRY_SHADER_INVOCATIONS_BIT**, **VK_QUERY_PIPELINE_STATISTIC_GEOMETRY_SHADER_PRIMITIVES_BIT**, **VK_QUERY_PIPELINE_STATISTIC_CLIPPING_INVOCATIONS_BIT**, **VK_QUERY_PIPELINE_STATISTIC_CLIPPING_PRIMITIVES_BIT**, **VK_QUERY_PIPELINE_STATISTIC_TESSELLATION_CONTROL_SHADER_PATCHES_BIT**, or **VK_QUERY_PIPELINE_STATISTIC_TESSELLATION_EVALUATION_SHADER_INVOCATIONS_BIT**

- VUID-vkCmdDrawMeshTasksIndirectCountEXT-None-08694

If there is no bound graphics pipeline, and both the **taskShader** and **meshShader** features are enabled, and a valid **VkShaderEXT** is bound to the **VK_SHADER_STAGE_MESH_BIT_EXT** stage, and that **VkShaderEXT** was created without the **VK_SHADER_CREATE_NO_TASK_SHADER_BIT_EXT** flag, a valid **VkShaderEXT** **must** be bound to the **VK_SHADER_STAGE_TASK_BIT_EXT** stage

- VUID-vkCmdDrawMeshTasksIndirectCountEXT-None-08695

If there is no bound graphics pipeline, and both the **taskShader** and **meshShader** features are enabled, and a valid **VkShaderEXT** is bound to the **VK_SHADER_STAGE_MESH_BIT_EXT** stage, and that **VkShaderEXT** was created with the **VK_SHADER_CREATE_NO_TASK_SHADER_BIT_EXT** flag, there **must** be no **VkShaderEXT** bound to the **VK_SHADER_STAGE_TASK_BIT_EXT** stage

- VUID-vkCmdDrawMeshTasksIndirectCountEXT-buffer-02708

If **buffer** is non-sparse then it **must** be bound completely and contiguously to a single **VkDeviceMemory** object

- VUID-vkCmdDrawMeshTasksIndirectCountEXT-buffer-02709

buffer **must** have been created with the **VK_BUFFER_USAGE_INDIRECT_BUFFER_BIT** usage flag set

- VUID-vkCmdDrawMeshTasksIndirectCountEXT-offset-02710

offset **must** be a multiple of 4

- VUID-vkCmdDrawMeshTasksIndirectCountEXT-commandBuffer-02711

commandBuffer **must** not be a protected command buffer

- VUID-vkCmdDrawMeshTasksIndirectCountEXT-countBuffer-02714

If **countBuffer** is non-sparse then it **must** be bound completely and contiguously to a single **VkDeviceMemory** object

- VUID-vkCmdDrawMeshTasksIndirectCountEXT-countBuffer-02715

countBuffer **must** have been created with the **VK_BUFFER_USAGE_INDIRECT_BUFFER_BIT** usage flag set

- VUID-vkCmdDrawMeshTasksIndirectCountEXT-countBufferOffset-02716

countBufferOffset **must** be a multiple of 4

- VUID-vkCmdDrawMeshTasksIndirectCountEXT-countBuffer-02717
The count stored in `countBuffer` **must** be less than or equal to `VkPhysicalDeviceLimits::maxDrawIndirectCount`
- VUID-vkCmdDrawMeshTasksIndirectCountEXT-countBufferOffset-04129
(`countBufferOffset` + `sizeof(uint32_t)`) **must** be less than or equal to the size of `countBuffer`
- VUID-vkCmdDrawMeshTasksIndirectCountEXT-None-04445
If the `drawIndirectCount` feature is not enabled this function **must** not be used
- VUID-vkCmdDrawMeshTasksIndirectCountEXT-stride-07096
`stride` **must** be a multiple of 4 and **must** be greater than or equal to `sizeof(VkDrawMeshTasksIndirectCommandEXT)`
- VUID-vkCmdDrawMeshTasksIndirectCountEXT-maxDrawCount-07097
If `maxDrawCount` is greater than or equal to 1, (`stride` × (`maxDrawCount` - 1) + `offset` + `sizeof(VkDrawMeshTasksIndirectCommandEXT)`) **must** be less than or equal to the size of `buffer`
- VUID-vkCmdDrawMeshTasksIndirectCountEXT-MeshEXT-07100
The current pipeline bound to `VK_PIPELINE_BIND_POINT_GRAPHICS` **must** contain a shader stage using the `MeshEXT Execution Model`

Valid Usage (Implicit)

- VUID-vkCmdDrawMeshTasksIndirectCountEXT-commandBuffer-parameter
`commandBuffer` **must** be a valid `VkCommandBuffer` handle
- VUID-vkCmdDrawMeshTasksIndirectCountEXT-buffer-parameter
`buffer` **must** be a valid `VkBuffer` handle
- VUID-vkCmdDrawMeshTasksIndirectCountEXT-countBuffer-parameter
`countBuffer` **must** be a valid `VkBuffer` handle
- VUID-vkCmdDrawMeshTasksIndirectCountEXT-commandBuffer-recording
`commandBuffer` **must** be in the `recording state`
- VUID-vkCmdDrawMeshTasksIndirectCountEXT-commandBuffer-cmdpool
The `VkCommandPool` that `commandBuffer` was allocated from **must** support `VK_QUEUE_GRAPHICS_BIT` operations
- VUID-vkCmdDrawMeshTasksIndirectCountEXT-renderpass
This command **must** only be called inside of a render pass instance
- VUID-vkCmdDrawMeshTasksIndirectCountEXT-suspended
This command **must** not be called between suspended render pass instances
- VUID-vkCmdDrawMeshTasksIndirectCountEXT-videocoding
This command **must** only be called outside of a video coding scope
- VUID-vkCmdDrawMeshTasksIndirectCountEXT-commonparent
Each of `buffer`, `commandBuffer`, and `countBuffer` **must** have been created, allocated, or retrieved from the same `VkDevice`

Host Synchronization

- Host access to `commandBuffer` **must** be externally synchronized
- Host access to the `VkCommandPool` that `commandBuffer` was allocated from **must** be externally synchronized

Command Properties

Command Buffer Levels	Render Pass Scope	Video Coding Scope	Supported Queue Types	Command Type
Primary Secondary	Inside	Outside	VK_QUEUE_GRAPHICS HICS_BIT	Action

Conditional Rendering

`vkCmdDrawMeshTasksIndirectCountEXT` is affected by [conditional rendering](#)

26.7. Programmable Cluster Culling Shading

In this drawing approach, cluster are generated by the cluster culling shader stage. It operates similarly to [dispatching compute](#) as the shaders make use of workgroups.

To record a cluster culling shader drawing command, call:

```
// Provided by VK_HUAWEI_cluster_culling_shader
void vkCmdDrawClusterHUAWEI(
    VkCommandBuffer          commandBuffer,
    uint32_t                 groupCountX,
    uint32_t                 groupCountY,
    uint32_t                 groupCountZ);
```

- `commandBuffer` is the command buffer into which the command will be recorded.
- `groupCountX` is the number of local workgroups to dispatch in the X dimension.
- `groupCountY` is the number of local workgroups to dispatch in the Y dimension.
- `groupCountZ` is the number of local workgroups to dispatch in the Z dimension.

When the command is executed, a global workgroup consisting of `groupCountX*groupCountY*groupCountZ` local workgroup is assembled. Note that the cluster culling shader pipeline only accepts `vkCmdDrawClusterHUAWEI` and `vkCmdDrawClusterIndirectHUAWEI` as drawing commands.

Valid Usage

- VUID-vkCmdDrawClusterHUAWEI-magFilter-04553

If a `VkSampler` created with `magFilter` or `minFilter` equal to `VK_FILTER_LINEAR`, `reductionMode` equal to `VK_SAMPLER_REDUCTION_MODE_WEIGHTED_AVERAGE`, and `compareEnable` equal to `VK_FALSE` is used to sample a `VkImageView` as a result of this command, then the image view's `format features` **must** contain `VK_FORMAT_FEATURE_SAMPLED_IMAGE_FILTER_LINEAR_BIT`

- VUID-vkCmdDrawClusterHUAWEI-magFilter-09598

If a `VkSampler` created with `magFilter` or `minFilter` equal to `VK_FILTER_LINEAR` and `reductionMode` equal to either `VK_SAMPLER_REDUCTION_MODE_MIN` or `VK_SAMPLER_REDUCTION_MODE_MAX` is used to sample a `VkImageView` as a result of this command, then the image view's `format features` **must** contain `VK_FORMAT_FEATURE_SAMPLED_IMAGE_FILTER_MINMAX_BIT`

- VUID-vkCmdDrawClusterHUAWEI-mipmapMode-04770

If a `VkSampler` created with `mipmapMode` equal to `VK_SAMPLER_MIPMAP_MODE_LINEAR`, `reductionMode` equal to `VK_SAMPLER_REDUCTION_MODE_WEIGHTED_AVERAGE`, and `compareEnable` equal to `VK_FALSE` is used to sample a `VkImageView` as a result of this command, then the image view's `format features` **must** contain `VK_FORMAT_FEATURE_SAMPLED_IMAGE_FILTER_LINEAR_BIT`

- VUID-vkCmdDrawClusterHUAWEI-mipmapMode-09599

If a `VkSampler` created with `mipmapMode` equal to `VK_SAMPLER_MIPMAP_MODE_LINEAR` and `reductionMode` equal to either `VK_SAMPLER_REDUCTION_MODE_MIN` or `VK_SAMPLER_REDUCTION_MODE_MAX` is used to sample a `VkImageView` as a result of this command, then the image view's `format features` **must** contain `VK_FORMAT_FEATURE_SAMPLED_IMAGE_FILTER_MINMAX_BIT`

- VUID-vkCmdDrawClusterHUAWEI-unnormalizedCoordinates-09635

If a `VkSampler` created with `unnormalizedCoordinates` equal to `VK_TRUE` is used to sample a `VkImageView` as a result of this command, then the image view's `levelCount` and `layerCount` **must** be 1

- VUID-vkCmdDrawClusterHUAWEI-None-08609

If a `VkSampler` created with `unnormalizedCoordinates` equal to `VK_TRUE` is used to sample a `VkImageView` as a result of this command, then the image view's `viewType` **must** be `VK_IMAGE_VIEW_TYPE_1D` or `VK_IMAGE_VIEW_TYPE_2D`

- VUID-vkCmdDrawClusterHUAWEI-None-08610

If a `VkSampler` created with `unnormalizedCoordinates` equal to `VK_TRUE` is used to sample a `VkImageView` as a result of this command, then the sampler **must** not be used with any of the SPIR-V `OpImageSample*` or `OpImageSparseSample*` instructions with `ImplicitLod`, `Dref` or `Proj` in their name

- VUID-vkCmdDrawClusterHUAWEI-None-08611

If a `VkSampler` created with `unnormalizedCoordinates` equal to `VK_TRUE` is used to sample a `VkImageView` as a result of this command, then the sampler **must** not be used with any of the SPIR-V `OpImageSample*` or `OpImageSparseSample*` instructions that includes a LOD bias or any offset values

- VUID-vkCmdDrawClusterHUAWEI-None-06479
If a `VkImageView` is sampled with `depth comparison`, the image view's `format features` **must** contain `VK_FORMAT_FEATURE_2_SAMPLED_IMAGE_DEPTH_COMPARISON_BIT`
- VUID-vkCmdDrawClusterHUAWEI-None-02691
If a `VkImageView` is accessed using atomic operations as a result of this command, then the image view's `format features` **must** contain `VK_FORMAT_FEATURE_STORAGE_IMAGE_ATOMIC_BIT`
- VUID-vkCmdDrawClusterHUAWEI-None-07888
If a `VK_DESCRIPTOR_TYPE_STORAGE_TEXEL_BUFFER` descriptor is accessed using atomic operations as a result of this command, then the storage texel buffer's `format features` **must** contain `VK_FORMAT_FEATURE_STORAGE_TEXEL_BUFFER_ATOMIC_BIT`
- VUID-vkCmdDrawClusterHUAWEI-None-02692
If a `VkImageView` is sampled with `VK_FILTER_CUBIC_EXT` as a result of this command, then the image view's `format features` **must** contain `VK_FORMAT_FEATURE_SAMPLED_IMAGE_FILTER_CUBIC_BIT_EXT`
- VUID-vkCmdDrawClusterHUAWEI-None-02693
If the `VK_EXT_filter_cubic` extension is not enabled and any `VkImageView` is sampled with `VK_FILTER_CUBIC_EXT` as a result of this command, it **must** not have a `VkImageViewType` of `VK_IMAGE_VIEW_TYPE_3D`, `VK_IMAGE_VIEW_TYPE_CUBE`, or `VK_IMAGE_VIEW_TYPE_CUBE_ARRAY`
- VUID-vkCmdDrawClusterHUAWEI-filterCubic-02694
Any `VkImageView` being sampled with `VK_FILTER_CUBIC_EXT` as a result of this command **must** have a `VkImageViewType` and format that supports cubic filtering, as specified by `VkFilterCubicImageViewImageFormatPropertiesEXT::filterCubic` returned by `vkGetPhysicalDeviceImageFormatProperties2`
- VUID-vkCmdDrawClusterHUAWEI-filterCubicMinmax-02695
Any `VkImageView` being sampled with `VK_FILTER_CUBIC_EXT` with a reduction mode of either `VK_SAMPLER_REDUCTION_MODE_MIN` or `VK_SAMPLER_REDUCTION_MODE_MAX` as a result of this command **must** have a `VkImageViewType` and format that supports cubic filtering together with minmax filtering, as specified by `VkFilterCubicImageViewImageFormatPropertiesEXT::filterCubicMinmax` returned by `vkGetPhysicalDeviceImageFormatProperties2`
- VUID-vkCmdDrawClusterHUAWEI-cubicRangeClamp-09212
If the `cubicRangeClamp` feature is not enabled, then any `VkImageView` being sampled with `VK_FILTER_CUBIC_EXT` as a result of this command **must** not have a `VkSamplerReductionModeCreateInfo::reductionMode` equal to `VK_SAMPLER_REDUCTION_MODE_WEIGHTED_AVERAGE_RANGECLAMP_QCOM`
- VUID-vkCmdDrawClusterHUAWEI-reductionMode-09213
Any `VkImageView` being sampled with a `VkSamplerReductionModeCreateInfo::reductionMode` equal to `VK_SAMPLER_REDUCTION_MODE_WEIGHTED_AVERAGE_RANGECLAMP_QCOM` as a result of this command **must** sample with `VK_FILTER_CUBIC_EXT`
- VUID-vkCmdDrawClusterHUAWEI-selectableCubicWeights-09214
If the `selectableCubicWeights` feature is not enabled, then any `VkImageView` being

sampled with `VK_FILTER_CUBIC_EXT` as a result of this command **must** have `VkSamplerCubicWeightsCreateInfoQCOM::cubicWeights` equal to `VK_CUBIC_FILTER_WEIGHTS_CATMULL_ROM_QCOM`

- VUID-vkCmdDrawClusterHUAWEI-flags-02696

Any `VkImage` created with a `VkImageCreateInfo::flags` containing `VK_IMAGE_CREATE_CORNER_SAMPLED_BIT_NV` sampled as a result of this command **must** only be sampled using a `VkSamplerAddressMode` of `VK_SAMPLER_ADDRESS_MODE_CLAMP_TO_EDGE`

- VUID-vkCmdDrawClusterHUAWEI-OpTypeImage-07027

For any `VkImageView` being written as a storage image where the image format field of the `OpTypeImage` is `Unknown`, the view's `format features` **must** contain `VK_FORMAT_FEATURE_2_STORAGE_WRITE_WITHOUT_FORMAT_BIT`

- VUID-vkCmdDrawClusterHUAWEI-OpTypeImage-07028

For any `VkImageView` being read as a storage image where the image format field of the `OpTypeImage` is `Unknown`, the view's `format features` **must** contain `VK_FORMAT_FEATURE_2_STORAGE_READ_WITHOUT_FORMAT_BIT`

- VUID-vkCmdDrawClusterHUAWEI-OpTypeImage-07029

For any `VkBufferView` being written as a storage texel buffer where the image format field of the `OpTypeImage` is `Unknown`, the view's `buffer features` **must** contain `VK_FORMAT_FEATURE_2_STORAGE_WRITE_WITHOUT_FORMAT_BIT`

- VUID-vkCmdDrawClusterHUAWEI-OpTypeImage-07030

Any `VkBufferView` being read as a storage texel buffer where the image format field of the `OpTypeImage` is `Unknown` then the view's `buffer features` **must** contain `VK_FORMAT_FEATURE_2_STORAGE_READ_WITHOUT_FORMAT_BIT`

- VUID-vkCmdDrawClusterHUAWEI-None-08600

If a `bound shader` was created with a pipeline layout and statically uses a set n , a descriptor set **must** have been bound to n at the same pipeline bind point, with layouts compatible for set n with the layout(s) used to create the shader, as described in [Pipeline Layout Compatibility](#)

- VUID-vkCmdDrawClusterHUAWEI-None-08601

If a `bound shader` was created with a pipeline layout or specified push constant ranges and statically uses a push constant value, that value **must** have been set for the same pipeline bind point, with push constant ranges that are `compatible` with the push constant range used to create the shader

- VUID-vkCmdDrawClusterHUAWEI-None-10068

For each array of resources that is used by a `bound shader`, the indices used to access members of the array **must** be less than the descriptor count for the identified binding in the descriptor sets used by this command

- VUID-vkCmdDrawClusterHUAWEI-None-08114

Descriptors in each bound descriptor set, specified via `vkCmdBindDescriptorSets`, **must** be valid if they are accessed as described by `descriptor validity` by the `VkPipeline` bound to the pipeline bind point used by this command and the bound `VkPipeline` was not created with `VK_PIPELINE_CREATE_DESCRIPTOR_BUFFER_BIT_EXT`

- VUID-vkCmdDrawClusterHUAWEI-imageLayout-00344

If an image descriptor is accessed by a shader, the [VkImageLayout](#) **must** match the subresource accessible from the [VkImageView](#) as defined by the [image layout matching rules](#)

- VUID-vkCmdDrawClusterHUAWEI-None-08115

If the descriptors used by the [VkPipeline](#) bound to the pipeline bind point were specified via [vkCmdBindDescriptorSets](#), the bound [VkPipeline](#) **must** have been created without [VK_PIPELINE_CREATE_DESCRIPTOR_BUFFER_BIT_EXT](#)

- VUID-vkCmdDrawClusterHUAWEI-None-08116

Descriptors in bound descriptor buffers, specified via [vkCmdSetDescriptorBufferOffsetsEXT](#), **must** be valid if they are dynamically used by the [VkPipeline](#) bound to the pipeline bind point used by this command and the bound [VkPipeline](#) was created with [VK_PIPELINE_CREATE_DESCRIPTOR_BUFFER_BIT_EXT](#)

- VUID-vkCmdDrawClusterHUAWEI-None-08604

Descriptors in bound descriptor buffers, specified via [vkCmdSetDescriptorBufferOffsetsEXT](#), **must** be valid if they are dynamically used by any [VkShaderEXT](#) bound to a stage corresponding to the pipeline bind point used by this command

- VUID-vkCmdDrawClusterHUAWEI-None-08117

If the descriptors used by the [VkPipeline](#) bound to the pipeline bind point were specified via [vkCmdSetDescriptorBufferOffsetsEXT](#), the bound [VkPipeline](#) **must** have been created with [VK_PIPELINE_CREATE_DESCRIPTOR_BUFFER_BIT_EXT](#)

- VUID-vkCmdDrawClusterHUAWEI-None-08119

If a descriptor is dynamically used with a [VkPipeline](#) created with [VK_PIPELINE_CREATE_DESCRIPTOR_BUFFER_BIT_EXT](#), the descriptor memory **must** be resident

- VUID-vkCmdDrawClusterHUAWEI-None-08605

If a descriptor is dynamically used with a [VkShaderEXT](#) created with a [VkDescriptorSetLayout](#) that was created with [VK_DESCRIPTOR_SET_LAYOUT_CREATE_DESCRIPTOR_BUFFER_BIT_EXT](#), the descriptor memory **must** be resident

- VUID-vkCmdDrawClusterHUAWEI-None-08606

If the [shaderObject](#) feature is not enabled, a valid pipeline **must** be bound to the pipeline bind point used by this command

- VUID-vkCmdDrawClusterHUAWEI-None-08608

If a pipeline is bound to the pipeline bind point used by this command, there **must** not have been any calls to dynamic state setting commands for any state specified statically in the [VkPipeline](#) object bound to the pipeline bind point used by this command, since that pipeline was bound

- VUID-vkCmdDrawClusterHUAWEI-uniformBuffers-06935

If any stage of the [VkPipeline](#) object bound to the pipeline bind point used by this command accesses a uniform buffer, and that stage was created without enabling either [VK_PIPELINE_ROBUSTNESS_BUFFER_BEHAVIOR_ROBUST_BUFFER_ACCESS](#) or [VK_PIPELINE_ROBUSTNESS_BUFFER_BEHAVIOR_ROBUST_BUFFER_ACCESS_2](#) for [uniformBuffers](#), and the [robustBufferAccess](#) feature is not enabled, that stage **must** not

access values outside of the range of the buffer as specified in the descriptor set bound to the same pipeline bind point

- VUID-vkCmdDrawClusterHUAWEI-None-08612

If the **robustBufferAccess** feature is not enabled, and any **VkShaderEXT** bound to a stage corresponding to the pipeline bind point used by this command accesses a uniform buffer, it **must** not access values outside of the range of the buffer as specified in the descriptor set bound to the same pipeline bind point

- VUID-vkCmdDrawClusterHUAWEI-storageBuffers-06936

If any stage of the **VkPipeline** object bound to the pipeline bind point used by this command accesses a storage buffer, and that stage was created without enabling either **VK_PIPELINE_ROBUSTNESS_BUFFER_BEHAVIOR_ROBUST_BUFFER_ACCESS** or **VK_PIPELINE_ROBUSTNESS_BUFFER_BEHAVIOR_ROBUST_BUFFER_ACCESS_2** for **storageBuffers**, and the **robustBufferAccess** feature is not enabled, that stage **must** not access values outside of the range of the buffer as specified in the descriptor set bound to the same pipeline bind point

- VUID-vkCmdDrawClusterHUAWEI-None-08613

If the **robustBufferAccess** feature is not enabled, and any **VkShaderEXT** bound to a stage corresponding to the pipeline bind point used by this command accesses a storage buffer, it **must** not access values outside of the range of the buffer as specified in the descriptor set bound to the same pipeline bind point

- VUID-vkCmdDrawClusterHUAWEI-commandBuffer-02707

If **commandBuffer** is an unprotected command buffer and **protectedNoFault** is not supported, any resource accessed by **bound shaders** **must** not be a protected resource

- VUID-vkCmdDrawClusterHUAWEI-viewType-07752

If a **VkImageView** is accessed as a result of this command, then the image view's **viewType** **must** match the **Dim** operand of the **OpTypeImage** as described in [Compatibility Between SPIR-V Image Dimensions and Vulkan ImageView Types](#)

- VUID-vkCmdDrawClusterHUAWEI-format-07753

If a **VkImageView** or **VkBufferView** is accessed as a result of this command, then the **numeric type** of the view's **format** and the **Sampled Type** operand of the **OpTypeImage** **must** match

- VUID-vkCmdDrawClusterHUAWEI-OpImageWrite-08795

If a **VkImageView** created with a format other than **VK_FORMAT_A8_UNORM** is accessed using **OpImageWrite** as a result of this command, then the **Type** of the **Texel** operand of that instruction **must** have at least as many components as the image view's format

- VUID-vkCmdDrawClusterHUAWEI-OpImageWrite-08796

If a **VkImageView** created with the format **VK_FORMAT_A8_UNORM** is accessed using **OpImageWrite** as a result of this command, then the **Type** of the **Texel** operand of that instruction **must** have four components

- VUID-vkCmdDrawClusterHUAWEI-OpImageWrite-04469

If a **VkBufferView** is accessed using **OpImageWrite** as a result of this command, then the **Type** of the **Texel** operand of that instruction **must** have at least as many components as the buffer view's format

- VUID-vkCmdDrawClusterHUAWEI-SampledType-04470

If a [VkImageView](#) with a [VkFormat](#) that has a 64-bit component width is accessed as a result of this command, the [SampledType](#) of the [OpTypeImage](#) operand of that instruction **must** have a [Width](#) of 64

- VUID-vkCmdDrawClusterHUAWEI-SampledType-04471

If a [VkImageView](#) with a [VkFormat](#) that has a component width less than 64-bit is accessed as a result of this command, the [SampledType](#) of the [OpTypeImage](#) operand of that instruction **must** have a [Width](#) of 32

- VUID-vkCmdDrawClusterHUAWEI-SampledType-04472

If a [VkBufferView](#) with a [VkFormat](#) that has a 64-bit component width is accessed as a result of this command, the [SampledType](#) of the [OpTypeImage](#) operand of that instruction **must** have a [Width](#) of 64

- VUID-vkCmdDrawClusterHUAWEI-SampledType-04473

If a [VkBufferView](#) with a [VkFormat](#) that has a component width less than 64-bit is accessed as a result of this command, the [SampledType](#) of the [OpTypeImage](#) operand of that instruction **must** have a [Width](#) of 32

- VUID-vkCmdDrawClusterHUAWEI-sparseImageInt64Atomics-04474

If the [sparseImageInt64Atomics](#) feature is not enabled, [VkImage](#) objects created with the [VK_IMAGE_CREATE_SPARSE_RESIDENCY_BIT](#) flag **must** not be accessed by atomic instructions through an [OpTypeImage](#) with a [SampledType](#) with a [Width](#) of 64 by this command

- VUID-vkCmdDrawClusterHUAWEI-sparseImageInt64Atomics-04475

If the [sparseImageInt64Atomics](#) feature is not enabled, [VkBuffer](#) objects created with the [VK_BUFFER_CREATE_SPARSE_RESIDENCY_BIT](#) flag **must** not be accessed by atomic instructions through an [OpTypeImage](#) with a [SampledType](#) with a [Width](#) of 64 by this command

- VUID-vkCmdDrawClusterHUAWEI-OpImageSampleWeightedQCOM-06971

If [OpImageSampleWeightedQCOM](#) is used to sample a [VkImageView](#) as a result of this command, then the image view's [format features](#) **must** contain [VK_FORMAT_FEATURE_2_WEIGHT_SAMPLED_IMAGE_BIT_QCOM](#)

- VUID-vkCmdDrawClusterHUAWEI-OpImageSampleWeightedQCOM-06972

If [OpImageSampleWeightedQCOM](#) uses a [VkImageView](#) as a sample weight image as a result of this command, then the image view's [format features](#) **must** contain [VK_FORMAT_FEATURE_2_WEIGHT_IMAGE_BIT_QCOM](#)

- VUID-vkCmdDrawClusterHUAWEI-OpImageBoxFilterQCOM-06973

If [OpImageBoxFilterQCOM](#) is used to sample a [VkImageView](#) as a result of this command, then the image view's [format features](#) **must** contain [VK_FORMAT_FEATURE_2_BOX_FILTER_SAMPLED_BIT_QCOM](#)

- VUID-vkCmdDrawClusterHUAWEI-OpImageBlockMatchSSDQCOM-06974

If [OpImageBlockMatchSSDQCOM](#) is used to read from an [VkImageView](#) as a result of this command, then the image view's [format features](#) **must** contain [VK_FORMAT_FEATURE_2_BLOCK_MATCHING_BIT_QCOM](#)

- VUID-vkCmdDrawClusterHUAWEI-OpImageBlockMatchSADQCOM-06975

If [OpImageBlockMatchSADQCOM](#) is used to read from an [VkImageView](#) as a result of this command, then the image view's [format features](#) **must** contain

VK_FORMAT_FEATURE_2_BLOCK_MATCHING_BIT_QCOM

- VUID-vkCmdDrawClusterHUAWEI-OpImageBlockMatchSADQCOM-06976
If `OpImageBlockMatchSADQCOM` or `OpImageBlockMatchSSDQCOM` is used to read from a reference image as result of this command, then the specified reference coordinates **must** not fail [integer texel coordinate validation](#)
- VUID-vkCmdDrawClusterHUAWEI-OpImageSampleWeightedQCOM-06977
If `OpImageSampleWeightedQCOM`, `OpImageBoxFilterQCOM`, `OpImageBlockMatchWindowSSDQCOM`, `OpImageBlockMatchWindowSADQCOM`, `OpImageBlockMatchGatherSSDQCOM`, `OpImageBlockMatchGatherSADQCOM`, `OpImageBlockMatchSSDQCOM`, or `OpImageBlockMatchSADQCOM` uses a `VkSampler` as a result of this command, then the sampler **must** have been created with `VK_SAMPLER_CREATE_IMAGE_PROCESSING_BIT_QCOM`
- VUID-vkCmdDrawClusterHUAWEI-OpImageSampleWeightedQCOM-06978
If any command other than `OpImageSampleWeightedQCOM`, `OpImageBoxFilterQCOM`, `OpImageBlockMatchWindowSSDQCOM`, `OpImageBlockMatchWindowSADQCOM`, `OpImageBlockMatchGatherSSDQCOM`, `OpImageBlockMatchGatherSADQCOM`, `OpImageBlockMatchSSDQCOM`, or `OpImageBlockMatchSADQCOM` uses a `VkSampler` as a result of this command, then the sampler **must** not have been created with `VK_SAMPLER_CREATE_IMAGE_PROCESSING_BIT_QCOM`
- VUID-vkCmdDrawClusterHUAWEI-OpImageBlockMatchWindow-09215
If a `OpImageBlockMatchWindow*QCOM` or `OpImageBlockMatchGather*QCOM` instruction is used to read from an `VkImageView` as a result of this command, then the image view's [format features](#) **must** contain `VK_FORMAT_FEATURE_2_BLOCK_MATCHING_BIT_QCOM`
- VUID-vkCmdDrawClusterHUAWEI-OpImageBlockMatchWindow-09216
If a `OpImageBlockMatchWindow*QCOM` or `OpImageBlockMatchGather*QCOM` instruction is used to read from an `VkImageView` as a result of this command, then the image view's format **must** be a single-component format
- VUID-vkCmdDrawClusterHUAWEI-OpImageBlockMatchWindow-09217
If a `OpImageBlockMatchWindow*QCOM` or `OpImageBlockMatchGather*QCOM` read from a reference image as result of this command, then the specified reference coordinates **must** not fail [integer texel coordinate validation](#)
- VUID-vkCmdDrawClusterHUAWEI-None-07288
Any shader invocation executed by this command **must** [terminate](#)
- VUID-vkCmdDrawClusterHUAWEI-None-09600
If a descriptor with type equal to any of `VK_DESCRIPTOR_TYPE_SAMPLE_WEIGHT_IMAGE_QCOM`, `VK_DESCRIPTOR_TYPE_BLOCK_MATCH_IMAGE_QCOM`, `VK_DESCRIPTOR_TYPE_SAMPLED_IMAGE`, `VK_DESCRIPTOR_TYPE_STORAGE_IMAGE`, or `VK_DESCRIPTOR_TYPE_INPUT_ATTACHMENT` is accessed as a result of this command, all image subresources identified by that descriptor **must** be in the image layout identified when the descriptor was written
- VUID-vkCmdDrawClusterHUAWEI-commandBuffer-10746
The `VkDeviceMemory` object allocated from a `VkMemoryHeap` with the `VK_MEMORY_HEAP_TILE_MEMORY_BIT_QCOM` property that is bound to a resource accessed as a result of this command **must** be the active bound [bound tile memory object](#)

in `commandBuffer`

- VUID-vkCmdDrawClusterHUAWEI-None-10678

If this command is recorded inside a `tile shading render pass` instance, the stages corresponding to the pipeline bind point used by this command **must** only include `VK_SHADER_STAGE_VERTEX_BIT`, `VK_SHADER_STAGE_FRAGMENT_BIT`, and/or `VK_SHADER_STAGE_COMPUTE_BIT`

- VUID-vkCmdDrawClusterHUAWEI-None-10679

If this command is recorded where `per-tile execution model` is enabled, there **must** be no access to any image while the image was be transitioned to the `VK_IMAGE_LAYOUT_ATTACHMENT_FEEDBACK_LOOP_OPTIMAL_EXT` layout

- VUID-vkCmdDrawClusterHUAWEI-pDescription-09900

If a `VK_DESCRIPTOR_TYPE_TENSOR_ARM` descriptor is accessed as a result of this command, then the underlying `VkTensorARM` object **must** have been created with the `VK_TENSOR_USAGE_SHADER_BIT_ARM` usage flag set

- VUID-vkCmdDrawClusterHUAWEI-dimensionCount-09905

If a `VK_DESCRIPTOR_TYPE_TENSOR_ARM` descriptor is accessed as a result of this command, then the `Rank` of the `OpTypeTensorARM` of the tensor resource variable **must** be equal to the `dimensionCount` provided via `VkTensorCreateInfoARM::pDescription` when creating the underlying `VkTensorARM` object

- VUID-vkCmdDrawClusterHUAWEI-OpTypeTensorARM-09906

If a `VK_DESCRIPTOR_TYPE_TENSOR_ARM` descriptor is accessed as a result of this command, then the element type of the `OpTypeTensorARM` of the tensor resource variable **must** be `compatible` with the `VkFormat` of the `VkTensorViewARM` used for the access

- VUID-vkCmdDrawClusterHUAWEI-None-11297

If a pipeline is bound to the pipeline bind point used by this command, or shader is bound to a shader stage used by this command, and it was created with a `descriptor mapping` using `VK_DESCRIPTOR_MAPPING_SOURCE_HEAP_WITH_PUSH_INDEX_EXT`, `VK_DESCRIPTOR_MAPPING_SOURCE_HEAP_WITH_SHADER_RECORD_INDEX_EXT`, `VK_DESCRIPTOR_MAPPING_SOURCE_HEAP_WITH_INDIRECT_INDEX_ARRAY_EXT`, or `VK_DESCRIPTOR_MAPPING_SOURCE_HEAP_WITH_INDIRECT_INDEX_EXT`, and a shader accesses a `OpTypeStruct` decorated with `Block` or `BufferBlock` using that mapping, the calculated offset for the resource heap **must** be a multiple of `bufferDescriptorAlignment`

- VUID-vkCmdDrawClusterHUAWEI-None-11298

If a pipeline is bound to the pipeline bind point used by this command, or shader is bound to a shader stage used by this command, and it was created with a `descriptor mapping` using `VK_DESCRIPTOR_MAPPING_SOURCE_HEAP_WITH_PUSH_INDEX_EXT`, `VK_DESCRIPTOR_MAPPING_SOURCE_HEAP_WITH_SHADER_RECORD_INDEX_EXT`, `VK_DESCRIPTOR_MAPPING_SOURCE_HEAP_WITH_INDIRECT_INDEX_ARRAY_EXT`, or `VK_DESCRIPTOR_MAPPING_SOURCE_HEAP_WITH_INDIRECT_INDEX_EXT`, and a shader accesses an `OpTypeImage` or `OpTypeSampledImage` using that mapping, the calculated offset for the resource heap **must** be a multiple of `imageDescriptorAlignment`

- VUID-vkCmdDrawClusterHUAWEI-None-11299

If a pipeline is bound to the pipeline bind point used by this command, or shader is bound to a shader stage used by this command, and it was created with a `descriptor mapping` using `VK_DESCRIPTOR_MAPPING_SOURCE_HEAP_WITH_PUSH_INDEX_EXT`,

VK_DESCRIPTOR_MAPPING_SOURCE_HEAP_WITH_SHADER_RECORD_INDEX_EXT, VK_DESCRIPTOR_MAPPING_SOURCE_HEAP_WITH_INDIRECT_INDEX_ARRAY_EXT, or VK_DESCRIPTOR_MAPPING_SOURCE_HEAP_WITH_INDIRECT_INDEX_EXT, and a shader accesses an `OpTypeSampler` or `OpTypeSampledImage` using that mapping, the calculated offset for the sampler heap **must** be a multiple of `samplerDescriptorAlignment`

- VUID-vkCmdDrawClusterHUAWEI-None-11397

If a pipeline is bound to the pipeline bind point used by this command, or shader is bound to a shader stage used by this command, and it was created with a `descriptor mapping` using `VK_DESCRIPTOR_MAPPING_SOURCE_HEAP_WITH_PUSH_INDEX_EXT`, `VK_DESCRIPTOR_MAPPING_SOURCE_HEAP_WITH_SHADER_RECORD_INDEX_EXT`, `VK_DESCRIPTOR_MAPPING_SOURCE_HEAP_WITH_INDIRECT_INDEX_ARRAY_EXT`, or `VK_DESCRIPTOR_MAPPING_SOURCE_HEAP_WITH_INDIRECT_INDEX_EXT`, and a shader accesses an `OpTypeTensorARM` using that mapping, the calculated offset for the resource heap **must** be a multiple of `tensorDescriptorAlignment`

- VUID-vkCmdDrawClusterHUAWEI-None-11300

If a pipeline is bound to the pipeline bind point used by this command, or shader is bound to a shader stage used by this command, and it was created with a `descriptor mapping` using `VK_DESCRIPTOR_MAPPING_SOURCE_HEAP_WITH_INDIRECT_INDEX_ARRAY_EXT` or `VK_DESCRIPTOR_MAPPING_SOURCE_HEAP_WITH_INDIRECT_INDEX_EXT`, and a shader accesses a resource using that mapping, the value of the address at the expected location in push data **must** be a multiple of 4

- VUID-vkCmdDrawClusterHUAWEI-None-11301

If a pipeline is bound to the pipeline bind point used by this command, or shader is bound to a shader stage used by this command, and it was created with a `descriptor mapping` using `VK_DESCRIPTOR_MAPPING_SOURCE_HEAP_WITH_INDIRECT_INDEX_ARRAY_EXT` or `VK_DESCRIPTOR_MAPPING_SOURCE_HEAP_WITH_INDIRECT_INDEX_EXT`, and a shader accesses a resource using that mapping, the value of the address at the expected location in push data **must** be a valid `VkDeviceAddress` backed by physical memory at every offset specified by each mapping

- VUID-vkCmdDrawClusterHUAWEI-None-11302

If a pipeline is bound to the pipeline bind point used by this command, or shader is bound to a shader stage used by this command, and it was created with a `descriptor mapping` using `VK_DESCRIPTOR_MAPPING_SOURCE_PUSH_ADDRESS_EXT`, and a shader accesses a resource using that mapping, the value of the address at the expected location in push data **must** be a valid `VkDeviceAddress`

- VUID-vkCmdDrawClusterHUAWEI-None-11304

If a pipeline is bound to the pipeline bind point used by this command, or shader is bound to a shader stage used by this command, and it was created with a `descriptor mapping` using `VK_DESCRIPTOR_MAPPING_SOURCE_INDIRECT_ADDRESS_EXT`, and a shader accesses a resource using that mapping, the value of the address at the expected location in push data **must** be a multiple of 8

- VUID-vkCmdDrawClusterHUAWEI-None-11305

If a pipeline is bound to the pipeline bind point used by this command, or shader is bound to a shader stage used by this command, and it was created with a `descriptor mapping` using `VK_DESCRIPTOR_MAPPING_SOURCE_INDIRECT_ADDRESS_EXT`, and a shader

accesses a resource using that mapping, the value of the address at the expected location in push data **must** be a valid [VkDeviceAddress](#) backed by physical memory at every offset specified by each mapping

- VUID-vkCmdDrawClusterHUAWEI-None-11306

If a pipeline is bound to the pipeline bind point used by this command, or shader is bound to a shader stage used by this command, and it was created with a [descriptor mapping](#) using [VK_DESCRIPTOR_MAPPING_SOURCE_INDIRECT_ADDRESS_EXT](#), and a shader accesses a resource using that mapping, the value of the address pointed to by the address in push data **must** be a valid [VkDeviceAddress](#)

- VUID-vkCmdDrawClusterHUAWEI-None-11308

For each [descriptor heap](#) that is statically used by a [bound shader](#), either directly or via a [descriptor mapping](#), a valid descriptor heap **must** be bound

- VUID-vkCmdDrawClusterHUAWEI-None-11309

If a [bound shader](#) was created as a [VkShaderEXT](#) with the [VK_SHADER_CREATE_DESCRIPTOR_HEAP_BIT_EXT](#) flag or as part of a pipeline with the [VK_PIPELINE_CREATE_2_DESCRIPTOR_HEAP_BIT_EXT](#) flag, execution of this command **must** not result in any descriptor read accessing data outside of the user range of the respective heap bound by [vkCmdBind*HeapEXT](#) commands

- VUID-vkCmdDrawClusterHUAWEI-None-11372

If any stage of the [VkPipeline](#) object bound to the pipeline bind point used by this command accesses a uniform buffer or uniform texel buffer through a descriptor in the bound resource heap, that stage was created without enabling either [VK_PIPELINE_ROBUSTNESS_BUFFER_BEHAVIOR_ROBUST_BUFFER_ACCESS](#) or [VK_PIPELINE_ROBUSTNESS_BUFFER_BEHAVIOR_ROBUST_BUFFER_ACCESS_2](#) for [uniformBuffers](#), the [robustBufferAccess2](#) feature is not enabled, and the [robustBufferAccess](#) feature is not enabled, that stage **must** not access values outside of the range of the descriptor specified via [VkDeviceAddressRangeKHR](#) when the descriptor was written

- VUID-vkCmdDrawClusterHUAWEI-None-11373

If any stage of the [VkPipeline](#) object bound to the pipeline bind point used by this command accesses a storage buffer or storage texel buffer through a descriptor in the bound resource heap, that stage was created without enabling either [VK_PIPELINE_ROBUSTNESS_BUFFER_BEHAVIOR_ROBUST_BUFFER_ACCESS](#) or [VK_PIPELINE_ROBUSTNESS_BUFFER_BEHAVIOR_ROBUST_BUFFER_ACCESS_2](#) for [storageBuffers](#), the [robustBufferAccess2](#) feature is not enabled, and the [robustBufferAccess](#) feature is not enabled, that stage **must** not access values outside of the range of the descriptor specified by [VkDeviceAddressRangeKHR](#) when the descriptor was written

- VUID-vkCmdDrawClusterHUAWEI-None-11374

If the [robustBufferAccess2](#) feature is not enabled, the [robustBufferAccess](#) feature is not enabled, and any [VkShaderEXT](#) bound to a stage corresponding to the pipeline bind point used by this command accesses a uniform buffer, uniform texel buffer, storage buffer, or storage texel buffer, that shader **must** not access values outside of the range of the buffer as specified by [VkDeviceAddressRangeKHR](#) when the descriptor was written

- VUID-vkCmdDrawClusterHUAWEI-pBindInfo-11375

If any [bound shader](#) uses an embedded sampler via a [descriptor mapping](#), the value of [pBindInfo->reservedRangeSize](#) set for [vkCmdBindSamplerHeapEXT](#) **must** be greater than

or equal to `minSamplerHeapReservedRangeWithEmbedded`

- VUID-vkCmdDrawClusterHUAWEI-None-11376

If a `bound shader` was created as a `VkShaderEXT` with the `VK_SHADER_CREATE_DESCRIPTOR_HEAP_BIT_EXT` flag or as part of a pipeline with the `VK_PIPELINE_CREATE_2_DESCRIPTOR_HEAP_BIT_EXT` flag, and that shader statically uses a push constant value, that value **must** have been set by `vkCmdPushDataEXT`

- VUID-vkCmdDrawClusterHUAWEI-None-11398

If a `bound shader` was created with a `descriptor mapping` using `VK_DESCRIPTOR_MAPPING_SOURCE_PUSH_DATA_EXT`, `VK_DESCRIPTOR_MAPPING_SOURCE_PUSH_ADDRESS_EXT`, `VK_DESCRIPTOR_MAPPING_SOURCE_SHADER_RECORD_DATA_EXT`, `VK_DESCRIPTOR_MAPPING_SOURCE_SHADER_RECORD_ADDRESS_EXT`, `VK_DESCRIPTOR_MAPPING_SOURCE_RESOURCE_HEAP_DATA_EXT`, or `VK_DESCRIPTOR_MAPPING_SOURCE_INDIRECT_ADDRESS_EXT`, and a shader accesses a resource using that mapping, the access **must** not be `out of bounds`

- VUID-vkCmdDrawClusterHUAWEI-None-11437

If a pipeline is bound to the pipeline bind point used by this command, or shader is bound to a shader stage used by this command, and it was created with a `descriptor mapping` using `VK_DESCRIPTOR_MAPPING_SOURCE_HEAP_WITH_INDIRECT_INDEX_ARRAY_EXT`, `VK_DESCRIPTOR_MAPPING_SOURCE_HEAP_WITH_INDIRECT_INDEX_EXT`, or `VK_DESCRIPTOR_MAPPING_SOURCE_INDIRECT_ADDRESS_EXT`, and a shader accesses a resource using that mapping, the buffer from which the address in push data was queried **must** have been created with the `VK_BUFFER_USAGE_UNIFORM_BUFFER_BIT` usage flag set

- VUID-vkCmdDrawClusterHUAWEI-None-11438

If a pipeline is bound to the pipeline bind point used by this command, or shader is bound to a shader stage used by this command, and it was created with a `descriptor mapping` using `VK_DESCRIPTOR_MAPPING_SOURCE_PUSH_ADDRESS_EXT`, `VK_DESCRIPTOR_MAPPING_SOURCE_SHADER_RECORD_ADDRESS_EXT`, or `VK_DESCRIPTOR_MAPPING_SOURCE_INDIRECT_ADDRESS_EXT`, and a shader accesses a uniform buffer using that mapping, the address that the uniform buffer is mapped to **must** have been queried from a buffer created with the `VK_BUFFER_USAGE_UNIFORM_BUFFER_BIT` usage flag set

- VUID-vkCmdDrawClusterHUAWEI-None-11441

If a pipeline is bound to the pipeline bind point used by this command, or shader is bound to a shader stage used by this command, and it was created with a `descriptor mapping` using `VK_DESCRIPTOR_MAPPING_SOURCE_PUSH_ADDRESS_EXT`, `VK_DESCRIPTOR_MAPPING_SOURCE_SHADER_RECORD_ADDRESS_EXT`, or `VK_DESCRIPTOR_MAPPING_SOURCE_INDIRECT_ADDRESS_EXT`, and a shader accesses a uniform buffer using that mapping, the address that the uniform buffer is mapped to **must** be aligned to `minUniformBufferOffsetAlignment`

- VUID-vkCmdDrawClusterHUAWEI-None-11439

If a pipeline is bound to the pipeline bind point used by this command, or shader is bound to a shader stage used by this command, and it was created with a `descriptor mapping` using `VK_DESCRIPTOR_MAPPING_SOURCE_PUSH_ADDRESS_EXT`,

VK_DESCRIPTOR_MAPPING_SOURCE_SHADER_RECORD_ADDRESS_EXT, or
VK_DESCRIPTOR_MAPPING_SOURCE_INDIRECT_ADDRESS_EXT, and a shader accesses a
storage buffer using that mapping, the address that the storage buffer is mapped to **must**
have been queried from a buffer created with the
VK_BUFFER_USAGE_STORAGE_BUFFER_BIT usage flag set

- VUID-vkCmdDrawClusterHUAWEI-None-11442

If a pipeline is bound to the pipeline bind point used by this command, or shader is bound
to a shader stage used by this command, and it was created with a [descriptor mapping](#)
using [VK_DESCRIPTOR_MAPPING_SOURCE_PUSH_ADDRESS_EXT](#),
[VK_DESCRIPTOR_MAPPING_SOURCE_SHADER_RECORD_ADDRESS_EXT](#), or
[VK_DESCRIPTOR_MAPPING_SOURCE_INDIRECT_ADDRESS_EXT](#), and a shader accesses a
storage buffer using that mapping, the address that the storage buffer is mapped to **must**
be aligned to [minStorageBufferOffsetAlignment](#)

- VUID-vkCmdDrawClusterHUAWEI-None-11485

If a pipeline is bound to the pipeline bind point used by this command, or shader is bound
to a shader stage used by this command, and it was created with a [descriptor mapping](#)
using [VK_DESCRIPTOR_MAPPING_SOURCE_PUSH_ADDRESS_EXT](#),
[VK_DESCRIPTOR_MAPPING_SOURCE_SHADER_RECORD_ADDRESS_EXT](#), or
[VK_DESCRIPTOR_MAPPING_SOURCE_INDIRECT_ADDRESS_EXT](#), and a shader accesses an
acceleration structure using that mapping, the address that the acceleration structure is
mapped to **must** be an acceleration structure address retrieved from a
[VkAccelerationStructureKHR](#) object via [vkGetAccelerationStructureDeviceAddressKHR](#) or
handle retrieved from a [VkAccelerationStructureNV](#) object via
[vkGetAccelerationStructureHandleNV](#)

- VUID-vkCmdDrawClusterHUAWEI-index-11450

If a shader uses a sampler descriptor to sample an image as a result of this command, and
that sampler descriptor uses a custom border color with an index defined by
[VkSamplerCustomBorderColorIndexCreateInfoEXT](#), the value of
[VkSamplerCustomBorderColorIndexCreateInfoEXT::index](#) **must** have been registered
before this command was recorded, and still be registered during the sampling operation,
with an identically defined color

- VUID-vkCmdDrawClusterHUAWEI-protectedNoFault-11455

If [protectedNoFault](#) is not supported, a pipeline is bound to the pipeline bind point used by
this command, or a shader is bound to a shader stage used by this command, and it was
created with a [descriptor mapping](#) using
[VK_DESCRIPTOR_MAPPING_SOURCE_PUSH_ADDRESS_EXT](#),
[VK_DESCRIPTOR_MAPPING_SOURCE_SHADER_RECORD_ADDRESS_EXT](#), or
[VK_DESCRIPTOR_MAPPING_SOURCE_INDIRECT_ADDRESS_EXT](#), the address that the
resource is mapped to **must** have been queried from a buffer created without the
[VK_BUFFER_CREATE_PROTECTED_BIT](#) create flag set

- VUID-vkCmdDrawClusterHUAWEI-protectedNoFault-11456

If [protectedNoFault](#) is not supported, a pipeline is bound to the pipeline bind point used by
this command, or a shader is bound to a shader stage used by this command, and it was
created with a [descriptor mapping](#) using
[VK_DESCRIPTOR_MAPPING_SOURCE_HEAP_WITH_INDIRECT_INDEX_EXT](#) or
[VK_DESCRIPTOR_MAPPING_SOURCE_HEAP_WITH_INDIRECT_INDEX_ARRAY_EXT](#), the

address of the indirect memory **must** have been queried from a buffer created without the `VK_BUFFER_CREATE_PROTECTED_BIT` create flag set

- VUID-vkCmdDrawClusterHUAWEI-renderPass-02684

The current render pass **must** be `compatible` with the `renderPass` member of the `VkGraphicsPipelineCreateInfo` structure specified when creating the `VkPipeline` bound to `VK_PIPELINE_BIND_POINT_GRAPHICS`

- VUID-vkCmdDrawClusterHUAWEI-subpass-02685

The subpass index of the current render pass **must** be equal to the `subpass` member of the `VkGraphicsPipelineCreateInfo` structure specified when creating the `VkPipeline` bound to `VK_PIPELINE_BIND_POINT_GRAPHICS`

- VUID-vkCmdDrawClusterHUAWEI-OpTypeImage-07468

If any shader executed by this pipeline accesses an `OpTypeImage` variable with a `Dim` operand of `SubpassData`, it **must** be decorated with an `InputAttachmentIndex` that corresponds to a valid input attachment in the current subpass

- VUID-vkCmdDrawClusterHUAWEI-None-07469

Input attachment views accessed in a subpass **must** be created with the same `VkFormat` as the corresponding subpass definition, and be created with a `VkImageView` that is compatible with the attachment referenced by the subpass' `pInputAttachments` [`InputAttachmentIndex`] in the bound `VkFramebuffer` as specified by `Fragment Input Attachment Compatibility`

- VUID-vkCmdDrawClusterHUAWEI-pDepthInputAttachmentIndex-09595

Input attachment views accessed in a dynamic render pass with a `InputAttachmentIndex` referenced by `VkRenderingInputAttachmentIndexInfo`, or no `InputAttachmentIndex` if `VkRenderingInputAttachmentIndexInfo::pDepthInputAttachmentIndex` or `VkRenderingInputAttachmentIndexInfo::pStencilInputAttachmentIndex` are `NULL`, **must** be created with a `VkImageView` that is compatible with the corresponding color, depth, or stencil attachment in `VkRenderingInfo`

- VUID-vkCmdDrawClusterHUAWEI-pDepthInputAttachmentIndex-09596

Input attachment views accessed in a dynamic render pass via a shader object **must** have an `InputAttachmentIndex` if both `VkRenderingInputAttachmentIndexInfo::pDepthInputAttachmentIndex` and `VkRenderingInputAttachmentIndexInfo::pStencilInputAttachmentIndex` are non-`NULL`

- VUID-vkCmdDrawClusterHUAWEI-InputAttachmentIndex-09597

If an input attachment view accessed in a dynamic render pass via a shader object has an `InputAttachmentIndex`, the `InputAttachmentIndex` **must** match an index in `VkRenderingInputAttachmentIndexInfo`

- VUID-vkCmdDrawClusterHUAWEI-None-06537

Memory backing image subresources used as attachments in the current render pass **must** not be written in any way other than as an attachment by this command

- VUID-vkCmdDrawClusterHUAWEI-None-10795

If a color attachment is written by any prior command in this subpass or by the load, store, or resolve operations for this subpass, and `feedback loop` is not enabled for `VK_IMAGE_ASPECT_COLOR_BIT` on that attachment, it **must** not be accessed in any way other than as an attachment by this command

- VUID-vkCmdDrawClusterHUAWEI-None-10796
If a depth attachment is written by any prior command in this subpass or by the load, store, or resolve operations for this subpass, and [feedback loop](#) is not enabled for [VK_IMAGE_ASPECT_DEPTH_BIT](#) on that attachment, it **must** not be accessed in any way other than as an attachment by this command
- VUID-vkCmdDrawClusterHUAWEI-None-10797
If a stencil attachment is written by any prior command in this subpass or by the load, store, or resolve operations for this subpass, and [feedback loop](#) is not enabled for [VK_IMAGE_ASPECT_STENCIL_BIT](#) on that attachment, it **must** not be accessed in any way other than as an attachment by this command
- VUID-vkCmdDrawClusterHUAWEI-None-12338
If a color attachment is read in this command in any way other than as an attachment, or has been read by any prior command in this subpass as a non-attachment, and [feedback loop](#) is not enabled for [VK_IMAGE_ASPECT_COLOR_BIT](#) on that attachment, the color attachment **must** not be written to by this command
- VUID-vkCmdDrawClusterHUAWEI-None-12339
If a depth attachment is read in this command in any way other than as an attachment, or has been read by any prior command in this subpass as a non-attachment, and [feedback loop](#) is not enabled for [VK_IMAGE_ASPECT_DEPTH_BIT](#) on that attachment, the depth attachment **must** not be written to by this command
- VUID-vkCmdDrawClusterHUAWEI-None-12340
If a stencil attachment is read in this command in any way other than as an attachment, or has been read by any prior command in this subpass as a non-attachment, and [feedback loop](#) is not enabled for [VK_IMAGE_ASPECT_STENCIL_BIT](#) on that attachment, the stencil attachment **must** not be written to by this command
- VUID-vkCmdDrawClusterHUAWEI-None-09003
If an attachment is written by any prior command in this subpass or by the load, store, or resolve operations for this subpass, it **must** not be accessed in any way other than as an attachment, storage image, or sampled image by this command
- VUID-vkCmdDrawClusterHUAWEI-None-06886
If the current render pass instance uses a depth/stencil attachment with a read-only layout for the depth aspect, [depth writes](#) **must** be disabled
- VUID-vkCmdDrawClusterHUAWEI-None-06887
If the current render pass instance uses a depth/stencil attachment with a read-only layout for the stencil aspect, both front and back [writeMask](#) are not zero, and stencil test is enabled, [all stencil ops](#) **must** be [VK_STENCIL_OP_KEEP](#)
- VUID-vkCmdDrawClusterHUAWEI-None-07831
If the bound graphics pipeline state was created with the [VK_DYNAMIC_STATE_VIEWPORT](#) dynamic state enabled then [vkCmdSetViewport](#) **must** have been called and not subsequently [invalidated](#) in the current command buffer prior to this drawing command
- VUID-vkCmdDrawClusterHUAWEI-None-07832
If the bound graphics pipeline state was created with the [VK_DYNAMIC_STATE_SCISSOR](#) dynamic state enabled then [vkCmdSetScissor](#) **must** have been called and not

subsequently **invalidated** in the current command buffer prior to this drawing command

- VUID-vkCmdDrawClusterHUAWEI-None-08617

If a shader object is bound to any graphics stage or a graphics pipeline is bound which was created with the **VK_DYNAMIC_STATE_LINE_WIDTH** dynamic state enabled, the **current value** of **rasterizerDiscardEnable** is **VK_FALSE**, and the **effective rasterization input topology** is in line topology class, then **vkCmdSetLineWidth** **must** have been called and not subsequently **invalidated** in the current command buffer prior to this drawing command

- VUID-vkCmdDrawClusterHUAWEI-None-07834

If a shader object is bound to any graphics stage or a graphics pipeline is bound which was created with the **VK_DYNAMIC_STATE_DEPTH_BIAS** dynamic state enabled, the **current value** of **rasterizerDiscardEnable** is **VK_FALSE**, and the **current value** of **depthBiasEnable** is **VK_TRUE**, then **vkCmdSetDepthBias** or **vkCmdSetDepthBias2EXT** **must** have been called and not subsequently **invalidated** in the current command buffer prior to this drawing command

- VUID-vkCmdDrawClusterHUAWEI-None-07835

If a shader object is bound to the **VK_SHADER_STAGE_FRAGMENT_BIT** stage or a graphics pipeline is bound which was created with the **VK_DYNAMIC_STATE_BLEND_CONSTANTS** dynamic state enabled, the **current value** of **rasterizerDiscardEnable** is **VK_FALSE**, and an active color attachment **current value** of **blendEnable** is **VK_TRUE** with a blend equations where any **VkBlendFactor** member is **VK_BLEND_FACTOR_CONSTANT_COLOR**, **VK_BLEND_FACTOR_ONE_MINUS_CONSTANT_COLOR**, **VK_BLEND_FACTOR_CONSTANT_ALPHA**, **VK_BLEND_FACTOR_ONE_MINUS_CONSTANT_ALPHA**, or **VK_BLEND_FACTOR_CONSTANT_ALPHA**, then **vkCmdSetBlendConstants** **must** have been called and not subsequently **invalidated** in the current command buffer prior to this drawing command

- VUID-vkCmdDrawClusterHUAWEI-None-07836

If a shader object is bound to any graphics stage or a graphics pipeline is bound which was created with the **VK_DYNAMIC_STATE_DEPTH_BOUNDS** dynamic state enabled, the **current value** of **rasterizerDiscardEnable** is **VK_FALSE**, and the **current value** of **depthBoundsTestEnable** is **VK_TRUE**, then **vkCmdSetDepthBounds** **must** have been called and not subsequently **invalidated** in the current command buffer prior to this drawing command

- VUID-vkCmdDrawClusterHUAWEI-None-07837

If a shader object is bound to any graphics stage or a graphics pipeline is bound which was created with the **VK_DYNAMIC_STATE_STENCIL_COMPARE_MASK** dynamic state enabled, the **current value** of **rasterizerDiscardEnable** is **VK_FALSE**, and the **current value** of **stencilTestEnable** is **VK_TRUE**, then **vkCmdSetStencilCompareMask** **must** have been called and not subsequently **invalidated** in the current command buffer prior to this drawing command

- VUID-vkCmdDrawClusterHUAWEI-None-07838

If a shader object is bound to any graphics stage or a graphics pipeline is bound which was created with the **VK_DYNAMIC_STATE_STENCIL_WRITE_MASK** dynamic state enabled, the **current value** of **rasterizerDiscardEnable** is **VK_FALSE**, and the **current value** of **stencilTestEnable** is **VK_TRUE**, then **vkCmdSetStencilWriteMask** **must** have been called

and not subsequently **invalidated** in the current command buffer prior to this drawing command

- VUID-vkCmdDrawClusterHUAWEI-None-07839

If a shader object is bound to any graphics stage or a graphics pipeline is bound which was created with the **VK_DYNAMIC_STATE_STENCIL_REFERENCE** dynamic state enabled, the **current value** of **rasterizerDiscardEnable** is **VK_FALSE**, the **current value** of **stencilTestEnable** is **VK_TRUE**, then **vkCmdSetStencilReference** **must** have been called and not subsequently **invalidated** in the current command buffer prior to this drawing command

- VUID-vkCmdDrawClusterHUAWEI-maxMultiviewInstanceIndex-02688

If the draw is recorded in a render pass instance with multiview enabled, the maximum instance index **must** be less than or equal to **VkPhysicalDeviceMultiviewProperties::maxMultiviewInstanceIndex**

- VUID-vkCmdDrawClusterHUAWEI-sampleLocationsEnable-02689

If the bound graphics pipeline was created with **VkPipelineSampleLocationsStateCreateInfoEXT::sampleLocationsEnable** set to **VK_TRUE**, then the active depth attachment **must** have been created with the **VK_IMAGE_CREATE_SAMPLE_LOCATIONS_COMPATIBLE_DEPTH_BIT_EXT** bit set

- VUID-vkCmdDrawClusterHUAWEI-None-07634

If the **VK_EXT_sample_locations** extension is enabled, a shader object is bound to any graphics stage or a graphics pipeline is bound which was created with the **VK_DYNAMIC_STATE_SAMPLE_LOCATIONS_ENABLE_EXT** dynamic state enabled, and the **current value** of **rasterizerDiscardEnable** is **VK_FALSE**, then **vkCmdSetSampleLocationsEnableEXT** **must** have been called and not subsequently **invalidated** in the current command buffer prior to this drawing command

- VUID-vkCmdDrawClusterHUAWEI-None-06666

If the **VK_EXT_sample_locations** extension is enabled, a shader object is bound to any graphics stage or a graphics pipeline is bound which was created with the **VK_DYNAMIC_STATE_SAMPLE_LOCATIONS_EXT** dynamic state enabled, the **current value** of **rasterizerDiscardEnable** is **VK_FALSE**, and the **current value** of **sampleLocationsEnable** is **VK_TRUE**, then **vkCmdSetSampleLocationsEXT** **must** have been called and not subsequently **invalidated** in the current command buffer prior to this drawing command

- VUID-vkCmdDrawClusterHUAWEI-None-07840

If a shader object is bound to any graphics stage or a graphics pipeline is bound which was created with the **VK_DYNAMIC_STATE_CULL_MODE** dynamic state enabled, and the **current value** of **rasterizerDiscardEnable** is **VK_FALSE**, then **vkCmdSetCullMode** **must** have been called and not subsequently **invalidated** in the current command buffer prior to this drawing command

- VUID-vkCmdDrawClusterHUAWEI-None-07841

If a shader object is bound to any graphics stage or a graphics pipeline is bound which was created with the **VK_DYNAMIC_STATE_FRONT_FACE** dynamic state enabled, and the **current value** of **rasterizerDiscardEnable** is **VK_FALSE**, then **vkCmdSetFrontFace** **must** have been called and not subsequently **invalidated** in the current command buffer prior to this drawing command

- VUID-vkCmdDrawClusterHUAWEI-None-07843

If a shader object is bound to any graphics stage or a graphics pipeline is bound which was created with the `VK_DYNAMIC_STATE_DEPTH_TEST_ENABLE` dynamic state enabled, and the `current value` of `rasterizerDiscardEnable` is `VK_FALSE`, `vkCmdSetDepthTestEnable` **must** have been called and not subsequently `invalidated` in the current command buffer prior to this drawing command

- VUID-vkCmdDrawClusterHUAWEI-None-07844

If a shader object is bound to any graphics stage or a graphics pipeline is bound which was created with the `VK_DYNAMIC_STATE_DEPTH_WRITE_ENABLE` dynamic state enabled, and the `current value` of `rasterizerDiscardEnable` is `VK_FALSE`, and the `current value` of `depthTestEnable` is `VK_TRUE`, then `vkCmdSetDepthWriteEnable` **must** have been called and not subsequently `invalidated` in the current command buffer prior to this drawing command

- VUID-vkCmdDrawClusterHUAWEI-None-07845

If a shader object is bound to any graphics stage or a graphics pipeline is bound which was created with the `VK_DYNAMIC_STATE_DEPTH_COMPARE_OP` dynamic state enabled, the `current value` of `rasterizerDiscardEnable` is `VK_FALSE`, and the `current value` of `depthTestEnable` is `VK_TRUE`, then `vkCmdSetDepthCompareOp` **must** have been called and not subsequently `invalidated` in the current command buffer prior to this drawing command

- VUID-vkCmdDrawClusterHUAWEI-None-07846

If the `depthBounds` feature is enabled, a shader object is bound to any graphics stage or a graphics pipeline is bound which was created with the `VK_DYNAMIC_STATE_DEPTH_BOUNDS_TEST_ENABLE` dynamic state enabled, and the `current value` of `rasterizerDiscardEnable` is `VK_FALSE`, then `vkCmdSetDepthBoundsTestEnable` **must** have been called and not subsequently `invalidated` in the current command buffer prior to this drawing command

- VUID-vkCmdDrawClusterHUAWEI-None-07847

If a shader object is bound to any graphics stage or a graphics pipeline is bound which was created with the `VK_DYNAMIC_STATE_STENCIL_TEST_ENABLE` dynamic state enabled, and the `current value` of `rasterizerDiscardEnable` is `VK_FALSE`, then `vkCmdSetStencilTestEnable` **must** have been called and not subsequently `invalidated` in the current command buffer prior to this drawing command

- VUID-vkCmdDrawClusterHUAWEI-None-07848

If a shader object is bound to any graphics stage or a graphics pipeline is bound which was created with the `VK_DYNAMIC_STATE_STENCIL_OP` dynamic state enabled, the `current value` of `rasterizerDiscardEnable` is `VK_FALSE`, the `current value` of `stencilTestEnable` is `VK_TRUE`, then `vkCmdSetStencilOp` **must** have been called and not subsequently `invalidated` in the current command buffer prior to this drawing command

- VUID-vkCmdDrawClusterHUAWEI-viewportCount-03417

If a shader object is bound to any graphics stage or a graphics pipeline is bound which was created with the `VK_DYNAMIC_STATE_VIEWPORT_WITH_COUNT` dynamic state enabled, and the state is not inherited, then `vkCmdSetViewportWithCount` **must** have been called and not subsequently `invalidated` in the current command buffer prior to this drawing command

- VUID-vkCmdDrawClusterHUAWEI-scissorCount-03418

If a shader object is bound to any graphics stage or a graphics pipeline is bound which was created with the `VK_DYNAMIC_STATE_SCISSOR_WITH_COUNT` dynamic state enabled, and the state is not inherited, then `vkCmdSetScissorWithCount` **must** have been called and not subsequently `invalidated` in the current command buffer prior to this drawing

- VUID-vkCmdDrawClusterHUAWEI-viewportCount-03419

If a shader object is bound to any graphics stage or a graphics pipeline is bound which was created with both the `VK_DYNAMIC_STATE_SCISSOR_WITH_COUNT` and `VK_DYNAMIC_STATE_VIEWPORT_WITH_COUNT` dynamic states enabled, and the state is not inherited, then the `viewportCount` parameter of `vkCmdSetViewportWithCount` **must** match the `scissorCount` parameter of `vkCmdSetScissorWithCount`

- VUID-vkCmdDrawClusterHUAWEI-viewportCount-04137

If the bound graphics pipeline state was created with the `VK_DYNAMIC_STATE_VIEWPORT_WITH_COUNT` dynamic state enabled, but not the `VK_DYNAMIC_STATE_VIEWPORT_W_SCALING_NV` dynamic state enabled, then the bound graphics pipeline **must** have been created with `VkPipelineViewportWScalingStateCreateInfoNV::viewportCount` greater or equal to the `viewportCount` parameter in the last call to `vkCmdSetViewportWithCount`

- VUID-vkCmdDrawClusterHUAWEI-viewportCount-04138

If the `VK_NV_clip_space_w_scaling` extension is enabled, and a shader object is bound to any graphics stage or a graphics pipeline is bound which was created with the `VK_DYNAMIC_STATE_VIEWPORT_WITH_COUNT` and `VK_DYNAMIC_STATE_VIEWPORT_W_SCALING_NV` dynamic state enabled, the `current value` of `viewportWScalingEnable` is `VK_TRUE`, then `vkCmdSetViewportWScalingNV` **must** have been called and not subsequently `invalidated` in the current command buffer prior to this drawing command

- VUID-vkCmdDrawClusterHUAWEI-None-08636

If the `VK_NV_clip_space_w_scaling` extension is enabled, and a shader object is bound to any graphics stage or a graphics pipeline is bound which was created with the `VK_DYNAMIC_STATE_VIEWPORT_WITH_COUNT` and `VK_DYNAMIC_STATE_VIEWPORT_W_SCALING_NV` dynamic state enabled, the `current value` of `viewportWScalingEnable` is `VK_TRUE`, then the `viewportCount` parameter in the last call to `vkCmdSetViewportWScalingNV` **must** be greater than or equal to the `viewportCount` parameter in the last call to `vkCmdSetViewportWithCount`

- VUID-vkCmdDrawClusterHUAWEI-viewportCount-04139

If the bound graphics pipeline state was created with the `VK_DYNAMIC_STATE_VIEWPORT_WITH_COUNT` dynamic state enabled, but not the `VK_DYNAMIC_STATE_VIEWPORT_SHADING_RATE_PALETTE_NV` dynamic state enabled, then the bound graphics pipeline **must** have been created with `VkPipelineViewportShadingRateImageStateCreateInfoNV::viewportCount` greater or equal to the `viewportCount` parameter in the last call to `vkCmdSetViewportWithCount`

- VUID-vkCmdDrawClusterHUAWEI-shadingRateImage-09233

If the `shadingRateImage` feature is enabled, and a shader object is bound to any graphics stage or a graphics pipeline is bound which was created with the `VK_DYNAMIC_STATE_VIEWPORT_COARSE_SAMPLE_ORDER_NV` and the `current value` of

`rasterizerDiscardEnable` is `VK_FALSE`, then `vkCmdSetCoarseSampleOrderNV` **must** have been called and not subsequently `invalidated` in the current command buffer prior to this drawing command

- VUID-vkCmdDrawClusterHUAWEI-shadingRateImage-09234

If the `shadingRateImage` feature is enabled, and a shader object is bound to any graphics stage or a graphics pipeline is bound which was created with the `VK_DYNAMIC_STATE_VIEWPORT_WITH_COUNT` and `VK_DYNAMIC_STATE_VIEWPORT_SHADING_RATE_PALETTE_NV` dynamic state enabled, the `current value` of `rasterizerDiscardEnable` is `VK_FALSE`, and the `current value` of `shadingRateImageEnable` is `VK_TRUE`, then `vkCmdSetViewportShadingRatePaletteNV` **must** have been called and not subsequently `invalidated` in the current command buffer prior to this drawing command

- VUID-vkCmdDrawClusterHUAWEI-None-08637

If the `shadingRateImage` feature is enabled, and a shader object is bound to any graphics stage or a graphics pipeline is bound which was created with the `VK_DYNAMIC_STATE_VIEWPORT_WITH_COUNT` and `VK_DYNAMIC_STATE_VIEWPORT_SHADING_RATE_PALETTE_NV` dynamic state enabled, the `current value` of `rasterizerDiscardEnable` is `VK_FALSE`, and the `current value` of `shadingRateImageEnable` is `VK_TRUE`, then the `viewportCount` parameter in the last call to `vkCmdSetViewportShadingRatePaletteNV` **must** be greater than or equal to the `viewportCount` parameter in the last call to `vkCmdSetViewportWithCount`

- VUID-vkCmdDrawClusterHUAWEI-VkPipelineVieportCreateInfo-04141

If the bound graphics pipeline state was created with the `VK_DYNAMIC_STATE_VIEWPORT_WITH_COUNT` dynamic state enabled and a `VkPipelineViewportSwizzleStateCreateInfoNV` structure chained from `VkPipelineViewportStateCreateInfo`, then the bound graphics pipeline **must** have been created with `VkPipelineViewportSwizzleStateCreateInfoNV::viewportCount` greater or equal to the `viewportCount` parameter in the last call to `vkCmdSetViewportWithCount`

- VUID-vkCmdDrawClusterHUAWEI-VkPipelineVieportCreateInfo-04142

If the bound graphics pipeline state was created with the `VK_DYNAMIC_STATE_VIEWPORT_WITH_COUNT` dynamic state enabled and a `VkPipelineViewportExclusiveScissorStateCreateInfoNV` structure chained from `VkPipelineViewportStateCreateInfo`, then the bound graphics pipeline **must** have been created with `VkPipelineViewportExclusiveScissorStateCreateInfoNV::exclusiveScissorCount` greater or equal to the `viewportCount` parameter in the last call to `vkCmdSetViewportWithCount`

- VUID-vkCmdDrawClusterHUAWEI-None-07878

If the `exclusiveScissor` feature is enabled, and a shader object is bound to any graphics stage or a graphics pipeline is bound which was created with the `VK_DYNAMIC_STATE_EXCLUSIVE_SCISSOR_ENABLE_NV` dynamic state enabled, then `vkCmdSetExclusiveScissorEnableNV` **must** have been called and not subsequently `invalidated` in the current command buffer prior to this drawing command

- VUID-vkCmdDrawClusterHUAWEI-None-07879

If the `exclusiveScissor` feature is enabled, a shader object is bound to any graphics stage or a graphics pipeline is bound which was created with the

`VK_DYNAMIC_STATE_EXCLUSIVE_SCISSOR_NV` dynamic state enabled, and the most recent call to `vkCmdSetExclusiveScissorEnableNV` in the current command buffer set any element of `pExclusiveScissorEnables` to `VK_TRUE`, then `vkCmdSetExclusiveScissorNV` **must** have been called and not subsequently `invalidated` in the current command buffer prior to this drawing command

- VUID-vkCmdDrawClusterHUAWEI-None-04876

If a shader object is bound to any graphics stage or a graphics pipeline is bound which was created with the `VK_DYNAMIC_STATE_RASTERIZER_DISCARD_ENABLE` dynamic state enabled, then `vkCmdSetRasterizerDiscardEnable` **must** have been called and not subsequently `invalidated` in the current command buffer prior to this drawing command

- VUID-vkCmdDrawClusterHUAWEI-None-04877

If a shader object is bound to any graphics stage or a graphics pipeline is bound which was created with the `VK_DYNAMIC_STATE_DEPTH_BIAS_ENABLE` dynamic state enabled, and the current value of `rasterizerDiscardEnable` is `VK_FALSE`, then `vkCmdSetDepthBiasEnable` **must** have been called and not subsequently `invalidated` in the current command buffer prior to this drawing command

- VUID-vkCmdDrawClusterHUAWEI-logicOp-04878

If a shader object is bound to the `VK_SHADER_STAGE_FRAGMENT_BIT` or a graphics pipeline is bound which was created with the `VK_DYNAMIC_STATE_LOGIC_OP_EXT` dynamic state enabled, the current value of `rasterizerDiscardEnable` is `VK_FALSE`, and the current value of `logicOpEnable` is `VK_TRUE`, then `vkCmdSetLogicOpEXT` **must** have been called and not subsequently `invalidated` in the current command buffer prior to this drawing command

- VUID-vkCmdDrawClusterHUAWEI-primitiveFragmentShadingRateWithMultipleViewports-04552

If the `primitiveFragmentShadingRateWithMultipleViewports` limit is not supported, the bound graphics pipeline was created with the `VK_DYNAMIC_STATE_VIEWPORT_WITH_COUNT` dynamic state enabled, and any of the shader stages of the bound graphics pipeline write to the `PrimitiveShadingRateKHR` built-in, then `vkCmdSetViewportWithCount` **must** have been called in the current command buffer prior to this drawing command, and the `viewportCount` parameter of `vkCmdSetViewportWithCount` **must** be 1

- VUID-vkCmdDrawClusterHUAWEI-primitiveFragmentShadingRateWithMultipleViewports-08642

If the `primitiveFragmentShadingRateWithMultipleViewports` limit is not supported, and any shader object bound to a graphics stage writes to the `PrimitiveShadingRateKHR` built-in, then `vkCmdSetViewportWithCount` **must** have been called in the current command buffer prior to this drawing command, and the `viewportCount` parameter of `vkCmdSetViewportWithCount` **must** be 1

- VUID-vkCmdDrawClusterHUAWEI-blendEnable-04727

If a shader object is bound to the `VK_SHADER_STAGE_FRAGMENT_BIT` stage or a graphics pipeline is bound which was created with `VK_DYNAMIC_STATE_COLOR_BLEND_ENABLE_EXT` dynamic state enabled, the current value of `rasterizerDiscardEnable` is `VK_FALSE`, then for each color attachment, if the corresponding image view's `format` `features` do not contain

VK_FORMAT_FEATURE_COLOR_ATTACHMENT_BLEND_BIT, then the corresponding current value of `blendEnable` must be `VK_FALSE`

- VUID-vkCmdDrawClusterHUAWEI-None-08644

If a shader object is bound to any graphics stage or a graphics pipeline is bound, the current value of `rasterizerDiscardEnable` is `VK_FALSE`, and none of the following is enabled:

- the `VK_AMD_mixed_attachment_samples` extension
- the `VK_NV_framebuffer_mixed_samples` extension
- the `multisampledRenderToSingleSampled` feature

then the current value of `rasterizationSamples` must be the same as the current color and/or depth/stencil attachments

- VUID-vkCmdDrawClusterHUAWEI-None-08876

If a shader object is bound to any graphics stage, the current render pass instance must have been begun with `vkCmdBeginRendering`

- VUID-vkCmdDrawClusterHUAWEI-imageView-06172

If the current render pass instance was begun with `vkCmdBeginRendering`, the `imageView` member of `pDepthAttachment` is not `VK_NULL_HANDLE`, and the `layout` member of `pDepthAttachment` is `VK_IMAGE_LAYOUT_DEPTH_STENCIL_READ_ONLY_OPTIMAL`, this command must not write any values to the depth attachment

- VUID-vkCmdDrawClusterHUAWEI-imageView-06173

If the current render pass instance was begun with `vkCmdBeginRendering`, the `imageView` member of `pStencilAttachment` is not `VK_NULL_HANDLE`, and the `layout` member of `pStencilAttachment` is `VK_IMAGE_LAYOUT_DEPTH_STENCIL_READ_ONLY_OPTIMAL`, this command must not write any values to the stencil attachment

- VUID-vkCmdDrawClusterHUAWEI-imageView-06174

If the current render pass instance was begun with `vkCmdBeginRendering`, the `imageView` member of `pDepthAttachment` is not `VK_NULL_HANDLE`, and the `layout` member of `pDepthAttachment` is `VK_IMAGE_LAYOUT_DEPTH_READ_ONLY_STENCIL_ATTACHMENT_OPTIMAL`, this command must not write any values to the depth attachment

- VUID-vkCmdDrawClusterHUAWEI-imageView-06175

If the current render pass instance was begun with `vkCmdBeginRendering`, the `imageView` member of `pStencilAttachment` is not `VK_NULL_HANDLE`, and the `layout` member of `pStencilAttachment` is `VK_IMAGE_LAYOUT_DEPTH_ATTACHMENT_STENCIL_READ_ONLY_OPTIMAL`, this command must not write any values to the stencil attachment

- VUID-vkCmdDrawClusterHUAWEI-imageView-06176

If the current render pass instance was begun with `vkCmdBeginRendering`, the `imageView` member of `pDepthAttachment` is not `VK_NULL_HANDLE`, and the `layout` member of `pDepthAttachment` is `VK_IMAGE_LAYOUT_DEPTH_READ_ONLY_OPTIMAL`, this command must not write any values to the depth attachment

- VUID-vkCmdDrawClusterHUAWEI-imageView-06177

If the current render pass instance was begun with `vkCmdBeginRendering`, the `imageView` member of `pStencilAttachment` is not `VK_NULL_HANDLE`, and the `layout` member of `pStencilAttachment` is `VK_IMAGE_LAYOUT_STENCIL_READ_ONLY_OPTIMAL`, this command **must** not write any values to the stencil attachment

- VUID-vkCmdDrawClusterHUAWEI-viewMask-06178

If the current render pass instance was begun with `vkCmdBeginRendering`, the bound graphics pipeline **must** have been created with a `VkPipelineRenderingCreateInfo::viewMask` equal to `VkRenderingInfo::viewMask`

- VUID-vkCmdDrawClusterHUAWEI-colorAttachmentCount-06179

If the `dynamicRenderingUnusedAttachments` feature is not enabled and the current render pass instance was begun with `vkCmdBeginRendering`, the bound graphics pipeline **must** have been created with a `VkPipelineRenderingCreateInfo::colorAttachmentCount` equal to `VkRenderingInfo::colorAttachmentCount`

- VUID-vkCmdDrawClusterHUAWEI-dynamicRenderingUnusedAttachments-08910

If the `dynamicRenderingUnusedAttachments` feature is not enabled, and the current render pass instance was begun with `vkCmdBeginRendering` and `VkRenderingInfo::colorAttachmentCount` greater than 0, then each element of the `VkRenderingInfo::pColorAttachments` array with an `imageView` not equal to `VK_NULL_HANDLE` **must** have been created with a `VkFormat` equal to the corresponding element of `VkPipelineRenderingCreateInfo::pColorAttachmentFormats` used to create the bound graphics pipeline

- VUID-vkCmdDrawClusterHUAWEI-dynamicRenderingUnusedAttachments-08912

If the `dynamicRenderingUnusedAttachments` feature is not enabled, and the current render pass instance was begun with `vkCmdBeginRendering` and `VkRenderingInfo::colorAttachmentCount` greater than 0, then each element of the `VkRenderingInfo::pColorAttachments` array with an `imageView` equal to `VK_NULL_HANDLE` **must** have the corresponding element of `VkPipelineRenderingCreateInfo::pColorAttachmentFormats` used to create the bound pipeline equal to `VK_FORMAT_UNDEFINED`

- VUID-vkCmdDrawClusterHUAWEI-dynamicRenderingUnusedAttachments-08911

If the `dynamicRenderingUnusedAttachments` feature is enabled, and the current render pass instance was begun with `vkCmdBeginRendering` and `VkRenderingInfo::colorAttachmentCount` greater than 0, then each element of the `VkRenderingInfo::pColorAttachments` array with an `imageView` not equal to `VK_NULL_HANDLE` **must** have been created with a `VkFormat` equal to the corresponding element of `VkPipelineRenderingCreateInfo::pColorAttachmentFormats` used to create the bound graphics pipeline, or the corresponding element of `VkPipelineRenderingCreateInfo::pColorAttachmentFormats`, if it exists, **must** be `VK_FORMAT_UNDEFINED`

- VUID-vkCmdDrawClusterHUAWEI-colorAttachmentCount-09362

If the current render pass instance was begun with `vkCmdBeginRendering`, with a `VkRenderingInfo::colorAttachmentCount` equal to 1, there is no shader object bound to any graphics stage, and a color attachment with a resolve mode of `VK_RESOLVE_MODE_EXTERNAL_FORMAT_DOWNSAMPLE_BIT_ANDROID`, each element of the `VkRenderingInfo::pColorAttachments` array with a `resolveImageView` not equal to `VK_NULL_HANDLE` **must** have been created with an image created with a `VkExternalFormatANDROID::externalFormat` value equal to the

`VkExternalFormatANDROID::externalFormat` value used to create the bound graphics pipeline

- VUID-vkCmdDrawClusterHUAWEI-None-09363

If there is no shader object bound to any graphics stage, the current render pass instance was begun with `vkCmdBeginRendering` and a `VkRenderingInfo::colorAttachmentCount` equal to `1`, and a color attachment with a resolve mode of `VK_RESOLVE_MODE_EXTERNAL_FORMAT_DOWNSAMPLE_BIT_ANDROID`, each element of the `VkRenderingInfo::pColorAttachments` array with a `imageView` not equal to `VK_NULL_HANDLE` **must** have been created with an image created with a `VkExternalFormatANDROID::externalFormat` value equal to the `VkExternalFormatANDROID::externalFormat` value used to create the bound graphics pipeline

- VUID-vkCmdDrawClusterHUAWEI-None-09364

If the current render pass instance was begun with `vkCmdBeginRendering`, there is no shader object bound to any graphics stage, and the bound graphics pipeline was created with a non-zero `VkExternalFormatANDROID::externalFormat` value and with the `VK_DYNAMIC_STATE_COLOR_BLEND_ENABLE_EXT` dynamic state enabled, then `vkCmdSetColorBlendEnableEXT` **must** have set the blend enable to `VK_FALSE` prior to this drawing command

- VUID-vkCmdDrawClusterHUAWEI-None-09365

If the current render pass instance was begun with `vkCmdBeginRendering`, there is no shader object bound to any graphics stage, and the bound graphics pipeline was created with a non-zero `VkExternalFormatANDROID::externalFormat` value and with the `VK_DYNAMIC_STATE_RASTERIZATION_SAMPLES_EXT` dynamic state enabled, then `vkCmdSetRasterizationSamplesEXT` **must** have set `rasterizationSamples` to `VK_SAMPLE_COUNT_1_BIT` prior to this drawing command

- VUID-vkCmdDrawClusterHUAWEI-None-09366

If there is a shader object bound to any graphics stage, and the current render pass includes a color attachment that uses the `VK_RESOLVE_MODE_EXTERNAL_FORMAT_DOWNSAMPLE_BIT_ANDROID` resolve mode, then `vkCmdSetColorBlendEnableEXT` **must** have set blend enable to `VK_FALSE` prior to this drawing command

- VUID-vkCmdDrawClusterHUAWEI-rasterizationSamples-09367

If there is a shader object bound to any graphics stage, and the current render pass includes a color attachment that uses the `VK_RESOLVE_MODE_EXTERNAL_FORMAT_DOWNSAMPLE_BIT_ANDROID` resolve mode, then `vkCmdSetRasterizationSamplesEXT` **must** have set `rasterizationSamples` to `VK_SAMPLE_COUNT_1_BIT` prior to this drawing command

- VUID-vkCmdDrawClusterHUAWEI-None-09368

If the current render pass instance was begun with `vkCmdBeginRendering`, there is no shader object bound to any graphics stage, and the bound graphics pipeline was created with a non-zero `VkExternalFormatANDROID::externalFormat` value and with the `VK_DYNAMIC_STATE_FRAGMENT_SHADING_RATE_KHR` dynamic state enabled, then `vkCmdSetFragmentShadingRateKHR` **must** have set `pFragmentSize->width` to `1` prior to this drawing command

- VUID-vkCmdDrawClusterHUAWEI-None-09369

If the current render pass instance was begun with `vkCmdBeginRendering`, there is no shader object bound to any graphics stage, and the bound graphics pipeline was created with a non-zero `VkExternalFormatANDROID::externalFormat` value and with the `VK_DYNAMIC_STATE_FRAGMENT_SHADING_RATE_KHR` dynamic state enabled, then `vkCmdSetFragmentShadingRateKHR` **must** have set `pFragmentSize->height` to 1 prior to this drawing command

- VUID-vkCmdDrawClusterHUAWEI-pFragmentSize-09370

If there is a shader object bound to any graphics stage, and the current render pass includes a color attachment that uses the `VK_RESOLVE_MODE_EXTERNAL_FORMAT_DOWNSAMPLE_BIT_ANDROID` resolve mode, then `vkCmdSetFragmentShadingRateKHR` **must** have set `pFragmentSize->width` to 1 prior to this drawing command

- VUID-vkCmdDrawClusterHUAWEI-pFragmentSize-09371

If there is a shader object bound to any graphics stage, and the current render pass includes a color attachment that uses the `VK_RESOLVE_MODE_EXTERNAL_FORMAT_DOWNSAMPLE_BIT_ANDROID` resolve mode, then `vkCmdSetFragmentShadingRateKHR` **must** have set `pFragmentSize->height` to 1 prior to this drawing command

- VUID-vkCmdDrawClusterHUAWEI-None-07749

If the `colorWriteEnable` feature is enabled, a shader object is bound to the `VK_SHADER_STAGE_FRAGMENT_BIT` stage or a graphics pipeline is bound which was created with the `VK_DYNAMIC_STATE_COLOR_WRITE_ENABLE_EXT` dynamic state enabled, and the current value of `rasterizerDiscardEnable` is `VK_FALSE`, then `vkCmdSetColorWriteEnableEXT` **must** have been called and not subsequently `invalidated` in the current command buffer prior to this drawing command

- VUID-vkCmdDrawClusterHUAWEI-attachmentCount-07750

If the `colorWriteEnable` feature is enabled, a shader object is bound to the `VK_SHADER_STAGE_FRAGMENT_BIT` stage or a graphics pipeline is bound which was created with the `VK_DYNAMIC_STATE_COLOR_WRITE_ENABLE_EXT` dynamic state enabled, and the current value of `rasterizerDiscardEnable` is `VK_FALSE`, then the `attachmentCount` parameter of most recent call to `vkCmdSetColorWriteEnableEXT` in the current command buffer **must** be greater than or equal to the number of active color attachments

- VUID-vkCmdDrawClusterHUAWEI-None-07751

If the `VK_EXT_discard_rectangles` extension is enabled, a graphics pipeline is bound which was created with the `VK_DYNAMIC_STATE_DISCARD_RECTANGLE_EXT` dynamic state enabled and the `pNext` chain of `VkGraphicsPipelineCreateInfo` included a `VkPipelineDiscardRectangleStateCreateInfoEXT` structure, the current value of `rasterizerDiscardEnable` is `VK_FALSE`, and the current value of `discardRectangleEnable` is `VK_TRUE`, then `vkCmdSetDiscardRectangleEXT` **must** have been called and not subsequently `invalidated` in the current command buffer prior to this drawing command for each discard rectangle in `VkPipelineDiscardRectangleStateCreateInfoEXT::discardRectangleCount`

- VUID-vkCmdDrawClusterHUAWEI-rasterizerDiscardEnable-09236

If the `VK_EXT_discard_rectangles` extension is enabled, a shader object is bound to any graphics stage or a graphics pipeline is bound which was created with `VK_DYNAMIC_STATE_DISCARD_RECTANGLE_EXT` dynamic state enabled and the `pNext` chain of `VkGraphicsPipelineCreateInfo` did not include a `VkPipelineDiscardRectangleStateCreateInfoEXT` structure, the current value of `rasterizerDiscardEnable` is `VK_FALSE`, and the current value of `discardRectangleEnable` is `VK_TRUE`, then `vkCmdSetDiscardRectangleEXT` **must** have been called and not subsequently `invalidated` in the current command buffer prior to this drawing command for each discard rectangle in `VkPhysicalDeviceDiscardRectanglePropertiesEXT::maxDiscardRectangles`

- VUID-vkCmdDrawClusterHUAWEI-None-07880

If the `VK_EXT_discard_rectangles` extension is enabled, a shader object is bound to any graphics stage or a graphics pipeline is bound which was created with the `VK_DYNAMIC_STATE_DISCARD_RECTANGLE_ENABLE_EXT` dynamic state enabled, the current value of `rasterizerDiscardEnable` is `VK_FALSE`, then `vkCmdSetDiscardRectangleEnableEXT` **must** have been called and not subsequently `invalidated` in the current command buffer prior to this drawing command

- VUID-vkCmdDrawClusterHUAWEI-None-07881

If the `VK_EXT_discard_rectangles` extension is enabled, a shader object is bound to any graphics stage or a graphics pipeline is bound which was created with the `VK_DYNAMIC_STATE_DISCARD_RECTANGLE_MODE_EXT` dynamic state enabled, the current value of `rasterizerDiscardEnable` is `VK_FALSE`, and the current value of `discardRectangleEnable` is `VK_TRUE`, then `vkCmdSetDiscardRectangleModeEXT` **must** have been called and not subsequently `invalidated` in the current command buffer prior to this drawing command

- VUID-vkCmdDrawClusterHUAWEI-dynamicRenderingUnusedAttachments-08913

If the current render pass instance was begun with `vkCmdBeginRendering`, the `dynamicRenderingUnusedAttachments` feature is not enabled, and `VkRenderingInfo::pDepthAttachment->imageView` was `VK_NULL_HANDLE`, the value of `VkPipelineRenderingCreateInfo::depthAttachmentFormat` used to create the bound graphics pipeline **must** be equal to `VK_FORMAT_UNDEFINED`

- VUID-vkCmdDrawClusterHUAWEI-dynamicRenderingUnusedAttachments-08914

If current render pass instance was begun with `vkCmdBeginRendering`, the `dynamicRenderingUnusedAttachments` feature is not enabled, and `VkRenderingInfo::pDepthAttachment->imageView` was not `VK_NULL_HANDLE`, the value of `VkPipelineRenderingCreateInfo::depthAttachmentFormat` used to create the bound graphics pipeline **must** be equal to the `VkFormat` used to create `VkRenderingInfo::pDepthAttachment->imageView`

- VUID-vkCmdDrawClusterHUAWEI-dynamicRenderingUnusedAttachments-08915

If the current render pass instance was begun with `vkCmdBeginRendering`, the `dynamicRenderingUnusedAttachments` feature is enabled, `VkRenderingInfo::pDepthAttachment->imageView` was not `VK_NULL_HANDLE`, and the value of `VkPipelineRenderingCreateInfo::depthAttachmentFormat` used to create the bound graphics pipeline was not equal to the `VkFormat` used to create `VkRenderingInfo::pDepthAttachment->imageView`, the value of the format **must** be `VK_FORMAT_UNDEFINED`

- VUID-vkCmdDrawClusterHUAWEI-dynamicRenderingUnusedAttachments-08916
If the current render pass instance was begun with `vkCmdBeginRendering`, the `dynamicRenderingUnusedAttachments` feature is not enabled, and `VkRenderingInfo::pStencilAttachment->imageView` was `VK_NULL_HANDLE`, the value of `VkPipelineRenderingCreateInfo::stencilAttachmentFormat` used to create the bound graphics pipeline **must** be equal to `VK_FORMAT_UNDEFINED`
- VUID-vkCmdDrawClusterHUAWEI-dynamicRenderingUnusedAttachments-08917
If current render pass instance was begun with `vkCmdBeginRendering`, the `dynamicRenderingUnusedAttachments` feature is not enabled, and `VkRenderingInfo::pStencilAttachment->imageView` was not `VK_NULL_HANDLE`, the value of `VkPipelineRenderingCreateInfo::stencilAttachmentFormat` used to create the bound graphics pipeline **must** be equal to the `VkFormat` used to create `VkRenderingInfo::pStencilAttachment->imageView`
- VUID-vkCmdDrawClusterHUAWEI-dynamicRenderingUnusedAttachments-08918
If the current render pass instance was begun with `vkCmdBeginRendering`, the `dynamicRenderingUnusedAttachments` feature is enabled, `VkRenderingInfo::pStencilAttachment->imageView` was not `VK_NULL_HANDLE`, and the value of `VkPipelineRenderingCreateInfo::stencilAttachmentFormat` used to create the bound graphics pipeline was not equal to the `VkFormat` used to create `VkRenderingInfo::pStencilAttachment->imageView`, the value of the format **must** be `VK_FORMAT_UNDEFINED`
- VUID-vkCmdDrawClusterHUAWEI-imageView-06183
If the current render pass instance was begun with `vkCmdBeginRendering` and `VkRenderingFragmentShadingRateAttachmentInfoKHR::imageView` was not `VK_NULL_HANDLE`, the bound graphics pipeline **must** have been created with `VK_PIPELINE_CREATE_RENDERING_FRAGMENT_SHADING_RATE_ATTACHMENT_BIT_KHR`
- VUID-vkCmdDrawClusterHUAWEI-dynamicRenderingLocalRead-11797
If the current render pass instance was begun with `vkCmdBeginRendering`, the `dynamicRenderingLocalRead` feature is enabled, the `VK_RENDERING_LOCAL_READ_CONCURRENT_ACCESS_CONTROL_BIT_KHR` flag is specified, and an attachment is being used as a feedback loop as specified by `VK_RENDERING_ATTACHMENT_INPUT_ATTACHMENT_FEEDBACK_BIT_KHR`, `VkRenderingAttachmentFlagsInfoKHR::flags` for that attachment **must** include `VK_RENDERING_ATTACHMENT_INPUT_ATTACHMENT_FEEDBACK_BIT_KHR`
- VUID-vkCmdDrawClusterHUAWEI-imageView-06184
If the current render pass instance was begun with `vkCmdBeginRendering` and `VkRenderingFragmentDensityMapAttachmentInfoEXT::imageView` was not `VK_NULL_HANDLE`, the bound graphics pipeline **must** have been created with `VK_PIPELINE_CREATE_RENDERING_FRAGMENT_DENSITY_MAP_ATTACHMENT_BIT_EXT`
- VUID-vkCmdDrawClusterHUAWEI-layers-10831
If the current render pass instance was created with `VK_RENDERING_PER_LAYER_FRAGMENT_DENSITY_BIT_VALVE` or `VK_RENDER_PASS_CREATE_PER_LAYER_FRAGMENT_DENSITY_BIT_VALVE`, and the bound graphics pipeline was created with

VK_PIPELINE_CREATE_2_PER_LAYER_FRAGMENT_DENSITY_BIT_VALVE, then the current render pass instance **must** have a `layers` value less than or equal to `VkPipelineFragmentDensityMapLayeredCreateInfoVALVE::maxFragmentDensityMapLayers`

- VUID-vkCmdDrawClusterHUAWEI-colorAttachmentCount-06185

If the bound pipeline was created with a `VkAttachmentSampleCountInfoAMD` or `VkAttachmentSampleCountInfoNV` structure, and the current render pass instance was begun with `vkCmdBeginRendering` with a `VkRenderingInfo::colorAttachmentCount` parameter greater than 0, then each element of the `VkRenderingInfo::pColorAttachments` array with a `imageView` not equal to `VK_NULL_HANDLE` **must** have been created with a sample count equal to the corresponding element of the `pColorAttachmentSamples` member of `VkAttachmentSampleCountInfoAMD` or `VkAttachmentSampleCountInfoNV` used to create the bound graphics pipeline

- VUID-vkCmdDrawClusterHUAWEI-pDepthAttachment-06186

If the current render pass instance was begun with `vkCmdBeginRendering`, the bound pipeline was created with a `VkAttachmentSampleCountInfoAMD` or `VkAttachmentSampleCountInfoNV` structure, and `VkRenderingInfo::pDepthAttachment->imageView` was not `VK_NULL_HANDLE`, the value of the `depthStencilAttachmentSamples` member of `VkAttachmentSampleCountInfoAMD` or `VkAttachmentSampleCountInfoNV` used to create the bound graphics pipeline **must** be equal to the sample count used to create `VkRenderingInfo::pDepthAttachment->imageView`

- VUID-vkCmdDrawClusterHUAWEI-pStencilAttachment-06187

If the current render pass instance was begun with `vkCmdBeginRendering`, the bound pipeline was created with a `VkAttachmentSampleCountInfoAMD` or `VkAttachmentSampleCountInfoNV` structure, and `VkRenderingInfo::pStencilAttachment->imageView` was not `VK_NULL_HANDLE`, the value of the `depthStencilAttachmentSamples` member of `VkAttachmentSampleCountInfoAMD` or `VkAttachmentSampleCountInfoNV` used to create the bound graphics pipeline **must** be equal to the sample count used to create `VkRenderingInfo::pStencilAttachment->imageView`

- VUID-vkCmdDrawClusterHUAWEI-multisampledRenderToSingleSampled-07285

If the bound pipeline was created without a `VkAttachmentSampleCountInfoAMD` or `VkAttachmentSampleCountInfoNV` structure, and the `multisampledRenderToSingleSampled` feature is not enabled, and `vkCmdBeginCustomResolveEXT` has not yet been recorded in the render pass instance, and the current render pass instance was begun with `vkCmdBeginRendering` with a `VkRenderingInfo::colorAttachmentCount` parameter greater than 0, then each element of the `VkRenderingInfo::pColorAttachments` array with a `imageView` not equal to `VK_NULL_HANDLE` **must** have been created with a sample count equal to the value of `rasterizationSamples` for the bound graphics pipeline

- VUID-vkCmdDrawClusterHUAWEI-multisampledRenderToSingleSampled-07286

If the bound pipeline was created without a `VkAttachmentSampleCountInfoAMD` or `VkAttachmentSampleCountInfoNV` structure, and the `multisampledRenderToSingleSampled` feature is not enabled, and `vkCmdBeginCustomResolveEXT` has not yet been recorded in the render pass instance, and `VkRenderingInfo::pDepthAttachment->imageView` was not `VK_NULL_HANDLE`, the value of `rasterizationSamples` for the bound graphics pipeline **must** be equal to the sample count used to create `VkRenderingInfo::pDepthAttachment->imageView`

- VUID-vkCmdDrawClusterHUAWEI-multisampledRenderToSingleSampled-07287
If the bound pipeline was created without a [VkAttachmentSampleCountInfoAMD](#) or [VkAttachmentSampleCountInfoNV](#) structure, and the [multisampledRenderToSingleSampled](#) feature is not enabled, and [vkCmdBeginCustomResolveEXT](#) has not yet been recorded in the render pass instance, and [VkRenderingInfo::pStencilAttachment->imageView](#) was not [VK_NULL_HANDLE](#), the value of [rasterizationSamples](#) for the bound graphics pipeline **must** be equal to the sample count used to create [VkRenderingInfo::pStencilAttachment->imageView](#)
- VUID-vkCmdDrawClusterHUAWEI-pNext-07935
If this command is called inside a render pass instance started with [vkCmdBeginRendering](#), and the [pNext](#) chain of [VkRenderingInfo](#) includes a [VkMultisampledRenderToSingleSampledInfoEXT](#) structure with [multisampledRenderToSingleSampledEnable](#) equal to [VK_TRUE](#), then the value of [rasterizationSamples](#) for the bound graphics pipeline **must** be equal to [VkMultisampledRenderToSingleSampledInfoEXT::rasterizationSamples](#)
- VUID-vkCmdDrawClusterHUAWEI-renderPass-06198
If the current render pass instance was begun with [vkCmdBeginRendering](#), the bound pipeline **must** have been created with a [VkGraphicsPipelineCreateInfo::renderPass](#) equal to [VK_NULL_HANDLE](#)
- VUID-vkCmdDrawClusterHUAWEI-pColorAttachments-08963
If the current render pass instance was begun with [vkCmdBeginRendering](#), [vkCmdBeginCustomResolveEXT](#) has not yet been recorded in the render pass instance, there is a graphics pipeline bound with a fragment shader that statically writes to a color attachment, the color write mask is not zero, color writes are enabled, and the corresponding element of the [VkRenderingInfo::pColorAttachments->imageView](#) was not [VK_NULL_HANDLE](#), then the corresponding element of [VkPipelineRenderingCreateInfo::pColorAttachmentFormats](#) used to create the pipeline **must** not be [VK_FORMAT_UNDEFINED](#)
- VUID-vkCmdDrawClusterHUAWEI-pColorAttachments-11539
If the current render pass instance was begun with [vkCmdBeginRendering](#), [vkCmdBeginCustomResolveEXT](#) has been recorded in the render pass instance, there is a graphics pipeline bound with a fragment shader that statically writes to a color attachment, the color write mask is not zero, color writes are enabled, and the corresponding element of the [VkRenderingInfo::pColorAttachments->resolveImageView](#) was not [VK_NULL_HANDLE](#), then the corresponding element of [VkCustomResolveCreateInfoEXT::pColorAttachmentFormats](#) used to create the pipeline **must** not be [VK_FORMAT_UNDEFINED](#)
- VUID-vkCmdDrawClusterHUAWEI-pDepthAttachment-08964
If the current render pass instance was begun with [vkCmdBeginRendering](#), [vkCmdBeginCustomResolveEXT](#) has not yet been recorded in the render pass instance, there is a graphics pipeline bound, depth test is enabled, and the [VkRenderingInfo::pDepthAttachment->imageView](#) was not [VK_NULL_HANDLE](#), then the [VkPipelineRenderingCreateInfo::depthAttachmentFormat](#) used to create the pipeline **must** not be [VK_FORMAT_UNDEFINED](#)
- VUID-vkCmdDrawClusterHUAWEI-pDepthAttachment-11540

If the current render pass instance was begun with `vkCmdBeginRendering`, `vkCmdBeginCustomResolveEXT` has been recorded in the render pass instance, there is a graphics pipeline bound, depth test is enabled, and the `VkRenderingInfo::pDepthAttachment->resolveImageView` was not `VK_NULL_HANDLE`, then the `VkCustomResolveCreateInfoEXT::depthAttachmentFormat` used to create the pipeline **must** not be `VK_FORMAT_UNDEFINED`

- VUID-vkCmdDrawClusterHUAWEI-pStencilAttachment-08965

If the current render pass instance was begun with `vkCmdBeginRendering`, `vkCmdBeginCustomResolveEXT` has not yet been recorded in the render pass instance, there is a graphics pipeline bound, stencil test is enabled and the `VkRenderingInfo::pStencilAttachment->imageView` was not `VK_NULL_HANDLE`, then the `VkPipelineRenderingCreateInfo::stencilAttachmentFormat` used to create the pipeline **must** not be `VK_FORMAT_UNDEFINED`

- VUID-vkCmdDrawClusterHUAWEI-pStencilAttachment-11860

If the current render pass instance was begun with `vkCmdBeginRendering`, `vkCmdBeginCustomResolveEXT` has been recorded in the render pass instance, there is a graphics pipeline bound, stencil test is enabled and the `VkRenderingInfo::pStencilAttachment->resolveImageView` was not `VK_NULL_HANDLE`, then the `VkCustomResolveCreateInfoEXT::stencilAttachmentFormat` used to create the pipeline **must** not be `VK_FORMAT_UNDEFINED`

- VUID-vkCmdDrawClusterHUAWEI-flags-10582

If the current render pass instance was begun with a `vkCmdBeginRendering` call in `commandBuffer`, its `VkRenderingInfo::flags` parameter **must** not have `VK_RENDERING_CONTENTS_SECONDARY_COMMAND_BUFFERS_BIT` set unless `VK_RENDERING_CONTENTS_INLINE_BIT_KHR` is also set

- VUID-vkCmdDrawClusterHUAWEI-primitivesGeneratedQueryWithRasterizerDiscard-06708

If the `primitivesGeneratedQueryWithRasterizerDiscard` feature is not enabled and the `VK_QUERY_TYPE_PRIMITIVES_GENERATED_EXT` query is active, `rasterization discard` **must** not be enabled

- VUID-vkCmdDrawClusterHUAWEI-primitivesGeneratedQueryWithNonZeroStreams-06709

If the `primitivesGeneratedQueryWithNonZeroStreams` feature is not enabled and the `VK_QUERY_TYPE_PRIMITIVES_GENERATED_EXT` query is active, the bound graphics pipeline **must** not have been created with a non-zero value in `VkPipelineRasterizationStateStreamCreateInfoEXT::rasterizationStream`

- VUID-vkCmdDrawClusterHUAWEI-None-07620

If the `depthClamp` feature is enabled, a shader object is bound to any graphics stage or a graphics pipeline is bound which was created with the `VK_DYNAMIC_STATE_DEPTH_CLAMP_ENABLE_EXT` dynamic state enabled, and the current value of `rasterizerDiscardEnable` is `VK_FALSE`, then `vkCmdSetDepthClampEnableEXT` **must** have been called and not subsequently `invalidated` in the current command buffer prior to this drawing command

- VUID-vkCmdDrawClusterHUAWEI-None-07621

If a shader object is bound to any graphics stage or a graphics pipeline is bound which was created with the `VK_DYNAMIC_STATE_POLYGON_MODE_EXT` dynamic state enabled,

and the current value of `rasterizerDiscardEnable` is `VK_FALSE`, then `vkCmdSetPolygonModeEXT` **must** have been called and not subsequently `invalidated` in the current command buffer prior to this drawing command

- VUID-vkCmdDrawClusterHUAWEI-None-07622

If a shader object is bound to any graphics stage or a graphics pipeline is bound which was created with the `VK_DYNAMIC_STATE_RASTERIZATION_SAMPLES_EXT` dynamic state enabled, and the current value of `rasterizerDiscardEnable` is `VK_FALSE`, then `vkCmdSetRasterizationSamplesEXT` **must** have been called and not subsequently `invalidated` in the current command buffer prior to this drawing command

- VUID-vkCmdDrawClusterHUAWEI-None-07623

If a shader object is bound to any graphics stage or a graphics pipeline is bound which was created with the `VK_DYNAMIC_STATE_SAMPLE_MASK_EXT` dynamic state enabled, and the current value of `rasterizerDiscardEnable` is `VK_FALSE`, then `vkCmdSetSampleMaskEXT` **must** have been called and not subsequently `invalidated` in the current command buffer prior to this drawing command

- VUID-vkCmdDrawClusterHUAWEI-alphaToCoverageEnable-08919

If the bound graphics pipeline state was created with the `VK_DYNAMIC_STATE_ALPHA_TO_COVERAGE_ENABLE_EXT` dynamic state enabled, and `alphaToCoverageEnable` was `VK_TRUE` in the last call to `vkCmdSetAlphaToCoverageEnableEXT`, then the `Fragment Output Interface` **must** contain a variable for the alpha `Component` word in `Location 0` at `Index 0`

- VUID-vkCmdDrawClusterHUAWEI-alphaToCoverageEnable-08920

If a shader object is bound to any graphics stage, and the most recent call to `vkCmdSetAlphaToCoverageEnableEXT` in the current command buffer set `alphaToCoverageEnable` to `VK_TRUE`, then the `Fragment Output Interface` **must** contain a variable for the alpha `Component` word in `Location 0` at `Index 0`

- VUID-vkCmdDrawClusterHUAWEI-None-07624

If a shader object is bound to any graphics stage or a graphics pipeline is bound which was created with the `VK_DYNAMIC_STATE_ALPHA_TO_COVERAGE_ENABLE_EXT` dynamic state enabled, and the current value of `rasterizerDiscardEnable` is `VK_FALSE`, then `vkCmdSetAlphaToCoverageEnableEXT` **must** have been called and not subsequently `invalidated` in the current command buffer prior to this drawing command

- VUID-vkCmdDrawClusterHUAWEI-None-07625

If the `alphaToOne` feature is enabled, a shader object is bound to any graphics stage or a graphics pipeline is bound which was created with the `VK_DYNAMIC_STATE_ALPHA_TO_ONE_ENABLE_EXT` dynamic state enabled, and the current value of `rasterizerDiscardEnable` is `VK_FALSE`, then `vkCmdSetAlphaToOneEnableEXT` **must** have been called and not subsequently `invalidated` in the current command buffer prior to this drawing command

- VUID-vkCmdDrawClusterHUAWEI-None-07626

If the `logicOp` feature is enabled, a shader object is bound to the `VK_SHADER_STAGE_FRAGMENT_BIT` stage or a graphics pipeline is bound which was created with the `VK_DYNAMIC_STATE_LOGIC_OP_ENABLE_EXT` dynamic state enabled, and the current value of `rasterizerDiscardEnable` is `VK_FALSE`, then `vkCmdSetLogicOpEnableEXT` **must** have been called and not subsequently `invalidated` in

the current command buffer prior to this drawing command

- VUID-vkCmdDrawClusterHUAWEI-None-07627

If a shader object is bound to the `VK_SHADER_STAGE_FRAGMENT_BIT` stage or a graphics pipeline is bound which was created with `VK_DYNAMIC_STATE_COLOR_BLEND_ENABLE_EXT` dynamic state enabled, the current value of `rasterizerDiscardEnable` is `VK_FALSE`, and there are color attachments bound, then `vkCmdSetColorBlendEnableEXT` **must** have been called and not subsequently `invalidated` in the current command buffer prior to this drawing command

- VUID-vkCmdDrawClusterHUAWEI-None-07629

If a shader object is bound to the `VK_SHADER_STAGE_FRAGMENT_BIT` stage or a graphics pipeline is bound which was created with `VK_DYNAMIC_STATE_COLOR_WRITE_MASK_EXT` dynamic state enabled, the current value of `rasterizerDiscardEnable` is `VK_FALSE`, and there are color attachments bound, then `vkCmdSetColorWriteMaskEXT` **must** have been called and not subsequently `invalidated` in the current command buffer prior to this drawing command

- VUID-vkCmdDrawClusterHUAWEI-None-07630

If the `geometryStreams` feature is enabled, and a shader object is bound to the `VK_SHADER_STAGE_GEOMETRY_BIT` stage or a graphics pipeline is bound which was created with both a `VK_SHADER_STAGE_GEOMETRY_BIT` stage and the `VK_DYNAMIC_STATE_RASTERIZATION_STREAM_EXT` dynamic state enabled, then `vkCmdSetRasterizationStreamEXT` **must** have been called and not subsequently `invalidated` in the current command buffer prior to this drawing command

- VUID-vkCmdDrawClusterHUAWEI-None-07631

If the `VK_EXT_conservative_rasterization` extension is enabled, a shader object is bound to any graphics stage or a graphics pipeline is bound which was created with the `VK_DYNAMIC_STATE_CONSERVATIVE_RASTERIZATION_MODE_EXT` dynamic state enabled, and the current value of `rasterizerDiscardEnable` is `VK_FALSE`, then `vkCmdSetConservativeRasterizationModeEXT` **must** have been called and not subsequently `invalidated` in the current command buffer prior to this drawing command

- VUID-vkCmdDrawClusterHUAWEI-None-07632

If the `VK_EXT_conservative_rasterization` extension is enabled, a shader object is bound to any graphics stage or a graphics pipeline is bound which was created with the `VK_DYNAMIC_STATE_EXTRA_PRIMITIVE_OVERESTIMATION_SIZE_EXT` dynamic state enabled, the current value of `rasterizerDiscardEnable` is `VK_FALSE`, and the current value of `conservativeRasterizationMode` is `VK_CONSERVATIVE_RASTERIZATION_MODE_OVERESTIMATE_EXT`, then `vkCmdSetExtraPrimitiveOverestimationSizeEXT` **must** have been called and not subsequently `invalidated` in the current command buffer prior to this drawing command

- VUID-vkCmdDrawClusterHUAWEI-conservativePointAndLineRasterization-07499

If the `VK_EXT_conservative_rasterization` extension is enabled, `conservativePointAndLineRasterization` is not supported, a shader object is bound to any graphics stage or a graphics pipeline is bound, the current value of `rasterizerDiscardEnable` is `VK_FALSE`, and the effective rasterization input topology is in line or point topology class, then the current value of `conservativeRasterizationMode` **must** be `VK_CONSERVATIVE_RASTERIZATION_MODE_DISABLED_EXT`

- VUID-vkCmdDrawClusterHUAWEI-None-07633
If the `depthClipEnable` feature is enabled, and a shader object is bound to any graphics stage or a graphics pipeline is bound which was created with the `VK_DYNAMIC_STATE_DEPTH_CLIP_ENABLE_EXT` dynamic state, then `vkCmdSetDepthClipEnableEXT` **must** have been called and not subsequently `invalidated` in the current command buffer prior to this drawing command
- VUID-vkCmdDrawClusterHUAWEI-None-07636
If the `VK_EXT_provoking_vertex` extension is enabled, a shader object is bound to the `VK_SHADER_STAGE_VERTEX_BIT` stage or a graphics pipeline is bound which was created with the `VK_DYNAMIC_STATE_PROVOKING_VERTEX_MODE_EXT` dynamic state enabled, and the current value of `rasterizerDiscardEnable` is `VK_FALSE`, then `vkCmdSetProvokingVertexModeEXT` **must** have been called and not subsequently `invalidated` in the current command buffer prior to this drawing command
- VUID-vkCmdDrawClusterHUAWEI-None-08666
If any of the `stippledRectangularLines`, `stippledBresenhamLines` or `stippledSmoothLines` features are enabled, and a shader object is bound to any graphics stage or a graphics pipeline is bound which was created with the `VK_DYNAMIC_STATE_LINE_RASTERIZATION_MODE_EXT` dynamic state enabled, and the current value of `rasterizerDiscardEnable` is `VK_FALSE`, and the effective rasterization input topology is in line topology class, then `vkCmdSetLineRasterizationModeEXT` **must** have been called and not subsequently `invalidated` in the current command buffer prior to this drawing command
- VUID-vkCmdDrawClusterHUAWEI-None-08669
If any of the `stippledRectangularLines`, `stippledBresenhamLines` or `stippledSmoothLines` features are enabled, and a shader object is bound to any graphics stage or a graphics pipeline is bound which was created with the `VK_DYNAMIC_STATE_LINE_STIPPLE_ENABLE_EXT` dynamic state enabled, the current value of `rasterizerDiscardEnable` is `VK_FALSE`, and the effective rasterization input topology is in line topology class, then `vkCmdSetLineStippleEnableEXT` **must** have been called and not subsequently `invalidated` in the current command buffer prior to this drawing command
- VUID-vkCmdDrawClusterHUAWEI-None-07849
If any of the `stippledRectangularLines`, `stippledBresenhamLines` or `stippledSmoothLines` features are enabled and a shader object is bound to any graphics stage, or a bound graphics pipeline state was created with the `VK_DYNAMIC_STATE_LINE_STIPPLE` dynamic state enabled, the current value of `rasterizerDiscardEnable` is `VK_FALSE`, and the current value of `stippledLineEnable` is `VK_TRUE`, then `vkCmdSetLineStipple` **must** have been called and not subsequently `invalidated` in the current command buffer prior to this drawing command
- VUID-vkCmdDrawClusterHUAWEI-None-10608
If a shader object is bound to any graphics stage or a graphics pipeline is bound which was created with the `VK_DYNAMIC_STATE_LINE_RASTERIZATION_MODE_EXT` dynamic state enabled, the effective rasterization input topology is in line topology class, and the current `lineRasterizationMode` is `VK_LINE_RASTERIZATION_MODE_BRESENHAM` or `VK_LINE_RASTERIZATION_MODE_RECTANGULAR_SMOOTH`, then the current `alphaToCoverageEnable`, `alphaToOneEnable` and `sampleShadingEnable` states **must** all be

VK_FALSE

- VUID-vkCmdDrawClusterHUAWEI-None-07639

If the `depthClipControl` feature is enabled, and a shader object is bound to any graphics stage or a graphics pipeline is bound which was created with the `VK_DYNAMIC_STATE_DEPTH_CLIP_NEGATIVE_ONE_TO_ONE_EXT` dynamic state enabled, then `vkCmdSetDepthClipNegativeOneToOneEXT` **must** have been called and not subsequently `invalidated` in the current command buffer prior to this drawing command

- VUID-vkCmdDrawClusterHUAWEI-None-09650

If the `depthClampControl` feature is enabled, and a shader object is bound to any graphics stage or a graphics pipeline is bound which was created with the `VK_DYNAMIC_STATE_DEPTH_CLAMP_RANGE_EXT` dynamic state enabled, and the `current value` of `depthClampEnable` is `VK_TRUE`, then `vkCmdSetDepthClampRangeEXT` **must** have been called and not subsequently `invalidated` in the current command buffer prior to this drawing command

- VUID-vkCmdDrawClusterHUAWEI-None-07640

If the `VK_NV_clip_space_w_scaling` extension is enabled, and a shader object is bound to any graphics stage or a graphics pipeline is bound which was created with the `VK_DYNAMIC_STATE_VIEWPORT_W_SCALING_ENABLE_NV` dynamic state enabled, then `vkCmdSetViewportWScalingEnableNV` **must** have been called and not subsequently `invalidated` in the current command buffer prior to this drawing command

- VUID-vkCmdDrawClusterHUAWEI-None-07641

If the `VK_NV_viewport_swizzle` extension is enabled, and a shader object is bound to any graphics stage or a graphics pipeline is bound which was created with the `VK_DYNAMIC_STATE_VIEWPORT_SWIZZLE_NV` dynamic state enabled, then `vkCmdSetViewportSwizzleNV` **must** have been called and not subsequently `invalidated` in the current command buffer prior to this drawing command

- VUID-vkCmdDrawClusterHUAWEI-None-07642

If the `VK_NV_fragment_coverage_to_color` extension is enabled, a shader object is bound to any graphics stage or a graphics pipeline is bound which was created with the `VK_DYNAMIC_STATE_COVERAGE_TO_COLOR_ENABLE_NV` dynamic state enabled, and the `current value` of `rasterizerDiscardEnable` is `VK_FALSE`, then `vkCmdSetCoverageToColorEnableNV` **must** have been called and not subsequently `invalidated` in the current command buffer prior to this drawing command

- VUID-vkCmdDrawClusterHUAWEI-None-07643

If the `VK_NV_fragment_coverage_to_color` extension is enabled, a shader object is bound to any graphics stage or a graphics pipeline is bound which was created with the `VK_DYNAMIC_STATE_COVERAGE_TO_COLOR_LOCATION_NV` dynamic state enabled, the `current value` of `rasterizerDiscardEnable` is `VK_FALSE`, and the `current value` of `coverageToColorEnable` is `VK_TRUE`, then `vkCmdSetCoverageToColorLocationNV` **must** have been called and not subsequently `invalidated` in the current command buffer prior to this drawing command

- VUID-vkCmdDrawClusterHUAWEI-None-07644

If the `VK_NV_framebuffer_mixed_samples` extension is enabled, a shader object is bound to any graphics stage or a graphics pipeline is bound which was created with the `VK_DYNAMIC_STATE_COVERAGE_MODULATION_MODE_NV` dynamic state enabled, and

the current value of `rasterizerDiscardEnable` is `VK_FALSE`, then `vkCmdSetCoverageModulationModeNV` **must** have been called and not subsequently `invalidated` in the current command buffer prior to this drawing command

- VUID-vkCmdDrawClusterHUAWEI-None-07645

If the `VK_NV_framebuffer_mixed_samples` extension is enabled, a shader object is bound to any graphics stage or a graphics pipeline is bound which was created with the `VK_DYNAMIC_STATE_COVERAGE_MODULATION_TABLE_ENABLE_NV` dynamic state enabled, the current value of `rasterizerDiscardEnable` is `VK_FALSE`, and the current value of `coverageModulationMode` is any value other than `VK_COVERAGE_MODULATION_MODE_NONE_NV`, then `vkCmdSetCoverageModulationTableEnableNV` **must** have been called and not subsequently `invalidated` in the current command buffer prior to this drawing command

- VUID-vkCmdDrawClusterHUAWEI-None-07646

If the `VK_NV_framebuffer_mixed_samples` extension is enabled, a shader object is bound to any graphics stage or a graphics pipeline is bound which was created with the `VK_DYNAMIC_STATE_COVERAGE_MODULATION_TABLE_NV` dynamic state enabled, the current value of `rasterizerDiscardEnable` is `VK_FALSE`, and the current value of `coverageModulationTableEnable` is `VK_TRUE`, then `vkCmdSetCoverageModulationTableNV` **must** have been called and not subsequently `invalidated` in the current command buffer prior to this drawing command

- VUID-vkCmdDrawClusterHUAWEI-None-07647

If the `shadingRateImage` feature is enabled, a shader object is bound to any graphics stage or a graphics pipeline is bound which was created with the `VK_DYNAMIC_STATE_SHADING_RATE_IMAGE_ENABLE_NV` dynamic state enabled, and the current value of `rasterizerDiscardEnable` is `VK_FALSE`, then `vkCmdSetShadingRateImageEnableNV` **must** have been called and not subsequently `invalidated` in the current command buffer prior to this drawing command

- VUID-vkCmdDrawClusterHUAWEI-pipelineFragmentShadingRate-09238

If the `pipelineFragmentShadingRate` feature is enabled, a shader object is bound to any graphics stage or a graphics pipeline is bound which was created with the `VK_DYNAMIC_STATE_FRAGMENT_SHADING_RATE_KHR` dynamic state enabled, and the current value of `rasterizerDiscardEnable` is `VK_FALSE`, then `vkCmdSetFragmentShadingRateKHR` **must** have been called and not subsequently `invalidated` in the current command buffer prior to this drawing command

- VUID-vkCmdDrawClusterHUAWEI-None-07648

If the `representativeFragmentTest` feature is enabled, a shader object is bound to any graphics stage or a graphics pipeline is bound which was created with the `VK_DYNAMIC_STATE_REPRESENTATIVE_FRAGMENT_TEST_ENABLE_NV` dynamic state enabled, and the current value of `rasterizerDiscardEnable` is `VK_FALSE`, then `vkCmdSetRepresentativeFragmentTestEnableNV` **must** have been called and not subsequently `invalidated` in the current command buffer prior to this drawing command

- VUID-vkCmdDrawClusterHUAWEI-None-07649

If the `coverageReductionMode` feature is enabled, a shader object is bound to any graphics stage or a graphics pipeline is bound which was created with the `VK_DYNAMIC_STATE_COVERAGE_REDUCTION_MODE_NV` dynamic state enabled, and the

current value of `rasterizerDiscardEnable` is `VK_FALSE`, then `vkCmdSetCoverageReductionModeNV` **must** have been called and not subsequently `invalidated` in the current command buffer prior to this drawing command

- VUID-vkCmdDrawClusterHUAWEI-rasterizationSamples-07471

If the bound graphics pipeline state was created with the `VK_DYNAMIC_STATE_RASTERIZATION_SAMPLES_EXT` state enabled, and the current subpass does not use any color and/or depth/stencil attachments, then the `rasterizationSamples` in the last call to `vkCmdSetRasterizationSamplesEXT` **must** follow the rules for a `zero-attachment` subpass

- VUID-vkCmdDrawClusterHUAWEI-samples-07472

If the bound graphics pipeline state was created with the `VK_DYNAMIC_STATE_SAMPLE_MASK_EXT` state enabled and the `VK_DYNAMIC_STATE_RASTERIZATION_SAMPLES_EXT` state disabled, then the `samples` parameter in the last call to `vkCmdSetSampleMaskEXT` **must** be greater or equal to the `VkPipelineMultisampleStateCreateInfo::rasterizationSamples` parameter used to create the bound graphics pipeline

- VUID-vkCmdDrawClusterHUAWEI-samples-07473

If the bound graphics pipeline state was created with the `VK_DYNAMIC_STATE_SAMPLE_MASK_EXT` state and `VK_DYNAMIC_STATE_RASTERIZATION_SAMPLES_EXT` states enabled, then the `samples` parameter in the last call to `vkCmdSetSampleMaskEXT` **must** be greater or equal to the `rasterizationSamples` parameter in the last call to `vkCmdSetRasterizationSamplesEXT`

- VUID-vkCmdDrawClusterHUAWEI-None-09211

If the bound graphics pipeline state was created with the `VK_DYNAMIC_STATE_RASTERIZATION_SAMPLES_EXT` state enabled, or a shader object is bound to any graphics stage, and the current render pass instance includes a `VkMultisampledRenderToSingleSampledInfoEXT` structure with `multisampledRenderToSingleSampledEnable` equal to `VK_TRUE`, then the `rasterizationSamples` in the last call to `vkCmdSetRasterizationSamplesEXT` **must** be the same as the `rasterizationSamples` member of that structure

- VUID-vkCmdDrawClusterHUAWEI-firstAttachment-07476

If a shader object is bound to the `VK_SHADER_STAGE_FRAGMENT_BIT` stage or a graphics pipeline is bound was created with the `VK_DYNAMIC_STATE_COLOR_BLEND_ENABLE_EXT` dynamic states enabled, and the current value of `rasterizerDiscardEnable` is `VK_FALSE`, then the last call to `vkCmdSetColorBlendEnableEXT` in the current command buffer prior to this drawing command **must** have set a value for all active color attachments

- VUID-vkCmdDrawClusterHUAWEI-firstAttachment-07478

If a shader object is bound to the `VK_SHADER_STAGE_FRAGMENT_BIT` stage or a graphics pipeline is bound was created with the `VK_DYNAMIC_STATE_COLOR_WRITE_MASK_EXT` dynamic states enabled, and the current value of `rasterizerDiscardEnable` is `VK_FALSE`, then the last call to `vkCmdSetColorWriteMaskEXT` in the current command buffer prior to this drawing command **must** have set a value for all active color attachments

- VUID-vkCmdDrawClusterHUAWEI-advancedBlendMaxColorAttachments-07480

If a shader object is bound to the `VK_SHADER_STAGE_FRAGMENT_BIT` stage or a graphics

pipeline is bound was created with the `VK_DYNAMIC_STATE_COLOR_BLEND_ADVANCED_EXT` and `VK_DYNAMIC_STATE_COLOR_BLEND_ENABLE_EXT` dynamic states enabled, the current value of `rasterizerDiscardEnable` is `VK_FALSE`, and an active color attachment current value of `blendEnable` is `VK_TRUE`, then the number of active color attachments **must** not exceed `advancedBlendMaxColorAttachments`

- VUID-vkCmdDrawClusterHUAWEI-None-10862

If a graphics pipeline is bound was created with `VK_DYNAMIC_STATE_COLOR_BLEND_EQUATION_EXT`, but not the `VK_DYNAMIC_STATE_COLOR_BLEND_ADVANCED_EXT` dynamic state enabled, and the current value of `rasterizerDiscardEnable` is `VK_FALSE`, then `vkCmdSetColorBlendEquationEXT` **must** have been called and not subsequently `invalidated` in the current command buffer prior to this drawing command for all active color attachments with the `blendEnable` current value of `VK_TRUE`

- VUID-vkCmdDrawClusterHUAWEI-rasterizerDiscardEnable-10863

If a graphics pipeline is bound was created with `VK_DYNAMIC_STATE_COLOR_BLEND_ADVANCED_EXT`, but not the `VK_DYNAMIC_STATE_COLOR_BLEND_EQUATION_EXT` dynamic state enabled, and the current value of `rasterizerDiscardEnable` is `VK_FALSE`, then `vkCmdSetColorBlendAdvancedEXT` **must** have been called and not subsequently `invalidated` in the current command buffer prior to this drawing command for all active color attachments with the `blendEnable` current value of `VK_TRUE`

- VUID-vkCmdDrawClusterHUAWEI-None-10864

If a shader object is bound to the `VK_SHADER_STAGE_FRAGMENT_BIT` stage or a graphics pipeline is bound was created with `VK_DYNAMIC_STATE_COLOR_BLEND_ADVANCED_EXT` and `VK_DYNAMIC_STATE_COLOR_BLEND_EQUATION_EXT` dynamic state enabled, and the current value of `rasterizerDiscardEnable` is `VK_FALSE`, then either `vkCmdSetColorBlendAdvancedEXT` or `vkCmdSetColorBlendEquationEXT` **must** have been called and not subsequently `invalidated` in the current command buffer prior to this drawing command for all active color attachments with the `blendEnable` current value of `VK_TRUE`

- VUID-vkCmdDrawClusterHUAWEI-primitivesGeneratedQueryWithNonZeroStreams-07481

If the `primitivesGeneratedQueryWithNonZeroStreams` feature is not enabled and the `VK_QUERY_TYPE_PRIMITIVES_GENERATED_EXT` query is active, and the bound graphics pipeline was created with `VK_DYNAMIC_STATE_RASTERIZATION_STREAM_EXT` state enabled, the last call to `vkCmdSetRasterizationStreamEXT` **must** have set the `rasterizationStream` to zero

- VUID-vkCmdDrawClusterHUAWEI-sampleLocationsPerPixel-07482

If the bound graphics pipeline state was created with the `VK_DYNAMIC_STATE_SAMPLE_LOCATIONS_EXT` state enabled and the `VK_DYNAMIC_STATE_RASTERIZATION_SAMPLES_EXT` state disabled, and the current value of `sampleLocationsEnable` is `VK_TRUE`, then the `sampleLocationsPerPixel` member of `pSampleLocationsInfo` in the last call to `vkCmdSetSampleLocationsEXT` **must** equal the `rasterizationSamples` member of the `VkPipelineMultisampleStateCreateInfo` structure the bound graphics pipeline has been created with

- VUID-vkCmdDrawClusterHUAWEI-sampleLocationsPerPixel-07483

If the bound graphics pipeline state was created with the `VK_DYNAMIC_STATE_SAMPLE_LOCATIONS_EXT` state enabled and the `VK_DYNAMIC_STATE_RASTERIZATION_SAMPLES_EXT` state enabled, and the `current` value of `sampleLocationsEnable` is `VK_TRUE`, then the `sampleLocationsPerPixel` member of `pSampleLocationsInfo` in the last call to `vkCmdSetSampleLocationsEXT` **must** equal the `rasterizationSamples` parameter of the last call to `vkCmdSetRasterizationSamplesEXT`

- VUID-vkCmdDrawClusterHUAWEI-sampleLocationsEnable-07484

If a shader object is bound to the `VK_SHADER_STAGE_FRAGMENT_BIT` stage, or the bound graphics pipeline was created with the `VK_DYNAMIC_STATE_SAMPLE_LOCATIONS_ENABLE_EXT` state enabled, and `sampleLocationsEnable` was `VK_TRUE` in the last call to `vkCmdSetSampleLocationsEnableEXT` then the current active depth attachment **must** have been created with the `VK_IMAGE_CREATE_SAMPLE_LOCATIONS_COMPATIBLE_DEPTH_BIT_EXT` bit set

- VUID-vkCmdDrawClusterHUAWEI-sampleLocationsEnable-07485

If a shader object is bound to the `VK_SHADER_STAGE_FRAGMENT_BIT` stage, or the bound graphics pipeline state was created with the `VK_DYNAMIC_STATE_SAMPLE_LOCATIONS_EXT` state enabled and the `VK_DYNAMIC_STATE_SAMPLE_LOCATIONS_ENABLE_EXT` state enabled, and if `sampleLocationsEnable` was `VK_TRUE` in the last call to `vkCmdSetSampleLocationsEnableEXT`, then the `sampleLocationsInfo.maxSampleLocationGridSize.width` in the last call to `vkCmdSetSampleLocationsEXT` **must** evenly divide `VkMultisamplePropertiesEXT::maxSampleLocationGridSize.width` as returned by `vkGetPhysicalDeviceMultisamplePropertiesEXT` with a `samples` parameter equaling `rasterizationSamples`

- VUID-vkCmdDrawClusterHUAWEI-sampleLocationsEnable-07486

If a shader object is bound to the `VK_SHADER_STAGE_FRAGMENT_BIT` stage, or the bound graphics pipeline state was created with the `VK_DYNAMIC_STATE_SAMPLE_LOCATIONS_EXT` state enabled and the `VK_DYNAMIC_STATE_SAMPLE_LOCATIONS_ENABLE_EXT` state enabled, and if `sampleLocationsEnable` was `VK_TRUE` in the last call to `vkCmdSetSampleLocationsEnableEXT`, then the `sampleLocationsInfo.maxSampleLocationGridSize.height` in the last call to `vkCmdSetSampleLocationsEXT` **must** evenly divide `VkMultisamplePropertiesEXT::maxSampleLocationGridSize.height` as returned by `vkGetPhysicalDeviceMultisamplePropertiesEXT` with a `samples` parameter equaling `rasterizationSamples`

- VUID-vkCmdDrawClusterHUAWEI-sampleLocationsEnable-07487

If a shader object is bound to the `VK_SHADER_STAGE_FRAGMENT_BIT` stage, or the bound graphics pipeline state was created with the `VK_DYNAMIC_STATE_SAMPLE_LOCATIONS_ENABLE_EXT` state enabled, and if `sampleLocationsEnable` was `VK_TRUE` in the last call to `vkCmdSetSampleLocationsEnableEXT`, the fragment shader code **must** not statically use the extended instruction `InterpolateAtSample`

- VUID-vkCmdDrawClusterHUAWEI-sampleLocationsEnable-07936

If the bound graphics pipeline state was created with the `VK_DYNAMIC_STATE_SAMPLE_LOCATIONS_EXT` state disabled and the `VK_DYNAMIC_STATE_RASTERIZATION_SAMPLES_EXT` state enabled, and the **current** value of `sampleLocationsEnable` is `VK_TRUE`, then `sampleLocationsInfo.sampleLocationGridSize.width` **must** evenly divide `VkMultisamplePropertiesEXT::maxSampleLocationGridSize.width` as returned by `vkGetPhysicalDeviceMultisamplePropertiesEXT` with a `samples` parameter equaling the value of `rasterizationSamples` in the last call to `vkCmdSetRasterizationSamplesEXT`

- VUID-vkCmdDrawClusterHUAWEI-sampleLocationsEnable-07937

If the bound graphics pipeline state was created with the `VK_DYNAMIC_STATE_SAMPLE_LOCATIONS_EXT` state disabled and the `VK_DYNAMIC_STATE_RASTERIZATION_SAMPLES_EXT` state enabled, and the **current** value of `sampleLocationsEnable` is `VK_TRUE`, then `sampleLocationsInfo.sampleLocationGridSize.height` **must** evenly divide `VkMultisamplePropertiesEXT::maxSampleLocationGridSize.height` as returned by `vkGetPhysicalDeviceMultisamplePropertiesEXT` with a `samples` parameter equaling the value of `rasterizationSamples` in the last call to `vkCmdSetRasterizationSamplesEXT`

- VUID-vkCmdDrawClusterHUAWEI-sampleLocationsEnable-07938

If the bound graphics pipeline state was created with the `VK_DYNAMIC_STATE_SAMPLE_LOCATIONS_EXT` state disabled and the `VK_DYNAMIC_STATE_RASTERIZATION_SAMPLES_EXT` state enabled, and the **current** value of `sampleLocationsEnable` is `VK_TRUE`, then `sampleLocationsInfo.sampleLocationsPerPixel` **must** equal `rasterizationSamples` in the last call to `vkCmdSetRasterizationSamplesEXT`

- VUID-vkCmdDrawClusterHUAWEI-coverageModulationTableEnable-07488

If a shader object is bound to any graphics stage or the bound graphics pipeline state was created with the `VK_DYNAMIC_STATE_COVERAGE_MODULATION_TABLE_ENABLE_NV` state enabled, and the last call to `vkCmdSetCoverageModulationTableEnableNV` set `coverageModulationTableEnable` to `VK_TRUE`, then the `coverageModulationTableCount` parameter in the last call to `vkCmdSetCoverageModulationTableNV` **must** equal the current `rasterizationSamples` divided by the number of color samples in the current active color attachment

- VUID-vkCmdDrawClusterHUAWEI-rasterizationSamples-07489

If the `VK_NV_framebuffer_mixed_samples` extension is enabled, and if current subpass has a depth/stencil attachment and depth test, stencil test, or depth bounds test are enabled in the bound pipeline, then the current `rasterizationSamples` **must** be the same as the sample count of the depth/stencil attachment

- VUID-vkCmdDrawClusterHUAWEI-coverageToColorEnable-07490

If the bound graphics pipeline state was created with the `VK_DYNAMIC_STATE_COVERAGE_TO_COLOR_ENABLE_NV` state enabled and the last call to `vkCmdSetCoverageToColorEnableNV` set the `coverageToColorEnable` to `VK_TRUE`, then there **must** be an active color attachment at the location selected by the last call to `vkCmdSetCoverageToColorLocationNV` `coverageToColorLocation`, with a `VkFormat` of `VK_FORMAT_R8_UINT`, `VK_FORMAT_R8_SINT`, `VK_FORMAT_R16_UINT`, `VK_FORMAT_R16_SINT`, `VK_FORMAT_R32_UINT`, or `VK_FORMAT_R32_SINT`

- VUID-vkCmdDrawClusterHUAWEI-rasterizerDiscardEnable-09420
If the `VK_NV_fragment_coverage_to_color` extension is enabled, and a shader object is bound to the `VK_SHADER_STAGE_FRAGMENT_BIT` stage, and the most recent call to `vkCmdSetRasterizerDiscardEnable` in the current command buffer set `rasterizerDiscardEnable` to `VK_FALSE`, and the last call to `vkCmdSetCoverageToColorEnableNV` set the `coverageToColorEnable` to `VK_TRUE`, then there **must** be an active color attachment at the location selected by the last call to `vkCmdSetCoverageToColorLocationNV` `coverageToColorLocation`, with a `VkFormat` of `VK_FORMAT_R8_UINT`, `VK_FORMAT_R8_SINT`, `VK_FORMAT_R16_UINT`, `VK_FORMAT_R16_SINT`, `VK_FORMAT_R32_UINT`, or `VK_FORMAT_R32_SINT`
- VUID-vkCmdDrawClusterHUAWEI-coverageReductionMode-07491
If the `coverageReductionMode` feature is enabled, a shader object is bound to any graphics stage or a graphics pipeline is bound which was created with the `VK_DYNAMIC_STATE_COVERAGE_REDUCTION_MODE_NV` or `VK_DYNAMIC_STATE_RASTERIZATION_SAMPLES_EXT` dynamic states enabled, then the **current values** of `coverageReductionMode`, `rasterizationSamples`, the sample counts for the color and depth/stencil attachments (if the subpass has them) **must** be a valid combination returned by `vkGetPhysicalDeviceSupportedFramebufferMixedSamplesCombinationsNV`
- VUID-vkCmdDrawClusterHUAWEI-viewportCount-07492
If the bound graphics pipeline state was created with the `VK_DYNAMIC_STATE_VIEWPORT_WITH_COUNT` dynamic state enabled, but not the `VK_DYNAMIC_STATE_VIEWPORT_SWIZZLE_NV` dynamic state enabled, then the bound graphics pipeline **must** have been created with `VkPipelineViewportSwizzleStateCreateInfoNV::viewportCount` greater or equal to the `viewportCount` parameter in the last call to `vkCmdSetViewportWithCount`
- VUID-vkCmdDrawClusterHUAWEI-viewportCount-07493
If the bound graphics pipeline state was created with the `VK_DYNAMIC_STATE_VIEWPORT_WITH_COUNT` and `VK_DYNAMIC_STATE_VIEWPORT_SWIZZLE_NV` dynamic states enabled then the `viewportCount` parameter in the last call to `vkCmdSetViewportSwizzleNV` **must** be greater than or equal to the `viewportCount` parameter in the last call to `vkCmdSetViewportWithCount`
- VUID-vkCmdDrawClusterHUAWEI-viewportCount-09421
If the `VK_NV_viewport_swizzle` extension is enabled, and a shader object is bound to any graphics stage, then the `viewportCount` parameter in the last call to `vkCmdSetViewportSwizzleNV` **must** be greater than or equal to the `viewportCount` parameter in the last call to `vkCmdSetViewportWithCount`
- VUID-vkCmdDrawClusterHUAWEI-rasterizationSamples-07494
If the `VK_NV_framebuffer_mixed_samples` extension is enabled, and the `coverageReductionMode` feature is not enabled, or the **current value** of `coverageReductionMode` is not `VK_COVERAGE_REDUCTION_MODE_TRUNCATE_NV`, and the **current value** of `rasterizationSamples` is greater than sample count of the color attachment, then **sample shading must** be disabled
- VUID-vkCmdDrawClusterHUAWEI-stippledLineEnable-07495

If the bound graphics pipeline state was created with the `VK_DYNAMIC_STATE_LINE_STIPPLE_ENABLE_EXT` or `VK_DYNAMIC_STATE_LINE_RASTERIZATION_MODE_EXT` dynamic states enabled, and if the current `stippledLineEnable` state is `VK_TRUE` and the current `lineRasterizationMode` state is `VK_LINE_RASTERIZATION_MODE_RECTANGULAR`, then the `stippledRectangularLines` feature **must** be enabled

- VUID-vkCmdDrawClusterHUAWEI-stippledLineEnable-07496

If the bound graphics pipeline state was created with the `VK_DYNAMIC_STATE_LINE_STIPPLE_ENABLE_EXT` or `VK_DYNAMIC_STATE_LINE_RASTERIZATION_MODE_EXT` dynamic states enabled, and if the current `stippledLineEnable` state is `VK_TRUE` and the current `lineRasterizationMode` state is `VK_LINE_RASTERIZATION_MODE_BRESENHAM`, then the `stippledBresenhamLines` feature **must** be enabled

- VUID-vkCmdDrawClusterHUAWEI-stippledLineEnable-07497

If the bound graphics pipeline state was created with the `VK_DYNAMIC_STATE_LINE_STIPPLE_ENABLE_EXT` or `VK_DYNAMIC_STATE_LINE_RASTERIZATION_MODE_EXT` dynamic states enabled, and if the current `stippledLineEnable` state is `VK_TRUE` and the current `lineRasterizationMode` state is `VK_LINE_RASTERIZATION_MODE_RECTANGULAR_SMOOTH`, then the `stippledSmoothLines` feature **must** be enabled

- VUID-vkCmdDrawClusterHUAWEI-stippledLineEnable-07498

If the bound graphics pipeline state was created with the `VK_DYNAMIC_STATE_LINE_STIPPLE_ENABLE_EXT` or `VK_DYNAMIC_STATE_LINE_RASTERIZATION_MODE_EXT` dynamic states enabled, and if the current `stippledLineEnable` state is `VK_TRUE` and the current `lineRasterizationMode` state is `VK_LINE_RASTERIZATION_MODE_DEFAULT`, then the `stippledRectangularLines` feature **must** be enabled and `VkPhysicalDeviceLimits::strictLines` **must** be `VK_TRUE`

- VUID-vkCmdDrawClusterHUAWEI-stage-07073

If the bound pipeline was created with the `VkPipelineShaderStageCreateInfo::stage` member of an element of `VkGraphicsPipelineCreateInfo::pStages` set to `VK_SHADER_STAGE_VERTEX_BIT`, `VK_SHADER_STAGE_TESSELLATION_CONTROL_BIT`, `VK_SHADER_STAGE_TESSELLATION_EVALUATION_BIT` or `VK_SHADER_STAGE_GEOMETRY_BIT`, then `Mesh Shader Queries` **must** not be active

- VUID-vkCmdDrawClusterHUAWEI-None-08877

If a shader object is bound to the `VK_SHADER_STAGE_FRAGMENT_BIT` stage or a graphics pipeline is bound which was created with the `VK_DYNAMIC_STATE_ATTACHMENT_FEEDBACK_LOOP_ENABLE_EXT` dynamic state enabled, and the current value of `rasterizerDiscardEnable` is `VK_FALSE`, then `vkCmdSetAttachmentFeedbackLoopEnableEXT` **must** have been called and not subsequently `invalidated` in the current command buffer prior to this drawing command

- VUID-vkCmdDrawClusterHUAWEI-None-07850

If dynamic state was inherited from `VkCommandBufferInheritanceViewportScissorInfoNV`, it **must** be set in the current command buffer prior to this drawing command

- VUID-vkCmdDrawClusterHUAWEI-nextStage-10745

For each shader object bound to a graphics stage, except for shader object bound to the last graphics stage in the logical pipeline, it **must** have been created with a **nextStage** including the corresponding bit to the shader object bound to the following graphics stage in the logical pipeline

- VUID-vkCmdDrawClusterHUAWEI-None-08684

If there is no bound graphics pipeline, **vkCmdBindShadersEXT** **must** have been called in the current command buffer with **pStages** with an element of **VK_SHADER_STAGE_VERTEX_BIT**

- VUID-vkCmdDrawClusterHUAWEI-None-08685

If there is no bound graphics pipeline, and the **tessellationShader** feature is enabled, **vkCmdBindShadersEXT** **must** have been called in the current command buffer with **pStages** with an element of **VK_SHADER_STAGE_TESSELLATION_CONTROL_BIT**

- VUID-vkCmdDrawClusterHUAWEI-None-08686

If there is no bound graphics pipeline, and the **tessellationShader** feature is enabled, **vkCmdBindShadersEXT** **must** have been called in the current command buffer with **pStages** with an element of **VK_SHADER_STAGE_TESSELLATION_EVALUATION_BIT**

- VUID-vkCmdDrawClusterHUAWEI-None-08687

If there is no bound graphics pipeline, and the **geometryShader** feature is enabled, **vkCmdBindShadersEXT** **must** have been called in the current command buffer with **pStages** with an element of **VK_SHADER_STAGE_GEOMETRY_BIT**

- VUID-vkCmdDrawClusterHUAWEI-None-08688

If there is no bound graphics pipeline, **vkCmdBindShadersEXT** **must** have been called in the current command buffer with **pStages** with an element of **VK_SHADER_STAGE_FRAGMENT_BIT**

- VUID-vkCmdDrawClusterHUAWEI-None-08689

If there is no bound graphics pipeline, and the **taskShader** feature is enabled, **vkCmdBindShadersEXT** **must** have been called in the current command buffer with **pStages** with an element of **VK_SHADER_STAGE_TASK_BIT_EXT**

- VUID-vkCmdDrawClusterHUAWEI-None-08690

If there is no bound graphics pipeline, and the **meshShader** feature is enabled, **vkCmdBindShadersEXT** **must** have been called in the current command buffer with **pStages** with an element of **VK_SHADER_STAGE_MESH_BIT_EXT**

- VUID-vkCmdDrawClusterHUAWEI-None-08693

If there is no bound graphics pipeline, and at least one of the **taskShader** and **meshShader** features is enabled, one of the **VK_SHADER_STAGE_VERTEX_BIT** or **VK_SHADER_STAGE_MESH_BIT_EXT** stages **must** have a valid **VkShaderEXT** bound, and the other **must** have no **VkShaderEXT** bound

- VUID-vkCmdDrawClusterHUAWEI-None-08696

If there is no bound graphics pipeline, and a valid **VkShaderEXT** is bound to the **VK_SHADER_STAGE_VERTEX_BIT** stage, there **must** be no **VkShaderEXT** bound to either the **VK_SHADER_STAGE_TASK_BIT_EXT** stage or the **VK_SHADER_STAGE_MESH_BIT_EXT** stage

- VUID-vkCmdDrawClusterHUAWEI-None-08698

If any graphics shader is bound which was created with the **VK_SHADER_CREATE_LINK_STAGE_BIT_EXT** flag, then all shaders created with the

`VK_SHADER_CREATE_LINK_STAGE_BIT_EXT` flag in the same `vkCreateShadersEXT` call **must** also be bound

- VUID-vkCmdDrawClusterHUAWEI-None-08699

If any graphics shader is bound which was created with the `VK_SHADER_CREATE_LINK_STAGE_BIT_EXT` flag, any stages in between stages whose shaders which did not create a shader with the `VK_SHADER_CREATE_LINK_STAGE_BIT_EXT` flag as part of the same `vkCreateShadersEXT` call **must** not have any `VkShaderEXT` bound

- VUID-vkCmdDrawClusterHUAWEI-None-08878

All bound graphics shader objects **must** have been created with identical or **identically defined** push constant ranges

- VUID-vkCmdDrawClusterHUAWEI-None-08879

All bound graphics shader objects **must** have either been created with the `VK_SHADER_CREATE_DESCRIPTOR_HEAP_BIT_EXT` flag set, or with identical or **identically defined** arrays of descriptor set layouts

- VUID-vkCmdDrawClusterHUAWEI-colorAttachmentCount-09372

If the current render pass instance was begun with `vkCmdBeginRendering` and a `VkRenderingInfo::colorAttachmentCount` equal to 1, a color attachment with a resolve mode of `VK_RESOLVE_MODE_EXTERNAL_FORMAT_DOWNSAMPLE_BIT_ANDROID`, and a fragment shader is bound, it **must** not declare the `DepthReplacing` or `StencilRefReplacingEXT` execution modes

- VUID-vkCmdDrawClusterHUAWEI-pDynamicStates-08715

If the bound graphics pipeline state includes a fragment shader stage, was created with `VK_DYNAMIC_STATE_DEPTH_WRITE_ENABLE` set in `VkPipelineDynamicStateCreateInfo::pDynamicStates`, and the fragment shader declares the `EarlyFragmentTests` execution mode and uses `OpDepthAttachmentReadEXT`, the `depthWriteEnable` parameter in the last call to `vkCmdSetDepthWriteEnable` **must** be `VK_FALSE`

- VUID-vkCmdDrawClusterHUAWEI-pDynamicStates-08716

If the bound graphics pipeline state includes a fragment shader stage, was created with `VK_DYNAMIC_STATE_STENCIL_WRITE_MASK` set in `VkPipelineDynamicStateCreateInfo::pDynamicStates`, and the fragment shader declares the `EarlyFragmentTests` execution mode and uses `OpStencilAttachmentReadEXT`, the `writeMask` parameter in the last call to `vkCmdSetStencilWriteMask` **must** be 0

- VUID-vkCmdDrawClusterHUAWEI-None-09116

If a shader object is bound to any graphics stage or the bound graphics pipeline was created with `VK_DYNAMIC_STATE_COLOR_WRITE_MASK_EXT`, and the format of any color attachment is `VK_FORMAT_E5B9G9R9_UFLOAT_PACK32`, the corresponding element of the `pColorWriteMasks` parameter of `vkCmdSetColorWriteMaskEXT` **must** either include all of `VK_COLOR_COMPONENT_R_BIT`, `VK_COLOR_COMPONENT_G_BIT`, and `VK_COLOR_COMPONENT_B_BIT`, or none of them

- VUID-vkCmdDrawClusterHUAWEI-maxFragmentDualSrcAttachments-09239

If **blending** is enabled for any attachment where either the source or destination blend factors for that attachment **use the secondary color input**, the maximum value of `Location` for any output attachment **statically used** in the `Fragment Execution Model` executed by this command **must** be less than `maxFragmentDualSrcAttachments`

- VUID-vkCmdDrawClusterHUAWEI-None-09548

If the current render pass was begun with `vkCmdBeginRendering`, there is no shader object bound to any graphics stage, the value of each element of `VkRenderingAttachmentLocationInfo::pColorAttachmentLocations` in the bound pipeline **must** match the value for the corresponding locations set currently in the current render pass instance

- VUID-vkCmdDrawClusterHUAWEI-None-09549

If the current render pass was begun with `vkCmdBeginRendering`, and there is no shader object bound to any graphics stage, the value of each element of `VkRenderingInputAttachmentIndexInfo::pColorAttachmentInputIndices` in the bound pipeline **must** match the value for the corresponding index set currently in the current render pass instance

- VUID-vkCmdDrawClusterHUAWEI-None-10927

If the current render pass was begun with `vkCmdBeginRendering`, and there is no shader object bound to any graphics stage, the value of `VkRenderingInputAttachmentIndexInfo::pDepthInputAttachmentIndex` in the bound pipeline **must** match the value set currently in the current render pass instance

- VUID-vkCmdDrawClusterHUAWEI-None-10928

If the current render pass was begun with `vkCmdBeginRendering`, and there is no shader object bound to any graphics stage, the value of `VkRenderingInputAttachmentIndexInfo::pStencilInputAttachmentIndex` in the bound pipeline **must** match the value set currently in the current render pass instance

- VUID-vkCmdDrawClusterHUAWEI-None-09642

If the current render pass was begun with `vkCmdBeginRendering` with the `VK_RENDERING_ENABLE_LEGACY_DITHERING_BIT_EXT` flag, the bound graphics pipeline **must** have been created with `VK_PIPELINE_CREATE_2_ENABLE_LEGACY_DITHERING_BIT_EXT`

- VUID-vkCmdDrawClusterHUAWEI-None-09643

If the bound graphics pipeline was created with `VK_PIPELINE_CREATE_2_ENABLE_LEGACY_DITHERING_BIT_EXT`, the current render pass **must** have begun with `vkCmdBeginRendering` with the `VK_RENDERING_ENABLE_LEGACY_DITHERING_BIT_EXT` flag

- VUID-vkCmdDrawClusterHUAWEI-None-10677

If the `per-tile execution model` is enabled, the `tileShadingPerTileDraw` feature **must** be enabled

- VUID-vkCmdDrawClusterHUAWEI-None-10772

If a shader object is bound to any graphics stage, *multiview* functionality **must** not be enabled in the current render pass

- VUID-vkCmdDrawClusterHUAWEI-multiviewPerViewViewports-12262

If the `multiviewPerViewViewports` feature is enabled, then the index of the most significant bit in current render pass instance `viewMask` **must** be less than the `current value` of `viewportCount`

- VUID-vkCmdDrawClusterHUAWEI-multiviewPerViewViewports-12263

If the `multiviewPerViewViewports` feature is enabled, then the index of the most significant

bit in current render pass instance `viewMask` **must** be less than the `current value` of `scissorCount`

- VUID-vkCmdDrawClusterHUAWEI-flags-11521

If current render pass instance was begun with `vkCmdBeginRendering` with `VkRenderingInfo::flags` which includes `VK_RENDERING_FRAGMENT_REGION_BIT_EXT`, and if `sample shading` is enabled (explicitly or implicitly), then the minimum fraction for sample shading **must** equal 0.0

- VUID-vkCmdDrawClusterHUAWEI-None-11522

If the current render pass instance was begun with `vkCmdBeginRendering` and contains a custom resolve, and the `dynamicRenderingUnusedAttachments` feature is not enabled, the graphics pipeline bound **must** have been created with a `VkCustomResolveCreateInfoEXT`

- VUID-vkCmdDrawClusterHUAWEI-None-11523

If the current render pass instance was begun with `vkCmdBeginRendering` and does not contain a custom resolve, and the `dynamicRenderingUnusedAttachments` feature is not enabled, the graphics pipeline bound **must** not have been created with a `VkCustomResolveCreateInfoEXT`

- VUID-vkCmdDrawClusterHUAWEI-customResolve-11524

If the current render pass instance was begun with `vkCmdBeginRendering` and `vkCmdBeginCustomResolveEXT` has been recorded in the render pass instance, the graphics pipeline bound **must** have been created with `VkCustomResolveCreateInfoEXT::customResolve` as `VK_TRUE`

- VUID-vkCmdDrawClusterHUAWEI-customResolve-11525

If the current render pass instance was begun with `vkCmdBeginRendering` and contains a custom resolve, and `vkCmdBeginCustomResolveEXT` has not been recorded in the render pass instance, the graphics pipeline bound **must** have been created with `VkCustomResolveCreateInfoEXT::customResolve` as `VK_FALSE`

- VUID-vkCmdDrawClusterHUAWEI-None-11861

If the `dynamicRenderingUnusedAttachments` feature is not enabled and the current render pass instance was begun with `vkCmdBeginRendering` and contains a custom resolve, the bound graphics pipeline **must** have been created with a `VkCustomResolveCreateInfoEXT::colorAttachmentCount` equal to `VkRenderingInfo::colorAttachmentCount`

- VUID-vkCmdDrawClusterHUAWEI-None-11862

If the `dynamicRenderingUnusedAttachments` feature is not enabled, and the current render pass instance was begun with `vkCmdBeginRendering`, it contains a custom resolve, and `VkRenderingInfo::colorAttachmentCount` greater than 0, then each element of the `VkRenderingInfo::pColorAttachments` array with an `resolveImageView` not equal to `VK_NULL_HANDLE` **must** have been created with a `VkFormat` equal to the corresponding element of `VkCustomResolveCreateInfoEXT::pColorAttachmentFormats` used to create the bound graphics pipeline

- VUID-vkCmdDrawClusterHUAWEI-None-11863

If the `dynamicRenderingUnusedAttachments` feature is not enabled, and the current render pass instance was begun with `vkCmdBeginRendering`, it contains a custom resolve, and `VkRenderingInfo::colorAttachmentCount` greater than 0, then each element of the `VkRenderingInfo::pColorAttachments` array with an `resolveImageView` equal to `VK_NULL_HANDLE` **must** have the corresponding element of

`VkCustomResolveCreateInfoEXT::pColorAttachmentFormats` used to create the bound pipeline equal to `VK_FORMAT_UNDEFINED`

- VUID-vkCmdDrawClusterHUAWEI-dynamicRenderingUnusedAttachments-11864

If the `dynamicRenderingUnusedAttachments` feature is enabled, the current render pass instance was begun with `vkCmdBeginRendering`, it contains a custom resolve, and `VkRenderingInfo::colorAttachmentCount` greater than 0, then each element of the `VkRenderingInfo::pColorAttachments` array with an `resolveImageView` not equal to `VK_NULL_HANDLE` **must** have been created with a `VkFormat` equal to the corresponding element of `VkCustomResolveCreateInfoEXT::pColorAttachmentFormats` used to create the bound graphics pipeline, or the corresponding element of `VkCustomResolveCreateInfoEXT::pColorAttachmentFormats`, if it exists, **must** be `VK_FORMAT_UNDEFINED`

- VUID-vkCmdDrawClusterHUAWEI-None-11865

If the current render pass instance was begun with `vkCmdBeginRendering`, it contains a custom resolve, the `dynamicRenderingUnusedAttachments` feature is not enabled, and `VkRenderingInfo::pDepthAttachment->resolveImageView` was `VK_NULL_HANDLE`, the value of `VkCustomResolveCreateInfoEXT::depthAttachmentFormat` used to create the bound graphics pipeline **must** be equal to `VK_FORMAT_UNDEFINED`

- VUID-vkCmdDrawClusterHUAWEI-None-11866

If current render pass instance was begun with `vkCmdBeginRendering`, it contains a custom resolve, the `dynamicRenderingUnusedAttachments` feature is not enabled, and `VkRenderingInfo::pDepthAttachment->resolveImageView` was not `VK_NULL_HANDLE`, the value of `VkCustomResolveCreateInfoEXT::depthAttachmentFormat` used to create the bound graphics pipeline **must** be equal to the `VkFormat` used to create `VkRenderingInfo::pDepthAttachment->resolveImageView`

- VUID-vkCmdDrawClusterHUAWEI-dynamicRenderingUnusedAttachments-11867

If the current render pass instance was begun with `vkCmdBeginRendering`, it contains a custom resolve, the `dynamicRenderingUnusedAttachments` feature is enabled, `VkRenderingInfo::pDepthAttachment->resolveImageView` was not `VK_NULL_HANDLE`, and the value of `VkCustomResolveCreateInfoEXT::depthAttachmentFormat` used to create the bound graphics pipeline was not equal to the `VkFormat` used to create `VkRenderingInfo::pDepthAttachment->resolveImageView`, the value of the format **must** be `VK_FORMAT_UNDEFINED`

- VUID-vkCmdDrawClusterHUAWEI-None-11868

If the current render pass instance was begun with `vkCmdBeginRendering`, it contains a custom resolve, the `dynamicRenderingUnusedAttachments` feature is not enabled, and `VkRenderingInfo::pStencilAttachment->resolveImageView` was `VK_NULL_HANDLE`, the value of `VkCustomResolveCreateInfoEXT::stencilAttachmentFormat` used to create the bound graphics pipeline **must** be equal to `VK_FORMAT_UNDEFINED`

- VUID-vkCmdDrawClusterHUAWEI-None-11869

If current render pass instance was begun with `vkCmdBeginRendering`, it contains a custom resolve, the `dynamicRenderingUnusedAttachments` feature is not enabled, and `VkRenderingInfo::pStencilAttachment->resolveImageView` was not `VK_NULL_HANDLE`, the value of `VkCustomResolveCreateInfoEXT::stencilAttachmentFormat` used to create the bound graphics pipeline **must** be equal to the `VkFormat` used to create `VkRenderingInfo`

`::pStencilAttachment->resolveImageView`

- VUID-vkCmdDrawClusterHUAWEI-dynamicRenderingUnusedAttachments-11870

If the current render pass instance was begun with `vkCmdBeginRendering`, it contains a custom resolve, the `dynamicRenderingUnusedAttachments` feature is enabled, `VkRenderingInfo::pStencilAttachment->resolveImageView` was not `VK_NULL_HANDLE`, and the value of `VkCustomResolveCreateInfoEXT::stencilAttachmentFormat` used to create the bound graphics pipeline was not equal to the `VkFormat` used to create `VkRenderingInfo::pStencilAttachment->resolveImageView`, the value of the format **must** be `VK_FORMAT_UNDEFINED`

- VUID-vkCmdDrawClusterHUAWEI-colorAttachmentCount-11871

If the current render pass instance was begun with `vkCmdBeginRendering` with a `VkRenderingInfo::colorAttachmentCount` parameter greater than `0` and `vkCmdBeginCustomResolveEXT` has been recorded in the render pass instance, then for each element of the `VkRenderingInfo::pColorAttachments` array with a `resolveImageView` not equal to `VK_NULL_HANDLE`, the `resolveImageView` **must** have been created with a sample count equal to the value of `rasterizationSamples` for the bound graphics pipeline

- VUID-vkCmdDrawClusterHUAWEI-pDepthAttachment-11872

If the current render pass instance was begun with `vkCmdBeginRendering`, `vkCmdBeginCustomResolveEXT` has been recorded in the render pass instance, and `VkRenderingInfo::pDepthAttachment->resolveImageView` was not `VK_NULL_HANDLE`, the value of `rasterizationSamples` for the bound graphics pipeline **must** be equal to the sample count used to create `VkRenderingInfo::pDepthAttachment->resolveImageView`

- VUID-vkCmdDrawClusterHUAWEI-pStencilAttachment-11873

If the current render pass instance was begun with `vkCmdBeginRendering`, `vkCmdBeginCustomResolveEXT` has been recorded in the render pass instance, `VkRenderingInfo::pStencilAttachment->resolveImageView` was not `VK_NULL_HANDLE`, the value of `rasterizationSamples` for the bound graphics pipeline **must** be equal to the sample count used to create `VkRenderingInfo::pStencilAttachment->resolveImageView`

- VUID-vkCmdDrawClusterHUAWEI-customResolve-11529

If a shader object is bound to the fragment stage, the current render pass instance was begun with `vkCmdBeginRendering`, a fragment density map attachment is active, and `vkCmdBeginCustomResolveEXT` has been called, then the fragment shader object bound **must** have been created with `VkCustomResolveCreateInfoEXT::customResolve` as `VK_TRUE`

- VUID-vkCmdDrawClusterHUAWEI-customResolve-11530

If a shader object is bound to the fragment stage, the current render pass instance was begun with `vkCmdBeginRendering` and contains a custom resolve, a fragment density map attachment is active, and `vkCmdBeginCustomResolveEXT` has not yet been called, then the fragment shader object bound **must** have been created with `VkCustomResolveCreateInfoEXT::customResolve` as `VK_FALSE`

- VUID-vkCmdDrawClusterHUAWEI-flags-13361

If there are any shader objects bound that were created with `flags` that includes the `VK_SHADER_CREATE_INDEPENDENT_SETS_BIT_KHR` bit, then all bound shader objects **must** have been created with the `VK_SHADER_CREATE_INDEPENDENT_SETS_BIT_KHR` bit

- VUID-vkCmdDrawClusterHUAWEI-flags-13362

If there are any shader objects bound that were created with `flags` that includes the

`VK_SHADER_CREATE_INDEPENDENT_SETS_BIT_KHR` bit, then the pipeline layout of the bound descriptor sets **must** have been created with `VK_PIPELINE_LAYOUT_CREATE_INDEPENDENT_SETS_BIT_EXT` set

- VUID-vkCmdDrawClusterHUAWEI-flags-13363

If there are any shader objects bound that were created with `flags` that includes the `VK_SHADER_CREATE_INDEPENDENT_SETS_BIT_KHR` bit, and any of the descriptor set layouts used to create the pipeline layout of the bound descriptor sets were created with any binding's `VkDescriptorSetLayoutBinding::stageFlags` set with `VK_SHADER_STAGE_VERTEX_BIT`, `VK_SHADER_STAGE_TESSELLATION_CONTROL_BIT`, `VK_SHADER_STAGE_TESSELLATION_EVALUATION_BIT` or `VK_SHADER_STAGE_GEOMETRY_BIT`, then there **must** be no binding with `VkDescriptorSetLayoutBinding::stageFlags` set with `VK_SHADER_STAGE_TASK_BIT_EXT` or `VK_SHADER_STAGE_MESH_BIT_EXT`

- VUID-vkCmdDrawClusterHUAWEI-flags-13364

If there are any shader objects bound that were created with `flags` that includes both the `VK_SHADER_CREATE_INDEPENDENT_SETS_BIT_KHR` and `VK_SHADER_CREATE_NO_TASK_SHADER_BIT_EXT` bits, the pipeline layout of the bound descriptor sets **must** have been created with `VK_PIPELINE_LAYOUT_CREATE_NO_TASK_SHADER_BIT_KHR` set

- VUID-vkCmdDrawClusterHUAWEI-flags-13365

If there are any shader objects bound that were created with `flags` that includes both the `VK_SHADER_CREATE_INDEPENDENT_SETS_BIT_KHR` and `VK_SHADER_CREATE_NO_TASK_SHADER_BIT_EXT` bits, there **must** be no shader object bound to the `VK_SHADER_STAGE_TASK_BIT_EXT` stage

- VUID-vkCmdDrawClusterHUAWEI-stage-06480

The bound graphics pipeline **must** not have been created with the `VkPipelineShaderStageCreateInfo::stage` member of any element of `VkGraphicsPipelineCreateInfo::pStages` set to `VK_SHADER_STAGE_VERTEX_BIT`, `VK_SHADER_STAGE_TESSELLATION_CONTROL_BIT`, `VK_SHADER_STAGE_TESSELLATION_EVALUATION_BIT` or `VK_SHADER_STAGE_GEOMETRY_BIT`

- VUID-vkCmdDrawClusterHUAWEI-pStages-10680

If there is no bound graphics pipeline, `vkCmdBindShadersEXT` **must** not have last bound the `pStages` element of `VK_SHADER_STAGE_VERTEX_BIT`, `VK_SHADER_STAGE_TESSELLATION_CONTROL_BIT`, `VK_SHADER_STAGE_TESSELLATION_EVALUATION_BIT` or `VK_SHADER_STAGE_GEOMETRY_BIT` with a valid shader object other than `VK_NULL_HANDLE`

- VUID-vkCmdDrawClusterHUAWEI-None-07074

`Transform Feedback Queries` **must** not be active

- VUID-vkCmdDrawClusterHUAWEI-None-07075

`Primitives Generated Queries` **must** not be active

- VUID-vkCmdDrawClusterHUAWEI-pipelineStatistics-07076

The `pipelineStatistics` member used to create any active `Pipeline Statistics Query` **must**

not contain `VK_QUERY_PIPELINE_STATISTIC_INPUT_ASSEMBLY_VERTICES_BIT`, `VK_QUERY_PIPELINE_STATISTIC_INPUT_ASSEMBLY_PRIMITIVES_BIT`, `VK_QUERY_PIPELINE_STATISTIC_VERTEX_SHADER_INVOCATIONS_BIT`, `VK_QUERY_PIPELINE_STATISTIC_GEOMETRY_SHADER_INVOCATIONS_BIT`, `VK_QUERY_PIPELINE_STATISTIC_GEOMETRY_SHADER_PRIMITIVES_BIT`, `VK_QUERY_PIPELINE_STATISTIC_CLIPPING_INVOCATIONS_BIT`, `VK_QUERY_PIPELINE_STATISTIC_CLIPPING_PRIMITIVES_BIT`, `VK_QUERY_PIPELINE_STATISTIC_TESSELLATION_CONTROL_SHADER_PATCHES_BIT`, or `VK_QUERY_PIPELINE_STATISTIC_TESSELLATION_EVALUATION_SHADER_INVOCATIONS_BIT`

- VUID-vkCmdDrawClusterHUAWEI-None-08694

If there is no bound graphics pipeline, and both the `taskShader` and `meshShader` features are enabled, and a valid `VkShaderEXT` is bound to the `VK_SHADER_STAGE_MESH_BIT_EXT` stage, and that `VkShaderEXT` was created without the `VK_SHADER_CREATE_NO_TASK_SHADER_BIT_EXT` flag, a valid `VkShaderEXT` **must** be bound to the `VK_SHADER_STAGE_TASK_BIT_EXT` stage

- VUID-vkCmdDrawClusterHUAWEI-None-08695

If there is no bound graphics pipeline, and both the `taskShader` and `meshShader` features are enabled, and a valid `VkShaderEXT` is bound to the `VK_SHADER_STAGE_MESH_BIT_EXT` stage, and that `VkShaderEXT` was created with the `VK_SHADER_CREATE_NO_TASK_SHADER_BIT_EXT` flag, there **must** be no `VkShaderEXT` bound to the `VK_SHADER_STAGE_TASK_BIT_EXT` stage

- VUID-vkCmdDrawClusterHUAWEI-None-07819

The `pipelineStatistics` member used to create any active `Pipeline Statistics Query` **must** not contain `VK_QUERY_PIPELINE_STATISTIC_TASK_SHADER_INVOCATIONS_BIT_EXT`, or `VK_QUERY_PIPELINE_STATISTIC_MESH_SHADER_INVOCATIONS_BIT_EXT`

- VUID-vkCmdDrawClusterHUAWEI-groupCountX-07820

`groupCountX` **must** be less than or equal to `VkPhysicalDeviceClusterCullingShaderPropertiesHUAWEI::maxWorkGroupCount[0]`

- VUID-vkCmdDrawClusterHUAWEI-groupCountY-07821

`groupCountY` **must** be less than or equal to `VkPhysicalDeviceClusterCullingShaderPropertiesHUAWEI::maxWorkGroupCount[1]`

- VUID-vkCmdDrawClusterHUAWEI-groupCountZ-07822

`groupCountZ` **must** be less than or equal to `VkPhysicalDeviceClusterCullingShaderPropertiesHUAWEI::maxWorkGroupCount[2]`

- VUID-vkCmdDrawClusterHUAWEI-ClusterCullingHUAWEI-07823

The current pipeline bound to `VK_PIPELINE_BIND_POINT_GRAPHICS` **must** contain a shader stage using the `ClusterCullingHUAWEI Execution Model`

Valid Usage (Implicit)

- VUID-vkCmdDrawClusterHUAWEI-commandBuffer-parameter
`commandBuffer` **must** be a valid `VkCommandBuffer` handle

- VUID-vkCmdDrawClusterHUAWEI-commandBuffer-recording
`commandBuffer` **must** be in the [recording state](#)
- VUID-vkCmdDrawClusterHUAWEI-commandBuffer-cmdpool
The `VkCommandPool` that `commandBuffer` was allocated from **must** support [VK_QUEUE_GRAPHICS_BIT](#) operations
- VUID-vkCmdDrawClusterHUAWEI-renderpass
This command **must** only be called inside of a render pass instance
- VUID-vkCmdDrawClusterHUAWEI-suspended
This command **must** not be called between suspended render pass instances
- VUID-vkCmdDrawClusterHUAWEI-videocoding
This command **must** only be called outside of a video coding scope

Host Synchronization

- Host access to `commandBuffer` **must** be externally synchronized
- Host access to the `VkCommandPool` that `commandBuffer` was allocated from **must** be externally synchronized

Command Properties

Command Buffer Levels	Render Pass Scope	Video Coding Scope	Supported Queue Types	Command Type
Primary Secondary	Inside	Outside	VK_QUEUE_GRAPHICS_BIT HICS_BIT	Action

Conditional Rendering

`vkCmdDrawClusterHUAWEI` is affected by [conditional rendering](#)

To record an indirect cluster culling drawing command, call:

```
// Provided by VK_HUAWEI_cluster_culling_shader
void vkCmdDrawClusterIndirectHUAWEI(
    VkCommandBuffer          commandBuffer,
    VkBuffer                 buffer,
    VkDeviceSize             offset);
```

- `commandBuffer` is the command buffer into which the command is recorded.
- `buffer` is the buffer containing draw parameters.
- `offset` is the byte offset into `buffer` where parameters begin.

`vkCmdDrawClusterIndirectHUAWEI` behaves similarly to `vkCmdDrawClusterHUAWEI` except that the parameters are read by the device from a buffer during execution. The parameters of the dispatch are encoded in a `VkDispatchIndirectCommand` structure taken from buffer starting at offset. Note the cluster culling shader pipeline only accepts `vkCmdDrawClusterHUAWEI` and `vkCmdDrawClusterIndirectHUAWEI` as drawing commands.

Valid Usage

- VUID-vkCmdDrawClusterIndirectHUAWEI-magFilter-04553

If a `VkSampler` created with `magFilter` or `minFilter` equal to `VK_FILTER_LINEAR`, `reductionMode` equal to `VK_SAMPLER_REDUCTION_MODE_WEIGHTED_AVERAGE`, and `compareEnable` equal to `VK_FALSE` is used to sample a `VkImageView` as a result of this command, then the image view's `format features` **must** contain `VK_FORMAT_FEATURE_SAMPLED_IMAGE_FILTER_LINEAR_BIT`

- VUID-vkCmdDrawClusterIndirectHUAWEI-magFilter-09598

If a `VkSampler` created with `magFilter` or `minFilter` equal to `VK_FILTER_LINEAR` and `reductionMode` equal to either `VK_SAMPLER_REDUCTION_MODE_MIN` or `VK_SAMPLER_REDUCTION_MODE_MAX` is used to sample a `VkImageView` as a result of this command, then the image view's `format features` **must** contain `VK_FORMAT_FEATURE_SAMPLED_IMAGE_FILTER_MINMAX_BIT`

- VUID-vkCmdDrawClusterIndirectHUAWEI-mipmapMode-04770

If a `VkSampler` created with `mipmapMode` equal to `VK_SAMPLER_MIPMAP_MODE_LINEAR`, `reductionMode` equal to `VK_SAMPLER_REDUCTION_MODE_WEIGHTED_AVERAGE`, and `compareEnable` equal to `VK_FALSE` is used to sample a `VkImageView` as a result of this command, then the image view's `format features` **must** contain `VK_FORMAT_FEATURE_SAMPLED_IMAGE_FILTER_LINEAR_BIT`

- VUID-vkCmdDrawClusterIndirectHUAWEI-mipmapMode-09599

If a `VkSampler` created with `mipmapMode` equal to `VK_SAMPLER_MIPMAP_MODE_LINEAR` and `reductionMode` equal to either `VK_SAMPLER_REDUCTION_MODE_MIN` or `VK_SAMPLER_REDUCTION_MODE_MAX` is used to sample a `VkImageView` as a result of this command, then the image view's `format features` **must** contain `VK_FORMAT_FEATURE_SAMPLED_IMAGE_FILTER_MINMAX_BIT`

- VUID-vkCmdDrawClusterIndirectHUAWEI-unnormalizedCoordinates-09635

If a `VkSampler` created with `unnormalizedCoordinates` equal to `VK_TRUE` is used to sample a `VkImageView` as a result of this command, then the image view's `levelCount` and `layerCount` **must** be 1

- VUID-vkCmdDrawClusterIndirectHUAWEI-None-08609

If a `VkSampler` created with `unnormalizedCoordinates` equal to `VK_TRUE` is used to sample a `VkImageView` as a result of this command, then the image view's `viewType` **must** be `VK_IMAGE_VIEW_TYPE_1D` or `VK_IMAGE_VIEW_TYPE_2D`

- VUID-vkCmdDrawClusterIndirectHUAWEI-None-08610

If a `VkSampler` created with `unnormalizedCoordinates` equal to `VK_TRUE` is used to sample a `VkImageView` as a result of this command, then the sampler **must** not be used with any of the SPIR-V `OpImageSample*` or `OpImageSparseSample*` instructions with `ImplicitLod`, `Dref` or `Proj` in their name

- VUID-vkCmdDrawClusterIndirectHUAWEI-None-08611
If a `VkSampler` created with `unnormalizedCoordinates` equal to `VK_TRUE` is used to sample a `VkImageView` as a result of this command, then the sampler **must** not be used with any of the SPIR-V `OpImageSample*` or `OpImageSparseSample*` instructions that includes a LOD bias or any offset values
- VUID-vkCmdDrawClusterIndirectHUAWEI-None-06479
If a `VkImageView` is sampled with `depth comparison`, the image view's `format features` **must** contain `VK_FORMAT_FEATURE_2_SAMPLED_IMAGE_DEPTH_COMPARISON_BIT`
- VUID-vkCmdDrawClusterIndirectHUAWEI-None-02691
If a `VkImageView` is accessed using atomic operations as a result of this command, then the image view's `format features` **must** contain `VK_FORMAT_FEATURE_STORAGE_IMAGE_ATOMIC_BIT`
- VUID-vkCmdDrawClusterIndirectHUAWEI-None-07888
If a `VK_DESCRIPTOR_TYPE_STORAGE_TEXEL_BUFFER` descriptor is accessed using atomic operations as a result of this command, then the storage texel buffer's `format features` **must** contain `VK_FORMAT_FEATURE_STORAGE_TEXEL_BUFFER_ATOMIC_BIT`
- VUID-vkCmdDrawClusterIndirectHUAWEI-None-02692
If a `VkImageView` is sampled with `VK_FILTER_CUBIC_EXT` as a result of this command, then the image view's `format features` **must** contain `VK_FORMAT_FEATURE_SAMPLED_IMAGE_FILTER_CUBIC_BIT_EXT`
- VUID-vkCmdDrawClusterIndirectHUAWEI-None-02693
If the `VK_EXT_filter_cubic` extension is not enabled and any `VkImageView` is sampled with `VK_FILTER_CUBIC_EXT` as a result of this command, it **must** not have a `VkImageViewType` of `VK_IMAGE_VIEW_TYPE_3D`, `VK_IMAGE_VIEW_TYPE_CUBE`, or `VK_IMAGE_VIEW_TYPE_CUBE_ARRAY`
- VUID-vkCmdDrawClusterIndirectHUAWEI-filterCubic-02694
Any `VkImageView` being sampled with `VK_FILTER_CUBIC_EXT` as a result of this command **must** have a `VkImageViewType` and format that supports cubic filtering, as specified by `VkFilterCubicImageViewImageFormatPropertiesEXT::filterCubic` returned by `vkGetPhysicalDeviceImageFormatProperties2`
- VUID-vkCmdDrawClusterIndirectHUAWEI-filterCubicMinmax-02695
Any `VkImageView` being sampled with `VK_FILTER_CUBIC_EXT` with a reduction mode of either `VK_SAMPLER_REDUCTION_MODE_MIN` or `VK_SAMPLER_REDUCTION_MODE_MAX` as a result of this command **must** have a `VkImageViewType` and format that supports cubic filtering together with minmax filtering, as specified by `VkFilterCubicImageViewImageFormatPropertiesEXT::filterCubicMinmax` returned by `vkGetPhysicalDeviceImageFormatProperties2`
- VUID-vkCmdDrawClusterIndirectHUAWEI-cubicRangeClamp-09212
If the `cubicRangeClamp` feature is not enabled, then any `VkImageView` being sampled with `VK_FILTER_CUBIC_EXT` as a result of this command **must** not have a `VkSamplerReductionModeCreateInfo::reductionMode` equal to `VK_SAMPLER_REDUCTION_MODE_WEIGHTED_AVERAGE_RANGECLAMP_QCOM`
- VUID-vkCmdDrawClusterIndirectHUAWEI-reductionMode-09213
Any `VkImageView` being sampled with a `VkSamplerReductionModeCreateInfo`

`::reductionMode` equal to `VK_SAMPLER_REDUCTION_MODE_WEIGHTED_AVERAGE_RANGECLAMP_QCOM` as a result of this command **must** sample with `VK_FILTER_CUBIC_EXT`

- VUID-vkCmdDrawClusterIndirectHUAWEI-selectableCubicWeights-09214

If the `selectableCubicWeights` feature is not enabled, then any `VkImageView` being sampled with `VK_FILTER_CUBIC_EXT` as a result of this command **must** have `VkSamplerCubicWeightsCreateInfoQCOM::cubicWeights` equal to `VK_CUBIC_FILTER_WEIGHTS_CATMULL_ROM_QCOM`

- VUID-vkCmdDrawClusterIndirectHUAWEI-flags-02696

Any `VkImage` created with a `VkImageCreateInfo::flags` containing `VK_IMAGE_CREATE_CORNER_SAMPLED_BIT_NV` sampled as a result of this command **must** only be sampled using a `VkSamplerAddressMode` of `VK_SAMPLER_ADDRESS_MODE_CLAMP_TO_EDGE`

- VUID-vkCmdDrawClusterIndirectHUAWEI-OpTypeImage-07027

For any `VkImageView` being written as a storage image where the image format field of the `OpTypeImage` is `Unknown`, the view's `format features` **must** contain `VK_FORMAT_FEATURE_2_STORAGE_WRITE_WITHOUT_FORMAT_BIT`

- VUID-vkCmdDrawClusterIndirectHUAWEI-OpTypeImage-07028

For any `VkImageView` being read as a storage image where the image format field of the `OpTypeImage` is `Unknown`, the view's `format features` **must** contain `VK_FORMAT_FEATURE_2_STORAGE_READ_WITHOUT_FORMAT_BIT`

- VUID-vkCmdDrawClusterIndirectHUAWEI-OpTypeImage-07029

For any `VkBufferView` being written as a storage texel buffer where the image format field of the `OpTypeImage` is `Unknown`, the view's `buffer features` **must** contain `VK_FORMAT_FEATURE_2_STORAGE_WRITE_WITHOUT_FORMAT_BIT`

- VUID-vkCmdDrawClusterIndirectHUAWEI-OpTypeImage-07030

Any `VkBufferView` being read as a storage texel buffer where the image format field of the `OpTypeImage` is `Unknown` then the view's `buffer features` **must** contain `VK_FORMAT_FEATURE_2_STORAGE_READ_WITHOUT_FORMAT_BIT`

- VUID-vkCmdDrawClusterIndirectHUAWEI-None-08600

If a `bound shader` was created with a pipeline layout and statically uses a set n , a descriptor set **must** have been bound to n at the same pipeline bind point, with layouts compatible for set n with the layout(s) used to create the shader, as described in [Pipeline Layout Compatibility](#)

- VUID-vkCmdDrawClusterIndirectHUAWEI-None-08601

If a `bound shader` was created with a pipeline layout or specified push constant ranges and statically uses a push constant value, that value **must** have been set for the same pipeline bind point, with push constant ranges that are `compatible` with the push constant range used to create the shader

- VUID-vkCmdDrawClusterIndirectHUAWEI-None-10068

For each array of resources that is used by a `bound shader`, the indices used to access members of the array **must** be less than the descriptor count for the identified binding in the descriptor sets used by this command

- VUID-vkCmdDrawClusterIndirectHUAWEI-None-08114

Descriptors in each bound descriptor set, specified via [vkCmdBindDescriptorSets](#), **must** be valid if they are accessed as described by [descriptor validity](#) by the [VkPipeline](#) bound to the pipeline bind point used by this command and the bound [VkPipeline](#) was not created with [VK_PIPELINE_CREATE_DESCRIPTOR_BUFFER_BIT_EXT](#)

- VUID-vkCmdDrawClusterIndirectHUAWEI-imageLayout-00344

If an image descriptor is accessed by a shader, the [VkImageLayout](#) **must** match the subresource accessible from the [VkImageView](#) as defined by the [image layout matching rules](#)

- VUID-vkCmdDrawClusterIndirectHUAWEI-None-08115

If the descriptors used by the [VkPipeline](#) bound to the pipeline bind point were specified via [vkCmdBindDescriptorSets](#), the bound [VkPipeline](#) **must** have been created without [VK_PIPELINE_CREATE_DESCRIPTOR_BUFFER_BIT_EXT](#)

- VUID-vkCmdDrawClusterIndirectHUAWEI-None-08116

Descriptors in bound descriptor buffers, specified via [vkCmdSetDescriptorBufferOffsetsEXT](#), **must** be valid if they are dynamically used by the [VkPipeline](#) bound to the pipeline bind point used by this command and the bound [VkPipeline](#) was created with [VK_PIPELINE_CREATE_DESCRIPTOR_BUFFER_BIT_EXT](#)

- VUID-vkCmdDrawClusterIndirectHUAWEI-None-08604

Descriptors in bound descriptor buffers, specified via [vkCmdSetDescriptorBufferOffsetsEXT](#), **must** be valid if they are dynamically used by any [VkShaderEXT](#) bound to a stage corresponding to the pipeline bind point used by this command

- VUID-vkCmdDrawClusterIndirectHUAWEI-None-08117

If the descriptors used by the [VkPipeline](#) bound to the pipeline bind point were specified via [vkCmdSetDescriptorBufferOffsetsEXT](#), the bound [VkPipeline](#) **must** have been created with [VK_PIPELINE_CREATE_DESCRIPTOR_BUFFER_BIT_EXT](#)

- VUID-vkCmdDrawClusterIndirectHUAWEI-None-08119

If a descriptor is dynamically used with a [VkPipeline](#) created with [VK_PIPELINE_CREATE_DESCRIPTOR_BUFFER_BIT_EXT](#), the descriptor memory **must** be resident

- VUID-vkCmdDrawClusterIndirectHUAWEI-None-08605

If a descriptor is dynamically used with a [VkShaderEXT](#) created with a [VkDescriptorSetLayout](#) that was created with [VK_DESCRIPTOR_SET_LAYOUT_CREATE_DESCRIPTOR_BUFFER_BIT_EXT](#), the descriptor memory **must** be resident

- VUID-vkCmdDrawClusterIndirectHUAWEI-None-08606

If the [shaderObject](#) feature is not enabled, a valid pipeline **must** be bound to the pipeline bind point used by this command

- VUID-vkCmdDrawClusterIndirectHUAWEI-None-08608

If a pipeline is bound to the pipeline bind point used by this command, there **must** not have been any calls to dynamic state setting commands for any state specified statically in the [VkPipeline](#) object bound to the pipeline bind point used by this command, since that pipeline was bound

- VUID-vkCmdDrawClusterIndirectHUAWEI-uniformBuffers-06935

If any stage of the [VkPipeline](#) object bound to the pipeline bind point used by this command accesses a uniform buffer, and that stage was created without enabling either [VK_PIPELINE_ROBUSTNESS_BUFFER_BEHAVIOR_ROBUST_BUFFER_ACCESS](#) or [VK_PIPELINE_ROBUSTNESS_BUFFER_BEHAVIOR_ROBUST_BUFFER_ACCESS_2](#) for [uniformBuffers](#), and the [robustBufferAccess](#) feature is not enabled, that stage **must** not access values outside of the range of the buffer as specified in the descriptor set bound to the same pipeline bind point

- VUID-vkCmdDrawClusterIndirectHUAWEI-None-08612

If the [robustBufferAccess](#) feature is not enabled, and any [VkShaderEXT](#) bound to a stage corresponding to the pipeline bind point used by this command accesses a uniform buffer, it **must** not access values outside of the range of the buffer as specified in the descriptor set bound to the same pipeline bind point

- VUID-vkCmdDrawClusterIndirectHUAWEI-storageBuffers-06936

If any stage of the [VkPipeline](#) object bound to the pipeline bind point used by this command accesses a storage buffer, and that stage was created without enabling either [VK_PIPELINE_ROBUSTNESS_BUFFER_BEHAVIOR_ROBUST_BUFFER_ACCESS](#) or [VK_PIPELINE_ROBUSTNESS_BUFFER_BEHAVIOR_ROBUST_BUFFER_ACCESS_2](#) for [storageBuffers](#), and the [robustBufferAccess](#) feature is not enabled, that stage **must** not access values outside of the range of the buffer as specified in the descriptor set bound to the same pipeline bind point

- VUID-vkCmdDrawClusterIndirectHUAWEI-None-08613

If the [robustBufferAccess](#) feature is not enabled, and any [VkShaderEXT](#) bound to a stage corresponding to the pipeline bind point used by this command accesses a storage buffer, it **must** not access values outside of the range of the buffer as specified in the descriptor set bound to the same pipeline bind point

- VUID-vkCmdDrawClusterIndirectHUAWEI-commandBuffer-02707

If [commandBuffer](#) is an unprotected command buffer and [protectedNoFault](#) is not supported, any resource accessed by [bound shaders](#) **must** not be a protected resource

- VUID-vkCmdDrawClusterIndirectHUAWEI-viewType-07752

If a [VkImageView](#) is accessed as a result of this command, then the image view's [viewType](#) **must** match the [Dim](#) operand of the [OpTypeImage](#) as described in [Compatibility Between SPIR-V Image Dimensions and Vulkan ImageView Types](#)

- VUID-vkCmdDrawClusterIndirectHUAWEI-format-07753

If a [VkImageView](#) or [VkBufferView](#) is accessed as a result of this command, then the [numeric type](#) of the view's [format](#) and the [Sampled Type](#) operand of the [OpTypeImage](#) **must** match

- VUID-vkCmdDrawClusterIndirectHUAWEI-OpImageWrite-08795

If a [VkImageView](#) created with a format other than [VK_FORMAT_A8_UNORM](#) is accessed using [OpImageWrite](#) as a result of this command, then the [Type](#) of the [Texel](#) operand of that instruction **must** have at least as many components as the image view's format

- VUID-vkCmdDrawClusterIndirectHUAWEI-OpImageWrite-08796

If a [VkImageView](#) created with the format [VK_FORMAT_A8_UNORM](#) is accessed using [OpImageWrite](#) as a result of this command, then the [Type](#) of the [Texel](#) operand of that instruction **must** have four components

- VUID-vkCmdDrawClusterIndirectHUAWEI-OpImageWrite-04469
If a [VkBufferView](#) is accessed using [OpImageWrite](#) as a result of this command, then the [Type](#) of the [Texel](#) operand of that instruction **must** have at least as many components as the buffer view's format
- VUID-vkCmdDrawClusterIndirectHUAWEI-SampledType-04470
If a [VkImageView](#) with a [VkFormat](#) that has a 64-bit component width is accessed as a result of this command, the [SampledType](#) of the [OpTypeImage](#) operand of that instruction **must** have a [Width](#) of 64
- VUID-vkCmdDrawClusterIndirectHUAWEI-SampledType-04471
If a [VkImageView](#) with a [VkFormat](#) that has a component width less than 64-bit is accessed as a result of this command, the [SampledType](#) of the [OpTypeImage](#) operand of that instruction **must** have a [Width](#) of 32
- VUID-vkCmdDrawClusterIndirectHUAWEI-SampledType-04472
If a [VkBufferView](#) with a [VkFormat](#) that has a 64-bit component width is accessed as a result of this command, the [SampledType](#) of the [OpTypeImage](#) operand of that instruction **must** have a [Width](#) of 64
- VUID-vkCmdDrawClusterIndirectHUAWEI-SampledType-04473
If a [VkBufferView](#) with a [VkFormat](#) that has a component width less than 64-bit is accessed as a result of this command, the [SampledType](#) of the [OpTypeImage](#) operand of that instruction **must** have a [Width](#) of 32
- VUID-vkCmdDrawClusterIndirectHUAWEI-sparseImageInt64Atomics-04474
If the [sparseImageInt64Atomics](#) feature is not enabled, [VkImage](#) objects created with the [VK_IMAGE_CREATE_SPARSE_RESIDENCY_BIT](#) flag **must** not be accessed by atomic instructions through an [OpTypeImage](#) with a [SampledType](#) with a [Width](#) of 64 by this command
- VUID-vkCmdDrawClusterIndirectHUAWEI-sparseImageInt64Atomics-04475
If the [sparseImageInt64Atomics](#) feature is not enabled, [VkBuffer](#) objects created with the [VK_BUFFER_CREATE_SPARSE_RESIDENCY_BIT](#) flag **must** not be accessed by atomic instructions through an [OpTypeImage](#) with a [SampledType](#) with a [Width](#) of 64 by this command
- VUID-vkCmdDrawClusterIndirectHUAWEI-OpImageSampleWeightedQCOM-06971
If [OpImageSampleWeightedQCOM](#) is used to sample a [VkImageView](#) as a result of this command, then the image view's [format features](#) **must** contain [VK_FORMAT_FEATURE_2_WEIGHT_SAMPLED_IMAGE_BIT_QCOM](#)
- VUID-vkCmdDrawClusterIndirectHUAWEI-OpImageSampleWeightedQCOM-06972
If [OpImageSampleWeightedQCOM](#) uses a [VkImageView](#) as a sample weight image as a result of this command, then the image view's [format features](#) **must** contain [VK_FORMAT_FEATURE_2_WEIGHT_IMAGE_BIT_QCOM](#)
- VUID-vkCmdDrawClusterIndirectHUAWEI-OpImageBoxFilterQCOM-06973
If [OpImageBoxFilterQCOM](#) is used to sample a [VkImageView](#) as a result of this command, then the image view's [format features](#) **must** contain [VK_FORMAT_FEATURE_2_BOX_FILTER_SAMPLED_BIT_QCOM](#)
- VUID-vkCmdDrawClusterIndirectHUAWEI-OpImageBlockMatchSSDQCOM-06974
If [OpImageBlockMatchSSDQCOM](#) is used to read from an [VkImageView](#) as a result of this

command, then the image view's [format features](#) **must** contain [VK_FORMAT_FEATURE_2_BLOCK_MATCHING_BIT_QCOM](#)

- VUID-vkCmdDrawClusterIndirectHUAWEI-OpImageBlockMatchSADQCOM-06975
If [OpImageBlockMatchSADQCOM](#) is used to read from an [VkImageView](#) as a result of this command, then the image view's [format features](#) **must** contain [VK_FORMAT_FEATURE_2_BLOCK_MATCHING_BIT_QCOM](#)
- VUID-vkCmdDrawClusterIndirectHUAWEI-OpImageBlockMatchSADQCOM-06976
If [OpImageBlockMatchSADQCOM](#) or [OpImageBlockMatchSSDQCOM](#) is used to read from a reference image as result of this command, then the specified reference coordinates **must** not fail [integer texel coordinate validation](#)
- VUID-vkCmdDrawClusterIndirectHUAWEI-OpImageSampleWeightedQCOM-06977
If [OpImageSampleWeightedQCOM](#), [OpImageBoxFilterQCOM](#), [OpImageBlockMatchWindowSSDQCOM](#), [OpImageBlockMatchWindowSADQCOM](#), [OpImageBlockMatchGatherSSDQCOM](#), [OpImageBlockMatchGatherSADQCOM](#), [OpImageBlockMatchSSDQCOM](#), or [OpImageBlockMatchSADQCOM](#) uses a [VkSampler](#) as a result of this command, then the sampler **must** have been created with [VK_SAMPLER_CREATE_IMAGE_PROCESSING_BIT_QCOM](#)
- VUID-vkCmdDrawClusterIndirectHUAWEI-OpImageSampleWeightedQCOM-06978
If any command other than [OpImageSampleWeightedQCOM](#), [OpImageBoxFilterQCOM](#), [OpImageBlockMatchWindowSSDQCOM](#), [OpImageBlockMatchWindowSADQCOM](#), [OpImageBlockMatchGatherSSDQCOM](#), [OpImageBlockMatchGatherSADQCOM](#), [OpImageBlockMatchSSDQCOM](#), or [OpImageBlockMatchSADQCOM](#) uses a [VkSampler](#) as a result of this command, then the sampler **must** not have been created with [VK_SAMPLER_CREATE_IMAGE_PROCESSING_BIT_QCOM](#)
- VUID-vkCmdDrawClusterIndirectHUAWEI-OpImageBlockMatchWindow-09215
If a [OpImageBlockMatchWindow*QCOM](#) or [OpImageBlockMatchGather*QCOM](#) instruction is used to read from an [VkImageView](#) as a result of this command, then the image view's [format features](#) **must** contain [VK_FORMAT_FEATURE_2_BLOCK_MATCHING_BIT_QCOM](#)
- VUID-vkCmdDrawClusterIndirectHUAWEI-OpImageBlockMatchWindow-09216
If a [OpImageBlockMatchWindow*QCOM](#) or [OpImageBlockMatchGather*QCOM](#) instruction is used to read from an [VkImageView](#) as a result of this command, then the image view's format **must** be a single-component format
- VUID-vkCmdDrawClusterIndirectHUAWEI-OpImageBlockMatchWindow-09217
If a [OpImageBlockMatchWindow*QCOM](#) or [OpImageBlockMatchGather*QCOM](#) read from a reference image as result of this command, then the specified reference coordinates **must** not fail [integer texel coordinate validation](#)
- VUID-vkCmdDrawClusterIndirectHUAWEI-None-07288
Any shader invocation executed by this command **must** [terminate](#)
- VUID-vkCmdDrawClusterIndirectHUAWEI-None-09600
If a descriptor with type equal to any of [VK_DESCRIPTOR_TYPE_SAMPLE_WEIGHT_IMAGE_QCOM](#), [VK_DESCRIPTOR_TYPE_BLOCK_MATCH_IMAGE_QCOM](#), [VK_DESCRIPTOR_TYPE_SAMPLED_IMAGE](#), [VK_DESCRIPTOR_TYPE_STORAGE_IMAGE](#), or [VK_DESCRIPTOR_TYPE_INPUT_ATTACHMENT](#) is accessed as a result of this command, all image subresources identified by that descriptor **must** be in the image layout identified

when the descriptor was written

- VUID-vkCmdDrawClusterIndirectHUAWEI-commandBuffer-10746

The `VkDeviceMemory` object allocated from a `VkMemoryHeap` with the `VK_MEMORY_HEAP_TILE_MEMORY_BIT_QCOM` property that is bound to a resource accessed as a result of this command **must** be the active bound `bound tile memory object` in `commandBuffer`

- VUID-vkCmdDrawClusterIndirectHUAWEI-None-10678

If this command is recorded inside a `tile shading render pass` instance, the stages corresponding to the pipeline bind point used by this command **must** only include `VK_SHADER_STAGE_VERTEX_BIT`, `VK_SHADER_STAGE_FRAGMENT_BIT`, and/or `VK_SHADER_STAGE_COMPUTE_BIT`

- VUID-vkCmdDrawClusterIndirectHUAWEI-None-10679

If this command is recorded where `per-tile execution model` is enabled, there **must** be no access to any image while the image was be transitioned to the `VK_IMAGE_LAYOUT_ATTACHMENT_FEEDBACK_LOOP_OPTIMAL_EXT` layout

- VUID-vkCmdDrawClusterIndirectHUAWEI-pDescription-09900

If a `VK_DESCRIPTOR_TYPE_TENSOR_ARM` descriptor is accessed as a result of this command, then the underlying `VkTensorARM` object **must** have been created with the `VK_TENSOR_USAGE_SHADER_BIT_ARM` usage flag set

- VUID-vkCmdDrawClusterIndirectHUAWEI-dimensionCount-09905

If a `VK_DESCRIPTOR_TYPE_TENSOR_ARM` descriptor is accessed as a result of this command, then the `Rank` of the `OpTypeTensorARM` of the tensor resource variable **must** be equal to the `dimensionCount` provided via `VkTensorCreateInfoARM::pDescription` when creating the underlying `VkTensorARM` object

- VUID-vkCmdDrawClusterIndirectHUAWEI-OpTypeTensorARM-09906

If a `VK_DESCRIPTOR_TYPE_TENSOR_ARM` descriptor is accessed as a result of this command, then the element type of the `OpTypeTensorARM` of the tensor resource variable **must** be `compatible` with the `VkFormat` of the `VkTensorViewARM` used for the access

- VUID-vkCmdDrawClusterIndirectHUAWEI-None-11297

If a pipeline is bound to the pipeline bind point used by this command, or shader is bound to a shader stage used by this command, and it was created with a `descriptor mapping` using `VK_DESCRIPTOR_MAPPING_SOURCE_HEAP_WITH_PUSH_INDEX_EXT`, `VK_DESCRIPTOR_MAPPING_SOURCE_HEAP_WITH_SHADER_RECORD_INDEX_EXT`, `VK_DESCRIPTOR_MAPPING_SOURCE_HEAP_WITH_INDIRECT_INDEX_ARRAY_EXT`, or `VK_DESCRIPTOR_MAPPING_SOURCE_HEAP_WITH_INDIRECT_INDEX_EXT`, and a shader accesses a `OpTypeStruct` decorated with `Block` or `BufferBlock` using that mapping, the calculated offset for the resource heap **must** be a multiple of `bufferDescriptorAlignment`

- VUID-vkCmdDrawClusterIndirectHUAWEI-None-11298

If a pipeline is bound to the pipeline bind point used by this command, or shader is bound to a shader stage used by this command, and it was created with a `descriptor mapping` using `VK_DESCRIPTOR_MAPPING_SOURCE_HEAP_WITH_PUSH_INDEX_EXT`, `VK_DESCRIPTOR_MAPPING_SOURCE_HEAP_WITH_SHADER_RECORD_INDEX_EXT`, `VK_DESCRIPTOR_MAPPING_SOURCE_HEAP_WITH_INDIRECT_INDEX_ARRAY_EXT`, or `VK_DESCRIPTOR_MAPPING_SOURCE_HEAP_WITH_INDIRECT_INDEX_EXT`, and a shader accesses an `OpTypeImage` or `OpTypeSampledImage` using that mapping, the calculated offset

for the resource heap **must** be a multiple of `imageDescriptorAlignment`

- VUID-vkCmdDrawClusterIndirectHUAWEI-None-11299

If a pipeline is bound to the pipeline bind point used by this command, or shader is bound to a shader stage used by this command, and it was created with a [descriptor mapping](#) using `VK_DESCRIPTOR_MAPPING_SOURCE_HEAP_WITH_PUSH_INDEX_EXT`, `VK_DESCRIPTOR_MAPPING_SOURCE_HEAP_WITH_SHADER_RECORD_INDEX_EXT`, `VK_DESCRIPTOR_MAPPING_SOURCE_HEAP_WITH_INDIRECT_INDEX_ARRAY_EXT`, or `VK_DESCRIPTOR_MAPPING_SOURCE_HEAP_WITH_INDIRECT_INDEX_EXT`, and a shader accesses an `OpTypeSampler` or `OpTypeSampledImage` using that mapping, the calculated offset for the sampler heap **must** be a multiple of `samplerDescriptorAlignment`

- VUID-vkCmdDrawClusterIndirectHUAWEI-None-11397

If a pipeline is bound to the pipeline bind point used by this command, or shader is bound to a shader stage used by this command, and it was created with a [descriptor mapping](#) using `VK_DESCRIPTOR_MAPPING_SOURCE_HEAP_WITH_PUSH_INDEX_EXT`, `VK_DESCRIPTOR_MAPPING_SOURCE_HEAP_WITH_SHADER_RECORD_INDEX_EXT`, `VK_DESCRIPTOR_MAPPING_SOURCE_HEAP_WITH_INDIRECT_INDEX_ARRAY_EXT`, or `VK_DESCRIPTOR_MAPPING_SOURCE_HEAP_WITH_INDIRECT_INDEX_EXT`, and a shader accesses an `OpTypeTensorARM` using that mapping, the calculated offset for the resource heap **must** be a multiple of `tensorDescriptorAlignment`

- VUID-vkCmdDrawClusterIndirectHUAWEI-None-11300

If a pipeline is bound to the pipeline bind point used by this command, or shader is bound to a shader stage used by this command, and it was created with a [descriptor mapping](#) using `VK_DESCRIPTOR_MAPPING_SOURCE_HEAP_WITH_INDIRECT_INDEX_ARRAY_EXT` or `VK_DESCRIPTOR_MAPPING_SOURCE_HEAP_WITH_INDIRECT_INDEX_EXT`, and a shader accesses a resource using that mapping, the value of the address at the expected location in push data **must** be a multiple of 4

- VUID-vkCmdDrawClusterIndirectHUAWEI-None-11301

If a pipeline is bound to the pipeline bind point used by this command, or shader is bound to a shader stage used by this command, and it was created with a [descriptor mapping](#) using `VK_DESCRIPTOR_MAPPING_SOURCE_HEAP_WITH_INDIRECT_INDEX_ARRAY_EXT` or `VK_DESCRIPTOR_MAPPING_SOURCE_HEAP_WITH_INDIRECT_INDEX_EXT`, and a shader accesses a resource using that mapping, the value of the address at the expected location in push data **must** be a valid `VkDeviceAddress` backed by physical memory at every offset specified by each mapping

- VUID-vkCmdDrawClusterIndirectHUAWEI-None-11302

If a pipeline is bound to the pipeline bind point used by this command, or shader is bound to a shader stage used by this command, and it was created with a [descriptor mapping](#) using `VK_DESCRIPTOR_MAPPING_SOURCE_PUSH_ADDRESS_EXT`, and a shader accesses a resource using that mapping, the value of the address at the expected location in push data **must** be a valid `VkDeviceAddress`

- VUID-vkCmdDrawClusterIndirectHUAWEI-None-11304

If a pipeline is bound to the pipeline bind point used by this command, or shader is bound to a shader stage used by this command, and it was created with a [descriptor mapping](#) using `VK_DESCRIPTOR_MAPPING_SOURCE_INDIRECT_ADDRESS_EXT`, and a shader accesses a resource using that mapping, the value of the address at the expected location

in push data **must** be a multiple of 8

- VUID-vkCmdDrawClusterIndirectHUAWEI-None-11305

If a pipeline is bound to the pipeline bind point used by this command, or shader is bound to a shader stage used by this command, and it was created with a [descriptor mapping](#) using [VK_DESCRIPTOR_MAPPING_SOURCE_INDIRECT_ADDRESS_EXT](#), and a shader accesses a resource using that mapping, the value of the address at the expected location in push data **must** be a valid [VkDeviceAddress](#) backed by physical memory at every offset specified by each mapping

- VUID-vkCmdDrawClusterIndirectHUAWEI-None-11306

If a pipeline is bound to the pipeline bind point used by this command, or shader is bound to a shader stage used by this command, and it was created with a [descriptor mapping](#) using [VK_DESCRIPTOR_MAPPING_SOURCE_INDIRECT_ADDRESS_EXT](#), and a shader accesses a resource using that mapping, the value of the address pointed to by the address in push data **must** be a valid [VkDeviceAddress](#)

- VUID-vkCmdDrawClusterIndirectHUAWEI-None-11308

For each [descriptor heap](#) that is statically used by a [bound shader](#), either directly or via a [descriptor mapping](#), a valid descriptor heap **must** be bound

- VUID-vkCmdDrawClusterIndirectHUAWEI-None-11309

If a [bound shader](#) was created as a [VkShaderEXT](#) with the [VK_SHADER_CREATE_DESCRIPTOR_HEAP_BIT_EXT](#) flag or as part of a pipeline with the [VK_PIPELINE_CREATE_2_DESCRIPTOR_HEAP_BIT_EXT](#) flag, execution of this command **must** not result in any descriptor read accessing data outside of the user range of the respective heap bound by [vkCmdBind*HeapEXT](#) commands

- VUID-vkCmdDrawClusterIndirectHUAWEI-None-11372

If any stage of the [VkPipeline](#) object bound to the pipeline bind point used by this command accesses a uniform buffer or uniform texel buffer through a descriptor in the bound resource heap, that stage was created without enabling either [VK_PIPELINE_ROBUSTNESS_BUFFER_BEHAVIOR_ROBUST_BUFFER_ACCESS](#) or [VK_PIPELINE_ROBUSTNESS_BUFFER_BEHAVIOR_ROBUST_BUFFER_ACCESS_2](#) for [uniformBuffers](#), the [robustBufferAccess2](#) feature is not enabled, and the [robustBufferAccess](#) feature is not enabled, that stage **must** not access values outside of the range of the descriptor specified via [VkDeviceAddressRangeKHR](#) when the descriptor was written

- VUID-vkCmdDrawClusterIndirectHUAWEI-None-11373

If any stage of the [VkPipeline](#) object bound to the pipeline bind point used by this command accesses a storage buffer or storage texel buffer through a descriptor in the bound resource heap, that stage was created without enabling either [VK_PIPELINE_ROBUSTNESS_BUFFER_BEHAVIOR_ROBUST_BUFFER_ACCESS](#) or [VK_PIPELINE_ROBUSTNESS_BUFFER_BEHAVIOR_ROBUST_BUFFER_ACCESS_2](#) for [storageBuffers](#), the [robustBufferAccess2](#) feature is not enabled, and the [robustBufferAccess](#) feature is not enabled, that stage **must** not access values outside of the range of the descriptor specified by [VkDeviceAddressRangeKHR](#) when the descriptor was written

- VUID-vkCmdDrawClusterIndirectHUAWEI-None-11374

If the [robustBufferAccess2](#) feature is not enabled, the [robustBufferAccess](#) feature is not enabled, and any [VkShaderEXT](#) bound to a stage corresponding to the pipeline bind point used by this command accesses a uniform buffer, uniform texel buffer, storage buffer, or

storage texel buffer, that shader **must** not access values outside of the range of the buffer as specified by [VkDeviceAddressRangeKHR](#) when the descriptor was written

- VUID-vkCmdDrawClusterIndirectHUAWEI-pBindInfo-11375

If any [bound shader](#) uses an embedded sampler via a [descriptor mapping](#), the value of `pBindInfo->reservedRangeSize` set for `vkCmdBindSamplerHeapEXT` **must** be greater than or equal to `minSamplerHeapReservedRangeWithEmbedded`

- VUID-vkCmdDrawClusterIndirectHUAWEI-None-11376

If a [bound shader](#) was created as a `VkShaderEXT` with the `VK_SHADER_CREATE_DESCRIPTOR_HEAP_BIT_EXT` flag or as part of a pipeline with the `VK_PIPELINE_CREATE_2_DESCRIPTOR_HEAP_BIT_EXT` flag, and that shader statically uses a push constant value, that value **must** have been set by `vkCmdPushDataEXT`

- VUID-vkCmdDrawClusterIndirectHUAWEI-None-11398

If a [bound shader](#) was created with a [descriptor mapping](#) using `VK_DESCRIPTOR_MAPPING_SOURCE_PUSH_DATA_EXT`, `VK_DESCRIPTOR_MAPPING_SOURCE_PUSH_ADDRESS_EXT`, `VK_DESCRIPTOR_MAPPING_SOURCE_SHADER_RECORD_DATA_EXT`, `VK_DESCRIPTOR_MAPPING_SOURCE_SHADER_RECORD_ADDRESS_EXT`, `VK_DESCRIPTOR_MAPPING_SOURCE_RESOURCE_HEAP_DATA_EXT`, or `VK_DESCRIPTOR_MAPPING_SOURCE_INDIRECT_ADDRESS_EXT`, and a shader accesses a resource using that mapping, the access **must** not be [out of bounds](#)

- VUID-vkCmdDrawClusterIndirectHUAWEI-None-11437

If a pipeline is bound to the pipeline bind point used by this command, or shader is bound to a shader stage used by this command, and it was created with a [descriptor mapping](#) using `VK_DESCRIPTOR_MAPPING_SOURCE_HEAP_WITH_INDIRECT_INDEX_ARRAY_EXT`, `VK_DESCRIPTOR_MAPPING_SOURCE_HEAP_WITH_INDIRECT_INDEX_EXT`, or `VK_DESCRIPTOR_MAPPING_SOURCE_INDIRECT_ADDRESS_EXT`, and a shader accesses a resource using that mapping, the buffer from which the address in push data was queried **must** have been created with the `VK_BUFFER_USAGE_UNIFORM_BUFFER_BIT` usage flag set

- VUID-vkCmdDrawClusterIndirectHUAWEI-None-11438

If a pipeline is bound to the pipeline bind point used by this command, or shader is bound to a shader stage used by this command, and it was created with a [descriptor mapping](#) using `VK_DESCRIPTOR_MAPPING_SOURCE_PUSH_ADDRESS_EXT`, `VK_DESCRIPTOR_MAPPING_SOURCE_SHADER_RECORD_ADDRESS_EXT`, or `VK_DESCRIPTOR_MAPPING_SOURCE_INDIRECT_ADDRESS_EXT`, and a shader accesses a uniform buffer using that mapping, the address that the uniform buffer is mapped to **must** have been queried from a buffer created with the `VK_BUFFER_USAGE_UNIFORM_BUFFER_BIT` usage flag set

- VUID-vkCmdDrawClusterIndirectHUAWEI-None-11441

If a pipeline is bound to the pipeline bind point used by this command, or shader is bound to a shader stage used by this command, and it was created with a [descriptor mapping](#) using `VK_DESCRIPTOR_MAPPING_SOURCE_PUSH_ADDRESS_EXT`, `VK_DESCRIPTOR_MAPPING_SOURCE_SHADER_RECORD_ADDRESS_EXT`, or `VK_DESCRIPTOR_MAPPING_SOURCE_INDIRECT_ADDRESS_EXT`, and a shader accesses a uniform buffer using that mapping, the address that the uniform buffer is mapped to

must be aligned to `minUniformBufferOffsetAlignment`

- VUID-vkCmdDrawClusterIndirectHUAWEI-None-11439

If a pipeline is bound to the pipeline bind point used by this command, or shader is bound to a shader stage used by this command, and it was created with a [descriptor mapping](#) using [VK_DESCRIPTOR_MAPPING_SOURCE_PUSH_ADDRESS_EXT](#), [VK_DESCRIPTOR_MAPPING_SOURCE_SHADER_RECORD_ADDRESS_EXT](#), or [VK_DESCRIPTOR_MAPPING_SOURCE_INDIRECT_ADDRESS_EXT](#), and a shader accesses a storage buffer using that mapping, the address that the storage buffer is mapped to **must** have been queried from a buffer created with the [VK_BUFFER_USAGE_STORAGE_BUFFER_BIT](#) usage flag set

- VUID-vkCmdDrawClusterIndirectHUAWEI-None-11442

If a pipeline is bound to the pipeline bind point used by this command, or shader is bound to a shader stage used by this command, and it was created with a [descriptor mapping](#) using [VK_DESCRIPTOR_MAPPING_SOURCE_PUSH_ADDRESS_EXT](#), [VK_DESCRIPTOR_MAPPING_SOURCE_SHADER_RECORD_ADDRESS_EXT](#), or [VK_DESCRIPTOR_MAPPING_SOURCE_INDIRECT_ADDRESS_EXT](#), and a shader accesses a storage buffer using that mapping, the address that the storage buffer is mapped to **must** be aligned to `minStorageBufferOffsetAlignment`

- VUID-vkCmdDrawClusterIndirectHUAWEI-None-11485

If a pipeline is bound to the pipeline bind point used by this command, or shader is bound to a shader stage used by this command, and it was created with a [descriptor mapping](#) using [VK_DESCRIPTOR_MAPPING_SOURCE_PUSH_ADDRESS_EXT](#), [VK_DESCRIPTOR_MAPPING_SOURCE_SHADER_RECORD_ADDRESS_EXT](#), or [VK_DESCRIPTOR_MAPPING_SOURCE_INDIRECT_ADDRESS_EXT](#), and a shader accesses an acceleration structure using that mapping, the address that the acceleration structure is mapped to **must** be an acceleration structure address retrieved from a [VkAccelerationStructureKHR](#) object via [vkGetAccelerationStructureDeviceAddressKHR](#) or handle retrieved from a [VkAccelerationStructureNV](#) object via [vkGetAccelerationStructureHandleNV](#)

- VUID-vkCmdDrawClusterIndirectHUAWEI-index-11450

If a shader uses a sampler descriptor to sample an image as a result of this command, and that sampler descriptor uses a custom border color with an index defined by [VkSamplerCustomBorderColorIndexCreateInfoEXT](#), the value of [VkSamplerCustomBorderColorIndexCreateInfoEXT::index](#) **must** have been registered before this command was recorded, and still be registered during the sampling operation, with an identically defined color

- VUID-vkCmdDrawClusterIndirectHUAWEI-protectedNoFault-11455

If `protectedNoFault` is not supported, a pipeline is bound to the pipeline bind point used by this command, or a shader is bound to a shader stage used by this command, and it was created with a [descriptor mapping](#) using [VK_DESCRIPTOR_MAPPING_SOURCE_PUSH_ADDRESS_EXT](#), [VK_DESCRIPTOR_MAPPING_SOURCE_SHADER_RECORD_ADDRESS_EXT](#), or [VK_DESCRIPTOR_MAPPING_SOURCE_INDIRECT_ADDRESS_EXT](#), the address that the resource is mapped to **must** have been queried from a buffer created without the [VK_BUFFER_CREATE_PROTECTED_BIT](#) create flag set

- VUID-vkCmdDrawClusterIndirectHUAWEI-protectedNoFault-11456
If **protectedNoFault** is not supported, a pipeline is bound to the pipeline bind point used by this command, or a shader is bound to a shader stage used by this command, and it was created with a **descriptor mapping** using **VK_DESCRIPTOR_MAPPING_SOURCE_HEAP_WITH_INDIRECT_INDEX_EXT** or **VK_DESCRIPTOR_MAPPING_SOURCE_HEAP_WITH_INDIRECT_INDEX_ARRAY_EXT**, the address of the indirect memory **must** have been queried from a buffer created without the **VK_BUFFER_CREATE_PROTECTED_BIT** create flag set
- VUID-vkCmdDrawClusterIndirectHUAWEI-renderPass-02684
The current render pass **must** be **compatible** with the **renderPass** member of the **VkGraphicsPipelineCreateInfo** structure specified when creating the **VkPipeline** bound to **VK_PIPELINE_BIND_POINT_GRAPHICS**
- VUID-vkCmdDrawClusterIndirectHUAWEI-subpass-02685
The subpass index of the current render pass **must** be equal to the **subpass** member of the **VkGraphicsPipelineCreateInfo** structure specified when creating the **VkPipeline** bound to **VK_PIPELINE_BIND_POINT_GRAPHICS**
- VUID-vkCmdDrawClusterIndirectHUAWEI-OpTypeImage-07468
If any shader executed by this pipeline accesses an **OpTypeImage** variable with a **Dim** operand of **SubpassData**, it **must** be decorated with an **InputAttachmentIndex** that corresponds to a valid input attachment in the current subpass
- VUID-vkCmdDrawClusterIndirectHUAWEI-None-07469
Input attachment views accessed in a subpass **must** be created with the same **VkFormat** as the corresponding subpass definition, and be created with a **VkImageView** that is compatible with the attachment referenced by the subpass' **pInputAttachments [InputAttachmentIndex]** in the bound **VkFramebuffer** as specified by **Fragment Input Attachment Compatibility**
- VUID-vkCmdDrawClusterIndirectHUAWEI-pDepthInputAttachmentIndex-09595
Input attachment views accessed in a dynamic render pass with a **InputAttachmentIndex** referenced by **VkRenderingInputAttachmentIndexInfo**, or no **InputAttachmentIndex** if **VkRenderingInputAttachmentIndexInfo::pDepthInputAttachmentIndex** or **VkRenderingInputAttachmentIndexInfo::pStencilInputAttachmentIndex** are **NULL**, **must** be created with a **VkImageView** that is compatible with the corresponding color, depth, or stencil attachment in **VkRenderingInfo**
- VUID-vkCmdDrawClusterIndirectHUAWEI-pDepthInputAttachmentIndex-09596
Input attachment views accessed in a dynamic render pass via a shader object **must** have an **InputAttachmentIndex** if both **VkRenderingInputAttachmentIndexInfo::pDepthInputAttachmentIndex** and **VkRenderingInputAttachmentIndexInfo::pStencilInputAttachmentIndex** are non-**NULL**
- VUID-vkCmdDrawClusterIndirectHUAWEI-InputAttachmentIndex-09597
If an input attachment view accessed in a dynamic render pass via a shader object has an **InputAttachmentIndex**, the **InputAttachmentIndex** **must** match an index in **VkRenderingInputAttachmentIndexInfo**
- VUID-vkCmdDrawClusterIndirectHUAWEI-None-06537
Memory backing image subresources used as attachments in the current render pass **must** not be written in any way other than as an attachment by this command

- VUID-vkCmdDrawClusterIndirectHUAWEI-None-10795
If a color attachment is written by any prior command in this subpass or by the load, store, or resolve operations for this subpass, and [feedback loop](#) is not enabled for [VK_IMAGE_ASPECT_COLOR_BIT](#) on that attachment, it **must** not be accessed in any way other than as an attachment by this command
- VUID-vkCmdDrawClusterIndirectHUAWEI-None-10796
If a depth attachment is written by any prior command in this subpass or by the load, store, or resolve operations for this subpass, and [feedback loop](#) is not enabled for [VK_IMAGE_ASPECT_DEPTH_BIT](#) on that attachment, it **must** not be accessed in any way other than as an attachment by this command
- VUID-vkCmdDrawClusterIndirectHUAWEI-None-10797
If a stencil attachment is written by any prior command in this subpass or by the load, store, or resolve operations for this subpass, and [feedback loop](#) is not enabled for [VK_IMAGE_ASPECT_STENCIL_BIT](#) on that attachment, it **must** not be accessed in any way other than as an attachment by this command
- VUID-vkCmdDrawClusterIndirectHUAWEI-None-12338
If a color attachment is read in this command in any way other than as an attachment, or has been read by any prior command in this subpass as a non-attachment, and [feedback loop](#) is not enabled for [VK_IMAGE_ASPECT_COLOR_BIT](#) on that attachment, the color attachment **must** not be written to by this command
- VUID-vkCmdDrawClusterIndirectHUAWEI-None-12339
If a depth attachment is read in this command in any way other than as an attachment, or has been read by any prior command in this subpass as a non-attachment, and [feedback loop](#) is not enabled for [VK_IMAGE_ASPECT_DEPTH_BIT](#) on that attachment, the depth attachment **must** not be written to by this command
- VUID-vkCmdDrawClusterIndirectHUAWEI-None-12340
If a stencil attachment is read in this command in any way other than as an attachment, or has been read by any prior command in this subpass as a non-attachment, and [feedback loop](#) is not enabled for [VK_IMAGE_ASPECT_STENCIL_BIT](#) on that attachment, the stencil attachment **must** not be written to by this command
- VUID-vkCmdDrawClusterIndirectHUAWEI-None-09003
If an attachment is written by any prior command in this subpass or by the load, store, or resolve operations for this subpass, it **must** not be accessed in any way other than as an attachment, storage image, or sampled image by this command
- VUID-vkCmdDrawClusterIndirectHUAWEI-None-06886
If the current render pass instance uses a depth/stencil attachment with a read-only layout for the depth aspect, [depth writes](#) **must** be disabled
- VUID-vkCmdDrawClusterIndirectHUAWEI-None-06887
If the current render pass instance uses a depth/stencil attachment with a read-only layout for the stencil aspect, both front and back [writeMask](#) are not zero, and stencil test is enabled, [all stencil ops](#) **must** be [VK_STENCIL_OP_KEEP](#)
- VUID-vkCmdDrawClusterIndirectHUAWEI-None-07831
If the bound graphics pipeline state was created with the [VK_DYNAMIC_STATE_VIEWPORT](#) dynamic state enabled then [vkCmdSetViewport](#) **must**

have been called and not subsequently **invalidated** in the current command buffer prior to this drawing command

- VUID-vkCmdDrawClusterIndirectHUAWEI-None-07832

If the bound graphics pipeline state was created with the **VK_DYNAMIC_STATE_SCISSOR** dynamic state enabled then **vkCmdSetScissor** **must** have been called and not subsequently **invalidated** in the current command buffer prior to this drawing command

- VUID-vkCmdDrawClusterIndirectHUAWEI-None-08617

If a shader object is bound to any graphics stage or a graphics pipeline is bound which was created with the **VK_DYNAMIC_STATE_LINE_WIDTH** dynamic state enabled, the **current value** of **rasterizerDiscardEnable** is **VK_FALSE**, and the **effective rasterization input topology** is in line topology class, then **vkCmdSetLineWidth** **must** have been called and not subsequently **invalidated** in the current command buffer prior to this drawing command

- VUID-vkCmdDrawClusterIndirectHUAWEI-None-07834

If a shader object is bound to any graphics stage or a graphics pipeline is bound which was created with the **VK_DYNAMIC_STATE_DEPTH_BIAS** dynamic state enabled, the **current value** of **rasterizerDiscardEnable** is **VK_FALSE**, and the **current value** of **depthBiasEnable** is **VK_TRUE**, then **vkCmdSetDepthBias** or **vkCmdSetDepthBias2EXT** **must** have been called and not subsequently **invalidated** in the current command buffer prior to this drawing command

- VUID-vkCmdDrawClusterIndirectHUAWEI-None-07835

If a shader object is bound to the **VK_SHADER_STAGE_FRAGMENT_BIT** stage or a graphics pipeline is bound which was created with the **VK_DYNAMIC_STATE_BLEND_CONSTANTS** dynamic state enabled, the **current value** of **rasterizerDiscardEnable** is **VK_FALSE**, and an active color attachment **current value** of **blendEnable** is **VK_TRUE** with a blend equations where any **VkBlendFactor** member is **VK_BLEND_FACTOR_CONSTANT_COLOR**, **VK_BLEND_FACTOR_ONE_MINUS_CONSTANT_COLOR**, **VK_BLEND_FACTOR_CONSTANT_ALPHA**, **VK_BLEND_FACTOR_ONE_MINUS_CONSTANT_ALPHA**, or **VK_BLEND_FACTOR_CONSTANT_ALPHA**, then **vkCmdSetBlendConstants** **must** have been called and not subsequently **invalidated** in the current command buffer prior to this drawing command

- VUID-vkCmdDrawClusterIndirectHUAWEI-None-07836

If a shader object is bound to any graphics stage or a graphics pipeline is bound which was created with the **VK_DYNAMIC_STATE_DEPTH_BOUNDS** dynamic state enabled, the **current value** of **rasterizerDiscardEnable** is **VK_FALSE**, and the **current value** of **depthBoundsTestEnable** is **VK_TRUE**, then **vkCmdSetDepthBounds** **must** have been called and not subsequently **invalidated** in the current command buffer prior to this drawing command

- VUID-vkCmdDrawClusterIndirectHUAWEI-None-07837

If a shader object is bound to any graphics stage or a graphics pipeline is bound which was created with the **VK_DYNAMIC_STATE_STENCIL_COMPARE_MASK** dynamic state enabled, the **current value** of **rasterizerDiscardEnable** is **VK_FALSE**, and the **current value** of **stencilTestEnable** is **VK_TRUE**, then **vkCmdSetStencilCompareMask** **must** have been called and not subsequently **invalidated** in the current command buffer prior to this drawing command

- VUID-vkCmdDrawClusterIndirectHUAWEI-None-07838

If a shader object is bound to any graphics stage or a graphics pipeline is bound which was created with the `VK_DYNAMIC_STATE_STENCIL_WRITE_MASK` dynamic state enabled, the **current value** of `rasterizerDiscardEnable` is `VK_FALSE`, and the **current value** of `stencilTestEnable` is `VK_TRUE`, then `vkCmdSetStencilWriteMask` **must** have been called and not subsequently **invalidated** in the current command buffer prior to this drawing command

- VUID-vkCmdDrawClusterIndirectHUAWEI-None-07839

If a shader object is bound to any graphics stage or a graphics pipeline is bound which was created with the `VK_DYNAMIC_STATE_STENCIL_REFERENCE` dynamic state enabled, the **current value** of `rasterizerDiscardEnable` is `VK_FALSE`, the **current value** of `stencilTestEnable` is `VK_TRUE`, then `vkCmdSetStencilReference` **must** have been called and not subsequently **invalidated** in the current command buffer prior to this drawing command

- VUID-vkCmdDrawClusterIndirectHUAWEI-maxMultiviewInstanceIndex-02688

If the draw is recorded in a render pass instance with multiview enabled, the maximum instance index **must** be less than or equal to `VkPhysicalDeviceMultiviewProperties::maxMultiviewInstanceIndex`

- VUID-vkCmdDrawClusterIndirectHUAWEI-sampleLocationsEnable-02689

If the bound graphics pipeline was created with `VkPipelineSampleLocationsStateCreateInfoEXT::sampleLocationsEnable` set to `VK_TRUE`, then the active depth attachment **must** have been created with the `VK_IMAGE_CREATE_SAMPLE_LOCATIONS_COMPATIBLE_DEPTH_BIT_EXT` bit set

- VUID-vkCmdDrawClusterIndirectHUAWEI-None-07634

If the `VK_EXT_sample_locations` extension is enabled, a shader object is bound to any graphics stage or a graphics pipeline is bound which was created with the `VK_DYNAMIC_STATE_SAMPLE_LOCATIONS_ENABLE_EXT` dynamic state enabled, and the **current value** of `rasterizerDiscardEnable` is `VK_FALSE`, then `vkCmdSetSampleLocationsEnableEXT` **must** have been called and not subsequently **invalidated** in the current command buffer prior to this drawing command

- VUID-vkCmdDrawClusterIndirectHUAWEI-None-06666

If the `VK_EXT_sample_locations` extension is enabled, a shader object is bound to any graphics stage or a graphics pipeline is bound which was created with the `VK_DYNAMIC_STATE_SAMPLE_LOCATIONS_EXT` dynamic state enabled, the **current value** of `rasterizerDiscardEnable` is `VK_FALSE`, and the **current value** of `sampleLocationsEnable` is `VK_TRUE`, then `vkCmdSetSampleLocationsEXT` **must** have been called and not subsequently **invalidated** in the current command buffer prior to this drawing command

- VUID-vkCmdDrawClusterIndirectHUAWEI-None-07840

If a shader object is bound to any graphics stage or a graphics pipeline is bound which was created with the `VK_DYNAMIC_STATE_CULL_MODE` dynamic state enabled, and the **current value** of `rasterizerDiscardEnable` is `VK_FALSE`, then `vkCmdSetCullMode` **must** have been called and not subsequently **invalidated** in the current command buffer prior to this drawing command

- VUID-vkCmdDrawClusterIndirectHUAWEI-None-07841

If a shader object is bound to any graphics stage or a graphics pipeline is bound which

was created with the `VK_DYNAMIC_STATE_FRONT_FACE` dynamic state enabled, and the `current value` of `rasterizerDiscardEnable` is `VK_FALSE`, then `vkCmdSetFrontFace` **must** have been called and not subsequently `invalidated` in the current command buffer prior to this drawing command

- VUID-vkCmdDrawClusterIndirectHUAWEI-None-07843

If a shader object is bound to any graphics stage or a graphics pipeline is bound which was created with the `VK_DYNAMIC_STATE_DEPTH_TEST_ENABLE` dynamic state enabled, and the `current value` of `rasterizerDiscardEnable` is `VK_FALSE`, `vkCmdSetDepthTestEnable` **must** have been called and not subsequently `invalidated` in the current command buffer prior to this drawing command

- VUID-vkCmdDrawClusterIndirectHUAWEI-None-07844

If a shader object is bound to any graphics stage or a graphics pipeline is bound which was created with the `VK_DYNAMIC_STATE_DEPTH_WRITE_ENABLE` dynamic state enabled, and the `current value` of `rasterizerDiscardEnable` is `VK_FALSE`, and the `current value` of `depthTestEnable` is `VK_TRUE`, then `vkCmdSetDepthWriteEnable` **must** have been called and not subsequently `invalidated` in the current command buffer prior to this drawing command

- VUID-vkCmdDrawClusterIndirectHUAWEI-None-07845

If a shader object is bound to any graphics stage or a graphics pipeline is bound which was created with the `VK_DYNAMIC_STATE_DEPTH_COMPARE_OP` dynamic state enabled, the `current value` of `rasterizerDiscardEnable` is `VK_FALSE`, and the `current value` of `depthTestEnable` is `VK_TRUE`, then `vkCmdSetDepthCompareOp` **must** have been called and not subsequently `invalidated` in the current command buffer prior to this drawing command

- VUID-vkCmdDrawClusterIndirectHUAWEI-None-07846

If the `depthBounds` feature is enabled, a shader object is bound to any graphics stage or a graphics pipeline is bound which was created with the `VK_DYNAMIC_STATE_DEPTH_BOUNDS_TEST_ENABLE` dynamic state enabled, and the `current value` of `rasterizerDiscardEnable` is `VK_FALSE`, then `vkCmdSetDepthBoundsTestEnable` **must** have been called and not subsequently `invalidated` in the current command buffer prior to this drawing command

- VUID-vkCmdDrawClusterIndirectHUAWEI-None-07847

If a shader object is bound to any graphics stage or a graphics pipeline is bound which was created with the `VK_DYNAMIC_STATE_STENCIL_TEST_ENABLE` dynamic state enabled, and the `current value` of `rasterizerDiscardEnable` is `VK_FALSE`, then `vkCmdSetStencilTestEnable` **must** have been called and not subsequently `invalidated` in the current command buffer prior to this drawing command

- VUID-vkCmdDrawClusterIndirectHUAWEI-None-07848

If a shader object is bound to any graphics stage or a graphics pipeline is bound which was created with the `VK_DYNAMIC_STATE_STENCIL_OP` dynamic state enabled, the `current value` of `rasterizerDiscardEnable` is `VK_FALSE`, the `current value` of `stencilTestEnable` is `VK_TRUE`, then `vkCmdSetStencilOp` **must** have been called and not subsequently `invalidated` in the current command buffer prior to this drawing command

- VUID-vkCmdDrawClusterIndirectHUAWEI-viewportCount-03417

If a shader object is bound to any graphics stage or a graphics pipeline is bound which

was created with the `VK_DYNAMIC_STATE_VIEWPORT_WITH_COUNT` dynamic state enabled, and the state is not inherited, then `vkCmdSetViewportWithCount` **must** have been called and not subsequently `invalidated` in the current command buffer prior to this drawing command

- VUID-vkCmdDrawClusterIndirectHUAWEI-scissorCount-03418

If a shader object is bound to any graphics stage or a graphics pipeline is bound which was created with the `VK_DYNAMIC_STATE_SCISSOR_WITH_COUNT` dynamic state enabled, and the state is not inherited, then `vkCmdSetScissorWithCount` **must** have been called and not subsequently `invalidated` in the current command buffer prior to this drawing

- VUID-vkCmdDrawClusterIndirectHUAWEI-viewportCount-03419

If a shader object is bound to any graphics stage or a graphics pipeline is bound which was created with both the `VK_DYNAMIC_STATE_SCISSOR_WITH_COUNT` and `VK_DYNAMIC_STATE_VIEWPORT_WITH_COUNT` dynamic states enabled, and the state is not inherited, then the `viewportCount` parameter of `vkCmdSetViewportWithCount` **must** match the `scissorCount` parameter of `vkCmdSetScissorWithCount`

- VUID-vkCmdDrawClusterIndirectHUAWEI-viewportCount-04137

If the bound graphics pipeline state was created with the `VK_DYNAMIC_STATE_VIEWPORT_WITH_COUNT` dynamic state enabled, but not the `VK_DYNAMIC_STATE_VIEWPORT_W_SCALING_NV` dynamic state enabled, then the bound graphics pipeline **must** have been created with `VkPipelineViewportWScalingStateCreateInfoNV::viewportCount` greater or equal to the `viewportCount` parameter in the last call to `vkCmdSetViewportWithCount`

- VUID-vkCmdDrawClusterIndirectHUAWEI-viewportCount-04138

If the `VK_NV_clip_space_w_scaling` extension is enabled, and a shader object is bound to any graphics stage or a graphics pipeline is bound which was created with the `VK_DYNAMIC_STATE_VIEWPORT_WITH_COUNT` and `VK_DYNAMIC_STATE_VIEWPORT_W_SCALING_NV` dynamic state enabled, the `current value` of `viewportWScalingEnable` is `VK_TRUE`, then `vkCmdSetViewportWScalingNV` **must** have been called and not subsequently `invalidated` in the current command buffer prior to this drawing command

- VUID-vkCmdDrawClusterIndirectHUAWEI-None-08636

If the `VK_NV_clip_space_w_scaling` extension is enabled, and a shader object is bound to any graphics stage or a graphics pipeline is bound which was created with the `VK_DYNAMIC_STATE_VIEWPORT_WITH_COUNT` and `VK_DYNAMIC_STATE_VIEWPORT_W_SCALING_NV` dynamic state enabled, the `current value` of `viewportWScalingEnable` is `VK_TRUE`, then the `viewportCount` parameter in the last call to `vkCmdSetViewportWScalingNV` **must** be greater than or equal to the `viewportCount` parameter in the last call to `vkCmdSetViewportWithCount`

- VUID-vkCmdDrawClusterIndirectHUAWEI-viewportCount-04139

If the bound graphics pipeline state was created with the `VK_DYNAMIC_STATE_VIEWPORT_WITH_COUNT` dynamic state enabled, but not the `VK_DYNAMIC_STATE_VIEWPORT_SHADING_RATE_PALETTE_NV` dynamic state enabled, then the bound graphics pipeline **must** have been created with `VkPipelineViewportShadingRateImageStateCreateInfoNV::viewportCount` greater or equal

to the `viewportCount` parameter in the last call to `vkCmdSetViewportWithCount`

- VUID-vkCmdDrawClusterIndirectHUAWEI-shadingRateImage-09233

If the `shadingRateImage` feature is enabled, and a shader object is bound to any graphics stage or a graphics pipeline is bound which was created with the `VK_DYNAMIC_STATE_VIEWPORT_COARSE_SAMPLE_ORDER_NV` and the current value of `rasterizerDiscardEnable` is `VK_FALSE`, then `vkCmdSetCoarseSampleOrderNV` **must** have been called and not subsequently `invalidated` in the current command buffer prior to this drawing command

- VUID-vkCmdDrawClusterIndirectHUAWEI-shadingRateImage-09234

If the `shadingRateImage` feature is enabled, and a shader object is bound to any graphics stage or a graphics pipeline is bound which was created with the `VK_DYNAMIC_STATE_VIEWPORT_WITH_COUNT` and `VK_DYNAMIC_STATE_VIEWPORT_SHADING_RATE_PALETTE_NV` dynamic state enabled, the current value of `rasterizerDiscardEnable` is `VK_FALSE`, and the current value of `shadingRateImageEnable` is `VK_TRUE`, then `vkCmdSetViewportShadingRatePaletteNV` **must** have been called and not subsequently `invalidated` in the current command buffer prior to this drawing command

- VUID-vkCmdDrawClusterIndirectHUAWEI-None-08637

If the `shadingRateImage` feature is enabled, and a shader object is bound to any graphics stage or a graphics pipeline is bound which was created with the `VK_DYNAMIC_STATE_VIEWPORT_WITH_COUNT` and `VK_DYNAMIC_STATE_VIEWPORT_SHADING_RATE_PALETTE_NV` dynamic state enabled, the current value of `rasterizerDiscardEnable` is `VK_FALSE`, and the current value of `shadingRateImageEnable` is `VK_TRUE`, then the `viewportCount` parameter in the last call to `vkCmdSetViewportShadingRatePaletteNV` **must** be greater than or equal to the `viewportCount` parameter in the last call to `vkCmdSetViewportWithCount`

- VUID-vkCmdDrawClusterIndirectHUAWEI-VkPipelineVieportCreateInfo-04141

If the bound graphics pipeline state was created with the `VK_DYNAMIC_STATE_VIEWPORT_WITH_COUNT` dynamic state enabled and a `VkPipelineViewportSwizzleStateCreateInfoNV` structure chained from `VkPipelineViewportStateCreateInfo`, then the bound graphics pipeline **must** have been created with `VkPipelineViewportSwizzleStateCreateInfoNV::viewportCount` greater or equal to the `viewportCount` parameter in the last call to `vkCmdSetViewportWithCount`

- VUID-vkCmdDrawClusterIndirectHUAWEI-VkPipelineVieportCreateInfo-04142

If the bound graphics pipeline state was created with the `VK_DYNAMIC_STATE_VIEWPORT_WITH_COUNT` dynamic state enabled and a `VkPipelineViewportExclusiveScissorStateCreateInfoNV` structure chained from `VkPipelineViewportStateCreateInfo`, then the bound graphics pipeline **must** have been created with `VkPipelineViewportExclusiveScissorStateCreateInfoNV::exclusiveScissorCount` greater or equal to the `viewportCount` parameter in the last call to `vkCmdSetViewportWithCount`

- VUID-vkCmdDrawClusterIndirectHUAWEI-None-07878

If the `exclusiveScissor` feature is enabled, and a shader object is bound to any graphics stage or a graphics pipeline is bound which was created with the `VK_DYNAMIC_STATE_EXCLUSIVE_SCISSOR_ENABLE_NV` dynamic state enabled, then

`vkCmdSetExclusiveScissorEnableNV` **must** have been called and not subsequently `invalidated` in the current command buffer prior to this drawing command

- VUID-vkCmdDrawClusterIndirectHUAWEI-None-07879

If the `exclusiveScissor` feature is enabled, a shader object is bound to any graphics stage or a graphics pipeline is bound which was created with the `VK_DYNAMIC_STATE_EXCLUSIVE_SCISSOR_NV` dynamic state enabled, and the most recent call to `vkCmdSetExclusiveScissorEnableNV` in the current command buffer set any element of `pExclusiveScissorEnables` to `VK_TRUE`, then `vkCmdSetExclusiveScissorNV` **must** have been called and not subsequently `invalidated` in the current command buffer prior to this drawing command

- VUID-vkCmdDrawClusterIndirectHUAWEI-None-04876

If a shader object is bound to any graphics stage or a graphics pipeline is bound which was created with the `VK_DYNAMIC_STATE_RASTERIZER_DISCARD_ENABLE` dynamic state enabled, then `vkCmdSetRasterizerDiscardEnable` **must** have been called and not subsequently `invalidated` in the current command buffer prior to this drawing command

- VUID-vkCmdDrawClusterIndirectHUAWEI-None-04877

If a shader object is bound to any graphics stage or a graphics pipeline is bound which was created with the `VK_DYNAMIC_STATE_DEPTH_BIAS_ENABLE` dynamic state enabled, and the current value of `rasterizerDiscardEnable` is `VK_FALSE`, then `vkCmdSetDepthBiasEnable` **must** have been called and not subsequently `invalidated` in the current command buffer prior to this drawing command

- VUID-vkCmdDrawClusterIndirectHUAWEI-logicOp-04878

If a shader object is bound to the `VK_SHADER_STAGE_FRAGMENT_BIT` or a graphics pipeline is bound which was created with the `VK_DYNAMIC_STATE_LOGIC_OP_EXT` dynamic state enabled, the current value of `rasterizerDiscardEnable` is `VK_FALSE`, and the current value of `logicOpEnable` is `VK_TRUE`, then `vkCmdSetLogicOpEXT` **must** have been called and not subsequently `invalidated` in the current command buffer prior to this drawing command

- VUID-vkCmdDrawClusterIndirectHUAWEI-primitiveFragmentShadingRateWithMultipleViewports-04552

If the `primitiveFragmentShadingRateWithMultipleViewports` limit is not supported, the bound graphics pipeline was created with the `VK_DYNAMIC_STATE_VIEWPORT_WITH_COUNT` dynamic state enabled, and any of the shader stages of the bound graphics pipeline write to the `PrimitiveShadingRateKHR` built-in, then `vkCmdSetViewportWithCount` **must** have been called in the current command buffer prior to this drawing command, and the `viewportCount` parameter of `vkCmdSetViewportWithCount` **must** be 1

- VUID-vkCmdDrawClusterIndirectHUAWEI-primitiveFragmentShadingRateWithMultipleViewports-08642

If the `primitiveFragmentShadingRateWithMultipleViewports` limit is not supported, and any shader object bound to a graphics stage writes to the `PrimitiveShadingRateKHR` built-in, then `vkCmdSetViewportWithCount` **must** have been called in the current command buffer prior to this drawing command, and the `viewportCount` parameter of `vkCmdSetViewportWithCount` **must** be 1

- VUID-vkCmdDrawClusterIndirectHUAWEI-blendEnable-04727

If a shader object is bound to the `VK_SHADER_STAGE_FRAGMENT_BIT` stage or a graphics pipeline is bound which was created with `VK_DYNAMIC_STATE_COLOR_BLEND_ENABLE_EXT` dynamic state enabled, the current value of `rasterizerDiscardEnable` is `VK_FALSE`, then for each color attachment, if the corresponding image view's format features do not contain `VK_FORMAT_FEATURE_COLOR_ATTACHMENT_BLEND_BIT`, then the corresponding current value of `blendEnable` **must** be `VK_FALSE`

- VUID-vkCmdDrawClusterIndirectHUAWEI-None-08644

If a shader object is bound to any graphics stage or a graphics pipeline is bound, the current value of `rasterizerDiscardEnable` is `VK_FALSE`, and none of the following is enabled:

- the `VK_AMD_mixed_attachment_samples` extension
- the `VK_NV_framebuffer_mixed_samples` extension
- the `multisampledRenderToSingleSampled` feature

then the current value of `rasterizationSamples` **must** be the same as the current color and/or depth/stencil attachments

- VUID-vkCmdDrawClusterIndirectHUAWEI-None-08876

If a shader object is bound to any graphics stage, the current render pass instance **must** have been begun with `vkCmdBeginRendering`

- VUID-vkCmdDrawClusterIndirectHUAWEI-imageView-06172

If the current render pass instance was begun with `vkCmdBeginRendering`, the `imageView` member of `pDepthAttachment` is not `VK_NULL_HANDLE`, and the `layout` member of `pDepthAttachment` is `VK_IMAGE_LAYOUT_DEPTH_STENCIL_READ_ONLY_OPTIMAL`, this command **must** not write any values to the depth attachment

- VUID-vkCmdDrawClusterIndirectHUAWEI-imageView-06173

If the current render pass instance was begun with `vkCmdBeginRendering`, the `imageView` member of `pStencilAttachment` is not `VK_NULL_HANDLE`, and the `layout` member of `pStencilAttachment` is `VK_IMAGE_LAYOUT_DEPTH_STENCIL_READ_ONLY_OPTIMAL`, this command **must** not write any values to the stencil attachment

- VUID-vkCmdDrawClusterIndirectHUAWEI-imageView-06174

If the current render pass instance was begun with `vkCmdBeginRendering`, the `imageView` member of `pDepthAttachment` is not `VK_NULL_HANDLE`, and the `layout` member of `pDepthAttachment` is `VK_IMAGE_LAYOUT_DEPTH_READ_ONLY_STENCIL_ATTACHMENT_OPTIMAL`, this command **must** not write any values to the depth attachment

- VUID-vkCmdDrawClusterIndirectHUAWEI-imageView-06175

If the current render pass instance was begun with `vkCmdBeginRendering`, the `imageView` member of `pStencilAttachment` is not `VK_NULL_HANDLE`, and the `layout` member of `pStencilAttachment` is `VK_IMAGE_LAYOUT_DEPTH_ATTACHMENT_STENCIL_READ_ONLY_OPTIMAL`, this command **must** not write any values to the stencil attachment

- VUID-vkCmdDrawClusterIndirectHUAWEI-imageView-06176

If the current render pass instance was begun with `vkCmdBeginRendering`, the `imageView`

member of `pDepthAttachment` is not `VK_NULL_HANDLE`, and the `layout` member of `pDepthAttachment` is `VK_IMAGE_LAYOUT_DEPTH_READ_ONLY_OPTIMAL`, this command **must** not write any values to the depth attachment

- VUID-vkCmdDrawClusterIndirectHUAWEI-imageView-06177

If the current render pass instance was begun with `vkCmdBeginRendering`, the `imageView` member of `pStencilAttachment` is not `VK_NULL_HANDLE`, and the `layout` member of `pStencilAttachment` is `VK_IMAGE_LAYOUT_STENCIL_READ_ONLY_OPTIMAL`, this command **must** not write any values to the stencil attachment

- VUID-vkCmdDrawClusterIndirectHUAWEI-viewMask-06178

If the current render pass instance was begun with `vkCmdBeginRendering`, the bound graphics pipeline **must** have been created with a `VkPipelineRenderingCreateInfo::viewMask` equal to `VkRenderingInfo::viewMask`

- VUID-vkCmdDrawClusterIndirectHUAWEI-colorAttachmentCount-06179

If the `dynamicRenderingUnusedAttachments` feature is not enabled and the current render pass instance was begun with `vkCmdBeginRendering`, the bound graphics pipeline **must** have been created with a `VkPipelineRenderingCreateInfo::colorAttachmentCount` equal to `VkRenderingInfo::colorAttachmentCount`

- VUID-vkCmdDrawClusterIndirectHUAWEI-dynamicRenderingUnusedAttachments-08910

If the `dynamicRenderingUnusedAttachments` feature is not enabled, and the current render pass instance was begun with `vkCmdBeginRendering` and `VkRenderingInfo::colorAttachmentCount` greater than 0, then each element of the `VkRenderingInfo::pColorAttachments` array with an `imageView` not equal to `VK_NULL_HANDLE` **must** have been created with a `VkFormat` equal to the corresponding element of `VkPipelineRenderingCreateInfo::pColorAttachmentFormats` used to create the bound graphics pipeline

- VUID-vkCmdDrawClusterIndirectHUAWEI-dynamicRenderingUnusedAttachments-08912

If the `dynamicRenderingUnusedAttachments` feature is not enabled, and the current render pass instance was begun with `vkCmdBeginRendering` and `VkRenderingInfo::colorAttachmentCount` greater than 0, then each element of the `VkRenderingInfo::pColorAttachments` array with an `imageView` equal to `VK_NULL_HANDLE` **must** have the corresponding element of `VkPipelineRenderingCreateInfo::pColorAttachmentFormats` used to create the bound pipeline equal to `VK_FORMAT_UNDEFINED`

- VUID-vkCmdDrawClusterIndirectHUAWEI-dynamicRenderingUnusedAttachments-08911

If the `dynamicRenderingUnusedAttachments` feature is enabled, and the current render pass instance was begun with `vkCmdBeginRendering` and `VkRenderingInfo::colorAttachmentCount` greater than 0, then each element of the `VkRenderingInfo::pColorAttachments` array with an `imageView` not equal to `VK_NULL_HANDLE` **must** have been created with a `VkFormat` equal to the corresponding element of `VkPipelineRenderingCreateInfo::pColorAttachmentFormats` used to create the bound graphics pipeline, or the corresponding element of `VkPipelineRenderingCreateInfo::pColorAttachmentFormats`, if it exists, **must** be `VK_FORMAT_UNDEFINED`

- VUID-vkCmdDrawClusterIndirectHUAWEI-colorAttachmentCount-09362

If the current render pass instance was begun with `vkCmdBeginRendering`, with a `VkRenderingInfo::colorAttachmentCount` equal to 1, there is no shader object bound to any graphics stage, and a color attachment with a resolve mode of

VK_RESOLVE_MODE_EXTERNAL_FORMAT_DOWNSAMPLE_BIT_ANDROID, each element of the `VkRenderingInfo::pColorAttachments` array with a `resolveImageView` not equal to `VK_NULL_HANDLE` **must** have been created with an image created with a `VkExternalFormatANDROID::externalFormat` value equal to the `VkExternalFormatANDROID::externalFormat` value used to create the bound graphics pipeline

- VUID-vkCmdDrawClusterIndirectHUAWEI-None-09363

If there is no shader object bound to any graphics stage, the current render pass instance was begun with `vkCmdBeginRendering` and a `VkRenderingInfo::colorAttachmentCount` equal to `1`, and a color attachment with a resolve mode of `VK_RESOLVE_MODE_EXTERNAL_FORMAT_DOWNSAMPLE_BIT_ANDROID`, each element of the `VkRenderingInfo::pColorAttachments` array with a `imageView` not equal to `VK_NULL_HANDLE` **must** have been created with an image created with a `VkExternalFormatANDROID::externalFormat` value equal to the `VkExternalFormatANDROID::externalFormat` value used to create the bound graphics pipeline

- VUID-vkCmdDrawClusterIndirectHUAWEI-None-09364

If the current render pass instance was begun with `vkCmdBeginRendering`, there is no shader object bound to any graphics stage, and the bound graphics pipeline was created with a non-zero `VkExternalFormatANDROID::externalFormat` value and with the `VK_DYNAMIC_STATE_COLOR_BLEND_ENABLE_EXT` dynamic state enabled, then `vkCmdSetColorBlendEnableEXT` **must** have set the blend enable to `VK_FALSE` prior to this drawing command

- VUID-vkCmdDrawClusterIndirectHUAWEI-None-09365

If the current render pass instance was begun with `vkCmdBeginRendering`, there is no shader object bound to any graphics stage, and the bound graphics pipeline was created with a non-zero `VkExternalFormatANDROID::externalFormat` value and with the `VK_DYNAMIC_STATE_RASTERIZATION_SAMPLES_EXT` dynamic state enabled, then `vkCmdSetRasterizationSamplesEXT` **must** have set `rasterizationSamples` to `VK_SAMPLE_COUNT_1_BIT` prior to this drawing command

- VUID-vkCmdDrawClusterIndirectHUAWEI-None-09366

If there is a shader object bound to any graphics stage, and the current render pass includes a color attachment that uses the `VK_RESOLVE_MODE_EXTERNAL_FORMAT_DOWNSAMPLE_BIT_ANDROID` resolve mode, then `vkCmdSetColorBlendEnableEXT` **must** have set blend enable to `VK_FALSE` prior to this drawing command

- VUID-vkCmdDrawClusterIndirectHUAWEI-rasterizationSamples-09367

If there is a shader object bound to any graphics stage, and the current render pass includes a color attachment that uses the `VK_RESOLVE_MODE_EXTERNAL_FORMAT_DOWNSAMPLE_BIT_ANDROID` resolve mode, then `vkCmdSetRasterizationSamplesEXT` **must** have set `rasterizationSamples` to `VK_SAMPLE_COUNT_1_BIT` prior to this drawing command

- VUID-vkCmdDrawClusterIndirectHUAWEI-None-09368

If the current render pass instance was begun with `vkCmdBeginRendering`, there is no shader object bound to any graphics stage, and the bound graphics pipeline was created

with a non-zero `VkExternalFormatANDROID::externalFormat` value and with the `VK_DYNAMIC_STATE_FRAGMENT_SHADING_RATE_KHR` dynamic state enabled, then `vkCmdSetFragmentShadingRateKHR` **must** have set `pFragmentSize->width` to 1 prior to this drawing command

- VUID-vkCmdDrawClusterIndirectHUAWEI-None-09369

If the current render pass instance was begun with `vkCmdBeginRendering`, there is no shader object bound to any graphics stage, and the bound graphics pipeline was created with a non-zero `VkExternalFormatANDROID::externalFormat` value and with the `VK_DYNAMIC_STATE_FRAGMENT_SHADING_RATE_KHR` dynamic state enabled, then `vkCmdSetFragmentShadingRateKHR` **must** have set `pFragmentSize->height` to 1 prior to this drawing command

- VUID-vkCmdDrawClusterIndirectHUAWEI-pFragmentSize-09370

If there is a shader object bound to any graphics stage, and the current render pass includes a color attachment that uses the `VK_RESOLVE_MODE_EXTERNAL_FORMAT_DOWNSAMPLE_BIT_ANDROID` resolve mode, then `vkCmdSetFragmentShadingRateKHR` **must** have set `pFragmentSize->width` to 1 prior to this drawing command

- VUID-vkCmdDrawClusterIndirectHUAWEI-pFragmentSize-09371

If there is a shader object bound to any graphics stage, and the current render pass includes a color attachment that uses the `VK_RESOLVE_MODE_EXTERNAL_FORMAT_DOWNSAMPLE_BIT_ANDROID` resolve mode, then `vkCmdSetFragmentShadingRateKHR` **must** have set `pFragmentSize->height` to 1 prior to this drawing command

- VUID-vkCmdDrawClusterIndirectHUAWEI-None-07749

If the `colorWriteEnable` feature is enabled, a shader object is bound to the `VK_SHADER_STAGE_FRAGMENT_BIT` stage or a graphics pipeline is bound which was created with the `VK_DYNAMIC_STATE_COLOR_WRITE_ENABLE_EXT` dynamic state enabled, and the current value of `rasterizerDiscardEnable` is `VK_FALSE`, then `vkCmdSetColorWriteEnableEXT` **must** have been called and not subsequently `invalidated` in the current command buffer prior to this drawing command

- VUID-vkCmdDrawClusterIndirectHUAWEI-attachmentCount-07750

If the `colorWriteEnable` feature is enabled, a shader object is bound to the `VK_SHADER_STAGE_FRAGMENT_BIT` stage or a graphics pipeline is bound which was created with the `VK_DYNAMIC_STATE_COLOR_WRITE_ENABLE_EXT` dynamic state enabled, and the current value of `rasterizerDiscardEnable` is `VK_FALSE`, then the `attachmentCount` parameter of most recent call to `vkCmdSetColorWriteEnableEXT` in the current command buffer **must** be greater than or equal to the number of active color attachments

- VUID-vkCmdDrawClusterIndirectHUAWEI-None-07751

If the `VK_EXT_discard_rectangles` extension is enabled, a graphics pipeline is bound which was created with the `VK_DYNAMIC_STATE_DISCARD_RECTANGLE_EXT` dynamic state enabled and the `pNext` chain of `VkGraphicsPipelineCreateInfo` included a `VkPipelineDiscardRectangleStateCreateInfoEXT` structure, the current value of `rasterizerDiscardEnable` is `VK_FALSE`, and the current value of `discardRectangleEnable` is `VK_TRUE`, then `vkCmdSetDiscardRectangleEXT` **must** have been called and not

subsequently `invalidated` in the current command buffer prior to this drawing command for each discard rectangle in `VkPipelineDiscardRectangleStateCreateInfoEXT::discardRectangleCount`

- VUID-vkCmdDrawClusterIndirectHUAWEI-rasterizerDiscardEnable-09236

If the `VK_EXT_discard_rectangles` extension is enabled, a shader object is bound to any graphics stage or a graphics pipeline is bound which was created with `VK_DYNAMIC_STATE_DISCARD_RECTANGLE_EXT` dynamic state enabled and the `pNext` chain of `VkGraphicsPipelineCreateInfo` did not include a `VkPipelineDiscardRectangleStateCreateInfoEXT` structure, the current value of `rasterizerDiscardEnable` is `VK_FALSE`, and the current value of `discardRectangleEnable` is `VK_TRUE`, then `vkCmdSetDiscardRectangleEXT` **must** have been called and not subsequently `invalidated` in the current command buffer prior to this drawing command for each discard rectangle in `VkPhysicalDeviceDiscardRectanglePropertiesEXT::maxDiscardRectangles`

- VUID-vkCmdDrawClusterIndirectHUAWEI-None-07880

If the `VK_EXT_discard_rectangles` extension is enabled, a shader object is bound to any graphics stage or a graphics pipeline is bound which was created with the `VK_DYNAMIC_STATE_DISCARD_RECTANGLE_ENABLE_EXT` dynamic state enabled, the current value of `rasterizerDiscardEnable` is `VK_FALSE`, then `vkCmdSetDiscardRectangleEnableEXT` **must** have been called and not subsequently `invalidated` in the current command buffer prior to this drawing command

- VUID-vkCmdDrawClusterIndirectHUAWEI-None-07881

If the `VK_EXT_discard_rectangles` extension is enabled, a shader object is bound to any graphics stage or a graphics pipeline is bound which was created with the `VK_DYNAMIC_STATE_DISCARD_RECTANGLE_MODE_EXT` dynamic state enabled, the current value of `rasterizerDiscardEnable` is `VK_FALSE`, and the current value of `discardRectangleEnable` is `VK_TRUE`, then `vkCmdSetDiscardRectangleModeEXT` **must** have been called and not subsequently `invalidated` in the current command buffer prior to this drawing command

- VUID-vkCmdDrawClusterIndirectHUAWEI-dynamicRenderingUnusedAttachments-08913

If the current render pass instance was begun with `vkCmdBeginRendering`, the `dynamicRenderingUnusedAttachments` feature is not enabled, and `VkRenderingInfo::pDepthAttachment->imageView` was `VK_NULL_HANDLE`, the value of `VkPipelineRenderingCreateInfo::depthAttachmentFormat` used to create the bound graphics pipeline **must** be equal to `VK_FORMAT_UNDEFINED`

- VUID-vkCmdDrawClusterIndirectHUAWEI-dynamicRenderingUnusedAttachments-08914

If current render pass instance was begun with `vkCmdBeginRendering`, the `dynamicRenderingUnusedAttachments` feature is not enabled, and `VkRenderingInfo::pDepthAttachment->imageView` was not `VK_NULL_HANDLE`, the value of `VkPipelineRenderingCreateInfo::depthAttachmentFormat` used to create the bound graphics pipeline **must** be equal to the `VkFormat` used to create `VkRenderingInfo::pDepthAttachment->imageView`

- VUID-vkCmdDrawClusterIndirectHUAWEI-dynamicRenderingUnusedAttachments-08915

If the current render pass instance was begun with `vkCmdBeginRendering`, the `dynamicRenderingUnusedAttachments` feature is enabled, `VkRenderingInfo`

::pDepthAttachment->imageView was not `VK_NULL_HANDLE`, and the value of `VkPipelineRenderingCreateInfo::depthAttachmentFormat` used to create the bound graphics pipeline was not equal to the `VkFormat` used to create `VkRenderingInfo::pDepthAttachment->imageView`, the value of the format **must** be `VK_FORMAT_UNDEFINED`

- VUID-vkCmdDrawClusterIndirectHUAWEI-dynamicRenderingUnusedAttachments-08916
If the current render pass instance was begun with `vkCmdBeginRendering`, the `dynamicRenderingUnusedAttachments` feature is not enabled, and `VkRenderingInfo::pStencilAttachment->imageView` was `VK_NULL_HANDLE`, the value of `VkPipelineRenderingCreateInfo::stencilAttachmentFormat` used to create the bound graphics pipeline **must** be equal to `VK_FORMAT_UNDEFINED`
- VUID-vkCmdDrawClusterIndirectHUAWEI-dynamicRenderingUnusedAttachments-08917
If current render pass instance was begun with `vkCmdBeginRendering`, the `dynamicRenderingUnusedAttachments` feature is not enabled, and `VkRenderingInfo::pStencilAttachment->imageView` was not `VK_NULL_HANDLE`, the value of `VkPipelineRenderingCreateInfo::stencilAttachmentFormat` used to create the bound graphics pipeline **must** be equal to the `VkFormat` used to create `VkRenderingInfo::pStencilAttachment->imageView`
- VUID-vkCmdDrawClusterIndirectHUAWEI-dynamicRenderingUnusedAttachments-08918
If the current render pass instance was begun with `vkCmdBeginRendering`, the `dynamicRenderingUnusedAttachments` feature is enabled, `VkRenderingInfo::pStencilAttachment->imageView` was not `VK_NULL_HANDLE`, and the value of `VkPipelineRenderingCreateInfo::stencilAttachmentFormat` used to create the bound graphics pipeline was not equal to the `VkFormat` used to create `VkRenderingInfo::pStencilAttachment->imageView`, the value of the format **must** be `VK_FORMAT_UNDEFINED`
- VUID-vkCmdDrawClusterIndirectHUAWEI-imageView-06183
If the current render pass instance was begun with `vkCmdBeginRendering` and `VkRenderingFragmentShadingRateAttachmentInfoKHR::imageView` was not `VK_NULL_HANDLE`, the bound graphics pipeline **must** have been created with `VK_PIPELINE_CREATE_RENDERING_FRAGMENT_SHADING_RATE_ATTACHMENT_BIT_KHR`
- VUID-vkCmdDrawClusterIndirectHUAWEI-dynamicRenderingLocalRead-11797
If the current render pass instance was begun with `vkCmdBeginRendering`, the `dynamicRenderingLocalRead` feature is enabled, the `VK_RENDERING_LOCAL_READ_CONCURRENT_ACCESS_CONTROL_BIT_KHR` flag is specified, and an attachment is being used as a feedback loop as specified by `VK_RENDERING_ATTACHMENT_INPUT_ATTACHMENT_FEEDBACK_BIT_KHR`, `VkRenderingAttachmentFlagsInfoKHR::flags` for that attachment **must** include `VK_RENDERING_ATTACHMENT_INPUT_ATTACHMENT_FEEDBACK_BIT_KHR`
- VUID-vkCmdDrawClusterIndirectHUAWEI-imageView-06184
If the current render pass instance was begun with `vkCmdBeginRendering` and `VkRenderingFragmentDensityMapAttachmentInfoEXT::imageView` was not `VK_NULL_HANDLE`, the bound graphics pipeline **must** have been created with `VK_PIPELINE_CREATE_RENDERING_FRAGMENT_DENSITY_MAP_ATTACHMENT_BIT_EXT`
- VUID-vkCmdDrawClusterIndirectHUAWEI-layers-10831

If the current render pass instance was created with `VK_RENDERING_PER_LAYER_FRAGMENT_DENSITY_BIT_VALVE` or `VK_RENDER_PASS_CREATE_PER_LAYER_FRAGMENT_DENSITY_BIT_VALVE`, and the bound graphics pipeline was created with `VK_PIPELINE_CREATE_2_PER_LAYER_FRAGMENT_DENSITY_BIT_VALVE`, then the current render pass instance **must** have a `layers` value less than or equal to `VkPipelineFragmentDensityMapLayeredCreateInfoVALVE::maxFragmentDensityMapLayers`

- VUID-vkCmdDrawClusterIndirectHUAWEI-colorAttachmentCount-06185

If the bound pipeline was created with a `VkAttachmentSampleCountInfoAMD` or `VkAttachmentSampleCountInfoNV` structure, and the current render pass instance was begun with `vkCmdBeginRendering` with a `VkRenderingInfo::colorAttachmentCount` parameter greater than 0, then each element of the `VkRenderingInfo::pColorAttachments` array with a `imageView` not equal to `VK_NULL_HANDLE` **must** have been created with a sample count equal to the corresponding element of the `pColorAttachmentSamples` member of `VkAttachmentSampleCountInfoAMD` or `VkAttachmentSampleCountInfoNV` used to create the bound graphics pipeline

- VUID-vkCmdDrawClusterIndirectHUAWEI-pDepthAttachment-06186

If the current render pass instance was begun with `vkCmdBeginRendering`, the bound pipeline was created with a `VkAttachmentSampleCountInfoAMD` or `VkAttachmentSampleCountInfoNV` structure, and `VkRenderingInfo::pDepthAttachment->imageView` was not `VK_NULL_HANDLE`, the value of the `depthStencilAttachmentSamples` member of `VkAttachmentSampleCountInfoAMD` or `VkAttachmentSampleCountInfoNV` used to create the bound graphics pipeline **must** be equal to the sample count used to create `VkRenderingInfo::pDepthAttachment->imageView`

- VUID-vkCmdDrawClusterIndirectHUAWEI-pStencilAttachment-06187

If the current render pass instance was begun with `vkCmdBeginRendering`, the bound pipeline was created with a `VkAttachmentSampleCountInfoAMD` or `VkAttachmentSampleCountInfoNV` structure, and `VkRenderingInfo::pStencilAttachment->imageView` was not `VK_NULL_HANDLE`, the value of the `depthStencilAttachmentSamples` member of `VkAttachmentSampleCountInfoAMD` or `VkAttachmentSampleCountInfoNV` used to create the bound graphics pipeline **must** be equal to the sample count used to create `VkRenderingInfo::pStencilAttachment->imageView`

- VUID-vkCmdDrawClusterIndirectHUAWEI-multisampledRenderToSingleSampled-07285

If the bound pipeline was created without a `VkAttachmentSampleCountInfoAMD` or `VkAttachmentSampleCountInfoNV` structure, and the `multisampledRenderToSingleSampled` feature is not enabled, and `vkCmdBeginCustomResolveEXT` has not yet been recorded in the render pass instance, and the current render pass instance was begun with `vkCmdBeginRendering` with a `VkRenderingInfo::colorAttachmentCount` parameter greater than 0, then each element of the `VkRenderingInfo::pColorAttachments` array with a `imageView` not equal to `VK_NULL_HANDLE` **must** have been created with a sample count equal to the value of `rasterizationSamples` for the bound graphics pipeline

- VUID-vkCmdDrawClusterIndirectHUAWEI-multisampledRenderToSingleSampled-07286

If the bound pipeline was created without a `VkAttachmentSampleCountInfoAMD` or `VkAttachmentSampleCountInfoNV` structure, and the `multisampledRenderToSingleSampled` feature is not enabled, and `vkCmdBeginCustomResolveEXT` has not yet been recorded in the render pass instance, and `VkRenderingInfo::pDepthAttachment->imageView` was not

`VK_NULL_HANDLE`, the value of `rasterizationSamples` for the bound graphics pipeline **must** be equal to the sample count used to create `VkRenderingInfo::pDepthAttachment->imageView`

- VUID-vkCmdDrawClusterIndirectHUAWEI-multisampledRenderToSingleSampled-07287
If the bound pipeline was created without a `VkAttachmentSampleCountInfoAMD` or `VkAttachmentSampleCountInfoNV` structure, and the `multisampledRenderToSingleSampled` feature is not enabled, and `vkCmdBeginCustomResolveEXT` has not yet been recorded in the render pass instance, and `VkRenderingInfo::pStencilAttachment->imageView` was not `VK_NULL_HANDLE`, the value of `rasterizationSamples` for the bound graphics pipeline **must** be equal to the sample count used to create `VkRenderingInfo::pStencilAttachment->imageView`
- VUID-vkCmdDrawClusterIndirectHUAWEI-pNext-07935
If this command is called inside a render pass instance started with `vkCmdBeginRendering`, and the `pNext` chain of `VkRenderingInfo` includes a `VkMultisampledRenderToSingleSampledInfoEXT` structure with `multisampledRenderToSingleSampledEnable` equal to `VK_TRUE`, then the value of `rasterizationSamples` for the bound graphics pipeline **must** be equal to `VkMultisampledRenderToSingleSampledInfoEXT::rasterizationSamples`
- VUID-vkCmdDrawClusterIndirectHUAWEI-renderPass-06198
If the current render pass instance was begun with `vkCmdBeginRendering`, the bound pipeline **must** have been created with a `VkGraphicsPipelineCreateInfo::renderPass` equal to `VK_NULL_HANDLE`
- VUID-vkCmdDrawClusterIndirectHUAWEI-pColorAttachments-08963
If the current render pass instance was begun with `vkCmdBeginRendering`, `vkCmdBeginCustomResolveEXT` has not yet been recorded in the render pass instance, there is a graphics pipeline bound with a fragment shader that statically writes to a color attachment, the color write mask is not zero, color writes are enabled, and the corresponding element of the `VkRenderingInfo::pColorAttachments->imageView` was not `VK_NULL_HANDLE`, then the corresponding element of `VkPipelineRenderingCreateInfo::pColorAttachmentFormats` used to create the pipeline **must** not be `VK_FORMAT_UNDEFINED`
- VUID-vkCmdDrawClusterIndirectHUAWEI-pColorAttachments-11539
If the current render pass instance was begun with `vkCmdBeginRendering`, `vkCmdBeginCustomResolveEXT` has been recorded in the render pass instance, there is a graphics pipeline bound with a fragment shader that statically writes to a color attachment, the color write mask is not zero, color writes are enabled, and the corresponding element of the `VkRenderingInfo::pColorAttachments->resolveImageView` was not `VK_NULL_HANDLE`, then the corresponding element of `VkCustomResolveCreateInfoEXT::pColorAttachmentFormats` used to create the pipeline **must** not be `VK_FORMAT_UNDEFINED`
- VUID-vkCmdDrawClusterIndirectHUAWEI-pDepthAttachment-08964
If the current render pass instance was begun with `vkCmdBeginRendering`, `vkCmdBeginCustomResolveEXT` has not yet been recorded in the render pass instance, there is a graphics pipeline bound, depth test is enabled, and the `VkRenderingInfo::pDepthAttachment->imageView` was not `VK_NULL_HANDLE`, then the

`VkPipelineRenderingCreateInfo::depthAttachmentFormat` used to create the pipeline **must** not be `VK_FORMAT_UNDEFINED`

- VUID-vkCmdDrawClusterIndirectHUAWEI-pDepthAttachment-11540

If the current render pass instance was begun with `vkCmdBeginRendering`, `vkCmdBeginCustomResolveEXT` has been recorded in the render pass instance, there is a graphics pipeline bound, depth test is enabled, and the `VkRenderingInfo::pDepthAttachment->resolveImageView` was not `VK_NULL_HANDLE`, then the `VkCustomResolveCreateInfoEXT::depthAttachmentFormat` used to create the pipeline **must** not be `VK_FORMAT_UNDEFINED`

- VUID-vkCmdDrawClusterIndirectHUAWEI-pStencilAttachment-08965

If the current render pass instance was begun with `vkCmdBeginRendering`, `vkCmdBeginCustomResolveEXT` has not yet been recorded in the render pass instance, there is a graphics pipeline bound, stencil test is enabled and the `VkRenderingInfo::pStencilAttachment->imageView` was not `VK_NULL_HANDLE`, then the `VkPipelineRenderingCreateInfo::stencilAttachmentFormat` used to create the pipeline **must** not be `VK_FORMAT_UNDEFINED`

- VUID-vkCmdDrawClusterIndirectHUAWEI-pStencilAttachment-11860

If the current render pass instance was begun with `vkCmdBeginRendering`, `vkCmdBeginCustomResolveEXT` has been recorded in the render pass instance, there is a graphics pipeline bound, stencil test is enabled and the `VkRenderingInfo::pStencilAttachment->resolveImageView` was not `VK_NULL_HANDLE`, then the `VkCustomResolveCreateInfoEXT::stencilAttachmentFormat` used to create the pipeline **must** not be `VK_FORMAT_UNDEFINED`

- VUID-vkCmdDrawClusterIndirectHUAWEI-flags-10582

If the current render pass instance was begun with a `vkCmdBeginRendering` call in `commandBuffer`, its `VkRenderingInfo::flags` parameter **must** not have `VK_RENDERING_CONTENTS_SECONDARY_COMMAND_BUFFERS_BIT` set unless `VK_RENDERING_CONTENTS_INLINE_BIT_KHR` is also set

- VUID-vkCmdDrawClusterIndirectHUAWEI-primitivesGeneratedQueryWithRasterizerDiscard-06708

If the `primitivesGeneratedQueryWithRasterizerDiscard` feature is not enabled and the `VK_QUERY_TYPE_PRIMITIVES_GENERATED_EXT` query is active, `rasterization discard` **must** not be enabled

- VUID-vkCmdDrawClusterIndirectHUAWEI-primitivesGeneratedQueryWithNonZeroStreams-06709

If the `primitivesGeneratedQueryWithNonZeroStreams` feature is not enabled and the `VK_QUERY_TYPE_PRIMITIVES_GENERATED_EXT` query is active, the bound graphics pipeline **must** not have been created with a non-zero value in `VkPipelineRasterizationStateStreamCreateInfoEXT::rasterizationStream`

- VUID-vkCmdDrawClusterIndirectHUAWEI-None-07620

If the `depthClamp` feature is enabled, a shader object is bound to any graphics stage or a graphics pipeline is bound which was created with the `VK_DYNAMIC_STATE_DEPTH_CLAMP_ENABLE_EXT` dynamic state enabled, and the current value of `rasterizerDiscardEnable` is `VK_FALSE`, then `vkCmdSetDepthClampEnableEXT` **must** have been called and not subsequently

[invalidated](#) in the current command buffer prior to this drawing command

- VUID-vkCmdDrawClusterIndirectHUAWEI-None-07621

If a shader object is bound to any graphics stage or a graphics pipeline is bound which was created with the [VK_DYNAMIC_STATE_POLYGON_MODE_EXT](#) dynamic state enabled, and the current value of [rasterizerDiscardEnable](#) is [VK_FALSE](#), then [vkCmdSetPolygonModeEXT](#) **must** have been called and not subsequently [invalidated](#) in the current command buffer prior to this drawing command

- VUID-vkCmdDrawClusterIndirectHUAWEI-None-07622

If a shader object is bound to any graphics stage or a graphics pipeline is bound which was created with the [VK_DYNAMIC_STATE_RASTERIZATION_SAMPLES_EXT](#) dynamic state enabled, and the current value of [rasterizerDiscardEnable](#) is [VK_FALSE](#), then [vkCmdSetRasterizationSamplesEXT](#) **must** have been called and not subsequently [invalidated](#) in the current command buffer prior to this drawing command

- VUID-vkCmdDrawClusterIndirectHUAWEI-None-07623

If a shader object is bound to any graphics stage or a graphics pipeline is bound which was created with the [VK_DYNAMIC_STATE_SAMPLE_MASK_EXT](#) dynamic state enabled, and the current value of [rasterizerDiscardEnable](#) is [VK_FALSE](#), then [vkCmdSetSampleMaskEXT](#) **must** have been called and not subsequently [invalidated](#) in the current command buffer prior to this drawing command

- VUID-vkCmdDrawClusterIndirectHUAWEI-alphaToCoverageEnable-08919

If the bound graphics pipeline state was created with the [VK_DYNAMIC_STATE_ALPHA_TO_COVERAGE_ENABLE_EXT](#) dynamic state enabled, and [alphaToCoverageEnable](#) was [VK_TRUE](#) in the last call to [vkCmdSetAlphaToCoverageEnableEXT](#), then the [Fragment Output Interface](#) **must** contain a variable for the alpha [Component](#) word in [Location](#) 0 at [Index](#) 0

- VUID-vkCmdDrawClusterIndirectHUAWEI-alphaToCoverageEnable-08920

If a shader object is bound to any graphics stage, and the most recent call to [vkCmdSetAlphaToCoverageEnableEXT](#) in the current command buffer set [alphaToCoverageEnable](#) to [VK_TRUE](#), then the [Fragment Output Interface](#) **must** contain a variable for the alpha [Component](#) word in [Location](#) 0 at [Index](#) 0

- VUID-vkCmdDrawClusterIndirectHUAWEI-None-07624

If a shader object is bound to any graphics stage or a graphics pipeline is bound which was created with the [VK_DYNAMIC_STATE_ALPHA_TO_COVERAGE_ENABLE_EXT](#) dynamic state enabled, and the current value of [rasterizerDiscardEnable](#) is [VK_FALSE](#), then [vkCmdSetAlphaToCoverageEnableEXT](#) **must** have been called and not subsequently [invalidated](#) in the current command buffer prior to this drawing command

- VUID-vkCmdDrawClusterIndirectHUAWEI-None-07625

If the [alphaToOne](#) feature is enabled, a shader object is bound to any graphics stage or a graphics pipeline is bound which was created with the [VK_DYNAMIC_STATE_ALPHA_TO_ONE_ENABLE_EXT](#) dynamic state enabled, and the current value of [rasterizerDiscardEnable](#) is [VK_FALSE](#), then [vkCmdSetAlphaToOneEnableEXT](#) **must** have been called and not subsequently [invalidated](#) in the current command buffer prior to this drawing command

- VUID-vkCmdDrawClusterIndirectHUAWEI-None-07626

If the [logicOp](#) feature is enabled, a shader object is bound to the

`VK_SHADER_STAGE_FRAGMENT_BIT` stage or a graphics pipeline is bound which was created with the `VK_DYNAMIC_STATE_LOGIC_OP_ENABLE_EXT` dynamic state enabled, and the current value of `rasterizerDiscardEnable` is `VK_FALSE`, then `vkCmdSetLogicOpEnableEXT` **must** have been called and not subsequently `invalidated` in the current command buffer prior to this drawing command

- VUID-vkCmdDrawClusterIndirectHUAWEI-None-07627

If a shader object is bound to the `VK_SHADER_STAGE_FRAGMENT_BIT` stage or a graphics pipeline is bound which was created with `VK_DYNAMIC_STATE_COLOR_BLEND_ENABLE_EXT` dynamic state enabled, the current value of `rasterizerDiscardEnable` is `VK_FALSE`, and there are color attachments bound, then `vkCmdSetColorBlendEnableEXT` **must** have been called and not subsequently `invalidated` in the current command buffer prior to this drawing command

- VUID-vkCmdDrawClusterIndirectHUAWEI-None-07629

If a shader object is bound to the `VK_SHADER_STAGE_FRAGMENT_BIT` stage or a graphics pipeline is bound which was created with `VK_DYNAMIC_STATE_COLOR_WRITE_MASK_EXT` dynamic state enabled, the current value of `rasterizerDiscardEnable` is `VK_FALSE`, and there are color attachments bound, then `vkCmdSetColorWriteMaskEXT` **must** have been called and not subsequently `invalidated` in the current command buffer prior to this drawing command

- VUID-vkCmdDrawClusterIndirectHUAWEI-None-07630

If the `geometryStreams` feature is enabled, and a shader object is bound to the `VK_SHADER_STAGE_GEOMETRY_BIT` stage or a graphics pipeline is bound which was created with both a `VK_SHADER_STAGE_GEOMETRY_BIT` stage and the `VK_DYNAMIC_STATE_RASTERIZATION_STREAM_EXT` dynamic state enabled, then `vkCmdSetRasterizationStreamEXT` **must** have been called and not subsequently `invalidated` in the current command buffer prior to this drawing command

- VUID-vkCmdDrawClusterIndirectHUAWEI-None-07631

If the `VK_EXT_conservative_rasterization` extension is enabled, a shader object is bound to any graphics stage or a graphics pipeline is bound which was created with the `VK_DYNAMIC_STATE_CONSERVATIVE_RASTERIZATION_MODE_EXT` dynamic state enabled, and the current value of `rasterizerDiscardEnable` is `VK_FALSE`, then `vkCmdSetConservativeRasterizationModeEXT` **must** have been called and not subsequently `invalidated` in the current command buffer prior to this drawing command

- VUID-vkCmdDrawClusterIndirectHUAWEI-None-07632

If the `VK_EXT_conservative_rasterization` extension is enabled, a shader object is bound to any graphics stage or a graphics pipeline is bound which was created with the `VK_DYNAMIC_STATE_EXTRA_PRIMITIVE_OVERESTIMATION_SIZE_EXT` dynamic state enabled, the current value of `rasterizerDiscardEnable` is `VK_FALSE`, and the current value of `conservativeRasterizationMode` is `VK_CONSERVATIVE_RASTERIZATION_MODE_OVERESTIMATE_EXT`, then `vkCmdSetExtraPrimitiveOverestimationSizeEXT` **must** have been called and not subsequently `invalidated` in the current command buffer prior to this drawing command

- VUID-vkCmdDrawClusterIndirectHUAWEI-conservativePointAndLineRasterization-07499

If the `VK_EXT_conservative_rasterization` extension is enabled, `conservativePointAndLineRasterization` is not supported, a shader object is bound to any

graphics stage or a graphics pipeline is bound, the **current value** of **rasterizerDiscardEnable** is **VK_FALSE**, and the **effective rasterization input topology** is in line or point topology class, then the **current value** of **conservativeRasterizationMode** **must** be **VK_CONSERVATIVE_RASTERIZATION_MODE_DISABLED_EXT**

- VUID-vkCmdDrawClusterIndirectHUAWEI-None-07633

If the **depthClipEnable** feature is enabled, and a shader object is bound to any graphics stage or a graphics pipeline is bound which was created with the **VK_DYNAMIC_STATE_DEPTH_CLIP_ENABLE_EXT** dynamic state, then **vkCmdSetDepthClipEnableEXT** **must** have been called and not subsequently **invalidated** in the current command buffer prior to this drawing command

- VUID-vkCmdDrawClusterIndirectHUAWEI-None-07636

If the **VK_EXT_provoking_vertex** extension is enabled, a shader object is bound to the **VK_SHADER_STAGE_VERTEX_BIT** stage or a graphics pipeline is bound which was created with the **VK_DYNAMIC_STATE_PROVOKING_VERTEX_MODE_EXT** dynamic state enabled, and the **current value** of **rasterizerDiscardEnable** is **VK_FALSE**, then **vkCmdSetProvokingVertexModeEXT** **must** have been called and not subsequently **invalidated** in the current command buffer prior to this drawing command

- VUID-vkCmdDrawClusterIndirectHUAWEI-None-08666

If any of the **stippledRectangularLines**, **stippledBresenhamLines** or **stippledSmoothLines** features are enabled, and a shader object is bound to any graphics stage or a graphics pipeline is bound which was created with the **VK_DYNAMIC_STATE_LINE_RASTERIZATION_MODE_EXT** dynamic state enabled, and the **current value** of **rasterizerDiscardEnable** is **VK_FALSE**, and the **effective rasterization input topology** is in line topology class, then **vkCmdSetLineRasterizationModeEXT** **must** have been called and not subsequently **invalidated** in the current command buffer prior to this drawing command

- VUID-vkCmdDrawClusterIndirectHUAWEI-None-08669

If any of the **stippledRectangularLines**, **stippledBresenhamLines** or **stippledSmoothLines** features are enabled, and a shader object is bound to any graphics stage or a graphics pipeline is bound which was created with the **VK_DYNAMIC_STATE_LINE_STIPPLE_ENABLE_EXT** dynamic state enabled, the **current value** of **rasterizerDiscardEnable** is **VK_FALSE**, and the **effective rasterization input topology** is in line topology class, then **vkCmdSetLineStippleEnableEXT** **must** have been called and not subsequently **invalidated** in the current command buffer prior to this drawing command

- VUID-vkCmdDrawClusterIndirectHUAWEI-None-07849

If any of the **stippledRectangularLines**, **stippledBresenhamLines** or **stippledSmoothLines** features are enabled and a shader object is bound to any graphics stage, or a bound graphics pipeline state was created with the **VK_DYNAMIC_STATE_LINE_STIPPLE** dynamic state enabled, the **current value** of **rasterizerDiscardEnable** is **VK_FALSE**, and the **current value** of **stippledLineEnable** is **VK_TRUE**, then **vkCmdSetLineStipple** **must** have been called and not subsequently **invalidated** in the current command buffer prior to this drawing command

- VUID-vkCmdDrawClusterIndirectHUAWEI-None-10608

If a shader object is bound to any graphics stage or a graphics pipeline is bound which

was created with the `VK_DYNAMIC_STATE_LINE_RASTERIZATION_MODE_EXT` dynamic state enabled, the `effective rasterization input topology` is in line topology class, and the current `lineRasterizationMode` is `VK_LINE_RASTERIZATION_MODE_BRESENHAM` or `VK_LINE_RASTERIZATION_MODE_RECTANGULAR_SMOOTH`, then the current `alphaToCoverageEnable`, `alphaToOneEnable` and `sampleShadingEnable` states **must** all be `VK_FALSE`

- VUID-vkCmdDrawClusterIndirectHUAWEI-None-07639

If the `depthClipControl` feature is enabled, and a shader object is bound to any graphics stage or a graphics pipeline is bound which was created with the `VK_DYNAMIC_STATE_DEPTH_CLIP_NEGATIVE_ONE_TO_ONE_EXT` dynamic state enabled, then `vkCmdSetDepthClipNegativeOneToOneEXT` **must** have been called and not subsequently `invalidated` in the current command buffer prior to this drawing command

- VUID-vkCmdDrawClusterIndirectHUAWEI-None-09650

If the `depthClampControl` feature is enabled, and a shader object is bound to any graphics stage or a graphics pipeline is bound which was created with the `VK_DYNAMIC_STATE_DEPTH_CLAMP_RANGE_EXT` dynamic state enabled, and the `current value` of `depthClampEnable` is `VK_TRUE`, then `vkCmdSetDepthClampRangeEXT` **must** have been called and not subsequently `invalidated` in the current command buffer prior to this drawing command

- VUID-vkCmdDrawClusterIndirectHUAWEI-None-07640

If the `VK_NV_clip_space_w_scaling` extension is enabled, and a shader object is bound to any graphics stage or a graphics pipeline is bound which was created with the `VK_DYNAMIC_STATE_VIEWPORT_W_SCALING_ENABLE_NV` dynamic state enabled, then `vkCmdSetViewportWScalingEnableNV` **must** have been called and not subsequently `invalidated` in the current command buffer prior to this drawing command

- VUID-vkCmdDrawClusterIndirectHUAWEI-None-07641

If the `VK_NV_viewport_swizzle` extension is enabled, and a shader object is bound to any graphics stage or a graphics pipeline is bound which was created with the `VK_DYNAMIC_STATE_VIEWPORT_SWIZZLE_NV` dynamic state enabled, then `vkCmdSetViewportSwizzleNV` **must** have been called and not subsequently `invalidated` in the current command buffer prior to this drawing command

- VUID-vkCmdDrawClusterIndirectHUAWEI-None-07642

If the `VK_NV_fragment_coverage_to_color` extension is enabled, a shader object is bound to any graphics stage or a graphics pipeline is bound which was created with the `VK_DYNAMIC_STATE_COVERAGE_TO_COLOR_ENABLE_NV` dynamic state enabled, and the `current value` of `rasterizerDiscardEnable` is `VK_FALSE`, then `vkCmdSetCoverageToColorEnableNV` **must** have been called and not subsequently `invalidated` in the current command buffer prior to this drawing command

- VUID-vkCmdDrawClusterIndirectHUAWEI-None-07643

If the `VK_NV_fragment_coverage_to_color` extension is enabled, a shader object is bound to any graphics stage or a graphics pipeline is bound which was created with the `VK_DYNAMIC_STATE_COVERAGE_TO_COLOR_LOCATION_NV` dynamic state enabled, the `current value` of `rasterizerDiscardEnable` is `VK_FALSE`, and the `current value` of `coverageToColorEnable` is `VK_TRUE`, then `vkCmdSetCoverageToColorLocationNV` **must** have been called and not subsequently `invalidated` in the current command buffer prior

to this drawing command

- VUID-vkCmdDrawClusterIndirectHUAWEI-None-07644

If the `VK_NV_framebuffer_mixed_samples` extension is enabled, a shader object is bound to any graphics stage or a graphics pipeline is bound which was created with the `VK_DYNAMIC_STATE_COVERAGE_MODULATION_MODE_NV` dynamic state enabled, and the current value of `rasterizerDiscardEnable` is `VK_FALSE`, then `vkCmdSetCoverageModulationModeNV` **must** have been called and not subsequently `invalidated` in the current command buffer prior to this drawing command

- VUID-vkCmdDrawClusterIndirectHUAWEI-None-07645

If the `VK_NV_framebuffer_mixed_samples` extension is enabled, a shader object is bound to any graphics stage or a graphics pipeline is bound which was created with the `VK_DYNAMIC_STATE_COVERAGE_MODULATION_TABLE_ENABLE_NV` dynamic state enabled, the current value of `rasterizerDiscardEnable` is `VK_FALSE`, and the current value of `coverageModulationMode` is any value other than `VK_COVERAGE_MODULATION_MODE_NONE_NV`, then `vkCmdSetCoverageModulationTableEnableNV` **must** have been called and not subsequently `invalidated` in the current command buffer prior to this drawing command

- VUID-vkCmdDrawClusterIndirectHUAWEI-None-07646

If the `VK_NV_framebuffer_mixed_samples` extension is enabled, a shader object is bound to any graphics stage or a graphics pipeline is bound which was created with the `VK_DYNAMIC_STATE_COVERAGE_MODULATION_TABLE_NV` dynamic state enabled, the current value of `rasterizerDiscardEnable` is `VK_FALSE`, and the current value of `coverageModulationTableEnable` is `VK_TRUE`, then `vkCmdSetCoverageModulationTableNV` **must** have been called and not subsequently `invalidated` in the current command buffer prior to this drawing command

- VUID-vkCmdDrawClusterIndirectHUAWEI-None-07647

If the `shadingRateImage` feature is enabled, a shader object is bound to any graphics stage or a graphics pipeline is bound which was created with the `VK_DYNAMIC_STATE_SHADING_RATE_IMAGE_ENABLE_NV` dynamic state enabled, and the current value of `rasterizerDiscardEnable` is `VK_FALSE`, then `vkCmdSetShadingRateImageEnableNV` **must** have been called and not subsequently `invalidated` in the current command buffer prior to this drawing command

- VUID-vkCmdDrawClusterIndirectHUAWEI-pipelineFragmentShadingRate-09238

If the `pipelineFragmentShadingRate` feature is enabled, a shader object is bound to any graphics stage or a graphics pipeline is bound which was created with the `VK_DYNAMIC_STATE_FRAGMENT_SHADING_RATE_KHR` dynamic state enabled, and the current value of `rasterizerDiscardEnable` is `VK_FALSE`, then `vkCmdSetFragmentShadingRateKHR` **must** have been called and not subsequently `invalidated` in the current command buffer prior to this drawing command

- VUID-vkCmdDrawClusterIndirectHUAWEI-None-07648

If the `representativeFragmentTest` feature is enabled, a shader object is bound to any graphics stage or a graphics pipeline is bound which was created with the `VK_DYNAMIC_STATE_REPRESENTATIVE_FRAGMENT_TEST_ENABLE_NV` dynamic state enabled, and the current value of `rasterizerDiscardEnable` is `VK_FALSE`, then `vkCmdSetRepresentativeFragmentTestEnableNV` **must** have been called and not

subsequently **invalidated** in the current command buffer prior to this drawing command

- VUID-vkCmdDrawClusterIndirectHUAWEI-None-07649

If the **coverageReductionMode** feature is enabled, a shader object is bound to any graphics stage or a graphics pipeline is bound which was created with the **VK_DYNAMIC_STATE_COVERAGE_REDUCTION_MODE_NV** dynamic state enabled, and the current value of **rasterizerDiscardEnable** is **VK_FALSE**, then **vkCmdSetCoverageReductionModeNV** **must** have been called and not subsequently **invalidated** in the current command buffer prior to this drawing command

- VUID-vkCmdDrawClusterIndirectHUAWEI-rasterizationSamples-07471

If the bound graphics pipeline state was created with the **VK_DYNAMIC_STATE_RASTERIZATION_SAMPLES_EXT** state enabled, and the current subpass does not use any color and/or depth/stencil attachments, then the **rasterizationSamples** in the last call to **vkCmdSetRasterizationSamplesEXT** **must** follow the rules for a **zero-attachment subpass**

- VUID-vkCmdDrawClusterIndirectHUAWEI-samples-07472

If the bound graphics pipeline state was created with the **VK_DYNAMIC_STATE_SAMPLE_MASK_EXT** state enabled and the **VK_DYNAMIC_STATE_RASTERIZATION_SAMPLES_EXT** state disabled, then the **samples** parameter in the last call to **vkCmdSetSampleMaskEXT** **must** be greater or equal to the **VkPipelineMultisampleStateCreateInfo::rasterizationSamples** parameter used to create the bound graphics pipeline

- VUID-vkCmdDrawClusterIndirectHUAWEI-samples-07473

If the bound graphics pipeline state was created with the **VK_DYNAMIC_STATE_SAMPLE_MASK_EXT** state and **VK_DYNAMIC_STATE_RASTERIZATION_SAMPLES_EXT** states enabled, then the **samples** parameter in the last call to **vkCmdSetSampleMaskEXT** **must** be greater or equal to the **rasterizationSamples** parameter in the last call to **vkCmdSetRasterizationSamplesEXT**

- VUID-vkCmdDrawClusterIndirectHUAWEI-None-09211

If the bound graphics pipeline state was created with the **VK_DYNAMIC_STATE_RASTERIZATION_SAMPLES_EXT** state enabled, or a shader object is bound to any graphics stage, and the current render pass instance includes a **VkMultisampledRenderToSingleSampledInfoEXT** structure with **multisampledRenderToSingleSampledEnable** equal to **VK_TRUE**, then the **rasterizationSamples** in the last call to **vkCmdSetRasterizationSamplesEXT** **must** be the same as the **rasterizationSamples** member of that structure

- VUID-vkCmdDrawClusterIndirectHUAWEI-firstAttachment-07476

If a shader object is bound to the **VK_SHADER_STAGE_FRAGMENT_BIT** stage or a graphics pipeline is bound was created with the **VK_DYNAMIC_STATE_COLOR_BLEND_ENABLE_EXT** dynamic states enabled, and the current value of **rasterizerDiscardEnable** is **VK_FALSE**, then the last call to **vkCmdSetColorBlendEnableEXT** in the current command buffer prior to this drawing command **must** have set a value for all active color attachments

- VUID-vkCmdDrawClusterIndirectHUAWEI-firstAttachment-07478

If a shader object is bound to the **VK_SHADER_STAGE_FRAGMENT_BIT** stage or a graphics pipeline is bound was created with the **VK_DYNAMIC_STATE_COLOR_WRITE_MASK_EXT**

dynamic states enabled, and the `current value` of `rasterizerDiscardEnable` is `VK_FALSE`, then the last call to `vkCmdSetColorWriteMaskEXT` in the current command buffer prior to this drawing command **must** have set a value for all active color attachments

- VUID-vkCmdDrawClusterIndirectHUAWEI-advancedBlendMaxColorAttachments-07480

If a shader object is bound to the `VK_SHADER_STAGE_FRAGMENT_BIT` stage or a graphics pipeline is bound was created with the `VK_DYNAMIC_STATE_COLOR_BLEND_ADVANCED_EXT` and `VK_DYNAMIC_STATE_COLOR_BLEND_ENABLE_EXT` dynamic states enabled, the `current value` of `rasterizerDiscardEnable` is `VK_FALSE`, and an active color attachment `current value` of `blendEnable` is `VK_TRUE`, then the number of active color attachments **must** not exceed `advancedBlendMaxColorAttachments`

- VUID-vkCmdDrawClusterIndirectHUAWEI-None-10862

If a graphics pipeline is bound was created with `VK_DYNAMIC_STATE_COLOR_BLEND_EQUATION_EXT`, but not the `VK_DYNAMIC_STATE_COLOR_BLEND_ADVANCED_EXT` dynamic state enabled, and the `current value` of `rasterizerDiscardEnable` is `VK_FALSE`, then `vkCmdSetColorBlendEquationEXT` **must** have been called and not subsequently `invalidated` in the current command buffer prior to this drawing command for all active color attachments with the `blendEnable current value` of `VK_TRUE`

- VUID-vkCmdDrawClusterIndirectHUAWEI-rasterizerDiscardEnable-10863

If a graphics pipeline is bound was created with `VK_DYNAMIC_STATE_COLOR_BLEND_ADVANCED_EXT`, but not the `VK_DYNAMIC_STATE_COLOR_BLEND_EQUATION_EXT` dynamic state enabled, and the `current value` of `rasterizerDiscardEnable` is `VK_FALSE`, then `vkCmdSetColorBlendAdvancedEXT` **must** have been called and not subsequently `invalidated` in the current command buffer prior to this drawing command for all active color attachments with the `blendEnable current value` of `VK_TRUE`

- VUID-vkCmdDrawClusterIndirectHUAWEI-None-10864

If a shader object is bound to the `VK_SHADER_STAGE_FRAGMENT_BIT` stage or a graphics pipeline is bound was created with `VK_DYNAMIC_STATE_COLOR_BLEND_ADVANCED_EXT` and `VK_DYNAMIC_STATE_COLOR_BLEND_EQUATION_EXT` dynamic state enabled, and the `current value` of `rasterizerDiscardEnable` is `VK_FALSE`, then either `vkCmdSetColorBlendAdvancedEXT` or `vkCmdSetColorBlendEquationEXT` **must** have been called and not subsequently `invalidated` in the current command buffer prior to this drawing command for all active color attachments with the `blendEnable current value` of `VK_TRUE`

- VUID-vkCmdDrawClusterIndirectHUAWEI-primitivesGeneratedQueryWithNonZeroStreams-07481

If the `primitivesGeneratedQueryWithNonZeroStreams` feature is not enabled and the `VK_QUERY_TYPE_PRIMITIVES_GENERATED_EXT` query is active, and the bound graphics pipeline was created with `VK_DYNAMIC_STATE_RASTERIZATION_STREAM_EXT` state enabled, the last call to `vkCmdSetRasterizationStreamEXT` **must** have set the `rasterizationStream` to zero

- VUID-vkCmdDrawClusterIndirectHUAWEI-sampleLocationsPerPixel-07482

If the bound graphics pipeline state was created with the

VK_DYNAMIC_STATE_SAMPLE_LOCATIONS_EXT state enabled and the VK_DYNAMIC_STATE_RASTERIZATION_SAMPLES_EXT state disabled, and the current value of sampleLocationsEnable is VK_TRUE, then the sampleLocationsPerPixel member of pSampleLocationsInfo in the last call to vkCmdSetSampleLocationsEXT must equal the rasterizationSamples member of the VkPipelineMultisampleStateCreateInfo structure the bound graphics pipeline has been created with

- VUID-vkCmdDrawClusterIndirectHUAWEI-sampleLocationsPerPixel-07483

If the bound graphics pipeline state was created with the VK_DYNAMIC_STATE_SAMPLE_LOCATIONS_EXT state enabled and the VK_DYNAMIC_STATE_RASTERIZATION_SAMPLES_EXT state enabled, and the current value of sampleLocationsEnable is VK_TRUE, then the sampleLocationsPerPixel member of pSampleLocationsInfo in the last call to vkCmdSetSampleLocationsEXT must equal the rasterizationSamples parameter of the last call to vkCmdSetRasterizationSamplesEXT

- VUID-vkCmdDrawClusterIndirectHUAWEI-sampleLocationsEnable-07484

If a shader object is bound to the VK_SHADER_STAGE_FRAGMENT_BIT stage, or the bound graphics pipeline was created with the VK_DYNAMIC_STATE_SAMPLE_LOCATIONS_ENABLE_EXT state enabled, and sampleLocationsEnable was VK_TRUE in the last call to vkCmdSetSampleLocationsEnableEXT then the current active depth attachment must have been created with the VK_IMAGE_CREATE_SAMPLE_LOCATIONS_COMPATIBLE_DEPTH_BIT_EXT bit set

- VUID-vkCmdDrawClusterIndirectHUAWEI-sampleLocationsEnable-07485

If a shader object is bound to the VK_SHADER_STAGE_FRAGMENT_BIT stage, or the bound graphics pipeline state was created with the VK_DYNAMIC_STATE_SAMPLE_LOCATIONS_EXT state enabled and the VK_DYNAMIC_STATE_SAMPLE_LOCATIONS_ENABLE_EXT state enabled, and if sampleLocationsEnable was VK_TRUE in the last call to vkCmdSetSampleLocationsEnableEXT, then the sampleLocationsInfo.maxSampleLocationGridSize.width in the last call to vkCmdSetSampleLocationsEXT must evenly divide VkMultisamplePropertiesEXT::maxSampleLocationGridSize.width as returned by vkGetPhysicalDeviceMultisamplePropertiesEXT with a samples parameter equaling rasterizationSamples

- VUID-vkCmdDrawClusterIndirectHUAWEI-sampleLocationsEnable-07486

If a shader object is bound to the VK_SHADER_STAGE_FRAGMENT_BIT stage, or the bound graphics pipeline state was created with the VK_DYNAMIC_STATE_SAMPLE_LOCATIONS_EXT state enabled and the VK_DYNAMIC_STATE_SAMPLE_LOCATIONS_ENABLE_EXT state enabled, and if sampleLocationsEnable was VK_TRUE in the last call to vkCmdSetSampleLocationsEnableEXT, then the sampleLocationsInfo.maxSampleLocationGridSize.height in the last call to vkCmdSetSampleLocationsEXT must evenly divide VkMultisamplePropertiesEXT::maxSampleLocationGridSize.height as returned by vkGetPhysicalDeviceMultisamplePropertiesEXT with a samples parameter equaling rasterizationSamples

- VUID-vkCmdDrawClusterIndirectHUAWEI-sampleLocationsEnable-07487

If a shader object is bound to the `VK_SHADER_STAGE_FRAGMENT_BIT` stage, or the bound graphics pipeline state was created with the `VK_DYNAMIC_STATE_SAMPLE_LOCATIONS_ENABLE_EXT` state enabled, and if `sampleLocationsEnable` was `VK_TRUE` in the last call to `vkCmdSetSampleLocationsEnableEXT`, the fragment shader code **must** not statically use the extended instruction `InterpolateAtSample`

- VUID-vkCmdDrawClusterIndirectHUAWEI-sampleLocationsEnable-07936

If the bound graphics pipeline state was created with the `VK_DYNAMIC_STATE_SAMPLE_LOCATIONS_EXT` state disabled and the `VK_DYNAMIC_STATE_RASTERIZATION_SAMPLES_EXT` state enabled, and the **current value** of `sampleLocationsEnable` is `VK_TRUE`, then `sampleLocationsInfo.sampleLocationGridSize.width` **must** evenly divide `VkMultisamplePropertiesEXT::maxSampleLocationGridSize.width` as returned by `vkGetPhysicalDeviceMultisamplePropertiesEXT` with a `samples` parameter equaling the value of `rasterizationSamples` in the last call to `vkCmdSetRasterizationSamplesEXT`

- VUID-vkCmdDrawClusterIndirectHUAWEI-sampleLocationsEnable-07937

If the bound graphics pipeline state was created with the `VK_DYNAMIC_STATE_SAMPLE_LOCATIONS_EXT` state disabled and the `VK_DYNAMIC_STATE_RASTERIZATION_SAMPLES_EXT` state enabled, and the **current value** of `sampleLocationsEnable` is `VK_TRUE`, then `sampleLocationsInfo.sampleLocationGridSize.height` **must** evenly divide `VkMultisamplePropertiesEXT::maxSampleLocationGridSize.height` as returned by `vkGetPhysicalDeviceMultisamplePropertiesEXT` with a `samples` parameter equaling the value of `rasterizationSamples` in the last call to `vkCmdSetRasterizationSamplesEXT`

- VUID-vkCmdDrawClusterIndirectHUAWEI-sampleLocationsEnable-07938

If the bound graphics pipeline state was created with the `VK_DYNAMIC_STATE_SAMPLE_LOCATIONS_EXT` state disabled and the `VK_DYNAMIC_STATE_RASTERIZATION_SAMPLES_EXT` state enabled, and the **current value** of `sampleLocationsEnable` is `VK_TRUE`, then `sampleLocationsInfo.sampleLocationsPerPixel` **must** equal `rasterizationSamples` in the last call to `vkCmdSetRasterizationSamplesEXT`

- VUID-vkCmdDrawClusterIndirectHUAWEI-coverageModulationTableEnable-07488

If a shader object is bound to any graphics stage or the bound graphics pipeline state was created with the `VK_DYNAMIC_STATE_COVERAGE_MODULATION_TABLE_ENABLE_NV` state enabled, and the last call to `vkCmdSetCoverageModulationTableEnableNV` set `coverageModulationTableEnable` to `VK_TRUE`, then the `coverageModulationTableCount` parameter in the last call to `vkCmdSetCoverageModulationTableNV` **must** equal the current `rasterizationSamples` divided by the number of color samples in the current active color attachment

- VUID-vkCmdDrawClusterIndirectHUAWEI-rasterizationSamples-07489

If the `VK_NV_framebuffer_mixed_samples` extension is enabled, and if current subpass has a depth/stencil attachment and depth test, stencil test, or depth bounds test are enabled in the bound pipeline, then the current `rasterizationSamples` **must** be the same as the sample count of the depth/stencil attachment

- VUID-vkCmdDrawClusterIndirectHUAWEI-coverageToColorEnable-07490

If the bound graphics pipeline state was created with the `VK_DYNAMIC_STATE_COVERAGE_TO_COLOR_ENABLE_NV` state enabled and the last call to `vkCmdSetCoverageToColorEnableNV` set the `coverageToColorEnable` to `VK_TRUE`, then there **must** be an active color attachment at the location selected by the last call to `vkCmdSetCoverageToColorLocationNV` `coverageToColorLocation`, with a `VkFormat` of `VK_FORMAT_R8_UINT`, `VK_FORMAT_R8_SINT`, `VK_FORMAT_R16_UINT`, `VK_FORMAT_R16_SINT`, `VK_FORMAT_R32_UINT`, or `VK_FORMAT_R32_SINT`

- VUID-vkCmdDrawClusterIndirectHUAWEI-rasterizerDiscardEnable-09420

If the `VK_NV_fragment_coverage_to_color` extension is enabled, and a shader object is bound to the `VK_SHADER_STAGE_FRAGMENT_BIT` stage, and the most recent call to `vkCmdSetRasterizerDiscardEnable` in the current command buffer set `rasterizerDiscardEnable` to `VK_FALSE`, and the last call to `vkCmdSetCoverageToColorEnableNV` set the `coverageToColorEnable` to `VK_TRUE`, then there **must** be an active color attachment at the location selected by the last call to `vkCmdSetCoverageToColorLocationNV` `coverageToColorLocation`, with a `VkFormat` of `VK_FORMAT_R8_UINT`, `VK_FORMAT_R8_SINT`, `VK_FORMAT_R16_UINT`, `VK_FORMAT_R16_SINT`, `VK_FORMAT_R32_UINT`, or `VK_FORMAT_R32_SINT`

- VUID-vkCmdDrawClusterIndirectHUAWEI-coverageReductionMode-07491

If the `coverageReductionMode` feature is enabled, a shader object is bound to any graphics stage or a graphics pipeline is bound which was created with the `VK_DYNAMIC_STATE_COVERAGE_REDUCTION_MODE_NV` or `VK_DYNAMIC_STATE_RASTERIZATION_SAMPLES_EXT` dynamic states enabled, then the current values of `coverageReductionMode`, `rasterizationSamples`, the sample counts for the color and depth/stencil attachments (if the subpass has them) **must** be a valid combination returned by `vkGetPhysicalDeviceSupportedFramebufferMixedSamplesCombinationsNV`

- VUID-vkCmdDrawClusterIndirectHUAWEI-viewportCount-07492

If the bound graphics pipeline state was created with the `VK_DYNAMIC_STATE_VIEWPORT_WITH_COUNT` dynamic state enabled, but not the `VK_DYNAMIC_STATE_VIEWPORT_SWIZZLE_NV` dynamic state enabled, then the bound graphics pipeline **must** have been created with `VkPipelineViewportSwizzleStateCreateInfoNV::viewportCount` greater or equal to the `viewportCount` parameter in the last call to `vkCmdSetViewportWithCount`

- VUID-vkCmdDrawClusterIndirectHUAWEI-viewportCount-07493

If the bound graphics pipeline state was created with the `VK_DYNAMIC_STATE_VIEWPORT_WITH_COUNT` and `VK_DYNAMIC_STATE_VIEWPORT_SWIZZLE_NV` dynamic states enabled then the `viewportCount` parameter in the last call to `vkCmdSetViewportSwizzleNV` **must** be greater than or equal to the `viewportCount` parameter in the last call to `vkCmdSetViewportWithCount`

- VUID-vkCmdDrawClusterIndirectHUAWEI-viewportCount-09421

If the `VK_NV_viewport_swizzle` extension is enabled, and a shader object is bound to any graphics stage, then the `viewportCount` parameter in the last call to `vkCmdSetViewportSwizzleNV` **must** be greater than or equal to the `viewportCount` parameter in the last call to `vkCmdSetViewportWithCount`

- VUID-vkCmdDrawClusterIndirectHUAWEI-rasterizationSamples-07494
If the `VK_NV_framebuffer_mixed_samples` extension is enabled, and the `coverageReductionMode` feature is not enabled, or the current value of `coverageReductionMode` is not `VK_COVERAGE_REDUCTION_MODE_TRUNCATE_NV`, and the current value of `rasterizationSamples` is greater than sample count of the color attachment, then `sample shading` **must** be disabled
- VUID-vkCmdDrawClusterIndirectHUAWEI-stippledLineEnable-07495
If the bound graphics pipeline state was created with the `VK_DYNAMIC_STATE_LINE_STIPPLE_ENABLE_EXT` or `VK_DYNAMIC_STATE_LINE_RASTERIZATION_MODE_EXT` dynamic states enabled, and if the current `stippledLineEnable` state is `VK_TRUE` and the current `lineRasterizationMode` state is `VK_LINE_RASTERIZATION_MODE_RECTANGULAR`, then the `stippledRectangularLines` feature **must** be enabled
- VUID-vkCmdDrawClusterIndirectHUAWEI-stippledLineEnable-07496
If the bound graphics pipeline state was created with the `VK_DYNAMIC_STATE_LINE_STIPPLE_ENABLE_EXT` or `VK_DYNAMIC_STATE_LINE_RASTERIZATION_MODE_EXT` dynamic states enabled, and if the current `stippledLineEnable` state is `VK_TRUE` and the current `lineRasterizationMode` state is `VK_LINE_RASTERIZATION_MODE_BRESENHAM`, then the `stippledBresenhamLines` feature **must** be enabled
- VUID-vkCmdDrawClusterIndirectHUAWEI-stippledLineEnable-07497
If the bound graphics pipeline state was created with the `VK_DYNAMIC_STATE_LINE_STIPPLE_ENABLE_EXT` or `VK_DYNAMIC_STATE_LINE_RASTERIZATION_MODE_EXT` dynamic states enabled, and if the current `stippledLineEnable` state is `VK_TRUE` and the current `lineRasterizationMode` state is `VK_LINE_RASTERIZATION_MODE_RECTANGULAR_SMOOTH`, then the `stippledSmoothLines` feature **must** be enabled
- VUID-vkCmdDrawClusterIndirectHUAWEI-stippledLineEnable-07498
If the bound graphics pipeline state was created with the `VK_DYNAMIC_STATE_LINE_STIPPLE_ENABLE_EXT` or `VK_DYNAMIC_STATE_LINE_RASTERIZATION_MODE_EXT` dynamic states enabled, and if the current `stippledLineEnable` state is `VK_TRUE` and the current `lineRasterizationMode` state is `VK_LINE_RASTERIZATION_MODE_DEFAULT`, then the `stippledRectangularLines` feature **must** be enabled and `VkPhysicalDeviceLimits::strictLines` **must** be `VK_TRUE`
- VUID-vkCmdDrawClusterIndirectHUAWEI-stage-07073
If the bound pipeline was created with the `VkPipelineShaderStageCreateInfo::stage` member of an element of `VkGraphicsPipelineCreateInfo::pStages` set to `VK_SHADER_STAGE_VERTEX_BIT`, `VK_SHADER_STAGE_TESSELLATION_CONTROL_BIT`, `VK_SHADER_STAGE_TESSELLATION_EVALUATION_BIT` or `VK_SHADER_STAGE_GEOMETRY_BIT`, then `Mesh Shader Queries` **must** not be active
- VUID-vkCmdDrawClusterIndirectHUAWEI-None-08877
If a shader object is bound to the `VK_SHADER_STAGE_FRAGMENT_BIT` stage or a graphics pipeline is bound which was created with the `VK_DYNAMIC_STATE_ATTACHMENT_FEEDBACK_LOOP_ENABLE_EXT` dynamic state enabled, and the current value of `rasterizerDiscardEnable` is `VK_FALSE`, then

`vkCmdSetAttachmentFeedbackLoopEnableEXT` **must** have been called and not subsequently `invalidated` in the current command buffer prior to this drawing command

- VUID-vkCmdDrawClusterIndirectHUAWEI-None-07850
If `dynamic` state was inherited from `VkCommandBufferInheritanceViewportScissorInfoNV`, it **must** be set in the current command buffer prior to this drawing command
- VUID-vkCmdDrawClusterIndirectHUAWEI-nextStage-10745
For each shader object bound to a graphics stage, except for shader object bound to the last graphics stage in the logical pipeline, it **must** have been created with a `nextStage` including the corresponding bit to the shader object bound to the following graphics stage in the logical pipeline
- VUID-vkCmdDrawClusterIndirectHUAWEI-None-08684
If there is no bound graphics pipeline, `vkCmdBindShadersEXT` **must** have been called in the current command buffer with `pStages` with an element of `VK_SHADER_STAGE_VERTEX_BIT`
- VUID-vkCmdDrawClusterIndirectHUAWEI-None-08685
If there is no bound graphics pipeline, and the `tessellationShader` feature is enabled, `vkCmdBindShadersEXT` **must** have been called in the current command buffer with `pStages` with an element of `VK_SHADER_STAGE_TESSELLATION_CONTROL_BIT`
- VUID-vkCmdDrawClusterIndirectHUAWEI-None-08686
If there is no bound graphics pipeline, and the `tessellationShader` feature is enabled, `vkCmdBindShadersEXT` **must** have been called in the current command buffer with `pStages` with an element of `VK_SHADER_STAGE_TESSELLATION_EVALUATION_BIT`
- VUID-vkCmdDrawClusterIndirectHUAWEI-None-08687
If there is no bound graphics pipeline, and the `geometryShader` feature is enabled, `vkCmdBindShadersEXT` **must** have been called in the current command buffer with `pStages` with an element of `VK_SHADER_STAGE_GEOMETRY_BIT`
- VUID-vkCmdDrawClusterIndirectHUAWEI-None-08688
If there is no bound graphics pipeline, `vkCmdBindShadersEXT` **must** have been called in the current command buffer with `pStages` with an element of `VK_SHADER_STAGE_FRAGMENT_BIT`
- VUID-vkCmdDrawClusterIndirectHUAWEI-None-08689
If there is no bound graphics pipeline, and the `taskShader` feature is enabled, `vkCmdBindShadersEXT` **must** have been called in the current command buffer with `pStages` with an element of `VK_SHADER_STAGE_TASK_BIT_EXT`
- VUID-vkCmdDrawClusterIndirectHUAWEI-None-08690
If there is no bound graphics pipeline, and the `meshShader` feature is enabled, `vkCmdBindShadersEXT` **must** have been called in the current command buffer with `pStages` with an element of `VK_SHADER_STAGE_MESH_BIT_EXT`
- VUID-vkCmdDrawClusterIndirectHUAWEI-None-08693
If there is no bound graphics pipeline, and at least one of the `taskShader` and `meshShader` features is enabled, one of the `VK_SHADER_STAGE_VERTEX_BIT` or `VK_SHADER_STAGE_MESH_BIT_EXT` stages **must** have a valid `VkShaderEXT` bound, and the other **must** have no `VkShaderEXT` bound

- VUID-vkCmdDrawClusterIndirectHUAWEI-None-08696
If there is no bound graphics pipeline, and a valid `VkShaderEXT` is bound to the `VK_SHADER_STAGE_VERTEX_BIT` stage, there **must** be no `VkShaderEXT` bound to either the `VK_SHADER_STAGE_TASK_BIT_EXT` stage or the `VK_SHADER_STAGE_MESH_BIT_EXT` stage
- VUID-vkCmdDrawClusterIndirectHUAWEI-None-08698
If any graphics shader is bound which was created with the `VK_SHADER_CREATE_LINK_STAGE_BIT_EXT` flag, then all shaders created with the `VK_SHADER_CREATE_LINK_STAGE_BIT_EXT` flag in the same `vkCreateShadersEXT` call **must** also be bound
- VUID-vkCmdDrawClusterIndirectHUAWEI-None-08699
If any graphics shader is bound which was created with the `VK_SHADER_CREATE_LINK_STAGE_BIT_EXT` flag, any stages in between stages whose shaders which did not create a shader with the `VK_SHADER_CREATE_LINK_STAGE_BIT_EXT` flag as part of the same `vkCreateShadersEXT` call **must** not have any `VkShaderEXT` bound
- VUID-vkCmdDrawClusterIndirectHUAWEI-None-08878
All bound graphics shader objects **must** have been created with identical or **identically defined** push constant ranges
- VUID-vkCmdDrawClusterIndirectHUAWEI-None-08879
All bound graphics shader objects **must** have either been created with the `VK_SHADER_CREATE_DESCRIPTOR_HEAP_BIT_EXT` flag set, or with identical or **identically defined** arrays of descriptor set layouts
- VUID-vkCmdDrawClusterIndirectHUAWEI-colorAttachmentCount-09372
If the current render pass instance was begun with `vkCmdBeginRendering` and a `VkRenderingInfo::colorAttachmentCount` equal to 1, a color attachment with a resolve mode of `VK_RESOLVE_MODE_EXTERNAL_FORMAT_DOWNSAMPLE_BIT_ANDROID`, and a fragment shader is bound, it **must** not declare the `DepthReplacing` or `StencilRefReplacingEXT` execution modes
- VUID-vkCmdDrawClusterIndirectHUAWEI-pDynamicStates-08715
If the bound graphics pipeline state includes a fragment shader stage, was created with `VK_DYNAMIC_STATE_DEPTH_WRITE_ENABLE` set in `VkPipelineDynamicStateCreateInfo::pDynamicStates`, and the fragment shader declares the `EarlyFragmentTests` execution mode and uses `OpDepthAttachmentReadEXT`, the `depthWriteEnable` parameter in the last call to `vkCmdSetDepthWriteEnable` **must** be `VK_FALSE`
- VUID-vkCmdDrawClusterIndirectHUAWEI-pDynamicStates-08716
If the bound graphics pipeline state includes a fragment shader stage, was created with `VK_DYNAMIC_STATE_STENCIL_WRITE_MASK` set in `VkPipelineDynamicStateCreateInfo::pDynamicStates`, and the fragment shader declares the `EarlyFragmentTests` execution mode and uses `OpStencilAttachmentReadEXT`, the `writeMask` parameter in the last call to `vkCmdSetStencilWriteMask` **must** be 0
- VUID-vkCmdDrawClusterIndirectHUAWEI-None-09116
If a shader object is bound to any graphics stage or the bound graphics pipeline was created with `VK_DYNAMIC_STATE_COLOR_WRITE_MASK_EXT`, and the format of any color attachment is `VK_FORMAT_E5B9G9R9_UFLOAT_PACK32`, the corresponding element of the `pColorWriteMasks` parameter of `vkCmdSetColorWriteMaskEXT` **must** either include

all of `VK_COLOR_COMPONENT_R_BIT`, `VK_COLOR_COMPONENT_G_BIT`, and `VK_COLOR_COMPONENT_B_BIT`, or none of them

- VUID-vkCmdDrawClusterIndirectHUAWEI-maxFragmentDualSrcAttachments-09239
If **blending** is enabled for any attachment where either the source or destination blend factors for that attachment **use the secondary color input**, the maximum value of **Location** for any output attachment **statically used** in the **Fragment Execution Model** executed by this command **must** be less than **maxFragmentDualSrcAttachments**
- VUID-vkCmdDrawClusterIndirectHUAWEI-None-09548
If the current render pass was begun with **vkCmdBeginRendering**, there is no shader object bound to any graphics stage, the value of each element of **VkRenderingAttachmentLocationInfo::pColorAttachmentLocations** in the bound pipeline **must** match the value for the corresponding locations set currently in the current render pass instance
- VUID-vkCmdDrawClusterIndirectHUAWEI-None-09549
If the current render pass was begun with **vkCmdBeginRendering**, and there is no shader object bound to any graphics stage, the value of each element of **VkRenderingInputAttachmentIndexInfo::pColorAttachmentInputIndices** in the bound pipeline **must** match the value for the corresponding index set currently in the current render pass instance
- VUID-vkCmdDrawClusterIndirectHUAWEI-None-10927
If the current render pass was begun with **vkCmdBeginRendering**, and there is no shader object bound to any graphics stage, the value of **VkRenderingInputAttachmentIndexInfo::pDepthInputAttachmentIndex** in the bound pipeline **must** match the value set currently in the current render pass instance
- VUID-vkCmdDrawClusterIndirectHUAWEI-None-10928
If the current render pass was begun with **vkCmdBeginRendering**, and there is no shader object bound to any graphics stage, the value of **VkRenderingInputAttachmentIndexInfo::pStencilInputAttachmentIndex** in the bound pipeline **must** match the value set currently in the current render pass instance
- VUID-vkCmdDrawClusterIndirectHUAWEI-None-09642
If the current render pass was begun with **vkCmdBeginRendering** with the **VK_RENDERING_ENABLE_LEGACY_DITHERING_BIT_EXT** flag, the bound graphics pipeline **must** have been created with **VK_PIPELINE_CREATE_2_ENABLE_LEGACY_DITHERING_BIT_EXT**
- VUID-vkCmdDrawClusterIndirectHUAWEI-None-09643
If the bound graphics pipeline was created with **VK_PIPELINE_CREATE_2_ENABLE_LEGACY_DITHERING_BIT_EXT**, the current render pass **must** have begun with **vkCmdBeginRendering** with the **VK_RENDERING_ENABLE_LEGACY_DITHERING_BIT_EXT** flag
- VUID-vkCmdDrawClusterIndirectHUAWEI-None-10677
If the **per-tile execution model** is enabled, the **tileShadingPerTileDraw** feature **must** be enabled
- VUID-vkCmdDrawClusterIndirectHUAWEI-None-10772
If a shader object is bound to any graphics stage, **multiview** functionality **must** not be

enabled in the current render pass

- VUID-vkCmdDrawClusterIndirectHUAWEI-multiviewPerViewViewports-12262
If the `multiviewPerViewViewports` feature is enabled, then the index of the most significant bit in current render pass instance `viewMask` **must** be less than the `current value` of `viewportCount`
- VUID-vkCmdDrawClusterIndirectHUAWEI-multiviewPerViewViewports-12263
If the `multiviewPerViewViewports` feature is enabled, then the index of the most significant bit in current render pass instance `viewMask` **must** be less than the `current value` of `scissorCount`
- VUID-vkCmdDrawClusterIndirectHUAWEI-flags-11521
If current render pass instance was begun with `vkCmdBeginRendering` with `VkRenderingInfo::flags` which includes `VK_RENDERING_FRAGMENT_REGION_BIT_EXT`, and if `sample shading` is enabled (explicitly or implicitly), then the minimum fraction for sample shading **must** equal 0.0
- VUID-vkCmdDrawClusterIndirectHUAWEI-None-11522
If the current render pass instance was begun with `vkCmdBeginRendering` and contains a custom resolve, and the `dynamicRenderingUnusedAttachments` feature is not enabled, the graphics pipeline bound **must** have been created with a `VkCustomResolveCreateInfoEXT`
- VUID-vkCmdDrawClusterIndirectHUAWEI-None-11523
If the current render pass instance was begun with `vkCmdBeginRendering` and does not contain a custom resolve, and the `dynamicRenderingUnusedAttachments` feature is not enabled, the graphics pipeline bound **must** not have been created with a `VkCustomResolveCreateInfoEXT`
- VUID-vkCmdDrawClusterIndirectHUAWEI-customResolve-11524
If the current render pass instance was begun with `vkCmdBeginRendering` and `vkCmdBeginCustomResolveEXT` has been recorded in the render pass instance, the graphics pipeline bound **must** have been created with `VkCustomResolveCreateInfoEXT::customResolve` as `VK_TRUE`
- VUID-vkCmdDrawClusterIndirectHUAWEI-customResolve-11525
If the current render pass instance was begun with `vkCmdBeginRendering` and contains a custom resolve, and `vkCmdBeginCustomResolveEXT` has not been recorded in the render pass instance, the graphics pipeline bound **must** have been created with `VkCustomResolveCreateInfoEXT::customResolve` as `VK_FALSE`
- VUID-vkCmdDrawClusterIndirectHUAWEI-None-11861
If the `dynamicRenderingUnusedAttachments` feature is not enabled and the current render pass instance was begun with `vkCmdBeginRendering` and contains a custom resolve, the bound graphics pipeline **must** have been created with a `VkCustomResolveCreateInfoEXT::colorAttachmentCount` equal to `VkRenderingInfo::colorAttachmentCount`
- VUID-vkCmdDrawClusterIndirectHUAWEI-None-11862
If the `dynamicRenderingUnusedAttachments` feature is not enabled, and the current render pass instance was begun with `vkCmdBeginRendering`, it contains a custom resolve, and `VkRenderingInfo::colorAttachmentCount` greater than 0, then each element of the `VkRenderingInfo::pColorAttachments` array with an `resolveImageView` not equal to `VK_NULL_HANDLE` **must** have been created with a `VkFormat` equal to the corresponding

element of `VkCustomResolveCreateInfoEXT::pColorAttachmentFormats` used to create the bound graphics pipeline

- VUID-vkCmdDrawClusterIndirectHUAWEI-None-11863

If the `dynamicRenderingUnusedAttachments` feature is not enabled, and the current render pass instance was begun with `vkCmdBeginRendering`, it contains a custom resolve, and `VkRenderingInfo::colorAttachmentCount` greater than 0, then each element of the `VkRenderingInfo::pColorAttachments` array with an `resolveImageView` equal to `VK_NULL_HANDLE` **must** have the corresponding element of `VkCustomResolveCreateInfoEXT::pColorAttachmentFormats` used to create the bound pipeline equal to `VK_FORMAT_UNDEFINED`

- VUID-vkCmdDrawClusterIndirectHUAWEI-dynamicRenderingUnusedAttachments-11864

If the `dynamicRenderingUnusedAttachments` feature is enabled, the current render pass instance was begun with `vkCmdBeginRendering`, it contains a custom resolve, and `VkRenderingInfo::colorAttachmentCount` greater than 0, then each element of the `VkRenderingInfo::pColorAttachments` array with an `resolveImageView` not equal to `VK_NULL_HANDLE` **must** have been created with a `VkFormat` equal to the corresponding element of `VkCustomResolveCreateInfoEXT::pColorAttachmentFormats` used to create the bound graphics pipeline, or the corresponding element of `VkCustomResolveCreateInfoEXT::pColorAttachmentFormats`, if it exists, **must** be `VK_FORMAT_UNDEFINED`

- VUID-vkCmdDrawClusterIndirectHUAWEI-None-11865

If the current render pass instance was begun with `vkCmdBeginRendering`, it contains a custom resolve, the `dynamicRenderingUnusedAttachments` feature is not enabled, and `VkRenderingInfo::pDepthAttachment->resolveImageView` was `VK_NULL_HANDLE`, the value of `VkCustomResolveCreateInfoEXT::depthAttachmentFormat` used to create the bound graphics pipeline **must** be equal to `VK_FORMAT_UNDEFINED`

- VUID-vkCmdDrawClusterIndirectHUAWEI-None-11866

If current render pass instance was begun with `vkCmdBeginRendering`, it contains a custom resolve, the `dynamicRenderingUnusedAttachments` feature is not enabled, and `VkRenderingInfo::pDepthAttachment->resolveImageView` was not `VK_NULL_HANDLE`, the value of `VkCustomResolveCreateInfoEXT::depthAttachmentFormat` used to create the bound graphics pipeline **must** be equal to the `VkFormat` used to create `VkRenderingInfo::pDepthAttachment->resolveImageView`

- VUID-vkCmdDrawClusterIndirectHUAWEI-dynamicRenderingUnusedAttachments-11867

If the current render pass instance was begun with `vkCmdBeginRendering`, it contains a custom resolve, the `dynamicRenderingUnusedAttachments` feature is enabled, `VkRenderingInfo::pDepthAttachment->resolveImageView` was not `VK_NULL_HANDLE`, and the value of `VkCustomResolveCreateInfoEXT::depthAttachmentFormat` used to create the bound graphics pipeline was not equal to the `VkFormat` used to create `VkRenderingInfo::pDepthAttachment->resolveImageView`, the value of the format **must** be `VK_FORMAT_UNDEFINED`

- VUID-vkCmdDrawClusterIndirectHUAWEI-None-11868

If the current render pass instance was begun with `vkCmdBeginRendering`, it contains a custom resolve, the `dynamicRenderingUnusedAttachments` feature is not enabled, and `VkRenderingInfo::pStencilAttachment->resolveImageView` was `VK_NULL_HANDLE`, the

value of `VkCustomResolveCreateInfoEXT::stencilAttachmentFormat` used to create the bound graphics pipeline **must** be equal to `VK_FORMAT_UNDEFINED`

- VUID-vkCmdDrawClusterIndirectHUAWEI-None-11869

If current render pass instance was begun with `vkCmdBeginRendering`, it contains a custom resolve, the `dynamicRenderingUnusedAttachments` feature is not enabled, and `VkRenderingInfo::pStencilAttachment->resolveImageView` was not `VK_NULL_HANDLE`, the value of `VkCustomResolveCreateInfoEXT::stencilAttachmentFormat` used to create the bound graphics pipeline **must** be equal to the `VkFormat` used to create `VkRenderingInfo::pStencilAttachment->resolveImageView`

- VUID-vkCmdDrawClusterIndirectHUAWEI-dynamicRenderingUnusedAttachments-11870

If the current render pass instance was begun with `vkCmdBeginRendering`, it contains a custom resolve, the `dynamicRenderingUnusedAttachments` feature is enabled, `VkRenderingInfo::pStencilAttachment->resolveImageView` was not `VK_NULL_HANDLE`, and the value of `VkCustomResolveCreateInfoEXT::stencilAttachmentFormat` used to create the bound graphics pipeline was not equal to the `VkFormat` used to create `VkRenderingInfo::pStencilAttachment->resolveImageView`, the value of the format **must** be `VK_FORMAT_UNDEFINED`

- VUID-vkCmdDrawClusterIndirectHUAWEI-colorAttachmentCount-11871

If the current render pass instance was begun with `vkCmdBeginRendering` with a `VkRenderingInfo::colorAttachmentCount` parameter greater than `0` and `vkCmdBeginCustomResolveEXT` has been recorded in the render pass instance, then for each element of the `VkRenderingInfo::pColorAttachments` array with a `resolveImageView` not equal to `VK_NULL_HANDLE`, the `resolveImageView` **must** have been created with a sample count equal to the value of `rasterizationSamples` for the bound graphics pipeline

- VUID-vkCmdDrawClusterIndirectHUAWEI-pDepthAttachment-11872

If the current render pass instance was begun with `vkCmdBeginRendering`, `vkCmdBeginCustomResolveEXT` has been recorded in the render pass instance, and `VkRenderingInfo::pDepthAttachment->resolveImageView` was not `VK_NULL_HANDLE`, the value of `rasterizationSamples` for the bound graphics pipeline **must** be equal to the sample count used to create `VkRenderingInfo::pDepthAttachment->resolveImageView`

- VUID-vkCmdDrawClusterIndirectHUAWEI-pStencilAttachment-11873

If the current render pass instance was begun with `vkCmdBeginRendering`, `vkCmdBeginCustomResolveEXT` has been recorded in the render pass instance, `VkRenderingInfo::pStencilAttachment->resolveImageView` was not `VK_NULL_HANDLE`, the value of `rasterizationSamples` for the bound graphics pipeline **must** be equal to the sample count used to create `VkRenderingInfo::pStencilAttachment->resolveImageView`

- VUID-vkCmdDrawClusterIndirectHUAWEI-customResolve-11529

If a shader object is bound to the fragment stage, the current render pass instance was begun with `vkCmdBeginRendering`, a fragment density map attachment is active, and `vkCmdBeginCustomResolveEXT` has been called, then the fragment shader object bound **must** have been created with `VkCustomResolveCreateInfoEXT::customResolve` as `VK_TRUE`

- VUID-vkCmdDrawClusterIndirectHUAWEI-customResolve-11530

If a shader object is bound to the fragment stage, the current render pass instance was begun with `vkCmdBeginRendering` and contains a custom resolve, a fragment density map attachment is active, and `vkCmdBeginCustomResolveEXT` has not yet been called,

then the fragment shader object bound **must** have been created with `VkCustomResolveCreateInfoEXT::customResolve` as `VK_FALSE`

- VUID-vkCmdDrawClusterIndirectHUAWEI-flags-13361

If there are any shader objects bound that were created with `flags` that includes the `VK_SHADER_CREATE_INDEPENDENT_SETS_BIT_KHR` bit, then all bound shader objects **must** have been created with the `VK_SHADER_CREATE_INDEPENDENT_SETS_BIT_KHR` bit

- VUID-vkCmdDrawClusterIndirectHUAWEI-flags-13362

If there are any shader objects bound that were created with `flags` that includes the `VK_SHADER_CREATE_INDEPENDENT_SETS_BIT_KHR` bit, then the pipeline layout of the bound descriptor sets **must** have been created with `VK_PIPELINE_LAYOUT_CREATE_INDEPENDENT_SETS_BIT_EXT` set

- VUID-vkCmdDrawClusterIndirectHUAWEI-flags-13363

If there are any shader objects bound that were created with `flags` that includes the `VK_SHADER_CREATE_INDEPENDENT_SETS_BIT_KHR` bit, and any of the descriptor set layouts used to create the pipeline layout of the bound descriptor sets were created with any binding's `VkDescriptorSetLayoutBinding::stageFlags` set with `VK_SHADER_STAGE_VERTEX_BIT`, `VK_SHADER_STAGE_TESSELLATION_CONTROL_BIT`, `VK_SHADER_STAGE_TESSELLATION_EVALUATION_BIT` or `VK_SHADER_STAGE_GEOMETRY_BIT`, then there **must** be no binding with `VkDescriptorSetLayoutBinding::stageFlags` set with `VK_SHADER_STAGE_TASK_BIT_EXT` or `VK_SHADER_STAGE_MESH_BIT_EXT`

- VUID-vkCmdDrawClusterIndirectHUAWEI-flags-13364

If there are any shader objects bound that were created with `flags` that includes both the `VK_SHADER_CREATE_INDEPENDENT_SETS_BIT_KHR` and `VK_SHADER_CREATE_NO_TASK_SHADER_BIT_EXT` bits, the pipeline layout of the bound descriptor sets **must** have been created with `VK_PIPELINE_LAYOUT_CREATE_NO_TASK_SHADER_BIT_KHR` set

- VUID-vkCmdDrawClusterIndirectHUAWEI-flags-13365

If there are any shader objects bound that were created with `flags` that includes both the `VK_SHADER_CREATE_INDEPENDENT_SETS_BIT_KHR` and `VK_SHADER_CREATE_NO_TASK_SHADER_BIT_EXT` bits, there **must** be no shader object bound to the `VK_SHADER_STAGE_TASK_BIT_EXT` stage

- VUID-vkCmdDrawClusterIndirectHUAWEI-stage-06480

The bound graphics pipeline **must** not have been created with the `VkPipelineShaderStageCreateInfo::stage` member of any element of `VkGraphicsPipelineCreateInfo::pStages` set to `VK_SHADER_STAGE_VERTEX_BIT`, `VK_SHADER_STAGE_TESSELLATION_CONTROL_BIT`, `VK_SHADER_STAGE_TESSELLATION_EVALUATION_BIT` or `VK_SHADER_STAGE_GEOMETRY_BIT`

- VUID-vkCmdDrawClusterIndirectHUAWEI-pStages-10680

If there is no bound graphics pipeline, `vkCmdBindShadersEXT` **must** not have last bound the `pStages` element of `VK_SHADER_STAGE_VERTEX_BIT`, `VK_SHADER_STAGE_TESSELLATION_CONTROL_BIT`, `VK_SHADER_STAGE_TESSELLATION_EVALUATION_BIT` or `VK_SHADER_STAGE_GEOMETRY_BIT` with a valid shader object other than

VK_NULL_HANDLE

- VUID-vkCmdDrawClusterIndirectHUAWEI-None-07074
Transform Feedback Queries **must** not be active
- VUID-vkCmdDrawClusterIndirectHUAWEI-None-07075
Primitives Generated Queries **must** not be active
- VUID-vkCmdDrawClusterIndirectHUAWEI-pipelineStatistics-07076
The `pipelineStatistics` member used to create any active Pipeline Statistics Query **must** not contain `VK_QUERY_PIPELINE_STATISTIC_INPUT_ASSEMBLY_VERTICES_BIT`, `VK_QUERY_PIPELINE_STATISTIC_INPUT_ASSEMBLY_PRIMITIVES_BIT`, `VK_QUERY_PIPELINE_STATISTIC_VERTEX_SHADER_INVOCATIONS_BIT`, `VK_QUERY_PIPELINE_STATISTIC_GEOMETRY_SHADER_INVOCATIONS_BIT`, `VK_QUERY_PIPELINE_STATISTIC_GEOMETRY_SHADER_PRIMITIVES_BIT`, `VK_QUERY_PIPELINE_STATISTIC_CLIPPING_INVOCATIONS_BIT`, `VK_QUERY_PIPELINE_STATISTIC_CLIPPING_PRIMITIVES_BIT`, `VK_QUERY_PIPELINE_STATISTIC_TESSELLATION_CONTROL_SHADER_PATCHES_BIT`, or `VK_QUERY_PIPELINE_STATISTIC_TESSELLATION_EVALUATION_SHADER_INVOCATIONS_BIT`
- VUID-vkCmdDrawClusterIndirectHUAWEI-None-08694
If there is no bound graphics pipeline, and both the `taskShader` and `meshShader` features are enabled, and a valid `VkShaderEXT` is bound to the `VK_SHADER_STAGE_MESH_BIT_EXT` stage, and that `VkShaderEXT` was created without the `VK_SHADER_CREATE_NO_TASK_SHADER_BIT_EXT` flag, a valid `VkShaderEXT` **must** be bound to the `VK_SHADER_STAGE_TASK_BIT_EXT` stage
- VUID-vkCmdDrawClusterIndirectHUAWEI-None-08695
If there is no bound graphics pipeline, and both the `taskShader` and `meshShader` features are enabled, and a valid `VkShaderEXT` is bound to the `VK_SHADER_STAGE_MESH_BIT_EXT` stage, and that `VkShaderEXT` was created with the `VK_SHADER_CREATE_NO_TASK_SHADER_BIT_EXT` flag, there **must** be no `VkShaderEXT` bound to the `VK_SHADER_STAGE_TASK_BIT_EXT` stage
- VUID-vkCmdDrawClusterIndirectHUAWEI-drawCount-02718
If the `multiDrawIndirect` feature is not enabled, `drawCount` **must** be 0 or 1
- VUID-vkCmdDrawClusterIndirectHUAWEI-drawCount-02719
`drawCount` **must** be less than or equal to `VkPhysicalDeviceLimits::maxDrawIndirectCount`
- VUID-vkCmdDrawClusterIndirectHUAWEI-ClusterCullingHUAWEI-07824
The current pipeline bound to `VK_PIPELINE_BIND_POINT_GRAPHICS` **must** contain a shader stage using the `ClusterCullingHUAWEI Execution Model`
- VUID-vkCmdDrawClusterIndirectHUAWEI-offset-07918
`offset` **must** be a multiple of `VkPhysicalDeviceClusterCullingShaderPropertiesHUAWEI::indirectBufferOffsetAlignment`

Valid Usage (Implicit)

- VUID-vkCmdDrawClusterIndirectHUAWEI-commandBuffer-parameter

`commandBuffer` **must** be a valid `VkCommandBuffer` handle

- VUID-vkCmdDrawClusterIndirectHUAWEI-buffer-parameter
`buffer` **must** be a valid `VkBuffer` handle
- VUID-vkCmdDrawClusterIndirectHUAWEI-commandBuffer-recording
`commandBuffer` **must** be in the `recording state`
- VUID-vkCmdDrawClusterIndirectHUAWEI-commandBuffer-cmdpool
The `VkCommandPool` that `commandBuffer` was allocated from **must** support `VK_QUEUE_GRAPHICS_BIT` operations
- VUID-vkCmdDrawClusterIndirectHUAWEI-renderpass
This command **must** only be called inside of a render pass instance
- VUID-vkCmdDrawClusterIndirectHUAWEI-suspended
This command **must** not be called between suspended render pass instances
- VUID-vkCmdDrawClusterIndirectHUAWEI-videocoding
This command **must** only be called outside of a video coding scope
- VUID-vkCmdDrawClusterIndirectHUAWEI-commonparent
Both of `buffer`, and `commandBuffer` **must** have been created, allocated, or retrieved from the same `VkDevice`

Host Synchronization

- Host access to `commandBuffer` **must** be externally synchronized
- Host access to the `VkCommandPool` that `commandBuffer` was allocated from **must** be externally synchronized

Command Properties

Command Buffer Levels	Render Pass Scope	Video Coding Scope	Supported Queue Types	Command Type
Primary Secondary	Inside	Outside	VK_QUEUE_GRAPHICS_BIT	Action

Conditional Rendering

`vkCmdDrawClusterIndirectHUAWEI` is affected by `conditional rendering`

Chapter 27. Fixed-Function Vertex Processing

Vertex fetching is controlled via configurable state, as a logically distinct graphics pipeline stage.

27.1. Vertex Attributes

Vertex shaders **can** define input variables, which receive *vertex attribute* data transferred from one or more `VkBuffer`(s) by drawing commands. Vertex shader input variables are bound to buffers via an indirect binding where the vertex shader associates a *vertex input attribute* number with each variable, vertex input attributes are associated to *vertex input bindings* on a per-pipeline basis, and vertex input bindings are associated with specific buffers on a per-draw basis via the `vkCmdBindVertexBuffers` command. Vertex input attribute and vertex input binding descriptions also contain format information controlling how data is extracted from buffer memory and converted to the format expected by the vertex shader.

There are `VkPhysicalDeviceLimits::maxVertexInputAttributes` number of vertex input attributes and `VkPhysicalDeviceLimits::maxVertexInputBindings` number of vertex input bindings (each referred to by zero-based indices), where there are at least as many vertex input attributes as there are vertex input bindings. Applications **can** store multiple vertex input attributes interleaved in a single buffer, and use a single vertex input binding to access those attributes.

In GLSL, vertex shaders associate input variables with a vertex input attribute number using the `location` layout qualifier. The `Component` layout qualifier associates components of a vertex shader input variable with components of a vertex input attribute.

GLSL Example

```
// Assign location M to variableName
layout (location=M, component=2) in vec2 variableName;

// Assign locations [N,N+L) to the array elements of variableNameArray
layout (location=N) in vec4 variableNameArray[L];
```

In SPIR-V, vertex shaders associate input variables with a vertex input attribute number using the `Location` decoration. The `Component` decoration associates components of a vertex shader input variable with components of a vertex input attribute. The `Location` and `Component` decorations are specified via the `OpDecorate` instruction.

SPIR-V Example

```
...
%1 = OpExtInstImport "GLSL.std.450"
...
OpName %9 "variableName"
OpName %15 "variableNameArray"
OpDecorate %18 BuiltIn VertexIndex
```



```

OpDecorate %19 BuiltIn InstanceIndex
OpDecorate %9 Location M
OpDecorate %9 Component 2
OpDecorate %15 Location N
...
%2 = OpTypeVoid
%3 = OpTypeFunction %2
%6 = OpTypeFloat 32
%7 = OpTypeVector %6 2
%8 = OpTypePointer Input %7
%9 = OpVariable %8 Input
%10 = OpTypeVector %6 4
%11 = OpTypeInt 32 0
%12 = OpConstant %11 L
%13 = OpTypeArray %10 %12
%14 = OpTypePointer Input %13
%15 = OpVariable %14 Input
...

```

27.1.1. Attribute Location and Component Assignment

The **Location** decoration specifies which vertex input attribute is used to read and interpret the data that a variable will consume.

When a vertex shader input variable declared using a 16- or 32-bit scalar or vector data type is assigned a **Location**, its value(s) are taken from the components of the input attribute specified with the corresponding `VkVertexInputAttributeDescription::location`. The components used depend on the type of variable and the **Component** decoration specified in the variable declaration, as identified in [Input Attribute Components Accessed By 16-Bit and 32-Bit Input Variables](#). Any 16-bit or 32-bit scalar or vector input will consume a single **Location**. For 16-bit and 32-bit data types, missing components are filled in with default values as described [below](#).

If an implementation supports `storageInputOutput16`, vertex shader input variables **can** have a width of 16 bits.

In all the following component assignment specifications, if the `vertexAttributeRobustness` feature is enabled, or the `maintenance9` feature is enabled, and there is no `VkVertexInputAttributeDescription::location` specified for the shader vertex attribute **Location** being read, the value (0,0,0,0) or (0,0,0,1) is used for each of the equivalent (x,y,z,w) components consumed entries as specified below.

Table 36. Input Attribute Components Accessed By 16-Bit and 32-Bit Input Variables

16-bit or 32-bit data type	Component decoration	Components consumed
scalar	0 or unspecified	(x, o, o, o)
scalar	1	(o, y, o, o)

16-bit or 32-bit data type	Component decoration	Components consumed
scalar	2	(o, o, z, o)
scalar	3	(o, o, o, w)
two-component vector	0 or unspecified	(x, y, o, o)
two-component vector	1	(o, y, z, o)
two-component vector	2	(o, o, z, w)
three-component vector	0 or unspecified	(x, y, z, o)
three-component vector	1	(o, y, z, w)
four-component vector	0 or unspecified	(x, y, z, w)

Components indicated by “o” are available for use by other input variables which are sourced from the same attribute, and if used, are either filled with the corresponding component from the input format (if present), or the default value.

When a vertex shader input variable declared using a 32-bit floating-point matrix type is assigned a **Location** *i*, its values are taken from consecutive input attributes starting with the corresponding `VkVertexInputAttributeDescription::location`. Such matrices are treated as an array of column vectors with values taken from the input attributes identified in [Input Attributes Accessed by 32-Bit Input Matrix Variables](#). The `VkVertexInputAttributeDescription::format` **must** be specified with a `VkFormat` that corresponds to the appropriate type of column vector. The **Component** decoration **must** not be used with matrix types.

Table 37. Input Attributes Accessed by 32-Bit Input Matrix Variables

Data type	Column vector type	Locations consumed	Components consumed
mat2	two-component vector	i, i+1	(x, y, o, o), (x, y, o, o)
mat2x3	three-component vector	i, i+1	(x, y, z, o), (x, y, z, o)
mat2x4	four-component vector	i, i+1	(x, y, z, w), (x, y, z, w)
mat3x2	two-component vector	i, i+1, i+2	(x, y, o, o), (x, y, o, o), (x, y, o, o)
mat3	three-component vector	i, i+1, i+2	(x, y, z, o), (x, y, z, o), (x, y, z, o)
mat3x4	four-component vector	i, i+1, i+2	(x, y, z, w), (x, y, z, w), (x, y, z, w)
mat4x2	two-component vector	i, i+1, i+2, i+3	(x, y, o, o), (x, y, o, o), (x, y, o, o), (x, y, o, o)
mat4x3	three-component vector	i, i+1, i+2, i+3	(x, y, z, o), (x, y, z, o), (x, y, z, o), (x, y, z, o)
mat4	four-component vector	i, i+1, i+2, i+3	(x, y, z, w), (x, y, z, w), (x, y, z, w), (x, y, z, w)

Components indicated by “o” are available for use by other input variables which are sourced from the same attribute, and if used, are either filled with the corresponding component from the input (if present), or the default value.

When a vertex shader input variable declared using a scalar or vector 64-bit data type is assigned a **Location** *i*, its values are taken from consecutive input attributes starting with the corresponding `VkVertexInputAttributeDescription::location`. The **Location** slots and **Component** words used depend on the type of variable and the **Component** decoration specified in the variable declaration, as identified in [Input Attribute Locations and Components Accessed by 64-Bit Input Variables](#). For 64-bit data types, no default attribute values are provided. Input variables **must** not use more components than provided by the attribute.

Table 38. Input Attribute Locations and Components Accessed by 64-Bit Input Variables

Input format	Locations consumed	64-bit data type	Location decoration	Component decoration	32-bit component s consumed
R64	i	scalar	i	0 or unspecified	(x, y, -, -)
R64G64	i	scalar	i	0 or unspecified	(x, y, o, o)
		scalar	i	2	(o, o, z, w)
		two-component vector	i	0 or unspecified	(x, y, z, w)
R64G64B64	i, i+1	scalar	i	0 or unspecified	(x, y, o, o), (o, o, -, -)
		scalar	i	2	(o, o, z, w), (o, o, -, -)
		scalar	i+1	0 or unspecified	(o, o, o, o), (x, y, -, -)
		two-component vector	i	0 or unspecified	(x, y, z, w), (o, o, -, -)
		three-component vector	i	unspecified	(x, y, z, w), (x, y, -, -)

Input format	Locations consumed	64-bit data type	Location decoration	Component decoration	32-bit components consumed
R64G64B64A64	i, i+1	scalar	i	0 or unspecified	(x, y, o, o), (o, o, o, o)
		scalar	i	2	(o, o, z, w), (o, o, o, o)
		scalar	i+1	0 or unspecified	(o, o, o, o), (x, y, o, o)
		scalar	i+1	2	(o, o, o, o), (o, o, z, w)
		two-component vector	i	0 or unspecified	(x, y, z, w), (o, o, o, o)
		two-component vector	i+1	0 or unspecified	(o, o, o, o), (x, y, z, w)
		three-component vector	i	unspecified	(x, y, z, w), (x, y, o, o)
		four-component vector	i	unspecified	(x, y, z, w), (x, y, z, w)

Components indicated by “o” are available for use by other input variables which are sourced from the same attribute. Components indicated by “-” are not available for input variables as there are no default values provided for 64-bit data types, and there is no data provided by the input format.

When a vertex shader input variable declared using a 64-bit floating-point matrix type is assigned a **Location** *i*, its values are taken from consecutive input attribute locations. Such matrices are treated as an array of column vectors with values taken from the input attributes as shown in [Input Attribute Locations and Components Accessed by 64-Bit Input Variables](#). Each column vector starts at the **Location** immediately following the last **Location** of the previous column vector. The number of attributes and components assigned to each matrix is determined by the matrix dimensions and ranges from two to eight locations.

When a vertex shader input variable declared using an array type is assigned a location, its values are taken from consecutive input attributes starting with the corresponding **VkVertexInputAttributeDescription::location**. The number of attributes and components assigned to each element are determined according to the data type of the array elements and **Component** decoration (if any) specified in the declaration of the array, as described above. Each element of the array, in order, is assigned to consecutive locations, but all at the same specified component within each location.

Only input variables declared with the data types and component decorations as specified above are supported. Two variables are allowed to share the same **Location** slot only if their **Component** words do not overlap. If multiple variables share the same **Location** slot, they **must** all have the same SPIR-V floating-point component type or all have the same width scalar type components.

27.2. Vertex Input Description

Applications specify vertex input attribute and vertex input binding descriptions as part of graphics pipeline creation by setting the `VkGraphicsPipelineCreateInfo::pVertexInputState` pointer to a `VkPipelineVertexInputStateCreateInfo` structure. Alternatively, if the graphics pipeline is created with the `VK_DYNAMIC_STATE_VERTEX_INPUT_EXT` dynamic state enabled, then the vertex input attribute and vertex input binding descriptions are specified dynamically with `vkCmdSetVertexInputEXT`, and the `VkGraphicsPipelineCreateInfo::pVertexInputState` pointer is ignored.

The `VkPipelineVertexInputStateCreateInfo` structure is defined as:

```
// Provided by VK_VERSION_1_0
typedef struct VkPipelineVertexInputStateCreateInfo {
    VkStructureType             sType;
    const void*                 pNext;
    VkPipelineVertexInputStateCreateFlags flags;
    uint32_t                    vertexBindingDescriptionCount;
    const VkVertexInputBindingDescription* pVertexBindingDescriptions;
    uint32_t                    vertexAttributeDescriptionCount;
    const VkVertexInputAttributeDescription* pVertexAttributeDescriptions;
} VkPipelineVertexInputStateCreateInfo;
```

- `sType` is a `VkStructureType` value identifying this structure.
- `pNext` is `NULL` or a pointer to a structure extending this structure.
- `flags` is reserved for future use.
- `vertexBindingDescriptionCount` is the number of vertex binding descriptions provided in `pVertexBindingDescriptions`.
- `pVertexBindingDescriptions` is a pointer to an array of `VkVertexInputBindingDescription` structures.
- `vertexAttributeDescriptionCount` is the number of vertex attribute descriptions provided in `pVertexAttributeDescriptions`.
- `pVertexAttributeDescriptions` is a pointer to an array of `VkVertexInputAttributeDescription` structures.

Valid Usage

- VUID-VkPipelineVertexInputStateCreateInfo-vertexBindingDescriptionCount-00613
`vertexBindingDescriptionCount` **must** be less than or equal to `VkPhysicalDeviceLimits::maxVertexInputBindings`
- VUID-VkPipelineVertexInputStateCreateInfo-vertexAttributeDescriptionCount-00614
`vertexAttributeDescriptionCount` **must** be less than or equal to `VkPhysicalDeviceLimits::maxVertexInputAttributes`
- VUID-VkPipelineVertexInputStateCreateInfo-binding-00615

For every **binding** specified by each element of **pVertexAttributeDescriptions**, a **VkVertexInputBindingDescription** **must** exist in **pVertexBindingDescriptions** with the same value of **binding**

- VUID-VkPipelineVertexInputStateCreateInfo-pVertexBindingDescriptions-00616
All elements of **pVertexBindingDescriptions** **must** describe distinct binding numbers
- VUID-VkPipelineVertexInputStateCreateInfo-pVertexAttributeDescriptions-00617
All elements of **pVertexAttributeDescriptions** **must** describe distinct attribute locations

Valid Usage (Implicit)

- VUID-VkPipelineVertexInputStateCreateInfo-sType-sType
sType **must** be **VK_STRUCTURE_TYPE_PIPELINE_VERTEX_INPUT_STATE_CREATE_INFO**
- VUID-VkPipelineVertexInputStateCreateInfo-pNext-pNext
pNext **must** be **NULL** or a pointer to a valid instance of **VkPipelineVertexInputDivisorStateCreateInfo**
- VUID-VkPipelineVertexInputStateCreateInfo-sType-unique
The **sType** value of each structure in the **pNext** chain **must** be unique
- VUID-VkPipelineVertexInputStateCreateInfo-flags-zero-bitmask
flags **must** be 0
- VUID-VkPipelineVertexInputStateCreateInfo-pVertexBindingDescriptions-parameter
If **vertexBindingDescriptionCount** is not 0, **pVertexBindingDescriptions** **must** be a valid pointer to an array of **vertexBindingDescriptionCount** valid **VkVertexInputBindingDescription** structures
- VUID-VkPipelineVertexInputStateCreateInfo-pVertexAttributeDescriptions-parameter
If **vertexAttributeDescriptionCount** is not 0, **pVertexAttributeDescriptions** **must** be a valid pointer to an array of **vertexAttributeDescriptionCount** valid **VkVertexInputAttributeDescription** structures

```
// Provided by VK_VERSION_1_0
typedef VkFlags VkPipelineVertexInputStateCreateFlags;
```

VkPipelineVertexInputStateCreateFlags is a bitmask type for setting a mask, but is currently reserved for future use.

Each vertex input binding is specified by the **VkVertexInputBindingDescription** structure, defined as:

```
// Provided by VK_VERSION_1_0
typedef struct VkVertexInputBindingDescription {
    uint32_t      binding;
    uint32_t      stride;
    VkVertexInputRate inputRate;
} VkVertexInputBindingDescription;
```


- **binding** is the binding number that this structure describes.
- **stride** is the byte stride between consecutive elements within the buffer.
- **inputRate** is a [VkVertexInputRate](#) value specifying whether vertex attribute addressing is a function of the vertex index or of the instance index.

Valid Usage

- VUID-VkVertexInputBindingDescription-binding-00618
binding **must** be less than [VkPhysicalDeviceLimits::maxVertexInputBindings](#)
- VUID-VkVertexInputBindingDescription-stride-00619
stride **must** be less than or equal to [VkPhysicalDeviceLimits::maxVertexInputBindingStride](#)
- VUID-VkVertexInputBindingDescription-stride-04456
If the [VK_KHR_portability_subset](#) extension is enabled, **stride** **must** be a multiple of, and at least as large as, [VkPhysicalDevicePortabilitySubsetPropertiesKHR::minVertexInputBindingStrideAlignment](#)

Valid Usage (Implicit)

- VUID-VkVertexInputBindingDescription-inputRate-parameter
inputRate **must** be a valid [VkVertexInputRate](#) value

Possible values of [VkVertexInputBindingDescription::inputRate](#), specifying the rate at which vertex attributes are pulled from buffers, are:

```
// Provided by VK_VERSION_1_0
typedef enum VkVertexInputRate {
    VK_VERTEX_INPUT_RATE_VERTEX = 0,
    VK_VERTEX_INPUT_RATE_INSTANCE = 1,
} VkVertexInputRate;
```

- [VK_VERTEX_INPUT_RATE_VERTEX](#) specifies that vertex attribute addressing is a function of the vertex index.
- [VK_VERTEX_INPUT_RATE_INSTANCE](#) specifies that vertex attribute addressing is a function of the instance index.

Each vertex input attribute is specified by the [VkVertexInputAttributeDescription](#) structure, defined as:


```
// Provided by VK_VERSION_1_0
typedef struct VkVertexInputAttributeDescription {
    uint32_t    location;
    uint32_t    binding;
    VkFormat     format;
    uint32_t    offset;
} VkVertexInputAttributeDescription;
```

- **location** is the shader input location number for this attribute.
- **binding** is the binding number which this attribute takes its data from.
- **format** is the size and type of the vertex attribute data.
- **offset** is a byte offset of this attribute relative to the start of an element in the vertex input binding.

Valid Usage

- VUID-VkVertexInputAttributeDescription-location-00620
location must be less than `VkPhysicalDeviceLimits::maxVertexInputAttributes`
- VUID-VkVertexInputAttributeDescription-binding-00621
binding must be less than `VkPhysicalDeviceLimits::maxVertexInputBindings`
- VUID-VkVertexInputAttributeDescription-offset-00622
offset must be less than or equal to `VkPhysicalDeviceLimits::maxVertexInputAttributeOffset`
- VUID-VkVertexInputAttributeDescription-format-00623
The **format features** of **format must** contain `VK_FORMAT_FEATURE_VERTEX_BUFFER_BIT`
- VUID-VkVertexInputAttributeDescription-vertexAttributeAccessBeyondStride-04457
If the `VK_KHR_portability_subset` extension is enabled, and `VkPhysicalDevicePortabilitySubsetFeaturesKHR::vertexAttributeAccessBeyondStride` is `VK_FALSE`, the sum of **offset** plus the size of the vertex attribute data described by **format must** not be greater than **stride** in the `VkVertexInputBindingDescription` referenced in **binding**

Valid Usage (Implicit)

- VUID-VkVertexInputAttributeDescription-format-parameter
format must be a valid `VkFormat` value

To [dynamically set](#) the vertex input attribute and vertex input binding descriptions, call:


```
// Provided by VK_EXT_shader_object, VK_EXT_vertex_input_dynamic_state
void vkCmdSetVertexInputEXT(
    VkCommandBuffer                      commandBuffer,
    uint32_t                             vertexBindingDescriptionCount,
    const VkVertexInputBindingDescription2EXT* pVertexBindingDescriptions,
    uint32_t                             vertexAttributeDescriptionCount,
    const VkVertexInputAttributeDescription2EXT* pVertexAttributeDescriptions);
```

- `commandBuffer` is the command buffer into which the command will be recorded.
- `vertexBindingDescriptionCount` is the number of vertex binding descriptions provided in `pVertexBindingDescriptions`.
- `pVertexBindingDescriptions` is a pointer to an array of `VkVertexInputBindingDescription2EXT` structures.
- `vertexAttributeDescriptionCount` is the number of vertex attribute descriptions provided in `pVertexAttributeDescriptions`.
- `pVertexAttributeDescriptions` is a pointer to an array of `VkVertexInputAttributeDescription2EXT` structures.

This command sets the vertex input attribute and vertex input binding descriptions state for subsequent drawing commands when drawing using `shader objects`, or when the graphics pipeline is created with `VK_DYNAMIC_STATE_VERTEX_INPUT_EXT` set in `VkPipelineDynamicStateCreateInfo::pDynamicStates`. Otherwise, this state is specified by the `VkGraphicsPipelineCreateInfo::pVertexInputState` values used to create the currently active pipeline.

If drawing using `shader objects`, or if the bound pipeline state object was also created with the `VK_DYNAMIC_STATE_VERTEX_INPUT_BINDING_STRIDE` dynamic state enabled, then `vkCmdBindVertexBuffers2` can be used instead of `vkCmdSetVertexInputEXT` to dynamically set the stride.

The vertex attribute description for any location in the range `[0, VkPhysicalDeviceLimits::maxVertexInputAttributes)` not specified in the `pVertexAttributeDescriptions` array becomes undefined.

Valid Usage

- VUID-vkCmdSetVertexInputEXT-None-08546
Either the `vertexInputDynamicState` feature or the `shaderObject` feature or both **must** be enabled
- VUID-vkCmdSetVertexInputEXT-vertexBindingDescriptionCount-04791
`vertexBindingDescriptionCount` **must** be less than or equal to `VkPhysicalDeviceLimits::maxVertexInputBindings`
- VUID-vkCmdSetVertexInputEXT-vertexAttributeDescriptionCount-04792
`vertexAttributeDescriptionCount` **must** be less than or equal to `VkPhysicalDeviceLimits::maxVertexInputAttributes`

- VUID-vkCmdSetVertexInputEXT-binding-04793
For every **binding** specified by each element of **pVertexAttributeDescriptions**, a **VkVertexInputBindingDescription2EXT** **must** exist in **pVertexBindingDescriptions** with the same value of **binding**
- VUID-vkCmdSetVertexInputEXT-pVertexBindingDescriptions-04794
All elements of **pVertexBindingDescriptions** **must** describe distinct binding numbers
- VUID-vkCmdSetVertexInputEXT-pVertexAttributeDescriptions-04795
All elements of **pVertexAttributeDescriptions** **must** describe distinct attribute locations

Valid Usage (Implicit)

- VUID-vkCmdSetVertexInputEXT-commandBuffer-parameter
commandBuffer **must** be a valid **VkCommandBuffer** handle
- VUID-vkCmdSetVertexInputEXT-pVertexBindingDescriptions-parameter
If **vertexBindingDescriptionCount** is not 0, **pVertexBindingDescriptions** **must** be a valid pointer to an array of **vertexBindingDescriptionCount** valid **VkVertexInputBindingDescription2EXT** structures
- VUID-vkCmdSetVertexInputEXT-pVertexAttributeDescriptions-parameter
If **vertexAttributeDescriptionCount** is not 0, **pVertexAttributeDescriptions** **must** be a valid pointer to an array of **vertexAttributeDescriptionCount** valid **VkVertexInputAttributeDescription2EXT** structures
- VUID-vkCmdSetVertexInputEXT-commandBuffer-recording
commandBuffer **must** be in the **recording state**
- VUID-vkCmdSetVertexInputEXT-commandBuffer-cmdpool
The **VkCommandPool** that **commandBuffer** was allocated from **must** support **VK_QUEUE_GRAPHICS_BIT** operations
- VUID-vkCmdSetVertexInputEXT-vidcoding
This command **must** only be called outside of a video coding scope

Host Synchronization

- Host access to **commandBuffer** **must** be externally synchronized
- Host access to the **VkCommandPool** that **commandBuffer** was allocated from **must** be externally synchronized

Command Properties

Command Buffer Levels	Render Pass Scope	Video Coding Scope	Supported Queue Types	Command Type
Primary Secondary	Both	Outside	VK_QUEUE_GRAP HICS_BIT	State

Conditional Rendering

vkCmdSetVertexInputEXT is not affected by [conditional rendering](#)

The [VkVertexInputBindingDescription2EXT](#) structure is defined as:

```
// Provided by VK_EXT_shader_object, VK_EXT_vertex_input_dynamic_state
typedef struct VkVertexInputBindingDescription2EXT {
    VkStructureType    sType;
    void*              pNext;
    uint32_t           binding;
    uint32_t           stride;
    VkVertexInputRate   inputRate;
    uint32_t           divisor;
} VkVertexInputBindingDescription2EXT;
```

- `sType` is a [VkStructureType](#) value identifying this structure.
- `pNext` is `NULL` or a pointer to a structure extending this structure.
- `binding` is the binding number that this structure describes.
- `stride` is the byte stride between consecutive elements within the buffer.
- `inputRate` is a [VkVertexInputRate](#) value specifying whether vertex attribute addressing is a function of the vertex index or of the instance index.
- `divisor` is the number of successive instances that will use the same value of the vertex attribute when instanced rendering is enabled. This member **can** be a value other than `1` if the [vertexAttributeInstanceRateDivisor](#) feature is enabled. For example, if the divisor is `N`, the same vertex attribute will be applied to `N` successive instances before moving on to the next vertex attribute. The maximum value of `divisor` is implementation-dependent and can be queried using [VkPhysicalDeviceVertexAttributeDivisorPropertiesEXT::maxVertexAttribDivisor](#). A value of `0` **can** be used for the divisor if the [vertexAttributeInstanceRateZeroDivisor](#) feature is enabled. In this case, the same vertex attribute will be applied to all instances.

Valid Usage

- VUID-VkVertexInputBindingDescription2EXT-binding-04796
`binding` **must** be less than [VkPhysicalDeviceLimits::maxVertexInputBindings](#)

- VUID-VkVertexInputBindingDescription2EXT-stride-04797
stride **must** be less than or equal to `VkPhysicalDeviceLimits::maxVertexInputBindingStride`
- VUID-VkVertexInputBindingDescription2EXT-divisor-04798
If the `vertexAttributeInstanceRateZeroDivisor` feature is not enabled, **divisor** **must** not be `0`
- VUID-VkVertexInputBindingDescription2EXT-divisor-04799
If the `vertexAttributeInstanceRateDivisor` feature is not enabled, **divisor** **must** be `1`
- VUID-VkVertexInputBindingDescription2EXT-divisor-06226
divisor **must** be a value between `0` and `VkPhysicalDeviceVertexAttributeDivisorPropertiesEXT::maxVertexAttribDivisor`, inclusive
- VUID-VkVertexInputBindingDescription2EXT-divisor-06227
If **divisor** is not `1` then **inputRate** **must** be of type `VK_VERTEX_INPUT_RATE_INSTANCE`

Valid Usage (Implicit)

- VUID-VkVertexInputBindingDescription2EXT-sType-sType
sType **must** be `VK_STRUCTURE_TYPE_VERTEX_INPUT_BINDING_DESCRIPTION_2_EXT`
- VUID-VkVertexInputBindingDescription2EXT-inputRate-parameter
inputRate **must** be a valid `VkVertexInputRate` value

The `VkVertexInputAttributeDescription2EXT` structure is defined as:

```
// Provided by VK_EXT_shader_object, VK_EXT_vertex_input_dynamic_state
typedef struct VkVertexInputAttributeDescription2EXT {
    VkStructureType    sType;
    void*               pNext;
    uint32_t            location;
    uint32_t            binding;
    VkFormat            format;
    uint32_t            offset;
} VkVertexInputAttributeDescription2EXT;
```

- **sType** is a `VkStructureType` value identifying this structure.
- **pNext** is `NULL` or a pointer to a structure extending this structure.
- **location** is the shader input location number for this attribute.
- **binding** is the binding number which this attribute takes its data from.
- **format** is the size and type of the vertex attribute data.
- **offset** is a byte offset of this attribute relative to the start of an element in the vertex input binding.

Valid Usage

- VUID-VkVertexInputAttributeDescription2EXT-location-06228
`location` **must** be less than `VkPhysicalDeviceLimits::maxVertexInputAttributes`
- VUID-VkVertexInputAttributeDescription2EXT-binding-06229
`binding` **must** be less than `VkPhysicalDeviceLimits::maxVertexInputBindings`
- VUID-VkVertexInputAttributeDescription2EXT-offset-06230
`offset` **must** be less than or equal to `VkPhysicalDeviceLimits::maxVertexInputAttributeOffset`
- VUID-VkVertexInputAttributeDescription2EXT-format-04805
The `format` features of `format` **must** contain `VK_FORMAT_FEATURE_VERTEX_BUFFER_BIT`
- VUID-VkVertexInputAttributeDescription2EXT-vertexAttributeAccessBeyondStride-04806
If the `VK_KHR_portability_subset` extension is enabled, and `VkPhysicalDevicePortabilitySubsetFeaturesKHR::vertexAttributeAccessBeyondStride` is `VK_FALSE`, the sum of `offset` plus the size of the vertex attribute data described by `format` **must** not be greater than `stride` in the `VkVertexInputBindingDescription2EXT` referenced in `binding`

Valid Usage (Implicit)

- VUID-VkVertexInputAttributeDescription2EXT-sType-sType
`sType` **must** be `VK_STRUCTURE_TYPE_VERTEX_INPUT_ATTRIBUTE_DESCRIPTION_2_EXT`
- VUID-VkVertexInputAttributeDescription2EXT-format-parameter
`format` **must** be a valid `VkFormat` value

To bind strided address ranges as vertex buffers to a command buffer for use in subsequent drawing commands, call:

```
// Provided by VK_KHR_device_address_commands
void vkCmdBindVertexBuffers3KHR(
    VkCommandBuffer          commandBuffer,
    uint32_t                 firstBinding,
    uint32_t                 bindingCount,
    const VkBindVertexBuffer3InfoKHR* pBindingInfos);
```

- `commandBuffer` is the command buffer into which the command is recorded.
- `firstBinding` is the index of the first vertex input binding whose state is updated by the command.
- `bindingCount` is the number of vertex input bindings whose state is updated by the command.
- `pInfos` is a pointer to an array of `VkBindVertexBuffer3InfoKHR` structures defining address ranges to bind as vertex buffers.

The values taken from the address ranges defined by elements `i` of `pInfos` replace the current state for the vertex input binding `firstBinding + i`, for `i` in `[0, bindingCount)`. The vertex input binding is updated to the range of memory indicated by `pInfos[i]`. All vertex input attributes that use each of these bindings will use these updated addresses in their address calculations for subsequent drawing commands. If the `nullDescriptor` feature is enabled, elements of `pInfos` **can** have a `addressRange.size` and `addressRange.address` of 0. If a vertex input attribute is bound to a vertex input binding with a `size` and `address` of 0, the values taken from memory are considered to be zero, and missing G, B, or A components are filled with (0,0,1).

This command also dynamically sets the byte strides between consecutive elements within the strided range defined by `pInfos[i]` to the value of `pInfos[i].addressRange.stride` when drawing using shader objects, or when the graphics pipeline is created with `VK_DYNAMIC_STATE_VERTEX_INPUT_BINDING_STRIDE` set in `VkPipelineDynamicStateCreateInfo::pDynamicStates`. Otherwise, strides are specified by the `VkVertexInputBindingDescription::stride` values used to create the currently active pipeline.

If drawing using shader objects or if the bound pipeline state object was also created with the `VK_DYNAMIC_STATE_VERTEX_INPUT_EXT` dynamic state enabled then `vkCmdSetVertexInputEXT` **can** be used instead of `vkCmdBindVertexBuffers2` to set the stride.

NOTE

Unlike the static state to set the same, `stride` for each address range must be between 0 and the maximum extent of the attributes in the binding. `vkCmdSetVertexInputEXT` does not have this restriction so can be used if other stride values are desired.

Valid Usage

- VUID-vkCmdBindVertexBuffers3KHR-firstBinding-13070
`firstBinding` **must** be less than `VkPhysicalDeviceLimits::maxVertexInputBindings`
- VUID-vkCmdBindVertexBuffers3KHR-firstBinding-13071
The sum of `firstBinding` and `bindingCount` **must** be less than or equal to `VkPhysicalDeviceLimits::maxVertexInputBindings`
- VUID-vkCmdBindVertexBuffers3KHR-addressRange-13073
The `addressRange.stride` of all elements of `pInfos` **must** be either 0 or greater than or equal to the maximum extent of all vertex input attributes fetched from the corresponding binding, where the extent is calculated as the `VkVertexInputAttributeDescription::offset` plus `VkVertexInputAttributeDescription::format` size

Valid Usage (Implicit)

- VUID-vkCmdBindVertexBuffers3KHR-commandBuffer-parameter
`commandBuffer` **must** be a valid `VkCommandBuffer` handle
- VUID-vkCmdBindVertexBuffers3KHR-pBindingInfos-parameter
`pBindingInfos` **must** be a valid pointer to an array of `bindingCount` valid

VkBindVertexBuffer3InfoKHR structures

- VUID-vkCmdBindVertexBuffers3KHR-commandBuffer-recording
commandBuffer **must** be in the recording state
- VUID-vkCmdBindVertexBuffers3KHR-commandBuffer-cmdpool
The VkCommandPool that commandBuffer was allocated from **must** support VK_QUEUE_GRAPHICS_BIT operations
- VUID-vkCmdBindVertexBuffers3KHR-videocoding
This command **must** only be called outside of a video coding scope
- VUID-vkCmdBindVertexBuffers3KHR-bindingCount-arraylength
bindingCount **must** be greater than 0

Host Synchronization

- Host access to commandBuffer **must** be externally synchronized
- Host access to the VkCommandPool that commandBuffer was allocated from **must** be externally synchronized

Command Properties

Command Buffer Levels	Render Pass Scope	Video Coding Scope	Supported Queue Types	Command Type
Primary Secondary	Both	Outside	VK_QUEUE_GRAPHICS_BIT	State

Conditional Rendering

vkCmdBindVertexBuffers3KHR is not affected by conditional rendering

VkBindVertexBuffer3InfoKHR is defined as:

```
// Provided by VK_KHR_device_address_commands
typedef struct VkBindVertexBuffer3InfoKHR {
    VkStructureType      sType;
    const void*          pNext;
    VkBool32             setStride;
    VkStridedDeviceAddressRangeKHR addressRange;
    VkAddressCommandFlagsKHR addressFlags;
} VkBindVertexBuffer3InfoKHR;
```

- sType is a VkStructureType value identifying this structure.

- `pNext` is `NULL` or a pointer to a structure extending this structure.
- `setStride` is a `VkBool32` value indicating whether `addressRange.stride` sets the stride for the buffer. If `setStride` is `VK_TRUE`, the dynamic stride is set for all attributes from this buffer. If `setStride` is `VK_FALSE`, the stride value is not set.
- `addressRange` is the `VkStridedDeviceAddressRangeKHR` of the address range to bind.
- `addressFlags` is a `VkAddressCommandFlagsKHR` value defining the flags for the address range.

Valid Usage

- VUID-VkBindVertexBuffer3InfoKHR-addressRange-13097
If the range specified by `addressRange` is not bound completely to memory when accessed, `addressFlags` **must** not include `VK_ADDRESS_COMMAND_FULLY_BOUND_BIT_KHR`
- VUID-VkBindVertexBuffer3InfoKHR-addressRange-13098
If the buffer from which the range specified by `addressRange` was created with `VK_BUFFER_CREATE_PROTECTED_BIT`, and `protectedNoFault` is not supported, `addressFlags` **must** include `VK_ADDRESS_COMMAND_PROTECTED_BIT_KHR`
- VUID-VkBindVertexBuffer3InfoKHR-addressRange-13099
If the buffer from which the range specified by `addressRange` was created without `VK_BUFFER_CREATE_PROTECTED_BIT`, and `protectedNoFault` is not supported, `addressFlags` **must** not include `VK_ADDRESS_COMMAND_PROTECTED_BIT_KHR`
- VUID-VkBindVertexBuffer3InfoKHR-addressFlags-13100
`addressFlags` **must** not include both `VK_ADDRESS_COMMAND_STORAGE_BUFFER_USAGE_BIT_KHR` and `VK_ADDRESS_COMMAND_UNKNOWN_STORAGE_BUFFER_USAGE_BIT_KHR`
- VUID-VkBindVertexBuffer3InfoKHR-addressRange-13122
If any buffer, which is bound to a range of `VkDeviceMemory` that overlaps the range backing `addressRange`, was created with `VK_BUFFER_USAGE_STORAGE_BUFFER_BIT`, `addressFlags` **must** include `VK_ADDRESS_COMMAND_STORAGE_BUFFER_USAGE_BIT_KHR` or `VK_ADDRESS_COMMAND_UNKNOWN_STORAGE_BUFFER_USAGE_BIT_KHR`
- VUID-VkBindVertexBuffer3InfoKHR-addressRange-13123
If any buffer, which is bound to a range of `VkDeviceMemory` that overlaps the range backing `addressRange`, was created without `VK_BUFFER_USAGE_STORAGE_BUFFER_BIT`, `addressFlags` **must** not include `VK_ADDRESS_COMMAND_STORAGE_BUFFER_USAGE_BIT_KHR`
- VUID-VkBindVertexBuffer3InfoKHR-addressFlags-13101
`addressFlags` **must** not include both `VK_ADDRESS_COMMAND_TRANSFORM_FEEDBACK_BUFFER_USAGE_BIT_KHR` and `VK_ADDRESS_COMMAND_UNKNOWN_TRANSFORM_FEEDBACK_BUFFER_USAGE_BIT_KHR`
- VUID-VkBindVertexBuffer3InfoKHR-addressRange-13124
If any buffer, which is bound to a range of `VkDeviceMemory` that overlaps the range backing `addressRange`, was created with `VK_BUFFER_USAGE_TRANSFORM_FEEDBACK_BUFFER_BIT_EXT`, `addressFlags` **must**

include `VK_ADDRESS_COMMAND_TRANSFORM_FEEDBACK_BUFFER_USAGE_BIT_KHR` or `VK_ADDRESS_COMMAND_UNKNOWN_TRANSFORM_FEEDBACK_BUFFER_USAGE_BIT_KHR`

- VUID-VkBindVertexBuffer3InfoKHR-addressRange-13125
If any buffer, which is bound to a range of `VkDeviceMemory` that overlaps the range backing `addressRange`, was created without `VK_BUFFER_USAGE_TRANSFORM_FEEDBACK_BUFFER_BIT_EXT`, `addressFlags` **must** not include `VK_ADDRESS_COMMAND_TRANSFORM_FEEDBACK_BUFFER_USAGE_BIT_KHR`
- VUID-VkBindVertexBuffer3InfoKHR-addressRange-13074
If `addressRange.address` is not 0, the buffer from which `addressRange` was queried **must** have been created with the `VK_BUFFER_USAGE_VERTEX_BUFFER_BIT` usage flag set
- VUID-VkBindVertexBuffer3InfoKHR-addressRange-13075
If `addressRange.size` is 0, `addressRange.address` **must** be 0
- VUID-VkBindVertexBuffer3InfoKHR-size-13072
If the `nullDescriptor` feature is not enabled, `addressRange.size` **must** not be 0
- VUID-VkBindVertexBuffer3InfoKHR-setStride-13126
If `setStride` is `VK_TRUE`, `addressRange.stride` **must** be less than or equal to `VkPhysicalDeviceLimits::maxVertexInputBindingStride`
- VUID-VkBindVertexBuffer3InfoKHR-setStride-13127
If `setStride` is `VK_FALSE`, `addressRange.stride` **must** be 0

Valid Usage (Implicit)

- VUID-VkBindVertexBuffer3InfoKHR-sType-sType
`sType` **must** be `VK_STRUCTURE_TYPE_BIND_VERTEX_BUFFER_3_INFO_KHR`
- VUID-VkBindVertexBuffer3InfoKHR-pNext-pNext
`pNext` **must** be `NULL`
- VUID-VkBindVertexBuffer3InfoKHR-addressFlags-parameter
`addressFlags` **must** be a valid combination of `VkAddressCommandFlagBitsKHR` values

To bind vertex buffers, along with their sizes and strides, to a command buffer for use in subsequent drawing commands, call:

```
// Provided by VK_VERSION_1_3
void vkCmdBindVertexBuffers2(
    VkCommandBuffer                commandBuffer,
    uint32_t                       firstBinding,
    uint32_t                       bindingCount,
    const VkBuffer*                 pBuffers,
    const VkDeviceSize*             pOffsets,
    const VkDeviceSize*             pSizes,
    const VkDeviceSize*             pStrides);
```



```

// Provided by VK_EXT_extended_dynamic_state, VK_EXT_shader_object
// Equivalent to vkCmdBindVertexBuffers2
void vkCmdBindVertexBuffers2EXT(
    VkCommandBuffer                      commandBuffer,
    uint32_t                             firstBinding,
    uint32_t                             bindingCount,
    const VkBuffer*                      pBuffers,
    const VkDeviceSize*                  pOffsets,
    const VkDeviceSize*                  pSizes,
    const VkDeviceSize*                  pStrides);

```

- **commandBuffer** is the command buffer into which the command is recorded.
- **firstBinding** is the index of the first vertex input binding whose state is updated by the command.
- **bindingCount** is the number of vertex input bindings whose state is updated by the command.
- **pBuffers** is a pointer to an array of buffer handles.
- **pOffsets** is a pointer to an array of buffer offsets.
- **pSizes** is **NULL** or a pointer to an array of the size in bytes of vertex data bound from **pBuffers**.
- **pStrides** is **NULL** or a pointer to an array of buffer strides.

The values taken from elements *i* of **pBuffers** and **pOffsets** replace the current state for the vertex input binding **firstBinding** + *i*, for *i* in [0, **bindingCount**). The vertex input binding is updated to start at the offset indicated by **pOffsets**[*i*] from the start of the buffer **pBuffers**[*i*]. If **pSizes** is not **NULL** then **pSizes**[*i*] specifies the bound size of the vertex buffer starting from the corresponding elements of **pBuffers**[*i*] plus **pOffsets**[*i*]. If **pSizes**[*i*] is **VK_WHOLE_SIZE** then the bound size is from **pBuffers**[*i*] plus **pOffsets**[*i*] to the end of the buffer **pBuffers**[*i*]. All vertex input attributes that use each of these bindings will use these updated addresses in their address calculations for subsequent drawing commands. If the **nullDescriptor** feature is enabled, elements of **pBuffers** **can** be **VK_NULL_HANDLE**, and **can** be used by the vertex shader. If a vertex input attribute is bound to a vertex input binding that is **VK_NULL_HANDLE**, the values taken from memory are considered to be zero, and missing G, B, or A components are filled with (0,0,1).

This command also **dynamically sets** the byte strides between consecutive elements within buffer **pBuffers**[*i*] to the corresponding **pStrides**[*i*] value when drawing using **shader objects**, or when the graphics pipeline is created with **VK_DYNAMIC_STATE_VERTEX_INPUT_BINDING_STRIDE** set in **VkPipelineDynamicStateCreateInfo::pDynamicStates**. Otherwise, strides are specified by the **VkVertexInputBindingDescription::stride** values used to create the currently active pipeline.

If drawing using **shader objects** or if the bound pipeline state object was also created with the **VK_DYNAMIC_STATE_VERTEX_INPUT_EXT** dynamic state enabled then **vkCmdSetVertexInputEXT** **can** be used instead of **vkCmdBindVertexBuffers2** to set the stride.

NOTE Unlike the static state to set the same, **pStrides** must be between 0 and the maximum extent of the attributes in the binding. **vkCmdSetVertexInputEXT** does not have this restriction so can be used if other stride values are desired.

Valid Usage

- VUID-vkCmdBindVertexBuffers2-None-08971

At least one of the following **must** be true:

- the `extendedDynamicState` feature is enabled
- the `shaderObject` feature is enabled
- the value of `VkApplicationInfo::apiVersion` used to create the `VkInstance` parent of `commandBuffer` is greater than or equal to Version 1.3

- VUID-vkCmdBindVertexBuffers2-firstBinding-03355

`firstBinding` **must** be less than `VkPhysicalDeviceLimits::maxVertexInputBindings`

- VUID-vkCmdBindVertexBuffers2-firstBinding-03356

The sum of `firstBinding` and `bindingCount` **must** be less than or equal to `VkPhysicalDeviceLimits::maxVertexInputBindings`

- VUID-vkCmdBindVertexBuffers2-pOffsets-03357

If `pSizes` is not `NULL`, all elements of `pOffsets` **must** be less than the size of the corresponding element in `pBuffers`

- VUID-vkCmdBindVertexBuffers2-pSizes-03358

If `pSizes` is not `NULL`, all elements of `pOffsets` plus `pSizes`, where `pSizes` is not `VK_WHOLE_SIZE`, **must** be less than or equal to the size of the corresponding element in `pBuffers`

- VUID-vkCmdBindVertexBuffers2-pBuffers-03359

All elements of `pBuffers` **must** have been created with the `VK_BUFFER_USAGE_VERTEX_BUFFER_BIT` usage flag set

- VUID-vkCmdBindVertexBuffers2-pBuffers-03360

Each element of `pBuffers` that is non-sparse **must** be bound completely and contiguously to a single `VkDeviceMemory` object

- VUID-vkCmdBindVertexBuffers2-pBuffers-04111

If the `nullDescriptor` feature is not enabled, all elements of `pBuffers` **must** not be `VK_NULL_HANDLE`

- VUID-vkCmdBindVertexBuffers2-pBuffers-04112

If an element of `pBuffers` is `VK_NULL_HANDLE`, then the corresponding element of `pOffsets` **must** be zero

- VUID-vkCmdBindVertexBuffers2-pStrides-03362

If `pStrides` is not `NULL` each element of `pStrides` **must** be less than or equal to `VkPhysicalDeviceLimits::maxVertexInputBindingStride`

- VUID-vkCmdBindVertexBuffers2-pStrides-06209

If `pStrides` is not `NULL` each element of `pStrides` **must** be either 0 or greater than or equal to the maximum extent of all vertex input attributes fetched from the corresponding binding, where the extent is calculated as the `VkVertexInputAttributeDescription::offset` plus `VkVertexInputAttributeDescription::format` size

Valid Usage (Implicit)

- VUID-vkCmdBindVertexBuffers2-commandBuffer-parameter
`commandBuffer` **must** be a valid `VkCommandBuffer` handle
- VUID-vkCmdBindVertexBuffers2-pBuffers-parameter
`pBuffers` **must** be a valid pointer to an array of `bindingCount` valid or `VK_NULL_HANDLE` `VkBuffer` handles
- VUID-vkCmdBindVertexBuffers2-pOffsets-parameter
`pOffsets` **must** be a valid pointer to an array of `bindingCount` `VkDeviceSize` values
- VUID-vkCmdBindVertexBuffers2-pSizes-parameter
If `pSizes` is not `NULL`, `pSizes` **must** be a valid pointer to an array of `bindingCount` `VkDeviceSize` values
- VUID-vkCmdBindVertexBuffers2-pStrides-parameter
If `pStrides` is not `NULL`, `pStrides` **must** be a valid pointer to an array of `bindingCount` `VkDeviceSize` values
- VUID-vkCmdBindVertexBuffers2-commandBuffer-recording
`commandBuffer` **must** be in the `recording state`
- VUID-vkCmdBindVertexBuffers2-commandBuffer-cmdpool
The `VkCommandPool` that `commandBuffer` was allocated from **must** support `VK_QUEUE_GRAPHICS_BIT` operations
- VUID-vkCmdBindVertexBuffers2-videocoding
This command **must** only be called outside of a video coding scope
- VUID-vkCmdBindVertexBuffers2-bindingCount-arraylength
If any of `pSizes`, or `pStrides` are not `NULL`, `bindingCount` **must** be greater than `0`
- VUID-vkCmdBindVertexBuffers2-commonparent
Both of `commandBuffer`, and the elements of `pBuffers` that are valid handles of non-ignored parameters **must** have been created, allocated, or retrieved from the same `VkDevice`

Host Synchronization

- Host access to `commandBuffer` **must** be externally synchronized
- Host access to the `VkCommandPool` that `commandBuffer` was allocated from **must** be externally synchronized

Command Properties

Command Buffer Levels	Render Pass Scope	Video Coding Scope	Supported Queue Types	Command Type
Primary Secondary	Both	Outside	VK_QUEUE_GRAPHICS_BIT	State

Conditional Rendering

vkCmdBindVertexBuffers2 is not affected by [conditional rendering](#)

To bind vertex buffers to a command buffer for use in subsequent drawing commands, call:

```
// Provided by VK_VERSION_1_0
void vkCmdBindVertexBuffers(
    VkCommandBuffer          commandBuffer,
    uint32_t                 firstBinding,
    uint32_t                 bindingCount,
    const VkBuffer*          pBuffer,
    const VkDeviceSize*      pOffsets);
```

- `commandBuffer` is the command buffer into which the command is recorded.
- `firstBinding` is the index of the first vertex input binding whose state is updated by the command.
- `bindingCount` is the number of vertex input bindings whose state is updated by the command.
- `pBuffers` is a pointer to an array of buffer handles.
- `pOffsets` is a pointer to an array of buffer offsets.

The values taken from elements `i` of `pBuffers` and `pOffsets` replace the current state for the vertex input binding `firstBinding + i`, for `i` in `[0, bindingCount)`. The vertex input binding is updated to start at the offset indicated by `pOffsets[i]` from the start of the buffer `pBuffers[i]`. All vertex input attributes that use each of these bindings will use these updated addresses in their address calculations for subsequent drawing commands. If the `nullDescriptor` feature is enabled, elements of `pBuffers` **can** be `VK_NULL_HANDLE`, and **can** be used by the vertex shader. If a vertex input attribute is bound to a vertex input binding that is `VK_NULL_HANDLE`, the values taken from memory are considered to be zero, and missing G, B, or A components are filled with (0,0,1).

Valid Usage

- VUID-vkCmdBindVertexBuffers-firstBinding-00624
`firstBinding` **must** be less than `VkPhysicalDeviceLimits::maxVertexInputBindings`
- VUID-vkCmdBindVertexBuffers-firstBinding-00625
The sum of `firstBinding` and `bindingCount` **must** be less than or equal to `VkPhysicalDeviceLimits::maxVertexInputBindings`
- VUID-vkCmdBindVertexBuffers-pOffsets-00626
All elements of `pOffsets` **must** be less than the size of the corresponding element in `pBuffers`
- VUID-vkCmdBindVertexBuffers-pBuffers-00627
All elements of `pBuffers` **must** have been created with the `VK_BUFFER_USAGE_VERTEX_BUFFER_BIT` flag

- VUID-vkCmdBindVertexBuffers-pBuffers-00628
Each element of **pBuffers** that is non-sparse **must** be bound completely and contiguously to a single **VkDeviceMemory** object
- VUID-vkCmdBindVertexBuffers-pBuffers-04001
If the **nullDescriptor** feature is not enabled, all elements of **pBuffers** **must** not be **VK_NULL_HANDLE**
- VUID-vkCmdBindVertexBuffers-pBuffers-04002
If an element of **pBuffers** is **VK_NULL_HANDLE**, then the corresponding element of **pOffsets** **must** be zero

Valid Usage (Implicit)

- VUID-vkCmdBindVertexBuffers-commandBuffer-parameter
commandBuffer **must** be a valid **VkCommandBuffer** handle
- VUID-vkCmdBindVertexBuffers-pBuffers-parameter
pBuffers **must** be a valid pointer to an array of **bindingCount** valid or **VK_NULL_HANDLE** **VkBuffer** handles
- VUID-vkCmdBindVertexBuffers-pOffsets-parameter
pOffsets **must** be a valid pointer to an array of **bindingCount** **VkDeviceSize** values
- VUID-vkCmdBindVertexBuffers-commandBuffer-recording
commandBuffer **must** be in the **recording state**
- VUID-vkCmdBindVertexBuffers-commandBuffer-cmdpool
The **VkCommandPool** that **commandBuffer** was allocated from **must** support **VK_QUEUE_GRAPHICS_BIT** operations
- VUID-vkCmdBindVertexBuffers-vidcoding
This command **must** only be called outside of a video coding scope
- VUID-vkCmdBindVertexBuffers-bindingCount-arraylength
bindingCount **must** be greater than 0
- VUID-vkCmdBindVertexBuffers-commonparent
Both of **commandBuffer**, and the elements of **pBuffers** that are valid handles of non-ignored parameters **must** have been created, allocated, or retrieved from the same **VkDevice**

Host Synchronization

- Host access to **commandBuffer** **must** be externally synchronized
- Host access to the **VkCommandPool** that **commandBuffer** was allocated from **must** be externally synchronized

Command Properties

Command Buffer Levels	Render Pass Scope	Video Coding Scope	Supported Queue Types	Command Type
Primary Secondary	Both	Outside	VK_QUEUE_GRAP HICS_BIT	State

Conditional Rendering

vkCmdBindVertexBuffers is not affected by [conditional rendering](#)

27.3. Vertex Attribute Divisor in Instanced Rendering

If the `vertexAttributeInstanceRateDivisor` feature is enabled and the `pNext` chain of `VkPipelineVertexInputStateCreateInfo` includes a `VkPipelineVertexInputDivisorStateCreateInfo` structure, then that structure controls how vertex attributes are assigned to an instance when instanced rendering is enabled.

The `VkPipelineVertexInputDivisorStateCreateInfo` structure is defined as:

```
// Provided by VK_VERSION_1_4
typedef struct VkPipelineVertexInputDivisorStateCreateInfo {
    VkStructureType          sType;
    const void*              pNext;
    uint32_t                 vertexBindingDivisorCount;
    const VkVertexInputBindingDivisorDescription* pVertexBindingDivisors;
} VkPipelineVertexInputDivisorStateCreateInfo;
```

```
// Provided by VK_KHR_vertex_attribute_divisor
// Equivalent to VkPipelineVertexInputDivisorStateCreateInfo
typedef VkPipelineVertexInputDivisorStateCreateInfo
VkPipelineVertexInputDivisorStateCreateInfoKHR;
```

```
// Provided by VK_EXT_vertex_attribute_divisor
// Equivalent to VkPipelineVertexInputDivisorStateCreateInfo
typedef VkPipelineVertexInputDivisorStateCreateInfo
VkPipelineVertexInputDivisorStateCreateInfoEXT;
```

- `sType` is a `VkStructureType` value identifying this structure.
- `pNext` is `NULL` or a pointer to a structure extending this structure.
- `vertexBindingDivisorCount` is the number of elements in the `pVertexBindingDivisors` array.

- `pVertexBindingDivisors` is a pointer to an array of `VkVertexInputBindingDivisorDescription` structures specifying the divisor value for each binding.

Valid Usage (Implicit)

- VUID-VkPipelineVertexInputDivisorStateCreateInfo-sType-sType `sType` **must** be `VK_STRUCTURE_TYPE_PIPELINE_VERTEX_INPUT_DIVISOR_STATE_CREATE_INFO`
- VUID-VkPipelineVertexInputDivisorStateCreateInfo-pVertexBindingDivisors-parameter `pVertexBindingDivisors` **must** be a valid pointer to an array of `vertexBindingDivisorCount` `VkVertexInputBindingDivisorDescription` structures
- VUID-VkPipelineVertexInputDivisorStateCreateInfo-vertexBindingDivisorCount-arraylength `vertexBindingDivisorCount` **must** be greater than 0

Structure Chaining

Extends the structure

- `VkPipelineVertexInputStateCreateInfo`

The individual divisor values per binding are specified using the `VkVertexInputBindingDivisorDescription` structure which is defined as:

```
// Provided by VK_VERSION_1_4
typedef struct VkVertexInputBindingDivisorDescription {
    uint32_t    binding;
    uint32_t    divisor;
} VkVertexInputBindingDivisorDescription;
```

```
// Provided by VK_KHR_vertex_attribute_divisor
// Equivalent to VkVertexInputBindingDivisorDescription
typedef VkVertexInputBindingDivisorDescription
VkVertexInputBindingDivisorDescriptionKHR;
```

```
// Provided by VK_EXT_vertex_attribute_divisor
// Equivalent to VkVertexInputBindingDivisorDescription
typedef VkVertexInputBindingDivisorDescription
VkVertexInputBindingDivisorDescriptionEXT;
```

- `binding` is the binding number for which the divisor is specified.
- `divisor` is the number of successive instances that will use the same value of the vertex attribute when instanced rendering is enabled. For example, if the divisor is N, the same vertex attribute

will be applied to N successive instances before moving on to the next vertex attribute. The maximum value of `divisor` is implementation-dependent and can be queried using `VkPhysicalDeviceVertexAttributeDivisorProperties::maxVertexAttribDivisor`. A value of `0` can be used for the divisor if the `vertexAttributeInstanceRateZeroDivisor` feature is enabled. In this case, the same vertex attribute will be applied to all instances.

If this structure is not used to define a divisor value for an attribute, then the divisor has a logical default value of 1.

Valid Usage

- VUID-VkVertexInputBindingDivisorDescription-binding-01869
`binding` must be less than `VkPhysicalDeviceLimits::maxVertexInputBindings`
- VUID-VkVertexInputBindingDivisorDescription-vertexAttributeInstanceRateZeroDivisor-02228
If the `vertexAttributeInstanceRateZeroDivisor` feature is not enabled, `divisor` must not be `0`
- VUID-VkVertexInputBindingDivisorDescription-vertexAttributeInstanceRateDivisor-02229
If the `vertexAttributeInstanceRateDivisor` feature is not enabled, `divisor` must be `1`
- VUID-VkVertexInputBindingDivisorDescription-divisor-01870
`divisor` must be a value between `0` and `VkPhysicalDeviceVertexAttributeDivisorProperties::maxVertexAttribDivisor`, inclusive
- VUID-VkVertexInputBindingDivisorDescription-inputRate-01871
`VkVertexInputBindingDescription::inputRate` must be of type `VK_VERTEX_INPUT_RATE_INSTANCE` for this `binding`

27.4. Vertex Input Address Calculation

The address of each attribute for each `vertexIndex` and `instanceIndex` is calculated as follows:

- Let `attribDesc` be the member of `VkPipelineVertexInputStateCreateInfo::pVertexAttributeDescriptions` with `VkVertexInputAttributeDescription::location` equal to the vertex input attribute number.
- Let `bindingDesc` be the member of `VkPipelineVertexInputStateCreateInfo::pVertexBindingDescriptions` with `VkVertexInputAttributeDescription::binding` equal to `attribDesc.binding`.
- Let `vertexIndex` be the index of the vertex within the draw (a value between `firstVertex` and `firstVertex+vertexCount` for `vkCmdDraw`, or a value taken from the index buffer plus `vertexOffset` for `vkCmdDrawIndexed`), and let `instanceIndex` be the instance number of the draw (a value between `firstInstance` and `firstInstance+instanceCount`).
- Let `offset` be an array of offsets into the bound vertex buffers specified during `vkCmdBindVertexBuffers` or `vkCmdBindVertexBuffers2` with `pOffsets`.
- Let `divisor` be the member of `VkPipelineVertexInputDivisorStateCreateInfo::pVertexBindingDivisors` with `VkVertexInputBindingDivisorDescription::binding` equal to

`attribDesc.binding`. If the vertex binding state is dynamically set, instead let `divisor` be the member of the `pVertexBindingDescriptions` parameter to the `vkCmdSetVertexInputEXT` call with `VkVertexInputBindingDescription2EXT::binding` equal to `attribDesc.binding`.

- Let `stride` be the member of `VkPipelineVertexInputStateCreateInfo::pVertexBindingDescriptions->stride` unless there is dynamic state causing the value to be ignored. In this case the value is set from the last value from one of the following
 - `vkCmdSetVertexInputEXT::pVertexBindingDescriptions->stride`
 - `vkCmdBindVertexBuffers2::pStrides`, if not `NULL`

```
bufferBindingAddress = buffer[binding].baseAddress + offset[binding];

if (bindingDesc.inputRate == VK_VERTEX_INPUT_RATE_VERTEX)
    effectiveVertexOffset = vertexIndex * stride;
else
    if (divisor == 0)
        effectiveVertexOffset = firstInstance * stride;
    else
        effectiveVertexOffset = (firstInstance + ((instanceIndex - firstInstance) /
divisor)) * stride;

attribAddress = bufferBindingAddress + effectiveVertexOffset + attribDesc.offset;
```

27.4.1. Vertex Input Extraction

For each attribute, raw data is extracted starting at `attribAddress` and is converted from the `VkVertexInputAttributeDescription`'s `format` in the same manner as described for [image reads](#) as if a texel were read from that address. The numeric type of the attribute's `format` **must** match the numeric type of the input variable in the shader. The input variable in the shader **must** be declared as a 64-bit data type if and only if `format` is a 64-bit data type. If the sum of `attribAddress` and the data extracted is outside of the bound vertex buffer, behavior is as described by [Shader Out-of-Bounds Memory Access](#).

If either `format` is a 64-bit format or the `legacyVertexAttributes` feature is not enabled, and `format` is a packed format, `attribAddress` **must** be a multiple of the size in bytes of the size of the format as described in [Packed Formats](#). Otherwise, if either `format` is a 64-bit format or the `legacyVertexAttributes` feature is not enabled, `attribAddress` **must** be a multiple of the size in bytes of the component type indicated by `format` (see [Formats](#)).

The number of components in the vertex shader input variable need not exactly match the number of components in the format. If the vertex shader has fewer components, the extra components are discarded. If the `numeric format` of `format` uses sRGB encoding, and the `maintenance10` feature is enabled, the implementation **must** convert values from nonlinear to linear as described in the “sRGB EOTF” section of the [Khronos Data Format Specification](#). If the `maintenance10` feature is not enabled, the implementation **should** convert values from nonlinear to linear. Implementations which do not support `maintenance10`, and which do not convert nonlinear to linear for sRGB formats **should** not expose `VK_FORMAT_FEATURE_VERTEX_BUFFER_BIT` for such formats.

Chapter 28. Tessellation

Tessellation involves three pipeline stages. First, a [tessellation control shader](#) transforms control points of a patch and **can** produce per-patch data. Second, a fixed-function tessellator generates multiple primitives corresponding to a tessellation of the patch in (u,v) or (u,v,w) parameter space. Third, a [tessellation evaluation shader](#) transforms the vertices of the tessellated patch, for example to compute their positions and attributes as part of the tessellated surface. The tessellator is enabled when the pipeline contains both a tessellation control shader and a tessellation evaluation shader.

28.1. Tessellator

If a pipeline includes both tessellation shaders (control and evaluation), the tessellator consumes each input patch (after vertex shading) and produces a new set of independent primitives (points, lines, or triangles). These primitives are logically produced by subdividing a geometric primitive (rectangle or triangle) according to the per-patch outer and inner tessellation levels written by the tessellation control shader. These levels are specified using the [built-in variables](#) [TessLevelOuter](#) and [TessLevelInner](#), respectively. This subdivision is performed in an implementation-dependent manner. If no tessellation shaders are present in the pipeline, the tessellator is disabled and incoming primitives are passed through without modification.

The type of subdivision performed by the tessellator is specified by an [OpExecutionMode](#) instruction using one of the [Triangles](#), [Quads](#), or [IsoLines](#) execution modes. When using [shader objects](#), this instruction **must** be specified in the tessellation evaluation shader, and **may** also be specified in the tessellation control shader. When using pipelines, this instruction **may** be specified in either the tessellation evaluation or tessellation control shader. When using shader objects, [OutputVertices](#) **must** be specified in the tessellation control shader, and **may** also be specified in the tessellation evaluation shader. Other tessellation-related execution modes **can** also be specified in either the tessellation control or tessellation evaluation shaders.

Any tessellation-related modes specified in both the tessellation control and tessellation evaluation shaders **must** be the same.

Tessellation execution modes include:

- [Triangles](#), [Quads](#), and [IsoLines](#). These control the type of subdivision and topology of the output primitives. When using [shader objects](#), one mode **must** be set in at least the tessellation evaluation stage. When using pipelines, one mode **must** be set in at least one of the tessellation shader stages. If the [VK_KHR_portability_subset](#) extension is enabled, and [VkPhysicalDevicePortabilitySubsetFeaturesKHR::tessellationIsoLines](#) is [VK_FALSE](#), then isoline tessellation is not supported by the implementation, and [IsoLines](#) **must** not be used in either tessellation shader stage.
- [VertexOrderCw](#) and [VertexOrderCcw](#). These control the orientation of triangles generated by the tessellator. When using [shader objects](#), one mode **must** be set in at least the tessellation evaluation stage. When using pipelines, one mode **must** be set in at least one of the tessellation shader stages.
- [PointMode](#). Controls generation of points rather than triangles or lines. This functionality

defaults to disabled, and is enabled if either shader stage includes the execution mode. If the `VK_KHR_portability_subset` extension is enabled, and `VkPhysicalDevicePortabilitySubsetFeaturesKHR::tessellationPointSize` is `VK_FALSE`, then point mode tessellation is not supported by the implementation, and `PointSize` **must** not be used in either tessellation shader stage.

- `SpacingEqual`, `SpacingFractionalEven`, and `SpacingFractionalOdd`. Controls the spacing of segments on the edges of tessellated primitives. One mode **must** be set in at least one of the tessellation shader stages.
- `OutputVertices`. Controls the size of the output patch of the tessellation control shader. When using `shader objects`, one value **must** be set in at least the tessellation control stage. When using pipelines, one value **must** be set in at least one of the tessellation shader stages.

For triangles, the tessellator subdivides a triangle primitive into smaller triangles. For quads, the tessellator subdivides a rectangle primitive into smaller triangles. For isolines, the tessellator subdivides a rectangle primitive into a collection of line segments arranged in strips stretching across the rectangle in the u dimension (i.e. the coordinates in `TessCoord` are of the form (0,x) through (1,x) for all tessellation evaluation shader invocations that share a line).

Each vertex produced by the tessellator has an associated (u,v,w) or (u,v) position in a normalized parameter space, with parameter values in the range [0,1], as illustrated in figures [Domain parameterization for tessellation primitive modes \(upper-left origin\)](#) and [Domain parameterization for tessellation primitive modes \(lower-left origin\)](#). The domain space **can** have either an upper-left or lower-left origin, selected by the `domainOrigin` member of `VkPipelineTessellationDomainOriginStateCreateInfo`.

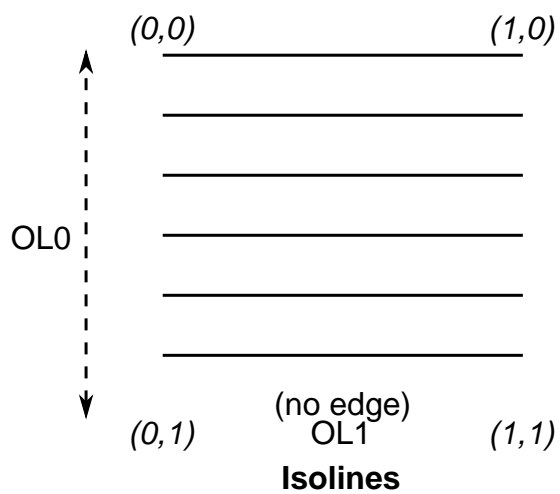
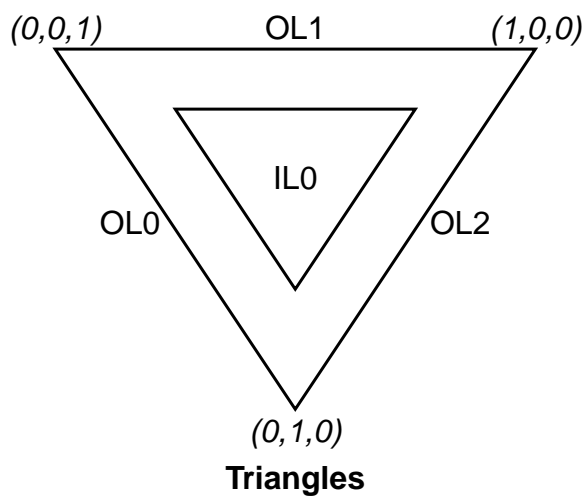
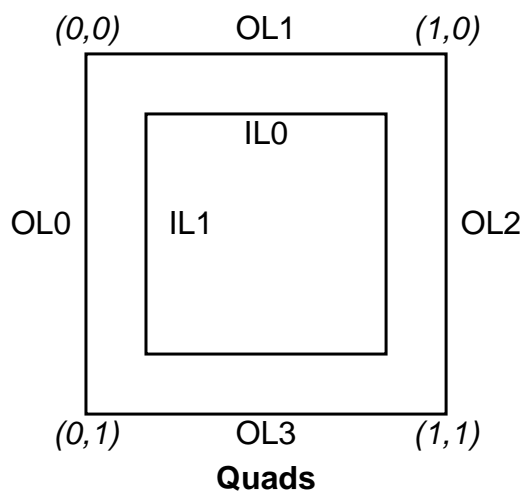


Figure 15. Domain parameterization for tessellation primitive modes (upper-left origin)

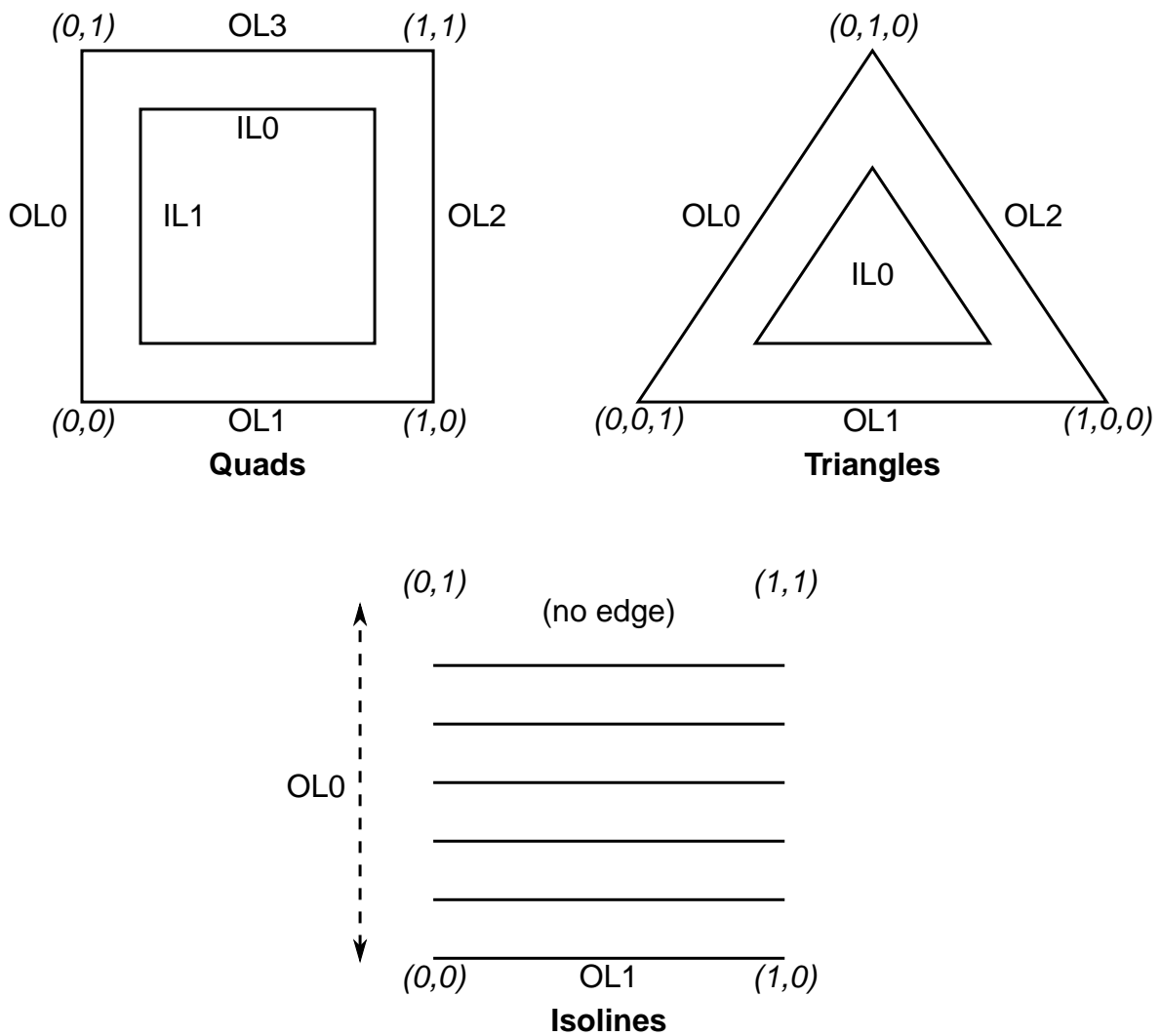


Figure 16. Domain parameterization for tessellation primitive modes (lower-left origin)

Caption

In the domain parameterization diagrams, the coordinates illustrate the value of **TessCoord** at the corners of the domain. The labels on the edges indicate the inner (IL0 and IL1) and outer (OL0 through OL3) tessellation level values used to control the number of subdivisions along each edge of the domain.

For triangles, the vertex's position is a barycentric coordinate (u,v,w) , where $u + v + w = 1.0$, and indicates the relative influence of the three vertices of the triangle on the position of the vertex. For quads and isolines, the position is a (u,v) coordinate indicating the relative horizontal and vertical position of the vertex relative to the subdivided rectangle. The subdivision process is explained in more detail in subsequent sections.

28.2. Tessellator Patch Discard

A patch is discarded by the tessellator if any relevant outer tessellation level is less than or equal to zero.

Patches will also be discarded if any relevant outer tessellation level corresponds to a floating-point

NaN (not a number) in implementations supporting NaN.

No new primitives are generated and the tessellation evaluation shader is not executed for patches that are discarded. For **Quads**, all four outer levels are relevant. For **Triangles** and **Isolines**, only the first three or two outer levels, respectively, are relevant. Negative inner levels will not cause a patch to be discarded; they will be clamped as described below.

28.3. Tessellator Spacing

Each of the tessellation levels is used to determine the number and spacing of segments used to subdivide a corresponding edge. The method used to derive the number and spacing of segments is specified by an **OpExecutionMode** in the tessellation control or tessellation evaluation shader using one of the identifiers **SpacingEqual**, **SpacingFractionalEven**, or **SpacingFractionalOdd**.

If **SpacingEqual** is used, the floating-point tessellation level is first clamped to $[1, \text{maxLevel}]$, where **maxLevel** is the implementation-dependent maximum tessellation level (**VkPhysicalDeviceLimits::maxTessellationGenerationLevel**). The result is rounded up to the nearest integer n , and the corresponding edge is divided into n segments of equal length in (u,v) space.

If **SpacingFractionalEven** is used, the tessellation level is first clamped to $[2, \text{maxLevel}]$ and then rounded up to the nearest even integer n . If **SpacingFractionalOdd** is used, the tessellation level is clamped to $[1, \text{maxLevel} - 1]$ and then rounded up to the nearest odd integer n . If n is one, the edge will not be subdivided. Otherwise, the corresponding edge will be divided into $n - 2$ segments of equal length, and two additional segments of equal length that are typically shorter than the other segments. The length of the two additional segments relative to the others will decrease monotonically with $n - f$, where f is the clamped floating-point tessellation level. When $n - f$ is zero, the additional segments will have equal length to the other segments. As $n - f$ approaches 2.0, the relative length of the additional segments approaches zero. The two additional segments **must** be placed symmetrically on opposite sides of the subdivided edge. The relative location of these two segments is implementation-dependent, but **must** be identical for any pair of subdivided edges with identical values of f .

When tessellating triangles or quads using **point mode** with fractional odd spacing, the tessellator **may** produce *interior vertices* that are positioned on the edge of the patch if an inner tessellation level is less than or equal to one. Such vertices are considered distinct from vertices produced by subdividing the outer edge of the patch, even if there are pairs of vertices with identical coordinates.

28.4. Tessellation Primitive Ordering

Few guarantees are provided for the relative ordering of primitives produced by tessellation, as they pertain to **primitive order**.

- The output primitives generated from each input primitive are passed to subsequent pipeline stages in an implementation-dependent order.
- All output primitives generated from a given input primitive are passed to subsequent pipeline stages before any output primitives generated from subsequent input primitives.

28.5. Tessellator Vertex Winding Order

When the tessellator produces triangles (in the **Triangles** or **Quads** modes), the orientation of all triangles is specified with an **OpExecutionMode** of **VertexOrderCw** or **VertexOrderCcw** in the tessellation control or tessellation evaluation shaders. If the order is **VertexOrderCw**, the vertices of all generated triangles will have clockwise ordering in (u,v) or (u,v,w) space. If the order is **VertexOrderCcw**, the vertices will have counter-clockwise ordering in that space.

If the tessellation domain has an upper-left origin, the vertices of a triangle have counter-clockwise ordering if

$$a = u_0 v_1 - u_1 v_0 + u_1 v_2 - u_2 v_1 + u_2 v_0 - u_0 v_2$$

is negative, and clockwise ordering if a is positive. u_i and v_i are the u and v coordinates in normalized parameter space of the i th vertex of the triangle. If the tessellation domain has a lower-left origin, the vertices of a triangle have counter-clockwise ordering if a is positive, and clockwise ordering if a is negative.

NOTE

The value a is proportional (with a positive factor) to the signed area of the triangle.

In **Triangles** mode, even though the vertex coordinates have a w value, it does not participate directly in the computation of a , being an affine combination of u and v .

28.6. Triangle Tessellation

If the tessellation primitive mode is **Triangles**, an equilateral triangle is subdivided into a collection of triangles covering the area of the original triangle. First, the original triangle is subdivided into a collection of concentric equilateral triangles. The edges of each of these triangles are subdivided, and the area between each triangle pair is filled by triangles produced by joining the vertices on the subdivided edges. The number of concentric triangles and the number of subdivisions along each triangle except the outermost is derived from the first inner tessellation level. The edges of the outermost triangle are subdivided independently, using the first, second, and third outer tessellation levels to control the number of subdivisions of the $u = 0$ (left), $v = 0$ (bottom), and $w = 0$ (right) edges, respectively. The second inner tessellation level and the fourth outer tessellation level have no effect in this mode.

If the first inner tessellation level and all three outer tessellation levels are exactly one after clamping and rounding, only a single triangle with (u,v,w) coordinates of (0,0,1), (1,0,0), and (0,1,0) is generated. If the inner tessellation level is one and any of the outer tessellation levels is greater than one, the inner tessellation level is treated as though it were originally specified as $1 + \epsilon$ and will result in a two- or three-segment subdivision depending on the tessellation spacing. When used with fractional odd spacing, the three-segment subdivision **may** produce *inner vertices* positioned on the edge of the triangle.

If any tessellation level is greater than one, tessellation begins by producing a set of concentric inner triangles and subdividing their edges. First, the three outer edges are temporarily subdivided using the clamped and rounded first inner tessellation level and the specified tessellation spacing,

generating n segments. For the outermost inner triangle, the inner triangle is degenerate — a single point at the center of the triangle — if n is two. Otherwise, for each corner of the outer triangle, an inner triangle corner is produced at the intersection of two lines extended perpendicular to the corner's two adjacent edges running through the vertex of the subdivided outer edge nearest that corner. If n is three, the edges of the inner triangle are not subdivided and it is the final triangle in the set of concentric triangles. Otherwise, each edge of the inner triangle is divided into $n - 2$ segments, with the $n - 1$ vertices of this subdivision produced by intersecting the inner edge with lines perpendicular to the edge running through the $n - 1$ innermost vertices of the subdivision of the outer edge. Once the outermost inner triangle is subdivided, the previous subdivision process repeats itself, using the generated triangle as an outer triangle. This subdivision process is illustrated in [Inner Triangle Tessellation](#).

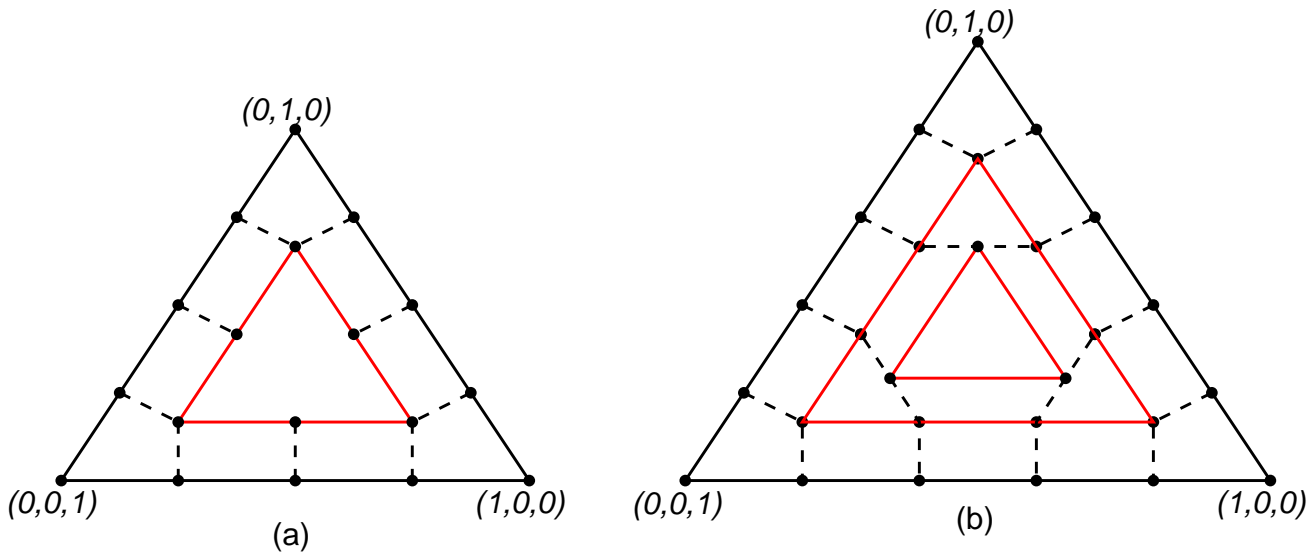


Figure 17. Inner Triangle Tessellation

Caption

In the [Inner Triangle Tessellation](#) diagram, inner tessellation levels of (a) four and (b) five are shown (not to scale). Solid black circles depict vertices along the edges of the concentric triangles. The edges of inner triangles are subdivided by intersecting the edge with segments perpendicular to the edge passing through each inner vertex of the subdivided outer edge. Dotted lines depict edges connecting corresponding vertices on the inner and outer triangle edges.

Once all the concentric triangles are produced and their edges are subdivided, the area between each pair of adjacent inner triangles is filled completely with a set of non-overlapping triangles. In this subdivision, two of the three vertices of each triangle are taken from adjacent vertices on a subdivided edge of one triangle; the third is one of the vertices on the corresponding edge of the other triangle. If the innermost triangle is degenerate (i.e., a point), the triangle containing it is subdivided into six triangles by connecting each of the six vertices on that triangle with the center point. If the innermost triangle is not degenerate, that triangle is added to the set of generated triangles as-is.

After the area corresponding to any inner triangles is filled, the tessellator generates triangles to cover the area between the outermost triangle and the outermost inner triangle. To do this, the

temporary subdivision of the outer triangle edge above is discarded. Instead, the $u = 0$, $v = 0$, and $w = 0$ edges are subdivided according to the first, second, and third outer tessellation levels, respectively, and the tessellation spacing. The original subdivision of the first inner triangle is retained. The area between the outer and first inner triangles is completely filled by non-overlapping triangles as described above. If the first (and only) inner triangle is degenerate, a set of triangles is produced by connecting each vertex on the outer triangle edges with the center point.

After all triangles are generated, each vertex in the subdivided triangle is assigned a barycentric (u,v,w) coordinate based on its location relative to the three vertices of the outer triangle.

The algorithm used to subdivide the triangular domain in (u,v,w) space into individual triangles is implementation-dependent. However, the set of triangles produced will completely cover the domain, and no portion of the domain will be covered by multiple triangles.

Output triangles are generated with a topology similar to [triangle lists](#), except that the order in which each triangle is generated, and the order in which the vertices are generated for each triangle, are implementation-dependent. However, the order of vertices in each triangle is consistent across the domain as described in [Tessellator Vertex Winding Order](#).

28.7. Quad Tessellation

If the tessellation primitive mode is **Quads**, a rectangle is subdivided into a collection of triangles covering the area of the original rectangle. First, the original rectangle is subdivided into a regular mesh of rectangles, where the number of rectangles along the $u = 0$ and $u = 1$ (vertical) and $v = 0$ and $v = 1$ (horizontal) edges are derived from the first and second inner tessellation levels, respectively. All rectangles, except those adjacent to one of the outer rectangle edges, are decomposed into triangle pairs. The outermost rectangle edges are subdivided independently, using the first, second, third, and fourth outer tessellation levels to control the number of subdivisions of the $u = 0$ (left), $v = 0$ (bottom), $u = 1$ (right), and $v = 1$ (top) edges, respectively. The area between the inner rectangles of the mesh and the outer rectangle edges are filled by triangles produced by joining the vertices on the subdivided outer edges to the vertices on the edge of the inner rectangle mesh.

If both clamped inner tessellation levels and all four clamped outer tessellation levels are exactly one, only a single triangle pair covering the outer rectangle is generated. Otherwise, if either clamped inner tessellation level is one, that tessellation level is treated as though it was originally specified as $1 + \epsilon$ and will result in a two- or three-segment subdivision depending on the tessellation spacing. When used with fractional odd spacing, the three-segment subdivision **may** produce *inner vertices* positioned on the edge of the rectangle.

If any tessellation level is greater than one, tessellation begins by subdividing the $u = 0$ and $u = 1$ edges of the outer rectangle into m segments using the clamped and rounded first inner tessellation level and the tessellation spacing. The $v = 0$ and $v = 1$ edges are subdivided into n segments using the second inner tessellation level. Each vertex on the $u = 0$ and $v = 0$ edges are joined with the corresponding vertex on the $u = 1$ and $v = 1$ edges to produce a set of vertical and horizontal lines that divide the rectangle into a grid of smaller rectangles. The primitive generator emits a pair of non-overlapping triangles covering each such rectangle not adjacent to an edge of the outer rectangle. The boundary of the region covered by these triangles forms an inner rectangle, the

edges of which are subdivided by the grid vertices that lie on the edge. If either m or n is two, the inner rectangle is degenerate, and one or both of the rectangle's *edges* consist of a single point. This subdivision is illustrated in Figure [Inner Quad Tessellation](#).

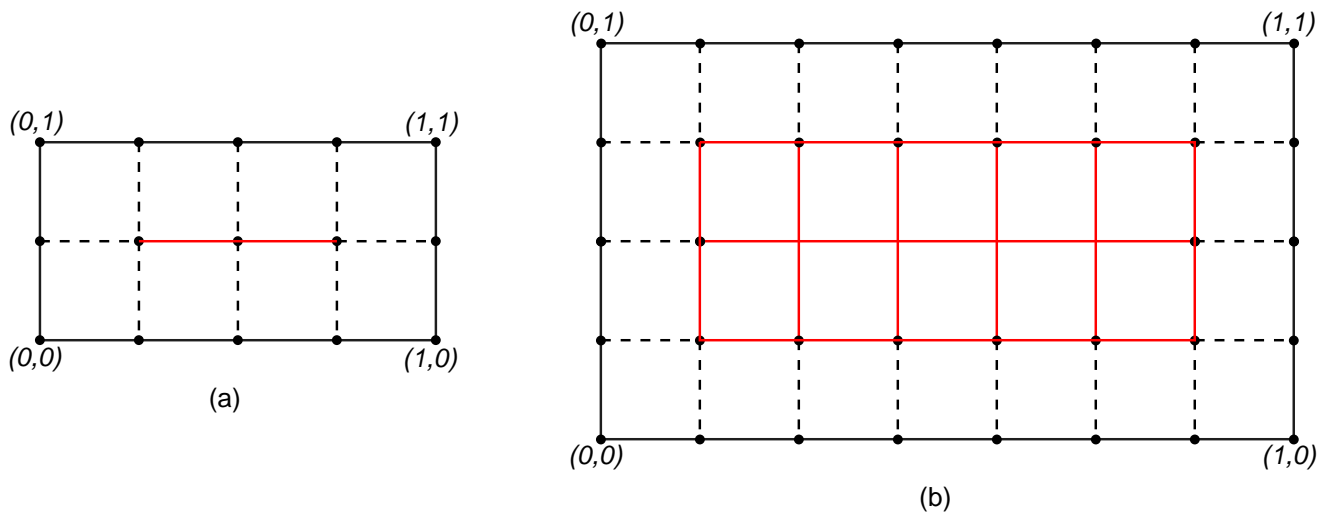


Figure 18. Inner Quad Tessellation

Caption

In the [Inner Quad Tessellation](#) diagram, inner quad tessellation levels of (a) (4,2) and (b) (7,4) are shown. The regions highlighted in red in figure (b) depict the 10 inner rectangles, each of which will be subdivided into two triangles. Solid black circles depict vertices on the boundary of the outer and inner rectangles, where the inner rectangle of figure (a) is degenerate (a single line segment). Dotted lines depict the horizontal and vertical edges connecting corresponding vertices on the inner and outer rectangle edges.

After the area corresponding to the inner rectangle is filled, the tessellator **must** produce triangles to cover the area between the inner and outer rectangles. To do this, the subdivision of the outer rectangle edge above is discarded. Instead, the $u = 0$, $v = 0$, $u = 1$, and $v = 1$ edges are subdivided according to the first, second, third, and fourth outer tessellation levels, respectively, and the tessellation spacing. The original subdivision of the inner rectangle is retained. The area between the outer and inner rectangles is completely filled by non-overlapping triangles. Two of the three vertices of each triangle are adjacent vertices on a subdivided edge of one rectangle; the third is one of the vertices on the corresponding edge of the other rectangle. If either edge of the innermost rectangle is degenerate, the area near the corresponding outer edges is filled by connecting each vertex on the outer edge with the single vertex making up the *inner edge*.

The algorithm used to subdivide the rectangular domain in (u,v) space into individual triangles is implementation-dependent. However, the set of triangles produced will completely cover the domain, and no portion of the domain will be covered by multiple triangles.

Output triangles are generated with a topology similar to [triangle lists](#), except that the order in which each triangle is generated, and the order in which the vertices are generated for each triangle, are implementation-dependent. However, the order of vertices in each triangle is consistent across the domain as described in [Tessellator Vertex Winding Order](#).

28.8. Isoline Tessellation

If the tessellation primitive mode is `Isolines`, a set of independent horizontal line segments is drawn. The segments are arranged into connected strips called *isolines*, where the vertices of each isoline have a constant *v* coordinate and *u* coordinates covering the full range [0,1]. The number of isolines generated is derived from the first outer tessellation level; the number of segments in each isoline is derived from the second outer tessellation level. Both inner tessellation levels and the third and fourth outer tessellation levels have no effect in this mode.

As with quad tessellation above, isoline tessellation begins with a rectangle. The *u* = 0 and *u* = 1 edges of the rectangle are subdivided according to the first outer tessellation level. For the purposes of this subdivision, the tessellation spacing mode is ignored and treated as `equal_spacing`. An isoline is drawn connecting each vertex on the *u* = 0 rectangle edge to the corresponding vertex on the *u* = 1 rectangle edge, except that no line is drawn between (0,1) and (1,1). If the number of isolines on the subdivided *u* = 0 and *u* = 1 edges is *n*, this process will result in *n* equally spaced lines with constant *v* coordinates of $0, \frac{1}{n}, \frac{2}{n}, \dots, \frac{n-1}{n}$.

Each of the *n* isolines is then subdivided according to the second outer tessellation level and the tessellation spacing, resulting in *m* line segments. Each segment of each line is emitted by the tessellator. These line segments are generated with a topology similar to [line lists](#), except that the order in which each line is generated, and the order in which the vertices are generated for each line segment, are implementation-dependent.

NOTE	If the <code>VK_KHR_portability_subset</code> extension is enabled, and <code>VkPhysicalDevicePortabilitySubsetFeaturesKHR::tessellationIsolines</code> is <code>VK_FALSE</code> , then isoline tessellation is not supported by the implementation.
-------------	--

28.9. Tessellation Point Mode

For all primitive modes, the tessellator is capable of generating points instead of lines or triangles. If the tessellation control or tessellation evaluation shader specifies the `OpExecutionMode PointMode`, the primitive generator will generate one point for each distinct vertex produced by tessellation, rather than emitting triangles or lines. Otherwise, the tessellator will produce a collection of line segments or triangles according to the primitive mode. These points are generated with a topology similar to [point lists](#), except the order in which the points are generated for each input primitive is undefined.

NOTE	If the <code>VK_KHR_portability_subset</code> extension is enabled, and <code>VkPhysicalDevicePortabilitySubsetFeaturesKHR::tessellationPointMode</code> is <code>VK_FALSE</code> , then tessellation point mode is not supported by the implementation.
-------------	--

28.10. Tessellation Pipeline State

The `pTessellationState` member of `VkGraphicsPipelineCreateInfo` is a pointer to a `VkPipelineTessellationStateCreateInfo` structure.

The `VkPipelineTessellationStateCreateInfo` structure is defined as:


```
// Provided by VK_VERSION_1_0
typedef struct VkPipelineTessellationStateCreateInfo {
    VkStructureType           sType;
    const void*               pNext;
    VkPipelineTessellationStateCreateFlags flags;
    uint32_t                  patchControlPoints;
} VkPipelineTessellationStateCreateInfo;
```

- `sType` is a `VkStructureType` value identifying this structure.
- `pNext` is `NULL` or a pointer to a structure extending this structure.
- `flags` is reserved for future use.
- `patchControlPoints` is the number of control points per patch.

Valid Usage

- VUID-VkPipelineTessellationStateCreateInfo-patchControlPoints-01214
`patchControlPoints` **must** be greater than zero and less than or equal to `VkPhysicalDeviceLimits::maxTessellationPatchSize`

Valid Usage (Implicit)

- VUID-VkPipelineTessellationStateCreateInfo-sType-sType
`sType` **must** be `VK_STRUCTURE_TYPE_PIPELINE_TESSELLATION_STATE_CREATE_INFO`
- VUID-VkPipelineTessellationStateCreateInfo-pNext-pNext
`pNext` **must** be `NULL` or a pointer to a valid instance of `VkPipelineTessellationDomainOriginStateCreateInfo`
- VUID-VkPipelineTessellationStateCreateInfo-sType-unique
The `sType` value of each structure in the `pNext` chain **must** be unique
- VUID-VkPipelineTessellationStateCreateInfo-flags-zero bitmask
`flags` **must** be 0

```
// Provided by VK_VERSION_1_0
typedef VkFlags VkPipelineTessellationStateCreateFlags;
```

`VkPipelineTessellationStateCreateFlags` is a bitmask type for setting a mask, but is currently reserved for future use.

The `VkPipelineTessellationDomainOriginStateCreateInfo` structure is defined as:


```
// Provided by VK_VERSION_1_1
typedef struct VkPipelineTessellationDomainOriginStateCreateInfo {
    VkStructureType          sType;
    const void*              pNext;
    VkTessellationDomainOrigin domainOrigin;
} VkPipelineTessellationDomainOriginStateCreateInfo;
```

```
// Provided by VK_KHR_maintenance2
// Equivalent to VkPipelineTessellationDomainOriginStateCreateInfo
typedef VkPipelineTessellationDomainOriginStateCreateInfo
VkPipelineTessellationDomainOriginStateCreateInfoKHR;
```

- **sType** is a [VkStructureType](#) value identifying this structure.
- **pNext** is **NULL** or a pointer to a structure extending this structure.
- **domainOrigin** is a [VkTessellationDomainOrigin](#) value controlling the origin of the tessellation domain space.

If the [VkPipelineTessellationDomainOriginStateCreateInfo](#) structure is included in the **pNext** chain of [VkPipelineTessellationStateCreateInfo](#), it controls the origin of the tessellation domain. If this structure is not present, it is as if **domainOrigin** was [VK_TESSELLATION_DOMAIN_ORIGIN_UPPER_LEFT](#).

Valid Usage (Implicit)

- VUID-VkPipelineTessellationDomainOriginStateCreateInfo-sType-sType **must** be [VK_STRUCTURE_TYPE_PIPELINE_TESSELLATION_DOMAIN_ORIGIN_STATE_CREATE_INFO](#)
- VUID-VkPipelineTessellationDomainOriginStateCreateInfo-domainOrigin-parameter **domainOrigin** **must** be a valid [VkTessellationDomainOrigin](#) value

Structure Chaining

Extends the structure

- [VkPipelineTessellationStateCreateInfo](#)

The possible tessellation domain origins are specified by the [VkTessellationDomainOrigin](#) enumeration:


```
// Provided by VK_VERSION_1_1
typedef enum VkTessellationDomainOrigin {
    VK_TESSELLATION_DOMAIN_ORIGIN_UPPER_LEFT = 0,
    VK_TESSELLATION_DOMAIN_ORIGIN_LOWER_LEFT = 1,
    // Provided by VK_KHR_maintenance2
    VK_TESSELLATION_DOMAIN_ORIGIN_UPPER_LEFT_KHR =
VK_TESSELLATION_DOMAIN_ORIGIN_UPPER_LEFT,
    // Provided by VK_KHR_maintenance2
    VK_TESSELLATION_DOMAIN_ORIGIN_LOWER_LEFT_KHR =
VK_TESSELLATION_DOMAIN_ORIGIN_LOWER_LEFT,
} VkTessellationDomainOrigin;
```

```
// Provided by VK_KHR_maintenance2
// Equivalent to VkTessellationDomainOrigin
typedef VkTessellationDomainOrigin VkTessellationDomainOriginKHR;
```

- [VK_TESSELLATION_DOMAIN_ORIGIN_UPPER_LEFT](#) specifies that the origin of the domain space is in the upper left corner, as shown in figure [Domain parameterization for tessellation primitive modes \(upper-left origin\)](#).
- [VK_TESSELLATION_DOMAIN_ORIGIN_LOWER_LEFT](#) specifies that the origin of the domain space is in the lower left corner, as shown in figure [Domain parameterization for tessellation primitive modes \(lower-left origin\)](#).

This enum affects how the [VertexOrderCw](#) and [VertexOrderCcw](#) tessellation execution modes are interpreted, since the winding is defined relative to the orientation of the domain.

To [dynamically set](#) the origin of the tessellation domain space, call:

```
// Provided by VK_EXT_extended_dynamic_state3 with VK_KHR_maintenance2 or
VK_VERSION_1_1, VK_EXT_shader_object
void vkCmdSetTessellationDomainOriginEXT(
    VkCommandBuffer                commandBuffer,
    VkTessellationDomainOrigin      domainOrigin);
```

- [commandBuffer](#) is the command buffer into which the command will be recorded.
- [domainOrigin](#) specifies the origin of the tessellation domain space.

This command sets the origin of the tessellation domain space for subsequent drawing commands when drawing using [shader objects](#), or when the graphics pipeline is created with [VK_DYNAMIC_STATE_TESSELLATION_DOMAIN_ORIGIN_EXT](#) set in [VkPipelineDynamicStateCreateInfo::pDynamicStates](#). Otherwise, this state is specified by the [VkPipelineTessellationDomainOriginStateCreateInfo::domainOrigin](#) value used to create the currently active pipeline.

Valid Usage

- VUID-vkCmdSetTessellationDomainOriginEXT-None-09423

At least one of the following **must** be true:

- The `extendedDynamicState3TessellationDomainOrigin` feature is enabled
- The `shaderObject` feature is enabled

Valid Usage (Implicit)

- VUID-vkCmdSetTessellationDomainOriginEXT-commandBuffer-parameter
`commandBuffer` **must** be a valid `VkCommandBuffer` handle
- VUID-vkCmdSetTessellationDomainOriginEXT-domainOrigin-parameter
`domainOrigin` **must** be a valid `VkTessellationDomainOrigin` value
- VUID-vkCmdSetTessellationDomainOriginEXT-commandBuffer-recording
`commandBuffer` **must** be in the `recording state`
- VUID-vkCmdSetTessellationDomainOriginEXT-commandBuffer-cmdpool
The `VkCommandPool` that `commandBuffer` was allocated from **must** support `VK_QUEUE_GRAPHICS_BIT` operations
- VUID-vkCmdSetTessellationDomainOriginEXT-videocoding
This command **must** only be called outside of a video coding scope

Host Synchronization

- Host access to `commandBuffer` **must** be externally synchronized
- Host access to the `VkCommandPool` that `commandBuffer` was allocated from **must** be externally synchronized

Command Properties

Command Buffer Levels	Render Pass Scope	Video Coding Scope	Supported Queue Types	Command Type
Primary Secondary	Both	Outside	VK_QUEUE_GRAPHICS_BIT	State

Conditional Rendering

`vkCmdSetTessellationDomainOriginEXT` is not affected by [conditional rendering](#)

Chapter 29. Geometry Shading

The geometry shader operates on a group of vertices and their associated data assembled from a single input primitive, and emits zero or more output primitives and the group of vertices and their associated data required for each output primitive. Geometry shading is enabled when a geometry shader is included in the pipeline.

29.1. Geometry Shader Input Primitives

Each geometry shader invocation has access to all vertices in the primitive (and their associated data), which are presented to the shader as an array of inputs.

The input primitive type expected by the geometry shader is specified with an `OpExecutionMode` instruction in the geometry shader, and **must** match the incoming primitive type specified by either the pipeline's `primitive topology` if tessellation is inactive, or the `tessellation mode` if tessellation is active, as follows:

- An input primitive type of `InputPoints` **must** only be used with a pipeline topology of `VK_PRIMITIVE_TOPOLOGY_POINT_LIST`, or with a tessellation shader specifying `PointMode`. The input arrays always contain one element, as described by the `point list topology` or `tessellation in point mode`.
- An input primitive type of `InputLines` **must** only be used with a pipeline topology of `VK_PRIMITIVE_TOPOLOGY_LINE_LIST` or `VK_PRIMITIVE_TOPOLOGY_LINE_STRIP`, or with a tessellation shader specifying `Isolines` that does not specify `PointMode`. The input arrays always contain two elements, as described by the `line list topology` or `line strip topology`, or by `isoline tessellation`.
- An input primitive type of `InputLinesAdjacency` **must** only be used when tessellation is inactive, with a pipeline topology of `VK_PRIMITIVE_TOPOLOGY_LINE_LIST_WITH_ADJACENCY` or `VK_PRIMITIVE_TOPOLOGY_LINE_STRIP_WITH_ADJACENCY`. The input arrays always contain four elements, as described by the `line list with adjacency topology` or `line strip with adjacency topology`.
- An input primitive type of `Triangles` **must** only be used with a pipeline topology of `VK_PRIMITIVE_TOPOLOGY_TRIANGLE_LIST`, `VK_PRIMITIVE_TOPOLOGY_TRIANGLE_STRIP`, or `VK_PRIMITIVE_TOPOLOGY_TRIANGLE_FAN`; or with a tessellation shader specifying `Quads` or `Triangles` that does not specify `PointMode`. The input arrays always contain three elements, as described by the `triangle list topology`, `triangle strip topology`, or `triangle fan topology`, or by `triangle` or `quad tessellation`. Vertices **may** be in a different absolute order than specified by the topology, but **must** adhere to the specified winding order.
- An input primitive type of `InputTrianglesAdjacency` **must** only be used when tessellation is inactive, with a pipeline topology of `VK_PRIMITIVE_TOPOLOGY_TRIANGLE_LIST_WITH_ADJACENCY` or `VK_PRIMITIVE_TOPOLOGY_TRIANGLE_STRIP_WITH_ADJACENCY`. The input arrays always contain six elements, as described by the `triangle list with adjacency topology` or `triangle strip with adjacency topology`. Vertices **may** be in a different absolute order than specified by the topology, but **must** adhere to the specified winding order, and the vertices making up the main primitive **must** still occur at the first, third, and fifth index.

29.2. Geometry Shader Output Primitives

A geometry shader generates primitives in one of three output modes: points, line strips, or triangle strips. The primitive mode is specified in the shader using an `OpExecutionMode` instruction with the `OutputPoints`, `OutputLineStrip` or `OutputTriangleStrip` modes, respectively. Each geometry shader **must** include exactly one output primitive mode.

The vertices output by the geometry shader are assembled into points, lines, or triangles based on the output primitive type and the resulting primitives are then further processed as described in [Rasterization](#). If the number of vertices emitted by the geometry shader is not sufficient to produce a single primitive, vertices corresponding to incomplete primitives are not processed by subsequent pipeline stages. The number of vertices output by the geometry shader is limited to a maximum count specified in the shader.

The maximum output vertex count is specified in the shader using an `OpExecutionMode` instruction with the mode set to `OutputVertices` and the maximum number of vertices that will be produced by the geometry shader specified as a literal. Each geometry shader **must** specify a maximum output vertex count.

29.3. Multiple Invocations of Geometry Shaders

Geometry shaders **can** be invoked more than one time for each input primitive. This is known as *geometry shader instancing* and is requested by including an `OpExecutionMode` instruction with `mode` specified as `Invocations` and the number of invocations specified as an integer literal.

In this mode, the geometry shader will execute at least *n* times for each input primitive, where *n* is the number of invocations specified in the `OpExecutionMode` instruction. The instance number is available to each invocation as a built-in input using `InvocationId`.

29.4. Geometry Shader Primitive Ordering

Limited guarantees are provided for the relative ordering of primitives produced by a geometry shader, as they pertain to [primitive order](#).

- For instanced geometry shaders, the output primitives generated from each input primitive are passed to subsequent pipeline stages using the invocation number to order the primitives, from least to greatest.
- All output primitives generated from a given input primitive are passed to subsequent pipeline stages before any output primitives generated from subsequent input primitives.

29.5. Geometry Shader Passthrough

A geometry shader that uses the `PassthroughNV` decoration on a variable in its input interface is considered a *passthrough geometry shader*. Output primitives in a passthrough geometry shader **must** have the same topology as the input primitive and are not produced by emitting vertices. The vertices of the output primitive have two different types of attributes, per-vertex and per-primitive. Geometry shader input variables with `PassthroughNV` decoration are considered to produce per-

vertex outputs, where values for each output vertex are copied from the corresponding input vertex. Any built-in or user-defined geometry shader outputs are considered per-primitive in a passthrough geometry shader, where a single output value is copied to all output vertices.

The remainder of this section details the usage of the **PassthroughNV** decoration and modifications to the interface matching rules when using passthrough geometry shaders.

29.5.1. **PassthroughNV** Decoration

Decorating a geometry shader input variable with the **PassthroughNV** decoration indicates that values of this input are copied through to the corresponding vertex of the output primitive. Input variables and block members which do not have the **PassthroughNV** decoration are consumed by the geometry shader without being passed through to subsequent stages.

The **PassthroughNV** decoration **must** only be used within a geometry shader.

Any variable decorated with **PassthroughNV** **must** be declared using the **Input** storage class.

The **PassthroughNV** decoration **must** not be used with any of:

- an input primitive type other than **InputPoints**, **InputLines**, or **Triangles**, as specified by the mode for **OpExecutionMode**.
- an invocation count other than one, as specified by the **Invocations** mode for **OpExecutionMode**.
- an **OpEntryPoint** which statically uses the **OpEmitVertex** or **OpEndPrimitive** instructions.
- a variable decorated with the **InvocationId** built-in decoration.
- a variable decorated with the **PrimitiveId** built-in decoration that is declared using the **Input** storage class.

29.5.2. **Passthrough** Interface Matching

When a passthrough geometry shader is in use, the **Interface Matching** rules involving the geometry shader input and output interfaces operate as described in this section.

For the purposes of matching passthrough geometry shader inputs with outputs of the previous pipeline stages, the **PassthroughNV** decoration is ignored.

For the purposes of matching the outputs of the geometry shader with subsequent pipeline stages, each input variable with the **PassthroughNV** decoration is considered to add an equivalent output variable with the same type, decoration (other than **PassthroughNV**), number, and declaration order on the output interface. The output variable declaration corresponding to an input variable decorated with **PassthroughNV** will be identical to the input declaration, except that the outermost array dimension of such variables is removed. The output block declaration corresponding to an input block decorated with **PassthroughNV** or having members decorated with **PassthroughNV** will be identical to the input declaration, except that the outermost array dimension of such declaration is removed.

If an input block is decorated with **PassthroughNV**, the equivalent output block contains all the members of the input block. Otherwise, the equivalent output block contains only those input block

members decorated with `PassthroughNV`. All members of the corresponding output block are assigned `Location` and `Component` decorations identical to those assigned to the corresponding input block members.

Output variables and blocks generated from inputs decorated with `PassthroughNV` will only exist for the purposes of interface matching; these declarations are not available to geometry shader code or listed in the module interface.

For the purposes of component counting, passthrough geometry shaders count all statically used input variable components declared with the `PassthroughNV` decoration as output components as well, since their values will be copied to the output primitive produced by the geometry shader.

Chapter 30. Mesh Shading

Task and **mesh shaders** operate in workgroups to produce a collection of primitives that will be processed by subsequent stages of the graphics pipeline.

Work on the mesh pipeline is initiated by the application **drawing** a set of mesh tasks organized in global workgroups. If the optional task shader is active, each workgroup triggers the execution of task shader invocations that will create a new set of mesh workgroups upon completion. Each of these created workgroups, or each of the original workgroups if no task shader is present, triggers the execution of mesh shader invocations.

Each mesh shader workgroup emits zero or more output primitives along with the group of vertices and their associated data required for each output primitive.

30.1. Task Shader Input

For every workgroup issued via the drawing commands a group of task shader invocations is executed. There are no inputs other than the builtin workgroup identifiers.

30.2. Task Shader Output

The task shader can emit zero or more mesh workgroups to be generated. Shaders using the **TaskNV Execution Model** can do so using the **built-in variable TaskCountNV**. This value **must** be less than or equal to `VkPhysicalDeviceMeshShaderPropertiesNV::maxTaskOutputCount`. Shaders using the **TaskEXT Execution Model** can do so using the `OpEmitMeshTasksEXT` instruction. The `groupCountX`, `groupCountY` and `groupCountZ` arguments passed to this instruction **must** be less than or equal to the respective dimension within `VkPhysicalDeviceMeshShaderPropertiesEXT::maxMeshWorkGroupCount`. The product of these arguments **must** be less than or equal to `VkPhysicalDeviceMeshShaderPropertiesEXT::maxMeshWorkGroupTotalCount`.

The task shader can also pass user-defined data to all mesh shader invocations that it creates. Shaders using the **TaskNV Execution Model** can do so by writing to output variables that are decorated with **PerTaskNV**. They are available as inputs in mesh shaders. Shaders using the **TaskEXT Execution Model** can do so by writing to a payload variable with **TaskPayloadWorkgroupEXT** storage class that is passed to the `OpEmitMeshTasksEXT` instruction.

30.3. Mesh Generation

If a task shader exists, the mesh assembler creates a variable amount of mesh workgroups depending on each task's output. If there is no task shader, the drawing commands emit the mesh shader invocations directly.

30.4. Mesh Shader Input

The only inputs available to the mesh shader are variables identifying the specific workgroup and invocation and, if applicable, any outputs written as **PerTaskNV** or the payload variable passed to the

`OpEmitMeshTasksEXT` instruction by the task shader that spawned the mesh shader's workgroup. The mesh shader can operate without a task shader as well.

30.5. Mesh Shader Output

A mesh shader generates primitives in one of three output modes: points, lines, or triangles. For shaders using the `MeshNV Execution Model` the primitive mode is specified in the shader using an `OpExecutionMode` instruction with the `OutputPoints`, `OutputLinesNV`, or `OutputTrianglesNV` modes, respectively. For shaders using the `MeshEXT Execution Model` the primitive mode is specified in the shader using an `OpExecutionMode` instruction with the `OutputPoints`, `OutputLinesEXT`, or `OutputTrianglesEXT` modes, respectively. Each mesh shader **must** include exactly one output primitive mode.

For shaders using the `MeshNV Execution Model` the maximum output vertex count is specified as a literal in the shader using an `OpExecutionMode` instruction with the mode set to `OutputVertices` and **must** be less than or equal to `VkPhysicalDeviceMeshShaderPropertiesNV::maxMeshOutputVertices`. For shaders using the `MeshEXT Execution Model` the maximum output vertex count is specified as a literal in the shader using an `OpExecutionMode` instruction with the mode set to `OutputVertices` and **must** be less than or equal to `VkPhysicalDeviceMeshShaderPropertiesEXT::maxMeshOutputVertices`.

For shaders using the `MeshNV Execution Model` the maximum output primitive count is specified as a literal in the shader using an `OpExecutionMode` instruction with the mode set to `OutputPrimitivesNV` and **must** be less than or equal to `VkPhysicalDeviceMeshShaderPropertiesNV::maxMeshOutputPrimitives`. For shaders using the `MeshEXT Execution Model` the maximum output primitive count is specified as a literal in the shader using an `OpExecutionMode` instruction with the mode set to `OutputPrimitivesEXT`, and **must** be less than or equal to `VkPhysicalDeviceMeshShaderPropertiesEXT::maxMeshOutputPrimitives`.

For shaders using the `MeshNV Execution Model` the number of primitives output by the mesh shader is provided via writing to the built-in variable `PrimitiveCountNV` and **must** be less than or equal to the maximum output primitive count specified in the shader. A variable decorated with `PrimitiveIndicesNV` is an output array of local index values into the vertex output arrays from which primitives are assembled according to the output primitive type. For shaders using the `MeshEXT Execution Model` the number of vertices and primitives output by the mesh shader is provided via calling the `OpSetMeshOutputsEXT` instruction. The `vertexCount` argument **must** be less than or equal to the maximum output vertex count specified in the shader. The `primitiveCount` argument **must** be less than or equal to the maximum output primitive count specified in the shader.

Depending on the output primitive mode an appropriately-decorated variable is the output array of local index values into the vertex output arrays from which primitives are assembled according to the output primitive type:

- `OutputPoints` uses the `PrimitivePointIndicesEXT` decoration.
- `OutputLinesEXT` uses the `PrimitiveLineIndicesEXT` decoration.
- `OutputTrianglesEXT` uses the `PrimitiveTriangleIndicesEXT` decoration.

These resulting primitives are then further processed as described in [Rasterization](#).

With the exception of primitive indices, all output built-ins and custom attributes count towards the total storage size occupied by output variables in mesh shaders. This size can be calculated as follows, taking into account the fact that the number of effective scalar attributes is 4 times the number of effective locations used according to the [location assignment rules](#). Let v be the number of views, n_v be the number of effective scalar per-vertex attributes not dependent on `ViewIndex`, n_{vpv} be the number of effective scalar per-vertex attributes dependent on `ViewIndex`, m_v be the maximum number of vertices specified by the `OutputVertices Execution Mode`, g_v be `meshOutputPerVertexGranularity`, n_p be the number of effective scalar per-primitive attributes not dependent on `ViewIndex`, n_{ppv} be the number of effective scalar per-primitive attributes dependent on `ViewIndex`, m_p be the maximum number of primitives specified by the `OutputPrimitivesEXT Execution Mode` and g_p be `meshOutputPerPrimitiveGranularity`:

$$(n_v + (n_{vpv} \times v)) \times 4 \times \text{align}(m_v, g_v) + (n_p + (n_{ppv} \times v)) \times 4 \times \text{align}(m_p, g_p)$$

30.6. Mesh Shader Per-View Outputs

The mesh shader outputs decorated with the `PositionPerViewNV`, `ClipDistancePerViewNV`, `CullDistancePerViewNV`, `LayerPerViewNV`, and `ViewportMaskPerViewNV` built-in decorations are the per-view versions of the single-view variables with equivalent names (that is `Position`, `ClipDistance`, `CullDistance`, `Layer`, and `ViewportMaskNV`, respectively). If a shader statically assigns a value to any element of a per-view array it **must** not statically assign a value to the equivalent single-view variable.

Each of these outputs is considered arrayed, with separate values for each view. The view number is used to index the first dimension of these arrays.

The second dimension of the `ClipDistancePerViewNV`, and `CullDistancePerViewNV` arrays have the same requirements as the `ClipDistance`, and `CullDistance` arrays.

If a mesh shader output is *per-view*, the corresponding fragment shader input is taken from the element of the per-view output array that corresponds to the view that is currently being processed by the fragment shader.

These *per-view* outputs are available only in shaders using the `MeshNV Execution Model`. They are not available in shaders using the `MeshEXT Execution Model`.

30.7. Mesh Shader Primitive Ordering

Following guarantees are provided for the relative ordering of primitives produced by a mesh shader, as they pertain to [primitive order](#).

- When a task shader is used, mesh workgroups spawned from lower tasks will be ordered prior those workgroups from subsequent tasks.
- All output primitives generated from a given mesh workgroup are passed to subsequent pipeline stages before any output primitives generated from subsequent input workgroups.
- All output primitives within a mesh workgroup, will be generated in the ordering provided by the builtin primitive indexbuffer (from low address to high address).

Chapter 31. Cluster Culling Shading

This shader type has an execution environment similar to that of a compute shader, where a collection of shader invocations form a workgroup and cooperate to perform coarse level geometry culling and LOD selection. A shader invocation can emit a set of built-in output variables via a new built-in function. The cluster culling shader organizes these emitted variables into a drawing command used by the subsequent rendering pipeline.

31.1. Cluster Culling Shader Input

The only inputs available to the cluster culling shader are variables identifying the specific workgroup and invocation.

31.2. Cluster Culling Shader Output

If a cluster survives after culling in a cluster culling shader invocation, a drawing command to draw this cluster should be emitted by this shader invocation for further rendering processing. There are two types of drawing command, indexed mode and non-indexed mode. Both type of drawing commands consist of a set of built-in output variables which have a similar definition to [VkDrawIndexedIndirectCommand](#) and [VkDrawIndirectCommand](#) members.

Cluster culling shaders have the following built-in output variables:

- built-in variable `IndexCountHUAWEI` is the number of vertices to draw.
- built-in variable `VertexCountHUAWEI` is the number of vertices to draw.
- built-in variable `InstanceCountHUAWEI` is the number of instances to draw.
- built-in variable `FirstIndexHUAWEI` is the base index within the index buffer.
- built-in variable `FirstVertexHUAWEI` is the index of the first vertex to draw
- built-in variable `VertexOffsetHUAWEI` is the value added to the vertex index before indexing into the vertex buffer.
- built-in variable `FirstInstanceHUAWEI` is the instance ID of the first instance to draw.
- built-in variable `ClusterIDHUAWEI` is the index of cluster being rendered by this drawing command. When cluster culling shader is enabled, `ClusterIDHUAWEI` will replace `gl_DrawID` pass to vertex shader.
- built-in variable `ClusterShadingRate` is the shading rate of cluster being rendered by this drawing command.

31.3. Cluster Culling Shader Cluster Ordering

- When a cluster culling shader is used, all output clusters generated by `DispatchClusterHUAWEI()` in a given workgroup are passed to subsequent pipeline stage before any cluster generated from subsequent workgroup.
- In a workgroup, the order of output clusters generated by `DispatchClusterHUAWEI()` is specified by

the local invocation id, from lower to higher values.

- If any cluster culling invocation in the workgroup does not call `DispatchClusterHUAWEI()`, no cluster will be sent to the subsequent rendering pipeline.
- Any cluster culling shader invocation may also call `DispatchClusterHUAWEI()` many times as shown below:

```
// Cluster Culling Shader sample code:  
.....  
DispatchClusterHUAWEI(); // dispatch 0  
.....  
DispatchClusterHUAWEI(); // dispatch 1  
.....  
DispatchClusterHUAWEI(); // dispatch 2  
.....
```

In this case, the output sequence of clusters in a workgroup are specified as shown below (in case of 32 shader invocations in a workgroup):

```
1. shader invocation0.dispatch0  
2. shader invocation1.dispatch0,  
.....  
32. shader invocation31.dispatch0  
33. shader invocation0.dispatch1  
34. shader invocation1.dispatch1  
.....  
64. shader invocation31.dispatch1  
65. shader invocation0.dispatch2  
66. shader invocation1.dispatch2  
.....  
96. shader Invocation31.dispatch2
```

31.4. Cluster Culling Shader Primitive Ordering

Following guarantees are provided for the relative ordering of primitives produced by a cluster culling shader, as they pertain to [primitive order](#).

- Limited guarantees are provided for the relative ordering of primitives produced by a cluster culling shader, as they pertain to primitive order.
- The order of primitives in a given cluster is specified by the content of
 - `DispatchClusterHUAWEI()` with indexed output built-in variables, vertices sourced from a lower index buffer addresses to higher addresses.
 - `DispatchClusterHUAWEI()` with non-indexed output built-in variables, from vertices with a lower numbered vertexIndex to a higher numbered vertexIndex.

Chapter 32. Fixed-Function Vertex Post-Processing

After [pre-rasterization shader stages](#), the following fixed-function operations are applied to vertices of the resulting primitives:

- Transform feedback (see [Transform Feedback](#))
- Viewport swizzle (see [Viewport Swizzle](#))
- Flat shading (see [Flat Shading](#)).
- Primitive clipping, including application-defined half-spaces (see [Primitive Clipping](#)).
- Shader output attribute clipping (see [Clipping Shader Outputs](#)).
- Clip space W scaling (see [Controlling Viewport W Scaling](#)).
- Perspective division on clip coordinates (see [Coordinate Transformations](#)).
- Viewport mapping, including depth range scaling (see [Controlling the Viewport](#)).
- Front face determination for polygon primitives (see [Basic Polygon Rasterization](#)).

Next, rasterization is performed on primitives as described in chapter [Rasterization](#).

32.1. Transform Feedback

Before any other fixed-function vertex post-processing, vertex outputs from the last shader in the [pre-rasterization shader stage](#) **can** be written out to one or more transform feedback buffers bound to the command buffer. To capture vertex outputs the last [pre-rasterization shader stage](#) shader **must** be declared with the `Xfb` execution mode. Outputs decorated with `XfbBuffer` will be written out to the corresponding transform feedback buffers bound to the command buffer when transform feedback is active. Transform feedback buffers are bound to the command buffer by using `vkCmdBindTransformFeedbackBuffersEXT`. Transform feedback is made active by calling `vkCmdBeginTransformFeedbackEXT` and made inactive by calling `vkCmdEndTransformFeedbackEXT`. After vertex data is written it is possible to use `vkCmdDrawIndirectByteCountEXT` to start a new draw where the `vertexCount` is derived from the number of bytes written by a previous transform feedback.

When an individual point, line, or triangle primitive reaches the transform feedback stage while transform feedback is active, the values of the specified output variables are assembled into primitives and appended to the bound transform feedback buffers. Any primitive for which any pair of vertices have the same position **should** be assembled for transform feedback normally but it **may** be discarded prior to primitive assembly instead. After activating transform feedback, the values of the first assembled primitive are written at the starting offsets of the bound transform feedback buffers, and subsequent primitives are appended to the buffer. If the optional `pCounterBuffers` and `pCounterBufferOffsets` parameters are specified, the starting points within the transform feedback buffers are adjusted so data is appended to the previously written values indicated by the value stored by the implementation in the counter buffer.

For multi-vertex primitives, all values for a given vertex are written before writing values for any

other vertex. When the `transformFeedbackPreservesProvokingVertex` feature is not enabled, implementations **may** write out any vertex within the primitive first, but all subsequent vertices for that primitive **must** be written out in a consistent winding order defined as follows:

- If neither `geometry` or `tessellation shading` is active, vertices within a primitive are appended according to the winding order described by the `primitive topology` defined by the `VkPipelineInputAssemblyStateCreateInfo::topology` used to execute the `drawing command`.
- If `geometry shading` is active, vertices within a primitive are appended according to the winding order described by the `primitive topology` defined by the `OutputPoints`, `OutputLineStrip`, or `OutputTriangleStrip` execution mode.
- If `tessellation shading` is active but `geometry shading` is not, vertices within a primitive are appended according to the winding order defined by `triangle tessellation`, `quad tessellation`, and `isoline tessellation`.

When the `transformFeedbackPreservesProvokingVertex` feature is enabled, then in addition to writing vertices with a consistent winding order, the vertex order **must** preserve the `provoking vertex` of each primitive:

- When the `pipeline's provoking vertex mode` is `VK_PROVOKING_VERTEX_MODE_FIRST_VERTEX_EXT`, the primitive's provoking vertex **must** be the first vertex written.
- When the `pipeline's provoking vertex mode` is `VK_PROVOKING_VERTEX_MODE_LAST_VERTEX_EXT`, the primitive's provoking vertex **must** be the last vertex written.

If `transformFeedbackPreservesTriangleFanProvokingVertex` is `VK_FALSE`, neither `geometry` nor `tessellation shading` is active, and the `primitive topology` is `VK_PRIMITIVE_TOPOLOGY_TRIANGLE_FAN`, then the first vertex written from each primitive is implementation-defined even when the `transformFeedbackPreservesProvokingVertex` feature is enabled.

When capturing vertices, the stride associated with each transform feedback buffer, as indicated by the `XfbStride` decoration, indicates the number of bytes of storage reserved for each vertex in the transform feedback buffer. For every vertex captured, each output attribute with a `Offset` decoration will be written to the storage reserved for the vertex at the associated transform feedback buffer. When writing output variables that are arrays or structures, individual array elements or structure members are written tightly packed in order. For vector types, individual components are written in order. For matrix types, outputs are written as an array of column vectors.

If any component of an output with an assigned transform feedback offset was not written to by its shader, the value recorded for that component is undefined, and the primitives needed and primitives written counts in the corresponding `VK_QUERY_TYPE_TRANSFORM_FEEDBACK_STREAM_EXT` query will increment as normal. All components of an output variable **must** be written at an offset aligned to the size of the component. The size of each component of an output variable **must** be at least 32-bits. When capturing a vertex, any portion of the reserved storage not associated with an output variable with an assigned transform feedback offset will be unmodified.

When transform feedback is inactive, no vertices are recorded. If there is a valid counter buffer handle and counter buffer offset in the `pCounterBuffers` and `pCounterBufferOffsets` arrays, writes to the corresponding transform feedback buffer will start at the byte offset represented by the value stored in the counter buffer location.

Individual lines or triangles of a strip or fan primitive will be extracted and recorded separately. Incomplete primitives are not recorded.

When using a geometry shader that emits vertices to multiple vertex streams, a primitive will be assembled and output for each stream when there are enough vertices emitted for the output primitive type. All outputs assigned to a given transform feedback buffer are required to come from a single vertex stream.

The sizes of the transform feedback buffers are defined by the `vkCmdBindTransformFeedbackBuffersEXT` `pSizes` parameter for each of the bound buffers, or the size of the bound buffer, whichever is the lesser. If there is less space remaining in any of the transform feedback buffers than the size of all of the vertex data for that primitive based on the `XfbStride` for that `XfbBuffer` then no vertex data of that primitive is recorded in any transform feedback buffer, and the value for the number of primitives written in the corresponding `VK_QUERY_TYPE_TRANSFORM_FEEDBACK_STREAM_EXT` query for all transform feedback buffers is no longer incremented.

Any outputs made to a `XfbBuffer` that is not bound to a transform feedback buffer is ignored.

To bind transform feedback memory ranges to a command buffer for use in subsequent drawing commands, call:

```
// Provided by VK_KHR_device_address_commands with VK_EXT_transform_feedback
void vkCmdBindTransformFeedbackBuffers2EXT(
    VkCommandBuffer          commandBuffer,
    uint32_t                 firstBinding,
    uint32_t                 bindingCount,
    const VkBindTransformFeedbackBuffer2InfoEXT* pBindingInfos);
```

- `commandBuffer` is the command buffer into which the command is recorded.
- `firstBinding` is the index of the first transform feedback binding whose state is updated by the command.
- `bindingCount` is the number of transform feedback bindings whose state is updated by the command.
- `pBindingInfos` is a pointer to an array of `VkBindTransformFeedbackBuffer2InfoEXT` structures specifying the ranges of memory to be used to capture transform feedback data.

Element `i` of `pBindingInfos` replaces the current state for the transform feedback binding `firstBinding + i`, for `i` in `[0, bindingCount)`.

Valid Usage

- VUID-vkCmdBindTransformFeedbackBuffers2EXT-transformFeedback-02355
`VkPhysicalDeviceTransformFeedbackFeaturesEXT::transformFeedback` **must** be enabled
- VUID-vkCmdBindTransformFeedbackBuffers2EXT-firstBinding-02356
`firstBinding` **must** be less than `VkPhysicalDeviceTransformFeedbackPropertiesEXT::maxTransformFeedbackBuffers`
- VUID-vkCmdBindTransformFeedbackBuffers2EXT-firstBinding-02357
The sum of `firstBinding` and `bindingCount` **must** be less than or equal to `VkPhysicalDeviceTransformFeedbackPropertiesEXT::maxTransformFeedbackBuffers`
- VUID-vkCmdBindTransformFeedbackBuffers2EXT-None-02365
Transform feedback **must** not be active when the `vkCmdBindTransformFeedbackBuffers2EXT` command is recorded
- VUID-vkCmdBindTransformFeedbackBuffers2EXT-addressRange-13090
The `addressRange.address` member of all elements of `pBindingInfos` **must** be a multiple of 4
- VUID-vkCmdBindTransformFeedbackBuffers2EXT-addressRange-13091
The buffer that the `addressRange` of each element of `pBindingInfos` was queried from **must** have been created with `VK_BUFFER_USAGE_TRANSFORM_FEEDBACK_BUFFER_BIT_EXT`
- VUID-vkCmdBindTransformFeedbackBuffers2EXT-addressRange-13092
The `addressRange.size` member of all elements of `pBindingInfos` **must** be less than or equal to `VkPhysicalDeviceTransformFeedbackPropertiesEXT::maxTransformFeedbackBufferSize`

Valid Usage (Implicit)

- VUID-vkCmdBindTransformFeedbackBuffers2EXT-commandBuffer-parameter
`commandBuffer` **must** be a valid `VkCommandBuffer` handle
- VUID-vkCmdBindTransformFeedbackBuffers2EXT-pBindingInfos-parameter
If `pBindingInfos` is not `NULL`, `pBindingInfos` **must** be a valid pointer to an array of `bindingCount` valid `VkBindTransformFeedbackBuffer2InfoEXT` structures
- VUID-vkCmdBindTransformFeedbackBuffers2EXT-commandBuffer-recording
`commandBuffer` **must** be in the `recording state`
- VUID-vkCmdBindTransformFeedbackBuffers2EXT-commandBuffer-cmdpool
The `VkCommandPool` that `commandBuffer` was allocated from **must** support `VK_QUEUE_GRAPHICS_BIT` operations
- VUID-vkCmdBindTransformFeedbackBuffers2EXT-videocoding
This command **must** only be called outside of a video coding scope
- VUID-vkCmdBindTransformFeedbackBuffers2EXT-bindingCount-arraylength
If `pBindingInfos` is not `NULL`, `bindingCount` **must** be greater than 0

Host Synchronization

- Host access to `commandBuffer` **must** be externally synchronized
- Host access to the `VkCommandPool` that `commandBuffer` was allocated from **must** be externally synchronized

Command Properties

Command Buffer Levels	Render Pass Scope	Video Coding Scope	Supported Queue Types	Command Type
Primary Secondary	Both	Outside	VK_QUEUE_GRAP HICS_BIT	State

Conditional Rendering

`vkCmdBindTransformFeedbackBuffers2EXT` is not affected by [conditional rendering](#)

`VkBindTransformFeedbackBuffer2InfoEXT` is defined as:

```
// Provided by VK_KHR_device_address_commands with VK_EXT_transform_feedback
typedef struct VkBindTransformFeedbackBuffer2InfoEXT {
    VkStructureType      sType;
    const void*          pNext;
    VkDeviceAddressRangeKHR addressRange;
    VkAddressCommandFlagsKHR addressFlags;
} VkBindTransformFeedbackBuffer2InfoEXT;
```

- `sType` is a `VkStructureType` value identifying this structure.
- `pNext` is `NULL` or a pointer to a structure extending this structure.
- `addressRange` is the `VkDeviceAddressRangeKHR` of the address range to use.
- `addressFlags` is a `VkAddressCommandFlagsKHR` value defining the flags for the address range.

Valid Usage

- VUID-VkBindTransformFeedbackBuffer2InfoEXT-addressRange-13097
If the range specified by `addressRange` is not bound completely to memory when accessed, `addressFlags` **must** not include `VK_ADDRESS_COMMAND_FULLY_BOUND_BIT_KHR`
- VUID-VkBindTransformFeedbackBuffer2InfoEXT-addressRange-13098
If the buffer from which the range specified by `addressRange` was created with `VK_BUFFER_CREATE_PROTECTED_BIT`, and `protectedNoFault` is not supported, `addressFlags` **must** include `VK_ADDRESS_COMMAND_PROTECTED_BIT_KHR`

- VUID-VkBindTransformFeedbackBuffer2InfoEXT-addressRange-13099
If the buffer from which the range specified by `addressRange` was created without `VK_BUFFER_CREATE_PROTECTED_BIT`, and `protectedNoFault` is not supported, `addressFlags` **must** not include `VK_ADDRESS_COMMAND_PROTECTED_BIT_KHR`
- VUID-VkBindTransformFeedbackBuffer2InfoEXT-addressFlags-13100
`addressFlags` **must** not include both `VK_ADDRESS_COMMAND_STORAGE_BUFFER_USAGE_BIT_KHR` and `VK_ADDRESS_COMMAND_UNKNOWN_STORAGE_BUFFER_USAGE_BIT_KHR`
- VUID-VkBindTransformFeedbackBuffer2InfoEXT-addressRange-13122
If any buffer, which is bound to a range of `VkDeviceMemory` that overlaps the range backing `addressRange`, was created with `VK_BUFFER_USAGE_STORAGE_BUFFER_BIT`, `addressFlags` **must** include `VK_ADDRESS_COMMAND_STORAGE_BUFFER_USAGE_BIT_KHR` or `VK_ADDRESS_COMMAND_UNKNOWN_STORAGE_BUFFER_USAGE_BIT_KHR`
- VUID-VkBindTransformFeedbackBuffer2InfoEXT-addressRange-13123
If any buffer, which is bound to a range of `VkDeviceMemory` that overlaps the range backing `addressRange`, was created without `VK_BUFFER_USAGE_STORAGE_BUFFER_BIT`, `addressFlags` **must** not include `VK_ADDRESS_COMMAND_STORAGE_BUFFER_USAGE_BIT_KHR`
- VUID-VkBindTransformFeedbackBuffer2InfoEXT-addressFlags-13101
`addressFlags` **must** not include both `VK_ADDRESS_COMMAND_TRANSFORM_FEEDBACK_BUFFER_USAGE_BIT_KHR` and `VK_ADDRESS_COMMAND_UNKNOWN_TRANSFORM_FEEDBACK_BUFFER_USAGE_BIT_KHR`
- VUID-VkBindTransformFeedbackBuffer2InfoEXT-addressRange-13124
If any buffer, which is bound to a range of `VkDeviceMemory` that overlaps the range backing `addressRange`, was created with `VK_BUFFER_USAGE_TRANSFORM_FEEDBACK_BUFFER_BIT_EXT`, `addressFlags` **must** include `VK_ADDRESS_COMMAND_TRANSFORM_FEEDBACK_BUFFER_USAGE_BIT_KHR` or `VK_ADDRESS_COMMAND_UNKNOWN_TRANSFORM_FEEDBACK_BUFFER_USAGE_BIT_KHR`
- VUID-VkBindTransformFeedbackBuffer2InfoEXT-addressRange-13125
If any buffer, which is bound to a range of `VkDeviceMemory` that overlaps the range backing `addressRange`, was created without `VK_BUFFER_USAGE_TRANSFORM_FEEDBACK_BUFFER_BIT_EXT`, `addressFlags` **must** not include `VK_ADDRESS_COMMAND_TRANSFORM_FEEDBACK_BUFFER_USAGE_BIT_KHR`

Valid Usage (Implicit)

- VUID-VkBindTransformFeedbackBuffer2InfoEXT-sType-sType
`sType` **must** be `VK_STRUCTURE_TYPE_BIND_TRANSFORM_FEEDBACK_BUFFER_2_INFO_EXT`
- VUID-VkBindTransformFeedbackBuffer2InfoEXT-pNext-pNext
`pNext` **must** be `NULL`

- VUID-VkBindTransformFeedbackBuffer2InfoEXT-addressFlags-parameter
addressFlags **must** be a valid combination of [VkAddressCommandFlagBitsKHR](#) values

To bind transform feedback buffers to a command buffer for use in subsequent drawing commands, call:

WARNING This functionality is superseded by [vkCmdBindTransformFeedbackBuffersEXT](#). See [Legacy Functionality](#) for more information.

```
// Provided by VK_EXT_transform_feedback
void vkCmdBindTransformFeedbackBuffersEXT(
    VkCommandBuffer                commandBuffer,
    uint32_t                       firstBinding,
    uint32_t                       bindingCount,
    const VkBuffer*                pBuffers,
    const VkDeviceSize*            pOffsets,
    const VkDeviceSize*            pSizes);
```

- **commandBuffer** is the command buffer into which the command is recorded.
- **firstBinding** is the index of the first transform feedback binding whose state is updated by the command.
- **bindingCount** is the number of transform feedback bindings whose state is updated by the command.
- **pBuffers** is a pointer to an array of buffer handles.
- **pOffsets** is a pointer to an array of buffer offsets.
- **pSizes** is **NULL** or a pointer to an array of [VkDeviceSize](#) buffer sizes, specifying the maximum number of bytes to capture to the corresponding transform feedback buffer. If **pSizes** is **NULL**, it is equivalent to setting a **pSizes** array where every element is [VK_WHOLE_SIZE](#).

The values taken from elements *i* of **pBuffers**, **pOffsets** and **pSizes** replace the current state for the transform feedback binding **firstBinding** + *i*, for *i* in [0, **bindingCount**). The transform feedback binding is updated to start at the offset indicated by **pOffsets**[*i*] from the start of the buffer **pBuffers**[*i*].

When an element of **pSizes**[*i*] is [VK_WHOLE_SIZE](#), or **pSizes** is **NULL**, the effective range is calculated by taking the size of **pBuffers**[*i*] minus **pOffsets**[*i*]. Otherwise, the effective range is equal to the element in **pSizes**[*i*].

Valid Usage

- VUID-vkCmdBindTransformFeedbackBuffersEXT-transformFeedback-02355
[VkPhysicalDeviceTransformFeedbackFeaturesEXT::transformFeedback](#) **must** be enabled
- VUID-vkCmdBindTransformFeedbackBuffersEXT-firstBinding-02356

`firstBinding` **must** be less than `VkPhysicalDeviceTransformFeedbackPropertiesEXT::maxTransformFeedbackBuffers`

- VUID-vkCmdBindTransformFeedbackBuffersEXT-firstBinding-02357
The sum of `firstBinding` and `bindingCount` **must** be less than or equal to `VkPhysicalDeviceTransformFeedbackPropertiesEXT::maxTransformFeedbackBuffers`
- VUID-vkCmdBindTransformFeedbackBuffersEXT-None-02365
Transform feedback **must** not be active when the `vkCmdBindTransformFeedbackBuffersEXT` command is recorded
- VUID-vkCmdBindTransformFeedbackBuffersEXT-pOffsets-02358
All elements of `pOffsets` **must** be less than the size of the corresponding element in `pBuffers`
- VUID-vkCmdBindTransformFeedbackBuffersEXT-pOffsets-02359
All elements of `pOffsets` **must** be a multiple of 4
- VUID-vkCmdBindTransformFeedbackBuffersEXT-pBuffers-02360
All elements of `pBuffers` **must** have been created with the `VK_BUFFER_USAGE_TRANSFORM_FEEDBACK_BUFFER_BIT_EXT` usage flag set
- VUID-vkCmdBindTransformFeedbackBuffersEXT-pOffsets-02363
All elements of `pOffsets` plus the `effective size` of the element, **must** be less than or equal to the size of the corresponding buffer in `pBuffers`
- VUID-vkCmdBindTransformFeedbackBuffersEXT-pBuffers-02364
Each element of `pBuffers` that is non-sparse **must** be bound completely and contiguously to a single `VkDeviceMemory` object

Valid Usage (Implicit)

- VUID-vkCmdBindTransformFeedbackBuffersEXT-commandBuffer-parameter
`commandBuffer` **must** be a valid `VkCommandBuffer` handle
- VUID-vkCmdBindTransformFeedbackBuffersEXT-pBuffers-parameter
`pBuffers` **must** be a valid pointer to an array of `bindingCount` valid `VkBuffer` handles
- VUID-vkCmdBindTransformFeedbackBuffersEXT-pOffsets-parameter
`pOffsets` **must** be a valid pointer to an array of `bindingCount` `VkDeviceSize` values
- VUID-vkCmdBindTransformFeedbackBuffersEXT-commandBuffer-recording
`commandBuffer` **must** be in the `recording state`
- VUID-vkCmdBindTransformFeedbackBuffersEXT-commandBuffer-cmdpool
The `VkCommandPool` that `commandBuffer` was allocated from **must** support `VK_QUEUE_GRAPHICS_BIT` operations
- VUID-vkCmdBindTransformFeedbackBuffersEXT-videocoding
This command **must** only be called outside of a video coding scope
- VUID-vkCmdBindTransformFeedbackBuffersEXT-bindingCount-arraylength
`bindingCount` **must** be greater than 0
- VUID-vkCmdBindTransformFeedbackBuffersEXT-commonparent

Both of **commandBuffer**, and the elements of **pBuffers** **must** have been created, allocated, or retrieved from the same **VkDevice**

Host Synchronization

- Host access to **commandBuffer** **must** be externally synchronized
- Host access to the **VkCommandPool** that **commandBuffer** was allocated from **must** be externally synchronized

Command Properties

Command Buffer Levels	Render Pass Scope	Video Coding Scope	Supported Queue Types	Command Type
Primary Secondary	Both	Outside	VK_QUEUE_GRAPHICS HICS_BIT	State

Conditional Rendering

vkCmdBindTransformFeedbackBuffersEXT is not affected by **conditional rendering**

Transform feedback for specific transform feedback buffers is made active by calling:

```
// Provided by VK_KHR_device_address_commands with VK_EXT_transform_feedback
void vkCmdBeginTransformFeedback2EXT(
    VkCommandBuffer                commandBuffer,
    uint32_t                       firstCounterRange,
    uint32_t                       counterRangeCount,
    const VkBindTransformFeedbackBuffer2InfoEXT* pCounterInfos);
```

- **commandBuffer** is the command buffer into which the command is recorded.
- **firstCounterRange** is the index of the first transform feedback buffer corresponding to **pCounterInfos[0]**.
- **counterRangeCount** is the size of the **pCounterRanges** array.
- **pCounterInfos** is **NULL** or a pointer to an array of **VkBindTransformFeedbackBuffer2InfoEXT** structures defining memory ranges containing counters used to resume transform feedback from a previous location.

If **pCounterInfos** is **NULL**, it is equivalent to an array of **VkBindTransformFeedbackBuffer2InfoEXT** structures with each element having a **addressRange.size** of 0.

If the **addressRange.size** of an element of **pCounterInfos** at index **i** is 0, transform feedback data

written to `XfbBuffer` with a `XFB Buffer Number` equal to the sum of `i` and `firstCounterRange` will be written starting at an offset of 0 in the bound transform feedback buffer. If the `addressRange.size` of an element of `pCounterInfos` at index `i` is not 0, it will instead be written starting at an offset equal to the 32-bit value found at `pCounterInfos[i].addressRange.address`.

The active transform feedback buffers will capture primitives emitted from the corresponding `XfbBuffer` in the bound graphics pipeline. Any `XfbBuffer` emitted that does not output to an active transform feedback buffer will not be captured.

Valid Usage

- VUID-vkCmdBeginTransformFeedback2EXT-transformFeedback-02366
`VkPhysicalDeviceTransformFeedbackFeaturesEXT::transformFeedback` **must** be enabled
- VUID-vkCmdBeginTransformFeedback2EXT-None-02367
Transform feedback **must** not be active
- VUID-vkCmdBeginTransformFeedback2EXT-firstCounter-02368
`firstCounterRange` **must** be less than `VkPhysicalDeviceTransformFeedbackPropertiesEXT::maxTransformFeedbackBuffers`
- VUID-vkCmdBeginTransformFeedback2EXT-firstCounter-02369
The sum of `firstCounterRange` and `counterRangeCount` **must** be less than or equal to `VkPhysicalDeviceTransformFeedbackPropertiesEXT::maxTransformFeedbackBuffers`
- VUID-vkCmdBeginTransformFeedback2EXT-firstCounter-09630
The sum of `firstCounterRange` and `counterRangeCount` **must** be less than or equal to the number of transform feedback buffers bound by `vkCmdBindTransformFeedbackBuffers2EXT`
- VUID-vkCmdBeginTransformFeedback2EXT-None-06233
If the `shaderObject` feature is not enabled, a valid graphics pipeline **must** be bound to `VK_PIPELINE_BIND_POINT_GRAPHICS`
- VUID-vkCmdBeginTransformFeedback2EXT-None-04128
The last `pre-rasterization shader stage` of the bound graphics pipeline **must** have been declared with the `Xfb` execution mode
- VUID-vkCmdBeginTransformFeedback2EXT-None-02373
Transform feedback **must** not be made active in a render pass instance with multiview enabled
- VUID-vkCmdBeginTransformFeedback2EXT-None-10656
This command **must** not be recorded when `per-tile execution model` is enabled
- VUID-vkCmdBeginTransformFeedback2EXT-pCounterInfos-13093
Each element of `pCounterInfos` **must** have a `addressRange.size` that is either 0 or greater than or equal to 4
- VUID-vkCmdBeginTransformFeedback2EXT-pCounterInfos-13094
For each element of `pCounterInfos` with a non-zero address, the buffer the address was queried from **must** have been created with the `VK_BUFFER_USAGE_TRANSFORM_FEEDBACK_COUNTER_BUFFER_BIT_EXT` usage flag set

Valid Usage (Implicit)

- VUID-vkCmdBeginTransformFeedback2EXT-commandBuffer-parameter
`commandBuffer` **must** be a valid `VkCommandBuffer` handle
- VUID-vkCmdBeginTransformFeedback2EXT-pCounterInfos-parameter
If `counterRangeCount` is not 0, and `pCounterInfos` is not NULL, `pCounterInfos` **must** be a valid pointer to an array of `counterRangeCount` valid `VkBindTransformFeedbackBuffer2InfoEXT` structures
- VUID-vkCmdBeginTransformFeedback2EXT-commandBuffer-recording
`commandBuffer` **must** be in the `recording state`
- VUID-vkCmdBeginTransformFeedback2EXT-commandBuffer-cmdpool
The `VkCommandPool` that `commandBuffer` was allocated from **must** support `VK_QUEUE_GRAPHICS_BIT` operations
- VUID-vkCmdBeginTransformFeedback2EXT-renderpass
This command **must** only be called inside of a render pass instance
- VUID-vkCmdBeginTransformFeedback2EXT-videocoding
This command **must** only be called outside of a video coding scope

Host Synchronization

- Host access to `commandBuffer` **must** be externally synchronized
- Host access to the `VkCommandPool` that `commandBuffer` was allocated from **must** be externally synchronized

Command Properties

Command Buffer Levels	Render Pass Scope	Video Coding Scope	Supported Queue Types	Command Type
Primary Secondary	Inside	Outside	VK_QUEUE_GRAPHICS_BIT	State

Conditional Rendering

`vkCmdBeginTransformFeedback2EXT` is not affected by `conditional rendering`

Transform feedback for specific transform feedback buffers is made inactive by calling:


```
// Provided by VK_KHR_device_address_commands with VK_EXT_transform_feedback
void vkCmdEndTransformFeedback2EXT(
    VkCommandBuffer                commandBuffer,
    uint32_t                       firstCounterRange,
    uint32_t                       counterRangeCount,
    const VkBindTransformFeedbackBuffer2InfoEXT* pCounterInfos);
```

- `commandBuffer` is the command buffer into which the command is recorded.
- `firstCounterBuffer` is the index of the first transform feedback buffer corresponding to `pCounterInfos[0]`.
- `counterRangeCount` is the size of the `pCounterInfos` array.
- `pCounterInfos` is `NULL` or a pointer to an array of `VkBindTransformFeedbackBuffer2InfoEXT` structures defining memory ranges used to write counters used to later resume transform feedback.

If `pCounterInfos` is `NULL`, it is equivalent to an array of `VkBindTransformFeedbackBuffer2InfoEXT` structures with each element having a `addressRange.size` of 0.

If the `addressRange.size` of an element of `pCounterInfos` at index `i` is 0, no data is written to the address range. If the `addressRange.size` of an element of `pCounterInfos` at index `i` is not 0, the byte offset, where the next vertex data would be written to in the transform feedback buffer at a binding equal to the sum of `i` and `firstCounterBuffer`, is written to that range's `address`.

Valid Usage

- VUID-vkCmdEndTransformFeedback2EXT-transformFeedback-02374
`VkPhysicalDeviceTransformFeedbackFeaturesEXT::transformFeedback` **must** be enabled
- VUID-vkCmdEndTransformFeedback2EXT-None-02375
Transform feedback **must** be active
- VUID-vkCmdEndTransformFeedback2EXT-firstCounterBuffer-02376
`firstCounterBuffer` **must** be less than `VkPhysicalDeviceTransformFeedbackPropertiesEXT::maxTransformFeedbackBuffers`
- VUID-vkCmdEndTransformFeedback2EXT-firstCounterBuffer-02377
The sum of `firstCounterBuffer` and `counterRangeCount` **must** be less than or equal to `VkPhysicalDeviceTransformFeedbackPropertiesEXT::maxTransformFeedbackBuffers`
- VUID-vkCmdEndTransformFeedback2EXT-None-10657
This command **must** not be recorded when `per-tile execution model` is enabled
- VUID-vkCmdEndTransformFeedback2EXT-pCounterInfos-13095
Each element of `pCounterInfos` **must** have a `addressRange.size` that is either 0 or greater than or equal to 4
- VUID-vkCmdEndTransformFeedback2EXT-pCounterInfos-13096
For each element of `pCounterInfos` with a non-zero address, the buffer the address was queried from **must** have been created with the

Valid Usage (Implicit)

- VUID-vkCmdEndTransformFeedback2EXT-commandBuffer-parameter
`commandBuffer` **must** be a valid [VkCommandBuffer](#) handle
- VUID-vkCmdEndTransformFeedback2EXT-pCounterInfos-parameter
If `counterRangeCount` is not 0, and `pCounterInfos` is not NULL, `pCounterInfos` **must** be a valid pointer to an array of `counterRangeCount` valid [VkBindTransformFeedbackBuffer2InfoEXT](#) structures
- VUID-vkCmdEndTransformFeedback2EXT-commandBuffer-recording
`commandBuffer` **must** be in the [recording state](#)
- VUID-vkCmdEndTransformFeedback2EXT-commandBuffer-cmdpool
The [VkCommandPool](#) that `commandBuffer` was allocated from **must** support [VK_QUEUE_GRAPHICS_BIT](#) operations
- VUID-vkCmdEndTransformFeedback2EXT-renderpass
This command **must** only be called inside of a render pass instance
- VUID-vkCmdEndTransformFeedback2EXT-videocoding
This command **must** only be called outside of a video coding scope

Host Synchronization

- Host access to `commandBuffer` **must** be externally synchronized
- Host access to the [VkCommandPool](#) that `commandBuffer` was allocated from **must** be externally synchronized

Command Properties

Command Buffer Levels	Render Pass Scope	Video Coding Scope	Supported Queue Types	Command Type
Primary Secondary	Inside	Outside	VK_QUEUE_GRAPHICS_BIT VK_QUEUE_VIDEO_CODING_BIT	State

Conditional Rendering

`vkCmdEndTransformFeedback2EXT` is not affected by [conditional rendering](#)

Transform feedback for specific transform feedback buffers is made active by calling:

WARNING | This functionality is superseded by [vkCmdBeginTransformFeedback2EXT](#). See


```
// Provided by VK_EXT_transform_feedback
void vkCmdBeginTransformFeedbackEXT(
    VkCommandBuffer                      commandBuffer,
    uint32_t                             firstCounterBuffer,
    uint32_t                             counterBufferCount,
    const VkBuffer*                      pCounterBuffers,
    const VkDeviceSize*                  pCounterBufferOffsets);
```

- `commandBuffer` is the command buffer into which the command is recorded.
- `firstCounterBuffer` is the index of the first transform feedback buffer corresponding to `pCounterBuffers[0]` and `pCounterBufferOffsets[0]`.
- `counterBufferCount` is the size of the `pCounterBuffers` and `pCounterBufferOffsets` arrays.
- `pCounterBuffers` is `NULL` or a pointer to an array of `VkBuffer` handles to counter buffers. Each buffer contains a 4 byte integer value representing the byte offset from the start of the corresponding transform feedback buffer from where to start capturing vertex data. If the byte offset stored to the counter buffer location was done using `vkCmdEndTransformFeedbackEXT` it can be used to resume transform feedback from the previous location. In that case, a pipeline barrier is required between the calls to `vkCmdEndTransformFeedbackEXT` and `vkCmdBeginTransformFeedbackEXT`, with `VK_PIPELINE_STAGE_TRANSFORM_FEEDBACK_BIT_EXT` as the source and destination stages, `VK_ACCESS_TRANSFORM_FEEDBACK_COUNTER_WRITE_BIT_EXT` as the source access and `VK_ACCESS_TRANSFORM_FEEDBACK_COUNTER_READ_BIT_EXT` as the destination access. If `pCounterBuffers` is `NULL`, then transform feedback will start capturing vertex data to byte offset zero in all bound transform feedback buffers. For each element of `pCounterBuffers` that is `VK_NULL_HANDLE`, transform feedback will start capturing vertex data to byte zero in the corresponding bound transform feedback buffer.
- `pCounterBufferOffsets` is `NULL` or a pointer to an array of `VkDeviceSize` values specifying offsets within each of the `pCounterBuffers` where the counter values were previously written. The location in each counter buffer at these offsets **must** be large enough to contain 4 bytes of data. This data is the number of bytes captured by the previous transform feedback to this buffer. If `pCounterBufferOffsets` is `NULL`, then it is assumed the offsets are zero.

The active transform feedback buffers will capture primitives emitted from the corresponding `XfbBuffer` in the bound graphics pipeline. Any `XfbBuffer` emitted that does not output to an active transform feedback buffer will not be captured.

Valid Usage

- VUID-vkCmdBeginTransformFeedbackEXT-transformFeedback-02366
`VkPhysicalDeviceTransformFeedbackFeaturesEXT::transformFeedback` **must** be enabled
- VUID-vkCmdBeginTransformFeedbackEXT-None-02367
Transform feedback **must** not be active

- VUID-vkCmdBeginTransformFeedbackEXT-firstCounter-02368
firstCounterBuffer **must** be less than VkPhysicalDeviceTransformFeedbackPropertiesEXT::maxTransformFeedbackBuffers
- VUID-vkCmdBeginTransformFeedbackEXT-firstCounter-02369
The sum of firstCounterBuffer and counterBufferCount **must** be less than or equal to VkPhysicalDeviceTransformFeedbackPropertiesEXT::maxTransformFeedbackBuffers
- VUID-vkCmdBeginTransformFeedbackEXT-firstCounter-09630
The sum of firstCounterBuffer and counterBufferCount **must** be less than or equal to the number of transform feedback buffers bound by vkCmdBindTransformFeedbackBuffersEXT
- VUID-vkCmdBeginTransformFeedbackEXT-None-06233
If the shaderObject feature is not enabled, a valid graphics pipeline **must** be bound to VK_PIPELINE_BIND_POINT_GRAPHICS
- VUID-vkCmdBeginTransformFeedbackEXT-None-04128
The last pre-rasterization shader stage of the bound graphics pipeline **must** have been declared with the Xfb execution mode
- VUID-vkCmdBeginTransformFeedbackEXT-None-02373
Transform feedback **must** not be made active in a render pass instance with multiview enabled
- VUID-vkCmdBeginTransformFeedbackEXT-None-10656
This command **must** not be recorded when per-tile execution model is enabled
- VUID-vkCmdBeginTransformFeedbackEXT-counterBufferCount-02607
If counterBufferCount is not 0, and pCounterBuffers is not NULL, pCounterBuffers **must** be a valid pointer to an array of counterBufferCount VkBuffer handles that are either valid or VK_NULL_HANDLE
- VUID-vkCmdBeginTransformFeedbackEXT-pCounterBufferOffsets-02370
For each buffer handle in the array, if it is not VK_NULL_HANDLE it **must** reference a buffer large enough to hold 4 bytes at the corresponding offset from the pCounterBufferOffsets array
- VUID-vkCmdBeginTransformFeedbackEXT-pCounterBuffer-02371
If pCounterBuffer is NULL, then pCounterBufferOffsets **must** also be NULL
- VUID-vkCmdBeginTransformFeedbackEXT-pCounterBuffers-02372
For each buffer handle in the pCounterBuffers array that is not VK_NULL_HANDLE it **must** have been with the VK_BUFFER_USAGE_TRANSFORM_FEEDBACK_COUNTER_BUFFER_BIT_EXT usage flag set

Valid Usage (Implicit)

- VUID-vkCmdBeginTransformFeedbackEXT-commandBuffer-parameter
commandBuffer **must** be a valid VkCommandBuffer handle
- VUID-vkCmdBeginTransformFeedbackEXT-pCounterBufferOffsets-parameter
If counterBufferCount is not 0, and pCounterBufferOffsets is not NULL, pCounterBufferOffsets

must be a valid pointer to an array of `counterBufferCount` `VkDeviceSize` values

- VUID-vkCmdBeginTransformFeedbackEXT-commandBuffer-recording
`commandBuffer` **must** be in the `recording` state
- VUID-vkCmdBeginTransformFeedbackEXT-commandBuffer-cmdpool
The `VkCommandPool` that `commandBuffer` was allocated from **must** support `VK_QUEUE_GRAPHICS_BIT` operations
- VUID-vkCmdBeginTransformFeedbackEXT-renderpass
This command **must** only be called inside of a render pass instance
- VUID-vkCmdBeginTransformFeedbackEXT-videocoding
This command **must** only be called outside of a video coding scope
- VUID-vkCmdBeginTransformFeedbackEXT-commonparent
Both of `commandBuffer`, and the elements of `pCounterBuffers` that are valid handles of non-ignored parameters **must** have been created, allocated, or retrieved from the same `VkDevice`

Host Synchronization

- Host access to `commandBuffer` **must** be externally synchronized
- Host access to the `VkCommandPool` that `commandBuffer` was allocated from **must** be externally synchronized

Command Properties

Command Buffer Levels	Render Pass Scope	Video Coding Scope	Supported Queue Types	Command Type
Primary Secondary	Inside	Outside	VK_QUEUE_GRAPHICS_BIT	State

Conditional Rendering

`vkCmdBeginTransformFeedbackEXT` is not affected by `conditional rendering`

Transform feedback for specific transform feedback buffers is made inactive by calling:

WARNING

This functionality is superseded by `vkCmdEndTransformFeedback2EXT`. See [Legacy Functionality](#) for more information.


```
// Provided by VK_EXT_transform_feedback
void vkCmdEndTransformFeedbackEXT(
    VkCommandBuffer                      commandBuffer,
    uint32_t                             firstCounterBuffer,
    uint32_t                             counterBufferCount,
    const VkBuffer*                      pCounterBuffers,
    const VkDeviceSize*                  pCounterBufferOffsets);
```

- `commandBuffer` is the command buffer into which the command is recorded.
- `firstCounterBuffer` is the index of the first transform feedback buffer corresponding to `pCounterBuffers[0]` and `pCounterBufferOffsets[0]`.
- `counterBufferCount` is the size of the `pCounterBuffers` and `pCounterBufferOffsets` arrays.
- `pCounterBuffers` is `NULL` or a pointer to an array of `VkBuffer` handles to counter buffers. The counter buffers are used to record the current byte positions of each transform feedback buffer where the next vertex output data would be captured. This **can** be used by a subsequent `vkCmdBeginTransformFeedbackEXT` call to resume transform feedback capture from this position. It can also be used by `vkCmdDrawIndirectByteCountEXT` to determine the vertex count of the draw call.
- `pCounterBufferOffsets` is `NULL` or a pointer to an array of `VkDeviceSize` values specifying offsets within each of the `pCounterBuffers` where the counter values can be written. The location in each counter buffer at these offsets **must** be large enough to contain 4 bytes of data. The data stored at this location is the byte offset from the start of the transform feedback buffer binding where the next vertex data would be written. If `pCounterBufferOffsets` is `NULL`, then it is assumed the offsets are zero.

Valid Usage

- VUID-vkCmdEndTransformFeedbackEXT-transformFeedback-02374
`VkPhysicalDeviceTransformFeedbackFeaturesEXT::transformFeedback` **must** be enabled
- VUID-vkCmdEndTransformFeedbackEXT-None-02375
Transform feedback **must** be active
- VUID-vkCmdEndTransformFeedbackEXT-firstCounterBuffer-02376
`firstCounterBuffer` **must** be less than `VkPhysicalDeviceTransformFeedbackPropertiesEXT::maxTransformFeedbackBuffers`
- VUID-vkCmdEndTransformFeedbackEXT-firstCounterBuffer-02377
The sum of `firstCounterBuffer` and `counterBufferCount` **must** be less than or equal to `VkPhysicalDeviceTransformFeedbackPropertiesEXT::maxTransformFeedbackBuffers`
- VUID-vkCmdEndTransformFeedbackEXT-None-10657
This command **must** not be recorded when `per-tile execution model` is enabled
- VUID-vkCmdEndTransformFeedbackEXT-counterBufferCount-02608
If `counterBufferCount` is not 0, and `pCounterBuffers` is not `NULL`, `pCounterBuffers` **must** be a valid pointer to an array of `counterBufferCount` `VkBuffer` handles that are either valid or `VK_NULL_HANDLE`

- VUID-vkCmdEndTransformFeedbackEXT-pCounterBufferOffsets-02378
For each buffer handle in the array, if it is not `VK_NULL_HANDLE` it **must** reference a buffer large enough to hold 4 bytes at the corresponding offset from the `pCounterBufferOffsets` array
- VUID-vkCmdEndTransformFeedbackEXT-pCounterBuffer-02379
If `pCounterBuffer` is `NULL`, then `pCounterBufferOffsets` **must** also be `NULL`
- VUID-vkCmdEndTransformFeedbackEXT-pCounterBuffers-02380
For each buffer handle in the `pCounterBuffers` array that is not `VK_NULL_HANDLE` it **must** have been created with the `VK_BUFFER_USAGE_TRANSFORM_FEEDBACK_COUNTER_BUFFER_BIT_EXT` usage flag set

Valid Usage (Implicit)

- VUID-vkCmdEndTransformFeedbackEXT-commandBuffer-parameter
`commandBuffer` **must** be a valid `VkCommandBuffer` handle
- VUID-vkCmdEndTransformFeedbackEXT-pCounterBufferOffsets-parameter
If `counterBufferCount` is not 0, and `pCounterBufferOffsets` is not `NULL`, `pCounterBufferOffsets` **must** be a valid pointer to an array of `counterBufferCount` `VkDeviceSize` values
- VUID-vkCmdEndTransformFeedbackEXT-commandBuffer-recording
`commandBuffer` **must** be in the `recording` state
- VUID-vkCmdEndTransformFeedbackEXT-commandBuffer-cmdpool
The `VkCommandPool` that `commandBuffer` was allocated from **must** support `VK_QUEUE_GRAPHICS_BIT` operations
- VUID-vkCmdEndTransformFeedbackEXT-renderpass
This command **must** only be called inside of a render pass instance
- VUID-vkCmdEndTransformFeedbackEXT-videocoding
This command **must** only be called outside of a video coding scope
- VUID-vkCmdEndTransformFeedbackEXT-commonparent
Both of `commandBuffer`, and the elements of `pCounterBuffers` that are valid handles of non-ignored parameters **must** have been created, allocated, or retrieved from the same `VkDevice`

Host Synchronization

- Host access to `commandBuffer` **must** be externally synchronized
- Host access to the `VkCommandPool` that `commandBuffer` was allocated from **must** be externally synchronized

Command Properties

Command Buffer Levels	Render Pass Scope	Video Coding Scope	Supported Queue Types	Command Type
Primary Secondary	Inside	Outside	VK_QUEUE_GRAP HICS_BIT	State

Conditional Rendering

vkCmdEndTransformFeedbackEXT is not affected by [conditional rendering](#)

32.2. Viewport Swizzle

Each primitive sent to a given viewport has a swizzle and **optional** negation applied to its clip coordinates. The swizzle that is applied depends on the viewport index, and is controlled by the `VkPipelineViewportSwizzleStateCreateInfoNV` pipeline state:

```
// Provided by VK_NV_viewport_swizzle
typedef struct VkPipelineViewportSwizzleStateCreateInfoNV {
    VkStructureType          sType;
    const void*              pNext;
    VkPipelineViewportSwizzleStateCreateFlagsNV flags;
    uint32_t                 viewportCount;
    const VkViewportSwizzleNV* pViewportSwizzles;
} VkPipelineViewportSwizzleStateCreateInfoNV;
```

- `sType` is a `VkStructureType` value identifying this structure.
- `pNext` is `NULL` or a pointer to a structure extending this structure.
- `flags` is reserved for future use.
- `viewportCount` is the number of viewport swizzles used by the pipeline.
- `pViewportSwizzles` is a pointer to an array of `VkViewportSwizzleNV` structures, defining the viewport swizzles.

Valid Usage

- VUID-VkPipelineViewportSwizzleStateCreateInfoNV-viewportCount-01215
`viewportCount` **must** be greater than or equal to the `viewportCount` set in `VkPipelineViewportStateCreateInfo`

Valid Usage (Implicit)

- VUID-VkPipelineViewportSwizzleStateCreateInfoNV-sType-sType **must** be `VK_STRUCTURE_TYPE_PIPELINE_VIEWPORT_SWIZZLE_STATE_CREATE_INFO_NV`
- VUID-VkPipelineViewportSwizzleStateCreateInfoNV-flags-zeroBitmask **flags must** be 0
- VUID-VkPipelineViewportSwizzleStateCreateInfoNV-pViewportSwizzles-parameter `pViewportSwizzles` **must** be a valid pointer to an array of `viewportCount` valid `VkViewportSwizzleNV` structures
- VUID-VkPipelineViewportSwizzleStateCreateInfoNV-viewportCount-arraylength `viewportCount` **must** be greater than 0

Structure Chaining

Extends the structure

- `VkPipelineViewportStateCreateInfo`

```
// Provided by VK_NV_viewport_swizzle
typedef VkFlags VkPipelineViewportSwizzleStateCreateFlagsNV;
```

`VkPipelineViewportSwizzleStateCreateFlagsNV` is a bitmask type for setting a mask, but is currently reserved for future use.

The `VkPipelineViewportSwizzleStateCreateInfoNV` state is set by adding this structure to the `pNext` chain of a `VkPipelineViewportStateCreateInfo` structure and setting the graphics pipeline state with `vkCreateGraphicsPipelines`.

To **dynamically set** the viewport swizzle state, call:

```
// Provided by VK_EXT_extended_dynamic_state3 with VK_NV_viewport_swizzle,
VK_EXT_shader_object with VK_NV_viewport_swizzle
void vkCmdSetViewportSwizzleNV(
    VkCommandBuffer          commandBuffer,
    uint32_t                 firstViewport,
    uint32_t                 viewportCount,
    const VkViewportSwizzleNV* pViewportSwizzles);
```

- `commandBuffer` is the command buffer into which the command will be recorded.
- `firstViewport` is the index of the first viewport whose parameters are updated by the command.
- `viewportCount` is the number of viewports whose parameters are updated by the command.
- `pViewportSwizzles` is a pointer to an array of `VkViewportSwizzleNV` structures specifying

viewport swizzles.

This command sets the viewport swizzle state for subsequent drawing commands when drawing using `shader objects`, or when the graphics pipeline is created with `VK_DYNAMIC_STATE_VIEWPORT_SWIZZLE_NV` set in `VkPipelineDynamicStateCreateInfo::pDynamicStates`. Otherwise, this state is specified by the `VkPipelineViewportSwizzleStateCreateInfoNV::viewportCount`, and `VkPipelineViewportSwizzleStateCreateInfoNV::pViewportSwizzles` values used to create the currently active pipeline.

Valid Usage

- VUID-vkCmdSetViewportSwizzleNV-None-09423
At least one of the following **must** be true:
 - The `extendedDynamicState3ViewportSwizzle` feature is enabled
 - The `shaderObject` feature is enabled

Valid Usage (Implicit)

- VUID-vkCmdSetViewportSwizzleNV-commandBuffer-parameter
`commandBuffer` **must** be a valid `VkCommandBuffer` handle
- VUID-vkCmdSetViewportSwizzleNV-pViewportSwizzles-parameter
`pViewportSwizzles` **must** be a valid pointer to an array of `viewportCount` valid `VkViewportSwizzleNV` structures
- VUID-vkCmdSetViewportSwizzleNV-commandBuffer-recording
`commandBuffer` **must** be in the `recording state`
- VUID-vkCmdSetViewportSwizzleNV-commandBuffer-cmdpool
The `VkCommandPool` that `commandBuffer` was allocated from **must** support `VK_QUEUE_GRAPHICS_BIT` operations
- VUID-vkCmdSetViewportSwizzleNV-vidcoding
This command **must** only be called outside of a video coding scope
- VUID-vkCmdSetViewportSwizzleNV-viewportCount-arraylength
`viewportCount` **must** be greater than 0

Host Synchronization

- Host access to `commandBuffer` **must** be externally synchronized
- Host access to the `VkCommandPool` that `commandBuffer` was allocated from **must** be externally synchronized

Command Properties

Command Buffer Levels	Render Pass Scope	Video Coding Scope	Supported Queue Types	Command Type
Primary Secondary	Both	Outside	VK_QUEUE_GRAP HICS_BIT	State

Conditional Rendering

vkCmdSetViewportSwizzleNV is not affected by [conditional rendering](#)

Each viewport specified from 0 to `viewportCount - 1` has its x,y,z,w swizzle state set to the corresponding `x`, `y`, `z` and `w` in the [VkViewportSwizzleNV](#) structure. Each component is of type [VkViewportCoordinateSwizzleNV](#), which determines the type of swizzle for that component. The value of `x` computes the new x component of the position as:

```
if (x == VK_VIEWPORT_COORDINATE_SWIZZLE_POSITIVE_X_NV) x = x;  
if (x == VK_VIEWPORT_COORDINATE_SWIZZLE_NEGATIVE_X_NV) x = -x;  
if (x == VK_VIEWPORT_COORDINATE_SWIZZLE_POSITIVE_Y_NV) x = y;  
if (x == VK_VIEWPORT_COORDINATE_SWIZZLE_NEGATIVE_Y_NV) x = -y;  
if (x == VK_VIEWPORT_COORDINATE_SWIZZLE_POSITIVE_Z_NV) x = z;  
if (x == VK_VIEWPORT_COORDINATE_SWIZZLE_NEGATIVE_Z_NV) x = -z;  
if (x == VK_VIEWPORT_COORDINATE_SWIZZLE_POSITIVE_W_NV) x = w;  
if (x == VK_VIEWPORT_COORDINATE_SWIZZLE_NEGATIVE_W_NV) x = -w;
```

Similar selections are performed for the `y`, `z`, and `w` coordinates. This swizzling is applied before clipping and perspective divide. If the swizzle for an active viewport index is not specified, the swizzle for `x` is [VK_VIEWPORT_COORDINATE_SWIZZLE_POSITIVE_X_NV](#), `y` is [VK_VIEWPORT_COORDINATE_SWIZZLE_POSITIVE_Y_NV](#), `z` is [VK_VIEWPORT_COORDINATE_SWIZZLE_POSITIVE_Z_NV](#) and `w` is [VK_VIEWPORT_COORDINATE_SWIZZLE_POSITIVE_W_NV](#).

Viewport swizzle parameters are specified by setting the `pNext` pointer of [VkGraphicsPipelineCreateInfo](#) to point to a [VkPipelineViewportSwizzleStateCreateInfoNV](#) structure. [VkPipelineViewportSwizzleStateCreateInfoNV](#) uses [VkViewportSwizzleNV](#) to set the viewport swizzle parameters.

The [VkViewportSwizzleNV](#) structure is defined as:


```
// Provided by VK_NV_viewport_swizzle
typedef struct VkViewportSwizzleNV {
    VkViewportCoordinateSwizzleNV x;
    VkViewportCoordinateSwizzleNV y;
    VkViewportCoordinateSwizzleNV z;
    VkViewportCoordinateSwizzleNV w;
} VkViewportSwizzleNV;
```

- **x** is a [VkViewportCoordinateSwizzleNV](#) value specifying the swizzle operation to apply to the x component of the primitive
- **y** is a [VkViewportCoordinateSwizzleNV](#) value specifying the swizzle operation to apply to the y component of the primitive
- **z** is a [VkViewportCoordinateSwizzleNV](#) value specifying the swizzle operation to apply to the z component of the primitive
- **w** is a [VkViewportCoordinateSwizzleNV](#) value specifying the swizzle operation to apply to the w component of the primitive

Valid Usage (Implicit)

- VUID-VkViewportSwizzleNV-x-parameter
x must be a valid [VkViewportCoordinateSwizzleNV](#) value
- VUID-VkViewportSwizzleNV-y-parameter
y must be a valid [VkViewportCoordinateSwizzleNV](#) value
- VUID-VkViewportSwizzleNV-z-parameter
z must be a valid [VkViewportCoordinateSwizzleNV](#) value
- VUID-VkViewportSwizzleNV-w-parameter
w must be a valid [VkViewportCoordinateSwizzleNV](#) value

Possible values of the [VkViewportSwizzleNV::x](#), [y](#), [z](#), and [w](#) members, specifying swizzling of the corresponding components of primitives, are:

```
// Provided by VK_NV_viewport_swizzle
typedef enum VkViewportCoordinateSwizzleNV {
    VK_VIEWPORT_COORDINATE_SWIZZLE_POSITIVE_X_NV = 0,
    VK_VIEWPORT_COORDINATE_SWIZZLE_NEGATIVE_X_NV = 1,
    VK_VIEWPORT_COORDINATE_SWIZZLE_POSITIVE_Y_NV = 2,
    VK_VIEWPORT_COORDINATE_SWIZZLE_NEGATIVE_Y_NV = 3,
    VK_VIEWPORT_COORDINATE_SWIZZLE_POSITIVE_Z_NV = 4,
    VK_VIEWPORT_COORDINATE_SWIZZLE_NEGATIVE_Z_NV = 5,
    VK_VIEWPORT_COORDINATE_SWIZZLE_POSITIVE_W_NV = 6,
    VK_VIEWPORT_COORDINATE_SWIZZLE_NEGATIVE_W_NV = 7,
} VkViewportCoordinateSwizzleNV;
```

These values are described in detail in [Viewport Swizzle](#).

32.3. Flat Shading

Flat shading a vertex output attribute means to assign all vertices of the primitive the same value for that output. The output values assigned are those of the *provoking vertex* of the primitive. Flat shading is applied to those vertex attributes that **match** fragment input attributes which are decorated as **Flat**.

If neither **mesh**, **geometry** nor **tessellation shading** is active, the provoking vertex is determined by the **primitive topology** defined by `VkPipelineInputAssemblyStateCreateInfo::topology` used to execute the **drawing command**.

If a shader using **MeshNV Execution Model** is active, the provoking vertex is determined by the **primitive topology** defined by the **OutputPoints**, **OutputLinesNV**, or **OutputTrianglesNV** execution mode.

If a shader using **MeshEXT Execution Model** is active, the provoking vertex is determined by the **primitive topology** defined by the **OutputPoints**, **OutputLinesEXT**, or **OutputTrianglesEXT** execution mode.

If **geometry shading** is active, the provoking vertex is determined by the **primitive topology** defined by the **OutputPoints**, **OutputLineStrip**, or **OutputTriangleStrip** execution mode.

If **tessellation shading** is active but **geometry shading** is not, the provoking vertex **may** be any of the vertices in each primitive.

For a given primitive topology, the pipeline's provoking vertex mode determines which vertex is the provoking vertex. To specify the provoking vertex mode, include a `VkPipelineRasterizationProvokingVertexStateCreateInfoEXT` structure in the `VkPipelineRasterizationStateCreateInfo::pNext` chain when creating the pipeline.

The `VkPipelineRasterizationProvokingVertexStateCreateInfoEXT` structure is defined as:

```
// Provided by VK_EXT_provoking_vertex
typedef struct VkPipelineRasterizationProvokingVertexStateCreateInfoEXT {
    VkStructureType          sType;
    const void*              pNext;
    VkProvokingVertexModeEXT provokingVertexMode;
} VkPipelineRasterizationProvokingVertexStateCreateInfoEXT;
```

- **sType** is a `VkStructureType` value identifying this structure.
- **pNext** is `NULL` or a pointer to a structure extending this structure.
- **provokingVertexMode** is a `VkProvokingVertexModeEXT` value selecting the provoking vertex mode.

If this structure is not provided when creating the pipeline, the pipeline will use the `VK_PROVOKING_VERTEX_MODE_FIRST_VERTEX_EXT` mode.

If the **provokingVertexModePerPipeline** limit is `VK_FALSE`, then all pipelines bound within a render

pass instance **must** have the same `provokingVertexMode`.

Valid Usage

- VUID-VkPipelineRasterizationProvokingVertexStateCreateInfoEXT-provokingVertexMode-04883
If `provokingVertexMode` is `VK_PROVOKING_VERTEX_MODE_LAST_VERTEX_EXT`, then the `provokingVertexLast` feature **must** be enabled

Valid Usage (Implicit)

- VUID-VkPipelineRasterizationProvokingVertexStateCreateInfoEXT-sType-sType
`sType` **must** be `VK_STRUCTURE_TYPE_PIPELINE_RASTERIZATION_PROVOKING_VERTEX_STATE_CREATE_INFO_EXT`
- VUID-VkPipelineRasterizationProvokingVertexStateCreateInfoEXT-provokingVertexMode-parameter
`provokingVertexMode` **must** be a valid `VkProvokingVertexModeEXT` value

Structure Chaining

Extends the structure

- `VkPipelineRasterizationStateCreateInfo`

Possible values of `VkPipelineRasterizationProvokingVertexStateCreateInfoEXT::provokingVertexMode` are:

```
// Provided by VK_EXT_provoking_vertex
typedef enum VkProvokingVertexModeEXT {
    VK_PROVOKING_VERTEX_MODE_FIRST_VERTEX_EXT = 0,
    VK_PROVOKING_VERTEX_MODE_LAST_VERTEX_EXT = 1,
} VkProvokingVertexModeEXT;
```

- `VK_PROVOKING_VERTEX_MODE_FIRST_VERTEX_EXT` specifies that the provoking vertex is the first non-adjacency vertex in the list of vertices used by a primitive.
- `VK_PROVOKING_VERTEX_MODE_LAST_VERTEX_EXT` specifies that the provoking vertex is the last non-adjacency vertex in the list of vertices used by a primitive.

These modes are described more precisely in [Primitive Topologies](#).

To [dynamically set](#) the `provokingVertexMode` state, call:


```
// Provided by VK_EXT_extended_dynamic_state3 with VK_EXT_provoking_vertex,
VK_EXT_provoking_vertex with VK_EXT_shader_object
void vkCmdSetProvokingVertexModeEXT(
    VkCommandBuffer                      commandBuffer,
    VkProvokingVertexModeEXT            provokingVertexMode);
```

- `commandBuffer` is the command buffer into which the command will be recorded.
- `provokingVertexMode` specifies the `provokingVertexMode` state.

This command sets the `provokingVertexMode` state for subsequent drawing commands when drawing using `shader objects`, or when the graphics pipeline is created with `VK_DYNAMIC_STATE_PROVOKING_VERTEX_MODE_EXT` set in `VkPipelineDynamicStateCreateInfo::pDynamicStates`. Otherwise, this state is specified by the `VkPipelineRasterizationProvokingVertexStateCreateInfoEXT::provokingVertexMode` value used to create the currently active pipeline.

Valid Usage

- VUID-vkCmdSetProvokingVertexModeEXT-None-09423
At least one of the following **must** be true:
 - The `extendedDynamicState3ProvokingVertexMode` feature is enabled
 - The `shaderObject` feature is enabled
- VUID-vkCmdSetProvokingVertexModeEXT-provokingVertexMode-07447
If `provokingVertexMode` is `VK_PROVOKING_VERTEX_MODE_LAST_VERTEX_EXT`, then the `provokingVertexLast` feature **must** be enabled

Valid Usage (Implicit)

- VUID-vkCmdSetProvokingVertexModeEXT-commandBuffer-parameter
`commandBuffer` **must** be a valid `VkCommandBuffer` handle
- VUID-vkCmdSetProvokingVertexModeEXT-provokingVertexMode-parameter
`provokingVertexMode` **must** be a valid `VkProvokingVertexModeEXT` value
- VUID-vkCmdSetProvokingVertexModeEXT-commandBuffer-recording
`commandBuffer` **must** be in the `recording state`
- VUID-vkCmdSetProvokingVertexModeEXT-commandBuffer-cmdpool
The `VkCommandPool` that `commandBuffer` was allocated from **must** support `VK_QUEUE_GRAPHICS_BIT` operations
- VUID-vkCmdSetProvokingVertexModeEXT-videocoding
This command **must** only be called outside of a video coding scope

Host Synchronization

- Host access to `commandBuffer` **must** be externally synchronized
- Host access to the `VkCommandPool` that `commandBuffer` was allocated from **must** be externally synchronized

Command Properties

Command Buffer Levels	Render Pass Scope	Video Coding Scope	Supported Queue Types	Command Type
Primary Secondary	Both	Outside	VK_QUEUE_GRAPHICS HICS_BIT	State

Conditional Rendering

`vkCmdSetProvokingVertexModeEXT` is not affected by conditional rendering

32.4. Primitive Clipping

Primitives are culled against the *cull volume* and then clipped to the *clip volume*. In clip coordinates, the *view volume* is defined by:

$$\begin{aligned} -w_c &\leq x_c \leq w_c \\ -w_c &\leq y_c \leq w_c \\ z_m &\leq z_c \leq w_c \end{aligned}$$

where if `VkPipelineViewportDepthClipControlCreateInfoEXT::negativeOneToOne` is `VK_TRUE` z_m is equal to $-w_c$ otherwise z_m is equal to zero.

This view volume **can** be further restricted by as many as `VkPhysicalDeviceLimits::maxClipDistances` application-defined half-spaces.

The cull volume is the intersection of up to `VkPhysicalDeviceLimits::maxCullDistances` application-defined half-spaces (if no application-defined cull half-spaces are enabled, culling against the cull volume is skipped).

A shader **must** write a single cull distance for each enabled cull half-space to elements of the `CullDistance` array. If the cull distance for any enabled cull half-space is negative for all of the vertices of the primitive under consideration, the primitive is discarded. Otherwise the primitive is clipped against the clip volume as defined below.

The clip volume is the intersection of up to `VkPhysicalDeviceLimits::maxClipDistances` application-defined half-spaces with the view volume (if no application-defined clip half-spaces are enabled, the clip volume is the view volume).

A shader **must** write a single clip distance for each enabled clip half-space to elements of the `ClipDistance` array. Clip half-space *i* is then given by the set of points satisfying the inequality

$$c_i(\mathbf{P}) \geq 0$$

where $c_i(\mathbf{P})$ is the clip distance *i* at point \mathbf{P} . For point primitives, $c_i(\mathbf{P})$ is simply the clip distance for the vertex in question. For line and triangle primitives, per-vertex clip distances are interpolated using a weighted mean, with weights derived according to the algorithms described in sections [Basic Line Segment Rasterization](#) and [Basic Polygon Rasterization](#), using the perspective interpolation equations.

The number of application-defined clip and cull half-spaces that are enabled is determined by the explicit size of the built-in arrays `ClipDistance` and `CullDistance`, respectively, declared as an output in the interface of the entry point of the final shader stage before clipping.

If `VkPipelineRasterizationDepthClipStateCreateInfoEXT` is present in the graphics pipeline state then depth clipping is disabled if `VkPipelineRasterizationDepthClipStateCreateInfoEXT::depthClipEnable` is `VK_FALSE`. Otherwise, if `VkPipelineRasterizationDepthClipStateCreateInfoEXT` is not present, depth clipping is disabled when `VkPipelineRasterizationStateCreateInfo::depthClampEnable` is `VK_TRUE`.

To [dynamically set](#) enable or disable depth clamping, call:

```
// Provided by VK_EXT_extended_dynamic_state3, VK_EXT_shader_object
void vkCmdSetDepthClampEnableEXT(
    VkCommandBuffer          commandBuffer,
    VkBool32                 depthClampEnable);
```

- `commandBuffer` is the command buffer into which the command will be recorded.
- `depthClampEnable` specifies whether depth clamping is enabled.

This command sets whether depth clamping is enabled or disabled for subsequent drawing commands when drawing using [shader objects](#), or when the graphics pipeline is created with `VK_DYNAMIC_STATE_DEPTH_CLAMP_ENABLE_EXT` set in `VkPipelineDynamicStateCreateInfo::pDynamicStates`. Otherwise, this state is specified by the `VkPipelineRasterizationStateCreateInfo::depthClampEnable` value used to create the currently active pipeline.

If the depth clamping state is changed dynamically, and the pipeline was not created with `VK_DYNAMIC_STATE_DEPTH_CLIP_ENABLE_EXT` enabled, then depth clipping is enabled when depth clamping is disabled and vice versa.

If the `maintenance11` feature is enabled, the above statement is further clarified to state that the depth clipping state is only affected by the [current value](#) of `depthClampEnable` if the pipeline was not created with the `VkPipelineRasterizationDepthClipStateCreateInfoEXT` structure. If `VkPipelineRasterizationDepthClipStateCreateInfoEXT` was included in the pipeline creation then the depth clipping state is set explicitly by `VkPipelineRasterizationDepthClipStateCreateInfoEXT::depthClipEnable` and not changed when the depth clamping state is modified.

Valid Usage

- VUID-vkCmdSetDepthClampEnableEXT-None-09423

At least one of the following **must** be true:

- The `extendedDynamicState3DepthClampEnable` feature is enabled
- The `shaderObject` feature is enabled

- VUID-vkCmdSetDepthClampEnableEXT-depthClamp-07449

If the `depthClamp` feature is not enabled, `depthClampEnable` **must** be `VK_FALSE`

Valid Usage (Implicit)

- VUID-vkCmdSetDepthClampEnableEXT-commandBuffer-parameter

`commandBuffer` **must** be a valid `VkCommandBuffer` handle

- VUID-vkCmdSetDepthClampEnableEXT-commandBuffer-recording

`commandBuffer` **must** be in the `recording state`

- VUID-vkCmdSetDepthClampEnableEXT-commandBuffer-cmdpool

The `VkCommandPool` that `commandBuffer` was allocated from **must** support `VK_QUEUE_GRAPHICS_BIT` operations

- VUID-vkCmdSetDepthClampEnableEXT-videocoding

This command **must** only be called outside of a video coding scope

Host Synchronization

- Host access to `commandBuffer` **must** be externally synchronized
- Host access to the `VkCommandPool` that `commandBuffer` was allocated from **must** be externally synchronized

Command Properties

Command Buffer Levels	Render Pass Scope	Video Coding Scope	Supported Queue Types	Command Type
Primary Secondary	Both	Outside	VK_QUEUE_GRAPHICS_BIT	State

Conditional Rendering

`vkCmdSetDepthClampEnableEXT` is not affected by `conditional rendering`

To `dynamically set` enable or disable depth clipping, call:


```
// Provided by VK_EXT_depth_clip_enable with VK_EXT_extended_dynamic_state3,
VK_EXT_depth_clip_enable with VK_EXT_shader_object
void vkCmdSetDepthClipEnableEXT(
    VkCommandBuffer          commandBuffer,
    VkBool32                 depthClipEnable);
```

- `commandBuffer` is the command buffer into which the command will be recorded.
- `depthClipEnable` specifies whether depth clipping is enabled.

This command sets whether depth clipping is enabled or disabled for subsequent drawing commands when drawing using `shader objects`, or when the graphics pipeline is created with `VK_DYNAMIC_STATE_DEPTH_CLIP_ENABLE_EXT` set in `VkPipelineDynamicStateCreateInfo::pDynamicStates`. Otherwise, this state is specified by the `VkPipelineRasterizationDepthClipStateCreateInfoEXT::depthClipEnable` value used to create the currently active pipeline. If `VkPipelineRasterizationDepthClipStateCreateInfoEXT` was not specified, depth clipping is set to the inverse of the `current value` of `depthClampEnable`.

Valid Usage

- VUID-vkCmdSetDepthClipEnableEXT-None-09423
At least one of the following **must** be true:
 - The `extendedDynamicState3DepthClipEnable` feature is enabled
 - The `shaderObject` feature is enabled
- VUID-vkCmdSetDepthClipEnableEXT-depthClipEnable-07451
The `depthClipEnable` feature **must** be enabled

Valid Usage (Implicit)

- VUID-vkCmdSetDepthClipEnableEXT-commandBuffer-parameter
`commandBuffer` **must** be a valid `VkCommandBuffer` handle
- VUID-vkCmdSetDepthClipEnableEXT-commandBuffer-recording
`commandBuffer` **must** be in the `recording state`
- VUID-vkCmdSetDepthClipEnableEXT-commandBuffer-cmdpool
The `VkCommandPool` that `commandBuffer` was allocated from **must** support `VK_QUEUE_GRAPHICS_BIT` operations
- VUID-vkCmdSetDepthClipEnableEXT-videocoding
This command **must** only be called outside of a video coding scope

Host Synchronization

- Host access to `commandBuffer` **must** be externally synchronized

- Host access to the `VkCommandPool` that `commandBuffer` was allocated from **must** be externally synchronized

Command Properties

Command Buffer Levels	Render Pass Scope	Video Coding Scope	Supported Queue Types	Command Type
Primary Secondary	Both	Outside	VK_QUEUE_GRAPHICS VK_QUEUE_COMPUTE VK_QUEUE_VIDEO_DECODE VK_QUEUE_VIDEO_ENCODE	State

Conditional Rendering

`vkCmdSetDepthClipEnableEXT` is not affected by [conditional rendering](#)

When depth clipping is disabled, the plane equation

$$Z_m \leq Z_c \leq W_c$$

(see the clip volume definition above) is ignored by view volume clipping (effectively, there is no near or far plane clipping).

If the primitive under consideration is a point or line segment, then clipping passes it unchanged if its vertices lie entirely within the clip volume.

Possible values of `VkPhysicalDevicePointClippingProperties::pointClippingBehavior`, specifying clipping behavior of a point primitive whose vertex lies outside the clip volume, are:

```
// Provided by VK_VERSION_1_1
typedef enum VkPointClippingBehavior {
    VK_POINT_CLIPPING_BEHAVIOR_ALL_CLIP_PLANES = 0,
    VK_POINT_CLIPPING_BEHAVIOR_USER_CLIP_PLANES_ONLY = 1,
    // Provided by VK_KHR_maintenance2
    VK_POINT_CLIPPING_BEHAVIOR_ALL_CLIP_PLANES_KHR =
VK_POINT_CLIPPING_BEHAVIOR_ALL_CLIP_PLANES,
    // Provided by VK_KHR_maintenance2
    VK_POINT_CLIPPING_BEHAVIOR_USER_CLIP_PLANES_ONLY_KHR =
VK_POINT_CLIPPING_BEHAVIOR_USER_CLIP_PLANES_ONLY,
} VkPointClippingBehavior;
```

```
// Provided by VK_KHR_maintenance2
// Equivalent to VkPointClippingBehavior
typedef VkPointClippingBehavior VkPointClippingBehaviorKHR;
```


- [VK_POINT_CLIPPING_BEHAVIOR_ALL_CLIP_PLANES](#) specifies that the primitive is discarded if the vertex lies outside any clip plane, including the planes bounding the view volume.
- [VK_POINT_CLIPPING_BEHAVIOR_USER_CLIP_PLANES_ONLY](#) specifies that the primitive is discarded only if the vertex lies outside any user clip plane.

If either of a line segment's vertices lie outside of the clip volume, the line segment **may** be clipped, with new vertex coordinates computed for each vertex that lies outside the clip volume. A clipped line segment endpoint lies on both the original line segment and the boundary of the clip volume.

This clipping produces a value, $0 \leq t \leq 1$, for each clipped vertex. If the coordinates of a clipped vertex are \mathbf{P} and the unclipped line segment's vertex coordinates are \mathbf{P}_1 and \mathbf{P}_2 , then t satisfies the following equation

$$\mathbf{P} = t \mathbf{P}_1 + (1-t) \mathbf{P}_2.$$

t is used to clip vertex output attributes as described in [Clipping Shader Outputs](#).

If the primitive is a polygon, it passes unchanged if every one of its edges lies entirely inside the clip volume, and is either clipped or discarded otherwise. If the edges of the polygon intersect the boundary of the clip volume, the intersecting edges are reconnected by new edges that lie along the boundary of the clip volume - in some cases requiring the introduction of new vertices into a polygon.

If a polygon intersects an edge of the clip volume's boundary, the clipped polygon **must** include a point on this boundary edge.

Primitives rendered with application-defined half-spaces **must** satisfy a complementarity criterion. Suppose a series of primitives is drawn where each vertex i has a single specified clip distance d_i (or a number of similarly specified clip distances, if multiple half-spaces are enabled). Next, suppose that the same series of primitives are drawn again with each such clip distance replaced by $-d_i$ (and the graphics pipeline is otherwise the same). In this case, primitives **must** not be missing any pixels, and pixels **must** not be drawn twice in regions where those primitives are cut by the clip planes.

The [VkPipelineViewportDepthClipControlCreateInfoEXT](#) structure is defined as:

```
// Provided by VK_EXT_depth_clip_control
typedef struct VkPipelineViewportDepthClipControlCreateInfoEXT {
    VkStructureType    sType;
    const void*        pNext;
    VkBool32           negativeOneToOne;
} VkPipelineViewportDepthClipControlCreateInfoEXT;
```

- `sType` is a [VkStructureType](#) value identifying this structure.
- `pNext` is `NULL` or a pointer to a structure extending this structure.
- `negativeOneToOne` sets the z_m in the *view volume* to $-w_c$

Valid Usage

- VUID-VkPipelineViewportDepthClipControlCreateInfoEXT-negativeOneToOne-06470
If the `depthClipControl` feature is not enabled, `negativeOneToOne` **must** be `VK_FALSE`

Valid Usage (Implicit)

- VUID-VkPipelineViewportDepthClipControlCreateInfoEXT-sType-sType
`sType` **must** be `VK_STRUCTURE_TYPE_PIPELINE_VIEWPORT_DEPTH_CLIP_CONTROL_CREATE_INFO_EXT`

Structure Chaining

Extends the structure

- `VkPipelineViewportStateCreateInfo`

To dynamically set `negativeOneToOne`, call:

```
// Provided by VK_EXT_depth_clip_control with VK_EXT_extended_dynamic_state3,  
VK_EXT_depth_clip_control with VK_EXT_shader_object  
void vkCmdSetDepthClipNegativeOneToOneEXT(  
    VkCommandBuffer                commandBuffer,  
    VkBool32                        negativeOneToOne);
```

- `commandBuffer` is the command buffer into which the command will be recorded.
- `negativeOneToOne` specifies the `negativeOneToOne` state.

This command sets the `negativeOneToOne` state for subsequent drawing commands when drawing using `shader objects`, or when the graphics pipeline is created with `VK_DYNAMIC_STATE_DEPTH_CLIP_NEGATIVE_ONE_TO_ONE_EXT` set in `VkPipelineDynamicStateCreateInfo::pDynamicStates`. Otherwise, this state is specified by the `VkPipelineViewportDepthClipControlCreateInfoEXT::negativeOneToOne` value used to create the currently active pipeline.

Valid Usage

- VUID-vkCmdSetDepthClipNegativeOneToOneEXT-None-09423
At least one of the following **must** be true:
 - The `extendedDynamicState3DepthClipNegativeOneToOne` feature is enabled
 - The `shaderObject` feature is enabled
- VUID-vkCmdSetDepthClipNegativeOneToOneEXT-depthClipControl-07453
The `depthClipControl` feature **must** be enabled

Valid Usage (Implicit)

- VUID-vkCmdSetDepthClipNegativeOneToOneEXT-commandBuffer-parameter **commandBuffer** **must** be a valid [VkCommandBuffer](#) handle
- VUID-vkCmdSetDepthClipNegativeOneToOneEXT-commandBuffer-recording **commandBuffer** **must** be in the [recording state](#)
- VUID-vkCmdSetDepthClipNegativeOneToOneEXT-commandBuffer-cmdpool
The [VkCommandPool](#) that **commandBuffer** was allocated from **must** support [VK_QUEUE_GRAPHICS_BIT](#) operations
- VUID-vkCmdSetDepthClipNegativeOneToOneEXT-videocoding
This command **must** only be called outside of a video coding scope

Host Synchronization

- Host access to **commandBuffer** **must** be externally synchronized
- Host access to the [VkCommandPool](#) that **commandBuffer** was allocated from **must** be externally synchronized

Command Properties

Command Buffer Levels	Render Pass Scope	Video Coding Scope	Supported Queue Types	Command Type
Primary Secondary	Both	Outside	VK_QUEUE_GRAPHICS_BIT	State

Conditional Rendering

`vkCmdSetDepthClipNegativeOneToOneEXT` is not affected by [conditional rendering](#)

32.5. Clipping Shader Outputs

Next, vertex output attributes are clipped. The output values associated with a vertex that lies within the clip volume are unaffected by clipping. If a primitive is clipped, however, the output values assigned to vertices produced by clipping are clipped.

Let the output values assigned to the two vertices \mathbf{P}_1 and \mathbf{P}_2 of an unclipped edge be \mathbf{c}_1 and \mathbf{c}_2 . The value of t (see [Primitive Clipping](#)) for a clipped point \mathbf{P} is used to obtain the output value associated with \mathbf{P} as

$$\mathbf{c} = t \mathbf{c}_1 + (1-t) \mathbf{c}_2.$$

(Multiplying an output value by a scalar means multiplying each of x , y , z , and w by the scalar.)

Since this computation is performed in clip space before division by w_c , clipped output values are perspective-correct.

Polygon clipping creates a clipped vertex along an edge of the clip volume's boundary. This situation is handled by noting that polygon clipping proceeds by clipping against one half-space at a time. Output value clipping is done in the same way, so that clipped points always occur at the intersection of polygon edges (possibly already clipped) with the clip volume's boundary.

For vertex output attributes whose matching fragment input attributes are decorated with **NoPerspective**, the value of t used to obtain the output value associated with **P** will be adjusted to produce results that vary linearly in framebuffer space.

Output attributes of integer or unsigned integer type **must** always be flat shaded. Flat shaded attributes are constant over the primitive being rasterized (see [Basic Line Segment Rasterization](#) and [Basic Polygon Rasterization](#)), and no interpolation is performed. The output value **c** is taken from either c_1 or c_2 , since flat shading has already occurred and the two values are identical.

32.6. Controlling Viewport W Scaling

If viewport **W** scaling is enabled, the **W** component of the clip coordinate is modified by the provided coefficients from the corresponding viewport as follows.

$$W_c' = X_{\text{coeff}} X_c + Y_{\text{coeff}} Y_c + W_c$$

The `VkPipelineViewportWScalingStateCreateInfoNV` structure is defined as:

```
// Provided by VK_NV_clip_space_w_scaling
typedef struct VkPipelineViewportWScalingStateCreateInfoNV {
    VkStructureType    sType;
    const void*        pNext;
    VkBool32           viewportWScalingEnable;
    uint32_t           viewportCount;
    const VkViewportWScalingNV* pViewportWScalings;
} VkPipelineViewportWScalingStateCreateInfoNV;
```

- **sType** is a `VkStructureType` value identifying this structure.
- **pNext** is `NULL` or a pointer to a structure extending this structure.
- **viewportWScalingEnable** controls whether viewport **W** scaling is enabled.
- **viewportCount** is the number of viewports used by **W** scaling, and **must** match the number of viewports in the pipeline if viewport **W** scaling is enabled.
- **pViewportWScalings** is a pointer to an array of `VkViewportWScalingNV` structures defining the **W** scaling parameters for the corresponding viewports. If the viewport **W** scaling state is dynamic, this member is ignored.

Valid Usage (Implicit)

- VUID-VkPipelineViewportWScalingStateCreateInfoNV-sType-sType **must** be `VK_STRUCTURE_TYPE_PIPELINE_VIEWPORT_W_SCALING_STATE_CREATE_INFO_NV`
- VUID-VkPipelineViewportWScalingStateCreateInfoNV-viewportCount-arraylength **must** be greater than 0

Structure Chaining

Extends the structure

- `VkPipelineViewportStateCreateInfo`

The `VkPipelineViewportWScalingStateCreateInfoNV` state is set by adding this structure to the `pNext` chain of a `VkPipelineViewportStateCreateInfo` structure and setting the graphics pipeline state with `vkCreateGraphicsPipelines`.

To dynamically set the `viewportWScalingEnable` state, call:

```
// Provided by VK_EXT_extended_dynamic_state3 with VK_NV_clip_space_w_scaling,  
VK_EXT_shader_object with VK_NV_clip_space_w_scaling  
void vkCmdSetViewportWScalingEnableNV(  
    VkCommandBuffer          commandBuffer,  
    VkBool32                 viewportWScalingEnable);
```

- `commandBuffer` is the command buffer into which the command will be recorded.
- `viewportWScalingEnable` specifies the `viewportWScalingEnable` state.

This command sets the `viewportWScalingEnable` state for subsequent drawing commands when drawing using `shader objects`, or when the graphics pipeline is created with `VK_DYNAMIC_STATE_VIEWPORT_W_SCALING_ENABLE_NV` set in `VkPipelineDynamicStateCreateInfo::pDynamicStates`. Otherwise, this state is specified by the `VkPipelineViewportWScalingStateCreateInfoNV::viewportWScalingEnable` value used to create the currently active pipeline.

Valid Usage

- VUID-vkCmdSetViewportWScalingEnableNV-None-09423
At least one of the following **must** be true:
 - The `extendedDynamicState3ViewportWScalingEnable` feature is enabled
 - The `shaderObject` feature is enabled

Valid Usage (Implicit)

- VUID-vkCmdSetViewportWScalingEnableNV-commandBuffer-parameter `commandBuffer` **must** be a valid `VkCommandBuffer` handle
- VUID-vkCmdSetViewportWScalingEnableNV-commandBuffer-recording `commandBuffer` **must** be in the `recording state`
- VUID-vkCmdSetViewportWScalingEnableNV-commandBuffer-cmdpool
The `VkCommandPool` that `commandBuffer` was allocated from **must** support `VK_QUEUE_GRAPHICS_BIT` operations
- VUID-vkCmdSetViewportWScalingEnableNV-videocoding
This command **must** only be called outside of a video coding scope

Host Synchronization

- Host access to `commandBuffer` **must** be externally synchronized
- Host access to the `VkCommandPool` that `commandBuffer` was allocated from **must** be externally synchronized

Command Properties

Command Buffer Levels	Render Pass Scope	Video Coding Scope	Supported Queue Types	Command Type
Primary Secondary	Both	Outside	VK_QUEUE_GRAPHICS_BIT	State

Conditional Rendering

`vkCmdSetViewportWScalingEnableNV` is not affected by [conditional rendering](#)

To [dynamically set](#) the viewport **W** scaling parameters, call:

```
// Provided by VK_NV_clip_space_w_scaling
void vkCmdSetViewportWScalingNV(
    VkCommandBuffer          commandBuffer,
    uint32_t                 firstViewport,
    uint32_t                 viewportCount,
    const VkViewportWScalingNV* pViewportWScalings);
```

- `commandBuffer` is the command buffer into which the command will be recorded.
- `firstViewport` is the index of the first viewport whose parameters are updated by the command.

- `viewportCount` is the number of viewports whose parameters are updated by the command.
- `pViewportWScalings` is a pointer to an array of `VkViewportWScalingNV` structures specifying viewport parameters.

The viewport parameters taken from element `i` of `pViewportWScalings` replace the current state for the viewport index `firstViewport + i`, for `i` in `[0, viewportCount)`.

This command sets the viewport **W** scaling for subsequent drawing commands when drawing using `shader objects`, or when the graphics pipeline is created with `VK_DYNAMIC_STATE_VIEWPORT_W_SCALING_NV` set in `VkPipelineDynamicStateCreateInfo::pDynamicStates`. Otherwise, this state is specified by the `VkPipelineViewportWScalingStateCreateInfoNV::pViewportWScalings` values used to create the currently active pipeline.

Valid Usage

- VUID-vkCmdSetViewportWScalingNV-firstViewport-01324
The sum of `firstViewport` and `viewportCount` **must** be between `1` and `VkPhysicalDeviceLimits::maxViewports`, inclusive

Valid Usage (Implicit)

- VUID-vkCmdSetViewportWScalingNV-commandBuffer-parameter
`commandBuffer` **must** be a valid `VkCommandBuffer` handle
- VUID-vkCmdSetViewportWScalingNV-pViewportWScalings-parameter
`pViewportWScalings` **must** be a valid pointer to an array of `viewportCount` `VkViewportWScalingNV` structures
- VUID-vkCmdSetViewportWScalingNV-commandBuffer-recording
`commandBuffer` **must** be in the `recording state`
- VUID-vkCmdSetViewportWScalingNV-commandBuffer-cmdpool
The `VkCommandPool` that `commandBuffer` was allocated from **must** support `VK_QUEUE_GRAPHICS_BIT` operations
- VUID-vkCmdSetViewportWScalingNV-encoding
This command **must** only be called outside of a video coding scope
- VUID-vkCmdSetViewportWScalingNV-viewportCount-arraylength
`viewportCount` **must** be greater than `0`

Host Synchronization

- Host access to `commandBuffer` **must** be externally synchronized
- Host access to the `VkCommandPool` that `commandBuffer` was allocated from **must** be externally synchronized

Command Properties

Command Buffer Levels	Render Pass Scope	Video Coding Scope	Supported Queue Types	Command Type
Primary Secondary	Both	Outside	VK_QUEUE_GRAP HICS_BIT	State

Conditional Rendering

`vkCmdSetViewportWScalingNV` is not affected by [conditional rendering](#)

Both [VkPipelineViewportWScalingStateCreateInfoNV](#) and [vkCmdSetViewportWScalingNV](#) use [VkViewportWScalingNV](#) to set the viewport transformation parameters.

The [VkViewportWScalingNV](#) structure is defined as:

```
// Provided by VK_NV_clip_space_w_scaling
typedef struct VkViewportWScalingNV {
    float    xcoeff;
    float    ycoeff;
} VkViewportWScalingNV;
```

- `xcoeff` and `ycoeff` are the viewport's W scaling factor for x and y respectively.

32.7. Coordinate Transformations

Clip coordinates for a vertex result from shader execution, which yields a vertex coordinate [Position](#).

Perspective division on clip coordinates yields *normalized device coordinates*, followed by a *viewport* transformation (see [Controlling the Viewport](#)) to convert these coordinates into *framebuffer coordinates*.

If a vertex in clip coordinates has a position given by

$$\begin{pmatrix} x_c \\ y_c \\ z_c \\ w_c \end{pmatrix}$$

then the vertex's normalized device coordinates are

$$\begin{pmatrix} x_d \\ y_d \\ z_d \end{pmatrix} = \begin{pmatrix} \frac{x_c}{w_c} \\ \frac{y_c}{w_c} \\ \frac{z_c}{w_c} \end{pmatrix}$$

32.8. Render Pass Transform

A *render pass transform* **can** be enabled for render pass instances. The clip coordinates (x_c , y_c) that result from vertex shader execution are transformed by a rotation of 0, 90, 180, or 270 degrees in the XY plane, centered at the origin.

When *Render pass transform* is enabled, the transform applies to all primitives for all subpasses of the render pass. The transformed vertex in clip coordinates has a position given by

$$\begin{pmatrix} x_{c_{trans}} \\ y_{c_{trans}} \\ z_{c_{trans}} \end{pmatrix} = \begin{pmatrix} x_c \cos \theta - y_c \sin \theta \\ x_c \sin \theta + y_c \cos \theta \\ z_c \end{pmatrix}$$

where

- θ is 0 degrees for [VK_SURFACE_TRANSFORM_IDENTITY_BIT_KHR](#)
- θ is 90 degrees for [VK_SURFACE_TRANSFORM_ROTATE_90_BIT_KHR](#)
- θ is 180 degrees for [VK_SURFACE_TRANSFORM_ROTATE_180_BIT_KHR](#)
- θ is 270 degrees for [VK_SURFACE_TRANSFORM_ROTATE_270_BIT_KHR](#)

The transformed vertex's normalized device coordinates are

$$\begin{pmatrix} x_d \\ y_d \\ z_d \end{pmatrix} = \begin{pmatrix} \frac{x_{c_{trans}}}{w_c} \\ \frac{y_{c_{trans}}}{w_c} \\ \frac{z_{c_{trans}}}{w_c} \end{pmatrix}$$

When render pass transform is enabled for a render pass instance, the following additional features are enabled:

- Each [VkViewport](#) specified by either [VkPipelineViewportStateCreateInfo::pViewports](#) or [vkCmdSetViewport](#) will have its width/height (p_x , p_y) and its center (o_x , o_y) similarly transformed by the implementation.
- Each scissor specified by [VkPipelineViewportStateCreateInfo::pScissors](#) or [vkCmdSetScissor](#) will have its ($offset_x$, $offset_y$) and ($extent_x$, $extent_y$) similarly transformed by the implementation.
- The [renderArea](#) specified in [VkCommandBufferInheritanceRenderPassTransformInfoQCOM](#) and [VkRenderPassBeginInfo](#) will be similarly transformed by the implementation.

- The (x, y) components of shader variables with built-in decorations `FragCoord`, `SamplePosition`, or `PointCoord` will be similarly transformed by the implementation.
- The (x,y) components of the `offset` operand of the `InterpolateAtOffset` extended instruction will be similarly transformed by the implementation.
- The values returned by SPIR-V [derivative instructions](#) `OpDPdx`, `OpDPdy`, `OpDPdxCourse`, `OpDPdyCourse`, `OpDPdxFine`, `OpDPdyFine` will be similarly transformed by the implementation.

The net result of the above, is that applications **can** act as if rendering to a framebuffer oriented with the `VkSurfaceCapabilitiesKHR::currentTransform`. In other words, applications **can** act as if the presentation engine will be performing the transformation of the swapchain image after rendering and prior to presentation to the user. In fact, the transformation of the various items cited above are being handled by the implementation as the rendering takes place.

32.9. Controlling the Viewport

The viewport transformation is determined by the selected viewport's width and height in pixels, p_x and p_y , respectively, and its center (o_x , o_y) (also in pixels), as well as its depth range min and max determining a depth range scale value p_z and a depth range bias value o_z (defined below). The vertex's framebuffer coordinates (x_f , y_f) and depth z_f are given by

$$x_f = (p_x / 2) x_d + o_x$$

$$y_f = (p_y / 2) y_d + o_y$$

$$z_f = p_z \times z_d + o_z$$

Multiple viewports are available, numbered zero up to `VkPhysicalDeviceLimits::maxViewports` minus one. The number of viewports used by a pipeline is controlled by the `viewportCount` member of the `VkPipelineViewportStateCreateInfo` structure used in pipeline creation.

x_f and y_f have limited precision, where the number of fractional bits retained is specified by `VkPhysicalDeviceLimits::subPixelPrecisionBits`. When rasterizing [line segments](#), the number of fractional bits is specified by `VkPhysicalDeviceLineRasterizationProperties::lineSubPixelPrecisionBits`.

The `VkPipelineViewportStateCreateInfo` structure is defined as:


```
// Provided by VK_VERSION_1_0
typedef struct VkPipelineViewportStateCreateInfo {
    VkStructureType          sType;
    const void*              pNext;
    VkPipelineViewportStateCreateFlags flags;
    uint32_t                 viewportCount;
    const VkViewport*        pViewports;
    uint32_t                 scissorCount;
    const VkRect2D*          pScissors;
} VkPipelineViewportStateCreateInfo;
```

- **sType** is a **VkStructureType** value identifying this structure.
- **pNext** is **NULL** or a pointer to a structure extending this structure.
- **flags** is reserved for future use.
- **viewportCount** is the number of viewports used by the pipeline.
- **pViewports** is a pointer to an array of **VkViewport** structures, defining the viewport transforms. If the viewport state is dynamic, this member is ignored.
- **scissorCount** is the number of **scissors** and **must** match the number of viewports.
- **pScissors** is a pointer to an array of **VkRect2D** structures defining the rectangular bounds of the scissor for the corresponding viewport. If the scissor state is dynamic, this member is ignored.

Valid Usage

- VUID-VkPipelineViewportStateCreateInfo-viewportCount-01216
If the **multiViewport** feature is not enabled, **viewportCount** **must** not be greater than **1**
- VUID-VkPipelineViewportStateCreateInfo-scissorCount-01217
If the **multiViewport** feature is not enabled, **scissorCount** **must** not be greater than **1**
- VUID-VkPipelineViewportStateCreateInfo-viewportCount-01218
viewportCount **must** be less than or equal to **VkPhysicalDeviceLimits::maxViewports**
- VUID-VkPipelineViewportStateCreateInfo-scissorCount-01219
scissorCount **must** be less than or equal to **VkPhysicalDeviceLimits::maxViewports**
- VUID-VkPipelineViewportStateCreateInfo-x-02821
The **x** and **y** members of **offset** member of any element of **pScissors** **must** be greater than or equal to **0**
- VUID-VkPipelineViewportStateCreateInfo-offset-02822
Evaluation of (**offset.x** + **extent.width**) **must** not cause a signed integer addition overflow for any element of **pScissors**
- VUID-VkPipelineViewportStateCreateInfo-offset-02823
Evaluation of (**offset.y** + **extent.height**) **must** not cause a signed integer addition overflow for any element of **pScissors**
- VUID-VkPipelineViewportStateCreateInfo-scissorCount-04134
If **scissorCount** and **viewportCount** are both not dynamic, then **scissorCount** and

`viewportCount` **must** be identical

- VUID-VkPipelineViewportStateCreateInfo-viewportCount-04135

If the graphics pipeline is being created with `VK_DYNAMIC_STATE_VIEWPORT_WITH_COUNT` set then `viewportCount` **must** be 0, otherwise `viewportCount` **must** be greater than 0

- VUID-VkPipelineViewportStateCreateInfo-scissorCount-04136

If the graphics pipeline is being created with `VK_DYNAMIC_STATE_SCISSOR_WITH_COUNT` set then `scissorCount` **must** be 0, otherwise `scissorCount` **must** be greater than 0

- VUID-VkPipelineViewportStateCreateInfo-viewportWScalingEnable-01726

If the `viewportWScalingEnable` member of a `VkPipelineViewportWScalingStateCreateInfoNV` structure included in the `pNext` chain is `VK_TRUE`, the `viewportCount` member of the `VkPipelineViewportWScalingStateCreateInfoNV` structure **must** be greater than or equal to `VkPipelineViewportStateCreateInfo::viewportCount`

Valid Usage (Implicit)

- VUID-VkPipelineViewportStateCreateInfo-sType-sType

`sType` **must** be `VK_STRUCTURE_TYPE_PIPELINE_VIEWPORT_STATE_CREATE_INFO`

- VUID-VkPipelineViewportStateCreateInfo-pNext-pNext

Each `pNext` member of any structure (including this one) in the `pNext` chain **must** be either `NULL` or a pointer to a valid instance of `VkPipelineViewportCoarseSampleOrderStateCreateInfoNV`, `VkPipelineViewportDepthClampControlCreateInfoEXT`, `VkPipelineViewportDepthClipControlCreateInfoEXT`, `VkPipelineViewportExclusiveScissorStateCreateInfoNV`, `VkPipelineViewportShadingRateImageStateCreateInfoNV`, `VkPipelineViewportSwizzleStateCreateInfoNV`, or `VkPipelineViewportWScalingStateCreateInfoNV`

- VUID-VkPipelineViewportStateCreateInfo-sType-unique

The `sType` value of each structure in the `pNext` chain **must** be unique

- VUID-VkPipelineViewportStateCreateInfo-flags-zerobitmask

`flags` **must** be 0

To dynamically set the viewport count and viewports, call:

```
// Provided by VK_VERSION_1_3
void vkCmdSetViewportWithCount(
    VkCommandBuffer          commandBuffer,
    uint32_t                 viewportCount,
    const VkViewport*        pViewports);
```



```
// Provided by VK_EXT_extended_dynamic_state, VK_EXT_shader_object
// Equivalent to vkCmdSetViewportWithCount
void vkCmdSetViewportWithCountEXT(
    VkCommandBuffer          commandBuffer,
    uint32_t                 viewportCount,
    const VkViewport*        pViewports);
```

- `commandBuffer` is the command buffer into which the command will be recorded.
- `viewportCount` specifies the viewport count.
- `pViewports` specifies the viewports to use for drawing.

This command sets the viewport count and viewports state for subsequent drawing commands when drawing using [shader objects](#), or when the graphics pipeline is created with `VK_DYNAMIC_STATE_VIEWPORT_WITH_COUNT` set in `VkPipelineDynamicStateCreateInfo::pDynamicStates`. Otherwise, this state is specified by the corresponding `VkPipelineViewportStateCreateInfo::viewportCount` and `pViewports` values used to create the currently active pipeline.

Valid Usage

- VUID-vkCmdSetViewportWithCount-None-08971
At least one of the following **must** be true:
 - the `extendedDynamicState` feature is enabled
 - the `shaderObject` feature is enabled
 - the value of `VkApplicationInfo::apiVersion` used to create the `VkInstance` parent of `commandBuffer` is greater than or equal to Version 1.3
- VUID-vkCmdSetViewportWithCount-viewportCount-03394
`viewportCount` **must** be between 1 and `VkPhysicalDeviceLimits::maxViewports`, inclusive
- VUID-vkCmdSetViewportWithCount-viewportCount-03395
If the `multiViewport` feature is not enabled, `viewportCount` **must** be 1
- VUID-vkCmdSetViewportWithCount-commandBuffer-04819
`commandBuffer` **must** not have `VkCommandBufferInheritanceViewportScissorInfoNV::viewportScissor2D` enabled

Valid Usage (Implicit)

- VUID-vkCmdSetViewportWithCount-commandBuffer-parameter
`commandBuffer` **must** be a valid `VkCommandBuffer` handle
- VUID-vkCmdSetViewportWithCount-pViewports-parameter
`pViewports` **must** be a valid pointer to an array of `viewportCount` valid `VkViewport` structures
- VUID-vkCmdSetViewportWithCount-commandBuffer-recording

`commandBuffer` **must** be in the `recording state`

- VUID-vkCmdSetViewportWithCount-commandBuffer-cmdpool
The `VkCommandPool` that `commandBuffer` was allocated from **must** support `VK_QUEUE_GRAPHICS_BIT` operations
- VUID-vkCmdSetViewportWithCount-videocoding
This command **must** only be called outside of a video coding scope
- VUID-vkCmdSetViewportWithCount-viewportCount-arraylength
`viewportCount` **must** be greater than 0

Host Synchronization

- Host access to `commandBuffer` **must** be externally synchronized
- Host access to the `VkCommandPool` that `commandBuffer` was allocated from **must** be externally synchronized

Command Properties

Command Buffer Levels	Render Pass Scope	Video Coding Scope	Supported Queue Types	Command Type
Primary Secondary	Both	Outside	VK_QUEUE_GRAPHICS_BIT VK_QUEUE_VIDEO_CODING_BIT	State

Conditional Rendering

`vkCmdSetViewportWithCount` is not affected by `conditional rendering`

To `dynamically set` the scissor count and scissor rectangular bounds, call:

```
// Provided by VK_VERSION_1_3
void vkCmdSetScissorWithCount(
    VkCommandBuffer          commandBuffer,
    uint32_t                 scissorCount,
    const VkRect2D*          pScissors);
```

```
// Provided by VK_EXT_extended_dynamic_state, VK_EXT_shader_object
// Equivalent to vkCmdSetScissorWithCount
void vkCmdSetScissorWithCountEXT(
    VkCommandBuffer          commandBuffer,
    uint32_t                 scissorCount,
    const VkRect2D*          pScissors);
```


- `commandBuffer` is the command buffer into which the command will be recorded.
- `scissorCount` specifies the scissor count.
- `pScissors` specifies the scissors to use for drawing.

This command sets the scissor count and scissor rectangular bounds state for subsequent drawing commands when drawing using `shader objects`, or when the graphics pipeline is created with `VK_DYNAMIC_STATE_SCISSOR_WITH_COUNT` set in `VkPipelineDynamicStateCreateInfo::pDynamicStates`. Otherwise, this state is specified by the corresponding `VkPipelineViewportStateCreateInfo::scissorCount` and `pScissors` values used to create the currently active pipeline.

Valid Usage

- VUID-vkCmdSetScissorWithCount-None-08971
At least one of the following **must** be true:
 - the `extendedDynamicState` feature is enabled
 - the `shaderObject` feature is enabled
 - the value of `VkApplicationInfo::apiVersion` used to create the `VkInstance` parent of `commandBuffer` is greater than or equal to Version 1.3
- VUID-vkCmdSetScissorWithCount-scissorCount-03397
`scissorCount` **must** be between 1 and `VkPhysicalDeviceLimits::maxViewports`, inclusive
- VUID-vkCmdSetScissorWithCount-scissorCount-03398
If the `multiViewport` feature is not enabled, `scissorCount` **must** be 1
- VUID-vkCmdSetScissorWithCount-x-03399
The `x` and `y` members of `offset` member of any element of `pScissors` **must** be greater than or equal to 0
- VUID-vkCmdSetScissorWithCount-offset-03400
Evaluation of `(offset.x + extent.width)` **must** not cause a signed integer addition overflow for any element of `pScissors`
- VUID-vkCmdSetScissorWithCount-offset-03401
Evaluation of `(offset.y + extent.height)` **must** not cause a signed integer addition overflow for any element of `pScissors`
- VUID-vkCmdSetScissorWithCount-commandBuffer-04820
`commandBuffer` **must** not have `VkCommandBufferInheritanceViewportScissorInfoNV::viewportScissor2D` enabled

Valid Usage (Implicit)

- VUID-vkCmdSetScissorWithCount-commandBuffer-parameter
`commandBuffer` **must** be a valid `VkCommandBuffer` handle
- VUID-vkCmdSetScissorWithCount-pScissors-parameter
`pScissors` **must** be a valid pointer to an array of `scissorCount` `VkRect2D` structures

- VUID-vkCmdSetScissorWithCount-commandBuffer-recording
`commandBuffer` **must** be in the [recording state](#)
- VUID-vkCmdSetScissorWithCount-commandBuffer-cmdpool
The `VkCommandPool` that `commandBuffer` was allocated from **must** support [VK_QUEUE_GRAPHICS_BIT](#) operations
- VUID-vkCmdSetScissorWithCount-videocoding
This command **must** only be called outside of a video coding scope
- VUID-vkCmdSetScissorWithCount-scissorCount-arraylength
`scissorCount` **must** be greater than 0

Host Synchronization

- Host access to `commandBuffer` **must** be externally synchronized
- Host access to the `VkCommandPool` that `commandBuffer` was allocated from **must** be externally synchronized

Command Properties

Command Buffer Levels	Render Pass Scope	Video Coding Scope	Supported Queue Types	Command Type
Primary Secondary	Both	Outside	VK_QUEUE_GRAPHICS_BIT	State

Conditional Rendering

`vkCmdSetScissorWithCount` is not affected by [conditional rendering](#)

```
// Provided by VK_VERSION_1_0
typedef VkFlags VkPipelineViewportStateCreateFlags;
```

`VkPipelineViewportStateCreateFlags` is a bitmask type for setting a mask, but is currently reserved for future use.

A [pre-rasterization shader stage](#) **can** direct each primitive to zero or more viewports. The destination viewports for a primitive are selected by the last active [pre-rasterization shader stage](#) that has an output variable decorated with `ViewportIndex` (selecting a single viewport) or `ViewportMaskNV` (selecting multiple viewports). The viewport transform uses the viewport corresponding to either the value assigned to `ViewportIndex` or one of the bits set in `ViewportMaskNV`, and taken from an implementation-dependent vertex of each primitive. If `ViewportIndex` or any of the bits in `ViewportMaskNV` are outside the range zero to `viewportCount` minus one for a primitive, or if the last active [pre-rasterization shader stage](#) did not assign a value to either `ViewportIndex` or

ViewportMaskNV for all vertices of a primitive due to flow control, the values resulting from the viewport transformation of the vertices of such primitives are undefined. If the last **pre-rasterization shader stage** does not have an output decorated with **ViewportIndex** or **ViewportMaskNV**, the viewport numbered zero is used by the viewport transformation.

A single vertex **can** be used in more than one individual primitive, in primitives such as **VK_PRIMITIVE_TOPOLOGY_TRIANGLE_STRIP**. In this case, the viewport transformation is applied separately for each primitive.

To **dynamically set** the viewport transformation parameters, call:

```
// Provided by VK_VERSION_1_0
void vkCmdSetViewport(
    VkCommandBuffer          commandBuffer,
    uint32_t                 firstViewport,
    uint32_t                 viewportCount,
    const VkViewport*        pViewports);
```

- **commandBuffer** is the command buffer into which the command will be recorded.
- **firstViewport** is the index of the first viewport whose parameters are updated by the command.
- **viewportCount** is the number of viewports whose parameters are updated by the command.
- **pViewports** is a pointer to an array of **VkViewport** structures specifying viewport parameters.

This command sets the viewport transformation parameters state for subsequent drawing commands when drawing using **shader objects**, or when the graphics pipeline is created with **VK_DYNAMIC_STATE_VIEWPORT** set in **VkPipelineDynamicStateCreateInfo::pDynamicStates**. Otherwise, this state is specified by the **VkPipelineViewportStateCreateInfo::pViewports** values used to create the currently active pipeline.

The viewport parameters taken from element *i* of **pViewports** replace the current state for the viewport index **firstViewport + i**, for *i* in $[0, \text{viewportCount})$.

Valid Usage

- VUID-vkCmdSetViewport-firstViewport-01223
The sum of **firstViewport** and **viewportCount** **must** be between **1** and **VkPhysicalDeviceLimits::maxViewports**, inclusive
- VUID-vkCmdSetViewport-firstViewport-01224
If the **multiViewport** feature is not enabled, **firstViewport** **must** be **0**
- VUID-vkCmdSetViewport-viewportCount-01225
If the **multiViewport** feature is not enabled, **viewportCount** **must** be **1**
- VUID-vkCmdSetViewport-commandBuffer-04821
commandBuffer **must** not have **VkCommandBufferInheritanceViewportScissorInfoNV::viewportScissor2D** enabled

Valid Usage (Implicit)

- VUID-vkCmdSetViewport-commandBuffer-parameter
`commandBuffer` **must** be a valid `VkCommandBuffer` handle
- VUID-vkCmdSetViewport-pViewports-parameter
`pViewports` **must** be a valid pointer to an array of `viewportCount` valid `VkViewport` structures
- VUID-vkCmdSetViewport-commandBuffer-recording
`commandBuffer` **must** be in the `recording` state
- VUID-vkCmdSetViewport-commandBuffer-cmdpool
The `VkCommandPool` that `commandBuffer` was allocated from **must** support `VK_QUEUE_GRAPHICS_BIT` operations
- VUID-vkCmdSetViewport-videocoding
This command **must** only be called outside of a video coding scope
- VUID-vkCmdSetViewport-viewportCount-arraylength
`viewportCount` **must** be greater than 0

Host Synchronization

- Host access to `commandBuffer` **must** be externally synchronized
- Host access to the `VkCommandPool` that `commandBuffer` was allocated from **must** be externally synchronized

Command Properties

Command Buffer Levels	Render Pass Scope	Video Coding Scope	Supported Queue Types	Command Type
Primary Secondary	Both	Outside	VK_QUEUE_GRAPHICS_BIT	State

Conditional Rendering

`vkCmdSetViewport` is not affected by `conditional rendering`

Both `VkPipelineViewportStateCreateInfo` and `vkCmdSetViewport` use `VkViewport` to set the viewport transformation parameters.

The `VkViewport` structure is defined as:


```
// Provided by VK_VERSION_1_0
typedef struct VkViewport {
    float    x;
    float    y;
    float    width;
    float    height;
    float    minDepth;
    float    maxDepth;
} VkViewport;
```

- **x** and **y** are the viewport's upper left corner (x,y).
- **width** and **height** are the viewport's width and height, respectively.
- **minDepth** and **maxDepth** are the depth range for the viewport.

NOTE Despite their names, **minDepth** **can** be less than, equal to, or greater than **maxDepth**.

The framebuffer depth coordinate z_f **may** be represented using either a fixed-point or floating-point representation. However, a floating-point representation **must** be used if the depth/stencil attachment has a floating-point depth component. If an m-bit fixed-point representation is used, we assume that it represents each value $\frac{k}{2^m-1}$, where $k \in \{ 0, 1, \dots, 2^m-1 \}$, as k (e.g. 1.0 is represented in binary as a string of all ones).

The viewport parameters shown in the above equations are found from these values as

$$o_x = x + \text{width} / 2$$

$$o_y = y + \text{height} / 2$$

$$o_z = \text{minDepth} \text{ (or } (\text{maxDepth} + \text{minDepth}) / 2 \text{ if } \text{VkPipelineViewportDepthClipControlCreateInfoEXT}::\text{negativeOneToOne} \text{ is } \text{VK_TRUE})$$

$$p_x = \text{width}$$

$$p_y = \text{height}$$

$$p_z = \text{maxDepth} - \text{minDepth} \text{ (or } (\text{maxDepth} - \text{minDepth}) / 2 \text{ if } \text{VkPipelineViewportDepthClipControlCreateInfoEXT}::\text{negativeOneToOne} \text{ is } \text{VK_TRUE})$$

If a render pass transform is enabled, the values (p_x, p_y) and (o_x, o_y) defining the viewport are transformed as described in [render pass transform](#) before participating in the viewport transform.

The application **can** specify a negative term for **height**, which has the effect of negating the y coordinate in clip space before performing the transform. When using a negative **height**, the application **should** also adjust the **y** value to point to the lower left corner of the viewport instead of the upper left corner. Using the negative **height** allows the application to avoid having to negate the y component of the **Position** output from the last **pre-rasterization shader stage**.

The width and height of the **implementation-dependent maximum viewport dimensions** **must** be greater than or equal to the width and height of the largest image which **can** be created and attached to a framebuffer.

The floating-point viewport bounds are represented with an **implementation-dependent precision**.

Valid Usage

- VUID-VkViewport-width-01770
width **must** be greater than **0.0**
- VUID-VkViewport-width-01771
width **must** be less than or equal to **VkPhysicalDeviceLimits::maxViewportDimensions[0]**
- VUID-VkViewport-apiVersion-07917
If the **VK_KHR_maintenance1** extension is not enabled, the **VK_AMD_negative_viewport_height** extension is not enabled, and **VkPhysicalDeviceProperties::apiVersion** is less than Vulkan 1.1, **height** **must** be greater than **0.0**
- VUID-VkViewport-height-01773
The absolute value of **height** **must** be less than or equal to **VkPhysicalDeviceLimits::maxViewportDimensions[1]**
- VUID-VkViewport-x-01774
x **must** be greater than or equal to **viewportBoundsRange[0]**
- VUID-VkViewport-x-01232
(**x** + **width**) **must** be less than or equal to **viewportBoundsRange[1]**
- VUID-VkViewport-y-01775
y **must** be greater than or equal to **viewportBoundsRange[0]**
- VUID-VkViewport-y-01776
y **must** be less than or equal to **viewportBoundsRange[1]**
- VUID-VkViewport-y-01777
(**y** + **height**) **must** be greater than or equal to **viewportBoundsRange[0]**
- VUID-VkViewport-y-01233
(**y** + **height**) **must** be less than or equal to **viewportBoundsRange[1]**
- VUID-VkViewport-minDepth-01234
If the **VK_EXT_depth_range_unrestricted** extension is not enabled, **minDepth** **must** be between **0.0** and **1.0**, inclusive
- VUID-VkViewport-maxDepth-01235
If the **VK_EXT_depth_range_unrestricted** extension is not enabled, **maxDepth** **must** be between **0.0** and **1.0**, inclusive

Chapter 33. Rasterization

Rasterization is the process by which a primitive is converted to a two-dimensional image. Each discrete location of this image contains associated data such as depth, color, or other attributes.

Rasterizing a primitive begins by determining which squares of an integer grid in framebuffer coordinates are occupied by the primitive, and assigning one or more depth values to each such square. This process is described below for points, lines, and polygons.

A grid square, including its (x,y) framebuffer coordinates, z (depth), and associated data added by fragment shaders, is called a fragment. A fragment is located by its upper left corner, which lies on integer grid coordinates.

Rasterization operations also refer to a fragment's sample locations, which are offset by fractional values from its upper left corner. The rasterization rules for points, lines, and triangles involve testing whether each sample location is inside the primitive. Fragments need not actually be square, and rasterization rules are not affected by the aspect ratio of fragments. Display of non-square grids, however, will cause rasterized points and line segments to appear fatter in one direction than the other.

We assume that fragments are square, since it simplifies antialiasing and texturing. After rasterization, fragments are processed by [fragment operations](#).

Several factors affect rasterization, including the members of [VkPipelineRasterizationStateCreateInfo](#) and [VkPipelineMultisampleStateCreateInfo](#).

The [VkPipelineRasterizationStateCreateInfo](#) structure is defined as:

```
// Provided by VK_VERSION_1_0
typedef struct VkPipelineRasterizationStateCreateInfo {
    VkStructureType           sType;
    const void*               pNext;
    VkPipelineRasterizationStateCreateFlags flags;
    VkBool32                  depthClampEnable;
    VkBool32                  rasterizerDiscardEnable;
    VkPolygonMode              polygonMode;
    VkCullModeFlags            cullMode;
    VkFrontFace                frontFace;
    VkBool32                  depthBiasEnable;
    float                      depthBiasConstantFactor;
    float                      depthBiasClamp;
    float                      depthBiasSlopeFactor;
    float                      lineWidth;
} VkPipelineRasterizationStateCreateInfo;
```

- `sType` is a [VkStructureType](#) value identifying this structure.
- `pNext` is `NULL` or a pointer to a structure extending this structure.
- `flags` is reserved for future use.

- **depthClampEnable** controls whether to clamp the fragment's depth values as described in [Depth Test](#). If the pipeline is not created with [VkPipelineRasterizationDepthClipStateCreateInfoEXT](#) present then enabling depth clamp will also disable clipping primitives to the z planes of the frustum as described in [Primitive Clipping](#). Otherwise depth clipping is controlled by the state set in [VkPipelineRasterizationDepthClipStateCreateInfoEXT](#).
- **rasterizerDiscardEnable** controls whether primitives are discarded immediately before the rasterization stage.
- **polygonMode** is the triangle rendering mode. See [VkPolygonMode](#).
- **cullMode** is the triangle facing direction used for primitive culling. See [VkCullModeFlagBits](#).
- **frontFace** is a [VkFrontFace](#) value specifying the front-facing triangle orientation to be used for culling.
- **depthBiasEnable** controls whether to bias fragment depth values.
- **depthBiasConstantFactor** is a scalar factor controlling the constant depth value added to each fragment.
- **depthBiasClamp** is the maximum (or minimum) depth bias of a fragment.
- **depthBiasSlopeFactor** is a scalar factor applied to a fragment's slope in depth bias calculations.
- **lineWidth** is the width of rasterized line segments.

The application **can** also add a [VkPipelineRasterizationStateRasterizationOrderAMD](#) structure to the **pNext** chain of a [VkPipelineRasterizationStateCreateInfo](#) structure. This structure enables selecting the rasterization order to use when rendering with the corresponding graphics pipeline as described in [Rasterization Order](#).

Valid Usage

- VUID-VkPipelineRasterizationStateCreateInfo-depthClampEnable-00782
If the **depthClamp** feature is not enabled, **depthClampEnable** **must** be [VK_FALSE](#)
- VUID-VkPipelineRasterizationStateCreateInfo-polygonMode-01507
If the **fillModeNonSolid** feature is not enabled, **polygonMode** **must** be [VK_POLYGON_MODE_FILL](#) or [VK_POLYGON_MODE_FILL_RECTANGLE_NV](#)
- VUID-VkPipelineRasterizationStateCreateInfo-polygonMode-01414
If the [VK_NV_fill_rectangle](#) extension is not enabled, **polygonMode** **must** not be [VK_POLYGON_MODE_FILL_RECTANGLE_NV](#)
- VUID-VkPipelineRasterizationStateCreateInfo-pointPolygons-04458
If the [VK_KHR_portability_subset](#) extension is enabled, and [VkPhysicalDevicePortabilitySubsetFeaturesKHR::pointPolygons](#) is [VK_FALSE](#), and **rasterizerDiscardEnable** is [VK_FALSE](#), **polygonMode** **must** not be [VK_POLYGON_MODE_POINT](#)

Valid Usage (Implicit)

- VUID-VkPipelineRasterizationStateCreateInfo-sType-sType

sType must be [VK_STRUCTURE_TYPE_PIPELINE_RASTERIZATION_STATE_CREATE_INFO](#)

- VUID-VkPipelineRasterizationStateCreateInfo-pNext-pNext

Each **pNext** member of any structure (including this one) in the **pNext** chain must be either **NULL** or a pointer to a valid instance of [VkDepthBiasRepresentationInfoEXT](#), [VkPipelineRasterizationConservativeStateCreateInfoEXT](#), [VkPipelineRasterizationDepthClipStateCreateInfoEXT](#), [VkPipelineRasterizationLineStateCreateInfo](#), [VkPipelineRasterizationProvokingVertexStateCreateInfoEXT](#), [VkPipelineRasterizationStateRasterizationOrderAMD](#), or [VkPipelineRasterizationStateStreamCreateInfoEXT](#)

- VUID-VkPipelineRasterizationStateCreateInfo-sType-unique
The **sType** value of each structure in the **pNext** chain must be unique
- VUID-VkPipelineRasterizationStateCreateInfo-flags-zero-bitmask
flags must be 0
- VUID-VkPipelineRasterizationStateCreateInfo-polygonMode-parameter
polygonMode must be a valid [VkPolygonMode](#) value
- VUID-VkPipelineRasterizationStateCreateInfo-cullMode-parameter
cullMode must be a valid combination of [VkCullModeFlagBits](#) values
- VUID-VkPipelineRasterizationStateCreateInfo-frontFace-parameter
frontFace must be a valid [VkFrontFace](#) value

```
// Provided by VK_VERSION_1_0
typedef VkFlags VkPipelineRasterizationStateCreateFlags;
```

VkPipelineRasterizationStateCreateFlags is a bitmask type for setting a mask, but is currently reserved for future use.

If the **pNext** chain of [VkPipelineRasterizationStateCreateInfo](#) includes a [VkPipelineRasterizationDepthClipStateCreateInfoEXT](#) structure, then that structure controls whether depth clipping is enabled or disabled.

The [VkPipelineRasterizationDepthClipStateCreateInfoEXT](#) structure is defined as:

```
// Provided by VK_EXT_depth_clip_enable
typedef struct VkPipelineRasterizationDepthClipStateCreateInfoEXT {
    VkStructureType          sType;
    const void*              pNext;
    VkPipelineRasterizationDepthClipStateCreateFlagsEXT flags;
    VkBool32                 depthClipEnable;
} VkPipelineRasterizationDepthClipStateCreateInfoEXT;
```

- **sType** is a [VkStructureType](#) value identifying this structure.
- **pNext** is **NULL** or a pointer to a structure extending this structure.

- `flags` is reserved for future use.
- `depthClipEnable` controls whether depth clipping is enabled as described in [Primitive Clipping](#).

Valid Usage (Implicit)

- `VUID-VkPipelineRasterizationDepthClipStateCreateInfoEXT-sType-sType` `sType` must be `VK_STRUCTURE_TYPE_PIPELINE_RASTERIZATION_DEPTH_CLIP_STATE_CREATE_INFO_EXT`
- `VUID-VkPipelineRasterizationDepthClipStateCreateInfoEXT-flags-zerobitmask` `flags` must be 0

Structure Chaining

Extends the structure

- [VkPipelineRasterizationStateCreateInfo](#)

```
// Provided by VK_EXT_depth_clip_enable
typedef VkFlags VkPipelineRasterizationDepthClipStateCreateFlagsEXT;
```

`VkPipelineRasterizationDepthClipStateCreateFlagsEXT` is a bitmask type for setting a mask, but is currently reserved for future use.

The `VkPipelineMultisampleStateCreateInfo` structure is defined as:

```
// Provided by VK_VERSION_1_0
typedef struct VkPipelineMultisampleStateCreateInfo {
    VkStructureType           sType;
    const void*               pNext;
    VkPipelineMultisampleStateCreateFlags flags;
    VkSampleCountFlagBits     rasterizationSamples;
    VkBool32                  sampleShadingEnable;
    float                     minSampleShading;
    const VkSampleMask*       pSampleMask;
    VkBool32                  alphaToCoverageEnable;
    VkBool32                  alphaToOneEnable;
} VkPipelineMultisampleStateCreateInfo;
```

- `sType` is a `VkStructureType` value identifying this structure.
- `pNext` is `NULL` or a pointer to a structure extending this structure.
- `flags` is reserved for future use.
- `rasterizationSamples` is a `VkSampleCountFlagBits` value specifying the number of samples used in rasterization. This value is ignored for the purposes of setting the number of samples used in

rasterization if the pipeline is created with the `VK_DYNAMIC_STATE_RASTERIZATION_SAMPLES_EXT` dynamic state set, but if `VK_DYNAMIC_STATE_SAMPLE_MASK_EXT` dynamic state is not set, it is still used to define the size of the `pSampleMask` array as described below.

- `sampleShadingEnable` can be used to enable [Sample Shading](#).
- `minSampleShading` specifies a minimum fraction of sample shading if `sampleShadingEnable` is `VK_TRUE`.
- `pSampleMask` is a pointer to an array of `VkSampleMask` values used in the [sample mask test](#).
- `alphaToCoverageEnable` controls whether a temporary coverage value is generated based on the alpha component of the fragment's first color output as specified in the [Multisample Coverage](#) section.
- `alphaToOneEnable` controls whether the alpha component of the fragment's first color output is replaced with one as described in [Multisample Coverage](#).

Each bit in the sample mask is associated with a unique [sample index](#) as defined for the [coverage mask](#). Each bit `b` for mask word `w` in the sample mask corresponds to sample index `i`, where $i = 32 \times w + b$. `pSampleMask` has a length equal to $\lceil \text{rasterizationSamples} / 32 \rceil$ words.

If `pSampleMask` is `NULL`, it is treated as if the mask has all bits set to 1.

Valid Usage

- VUID-VkPipelineMultisampleStateCreateInfo-sampleShadingEnable-00784
If the `sampleRateShading` feature is not enabled, `sampleShadingEnable` **must** be `VK_FALSE`
- VUID-VkPipelineMultisampleStateCreateInfo-alphaToOneEnable-00785
If the `alphaToOne` feature is not enabled, `alphaToOneEnable` **must** be `VK_FALSE`
- VUID-VkPipelineMultisampleStateCreateInfo-minSampleShading-00786
`minSampleShading` **must** be in the range `[0,1]`
- VUID-VkPipelineMultisampleStateCreateInfo-rasterizationSamples-01415
If the `VK_NV_framebuffer_mixed_samples` extension is enabled, and the `coverageReductionMode` feature is not enabled, or the `pNext` chain does not contain `VkPipelineCoverageReductionStateCreateInfoNV`, or `VkPipelineCoverageReductionStateCreateInfoNV::coverageReductionMode` is not set to `VK_COVERAGE_REDUCTION_MODE_TRUNCATE_NV`, and the subpass has any color attachments, and `rasterizationSamples` is greater than the number of color samples, then [sample shading](#) **must** not be enabled

Valid Usage (Implicit)

- VUID-VkPipelineMultisampleStateCreateInfo-sType-sType
`sType` **must** be `VK_STRUCTURE_TYPE_PIPELINE_MULTISAMPLE_STATE_CREATE_INFO`
- VUID-VkPipelineMultisampleStateCreateInfo-pNext-pNext
Each `pNext` member of any structure (including this one) in the `pNext` chain **must** be either

`NULL` or a pointer to a valid instance of `VkPipelineCoverageModulationStateCreateInfoNV`,
`VkPipelineCoverageReductionStateCreateInfoNV`,
`VkPipelineCoverageToColorStateCreateInfoNV`, or
`VkPipelineSampleLocationsStateCreateInfoEXT`

- `VOID-VkPipelineMultisampleStateCreateInfo-sType`-unique
The `sType` value of each structure in the `pNext` chain **must** be unique
- `VOID-VkPipelineMultisampleStateCreateInfo-flags-zeroBitmask`
`flags` **must** be 0
- `VOID-VkPipelineMultisampleStateCreateInfo-rasterizationSamples-parameter`
`rasterizationSamples` **must** be a valid `VkSampleCountFlagBits` value

```
// Provided by VK_VERSION_1_0
typedef VkFlags VkPipelineMultisampleStateCreateFlags;
```

`VkPipelineMultisampleStateCreateFlags` is a bitmask type for setting a mask, but is currently reserved for future use.

The elements of the sample mask array are of type `VkSampleMask`, each representing 32 bits of coverage information:

```
// Provided by VK_VERSION_1_0
typedef uint32_t VkSampleMask;
```

Rasterization only generates fragments which cover one or more pixels inside the framebuffer. Pixels outside the framebuffer are never considered covered in the fragment. Fragments which would be produced by application of any of the primitive rasterization rules described below but which lie outside the framebuffer are not produced, nor are they processed by any later stage of the pipeline, including any of the [fragment operations](#).

Surviving fragments are processed by fragment shaders. Fragment shaders determine associated data for fragments, and **can** also modify or replace their assigned depth values.

33.1. Discarding Primitives Before Rasterization

Primitives are discarded before rasterization if the `rasterizerDiscardEnable` member of `VkPipelineRasterizationStateCreateInfo` is enabled. When enabled, primitives are discarded after they are processed by the last active shader stage in the pipeline before rasterization.

To [dynamically enable](#) whether primitives are discarded before the rasterization stage, call:

```
// Provided by VK_VERSION_1_3
void vkCmdSetRasterizerDiscardEnable(
    VkCommandBuffer          commandBuffer,
    VkBool32                  rasterizerDiscardEnable);
```



```
// Provided by VK_EXT_extended_dynamic_state2, VK_EXT_shader_object
// Equivalent to vkCmdSetRasterizerDiscardEnable
void vkCmdSetRasterizerDiscardEnableEXT(
    VkCommandBuffer                      commandBuffer,
    VkBool32                             rasterizerDiscardEnable);
```

- **commandBuffer** is the command buffer into which the command will be recorded.
- **rasterizerDiscardEnable** controls whether primitives are discarded immediately before the rasterization stage.

This command sets the discard enable for subsequent drawing commands when drawing using **shader objects**, or when the graphics pipeline is created with **VK_DYNAMIC_STATE_RASTERIZER_DISCARD_ENABLE** set in **VkPipelineDynamicStateCreateInfo::pDynamicStates**. Otherwise, this state is specified by the **VkPipelineRasterizationStateCreateInfo::rasterizerDiscardEnable** value used to create the currently active pipeline.

Valid Usage

- VUID-vkCmdSetRasterizerDiscardEnable-None-08970
At least one of the following **must** be true:
 - the **extendedDynamicState2** feature is enabled
 - the **shaderObject** feature is enabled
 - the value of **VkApplicationInfo::apiVersion** used to create the **VkInstance** parent of **commandBuffer** is greater than or equal to Version 1.3

Valid Usage (Implicit)

- VUID-vkCmdSetRasterizerDiscardEnable-commandBuffer-parameter
commandBuffer **must** be a valid **VkCommandBuffer** handle
- VUID-vkCmdSetRasterizerDiscardEnable-commandBuffer-recording
commandBuffer **must** be in the **recording state**
- VUID-vkCmdSetRasterizerDiscardEnable-commandBuffer-cmdpool
The **VkCommandPool** that **commandBuffer** was allocated from **must** support **VK_QUEUE_GRAPHICS_BIT** operations
- VUID-vkCmdSetRasterizerDiscardEnable-videocoding
This command **must** only be called outside of a video coding scope

Host Synchronization

- Host access to **commandBuffer** **must** be externally synchronized
- Host access to the **VkCommandPool** that **commandBuffer** was allocated from **must** be externally

synchronized

Command Properties

Command Buffer Levels	Render Pass Scope	Video Coding Scope	Supported Queue Types	Command Type
Primary Secondary	Both	Outside	VK_QUEUE_GRAPHICS HICS_BIT	State

Conditional Rendering

vkCmdSetRasterizerDiscardEnable is not affected by [conditional rendering](#)

33.2. Controlling the Vertex Stream Used for Rasterization

By default vertex data output from the last [pre-rasterization shader stage](#) are directed to vertex stream zero. Geometry shaders **can** emit primitives to multiple independent vertex streams. Each vertex emitted by the geometry shader is directed at one of the vertex streams. As vertices are received on each vertex stream, they are arranged into primitives of the type specified by the geometry shader output primitive type. The shading language instructions [OpEndPrimitive](#) and [OpEndStreamPrimitive](#) **can** be used to end the primitive being assembled on a given vertex stream and start a new empty primitive of the same type. An implementation supports up to [VkPhysicalDeviceTransformFeedbackPropertiesEXT::maxTransformFeedbackStreams](#) streams, which is at least 1. The individual streams are numbered 0 through [maxTransformFeedbackStreams](#) minus 1. There is no requirement on the order of the streams to which vertices are emitted, and the number of vertices emitted to each vertex stream **can** be completely independent, subject only to the [VkPhysicalDeviceTransformFeedbackPropertiesEXT::maxTransformFeedbackStreamDataSize](#) and [VkPhysicalDeviceTransformFeedbackPropertiesEXT::maxTransformFeedbackBufferDataSize](#) limits. The primitives output from all vertex streams are passed to the transform feedback stage to be captured to transform feedback buffers in the manner specified by the last [pre-rasterization shader stage](#) shader's [XfbBuffer](#), [XfbStride](#), and [Offsets](#) decorations on the output interface variables in the graphics pipeline. To use a vertex stream other than zero, or to use multiple streams, the [GeometryStreams](#) capability **must** be specified.

By default, the primitives output from vertex stream zero are rasterized. If the implementation supports the [VkPhysicalDeviceTransformFeedbackPropertiesEXT::transformFeedbackRasterizationStreamSelect](#) property it is possible to rasterize a vertex stream other than zero.

By default, geometry shaders that emit vertices to multiple vertex streams are limited to using only the [OutputPoints](#) output primitive type. If the implementation supports the [VkPhysicalDeviceTransformFeedbackPropertiesEXT::transformFeedbackStreamsLinesTriangles](#)

property it is possible to emit `OutputLineStrip` or `OutputTriangleStrip` in addition to `OutputPoints`.

The vertex stream used for rasterization is specified by adding a `VkPipelineRasterizationStateStreamCreateInfoEXT` structure to the `pNext` chain of a `VkPipelineRasterizationStateCreateInfo` structure.

The `VkPipelineRasterizationStateStreamCreateInfoEXT` structure is defined as:

```
// Provided by VK_EXT_transform_feedback
typedef struct VkPipelineRasterizationStateStreamCreateInfoEXT {
    VkStructureType          sType;
    const void*              pNext;
    VkPipelineRasterizationStateStreamCreateFlagsEXT flags;
    uint32_t                 rasterizationStream;
} VkPipelineRasterizationStateStreamCreateInfoEXT;
```

- `sType` is a `VkStructureType` value identifying this structure.
- `pNext` is `NULL` or a pointer to a structure extending this structure.
- `flags` is reserved for future use.
- `rasterizationStream` is the vertex stream selected for rasterization.

If this structure is not present, `rasterizationStream` is assumed to be zero.

Valid Usage

- VUID-VkPipelineRasterizationStateStreamCreateInfoEXT-geometryStreams-02324 `VkPhysicalDeviceTransformFeedbackFeaturesEXT::geometryStreams` **must** be enabled
- VUID-VkPipelineRasterizationStateStreamCreateInfoEXT-rasterizationStream-02325 `rasterizationStream` **must** be less than `VkPhysicalDeviceTransformFeedbackPropertiesEXT::maxTransformFeedbackStreams`
- VUID-VkPipelineRasterizationStateStreamCreateInfoEXT-rasterizationStream-02326 `rasterizationStream` **must** be zero if `VkPhysicalDeviceTransformFeedbackPropertiesEXT::transformFeedbackRasterizationStreamSelect` is `VK_FALSE`

Valid Usage (Implicit)

- VUID-VkPipelineRasterizationStateStreamCreateInfoEXT-sType-sType `sType` **must** be `VK_STRUCTURE_TYPE_PIPELINE_RASTERIZATION_STATE_STREAM_CREATE_INFO_EXT`
- VUID-VkPipelineRasterizationStateStreamCreateInfoEXT-flags-zeroBitmask `flags` **must** be 0

Structure Chaining

Extends the structure

- `VkPipelineRasterizationStateCreateInfo`

```
// Provided by VK_EXT_transform_feedback
typedef VkFlags VkPipelineRasterizationStateStreamCreateFlagsEXT;
```

`VkPipelineRasterizationStateStreamCreateFlagsEXT` is a bitmask type for setting a mask, but is currently reserved for future use.

To **dynamically** set the `rasterizationStream` state, call:

```
// Provided by VK_EXT_extended_dynamic_state3 with VK_EXT_transform_feedback,
VK_EXT_shader_object with VK_EXT_transform_feedback
void vkCmdSetRasterizationStreamEXT(
    VkCommandBuffer                commandBuffer,
    uint32_t                       rasterizationStream);
```

- `commandBuffer` is the command buffer into which the command will be recorded.
- `rasterizationStream` specifies the `rasterizationStream` state.

This command sets the `rasterizationStream` state for subsequent drawing commands when drawing using `shader objects`, or when the graphics pipeline is created with `VK_DYNAMIC_STATE_RASTERIZATION_STREAM_EXT` set in `VkPipelineDynamicStateCreateInfo::pDynamicStates`. Otherwise, this state is specified by the `VkPipelineRasterizationStateStreamCreateInfoEXT::rasterizationStream` value used to create the currently active pipeline.

Valid Usage

- VUID-vkCmdSetRasterizationStreamEXT-None-09423

At least one of the following **must** be true:

- The `extendedDynamicState3RasterizationStream` feature is enabled
- The `shaderObject` feature is enabled
- VUID-vkCmdSetRasterizationStreamEXT-transformFeedback-07411
The `transformFeedback` feature **must** be enabled
- VUID-vkCmdSetRasterizationStreamEXT-rasterizationStream-07412
`rasterizationStream` **must** be less than `VkPhysicalDeviceTransformFeedbackPropertiesEXT::maxTransformFeedbackStreams`
- VUID-vkCmdSetRasterizationStreamEXT-rasterizationStream-07413
`rasterizationStream` **must** be zero if `VkPhysicalDeviceTransformFeedbackPropertiesEXT::transformFeedbackRasterizationStreamSelect` is `VK_FALSE`

Valid Usage (Implicit)

- VUID-vkCmdSetRasterizationStreamEXT-commandBuffer-parameter
`commandBuffer` **must** be a valid `VkCommandBuffer` handle
- VUID-vkCmdSetRasterizationStreamEXT-commandBuffer-recording
`commandBuffer` **must** be in the `recording state`
- VUID-vkCmdSetRasterizationStreamEXT-commandBuffer-cmdpool
The `VkCommandPool` that `commandBuffer` was allocated from **must** support `VK_QUEUE_GRAPHICS_BIT` operations
- VUID-vkCmdSetRasterizationStreamEXT-videocoding
This command **must** only be called outside of a video coding scope

Host Synchronization

- Host access to `commandBuffer` **must** be externally synchronized
- Host access to the `VkCommandPool` that `commandBuffer` was allocated from **must** be externally synchronized

Command Properties

Command Buffer Levels	Render Pass Scope	Video Coding Scope	Supported Queue Types	Command Type
Primary Secondary	Both	Outside	VK_QUEUE_GRAP HICS_BIT	State

Conditional Rendering

`vkCmdSetRasterizationStreamEXT` is not affected by `conditional rendering`

33.3. Rasterization Order

Within a subpass of a `render pass instance`, for a given (x,y,layer,sample) sample location, the following operations are guaranteed to execute in *rasterization order*, for each separate primitive that includes that sample location:

1. `Fragment operations`, in the order defined
2. `Blending`, `logic operations`, and color writes

Execution of these operations for each primitive in a subpass occurs in an order determined by the application.

The rasterization order to use for a graphics pipeline is specified by adding a `VkPipelineRasterizationStateRasterizationOrderAMD` structure to the `pNext` chain of a `VkPipelineRasterizationStateCreateInfo` structure.

The `VkPipelineRasterizationStateRasterizationOrderAMD` structure is defined as:

```
// Provided by VK_AMD_rasterization_order
typedef struct VkPipelineRasterizationStateRasterizationOrderAMD {
    VkStructureType    sType;
    const void*        pNext;
    VkRasterizationOrderAMD rasterizationOrder;
} VkPipelineRasterizationStateRasterizationOrderAMD;
```

- `sType` is a `VkStructureType` value identifying this structure.
- `pNext` is `NULL` or a pointer to a structure extending this structure.
- `rasterizationOrder` is a `VkRasterizationOrderAMD` value specifying the primitive rasterization order to use.

Valid Usage (Implicit)

- VUID-VkPipelineRasterizationStateRasterizationOrderAMD-sType-sType `sType` must be `VK_STRUCTURE_TYPE_PIPELINE_RASTERIZATION_STATE_RASTERIZATION_ORDER_AMD`
- VUID-VkPipelineRasterizationStateRasterizationOrderAMD-rasterizationOrder-parameter `rasterizationOrder` must be a valid `VkRasterizationOrderAMD` value

Structure Chaining

Extends the structure

- `VkPipelineRasterizationStateCreateInfo`

If the `VK_AMD_rasterization_order` device extension is not enabled or the application does not request a particular rasterization order through specifying a `VkPipelineRasterizationStateRasterizationOrderAMD` structure then the rasterization order used by the graphics pipeline defaults to `VK_RASTERIZATION_ORDER_STRICT_AMD`.

Possible values of `VkPipelineRasterizationStateRasterizationOrderAMD::rasterizationOrder`, specifying the primitive rasterization order, are:


```
// Provided by VK_AMD_rasterization_order
typedef enum VkRasterizationOrderAMD {
    VK_RASTERIZATION_ORDER_STRICT_AMD = 0,
    VK_RASTERIZATION_ORDER_RELAXED_AMD = 1,
} VkRasterizationOrderAMD;
```

- [VK_RASTERIZATION_ORDER_STRICT_AMD](#) specifies that operations for each primitive in a subpass **must** occur in [primitive order](#).
- [VK_RASTERIZATION_ORDER_RELAXED_AMD](#) specifies that operations for each primitive in a subpass **may** not occur in [primitive order](#).

33.4. Multisampling

Multisampling is a mechanism to antialias all Vulkan primitives: points, lines, and polygons. The technique is to sample all primitives multiple times at each pixel. Each sample in each framebuffer attachment has storage for a color, depth, and/or stencil value, such that per-fragment operations apply to each sample independently. The color sample values **can** be later *resolved* to a single color (see [Resolving Multisample Images](#) and the [Render Pass](#) chapter for more details on how to resolve multisample images to non-multisample images).

Vulkan defines rasterization rules for single-sample modes in a way that is equivalent to a multisample mode with a single sample in the center of each fragment.

Each fragment includes a [coverage mask](#) with a single bit for each sample in the fragment, and a number of depth values and associated data for each sample.

It is understood that each pixel has [rasterizationSamples](#) locations associated with it. These locations are exact positions, rather than regions or areas, and each is referred to as a sample point. The sample points associated with a pixel **must** be located inside or on the boundary of the unit square that is considered to bound the pixel. Furthermore, the relative locations of sample points **may** be identical for each pixel in the framebuffer, or they **may** differ.

If the render pass has a fragment density map attachment, each fragment only has [rasterizationSamples](#) locations associated with it regardless of how many pixels are covered in the fragment area. Fragment sample locations are defined as if the fragment had an area of (1,1) and its sample points **must** be located within these bounds. Their actual location in the framebuffer is calculated by scaling the sample location by the fragment area. Attachments with storage for multiple samples per pixel are located at the pixel sample locations. Otherwise, the fragment's sample locations are generally used for evaluation of associated data and fragment operations.

If the current pipeline includes a fragment shader with one or more variables in its interface decorated with [Sample](#) and [Input](#), the data associated with those variables will be assigned independently for each sample. The values for each sample **must** be evaluated at the location of the sample. The data associated with any other variables not decorated with [Sample](#) and [Input](#) need not be evaluated independently for each sample.

A *coverage mask* is generated for each fragment, based on which samples within that fragment are

determined to be within the area of the primitive that generated the fragment.

Single pixel fragments and multi-pixel fragments defined by a [fragment density map](#) have one set of samples. Multi-pixel fragments defined by a [shading rate image](#) have one set of samples per pixel. Multi-pixel fragments defined by setting the [fragment shading rate](#) have one set of samples per pixel. Each set of samples has a number of samples determined by [VkPipelineMultisampleStateCreateInfo::rasterizationSamples](#). Each sample in a set is assigned a unique *sample index* *i* in the range [0, [rasterizationSamples](#)).

To [dynamically set](#) the [rasterizationSamples](#), call:

```
// Provided by VK_EXT_extended_dynamic_state3, VK_EXT_shader_object
void vkCmdSetRasterizationSamplesEXT(
    VkCommandBuffer                      commandBuffer,
    VkSampleCountFlagBits                rasterizationSamples);
```

- [commandBuffer](#) is the command buffer into which the command will be recorded.
- [rasterizationSamples](#) specifies [rasterizationSamples](#).

This command sets the [rasterizationSamples](#) for subsequent drawing commands when drawing using [shader objects](#), or when the graphics pipeline is created with [VK_DYNAMIC_STATE_RASTERIZATION_SAMPLES_EXT](#) set in [VkPipelineDynamicStateCreateInfo::pDynamicStates](#). Otherwise, this state is specified by the [VkPipelineMultisampleStateCreateInfo::rasterizationSamples](#) value used to create the currently active pipeline.

Valid Usage

- VUID-vkCmdSetRasterizationSamplesEXT-None-09423

At least one of the following **must** be true:

- The [extendedDynamicState3RasterizationSamples](#) feature is enabled
- The [shaderObject](#) feature is enabled

Valid Usage (Implicit)

- VUID-vkCmdSetRasterizationSamplesEXT-commandBuffer-parameter
[commandBuffer](#) **must** be a valid [VkCommandBuffer](#) handle
- VUID-vkCmdSetRasterizationSamplesEXT-rasterizationSamples-parameter
[rasterizationSamples](#) **must** be a valid [VkSampleCountFlagBits](#) value
- VUID-vkCmdSetRasterizationSamplesEXT-commandBuffer-recording
[commandBuffer](#) **must** be in the [recording state](#)
- VUID-vkCmdSetRasterizationSamplesEXT-commandBuffer-cmdpool
The [VkCommandPool](#) that [commandBuffer](#) was allocated from **must** support [VK_QUEUE_GRAPHICS_BIT](#) operations
- VUID-vkCmdSetRasterizationSamplesEXT-videocoding

This command **must** only be called outside of a video coding scope

Host Synchronization

- Host access to `commandBuffer` **must** be externally synchronized
- Host access to the `VkCommandPool` that `commandBuffer` was allocated from **must** be externally synchronized

Command Properties

Command Buffer Levels	Render Pass Scope	Video Coding Scope	Supported Queue Types	Command Type
Primary Secondary	Both	Outside	VK_QUEUE_GRAP HICS_BIT	State

Conditional Rendering

`vkCmdSetRasterizationSamplesEXT` is not affected by [conditional rendering](#)

Each sample in a fragment is also assigned a unique *coverage index* j in the range $[0, n \times \text{rasterizationSamples})$, where n is the number of sets in the fragment. If the fragment contains a single set of samples, the *coverage index* is always equal to the *sample index*. If a [shading rate image](#) is used and a fragment covers multiple pixels, the coverage index is determined as defined by [VkPipelineViewportCoarseSampleOrderStateCreateInfoNV](#) or [vkCmdSetCoarseSampleOrderNV](#).

If the [fragment shading rate](#) is set, the coverage index j is determined as a function of the *pixel index* p , the *sample index* i , and the number of rasterization samples r as:

$$j = i + r \times ((f_w \times f_h) - 1 - p)$$

where the pixel index p is determined as a function of the pixel's framebuffer location (x,y) and the fragment size (f_w, f_h) :

$$p_x = x \% f_w$$

$$p_y = y \% f_h$$

$$p = p_x + (p_y \times f_w)$$

The tables below illustrate the pixel index for multi-pixel fragments:

Table 39. Pixel Indices - 1 Wide

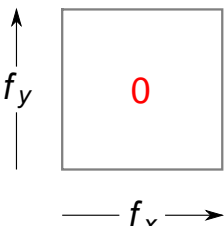
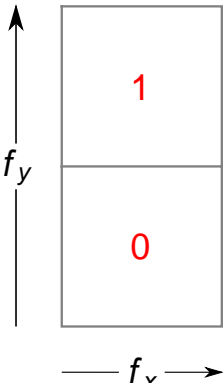
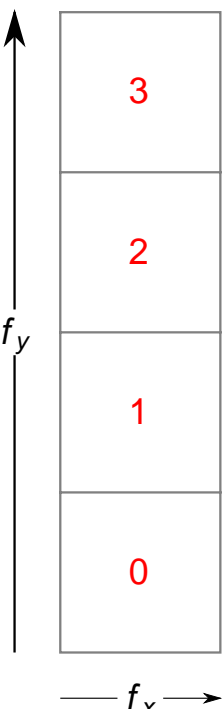
1x1	1x2	1x4
		

Table 40. Pixel Indices - 2 Wide

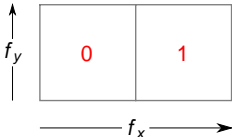
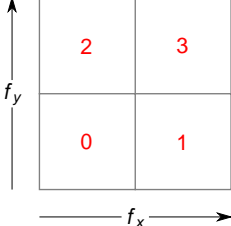
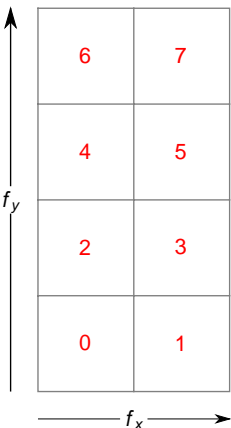


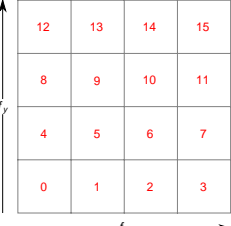
2x1	2x2	2x4
		

Table 41. Pixel Indices - 4 Wide

4x1	4x2	4x4
		

The coverage mask includes B bits packed into W words, defined as:

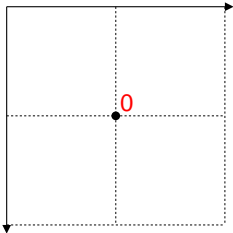
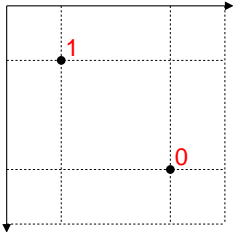
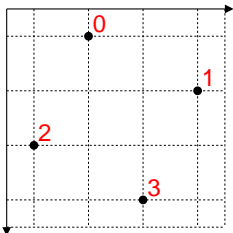
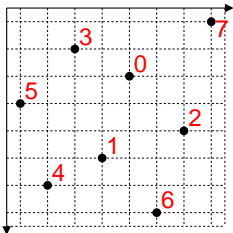
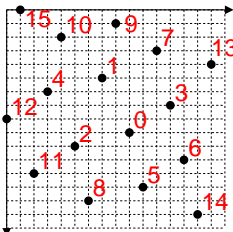
$$B = n \times \text{rasterizationSamples}$$

$$W = \lceil B/32 \rceil$$

Bit b in coverage mask word w is **1** if the sample with coverage index $j = 32 \times w + b$ is covered, and **0** otherwise.

If the **standardSampleLocations** member of **VkPhysicalDeviceLimits** is **VK_TRUE**, then the sample counts **VK_SAMPLE_COUNT_1_BIT**, **VK_SAMPLE_COUNT_2_BIT**, **VK_SAMPLE_COUNT_4_BIT**, **VK_SAMPLE_COUNT_8_BIT**, and **VK_SAMPLE_COUNT_16_BIT** have sample locations as listed in the following table, with the i th entry in the table corresponding to sample index i . **VK_SAMPLE_COUNT_32_BIT** and **VK_SAMPLE_COUNT_64_BIT** do not have standard sample locations. Locations are defined relative to an origin in the upper left corner of the fragment.

Table 42. Standard Sample Locations

Sample count	Sample Locations	
VK_SAMPLE_COUNT_1_BIT	(0.5,0.5)	
VK_SAMPLE_COUNT_2_BIT	(0.75,0.75) (0.25,0.25)	
VK_SAMPLE_COUNT_4_BIT	(0.375, 0.125) (0.875, 0.375) (0.125, 0.625) (0.625, 0.875)	
VK_SAMPLE_COUNT_8_BIT	(0.5625, 0.3125) (0.4375, 0.6875) (0.8125, 0.5625) (0.3125, 0.1875) (0.1875, 0.8125) (0.0625, 0.4375) (0.6875, 0.9375) (0.9375, 0.0625)	
VK_SAMPLE_COUNT_16_BIT	(0.5625, 0.5625) (0.4375, 0.3125) (0.3125, 0.625) (0.75, 0.4375) (0.1875, 0.375) (0.625, 0.8125) (0.8125, 0.6875) (0.6875, 0.1875) (0.375, 0.875) (0.5, 0.0625) (0.25, 0.125) (0.125, 0.75) (0.0, 0.5) (0.9375, 0.25) (0.875, 0.9375) (0.0625, 0.0)	

Color images created with multiple samples per pixel use a compression technique where there are

two arrays of data associated with each pixel. The first array contains one element per sample where each element stores an index to the second array defining the *fragment mask* of the pixel. The second array contains one element per *color fragment* and each element stores a unique color value in the format of the image. With this compression technique it is not always necessary to actually use unique storage locations for each color sample: when multiple samples share the same color value the fragment mask **may** have two samples referring to the same color fragment. The number of color fragments is determined by the `samples` member of the `VkImageCreateInfo` structure used to create the image. The `VK_AMD_shader_fragment_mask` device extension provides shader instructions enabling the application to get direct access to the fragment mask and the individual color fragment values.

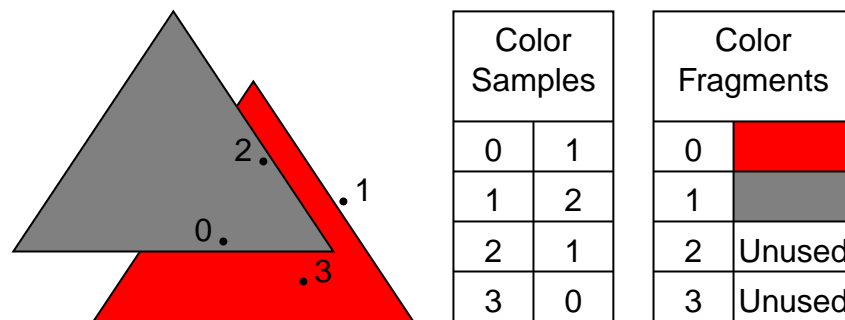


Figure 19. Fragment Mask

33.5. Custom Sample Locations

Applications **can** also control the sample locations used for rasterization.

If the `pNext` chain of the `VkPipelineMultisampleStateCreateInfo` structure specified at pipeline creation time includes a `VkPipelineSampleLocationsStateCreateInfoEXT` structure, then that structure controls the sample locations used when rasterizing primitives with the pipeline.

The `VkPipelineSampleLocationsStateCreateInfoEXT` structure is defined as:

```
// Provided by VK_EXT_sample_locations
typedef struct VkPipelineSampleLocationsStateCreateInfoEXT {
    VkStructureType          sType;
    const void*              pNext;
    VkBool32                 sampleLocationsEnable;
    VkSampleLocationsInfoEXT  sampleLocationsInfo;
} VkPipelineSampleLocationsStateCreateInfoEXT;
```

- `sType` is a `VkStructureType` value identifying this structure.
- `pNext` is `NULL` or a pointer to a structure extending this structure.
- `sampleLocationsEnable` controls whether custom sample locations are used. If `sampleLocationsEnable` is `VK_FALSE`, the default sample locations are used and the values specified in `sampleLocationsInfo` are ignored.
- `sampleLocationsInfo` is the sample locations to use during rasterization if `sampleLocationsEnable` is `VK_TRUE` and the graphics pipeline is not created with

Valid Usage (Implicit)

- VUID-VkPipelineSampleLocationsStateCreateInfoEXT-sType-sType **must** be `VK_STRUCTURE_TYPE_PIPELINE_SAMPLE_LOCATIONS_STATE_CREATE_INFO_EXT`
- VUID-VkPipelineSampleLocationsStateCreateInfoEXT-sampleLocationsInfo-parameter `sampleLocationsInfo` **must** be a valid `VkSampleLocationsInfoEXT` structure

Structure Chaining

Extends the structure

- `VkPipelineMultisampleStateCreateInfo`

The `VkSampleLocationsInfoEXT` structure is defined as:

```
// Provided by VK_EXT_sample_locations
typedef struct VkSampleLocationsInfoEXT {
    VkStructureType    sType;
    const void*        pNext;
    VkSampleCountFlagBits sampleLocationsPerPixel;
    VkExtent2D         sampleLocationGridSize;
    uint32_t           sampleLocationsCount;
    const VkSampleLocationEXT* pSampleLocations;
} VkSampleLocationsInfoEXT;
```

- `sType` is a `VkStructureType` value identifying this structure.
- `pNext` is `NULL` or a pointer to a structure extending this structure.
- `sampleLocationsPerPixel` is a `VkSampleCountFlagBits` value specifying the number of sample locations per pixel.
- `sampleLocationGridSize` is the size of the sample location grid to select custom sample locations for.
- `sampleLocationsCount` is the number of sample locations in `pSampleLocations`.
- `pSampleLocations` is a pointer to an array of `sampleLocationsCount` `VkSampleLocationEXT` structures.

This structure **can** be used either to specify the sample locations to be used for rendering or to specify the set of sample locations an image subresource has been last rendered with for the purposes of layout transitions of depth/stencil images created with `VK_IMAGE_CREATE_SAMPLE_LOCATIONS_COMPATIBLE_DEPTH_BIT_EXT`.

The sample locations in `pSampleLocations` specify `sampleLocationsPerPixel` number of sample

locations for each pixel in the grid of the size specified in `sampleLocationGridSize`. The sample location for sample `i` at the pixel grid location `(x,y)` is taken from `pSampleLocations[(x + y × sampleLocationGridSize.width) × sampleLocationsPerPixel + i]`.

If the render pass has a fragment density map, the implementation will choose the sample locations for the fragment and the contents of `pSampleLocations` **may** be ignored.

Valid Usage

- VUID-VkSampleLocationsInfoEXT-sampleLocationsPerPixel-01526
`sampleLocationsPerPixel` **must** be a valid `VkSampleCountFlagBits` value that is set in `VkPhysicalDeviceSampleLocationsPropertiesEXT::sampleLocationSampleCounts`
- VUID-VkSampleLocationsInfoEXT-sampleLocationsCount-01527
`sampleLocationsCount` **must** equal `sampleLocationsPerPixel × sampleLocationGridSize.width × sampleLocationGridSize.height`

Valid Usage (Implicit)

- VUID-VkSampleLocationsInfoEXT-sType-sType
`sType` **must** be `VK_STRUCTURE_TYPE_SAMPLE_LOCATIONS_INFO_EXT`
- VUID-VkSampleLocationsInfoEXT-pSampleLocations-parameter
If `sampleLocationsCount` is not 0, `pSampleLocations` **must** be a valid pointer to an array of `sampleLocationsCount` `VkSampleLocationEXT` structures

Structure Chaining

Extends the structures

- `VkImageMemoryBarrier`
- `VkImageMemoryBarrier2`

The `VkSampleLocationEXT` structure is defined as:

```
// Provided by VK_EXT_sample_locations
typedef struct VkSampleLocationEXT {
    float    x;
    float    y;
} VkSampleLocationEXT;
```

- `x` is the horizontal coordinate of the sample's location.
- `y` is the vertical coordinate of the sample's location.

The domain space of the sample location coordinates has an upper-left origin within the pixel in framebuffer space.

The values specified in a `VkSampleLocationEXT` structure are always clamped to the implementation-dependent sample location coordinate range `[sampleLocationCoordinateRange[0],sampleLocationCoordinateRange[1]]` that **can** be queried using `VkPhysicalDeviceSampleLocationsPropertiesEXT`.

To **dynamically** set the `sampleLocationsEnable` state, call:

```
// Provided by VK_EXT_extended_dynamic_state3 with VK_EXT_sample_locations,  
VK_EXT_sample_locations with VK_EXT_shader_object  
void vkCmdSetSampleLocationsEnableEXT(  
    VkCommandBuffer                      commandBuffer,  
    VkBool32                             sampleLocationsEnable);
```

- `commandBuffer` is the command buffer into which the command will be recorded.
- `sampleLocationsEnable` specifies the `sampleLocationsEnable` state.

This command sets the `sampleLocationsEnable` state for subsequent drawing commands when drawing using `shader objects`, or when the graphics pipeline is created with `VK_DYNAMIC_STATE_SAMPLE_LOCATIONS_ENABLE_EXT` set in `VkPipelineDynamicStateCreateInfo::pDynamicStates`. Otherwise, this state is specified by the `VkPipelineSampleLocationsStateCreateInfoEXT::sampleLocationsEnable` value used to create the currently active pipeline.

Valid Usage

- VUID-vkCmdSetSampleLocationsEnableEXT-None-09423

At least one of the following **must** be true:

- The `extendedDynamicState3SampleLocationsEnable` feature is enabled
- The `shaderObject` feature is enabled

Valid Usage (Implicit)

- VUID-vkCmdSetSampleLocationsEnableEXT-commandBuffer-parameter
`commandBuffer` **must** be a valid `VkCommandBuffer` handle
- VUID-vkCmdSetSampleLocationsEnableEXT-commandBuffer-recording
`commandBuffer` **must** be in the `recording state`
- VUID-vkCmdSetSampleLocationsEnableEXT-commandBuffer-cmdpool
The `VkCommandPool` that `commandBuffer` was allocated from **must** support `VK_QUEUE_GRAPHICS_BIT` operations
- VUID-vkCmdSetSampleLocationsEnableEXT-videocoding
This command **must** only be called outside of a video coding scope

Host Synchronization

- Host access to `commandBuffer` **must** be externally synchronized
- Host access to the `VkCommandPool` that `commandBuffer` was allocated from **must** be externally synchronized

Command Properties

Command Buffer Levels	Render Pass Scope	Video Coding Scope	Supported Queue Types	Command Type
Primary Secondary	Both	Outside	VK_QUEUE_GRAPHICS HICS_BIT	State

Conditional Rendering

`vkCmdSetSampleLocationsEnableEXT` is not affected by [conditional rendering](#)

To [dynamically set](#) the sample locations used for rasterization, call:

```
// Provided by VK_EXT_sample_locations
void vkCmdSetSampleLocationsEXT(
    VkCommandBuffer          commandBuffer,
    const VkSampleLocationsInfoEXT* pSampleLocationsInfo);
```

- `commandBuffer` is the command buffer into which the command will be recorded.
- `pSampleLocationsInfo` is the sample locations state to set.

This command sets the custom sample locations for subsequent drawing commands when drawing using [shader objects](#), or when the graphics pipeline is created with `VK_DYNAMIC_STATE_SAMPLE_LOCATIONS_EXT` set in `VkPipelineDynamicStateCreateInfo::pDynamicStates`, and when the `VkPipelineSampleLocationsStateCreateInfoEXT::sampleLocationsEnable` property of the bound graphics pipeline is `VK_TRUE`. Otherwise, this state is specified by the `VkPipelineSampleLocationsStateCreateInfoEXT::sampleLocationsInfo` values used to create the currently active pipeline.

Valid Usage

- VUID-vkCmdSetSampleLocationsEXT-variableSampleLocations-01530
If `VkPhysicalDeviceSampleLocationsPropertiesEXT::variableSampleLocations` is `VK_FALSE` then the current render pass **must** have been begun by specifying a `VkRenderPassSampleLocationsBeginInfoEXT` structure whose `pPostSubpassSampleLocations` member contains an element with a `subpassIndex` matching

the current subpass index and the `sampleLocationsInfo` member of that element **must** match the sample locations state pointed to by `pSampleLocationsInfo`

Valid Usage (Implicit)

- VUID-vkCmdSetSampleLocationsEXT-commandBuffer-parameter
`commandBuffer` **must** be a valid `VkCommandBuffer` handle
- VUID-vkCmdSetSampleLocationsEXT-pSampleLocationsInfo-parameter
`pSampleLocationsInfo` **must** be a valid pointer to a valid `VkSampleLocationsInfoEXT` structure
- VUID-vkCmdSetSampleLocationsEXT-commandBuffer-recording
`commandBuffer` **must** be in the `recording` state
- VUID-vkCmdSetSampleLocationsEXT-commandBuffer-cmdpool
The `VkCommandPool` that `commandBuffer` was allocated from **must** support `VK_QUEUE_GRAPHICS_BIT` operations
- VUID-vkCmdSetSampleLocationsEXT-videocoding
This command **must** only be called outside of a video coding scope

Host Synchronization

- Host access to `commandBuffer` **must** be externally synchronized
- Host access to the `VkCommandPool` that `commandBuffer` was allocated from **must** be externally synchronized

Command Properties

Command Buffer Levels	Render Pass Scope	Video Coding Scope	Supported Queue Types	Command Type
Primary Secondary	Both	Outside	VK_QUEUE_GRAPHICS_BIT VK_QUEUE_VIDEO_CODING_BIT	State

Conditional Rendering

`vkCmdSetSampleLocationsEXT` is not affected by `conditional rendering`

33.6. Fragment Shading Rates

The features advertised by `VkPhysicalDeviceFragmentShadingRateFeaturesKHR` allow an application to control the `shading rate` of a given fragment shader invocation.

The fragment shading rate strongly interacts with [Multisampling](#), and the set of available rates for an implementation **may** be restricted by sample rate.

To query available shading rates, call:

```
// Provided by VK_KHR_fragment_shading_rate
VkResult vkGetPhysicalDeviceFragmentShadingRatesKHR(
    VkPhysicalDevice          physicalDevice,
    uint32_t*                 pFragmentShadingRateCount,
    VkPhysicalDeviceFragmentShadingRateKHR* pFragmentShadingRates);
```

- `physicalDevice` is the handle to the physical device whose properties will be queried.
- `pFragmentShadingRateCount` is a pointer to an integer related to the number of fragment shading rates available or queried, as described below.
- `pFragmentShadingRates` is either `NULL` or a pointer to an array of `VkPhysicalDeviceFragmentShadingRateKHR` structures.

If `pFragmentShadingRates` is `NULL`, then the number of fragment shading rates available is returned in `pFragmentShadingRateCount`. Otherwise, `pFragmentShadingRateCount` **must** point to a variable set by the application to the number of elements in the `pFragmentShadingRates` array, and on return the variable is overwritten with the number of structures actually written to `pFragmentShadingRates`. If `pFragmentShadingRateCount` is less than the number of fragment shading rates available, at most `pFragmentShadingRateCount` structures will be written, and `VK_INCOMPLETE` will be returned instead of `VK_SUCCESS`, to indicate that not all the available fragment shading rates were returned.

The returned array of fragment shading rates **must** be ordered from largest `fragmentSize.width` value to smallest, and each set of fragment shading rates with the same `fragmentSize.width` value **must** be ordered from largest `fragmentSize.height` to smallest. Any two entries in the array **must** not have the same `fragmentSize` values.

For any entry in the array, the following rules also apply:

- The value of `fragmentSize.width` **must** be less than or equal to `maxFragmentSize.width`.
- The value of `fragmentSize.width` **must** be greater than or equal to 1.
- The value of `fragmentSize.width` **must** be a power-of-two.
- The value of `fragmentSize.height` **must** be less than or equal to `maxFragmentSize.height`.
- The value of `fragmentSize.height` **must** be greater than or equal to 1.
- The value of `fragmentSize.height` **must** be a power-of-two.
- The highest sample count in `sampleCounts` **must** be less than or equal to `maxFragmentShadingRateRasterizationSamples`.
- The product of `fragmentSize.width`, `fragmentSize.height`, and the highest sample count in `sampleCounts` **must** be less than or equal to `maxFragmentShadingRateCoverageSamples`.

Implementations **must** support at least the following shading rates:

sampleCounts	fragmentSize
VK_SAMPLE_COUNT_1_BIT VK_SAMPLE_COUNT_4_BIT	{2,2}
VK_SAMPLE_COUNT_1_BIT VK_SAMPLE_COUNT_4_BIT	{2,1}
~0	{1,1}

If `framebufferColorSampleCounts`, includes `VK_SAMPLE_COUNT_2_BIT`, the required rates **must** also include `VK_SAMPLE_COUNT_2_BIT`.

NOTE

Including the {1,1} fragment size is done for completeness; it has no actual effect on the support of rendering without setting the fragment size. All sample counts and render pass transforms are supported for this rate.

The returned set of fragment shading rates **must** be returned in the native (rotated) coordinate system. For rasterization using render pass `transform` not equal to `VK_SURFACE_TRANSFORM_IDENTITY_BIT_KHR`, the application **must** transform the returned fragment shading rates into the current (unrotated) coordinate system to get the supported rates for that transform.

NOTE

For example, consider an implementation returning support for 4x2, but not 2x4 in the set of supported fragment shading rates. This means that for transforms `VK_SURFACE_TRANSFORM_ROTATE_90_BIT_KHR` and `VK_SURFACE_TRANSFORM_ROTATE_270_BIT_KHR`, 2x4 is a supported rate, but 4x2 is an unsupported rate.

Valid Usage (Implicit)

- VUID-vkGetPhysicalDeviceFragmentShadingRatesKHR-physicalDevice-parameter `physicalDevice` **must** be a valid `VkPhysicalDevice` handle
- VUID-vkGetPhysicalDeviceFragmentShadingRatesKHR-pFragmentShadingRateCount-parameter `pFragmentShadingRateCount` **must** be a valid pointer to a `uint32_t` value
- VUID-vkGetPhysicalDeviceFragmentShadingRatesKHR-pFragmentShadingRates-parameter
If the value referenced by `pFragmentShadingRateCount` is not 0, and `pFragmentShadingRates` is not `NULL`, `pFragmentShadingRates` **must** be a valid pointer to an array of `pFragmentShadingRateCount` `VkPhysicalDeviceFragmentShadingRateKHR` structures

Return Codes

Success

- `VK_INCOMPLETE`
- `VK_SUCCESS`

Failure

- [VK_ERROR_OUT_OF_HOST_MEMORY](#)
- [VK_ERROR_UNKNOWN](#)
- [VK_ERROR_VALIDATION_FAILED](#)

The [VkPhysicalDeviceFragmentShadingRateKHR](#) structure is defined as

```
// Provided by VK_KHR_fragment_shading_rate
typedef struct VkPhysicalDeviceFragmentShadingRateKHR {
    VkStructureType    sType;
    void*              pNext;
    VkSampleCountFlags sampleCounts;
    VkExtent2D         fragmentSize;
} VkPhysicalDeviceFragmentShadingRateKHR;
```

- [sType](#) is a [VkStructureType](#) value identifying this structure.
- [pNext](#) is `NULL` or a pointer to a structure extending this structure.
- [sampleCounts](#) is a bitmask of sample counts for which the shading rate described by [fragmentSize](#) is supported.
- [fragmentSize](#) is a [VkExtent2D](#) describing the width and height of a supported shading rate.

Valid Usage (Implicit)

- VUID-VkPhysicalDeviceFragmentShadingRateKHR-sType-sType [sType](#) **must** be [VK_STRUCTURE_TYPE_PHYSICAL_DEVICE_FRAGMENT_SHADING_RATE_KHR](#)
- VUID-VkPhysicalDeviceFragmentShadingRateKHR-pNext-pNext [pNext](#) **must** be `NULL`

Fragment shading rates **can** be set at three points, with the three rates combined to determine the final shading rate.

33.6.1. Pipeline Fragment Shading Rate

The *pipeline fragment shading rate* **can** be set on a per-draw basis by either setting the rate in a graphics pipeline, or dynamically via [vkCmdSetFragmentShadingRateKHR](#).

The [VkPipelineFragmentShadingRateStateCreateInfoKHR](#) structure is defined as:


```
// Provided by VK_KHR_fragment_shading_rate
typedef struct VkPipelineFragmentShadingRateStateCreateInfoKHR {
    VkStructureType          sType;
    const void*              pNext;
    VkExtent2D               fragmentSize;
    VkFragmentShadingRateCombinerOpKHR combinerOps[2];
} VkPipelineFragmentShadingRateStateCreateInfoKHR;
```

- `sType` is a `VkStructureType` value identifying this structure.
- `pNext` is `NULL` or a pointer to a structure extending this structure.
- `fragmentSize` specifies a `VkExtent2D` structure containing the fragment size used to define the pipeline fragment shading rate for drawing commands using this pipeline.
- `combinerOps` specifies a `VkFragmentShadingRateCombinerOpKHR` value determining how the pipeline, primitive, and attachment shading rates are combined for fragments generated by drawing commands using the created pipeline.

If the `pNext` chain of `VkGraphicsPipelineCreateInfo` includes a `VkPipelineFragmentShadingRateStateCreateInfoKHR` structure, then that structure includes parameters controlling the pipeline fragment shading rate.

If this structure is not present, `fragmentSize` is considered to be equal to (1,1), and both elements of `combinerOps` are considered to be equal to `VK_FRAGMENT_SHADING_RATE_COMBINER_OP_KEEP_KHR`.

Valid Usage (Implicit)

- VUID-VkPipelineFragmentShadingRateStateCreateInfoKHR-sType-sType `sType` must be `VK_STRUCTURE_TYPE_PIPELINE_FRAGMENT_SHADING_RATE_STATE_CREATE_INFO_KHR`

Structure Chaining

Extends the structure

- `VkGraphicsPipelineCreateInfo`

To dynamically set the pipeline fragment shading rate and combiner operation, call:

```
// Provided by VK_KHR_fragment_shading_rate
void vkCmdSetFragmentShadingRateKHR(
    VkCommandBuffer          commandBuffer,
    const VkExtent2D*         pFragmentSize,
    const VkFragmentShadingRateCombinerOpKHR combinerOps[2]);
```


- `commandBuffer` is the command buffer into which the command will be recorded.
- `pFragmentSize` specifies the pipeline fragment shading rate for subsequent drawing commands.
- `combinerOps` specifies a `VkFragmentShadingRateCombinerOpKHR` determining how the `pipeline`, `primitive`, and `attachment shading rates` are `combined` for fragments generated by subsequent drawing commands.

This command sets the pipeline fragment shading rate and combiner operation for subsequent drawing commands when drawing using `shader objects`, or when the graphics pipeline is created with `VK_DYNAMIC_STATE_FRAGMENT_SHADING_RATE_KHR` set in `VkPipelineDynamicStateCreateInfo::pDynamicStates`. Otherwise, this state is specified by the `VkPipelineFragmentShadingRateStateCreateInfoKHR` values used to create the currently active pipeline.

Valid Usage

- VUID-vkCmdSetFragmentShadingRateKHR-pipelineFragmentShadingRate-04507
If the `pipelineFragmentShadingRate` feature is not enabled, `pFragmentSize->width` **must** be 1
- VUID-vkCmdSetFragmentShadingRateKHR-pipelineFragmentShadingRate-04508
If the `pipelineFragmentShadingRate` feature is not enabled, `pFragmentSize->height` **must** be 1
- VUID-vkCmdSetFragmentShadingRateKHR-pipelineFragmentShadingRate-04509
One of the `pipelineFragmentShadingRate`, `primitiveFragmentShadingRate`, or `attachmentFragmentShadingRate` features **must** be enabled
- VUID-vkCmdSetFragmentShadingRateKHR-primitiveFragmentShadingRate-04510
If the `primitiveFragmentShadingRate` feature is not enabled, `combinerOps[0]` **must** be `VK_FRAGMENT_SHADING_RATE_COMBINER_OP_KEEP_KHR`
- VUID-vkCmdSetFragmentShadingRateKHR-attachmentFragmentShadingRate-04511
If the `attachmentFragmentShadingRate` feature is not enabled, `combinerOps[1]` **must** be `VK_FRAGMENT_SHADING_RATE_COMBINER_OP_KEEP_KHR`
- VUID-vkCmdSetFragmentShadingRateKHR-fragmentSizeNonTrivialCombinerOps-04512
If the `fragmentSizeNonTrivialCombinerOps` limit is not supported, elements of `combinerOps` **must** be either `VK_FRAGMENT_SHADING_RATE_COMBINER_OP_KEEP_KHR` or `VK_FRAGMENT_SHADING_RATE_COMBINER_OP_REPLACE_KHR`
- VUID-vkCmdSetFragmentShadingRateKHR-pFragmentSize-04513
`pFragmentSize->width` **must** be greater than or equal to 1
- VUID-vkCmdSetFragmentShadingRateKHR-pFragmentSize-04514
`pFragmentSize->height` **must** be greater than or equal to 1
- VUID-vkCmdSetFragmentShadingRateKHR-pFragmentSize-04515
`pFragmentSize->width` **must** be a power-of-two value
- VUID-vkCmdSetFragmentShadingRateKHR-pFragmentSize-04516
`pFragmentSize->height` **must** be a power-of-two value
- VUID-vkCmdSetFragmentShadingRateKHR-pFragmentSize-04517
`pFragmentSize->width` **must** be less than or equal to 4
- VUID-vkCmdSetFragmentShadingRateKHR-pFragmentSize-04518

pFragmentSize->height **must** be less than or equal to 4

Valid Usage (Implicit)

- VUID-vkCmdSetFragmentShadingRateKHR-commandBuffer-parameter
commandBuffer **must** be a valid [VkCommandBuffer](#) handle
- VUID-vkCmdSetFragmentShadingRateKHR-pFragmentSize-parameter
pFragmentSize **must** be a valid pointer to a valid [VkExtent2D](#) structure
- VUID-vkCmdSetFragmentShadingRateKHR-combinerOps-parameter
Each element of combinerOps **must** be a valid [VkFragmentShadingRateCombinerOpKHR](#) value
- VUID-vkCmdSetFragmentShadingRateKHR-commandBuffer-recording
commandBuffer **must** be in the [recording state](#)
- VUID-vkCmdSetFragmentShadingRateKHR-commandBuffer-cmdpool
The [VkCommandPool](#) that commandBuffer was allocated from **must** support [VK_QUEUE_GRAPHICS_BIT](#) operations
- VUID-vkCmdSetFragmentShadingRateKHR-videocoding
This command **must** only be called outside of a video coding scope

Host Synchronization

- Host access to commandBuffer **must** be externally synchronized
- Host access to the [VkCommandPool](#) that commandBuffer was allocated from **must** be externally synchronized

Command Properties

Command Buffer Levels	Render Pass Scope	Video Coding Scope	Supported Queue Types	Command Type
Primary Secondary	Both	Outside	VK_QUEUE_GRAPHICS_BIT VK_QUEUE_VIDEO_CODING_BIT	State

Conditional Rendering

vkCmdSetFragmentShadingRateKHR is not affected by [conditional rendering](#)

33.6.2. Primitive Fragment Shading Rate

The *primitive fragment shading rate* **can** be set via the [PrimitiveShadingRateKHR](#) built-in in the last active [pre-rasterization shader stage](#). If the last [pre-rasterization shader stage](#) is using the [MeshEXT](#)

Execution Model, the rate associated with a given primitive is sourced from the value written to the per-primitive **PrimitiveShadingRateKHR**. Otherwise the rate associated with a given primitive is sourced from the value written to **PrimitiveShadingRateKHR** by that primitive's **provoking vertex**.

33.6.3. Attachment Fragment Shading Rate

The *attachment shading rate* **can** be set by including **VkFragmentShadingRateAttachmentInfoKHR** in a subpass to define a *fragment shading rate attachment*. Each pixel in the framebuffer is assigned an attachment fragment shading rate by the corresponding texel in the fragment shading rate attachment, according to:

$$x' = \text{floor}(x / \text{region}_x)$$

$$y' = \text{floor}(y / \text{region}_y)$$

where x' and y' are the coordinates of a texel in the fragment shading rate attachment, x and y are the coordinates of the pixel in the framebuffer, and region_x and region_y are the size of the region each texel corresponds to, as defined by the **shadingRateAttachmentTexelSize** member of **VkFragmentShadingRateAttachmentInfoKHR**.

If **multiview is enabled** and the shading rate attachment has multiple layers, the shading rate attachment texel is selected using $\text{layer} = \text{ViewIndex}$. If **multiview is disabled**, and both the shading rate attachment and the framebuffer have multiple layers, the shading rate attachment texel is selected using $\text{layer} = \text{Layer}$. Otherwise, $\text{layer} = 0$.

The texel is **read from the fragment shading rate attachment image** using image coordinates equal to $(x', y', 0, \text{layer}, 0, 0)$. The fragment size is encoded into the first component of the result of that operation as follows:

$$\text{size}_w = 2^{((\text{texel}/4)\&3)}$$

$$\text{size}_h = 2^{(\text{texel}\&3)}$$

where texel is the value in the first component of the returned value, and size_w and size_h are the width and height of the fragment size, decoded from the texel.

If no fragment shading rate attachment is specified, this size is calculated as $\text{size}_w = \text{size}_h = 1$. Applications **must** not specify a width or height greater than 4 by this method.

The *Fragment Shading Rate* enumeration in SPIR-V adheres to the above encoding.

33.6.4. Combining the Fragment Shading Rates

The final rate (C_{xy}) used for fragment shading **must** be one of the rates returned by **vkGetPhysicalDeviceFragmentShadingRatesKHR** for the sample count and render pass transform

used by rasterization.

If any of the following conditions are met, C_{xy} is set to {1,1} by the implementation:

- If **Sample Shading** is enabled.
- The **fragmentShadingRateWithSampleMask** limit is not supported, and **VkPipelineMultisampleStateCreateInfo::pSampleMask** contains a zero value in any bit used by fragment operations.
- The **fragmentShadingRateWithShaderSampleMask** is not supported, and the fragment shader has **SampleMask** in the input or output interface.
- The **fragmentShadingRateWithShaderDepthStencilWrites** limit is not supported, and the fragment shader declares the **FragDepth** or **FragStencilRefEXT** built-in.
- The **fragmentShadingRateWithConservativeRasterization** limit is not supported, and **VkPipelineRasterizationConservativeStateCreateInfoEXT::conservativeRasterizationMode** is not **VK_CONSERVATIVE_RASTERIZATION_MODE_DISABLED_EXT**.
- The **fragmentShadingRateWithFragmentShaderInterlock** limit is not supported, and the fragment shader declares any of the **fragment shader interlock** execution modes.
- The **fragmentShadingRateWithCustomSampleLocations** limit is not supported, and **VkPipelineSampleLocationsStateCreateInfoEXT::sampleLocationsEnable** is **VK_TRUE**.
- The fragment shader declares any of the **TileImageColorReadAccessEXT**, **TileImageDepthReadAccessEXT**, or **TileImageStencilReadAccessEXT** capabilities.

Otherwise, each of the specified shading rates are combined and then used to derive the value of C_{xy} . As there are three ways to specify shading rates, two combiner operations are specified - between the **pipeline** and **primitive** shading rates, and between the result of that and the **attachment shading rate**.

The equation used for each combiner operation is defined by **VkFragmentShadingRateCombinerOpKHR**:

```
// Provided by VK_KHR_fragment_shading_rate
typedef enum VkFragmentShadingRateCombinerOpKHR {
    VK_FRAGMENT_SHADING_RATE_COMBINER_OP_KEEP_KHR = 0,
    VK_FRAGMENT_SHADING_RATE_COMBINER_OP_REPLACE_KHR = 1,
    VK_FRAGMENT_SHADING_RATE_COMBINER_OP_MIN_KHR = 2,
    VK_FRAGMENT_SHADING_RATE_COMBINER_OP_MAX_KHR = 3,
    VK_FRAGMENT_SHADING_RATE_COMBINER_OP_MUL_KHR = 4,
} VkFragmentShadingRateCombinerOpKHR;
```

- **VK_FRAGMENT_SHADING_RATE_COMBINER_OP_KEEP_KHR** specifies a combiner operation of $\text{combine}(A_{xy}, B_{xy}) = A_{xy}$.
- **VK_FRAGMENT_SHADING_RATE_COMBINER_OP_REPLACE_KHR** specifies a combiner operation of $\text{combine}(A_{xy}, B_{xy}) = B_{xy}$.
- **VK_FRAGMENT_SHADING_RATE_COMBINER_OP_MIN_KHR** specifies a combiner operation of $\text{combine}(A_{xy}, B_{xy}) = \min(A_{xy}, B_{xy})$.

- [VK_FRAGMENT_SHADING_RATE_COMBINER_OP_MAX_KHR](#) specifies a combiner operation of $\text{combine}(A_{xy}, B_{xy}) = \max(A_{xy}, B_{xy})$.
- [VK_FRAGMENT_SHADING_RATE_COMBINER_OP_MUL_KHR](#) specifies a combiner operation of $\text{combine}(A_{xy}, B_{xy}) = A_{xy} * B_{xy}$.

where $\text{combine}(A_{xy}, B_{xy})$ is the combine operation, and A_{xy} and B_{xy} are the inputs to the operation.

If [fragmentShadingRateStrictMultiplyCombiner](#) is [VK_FALSE](#), using [VK_FRAGMENT_SHADING_RATE_COMBINER_OP_MUL_KHR](#) with values of 1 for both A and B in the same dimension results in the value 2 being produced for that dimension. See the definition of [fragmentShadingRateStrictMultiplyCombiner](#) for more information.

These operations are performed in a component-wise fashion.

This is used to generate a combined fragment area using the equation:

$$C_{xy} = \text{combine}(A_{xy}, B_{xy})$$

where C_{xy} is the combined fragment area result, and A_{xy} and B_{xy} are the fragment areas of the fragment shading rates being combined.

Two combine operations are performed, first with A_{xy} equal to the [pipeline fragment shading rate](#) and B_{xy} equal to the [primitive fragment shading rate](#), with the combine() operation selected by `combinerOps[0]`. A second combination is then performed, with A_{xy} equal to the result of the first combination and B_{xy} equal to the [attachment fragment shading rate](#), with the combine() operation selected by `combinerOps[1]`. The result of the second combination is used as the final fragment shading rate, reported via the [ShadingRateKHR built-in](#).

Implementations **should** clamp the inputs to the combiner operations A_{xy} and B_{xy} , and **must** do so if `VkPhysicalDeviceMaintenance6Properties::fragmentShadingRateClampCombinerInputs` is [VK_TRUE](#). All implementations **must** clamp the result of the second combiner operation.

A fragment shading rate R_{xy} representing any of A_{xy} , B_{xy} or C_{xy} is clamped as follows. If R_{xy} is one of the rates returned by [vkGetPhysicalDeviceFragmentShadingRatesKHR](#) for the sample count and render pass transform used by rasterization, the clamped shading rate R_{xy}' is R_{xy} . Otherwise, the clamped shading rate is selected from the rates returned by [vkGetPhysicalDeviceFragmentShadingRatesKHR](#) for the sample count and render pass transform used by rasterization. From this list of supported rates, the following steps are applied in order, to select a single value:

1. Keep only rates where $R_x' \leq R_x$ and $R_y' \leq R_y$.
 - Implementations **may** also keep rates where $R_x' \leq R_y$ and $R_y' \leq R_x$.
2. Keep only rates with the highest area ($R_x' \times R_y'$).
3. Keep only rates with the lowest aspect ratio ($R_x' + R_y'$).
4. In cases where a wide (e.g. 4x1) and tall (e.g. 1x4) rate remain, the implementation **may** choose either rate. However, it **must** choose this rate consistently for the same shading rates, render pass transform, and combiner operations for the lifetime of the [VkDevice](#).

33.6.5. Extended Fragment Shading Rates

The features advertised by [VkPhysicalDeviceFragmentShadingRateEnumsFeaturesNV](#) provide support for additional fragment shading rates beyond those specifying one fragment shader invocation covering all pixels in a fragment whose size is indicated by the fragment shading rate.

If the [fragmentShadingRateEnums](#) feature is enabled, fragment shading rates may be specified using the [VkFragmentShadingRateNV](#) enumerated type defined as:

```
// Provided by VK_NV_fragment_shading_rate_enums
typedef enum VkFragmentShadingRateNV {
    VK_FRAGMENT_SHADING_RATE_1_INVOCATION_PER_PIXEL_NV = 0,
    VK_FRAGMENT_SHADING_RATE_1_INVOCATION_PER_1X2_PIXELS_NV = 1,
    VK_FRAGMENT_SHADING_RATE_1_INVOCATION_PER_2X1_PIXELS_NV = 4,
    VK_FRAGMENT_SHADING_RATE_1_INVOCATION_PER_2X2_PIXELS_NV = 5,
    VK_FRAGMENT_SHADING_RATE_1_INVOCATION_PER_2X4_PIXELS_NV = 6,
    VK_FRAGMENT_SHADING_RATE_1_INVOCATION_PER_4X2_PIXELS_NV = 9,
    VK_FRAGMENT_SHADING_RATE_1_INVOCATION_PER_4X4_PIXELS_NV = 10,
    VK_FRAGMENT_SHADING_RATE_2_INVOCATIONS_PER_PIXEL_NV = 11,
    VK_FRAGMENT_SHADING_RATE_4_INVOCATIONS_PER_PIXEL_NV = 12,
    VK_FRAGMENT_SHADING_RATE_8_INVOCATIONS_PER_PIXEL_NV = 13,
    VK_FRAGMENT_SHADING_RATE_16_INVOCATIONS_PER_PIXEL_NV = 14,
    VK_FRAGMENT_SHADING_RATE_NO_INVOCATIONS_NV = 15,
} VkFragmentShadingRateNV;
```

- [VK_FRAGMENT_SHADING_RATE_1_INVOCATION_PER_PIXEL_NV](#) specifies a fragment size of 1x1 pixels.
- [VK_FRAGMENT_SHADING_RATE_1_INVOCATION_PER_1X2_PIXELS_NV](#) specifies a fragment size of 1x2 pixels.
- [VK_FRAGMENT_SHADING_RATE_1_INVOCATION_PER_2X1_PIXELS_NV](#) specifies a fragment size of 2x1 pixels.
- [VK_FRAGMENT_SHADING_RATE_1_INVOCATION_PER_2X2_PIXELS_NV](#) specifies a fragment size of 2x2 pixels.
- [VK_FRAGMENT_SHADING_RATE_1_INVOCATION_PER_2X4_PIXELS_NV](#) specifies a fragment size of 2x4 pixels.
- [VK_FRAGMENT_SHADING_RATE_1_INVOCATION_PER_4X2_PIXELS_NV](#) specifies a fragment size of 4x2 pixels.
- [VK_FRAGMENT_SHADING_RATE_1_INVOCATION_PER_4X4_PIXELS_NV](#) specifies a fragment size of 4x4 pixels.
- [VK_FRAGMENT_SHADING_RATE_2_INVOCATIONS_PER_PIXEL_NV](#) specifies a fragment size of 1x1 pixels, with two fragment shader invocations per fragment.
- [VK_FRAGMENT_SHADING_RATE_4_INVOCATIONS_PER_PIXEL_NV](#) specifies a fragment size of 1x1 pixels, with four fragment shader invocations per fragment.
- [VK_FRAGMENT_SHADING_RATE_8_INVOCATIONS_PER_PIXEL_NV](#) specifies a fragment size of 1x1 pixels, with eight fragment shader invocations per fragment.

- [VK_FRAGMENT_SHADING_RATE_16_INVOCATIONS_PER_PIXEL_NV](#) specifies a fragment size of 1x1 pixels, with sixteen fragment shader invocations per fragment.
- [VK_FRAGMENT_SHADING_RATE_NO_INVOCATIONS_NV](#) specifies that any portions of a primitive that use that shading rate should be discarded without invoking any fragment shader.

To use the shading rates [VK_FRAGMENT_SHADING_RATE_2_INVOCATIONS_PER_PIXEL_NV](#), [VK_FRAGMENT_SHADING_RATE_4_INVOCATIONS_PER_PIXEL_NV](#), [VK_FRAGMENT_SHADING_RATE_8_INVOCATIONS_PER_PIXEL_NV](#), and [VK_FRAGMENT_SHADING_RATE_16_INVOCATIONS_PER_PIXEL_NV](#) as a pipeline, primitive, or attachment shading rate, the [supersampleFragmentShadingRates](#) feature **must** be enabled. To use the shading rate [VK_FRAGMENT_SHADING_RATE_NO_INVOCATIONS_NV](#) as a pipeline, primitive, or attachment shading rate, the [noInvocationFragmentShadingRates](#) feature **must** be enabled.

When using fragment shading rate enums, the pipeline fragment shading rate **can** be set on a per-draw basis by either setting the rate in a graphics pipeline, or dynamically via [vkCmdSetFragmentShadingRateEnumNV](#).

The [VkPipelineFragmentShadingRateEnumStateCreateInfoNV](#) structure is defined as:

```
// Provided by VK_NV_fragment_shading_rate_enums
typedef struct VkPipelineFragmentShadingRateEnumStateCreateInfoNV {
    VkStructureType          sType;
    const void*              pNext;
    VkFragmentShadingRateTypeNV shadingRateType;
    VkFragmentShadingRateNV   shadingRate;
    VkFragmentShadingRateCombinerOpKHR combinerOps[2];
} VkPipelineFragmentShadingRateEnumStateCreateInfoNV;
```

- [sType](#) is a [VkStructureType](#) value identifying this structure.
- [pNext](#) is [NULL](#) or a pointer to a structure extending this structure.
- [shadingRateType](#) specifies a [VkFragmentShadingRateTypeNV](#) value indicating whether fragment shading rates are specified using fragment sizes or [VkFragmentShadingRateNV](#) enums.
- [shadingRate](#) specifies a [VkFragmentShadingRateNV](#) value indicating the pipeline fragment shading rate.
- [combinerOps](#) specifies [VkFragmentShadingRateCombinerOpKHR](#) values determining how the [pipeline](#), [primitive](#), and [attachment shading rates](#) are [combined](#) for fragments generated by drawing commands using the created pipeline.

If the [pNext](#) chain of [VkGraphicsPipelineCreateInfo](#) includes a [VkPipelineFragmentShadingRateEnumStateCreateInfoNV](#) structure, then that structure includes parameters controlling the pipeline fragment shading rate.

If this structure is not present, [shadingRateType](#) is considered to be equal to [VK_FRAGMENT_SHADING_RATE_TYPE_FRAGMENT_SIZE_NV](#), [shadingRate](#) is considered to be equal to [VK_FRAGMENT_SHADING_RATE_1_INVOCATION_PER_PIXEL_NV](#), and both elements of [combinerOps](#) are considered to be equal to

VK_FRAGMENT_SHADING_RATE_COMBINER_OP_KEEP_KHR.

Valid Usage (Implicit)

- VUID-VkPipelineFragmentShadingRateEnumStateCreateInfoNV-sType-sType must be VK_STRUCTURE_TYPE_PIPELINE_FRAGMENT_SHADING_RATE_ENUM_STATE_CREATE_INFO_NV

Structure Chaining

Extends the structure

- [VkGraphicsPipelineCreateInfo](#)

The [VkFragmentShadingRateTypeNV](#) enumerated type specifies whether a graphics pipeline gets its pipeline fragment shading rates and combiners from the [VkPipelineFragmentShadingRateEnumStateCreateInfoNV](#) structure or the [VkPipelineFragmentShadingRateStateCreateInfoKHR](#) structure.

```
// Provided by VK_NV_fragment_shading_rate_enums
typedef enum VkFragmentShadingRateTypeNV {
    VK_FRAGMENT_SHADING_RATE_TYPE_FRAGMENT_SIZE_NV = 0,
    VK_FRAGMENT_SHADING_RATE_TYPE_ENUMS_NV = 1,
} VkFragmentShadingRateTypeNV;
```

- [VK_FRAGMENT_SHADING_RATE_TYPE_FRAGMENT_SIZE_NV](#) specifies that a graphics pipeline should obtain its pipeline fragment shading rate and shading rate combiner state from the [VkPipelineFragmentShadingRateStateCreateInfoKHR](#) structure and that any state specified by the [VkPipelineFragmentShadingRateEnumStateCreateInfoNV](#) structure should be ignored.
- [VK_FRAGMENT_SHADING_RATE_TYPE_ENUMS_NV](#) specifies that a graphics pipeline should obtain its pipeline fragment shading rate and shading rate combiner state from the [VkPipelineFragmentShadingRateEnumStateCreateInfoNV](#) structure and that any state specified by the [VkPipelineFragmentShadingRateStateCreateInfoKHR](#) structure should be ignored.

To dynamically set the pipeline fragment shading rate and combiner operation, call:

```
// Provided by VK_NV_fragment_shading_rate_enums
void vkCmdSetFragmentShadingRateEnumNV(
    VkCommandBuffer                commandBuffer,
    VkFragmentShadingRateNV         shadingRate,
    const VkFragmentShadingRateCombinerOpKHR combinerOps[2]);
```

- `commandBuffer` is the command buffer into which the command will be recorded.
- `shadingRate` specifies a [VkFragmentShadingRateNV](#) enum indicating the pipeline fragment

shading rate for subsequent drawing commands.

- **combinerOps** specifies a [VkFragmentShadingRateCombinerOpKHR](#) determining how the [pipeline](#), [primitive](#), and [attachment shading rates](#) are [combined](#) for fragments generated by subsequent drawing commands.

This command sets the pipeline fragment shading rate and combiner operation for subsequent drawing commands when drawing using [shader objects](#), or when the graphics pipeline is created with [VK_DYNAMIC_STATE_FRAGMENT_SHADING_RATE_KHR](#) set in [VkPipelineDynamicStateCreateInfo::pDynamicStates](#). Otherwise, this state is specified by the [VkPipelineFragmentShadingRateEnumStateCreateInfoNV](#) values used to create the currently active pipeline.

NOTE

This command allows specifying additional shading rates beyond those supported by [vkCmdSetFragmentShadingRateKHR](#). For more information, refer to the [VK_NV_fragment_shading_rate_enums](#) appendix.

Valid Usage

- VUID-vkCmdSetFragmentShadingRateEnumNV-pipelineFragmentShadingRate-04576
If the [pipelineFragmentShadingRate](#) feature is not enabled, **shadingRate** **must** be [VK_FRAGMENT_SHADING_RATE_1_INVOCATION_PER_PIXEL_NV](#)
- VUID-vkCmdSetFragmentShadingRateEnumNV-supersampleFragmentShadingRates-04577
If the [supersampleFragmentShadingRates](#) feature is not enabled, **shadingRate** **must** not be [VK_FRAGMENT_SHADING_RATE_2_INVOCATIONS_PER_PIXEL_NV](#), [VK_FRAGMENT_SHADING_RATE_4_INVOCATIONS_PER_PIXEL_NV](#), [VK_FRAGMENT_SHADING_RATE_8_INVOCATIONS_PER_PIXEL_NV](#), or [VK_FRAGMENT_SHADING_RATE_16_INVOCATIONS_PER_PIXEL_NV](#)
- VUID-vkCmdSetFragmentShadingRateEnumNV-noInvocationFragmentShadingRates-04578
If the [noInvocationFragmentShadingRates](#) feature is not enabled, **shadingRate** **must** not be [VK_FRAGMENT_SHADING_RATE_NO_INVOCATIONS_NV](#)
- VUID-vkCmdSetFragmentShadingRateEnumNV-fragmentShadingRateEnums-04579
The [fragmentShadingRateEnums](#) feature **must** be enabled
- VUID-vkCmdSetFragmentShadingRateEnumNV-pipelineFragmentShadingRate-04580
One of the [pipelineFragmentShadingRate](#), [primitiveFragmentShadingRate](#), or [attachmentFragmentShadingRate](#) features **must** be enabled
- VUID-vkCmdSetFragmentShadingRateEnumNV-primitiveFragmentShadingRate-04581
If the [primitiveFragmentShadingRate](#) feature is not enabled, **combinerOps[0]** **must** be [VK_FRAGMENT_SHADING_RATE_COMBINER_OP_KEEP_KHR](#)
- VUID-vkCmdSetFragmentShadingRateEnumNV-attachmentFragmentShadingRate-04582
If the [attachmentFragmentShadingRate](#) feature is not enabled, **combinerOps[1]** **must** be [VK_FRAGMENT_SHADING_RATE_COMBINER_OP_KEEP_KHR](#)
- VUID-vkCmdSetFragmentShadingRateEnumNV-fragmentSizeNonTrivialCombinerOps-

04583

If the `fragmentSizeNonTrivialCombinerOps` limit is not supported, elements of `combinerOps` **must** be either `VK_FRAGMENT_SHADING_RATE_COMBINER_OP_KEEP_KHR` or `VK_FRAGMENT_SHADING_RATE_COMBINER_OP_REPLACE_KHR`

Valid Usage (Implicit)

- VUID-vkCmdSetFragmentShadingRateEnumNV-commandBuffer-parameter
`commandBuffer` **must** be a valid `VkCommandBuffer` handle
- VUID-vkCmdSetFragmentShadingRateEnumNV-shadingRate-parameter
`shadingRate` **must** be a valid `VkFragmentShadingRateNV` value
- VUID-vkCmdSetFragmentShadingRateEnumNV-combinerOps-parameter
Each element of `combinerOps` **must** be a valid `VkFragmentShadingRateCombinerOpKHR` value
- VUID-vkCmdSetFragmentShadingRateEnumNV-commandBuffer-recording
`commandBuffer` **must** be in the `recording` state
- VUID-vkCmdSetFragmentShadingRateEnumNV-commandBuffer-cmdpool
The `VkCommandPool` that `commandBuffer` was allocated from **must** support `VK_QUEUE_GRAPHICS_BIT` operations
- VUID-vkCmdSetFragmentShadingRateEnumNV-videocoding
This command **must** only be called outside of a video coding scope

Host Synchronization

- Host access to `commandBuffer` **must** be externally synchronized
- Host access to the `VkCommandPool` that `commandBuffer` was allocated from **must** be externally synchronized

Command Properties

Command Buffer Levels	Render Pass Scope	Video Coding Scope	Supported Queue Types	Command Type
Primary Secondary	Both	Outside	VK_QUEUE_GRAP HICS_BIT	State

Conditional Rendering

`vkCmdSetFragmentShadingRateEnumNV` is not affected by `conditional rendering`

When the `supersampleFragmentShadingRates` or `noInvocationFragmentShadingRates` features are

enabled, the behavior of the [shading rate combiner operations](#) is extended to support the shading rates enabled by those features. Primitive and attachment shading rate values are interpreted as [VkFragmentShadingRateNV](#) values and the behavior of the combiners is modified as follows:

- For [VK_FRAGMENT_SHADING_RATE_COMBINER_OP_MIN_KHR](#), [VK_FRAGMENT_SHADING_RATE_COMBINER_OP_MAX_KHR](#), and [VK_FRAGMENT_SHADING_RATE_COMBINER_OP_MUL_KHR](#), if either A_{xy} or B_{xy} is [VK_FRAGMENT_SHADING_RATE_NO_INVOCATIONS_NV](#), `combine(A_{xy} , B_{xy})` produces a shading rate of [VK_FRAGMENT_SHADING_RATE_NO_INVOCATIONS_NV](#), regardless of the other input shading rate.
- For [VK_FRAGMENT_SHADING_RATE_COMBINER_OP_MIN_KHR](#), `combine(A_{xy} , B_{xy})` produces a shading rate whose fragment size is the smaller of the fragment sizes of A_{xy} and B_{xy} and whose invocation count is the larger of the invocation counts of A_{xy} and B_{xy} .
- For [VK_FRAGMENT_SHADING_RATE_COMBINER_OP_MAX_KHR](#), `combine(A_{xy} , B_{xy})` produces a shading rate whose fragment size is the larger of the fragment sizes of A_{xy} and B_{xy} and whose invocation count is the smaller of the invocation counts of A_{xy} and B_{xy} .
- For [VK_FRAGMENT_SHADING_RATE_COMBINER_OP_MUL_KHR](#), `combine(A_{xy} , B_{xy})` produces a shading rate whose fragment size and invocation count is the product of the fragment sizes and invocation counts, respectively, of A_{xy} and B_{xy} . If the resulting shading rate has both multiple pixels and multiple invocations per fragment, an implementation **may** adjust the shading rate by reducing both the pixel and invocation counts.

If the final shading rate from the combiners is [VK_FRAGMENT_SHADING_RATE_NO_INVOCATIONS_NV](#), no fragments will be generated for any portion of a primitive using that shading rate.

If the final shading rate from the combiners specifies multiple fragment shader invocations per fragment, the fragment will be processed with multiple unique samples as in [sample shading](#), where the total number the total number of invocations is taken from the shading rate and then clamped to [rasterizationSamples](#) and [maxFragmentShadingRateInvocationCount](#).

33.7. Shading Rate Image

The [shadingRateImage](#) feature allows pipelines to use a [shading rate image](#) to control the [fragment area](#) and the minimum number of fragment shader invocations launched for each fragment. When the shading rate image is enabled, the rasterizer determines a base [shading rate](#) for each region of the framebuffer covered by a primitive by fetching a value from the shading rate image and translating it to a shading rate using a per-viewports shading rate palette. This base shading rate is then adjusted to derive a final shading rate. The final shading rate specifies the fragment area and fragment shader invocation count to use for fragments generated in the region.

If the [pNext](#) chain of [VkPipelineViewportStateCreateInfo](#) includes a [VkPipelineViewportShadingRateImageStateCreateInfoNV](#) structure, then that structure includes parameters controlling the shading rate.

The [VkPipelineViewportShadingRateImageStateCreateInfoNV](#) structure is defined as:


```
// Provided by VK_NV_shading_rate_image
typedef struct VkPipelineViewportShadingRateImageStateCreateInfoNV {
    VkStructureType           sType;
    const void*               pNext;
    VkBool32                  shadingRateImageEnable;
    uint32_t                  viewportCount;
    const VkShadingRatePaletteNV* pShadingRatePalettes;
} VkPipelineViewportShadingRateImageStateCreateInfoNV;
```

- **sType** is a **VkStructureType** value identifying this structure.
- **pNext** is **NULL** or a pointer to a structure extending this structure.
- **shadingRateImageEnable** specifies whether shading rate image and palettes are used during rasterization.
- **viewportCount** specifies the number of per-viewport palettes used to translate values stored in shading rate images.
- **pShadingRatePalettes** is a pointer to an array of **VkShadingRatePaletteNV** structures defining the palette for each viewport. If the shading rate palette state is dynamic, this member is ignored.

If this structure is not present, **shadingRateImageEnable** is considered to be **VK_FALSE**, and the shading rate image and palettes are not used.

Valid Usage

- VUID-VkPipelineViewportShadingRateImageStateCreateInfoNV-viewportCount-02054
If the **multiViewport** feature is not enabled, **viewportCount** **must** be 0 or 1
- VUID-VkPipelineViewportShadingRateImageStateCreateInfoNV-viewportCount-02055
viewportCount **must** be less than or equal to **VkPhysicalDeviceLimits::maxViewports**
- VUID-VkPipelineViewportShadingRateImageStateCreateInfoNV-shadingRateImageEnable-02056
If **shadingRateImageEnable** is **VK_TRUE**, **viewportCount** **must** be greater or equal to the **viewportCount** member of **VkPipelineViewportStateCreateInfo**

Valid Usage (Implicit)

- VUID-VkPipelineViewportShadingRateImageStateCreateInfoNV-sType-sType
sType **must** be **VK_STRUCTURE_TYPE_PIPELINE_VIEWPORT_SHADING_RATE_IMAGE_STATE_CREATE_INFO_NV**

Structure Chaining

Extends the structure

- [VkPipelineViewportStateCreateInfo](#)

When shading rate image usage is enabled in the bound pipeline, the pipeline uses a shading rate image specified by the command:

```
// Provided by VK_NV_shading_rate_image
void vkCmdBindShadingRateImageNV(
    VkCommandBuffer          commandBuffer,
    VkImageView              imageView,
    VkImageLayout             imageLayout);
```

- `commandBuffer` is the command buffer into which the command will be recorded.
- `imageView` is an image view handle specifying the shading rate image. `imageView` **may** be [VK_NULL_HANDLE](#), which is equivalent to specifying a view of an image filled with zero values.
- `imageLayout` is the layout that the image subresources accessible from `imageView` will be in when the shading rate image is accessed.

Valid Usage

- VUID-vkCmdBindShadingRateImageNV-None-02058
The `shadingRateImage` feature **must** be enabled
- VUID-vkCmdBindShadingRateImageNV-imageView-02059
If `imageView` is not [VK_NULL_HANDLE](#), it **must** be a valid [VkImageView](#) handle of type [VK_IMAGE_VIEW_TYPE_2D](#) or [VK_IMAGE_VIEW_TYPE_2D_ARRAY](#)
- VUID-vkCmdBindShadingRateImageNV-imageView-02060
If `imageView` is not [VK_NULL_HANDLE](#), it **must** have a format of [VK_FORMAT_R8_UINT](#)
- VUID-vkCmdBindShadingRateImageNV-imageView-02061
If `imageView` is not [VK_NULL_HANDLE](#), it **must** have been created with the [VK_IMAGE_USAGE_SHADING_RATE_IMAGE_BIT_NV](#) usage flag set
- VUID-vkCmdBindShadingRateImageNV-imageView-02062
If `imageView` is not [VK_NULL_HANDLE](#), `imageLayout` **must** match the actual [VkImageLayout](#) of each subresource accessible from `imageView` at the time the subresource is accessed
- VUID-vkCmdBindShadingRateImageNV-imageLayout-02063
If `imageView` is not [VK_NULL_HANDLE](#), `imageLayout` **must** be [VK_IMAGE_LAYOUT_SHADING_RATE_OPTIMAL_NV](#) or [VK_IMAGE_LAYOUT_GENERAL](#)

Valid Usage (Implicit)

- VUID-vkCmdBindShadingRateImageNV-commandBuffer-parameter

`commandBuffer` **must** be a valid `VkCommandBuffer` handle

- VUID-vkCmdBindShadingRateImageNV-imageView-parameter
If `imageView` is not `VK_NULL_HANDLE`, `imageView` **must** be a valid `VkImageView` handle
- VUID-vkCmdBindShadingRateImageNV-imageLayout-parameter
`imageLayout` **must** be a valid `VkImageLayout` value
- VUID-vkCmdBindShadingRateImageNV-commandBuffer-recording
`commandBuffer` **must** be in the `recording state`
- VUID-vkCmdBindShadingRateImageNV-commandBuffer-cmdpool
The `VkCommandPool` that `commandBuffer` was allocated from **must** support `VK_QUEUE_GRAPHICS_BIT` operations
- VUID-vkCmdBindShadingRateImageNV-videocoding
This command **must** only be called outside of a video coding scope
- VUID-vkCmdBindShadingRateImageNV-commonparent
Both of `commandBuffer`, and `imageView` that are valid handles of non-ignored parameters **must** have been created, allocated, or retrieved from the same `VkDevice`

Host Synchronization

- Host access to `commandBuffer` **must** be externally synchronized
- Host access to the `VkCommandPool` that `commandBuffer` was allocated from **must** be externally synchronized

Command Properties

Command Buffer Levels	Render Pass Scope	Video Coding Scope	Supported Queue Types	Command Type
Primary Secondary	Both	Outside	VK_QUEUE_GRAPHICS_BIT HICS_BIT	State

Conditional Rendering

`vkCmdBindShadingRateImageNV` is not affected by `conditional rendering`

When the shading rate image is enabled in the current pipeline, rasterizing a primitive covering the pixel with coordinates (x,y) will fetch a shading rate index value from the shading rate image bound by `vkCmdBindShadingRateImageNV`. If the shading rate image view has a type of `VK_IMAGE_VIEW_TYPE_2D`, the lookup will use texel coordinates (u,v) where $u = \lfloor \frac{x}{twidth} \rfloor$, $v = \lfloor \frac{y}{theight} \rfloor$, and `twidth` and `theight` are the width and height of the implementation-dependent `shading rate texel size`. If the shading rate image view has a type of `VK_IMAGE_VIEW_TYPE_2D_ARRAY`, the lookup will use texel coordinates (u,v) to extract a texel from the layer `l`, where `l` is the layer of the

framebuffer being rendered to. If l is greater than or equal to the number of layers in the image view, layer zero will be used.

If the bound shading rate image view is not `VK_NULL_HANDLE` and contains a texel with coordinates (u,v) in layer l (if applicable), the single unsigned integer component for that texel will be used as the shading rate index. If the (u,v) coordinate is outside the extents of the subresource used by the shading rate image view, or if the image view is `VK_NULL_HANDLE`, the shading rate index is zero. If the shading rate image view has multiple mipmap levels, the base level identified by `VkImageSubresourceRange::baseMipLevel` will be used.

A shading rate index is mapped to a base shading rate using a lookup table called the shading rate image palette. There is a separate palette for each viewport. The number of entries in each palette is given by the implementation-dependent [shading rate image palette size](#).

To [dynamically set](#) the `shadingRateImageEnable` state, call:

```
// Provided by VK_EXT_extended_dynamic_state3 with VK_NV_shading_rate_image,
VK_EXT_shader_object with VK_NV_shading_rate_image
void vkCmdSetShadingRateImageEnableNV(
    VkCommandBuffer          commandBuffer,
    VkBool32                 shadingRateImageEnable);
```

- `commandBuffer` is the command buffer into which the command will be recorded.
- `shadingRateImageEnable` specifies the `shadingRateImageEnable` state.

This command sets the `shadingRateImageEnable` state for subsequent drawing commands when drawing using [shader objects](#), or when the graphics pipeline is created with `VK_DYNAMIC_STATE_SHADING_RATE_IMAGE_ENABLE_NV` set in `VkPipelineDynamicStateCreateInfo::pDynamicStates`. Otherwise, this state is specified by the `VkPipelineViewportShadingRateImageStateCreateInfoNV::shadingRateImageEnable` value used to create the currently active pipeline.

Valid Usage

- VUID-vkCmdSetShadingRateImageEnableNV-None-09423

At least one of the following **must** be true:

- The `extendedDynamicState3ShadingRateImageEnable` feature is enabled
- The `shaderObject` feature is enabled

Valid Usage (Implicit)

- VUID-vkCmdSetShadingRateImageEnableNV-commandBuffer-parameter `commandBuffer` **must** be a valid `VkCommandBuffer` handle
- VUID-vkCmdSetShadingRateImageEnableNV-commandBuffer-recording `commandBuffer` **must** be in the [recording state](#)

- VUID-vkCmdSetShadingRateImageEnableNV-commandBuffer-cmdpool
The `VkCommandPool` that `commandBuffer` was allocated from **must** support `VK_QUEUE_GRAPHICS_BIT` operations
- VUID-vkCmdSetShadingRateImageEnableNV-videocoding
This command **must** only be called outside of a video coding scope

Host Synchronization

- Host access to `commandBuffer` **must** be externally synchronized
- Host access to the `VkCommandPool` that `commandBuffer` was allocated from **must** be externally synchronized

Command Properties

Command Buffer Levels	Render Pass Scope	Video Coding Scope	Supported Queue Types	Command Type
Primary Secondary	Both	Outside	VK_QUEUE_GRAPHICS_BIT	State

Conditional Rendering

`vkCmdSetShadingRateImageEnableNV` is not affected by [conditional rendering](#)

To [dynamically set](#) the per-viewport shading rate image palettes, call:

```
// Provided by VK_NV_shading_rate_image
void vkCmdSetViewportShadingRatePaletteNV(
    VkCommandBuffer          commandBuffer,
    uint32_t                 firstViewport,
    uint32_t                 viewportCount,
    const VkShadingRatePaletteNV* pShadingRatePalettes);
```

- `commandBuffer` is the command buffer into which the command will be recorded.
- `firstViewport` is the index of the first viewport whose shading rate palette is updated by the command.
- `viewportCount` is the number of viewports whose shading rate palettes are updated by the command.
- `pShadingRatePalettes` is a pointer to an array of `VkShadingRatePaletteNV` structures defining the palette for each viewport.

This command sets the per-viewport shading rate image palettes for subsequent drawing

commands when drawing using [shader objects](#), or when the graphics pipeline is created with [VK_DYNAMIC_STATE_VIEWPORT_SHADING_RATE_PALETTE_NV](#) set in [VkPipelineDynamicStateCreateInfo::pDynamicStates](#). Otherwise, this state is specified by the [VkPipelineViewportShadingRateImageStateCreateInfoNV::pShadingRatePalettes](#) values used to create the currently active pipeline.

Valid Usage

- VUID-vkCmdSetViewportShadingRatePaletteNV-None-02064
The [shadingRateImage](#) feature **must** be enabled
- VUID-vkCmdSetViewportShadingRatePaletteNV-firstViewport-02067
The sum of [firstViewport](#) and [viewportCount](#) **must** be between [1](#) and [VkPhysicalDeviceLimits::maxViewports](#), inclusive
- VUID-vkCmdSetViewportShadingRatePaletteNV-firstViewport-02068
If the [multiViewport](#) feature is not enabled, [firstViewport](#) **must** be [0](#)
- VUID-vkCmdSetViewportShadingRatePaletteNV-viewportCount-02069
If the [multiViewport](#) feature is not enabled, [viewportCount](#) **must** be [1](#)

Valid Usage (Implicit)

- VUID-vkCmdSetViewportShadingRatePaletteNV-commandBuffer-parameter
[commandBuffer](#) **must** be a valid [VkCommandBuffer](#) handle
- VUID-vkCmdSetViewportShadingRatePaletteNV-pShadingRatePalettes-parameter
[pShadingRatePalettes](#) **must** be a valid pointer to an array of [viewportCount](#) valid [VkShadingRatePaletteNV](#) structures
- VUID-vkCmdSetViewportShadingRatePaletteNV-commandBuffer-recording
[commandBuffer](#) **must** be in the [recording state](#)
- VUID-vkCmdSetViewportShadingRatePaletteNV-commandBuffer-cmdpool
The [VkCommandPool](#) that [commandBuffer](#) was allocated from **must** support [VK_QUEUE_GRAPHICS_BIT](#) operations
- VUID-vkCmdSetViewportShadingRatePaletteNV-vidcoding
This command **must** only be called outside of a video coding scope
- VUID-vkCmdSetViewportShadingRatePaletteNV-viewportCount-arraylength
[viewportCount](#) **must** be greater than [0](#)

Host Synchronization

- Host access to [commandBuffer](#) **must** be externally synchronized
- Host access to the [VkCommandPool](#) that [commandBuffer](#) was allocated from **must** be externally synchronized

Command Properties

Command Buffer Levels	Render Pass Scope	Video Coding Scope	Supported Queue Types	Command Type
Primary Secondary	Both	Outside	VK_QUEUE_GRAP HICS_BIT	State

Conditional Rendering

vkCmdSetViewportShadingRatePaletteNV is not affected by [conditional rendering](#)

The `VkShadingRatePaletteNV` structure specifies the contents of a single shading rate image palette and is defined as:

```
// Provided by VK_NV_shading_rate_image
typedef struct VkShadingRatePaletteNV {
    uint32_t          shadingRatePaletteEntryCount;
    const VkShadingRatePaletteEntryNV* pShadingRatePaletteEntries;
} VkShadingRatePaletteNV;
```

- `shadingRatePaletteEntryCount` specifies the number of entries in the shading rate image palette.
- `pShadingRatePaletteEntries` is a pointer to an array of `VkShadingRatePaletteEntryNV` enums defining the shading rate for each palette entry.

Valid Usage

- VUID-VkShadingRatePaletteNV-shadingRatePaletteEntryCount-02071
`shadingRatePaletteEntryCount` must be between 1 and `VkPhysicalDeviceShadingRateImagePropertiesNV::shadingRatePaletteSize`, inclusive

Valid Usage (Implicit)

- VUID-VkShadingRatePaletteNV-pShadingRatePaletteEntries-parameter
`pShadingRatePaletteEntries` must be a valid pointer to an array of `shadingRatePaletteEntryCount` valid `VkShadingRatePaletteEntryNV` values
- VUID-VkShadingRatePaletteNV-shadingRatePaletteEntryCount-arraylength
`shadingRatePaletteEntryCount` must be greater than 0

To determine the base shading rate image, a shading rate index i is mapped to array element i in the array `pShadingRatePaletteEntries` for the palette corresponding to the viewport used for the fragment. If i is greater than or equal to the palette size `shadingRatePaletteEntryCount`, the base

shading rate is undefined.

The supported shading rate image palette entries are defined by [VkShadingRatePaletteEntryNV](#):

```
// Provided by VK_NV_shading_rate_image
typedef enum VkShadingRatePaletteEntryNV {
    VK_SHADING_RATE_PALETTE_ENTRY_NO_INVOCATIONS_NV = 0,
    VK_SHADING_RATE_PALETTE_ENTRY_16_INVOCATIONS_PER_PIXEL_NV = 1,
    VK_SHADING_RATE_PALETTE_ENTRY_8_INVOCATIONS_PER_PIXEL_NV = 2,
    VK_SHADING_RATE_PALETTE_ENTRY_4_INVOCATIONS_PER_PIXEL_NV = 3,
    VK_SHADING_RATE_PALETTE_ENTRY_2_INVOCATIONS_PER_PIXEL_NV = 4,
    VK_SHADING_RATE_PALETTE_ENTRY_1_INVOCATION_PER_PIXEL_NV = 5,
    VK_SHADING_RATE_PALETTE_ENTRY_1_INVOCATION_PER_2X1_PIXELS_NV = 6,
    VK_SHADING_RATE_PALETTE_ENTRY_1_INVOCATION_PER_1X2_PIXELS_NV = 7,
    VK_SHADING_RATE_PALETTE_ENTRY_1_INVOCATION_PER_2X2_PIXELS_NV = 8,
    VK_SHADING_RATE_PALETTE_ENTRY_1_INVOCATION_PER_4X2_PIXELS_NV = 9,
    VK_SHADING_RATE_PALETTE_ENTRY_1_INVOCATION_PER_2X4_PIXELS_NV = 10,
    VK_SHADING_RATE_PALETTE_ENTRY_1_INVOCATION_PER_4X4_PIXELS_NV = 11,
} VkShadingRatePaletteEntryNV;
```

The following table indicates the width and height (in pixels) of each fragment generated using the indicated shading rate, as well as the maximum number of fragment shader invocations launched for each fragment. When processing regions of a primitive that have a shading rate of [VK_SHADING_RATE_PALETTE_ENTRY_NO_INVOCATIONS_NV](#), no fragments will be generated in that region.

Shading Rate	Width	Height	Invocations
VK_SHADING_RATE_PALETTE_ENTRY_NO_INVOCATIONS_NV	0	0	0
VK_SHADING_RATE_PALETTE_ENTRY_16_INVOCATIONS_PER_PIXEL_NV	1	1	16
VK_SHADING_RATE_PALETTE_ENTRY_8_INVOCATIONS_PER_PIXEL_NV	1	1	8
VK_SHADING_RATE_PALETTE_ENTRY_4_INVOCATIONS_PER_PIXEL_NV	1	1	4
VK_SHADING_RATE_PALETTE_ENTRY_2_INVOCATIONS_PER_PIXEL_NV	1	1	2

Shading Rate	Width	Height	Invocations
VK_SHADING_RATE_PALETTE_ENTRY_1_INVOCATION_PER_PIXEL_NV	1	1	1
VK_SHADING_RATE_PALETTE_ENTRY_1_INVOCATION_PER_2X1_PIXELS_NV	2	1	1
VK_SHADING_RATE_PALETTE_ENTRY_1_INVOCATION_PER_1X2_PIXELS_NV	1	2	1
VK_SHADING_RATE_PALETTE_ENTRY_1_INVOCATION_PER_2X2_PIXELS_NV	2	2	1
VK_SHADING_RATE_PALETTE_ENTRY_1_INVOCATION_PER_4X2_PIXELS_NV	4	2	1
VK_SHADING_RATE_PALETTE_ENTRY_1_INVOCATION_PER_2X4_PIXELS_NV	2	4	1
VK_SHADING_RATE_PALETTE_ENTRY_1_INVOCATION_PER_4X4_PIXELS_NV	4	4	1

When the shading rate image is disabled, a shading rate of [VK_SHADING_RATE_PALETTE_ENTRY_1_INVOCATION_PER_PIXEL_NV](#) will be used as the base shading rate.

Once a base shading rate has been established, it is adjusted to produce a final shading rate. First, if the base shading rate uses multiple pixels for each fragment, the implementation **may** reduce the fragment area to ensure that the total number of coverage samples for all pixels in a fragment does not exceed [an implementation-dependent maximum](#).

If [sample shading](#) is active in the current pipeline and would result in processing n ($n > 1$) unique samples per fragment when the shading rate image is disabled, the shading rate is adjusted in an implementation-dependent manner to increase the number of fragment shader invocations spawned by the primitive. If the shading rate indicates fs pixels per fragment and fs is greater than n , the fragment area is adjusted so each fragment has approximately f_n^s pixels. Otherwise, if the shading rate indicates ipf invocations per fragment, the fragment area will be adjusted to a single pixel with approximately $ipf \times \frac{n}{f}$ invocations per fragment.

If sample shading occurs due to the use of a fragment shader input variable decorated with `SampleId` or `SamplePosition`, the shading rate is ignored. Each fragment will have a single pixel and will spawn up to `rasterizationSamples` fragment shader invocations, as when using [sample shading](#) without a shading rate image.

Finally, if the shading rate specifies multiple fragment shader invocations per fragment, the total number of invocations in the shading rate is clamped to be no larger than `rasterizationSamples`.

When the final shading rate for a primitive covering pixel (x,y) has a fragment area of $fw \times fh$, the fragment for that pixel will cover all pixels with coordinates (x',y') that satisfy the equations:

$$\lfloor \frac{x}{fw} \rfloor = \lfloor \frac{x'}{fw} \rfloor$$

$$\lfloor \frac{y}{fh} \rfloor = \lfloor \frac{y'}{fh} \rfloor$$

This combined fragment is considered to have multiple coverage samples; the total number of samples in this fragment is given by $samples = fw \times fh \times rs$ where *rs* indicates the value of `VkPipelineMultisampleStateCreateInfo::rasterizationSamples` specified at pipeline creation time. The set of coverage samples in the fragment is the union of the per-pixel coverage samples in each of the fragment's pixels. The location and order of coverage samples within each pixel in the combined fragment are assigned as described in [Multisampling](#) and [Custom Sample Locations](#). Each coverage sample in the set of pixels belonging to the combined fragment is assigned a unique [coverage index](#) in the range $[0, samples-1]$. If the `shadingRateCoarseSampleOrder` feature is supported, the order of coverage samples **can** be specified for each combination of fragment area and coverage sample count. If this feature is not supported, the sample order is implementation-dependent.

If the `pNext` chain of `VkPipelineViewportStateCreateInfo` includes a `VkPipelineViewportCoarseSampleOrderStateCreateInfoNV` structure, then that structure includes parameters controlling the order of coverage samples in fragments larger than one pixel.

The `VkPipelineViewportCoarseSampleOrderStateCreateInfoNV` structure is defined as:

```
// Provided by VK_NV_shading_rate_image
typedef struct VkPipelineViewportCoarseSampleOrderStateCreateInfoNV {
    VkStructureType           sType;
    const void*               pNext;
    VkCoarseSampleOrderTypeNV sampleOrderType;
    uint32_t                  customSampleOrderCount;
    const VkCoarseSampleOrderCustomNV* pCustomSampleOrders;
} VkPipelineViewportCoarseSampleOrderStateCreateInfoNV;
```

- `sType` is a `VkStructureType` value identifying this structure.
- `pNext` is `NULL` or a pointer to a structure extending this structure.
- `sampleOrderType` specifies the mechanism used to order coverage samples in fragments larger than one pixel.

- `customSampleOrderCount` specifies the number of custom sample orderings to use when ordering coverage samples.
- `pCustomSampleOrders` is a pointer to an array of `customSampleOrderCount` `VkCoarseSampleOrderCustomNV` structures, each structure specifying the coverage sample order for a single combination of fragment area and coverage sample count.

If this structure is not present, `sampleOrderType` is considered to be `VK_COARSE_SAMPLE_ORDER_TYPE_DEFAULT_NV`.

If `sampleOrderType` is `VK_COARSE_SAMPLE_ORDER_TYPE_CUSTOM_NV`, the coverage sample order used for any combination of fragment area and coverage sample count not enumerated in `pCustomSampleOrders` will be identical to that used for `VK_COARSE_SAMPLE_ORDER_TYPE_DEFAULT_NV`.

If the pipeline was created with `VK_DYNAMIC_STATE_VIEWPORT_COARSE_SAMPLE_ORDER_NV`, the contents of this structure (if present) are ignored, and the coverage sample order is instead specified by `vkCmdSetCoarseSampleOrderNV`.

Valid Usage

- VUID-VkPipelineViewportCoarseSampleOrderStateCreateInfoNV-sampleOrderType-02072
If `sampleOrderType` is not `VK_COARSE_SAMPLE_ORDER_TYPE_CUSTOM_NV`, `customSamplerOrderCount` **must** be 0
- VUID-VkPipelineViewportCoarseSampleOrderStateCreateInfoNV-pCustomSampleOrders-02234
The array `pCustomSampleOrders` **must** not contain two structures with matching values for both the `shadingRate` and `sampleCount` members

Valid Usage (Implicit)

- VUID-VkPipelineViewportCoarseSampleOrderStateCreateInfoNV-sType-sType
`sType` **must** be `VK_STRUCTURE_TYPE_PIPELINE_VIEWPORT_COARSE_SAMPLE_ORDER_STATE_CREATE_INFO_NV`
- VUID-VkPipelineViewportCoarseSampleOrderStateCreateInfoNV-sampleOrderType-parameter
`sampleOrderType` **must** be a valid `VkCoarseSampleOrderTypeNV` value
- VUID-VkPipelineViewportCoarseSampleOrderStateCreateInfoNV-pCustomSampleOrders-parameter
If `customSampleOrderCount` is not 0, `pCustomSampleOrders` **must** be a valid pointer to an array of `customSampleOrderCount` valid `VkCoarseSampleOrderCustomNV` structures

Structure Chaining

Extends the structure

- [VkPipelineViewportStateCreateInfo](#)

The type [VkCoarseSampleOrderTypeNV](#) specifies the technique used to order coverage samples in fragments larger than one pixel, and is defined as:

```
// Provided by VK_NV_shading_rate_image
typedef enum VkCoarseSampleOrderTypeNV {
    VK_COARSE_SAMPLE_ORDER_TYPE_DEFAULT_NV = 0,
    VK_COARSE_SAMPLE_ORDER_TYPE_CUSTOM_NV = 1,
    VK_COARSE_SAMPLE_ORDER_TYPE_PIXEL_MAJOR_NV = 2,
    VK_COARSE_SAMPLE_ORDER_TYPE_SAMPLE_MAJOR_NV = 3,
} VkCoarseSampleOrderTypeNV;
```

- [VK_COARSE_SAMPLE_ORDER_TYPE_DEFAULT_NV](#) specifies that coverage samples will be ordered in an implementation-dependent manner.
- [VK_COARSE_SAMPLE_ORDER_TYPE_CUSTOM_NV](#) specifies that coverage samples will be ordered according to the array of custom orderings provided in either the [pCustomSampleOrders](#) member of [VkPipelineViewportCoarseSampleOrderStateCreateInfoNV](#) or the [pCustomSampleOrders](#) member of [vkCmdSetCoarseSampleOrderNV](#).
- [VK_COARSE_SAMPLE_ORDER_TYPE_PIXEL_MAJOR_NV](#) specifies that coverage samples will be ordered sequentially, sorted first by pixel coordinate (in row-major order) and then by [sample index](#).
- [VK_COARSE_SAMPLE_ORDER_TYPE_SAMPLE_MAJOR_NV](#) specifies that coverage samples will be ordered sequentially, sorted first by [sample index](#) and then by pixel coordinate (in row-major order).

When using a coarse sample order of [VK_COARSE_SAMPLE_ORDER_TYPE_PIXEL_MAJOR_NV](#) for a fragment with an upper-left corner of (fx, fy) with a width of $fw \times fh$ and fsc samples per pixel, [coverage index](#) cs of the fragment will be assigned to [sample index](#) fs of pixel (px, py) as follows:

$$\begin{aligned} px &= fx + (\lfloor c \frac{s}{f} sc \rfloor \% fw) \\ py &= fy + \lfloor c \frac{s}{fsc \times fw} \rfloor \\ fs &= cs \% fsc \end{aligned}$$

When using a coarse sample order of [VK_COARSE_SAMPLE_ORDER_TYPE_SAMPLE_MAJOR_NV](#), [coverage index](#) cs will be assigned as follows:

$$\begin{aligned}
 px &= fx + cs \% fw \\
 py &= (fy + \lfloor c \frac{s}{f} w \rfloor \% fh) \\
 fs &= \lfloor c \frac{s}{fw \times fh} \rfloor
 \end{aligned}$$

The `VkCoarseSampleOrderCustomNV` structure is defined as:

```

// Provided by VK_NV_shading_rate_image
typedef struct VkCoarseSampleOrderCustomNV {
    VkShadingRatePaletteEntryNV    shadingRate;
    uint32_t                      sampleCount;
    uint32_t                      sampleLocationCount;
    const VkCoarseSampleLocationNV* pSampleLocations;
} VkCoarseSampleOrderCustomNV;

```

- `shadingRate` is a shading rate palette entry that identifies the fragment width and height for the combination of fragment area and per-pixel coverage sample count to control.
- `sampleCount` identifies the per-pixel coverage sample count for the combination of fragment area and coverage sample count to control.
- `sampleLocationCount` specifies the number of sample locations in the custom ordering.
- `pSampleLocations` is a pointer to an array of `VkCoarseSampleLocationNV` structures specifying the location of each sample in the custom ordering.

The `VkCoarseSampleOrderCustomNV` structure is used with a coverage sample ordering type of `VK_COARSE_SAMPLE_ORDER_TYPE_CUSTOM_NV` to specify the order of coverage samples for one combination of fragment width, fragment height, and coverage sample count.

When using a custom sample ordering, element j in `pSampleLocations` specifies a specific pixel location and `sample index` that corresponds to `coverage index` j in the multi-pixel fragment.

Valid Usage

- VUID-VkCoarseSampleOrderCustomNV-shadingRate-02073
`shadingRate` **must** be a shading rate that generates fragments with more than one pixel
- VUID-VkCoarseSampleOrderCustomNV-sampleCount-02074
`sampleCount` **must** correspond to a sample count enumerated in `VkSampleCountFlags` whose corresponding bit is set in `VkPhysicalDeviceLimits::framebufferNoAttachmentsSampleCounts`
- VUID-VkCoarseSampleOrderCustomNV-sampleLocationCount-02075
`sampleLocationCount` **must** be equal to the product of `sampleCount`, the fragment width for `shadingRate`, and the fragment height for `shadingRate`
- VUID-VkCoarseSampleOrderCustomNV-sampleLocationCount-02076
`sampleLocationCount` **must** be less than or equal to the value of `VkPhysicalDeviceShadingRateImagePropertiesNV::shadingRateMaxCoarseSamples`

- VUID-VkCoarseSampleOrderCustomNV-pSampleLocations-02077

The array `pSampleLocations` **must** contain exactly one entry for every combination of valid values for `pixelX`, `pixelY`, and `sample` in the structure `VkCoarseSampleOrderCustomNV`

Valid Usage (Implicit)

- VUID-VkCoarseSampleOrderCustomNV-shadingRate-parameter
`shadingRate` **must** be a valid `VkShadingRatePaletteEntryNV` value
- VUID-VkCoarseSampleOrderCustomNV-pSampleLocations-parameter
`pSampleLocations` **must** be a valid pointer to an array of `sampleLocationCount` `VkCoarseSampleLocationNV` structures
- VUID-VkCoarseSampleOrderCustomNV-sampleLocationCount-arraylength
`sampleLocationCount` **must** be greater than 0

The `VkCoarseSampleLocationNV` structure identifies a specific pixel and `sample index` for one of the coverage samples in a fragment that is larger than one pixel. This structure is defined as:

```
// Provided by VK_NV_shading_rate_image
typedef struct VkCoarseSampleLocationNV {
    uint32_t    pixelX;
    uint32_t    pixelY;
    uint32_t    sample;
} VkCoarseSampleLocationNV;
```

- `pixelX` is added to the x coordinate of the upper-leftmost pixel of each fragment to identify the pixel containing the coverage sample.
- `pixelY` is added to the y coordinate of the upper-leftmost pixel of each fragment to identify the pixel containing the coverage sample.
- `sample` is the number of the coverage sample in the pixel identified by `pixelX` and `pixelY`.

Valid Usage

- VUID-VkCoarseSampleLocationNV-pixelX-02078
`pixelX` **must** be less than the width (in pixels) of the fragment
- VUID-VkCoarseSampleLocationNV-pixelY-02079
`pixelY` **must** be less than the height (in pixels) of the fragment
- VUID-VkCoarseSampleLocationNV-sample-02080
`sample` **must** be less than the number of coverage samples in each pixel belonging to the fragment

To [dynamically set](#) the order of coverage samples in fragments larger than one pixel, call:


```
// Provided by VK_NV_shading_rate_image
void vkCmdSetCoarseSampleOrderNV(
    VkCommandBuffer                      commandBuffer,
    VkCoarseSampleOrderTypeNV           sampleOrderType,
    uint32_t                             customSampleOrderCount,
    const VkCoarseSampleOrderCustomNV*  pCustomSampleOrders);
```

- `commandBuffer` is the command buffer into which the command will be recorded.
- `sampleOrderType` specifies the mechanism used to order coverage samples in fragments larger than one pixel.
- `customSampleOrderCount` specifies the number of custom sample orderings to use when ordering coverage samples.
- `pCustomSampleOrders` is a pointer to an array of `VkCoarseSampleOrderCustomNV` structures, each structure specifying the coverage sample order for a single combination of fragment area and coverage sample count.

If `sampleOrderType` is `VK_COARSE_SAMPLE_ORDER_TYPE_CUSTOM_NV`, the coverage sample order used for any combination of fragment area and coverage sample count not enumerated in `pCustomSampleOrders` will be identical to that used for `VK_COARSE_SAMPLE_ORDER_TYPE_DEFAULT_NV`.

This command sets the order of coverage samples for subsequent drawing commands when drawing using `shader objects`, or when the graphics pipeline is created with `VK_DYNAMIC_STATE_VIEWPORT_COARSE_SAMPLE_ORDER_NV` set in `VkPipelineDynamicStateCreateInfo::pDynamicStates`. Otherwise, this state is specified by the `VkPipelineViewportCoarseSampleOrderStateCreateInfoNV` values used to create the currently active pipeline.

Valid Usage

- VUID-vkCmdSetCoarseSampleOrderNV-sampleOrderType-02081
If `sampleOrderType` is not `VK_COARSE_SAMPLE_ORDER_TYPE_CUSTOM_NV`, `customSampleOrderCount` **must** be 0
- VUID-vkCmdSetCoarseSampleOrderNV-pCustomSampleOrders-02235
The array `pCustomSampleOrders` **must** not contain two structures with matching values for both the `shadingRate` and `sampleCount` members

Valid Usage (Implicit)

- VUID-vkCmdSetCoarseSampleOrderNV-commandBuffer-parameter
`commandBuffer` **must** be a valid `VkCommandBuffer` handle
- VUID-vkCmdSetCoarseSampleOrderNV-sampleOrderType-parameter
`sampleOrderType` **must** be a valid `VkCoarseSampleOrderTypeNV` value
- VUID-vkCmdSetCoarseSampleOrderNV-pCustomSampleOrders-parameter

If `customSampleOrderCount` is not 0, `pCustomSampleOrders` **must** be a valid pointer to an array of `customSampleOrderCount` valid `VkCoarseSampleOrderCustomNV` structures

- VUID-vkCmdSetCoarseSampleOrderNV-commandBuffer-recording
`commandBuffer` **must** be in the `recording state`
- VUID-vkCmdSetCoarseSampleOrderNV-commandBuffer-cmdpool
The `VkCommandPool` that `commandBuffer` was allocated from **must** support `VK_QUEUE_GRAPHICS_BIT` operations
- VUID-vkCmdSetCoarseSampleOrderNV-videocoding
This command **must** only be called outside of a video coding scope

Host Synchronization

- Host access to `commandBuffer` **must** be externally synchronized
- Host access to the `VkCommandPool` that `commandBuffer` was allocated from **must** be externally synchronized

Command Properties

Command Buffer Levels	Render Pass Scope	Video Coding Scope	Supported Queue Types	Command Type
Primary Secondary	Both	Outside	VK_QUEUE_GRAPHICS_BIT	State

Conditional Rendering

`vkCmdSetCoarseSampleOrderNV` is not affected by `conditional rendering`

If the final shading rate for a primitive covering pixel (x,y) results in n invocations per pixel ($n > 1$), n separate fragment shader invocations will be generated for the fragment. Each coverage sample in the fragment will be assigned to one of the n fragment shader invocations in an implementation-dependent manner. The outputs from the `fragment output interface` of each shader invocation will be broadcast to all of the framebuffer samples associated with the invocation. If none of the coverage samples associated with a fragment shader invocation is covered by a primitive, the implementation **may** discard the fragment shader invocation for those samples.

If the final shading rate for a primitive covering pixel (x,y) results in a fragment containing multiple pixels, a single set of fragment shader invocations will be generated for all pixels in the combined fragment. Outputs from the `fragment output interface` will be broadcast to all covered framebuffer samples belonging to the fragment. If the fragment shader executes code discarding the fragment, none of the samples of the fragment will be updated.

33.8. Sample Shading

Sample shading **can** be used to specify a minimum number of unique samples to process for each fragment. If sample shading is enabled, an implementation **must** invoke the fragment shader at least $\max(\text{VkPipelineMultisampleStateCreateInfo::minSampleShading} \times \text{VkPipelineMultisampleStateCreateInfo::rasterizationSamples}, 1)$ times per fragment. If `VkPipelineMultisampleStateCreateInfo::sampleShadingEnable` is `VK_TRUE`, sample shading is enabled.

If a fragment shader entry point **statically uses** an input variable decorated with a `BuiltIn` of `SampleId` or `SamplePosition`, sample shading is enabled and a value of `1.0` is used instead of `minSampleShading`. If a fragment shader entry point **statically uses** an input variable decorated with `Sample`, sample shading **may** be enabled and a value of `1.0` will be used instead of `minSampleShading` if it is. If the `VK_AMD_mixed_attachment_samples` extension is enabled and the subpass uses color attachments, the `samples` value used to create each color attachment is used instead of `rasterizationSamples`.

NOTE

If a shader decorates an input variable with `Sample` and that value meaningfully impacts the output of a shader, sample shading will be enabled to ensure that the input is in fact interpolated per-sample. This is inherent to the specification and not spelled out here - if an application simply declares such a variable it is implementation-defined whether sample shading is enabled or not. It is possible to see the effects of this by using atomics in the shader or using a pipeline statistics query to query the number of fragment invocations, even if the shader itself does not use any per-sample variables.

If there are fewer fragment invocations than **covered samples**, implementations **may** include those samples in fragment shader invocations in any manner as long as covered samples are all shaded at least once, and each invocation that is not a **helper invocation** covers at least one sample.

33.9. Barycentric Interpolation

When the `fragmentShaderBarycentric` feature is enabled, the `PerVertexKHR interpolation decoration` **can** be used with fragment shader inputs to indicate that the decorated inputs do not have associated data in the fragment. Such inputs **can** only be accessed in a fragment shader using an array index whose value (0, 1, or 2) identifies one of the vertices of the primitive that produced the fragment. Reads of per-vertex values for missing vertices, such as the third vertex of a line primitive, will return values from the valid vertex with the highest index. This means that the per-vertex values of indices 1 and 2 for point primitives will be equal to those of index 0, and the per-vertex values of index 2 for line primitives will be equal to those of index 1.

When **tessellation**, **geometry shading**, and **mesh shading** are not active, fragment shader inputs decorated with `PerVertexKHR` will take values from one of the vertices of the primitive that produced the fragment, identified by the extra index provided in SPIR-V code accessing the input. If the n vertices passed to a draw call are numbered 0 through $n-1$, and the point, line, and triangle primitives produced by the draw call are numbered with consecutive integers beginning with zero, the following table indicates the original vertex numbers used when the **provoking vertex mode** is

[VK_PROVOKING_VERTEX_MODE_FIRST_VERTEX_EXT](#) for index values of 0, 1, and 2. If an input decorated with [PerVertexKHR](#) is accessed with any other vertex index value, or is accessed while rasterizing a polygon when the [VkPipelineRasterizationStateCreateInfo::polygonMode](#) property of the currently active pipeline is not [VK_POLYGON_MODE_FILL](#), an undefined value is returned.

Primitive Topology	Vertex 0	Vertex 1	Vertex 2
VK_PRIMITIVE_TOPOLOGY_POINT_LIST	i	i	i
VK_PRIMITIVE_TOPOLOGY_LINE_LIST	2i	2i+1	2i+1
VK_PRIMITIVE_TOPOLOGY_LINE_STRIP	i	i+1	i+1
VK_PRIMITIVE_TOPOLOGY_TRIANGLE_LIST	3i	3i+1	3i+2
VK_PRIMITIVE_TOPOLOGY_TRIANGLE_STRIP (even)	i	i+1	i+2
VK_PRIMITIVE_TOPOLOGY_TRIANGLE_STRIP (odd)	i	i+2	i+1
VK_PRIMITIVE_TOPOLOGY_TRIANGLE_FAN	i+1	i+2	0
VK_PRIMITIVE_TOPOLOGY_LINE_LIST_WITH_ADJACENCY	4i+1	4i+2	4i+2
VK_PRIMITIVE_TOPOLOGY_LINE_STRIP_WITH_ADJACENCY	i+1	i+2	i+2
VK_PRIMITIVE_TOPOLOGY_TRIANGLE_LIST_WITH_ADJACENCY	6i	6i+2	6i+4
VK_PRIMITIVE_TOPOLOGY_TRIANGLE_STRIP_WITH_ADJACENCY (even)	2i	2i+2	2i+4
VK_PRIMITIVE_TOPOLOGY_TRIANGLE_STRIP_WITH_ADJACENCY (odd)	2i	2i+4	2i+2

When the provoking vertex mode is [VK_PROVOKING_VERTEX_MODE_LAST_VERTEX_EXT](#), the original vertex numbers used are the same as above except as indicated in the table below.

Primitive Topology	Vertex 0	Vertex 1	Vertex 2
VK_PRIMITIVE_TOPOLOGY_TRIANGLE_STRIP (odd, and triStripVertexOrderIndependentOfProvokingVertex of VkPhysicalDeviceFragmentShaderBarycentricPropertiesKHR is VK_FALSE)	$i+1$	i	$i+2$
VK_PRIMITIVE_TOPOLOGY_TRIANGLE_FAN	0	$i+1$	$i+2$
VK_PRIMITIVE_TOPOLOGY_TRIANGLE_STRIP_WITH_ADJACENCY (odd)	$2i+2$	$2i$	$2i+4$

When geometry or mesh shading is active, primitives processed by fragment shaders are assembled from the vertices emitted by the geometry or mesh shader. In this case, the vertices used for fragment shader inputs decorated with [PerVertexKHR](#) are derived by treating the primitives produced by the shader as though they were specified by a draw call and consulting [the table above](#).

When using tessellation without geometry shading, the tessellator produces primitives in an implementation-dependent manner. While there is no defined vertex ordering for inputs decorated with [PerVertexKHR](#), the vertex ordering used in this case will be consistent with the ordering used to derive the values of inputs decorated with [BaryCoordKHR](#) or [BaryCoordNoPerspKHR](#).

Fragment shader inputs decorated with [BaryCoordKHR](#) or [BaryCoordNoPerspKHR](#) hold three-component vectors with barycentric weights that indicate the location of the fragment relative to the screen-space locations of vertices of its primitive. For point primitives, such variables are always assigned the value (1,0,0). For [line](#) primitives, the built-ins are obtained by interpolating an attribute whose values for the vertices numbered 0 and 1 are (1,0,0) and (0,1,0), respectively. For [polygon](#) primitives, the built-ins are obtained by interpolating an attribute whose values for the vertices numbered 0, 1, and 2 are (1,0,0), (0,1,0), and (0,0,1), respectively. For [BaryCoordKHR](#), the values are obtained using perspective interpolation. For [BaryCoordNoPerspKHR](#), the values are obtained using linear interpolation. The values of [BaryCoordKHR](#) and [BaryCoordNoPerspKHR](#) are undefined while rasterizing a polygon when the [VkPipelineRasterizationStateCreateInfo::polygonMode](#) property of the currently active pipeline is not [VK_POLYGON_MODE_FILL](#).

33.10. Points

A point is drawn by generating a set of fragments in the shape of a square centered around the vertex of the point. Each vertex has an associated point size controlling the width/height of that square. The point size is taken from the (potentially clipped) shader built-in [PointSize](#) written by:

- the geometry shader, if active;
- the tessellation evaluation shader, if active and no geometry shader is active;
- the vertex shader, otherwise

and clamped to the implementation-dependent point size range [`pointSizeRange[0]`, `pointSizeRange[1]`]. The value written to `PointSize` **must** be greater than zero. If the `maintenance5` feature is enabled, and a value is not written to `PointSize`, the point size takes a default value of 1.0.

Not all point sizes need be supported, but the size 1.0 **must** be supported. The range of supported sizes and the size of evenly-spaced gradations within that range are implementation-dependent. The range and gradations are obtained from the `pointSizeRange` and `pointSizeGranularity` members of `VkPhysicalDeviceLimits`. If, for instance, the size range is from 0.1 to 2.0 and the gradation size is 0.1, then the sizes 0.1, 0.2, ..., 1.9, 2.0 are supported. Additional point sizes **may** also be supported. There is no requirement that these sizes be equally spaced. If an unsupported size is requested, the nearest supported size is used instead.

Further, if the render pass has a fragment density map attachment, point size **may** be rounded by the implementation to a multiple of the fragment's width or height.

33.10.1. Basic Point Rasterization

Point rasterization produces a fragment for each fragment area group of framebuffer pixels with one or more sample points that intersect a region centered at the point's (x_p, y_p) . This region is a square with side equal to the current point size. Coverage bits that correspond to sample points that intersect the region are 1, other coverage bits are 0. All fragments produced in rasterizing a point are assigned the same associated data, which are those of the vertex corresponding to the point. However, the fragment shader built-in `PointCoord` contains point sprite texture coordinates. The `s` and `t` point sprite texture coordinates vary from zero to one across the point horizontally left-to-right and vertically top-to-bottom, respectively. The following formulas are used to evaluate `s` and `t`:

$$s = \frac{1}{2} + \frac{(x_p - x_f)}{\text{size}}$$

$$t = \frac{1}{2} + \frac{(y_p - y_f)}{\text{size}}$$

where `size` is the point's size; (x_p, y_p) is the location at which the point sprite coordinates are evaluated - this **may** be the framebuffer coordinates of the fragment center, or the location of a sample; and (x_f, y_f) is the exact, unrounded framebuffer coordinate of the vertex for the point.

33.11. Line Segments

Line segment rasterization options are controlled by the `VkPipelineRasterizationLineStateCreateInfo` structure.

The `VkPipelineRasterizationLineStateCreateInfo` structure is defined as:


```
// Provided by VK_VERSION_1_4
typedef struct VkPipelineRasterizationLineStateCreateInfo {
    VkStructureType      sType;
    const void*          pNext;
    VkLineRasterizationMode lineRasterizationMode;
    VkBool32              stippledLineEnable;
    uint32_t              lineStippleFactor;
    uint16_t              lineStipplePattern;
} VkPipelineRasterizationLineStateCreateInfo;
```

```
// Provided by VK_KHR_line_rasterization
// Equivalent to VkPipelineRasterizationLineStateCreateInfo
typedef VkPipelineRasterizationLineStateCreateInfo
VkPipelineRasterizationLineStateCreateInfoKHR;
```

```
// Provided by VK_EXT_line_rasterization
// Equivalent to VkPipelineRasterizationLineStateCreateInfo
typedef VkPipelineRasterizationLineStateCreateInfo
VkPipelineRasterizationLineStateCreateInfoEXT;
```

- `sType` is a `VkStructureType` value identifying this structure.
- `pNext` is `NULL` or a pointer to a structure extending this structure.
- `lineRasterizationMode` is a `VkLineRasterizationMode` value selecting the style of line rasterization.
- `stippledLineEnable` enables `stippled line rasterization`.
- `lineStippleFactor` is the repeat factor used in stippled line rasterization.
- `lineStipplePattern` is the bit pattern used in stippled line rasterization.

If `stippledLineEnable` is `VK_FALSE`, the values of `lineStippleFactor` and `lineStipplePattern` are ignored.

Valid Usage

- VUID-VkPipelineRasterizationLineStateCreateInfo-lineRasterizationMode-02768
If `lineRasterizationMode` is `VK_LINE_RASTERIZATION_MODE_RECTANGULAR`, then the `rectangularLines` feature **must** be enabled
- VUID-VkPipelineRasterizationLineStateCreateInfo-lineRasterizationMode-02769
If `lineRasterizationMode` is `VK_LINE_RASTERIZATION_MODE_BRESENHAM`, then the `bresenhamLines` feature **must** be enabled
- VUID-VkPipelineRasterizationLineStateCreateInfo-lineRasterizationMode-02770
If `lineRasterizationMode` is `VK_LINE_RASTERIZATION_MODE_RECTANGULAR_SMOOTH`, then the `smoothLines` feature **must** be enabled

- VUID-VkPipelineRasterizationLineStateCreateInfo-stippledLineEnable-02771
If `stippledLineEnable` is `VK_TRUE` and `lineRasterizationMode` is `VK_LINE_RASTERIZATION_MODE_RECTANGULAR`, then the `stippledRectangularLines` feature **must** be enabled
- VUID-VkPipelineRasterizationLineStateCreateInfo-stippledLineEnable-02772
If `stippledLineEnable` is `VK_TRUE` and `lineRasterizationMode` is `VK_LINE_RASTERIZATION_MODE_BRESENHAM`, then the `stippledBresenhamLines` feature **must** be enabled
- VUID-VkPipelineRasterizationLineStateCreateInfo-stippledLineEnable-02773
If `stippledLineEnable` is `VK_TRUE` and `lineRasterizationMode` is `VK_LINE_RASTERIZATION_MODE_RECTANGULAR_SMOOTH`, then the `stippledSmoothLines` feature **must** be enabled
- VUID-VkPipelineRasterizationLineStateCreateInfo-stippledLineEnable-02774
If `stippledLineEnable` is `VK_TRUE` and `lineRasterizationMode` is `VK_LINE_RASTERIZATION_MODE_DEFAULT`, then the `stippledRectangularLines` feature **must** be enabled and `VkPhysicalDeviceLimits::strictLines` **must** be `VK_TRUE`

Valid Usage (Implicit)

- VUID-VkPipelineRasterizationLineStateCreateInfo-sType-sType
`sType` **must** be `VK_STRUCTURE_TYPE_PIPELINE_RASTERIZATION_LINE_STATE_CREATE_INFO`
- VUID-VkPipelineRasterizationLineStateCreateInfo-lineRasterizationMode-parameter
`lineRasterizationMode` **must** be a valid `VkLineRasterizationMode` value

Structure Chaining

Extends the structure

- `VkPipelineRasterizationStateCreateInfo`

Possible values of `VkPipelineRasterizationLineStateCreateInfo::lineRasterizationMode`, specifying the line rasterization mode, are:


```

// Provided by VK_VERSION_1_4
typedef enum VkLineRasterizationMode {
    VK_LINE_RASTERIZATION_MODE_DEFAULT = 0,
    VK_LINE_RASTERIZATION_MODE_RECTANGULAR = 1,
    VK_LINE_RASTERIZATION_MODE_BRESENHAM = 2,
    VK_LINE_RASTERIZATION_MODE_RECTANGULAR_SMOOTH = 3,
    // Provided by VK_EXT_line_rasterization
    VK_LINE_RASTERIZATION_MODE_DEFAULT_EXT = VK_LINE_RASTERIZATION_MODE_DEFAULT,
    // Provided by VK_EXT_line_rasterization
    VK_LINE_RASTERIZATION_MODE_RECTANGULAR_EXT =
VK_LINE_RASTERIZATION_MODE_RECTANGULAR,
    // Provided by VK_EXT_line_rasterization
    VK_LINE_RASTERIZATION_MODE_BRESENHAM_EXT = VK_LINE_RASTERIZATION_MODE_BRESENHAM,
    // Provided by VK_EXT_line_rasterization
    VK_LINE_RASTERIZATION_MODE_RECTANGULAR_SMOOTH_EXT =
VK_LINE_RASTERIZATION_MODE_RECTANGULAR_SMOOTH,
    // Provided by VK_KHR_line_rasterization
    VK_LINE_RASTERIZATION_MODE_DEFAULT_KHR = VK_LINE_RASTERIZATION_MODE_DEFAULT,
    // Provided by VK_KHR_line_rasterization
    VK_LINE_RASTERIZATION_MODE_RECTANGULAR_KHR =
VK_LINE_RASTERIZATION_MODE_RECTANGULAR,
    // Provided by VK_KHR_line_rasterization
    VK_LINE_RASTERIZATION_MODE_BRESENHAM_KHR = VK_LINE_RASTERIZATION_MODE_BRESENHAM,
    // Provided by VK_KHR_line_rasterization
    VK_LINE_RASTERIZATION_MODE_RECTANGULAR_SMOOTH_KHR =
VK_LINE_RASTERIZATION_MODE_RECTANGULAR_SMOOTH,
} VkLineRasterizationMode;

```

```

// Provided by VK_KHR_line_rasterization
// Equivalent to VkLineRasterizationMode
typedef VkLineRasterizationMode VkLineRasterizationModeKHR;

```

```

// Provided by VK_EXT_line_rasterization
// Equivalent to VkLineRasterizationMode
typedef VkLineRasterizationMode VkLineRasterizationModeEXT;

```

- `VK_LINE_RASTERIZATION_MODE_DEFAULT` is equivalent to `VK_LINE_RASTERIZATION_MODE_RECTANGULAR` if `VkPhysicalDeviceLimits::strictLines` is `VK_TRUE`, otherwise lines are drawn as non-`strictLines` parallelograms. Both of these modes are defined in [Basic Line Segment Rasterization](#).
- `VK_LINE_RASTERIZATION_MODE_RECTANGULAR` specifies lines drawn as if they were rectangles extruded from the line
- `VK_LINE_RASTERIZATION_MODE_BRESENHAM` specifies lines drawn by determining which pixel diamonds the line intersects and exits, as defined in [Bresenham Line Segment Rasterization](#).

- `VK_LINE_RASTERIZATION_MODE_RECTANGULAR_SMOOTH` specifies lines drawn if they were rectangles extruded from the line, with alpha falloff, as defined in [Smooth Lines](#).

To dynamically set the `lineRasterizationMode` state, call:

```
// Provided by VK_EXT_extended_dynamic_state3 with VK_EXT_line_rasterization,
VK_EXT_line_rasterization with VK_EXT_shader_object
void vkCmdSetLineRasterizationModeEXT(
    VkCommandBuffer                      commandBuffer,
    VkLineRasterizationModeEXT          lineRasterizationMode);
```

- `commandBuffer` is the command buffer into which the command will be recorded.
- `lineRasterizationMode` specifies the `lineRasterizationMode` state.

This command sets the `lineRasterizationMode` state for subsequent drawing commands when drawing using [shader objects](#), or when the graphics pipeline is created with `VK_DYNAMIC_STATE_LINE_RASTERIZATION_MODE_EXT` set in `VkPipelineDynamicStateCreateInfo::pDynamicStates`. Otherwise, this state is specified by the `VkPipelineRasterizationLineStateCreateInfo::lineRasterizationMode` value used to create the currently active pipeline.

Valid Usage

- VUID-vkCmdSetLineRasterizationModeEXT-None-09423
At least one of the following **must** be true:
 - The `extendedDynamicState3LineRasterizationMode` feature is enabled
 - The `shaderObject` feature is enabled
- VUID-vkCmdSetLineRasterizationModeEXT-lineRasterizationMode-07418
If `lineRasterizationMode` is `VK_LINE_RASTERIZATION_MODE_RECTANGULAR`, then the `rectangularLines` feature **must** be enabled
- VUID-vkCmdSetLineRasterizationModeEXT-lineRasterizationMode-07419
If `lineRasterizationMode` is `VK_LINE_RASTERIZATION_MODE_BRESENHAM`, then the `bresenhamLines` feature **must** be enabled
- VUID-vkCmdSetLineRasterizationModeEXT-lineRasterizationMode-07420
If `lineRasterizationMode` is `VK_LINE_RASTERIZATION_MODE_RECTANGULAR_SMOOTH`, then the `smoothLines` feature **must** be enabled

Valid Usage (Implicit)

- VUID-vkCmdSetLineRasterizationModeEXT-commandBuffer-parameter
`commandBuffer` **must** be a valid `VkCommandBuffer` handle
- VUID-vkCmdSetLineRasterizationModeEXT-lineRasterizationMode-parameter
`lineRasterizationMode` **must** be a valid `VkLineRasterizationModeEXT` value

- VUID-vkCmdSetLineRasterizationModeEXT-commandBuffer-recording
`commandBuffer` **must** be in the [recording state](#)
- VUID-vkCmdSetLineRasterizationModeEXT-commandBuffer-cmdpool
The `VkCommandPool` that `commandBuffer` was allocated from **must** support [VK_QUEUE_GRAPHICS_BIT](#) operations
- VUID-vkCmdSetLineRasterizationModeEXT-videocoding
This command **must** only be called outside of a video coding scope

Host Synchronization

- Host access to `commandBuffer` **must** be externally synchronized
- Host access to the `VkCommandPool` that `commandBuffer` was allocated from **must** be externally synchronized

Command Properties

Command Buffer Levels	Render Pass Scope	Video Coding Scope	Supported Queue Types	Command Type
Primary Secondary	Both	Outside	VK_QUEUE_GRAPHICS_BIT	State

Conditional Rendering

`vkCmdSetLineRasterizationModeEXT` is not affected by [conditional rendering](#)

To [dynamically set](#) the `stippledLineEnable` state, call:

```
// Provided by VK_EXT_extended_dynamic_state3 with VK_EXT_line_rasterization,
VK_EXT_line_rasterization with VK_EXT_shader_object
void vkCmdSetLineStippleEnableEXT(
    VkCommandBuffer          commandBuffer,
    VkBool32                  stippledLineEnable);
```

- `commandBuffer` is the command buffer into which the command will be recorded.
- `stippledLineEnable` specifies the `stippledLineEnable` state.

This command sets the `stippledLineEnable` state for subsequent drawing commands when drawing using [shader objects](#), or when the graphics pipeline is created with [VK_DYNAMIC_STATE_LINE_STIPPLE_ENABLE_EXT](#) set in `VkPipelineDynamicStateCreateInfo::pDynamicStates`. Otherwise, this state is specified by the `VkPipelineRasterizationLineStateCreateInfo::stippledLineEnable` value used to create the currently

active pipeline.

Valid Usage

- VUID-vkCmdSetLineStippleEnableEXT-None-09423
At least one of the following **must** be true:
 - The `extendedDynamicState3LineStippleEnable` feature is enabled
 - The `shaderObject` feature is enabled

Valid Usage (Implicit)

- VUID-vkCmdSetLineStippleEnableEXT-commandBuffer-parameter
`commandBuffer` **must** be a valid `VkCommandBuffer` handle
- VUID-vkCmdSetLineStippleEnableEXT-commandBuffer-recording
`commandBuffer` **must** be in the `recording state`
- VUID-vkCmdSetLineStippleEnableEXT-commandBuffer-cmdpool
The `VkCommandPool` that `commandBuffer` was allocated from **must** support `VK_QUEUE_GRAPHICS_BIT` operations
- VUID-vkCmdSetLineStippleEnableEXT-videocoding
This command **must** only be called outside of a video coding scope

Host Synchronization

- Host access to `commandBuffer` **must** be externally synchronized
- Host access to the `VkCommandPool` that `commandBuffer` was allocated from **must** be externally synchronized

Command Properties

Command Buffer Levels	Render Pass Scope	Video Coding Scope	Supported Queue Types	Command Type
Primary Secondary	Both	Outside	VK_QUEUE_GRAP HICS_BIT	State

Conditional Rendering

`vkCmdSetLineStippleEnableEXT` is not affected by `conditional rendering`

To `dynamically set` the line width, call:


```
// Provided by VK_VERSION_1_0
void vkCmdSetLineWidth(
    VkCommandBuffer          commandBuffer,
    float                    lineWidth);
```

- **commandBuffer** is the command buffer into which the command will be recorded.
- **lineWidth** is the width of rasterized line segments.

This command sets the line width for subsequent drawing commands when drawing using [shader objects](#), or when the graphics pipeline is created with [VK_DYNAMIC_STATE_LINE_WIDTH](#) set in [VkPipelineDynamicStateCreateInfo::pDynamicStates](#). Otherwise, this state is specified by the [VkPipelineRasterizationStateCreateInfo::lineWidth](#) value used to create the currently active pipeline.

Valid Usage

- VUID-vkCmdSetLineWidth-lineWidth-00788
If the **wideLines** feature is not enabled, **lineWidth** **must** be **1.0**

Valid Usage (Implicit)

- VUID-vkCmdSetLineWidth-commandBuffer-parameter
commandBuffer **must** be a valid [VkCommandBuffer](#) handle
- VUID-vkCmdSetLineWidth-commandBuffer-recording
commandBuffer **must** be in the [recording state](#)
- VUID-vkCmdSetLineWidth-commandBuffer-cmdpool
The [VkCommandPool](#) that **commandBuffer** was allocated from **must** support [VK_QUEUE_GRAPHICS_BIT](#) operations
- VUID-vkCmdSetLineWidth-videocoding
This command **must** only be called outside of a video coding scope

Host Synchronization

- Host access to **commandBuffer** **must** be externally synchronized
- Host access to the [VkCommandPool](#) that **commandBuffer** was allocated from **must** be externally synchronized

Command Properties

Command Buffer Levels	Render Pass Scope	Video Coding Scope	Supported Queue Types	Command Type
Primary Secondary	Both	Outside	VK_QUEUE_GRAP HICS_BIT	State

Conditional Rendering

vkCmdSetLineWidth is not affected by [conditional rendering](#)

Not all line widths need be supported for line segment rasterization, but width 1.0 antialiased segments **must** be provided. The range and gradations are obtained from the [LineWidthRange](#) and [LineWidthGranularity](#) members of [VkPhysicalDeviceLimits](#). If, for instance, the size range is from 0.1 to 2.0 and the gradation size is 0.1, then the sizes 0.1, 0.2, ..., 1.9, 2.0 are supported. Additional line widths **may** also be supported. There is no requirement that these widths be equally spaced. If an unsupported width is requested, the nearest supported width is used instead.

Further, if the render pass has a fragment density map attachment, line width **may** be rounded by the implementation to a multiple of the fragment's width or height.

33.11.1. Basic Line Segment Rasterization

If the [lineRasterizationMode](#) member of [VkPipelineRasterizationLineStateCreateInfo](#) is [VK_LINE_RASTERIZATION_MODE_RECTANGULAR](#), rasterized line segments produce fragments which intersect a rectangle centered on the line segment. Two of the edges are parallel to the specified line segment; each is at a distance of one-half the current width from that segment in directions perpendicular to the direction of the line. The other two edges pass through the line endpoints and are perpendicular to the direction of the specified line segment. Coverage bits that correspond to sample points that intersect the rectangle are 1, other coverage bits are 0.

Next we specify how the data associated with each rasterized fragment are obtained. Let $\mathbf{p}_r = (x_d, y_d)$ be the framebuffer coordinates at which associated data are evaluated. This **may** be the center of a fragment or the location of a sample within the fragment. When [rasterizationSamples](#) is [VK_SAMPLE_COUNT_1_BIT](#), the fragment center **must** be used. Let $\mathbf{p}_a = (x_a, y_a)$ and $\mathbf{p}_b = (x_b, y_b)$ be initial and final endpoints of the line segment, respectively. Set

$$t = \frac{(\mathbf{p}_r - \mathbf{p}_a) \cdot (\mathbf{p}_b - \mathbf{p}_a)}{\|\mathbf{p}_b - \mathbf{p}_a\|^2}$$

(Note that $t = 0$ at \mathbf{p}_a and $t = 1$ at \mathbf{p}_b . Also note that this calculation projects the vector from \mathbf{p}_a to \mathbf{p}_r onto the line, and thus computes the normalized distance of the fragment along the line.)

If [strictLines](#) is [VK_TRUE](#), line segments are rasterized using perspective or linear interpolation.

Perspective interpolation for a line segment interpolates two values in a manner that is correct

when taking the perspective of the viewport into consideration, by way of the line segment's clip coordinates. An interpolated value f can be determined by

$$f = \frac{(1 - t)f_a / w_a + tf_b / w_b}{(1 - t) / w_a + t / w_b}$$

where f_a and f_b are the data associated with the starting and ending endpoints of the segment, respectively; w_a and w_b are the clip w coordinates of the starting and ending endpoints of the segment, respectively.

Linear interpolation for a line segment directly interpolates two values, and an interpolated value f can be determined by

$$f = (1 - t) f_a + t f_b$$

where f_a and f_b are the data associated with the starting and ending endpoints of the segment, respectively.

The clip coordinate w for a sample is determined using perspective interpolation. The depth value z for a sample is determined using linear interpolation. Interpolation of fragment shader input values are determined by [Interpolation decorations](#).

The above description documents the preferred method of line rasterization, and **must** be used when `lineRasterizationMode` is `VK_LINE_RASTERIZATION_MODE_RECTANGULAR`.

By default, when `strictLines` is `VK_FALSE`, or the `relaxedLineRasterization` feature is enabled, and when the `lineRasterizationMode` is `VK_LINE_RASTERIZATION_MODE_DEFAULT`, the edges of the lines are generated as a parallelogram surrounding the original line. The major axis is chosen by noting the axis in which there is the greatest distance between the line start and end points. If the difference is equal in both directions then the X axis is chosen as the major axis. Edges 2 and 3 are aligned to the minor axis and are centered on the endpoints of the line as in [Non strict lines](#), and each is `lineWidth` long. Edges 0 and 1 are parallel to the line and connect the endpoints of edges 2 and 3. Coverage bits that correspond to sample points that intersect the parallelogram are 1, other coverage bits are 0.

Samples that fall exactly on the edge of the parallelogram follow the polygon rasterization rules.

Interpolation occurs as if the parallelogram was decomposed into two triangles where each pair of vertices at each end of the line has identical attributes.

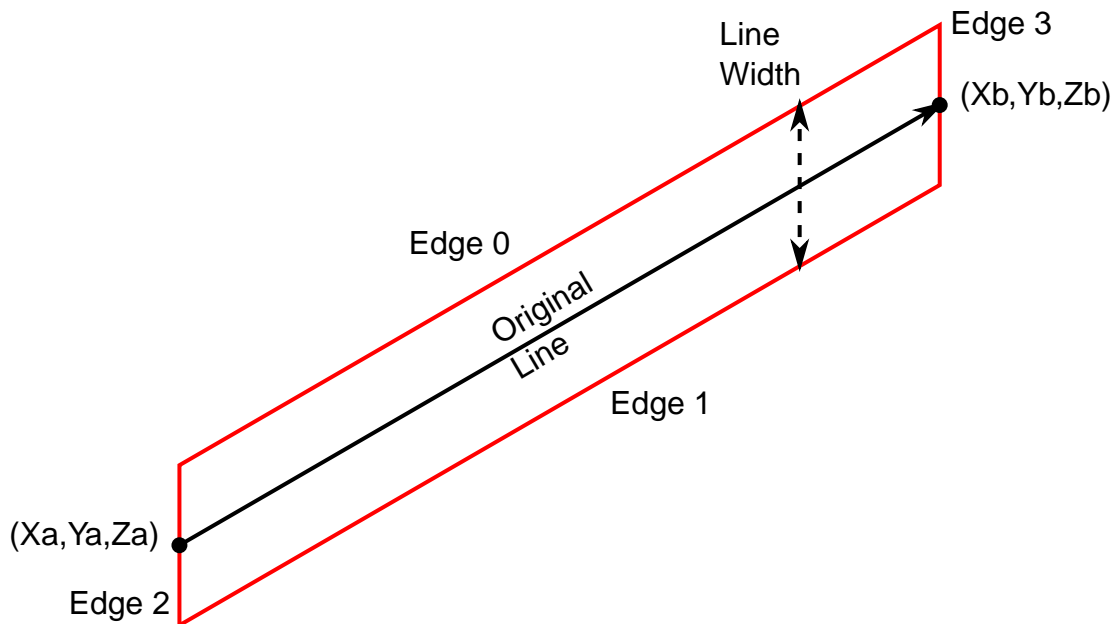


Figure 20. Non strict lines

When `strictLines` is `VK_FALSE` or when the `relaxedLineRasterization` feature is enabled, and `lineRasterizationMode` is `VK_LINE_RASTERIZATION_MODE_DEFAULT_EXT` implementations **may** deviate from the non-strict line algorithm described above in the following ways:

- Implementations **may** instead interpolate each fragment according to the formula in [Basic Line Segment Rasterization](#) using the original line segment endpoints.
- Rasterization of non-antialiased non-strict line segments **may** be performed using the rules defined in [Bresenham Line Segment Rasterization](#).

If `VkPhysicalDeviceMaintenance5Properties::nonStrictSinglePixelWideLinesUseParallelogram` is `VK_TRUE`, the `lineRasterizationMode` is `VK_LINE_RASTERIZATION_MODE_DEFAULT_EXT`, and `strictLines` is `VK_FALSE`, non-strict lines of width 1.0 are rasterized as parallelograms, otherwise they are rasterized using Bresenham's algorithm.

If `VkPhysicalDeviceMaintenance5Properties::nonStrictWideLinesUseParallelogram` is `VK_TRUE`, the `lineRasterizationMode` is `VK_LINE_RASTERIZATION_MODE_DEFAULT_EXT`, and `strictLines` is `VK_FALSE`, non-strict lines of width greater than 1.0 are rasterized as parallelograms, otherwise they are rasterized using Bresenham's algorithm.

33.11.2. Bresenham Line Segment Rasterization

If `lineRasterizationMode` is `VK_LINE_RASTERIZATION_MODE_BRESENHAM`, then the following rules replace the line rasterization rules defined in [Basic Line Segment Rasterization](#).

Non-strict lines **may** also follow these rasterization rules for non-antialiased lines.

If the `relaxedLineRasterization` feature is enabled, and `lineRasterizationMode` is `VK_LINE_RASTERIZATION_MODE_DEFAULT_EXT` implementations **must** follow these rasterization rules for non-antialiased lines of width 1.0.

Line segment rasterization begins by characterizing the segment as either *x-major* or *y-major*. *x-major* line segments have slope in the closed interval $[-1, 1]$; all other line segments are *y-major*.

(slope is determined by the segment's endpoints). We specify rasterization only for x-major segments except in cases where the modifications for y-major segments are not self-evident.

Ideally, Vulkan uses a *diamond-exit* rule to determine those fragments that are produced by rasterizing a line segment. For each fragment f with center at framebuffer coordinates x_f and y_f , define a diamond-shaped region that is the intersection of four half planes:

$$R_f = \{(x, y) \mid |x - x_f| + |y - y_f| < \frac{1}{2}\}$$

Essentially, a line segment starting at p_a and ending at p_b produces those fragments f for which the segment intersects R_f , except if p_b is contained in R_f .

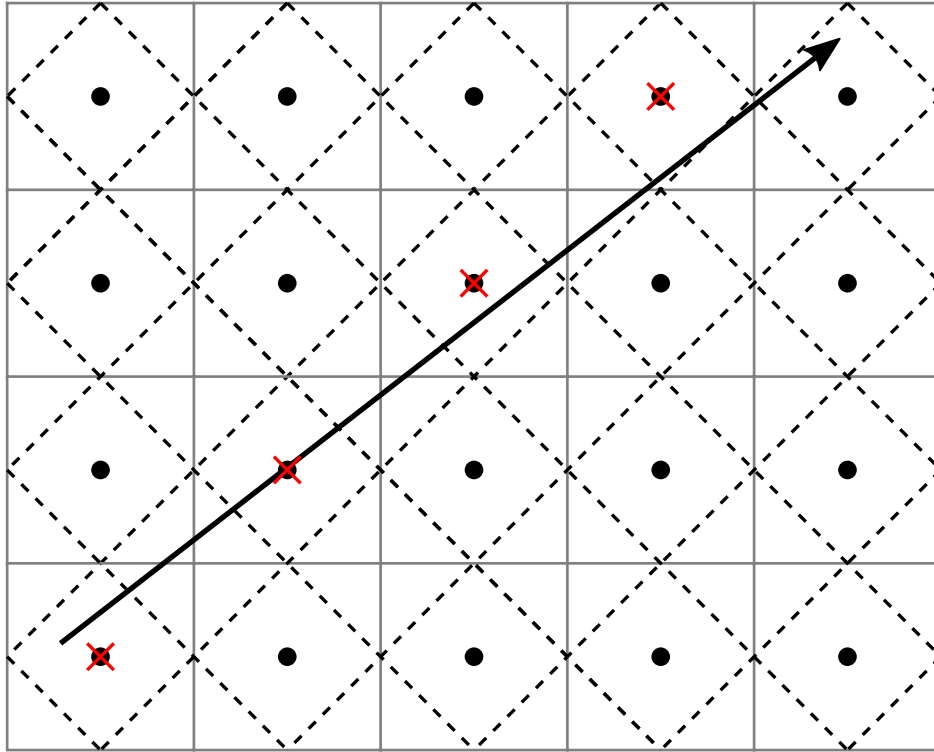


Figure 21. Visualization of Bresenham's algorithm

To avoid difficulties when an endpoint lies on a boundary of R_f we (in principle) perturb the supplied endpoints by a tiny amount. Let p_a and p_b have framebuffer coordinates (x_a, y_a) and (x_b, y_b) , respectively. Obtain the perturbed endpoints p_a' given by $(x_a, y_a) - (\epsilon, \epsilon^2)$ and p_b' given by $(x_b, y_b) - (\epsilon, \epsilon^2)$. Rasterizing the line segment starting at p_a and ending at p_b produces those fragments f for which the segment starting at p_a' and ending on p_b' intersects R_f , except if p_b' is contained in R_f . ϵ is chosen to be so small that rasterizing the line segment produces the same fragments when δ is substituted for ϵ for any $0 < \delta \leq \epsilon$.

When p_a and p_b lie on fragment centers, this characterization of fragments reduces to Bresenham's algorithm with one modification: lines produced in this description are "half-open", meaning that the final fragment (corresponding to p_b) is not drawn. This means that when rasterizing a series of connected line segments, shared endpoints will be produced only once rather than twice (as would occur with Bresenham's algorithm).

Implementations **may** use other line segment rasterization algorithms, subject to the following rules:

- The coordinates of a fragment produced by the algorithm **must** not deviate by more than one unit in either x or y framebuffer coordinates from a corresponding fragment produced by the diamond-exit rule.
- The total number of fragments produced by the algorithm **must** not differ from that produced by the diamond-exit rule by more than one.
- For an x-major line, two fragments that lie in the same framebuffer-coordinate column **must** not be produced (for a y-major line, two fragments that lie in the same framebuffer-coordinate row **must** not be produced).
- If two line segments share a common endpoint, and both segments are either x-major (both left-to-right or both right-to-left) or y-major (both bottom-to-top or both top-to-bottom), then rasterizing both segments **must** not produce duplicate fragments. Fragments also **must** not be omitted so as to interrupt continuity of the connected segments.

The actual width w of Bresenham lines is determined by rounding the line width to the nearest integer, clamping it to the implementation-dependent `LineWidthRange` (with both values rounded to the nearest integer), then clamping it to be no less than 1.

Bresenham line segments of width other than one are rasterized by offsetting them in the minor direction (for an x-major line, the minor direction is y, and for a y-major line, the minor direction is x) and producing a row or column of fragments in the minor direction. If the line segment has endpoints given by (x_0, y_0) and (x_1, y_1) in framebuffer coordinates, the segment with endpoints $(x_0, y_0 - \frac{w-1}{2})$ and $(x_1, y_1 - \frac{w-1}{2})$ is rasterized, but instead of a single fragment, a column of fragments of height w (a row of fragments of length w for a y-major segment) is produced at each x (y for y-major) location. The lowest fragment of this column is the fragment that would be produced by rasterizing the segment of width 1 with the modified coordinates.

The preferred method of attribute interpolation for a wide line is to generate the same attribute values for all fragments in the row or column described above, as if the adjusted line was used for interpolation and those values replicated to the other fragments, except for `FragCoord` which is interpolated as usual. Implementations **may** instead interpolate each fragment according to the formula in [Basic Line Segment Rasterization](#), using the original line segment endpoints.

When Bresenham lines are being rasterized, sample locations **may** all be treated as being at the pixel center (this **may** affect attribute and depth interpolation).

NOTE

The sample locations described above are **not** used for determining coverage, they are only used for things like attribute interpolation. The rasterization rules that determine coverage are defined in terms of whether the line intersects **pixels**, as opposed to the point sampling rules used for other primitive types. So these rules are independent of the sample locations. One consequence of this is that Bresenham lines cover the same pixels regardless of the number of rasterization samples, and cover all samples in those pixels (unless masked out or killed).

33.11.3. Line Stipple

If the `stippledLineEnable` member of `VkPipelineRasterizationLineStateCreateInfo` is `VK_TRUE`, then lines are rasterized with a *line stipple* determined by `lineStippleFactor` and `lineStipplePattern`. `lineStipplePattern` is an unsigned 16-bit integer that determines which fragments are to be drawn or discarded when the line is rasterized. `lineStippleFactor` is a count that is used to modify the effective line stipple by causing each bit in `lineStipplePattern` to be used `lineStippleFactor` times.

Line stippling discards certain fragments that are produced by rasterization. The masking is achieved using three parameters: the 16-bit line stipple pattern p , the line stipple factor r , and an integer stipple counter s . Let

$$b = \lfloor \frac{s}{r} \rfloor \bmod 16$$

Then a fragment is produced if the b 'th bit of p is 1, and discarded otherwise. The bits of p are numbered with 0 being the least significant and 15 being the most significant.

The initial value of s is zero. For `VK_LINE_RASTERIZATION_MODE_BRESENHAM` lines, s is incremented after production of each fragment of a line segment (fragments are produced in order, beginning at the starting point and working towards the ending point). For `VK_LINE_RASTERIZATION_MODE_RECTANGULAR` and `VK_LINE_RASTERIZATION_MODE_RECTANGULAR_SMOOTH` lines, the rectangular region is subdivided into adjacent unit-length rectangles, and s is incremented once for each rectangle. Rectangles with a value of s such that the b 'th bit of p is zero are discarded. If the last rectangle in a line segment is shorter than unit-length, then the remainder **may** carry over to the next line segment in the line strip using the same value of s (this is the preferred behavior, for the stipple pattern to appear more consistent through the strip).

s is reset to 0 at the start of each strip (for line strips), and before every line segment in a group of independent segments.

If the line segment has been clipped, then the value of s at the beginning of the line segment is implementation-dependent.

To [dynamically set](#) the line stipple state, call:

```
// Provided by VK_VERSION_1_4
void vkCmdSetLineStipple(
    VkCommandBuffer          commandBuffer,
    uint32_t                  lineStippleFactor,
    uint16_t                  lineStipplePattern);
```



```
// Provided by VK_KHR_line_rasterization
// Equivalent to vkCmdSetLineStipple
void vkCmdSetLineStippleKHR(
    VkCommandBuffer                      commandBuffer,
    uint32_t                             lineStippleFactor,
    uint16_t                             lineStipplePattern);
```

```
// Provided by VK_EXT_line_rasterization
// Equivalent to vkCmdSetLineStipple
void vkCmdSetLineStippleEXT(
    VkCommandBuffer                      commandBuffer,
    uint32_t                             lineStippleFactor,
    uint16_t                             lineStipplePattern);
```

- `commandBuffer` is the command buffer into which the command will be recorded.
- `lineStippleFactor` is the repeat factor used in stippled line rasterization.
- `lineStipplePattern` is the bit pattern used in stippled line rasterization.

This command sets the line stipple state for subsequent drawing commands when drawing using [shader objects](#), or when the graphics pipeline is created with [VK_DYNAMIC_STATE_LINE_STIPPLE](#) set in [VkPipelineDynamicStateCreateInfo::pDynamicStates](#). Otherwise, this state is specified by the [VkPipelineRasterizationLineStateCreateInfo::lineStippleFactor](#) and [VkPipelineRasterizationLineStateCreateInfo::lineStipplePattern](#) values used to create the currently active pipeline.

Valid Usage

- VUID-vkCmdSetLineStipple-lineStippleFactor-02776
`lineStippleFactor` **must** be in the range [1,256]

Valid Usage (Implicit)

- VUID-vkCmdSetLineStipple-commandBuffer-parameter
`commandBuffer` **must** be a valid [VkCommandBuffer](#) handle
- VUID-vkCmdSetLineStipple-commandBuffer-recording
`commandBuffer` **must** be in the [recording state](#)
- VUID-vkCmdSetLineStipple-commandBuffer-cmdpool
The [VkCommandPool](#) that `commandBuffer` was allocated from **must** support [VK_QUEUE_GRAPHICS_BIT](#) operations
- VUID-vkCmdSetLineStipple-videocoding
This command **must** only be called outside of a video coding scope

Host Synchronization

- Host access to `commandBuffer` **must** be externally synchronized
- Host access to the `VkCommandPool` that `commandBuffer` was allocated from **must** be externally synchronized

Command Properties

Command Buffer Levels	Render Pass Scope	Video Coding Scope	Supported Queue Types	Command Type
Primary Secondary	Both	Outside	VK_QUEUE_GRAPHICS HICS_BIT	State

Conditional Rendering

`vkCmdSetLineStipple` is not affected by [conditional rendering](#)

33.11.4. Smooth Lines

If the `lineRasterizationMode` member of `VkPipelineRasterizationLineStateCreateInfo` is `VK_LINE_RASTERIZATION_MODE_RECTANGULAR_SMOOTH`, then lines are considered to be rectangles using the same geometry as for `VK_LINE_RASTERIZATION_MODE_RECTANGULAR` lines. The rules for determining which pixels are covered are implementation-dependent, and **may** include nearby pixels where no sample locations are covered or where the rectangle does not intersect the pixel at all. For each pixel that is considered covered, the fragment computes a coverage value that approximates the area of the intersection of the rectangle with the pixel square, and this coverage value is multiplied into the color location 0's alpha value after fragment shading, as described in [Multisample Coverage](#).

NOTE

The details of the rasterization rules and area calculation are left intentionally vague, to allow implementations to generate coverage and values that are aesthetically pleasing.

33.12. Polygons

A polygon results from the decomposition of a triangle strip, triangle fan or a series of independent triangles. Like points and line segments, polygon rasterization is controlled by several variables in the `VkPipelineRasterizationStateCreateInfo` structure.

33.12.1. Basic Polygon Rasterization

The first step of polygon rasterization is to determine whether the triangle is *back-facing* or *front-facing*. This determination is made based on the sign of the (clipped or unclipped) polygon's area

computed in framebuffer coordinates. One way to compute this area is:

$$a = -\frac{1}{2} \sum_{i=0}^{n-1} x_f^i y_f^{i+1} - x_f^{i+1} y_f^i$$

where x_f^i and y_f^i are the x and y framebuffer coordinates of the i th vertex of the n -vertex polygon (vertices are numbered starting at zero for the purposes of this computation) and $i + 1$ is $(i + 1) \bmod n$.

The interpretation of the sign of a is determined by the [VkPipelineRasterizationStateCreateInfo::frontFace](#) property of the currently active pipeline. Possible values are:

```
// Provided by VK_VERSION_1_0
typedef enum VkFrontFace {
    VK_FRONT_FACE_COUNTER_CLOCKWISE = 0,
    VK_FRONT_FACE_CLOCKWISE = 1,
} VkFrontFace;
```

- [VK_FRONT_FACE_COUNTER_CLOCKWISE](#) specifies that a triangle with positive area is considered front-facing.
- [VK_FRONT_FACE_CLOCKWISE](#) specifies that a triangle with negative area is considered front-facing.

Any triangle which is not front-facing is back-facing, including zero-area triangles.

To [dynamically set](#) the front face orientation, call:

```
// Provided by VK_VERSION_1_3
void vkCmdSetFrontFace(
    VkCommandBuffer          commandBuffer,
    VkFrontFace               frontFace);
```

```
// Provided by VK_EXT_extended_dynamic_state, VK_EXT_shader_object
// Equivalent to vkCmdSetFrontFace
void vkCmdSetFrontFaceEXT(
    VkCommandBuffer          commandBuffer,
    VkFrontFace               frontFace);
```

- `commandBuffer` is the command buffer into which the command will be recorded.
- `frontFace` is a [VkFrontFace](#) value specifying the front-facing triangle orientation to be used for culling.

This command sets the front face orientation for subsequent drawing commands when drawing using [shader objects](#), or when the graphics pipeline is created with [VK_DYNAMIC_STATE_FRONT_FACE](#) set in [VkPipelineDynamicStateCreateInfo::pDynamicStates](#). Otherwise, this state is specified by the [VkPipelineRasterizationStateCreateInfo::frontFace](#) value

used to create the currently active pipeline.

Valid Usage

- VUID-vkCmdSetFrontFace-None-08971

At least one of the following **must** be true:

- the `extendedDynamicState` feature is enabled
- the `shaderObject` feature is enabled
- the value of `VkApplicationInfo::apiVersion` used to create the `VkInstance` parent of `commandBuffer` is greater than or equal to Version 1.3

Valid Usage (Implicit)

- VUID-vkCmdSetFrontFace-commandBuffer-parameter
`commandBuffer` **must** be a valid `VkCommandBuffer` handle

- VUID-vkCmdSetFrontFace-frontFace-parameter
`frontFace` **must** be a valid `VkFrontFace` value

- VUID-vkCmdSetFrontFace-commandBuffer-recording
`commandBuffer` **must** be in the `recording` state

- VUID-vkCmdSetFrontFace-commandBuffer-cmdpool
The `VkCommandPool` that `commandBuffer` was allocated from **must** support `VK_QUEUE_GRAPHICS_BIT` operations

- VUID-vkCmdSetFrontFace-videocoding
This command **must** only be called outside of a video coding scope

Host Synchronization

- Host access to `commandBuffer` **must** be externally synchronized
- Host access to the `VkCommandPool` that `commandBuffer` was allocated from **must** be externally synchronized

Command Properties

Command Buffer Levels	Render Pass Scope	Video Coding Scope	Supported Queue Types	Command Type
Primary Secondary	Both	Outside	VK_QUEUE_GRAPHICS_BIT VK_QUEUE_COMPUTE_BIT	State

Conditional Rendering

`vkCmdSetFrontFace` is not affected by [conditional rendering](#)

Once the orientation of triangles is determined, they are culled according to the [VkPipelineRasterizationStateCreateInfo::cullMode](#) property of the currently active pipeline. Possible values are:

```
// Provided by VK_VERSION_1_0
typedef enum VkCullModeFlagBits {
    VK_CULL_MODE_NONE = 0,
    VK_CULL_MODE_FRONT_BIT = 0x00000001,
    VK_CULL_MODE_BACK_BIT = 0x00000002,
    VK_CULL_MODE_FRONT_AND_BACK = 0x00000003,
} VkCullModeFlagBits;
```

- [VK_CULL_MODE_NONE](#) specifies that no triangles are discarded
- [VK_CULL_MODE_FRONT_BIT](#) specifies that front-facing triangles are discarded
- [VK_CULL_MODE_BACK_BIT](#) specifies that back-facing triangles are discarded
- [VK_CULL_MODE_FRONT_AND_BACK](#) specifies that all triangles are discarded.

Following culling, fragments are produced for any triangles which have not been discarded.

```
// Provided by VK_VERSION_1_0
typedef VkFlags VkCullModeFlags;
```

[VkCullModeFlags](#) is a bitmask type for setting a mask of zero or more [VkCullModeFlagBits](#).

To [dynamically set](#) the cull mode, call:

```
// Provided by VK_VERSION_1_3
void vkCmdSetCullMode(
    VkCommandBuffer          commandBuffer,
    VkCullModeFlags          cullMode);
```

```
// Provided by VK_EXT_extended_dynamic_state, VK_EXT_shader_object
// Equivalent to vkCmdSetCullMode
void vkCmdSetCullModeEXT(
    VkCommandBuffer          commandBuffer,
    VkCullModeFlags          cullMode);
```

- `commandBuffer` is the command buffer into which the command will be recorded.
- `cullMode` specifies the cull mode property to use for drawing.

This command sets the cull mode for subsequent drawing commands when drawing using [shader objects](#), or when the graphics pipeline is created with [VK_DYNAMIC_STATE_CULL_MODE](#) set in [VkPipelineDynamicStateCreateInfo::pDynamicStates](#). Otherwise, this state is specified by the [VkPipelineRasterizationStateCreateInfo::cullMode](#) value used to create the currently active pipeline.

Valid Usage

- VUID-vkCmdSetCullMode-None-08971

At least one of the following **must** be true:

- the [extendedDynamicState](#) feature is enabled
- the [shaderObject](#) feature is enabled
- the value of [VkApplicationInfo::apiVersion](#) used to create the [VkInstance](#) parent of [commandBuffer](#) is greater than or equal to Version 1.3

Valid Usage (Implicit)

- VUID-vkCmdSetCullMode-commandBuffer-parameter
[commandBuffer](#) **must** be a valid [VkCommandBuffer](#) handle
- VUID-vkCmdSetCullMode-cullMode-parameter
[cullMode](#) **must** be a valid combination of [VkCullModeFlagBits](#) values

- VUID-vkCmdSetCullMode-commandBuffer-recording
[commandBuffer](#) **must** be in the [recording state](#)

- VUID-vkCmdSetCullMode-commandBuffer-cmdpool
The [VkCommandPool](#) that [commandBuffer](#) was allocated from **must** support [VK_QUEUE_GRAPHICS_BIT](#) operations

- VUID-vkCmdSetCullMode-videocoding
This command **must** only be called outside of a video coding scope

Host Synchronization

- Host access to [commandBuffer](#) **must** be externally synchronized
- Host access to the [VkCommandPool](#) that [commandBuffer](#) was allocated from **must** be externally synchronized

Command Properties

Command Buffer Levels	Render Pass Scope	Video Coding Scope	Supported Queue Types	Command Type
Primary Secondary	Both	Outside	VK_QUEUE_GRAP HICS_BIT	State

Conditional Rendering

vkCmdSetCullMode is not affected by [conditional rendering](#)

The rule for determining which fragments are produced by polygon rasterization is called *point sampling*. The two-dimensional projection obtained by taking the x and y framebuffer coordinates of the polygon's vertices is formed. Fragments are produced for any fragment area groups of pixels for which any sample points lie inside of this polygon. Coverage bits that correspond to sample points that satisfy the point sampling criteria are 1, other coverage bits are 0. Special treatment is given to a sample whose sample location lies on a polygon edge. In such a case, if two polygons lie on either side of a common edge (with identical endpoints) on which a sample point lies, then exactly one of the polygons **must** result in a covered sample for that fragment during rasterization. As for the data associated with each fragment produced by rasterizing a polygon, we begin by specifying how these values are produced for fragments in a triangle.

Barycentric coordinates are a set of three numbers, a , b , and c , each in the range $[0,1]$, with $a + b + c = 1$. These coordinates uniquely specify any point p within the triangle or on the triangle's boundary as

$$p = a p_a + b p_b + c p_c$$

where p_a , p_b , and p_c are the vertices of the triangle. a , b , and c are determined by:

$$a = \frac{A(pp_b p_c)}{A(p_a p_b p_c)}, \quad b = \frac{A(pp_a p_c)}{A(p_a p_b p_c)}, \quad c = \frac{A(pp_a p_b)}{A(p_a p_b p_c)},$$

where $A(lmn)$ denotes the area in framebuffer coordinates of the triangle with vertices l , m , and n .

Denote an associated datum at p_a , p_b , or p_c as f_a , f_b , or f_c , respectively.

Perspective interpolation for a triangle interpolates three values in a manner that is correct when taking the perspective of the viewport into consideration, by way of the triangle's clip coordinates. An interpolated value f can be determined by

$$f = \frac{a f_a / w_a + b f_b / w_b + c f_c / w_c}{a / w_a + b / w_b + c / w_c}$$

where w_a , w_b , and w_c are the clip w coordinates of p_a , p_b , and p_c , respectively. a , b , and c are the barycentric coordinates of the location at which the data are produced.

Linear interpolation for a triangle directly interpolates three values, and an interpolated value f can be determined by

$$f = a f_a + b f_b + c f_c$$

where f_a , f_b , and f_c are the data associated with p_a , p_b , and p_c , respectively.

The clip coordinate w for a sample is determined using perspective interpolation. The depth value z for a sample is determined using linear interpolation. Interpolation of fragment shader input values are determined by [Interpolation decorations](#).

For a polygon with more than three edges, such as are produced by clipping a triangle, a convex combination of the values of the datum at the polygon's vertices **must** be used to obtain the value assigned to each fragment produced by the rasterization algorithm. That is, it **must** be the case that at every fragment

$$f = \sum_{i=1}^n a_i f_i$$

where n is the number of vertices in the polygon and f_i is the value of f at vertex i . For each i , $0 \leq a_i \leq 1$ and $\sum_{i=1}^n a_i = 1$. The values of a_i **may** differ from fragment to fragment, but at vertex i , $a_i = 1$ and $a_j = 0$ for $j \neq i$.

NOTE

One algorithm that achieves the required behavior is to triangulate a polygon (without adding any vertices) and then treat each triangle individually as already discussed. A scan-line rasterizer that linearly interpolates data along each edge and then linearly interpolates data across each horizontal span from edge to edge also satisfies the restrictions (in this case the numerator and denominator of [perspective interpolation](#) are iterated independently, and a division is performed for each fragment).

33.12.2. Polygon Mode

Possible values of the [VkPipelineRasterizationStateCreateInfo::polygonMode](#) property of the currently active pipeline, specifying the method of rasterization for polygons, are:

```
// Provided by VK_VERSION_1_0
typedef enum VkPolygonMode {
    VK_POLYGON_MODE_FILL = 0,
    VK_POLYGON_MODE_LINE = 1,
    VK_POLYGON_MODE_POINT = 2,
    // Provided by VK_NV_fill_rectangle
    VK_POLYGON_MODE_FILL_RECTANGLE_NV = 1000153000,
} VkPolygonMode;
```

- [VK_POLYGON_MODE_POINT](#) specifies that polygon vertices are drawn as points.
- [VK_POLYGON_MODE_LINE](#) specifies that polygon edges are drawn as line segments.
- [VK_POLYGON_MODE_FILL](#) specifies that polygons are rendered using the polygon rasterization rules in this section.
- [VK_POLYGON_MODE_FILL_RECTANGLE_NV](#) specifies that polygons are rendered using polygon rasterization rules, modified to consider a sample within the primitive if the sample location is inside the axis-aligned bounding box of the triangle after projection. Note that the barycentric weights used in attribute interpolation **can** extend outside the range $[0,1]$ when these primitives

are shaded. Special treatment is given to a sample position on the boundary edge of the bounding box. In such a case, if two rectangles lie on either side of a common edge (with identical endpoints) on which a sample position lies, then exactly one of the triangles **must** produce a fragment that covers that sample during rasterization.

Polygons rendered in `VK_POLYGON_MODE_FILL_RECTANGLE_NV` mode **may** be clipped by the frustum or by user clip planes. If clipping is applied, the triangle is culled rather than clipped.

Area calculation and facingness are determined for `VK_POLYGON_MODE_FILL_RECTANGLE_NV` mode using the triangle's vertices.

These modes affect only the final rasterization of polygons: in particular, a polygon's vertices are shaded and the polygon is clipped and possibly culled before these modes are applied.

If `VkPhysicalDeviceMaintenance5Properties::polygonModePointSize` is `VK_TRUE`, the point size of the final rasterization of polygons is taken from `PointSize` when `polygon mode` is `VK_POLYGON_MODE_POINT`.

Otherwise, if `VkPhysicalDeviceMaintenance5Properties::polygonModePointSize` is `VK_FALSE`, the point size of the final rasterization of polygons is 1.0 when `polygon mode` is `VK_POLYGON_MODE_POINT`.

To **dynamically set** the polygon mode, call:

```
// Provided by VK_EXT_extended_dynamic_state3, VK_EXT_shader_object
void vkCmdSetPolygonModeEXT(
    VkCommandBuffer          commandBuffer,
    VkPolygonMode             polygonMode);
```

- `commandBuffer` is the command buffer into which the command will be recorded.
- `polygonMode` specifies polygon mode.

This command sets the polygon mode for subsequent drawing commands when drawing using `shader objects`, or when the graphics pipeline is created with `VK_DYNAMIC_STATE_POLYGON_MODE_EXT` set in `VkPipelineDynamicStateCreateInfo::pDynamicStates`. Otherwise, this state is specified by the `VkPipelineRasterizationStateCreateInfo::polygonMode` value used to create the currently active pipeline.

Valid Usage

- VUID-vkCmdSetPolygonModeEXT-None-09423

At least one of the following **must** be true:

- The `extendedDynamicState3PolygonMode` feature is enabled
- The `shaderObject` feature is enabled

- VUID-vkCmdSetPolygonModeEXT-fillModeNonSolid-07424

If the `fillModeNonSolid` feature is not enabled, `polygonMode` **must** be `VK_POLYGON_MODE_FILL` or `VK_POLYGON_MODE_FILL_RECTANGLE_NV`

- VUID-vkCmdSetPolygonModeEXT-polygonMode-07425

If the [VK_NV_fill_rectangle](#) extension is not enabled, **polygonMode** **must** not be [VK_POLYGON_MODE_FILL_RECTANGLE_NV](#)

Valid Usage (Implicit)

- VUID-vkCmdSetPolygonModeEXT-commandBuffer-parameter
commandBuffer **must** be a valid [VkCommandBuffer](#) handle
- VUID-vkCmdSetPolygonModeEXT-polygonMode-parameter
polygonMode **must** be a valid [VkPolygonMode](#) value
- VUID-vkCmdSetPolygonModeEXT-commandBuffer-recording
commandBuffer **must** be in the [recording state](#)
- VUID-vkCmdSetPolygonModeEXT-commandBuffer-cmdpool
The [VkCommandPool](#) that **commandBuffer** was allocated from **must** support [VK_QUEUE_GRAPHICS_BIT](#) operations
- VUID-vkCmdSetPolygonModeEXT-videocoding
This command **must** only be called outside of a video coding scope

Host Synchronization

- Host access to **commandBuffer** **must** be externally synchronized
- Host access to the [VkCommandPool](#) that **commandBuffer** was allocated from **must** be externally synchronized

Command Properties

Command Buffer Levels	Render Pass Scope	Video Coding Scope	Supported Queue Types	Command Type
Primary Secondary	Both	Outside	VK_QUEUE_GRAPHICS_BIT VK_QUEUE_COMPUTE_BIT	State

Conditional Rendering

vkCmdSetPolygonModeEXT is not affected by [conditional rendering](#)

33.12.3. Depth Bias

The depth values of all fragments generated by the rasterization of a polygon **can** be biased (offset) by a single depth bias value o that is computed for that polygon.

Depth Bias Enable

The depth bias computation is enabled by the `depthBiasEnable` set with `vkCmdSetDepthBiasEnable` and `vkCmdSetDepthBiasEnableEXT`, or the corresponding `VkPipelineRasterizationStateCreateInfo::depthBiasEnable` value used to create the currently active pipeline. If the depth bias enable is `VK_FALSE`, no bias is applied and the fragment's depth values are unchanged.

To [dynamically enable](#) whether to bias fragment depth values, call:

```
// Provided by VK_VERSION_1_3
void vkCmdSetDepthBiasEnable(
    VkCommandBuffer          commandBuffer,
    VkBool32                 depthBiasEnable);
```

```
// Provided by VK_EXT_extended_dynamic_state2, VK_EXT_shader_object
// Equivalent to vkCmdSetDepthBiasEnable
void vkCmdSetDepthBiasEnableEXT(
    VkCommandBuffer          commandBuffer,
    VkBool32                 depthBiasEnable);
```

- `commandBuffer` is the command buffer into which the command will be recorded.
- `depthBiasEnable` controls whether to bias fragment depth values.

This command sets the depth bias enable for subsequent drawing commands when drawing using [shader objects](#), or when the graphics pipeline is created with `VK_DYNAMIC_STATE_DEPTH_BIAS_ENABLE` set in `VkPipelineDynamicStateCreateInfo::pDynamicStates`. Otherwise, this state is specified by the `VkPipelineRasterizationStateCreateInfo::depthBiasEnable` value used to create the currently active pipeline.

Valid Usage

- VUID-vkCmdSetDepthBiasEnable-None-08970

At least one of the following **must** be true:

- the `extendedDynamicState2` feature is enabled
- the `shaderObject` feature is enabled
- the value of `VkApplicationInfo::apiVersion` used to create the `VkInstance` parent of `commandBuffer` is greater than or equal to Version 1.3

Valid Usage (Implicit)

- VUID-vkCmdSetDepthBiasEnable-commandBuffer-parameter `commandBuffer` **must** be a valid `VkCommandBuffer` handle
- VUID-vkCmdSetDepthBiasEnable-commandBuffer-recording `commandBuffer` **must** be in the [recording state](#)

- VUID-vkCmdSetDepthBiasEnable-commandBuffer-cmdpool

The `VkCommandPool` that `commandBuffer` was allocated from **must** support `VK_QUEUE_GRAPHICS_BIT` operations

- VUID-vkCmdSetDepthBiasEnable-videocoding

This command **must** only be called outside of a video coding scope

Host Synchronization

- Host access to `commandBuffer` **must** be externally synchronized
- Host access to the `VkCommandPool` that `commandBuffer` was allocated from **must** be externally synchronized

Command Properties

Command Buffer Levels	Render Pass Scope	Video Coding Scope	Supported Queue Types	Command Type
Primary Secondary	Both	Outside	VK_QUEUE_GRAPHICS_BIT	State

Conditional Rendering

`vkCmdSetDepthBiasEnable` is not affected by [conditional rendering](#)

Depth Bias Computation

The depth bias depends on three parameters:

- `depthBiasSlopeFactor` scales the maximum depth slope m of the polygon
- `depthBiasConstantFactor` scales the parameter r of the depth attachment
- the scaled terms are summed to produce a value which is then clamped to a minimum or maximum value specified by `depthBiasClamp`

`depthBiasSlopeFactor`, `depthBiasConstantFactor`, and `depthBiasClamp` **can** each be positive, negative, or zero. These parameters are set as described for [vkCmdSetDepthBias](#) and [vkCmdSetDepthBias2EXT](#) below.

The maximum depth slope m of a triangle is

$$m = \sqrt{\left(\frac{\partial z_f}{\partial x_f}\right)^2 + \left(\frac{\partial z_f}{\partial y_f}\right)^2}$$

where (x_f, y_f, z_f) is a point on the triangle. m **may** be approximated as

$$m = \max\left(\left|\frac{\partial z_f}{\partial x_f}\right|, \left|\frac{\partial z_f}{\partial y_f}\right|\right).$$

In a pipeline with a depth bias representation of `VK_DEPTH_BIAS_REPRESENTATION_FLOAT_EXT`, r , for the given primitive is defined as

$$r = 1$$

Otherwise r is the minimum resolvable difference that depends on the depth attachment representation. If `VkDepthBiasRepresentationInfoEXT::depthBiasExact` is `VK_FALSE` it is the smallest difference in a sample's depth z_f values that is guaranteed to remain distinct throughout polygon rasterization and in the depth attachment. All pairs of fragments generated by the rasterization of two polygons with otherwise identical vertices, but z_f values that differ by r , will have distinct depth values.

For fixed-point depth attachment representations, or in a pipeline with a depth bias representation of `VK_DEPTH_BIAS_REPRESENTATION_LEAST_REPRESENTABLE_VALUE_FORCE_UNORM_EXT`, r is constant throughout the range of the entire depth attachment. If `VkDepthBiasRepresentationInfoEXT::depthBiasExact` is `VK_TRUE`, then its value **must** be

$$r = 2^{-n}$$

Otherwise its value is implementation-dependent but **must** be at most

$$r = 2 \times 2^{-n}$$

where n is the number of bits used for the depth aspect when using a fixed-point attachment, or the number of mantissa bits plus one when using a floating-point attachment.

Otherwise for floating-point depth attachment, there is no single minimum resolvable difference. In this case, the minimum resolvable difference for a given polygon is dependent on the maximum exponent, e , in the range of z values spanned by the primitive. If n is the number of bits in the floating-point mantissa, the minimum resolvable difference, r , for the given primitive is defined as

$$r = 2^{e-n}$$

If a triangle is rasterized using the `VK_POLYGON_MODE_FILL_RECTANGLE_NV` polygon mode, then this minimum resolvable difference **may** not be resolvable for samples outside of the triangle, where the depth is extrapolated.

If no depth attachment is present, r is undefined.

The bias value o for a polygon is

$$o = \text{dbclamp}(m \times \text{depthBiasSlopeFactor} + r \times \text{depthBiasConstantFactor})$$

$$\text{where } \text{dbclamp}(x) = \begin{cases} x & \text{depthBiasClamp} = 0 \text{ or NaN} \\ \min(x, \text{depthBiasClamp}) & \text{depthBiasClamp} > 0 \\ \max(x, \text{depthBiasClamp}) & \text{depthBiasClamp} < 0 \end{cases}$$

m is computed as described above. If the depth attachment uses a fixed-point representation, m is a function of depth values in the range $[0,1]$, and o is applied to depth values in the same range.

Depth bias is applied to triangle topology primitives received by the rasterizer regardless of [polygon mode](#). Depth bias **may** also be applied to line and point topology primitives received by the rasterizer.

To [dynamically set](#) the depth bias parameters, call:

```
// Provided by VK_VERSION_1_0
void vkCmdSetDepthBias(
    VkCommandBuffer          commandBuffer,
    float                    depthBiasConstantFactor,
    float                    depthBiasClamp,
    float                    depthBiasSlopeFactor);
```

- `commandBuffer` is the command buffer into which the command will be recorded.
- `depthBiasConstantFactor` is a scalar factor controlling the constant depth value added to each fragment.
- `depthBiasClamp` is the maximum (or minimum) depth bias of a fragment.
- `depthBiasSlopeFactor` is a scalar factor applied to a fragment's slope in depth bias calculations.

This command sets the depth bias parameters for subsequent drawing commands when drawing using [shader objects](#), or when the graphics pipeline is created with `VK_DYNAMIC_STATE_DEPTH_BIAS` set in `VkPipelineDynamicStateCreateInfo::pDynamicStates`. Otherwise, this state is specified by the corresponding `VkPipelineRasterizationStateCreateInfo::depthBiasConstantFactor`, `depthBiasClamp`, and `depthBiasSlopeFactor` values used to create the currently active pipeline.

Calling this function is equivalent to calling `vkCmdSetDepthBias2EXT` without a `VkDepthBiasRepresentationInfoEXT` in the pNext chain of `VkDepthBiasInfoEXT`.

Valid Usage

- VUID-vkCmdSetDepthBias-depthBiasClamp-00790
If the `depthBiasClamp` feature is not enabled, `depthBiasClamp` **must** be `0.0`

Valid Usage (Implicit)

- VUID-vkCmdSetDepthBias-commandBuffer-parameter

`commandBuffer` **must** be a valid `VkCommandBuffer` handle

- VUID-vkCmdSetDepthBias-commandBuffer-recording

`commandBuffer` **must** be in the `recording` state

- VUID-vkCmdSetDepthBias-commandBuffer-cmdpool

The `VkCommandPool` that `commandBuffer` was allocated from **must** support `VK_QUEUE_GRAPHICS_BIT` operations

- VUID-vkCmdSetDepthBias-videocoding

This command **must** only be called outside of a video coding scope

Host Synchronization

- Host access to `commandBuffer` **must** be externally synchronized
- Host access to the `VkCommandPool` that `commandBuffer` was allocated from **must** be externally synchronized

Command Properties

Command Buffer Levels	Render Pass Scope	Video Coding Scope	Supported Queue Types	Command Type
Primary Secondary	Both	Outside	VK_QUEUE_GRAPHICS_BIT VK_QUEUE_VIDEO_BIT	State

Conditional Rendering

`vkCmdSetDepthBias` is not affected by `conditional rendering`

The `VkDepthBiasRepresentationInfoEXT` structure is defined as:

```
// Provided by VK_EXT_depth_bias_control
typedef struct VkDepthBiasRepresentationInfoEXT {
    VkStructureType          sType;
    const void*              pNext;
    VkDepthBiasRepresentationEXT depthBiasRepresentation;
    VkBool32                 depthBiasExact;
} VkDepthBiasRepresentationInfoEXT;
```

- `sType` is a `VkStructureType` value identifying this structure.
- `pNext` is `NULL` or a pointer to a structure extending this structure.
- `depthBiasRepresentation` is a `VkDepthBiasRepresentationEXT` value specifying the depth bias representation.

- **depthBiasExact** specifies that the implementation is not allowed to scale the depth bias value to ensure a minimum resolvable distance.

Valid Usage

- VUID-VkDepthBiasRepresentationInfoEXT-leastRepresentableValueForceUnormRepresentation-08947
If the **leastRepresentableValueForceUnormRepresentation** feature is not enabled, **depthBiasRepresentation** **must** not be **VK_DEPTH_BIAS_REPRESENTATION_LEAST_REPRESENTABLE_VALUE_FORCE_UNORM_EXT**
- VUID-VkDepthBiasRepresentationInfoEXT-floatRepresentation-08948
If the **floatRepresentation** feature is not enabled, **depthBiasRepresentation** **must** not be **VK_DEPTH_BIAS_REPRESENTATION_FLOAT_EXT**
- VUID-VkDepthBiasRepresentationInfoEXT-depthBiasExact-08949
If the **depthBiasExact** feature is not enabled, **depthBiasExact** **must** be **VK_FALSE**

Valid Usage (Implicit)

- VUID-VkDepthBiasRepresentationInfoEXT-sType-sType
sType **must** be **VK_STRUCTURE_TYPE_DEPTH_BIAS_REPRESENTATION_INFO_EXT**
- VUID-VkDepthBiasRepresentationInfoEXT-depthBiasRepresentation-parameter
depthBiasRepresentation **must** be a valid **VkDepthBiasRepresentationEXT** value

Structure Chaining

Extends the structures

- **VkDepthBiasInfoEXT**
- **VkPipelineRasterizationStateCreateInfo**

Possible values of **VkDepthBiasRepresentationInfoEXT::depthBiasRepresentation**, specifying the depth bias representation are:

```
// Provided by VK_EXT_depth_bias_control
typedef enum VkDepthBiasRepresentationEXT {
    VK_DEPTH_BIAS_REPRESENTATION_LEAST_REPRESENTABLE_VALUE_FORMAT_EXT = 0,
    VK_DEPTH_BIAS_REPRESENTATION_LEAST_REPRESENTABLE_VALUE_FORCE_UNORM_EXT = 1,
    VK_DEPTH_BIAS_REPRESENTATION_FLOAT_EXT = 2,
} VkDepthBiasRepresentationEXT;
```

- **VK_DEPTH_BIAS_REPRESENTATION_LEAST_REPRESENTABLE_VALUE_FORMAT_EXT** specifies that the depth bias representation is a factor of the format's r as described in **Depth Bias**

Computation.

- [VK_DEPTH_BIAS_REPRESENTATION_LEAST_REPRESENTABLE_VALUE_FORCE_UNORM_EXT](#) specifies that the depth bias representation is a factor of a constant r defined by the bit-size or mantissa of the format as described in [Depth Bias Computation](#).
- [VK_DEPTH_BIAS_REPRESENTATION_FLOAT_EXT](#) specifies that the depth bias representation is a factor of constant r equal to 1.

The [VkDepthBiasInfoEXT](#) structure is defined as:

```
// Provided by VK_EXT_depth_bias_control
typedef struct VkDepthBiasInfoEXT {
    VkStructureType    sType;
    const void*        pNext;
    float              depthBiasConstantFactor;
    float              depthBiasClamp;
    float              depthBiasSlopeFactor;
} VkDepthBiasInfoEXT;
```

- [sType](#) is a [VkStructureType](#) value identifying this structure.
- [pNext](#) is [NULL](#) or a pointer to a structure extending this structure.
- [depthBiasConstantFactor](#) is a scalar factor controlling the constant depth value added to each fragment.
- [depthBiasClamp](#) is the maximum (or minimum) depth bias of a fragment.
- [depthBiasSlopeFactor](#) is a scalar factor applied to a fragment's slope in depth bias calculations.

If [pNext](#) does not contain a [VkDepthBiasRepresentationInfoEXT](#) structure, then this command is equivalent to including a [VkDepthBiasRepresentationInfoEXT](#) with [depthBiasExact](#) set to [VK_FALSE](#) and [depthBiasRepresentation](#) set to [VK_DEPTH_BIAS_REPRESENTATION_LEAST_REPRESENTABLE_VALUE_FORMAT_EXT](#).

Valid Usage

- VUID-VkDepthBiasInfoEXT-depthBiasClamp-08950
If the [depthBiasClamp](#) feature is not enabled, [depthBiasClamp](#) **must** be [0.0](#)

Valid Usage (Implicit)

- VUID-VkDepthBiasInfoEXT-sType-sType
[sType](#) **must** be [VK_STRUCTURE_TYPE_DEPTH_BIAS_INFO_EXT](#)
- VUID-VkDepthBiasInfoEXT-pNext-pNext
[pNext](#) **must** be [NULL](#) or a pointer to a valid instance of [VkDepthBiasRepresentationInfoEXT](#)
- VUID-VkDepthBiasInfoEXT-sType-unique
The [sType](#) value of each structure in the [pNext](#) chain **must** be unique

To [dynamically set](#) the depth bias parameters, call:

```
// Provided by VK_EXT_depth_bias_control
void vkCmdSetDepthBias2EXT(
    VkCommandBuffer                      commandBuffer,
    const VkDepthBiasInfoEXT*           pDepthBiasInfo);
```

- `commandBuffer` is the command buffer into which the command will be recorded.
- `pDepthBiasInfo` is a pointer to a [VkDepthBiasInfoEXT](#) structure specifying depth bias parameters.

This command is functionally identical to [vkCmdSetDepthBias](#), but includes extensible sub-structures that include `sType` and `pNext` parameters, allowing them to be more easily extended.

Valid Usage (Implicit)

- VUID-vkCmdSetDepthBias2EXT-commandBuffer-parameter `commandBuffer` **must** be a valid [VkCommandBuffer](#) handle
- VUID-vkCmdSetDepthBias2EXT-pDepthBiasInfo-parameter `pDepthBiasInfo` **must** be a valid pointer to a valid [VkDepthBiasInfoEXT](#) structure
- VUID-vkCmdSetDepthBias2EXT-commandBuffer-recording `commandBuffer` **must** be in the [recording state](#)
- VUID-vkCmdSetDepthBias2EXT-commandBuffer-cmdpool
The `VkCommandPool` that `commandBuffer` was allocated from **must** support [VK_QUEUE_GRAPHICS_BIT](#) operations
- VUID-vkCmdSetDepthBias2EXT-videocoding
This command **must** only be called outside of a video coding scope

Host Synchronization

- Host access to `commandBuffer` **must** be externally synchronized
- Host access to the `VkCommandPool` that `commandBuffer` was allocated from **must** be externally synchronized

Command Properties

Command Buffer Levels	Render Pass Scope	Video Coding Scope	Supported Queue Types	Command Type
Primary Secondary	Both	Outside	VK_QUEUE_GRAPHICS_BIT	State

Conditional Rendering

vkCmdSetDepthBias2EXT is not affected by [conditional rendering](#)

33.12.4. Conservative Rasterization

If the `pNext` chain of [VkPipelineRasterizationStateCreateInfo](#) includes a [VkPipelineRasterizationConservativeStateCreateInfoEXT](#) structure, then that structure includes parameters controlling conservative rasterization.

[VkPipelineRasterizationConservativeStateCreateInfoEXT](#) is defined as:

```
// Provided by VK_EXT_conservative_rasterization
typedef struct VkPipelineRasterizationConservativeStateCreateInfoEXT {
    VkStructureType              sType;
    const void*                  pNext;
    VkPipelineRasterizationConservativeStateCreateFlagsEXT flags;
    VkConservativeRasterizationModeEXT
conservativeRasterizationMode;
    float
extraPrimitiveOverestimationSize;
} VkPipelineRasterizationConservativeStateCreateInfoEXT;
```

- `sType` is a [VkStructureType](#) value identifying this structure.
- `pNext` is `NULL` or a pointer to a structure extending this structure.
- `flags` is reserved for future use.
- `conservativeRasterizationMode` is the conservative rasterization mode to use.
- `extraPrimitiveOverestimationSize` is the extra size in pixels to increase the generating primitive during conservative rasterization at each of its edges in `X` and `Y` equally in screen space beyond the base overestimation specified in [VkPhysicalDeviceConservativeRasterizationPropertiesEXT::primitiveOverestimationSize](#). If `conservativeRasterizationMode` is not [VK_CONSERVATIVE_RASTERIZATION_MODE_OVERESTIMATE_EXT](#), this value is ignored.

If this structure is not included in the `pNext` chain, `conservativeRasterizationMode` is considered to be [VK_CONSERVATIVE_RASTERIZATION_MODE_DISABLED_EXT](#), and conservative rasterization is disabled.

Polygon rasterization **can** be made conservative by setting `conservativeRasterizationMode` to [VK_CONSERVATIVE_RASTERIZATION_MODE_OVERESTIMATE_EXT](#) or [VK_CONSERVATIVE_RASTERIZATION_MODE_UNDERESTIMATE_EXT](#) in [VkPipelineRasterizationConservativeStateCreateInfoEXT](#).

NOTE

If `conservativePointAndLineRasterization` is supported, conservative rasterization can be applied to line and point primitives, otherwise it must be disabled.

Valid Usage

- VUID-VkPipelineRasterizationConservativeStateCreateInfoEXT-extraPrimitiveOverestimationSize-01769
`extraPrimitiveOverestimationSize` **must** be in the range of `0.0` to `VkPhysicalDeviceConservativeRasterizationPropertiesEXT::maxExtraPrimitiveOverestimationSize` inclusive

Valid Usage (Implicit)

- VUID-VkPipelineRasterizationConservativeStateCreateInfoEXT-sType-sType **must** be `VK_STRUCTURE_TYPE_PIPELINE_RASTERIZATION_CONSERVATIVE_STATE_CREATE_INFO_EXT`
- VUID-VkPipelineRasterizationConservativeStateCreateInfoEXT-flags-zeroBitmask
`flags` **must** be `0`
- VUID-VkPipelineRasterizationConservativeStateCreateInfoEXT-conservativeRasterizationMode-parameter
`conservativeRasterizationMode` **must** be a valid `VkConservativeRasterizationModeEXT` value

Structure Chaining

Extends the structure

- `VkPipelineRasterizationStateCreateInfo`

```
// Provided by VK_EXT_conservative_rasterization
typedef VkFlags VkPipelineRasterizationConservativeStateCreateFlagsEXT;
```

`VkPipelineRasterizationConservativeStateCreateFlagsEXT` is a bitmask type for setting a mask, but is currently reserved for future use.

Possible values of `VkPipelineRasterizationConservativeStateCreateInfoEXT::conservativeRasterizationMode`, specifying the conservative rasterization mode are:

```
// Provided by VK_EXT_conservative_rasterization
typedef enum VkConservativeRasterizationModeEXT {
    VK_CONSERVATIVE_RASTERIZATION_MODE_DISABLED_EXT = 0,
    VK_CONSERVATIVE_RASTERIZATION_MODE_OVERESTIMATE_EXT = 1,
    VK_CONSERVATIVE_RASTERIZATION_MODE_UNDERESTIMATE_EXT = 2,
} VkConservativeRasterizationModeEXT;
```


- `VK_CONSERVATIVE_RASTERIZATION_MODE_DISABLED_EXT` specifies that conservative rasterization is disabled and rasterization proceeds as normal.
- `VK_CONSERVATIVE_RASTERIZATION_MODE_OVERESTIMATE_EXT` specifies that conservative rasterization is enabled in overestimation mode.
- `VK_CONSERVATIVE_RASTERIZATION_MODE_UNDERESTIMATE_EXT` specifies that conservative rasterization is enabled in underestimation mode.

To dynamically set the `conservativeRasterizationMode`, call:

```
// Provided by VK_EXT_conservative_rasterization with VK_EXT_extended_dynamic_state3,
VK_EXT_conservative_rasterization with VK_EXT_shader_object
void vkCmdSetConservativeRasterizationModeEXT(
    VkCommandBuffer                commandBuffer,
    VkConservativeRasterizationModeEXT conservativeRasterizationMode);
```

- `commandBuffer` is the command buffer into which the command will be recorded.
- `conservativeRasterizationMode` specifies the `conservativeRasterizationMode` state.

This command sets the `conservativeRasterizationMode` state for subsequent drawing commands when drawing using `shader objects`, or when the graphics pipeline is created with `VK_DYNAMIC_STATE_CONSERVATIVE_RASTERIZATION_MODE_EXT` set in `VkPipelineDynamicStateCreateInfo::pDynamicStates`. Otherwise, this state is specified by the `VkPipelineRasterizationConservativeStateCreateInfoEXT::conservativeRasterizationMode` value used to create the currently active pipeline.

Valid Usage

- VUID-vkCmdSetConservativeRasterizationModeEXT-None-09423

At least one of the following **must** be true:

- The `extendedDynamicState3ConservativeRasterizationMode` feature is enabled
- The `shaderObject` feature is enabled

Valid Usage (Implicit)

- VUID-vkCmdSetConservativeRasterizationModeEXT-commandBuffer-parameter `commandBuffer` **must** be a valid `VkCommandBuffer` handle
- VUID-vkCmdSetConservativeRasterizationModeEXT-conservativeRasterizationMode-parameter `conservativeRasterizationMode` **must** be a valid `VkConservativeRasterizationModeEXT` value
- VUID-vkCmdSetConservativeRasterizationModeEXT-commandBuffer-recording `commandBuffer` **must** be in the `recording state`
- VUID-vkCmdSetConservativeRasterizationModeEXT-commandBuffer-cmdpool

The `VkCommandPool` that `commandBuffer` was allocated from **must** support `VK_QUEUE_GRAPHICS_BIT` operations

- `VUID-vkCmdSetConservativeRasterizationModeEXT-videocoding`
This command **must** only be called outside of a video coding scope

Host Synchronization

- Host access to `commandBuffer` **must** be externally synchronized
- Host access to the `VkCommandPool` that `commandBuffer` was allocated from **must** be externally synchronized

Command Properties

Command Buffer Levels	Render Pass Scope	Video Coding Scope	Supported Queue Types	Command Type
Primary Secondary	Both	Outside	<code>VK_QUEUE_GRAPHICS_BIT</code> <code>VK_QUEUE_VIDEO_CODING_BIT</code>	State

Conditional Rendering

`vkCmdSetConservativeRasterizationModeEXT` is not affected by [conditional rendering](#)

To [dynamically set](#) the `extraPrimitiveOverestimationSize`, call:

```
// Provided by VK_EXT_conservative_rasterization with VK_EXT_extended_dynamic_state3,
VK_EXT_conservative_rasterization with VK_EXT_shader_object
void vkCmdSetExtraPrimitiveOverestimationSizeEXT(
    VkCommandBuffer          commandBuffer,
    float                    extraPrimitiveOverestimationSize);
```

- `commandBuffer` is the command buffer into which the command will be recorded.
- `extraPrimitiveOverestimationSize` specifies the `extraPrimitiveOverestimationSize`.

This command sets the `extraPrimitiveOverestimationSize` for subsequent drawing commands when drawing using [shader objects](#), or when the graphics pipeline is created with `VK_DYNAMIC_STATE_EXTRA_PRIMITIVE_OVERESTIMATION_SIZE_EXT` set in `VkPipelineDynamicStateCreateInfo::pDynamicStates`. Otherwise, this state is specified by the `VkPipelineRasterizationConservativeStateCreateInfoEXT::extraPrimitiveOverestimationSize` value used to create the currently active pipeline.

Valid Usage

- VUID-vkCmdSetExtraPrimitiveOverestimationSizeEXT-None-09423

At least one of the following **must** be true:

- The `extendedDynamicState3ExtraPrimitiveOverestimationSize` feature is enabled
- The `shaderObject` feature is enabled

- VUID-vkCmdSetExtraPrimitiveOverestimationSizeEXT-extraPrimitiveOverestimationSize-07428

`extraPrimitiveOverestimationSize` **must** be in the range of `0.0` to `VkPhysicalDeviceConservativeRasterizationPropertiesEXT::maxExtraPrimitiveOverestimationSize` inclusive

Valid Usage (Implicit)

- VUID-vkCmdSetExtraPrimitiveOverestimationSizeEXT-commandBuffer-parameter
`commandBuffer` **must** be a valid `VkCommandBuffer` handle
- VUID-vkCmdSetExtraPrimitiveOverestimationSizeEXT-commandBuffer-recording
`commandBuffer` **must** be in the `recording state`
- VUID-vkCmdSetExtraPrimitiveOverestimationSizeEXT-commandBuffer-cmdpool
The `VkCommandPool` that `commandBuffer` was allocated from **must** support `VK_QUEUE_GRAPHICS_BIT` operations
- VUID-vkCmdSetExtraPrimitiveOverestimationSizeEXT-videocoding
This command **must** only be called outside of a video coding scope

Host Synchronization

- Host access to `commandBuffer` **must** be externally synchronized
- Host access to the `VkCommandPool` that `commandBuffer` was allocated from **must** be externally synchronized

Command Properties

Command Buffer Levels	Render Pass Scope	Video Coding Scope	Supported Queue Types	Command Type
Primary Secondary	Both	Outside	VK_QUEUE_GRAPHICS_BIT	State

Conditional Rendering

`vkCmdSetExtraPrimitiveOverestimationSizeEXT` is not affected by [conditional rendering](#)

When overestimate conservative rasterization is enabled, rather than evaluating coverage at individual sample locations, a determination is made whether any portion of the pixel (including its edges and corners) is covered by the primitive. If any portion of the pixel is covered, then all bits of the [coverage mask](#) for the fragment corresponding to that pixel are enabled. If the render pass has a fragment density map attachment and any bit of the [coverage mask](#) for the fragment is enabled, then all bits of the [coverage mask](#) for the fragment are enabled.

For the purposes of evaluating which pixels are covered by the primitive, implementations **can** increase the size of the primitive by up to `VkPhysicalDeviceConservativeRasterizationPropertiesEXT::primitiveOverestimationSize` pixels at each of the primitive edges. This **may** increase the number of fragments generated by this primitive and represents an overestimation of the pixel coverage.

This overestimation size can be increased further by setting the `extraPrimitiveOverestimationSize` value above `0.0` in steps of `VkPhysicalDeviceConservativeRasterizationPropertiesEXT::extraPrimitiveOverestimationSizeGranularity` up to and including `VkPhysicalDeviceConservativeRasterizationPropertiesEXT::extraPrimitiveOverestimationSize`. This **may** further increase the number of fragments generated by this primitive.

The actual precision of the overestimation size used for conservative rasterization **may** vary between implementations and produce results that only approximate the `primitiveOverestimationSize` and `extraPrimitiveOverestimationSizeGranularity` properties. Implementations **may** especially vary these approximations when the render pass has a fragment density map and the fragment area covers multiple pixels.

For triangles if [VK_CONSERVATIVE_RASTERIZATION_MODE_OVERESTIMATE_EXT](#) is enabled, fragments will be generated if the primitive area covers any portion of any pixel inside the fragment area, including their edges or corners. The tie-breaking rule described in [Basic Polygon Rasterization](#) does not apply during conservative rasterization and coverage is set for all fragments generated from shared edges of polygons. Degenerate triangles that evaluate to zero area after rasterization, even for pixels containing a vertex or edge of the zero-area polygon, will be culled if `VkPhysicalDeviceConservativeRasterizationPropertiesEXT::degenerateTrianglesRasterized` is `VK_FALSE` or will generate fragments if `degenerateTrianglesRasterized` is `VK_TRUE`. The fragment input values for these degenerate triangles take their attribute and depth values from the provoking vertex. Degenerate triangles are considered backfacing and the application **can** enable backface culling if desired. Triangles that are zero area before rasterization **may** be culled regardless.

For lines if [VK_CONSERVATIVE_RASTERIZATION_MODE_OVERESTIMATE_EXT](#) is enabled, and the implementation sets `VkPhysicalDeviceConservativeRasterizationPropertiesEXT::conservativePointAndLineRasterization` to `VK_TRUE`, fragments will be generated if the line covers any portion of any pixel inside the fragment area, including their edges or corners. Degenerate lines that evaluate to zero length after rasterization will be culled if `VkPhysicalDeviceConservativeRasterizationPropertiesEXT::degenerateLinesRasterized` is `VK_FALSE` or will generate fragments if `degenerateLinesRasterized` is `VK_TRUE`. The fragments input values for

these degenerate lines take their attribute and depth values from the provoking vertex. Lines that are zero length before rasterization **may** be culled regardless.

For points if `VK_CONSERVATIVE_RASTERIZATION_MODE_OVERESTIMATE_EXT` is enabled, and the implementation sets `VkPhysicalDeviceConservativeRasterizationPropertiesEXT::conservativePointAndLineRasterization` to `VK_TRUE`, fragments will be generated if the point square covers any portion of any pixel inside the fragment area, including their edges or corners.

When underestimate conservative rasterization is enabled, rather than evaluating coverage at individual sample locations, a determination is made whether all of the pixel (including its edges and corners) is covered by the primitive. If the entire pixel is covered, then a fragment is generated with all bits of its `coverage mask` corresponding to the pixel enabled, otherwise the pixel is not considered covered even if some portion of the pixel is covered. The fragment is discarded if no pixels inside the fragment area are considered covered. If the render pass has a fragment density map attachment and any pixel inside the fragment area is not considered covered, then the fragment is discarded even if some pixels are considered covered.

For triangles, if `VK_CONSERVATIVE_RASTERIZATION_MODE_UNDERESTIMATE_EXT` is enabled, fragments will only be generated if any pixel inside the fragment area is fully covered by the generating primitive, including its edges and corners.

For lines, if `VK_CONSERVATIVE_RASTERIZATION_MODE_UNDERESTIMATE_EXT` is enabled, fragments will be generated if any pixel inside the fragment area, including its edges and corners, are entirely covered by the line.

For points, if `VK_CONSERVATIVE_RASTERIZATION_MODE_UNDERESTIMATE_EXT` is enabled, fragments will only be generated if the point square covers the entirety of any pixel square inside the fragment area, including its edges or corners.

If the render pass has a fragment density map and `VK_CONSERVATIVE_RASTERIZATION_MODE_UNDERESTIMATE_EXT` is enabled, fragments will only be generated if the entirety of all pixels inside the fragment area are covered by the generating primitive, line, or point.

For both overestimate and underestimate conservative rasterization modes a fragment has all of its pixel squares fully covered by the generating primitive **must** set `FullyCoveredEXT` to `VK_TRUE` if the implementation enables the `VkPhysicalDeviceConservativeRasterizationPropertiesEXT::fullyCoveredFragmentShaderInputVariable` feature.

When the use of a `shading rate image` or setting the `fragment shading rate` results in fragments covering multiple pixels, coverage for conservative rasterization is still evaluated on a per-pixel basis and may result in fragments with partial coverage. For fragment shader inputs decorated with `FullyCoveredEXT`, a fragment is considered fully covered if and only if all pixels in the fragment are fully covered by the generating primitive.

Chapter 34. Fragment Operations

Fragments produced by rasterization go through a number of operations to determine whether or how values produced by fragment shading are written to the framebuffer.

The following fragment operations adhere to [rasterization order](#), and are typically performed in this order:

1. [Discard rectangles test](#)
2. [Scissor test](#)
3. [Exclusive scissor test](#)
4. [Sample mask test](#)
5. Certain [Fragment shading](#) operations:
 - [Sample Mask Accesses](#)
 - [Tile Image Reads](#)
 - [Depth Replacement](#)
 - [Stencil Reference Replacement](#)
 - [Interlocked Operations](#)
6. [Multisample coverage](#)
7. [Depth bounds test](#)
8. [Stencil test](#)
9. [Depth test](#)
10. [Representative fragment test](#)
11. [Sample counting](#)
12. [Coverage to color](#)
13. [Coverage reduction](#)
14. [Coverage modulation](#)

The [coverage mask](#) generated by rasterization describes the initial coverage of each sample covered by the fragment. Fragment operations will update the coverage mask to add or subtract coverage where appropriate. If a fragment operation results in all bits of the coverage mask being 0, the fragment is discarded, and no further operations are performed.

When one of the fragment operations in this chapter is described as “replacing” a fragment shader output, that output is replaced unconditionally, even if no fragment shader previously wrote to that output.

If there is a [fragment shader](#) and it declares the [PostDepthCoverage](#) execution mode, the [sample mask test](#) is instead performed after the [depth test](#).

If `VkPhysicalDeviceMaintenance5Properties::earlyFragmentMultisampleCoverageAfterSampleCounting` is `VK_TRUE` and there is a [fragment shader](#) which declares the [EarlyFragmentTests](#) execution mode,

fragment shading and multisample coverage operations **must** be performed after sample counting.

Otherwise, if `VkPhysicalDeviceMaintenance5Properties::earlyFragmentMultisampleCoverageAfterSampleCounting` is `VK_FALSE` and there is a fragment shader which declares the `EarlyFragmentTests` execution mode, fragment shading and multisample coverage operations **should** instead be performed after sample counting, but **may** be performed before sample counting.

If `VkPhysicalDeviceMaintenance5Properties::earlyFragmentSampleMaskTestBeforeSampleCounting` is `VK_TRUE` and there is a fragment shader which declares the `EarlyFragmentTests` execution mode sample mask test operations **must** follow the order of fragment operations from above.

Otherwise, if `VkPhysicalDeviceMaintenance5Properties::earlyFragmentSampleMaskTestBeforeSampleCounting` is `VK_FALSE` and there is a fragment shader which declares the `EarlyFragmentTests` execution mode, sample mask test operations **should** follow the order of fragment operations from above but **may** instead be performed after sample counting.

If there is a fragment shader which declares the `EarlyAndLateFragmentTestsAMD` execution mode, and it does not declare the `DepthReplacing` or `StencilRefReplacingEXT` execution mode, fragment shading and multisample coverage operations are instead be performed after sample counting.

For a pipeline with the following properties:

- a fragment shader is specified
- the fragment shader either specifies `EarlyAndLateFragmentTestsAMD` or does not write to storage resources;
- the fragment shader specifies the `StencilRefReplacingEXT` execution mode;
- either
 - the fragment shader specifies the `StencilRefUnchangedFrontAMD` execution mode;
 - the fragment shader specifies the `StencilRefLessFrontAMD` execution mode and the pipeline uses a `VkPipelineDepthStencilStateCreateInfo::front.compareOp` of `VK_COMPARE_OP_GREATER` or `VK_COMPARE_OP_GREATER_OR_EQUAL`; or
 - the fragment shader specifies the `StencilRefGreaterFrontAMD` execution mode and the pipeline uses a `VkPipelineDepthStencilStateCreateInfo::front.compareOp` of `VK_COMPARE_OP_LESS` or `VK_COMPARE_OP_LESS_OR_EQUAL`; and
- either
 - the fragment shader specifies the `StencilRefUnchangedBackAMD` execution mode;
 - the fragment shader specifies the `StencilRefLessBackAMD` execution mode and the pipeline uses a `VkPipelineDepthStencilStateCreateInfo::back.compareOp` of `VK_COMPARE_OP_GREATER` or `VK_COMPARE_OP_GREATER_OR_EQUAL`; or
 - the fragment shader specifies the `StencilRefGreaterBackAMD` execution mode and the pipeline uses a `VkPipelineDepthStencilStateCreateInfo::back.compareOp` of `VK_COMPARE_OP_LESS` or `VK_COMPARE_OP_LESS_OR_EQUAL`

an additional stencil test **may** be performed before fragment shading, using the stencil reference

value specified by `VkPipelineDepthStencilStateCreateInfo::front.reference` or `VkPipelineDepthStencilStateCreateInfo::back.reference`.

For a pipeline with the following properties:

- a fragment shader is specified
- the fragment shader either specifies `EarlyAndLateFragmentTestsAMD` or does not write to storage resources;
- the fragment shader specifies the `DepthReplacing` execution mode; and
- either
 - the fragment shader specifies the `DepthUnchanged` execution mode;
 - the fragment shader specifies the `DepthLess` execution mode and the pipeline uses a `VkPipelineDepthStencilStateCreateInfo::depthCompareOp` of `VK_COMPARE_OP_GREATER` or `VK_COMPARE_OP_GREATER_OR_EQUAL`; or
 - the fragment shader specifies the `DepthGreater` execution mode and the pipeline uses a `VkPipelineDepthStencilStateCreateInfo::depthCompareOp` of `VK_COMPARE_OP_LESS` or `VK_COMPARE_OP_LESS_OR_EQUAL`

the implementation **may** perform `depth bounds test` before `fragment shading` and perform an additional `depth test` immediately after that using the interpolated depth value generated by rasterization.

Once all fragment operations have completed, fragment shader outputs for covered color attachment samples pass through `framebuffer operations`.

34.1. Discard Rectangles Test

The discard rectangle test compares the framebuffer coordinates (x_f, y_f) of each sample covered by a fragment against a set of *discard rectangles*.

Each discard rectangle is defined by a `VkRect2D`. These values are either set by the `VkPipelineDiscardRectangleStateCreateInfoEXT` structure during pipeline creation, or dynamically by the `vkCmdSetDiscardRectangleEXT` command.

A given sample is considered inside a discard rectangle if the x_f is in the range `[VkRect2D::offset.x, VkRect2D::offset.x + VkRect2D::extent.x)`, and y_f is in the range `[VkRect2D::offset.y, VkRect2D::offset.y + VkRect2D::extent.y)`. If the test is set to be inclusive, samples that are not inside any of the discard rectangles will have their coverage set to 0. If the test is set to be exclusive, samples that are inside any of the discard rectangles will have their coverage set to 0.

If no discard rectangles are specified, the coverage mask is unmodified by this operation.

The `VkPipelineDiscardRectangleStateCreateInfoEXT` structure is defined as:


```
// Provided by VK_EXT_discard_rectangles
typedef struct VkPipelineDiscardRectangleStateCreateInfoEXT {
    VkStructureType           sType;
    const void*               pNext;
    VkPipelineDiscardRectangleStateCreateFlagsEXT flags;
    VkDiscardRectangleModeEXT discardRectangleMode;
    uint32_t                  discardRectangleCount;
    const VkRect2D*           pDiscardRectangles;
} VkPipelineDiscardRectangleStateCreateInfoEXT;
```

- `sType` is a `VkStructureType` value identifying this structure.
- `pNext` is `NULL` or a pointer to a structure extending this structure.
- `flags` is reserved for future use.
- `discardRectangleMode` is a `VkDiscardRectangleModeEXT` value determining whether the discard rectangle test is inclusive or exclusive.
- `discardRectangleCount` is the number of discard rectangles to use.
- `pDiscardRectangles` is a pointer to an array of `VkRect2D` structures defining discard rectangles.

If the `VK_DYNAMIC_STATE_DISCARD_RECTANGLE_EXT` dynamic state is enabled for a pipeline, the `pDiscardRectangles` member is ignored. If the `VK_DYNAMIC_STATE_DISCARD_RECTANGLE_ENABLE_EXT` dynamic state is not enabled for the pipeline the presence of this structure in the `VkGraphicsPipelineCreateInfo` chain, and a `discardRectangleCount` greater than zero, implicitly enables discard rectangles in the pipeline, otherwise discard rectangles **must** be enabled or disabled by `vkCmdSetDiscardRectangleEnableEXT`. If the `VK_DYNAMIC_STATE_DISCARD_RECTANGLE_MODE_EXT` dynamic state is enabled for the pipeline, the `discardRectangleMode` member is ignored, and the discard rectangle mode **must** be set by `vkCmdSetDiscardRectangleModeEXT`.

When this structure is included in the `pNext` chain of `VkGraphicsPipelineCreateInfo`, it defines parameters of the discard rectangle test. If the `VK_DYNAMIC_STATE_DISCARD_RECTANGLE_EXT` dynamic state is not enabled, and this structure is not included in the `pNext` chain, it is equivalent to specifying this structure with a `discardRectangleCount` of `0`. If all `VK_DYNAMIC_STATE_DISCARD_RECTANGLE_EXT`, `VK_DYNAMIC_STATE_DISCARD_RECTANGLE_ENABLE_EXT`, and `VK_DYNAMIC_STATE_DISCARD_RECTANGLE_MODE_EXT` dynamic states are enabled, the application **can** omit this structure from the `pNext` chain of `VkGraphicsPipelineCreateInfo` and still use discard rectangles by setting all state dynamically. In this case `vkCmdSetDiscardRectangleEXT` **must** be called to set the discard rectangle for all indices `[0, maxDiscardRectangles)` before drawing with discard rectangles enabled. Individual discard rectangles **can** be made ineffective by setting their `VkRect2D::extent.width` and `VkRect2D::extent.height` to zero.

Valid Usage

- VUID-VkPipelineDiscardRectangleStateCreateInfoEXT-discardRectangleCount-00582
`discardRectangleCount` **must** be less than or equal to

Valid Usage (Implicit)

- VUID-VkPipelineDiscardRectangleStateCreateInfoEXT-sType-sType **must** be `VK_STRUCTURE_TYPE_PIPELINE_DISCARD_RECTANGLE_STATE_CREATE_INFO_EXT`
- VUID-VkPipelineDiscardRectangleStateCreateInfoEXT-flags-zero bitmask **flags must** be 0
- VUID-VkPipelineDiscardRectangleStateCreateInfoEXT-discardRectangleMode-parameter **discardRectangleMode must** be a valid `VkDiscardRectangleModeEXT` value

Structure Chaining

Extends the structure

- `VkGraphicsPipelineCreateInfo`

```
// Provided by VK_EXT_discard_rectangles
typedef VkFlags VkPipelineDiscardRectangleStateCreateFlagsEXT;
```

`VkPipelineDiscardRectangleStateCreateFlagsEXT` is a bitmask type for setting a mask, but is currently reserved for future use.

`VkDiscardRectangleModeEXT` values are:

```
// Provided by VK_EXT_discard_rectangles
typedef enum VkDiscardRectangleModeEXT {
    VK_DISCARD_RECTANGLE_MODE_INCLUSIVE_EXT = 0,
    VK_DISCARD_RECTANGLE_MODE_EXCLUSIVE_EXT = 1,
} VkDiscardRectangleModeEXT;
```

- `VK_DISCARD_RECTANGLE_MODE_INCLUSIVE_EXT` specifies that the discard rectangle test is inclusive.
- `VK_DISCARD_RECTANGLE_MODE_EXCLUSIVE_EXT` specifies that the discard rectangle test is exclusive.

To [dynamically set](#) the discard rectangles, call:


```
// Provided by VK_EXT_discard_rectangles
void vkCmdSetDiscardRectangleEXT(
    VkCommandBuffer                                commandBuffer,
    uint32_t                                        firstDiscardRectangle,
    uint32_t                                        discardRectangleCount,
    const VkRect2D*                                pDiscardRectangles);
```

- `commandBuffer` is the command buffer into which the command will be recorded.
- `firstDiscardRectangle` is the index of the first discard rectangle whose state is updated by the command.
- `discardRectangleCount` is the number of discard rectangles whose state are updated by the command.
- `pDiscardRectangles` is a pointer to an array of `VkRect2D` structures specifying discard rectangles.

The discard rectangle taken from element `i` of `pDiscardRectangles` replace the current state for the discard rectangle at index `firstDiscardRectangle + i`, for `i` in `[0, discardRectangleCount)`.

This command sets the discard rectangles for subsequent drawing commands when drawing using `shader objects`, or when the graphics pipeline is created with `VK_DYNAMIC_STATE_DISCARD_RECTANGLE_EXT` set in `VkPipelineDynamicStateCreateInfo::pDynamicStates`. Otherwise, this state is specified by the `VkPipelineDiscardRectangleStateCreateInfoEXT::pDiscardRectangles` values used to create the currently active pipeline.

Valid Usage

- VUID-vkCmdSetDiscardRectangleEXT-firstDiscardRectangle-00585
The sum of `firstDiscardRectangle` and `discardRectangleCount` **must** be less than or equal to `VkPhysicalDeviceDiscardRectanglePropertiesEXT::maxDiscardRectangles`
- VUID-vkCmdSetDiscardRectangleEXT-x-00587
The `x` and `y` member of `offset` in each `VkRect2D` element of `pDiscardRectangles` **must** be greater than or equal to `0`
- VUID-vkCmdSetDiscardRectangleEXT-offset-00588
Evaluation of `(offset.x + extent.width)` in each `VkRect2D` element of `pDiscardRectangles` **must** not cause a signed integer addition overflow
- VUID-vkCmdSetDiscardRectangleEXT-offset-00589
Evaluation of `(offset.y + extent.height)` in each `VkRect2D` element of `pDiscardRectangles` **must** not cause a signed integer addition overflow
- VUID-vkCmdSetDiscardRectangleEXT-viewportScissor2D-04788
If this command is recorded in a secondary command buffer with `VkCommandBufferInheritanceViewportScissorInfoNV::viewportScissor2D` enabled, then this function **must** not be called

Valid Usage (Implicit)

- VUID-vkCmdSetDiscardRectangleEXT-commandBuffer-parameter
`commandBuffer` **must** be a valid `VkCommandBuffer` handle
- VUID-vkCmdSetDiscardRectangleEXT-pDiscardRectangles-parameter
`pDiscardRectangles` **must** be a valid pointer to an array of `discardRectangleCount` `VkRect2D` structures
- VUID-vkCmdSetDiscardRectangleEXT-commandBuffer-recording
`commandBuffer` **must** be in the `recording` state
- VUID-vkCmdSetDiscardRectangleEXT-commandBuffer-cmdpool
The `VkCommandPool` that `commandBuffer` was allocated from **must** support `VK_QUEUE_GRAPHICS_BIT` operations
- VUID-vkCmdSetDiscardRectangleEXT-videocoding
This command **must** only be called outside of a video coding scope
- VUID-vkCmdSetDiscardRectangleEXT-discardRectangleCount-arraylength
`discardRectangleCount` **must** be greater than 0

Host Synchronization

- Host access to `commandBuffer` **must** be externally synchronized
- Host access to the `VkCommandPool` that `commandBuffer` was allocated from **must** be externally synchronized

Command Properties

Command Buffer Levels	Render Pass Scope	Video Coding Scope	Supported Queue Types	Command Type
Primary Secondary	Both	Outside	VK_QUEUE_GRAPHICS_BIT	State

Conditional Rendering

`vkCmdSetDiscardRectangleEXT` is not affected by `conditional rendering`

To `dynamically set` whether discard rectangles are enabled, call:


```
// Provided by VK_EXT_discard_rectangles
void vkCmdSetDiscardRectangleEnableEXT(
    VkCommandBuffer          commandBuffer,
    VkBool32                 discardRectangleEnable);
```

- `commandBuffer` is the command buffer into which the command will be recorded.
- `discardRectangleEnable` specifies whether discard rectangles are enabled or not.

This command sets the discard rectangle enable for subsequent drawing commands when drawing using `shader objects`, or when the graphics pipeline is created with `VK_DYNAMIC_STATE_DISCARD_RECTANGLE_ENABLE_EXT` set in `VkPipelineDynamicStateCreateInfo::pDynamicStates`. Otherwise, this state is implied by the `VkPipelineDiscardRectangleStateCreateInfoEXT::discardRectangleCount` value used to create the currently active pipeline, where a non-zero `discardRectangleCount` implicitly enables discard rectangles, otherwise they are disabled.

Valid Usage

- VUID-vkCmdSetDiscardRectangleEnableEXT-specVersion-07851
The `VK_EXT_discard_rectangles` extension **must** be enabled, and the implementation **must** support at least `specVersion 2` of this extension

Valid Usage (Implicit)

- VUID-vkCmdSetDiscardRectangleEnableEXT-commandBuffer-parameter
`commandBuffer` **must** be a valid `VkCommandBuffer` handle
- VUID-vkCmdSetDiscardRectangleEnableEXT-commandBuffer-recording
`commandBuffer` **must** be in the `recording state`
- VUID-vkCmdSetDiscardRectangleEnableEXT-commandBuffer-cmdpool
The `VkCommandPool` that `commandBuffer` was allocated from **must** support `VK_QUEUE_GRAPHICS_BIT` operations
- VUID-vkCmdSetDiscardRectangleEnableEXT-videocoding
This command **must** only be called outside of a video coding scope

Host Synchronization

- Host access to `commandBuffer` **must** be externally synchronized
- Host access to the `VkCommandPool` that `commandBuffer` was allocated from **must** be externally synchronized

Command Properties

Command Buffer Levels	Render Pass Scope	Video Coding Scope	Supported Queue Types	Command Type
Primary Secondary	Both	Outside	VK_QUEUE_GRAPHICS HICS_BIT	State

Conditional Rendering

vkCmdSetDiscardRectangleEnableEXT is not affected by [conditional rendering](#)

To [dynamically set](#) the discard rectangle mode, call:

```
// Provided by VK_EXT_discard_rectangles
void vkCmdSetDiscardRectangleModeEXT(
    VkCommandBuffer                commandBuffer,
    VkDiscardRectangleModeEXT      discardRectangleMode);
```

- `commandBuffer` is the command buffer into which the command will be recorded.
- `discardRectangleMode` specifies the discard rectangle mode for all discard rectangles, either inclusive or exclusive.

This command sets the discard rectangle mode for subsequent drawing commands when drawing using [shader objects](#), or when the graphics pipeline is created with [VK_DYNAMIC_STATE_DISCARD_RECTANGLE_MODE_EXT](#) set in [VkPipelineDynamicStateCreateInfo::pDynamicStates](#). Otherwise, this state is specified by the [VkPipelineDiscardRectangleStateCreateInfoEXT::discardRectangleMode](#) value used to create the currently active pipeline.

Valid Usage

- VUID-vkCmdSetDiscardRectangleModeEXT-specVersion-07852
The [VK_EXT_discard_rectangles](#) extension **must** be enabled, and the implementation **must** support at least [specVersion 2](#) of this extension

Valid Usage (Implicit)

- VUID-vkCmdSetDiscardRectangleModeEXT-commandBuffer-parameter `commandBuffer` **must** be a valid [VkCommandBuffer](#) handle
- VUID-vkCmdSetDiscardRectangleModeEXT-discardRectangleMode-parameter `discardRectangleMode` **must** be a valid [VkDiscardRectangleModeEXT](#) value
- VUID-vkCmdSetDiscardRectangleModeEXT-commandBuffer-recording

`commandBuffer` **must** be in the `recording` state

- VUID-vkCmdSetDiscardRectangleModeEXT-commandBuffer-cmdpool
The `VkCommandPool` that `commandBuffer` was allocated from **must** support `VK_QUEUE_GRAPHICS_BIT` operations
- VUID-vkCmdSetDiscardRectangleModeEXT-videocoding
This command **must** only be called outside of a video coding scope

Host Synchronization

- Host access to `commandBuffer` **must** be externally synchronized
- Host access to the `VkCommandPool` that `commandBuffer` was allocated from **must** be externally synchronized

Command Properties

Command Buffer Levels	Render Pass Scope	Video Coding Scope	Supported Queue Types	Command Type
Primary Secondary	Both	Outside	VK_QUEUE_GRAPHICS_BIT	State

Conditional Rendering

`vkCmdSetDiscardRectangleModeEXT` is not affected by `conditional rendering`

34.2. Scissor Test

The scissor test compares the framebuffer coordinates (x_f, y_f) of each sample covered by a fragment against a *scissor rectangle* at the index equal to the fragment's `ViewportIndex`.

Each scissor rectangle is defined by a `VkRect2D`. These values are either set by the `VkPipelineViewportStateCreateInfo` structure during pipeline creation, or dynamically by the `vkCmdSetScissor` command.

A given sample is considered inside a scissor rectangle if x_f is in the range [`VkRect2D::offset.x`, `VkRect2D::offset.x` + `VkRect2D::extent.x`), and y_f is in the range [`VkRect2D::offset.y`, `VkRect2D::offset.y` + `VkRect2D::extent.y`). Samples with coordinates outside the scissor rectangle at the corresponding `ViewportIndex` will have their coverage set to 0.

If a render pass transform is enabled, the (`offset.x` and `offset.y`) and (`extent.width` and `extent.height`) values are transformed as described in `render pass transform` before participating in the scissor test.

To [dynamically set](#) the scissor rectangles, call:

```
// Provided by VK_VERSION_1_0
void vkCmdSetScissor(
    VkCommandBuffer          commandBuffer,
    uint32_t                 firstScissor,
    uint32_t                 scissorCount,
    const VkRect2D*          pScissors);
```

- `commandBuffer` is the command buffer into which the command will be recorded.
- `firstScissor` is the index of the first scissor whose state is updated by the command.
- `scissorCount` is the number of scissors whose rectangles are updated by the command.
- `pScissors` is a pointer to an array of [VkRect2D](#) structures defining scissor rectangles.

The scissor rectangles taken from element `i` of `pScissors` replace the current state for the scissor index `firstScissor + i`, for `i` in `[0, scissorCount)`.

This command sets the scissor rectangles for subsequent drawing commands when drawing using [shader objects](#), or when the graphics pipeline is created with [VK_DYNAMIC_STATE_SCISSOR](#) set in [VkPipelineDynamicStateCreateInfo::pDynamicStates](#). Otherwise, this state is specified by the [VkPipelineViewportStateCreateInfo::pScissors](#) values used to create the currently active pipeline.

Valid Usage

- VUID-vkCmdSetScissor-firstScissor-00592
The sum of `firstScissor` and `scissorCount` **must** be between `1` and `VkPhysicalDeviceLimits::maxViewports`, inclusive
- VUID-vkCmdSetScissor-firstScissor-00593
If the `multiViewport` feature is not enabled, `firstScissor` **must** be `0`
- VUID-vkCmdSetScissor-scissorCount-00594
If the `multiViewport` feature is not enabled, `scissorCount` **must** be `1`
- VUID-vkCmdSetScissor-x-00595
The `x` and `y` members of `offset` member of any element of `pScissors` **must** be greater than or equal to `0`
- VUID-vkCmdSetScissor-offset-00596
Evaluation of `(offset.x + extent.width)` **must** not cause a signed integer addition overflow for any element of `pScissors`
- VUID-vkCmdSetScissor-offset-00597
Evaluation of `(offset.y + extent.height)` **must** not cause a signed integer addition overflow for any element of `pScissors`
- VUID-vkCmdSetScissor-viewportScissor2D-04789
If this command is recorded in a secondary command buffer with [VkCommandBufferInheritanceViewportScissorInfoNV::viewportScissor2D](#) enabled, then this function **must** not be called

Valid Usage (Implicit)

- VUID-vkCmdSetScissor-commandBuffer-parameter
`commandBuffer` **must** be a valid `VkCommandBuffer` handle
- VUID-vkCmdSetScissor-pScissors-parameter
`pScissors` **must** be a valid pointer to an array of `scissorCount` `VkRect2D` structures
- VUID-vkCmdSetScissor-commandBuffer-recording
`commandBuffer` **must** be in the `recording` state
- VUID-vkCmdSetScissor-commandBuffer-cmdpool
The `VkCommandPool` that `commandBuffer` was allocated from **must** support `VK_QUEUE_GRAPHICS_BIT` operations
- VUID-vkCmdSetScissor-videocoding
This command **must** only be called outside of a video coding scope
- VUID-vkCmdSetScissor-scissorCount-arraylength
`scissorCount` **must** be greater than 0

Host Synchronization

- Host access to `commandBuffer` **must** be externally synchronized
- Host access to the `VkCommandPool` that `commandBuffer` was allocated from **must** be externally synchronized

Command Properties

Command Buffer Levels	Render Pass Scope	Video Coding Scope	Supported Queue Types	Command Type
Primary Secondary	Both	Outside	VK_QUEUE_GRAPHICS_BIT	State

Conditional Rendering

`vkCmdSetScissor` is not affected by `conditional rendering`

34.3. Exclusive Scissor Test

The exclusive scissor test compares the framebuffer coordinates (x_f, y_f) of each sample covered by a fragment against an *exclusive scissor rectangle* at the index equal to the fragment's `ViewportIndex`.

Each exclusive scissor rectangle is defined by a `VkRect2D`. These values are either set by the `VkPipelineViewportExclusiveScissorStateCreateInfoNV` structure during pipeline creation, or

dynamically by the [vkCmdSetExclusiveScissorNV](#) command.

A given sample is considered inside an exclusive scissor rectangle if x_f is in the range [[VkRect2D::offset.x](#), [VkRect2D::offset.x](#) + [VkRect2D::extent.x](#)), and y_f is in the range [[VkRect2D::offset.y](#), [VkRect2D::offset.y](#) + [VkRect2D::extent.y](#)). Samples with coordinates inside the exclusive scissor rectangle at the corresponding [ViewportIndex](#) will have their coverage set to 0.

If no exclusive scissor rectangles are specified, the coverage mask is unmodified by this operation.

The [VkPipelineViewportExclusiveScissorStateCreateInfoNV](#) structure is defined as:

```
// Provided by VK_NV_scissor_exclusive
typedef struct VkPipelineViewportExclusiveScissorStateCreateInfoNV {
    VkStructureType    sType;
    const void*        pNext;
    uint32_t           exclusiveScissorCount;
    const VkRect2D*    pExclusiveScissors;
} VkPipelineViewportExclusiveScissorStateCreateInfoNV;
```

- [sType](#) is a [VkStructureType](#) value identifying this structure.
- [pNext](#) is [NULL](#) or a pointer to a structure extending this structure.
- [exclusiveScissorCount](#) is the number of exclusive scissor rectangles.
- [pExclusiveScissors](#) is a pointer to an array of [VkRect2D](#) structures defining exclusive scissor rectangles.

If the [VK_DYNAMIC_STATE_EXCLUSIVE_SCISSOR_NV](#) dynamic state is enabled for a pipeline, the [pExclusiveScissors](#) member is ignored.

When this structure is included in the [pNext](#) chain of [VkGraphicsPipelineCreateInfo](#), it defines parameters of the exclusive scissor test. If this structure is not included in the [pNext](#) chain, it is equivalent to specifying this structure with an [exclusiveScissorCount](#) of 0.

Valid Usage

- VUID-VkPipelineViewportExclusiveScissorStateCreateInfoNV-exclusiveScissorCount-02027
If the [multiViewport](#) feature is not enabled, [exclusiveScissorCount](#) **must** be 0 or 1
- VUID-VkPipelineViewportExclusiveScissorStateCreateInfoNV-exclusiveScissorCount-02028
[exclusiveScissorCount](#) **must** be less than or equal to [VkPhysicalDeviceLimits::maxViewports](#)
- VUID-VkPipelineViewportExclusiveScissorStateCreateInfoNV-exclusiveScissorCount-02029
[exclusiveScissorCount](#) **must** be 0 or greater than or equal to the [viewportCount](#) member of [VkPipelineViewportStateCreateInfo](#)

Valid Usage (Implicit)

- VUID-VkPipelineViewportExclusiveScissorStateCreateInfoNV-sType-sType must be VK_STRUCTURE_TYPE_PIPELINE_VIEWPORT_EXCLUSIVE_SCISSOR_STATE_CREATE_INFO_NV

Structure Chaining

Extends the structure

- [VkPipelineViewportStateCreateInfo](#)

To [dynamically set](#) the exclusive scissor rectangles, call:

```
// Provided by VK_NV_scissor_exclusive
void vkCmdSetExclusiveScissorNV(
    VkCommandBuffer          commandBuffer,
    uint32_t                 firstExclusiveScissor,
    uint32_t                 exclusiveScissorCount,
    const VkRect2D*          pExclusiveScissors);
```

- `commandBuffer` is the command buffer into which the command will be recorded.
- `firstExclusiveScissor` is the index of the first exclusive scissor rectangle whose state is updated by the command.
- `exclusiveScissorCount` is the number of exclusive scissor rectangles updated by the command.
- `pExclusiveScissors` is a pointer to an array of [VkRect2D](#) structures defining exclusive scissor rectangles.

The scissor rectangles taken from element `i` of `pExclusiveScissors` replace the current state for the scissor index `firstExclusiveScissor + i`, for `i` in `[0, exclusiveScissorCount)`.

This command sets the exclusive scissor rectangles for subsequent drawing commands when drawing using [shader objects](#), or when the graphics pipeline is created with [VK_DYNAMIC_STATE_EXCLUSIVE_SCISSOR_NV](#) set in [VkPipelineDynamicStateCreateInfo::pDynamicStates](#). Otherwise, this state is specified by the [VkPipelineViewportExclusiveScissorStateCreateInfoNV::pExclusiveScissors](#) values used to create the currently active pipeline.

Valid Usage

- VUID-vkCmdSetExclusiveScissorNV-None-02031
The `exclusiveScissor` feature **must** be enabled
- VUID-vkCmdSetExclusiveScissorNV-firstExclusiveScissor-02034

The sum of `firstExclusiveScissor` and `exclusiveScissorCount` **must** be between 1 and `VkPhysicalDeviceLimits::maxViewports`, inclusive

- VUID-vkCmdSetExclusiveScissorNV-firstExclusiveScissor-02035
If the `multiViewport` feature is not enabled, `firstExclusiveScissor` **must** be 0
- VUID-vkCmdSetExclusiveScissorNV-exclusiveScissorCount-02036
If the `multiViewport` feature is not enabled, `exclusiveScissorCount` **must** be 1
- VUID-vkCmdSetExclusiveScissorNV-x-02037
The `x` and `y` members of `offset` in each member of `pExclusiveScissors` **must** be greater than or equal to 0
- VUID-vkCmdSetExclusiveScissorNV-offset-02038
Evaluation of $(\text{offset.x} + \text{extent.width})$ for each member of `pExclusiveScissors` **must** not cause a signed integer addition overflow
- VUID-vkCmdSetExclusiveScissorNV-offset-02039
Evaluation of $(\text{offset.y} + \text{extent.height})$ for each member of `pExclusiveScissors` **must** not cause a signed integer addition overflow

Valid Usage (Implicit)

- VUID-vkCmdSetExclusiveScissorNV-commandBuffer-parameter
`commandBuffer` **must** be a valid `VkCommandBuffer` handle
- VUID-vkCmdSetExclusiveScissorNV-pExclusiveScissors-parameter
`pExclusiveScissors` **must** be a valid pointer to an array of `exclusiveScissorCount` `VkRect2D` structures
- VUID-vkCmdSetExclusiveScissorNV-commandBuffer-recording
`commandBuffer` **must** be in the `recording state`
- VUID-vkCmdSetExclusiveScissorNV-commandBuffer-cmdpool
The `VkCommandPool` that `commandBuffer` was allocated from **must** support `VK_QUEUE_GRAPHICS_BIT` operations
- VUID-vkCmdSetExclusiveScissorNV-videocoding
This command **must** only be called outside of a video coding scope
- VUID-vkCmdSetExclusiveScissorNV-exclusiveScissorCount-arraylength
`exclusiveScissorCount` **must** be greater than 0

Host Synchronization

- Host access to `commandBuffer` **must** be externally synchronized
- Host access to the `VkCommandPool` that `commandBuffer` was allocated from **must** be externally synchronized

Command Properties

Command Buffer Levels	Render Pass Scope	Video Coding Scope	Supported Queue Types	Command Type
Primary Secondary	Both	Outside	VK_QUEUE_GRAP HICS_BIT	State

Conditional Rendering

vkCmdSetExclusiveScissorNV is not affected by [conditional rendering](#)

To [dynamically set](#) whether an exclusive scissor is enabled or not, call:

```
// Provided by VK_NV_scissor_exclusive
void vkCmdSetExclusiveScissorEnableNV(
    VkCommandBuffer                commandBuffer,
    uint32_t                       firstExclusiveScissor,
    uint32_t                       exclusiveScissorCount,
    const VkBool32*                pExclusiveScissorEnables);
```

- `commandBuffer` is the command buffer into which the command will be recorded.
- `firstExclusiveScissor` is the index of the first exclusive scissor rectangle whose state is updated by the command.
- `exclusiveScissorCount` is the number of exclusive scissor rectangles updated by the command.
- `pExclusiveScissorEnables` is a pointer to an array of `VkBool32` values defining whether the exclusive scissor is enabled.

The exclusive scissor enables taken from element `i` of `pExclusiveScissorEnables` replace the current state for the scissor index `firstExclusiveScissor + i`, for `i` in `[0, exclusiveScissorCount)`.

This command sets the exclusive scissor enable for subsequent drawing commands when drawing using [shader objects](#), or when the graphics pipeline is created with `VK_DYNAMIC_STATE_EXCLUSIVE_SCISSOR_ENABLE_NV` set in `VkPipelineDynamicStateCreateInfo::pDynamicStates`. Otherwise, this state is implied by the `VkPipelineViewportExclusiveScissorStateCreateInfoNV::exclusiveScissorCount` value used to create the currently active pipeline, where all `exclusiveScissorCount` exclusive scissors are implicitly enabled and the remainder up to `VkPhysicalDeviceLimits::maxViewports` are implicitly disabled.

Valid Usage

- VUID-vkCmdSetExclusiveScissorEnableNV-exclusiveScissor-07853
The `exclusiveScissor` feature **must** be enabled, and the implementation **must** support at least `specVersion 2` of the `VK_NV_scissor_exclusive` extension

Valid Usage (Implicit)

- VUID-vkCmdSetExclusiveScissorEnableNV-commandBuffer-parameter `commandBuffer` **must** be a valid `VkCommandBuffer` handle
- VUID-vkCmdSetExclusiveScissorEnableNV-pExclusiveScissorEnables-parameter `pExclusiveScissorEnables` **must** be a valid pointer to an array of `exclusiveScissorCount` `VkBool32` values
- VUID-vkCmdSetExclusiveScissorEnableNV-commandBuffer-recording `commandBuffer` **must** be in the `recording state`
- VUID-vkCmdSetExclusiveScissorEnableNV-commandBuffer-cmdpool
The `VkCommandPool` that `commandBuffer` was allocated from **must** support `VK_QUEUE_GRAPHICS_BIT` operations
- VUID-vkCmdSetExclusiveScissorEnableNV-videocoding
This command **must** only be called outside of a video coding scope
- VUID-vkCmdSetExclusiveScissorEnableNV-exclusiveScissorCount-arraylength
`exclusiveScissorCount` **must** be greater than 0

Host Synchronization

- Host access to `commandBuffer` **must** be externally synchronized
- Host access to the `VkCommandPool` that `commandBuffer` was allocated from **must** be externally synchronized

Command Properties

Command Buffer Levels	Render Pass Scope	Video Coding Scope	Supported Queue Types	Command Type
Primary Secondary	Both	Outside	VK_QUEUE_GRAPHICS_BIT	State

Conditional Rendering

`vkCmdSetExclusiveScissorEnableNV` is not affected by `conditional rendering`

34.4. Sample Mask Test

The sample mask test compares the `coverage mask` for a fragment with the *sample mask* defined by `VkPipelineMultisampleStateCreateInfo::pSampleMask`.

To `dynamically set` the sample mask, call:


```
// Provided by VK_EXT_extended_dynamic_state3, VK_EXT_shader_object
void vkCmdSetSampleMaskEXT(
    VkCommandBuffer                commandBuffer,
    VkSampleCountFlagBits          samples,
    const VkSampleMask*            pSampleMask);
```

- **commandBuffer** is the command buffer into which the command will be recorded.
- **samples** specifies the number of sample bits in the **pSampleMask**.
- **pSampleMask** is a pointer to an array of **VkSampleMask** values, where the array size is based on the **samples** parameter. If the **maintenance10** feature is enabled, and this parameter is set to **NULL**, it is treated as if the mask has all bits set to **1**.

This command sets the sample mask for subsequent drawing commands when drawing using **shader objects**, or when the graphics pipeline is created with **VK_DYNAMIC_STATE_SAMPLE_MASK_EXT** set in **VkPipelineDynamicStateCreateInfo::pDynamicStates**. Otherwise, this state is specified by the **VkPipelineMultisampleStateCreateInfo::pSampleMask** value used to create the currently active pipeline.

Valid Usage

- VUID-vkCmdSetSampleMaskEXT-None-09423
At least one of the following **must** be true:
 - The **extendedDynamicState3SampleMask** feature is enabled
 - The **shaderObject** feature is enabled
- VUID-vkCmdSetSampleMaskEXT-pSampleMask-10999
pSampleMask **must** not be **NULL** if the **maintenance10** feature is not enabled

Valid Usage (Implicit)

- VUID-vkCmdSetSampleMaskEXT-commandBuffer-parameter
commandBuffer **must** be a valid **VkCommandBuffer** handle
- VUID-vkCmdSetSampleMaskEXT-samples-parameter
samples **must** be a valid **VkSampleCountFlagBits** value
- VUID-vkCmdSetSampleMaskEXT-pSampleMask-parameter
If **pSampleMask** is not **NULL**, **pSampleMask** **must** be a valid pointer to an array of $\lceil \frac{\text{samples}}{32} \rceil$ **VkSampleMask** values
- VUID-vkCmdSetSampleMaskEXT-commandBuffer-recording
commandBuffer **must** be in the **recording state**
- VUID-vkCmdSetSampleMaskEXT-commandBuffer-cmdpool
The **VkCommandPool** that **commandBuffer** was allocated from **must** support **VK_QUEUE_GRAPHICS_BIT** operations
- VUID-vkCmdSetSampleMaskEXT-videocoding

This command **must** only be called outside of a video coding scope

Host Synchronization

- Host access to `commandBuffer` **must** be externally synchronized
- Host access to the `VkCommandPool` that `commandBuffer` was allocated from **must** be externally synchronized

Command Properties

Command Buffer Levels	Render Pass Scope	Video Coding Scope	Supported Queue Types	Command Type
Primary Secondary	Both	Outside	VK_QUEUE_GRAP HICS_BIT	State

Conditional Rendering

`vkCmdSetSampleMaskEXT` is not affected by [conditional rendering](#)

Each bit of the coverage mask is associated with a sample index as described in the [rasterization chapter](#). If the bit in `VkPipelineMultisampleStateCreateInfo::pSampleMask` which is associated with that same sample index is set to 0, the coverage mask bit is set to 0.

34.5. Fragment Shading

[Fragment shaders](#) are invoked for each fragment, or as [helper invocations](#).

Most operations in the fragment shader are not performed in [rasterization order](#), with exceptions called out in the following sections.

For fragment shaders invoked by fragments, the following rules apply:

- A fragment shader **must** not be executed if a [fragment operation](#) that executes before fragment shading discards the fragment.
- A fragment shader **may** not be executed if:
 - An implementation determines that another fragment shader, invoked by a subsequent primitive in [primitive order](#), overwrites all results computed by the shader (including writes to storage resources).
 - Any other [fragment operation](#) discards the fragment, and the shader does not write to any storage resources.
 - If a fragment shader statically computes the same values for different framebuffer locations, and does not write to any storage resources, multiple fragments **may** be shaded by one

fragment shader invocation. This **may** affect `VK_QUERY_PIPELINE_STATISTIC_FRAGMENT_SHADER_INVOCATIONS_BIT` results, but **must** otherwise not be visible behavior to applications.

- Otherwise, at least one fragment shader **must** be executed.
 - If **sample shading** is enabled and multiple invocations per fragment are **required**, additional invocations **must** be executed as specified.
 - If a **shading rate image** is used and multiple invocations per fragment are **required**, additional invocations **must** be executed as specified.
 - Each covered sample **must** be included in at least one fragment shader invocation.

If no fragment shader is included in the pipeline, no fragment shader is executed, and undefined values **may** be written to all color attachment outputs during this fragment operation.

NOTE

Multiple fragment shader invocations may be executed for the same fragment for any number of implementation-dependent reasons. When there is more than one fragment shader invocation per fragment, the association of samples to invocations is implementation-dependent. Stores and atomics performed by these additional invocations have the normal effect.

For example, if the subpass includes multiple views in its view mask, a fragment shader may be invoked separately for each view.

Similarly, if the render pass has a fragment density map attachment, more than one fragment shader invocation may be invoked for each covered sample. Such additional invocations are only produced if `VkPhysicalDeviceFragmentDensityMapPropertiesEXT::fragmentDensityInvocations` is `VK_TRUE`. Implementations may generate these additional fragment shader invocations in order to make transitions between fragment areas with different fragment densities more smooth.

34.5.1. Sample Mask

Reading from the `SampleMask` built-in in the `Input` storage class will return the coverage mask for the current fragment as calculated by fragment operations that executed prior to fragment shading.

If **sample shading** is enabled, fragment shaders will only see values of `1` for samples being shaded - other bits will be `0`.

Each bit of the coverage mask is associated with a sample index as described in the **rasterization chapter**. If the bit in `SampleMask` which is associated with that same sample index is set to `0`, that coverage mask bit is set to `0`.

Values written to the `SampleMask` built-in in the `Output` storage class will be used by the **multisample coverage** operation, with the same encoding as the input built-in.

34.5.2. Shader Termination and Demotion

If a fragment shader is [terminated early](#) or [demoted to a helper invocation](#) by using [OpKill](#), [OpTerminateInvocation](#), or [OpDemoteToHelperInvocation](#), samples covered by that shader invocation have their coverage mask bits set to 0.

34.5.3. Fragment Shader Tile Image Reads

If the [VK_EXT_shader_tile_image](#) extension is enabled, implementations divide the framebuffer into a grid of tiles. A [tile image](#) is a view of a framebuffer attachment tile for fragments with locations within the tile.

Within a render pass instance initiated by [vkCmdBeginRenderingKHR](#), fragment shader invocations **can** read the framebuffer color, depth, and stencil values at the fragment location via tile images.

NOTE

Even though fragment shader invocation can only read from the corresponding fragment location, the abstraction of a tile image is introduced for the following reasons:

- Tile dimensions will be exposed in a future extension
- Future functionality such as executing compute dispatches within render passes via tile shaders can leverage tile images.

Enabling [shaderTileImageColorReadAccess](#), [shaderTileImageDepthReadAccess](#), [shaderTileImageStencilReadAccess](#) enables fragment shader invocations to read from color, depth, and stencil, respectively.

Color values are read from tile image variables with [OpColorAttachmentReadEXT](#). Tile image variables are linked to specific color attachments using [Location](#) decoration. See [Fragment Tile Image Interface](#) for more details.

Depth values are read with [OpDepthAttachmentReadEXT](#).

Stencil values are read with [OpStencilAttachmentReadEXT](#).

The sample to read is specified by a [sample index](#) value specified as the [Sample](#) operand to [OpColorAttachmentReadEXT](#), [OpDepthAttachmentReadEXT](#), or [OpStencilAttachmentReadEXT](#).

If [sample shading](#) is disabled, a fragment invocation **can** read from all sample locations associated with the fragment regardless of the fragment's coverage. This functionality is supported for [VkPipelineMultisampleStateCreateInfo::rasterizationSamples](#) > 1 when [VkPhysicalDeviceShaderTileImagePropertiesEXT::shaderTileImageReadSampleFromPixelRateInvocation](#) is [VK_TRUE](#).

If [sample shading](#) is enabled, and [minSampleShading](#) is 1.0, a fragment invocation **must** only read from the [coverage index](#) sample. Tile image access **must** not be used if the value of [minSampleShading](#) is not 1.0.

If the [fragment shader](#) declares the [EarlyFragmentTests](#) execution mode, depth reads are allowed

only if depth writes are disabled and stencil reads are allowed only if stencil writes are disabled.

If `VkPhysicalDeviceShaderTileImagePropertiesEXT::shaderTileImageReadFromHelperInvocation` is `VK_FALSE`, values read from helper invocations are poison, otherwise the values read are subject to the coherency guarantees described below.

`OpDepthAttachmentReadEXT` returns a poison value if no depth attachment is present. `OpStencilAttachmentReadEXT` returns a poison value if no stencil attachment is present.

Tile image reads from color, depth, and stencil attachments are said to be coherent when the accesses happen in raster order and without `data race` with respect to accesses to the attachments from framebuffer-space pipeline stages. The samples which qualify for coherent access and the enabling conditions are described below.

- Let R_c be the set of components being read from an attachment A in a draw call
- Let W_c be the set of components being written to A by the draw call

The samples which qualify for coherent tile image reads from an attachment A are:

- All samples in a pixel when R_c is disjoint with W_c .
- The samples with coverage in a fragment when R_c is not disjoint with W_c . The samples with coverage are determined by the coverage mask for the fragment as calculated by fragment operations that executed prior to fragment shading, including early fragment tests if enabled for the draw call.

A fragment shader **can** declare `NonCoherentColorAttachmentReadEXT`, `NonCoherentDepthAttachmentReadEXT`, or `NonCoherentStencilAttachmentReadEXT` execution modes to enable non-coherent tile image reads which require an explicit `vkCmdPipelineBarrier2` call for the writes to an attachment to be made visible via tile image reads.

When `VkPhysicalDeviceShaderTileImagePropertiesEXT::shaderTileImageCoherentReadAccelerated` is `VK_TRUE`, the implementation prefers that coherent tile image reads are used, otherwise the implementation prefers that non-coherent tile image reads are used.

NOTE	In practice, the most common tile image reads usage patterns fall under one of the following:
	• Programmable blending - each fragment reads from a single sample (SampleID) at its location. Per-sample shading is typically enabled when multisampled rendertargets are used.
	• G-buffer generation and shading in one render pass - in the shading phase a fragment reads from a single sample at its location.
	• Programmable resolve - a fragment reads from all samples at its location (per-sample shading is disabled). This requires the use of a “full-screen triangle” instead of a rectangle composed of two triangles in order to avoid data races along the shared edge of the triangles.
	• 1:1 texturing with LOD - in use cases such a deferred screen space decals a fragment reads a single sample (SampleID) from depth buffer, but requires

being able to read from helper threads to derive the texture LOD. This use case is supported as long as the attachment components being read are not overwritten by color, depth, or stencil attachment writes.

All of the above use cases are supported by coherent tile image reads, but only the latter three are supported when non-coherent reads are used as there is no mechanism to synchronize non-coherent reads with writes within a draw call.

34.5.4. Depth Replacement

Writing to the `FragDepth` built-in will replace the fragment's calculated depth values for each sample in the input `SampleMask`. `Depth testing` performed after the fragment shader for this fragment will use this new value as z_f .

34.5.5. Stencil Reference Replacement

Writing to the `FragStencilRefEXT` built-in will replace the fragment's stencil reference value for each sample in the input `SampleMask`. `Stencil testing` performed after the fragment shader for this fragment will use this new value as s_r .

34.5.6. Interlocked Operations

`OpBeginInvocationInterlockEXT` and `OpEndInvocationInterlockEXT` define a section of a fragment shader which imposes additional ordering constraints on operations performed within them. These operations are defined as *interlocked operations*. How interlocked operations are ordered against other fragment shader invocations depends on the specified execution modes.

If the `ShadingRateInterlockOrderedEXT` execution mode is specified, any interlocked operations in a fragment shader **must** happen before interlocked operations in fragment shader invocations that execute later in `rasterization order` and cover at least one sample in the same fragment area, and **must** happen after interlocked operations in a fragment shader that executes earlier in `rasterization order` and cover at least one sample in the same fragment area.

If the `ShadingRateInterlockUnorderedEXT` execution mode is specified, any interlocked operations in a fragment shader **must** happen before or after interlocked operations in fragment shader invocations that execute earlier or later in `rasterization order` and cover at least one sample in the same fragment area.

If the `PixelInterlockOrderedEXT` execution mode is specified, any interlocked operations in a fragment shader **must** happen before interlocked operations in fragment shader invocations that execute later in `rasterization order` and cover at least one sample in the same pixel, and **must** happen after interlocked operations in a fragment shader that executes earlier in `rasterization order` and cover at least one sample in the same pixel.

If the `PixelInterlockUnorderedEXT` execution mode is specified, any interlocked operations in a fragment shader **must** happen before or after interlocked operations in fragment shader invocations that execute earlier or later in `rasterization order` and cover at least one sample in the same pixel.

If the `SampleInterlockOrderedEXT` execution mode is specified, any interlocked operations in a fragment shader **must** happen before interlocked operations in fragment shader invocations that execute later in `rasterization order` and cover at least one of the same samples, and **must** happen after interlocked operations in a fragment shader that executes earlier in `rasterization order` and cover at least one of the same samples.

If the `SampleInterlockUnorderedEXT` execution mode is specified, any interlocked operations in a fragment shader **must** happen before or after interlocked operations in fragment shader invocations that execute earlier or later in `rasterization order` and cover at least one of the same samples.

34.6. Multisample Coverage

If a fragment shader is active and its entry point's interface includes a built-in output variable decorated with `SampleMask`, but not `OverrideCoverageNV`, the coverage mask is **ANDed** with the bits of the `SampleMask` built-in to generate a new coverage mask. If the `SampleMask` built-in is also decorated with `OverrideCoverageNV`, the coverage mask is replaced with the mask bits set in the shader. If `sample shading` is enabled, bits written to `SampleMask` corresponding to samples that are not being shaded by the fragment shader invocation are ignored. If no fragment shader is active, or if the active fragment shader does not include `SampleMask` in its interface, the coverage mask is not modified.

Next, the fragment alpha value and coverage mask are modified based on the line coverage factor if the `lineRasterizationMode` member of the `VkPipelineRasterizationStateCreateInfo` structure is `VK_LINE_RASTERIZATION_MODE_RECTANGULAR_SMOOTH`, and the `alphaToCoverageEnable` and `alphaToOneEnable` members of the `VkPipelineMultisampleStateCreateInfo` structure.

To **dynamically set** the `alphaToCoverageEnable` state, call:

```
// Provided by VK_EXT_extended_dynamic_state3, VK_EXT_shader_object
void vkCmdSetAlphaToCoverageEnableEXT(
    VkCommandBuffer          commandBuffer,
    VkBool32                  alphaToCoverageEnable);
```

- `commandBuffer` is the command buffer into which the command will be recorded.
- `alphaToCoverageEnable` specifies the `alphaToCoverageEnable` state.

This command sets the `alphaToCoverageEnable` state for subsequent drawing commands when drawing using `shader objects`, or when the graphics pipeline is created with `VK_DYNAMIC_STATE_ALPHA_TO_COVERAGE_ENABLE_EXT` set in `VkPipelineDynamicStateCreateInfo::pDynamicStates`. Otherwise, this state is specified by the `VkPipelineMultisampleStateCreateInfo::alphaToCoverageEnable` value used to create the currently active pipeline.

Valid Usage

- VUID-vkCmdSetAlphaToCoverageEnableEXT-None-09423

At least one of the following **must** be true:

- The `extendedDynamicState3AlphaToCoverageEnable` feature is enabled
- The `shaderObject` feature is enabled

Valid Usage (Implicit)

- VUID-vkCmdSetAlphaToCoverageEnableEXT-commandBuffer-parameter
`commandBuffer` **must** be a valid `VkCommandBuffer` handle
- VUID-vkCmdSetAlphaToCoverageEnableEXT-commandBuffer-recording
`commandBuffer` **must** be in the `recording state`
- VUID-vkCmdSetAlphaToCoverageEnableEXT-commandBuffer-cmdpool
The `VkCommandPool` that `commandBuffer` was allocated from **must** support `VK_QUEUE_GRAPHICS_BIT` operations
- VUID-vkCmdSetAlphaToCoverageEnableEXT-videocoding
This command **must** only be called outside of a video coding scope

Host Synchronization

- Host access to `commandBuffer` **must** be externally synchronized
- Host access to the `VkCommandPool` that `commandBuffer` was allocated from **must** be externally synchronized

Command Properties

Command Buffer Levels	Render Pass Scope	Video Coding Scope	Supported Queue Types	Command Type
Primary Secondary	Both	Outside	VK_QUEUE_GRAP HICS_BIT	State

Conditional Rendering

`vkCmdSetAlphaToCoverageEnableEXT` is not affected by `conditional rendering`

To `dynamically set` the `alphaToOneEnable` state, call:

```
// Provided by VK_EXT_extended_dynamic_state3, VK_EXT_shader_object
void vkCmdSetAlphaToOneEnableEXT(
    VkCommandBuffer          commandBuffer,
    VkBool32                 alphaToOneEnable);
```


- `commandBuffer` is the command buffer into which the command will be recorded.
- `alphaToOneEnable` specifies the `alphaToOneEnable` state.

This command sets the `alphaToOneEnable` state for subsequent drawing commands when drawing using `shader objects`, or when the graphics pipeline is created with `VK_DYNAMIC_STATE_ALPHA_TO_ONE_ENABLE_EXT` set in `VkPipelineDynamicStateCreateInfo::pDynamicStates`. Otherwise, this state is specified by the `VkPipelineMultisampleStateCreateInfo::alphaToOneEnable` value used to create the currently active pipeline.

Valid Usage

- VUID-vkCmdSetAlphaToOneEnableEXT-None-09423
At least one of the following **must** be true:
 - The `extendedDynamicState3AlphaToOneEnable` feature is enabled
 - The `shaderObject` feature is enabled
- VUID-vkCmdSetAlphaToOneEnableEXT-alphaToOne-07607
If the `alphaToOne` feature is not enabled, `alphaToOneEnable` **must** be `VK_FALSE`

Valid Usage (Implicit)

- VUID-vkCmdSetAlphaToOneEnableEXT-commandBuffer-parameter
`commandBuffer` **must** be a valid `VkCommandBuffer` handle
- VUID-vkCmdSetAlphaToOneEnableEXT-commandBuffer-recording
`commandBuffer` **must** be in the `recording state`
- VUID-vkCmdSetAlphaToOneEnableEXT-commandBuffer-cmdpool
The `VkCommandPool` that `commandBuffer` was allocated from **must** support `VK_QUEUE_GRAPHICS_BIT` operations
- VUID-vkCmdSetAlphaToOneEnableEXT-videocoding
This command **must** only be called outside of a video coding scope

Host Synchronization

- Host access to `commandBuffer` **must** be externally synchronized
- Host access to the `VkCommandPool` that `commandBuffer` was allocated from **must** be externally synchronized

Command Properties

Command Buffer Levels	Render Pass Scope	Video Coding Scope	Supported Queue Types	Command Type
Primary Secondary	Both	Outside	VK_QUEUE_GRAP HICS_BIT	State

Conditional Rendering

vkCmdSetAlphaToOneEnableEXT is not affected by [conditional rendering](#)

All alpha values in this section refer only to the alpha component of the fragment shader output that has a [Location](#) and [Index](#) decoration of zero (see the [Fragment Output Interface](#) section). If that shader output has an integer or unsigned integer type, then these operations are skipped.

If the [lineRasterizationMode](#) member of the [VkPipelineRasterizationStateCreateInfo](#) structure is [VK_LINE_RASTERIZATION_MODE_RECTANGULAR_SMOOTH](#) and the fragment came from a line segment, then the alpha value is replaced by multiplying it by the coverage factor for the fragment computed during [smooth line rasterization](#).

If [alphaToCoverageEnable](#) is enabled, a temporary coverage mask is generated where each bit is determined by the fragment's alpha value, which is ANDed with the fragment coverage mask.

No specific algorithm is specified for converting the alpha value to a temporary coverage mask. It is intended that the number of 1's in this value be proportional to the alpha value (clamped to [0,1]), with all 1's corresponding to a value of 1.0 and all 0's corresponding to 0.0. The algorithm **may** be different at different framebuffer coordinates.

NOTE

Using different algorithms at different framebuffer coordinates **may** help to avoid artifacts caused by regular coverage sample locations.

Finally, if [alphaToOneEnable](#) is enabled, each alpha value is replaced by the maximum representable alpha value for fixed-point color attachments, or by 1.0 for floating-point attachments. Otherwise, the alpha values are not changed.

34.7. Depth and Stencil Operations

Pipeline state controlling the [depth bounds tests](#), [stencil test](#), and [depth test](#) is specified through the members of the [VkPipelineDepthStencilStateCreateInfo](#) structure.

The [VkPipelineDepthStencilStateCreateInfo](#) structure is defined as:


```
// Provided by VK_VERSION_1_0
typedef struct VkPipelineDepthStencilStateCreateInfo {
    VkStructureType           sType;
    const void*               pNext;
    VkPipelineDepthStencilStateCreateFlags flags;
    VkBool32                  depthTestEnable;
    VkBool32                  depthWriteEnable;
    VkCompareOp               depthCompareOp;
    VkBool32                  depthBoundsTestEnable;
    VkBool32                  stencilTestEnable;
    VkStencilOpState          front;
    VkStencilOpState          back;
    float                     minDepthBounds;
    float                     maxDepthBounds;
} VkPipelineDepthStencilStateCreateInfo;
```

- `sType` is a `VkStructureType` value identifying this structure.
- `pNext` is `NULL` or a pointer to a structure extending this structure.
- `flags` is a bitmask of `VkPipelineDepthStencilStateCreateFlagBits` specifying additional depth/stencil state information.
- `depthTestEnable` controls whether `depth testing` is enabled.
- `depthWriteEnable` controls whether `depth writes` are enabled when `depthTestEnable` is `VK_TRUE`. Depth writes are always disabled when `depthTestEnable` is `VK_FALSE`.
- `depthCompareOp` is a `VkCompareOp` value specifying the comparison operator to use in the `Depth Comparison` step of the `depth test`.
- `depthBoundsTestEnable` controls whether `depth bounds testing` is enabled.
- `stencilTestEnable` controls whether `stencil testing` is enabled.
- `front` and `back` are `VkStencilOpState` values controlling the corresponding parameters of the `stencil test`.
- `minDepthBounds` is the minimum depth bound used in the `depth bounds test`.
- `maxDepthBounds` is the maximum depth bound used in the `depth bounds test`.

Valid Usage

- VUID-VkPipelineDepthStencilStateCreateInfo-depthBoundsTestEnable-00598
If the `depthBounds` feature is not enabled, `depthBoundsTestEnable` **must** be `VK_FALSE`
- VUID-VkPipelineDepthStencilStateCreateInfo-separateStencilMaskRef-04453
If the `VK_KHR_portability_subset` extension is enabled, and `VkPhysicalDevicePortabilitySubsetFeaturesKHR::separateStencilMaskRef` is `VK_FALSE`, and the value of `VkPipelineDepthStencilStateCreateInfo::stencilTestEnable` is `VK_TRUE`, and the value of `VkPipelineRasterizationStateCreateInfo::cullMode` is `VK_CULL_MODE_NONE`, the value of `reference` in each of the `VkStencilOpState` structs in `front` and `back` **must** be the same

- VUID-VkPipelineDepthStencilStateCreateInfo-rasterizationOrderDepthAttachmentAccess-06463
If the `rasterizationOrderDepthAttachmentAccess` feature is not enabled, `flags` **must** not include
`VK_PIPELINE_DEPTH_STENCIL_STATE_CREATE_RASTERIZATION_ORDER_ATTACHMENT_DEPTH_ACCESS_BIT_EXT`
- VUID-VkPipelineDepthStencilStateCreateInfo-rasterizationOrderStencilAttachmentAccess-06464
If the `rasterizationOrderStencilAttachmentAccess` feature is not enabled, `flags` **must** not include
`VK_PIPELINE_DEPTH_STENCIL_STATE_CREATE_RASTERIZATION_ORDER_ATTACHMENT_STENCIL_ACCESS_BIT_EXT`

Valid Usage (Implicit)

- VUID-VkPipelineDepthStencilStateCreateInfo-sType-sType
`sType` **must** be `VK_STRUCTURE_TYPE_PIPELINE_DEPTH_STENCIL_STATE_CREATE_INFO`
- VUID-VkPipelineDepthStencilStateCreateInfo-pNext-pNext
`pNext` **must** be `NULL`
- VUID-VkPipelineDepthStencilStateCreateInfo-flags-parameter
`flags` **must** be a valid combination of `VkPipelineDepthStencilStateCreateFlagBits` values
- VUID-VkPipelineDepthStencilStateCreateInfo-depthCompareOp-parameter
`depthCompareOp` **must** be a valid `VkCompareOp` value
- VUID-VkPipelineDepthStencilStateCreateInfo-front-parameter
`front` **must** be a valid `VkStencilOpState` structure
- VUID-VkPipelineDepthStencilStateCreateInfo-back-parameter
`back` **must** be a valid `VkStencilOpState` structure

```
// Provided by VK_VERSION_1_0
typedef VkFlags VkPipelineDepthStencilStateCreateFlags;
```

`VkPipelineDepthStencilStateCreateFlags` is a bitmask type for setting a mask of zero or more `VkPipelineDepthStencilStateCreateFlagBits`.

Bits which **can** be set in the `VkPipelineDepthStencilStateCreateInfo::flags` parameter are:


```

// Provided by VK_VERSION_1_0, VK_EXT_rasterization_order_attachment_access
typedef enum VkPipelineDepthStencilStateCreateFlagBits {
    // Provided by VK_EXT_rasterization_order_attachment_access

    VK_PIPELINE_DEPTH_STENCIL_STATE_CREATE_RASTERIZATION_ORDER_ATTACHMENT_DEPTH_ACCESS_BIT_EXT = 0x00000001,
    // Provided by VK_EXT_rasterization_order_attachment_access

    VK_PIPELINE_DEPTH_STENCIL_STATE_CREATE_RASTERIZATION_ORDER_ATTACHMENT_STENCIL_ACCESS_BIT_EXT = 0x00000002,
    // Provided by VK_ARM_rasterization_order_attachment_access

    VK_PIPELINE_DEPTH_STENCIL_STATE_CREATE_RASTERIZATION_ORDER_ATTACHMENT_DEPTH_ACCESS_BIT_ARM =
    VK_PIPELINE_DEPTH_STENCIL_STATE_CREATE_RASTERIZATION_ORDER_ATTACHMENT_DEPTH_ACCESS_BIT_EXT,
    // Provided by VK_ARM_rasterization_order_attachment_access

    VK_PIPELINE_DEPTH_STENCIL_STATE_CREATE_RASTERIZATION_ORDER_ATTACHMENT_STENCIL_ACCESS_BIT_ARM =
    VK_PIPELINE_DEPTH_STENCIL_STATE_CREATE_RASTERIZATION_ORDER_ATTACHMENT_STENCIL_ACCESS_BIT_EXT,
} VkPipelineDepthStencilStateCreateFlagBits;

```

- [VK_PIPELINE_DEPTH_STENCIL_STATE_CREATE_RASTERIZATION_ORDER_ATTACHMENT_DEPTH_ACCESS_BIT_EXT](#) specifies that access to the depth aspects of depth/stencil and input attachments will have implicit framebuffer-local memory dependencies.
- [VK_PIPELINE_DEPTH_STENCIL_STATE_CREATE_RASTERIZATION_ORDER_ATTACHMENT_STENCIL_ACCESS_BIT_EXT](#) specifies that access to the stencil aspects of depth/stencil and input attachments will have implicit framebuffer-local memory dependencies.

When

[VK_PIPELINE_DEPTH_STENCIL_STATE_CREATE_RASTERIZATION_ORDER_ATTACHMENT_DEPTH_ACCESS_BIT_EXT](#) is included in a pipeline, it forms a framebuffer-local memory dependency for each fragment generated by draw commands for that pipeline with the following scopes:

- The first [synchronization scope](#) includes [VK_PIPELINE_STAGE_FRAGMENT_SHADER_BIT](#) and [VK_PIPELINE_STAGE_LATE_FRAGMENT_TESTS_BIT](#) pipeline stages executed by all previous fragments (as defined by [primitive order](#)) in the corresponding [framebuffer regions](#) including those generated by the same draw command.
- The second [synchronization scope](#) includes [VK_PIPELINE_STAGE_FRAGMENT_SHADER_BIT](#) stage executed by the generated fragment.
- The first [access scope](#) includes all writes to the depth aspect of depth/stencil attachments.
- The second [access scope](#) includes all reads from the depth aspect of input attachments.

When

[VK_PIPELINE_DEPTH_STENCIL_STATE_CREATE_RASTERIZATION_ORDER_ATTACHMENT_STENCIL_](#)

[ACCESS_BIT_EXT](#) is included in a pipeline, it forms a framebuffer-local memory dependency for each fragment generated by draw commands for that pipeline with the following scopes:

- The first [synchronization scope](#) includes [VK_PIPELINE_STAGE_FRAGMENT_SHADER_BIT](#) [VK_PIPELINE_STAGE_LATE_FRAGMENT_TESTS_BIT](#) pipeline stages executed by all previous fragments (as defined by [primitive order](#)) in the corresponding [framebuffer regions](#) including those generated by the same draw command.
- The second [synchronization scope](#) includes [VK_PIPELINE_STAGE_FRAGMENT_SHADER_BIT](#) and [VK_PIPELINE_STAGE_LATE_FRAGMENT_TESTS_BIT](#) pipeline stages executed by the generated fragment.
- The first [access scope](#) includes all writes to the stencil aspect of depth/stencil attachments.
- The second [access scope](#) includes all reads from the stencil aspect of input attachments.

34.8. Depth Bounds Test

The depth bounds test compares the depth value z_a in the depth/stencil attachment at each sample's framebuffer coordinates (x_f, y_f) and [sample index](#) i against a set of *depth bounds*.

The depth bounds are determined by two floating-point values defining a minimum ([minDepthBounds](#)) and maximum ([maxDepthBounds](#)) depth value. These values are either set by the [VkPipelineDepthStencilStateCreateInfo](#) structure during pipeline creation, or dynamically by [vkCmdSetDepthBoundsTestEnable](#) and [vkCmdSetDepthBounds](#).

A given sample is considered within the depth bounds if z_a is in the range [[minDepthBounds](#), [maxDepthBounds](#)]. Samples with depth attachment values outside of the depth bounds will have their coverage set to 0.

If the depth bounds test is disabled, or if there is no depth attachment, the coverage mask is unmodified by this operation.

To [dynamically enable or disable](#) the depth bounds test, call:

```
// Provided by VK_VERSION_1_3
void vkCmdSetDepthBoundsTestEnable(
    VkCommandBuffer          commandBuffer,
    VkBool32                 depthBoundsTestEnable);
```

```
// Provided by VK_EXT_extended_dynamic_state, VK_EXT_shader_object
// Equivalent to vkCmdSetDepthBoundsTestEnable
void vkCmdSetDepthBoundsTestEnableEXT(
    VkCommandBuffer          commandBuffer,
    VkBool32                 depthBoundsTestEnable);
```

- [commandBuffer](#) is the command buffer into which the command will be recorded.
- [depthBoundsTestEnable](#) specifies if the depth bounds test is enabled.

This command sets the depth bounds enable for subsequent drawing commands when drawing using `shader objects`, or when the graphics pipeline is created with `VK_DYNAMIC_STATE_DEPTH_BOUNDS_TEST_ENABLE` set in `VkPipelineDynamicStateCreateInfo::pDynamicStates`. Otherwise, this state is specified by the `VkPipelineDepthStencilStateCreateInfo::depthBoundsTestEnable` value used to create the currently active pipeline.

Valid Usage

- VUID-vkCmdSetDepthBoundsTestEnable-None-08971

At least one of the following **must** be true:

- the `extendedDynamicState` feature is enabled
 - the `shaderObject` feature is enabled
 - the value of `VkApplicationInfo::apiVersion` used to create the `VkInstance` parent of `commandBuffer` is greater than or equal to Version 1.3
- VUID-vkCmdSetDepthBoundsTestEnable-depthBounds-10010
If the `depthBounds` feature is not enabled, `depthBoundsTestEnable` **must** be `VK_FALSE`

Valid Usage (Implicit)

- VUID-vkCmdSetDepthBoundsTestEnable-commandBuffer-parameter
`commandBuffer` **must** be a valid `VkCommandBuffer` handle
- VUID-vkCmdSetDepthBoundsTestEnable-commandBuffer-recording
`commandBuffer` **must** be in the `recording state`
- VUID-vkCmdSetDepthBoundsTestEnable-commandBuffer-cmdpool
The `VkCommandPool` that `commandBuffer` was allocated from **must** support `VK_QUEUE_GRAPHICS_BIT` operations
- VUID-vkCmdSetDepthBoundsTestEnable-videocoding
This command **must** only be called outside of a video coding scope

Host Synchronization

- Host access to `commandBuffer` **must** be externally synchronized
- Host access to the `VkCommandPool` that `commandBuffer` was allocated from **must** be externally synchronized

Command Properties

Command Buffer Levels	Render Pass Scope	Video Coding Scope	Supported Queue Types	Command Type
Primary Secondary	Both	Outside	VK_QUEUE_GRAPHICS HICS_BIT	State

Conditional Rendering

vkCmdSetDepthBoundsTestEnable is not affected by [conditional rendering](#)

To [dynamically set](#) the depth bounds range, call:

```
// Provided by VK_VERSION_1_0
void vkCmdSetDepthBounds(
    VkCommandBuffer          commandBuffer,
    float                    minDepthBounds,
    float                    maxDepthBounds);
```

- `commandBuffer` is the command buffer into which the command will be recorded.
- `minDepthBounds` is the minimum depth bound.
- `maxDepthBounds` is the maximum depth bound.

This command sets the depth bounds range for subsequent drawing commands when drawing using [shader objects](#), or when the graphics pipeline is created with [VK_DYNAMIC_STATE_DEPTH_BOUNDS](#) set in `VkPipelineDynamicStateCreateInfo::pDynamicStates`. Otherwise, this state is specified by the `VkPipelineDepthStencilStateCreateInfo::minDepthBounds` and `VkPipelineDepthStencilStateCreateInfo::maxDepthBounds` values used to create the currently active pipeline.

Valid Usage

- VUID-vkCmdSetDepthBounds-minDepthBounds-00600
If the [VK_EXT_depth_range_unrestricted](#) extension is not enabled `minDepthBounds` **must** be between `0.0` and `1.0`, inclusive
- VUID-vkCmdSetDepthBounds-maxDepthBounds-00601
If the [VK_EXT_depth_range_unrestricted](#) extension is not enabled `maxDepthBounds` **must** be between `0.0` and `1.0`, inclusive
- VUID-vkCmdSetDepthBounds-minDepthBounds-10912
`minDepthBounds` **must** be less than or equal to `maxDepthBounds`

Valid Usage (Implicit)

- VUID-vkCmdSetDepthBounds-commandBuffer-parameter **commandBuffer** **must** be a valid [VkCommandBuffer](#) handle
- VUID-vkCmdSetDepthBounds-commandBuffer-recording **commandBuffer** **must** be in the [recording state](#)
- VUID-vkCmdSetDepthBounds-commandBuffer-cmdpool
The [VkCommandPool](#) that **commandBuffer** was allocated from **must** support [VK_QUEUE_GRAPHICS_BIT](#) operations
- VUID-vkCmdSetDepthBounds-videocoding
This command **must** only be called outside of a video coding scope

Host Synchronization

- Host access to **commandBuffer** **must** be externally synchronized
- Host access to the [VkCommandPool](#) that **commandBuffer** was allocated from **must** be externally synchronized

Command Properties

Command Buffer Levels	Render Pass Scope	Video Coding Scope	Supported Queue Types	Command Type
Primary Secondary	Both	Outside	VK_QUEUE_GRAPHICS_BIT	State

Conditional Rendering

`vkCmdSetDepthBounds` is not affected by [conditional rendering](#)

34.9. Stencil Test

The stencil test compares the stencil attachment value s_a in the depth/stencil attachment at each sample's framebuffer coordinates (x_f, y_f) and [sample index](#) i against a *stencil reference value*.

If the render pass has a fragment density map attachment and the fragment covers multiple pixels, there is an implementation-dependent association of coverage samples to stencil attachment samples within the fragment. However, if all samples in the fragment are covered, and the stencil attachment value is updated as a result of this test, all stencil attachment samples will be updated.

If the stencil test is not enabled, as specified by [vkCmdSetStencilTestEnable](#) or [VkPipelineDepthStencilStateCreateInfo::stencilTestEnable](#), or if there is no stencil attachment, the

coverage mask is unmodified by this operation.

The stencil test is controlled by one of two sets of stencil-related state, the front stencil state and the back stencil state. Stencil tests and writes use the back stencil state when processing fragments generated by [back-facing polygons](#), and the front stencil state when processing fragments generated by [front-facing polygons](#) or any other primitives.

The comparison operation performed is determined by the [VkCompareOp](#) value set by [vkCmdSetStencilOp::compareOp](#), or by [VkStencilOpState::compareOp](#) during pipeline creation.

The compare mask s_c and stencil reference value s_r of the front or the back stencil state set determine arguments of the comparison operation. s_c is set by the [VkPipelineDepthStencilStateCreateInfo](#) structure during pipeline creation, or by the [vkCmdSetStencilCompareMask](#) command. s_r is set by [VkPipelineDepthStencilStateCreateInfo](#) or by [vkCmdSetStencilReference](#).

s_r and s_a are each independently combined with s_c using a bitwise **AND** operation to create masked reference and attachment values s'_r and s'_a . s'_r and s'_a are used as the *reference* and *test* values, respectively, in the operation specified by the [VkCompareOp](#).

If the comparison evaluates to false, the coverage for the sample is set to 0.

A new stencil value s_g is generated according to a stencil operation defined by [VkStencilOp](#) parameters set by [vkCmdSetStencilOp](#) or [VkPipelineDepthStencilStateCreateInfo](#). If the stencil test fails, [failOp](#) defines the stencil operation used. If the stencil test passes however, the stencil op used is based on the [depth test](#) - if it passes, [VkPipelineDepthStencilStateCreateInfo::passOp](#) is used, otherwise [VkPipelineDepthStencilStateCreateInfo::depthFailOp](#) is used.

The stencil attachment value s_a is then updated with the generated stencil value s_g according to the write mask s_w defined by [writeMask](#) in [VkPipelineDepthStencilStateCreateInfo::front](#) and [VkPipelineDepthStencilStateCreateInfo::back](#) as:

$$s_a = (s_a \oplus \neg s_w) \oplus (s_g \oplus s_w)$$

To [dynamically enable or disable](#) the stencil test, call:

```
// Provided by VK_VERSION_1_3
void vkCmdSetStencilTestEnable(
    VkCommandBuffer          commandBuffer,
    VkBool32                 stencilTestEnable);
```

```
// Provided by VK_EXT_extended_dynamic_state, VK_EXT_shader_object
// Equivalent to vkCmdSetStencilTestEnable
void vkCmdSetStencilTestEnableEXT(
    VkCommandBuffer          commandBuffer,
    VkBool32                 stencilTestEnable);
```


- `commandBuffer` is the command buffer into which the command will be recorded.
- `stencilTestEnable` specifies if the stencil test is enabled.

This command sets the stencil test enable for subsequent drawing commands when drawing using `shader objects`, or when the graphics pipeline is created with `VK_DYNAMIC_STATE_STENCIL_TEST_ENABLE` set in `VkPipelineDynamicStateCreateInfo::pDynamicStates`. Otherwise, this state is specified by the `VkPipelineDepthStencilStateCreateInfo::stencilTestEnable` value used to create the currently active pipeline.

Valid Usage

- VUID-vkCmdSetStencilTestEnable-None-08971

At least one of the following **must** be true:

- the `extendedDynamicState` feature is enabled
- the `shaderObject` feature is enabled
- the value of `VkApplicationInfo::apiVersion` used to create the `VkInstance` parent of `commandBuffer` is greater than or equal to Version 1.3

Valid Usage (Implicit)

- VUID-vkCmdSetStencilTestEnable-commandBuffer-parameter
`commandBuffer` **must** be a valid `VkCommandBuffer` handle
- VUID-vkCmdSetStencilTestEnable-commandBuffer-recording
`commandBuffer` **must** be in the `recording state`
- VUID-vkCmdSetStencilTestEnable-commandBuffer-cmdpool
The `VkCommandPool` that `commandBuffer` was allocated from **must** support `VK_QUEUE_GRAPHICS_BIT` operations
- VUID-vkCmdSetStencilTestEnable-vidcoding
This command **must** only be called outside of a video coding scope

Host Synchronization

- Host access to `commandBuffer` **must** be externally synchronized
- Host access to the `VkCommandPool` that `commandBuffer` was allocated from **must** be externally synchronized

Command Properties

Command Buffer Levels	Render Pass Scope	Video Coding Scope	Supported Queue Types	Command Type
Primary Secondary	Both	Outside	VK_QUEUE_GRAPHICS HICS_BIT	State

Conditional Rendering

vkCmdSetStencilTestEnable is not affected by [conditional rendering](#)

To [dynamically set](#) the stencil operation, call:

```
// Provided by VK_VERSION_1_3
void vkCmdSetStencilOp(
    VkCommandBuffer          commandBuffer,
    VkStencilFaceFlags       faceMask,
    VkStencilOp              failOp,
    VkStencilOp              passOp,
    VkStencilOp              depthFailOp,
    VkCompareOp              compareOp);
```

```
// Provided by VK_EXT_extended_dynamic_state, VK_EXT_shader_object
// Equivalent to vkCmdSetStencilOp
void vkCmdSetStencilOpEXT(
    VkCommandBuffer          commandBuffer,
    VkStencilFaceFlags       faceMask,
    VkStencilOp              failOp,
    VkStencilOp              passOp,
    VkStencilOp              depthFailOp,
    VkCompareOp              compareOp);
```

- **commandBuffer** is the command buffer into which the command will be recorded.
- **faceMask** is a bitmask of [VkStencilFaceFlagBits](#) specifying the set of stencil state for which to update the stencil operation.
- **failOp** is a [VkStencilOp](#) value specifying the action performed on samples that fail the stencil test.
- **passOp** is a [VkStencilOp](#) value specifying the action performed on samples that pass both the depth and stencil tests.
- **depthFailOp** is a [VkStencilOp](#) value specifying the action performed on samples that pass the stencil test and fail the depth test.
- **compareOp** is a [VkCompareOp](#) value specifying the comparison operator used in the stencil test.

This command sets the stencil operation for subsequent drawing commands when when drawing using `shader objects`, or when the graphics pipeline is created with `VK_DYNAMIC_STATE_STENCIL_OP` set in `VkPipelineDynamicStateCreateInfo::pDynamicStates`. Otherwise, this state is specified by the corresponding `VkPipelineDepthStencilStateCreateInfo::failOp`, `passOp`, `depthFailOp`, and `compareOp` values used to create the currently active pipeline, for both front and back faces.

Valid Usage

- VUID-vkCmdSetStencilOp-None-08971

At least one of the following **must** be true:

- the `extendedDynamicState` feature is enabled
- the `shaderObject` feature is enabled
- the value of `VkApplicationInfo::apiVersion` used to create the `VkInstance` parent of `commandBuffer` is greater than or equal to Version 1.3

Valid Usage (Implicit)

- VUID-vkCmdSetStencilOp-commandBuffer-parameter
`commandBuffer` **must** be a valid `VkCommandBuffer` handle
- VUID-vkCmdSetStencilOp-faceMask-parameter
`faceMask` **must** be a valid combination of `VkStencilFaceFlagBits` values
- VUID-vkCmdSetStencilOp-faceMask-requiredbitmask
`faceMask` **must** not be 0
- VUID-vkCmdSetStencilOp-failOp-parameter
`failOp` **must** be a valid `VkStencilOp` value
- VUID-vkCmdSetStencilOp-passOp-parameter
`passOp` **must** be a valid `VkStencilOp` value
- VUID-vkCmdSetStencilOp-depthFailOp-parameter
`depthFailOp` **must** be a valid `VkStencilOp` value
- VUID-vkCmdSetStencilOp-compareOp-parameter
`compareOp` **must** be a valid `VkCompareOp` value
- VUID-vkCmdSetStencilOp-commandBuffer-recording
`commandBuffer` **must** be in the `recording` state
- VUID-vkCmdSetStencilOp-commandBuffer-cmdpool
The `VkCommandPool` that `commandBuffer` was allocated from **must** support `VK_QUEUE_GRAPHICS_BIT` operations
- VUID-vkCmdSetStencilOp-videocoding
This command **must** only be called outside of a video coding scope

Host Synchronization

- Host access to `commandBuffer` **must** be externally synchronized
- Host access to the `VkCommandPool` that `commandBuffer` was allocated from **must** be externally synchronized

Command Properties

Command Buffer Levels	Render Pass Scope	Video Coding Scope	Supported Queue Types	Command Type
Primary Secondary	Both	Outside	VK_QUEUE_GRAPHICS HICS_BIT	State

Conditional Rendering

`vkCmdSetStencilOp` is not affected by [conditional rendering](#)

The `VkStencilOpState` structure is defined as:

```
// Provided by VK_VERSION_1_0
typedef struct VkStencilOpState {
    VkStencilOp    failOp;
    VkStencilOp    passOp;
    VkStencilOp    depthFailOp;
    VkCompareOp    compareOp;
    uint32_t       compareMask;
    uint32_t       writeMask;
    uint32_t       reference;
} VkStencilOpState;
```

- `failOp` is a `VkStencilOp` value specifying the action performed on samples that fail the stencil test.
- `passOp` is a `VkStencilOp` value specifying the action performed on samples that pass both the depth and stencil tests.
- `depthFailOp` is a `VkStencilOp` value specifying the action performed on samples that pass the stencil test and fail the depth test.
- `compareOp` is a `VkCompareOp` value specifying the comparison operator used in the stencil test.
- `compareMask` selects the bits of the unsigned integer stencil values participating in the stencil test.
- `writeMask` selects the bits of the unsigned integer stencil values updated by the stencil test in the stencil framebuffer attachment.
- `reference` is an integer stencil reference value that is used in the unsigned stencil comparison.

Valid Usage (Implicit)

- VUID-VkStencilOpState-failOp-parameter
failOp must be a valid [VkStencilOp](#) value
- VUID-VkStencilOpState-passOp-parameter
passOp must be a valid [VkStencilOp](#) value
- VUID-VkStencilOpState-depthFailOp-parameter
depthFailOp must be a valid [VkStencilOp](#) value
- VUID-VkStencilOpState-compareOp-parameter
compareOp must be a valid [VkCompareOp](#) value

To [dynamically set](#) the stencil compare mask, call:

```
// Provided by VK_VERSION_1_0
void vkCmdSetStencilCompareMask(
    VkCommandBuffer          commandBuffer,
    VkStencilFaceFlags       faceMask,
    uint32_t                 compareMask);
```

- **commandBuffer** is the command buffer into which the command will be recorded.
- **faceMask** is a bitmask of [VkStencilFaceFlagBits](#) specifying the set of stencil state for which to update the compare mask.
- **compareMask** is the new value to use as the stencil compare mask.

This command sets the stencil compare mask for subsequent drawing commands when drawing using [shader objects](#), or when the graphics pipeline is created with [VK_DYNAMIC_STATE_STENCIL_COMPARE_MASK](#) set in [VkPipelineDynamicStateCreateInfo::pDynamicStates](#). Otherwise, this state is specified by the [VkStencilOpState::compareMask](#) value used to create the currently active pipeline, for both front and back faces.

Valid Usage (Implicit)

- VUID-vkCmdSetStencilCompareMask-commandBuffer-parameter
commandBuffer must be a valid [VkCommandBuffer](#) handle
- VUID-vkCmdSetStencilCompareMask-faceMask-parameter
faceMask must be a valid combination of [VkStencilFaceFlagBits](#) values
- VUID-vkCmdSetStencilCompareMask-faceMask-requiredbitmask
faceMask must not be 0
- VUID-vkCmdSetStencilCompareMask-commandBuffer-recording
commandBuffer must be in the [recording state](#)
- VUID-vkCmdSetStencilCompareMask-commandBuffer-cmdpool
The [VkCommandPool](#) that **commandBuffer** was allocated from must support

[VK_QUEUE_GRAPHICS_BIT](#) operations

- VUID-vkCmdSetStencilCompareMask-videocoding

This command **must** only be called outside of a video coding scope

Host Synchronization

- Host access to [commandBuffer](#) **must** be externally synchronized
- Host access to the [VkCommandPool](#) that [commandBuffer](#) was allocated from **must** be externally synchronized

Command Properties

Command Buffer Levels	Render Pass Scope	Video Coding Scope	Supported Queue Types	Command Type
Primary Secondary	Both	Outside	VK_QUEUE_GRAPHICS_BIT HICS_BIT	State

Conditional Rendering

[vkCmdSetStencilCompareMask](#) is not affected by [conditional rendering](#)

[VkStencilFaceFlagBits](#) values are:

```
// Provided by VK_VERSION_1_0
typedef enum VkStencilFaceFlagBits {
    VK_STENCIL_FACE_FRONT_BIT = 0x00000001,
    VK_STENCIL_FACE_BACK_BIT = 0x00000002,
    VK_STENCIL_FACE_FRONT_AND_BACK = 0x00000003,
    // VK_STENCIL_FACE_FRONT_AND_BACK is a legacy alias
    VK_STENCIL_FACE_FRONT_AND_BACK = VK_STENCIL_FACE_FRONT_AND_BACK,
} VkStencilFaceFlagBits;
```

- [VK_STENCIL_FACE_FRONT_BIT](#) specifies that only the front set of stencil state is updated.
- [VK_STENCIL_FACE_BACK_BIT](#) specifies that only the back set of stencil state is updated.
- [VK_STENCIL_FACE_FRONT_AND_BACK](#) is the combination of [VK_STENCIL_FACE_FRONT_BIT](#) and [VK_STENCIL_FACE_BACK_BIT](#), and specifies that both sets of stencil state are updated.

```
// Provided by VK_VERSION_1_0
typedef VkFlags VkStencilFaceFlags;
```


`VkStencilFaceFlags` is a bitmask type for setting a mask of zero or more `VkStencilFaceFlagBits`.

To [dynamically set](#) the stencil write mask, call:

```
// Provided by VK_VERSION_1_0
void vkCmdSetStencilWriteMask(
    VkCommandBuffer          commandBuffer,
    VkStencilFaceFlags        faceMask,
    uint32_t                  writeMask);
```

- `commandBuffer` is the command buffer into which the command will be recorded.
- `faceMask` is a bitmask of `VkStencilFaceFlagBits` specifying the set of stencil state for which to update the write mask, as described above for `vkCmdSetStencilCompareMask`.
- `writeMask` is the new value to use as the stencil write mask.

This command sets the stencil write mask for subsequent drawing commands when drawing using [shader objects](#), or when the graphics pipeline is created with `VK_DYNAMIC_STATE_STENCIL_WRITE_MASK` set in `VkPipelineDynamicStateCreateInfo::pDynamicStates`. Otherwise, this state is specified by the `writeMask` value used to create the currently active pipeline, for both `VkPipelineDepthStencilStateCreateInfo::front` and `VkPipelineDepthStencilStateCreateInfo::back` faces.

Valid Usage (Implicit)

- VUID-vkCmdSetStencilWriteMask-commandBuffer-parameter `commandBuffer` **must** be a valid `VkCommandBuffer` handle
- VUID-vkCmdSetStencilWriteMask-faceMask-parameter `faceMask` **must** be a valid combination of `VkStencilFaceFlagBits` values
- VUID-vkCmdSetStencilWriteMask-faceMask-requiredbitmask `faceMask` **must** not be 0
- VUID-vkCmdSetStencilWriteMask-commandBuffer-recording `commandBuffer` **must** be in the [recording state](#)
- VUID-vkCmdSetStencilWriteMask-commandBuffer-cmdpool
The `VkCommandPool` that `commandBuffer` was allocated from **must** support `VK_QUEUE_GRAPHICS_BIT` operations
- VUID-vkCmdSetStencilWriteMask-videocoding
This command **must** only be called outside of a video coding scope

Host Synchronization

- Host access to `commandBuffer` **must** be externally synchronized
- Host access to the `VkCommandPool` that `commandBuffer` was allocated from **must** be externally synchronized

Command Properties

Command Buffer Levels	Render Pass Scope	Video Coding Scope	Supported Queue Types	Command Type
Primary Secondary	Both	Outside	VK_QUEUE_GRAPHICS HICS_BIT	State

Conditional Rendering

vkCmdSetStencilWriteMask is not affected by [conditional rendering](#)

To [dynamically set](#) the stencil reference value, call:

```
// Provided by VK_VERSION_1_0
void vkCmdSetStencilReference(
    VkCommandBuffer          commandBuffer,
    VkStencilFaceFlags       faceMask,
    uint32_t                 reference);
```

- `commandBuffer` is the command buffer into which the command will be recorded.
- `faceMask` is a bitmask of [VkStencilFaceFlagBits](#) specifying the set of stencil state for which to update the reference value, as described above for [vkCmdSetStencilCompareMask](#).
- `reference` is the new value to use as the stencil reference value.

This command sets the stencil reference value for subsequent drawing commands when drawing using [shader objects](#), or when the graphics pipeline is created with [VK_DYNAMIC_STATE_STENCIL_REFERENCE](#) set in [VkPipelineDynamicStateCreateInfo::pDynamicStates](#). Otherwise, this state is specified by the [VkPipelineDepthStencilStateCreateInfo::reference](#) value used to create the currently active pipeline, for both front and back faces.

Valid Usage (Implicit)

- VUID-vkCmdSetStencilReference-commandBuffer-parameter `commandBuffer` **must** be a valid [VkCommandBuffer](#) handle
- VUID-vkCmdSetStencilReference-faceMask-parameter `faceMask` **must** be a valid combination of [VkStencilFaceFlagBits](#) values
- VUID-vkCmdSetStencilReference-faceMask-requiredbitmask `faceMask` **must** not be 0
- VUID-vkCmdSetStencilReference-commandBuffer-recording `commandBuffer` **must** be in the [recording state](#)
- VUID-vkCmdSetStencilReference-commandBuffer-cmdpool
The [VkCommandPool](#) that `commandBuffer` was allocated from **must** support

[VK_QUEUE_GRAPHICS_BIT](#) operations

- VUID-vkCmdSetStencilReference-videocoding

This command **must** only be called outside of a video coding scope

Host Synchronization

- Host access to [commandBuffer](#) **must** be externally synchronized
- Host access to the [VkCommandPool](#) that [commandBuffer](#) was allocated from **must** be externally synchronized

Command Properties

Command Buffer Levels	Render Pass Scope	Video Coding Scope	Supported Queue Types	Command Type
Primary Secondary	Both	Outside	VK_QUEUE_GRAPHICS_BIT HICS_BIT	State

Conditional Rendering

[vkCmdSetStencilReference](#) is not affected by [conditional rendering](#)

Possible values of the [failOp](#), [passOp](#), and [depthFailOp](#) members of [VkStencilOpState](#), specifying what happens to the stored stencil value if this or certain subsequent tests fail or pass, are:

```
// Provided by VK_VERSION_1_0
typedef enum VkStencilOp {
    VK_STENCIL_OP_KEEP = 0,
    VK_STENCIL_OP_ZERO = 1,
    VK_STENCIL_OP_REPLACE = 2,
    VK_STENCIL_OP_INCREMENT_AND_CLAMP = 3,
    VK_STENCIL_OP_DECREMENT_AND_CLAMP = 4,
    VK_STENCIL_OP_INVERT = 5,
    VK_STENCIL_OP_INCREMENT_AND_WRAP = 6,
    VK_STENCIL_OP_DECREMENT_AND_WRAP = 7,
} VkStencilOp;
```

- [VK_STENCIL_OP_KEEP](#) keeps the current value.
- [VK_STENCIL_OP_ZERO](#) sets the value to 0.
- [VK_STENCIL_OP_REPLACE](#) sets the value to [reference](#).
- [VK_STENCIL_OP_INCREMENT_AND_CLAMP](#) increments the current value and clamps to the maximum representable unsigned value.

- `VK_STENCIL_OP_DECREMENT_AND_CLAMP` decrements the current value and clamps to 0.
- `VK_STENCIL_OP_INVERT` bitwise-inverts the current value.
- `VK_STENCIL_OP_INCREMENT_AND_WRAP` increments the current value and wraps to 0 when the maximum value would have been exceeded.
- `VK_STENCIL_OP_DECREMENT_AND_WRAP` decrements the current value and wraps to the maximum possible value when the value would go below 0.

For purposes of increment and decrement, the stencil bits are considered as an unsigned integer.

34.10. Depth Test

The depth test compares the depth value z_a in the depth/stencil attachment at each sample's framebuffer coordinates (x_f, y_f) and [sample index](#) i against the sample's depth value z_f . If there is no depth attachment then the depth test is skipped.

If the render pass has a fragment density map attachment and the fragment covers multiple pixels, there is an implementation-dependent association of rasterization samples to depth attachment samples within the fragment. However, if all samples in the fragment are covered, and the depth attachment value is updated as a result of this test, all depth attachment samples will be updated.

The depth test occurs in three stages, as detailed in the following sections.

34.10.1. Depth Clamping and Range Adjustment

If `VkPipelineRasterizationStateCreateInfo::depthClampEnable` is enabled, z_f is clamped to $[z_{\min}, z_{\max}]$, where $z_{\min} = \min(n, f)$, $z_{\max} = \max(n, f)$, and n and f are the `minDepth` and `maxDepth` depth range values of the viewport used by this fragment, respectively. If the `depthClampControl` feature is enabled and `VkPipelineViewportDepthClampControlCreateInfoEXT::depthClampMode` is `VK_DEPTH_CLAMP_MODE_USER_DEFINED_RANGE_EXT`, then z_{\min} and z_{\max} are equal to the `minDepthClamp` and `maxDepthClamp` values of the `VkDepthClampRangeEXT` structure pointed to by `pDepthClampRange`.

If `VkPhysicalDeviceDepthClampZeroOneFeaturesKHR::depthClampZeroOne` is enabled:

- If the depth attachment has a floating-point format and `VK_EXT_depth_range_unrestricted` is enabled then z_f is unchanged.
- Otherwise, z_f is clamped to the range $[0, 1]$.

Otherwise:

- If z_f is not in the range $[z_{\min}, z_{\max}]$, then z_f is undefined following this step.
- If the depth attachment has a fixed-point format and z_f is not in the range $[0, 1]$, then z_f is undefined following this step.

The `VkPipelineViewportDepthClampControlCreateInfoEXT` structure is defined as:


```
// Provided by VK_EXT_depth_clamp_control
typedef struct VkPipelineViewportDepthClampControlCreateInfoEXT {
    VkStructureType      sType;
    const void*          pNext;
    VkDepthClampModeEXT  depthClampMode;
    const VkDepthClampRangeEXT* pDepthClampRange;
} VkPipelineViewportDepthClampControlCreateInfoEXT;
```

- `sType` is a `VkStructureType` value identifying this structure.
- `pNext` is `NULL` or a pointer to a structure extending this structure.
- `depthClampMode` determines how the clamp range is determined for each viewport.
- `pDepthClampRange` sets the depth clamp range for all viewports if `depthClampMode` is `VK_DEPTH_CLAMP_MODE_USER_DEFINED_RANGE_EXT`.

This structure extends `VkPipelineViewportStateCreateInfo` and specifies the depth clamp range used in the pipeline. If this structure is not provided in the next chain then `depthClampMode` defaults to `VK_DEPTH_CLAMP_MODE_VIEWPORT_RANGE_EXT`.

Valid Usage

- VUID-VkPipelineViewportDepthClampControlCreateInfoEXT-pDepthClampRange-09646
If `depthClampMode` is `VK_DEPTH_CLAMP_MODE_USER_DEFINED_RANGE_EXT`, and the pipeline is not created with `VK_DYNAMIC_STATE_DEPTH_CLAMP_RANGE_EXT`, then `pDepthClampRange` **must** be a valid pointer to a valid `VkDepthClampRangeEXT` structure

Valid Usage (Implicit)

- VUID-VkPipelineViewportDepthClampControlCreateInfoEXT-sType-sType
`sType` **must** be `VK_STRUCTURE_TYPE_PIPELINE_VIEWPORT_DEPTH_CLAMP_CONTROL_CREATE_INFO_EXT`
- VUID-VkPipelineViewportDepthClampControlCreateInfoEXT-depthClampMode-parameter
`depthClampMode` **must** be a valid `VkDepthClampModeEXT` value
- VUID-VkPipelineViewportDepthClampControlCreateInfoEXT-pDepthClampRange-parameter
If `pDepthClampRange` is not `NULL`, `pDepthClampRange` **must** be a valid pointer to a valid `VkDepthClampRangeEXT` structure

Structure Chaining

Extends the structure

- `VkPipelineViewportStateCreateInfo`

Possible values of `VkPipelineViewportDepthClampControlCreateInfoEXT::depthClampMode`, specifying which range should be used for depth clamping, are:

```
// Provided by VK_EXT_depth_clamp_control
typedef enum VkDepthClampModeEXT {
    VK_DEPTH_CLAMP_MODE_VIEWPORT_RANGE_EXT = 0,
    VK_DEPTH_CLAMP_MODE_USER_DEFINED_RANGE_EXT = 1,
} VkDepthClampModeEXT;
```

- `VK_DEPTH_CLAMP_MODE_VIEWPORT_RANGE_EXT` specifies that the depth clamp range follows the viewport depth range. The depth clamp range of each viewport will implicitly be set to $z_{\min} = \min(n, f)$ and $z_{\max} = \max(n, f)$, where n and f are the `minDepth` and `maxDepth` depth range values of the viewport.
- `VK_DEPTH_CLAMP_MODE_USER_DEFINED_RANGE_EXT` specifies that a single user-defined depth clamp range will be used for all viewports. The user-defined depth clamp range is defined by the `minDepthClamp` and `maxDepthClamp` members of `VkDepthClampRangeEXT`.

To dynamically set the viewport depth clamp range parameters, call:

```
// Provided by VK_EXT_depth_clamp_control, VK_EXT_depth_clamp_control with
VK_EXT_shader_object
void vkCmdSetDepthClampRangeEXT(
    VkCommandBuffer                commandBuffer,
    VkDepthClampModeEXT            depthClampMode,
    const VkDepthClampRangeEXT*    pDepthClampRange);
```

- `commandBuffer` is the command buffer into which the command will be recorded.
- `depthClampMode` determines how the clamp range is determined for each viewport.
- `pDepthClampRange` sets the depth clamp range for all viewports if `depthClampMode` is `VK_DEPTH_CLAMP_MODE_USER_DEFINED_RANGE_EXT`.

This command sets the viewport depth clamp range for subsequent drawing commands when drawing using `shader objects`, or when the graphics pipeline is created with `VK_DYNAMIC_STATE_DEPTH_CLAMP_RANGE_EXT` set in `VkPipelineDynamicStateCreateInfo::pDynamicStates`. Otherwise, this state is specified by the `VkPipelineViewportDepthClampControlCreateInfoEXT::depthClampMode` value used to create the currently active pipeline.

Valid Usage

- VUID-vkCmdSetDepthClampRangeEXT-pDepthClampRange-09647
If `depthClampMode` is `VK_DEPTH_CLAMP_MODE_USER_DEFINED_RANGE_EXT`, then `pDepthClampRange` must be a valid pointer to a valid `VkDepthClampRangeEXT` structure

Valid Usage (Implicit)

- VUID-vkCmdSetDepthClampRangeEXT-commandBuffer-parameter **commandBuffer** **must** be a valid [VkCommandBuffer](#) handle
- VUID-vkCmdSetDepthClampRangeEXT-depthClampMode-parameter **depthClampMode** **must** be a valid [VkDepthClampModeEXT](#) value
- VUID-vkCmdSetDepthClampRangeEXT-pDepthClampRange-parameter
If **pDepthClampRange** is not **NULL**, **pDepthClampRange** **must** be a valid pointer to a valid [VkDepthClampRangeEXT](#) structure
- VUID-vkCmdSetDepthClampRangeEXT-commandBuffer-recording **commandBuffer** **must** be in the [recording state](#)
- VUID-vkCmdSetDepthClampRangeEXT-commandBuffer-cmdpool
The [VkCommandPool](#) that **commandBuffer** was allocated from **must** support [VK_QUEUE_GRAPHICS_BIT](#) operations
- VUID-vkCmdSetDepthClampRangeEXT-videocoding
This command **must** only be called outside of a video coding scope

Host Synchronization

- Host access to **commandBuffer** **must** be externally synchronized
- Host access to the [VkCommandPool](#) that **commandBuffer** was allocated from **must** be externally synchronized

Command Properties

Command Buffer Levels	Render Pass Scope	Video Coding Scope	Supported Queue Types	Command Type
Primary Secondary	Both	Outside	VK_QUEUE_GRAPHICS_BIT	State

Conditional Rendering

vkCmdSetDepthClampRangeEXT is not affected by [conditional rendering](#)

Both [VkPipelineViewportDepthClampControlCreateInfoEXT](#) and **vkCmdSetDepthClampRangeEXT** use [VkDepthClampRangeEXT](#) to set the viewport depth clamp range parameters.

The [VkDepthClampRangeEXT](#) structure is defined as:


```
// Provided by VK_EXT_depth_clamp_control
typedef struct VkDepthClampRangeEXT {
    float    minDepthClamp;
    float    maxDepthClamp;
} VkDepthClampRangeEXT;
```

- **minDepthClamp** sets z_{\min} in the depth clamp range of the viewport.
- **maxDepthClamp** sets z_{\max} in the depth clamp range of the viewport.

Valid Usage

- VUID-VkDepthClampRangeEXT-pDepthClampRange-00999
minDepthClamp **must** be less than or equal to **maxDepthClamp**
- VUID-VkDepthClampRangeEXT-pDepthClampRange-09648
If the `VK_EXT_depth_range_unrestricted` extension is not enabled, **minDepthClamp** **must** be greater than or equal to **0.0**
- VUID-VkDepthClampRangeEXT-pDepthClampRange-09649
If the `VK_EXT_depth_range_unrestricted` extension is not enabled, **maxDepthClamp** **must** be less than or equal to **1.0**

34.10.2. Depth Comparison

If the depth test is not enabled, as specified by `vkCmdSetDepthTestEnable` or `VkPipelineDepthStencilStateCreateInfo::depthTestEnable`, then this step is skipped.

The comparison operation performed is determined by the `VkCompareOp` value set by `vkCmdSetDepthCompareOp`, or by `VkPipelineDepthStencilStateCreateInfo::depthCompareOp` during pipeline creation. z_f and z_a are used as the *reference* and *test* values, respectively, in the operation specified by the `VkCompareOp`.

If the comparison evaluates to false, the coverage for the sample is set to **0**.

34.10.3. Depth Attachment Writes

If depth writes are enabled, as specified by `vkCmdSetDepthWriteEnable` or `VkPipelineDepthStencilStateCreateInfo::depthWriteEnable`, and the comparison evaluated to true, the depth attachment value z_a is set to the sample's depth value z_f . If there is no depth attachment, no value is written.

To **dynamically enable or disable** the depth test, call:

```
// Provided by VK_VERSION_1_3
void vkCmdSetDepthTestEnable(
    VkCommandBuffer          commandBuffer,
    VkBool32                 depthTestEnable);
```



```
// Provided by VK_EXT_extended_dynamic_state, VK_EXT_shader_object
// Equivalent to vkCmdSetDepthTestEnable
void vkCmdSetDepthTestEnableEXT(
    VkCommandBuffer          commandBuffer,
    VkBool32                 depthTestEnable);
```

- `commandBuffer` is the command buffer into which the command will be recorded.
- `depthTestEnable` specifies if the depth test is enabled.

This command sets the depth test enable for subsequent drawing commands when drawing using `shader objects`, or when the graphics pipeline is created with `VK_DYNAMIC_STATE_DEPTH_TEST_ENABLE` set in `VkPipelineDynamicStateCreateInfo::pDynamicStates`. Otherwise, this state is specified by the `VkPipelineDepthStencilStateCreateInfo::depthTestEnable` value used to create the currently active pipeline.

Valid Usage

- VUID-vkCmdSetDepthTestEnable-None-08971

At least one of the following **must** be true:

- the `extendedDynamicState` feature is enabled
- the `shaderObject` feature is enabled
- the value of `VkApplicationInfo::apiVersion` used to create the `VkInstance` parent of `commandBuffer` is greater than or equal to Version 1.3

Valid Usage (Implicit)

- VUID-vkCmdSetDepthTestEnable-commandBuffer-parameter
`commandBuffer` **must** be a valid `VkCommandBuffer` handle
- VUID-vkCmdSetDepthTestEnable-commandBuffer-recording
`commandBuffer` **must** be in the `recording state`
- VUID-vkCmdSetDepthTestEnable-commandBuffer-cmdpool
The `VkCommandPool` that `commandBuffer` was allocated from **must** support `VK_QUEUE_GRAPHICS_BIT` operations
- VUID-vkCmdSetDepthTestEnable-videocoding
This command **must** only be called outside of a video coding scope

Host Synchronization

- Host access to `commandBuffer` **must** be externally synchronized
- Host access to the `VkCommandPool` that `commandBuffer` was allocated from **must** be externally synchronized

Command Properties

Command Buffer Levels	Render Pass Scope	Video Coding Scope	Supported Queue Types	Command Type
Primary Secondary	Both	Outside	VK_QUEUE_GRAPHICS_BIT VK_QUEUE_COMPUTE_BIT	State

Conditional Rendering

vkCmdSetDepthTestEnable is not affected by [conditional rendering](#)

To [dynamically set](#) the depth compare operator, call:

```
// Provided by VK_VERSION_1_3
void vkCmdSetDepthCompareOp(
    VkCommandBuffer          commandBuffer,
    VkCompareOp              depthCompareOp);
```

```
// Provided by VK_EXT_extended_dynamic_state, VK_EXT_shader_object
// Equivalent to vkCmdSetDepthCompareOp
void vkCmdSetDepthCompareOpEXT(
    VkCommandBuffer          commandBuffer,
    VkCompareOp              depthCompareOp);
```

- `commandBuffer` is the command buffer into which the command will be recorded.
- `depthCompareOp` is a `VkCompareOp` value specifying the comparison operator used for the [Depth Comparison](#) step of the [depth test](#).

This command sets the depth comparison operator for subsequent drawing commands when drawing using [shader objects](#), or when the graphics pipeline is created with `VK_DYNAMIC_STATE_DEPTH_COMPARE_OP` set in `VkPipelineDynamicStateCreateInfo::pDynamicStates`. Otherwise, this state is specified by the `VkPipelineDepthStencilStateCreateInfo::depthCompareOp` value used to create the currently active pipeline.

Valid Usage

- VUID-vkCmdSetDepthCompareOp-None-08971
At least one of the following **must** be true:
 - the `extendedDynamicState` feature is enabled
 - the `shaderObject` feature is enabled
 - the value of `VkApplicationInfo::apiVersion` used to create the `VkInstance` parent of `commandBuffer` is greater than or equal to Version 1.3

Valid Usage (Implicit)

- VUID-vkCmdSetDepthCompareOp-commandBuffer-parameter `commandBuffer` **must** be a valid `VkCommandBuffer` handle
- VUID-vkCmdSetDepthCompareOp-depthCompareOp-parameter `depthCompareOp` **must** be a valid `VkCompareOp` value
- VUID-vkCmdSetDepthCompareOp-commandBuffer-recording `commandBuffer` **must** be in the `recording` state
- VUID-vkCmdSetDepthCompareOp-commandBuffer-cmdpool
The `VkCommandPool` that `commandBuffer` was allocated from **must** support `VK_QUEUE_GRAPHICS_BIT` operations
- VUID-vkCmdSetDepthCompareOp-videocoding
This command **must** only be called outside of a video coding scope

Host Synchronization

- Host access to `commandBuffer` **must** be externally synchronized
- Host access to the `VkCommandPool` that `commandBuffer` was allocated from **must** be externally synchronized

Command Properties

Command Buffer Levels	Render Pass Scope	Video Coding Scope	Supported Queue Types	Command Type
Primary Secondary	Both	Outside	VK_QUEUE_GRAPHICS_BIT	State

Conditional Rendering

`vkCmdSetDepthCompareOp` is not affected by `conditional rendering`

To `dynamically set` the depth write enable, call:

```
// Provided by VK_VERSION_1_3
void vkCmdSetDepthWriteEnable(
    VkCommandBuffer          commandBuffer,
    VkBool32                 depthWriteEnable);
```



```
// Provided by VK_EXT_extended_dynamic_state, VK_EXT_shader_object
// Equivalent to vkCmdSetDepthWriteEnable
void vkCmdSetDepthWriteEnableEXT(
    VkCommandBuffer          commandBuffer,
    VkBool32                 depthWriteEnable);
```

- `commandBuffer` is the command buffer into which the command will be recorded.
- `depthWriteEnable` specifies if depth writes are enabled.

This command sets the depth write enable for subsequent drawing commands when drawing using `shader objects`, or when the graphics pipeline is created with `VK_DYNAMIC_STATE_DEPTH_WRITE_ENABLE` set in `VkPipelineDynamicStateCreateInfo::pDynamicStates`. Otherwise, this state is specified by the `VkPipelineDepthStencilStateCreateInfo::depthWriteEnable` value used to create the currently active pipeline.

Valid Usage

- VUID-vkCmdSetDepthWriteEnable-None-08971

At least one of the following **must** be true:

- the `extendedDynamicState` feature is enabled
- the `shaderObject` feature is enabled
- the value of `VkApplicationInfo::apiVersion` used to create the `VkInstance` parent of `commandBuffer` is greater than or equal to Version 1.3

Valid Usage (Implicit)

- VUID-vkCmdSetDepthWriteEnable-commandBuffer-parameter
`commandBuffer` **must** be a valid `VkCommandBuffer` handle
- VUID-vkCmdSetDepthWriteEnable-commandBuffer-recording
`commandBuffer` **must** be in the `recording state`
- VUID-vkCmdSetDepthWriteEnable-commandBuffer-cmdpool
The `VkCommandPool` that `commandBuffer` was allocated from **must** support `VK_QUEUE_GRAPHICS_BIT` operations
- VUID-vkCmdSetDepthWriteEnable-videocoding
This command **must** only be called outside of a video coding scope

Host Synchronization

- Host access to `commandBuffer` **must** be externally synchronized
- Host access to the `VkCommandPool` that `commandBuffer` was allocated from **must** be externally synchronized

Command Properties

Command Buffer Levels	Render Pass Scope	Video Coding Scope	Supported Queue Types	Command Type
Primary Secondary	Both	Outside	VK_QUEUE_GRAP HICS_BIT	State

Conditional Rendering

vkCmdSetDepthWriteEnable is not affected by [conditional rendering](#)

34.11. Representative Fragment Test

The representative fragment test allows implementations to reduce the amount of rasterization and fragment processing work performed for each point, line, or triangle primitive. For any primitive that produces one or more fragments that pass all prior early fragment tests, the implementation **may** choose one or more “representative” fragments for processing and discard all other fragments. For draw calls rendering multiple points, lines, or triangles arranged in lists, strips, or fans, the representative fragment test is performed independently for each of those primitives. The set of fragments discarded by the representative fragment test is implementation-dependent. In some cases, the representative fragment test may not discard any fragments for a given primitive.

If the `pNext` chain of [VkGraphicsPipelineCreateInfo](#) includes a [VkPipelineRepresentativeFragmentTestStateCreateInfoNV](#) structure, then that structure includes parameters controlling the representative fragment test.

The [VkPipelineRepresentativeFragmentTestStateCreateInfoNV](#) structure is defined as:

```
// Provided by VK_NV_representative_fragment_test
typedef struct VkPipelineRepresentativeFragmentTestStateCreateInfoNV {
    VkStructureType    sType;
    const void*        pNext;
    VkBool32           representativeFragmentTestEnable;
} VkPipelineRepresentativeFragmentTestStateCreateInfoNV;
```

- `sType` is a [VkStructureType](#) value identifying this structure.
- `pNext` is `NULL` or a pointer to a structure extending this structure.
- `representativeFragmentTestEnable` controls whether the representative fragment test is enabled.

If this structure is not included in the `pNext` chain, `representativeFragmentTestEnable` is considered to be [VK_FALSE](#), and the representative fragment test is disabled.

If the active fragment shader does not specify the [EarlyFragmentTests](#) execution mode, the representative fragment shader test has no effect, even if enabled.

Valid Usage (Implicit)

- VUID-VkPipelineRepresentativeFragmentTestStateCreateInfoNV-sType-sType **must** be `VK_STRUCTURE_TYPE_PIPELINE_REPRESENTATIVE_FRAGMENT_TEST_STATE_CREATE_INFO_NV`

Structure Chaining

Extends the structure

- `VkGraphicsPipelineCreateInfo`

To **dynamically set** the `representativeFragmentTestEnable` state, call:

```
// Provided by VK_EXT_extended_dynamic_state3 with VK_NV_representative_fragment_test,
VK_EXT_shader_object with VK_NV_representative_fragment_test
void vkCmdSetRepresentativeFragmentTestEnableNV(
    VkCommandBuffer          commandBuffer,
    VkBool32                 representativeFragmentTestEnable);
```

- `commandBuffer` is the command buffer into which the command will be recorded.
- `representativeFragmentTestEnable` specifies the `representativeFragmentTestEnable` state.

This command sets the `representativeFragmentTestEnable` state for subsequent drawing commands when drawing using **shader objects**, or when the graphics pipeline is created with `VK_DYNAMIC_STATE_REPRESENTATIVE_FRAGMENT_TEST_ENABLE_NV` set in `VkPipelineDynamicStateCreateInfo::pDynamicStates`. Otherwise, this state is specified by the `VkPipelineRepresentativeFragmentTestStateCreateInfoNV::representativeFragmentTestEnable` value used to create the currently active pipeline.

Valid Usage

- VUID-vkCmdSetRepresentativeFragmentTestEnableNV-None-09423
At least one of the following **must** be true:
 - The `extendedDynamicState3RepresentativeFragmentTestEnable` feature is enabled
 - The `shaderObject` feature is enabled

Valid Usage (Implicit)

- VUID-vkCmdSetRepresentativeFragmentTestEnableNV-commandBuffer-parameter `commandBuffer` **must** be a valid `VkCommandBuffer` handle
- VUID-vkCmdSetRepresentativeFragmentTestEnableNV-commandBuffer-recording

`commandBuffer` **must** be in the [recording state](#)

- VUID-vkCmdSetRepresentativeFragmentTestEnableNV-commandBuffer-cmdpool
The `VkCommandPool` that `commandBuffer` was allocated from **must** support `VK_QUEUE_GRAPHICS_BIT` operations
- VUID-vkCmdSetRepresentativeFragmentTestEnableNV-videocoding
This command **must** only be called outside of a video coding scope

Host Synchronization

- Host access to `commandBuffer` **must** be externally synchronized
- Host access to the `VkCommandPool` that `commandBuffer` was allocated from **must** be externally synchronized

Command Properties

Command Buffer Levels	Render Pass Scope	Video Coding Scope	Supported Queue Types	Command Type
Primary Secondary	Both	Outside	VK_QUEUE_GRAPHICS_BIT	State

Conditional Rendering

`vkCmdSetRepresentativeFragmentTestEnableNV` is not affected by [conditional rendering](#)

34.12. Sample Counting

Occlusion queries use query pool entries to track the number of samples that pass all the per-fragment tests. The mechanism of collecting an occlusion query value is described in [Occlusion Queries](#).

The occlusion query sample counter increments by one for each sample with a coverage value of 1 in each fragment that survives all the per-fragment tests, including scissor, exclusive scissor, sample mask, alpha to coverage, stencil, and depth tests.

34.13. Fragment Coverage to Color

The `VkPipelineCoverageToColorStateCreateInfoNV` structure is defined as:


```
// Provided by VK_NV_fragment_coverage_to_color
typedef struct VkPipelineCoverageToColorStateCreateInfoNV {
    VkStructureType          sType;
    const void*              pNext;
    VkPipelineCoverageToColorStateCreateFlagsNV flags;
    VkBool32                 coverageToColorEnable;
    uint32_t                 coverageToColorLocation;
} VkPipelineCoverageToColorStateCreateInfoNV;
```

- `sType` is a `VkStructureType` value identifying this structure.
- `pNext` is `NULL` or a pointer to a structure extending this structure.
- `flags` is reserved for future use.
- `coverageToColorEnable` controls whether the fragment coverage value replaces a fragment color output.
- `coverageToColorLocation` controls which fragment shader color output value is replaced.

If the `pNext` chain of `VkPipelineMultisampleStateCreateInfo` includes a `VkPipelineCoverageToColorStateCreateInfoNV` structure, then that structure controls whether the fragment coverage is substituted for a fragment color output and, if so, which output is replaced.

If `coverageToColorEnable` is `VK_TRUE`, the `coverage mask` replaces the first component of the color value corresponding to the fragment shader output location with `Location` equal to `coverageToColorLocation` and `Index` equal to zero. If the color attachment format has fewer bits than the coverage mask, the low bits of the sample coverage mask are taken without any clamping. If the color attachment format has more bits than the coverage mask, the high bits of the sample coverage mask are filled with zeros.

If `coverageToColorEnable` is `VK_FALSE`, these operations are skipped. If this structure is not included in the `pNext` chain, it is as if `coverageToColorEnable` is `VK_FALSE`.

Valid Usage

- VUID-VkPipelineCoverageToColorStateCreateInfoNV-coverageToColorEnable-01404
If `coverageToColorEnable` is `VK_TRUE`, then the render pass subpass indicated by `VkGraphicsPipelineCreateInfo::renderPass` and `VkGraphicsPipelineCreateInfo::subpass` **must** have a color attachment at the location selected by `coverageToColorLocation`, with a `VkFormat` of `VK_FORMAT_R8_UINT`, `VK_FORMAT_R8_SINT`, `VK_FORMAT_R16_UINT`, `VK_FORMAT_R16_SINT`, `VK_FORMAT_R32_UINT`, or `VK_FORMAT_R32_SINT`

Valid Usage (Implicit)

- VUID-VkPipelineCoverageToColorStateCreateInfoNV-sType-sType
`sType` **must** be `VK_STRUCTURE_TYPE_PIPELINE_COVERAGE_TO_COLOR_STATE_CREATE_INFO_NV`

- VUID-VkPipelineCoverageToColorStateCreateInfoNV-flags-zero bitmask
flags must be 0

Structure Chaining

Extends the structure

- [VkPipelineMultisampleStateCreateInfo](#)

```
// Provided by VK_NV_fragment_coverage_to_color
typedef VkFlags VkPipelineCoverageToColorStateCreateFlagsNV;
```

[VkPipelineCoverageToColorStateCreateFlagsNV](#) is a bitmask type for setting a mask, but is currently reserved for future use.

To [dynamically set](#) the [coverageToColorEnable](#) state, call:

```
// Provided by VK_EXT_extended_dynamic_state3 with VK_NV_fragment_coverage_to_color,
VK_EXT_shader_object with VK_NV_fragment_coverage_to_color
void vkCmdSetCoverageToColorEnableNV(
    VkCommandBuffer          commandBuffer,
    VkBool32                 coverageToColorEnable);
```

- [commandBuffer](#) is the command buffer into which the command will be recorded.
- [coverageToColorEnable](#) specifies the [coverageToColorEnable](#) state.

This command sets the [coverageToColorEnable](#) state for subsequent drawing commands when drawing using [shader objects](#), or when the graphics pipeline is created with [VK_DYNAMIC_STATE_COVERAGE_TO_COLOR_ENABLE_NV](#) set in [VkPipelineDynamicStateCreateInfo::pDynamicStates](#). Otherwise, this state is specified by the [VkPipelineCoverageToColorStateCreateInfoNV::coverageToColorEnable](#) value used to create the currently active pipeline.

Valid Usage

- VUID-vkCmdSetCoverageToColorEnableNV-None-09423
At least one of the following **must** be true:
 - The [extendedDynamicState3CoverageToColorEnable](#) feature is enabled
 - The [shaderObject](#) feature is enabled

Valid Usage (Implicit)

- VUID-vkCmdSetCoverageToColorEnableNV-commandBuffer-parameter

`commandBuffer` **must** be a valid `VkCommandBuffer` handle

- VUID-vkCmdSetCoverageToColorEnableNV-commandBuffer-recording
`commandBuffer` **must** be in the `recording` state
- VUID-vkCmdSetCoverageToColorEnableNV-commandBuffer-cmdpool
The `VkCommandPool` that `commandBuffer` was allocated from **must** support `VK_QUEUE_GRAPHICS_BIT` operations
- VUID-vkCmdSetCoverageToColorEnableNV-videocoding
This command **must** only be called outside of a video coding scope

Host Synchronization

- Host access to `commandBuffer` **must** be externally synchronized
- Host access to the `VkCommandPool` that `commandBuffer` was allocated from **must** be externally synchronized

Command Properties

Command Buffer Levels	Render Pass Scope	Video Coding Scope	Supported Queue Types	Command Type
Primary Secondary	Both	Outside	VK_QUEUE_GRAPHICS_BIT HICS_BIT	State

Conditional Rendering

`vkCmdSetCoverageToColorEnableNV` is not affected by `conditional rendering`

To `dynamically` set the `coverageToColorLocation` state, call:

```
// Provided by VK_EXT_extended_dynamic_state3 with VK_NV_fragment_coverage_to_color,
VK_EXT_shader_object with VK_NV_fragment_coverage_to_color
void vkCmdSetCoverageToColorLocationNV(
    VkCommandBuffer          commandBuffer,
    uint32_t                 coverageToColorLocation);
```

- `commandBuffer` is the command buffer into which the command will be recorded.
- `coverageToColorLocation` specifies the `coverageToColorLocation` state.

This command sets the `coverageToColorLocation` state for subsequent drawing commands when drawing using `shader objects`, or when the graphics pipeline is created with `VK_DYNAMIC_STATE_COVERAGE_TO_COLOR_LOCATION_NV` set in `VkPipelineDynamicStateCreateInfo::pDynamicStates`. Otherwise, this state is specified by the

`VkPipelineCoverageToColorStateCreateInfoNV::coverageToColorLocation` value used to create the currently active pipeline.

Valid Usage

- VUID-vkCmdSetCoverageToColorLocationNV-None-09423

At least one of the following **must** be true:

- The `extendedDynamicState3CoverageToColorLocation` feature is enabled
- The `shaderObject` feature is enabled

Valid Usage (Implicit)

- VUID-vkCmdSetCoverageToColorLocationNV-commandBuffer-parameter
`commandBuffer` **must** be a valid `VkCommandBuffer` handle
- VUID-vkCmdSetCoverageToColorLocationNV-commandBuffer-recording
`commandBuffer` **must** be in the `recording state`
- VUID-vkCmdSetCoverageToColorLocationNV-commandBuffer-cmdpool
The `VkCommandPool` that `commandBuffer` was allocated from **must** support `VK_QUEUE_GRAPHICS_BIT` operations
- VUID-vkCmdSetCoverageToColorLocationNV-videocoding
This command **must** only be called outside of a video coding scope

Host Synchronization

- Host access to `commandBuffer` **must** be externally synchronized
- Host access to the `VkCommandPool` that `commandBuffer` was allocated from **must** be externally synchronized

Command Properties

Command Buffer Levels	Render Pass Scope	Video Coding Scope	Supported Queue Types	Command Type
Primary Secondary	Both	Outside	VK_QUEUE_GRAP HICS_BIT	State

Conditional Rendering

`vkCmdSetCoverageToColorLocationNV` is not affected by `conditional rendering`

34.14. Coverage Reduction

Coverage reduction takes the coverage information for a fragment and converts that to a boolean coverage value for each color sample in each pixel covered by the fragment.

34.14.1. Pixel Coverage

Coverage for each pixel is first extracted from the total fragment coverage mask. This consists of `rasterizationSamples` unique coverage samples for each pixel in the fragment area, each with a unique `sample index`. If the fragment only contains a single pixel, coverage for the pixel is equivalent to the fragment coverage.

If the render pass has a fragment density map attachment and the fragment covers multiple pixels, pixel coverage is generated in an implementation-dependent manner. If all samples in the fragment are covered, all samples will be covered in each pixel coverage.

If a `shading rate image` is used, and the fragment covers multiple pixels, each pixel's coverage consists of the coverage samples corresponding to that pixel, and each sample retains its unique `sample index i`.

If the `fragment shading rate` is set, and the fragment covers multiple pixels, each pixel's coverage consists of the coverage samples with a `pixel index` matching that pixel, and each sample retains its unique `sample index i`.

34.14.2. Color Sample Coverage

Once pixel coverage is determined, coverage for each individual color sample corresponding to that pixel is determined.

If the number of `rasterizationSamples` is identical to the number of samples in the color attachments, a color sample is covered if the pixel coverage sample with the same `sample index i` is covered.

Otherwise, the coverage for each color sample is computed from the pixel coverage as follows.

If the `VK_AMD_mixed_attachment_samples` extension is enabled, for color samples present in the color attachments, a color sample is covered if the pixel coverage sample with the same `sample index i` is covered; additional pixel coverage samples are discarded.

If the `pNext` chain of `VkSubpassDescription2` or `VkRenderingInfo` includes a `VkMultisampledRenderToSingleSampledInfoEXT` structure with the `multisampledRenderToSingleSampledEnable` field equal to `VK_TRUE`, sample coverage is calculated as if the attachment has `VkMultisampledRenderToSingleSampledInfoEXT::rasterizationSamples` samples.

When the `coverageReductionMode` feature is enabled, the pipeline state controlling coverage reduction is specified through the members of the `VkPipelineCoverageReductionStateCreateInfoNV` structure.

The `VkPipelineCoverageReductionStateCreateInfoNV` structure is defined as:


```
// Provided by VK_NV_coverage_reduction_mode
typedef struct VkPipelineCoverageReductionStateCreateInfoNV {
    VkStructureType           sType;
    const void*               pNext;
    VkPipelineCoverageReductionStateCreateFlagsNV flags;
    VkCoverageReductionModeNV coverageReductionMode;
} VkPipelineCoverageReductionStateCreateInfoNV;
```

- **sType** is a [VkStructureType](#) value identifying this structure.
- **pNext** is **NULL** or a pointer to a structure extending this structure.
- **flags** is reserved for future use.
- **coverageReductionMode** is a [VkCoverageReductionModeNV](#) value controlling how color sample coverage is generated from pixel coverage.

If this structure is not included in the **pNext** chain, or if the extension is not enabled, the default coverage reduction mode is inferred as follows:

- If the [VK_NV_framebuffer_mixed_samples](#) extension is enabled, then it is as if the **coverageReductionMode** is [VK_COVERAGE_REDUCTION_MODE_MERGE_NV](#).
- If the [VK_AMD_mixed_attachment_samples](#) extension is enabled, then it is as if the **coverageReductionMode** is [VK_COVERAGE_REDUCTION_MODE_TRUNCATE_NV](#).
- If both [VK_NV_framebuffer_mixed_samples](#) and [VK_AMD_mixed_attachment_samples](#) are enabled, then the default coverage reduction mode is implementation-dependent.

Valid Usage (Implicit)

- VUID-VkPipelineCoverageReductionStateCreateInfoNV-sType-sType **must** be [VK_STRUCTURE_TYPE_PIPELINE_COVERAGE_REDUCTION_STATE_CREATE_INFO_NV](#)
- VUID-VkPipelineCoverageReductionStateCreateInfoNV-flags-zeroBitmask **flags must** be 0
- VUID-VkPipelineCoverageReductionStateCreateInfoNV-coverageReductionMode-parameter **coverageReductionMode must** be a valid [VkCoverageReductionModeNV](#) value

Structure Chaining

Extends the structure

- [VkPipelineMultisampleStateCreateInfo](#)


```
// Provided by VK_NV_coverage_reduction_mode
typedef VkFlags VkPipelineCoverageReductionStateCreateFlagsNV;
```

`VkPipelineCoverageReductionStateCreateFlagsNV` is a bitmask type for setting a mask, but is currently reserved for future use.

Possible values of `VkPipelineCoverageReductionStateCreateInfoNV::coverageReductionMode`, specifying how color sample coverage is generated from pixel coverage, are:

```
// Provided by VK_NV_coverage_reduction_mode
typedef enum VkCoverageReductionModeNV {
    VK_COVERAGE_REDUCTION_MODE_MERGE_NV = 0,
    VK_COVERAGE_REDUCTION_MODE_TRUNCATE_NV = 1,
} VkCoverageReductionModeNV;
```

- `VK_COVERAGE_REDUCTION_MODE_MERGE_NV` specifies that each color sample will be associated with an implementation-dependent subset of samples in the pixel coverage. If any of those associated samples are covered, the color sample is covered.
- `VK_COVERAGE_REDUCTION_MODE_TRUNCATE_NV` specifies that for color samples present in the color attachments, a color sample is covered if the pixel coverage sample with the same `sample index i` is covered; other pixel coverage samples are discarded.

To dynamically set the `coverageReductionMode` state, call:

```
// Provided by VK_EXT_extended_dynamic_state3 with VK_NV_coverage_reduction_mode,
VK_EXT_shader_object with VK_NV_coverage_reduction_mode
void vkCmdSetCoverageReductionModeNV(
    VkCommandBuffer          commandBuffer,
    VkCoverageReductionModeNV coverageReductionMode);
```

- `commandBuffer` is the command buffer into which the command will be recorded.
- `coverageReductionMode` specifies the `coverageReductionMode` state.

This command sets the `coverageReductionMode` state for subsequent drawing commands when drawing using `shader objects`, or when the graphics pipeline is created with `VK_DYNAMIC_STATE_COVERAGE_REDUCTION_MODE_NV` set in `VkPipelineDynamicStateCreateInfo::pDynamicStates`. Otherwise, this state is specified by the `VkPipelineCoverageReductionStateCreateInfoNV::coverageReductionMode` value used to create the currently active pipeline.

Valid Usage

- VUID-vkCmdSetCoverageReductionModeNV-None-09423

At least one of the following **must** be true:

- The `extendedDynamicState3CoverageReductionMode` feature is enabled

- The `shaderObject` feature is enabled

Valid Usage (Implicit)

- VUID-vkCmdSetCoverageReductionModeNV-commandBuffer-parameter `commandBuffer` **must** be a valid `VkCommandBuffer` handle
- VUID-vkCmdSetCoverageReductionModeNV-coverageReductionMode-parameter `coverageReductionMode` **must** be a valid `VkCoverageReductionModeNV` value
- VUID-vkCmdSetCoverageReductionModeNV-commandBuffer-recording `commandBuffer` **must** be in the `recording state`
- VUID-vkCmdSetCoverageReductionModeNV-commandBuffer-cmdpool
The `VkCommandPool` that `commandBuffer` was allocated from **must** support `VK_QUEUE_GRAPHICS_BIT` operations
- VUID-vkCmdSetCoverageReductionModeNV-videocoding
This command **must** only be called outside of a video coding scope

Host Synchronization

- Host access to `commandBuffer` **must** be externally synchronized
- Host access to the `VkCommandPool` that `commandBuffer` was allocated from **must** be externally synchronized

Command Properties

Command Buffer Levels	Render Pass Scope	Video Coding Scope	Supported Queue Types	Command Type
Primary Secondary	Both	Outside	VK_QUEUE_GRAPHICS_BIT	State

Conditional Rendering

`vkCmdSetCoverageReductionModeNV` is not affected by `conditional rendering`

To query the set of mixed sample combinations of coverage reduction mode, rasterization samples and color, depth, stencil attachment sample counts that are supported by a physical device, call:


```
// Provided by VK_NV_coverage_reduction_mode
VkResult vkGetPhysicalDeviceSupportedFramebufferMixedSamplesCombinationsNV(
    VkPhysicalDevice          physicalDevice,
    uint32_t*                 pCombinationCount,
    VkFramebufferMixedSamplesCombinationNV* pCombinations);
```

- **physicalDevice** is the physical device from which to query the set of combinations.
- **pCombinationCount** is a pointer to an integer related to the number of combinations available or queried, as described below.
- **pCombinations** is either **NULL** or a pointer to an array of **VkFramebufferMixedSamplesCombinationNV** values, indicating the supported combinations of coverage reduction mode, rasterization samples, and color, depth, stencil attachment sample counts.

If **pCombinations** is **NULL**, then the number of supported combinations for the given **physicalDevice** is returned in **pCombinationCount**. Otherwise, **pCombinationCount** **must** point to a variable set by the application to the number of elements in the **pCombinations** array, and on return the variable is overwritten with the number of values actually written to **pCombinations**. If the value of **pCombinationCount** is less than the number of combinations supported for the given **physicalDevice**, at most **pCombinationCount** values will be written to **pCombinations**, and **VK_INCOMPLETE** will be returned instead of **VK_SUCCESS**, to indicate that not all the supported values were returned.

Valid Usage (Implicit)

- VUID-vkGetPhysicalDeviceSupportedFramebufferMixedSamplesCombinationsNV-physicalDevice-parameter
physicalDevice **must** be a valid **VkPhysicalDevice** handle
- VUID-vkGetPhysicalDeviceSupportedFramebufferMixedSamplesCombinationsNV-pCombinationCount-parameter
pCombinationCount **must** be a valid pointer to a **uint32_t** value
- VUID-vkGetPhysicalDeviceSupportedFramebufferMixedSamplesCombinationsNV-pCombinations-parameter
If the value referenced by **pCombinationCount** is not 0, and **pCombinations** is not **NULL**, **pCombinations** **must** be a valid pointer to an array of **pCombinationCount** **VkFramebufferMixedSamplesCombinationNV** structures

Return Codes

Success

- **VK_INCOMPLETE**
- **VK_SUCCESS**

Failure

- **VK_ERROR_OUT_OF_DEVICE_MEMORY**

- [VK_ERROR_OUT_OF_HOST_MEMORY](#)
- [VK_ERROR_UNKNOWN](#)
- [VK_ERROR_VALIDATION_FAILED](#)

The `VkFramebufferMixedSamplesCombinationNV` structure is defined as:

```
// Provided by VK_NV_coverage_reduction_mode
typedef struct VkFramebufferMixedSamplesCombinationNV {
    VkStructureType      sType;
    void*                pNext;
    VkCoverageReductionModeNV coverageReductionMode;
    VkSampleCountFlagBits rasterizationSamples;
    VkSampleCountFlags    depthStencilSamples;
    VkSampleCountFlags    colorSamples;
} VkFramebufferMixedSamplesCombinationNV;
```

- `sType` is a [VkStructureType](#) value identifying this structure.
- `pNext` is `NULL` or a pointer to a structure extending this structure.
- `coverageReductionMode` is a [VkCoverageReductionModeNV](#) value specifying the coverage reduction mode.
- `rasterizationSamples` is a [VkSampleCountFlagBits](#) specifying the number of rasterization samples in the supported combination.
- `depthStencilSamples` specifies the number of samples in the depth stencil attachment in the supported combination. A value of 0 indicates the combination does not have a depth stencil attachment.
- `colorSamples` specifies the number of color samples in a color attachment in the supported combination. A value of 0 indicates the combination does not have a color attachment.

Valid Usage (Implicit)

- VUID-VkFramebufferMixedSamplesCombinationNV-sType-sType **must** be [VK_STRUCTURE_TYPE_FRAMEBUFFER_MIXED_SAMPLES_COMBINATION_NV](#)
- VUID-VkFramebufferMixedSamplesCombinationNV-pNext-pNext **must** be `NULL`

34.14.3. Coverage Modulation

As part of coverage reduction, fragment color values **can** also be modulated (multiplied) by a value that is a function of fraction of covered rasterization samples associated with that color sample.

Pipeline state controlling coverage modulation is specified through the members of the `VkPipelineCoverageModulationStateCreateInfoNV` structure.

The `VkPipelineCoverageModulationStateCreateInfoNV` structure is defined as:

```
// Provided by VK_NV_framebuffer_mixed_samples
typedef struct VkPipelineCoverageModulationStateCreateInfoNV {
    VkStructureType           sType;
    const void*               pNext;
    VkPipelineCoverageModulationStateCreateFlagsNV flags;
    VkCoverageModulationModeNV coverageModulationMode;
    VkBool32                  coverageModulationTableEnable;
    uint32_t                  coverageModulationTableCount;
    const float*              pCoverageModulationTable;
} VkPipelineCoverageModulationStateCreateInfoNV;
```

- `sType` is a `VkStructureType` value identifying this structure.
- `pNext` is `NULL` or a pointer to a structure extending this structure.
- `flags` is reserved for future use.
- `coverageModulationMode` is a `VkCoverageModulationModeNV` value controlling which color components are modulated.
- `coverageModulationTableEnable` controls whether the modulation factor is looked up from a table in `pCoverageModulationTable`.
- `coverageModulationTableCount` is the number of elements in `pCoverageModulationTable`.
- `pCoverageModulationTable` is a table of modulation factors containing a value for each number of covered samples.

If `coverageModulationTableEnable` is `VK_FALSE`, then for each color sample the associated bits of the pixel coverage are counted and divided by the number of associated bits to produce a modulation factor R in the range $(0,1]$ (a value of zero would have been killed due to a color coverage of 0). Specifically:

- N = value of `rasterizationSamples`
- M = value of `VkAttachmentDescription::samples` for any color attachments
- $R = \text{popcount}(\text{associated coverage bits}) / (N / M)$

If `coverageModulationTableEnable` is `VK_TRUE`, the value R is computed using a programmable lookup table. The lookup table has N / M elements, and the element of the table is selected by:

- $R = \text{pCoverageModulationTable}[\text{popcount}(\text{associated coverage bits})-1]$

Note that the table does not have an entry for $\text{popcount}(\text{associated coverage bits}) = 0$, because such samples would have been killed.

The values of `pCoverageModulationTable` **may** be rounded to an implementation-dependent precision, which is at least as fine as $1 / N$, and clamped to $[0,1]$.

For each color attachment with a floating-point or normalized color format, each fragment output color value is replicated to M values which **can** each be modulated (multiplied) by that color

sample's associated value of R. Which components are modulated is controlled by `coverageModulationMode`.

If this structure is not included in the `pNext` chain, it is as if `coverageModulationMode` is `VK_COVERAGE_MODULATION_MODE_NONE_NV`.

If the `coverage reduction mode` is `VK_COVERAGE_REDUCTION_MODE_TRUNCATE_NV`, each color sample is associated with only a single coverage sample. In this case, it is as if `coverageModulationMode` is `VK_COVERAGE_MODULATION_MODE_NONE_NV`.

Valid Usage

- VUID-VkPipelineCoverageModulationStateCreateInfoNV-

`coverageModulationTableEnable-01405`

If `coverageModulationTableEnable` is `VK_TRUE`, `coverageModulationTableCount` **must** be equal to the number of rasterization samples divided by the number of color samples in the subpass

Valid Usage (Implicit)

- VUID-VkPipelineCoverageModulationStateCreateInfoNV-sType-sType `sType` **must** be `VK_STRUCTURE_TYPE_PIPELINE_COVERAGE_MODULATION_STATE_CREATE_INFO_NV`
- VUID-VkPipelineCoverageModulationStateCreateInfoNV-flags-zero bitmask `flags` **must** be 0
- VUID-VkPipelineCoverageModulationStateCreateInfoNV-coverageModulationMode-parameter `coverageModulationMode` **must** be a valid `VkCoverageModulationModeNV` value

Structure Chaining

Extends the structure

- `VkPipelineMultisampleStateCreateInfo`

```
// Provided by VK_NV_framebuffer_mixed_samples
typedef VkFlags VkPipelineCoverageModulationStateCreateFlagsNV;
```

`VkPipelineCoverageModulationStateCreateFlagsNV` is a bitmask type for setting a mask, but is currently reserved for future use.

Possible values of `VkPipelineCoverageModulationStateCreateInfoNV::coverageModulationMode`, specifying which color components are modulated, are:


```
// Provided by VK_NV_framebuffer_mixed_samples
typedef enum VkCoverageModulationModeNV {
    VK_COVERAGE_MODULATION_MODE_NONE_NV = 0,
    VK_COVERAGE_MODULATION_MODE_RGB_NV = 1,
    VK_COVERAGE_MODULATION_MODE_ALPHA_NV = 2,
    VK_COVERAGE_MODULATION_MODE_RGBA_NV = 3,
} VkCoverageModulationModeNV;
```

- `VK_COVERAGE_MODULATION_MODE_NONE_NV` specifies that no components are multiplied by the modulation factor.
- `VK_COVERAGE_MODULATION_MODE_RGB_NV` specifies that the red, green, and blue components are multiplied by the modulation factor.
- `VK_COVERAGE_MODULATION_MODE_ALPHA_NV` specifies that the alpha component is multiplied by the modulation factor.
- `VK_COVERAGE_MODULATION_MODE_RGBA_NV` specifies that all components are multiplied by the modulation factor.

To dynamically set the `coverageModulationMode` state, call:

```
// Provided by VK_EXT_extended_dynamic_state3 with VK_NV_framebuffer_mixed_samples,
VK_EXT_shader_object with VK_NV_framebuffer_mixed_samples
void vkCmdSetCoverageModulationModeNV(
    VkCommandBuffer                commandBuffer,
    VkCoverageModulationModeNV     coverageModulationMode);
```

- `commandBuffer` is the command buffer into which the command will be recorded.
- `coverageModulationMode` specifies the `coverageModulationMode` state.

This command sets the `coverageModulationMode` state for subsequent drawing commands when drawing using `shader objects`, or the graphics pipeline is created with `VK_DYNAMIC_STATE_COVERAGE_MODULATION_MODE_NV` set in `VkPipelineDynamicStateCreateInfo::pDynamicStates`. Otherwise, this state is specified by the `VkPipelineCoverageModulationStateCreateInfoNV::coverageModulationMode` value used to create the currently active pipeline.

Valid Usage

- VUID-vkCmdSetCoverageModulationModeNV-None-09423

At least one of the following **must** be true:

- The `extendedDynamicState3CoverageModulationMode` feature is enabled
- The `shaderObject` feature is enabled

Valid Usage (Implicit)

- VUID-vkCmdSetCoverageModulationModeNV-commandBuffer-parameter **commandBuffer** **must** be a valid [VkCommandBuffer](#) handle
- VUID-vkCmdSetCoverageModulationModeNV-coverageModulationMode-parameter **coverageModulationMode** **must** be a valid [VkCoverageModulationModeNV](#) value
- VUID-vkCmdSetCoverageModulationModeNV-commandBuffer-recording **commandBuffer** **must** be in the [recording state](#)
- VUID-vkCmdSetCoverageModulationModeNV-commandBuffer-cmdpool
The [VkCommandPool](#) that **commandBuffer** was allocated from **must** support [VK_QUEUE_GRAPHICS_BIT](#) operations
- VUID-vkCmdSetCoverageModulationModeNV-videocoding
This command **must** only be called outside of a video coding scope

Host Synchronization

- Host access to **commandBuffer** **must** be externally synchronized
- Host access to the [VkCommandPool](#) that **commandBuffer** was allocated from **must** be externally synchronized

Command Properties

Command Buffer Levels	Render Pass Scope	Video Coding Scope	Supported Queue Types	Command Type
Primary Secondary	Both	Outside	VK_QUEUE_GRAPHICS_BIT	State

Conditional Rendering

vkCmdSetCoverageModulationModeNV is not affected by [conditional rendering](#)

To [dynamically set](#) the **coverageModulationTableEnable** state, call:

```
// Provided by VK_EXT_extended_dynamic_state3 with VK_NV_framebuffer_mixed_samples,  
VK_EXT_shader_object with VK_NV_framebuffer_mixed_samples  
void vkCmdSetCoverageModulationTableEnableNV(  
    VkCommandBuffer          commandBuffer,  
    VkBool32                 coverageModulationTableEnable);
```

- **commandBuffer** is the command buffer into which the command will be recorded.

- `coverageModulationTableEnable` specifies the `coverageModulationTableEnable` state.

This command sets the `coverageModulationTableEnable` state for subsequent drawing commands when drawing using `shader objects`, or when the graphics pipeline is created with `VK_DYNAMIC_STATE_COVERAGE_MODULATION_TABLE_ENABLE_NV` set in `VkPipelineDynamicStateCreateInfo::pDynamicStates`. Otherwise, this state is specified by the `VkPipelineCoverageModulationStateCreateInfoNV::coverageModulationTableEnable` value used to create the currently active pipeline.

Valid Usage

- VUID-vkCmdSetCoverageModulationTableEnableNV-None-09423
At least one of the following **must** be true:
 - The `extendedDynamicState3CoverageModulationTableEnable` feature is enabled
 - The `shaderObject` feature is enabled

Valid Usage (Implicit)

- VUID-vkCmdSetCoverageModulationTableEnableNV-commandBuffer-parameter
`commandBuffer` **must** be a valid `VkCommandBuffer` handle
- VUID-vkCmdSetCoverageModulationTableEnableNV-commandBuffer-recording
`commandBuffer` **must** be in the `recording state`
- VUID-vkCmdSetCoverageModulationTableEnableNV-commandBuffer-cmdpool
The `VkCommandPool` that `commandBuffer` was allocated from **must** support `VK_QUEUE_GRAPHICS_BIT` operations
- VUID-vkCmdSetCoverageModulationTableEnableNV-videocoding
This command **must** only be called outside of a video coding scope

Host Synchronization

- Host access to `commandBuffer` **must** be externally synchronized
- Host access to the `VkCommandPool` that `commandBuffer` was allocated from **must** be externally synchronized

Command Properties

Command Buffer Levels	Render Pass Scope	Video Coding Scope	Supported Queue Types	Command Type
Primary Secondary	Both	Outside	VK_QUEUE_GRAPHICS_BIT HICS_BIT	State

Conditional Rendering

vkCmdSetCoverageModulationTableEnableNV is not affected by [conditional rendering](#)

To [dynamically set](#) the `pCoverageModulationTable` state, call:

```
// Provided by VK_EXT_extended_dynamic_state3 with VK_NV_framebuffer_mixed_samples,  
VK_EXT_shader_object with VK_NV_framebuffer_mixed_samples  
void vkCmdSetCoverageModulationTableNV(  
    VkCommandBuffer                commandBuffer,  
    uint32_t                       coverageModulationTableCount,  
    const float*                   pCoverageModulationTable);
```

- `commandBuffer` is the command buffer into which the command will be recorded.
- `coverageModulationTableCount` specifies the number of elements in `pCoverageModulationTable`.
- `pCoverageModulationTable` specifies the table of modulation factors containing a value for each number of covered samples.

This command sets the table of modulation factors for subsequent drawing commands when drawing using [shader objects](#), or when the graphics pipeline is created with [VK_DYNAMIC_STATE_COVERAGE_MODULATION_TABLE_NV](#) set in `VkPipelineDynamicStateCreateInfo::pDynamicStates`. Otherwise, this state is specified by the `VkPipelineCoverageModulationStateCreateInfoNV::coverageModulationTableCount`, and `VkPipelineCoverageModulationStateCreateInfoNV::pCoverageModulationTable` values used to create the currently active pipeline.

Valid Usage

- VUID-vkCmdSetCoverageModulationTableNV-None-09423

At least one of the following **must** be true:

- The `extendedDynamicState3CoverageModulationTable` feature is enabled
- The `shaderObject` feature is enabled

Valid Usage (Implicit)

- VUID-vkCmdSetCoverageModulationTableNV-commandBuffer-parameter `commandBuffer` **must** be a valid [VkCommandBuffer](#) handle
- VUID-vkCmdSetCoverageModulationTableNV-pCoverageModulationTable-parameter `pCoverageModulationTable` **must** be a valid pointer to an array of `coverageModulationTableCount float` values
- VUID-vkCmdSetCoverageModulationTableNV-commandBuffer-recording `commandBuffer` **must** be in the [recording state](#)

- VUID-vkCmdSetCoverageModulationTableNV-commandBuffer-cmdpool
The `VkCommandPool` that `commandBuffer` was allocated from **must** support `VK_QUEUE_GRAPHICS_BIT` operations
- VUID-vkCmdSetCoverageModulationTableNV-videocoding
This command **must** only be called outside of a video coding scope
- VUID-vkCmdSetCoverageModulationTableNV-coverageModulationTableCount-arraylength
`coverageModulationTableCount` **must** be greater than 0

Host Synchronization

- Host access to `commandBuffer` **must** be externally synchronized
- Host access to the `VkCommandPool` that `commandBuffer` was allocated from **must** be externally synchronized

Command Properties

Command Buffer Levels	Render Pass Scope	Video Coding Scope	Supported Queue Types	Command Type
Primary Secondary	Both	Outside	VK_QUEUE_GRAPHICS_BIT HICS_BIT	State

Conditional Rendering

`vkCmdSetCoverageModulationTableNV` is not affected by [conditional rendering](#)

Chapter 35. The Framebuffer

35.1. Blending

Blending combines the incoming *source* fragment's R, G, B, and A values with the *destination* R, G, B, and A values of each sample stored in the framebuffer at the fragment's (x_f, y_f) location. If any components are missing in the framebuffer attachment, they are replaced as described in [Component Substitution](#). Blending is performed for each color sample covered by the fragment, rather than just once for each fragment.

Source and destination values are combined according to the [blend operation](#), quadruplets of source and destination weighting factors determined by the [blend factors](#), and a [blend constant](#), to obtain a new set of R, G, B, and A values, as described below.

Blending is computed and applied separately to each color attachment used by the subpass, with separate controls for each attachment.

Prior to performing the blend operation, signed and unsigned normalized fixed-point color components undergo an implied conversion to floating-point as specified by [Conversion from Normalized Fixed-Point to Floating-Point](#). Blending computations are treated as if carried out in floating-point, and basic blend operations are performed with a precision and dynamic range no lower than that used to represent destination components. [Advanced blending operations](#) are performed with a precision and dynamic range no lower than the smaller of that used to represent destination components or that used to represent 16-bit floating-point values.

NOTE

Blending is only defined for floating-point, UNORM, SNORM, and sRGB formats. Within those formats, the implementation may only support blending on some subset of them. Which formats support blending is indicated by [VK_FORMAT_FEATURE_COLOR_ATTACHMENT_BLEND_BIT](#).

The pipeline blend state is included in the `VkPipelineColorBlendStateCreateInfo` structure during graphics pipeline creation:

The `VkPipelineColorBlendStateCreateInfo` structure is defined as:

```
// Provided by VK_VERSION_1_0
typedef struct VkPipelineColorBlendStateCreateInfo {
    VkStructureType           sType;
    const void*               pNext;
    VkPipelineColorBlendStateCreateFlags flags;
    VkBool32                  logicOpEnable;
    VkLogicOp                 logicOp;
    uint32_t                  attachmentCount;
    const VkPipelineColorBlendAttachmentState* pAttachments;
    float                     blendConstants[4];
} VkPipelineColorBlendStateCreateInfo;
```


- **sType** is a [VkStructureType](#) value identifying this structure.
- **pNext** is `NULL` or a pointer to a structure extending this structure.
- **flags** is a bitmask of [VkPipelineColorBlendStateCreateFlagBits](#) specifying additional color blending information.
- **logicOpEnable** controls whether to apply [Logical Operations](#).
- **logicOp** selects which logical operation to apply.
- **attachmentCount** is the number of [VkPipelineColorBlendAttachmentState](#) elements in **pAttachments**. It is ignored if the pipeline is created with [VK_DYNAMIC_STATE_COLOR_BLEND_ENABLE_EXT](#), [VK_DYNAMIC_STATE_COLOR_BLEND_EQUATION_EXT](#), and [VK_DYNAMIC_STATE_COLOR_WRITE_MASK_EXT](#) dynamic states set, and either [VK_DYNAMIC_STATE_COLOR_BLEND_ADVANCED_EXT](#) set or the [advancedBlendCoherentOperations](#) feature is not enabled.
- **pAttachments** is a pointer to an array of [VkPipelineColorBlendAttachmentState](#) structures defining blend state for each color attachment. It is ignored if the pipeline is created with [VK_DYNAMIC_STATE_COLOR_BLEND_ENABLE_EXT](#), [VK_DYNAMIC_STATE_COLOR_BLEND_EQUATION_EXT](#), and [VK_DYNAMIC_STATE_COLOR_WRITE_MASK_EXT](#) dynamic states set, and either [VK_DYNAMIC_STATE_COLOR_BLEND_ADVANCED_EXT](#) set or the [advancedBlendCoherentOperations](#) feature is not enabled.
- **blendConstants** is a pointer to an array of four values used as the R, G, B, and A components of the blend constant that are used in blending, depending on the [blend factor](#).

Valid Usage

- VUID-VkPipelineColorBlendStateCreateInfo-pAttachments-00605
If the **independentBlend** feature is not enabled, all elements of **pAttachments** **must** be identical
- VUID-VkPipelineColorBlendStateCreateInfo-logicOpEnable-00606
If the **logicOp** feature is not enabled, **logicOpEnable** **must** be [VK_FALSE](#)
- VUID-VkPipelineColorBlendStateCreateInfo-logicOpEnable-00607
If **logicOpEnable** is [VK_TRUE](#), **logicOp** **must** be a valid [VkLogicOp](#) value
- VUID-VkPipelineColorBlendStateCreateInfo-rasterizationOrderColorAttachmentAccess-06465
If the **rasterizationOrderColorAttachmentAccess** feature is not enabled, **flags** **must** not include [VK_PIPELINE_COLOR_BLEND_STATE_CREATE_RASTERIZATION_ORDER_ATTACHMENT_ACCESS_BIT_EXT](#)
- VUID-VkPipelineColorBlendStateCreateInfo-pAttachments-07353
If **attachmentCount** is not **0**, and any of [VK_DYNAMIC_STATE_COLOR_BLEND_ADVANCED_EXT](#), [VK_DYNAMIC_STATE_COLOR_BLEND_ENABLE_EXT](#), or [VK_DYNAMIC_STATE_COLOR_BLEND_EQUATION_EXT](#),

`VK_DYNAMIC_STATE_COLOR_WRITE_MASK_EXT` are not set, `pAttachments` **must** be a valid pointer to an array of `attachmentCount` valid `VkPipelineColorBlendAttachmentState` structures

Valid Usage (Implicit)

- `VUID-VkPipelineColorBlendStateCreateInfo-sType-sType`
`sType` **must** be `VK_STRUCTURE_TYPE_PIPELINE_COLOR_BLEND_STATE_CREATE_INFO`
- `VUID-VkPipelineColorBlendStateCreateInfo-pNext-pNext`
Each `pNext` member of any structure (including this one) in the `pNext` chain **must** be either `NULL` or a pointer to a valid instance of `VkPipelineColorBlendAdvancedStateCreateInfoEXT` or `VkPipelineColorWriteCreateInfoEXT`
- `VUID-VkPipelineColorBlendStateCreateInfo-sType-unique`
The `sType` value of each structure in the `pNext` chain **must** be unique
- `VUID-VkPipelineColorBlendStateCreateInfo-flags-parameter`
`flags` **must** be a valid combination of `VkPipelineColorBlendStateCreateFlagBits` values
- `VUID-VkPipelineColorBlendStateCreateInfo-pAttachments-parameter`
If `attachmentCount` is not `0`, and `pAttachments` is not `NULL`, `pAttachments` **must** be a valid pointer to an array of `attachmentCount` valid `VkPipelineColorBlendAttachmentState` structures

```
// Provided by VK_VERSION_1_0
typedef VkFlags VkPipelineColorBlendStateCreateFlags;
```

`VkPipelineColorBlendStateCreateFlags` is a bitmask type for setting a mask of zero or more `VkPipelineColorBlendStateCreateFlagBits`.

Bits which **can** be set in the `VkPipelineColorBlendStateCreateInfo::flags` parameter are:

```
// Provided by VK_VERSION_1_0, VK_EXT_rasterization_order_attachment_access
typedef enum VkPipelineColorBlendStateCreateFlagBits {
    // Provided by VK_EXT_rasterization_order_attachment_access
    VK_PIPELINE_COLOR_BLEND_STATE_CREATE_RASTERIZATION_ORDER_ATTACHMENT_ACCESS_BIT_EXT
= 0x00000001,
    // Provided by VK_ARM_rasterization_order_attachment_access
    VK_PIPELINE_COLOR_BLEND_STATE_CREATE_RASTERIZATION_ORDER_ATTACHMENT_ACCESS_BIT_ARM
= VK_PIPELINE_COLOR_BLEND_STATE_CREATE_RASTERIZATION_ORDER_ATTACHMENT_ACCESS_BIT_EXT,
} VkPipelineColorBlendStateCreateFlagBits;
```

- `VK_PIPELINE_COLOR_BLEND_STATE_CREATE_RASTERIZATION_ORDER_ATTACHMENT_ACCESS_BIT_EXT` specifies that access to color and input attachments will have implicit framebuffer-local memory dependencies, allowing applications to express custom blending operations in a fragment shader.

When

`VK_PIPELINE_COLOR_BLEND_STATE_CREATE_RASTERIZATION_ORDER_ATTACHMENT_ACCESS_BIT_EXT` is included in a pipeline, it forms a framebuffer-local memory dependency for each fragment generated by draw commands for that pipeline with the following scopes:

- The first `synchronization scope` includes the `VK_PIPELINE_STAGE_COLOR_ATTACHMENT_OUTPUT_BIT` pipeline stage executed by all previous fragments (as defined by `primitive order`) in the corresponding `framebuffer regions` including those generated by the same draw command.
- The second `synchronization scope` includes the `VK_PIPELINE_STAGE_FRAGMENT_SHADER_BIT` pipeline stage executed by the generated fragment.
- The first `access scope` includes all writes to color attachments.
- The second `access scope` includes all reads from input attachments.

The `VkPipelineColorBlendAttachmentState` structure is defined as:

```
// Provided by VK_VERSION_1_0
typedef struct VkPipelineColorBlendAttachmentState {
    VkBool32          blendEnable;
    VkBlendFactor      srcColorBlendFactor;
    VkBlendFactor      dstColorBlendFactor;
    VkBlendOp          colorBlendOp;
    VkBlendFactor      srcAlphaBlendFactor;
    VkBlendFactor      dstAlphaBlendFactor;
    VkBlendOp          alphaBlendOp;
    VkColorComponentFlags colorWriteMask;
} VkPipelineColorBlendAttachmentState;
```

- `blendEnable` controls whether blending is enabled for the corresponding color attachment. If blending is not enabled, the source fragment's color for that attachment is passed through unmodified.
- `srcColorBlendFactor` selects which blend factor is used to determine the source factors (S_r, S_g, S_b).
- `dstColorBlendFactor` selects which blend factor is used to determine the destination factors (D_r, D_g, D_b).
- `colorBlendOp` selects which blend operation is used to calculate the RGB values to write to the color attachment.
- `srcAlphaBlendFactor` selects which blend factor is used to determine the source factor S_a .
- `dstAlphaBlendFactor` selects which blend factor is used to determine the destination factor D_a .
- `alphaBlendOp` selects which blend operation is used to calculate the alpha values to write to the color attachment.
- `colorWriteMask` is a bitmask of `VkColorComponentFlagBits` specifying which of the R, G, B, and/or A components are enabled for writing, as described for the `Color Write Mask`.

Valid Usage

- VUID-VkPipelineColorBlendAttachmentState-srcColorBlendFactor-00608
If the `dualSrcBlend` feature is not enabled, `srcColorBlendFactor` **must** not be `VK_BLEND_FACTOR_SRC1_COLOR`, `VK_BLEND_FACTOR_ONE_MINUS_SRC1_COLOR`, `VK_BLEND_FACTOR_SRC1_ALPHA`, or `VK_BLEND_FACTOR_ONE_MINUS_SRC1_ALPHA`
- VUID-VkPipelineColorBlendAttachmentState-dstColorBlendFactor-00609
If the `dualSrcBlend` feature is not enabled, `dstColorBlendFactor` **must** not be `VK_BLEND_FACTOR_SRC1_COLOR`, `VK_BLEND_FACTOR_ONE_MINUS_SRC1_COLOR`, `VK_BLEND_FACTOR_SRC1_ALPHA`, or `VK_BLEND_FACTOR_ONE_MINUS_SRC1_ALPHA`
- VUID-VkPipelineColorBlendAttachmentState-srcAlphaBlendFactor-00610
If the `dualSrcBlend` feature is not enabled, `srcAlphaBlendFactor` **must** not be `VK_BLEND_FACTOR_SRC1_COLOR`, `VK_BLEND_FACTOR_ONE_MINUS_SRC1_COLOR`, `VK_BLEND_FACTOR_SRC1_ALPHA`, or `VK_BLEND_FACTOR_ONE_MINUS_SRC1_ALPHA`
- VUID-VkPipelineColorBlendAttachmentState-dstAlphaBlendFactor-00611
If the `dualSrcBlend` feature is not enabled, `dstAlphaBlendFactor` **must** not be `VK_BLEND_FACTOR_SRC1_COLOR`, `VK_BLEND_FACTOR_ONE_MINUS_SRC1_COLOR`, `VK_BLEND_FACTOR_SRC1_ALPHA`, or `VK_BLEND_FACTOR_ONE_MINUS_SRC1_ALPHA`
- VUID-VkPipelineColorBlendAttachmentState-colorBlendOp-01406
If either of `colorBlendOp` or `alphaBlendOp` is an `advanced blend operation`, then `colorBlendOp` **must** equal `alphaBlendOp`
- VUID-VkPipelineColorBlendAttachmentState-advancedBlendIndependentBlend-01407
If `VkPhysicalDeviceBlendOperationAdvancedPropertiesEXT::advancedBlendIndependentBlend` is `VK_FALSE` and `colorBlendOp` is an `advanced blend operation`, then `colorBlendOp` **must** be the same for all attachments
- VUID-VkPipelineColorBlendAttachmentState-advancedBlendIndependentBlend-01408
If `VkPhysicalDeviceBlendOperationAdvancedPropertiesEXT::advancedBlendIndependentBlend` is `VK_FALSE` and `alphaBlendOp` is an `advanced blend operation`, then `alphaBlendOp` **must** be the same for all attachments
- VUID-VkPipelineColorBlendAttachmentState-advancedBlendAllOperations-01409
If `VkPhysicalDeviceBlendOperationAdvancedPropertiesEXT::advancedBlendAllOperations` is `VK_FALSE`, then `colorBlendOp` **must** not be `VK_BLEND_OP_ZERO_EXT`, `VK_BLEND_OP_SRC_EXT`, `VK_BLEND_OP_DST_EXT`, `VK_BLEND_OP_SRC_OVER_EXT`, `VK_BLEND_OP_DST_OVER_EXT`, `VK_BLEND_OP_SRC_IN_EXT`, `VK_BLEND_OP_DST_IN_EXT`, `VK_BLEND_OP_SRC_OUT_EXT`, `VK_BLEND_OP_DST_OUT_EXT`, `VK_BLEND_OP_SRC_ATOP_EXT`, `VK_BLEND_OP_DST_ATOP_EXT`, `VK_BLEND_OP_XOR_EXT`, `VK_BLEND_OP_INVERT_EXT`, `VK_BLEND_OP_INVERT_RGB_EXT`, `VK_BLEND_OP_LINEARODDGE_EXT`, `VK_BLEND_OP_LINEARBURN_EXT`, `VK_BLEND_OP_VIVIDLIGHT_EXT`, `VK_BLEND_OP_LINEARLIGHT_EXT`, `VK_BLEND_OP_PINLIGHT_EXT`, `VK_BLEND_OP_HARDMIX_EXT`, `VK_BLEND_OP_PLUS_EXT`, `VK_BLEND_OP_PLUS_CLAMPED_EXT`, `VK_BLEND_OP_PLUS_CLAMPED_ALPHA_EXT`, `VK_BLEND_OP_PLUS_DARKER_EXT`, `VK_BLEND_OP_MINUS_EXT`, `VK_BLEND_OP_MINUS_CLAMPED_EXT`, `VK_BLEND_OP_CONTRAST_EXT`, or `VK_BLEND_OP_INVERT_OVG_EXT`.

VK_BLEND_OP_RED_EXT, VK_BLEND_OP_GREEN_EXT, or VK_BLEND_OP_BLUE_EXT

- VUID-VkPipelineColorBlendAttachmentState-colorBlendOp-01410

If `colorBlendOp` or `alphaBlendOp` is an [advanced blend operation](#), then `colorAttachmentCount` of the subpass this pipeline is compiled against **must** be less than or equal to `VkPhysicalDeviceBlendOperationAdvancedPropertiesEXT::advancedBlendMaxColorAttachments`

- VUID-VkPipelineColorBlendAttachmentState-constantAlphaColorBlendFactors-04454

If the `VK_KHR_portability_subset` extension is enabled, and `VkPhysicalDevicePortabilitySubsetFeaturesKHR::constantAlphaColorBlendFactors` is `VK_FALSE`, `srcColorBlendFactor` **must** not be `VK_BLEND_FACTOR_CONSTANT_ALPHA` or `VK_BLEND_FACTOR_ONE_MINUS_CONSTANT_ALPHA`

- VUID-VkPipelineColorBlendAttachmentState-constantAlphaColorBlendFactors-04455

If the `VK_KHR_portability_subset` extension is enabled, and `VkPhysicalDevicePortabilitySubsetFeaturesKHR::constantAlphaColorBlendFactors` is `VK_FALSE`, `dstColorBlendFactor` **must** not be `VK_BLEND_FACTOR_CONSTANT_ALPHA` or `VK_BLEND_FACTOR_ONE_MINUS_CONSTANT_ALPHA`

Valid Usage (Implicit)

- VUID-VkPipelineColorBlendAttachmentState-srcColorBlendFactor-parameter `srcColorBlendFactor` **must** be a valid `VkBlendFactor` value
- VUID-VkPipelineColorBlendAttachmentState-dstColorBlendFactor-parameter `dstColorBlendFactor` **must** be a valid `VkBlendFactor` value
- VUID-VkPipelineColorBlendAttachmentState-colorBlendOp-parameter `colorBlendOp` **must** be a valid `VkBlendOp` value
- VUID-VkPipelineColorBlendAttachmentState-srcAlphaBlendFactor-parameter `srcAlphaBlendFactor` **must** be a valid `VkBlendFactor` value
- VUID-VkPipelineColorBlendAttachmentState-dstAlphaBlendFactor-parameter `dstAlphaBlendFactor` **must** be a valid `VkBlendFactor` value
- VUID-VkPipelineColorBlendAttachmentState-alphaBlendOp-parameter `alphaBlendOp` **must** be a valid `VkBlendOp` value
- VUID-VkPipelineColorBlendAttachmentState-colorWriteMask-parameter `colorWriteMask` **must** be a valid combination of `VkColorComponentFlagBits` values

To [dynamically set](#) `blendEnable`, call:

```
// Provided by VK_EXT_extended_dynamic_state3, VK_EXT_shader_object
void vkCmdSetColorBlendEnableEXT(
    VkCommandBuffer          commandBuffer,
    uint32_t                 firstAttachment,
    uint32_t                 attachmentCount,
    const VkBool32*          pColorBlendEnables);
```


- `commandBuffer` is the command buffer into which the command will be recorded.
- `firstAttachment` the first color attachment the color blending enable applies.
- `attachmentCount` the number of color blending enables in the `pColorBlendEnables` array.
- `pColorBlendEnables` an array of booleans to indicate whether color blending is enabled for the corresponding attachment.

This command sets the color blending enable of the specified color attachments for subsequent drawing commands when drawing using `shader objects`, or when the graphics pipeline is created with `VK_DYNAMIC_STATE_COLOR_BLEND_ENABLE_EXT` set in `VkPipelineDynamicStateCreateInfo::pDynamicStates`. Otherwise, this state is specified by the `VkPipelineColorBlendAttachmentState::blendEnable` values used to create the currently active pipeline.

Valid Usage

- VUID-vkCmdSetColorBlendEnableEXT-None-09423

At least one of the following **must** be true:

- The `extendedDynamicState3ColorBlendEnable` feature is enabled
- The `shaderObject` feature is enabled

Valid Usage (Implicit)

- VUID-vkCmdSetColorBlendEnableEXT-commandBuffer-parameter
`commandBuffer` **must** be a valid `VkCommandBuffer` handle
- VUID-vkCmdSetColorBlendEnableEXT-pColorBlendEnables-parameter
`pColorBlendEnables` **must** be a valid pointer to an array of `attachmentCount` `VkBool32` values
- VUID-vkCmdSetColorBlendEnableEXT-commandBuffer-recording
`commandBuffer` **must** be in the `recording state`
- VUID-vkCmdSetColorBlendEnableEXT-commandBuffer-cmdpool
The `VkCommandPool` that `commandBuffer` was allocated from **must** support `VK_QUEUE_GRAPHICS_BIT` operations
- VUID-vkCmdSetColorBlendEnableEXT-videocoding
This command **must** only be called outside of a video coding scope
- VUID-vkCmdSetColorBlendEnableEXT-attachmentCount-arraylength
`attachmentCount` **must** be greater than 0

Host Synchronization

- Host access to `commandBuffer` **must** be externally synchronized
- Host access to the `VkCommandPool` that `commandBuffer` was allocated from **must** be externally synchronized

Command Properties

Command Buffer Levels	Render Pass Scope	Video Coding Scope	Supported Queue Types	Command Type
Primary Secondary	Both	Outside	VK_QUEUE_GRAP HICS_BIT	State

Conditional Rendering

vkCmdSetColorBlendEnableEXT is not affected by [conditional rendering](#)

To [dynamically set](#) color blend factors and operations, call:

```
// Provided by VK_EXT_extended_dynamic_state3, VK_EXT_shader_object
void vkCmdSetColorBlendEquationEXT(
    VkCommandBuffer                commandBuffer,
    uint32_t                       firstAttachment,
    uint32_t                       attachmentCount,
    const VkColorBlendEquationEXT* pColorBlendEquations);
```

- `commandBuffer` is the command buffer into which the command will be recorded.
- `firstAttachment` the first color attachment the color blend factors and operations apply to.
- `attachmentCount` the number of `VkColorBlendEquationEXT` elements in the `pColorBlendEquations` array.
- `pColorBlendEquations` an array of `VkColorBlendEquationEXT` structs that specify the color blend factors and operations for the corresponding attachments.

This command sets the color blending factors and operations of the specified attachments for subsequent drawing commands when drawing using [shader objects](#), or when the graphics pipeline is created with `VK_DYNAMIC_STATE_COLOR_BLEND_EQUATION_EXT` set in `VkPipelineDynamicStateCreateInfo::pDynamicStates`. Otherwise, this state is specified by the `VkPipelineColorBlendAttachmentState::srcColorBlendFactor`, `VkPipelineColorBlendAttachmentState::dstColorBlendFactor`, `VkPipelineColorBlendAttachmentState::colorBlendOp`, `VkPipelineColorBlendAttachmentState::srcAlphaBlendFactor`, `VkPipelineColorBlendAttachmentState::dstAlphaBlendFactor`, and `VkPipelineColorBlendAttachmentState::alphaBlendOp` values used to create the currently active pipeline.

Valid Usage

- VUID-vkCmdSetColorBlendEquationEXT-None-09423
At least one of the following **must** be true:
 - The `extendedDynamicState3ColorBlendEquation` feature is enabled

- The `shaderObject` feature is enabled

Valid Usage (Implicit)

- VUID-vkCmdSetColorBlendEquationEXT-commandBuffer-parameter
`commandBuffer` **must** be a valid `VkCommandBuffer` handle
- VUID-vkCmdSetColorBlendEquationEXT-pColorBlendEquations-parameter
`pColorBlendEquations` **must** be a valid pointer to an array of `attachmentCount` valid `VkColorBlendEquationEXT` structures
- VUID-vkCmdSetColorBlendEquationEXT-commandBuffer-recording
`commandBuffer` **must** be in the `recording state`
- VUID-vkCmdSetColorBlendEquationEXT-commandBuffer-cmdpool
The `VkCommandPool` that `commandBuffer` was allocated from **must** support `VK_QUEUE_GRAPHICS_BIT` operations
- VUID-vkCmdSetColorBlendEquationEXT-videocoding
This command **must** only be called outside of a video coding scope
- VUID-vkCmdSetColorBlendEquationEXT-attachmentCount-arraylength
`attachmentCount` **must** be greater than `0`

Host Synchronization

- Host access to `commandBuffer` **must** be externally synchronized
- Host access to the `VkCommandPool` that `commandBuffer` was allocated from **must** be externally synchronized

Command Properties

Command Buffer Levels	Render Pass Scope	Video Coding Scope	Supported Queue Types	Command Type
Primary Secondary	Both	Outside	VK_QUEUE_GRAPHICS_BIT	State

Conditional Rendering

`vkCmdSetColorBlendEquationEXT` is not affected by `conditional rendering`

The `VkColorBlendEquationEXT` structure is defined as:


```
// Provided by VK_EXT_extended_dynamic_state3, VK_EXT_shader_object
typedef struct VkColorBlendEquationEXT {
    VkBlendFactor    srcColorBlendFactor;
    VkBlendFactor    dstColorBlendFactor;
    VkBlendOp        colorBlendOp;
    VkBlendFactor    srcAlphaBlendFactor;
    VkBlendFactor    dstAlphaBlendFactor;
    VkBlendOp        alphaBlendOp;
} VkColorBlendEquationEXT;
```

- **srcColorBlendFactor** selects which blend factor is used to determine the source factors (S_r, S_g, S_b).
- **dstColorBlendFactor** selects which blend factor is used to determine the destination factors (D_r, D_g, D_b).
- **colorBlendOp** selects which blend operation is used to calculate the RGB values to write to the color attachment.
- **srcAlphaBlendFactor** selects which blend factor is used to determine the source factor S_a .
- **dstAlphaBlendFactor** selects which blend factor is used to determine the destination factor D_a .
- **alphaBlendOp** selects which blend operation is use to calculate the alpha values to write to the color attachment.

Valid Usage

- VUID-VkColorBlendEquationEXT-dualSrcBlend-07357
If the **dualSrcBlend** feature is not enabled, **srcColorBlendFactor** **must** not be `VK_BLEND_FACTOR_SRC1_COLOR`, `VK_BLEND_FACTOR_ONE_MINUS_SRC1_COLOR`, `VK_BLEND_FACTOR_SRC1_ALPHA`, or `VK_BLEND_FACTOR_ONE_MINUS_SRC1_ALPHA`
- VUID-VkColorBlendEquationEXT-dualSrcBlend-07358
If the **dualSrcBlend** feature is not enabled, **dstColorBlendFactor** **must** not be `VK_BLEND_FACTOR_SRC1_COLOR`, `VK_BLEND_FACTOR_ONE_MINUS_SRC1_COLOR`, `VK_BLEND_FACTOR_SRC1_ALPHA`, or `VK_BLEND_FACTOR_ONE_MINUS_SRC1_ALPHA`
- VUID-VkColorBlendEquationEXT-dualSrcBlend-07359
If the **dualSrcBlend** feature is not enabled, **srcAlphaBlendFactor** **must** not be `VK_BLEND_FACTOR_SRC1_COLOR`, `VK_BLEND_FACTOR_ONE_MINUS_SRC1_COLOR`, `VK_BLEND_FACTOR_SRC1_ALPHA`, or `VK_BLEND_FACTOR_ONE_MINUS_SRC1_ALPHA`
- VUID-VkColorBlendEquationEXT-dualSrcBlend-07360
If the **dualSrcBlend** feature is not enabled, **dstAlphaBlendFactor** **must** not be `VK_BLEND_FACTOR_SRC1_COLOR`, `VK_BLEND_FACTOR_ONE_MINUS_SRC1_COLOR`, `VK_BLEND_FACTOR_SRC1_ALPHA`, or `VK_BLEND_FACTOR_ONE_MINUS_SRC1_ALPHA`
- VUID-VkColorBlendEquationEXT-colorBlendOp-07361
colorBlendOp and **alphaBlendOp** **must** not be `VK_BLEND_OP_ZERO_EXT`, `VK_BLEND_OP_SRC_EXT`, `VK_BLEND_OP_DST_EXT`, `VK_BLEND_OP_SRC_OVER_EXT`, `VK_BLEND_OP_DST_OVER_EXT`, `VK_BLEND_OP_SRC_IN_EXT`, `VK_BLEND_OP_DST_IN_EXT`, `VK_BLEND_OP_SRC_OUT_EXT`, `VK_BLEND_OP_DST_OUT_EXT`,

VK_BLEND_OP_SRC_ATOP_EXT, VK_BLEND_OP_DST_ATOP_EXT, VK_BLEND_OP_XOR_EXT,
 VK_BLEND_OP_MULTIPLY_EXT, VK_BLEND_OP_SCREEN_EXT,
 VK_BLEND_OP_OVERLAY_EXT, VK_BLEND_OP_DARKEN_EXT,
 VK_BLEND_OP_LIGHTEN_EXT, VK_BLEND_OP_COLORBURN_EXT,
 VK_BLEND_OP_SOFTLIGHT_EXT, VK_BLEND_OP_HARDLIGHT_EXT,
 VK_BLEND_OP_EXCLUSION_EXT, VK_BLEND_OP_DIFFERENCE_EXT,
 VK_BLEND_OP_INVERT_EXT, VK_BLEND_OP_INVERT_RGB_EXT,
 VK_BLEND_OP_LINEARBURN_EXT, VK_BLEND_OP_LINEARLIGHT_EXT,
 VK_BLEND_OP_HARDMIX_EXT, VK_BLEND_OP_PINLIGHT_EXT,
 VK_BLEND_OP_HSL_SATURATION_EXT, VK_BLEND_OP_HSL_HUE_EXT,
 VK_BLEND_OP_HSL_LUMINOSITY_EXT, VK_BLEND_OP_HSL_COLOR_EXT,
 VK_BLEND_OP_PLUS_CLAMPED_EXT, VK_BLEND_OP_PLUS_CLAMPED_ALPHA_EXT,
 VK_BLEND_OP_PLUS_DARKER_EXT, VK_BLEND_OP_MINUS_EXT,
 VK_BLEND_OP_MINUS_CLAMPED_EXT, VK_BLEND_OP_CONTRAST_EXT,
 VK_BLEND_OP_INVERT_OVG_EXT, VK_BLEND_OP_RED_EXT, VK_BLEND_OP_GREEN_EXT,
 or VK_BLEND_OP_BLUE_EXT

- VUID-VkColorBlendEquationEXT-constantAlphaColorBlendFactors-07362

If the `VK_KHR_portability_subset` extension is enabled, and
`VkPhysicalDevicePortabilitySubsetFeaturesKHR::constantAlphaColorBlendFactors` is
`VK_FALSE`, `srcColorBlendFactor` **must** not be `VK_BLEND_FACTOR_CONSTANT_ALPHA` or
`VK_BLEND_FACTOR_ONE_MINUS_CONSTANT_ALPHA`

- VUID-VkColorBlendEquationEXT-constantAlphaColorBlendFactors-07363

If the `VK_KHR_portability_subset` extension is enabled, and
`VkPhysicalDevicePortabilitySubsetFeaturesKHR::constantAlphaColorBlendFactors` is
`VK_FALSE`, `dstColorBlendFactor` **must** not be `VK_BLEND_FACTOR_CONSTANT_ALPHA` or
`VK_BLEND_FACTOR_ONE_MINUS_CONSTANT_ALPHA`

Valid Usage (Implicit)

- VUID-VkColorBlendEquationEXT-srcColorBlendFactor-parameter
`srcColorBlendFactor` **must** be a valid `VkBlendFactor` value
- VUID-VkColorBlendEquationEXT-dstColorBlendFactor-parameter
`dstColorBlendFactor` **must** be a valid `VkBlendFactor` value
- VUID-VkColorBlendEquationEXT-colorBlendOp-parameter
`colorBlendOp` **must** be a valid `VkBlendOp` value
- VUID-VkColorBlendEquationEXT-srcAlphaBlendFactor-parameter
`srcAlphaBlendFactor` **must** be a valid `VkBlendFactor` value
- VUID-VkColorBlendEquationEXT-dstAlphaBlendFactor-parameter
`dstAlphaBlendFactor` **must** be a valid `VkBlendFactor` value
- VUID-VkColorBlendEquationEXT-alphaBlendOp-parameter
`alphaBlendOp` **must** be a valid `VkBlendOp` value

To [dynamically set](#) the color write masks, call:

```
// Provided by VK_EXT_extended_dynamic_state3, VK_EXT_shader_object
void vkCmdSetColorWriteMaskEXT(
    VkCommandBuffer          commandBuffer,
    uint32_t                 firstAttachment,
    uint32_t                 attachmentCount,
    const VkColorComponentFlags* pColorWriteMasks);
```

- `commandBuffer` is the command buffer into which the command will be recorded.
- `firstAttachment` the first color attachment the color write masks apply to.
- `attachmentCount` the number of `VkColorComponentFlags` values in the `pColorWriteMasks` array.
- `pColorWriteMasks` an array of `VkColorComponentFlags` values that specify the color write masks of the corresponding attachments.

This command sets the color write masks of the specified attachments for subsequent drawing commands when drawing using [shader objects](#), or when the graphics pipeline is created with `VK_DYNAMIC_STATE_COLOR_WRITE_MASK_EXT` set in `VkPipelineDynamicStateCreateInfo::pDynamicStates`. Otherwise, this state is specified by the `VkPipelineColorBlendAttachmentState::colorWriteMask` values used to create the currently active pipeline.

NOTE

Formats with bits that are shared between components specified by `VkColorComponentFlagBits`, such as `VK_FORMAT_E5B9G9R9_UFLOAT_PACK32`, cannot have their channels individually masked by this functionality; either all components that share bits have to be enabled, or none of them.

Valid Usage

- VUID-vkCmdSetColorWriteMaskEXT-None-09423

At least one of the following **must** be true:

- The `extendedDynamicState3ColorWriteMask` feature is enabled
- The `shaderObject` feature is enabled

Valid Usage (Implicit)

- VUID-vkCmdSetColorWriteMaskEXT-commandBuffer-parameter `commandBuffer` **must** be a valid `VkCommandBuffer` handle
- VUID-vkCmdSetColorWriteMaskEXT-pColorWriteMasks-parameter `pColorWriteMasks` **must** be a valid pointer to an array of `attachmentCount` valid combinations of `VkColorComponentFlagBits` values
- VUID-vkCmdSetColorWriteMaskEXT-commandBuffer-recording `commandBuffer` **must** be in the `recording state`
- VUID-vkCmdSetColorWriteMaskEXT-commandBuffer-cmdpool

The `VkCommandPool` that `commandBuffer` was allocated from **must** support `VK_QUEUE_GRAPHICS_BIT` operations

- VUID-vkCmdSetColorWriteMaskEXT-vidcoding
This command **must** only be called outside of a video coding scope
- VUID-vkCmdSetColorWriteMaskEXT-attachmentCount-arraylength
`attachmentCount` **must** be greater than 0

Host Synchronization

- Host access to `commandBuffer` **must** be externally synchronized
- Host access to the `VkCommandPool` that `commandBuffer` was allocated from **must** be externally synchronized

Command Properties

Command Buffer Levels	Render Pass Scope	Video Coding Scope	Supported Queue Types	Command Type
Primary Secondary	Both	Outside	VK_QUEUE_GRAPHICS_BIT VK_QUEUE_COMPUTE_BIT	State

Conditional Rendering

`vkCmdSetColorWriteMaskEXT` is not affected by [conditional rendering](#)

35.1.1. Blend Factors

The source and destination color and alpha blending factors are selected from the enum:


```
// Provided by VK_VERSION_1_0
typedef enum VkBlendFactor {
    VK_BLEND_FACTOR_ZERO = 0,
    VK_BLEND_FACTOR_ONE = 1,
    VK_BLEND_FACTOR_SRC_COLOR = 2,
    VK_BLEND_FACTOR_ONE_MINUS_SRC_COLOR = 3,
    VK_BLEND_FACTOR_DST_COLOR = 4,
    VK_BLEND_FACTOR_ONE_MINUS_DST_COLOR = 5,
    VK_BLEND_FACTOR_SRC_ALPHA = 6,
    VK_BLEND_FACTOR_ONE_MINUS_SRC_ALPHA = 7,
    VK_BLEND_FACTOR_DST_ALPHA = 8,
    VK_BLEND_FACTOR_ONE_MINUS_DST_ALPHA = 9,
    VK_BLEND_FACTOR_CONSTANT_COLOR = 10,
    VK_BLEND_FACTOR_ONE_MINUS_CONSTANT_COLOR = 11,
    VK_BLEND_FACTOR_CONSTANT_ALPHA = 12,
    VK_BLEND_FACTOR_ONE_MINUS_CONSTANT_ALPHA = 13,
    VK_BLEND_FACTOR_SRC_ALPHA_SATURATE = 14,
    VK_BLEND_FACTOR_SRC1_COLOR = 15,
    VK_BLEND_FACTOR_ONE_MINUS_SRC1_COLOR = 16,
    VK_BLEND_FACTOR_SRC1_ALPHA = 17,
    VK_BLEND_FACTOR_ONE_MINUS_SRC1_ALPHA = 18,
} VkBlendFactor;
```

The semantics of the enum values are described in the table below:

Table 43. Blend Factors

VkBlendFactor	RGB Blend Factors (S_r, S_g, S_b) or (D_r, D_g, D_b)	Alpha Blend Factor (S_a or D_a)
VK_BLEND_FACTOR_ZERO	(0,0,0)	0
VK_BLEND_FACTOR_ONE	(1,1,1)	1
VK_BLEND_FACTOR_SRC_COLOR	(R_{s0}, G_{s0}, B_{s0})	A_{s0}
VK_BLEND_FACTOR_ONE_MINUS_SRC_COLOR	($1-R_{s0}, 1-G_{s0}, 1-B_{s0}$)	$1-A_{s0}$
VK_BLEND_FACTOR_DST_COLOR	(R_d, G_d, B_d)	A_d
VK_BLEND_FACTOR_ONE_MINUS_DST_COLOR	($1-R_d, 1-G_d, 1-B_d$)	$1-A_d$
VK_BLEND_FACTOR_SRC_ALPHA	(A_{s0}, A_{s0}, A_{s0})	A_{s0}
VK_BLEND_FACTOR_ONE_MINUS_SRC_ALPHA	($1-A_{s0}, 1-A_{s0}, 1-A_{s0}$)	$1-A_{s0}$
VK_BLEND_FACTOR_DST_ALPHA	(A_d, A_d, A_d)	A_d
VK_BLEND_FACTOR_ONE_MINUS_DST_ALPHA	($1-A_d, 1-A_d, 1-A_d$)	$1-A_d$
VK_BLEND_FACTOR_CONSTANT_COLOR	(R_c, G_c, B_c)	A_c
VK_BLEND_FACTOR_ONE_MINUS_CONSTANT_COLOR	($1-R_c, 1-G_c, 1-B_c$)	$1-A_c$
VK_BLEND_FACTOR_CONSTANT_ALPHA	(A_c, A_c, A_c)	A_c

VkBlendFactor	RGB Blend Factors (S_r, S_g, S_b) or (D_r, D_g, D_b)	Alpha Blend Factor (S_a or D_a)
VK_BLEND_FACTOR_ONE_MINUS_CONSTANT_ALPHA	$(1-A_c, 1-A_c, 1-A_c)$	$1-A_c$
VK_BLEND_FACTOR_SRC_ALPHA_SATURATE	$(f, f, f); f = \min(A_{s0}, 1-A_d)$	1
VK_BLEND_FACTOR_SRC1_COLOR	(R_{s1}, G_{s1}, B_{s1})	A_{s1}
VK_BLEND_FACTOR_ONE_MINUS_SRC1_COLOR	$(1-R_{s1}, 1-G_{s1}, 1-B_{s1})$	$1-A_{s1}$
VK_BLEND_FACTOR_SRC1_ALPHA	(A_{s1}, A_{s1}, A_{s1})	A_{s1}
VK_BLEND_FACTOR_ONE_MINUS_SRC1_ALPHA	$(1-A_{s1}, 1-A_{s1}, 1-A_{s1})$	$1-A_{s1}$

In this table, the following conventions are used:

- R_{s0}, G_{s0}, B_{s0} and A_{s0} represent the first source color R, G, B, and A components, respectively, for the fragment output location corresponding to the color attachment being blended.
- R_{s1}, G_{s1}, B_{s1} and A_{s1} represent the second source color R, G, B, and A components, respectively, used in dual source blending modes, for the fragment output location corresponding to the color attachment being blended.
- R_d, G_d, B_d and A_d represent the R, G, B, and A components of the destination color. That is, the color currently in the corresponding color attachment for this fragment/sample.
- R_c, G_c, B_c and A_c represent the blend constant R, G, B, and A components, respectively.

To [dynamically set and change](#) the blend constants, call:

```
// Provided by VK_VERSION_1_0
void vkCmdSetBlendConstants(
    VkCommandBuffer          commandBuffer,
    const float               blendConstants[4]);
```

- `commandBuffer` is the command buffer into which the command will be recorded.
- `blendConstants` is a pointer to an array of four values specifying the R_c , G_c , B_c , and A_c components of the blend constant color used in blending, depending on the [blend factor](#).

This command sets blend constants for subsequent drawing commands when when drawing using [shader objects](#), or the graphics pipeline is created with [VK_DYNAMIC_STATE_BLEND_CONSTANTS](#) set in `VkPipelineDynamicStateCreateInfo::pDynamicStates`. Otherwise, this state is specified by the `VkPipelineColorBlendStateCreateInfo::blendConstants` values used to create the currently active pipeline.

Valid Usage (Implicit)

- VUID-vkCmdSetBlendConstants-commandBuffer-parameter `commandBuffer` **must** be a valid [VkCommandBuffer](#) handle

- VUID-vkCmdSetBlendConstants-commandBuffer-recording
`commandBuffer` **must** be in the [recording state](#)
- VUID-vkCmdSetBlendConstants-commandBuffer-cmdpool
The `VkCommandPool` that `commandBuffer` was allocated from **must** support [VK_QUEUE_GRAPHICS_BIT](#) operations
- VUID-vkCmdSetBlendConstants-vidcoding
This command **must** only be called outside of a video coding scope

Host Synchronization

- Host access to `commandBuffer` **must** be externally synchronized
- Host access to the `VkCommandPool` that `commandBuffer` was allocated from **must** be externally synchronized

Command Properties

Command Buffer Levels	Render Pass Scope	Video Coding Scope	Supported Queue Types	Command Type
Primary Secondary	Both	Outside	VK_QUEUE_GRAPHICS_BIT	State

Conditional Rendering

`vkCmdSetBlendConstants` is not affected by [conditional rendering](#)

35.1.2. Dual-Source Blending

Blend factors that use the secondary color input ($R_{s1}, G_{s1}, B_{s1}, A_{s1}$) ([VK_BLEND_FACTOR_SRC1_COLOR](#), [VK_BLEND_FACTOR_ONE_MINUS_SRC1_COLOR](#), [VK_BLEND_FACTOR_SRC1_ALPHA](#), and [VK_BLEND_FACTOR_ONE_MINUS_SRC1_ALPHA](#)) **may** consume implementation resources that could otherwise be used for rendering to multiple color attachments. Therefore, the number of color attachments that **can** be used in a framebuffer **may** be lower when using dual-source blending.

Dual-source blending is only supported if the `dualSrcBlend` feature is enabled.

The maximum number of color attachments that **can** be used in a subpass when using dual-source blending functions is implementation-dependent and is reported as the `maxFragmentDualSrcAttachments` member of `VkPhysicalDeviceLimits`.

Color outputs **can** be bound to the first and second inputs of the blender using the `Index` decoration, as described in [Fragment Output Interface](#). If the second color input to the blender is not written in

the shader, or if no output is bound to the second input of a blender, the value of the second input is undefined.

35.1.3. Blend Operations

Once the source and destination blend factors have been selected, they along with the source and destination components are passed to the blending operations. RGB and alpha components **can** use different operations. Possible values of `VkBlendOp`, specifying the operations, are:

```
// Provided by VK_VERSION_1_0
typedef enum VkBlendOp {
    VK_BLEND_OP_ADD = 0,
    VK_BLEND_OP_SUBTRACT = 1,
    VK_BLEND_OP_REVERSE_SUBTRACT = 2,
    VK_BLEND_OP_MIN = 3,
    VK_BLEND_OP_MAX = 4,
    // Provided by VK_EXT_blend_operation_advanced
    VK_BLEND_OP_ZERO_EXT = 1000148000,
    // Provided by VK_EXT_blend_operation_advanced
    VK_BLEND_OP_SRC_EXT = 1000148001,
    // Provided by VK_EXT_blend_operation_advanced
    VK_BLEND_OP_DST_EXT = 1000148002,
    // Provided by VK_EXT_blend_operation_advanced
    VK_BLEND_OP_SRC_OVER_EXT = 1000148003,
    // Provided by VK_EXT_blend_operation_advanced
    VK_BLEND_OP_DST_OVER_EXT = 1000148004,
    // Provided by VK_EXT_blend_operation_advanced
    VK_BLEND_OP_SRC_IN_EXT = 1000148005,
    // Provided by VK_EXT_blend_operation_advanced
    VK_BLEND_OP_DST_IN_EXT = 1000148006,
    // Provided by VK_EXT_blend_operation_advanced
    VK_BLEND_OP_SRC_OUT_EXT = 1000148007,
    // Provided by VK_EXT_blend_operation_advanced
    VK_BLEND_OP_DST_OUT_EXT = 1000148008,
    // Provided by VK_EXT_blend_operation_advanced
    VK_BLEND_OP_SRC_ATOP_EXT = 1000148009,
    // Provided by VK_EXT_blend_operation_advanced
    VK_BLEND_OP_DST_ATOP_EXT = 1000148010,
    // Provided by VK_EXT_blend_operation_advanced
    VK_BLEND_OP_XOR_EXT = 1000148011,
    // Provided by VK_EXT_blend_operation_advanced
    VK_BLEND_OP_MULTIPLY_EXT = 1000148012,
    // Provided by VK_EXT_blend_operation_advanced
    VK_BLEND_OP_SCREEN_EXT = 1000148013,
    // Provided by VK_EXT_blend_operation_advanced
    VK_BLEND_OP_OVERLAY_EXT = 1000148014,
    // Provided by VK_EXT_blend_operation_advanced
    VK_BLEND_OP_DARKEN_EXT = 1000148015,
    // Provided by VK_EXT_blend_operation_advanced
    VK_BLEND_OP_LIGHTEN_EXT = 1000148016,
```



```
// Provided by VK_EXT_blend_operation_advanced
VK_BLEND_OP_COLORDODGE_EXT = 1000148017,
// Provided by VK_EXT_blend_operation_advanced
VK_BLEND_OP_COLORBURN_EXT = 1000148018,
// Provided by VK_EXT_blend_operation_advanced
VK_BLEND_OP_HARDLIGHT_EXT = 1000148019,
// Provided by VK_EXT_blend_operation_advanced
VK_BLEND_OP_SOFTLIGHT_EXT = 1000148020,
// Provided by VK_EXT_blend_operation_advanced
VK_BLEND_OP_DIFFERENCE_EXT = 1000148021,
// Provided by VK_EXT_blend_operation_advanced
VK_BLEND_OP_EXCLUSION_EXT = 1000148022,
// Provided by VK_EXT_blend_operation_advanced
VK_BLEND_OP_INVERT_EXT = 1000148023,
// Provided by VK_EXT_blend_operation_advanced
VK_BLEND_OP_INVERT_RGB_EXT = 1000148024,
// Provided by VK_EXT_blend_operation_advanced
VK_BLEND_OP_LINEARODDGE_EXT = 1000148025,
// Provided by VK_EXT_blend_operation_advanced
VK_BLEND_OP_LINEARBURN_EXT = 1000148026,
// Provided by VK_EXT_blend_operation_advanced
VK_BLEND_OP_VIVIDLIGHT_EXT = 1000148027,
// Provided by VK_EXT_blend_operation_advanced
VK_BLEND_OP_LINEARLIGHT_EXT = 1000148028,
// Provided by VK_EXT_blend_operation_advanced
VK_BLEND_OP_PINLIGHT_EXT = 1000148029,
// Provided by VK_EXT_blend_operation_advanced
VK_BLEND_OP_HARDMIX_EXT = 1000148030,
// Provided by VK_EXT_blend_operation_advanced
VK_BLEND_OP_HSL_HUE_EXT = 1000148031,
// Provided by VK_EXT_blend_operation_advanced
VK_BLEND_OP_HSL_SATURATION_EXT = 1000148032,
// Provided by VK_EXT_blend_operation_advanced
VK_BLEND_OP_HSL_COLOR_EXT = 1000148033,
// Provided by VK_EXT_blend_operation_advanced
VK_BLEND_OP_HSL_LUMINOSITY_EXT = 1000148034,
// Provided by VK_EXT_blend_operation_advanced
VK_BLEND_OP_PLUS_EXT = 1000148035,
// Provided by VK_EXT_blend_operation_advanced
VK_BLEND_OP_PLUS_CLAMPED_EXT = 1000148036,
// Provided by VK_EXT_blend_operation_advanced
VK_BLEND_OP_PLUS_CLAMPED_ALPHA_EXT = 1000148037,
// Provided by VK_EXT_blend_operation_advanced
VK_BLEND_OP_PLUS_DARKER_EXT = 1000148038,
// Provided by VK_EXT_blend_operation_advanced
VK_BLEND_OP_MINUS_EXT = 1000148039,
// Provided by VK_EXT_blend_operation_advanced
VK_BLEND_OP_MINUS_CLAMPED_EXT = 1000148040,
// Provided by VK_EXT_blend_operation_advanced
VK_BLEND_OP_CONTRAST_EXT = 1000148041,
// Provided by VK_EXT_blend_operation_advanced
```



```
VK_BLEND_OP_INVERT_OVG_EXT = 1000148042,  
// Provided by VK_EXT_blend_operation_advanced  
VK_BLEND_OP_RED_EXT = 1000148043,  
// Provided by VK_EXT_blend_operation_advanced  
VK_BLEND_OP_GREEN_EXT = 1000148044,  
// Provided by VK_EXT_blend_operation_advanced  
VK_BLEND_OP_BLUE_EXT = 1000148045,  
} VkBlendOp;
```


The semantics of the basic blend operations are described in the table below:

Table 44. Basic Blend Operations

VkBlendOp	RGB Components	Alpha Component
VK_BLEND_OP_ADD	$R = R_{s0} \times S_r + R_d \times D_r$ $G = G_{s0} \times S_g + G_d \times D_g$ $B = B_{s0} \times S_b + B_d \times D_b$	$A = A_{s0} \times S_a + A_d \times D_a$
VK_BLEND_OP_SUBTRACT	$R = R_{s0} \times S_r - R_d \times D_r$ $G = G_{s0} \times S_g - G_d \times D_g$ $B = B_{s0} \times S_b - B_d \times D_b$	$A = A_{s0} \times S_a - A_d \times D_a$
VK_BLEND_OP_REVERSE_SUBTRACT	$R = R_d \times D_r - R_{s0} \times S_r$ $G = G_d \times D_g - G_{s0} \times S_g$ $B = B_d \times D_b - B_{s0} \times S_b$	$A = A_d \times D_a - A_{s0} \times S_a$
VK_BLEND_OP_MIN	$R = \min(R_{s0}, R_d)$ $G = \min(G_{s0}, G_d)$ $B = \min(B_{s0}, B_d)$	$A = \min(A_{s0}, A_d)$
VK_BLEND_OP_MAX	$R = \max(R_{s0}, R_d)$ $G = \max(G_{s0}, G_d)$ $B = \max(B_{s0}, B_d)$	$A = \max(A_{s0}, A_d)$

In this table, the following conventions are used:

- R_{s0} , G_{s0} , B_{s0} and A_{s0} represent the first source color R, G, B, and A components, respectively.
- R_d , G_d , B_d and A_d represent the R, G, B, and A components of the destination color. That is, the color currently in the corresponding color attachment for this fragment/sample.
- S_r , S_g , S_b and S_a represent the source blend factor R, G, B, and A components, respectively.
- D_r , D_g , D_b and D_a represent the destination blend factor R, G, B, and A components, respectively.

The blending operation produces a new set of values R, G, B and A, which are written to the framebuffer attachment. If blending is not enabled for this attachment, then R, G, B and A are assigned R_{s0} , G_{s0} , B_{s0} and A_{s0} , respectively.

If the color attachment is fixed-point, the components of the source and destination values and blend factors are each clamped to [0,1] or [-1,1] respectively for an unsigned normalized or signed normalized color attachment prior to evaluating the blend operations. If the color attachment is floating-point, no clamping occurs.

If the [numeric format](#) of a framebuffer attachment uses sRGB encoding, the R, G, and B destination color values (after conversion from fixed-point to floating-point) are considered to be encoded for the sRGB color space and hence are linearized prior to their use in blending. Each R, G, and B component is converted from nonlinear to linear as described in the “sRGB EOTF” section of the [Khronos Data Format Specification](#). If the format is not sRGB, no linearization is performed.

If the [numeric format](#) of a framebuffer attachment uses sRGB encoding, then the final R, G, and B values are converted into the nonlinear sRGB representation before being written to the framebuffer attachment as described in the “sRGB EOTF⁻¹” section of the Khronos Data Format

Specification.

If the [numeric format](#) of a framebuffer color attachment is not sRGB encoded, then the resulting c_s values for R, G, and B are unmodified.

The value of A is never sRGB encoded. That is, the alpha component is always stored in memory as linear.

If the framebuffer color attachment is [VK_ATTACHMENT_UNUSED](#), no writes are performed through that attachment. Writes are not performed to framebuffer color attachments greater than or equal to the [VkSubpassDescription::colorAttachmentCount](#) or [VkSubpassDescription2::colorAttachmentCount](#) value.

35.1.4. Advanced Blend Operations

The *advanced blend operations* are those listed in tables [f/X/Y/Z Advanced Blend Operations](#), [Hue-Saturation-Luminosity Advanced Blend Operations](#), and [Additional RGB Blend Operations](#).

If the [pNext](#) chain of [VkPipelineColorBlendStateCreateInfo](#) includes a [VkPipelineColorBlendAdvancedStateCreateInfoEXT](#) structure, then that structure includes parameters that affect advanced blend operations.

The [VkPipelineColorBlendAdvancedStateCreateInfoEXT](#) structure is defined as:

```
// Provided by VK_EXT_blend_operation_advanced
typedef struct VkPipelineColorBlendAdvancedStateCreateInfoEXT {
    VkStructureType    sType;
    const void*        pNext;
    VkBool32           srcPremultiplied;
    VkBool32           dstPremultiplied;
    VkBlendOverlapEXT  blendOverlap;
} VkPipelineColorBlendAdvancedStateCreateInfoEXT;
```

- [sType](#) is a [VkStructureType](#) value identifying this structure.
- [pNext](#) is [NULL](#) or a pointer to a structure extending this structure.
- [srcPremultiplied](#) specifies whether the source color of the blend operation is treated as premultiplied.
- [dstPremultiplied](#) specifies whether the destination color of the blend operation is treated as premultiplied.
- [blendOverlap](#) is a [VkBlendOverlapEXT](#) value specifying how the source and destination sample's coverage is correlated.

If this structure is not present, [srcPremultiplied](#) and [dstPremultiplied](#) are both considered to be [VK_TRUE](#), and [blendOverlap](#) is considered to be [VK_BLEND_OVERLAP_UNCORRELATED_EXT](#).

Valid Usage

- VUID-VkPipelineColorBlendAdvancedStateCreateInfoEXT-srcPremultiplied-01424
If the [non-premultiplied source color](#) property is not supported, `srcPremultiplied` **must** be `VK_TRUE`
- VUID-VkPipelineColorBlendAdvancedStateCreateInfoEXT-dstPremultiplied-01425
If the [non-premultiplied destination color](#) property is not supported, `dstPremultiplied` **must** be `VK_TRUE`
- VUID-VkPipelineColorBlendAdvancedStateCreateInfoEXT-blendOverlap-01426
If the [correlated overlap](#) property is not supported, `blendOverlap` **must** be `VK_BLEND_OVERLAP_UNCORRELATED_EXT`

Valid Usage (Implicit)

- VUID-VkPipelineColorBlendAdvancedStateCreateInfoEXT-sType-sType
`sType` **must** be `VK_STRUCTURE_TYPE_PIPELINE_COLOR_BLEND_ADVANCED_STATE_CREATE_INFO_EXT`
- VUID-VkPipelineColorBlendAdvancedStateCreateInfoEXT-blendOverlap-parameter
`blendOverlap` **must** be a valid `VkBlendOverlapEXT` value

Structure Chaining

Extends the structure

- [VkPipelineColorBlendStateCreateInfo](#)

To [dynamically set](#) the advanced blend state, call:

```
// Provided by VK_EXT_blend_operation_advanced with VK_EXT_extended_dynamic_state3,  
VK_EXT_blend_operation_advanced with VK_EXT_shader_object  
void vkCmdSetColorBlendAdvancedEXT(  
    VkCommandBuffer                commandBuffer,  
    uint32_t                       firstAttachment,  
    uint32_t                       attachmentCount,  
    const VkColorBlendAdvancedEXT* pColorBlendAdvanced);
```

- `commandBuffer` is the command buffer into which the command will be recorded.
- `firstAttachment` the first color attachment the advanced blend parameters apply to.
- `attachmentCount` the number of `VkColorBlendAdvancedEXT` elements in the `pColorBlendAdvanced` array.
- `pColorBlendAdvanced` an array of `VkColorBlendAdvancedEXT` structs that specify the advanced color blend parameters for the corresponding attachments.

This command sets the advanced blend operation parameters of the specified attachments for subsequent drawing commands when drawing using [shader objects](#), or when the graphics pipeline is created with [VK_DYNAMIC_STATE_COLOR_BLEND_ADVANCED_EXT](#) set in [VkPipelineDynamicStateCreateInfo::pDynamicStates](#). Otherwise, this state is specified by the [VkPipelineColorBlendAdvancedStateCreateInfoEXT::srcPremultiplied](#), [VkPipelineColorBlendAdvancedStateCreateInfoEXT::dstPremultiplied](#), and [VkPipelineColorBlendAdvancedStateCreateInfoEXT::blendOverlap](#) values used to create the currently active pipeline.

Valid Usage

- VUID-vkCmdSetColorBlendAdvancedEXT-None-09423
At least one of the following **must** be true:
 - The [extendedDynamicState3ColorBlendAdvanced](#) feature is enabled
 - The [shaderObject](#) feature is enabled

Valid Usage (Implicit)

- VUID-vkCmdSetColorBlendAdvancedEXT-commandBuffer-parameter [commandBuffer](#) **must** be a valid [VkCommandBuffer](#) handle
- VUID-vkCmdSetColorBlendAdvancedEXT-pColorBlendAdvanced-parameter [pColorBlendAdvanced](#) **must** be a valid pointer to an array of [attachmentCount](#) valid [VkColorBlendAdvancedEXT](#) structures
- VUID-vkCmdSetColorBlendAdvancedEXT-commandBuffer-recording [commandBuffer](#) **must** be in the [recording state](#)
- VUID-vkCmdSetColorBlendAdvancedEXT-commandBuffer-cmdpool
The [VkCommandPool](#) that [commandBuffer](#) was allocated from **must** support [VK_QUEUE_GRAPHICS_BIT](#) operations
- VUID-vkCmdSetColorBlendAdvancedEXT-vidcoding
This command **must** only be called outside of a video coding scope
- VUID-vkCmdSetColorBlendAdvancedEXT-attachmentCount-arraylength
[attachmentCount](#) **must** be greater than 0

Host Synchronization

- Host access to [commandBuffer](#) **must** be externally synchronized
- Host access to the [VkCommandPool](#) that [commandBuffer](#) was allocated from **must** be externally synchronized

Command Properties

Command Buffer Levels	Render Pass Scope	Video Coding Scope	Supported Queue Types	Command Type
Primary Secondary	Both	Outside	VK_QUEUE_GRAPHICS_BIT VK_QUEUE_COMPUTE_BIT	State

Conditional Rendering

vkCmdSetColorBlendAdvancedEXT is not affected by [conditional rendering](#)

The `VkColorBlendAdvancedEXT` structure is defined as:

```
// Provided by VK_EXT_extended_dynamic_state3, VK_EXT_shader_object
typedef struct VkColorBlendAdvancedEXT {
    VkBlendOp          advancedBlendOp;
    VkBool32           srcPremultiplied;
    VkBool32           dstPremultiplied;
    VkBlendOverlapEXT  blendOverlap;
    VkBool32           clampResults;
} VkColorBlendAdvancedEXT;
```

- `advancedBlendOp` selects which blend operation is used to calculate the RGB values to write to the color attachment.
- `srcPremultiplied` specifies whether the source color of the blend operation is treated as premultiplied.
- `dstPremultiplied` specifies whether the destination color of the blend operation is treated as premultiplied.
- `blendOverlap` is a `VkBlendOverlapEXT` value specifying how the source and destination sample's coverage is correlated.
- `clampResults` specifies that results **must** be clamped to the [0,1] range before writing to the attachment, which is useful when the attachment format is not normalized fixed-point.

Valid Usage

- VUID-VkColorBlendAdvancedEXT-srcPremultiplied-07505
If the [non-premultiplied source color](#) property is not supported, `srcPremultiplied` **must** be `VK_TRUE`
- VUID-VkColorBlendAdvancedEXT-dstPremultiplied-07506
If the [non-premultiplied destination color](#) property is not supported, `dstPremultiplied` **must** be `VK_TRUE`
- VUID-VkColorBlendAdvancedEXT-blendOverlap-07507

If the [correlated overlap](#) property is not supported, [blendOverlap](#) must be [VK_BLEND_OVERLAP_UNCORRELATED_EXT](#)

Valid Usage (Implicit)

- VUID-VkColorBlendAdvancedEXT-advancedBlendOp-parameter [advancedBlendOp](#) must be a valid [VkBlendOp](#) value
- VUID-VkColorBlendAdvancedEXT-blendOverlap-parameter [blendOverlap](#) must be a valid [VkBlendOverlapEXT](#) value

When using one of the operations in table [f/X/Y/Z Advanced Blend Operations](#) or [Hue-Saturation-Luminosity Advanced Blend Operations](#), blending is performed according to the following equations:

$$\begin{aligned} R &= f(R_s', R_d') * p_0(A_s, A_d) + Y * R_s' * p_1(A_s, A_d) + Z * R_d' * p_2(A_s, A_d) \\ G &= f(G_s', G_d') * p_0(A_s, A_d) + Y * G_s' * p_1(A_s, A_d) + Z * G_d' * p_2(A_s, A_d) \\ B &= f(B_s', B_d') * p_0(A_s, A_d) + Y * B_s' * p_1(A_s, A_d) + Z * B_d' * p_2(A_s, A_d) \\ A &= X * p_0(A_s, A_d) + Y * p_1(A_s, A_d) + Z * p_2(A_s, A_d) \end{aligned}$$

where the function *f* and terms *X*, *Y*, and *Z* are specified in the table. The *R*, *G*, and *B* components of the source color used for blending are derived according to [srcPremultiplied](#). If [srcPremultiplied](#) is [VK_TRUE](#), the fragment color components are considered to have been premultiplied by the *A* component prior to blending. The base source color (*R_s'*, *G_s'*, *B_s'*) is obtained by dividing through by the *A* component:

$$(R_s', G_s', B_s') = \begin{cases} (0, 0, 0) & A_s = 0 \\ (\frac{R_s}{A_s}, \frac{G_s}{A_s}, \frac{B_s}{A_s}) & \text{otherwise} \end{cases}$$

If [srcPremultiplied](#) is [VK_FALSE](#), the fragment color components are used as the base color:

$$(R_s', G_s', B_s') = (R_s, G_s, B_s)$$

The *R*, *G*, and *B* components of the destination color used for blending are derived according to [dstPremultiplied](#). If [dstPremultiplied](#) is [VK_TRUE](#), the destination components are considered to have been premultiplied by the *A* component prior to blending. The base destination color (*R_d'*, *G_d'*, *B_d'*) is obtained by dividing through by the *A* component:

$$(R_d', G_d', B_d') = \begin{cases} (0, 0, 0) & A_d = 0 \\ (\frac{R_d}{A_d}, \frac{G_d}{A_d}, \frac{B_d}{A_d}) & \text{otherwise} \end{cases}$$

If [dstPremultiplied](#) is [VK_FALSE](#), the destination color components are used as the base color:

$$(R_d', G_d', B_d') = (R_d, G_d, B_d)$$

When blending using advanced blend operations, we expect that the R, G, and B components of premultiplied source and destination color inputs be stored as the product of non-premultiplied R, G, and B component values and the A component of the color. If any R, G, or B component of a premultiplied input color is non-zero and the A component is zero, the color is considered ill-formed, and the corresponding component of the blend result is undefined.

All of the advanced blend operation formulas in this chapter compute the result as a premultiplied color. If `dstPremultiplied` is `VK_FALSE`, that result color's R, G, and B components are divided by the A component before being written to the framebuffer. If any R, G, or B component of the color is non-zero and the A component is zero, the result is considered ill-formed, and the corresponding component of the blend result is undefined. If all components are zero, that value is unchanged.

If the A component of any input or result color is less than zero, the color is considered ill-formed, and all components of the blend result are undefined.

The weighting functions p_0 , p_1 , and p_2 are defined in table [Advanced Blend Overlap Modes](#). In these functions, the A components of the source and destination colors are taken to indicate the portion of the pixel covered by the fragment (source) and the fragments previously accumulated in the pixel (destination). The functions p_0 , p_1 , and p_2 approximate the relative portion of the pixel covered by the intersection of the source and destination, covered only by the source, and covered only by the destination, respectively.

Possible values of `VkPipelineColorBlendAdvancedStateCreateInfoEXT::blendOverlap`, specifying the blend overlap functions, are:

```
// Provided by VK_EXT_blend_operation_advanced
typedef enum VkBlendOverlapEXT {
    VK_BLEND_OVERLAP_UNCORRELATED_EXT = 0,
    VK_BLEND_OVERLAP_DISJOINT_EXT = 1,
    VK_BLEND_OVERLAP_CONJOINT_EXT = 2,
} VkBlendOverlapEXT;
```

- `VK_BLEND_OVERLAP_UNCORRELATED_EXT` specifies that there is no correlation between the source and destination coverage.
- `VK_BLEND_OVERLAP_CONJOINT_EXT` specifies that the source and destination coverage are considered to have maximal overlap.
- `VK_BLEND_OVERLAP_DISJOINT_EXT` specifies that the source and destination coverage are considered to have minimal overlap.

Table 45. Advanced Blend Overlap Modes

Overlap Mode	Weighting Equations
<code>VK_BLEND_OVERLAP_UNCORRELATED_EXT</code>	$p_0(A_s, A_d) = A_s A_d$ $p_1(A_s, A_d) = A_s (1 - A_d)$ $p_2(A_s, A_d) = A_d (1 - A_s)$

Overlap Mode	Weighting Equations
VK_BLEND_OVERLAP_CONJOINT_EXT	$p_0(A_s, A_d) = \min(A_s, A_d)$ $p_1(A_s, A_d) = \max(A_s - A_d, 0)$ $p_2(A_s, A_d) = \max(A_d - A_s, 0)$
VK_BLEND_OVERLAP_DISJOINT_EXT	$p_0(A_s, A_d) = \max(A_s + A_d - 1, 0)$ $p_1(A_s, A_d) = \min(A_s, 1 - A_d)$ $p_2(A_s, A_d) = \min(A_d, 1 - A_s)$

Table 46. *f/X/Y/Z Advanced Blend Operations*

Mode	Blend Coefficients
VK_BLEND_OP_ZERO_EXT	$(X, Y, Z) = (0, 0, 0)$ $f(C_s, C_d) = 0$
VK_BLEND_OP_SRC_EXT	$(X, Y, Z) = (1, 1, 0)$ $f(C_s, C_d) = C_s$
VK_BLEND_OP_DST_EXT	$(X, Y, Z) = (1, 0, 1)$ $f(C_s, C_d) = C_d$
VK_BLEND_OP_SRC_OVER_EXT	$(X, Y, Z) = (1, 1, 1)$ $f(C_s, C_d) = C_s$
VK_BLEND_OP_DST_OVER_EXT	$(X, Y, Z) = (1, 1, 1)$ $f(C_s, C_d) = C_d$
VK_BLEND_OP_SRC_IN_EXT	$(X, Y, Z) = (1, 0, 0)$ $f(C_s, C_d) = C_s$
VK_BLEND_OP_DST_IN_EXT	$(X, Y, Z) = (1, 0, 0)$ $f(C_s, C_d) = C_d$
VK_BLEND_OP_SRC_OUT_EXT	$(X, Y, Z) = (0, 1, 0)$ $f(C_s, C_d) = 0$
VK_BLEND_OP_DST_OUT_EXT	$(X, Y, Z) = (0, 0, 1)$ $f(C_s, C_d) = 0$
VK_BLEND_OP_SRC_ATOP_EXT	$(X, Y, Z) = (1, 0, 1)$ $f(C_s, C_d) = C_s$
VK_BLEND_OP_DST_ATOP_EXT	$(X, Y, Z) = (1, 1, 0)$ $f(C_s, C_d) = C_d$
VK_BLEND_OP_XOR_EXT	$(X, Y, Z) = (0, 1, 1)$ $f(C_s, C_d) = 0$
VK_BLEND_OP_MULTIPLY_EXT	$(X, Y, Z) = (1, 1, 1)$ $f(C_s, C_d) = C_s C_d$

Mode	Blend Coefficients
VK_BLEND_OP_SCREEN_EXT	$(X, Y, Z) = (1, 1, 1)$ $f(C_s, C_d) = C_s + C_d - C_s C_d$
VK_BLEND_OP_OVERLAY_EXT	$(X, Y, Z) = (1, 1, 1)$ $f(C_s, C_d) = \begin{cases} 2C_s C_d & C_d \leq 0.5 \\ 1 - 2(1 - C_s)(1 - C_d) & \text{otherwise} \end{cases}$
VK_BLEND_OP_DARKEN_EXT	$(X, Y, Z) = (1, 1, 1)$ $f(C_s, C_d) = \min(C_s, C_d)$
VK_BLEND_OP_LIGHTEN_EXT	$(X, Y, Z) = (1, 1, 1)$ $f(C_s, C_d) = \max(C_s, C_d)$
VK_BLEND_OP_COLORDODGE_EXT	$(X, Y, Z) = (1, 1, 1)$ $f(C_s, C_d) = \begin{cases} 0 & C_d \leq 0 \\ \min(1, \frac{C_d}{1 - C_s}) & C_d > 0 \text{ and } C_s < 1 \\ 1 & C_d > 0 \text{ and } C_s \geq 1 \end{cases}$
VK_BLEND_OP_COLORBURN_EXT	$(X, Y, Z) = (1, 1, 1)$ $f(C_s, C_d) = \begin{cases} 1 & C_d \geq 1 \\ 1 - \min(1, \frac{1 - C_d}{C_s}) & C_d < 1 \text{ and } C_s > 0 \\ 0 & C_d < 1 \text{ and } C_s \leq 0 \end{cases}$
VK_BLEND_OP_HARDLIGHT_EXT	$(X, Y, Z) = (1, 1, 1)$ $f(C_s, C_d) = \begin{cases} 2C_s C_d & C_s \leq 0.5 \\ 1 - 2(1 - C_s)(1 - C_d) & \text{otherwise} \end{cases}$
VK_BLEND_OP_SOFTLIGHT_EXT	$(X, Y, Z) = (1, 1, 1)$ $f(C_s, C_d) = \begin{cases} C_d - (1 - 2C_s)C_d(1 - C_d) & C_s \leq 0.5 \\ C_d + (2C_s - 1)C_d((16C_d - 12)C_d + 3) & C_s > 0.5 \text{ and } C_d \leq 0.25 \\ C_d + (2C_s - 1)(\sqrt{C_d} - C_d) & C_s > 0.5 \text{ and } C_d > 0.25 \end{cases}$
VK_BLEND_OP_DIFFERENCE_EXT	$(X, Y, Z) = (1, 1, 1)$ $f(C_s, C_d) = C_d - C_s $
VK_BLEND_OP_EXCLUSION_EXT	$(X, Y, Z) = (1, 1, 1)$ $f(C_s, C_d) = C_s + C_d - 2C_s C_d$
VK_BLEND_OP_INVERT_EXT	$(X, Y, Z) = (1, 0, 1)$ $f(C_s, C_d) = 1 - C_d$
VK_BLEND_OP_INVERT_RGB_EXT	$(X, Y, Z) = (1, 0, 1)$ $f(C_s, C_d) = C_s(1 - C_d)$
VK_BLEND_OP_LINEARODDGE_EXT	$(X, Y, Z) = (1, 1, 1)$ $f(C_s, C_d) = \begin{cases} C_s + C_d & C_s + C_d \leq 1 \\ 1 & \text{otherwise} \end{cases}$
VK_BLEND_OP_LINEARBURN_EXT	$(X, Y, Z) = (1, 1, 1)$ $f(C_s, C_d) = \begin{cases} C_s + C_d - 1 & C_s + C_d > 1 \\ 0 & \text{otherwise} \end{cases}$

Mode	Blend Coefficients
VK_BLEND_OP_VIVIDLIGHT_EXT	$(X, Y, Z) = (1, 1, 1)$ $f(C_s, C_d) = \begin{cases} 1 - \min(1, \frac{1 - C_d}{2C_s}) & 0 < C_s < 0.5 \\ 0 & C_s \leq 0 \\ \min(1, \frac{C_d}{2(1 - C_s)}) & 0.5 \leq C_s < 1 \\ 1 & C_s \geq 1 \end{cases}$
VK_BLEND_OP_LINEARLIGHT_EXT	$(X, Y, Z) = (1, 1, 1)$ $f(C_s, C_d) = \begin{cases} 1 & 2C_s + C_d > 2 \\ 2C_s + C_d - 1 & 1 < 2C_s + C_d \leq 2 \\ 0 & 2C_s + C_d \leq 1 \end{cases}$
VK_BLEND_OP_PINLIGHT_EXT	$(X, Y, Z) = (1, 1, 1)$ $f(C_s, C_d) = \begin{cases} 0 & 2C_s - 1 > C_d \text{ and } C_s < 0.5 \\ 2C_s - 1 & 2C_s - 1 > C_d \text{ and } C_s \geq 0.5 \\ 2C_s & 2C_s - 1 \leq C_d \text{ and } C_s < 0.5C_d \\ C_d & 2C_s - 1 \leq C_d \text{ and } C_s \geq 0.5C_d \end{cases}$
VK_BLEND_OP_HARDMIX_EXT	$(X, Y, Z) = (1, 1, 1)$ $f(C_s, C_d) = \begin{cases} 0 & C_s + C_d < 1 \\ 1 & \text{otherwise} \end{cases}$

When using one of the HSL blend operations in table [Hue-Saturation-Luminosity Advanced Blend Operations](#) as the blend operation, the RGB color components produced by the function f are effectively obtained by converting both the non-premultiplied source and destination colors to the HSL (hue, saturation, luminosity) color space, generating a new HSL color by selecting H, S, and L components from the source or destination according to the blend operation, and then converting the result back to RGB. In the equations below, a blended RGB color is produced according to the following pseudocode:

```

float minv3(vec3 c) {
    return min(min(c.r, c.g), c.b);
}
float maxv3(vec3 c) {
    return max(max(c.r, c.g), c.b);
}
float lumv3(vec3 c) {
    return dot(c, vec3(0.30, 0.59, 0.11));
}
float satv3(vec3 c) {
    return maxv3(c) - minv3(c);
}

// If any color components are outside [0,1], adjust the color to
// get the components in range.
vec3 ClipColor(vec3 color) {
    float lum = lumv3(color);
    float mincol = minv3(color);
    float maxcol = maxv3(color);
    if (mincol < 0.0) {
        color = lum + ((color-lum)*lum) / (lum-mincol);
    }
}

```



```

    }
    if (maxcol > 1.0) {
        color = lum + ((color-lum)*(1-lum)) / (maxcol-lum);
    }
    return color;
}

// Take the base RGB color <cbase> and override its luminosity
// with that of the RGB color <clum>.
vec3 SetLum(vec3 cbase, vec3 clum) {
    float lbase = lumv3(cbase);
    float llum = lumv3(clum);
    float ldiff = llum - lbase;
    vec3 color = cbase + vec3(ldiff);
    return ClipColor(color);
}

// Take the base RGB color <cbase> and override its saturation with
// that of the RGB color <csat>. The override the luminosity of the
// result with that of the RGB color <clum>.
vec3 SetLumSat(vec3 cbase, vec3 csat, vec3 clum)
{
    float minbase = minv3(cbase);
    float sbase = satv3(cbase);
    float ssat = satv3(csat);
    vec3 color;
    if (sbase > 0) {
        // Equivalent (modulo rounding errors) to setting the
        // smallest (R,G,B) component to 0, the largest to <ssat>,
        // and interpolating the "middle" component based on its
        // original value relative to the smallest/largest.
        color = (cbase - minbase) * ssat / sbase;
    } else {
        color = vec3(0.0);
    }
    return SetLum(color, clum);
}

```

Table 47. Hue-Saturation-Luminosity Advanced Blend Operations

Mode	Result
VK_BLEND_OP_HSL_HUE_EXT	$(X, Y, Z) = (1, 1, 1)$ $f(C_s, C_d) = \text{SetLumSat}(C_s, C_d, C_d)$
VK_BLEND_OP_HSL_SATURATION_EXT	$(X, Y, Z) = (1, 1, 1)$ $f(C_s, C_d) = \text{SetLumSat}(C_d, C_s, C_d)$
VK_BLEND_OP_HSL_COLOR_EXT	$(X, Y, Z) = (1, 1, 1)$ $f(C_s, C_d) = \text{SetLum}(C_s, C_d)$

Mode	Result
VK_BLEND_OP_HSL_LUMINOSITY_EXT	$(X, Y, Z) = (1, 1, 1)$ $f(C_s, C_d) = \text{SetLum}(C_d, C_s)$

When using one of the operations in table [Additional RGB Blend Operations](#) as the blend operation, the source and destination colors used by these blending operations are interpreted according to **srcPremultiplied** and **dstPremultiplied**. The blending operations below are evaluated where the RGB source and destination color components are both considered to have been premultiplied by the corresponding A component.

$$(R_s', G_s', B_s') = \begin{cases} (R_s, G_s, B_s) & \text{if srcPremultiplied is VK_TRUE} \\ (R_s A_s, G_s A_s, B_s A_s) & \text{if srcPremultiplied is VK_FALSE} \end{cases}$$

$$(R_d', G_d', B_d') = \begin{cases} (R_d, G_d, B_d) & \text{if dstPremultiplied is VK_TRUE} \\ (R_d A_d, G_d A_d, B_d A_d) & \text{if dstPremultiplied is VK_FALSE} \end{cases}$$

Table 48. Additional RGB Blend Operations

Mode	Result
VK_BLEND_OP_PLUS_EXT	$(R, G, B, A) = (R_s' + R_d',$ $G_s' + G_d',$ $B_s' + B_d',$ $A_s + A_d)$
VK_BLEND_OP_PLUS_CLAMPED_EXT	$(R, G, B, A) = (\min(1, R_s' + R_d'),$ $\min(1, G_s' + G_d'),$ $\min(1, B_s' + B_d'),$ $\min(1, A_s + A_d))$
VK_BLEND_OP_PLUS_CLAMPED_ALPHA_EXT	$(R, G, B, A) = (\min(\min(1, A_s + A_d), R_s' + R_d'),$ $\min(\min(1, A_s + A_d), G_s' + G_d'),$ $\min(\min(1, A_s + A_d), B_s' + B_d'),$ $\min(1, A_s + A_d))$
VK_BLEND_OP_PLUS_DARKER_EXT	$(R, G, B, A) = (\max(0, \min(1, A_s + A_d) - ((A_s - R_s') + (A_d - R_d'))),$ $\max(0, \min(1, A_s + A_d) - ((A_s - G_s') + (A_d - G_d'))),$ $\max(0, \min(1, A_s + A_d) - ((A_s - B_s') + (A_d - B_d'))),$ $\min(1, A_s + A_d))$
VK_BLEND_OP_MINUS_EXT	$(R, G, B, A) = (R_d' - R_s',$ $G_d' - G_s',$ $B_d' - B_s',$ $A_d - A_s)$
VK_BLEND_OP_MINUS_CLAMPED_EXT	$(R, G, B, A) = (\max(0, R_d' - R_s'),$ $\max(0, G_d' - G_s'),$ $\max(0, B_d' - B_s'),$ $\max(0, A_d - A_s))$

Mode	Result
VK_BLEND_OP_CONTRAST_EXT	$(R, G, B, A) = \left(\frac{A_d}{2} + 2(R_d' - \frac{A_d}{2})(R_s' - \frac{A_s}{2}), \right.$ $\left. \frac{A_d}{2} + 2(G_d' - \frac{A_d}{2})(G_s' - \frac{A_s}{2}), \right.$ $\left. \frac{A_d}{2} + 2(B_d' - \frac{A_d}{2})(B_s' - \frac{A_s}{2}), \right.$ $A_d)$
VK_BLEND_OP_INVERT_OVG_EXT	$(R, G, B, A) = (A_s(1 - R_d') + (1 - A_s)R_d',$ $A_s(1 - G_d') + (1 - A_s)G_d',$ $A_s(1 - B_d') + (1 - A_s)B_d',$ $A_s + A_d - A_sA_d)$
VK_BLEND_OP_RED_EXT	$(R, G, B, A) = (R_s', G_d', B_d', A_d)$
VK_BLEND_OP_GREEN_EXT	$(R, G, B, A) = (R_d', G_s', B_d', A_d)$
VK_BLEND_OP_BLUE_EXT	$(R, G, B, A) = (R_d', G_d', B_s', A_d)$

35.2. Logical Operations

The application **can** enable a *logical operation* between the fragment's color values and the existing value in the framebuffer attachment. This logical operation is applied prior to updating the framebuffer attachment. Logical operations are applied only for signed and unsigned integer and normalized integer framebuffers. Logical operations are not applied to floating-point or sRGB format color attachments.

Logical operations are controlled by the `logicOpEnable` and `logicOp` members of `VkPipelineColorBlendStateCreateInfo`. The `logicOpEnable` state can also be controlled by `vkCmdSetLogicOpEnableEXT` if graphics pipeline is created with `VK_DYNAMIC_STATE_LOGIC_OP_ENABLE_EXT` set in `VkPipelineDynamicStateCreateInfo::pDynamicStates`. The `logicOp` state can also be controlled by `vkCmdSetLogicOpEXT` if graphics pipeline is created with `VK_DYNAMIC_STATE_LOGIC_OP_EXT` set in `VkPipelineDynamicStateCreateInfo::pDynamicStates`. If `logicOpEnable` is `VK_TRUE`, then a logical operation selected by `logicOp` is applied between each color attachment and the fragment's corresponding output value, and blending of all attachments is treated as if it were disabled. Any attachments using color formats for which logical operations are not supported simply pass through the color values unmodified. The logical operation is applied independently for each of the red, green, blue, and alpha components. The `logicOp` is selected from the following operations:


```
// Provided by VK_VERSION_1_0
typedef enum VkLogicOp {
    VK_LOGIC_OP_CLEAR = 0,
    VK_LOGIC_OP_AND = 1,
    VK_LOGIC_OP_AND_REVERSE = 2,
    VK_LOGIC_OP_COPY = 3,
    VK_LOGIC_OP_AND_INVERTED = 4,
    VK_LOGIC_OP_NO_OP = 5,
    VK_LOGIC_OP_XOR = 6,
    VK_LOGIC_OP_OR = 7,
    VK_LOGIC_OP_NOR = 8,
    VK_LOGIC_OP_EQUIVALENT = 9,
    VK_LOGIC_OP_INVERT = 10,
    VK_LOGIC_OP_OR_REVERSE = 11,
    VK_LOGIC_OP_COPY_INVERTED = 12,
    VK_LOGIC_OP_OR_INVERTED = 13,
    VK_LOGIC_OP_NAND = 14,
    VK_LOGIC_OP_SET = 15,
} VkLogicOp;
```


The logical operations supported by Vulkan are summarized in the following table in which

- \neg is bitwise invert,
- \square is bitwise and,
- \sqcup is bitwise or,
- \oplus is bitwise exclusive or,
- s is the fragment's R_{s0} , G_{s0} , B_{s0} or A_{s0} component value for the fragment output corresponding to the color attachment being updated, and
- d is the color attachment's R, G, B or A component value:

Table 49. Logical Operations

Mode	Operation
VK_LOGIC_OP_CLEAR	0
VK_LOGIC_OP_AND	$s \square d$
VK_LOGIC_OP_AND_REVERSE	$s \square \neg d$
VK_LOGIC_OP_COPY	s
VK_LOGIC_OP_AND_INVERTED	$\neg s \square d$
VK_LOGIC_OP_NO_OP	d
VK_LOGIC_OP_XOR	$s \oplus d$
VK_LOGIC_OP_OR	$s \sqcup d$
VK_LOGIC_OP_NOR	$\neg (s \sqcup d)$
VK_LOGIC_OP_EQUIVALENT	$\neg (s \square d)$
VK_LOGIC_OP_INVERT	$\neg d$
VK_LOGIC_OP_OR_REVERSE	$s \sqcup \neg d$
VK_LOGIC_OP_COPY_INVERTED	$\neg s$
VK_LOGIC_OP_OR_INVERTED	$\neg s \sqcup d$
VK_LOGIC_OP_NAND	$\neg (s \square d)$
VK_LOGIC_OP_SET	all 1s

The result of the logical operation is then written to the color attachment as controlled by the component write mask, described in [Blend Operations](#).

To [dynamically set](#) whether logical operations are enabled, call:

```
// Provided by VK_EXT_extended_dynamic_state3, VK_EXT_shader_object
void vkCmdSetLogicOpEnableEXT(
    VkCommandBuffer          commandBuffer,
    VkBool32                 logicOpEnable);
```


- `commandBuffer` is the command buffer into which the command will be recorded.
- `logicOpEnable` specifies whether logical operations are enabled.

This command sets whether logical operations are enabled for subsequent drawing commands when drawing using `shader objects`, or when the graphics pipeline is created with `VK_DYNAMIC_STATE_LOGIC_OP_ENABLE_EXT` set in `VkPipelineDynamicStateCreateInfo::pDynamicStates`. Otherwise, this state is specified by the `VkPipelineColorBlendStateCreateInfo::logicOpEnable` value used to create the currently active pipeline.

Valid Usage

- VUID-vkCmdSetLogicOpEnableEXT-None-09423
At least one of the following **must** be true:
 - The `extendedDynamicState3LogicOpEnable` feature is enabled
 - The `shaderObject` feature is enabled
- VUID-vkCmdSetLogicOpEnableEXT-logicOp-07366
If the `logicOp` feature is not enabled, `logicOpEnable` **must** be `VK_FALSE`

Valid Usage (Implicit)

- VUID-vkCmdSetLogicOpEnableEXT-commandBuffer-parameter
`commandBuffer` **must** be a valid `VkCommandBuffer` handle
- VUID-vkCmdSetLogicOpEnableEXT-commandBuffer-recording
`commandBuffer` **must** be in the `recording state`
- VUID-vkCmdSetLogicOpEnableEXT-commandBuffer-cmdpool
The `VkCommandPool` that `commandBuffer` was allocated from **must** support `VK_QUEUE_GRAPHICS_BIT` operations
- VUID-vkCmdSetLogicOpEnableEXT-videocoding
This command **must** only be called outside of a video coding scope

Host Synchronization

- Host access to `commandBuffer` **must** be externally synchronized
- Host access to the `VkCommandPool` that `commandBuffer` was allocated from **must** be externally synchronized

Command Properties

Command Buffer Levels	Render Pass Scope	Video Coding Scope	Supported Queue Types	Command Type
Primary Secondary	Both	Outside	VK_QUEUE_GRAP HICS_BIT	State

Conditional Rendering

vkCmdSetLogicOpEnableEXT is not affected by [conditional rendering](#)

To [dynamically set](#) the logical operation to apply for blend state, call:

```
// Provided by VK_EXT_extended_dynamic_state2, VK_EXT_shader_object
void vkCmdSetLogicOpEXT(
    VkCommandBuffer          commandBuffer,
    VkLogicOp                logicOp);
```

- `commandBuffer` is the command buffer into which the command will be recorded.
- `logicOp` specifies the logical operation to apply for blend state.

This command sets the logical operation for blend state for subsequent drawing commands when drawing using [shader objects](#), or when the graphics pipeline is created with [VK_DYNAMIC_STATE_LOGIC_OP_EXT](#) set in `VkPipelineDynamicStateCreateInfo::pDynamicStates`. Otherwise, this state is specified by the `VkPipelineColorBlendStateCreateInfo::logicOp` value used to create the currently active pipeline.

Valid Usage

- VUID-vkCmdSetLogicOpEXT-None-09422
At least one of the following **must** be true:
 - The `extendedDynamicState2LogicOp` feature is enabled
 - The `shaderObject` feature is enabled

Valid Usage (Implicit)

- VUID-vkCmdSetLogicOpEXT-commandBuffer-parameter
`commandBuffer` **must** be a valid [VkCommandBuffer](#) handle
- VUID-vkCmdSetLogicOpEXT-logicOp-parameter
`logicOp` **must** be a valid [VkLogicOp](#) value
- VUID-vkCmdSetLogicOpEXT-commandBuffer-recording

`commandBuffer` **must** be in the `recording` state

- VUID-vkCmdSetLogicOpEXT-commandBuffer-cmdpool
The `VkCommandPool` that `commandBuffer` was allocated from **must** support `VK_QUEUE_GRAPHICS_BIT` operations
- VUID-vkCmdSetLogicOpEXT-videocoding
This command **must** only be called outside of a video coding scope

Host Synchronization

- Host access to `commandBuffer` **must** be externally synchronized
- Host access to the `VkCommandPool` that `commandBuffer` was allocated from **must** be externally synchronized

Command Properties

Command Buffer Levels	Render Pass Scope	Video Coding Scope	Supported Queue Types	Command Type
Primary Secondary	Both	Outside	VK_QUEUE_GRAPHICS_BIT	State

Conditional Rendering

`vkCmdSetLogicOpEXT` is not affected by `conditional rendering`

35.3. Color Write Mask

Bits which **can** be set in `VkPipelineColorBlendAttachmentState::colorWriteMask`, determining whether the final color values R, G, B and A are written to the framebuffer attachment, are:

```
// Provided by VK_VERSION_1_0
typedef enum VkColorComponentFlagBits {
    VK_COLOR_COMPONENT_R_BIT = 0x00000001,
    VK_COLOR_COMPONENT_G_BIT = 0x00000002,
    VK_COLOR_COMPONENT_B_BIT = 0x00000004,
    VK_COLOR_COMPONENT_A_BIT = 0x00000008,
} VkColorComponentFlagBits;
```

- `VK_COLOR_COMPONENT_R_BIT` specifies that the R value is written to the color attachment for the appropriate sample. Otherwise, the value in memory is unmodified.
- `VK_COLOR_COMPONENT_G_BIT` specifies that the G value is written to the color attachment for the appropriate sample. Otherwise, the value in memory is unmodified.

- `VK_COLOR_COMPONENT_B_BIT` specifies that the B value is written to the color attachment for the appropriate sample. Otherwise, the value in memory is unmodified.
- `VK_COLOR_COMPONENT_A_BIT` specifies that the A value is written to the color attachment for the appropriate sample. Otherwise, the value in memory is unmodified.

The color write mask operation is applied regardless of whether blending is enabled.

The color write mask operation is applied only if `Color Write Enable` is enabled for the respective attachment. Otherwise the color write mask is ignored and writes to all components of the attachment are disabled.

```
// Provided by VK_VERSION_1_0
typedef VkFlags VkColorComponentFlags;
```

`VkColorComponentFlags` is a bitmask type for setting a mask of zero or more `VkColorComponentFlagBits`.

35.4. Color Write Enable

The `VkPipelineColorWriteCreateInfoEXT` structure is defined as:

```
// Provided by VK_EXT_color_write_enable
typedef struct VkPipelineColorWriteCreateInfoEXT {
    VkStructureType    sType;
    const void*        pNext;
    uint32_t           attachmentCount;
    const VkBool32*    pColorWriteEnables;
} VkPipelineColorWriteCreateInfoEXT;
```

- `sType` is a `VkStructureType` value identifying this structure.
- `pNext` is `NULL` or a pointer to a structure extending this structure.
- `attachmentCount` is the number of `VkBool32` elements in `pColorWriteEnables`.
- `pColorWriteEnables` is a pointer to an array of per target attachment boolean values specifying whether color writes are enabled for the given attachment.

When this structure is included in the `pNext` chain of `VkPipelineColorBlendStateCreateInfo`, it defines per-attachment color write state. If this structure is not included in the `pNext` chain, it is equivalent to specifying this structure with `attachmentCount` equal to the `attachmentCount` member of `VkPipelineColorBlendStateCreateInfo`, and `pColorWriteEnables` pointing to an array of as many `VK_TRUE` values.

If the `colorWriteEnable` feature is not enabled, all `VkBool32` elements in the `pColorWriteEnables` array **must** be `VK_TRUE`.

Color Write Enable interacts with the `Color Write Mask` as follows:

- If `colorWriteEnable` is `VK_TRUE`, writes to the attachment are determined by the `colorWriteMask`.
- If `colorWriteEnable` is `VK_FALSE`, the `colorWriteMask` is ignored and writes to all components of the attachment are disabled. This is equivalent to specifying a `colorWriteMask` of 0.

Valid Usage

- VUID-VkPipelineColorWriteCreateInfoEXT-pAttachments-04801
If the `colorWriteEnable` feature is not enabled, all elements of `pColorWriteEnables` **must** be `VK_TRUE`
- VUID-VkPipelineColorWriteCreateInfoEXT-attachmentCount-07608
If the pipeline is being created with `VK_DYNAMIC_STATE_COLOR_BLEND_ADVANCED_EXT`, `VK_DYNAMIC_STATE_COLOR_BLEND_ENABLE_EXT`, `VK_DYNAMIC_STATE_COLOR_BLEND_EQUATION_EXT`, or `VK_DYNAMIC_STATE_COLOR_WRITE_MASK_EXT` dynamic states not set, `attachmentCount` **must** be equal to the `attachmentCount` member of the `VkPipelineColorBlendStateCreateInfo` structure specified during pipeline creation
- VUID-VkPipelineColorWriteCreateInfoEXT-attachmentCount-06655
`attachmentCount` **must** be less than or equal to the `maxColorAttachments` member of `VkPhysicalDeviceLimits`

Valid Usage (Implicit)

- VUID-VkPipelineColorWriteCreateInfoEXT-sType-sType
`sType` **must** be `VK_STRUCTURE_TYPE_PIPELINE_COLOR_WRITE_CREATE_INFO_EXT`
- VUID-VkPipelineColorWriteCreateInfoEXT-pColorWriteEnables-parameter
If `attachmentCount` is not 0, `pColorWriteEnables` **must** be a valid pointer to an array of `attachmentCount` `VkBool32` values

Structure Chaining

Extends the structure

- `VkPipelineColorBlendStateCreateInfo`

To [dynamically enable or disable](#) writes to a color attachment, call:

```
// Provided by VK_EXT_color_write_enable
void vkCmdSetColorWriteEnableEXT(
    VkCommandBuffer          commandBuffer,
    uint32_t                 attachmentCount,
    const VkBool32*          pColorWriteEnables);
```


- `commandBuffer` is the command buffer into which the command will be recorded.
- `attachmentCount` is the number of `VkBool32` elements in `pColorWriteEnables`.
- `pColorWriteEnables` is a pointer to an array of per target attachment boolean values specifying whether color writes are enabled for the given attachment.

This command sets the color write enables for subsequent drawing commands when drawing using `shader objects`, or when the graphics pipeline is created with `VK_DYNAMIC_STATE_COLOR_WRITE_ENABLE_EXT` set in `VkPipelineDynamicStateCreateInfo::pDynamicStates`. Otherwise, this state is specified by the `VkPipelineColorWriteCreateInfoEXT::pColorWriteEnables` values used to create the currently active pipeline.

Valid Usage

- VUID-vkCmdSetColorWriteEnableEXT-None-04803
The `colorWriteEnable` feature **must** be enabled
- VUID-vkCmdSetColorWriteEnableEXT-attachmentCount-06656
`attachmentCount` **must** be less than or equal to the `maxColorAttachments` member of `VkPhysicalDeviceLimits`

Valid Usage (Implicit)

- VUID-vkCmdSetColorWriteEnableEXT-commandBuffer-parameter
`commandBuffer` **must** be a valid `VkCommandBuffer` handle
- VUID-vkCmdSetColorWriteEnableEXT-pColorWriteEnables-parameter
`pColorWriteEnables` **must** be a valid pointer to an array of `attachmentCount` `VkBool32` values
- VUID-vkCmdSetColorWriteEnableEXT-commandBuffer-recording
`commandBuffer` **must** be in the `recording state`
- VUID-vkCmdSetColorWriteEnableEXT-commandBuffer-cmdpool
The `VkCommandPool` that `commandBuffer` was allocated from **must** support `VK_QUEUE_GRAPHICS_BIT` operations
- VUID-vkCmdSetColorWriteEnableEXT-videocoding
This command **must** only be called outside of a video coding scope
- VUID-vkCmdSetColorWriteEnableEXT-attachmentCount-arraylength
`attachmentCount` **must** be greater than `0`

Host Synchronization

- Host access to `commandBuffer` **must** be externally synchronized
- Host access to the `VkCommandPool` that `commandBuffer` was allocated from **must** be externally synchronized

Command Properties

Command Buffer Levels	Render Pass Scope	Video Coding Scope	Supported Queue Types	Command Type
Primary Secondary	Both	Outside	VK_QUEUE_GRAP HICS_BIT	State

Conditional Rendering

vkCmdSetColorWriteEnableEXT is not affected by [conditional rendering](#)

35.5. Framebuffer Query Instructions

To query the tile properties from the attachments in framebuffer, call:

```
// Provided by VK_QCOM_tile_properties
VkResult vkGetFramebufferTilePropertiesQCOM(
    VkDevice          device,
    VkFramebuffer     framebuffer,
    uint32_t*         pPropertiesCount,
    VkTilePropertiesQCOM* pProperties);
```

- **device** is a logical device associated with the framebuffer.
- **framebuffer** is a handle of the framebuffer to query.
- **pPropertiesCount** is a pointer to an integer related to the number of tile properties available or queried, as described below.
- **pProperties** is either **NULL** or a pointer to an array of [VkTilePropertiesQCOM](#) structures.

If **pProperties** is **NULL**, then the number of tile properties available is returned in **pPropertiesCount**. Otherwise, **pPropertiesCount** **must** point to a variable set by the application to the number of elements in the **pProperties** array, and on return the variable is overwritten with the number of properties actually written to **pProperties**. If **pPropertiesCount** is less than the number of tile properties available, at most **pPropertiesCount** structures will be written, and **VK_INCOMPLETE** will be returned instead of **VK_SUCCESS**, to indicate that not all the available properties were returned.

The number of tile properties available is determined by the number of merged subpasses, and each tile property is associated with a merged subpass. There will be at most as many properties as there are subpasses within the render pass. To obtain the tile properties for a given merged subpass, the **pProperties** array can be indexed using the **postMergeIndex** value provided in [VkRenderPassSubpassFeedbackInfoEXT](#).

Valid Usage (Implicit)

- VUID-vkGetFramebufferTilePropertiesQCOM-device-parameter **device** **must** be a valid [VkDevice](#) handle
- VUID-vkGetFramebufferTilePropertiesQCOM-framebuffer-parameter **framebuffer** **must** be a valid [VkFramebuffer](#) handle
- VUID-vkGetFramebufferTilePropertiesQCOM-pPropertiesCount-parameter **pPropertiesCount** **must** be a valid pointer to a [uint32_t](#) value
- VUID-vkGetFramebufferTilePropertiesQCOM-pProperties-parameter
If the value referenced by **pPropertiesCount** is not [0](#), and **pProperties** is not [NULL](#), **pProperties** **must** be a valid pointer to an array of **pPropertiesCount** [VkTilePropertiesQCOM](#) structures
- VUID-vkGetFramebufferTilePropertiesQCOM-framebuffer-parent **framebuffer** **must** have been created, allocated, or retrieved from **device**

Return Codes

Success

- [VK_INCOMPLETE](#)
- [VK_SUCCESS](#)

Failure

- [VK_ERROR_UNKNOWN](#)
- [VK_ERROR_VALIDATION_FAILED](#)

Chapter 36. Dispatching Commands

The *dispatching commands* described in this chapter provoke work in a compute pipeline. Dispatching commands are recorded into a command buffer and when executed by a queue, will produce work which executes according to the bound compute pipeline. A compute pipeline **must** be bound to a command buffer before any dispatching commands are recorded in that command buffer.

To record a dispatch, call:

```
// Provided by VK_VERSION_1_0
void vkCmdDispatch(
    VkCommandBuffer          commandBuffer,
    uint32_t                 groupCountX,
    uint32_t                 groupCountY,
    uint32_t                 groupCountZ);
```

- `commandBuffer` is the command buffer into which the command will be recorded.
- `groupCountX` is the number of local workgroups to dispatch in the X dimension.
- `groupCountY` is the number of local workgroups to dispatch in the Y dimension.
- `groupCountZ` is the number of local workgroups to dispatch in the Z dimension.

When the command is executed, a global workgroup consisting of `groupCountX` × `groupCountY` × `groupCountZ` local workgroups is assembled.

Valid Usage

- VUID-vkCmdDispatch-magFilter-04553
If a `VkSampler` created with `magFilter` or `minFilter` equal to `VK_FILTER_LINEAR`, `reductionMode` equal to `VK_SAMPLER_REDUCTION_MODE_WEIGHTED_AVERAGE`, and `compareEnable` equal to `VK_FALSE` is used to sample a `VkImageView` as a result of this command, then the image view's `format features` **must** contain `VK_FORMAT_FEATURE_SAMPLED_IMAGE_FILTER_LINEAR_BIT`
- VUID-vkCmdDispatch-magFilter-09598
If a `VkSampler` created with `magFilter` or `minFilter` equal to `VK_FILTER_LINEAR` and `reductionMode` equal to either `VK_SAMPLER_REDUCTION_MODE_MIN` or `VK_SAMPLER_REDUCTION_MODE_MAX` is used to sample a `VkImageView` as a result of this command, then the image view's `format features` **must** contain `VK_FORMAT_FEATURE_SAMPLED_IMAGE_FILTER_MINMAX_BIT`
- VUID-vkCmdDispatch-mipmapMode-04770
If a `VkSampler` created with `mipmapMode` equal to `VK_SAMPLER_MIPMAP_MODE_LINEAR`, `reductionMode` equal to `VK_SAMPLER_REDUCTION_MODE_WEIGHTED_AVERAGE`, and `compareEnable` equal to `VK_FALSE` is used to sample a `VkImageView` as a result of this command, then the image view's `format features` **must** contain `VK_FORMAT_FEATURE_SAMPLED_IMAGE_FILTER_LINEAR_BIT`

- VUID-vkCmdDispatch-mipmapMode-09599
If a `VkSampler` created with `mipmapMode` equal to `VK_SAMPLER_MIPMAP_MODE_LINEAR` and `reductionMode` equal to either `VK_SAMPLER_REDUCTION_MODE_MIN` or `VK_SAMPLER_REDUCTION_MODE_MAX` is used to sample a `VkImageView` as a result of this command, then the image view's `format features` **must** contain `VK_FORMAT_FEATURE_SAMPLED_IMAGE_FILTER_MINMAX_BIT`
- VUID-vkCmdDispatch-unnormailizedCoordinates-09635
If a `VkSampler` created with `unnormailizedCoordinates` equal to `VK_TRUE` is used to sample a `VkImageView` as a result of this command, then the image view's `levelCount` and `layerCount` **must** be 1
- VUID-vkCmdDispatch-None-08609
If a `VkSampler` created with `unnormailizedCoordinates` equal to `VK_TRUE` is used to sample a `VkImageView` as a result of this command, then the image view's `viewType` **must** be `VK_IMAGE_VIEW_TYPE_1D` or `VK_IMAGE_VIEW_TYPE_2D`
- VUID-vkCmdDispatch-None-08610
If a `VkSampler` created with `unnormailizedCoordinates` equal to `VK_TRUE` is used to sample a `VkImageView` as a result of this command, then the sampler **must** not be used with any of the SPIR-V `OpImageSample*` or `OpImageSparseSample*` instructions with `ImplicitLod`, `Dref` or `Proj` in their name
- VUID-vkCmdDispatch-None-08611
If a `VkSampler` created with `unnormailizedCoordinates` equal to `VK_TRUE` is used to sample a `VkImageView` as a result of this command, then the sampler **must** not be used with any of the SPIR-V `OpImageSample*` or `OpImageSparseSample*` instructions that includes a LOD bias or any offset values
- VUID-vkCmdDispatch-None-06479
If a `VkImageView` is sampled with `depth comparison`, the image view's `format features` **must** contain `VK_FORMAT_FEATURE_2_SAMPLED_IMAGE_DEPTH_COMPARISON_BIT`
- VUID-vkCmdDispatch-None-02691
If a `VkImageView` is accessed using atomic operations as a result of this command, then the image view's `format features` **must** contain `VK_FORMAT_FEATURE_STORAGE_IMAGE_ATOMIC_BIT`
- VUID-vkCmdDispatch-None-07888
If a `VK_DESCRIPTOR_TYPE_STORAGE_TEXEL_BUFFER` descriptor is accessed using atomic operations as a result of this command, then the storage texel buffer's `format features` **must** contain `VK_FORMAT_FEATURE_STORAGE_TEXEL_BUFFER_ATOMIC_BIT`
- VUID-vkCmdDispatch-None-02692
If a `VkImageView` is sampled with `VK_FILTER_CUBIC_EXT` as a result of this command, then the image view's `format features` **must** contain `VK_FORMAT_FEATURE_SAMPLED_IMAGE_FILTER_CUBIC_BIT_EXT`
- VUID-vkCmdDispatch-None-02693
If the `VK_EXT_filter_cubic` extension is not enabled and any `VkImageView` is sampled with `VK_FILTER_CUBIC_EXT` as a result of this command, it **must** not have a `VkImageViewType` of `VK_IMAGE_VIEW_TYPE_3D`, `VK_IMAGE_VIEW_TYPE_CUBE`, or `VK_IMAGE_VIEW_TYPE_CUBE_ARRAY`

- VUID-vkCmdDispatch-filterCubic-02694
Any `VkImageView` being sampled with `VK_FILTER_CUBIC_EXT` as a result of this command **must** have a `VkImageViewType` and format that supports cubic filtering, as specified by `VkFilterCubicImageViewImageFormatPropertiesEXT::filterCubic` returned by `vkGetPhysicalDeviceImageFormatProperties2`
- VUID-vkCmdDispatch-filterCubicMinmax-02695
Any `VkImageView` being sampled with `VK_FILTER_CUBIC_EXT` with a reduction mode of either `VK_SAMPLER_REDUCTION_MODE_MIN` or `VK_SAMPLER_REDUCTION_MODE_MAX` as a result of this command **must** have a `VkImageViewType` and format that supports cubic filtering together with minmax filtering, as specified by `VkFilterCubicImageViewImageFormatPropertiesEXT::filterCubicMinmax` returned by `vkGetPhysicalDeviceImageFormatProperties2`
- VUID-vkCmdDispatch-cubicRangeClamp-09212
If the `cubicRangeClamp` feature is not enabled, then any `VkImageView` being sampled with `VK_FILTER_CUBIC_EXT` as a result of this command **must** not have a `VkSamplerReductionModeCreateInfo::reductionMode` equal to `VK_SAMPLER_REDUCTION_MODE_WEIGHTED_AVERAGE_RANGECLAMP_QCOM`
- VUID-vkCmdDispatch-reductionMode-09213
Any `VkImageView` being sampled with a `VkSamplerReductionModeCreateInfo::reductionMode` equal to `VK_SAMPLER_REDUCTION_MODE_WEIGHTED_AVERAGE_RANGECLAMP_QCOM` as a result of this command **must** sample with `VK_FILTER_CUBIC_EXT`
- VUID-vkCmdDispatch-selectableCubicWeights-09214
If the `selectableCubicWeights` feature is not enabled, then any `VkImageView` being sampled with `VK_FILTER_CUBIC_EXT` as a result of this command **must** have `VkSamplerCubicWeightsCreateInfoQCOM::cubicWeights` equal to `VK_CUBIC_FILTER_WEIGHTS_CATMULL_ROM_QCOM`
- VUID-vkCmdDispatch-flags-02696
Any `VkImage` created with a `VkImageCreateInfo::flags` containing `VK_IMAGE_CREATE_CORNER_SAMPLED_BIT_NV` sampled as a result of this command **must** only be sampled using a `VkSamplerAddressMode` of `VK_SAMPLER_ADDRESS_MODE_CLAMP_TO_EDGE`
- VUID-vkCmdDispatch-OpTypeImage-07027
For any `VkImageView` being written as a storage image where the image format field of the `OpTypeImage` is `Unknown`, the view's `format features` **must** contain `VK_FORMAT_FEATURE_2_STORAGE_WRITE_WITHOUT_FORMAT_BIT`
- VUID-vkCmdDispatch-OpTypeImage-07028
For any `VkImageView` being read as a storage image where the image format field of the `OpTypeImage` is `Unknown`, the view's `format features` **must** contain `VK_FORMAT_FEATURE_2_STORAGE_READ_WITHOUT_FORMAT_BIT`
- VUID-vkCmdDispatch-OpTypeImage-07029
For any `VkBufferView` being written as a storage texel buffer where the image format field of the `OpTypeImage` is `Unknown`, the view's `buffer features` **must** contain `VK_FORMAT_FEATURE_2_STORAGE_WRITE_WITHOUT_FORMAT_BIT`

- VUID-vkCmdDispatch-OpTypeImage-07030
Any [VkBufferView](#) being read as a storage texel buffer where the image format field of the [OpTypeImage](#) is [Unknown](#) then the view's [buffer features](#) **must** contain [VK_FORMAT_FEATURE_2_STORAGE_READ_WITHOUT_FORMAT_BIT](#)
- VUID-vkCmdDispatch-None-08600
If a [a bound shader](#) was created with a pipeline layout and statically uses a set *n*, a descriptor set **must** have been bound to *n* at the same pipeline bind point, with layouts compatible for set *n* with the layout(s) used to create the shader, as described in [Pipeline Layout Compatibility](#)
- VUID-vkCmdDispatch-None-08601
If a [a bound shader](#) was created with a pipeline layout or specified push constant ranges and statically uses a push constant value, that value **must** have been set for the same pipeline bind point, with push constant ranges that are [compatible](#) with the push constant range used to create the shader
- VUID-vkCmdDispatch-None-10068
For each array of resources that is used by [a bound shader](#), the indices used to access members of the array **must** be less than the descriptor count for the identified binding in the descriptor sets used by this command
- VUID-vkCmdDispatch-None-08114
Descriptors in each bound descriptor set, specified via [vkCmdBindDescriptorSets](#), **must** be valid if they are accessed as described by [descriptor validity](#) by the [VkPipeline](#) bound to the pipeline bind point used by this command and the bound [VkPipeline](#) was not created with [VK_PIPELINE_CREATE_DESCRIPTOR_BUFFER_BIT_EXT](#)
- VUID-vkCmdDispatch-imageLayout-00344
If an image descriptor is accessed by a shader, the [VkImageLayout](#) **must** match the subresource accessible from the [VkImageView](#) as defined by the [image layout matching rules](#)
- VUID-vkCmdDispatch-None-08115
If the descriptors used by the [VkPipeline](#) bound to the pipeline bind point were specified via [vkCmdBindDescriptorSets](#), the bound [VkPipeline](#) **must** have been created without [VK_PIPELINE_CREATE_DESCRIPTOR_BUFFER_BIT_EXT](#)
- VUID-vkCmdDispatch-None-08116
Descriptors in bound descriptor buffers, specified via [vkCmdSetDescriptorBufferOffsetsEXT](#), **must** be valid if they are dynamically used by the [VkPipeline](#) bound to the pipeline bind point used by this command and the bound [VkPipeline](#) was created with [VK_PIPELINE_CREATE_DESCRIPTOR_BUFFER_BIT_EXT](#)
- VUID-vkCmdDispatch-None-08604
Descriptors in bound descriptor buffers, specified via [vkCmdSetDescriptorBufferOffsetsEXT](#), **must** be valid if they are dynamically used by any [VkShaderEXT](#) bound to a stage corresponding to the pipeline bind point used by this command
- VUID-vkCmdDispatch-None-08117
If the descriptors used by the [VkPipeline](#) bound to the pipeline bind point were specified via [vkCmdSetDescriptorBufferOffsetsEXT](#), the bound [VkPipeline](#) **must** have been created

with [VK_PIPELINE_CREATE_DESCRIPTOR_BUFFER_BIT_EXT](#)

- VUID-vkCmdDispatch-None-08119

If a descriptor is dynamically used with a [VkPipeline](#) created with [VK_PIPELINE_CREATE_DESCRIPTOR_BUFFER_BIT_EXT](#), the descriptor memory **must** be resident

- VUID-vkCmdDispatch-None-08605

If a descriptor is dynamically used with a [VkShaderEXT](#) created with a [VkDescriptorSetLayout](#) that was created with [VK_DESCRIPTOR_SET_LAYOUT_CREATE_DESCRIPTOR_BUFFER_BIT_EXT](#), the descriptor memory **must** be resident

- VUID-vkCmdDispatch-None-08606

If the [shaderObject](#) feature is not enabled, a valid pipeline **must** be bound to the pipeline bind point used by this command

- VUID-vkCmdDispatch-None-08608

If a pipeline is bound to the pipeline bind point used by this command, there **must** not have been any calls to dynamic state setting commands for any state specified statically in the [VkPipeline](#) object bound to the pipeline bind point used by this command, since that pipeline was bound

- VUID-vkCmdDispatch-uniformBuffers-06935

If any stage of the [VkPipeline](#) object bound to the pipeline bind point used by this command accesses a uniform buffer, and that stage was created without enabling either [VK_PIPELINE_ROBUSTNESS_BUFFER_BEHAVIOR_ROBUST_BUFFER_ACCESS](#) or [VK_PIPELINE_ROBUSTNESS_BUFFER_BEHAVIOR_ROBUST_BUFFER_ACCESS_2](#) for [uniformBuffers](#), and the [robustBufferAccess](#) feature is not enabled, that stage **must** not access values outside of the range of the buffer as specified in the descriptor set bound to the same pipeline bind point

- VUID-vkCmdDispatch-None-08612

If the [robustBufferAccess](#) feature is not enabled, and any [VkShaderEXT](#) bound to a stage corresponding to the pipeline bind point used by this command accesses a uniform buffer, it **must** not access values outside of the range of the buffer as specified in the descriptor set bound to the same pipeline bind point

- VUID-vkCmdDispatch-storageBuffers-06936

If any stage of the [VkPipeline](#) object bound to the pipeline bind point used by this command accesses a storage buffer, and that stage was created without enabling either [VK_PIPELINE_ROBUSTNESS_BUFFER_BEHAVIOR_ROBUST_BUFFER_ACCESS](#) or [VK_PIPELINE_ROBUSTNESS_BUFFER_BEHAVIOR_ROBUST_BUFFER_ACCESS_2](#) for [storageBuffers](#), and the [robustBufferAccess](#) feature is not enabled, that stage **must** not access values outside of the range of the buffer as specified in the descriptor set bound to the same pipeline bind point

- VUID-vkCmdDispatch-None-08613

If the [robustBufferAccess](#) feature is not enabled, and any [VkShaderEXT](#) bound to a stage corresponding to the pipeline bind point used by this command accesses a storage buffer, it **must** not access values outside of the range of the buffer as specified in the descriptor set bound to the same pipeline bind point

- VUID-vkCmdDispatch-commandBuffer-02707
If **commandBuffer** is an unprotected command buffer and **protectedNoFault** is not supported, any resource accessed by **bound shaders** **must** not be a protected resource
- VUID-vkCmdDispatch-viewType-07752
If a **VkImageView** is accessed as a result of this command, then the image view's **viewType** **must** match the **Dim** operand of the **OpTypeImage** as described in [Compatibility Between SPIR-V Image Dimensions and Vulkan ImageView Types](#)
- VUID-vkCmdDispatch-format-07753
If a **VkImageView** or **VkBufferView** is accessed as a result of this command, then the **numeric type** of the view's **format** and the **Sampled Type** operand of the **OpTypeImage** **must** match
- VUID-vkCmdDispatch-OpImageWrite-08795
If a **VkImageView** created with a format other than **VK_FORMAT_A8_UNORM** is accessed using **OpImageWrite** as a result of this command, then the **Type** of the **Texel** operand of that instruction **must** have at least as many components as the image view's format
- VUID-vkCmdDispatch-OpImageWrite-08796
If a **VkImageView** created with the format **VK_FORMAT_A8_UNORM** is accessed using **OpImageWrite** as a result of this command, then the **Type** of the **Texel** operand of that instruction **must** have four components
- VUID-vkCmdDispatch-OpImageWrite-04469
If a **VkBufferView** is accessed using **OpImageWrite** as a result of this command, then the **Type** of the **Texel** operand of that instruction **must** have at least as many components as the buffer view's format
- VUID-vkCmdDispatch-SampledType-04470
If a **VkImageView** with a **VkFormat** that has a 64-bit component width is accessed as a result of this command, the **SampledType** of the **OpTypeImage** operand of that instruction **must** have a **Width** of 64
- VUID-vkCmdDispatch-SampledType-04471
If a **VkImageView** with a **VkFormat** that has a component width less than 64-bit is accessed as a result of this command, the **SampledType** of the **OpTypeImage** operand of that instruction **must** have a **Width** of 32
- VUID-vkCmdDispatch-SampledType-04472
If a **VkBufferView** with a **VkFormat** that has a 64-bit component width is accessed as a result of this command, the **SampledType** of the **OpTypeImage** operand of that instruction **must** have a **Width** of 64
- VUID-vkCmdDispatch-SampledType-04473
If a **VkBufferView** with a **VkFormat** that has a component width less than 64-bit is accessed as a result of this command, the **SampledType** of the **OpTypeImage** operand of that instruction **must** have a **Width** of 32
- VUID-vkCmdDispatch-sparseImageInt64Atomics-04474
If the **sparseImageInt64Atomics** feature is not enabled, **VkImage** objects created with the **VK_IMAGE_CREATE_SPARSE_RESIDENCY_BIT** flag **must** not be accessed by atomic instructions through an **OpTypeImage** with a **SampledType** with a **Width** of 64 by this command

- VUID-vkCmdDispatch-sparseImageInt64Atomics-04475
If the `sparseImageInt64Atomics` feature is not enabled, `VkBuffer` objects created with the `VK_BUFFER_CREATE_SPARSE_RESIDENCY_BIT` flag **must** not be accessed by atomic instructions through an `OpTypeImage` with a `SampledType` with a `Width` of 64 by this command
- VUID-vkCmdDispatch-OpImageSampleWeightedQCOM-06971
If `OpImageSampleWeightedQCOM` is used to sample a `VkImageView` as a result of this command, then the image view's `format features` **must** contain `VK_FORMAT_FEATURE_2_WEIGHT_SAMPLED_IMAGE_BIT_QCOM`
- VUID-vkCmdDispatch-OpImageSampleWeightedQCOM-06972
If `OpImageSampleWeightedQCOM` uses a `VkImageView` as a sample weight image as a result of this command, then the image view's `format features` **must** contain `VK_FORMAT_FEATURE_2_WEIGHT_IMAGE_BIT_QCOM`
- VUID-vkCmdDispatch-OpImageBoxFilterQCOM-06973
If `OpImageBoxFilterQCOM` is used to sample a `VkImageView` as a result of this command, then the image view's `format features` **must** contain `VK_FORMAT_FEATURE_2_BOX_FILTER_SAMPLED_BIT_QCOM`
- VUID-vkCmdDispatch-OpImageBlockMatchSSDQCOM-06974
If `OpImageBlockMatchSSDQCOM` is used to read from an `VkImageView` as a result of this command, then the image view's `format features` **must** contain `VK_FORMAT_FEATURE_2_BLOCK_MATCHING_BIT_QCOM`
- VUID-vkCmdDispatch-OpImageBlockMatchSADQCOM-06975
If `OpImageBlockMatchSADQCOM` is used to read from an `VkImageView` as a result of this command, then the image view's `format features` **must** contain `VK_FORMAT_FEATURE_2_BLOCK_MATCHING_BIT_QCOM`
- VUID-vkCmdDispatch-OpImageBlockMatchSADQCOM-06976
If `OpImageBlockMatchSADQCOM` or `OpImageBlockMatchSSDQCOM` is used to read from a reference image as result of this command, then the specified reference coordinates **must** not fail `integer texel coordinate validation`
- VUID-vkCmdDispatch-OpImageSampleWeightedQCOM-06977
If `OpImageSampleWeightedQCOM`, `OpImageBoxFilterQCOM`, `OpImageBlockMatchWindowSSDQCOM`, `OpImageBlockMatchWindowSADQCOM`, `OpImageBlockMatchGatherSSDQCOM`, `OpImageBlockMatchGatherSADQCOM`, `OpImageBlockMatchSSDQCOM`, or `OpImageBlockMatchSADQCOM` uses a `VkSampler` as a result of this command, then the sampler **must** have been created with `VK_SAMPLER_CREATE_IMAGE_PROCESSING_BIT_QCOM`
- VUID-vkCmdDispatch-OpImageSampleWeightedQCOM-06978
If any command other than `OpImageSampleWeightedQCOM`, `OpImageBoxFilterQCOM`, `OpImageBlockMatchWindowSSDQCOM`, `OpImageBlockMatchWindowSADQCOM`, `OpImageBlockMatchGatherSSDQCOM`, `OpImageBlockMatchGatherSADQCOM`, `OpImageBlockMatchSSDQCOM`, or `OpImageBlockMatchSADQCOM` uses a `VkSampler` as a result of this command, then the sampler **must** not have been created with `VK_SAMPLER_CREATE_IMAGE_PROCESSING_BIT_QCOM`
- VUID-vkCmdDispatch-OpImageBlockMatchWindow-09215
If a `OpImageBlockMatchWindow*QCOM` or `OpImageBlockMatchGather*QCOM` instruction is used to

read from an [VkImageView](#) as a result of this command, then the image view's [format features](#) **must** contain [VK_FORMAT_FEATURE_2_BLOCK_MATCHING_BIT_QCOM](#)

- VUID-vkCmdDispatch-OpImageBlockMatchWindow-09216

If a [OpImageBlockMatchWindow*QCOM](#) or [OpImageBlockMatchGather*QCOM](#) instruction is used to read from an [VkImageView](#) as a result of this command, then the image view's format **must** be a single-component format

- VUID-vkCmdDispatch-OpImageBlockMatchWindow-09217

If a [OpImageBlockMatchWindow*QCOM](#) or [OpImageBlockMatchGather*QCOM](#) read from a reference image as result of this command, then the specified reference coordinates **must** not fail [integer texel coordinate validation](#)

- VUID-vkCmdDispatch-None-07288

Any shader invocation executed by this command **must** [terminate](#)

- VUID-vkCmdDispatch-None-09600

If a descriptor with type equal to any of [VK_DESCRIPTOR_TYPE_SAMPLE_WEIGHT_IMAGE_QCOM](#), [VK_DESCRIPTOR_TYPE_BLOCK_MATCH_IMAGE_QCOM](#), [VK_DESCRIPTOR_TYPE_SAMPLED_IMAGE](#), [VK_DESCRIPTOR_TYPE_STORAGE_IMAGE](#), or [VK_DESCRIPTOR_TYPE_INPUT_ATTACHMENT](#) is accessed as a result of this command, all image subresources identified by that descriptor **must** be in the image layout identified when the descriptor was written

- VUID-vkCmdDispatch-commandBuffer-10746

The [VkDeviceMemory](#) object allocated from a [VkMemoryHeap](#) with the [VK_MEMORY_HEAP_TILE_MEMORY_BIT_QCOM](#) property that is bound to a resource accessed as a result of this command **must** be the active bound [bound tile memory object](#) in [commandBuffer](#)

- VUID-vkCmdDispatch-None-10678

If this command is recorded inside a [tile shading render pass](#) instance, the stages corresponding to the pipeline bind point used by this command **must** only include [VK_SHADER_STAGE_VERTEX_BIT](#), [VK_SHADER_STAGE_FRAGMENT_BIT](#), and/or [VK_SHADER_STAGE_COMPUTE_BIT](#)

- VUID-vkCmdDispatch-None-10679

If this command is recorded where [per-tile execution model](#) is enabled, there **must** be no access to any image while the image was be transitioned to the [VK_IMAGE_LAYOUT_ATTACHMENT_FEEDBACK_LOOP_OPTIMAL_EXT](#) layout

- VUID-vkCmdDispatch-pDescription-09900

If a [VK_DESCRIPTOR_TYPE_TENSOR_ARM](#) descriptor is accessed as a result of this command, then the underlying [VkTensorARM](#) object **must** have been created with the [VK_TENSOR_USAGE_SHADER_BIT_ARM](#) usage flag set

- VUID-vkCmdDispatch-dimensionCount-09905

If a [VK_DESCRIPTOR_TYPE_TENSOR_ARM](#) descriptor is accessed as a result of this command, then the [Rank](#) of the [OpTypeTensorARM](#) of the tensor resource variable **must** be equal to the [dimensionCount](#) provided via [VkTensorCreateInfoARM::pDescription](#) when creating the underlying [VkTensorARM](#) object

- VUID-vkCmdDispatch-OpTypeTensorARM-09906

If a `VK_DESCRIPTOR_TYPE_TENSOR_ARM` descriptor is accessed as a result of this command, then the element type of the `OpTypeTensorARM` of the tensor resource variable **must** be `compatible` with the `VkFormat` of the `VkTensorViewARM` used for the access

- VUID-vkCmdDispatch-None-11297

If a pipeline is bound to the pipeline bind point used by this command, or shader is bound to a shader stage used by this command, and it was created with a `descriptor mapping` using `VK_DESCRIPTOR_MAPPING_SOURCE_HEAP_WITH_PUSH_INDEX_EXT`, `VK_DESCRIPTOR_MAPPING_SOURCE_HEAP_WITH_SHADER_RECORD_INDEX_EXT`, `VK_DESCRIPTOR_MAPPING_SOURCE_HEAP_WITH_INDIRECT_INDEX_ARRAY_EXT`, or `VK_DESCRIPTOR_MAPPING_SOURCE_HEAP_WITH_INDIRECT_INDEX_EXT`, and a shader accesses a `OpTypeStruct` decorated with `Block` or `BufferBlock` using that mapping, the calculated offset for the resource heap **must** be a multiple of `bufferDescriptorAlignment`

- VUID-vkCmdDispatch-None-11298

If a pipeline is bound to the pipeline bind point used by this command, or shader is bound to a shader stage used by this command, and it was created with a `descriptor mapping` using `VK_DESCRIPTOR_MAPPING_SOURCE_HEAP_WITH_PUSH_INDEX_EXT`, `VK_DESCRIPTOR_MAPPING_SOURCE_HEAP_WITH_SHADER_RECORD_INDEX_EXT`, `VK_DESCRIPTOR_MAPPING_SOURCE_HEAP_WITH_INDIRECT_INDEX_ARRAY_EXT`, or `VK_DESCRIPTOR_MAPPING_SOURCE_HEAP_WITH_INDIRECT_INDEX_EXT`, and a shader accesses an `OpTypeImage` or `OpTypeSampledImage` using that mapping, the calculated offset for the resource heap **must** be a multiple of `imageDescriptorAlignment`

- VUID-vkCmdDispatch-None-11299

If a pipeline is bound to the pipeline bind point used by this command, or shader is bound to a shader stage used by this command, and it was created with a `descriptor mapping` using `VK_DESCRIPTOR_MAPPING_SOURCE_HEAP_WITH_PUSH_INDEX_EXT`, `VK_DESCRIPTOR_MAPPING_SOURCE_HEAP_WITH_SHADER_RECORD_INDEX_EXT`, `VK_DESCRIPTOR_MAPPING_SOURCE_HEAP_WITH_INDIRECT_INDEX_ARRAY_EXT`, or `VK_DESCRIPTOR_MAPPING_SOURCE_HEAP_WITH_INDIRECT_INDEX_EXT`, and a shader accesses an `OpTypeSampler` or `OpTypeSampledImage` using that mapping, the calculated offset for the sampler heap **must** be a multiple of `samplerDescriptorAlignment`

- VUID-vkCmdDispatch-None-11397

If a pipeline is bound to the pipeline bind point used by this command, or shader is bound to a shader stage used by this command, and it was created with a `descriptor mapping` using `VK_DESCRIPTOR_MAPPING_SOURCE_HEAP_WITH_PUSH_INDEX_EXT`, `VK_DESCRIPTOR_MAPPING_SOURCE_HEAP_WITH_SHADER_RECORD_INDEX_EXT`, `VK_DESCRIPTOR_MAPPING_SOURCE_HEAP_WITH_INDIRECT_INDEX_ARRAY_EXT`, or `VK_DESCRIPTOR_MAPPING_SOURCE_HEAP_WITH_INDIRECT_INDEX_EXT`, and a shader accesses an `OpTypeTensorARM` using that mapping, the calculated offset for the resource heap **must** be a multiple of `tensorDescriptorAlignment`

- VUID-vkCmdDispatch-None-11300

If a pipeline is bound to the pipeline bind point used by this command, or shader is bound to a shader stage used by this command, and it was created with a `descriptor mapping` using `VK_DESCRIPTOR_MAPPING_SOURCE_HEAP_WITH_INDIRECT_INDEX_ARRAY_EXT` or `VK_DESCRIPTOR_MAPPING_SOURCE_HEAP_WITH_INDIRECT_INDEX_EXT`, and a shader accesses a resource using that mapping, the value of the address at the expected location in push data **must** be a multiple of 4

- VUID-vkCmdDispatch-None-11301
If a pipeline is bound to the pipeline bind point used by this command, or shader is bound to a shader stage used by this command, and it was created with a [descriptor mapping](#) using [VK_DESCRIPTOR_MAPPING_SOURCE_HEAP_WITH_INDIRECT_INDEX_EXT](#) or [VK_DESCRIPTOR_MAPPING_SOURCE_HEAP_WITH_INDIRECT_INDEX_EXT](#), and a shader accesses a resource using that mapping, the value of the address at the expected location in push data **must** be a valid [VkDeviceAddress](#) backed by physical memory at every offset specified by each mapping
- VUID-vkCmdDispatch-None-11302
If a pipeline is bound to the pipeline bind point used by this command, or shader is bound to a shader stage used by this command, and it was created with a [descriptor mapping](#) using [VK_DESCRIPTOR_MAPPING_SOURCE_PUSH_ADDRESS_EXT](#), and a shader accesses a resource using that mapping, the value of the address at the expected location in push data **must** be a valid [VkDeviceAddress](#)
- VUID-vkCmdDispatch-None-11304
If a pipeline is bound to the pipeline bind point used by this command, or shader is bound to a shader stage used by this command, and it was created with a [descriptor mapping](#) using [VK_DESCRIPTOR_MAPPING_SOURCE_INDIRECT_ADDRESS_EXT](#), and a shader accesses a resource using that mapping, the value of the address at the expected location in push data **must** be a multiple of 8
- VUID-vkCmdDispatch-None-11305
If a pipeline is bound to the pipeline bind point used by this command, or shader is bound to a shader stage used by this command, and it was created with a [descriptor mapping](#) using [VK_DESCRIPTOR_MAPPING_SOURCE_INDIRECT_ADDRESS_EXT](#), and a shader accesses a resource using that mapping, the value of the address at the expected location in push data **must** be a valid [VkDeviceAddress](#) backed by physical memory at every offset specified by each mapping
- VUID-vkCmdDispatch-None-11306
If a pipeline is bound to the pipeline bind point used by this command, or shader is bound to a shader stage used by this command, and it was created with a [descriptor mapping](#) using [VK_DESCRIPTOR_MAPPING_SOURCE_INDIRECT_ADDRESS_EXT](#), and a shader accesses a resource using that mapping, the value of the address pointed to by the address in push data **must** be a valid [VkDeviceAddress](#)
- VUID-vkCmdDispatch-None-11308
For each [descriptor heap](#) that is statically used by a [bound shader](#), either directly or via a [descriptor mapping](#), a valid descriptor heap **must** be bound
- VUID-vkCmdDispatch-None-11309
If a [bound shader](#) was created as a [VkShaderEXT](#) with the [VK_SHADER_CREATE_DESCRIPTOR_HEAP_BIT_EXT](#) flag or as part of a pipeline with the [VK_PIPELINE_CREATE_2_DESCRIPTOR_HEAP_BIT_EXT](#) flag, execution of this command **must** not result in any descriptor read accessing data outside of the user range of the respective heap bound by [vkCmdBind*HeapEXT](#) commands
- VUID-vkCmdDispatch-None-11372
If any stage of the [VkPipeline](#) object bound to the pipeline bind point used by this command accesses a uniform buffer or uniform texel buffer through a descriptor in the

bound resource heap, that stage was created without enabling either `VK_PIPELINE_ROBUSTNESS_BUFFER_BEHAVIOR_ROBUST_BUFFER_ACCESS` or `VK_PIPELINE_ROBUSTNESS_BUFFER_BEHAVIOR_ROBUST_BUFFER_ACCESS_2` for `uniformBuffers`, the `robustBufferAccess2` feature is not enabled, and the `robustBufferAccess` feature is not enabled, that stage **must** not access values outside of the range of the descriptor specified via `VkDeviceAddressRangeKHR` when the descriptor was written

- VUID-vkCmdDispatch-None-11373

If any stage of the `VkPipeline` object bound to the pipeline bind point used by this command accesses a storage buffer or storage texel buffer through a descriptor in the bound resource heap, that stage was created without enabling either `VK_PIPELINE_ROBUSTNESS_BUFFER_BEHAVIOR_ROBUST_BUFFER_ACCESS` or `VK_PIPELINE_ROBUSTNESS_BUFFER_BEHAVIOR_ROBUST_BUFFER_ACCESS_2` for `storageBuffers`, the `robustBufferAccess2` feature is not enabled, and the `robustBufferAccess` feature is not enabled, that stage **must** not access values outside of the range of the descriptor specified by `VkDeviceAddressRangeKHR` when the descriptor was written

- VUID-vkCmdDispatch-None-11374

If the `robustBufferAccess2` feature is not enabled, the `robustBufferAccess` feature is not enabled, and any `VkShaderEXT` bound to a stage corresponding to the pipeline bind point used by this command accesses a uniform buffer, uniform texel buffer, storage buffer, or storage texel buffer, that shader **must** not access values outside of the range of the buffer as specified by `VkDeviceAddressRangeKHR` when the descriptor was written

- VUID-vkCmdDispatch-pBindInfo-11375

If any `bound shader` uses an embedded sampler via a `descriptor mapping`, the value of `pBindInfo->reservedRangeSize` set for `vkCmdBindSamplerHeapEXT` **must** be greater than or equal to `minSamplerHeapReservedRangeWithEmbedded`

- VUID-vkCmdDispatch-None-11376

If a `bound shader` was created as a `VkShaderEXT` with the `VK_SHADER_CREATE_DESCRIPTOR_HEAP_BIT_EXT` flag or as part of a pipeline with the `VK_PIPELINE_CREATE_2_DESCRIPTOR_HEAP_BIT_EXT` flag, and that shader statically uses a push constant value, that value **must** have been set by `vkCmdPushDataEXT`

- VUID-vkCmdDispatch-None-11398

If a `bound shader` was created with a `descriptor mapping` using `VK_DESCRIPTOR_MAPPING_SOURCE_PUSH_DATA_EXT`, `VK_DESCRIPTOR_MAPPING_SOURCE_PUSH_ADDRESS_EXT`, `VK_DESCRIPTOR_MAPPING_SOURCE_SHADER_RECORD_DATA_EXT`, `VK_DESCRIPTOR_MAPPING_SOURCE_SHADER_RECORD_ADDRESS_EXT`, `VK_DESCRIPTOR_MAPPING_SOURCE_RESOURCE_HEAP_DATA_EXT`, or `VK_DESCRIPTOR_MAPPING_SOURCE_INDIRECT_ADDRESS_EXT`, and a shader accesses a resource using that mapping, the access **must** not be `out of bounds`

- VUID-vkCmdDispatch-None-11437

If a pipeline is bound to the pipeline bind point used by this command, or shader is bound to a shader stage used by this command, and it was created with a `descriptor mapping` using `VK_DESCRIPTOR_MAPPING_SOURCE_HEAP_WITH_INDIRECT_INDEX_ARRAY_EXT`, `VK_DESCRIPTOR_MAPPING_SOURCE_HEAP_WITH_INDIRECT_INDEX_EXT`, or `VK_DESCRIPTOR_MAPPING_SOURCE_INDIRECT_ADDRESS_EXT`, and a shader accesses a

resource using that mapping, the buffer from which the address in push data was queried **must** have been created with the [VK_BUFFER_USAGE_UNIFORM_BUFFER_BIT](#) usage flag set

- VUID-vkCmdDispatch-None-11438

If a pipeline is bound to the pipeline bind point used by this command, or shader is bound to a shader stage used by this command, and it was created with a [descriptor mapping](#) using [VK_DESCRIPTOR_MAPPING_SOURCE_PUSH_ADDRESS_EXT](#), [VK_DESCRIPTOR_MAPPING_SOURCE_SHADER_RECORD_ADDRESS_EXT](#), or [VK_DESCRIPTOR_MAPPING_SOURCE_INDIRECT_ADDRESS_EXT](#), and a shader accesses a uniform buffer using that mapping, the address that the uniform buffer is mapped to **must** have been queried from a buffer created with the [VK_BUFFER_USAGE_UNIFORM_BUFFER_BIT](#) usage flag set

- VUID-vkCmdDispatch-None-11441

If a pipeline is bound to the pipeline bind point used by this command, or shader is bound to a shader stage used by this command, and it was created with a [descriptor mapping](#) using [VK_DESCRIPTOR_MAPPING_SOURCE_PUSH_ADDRESS_EXT](#), [VK_DESCRIPTOR_MAPPING_SOURCE_SHADER_RECORD_ADDRESS_EXT](#), or [VK_DESCRIPTOR_MAPPING_SOURCE_INDIRECT_ADDRESS_EXT](#), and a shader accesses a uniform buffer using that mapping, the address that the uniform buffer is mapped to **must** be aligned to [minUniformBufferOffsetAlignment](#)

- VUID-vkCmdDispatch-None-11439

If a pipeline is bound to the pipeline bind point used by this command, or shader is bound to a shader stage used by this command, and it was created with a [descriptor mapping](#) using [VK_DESCRIPTOR_MAPPING_SOURCE_PUSH_ADDRESS_EXT](#), [VK_DESCRIPTOR_MAPPING_SOURCE_SHADER_RECORD_ADDRESS_EXT](#), or [VK_DESCRIPTOR_MAPPING_SOURCE_INDIRECT_ADDRESS_EXT](#), and a shader accesses a storage buffer using that mapping, the address that the storage buffer is mapped to **must** have been queried from a buffer created with the [VK_BUFFER_USAGE_STORAGE_BUFFER_BIT](#) usage flag set

- VUID-vkCmdDispatch-None-11442

If a pipeline is bound to the pipeline bind point used by this command, or shader is bound to a shader stage used by this command, and it was created with a [descriptor mapping](#) using [VK_DESCRIPTOR_MAPPING_SOURCE_PUSH_ADDRESS_EXT](#), [VK_DESCRIPTOR_MAPPING_SOURCE_SHADER_RECORD_ADDRESS_EXT](#), or [VK_DESCRIPTOR_MAPPING_SOURCE_INDIRECT_ADDRESS_EXT](#), and a shader accesses a storage buffer using that mapping, the address that the storage buffer is mapped to **must** be aligned to [minStorageBufferOffsetAlignment](#)

- VUID-vkCmdDispatch-None-11485

If a pipeline is bound to the pipeline bind point used by this command, or shader is bound to a shader stage used by this command, and it was created with a [descriptor mapping](#) using [VK_DESCRIPTOR_MAPPING_SOURCE_PUSH_ADDRESS_EXT](#), [VK_DESCRIPTOR_MAPPING_SOURCE_SHADER_RECORD_ADDRESS_EXT](#), or [VK_DESCRIPTOR_MAPPING_SOURCE_INDIRECT_ADDRESS_EXT](#), and a shader accesses an acceleration structure using that mapping, the address that the acceleration structure is mapped to **must** be an acceleration structure address retrieved from a [VkAccelerationStructureKHR](#) object via [vkGetAccelerationStructureDeviceAddressKHR](#) or

handle retrieved from a [VkAccelerationStructureNV](#) object via [vkGetAccelerationStructureHandleNV](#)

- VUID-vkCmdDispatch-index-11450

If a shader uses a sampler descriptor to sample an image as a result of this command, and that sampler descriptor uses a custom border color with an index defined by [VkSamplerCustomBorderColorIndexCreateInfoEXT](#), the value of [VkSamplerCustomBorderColorIndexCreateInfoEXT::index](#) **must** have been registered before this command was recorded, and still be registered during the sampling operation, with an identically defined color

- VUID-vkCmdDispatch-protectedNoFault-11455

If [protectedNoFault](#) is not supported, a pipeline is bound to the pipeline bind point used by this command, or a shader is bound to a shader stage used by this command, and it was created with a [descriptor mapping](#) using [VK_DESCRIPTOR_MAPPING_SOURCE_PUSH_ADDRESS_EXT](#), [VK_DESCRIPTOR_MAPPING_SOURCE_SHADER_RECORD_ADDRESS_EXT](#), or [VK_DESCRIPTOR_MAPPING_SOURCE_INDIRECT_ADDRESS_EXT](#), the address that the resource is mapped to **must** have been queried from a buffer created without the [VK_BUFFER_CREATE_PROTECTED_BIT](#) create flag set

- VUID-vkCmdDispatch-protectedNoFault-11456

If [protectedNoFault](#) is not supported, a pipeline is bound to the pipeline bind point used by this command, or a shader is bound to a shader stage used by this command, and it was created with a [descriptor mapping](#) using [VK_DESCRIPTOR_MAPPING_SOURCE_HEAP_WITH_INDIRECT_INDEX_EXT](#) or [VK_DESCRIPTOR_MAPPING_SOURCE_HEAP_WITH_INDIRECT_INDEX_ARRAY_EXT](#), the address of the indirect memory **must** have been queried from a buffer created without the [VK_BUFFER_CREATE_PROTECTED_BIT](#) create flag set

- VUID-vkCmdDispatch-None-10672

If the [per-tile execution model](#) is not enabled, this command **must** be called outside of a render pass instance

- VUID-vkCmdDispatch-aspectMask-10673

If this command is recorded where [per-tile execution model](#) is enabled, and if the [VkPipeline](#) object bound to the pipeline bind point used by this command writes to a variable of storage class [Storage Class TileAttachmentQCOM](#), the corresponding [VkImageView](#) using **must** not have been created with an [aspectMask](#) that contains [VK_IMAGE_ASPECT_DEPTH_BIT](#) or [VK_IMAGE_ASPECT_STENCIL_BIT](#)

- VUID-vkCmdDispatch-None-10674

If the [per-tile execution model](#) is enabled, the [tileShadingPerTileDispatch](#) feature **must** be enabled

- VUID-vkCmdDispatch-None-10675

Memory backing image subresources used as [tile attachments](#) in the current render pass **must** not be written in any way other than as a tile attachment by this command

- VUID-vkCmdDispatch-None-10676

If any recorded command in the current subpass will write to an image subresource as a [tile attachment](#), this command **must** not read from the memory backing that image subresource in any other way than as a tile attachment

- VUID-vkCmdDispatch-None-10743
If there is no bound compute pipeline, a valid `VkShaderEXT` **must** be bound to the `VK_SHADER_STAGE_COMPUTE_BIT` stage
- VUID-vkCmdDispatch-commandBuffer-02712
If `commandBuffer` is a protected command buffer and `protectedNoFault` is not supported, any resource written to by the `VkPipeline` object bound to the pipeline bind point used by this command **must** not be an unprotected resource
- VUID-vkCmdDispatch-commandBuffer-02713
If `commandBuffer` is a protected command buffer and `protectedNoFault` is not supported, pipeline stages other than the framebuffer-space and compute stages in the `VkPipeline` object bound to the pipeline bind point used by this command **must** not write to any resource
- VUID-vkCmdDispatch-commandBuffer-04617
If any of the shader stages of the `VkPipeline` bound to the pipeline bind point used by this command uses the `RayQueryKHR` capability, then `commandBuffer` **must** not be a protected command buffer
- VUID-vkCmdDispatch-groupCountX-00386
`groupCountX` **must** be less than or equal to `VkPhysicalDeviceLimits::maxComputeWorkGroupCount[0]`
- VUID-vkCmdDispatch-groupCountY-00387
`groupCountY` **must** be less than or equal to `VkPhysicalDeviceLimits::maxComputeWorkGroupCount[1]`
- VUID-vkCmdDispatch-groupCountZ-00388
`groupCountZ` **must** be less than or equal to `VkPhysicalDeviceLimits::maxComputeWorkGroupCount[2]`

Valid Usage (Implicit)

- VUID-vkCmdDispatch-commandBuffer-parameter
`commandBuffer` **must** be a valid `VkCommandBuffer` handle
- VUID-vkCmdDispatch-commandBuffer-recording
`commandBuffer` **must** be in the `recording` state
- VUID-vkCmdDispatch-commandBuffer-cmdpool
The `VkCommandPool` that `commandBuffer` was allocated from **must** support `VK_QUEUE_COMPUTE_BIT` operations
- VUID-vkCmdDispatch-suspended
This command **must** not be called between suspended render pass instances
- VUID-vkCmdDispatch-videocoding
This command **must** only be called outside of a video coding scope

Host Synchronization

- Host access to `commandBuffer` **must** be externally synchronized
- Host access to the `VkCommandPool` that `commandBuffer` was allocated from **must** be externally synchronized

Command Properties

Command Buffer Levels	Render Pass Scope	Video Coding Scope	Supported Queue Types	Command Type
Primary Secondary	Both	Outside	VK_QUEUE_COMPUTE_BIT	Action

Conditional Rendering

`vkCmdDispatch` is affected by [conditional rendering](#)

`VkDispatchIndirect2InfoKHR` is defined as:

```
// Provided by VK_KHR_device_address_commands
typedef struct VkDispatchIndirect2InfoKHR {
    VkStructureType      sType;
    const void*          pNext;
    VkDeviceAddressRangeKHR addressRange;
    VkAddressCommandFlagsKHR addressFlags;
} VkDispatchIndirect2InfoKHR;
```

- `sType` is a `VkStructureType` value identifying this structure.
- `pNext` is `NULL` or a pointer to a structure extending this structure.
- `addressRange` is the `VkDeviceAddressRangeKHR` containing dispatch parameters.
- `addressFlags` is a `VkAddressCommandFlagsKHR` value defining the flags for the address range.

Valid Usage

- VUID-VkDispatchIndirect2InfoKHR-addressRange-13097
If the range specified by `addressRange` is not bound completely to memory when accessed, `addressFlags` **must** not include `VK_ADDRESS_COMMAND_FULLY_BOUND_BIT_KHR`
- VUID-VkDispatchIndirect2InfoKHR-addressRange-13098
If the buffer from which the range specified by `addressRange` was created with `VK_BUFFER_CREATE_PROTECTED_BIT`, and `protectedNoFault` is not supported, `addressFlags` **must** include `VK_ADDRESS_COMMAND_PROTECTED_BIT_KHR`

- VUID-VkDispatchIndirect2InfoKHR-addressRange-13099
If the buffer from which the range specified by `addressRange` was created without `VK_BUFFER_CREATE_PROTECTED_BIT`, and `protectedNoFault` is not supported, `addressFlags` **must** not include `VK_ADDRESS_COMMAND_PROTECTED_BIT_KHR`
- VUID-VkDispatchIndirect2InfoKHR-addressFlags-13100
`addressFlags` **must** not include both `VK_ADDRESS_COMMAND_STORAGE_BUFFER_USAGE_BIT_KHR` and `VK_ADDRESS_COMMAND_UNKNOWN_STORAGE_BUFFER_USAGE_BIT_KHR`
- VUID-VkDispatchIndirect2InfoKHR-addressRange-13122
If any buffer, which is bound to a range of `VkDeviceMemory` that overlaps the range backing `addressRange`, was created with `VK_BUFFER_USAGE_STORAGE_BUFFER_BIT`, `addressFlags` **must** include `VK_ADDRESS_COMMAND_STORAGE_BUFFER_USAGE_BIT_KHR` or `VK_ADDRESS_COMMAND_UNKNOWN_STORAGE_BUFFER_USAGE_BIT_KHR`
- VUID-VkDispatchIndirect2InfoKHR-addressRange-13123
If any buffer, which is bound to a range of `VkDeviceMemory` that overlaps the range backing `addressRange`, was created without `VK_BUFFER_USAGE_STORAGE_BUFFER_BIT`, `addressFlags` **must** not include `VK_ADDRESS_COMMAND_STORAGE_BUFFER_USAGE_BIT_KHR`
- VUID-VkDispatchIndirect2InfoKHR-addressFlags-13101
`addressFlags` **must** not include both `VK_ADDRESS_COMMAND_TRANSFORM_FEEDBACK_BUFFER_USAGE_BIT_KHR` and `VK_ADDRESS_COMMAND_UNKNOWN_TRANSFORM_FEEDBACK_BUFFER_USAGE_BIT_KHR`
- VUID-VkDispatchIndirect2InfoKHR-addressRange-13124
If any buffer, which is bound to a range of `VkDeviceMemory` that overlaps the range backing `addressRange`, was created with `VK_BUFFER_USAGE_TRANSFORM_FEEDBACK_BUFFER_BIT_EXT`, `addressFlags` **must** include `VK_ADDRESS_COMMAND_TRANSFORM_FEEDBACK_BUFFER_USAGE_BIT_KHR` or `VK_ADDRESS_COMMAND_UNKNOWN_TRANSFORM_FEEDBACK_BUFFER_USAGE_BIT_KHR`
- VUID-VkDispatchIndirect2InfoKHR-addressRange-13125
If any buffer, which is bound to a range of `VkDeviceMemory` that overlaps the range backing `addressRange`, was created without `VK_BUFFER_USAGE_TRANSFORM_FEEDBACK_BUFFER_BIT_EXT`, `addressFlags` **must** not include `VK_ADDRESS_COMMAND_TRANSFORM_FEEDBACK_BUFFER_USAGE_BIT_KHR`
- VUID-VkDispatchIndirect2InfoKHR-addressRange-13107
The buffer from which `addressRange` was queried **must** have been created with `VK_BUFFER_USAGE_INDIRECT_BUFFER_BIT` usage flag
- VUID-VkDispatchIndirect2InfoKHR-protectedNoFault-13108
If `protectedNoFault` is not supported, the buffer from which `addressRange` was queried **must** not have been created with `VK_BUFFER_CREATE_PROTECTED_BIT`
- VUID-VkDispatchIndirect2InfoKHR-addressRange-13109
`addressRange.address` **must** be a multiple of 4

Valid Usage (Implicit)

- VUID-VkDispatchIndirect2InfoKHR-sType-sType
`sType` **must** be `VK_STRUCTURE_TYPE_DISPATCH_INDIRECT_2_INFO_KHR`
- VUID-VkDispatchIndirect2InfoKHR-pNext-pNext
`pNext` **must** be `NULL`
- VUID-VkDispatchIndirect2InfoKHR-addressFlags-parameter
`addressFlags` **must** be a valid combination of `VkAddressCommandFlagBitsKHR` values

To record an indirect dispatching command, call:

```
// Provided by VK_KHR_device_address_commands
void vkCmdDispatchIndirect2KHR(
    VkCommandBuffer          commandBuffer,
    const VkDispatchIndirect2InfoKHR* pInfo);
```

- `commandBuffer` is the command buffer into which the command is recorded.
- `pInfo` is a pointer to a `VkDispatchIndirect2InfoKHR` structure defining parameters of this command.

`vkCmdDispatchIndirect2KHR` behaves similarly to `vkCmdDispatchIndirect` except that the parameters, encoded in a `VkDispatchIndirectCommand` structure, are read by the device from an address range during execution.

Valid Usage

- VUID-vkCmdDispatchIndirect2KHR-magFilter-04553
If a `VkSampler` created with `magFilter` or `minFilter` equal to `VK_FILTER_LINEAR`, `reductionMode` equal to `VK_SAMPLER_REDUCTION_MODE_WEIGHTED_AVERAGE`, and `compareEnable` equal to `VK_FALSE` is used to sample a `VkImageView` as a result of this command, then the image view's `format features` **must** contain `VK_FORMAT_FEATURE_SAMPLED_IMAGE_FILTER_LINEAR_BIT`
- VUID-vkCmdDispatchIndirect2KHR-magFilter-09598
If a `VkSampler` created with `magFilter` or `minFilter` equal to `VK_FILTER_LINEAR` and `reductionMode` equal to either `VK_SAMPLER_REDUCTION_MODE_MIN` or `VK_SAMPLER_REDUCTION_MODE_MAX` is used to sample a `VkImageView` as a result of this command, then the image view's `format features` **must** contain `VK_FORMAT_FEATURE_SAMPLED_IMAGE_FILTER_MINMAX_BIT`
- VUID-vkCmdDispatchIndirect2KHR-mipmapMode-04770
If a `VkSampler` created with `mipmapMode` equal to `VK_SAMPLER_MIPMAP_MODE_LINEAR`, `reductionMode` equal to `VK_SAMPLER_REDUCTION_MODE_WEIGHTED_AVERAGE`, and `compareEnable` equal to `VK_FALSE` is used to sample a `VkImageView` as a result of this command, then the image view's `format features` **must** contain `VK_FORMAT_FEATURE_SAMPLED_IMAGE_FILTER_LINEAR_BIT`

- VUID-vkCmdDispatchIndirect2KHR-mipmapMode-09599
If a `VkSampler` created with `mipmapMode` equal to `VK_SAMPLER_MIPMAP_MODE_LINEAR` and `reductionMode` equal to either `VK_SAMPLER_REDUCTION_MODE_MIN` or `VK_SAMPLER_REDUCTION_MODE_MAX` is used to sample a `VkImageView` as a result of this command, then the image view's `format features` **must** contain `VK_FORMAT_FEATURE_SAMPLED_IMAGE_FILTER_MINMAX_BIT`
- VUID-vkCmdDispatchIndirect2KHR-unnormalizedCoordinates-09635
If a `VkSampler` created with `unnormalizedCoordinates` equal to `VK_TRUE` is used to sample a `VkImageView` as a result of this command, then the image view's `levelCount` and `layerCount` **must** be 1
- VUID-vkCmdDispatchIndirect2KHR-None-08609
If a `VkSampler` created with `unnormalizedCoordinates` equal to `VK_TRUE` is used to sample a `VkImageView` as a result of this command, then the image view's `viewType` **must** be `VK_IMAGE_VIEW_TYPE_1D` or `VK_IMAGE_VIEW_TYPE_2D`
- VUID-vkCmdDispatchIndirect2KHR-None-08610
If a `VkSampler` created with `unnormalizedCoordinates` equal to `VK_TRUE` is used to sample a `VkImageView` as a result of this command, then the sampler **must** not be used with any of the SPIR-V `OpImageSample*` or `OpImageSparseSample*` instructions with `ImplicitLod`, `Dref` or `Proj` in their name
- VUID-vkCmdDispatchIndirect2KHR-None-08611
If a `VkSampler` created with `unnormalizedCoordinates` equal to `VK_TRUE` is used to sample a `VkImageView` as a result of this command, then the sampler **must** not be used with any of the SPIR-V `OpImageSample*` or `OpImageSparseSample*` instructions that includes a LOD bias or any offset values
- VUID-vkCmdDispatchIndirect2KHR-None-06479
If a `VkImageView` is sampled with `depth comparison`, the image view's `format features` **must** contain `VK_FORMAT_FEATURE_2_SAMPLED_IMAGE_DEPTH_COMPARISON_BIT`
- VUID-vkCmdDispatchIndirect2KHR-None-02691
If a `VkImageView` is accessed using atomic operations as a result of this command, then the image view's `format features` **must** contain `VK_FORMAT_FEATURE_STORAGE_IMAGE_ATOMIC_BIT`
- VUID-vkCmdDispatchIndirect2KHR-None-07888
If a `VK_DESCRIPTOR_TYPE_STORAGE_TEXEL_BUFFER` descriptor is accessed using atomic operations as a result of this command, then the storage texel buffer's `format features` **must** contain `VK_FORMAT_FEATURE_STORAGE_TEXEL_BUFFER_ATOMIC_BIT`
- VUID-vkCmdDispatchIndirect2KHR-None-02692
If a `VkImageView` is sampled with `VK_FILTER_CUBIC_EXT` as a result of this command, then the image view's `format features` **must** contain `VK_FORMAT_FEATURE_SAMPLED_IMAGE_FILTER_CUBIC_BIT_EXT`
- VUID-vkCmdDispatchIndirect2KHR-None-02693
If the `VK_EXT_filter_cubic` extension is not enabled and any `VkImageView` is sampled with `VK_FILTER_CUBIC_EXT` as a result of this command, it **must** not have a `VkImageViewType` of `VK_IMAGE_VIEW_TYPE_3D`, `VK_IMAGE_VIEW_TYPE_CUBE`, or `VK_IMAGE_VIEW_TYPE_CUBE_ARRAY`

- VUID-vkCmdDispatchIndirect2KHR-filterCubic-02694
Any `VkImageView` being sampled with `VK_FILTER_CUBIC_EXT` as a result of this command **must** have a `VkImageViewType` and format that supports cubic filtering, as specified by `VkFilterCubicImageViewImageFormatPropertiesEXT::filterCubic` returned by `vkGetPhysicalDeviceImageFormatProperties2`
- VUID-vkCmdDispatchIndirect2KHR-filterCubicMinmax-02695
Any `VkImageView` being sampled with `VK_FILTER_CUBIC_EXT` with a reduction mode of either `VK_SAMPLER_REDUCTION_MODE_MIN` or `VK_SAMPLER_REDUCTION_MODE_MAX` as a result of this command **must** have a `VkImageViewType` and format that supports cubic filtering together with minmax filtering, as specified by `VkFilterCubicImageViewImageFormatPropertiesEXT::filterCubicMinmax` returned by `vkGetPhysicalDeviceImageFormatProperties2`
- VUID-vkCmdDispatchIndirect2KHR-cubicRangeClamp-09212
If the `cubicRangeClamp` feature is not enabled, then any `VkImageView` being sampled with `VK_FILTER_CUBIC_EXT` as a result of this command **must** not have a `VkSamplerReductionModeCreateInfo::reductionMode` equal to `VK_SAMPLER_REDUCTION_MODE_WEIGHTED_AVERAGE_RANGECLAMP_QCOM`
- VUID-vkCmdDispatchIndirect2KHR-reductionMode-09213
Any `VkImageView` being sampled with a `VkSamplerReductionModeCreateInfo::reductionMode` equal to `VK_SAMPLER_REDUCTION_MODE_WEIGHTED_AVERAGE_RANGECLAMP_QCOM` as a result of this command **must** sample with `VK_FILTER_CUBIC_EXT`
- VUID-vkCmdDispatchIndirect2KHR-selectableCubicWeights-09214
If the `selectableCubicWeights` feature is not enabled, then any `VkImageView` being sampled with `VK_FILTER_CUBIC_EXT` as a result of this command **must** have `VkSamplerCubicWeightsCreateInfoQCOM::cubicWeights` equal to `VK_CUBIC_FILTER_WEIGHTS_CATMULL_ROM_QCOM`
- VUID-vkCmdDispatchIndirect2KHR-flags-02696
Any `VkImage` created with a `VkImageCreateInfo::flags` containing `VK_IMAGE_CREATE_CORNER_SAMPLED_BIT_NV` sampled as a result of this command **must** only be sampled using a `VkSamplerAddressMode` of `VK_SAMPLER_ADDRESS_MODE_CLAMP_TO_EDGE`
- VUID-vkCmdDispatchIndirect2KHR-OpTypeImage-07027
For any `VkImageView` being written as a storage image where the image format field of the `OpTypeImage` is `Unknown`, the view's `format features` **must** contain `VK_FORMAT_FEATURE_2_STORAGE_WRITE_WITHOUT_FORMAT_BIT`
- VUID-vkCmdDispatchIndirect2KHR-OpTypeImage-07028
For any `VkImageView` being read as a storage image where the image format field of the `OpTypeImage` is `Unknown`, the view's `format features` **must** contain `VK_FORMAT_FEATURE_2_STORAGE_READ_WITHOUT_FORMAT_BIT`
- VUID-vkCmdDispatchIndirect2KHR-OpTypeImage-07029
For any `VkBufferView` being written as a storage texel buffer where the image format field of the `OpTypeImage` is `Unknown`, the view's `buffer features` **must** contain `VK_FORMAT_FEATURE_2_STORAGE_WRITE_WITHOUT_FORMAT_BIT`

- VUID-vkCmdDispatchIndirect2KHR-OpTypeImage-07030
Any [VkBufferView](#) being read as a storage texel buffer where the image format field of the [OpTypeImage](#) is [Unknown](#) then the view's [buffer features](#) **must** contain [VK_FORMAT_FEATURE_2_STORAGE_READ_WITHOUT_FORMAT_BIT](#)
- VUID-vkCmdDispatchIndirect2KHR-None-08600
If a [a bound shader](#) was created with a pipeline layout and statically uses a set *n*, a descriptor set **must** have been bound to *n* at the same pipeline bind point, with layouts compatible for set *n* with the layout(s) used to create the shader, as described in [Pipeline Layout Compatibility](#)
- VUID-vkCmdDispatchIndirect2KHR-None-08601
If a [a bound shader](#) was created with a pipeline layout or specified push constant ranges and statically uses a push constant value, that value **must** have been set for the same pipeline bind point, with push constant ranges that are [compatible](#) with the push constant range used to create the shader
- VUID-vkCmdDispatchIndirect2KHR-None-10068
For each array of resources that is used by a [a bound shader](#), the indices used to access members of the array **must** be less than the descriptor count for the identified binding in the descriptor sets used by this command
- VUID-vkCmdDispatchIndirect2KHR-None-08114
Descriptors in each bound descriptor set, specified via [vkCmdBindDescriptorSets](#), **must** be valid if they are accessed as described by [descriptor validity](#) by the [VkPipeline](#) bound to the pipeline bind point used by this command and the bound [VkPipeline](#) was not created with [VK_PIPELINE_CREATE_DESCRIPTOR_BUFFER_BIT_EXT](#)
- VUID-vkCmdDispatchIndirect2KHR-imageLayout-00344
If an image descriptor is accessed by a shader, the [VkImageLayout](#) **must** match the subresource accessible from the [VkImageView](#) as defined by the [image layout matching rules](#)
- VUID-vkCmdDispatchIndirect2KHR-None-08115
If the descriptors used by the [VkPipeline](#) bound to the pipeline bind point were specified via [vkCmdBindDescriptorSets](#), the bound [VkPipeline](#) **must** have been created without [VK_PIPELINE_CREATE_DESCRIPTOR_BUFFER_BIT_EXT](#)
- VUID-vkCmdDispatchIndirect2KHR-None-08116
Descriptors in bound descriptor buffers, specified via [vkCmdSetDescriptorBufferOffsetsEXT](#), **must** be valid if they are dynamically used by the [VkPipeline](#) bound to the pipeline bind point used by this command and the bound [VkPipeline](#) was created with [VK_PIPELINE_CREATE_DESCRIPTOR_BUFFER_BIT_EXT](#)
- VUID-vkCmdDispatchIndirect2KHR-None-08604
Descriptors in bound descriptor buffers, specified via [vkCmdSetDescriptorBufferOffsetsEXT](#), **must** be valid if they are dynamically used by any [VkShaderEXT](#) bound to a stage corresponding to the pipeline bind point used by this command
- VUID-vkCmdDispatchIndirect2KHR-None-08117
If the descriptors used by the [VkPipeline](#) bound to the pipeline bind point were specified via [vkCmdSetDescriptorBufferOffsetsEXT](#), the bound [VkPipeline](#) **must** have been created

with [VK_PIPELINE_CREATE_DESCRIPTOR_BUFFER_BIT_EXT](#)

- VUID-vkCmdDispatchIndirect2KHR-None-08119

If a descriptor is dynamically used with a [VkPipeline](#) created with [VK_PIPELINE_CREATE_DESCRIPTOR_BUFFER_BIT_EXT](#), the descriptor memory **must** be resident

- VUID-vkCmdDispatchIndirect2KHR-None-08605

If a descriptor is dynamically used with a [VkShaderEXT](#) created with a [VkDescriptorSetLayout](#) that was created with [VK_DESCRIPTOR_SET_LAYOUT_CREATE_DESCRIPTOR_BUFFER_BIT_EXT](#), the descriptor memory **must** be resident

- VUID-vkCmdDispatchIndirect2KHR-None-08606

If the [shaderObject](#) feature is not enabled, a valid pipeline **must** be bound to the pipeline bind point used by this command

- VUID-vkCmdDispatchIndirect2KHR-None-08608

If a pipeline is bound to the pipeline bind point used by this command, there **must** not have been any calls to dynamic state setting commands for any state specified statically in the [VkPipeline](#) object bound to the pipeline bind point used by this command, since that pipeline was bound

- VUID-vkCmdDispatchIndirect2KHR-uniformBuffers-06935

If any stage of the [VkPipeline](#) object bound to the pipeline bind point used by this command accesses a uniform buffer, and that stage was created without enabling either [VK_PIPELINE_ROBUSTNESS_BUFFER_BEHAVIOR_ROBUST_BUFFER_ACCESS](#) or [VK_PIPELINE_ROBUSTNESS_BUFFER_BEHAVIOR_ROBUST_BUFFER_ACCESS_2](#) for [uniformBuffers](#), and the [robustBufferAccess](#) feature is not enabled, that stage **must** not access values outside of the range of the buffer as specified in the descriptor set bound to the same pipeline bind point

- VUID-vkCmdDispatchIndirect2KHR-None-08612

If the [robustBufferAccess](#) feature is not enabled, and any [VkShaderEXT](#) bound to a stage corresponding to the pipeline bind point used by this command accesses a uniform buffer, it **must** not access values outside of the range of the buffer as specified in the descriptor set bound to the same pipeline bind point

- VUID-vkCmdDispatchIndirect2KHR-storageBuffers-06936

If any stage of the [VkPipeline](#) object bound to the pipeline bind point used by this command accesses a storage buffer, and that stage was created without enabling either [VK_PIPELINE_ROBUSTNESS_BUFFER_BEHAVIOR_ROBUST_BUFFER_ACCESS](#) or [VK_PIPELINE_ROBUSTNESS_BUFFER_BEHAVIOR_ROBUST_BUFFER_ACCESS_2](#) for [storageBuffers](#), and the [robustBufferAccess](#) feature is not enabled, that stage **must** not access values outside of the range of the buffer as specified in the descriptor set bound to the same pipeline bind point

- VUID-vkCmdDispatchIndirect2KHR-None-08613

If the [robustBufferAccess](#) feature is not enabled, and any [VkShaderEXT](#) bound to a stage corresponding to the pipeline bind point used by this command accesses a storage buffer, it **must** not access values outside of the range of the buffer as specified in the descriptor set bound to the same pipeline bind point

- VUID-vkCmdDispatchIndirect2KHR-commandBuffer-02707
If **commandBuffer** is an unprotected command buffer and **protectedNoFault** is not supported, any resource accessed by **bound shaders** **must** not be a protected resource
- VUID-vkCmdDispatchIndirect2KHR-viewType-07752
If a **VkImageView** is accessed as a result of this command, then the image view's **viewType** **must** match the **Dim** operand of the **OpTypeImage** as described in [Compatibility Between SPIR-V Image Dimensions and Vulkan ImageView Types](#)
- VUID-vkCmdDispatchIndirect2KHR-format-07753
If a **VkImageView** or **VkBufferView** is accessed as a result of this command, then the **numeric type** of the view's **format** and the **Sampled Type** operand of the **OpTypeImage** **must** match
- VUID-vkCmdDispatchIndirect2KHR-OpImageWrite-08795
If a **VkImageView** created with a format other than **VK_FORMAT_A8_UNORM** is accessed using **OpImageWrite** as a result of this command, then the **Type** of the **Texel** operand of that instruction **must** have at least as many components as the image view's format
- VUID-vkCmdDispatchIndirect2KHR-OpImageWrite-08796
If a **VkImageView** created with the format **VK_FORMAT_A8_UNORM** is accessed using **OpImageWrite** as a result of this command, then the **Type** of the **Texel** operand of that instruction **must** have four components
- VUID-vkCmdDispatchIndirect2KHR-OpImageWrite-04469
If a **VkBufferView** is accessed using **OpImageWrite** as a result of this command, then the **Type** of the **Texel** operand of that instruction **must** have at least as many components as the buffer view's format
- VUID-vkCmdDispatchIndirect2KHR-SampledType-04470
If a **VkImageView** with a **VkFormat** that has a 64-bit component width is accessed as a result of this command, the **SampledType** of the **OpTypeImage** operand of that instruction **must** have a **Width** of 64
- VUID-vkCmdDispatchIndirect2KHR-SampledType-04471
If a **VkImageView** with a **VkFormat** that has a component width less than 64-bit is accessed as a result of this command, the **SampledType** of the **OpTypeImage** operand of that instruction **must** have a **Width** of 32
- VUID-vkCmdDispatchIndirect2KHR-SampledType-04472
If a **VkBufferView** with a **VkFormat** that has a 64-bit component width is accessed as a result of this command, the **SampledType** of the **OpTypeImage** operand of that instruction **must** have a **Width** of 64
- VUID-vkCmdDispatchIndirect2KHR-SampledType-04473
If a **VkBufferView** with a **VkFormat** that has a component width less than 64-bit is accessed as a result of this command, the **SampledType** of the **OpTypeImage** operand of that instruction **must** have a **Width** of 32
- VUID-vkCmdDispatchIndirect2KHR-sparseImageInt64Atomics-04474
If the **sparseImageInt64Atomics** feature is not enabled, **VkImage** objects created with the **VK_IMAGE_CREATE_SPARSE_RESIDENCY_BIT** flag **must** not be accessed by atomic instructions through an **OpTypeImage** with a **SampledType** with a **Width** of 64 by this command

- VUID-vkCmdDispatchIndirect2KHR-sparseImageInt64Atomics-04475
If the `sparseImageInt64Atomics` feature is not enabled, `VkBuffer` objects created with the `VK_BUFFER_CREATE_SPARSE_RESIDENCY_BIT` flag **must** not be accessed by atomic instructions through an `OpTypeImage` with a `SampledType` with a `Width` of 64 by this command
- VUID-vkCmdDispatchIndirect2KHR-OpImageSampleWeightedQCOM-06971
If `OpImageSampleWeightedQCOM` is used to sample a `VkImageView` as a result of this command, then the image view's `format features` **must** contain `VK_FORMAT_FEATURE_2_WEIGHT_SAMPLED_IMAGE_BIT_QCOM`
- VUID-vkCmdDispatchIndirect2KHR-OpImageSampleWeightedQCOM-06972
If `OpImageSampleWeightedQCOM` uses a `VkImageView` as a sample weight image as a result of this command, then the image view's `format features` **must** contain `VK_FORMAT_FEATURE_2_WEIGHT_IMAGE_BIT_QCOM`
- VUID-vkCmdDispatchIndirect2KHR-OpImageBoxFilterQCOM-06973
If `OpImageBoxFilterQCOM` is used to sample a `VkImageView` as a result of this command, then the image view's `format features` **must** contain `VK_FORMAT_FEATURE_2_BOX_FILTER_SAMPLED_BIT_QCOM`
- VUID-vkCmdDispatchIndirect2KHR-OpImageBlockMatchSSDQCOM-06974
If `OpImageBlockMatchSSDQCOM` is used to read from an `VkImageView` as a result of this command, then the image view's `format features` **must** contain `VK_FORMAT_FEATURE_2_BLOCK_MATCHING_BIT_QCOM`
- VUID-vkCmdDispatchIndirect2KHR-OpImageBlockMatchSADQCOM-06975
If `OpImageBlockMatchSADQCOM` is used to read from an `VkImageView` as a result of this command, then the image view's `format features` **must** contain `VK_FORMAT_FEATURE_2_BLOCK_MATCHING_BIT_QCOM`
- VUID-vkCmdDispatchIndirect2KHR-OpImageBlockMatchSADQCOM-06976
If `OpImageBlockMatchSADQCOM` or `OpImageBlockMatchSSDQCOM` is used to read from a reference image as result of this command, then the specified reference coordinates **must** not fail `integer texel coordinate validation`
- VUID-vkCmdDispatchIndirect2KHR-OpImageSampleWeightedQCOM-06977
If `OpImageSampleWeightedQCOM`, `OpImageBoxFilterQCOM`, `OpImageBlockMatchWindowSSDQCOM`, `OpImageBlockMatchWindowSADQCOM`, `OpImageBlockMatchGatherSSDQCOM`, `OpImageBlockMatchGatherSADQCOM`, `OpImageBlockMatchSSDQCOM`, or `OpImageBlockMatchSADQCOM` uses a `VkSampler` as a result of this command, then the sampler **must** have been created with `VK_SAMPLER_CREATE_IMAGE_PROCESSING_BIT_QCOM`
- VUID-vkCmdDispatchIndirect2KHR-OpImageSampleWeightedQCOM-06978
If any command other than `OpImageSampleWeightedQCOM`, `OpImageBoxFilterQCOM`, `OpImageBlockMatchWindowSSDQCOM`, `OpImageBlockMatchWindowSADQCOM`, `OpImageBlockMatchGatherSSDQCOM`, `OpImageBlockMatchGatherSADQCOM`, `OpImageBlockMatchSSDQCOM`, or `OpImageBlockMatchSADQCOM` uses a `VkSampler` as a result of this command, then the sampler **must** not have been created with `VK_SAMPLER_CREATE_IMAGE_PROCESSING_BIT_QCOM`
- VUID-vkCmdDispatchIndirect2KHR-OpImageBlockMatchWindow-09215
If a `OpImageBlockMatchWindow*QCOM` or `OpImageBlockMatchGather*QCOM` instruction is used to

read from an [VkImageView](#) as a result of this command, then the image view's [format features](#) **must** contain [VK_FORMAT_FEATURE_2_BLOCK_MATCHING_BIT_QCOM](#)

- VUID-vkCmdDispatchIndirect2KHR-OpImageBlockMatchWindow-09216

If a [OpImageBlockMatchWindow*QCOM](#) or [OpImageBlockMatchGather*QCOM](#) instruction is used to read from an [VkImageView](#) as a result of this command, then the image view's format **must** be a single-component format

- VUID-vkCmdDispatchIndirect2KHR-OpImageBlockMatchWindow-09217

If a [OpImageBlockMatchWindow*QCOM](#) or [OpImageBlockMatchGather*QCOM](#) read from a reference image as result of this command, then the specified reference coordinates **must** not fail [integer texel coordinate validation](#)

- VUID-vkCmdDispatchIndirect2KHR-None-07288

Any shader invocation executed by this command **must** [terminate](#)

- VUID-vkCmdDispatchIndirect2KHR-None-09600

If a descriptor with type equal to any of [VK_DESCRIPTOR_TYPE_SAMPLE_WEIGHT_IMAGE_QCOM](#), [VK_DESCRIPTOR_TYPE_BLOCK_MATCH_IMAGE_QCOM](#), [VK_DESCRIPTOR_TYPE_SAMPLED_IMAGE](#), [VK_DESCRIPTOR_TYPE_STORAGE_IMAGE](#), or [VK_DESCRIPTOR_TYPE_INPUT_ATTACHMENT](#) is accessed as a result of this command, all image subresources identified by that descriptor **must** be in the image layout identified when the descriptor was written

- VUID-vkCmdDispatchIndirect2KHR-commandBuffer-10746

The [VkDeviceMemory](#) object allocated from a [VkMemoryHeap](#) with the [VK_MEMORY_HEAP_TILE_MEMORY_BIT_QCOM](#) property that is bound to a resource accessed as a result of this command **must** be the active bound [bound tile memory object](#) in [commandBuffer](#)

- VUID-vkCmdDispatchIndirect2KHR-None-10678

If this command is recorded inside a [tile shading render pass](#) instance, the stages corresponding to the pipeline bind point used by this command **must** only include [VK_SHADER_STAGE_VERTEX_BIT](#), [VK_SHADER_STAGE_FRAGMENT_BIT](#), and/or [VK_SHADER_STAGE_COMPUTE_BIT](#)

- VUID-vkCmdDispatchIndirect2KHR-None-10679

If this command is recorded where [per-tile execution model](#) is enabled, there **must** be no access to any image while the image was be transitioned to the [VK_IMAGE_LAYOUT_ATTACHMENT_FEEDBACK_LOOP_OPTIMAL_EXT](#) layout

- VUID-vkCmdDispatchIndirect2KHR-pDescription-09900

If a [VK_DESCRIPTOR_TYPE_TENSOR_ARM](#) descriptor is accessed as a result of this command, then the underlying [VkTensorARM](#) object **must** have been created with the [VK_TENSOR_USAGE_SHADER_BIT_ARM](#) usage flag set

- VUID-vkCmdDispatchIndirect2KHR-dimensionCount-09905

If a [VK_DESCRIPTOR_TYPE_TENSOR_ARM](#) descriptor is accessed as a result of this command, then the [Rank](#) of the [OpTypeTensorARM](#) of the tensor resource variable **must** be equal to the [dimensionCount](#) provided via [VkTensorCreateInfoARM::pDescription](#) when creating the underlying [VkTensorARM](#) object

- VUID-vkCmdDispatchIndirect2KHR-OpTypeTensorARM-09906

If a `VK_DESCRIPTOR_TYPE_TENSOR_ARM` descriptor is accessed as a result of this command, then the element type of the `OpTypeTensorARM` of the tensor resource variable **must** be `compatible` with the `VkFormat` of the `VkTensorViewARM` used for the access

- VUID-vkCmdDispatchIndirect2KHR-None-11297

If a pipeline is bound to the pipeline bind point used by this command, or shader is bound to a shader stage used by this command, and it was created with a `descriptor mapping` using `VK_DESCRIPTOR_MAPPING_SOURCE_HEAP_WITH_PUSH_INDEX_EXT`, `VK_DESCRIPTOR_MAPPING_SOURCE_HEAP_WITH_SHADER_RECORD_INDEX_EXT`, `VK_DESCRIPTOR_MAPPING_SOURCE_HEAP_WITH_INDIRECT_INDEX_ARRAY_EXT`, or `VK_DESCRIPTOR_MAPPING_SOURCE_HEAP_WITH_INDIRECT_INDEX_EXT`, and a shader accesses a `OpTypeStruct` decorated with `Block` or `BufferBlock` using that mapping, the calculated offset for the resource heap **must** be a multiple of `bufferDescriptorAlignment`

- VUID-vkCmdDispatchIndirect2KHR-None-11298

If a pipeline is bound to the pipeline bind point used by this command, or shader is bound to a shader stage used by this command, and it was created with a `descriptor mapping` using `VK_DESCRIPTOR_MAPPING_SOURCE_HEAP_WITH_PUSH_INDEX_EXT`, `VK_DESCRIPTOR_MAPPING_SOURCE_HEAP_WITH_SHADER_RECORD_INDEX_EXT`, `VK_DESCRIPTOR_MAPPING_SOURCE_HEAP_WITH_INDIRECT_INDEX_ARRAY_EXT`, or `VK_DESCRIPTOR_MAPPING_SOURCE_HEAP_WITH_INDIRECT_INDEX_EXT`, and a shader accesses an `OpTypeImage` or `OpTypeSampledImage` using that mapping, the calculated offset for the resource heap **must** be a multiple of `imageDescriptorAlignment`

- VUID-vkCmdDispatchIndirect2KHR-None-11299

If a pipeline is bound to the pipeline bind point used by this command, or shader is bound to a shader stage used by this command, and it was created with a `descriptor mapping` using `VK_DESCRIPTOR_MAPPING_SOURCE_HEAP_WITH_PUSH_INDEX_EXT`, `VK_DESCRIPTOR_MAPPING_SOURCE_HEAP_WITH_SHADER_RECORD_INDEX_EXT`, `VK_DESCRIPTOR_MAPPING_SOURCE_HEAP_WITH_INDIRECT_INDEX_ARRAY_EXT`, or `VK_DESCRIPTOR_MAPPING_SOURCE_HEAP_WITH_INDIRECT_INDEX_EXT`, and a shader accesses an `OpTypeSampler` or `OpTypeSampledImage` using that mapping, the calculated offset for the sampler heap **must** be a multiple of `samplerDescriptorAlignment`

- VUID-vkCmdDispatchIndirect2KHR-None-11397

If a pipeline is bound to the pipeline bind point used by this command, or shader is bound to a shader stage used by this command, and it was created with a `descriptor mapping` using `VK_DESCRIPTOR_MAPPING_SOURCE_HEAP_WITH_PUSH_INDEX_EXT`, `VK_DESCRIPTOR_MAPPING_SOURCE_HEAP_WITH_SHADER_RECORD_INDEX_EXT`, `VK_DESCRIPTOR_MAPPING_SOURCE_HEAP_WITH_INDIRECT_INDEX_ARRAY_EXT`, or `VK_DESCRIPTOR_MAPPING_SOURCE_HEAP_WITH_INDIRECT_INDEX_EXT`, and a shader accesses an `OpTypeTensorARM` using that mapping, the calculated offset for the resource heap **must** be a multiple of `tensorDescriptorAlignment`

- VUID-vkCmdDispatchIndirect2KHR-None-11300

If a pipeline is bound to the pipeline bind point used by this command, or shader is bound to a shader stage used by this command, and it was created with a `descriptor mapping` using `VK_DESCRIPTOR_MAPPING_SOURCE_HEAP_WITH_INDIRECT_INDEX_ARRAY_EXT` or `VK_DESCRIPTOR_MAPPING_SOURCE_HEAP_WITH_INDIRECT_INDEX_EXT`, and a shader accesses a resource using that mapping, the value of the address at the expected location in push data **must** be a multiple of 4

- VUID-vkCmdDispatchIndirect2KHR-None-11301
If a pipeline is bound to the pipeline bind point used by this command, or shader is bound to a shader stage used by this command, and it was created with a [descriptor mapping](#) using [VK_DESCRIPTOR_MAPPING_SOURCE_HEAP_WITH_INDIRECT_INDEX_EXT](#) or [VK_DESCRIPTOR_MAPPING_SOURCE_HEAP_WITH_INDIRECT_INDEX_EXT](#), and a shader accesses a resource using that mapping, the value of the address at the expected location in push data **must** be a valid [VkDeviceAddress](#) backed by physical memory at every offset specified by each mapping
- VUID-vkCmdDispatchIndirect2KHR-None-11302
If a pipeline is bound to the pipeline bind point used by this command, or shader is bound to a shader stage used by this command, and it was created with a [descriptor mapping](#) using [VK_DESCRIPTOR_MAPPING_SOURCE_PUSH_ADDRESS_EXT](#), and a shader accesses a resource using that mapping, the value of the address at the expected location in push data **must** be a valid [VkDeviceAddress](#)
- VUID-vkCmdDispatchIndirect2KHR-None-11304
If a pipeline is bound to the pipeline bind point used by this command, or shader is bound to a shader stage used by this command, and it was created with a [descriptor mapping](#) using [VK_DESCRIPTOR_MAPPING_SOURCE_INDIRECT_ADDRESS_EXT](#), and a shader accesses a resource using that mapping, the value of the address at the expected location in push data **must** be a multiple of 8
- VUID-vkCmdDispatchIndirect2KHR-None-11305
If a pipeline is bound to the pipeline bind point used by this command, or shader is bound to a shader stage used by this command, and it was created with a [descriptor mapping](#) using [VK_DESCRIPTOR_MAPPING_SOURCE_INDIRECT_ADDRESS_EXT](#), and a shader accesses a resource using that mapping, the value of the address at the expected location in push data **must** be a valid [VkDeviceAddress](#) backed by physical memory at every offset specified by each mapping
- VUID-vkCmdDispatchIndirect2KHR-None-11306
If a pipeline is bound to the pipeline bind point used by this command, or shader is bound to a shader stage used by this command, and it was created with a [descriptor mapping](#) using [VK_DESCRIPTOR_MAPPING_SOURCE_INDIRECT_ADDRESS_EXT](#), and a shader accesses a resource using that mapping, the value of the address pointed to by the address in push data **must** be a valid [VkDeviceAddress](#)
- VUID-vkCmdDispatchIndirect2KHR-None-11308
For each [descriptor heap](#) that is statically used by a [bound shader](#), either directly or via a [descriptor mapping](#), a valid descriptor heap **must** be bound
- VUID-vkCmdDispatchIndirect2KHR-None-11309
If a [bound shader](#) was created as a [VkShaderEXT](#) with the [VK_SHADER_CREATE_DESCRIPTOR_HEAP_BIT_EXT](#) flag or as part of a pipeline with the [VK_PIPELINE_CREATE_2_DESCRIPTOR_HEAP_BIT_EXT](#) flag, execution of this command **must** not result in any descriptor read accessing data outside of the user range of the respective heap bound by [vkCmdBind*HeapEXT](#) commands
- VUID-vkCmdDispatchIndirect2KHR-None-11372
If any stage of the [VkPipeline](#) object bound to the pipeline bind point used by this command accesses a uniform buffer or uniform texel buffer through a descriptor in the

bound resource heap, that stage was created without enabling either `VK_PIPELINE_ROBUSTNESS_BUFFER_BEHAVIOR_ROBUST_BUFFER_ACCESS` or `VK_PIPELINE_ROBUSTNESS_BUFFER_BEHAVIOR_ROBUST_BUFFER_ACCESS_2` for `uniformBuffers`, the `robustBufferAccess2` feature is not enabled, and the `robustBufferAccess` feature is not enabled, that stage **must** not access values outside of the range of the descriptor specified via `VkDeviceAddressRangeKHR` when the descriptor was written

- VUID-vkCmdDispatchIndirect2KHR-None-11373

If any stage of the `VkPipeline` object bound to the pipeline bind point used by this command accesses a storage buffer or storage texel buffer through a descriptor in the bound resource heap, that stage was created without enabling either `VK_PIPELINE_ROBUSTNESS_BUFFER_BEHAVIOR_ROBUST_BUFFER_ACCESS` or `VK_PIPELINE_ROBUSTNESS_BUFFER_BEHAVIOR_ROBUST_BUFFER_ACCESS_2` for `storageBuffers`, the `robustBufferAccess2` feature is not enabled, and the `robustBufferAccess` feature is not enabled, that stage **must** not access values outside of the range of the descriptor specified by `VkDeviceAddressRangeKHR` when the descriptor was written

- VUID-vkCmdDispatchIndirect2KHR-None-11374

If the `robustBufferAccess2` feature is not enabled, the `robustBufferAccess` feature is not enabled, and any `VkShaderEXT` bound to a stage corresponding to the pipeline bind point used by this command accesses a uniform buffer, uniform texel buffer, storage buffer, or storage texel buffer, that shader **must** not access values outside of the range of the buffer as specified by `VkDeviceAddressRangeKHR` when the descriptor was written

- VUID-vkCmdDispatchIndirect2KHR-pBindInfo-11375

If any `bound shader` uses an embedded sampler via a `descriptor mapping`, the value of `pBindInfo->reservedRangeSize` set for `vkCmdBindSamplerHeapEXT` **must** be greater than or equal to `minSamplerHeapReservedRangeWithEmbedded`

- VUID-vkCmdDispatchIndirect2KHR-None-11376

If a `bound shader` was created as a `VkShaderEXT` with the `VK_SHADER_CREATE_DESCRIPTOR_HEAP_BIT_EXT` flag or as part of a pipeline with the `VK_PIPELINE_CREATE_2_DESCRIPTOR_HEAP_BIT_EXT` flag, and that shader statically uses a push constant value, that value **must** have been set by `vkCmdPushDataEXT`

- VUID-vkCmdDispatchIndirect2KHR-None-11398

If a `bound shader` was created with a `descriptor mapping` using `VK_DESCRIPTOR_MAPPING_SOURCE_PUSH_DATA_EXT`, `VK_DESCRIPTOR_MAPPING_SOURCE_PUSH_ADDRESS_EXT`, `VK_DESCRIPTOR_MAPPING_SOURCE_SHADER_RECORD_DATA_EXT`, `VK_DESCRIPTOR_MAPPING_SOURCE_SHADER_RECORD_ADDRESS_EXT`, `VK_DESCRIPTOR_MAPPING_SOURCE_RESOURCE_HEAP_DATA_EXT`, or `VK_DESCRIPTOR_MAPPING_SOURCE_INDIRECT_ADDRESS_EXT`, and a shader accesses a resource using that mapping, the access **must** not be `out of bounds`

- VUID-vkCmdDispatchIndirect2KHR-None-11437

If a pipeline is bound to the pipeline bind point used by this command, or shader is bound to a shader stage used by this command, and it was created with a `descriptor mapping` using `VK_DESCRIPTOR_MAPPING_SOURCE_HEAP_WITH_INDIRECT_INDEX_ARRAY_EXT`, `VK_DESCRIPTOR_MAPPING_SOURCE_HEAP_WITH_INDIRECT_INDEX_EXT`, or `VK_DESCRIPTOR_MAPPING_SOURCE_INDIRECT_ADDRESS_EXT`, and a shader accesses a

resource using that mapping, the buffer from which the address in push data was queried **must** have been created with the [VK_BUFFER_USAGE_UNIFORM_BUFFER_BIT](#) usage flag set

- VUID-vkCmdDispatchIndirect2KHR-None-11438

If a pipeline is bound to the pipeline bind point used by this command, or shader is bound to a shader stage used by this command, and it was created with a [descriptor mapping](#) using [VK_DESCRIPTOR_MAPPING_SOURCE_PUSH_ADDRESS_EXT](#), [VK_DESCRIPTOR_MAPPING_SOURCE_SHADER_RECORD_ADDRESS_EXT](#), or [VK_DESCRIPTOR_MAPPING_SOURCE_INDIRECT_ADDRESS_EXT](#), and a shader accesses a uniform buffer using that mapping, the address that the uniform buffer is mapped to **must** have been queried from a buffer created with the [VK_BUFFER_USAGE_UNIFORM_BUFFER_BIT](#) usage flag set

- VUID-vkCmdDispatchIndirect2KHR-None-11441

If a pipeline is bound to the pipeline bind point used by this command, or shader is bound to a shader stage used by this command, and it was created with a [descriptor mapping](#) using [VK_DESCRIPTOR_MAPPING_SOURCE_PUSH_ADDRESS_EXT](#), [VK_DESCRIPTOR_MAPPING_SOURCE_SHADER_RECORD_ADDRESS_EXT](#), or [VK_DESCRIPTOR_MAPPING_SOURCE_INDIRECT_ADDRESS_EXT](#), and a shader accesses a uniform buffer using that mapping, the address that the uniform buffer is mapped to **must** be aligned to [minUniformBufferOffsetAlignment](#)

- VUID-vkCmdDispatchIndirect2KHR-None-11439

If a pipeline is bound to the pipeline bind point used by this command, or shader is bound to a shader stage used by this command, and it was created with a [descriptor mapping](#) using [VK_DESCRIPTOR_MAPPING_SOURCE_PUSH_ADDRESS_EXT](#), [VK_DESCRIPTOR_MAPPING_SOURCE_SHADER_RECORD_ADDRESS_EXT](#), or [VK_DESCRIPTOR_MAPPING_SOURCE_INDIRECT_ADDRESS_EXT](#), and a shader accesses a storage buffer using that mapping, the address that the storage buffer is mapped to **must** have been queried from a buffer created with the [VK_BUFFER_USAGE_STORAGE_BUFFER_BIT](#) usage flag set

- VUID-vkCmdDispatchIndirect2KHR-None-11442

If a pipeline is bound to the pipeline bind point used by this command, or shader is bound to a shader stage used by this command, and it was created with a [descriptor mapping](#) using [VK_DESCRIPTOR_MAPPING_SOURCE_PUSH_ADDRESS_EXT](#), [VK_DESCRIPTOR_MAPPING_SOURCE_SHADER_RECORD_ADDRESS_EXT](#), or [VK_DESCRIPTOR_MAPPING_SOURCE_INDIRECT_ADDRESS_EXT](#), and a shader accesses a storage buffer using that mapping, the address that the storage buffer is mapped to **must** be aligned to [minStorageBufferOffsetAlignment](#)

- VUID-vkCmdDispatchIndirect2KHR-None-11485

If a pipeline is bound to the pipeline bind point used by this command, or shader is bound to a shader stage used by this command, and it was created with a [descriptor mapping](#) using [VK_DESCRIPTOR_MAPPING_SOURCE_PUSH_ADDRESS_EXT](#), [VK_DESCRIPTOR_MAPPING_SOURCE_SHADER_RECORD_ADDRESS_EXT](#), or [VK_DESCRIPTOR_MAPPING_SOURCE_INDIRECT_ADDRESS_EXT](#), and a shader accesses an acceleration structure using that mapping, the address that the acceleration structure is mapped to **must** be an acceleration structure address retrieved from a [VkAccelerationStructureKHR](#) object via [vkGetAccelerationStructureDeviceAddressKHR](#) or

handle retrieved from a [VkAccelerationStructureNV](#) object via [vkGetAccelerationStructureHandleNV](#)

- VUID-vkCmdDispatchIndirect2KHR-index-11450

If a shader uses a sampler descriptor to sample an image as a result of this command, and that sampler descriptor uses a custom border color with an index defined by [VkSamplerCustomBorderColorIndexCreateInfoEXT](#), the value of [VkSamplerCustomBorderColorIndexCreateInfoEXT::index](#) **must** have been registered before this command was recorded, and still be registered during the sampling operation, with an identically defined color

- VUID-vkCmdDispatchIndirect2KHR-protectedNoFault-11455

If [protectedNoFault](#) is not supported, a pipeline is bound to the pipeline bind point used by this command, or a shader is bound to a shader stage used by this command, and it was created with a [descriptor mapping](#) using [VK_DESCRIPTOR_MAPPING_SOURCE_PUSH_ADDRESS_EXT](#), [VK_DESCRIPTOR_MAPPING_SOURCE_SHADER_RECORD_ADDRESS_EXT](#), or [VK_DESCRIPTOR_MAPPING_SOURCE_INDIRECT_ADDRESS_EXT](#), the address that the resource is mapped to **must** have been queried from a buffer created without the [VK_BUFFER_CREATE_PROTECTED_BIT](#) create flag set

- VUID-vkCmdDispatchIndirect2KHR-protectedNoFault-11456

If [protectedNoFault](#) is not supported, a pipeline is bound to the pipeline bind point used by this command, or a shader is bound to a shader stage used by this command, and it was created with a [descriptor mapping](#) using [VK_DESCRIPTOR_MAPPING_SOURCE_HEAP_WITH_INDIRECT_INDEX_EXT](#) or [VK_DESCRIPTOR_MAPPING_SOURCE_HEAP_WITH_INDIRECT_INDEX_ARRAY_EXT](#), the address of the indirect memory **must** have been queried from a buffer created without the [VK_BUFFER_CREATE_PROTECTED_BIT](#) create flag set

- VUID-vkCmdDispatchIndirect2KHR-commandBuffer-13049

[commandBuffer](#) **must** not be a protected command buffer

- VUID-vkCmdDispatchIndirect2KHR-pInfo-13050

[pInfo->addressRange.size](#) **must** be greater than or equal to [sizeof\(VkDispatchIndirectCommand\)](#)

Valid Usage (Implicit)

- VUID-vkCmdDispatchIndirect2KHR-commandBuffer-parameter

[commandBuffer](#) **must** be a valid [VkCommandBuffer](#) handle

- VUID-vkCmdDispatchIndirect2KHR-pInfo-parameter

[pInfo](#) **must** be a valid pointer to a valid [VkDispatchIndirect2InfoKHR](#) structure

- VUID-vkCmdDispatchIndirect2KHR-commandBuffer-recording

[commandBuffer](#) **must** be in the [recording state](#)

- VUID-vkCmdDispatchIndirect2KHR-commandBuffer-cmdpool

The [VkCommandPool](#) that [commandBuffer](#) was allocated from **must** support [VK_QUEUE_COMPUTE_BIT](#) operations

- VUID-vkCmdDispatchIndirect2KHR-renderpass
This command **must** only be called outside of a render pass instance
- VUID-vkCmdDispatchIndirect2KHR-suspended
This command **must** not be called between suspended render pass instances
- VUID-vkCmdDispatchIndirect2KHR-videocoding
This command **must** only be called outside of a video coding scope

Host Synchronization

- Host access to `commandBuffer` **must** be externally synchronized
- Host access to the `VkCommandPool` that `commandBuffer` was allocated from **must** be externally synchronized

Command Properties

Command Buffer Levels	Render Pass Scope	Video Coding Scope	Supported Queue Types	Command Type
Primary Secondary	Outside	Outside	VK_QUEUE_COMPUTE_BIT	Action

Conditional Rendering

`vkCmdDispatchIndirect2KHR` is affected by [conditional rendering](#)

To record an indirect dispatching command, call:

```
// Provided by VK_VERSION_1_0
void vkCmdDispatchIndirect(
    VkCommandBuffer          commandBuffer,
    VkBuffer                  buffer,
    VkDeviceSize              offset);
```

- `commandBuffer` is the command buffer into which the command will be recorded.
- `buffer` is the buffer containing dispatch parameters.
- `offset` is the byte offset into `buffer` where parameters begin.

`vkCmdDispatchIndirect` behaves similarly to `vkCmdDispatch` except that the parameters are read by the device from a buffer during execution. The parameters of the dispatch are encoded in a `VkDispatchIndirectCommand` structure taken from `buffer` starting at `offset`.

Valid Usage

- VUID-vkCmdDispatchIndirect-magFilter-04553

If a `VkSampler` created with `magFilter` or `minFilter` equal to `VK_FILTER_LINEAR`, `reductionMode` equal to `VK_SAMPLER_REDUCTION_MODE_WEIGHTED_AVERAGE`, and `compareEnable` equal to `VK_FALSE` is used to sample a `VkImageView` as a result of this command, then the image view's `format features` **must** contain `VK_FORMAT_FEATURE_SAMPLED_IMAGE_FILTER_LINEAR_BIT`

- VUID-vkCmdDispatchIndirect-magFilter-09598

If a `VkSampler` created with `magFilter` or `minFilter` equal to `VK_FILTER_LINEAR` and `reductionMode` equal to either `VK_SAMPLER_REDUCTION_MODE_MIN` or `VK_SAMPLER_REDUCTION_MODE_MAX` is used to sample a `VkImageView` as a result of this command, then the image view's `format features` **must** contain `VK_FORMAT_FEATURE_SAMPLED_IMAGE_FILTER_MINMAX_BIT`

- VUID-vkCmdDispatchIndirect-mipmapMode-04770

If a `VkSampler` created with `mipmapMode` equal to `VK_SAMPLER_MIPMAP_MODE_LINEAR`, `reductionMode` equal to `VK_SAMPLER_REDUCTION_MODE_WEIGHTED_AVERAGE`, and `compareEnable` equal to `VK_FALSE` is used to sample a `VkImageView` as a result of this command, then the image view's `format features` **must** contain `VK_FORMAT_FEATURE_SAMPLED_IMAGE_FILTER_LINEAR_BIT`

- VUID-vkCmdDispatchIndirect-mipmapMode-09599

If a `VkSampler` created with `mipmapMode` equal to `VK_SAMPLER_MIPMAP_MODE_LINEAR` and `reductionMode` equal to either `VK_SAMPLER_REDUCTION_MODE_MIN` or `VK_SAMPLER_REDUCTION_MODE_MAX` is used to sample a `VkImageView` as a result of this command, then the image view's `format features` **must** contain `VK_FORMAT_FEATURE_SAMPLED_IMAGE_FILTER_MINMAX_BIT`

- VUID-vkCmdDispatchIndirect-unnormalizedCoordinates-09635

If a `VkSampler` created with `unnormalizedCoordinates` equal to `VK_TRUE` is used to sample a `VkImageView` as a result of this command, then the image view's `levelCount` and `layerCount` **must** be 1

- VUID-vkCmdDispatchIndirect-None-08609

If a `VkSampler` created with `unnormalizedCoordinates` equal to `VK_TRUE` is used to sample a `VkImageView` as a result of this command, then the image view's `viewType` **must** be `VK_IMAGE_VIEW_TYPE_1D` or `VK_IMAGE_VIEW_TYPE_2D`

- VUID-vkCmdDispatchIndirect-None-08610

If a `VkSampler` created with `unnormalizedCoordinates` equal to `VK_TRUE` is used to sample a `VkImageView` as a result of this command, then the sampler **must** not be used with any of the SPIR-V `OpImageSample*` or `OpImageSparseSample*` instructions with `ImplicitLod`, `Dref` or `Proj` in their name

- VUID-vkCmdDispatchIndirect-None-08611

If a `VkSampler` created with `unnormalizedCoordinates` equal to `VK_TRUE` is used to sample a `VkImageView` as a result of this command, then the sampler **must** not be used with any of the SPIR-V `OpImageSample*` or `OpImageSparseSample*` instructions that includes a LOD bias or any offset values

- VUID-vkCmdDispatchIndirect-None-06479
If a `VkImageView` is sampled with `depth comparison`, the image view's `format features` **must** contain `VK_FORMAT_FEATURE_2_SAMPLED_IMAGE_DEPTH_COMPARISON_BIT`
- VUID-vkCmdDispatchIndirect-None-02691
If a `VkImageView` is accessed using atomic operations as a result of this command, then the image view's `format features` **must** contain `VK_FORMAT_FEATURE_STORAGE_IMAGE_ATOMIC_BIT`
- VUID-vkCmdDispatchIndirect-None-07888
If a `VK_DESCRIPTOR_TYPE_STORAGE_TEXEL_BUFFER` descriptor is accessed using atomic operations as a result of this command, then the storage texel buffer's `format features` **must** contain `VK_FORMAT_FEATURE_STORAGE_TEXEL_BUFFER_ATOMIC_BIT`
- VUID-vkCmdDispatchIndirect-None-02692
If a `VkImageView` is sampled with `VK_FILTER_CUBIC_EXT` as a result of this command, then the image view's `format features` **must** contain `VK_FORMAT_FEATURE_SAMPLED_IMAGE_FILTER_CUBIC_BIT_EXT`
- VUID-vkCmdDispatchIndirect-None-02693
If the `VK_EXT_filter_cubic` extension is not enabled and any `VkImageView` is sampled with `VK_FILTER_CUBIC_EXT` as a result of this command, it **must** not have a `VkImageViewType` of `VK_IMAGE_VIEW_TYPE_3D`, `VK_IMAGE_VIEW_TYPE_CUBE`, or `VK_IMAGE_VIEW_TYPE_CUBE_ARRAY`
- VUID-vkCmdDispatchIndirect-filterCubic-02694
Any `VkImageView` being sampled with `VK_FILTER_CUBIC_EXT` as a result of this command **must** have a `VkImageViewType` and format that supports cubic filtering, as specified by `VkFilterCubicImageViewImageFormatPropertiesEXT::filterCubic` returned by `vkGetPhysicalDeviceImageFormatProperties2`
- VUID-vkCmdDispatchIndirect-filterCubicMinmax-02695
Any `VkImageView` being sampled with `VK_FILTER_CUBIC_EXT` with a reduction mode of either `VK_SAMPLER_REDUCTION_MODE_MIN` or `VK_SAMPLER_REDUCTION_MODE_MAX` as a result of this command **must** have a `VkImageViewType` and format that supports cubic filtering together with minmax filtering, as specified by `VkFilterCubicImageViewImageFormatPropertiesEXT::filterCubicMinmax` returned by `vkGetPhysicalDeviceImageFormatProperties2`
- VUID-vkCmdDispatchIndirect-cubicRangeClamp-09212
If the `cubicRangeClamp` feature is not enabled, then any `VkImageView` being sampled with `VK_FILTER_CUBIC_EXT` as a result of this command **must** not have a `VkSamplerReductionModeCreateInfo::reductionMode` equal to `VK_SAMPLER_REDUCTION_MODE_WEIGHTED_AVERAGE_RANGECLAMP_QCOM`
- VUID-vkCmdDispatchIndirect-reductionMode-09213
Any `VkImageView` being sampled with a `VkSamplerReductionModeCreateInfo::reductionMode` equal to `VK_SAMPLER_REDUCTION_MODE_WEIGHTED_AVERAGE_RANGECLAMP_QCOM` as a result of this command **must** sample with `VK_FILTER_CUBIC_EXT`
- VUID-vkCmdDispatchIndirect-selectableCubicWeights-09214
If the `selectableCubicWeights` feature is not enabled, then any `VkImageView` being

sampled with `VK_FILTER_CUBIC_EXT` as a result of this command **must** have `VkSamplerCubicWeightsCreateInfoQCOM::cubicWeights` equal to `VK_CUBIC_FILTER_WEIGHTS_CATMULL_ROM_QCOM`

- VUID-vkCmdDispatchIndirect-flags-02696

Any `VkImage` created with a `VkImageCreateInfo::flags` containing `VK_IMAGE_CREATE_CORNER_SAMPLED_BIT_NV` sampled as a result of this command **must** only be sampled using a `VkSamplerAddressMode` of `VK_SAMPLER_ADDRESS_MODE_CLAMP_TO_EDGE`

- VUID-vkCmdDispatchIndirect-OpTypeImage-07027

For any `VkImageView` being written as a storage image where the image format field of the `OpTypeImage` is `Unknown`, the view's `format features` **must** contain `VK_FORMAT_FEATURE_2_STORAGE_WRITE_WITHOUT_FORMAT_BIT`

- VUID-vkCmdDispatchIndirect-OpTypeImage-07028

For any `VkImageView` being read as a storage image where the image format field of the `OpTypeImage` is `Unknown`, the view's `format features` **must** contain `VK_FORMAT_FEATURE_2_STORAGE_READ_WITHOUT_FORMAT_BIT`

- VUID-vkCmdDispatchIndirect-OpTypeImage-07029

For any `VkBufferView` being written as a storage texel buffer where the image format field of the `OpTypeImage` is `Unknown`, the view's `buffer features` **must** contain `VK_FORMAT_FEATURE_2_STORAGE_WRITE_WITHOUT_FORMAT_BIT`

- VUID-vkCmdDispatchIndirect-OpTypeImage-07030

Any `VkBufferView` being read as a storage texel buffer where the image format field of the `OpTypeImage` is `Unknown` then the view's `buffer features` **must** contain `VK_FORMAT_FEATURE_2_STORAGE_READ_WITHOUT_FORMAT_BIT`

- VUID-vkCmdDispatchIndirect-None-08600

If a `bound shader` was created with a pipeline layout and statically uses a set n , a descriptor set **must** have been bound to n at the same pipeline bind point, with layouts compatible for set n with the layout(s) used to create the shader, as described in [Pipeline Layout Compatibility](#)

- VUID-vkCmdDispatchIndirect-None-08601

If a `bound shader` was created with a pipeline layout or specified push constant ranges and statically uses a push constant value, that value **must** have been set for the same pipeline bind point, with push constant ranges that are `compatible` with the push constant range used to create the shader

- VUID-vkCmdDispatchIndirect-None-10068

For each array of resources that is used by a `bound shader`, the indices used to access members of the array **must** be less than the descriptor count for the identified binding in the descriptor sets used by this command

- VUID-vkCmdDispatchIndirect-None-08114

Descriptors in each bound descriptor set, specified via `vkCmdBindDescriptorSets`, **must** be valid if they are accessed as described by `descriptor validity` by the `VkPipeline` bound to the pipeline bind point used by this command and the bound `VkPipeline` was not created with `VK_PIPELINE_CREATE_DESCRIPTOR_BUFFER_BIT_EXT`

- VUID-vkCmdDispatchIndirect-imageLayout-00344

If an image descriptor is accessed by a shader, the [VkImageLayout](#) **must** match the subresource accessible from the [VkImageView](#) as defined by the [image layout matching rules](#)

- VUID-vkCmdDispatchIndirect-None-08115

If the descriptors used by the [VkPipeline](#) bound to the pipeline bind point were specified via [vkCmdBindDescriptorSets](#), the bound [VkPipeline](#) **must** have been created without [VK_PIPELINE_CREATE_DESCRIPTOR_BUFFER_BIT_EXT](#)

- VUID-vkCmdDispatchIndirect-None-08116

Descriptors in bound descriptor buffers, specified via [vkCmdSetDescriptorBufferOffsetsEXT](#), **must** be valid if they are dynamically used by the [VkPipeline](#) bound to the pipeline bind point used by this command and the bound [VkPipeline](#) was created with [VK_PIPELINE_CREATE_DESCRIPTOR_BUFFER_BIT_EXT](#)

- VUID-vkCmdDispatchIndirect-None-08604

Descriptors in bound descriptor buffers, specified via [vkCmdSetDescriptorBufferOffsetsEXT](#), **must** be valid if they are dynamically used by any [VkShaderEXT](#) bound to a stage corresponding to the pipeline bind point used by this command

- VUID-vkCmdDispatchIndirect-None-08117

If the descriptors used by the [VkPipeline](#) bound to the pipeline bind point were specified via [vkCmdSetDescriptorBufferOffsetsEXT](#), the bound [VkPipeline](#) **must** have been created with [VK_PIPELINE_CREATE_DESCRIPTOR_BUFFER_BIT_EXT](#)

- VUID-vkCmdDispatchIndirect-None-08119

If a descriptor is dynamically used with a [VkPipeline](#) created with [VK_PIPELINE_CREATE_DESCRIPTOR_BUFFER_BIT_EXT](#), the descriptor memory **must** be resident

- VUID-vkCmdDispatchIndirect-None-08605

If a descriptor is dynamically used with a [VkShaderEXT](#) created with a [VkDescriptorSetLayout](#) that was created with [VK_DESCRIPTOR_SET_LAYOUT_CREATE_DESCRIPTOR_BUFFER_BIT_EXT](#), the descriptor memory **must** be resident

- VUID-vkCmdDispatchIndirect-None-08606

If the [shaderObject](#) feature is not enabled, a valid pipeline **must** be bound to the pipeline bind point used by this command

- VUID-vkCmdDispatchIndirect-None-08608

If a pipeline is bound to the pipeline bind point used by this command, there **must** not have been any calls to dynamic state setting commands for any state specified statically in the [VkPipeline](#) object bound to the pipeline bind point used by this command, since that pipeline was bound

- VUID-vkCmdDispatchIndirect-uniformBuffers-06935

If any stage of the [VkPipeline](#) object bound to the pipeline bind point used by this command accesses a uniform buffer, and that stage was created without enabling either [VK_PIPELINE_ROBUSTNESS_BUFFER_BEHAVIOR_ROBUST_BUFFER_ACCESS](#) or [VK_PIPELINE_ROBUSTNESS_BUFFER_BEHAVIOR_ROBUST_BUFFER_ACCESS_2](#) for [uniformBuffers](#), and the [robustBufferAccess](#) feature is not enabled, that stage **must** not

access values outside of the range of the buffer as specified in the descriptor set bound to the same pipeline bind point

- VUID-vkCmdDispatchIndirect-None-08612

If the **robustBufferAccess** feature is not enabled, and any **VkShaderEXT** bound to a stage corresponding to the pipeline bind point used by this command accesses a uniform buffer, it **must** not access values outside of the range of the buffer as specified in the descriptor set bound to the same pipeline bind point

- VUID-vkCmdDispatchIndirect-storageBuffers-06936

If any stage of the **VkPipeline** object bound to the pipeline bind point used by this command accesses a storage buffer, and that stage was created without enabling either **VK_PIPELINE_ROBUSTNESS_BUFFER_BEHAVIOR_ROBUST_BUFFER_ACCESS** or **VK_PIPELINE_ROBUSTNESS_BUFFER_BEHAVIOR_ROBUST_BUFFER_ACCESS_2** for **storageBuffers**, and the **robustBufferAccess** feature is not enabled, that stage **must** not access values outside of the range of the buffer as specified in the descriptor set bound to the same pipeline bind point

- VUID-vkCmdDispatchIndirect-None-08613

If the **robustBufferAccess** feature is not enabled, and any **VkShaderEXT** bound to a stage corresponding to the pipeline bind point used by this command accesses a storage buffer, it **must** not access values outside of the range of the buffer as specified in the descriptor set bound to the same pipeline bind point

- VUID-vkCmdDispatchIndirect-commandBuffer-02707

If **commandBuffer** is an unprotected command buffer and **protectedNoFault** is not supported, any resource accessed by **bound shaders** **must** not be a protected resource

- VUID-vkCmdDispatchIndirect-viewType-07752

If a **VkImageView** is accessed as a result of this command, then the image view's **viewType** **must** match the **Dim** operand of the **OpTypeImage** as described in [Compatibility Between SPIR-V Image Dimensions and Vulkan ImageView Types](#)

- VUID-vkCmdDispatchIndirect-format-07753

If a **VkImageView** or **VkBufferView** is accessed as a result of this command, then the **numeric type** of the view's **format** and the **Sampled Type** operand of the **OpTypeImage** **must** match

- VUID-vkCmdDispatchIndirect-OpImageWrite-08795

If a **VkImageView** created with a format other than **VK_FORMAT_A8_UNORM** is accessed using **OpImageWrite** as a result of this command, then the **Type** of the **Texel** operand of that instruction **must** have at least as many components as the image view's format

- VUID-vkCmdDispatchIndirect-OpImageWrite-08796

If a **VkImageView** created with the format **VK_FORMAT_A8_UNORM** is accessed using **OpImageWrite** as a result of this command, then the **Type** of the **Texel** operand of that instruction **must** have four components

- VUID-vkCmdDispatchIndirect-OpImageWrite-04469

If a **VkBufferView** is accessed using **OpImageWrite** as a result of this command, then the **Type** of the **Texel** operand of that instruction **must** have at least as many components as the buffer view's format

- VUID-vkCmdDispatchIndirect-SampledType-04470

If a [VkImageView](#) with a [VkFormat](#) that has a 64-bit component width is accessed as a result of this command, the [SampledType](#) of the [OpTypeImage](#) operand of that instruction **must** have a [Width](#) of 64

- VUID-vkCmdDispatchIndirect-SampledType-04471

If a [VkImageView](#) with a [VkFormat](#) that has a component width less than 64-bit is accessed as a result of this command, the [SampledType](#) of the [OpTypeImage](#) operand of that instruction **must** have a [Width](#) of 32

- VUID-vkCmdDispatchIndirect-SampledType-04472

If a [VkBufferView](#) with a [VkFormat](#) that has a 64-bit component width is accessed as a result of this command, the [SampledType](#) of the [OpTypeImage](#) operand of that instruction **must** have a [Width](#) of 64

- VUID-vkCmdDispatchIndirect-SampledType-04473

If a [VkBufferView](#) with a [VkFormat](#) that has a component width less than 64-bit is accessed as a result of this command, the [SampledType](#) of the [OpTypeImage](#) operand of that instruction **must** have a [Width](#) of 32

- VUID-vkCmdDispatchIndirect-sparseImageInt64Atomics-04474

If the [sparseImageInt64Atomics](#) feature is not enabled, [VkImage](#) objects created with the [VK_IMAGE_CREATE_SPARSE_RESIDENCY_BIT](#) flag **must** not be accessed by atomic instructions through an [OpTypeImage](#) with a [SampledType](#) with a [Width](#) of 64 by this command

- VUID-vkCmdDispatchIndirect-sparseImageInt64Atomics-04475

If the [sparseImageInt64Atomics](#) feature is not enabled, [VkBuffer](#) objects created with the [VK_BUFFER_CREATE_SPARSE_RESIDENCY_BIT](#) flag **must** not be accessed by atomic instructions through an [OpTypeImage](#) with a [SampledType](#) with a [Width](#) of 64 by this command

- VUID-vkCmdDispatchIndirect-OpImageSampleWeightedQCOM-06971

If [OpImageSampleWeightedQCOM](#) is used to sample a [VkImageView](#) as a result of this command, then the image view's [format features](#) **must** contain [VK_FORMAT_FEATURE_2_WEIGHT_SAMPLED_IMAGE_BIT_QCOM](#)

- VUID-vkCmdDispatchIndirect-OpImageSampleWeightedQCOM-06972

If [OpImageSampleWeightedQCOM](#) uses a [VkImageView](#) as a sample weight image as a result of this command, then the image view's [format features](#) **must** contain [VK_FORMAT_FEATURE_2_WEIGHT_IMAGE_BIT_QCOM](#)

- VUID-vkCmdDispatchIndirect-OpImageBoxFilterQCOM-06973

If [OpImageBoxFilterQCOM](#) is used to sample a [VkImageView](#) as a result of this command, then the image view's [format features](#) **must** contain [VK_FORMAT_FEATURE_2_BOX_FILTER_SAMPLED_BIT_QCOM](#)

- VUID-vkCmdDispatchIndirect-OpImageBlockMatchSSDQCOM-06974

If [OpImageBlockMatchSSDQCOM](#) is used to read from an [VkImageView](#) as a result of this command, then the image view's [format features](#) **must** contain [VK_FORMAT_FEATURE_2_BLOCK_MATCHING_BIT_QCOM](#)

- VUID-vkCmdDispatchIndirect-OpImageBlockMatchSADQCOM-06975

If [OpImageBlockMatchSADQCOM](#) is used to read from an [VkImageView](#) as a result of this command, then the image view's [format features](#) **must** contain

VK_FORMAT_FEATURE_2_BLOCK_MATCHING_BIT_QCOM

- VUID-vkCmdDispatchIndirect-OpImageBlockMatchSADQCOM-06976
If `OpImageBlockMatchSADQCOM` or `OpImageBlockMatchSSDQCOM` is used to read from a reference image as result of this command, then the specified reference coordinates **must** not fail [integer texel coordinate validation](#)
- VUID-vkCmdDispatchIndirect-OpImageSampleWeightedQCOM-06977
If `OpImageSampleWeightedQCOM`, `OpImageBoxFilterQCOM`, `OpImageBlockMatchWindowSSDQCOM`, `OpImageBlockMatchWindowSADQCOM`, `OpImageBlockMatchGatherSSDQCOM`, `OpImageBlockMatchGatherSADQCOM`, `OpImageBlockMatchSSDQCOM`, or `OpImageBlockMatchSADQCOM` uses a `VkSampler` as a result of this command, then the sampler **must** have been created with `VK_SAMPLER_CREATE_IMAGE_PROCESSING_BIT_QCOM`
- VUID-vkCmdDispatchIndirect-OpImageSampleWeightedQCOM-06978
If any command other than `OpImageSampleWeightedQCOM`, `OpImageBoxFilterQCOM`, `OpImageBlockMatchWindowSSDQCOM`, `OpImageBlockMatchWindowSADQCOM`, `OpImageBlockMatchGatherSSDQCOM`, `OpImageBlockMatchGatherSADQCOM`, `OpImageBlockMatchSSDQCOM`, or `OpImageBlockMatchSADQCOM` uses a `VkSampler` as a result of this command, then the sampler **must** not have been created with `VK_SAMPLER_CREATE_IMAGE_PROCESSING_BIT_QCOM`
- VUID-vkCmdDispatchIndirect-OpImageBlockMatchWindow-09215
If a `OpImageBlockMatchWindow*QCOM` or `OpImageBlockMatchGather*QCOM` instruction is used to read from an `VkImageView` as a result of this command, then the image view's [format features](#) **must** contain `VK_FORMAT_FEATURE_2_BLOCK_MATCHING_BIT_QCOM`
- VUID-vkCmdDispatchIndirect-OpImageBlockMatchWindow-09216
If a `OpImageBlockMatchWindow*QCOM` or `OpImageBlockMatchGather*QCOM` instruction is used to read from an `VkImageView` as a result of this command, then the image view's format **must** be a single-component format
- VUID-vkCmdDispatchIndirect-OpImageBlockMatchWindow-09217
If a `OpImageBlockMatchWindow*QCOM` or `OpImageBlockMatchGather*QCOM` read from a reference image as result of this command, then the specified reference coordinates **must** not fail [integer texel coordinate validation](#)
- VUID-vkCmdDispatchIndirect-None-07288
Any shader invocation executed by this command **must** [terminate](#)
- VUID-vkCmdDispatchIndirect-None-09600
If a descriptor with type equal to any of `VK_DESCRIPTOR_TYPE_SAMPLE_WEIGHT_IMAGE_QCOM`, `VK_DESCRIPTOR_TYPE_BLOCK_MATCH_IMAGE_QCOM`, `VK_DESCRIPTOR_TYPE_SAMPLED_IMAGE`, `VK_DESCRIPTOR_TYPE_STORAGE_IMAGE`, or `VK_DESCRIPTOR_TYPE_INPUT_ATTACHMENT` is accessed as a result of this command, all image subresources identified by that descriptor **must** be in the image layout identified when the descriptor was written
- VUID-vkCmdDispatchIndirect-commandBuffer-10746
The `VkDeviceMemory` object allocated from a `VkMemoryHeap` with the `VK_MEMORY_HEAP_TILE_MEMORY_BIT_QCOM` property that is bound to a resource accessed as a result of this command **must** be the active bound [bound tile memory object](#)

in `commandBuffer`

- VUID-vkCmdDispatchIndirect-None-10678

If this command is recorded inside a `tile shading render pass` instance, the stages corresponding to the pipeline bind point used by this command **must** only include `VK_SHADER_STAGE_VERTEX_BIT`, `VK_SHADER_STAGE_FRAGMENT_BIT`, and/or `VK_SHADER_STAGE_COMPUTE_BIT`

- VUID-vkCmdDispatchIndirect-None-10679

If this command is recorded where `per-tile execution model` is enabled, there **must** be no access to any image while the image was be transitioned to the `VK_IMAGE_LAYOUT_ATTACHMENT_FEEDBACK_LOOP_OPTIMAL_EXT` layout

- VUID-vkCmdDispatchIndirect-pDescription-09900

If a `VK_DESCRIPTOR_TYPE_TENSOR_ARM` descriptor is accessed as a result of this command, then the underlying `VkTensorARM` object **must** have been created with the `VK_TENSOR_USAGE_SHADER_BIT_ARM` usage flag set

- VUID-vkCmdDispatchIndirect-dimensionCount-09905

If a `VK_DESCRIPTOR_TYPE_TENSOR_ARM` descriptor is accessed as a result of this command, then the `Rank` of the `OpTypeTensorARM` of the tensor resource variable **must** be equal to the `dimensionCount` provided via `VkTensorCreateInfoARM::pDescription` when creating the underlying `VkTensorARM` object

- VUID-vkCmdDispatchIndirect-OpTypeTensorARM-09906

If a `VK_DESCRIPTOR_TYPE_TENSOR_ARM` descriptor is accessed as a result of this command, then the element type of the `OpTypeTensorARM` of the tensor resource variable **must** be `compatible` with the `VkFormat` of the `VkTensorViewARM` used for the access

- VUID-vkCmdDispatchIndirect-None-11297

If a pipeline is bound to the pipeline bind point used by this command, or shader is bound to a shader stage used by this command, and it was created with a `descriptor mapping` using `VK_DESCRIPTOR_MAPPING_SOURCE_HEAP_WITH_PUSH_INDEX_EXT`, `VK_DESCRIPTOR_MAPPING_SOURCE_HEAP_WITH_SHADER_RECORD_INDEX_EXT`, `VK_DESCRIPTOR_MAPPING_SOURCE_HEAP_WITH_INDIRECT_INDEX_ARRAY_EXT`, or `VK_DESCRIPTOR_MAPPING_SOURCE_HEAP_WITH_INDIRECT_INDEX_EXT`, and a shader accesses a `OpTypeStruct` decorated with `Block` or `BufferBlock` using that mapping, the calculated offset for the resource heap **must** be a multiple of `bufferDescriptorAlignment`

- VUID-vkCmdDispatchIndirect-None-11298

If a pipeline is bound to the pipeline bind point used by this command, or shader is bound to a shader stage used by this command, and it was created with a `descriptor mapping` using `VK_DESCRIPTOR_MAPPING_SOURCE_HEAP_WITH_PUSH_INDEX_EXT`, `VK_DESCRIPTOR_MAPPING_SOURCE_HEAP_WITH_SHADER_RECORD_INDEX_EXT`, `VK_DESCRIPTOR_MAPPING_SOURCE_HEAP_WITH_INDIRECT_INDEX_ARRAY_EXT`, or `VK_DESCRIPTOR_MAPPING_SOURCE_HEAP_WITH_INDIRECT_INDEX_EXT`, and a shader accesses an `OpTypeImage` or `OpTypeSampledImage` using that mapping, the calculated offset for the resource heap **must** be a multiple of `imageDescriptorAlignment`

- VUID-vkCmdDispatchIndirect-None-11299

If a pipeline is bound to the pipeline bind point used by this command, or shader is bound to a shader stage used by this command, and it was created with a `descriptor mapping` using `VK_DESCRIPTOR_MAPPING_SOURCE_HEAP_WITH_PUSH_INDEX_EXT`,

VK_DESCRIPTOR_MAPPING_SOURCE_HEAP_WITH_SHADER_RECORD_INDEX_EXT, VK_DESCRIPTOR_MAPPING_SOURCE_HEAP_WITH_INDIRECT_INDEX_ARRAY_EXT, or VK_DESCRIPTOR_MAPPING_SOURCE_HEAP_WITH_INDIRECT_INDEX_EXT, and a shader accesses an `OpTypeSampler` or `OpTypeSampledImage` using that mapping, the calculated offset for the sampler heap **must** be a multiple of `samplerDescriptorAlignment`

- VUID-vkCmdDispatchIndirect-None-11397

If a pipeline is bound to the pipeline bind point used by this command, or shader is bound to a shader stage used by this command, and it was created with a `descriptor mapping` using `VK_DESCRIPTOR_MAPPING_SOURCE_HEAP_WITH_PUSH_INDEX_EXT`, `VK_DESCRIPTOR_MAPPING_SOURCE_HEAP_WITH_SHADER_RECORD_INDEX_EXT`, `VK_DESCRIPTOR_MAPPING_SOURCE_HEAP_WITH_INDIRECT_INDEX_ARRAY_EXT`, or `VK_DESCRIPTOR_MAPPING_SOURCE_HEAP_WITH_INDIRECT_INDEX_EXT`, and a shader accesses an `OpTypeTensorARM` using that mapping, the calculated offset for the resource heap **must** be a multiple of `tensorDescriptorAlignment`

- VUID-vkCmdDispatchIndirect-None-11300

If a pipeline is bound to the pipeline bind point used by this command, or shader is bound to a shader stage used by this command, and it was created with a `descriptor mapping` using `VK_DESCRIPTOR_MAPPING_SOURCE_HEAP_WITH_INDIRECT_INDEX_ARRAY_EXT` or `VK_DESCRIPTOR_MAPPING_SOURCE_HEAP_WITH_INDIRECT_INDEX_EXT`, and a shader accesses a resource using that mapping, the value of the address at the expected location in push data **must** be a multiple of 4

- VUID-vkCmdDispatchIndirect-None-11301

If a pipeline is bound to the pipeline bind point used by this command, or shader is bound to a shader stage used by this command, and it was created with a `descriptor mapping` using `VK_DESCRIPTOR_MAPPING_SOURCE_HEAP_WITH_INDIRECT_INDEX_ARRAY_EXT` or `VK_DESCRIPTOR_MAPPING_SOURCE_HEAP_WITH_INDIRECT_INDEX_EXT`, and a shader accesses a resource using that mapping, the value of the address at the expected location in push data **must** be a valid `VkDeviceAddress` backed by physical memory at every offset specified by each mapping

- VUID-vkCmdDispatchIndirect-None-11302

If a pipeline is bound to the pipeline bind point used by this command, or shader is bound to a shader stage used by this command, and it was created with a `descriptor mapping` using `VK_DESCRIPTOR_MAPPING_SOURCE_PUSH_ADDRESS_EXT`, and a shader accesses a resource using that mapping, the value of the address at the expected location in push data **must** be a valid `VkDeviceAddress`

- VUID-vkCmdDispatchIndirect-None-11304

If a pipeline is bound to the pipeline bind point used by this command, or shader is bound to a shader stage used by this command, and it was created with a `descriptor mapping` using `VK_DESCRIPTOR_MAPPING_SOURCE_INDIRECT_ADDRESS_EXT`, and a shader accesses a resource using that mapping, the value of the address at the expected location in push data **must** be a multiple of 8

- VUID-vkCmdDispatchIndirect-None-11305

If a pipeline is bound to the pipeline bind point used by this command, or shader is bound to a shader stage used by this command, and it was created with a `descriptor mapping` using `VK_DESCRIPTOR_MAPPING_SOURCE_INDIRECT_ADDRESS_EXT`, and a shader

accesses a resource using that mapping, the value of the address at the expected location in push data **must** be a valid [VkDeviceAddress](#) backed by physical memory at every offset specified by each mapping

- VUID-vkCmdDispatchIndirect-None-11306

If a pipeline is bound to the pipeline bind point used by this command, or shader is bound to a shader stage used by this command, and it was created with a [descriptor mapping](#) using [VK_DESCRIPTOR_MAPPING_SOURCE_INDIRECT_ADDRESS_EXT](#), and a shader accesses a resource using that mapping, the value of the address pointed to by the address in push data **must** be a valid [VkDeviceAddress](#)

- VUID-vkCmdDispatchIndirect-None-11308

For each [descriptor heap](#) that is statically used by a [bound shader](#), either directly or via a [descriptor mapping](#), a valid descriptor heap **must** be bound

- VUID-vkCmdDispatchIndirect-None-11309

If a [bound shader](#) was created as a [VkShaderEXT](#) with the [VK_SHADER_CREATE_DESCRIPTOR_HEAP_BIT_EXT](#) flag or as part of a pipeline with the [VK_PIPELINE_CREATE_2_DESCRIPTOR_HEAP_BIT_EXT](#) flag, execution of this command **must** not result in any descriptor read accessing data outside of the user range of the respective heap bound by [vkCmdBind*HeapEXT](#) commands

- VUID-vkCmdDispatchIndirect-None-11372

If any stage of the [VkPipeline](#) object bound to the pipeline bind point used by this command accesses a uniform buffer or uniform texel buffer through a descriptor in the bound resource heap, that stage was created without enabling either [VK_PIPELINE_ROBUSTNESS_BUFFER_BEHAVIOR_ROBUST_BUFFER_ACCESS](#) or [VK_PIPELINE_ROBUSTNESS_BUFFER_BEHAVIOR_ROBUST_BUFFER_ACCESS_2](#) for [uniformBuffers](#), the [robustBufferAccess2](#) feature is not enabled, and the [robustBufferAccess](#) feature is not enabled, that stage **must** not access values outside of the range of the descriptor specified via [VkDeviceAddressRangeKHR](#) when the descriptor was written

- VUID-vkCmdDispatchIndirect-None-11373

If any stage of the [VkPipeline](#) object bound to the pipeline bind point used by this command accesses a storage buffer or storage texel buffer through a descriptor in the bound resource heap, that stage was created without enabling either [VK_PIPELINE_ROBUSTNESS_BUFFER_BEHAVIOR_ROBUST_BUFFER_ACCESS](#) or [VK_PIPELINE_ROBUSTNESS_BUFFER_BEHAVIOR_ROBUST_BUFFER_ACCESS_2](#) for [storageBuffers](#), the [robustBufferAccess2](#) feature is not enabled, and the [robustBufferAccess](#) feature is not enabled, that stage **must** not access values outside of the range of the descriptor specified by [VkDeviceAddressRangeKHR](#) when the descriptor was written

- VUID-vkCmdDispatchIndirect-None-11374

If the [robustBufferAccess2](#) feature is not enabled, the [robustBufferAccess](#) feature is not enabled, and any [VkShaderEXT](#) bound to a stage corresponding to the pipeline bind point used by this command accesses a uniform buffer, uniform texel buffer, storage buffer, or storage texel buffer, that shader **must** not access values outside of the range of the buffer as specified by [VkDeviceAddressRangeKHR](#) when the descriptor was written

- VUID-vkCmdDispatchIndirect-pBindInfo-11375

If any [bound shader](#) uses an embedded sampler via a [descriptor mapping](#), the value of [pBindInfo->reservedRangeSize](#) set for [vkCmdBindSamplerHeapEXT](#) **must** be greater than

or equal to `minSamplerHeapReservedRangeWithEmbedded`

- VUID-vkCmdDispatchIndirect-None-11376

If a `bound shader` was created as a `VkShaderEXT` with the `VK_SHADER_CREATE_DESCRIPTOR_HEAP_BIT_EXT` flag or as part of a pipeline with the `VK_PIPELINE_CREATE_2_DESCRIPTOR_HEAP_BIT_EXT` flag, and that shader statically uses a push constant value, that value **must** have been set by `vkCmdPushDataEXT`

- VUID-vkCmdDispatchIndirect-None-11398

If a `bound shader` was created with a `descriptor mapping` using `VK_DESCRIPTOR_MAPPING_SOURCE_PUSH_DATA_EXT`, `VK_DESCRIPTOR_MAPPING_SOURCE_PUSH_ADDRESS_EXT`, `VK_DESCRIPTOR_MAPPING_SOURCE_SHADER_RECORD_DATA_EXT`, `VK_DESCRIPTOR_MAPPING_SOURCE_SHADER_RECORD_ADDRESS_EXT`, `VK_DESCRIPTOR_MAPPING_SOURCE_RESOURCE_HEAP_DATA_EXT`, or `VK_DESCRIPTOR_MAPPING_SOURCE_INDIRECT_ADDRESS_EXT`, and a shader accesses a resource using that mapping, the access **must** not be `out of bounds`

- VUID-vkCmdDispatchIndirect-None-11437

If a pipeline is bound to the pipeline bind point used by this command, or shader is bound to a shader stage used by this command, and it was created with a `descriptor mapping` using `VK_DESCRIPTOR_MAPPING_SOURCE_HEAP_WITH_INDIRECT_INDEX_ARRAY_EXT`, `VK_DESCRIPTOR_MAPPING_SOURCE_HEAP_WITH_INDIRECT_INDEX_EXT`, or `VK_DESCRIPTOR_MAPPING_SOURCE_INDIRECT_ADDRESS_EXT`, and a shader accesses a resource using that mapping, the buffer from which the address in push data was queried **must** have been created with the `VK_BUFFER_USAGE_UNIFORM_BUFFER_BIT` usage flag set

- VUID-vkCmdDispatchIndirect-None-11438

If a pipeline is bound to the pipeline bind point used by this command, or shader is bound to a shader stage used by this command, and it was created with a `descriptor mapping` using `VK_DESCRIPTOR_MAPPING_SOURCE_PUSH_ADDRESS_EXT`, `VK_DESCRIPTOR_MAPPING_SOURCE_SHADER_RECORD_ADDRESS_EXT`, or `VK_DESCRIPTOR_MAPPING_SOURCE_INDIRECT_ADDRESS_EXT`, and a shader accesses a uniform buffer using that mapping, the address that the uniform buffer is mapped to **must** have been queried from a buffer created with the `VK_BUFFER_USAGE_UNIFORM_BUFFER_BIT` usage flag set

- VUID-vkCmdDispatchIndirect-None-11441

If a pipeline is bound to the pipeline bind point used by this command, or shader is bound to a shader stage used by this command, and it was created with a `descriptor mapping` using `VK_DESCRIPTOR_MAPPING_SOURCE_PUSH_ADDRESS_EXT`, `VK_DESCRIPTOR_MAPPING_SOURCE_SHADER_RECORD_ADDRESS_EXT`, or `VK_DESCRIPTOR_MAPPING_SOURCE_INDIRECT_ADDRESS_EXT`, and a shader accesses a uniform buffer using that mapping, the address that the uniform buffer is mapped to **must** be aligned to `minUniformBufferOffsetAlignment`

- VUID-vkCmdDispatchIndirect-None-11439

If a pipeline is bound to the pipeline bind point used by this command, or shader is bound to a shader stage used by this command, and it was created with a `descriptor mapping` using `VK_DESCRIPTOR_MAPPING_SOURCE_PUSH_ADDRESS_EXT`,

VK_DESCRIPTOR_MAPPING_SOURCE_SHADER_RECORD_ADDRESS_EXT, or
VK_DESCRIPTOR_MAPPING_SOURCE_INDIRECT_ADDRESS_EXT, and a shader accesses a
storage buffer using that mapping, the address that the storage buffer is mapped to **must**
have been queried from a buffer created with the
VK_BUFFER_USAGE_STORAGE_BUFFER_BIT usage flag set

- VUID-vkCmdDispatchIndirect-None-11442

If a pipeline is bound to the pipeline bind point used by this command, or shader is bound
to a shader stage used by this command, and it was created with a [descriptor mapping](#)
using [VK_DESCRIPTOR_MAPPING_SOURCE_PUSH_ADDRESS_EXT](#),
[VK_DESCRIPTOR_MAPPING_SOURCE_SHADER_RECORD_ADDRESS_EXT](#), or
[VK_DESCRIPTOR_MAPPING_SOURCE_INDIRECT_ADDRESS_EXT](#), and a shader accesses a
storage buffer using that mapping, the address that the storage buffer is mapped to **must**
be aligned to [minStorageBufferOffsetAlignment](#)

- VUID-vkCmdDispatchIndirect-None-11485

If a pipeline is bound to the pipeline bind point used by this command, or shader is bound
to a shader stage used by this command, and it was created with a [descriptor mapping](#)
using [VK_DESCRIPTOR_MAPPING_SOURCE_PUSH_ADDRESS_EXT](#),
[VK_DESCRIPTOR_MAPPING_SOURCE_SHADER_RECORD_ADDRESS_EXT](#), or
[VK_DESCRIPTOR_MAPPING_SOURCE_INDIRECT_ADDRESS_EXT](#), and a shader accesses an
acceleration structure using that mapping, the address that the acceleration structure is
mapped to **must** be an acceleration structure address retrieved from a
[VkAccelerationStructureKHR](#) object via [vkGetAccelerationStructureDeviceAddressKHR](#) or
handle retrieved from a [VkAccelerationStructureNV](#) object via
[vkGetAccelerationStructureHandleNV](#)

- VUID-vkCmdDispatchIndirect-index-11450

If a shader uses a sampler descriptor to sample an image as a result of this command, and
that sampler descriptor uses a custom border color with an index defined by
[VkSamplerCustomBorderColorIndexCreateInfoEXT](#), the value of
[VkSamplerCustomBorderColorIndexCreateInfoEXT::index](#) **must** have been registered
before this command was recorded, and still be registered during the sampling operation,
with an identically defined color

- VUID-vkCmdDispatchIndirect-protectedNoFault-11455

If [protectedNoFault](#) is not supported, a pipeline is bound to the pipeline bind point used by
this command, or a shader is bound to a shader stage used by this command, and it was
created with a [descriptor mapping](#) using
[VK_DESCRIPTOR_MAPPING_SOURCE_PUSH_ADDRESS_EXT](#),
[VK_DESCRIPTOR_MAPPING_SOURCE_SHADER_RECORD_ADDRESS_EXT](#), or
[VK_DESCRIPTOR_MAPPING_SOURCE_INDIRECT_ADDRESS_EXT](#), the address that the
resource is mapped to **must** have been queried from a buffer created without the
[VK_BUFFER_CREATE_PROTECTED_BIT](#) create flag set

- VUID-vkCmdDispatchIndirect-protectedNoFault-11456

If [protectedNoFault](#) is not supported, a pipeline is bound to the pipeline bind point used by
this command, or a shader is bound to a shader stage used by this command, and it was
created with a [descriptor mapping](#) using
[VK_DESCRIPTOR_MAPPING_SOURCE_HEAP_WITH_INDIRECT_INDEX_EXT](#) or
[VK_DESCRIPTOR_MAPPING_SOURCE_HEAP_WITH_INDIRECT_INDEX_ARRAY_EXT](#), the

address of the indirect memory **must** have been queried from a buffer created without the `VK_BUFFER_CREATE_PROTECTED_BIT` create flag set

- VUID-vkCmdDispatchIndirect-None-10672
If the `per-tile execution model` is not enabled, this command **must** be called outside of a render pass instance
- VUID-vkCmdDispatchIndirect-aspectMask-10673
If this command is recorded where `per-tile execution model` is enabled, and if the `VkPipeline` object bound to the pipeline bind point used by this command writes to a variable of storage class `Storage Class TileAttachmentQCOM`, the corresponding `VkImageView` using **must** not have been created with an `aspectMask` that contains `VK_IMAGE_ASPECT_DEPTH_BIT` or `VK_IMAGE_ASPECT_STENCIL_BIT`
- VUID-vkCmdDispatchIndirect-None-10674
If the `per-tile execution model` is enabled, the `tileShadingPerTileDispatch` feature **must** be enabled
- VUID-vkCmdDispatchIndirect-None-10675
Memory backing image subresources used as `tile attachments` in the current render pass **must** not be written in any way other than as a tile attachment by this command
- VUID-vkCmdDispatchIndirect-None-10676
If any recorded command in the current subpass will write to an image subresource as a `tile attachment`, this command **must** not read from the memory backing that image subresource in any other way than as a tile attachment
- VUID-vkCmdDispatchIndirect-None-10743
If there is no bound compute pipeline, a valid `VkShaderEXT` **must** be bound to the `VK_SHADER_STAGE_COMPUTE_BIT` stage
- VUID-vkCmdDispatchIndirect-buffer-02708
If `buffer` is non-sparse then it **must** be bound completely and contiguously to a single `VkDeviceMemory` object
- VUID-vkCmdDispatchIndirect-buffer-02709
`buffer` **must** have been created with the `VK_BUFFER_USAGE_INDIRECT_BUFFER_BIT` usage flag set
- VUID-vkCmdDispatchIndirect-offset-02710
`offset` **must** be a multiple of 4
- VUID-vkCmdDispatchIndirect-commandBuffer-02711
`commandBuffer` **must** not be a protected command buffer
- VUID-vkCmdDispatchIndirect-offset-00407
The sum of `offset` and the size of `VkDispatchIndirectCommand` **must** be less than or equal to the size of `buffer`

Valid Usage (Implicit)

- VUID-vkCmdDispatchIndirect-commandBuffer-parameter
`commandBuffer` **must** be a valid `VkCommandBuffer` handle

- VUID-vkCmdDispatchIndirect-buffer-parameter
buffer **must** be a valid [VkBuffer](#) handle
- VUID-vkCmdDispatchIndirect-commandBuffer-recording
commandBuffer **must** be in the [recording state](#)
- VUID-vkCmdDispatchIndirect-commandBuffer-cmdpool
The [VkCommandPool](#) that **commandBuffer** was allocated from **must** support [VK_QUEUE_COMPUTE_BIT](#) operations
- VUID-vkCmdDispatchIndirect-suspended
This command **must** not be called between suspended render pass instances
- VUID-vkCmdDispatchIndirect-videocoding
This command **must** only be called outside of a video coding scope
- VUID-vkCmdDispatchIndirect-commonparent
Both of **buffer**, and **commandBuffer** **must** have been created, allocated, or retrieved from the same [VkDevice](#)

Host Synchronization

- Host access to **commandBuffer** **must** be externally synchronized
- Host access to the [VkCommandPool](#) that **commandBuffer** was allocated from **must** be externally synchronized

Command Properties

Command Buffer Levels	Render Pass Scope	Video Coding Scope	Supported Queue Types	Command Type
Primary Secondary	Both	Outside	VK_QUEUE_COMPUTE_BIT	Action

Conditional Rendering

`vkCmdDispatchIndirect` is affected by [conditional rendering](#)

The [VkDispatchIndirectCommand](#) structure is defined as:

```
// Provided by VK_VERSION_1_0
typedef struct VkDispatchIndirectCommand {
    uint32_t    x;
    uint32_t    y;
    uint32_t    z;
} VkDispatchIndirectCommand;
```


- **x** is the number of local workgroups to dispatch in the X dimension.
- **y** is the number of local workgroups to dispatch in the Y dimension.
- **z** is the number of local workgroups to dispatch in the Z dimension.

The members of `VkDispatchIndirectCommand` have the same meaning as the corresponding parameters of `vkCmdDispatch`.

Valid Usage

- VUID-VkDispatchIndirectCommand-x-00417
x must be less than or equal to `VkPhysicalDeviceLimits::maxComputeWorkGroupCount[0]`
- VUID-VkDispatchIndirectCommand-y-00418
y must be less than or equal to `VkPhysicalDeviceLimits::maxComputeWorkGroupCount[1]`
- VUID-VkDispatchIndirectCommand-z-00419
z must be less than or equal to `VkPhysicalDeviceLimits::maxComputeWorkGroupCount[2]`

To record a dispatch using non-zero base values for the components of `WorkgroupId`, call:

```
// Provided by VK_VERSION_1_1
void vkCmdDispatchBase(
    VkCommandBuffer          commandBuffer,
    uint32_t                 baseGroupX,
    uint32_t                 baseGroupY,
    uint32_t                 baseGroupZ,
    uint32_t                 groupCountX,
    uint32_t                 groupCountY,
    uint32_t                 groupCountZ);
```

```
// Provided by VK_KHR_device_group
// Equivalent to vkCmdDispatchBase
void vkCmdDispatchBaseKHR(
    VkCommandBuffer          commandBuffer,
    uint32_t                 baseGroupX,
    uint32_t                 baseGroupY,
    uint32_t                 baseGroupZ,
    uint32_t                 groupCountX,
    uint32_t                 groupCountY,
    uint32_t                 groupCountZ);
```

- `commandBuffer` is the command buffer into which the command will be recorded.
- `baseGroupX` is the start value for the X component of `WorkgroupId`.
- `baseGroupY` is the start value for the Y component of `WorkgroupId`.
- `baseGroupZ` is the start value for the Z component of `WorkgroupId`.

- `groupCountX` is the number of local workgroups to dispatch in the X dimension.
- `groupCountY` is the number of local workgroups to dispatch in the Y dimension.
- `groupCountZ` is the number of local workgroups to dispatch in the Z dimension.

When the command is executed, a global workgroup consisting of `groupCountX × groupCountY × groupCountZ` local workgroups is assembled, with `WorkgroupId` values ranging from [`baseGroup*`, `baseGroup* + groupCount*`) in each component. `vkCmdDispatch` is equivalent to `vkCmdDispatchBase(0,0,0,groupCountX,groupCountY,groupCountZ)`.

Valid Usage

- VUID-vkCmdDispatchBase-magFilter-04553
If a `VkSampler` created with `magFilter` or `minFilter` equal to `VK_FILTER_LINEAR`, `reductionMode` equal to `VK_SAMPLER_REDUCTION_MODE_WEIGHTED_AVERAGE`, and `compareEnable` equal to `VK_FALSE` is used to sample a `VkImageView` as a result of this command, then the image view's `format features` **must** contain `VK_FORMAT_FEATURE_SAMPLED_IMAGE_FILTER_LINEAR_BIT`
- VUID-vkCmdDispatchBase-magFilter-09598
If a `VkSampler` created with `magFilter` or `minFilter` equal to `VK_FILTER_LINEAR` and `reductionMode` equal to either `VK_SAMPLER_REDUCTION_MODE_MIN` or `VK_SAMPLER_REDUCTION_MODE_MAX` is used to sample a `VkImageView` as a result of this command, then the image view's `format features` **must** contain `VK_FORMAT_FEATURE_SAMPLED_IMAGE_FILTER_MINMAX_BIT`
- VUID-vkCmdDispatchBase-mipmapMode-04770
If a `VkSampler` created with `mipmapMode` equal to `VK_SAMPLER_MIPMAP_MODE_LINEAR`, `reductionMode` equal to `VK_SAMPLER_REDUCTION_MODE_WEIGHTED_AVERAGE`, and `compareEnable` equal to `VK_FALSE` is used to sample a `VkImageView` as a result of this command, then the image view's `format features` **must** contain `VK_FORMAT_FEATURE_SAMPLED_IMAGE_FILTER_LINEAR_BIT`
- VUID-vkCmdDispatchBase-mipmapMode-09599
If a `VkSampler` created with `mipmapMode` equal to `VK_SAMPLER_MIPMAP_MODE_LINEAR` and `reductionMode` equal to either `VK_SAMPLER_REDUCTION_MODE_MIN` or `VK_SAMPLER_REDUCTION_MODE_MAX` is used to sample a `VkImageView` as a result of this command, then the image view's `format features` **must** contain `VK_FORMAT_FEATURE_SAMPLED_IMAGE_FILTER_MINMAX_BIT`
- VUID-vkCmdDispatchBase-unnormalizedCoordinates-09635
If a `VkSampler` created with `unnormalizedCoordinates` equal to `VK_TRUE` is used to sample a `VkImageView` as a result of this command, then the image view's `levelCount` and `layerCount` **must** be 1
- VUID-vkCmdDispatchBase-None-08609
If a `VkSampler` created with `unnormalizedCoordinates` equal to `VK_TRUE` is used to sample a `VkImageView` as a result of this command, then the image view's `viewType` **must** be `VK_IMAGE_VIEW_TYPE_1D` or `VK_IMAGE_VIEW_TYPE_2D`
- VUID-vkCmdDispatchBase-None-08610

If a `VkSampler` created with `unnormalizedCoordinates` equal to `VK_TRUE` is used to sample a `VkImageView` as a result of this command, then the sampler **must** not be used with any of the SPIR-V `OpImageSample*` or `OpImageSparseSample*` instructions with `ImplicitLod`, `Dref` or `Proj` in their name

- VUID-vkCmdDispatchBase-None-08611

If a `VkSampler` created with `unnormalizedCoordinates` equal to `VK_TRUE` is used to sample a `VkImageView` as a result of this command, then the sampler **must** not be used with any of the SPIR-V `OpImageSample*` or `OpImageSparseSample*` instructions that includes a LOD bias or any offset values

- VUID-vkCmdDispatchBase-None-06479

If a `VkImageView` is sampled with `depth comparison`, the image view's `format features` **must** contain `VK_FORMAT_FEATURE_2_SAMPLED_IMAGE_DEPTH_COMPARISON_BIT`

- VUID-vkCmdDispatchBase-None-02691

If a `VkImageView` is accessed using atomic operations as a result of this command, then the image view's `format features` **must** contain `VK_FORMAT_FEATURE_STORAGE_IMAGE_ATOMIC_BIT`

- VUID-vkCmdDispatchBase-None-07888

If a `VK_DESCRIPTOR_TYPE_STORAGE_TEXEL_BUFFER` descriptor is accessed using atomic operations as a result of this command, then the storage texel buffer's `format features` **must** contain `VK_FORMAT_FEATURE_STORAGE_TEXEL_BUFFER_ATOMIC_BIT`

- VUID-vkCmdDispatchBase-None-02692

If a `VkImageView` is sampled with `VK_FILTER_CUBIC_EXT` as a result of this command, then the image view's `format features` **must** contain `VK_FORMAT_FEATURE_SAMPLED_IMAGE_FILTER_CUBIC_BIT_EXT`

- VUID-vkCmdDispatchBase-None-02693

If the `VK_EXT_filter_cubic` extension is not enabled and any `VkImageView` is sampled with `VK_FILTER_CUBIC_EXT` as a result of this command, it **must** not have a `VkImageViewType` of `VK_IMAGE_VIEW_TYPE_3D`, `VK_IMAGE_VIEW_TYPE_CUBE`, or `VK_IMAGE_VIEW_TYPE_CUBE_ARRAY`

- VUID-vkCmdDispatchBase-filterCubic-02694

Any `VkImageView` being sampled with `VK_FILTER_CUBIC_EXT` as a result of this command **must** have a `VkImageViewType` and format that supports cubic filtering, as specified by `VkFilterCubicImageViewImageFormatPropertiesEXT::filterCubic` returned by `vkGetPhysicalDeviceImageFormatProperties2`

- VUID-vkCmdDispatchBase-filterCubicMinmax-02695

Any `VkImageView` being sampled with `VK_FILTER_CUBIC_EXT` with a reduction mode of either `VK_SAMPLER_REDUCTION_MODE_MIN` or `VK_SAMPLER_REDUCTION_MODE_MAX` as a result of this command **must** have a `VkImageViewType` and format that supports cubic filtering together with minmax filtering, as specified by `VkFilterCubicImageViewImageFormatPropertiesEXT::filterCubicMinmax` returned by `vkGetPhysicalDeviceImageFormatProperties2`

- VUID-vkCmdDispatchBase-cubicRangeClamp-09212

If the `cubicRangeClamp` feature is not enabled, then any `VkImageView` being sampled with `VK_FILTER_CUBIC_EXT` as a result of this command **must** not have a

`VkSamplerReductionModeCreateInfo::reductionMode` equal to `VK_SAMPLER_REDUCTION_MODE_WEIGHTED_AVERAGE_RANGECLAMP_QCOM`

- VUID-vkCmdDispatchBase-reductionMode-09213
Any `VkImageView` being sampled with a `VkSamplerReductionModeCreateInfo::reductionMode` equal to `VK_SAMPLER_REDUCTION_MODE_WEIGHTED_AVERAGE_RANGECLAMP_QCOM` as a result of this command **must** sample with `VK_FILTER_CUBIC_EXT`
- VUID-vkCmdDispatchBase-selectableCubicWeights-09214
If the `selectableCubicWeights` feature is not enabled, then any `VkImageView` being sampled with `VK_FILTER_CUBIC_EXT` as a result of this command **must** have `VkSamplerCubicWeightsCreateInfoQCOM::cubicWeights` equal to `VK_CUBIC_FILTER_WEIGHTS_CATMULL_ROM_QCOM`
- VUID-vkCmdDispatchBase-flags-02696
Any `VkImage` created with a `VkImageCreateInfo::flags` containing `VK_IMAGE_CREATE_CORNER_SAMPLED_BIT_NV` sampled as a result of this command **must** only be sampled using a `VkSamplerAddressMode` of `VK_SAMPLER_ADDRESS_MODE_CLAMP_TO_EDGE`
- VUID-vkCmdDispatchBase-OpTypeImage-07027
For any `VkImageView` being written as a storage image where the image format field of the `OpTypeImage` is `Unknown`, the view's `format features` **must** contain `VK_FORMAT_FEATURE_2_STORAGE_WRITE_WITHOUT_FORMAT_BIT`
- VUID-vkCmdDispatchBase-OpTypeImage-07028
For any `VkImageView` being read as a storage image where the image format field of the `OpTypeImage` is `Unknown`, the view's `format features` **must** contain `VK_FORMAT_FEATURE_2_STORAGE_READ_WITHOUT_FORMAT_BIT`
- VUID-vkCmdDispatchBase-OpTypeImage-07029
For any `VkBufferView` being written as a storage texel buffer where the image format field of the `OpTypeImage` is `Unknown`, the view's `buffer features` **must** contain `VK_FORMAT_FEATURE_2_STORAGE_WRITE_WITHOUT_FORMAT_BIT`
- VUID-vkCmdDispatchBase-OpTypeImage-07030
Any `VkBufferView` being read as a storage texel buffer where the image format field of the `OpTypeImage` is `Unknown` then the view's `buffer features` **must** contain `VK_FORMAT_FEATURE_2_STORAGE_READ_WITHOUT_FORMAT_BIT`
- VUID-vkCmdDispatchBase-None-08600
If a `bound shader` was created with a pipeline layout and statically uses a set n , a descriptor set **must** have been bound to n at the same pipeline bind point, with layouts compatible for set n with the layout(s) used to create the shader, as described in [Pipeline Layout Compatibility](#)
- VUID-vkCmdDispatchBase-None-08601
If a `bound shader` was created with a pipeline layout or specified push constant ranges and statically uses a push constant value, that value **must** have been set for the same pipeline bind point, with push constant ranges that are `compatible` with the push constant range used to create the shader
- VUID-vkCmdDispatchBase-None-10068

For each array of resources that is used by a [bound shader](#), the indices used to access members of the array **must** be less than the descriptor count for the identified binding in the descriptor sets used by this command

- VUID-vkCmdDispatchBase-None-08114

Descriptors in each bound descriptor set, specified via [vkCmdBindDescriptorSets](#), **must** be valid if they are accessed as described by [descriptor validity](#) by the [VkPipeline](#) bound to the pipeline bind point used by this command and the bound [VkPipeline](#) was not created with [VK_PIPELINE_CREATE_DESCRIPTOR_BUFFER_BIT_EXT](#)

- VUID-vkCmdDispatchBase-imageLayout-00344

If an image descriptor is accessed by a shader, the [VkImageLayout](#) **must** match the subresource accessible from the [VkImageView](#) as defined by the [image layout matching rules](#)

- VUID-vkCmdDispatchBase-None-08115

If the descriptors used by the [VkPipeline](#) bound to the pipeline bind point were specified via [vkCmdBindDescriptorSets](#), the bound [VkPipeline](#) **must** have been created without [VK_PIPELINE_CREATE_DESCRIPTOR_BUFFER_BIT_EXT](#)

- VUID-vkCmdDispatchBase-None-08116

Descriptors in bound descriptor buffers, specified via [vkCmdSetDescriptorBufferOffsetsEXT](#), **must** be valid if they are dynamically used by the [VkPipeline](#) bound to the pipeline bind point used by this command and the bound [VkPipeline](#) was created with [VK_PIPELINE_CREATE_DESCRIPTOR_BUFFER_BIT_EXT](#)

- VUID-vkCmdDispatchBase-None-08604

Descriptors in bound descriptor buffers, specified via [vkCmdSetDescriptorBufferOffsetsEXT](#), **must** be valid if they are dynamically used by any [VkShaderEXT](#) bound to a stage corresponding to the pipeline bind point used by this command

- VUID-vkCmdDispatchBase-None-08117

If the descriptors used by the [VkPipeline](#) bound to the pipeline bind point were specified via [vkCmdSetDescriptorBufferOffsetsEXT](#), the bound [VkPipeline](#) **must** have been created with [VK_PIPELINE_CREATE_DESCRIPTOR_BUFFER_BIT_EXT](#)

- VUID-vkCmdDispatchBase-None-08119

If a descriptor is dynamically used with a [VkPipeline](#) created with [VK_PIPELINE_CREATE_DESCRIPTOR_BUFFER_BIT_EXT](#), the descriptor memory **must** be resident

- VUID-vkCmdDispatchBase-None-08605

If a descriptor is dynamically used with a [VkShaderEXT](#) created with a [VkDescriptorSetLayout](#) that was created with [VK_DESCRIPTOR_SET_LAYOUT_CREATE_DESCRIPTOR_BUFFER_BIT_EXT](#), the descriptor memory **must** be resident

- VUID-vkCmdDispatchBase-None-08606

If the [shaderObject](#) feature is not enabled, a valid pipeline **must** be bound to the pipeline bind point used by this command

- VUID-vkCmdDispatchBase-None-08608

If a pipeline is bound to the pipeline bind point used by this command, there **must** not

have been any calls to dynamic state setting commands for any state specified statically in the [VkPipeline](#) object bound to the pipeline bind point used by this command, since that pipeline was bound

- VUID-vkCmdDispatchBase-uniformBuffers-06935

If any stage of the [VkPipeline](#) object bound to the pipeline bind point used by this command accesses a uniform buffer, and that stage was created without enabling either [VK_PIPELINE_ROBUSTNESS_BUFFER_BEHAVIOR_ROBUST_BUFFER_ACCESS](#) or [VK_PIPELINE_ROBUSTNESS_BUFFER_BEHAVIOR_ROBUST_BUFFER_ACCESS_2](#) for [uniformBuffers](#), and the [robustBufferAccess](#) feature is not enabled, that stage **must** not access values outside of the range of the buffer as specified in the descriptor set bound to the same pipeline bind point

- VUID-vkCmdDispatchBase-None-08612

If the [robustBufferAccess](#) feature is not enabled, and any [VkShaderEXT](#) bound to a stage corresponding to the pipeline bind point used by this command accesses a uniform buffer, it **must** not access values outside of the range of the buffer as specified in the descriptor set bound to the same pipeline bind point

- VUID-vkCmdDispatchBase-storageBuffers-06936

If any stage of the [VkPipeline](#) object bound to the pipeline bind point used by this command accesses a storage buffer, and that stage was created without enabling either [VK_PIPELINE_ROBUSTNESS_BUFFER_BEHAVIOR_ROBUST_BUFFER_ACCESS](#) or [VK_PIPELINE_ROBUSTNESS_BUFFER_BEHAVIOR_ROBUST_BUFFER_ACCESS_2](#) for [storageBuffers](#), and the [robustBufferAccess](#) feature is not enabled, that stage **must** not access values outside of the range of the buffer as specified in the descriptor set bound to the same pipeline bind point

- VUID-vkCmdDispatchBase-None-08613

If the [robustBufferAccess](#) feature is not enabled, and any [VkShaderEXT](#) bound to a stage corresponding to the pipeline bind point used by this command accesses a storage buffer, it **must** not access values outside of the range of the buffer as specified in the descriptor set bound to the same pipeline bind point

- VUID-vkCmdDispatchBase-commandBuffer-02707

If [commandBuffer](#) is an unprotected command buffer and [protectedNoFault](#) is not supported, any resource accessed by [bound shaders](#) **must** not be a protected resource

- VUID-vkCmdDispatchBase-viewType-07752

If a [VkImageView](#) is accessed as a result of this command, then the image view's [viewType](#) **must** match the [Dim](#) operand of the [OpTypeImage](#) as described in [Compatibility Between SPIR-V Image Dimensions and Vulkan ImageView Types](#)

- VUID-vkCmdDispatchBase-format-07753

If a [VkImageView](#) or [VkBufferView](#) is accessed as a result of this command, then the [numeric type](#) of the view's [format](#) and the [Sampled Type](#) operand of the [OpTypeImage](#) **must** match

- VUID-vkCmdDispatchBase-OpImageWrite-08795

If a [VkImageView](#) created with a format other than [VK_FORMAT_A8_UNORM](#) is accessed using [OpImageWrite](#) as a result of this command, then the [Type](#) of the [Texel](#) operand of that instruction **must** have at least as many components as the image view's format

- VUID-vkCmdDispatchBase-OpImageWrite-08796
If a `VkImageView` created with the format `VK_FORMAT_A8_UNORM` is accessed using `OpImageWrite` as a result of this command, then the `Type` of the `Texel` operand of that instruction **must** have four components
- VUID-vkCmdDispatchBase-OpImageWrite-04469
If a `VkBufferView` is accessed using `OpImageWrite` as a result of this command, then the `Type` of the `Texel` operand of that instruction **must** have at least as many components as the buffer view's format
- VUID-vkCmdDispatchBase-SampledType-04470
If a `VkImageView` with a `VkFormat` that has a 64-bit component width is accessed as a result of this command, the `SampledType` of the `OpTypeImage` operand of that instruction **must** have a `Width` of 64
- VUID-vkCmdDispatchBase-SampledType-04471
If a `VkImageView` with a `VkFormat` that has a component width less than 64-bit is accessed as a result of this command, the `SampledType` of the `OpTypeImage` operand of that instruction **must** have a `Width` of 32
- VUID-vkCmdDispatchBase-SampledType-04472
If a `VkBufferView` with a `VkFormat` that has a 64-bit component width is accessed as a result of this command, the `SampledType` of the `OpTypeImage` operand of that instruction **must** have a `Width` of 64
- VUID-vkCmdDispatchBase-SampledType-04473
If a `VkBufferView` with a `VkFormat` that has a component width less than 64-bit is accessed as a result of this command, the `SampledType` of the `OpTypeImage` operand of that instruction **must** have a `Width` of 32
- VUID-vkCmdDispatchBase-sparseImageInt64Atomics-04474
If the `sparseImageInt64Atomics` feature is not enabled, `VkImage` objects created with the `VK_IMAGE_CREATE_SPARSE_RESIDENCY_BIT` flag **must** not be accessed by atomic instructions through an `OpTypeImage` with a `SampledType` with a `Width` of 64 by this command
- VUID-vkCmdDispatchBase-sparseImageInt64Atomics-04475
If the `sparseImageInt64Atomics` feature is not enabled, `VkBuffer` objects created with the `VK_BUFFER_CREATE_SPARSE_RESIDENCY_BIT` flag **must** not be accessed by atomic instructions through an `OpTypeImage` with a `SampledType` with a `Width` of 64 by this command
- VUID-vkCmdDispatchBase-OpImageSampleWeightedQCOM-06971
If `OpImageSampleWeightedQCOM` is used to sample a `VkImageView` as a result of this command, then the image view's `format features` **must** contain `VK_FORMAT_FEATURE_2_WEIGHT_SAMPLED_IMAGE_BIT_QCOM`
- VUID-vkCmdDispatchBase-OpImageSampleWeightedQCOM-06972
If `OpImageSampleWeightedQCOM` uses a `VkImageView` as a sample weight image as a result of this command, then the image view's `format features` **must** contain `VK_FORMAT_FEATURE_2_WEIGHT_IMAGE_BIT_QCOM`
- VUID-vkCmdDispatchBase-OpImageBoxFilterQCOM-06973
If `OpImageBoxFilterQCOM` is used to sample a `VkImageView` as a result of this command,

then the image view's format features **must** contain `VK_FORMAT_FEATURE_2_BOX_FILTER_SAMPLED_BIT_QCOM`

- VUID-vkCmdDispatchBase-OpImageBlockMatchSSDQCOM-06974
If `OpImageBlockMatchSSDQCOM` is used to read from an `VkImageView` as a result of this command, then the image view's format features **must** contain `VK_FORMAT_FEATURE_2_BLOCK_MATCHING_BIT_QCOM`
- VUID-vkCmdDispatchBase-OpImageBlockMatchSADQCOM-06975
If `OpImageBlockMatchSADQCOM` is used to read from an `VkImageView` as a result of this command, then the image view's format features **must** contain `VK_FORMAT_FEATURE_2_BLOCK_MATCHING_BIT_QCOM`
- VUID-vkCmdDispatchBase-OpImageBlockMatchSADQCOM-06976
If `OpImageBlockMatchSADQCOM` or `OpImageBlockMatchSSDQCOM` is used to read from a reference image as result of this command, then the specified reference coordinates **must** not fail `integer texel coordinate validation`
- VUID-vkCmdDispatchBase-OpImageSampleWeightedQCOM-06977
If `OpImageSampleWeightedQCOM`, `OpImageBoxFilterQCOM`, `OpImageBlockMatchWindowSSDQCOM`, `OpImageBlockMatchWindowSADQCOM`, `OpImageBlockMatchGatherSSDQCOM`, `OpImageBlockMatchGatherSADQCOM`, `OpImageBlockMatchSSDQCOM`, or `OpImageBlockMatchSADQCOM` uses a `VkSampler` as a result of this command, then the sampler **must** have been created with `VK_SAMPLER_CREATE_IMAGE_PROCESSING_BIT_QCOM`
- VUID-vkCmdDispatchBase-OpImageSampleWeightedQCOM-06978
If any command other than `OpImageSampleWeightedQCOM`, `OpImageBoxFilterQCOM`, `OpImageBlockMatchWindowSSDQCOM`, `OpImageBlockMatchWindowSADQCOM`, `OpImageBlockMatchGatherSSDQCOM`, `OpImageBlockMatchGatherSADQCOM`, `OpImageBlockMatchSSDQCOM`, or `OpImageBlockMatchSADQCOM` uses a `VkSampler` as a result of this command, then the sampler **must** not have been created with `VK_SAMPLER_CREATE_IMAGE_PROCESSING_BIT_QCOM`
- VUID-vkCmdDispatchBase-OpImageBlockMatchWindow-09215
If a `OpImageBlockMatchWindow*QCOM` or `OpImageBlockMatchGather*QCOM` instruction is used to read from an `VkImageView` as a result of this command, then the image view's format features **must** contain `VK_FORMAT_FEATURE_2_BLOCK_MATCHING_BIT_QCOM`
- VUID-vkCmdDispatchBase-OpImageBlockMatchWindow-09216
If a `OpImageBlockMatchWindow*QCOM` or `OpImageBlockMatchGather*QCOM` instruction is used to read from an `VkImageView` as a result of this command, then the image view's format **must** be a single-component format
- VUID-vkCmdDispatchBase-OpImageBlockMatchWindow-09217
If a `OpImageBlockMatchWindow*QCOM` or `OpImageBlockMatchGather*QCOM` read from a reference image as result of this command, then the specified reference coordinates **must** not fail `integer texel coordinate validation`
- VUID-vkCmdDispatchBase-None-07288
Any shader invocation executed by this command **must** `terminate`
- VUID-vkCmdDispatchBase-None-09600
If a descriptor with type equal to any of `VK_DESCRIPTOR_TYPE_SAMPLE_WEIGHT_IMAGE_QCOM`,

VK_DESCRIPTOR_TYPE_BLOCK_MATCH_IMAGE_QCOM, VK_DESCRIPTOR_TYPE_SAMPLED_IMAGE, VK_DESCRIPTOR_TYPE_STORAGE_IMAGE, or VK_DESCRIPTOR_TYPE_INPUT_ATTACHMENT is accessed as a result of this command, all image subresources identified by that descriptor **must** be in the image layout identified when the descriptor was written

- VUID-vkCmdDispatchBase-commandBuffer-10746

The `VkDeviceMemory` object allocated from a `VkMemoryHeap` with the `VK_MEMORY_HEAP_TILE_MEMORY_BIT_QCOM` property that is bound to a resource accessed as a result of this command **must** be the active bound `bound tile memory object` in `commandBuffer`

- VUID-vkCmdDispatchBase-None-10678

If this command is recorded inside a `tile shading render pass` instance, the stages corresponding to the pipeline bind point used by this command **must** only include `VK_SHADER_STAGE_VERTEX_BIT`, `VK_SHADER_STAGE_FRAGMENT_BIT`, and/or `VK_SHADER_STAGE_COMPUTE_BIT`

- VUID-vkCmdDispatchBase-None-10679

If this command is recorded where `per-tile execution model` is enabled, there **must** be no access to any image while the image was be transitioned to the `VK_IMAGE_LAYOUT_ATTACHMENT_FEEDBACK_LOOP_OPTIMAL_EXT` layout

- VUID-vkCmdDispatchBase-pDescription-09900

If a `VK_DESCRIPTOR_TYPE_TENSOR_ARM` descriptor is accessed as a result of this command, then the underlying `VkTensorARM` object **must** have been created with the `VK_TENSOR_USAGE_SHADER_BIT_ARM` usage flag set

- VUID-vkCmdDispatchBase-dimensionCount-09905

If a `VK_DESCRIPTOR_TYPE_TENSOR_ARM` descriptor is accessed as a result of this command, then the `Rank` of the `OpTypeTensorARM` of the tensor resource variable **must** be equal to the `dimensionCount` provided via `VkTensorCreateInfoARM::pDescription` when creating the underlying `VkTensorARM` object

- VUID-vkCmdDispatchBase-OpTypeTensorARM-09906

If a `VK_DESCRIPTOR_TYPE_TENSOR_ARM` descriptor is accessed as a result of this command, then the element type of the `OpTypeTensorARM` of the tensor resource variable **must** be `compatible` with the `VkFormat` of the `VkTensorViewARM` used for the access

- VUID-vkCmdDispatchBase-None-11297

If a pipeline is bound to the pipeline bind point used by this command, or shader is bound to a shader stage used by this command, and it was created with a `descriptor mapping` using `VK_DESCRIPTOR_MAPPING_SOURCE_HEAP_WITH_PUSH_INDEX_EXT`, `VK_DESCRIPTOR_MAPPING_SOURCE_HEAP_WITH_SHADER_RECORD_INDEX_EXT`, `VK_DESCRIPTOR_MAPPING_SOURCE_HEAP_WITH_INDIRECT_INDEX_ARRAY_EXT`, or `VK_DESCRIPTOR_MAPPING_SOURCE_HEAP_WITH_INDIRECT_INDEX_EXT`, and a shader accesses a `OpTypeStruct` decorated with `Block` or `BufferBlock` using that mapping, the calculated offset for the resource heap **must** be a multiple of `bufferDescriptorAlignment`

- VUID-vkCmdDispatchBase-None-11298

If a pipeline is bound to the pipeline bind point used by this command, or shader is bound to a shader stage used by this command, and it was created with a `descriptor mapping` using `VK_DESCRIPTOR_MAPPING_SOURCE_HEAP_WITH_PUSH_INDEX_EXT`,

VK_DESCRIPTOR_MAPPING_SOURCE_HEAP_WITH_SHADER_RECORD_INDEX_EXT, VK_DESCRIPTOR_MAPPING_SOURCE_HEAP_WITH_INDIRECT_INDEX_ARRAY_EXT, or VK_DESCRIPTOR_MAPPING_SOURCE_HEAP_WITH_INDIRECT_INDEX_EXT, and a shader accesses an `OpTypeImage` or `OpTypeSampledImage` using that mapping, the calculated offset for the resource heap **must** be a multiple of `imageDescriptorAlignment`

- VUID-vkCmdDispatchBase-None-11299

If a pipeline is bound to the pipeline bind point used by this command, or shader is bound to a shader stage used by this command, and it was created with a `descriptor mapping` using `VK_DESCRIPTOR_MAPPING_SOURCE_HEAP_WITH_PUSH_INDEX_EXT`, `VK_DESCRIPTOR_MAPPING_SOURCE_HEAP_WITH_SHADER_RECORD_INDEX_EXT`, `VK_DESCRIPTOR_MAPPING_SOURCE_HEAP_WITH_INDIRECT_INDEX_ARRAY_EXT`, or `VK_DESCRIPTOR_MAPPING_SOURCE_HEAP_WITH_INDIRECT_INDEX_EXT`, and a shader accesses an `OpTypeSampler` or `OpTypeSampledImage` using that mapping, the calculated offset for the sampler heap **must** be a multiple of `samplerDescriptorAlignment`

- VUID-vkCmdDispatchBase-None-11397

If a pipeline is bound to the pipeline bind point used by this command, or shader is bound to a shader stage used by this command, and it was created with a `descriptor mapping` using `VK_DESCRIPTOR_MAPPING_SOURCE_HEAP_WITH_PUSH_INDEX_EXT`, `VK_DESCRIPTOR_MAPPING_SOURCE_HEAP_WITH_SHADER_RECORD_INDEX_EXT`, `VK_DESCRIPTOR_MAPPING_SOURCE_HEAP_WITH_INDIRECT_INDEX_ARRAY_EXT`, or `VK_DESCRIPTOR_MAPPING_SOURCE_HEAP_WITH_INDIRECT_INDEX_EXT`, and a shader accesses an `OpTypeTensorARM` using that mapping, the calculated offset for the resource heap **must** be a multiple of `tensorDescriptorAlignment`

- VUID-vkCmdDispatchBase-None-11300

If a pipeline is bound to the pipeline bind point used by this command, or shader is bound to a shader stage used by this command, and it was created with a `descriptor mapping` using `VK_DESCRIPTOR_MAPPING_SOURCE_HEAP_WITH_INDIRECT_INDEX_ARRAY_EXT` or `VK_DESCRIPTOR_MAPPING_SOURCE_HEAP_WITH_INDIRECT_INDEX_EXT`, and a shader accesses a resource using that mapping, the value of the address at the expected location in push data **must** be a multiple of 4

- VUID-vkCmdDispatchBase-None-11301

If a pipeline is bound to the pipeline bind point used by this command, or shader is bound to a shader stage used by this command, and it was created with a `descriptor mapping` using `VK_DESCRIPTOR_MAPPING_SOURCE_HEAP_WITH_INDIRECT_INDEX_ARRAY_EXT` or `VK_DESCRIPTOR_MAPPING_SOURCE_HEAP_WITH_INDIRECT_INDEX_EXT`, and a shader accesses a resource using that mapping, the value of the address at the expected location in push data **must** be a valid `VkDeviceAddress` backed by physical memory at every offset specified by each mapping

- VUID-vkCmdDispatchBase-None-11302

If a pipeline is bound to the pipeline bind point used by this command, or shader is bound to a shader stage used by this command, and it was created with a `descriptor mapping` using `VK_DESCRIPTOR_MAPPING_SOURCE_PUSH_ADDRESS_EXT`, and a shader accesses a resource using that mapping, the value of the address at the expected location in push data **must** be a valid `VkDeviceAddress`

- VUID-vkCmdDispatchBase-None-11304

If a pipeline is bound to the pipeline bind point used by this command, or shader is bound to a shader stage used by this command, and it was created with a [descriptor mapping](#) using [VK_DESCRIPTOR_MAPPING_SOURCE_INDIRECT_ADDRESS_EXT](#), and a shader accesses a resource using that mapping, the value of the address at the expected location in push data **must** be a multiple of 8

- VUID-vkCmdDispatchBase-None-11305

If a pipeline is bound to the pipeline bind point used by this command, or shader is bound to a shader stage used by this command, and it was created with a [descriptor mapping](#) using [VK_DESCRIPTOR_MAPPING_SOURCE_INDIRECT_ADDRESS_EXT](#), and a shader accesses a resource using that mapping, the value of the address at the expected location in push data **must** be a valid [VkDeviceAddress](#) backed by physical memory at every offset specified by each mapping

- VUID-vkCmdDispatchBase-None-11306

If a pipeline is bound to the pipeline bind point used by this command, or shader is bound to a shader stage used by this command, and it was created with a [descriptor mapping](#) using [VK_DESCRIPTOR_MAPPING_SOURCE_INDIRECT_ADDRESS_EXT](#), and a shader accesses a resource using that mapping, the value of the address pointed to by the address in push data **must** be a valid [VkDeviceAddress](#)

- VUID-vkCmdDispatchBase-None-11308

For each [descriptor heap](#) that is statically used by a [bound shader](#), either directly or via a [descriptor mapping](#), a valid descriptor heap **must** be bound

- VUID-vkCmdDispatchBase-None-11309

If a [bound shader](#) was created as a [VkShaderEXT](#) with the [VK_SHADER_CREATE_DESCRIPTOR_HEAP_BIT_EXT](#) flag or as part of a pipeline with the [VK_PIPELINE_CREATE_2_DESCRIPTOR_HEAP_BIT_EXT](#) flag, execution of this command **must** not result in any descriptor read accessing data outside of the user range of the respective heap bound by [vkCmdBind*HeapEXT](#) commands

- VUID-vkCmdDispatchBase-None-11372

If any stage of the [VkPipeline](#) object bound to the pipeline bind point used by this command accesses a uniform buffer or uniform texel buffer through a descriptor in the bound resource heap, that stage was created without enabling either [VK_PIPELINE_ROBUSTNESS_BUFFER_BEHAVIOR_ROBUST_BUFFER_ACCESS](#) or [VK_PIPELINE_ROBUSTNESS_BUFFER_BEHAVIOR_ROBUST_BUFFER_ACCESS_2](#) for [uniformBuffers](#), the [robustBufferAccess2](#) feature is not enabled, and the [robustBufferAccess](#) feature is not enabled, that stage **must** not access values outside of the range of the descriptor specified via [VkDeviceAddressRangeKHR](#) when the descriptor was written

- VUID-vkCmdDispatchBase-None-11373

If any stage of the [VkPipeline](#) object bound to the pipeline bind point used by this command accesses a storage buffer or storage texel buffer through a descriptor in the bound resource heap, that stage was created without enabling either [VK_PIPELINE_ROBUSTNESS_BUFFER_BEHAVIOR_ROBUST_BUFFER_ACCESS](#) or [VK_PIPELINE_ROBUSTNESS_BUFFER_BEHAVIOR_ROBUST_BUFFER_ACCESS_2](#) for [storageBuffers](#), the [robustBufferAccess2](#) feature is not enabled, and the [robustBufferAccess](#) feature is not enabled, that stage **must** not access values outside of the range of the descriptor specified by [VkDeviceAddressRangeKHR](#) when the descriptor was written

- VUID-vkCmdDispatchBase-None-11374

If the `robustBufferAccess2` feature is not enabled, the `robustBufferAccess` feature is not enabled, and any `VkShaderEXT` bound to a stage corresponding to the pipeline bind point used by this command accesses a uniform buffer, uniform texel buffer, storage buffer, or storage texel buffer, that shader **must** not access values outside of the range of the buffer as specified by `VkDeviceAddressRangeKHR` when the descriptor was written

- VUID-vkCmdDispatchBase-pBindInfo-11375

If any `bound shader` uses an embedded sampler via a `descriptor mapping`, the value of `pBindInfo->reservedRangeSize` set for `vkCmdBindSamplerHeapEXT` **must** be greater than or equal to `minSamplerHeapReservedRangeWithEmbedded`

- VUID-vkCmdDispatchBase-None-11376

If a `bound shader` was created as a `VkShaderEXT` with the `VK_SHADER_CREATE_DESCRIPTOR_HEAP_BIT_EXT` flag or as part of a pipeline with the `VK_PIPELINE_CREATE_2_DESCRIPTOR_HEAP_BIT_EXT` flag, and that shader statically uses a push constant value, that value **must** have been set by `vkCmdPushDataEXT`

- VUID-vkCmdDispatchBase-None-11398

If a `bound shader` was created with a `descriptor mapping` using `VK_DESCRIPTOR_MAPPING_SOURCE_PUSH_DATA_EXT`, `VK_DESCRIPTOR_MAPPING_SOURCE_PUSH_ADDRESS_EXT`, `VK_DESCRIPTOR_MAPPING_SOURCE_SHADER_RECORD_DATA_EXT`, `VK_DESCRIPTOR_MAPPING_SOURCE_SHADER_RECORD_ADDRESS_EXT`, `VK_DESCRIPTOR_MAPPING_SOURCE_RESOURCE_HEAP_DATA_EXT`, or `VK_DESCRIPTOR_MAPPING_SOURCE_INDIRECT_ADDRESS_EXT`, and a shader accesses a resource using that mapping, the access **must** not be `out of bounds`

- VUID-vkCmdDispatchBase-None-11437

If a pipeline is bound to the pipeline bind point used by this command, or shader is bound to a shader stage used by this command, and it was created with a `descriptor mapping` using `VK_DESCRIPTOR_MAPPING_SOURCE_HEAP_WITH_INDIRECT_INDEX_ARRAY_EXT`, `VK_DESCRIPTOR_MAPPING_SOURCE_HEAP_WITH_INDIRECT_INDEX_EXT`, or `VK_DESCRIPTOR_MAPPING_SOURCE_INDIRECT_ADDRESS_EXT`, and a shader accesses a resource using that mapping, the buffer from which the address in push data was queried **must** have been created with the `VK_BUFFER_USAGE_UNIFORM_BUFFER_BIT` usage flag set

- VUID-vkCmdDispatchBase-None-11438

If a pipeline is bound to the pipeline bind point used by this command, or shader is bound to a shader stage used by this command, and it was created with a `descriptor mapping` using `VK_DESCRIPTOR_MAPPING_SOURCE_PUSH_ADDRESS_EXT`, `VK_DESCRIPTOR_MAPPING_SOURCE_SHADER_RECORD_ADDRESS_EXT`, or `VK_DESCRIPTOR_MAPPING_SOURCE_INDIRECT_ADDRESS_EXT`, and a shader accesses a uniform buffer using that mapping, the address that the uniform buffer is mapped to **must** have been queried from a buffer created with the `VK_BUFFER_USAGE_UNIFORM_BUFFER_BIT` usage flag set

- VUID-vkCmdDispatchBase-None-11441

If a pipeline is bound to the pipeline bind point used by this command, or shader is bound to a shader stage used by this command, and it was created with a `descriptor mapping`

using [VK_DESCRIPTOR_MAPPING_SOURCE_PUSH_ADDRESS_EXT](#), [VK_DESCRIPTOR_MAPPING_SOURCE_SHADER_RECORD_ADDRESS_EXT](#), or [VK_DESCRIPTOR_MAPPING_SOURCE_INDIRECT_ADDRESS_EXT](#), and a shader accesses a uniform buffer using that mapping, the address that the uniform buffer is mapped to **must** be aligned to [minUniformBufferOffsetAlignment](#)

- VUID-vkCmdDispatchBase-None-11439

If a pipeline is bound to the pipeline bind point used by this command, or shader is bound to a shader stage used by this command, and it was created with a [descriptor mapping](#) using [VK_DESCRIPTOR_MAPPING_SOURCE_PUSH_ADDRESS_EXT](#), [VK_DESCRIPTOR_MAPPING_SOURCE_SHADER_RECORD_ADDRESS_EXT](#), or [VK_DESCRIPTOR_MAPPING_SOURCE_INDIRECT_ADDRESS_EXT](#), and a shader accesses a storage buffer using that mapping, the address that the storage buffer is mapped to **must** have been queried from a buffer created with the [VK_BUFFER_USAGE_STORAGE_BUFFER_BIT](#) usage flag set

- VUID-vkCmdDispatchBase-None-11442

If a pipeline is bound to the pipeline bind point used by this command, or shader is bound to a shader stage used by this command, and it was created with a [descriptor mapping](#) using [VK_DESCRIPTOR_MAPPING_SOURCE_PUSH_ADDRESS_EXT](#), [VK_DESCRIPTOR_MAPPING_SOURCE_SHADER_RECORD_ADDRESS_EXT](#), or [VK_DESCRIPTOR_MAPPING_SOURCE_INDIRECT_ADDRESS_EXT](#), and a shader accesses a storage buffer using that mapping, the address that the storage buffer is mapped to **must** be aligned to [minStorageBufferOffsetAlignment](#)

- VUID-vkCmdDispatchBase-None-11485

If a pipeline is bound to the pipeline bind point used by this command, or shader is bound to a shader stage used by this command, and it was created with a [descriptor mapping](#) using [VK_DESCRIPTOR_MAPPING_SOURCE_PUSH_ADDRESS_EXT](#), [VK_DESCRIPTOR_MAPPING_SOURCE_SHADER_RECORD_ADDRESS_EXT](#), or [VK_DESCRIPTOR_MAPPING_SOURCE_INDIRECT_ADDRESS_EXT](#), and a shader accesses an acceleration structure using that mapping, the address that the acceleration structure is mapped to **must** be an acceleration structure address retrieved from a [VkAccelerationStructureKHR](#) object via [vkGetAccelerationStructureDeviceAddressKHR](#) or handle retrieved from a [VkAccelerationStructureNV](#) object via [vkGetAccelerationStructureHandleNV](#)

- VUID-vkCmdDispatchBase-index-11450

If a shader uses a sampler descriptor to sample an image as a result of this command, and that sampler descriptor uses a custom border color with an index defined by [VkSamplerCustomBorderColorIndexCreateInfoEXT](#), the value of [VkSamplerCustomBorderColorIndexCreateInfoEXT::index](#) **must** have been registered before this command was recorded, and still be registered during the sampling operation, with an identically defined color

- VUID-vkCmdDispatchBase-protectedNoFault-11455

If [protectedNoFault](#) is not supported, a pipeline is bound to the pipeline bind point used by this command, or a shader is bound to a shader stage used by this command, and it was created with a [descriptor mapping](#) using [VK_DESCRIPTOR_MAPPING_SOURCE_PUSH_ADDRESS_EXT](#), [VK_DESCRIPTOR_MAPPING_SOURCE_SHADER_RECORD_ADDRESS_EXT](#), or

[VK_DESCRIPTOR_MAPPING_SOURCE_INDIRECT_ADDRESS_EXT](#), the address that the resource is mapped to **must** have been queried from a buffer created without the [VK_BUFFER_CREATE_PROTECTED_BIT](#) create flag set

- VUID-vkCmdDispatchBase-protectedNoFault-11456

If [protectedNoFault](#) is not supported, a pipeline is bound to the pipeline bind point used by this command, or a shader is bound to a shader stage used by this command, and it was created with a [descriptor mapping](#) using [VK_DESCRIPTOR_MAPPING_SOURCE_HEAP_WITH_INDIRECT_INDEX_EXT](#) or [VK_DESCRIPTOR_MAPPING_SOURCE_HEAP_WITH_INDIRECT_INDEX_ARRAY_EXT](#), the address of the indirect memory **must** have been queried from a buffer created without the [VK_BUFFER_CREATE_PROTECTED_BIT](#) create flag set

- VUID-vkCmdDispatchBase-None-10672

If the [per-tile execution model](#) is not enabled, this command **must** be called outside of a render pass instance

- VUID-vkCmdDispatchBase-aspectMask-10673

If this command is recorded where [per-tile execution model](#) is enabled, and if the [VkPipeline](#) object bound to the pipeline bind point used by this command writes to a variable of storage class [Storage Class TileAttachmentQCOM](#), the corresponding [VkImageView](#) using **must** not have been created with an [aspectMask](#) that contains [VK_IMAGE_ASPECT_DEPTH_BIT](#) or [VK_IMAGE_ASPECT_STENCIL_BIT](#)

- VUID-vkCmdDispatchBase-None-10674

If the [per-tile execution model](#) is enabled, the [tileShadingPerTileDispatch](#) feature **must** be enabled

- VUID-vkCmdDispatchBase-None-10675

Memory backing image subresources used as [tile attachments](#) in the current render pass **must** not be written in any way other than as a tile attachment by this command

- VUID-vkCmdDispatchBase-None-10676

If any recorded command in the current subpass will write to an image subresource as a [tile attachment](#), this command **must** not read from the memory backing that image subresource in any other way than as a tile attachment

- VUID-vkCmdDispatchBase-None-10743

If there is no bound compute pipeline, a valid [VkShaderEXT](#) **must** be bound to the [VK_SHADER_STAGE_COMPUTE_BIT](#) stage

- VUID-vkCmdDispatchBase-commandBuffer-02712

If [commandBuffer](#) is a protected command buffer and [protectedNoFault](#) is not supported, any resource written to by the [VkPipeline](#) object bound to the pipeline bind point used by this command **must** not be an unprotected resource

- VUID-vkCmdDispatchBase-commandBuffer-02713

If [commandBuffer](#) is a protected command buffer and [protectedNoFault](#) is not supported, pipeline stages other than the framebuffer-space and compute stages in the [VkPipeline](#) object bound to the pipeline bind point used by this command **must** not write to any resource

- VUID-vkCmdDispatchBase-commandBuffer-04617

If any of the shader stages of the `VkPipeline` bound to the pipeline bind point used by this command uses the `RayQueryKHR` capability, then `commandBuffer` **must** not be a protected command buffer

- VUID-vkCmdDispatchBase-baseGroupX-00421
`baseGroupX` **must** be less than `VkPhysicalDeviceLimits::maxComputeWorkGroupCount[0]`
- VUID-vkCmdDispatchBase-baseGroupY-00422
`baseGroupY` **must** be less than `VkPhysicalDeviceLimits::maxComputeWorkGroupCount[1]`
- VUID-vkCmdDispatchBase-baseGroupZ-00423
`baseGroupZ` **must** be less than `VkPhysicalDeviceLimits::maxComputeWorkGroupCount[2]`
- VUID-vkCmdDispatchBase-groupCountX-00424
`groupCountX` **must** be less than or equal to `VkPhysicalDeviceLimits::maxComputeWorkGroupCount[0]` minus `baseGroupX`
- VUID-vkCmdDispatchBase-groupCountY-00425
`groupCountY` **must** be less than or equal to `VkPhysicalDeviceLimits::maxComputeWorkGroupCount[1]` minus `baseGroupY`
- VUID-vkCmdDispatchBase-groupCountZ-00426
`groupCountZ` **must** be less than or equal to `VkPhysicalDeviceLimits::maxComputeWorkGroupCount[2]` minus `baseGroupZ`
- VUID-vkCmdDispatchBase-baseGroupX-00427
If any of `baseGroupX`, `baseGroupY`, or `baseGroupZ` are not zero, then the bound compute pipeline **must** have been created with the `VK_PIPELINE_CREATE_DISPATCH_BASE_BIT` flag or the bound compute shader object **must** have been created with the `VK_SHADER_CREATE_DISPATCH_BASE_BIT_EXT` flag

Valid Usage (Implicit)

- VUID-vkCmdDispatchBase-commandBuffer-parameter
`commandBuffer` **must** be a valid `VkCommandBuffer` handle
- VUID-vkCmdDispatchBase-commandBuffer-recording
`commandBuffer` **must** be in the `recording state`
- VUID-vkCmdDispatchBase-commandBuffer-cmdpool
The `VkCommandPool` that `commandBuffer` was allocated from **must** support `VK_QUEUE_COMPUTE_BIT` operations
- VUID-vkCmdDispatchBase-suspended
This command **must** not be called between suspended render pass instances
- VUID-vkCmdDispatchBase-videocoding
This command **must** only be called outside of a video coding scope

Host Synchronization

- Host access to `commandBuffer` **must** be externally synchronized

- Host access to the `VkCommandPool` that `commandBuffer` was allocated from **must** be externally synchronized

Command Properties

Command Buffer Levels	Render Pass Scope	Video Coding Scope	Supported Queue Types	Command Type
Primary Secondary	Both	Outside	VK_QUEUE_COMPUTE_BIT	Action

Conditional Rendering

`vkCmdDispatchBase` is affected by [conditional rendering](#)

To record an area-based dispatch, call:

```
// Provided by VK_QCOM_tile_shading
void vkCmdDispatchTileQCOM(
    VkCommandBuffer                commandBuffer,
    const VkDispatchTileInfoQCOM* pDispatchTileInfo);
```

- `commandBuffer` is the command buffer into which the command will be recorded.
- `pDispatchTileInfo` is a pointer to a `VkDispatchTileInfoQCOM` structure containing information about the area-based dispatch.

This command operates in the [per-tile execution model](#), invoking a separate dispatch for each *covered tile*. The global workgroup count and local workgroup size of each dispatch are defined by the implementation to efficiently iterate over a uniform grid of pixel blocks within the area of its *active tile*.

Each shader invocation operates on a single pixel block and its size is determined by the shader's tiling rate, which **must** be defined by shaders executed by this command. The `TileShadingRateQCOM` execution mode operand defines the shader's tiling rate. Its `x` and `y` **must** be a power of two and less than or equal to the `maxTileShadingRate` limit. Its `z` **must** be less than or equal to the active tile's depth as reported by `VK_QCOM_tile_properties`, and `VkTilePropertiesQCOM.tileSize.z % TileShadingRateQCOM::z` **must** equal 0.

The start location of the shader invocation's pixel block is `vec3(TileOffsetQCOM, 0) + (GlobalInvocationId * TileShadingRateQCOM)`

Shader invocations **can** perform tile attachment load/store operations at any location within the *active tile*, but the most efficient access **may** be limited to fragment locations within and local to the shader invocation's pixel block.

Valid Usage

- VUID-vkCmdDispatchTileQCOM-magFilter-04553

If a `VkSampler` created with `magFilter` or `minFilter` equal to `VK_FILTER_LINEAR`, `reductionMode` equal to `VK_SAMPLER_REDUCTION_MODE_WEIGHTED_AVERAGE`, and `compareEnable` equal to `VK_FALSE` is used to sample a `VkImageView` as a result of this command, then the image view's `format features` **must** contain `VK_FORMAT_FEATURE_SAMPLED_IMAGE_FILTER_LINEAR_BIT`

- VUID-vkCmdDispatchTileQCOM-magFilter-09598

If a `VkSampler` created with `magFilter` or `minFilter` equal to `VK_FILTER_LINEAR` and `reductionMode` equal to either `VK_SAMPLER_REDUCTION_MODE_MIN` or `VK_SAMPLER_REDUCTION_MODE_MAX` is used to sample a `VkImageView` as a result of this command, then the image view's `format features` **must** contain `VK_FORMAT_FEATURE_SAMPLED_IMAGE_FILTER_MINMAX_BIT`

- VUID-vkCmdDispatchTileQCOM-mipmapMode-04770

If a `VkSampler` created with `mipmapMode` equal to `VK_SAMPLER_MIPMAP_MODE_LINEAR`, `reductionMode` equal to `VK_SAMPLER_REDUCTION_MODE_WEIGHTED_AVERAGE`, and `compareEnable` equal to `VK_FALSE` is used to sample a `VkImageView` as a result of this command, then the image view's `format features` **must** contain `VK_FORMAT_FEATURE_SAMPLED_IMAGE_FILTER_LINEAR_BIT`

- VUID-vkCmdDispatchTileQCOM-mipmapMode-09599

If a `VkSampler` created with `mipmapMode` equal to `VK_SAMPLER_MIPMAP_MODE_LINEAR` and `reductionMode` equal to either `VK_SAMPLER_REDUCTION_MODE_MIN` or `VK_SAMPLER_REDUCTION_MODE_MAX` is used to sample a `VkImageView` as a result of this command, then the image view's `format features` **must** contain `VK_FORMAT_FEATURE_SAMPLED_IMAGE_FILTER_MINMAX_BIT`

- VUID-vkCmdDispatchTileQCOM-unnormalizedCoordinates-09635

If a `VkSampler` created with `unnormalizedCoordinates` equal to `VK_TRUE` is used to sample a `VkImageView` as a result of this command, then the image view's `levelCount` and `layerCount` **must** be 1

- VUID-vkCmdDispatchTileQCOM-None-08609

If a `VkSampler` created with `unnormalizedCoordinates` equal to `VK_TRUE` is used to sample a `VkImageView` as a result of this command, then the image view's `viewType` **must** be `VK_IMAGE_VIEW_TYPE_1D` or `VK_IMAGE_VIEW_TYPE_2D`

- VUID-vkCmdDispatchTileQCOM-None-08610

If a `VkSampler` created with `unnormalizedCoordinates` equal to `VK_TRUE` is used to sample a `VkImageView` as a result of this command, then the sampler **must** not be used with any of the SPIR-V `OpImageSample*` or `OpImageSparseSample*` instructions with `ImplicitLod`, `Dref` or `Proj` in their name

- VUID-vkCmdDispatchTileQCOM-None-08611

If a `VkSampler` created with `unnormalizedCoordinates` equal to `VK_TRUE` is used to sample a `VkImageView` as a result of this command, then the sampler **must** not be used with any of the SPIR-V `OpImageSample*` or `OpImageSparseSample*` instructions that includes a LOD bias or any offset values

- VUID-vkCmdDispatchTileQCOM-None-06479
If a `VkImageView` is sampled with `depth comparison`, the image view's `format features` **must** contain `VK_FORMAT_FEATURE_2_SAMPLED_IMAGE_DEPTH_COMPARISON_BIT`
- VUID-vkCmdDispatchTileQCOM-None-02691
If a `VkImageView` is accessed using atomic operations as a result of this command, then the image view's `format features` **must** contain `VK_FORMAT_FEATURE_STORAGE_IMAGE_ATOMIC_BIT`
- VUID-vkCmdDispatchTileQCOM-None-07888
If a `VK_DESCRIPTOR_TYPE_STORAGE_TEXEL_BUFFER` descriptor is accessed using atomic operations as a result of this command, then the storage texel buffer's `format features` **must** contain `VK_FORMAT_FEATURE_STORAGE_TEXEL_BUFFER_ATOMIC_BIT`
- VUID-vkCmdDispatchTileQCOM-None-02692
If a `VkImageView` is sampled with `VK_FILTER_CUBIC_EXT` as a result of this command, then the image view's `format features` **must** contain `VK_FORMAT_FEATURE_SAMPLED_IMAGE_FILTER_CUBIC_BIT_EXT`
- VUID-vkCmdDispatchTileQCOM-None-02693
If the `VK_EXT_filter_cubic` extension is not enabled and any `VkImageView` is sampled with `VK_FILTER_CUBIC_EXT` as a result of this command, it **must** not have a `VkImageViewType` of `VK_IMAGE_VIEW_TYPE_3D`, `VK_IMAGE_VIEW_TYPE_CUBE`, or `VK_IMAGE_VIEW_TYPE_CUBE_ARRAY`
- VUID-vkCmdDispatchTileQCOM-filterCubic-02694
Any `VkImageView` being sampled with `VK_FILTER_CUBIC_EXT` as a result of this command **must** have a `VkImageViewType` and format that supports cubic filtering, as specified by `VkFilterCubicImageViewImageFormatPropertiesEXT::filterCubic` returned by `vkGetPhysicalDeviceImageFormatProperties2`
- VUID-vkCmdDispatchTileQCOM-filterCubicMinmax-02695
Any `VkImageView` being sampled with `VK_FILTER_CUBIC_EXT` with a reduction mode of either `VK_SAMPLER_REDUCTION_MODE_MIN` or `VK_SAMPLER_REDUCTION_MODE_MAX` as a result of this command **must** have a `VkImageViewType` and format that supports cubic filtering together with minmax filtering, as specified by `VkFilterCubicImageViewImageFormatPropertiesEXT::filterCubicMinmax` returned by `vkGetPhysicalDeviceImageFormatProperties2`
- VUID-vkCmdDispatchTileQCOM-cubicRangeClamp-09212
If the `cubicRangeClamp` feature is not enabled, then any `VkImageView` being sampled with `VK_FILTER_CUBIC_EXT` as a result of this command **must** not have a `VkSamplerReductionModeCreateInfo::reductionMode` equal to `VK_SAMPLER_REDUCTION_MODE_WEIGHTED_AVERAGE_RANGECLAMP_QCOM`
- VUID-vkCmdDispatchTileQCOM-reductionMode-09213
Any `VkImageView` being sampled with a `VkSamplerReductionModeCreateInfo::reductionMode` equal to `VK_SAMPLER_REDUCTION_MODE_WEIGHTED_AVERAGE_RANGECLAMP_QCOM` as a result of this command **must** sample with `VK_FILTER_CUBIC_EXT`
- VUID-vkCmdDispatchTileQCOM-selectableCubicWeights-09214
If the `selectableCubicWeights` feature is not enabled, then any `VkImageView` being

sampled with `VK_FILTER_CUBIC_EXT` as a result of this command **must** have `VkSamplerCubicWeightsCreateInfoQCOM::cubicWeights` equal to `VK_CUBIC_FILTER_WEIGHTS_CATMULL_ROM_QCOM`

- VUID-vkCmdDispatchTileQCOM-flags-02696
Any `VkImage` created with a `VkImageCreateInfo::flags` containing `VK_IMAGE_CREATE_CORNER_SAMPLED_BIT_NV` sampled as a result of this command **must** only be sampled using a `VkSamplerAddressMode` of `VK_SAMPLER_ADDRESS_MODE_CLAMP_TO_EDGE`
- VUID-vkCmdDispatchTileQCOM-OpTypeImage-07027
For any `VkImageView` being written as a storage image where the image format field of the `OpTypeImage` is `Unknown`, the view's `format features` **must** contain `VK_FORMAT_FEATURE_2_STORAGE_WRITE_WITHOUT_FORMAT_BIT`
- VUID-vkCmdDispatchTileQCOM-OpTypeImage-07028
For any `VkImageView` being read as a storage image where the image format field of the `OpTypeImage` is `Unknown`, the view's `format features` **must** contain `VK_FORMAT_FEATURE_2_STORAGE_READ_WITHOUT_FORMAT_BIT`
- VUID-vkCmdDispatchTileQCOM-OpTypeImage-07029
For any `VkBufferView` being written as a storage texel buffer where the image format field of the `OpTypeImage` is `Unknown`, the view's `buffer features` **must** contain `VK_FORMAT_FEATURE_2_STORAGE_WRITE_WITHOUT_FORMAT_BIT`
- VUID-vkCmdDispatchTileQCOM-OpTypeImage-07030
Any `VkBufferView` being read as a storage texel buffer where the image format field of the `OpTypeImage` is `Unknown` then the view's `buffer features` **must** contain `VK_FORMAT_FEATURE_2_STORAGE_READ_WITHOUT_FORMAT_BIT`
- VUID-vkCmdDispatchTileQCOM-None-08600
If a `bound shader` was created with a pipeline layout and statically uses a set n , a descriptor set **must** have been bound to n at the same pipeline bind point, with layouts compatible for set n with the layout(s) used to create the shader, as described in [Pipeline Layout Compatibility](#)
- VUID-vkCmdDispatchTileQCOM-None-08601
If a `bound shader` was created with a pipeline layout or specified push constant ranges and statically uses a push constant value, that value **must** have been set for the same pipeline bind point, with push constant ranges that are `compatible` with the push constant range used to create the shader
- VUID-vkCmdDispatchTileQCOM-None-10068
For each array of resources that is used by a `bound shader`, the indices used to access members of the array **must** be less than the descriptor count for the identified binding in the descriptor sets used by this command
- VUID-vkCmdDispatchTileQCOM-None-08114
Descriptors in each bound descriptor set, specified via `vkCmdBindDescriptorSets`, **must** be valid if they are accessed as described by `descriptor validity` by the `VkPipeline` bound to the pipeline bind point used by this command and the bound `VkPipeline` was not created with `VK_PIPELINE_CREATE_DESCRIPTOR_BUFFER_BIT_EXT`
- VUID-vkCmdDispatchTileQCOM-imageLayout-00344

If an image descriptor is accessed by a shader, the [VkImageLayout](#) **must** match the subresource accessible from the [VkImageView](#) as defined by the [image layout matching rules](#)

- VUID-vkCmdDispatchTileQCOM-None-08115

If the descriptors used by the [VkPipeline](#) bound to the pipeline bind point were specified via [vkCmdBindDescriptorSets](#), the bound [VkPipeline](#) **must** have been created without [VK_PIPELINE_CREATE_DESCRIPTOR_BUFFER_BIT_EXT](#)

- VUID-vkCmdDispatchTileQCOM-None-08116

Descriptors in bound descriptor buffers, specified via [vkCmdSetDescriptorBufferOffsetsEXT](#), **must** be valid if they are dynamically used by the [VkPipeline](#) bound to the pipeline bind point used by this command and the bound [VkPipeline](#) was created with [VK_PIPELINE_CREATE_DESCRIPTOR_BUFFER_BIT_EXT](#)

- VUID-vkCmdDispatchTileQCOM-None-08604

Descriptors in bound descriptor buffers, specified via [vkCmdSetDescriptorBufferOffsetsEXT](#), **must** be valid if they are dynamically used by any [VkShaderEXT](#) bound to a stage corresponding to the pipeline bind point used by this command

- VUID-vkCmdDispatchTileQCOM-None-08117

If the descriptors used by the [VkPipeline](#) bound to the pipeline bind point were specified via [vkCmdSetDescriptorBufferOffsetsEXT](#), the bound [VkPipeline](#) **must** have been created with [VK_PIPELINE_CREATE_DESCRIPTOR_BUFFER_BIT_EXT](#)

- VUID-vkCmdDispatchTileQCOM-None-08119

If a descriptor is dynamically used with a [VkPipeline](#) created with [VK_PIPELINE_CREATE_DESCRIPTOR_BUFFER_BIT_EXT](#), the descriptor memory **must** be resident

- VUID-vkCmdDispatchTileQCOM-None-08605

If a descriptor is dynamically used with a [VkShaderEXT](#) created with a [VkDescriptorSetLayout](#) that was created with [VK_DESCRIPTOR_SET_LAYOUT_CREATE_DESCRIPTOR_BUFFER_BIT_EXT](#), the descriptor memory **must** be resident

- VUID-vkCmdDispatchTileQCOM-None-08606

If the [shaderObject](#) feature is not enabled, a valid pipeline **must** be bound to the pipeline bind point used by this command

- VUID-vkCmdDispatchTileQCOM-None-08608

If a pipeline is bound to the pipeline bind point used by this command, there **must** not have been any calls to dynamic state setting commands for any state specified statically in the [VkPipeline](#) object bound to the pipeline bind point used by this command, since that pipeline was bound

- VUID-vkCmdDispatchTileQCOM-uniformBuffers-06935

If any stage of the [VkPipeline](#) object bound to the pipeline bind point used by this command accesses a uniform buffer, and that stage was created without enabling either [VK_PIPELINE_ROBUSTNESS_BUFFER_BEHAVIOR_ROBUST_BUFFER_ACCESS](#) or [VK_PIPELINE_ROBUSTNESS_BUFFER_BEHAVIOR_ROBUST_BUFFER_ACCESS_2](#) for [uniformBuffers](#), and the [robustBufferAccess](#) feature is not enabled, that stage **must** not

access values outside of the range of the buffer as specified in the descriptor set bound to the same pipeline bind point

- VUID-vkCmdDispatchTileQCOM-None-08612

If the **robustBufferAccess** feature is not enabled, and any **VkShaderEXT** bound to a stage corresponding to the pipeline bind point used by this command accesses a uniform buffer, it **must** not access values outside of the range of the buffer as specified in the descriptor set bound to the same pipeline bind point

- VUID-vkCmdDispatchTileQCOM-storageBuffers-06936

If any stage of the **VkPipeline** object bound to the pipeline bind point used by this command accesses a storage buffer, and that stage was created without enabling either **VK_PIPELINE_ROBUSTNESS_BUFFER_BEHAVIOR_ROBUST_BUFFER_ACCESS** or **VK_PIPELINE_ROBUSTNESS_BUFFER_BEHAVIOR_ROBUST_BUFFER_ACCESS_2** for **storageBuffers**, and the **robustBufferAccess** feature is not enabled, that stage **must** not access values outside of the range of the buffer as specified in the descriptor set bound to the same pipeline bind point

- VUID-vkCmdDispatchTileQCOM-None-08613

If the **robustBufferAccess** feature is not enabled, and any **VkShaderEXT** bound to a stage corresponding to the pipeline bind point used by this command accesses a storage buffer, it **must** not access values outside of the range of the buffer as specified in the descriptor set bound to the same pipeline bind point

- VUID-vkCmdDispatchTileQCOM-commandBuffer-02707

If **commandBuffer** is an unprotected command buffer and **protectedNoFault** is not supported, any resource accessed by **bound shaders** **must** not be a protected resource

- VUID-vkCmdDispatchTileQCOM-viewType-07752

If a **VkImageView** is accessed as a result of this command, then the image view's **viewType** **must** match the **Dim** operand of the **OpTypeImage** as described in [Compatibility Between SPIR-V Image Dimensions and Vulkan ImageView Types](#)

- VUID-vkCmdDispatchTileQCOM-format-07753

If a **VkImageView** or **VkBufferView** is accessed as a result of this command, then the **numeric type** of the view's **format** and the **Sampled Type** operand of the **OpTypeImage** **must** match

- VUID-vkCmdDispatchTileQCOM-OpImageWrite-08795

If a **VkImageView** created with a format other than **VK_FORMAT_A8_UNORM** is accessed using **OpImageWrite** as a result of this command, then the **Type** of the **Texel** operand of that instruction **must** have at least as many components as the image view's format

- VUID-vkCmdDispatchTileQCOM-OpImageWrite-08796

If a **VkImageView** created with the format **VK_FORMAT_A8_UNORM** is accessed using **OpImageWrite** as a result of this command, then the **Type** of the **Texel** operand of that instruction **must** have four components

- VUID-vkCmdDispatchTileQCOM-OpImageWrite-04469

If a **VkBufferView** is accessed using **OpImageWrite** as a result of this command, then the **Type** of the **Texel** operand of that instruction **must** have at least as many components as the buffer view's format

- VUID-vkCmdDispatchTileQCOM-SampledType-04470

If a [VkImageView](#) with a [VkFormat](#) that has a 64-bit component width is accessed as a result of this command, the [SampledType](#) of the [OpTypeImage](#) operand of that instruction **must** have a [Width](#) of 64

- VUID-vkCmdDispatchTileQCOM-SampledType-04471

If a [VkImageView](#) with a [VkFormat](#) that has a component width less than 64-bit is accessed as a result of this command, the [SampledType](#) of the [OpTypeImage](#) operand of that instruction **must** have a [Width](#) of 32

- VUID-vkCmdDispatchTileQCOM-SampledType-04472

If a [VkBufferView](#) with a [VkFormat](#) that has a 64-bit component width is accessed as a result of this command, the [SampledType](#) of the [OpTypeImage](#) operand of that instruction **must** have a [Width](#) of 64

- VUID-vkCmdDispatchTileQCOM-SampledType-04473

If a [VkBufferView](#) with a [VkFormat](#) that has a component width less than 64-bit is accessed as a result of this command, the [SampledType](#) of the [OpTypeImage](#) operand of that instruction **must** have a [Width](#) of 32

- VUID-vkCmdDispatchTileQCOM-sparseImageInt64Atomics-04474

If the [sparseImageInt64Atomics](#) feature is not enabled, [VkImage](#) objects created with the [VK_IMAGE_CREATE_SPARSE_RESIDENCY_BIT](#) flag **must** not be accessed by atomic instructions through an [OpTypeImage](#) with a [SampledType](#) with a [Width](#) of 64 by this command

- VUID-vkCmdDispatchTileQCOM-sparseImageInt64Atomics-04475

If the [sparseImageInt64Atomics](#) feature is not enabled, [VkBuffer](#) objects created with the [VK_BUFFER_CREATE_SPARSE_RESIDENCY_BIT](#) flag **must** not be accessed by atomic instructions through an [OpTypeImage](#) with a [SampledType](#) with a [Width](#) of 64 by this command

- VUID-vkCmdDispatchTileQCOM-OpImageSampleWeightedQCOM-06971

If [OpImageSampleWeightedQCOM](#) is used to sample a [VkImageView](#) as a result of this command, then the image view's [format features](#) **must** contain [VK_FORMAT_FEATURE_2_WEIGHT_SAMPLED_IMAGE_BIT_QCOM](#)

- VUID-vkCmdDispatchTileQCOM-OpImageSampleWeightedQCOM-06972

If [OpImageSampleWeightedQCOM](#) uses a [VkImageView](#) as a sample weight image as a result of this command, then the image view's [format features](#) **must** contain [VK_FORMAT_FEATURE_2_WEIGHT_IMAGE_BIT_QCOM](#)

- VUID-vkCmdDispatchTileQCOM-OpImageBoxFilterQCOM-06973

If [OpImageBoxFilterQCOM](#) is used to sample a [VkImageView](#) as a result of this command, then the image view's [format features](#) **must** contain [VK_FORMAT_FEATURE_2_BOX_FILTER_SAMPLED_BIT_QCOM](#)

- VUID-vkCmdDispatchTileQCOM-OpImageBlockMatchSSDQCOM-06974

If [OpImageBlockMatchSSDQCOM](#) is used to read from an [VkImageView](#) as a result of this command, then the image view's [format features](#) **must** contain [VK_FORMAT_FEATURE_2_BLOCK_MATCHING_BIT_QCOM](#)

- VUID-vkCmdDispatchTileQCOM-OpImageBlockMatchSADQCOM-06975

If [OpImageBlockMatchSADQCOM](#) is used to read from an [VkImageView](#) as a result of this command, then the image view's [format features](#) **must** contain

VK_FORMAT_FEATURE_2_BLOCK_MATCHING_BIT_QCOM

- VUID-vkCmdDispatchTileQCOM-OpImageBlockMatchSADQCOM-06976
If `OpImageBlockMatchSADQCOM` or `OpImageBlockMatchSSDQCOM` is used to read from a reference image as result of this command, then the specified reference coordinates **must** not fail [integer texel coordinate validation](#)
- VUID-vkCmdDispatchTileQCOM-OpImageSampleWeightedQCOM-06977
If `OpImageSampleWeightedQCOM`, `OpImageBoxFilterQCOM`, `OpImageBlockMatchWindowSSDQCOM`, `OpImageBlockMatchWindowSADQCOM`, `OpImageBlockMatchGatherSSDQCOM`, `OpImageBlockMatchGatherSADQCOM`, or `OpImageBlockMatchSSDQCOM` uses a `VkSampler` as a result of this command, then the sampler **must** have been created with `VK_SAMPLER_CREATE_IMAGE_PROCESSING_BIT_QCOM`
- VUID-vkCmdDispatchTileQCOM-OpImageSampleWeightedQCOM-06978
If any command other than `OpImageSampleWeightedQCOM`, `OpImageBoxFilterQCOM`, `OpImageBlockMatchWindowSSDQCOM`, `OpImageBlockMatchWindowSADQCOM`, `OpImageBlockMatchGatherSSDQCOM`, `OpImageBlockMatchGatherSADQCOM`, `OpImageBlockMatchSSDQCOM`, or `OpImageBlockMatchSADQCOM` uses a `VkSampler` as a result of this command, then the sampler **must** not have been created with `VK_SAMPLER_CREATE_IMAGE_PROCESSING_BIT_QCOM`
- VUID-vkCmdDispatchTileQCOM-OpImageBlockMatchWindow-09215
If a `OpImageBlockMatchWindow*QCOM` or `OpImageBlockMatchGather*QCOM` instruction is used to read from an `VkImageView` as a result of this command, then the image view's [format features](#) **must** contain `VK_FORMAT_FEATURE_2_BLOCK_MATCHING_BIT_QCOM`
- VUID-vkCmdDispatchTileQCOM-OpImageBlockMatchWindow-09216
If a `OpImageBlockMatchWindow*QCOM` or `OpImageBlockMatchGather*QCOM` instruction is used to read from an `VkImageView` as a result of this command, then the image view's format **must** be a single-component format
- VUID-vkCmdDispatchTileQCOM-OpImageBlockMatchWindow-09217
If a `OpImageBlockMatchWindow*QCOM` or `OpImageBlockMatchGather*QCOM` read from a reference image as result of this command, then the specified reference coordinates **must** not fail [integer texel coordinate validation](#)
- VUID-vkCmdDispatchTileQCOM-None-07288
Any shader invocation executed by this command **must** [terminate](#)
- VUID-vkCmdDispatchTileQCOM-None-09600
If a descriptor with type equal to any of `VK_DESCRIPTOR_TYPE_SAMPLE_WEIGHT_IMAGE_QCOM`, `VK_DESCRIPTOR_TYPE_BLOCK_MATCH_IMAGE_QCOM`, `VK_DESCRIPTOR_TYPE_SAMPLED_IMAGE`, `VK_DESCRIPTOR_TYPE_STORAGE_IMAGE`, or `VK_DESCRIPTOR_TYPE_INPUT_ATTACHMENT` is accessed as a result of this command, all image subresources identified by that descriptor **must** be in the image layout identified when the descriptor was written
- VUID-vkCmdDispatchTileQCOM-commandBuffer-10746
The `VkDeviceMemory` object allocated from a `VkMemoryHeap` with the `VK_MEMORY_HEAP_TILE_MEMORY_BIT_QCOM` property that is bound to a resource accessed as a result of this command **must** be the active bound [bound tile memory object](#)

in `commandBuffer`

- VUID-vkCmdDispatchTileQCOM-None-10678

If this command is recorded inside a `tile shading render pass` instance, the stages corresponding to the pipeline bind point used by this command **must** only include `VK_SHADER_STAGE_VERTEX_BIT`, `VK_SHADER_STAGE_FRAGMENT_BIT`, and/or `VK_SHADER_STAGE_COMPUTE_BIT`

- VUID-vkCmdDispatchTileQCOM-None-10679

If this command is recorded where `per-tile execution model` is enabled, there **must** be no access to any image while the image was be transitioned to the `VK_IMAGE_LAYOUT_ATTACHMENT_FEEDBACK_LOOP_OPTIMAL_EXT` layout

- VUID-vkCmdDispatchTileQCOM-pDescription-09900

If a `VK_DESCRIPTOR_TYPE_TENSOR_ARM` descriptor is accessed as a result of this command, then the underlying `VkTensorARM` object **must** have been created with the `VK_TENSOR_USAGE_SHADER_BIT_ARM` usage flag set

- VUID-vkCmdDispatchTileQCOM-dimensionCount-09905

If a `VK_DESCRIPTOR_TYPE_TENSOR_ARM` descriptor is accessed as a result of this command, then the `Rank` of the `OpTypeTensorARM` of the tensor resource variable **must** be equal to the `dimensionCount` provided via `VkTensorCreateInfoARM::pDescription` when creating the underlying `VkTensorARM` object

- VUID-vkCmdDispatchTileQCOM-OpTypeTensorARM-09906

If a `VK_DESCRIPTOR_TYPE_TENSOR_ARM` descriptor is accessed as a result of this command, then the element type of the `OpTypeTensorARM` of the tensor resource variable **must** be `compatible` with the `VkFormat` of the `VkTensorViewARM` used for the access

- VUID-vkCmdDispatchTileQCOM-None-11297

If a pipeline is bound to the pipeline bind point used by this command, or shader is bound to a shader stage used by this command, and it was created with a `descriptor mapping` using `VK_DESCRIPTOR_MAPPING_SOURCE_HEAP_WITH_PUSH_INDEX_EXT`, `VK_DESCRIPTOR_MAPPING_SOURCE_HEAP_WITH_SHADER_RECORD_INDEX_EXT`, `VK_DESCRIPTOR_MAPPING_SOURCE_HEAP_WITH_INDIRECT_INDEX_ARRAY_EXT`, or `VK_DESCRIPTOR_MAPPING_SOURCE_HEAP_WITH_INDIRECT_INDEX_EXT`, and a shader accesses a `OpTypeStruct` decorated with `Block` or `BufferBlock` using that mapping, the calculated offset for the resource heap **must** be a multiple of `bufferDescriptorAlignment`

- VUID-vkCmdDispatchTileQCOM-None-11298

If a pipeline is bound to the pipeline bind point used by this command, or shader is bound to a shader stage used by this command, and it was created with a `descriptor mapping` using `VK_DESCRIPTOR_MAPPING_SOURCE_HEAP_WITH_PUSH_INDEX_EXT`, `VK_DESCRIPTOR_MAPPING_SOURCE_HEAP_WITH_SHADER_RECORD_INDEX_EXT`, `VK_DESCRIPTOR_MAPPING_SOURCE_HEAP_WITH_INDIRECT_INDEX_ARRAY_EXT`, or `VK_DESCRIPTOR_MAPPING_SOURCE_HEAP_WITH_INDIRECT_INDEX_EXT`, and a shader accesses an `OpTypeImage` or `OpTypeSampledImage` using that mapping, the calculated offset for the resource heap **must** be a multiple of `imageDescriptorAlignment`

- VUID-vkCmdDispatchTileQCOM-None-11299

If a pipeline is bound to the pipeline bind point used by this command, or shader is bound to a shader stage used by this command, and it was created with a `descriptor mapping` using `VK_DESCRIPTOR_MAPPING_SOURCE_HEAP_WITH_PUSH_INDEX_EXT`,

VK_DESCRIPTOR_MAPPING_SOURCE_HEAP_WITH_SHADER_RECORD_INDEX_EXT, VK_DESCRIPTOR_MAPPING_SOURCE_HEAP_WITH_INDIRECT_INDEX_ARRAY_EXT, or VK_DESCRIPTOR_MAPPING_SOURCE_HEAP_WITH_INDIRECT_INDEX_EXT, and a shader accesses an `OpTypeSampler` or `OpTypeSampledImage` using that mapping, the calculated offset for the sampler heap **must** be a multiple of `samplerDescriptorAlignment`

- VUID-vkCmdDispatchTileQCOM-None-11397

If a pipeline is bound to the pipeline bind point used by this command, or shader is bound to a shader stage used by this command, and it was created with a `descriptor mapping` using `VK_DESCRIPTOR_MAPPING_SOURCE_HEAP_WITH_PUSH_INDEX_EXT`, `VK_DESCRIPTOR_MAPPING_SOURCE_HEAP_WITH_SHADER_RECORD_INDEX_EXT`, `VK_DESCRIPTOR_MAPPING_SOURCE_HEAP_WITH_INDIRECT_INDEX_ARRAY_EXT`, or `VK_DESCRIPTOR_MAPPING_SOURCE_HEAP_WITH_INDIRECT_INDEX_EXT`, and a shader accesses an `OpTypeTensorARM` using that mapping, the calculated offset for the resource heap **must** be a multiple of `tensorDescriptorAlignment`

- VUID-vkCmdDispatchTileQCOM-None-11300

If a pipeline is bound to the pipeline bind point used by this command, or shader is bound to a shader stage used by this command, and it was created with a `descriptor mapping` using `VK_DESCRIPTOR_MAPPING_SOURCE_HEAP_WITH_INDIRECT_INDEX_ARRAY_EXT` or `VK_DESCRIPTOR_MAPPING_SOURCE_HEAP_WITH_INDIRECT_INDEX_EXT`, and a shader accesses a resource using that mapping, the value of the address at the expected location in push data **must** be a multiple of 4

- VUID-vkCmdDispatchTileQCOM-None-11301

If a pipeline is bound to the pipeline bind point used by this command, or shader is bound to a shader stage used by this command, and it was created with a `descriptor mapping` using `VK_DESCRIPTOR_MAPPING_SOURCE_HEAP_WITH_INDIRECT_INDEX_ARRAY_EXT` or `VK_DESCRIPTOR_MAPPING_SOURCE_HEAP_WITH_INDIRECT_INDEX_EXT`, and a shader accesses a resource using that mapping, the value of the address at the expected location in push data **must** be a valid `VkDeviceAddress` backed by physical memory at every offset specified by each mapping

- VUID-vkCmdDispatchTileQCOM-None-11302

If a pipeline is bound to the pipeline bind point used by this command, or shader is bound to a shader stage used by this command, and it was created with a `descriptor mapping` using `VK_DESCRIPTOR_MAPPING_SOURCE_PUSH_ADDRESS_EXT`, and a shader accesses a resource using that mapping, the value of the address at the expected location in push data **must** be a valid `VkDeviceAddress`

- VUID-vkCmdDispatchTileQCOM-None-11304

If a pipeline is bound to the pipeline bind point used by this command, or shader is bound to a shader stage used by this command, and it was created with a `descriptor mapping` using `VK_DESCRIPTOR_MAPPING_SOURCE_INDIRECT_ADDRESS_EXT`, and a shader accesses a resource using that mapping, the value of the address at the expected location in push data **must** be a multiple of 8

- VUID-vkCmdDispatchTileQCOM-None-11305

If a pipeline is bound to the pipeline bind point used by this command, or shader is bound to a shader stage used by this command, and it was created with a `descriptor mapping` using `VK_DESCRIPTOR_MAPPING_SOURCE_INDIRECT_ADDRESS_EXT`, and a shader

accesses a resource using that mapping, the value of the address at the expected location in push data **must** be a valid [VkDeviceAddress](#) backed by physical memory at every offset specified by each mapping

- VUID-vkCmdDispatchTileQCOM-None-11306

If a pipeline is bound to the pipeline bind point used by this command, or shader is bound to a shader stage used by this command, and it was created with a [descriptor mapping](#) using [VK_DESCRIPTOR_MAPPING_SOURCE_INDIRECT_ADDRESS_EXT](#), and a shader accesses a resource using that mapping, the value of the address pointed to by the address in push data **must** be a valid [VkDeviceAddress](#)

- VUID-vkCmdDispatchTileQCOM-None-11308

For each [descriptor heap](#) that is statically used by a [bound shader](#), either directly or via a [descriptor mapping](#), a valid descriptor heap **must** be bound

- VUID-vkCmdDispatchTileQCOM-None-11309

If a [bound shader](#) was created as a [VkShaderEXT](#) with the [VK_SHADER_CREATE_DESCRIPTOR_HEAP_BIT_EXT](#) flag or as part of a pipeline with the [VK_PIPELINE_CREATE_2_DESCRIPTOR_HEAP_BIT_EXT](#) flag, execution of this command **must** not result in any descriptor read accessing data outside of the user range of the respective heap bound by [vkCmdBind*HeapEXT](#) commands

- VUID-vkCmdDispatchTileQCOM-None-11372

If any stage of the [VkPipeline](#) object bound to the pipeline bind point used by this command accesses a uniform buffer or uniform texel buffer through a descriptor in the bound resource heap, that stage was created without enabling either [VK_PIPELINE_ROBUSTNESS_BUFFER_BEHAVIOR_ROBUST_BUFFER_ACCESS](#) or [VK_PIPELINE_ROBUSTNESS_BUFFER_BEHAVIOR_ROBUST_BUFFER_ACCESS_2](#) for [uniformBuffers](#), the [robustBufferAccess2](#) feature is not enabled, and the [robustBufferAccess](#) feature is not enabled, that stage **must** not access values outside of the range of the descriptor specified via [VkDeviceAddressRangeKHR](#) when the descriptor was written

- VUID-vkCmdDispatchTileQCOM-None-11373

If any stage of the [VkPipeline](#) object bound to the pipeline bind point used by this command accesses a storage buffer or storage texel buffer through a descriptor in the bound resource heap, that stage was created without enabling either [VK_PIPELINE_ROBUSTNESS_BUFFER_BEHAVIOR_ROBUST_BUFFER_ACCESS](#) or [VK_PIPELINE_ROBUSTNESS_BUFFER_BEHAVIOR_ROBUST_BUFFER_ACCESS_2](#) for [storageBuffers](#), the [robustBufferAccess2](#) feature is not enabled, and the [robustBufferAccess](#) feature is not enabled, that stage **must** not access values outside of the range of the descriptor specified by [VkDeviceAddressRangeKHR](#) when the descriptor was written

- VUID-vkCmdDispatchTileQCOM-None-11374

If the [robustBufferAccess2](#) feature is not enabled, the [robustBufferAccess](#) feature is not enabled, and any [VkShaderEXT](#) bound to a stage corresponding to the pipeline bind point used by this command accesses a uniform buffer, uniform texel buffer, storage buffer, or storage texel buffer, that shader **must** not access values outside of the range of the buffer as specified by [VkDeviceAddressRangeKHR](#) when the descriptor was written

- VUID-vkCmdDispatchTileQCOM-pBindInfo-11375

If any [bound shader](#) uses an embedded sampler via a [descriptor mapping](#), the value of [pBindInfo->reservedRangeSize](#) set for [vkCmdBindSamplerHeapEXT](#) **must** be greater than

or equal to `minSamplerHeapReservedRangeWithEmbedded`

- VUID-vkCmdDispatchTileQCOM-None-11376

If a `bound shader` was created as a `VkShaderEXT` with the `VK_SHADER_CREATE_DESCRIPTOR_HEAP_BIT_EXT` flag or as part of a pipeline with the `VK_PIPELINE_CREATE_2_DESCRIPTOR_HEAP_BIT_EXT` flag, and that shader statically uses a push constant value, that value **must** have been set by `vkCmdPushDataEXT`

- VUID-vkCmdDispatchTileQCOM-None-11398

If a `bound shader` was created with a `descriptor mapping` using `VK_DESCRIPTOR_MAPPING_SOURCE_PUSH_DATA_EXT`, `VK_DESCRIPTOR_MAPPING_SOURCE_PUSH_ADDRESS_EXT`, `VK_DESCRIPTOR_MAPPING_SOURCE_SHADER_RECORD_DATA_EXT`, `VK_DESCRIPTOR_MAPPING_SOURCE_SHADER_RECORD_ADDRESS_EXT`, `VK_DESCRIPTOR_MAPPING_SOURCE_RESOURCE_HEAP_DATA_EXT`, or `VK_DESCRIPTOR_MAPPING_SOURCE_INDIRECT_ADDRESS_EXT`, and a shader accesses a resource using that mapping, the access **must** not be `out of bounds`

- VUID-vkCmdDispatchTileQCOM-None-11437

If a pipeline is bound to the pipeline bind point used by this command, or shader is bound to a shader stage used by this command, and it was created with a `descriptor mapping` using `VK_DESCRIPTOR_MAPPING_SOURCE_HEAP_WITH_INDIRECT_INDEX_ARRAY_EXT`, `VK_DESCRIPTOR_MAPPING_SOURCE_HEAP_WITH_INDIRECT_INDEX_EXT`, or `VK_DESCRIPTOR_MAPPING_SOURCE_INDIRECT_ADDRESS_EXT`, and a shader accesses a resource using that mapping, the buffer from which the address in push data was queried **must** have been created with the `VK_BUFFER_USAGE_UNIFORM_BUFFER_BIT` usage flag set

- VUID-vkCmdDispatchTileQCOM-None-11438

If a pipeline is bound to the pipeline bind point used by this command, or shader is bound to a shader stage used by this command, and it was created with a `descriptor mapping` using `VK_DESCRIPTOR_MAPPING_SOURCE_PUSH_ADDRESS_EXT`, `VK_DESCRIPTOR_MAPPING_SOURCE_SHADER_RECORD_ADDRESS_EXT`, or `VK_DESCRIPTOR_MAPPING_SOURCE_INDIRECT_ADDRESS_EXT`, and a shader accesses a uniform buffer using that mapping, the address that the uniform buffer is mapped to **must** have been queried from a buffer created with the `VK_BUFFER_USAGE_UNIFORM_BUFFER_BIT` usage flag set

- VUID-vkCmdDispatchTileQCOM-None-11441

If a pipeline is bound to the pipeline bind point used by this command, or shader is bound to a shader stage used by this command, and it was created with a `descriptor mapping` using `VK_DESCRIPTOR_MAPPING_SOURCE_PUSH_ADDRESS_EXT`, `VK_DESCRIPTOR_MAPPING_SOURCE_SHADER_RECORD_ADDRESS_EXT`, or `VK_DESCRIPTOR_MAPPING_SOURCE_INDIRECT_ADDRESS_EXT`, and a shader accesses a uniform buffer using that mapping, the address that the uniform buffer is mapped to **must** be aligned to `minUniformBufferOffsetAlignment`

- VUID-vkCmdDispatchTileQCOM-None-11439

If a pipeline is bound to the pipeline bind point used by this command, or shader is bound to a shader stage used by this command, and it was created with a `descriptor mapping` using `VK_DESCRIPTOR_MAPPING_SOURCE_PUSH_ADDRESS_EXT`,

VK_DESCRIPTOR_MAPPING_SOURCE_SHADER_RECORD_ADDRESS_EXT, or
VK_DESCRIPTOR_MAPPING_SOURCE_INDIRECT_ADDRESS_EXT, and a shader accesses a
storage buffer using that mapping, the address that the storage buffer is mapped to **must**
have been queried from a buffer created with the
VK_BUFFER_USAGE_STORAGE_BUFFER_BIT usage flag set

- VUID-vkCmdDispatchTileQCOM-None-11442

If a pipeline is bound to the pipeline bind point used by this command, or shader is bound
to a shader stage used by this command, and it was created with a [descriptor mapping](#)
using [VK_DESCRIPTOR_MAPPING_SOURCE_PUSH_ADDRESS_EXT](#),
[VK_DESCRIPTOR_MAPPING_SOURCE_SHADER_RECORD_ADDRESS_EXT](#), or
[VK_DESCRIPTOR_MAPPING_SOURCE_INDIRECT_ADDRESS_EXT](#), and a shader accesses a
storage buffer using that mapping, the address that the storage buffer is mapped to **must**
be aligned to [minStorageBufferOffsetAlignment](#)

- VUID-vkCmdDispatchTileQCOM-None-11485

If a pipeline is bound to the pipeline bind point used by this command, or shader is bound
to a shader stage used by this command, and it was created with a [descriptor mapping](#)
using [VK_DESCRIPTOR_MAPPING_SOURCE_PUSH_ADDRESS_EXT](#),
[VK_DESCRIPTOR_MAPPING_SOURCE_SHADER_RECORD_ADDRESS_EXT](#), or
[VK_DESCRIPTOR_MAPPING_SOURCE_INDIRECT_ADDRESS_EXT](#), and a shader accesses an
acceleration structure using that mapping, the address that the acceleration structure is
mapped to **must** be an acceleration structure address retrieved from a
[VkAccelerationStructureKHR](#) object via [vkGetAccelerationStructureDeviceAddressKHR](#) or
handle retrieved from a [VkAccelerationStructureNV](#) object via
[vkGetAccelerationStructureHandleNV](#)

- VUID-vkCmdDispatchTileQCOM-index-11450

If a shader uses a sampler descriptor to sample an image as a result of this command, and
that sampler descriptor uses a custom border color with an index defined by
[VkSamplerCustomBorderColorIndexCreateInfoEXT](#), the value of
[VkSamplerCustomBorderColorIndexCreateInfoEXT::index](#) **must** have been registered
before this command was recorded, and still be registered during the sampling operation,
with an identically defined color

- VUID-vkCmdDispatchTileQCOM-protectedNoFault-11455

If [protectedNoFault](#) is not supported, a pipeline is bound to the pipeline bind point used by
this command, or a shader is bound to a shader stage used by this command, and it was
created with a [descriptor mapping](#) using
[VK_DESCRIPTOR_MAPPING_SOURCE_PUSH_ADDRESS_EXT](#),
[VK_DESCRIPTOR_MAPPING_SOURCE_SHADER_RECORD_ADDRESS_EXT](#), or
[VK_DESCRIPTOR_MAPPING_SOURCE_INDIRECT_ADDRESS_EXT](#), the address that the
resource is mapped to **must** have been queried from a buffer created without the
[VK_BUFFER_CREATE_PROTECTED_BIT](#) create flag set

- VUID-vkCmdDispatchTileQCOM-protectedNoFault-11456

If [protectedNoFault](#) is not supported, a pipeline is bound to the pipeline bind point used by
this command, or a shader is bound to a shader stage used by this command, and it was
created with a [descriptor mapping](#) using
[VK_DESCRIPTOR_MAPPING_SOURCE_HEAP_WITH_INDIRECT_INDEX_EXT](#) or
[VK_DESCRIPTOR_MAPPING_SOURCE_HEAP_WITH_INDIRECT_INDEX_ARRAY_EXT](#), the

address of the indirect memory **must** have been queried from a buffer created without the `VK_BUFFER_CREATE_PROTECTED_BIT` create flag set

- VUID-vkCmdDispatchTileQCOM-None-10672
If the `per-tile execution model` is not enabled, this command **must** be called outside of a render pass instance
- VUID-vkCmdDispatchTileQCOM-aspectMask-10673
If this command is recorded where `per-tile execution model` is enabled, and if the `VkPipeline` object bound to the pipeline bind point used by this command writes to a variable of storage class `Storage Class TileAttachmentQCOM`, the corresponding `VkImageView` using **must** not have been created with an `aspectMask` that contains `VK_IMAGE_ASPECT_DEPTH_BIT` or `VK_IMAGE_ASPECT_STENCIL_BIT`
- VUID-vkCmdDispatchTileQCOM-None-10674
If the `per-tile execution model` is enabled, the `tileShadingPerTileDispatch` feature **must** be enabled
- VUID-vkCmdDispatchTileQCOM-None-10675
Memory backing image subresources used as `tile attachments` in the current render pass **must** not be written in any way other than as a tile attachment by this command
- VUID-vkCmdDispatchTileQCOM-None-10676
If any recorded command in the current subpass will write to an image subresource as a `tile attachment`, this command **must** not read from the memory backing that image subresource in any other way than as a tile attachment
- VUID-vkCmdDispatchTileQCOM-None-10743
If there is no bound compute pipeline, a valid `VkShaderEXT` **must** be bound to the `VK_SHADER_STAGE_COMPUTE_BIT` stage
- VUID-vkCmdDispatchTileQCOM-commandBuffer-02712
If `commandBuffer` is a protected command buffer and `protectedNoFault` is not supported, any resource written to by the `VkPipeline` object bound to the pipeline bind point used by this command **must** not be an unprotected resource
- VUID-vkCmdDispatchTileQCOM-commandBuffer-02713
If `commandBuffer` is a protected command buffer and `protectedNoFault` is not supported, pipeline stages other than the framebuffer-space and compute stages in the `VkPipeline` object bound to the pipeline bind point used by this command **must** not write to any resource
- VUID-vkCmdDispatchTileQCOM-commandBuffer-04617
If any of the shader stages of the `VkPipeline` bound to the pipeline bind point used by this command uses the `RayQueryKHR` capability, then `commandBuffer` **must** not be a protected command buffer
- VUID-vkCmdDispatchTileQCOM-None-10668
When this command is recorded `per-tile execution model` **must** be enabled
- VUID-vkCmdDispatchTileQCOM-None-10669
The `tileShadingDispatchTile` **must** be enabled

Valid Usage (Implicit)

- VUID-vkCmdDispatchTileQCOM-commandBuffer-parameter
`commandBuffer` **must** be a valid `VkCommandBuffer` handle
- VUID-vkCmdDispatchTileQCOM-pDispatchTileInfo-parameter
`pDispatchTileInfo` **must** be a valid pointer to a valid `VkDispatchTileInfoQCOM` structure
- VUID-vkCmdDispatchTileQCOM-commandBuffer-recording
`commandBuffer` **must** be in the `recording` state
- VUID-vkCmdDispatchTileQCOM-commandBuffer-cmdpool
The `VkCommandPool` that `commandBuffer` was allocated from **must** support `VK_QUEUE_COMPUTE_BIT` operations
- VUID-vkCmdDispatchTileQCOM-renderpass
This command **must** only be called inside of a render pass instance
- VUID-vkCmdDispatchTileQCOM-suspended
This command **must** not be called between suspended render pass instances
- VUID-vkCmdDispatchTileQCOM-videocoding
This command **must** only be called outside of a video coding scope

Host Synchronization

- Host access to the `VkCommandPool` that `commandBuffer` was allocated from **must** be externally synchronized

Command Properties

Command Buffer Levels	Render Pass Scope	Video Coding Scope	Supported Queue Types	Command Type
Primary Secondary	Inside	Outside	VK_QUEUE_COMPUTE_BIT	Action

Conditional Rendering

`vkCmdDispatchTileQCOM` is affected by [conditional rendering](#)

The `VkDispatchTileInfoQCOM` structure is defined as:


```
// Provided by VK_QCOM_tile_shading
typedef struct VkDispatchTileInfoQCOM {
    VkStructureType    sType;
    const void*        pNext;
} VkDispatchTileInfoQCOM;
```

- **sType** is a **VkStructureType** value identifying this structure.
- **pNext** is **NULL** or a pointer to a structure extending this structure.

Valid Usage (Implicit)

- VUID-VkDispatchTileInfoQCOM-sType-sType
sType must be **VK_STRUCTURE_TYPE_DISPATCH_TILE_INFO_QCOM**
- VUID-VkDispatchTileInfoQCOM-pNext-pNext
pNext must be **NULL**

A subpass shading dispatches a compute pipeline work with the work dimension of render area of the calling subpass and work groups are partitioned by specified work group size. Subpass operations like **subpassLoad** are allowed to be used.

To record a subpass shading, call:

```
// Provided by VK_HUAWEI_subpass_shading
void vkCmdSubpassShadingHUAWEI(
    VkCommandBuffer                                commandBuffer);
```

- **commandBuffer** is the command buffer into which the command will be recorded.

When the command is executed, a global workgroup consisting of ceil (render area size / local workgroup size) local workgroups is assembled.

Valid Usage

- VUID-vkCmdSubpassShadingHUAWEI-magFilter-04553
If a **VkSampler** created with **magFilter** or **minFilter** equal to **VK_FILTER_LINEAR**, **reductionMode** equal to **VK_SAMPLER_REDUCTION_MODE_WEIGHTED_AVERAGE**, and **compareEnable** equal to **VK_FALSE** is used to sample a **VkImageView** as a result of this command, then the image view's **format features must** contain **VK_FORMAT_FEATURE_SAMPLED_IMAGE_FILTER_LINEAR_BIT**
- VUID-vkCmdSubpassShadingHUAWEI-magFilter-09598
If a **VkSampler** created with **magFilter** or **minFilter** equal to **VK_FILTER_LINEAR** and **reductionMode** equal to either **VK_SAMPLER_REDUCTION_MODE_MIN** or **VK_SAMPLER_REDUCTION_MODE_MAX** is used to sample a **VkImageView** as a result of this command, then the image view's **format features must** contain

VK_FORMAT_FEATURE_SAMPLED_IMAGE_FILTER_MINMAX_BIT

- VUID-vkCmdSubpassShadingHUAWEI-mipmapMode-04770
If a `VkSampler` created with `mipmapMode` equal to `VK_SAMPLER_MIPMAP_MODE_LINEAR`, `reductionMode` equal to `VK_SAMPLER_REDUCTION_MODE_WEIGHTED_AVERAGE`, and `compareEnable` equal to `VK_FALSE` is used to sample a `VkImageView` as a result of this command, then the image view's `format features` **must** contain `VK_FORMAT_FEATURE_SAMPLED_IMAGE_FILTER_LINEAR_BIT`
- VUID-vkCmdSubpassShadingHUAWEI-mipmapMode-09599
If a `VkSampler` created with `mipmapMode` equal to `VK_SAMPLER_MIPMAP_MODE_LINEAR` and `reductionMode` equal to either `VK_SAMPLER_REDUCTION_MODE_MIN` or `VK_SAMPLER_REDUCTION_MODE_MAX` is used to sample a `VkImageView` as a result of this command, then the image view's `format features` **must** contain `VK_FORMAT_FEATURE_SAMPLED_IMAGE_FILTER_MINMAX_BIT`
- VUID-vkCmdSubpassShadingHUAWEI-unnormalizedCoordinates-09635
If a `VkSampler` created with `unnormalizedCoordinates` equal to `VK_TRUE` is used to sample a `VkImageView` as a result of this command, then the image view's `levelCount` and `layerCount` **must** be 1
- VUID-vkCmdSubpassShadingHUAWEI-None-08609
If a `VkSampler` created with `unnormalizedCoordinates` equal to `VK_TRUE` is used to sample a `VkImageView` as a result of this command, then the image view's `viewType` **must** be `VK_IMAGE_VIEW_TYPE_1D` or `VK_IMAGE_VIEW_TYPE_2D`
- VUID-vkCmdSubpassShadingHUAWEI-None-08610
If a `VkSampler` created with `unnormalizedCoordinates` equal to `VK_TRUE` is used to sample a `VkImageView` as a result of this command, then the sampler **must** not be used with any of the SPIR-V `OpImageSample*` or `OpImageSparseSample*` instructions with `ImplicitLod`, `Dref` or `Proj` in their name
- VUID-vkCmdSubpassShadingHUAWEI-None-08611
If a `VkSampler` created with `unnormalizedCoordinates` equal to `VK_TRUE` is used to sample a `VkImageView` as a result of this command, then the sampler **must** not be used with any of the SPIR-V `OpImageSample*` or `OpImageSparseSample*` instructions that includes a LOD bias or any offset values
- VUID-vkCmdSubpassShadingHUAWEI-None-06479
If a `VkImageView` is sampled with `depth comparison`, the image view's `format features` **must** contain `VK_FORMAT_FEATURE_2_SAMPLED_IMAGE_DEPTH_COMPARISON_BIT`
- VUID-vkCmdSubpassShadingHUAWEI-None-02691
If a `VkImageView` is accessed using atomic operations as a result of this command, then the image view's `format features` **must** contain `VK_FORMAT_FEATURE_STORAGE_IMAGE_ATOMIC_BIT`
- VUID-vkCmdSubpassShadingHUAWEI-None-07888
If a `VK_DESCRIPTOR_TYPE_STORAGE_TEXEL_BUFFER` descriptor is accessed using atomic operations as a result of this command, then the storage texel buffer's `format features` **must** contain `VK_FORMAT_FEATURE_STORAGE_TEXEL_BUFFER_ATOMIC_BIT`
- VUID-vkCmdSubpassShadingHUAWEI-None-02692
If a `VkImageView` is sampled with `VK_FILTER_CUBIC_EXT` as a result of this command,

then the image view's format features **must** contain `VK_FORMAT_FEATURE_SAMPLED_IMAGE_FILTER_CUBIC_BIT_EXT`

- VUID-vkCmdSubpassShadingHUAWEI-None-02693

If the `VK_EXT_filter_cubic` extension is not enabled and any `VkImageView` is sampled with `VK_FILTER_CUBIC_EXT` as a result of this command, it **must** not have a `VkImageViewType` of `VK_IMAGE_VIEW_TYPE_3D`, `VK_IMAGE_VIEW_TYPE_CUBE`, or `VK_IMAGE_VIEW_TYPE_CUBE_ARRAY`

- VUID-vkCmdSubpassShadingHUAWEI-filterCubic-02694

Any `VkImageView` being sampled with `VK_FILTER_CUBIC_EXT` as a result of this command **must** have a `VkImageViewType` and format that supports cubic filtering, as specified by `VkFilterCubicImageViewImageFormatPropertiesEXT::filterCubic` returned by `vkGetPhysicalDeviceImageFormatProperties2`

- VUID-vkCmdSubpassShadingHUAWEI-filterCubicMinmax-02695

Any `VkImageView` being sampled with `VK_FILTER_CUBIC_EXT` with a reduction mode of either `VK_SAMPLER_REDUCTION_MODE_MIN` or `VK_SAMPLER_REDUCTION_MODE_MAX` as a result of this command **must** have a `VkImageViewType` and format that supports cubic filtering together with minmax filtering, as specified by `VkFilterCubicImageViewImageFormatPropertiesEXT::filterCubicMinmax` returned by `vkGetPhysicalDeviceImageFormatProperties2`

- VUID-vkCmdSubpassShadingHUAWEI-cubicRangeClamp-09212

If the `cubicRangeClamp` feature is not enabled, then any `VkImageView` being sampled with `VK_FILTER_CUBIC_EXT` as a result of this command **must** not have a `VkSamplerReductionModeCreateInfo::reductionMode` equal to `VK_SAMPLER_REDUCTION_MODE_WEIGHTED_AVERAGE_RANGECLAMP_QCOM`

- VUID-vkCmdSubpassShadingHUAWEI-reductionMode-09213

Any `VkImageView` being sampled with a `VkSamplerReductionModeCreateInfo::reductionMode` equal to `VK_SAMPLER_REDUCTION_MODE_WEIGHTED_AVERAGE_RANGECLAMP_QCOM` as a result of this command **must** sample with `VK_FILTER_CUBIC_EXT`

- VUID-vkCmdSubpassShadingHUAWEI-selectableCubicWeights-09214

If the `selectableCubicWeights` feature is not enabled, then any `VkImageView` being sampled with `VK_FILTER_CUBIC_EXT` as a result of this command **must** have `VkSamplerCubicWeightsCreateInfoQCOM::cubicWeights` equal to `VK_CUBIC_FILTER_WEIGHTS_CATMULL_ROM_QCOM`

- VUID-vkCmdSubpassShadingHUAWEI-flags-02696

Any `VkImage` created with a `VkImageCreateInfo::flags` containing `VK_IMAGE_CREATE_CORNER_SAMPLED_BIT_NV` sampled as a result of this command **must** only be sampled using a `VkSamplerAddressMode` of `VK_SAMPLER_ADDRESS_MODE_CLAMP_TO_EDGE`

- VUID-vkCmdSubpassShadingHUAWEI-OpTypeImage-07027

For any `VkImageView` being written as a storage image where the image format field of the `OpTypeImage` is `Unknown`, the view's format features **must** contain `VK_FORMAT_FEATURE_2_STORAGE_WRITE_WITHOUT_FORMAT_BIT`

- VUID-vkCmdSubpassShadingHUAWEI-OpTypeImage-07028

For any [VkImageView](#) being read as a storage image where the image format field of the [OpTypeImage](#) is [Unknown](#), the view's [format features](#) **must** contain [VK_FORMAT_FEATURE_2_STORAGE_READ_WITHOUT_FORMAT_BIT](#)

- VUID-vkCmdSubpassShadingHUAWEI-OpTypeImage-07029

For any [VkBufferView](#) being written as a storage texel buffer where the image format field of the [OpTypeImage](#) is [Unknown](#), the view's [buffer features](#) **must** contain [VK_FORMAT_FEATURE_2_STORAGE_WRITE_WITHOUT_FORMAT_BIT](#)

- VUID-vkCmdSubpassShadingHUAWEI-OpTypeImage-07030

Any [VkBufferView](#) being read as a storage texel buffer where the image format field of the [OpTypeImage](#) is [Unknown](#) then the view's [buffer features](#) **must** contain [VK_FORMAT_FEATURE_2_STORAGE_READ_WITHOUT_FORMAT_BIT](#)

- VUID-vkCmdSubpassShadingHUAWEI-None-08600

If a [a bound shader](#) was created with a pipeline layout and statically uses a set *n*, a descriptor set **must** have been bound to *n* at the same pipeline bind point, with layouts compatible for set *n* with the layout(s) used to create the shader, as described in [Pipeline Layout Compatibility](#)

- VUID-vkCmdSubpassShadingHUAWEI-None-08601

If a [a bound shader](#) was created with a pipeline layout or specified push constant ranges and statically uses a push constant value, that value **must** have been set for the same pipeline bind point, with push constant ranges that are [compatible](#) with the push constant range used to create the shader

- VUID-vkCmdSubpassShadingHUAWEI-None-10068

For each array of resources that is used by a [a bound shader](#), the indices used to access members of the array **must** be less than the descriptor count for the identified binding in the descriptor sets used by this command

- VUID-vkCmdSubpassShadingHUAWEI-None-08114

Descriptors in each bound descriptor set, specified via [vkCmdBindDescriptorSets](#), **must** be valid if they are accessed as described by [descriptor validity](#) by the [VkPipeline](#) bound to the pipeline bind point used by this command and the bound [VkPipeline](#) was not created with [VK_PIPELINE_CREATE_DESCRIPTOR_BUFFER_BIT_EXT](#)

- VUID-vkCmdSubpassShadingHUAWEI-imageLayout-00344

If an image descriptor is accessed by a shader, the [VkImageLayout](#) **must** match the subresource accessible from the [VkImageView](#) as defined by the [image layout matching rules](#)

- VUID-vkCmdSubpassShadingHUAWEI-None-08115

If the descriptors used by the [VkPipeline](#) bound to the pipeline bind point were specified via [vkCmdBindDescriptorSets](#), the bound [VkPipeline](#) **must** have been created without [VK_PIPELINE_CREATE_DESCRIPTOR_BUFFER_BIT_EXT](#)

- VUID-vkCmdSubpassShadingHUAWEI-None-08116

Descriptors in bound descriptor buffers, specified via [vkCmdSetDescriptorBufferOffsetsEXT](#), **must** be valid if they are dynamically used by the [VkPipeline](#) bound to the pipeline bind point used by this command and the bound [VkPipeline](#) was created with [VK_PIPELINE_CREATE_DESCRIPTOR_BUFFER_BIT_EXT](#)

- VUID-vkCmdSubpassShadingHUAWEI-None-08604

Descriptors in bound descriptor buffers, specified via [vkCmdSetDescriptorBufferOffsetsEXT](#), **must** be valid if they are dynamically used by any [VkShaderEXT](#) bound to a stage corresponding to the pipeline bind point used by this command

- VUID-vkCmdSubpassShadingHUAWEI-None-08117

If the descriptors used by the [VkPipeline](#) bound to the pipeline bind point were specified via [vkCmdSetDescriptorBufferOffsetsEXT](#), the bound [VkPipeline](#) **must** have been created with [VK_PIPELINE_CREATE_DESCRIPTOR_BUFFER_BIT_EXT](#)

- VUID-vkCmdSubpassShadingHUAWEI-None-08119

If a descriptor is dynamically used with a [VkPipeline](#) created with [VK_PIPELINE_CREATE_DESCRIPTOR_BUFFER_BIT_EXT](#), the descriptor memory **must** be resident

- VUID-vkCmdSubpassShadingHUAWEI-None-08605

If a descriptor is dynamically used with a [VkShaderEXT](#) created with a [VkDescriptorSetLayout](#) that was created with [VK_DESCRIPTOR_SET_LAYOUT_CREATE_DESCRIPTOR_BUFFER_BIT_EXT](#), the descriptor memory **must** be resident

- VUID-vkCmdSubpassShadingHUAWEI-None-08606

If the [shaderObject](#) feature is not enabled, a valid pipeline **must** be bound to the pipeline bind point used by this command

- VUID-vkCmdSubpassShadingHUAWEI-None-08608

If a pipeline is bound to the pipeline bind point used by this command, there **must** not have been any calls to dynamic state setting commands for any state specified statically in the [VkPipeline](#) object bound to the pipeline bind point used by this command, since that pipeline was bound

- VUID-vkCmdSubpassShadingHUAWEI-uniformBuffers-06935

If any stage of the [VkPipeline](#) object bound to the pipeline bind point used by this command accesses a uniform buffer, and that stage was created without enabling either [VK_PIPELINE_ROBUSTNESS_BUFFER_BEHAVIOR_ROBUST_BUFFER_ACCESS](#) or [VK_PIPELINE_ROBUSTNESS_BUFFER_BEHAVIOR_ROBUST_BUFFER_ACCESS_2](#) for [uniformBuffers](#), and the [robustBufferAccess](#) feature is not enabled, that stage **must** not access values outside of the range of the buffer as specified in the descriptor set bound to the same pipeline bind point

- VUID-vkCmdSubpassShadingHUAWEI-None-08612

If the [robustBufferAccess](#) feature is not enabled, and any [VkShaderEXT](#) bound to a stage corresponding to the pipeline bind point used by this command accesses a uniform buffer, it **must** not access values outside of the range of the buffer as specified in the descriptor set bound to the same pipeline bind point

- VUID-vkCmdSubpassShadingHUAWEI-storageBuffers-06936

If any stage of the [VkPipeline](#) object bound to the pipeline bind point used by this command accesses a storage buffer, and that stage was created without enabling either [VK_PIPELINE_ROBUSTNESS_BUFFER_BEHAVIOR_ROBUST_BUFFER_ACCESS](#) or [VK_PIPELINE_ROBUSTNESS_BUFFER_BEHAVIOR_ROBUST_BUFFER_ACCESS_2](#) for [storageBuffers](#), and the [robustBufferAccess](#) feature is not enabled, that stage **must** not access values outside of the range of the buffer as specified in the descriptor set bound to

the same pipeline bind point

- VUID-vkCmdSubpassShadingHUAWEI-None-08613

If the **robustBufferAccess** feature is not enabled, and any **VkShaderEXT** bound to a stage corresponding to the pipeline bind point used by this command accesses a storage buffer, it **must** not access values outside of the range of the buffer as specified in the descriptor set bound to the same pipeline bind point

- VUID-vkCmdSubpassShadingHUAWEI-commandBuffer-02707

If **commandBuffer** is an unprotected command buffer and **protectedNoFault** is not supported, any resource accessed by **bound shaders** **must** not be a protected resource

- VUID-vkCmdSubpassShadingHUAWEI-viewType-07752

If a **VkImageView** is accessed as a result of this command, then the image view's **viewType** **must** match the **Dim** operand of the **OpTypeImage** as described in [Compatibility Between SPIR-V Image Dimensions and Vulkan ImageView Types](#)

- VUID-vkCmdSubpassShadingHUAWEI-format-07753

If a **VkImageView** or **VkBufferView** is accessed as a result of this command, then the **numeric type** of the view's **format** and the **Sampled Type** operand of the **OpTypeImage** **must** match

- VUID-vkCmdSubpassShadingHUAWEI-OpImageWrite-08795

If a **VkImageView** created with a format other than **VK_FORMAT_A8_UNORM** is accessed using **OpImageWrite** as a result of this command, then the **Type** of the **Texel** operand of that instruction **must** have at least as many components as the image view's format

- VUID-vkCmdSubpassShadingHUAWEI-OpImageWrite-08796

If a **VkImageView** created with the format **VK_FORMAT_A8_UNORM** is accessed using **OpImageWrite** as a result of this command, then the **Type** of the **Texel** operand of that instruction **must** have four components

- VUID-vkCmdSubpassShadingHUAWEI-OpImageWrite-04469

If a **VkBufferView** is accessed using **OpImageWrite** as a result of this command, then the **Type** of the **Texel** operand of that instruction **must** have at least as many components as the buffer view's format

- VUID-vkCmdSubpassShadingHUAWEI-SampledType-04470

If a **VkImageView** with a **VkFormat** that has a 64-bit component width is accessed as a result of this command, the **SampledType** of the **OpTypeImage** operand of that instruction **must** have a **Width** of 64

- VUID-vkCmdSubpassShadingHUAWEI-SampledType-04471

If a **VkImageView** with a **VkFormat** that has a component width less than 64-bit is accessed as a result of this command, the **SampledType** of the **OpTypeImage** operand of that instruction **must** have a **Width** of 32

- VUID-vkCmdSubpassShadingHUAWEI-SampledType-04472

If a **VkBufferView** with a **VkFormat** that has a 64-bit component width is accessed as a result of this command, the **SampledType** of the **OpTypeImage** operand of that instruction **must** have a **Width** of 64

- VUID-vkCmdSubpassShadingHUAWEI-SampledType-04473

If a **VkBufferView** with a **VkFormat** that has a component width less than 64-bit is

accessed as a result of this command, the **SampledType** of the **OpTypeImage** operand of that instruction **must** have a **Width** of 32

- VUID-vkCmdSubpassShadingHUAWEI-sparseImageInt64Atomics-04474
If the **sparseImageInt64Atomics** feature is not enabled, **VkImage** objects created with the **VK_IMAGE_CREATE_SPARSE_RESIDENCY_BIT** flag **must** not be accessed by atomic instructions through an **OpTypeImage** with a **SampledType** with a **Width** of 64 by this command
- VUID-vkCmdSubpassShadingHUAWEI-sparseImageInt64Atomics-04475
If the **sparseImageInt64Atomics** feature is not enabled, **VkBuffer** objects created with the **VK_BUFFER_CREATE_SPARSE_RESIDENCY_BIT** flag **must** not be accessed by atomic instructions through an **OpTypeImage** with a **SampledType** with a **Width** of 64 by this command
- VUID-vkCmdSubpassShadingHUAWEI-OpImageSampleWeightedQCOM-06971
If **OpImageSampleWeightedQCOM** is used to sample a **VkImageView** as a result of this command, then the image view's **format features** **must** contain **VK_FORMAT_FEATURE_2_WEIGHT_SAMPLED_IMAGE_BIT_QCOM**
- VUID-vkCmdSubpassShadingHUAWEI-OpImageSampleWeightedQCOM-06972
If **OpImageSampleWeightedQCOM** uses a **VkImageView** as a sample weight image as a result of this command, then the image view's **format features** **must** contain **VK_FORMAT_FEATURE_2_WEIGHT_IMAGE_BIT_QCOM**
- VUID-vkCmdSubpassShadingHUAWEI-OpImageBoxFilterQCOM-06973
If **OpImageBoxFilterQCOM** is used to sample a **VkImageView** as a result of this command, then the image view's **format features** **must** contain **VK_FORMAT_FEATURE_2_BOX_FILTER_SAMPLED_BIT_QCOM**
- VUID-vkCmdSubpassShadingHUAWEI-OpImageBlockMatchSSDQCOM-06974
If **OpImageBlockMatchSSDQCOM** is used to read from an **VkImageView** as a result of this command, then the image view's **format features** **must** contain **VK_FORMAT_FEATURE_2_BLOCK_MATCHING_BIT_QCOM**
- VUID-vkCmdSubpassShadingHUAWEI-OpImageBlockMatchSADQCOM-06975
If **OpImageBlockMatchSADQCOM** is used to read from an **VkImageView** as a result of this command, then the image view's **format features** **must** contain **VK_FORMAT_FEATURE_2_BLOCK_MATCHING_BIT_QCOM**
- VUID-vkCmdSubpassShadingHUAWEI-OpImageBlockMatchSADQCOM-06976
If **OpImageBlockMatchSADQCOM** or **OpImageBlockMatchSSDQCOM** is used to read from a reference image as result of this command, then the specified reference coordinates **must** not fail **integer texel coordinate validation**
- VUID-vkCmdSubpassShadingHUAWEI-OpImageSampleWeightedQCOM-06977
If **OpImageSampleWeightedQCOM**, **OpImageBoxFilterQCOM**, **OpImageBlockMatchWindowSSDQCOM**, **OpImageBlockMatchWindowSADQCOM**, **OpImageBlockMatchGatherSSDQCOM**, **OpImageBlockMatchGatherSADQCOM**, **OpImageBlockMatchSSDQCOM**, or **OpImageBlockMatchSADQCOM** uses a **VkSampler** as a result of this command, then the sampler **must** have been created with **VK_SAMPLER_CREATE_IMAGE_PROCESSING_BIT_QCOM**
- VUID-vkCmdSubpassShadingHUAWEI-OpImageSampleWeightedQCOM-06978
If any command other than **OpImageSampleWeightedQCOM**, **OpImageBoxFilterQCOM**,

OpImageBlockMatchWindowSSDQCOM, OpImageBlockMatchWindowSADQCOM,
OpImageBlockMatchGatherSSDQCOM, OpImageBlockMatchGatherSADQCOM,
OpImageBlockMatchSSDQCOM, or OpImageBlockMatchSADQCOM uses a [VkSampler](#) as a result of this command, then the sampler **must** not have been created with [VK_SAMPLER_CREATE_IMAGE_PROCESSING_BIT_QCOM](#)

- VUID-vkCmdSubpassShadingHUAWEI-OpImageBlockMatchWindow-09215
If a [OpImageBlockMatchWindow*QCOM](#) or [OpImageBlockMatchGather*QCOM](#) instruction is used to read from an [VkImageView](#) as a result of this command, then the image view's [format features](#) **must** contain [VK_FORMAT_FEATURE_2_BLOCK_MATCHING_BIT_QCOM](#)
- VUID-vkCmdSubpassShadingHUAWEI-OpImageBlockMatchWindow-09216
If a [OpImageBlockMatchWindow*QCOM](#) or [OpImageBlockMatchGather*QCOM](#) instruction is used to read from an [VkImageView](#) as a result of this command, then the image view's format **must** be a single-component format
- VUID-vkCmdSubpassShadingHUAWEI-OpImageBlockMatchWindow-09217
If a [OpImageBlockMatchWindow*QCOM](#) or [OpImageBlockMatchGather*QCOM](#) read from a reference image as result of this command, then the specified reference coordinates **must** not fail [integer texel coordinate validation](#)
- VUID-vkCmdSubpassShadingHUAWEI-None-07288
Any shader invocation executed by this command **must** [terminate](#)
- VUID-vkCmdSubpassShadingHUAWEI-None-09600
If a descriptor with type equal to any of [VK_DESCRIPTOR_TYPE_SAMPLE_WEIGHT_IMAGE_QCOM](#), [VK_DESCRIPTOR_TYPE_BLOCK_MATCH_IMAGE_QCOM](#), [VK_DESCRIPTOR_TYPE_SAMPLED_IMAGE](#), [VK_DESCRIPTOR_TYPE_STORAGE_IMAGE](#), or [VK_DESCRIPTOR_TYPE_INPUT_ATTACHMENT](#) is accessed as a result of this command, all image subresources identified by that descriptor **must** be in the image layout identified when the descriptor was written
- VUID-vkCmdSubpassShadingHUAWEI-commandBuffer-10746
The [VkDeviceMemory](#) object allocated from a [VkMemoryHeap](#) with the [VK_MEMORY_HEAP_TILE_MEMORY_BIT_QCOM](#) property that is bound to a resource accessed as a result of this command **must** be the active bound [bound tile memory object](#) in [commandBuffer](#)
- VUID-vkCmdSubpassShadingHUAWEI-None-10678
If this command is recorded inside a [tile shading render pass](#) instance, the stages corresponding to the pipeline bind point used by this command **must** only include [VK_SHADER_STAGE_VERTEX_BIT](#), [VK_SHADER_STAGE_FRAGMENT_BIT](#), and/or [VK_SHADER_STAGE_COMPUTE_BIT](#)
- VUID-vkCmdSubpassShadingHUAWEI-None-10679
If this command is recorded where [per-tile execution model](#) is enabled, there **must** be no access to any image while the image was be transitioned to the [VK_IMAGE_LAYOUT_ATTACHMENT_FEEDBACK_LOOP_OPTIMAL_EXT](#) layout
- VUID-vkCmdSubpassShadingHUAWEI-pDescription-09900
If a [VK_DESCRIPTOR_TYPE_TENSOR_ARM](#) descriptor is accessed as a result of this command, then the underlying [VkTensorARM](#) object **must** have been created with the

VK_TENSOR_USAGE_SHADER_BIT_ARM usage flag set

- VUID-vkCmdSubpassShadingHUAWEI-dimensionCount-09905

If a [VK_DESCRIPTOR_TYPE_TENSOR_ARM](#) descriptor is accessed as a result of this command, then the **Rank** of the **OpTypeTensorARM** of the tensor resource variable **must** be equal to the **dimensionCount** provided via [VkTensorCreateInfoARM::pDescription](#) when creating the underlying [VkTensorARM](#) object

- VUID-vkCmdSubpassShadingHUAWEI-OpTypeTensorARM-09906

If a [VK_DESCRIPTOR_TYPE_TENSOR_ARM](#) descriptor is accessed as a result of this command, then the element type of the **OpTypeTensorARM** of the tensor resource variable **must** be [compatible](#) with the [VkFormat](#) of the [VkTensorViewARM](#) used for the access

- VUID-vkCmdSubpassShadingHUAWEI-None-11297

If a pipeline is bound to the pipeline bind point used by this command, or shader is bound to a shader stage used by this command, and it was created with a [descriptor mapping](#) using [VK_DESCRIPTOR_MAPPING_SOURCE_HEAP_WITH_PUSH_INDEX_EXT](#), [VK_DESCRIPTOR_MAPPING_SOURCE_HEAP_WITH_SHADER_RECORD_INDEX_EXT](#), [VK_DESCRIPTOR_MAPPING_SOURCE_HEAP_WITH_INDIRECT_INDEX_ARRAY_EXT](#), or [VK_DESCRIPTOR_MAPPING_SOURCE_HEAP_WITH_INDIRECT_INDEX_EXT](#), and a shader accesses a **OpTypeStruct** decorated with **Block** or **BufferBlock** using that mapping, the calculated offset for the resource heap **must** be a multiple of **bufferDescriptorAlignment**

- VUID-vkCmdSubpassShadingHUAWEI-None-11298

If a pipeline is bound to the pipeline bind point used by this command, or shader is bound to a shader stage used by this command, and it was created with a [descriptor mapping](#) using [VK_DESCRIPTOR_MAPPING_SOURCE_HEAP_WITH_PUSH_INDEX_EXT](#), [VK_DESCRIPTOR_MAPPING_SOURCE_HEAP_WITH_SHADER_RECORD_INDEX_EXT](#), [VK_DESCRIPTOR_MAPPING_SOURCE_HEAP_WITH_INDIRECT_INDEX_ARRAY_EXT](#), or [VK_DESCRIPTOR_MAPPING_SOURCE_HEAP_WITH_INDIRECT_INDEX_EXT](#), and a shader accesses an **OpTypeImage** or **OpTypeSampledImage** using that mapping, the calculated offset for the resource heap **must** be a multiple of **imageDescriptorAlignment**

- VUID-vkCmdSubpassShadingHUAWEI-None-11299

If a pipeline is bound to the pipeline bind point used by this command, or shader is bound to a shader stage used by this command, and it was created with a [descriptor mapping](#) using [VK_DESCRIPTOR_MAPPING_SOURCE_HEAP_WITH_PUSH_INDEX_EXT](#), [VK_DESCRIPTOR_MAPPING_SOURCE_HEAP_WITH_SHADER_RECORD_INDEX_EXT](#), [VK_DESCRIPTOR_MAPPING_SOURCE_HEAP_WITH_INDIRECT_INDEX_ARRAY_EXT](#), or [VK_DESCRIPTOR_MAPPING_SOURCE_HEAP_WITH_INDIRECT_INDEX_EXT](#), and a shader accesses an **OpTypeSampler** or **OpTypeSampledImage** using that mapping, the calculated offset for the sampler heap **must** be a multiple of **samplerDescriptorAlignment**

- VUID-vkCmdSubpassShadingHUAWEI-None-11397

If a pipeline is bound to the pipeline bind point used by this command, or shader is bound to a shader stage used by this command, and it was created with a [descriptor mapping](#) using [VK_DESCRIPTOR_MAPPING_SOURCE_HEAP_WITH_PUSH_INDEX_EXT](#), [VK_DESCRIPTOR_MAPPING_SOURCE_HEAP_WITH_SHADER_RECORD_INDEX_EXT](#), [VK_DESCRIPTOR_MAPPING_SOURCE_HEAP_WITH_INDIRECT_INDEX_ARRAY_EXT](#), or [VK_DESCRIPTOR_MAPPING_SOURCE_HEAP_WITH_INDIRECT_INDEX_EXT](#), and a shader accesses an **OpTypeTensorARM** using that mapping, the calculated offset for the resource

heap **must** be a multiple of `tensorDescriptorAlignment`

- VUID-vkCmdSubpassShadingHUAWEI-None-11300

If a pipeline is bound to the pipeline bind point used by this command, or shader is bound to a shader stage used by this command, and it was created with a [descriptor mapping](#) using `VK_DESCRIPTOR_MAPPING_SOURCE_HEAP_WITH_INDIRECT_INDEX_ARRAY_EXT` or `VK_DESCRIPTOR_MAPPING_SOURCE_HEAP_WITH_INDIRECT_INDEX_EXT`, and a shader accesses a resource using that mapping, the value of the address at the expected location in push data **must** be a multiple of 4

- VUID-vkCmdSubpassShadingHUAWEI-None-11301

If a pipeline is bound to the pipeline bind point used by this command, or shader is bound to a shader stage used by this command, and it was created with a [descriptor mapping](#) using `VK_DESCRIPTOR_MAPPING_SOURCE_HEAP_WITH_INDIRECT_INDEX_ARRAY_EXT` or `VK_DESCRIPTOR_MAPPING_SOURCE_HEAP_WITH_INDIRECT_INDEX_EXT`, and a shader accesses a resource using that mapping, the value of the address at the expected location in push data **must** be a valid [VkDeviceAddress](#) backed by physical memory at every offset specified by each mapping

- VUID-vkCmdSubpassShadingHUAWEI-None-11302

If a pipeline is bound to the pipeline bind point used by this command, or shader is bound to a shader stage used by this command, and it was created with a [descriptor mapping](#) using `VK_DESCRIPTOR_MAPPING_SOURCE_PUSH_ADDRESS_EXT`, and a shader accesses a resource using that mapping, the value of the address at the expected location in push data **must** be a valid [VkDeviceAddress](#)

- VUID-vkCmdSubpassShadingHUAWEI-None-11304

If a pipeline is bound to the pipeline bind point used by this command, or shader is bound to a shader stage used by this command, and it was created with a [descriptor mapping](#) using `VK_DESCRIPTOR_MAPPING_SOURCE_INDIRECT_ADDRESS_EXT`, and a shader accesses a resource using that mapping, the value of the address at the expected location in push data **must** be a multiple of 8

- VUID-vkCmdSubpassShadingHUAWEI-None-11305

If a pipeline is bound to the pipeline bind point used by this command, or shader is bound to a shader stage used by this command, and it was created with a [descriptor mapping](#) using `VK_DESCRIPTOR_MAPPING_SOURCE_INDIRECT_ADDRESS_EXT`, and a shader accesses a resource using that mapping, the value of the address at the expected location in push data **must** be a valid [VkDeviceAddress](#) backed by physical memory at every offset specified by each mapping

- VUID-vkCmdSubpassShadingHUAWEI-None-11306

If a pipeline is bound to the pipeline bind point used by this command, or shader is bound to a shader stage used by this command, and it was created with a [descriptor mapping](#) using `VK_DESCRIPTOR_MAPPING_SOURCE_INDIRECT_ADDRESS_EXT`, and a shader accesses a resource using that mapping, the value of the address pointed to by the address in push data **must** be a valid [VkDeviceAddress](#)

- VUID-vkCmdSubpassShadingHUAWEI-None-11308

For each [descriptor heap](#) that is statically used by a [bound shader](#), either directly or via a [descriptor mapping](#), a valid descriptor heap **must** be bound

- VUID-vkCmdSubpassShadingHUAWEI-None-11309

If a [bound shader](#) was created as a [VkShaderEXT](#) with the [VK_SHADER_CREATE_DESCRIPTOR_HEAP_BIT_EXT](#) flag or as part of a pipeline with the [VK_PIPELINE_CREATE_2_DESCRIPTOR_HEAP_BIT_EXT](#) flag, execution of this command **must** not result in any descriptor read accessing data outside of the user range of the respective heap bound by [vkCmdBind*HeapEXT](#) commands

- VUID-vkCmdSubpassShadingHUAWEI-None-11372

If any stage of the [VkPipeline](#) object bound to the pipeline bind point used by this command accesses a uniform buffer or uniform texel buffer through a descriptor in the bound resource heap, that stage was created without enabling either [VK_PIPELINE_ROBUSTNESS_BUFFER_BEHAVIOR_ROBUST_BUFFER_ACCESS](#) or [VK_PIPELINE_ROBUSTNESS_BUFFER_BEHAVIOR_ROBUST_BUFFER_ACCESS_2](#) for [uniformBuffers](#), the [robustBufferAccess2](#) feature is not enabled, and the [robustBufferAccess](#) feature is not enabled, that stage **must** not access values outside of the range of the descriptor specified via [VkDeviceAddressRangeKHR](#) when the descriptor was written

- VUID-vkCmdSubpassShadingHUAWEI-None-11373

If any stage of the [VkPipeline](#) object bound to the pipeline bind point used by this command accesses a storage buffer or storage texel buffer through a descriptor in the bound resource heap, that stage was created without enabling either [VK_PIPELINE_ROBUSTNESS_BUFFER_BEHAVIOR_ROBUST_BUFFER_ACCESS](#) or [VK_PIPELINE_ROBUSTNESS_BUFFER_BEHAVIOR_ROBUST_BUFFER_ACCESS_2](#) for [storageBuffers](#), the [robustBufferAccess2](#) feature is not enabled, and the [robustBufferAccess](#) feature is not enabled, that stage **must** not access values outside of the range of the descriptor specified by [VkDeviceAddressRangeKHR](#) when the descriptor was written

- VUID-vkCmdSubpassShadingHUAWEI-None-11374

If the [robustBufferAccess2](#) feature is not enabled, the [robustBufferAccess](#) feature is not enabled, and any [VkShaderEXT](#) bound to a stage corresponding to the pipeline bind point used by this command accesses a uniform buffer, uniform texel buffer, storage buffer, or storage texel buffer, that shader **must** not access values outside of the range of the buffer as specified by [VkDeviceAddressRangeKHR](#) when the descriptor was written

- VUID-vkCmdSubpassShadingHUAWEI-pBindInfo-11375

If any [bound shader](#) uses an embedded sampler via a [descriptor mapping](#), the value of [pBindInfo->reservedRangeSize](#) set for [vkCmdBindSamplerHeapEXT](#) **must** be greater than or equal to [minSamplerHeapReservedRangeWithEmbedded](#)

- VUID-vkCmdSubpassShadingHUAWEI-None-11376

If a [bound shader](#) was created as a [VkShaderEXT](#) with the [VK_SHADER_CREATE_DESCRIPTOR_HEAP_BIT_EXT](#) flag or as part of a pipeline with the [VK_PIPELINE_CREATE_2_DESCRIPTOR_HEAP_BIT_EXT](#) flag, and that shader statically uses a push constant value, that value **must** have been set by [vkCmdPushDataEXT](#)

- VUID-vkCmdSubpassShadingHUAWEI-None-11398

If a [bound shader](#) was created with a [descriptor mapping](#) using [VK_DESCRIPTOR_MAPPING_SOURCE_PUSH_DATA_EXT](#),
[VK_DESCRIPTOR_MAPPING_SOURCE_PUSH_ADDRESS_EXT](#),
[VK_DESCRIPTOR_MAPPING_SOURCE_SHADER_RECORD_DATA_EXT](#),
[VK_DESCRIPTOR_MAPPING_SOURCE_SHADER_RECORD_ADDRESS_EXT](#),
[VK_DESCRIPTOR_MAPPING_SOURCE_RESOURCE_HEAP_DATA_EXT](#), or

[VK_DESCRIPTOR_MAPPING_SOURCE_INDIRECT_ADDRESS_EXT](#), and a shader accesses a resource using that mapping, the access **must** not be [out of bounds](#)

- VUID-vkCmdSubpassShadingHUAWEI-None-11437

If a pipeline is bound to the pipeline bind point used by this command, or shader is bound to a shader stage used by this command, and it was created with a [descriptor mapping](#) using [VK_DESCRIPTOR_MAPPING_SOURCE_HEAP_WITH_INDIRECT_INDEX_ARRAY_EXT](#), [VK_DESCRIPTOR_MAPPING_SOURCE_HEAP_WITH_INDIRECT_INDEX_EXT](#), or [VK_DESCRIPTOR_MAPPING_SOURCE_INDIRECT_ADDRESS_EXT](#), and a shader accesses a resource using that mapping, the buffer from which the address in push data was queried **must** have been created with the [VK_BUFFER_USAGE_UNIFORM_BUFFER_BIT](#) usage flag set

- VUID-vkCmdSubpassShadingHUAWEI-None-11438

If a pipeline is bound to the pipeline bind point used by this command, or shader is bound to a shader stage used by this command, and it was created with a [descriptor mapping](#) using [VK_DESCRIPTOR_MAPPING_SOURCE_PUSH_ADDRESS_EXT](#), [VK_DESCRIPTOR_MAPPING_SOURCE_SHADER_RECORD_ADDRESS_EXT](#), or [VK_DESCRIPTOR_MAPPING_SOURCE_INDIRECT_ADDRESS_EXT](#), and a shader accesses a uniform buffer using that mapping, the address that the uniform buffer is mapped to **must** have been queried from a buffer created with the [VK_BUFFER_USAGE_UNIFORM_BUFFER_BIT](#) usage flag set

- VUID-vkCmdSubpassShadingHUAWEI-None-11441

If a pipeline is bound to the pipeline bind point used by this command, or shader is bound to a shader stage used by this command, and it was created with a [descriptor mapping](#) using [VK_DESCRIPTOR_MAPPING_SOURCE_PUSH_ADDRESS_EXT](#), [VK_DESCRIPTOR_MAPPING_SOURCE_SHADER_RECORD_ADDRESS_EXT](#), or [VK_DESCRIPTOR_MAPPING_SOURCE_INDIRECT_ADDRESS_EXT](#), and a shader accesses a uniform buffer using that mapping, the address that the uniform buffer is mapped to **must** be aligned to [minUniformBufferOffsetAlignment](#)

- VUID-vkCmdSubpassShadingHUAWEI-None-11439

If a pipeline is bound to the pipeline bind point used by this command, or shader is bound to a shader stage used by this command, and it was created with a [descriptor mapping](#) using [VK_DESCRIPTOR_MAPPING_SOURCE_PUSH_ADDRESS_EXT](#), [VK_DESCRIPTOR_MAPPING_SOURCE_SHADER_RECORD_ADDRESS_EXT](#), or [VK_DESCRIPTOR_MAPPING_SOURCE_INDIRECT_ADDRESS_EXT](#), and a shader accesses a storage buffer using that mapping, the address that the storage buffer is mapped to **must** have been queried from a buffer created with the [VK_BUFFER_USAGE_STORAGE_BUFFER_BIT](#) usage flag set

- VUID-vkCmdSubpassShadingHUAWEI-None-11442

If a pipeline is bound to the pipeline bind point used by this command, or shader is bound to a shader stage used by this command, and it was created with a [descriptor mapping](#) using [VK_DESCRIPTOR_MAPPING_SOURCE_PUSH_ADDRESS_EXT](#), [VK_DESCRIPTOR_MAPPING_SOURCE_SHADER_RECORD_ADDRESS_EXT](#), or [VK_DESCRIPTOR_MAPPING_SOURCE_INDIRECT_ADDRESS_EXT](#), and a shader accesses a storage buffer using that mapping, the address that the storage buffer is mapped to **must** be aligned to [minStorageBufferOffsetAlignment](#)

- VUID-vkCmdSubpassShadingHUAWEI-None-11485

If a pipeline is bound to the pipeline bind point used by this command, or shader is bound to a shader stage used by this command, and it was created with a [descriptor mapping](#) using [VK_DESCRIPTOR_MAPPING_SOURCE_PUSH_ADDRESS_EXT](#), [VK_DESCRIPTOR_MAPPING_SOURCE_SHADER_RECORD_ADDRESS_EXT](#), or [VK_DESCRIPTOR_MAPPING_SOURCE_INDIRECT_ADDRESS_EXT](#), and a shader accesses an acceleration structure using that mapping, the address that the acceleration structure is mapped to **must** be an acceleration structure address retrieved from a [VkAccelerationStructureKHR](#) object via [vkGetAccelerationStructureDeviceAddressKHR](#) or handle retrieved from a [VkAccelerationStructureNV](#) object via [vkGetAccelerationStructureHandleNV](#)

- VUID-vkCmdSubpassShadingHUAWEI-index-11450

If a shader uses a sampler descriptor to sample an image as a result of this command, and that sampler descriptor uses a custom border color with an index defined by [VkSamplerCustomBorderColorIndexCreateInfoEXT](#), the value of [VkSamplerCustomBorderColorIndexCreateInfoEXT::index](#) **must** have been registered before this command was recorded, and still be registered during the sampling operation, with an identically defined color

- VUID-vkCmdSubpassShadingHUAWEI-protectedNoFault-11455

If [protectedNoFault](#) is not supported, a pipeline is bound to the pipeline bind point used by this command, or a shader is bound to a shader stage used by this command, and it was created with a [descriptor mapping](#) using [VK_DESCRIPTOR_MAPPING_SOURCE_PUSH_ADDRESS_EXT](#), [VK_DESCRIPTOR_MAPPING_SOURCE_SHADER_RECORD_ADDRESS_EXT](#), or [VK_DESCRIPTOR_MAPPING_SOURCE_INDIRECT_ADDRESS_EXT](#), the address that the resource is mapped to **must** have been queried from a buffer created without the [VK_BUFFER_CREATE_PROTECTED_BIT](#) create flag set

- VUID-vkCmdSubpassShadingHUAWEI-protectedNoFault-11456

If [protectedNoFault](#) is not supported, a pipeline is bound to the pipeline bind point used by this command, or a shader is bound to a shader stage used by this command, and it was created with a [descriptor mapping](#) using [VK_DESCRIPTOR_MAPPING_SOURCE_HEAP_WITH_INDIRECT_INDEX_EXT](#) or [VK_DESCRIPTOR_MAPPING_SOURCE_HEAP_WITH_INDIRECT_INDEX_ARRAY_EXT](#), the address of the indirect memory **must** have been queried from a buffer created without the [VK_BUFFER_CREATE_PROTECTED_BIT](#) create flag set

- VUID-vkCmdSubpassShadingHUAWEI-None-04931

This command **must** be called in a subpass with bind point [VK_PIPELINE_BIND_POINT_SUBPASS_SHADING_HUAWEI](#). No draw commands can be called in the same subpass. Only one [vkCmdSubpassShadingHUAWEI](#) command can be called in a subpass

Valid Usage (Implicit)

- VUID-vkCmdSubpassShadingHUAWEI-commandBuffer-parameter [commandBuffer](#) **must** be a valid [VkCommandBuffer](#) handle

- VUID-vkCmdSubpassShadingHUAWEI-commandBuffer-recording
`commandBuffer` **must** be in the [recording state](#)
- VUID-vkCmdSubpassShadingHUAWEI-commandBuffer-cmdpool
The `VkCommandPool` that `commandBuffer` was allocated from **must** support [VK_QUEUE_GRAPHICS_BIT](#) operations
- VUID-vkCmdSubpassShadingHUAWEI-renderpass
This command **must** only be called inside of a render pass instance
- VUID-vkCmdSubpassShadingHUAWEI-suspended
This command **must** not be called between suspended render pass instances
- VUID-vkCmdSubpassShadingHUAWEI-videocoding
This command **must** only be called outside of a video coding scope

Host Synchronization

- Host access to `commandBuffer` **must** be externally synchronized
- Host access to the `VkCommandPool` that `commandBuffer` was allocated from **must** be externally synchronized

Command Properties

Command Buffer Levels	Render Pass Scope	Video Coding Scope	Supported Queue Types	Command Type
Primary Secondary	Inside	Outside	VK_QUEUE_GRAPHICS_BIT HICS_BIT	Action

Conditional Rendering

`vkCmdSubpassShadingHUAWEI` is not affected by [conditional rendering](#)

36.1. Dispatch Command for CUDA PTX Kernels

Compute kernels **can** be provided in SPIR-V or PTX code. When using PTX kernels the dispatch mechanism is different than with regular compute pipelines.

The way to create a PTX assembly file is beyond the scope of this documentation. For more information, please refer to the CUDA toolkit documentation at <https://docs.nvidia.com/cuda/>.

Prior to using this command, you **must** initialize a CUDA module, and create a function handle that will serve as the entry point of the kernel to dispatch. See [CUDA Modules](#).

The dispatching of a CUDA kernel is recorded into a command buffer, and when executed by a

queue submit, will produce work which executes according to the bound compute pipeline.

To record a CUDA kernel launch, call:

```
// Provided by VK_NV_cuda_kernel_launch
void vkCmdCudaLaunchKernelNV(
    VkCommandBuffer                      commandBuffer,
    const VkCudaLaunchInfoNV*           pLaunchInfo);
```

- **commandBuffer** is the command buffer into which the command will be recorded.
- **pLaunchInfo** is a pointer to a **VkCudaLaunchInfoNV** structure in which the grid (similar to workgroup) dimension, function handle and related arguments are defined.

When the command is executed, a global workgroup consisting of **gridDimX** × **gridDimY** × **gridDimZ** local workgroups is assembled.

Valid Usage (Implicit)

- VUID-vkCmdCudaLaunchKernelNV-commandBuffer-parameter
commandBuffer **must** be a valid **VkCommandBuffer** handle
- VUID-vkCmdCudaLaunchKernelNV-pLaunchInfo-parameter
pLaunchInfo **must** be a valid pointer to a valid **VkCudaLaunchInfoNV** structure
- VUID-vkCmdCudaLaunchKernelNV-commandBuffer-recording
commandBuffer **must** be in the **recording state**
- VUID-vkCmdCudaLaunchKernelNV-commandBuffer-cmdpool
The **VkCommandPool** that **commandBuffer** was allocated from **must** support **VK_QUEUE_COMPUTE_BIT**, or **VK_QUEUE_GRAPHICS_BIT** operations
- VUID-vkCmdCudaLaunchKernelNV-suspended
This command **must** not be called between suspended render pass instances
- VUID-vkCmdCudaLaunchKernelNV-videocoding
This command **must** only be called outside of a video coding scope

Host Synchronization

- Host access to the **VkCommandPool** that **commandBuffer** was allocated from **must** be externally synchronized

Command Properties

Command Buffer Levels	Render Pass Scope	Video Coding Scope	Supported Queue Types	Command Type
Primary Secondary	Both	Outside	VK_QUEUE_COMPUTE_BIT VK_QUEUE_GRAPHICS_BIT HICS_BIT	Action

Conditional Rendering

vkCmdCudaLaunchKernelNV is not affected by [conditional rendering](#)

36.1.1. Passing Dispatch Parameters and Arguments

The `VkCudaLaunchInfoNV` structure is very close to the parameters of the CUDA-Driver function `cuLaunchKernel` documented in section [6.19 Execution Control](#) of CUDA Driver API.

The structure is defined as:

```
// Provided by VK_NV_cuda_kernel_launch
typedef struct VkCudaLaunchInfoNV {
    VkStructureType    sType;
    const void*        pNext;
    VkCudaFunctionNV   function;
    uint32_t           gridDimX;
    uint32_t           gridDimY;
    uint32_t           gridDimZ;
    uint32_t           blockDimX;
    uint32_t           blockDimY;
    uint32_t           blockDimZ;
    uint32_t           sharedMemBytes;
    size_t             paramCount;
    const void* const * pParams;
    size_t             extraCount;
    const void* const * pExtras;
} VkCudaLaunchInfoNV;
```

- `sType` is a `VkStructureType` value identifying this structure.
- `pNext` is `NULL` or a pointer to a structure extending this structure.
- `function` is the CUDA-Driver handle to the function being launched.
- `gridDimX` is the number of local workgroups to dispatch in the X dimension. It **must** be less than or equal to `VkPhysicalDeviceLimits::maxComputeWorkGroupCount[0]`

- `gridDimY` is the number of local workgroups to dispatch in the Y dimension. It **must** be less than or equal to `VkPhysicalDeviceLimits::maxComputeWorkGroupCount[1]`
- `gridDimZ` is the number of local workgroups to dispatch in the Z dimension. It **must** be less than or equal to `VkPhysicalDeviceLimits::maxComputeWorkGroupCount[2]`
- `blockDimX` is block size in the X dimension.
- `blockDimY` is block size in the Y dimension.
- `blockDimZ` is block size in the Z dimension.
- `sharedMemBytes` is the dynamic shared-memory size per thread block in bytes.
- `paramCount` is the length of the `pParams` table.
- `pParams` is a pointer to an array of `paramCount` pointers, corresponding to the arguments of `function`.
- `extraCount` is reserved for future use.
- `pExtras` is reserved for future use.

Kernel parameters of `function` are specified via `pParams`, very much the same way as described in [cuLaunchKernel](#)

If `function` has N parameters, then `pParams` **must** be an array of N pointers and `paramCount` **must** be N. Each of `kernelParams[0]` through `kernelParams[N-1]` **must** point to a region of memory from which the actual kernel parameter will be copied. The number of kernel parameters and their offsets and sizes are not specified here as that information is stored in the [VkCudaFunctionNV](#) object.

The application-owned memory pointed to by `pParams` and `kernelParams[0]` through `kernelParams[N-1]` are consumed immediately, and **may** be altered or freed after [vkCmdCudaLaunchKernelNV](#) has returned.

Valid Usage

- VUID-VkCudaLaunchInfoNV-gridDimX-09406
`gridDimX` **must** be less than or equal to `VkPhysicalDeviceLimits::maxComputeWorkGroupCount[0]`
- VUID-VkCudaLaunchInfoNV-gridDimY-09407
`gridDimY` **must** be less than or equal to `VkPhysicalDeviceLimits::maxComputeWorkGroupCount[1]`
- VUID-VkCudaLaunchInfoNV-gridDimZ-09408
`gridDimZ` **must** be less than or equal to `VkPhysicalDeviceLimits::maxComputeWorkGroupCount[2]`
- VUID-VkCudaLaunchInfoNV-paramCount-09409
`paramCount` **must** be the total amount of parameters listed in the `pParams` table
- VUID-VkCudaLaunchInfoNV-pParams-09410
`pParams` **must** be a pointer to a table of `paramCount` parameters, corresponding to the arguments of `function`
- VUID-VkCudaLaunchInfoNV-extraCount-09411

`extraCount` **must** be 0

- VUID-VkCudaLaunchInfoNV-pExtras-09412
`pExtras` **must** be NULL

Valid Usage (Implicit)

- VUID-VkCudaLaunchInfoNV-sType-sType
`sType` **must** be `VK_STRUCTURE_TYPE_CUDA_LAUNCH_INFO_NV`
- VUID-VkCudaLaunchInfoNV-pNext-pNext
`pNext` **must** be NULL
- VUID-VkCudaLaunchInfoNV-function-parameter
`function` **must** be a valid `VkCudaFunctionNV` handle

36.1.2. Resource Sharing from Vulkan to the CUDA Kernel

Given that one key limitation of this extension is that Vulkan **cannot** access, nor bind any global resource of CUDA modules, the only way to exchange data with the kernel **must** be to *pass resources via the arguments of the function*.

You can use `VK_KHR_buffer_device_address` to write/read to/from a `VkBuffer` object. `VK_KHR_buffer_device_address` allows you to get the device address of the buffer to pass it as an argument into `pParams`. Application-side pointer arithmetic on the device address is legal, but will not be bounds-checked on the device.

The corresponding argument of the CUDA function **should** be declared as a pointer of the same type as the referenced buffer. CUDA code **may** simply read or write to this buffer in the typical C way.

You **may** also use `VK_NVX_image_view_handle` as another convenient way to read/write from/to a `VkImage`.

The corresponding argument of the CUDA function **must** be typed as `cudaSurfaceObject_t`.

- You **may** read from it by using CUDA surface-read functions such as `surf3Dread`, `surf2Dread`, and `surf1Dread`
- You **may** write to it by using CUDA surface-write functions such as `surf3Dwrite`, `surf2Dwrite`, and `surf1Dwrite`

Please refer to CUDA [surface object](#) documentation for more details

On Vulkan side, here is an example on how to setup `VkImageViewHandleInfoNVX` to query the handle for `cudaSurfaceObject_t`:

```
VkImageViewHandleInfoNVX imageViewHandleInfo =  
{VK_STRUCTURE_TYPE_IMAGE_VIEW_HANDLE_INFO_NVX};  
imageViewHandleInfo.sampler = VK_NULL_HANDLE;
```



```

imageViewHandleInfo.descriptorType = VK_DESCRIPTOR_TYPE_STORAGE_IMAGE;
imageViewHandleInfo.imageView = imageViewIn; // the VkImageView we want to access
uint32_t myViewHandleIn = vkGetImageViewHandleNVX(m_device, &imageViewHandleInfo);
imageViewHandleInfo.imageView = imageViewOut; // the VkImageView we want to access
uint32_t myViewHandleOut = vkGetImageViewHandleNVX(m_device, &imageViewHandleInfo);

```

Here is an example of how to declare parameters for `pParams`

```

VkCudaLaunchInfoNV launchInfo = { VK_STRUCTURE_TYPE_CUDA_LAUNCH_INFO_NV };

int block_size = 8;
float dt = 1.0f / 60.0f;

const void* params[] =
{
    &dt,
    &uint32_t myViewHandleIn,
    &uint32_t myViewHandleOut
};

launchInfo.function = cudaFunction; // CUDA function previously created
launchInfo.gridDimX = (volumeTexDimensionNonBoundary / block_size);
launchInfo.gridDimY = (volumeTexDimensionNonBoundary / block_size);
launchInfo.gridDimZ = (volumeTexDimensionNonBoundary / block_size);
launchInfo.blockDimX = block_size;
launchInfo.blockDimY = block_size;
launchInfo.blockDimZ = block_size;
launchInfo.sharedMemBytes = 0;
launchInfo.paramCount = 3;
launchInfo.pParams = &params[0];
launchInfo.extraCount = 0;
launchInfo.pExtras = nullptr;

vkCmdCudaLaunchKernelNV(commandBuffer, &launchInfo);

```

In the CUDA kernel source code, here is an example on how arguments match `pParams` and how we can use Surface object:

```

extern "C" __global__ void cudaFunction(
    float dt,
    cudaSurfaceObject_t volumeTexIn,
    cudaSurfaceObject_t volumeTexOut
)
{
    int i = 1 + blockIdx.x * blockDim.x + threadIdx.x;
    int j = 1 + blockIdx.y * blockDim.y + threadIdx.y;
    int k = 1 + blockIdx.z * blockDim.z + threadIdx.z;

    float val;

```



```

surf3Dread(&val, volumeTexIn, i * sizeof(float), j, k);
...
float result = ...;
// write result
surf3Dwrite(result, volumeTexOut, i * sizeof(float), j, k);
}

```

36.2. Compute Occupancy Priority

The [VK_NV_compute_occupancy_priority](#) extension provides applications with control over how their compute workloads utilize GPU compute resources, specifically allowing prioritization relative to other simultaneously executing workloads. Applications can specify the priority with which compute workloads should occupy GPU compute resources, allowing for a fine-grained distinction between workloads that may want to execute at a background priority over a long period of time versus workloads with harder latency requirements.

To set the compute occupancy priority for subsequent compute dispatches, call:

```

// Provided by VK_NV_compute_occupancy_priority
void vkCmdSetComputeOccupancyPriorityNV(
    VkCommandBuffer                      commandBuffer,
    const VkComputeOccupancyPriorityParametersNV* pParameters);

```

- `commandBuffer` is the command buffer into which the command will be recorded.
- `pParameters` is a pointer to a [VkComputeOccupancyPriorityParametersNV](#) structure specifying the occupancy priority parameters.

The occupancy priority affects how compute workloads utilize GPU compute resources relative to other simultaneously executing workloads. The priority is stateful on a command buffer. All compute dispatch commands issued subsequent to a [vkCmdSetComputeOccupancyPriorityNV](#) call will be executed with the specified priority parameters until another [vkCmdSetComputeOccupancyPriorityNV](#) call is made.

All command buffers (primary and secondary) start with a priority level equal to the [VK_COMPUTE_OCCUPANCY_PRIORITY_NORMAL_NV](#) value. The priority state is not inherited by secondary command buffers - each command buffer maintains its own independent priority state.

Valid Usage (Implicit)

- VUID-vkCmdSetComputeOccupancyPriorityNV-commandBuffer-parameter `commandBuffer` **must** be a valid [VkCommandBuffer](#) handle
- VUID-vkCmdSetComputeOccupancyPriorityNV-pParameters-parameter `pParameters` **must** be a valid pointer to a valid [VkComputeOccupancyPriorityParametersNV](#) structure
- VUID-vkCmdSetComputeOccupancyPriorityNV-commandBuffer-recording `commandBuffer` **must** be in the [recording state](#)

- VUID-vkCmdSetComputeOccupancyPriorityNV-commandBuffer-cmdpool
The `VkCommandPool` that `commandBuffer` was allocated from **must** support `VK_QUEUE_COMPUTE_BIT` operations
- VUID-vkCmdSetComputeOccupancyPriorityNV-videocoding
This command **must** only be called outside of a video coding scope

Host Synchronization

- Host access to the `VkCommandPool` that `commandBuffer` was allocated from **must** be externally synchronized

Command Properties

Command Buffer Levels	Render Pass Scope	Video Coding Scope	Supported Queue Types	Command Type
Primary Secondary	Both	Outside	VK_QUEUE_COMPUTE_BIT	State

Conditional Rendering

`vkCmdSetComputeOccupancyPriorityNV` is not affected by [conditional rendering](#)

The `VkComputeOccupancyPriorityParametersNV` structure is defined as:

```
// Provided by VK_NV_compute_occupancy_priority
typedef struct VkComputeOccupancyPriorityParametersNV {
    VkStructureType    sType;
    const void*        pNext;
    float               occupancyPriority;
    float               occupancyThrottling;
} VkComputeOccupancyPriorityParametersNV;
```

- `sType` is a `VkStructureType` value identifying this structure.
- `pNext` is `NULL` or a pointer to a structure extending this structure.
- `occupancyPriority` is a value specifying the occupancy priority for subsequent compute workloads, with a valid range of [0.0, 1.0]. A value of 0.0 represents the lowest priority, while a value of 1.0 is the maximum priority. Default priority is specified by a value of 0.5.
- `occupancyThrottling` is a value specifying the level of occupancy throttling applied to subsequent workloads, with a valid range of [0.0, 1.0]. A value of 0.0 (the default) means no throttling is applied, allowing workloads to use the full available compute capacity. Non-zero values represent increasing levels of throttling, with higher values resulting in more restrictive

occupancy limits. A value of 1.0 represents the maximum level of throttling supported by the implementation.

Valid Usage

- VUID-VkComputeOccupancyPriorityParametersNV-occupancyPriority-12298
`occupancyPriority` **must** be between 0 and 1, inclusive
- VUID-VkComputeOccupancyPriorityParametersNV-occupancyThrottling-12299
`occupancyThrottling` **must** be between 0 and 1, inclusive

Valid Usage (Implicit)

- VUID-VkComputeOccupancyPriorityParametersNV-sType-sType
`sType` **must** be `VK_STRUCTURE_TYPE_COMPUTE_OCCUPANCY_PRIORITY_PARAMETERS_NV`
- VUID-VkComputeOccupancyPriorityParametersNV-pNext-pNext
`pNext` **must** be NULL

`VK_COMPUTE_OCCUPANCY_PRIORITY_LOW_NV` is a constant value that can be used for `VkComputeOccupancyPriorityParametersNV::occupancyPriority` to specify a low priority level.

```
#define VK_COMPUTE_OCCUPANCY_PRIORITY_LOW_NV 0.25f
```

`VK_COMPUTE_OCCUPANCY_PRIORITY_NORMAL_NV` is a constant value that can be used for `VkComputeOccupancyPriorityParametersNV::occupancyPriority` to specify a normal priority level. This represents the default priority level.

```
#define VK_COMPUTE_OCCUPANCY_PRIORITY_NORMAL_NV 0.50f
```

`VK_COMPUTE_OCCUPANCY_PRIORITY_HIGH_NV` is a constant value that can be used for `VkComputeOccupancyPriorityParametersNV::occupancyPriority` to specify a high priority level.

```
#define VK_COMPUTE_OCCUPANCY_PRIORITY_HIGH_NV 0.75f
```

To set parameters that affect dispatch commands, call:

```
// Provided by VK_ARM_scheduling_controls
void vkCmdSetDispatchParametersARM(
    VkCommandBuffer          commandBuffer,
    const VkDispatchParametersARM* pDispatchParameters);
```

- `commandBuffer` is the command buffer into which the command will be recorded.

- `pDispatchParameters` is a pointer to a `VkDispatchParametersARM` structure specifying the dispatch parameters to be set.

Parameters set using `vkCmdSetDispatchParametersARM` affect the following dispatch commands:

- `vkCmdDispatch`
- `vkCmdDispatchBase`
- `vkCmdDispatchIndirect`

Valid Usage

- VUID-vkCmdSetDispatchParametersARM-schedulingControlsFlags-12391
`VkPhysicalDeviceSchedulingControlsPropertiesARM::schedulingControlsFlags` **must** contain `VK_PHYSICAL_DEVICE_SCHEDULING_CONTROLS_DISPATCH_PARAMETERS_ARM`

Valid Usage (Implicit)

- VUID-vkCmdSetDispatchParametersARM-commandBuffer-parameter
`commandBuffer` **must** be a valid `VkCommandBuffer` handle
- VUID-vkCmdSetDispatchParametersARM-pDispatchParameters-parameter
`pDispatchParameters` **must** be a valid pointer to a valid `VkDispatchParametersARM` structure
- VUID-vkCmdSetDispatchParametersARM-commandBuffer-recording
`commandBuffer` **must** be in the `recording state`
- VUID-vkCmdSetDispatchParametersARM-commandBuffer-cmdpool
The `VkCommandPool` that `commandBuffer` was allocated from **must** support `VK_QUEUE_COMPUTE_BIT` operations
- VUID-vkCmdSetDispatchParametersARM-renderpass
This command **must** only be called outside of a render pass instance
- VUID-vkCmdSetDispatchParametersARM-videocoding
This command **must** only be called outside of a video coding scope

Host Synchronization

- Host access to `commandBuffer` **must** be externally synchronized
- Host access to the `VkCommandPool` that `commandBuffer` was allocated from **must** be externally synchronized

Command Properties

Command Buffer Levels	Render Pass Scope	Video Coding Scope	Supported Queue Types	Command Type
Primary Secondary	Outside	Outside	VK_QUEUE_COMPUTE_BIT	State

Conditional Rendering

vkCmdSetDispatchParametersARM is not affected by [conditional rendering](#)

The `VkDispatchParametersARM` structure is defined as:

```
// Provided by VK_ARM_scheduling_controls
typedef struct VkDispatchParametersARM {
    VkStructureType    sType;
    void*              pNext;
    uint32_t           workGroupBatchSize;
    uint32_t           maxQueuedWorkGroupBatches;
    uint32_t           maxWarpsPerShaderCore;
} VkDispatchParametersARM;
```

- `workGroupBatchSize`, if it is not 0, is the number of workgroups in each batch distributed to shader cores. Otherwise, the implementation selects the number of workgroups in each batch.
- `maxQueuedWorkGroupBatches`, if it is not 0, is the maximum number of workgroup batches that shader cores **may** queue. Otherwise, the implementation selects the maximum number of workgroup batches that shader cores **may** queue.
- `maxWarpsPerShaderCore`, if it is not 0, is the maximum number of warps that **may** run concurrently on individual shader cores. Otherwise, the implementation selects the maximum number of warps that **may** run concurrently on individual shader cores.

Valid Usage

- VUID-VkDispatchParametersARM-maxWarpsPerShaderCore-12392
`maxWarpsPerShaderCore` **must** be less than or equal to `VkPhysicalDeviceSchedulingControlsDispatchParametersPropertiesARM::schedulingControlsMaxWarpCount`
- VUID-VkDispatchParametersARM-maxQueuedWorkGroupBatches-12393
`maxQueuedWorkGroupBatches` **must** be less than or equal to `VkPhysicalDeviceSchedulingControlsDispatchParametersPropertiesARM::schedulingControlsMaxQueuedBatchesCount`
- VUID-VkDispatchParametersARM-workGroupBatchSize-12394

`workGroupBatchSize` **must** be less than or equal to `VkPhysicalDeviceSchedulingControlsPropertiesARM::schedulingControlsMaxWorkGroupBatchSize`

Valid Usage (Implicit)

- VUID-VkDispatchParametersARM-sType-sType
`sType` **must** be `VK_STRUCTURE_TYPE_DISPATCH_PARAMETERS_ARM`
- VUID-VkDispatchParametersARM-pNext-pNext
`pNext` **must** be `NULL`

Chapter 37. Device-Generated Commands

This chapter discusses the generation of command buffer content on the device, for which these principle steps are to be taken:

- Define a layout describing the sequence of commands which should be generated.
- Optionally set up device-bindable shaders.
- Retrieve device addresses by [vkGetBufferDeviceAddressEXT](#) for setting buffers on the device.
- Fill one or more `VkBuffer` with the appropriate content that gets interpreted by the command layout.
- Create a `preprocess VkBuffer` using the device-queried allocation information.
- Optionally preprocess the input data in a separate action.
- Generate and execute the actual commands.

The preprocessing step executes in a separate logical pipeline from either graphics or compute. When preprocessing commands in a separate step they **must** be explicitly synchronized against the command execution. When not preprocessing in a separate step, the preprocessing is automatically synchronized against the command execution.

37.1. Indirect Commands Layout

The device-side command generation happens through an iterative processing of an atomic sequence comprised of command tokens, which are represented by:

```
// Provided by VK_EXT_device_generated_commands
VK_DEFINE_NON_DISPATCHABLE_HANDLE(VkIndirectCommandsLayoutEXT)
```

or:

```
// Provided by VK_NV_device_generated_commands
VK_DEFINE_NON_DISPATCHABLE_HANDLE(VkIndirectCommandsLayoutNV)
```

Each indirect command layout **must** have exactly one action command token and it **must** be the last token in the sequence.

NOTE

If the indirect commands layout contains only 1 token, it will be an action command token, and the contents of the indirect buffer will be a sequence of indirect command structures, similar to the ones used for indirect draws and dispatches. On some implementations, using indirect draws and dispatches for these cases will result in increased performance compared to using device-generated commands, due to the overhead that results from using the latter.

37.1.1. Creation and Deletion

Indirect command layouts for [VK_EXT_device_generated_commands](#) are created by:

```
// Provided by VK_EXT_device_generated_commands
VkResult vkCreateIndirectCommandsLayoutEXT(
    VkDevice device,
    const VkIndirectCommandsLayoutCreateInfoEXT* pCreateInfo,
    const VkAllocationCallbacks* pAllocator,
    VkIndirectCommandsLayoutEXT* pIndirectCommandsLayout);
```

- **device** is the logical device that creates the indirect command layout.
- **pCreateInfo** is a pointer to a [VkIndirectCommandsLayoutCreateInfoEXT](#) structure containing parameters affecting creation of the indirect command layout.
- **pAllocator** controls host memory allocation as described in the [Memory Allocation](#) chapter.
- **pIndirectCommandsLayout** is a pointer to a [VkIndirectCommandsLayoutEXT](#) handle in which the resulting indirect command layout is returned.

Valid Usage

- VUID-vkCreateIndirectCommandsLayoutEXT-deviceGeneratedCommands-11089
The [VkPhysicalDeviceDeviceGeneratedCommandsFeaturesEXT::deviceGeneratedCommands](#) feature **must** be enabled

Valid Usage (Implicit)

- VUID-vkCreateIndirectCommandsLayoutEXT-device-parameter
device **must** be a valid [VkDevice](#) handle
- VUID-vkCreateIndirectCommandsLayoutEXT-pCreateInfo-parameter
pCreateInfo **must** be a valid pointer to a valid [VkIndirectCommandsLayoutCreateInfoEXT](#) structure
- VUID-vkCreateIndirectCommandsLayoutEXT-pAllocator-parameter
If **pAllocator** is not **NULL**, **pAllocator** **must** be a valid pointer to a valid [VkAllocationCallbacks](#) structure
- VUID-vkCreateIndirectCommandsLayoutEXT-pIndirectCommandsLayout-parameter
pIndirectCommandsLayout **must** be a valid pointer to a [VkIndirectCommandsLayoutEXT](#) handle
- VUID-vkCreateIndirectCommandsLayoutEXT-device-queuecount
The device **must** have been created with at least **1** queue

Return Codes

Success

- [VK_SUCCESS](#)

Failure

- [VK_ERROR_OUT_OF_DEVICE_MEMORY](#)
- [VK_ERROR_OUT_OF_HOST_MEMORY](#)
- [VK_ERROR_UNKNOWN](#)
- [VK_ERROR_VALIDATION_FAILED](#)

The [VkIndirectCommandLayoutCreateInfoEXT](#) structure is defined as:

```
// Provided by VK_EXT_device_generated_commands
typedef struct VkIndirectCommandLayoutCreateInfoEXT {
    VkStructureType          sType;
    const void*              pNext;
    VkIndirectCommandLayoutUsageFlagsEXT flags;
    VkShaderStageFlags       shaderStages;
    uint32_t                 indirectStride;
    VkPipelineLayout          pipelineLayout;
    uint32_t                 tokenCount;
    const VkIndirectCommandLayoutTokenEXT* pTokens;
} VkIndirectCommandLayoutCreateInfoEXT;
```

- [sType](#) is a [VkStructureType](#) value identifying this structure.
- [pNext](#) is [NULL](#) or a pointer to a structure extending this structure.
- [flags](#) is a bitmask of [VkIndirectCommandLayoutUsageFlagBitsEXT](#) specifying usage rules for this layout.
- [shaderStages](#) is the [VkShaderStageFlags](#) that this layout supports.
- [indirectStride](#) is the distance in bytes between sequences in the indirect buffer
- [pipelineLayout](#) is the optional [VkPipelineLayout](#) that tokens in this layout use. If the [dynamicGeneratedPipelineLayout](#) feature is enabled, [pipelineLayout](#) **can** be [VK_NULL_HANDLE](#) and the layout **must** be specified by chaining the [VkPipelineLayoutCreateInfo](#) structure off the [pNext](#). If the [descriptorHeap](#) feature is enabled, [pipelineLayout](#) **can** be [VK_NULL_HANDLE](#) without providing a [VkPipelineLayoutCreateInfo](#) structure.
- [tokenCount](#) is the length of the individual command sequence.
- [pTokens](#) is a pointer to an array of [VkIndirectCommandLayoutTokenEXT](#) describing each command token in detail.

The following code illustrates some of the flags:

```
void cmdProcessAllSequences(cmd, indirectExecutionSet, indirectCommandLayout,
```



```

indirectAddress, sequencesCount)
{
    for (s = 0; s < sequencesCount; s++)
    {
        sUsed = s;

        if (indirectCommandsLayout.flags &
VK_INDIRECT_COMMANDS_LAYOUT_USAGE_UNORDERED_SEQUENCES_BIT_EXT) {
            sUsed = incoherent_implementation_dependent_permutation[ sUsed ];
        }

        cmdProcessSequence( cmd, indirectExecutionSet, indirectCommandsLayout,
indirectAddress, sUsed );
    }
}

```

When tokens are consumed, an offset is computed based on token offset and stream stride. The resulting offset is required to be aligned. The alignment for a specific token is equal to the scalar alignment of the data type as defined in [Alignment Requirements](#), or 4, whichever is lower.

Valid Usage

- VUID-VkIndirectCommandsLayoutCreateInfoEXT-indirectStride-11090
indirectStride must be less than or equal to [VkPhysicalDeviceDeviceGeneratedCommandsPropertiesEXT::maxIndirectCommandsIndirectStride](#)
- VUID-VkIndirectCommandsLayoutCreateInfoEXT-shaderStages-11091
shaderStages must only contain stages supported by [VkPhysicalDeviceDeviceGeneratedCommandsPropertiesEXT::supportedIndirectCommandsShaderStages](#)
- VUID-VkIndirectCommandsLayoutCreateInfoEXT-tokenCount-11092
tokenCount must be less than or equal to [VkPhysicalDeviceDeviceGeneratedCommandsPropertiesEXT::maxIndirectCommandsTokenCount](#)
- VUID-VkIndirectCommandsLayoutCreateInfoEXT-pTokens-11093
The number of tokens in the **pTokens** array with type equal to [VK_INDIRECT_COMMANDS_TOKEN_TYPE_EXECUTION_SET_EXT](#) must be less than or equal to 1
- VUID-VkIndirectCommandsLayoutCreateInfoEXT-pTokens-11145
The number of tokens in the **pTokens** array with type equal to [VK_INDIRECT_COMMANDS_TOKEN_TYPE_SEQUENCE_INDEX_EXT](#) must be less than or equal to 1
- VUID-VkIndirectCommandsLayoutCreateInfoEXT-pTokens-11094
The number of tokens in the **pTokens** array with type equal to [VK_INDIRECT_COMMANDS_TOKEN_TYPE_SEQUENCE_INDEX_EXT](#) or [VK_INDIRECT_COMMANDS_TOKEN_TYPE_PUSH_DATA_SEQUENCE_INDEX_EXT](#) must be

less than or equal to 1

- VUID-VkIndirectCommandsLayoutCreateInfoEXT-pTokens-11095

If the action command token in the `pTokens` array is not an indexed draw token, then `pTokens` **must** not contain a member with `type` set to `VK_INDIRECT_COMMANDS_TOKEN_TYPE_INDEX_BUFFER_EXT`

- VUID-VkIndirectCommandsLayoutCreateInfoEXT-pTokens-11096

If the action command token in the `pTokens` array is not a non-mesh draw token, then `pTokens` **must** not contain a member with `type` set to `VK_INDIRECT_COMMANDS_TOKEN_TYPE_VERTEX_BUFFER_EXT`

- VUID-VkIndirectCommandsLayoutCreateInfoEXT-pTokens-11097

If the `pTokens` array contains multiple tokens with `type` equal to `VK_INDIRECT_COMMANDS_TOKEN_TYPE_VERTEX_BUFFER_EXT`, then there **must** be no duplicate `VkIndirectCommandsVertexBufferTokenEXT::vertexBindingUnit` values

- VUID-VkIndirectCommandsLayoutCreateInfoEXT-pTokens-11099

For all `VK_INDIRECT_COMMANDS_TOKEN_TYPE_PUSH_CONSTANT_EXT`, `VK_INDIRECT_COMMANDS_TOKEN_TYPE_PUSH_DATA_EXT`, `VK_INDIRECT_COMMANDS_TOKEN_TYPE_PUSH_DATA_SEQUENCE_INDEX_EXT`, and `VK_INDIRECT_COMMANDS_TOKEN_TYPE_SEQUENCE_INDEX_EXT` type tokens in `pTokens`, there **must** be no overlapping ranges between any specified push constant ranges

- VUID-VkIndirectCommandsLayoutCreateInfoEXT-pTokens-11100

The action command token **must** be the last token in the `pTokens` array

- VUID-VkIndirectCommandsLayoutCreateInfoEXT-pTokens-11139

If the `pTokens` array contains a `VK_INDIRECT_COMMANDS_TOKEN_TYPE_EXECUTION_SET_EXT` token, then this token **must** be the first token in the array

- VUID-VkIndirectCommandsLayoutCreateInfoEXT-pTokens-11101

For any element of `pTokens`, if `type` is `VK_INDIRECT_COMMANDS_TOKEN_TYPE_PUSH_CONSTANT_EXT` or `VK_INDIRECT_COMMANDS_TOKEN_TYPE_SEQUENCE_INDEX_EXT` and the `dynamicGeneratedPipelineLayout` feature is not enabled, then the `pipelineLayout` **must** not be `VK_NULL_HANDLE`

- VUID-VkIndirectCommandsLayoutCreateInfoEXT-pTokens-11102

For any element of `pTokens`, if `type` is either `VK_INDIRECT_COMMANDS_TOKEN_TYPE_PUSH_CONSTANT_EXT` or `VK_INDIRECT_COMMANDS_TOKEN_TYPE_SEQUENCE_INDEX_EXT` and `pipelineLayout` is `VK_NULL_HANDLE`, then the `pNext` chain **must** include a `VkPipelineLayoutCreateInfo` struct

- VUID-VkIndirectCommandsLayoutCreateInfoEXT-pTokens-11103

For any element of `pTokens`, the `offset` **must** be greater than or equal to the `offset` member of the previous tokens

- VUID-VkIndirectCommandsLayoutCreateInfoEXT-pTokens-11104

For any element of `pTokens`, if `type` is `VK_INDIRECT_COMMANDS_TOKEN_TYPE_INDEX_BUFFER_EXT`, `VK_INDIRECT_COMMANDS_TOKEN_TYPE_VERTEX_BUFFER_EXT`,

VK_INDIRECT_COMMANDS_TOKEN_TYPE_DRAW_MESH_TASKS_EXT,
VK_INDIRECT_COMMANDS_TOKEN_TYPE_DRAW_MESH_TASKS_COUNT_EXT,
VK_INDIRECT_COMMANDS_TOKEN_TYPE_DRAW_MESH_TASKS_NV_EXT,
VK_INDIRECT_COMMANDS_TOKEN_TYPE_DRAW_MESH_TASKS_COUNT_NV_EXT,
VK_INDIRECT_COMMANDS_TOKEN_TYPE_DRAW_INDEXED_COUNT_EXT,
VK_INDIRECT_COMMANDS_TOKEN_TYPE_DRAW_INDEXED_EXT,
VK_INDIRECT_COMMANDS_TOKEN_TYPE_DRAW_COUNT_EXT, or
VK_INDIRECT_COMMANDS_TOKEN_TYPE_DRAW_EXT, then **shaderStages** **must** contain graphics stages

- VUID-VkIndirectCommandsLayoutCreateInfoEXT-pTokens-11105

For any element of **pTokens**, if **type** is VK_INDIRECT_COMMANDS_TOKEN_TYPE_DISPATCH_EXT, then **shaderStages** **must** be VK_SHADER_STAGE_COMPUTE_BIT

- VUID-VkIndirectCommandsLayoutCreateInfoEXT-pTokens-11106

For any element of **pTokens**, if **type** is VK_INDIRECT_COMMANDS_TOKEN_TYPE_DRAW_MESH_TASKS_EXT or VK_INDIRECT_COMMANDS_TOKEN_TYPE_DRAW_MESH_TASKS_COUNT_EXT, then **shaderStages** **must** contain VK_SHADER_STAGE_MESH_BIT_EXT

- VUID-VkIndirectCommandsLayoutCreateInfoEXT-pTokens-11107

For any element of **pTokens**, if **type** is VK_INDIRECT_COMMANDS_TOKEN_TYPE_DRAW_MESH_TASKS_NV_EXT or VK_INDIRECT_COMMANDS_TOKEN_TYPE_DRAW_MESH_TASKS_COUNT_NV_EXT, then the **shaderStages** **must** contain VK_SHADER_STAGE_MESH_BIT_NV

- VUID-VkIndirectCommandsLayoutCreateInfoEXT-pTokens-11108

For any element of **pTokens**, if **type** is VK_INDIRECT_COMMANDS_TOKEN_TYPE_TRACE_RAYS2_EXT, then **shaderStages** **must** contain ray tracing stages

- VUID-VkIndirectCommandsLayoutCreateInfoEXT-shaderStages-11109

If **shaderStages** contains graphics stages then the state tokens in **pTokens** **must** not include VK_INDIRECT_COMMANDS_TOKEN_TYPE_TRACE_RAYS2_EXT, VK_INDIRECT_COMMANDS_TOKEN_TYPE_DISPATCH_EXT

- VUID-VkIndirectCommandsLayoutCreateInfoEXT-shaderStages-11110

If **shaderStages** is VK_SHADER_STAGE_COMPUTE_BIT then the state tokens in **pTokens** **must** only include VK_INDIRECT_COMMANDS_TOKEN_TYPE_DISPATCH_EXT, VK_INDIRECT_COMMANDS_TOKEN_TYPE_EXECUTION_SET_EXT, VK_INDIRECT_COMMANDS_TOKEN_TYPE_PUSH_CONSTANT_EXT, VK_INDIRECT_COMMANDS_TOKEN_TYPE_PUSH_DATA_EXT, VK_INDIRECT_COMMANDS_TOKEN_TYPE_PUSH_DATA_SEQUENCE_INDEX_EXT, or VK_INDIRECT_COMMANDS_TOKEN_TYPE_SEQUENCE_INDEX_EXT

- VUID-VkIndirectCommandsLayoutCreateInfoEXT-shaderStages-11111

If **shaderStages** contains ray tracing stages then the state tokens in **pTokens** **must** only include VK_INDIRECT_COMMANDS_TOKEN_TYPE_TRACE_RAYS2_EXT, VK_INDIRECT_COMMANDS_TOKEN_TYPE_EXECUTION_SET_EXT, VK_INDIRECT_COMMANDS_TOKEN_TYPE_PUSH_CONSTANT_EXT, VK_INDIRECT_COMMANDS_TOKEN_TYPE_PUSH_DATA_EXT,

VK_INDIRECT_COMMANDS_TOKEN_TYPE_PUSH_DATA_SEQUENCE_INDEX_EXT,
VK_INDIRECT_COMMANDS_TOKEN_TYPE_SEQUENCE_INDEX_EXT

or

- VUID-VkIndirectCommandsLayoutCreateInfoEXT-shaderStages-11112

The **shaderStages** **must** only contain stages from one of the following:

- VK_SHADER_STAGE_ALL (if the **descriptorHeap** feature is enabled)
- graphics stages
- VK_SHADER_STAGE_COMPUTE_BIT
- mesh stages and VK_SHADER_STAGE_FRAGMENT_BIT
- ray tracing stages

- VUID-VkIndirectCommandsLayoutCreateInfoEXT-shaderStages-11113

If **shaderStages** contains VK_SHADER_STAGE_FRAGMENT_BIT, then **shaderStages** **must** also contain VK_SHADER_STAGE_VERTEX_BIT or VK_SHADER_STAGE_MESH_BIT_EXT

Valid Usage (Implicit)

- VUID-VkIndirectCommandsLayoutCreateInfoEXT-sType-sType
sType **must** be VK_STRUCTURE_TYPE_INDIRECT_COMMANDS_LAYOUT_CREATE_INFO_EXT
- VUID-VkIndirectCommandsLayoutCreateInfoEXT-pNext-pNext
pNext **must** be NULL or a pointer to a valid instance of VkPipelineLayoutCreateInfo
- VUID-VkIndirectCommandsLayoutCreateInfoEXT-sType-unique
The **sType** value of each structure in the **pNext** chain **must** be unique
- VUID-VkIndirectCommandsLayoutCreateInfoEXT-flags-parameter
flags **must** be a valid combination of VkIndirectCommandsLayoutUsageFlagBitsEXT values
- VUID-VkIndirectCommandsLayoutCreateInfoEXT-shaderStages-parameter
shaderStages **must** be a valid combination of VkShaderStageFlagBits values
- VUID-VkIndirectCommandsLayoutCreateInfoEXT-shaderStages-requiredbitmask
shaderStages **must** not be 0
- VUID-VkIndirectCommandsLayoutCreateInfoEXT-pipelineLayout-parameter
If **pipelineLayout** is not VK_NULL_HANDLE, **pipelineLayout** **must** be a valid VkPipelineLayout handle
- VUID-VkIndirectCommandsLayoutCreateInfoEXT-pTokens-parameter
pTokens **must** be a valid pointer to an array of **tokenCount** valid VkIndirectCommandsLayoutTokenEXT structures
- VUID-VkIndirectCommandsLayoutCreateInfoEXT-tokenCount-arraylength
tokenCount **must** be greater than 0

Bits which **can** be set in VkIndirectCommandsLayoutCreateInfoEXT::**flags**, specifying usage hints of an indirect command layout, are:


```
// Provided by VK_EXT_device_generated_commands
typedef enum VkIndirectCommandsLayoutUsageFlagBitsEXT {
    VK_INDIRECT_COMMANDS_LAYOUT_USAGE_EXPLICIT_PREPROCESS_BIT_EXT = 0x00000001,
    VK_INDIRECT_COMMANDS_LAYOUT_USAGE_UNORDERED_SEQUENCES_BIT_EXT = 0x00000002,
} VkIndirectCommandsLayoutUsageFlagBitsEXT;
```

- [VK_INDIRECT_COMMANDS_LAYOUT_USAGE_EXPLICIT_PREPROCESS_BIT_EXT](#) specifies that the layout is always used with the manual preprocessing step through calling [vkCmdPreprocessGeneratedCommandsEXT](#) and executed by [vkCmdExecuteGeneratedCommandsEXT](#) with [isPreprocessed](#) set to [VK_TRUE](#).
- [VK_INDIRECT_COMMANDS_LAYOUT_USAGE_UNORDERED_SEQUENCES_BIT_EXT](#) specifies that the processing of sequences will happen at an implementation-dependent order, which is not guaranteed to be deterministic using the same input data. This flag is ignored when the [shaderStages](#) is [VK_SHADER_STAGE_COMPUTE_BIT](#) as it is implied that the dispatch sequence is always unordered.

```
// Provided by VK_EXT_device_generated_commands
typedef VkFlags VkIndirectCommandsLayoutUsageFlagsEXT;
```

[VkIndirectCommandsLayoutUsageFlagsEXT](#) is a bitmask type for setting a mask of zero or more [VkIndirectCommandsLayoutUsageFlagBitsEXT](#).

Indirect command layouts for [VK_EXT_device_generated_commands](#) are destroyed by:

```
// Provided by VK_EXT_device_generated_commands
void vkDestroyIndirectCommandsLayoutEXT(
    VkDevice device,
    VkIndirectCommandsLayoutEXT indirectCommandsLayout,
    const VkAllocationCallbacks* pAllocator);
```

- [device](#) is the logical device that destroys the layout.
- [indirectCommandsLayout](#) is the layout to destroy.
- [pAllocator](#) controls host memory allocation as described in the [Memory Allocation](#) chapter.

Valid Usage

- VUID-vkDestroyIndirectCommandsLayoutEXT-indirectCommandsLayout-11114
All submitted commands that refer to [indirectCommandsLayout](#) **must** have completed execution
- VUID-vkDestroyIndirectCommandsLayoutEXT-indirectCommandsLayout-11115
If [VkAllocationCallbacks](#) were provided when [indirectCommandsLayout](#) was created, a compatible set of callbacks **must** be provided here
- VUID-vkDestroyIndirectCommandsLayoutEXT-indirectCommandsLayout-11116

If no `VkAllocationCallbacks` were provided when `indirectCommandsLayout` was created, `pAllocator` **must** be `NULL`

Valid Usage (Implicit)

- VUID-vkDestroyIndirectCommandsLayoutEXT-device-parameter
`device` **must** be a valid `VkDevice` handle
- VUID-vkDestroyIndirectCommandsLayoutEXT-indirectCommandsLayout-parameter
If `indirectCommandsLayout` is not `VK_NULL_HANDLE`, `indirectCommandsLayout` **must** be a valid `VkIndirectCommandsLayoutEXT` handle
- VUID-vkDestroyIndirectCommandsLayoutEXT-pAllocator-parameter
If `pAllocator` is not `NULL`, `pAllocator` **must** be a valid pointer to a valid `VkAllocationCallbacks` structure
- VUID-vkDestroyIndirectCommandsLayoutEXT-indirectCommandsLayout-parent
If `indirectCommandsLayout` is a valid handle, it **must** have been created, allocated, or retrieved from `device`

Host Synchronization

- Host access to `indirectCommandsLayout` **must** be externally synchronized

Indirect command layouts for `VK_NV_device_generated_commands` are created by:

```
// Provided by VK_NV_device_generated_commands
VkResult vkCreateIndirectCommandsLayoutNV(
    VkDevice device,
    const VkIndirectCommandsLayoutCreateInfoNV* pCreateInfo,
    const VkAllocationCallbacks* pAllocator,
    VkIndirectCommandsLayoutNV* pIndirectCommandsLayout);
```

- `device` is the logical device that creates the indirect command layout.
- `pCreateInfo` is a pointer to a `VkIndirectCommandsLayoutCreateInfoNV` structure containing parameters affecting creation of the indirect command layout.
- `pAllocator` controls host memory allocation as described in the [Memory Allocation](#) chapter.
- `pIndirectCommandsLayout` is a pointer to a `VkIndirectCommandsLayoutNV` handle in which the resulting indirect command layout is returned.

Valid Usage

- VUID-vkCreateIndirectCommandsLayoutNV-deviceGeneratedCommands-02929
The `VkPhysicalDeviceDeviceGeneratedCommandsFeaturesNV::deviceGeneratedCommands` feature **must** be enabled

Valid Usage (Implicit)

- VUID-vkCreateIndirectCommandsLayoutNV-device-parameter
device **must** be a valid [VkDevice](#) handle
- VUID-vkCreateIndirectCommandsLayoutNV-pCreateInfo-parameter
pCreateInfo **must** be a valid pointer to a valid [VkIndirectCommandsLayoutCreateInfoNV](#) structure
- VUID-vkCreateIndirectCommandsLayoutNV-pAllocator-parameter
If **pAllocator** is not **NULL**, **pAllocator** **must** be a valid pointer to a valid [VkAllocationCallbacks](#) structure
- VUID-vkCreateIndirectCommandsLayoutNV-pIndirectCommandsLayout-parameter
pIndirectCommandsLayout **must** be a valid pointer to a [VkIndirectCommandsLayoutNV](#) handle
- VUID-vkCreateIndirectCommandsLayoutNV-device-queuecount
The device **must** have been created with at least **1** queue

Return Codes

Success

- [VK_SUCCESS](#)

Failure

- [VK_ERROR_OUT_OF_DEVICE_MEMORY](#)
- [VK_ERROR_OUT_OF_HOST_MEMORY](#)
- [VK_ERROR_UNKNOWN](#)
- [VK_ERROR_VALIDATION_FAILED](#)

The [VkIndirectCommandsLayoutCreateInfoNV](#) structure is defined as:

```
// Provided by VK_NV_device_generated_commands
typedef struct VkIndirectCommandsLayoutCreateInfoNV {
    VkStructureType           sType;
    const void*               pNext;
    VkIndirectCommandsLayoutUsageFlagsNV flags;
    VkPipelineBindPoint       pipelineBindPoint;
    uint32_t                  tokenCount;
    const VkIndirectCommandsLayoutTokenNV* pTokens;
    uint32_t                  streamCount;
    const uint32_t*           pStreamStrides;
} VkIndirectCommandsLayoutCreateInfoNV;
```

- **sType** is a [VkStructureType](#) value identifying this structure.

- `pNext` is `NULL` or a pointer to a structure extending this structure.
- `pipelineBindPoint` is the `VkPipelineBindPoint` that this layout targets.
- `flags` is a bitmask of `VkIndirectCommandsLayoutUsageFlagBitsNV` specifying usage hints of this layout.
- `tokenCount` is the length of the individual command sequence.
- `pTokens` is an array describing each command token in detail. See `VkIndirectCommandsTokenTypeNV` and `VkIndirectCommandsLayoutTokenNV` below for details.
- `streamCount` is the number of streams used to provide the token inputs.
- `pStreamStrides` is an array defining the byte stride for each input stream.

The following code illustrates some of the flags:

```
void cmdProcessAllSequences(cmd, pipeline, indirectCommandsLayout,
pIndirectCommandsTokens, sequencesCount, indexbuffer, indexbufferOffset)
{
    for (s = 0; s < sequencesCount; s++)
    {
        sUsed = s;

        if (indirectCommandsLayout.flags &
VK_INDIRECT_COMMANDS_LAYOUT_USAGE_INDEXED_SEQUENCES_BIT_NV) {
            sUsed = indexbuffer.load_uint32( sUsed * sizeof(uint32_t) + indexbufferOffset);
        }

        if (indirectCommandsLayout.flags &
VK_INDIRECT_COMMANDS_LAYOUT_USAGE_UNORDERED_SEQUENCES_BIT_NV) {
            sUsed = incoherent_implementation_dependent_permutation[ sUsed ];
        }

        cmdProcessSequence( cmd, pipeline, indirectCommandsLayout,
pIndirectCommandsTokens, sUsed );
    }
}
```

When tokens are consumed, an offset is computed based on token offset and stream stride. The resulting offset is required to be aligned. The alignment for a specific token is equal to the scalar alignment of the data type as defined in [Alignment Requirements](#), or `VkPhysicalDeviceDeviceGeneratedCommandsPropertiesNV::minIndirectCommandsBufferOffsetAlignment`, whichever is lower.

NOTE

A `minIndirectCommandsBufferOffsetAlignment` of 4 allows `VkDeviceAddress` to be packed as `uvec2` with scalar layout instead of `uint64_t` with 8 byte alignment. This enables direct compatibility with D3D12 command signature layouts.

Valid Usage

- VUID-VkIndirectCommandsLayoutCreateInfoNV-pipelineBindPoint-02930
The `pipelineBindPoint` **must** be `VK_PIPELINE_BIND_POINT_GRAPHICS` or `VK_PIPELINE_BIND_POINT_COMPUTE`
- VUID-VkIndirectCommandsLayoutCreateInfoNV-tokenCount-02931
`tokenCount` **must** be greater than `0` and less than or equal to `VkPhysicalDeviceDeviceGeneratedCommandsPropertiesNV::maxIndirectCommandsTokenCount`
- VUID-VkIndirectCommandsLayoutCreateInfoNV-pTokens-02932
If `pTokens` contains an entry of `VK_INDIRECT_COMMANDS_TOKEN_TYPE_SHADER_GROUP_NV` it **must** be the first element of the array and there **must** be only a single element of such token type
- VUID-VkIndirectCommandsLayoutCreateInfoNV-pTokens-09585
If `pTokens` contains an entry of `VK_INDIRECT_COMMANDS_TOKEN_TYPE_PIPELINE_NV` it **must** be the first element of the array and there **must** be only a single element of such token type
- VUID-VkIndirectCommandsLayoutCreateInfoNV-pTokens-02933
If `pTokens` contains an entry of `VK_INDIRECT_COMMANDS_TOKEN_TYPE_STATE_FLAGS_NV` there **must** be only a single element of such token type
- VUID-VkIndirectCommandsLayoutCreateInfoNV-pTokens-02934
All state tokens in `pTokens` **must** occur before any action command tokens (`VK_INDIRECT_COMMANDS_TOKEN_TYPE_DRAW_NV`, `VK_INDIRECT_COMMANDS_TOKEN_TYPE_DRAW_INDEXED_NV`, `VK_INDIRECT_COMMANDS_TOKEN_TYPE_DRAW_TASKS_NV`, `VK_INDIRECT_COMMANDS_TOKEN_TYPE_DRAW_MESH_TASKS_NV`, `VK_INDIRECT_COMMANDS_TOKEN_TYPE_DISPATCH_NV`)
- VUID-VkIndirectCommandsLayoutCreateInfoNV-pTokens-02935
The content of `pTokens` **must** include one single action command token that is compatible with the `pipelineBindPoint`
- VUID-VkIndirectCommandsLayoutCreateInfoNV-streamCount-02936
`streamCount` **must** be greater than `0` and less or equal to `VkPhysicalDeviceDeviceGeneratedCommandsPropertiesNV::maxIndirectCommandsStreamCount`
- VUID-VkIndirectCommandsLayoutCreateInfoNV-pStreamStrides-02937
each element of `pStreamStrides` **must** be greater than `0` and less than or equal to `VkPhysicalDeviceDeviceGeneratedCommandsPropertiesNV::maxIndirectCommandsStreamStride`. Furthermore the alignment of each token input **must** be ensured
- VUID-VkIndirectCommandsLayoutCreateInfoNV-pipelineBindPoint-09088
If `pipelineBindPoint` is `VK_PIPELINE_BIND_POINT_COMPUTE` then the `VkPhysicalDeviceDeviceGeneratedCommandsComputeFeaturesNV::deviceGeneratedCompute` feature **must** be enabled
- VUID-VkIndirectCommandsLayoutCreateInfoNV-pipelineBindPoint-09089
If `pipelineBindPoint` is `VK_PIPELINE_BIND_POINT_COMPUTE` then the state tokens in

`pTokens` **must** only include `VK_INDIRECT_COMMANDS_TOKEN_TYPE_DISPATCH_NV`,
`VK_INDIRECT_COMMANDS_TOKEN_TYPE_PIPELINE_NV`,
`VK_INDIRECT_COMMANDS_TOKEN_TYPE_PUSH_DATA_NV`, or
`VK_INDIRECT_COMMANDS_TOKEN_TYPE_PUSH_CONSTANT_NV`

- VUID-VkIndirectCommandsLayoutCreateInfoNV-pipelineBindPoint-09090
If `pipelineBindPoint` is `VK_PIPELINE_BIND_POINT_COMPUTE` and `pTokens` includes
`VK_INDIRECT_COMMANDS_TOKEN_TYPE_PIPELINE_NV`, then the
`VkPhysicalDeviceDeviceGeneratedCommandsComputeFeaturesNV::deviceGeneratedComputePipel
ines` feature **must** be enabled

Valid Usage (Implicit)

- VUID-VkIndirectCommandsLayoutCreateInfoNV-sType-sType
`sType` **must** be `VK_STRUCTURE_TYPE_INDIRECT_COMMANDS_LAYOUT_CREATE_INFO_NV`
- VUID-VkIndirectCommandsLayoutCreateInfoNV-pNext-pNext
`pNext` **must** be `NULL`
- VUID-VkIndirectCommandsLayoutCreateInfoNV-flags-parameter
`flags` **must** be a valid combination of `VkIndirectCommandsLayoutUsageFlagBitsNV`
values
- VUID-VkIndirectCommandsLayoutCreateInfoNV-pipelineBindPoint-parameter
`pipelineBindPoint` **must** be a valid `VkPipelineBindPoint` value
- VUID-VkIndirectCommandsLayoutCreateInfoNV-pTokens-parameter
`pTokens` **must** be a valid pointer to an array of `tokenCount` valid
`VkIndirectCommandsLayoutTokenNV` structures
- VUID-VkIndirectCommandsLayoutCreateInfoNV-pStreamStrides-parameter
`pStreamStrides` **must** be a valid pointer to an array of `streamCount uint32_t` values
- VUID-VkIndirectCommandsLayoutCreateInfoNV-tokenCount-arraylength
`tokenCount` **must** be greater than 0
- VUID-VkIndirectCommandsLayoutCreateInfoNV-streamCount-arraylength
`streamCount` **must** be greater than 0

Bits which **can** be set in `VkIndirectCommandsLayoutCreateInfoNV::flags`, specifying usage hints of
an indirect command layout, are:

```
// Provided by VK_NV_device_generated_commands
typedef enum VkIndirectCommandsLayoutUsageFlagBitsNV {
    VK_INDIRECT_COMMANDS_LAYOUT_USAGE_EXPLICIT_PREPROCESS_BIT_NV = 0x00000001,
    VK_INDIRECT_COMMANDS_LAYOUT_USAGE_INDEXED_SEQUENCES_BIT_NV = 0x00000002,
    VK_INDIRECT_COMMANDS_LAYOUT_USAGE_UNORDERED_SEQUENCES_BIT_NV = 0x00000004,
} VkIndirectCommandsLayoutUsageFlagBitsNV;
```

- `VK_INDIRECT_COMMANDS_LAYOUT_USAGE_EXPLICIT_PREPROCESS_BIT_NV` specifies that the

layout is always used with the manual preprocessing step through calling `vkCmdPreprocessGeneratedCommandsNV` and executed by `vkCmdExecuteGeneratedCommandsNV` with `isPreprocessed` set to `VK_TRUE`.

- `VK_INDIRECT_COMMANDS_LAYOUT_USAGE_INDEXED_SEQUENCES_BIT_NV` specifies that the input data for the sequences is not implicitly indexed from 0..sequencesUsed, but an application-provided `VkBuffer` encoding the index is provided.
- `VK_INDIRECT_COMMANDS_LAYOUT_USAGE_UNORDERED_SEQUENCES_BIT_NV` specifies that the processing of sequences **can** happen at an implementation-dependent order, which is not guaranteed to be coherent using the same input data. This flag is ignored when the `pipelineBindPoint` is `VK_PIPELINE_BIND_POINT_COMPUTE` as it is implied that the dispatch sequence is always unordered.

```
// Provided by VK_NV_device_generated_commands
typedef VkFlags VkIndirectCommandsLayoutUsageFlagsNV;
```

`VkIndirectCommandsLayoutUsageFlagsNV` is a bitmask type for setting a mask of zero or more `VkIndirectCommandsLayoutUsageFlagBitsNV`.

Indirect command layouts for `VK_NV_device_generated_commands` are destroyed by:

```
// Provided by VK_NV_device_generated_commands
void vkDestroyIndirectCommandsLayoutNV(
    VkDevice device,
    VkIndirectCommandsLayoutNV indirectCommandsLayout,
    const VkAllocationCallbacks* pAllocator);
```

- `device` is the logical device that destroys the layout.
- `indirectCommandsLayout` is the layout to destroy.
- `pAllocator` controls host memory allocation as described in the [Memory Allocation](#) chapter.

Valid Usage

- VUID-vkDestroyIndirectCommandsLayoutNV-indirectCommandsLayout-02938
All submitted commands that refer to `indirectCommandsLayout` **must** have completed execution
- VUID-vkDestroyIndirectCommandsLayoutNV-indirectCommandsLayout-02939
If `VkAllocationCallbacks` were provided when `indirectCommandsLayout` was created, a compatible set of callbacks **must** be provided here
- VUID-vkDestroyIndirectCommandsLayoutNV-indirectCommandsLayout-02940
If no `VkAllocationCallbacks` were provided when `indirectCommandsLayout` was created, `pAllocator` **must** be `NULL`
- VUID-vkDestroyIndirectCommandsLayoutNV-deviceGeneratedCommands-02941
The `VkPhysicalDeviceDeviceGeneratedCommandsFeaturesNV::deviceGeneratedCommands` feature

must be enabled

Valid Usage (Implicit)

- VUID-vkDestroyIndirectCommandsLayoutNV-device-parameter
device **must** be a valid [VkDevice](#) handle
- VUID-vkDestroyIndirectCommandsLayoutNV-indirectCommandsLayout-parameter
If **indirectCommandsLayout** is not [VK_NULL_HANDLE](#), **indirectCommandsLayout** **must** be a valid [VkIndirectCommandsLayoutNV](#) handle
- VUID-vkDestroyIndirectCommandsLayoutNV-pAllocator-parameter
If **pAllocator** is not [NULL](#), **pAllocator** **must** be a valid pointer to a valid [VkAllocationCallbacks](#) structure
- VUID-vkDestroyIndirectCommandsLayoutNV-indirectCommandsLayout-parent
If **indirectCommandsLayout** is a valid handle, it **must** have been created, allocated, or retrieved from **device**

Host Synchronization

- Host access to **indirectCommandsLayout** **must** be externally synchronized

37.1.2. Token Input Streams

For [VK_EXT_device_generated_commands](#), the input streams **can** contain raw [uint32_t](#) values, existing indirect commands such as:

- [VkDrawIndirectCommand](#)
- [VkDrawIndexedIndirectCommand](#)
- [VkDispatchIndirectCommand](#)
- [VkDrawMeshTasksIndirectCommandNV](#)
- [VkDrawMeshTasksIndirectCommandEXT](#)
- [VkTraceRaysIndirectCommandKHR](#)
- [VkTraceRaysIndirectCommand2KHR](#)

or additional commands as listed below. How the data is used is described in the next section.

The [VkBindIndexBufferIndirectCommandEXT](#) structure specifies the input data for the [VK_INDIRECT_COMMANDS_TOKEN_TYPE_INDEX_BUFFER_EXT](#) token.


```
// Provided by VK_EXT_device_generated_commands
typedef struct VkBindIndexBufferIndirectCommandEXT {
    VkDeviceAddress    bufferAddress;
    uint32_t           size;
    VkIndexType         indexType;
} VkBindIndexBufferIndirectCommandEXT;
```

- **bufferAddress** specifies a physical address of the [VkBuffer](#) used as index buffer.
- **size** is the byte size range which is available for this operation from the provided address.
- **indexType** is a [VkIndexType](#) value specifying how indices are treated.

Valid Usage

- VUID-VkBindIndexBufferIndirectCommandEXT-None-11117
The buffer's usage flags from which the address was acquired **must** have the [VK_BUFFER_USAGE_INDEX_BUFFER_BIT](#) bit set
- VUID-VkBindIndexBufferIndirectCommandEXT-bufferAddress-11118
The **bufferAddress** **must** be aligned to the [VkIndexType](#) of the **indexType** used

Valid Usage (Implicit)

- VUID-VkBindIndexBufferIndirectCommandEXT-bufferAddress-parameter
bufferAddress **must** be a valid [VkDeviceAddress](#) value
- VUID-VkBindIndexBufferIndirectCommandEXT-indexType-parameter
indexType **must** be a valid [VkIndexType](#) value

The [VkBindVertexBufferIndirectCommandEXT](#) structure specifies the input data for the [VK_INDIRECT_COMMANDS_TOKEN_TYPE_VERTEX_BUFFER_EXT](#) token.

```
// Provided by VK_EXT_device_generated_commands
typedef struct VkBindVertexBufferIndirectCommandEXT {
    VkDeviceAddress    bufferAddress;
    uint32_t           size;
    uint32_t           stride;
} VkBindVertexBufferIndirectCommandEXT;
```

- **bufferAddress** specifies a physical address of the [VkBuffer](#) used as vertex input binding.
- **size** is the byte size range which is available for this operation from the provided address.
- **stride** is the byte size stride for this vertex input binding as in [VkVertexInputBindingDescription::stride](#).

Valid Usage

- VUID-VkBindVertexBufferIndirectCommandEXT-None-11120

The buffer's usage flag from which the address was acquired **must** have the [VK_BUFFER_USAGE_VERTEX_BUFFER_BIT](#) bit set

Valid Usage (Implicit)

- VUID-VkBindVertexBufferIndirectCommandEXT-bufferAddress-parameter
bufferAddress **must** be a valid [VkDeviceAddress](#) value

The [VkDrawIndirectCountIndirectCommandEXT](#) structure specifies the input data for all draw-type tokens.

```
// Provided by VK_EXT_device_generated_commands
typedef struct VkDrawIndirectCountIndirectCommandEXT {
    VkDeviceAddress    bufferAddress;
    uint32_t           stride;
    uint32_t           commandCount;
} VkDrawIndirectCountIndirectCommandEXT;
```

- **bufferAddress** specifies a physical address of the [VkBuffer](#) used for draw commands.
- **stride** is the byte size stride for the command arguments
- **commandCount** is the number of commands to execute

The corresponding indirect draw structure data will be read from the buffer address.

Valid Usage

- VUID-VkDrawIndirectCountIndirectCommandEXT-None-11122

The buffer's usage flag from which the address was acquired **must** have the [VK_BUFFER_USAGE_INDIRECT_BUFFER_BIT](#) bit set

Valid Usage (Implicit)

- VUID-VkDrawIndirectCountIndirectCommandEXT-bufferAddress-parameter
bufferAddress **must** be a valid [VkDeviceAddress](#) value

The [VkIndirectCommandsStreamNV](#) structure specifies the input data for one or more tokens at processing time.


```
// Provided by VK_NV_device_generated_commands
typedef struct VkIndirectCommandsStreamNV {
    VkBuffer      buffer;
    VkDeviceSize  offset;
} VkIndirectCommandsStreamNV;
```

- **buffer** specifies the [VkBuffer](#) storing the functional arguments for each sequence. These arguments **can** be written by the device.
- **offset** specified an offset into **buffer** where the arguments start.

Valid Usage

- VUID-VkIndirectCommandsStreamNV-buffer-02942
The **buffer**'s usage flag **must** have the [VK_BUFFER_USAGE_INDIRECT_BUFFER_BIT](#) bit set
- VUID-VkIndirectCommandsStreamNV-offset-02943
The **offset** **must** be aligned to [VkPhysicalDeviceDeviceGeneratedCommandsPropertiesNV::minIndirectCommandsBufferOffsetAlignment](#)
- VUID-VkIndirectCommandsStreamNV-buffer-02975
If **buffer** is non-sparse then it **must** be bound completely and contiguously to a single [VkDeviceMemory](#) object

Valid Usage (Implicit)

- VUID-VkIndirectCommandsStreamNV-buffer-parameter
buffer **must** be a valid [VkBuffer](#) handle

For [VK_NV_device_generated_commands](#), the input streams **can** contain raw [uint32_t](#) values, existing indirect commands such as:

- [VkDrawIndirectCommand](#)
- [VkDrawIndexedIndirectCommand](#)
- [VkDrawMeshTasksIndirectCommandNV](#)
- [VkDrawMeshTasksIndirectCommandEXT](#)
- [VkDispatchIndirectCommand](#)

or additional commands as listed below. How the data is used is described in the next section.

The [VkBindShaderGroupIndirectCommandNV](#) structure specifies the input data for the [VK_INDIRECT_COMMANDS_TOKEN_TYPE_SHADER_GROUP_NV](#) token.


```
// Provided by VK_NV_device_generated_commands
typedef struct VkBindShaderGroupIndirectCommandNV {
    uint32_t    groupIndex;
} VkBindShaderGroupIndirectCommandNV;
```

- `groupIndex` specifies which shader group of the current bound graphics pipeline is used.

Valid Usage

- VUID-VkBindShaderGroupIndirectCommandNV-None-02944
The current bound graphics pipeline, as well as the pipelines it may reference, **must** have been created with [VK_PIPELINE_CREATE_INDIRECT_BINDABLE_BIT_NV](#)
- VUID-VkBindShaderGroupIndirectCommandNV-index-02945
The `index` **must** be within range of the accessible shader groups of the current bound graphics pipeline. See [vkCmdBindPipelineShaderGroupNV](#) for further details

The `VkBindIndexBufferIndirectCommandNV` structure specifies the input data for the [VK_INDIRECT_COMMANDS_TOKEN_TYPE_INDEX_BUFFER_NV](#) token.

```
// Provided by VK_NV_device_generated_commands
typedef struct VkBindIndexBufferIndirectCommandNV {
    VkDeviceAddress    bufferAddress;
    uint32_t           size;
    VkIndexType         indexType;
} VkBindIndexBufferIndirectCommandNV;
```

- `bufferAddress` specifies a physical address of the [VkBuffer](#) used as index buffer.
- `size` is the byte size range which is available for this operation from the provided address.
- `indexType` is a [VkIndexType](#) value specifying how indices are treated. Instead of the Vulkan enum values, a custom `uint32_t` value **can** be mapped to [VkIndexType](#) by specifying the `VkIndirectCommandsLayoutTokenNV::pIndexTypes` and `VkIndirectCommandsLayoutTokenNV::pIndexTypeValues` arrays.

Valid Usage

- VUID-VkBindIndexBufferIndirectCommandNV-None-02946
The buffer's usage flag from which the address was acquired **must** have the [VK_BUFFER_USAGE_INDEX_BUFFER_BIT](#) bit set
- VUID-VkBindIndexBufferIndirectCommandNV-bufferAddress-02947
The `bufferAddress` **must** be aligned to the `indexType` used

Valid Usage (Implicit)

- VUID-VkBindIndexBufferIndirectCommandNV-bufferAddress-parameter **bufferAddress** **must** be a valid [VkDeviceAddress](#) value
- VUID-VkBindIndexBufferIndirectCommandNV-indexType-parameter **indexType** **must** be a valid [VkIndexType](#) value

The [VkBindVertexBufferIndirectCommandNV](#) structure specifies the input data for the [VK_INDIRECT_COMMANDS_TOKEN_TYPE_VERTEX_BUFFER_NV](#) token.

```
// Provided by VK_NV_device_generated_commands
typedef struct VkBindVertexBufferIndirectCommandNV {
    VkDeviceAddress    bufferAddress;
    uint32_t           size;
    uint32_t           stride;
} VkBindVertexBufferIndirectCommandNV;
```

- **bufferAddress** specifies a physical address of the [VkBuffer](#) used as vertex input binding.
- **size** is the byte size range which is available for this operation from the provided address.
- **stride** is the byte size stride for this vertex input binding as in [VkVertexInputBindingDescription::stride](#). It is only used if [VkIndirectCommandsLayoutTokenNV::vertexDynamicStride](#) was set, otherwise the stride is inherited from the current bound graphics pipeline.

Valid Usage

- VUID-VkBindVertexBufferIndirectCommandNV-None-02949
The buffer's usage flag from which the address was acquired **must** have the [VK_BUFFER_USAGE_VERTEX_BUFFER_BIT](#) bit set

Valid Usage (Implicit)

- VUID-VkBindVertexBufferIndirectCommandNV-bufferAddress-parameter **bufferAddress** **must** be a valid [VkDeviceAddress](#) value

The [VkSetStateFlagsIndirectCommandNV](#) structure specifies the input data for the [VK_INDIRECT_COMMANDS_TOKEN_TYPE_STATE_FLAGS_NV](#) token. Which state is changed depends on the [VkIndirectStateFlagBitsNV](#) specified at [VkIndirectCommandsLayoutNV](#) creation time.

```
// Provided by VK_NV_device_generated_commands
typedef struct VkSetStateFlagsIndirectCommandNV {
    uint32_t    data;
} VkSetStateFlagsIndirectCommandNV;
```


- **data** encodes packed state that this command alters.
 - Bit **0**: If set represents **VK_FRONT_FACE_CLOCKWISE**, otherwise **VK_FRONT_FACE_COUNTER_CLOCKWISE**

A subset of the graphics pipeline state **can** be altered using indirect state flags:

```
// Provided by VK_NV_device_generated_commands
typedef enum VkIndirectStateFlagBitsNV {
    VK_INDIRECT_STATE_FLAG_FRONTFACE_BIT_NV = 0x00000001,
} VkIndirectStateFlagBitsNV;
```

- **VK_INDIRECT_STATE_FLAG_FRONTFACE_BIT_NV** allows to toggle the **VkFrontFace** rasterization state for subsequent drawing commands.

```
// Provided by VK_NV_device_generated_commands
typedef VkFlags VkIndirectStateFlagsNV;
```

VkIndirectStateFlagsNV is a bitmask type for setting a mask of zero or more **VkIndirectStateFlagBitsNV**.

The **VkBindPipelineIndirectCommandNV** structure specifies the input data for the **VK_INDIRECT_COMMANDS_TOKEN_TYPE_PIPELINE_NV** token.

```
// Provided by VK_NV_device_generated_commands_compute
typedef struct VkBindPipelineIndirectCommandNV {
    VkDeviceAddress pipelineAddress;
} VkBindPipelineIndirectCommandNV;
```

- **pipelineAddress** specifies the pipeline address of the compute pipeline that will be used in device generated rendering.

Valid Usage

- VUID-VkBindPipelineIndirectCommandNV-deviceGeneratedComputePipelines-09091
The **VkPhysicalDeviceDeviceGeneratedCommandsComputeFeaturesNV::deviceGeneratedComputePipelines** feature **must** be enabled
- VUID-VkBindPipelineIndirectCommandNV-None-09092
The referenced pipeline **must** have been created with **VK_PIPELINE_CREATE_INDIRECT_BINDABLE_BIT_NV**
- VUID-VkBindPipelineIndirectCommandNV-None-09093
The referenced pipeline **must** have been updated with **vkCmdUpdatePipelineIndirectBufferNV**
- VUID-VkBindPipelineIndirectCommandNV-None-09094
The referenced pipeline's address **must** have been queried with

Valid Usage (Implicit)

- VUID-VkBindPipelineIndirectCommandNV-pipelineAddress-parameter **pipelineAddress** must be a valid [VkDeviceAddress](#) value

37.1.3. Tokenized Command Processing

The processing for [VK_EXT_device_generated_commands](#) is in principle illustrated below:

```
void cmdProcessSequence(cmd, indirectExecutionSet, indirectCommandsLayout,
indirectAddress, s)
{
    for (t = 0; t < indirectCommandsLayout.tokenCount; t++)
    {
        uint32_t offset = indirectCommandsLayout.pTokens[t].offset;
        uint32_t stride = indirectCommandsLayout.indirectStride;
        VkDeviceAddress streamData = indirectAddress;
        const void* input = streamData + stride * s + offset;

        // further details later
        indirectCommandsLayout.pTokens[t].command (cmd, indirectExecutionSet, input, s);
    }
}

void cmdProcessAllSequences(cmd, indirectExecutionSet, indirectCommandsLayout,
indirectAddress, sequencesCount)
{
    for (s = 0; s < sequencesCount; s++)
    {
        sUsed = s;

        if (indirectCommandsLayout.flags &
VK_INDIRECT_COMMANDS_LAYOUT_USAGE_UNORDERED_SEQUENCES_BIT_EXT) {
            sUsed = incoherent_implementation_dependent_permutation[ sUsed ];
        }

        cmdProcessSequence( cmd, indirectExecutionSet, indirectCommandsLayout,
indirectAddress, sUsed );
    }
}
```

The processing of each sequence is considered stateless, therefore all state changes **must** occur prior to action commands within the sequence. A single sequence is strictly targeting the [VkShaderStageFlags](#) it was created with.

The primary input data for each token is provided through **VkBuffer** content at preprocessing using **vkCmdPreprocessGeneratedCommandsEXT** or execution time using **vkCmdExecuteGeneratedCommandsEXT**, however some functional arguments, for example push constant layouts, are specified at layout creation time. The input size is different for each token.

Possible values of those elements of the **VkIndirectCommandsLayoutCreateInfoEXT::pTokens** array specifying command tokens (other elements of the array specify command parameters) are:

```
// Provided by VK_EXT_device_generated_commands
typedef enum VkIndirectCommandsTokenTypeEXT {
    VK_INDIRECT_COMMANDS_TOKEN_TYPE_EXECUTION_SET_EXT = 0,
    VK_INDIRECT_COMMANDS_TOKEN_TYPE_PUSH_CONSTANT_EXT = 1,
    VK_INDIRECT_COMMANDS_TOKEN_TYPE_SEQUENCE_INDEX_EXT = 2,
    VK_INDIRECT_COMMANDS_TOKEN_TYPE_INDEX_BUFFER_EXT = 3,
    VK_INDIRECT_COMMANDS_TOKEN_TYPE_VERTEX_BUFFER_EXT = 4,
    VK_INDIRECT_COMMANDS_TOKEN_TYPE_DRAW_INDEXED_EXT = 5,
    VK_INDIRECT_COMMANDS_TOKEN_TYPE_DRAW_EXT = 6,
    VK_INDIRECT_COMMANDS_TOKEN_TYPE_DRAW_INDEXED_COUNT_EXT = 7,
    VK_INDIRECT_COMMANDS_TOKEN_TYPE_DRAW_COUNT_EXT = 8,
    VK_INDIRECT_COMMANDS_TOKEN_TYPE_DISPATCH_EXT = 9,
    // Provided by VK_EXT_descriptor_heap with VK_EXT_device_generated_commands
    VK_INDIRECT_COMMANDS_TOKEN_TYPE_PUSH_DATA_EXT = 1000135000,
    // Provided by VK_EXT_descriptor_heap with VK_EXT_device_generated_commands
    VK_INDIRECT_COMMANDS_TOKEN_TYPE_PUSH_DATA_SEQUENCE_INDEX_EXT = 1000135001,
    // Provided by VK_EXT_device_generated_commands with VK_NV_mesh_shader
    VK_INDIRECT_COMMANDS_TOKEN_TYPE_DRAW_MESH_TASKS_NV_EXT = 1000202002,
    // Provided by VK_EXT_device_generated_commands with VK_NV_mesh_shader
    VK_INDIRECT_COMMANDS_TOKEN_TYPE_DRAW_MESH_TASKS_COUNT_NV_EXT = 1000202003,
    // Provided by VK_EXT_device_generated_commands with VK_EXT_mesh_shader
    VK_INDIRECT_COMMANDS_TOKEN_TYPE_DRAW_MESH_TASKS_EXT = 1000328000,
    // Provided by VK_EXT_device_generated_commands with VK_EXT_mesh_shader
    VK_INDIRECT_COMMANDS_TOKEN_TYPE_DRAW_MESH_TASKS_COUNT_EXT = 1000328001,
    // Provided by VK_KHR_ray_tracing_maintenance1 with VK_EXT_device_generated_commands
    VK_INDIRECT_COMMANDS_TOKEN_TYPE_TRACE_RAYS2_EXT = 1000386004,
} VkIndirectCommandsTokenTypeEXT;
```

Table 50. Supported Indirect Command Tokens

Common Tokens	Command Data
VK_INDIRECT_COMMANDS_TOKEN_TYPE_EXECUTION_SET_EXT	u32[] array of indices into the indirect execution set
VK_INDIRECT_COMMANDS_TOKEN_TYPE_PUSH_CONSTANT_EXT	u32[] raw data
VK_INDIRECT_COMMANDS_TOKEN_TYPE_PUSH_DATA_EXT	u8[] raw data
VK_INDIRECT_COMMANDS_TOKEN_TYPE_SEQUENCE_INDEX_EXT	u32 placeholder data (not accessed by shader)

Common Tokens	Command Data
VK_INDIRECT_COMMANDS_TOKEN_TYPE_PUSH_DATA_SEQUENCE_INDEX_EXT	u32 placeholder data (not accessed by shader)
Compute Tokens	
VK_INDIRECT_COMMANDS_TOKEN_TYPE_DISPATCH_EXT	VkDispatchIndirectCommand
Ray Tracing Tokens	
VK_INDIRECT_COMMANDS_TOKEN_TYPE_TRACE_RAYS2_EXT	VkTraceRaysIndirectCommand2KHR
Graphics State Tokens	
VK_INDIRECT_COMMANDS_TOKEN_TYPE_INDEX_BUFFER_EXT	VkBindIndexBufferIndirectCommandEXT
VK_INDIRECT_COMMANDS_TOKEN_TYPE_VERTEX_BUFFER_EXT	VkBindVertexBufferIndirectCommandEXT
Graphics Draw Tokens	
VK_INDIRECT_COMMANDS_TOKEN_TYPE_DRAW_INDEXED_EXT	VkDrawIndexedIndirectCommand
VK_INDIRECT_COMMANDS_TOKEN_TYPE_DRAW_EXT	VkDrawIndirectCommand
VK_INDIRECT_COMMANDS_TOKEN_TYPE_DRAW_MESH_TASKS_EXT	VkDrawMeshTasksIndirectCommandEXT
VK_INDIRECT_COMMANDS_TOKEN_TYPE_DRAW_MESH_TASKS_NV_EXT	VkDrawMeshTasksIndirectCommandNV
Graphics Draw Count Tokens	
VK_INDIRECT_COMMANDS_TOKEN_TYPE_DRAW_INDEXED_COUNT_EXT	VkDrawIndirectCountIndirectCommandEXT with VkDrawIndexedIndirectCommand
VK_INDIRECT_COMMANDS_TOKEN_TYPE_DRAW_COUNT_EXT	VkDrawIndirectCountIndirectCommandEXT with VkDrawIndirectCommand
VK_INDIRECT_COMMANDS_TOKEN_TYPE_DRAW_MESH_TASKS_COUNT_EXT	VkDrawIndirectCountIndirectCommandEXT with VkDrawMeshTasksIndirectCommandEXT
VK_INDIRECT_COMMANDS_TOKEN_TYPE_DRAW_MESH_TASKS_COUNT_NV_EXT	VkDrawIndirectCountIndirectCommandEXT with VkDrawMeshTasksIndirectCommandNV

The `VkIndirectCommandsLayoutTokenEXT` structure specifies details to the function arguments that need to be known at layout creation time:

```
// Provided by VK_EXT_device_generated_commands
typedef struct VkIndirectCommandsLayoutTokenEXT {
    VkStructureType          sType;
    const void*              pNext;
    VkIndirectCommandsTokenTypeEXT type;
    VkIndirectCommandsTokenDataEXT data;
    uint32_t                 offset;
} VkIndirectCommandsLayoutTokenEXT;
```

- `sType` is a `VkStructureType` value identifying this structure.
- `pNext` is `NULL` or a pointer to a structure extending this structure.
- `type` specifies the `VkIndirectCommandsTokenTypeEXT` for `data`.
- `data` specifies a `VkIndirectCommandsTokenDataEXT` containing token-specific details for command execution. It is ignored if `type` does not match any member of the `VkIndirectCommandsTokenDataEXT` union.
- `offset` is the relative byte offset for the token within one sequence of the indirect buffer. The data stored at that offset is the command data for the token, e.g. `VkDispatchIndirectCommand`.

Valid Usage

- VUID-VkIndirectCommandsLayoutTokenEXT-offset-11124
`offset` must be less than or equal to `VkPhysicalDeviceDeviceGeneratedCommandsPropertiesEXT::maxIndirectCommandsTokenOffset`
- VUID-VkIndirectCommandsLayoutTokenEXT-offset-11125
`offset` must be aligned to 4
- VUID-VkIndirectCommandsLayoutTokenEXT-meshShader-11126
If `meshShader` or `taskShader` are not enabled, `type` must not be `VK_INDIRECT_COMMANDS_TOKEN_TYPE_DRAW_MESH_TASKS_EXT`, `VK_INDIRECT_COMMANDS_TOKEN_TYPE_DRAW_MESH_TASKS_COUNT_EXT`, `VK_INDIRECT_COMMANDS_TOKEN_TYPE_DRAW_MESH_TASKS_NV_EXT` or `VK_INDIRECT_COMMANDS_TOKEN_TYPE_DRAW_MESH_TASKS_COUNT_NV_EXT`
- VUID-VkIndirectCommandsLayoutTokenEXT-rayTracingMaintenance1-11128
If the `rayTracingMaintenance1` feature is not enabled, `type` must not be `VK_INDIRECT_COMMANDS_TOKEN_TYPE_TRACE_RAYS2_EXT`
- VUID-VkIndirectCommandsLayoutTokenEXT-deviceGeneratedCommandsMultiDrawIndirectCount-11129
If `VkPhysicalDeviceDeviceGeneratedCommandsPropertiesEXT::deviceGeneratedCommandsMultiDrawIndirectCount` is not supported, `type` must not be `VK_INDIRECT_COMMANDS_TOKEN_TYPE_DRAW_INDEXED_COUNT_EXT` or `VK_INDIRECT_COMMANDS_TOKEN_TYPE_DRAW_COUNT_EXT`

- VUID-VkIndirectCommandsLayoutTokenEXT-deviceGeneratedCommandsMultiDrawIndirectCount-11130
If `VkPhysicalDeviceDeviceGeneratedCommandsPropertiesEXT::deviceGeneratedCommandsMultiDrawIndirectCount` is not supported, `type` **must** not be `VK_INDIRECT_COMMANDS_TOKEN_TYPE_DRAW_MESH_TASKS_COUNT_EXT`
- VUID-VkIndirectCommandsLayoutTokenEXT-deviceGeneratedCommandsMultiDrawIndirectCount-11131
If `VkPhysicalDeviceDeviceGeneratedCommandsPropertiesEXT::deviceGeneratedCommandsMultiDrawIndirectCount` is not supported, `type` **must** not be `VK_INDIRECT_COMMANDS_TOKEN_TYPE_DRAW_MESH_TASKS_COUNT_NV_EXT`
- VUID-VkIndirectCommandsLayoutTokenEXT-descriptorHeap-11332
If the `descriptorHeap` feature is not enabled, `type` **must** not be `VK_INDIRECT_COMMANDS_TOKEN_TYPE_PUSH_DATA_EXT` or `VK_INDIRECT_COMMANDS_TOKEN_TYPE_PUSH_DATA_SEQUENCE_INDEX_EXT`
- VUID-VkIndirectCommandsLayoutTokenEXT-type-11333
If `type` is `VK_INDIRECT_COMMANDS_TOKEN_TYPE_PUSH_DATA_EXT` or `VK_INDIRECT_COMMANDS_TOKEN_TYPE_PUSH_DATA_SEQUENCE_INDEX_EXT` `VkIndirectCommandsPushConstantTokenEXT::updateRange.shaderStages` **must** be `VK_SHADER_STAGE_ALL`

Valid Usage (Implicit)

- VUID-VkIndirectCommandsLayoutTokenEXT-sType-sType
`sType` **must** be `VK_STRUCTURE_TYPE_INDIRECT_COMMANDS_LAYOUT_TOKEN_EXT`
- VUID-VkIndirectCommandsLayoutTokenEXT-type-parameter
`type` **must** be a valid `VkIndirectCommandsTokenTypeEXT` value
- VUID-VkIndirectCommandsLayoutTokenEXT-pPushConstant-parameter
If `type` is `VK_INDIRECT_COMMANDS_TOKEN_TYPE_PUSH_CONSTANT_EXT`, `VK_INDIRECT_COMMANDS_TOKEN_TYPE_SEQUENCE_INDEX_EXT`, `VK_INDIRECT_COMMANDS_TOKEN_TYPE_PUSH_DATA_EXT`, or `VK_INDIRECT_COMMANDS_TOKEN_TYPE_PUSH_DATA_SEQUENCE_INDEX_EXT`, the `pPushConstant` member of `data` **must** be a valid pointer to a valid `VkIndirectCommandsPushConstantTokenEXT` structure
- VUID-VkIndirectCommandsLayoutTokenEXT-pVertexBuffer-parameter
If `type` is `VK_INDIRECT_COMMANDS_TOKEN_TYPE_VERTEX_BUFFER_EXT`, the `pVertexBuffer` member of `data` **must** be a valid pointer to a valid `VkIndirectCommandsVertexBufferTokenEXT` structure
- VUID-VkIndirectCommandsLayoutTokenEXT-pIndexBuffer-parameter
If `type` is `VK_INDIRECT_COMMANDS_TOKEN_TYPE_INDEX_BUFFER_EXT`, the `pIndexBuffer` member of `data` **must** be a valid pointer to a valid `VkIndirectCommandsIndexBufferTokenEXT` structure
- VUID-VkIndirectCommandsLayoutTokenEXT-pExecutionSet-parameter
If `type` is `VK_INDIRECT_COMMANDS_TOKEN_TYPE_EXECUTION_SET_EXT`, the

`pExecutionSet` member of `data` **must** be a valid pointer to a valid `VkIndirectCommandsExecutionSetTokenEXT` structure

The `VkIndirectCommandsTokenDataEXT` structure provides token-specific details used to generate the indirect execution layout.

```
// Provided by VK_EXT_device_generated_commands
typedef union VkIndirectCommandsTokenDataEXT {
    const VkIndirectCommandsPushConstantTokenEXT* pPushConstant;
    const VkIndirectCommandsVertexBufferTokenEXT* pVertexBuffer;
    const VkIndirectCommandsIndexBufferTokenEXT* pIndexBuffer;
    const VkIndirectCommandsExecutionSetTokenEXT* pExecutionSet;
} VkIndirectCommandsTokenDataEXT;
```

- `pPushConstant` is a pointer to a `VkIndirectCommandsPushConstantTokenEXT` structure needed for `VK_INDIRECT_COMMANDS_TOKEN_TYPE_PUSH_CONSTANT_EXT`, `VK_INDIRECT_COMMANDS_TOKEN_TYPE_PUSH_DATA_EXT`, `VK_INDIRECT_COMMANDS_TOKEN_TYPE_PUSH_DATA_SEQUENCE_INDEX_EXT`, and `VK_INDIRECT_COMMANDS_TOKEN_TYPE_SEQUENCE_INDEX_EXT` tokens
- `pVertexBuffer` is a pointer to a `VkIndirectCommandsVertexBufferTokenEXT` structure needed for `VK_INDIRECT_COMMANDS_TOKEN_TYPE_VERTEX_BUFFER_EXT` tokens
- `pIndexBuffer` is a pointer to a `VkIndirectCommandsIndexBufferTokenEXT` structure needed for `VK_INDIRECT_COMMANDS_TOKEN_TYPE_INDEX_BUFFER_EXT` tokens
- `pExecutionSet` is a pointer to a `VkIndirectCommandsExecutionSetTokenEXT` structure needed for `VK_INDIRECT_COMMANDS_TOKEN_TYPE_EXECUTION_SET_EXT` tokens

The appropriate member of the union **must** be set for each token.

The following code provides detailed information on how an individual sequence is processed. For valid usage, all restrictions from the regular commands apply.

```
void cmdProcessSequence(cmd, indirectExecutionSet, indirectCommandsLayout,
indirectAddress, s)
{
    for (uint32_t t = 0; t < indirectCommandsLayout.tokenCount; t++) {
        VkIndirectCommandsLayoutTokenEXT *token = &indirectCommandsLayout.pTokens[t];

        uint32_t offset = token->offset;
        uint32_t stride = indirectCommandsLayout.indirectStride;
        VkDeviceAddress streamData = indirectAddress;
        const void* input = streamData + stride * s + offset;

        switch (token->tokenType) {
        case VK_INDIRECT_COMMANDS_TOKEN_TYPE_EXECUTION_SET_EXT:
            uint32_t *bind = input;
            VkIndirectCommandsExecutionSetTokenEXT *info = token->data.pExecutionSet;
```



```

    if (info->type == VK_INDIRECT_EXECUTION_SET_INFO_TYPE_PIPELINES_EXT) {
        vkCmdBindPipeline(cmd, indirectExecutionSet.pipelineBindPoint,
            indirectExecutionSet.pipelines[*bind]);
    } else {
        VkShaderStageFlagBits stages[];
        VkShaderEXT shaders[];
        uint32_t i = 0;
        IterateBitmaskLSBToMSB(iter, info->shaderStages) {
            stages[i] = iter;
            shaders[i] = indirectExecutionSet.shaders[bind[i]].shaderObject;
            i++;
        }
        vkCmdBindShadersEXT(cmd, i, stages, shaders);
    }
    break;

case VK_INDIRECT_COMMANDS_TOKEN_TYPE_PUSH_CONSTANT_EXT:
    uint32_t* data = input;
    VkPushConstantsInfoKHR info = {
        VK_STRUCTURE_TYPE_PUSH_CONSTANTS_INFO_KHR,
        // this can also use 'dynamicGeneratedPipelineLayout' to pass a
        VkPipelineLayoutCreateInfo from pNext
        indirectCommandsLayout.pipelineLayout,
        token->token.pushConstant.updateRange.shaderStages,
        token->token.pushConstant.updateRange.offset,
        token->token.pushConstant.updateRange.size,
        data
    };

    vkCmdPushConstants2KHR(cmd, &info);
    break;

case VK_INDIRECT_COMMANDS_TOKEN_TYPE_PUSH_DATA_EXT:

    VkHostAddressRangeConstEXT addressRange = {
        token->token.pushConstant.updateRange.data.size,
        input
    };

    VkPushDataInfoEXT info = {
        VK_STRUCTURE_TYPE_PUSH_DATA_INFO_EXT,
        NULL,
        token->token.pushConstant.updateRange.offset,
        addressRange
    };

    vkCmdPushDataEXT(cmd, &info);
    break;

case VK_INDIRECT_COMMANDS_TOKEN_TYPE_SEQUENCE_INDEX_EXT:
    VkPushConstantsInfoKHR info = {

```



```

        VK_STRUCTURE_TYPE_PUSH_CONSTANTS_INFO_KHR,
        // this can also use 'dynamicGeneratedPipelineLayout' to pass a
        VkPipelineLayoutCreateInfo from pNext
        indirectCommandsLayout.pipelineLayout,
        token->token.pushConstant.updateRange.shaderStages,
        token->token.pushConstant.updateRange.offset,
        // this must be 4
        token->token.pushConstant.updateRange.size,
        // this just updates the sequence index
        &s
    };

    vkCmdPushConstants2KHR(cmd, &info);
    break;

case VK_INDIRECT_COMMANDS_TOKEN_TYPE_PUSH_DATA_SEQUENCE_INDEX_EXT:

    VkHostAddressRangeConstEXT addressRange = {
        // this must be 4
        token->token.pushConstant.updateRange.data.size,
        // this just updates the sequence index
        &s
    };

    VkPushDataInfoEXT info = {
        VK_STRUCTURE_TYPE_PUSH_DATA_INFO_EXT,
        NULL,
        token->token.pushConstant.updateRange.offset,
        addressRange
    };

    vkCmdPushDataEXT(cmd, &info);
    break;

case VK_INDIRECT_COMMANDS_TOKEN_TYPE_INDEX_BUFFER_EXT:
    VkBindIndexBufferIndirectCommandEXT* data = input;

    vkCmdBindIndexBuffer(cmd, deriveBuffer(data->bufferAddress), deriveOffset(data->bufferAddress), data->indexType);
    break;

case VK_INDIRECT_COMMANDS_TOKEN_TYPE_VERTEX_BUFFER_EXT:
    VkBindVertexBufferIndirectCommandEXT* data = input;

    vkCmdBindVertexBuffers2(cmd, token->token.vertexBuffer->vertexBindingUnit, 1,
        &deriveBuffer(data->bufferAddress),
        &deriveOffset(data->bufferAddress), data->size, data->stride);
    break;

case VK_INDIRECT_COMMANDS_TOKEN_TYPE_DRAW_INDEXED_EXT:

```



```

        VkDrawIndexedIndirectCommand *data = input;

        vkCmdDrawIndexed(cmd, data->indexCount, data->instanceCount, data->firstIndex,
data->vertexOffset, data->firstInstance);
        break;
    case VK_INDIRECT_COMMANDS_TOKEN_TYPE_DRAW_INDEXED_COUNT_EXT:
        VkDrawIndirectCountIndirectCommandEXT* data = input;

        vkCmdDrawIndexedIndirect(cmd, deriveBuffer(data->bufferAddress), deriveoffset
(data->bufferAddress), min(data->commandCount, indirectCommandsLayout.maxDrawCount),
data->stride);
        break;

    case VK_INDIRECT_COMMANDS_TOKEN_TYPE_DRAW_EXT:
        VkDrawIndirectCommand* data = input;

        vkCmdDraw(cmd, data->vertex_count, data->instanceCount, data->firstVertex, data
->firstIndex);
        break;

    case VK_INDIRECT_COMMANDS_TOKEN_TYPE_DRAW_COUNT_EXT:
        VkDrawIndirectCountIndirectCommandEXT* data = input;

        vkCmdDrawIndirect(cmd, deriveBuffer(data->bufferAddress), deriveoffset(data-
>bufferAddress), min(data->commandCount, indirectCommandsLayout.maxDrawCount), data-
>stride);
        break;

    // only available if VK_NV_mesh_shader is enabled
    case VK_INDIRECT_COMMANDS_TOKEN_TYPE_DRAW_MESH_TASKS_NV_EXT:
        VkDrawMeshTasksIndirectCommandNV *data = input;

        vkCmdDrawMeshTasksNV(cmd, data->taskCount, data->firstTask);
        break;

    // only available if VK_NV_mesh_shader is enabled
    case VK_INDIRECT_COMMANDS_TOKEN_TYPE_DRAW_MESH_TASKS_COUNT_NV_EXT:
        VkDrawIndirectCountIndirectCommandEXT* data = input;

        vkCmdDrawMeshTasksIndirectCountNV(cmd, deriveBuffer(data->bufferAddress),
deriveoffset(data->bufferAddress), min(data->commandCount, indirectCommandsLayout
.maxDrawCount), data->stride);
        break;

    // only available if VK_EXT_mesh_shader is enabled
    case VK_INDIRECT_COMMANDS_TOKEN_TYPE_DRAW_MESH_TASKS_EXT:
        VkDrawMeshTasksIndirectCommandEXT *data = input;

        vkCmdDrawMeshTasksEXT(cmd, data->groupCountX, data->groupCountY, data-
>groupCountZ);
        break;

```



```

// only available if VK_EXT_mesh_shader is enabled
case VK_INDIRECT_COMMANDS_TOKEN_TYPE_DRAW_MESH_TASKS_COUNT_EXT:
    VkDrawIndirectCountIndirectCommandEXT* data = input;

    vkCmdDrawMeshTasksIndirectCountEXT(cmd, deriveBuffer(data->bufferAddress),
    deriveoffset(data->bufferAddress), min(data->commandCount, indirectCommandsLayout
    .maxDrawCount), data->stride);
    break;

case VK_INDIRECT_COMMANDS_TOKEN_TYPE_DISPATCH_EXT:
    VkDispatchIndirectCommand *data = input;

    vkCmdDispatch(cmd, data->x, data->y, data->z);
    break;

// only available if VK_KHR_ray_tracing_maintenance1 is enabled
case VK_INDIRECT_COMMANDS_TOKEN_TYPE_TRACE_RAYS2_EXT:
    vkCmdTraceRaysIndirect2KHR(cmd, deriveBuffer(input));
    break;
}
}
}

```

The processing for [VK_NV_device_generated_commands](#) is in principle illustrated below:

```

void cmdProcessSequence(cmd, pipeline, indirectCommandsLayout,
pIndirectCommandsStreams, s)
{
    for (t = 0; t < indirectCommandsLayout.tokenCount; t++)
    {
        uint32_t stream = indirectCommandsLayout.pTokens[t].stream;
        uint32_t offset = indirectCommandsLayout.pTokens[t].offset;
        uint32_t stride = indirectCommandsLayout.pStreamStrides[stream];
        stream = pIndirectCommandsStreams[stream];
        const void* input = stream.buffer.pointer( stream.offset + stride * s + offset )

        // further details later
        indirectCommandsLayout.pTokens[t].command (cmd, pipeline, input, s);
    }
}

void cmdProcessAllSequences(cmd, pipeline, indirectCommandsLayout,
pIndirectCommandsStreams, sequencesCount)
{
    for (s = 0; s < sequencesCount; s++)
    {
        cmdProcessSequence(cmd, pipeline, indirectCommandsLayout,
pIndirectCommandsStreams, s);
    }
}

```



```
}
```

The processing of each sequence is considered stateless, therefore all state changes **must** occur before any action command tokens within the sequence. A single sequence is strictly targeting the [VkPipelineBindPoint](#) it was created with.

The primary input data for each token is provided through [VkBuffer](#) content at preprocessing using [vkCmdPreprocessGeneratedCommandsNV](#) or execution time using [vkCmdExecuteGeneratedCommandsNV](#), however some functional arguments, for example binding sets, are specified at layout creation time. The input size is different for each token.

The [VkIndirectCommandsPushConstantTokenEXT](#) structure specifies the layout token info for [VK_INDIRECT_COMMANDS_TOKEN_TYPE_PUSH_CONSTANT_EXT](#), [VK_INDIRECT_COMMANDS_TOKEN_TYPE_PUSH_DATA_EXT](#), [VK_INDIRECT_COMMANDS_TOKEN_TYPE_PUSH_DATA_SEQUENCE_INDEX_EXT](#), and [VK_INDIRECT_COMMANDS_TOKEN_TYPE_SEQUENCE_INDEX_EXT](#) tokens.

```
// Provided by VK_EXT_device_generated_commands
typedef struct VkIndirectCommandsPushConstantTokenEXT {
    VkPushConstantRange    updateRange;
} VkIndirectCommandsPushConstantTokenEXT;
```

- [updateRange](#) is the push constant range that will be updated by the token.

The [stageFlags](#) member of [updateRange](#) is ignored.

Valid Usage

- VUID-VkIndirectCommandsPushConstantTokenEXT-updateRange-11132
If the token type is [VK_INDIRECT_COMMANDS_TOKEN_TYPE_PUSH_CONSTANT_EXT](#) or [VK_INDIRECT_COMMANDS_TOKEN_TYPE_SEQUENCE_INDEX_EXT](#), [updateRange](#) **must** be contained within the push constant info used by [VkIndirectCommandsLayoutCreateInfoEXT](#)
- VUID-VkIndirectCommandsPushConstantTokenEXT-size-11133
If the token type is [VK_INDIRECT_COMMANDS_TOKEN_TYPE_PUSH_DATA_SEQUENCE_INDEX_EXT](#) or [VK_INDIRECT_COMMANDS_TOKEN_TYPE_SEQUENCE_INDEX_EXT](#), the [size](#) member of [updateRange](#) **must** be 4

Valid Usage (Implicit)

- VUID-VkIndirectCommandsPushConstantTokenEXT-updateRange-parameter
[updateRange](#) **must** be a valid [VkPushConstantRange](#) structure

The [VkIndirectCommandsVertexBufferTokenEXT](#) structure specifies the layout token info for the

[VK_INDIRECT_COMMANDS_TOKEN_TYPE_VERTEX_BUFFER_EXT](#) token.

```
// Provided by VK_EXT_device_generated_commands
typedef struct VkIndirectCommandsVertexBufferTokenEXT {
    uint32_t    vertexBindingUnit;
} VkIndirectCommandsVertexBufferTokenEXT;
```

- `vertexBindingUnit` is the vertex input binding number to be bound.

Valid Usage

- VUID-VkIndirectCommandsVertexBufferTokenEXT-vertexBindingUnit-11134
`vertexBindingUnit` **must** be less than the total number of vertex input bindings in use by the current graphics state

The `VkIndirectCommandsIndexBufferTokenEXT` structure specifies the layout token info for the [VK_INDIRECT_COMMANDS_TOKEN_TYPE_INDEX_BUFFER_EXT](#) token.

```
// Provided by VK_EXT_device_generated_commands
typedef struct VkIndirectCommandsIndexBufferTokenEXT {
    VkIndirectCommandsInputModeFlagBitsEXT    mode;
} VkIndirectCommandsIndexBufferTokenEXT;
```

- `mode` specifies the mode to use with this token.

This allows for easy layering of Vulkan atop other APIs. When [VK_INDIRECT_COMMANDS_INPUT_MODE_DXGI_INDEX_BUFFER_EXT](#) is specified, the indirect buffer can contain a `D3D12_INDEX_BUFFER_VIEW` instead of `VkBindIndexBufferIndirectCommandEXT` as D3D's DXGI format value is mapped to the [VkIndexType](#). It works as both structs are otherwise binary compatible.

Valid Usage

- VUID-VkIndirectCommandsIndexBufferTokenEXT-mode-11135
`mode` **must** be non-zero
- VUID-VkIndirectCommandsIndexBufferTokenEXT-mode-11136
`mode` **must** be one of the bits supported in [VkPhysicalDeviceDeviceGeneratedCommandsPropertiesEXT::supportedIndirectCommandsInputModes](#)

Valid Usage (Implicit)

- VUID-VkIndirectCommandsIndexBufferTokenEXT-mode-parameter
`mode` **must** be a valid [VkIndirectCommandsInputModeFlagBitsEXT](#) value

Bits which are set in `VkIndirectCommandsIndexBufferTokenEXT::mode`, specifying how an index buffer is used, are:

```
// Provided by VK_EXT_device_generated_commands
typedef enum VkIndirectCommandsInputModeFlagBitsEXT {
    VK_INDIRECT_COMMANDS_INPUT_MODE_VULKAN_INDEX_BUFFER_EXT = 0x00000001,
    VK_INDIRECT_COMMANDS_INPUT_MODE_DXGI_INDEX_BUFFER_EXT = 0x00000002,
} VkIndirectCommandsInputModeFlagBitsEXT;
```

- `VK_INDIRECT_COMMANDS_INPUT_MODE_VULKAN_INDEX_BUFFER_EXT` specifies that the indirect buffer contains `VkBindIndexBufferIndirectCommandEXT`.
- `VK_INDIRECT_COMMANDS_INPUT_MODE_DXGI_INDEX_BUFFER_EXT` specifies that the indirect buffer contains `D3D12_INDEX_BUFFER_VIEW`.

```
// Provided by VK_EXT_device_generated_commands
typedef VkFlags VkIndirectCommandsInputModeFlagsEXT;
```

`VkIndirectCommandsInputModeFlagsEXT` is a bitmask type for setting a mask of zero or more `VkIndirectCommandsInputModeFlagBitsEXT`.

The `VkIndirectCommandsExecutionSetTokenEXT` structure specifies the input data for the `VK_INDIRECT_COMMANDS_TOKEN_TYPE_EXECUTION_SET_EXT` token.

```
// Provided by VK_EXT_device_generated_commands
typedef struct VkIndirectCommandsExecutionSetTokenEXT {
    VkIndirectExecutionSetInfoTypeEXT    type;
    VkShaderStageFlags                  shaderStages;
} VkIndirectCommandsExecutionSetTokenEXT;
```

- `type` describes the type of indirect execution set in use.
- `shaderStages` specifies the shaders that will be changed by this token.

Valid Usage

- VUID-VkIndirectCommandsExecutionSetTokenEXT-shaderStages-11137
Each bit in `shaderStages` must be supported by `VkPhysicalDeviceDeviceGeneratedCommandsPropertiesEXT::supportedIndirectCommandsShaderStagesPipelineBinding` or `VkPhysicalDeviceDeviceGeneratedCommandsPropertiesEXT::supportedIndirectCommandsShaderStagesShaderBinding`.

Valid Usage (Implicit)

- VUID-VkIndirectCommandsExecutionSetTokenEXT-type-parameter

type **must** be a valid [VkIndirectExecutionSetInfoTypeEXT](#) value

- VUID-VkIndirectCommandsExecutionSetTokenEXT-shaderStages-parameter **shaderStages** **must** be a valid combination of [VkShaderStageFlagBits](#) values
- VUID-VkIndirectCommandsExecutionSetTokenEXT-shaderStages-requiredbitmask **shaderStages** **must** not be 0

Possible values of those elements of the [VkIndirectCommandsLayoutCreateInfoNV::pTokens](#) array specifying command tokens (other elements of the array specify command parameters) are:

```
// Provided by VK_NV_device_generated_commands
typedef enum VkIndirectCommandsTokenTypeNV {
    VK_INDIRECT_COMMANDS_TOKEN_TYPE_SHADER_GROUP_NV = 0,
    VK_INDIRECT_COMMANDS_TOKEN_TYPE_STATE_FLAGS_NV = 1,
    VK_INDIRECT_COMMANDS_TOKEN_TYPE_INDEX_BUFFER_NV = 2,
    VK_INDIRECT_COMMANDS_TOKEN_TYPE_VERTEX_BUFFER_NV = 3,
    VK_INDIRECT_COMMANDS_TOKEN_TYPE_PUSH_CONSTANT_NV = 4,
    VK_INDIRECT_COMMANDS_TOKEN_TYPE_DRAW_INDEXED_NV = 5,
    VK_INDIRECT_COMMANDS_TOKEN_TYPE_DRAW_NV = 6,
    VK_INDIRECT_COMMANDS_TOKEN_TYPE_DRAW_TASKS_NV = 7,
    // Provided by VK_EXT_descriptor_heap with VK_NV_device_generated_commands
    VK_INDIRECT_COMMANDS_TOKEN_TYPE_PUSH_DATA_NV = 1000135000,
    // Provided by VK_EXT_mesh_shader with VK_NV_device_generated_commands
    VK_INDIRECT_COMMANDS_TOKEN_TYPE_DRAW_MESH_TASKS_NV = 1000328000,
    // Provided by VK_NV_device_generated_commands_compute
    VK_INDIRECT_COMMANDS_TOKEN_TYPE_PIPELINE_NV = 1000428003,
    // Provided by VK_NV_device_generated_commands_compute
    VK_INDIRECT_COMMANDS_TOKEN_TYPE_DISPATCH_NV = 1000428004,
} VkIndirectCommandsTokenTypeNV;
```

Table 51. Supported Indirect Command Tokens

Token type	Equivalent command
VK_INDIRECT_COMMANDS_TOKEN_TYPE_SHADER_GROUP_NV	vkCmdBindPipelineShaderGroupNV
VK_INDIRECT_COMMANDS_TOKEN_TYPE_STATE_FLAGS_NV	-
VK_INDIRECT_COMMANDS_TOKEN_TYPE_INDEX_BUFFER_NV	vkCmdBindIndexBuffer
VK_INDIRECT_COMMANDS_TOKEN_TYPE_VERTEX_BUFFER_NV	vkCmdBindVertexBuffers
VK_INDIRECT_COMMANDS_TOKEN_TYPE_PUSH_CONSTANT_NV	vkCmdPushConstants
VK_INDIRECT_COMMANDS_TOKEN_TYPE_PUSH_DATA_NV	vkCmdPushDataEXT

Token type	Equivalent command
VK_INDIRECT_COMMANDS_TOKEN_TYPE_DRAW_INDEXED_NV	vkCmdDrawIndexedIndirect
VK_INDIRECT_COMMANDS_TOKEN_TYPE_DRAW_NV	vkCmdDrawIndirect
VK_INDIRECT_COMMANDS_TOKEN_TYPE_DRAW_TASKS_NV	vkCmdDrawMeshTasksIndirectNV
VK_INDIRECT_COMMANDS_TOKEN_TYPE_DRAW_MESH_TASKS_NV	vkCmdDrawMeshTasksIndirectEXT
VK_INDIRECT_COMMANDS_TOKEN_TYPE_PIPELINE_NV	vkCmdBindPipeline
VK_INDIRECT_COMMANDS_TOKEN_TYPE_DISPATCH_NV	vkCmdDispatchIndirect

The `VkIndirectCommandsLayoutTokenNV` structure specifies details to the function arguments that need to be known at layout creation time:

```
// Provided by VK_NV_device_generated_commands
typedef struct VkIndirectCommandsLayoutTokenNV {
    VkStructureType      sType;
    const void*          pNext;
    VkIndirectCommandsTokenTypeNV tokenType;
    uint32_t             stream;
    uint32_t             offset;
    uint32_t             vertexBindingUnit;
    VkBool32             vertexDynamicStride;
    VkPipelineLayout     pushconstantPipelineLayout;
    VkShaderStageFlags   pushconstantShaderStageFlags;
    uint32_t             pushconstantOffset;
    uint32_t             pushconstantSize;
    VkIndirectStateFlagsNV indirectStateFlags;
    uint32_t             indexTypeCount;
    const VkIndexType*   pIndexTypes;
    const uint32_t*      pIndexTypeValues;
} VkIndirectCommandsLayoutTokenNV;
```

- `sType` is a `VkStructureType` value identifying this structure.
- `pNext` is `NULL` or a pointer to a structure extending this structure.
- `tokenType` is a `VkIndirectCommandsTokenTypeNV` specifying the token command type.
- `stream` is the index of the input stream containing the token argument data.
- `offset` is a relative starting offset within the input stream memory for the token argument data.
- `vertexBindingUnit` is used for the vertex buffer binding command.
- `vertexDynamicStride` sets if the vertex buffer stride is provided by the binding command rather

than the current bound graphics pipeline state.

- `pushconstantPipelineLayout` is the `VkPipelineLayout` used for the push constant command.
- `pushconstantShaderStageFlags` are the shader stage flags used for the push constant command.
- `pushconstantOffset` is the offset used for the push constant command.
- `pushconstantSize` is the size used for the push constant command.
- `indirectStateFlags` is a `VkIndirectStateFlagsNV` bitfield indicating the active states for the state flag command.
- `indexTypeCount` is the optional size of the `pIndexTypes` and `pIndexTypeValues` array pairings. If not zero, it allows to register a custom `uint32_t` value to be treated as specific `VkIndexType`.
- `pIndexTypes` is the used `VkIndexType` for the corresponding `uint32_t` value entry in `pIndexTypeValues`.

Valid Usage

- VUID-VkIndirectCommandsLayoutTokenNV-stream-02951
`stream` **must** be smaller than `VkIndirectCommandsLayoutCreateInfoNV::streamCount`
- VUID-VkIndirectCommandsLayoutTokenNV-offset-02952
`offset` **must** be less than or equal to `VkPhysicalDeviceDeviceGeneratedCommandsPropertiesNV::maxIndirectCommandsTokenOffset`
- VUID-VkIndirectCommandsLayoutTokenNV-offset-06888
`offset` **must** be aligned to the scalar alignment of `tokenType` or `minIndirectCommandsBufferOffsetAlignment`, whichever is lower
- VUID-VkIndirectCommandsLayoutTokenNV-tokenType-02976
If `tokenType` is `VK_INDIRECT_COMMANDS_TOKEN_TYPE_VERTEX_BUFFER_NV`, `vertexBindingUnit` **must** stay within device supported limits for the appropriate commands
- VUID-VkIndirectCommandsLayoutTokenNV-tokenType-02977
If `tokenType` is `VK_INDIRECT_COMMANDS_TOKEN_TYPE_PUSH_CONSTANT_NV`, `pushconstantPipelineLayout` **must** be valid
- VUID-VkIndirectCommandsLayoutTokenNV-tokenType-02978
If `tokenType` is `VK_INDIRECT_COMMANDS_TOKEN_TYPE_PUSH_CONSTANT_NV`, `pushconstantOffset` **must** be a multiple of 4
- VUID-VkIndirectCommandsLayoutTokenNV-tokenType-02979
If `tokenType` is `VK_INDIRECT_COMMANDS_TOKEN_TYPE_PUSH_CONSTANT_NV`, `pushconstantSize` **must** be a multiple of 4
- VUID-VkIndirectCommandsLayoutTokenNV-tokenType-02980
If `tokenType` is `VK_INDIRECT_COMMANDS_TOKEN_TYPE_PUSH_CONSTANT_NV`, `pushconstantOffset` **must** be less than `VkPhysicalDeviceLimits::maxPushConstantsSize`
- VUID-VkIndirectCommandsLayoutTokenNV-tokenType-02981
If `tokenType` is `VK_INDIRECT_COMMANDS_TOKEN_TYPE_PUSH_CONSTANT_NV`, `pushconstantSize` **must** be less than or equal to `VkPhysicalDeviceLimits::maxPushConstantsSize` minus `pushconstantOffset`

- VUID-VkIndirectCommandsLayoutTokenNV-tokenType-02982
If `tokenType` is `VK_INDIRECT_COMMANDS_TOKEN_TYPE_PUSH_CONSTANT_NV`, for each byte in the range specified by `pushconstantOffset` and `pushconstantSize` and for each shader stage in `pushconstantShaderStageFlags`, there **must** be a push constant range in `pushconstantPipelineLayout` that includes that byte and that stage
- VUID-VkIndirectCommandsLayoutTokenNV-tokenType-02983
If `tokenType` is `VK_INDIRECT_COMMANDS_TOKEN_TYPE_PUSH_CONSTANT_NV`, for each byte in the range specified by `pushconstantOffset` and `pushconstantSize` and for each push constant range that overlaps that byte, `pushconstantShaderStageFlags` **must** include all stages in that push constant range's `VkPushConstantRange::stageFlags`
- VUID-VkIndirectCommandsLayoutTokenNV-tokenType-02984
If `tokenType` is `VK_INDIRECT_COMMANDS_TOKEN_TYPE_STATE_FLAGS_NV`, `indirectStateFlags` **must** not be 0
- VUID-VkIndirectCommandsLayoutTokenNV-tokenType-11334
If `tokenType` is `VK_INDIRECT_COMMANDS_TOKEN_TYPE_PUSH_DATA_NV`, `VkIndirectCommandsLayoutPushDataTokenNV::pushDataSize` **must** be greater than 0

Valid Usage (Implicit)

- VUID-VkIndirectCommandsLayoutTokenNV-sType-sType
`sType` **must** be `VK_STRUCTURE_TYPE_INDIRECT_COMMANDS_LAYOUT_TOKEN_NV`
- VUID-VkIndirectCommandsLayoutTokenNV-pNext-pNext
`pNext` **must** be `NULL` or a pointer to a valid instance of `VkIndirectCommandsLayoutPushDataTokenNV`
- VUID-VkIndirectCommandsLayoutTokenNV-sType-unique
The `sType` value of each structure in the `pNext` chain **must** be unique
- VUID-VkIndirectCommandsLayoutTokenNV-tokenType-parameter
`tokenType` **must** be a valid `VkIndirectCommandsTokenTypeNV` value
- VUID-VkIndirectCommandsLayoutTokenNV-pushconstantPipelineLayout-parameter
If `pushconstantPipelineLayout` is not `VK_NULL_HANDLE`, `pushconstantPipelineLayout` **must** be a valid `VkPipelineLayout` handle
- VUID-VkIndirectCommandsLayoutTokenNV-pushconstantShaderStageFlags-parameter
`pushconstantShaderStageFlags` **must** be a valid combination of `VkShaderStageFlagBits` values
- VUID-VkIndirectCommandsLayoutTokenNV-indirectStateFlags-parameter
`indirectStateFlags` **must** be a valid combination of `VkIndirectStateFlagBitsNV` values
- VUID-VkIndirectCommandsLayoutTokenNV-pIndexTypes-parameter
If `indexTypeCount` is not 0, `pIndexTypes` **must** be a valid pointer to an array of `indexTypeCount` valid `VkIndexType` values
- VUID-VkIndirectCommandsLayoutTokenNV-pIndexTypeValues-parameter
If `indexTypeCount` is not 0, `pIndexTypeValues` **must** be a valid pointer to an array of `indexTypeCount` `uint32_t` values

The `VkIndirectCommandsLayoutTokenNV` structure specifies details to the function arguments that need to be known at layout creation time:

```
// Provided by VK_EXT_descriptor_heap with VK_NV_device_generated_commands
typedef struct VkIndirectCommandsLayoutPushDataTokenNV {
    VkStructureType    sType;
    const void*        pNext;
    uint32_t           pushDataOffset;
    uint32_t           pushDataSize;
} VkIndirectCommandsLayoutPushDataTokenNV;
```

- `sType` is a `VkStructureType` value identifying this structure.
- `pNext` is `NULL` or a pointer to a structure extending this structure.
- `pushDataOffset` is the offset used for the push data command.
- `pushDataSize` is the size used for the push data command.

If this structure is in the `pNext` chain of `VkIndirectCommandsLayoutTokenNV`, and `VkIndirectCommandsLayoutTokenNV::tokenType` is set to `VK_INDIRECT_COMMANDS_TOKEN_TYPE_PUSH_DATA_NV`, this structure defines a push data command layout token.

If this structure is not provided, it is equivalent to setting `pushDataOffset` and `pushDataSize` to 0.

Valid Usage

- VUID-VkIndirectCommandsLayoutPushDataTokenNV-pushDataOffset-11335
The sum of `pushDataOffset` and `pushDataSize` **must** be less than `maxPushDataSize`
- VUID-VkIndirectCommandsLayoutPushDataTokenNV-pushDataOffset-11420
`pushDataOffset` **must** be a multiple of 4
- VUID-VkIndirectCommandsLayoutPushDataTokenNV-pushDataSize-11421
`pushDataSize` **must** be a multiple of 4

Valid Usage (Implicit)

- VUID-VkIndirectCommandsLayoutPushDataTokenNV-sType-sType
`sType` **must** be `VK_STRUCTURE_TYPE_INDIRECT_COMMANDS_LAYOUT_PUSH_DATA_TOKEN_NV`

Structure Chaining

Extends the structure

- `VkIndirectCommandsLayoutTokenNV`

The following code provides detailed information on how an individual sequence is processed. For valid usage, all restrictions from the regular commands apply.

```
void cmdProcessSequence(cmd, pipeline, indirectCommandsLayout,
pIndirectCommandsStreams, s)
{
    for (uint32_t t = 0; t < indirectCommandsLayout.tokenCount; t++){
        token = indirectCommandsLayout.pTokens[t];

        uint32_t stride    = indirectCommandsLayout.pStreamStrides[token.stream];
        stream             = pIndirectCommandsStreams[token.stream];
        uint32_t offset     = stream.offset + stride * s + token.offset;
        const void* input  = stream.buffer.pointer( offset )

        switch(input.type){
        case VK_INDIRECT_COMMANDS_TOKEN_TYPE_SHADER_GROUP_NV:
            VkBindShaderGroupIndirectCommandNV* bind = input;

            vkCmdBindPipelineShaderGroupNV(cmd, indirectCommandsLayout.pipelineBindPoint,
                pipeline, bind->groupIndex);
            break;

        case VK_INDIRECT_COMMANDS_TOKEN_TYPE_STATE_FLAGS_NV:
            VkSetStateFlagsIndirectCommandNV* state = input;

            if (token.indirectStateFlags & VK_INDIRECT_STATE_FLAG_FRONTFACE_BIT_NV){
                if (state.data & (1 << 0)){
                    set VK_FRONT_FACE_CLOCKWISE;
                } else {
                    set VK_FRONT_FACE_COUNTER_CLOCKWISE;
                }
            }
            break;

        case VK_INDIRECT_COMMANDS_TOKEN_TYPE_PUSH_CONSTANT_NV:
            uint32_t* data = input;

            vkCmdPushConstants(cmd,
                token.pushconstantPipelineLayout
                token.pushconstantStageFlags,
                token.pushconstantOffset,
                token.pushconstantSize, data);
            break;

        case VK_INDIRECT_COMMANDS_TOKEN_TYPE_PUSH_DATA_NV:
            void* data = input;

            VkPushDataInfoEXT pushDataInfo = {
                .sType = VK_STRUCTURE_TYPE_PUSH_DATA_INFO_EXT,
                .pNext = NULL,
```



```

        .offset = token.pushDataOffset,
        .size = token.pushDataSize,
        .pData = input});

vkCmdPushDataEXT(cmd, &pushDataInfo);
break;

case VK_INDIRECT_COMMANDS_TOKEN_TYPE_INDEX_BUFFER_NV:
    VkBindIndexBufferIndirectCommandNV* data = input;

    // the indexType may optionally be remapped
    // from a custom uint32_t value, via
    // VkIndirectCommandsLayoutTokenNV::pIndexTypeValues

    vkCmdBindIndexBuffer(cmd,
        deriveBuffer(data->bufferAddress),
        deriveOffset(data->bufferAddress),
        data->indexType);
    break;

case VK_INDIRECT_COMMANDS_TOKEN_TYPE_VERTEX_BUFFER_NV:
    VkBindVertexBufferIndirectCommandNV* data = input;

    // if token.vertexDynamicStride is VK_TRUE
    // then the stride for this binding is set
    // using data->stride as well

    vkCmdBindVertexBuffers(cmd,
        token.vertexBindingUnit, 1,
        &deriveBuffer(data->bufferAddress),
        &deriveOffset(data->bufferAddress));
    break;

case VK_INDIRECT_COMMANDS_TOKEN_TYPE_DRAW_INDEXED_NV:
    vkCmdDrawIndexedIndirect(cmd,
        stream.buffer, offset, 1, 0);
    break;

case VK_INDIRECT_COMMANDS_TOKEN_TYPE_DRAW_NV:
    vkCmdDrawIndirect(cmd,
        stream.buffer,
        offset, 1, 0);
    break;

// only available if VK_NV_mesh_shader is supported
case VK_INDIRECT_COMMANDS_TOKEN_TYPE_DRAW_TASKS_NV:
    vkCmdDrawMeshTasksIndirectNV(cmd,
        stream.buffer, offset, 1, 0);
    break;

// only available if VK_EXT_mesh_shader is supported

```



```

case VK_INDIRECT_COMMANDS_TOKEN_TYPE_DRAW_MESH_TASKS_NV:
    vkCmdDrawMeshTasksIndirectEXT(cmd,
        stream.buffer, offset, 1, 0);
break;

case VK_INDIRECT_COMMANDS_TOKEN_TYPE_PIPELINE_NV:
    VkBindPipelineIndirectCommandNV *data = input;
    VkPipeline computePipeline = deriveFromDeviceAddress(data->pipelineAddress);
    vkCmdBindPipeline(cmd, VK_PIPELINE_BIND_POINT_COMPUTE, computePipeline);
break;

case VK_INDIRECT_COMMANDS_TOKEN_TYPE_DISPATCH_NV:
    vkCmdDispatchIndirect(cmd, stream.buffer, offset);
break;
}
}
}

```

37.2. Indirect Commands Generation and Execution

The generation of commands on the device requires a **preprocess** buffer.

With `VK_EXT_device_generated_commands`, to retrieve the memory size and alignment requirements of a particular execution state call:

```

// Provided by VK_EXT_device_generated_commands
void vkGetGeneratedCommandsMemoryRequirementsEXT(
    VkDevice device,
    const VkGeneratedCommandsMemoryRequirementsInfoEXT* pInfo,
    VkMemoryRequirements2* pMemoryRequirements);

```

- **device** is the logical device that owns the buffer.
- **pInfo** is a pointer to a `VkGeneratedCommandsMemoryRequirementsInfoEXT` structure containing parameters required for the memory requirements query.
- **pMemoryRequirements** is a pointer to a `VkMemoryRequirements2` structure in which the memory requirements of the buffer object are returned.

If the size returned is zero, the preprocessing step can be skipped for this layout.

Valid Usage (Implicit)

- VUID-vkGetGeneratedCommandsMemoryRequirementsEXT-device-parameter **device** must be a valid `VkDevice` handle
- VUID-vkGetGeneratedCommandsMemoryRequirementsEXT-pInfo-parameter **pInfo** must be a valid pointer to a valid `VkGeneratedCommandsMemoryRequirementsInfoEXT` structure

- VUID-vkGetGeneratedCommandsMemoryRequirementsEXT-pMemoryRequirements-parameter
pMemoryRequirements **must** be a valid pointer to a [VkMemoryRequirements2](#) structure

```
// Provided by VK_EXT_device_generated_commands
typedef struct VkGeneratedCommandsMemoryRequirementsInfoEXT {
    VkStructureType          sType;
    const void*              pNext;
    VkIndirectExecutionSetEXT indirectExecutionSet;
    VkIndirectCommandsLayoutEXT indirectCommandsLayout;
    uint32_t                  maxSequenceCount;
    uint32_t                  maxDrawCount;
} VkGeneratedCommandsMemoryRequirementsInfoEXT;
```

- **sType** is a [VkStructureType](#) value identifying this structure.
- **pNext** is **NULL** or a pointer to a structure extending this structure.
- **indirectExecutionSet** is the indirect execution set to be used for binding shaders.
- **indirectCommandsLayout** is the [VkIndirectCommandsLayoutEXT](#) that this buffer memory is intended to be used with.
- **maxSequenceCount** is the maximum number of sequences that this buffer memory can be used with.
- **maxDrawCount** is the maximum number of indirect draws that can be executed by any COUNT-type multi-draw indirect tokens. The draw count in the indirect buffer is clamped to this value for these token types.

If the action command token for the layout is not a COUNT-type multi-draw indirect token, **maxDrawCount** is ignored.

Valid Usage

- VUID-VkGeneratedCommandsMemoryRequirementsInfoEXT-maxSequencesCount-11009
maxSequencesCount **must** be less or equal to [VkPhysicalDeviceDeviceGeneratedCommandsPropertiesEXT::maxIndirectSequenceCount](#)
- VUID-VkGeneratedCommandsMemoryRequirementsInfoEXT-indirectCommandsLayout-11010
 If **indirectCommandsLayout** was created with a token sequence that contained the [VK_INDIRECT_COMMANDS_TOKEN_TYPE_EXECUTION_SET_EXT](#) token, **indirectExecutionSet** **must** not be [VK_NULL_HANDLE](#)
- VUID-VkGeneratedCommandsMemoryRequirementsInfoEXT-indirectCommandsLayout-11151
 If **indirectCommandsLayout** was created with a token sequence that contained the [VK_INDIRECT_COMMANDS_TOKEN_TYPE_EXECUTION_SET_EXT](#) token, the shader stages used to create the initial shader state of **indirectExecutionSet** **must** equal the [VkIndirectCommandsExecutionSetTokenEXT::shaderStages](#) used to create

`indirectCommandsLayout`

- VUID-VkGeneratedCommandsMemoryRequirementsInfoEXT-indirectCommandsLayout-11011

If `indirectCommandsLayout` was not created with a token sequence that contained the `VK_INDIRECT_COMMANDS_TOKEN_TYPE_EXECUTION_SET_EXT` token, `indirectExecutionSet` **must** be `VK_NULL_HANDLE`

- VUID-VkGeneratedCommandsMemoryRequirementsInfoEXT-maxDrawCount-11146

When not ignored, `maxDrawCount` × `maxSequenceCount` **must** be less than 2^{24}

- VUID-VkGeneratedCommandsMemoryRequirementsInfoEXT-indirectExecutionSet-11012

If `indirectExecutionSet` is `VK_NULL_HANDLE`, either a `VkGeneratedCommandsPipelineInfoEXT` or a `VkGeneratedCommandsShaderInfoEXT` **must** be included in the `pNext` chain

Valid Usage (Implicit)

- VUID-VkGeneratedCommandsMemoryRequirementsInfoEXT-sType-sType
`sType` **must** be `VK_STRUCTURE_TYPE_GENERATED_COMMANDS_MEMORY_REQUIREMENTS_INFO_EXT`
- VUID-VkGeneratedCommandsMemoryRequirementsInfoEXT-pNext-pNext
Each `pNext` member of any structure (including this one) in the `pNext` chain **must** be either `NULL` or a pointer to a valid instance of `VkGeneratedCommandsPipelineInfoEXT` or `VkGeneratedCommandsShaderInfoEXT`
- VUID-VkGeneratedCommandsMemoryRequirementsInfoEXT-sType-unique
The `sType` value of each structure in the `pNext` chain **must** be unique
- VUID-VkGeneratedCommandsMemoryRequirementsInfoEXT-indirectExecutionSet-parameter
If `indirectExecutionSet` is not `VK_NULL_HANDLE`, `indirectExecutionSet` **must** be a valid `VkIndirectExecutionSetEXT` handle
- VUID-VkGeneratedCommandsMemoryRequirementsInfoEXT-indirectCommandsLayout-parameter
`indirectCommandsLayout` **must** be a valid `VkIndirectCommandsLayoutEXT` handle
- VUID-VkGeneratedCommandsMemoryRequirementsInfoEXT-commonparent
Both of `indirectCommandsLayout`, and `indirectExecutionSet` that are valid handles of non-ignored parameters **must** have been created, allocated, or retrieved from the same `VkDevice`

```
// Provided by VK_EXT_device_generated_commands
typedef struct VkGeneratedCommandsPipelineInfoEXT {
    VkStructureType    sType;
    void*              pNext;
    VkPipeline          pipeline;
} VkGeneratedCommandsPipelineInfoEXT;
```


- `sType` is a `VkStructureType` value identifying this structure.
- `pNext` is `NULL` or a pointer to a structure extending this structure.
- `pipeline` is a valid pipeline object.

Valid Usage (Implicit)

- VUID-VkGeneratedCommandsPipelineInfoEXT-sType-sType
`sType` **must** be `VK_STRUCTURE_TYPE_GENERATED_COMMANDS_PIPELINE_INFO_EXT`
- VUID-VkGeneratedCommandsPipelineInfoEXT-pipeline-parameter
`pipeline` **must** be a valid `VkPipeline` handle

Structure Chaining

Extends the structures

- `VkGeneratedCommandsInfoEXT`
- `VkGeneratedCommandsMemoryRequirementsInfoEXT`

```
// Provided by VK_EXT_device_generated_commands
typedef struct VkGeneratedCommandsShaderInfoEXT {
    VkStructureType    sType;
    void*              pNext;
    uint32_t           shaderCount;
    const VkShaderEXT* pShaders;
} VkGeneratedCommandsShaderInfoEXT;
```

- `sType` is a `VkStructureType` value identifying this structure.
- `pNext` is `NULL` or a pointer to a structure extending this structure.
- `shaderCount` is the size of the `pShaders` array.
- `pShaders` is a pointer to an array of shader objects.

Valid Usage

- VUID-VkGeneratedCommandsShaderInfoEXT-pShaders-11127
`pShaders` **must** not contain more than one shader object for a given `VkShaderStageFlagBits` stage

Valid Usage (Implicit)

- VUID-VkGeneratedCommandsShaderInfoEXT-sType-sType
`sType` **must** be `VK_STRUCTURE_TYPE_GENERATED_COMMANDS_SHADER_INFO_EXT`

- VUID-VkGeneratedCommandsShaderInfoEXT-pShaders-parameter
`pShaders` **must** be a valid pointer to an array of `shaderCount` valid `VkShaderEXT` handles
- VUID-VkGeneratedCommandsShaderInfoEXT-shaderCount-arraylength
`shaderCount` **must** be greater than 0

Structure Chaining

Extends the structures

- `VkGeneratedCommandsInfoEXT`
- `VkGeneratedCommandsMemoryRequirementsInfoEXT`

With `VK_NV_device_generated_commands`, to retrieve the memory size and alignment requirements of a particular execution state call:

```
// Provided by VK_NV_device_generated_commands
void vkGetGeneratedCommandsMemoryRequirementsNV(
    VkDevice device,
    const VkGeneratedCommandsMemoryRequirementsInfoNV* pInfo,
    VkMemoryRequirements2* pMemoryRequirements);
```

- `device` is the logical device that owns the buffer.
- `pInfo` is a pointer to a `VkGeneratedCommandsMemoryRequirementsInfoNV` structure containing parameters required for the memory requirements query.
- `pMemoryRequirements` is a pointer to a `VkMemoryRequirements2` structure in which the memory requirements of the buffer object are returned.

Valid Usage

- VUID-vkGetGeneratedCommandsMemoryRequirementsNV-deviceGeneratedCommands-02906
The `VkPhysicalDeviceDeviceGeneratedCommandsFeaturesNV::deviceGeneratedCommands` feature **must** be enabled
- VUID-vkGetGeneratedCommandsMemoryRequirementsNV-pInfo-09074
If `pInfo->pipelineBindPoint` is of type `VK_PIPELINE_BIND_POINT_COMPUTE`, then the `VkPhysicalDeviceDeviceGeneratedCommandsComputeFeaturesNV::deviceGeneratedCompute` feature **must** be enabled

Valid Usage (Implicit)

- VUID-vkGetGeneratedCommandsMemoryRequirementsNV-device-parameter
`device` **must** be a valid `VkDevice` handle

- VUID-vkGetGeneratedCommandsMemoryRequirementsNV-pInfo-parameter **pInfo** **must** be a valid pointer to a valid [VkGeneratedCommandsMemoryRequirementsInfoNV](#) structure
- VUID-vkGetGeneratedCommandsMemoryRequirementsNV-pMemoryRequirements-parameter **pMemoryRequirements** **must** be a valid pointer to a [VkMemoryRequirements2](#) structure

```
// Provided by VK_NV_device_generated_commands
typedef struct VkGeneratedCommandsMemoryRequirementsInfoNV {
    VkStructureType      sType;
    const void*          pNext;
    VkPipelineBindPoint  pipelineBindPoint;
    VkPipeline            pipeline;
    VkIndirectCommandsLayoutNV indirectCommandsLayout;
    uint32_t             maxSequencesCount;
} VkGeneratedCommandsMemoryRequirementsInfoNV;
```

- **sType** is a [VkStructureType](#) value identifying this structure.
- **pNext** is `NULL` or a pointer to a structure extending this structure.
- **pipelineBindPoint** is the [VkPipelineBindPoint](#) of the **pipeline** that this buffer memory is intended to be used with during the execution.
- **pipeline** is the [VkPipeline](#) that this buffer memory is intended to be used with during the execution.
- **indirectCommandsLayout** is the [VkIndirectCommandsLayoutNV](#) that this buffer memory is intended to be used with.
- **maxSequencesCount** is the maximum number of sequences that this buffer memory in combination with the other state provided **can** be used with.

Valid Usage

- VUID-VkGeneratedCommandsMemoryRequirementsInfoNV-maxSequencesCount-02907 **maxSequencesCount** **must** be less or equal to [VkPhysicalDeviceDeviceGeneratedCommandsPropertiesNV::maxIndirectSequenceCount](#)
- VUID-VkGeneratedCommandsMemoryRequirementsInfoNV-pipelineBindPoint-09075 If **pipelineBindPoint** is of type [VK_PIPELINE_BIND_POINT_GRAPHICS](#), then **pipeline** **must** be a valid [VkPipeline](#) handle
- VUID-VkGeneratedCommandsMemoryRequirementsInfoNV-pipelineBindPoint-09076 If **pipelineBindPoint** is of type [VK_PIPELINE_BIND_POINT_COMPUTE](#), and the **indirectCommandsLayout** was not created with a [VK_INDIRECT_COMMANDS_TOKEN_TYPE_PIPELINE_NV](#) token, then the **pipeline** **must** be a valid [VkPipeline](#) handle
- VUID-VkGeneratedCommandsMemoryRequirementsInfoNV-pipelineBindPoint-09077 If **pipelineBindPoint** is of type [VK_PIPELINE_BIND_POINT_COMPUTE](#), and the

`indirectCommandsLayout` contains a `VK_INDIRECT_COMMANDS_TOKEN_TYPE_PIPELINE_NV` token, then the `pipeline` **must** be `VK_NULL_HANDLE`

Valid Usage (Implicit)

- VUID-VkGeneratedCommandsMemoryRequirementsInfoNV-sType-sType `sType` **must** be `VK_STRUCTURE_TYPE_GENERATED_COMMANDS_MEMORY_REQUIREMENTS_INFO_NV`
- VUID-VkGeneratedCommandsMemoryRequirementsInfoNV-pNext-pNext `pNext` **must** be `NULL`
- VUID-VkGeneratedCommandsMemoryRequirementsInfoNV-pipelineBindPoint-parameter `pipelineBindPoint` **must** be a valid `VkPipelineBindPoint` value
- VUID-VkGeneratedCommandsMemoryRequirementsInfoNV-pipeline-parameter If `pipeline` is not `VK_NULL_HANDLE`, `pipeline` **must** be a valid `VkPipeline` handle
- VUID-VkGeneratedCommandsMemoryRequirementsInfoNV-indirectCommandsLayout-parameter `indirectCommandsLayout` **must** be a valid `VkIndirectCommandsLayoutNV` handle
- VUID-VkGeneratedCommandsMemoryRequirementsInfoNV-commonparent Both of `indirectCommandsLayout`, and `pipeline` that are valid handles of non-ignored parameters **must** have been created, allocated, or retrieved from the same `VkDevice`

With `VK_NV_device_generated_commands`, to bind a compute pipeline in `Device-Generated Commands`, an application **must** query the pipeline's device address.

To query a compute pipeline's 64-bit device address, call:

```
// Provided by VK_NV_device_generated_commands_compute
VkDeviceAddress vkGetPipelineIndirectDeviceAddressNV(
    VkDevice device,
    const VkPipelineIndirectDeviceAddressInfoNV* pInfo);
```

- `device` is the logical device on which the pipeline was created.
- `pInfo` is a pointer to a `VkPipelineIndirectDeviceAddressInfoNV` structure specifying the pipeline to retrieve the address for.

Valid Usage

- VUID-vkGetPipelineIndirectDeviceAddressNV-deviceGeneratedComputePipelines-09078 The `VkPhysicalDeviceDeviceGeneratedCommandsComputeFeaturesNV::deviceGeneratedComputePipelines` feature **must** be enabled

Valid Usage (Implicit)

- VUID-vkGetPipelineIndirectDeviceAddressNV-device-parameter **device** must be a valid [VkDevice](#) handle
- VUID-vkGetPipelineIndirectDeviceAddressNV-pInfo-parameter **pInfo** must be a valid pointer to a valid [VkPipelineIndirectDeviceAddressInfoNV](#) structure

The [VkPipelineIndirectDeviceAddressInfoNV](#) structure is defined as:

```
// Provided by VK_NV_device_generated_commands_compute
typedef struct VkPipelineIndirectDeviceAddressInfoNV {
    VkStructureType    sType;
    const void*        pNext;
    VkPipelineBindPoint pipelineBindPoint;
    VkPipeline          pipeline;
} VkPipelineIndirectDeviceAddressInfoNV;
```

- **sType** is a [VkStructureType](#) value identifying this structure.
- **pNext** is `NULL` or a pointer to a structure extending this structure.
- **pipelineBindPoint** is a [VkPipelineBindPoint](#) value specifying the type of pipeline whose device address is being queried.
- **pipeline** specifies the pipeline whose device address is being queried.

Valid Usage

- VUID-VkPipelineIndirectDeviceAddressInfoNV-pipelineBindPoint-09079
The provided **pipelineBindPoint** must be of type [VK_PIPELINE_BIND_POINT_COMPUTE](#)
- VUID-VkPipelineIndirectDeviceAddressInfoNV-pipeline-09080
pipeline must have been created with flag [VK_PIPELINE_CREATE_INDIRECT_BINDABLE_BIT_NV](#) set
- VUID-VkPipelineIndirectDeviceAddressInfoNV-pipeline-09081
pipeline must have been created with a [VkComputePipelineIndirectBufferInfoNV](#) structure specifying a valid address where its metadata will be saved

Valid Usage (Implicit)

- VUID-VkPipelineIndirectDeviceAddressInfoNV-sType-sType
sType must be [VK_STRUCTURE_TYPE_PIPELINE_INDIRECT_DEVICE_ADDRESS_INFO_NV](#)
- VUID-VkPipelineIndirectDeviceAddressInfoNV-pNext-pNext
pNext must be `NULL`
- VUID-VkPipelineIndirectDeviceAddressInfoNV-pipelineBindPoint-parameter
pipelineBindPoint must be a valid [VkPipelineBindPoint](#) value

- VUID-VkPipelineIndirectDeviceAddressInfoNV-pipeline-parameter **pipeline** **must** be a valid [VkPipeline](#) handle

To determine the memory requirements for a compute pipeline's metadata, call:

```
// Provided by VK_NV_device_generated_commands_compute
void vkGetPipelineIndirectMemoryRequirementsNV(
    VkDevice device,
    const VkComputePipelineCreateInfo* pCreateInfo,
    VkMemoryRequirements2* pMemoryRequirements);
```

- **device** is the logical device that owns the buffer.
- **pCreateInfo** is a [VkComputePipelineCreateInfo](#) structure specifying the creation parameters of the compute pipeline whose memory requirements are being queried.
- **pMemoryRequirements** is a pointer to a [VkMemoryRequirements2](#) structure in which the requested pipeline's memory requirements are returned.

If **pCreateInfo->pNext** chain includes a pointer to a [VkComputePipelineIndirectBufferInfoNV](#) structure, then the contents of that structure are ignored.

Valid Usage

- VUID-vkGetPipelineIndirectMemoryRequirementsNV-deviceGeneratedComputePipelines-09082
The [VkPhysicalDeviceDeviceGeneratedCommandsComputeFeaturesNV::deviceGeneratedComputePipelines](#) feature **must** be enabled
- VUID-vkGetPipelineIndirectMemoryRequirementsNV-pCreateInfo-09083
pCreateInfo->flags **must** include [VK_PIPELINE_CREATE_INDIRECT_BINDABLE_BIT_NV](#)

Valid Usage (Implicit)

- VUID-vkGetPipelineIndirectMemoryRequirementsNV-device-parameter **device** **must** be a valid [VkDevice](#) handle
- VUID-vkGetPipelineIndirectMemoryRequirementsNV-pCreateInfo-parameter **pCreateInfo** **must** be a valid pointer to a valid [VkComputePipelineCreateInfo](#) structure
- VUID-vkGetPipelineIndirectMemoryRequirementsNV-pMemoryRequirements-parameter **pMemoryRequirements** **must** be a valid pointer to a [VkMemoryRequirements2](#) structure

37.2.1. Indirect Execution Sets

Indirect Execution Sets contain sets of pipelines or shader objects which can be bound individually.


```
// Provided by VK_EXT_device_generated_commands
VK_DEFINE_NON_DISPATCHABLE_HANDLE(VkIndirectExecutionSetEXT)
```

Indirect Execution Sets allow the device to bind different shaders and pipeline states using [Device-Generated Commands](#).

Indirect Execution Sets are created by calling:

```
// Provided by VK_EXT_device_generated_commands
VkResult vkCreateIndirectExecutionSetEXT(
    VkDevice device,
    const VkIndirectExecutionSetCreateInfoEXT* pCreateInfo,
    const VkAllocationCallbacks* pAllocator,
    VkIndirectExecutionSetEXT* pIndirectExecutionSet);
```

- **device** is the logical device that creates the indirect execution set.
- **pCreateInfo** is a pointer to a [VkIndirectExecutionSetCreateInfoEXT](#) structure containing parameters affecting creation of the indirect execution set.
- **pAllocator** controls host memory allocation as described in the [Memory Allocation](#) chapter.
- **pIndirectExecutionSet** is a pointer to a [VkIndirectExecutionSetEXT](#) handle in which the resulting indirect execution set is returned.

Valid Usage

- VUID-vkCreateIndirectExecutionSetEXT-deviceGeneratedCommands-11013
The **VkPhysicalDeviceDeviceGeneratedCommandsFeaturesEXT::deviceGeneratedCommands** feature **must** be enabled

Valid Usage (Implicit)

- VUID-vkCreateIndirectExecutionSetEXT-device-parameter
device **must** be a valid [VkDevice](#) handle
- VUID-vkCreateIndirectExecutionSetEXT-pCreateInfo-parameter
pCreateInfo **must** be a valid pointer to a valid [VkIndirectExecutionSetCreateInfoEXT](#) structure
- VUID-vkCreateIndirectExecutionSetEXT-pAllocator-parameter
If **pAllocator** is not **NULL**, **pAllocator** **must** be a valid pointer to a valid [VkAllocationCallbacks](#) structure
- VUID-vkCreateIndirectExecutionSetEXT-pIndirectExecutionSet-parameter
pIndirectExecutionSet **must** be a valid pointer to a [VkIndirectExecutionSetEXT](#) handle
- VUID-vkCreateIndirectExecutionSetEXT-device-queuecount
The device **must** have been created with at least **1** queue

Return Codes

Success

- [VK_SUCCESS](#)

Failure

- [VK_ERROR_OUT_OF_DEVICE_MEMORY](#)
- [VK_ERROR_OUT_OF_HOST_MEMORY](#)
- [VK_ERROR_UNKNOWN](#)
- [VK_ERROR_VALIDATION_FAILED](#)

The [VkIndirectExecutionSetCreateInfoEXT](#) structure is defined as:

```
// Provided by VK_EXT_device_generated_commands
typedef struct VkIndirectExecutionSetCreateInfoEXT {
    VkStructureType          sType;
    const void*              pNext;
    VkIndirectExecutionSetInfoTypeEXT type;
    VkIndirectExecutionSetInfoEXT info;
} VkIndirectExecutionSetCreateInfoEXT;
```

- [sType](#) is a [VkStructureType](#) value identifying this structure.
- [pNext](#) is `NULL` or a pointer to a structure extending this structure.
- [type](#) is a [VkIndirectExecutionSetInfoTypeEXT](#) describing the type of set being created and determining which field of the [info](#) union will be used.
- [info](#) is a [VkIndirectExecutionSetInfoEXT](#) union containing layout information for the set.

Valid Usage

- VUID-VkIndirectExecutionSetCreateInfoEXT-maxIndirectShaderObjectCount-11014
If [VkPhysicalDeviceDeviceGeneratedCommandsPropertiesEXT::maxIndirectShaderObjectCount](#) is zero or the [shaderObject](#) feature is not enabled [type](#) **must** not be [VK_INDIRECT_EXECUTION_SET_INFO_TYPE_SHADER_OBJECTS_EXT](#)

Valid Usage (Implicit)

- VUID-VkIndirectExecutionSetCreateInfoEXT-sType-sType
[sType](#) **must** be [VK_STRUCTURE_TYPE_INDIRECT_EXECUTION_SET_CREATE_INFO_EXT](#)
- VUID-VkIndirectExecutionSetCreateInfoEXT-type-parameter
[type](#) **must** be a valid [VkIndirectExecutionSetInfoTypeEXT](#) value
- VUID-VkIndirectExecutionSetCreateInfoEXT-pPipelineInfo-parameter
If [type](#) is [VK_INDIRECT_EXECUTION_SET_INFO_TYPE_PIPELINES_EXT](#), the [pPipelineInfo](#)

member of **info** **must** be a valid pointer to a valid [VkIndirectExecutionSetPipelineInfoEXT](#) structure

- VUID-VkIndirectExecutionSetCreateInfoEXT-pShaderInfo-parameter

If **type** is [VK_INDIRECT_EXECUTION_SET_INFO_TYPE_SHADER_OBJECTS_EXT](#), the **pShaderInfo** member of **info** **must** be a valid pointer to a valid [VkIndirectExecutionSetShaderInfoEXT](#) structure

Values which **can** be set in [VkIndirectExecutionSetCreateInfoEXT::type](#), specifying contents of an indirect execution set, are:

```
// Provided by VK_EXT_device_generated_commands
typedef enum VkIndirectExecutionSetInfoTypeEXT {
    VK_INDIRECT_EXECUTION_SET_INFO_TYPE_PIPELINES_EXT = 0,
    VK_INDIRECT_EXECUTION_SET_INFO_TYPE_SHADER_OBJECTS_EXT = 1,
} VkIndirectExecutionSetInfoTypeEXT;
```

- [VK_INDIRECT_EXECUTION_SET_INFO_TYPE_PIPELINES_EXT](#) specifies that the indirect execution set contains [VkPipeline](#) objects.
- [VK_INDIRECT_EXECUTION_SET_INFO_TYPE_SHADER_OBJECTS_EXT](#) specifies that the indirect execution set contains [VkShaderEXT](#) objects.

The [VkIndirectExecutionSetInfoEXT](#) union is defined as:

```
// Provided by VK_EXT_device_generated_commands
typedef union VkIndirectExecutionSetInfoEXT {
    const VkIndirectExecutionSetPipelineInfoEXT* pPipelineInfo;
    const VkIndirectExecutionSetShaderInfoEXT* pShaderInfo;
} VkIndirectExecutionSetInfoEXT;
```

- **pPipelineInfo** is a pointer to a [VkIndirectExecutionSetPipelineInfoEXT](#) structure containing pipeline layout information for the set.
- **pShaderInfo** is a pointer to a [VkIndirectExecutionSetShaderInfoEXT](#) structure containing shader object layout information for the set.

The [VkIndirectExecutionSetPipelineInfoEXT](#) structure is defined as:

```
// Provided by VK_EXT_device_generated_commands
typedef struct VkIndirectExecutionSetPipelineInfoEXT {
    VkStructureType sType;
    const void* pNext;
    VkPipeline initialPipeline;
    uint32_t maxPipelineCount;
} VkIndirectExecutionSetPipelineInfoEXT;
```

- **sType** is a [VkStructureType](#) value identifying this structure.

- `pNext` is `NULL` or a pointer to a structure extending this structure.
- `initialPipeline` is the initial pipeline for the set. This pipeline will be automatically added to the set at index `0`.
- `maxPipelineCount` is the maximum number of pipelines stored in the set.

The characteristics of `initialPipeline` will be used to validate all pipelines added to the set even if they are removed from the set or destroyed.

When an Indirect Execution Set created with pipelines is used, `initialPipeline` constitutes the initial shader state.

Valid Usage

- VUID-VkIndirectExecutionSetPipelineInfoEXT-supportedIndirectCommandsShaderStagesPipelineBinding-11015
If `VkPhysicalDeviceDeviceGeneratedCommandsPropertiesEXT::supportedIndirectCommandsShaderStagesPipelineBinding` does not contain `VK_SHADER_STAGE_COMPUTE_BIT`, the `VkPipelineBindPoint` of `initialPipeline` **must** not be `VK_PIPELINE_BIND_POINT_COMPUTE`
- VUID-VkIndirectExecutionSetPipelineInfoEXT-supportedIndirectCommandsShaderStagesPipelineBinding-11016
If `VkPhysicalDeviceDeviceGeneratedCommandsPropertiesEXT::supportedIndirectCommandsShaderStagesPipelineBinding` does not contain `VK_SHADER_STAGE_FRAGMENT_BIT`, the `VkPipelineBindPoint` of `initialPipeline` **must** not be `VK_PIPELINE_BIND_POINT_GRAPHICS`
- VUID-VkIndirectExecutionSetPipelineInfoEXT-supportedIndirectCommandsShaderStagesPipelineBinding-11017
If `VkPhysicalDeviceDeviceGeneratedCommandsPropertiesEXT::supportedIndirectCommandsShaderStagesPipelineBinding` does not contain ray tracing stages, the `VkPipelineBindPoint` of `initialPipeline` **must** not be `VK_PIPELINE_BIND_POINT_RAY_TRACING_KHR`
- VUID-VkIndirectExecutionSetPipelineInfoEXT-maxPipelineCount-11018
`maxPipelineCount` **must** be between `1` and `VkPhysicalDeviceDeviceGeneratedCommandsPropertiesEXT::maxIndirectPipelineCount`
- VUID-VkIndirectExecutionSetPipelineInfoEXT-initialPipeline-11019
`initialPipeline` **must** not use descriptors of type `VK_DESCRIPTOR_TYPE_UNIFORM_BUFFER_DYNAMIC` or `VK_DESCRIPTOR_TYPE_STORAGE_BUFFER_DYNAMIC`
- VUID-VkIndirectExecutionSetPipelineInfoEXT-initialPipeline-11153
`initialPipeline` **must** have been created with `VK_PIPELINE_CREATE_2_INDIRECT_BINDABLE_BIT_EXT`

Valid Usage (Implicit)

- VUID-VkIndirectExecutionSetPipelineInfoEXT-sType-sType
`sType` **must** be `VK_STRUCTURE_TYPE_INDIRECT_EXECUTION_SET_PIPELINE_INFO_EXT`
- VUID-VkIndirectExecutionSetPipelineInfoEXT-initialPipeline-parameter
`initialPipeline` **must** be a valid `VkPipeline` handle

The `VkIndirectExecutionSetShaderInfoEXT` structure is defined as:

```
// Provided by VK_EXT_device_generated_commands
typedef struct VkIndirectExecutionSetShaderInfoEXT {
    VkStructureType           sType;
    const void*               pNext;
    uint32_t                  shaderCount;
    const VkShaderEXT*        pInitialShaders;
    const VkIndirectExecutionSetShaderLayoutInfoEXT* pSetLayoutInfos;
    uint32_t                  maxShaderCount;
    uint32_t                  pushConstantRangeCount;
    const VkPushConstantRange* pPushConstantRanges;
} VkIndirectExecutionSetShaderInfoEXT;
```

- `sType` is a `VkStructureType` value identifying this structure.
- `pNext` is `NULL` or a pointer to a structure extending this structure.
- `shaderCount` is the number of members in the `pInitialShaders` and `pSetLayoutInfos` arrays.
- `pInitialShaders` is a pointer to an array containing a `VkShaderEXT` object for each shader stage that will be used in the set. These shaders will be automatically added to the set beginning at index 0.
- `pSetLayoutInfos` is `NULL` or a pointer to an array containing a `VkIndirectExecutionSetShaderLayoutInfoEXT` used by each corresponding `pInitialShaders` shader stage in the set.
- `maxShaderCount` is the maximum number of shader objects stored in the set.
- `pushConstantRangeCount` is the number of members in the `pPushConstantRanges` array.
- `pPushConstantRanges` is a pointer to the array of `VkPushConstantRange` ranges used by all shaders in the set.

The characteristics of `pInitialShaders` will be used to validate all shaders added to the set even if they are removed from the set or destroyed.

When an Indirect Execution Set created with shader objects is used, `pInitialShaders` constitutes the initial shader state.

If `pSetLayoutInfos` is `NULL`, the descriptor layout parameters are inherited from the shader object.

Valid Usage

- VUID-VkIndirectExecutionSetShaderInfoEXT-pInitialShaders-11020
All members of `pInitialShaders` **must** have a `stage` supported by `VkPhysicalDeviceDeviceGeneratedCommandsPropertiesEXT::supportedIndirectCommandsShaderStagesShaderBinding`
- VUID-VkIndirectExecutionSetShaderInfoEXT-maxShaderCount-11021
`maxShaderCount` **must** not be zero
- VUID-VkIndirectExecutionSetShaderInfoEXT-maxShaderCount-11022
`maxShaderCount` **must** be less than or equal to `VkPhysicalDeviceDeviceGeneratedCommandsPropertiesEXT::maxIndirectShaderObjectCount`
- VUID-VkIndirectExecutionSetShaderInfoEXT-maxShaderCount-11036
`maxShaderCount` **must** be greater than or equal to `shaderCount`
- VUID-VkIndirectExecutionSetShaderInfoEXT-stage-11023
The `stage` of each element in the `pInitialShaders` array **must** be unique
- VUID-VkIndirectExecutionSetShaderInfoEXT-pInitialShaders-11154
Each member of `pInitialShaders` **must** have been created with `VK_SHADER_CREATE_INDIRECT_BINDABLE_BIT_EXT`
- VUID-VkIndirectExecutionSetShaderInfoEXT-pSetLayoutInfos-10929
If `pSetLayoutInfos` is not `NULL`, the descriptor layout values specified **must** be compatible with the descriptor set layouts defined at the creation of the shader object
- VUID-VkIndirectExecutionSetShaderInfoEXT-pInitialShaders-11321
If any element of `pInitialShaders` was created with `VK_SHADER_CREATE_DESCRIPTOR_HEAP_BIT_EXT`, all elements of `pInitialShaders` **must** have been created with `VK_SHADER_CREATE_DESCRIPTOR_HEAP_BIT_EXT`
- VUID-VkIndirectExecutionSetShaderInfoEXT-pInitialShaders-11322
If any element of `pInitialShaders` was created without `VK_SHADER_CREATE_DESCRIPTOR_HEAP_BIT_EXT`, all elements of `pInitialShaders` **must** have been created without `VK_SHADER_CREATE_DESCRIPTOR_HEAP_BIT_EXT`
- VUID-VkIndirectExecutionSetShaderInfoEXT-pInitialShaders-11323
If elements of `pInitialShaders` were created with `VK_SHADER_CREATE_DESCRIPTOR_HEAP_BIT_EXT`, `pSetLayoutInfos` **must** be `NULL`

Valid Usage (Implicit)

- VUID-VkIndirectExecutionSetShaderInfoEXT-sType-sType
`sType` **must** be `VK_STRUCTURE_TYPE_INDIRECT_EXECUTION_SET_SHADER_INFO_EXT`
- VUID-VkIndirectExecutionSetShaderInfoEXT-pInitialShaders-parameter
`pInitialShaders` **must** be a valid pointer to an array of `shaderCount` valid `VkShaderEXT` handles
- VUID-VkIndirectExecutionSetShaderInfoEXT-pSetLayoutInfos-parameter
If `pSetLayoutInfos` is not `NULL`, `pSetLayoutInfos` **must** be a valid pointer to an array of

`shaderCount` valid `VkIndirectExecutionSetShaderLayoutInfoEXT` structures

- VUID-VkIndirectExecutionSetShaderInfoEXT-pPushConstantRanges-parameter
If `pushConstantRangeCount` is not 0, `pPushConstantRanges` **must** be a valid pointer to an array of `pushConstantRangeCount` valid `VkPushConstantRange` structures
- VUID-VkIndirectExecutionSetShaderInfoEXT-shaderCount-arraylength
`shaderCount` **must** be greater than 0

The `VkIndirectExecutionSetShaderLayoutInfoEXT` structure is defined as:

```
// Provided by VK_EXT_device_generated_commands
typedef struct VkIndirectExecutionSetShaderLayoutInfoEXT {
    VkStructureType          sType;
    const void*              pNext;
    uint32_t                 setLayoutCount;
    const VkDescriptorSetLayout* pSetLayouts;
} VkIndirectExecutionSetShaderLayoutInfoEXT;
```

- `sType` is a `VkStructureType` value identifying this structure.
- `pNext` is `NULL` or a pointer to a structure extending this structure.
- `setLayoutCount` is the number of members in the `pSetLayouts` array
- `pSetLayouts` is a pointer to an array containing `VkDescriptorSetLayout` objects used by the shader stage. The implementation **must** not access these objects outside of the duration of the command this structure is passed to.

Valid Usage

- VUID-VkIndirectExecutionSetShaderLayoutInfoEXT-pSetLayouts-11024
All members of `pSetLayouts` **must** not contain descriptors of type `VK_DESCRIPTOR_TYPE_UNIFORM_BUFFER_DYNAMIC` or `VK_DESCRIPTOR_TYPE_STORAGE_BUFFER_DYNAMIC`

Valid Usage (Implicit)

- VUID-VkIndirectExecutionSetShaderLayoutInfoEXT-sType-sType
`sType` **must** be `VK_STRUCTURE_TYPE_INDIRECT_EXECUTION_SET_SHADER_LAYOUT_INFO_EXT`
- VUID-VkIndirectExecutionSetShaderLayoutInfoEXT-pSetLayouts-parameter
If `setLayoutCount` is not 0, `pSetLayouts` **must** be a valid pointer to an array of `setLayoutCount` valid or `VK_NULL_HANDLE` `VkDescriptorSetLayout` handles

Destroy an Indirect Execution Set by calling:


```
// Provided by VK_EXT_device_generated_commands
void vkDestroyIndirectExecutionSetEXT(
    VkDevice device,
    VkIndirectExecutionSetEXT indirectExecutionSet,
    const VkAllocationCallbacks* pAllocator);
```

- **device** is the logical device that owns the indirect execution set.
- **indirectExecutionSet** is the indirect execution set to destroy.
- **pAllocator** controls host memory allocation as described in the [Memory Allocation](#) chapter.

Valid Usage

- VUID-vkDestroyIndirectExecutionSetEXT-indirectExecutionSet-11025
All submitted commands that refer to **indirectExecutionSet** **must** have completed execution

Valid Usage (Implicit)

- VUID-vkDestroyIndirectExecutionSetEXT-device-parameter
device **must** be a valid [VkDevice](#) handle
- VUID-vkDestroyIndirectExecutionSetEXT-indirectExecutionSet-parameter
If **indirectExecutionSet** is not [VK_NULL_HANDLE](#), **indirectExecutionSet** **must** be a valid [VkIndirectExecutionSetEXT](#) handle
- VUID-vkDestroyIndirectExecutionSetEXT-pAllocator-parameter
If **pAllocator** is not [NULL](#), **pAllocator** **must** be a valid pointer to a valid [VkAllocationCallbacks](#) structure
- VUID-vkDestroyIndirectExecutionSetEXT-indirectExecutionSet-parent
If **indirectExecutionSet** is a valid handle, it **must** have been created, allocated, or retrieved from **device**

Host Synchronization

- Host access to **indirectExecutionSet** **must** be externally synchronized

The [VkWriteIndirectExecutionSetPipelineEXT](#) structure is defined as:


```
// Provided by VK_EXT_device_generated_commands
typedef struct VkWriteIndirectExecutionSetPipelineEXT {
    VkStructureType    sType;
    const void*        pNext;
    uint32_t           index;
    VkPipeline          pipeline;
} VkWriteIndirectExecutionSetPipelineEXT;
```

- **sType** is a [VkStructureType](#) value identifying this structure.
- **pNext** is **NULL** or a pointer to a structure extending this structure.
- **index** is the element of the set to update
- **pipeline** is the pipeline to store in the indirect execution set

Valid Usage

- VUID-VkWriteIndirectExecutionSetPipelineEXT-index-11026
index must be less than the value of [VkIndirectExecutionSetPipelineInfoEXT::maxPipelineCount](#) used to create the set
- VUID-VkWriteIndirectExecutionSetPipelineEXT-pipeline-11027
pipeline must have been created with [VK_PIPELINE_CREATE_2_INDIRECT_BINDABLE_BIT_EXT](#)
- VUID-VkWriteIndirectExecutionSetPipelineEXT-index-11029
index must not be referenced by submitted command buffers
- VUID-VkWriteIndirectExecutionSetPipelineEXT-pipeline-11030
The shader stages contained in **pipeline must** be supported by [VkPhysicalDeviceDeviceGeneratedCommandsPropertiesEXT::supportedIndirectCommandsShaderStagesPipelineBinding](#)

Valid Usage (Implicit)

- VUID-VkWriteIndirectExecutionSetPipelineEXT-sType-sType
sType must be [VK_STRUCTURE_TYPE_WRITE_INDIRECT_EXECUTION_SET_PIPELINE_EXT](#)
- VUID-VkWriteIndirectExecutionSetPipelineEXT-pipeline-parameter
pipeline must be a valid [VkPipeline](#) handle

The [VkWriteIndirectExecutionSetShaderEXT](#) structure is defined as:


```
// Provided by VK_EXT_device_generated_commands with VK_EXT_shader_object
typedef struct VkWriteIndirectExecutionSetShaderEXT {
    VkStructureType    sType;
    const void*        pNext;
    uint32_t           index;
    VkShaderEXT         shader;
} VkWriteIndirectExecutionSetShaderEXT;
```

- **sType** is a [VkStructureType](#) value identifying this structure.
- **pNext** is **NULL** or a pointer to a structure extending this structure.
- **index** is the element of the set to update
- **shader** is the shader to store in the indirect execution set

Shaders need not be stored in the Indirect Execution Set according to their stage. The only restriction for shader indices within a set is that the value of the index **must** be less than the maximum number of shaders in the set.

Valid Usage

- VUID-VkWriteIndirectExecutionSetShaderEXT-index-11031
index must be less than [VkIndirectExecutionSetShaderInfoEXT::maxShaderCount](#)
- VUID-VkWriteIndirectExecutionSetShaderEXT-shader-11032
shader must have been created with [VK_SHADER_CREATE_INDIRECT_BINDABLE_BIT_EXT](#)
- VUID-VkWriteIndirectExecutionSetShaderEXT-pInitialShaders-11033
A shader created with the same [VkShaderStageFlagBits](#) **must** have been passed in the [VkIndirectExecutionSetShaderInfoEXT::pInitialShaders](#) array
- VUID-VkWriteIndirectExecutionSetShaderEXT-index-11034
index must not be in use by submitted command buffers

Valid Usage (Implicit)

- VUID-VkWriteIndirectExecutionSetShaderEXT-sType-sType
sType must be [VK_STRUCTURE_TYPE_WRITE_INDIRECT_EXECUTION_SET_SHADER_EXT](#)
- VUID-VkWriteIndirectExecutionSetShaderEXT-shader-parameter
shader must be a valid [VkShaderEXT](#) handle

Pipeline elements in an Indirect Execution Set can be updated by calling:


```
// Provided by VK_EXT_device_generated_commands
void vkUpdateIndirectExecutionSetPipelineEXT(
    VkDevice                                device,
    VkIndirectExecutionSetEXT               indirectExecutionSet,
    uint32_t                               executionSetWriteCount,
    const VkWriteIndirectExecutionSetPipelineEXT* pExecutionSetWrites);
```

- **device** is the logical device that owns the indirect execution set.
- **indirectExecutionSet** is the indirect execution set being updated.
- **executionSetWriteCount** is the number of elements in the **pExecutionSetWrites** array.
- **pExecutionSetWrites** is a pointer to an array of **VkWriteIndirectExecutionSetPipelineEXT** structures describing the elements to update.

Valid Usage

- VUID-vkUpdateIndirectExecutionSetPipelineEXT-indirectExecutionSet-11035
indirectExecutionSet **must** have been created with type **VK_INDIRECT_EXECUTION_SET_INFO_TYPE_PIPELINES_EXT**
- VUID-vkUpdateIndirectExecutionSetPipelineEXT-executionSetWriteCount-11037
executionSetWriteCount **must** be less than or equal to **VkIndirectExecutionSetPipelineInfoEXT::maxPipelineCount**
- VUID-vkUpdateIndirectExecutionSetPipelineEXT-pExecutionSetWrites-11042
Each element in the **pExecutionSetWrites** array must have a unique **VkWriteIndirectExecutionSetPipelineEXT::index**
- VUID-vkUpdateIndirectExecutionSetPipelineEXT-None-11038
Each member of the Indirect Execution Set referenced by the update command **must** not be in use by the device
- VUID-vkUpdateIndirectExecutionSetPipelineEXT-initialPipeline-11324
If **initialPipeline** was created without **VK_PIPELINE_CREATE_2_DESCRIPTOR_HEAP_BIT_EXT**, each pipeline in **pExecutionSetWrites** **must** also have been created without **VK_PIPELINE_CREATE_2_DESCRIPTOR_HEAP_BIT_EXT**
- VUID-vkUpdateIndirectExecutionSetPipelineEXT-initialPipeline-11325
If **initialPipeline** was created with **VK_PIPELINE_CREATE_2_DESCRIPTOR_HEAP_BIT_EXT**, each pipeline in **pExecutionSetWrites** **must** also have been created with **VK_PIPELINE_CREATE_2_DESCRIPTOR_HEAP_BIT_EXT**
- VUID-vkUpdateIndirectExecutionSetPipelineEXT-None-11039
If **initialPipeline** was created without **VK_PIPELINE_CREATE_2_DESCRIPTOR_HEAP_BIT_EXT**, the layout of each pipeline in **pExecutionSetWrites** **must** be **compatible** with the **initialPipeline** used to create the Indirect Execution Set
- VUID-vkUpdateIndirectExecutionSetPipelineEXT-None-11040

Each pipeline in the Indirect Execution Set **must** have identically defined static and dynamic state values to the **initialPipeline** used to create the Indirect Execution Set

- VUID-vkUpdateIndirectExecutionSetPipelineEXT-initialPipeline-11147
Each pipeline in the Indirect Execution Set **must** have identically defined **fragment outputs interface** to the **initialPipeline** used to create the Indirect Execution Set
- VUID-vkUpdateIndirectExecutionSetPipelineEXT-initialPipeline-11152
Each pipeline in the Indirect Execution Set **must** match the **initialPipeline** used to create the Indirect Execution Set in its included shader stages
- VUID-vkUpdateIndirectExecutionSetPipelineEXT-initialPipeline-11098
Each pipeline in the Indirect Execution Set **must** match the **initialPipeline** used to create the Indirect Execution Set in its use of **FragDepth**
- VUID-vkUpdateIndirectExecutionSetPipelineEXT-initialPipeline-11086
Each pipeline in the Indirect Execution Set **must** match the **initialPipeline** used to create the Indirect Execution Set in its use of **SampleMask**
- VUID-vkUpdateIndirectExecutionSetPipelineEXT-initialPipeline-11085
Each pipeline in the Indirect Execution Set **must** match the **initialPipeline** used to create the Indirect Execution Set in its use of **StencilExportEXT**

Valid Usage (Implicit)

- VUID-vkUpdateIndirectExecutionSetPipelineEXT-device-parameter **device** **must** be a valid **VkDevice** handle
- VUID-vkUpdateIndirectExecutionSetPipelineEXT-indirectExecutionSet-parameter **indirectExecutionSet** **must** be a valid **VkIndirectExecutionSetEXT** handle
- VUID-vkUpdateIndirectExecutionSetPipelineEXT-pExecutionSetWrites-parameter **pExecutionSetWrites** **must** be a valid pointer to an array of **executionSetWriteCount** valid **VkWriteIndirectExecutionSetPipelineEXT** structures
- VUID-vkUpdateIndirectExecutionSetPipelineEXT-executionSetWriteCount-arraylength **executionSetWriteCount** **must** be greater than 0
- VUID-vkUpdateIndirectExecutionSetPipelineEXT-indirectExecutionSet-parent **indirectExecutionSet** **must** have been created, allocated, or retrieved from **device**

Host Synchronization

- Host access to **indirectExecutionSet** **must** be externally synchronized

Shader object elements in an Indirect Execution Set can be updated by calling:


```
// Provided by VK_EXT_device_generated_commands
void vkUpdateIndirectExecutionSetShaderEXT(
    VkDevice device,
    VkIndirectExecutionSetEXT indirectExecutionSet,
    uint32_t executionSetWriteCount,
    const VkWriteIndirectExecutionSetShaderEXT* pExecutionSetWrites);
```

- **device** is the logical device that owns the indirect execution set.
- **indirectExecutionSet** is the indirect execution set being updated.
- **executionSetWriteCount** is the number of elements in the **pExecutionSetWrites** array.
- **pExecutionSetWrites** is a pointer to an array of **VkWriteIndirectExecutionSetShaderEXT** structures describing the elements to update.

Valid Usage

- VUID-vkUpdateIndirectExecutionSetShaderEXT-indirectExecutionSet-11041
indirectExecutionSet **must** have been created with type **VK_INDIRECT_EXECUTION_SET_INFO_TYPE_SHADER_OBJECTS_EXT**
- VUID-vkUpdateIndirectExecutionSetShaderEXT-pExecutionSetWrites-11043
Each element in the **pExecutionSetWrites** array must have a unique **VkWriteIndirectExecutionSetShaderEXT::index**
- VUID-vkUpdateIndirectExecutionSetShaderEXT-None-11044
Each member of the Indirect Execution Set referenced by the update command **must** not be in use by the device
- VUID-vkUpdateIndirectExecutionSetShaderEXT-pInitialShaders-11326
If the shaders in **pInitialShaders** were created without **VK_SHADER_CREATE_DESCRIPTOR_HEAP_BIT_EXT**, each shader in **pExecutionSetWrites** **must** also have been created without **VK_SHADER_CREATE_DESCRIPTOR_HEAP_BIT_EXT**
- VUID-vkUpdateIndirectExecutionSetShaderEXT-pInitialShaders-11327
If the shaders in **pInitialShaders** were created with **VK_SHADER_CREATE_DESCRIPTOR_HEAP_BIT_EXT**, each pipeline in **pExecutionSetWrites** **must** also have been created with **VK_SHADER_CREATE_DESCRIPTOR_HEAP_BIT_EXT**
- VUID-vkUpdateIndirectExecutionSetShaderEXT-pExecutionSetWrites-11140
If the shaders in **pInitialShaders** were created without **VK_SHADER_CREATE_DESCRIPTOR_HEAP_BIT_EXT**, the descriptor layout of each shader in **pExecutionSetWrites** **must** be **compatible** with the initial layout info used to create the Indirect Execution Set
- VUID-vkUpdateIndirectExecutionSetShaderEXT-None-11148
Each fragment shader element in the Indirect Execution Set **must** have **identically defined fragment outputs interface** to the initial shader state used to create the Indirect Execution Set
- VUID-vkUpdateIndirectExecutionSetShaderEXT-FragDepth-11054
Each fragment shader element in the Indirect Execution Set **must** match the initial shader

state used to create the Indirect Execution Set in its use of **FragDepth**

- VUID-vkUpdateIndirectExecutionSetShaderEXT-SampleMask-11050

Each fragment shader element in the Indirect Execution Set **must** match the initial shader state used to create the Indirect Execution Set in its use of **SampleMask**

- VUID-vkUpdateIndirectExecutionSetShaderEXT-StencilExportEXT-11003

Each fragment shader element in the Indirect Execution Set **must** match the initial shader state used to create the Indirect Execution Set in its use of **StencilExportEXT**

Valid Usage (Implicit)

- VUID-vkUpdateIndirectExecutionSetShaderEXT-device-parameter **device** **must** be a valid **VkDevice** handle
- VUID-vkUpdateIndirectExecutionSetShaderEXT-indirectExecutionSet-parameter **indirectExecutionSet** **must** be a valid **VkIndirectExecutionSetEXT** handle
- VUID-vkUpdateIndirectExecutionSetShaderEXT-pExecutionSetWrites-parameter **pExecutionSetWrites** **must** be a valid pointer to an array of **executionSetWriteCount** valid **VkWriteIndirectExecutionSetShaderEXT** structures
- VUID-vkUpdateIndirectExecutionSetShaderEXT-executionSetWriteCount-arraylength **executionSetWriteCount** **must** be greater than 0
- VUID-vkUpdateIndirectExecutionSetShaderEXT-indirectExecutionSet-parent **indirectExecutionSet** **must** have been created, allocated, or retrieved from **device**

Host Synchronization

- Host access to **indirectExecutionSet** **must** be externally synchronized

It is legal to update an Indirect Execution Set that is in flight as long as the element indices in **pExecutionSetWrites** are not in use. Any change to an indirect execution set requires recalculating memory requirements by calling **vkGetGeneratedCommandsMemoryRequirementsEXT** for commands that use that modified state. Commands that are in flight or those not using updated elements require no changes.

The lifetimes of pipelines and shader objects contained in a set **must** match or exceed the lifetime of the set.

With **VK_NV_device_generated_commands**, the actual generation of commands as well as their execution on the device is handled as single action with:


```
// Provided by VK_NV_device_generated_commands
void vkCmdExecuteGeneratedCommandsNV(
    VkCommandBuffer                      commandBuffer,
    VkBool32                             isPreprocessed,
    const VkGeneratedCommandsInfoNV*     pGeneratedCommandsInfo);
```

- `commandBuffer` is the command buffer into which the command is recorded.
- `isPreprocessed` represents whether the input data has already been preprocessed on the device. If it is `VK_FALSE` this command will implicitly trigger the preprocessing step, otherwise not.
- `pGeneratedCommandsInfo` is a pointer to a `VkGeneratedCommandsInfoNV` structure containing parameters affecting the generation of commands.

If the `VK_INDIRECT_COMMANDS_LAYOUT_USAGE_UNORDERED_SEQUENCES_BIT_NV` flag was used to create the `VkGeneratedCommandsInfoNV::indirectCommandsLayout` then the order of execution of individual draws through this command **may** execute in any order, and **may** not necessarily be in the same order as specified in `VkGeneratedCommandsInfoNV::pStreams`.

The order of execution of individual dispatches through this command **may** execute in any order and **may** not necessarily be in the same order as specified in `VkGeneratedCommandsInfoNV::pStreams`.

Valid Usage

- VUID-vkCmdExecuteGeneratedCommandsNV-magFilter-04553
If a `VkSampler` created with `magFilter` or `minFilter` equal to `VK_FILTER_LINEAR`, `reductionMode` equal to `VK_SAMPLER_REDUCTION_MODE_WEIGHTED_AVERAGE`, and `compareEnable` equal to `VK_FALSE` is used to sample a `VkImageView` as a result of this command, then the image view's `format features` **must** contain `VK_FORMAT_FEATURE_SAMPLED_IMAGE_FILTER_LINEAR_BIT`
- VUID-vkCmdExecuteGeneratedCommandsNV-magFilter-09598
If a `VkSampler` created with `magFilter` or `minFilter` equal to `VK_FILTER_LINEAR` and `reductionMode` equal to either `VK_SAMPLER_REDUCTION_MODE_MIN` or `VK_SAMPLER_REDUCTION_MODE_MAX` is used to sample a `VkImageView` as a result of this command, then the image view's `format features` **must** contain `VK_FORMAT_FEATURE_SAMPLED_IMAGE_FILTER_MINMAX_BIT`
- VUID-vkCmdExecuteGeneratedCommandsNV-mipmapMode-04770
If a `VkSampler` created with `mipmapMode` equal to `VK_SAMPLER_MIPMAP_MODE_LINEAR`, `reductionMode` equal to `VK_SAMPLER_REDUCTION_MODE_WEIGHTED_AVERAGE`, and `compareEnable` equal to `VK_FALSE` is used to sample a `VkImageView` as a result of this command, then the image view's `format features` **must** contain `VK_FORMAT_FEATURE_SAMPLED_IMAGE_FILTER_LINEAR_BIT`
- VUID-vkCmdExecuteGeneratedCommandsNV-mipmapMode-09599
If a `VkSampler` created with `mipmapMode` equal to `VK_SAMPLER_MIPMAP_MODE_LINEAR` and `reductionMode` equal to either `VK_SAMPLER_REDUCTION_MODE_MIN` or `VK_SAMPLER_REDUCTION_MODE_MAX` is used to sample a `VkImageView` as a result of

this command, then the image view's **format features** **must** contain **VK_FORMAT_FEATURE_SAMPLED_IMAGE_FILTER_MINMAX_BIT**

- VUID-vkCmdExecuteGeneratedCommandsNV-unnormalizedCoordinates-09635
If a **VkSampler** created with **unnormalizedCoordinates** equal to **VK_TRUE** is used to sample a **VkImageView** as a result of this command, then the image view's **levelCount** and **layerCount** **must** be 1
- VUID-vkCmdExecuteGeneratedCommandsNV-None-08609
If a **VkSampler** created with **unnormalizedCoordinates** equal to **VK_TRUE** is used to sample a **VkImageView** as a result of this command, then the image view's **viewType** **must** be **VK_IMAGE_VIEW_TYPE_1D** or **VK_IMAGE_VIEW_TYPE_2D**
- VUID-vkCmdExecuteGeneratedCommandsNV-None-08610
If a **VkSampler** created with **unnormalizedCoordinates** equal to **VK_TRUE** is used to sample a **VkImageView** as a result of this command, then the sampler **must** not be used with any of the SPIR-V **OpImageSample*** or **OpImageSparseSample*** instructions with **ImplicitLod**, **Dref** or **Proj** in their name
- VUID-vkCmdExecuteGeneratedCommandsNV-None-08611
If a **VkSampler** created with **unnormalizedCoordinates** equal to **VK_TRUE** is used to sample a **VkImageView** as a result of this command, then the sampler **must** not be used with any of the SPIR-V **OpImageSample*** or **OpImageSparseSample*** instructions that includes a LOD bias or any offset values
- VUID-vkCmdExecuteGeneratedCommandsNV-None-06479
If a **VkImageView** is sampled with **depth comparison**, the image view's **format features** **must** contain **VK_FORMAT_FEATURE_2_SAMPLED_IMAGE_DEPTH_COMPARISON_BIT**
- VUID-vkCmdExecuteGeneratedCommandsNV-None-02691
If a **VkImageView** is accessed using atomic operations as a result of this command, then the image view's **format features** **must** contain **VK_FORMAT_FEATURE_STORAGE_IMAGE_ATOMIC_BIT**
- VUID-vkCmdExecuteGeneratedCommandsNV-None-07888
If a **VK_DESCRIPTOR_TYPE_STORAGE_TEXEL_BUFFER** descriptor is accessed using atomic operations as a result of this command, then the storage texel buffer's **format features** **must** contain **VK_FORMAT_FEATURE_STORAGE_TEXEL_BUFFER_ATOMIC_BIT**
- VUID-vkCmdExecuteGeneratedCommandsNV-None-02692
If a **VkImageView** is sampled with **VK_FILTER_CUBIC_EXT** as a result of this command, then the image view's **format features** **must** contain **VK_FORMAT_FEATURE_SAMPLED_IMAGE_FILTER_CUBIC_BIT_EXT**
- VUID-vkCmdExecuteGeneratedCommandsNV-None-02693
If the **VK_EXT_filter_cubic** extension is not enabled and any **VkImageView** is sampled with **VK_FILTER_CUBIC_EXT** as a result of this command, it **must** not have a **VkImageViewType** of **VK_IMAGE_VIEW_TYPE_3D**, **VK_IMAGE_VIEW_TYPE_CUBE**, or **VK_IMAGE_VIEW_TYPE_CUBE_ARRAY**
- VUID-vkCmdExecuteGeneratedCommandsNV-filterCubic-02694
Any **VkImageView** being sampled with **VK_FILTER_CUBIC_EXT** as a result of this command **must** have a **VkImageViewType** and format that supports cubic filtering, as specified by **VkFilterCubicImageViewImageFormatPropertiesEXT::filterCubic** returned

by [vkGetPhysicalDeviceImageFormatProperties2](#)

- VUID-vkCmdExecuteGeneratedCommandsNV-filterCubicMinmax-02695

Any [VkImageView](#) being sampled with [VK_FILTER_CUBIC_EXT](#) with a reduction mode of either [VK_SAMPLER_REDUCTION_MODE_MIN](#) or [VK_SAMPLER_REDUCTION_MODE_MAX](#) as a result of this command **must** have a [VkImageViewType](#) and format that supports cubic filtering together with minmax filtering, as specified by [VkFilterCubicImageViewImageFormatPropertiesEXT::filterCubicMinmax](#) returned by [vkGetPhysicalDeviceImageFormatProperties2](#)

- VUID-vkCmdExecuteGeneratedCommandsNV-cubicRangeClamp-09212

If the [cubicRangeClamp](#) feature is not enabled, then any [VkImageView](#) being sampled with [VK_FILTER_CUBIC_EXT](#) as a result of this command **must** not have a [VkSamplerReductionModeCreateInfo::reductionMode](#) equal to [VK_SAMPLER_REDUCTION_MODE_WEIGHTED_AVERAGE_RANGECLAMP_QCOM](#)

- VUID-vkCmdExecuteGeneratedCommandsNV-reductionMode-09213

Any [VkImageView](#) being sampled with a [VkSamplerReductionModeCreateInfo::reductionMode](#) equal to [VK_SAMPLER_REDUCTION_MODE_WEIGHTED_AVERAGE_RANGECLAMP_QCOM](#) as a result of this command **must** sample with [VK_FILTER_CUBIC_EXT](#)

- VUID-vkCmdExecuteGeneratedCommandsNV-selectableCubicWeights-09214

If the [selectableCubicWeights](#) feature is not enabled, then any [VkImageView](#) being sampled with [VK_FILTER_CUBIC_EXT](#) as a result of this command **must** have [VkSamplerCubicWeightsCreateInfoQCOM::cubicWeights](#) equal to [VK_CUBIC_FILTER_WEIGHTS_CATMULL_ROM_QCOM](#)

- VUID-vkCmdExecuteGeneratedCommandsNV-flags-02696

Any [VkImage](#) created with a [VkImageCreateInfo::flags](#) containing [VK_IMAGE_CREATE_CORNER_SAMPLED_BIT_NV](#) sampled as a result of this command **must** only be sampled using a [VkSamplerAddressMode](#) of [VK_SAMPLER_ADDRESS_MODE_CLAMP_TO_EDGE](#)

- VUID-vkCmdExecuteGeneratedCommandsNV-OpTypeImage-07027

For any [VkImageView](#) being written as a storage image where the image format field of the [OpTypeImage](#) is [Unknown](#), the view's [format features](#) **must** contain [VK_FORMAT_FEATURE_2_STORAGE_WRITE_WITHOUT_FORMAT_BIT](#)

- VUID-vkCmdExecuteGeneratedCommandsNV-OpTypeImage-07028

For any [VkImageView](#) being read as a storage image where the image format field of the [OpTypeImage](#) is [Unknown](#), the view's [format features](#) **must** contain [VK_FORMAT_FEATURE_2_STORAGE_READ_WITHOUT_FORMAT_BIT](#)

- VUID-vkCmdExecuteGeneratedCommandsNV-OpTypeImage-07029

For any [VkBufferView](#) being written as a storage texel buffer where the image format field of the [OpTypeImage](#) is [Unknown](#), the view's [buffer features](#) **must** contain [VK_FORMAT_FEATURE_2_STORAGE_WRITE_WITHOUT_FORMAT_BIT](#)

- VUID-vkCmdExecuteGeneratedCommandsNV-OpTypeImage-07030

Any [VkBufferView](#) being read as a storage texel buffer where the image format field of the [OpTypeImage](#) is [Unknown](#) then the view's [buffer features](#) **must** contain [VK_FORMAT_FEATURE_2_STORAGE_READ_WITHOUT_FORMAT_BIT](#)

- VUID-vkCmdExecuteGeneratedCommandsNV-None-08600
If a [a bound shader](#) was created with a pipeline layout and statically uses a set *n*, a descriptor set **must** have been bound to *n* at the same pipeline bind point, with layouts compatible for set *n* with the layout(s) used to create the shader, as described in [Pipeline Layout Compatibility](#)
- VUID-vkCmdExecuteGeneratedCommandsNV-None-08601
If a [a bound shader](#) was created with a pipeline layout or specified push constant ranges and statically uses a push constant value, that value **must** have been set for the same pipeline bind point, with push constant ranges that are [compatible](#) with the push constant range used to create the shader
- VUID-vkCmdExecuteGeneratedCommandsNV-None-10068
For each array of resources that is used by a [a bound shader](#), the indices used to access members of the array **must** be less than the descriptor count for the identified binding in the descriptor sets used by this command
- VUID-vkCmdExecuteGeneratedCommandsNV-None-08114
Descriptors in each bound descriptor set, specified via [vkCmdBindDescriptorSets](#), **must** be valid if they are accessed as described by [descriptor validity](#) by the [VkPipeline](#) bound to the pipeline bind point used by this command and the bound [VkPipeline](#) was not created with [VK_PIPELINE_CREATE_DESCRIPTOR_BUFFER_BIT_EXT](#)
- VUID-vkCmdExecuteGeneratedCommandsNV-imageLayout-00344
If an image descriptor is accessed by a shader, the [VkImageLayout](#) **must** match the subresource accessible from the [VkImageView](#) as defined by the [image layout matching rules](#)
- VUID-vkCmdExecuteGeneratedCommandsNV-None-08115
If the descriptors used by the [VkPipeline](#) bound to the pipeline bind point were specified via [vkCmdBindDescriptorSets](#), the bound [VkPipeline](#) **must** have been created without [VK_PIPELINE_CREATE_DESCRIPTOR_BUFFER_BIT_EXT](#)
- VUID-vkCmdExecuteGeneratedCommandsNV-None-08116
Descriptors in bound descriptor buffers, specified via [vkCmdSetDescriptorBufferOffsetsEXT](#), **must** be valid if they are dynamically used by the [VkPipeline](#) bound to the pipeline bind point used by this command and the bound [VkPipeline](#) was created with [VK_PIPELINE_CREATE_DESCRIPTOR_BUFFER_BIT_EXT](#)
- VUID-vkCmdExecuteGeneratedCommandsNV-None-08604
Descriptors in bound descriptor buffers, specified via [vkCmdSetDescriptorBufferOffsetsEXT](#), **must** be valid if they are dynamically used by any [VkShaderEXT](#) bound to a stage corresponding to the pipeline bind point used by this command
- VUID-vkCmdExecuteGeneratedCommandsNV-None-08117
If the descriptors used by the [VkPipeline](#) bound to the pipeline bind point were specified via [vkCmdSetDescriptorBufferOffsetsEXT](#), the bound [VkPipeline](#) **must** have been created with [VK_PIPELINE_CREATE_DESCRIPTOR_BUFFER_BIT_EXT](#)
- VUID-vkCmdExecuteGeneratedCommandsNV-None-08119
If a descriptor is dynamically used with a [VkPipeline](#) created with [VK_PIPELINE_CREATE_DESCRIPTOR_BUFFER_BIT_EXT](#), the descriptor memory **must** be

resident

- VUID-vkCmdExecuteGeneratedCommandsNV-None-08605

If a descriptor is dynamically used with a [VkShaderEXT](#) created with a [VkDescriptorSetLayout](#) that was created with [VK_DESCRIPTOR_SET_LAYOUT_CREATE_DESCRIPTOR_BUFFER_BIT_EXT](#), the descriptor memory **must** be resident

- VUID-vkCmdExecuteGeneratedCommandsNV-None-08606

If the [shaderObject](#) feature is not enabled, a valid pipeline **must** be bound to the pipeline bind point used by this command

- VUID-vkCmdExecuteGeneratedCommandsNV-None-08608

If a pipeline is bound to the pipeline bind point used by this command, there **must** not have been any calls to dynamic state setting commands for any state specified statically in the [VkPipeline](#) object bound to the pipeline bind point used by this command, since that pipeline was bound

- VUID-vkCmdExecuteGeneratedCommandsNV-uniformBuffers-06935

If any stage of the [VkPipeline](#) object bound to the pipeline bind point used by this command accesses a uniform buffer, and that stage was created without enabling either [VK_PIPELINE_ROBUSTNESS_BUFFER_BEHAVIOR_ROBUST_BUFFER_ACCESS](#) or [VK_PIPELINE_ROBUSTNESS_BUFFER_BEHAVIOR_ROBUST_BUFFER_ACCESS_2](#) for [uniformBuffers](#), and the [robustBufferAccess](#) feature is not enabled, that stage **must** not access values outside of the range of the buffer as specified in the descriptor set bound to the same pipeline bind point

- VUID-vkCmdExecuteGeneratedCommandsNV-None-08612

If the [robustBufferAccess](#) feature is not enabled, and any [VkShaderEXT](#) bound to a stage corresponding to the pipeline bind point used by this command accesses a uniform buffer, it **must** not access values outside of the range of the buffer as specified in the descriptor set bound to the same pipeline bind point

- VUID-vkCmdExecuteGeneratedCommandsNV-storageBuffers-06936

If any stage of the [VkPipeline](#) object bound to the pipeline bind point used by this command accesses a storage buffer, and that stage was created without enabling either [VK_PIPELINE_ROBUSTNESS_BUFFER_BEHAVIOR_ROBUST_BUFFER_ACCESS](#) or [VK_PIPELINE_ROBUSTNESS_BUFFER_BEHAVIOR_ROBUST_BUFFER_ACCESS_2](#) for [storageBuffers](#), and the [robustBufferAccess](#) feature is not enabled, that stage **must** not access values outside of the range of the buffer as specified in the descriptor set bound to the same pipeline bind point

- VUID-vkCmdExecuteGeneratedCommandsNV-None-08613

If the [robustBufferAccess](#) feature is not enabled, and any [VkShaderEXT](#) bound to a stage corresponding to the pipeline bind point used by this command accesses a storage buffer, it **must** not access values outside of the range of the buffer as specified in the descriptor set bound to the same pipeline bind point

- VUID-vkCmdExecuteGeneratedCommandsNV-commandBuffer-02707

If [commandBuffer](#) is an unprotected command buffer and [protectedNoFault](#) is not supported, any resource accessed by [bound shaders](#) **must** not be a protected resource

- VUID-vkCmdExecuteGeneratedCommandsNV-viewType-07752

If a `VkImageView` is accessed as a result of this command, then the image view's `viewType` **must** match the `Dim` operand of the `OpTypeImage` as described in [Compatibility Between SPIR-V Image Dimensions and Vulkan ImageView Types](#)

- VUID-vkCmdExecuteGeneratedCommandsNV-format-07753

If a `VkImageView` or `VkBufferView` is accessed as a result of this command, then the `numeric type` of the view's `format` and the `Sampled Type` operand of the `OpTypeImage` **must** match

- VUID-vkCmdExecuteGeneratedCommandsNV-OpImageWrite-08795

If a `VkImageView` created with a format other than `VK_FORMAT_A8_UNORM` is accessed using `OpImageWrite` as a result of this command, then the `Type` of the `Texel` operand of that instruction **must** have at least as many components as the image view's format

- VUID-vkCmdExecuteGeneratedCommandsNV-OpImageWrite-08796

If a `VkImageView` created with the format `VK_FORMAT_A8_UNORM` is accessed using `OpImageWrite` as a result of this command, then the `Type` of the `Texel` operand of that instruction **must** have four components

- VUID-vkCmdExecuteGeneratedCommandsNV-OpImageWrite-04469

If a `VkBufferView` is accessed using `OpImageWrite` as a result of this command, then the `Type` of the `Texel` operand of that instruction **must** have at least as many components as the buffer view's format

- VUID-vkCmdExecuteGeneratedCommandsNV-SampledType-04470

If a `VkImageView` with a `VkFormat` that has a 64-bit component width is accessed as a result of this command, the `SampledType` of the `OpTypeImage` operand of that instruction **must** have a `Width` of 64

- VUID-vkCmdExecuteGeneratedCommandsNV-SampledType-04471

If a `VkImageView` with a `VkFormat` that has a component width less than 64-bit is accessed as a result of this command, the `SampledType` of the `OpTypeImage` operand of that instruction **must** have a `Width` of 32

- VUID-vkCmdExecuteGeneratedCommandsNV-SampledType-04472

If a `VkBufferView` with a `VkFormat` that has a 64-bit component width is accessed as a result of this command, the `SampledType` of the `OpTypeImage` operand of that instruction **must** have a `Width` of 64

- VUID-vkCmdExecuteGeneratedCommandsNV-SampledType-04473

If a `VkBufferView` with a `VkFormat` that has a component width less than 64-bit is accessed as a result of this command, the `SampledType` of the `OpTypeImage` operand of that instruction **must** have a `Width` of 32

- VUID-vkCmdExecuteGeneratedCommandsNV-sparseImageInt64Atomics-04474

If the `sparseImageInt64Atomics` feature is not enabled, `VkImage` objects created with the `VK_IMAGE_CREATE_SPARSE_RESIDENCY_BIT` flag **must** not be accessed by atomic instructions through an `OpTypeImage` with a `SampledType` with a `Width` of 64 by this command

- VUID-vkCmdExecuteGeneratedCommandsNV-sparseImageInt64Atomics-04475

If the `sparseImageInt64Atomics` feature is not enabled, `VkBuffer` objects created with the `VK_BUFFER_CREATE_SPARSE_RESIDENCY_BIT` flag **must** not be accessed by atomic instructions through an `OpTypeImage` with a `SampledType` with a `Width` of 64 by this

command

- VUID-vkCmdExecuteGeneratedCommandsNV-OpImageSampleWeightedQCOM-06971
If `OpImageSampleWeightedQCOM` is used to sample a `VkImageView` as a result of this command, then the image view's `format features` **must** contain `VK_FORMAT_FEATURE_2_WEIGHT_SAMPLED_IMAGE_BIT_QCOM`
- VUID-vkCmdExecuteGeneratedCommandsNV-OpImageSampleWeightedQCOM-06972
If `OpImageSampleWeightedQCOM` uses a `VkImageView` as a sample weight image as a result of this command, then the image view's `format features` **must** contain `VK_FORMAT_FEATURE_2_WEIGHT_IMAGE_BIT_QCOM`
- VUID-vkCmdExecuteGeneratedCommandsNV-OpImageBoxFilterQCOM-06973
If `OpImageBoxFilterQCOM` is used to sample a `VkImageView` as a result of this command, then the image view's `format features` **must** contain `VK_FORMAT_FEATURE_2_BOX_FILTER_SAMPLED_BIT_QCOM`
- VUID-vkCmdExecuteGeneratedCommandsNV-OpImageBlockMatchSSDQCOM-06974
If `OpImageBlockMatchSSDQCOM` is used to read from an `VkImageView` as a result of this command, then the image view's `format features` **must** contain `VK_FORMAT_FEATURE_2_BLOCK_MATCHING_BIT_QCOM`
- VUID-vkCmdExecuteGeneratedCommandsNV-OpImageBlockMatchSADQCOM-06975
If `OpImageBlockMatchSADQCOM` is used to read from an `VkImageView` as a result of this command, then the image view's `format features` **must** contain `VK_FORMAT_FEATURE_2_BLOCK_MATCHING_BIT_QCOM`
- VUID-vkCmdExecuteGeneratedCommandsNV-OpImageBlockMatchSADQCOM-06976
If `OpImageBlockMatchSADQCOM` or `OpImageBlockMatchSSDQCOM` is used to read from a reference image as result of this command, then the specified reference coordinates **must** not fail `integer texel coordinate validation`
- VUID-vkCmdExecuteGeneratedCommandsNV-OpImageSampleWeightedQCOM-06977
If `OpImageSampleWeightedQCOM`, `OpImageBoxFilterQCOM`, `OpImageBlockMatchWindowSSDQCOM`, `OpImageBlockMatchWindowSADQCOM`, `OpImageBlockMatchGatherSSDQCOM`, `OpImageBlockMatchGatherSADQCOM`, `OpImageBlockMatchSSDQCOM`, or `OpImageBlockMatchSADQCOM` uses a `VkSampler` as a result of this command, then the sampler **must** have been created with `VK_SAMPLER_CREATE_IMAGE_PROCESSING_BIT_QCOM`
- VUID-vkCmdExecuteGeneratedCommandsNV-OpImageSampleWeightedQCOM-06978
If any command other than `OpImageSampleWeightedQCOM`, `OpImageBoxFilterQCOM`, `OpImageBlockMatchWindowSSDQCOM`, `OpImageBlockMatchWindowSADQCOM`, `OpImageBlockMatchGatherSSDQCOM`, `OpImageBlockMatchGatherSADQCOM`, `OpImageBlockMatchSSDQCOM`, or `OpImageBlockMatchSADQCOM` uses a `VkSampler` as a result of this command, then the sampler **must** not have been created with `VK_SAMPLER_CREATE_IMAGE_PROCESSING_BIT_QCOM`
- VUID-vkCmdExecuteGeneratedCommandsNV-OpImageBlockMatchWindow-09215
If a `OpImageBlockMatchWindow*QCOM` or `OpImageBlockMatchGather*QCOM` instruction is used to read from an `VkImageView` as a result of this command, then the image view's `format features` **must** contain `VK_FORMAT_FEATURE_2_BLOCK_MATCHING_BIT_QCOM`
- VUID-vkCmdExecuteGeneratedCommandsNV-OpImageBlockMatchWindow-09216
If a `OpImageBlockMatchWindow*QCOM` or `OpImageBlockMatchGather*QCOM` instruction is used to

read from an [VkImageView](#) as a result of this command, then the image view's format **must** be a single-component format

- VUID-vkCmdExecuteGeneratedCommandsNV-OpImageBlockMatchWindow-09217
If a [OpImageBlockMatchWindow*QCOM](#) or [OpImageBlockMatchGather*QCOM](#) read from a reference image as result of this command, then the specified reference coordinates **must** not fail [integer texel coordinate validation](#)
- VUID-vkCmdExecuteGeneratedCommandsNV-None-07288
Any shader invocation executed by this command **must** [terminate](#)
- VUID-vkCmdExecuteGeneratedCommandsNV-None-09600
If a descriptor with type equal to any of [VK_DESCRIPTOR_TYPE_SAMPLE_WEIGHT_IMAGE_QCOM](#), [VK_DESCRIPTOR_TYPE_BLOCK_MATCH_IMAGE_QCOM](#), [VK_DESCRIPTOR_TYPE_SAMPLED_IMAGE](#), [VK_DESCRIPTOR_TYPE_STORAGE_IMAGE](#), or [VK_DESCRIPTOR_TYPE_INPUT_ATTACHMENT](#) is accessed as a result of this command, all image subresources identified by that descriptor **must** be in the image layout identified when the descriptor was written
- VUID-vkCmdExecuteGeneratedCommandsNV-commandBuffer-10746
The [VkDeviceMemory](#) object allocated from a [VkMemoryHeap](#) with the [VK_MEMORY_HEAP_TILE_MEMORY_BIT_QCOM](#) property that is bound to a resource accessed as a result of this command **must** be the active bound [bound tile memory object](#) in [commandBuffer](#)
- VUID-vkCmdExecuteGeneratedCommandsNV-None-10678
If this command is recorded inside a [tile shading render pass](#) instance, the stages corresponding to the pipeline bind point used by this command **must** only include [VK_SHADER_STAGE_VERTEX_BIT](#), [VK_SHADER_STAGE_FRAGMENT_BIT](#), and/or [VK_SHADER_STAGE_COMPUTE_BIT](#)
- VUID-vkCmdExecuteGeneratedCommandsNV-None-10679
If this command is recorded where [per-tile execution model](#) is enabled, there **must** be no access to any image while the image was be transitioned to the [VK_IMAGE_LAYOUT_ATTACHMENT_FEEDBACK_LOOP_OPTIMAL_EXT](#) layout
- VUID-vkCmdExecuteGeneratedCommandsNV-pDescription-09900
If a [VK_DESCRIPTOR_TYPE_TENSOR_ARM](#) descriptor is accessed as a result of this command, then the underlying [VkTensorARM](#) object **must** have been created with the [VK_TENSOR_USAGE_SHADER_BIT_ARM](#) usage flag set
- VUID-vkCmdExecuteGeneratedCommandsNV-dimensionCount-09905
If a [VK_DESCRIPTOR_TYPE_TENSOR_ARM](#) descriptor is accessed as a result of this command, then the [Rank](#) of the [OpTypeTensorARM](#) of the tensor resource variable **must** be equal to the [dimensionCount](#) provided via [VkTensorCreateInfoARM::pDescription](#) when creating the underlying [VkTensorARM](#) object
- VUID-vkCmdExecuteGeneratedCommandsNV-OpTypeTensorARM-09906
If a [VK_DESCRIPTOR_TYPE_TENSOR_ARM](#) descriptor is accessed as a result of this command, then the element type of the [OpTypeTensorARM](#) of the tensor resource variable **must** be [compatible](#) with the [VkFormat](#) of the [VkTensorViewARM](#) used for the access
- VUID-vkCmdExecuteGeneratedCommandsNV-None-11297

If a pipeline is bound to the pipeline bind point used by this command, or shader is bound to a shader stage used by this command, and it was created with a [descriptor mapping](#) using [VK_DESCRIPTOR_MAPPING_SOURCE_HEAP_WITH_PUSH_INDEX_EXT](#), [VK_DESCRIPTOR_MAPPING_SOURCE_HEAP_WITH_SHADER_RECORD_INDEX_EXT](#), [VK_DESCRIPTOR_MAPPING_SOURCE_HEAP_WITH_INDIRECT_INDEX_ARRAY_EXT](#), or [VK_DESCRIPTOR_MAPPING_SOURCE_HEAP_WITH_INDIRECT_INDEX_EXT](#), and a shader accesses a [OpTypeStruct](#) decorated with [Block](#) or [BufferBlock](#) using that mapping, the calculated offset for the resource heap **must** be a multiple of [bufferDescriptorAlignment](#)

- VUID-vkCmdExecuteGeneratedCommandsNV-None-11298

If a pipeline is bound to the pipeline bind point used by this command, or shader is bound to a shader stage used by this command, and it was created with a [descriptor mapping](#) using [VK_DESCRIPTOR_MAPPING_SOURCE_HEAP_WITH_PUSH_INDEX_EXT](#), [VK_DESCRIPTOR_MAPPING_SOURCE_HEAP_WITH_SHADER_RECORD_INDEX_EXT](#), [VK_DESCRIPTOR_MAPPING_SOURCE_HEAP_WITH_INDIRECT_INDEX_ARRAY_EXT](#), or [VK_DESCRIPTOR_MAPPING_SOURCE_HEAP_WITH_INDIRECT_INDEX_EXT](#), and a shader accesses an [OpTypeImage](#) or [OpTypeSampledImage](#) using that mapping, the calculated offset for the resource heap **must** be a multiple of [imageDescriptorAlignment](#)

- VUID-vkCmdExecuteGeneratedCommandsNV-None-11299

If a pipeline is bound to the pipeline bind point used by this command, or shader is bound to a shader stage used by this command, and it was created with a [descriptor mapping](#) using [VK_DESCRIPTOR_MAPPING_SOURCE_HEAP_WITH_PUSH_INDEX_EXT](#), [VK_DESCRIPTOR_MAPPING_SOURCE_HEAP_WITH_SHADER_RECORD_INDEX_EXT](#), [VK_DESCRIPTOR_MAPPING_SOURCE_HEAP_WITH_INDIRECT_INDEX_ARRAY_EXT](#), or [VK_DESCRIPTOR_MAPPING_SOURCE_HEAP_WITH_INDIRECT_INDEX_EXT](#), and a shader accesses an [OpTypeSampler](#) or [OpTypeSampledImage](#) using that mapping, the calculated offset for the sampler heap **must** be a multiple of [samplerDescriptorAlignment](#)

- VUID-vkCmdExecuteGeneratedCommandsNV-None-11397

If a pipeline is bound to the pipeline bind point used by this command, or shader is bound to a shader stage used by this command, and it was created with a [descriptor mapping](#) using [VK_DESCRIPTOR_MAPPING_SOURCE_HEAP_WITH_PUSH_INDEX_EXT](#), [VK_DESCRIPTOR_MAPPING_SOURCE_HEAP_WITH_SHADER_RECORD_INDEX_EXT](#), [VK_DESCRIPTOR_MAPPING_SOURCE_HEAP_WITH_INDIRECT_INDEX_ARRAY_EXT](#), or [VK_DESCRIPTOR_MAPPING_SOURCE_HEAP_WITH_INDIRECT_INDEX_EXT](#), and a shader accesses an [OpTypeTensorARM](#) using that mapping, the calculated offset for the resource heap **must** be a multiple of [tensorDescriptorAlignment](#)

- VUID-vkCmdExecuteGeneratedCommandsNV-None-11300

If a pipeline is bound to the pipeline bind point used by this command, or shader is bound to a shader stage used by this command, and it was created with a [descriptor mapping](#) using [VK_DESCRIPTOR_MAPPING_SOURCE_HEAP_WITH_INDIRECT_INDEX_ARRAY_EXT](#) or [VK_DESCRIPTOR_MAPPING_SOURCE_HEAP_WITH_INDIRECT_INDEX_EXT](#), and a shader accesses a resource using that mapping, the value of the address at the expected location in push data **must** be a multiple of 4

- VUID-vkCmdExecuteGeneratedCommandsNV-None-11301

If a pipeline is bound to the pipeline bind point used by this command, or shader is bound to a shader stage used by this command, and it was created with a [descriptor mapping](#) using [VK_DESCRIPTOR_MAPPING_SOURCE_HEAP_WITH_INDIRECT_INDEX_ARRAY_EXT](#) or

`VK_DESCRIPTOR_MAPPING_SOURCE_HEAP_WITH_INDIRECT_INDEX_EXT`, and a shader accesses a resource using that mapping, the value of the address at the expected location in push data **must** be a valid `VkDeviceAddress` backed by physical memory at every offset specified by each mapping

- VUID-vkCmdExecuteGeneratedCommandsNV-None-11302

If a pipeline is bound to the pipeline bind point used by this command, or shader is bound to a shader stage used by this command, and it was created with a `descriptor mapping` using `VK_DESCRIPTOR_MAPPING_SOURCE_PUSH_ADDRESS_EXT`, and a shader accesses a resource using that mapping, the value of the address at the expected location in push data **must** be a valid `VkDeviceAddress`

- VUID-vkCmdExecuteGeneratedCommandsNV-None-11304

If a pipeline is bound to the pipeline bind point used by this command, or shader is bound to a shader stage used by this command, and it was created with a `descriptor mapping` using `VK_DESCRIPTOR_MAPPING_SOURCE_INDIRECT_ADDRESS_EXT`, and a shader accesses a resource using that mapping, the value of the address at the expected location in push data **must** be a multiple of 8

- VUID-vkCmdExecuteGeneratedCommandsNV-None-11305

If a pipeline is bound to the pipeline bind point used by this command, or shader is bound to a shader stage used by this command, and it was created with a `descriptor mapping` using `VK_DESCRIPTOR_MAPPING_SOURCE_INDIRECT_ADDRESS_EXT`, and a shader accesses a resource using that mapping, the value of the address at the expected location in push data **must** be a valid `VkDeviceAddress` backed by physical memory at every offset specified by each mapping

- VUID-vkCmdExecuteGeneratedCommandsNV-None-11306

If a pipeline is bound to the pipeline bind point used by this command, or shader is bound to a shader stage used by this command, and it was created with a `descriptor mapping` using `VK_DESCRIPTOR_MAPPING_SOURCE_INDIRECT_ADDRESS_EXT`, and a shader accesses a resource using that mapping, the value of the address pointed to by the address in push data **must** be a valid `VkDeviceAddress`

- VUID-vkCmdExecuteGeneratedCommandsNV-None-11308

For each `descriptor heap` that is statically used by a `bound shader`, either directly or via a `descriptor mapping`, a valid descriptor heap **must** be bound

- VUID-vkCmdExecuteGeneratedCommandsNV-None-11309

If a `bound shader` was created as a `VkShaderEXT` with the `VK_SHADER_CREATE_DESCRIPTOR_HEAP_BIT_EXT` flag or as part of a pipeline with the `VK_PIPELINE_CREATE_2_DESCRIPTOR_HEAP_BIT_EXT` flag, execution of this command **must** not result in any descriptor read accessing data outside of the user range of the respective heap bound by `vkCmdBind*HeapEXT` commands

- VUID-vkCmdExecuteGeneratedCommandsNV-None-11372

If any stage of the `VkPipeline` object bound to the pipeline bind point used by this command accesses a uniform buffer or uniform texel buffer through a descriptor in the bound resource heap, that stage was created without enabling either `VK_PIPELINE_ROBUSTNESS_BUFFER_BEHAVIOR_ROBUST_BUFFER_ACCESS` or `VK_PIPELINE_ROBUSTNESS_BUFFER_BEHAVIOR_ROBUST_BUFFER_ACCESS_2` for `uniformBuffers`, the `robustBufferAccess2` feature is not enabled, and the `robustBufferAccess`

feature is not enabled, that stage **must** not access values outside of the range of the descriptor specified via [VkDeviceAddressRangeKHR](#) when the descriptor was written

- VUID-vkCmdExecuteGeneratedCommandsNV-None-11373

If any stage of the [VkPipeline](#) object bound to the pipeline bind point used by this command accesses a storage buffer or storage texel buffer through a descriptor in the bound resource heap, that stage was created without enabling either [VK_PIPELINE_ROBUSTNESS_BUFFER_BEHAVIOR_ROBUST_BUFFER_ACCESS](#) or [VK_PIPELINE_ROBUSTNESS_BUFFER_BEHAVIOR_ROBUST_BUFFER_ACCESS_2](#) for [storageBuffers](#), the [robustBufferAccess2](#) feature is not enabled, and the [robustBufferAccess](#) feature is not enabled, that stage **must** not access values outside of the range of the descriptor specified by [VkDeviceAddressRangeKHR](#) when the descriptor was written

- VUID-vkCmdExecuteGeneratedCommandsNV-None-11374

If the [robustBufferAccess2](#) feature is not enabled, the [robustBufferAccess](#) feature is not enabled, and any [VkShaderEXT](#) bound to a stage corresponding to the pipeline bind point used by this command accesses a uniform buffer, uniform texel buffer, storage buffer, or storage texel buffer, that shader **must** not access values outside of the range of the buffer as specified by [VkDeviceAddressRangeKHR](#) when the descriptor was written

- VUID-vkCmdExecuteGeneratedCommandsNV-pBindInfo-11375

If any [bound shader](#) uses an embedded sampler via a [descriptor mapping](#), the value of [pBindInfo->reservedRangeSize](#) set for [vkCmdBindSamplerHeapEXT](#) **must** be greater than or equal to [minSamplerHeapReservedRangeWithEmbedded](#)

- VUID-vkCmdExecuteGeneratedCommandsNV-None-11376

If a [bound shader](#) was created as a [VkShaderEXT](#) with the [VK_SHADER_CREATE_DESCRIPTOR_HEAP_BIT_EXT](#) flag or as part of a pipeline with the [VK_PIPELINE_CREATE_2_DESCRIPTOR_HEAP_BIT_EXT](#) flag, and that shader statically uses a push constant value, that value **must** have been set by [vkCmdPushDataEXT](#)

- VUID-vkCmdExecuteGeneratedCommandsNV-None-11398

If a [bound shader](#) was created with a [descriptor mapping](#) using [VK_DESCRIPTOR_MAPPING_SOURCE_PUSH_DATA_EXT](#), [VK_DESCRIPTOR_MAPPING_SOURCE_PUSH_ADDRESS_EXT](#), [VK_DESCRIPTOR_MAPPING_SOURCE_SHADER_RECORD_DATA_EXT](#), [VK_DESCRIPTOR_MAPPING_SOURCE_SHADER_RECORD_ADDRESS_EXT](#), [VK_DESCRIPTOR_MAPPING_SOURCE_RESOURCE_HEAP_DATA_EXT](#), or [VK_DESCRIPTOR_MAPPING_SOURCE_INDIRECT_ADDRESS_EXT](#), and a shader accesses a resource using that mapping, the access **must** not be [out of bounds](#)

- VUID-vkCmdExecuteGeneratedCommandsNV-None-11437

If a pipeline is bound to the pipeline bind point used by this command, or shader is bound to a shader stage used by this command, and it was created with a [descriptor mapping](#) using [VK_DESCRIPTOR_MAPPING_SOURCE_HEAP_WITH_INDIRECT_INDEX_ARRAY_EXT](#), [VK_DESCRIPTOR_MAPPING_SOURCE_HEAP_WITH_INDIRECT_INDEX_EXT](#), or [VK_DESCRIPTOR_MAPPING_SOURCE_INDIRECT_ADDRESS_EXT](#), and a shader accesses a resource using that mapping, the buffer from which the address in push data was queried **must** have been created with the [VK_BUFFER_USAGE_UNIFORM_BUFFER_BIT](#) usage flag set

- VUID-vkCmdExecuteGeneratedCommandsNV-None-11438

If a pipeline is bound to the pipeline bind point used by this command, or shader is bound to a shader stage used by this command, and it was created with a [descriptor mapping](#) using [VK_DESCRIPTOR_MAPPING_SOURCE_PUSH_ADDRESS_EXT](#), [VK_DESCRIPTOR_MAPPING_SOURCE_SHADER_RECORD_ADDRESS_EXT](#), or [VK_DESCRIPTOR_MAPPING_SOURCE_INDIRECT_ADDRESS_EXT](#), and a shader accesses a uniform buffer using that mapping, the address that the uniform buffer is mapped to **must** have been queried from a buffer created with the [VK_BUFFER_USAGE_UNIFORM_BUFFER_BIT](#) usage flag set

- VUID-vkCmdExecuteGeneratedCommandsNV-None-11441

If a pipeline is bound to the pipeline bind point used by this command, or shader is bound to a shader stage used by this command, and it was created with a [descriptor mapping](#) using [VK_DESCRIPTOR_MAPPING_SOURCE_PUSH_ADDRESS_EXT](#), [VK_DESCRIPTOR_MAPPING_SOURCE_SHADER_RECORD_ADDRESS_EXT](#), or [VK_DESCRIPTOR_MAPPING_SOURCE_INDIRECT_ADDRESS_EXT](#), and a shader accesses a uniform buffer using that mapping, the address that the uniform buffer is mapped to **must** be aligned to [minUniformBufferOffsetAlignment](#)

- VUID-vkCmdExecuteGeneratedCommandsNV-None-11439

If a pipeline is bound to the pipeline bind point used by this command, or shader is bound to a shader stage used by this command, and it was created with a [descriptor mapping](#) using [VK_DESCRIPTOR_MAPPING_SOURCE_PUSH_ADDRESS_EXT](#), [VK_DESCRIPTOR_MAPPING_SOURCE_SHADER_RECORD_ADDRESS_EXT](#), or [VK_DESCRIPTOR_MAPPING_SOURCE_INDIRECT_ADDRESS_EXT](#), and a shader accesses a storage buffer using that mapping, the address that the storage buffer is mapped to **must** have been queried from a buffer created with the [VK_BUFFER_USAGE_STORAGE_BUFFER_BIT](#) usage flag set

- VUID-vkCmdExecuteGeneratedCommandsNV-None-11442

If a pipeline is bound to the pipeline bind point used by this command, or shader is bound to a shader stage used by this command, and it was created with a [descriptor mapping](#) using [VK_DESCRIPTOR_MAPPING_SOURCE_PUSH_ADDRESS_EXT](#), [VK_DESCRIPTOR_MAPPING_SOURCE_SHADER_RECORD_ADDRESS_EXT](#), or [VK_DESCRIPTOR_MAPPING_SOURCE_INDIRECT_ADDRESS_EXT](#), and a shader accesses a storage buffer using that mapping, the address that the storage buffer is mapped to **must** be aligned to [minStorageBufferOffsetAlignment](#)

- VUID-vkCmdExecuteGeneratedCommandsNV-None-11485

If a pipeline is bound to the pipeline bind point used by this command, or shader is bound to a shader stage used by this command, and it was created with a [descriptor mapping](#) using [VK_DESCRIPTOR_MAPPING_SOURCE_PUSH_ADDRESS_EXT](#), [VK_DESCRIPTOR_MAPPING_SOURCE_SHADER_RECORD_ADDRESS_EXT](#), or [VK_DESCRIPTOR_MAPPING_SOURCE_INDIRECT_ADDRESS_EXT](#), and a shader accesses an acceleration structure using that mapping, the address that the acceleration structure is mapped to **must** be an acceleration structure address retrieved from a [VkAccelerationStructureKHR](#) object via [vkGetAccelerationStructureDeviceAddressKHR](#) or handle retrieved from a [VkAccelerationStructureNV](#) object via [vkGetAccelerationStructureHandleNV](#)

- VUID-vkCmdExecuteGeneratedCommandsNV-index-11450

If a shader uses a sampler descriptor to sample an image as a result of this command, and

that sampler descriptor uses a custom border color with an index defined by `VkSamplerCustomBorderColorIndexCreateInfoEXT`, the value of `VkSamplerCustomBorderColorIndexCreateInfoEXT::index` **must** have been registered before this command was recorded, and still be registered during the sampling operation, with an identically defined color

- VUID-vkCmdExecuteGeneratedCommandsNV-protectedNoFault-11455

If `protectedNoFault` is not supported, a pipeline is bound to the pipeline bind point used by this command, or a shader is bound to a shader stage used by this command, and it was created with a descriptor mapping using `VK_DESCRIPTOR_MAPPING_SOURCE_PUSH_ADDRESS_EXT`, `VK_DESCRIPTOR_MAPPING_SOURCE_SHADER_RECORD_ADDRESS_EXT`, or `VK_DESCRIPTOR_MAPPING_SOURCE_INDIRECT_ADDRESS_EXT`, the address that the resource is mapped to **must** have been queried from a buffer created without the `VK_BUFFER_CREATE_PROTECTED_BIT` create flag set

- VUID-vkCmdExecuteGeneratedCommandsNV-protectedNoFault-11456

If `protectedNoFault` is not supported, a pipeline is bound to the pipeline bind point used by this command, or a shader is bound to a shader stage used by this command, and it was created with a descriptor mapping using `VK_DESCRIPTOR_MAPPING_SOURCE_HEAP_WITH_INDIRECT_INDEX_EXT` or `VK_DESCRIPTOR_MAPPING_SOURCE_HEAP_WITH_INDIRECT_INDEX_ARRAY_EXT`, the address of the indirect memory **must** have been queried from a buffer created without the `VK_BUFFER_CREATE_PROTECTED_BIT` create flag set

- VUID-vkCmdExecuteGeneratedCommandsNV-renderPass-02684

The current render pass **must** be `compatible` with the `renderPass` member of the `VkGraphicsPipelineCreateInfo` structure specified when creating the `VkPipeline` bound to `VK_PIPELINE_BIND_POINT_GRAPHICS`

- VUID-vkCmdExecuteGeneratedCommandsNV-subpass-02685

The subpass index of the current render pass **must** be equal to the `subpass` member of the `VkGraphicsPipelineCreateInfo` structure specified when creating the `VkPipeline` bound to `VK_PIPELINE_BIND_POINT_GRAPHICS`

- VUID-vkCmdExecuteGeneratedCommandsNV-OpTypeImage-07468

If any shader executed by this pipeline accesses an `OpTypeImage` variable with a `Dim` operand of `SubpassData`, it **must** be decorated with an `InputAttachmentIndex` that corresponds to a valid input attachment in the current subpass

- VUID-vkCmdExecuteGeneratedCommandsNV-None-07469

Input attachment views accessed in a subpass **must** be created with the same `VkFormat` as the corresponding subpass definition, and be created with a `VkImageView` that is compatible with the attachment referenced by the subpass' `pInputAttachments` [`InputAttachmentIndex`] in the bound `VkFramebuffer` as specified by [Fragment Input Attachment Compatibility](#)

- VUID-vkCmdExecuteGeneratedCommandsNV-pDepthInputAttachmentIndex-09595

Input attachment views accessed in a dynamic render pass with a `InputAttachmentIndex` referenced by `VkRenderingInputAttachmentIndexInfo`, or no `InputAttachmentIndex` if `VkRenderingInputAttachmentIndexInfo::pDepthInputAttachmentIndex` or `VkRenderingInputAttachmentIndexInfo::pStencilInputAttachmentIndex` are `NULL`, **must** be

created with a [VkImageView](#) that is compatible with the corresponding color, depth, or stencil attachment in [VkRenderingInfo](#)

- VUID-vkCmdExecuteGeneratedCommandsNV-pDepthInputAttachmentIndex-09596
Input attachment views accessed in a dynamic render pass via a shader object **must** have an [InputAttachmentIndex](#) if both [VkRenderingInputAttachmentIndexInfo::pDepthInputAttachmentIndex](#) and [VkRenderingInputAttachmentIndexInfo::pStencilInputAttachmentIndex](#) are non-NULL
- VUID-vkCmdExecuteGeneratedCommandsNV-InputAttachmentIndex-09597
If an input attachment view accessed in a dynamic render pass via a shader object has an [InputAttachmentIndex](#), the [InputAttachmentIndex](#) **must** match an index in [VkRenderingInputAttachmentIndexInfo](#)
- VUID-vkCmdExecuteGeneratedCommandsNV-None-06537
Memory backing image subresources used as attachments in the current render pass **must** not be written in any way other than as an attachment by this command
- VUID-vkCmdExecuteGeneratedCommandsNV-None-10795
If a color attachment is written by any prior command in this subpass or by the load, store, or resolve operations for this subpass, and [feedback loop](#) is not enabled for [VK_IMAGE_ASPECT_COLOR_BIT](#) on that attachment, it **must** not be accessed in any way other than as an attachment by this command
- VUID-vkCmdExecuteGeneratedCommandsNV-None-10796
If a depth attachment is written by any prior command in this subpass or by the load, store, or resolve operations for this subpass, and [feedback loop](#) is not enabled for [VK_IMAGE_ASPECT_DEPTH_BIT](#) on that attachment, it **must** not be accessed in any way other than as an attachment by this command
- VUID-vkCmdExecuteGeneratedCommandsNV-None-10797
If a stencil attachment is written by any prior command in this subpass or by the load, store, or resolve operations for this subpass, and [feedback loop](#) is not enabled for [VK_IMAGE_ASPECT_STENCIL_BIT](#) on that attachment, it **must** not be accessed in any way other than as an attachment by this command
- VUID-vkCmdExecuteGeneratedCommandsNV-None-12338
If a color attachment is read in this command in any way other than as an attachment, or has been read by any prior command in this subpass as a non-attachment, and [feedback loop](#) is not enabled for [VK_IMAGE_ASPECT_COLOR_BIT](#) on that attachment, the color attachment **must** not be written to by this command
- VUID-vkCmdExecuteGeneratedCommandsNV-None-12339
If a depth attachment is read in this command in any way other than as an attachment, or has been read by any prior command in this subpass as a non-attachment, and [feedback loop](#) is not enabled for [VK_IMAGE_ASPECT_DEPTH_BIT](#) on that attachment, the depth attachment **must** not be written to by this command
- VUID-vkCmdExecuteGeneratedCommandsNV-None-12340
If a stencil attachment is read in this command in any way other than as an attachment, or has been read by any prior command in this subpass as a non-attachment, and [feedback loop](#) is not enabled for [VK_IMAGE_ASPECT_STENCIL_BIT](#) on that attachment, the stencil attachment **must** not be written to by this command

- VUID-vkCmdExecuteGeneratedCommandsNV-None-09003
If an attachment is written by any prior command in this subpass or by the load, store, or resolve operations for this subpass, it **must** not be accessed in any way other than as an attachment, storage image, or sampled image by this command
- VUID-vkCmdExecuteGeneratedCommandsNV-None-06886
If the current render pass instance uses a depth/stencil attachment with a read-only layout for the depth aspect, **depth writes must** be disabled
- VUID-vkCmdExecuteGeneratedCommandsNV-None-06887
If the current render pass instance uses a depth/stencil attachment with a read-only layout for the stencil aspect, both front and back **writeMask** are not zero, and stencil test is enabled, **all stencil ops must** be **VK_STENCIL_OP_KEEP**
- VUID-vkCmdExecuteGeneratedCommandsNV-None-07831
If the bound graphics pipeline state was created with the **VK_DYNAMIC_STATE_VIEWPORT** dynamic state enabled then **vkCmdSetViewport must** have been called and not subsequently **invalidated** in the current command buffer prior to this drawing command
- VUID-vkCmdExecuteGeneratedCommandsNV-None-07832
If the bound graphics pipeline state was created with the **VK_DYNAMIC_STATE_SCISSOR** dynamic state enabled then **vkCmdSetScissor must** have been called and not subsequently **invalidated** in the current command buffer prior to this drawing command
- VUID-vkCmdExecuteGeneratedCommandsNV-None-08617
If a shader object is bound to any graphics stage or a graphics pipeline is bound which was created with the **VK_DYNAMIC_STATE_LINE_WIDTH** dynamic state enabled, the **current value** of **rasterizerDiscardEnable** is **VK_FALSE**, and the **effective rasterization input topology** is in line topology class, then **vkCmdSetLineWidth must** have been called and not subsequently **invalidated** in the current command buffer prior to this drawing command
- VUID-vkCmdExecuteGeneratedCommandsNV-None-07834
If a shader object is bound to any graphics stage or a graphics pipeline is bound which was created with the **VK_DYNAMIC_STATE_DEPTH_BIAS** dynamic state enabled, the **current value** of **rasterizerDiscardEnable** is **VK_FALSE**, and the **current value** of **depthBiasEnable** is **VK_TRUE**, then **vkCmdSetDepthBias** or **vkCmdSetDepthBias2EXT must** have been called and not subsequently **invalidated** in the current command buffer prior to this drawing command
- VUID-vkCmdExecuteGeneratedCommandsNV-None-07835
If a shader object is bound to the **VK_SHADER_STAGE_FRAGMENT_BIT** stage or a graphics pipeline is bound which was created with the **VK_DYNAMIC_STATE_BLEND_CONSTANTS** dynamic state enabled, the **current value** of **rasterizerDiscardEnable** is **VK_FALSE**, and an active color attachment **current value** of **blendEnable** is **VK_TRUE** with a blend equations where any **VkBlendFactor** member is **VK_BLEND_FACTOR_CONSTANT_COLOR**, **VK_BLEND_FACTOR_ONE_MINUS_CONSTANT_COLOR**, **VK_BLEND_FACTOR_CONSTANT_ALPHA**, or **VK_BLEND_FACTOR_ONE_MINUS_CONSTANT_ALPHA**, then **vkCmdSetBlendConstants must** have been called and not subsequently **invalidated** in the current command buffer prior to this drawing command

- VUID-vkCmdExecuteGeneratedCommandsNV-None-07836
If a shader object is bound to any graphics stage or a graphics pipeline is bound which was created with the [VK_DYNAMIC_STATE_DEPTH_BOUNDS](#) dynamic state enabled, the [current value](#) of [rasterizerDiscardEnable](#) is [VK_FALSE](#), and the [current value](#) of [depthBoundsTestEnable](#) is [VK_TRUE](#), then [vkCmdSetDepthBounds](#) **must** have been called and not subsequently [invalidated](#) in the current command buffer prior to this drawing command
- VUID-vkCmdExecuteGeneratedCommandsNV-None-07837
If a shader object is bound to any graphics stage or a graphics pipeline is bound which was created with the [VK_DYNAMIC_STATE_STENCIL_COMPARE_MASK](#) dynamic state enabled, the [current value](#) of [rasterizerDiscardEnable](#) is [VK_FALSE](#), and the [current value](#) of [stencilTestEnable](#) is [VK_TRUE](#), then [vkCmdSetStencilCompareMask](#) **must** have been called and not subsequently [invalidated](#) in the current command buffer prior to this drawing command
- VUID-vkCmdExecuteGeneratedCommandsNV-None-07838
If a shader object is bound to any graphics stage or a graphics pipeline is bound which was created with the [VK_DYNAMIC_STATE_STENCIL_WRITE_MASK](#) dynamic state enabled, the [current value](#) of [rasterizerDiscardEnable](#) is [VK_FALSE](#), and the [current value](#) of [stencilTestEnable](#) is [VK_TRUE](#), then [vkCmdSetStencilWriteMask](#) **must** have been called and not subsequently [invalidated](#) in the current command buffer prior to this drawing command
- VUID-vkCmdExecuteGeneratedCommandsNV-None-07839
If a shader object is bound to any graphics stage or a graphics pipeline is bound which was created with the [VK_DYNAMIC_STATE_STENCIL_REFERENCE](#) dynamic state enabled, the [current value](#) of [rasterizerDiscardEnable](#) is [VK_FALSE](#), the [current value](#) of [stencilTestEnable](#) is [VK_TRUE](#), then [vkCmdSetStencilReference](#) **must** have been called and not subsequently [invalidated](#) in the current command buffer prior to this drawing command
- VUID-vkCmdExecuteGeneratedCommandsNV-maxMultiviewInstanceIndex-02688
If the draw is recorded in a render pass instance with multiview enabled, the maximum instance index **must** be less than or equal to [VkPhysicalDeviceMultiviewProperties::maxMultiviewInstanceIndex](#)
- VUID-vkCmdExecuteGeneratedCommandsNV-sampleLocationsEnable-02689
If the bound graphics pipeline was created with [VkPipelineSampleLocationsStateCreateInfoEXT::sampleLocationsEnable](#) set to [VK_TRUE](#), then the active depth attachment **must** have been created with the [VK_IMAGE_CREATE_SAMPLE_LOCATIONS_COMPATIBLE_DEPTH_BIT_EXT](#) bit set
- VUID-vkCmdExecuteGeneratedCommandsNV-None-07634
If the [VK_EXT_sample_locations](#) extension is enabled, a shader object is bound to any graphics stage or a graphics pipeline is bound which was created with the [VK_DYNAMIC_STATE_SAMPLE_LOCATIONS_ENABLE_EXT](#) dynamic state enabled, and the [current value](#) of [rasterizerDiscardEnable](#) is [VK_FALSE](#), then [vkCmdSetSampleLocationsEnableEXT](#) **must** have been called and not subsequently [invalidated](#) in the current command buffer prior to this drawing command
- VUID-vkCmdExecuteGeneratedCommandsNV-None-06666

If the `VK_EXT_sample_locations` extension is enabled, a shader object is bound to any graphics stage or a graphics pipeline is bound which was created with the `VK_DYNAMIC_STATE_SAMPLE_LOCATIONS_EXT` dynamic state enabled, the **current value** of `rasterizerDiscardEnable` is `VK_FALSE`, and the **current value** of `sampleLocationsEnable` is `VK_TRUE`, then `vkCmdSetSampleLocationsEXT` **must** have been called and not subsequently **invalidated** in the current command buffer prior to this drawing command

- VUID-vkCmdExecuteGeneratedCommandsNV-None-07840

If a shader object is bound to any graphics stage or a graphics pipeline is bound which was created with the `VK_DYNAMIC_STATE_CULL_MODE` dynamic state enabled, and the **current value** of `rasterizerDiscardEnable` is `VK_FALSE`, then `vkCmdSetCullMode` **must** have been called and not subsequently **invalidated** in the current command buffer prior to this drawing command

- VUID-vkCmdExecuteGeneratedCommandsNV-None-07841

If a shader object is bound to any graphics stage or a graphics pipeline is bound which was created with the `VK_DYNAMIC_STATE_FRONT_FACE` dynamic state enabled, and the **current value** of `rasterizerDiscardEnable` is `VK_FALSE`, then `vkCmdSetFrontFace` **must** have been called and not subsequently **invalidated** in the current command buffer prior to this drawing command

- VUID-vkCmdExecuteGeneratedCommandsNV-None-07843

If a shader object is bound to any graphics stage or a graphics pipeline is bound which was created with the `VK_DYNAMIC_STATE_DEPTH_TEST_ENABLE` dynamic state enabled, and the **current value** of `rasterizerDiscardEnable` is `VK_FALSE`, `vkCmdSetDepthTestEnable` **must** have been called and not subsequently **invalidated** in the current command buffer prior to this drawing command

- VUID-vkCmdExecuteGeneratedCommandsNV-None-07844

If a shader object is bound to any graphics stage or a graphics pipeline is bound which was created with the `VK_DYNAMIC_STATE_DEPTH_WRITE_ENABLE` dynamic state enabled, and the **current value** of `rasterizerDiscardEnable` is `VK_FALSE`, and the **current value** of `depthTestEnable` is `VK_TRUE`, then `vkCmdSetDepthWriteEnable` **must** have been called and not subsequently **invalidated** in the current command buffer prior to this drawing command

- VUID-vkCmdExecuteGeneratedCommandsNV-None-07845

If a shader object is bound to any graphics stage or a graphics pipeline is bound which was created with the `VK_DYNAMIC_STATE_DEPTH_COMPARE_OP` dynamic state enabled, the **current value** of `rasterizerDiscardEnable` is `VK_FALSE`, and the **current value** of `depthTestEnable` is `VK_TRUE`, then `vkCmdSetDepthCompareOp` **must** have been called and not subsequently **invalidated** in the current command buffer prior to this drawing command

- VUID-vkCmdExecuteGeneratedCommandsNV-None-07846

If the `depthBounds` feature is enabled, a shader object is bound to any graphics stage or a graphics pipeline is bound which was created with the `VK_DYNAMIC_STATE_DEPTH_BOUNDS_TEST_ENABLE` dynamic state enabled, and the **current value** of `rasterizerDiscardEnable` is `VK_FALSE`, then `vkCmdSetDepthBoundsTestEnable` **must** have been called and not subsequently **invalidated** in the current command buffer prior to this drawing command

- VUID-vkCmdExecuteGeneratedCommandsNV-None-07847

If a shader object is bound to any graphics stage or a graphics pipeline is bound which was created with the `VK_DYNAMIC_STATE_STENCIL_TEST_ENABLE` dynamic state enabled, and the `current value` of `rasterizerDiscardEnable` is `VK_FALSE`, then `vkCmdSetStencilTestEnable` **must** have been called and not subsequently `invalidated` in the current command buffer prior to this drawing command

- VUID-vkCmdExecuteGeneratedCommandsNV-None-07848

If a shader object is bound to any graphics stage or a graphics pipeline is bound which was created with the `VK_DYNAMIC_STATE_STENCIL_OP` dynamic state enabled, the `current value` of `rasterizerDiscardEnable` is `VK_FALSE`, the `current value` of `stencilTestEnable` is `VK_TRUE`, then `vkCmdSetStencilOp` **must** have been called and not subsequently `invalidated` in the current command buffer prior to this drawing command

- VUID-vkCmdExecuteGeneratedCommandsNV-viewportCount-03417

If a shader object is bound to any graphics stage or a graphics pipeline is bound which was created with the `VK_DYNAMIC_STATE_VIEWPORT_WITH_COUNT` dynamic state enabled, and the state is not inherited, then `vkCmdSetViewportWithCount` **must** have been called and not subsequently `invalidated` in the current command buffer prior to this drawing command

- VUID-vkCmdExecuteGeneratedCommandsNV-scissorCount-03418

If a shader object is bound to any graphics stage or a graphics pipeline is bound which was created with the `VK_DYNAMIC_STATE_SCISSOR_WITH_COUNT` dynamic state enabled, and the state is not inherited, then `vkCmdSetScissorWithCount` **must** have been called and not subsequently `invalidated` in the current command buffer prior to this drawing

- VUID-vkCmdExecuteGeneratedCommandsNV-viewportCount-03419

If a shader object is bound to any graphics stage or a graphics pipeline is bound which was created with both the `VK_DYNAMIC_STATE_SCISSOR_WITH_COUNT` and `VK_DYNAMIC_STATE_VIEWPORT_WITH_COUNT` dynamic states enabled, and the state is not inherited, then the `viewportCount` parameter of `vkCmdSetViewportWithCount` **must** match the `scissorCount` parameter of `vkCmdSetScissorWithCount`

- VUID-vkCmdExecuteGeneratedCommandsNV-viewportCount-04137

If the bound graphics pipeline state was created with the `VK_DYNAMIC_STATE_VIEWPORT_WITH_COUNT` dynamic state enabled, but not the `VK_DYNAMIC_STATE_VIEWPORT_W_SCALING_NV` dynamic state enabled, then the bound graphics pipeline **must** have been created with `VkPipelineViewportWScalingStateCreateInfoNV::viewportCount` greater or equal to the `viewportCount` parameter in the last call to `vkCmdSetViewportWithCount`

- VUID-vkCmdExecuteGeneratedCommandsNV-viewportCount-04138

If the `VK_NV_clip_space_w_scaling` extension is enabled, and a shader object is bound to any graphics stage or a graphics pipeline is bound which was created with the `VK_DYNAMIC_STATE_VIEWPORT_WITH_COUNT` and `VK_DYNAMIC_STATE_VIEWPORT_W_SCALING_NV` dynamic state enabled, the `current value` of `viewportWScalingEnable` is `VK_TRUE`, then `vkCmdSetViewportWScalingNV` **must** have been called and not subsequently `invalidated` in the current command buffer prior to this drawing command

- VUID-vkCmdExecuteGeneratedCommandsNV-None-08636
If the `VK_NV_clip_space_w_scaling` extension is enabled, and a shader object is bound to any graphics stage or a graphics pipeline is bound which was created with the `VK_DYNAMIC_STATE_VIEWPORT_WITH_COUNT` and `VK_DYNAMIC_STATE_VIEWPORT_W_SCALING_NV` dynamic state enabled, the **current value** of `viewportWScalingEnable` is `VK_TRUE`, then the `viewportCount` parameter in the last call to `vkCmdSetViewportWScalingNV` **must** be greater than or equal to the `viewportCount` parameter in the last call to `vkCmdSetViewportWithCount`
- VUID-vkCmdExecuteGeneratedCommandsNV-viewportCount-04139
If the bound graphics pipeline state was created with the `VK_DYNAMIC_STATE_VIEWPORT_WITH_COUNT` dynamic state enabled, but not the `VK_DYNAMIC_STATE_VIEWPORT_SHADING_RATE_PALETTE_NV` dynamic state enabled, then the bound graphics pipeline **must** have been created with `VkPipelineViewportShadingRateImageStateCreateInfoNV::viewportCount` greater or equal to the `viewportCount` parameter in the last call to `vkCmdSetViewportWithCount`
- VUID-vkCmdExecuteGeneratedCommandsNV-shadingRateImage-09233
If the `shadingRateImage` feature is enabled, and a shader object is bound to any graphics stage or a graphics pipeline is bound which was created with the `VK_DYNAMIC_STATE_VIEWPORT_COARSE_SAMPLE_ORDER_NV` and the **current value** of `rasterizerDiscardEnable` is `VK_FALSE`, then `vkCmdSetCoarseSampleOrderNV` **must** have been called and not subsequently `invalidated` in the current command buffer prior to this drawing command
- VUID-vkCmdExecuteGeneratedCommandsNV-shadingRateImage-09234
If the `shadingRateImage` feature is enabled, and a shader object is bound to any graphics stage or a graphics pipeline is bound which was created with the `VK_DYNAMIC_STATE_VIEWPORT_WITH_COUNT` and `VK_DYNAMIC_STATE_VIEWPORT_SHADING_RATE_PALETTE_NV` dynamic state enabled, the **current value** of `rasterizerDiscardEnable` is `VK_FALSE`, and the **current value** of `shadingRateImageEnable` is `VK_TRUE`, then `vkCmdSetViewportShadingRatePaletteNV` **must** have been called and not subsequently `invalidated` in the current command buffer prior to this drawing command
- VUID-vkCmdExecuteGeneratedCommandsNV-None-08637
If the `shadingRateImage` feature is enabled, and a shader object is bound to any graphics stage or a graphics pipeline is bound which was created with the `VK_DYNAMIC_STATE_VIEWPORT_WITH_COUNT` and `VK_DYNAMIC_STATE_VIEWPORT_SHADING_RATE_PALETTE_NV` dynamic state enabled, the **current value** of `rasterizerDiscardEnable` is `VK_FALSE`, and the **current value** of `shadingRateImageEnable` is `VK_TRUE`, then the `viewportCount` parameter in the last call to `vkCmdSetViewportShadingRatePaletteNV` **must** be greater than or equal to the `viewportCount` parameter in the last call to `vkCmdSetViewportWithCount`
- VUID-vkCmdExecuteGeneratedCommandsNV-VkPipelineVieportCreateInfo-04141
If the bound graphics pipeline state was created with the `VK_DYNAMIC_STATE_VIEWPORT_WITH_COUNT` dynamic state enabled and a `VkPipelineViewportSwizzleStateCreateInfoNV` structure chained from `VkPipelineViewportStateCreateInfo`, then the bound graphics pipeline **must** have been created with `VkPipelineViewportSwizzleStateCreateInfoNV::viewportCount` greater or

equal to the `viewportCount` parameter in the last call to `vkCmdSetViewportWithCount`

- VUID-vkCmdExecuteGeneratedCommandsNV-VkPipelineViewportCreateInfo-04142

If the bound graphics pipeline state was created with the `VK_DYNAMIC_STATE_VIEWPORT_WITH_COUNT` dynamic state enabled and a `VkPipelineViewportExclusiveScissorStateCreateInfoNV` structure chained from `VkPipelineViewportStateCreateInfo`, then the bound graphics pipeline **must** have been created with `VkPipelineViewportExclusiveScissorStateCreateInfoNV::exclusiveScissorCount` greater or equal to the `viewportCount` parameter in the last call to `vkCmdSetViewportWithCount`

- VUID-vkCmdExecuteGeneratedCommandsNV-None-07878

If the `exclusiveScissor` feature is enabled, and a shader object is bound to any graphics stage or a graphics pipeline is bound which was created with the `VK_DYNAMIC_STATE_EXCLUSIVE_SCISSOR_ENABLE_NV` dynamic state enabled, then `vkCmdSetExclusiveScissorEnableNV` **must** have been called and not subsequently `invalidated` in the current command buffer prior to this drawing command

- VUID-vkCmdExecuteGeneratedCommandsNV-None-07879

If the `exclusiveScissor` feature is enabled, a shader object is bound to any graphics stage or a graphics pipeline is bound which was created with the `VK_DYNAMIC_STATE_EXCLUSIVE_SCISSOR_NV` dynamic state enabled, and the most recent call to `vkCmdSetExclusiveScissorEnableNV` in the current command buffer set any element of `pExclusiveScissorEnables` to `VK_TRUE`, then `vkCmdSetExclusiveScissorNV` **must** have been called and not subsequently `invalidated` in the current command buffer prior to this drawing command

- VUID-vkCmdExecuteGeneratedCommandsNV-None-04876

If a shader object is bound to any graphics stage or a graphics pipeline is bound which was created with the `VK_DYNAMIC_STATE_RASTERIZER_DISCARD_ENABLE` dynamic state enabled, then `vkCmdSetRasterizerDiscardEnable` **must** have been called and not subsequently `invalidated` in the current command buffer prior to this drawing command

- VUID-vkCmdExecuteGeneratedCommandsNV-None-04877

If a shader object is bound to any graphics stage or a graphics pipeline is bound which was created with the `VK_DYNAMIC_STATE_DEPTH_BIAS_ENABLE` dynamic state enabled, and the `current value` of `rasterizerDiscardEnable` is `VK_FALSE`, then `vkCmdSetDepthBiasEnable` **must** have been called and not subsequently `invalidated` in the current command buffer prior to this drawing command

- VUID-vkCmdExecuteGeneratedCommandsNV-logicOp-04878

If a shader object is bound to the `VK_SHADER_STAGE_FRAGMENT_BIT` or a graphics pipeline is bound which was created with the `VK_DYNAMIC_STATE_LOGIC_OP_EXT` dynamic state enabled, the `current value` of `rasterizerDiscardEnable` is `VK_FALSE`, and the `current value` of `logicOpEnable` is `VK_TRUE`, then `vkCmdSetLogicOpEXT` **must** have been called and not subsequently `invalidated` in the current command buffer prior to this drawing command

- VUID-vkCmdExecuteGeneratedCommandsNV-primitiveFragmentShadingRateWithMultipleViewports-04552

If the `primitiveFragmentShadingRateWithMultipleViewports` limit is not supported, the bound graphics pipeline was created with the

`VK_DYNAMIC_STATE_VIEWPORT_WITH_COUNT` dynamic state enabled, and any of the shader stages of the bound graphics pipeline write to the `PrimitiveShadingRateKHR` built-in, then `vkCmdSetViewportWithCount` **must** have been called in the current command buffer prior to this drawing command, and the `viewportCount` parameter of `vkCmdSetViewportWithCount` **must** be 1

- VUID-vkCmdExecuteGeneratedCommandsNV-

`primitiveFragmentShadingRateWithMultipleViewports-08642`

If the `primitiveFragmentShadingRateWithMultipleViewports` limit is not supported, and any shader object bound to a graphics stage writes to the `PrimitiveShadingRateKHR` built-in, then `vkCmdSetViewportWithCount` **must** have been called in the current command buffer prior to this drawing command, and the `viewportCount` parameter of `vkCmdSetViewportWithCount` **must** be 1

- VUID-vkCmdExecuteGeneratedCommandsNV-blendEnable-04727

If a shader object is bound to the `VK_SHADER_STAGE_FRAGMENT_BIT` stage or a graphics pipeline is bound which was created with `VK_DYNAMIC_STATE_COLOR_BLEND_ENABLE_EXT` dynamic state enabled, the **current value** of `rasterizerDiscardEnable` is `VK_FALSE`, then for each color attachment, if the corresponding image view's **format features** do not contain `VK_FORMAT_FEATURE_COLOR_ATTACHMENT_BLEND_BIT`, then the corresponding **current value** of `blendEnable` **must** be `VK_FALSE`

- VUID-vkCmdExecuteGeneratedCommandsNV-None-08644

If a shader object is bound to any graphics stage or a graphics pipeline is bound, the **current value** of `rasterizerDiscardEnable` is `VK_FALSE`, and none of the following is enabled:

- the `VK_AMD_mixed_attachment_samples` extension
- the `VK_NV_framebuffer_mixed_samples` extension
- the `multisampledRenderToSingleSampled` feature

then the **current value** of `rasterizationSamples` **must** be the same as the current color and/or depth/stencil attachments

- VUID-vkCmdExecuteGeneratedCommandsNV-None-08876

If a shader object is bound to any graphics stage, the current render pass instance **must** have been begun with `vkCmdBeginRendering`

- VUID-vkCmdExecuteGeneratedCommandsNV-imageView-06172

If the current render pass instance was begun with `vkCmdBeginRendering`, the `imageView` member of `pDepthAttachment` is not `VK_NULL_HANDLE`, and the `layout` member of `pDepthAttachment` is `VK_IMAGE_LAYOUT_DEPTH_STENCIL_READ_ONLY_OPTIMAL`, this command **must** not write any values to the depth attachment

- VUID-vkCmdExecuteGeneratedCommandsNV-imageView-06173

If the current render pass instance was begun with `vkCmdBeginRendering`, the `imageView` member of `pStencilAttachment` is not `VK_NULL_HANDLE`, and the `layout` member of `pStencilAttachment` is `VK_IMAGE_LAYOUT_DEPTH_STENCIL_READ_ONLY_OPTIMAL`, this command **must** not write any values to the stencil attachment

- VUID-vkCmdExecuteGeneratedCommandsNV-imageView-06174

If the current render pass instance was begun with `vkCmdBeginRendering`, the `imageView` member of `pDepthAttachment` is not `VK_NULL_HANDLE`, and the `layout` member of `pDepthAttachment` is `VK_IMAGE_LAYOUT_DEPTH_READ_ONLY_STENCIL_ATTACHMENT_OPTIMAL`, this command **must** not write any values to the depth attachment

- VUID-vkCmdExecuteGeneratedCommandsNV-imageView-06175

If the current render pass instance was begun with `vkCmdBeginRendering`, the `imageView` member of `pStencilAttachment` is not `VK_NULL_HANDLE`, and the `layout` member of `pStencilAttachment` is `VK_IMAGE_LAYOUT_DEPTH_ATTACHMENT_STENCIL_READ_ONLY_OPTIMAL`, this command **must** not write any values to the stencil attachment

- VUID-vkCmdExecuteGeneratedCommandsNV-imageView-06176

If the current render pass instance was begun with `vkCmdBeginRendering`, the `imageView` member of `pDepthAttachment` is not `VK_NULL_HANDLE`, and the `layout` member of `pDepthAttachment` is `VK_IMAGE_LAYOUT_DEPTH_READ_ONLY_OPTIMAL`, this command **must** not write any values to the depth attachment

- VUID-vkCmdExecuteGeneratedCommandsNV-imageView-06177

If the current render pass instance was begun with `vkCmdBeginRendering`, the `imageView` member of `pStencilAttachment` is not `VK_NULL_HANDLE`, and the `layout` member of `pStencilAttachment` is `VK_IMAGE_LAYOUT_STENCIL_READ_ONLY_OPTIMAL`, this command **must** not write any values to the stencil attachment

- VUID-vkCmdExecuteGeneratedCommandsNV-viewMask-06178

If the current render pass instance was begun with `vkCmdBeginRendering`, the bound graphics pipeline **must** have been created with a `VkPipelineRenderingCreateInfo::viewMask` equal to `VkRenderingInfo::viewMask`

- VUID-vkCmdExecuteGeneratedCommandsNV-colorAttachmentCount-06179

If the `dynamicRenderingUnusedAttachments` feature is not enabled and the current render pass instance was begun with `vkCmdBeginRendering`, the bound graphics pipeline **must** have been created with a `VkPipelineRenderingCreateInfo::colorAttachmentCount` equal to `VkRenderingInfo::colorAttachmentCount`

- VUID-vkCmdExecuteGeneratedCommandsNV-dynamicRenderingUnusedAttachments-08910

If the `dynamicRenderingUnusedAttachments` feature is not enabled, and the current render pass instance was begun with `vkCmdBeginRendering` and `VkRenderingInfo::colorAttachmentCount` greater than 0, then each element of the `VkRenderingInfo::pColorAttachments` array with an `imageView` not equal to `VK_NULL_HANDLE` **must** have been created with a `VkFormat` equal to the corresponding element of `VkPipelineRenderingCreateInfo::pColorAttachmentFormats` used to create the bound graphics pipeline

- VUID-vkCmdExecuteGeneratedCommandsNV-dynamicRenderingUnusedAttachments-08912

If the `dynamicRenderingUnusedAttachments` feature is not enabled, and the current render pass instance was begun with `vkCmdBeginRendering` and `VkRenderingInfo::colorAttachmentCount` greater than 0, then each element of the `VkRenderingInfo::pColorAttachments` array with an `imageView` equal to `VK_NULL_HANDLE` **must** have the

corresponding element of `VkPipelineRenderingCreateInfo::pColorAttachmentFormats` used to create the bound pipeline equal to `VK_FORMAT_UNDEFINED`

- VUID-vkCmdExecuteGeneratedCommandsNV-dynamicRenderingUnusedAttachments-08911

If the `dynamicRenderingUnusedAttachments` feature is enabled, and the current render pass instance was begun with `vkCmdBeginRendering` and `VkRenderingInfo::colorAttachmentCount` greater than 0, then each element of the `VkRenderingInfo::pColorAttachments` array with an `imageView` not equal to `VK_NULL_HANDLE` **must** have been created with a `VkFormat` equal to the corresponding element of `VkPipelineRenderingCreateInfo::pColorAttachmentFormats` used to create the bound graphics pipeline, or the corresponding element of `VkPipelineRenderingCreateInfo::pColorAttachmentFormats`, if it exists, **must** be `VK_FORMAT_UNDEFINED`

- VUID-vkCmdExecuteGeneratedCommandsNV-colorAttachmentCount-09362

If the current render pass instance was begun with `vkCmdBeginRendering`, with a `VkRenderingInfo::colorAttachmentCount` equal to 1, there is no shader object bound to any graphics stage, and a color attachment with a resolve mode of `VK_RESOLVE_MODE_EXTERNAL_FORMAT_DOWNSAMPLE_BIT_ANDROID`, each element of the `VkRenderingInfo::pColorAttachments` array with a `resolveImageView` not equal to `VK_NULL_HANDLE` **must** have been created with an image created with a `VkExternalFormatANDROID::externalFormat` value equal to the `VkExternalFormatANDROID::externalFormat` value used to create the bound graphics pipeline

- VUID-vkCmdExecuteGeneratedCommandsNV-None-09363

If there is no shader object bound to any graphics stage, the current render pass instance was begun with `vkCmdBeginRendering` and a `VkRenderingInfo::colorAttachmentCount` equal to 1, and a color attachment with a resolve mode of `VK_RESOLVE_MODE_EXTERNAL_FORMAT_DOWNSAMPLE_BIT_ANDROID`, each element of the `VkRenderingInfo::pColorAttachments` array with a `imageView` not equal to `VK_NULL_HANDLE` **must** have been created with an image created with a `VkExternalFormatANDROID::externalFormat` value equal to the `VkExternalFormatANDROID::externalFormat` value used to create the bound graphics pipeline

- VUID-vkCmdExecuteGeneratedCommandsNV-None-09364

If the current render pass instance was begun with `vkCmdBeginRendering`, there is no shader object bound to any graphics stage, and the bound graphics pipeline was created with a non-zero `VkExternalFormatANDROID::externalFormat` value and with the `VK_DYNAMIC_STATE_COLOR_BLEND_ENABLE_EXT` dynamic state enabled, then `vkCmdSetColorBlendEnableEXT` **must** have set the blend enable to `VK_FALSE` prior to this drawing command

- VUID-vkCmdExecuteGeneratedCommandsNV-None-09365

If the current render pass instance was begun with `vkCmdBeginRendering`, there is no shader object bound to any graphics stage, and the bound graphics pipeline was created with a non-zero `VkExternalFormatANDROID::externalFormat` value and with the `VK_DYNAMIC_STATE_RASTERIZATION_SAMPLES_EXT` dynamic state enabled, then `vkCmdSetRasterizationSamplesEXT` **must** have set `rasterizationSamples` to `VK_SAMPLE_COUNT_1_BIT` prior to this drawing command

- VUID-vkCmdExecuteGeneratedCommandsNV-None-09366
If there is a shader object bound to any graphics stage, and the current render pass includes a color attachment that uses the [VK_RESOLVE_MODE_EXTERNAL_FORMAT_DOWNSAMPLE_BIT_ANDROID](#) resolve mode, then [vkCmdSetColorBlendEnableEXT](#) **must** have set blend enable to [VK_FALSE](#) prior to this drawing command
- VUID-vkCmdExecuteGeneratedCommandsNV-rasterizationSamples-09367
If there is a shader object bound to any graphics stage, and the current render pass includes a color attachment that uses the [VK_RESOLVE_MODE_EXTERNAL_FORMAT_DOWNSAMPLE_BIT_ANDROID](#) resolve mode, then [vkCmdSetRasterizationSamplesEXT](#) **must** have set [rasterizationSamples](#) to [VK_SAMPLE_COUNT_1_BIT](#) prior to this drawing command
- VUID-vkCmdExecuteGeneratedCommandsNV-None-09368
If the current render pass instance was begun with [vkCmdBeginRendering](#), there is no shader object bound to any graphics stage, and the bound graphics pipeline was created with a non-zero [VkExternalFormatANDROID::externalFormat](#) value and with the [VK_DYNAMIC_STATE_FRAGMENT_SHADING_RATE_KHR](#) dynamic state enabled, then [vkCmdSetFragmentShadingRateKHR](#) **must** have set [pFragmentSize->width](#) to 1 prior to this drawing command
- VUID-vkCmdExecuteGeneratedCommandsNV-None-09369
If the current render pass instance was begun with [vkCmdBeginRendering](#), there is no shader object bound to any graphics stage, and the bound graphics pipeline was created with a non-zero [VkExternalFormatANDROID::externalFormat](#) value and with the [VK_DYNAMIC_STATE_FRAGMENT_SHADING_RATE_KHR](#) dynamic state enabled, then [vkCmdSetFragmentShadingRateKHR](#) **must** have set [pFragmentSize->height](#) to 1 prior to this drawing command
- VUID-vkCmdExecuteGeneratedCommandsNV-pFragmentSize-09370
If there is a shader object bound to any graphics stage, and the current render pass includes a color attachment that uses the [VK_RESOLVE_MODE_EXTERNAL_FORMAT_DOWNSAMPLE_BIT_ANDROID](#) resolve mode, then [vkCmdSetFragmentShadingRateKHR](#) **must** have set [pFragmentSize->width](#) to 1 prior to this drawing command
- VUID-vkCmdExecuteGeneratedCommandsNV-pFragmentSize-09371
If there is a shader object bound to any graphics stage, and the current render pass includes a color attachment that uses the [VK_RESOLVE_MODE_EXTERNAL_FORMAT_DOWNSAMPLE_BIT_ANDROID](#) resolve mode, then [vkCmdSetFragmentShadingRateKHR](#) **must** have set [pFragmentSize->height](#) to 1 prior to this drawing command
- VUID-vkCmdExecuteGeneratedCommandsNV-None-07749
If the [colorWriteEnable](#) feature is enabled, a shader object is bound to the [VK_SHADER_STAGE_FRAGMENT_BIT](#) stage or a graphics pipeline is bound which was created with the [VK_DYNAMIC_STATE_COLOR_WRITE_ENABLE_EXT](#) dynamic state enabled, and the current value of [rasterizerDiscardEnable](#) is [VK_FALSE](#), then [vkCmdSetColorWriteEnableEXT](#) **must** have been called and not subsequently [invalidated](#) in the current command buffer prior to this drawing command

- VUID-vkCmdExecuteGeneratedCommandsNV-attachmentCount-07750

If the `colorWriteEnable` feature is enabled, a shader object is bound to the `VK_SHADER_STAGE_FRAGMENT_BIT` stage or a graphics pipeline is bound which was created with the `VK_DYNAMIC_STATE_COLOR_WRITE_ENABLE_EXT` dynamic state enabled, and the current value of `rasterizerDiscardEnable` is `VK_FALSE`, then the `attachmentCount` parameter of most recent call to `vkCmdSetColorWriteEnableEXT` in the current command buffer **must** be greater than or equal to the number of active color attachments

- VUID-vkCmdExecuteGeneratedCommandsNV-None-07751

If the `VK_EXT_discard_rectangles` extension is enabled, a graphics pipeline is bound which was created with the `VK_DYNAMIC_STATE_DISCARD_RECTANGLE_EXT` dynamic state enabled and the `pNext` chain of `VkGraphicsPipelineCreateInfo` included a `VkPipelineDiscardRectangleStateCreateInfoEXT` structure, the current value of `rasterizerDiscardEnable` is `VK_FALSE`, and the current value of `discardRectangleEnable` is `VK_TRUE`, then `vkCmdSetDiscardRectangleEXT` **must** have been called and not subsequently `invalidated` in the current command buffer prior to this drawing command for each discard rectangle in `VkPipelineDiscardRectangleStateCreateInfoEXT::discardRectangleCount`

- VUID-vkCmdExecuteGeneratedCommandsNV-rasterizerDiscardEnable-09236

If the `VK_EXT_discard_rectangles` extension is enabled, a shader object is bound to any graphics stage or a graphics pipeline is bound which was created with `VK_DYNAMIC_STATE_DISCARD_RECTANGLE_EXT` dynamic state enabled and the `pNext` chain of `VkGraphicsPipelineCreateInfo` did not include a `VkPipelineDiscardRectangleStateCreateInfoEXT` structure, the current value of `rasterizerDiscardEnable` is `VK_FALSE`, and the current value of `discardRectangleEnable` is `VK_TRUE`, then `vkCmdSetDiscardRectangleEXT` **must** have been called and not subsequently `invalidated` in the current command buffer prior to this drawing command for each discard rectangle in `VkPhysicalDeviceDiscardRectanglePropertiesEXT::maxDiscardRectangles`

- VUID-vkCmdExecuteGeneratedCommandsNV-None-07880

If the `VK_EXT_discard_rectangles` extension is enabled, a shader object is bound to any graphics stage or a graphics pipeline is bound which was created with the `VK_DYNAMIC_STATE_DISCARD_RECTANGLE_ENABLE_EXT` dynamic state enabled, the current value of `rasterizerDiscardEnable` is `VK_FALSE`, then `vkCmdSetDiscardRectangleEnableEXT` **must** have been called and not subsequently `invalidated` in the current command buffer prior to this drawing command

- VUID-vkCmdExecuteGeneratedCommandsNV-None-07881

If the `VK_EXT_discard_rectangles` extension is enabled, a shader object is bound to any graphics stage or a graphics pipeline is bound which was created with the `VK_DYNAMIC_STATE_DISCARD_RECTANGLE_MODE_EXT` dynamic state enabled, the current value of `rasterizerDiscardEnable` is `VK_FALSE`, and the current value of `discardRectangleEnable` is `VK_TRUE`, then `vkCmdSetDiscardRectangleModeEXT` **must** have been called and not subsequently `invalidated` in the current command buffer prior to this drawing command

- VUID-vkCmdExecuteGeneratedCommandsNV-dynamicRenderingUnusedAttachments-08913

If the current render pass instance was begun with `vkCmdBeginRendering`, the `dynamicRenderingUnusedAttachments` feature is not enabled, and `VkRenderingInfo::pDepthAttachment->imageView` was `VK_NULL_HANDLE`, the value of `VkPipelineRenderingCreateInfo::depthAttachmentFormat` used to create the bound graphics pipeline **must** be equal to `VK_FORMAT_UNDEFINED`

- VUID-vkCmdExecuteGeneratedCommandsNV-dynamicRenderingUnusedAttachments-08914

If current render pass instance was begun with `vkCmdBeginRendering`, the `dynamicRenderingUnusedAttachments` feature is not enabled, and `VkRenderingInfo::pDepthAttachment->imageView` was not `VK_NULL_HANDLE`, the value of `VkPipelineRenderingCreateInfo::depthAttachmentFormat` used to create the bound graphics pipeline **must** be equal to the `VkFormat` used to create `VkRenderingInfo::pDepthAttachment->imageView`

- VUID-vkCmdExecuteGeneratedCommandsNV-dynamicRenderingUnusedAttachments-08915

If the current render pass instance was begun with `vkCmdBeginRendering`, the `dynamicRenderingUnusedAttachments` feature is enabled, `VkRenderingInfo::pDepthAttachment->imageView` was not `VK_NULL_HANDLE`, and the value of `VkPipelineRenderingCreateInfo::depthAttachmentFormat` used to create the bound graphics pipeline was not equal to the `VkFormat` used to create `VkRenderingInfo::pDepthAttachment->imageView`, the value of the format **must** be `VK_FORMAT_UNDEFINED`

- VUID-vkCmdExecuteGeneratedCommandsNV-dynamicRenderingUnusedAttachments-08916

If the current render pass instance was begun with `vkCmdBeginRendering`, the `dynamicRenderingUnusedAttachments` feature is not enabled, and `VkRenderingInfo::pStencilAttachment->imageView` was `VK_NULL_HANDLE`, the value of `VkPipelineRenderingCreateInfo::stencilAttachmentFormat` used to create the bound graphics pipeline **must** be equal to `VK_FORMAT_UNDEFINED`

- VUID-vkCmdExecuteGeneratedCommandsNV-dynamicRenderingUnusedAttachments-08917

If current render pass instance was begun with `vkCmdBeginRendering`, the `dynamicRenderingUnusedAttachments` feature is not enabled, and `VkRenderingInfo::pStencilAttachment->imageView` was not `VK_NULL_HANDLE`, the value of `VkPipelineRenderingCreateInfo::stencilAttachmentFormat` used to create the bound graphics pipeline **must** be equal to the `VkFormat` used to create `VkRenderingInfo::pStencilAttachment->imageView`

- VUID-vkCmdExecuteGeneratedCommandsNV-dynamicRenderingUnusedAttachments-08918

If the current render pass instance was begun with `vkCmdBeginRendering`, the `dynamicRenderingUnusedAttachments` feature is enabled, `VkRenderingInfo::pStencilAttachment->imageView` was not `VK_NULL_HANDLE`, and the value of `VkPipelineRenderingCreateInfo::stencilAttachmentFormat` used to create the bound graphics pipeline was not equal to the `VkFormat` used to create `VkRenderingInfo::pStencilAttachment->imageView`, the value of the format **must** be `VK_FORMAT_UNDEFINED`

- VUID-vkCmdExecuteGeneratedCommandsNV-imageView-06183
If the current render pass instance was begun with `vkCmdBeginRendering` and `VkRenderingFragmentShadingRateAttachmentInfoKHR::imageView` was not `VK_NULL_HANDLE`, the bound graphics pipeline **must** have been created with `VK_PIPELINE_CREATE_RENDERING_FRAGMENT_SHADING_RATE_ATTACHMENT_BIT_KHR`
- VUID-vkCmdExecuteGeneratedCommandsNV-dynamicRenderingLocalRead-11797
If the current render pass instance was begun with `vkCmdBeginRendering`, the `dynamicRenderingLocalRead` feature is enabled, the `VK_RENDERING_LOCAL_READ_CONCURRENT_ACCESS_CONTROL_BIT_KHR` flag is specified, and an attachment is being used as a feedback loop as specified by `VK_RENDERING_ATTACHMENT_INPUT_ATTACHMENT_FEEDBACK_BIT_KHR`, `VkRenderingAttachmentFlagsInfoKHR::flags` for that attachment **must** include `VK_RENDERING_ATTACHMENT_INPUT_ATTACHMENT_FEEDBACK_BIT_KHR`
- VUID-vkCmdExecuteGeneratedCommandsNV-imageView-06184
If the current render pass instance was begun with `vkCmdBeginRendering` and `VkRenderingFragmentDensityMapAttachmentInfoEXT::imageView` was not `VK_NULL_HANDLE`, the bound graphics pipeline **must** have been created with `VK_PIPELINE_CREATE_RENDERING_FRAGMENT_DENSITY_MAP_ATTACHMENT_BIT_EXT`
- VUID-vkCmdExecuteGeneratedCommandsNV-layers-10831
If the current render pass instance was created with `VK_RENDERING_PER_LAYER_FRAGMENT_DENSITY_BIT_VALVE` or `VK_RENDER_PASS_CREATE_PER_LAYER_FRAGMENT_DENSITY_BIT_VALVE`, and the bound graphics pipeline was created with `VK_PIPELINE_CREATE_2_PER_LAYER_FRAGMENT_DENSITY_BIT_VALVE`, then the current render pass instance **must** have a `layers` value less than or equal to `VkPipelineFragmentDensityMapLayeredCreateInfoVALVE::maxFragmentDensityMapLayers`
- VUID-vkCmdExecuteGeneratedCommandsNV-colorAttachmentCount-06185
If the bound pipeline was created with a `VkAttachmentSampleCountInfoAMD` or `VkAttachmentSampleCountInfoNV` structure, and the current render pass instance was begun with `vkCmdBeginRendering` with a `VkRenderingInfo::colorAttachmentCount` parameter greater than 0, then each element of the `VkRenderingInfo::pColorAttachments` array with a `imageView` not equal to `VK_NULL_HANDLE` **must** have been created with a sample count equal to the corresponding element of the `pColorAttachmentSamples` member of `VkAttachmentSampleCountInfoAMD` or `VkAttachmentSampleCountInfoNV` used to create the bound graphics pipeline
- VUID-vkCmdExecuteGeneratedCommandsNV-pDepthAttachment-06186
If the current render pass instance was begun with `vkCmdBeginRendering`, the bound pipeline was created with a `VkAttachmentSampleCountInfoAMD` or `VkAttachmentSampleCountInfoNV` structure, and `VkRenderingInfo::pDepthAttachment->imageView` was not `VK_NULL_HANDLE`, the value of the `depthStencilAttachmentSamples` member of `VkAttachmentSampleCountInfoAMD` or `VkAttachmentSampleCountInfoNV` used to create the bound graphics pipeline **must** be equal to the sample count used to create `VkRenderingInfo::pDepthAttachment->imageView`
- VUID-vkCmdExecuteGeneratedCommandsNV-pStencilAttachment-06187

If the current render pass instance was begun with `vkCmdBeginRendering`, the bound pipeline was created with a `VkAttachmentSampleCountInfoAMD` or `VkAttachmentSampleCountInfoNV` structure, and `VkRenderingInfo::pStencilAttachment->imageView` was not `VK_NULL_HANDLE`, the value of the `depthStencilAttachmentSamples` member of `VkAttachmentSampleCountInfoAMD` or `VkAttachmentSampleCountInfoNV` used to create the bound graphics pipeline **must** be equal to the sample count used to create `VkRenderingInfo::pStencilAttachment->imageView`

- VUID-vkCmdExecuteGeneratedCommandsNV-multisampledRenderToSingleSampled-07285

If the bound pipeline was created without a `VkAttachmentSampleCountInfoAMD` or `VkAttachmentSampleCountInfoNV` structure, and the `multisampledRenderToSingleSampled` feature is not enabled, and `vkCmdBeginCustomResolveEXT` has not yet been recorded in the render pass instance, and the current render pass instance was begun with `vkCmdBeginRendering` with a `VkRenderingInfo::colorAttachmentCount` parameter greater than 0, then each element of the `VkRenderingInfo::pColorAttachments` array with a `imageView` not equal to `VK_NULL_HANDLE` **must** have been created with a sample count equal to the value of `rasterizationSamples` for the bound graphics pipeline

- VUID-vkCmdExecuteGeneratedCommandsNV-multisampledRenderToSingleSampled-07286

If the bound pipeline was created without a `VkAttachmentSampleCountInfoAMD` or `VkAttachmentSampleCountInfoNV` structure, and the `multisampledRenderToSingleSampled` feature is not enabled, and `vkCmdBeginCustomResolveEXT` has not yet been recorded in the render pass instance, and `VkRenderingInfo::pDepthAttachment->imageView` was not `VK_NULL_HANDLE`, the value of `rasterizationSamples` for the bound graphics pipeline **must** be equal to the sample count used to create `VkRenderingInfo::pDepthAttachment->imageView`

- VUID-vkCmdExecuteGeneratedCommandsNV-multisampledRenderToSingleSampled-07287

If the bound pipeline was created without a `VkAttachmentSampleCountInfoAMD` or `VkAttachmentSampleCountInfoNV` structure, and the `multisampledRenderToSingleSampled` feature is not enabled, and `vkCmdBeginCustomResolveEXT` has not yet been recorded in the render pass instance, and `VkRenderingInfo::pStencilAttachment->imageView` was not `VK_NULL_HANDLE`, the value of `rasterizationSamples` for the bound graphics pipeline **must** be equal to the sample count used to create `VkRenderingInfo::pStencilAttachment->imageView`

- VUID-vkCmdExecuteGeneratedCommandsNV-pNext-07935

If this command is called inside a render pass instance started with `vkCmdBeginRendering`, and the `pNext` chain of `VkRenderingInfo` includes a `VkMultisampledRenderToSingleSampledInfoEXT` structure with `multisampledRenderToSingleSampledEnable` equal to `VK_TRUE`, then the value of `rasterizationSamples` for the bound graphics pipeline **must** be equal to `VkMultisampledRenderToSingleSampledInfoEXT::rasterizationSamples`

- VUID-vkCmdExecuteGeneratedCommandsNV-renderPass-06198

If the current render pass instance was begun with `vkCmdBeginRendering`, the bound pipeline **must** have been created with a `VkGraphicsPipelineCreateInfo::renderPass` equal to `VK_NULL_HANDLE`

- VUID-vkCmdExecuteGeneratedCommandsNV-pColorAttachments-08963
If the current render pass instance was begun with `vkCmdBeginRendering`, `vkCmdBeginCustomResolveEXT` has not yet been recorded in the render pass instance, there is a graphics pipeline bound with a fragment shader that statically writes to a color attachment, the color write mask is not zero, color writes are enabled, and the corresponding element of the `VkRenderingInfo::pColorAttachments->imageView` was not `VK_NULL_HANDLE`, then the corresponding element of `VkPipelineRenderingCreateInfo::pColorAttachmentFormats` used to create the pipeline **must** not be `VK_FORMAT_UNDEFINED`
- VUID-vkCmdExecuteGeneratedCommandsNV-pColorAttachments-11539
If the current render pass instance was begun with `vkCmdBeginRendering`, `vkCmdBeginCustomResolveEXT` has been recorded in the render pass instance, there is a graphics pipeline bound with a fragment shader that statically writes to a color attachment, the color write mask is not zero, color writes are enabled, and the corresponding element of the `VkRenderingInfo::pColorAttachments->resolveImageView` was not `VK_NULL_HANDLE`, then the corresponding element of `VkCustomResolveCreateInfoEXT::pColorAttachmentFormats` used to create the pipeline **must** not be `VK_FORMAT_UNDEFINED`
- VUID-vkCmdExecuteGeneratedCommandsNV-pDepthAttachment-08964
If the current render pass instance was begun with `vkCmdBeginRendering`, `vkCmdBeginCustomResolveEXT` has not yet been recorded in the render pass instance, there is a graphics pipeline bound, depth test is enabled, and the `VkRenderingInfo::pDepthAttachment->imageView` was not `VK_NULL_HANDLE`, then the `VkPipelineRenderingCreateInfo::depthAttachmentFormat` used to create the pipeline **must** not be `VK_FORMAT_UNDEFINED`
- VUID-vkCmdExecuteGeneratedCommandsNV-pDepthAttachment-11540
If the current render pass instance was begun with `vkCmdBeginRendering`, `vkCmdBeginCustomResolveEXT` has been recorded in the render pass instance, there is a graphics pipeline bound, depth test is enabled, and the `VkRenderingInfo::pDepthAttachment->resolveImageView` was not `VK_NULL_HANDLE`, then the `VkCustomResolveCreateInfoEXT::depthAttachmentFormat` used to create the pipeline **must** not be `VK_FORMAT_UNDEFINED`
- VUID-vkCmdExecuteGeneratedCommandsNV-pStencilAttachment-08965
If the current render pass instance was begun with `vkCmdBeginRendering`, `vkCmdBeginCustomResolveEXT` has not yet been recorded in the render pass instance, there is a graphics pipeline bound, stencil test is enabled and the `VkRenderingInfo::pStencilAttachment->imageView` was not `VK_NULL_HANDLE`, then the `VkPipelineRenderingCreateInfo::stencilAttachmentFormat` used to create the pipeline **must** not be `VK_FORMAT_UNDEFINED`
- VUID-vkCmdExecuteGeneratedCommandsNV-pStencilAttachment-11860
If the current render pass instance was begun with `vkCmdBeginRendering`, `vkCmdBeginCustomResolveEXT` has been recorded in the render pass instance, there is a graphics pipeline bound, stencil test is enabled and the `VkRenderingInfo::pStencilAttachment->resolveImageView` was not `VK_NULL_HANDLE`, then the `VkCustomResolveCreateInfoEXT::stencilAttachmentFormat` used to create the pipeline **must** not be `VK_FORMAT_UNDEFINED`

- VUID-vkCmdExecuteGeneratedCommandsNV-flags-10582
If the current render pass instance was begun with a `vkCmdBeginRendering` call in `commandBuffer`, its `VkRenderingInfo::flags` parameter **must** not have `VK_RENDERING_CONTENTS_SECONDARY_COMMAND_BUFFERS_BIT` set unless `VK_RENDERING_CONTENTS_INLINE_BIT_KHR` is also set
- VUID-vkCmdExecuteGeneratedCommandsNV-primitivesGeneratedQueryWithRasterizerDiscard-06708
If the `primitivesGeneratedQueryWithRasterizerDiscard` feature is not enabled and the `VK_QUERY_TYPE_PRIMITIVES_GENERATED_EXT` query is active, `rasterization discard` **must** not be enabled
- VUID-vkCmdExecuteGeneratedCommandsNV-primitivesGeneratedQueryWithNonZeroStreams-06709
If the `primitivesGeneratedQueryWithNonZeroStreams` feature is not enabled and the `VK_QUERY_TYPE_PRIMITIVES_GENERATED_EXT` query is active, the bound graphics pipeline **must** not have been created with a non-zero value in `VkPipelineRasterizationStateStreamCreateInfoEXT::rasterizationStream`
- VUID-vkCmdExecuteGeneratedCommandsNV-None-07620
If the `depthClamp` feature is enabled, a shader object is bound to any graphics stage or a graphics pipeline is bound which was created with the `VK_DYNAMIC_STATE_DEPTH_CLAMP_ENABLE_EXT` dynamic state enabled, and the current value of `rasterizerDiscardEnable` is `VK_FALSE`, then `vkCmdSetDepthClampEnableEXT` **must** have been called and not subsequently `invalidated` in the current command buffer prior to this drawing command
- VUID-vkCmdExecuteGeneratedCommandsNV-None-07621
If a shader object is bound to any graphics stage or a graphics pipeline is bound which was created with the `VK_DYNAMIC_STATE_POLYGON_MODE_EXT` dynamic state enabled, and the current value of `rasterizerDiscardEnable` is `VK_FALSE`, then `vkCmdSetPolygonModeEXT` **must** have been called and not subsequently `invalidated` in the current command buffer prior to this drawing command
- VUID-vkCmdExecuteGeneratedCommandsNV-None-07622
If a shader object is bound to any graphics stage or a graphics pipeline is bound which was created with the `VK_DYNAMIC_STATE_RASTERIZATION_SAMPLES_EXT` dynamic state enabled, and the current value of `rasterizerDiscardEnable` is `VK_FALSE`, then `vkCmdSetRasterizationSamplesEXT` **must** have been called and not subsequently `invalidated` in the current command buffer prior to this drawing command
- VUID-vkCmdExecuteGeneratedCommandsNV-None-07623
If a shader object is bound to any graphics stage or a graphics pipeline is bound which was created with the `VK_DYNAMIC_STATE_SAMPLE_MASK_EXT` dynamic state enabled, and the current value of `rasterizerDiscardEnable` is `VK_FALSE`, then `vkCmdSetSampleMaskEXT` **must** have been called and not subsequently `invalidated` in the current command buffer prior to this drawing command
- VUID-vkCmdExecuteGeneratedCommandsNV-alphaToCoverageEnable-08919
If the bound graphics pipeline state was created with the `VK_DYNAMIC_STATE_ALPHA_TO_COVERAGE_ENABLE_EXT` dynamic state enabled, and `alphaToCoverageEnable` was `VK_TRUE` in the last call to

`vkCmdSetAlphaToCoverageEnableEXT`, then the `Fragment Output Interface` **must** contain a variable for the alpha `Component` word in `Location 0` at `Index 0`

- VUID-vkCmdExecuteGeneratedCommandsNV-alphaToCoverageEnable-08920

If a shader object is bound to any graphics stage, and the most recent call to `vkCmdSetAlphaToCoverageEnableEXT` in the current command buffer set `alphaToCoverageEnable` to `VK_TRUE`, then the `Fragment Output Interface` **must** contain a variable for the alpha `Component` word in `Location 0` at `Index 0`

- VUID-vkCmdExecuteGeneratedCommandsNV-None-07624

If a shader object is bound to any graphics stage or a graphics pipeline is bound which was created with the `VK_DYNAMIC_STATE_ALPHA_TO_COVERAGE_ENABLE_EXT` dynamic state enabled, and the `current value` of `rasterizerDiscardEnable` is `VK_FALSE`, then `vkCmdSetAlphaToCoverageEnableEXT` **must** have been called and not subsequently `invalidated` in the current command buffer prior to this drawing command

- VUID-vkCmdExecuteGeneratedCommandsNV-None-07625

If the `alphaToOne` feature is enabled, a shader object is bound to any graphics stage or a graphics pipeline is bound which was created with the `VK_DYNAMIC_STATE_ALPHA_TO_ONE_ENABLE_EXT` dynamic state enabled, and the `current value` of `rasterizerDiscardEnable` is `VK_FALSE`, then `vkCmdSetAlphaToOneEnableEXT` **must** have been called and not subsequently `invalidated` in the current command buffer prior to this drawing command

- VUID-vkCmdExecuteGeneratedCommandsNV-None-07626

If the `logicOp` feature is enabled, a shader object is bound to the `VK_SHADER_STAGE_FRAGMENT_BIT` stage or a graphics pipeline is bound which was created with the `VK_DYNAMIC_STATE_LOGIC_OP_ENABLE_EXT` dynamic state enabled, and the `current value` of `rasterizerDiscardEnable` is `VK_FALSE`, then `vkCmdSetLogicOpEnableEXT` **must** have been called and not subsequently `invalidated` in the current command buffer prior to this drawing command

- VUID-vkCmdExecuteGeneratedCommandsNV-None-07627

If a shader object is bound to the `VK_SHADER_STAGE_FRAGMENT_BIT` stage or a graphics pipeline is bound which was created with `VK_DYNAMIC_STATE_COLOR_BLEND_ENABLE_EXT` dynamic state enabled, the `current value` of `rasterizerDiscardEnable` is `VK_FALSE`, and there are color attachments bound, then `vkCmdSetColorBlendEnableEXT` **must** have been called and not subsequently `invalidated` in the current command buffer prior to this drawing command

- VUID-vkCmdExecuteGeneratedCommandsNV-None-07629

If a shader object is bound to the `VK_SHADER_STAGE_FRAGMENT_BIT` stage or a graphics pipeline is bound which was created with `VK_DYNAMIC_STATE_COLOR_WRITE_MASK_EXT` dynamic state enabled, the `current value` of `rasterizerDiscardEnable` is `VK_FALSE`, and there are color attachments bound, then `vkCmdSetColorWriteMaskEXT` **must** have been called and not subsequently `invalidated` in the current command buffer prior to this drawing command

- VUID-vkCmdExecuteGeneratedCommandsNV-None-07630

If the `geometryStreams` feature is enabled, and a shader object is bound to the `VK_SHADER_STAGE_GEOMETRY_BIT` stage or a graphics pipeline is bound which was created with both a `VK_SHADER_STAGE_GEOMETRY_BIT` stage and the

`VK_DYNAMIC_STATE_RASTERIZATION_STREAM_EXT` dynamic state enabled, then `vkCmdSetRasterizationStreamEXT` **must** have been called and not subsequently **invalidated** in the current command buffer prior to this drawing command

- VUID-vkCmdExecuteGeneratedCommandsNV-None-07631

If the `VK_EXT_conservative_rasterization` extension is enabled, a shader object is bound to any graphics stage or a graphics pipeline is bound which was created with the `VK_DYNAMIC_STATE_CONSERVATIVE_RASTERIZATION_MODE_EXT` dynamic state enabled, and the current value of `rasterizerDiscardEnable` is `VK_FALSE`, then `vkCmdSetConservativeRasterizationModeEXT` **must** have been called and not subsequently **invalidated** in the current command buffer prior to this drawing command

- VUID-vkCmdExecuteGeneratedCommandsNV-None-07632

If the `VK_EXT_conservative_rasterization` extension is enabled, a shader object is bound to any graphics stage or a graphics pipeline is bound which was created with the `VK_DYNAMIC_STATE_EXTRA_PRIMITIVE_OVERESTIMATION_SIZE_EXT` dynamic state enabled, the current value of `rasterizerDiscardEnable` is `VK_FALSE`, and the current value of `conservativeRasterizationMode` is `VK_CONSERVATIVE_RASTERIZATION_MODE_OVERESTIMATE_EXT`, then `vkCmdSetExtraPrimitiveOverestimationSizeEXT` **must** have been called and not subsequently **invalidated** in the current command buffer prior to this drawing command

- VUID-vkCmdExecuteGeneratedCommandsNV-conservativePointAndLineRasterization-07499

If the `VK_EXT_conservative_rasterization` extension is enabled, `conservativePointAndLineRasterization` is not supported, a shader object is bound to any graphics stage or a graphics pipeline is bound, the current value of `rasterizerDiscardEnable` is `VK_FALSE`, and the effective rasterization input topology is in line or point topology class, then the current value of `conservativeRasterizationMode` **must** be `VK_CONSERVATIVE_RASTERIZATION_MODE_DISABLED_EXT`

- VUID-vkCmdExecuteGeneratedCommandsNV-None-07633

If the `depthClipEnable` feature is enabled, and a shader object is bound to any graphics stage or a graphics pipeline is bound which was created with the `VK_DYNAMIC_STATE_DEPTH_CLIP_ENABLE_EXT` dynamic state, then `vkCmdSetDepthClipEnableEXT` **must** have been called and not subsequently **invalidated** in the current command buffer prior to this drawing command

- VUID-vkCmdExecuteGeneratedCommandsNV-None-07636

If the `VK_EXT_provoking_vertex` extension is enabled, a shader object is bound to the `VK_SHADER_STAGE_VERTEX_BIT` stage or a graphics pipeline is bound which was created with the `VK_DYNAMIC_STATE_PROVOKING_VERTEX_MODE_EXT` dynamic state enabled, and the current value of `rasterizerDiscardEnable` is `VK_FALSE`, then `vkCmdSetProvokingVertexModeEXT` **must** have been called and not subsequently **invalidated** in the current command buffer prior to this drawing command

- VUID-vkCmdExecuteGeneratedCommandsNV-None-08666

If any of the `stippledRectangularLines`, `stippledBresenhamLines` or `stippledSmoothLines` features are enabled, and a shader object is bound to any graphics stage or a graphics pipeline is bound which was created with the `VK_DYNAMIC_STATE_LINE_RASTERIZATION_MODE_EXT` dynamic state enabled, and the

current value of `rasterizerDiscardEnable` is `VK_FALSE`, and the effective rasterization input topology is in line topology class, then `vkCmdSetLineRasterizationModeEXT` **must** have been called and not subsequently `invalidated` in the current command buffer prior to this drawing command

- VUID-vkCmdExecuteGeneratedCommandsNV-None-08669

If any of the `stippledRectangularLines`, `stippledBresenhamLines` or `stippledSmoothLines` features are enabled, and a shader object is bound to any graphics stage or a graphics pipeline is bound which was created with the `VK_DYNAMIC_STATE_LINE_STIPPLE_ENABLE_EXT` dynamic state enabled, the current value of `rasterizerDiscardEnable` is `VK_FALSE`, and the effective rasterization input topology is in line topology class, then `vkCmdSetLineStippleEnableEXT` **must** have been called and not subsequently `invalidated` in the current command buffer prior to this drawing command

- VUID-vkCmdExecuteGeneratedCommandsNV-None-07849

If any of the `stippledRectangularLines`, `stippledBresenhamLines` or `stippledSmoothLines` features are enabled and a shader object is bound to any graphics stage, or a bound graphics pipeline state was created with the `VK_DYNAMIC_STATE_LINE_STIPPLE` dynamic state enabled, the current value of `rasterizerDiscardEnable` is `VK_FALSE`, and the current value of `stippledLineEnable` is `VK_TRUE`, then `vkCmdSetLineStipple` **must** have been called and not subsequently `invalidated` in the current command buffer prior to this drawing command

- VUID-vkCmdExecuteGeneratedCommandsNV-None-10608

If a shader object is bound to any graphics stage or a graphics pipeline is bound which was created with the `VK_DYNAMIC_STATE_LINE_RASTERIZATION_MODE_EXT` dynamic state enabled, the effective rasterization input topology is in line topology class, and the current `lineRasterizationMode` is `VK_LINE_RASTERIZATION_MODE_BRESENHAM` or `VK_LINE_RASTERIZATION_MODE_RECTANGULAR_SMOOTH`, then the current `alphaToCoverageEnable`, `alphaToOneEnable` and `sampleShadingEnable` states **must** all be `VK_FALSE`

- VUID-vkCmdExecuteGeneratedCommandsNV-None-07639

If the `depthClipControl` feature is enabled, and a shader object is bound to any graphics stage or a graphics pipeline is bound which was created with the `VK_DYNAMIC_STATE_DEPTH_CLIP_NEGATIVE_ONE_TO_ONE_EXT` dynamic state enabled, then `vkCmdSetDepthClipNegativeOneToOneEXT` **must** have been called and not subsequently `invalidated` in the current command buffer prior to this drawing command

- VUID-vkCmdExecuteGeneratedCommandsNV-None-09650

If the `depthClampControl` feature is enabled, and a shader object is bound to any graphics stage or a graphics pipeline is bound which was created with the `VK_DYNAMIC_STATE_DEPTH_CLAMP_RANGE_EXT` dynamic state enabled, and the current value of `depthClampEnable` is `VK_TRUE`, then `vkCmdSetDepthClampRangeEXT` **must** have been called and not subsequently `invalidated` in the current command buffer prior to this drawing command

- VUID-vkCmdExecuteGeneratedCommandsNV-None-07640

If the `VK_NV_clip_space_w_scaling` extension is enabled, and a shader object is bound to any graphics stage or a graphics pipeline is bound which was created with the

`VK_DYNAMIC_STATE_VIEWPORT_W_SCALING_ENABLE_NV` dynamic state enabled, then `vkCmdSetViewportWScalingEnableNV` **must** have been called and not subsequently *invalidated* in the current command buffer prior to this drawing command

- VUID-vkCmdExecuteGeneratedCommandsNV-None-07641

If the `VK_NV_viewport_swizzle` extension is enabled, and a shader object is bound to any graphics stage or a graphics pipeline is bound which was created with the `VK_DYNAMIC_STATE_VIEWPORT_SWIZZLE_NV` dynamic state enabled, then `vkCmdSetViewportSwizzleNV` **must** have been called and not subsequently *invalidated* in the current command buffer prior to this drawing command

- VUID-vkCmdExecuteGeneratedCommandsNV-None-07642

If the `VK_NV_fragment_coverage_to_color` extension is enabled, a shader object is bound to any graphics stage or a graphics pipeline is bound which was created with the `VK_DYNAMIC_STATE_COVERAGE_TO_COLOR_ENABLE_NV` dynamic state enabled, and the current value of `rasterizerDiscardEnable` is `VK_FALSE`, then `vkCmdSetCoverageToColorEnableNV` **must** have been called and not subsequently *invalidated* in the current command buffer prior to this drawing command

- VUID-vkCmdExecuteGeneratedCommandsNV-None-07643

If the `VK_NV_fragment_coverage_to_color` extension is enabled, a shader object is bound to any graphics stage or a graphics pipeline is bound which was created with the `VK_DYNAMIC_STATE_COVERAGE_TO_COLOR_LOCATION_NV` dynamic state enabled, the current value of `rasterizerDiscardEnable` is `VK_FALSE`, and the current value of `coverageToColorEnable` is `VK_TRUE`, then `vkCmdSetCoverageToColorLocationNV` **must** have been called and not subsequently *invalidated* in the current command buffer prior to this drawing command

- VUID-vkCmdExecuteGeneratedCommandsNV-None-07644

If the `VK_NV_framebuffer_mixed_samples` extension is enabled, a shader object is bound to any graphics stage or a graphics pipeline is bound which was created with the `VK_DYNAMIC_STATE_COVERAGE_MODULATION_MODE_NV` dynamic state enabled, and the current value of `rasterizerDiscardEnable` is `VK_FALSE`, then `vkCmdSetCoverageModulationModeNV` **must** have been called and not subsequently *invalidated* in the current command buffer prior to this drawing command

- VUID-vkCmdExecuteGeneratedCommandsNV-None-07645

If the `VK_NV_framebuffer_mixed_samples` extension is enabled, a shader object is bound to any graphics stage or a graphics pipeline is bound which was created with the `VK_DYNAMIC_STATE_COVERAGE_MODULATION_TABLE_ENABLE_NV` dynamic state enabled, the current value of `rasterizerDiscardEnable` is `VK_FALSE`, and the current value of `coverageModulationMode` is any value other than `VK_COVERAGE_MODULATION_MODE_NONE_NV`, then `vkCmdSetCoverageModulationTableEnableNV` **must** have been called and not subsequently *invalidated* in the current command buffer prior to this drawing command

- VUID-vkCmdExecuteGeneratedCommandsNV-None-07646

If the `VK_NV_framebuffer_mixed_samples` extension is enabled, a shader object is bound to any graphics stage or a graphics pipeline is bound which was created with the `VK_DYNAMIC_STATE_COVERAGE_MODULATION_TABLE_NV` dynamic state enabled, the current value of `rasterizerDiscardEnable` is `VK_FALSE`, and the current value of

`coverageModulationTableEnable` is `VK_TRUE`, then `vkCmdSetCoverageModulationTableNV` **must** have been called and not subsequently `invalidated` in the current command buffer prior to this drawing command

- VUID-vkCmdExecuteGeneratedCommandsNV-None-07647

If the `shadingRateImage` feature is enabled, a shader object is bound to any graphics stage or a graphics pipeline is bound which was created with the `VK_DYNAMIC_STATE_SHADING_RATE_IMAGE_ENABLE_NV` dynamic state enabled, and the current value of `rasterizerDiscardEnable` is `VK_FALSE`, then `vkCmdSetShadingRateImageEnableNV` **must** have been called and not subsequently `invalidated` in the current command buffer prior to this drawing command

- VUID-vkCmdExecuteGeneratedCommandsNV-pipelineFragmentShadingRate-09238

If the `pipelineFragmentShadingRate` feature is enabled, a shader object is bound to any graphics stage or a graphics pipeline is bound which was created with the `VK_DYNAMIC_STATE_FRAGMENT_SHADING_RATE_KHR` dynamic state enabled, and the current value of `rasterizerDiscardEnable` is `VK_FALSE`, then `vkCmdSetFragmentShadingRateKHR` **must** have been called and not subsequently `invalidated` in the current command buffer prior to this drawing command

- VUID-vkCmdExecuteGeneratedCommandsNV-None-07648

If the `representativeFragmentTest` feature is enabled, a shader object is bound to any graphics stage or a graphics pipeline is bound which was created with the `VK_DYNAMIC_STATE_REPRESENTATIVE_FRAGMENT_TEST_ENABLE_NV` dynamic state enabled, and the current value of `rasterizerDiscardEnable` is `VK_FALSE`, then `vkCmdSetRepresentativeFragmentTestEnableNV` **must** have been called and not subsequently `invalidated` in the current command buffer prior to this drawing command

- VUID-vkCmdExecuteGeneratedCommandsNV-None-07649

If the `coverageReductionMode` feature is enabled, a shader object is bound to any graphics stage or a graphics pipeline is bound which was created with the `VK_DYNAMIC_STATE_COVERAGE_REDUCTION_MODE_NV` dynamic state enabled, and the current value of `rasterizerDiscardEnable` is `VK_FALSE`, then `vkCmdSetCoverageReductionModeNV` **must** have been called and not subsequently `invalidated` in the current command buffer prior to this drawing command

- VUID-vkCmdExecuteGeneratedCommandsNV-rasterizationSamples-07471

If the bound graphics pipeline state was created with the `VK_DYNAMIC_STATE_RASTERIZATION_SAMPLES_EXT` state enabled, and the current subpass does not use any color and/or depth/stencil attachments, then the `rasterizationSamples` in the last call to `vkCmdSetRasterizationSamplesEXT` **must** follow the rules for a `zero-attachment subpass`

- VUID-vkCmdExecuteGeneratedCommandsNV-samples-07472

If the bound graphics pipeline state was created with the `VK_DYNAMIC_STATE_SAMPLE_MASK_EXT` state enabled and the `VK_DYNAMIC_STATE_RASTERIZATION_SAMPLES_EXT` state disabled, then the `samples` parameter in the last call to `vkCmdSetSampleMaskEXT` **must** be greater or equal to the `VkPipelineMultisampleStateCreateInfo::rasterizationSamples` parameter used to create the bound graphics pipeline

- VUID-vkCmdExecuteGeneratedCommandsNV-samples-07473

If the bound graphics pipeline state was created with the `VK_DYNAMIC_STATE_SAMPLE_MASK_EXT` state and `VK_DYNAMIC_STATE_RASTERIZATION_SAMPLES_EXT` states enabled, then the `samples` parameter in the last call to `vkCmdSetSampleMaskEXT` **must** be greater or equal to the `rasterizationSamples` parameter in the last call to `vkCmdSetRasterizationSamplesEXT`

- VUID-vkCmdExecuteGeneratedCommandsNV-None-09211

If the bound graphics pipeline state was created with the `VK_DYNAMIC_STATE_RASTERIZATION_SAMPLES_EXT` state enabled, or a shader object is bound to any graphics stage, and the current render pass instance includes a `VkMultisampledRenderToSingleSampledInfoEXT` structure with `multisampledRenderToSingleSampledEnable` equal to `VK_TRUE`, then the `rasterizationSamples` in the last call to `vkCmdSetRasterizationSamplesEXT` **must** be the same as the `rasterizationSamples` member of that structure

- VUID-vkCmdExecuteGeneratedCommandsNV-firstAttachment-07476

If a shader object is bound to the `VK_SHADER_STAGE_FRAGMENT_BIT` stage or a graphics pipeline is bound was created with the `VK_DYNAMIC_STATE_COLOR_BLEND_ENABLE_EXT` dynamic states enabled, and the current value of `rasterizerDiscardEnable` is `VK_FALSE`, then the last call to `vkCmdSetColorBlendEnableEXT` in the current command buffer prior to this drawing command **must** have set a value for all active color attachments

- VUID-vkCmdExecuteGeneratedCommandsNV-firstAttachment-07478

If a shader object is bound to the `VK_SHADER_STAGE_FRAGMENT_BIT` stage or a graphics pipeline is bound was created with the `VK_DYNAMIC_STATE_COLOR_WRITE_MASK_EXT` dynamic states enabled, and the current value of `rasterizerDiscardEnable` is `VK_FALSE`, then the last call to `vkCmdSetColorWriteMaskEXT` in the current command buffer prior to this drawing command **must** have set a value for all active color attachments

- VUID-vkCmdExecuteGeneratedCommandsNV-advancedBlendMaxColorAttachments-07480

If a shader object is bound to the `VK_SHADER_STAGE_FRAGMENT_BIT` stage or a graphics pipeline is bound was created with the `VK_DYNAMIC_STATE_COLOR_BLEND_ADVANCED_EXT` and `VK_DYNAMIC_STATE_COLOR_BLEND_ENABLE_EXT` dynamic states enabled, the current value of `rasterizerDiscardEnable` is `VK_FALSE`, and an active color attachment current value of `blendEnable` is `VK_TRUE`, then the number of active color attachments **must** not exceed `advancedBlendMaxColorAttachments`

- VUID-vkCmdExecuteGeneratedCommandsNV-None-10862

If a graphics pipeline is bound was created with `VK_DYNAMIC_STATE_COLOR_BLEND_EQUATION_EXT`, but not the `VK_DYNAMIC_STATE_COLOR_BLEND_ADVANCED_EXT` dynamic state enabled, and the current value of `rasterizerDiscardEnable` is `VK_FALSE`, then `vkCmdSetColorBlendEquationEXT` **must** have been called and not subsequently `invalidated` in the current command buffer prior to this drawing command for all active color attachments with the `blendEnable` current value of `VK_TRUE`

- VUID-vkCmdExecuteGeneratedCommandsNV-rasterizerDiscardEnable-10863

If a graphics pipeline is bound was created with

VK_DYNAMIC_STATE_COLOR_BLEND_ADVANCED_EXT, but not the VK_DYNAMIC_STATE_COLOR_BLEND_EQUATION_EXT dynamic state enabled, and the current value of rasterizerDiscardEnable is VK_FALSE, then vkCmdSetColorBlendAdvancedEXT **must** have been called and not subsequently invalidated in the current command buffer prior to this drawing command for all active color attachments with the blendEnable current value of VK_TRUE

- VUID-vkCmdExecuteGeneratedCommandsNV-None-10864

If a shader object is bound to the VK_SHADER_STAGE_FRAGMENT_BIT stage or a graphics pipeline is bound was created with VK_DYNAMIC_STATE_COLOR_BLEND_ADVANCED_EXT and VK_DYNAMIC_STATE_COLOR_BLEND_EQUATION_EXT dynamic state enabled, and the current value of rasterizerDiscardEnable is VK_FALSE, then either vkCmdSetColorBlendAdvancedEXT or vkCmdSetColorBlendEquationEXT **must** have been called and not subsequently invalidated in the current command buffer prior to this drawing command for all active color attachments with the blendEnable current value of VK_TRUE

- VUID-vkCmdExecuteGeneratedCommandsNV-primitivesGeneratedQueryWithNonZeroStreams-07481

If the primitivesGeneratedQueryWithNonZeroStreams feature is not enabled and the VK_QUERY_TYPE_PRIMITIVES_GENERATED_EXT query is active, and the bound graphics pipeline was created with VK_DYNAMIC_STATE_RASTERIZATION_STREAM_EXT state enabled, the last call to vkCmdSetRasterizationStreamEXT **must** have set the rasterizationStream to zero

- VUID-vkCmdExecuteGeneratedCommandsNV-sampleLocationsPerPixel-07482

If the bound graphics pipeline state was created with the VK_DYNAMIC_STATE_SAMPLE_LOCATIONS_EXT state enabled and the VK_DYNAMIC_STATE_RASTERIZATION_SAMPLES_EXT state disabled, and the current value of sampleLocationsEnable is VK_TRUE, then the sampleLocationsPerPixel member of pSampleLocationsInfo in the last call to vkCmdSetSampleLocationsEXT **must** equal the rasterizationSamples member of the VkPipelineMultisampleStateCreateInfo structure the bound graphics pipeline has been created with

- VUID-vkCmdExecuteGeneratedCommandsNV-sampleLocationsPerPixel-07483

If the bound graphics pipeline state was created with the VK_DYNAMIC_STATE_SAMPLE_LOCATIONS_EXT state enabled and the VK_DYNAMIC_STATE_RASTERIZATION_SAMPLES_EXT state enabled, and the current value of sampleLocationsEnable is VK_TRUE, then the sampleLocationsPerPixel member of pSampleLocationsInfo in the last call to vkCmdSetSampleLocationsEXT **must** equal the rasterizationSamples parameter of the last call to vkCmdSetRasterizationSamplesEXT

- VUID-vkCmdExecuteGeneratedCommandsNV-sampleLocationsEnable-07484

If a shader object is bound to the VK_SHADER_STAGE_FRAGMENT_BIT stage, or the bound graphics pipeline was created with the VK_DYNAMIC_STATE_SAMPLE_LOCATIONS_ENABLE_EXT state enabled, and sampleLocationsEnable was VK_TRUE in the last call to vkCmdSetSampleLocationsEnableEXT then the current active depth attachment **must** have been created with the VK_IMAGE_CREATE_SAMPLE_LOCATIONS_COMPATIBLE_DEPTH_BIT_EXT bit set

- VUID-vkCmdExecuteGeneratedCommandsNV-sampleLocationsEnable-07485

If a shader object is bound to the `VK_SHADER_STAGE_FRAGMENT_BIT` stage, or the bound graphics pipeline state was created with the `VK_DYNAMIC_STATE_SAMPLE_LOCATIONS_EXT` state enabled and the `VK_DYNAMIC_STATE_SAMPLE_LOCATIONS_ENABLE_EXT` state enabled, and if `sampleLocationsEnable` was `VK_TRUE` in the last call to `vkCmdSetSampleLocationsEnableEXT`, then the `sampleLocationsInfo.maxSampleLocationGridSize.width` in the last call to `vkCmdSetSampleLocationsEXT` **must** evenly divide `VkMultisamplePropertiesEXT::maxSampleLocationGridSize.width` as returned by `vkGetPhysicalDeviceMultisamplePropertiesEXT` with a `samples` parameter equaling `rasterizationSamples`

- VUID-vkCmdExecuteGeneratedCommandsNV-sampleLocationsEnable-07486

If a shader object is bound to the `VK_SHADER_STAGE_FRAGMENT_BIT` stage, or the bound graphics pipeline state was created with the `VK_DYNAMIC_STATE_SAMPLE_LOCATIONS_EXT` state enabled and the `VK_DYNAMIC_STATE_SAMPLE_LOCATIONS_ENABLE_EXT` state enabled, and if `sampleLocationsEnable` was `VK_TRUE` in the last call to `vkCmdSetSampleLocationsEnableEXT`, then the `sampleLocationsInfo.maxSampleLocationGridSize.height` in the last call to `vkCmdSetSampleLocationsEXT` **must** evenly divide `VkMultisamplePropertiesEXT::maxSampleLocationGridSize.height` as returned by `vkGetPhysicalDeviceMultisamplePropertiesEXT` with a `samples` parameter equaling `rasterizationSamples`

- VUID-vkCmdExecuteGeneratedCommandsNV-sampleLocationsEnable-07487

If a shader object is bound to the `VK_SHADER_STAGE_FRAGMENT_BIT` stage, or the bound graphics pipeline state was created with the `VK_DYNAMIC_STATE_SAMPLE_LOCATIONS_ENABLE_EXT` state enabled, and if `sampleLocationsEnable` was `VK_TRUE` in the last call to `vkCmdSetSampleLocationsEnableEXT`, the fragment shader code **must** not statically use the extended instruction `InterpolateAtSample`

- VUID-vkCmdExecuteGeneratedCommandsNV-sampleLocationsEnable-07936

If the bound graphics pipeline state was created with the `VK_DYNAMIC_STATE_SAMPLE_LOCATIONS_EXT` state disabled and the `VK_DYNAMIC_STATE_RASTERIZATION_SAMPLES_EXT` state enabled, and the `current` value of `sampleLocationsEnable` is `VK_TRUE`, then `sampleLocationsInfo.sampleLocationGridSize.width` **must** evenly divide `VkMultisamplePropertiesEXT::maxSampleLocationGridSize.width` as returned by `vkGetPhysicalDeviceMultisamplePropertiesEXT` with a `samples` parameter equaling the value of `rasterizationSamples` in the last call to `vkCmdSetRasterizationSamplesEXT`

- VUID-vkCmdExecuteGeneratedCommandsNV-sampleLocationsEnable-07937

If the bound graphics pipeline state was created with the `VK_DYNAMIC_STATE_SAMPLE_LOCATIONS_EXT` state disabled and the `VK_DYNAMIC_STATE_RASTERIZATION_SAMPLES_EXT` state enabled, and the `current` value of `sampleLocationsEnable` is `VK_TRUE`, then `sampleLocationsInfo.sampleLocationGridSize.height` **must** evenly divide

`VkMultisamplePropertiesEXT::maxSampleLocationGridSize.height` as returned by `vkGetPhysicalDeviceMultisamplePropertiesEXT` with a `samples` parameter equaling the value of `rasterizationSamples` in the last call to `vkCmdSetRasterizationSamplesEXT`

- VUID-vkCmdExecuteGeneratedCommandsNV-sampleLocationsEnable-07938

If the bound graphics pipeline state was created with the `VK_DYNAMIC_STATE_SAMPLE_LOCATIONS_EXT` state disabled and the `VK_DYNAMIC_STATE_RASTERIZATION_SAMPLES_EXT` state enabled, and the `current` value of `sampleLocationsEnable` is `VK_TRUE`, then `sampleLocationsInfo.sampleLocationsPerPixel` **must** equal `rasterizationSamples` in the last call to `vkCmdSetRasterizationSamplesEXT`

- VUID-vkCmdExecuteGeneratedCommandsNV-coverageModulationTableEnable-07488

If a shader object is bound to any graphics stage or the bound graphics pipeline state was created with the `VK_DYNAMIC_STATE_COVERAGE_MODULATION_TABLE_ENABLE_NV` state enabled, and the last call to `vkCmdSetCoverageModulationTableEnableNV` set `coverageModulationTableEnable` to `VK_TRUE`, then the `coverageModulationTableCount` parameter in the last call to `vkCmdSetCoverageModulationTableNV` **must** equal the current `rasterizationSamples` divided by the number of color samples in the current active color attachment

- VUID-vkCmdExecuteGeneratedCommandsNV-rasterizationSamples-07489

If the `VK_NV_framebuffer_mixed_samples` extension is enabled, and if current subpass has a depth/stencil attachment and depth test, stencil test, or depth bounds test are enabled in the bound pipeline, then the current `rasterizationSamples` **must** be the same as the sample count of the depth/stencil attachment

- VUID-vkCmdExecuteGeneratedCommandsNV-coverageToColorEnable-07490

If the bound graphics pipeline state was created with the `VK_DYNAMIC_STATE_COVERAGE_TO_COLOR_ENABLE_NV` state enabled and the last call to `vkCmdSetCoverageToColorEnableNV` set the `coverageToColorEnable` to `VK_TRUE`, then there **must** be an active color attachment at the location selected by the last call to `vkCmdSetCoverageToColorLocationNV` `coverageToColorLocation`, with a `VkFormat` of `VK_FORMAT_R8_UINT`, `VK_FORMAT_R8_SINT`, `VK_FORMAT_R16_UINT`, `VK_FORMAT_R16_SINT`, `VK_FORMAT_R32_UINT`, or `VK_FORMAT_R32_SINT`

- VUID-vkCmdExecuteGeneratedCommandsNV-rasterizerDiscardEnable-09420

If the `VK_NV_fragment_coverage_to_color` extension is enabled, and a shader object is bound to the `VK_SHADER_STAGE_FRAGMENT_BIT` stage, and the most recent call to `vkCmdSetRasterizerDiscardEnable` in the current command buffer set `rasterizerDiscardEnable` to `VK_FALSE`, and the last call to `vkCmdSetCoverageToColorEnableNV` set the `coverageToColorEnable` to `VK_TRUE`, then there **must** be an active color attachment at the location selected by the last call to `vkCmdSetCoverageToColorLocationNV` `coverageToColorLocation`, with a `VkFormat` of `VK_FORMAT_R8_UINT`, `VK_FORMAT_R8_SINT`, `VK_FORMAT_R16_UINT`, `VK_FORMAT_R16_SINT`, `VK_FORMAT_R32_UINT`, or `VK_FORMAT_R32_SINT`

- VUID-vkCmdExecuteGeneratedCommandsNV-coverageReductionMode-07491

If the `coverageReductionMode` feature is enabled, a shader object is bound to any graphics stage or a graphics pipeline is bound which was created with the `VK_DYNAMIC_STATE_COVERAGE_REDUCTION_MODE_NV` or

VK_DYNAMIC_STATE_RASTERIZATION_SAMPLES_EXT dynamic states enabled, then the current values of coverageReductionMode, rasterizationSamples, the sample counts for the color and depth/stencil attachments (if the subpass has them) **must** be a valid combination returned by vkGetPhysicalDeviceSupportedFramebufferMixedSamplesCombinationsNV

- VUID-vkCmdExecuteGeneratedCommandsNV-viewportCount-07492

If the bound graphics pipeline state was created with the VK_DYNAMIC_STATE_VIEWPORT_WITH_COUNT dynamic state enabled, but not the VK_DYNAMIC_STATE_VIEWPORT_SWIZZLE_NV dynamic state enabled, then the bound graphics pipeline **must** have been created with VkPipelineViewportSwizzleStateCreateInfoNV::viewportCount greater or equal to the viewportCount parameter in the last call to vkCmdSetViewportWithCount

- VUID-vkCmdExecuteGeneratedCommandsNV-viewportCount-07493

If the bound graphics pipeline state was created with the VK_DYNAMIC_STATE_VIEWPORT_WITH_COUNT and VK_DYNAMIC_STATE_VIEWPORT_SWIZZLE_NV dynamic states enabled then the viewportCount parameter in the last call to vkCmdSetViewportSwizzleNV **must** be greater than or equal to the viewportCount parameter in the last call to vkCmdSetViewportWithCount

- VUID-vkCmdExecuteGeneratedCommandsNV-viewportCount-09421

If the VK_NV_viewport_swizzle extension is enabled, and a shader object is bound to any graphics stage, then the viewportCount parameter in the last call to vkCmdSetViewportSwizzleNV **must** be greater than or equal to the viewportCount parameter in the last call to vkCmdSetViewportWithCount

- VUID-vkCmdExecuteGeneratedCommandsNV-rasterizationSamples-07494

If the VK_NV_framebuffer_mixed_samples extension is enabled, and the coverageReductionMode feature is not enabled, or the current value of coverageReductionMode is not VK_COVERAGE_REDUCTION_MODE_TRUNCATE_NV, and the current value of rasterizationSamples is greater than sample count of the color attachment, then sample shading **must** be disabled

- VUID-vkCmdExecuteGeneratedCommandsNV-stippledLineEnable-07495

If the bound graphics pipeline state was created with the VK_DYNAMIC_STATE_LINE_STIPPLE_ENABLE_EXT or VK_DYNAMIC_STATE_LINE_RASTERIZATION_MODE_EXT dynamic states enabled, and if the current stippledLineEnable state is VK_TRUE and the current lineRasterizationMode state is VK_LINE_RASTERIZATION_MODE_RECTANGULAR, then the stippledRectangularLines feature **must** be enabled

- VUID-vkCmdExecuteGeneratedCommandsNV-stippledLineEnable-07496

If the bound graphics pipeline state was created with the VK_DYNAMIC_STATE_LINE_STIPPLE_ENABLE_EXT or VK_DYNAMIC_STATE_LINE_RASTERIZATION_MODE_EXT dynamic states enabled, and if the current stippledLineEnable state is VK_TRUE and the current lineRasterizationMode state is VK_LINE_RASTERIZATION_MODE_BRESENHAM, then the stippledBresenhamLines feature **must** be enabled

- VUID-vkCmdExecuteGeneratedCommandsNV-stippledLineEnable-07497

If the bound graphics pipeline state was created with the `VK_DYNAMIC_STATE_LINE_STIPPLE_ENABLE_EXT` or `VK_DYNAMIC_STATE_LINE_RASTERIZATION_MODE_EXT` dynamic states enabled, and if the current `stippledLineEnable` state is `VK_TRUE` and the current `lineRasterizationMode` state is `VK_LINE_RASTERIZATION_MODE_RECTANGULAR_SMOOTH`, then the `stippledSmoothLines` feature **must** be enabled

- VUID-vkCmdExecuteGeneratedCommandsNV-stippledLineEnable-07498

If the bound graphics pipeline state was created with the `VK_DYNAMIC_STATE_LINE_STIPPLE_ENABLE_EXT` or `VK_DYNAMIC_STATE_LINE_RASTERIZATION_MODE_EXT` dynamic states enabled, and if the current `stippledLineEnable` state is `VK_TRUE` and the current `lineRasterizationMode` state is `VK_LINE_RASTERIZATION_MODE_DEFAULT`, then the `stippledRectangularLines` feature **must** be enabled and `VkPhysicalDeviceLimits::strictLines` **must** be `VK_TRUE`

- VUID-vkCmdExecuteGeneratedCommandsNV-stage-07073

If the bound pipeline was created with the `VkPipelineShaderStageCreateInfo::stage` member of an element of `VkGraphicsPipelineCreateInfo::pStages` set to `VK_SHADER_STAGE_VERTEX_BIT`, `VK_SHADER_STAGE_TESSELLATION_CONTROL_BIT`, `VK_SHADER_STAGE_TESSELLATION_EVALUATION_BIT` or `VK_SHADER_STAGE_GEOMETRY_BIT`, then `Mesh Shader Queries` **must** not be active

- VUID-vkCmdExecuteGeneratedCommandsNV-None-08877

If a shader object is bound to the `VK_SHADER_STAGE_FRAGMENT_BIT` stage or a graphics pipeline is bound which was created with the `VK_DYNAMIC_STATE_ATTACHMENT_FEEDBACK_LOOP_ENABLE_EXT` dynamic state enabled, and the current value of `rasterizerDiscardEnable` is `VK_FALSE`, then `vkCmdSetAttachmentFeedbackLoopEnableEXT` **must** have been called and not subsequently `invalidated` in the current command buffer prior to this drawing command

- VUID-vkCmdExecuteGeneratedCommandsNV-None-07850

If dynamic state was inherited from `VkCommandBufferInheritanceViewportScissorInfoNV`, it **must** be set in the current command buffer prior to this drawing command

- VUID-vkCmdExecuteGeneratedCommandsNV-nextStage-10745

For each shader object bound to a graphics stage, except for shader object bound to the last graphics stage in the logical pipeline, it **must** have been created with a `nextStage` including the corresponding bit to the shader object bound to the following graphics stage in the logical pipeline

- VUID-vkCmdExecuteGeneratedCommandsNV-None-08684

If there is no bound graphics pipeline, `vkCmdBindShadersEXT` **must** have been called in the current command buffer with `pStages` with an element of `VK_SHADER_STAGE_VERTEX_BIT`

- VUID-vkCmdExecuteGeneratedCommandsNV-None-08685

If there is no bound graphics pipeline, and the `tessellationShader` feature is enabled, `vkCmdBindShadersEXT` **must** have been called in the current command buffer with `pStages` with an element of `VK_SHADER_STAGE_TESSELLATION_CONTROL_BIT`

- VUID-vkCmdExecuteGeneratedCommandsNV-None-08686

If there is no bound graphics pipeline, and the `tessellationShader` feature is enabled,

`vkCmdBindShadersEXT` **must** have been called in the current command buffer with `pStages` with an element of `VK_SHADER_STAGE_TESSELLATION_EVALUATION_BIT`

- VUID-vkCmdExecuteGeneratedCommandsNV-None-08687
If there is no bound graphics pipeline, and the `geometryShader` feature is enabled, `vkCmdBindShadersEXT` **must** have been called in the current command buffer with `pStages` with an element of `VK_SHADER_STAGE_GEOMETRY_BIT`
- VUID-vkCmdExecuteGeneratedCommandsNV-None-08688
If there is no bound graphics pipeline, `vkCmdBindShadersEXT` **must** have been called in the current command buffer with `pStages` with an element of `VK_SHADER_STAGE_FRAGMENT_BIT`
- VUID-vkCmdExecuteGeneratedCommandsNV-None-08689
If there is no bound graphics pipeline, and the `taskShader` feature is enabled, `vkCmdBindShadersEXT` **must** have been called in the current command buffer with `pStages` with an element of `VK_SHADER_STAGE_TASK_BIT_EXT`
- VUID-vkCmdExecuteGeneratedCommandsNV-None-08690
If there is no bound graphics pipeline, and the `meshShader` feature is enabled, `vkCmdBindShadersEXT` **must** have been called in the current command buffer with `pStages` with an element of `VK_SHADER_STAGE_MESH_BIT_EXT`
- VUID-vkCmdExecuteGeneratedCommandsNV-None-08693
If there is no bound graphics pipeline, and at least one of the `taskShader` and `meshShader` features is enabled, one of the `VK_SHADER_STAGE_VERTEX_BIT` or `VK_SHADER_STAGE_MESH_BIT_EXT` stages **must** have a valid `VkShaderEXT` bound, and the other **must** have no `VkShaderEXT` bound
- VUID-vkCmdExecuteGeneratedCommandsNV-None-08696
If there is no bound graphics pipeline, and a valid `VkShaderEXT` is bound to the `VK_SHADER_STAGE_VERTEX_BIT` stage, there **must** be no `VkShaderEXT` bound to either the `VK_SHADER_STAGE_TASK_BIT_EXT` stage or the `VK_SHADER_STAGE_MESH_BIT_EXT` stage
- VUID-vkCmdExecuteGeneratedCommandsNV-None-08698
If any graphics shader is bound which was created with the `VK_SHADER_CREATE_LINK_STAGE_BIT_EXT` flag, then all shaders created with the `VK_SHADER_CREATE_LINK_STAGE_BIT_EXT` flag in the same `vkCreateShadersEXT` call **must** also be bound
- VUID-vkCmdExecuteGeneratedCommandsNV-None-08699
If any graphics shader is bound which was created with the `VK_SHADER_CREATE_LINK_STAGE_BIT_EXT` flag, any stages in between stages whose shaders which did not create a shader with the `VK_SHADER_CREATE_LINK_STAGE_BIT_EXT` flag as part of the same `vkCreateShadersEXT` call **must** not have any `VkShaderEXT` bound
- VUID-vkCmdExecuteGeneratedCommandsNV-None-08878
All bound graphics shader objects **must** have been created with identical or `identically defined` push constant ranges
- VUID-vkCmdExecuteGeneratedCommandsNV-None-08879
All bound graphics shader objects **must** have either been created with the `VK_SHADER_CREATE_DESCRIPTOR_HEAP_BIT_EXT` flag set, or with identical or `identically`

defined arrays of descriptor set layouts

- VUID-vkCmdExecuteGeneratedCommandsNV-colorAttachmentCount-09372

If the current render pass instance was begun with `vkCmdBeginRendering` and a `VkRenderingInfo::colorAttachmentCount` equal to 1, a color attachment with a resolve mode of `VK_RESOLVE_MODE_EXTERNAL_FORMAT_DOWNSAMPLE_BIT_ANDROID`, and a fragment shader is bound, it **must** not declare the `DepthReplacing` or `StencilRefReplacingEXT` execution modes

- VUID-vkCmdExecuteGeneratedCommandsNV-pDynamicStates-08715

If the bound graphics pipeline state includes a fragment shader stage, was created with `VK_DYNAMIC_STATE_DEPTH_WRITE_ENABLE` set in `VkPipelineDynamicStateCreateInfo::pDynamicStates`, and the fragment shader declares the `EarlyFragmentTests` execution mode and uses `OpDepthAttachmentReadEXT`, the `depthWriteEnable` parameter in the last call to `vkCmdSetDepthWriteEnable` **must** be `VK_FALSE`

- VUID-vkCmdExecuteGeneratedCommandsNV-pDynamicStates-08716

If the bound graphics pipeline state includes a fragment shader stage, was created with `VK_DYNAMIC_STATE_STENCIL_WRITE_MASK` set in `VkPipelineDynamicStateCreateInfo::pDynamicStates`, and the fragment shader declares the `EarlyFragmentTests` execution mode and uses `OpStencilAttachmentReadEXT`, the `writeMask` parameter in the last call to `vkCmdSetStencilWriteMask` **must** be 0

- VUID-vkCmdExecuteGeneratedCommandsNV-None-09116

If a shader object is bound to any graphics stage or the bound graphics pipeline was created with `VK_DYNAMIC_STATE_COLOR_WRITE_MASK_EXT`, and the format of any color attachment is `VK_FORMAT_E5B9G9R9_UFLOAT_PACK32`, the corresponding element of the `pColorWriteMasks` parameter of `vkCmdSetColorWriteMaskEXT` **must** either include all of `VK_COLOR_COMPONENT_R_BIT`, `VK_COLOR_COMPONENT_G_BIT`, and `VK_COLOR_COMPONENT_B_BIT`, or none of them

- VUID-vkCmdExecuteGeneratedCommandsNV-maxFragmentDualSrcAttachments-09239

If `blending` is enabled for any attachment where either the source or destination blend factors for that attachment [use the secondary color input](#), the maximum value of `Location` for any output attachment [statically used](#) in the `Fragment Execution Model` executed by this command **must** be less than `maxFragmentDualSrcAttachments`

- VUID-vkCmdExecuteGeneratedCommandsNV-None-09548

If the current render pass was begun with `vkCmdBeginRendering`, there is no shader object bound to any graphics stage, the value of each element of `VkRenderingAttachmentLocationInfo::pColorAttachmentLocations` in the bound pipeline **must** match the value for the corresponding locations set currently in the current render pass instance

- VUID-vkCmdExecuteGeneratedCommandsNV-None-09549

If the current render pass was begun with `vkCmdBeginRendering`, and there is no shader object bound to any graphics stage, the value of each element of `VkRenderingInputAttachmentIndexInfo::pColorAttachmentInputIndices` in the bound pipeline **must** match the value for the corresponding index set currently in the current render pass instance

- VUID-vkCmdExecuteGeneratedCommandsNV-None-10927

If the current render pass was begun with `vkCmdBeginRendering`, and there is no shader

object bound to any graphics stage, the value of `VkRenderingInputAttachmentIndexInfo::pDepthInputAttachmentIndex` in the bound pipeline **must** match the value set currently in the current render pass instance

- VUID-vkCmdExecuteGeneratedCommandsNV-None-10928

If the current render pass was begun with `vkCmdBeginRendering`, and there is no shader object bound to any graphics stage, the value of `VkRenderingInputAttachmentIndexInfo::pStencilInputAttachmentIndex` in the bound pipeline **must** match the value set currently in the current render pass instance

- VUID-vkCmdExecuteGeneratedCommandsNV-None-09642

If the current render pass was begun with `vkCmdBeginRendering` with the `VK_RENDERING_ENABLE_LEGACY_DITHERING_BIT_EXT` flag, the bound graphics pipeline **must** have been created with `VK_PIPELINE_CREATE_2_ENABLE_LEGACY_DITHERING_BIT_EXT`

- VUID-vkCmdExecuteGeneratedCommandsNV-None-09643

If the bound graphics pipeline was created with `VK_PIPELINE_CREATE_2_ENABLE_LEGACY_DITHERING_BIT_EXT`, the current render pass **must** have begun with `vkCmdBeginRendering` with the `VK_RENDERING_ENABLE_LEGACY_DITHERING_BIT_EXT` flag

- VUID-vkCmdExecuteGeneratedCommandsNV-None-10677

If the `per-tile execution model` is enabled, the `tileShadingPerTileDraw` feature **must** be enabled

- VUID-vkCmdExecuteGeneratedCommandsNV-None-10772

If a shader object is bound to any graphics stage, *multiview* functionality **must** not be enabled in the current render pass

- VUID-vkCmdExecuteGeneratedCommandsNV-multiviewPerViewViewports-12262

If the `multiviewPerViewViewports` feature is enabled, then the index of the most significant bit in current render pass instance `viewMask` **must** be less than the `current value` of `viewportCount`

- VUID-vkCmdExecuteGeneratedCommandsNV-multiviewPerViewViewports-12263

If the `multiviewPerViewViewports` feature is enabled, then the index of the most significant bit in current render pass instance `viewMask` **must** be less than the `current value` of `scissorCount`

- VUID-vkCmdExecuteGeneratedCommandsNV-flags-11521

If current render pass instance was begun with `vkCmdBeginRendering` with `VkRenderingInfo::flags` which includes `VK_RENDERING_FRAGMENT_REGION_BIT_EXT`, and if `sample shading` is enabled (explicitly or implicitly), then the minimum fraction for sample shading **must** equal 0.0

- VUID-vkCmdExecuteGeneratedCommandsNV-None-11522

If the current render pass instance was begun with `vkCmdBeginRendering` and contains a custom resolve, and the `dynamicRenderingUnusedAttachments` feature is not enabled, the graphics pipeline bound **must** have been created with a `VkCustomResolveCreateInfoEXT`

- VUID-vkCmdExecuteGeneratedCommandsNV-None-11523

If the current render pass instance was begun with `vkCmdBeginRendering` and does not contain a custom resolve, and the `dynamicRenderingUnusedAttachments` feature is not

enabled, the graphics pipeline bound **must** not have been created with a [VkCustomResolveCreateInfoEXT](#)

- VUID-vkCmdExecuteGeneratedCommandsNV-customResolve-11524

If the current render pass instance was begun with [vkCmdBeginRendering](#) and [vkCmdBeginCustomResolveEXT](#) has been recorded in the render pass instance, the graphics pipeline bound **must** have been created with [VkCustomResolveCreateInfoEXT::customResolve](#) as [VK_TRUE](#)

- VUID-vkCmdExecuteGeneratedCommandsNV-customResolve-11525

If the current render pass instance was begun with [vkCmdBeginRendering](#) and contains a custom resolve, and [vkCmdBeginCustomResolveEXT](#) has not been recorded in the render pass instance, the graphics pipeline bound **must** have been created with [VkCustomResolveCreateInfoEXT::customResolve](#) as [VK_FALSE](#)

- VUID-vkCmdExecuteGeneratedCommandsNV-None-11861

If the [dynamicRenderingUnusedAttachments](#) feature is not enabled and the current render pass instance was begun with [vkCmdBeginRendering](#) and contains a custom resolve, the bound graphics pipeline **must** have been created with a [VkCustomResolveCreateInfoEXT::colorAttachmentCount](#) equal to [VkRenderingInfo::colorAttachmentCount](#)

- VUID-vkCmdExecuteGeneratedCommandsNV-None-11862

If the [dynamicRenderingUnusedAttachments](#) feature is not enabled, and the current render pass instance was begun with [vkCmdBeginRendering](#), it contains a custom resolve, and [VkRenderingInfo::colorAttachmentCount](#) greater than 0, then each element of the [VkRenderingInfo::pColorAttachments](#) array with an [resolveImageView](#) not equal to [VK_NULL_HANDLE](#) **must** have been created with a [VkFormat](#) equal to the corresponding element of [VkCustomResolveCreateInfoEXT::pColorAttachmentFormats](#) used to create the bound graphics pipeline

- VUID-vkCmdExecuteGeneratedCommandsNV-None-11863

If the [dynamicRenderingUnusedAttachments](#) feature is not enabled, and the current render pass instance was begun with [vkCmdBeginRendering](#), it contains a custom resolve, and [VkRenderingInfo::colorAttachmentCount](#) greater than 0, then each element of the [VkRenderingInfo::pColorAttachments](#) array with an [resolveImageView](#) equal to [VK_NULL_HANDLE](#) **must** have the corresponding element of [VkCustomResolveCreateInfoEXT::pColorAttachmentFormats](#) used to create the bound pipeline equal to [VK_FORMAT_UNDEFINED](#)

- VUID-vkCmdExecuteGeneratedCommandsNV-dynamicRenderingUnusedAttachments-11864

If the [dynamicRenderingUnusedAttachments](#) feature is enabled, the current render pass instance was begun with [vkCmdBeginRendering](#), it contains a custom resolve, and [VkRenderingInfo::colorAttachmentCount](#) greater than 0, then each element of the [VkRenderingInfo::pColorAttachments](#) array with an [resolveImageView](#) not equal to [VK_NULL_HANDLE](#) **must** have been created with a [VkFormat](#) equal to the corresponding element of [VkCustomResolveCreateInfoEXT::pColorAttachmentFormats](#) used to create the bound graphics pipeline, or the corresponding element of [VkCustomResolveCreateInfoEXT::pColorAttachmentFormats](#), if it exists, **must** be [VK_FORMAT_UNDEFINED](#)

- VUID-vkCmdExecuteGeneratedCommandsNV-None-11865

If the current render pass instance was begun with `vkCmdBeginRendering`, it contains a custom resolve, the `dynamicRenderingUnusedAttachments` feature is not enabled, and `VkRenderingInfo::pDepthAttachment->resolveImageView` was `VK_NULL_HANDLE`, the value of `VkCustomResolveCreateInfoEXT::depthAttachmentFormat` used to create the bound graphics pipeline **must** be equal to `VK_FORMAT_UNDEFINED`

- VUID-vkCmdExecuteGeneratedCommandsNV-None-11866

If current render pass instance was begun with `vkCmdBeginRendering`, it contains a custom resolve, the `dynamicRenderingUnusedAttachments` feature is not enabled, and `VkRenderingInfo::pDepthAttachment->resolveImageView` was not `VK_NULL_HANDLE`, the value of `VkCustomResolveCreateInfoEXT::depthAttachmentFormat` used to create the bound graphics pipeline **must** be equal to the `VkFormat` used to create `VkRenderingInfo::pDepthAttachment->resolveImageView`

- VUID-vkCmdExecuteGeneratedCommandsNV-dynamicRenderingUnusedAttachments-11867

If the current render pass instance was begun with `vkCmdBeginRendering`, it contains a custom resolve, the `dynamicRenderingUnusedAttachments` feature is enabled, `VkRenderingInfo::pDepthAttachment->resolveImageView` was not `VK_NULL_HANDLE`, and the value of `VkCustomResolveCreateInfoEXT::depthAttachmentFormat` used to create the bound graphics pipeline was not equal to the `VkFormat` used to create `VkRenderingInfo::pDepthAttachment->resolveImageView`, the value of the format **must** be `VK_FORMAT_UNDEFINED`

- VUID-vkCmdExecuteGeneratedCommandsNV-None-11868

If the current render pass instance was begun with `vkCmdBeginRendering`, it contains a custom resolve, the `dynamicRenderingUnusedAttachments` feature is not enabled, and `VkRenderingInfo::pStencilAttachment->resolveImageView` was `VK_NULL_HANDLE`, the value of `VkCustomResolveCreateInfoEXT::stencilAttachmentFormat` used to create the bound graphics pipeline **must** be equal to `VK_FORMAT_UNDEFINED`

- VUID-vkCmdExecuteGeneratedCommandsNV-None-11869

If current render pass instance was begun with `vkCmdBeginRendering`, it contains a custom resolve, the `dynamicRenderingUnusedAttachments` feature is not enabled, and `VkRenderingInfo::pStencilAttachment->resolveImageView` was not `VK_NULL_HANDLE`, the value of `VkCustomResolveCreateInfoEXT::stencilAttachmentFormat` used to create the bound graphics pipeline **must** be equal to the `VkFormat` used to create `VkRenderingInfo::pStencilAttachment->resolveImageView`

- VUID-vkCmdExecuteGeneratedCommandsNV-dynamicRenderingUnusedAttachments-11870

If the current render pass instance was begun with `vkCmdBeginRendering`, it contains a custom resolve, the `dynamicRenderingUnusedAttachments` feature is enabled, `VkRenderingInfo::pStencilAttachment->resolveImageView` was not `VK_NULL_HANDLE`, and the value of `VkCustomResolveCreateInfoEXT::stencilAttachmentFormat` used to create the bound graphics pipeline was not equal to the `VkFormat` used to create `VkRenderingInfo::pStencilAttachment->resolveImageView`, the value of the format **must** be `VK_FORMAT_UNDEFINED`

- VUID-vkCmdExecuteGeneratedCommandsNV-colorAttachmentCount-11871

If the current render pass instance was begun with `vkCmdBeginRendering` with a

`VkRenderingInfo::colorAttachmentCount` parameter greater than 0 and `vkCmdBeginCustomResolveEXT` has been recorded in the render pass instance, then for each element of the `VkRenderingInfo::pColorAttachments` array with a `resolveImageView` not equal to `VK_NULL_HANDLE`, the `resolveImageView` **must** have been created with a sample count equal to the value of `rasterizationSamples` for the bound graphics pipeline

- VUID-vkCmdExecuteGeneratedCommandsNV-pDepthAttachment-11872

If the current render pass instance was begun with `vkCmdBeginRendering`, `vkCmdBeginCustomResolveEXT` has been recorded in the render pass instance, and `VkRenderingInfo::pDepthAttachment->resolveImageView` was not `VK_NULL_HANDLE`, the value of `rasterizationSamples` for the bound graphics pipeline **must** be equal to the sample count used to create `VkRenderingInfo::pDepthAttachment->resolveImageView`

- VUID-vkCmdExecuteGeneratedCommandsNV-pStencilAttachment-11873

If the current render pass instance was begun with `vkCmdBeginRendering`, `vkCmdBeginCustomResolveEXT` has been recorded in the render pass instance, `VkRenderingInfo::pStencilAttachment->resolveImageView` was not `VK_NULL_HANDLE`, the value of `rasterizationSamples` for the bound graphics pipeline **must** be equal to the sample count used to create `VkRenderingInfo::pStencilAttachment->resolveImageView`

- VUID-vkCmdExecuteGeneratedCommandsNV-customResolve-11529

If a shader object is bound to the fragment stage, the current render pass instance was begun with `vkCmdBeginRendering`, a fragment density map attachment is active, and `vkCmdBeginCustomResolveEXT` has been called, then the fragment shader object bound **must** have been created with `VkCustomResolveCreateInfoEXT::customResolve` as `VK_TRUE`

- VUID-vkCmdExecuteGeneratedCommandsNV-customResolve-11530

If a shader object is bound to the fragment stage, the current render pass instance was begun with `vkCmdBeginRendering` and contains a custom resolve, a fragment density map attachment is active, and `vkCmdBeginCustomResolveEXT` has not yet been called, then the fragment shader object bound **must** have been created with `VkCustomResolveCreateInfoEXT::customResolve` as `VK_FALSE`

- VUID-vkCmdExecuteGeneratedCommandsNV-flags-13361

If there are any shader objects bound that were created with `flags` that includes the `VK_SHADER_CREATE_INDEPENDENT_SETS_BIT_KHR` bit, then all bound shader objects **must** have been created with the `VK_SHADER_CREATE_INDEPENDENT_SETS_BIT_KHR` bit

- VUID-vkCmdExecuteGeneratedCommandsNV-flags-13362

If there are any shader objects bound that were created with `flags` that includes the `VK_SHADER_CREATE_INDEPENDENT_SETS_BIT_KHR` bit, then the pipeline layout of the bound descriptor sets **must** have been created with `VK_PIPELINE_LAYOUT_CREATE_INDEPENDENT_SETS_BIT_EXT` set

- VUID-vkCmdExecuteGeneratedCommandsNV-flags-13363

If there are any shader objects bound that were created with `flags` that includes the `VK_SHADER_CREATE_INDEPENDENT_SETS_BIT_KHR` bit, and any of the descriptor set layouts used to create the pipeline layout of the bound descriptor sets were created with any binding's `VkDescriptorSetLayoutBinding::stageFlags` set with `VK_SHADER_STAGE_VERTEX_BIT`, `VK_SHADER_STAGE_TESSELLATION_CONTROL_BIT`, `VK_SHADER_STAGE_TESSELLATION_EVALUATION_BIT` or `VK_SHADER_STAGE_GEOMETRY_BIT`, then there **must** be no binding with

`VkDescriptorSetLayoutBinding::stageFlags` set with `VK_SHADER_STAGE_TASK_BIT_EXT` or `VK_SHADER_STAGE_MESH_BIT_EXT`

- VUID-vkCmdExecuteGeneratedCommandsNV-flags-13364
If there are any shader objects bound that were created with `flags` that includes both the `VK_SHADER_CREATE_INDEPENDENT_SETS_BIT_KHR` and `VK_SHADER_CREATE_NO_TASK_SHADER_BIT_EXT` bits, the pipeline layout of the bound descriptor sets **must** have been created with `VK_PIPELINE_LAYOUT_CREATE_NO_TASK_SHADER_BIT_KHR` set
- VUID-vkCmdExecuteGeneratedCommandsNV-flags-13365
If there are any shader objects bound that were created with `flags` that includes both the `VK_SHADER_CREATE_INDEPENDENT_SETS_BIT_KHR` and `VK_SHADER_CREATE_NO_TASK_SHADER_BIT_EXT` bits, there **must** be no shader object bound to the `VK_SHADER_STAGE_TASK_BIT_EXT` stage
- VUID-vkCmdExecuteGeneratedCommandsNV-None-04007
All vertex input bindings accessed via vertex input variables declared in the vertex shader entry point's interface **must** have either valid or `VK_NULL_HANDLE` buffers bound
- VUID-vkCmdExecuteGeneratedCommandsNV-None-04008
If the `nullDescriptor` feature is not enabled, all vertex input bindings accessed via vertex input variables declared in the vertex shader entry point's interface **must** not be `VK_NULL_HANDLE`
- VUID-vkCmdExecuteGeneratedCommandsNV-None-02721
If the `robustBufferAccess` feature is not enabled, and that pipeline was created without enabling `VK_PIPELINE_ROBUSTNESS_BUFFER_BEHAVIOR_ROBUST_BUFFER_ACCESS` for `vertexInputs`, then for a given vertex buffer binding, any attribute data fetched **must** be entirely contained within the corresponding vertex buffer binding, as described in [Vertex Input Description](#)
- VUID-vkCmdExecuteGeneratedCommandsNV-format-10389
For each vertex attribute accessed by this command, if its `VkVertexInputAttributeDescription::format` or `VkVertexInputAttributeDescription2EXT::format` is a `packed format`, and the `legacyVertexAttributes` feature is not enabled, the value of `attribAddress`, calculated as described in [Vertex Input Calculation](#), **must** be a multiple of the `size of the format`
- VUID-vkCmdExecuteGeneratedCommandsNV-format-10390
For each vertex attribute accessed by this command, if its `VkVertexInputAttributeDescription::format` or `VkVertexInputAttributeDescription2EXT::format` is not a `packed format`, and either the `legacyVertexAttributes` feature is not enabled or `format` has 64-bit components, the value of `attribAddress`, calculated as described in [Vertex Input Calculation](#), **must** be a multiple of the `component size of the format`
- VUID-vkCmdExecuteGeneratedCommandsNV-None-07842
If there is a shader object bound to the `VK_SHADER_STAGE_VERTEX_BIT` stage or the bound graphics pipeline state was created with the `VK_DYNAMIC_STATE_PRIMITIVE_TOPOLOGY` dynamic state enabled then

`vkCmdSetPrimitiveTopology` **must** have been called and not subsequently `invalidated` in the current command buffer prior to this drawing command

- VUID-vkCmdExecuteGeneratedCommandsNV-dynamicPrimitiveTopologyUnrestricted-07500

If the bound graphics pipeline state was created with the `VK_DYNAMIC_STATE_PRIMITIVE_TOPOLOGY` dynamic state enabled and the `dynamicPrimitiveTopologyUnrestricted` is `VK_FALSE`, then the `primitiveTopology` parameter of `vkCmdSetPrimitiveTopology` **must** be of the same `topology class` as the pipeline `VkPipelineInputAssemblyStateCreateInfo::topology` state

- VUID-vkCmdExecuteGeneratedCommandsNV-primitiveTopology-10286

If a `VK_SHADER_STAGE_TESSELLATION_CONTROL_BIT` stage is bound, then the `current value` of `primitiveTopology` **must** be `VK_PRIMITIVE_TOPOLOGY_PATCH_LIST` prior to this drawing command

- VUID-vkCmdExecuteGeneratedCommandsNV-primitiveTopology-10747

If `vkCmdSetPrimitiveTopology` set `primitiveTopology` to `VK_PRIMITIVE_TOPOLOGY_PATCH_LIST` prior to this drawing command, then a `VK_SHADER_STAGE_TESSELLATION_CONTROL_BIT` stage **must** be bound

- VUID-vkCmdExecuteGeneratedCommandsNV-primitiveTopology-10748

If `vkCmdSetPrimitiveTopology` set `primitiveTopology` to `VK_PRIMITIVE_TOPOLOGY_POINT_LIST` prior to this drawing command, the `maintenance5` feature is not enabled, both a `VK_SHADER_STAGE_TESSELLATION_EVALUATION_BIT` and `VK_SHADER_STAGE_GEOMETRY_BIT` stage are not bound, then the `Vertex Execution Model` **must** have a `PointSize` decorated variable that is statically written to

- VUID-vkCmdExecuteGeneratedCommandsNV-pStrides-04913

If the bound graphics pipeline was created with the `VK_DYNAMIC_STATE_VERTEX_INPUT_BINDING_STRIDE` dynamic state enabled, but without the `VK_DYNAMIC_STATE_VERTEX_INPUT_EXT` dynamic state enabled, then `vkCmdBindVertexBuffers2` with a non-NULL `pStrides` parameter or `vkCmdBindVertexBuffers3KHR` with `setStride` set to `VK_TRUE` **must** have been called and not subsequently `invalidated` in the current command buffer prior to this draw command

- VUID-vkCmdExecuteGeneratedCommandsNV-None-13118

If the bound graphics pipeline was created without the `VK_DYNAMIC_STATE_VERTEX_INPUT_BINDING_STRIDE` dynamic state enabled, without the `VK_DYNAMIC_STATE_VERTEX_INPUT_EXT` dynamic state enabled, and `vkCmdBindVertexBuffers3KHR` was called and not subsequently `invalidated` in the current command buffer prior to this draw command, the value of `setStride` in each of its `pBindInfos` elements must have been `VK_FALSE`

- VUID-vkCmdExecuteGeneratedCommandsNV-None-04914

If there is a shader object bound to the `VK_SHADER_STAGE_VERTEX_BIT` stage or the bound graphics pipeline state was created with the `VK_DYNAMIC_STATE_VERTEX_INPUT_EXT` dynamic state enabled then `vkCmdSetVertexInputEXT` **must** have been called and not subsequently `invalidated` in the current command buffer prior to this draw command

- VUID-vkCmdExecuteGeneratedCommandsNV-Input-07939

If the `vertexAttributeRobustness` feature is not enabled, and the `maintenance9` feature is not

enabled, and there is a shader object bound to the [VK_SHADER_STAGE_VERTEX_BIT](#) stage or the bound graphics pipeline state was created with the [VK_DYNAMIC_STATE_VERTEX_INPUT_EXT](#) dynamic state enabled then all variables with the **Input** storage class decorated with **Location** in the **Vertex Execution Model OpEntryPoint** **must** contain a location in [VkVertexInputAttributeDescription2EXT::location](#)

- VUID-vkCmdExecuteGeneratedCommandsNV-Input-08734

If there is a shader object bound to the [VK_SHADER_STAGE_VERTEX_BIT](#) stage or the bound graphics pipeline state was created with the [VK_DYNAMIC_STATE_VERTEX_INPUT_EXT](#) dynamic state enabled and either the **legacyVertexAttributes** feature is not enabled or the SPIR-V Type associated with a given **Input** variable of the corresponding **Location** in the **Vertex Execution Model OpEntryPoint** is 64-bit, then the numeric type associated with all **Input** variables of the corresponding **Location** in the **Vertex Execution Model OpEntryPoint** **must** be the same as [VkVertexInputAttributeDescription2EXT::format](#)

- VUID-vkCmdExecuteGeneratedCommandsNV-format-08936

If there is a shader object bound to the [VK_SHADER_STAGE_VERTEX_BIT](#) stage or the bound graphics pipeline state was created with the [VK_DYNAMIC_STATE_VERTEX_INPUT_EXT](#) dynamic state enabled and [VkVertexInputAttributeDescription2EXT::format](#) has a 64-bit component, then the scalar width associated with all **Input** variables of the corresponding **Location** in the **Vertex Execution Model OpEntryPoint** **must** be 64-bit

- VUID-vkCmdExecuteGeneratedCommandsNV-format-08937

If there is a shader object bound to the [VK_SHADER_STAGE_VERTEX_BIT](#) stage or the bound graphics pipeline state was created with the [VK_DYNAMIC_STATE_VERTEX_INPUT_EXT](#) dynamic state enabled and the scalar width associated with a **Location** decorated **Input** variable in the **Vertex Execution Model OpEntryPoint** is 64-bit, then the corresponding [VkVertexInputAttributeDescription2EXT::format](#) **must** have a 64-bit component

- VUID-vkCmdExecuteGeneratedCommandsNV-None-09203

If there is a shader object bound to the [VK_SHADER_STAGE_VERTEX_BIT](#) stage or the bound graphics pipeline state was created with the [VK_DYNAMIC_STATE_VERTEX_INPUT_EXT](#) dynamic state enabled and [VkVertexInputAttributeDescription2EXT::format](#) has a 64-bit component, then all **Input** variables at the corresponding **Location** in the **Vertex Execution Model OpEntryPoint** **must** not use components that are not present in the format

- VUID-vkCmdExecuteGeneratedCommandsNV-None-04875

If there is a shader object bound to the [VK_SHADER_STAGE_TESSELLATION_CONTROL_BIT](#) stage or the bound graphics pipeline state was created with both a [VK_SHADER_STAGE_TESSELLATION_CONTROL_BIT](#) stage and the [VK_DYNAMIC_STATE_PATCH_CONTROL_POINTS_EXT](#) dynamic state enabled, and the current value of **primitiveTopology** is [VK_PRIMITIVE_TOPOLOGY_PATCH_LIST](#), then [vkCmdSetPatchControlPointsEXT](#) **must** have been called and not subsequently **invalidated** in the current command buffer prior to this drawing command

- VUID-vkCmdExecuteGeneratedCommandsNV-None-04879

If there is a shader object bound to the [VK_SHADER_STAGE_VERTEX_BIT](#) stage or the

bound graphics pipeline state was created with the `VK_DYNAMIC_STATE_PRIMITIVE_RESTART_ENABLE` dynamic state enabled then `vkCmdSetPrimitiveRestartEnable` **must** have been called and not subsequently `invalidated` in the current command buffer prior to this drawing command

- VUID-vkCmdExecuteGeneratedCommandsNV-None-09637

If the `primitiveTopologyListRestart` feature is not enabled, the `input assembly` is `VK_PRIMITIVE_TOPOLOGY_POINT_LIST`, `VK_PRIMITIVE_TOPOLOGY_LINE_LIST`, `VK_PRIMITIVE_TOPOLOGY_TRIANGLE_LIST`, `VK_PRIMITIVE_TOPOLOGY_LINE_LIST_WITH_ADJACENCY`, or `VK_PRIMITIVE_TOPOLOGY_TRIANGLE_LIST_WITH_ADJACENCY`, there is a shader object bound to the `VK_SHADER_STAGE_VERTEX_BIT` stage or the bound graphics pipeline state was created with the `VK_DYNAMIC_STATE_PRIMITIVE_RESTART_ENABLE` dynamic state enabled, then `vkCmdSetPrimitiveRestartEnable` **must** be `VK_FALSE`

- VUID-vkCmdExecuteGeneratedCommandsNV-None-10909

If the `primitiveTopologyPatchListRestart` feature is not enabled, the `input assembly` is `VK_PRIMITIVE_TOPOLOGY_PATCH_LIST`, there is a shader object bound to the `VK_SHADER_STAGE_TESSELLATION_CONTROL_BIT` stage or the bound graphics pipeline state was created with the `VK_DYNAMIC_STATE_PRIMITIVE_RESTART_ENABLE` dynamic state enabled then `vkCmdSetPrimitiveRestartEnable` **must** be `VK_FALSE`

- VUID-vkCmdExecuteGeneratedCommandsNV-stage-06481

The bound graphics pipeline **must** not have been created with the `VkPipelineShaderStageCreateInfo::stage` member of any element of `VkGraphicsPipelineCreateInfo::pStages` set to `VK_SHADER_STAGE_TASK_BIT_EXT` or `VK_SHADER_STAGE_MESH_BIT_EXT`

- VUID-vkCmdExecuteGeneratedCommandsNV-None-08885

There **must** be no shader object bound to either of the `VK_SHADER_STAGE_TASK_BIT_EXT` or `VK_SHADER_STAGE_MESH_BIT_EXT` stages

- VUID-vkCmdExecuteGeneratedCommandsNV-None-07619

If a shader object is bound to the `VK_SHADER_STAGE_TESSELLATION_EVALUATION_BIT` stage or a graphics pipeline is bound which was created with both a `VK_SHADER_STAGE_TESSELLATION_EVALUATION_BIT` stage and the `VK_DYNAMIC_STATE_TESSELLATION_DOMAIN_ORIGIN_EXT` dynamic state enabled, then `vkCmdSetTessellationDomainOriginEXT` **must** have been called and not subsequently `invalidated` in the current command buffer prior to this drawing command

- VUID-vkCmdExecuteGeneratedCommandsNV-OpExecutionMode-12239

If a shader is bound to both the `VK_SHADER_STAGE_TESSELLATION_CONTROL_BIT` and `VK_SHADER_STAGE_TESSELLATION_EVALUATION_BIT` stages, and if both stages contain an `OpExecutionMode` instruction specifying the type of subdivision, they **must** be the same

- VUID-vkCmdExecuteGeneratedCommandsNV-OpExecutionMode-12240

If a shader is bound to both the `VK_SHADER_STAGE_TESSELLATION_CONTROL_BIT` and `VK_SHADER_STAGE_TESSELLATION_EVALUATION_BIT` stages, and if both stages contain an `OpExecutionMode` instruction specifying the orientation of triangles, they **must** be the same

- VUID-vkCmdExecuteGeneratedCommandsNV-OpExecutionMode-12241

If a shader is bound to both the `VK_SHADER_STAGE_TESSELLATION_CONTROL_BIT` and

`VK_SHADER_STAGE_TESSELLATION_EVALUATION_BIT` stages, and if both stages contain an `OpExecutionMode` instruction specifying the segment spacing, they **must** be the same

- VUID-vkCmdExecuteGeneratedCommandsNV-OpExecutionMode-12242

If a shader is bound to both the `VK_SHADER_STAGE_TESSELLATION_CONTROL_BIT` and `VK_SHADER_STAGE_TESSELLATION_EVALUATION_BIT` stages, and if both stages contain an `OpExecutionMode` instruction specifying the output patch size, they **must** be the same

- VUID-vkCmdExecuteGeneratedCommandsNV-commandBuffer-02970

`commandBuffer` **must** not be a protected command buffer

- VUID-vkCmdExecuteGeneratedCommandsNV-isPreprocessed-02908

If `isPreprocessed` is `VK_TRUE` then `vkCmdPreprocessGeneratedCommandsNV` **must** have already been executed on the device, using the same `pGeneratedCommandsInfo` content as well as the content of the input buffers it references (all except `VkGeneratedCommandsInfoNV::preprocessBuffer`). Furthermore, `pGeneratedCommandsInfo`'s `indirectCommandsLayout` **must** have been created with the `VK_INDIRECT_COMMANDS_LAYOUT_USAGE_EXPLICIT_PREPROCESS_BIT_NV` bit set

- VUID-vkCmdExecuteGeneratedCommandsNV-pipeline-02909

`VkGeneratedCommandsInfoNV::pipeline` **must** match the current bound pipeline at `VkGeneratedCommandsInfoNV::pipelineBindPoint`

- VUID-vkCmdExecuteGeneratedCommandsNV-None-02910

Transform feedback **must** not be active

- VUID-vkCmdExecuteGeneratedCommandsNV-deviceGeneratedCommands-02911

The `VkPhysicalDeviceDeviceGeneratedCommandsFeaturesNV::deviceGeneratedCommands` feature **must** be enabled

Valid Usage (Implicit)

- VUID-vkCmdExecuteGeneratedCommandsNV-commandBuffer-parameter

`commandBuffer` **must** be a valid `VkCommandBuffer` handle

- VUID-vkCmdExecuteGeneratedCommandsNV-pGeneratedCommandsInfo-parameter

`pGeneratedCommandsInfo` **must** be a valid pointer to a valid `VkGeneratedCommandsInfoNV` structure

- VUID-vkCmdExecuteGeneratedCommandsNV-commandBuffer-recording

`commandBuffer` **must** be in the `recording state`

- VUID-vkCmdExecuteGeneratedCommandsNV-commandBuffer-cmdpool

The `VkCommandPool` that `commandBuffer` was allocated from **must** support `VK_QUEUE_COMPUTE_BIT`, or `VK_QUEUE_GRAPHICS_BIT` operations

- VUID-vkCmdExecuteGeneratedCommandsNV-renderpass

This command **must** only be called inside of a render pass instance

- VUID-vkCmdExecuteGeneratedCommandsNV-suspended

This command **must** not be called between suspended render pass instances

- VUID-vkCmdExecuteGeneratedCommandsNV-videocoding

This command **must** only be called outside of a video coding scope

Host Synchronization

- Host access to `commandBuffer` **must** be externally synchronized
- Host access to the `VkCommandPool` that `commandBuffer` was allocated from **must** be externally synchronized

Command Properties

Command Buffer Levels	Render Pass Scope	Video Coding Scope	Supported Queue Types	Command Type
Primary Secondary	Inside	Outside	VK_QUEUE_COMPUTE_BIT VK_QUEUE_GRAPHICS_BIT HCS_BIT	Action Indirection

Conditional Rendering

`vkCmdExecuteGeneratedCommandsNV` is affected by [conditional rendering](#)

The `VkGeneratedCommandsInfoNV` is defined as:

```
// Provided by VK_NV_device_generated_commands
typedef struct VkGeneratedCommandsInfoNV {
    VkStructureType          sType;
    const void*              pNext;
    VkPipelineBindPoint      pipelineBindPoint;
    VkPipeline               pipeline;
    VkIndirectCommandsLayoutNV indirectCommandsLayout;
    uint32_t                 streamCount;
    const VkIndirectCommandsStreamNV* pStreams;
    uint32_t                 sequencesCount;
    VkBuffer                 preprocessBuffer;
    VkDeviceSize              preprocessOffset;
    VkDeviceSize              preprocessSize;
    VkBuffer                 sequencesCountBuffer;
    VkDeviceSize              sequencesCountOffset;
    VkBuffer                 sequencesIndexBuffer;
    VkDeviceSize              sequencesIndexOffset;
} VkGeneratedCommandsInfoNV;
```

- `sType` is a `VkStructureType` value identifying this structure.
- `pNext` is `NULL` or a pointer to a structure extending this structure.
- `pipelineBindPoint` is the `VkPipelineBindPoint` used for the `pipeline`.

- **pipeline** is the **VkPipeline** used in the generation and execution process.
- **indirectCommandsLayout** is the **VkIndirectCommandsLayoutNV** that provides the command sequence to generate.
- **streamCount** defines the number of input streams
- **pStreams** is a pointer to an array of **streamCount** **VkIndirectCommandsStreamNV** structures providing the input data for the tokens used in **indirectCommandsLayout**.
- **sequencesCount** is the maximum number of sequences to reserve. If **sequencesCountBuffer** is **VK_NULL_HANDLE**, this is also the actual number of sequences generated.
- **preprocessBuffer** is the **VkBuffer** that is used for preprocessing the input data for execution. If this structure is used with **vkCmdExecuteGeneratedCommandsNV** with its **isPreprocessed** set to **VK_TRUE**, then the preprocessing step is skipped and data in this buffer will not be modified. The contents and the layout of this buffer are opaque to applications and **must** not be modified outside functions related to device-generated commands or copied to another buffer for reuse.
- **preprocessOffset** is the byte offset into **preprocessBuffer** where the preprocessed data is stored.
- **preprocessSize** is the maximum byte size within the **preprocessBuffer** after the **preprocessOffset** that is available for preprocessing.
- **sequencesCountBuffer** is a **VkBuffer** in which the actual number of sequences is provided as single **uint32_t** value.
- **sequencesCountOffset** is the byte offset into **sequencesCountBuffer** where the count value is stored.
- **sequencesIndexBuffer** is a **VkBuffer** that encodes the used sequence indices as **uint32_t** array.
- **sequencesIndexOffset** is the byte offset into **sequencesIndexBuffer** where the index values start.

Valid Usage

- VUID-VkGeneratedCommandsInfoNV-pipeline-02912
The provided **pipeline** **must** match the pipeline bound at execution time
- VUID-VkGeneratedCommandsInfoNV-indirectCommandsLayout-02913
If the **indirectCommandsLayout** uses a token of **VK_INDIRECT_COMMANDS_TOKEN_TYPE_SHADER_GROUP_NV**, then the **pipeline** **must** have been created with multiple shader groups
- VUID-VkGeneratedCommandsInfoNV-indirectCommandsLayout-02914
If the **indirectCommandsLayout** uses a token of **VK_INDIRECT_COMMANDS_TOKEN_TYPE_SHADER_GROUP_NV**, then the **pipeline** **must** have been created with **VK_PIPELINE_CREATE_INDIRECT_BINDABLE_BIT_NV** set in **VkGraphicsPipelineCreateInfo::flags**
- VUID-VkGeneratedCommandsInfoNV-indirectCommandsLayout-02915
If the **indirectCommandsLayout** uses a token of **VK_INDIRECT_COMMANDS_TOKEN_TYPE_PUSH_CONSTANT_NV**, then the **pipeline's** **VkPipelineLayout** **must** match the **VkIndirectCommandsLayoutTokenNV::pushconstantPipelineLayout**
- VUID-VkGeneratedCommandsInfoNV-streamCount-02916

`streamCount` **must** match the `indirectCommandsLayout`'s `streamCount`

- VUID-VkGeneratedCommandsInfoNV-pipelineBindPoint-09084

If `pipelineBindPoint` is of type `VK_PIPELINE_BIND_POINT_COMPUTE`, then the `pipeline` **must** have been created with the flag `VK_PIPELINE_CREATE_INDIRECT_BINDABLE_BIT_NV`

- VUID-VkGeneratedCommandsInfoNV-pipelineBindPoint-09085

If `pipelineBindPoint` is of type `VK_PIPELINE_BIND_POINT_COMPUTE`, then the `pipeline` **must** have been created with a `VkComputePipelineIndirectBufferInfoNV` structure specifying a valid address where its metadata will be saved

- VUID-VkGeneratedCommandsInfoNV-pipelineBindPoint-09086

If `pipelineBindPoint` is of type `VK_PIPELINE_BIND_POINT_COMPUTE`, then `vkCmdUpdatePipelineIndirectBufferNV` **must** have been called on that pipeline to save its metadata to a device address

- VUID-VkGeneratedCommandsInfoNV-pipelineBindPoint-09087

If `pipelineBindPoint` is of type `VK_PIPELINE_BIND_POINT_COMPUTE`, and if `VK_INDIRECT_COMMANDS_TOKEN_TYPE_PIPELINE_NV` is used, then `pipeline` **must** be `VK_NULL_HANDLE`

- VUID-VkGeneratedCommandsInfoNV-sequencesCount-02917

`sequencesCount` **must** be less or equal to `VkPhysicalDeviceDeviceGeneratedCommandsPropertiesNV::maxIndirectSequenceCount` and `VkGeneratedCommandsMemoryRequirementsInfoNV::maxSequencesCount` that was used to determine the `preprocessSize`

- VUID-VkGeneratedCommandsInfoNV-preprocessBuffer-02918

`preprocessBuffer` **must** have the `VK_BUFFER_USAGE_INDIRECT_BUFFER_BIT` bit set in its usage flag

- VUID-VkGeneratedCommandsInfoNV-preprocessOffset-02919

`preprocessOffset` **must** be aligned to `VkPhysicalDeviceDeviceGeneratedCommandsPropertiesNV::minIndirectCommandsBufferOffsetAlignment`

- VUID-VkGeneratedCommandsInfoNV-preprocessBuffer-02971

If `preprocessBuffer` is non-sparse then it **must** be bound completely and contiguously to a single `VkDeviceMemory` object

- VUID-VkGeneratedCommandsInfoNV-preprocessSize-02920

`preprocessSize` **must** be at least equal to the memory requirement's size returned by `vkGetGeneratedCommandsMemoryRequirementsNV` using the matching inputs (`indirectCommandsLayout`, ...) as within this structure

- VUID-VkGeneratedCommandsInfoNV-sequencesCountBuffer-02921

`sequencesCountBuffer` **can** be set if the actual used count of sequences is sourced from the provided buffer. In that case the `sequencesCount` serves as upper bound

- VUID-VkGeneratedCommandsInfoNV-sequencesCountBuffer-02922

If `sequencesCountBuffer` is not `VK_NULL_HANDLE`, its usage flag **must** have the `VK_BUFFER_USAGE_INDIRECT_BUFFER_BIT` bit set

- VUID-VkGeneratedCommandsInfoNV-sequencesCountBuffer-02923

If `sequencesCountBuffer` is not `VK_NULL_HANDLE`, `sequencesCountOffset` **must** be aligned to `VkPhysicalDeviceDeviceGeneratedCommandsPropertiesNV::minSequencesCountBufferOffsetAlignment`

- VUID-VkGeneratedCommandsInfoNV-sequencesCountBuffer-02972
If `sequencesCountBuffer` is not `VK_NULL_HANDLE` and is non-sparse then it **must** be bound completely and contiguously to a single `VkDeviceMemory` object
- VUID-VkGeneratedCommandsInfoNV-sequencesIndexBuffer-02924
If `indirectCommandsLayout`'s `VK_INDIRECT_COMMANDS_LAYOUT_USAGE_INDEXED_SEQUENCES_BIT_NV` is set, `sequencesIndexBuffer` **must** be set otherwise it **must** be `VK_NULL_HANDLE`
- VUID-VkGeneratedCommandsInfoNV-sequencesIndexBuffer-02925
If `sequencesIndexBuffer` is not `VK_NULL_HANDLE`, its usage flag **must** have the `VK_BUFFER_USAGE_INDIRECT_BUFFER_BIT` bit set
- VUID-VkGeneratedCommandsInfoNV-sequencesIndexBuffer-02926
If `sequencesIndexBuffer` is not `VK_NULL_HANDLE`, `sequencesIndexOffset` **must** be aligned to `VkPhysicalDeviceDeviceGeneratedCommandsPropertiesNV::minSequencesIndexBufferOffsetAlignment`
- VUID-VkGeneratedCommandsInfoNV-sequencesIndexBuffer-02973
If `sequencesIndexBuffer` is not `VK_NULL_HANDLE` and is non-sparse then it **must** be bound completely and contiguously to a single `VkDeviceMemory` object
- VUID-VkGeneratedCommandsInfoNV-indirectCommandsLayout-07078
If the `indirectCommandsLayout` uses a token of `VK_INDIRECT_COMMANDS_TOKEN_TYPE_DRAW_TASKS_NV`, then the pipeline **must** contain a shader stage using the `MeshNV Execution Model`
- VUID-VkGeneratedCommandsInfoNV-indirectCommandsLayout-07079
If the `indirectCommandsLayout` uses a token of `VK_INDIRECT_COMMANDS_TOKEN_TYPE_DRAW_MESH_TASKS_NV`, then the pipeline **must** contain a shader stage using the `MeshEXT Execution Model`

Valid Usage (Implicit)

- VUID-VkGeneratedCommandsInfoNV-sType-sType
`sType` **must** be `VK_STRUCTURE_TYPE_GENERATED_COMMANDS_INFO_NV`
- VUID-VkGeneratedCommandsInfoNV-pNext-pNext
`pNext` **must** be `NULL`
- VUID-VkGeneratedCommandsInfoNV-pipelineBindPoint-parameter
`pipelineBindPoint` **must** be a valid `VkPipelineBindPoint` value
- VUID-VkGeneratedCommandsInfoNV-pipeline-parameter
If `pipeline` is not `VK_NULL_HANDLE`, `pipeline` **must** be a valid `VkPipeline` handle
- VUID-VkGeneratedCommandsInfoNV-indirectCommandsLayout-parameter
`indirectCommandsLayout` **must** be a valid `VkIndirectCommandsLayoutNV` handle
- VUID-VkGeneratedCommandsInfoNV-pStreams-parameter

`pStreams` **must** be a valid pointer to an array of `streamCount` valid `VkIndirectCommandsStreamNV` structures

- VUID-VkGeneratedCommandsInfoNV-preprocessBuffer-parameter
`preprocessBuffer` **must** be a valid `VkBuffer` handle
- VUID-VkGeneratedCommandsInfoNV-sequencesCountBuffer-parameter
If `sequencesCountBuffer` is not `VK_NULL_HANDLE`, `sequencesCountBuffer` **must** be a valid `VkBuffer` handle
- VUID-VkGeneratedCommandsInfoNV-sequencesIndexBuffer-parameter
If `sequencesIndexBuffer` is not `VK_NULL_HANDLE`, `sequencesIndexBuffer` **must** be a valid `VkBuffer` handle
- VUID-VkGeneratedCommandsInfoNV-streamCount-arraylength
`streamCount` **must** be greater than 0
- VUID-VkGeneratedCommandsInfoNV-commonparent
Each of `indirectCommandsLayout`, `pipeline`, `preprocessBuffer`, `sequencesCountBuffer`, and `sequencesIndexBuffer` that are valid handles of non-ignored parameters **must** have been created, allocated, or retrieved from the same `VkDevice`

Referencing the functions defined in [Indirect Commands Layout](#), `vkCmdExecuteGeneratedCommandsNV` behaves as:

```
uint32_t sequencesCount = sequencesCountBuffer ?
    min(maxSequencesCount, sequencesCountBuffer.load_uint32(sequencesCountOffset)) :
    maxSequencesCount;

cmdProcessAllSequences(commandBuffer, pipeline,
                      indirectCommandsLayout, pIndirectCommandsStreams,
                      sequencesCount,
                      sequencesIndexBuffer, sequencesIndexOffset);

// The stateful commands within indirectCommandsLayout will not
// affect the state of subsequent commands in the target
// command buffer (cmd)
```

NOTE

It is important to note that the values of all state related to the `pipelineBindPoint` used are undefined after this command.

Commands **can** be preprocessed prior execution using the following command:

```
// Provided by VK_NV_device_generated_commands
void vkCmdPreprocessGeneratedCommandsNV(
    VkCommandBuffer                commandBuffer,
    const VkGeneratedCommandsInfoNV* pGeneratedCommandsInfo);
```


- `commandBuffer` is the command buffer which does the preprocessing.
- `pGeneratedCommandsInfo` is a pointer to a `VkGeneratedCommandsInfoNV` structure containing parameters affecting the preprocessing step.

Valid Usage

- VUID-vkCmdPreprocessGeneratedCommandsNV-commandBuffer-02974
`commandBuffer` **must** not be a protected command buffer
- VUID-vkCmdPreprocessGeneratedCommandsNV-pGeneratedCommandsInfo-02927
`pGeneratedCommandsInfo->indirectCommandsLayout` **must** have been created with the `VK_INDIRECT_COMMANDS_LAYOUT_USAGE_EXPLICIT_PREPROCESS_BIT_NV` bit set
- VUID-vkCmdPreprocessGeneratedCommandsNV-deviceGeneratedCommands-02928
The `VkPhysicalDeviceDeviceGeneratedCommandsFeaturesNV::deviceGeneratedCommands` feature **must** be enabled

Valid Usage (Implicit)

- VUID-vkCmdPreprocessGeneratedCommandsNV-commandBuffer-parameter
`commandBuffer` **must** be a valid `VkCommandBuffer` handle
- VUID-vkCmdPreprocessGeneratedCommandsNV-pGeneratedCommandsInfo-parameter
`pGeneratedCommandsInfo` **must** be a valid pointer to a valid `VkGeneratedCommandsInfoNV` structure
- VUID-vkCmdPreprocessGeneratedCommandsNV-commandBuffer-recording
`commandBuffer` **must** be in the `recording state`
- VUID-vkCmdPreprocessGeneratedCommandsNV-commandBuffer-cmdpool
The `VkCommandPool` that `commandBuffer` was allocated from **must** support `VK_QUEUE_COMPUTE_BIT`, or `VK_QUEUE_GRAPHICS_BIT` operations
- VUID-vkCmdPreprocessGeneratedCommandsNV-renderpass
This command **must** only be called outside of a render pass instance
- VUID-vkCmdPreprocessGeneratedCommandsNV-suspended
This command **must** not be called between suspended render pass instances
- VUID-vkCmdPreprocessGeneratedCommandsNV-videocoding
This command **must** only be called outside of a video coding scope

Host Synchronization

- Host access to `commandBuffer` **must** be externally synchronized
- Host access to the `VkCommandPool` that `commandBuffer` was allocated from **must** be externally synchronized

Command Properties

Command Buffer Levels	Render Pass Scope	Video Coding Scope	Supported Queue Types	Command Type
Primary Secondary	Outside	Outside	VK_QUEUE_COMPUTE_BIT VK_QUEUE_GRAPHICS_BIT HICS_BIT	Action

Conditional Rendering

`vkCmdPreprocessGeneratedCommandsNV` is not affected by [conditional rendering](#)

The bound descriptor sets and push constants that will be used with indirect command generation for the compute pipelines **must** already be specified at the time of preprocessing commands with `vkCmdPreprocessGeneratedCommandsNV`. They **must** not change until the execution of indirect commands is submitted with `vkCmdExecuteGeneratedCommandsNV`.

If push constants for the compute pipeline are also specified in the `VkGeneratedCommandsInfoNV::indirectCommandsLayout` with `VK_INDIRECT_COMMANDS_TOKEN_TYPE_PUSH_CONSTANT_NV` token, then those values override the push constants that were previously pushed for the compute pipeline.

With `VK_EXT_device_generated_commands`, the actual generation of commands as well as their execution on the device is handled as single action with:

```
// Provided by VK_EXT_device_generated_commands
void vkCmdExecuteGeneratedCommandsEXT(
    VkCommandBuffer          commandBuffer,
    VkBool32                 isPreprocessed,
    const VkGeneratedCommandsInfoEXT* pGeneratedCommandsInfo);
```

- `commandBuffer` is the command buffer into which the command is recorded.
- `isPreprocessed` represents whether the input data has already been preprocessed on the device. If it is `VK_FALSE` this command will implicitly trigger the preprocessing step, otherwise not.
- `pGeneratedCommandsInfo` is a pointer to a `VkGeneratedCommandsInfoEXT` structure containing parameters affecting the generation of commands.

If the `VK_INDIRECT_COMMANDS_LAYOUT_USAGE_UNORDERED_SEQUENCES_BIT_EXT` flag was used to create the `VkGeneratedCommandsInfoEXT::indirectCommandsLayout` then the execution of sequences through this command **may** use implementation-defined ordering which is not guaranteed to be coherent using the same input data. It does not affect the order of token processing within a sequence. This is the implied ordering with `VK_INDIRECT_COMMANDS_TOKEN_TYPE_DISPATCH_EXT`.

After a call to `vkCmdExecuteGeneratedCommandsEXT`, command buffer state will become undefined according to the tokens executed. This table specifies the relationship between tokens used and state invalidation.

Table 52. Indirect Execution State Invalidation

Common Tokens	States Invalidated
<code>VK_INDIRECT_COMMANDS_TOKEN_TYPE_EXECUTE_EXT</code>	Bound shaders and pipelines
<code>VK_INDIRECT_COMMANDS_TOKEN_TYPE_PUSH_CONSTANT_EXT</code>	Push constant data
<code>VK_INDIRECT_COMMANDS_TOKEN_TYPE_SEQUENCE_INDEX_EXT</code>	Push constant data
<code>VK_INDIRECT_COMMANDS_TOKEN_TYPE_PUSH_DATA_EXT</code>	Push data
<code>VK_INDIRECT_COMMANDS_TOKEN_TYPE_PUSH_DATA_SEQUENCE_INDEX_EXT</code>	Push data
<code>VK_INDIRECT_COMMANDS_TOKEN_TYPE_INDEX_BUFFER_EXT</code>	Index buffer
<code>VK_INDIRECT_COMMANDS_TOKEN_TYPE_VERTEX_BUFFER_EXT</code>	Vertex buffer

Valid Usage

- VUID-vkCmdExecuteGeneratedCommandsEXT-magFilter-04553
If a `VkSampler` created with `magFilter` or `minFilter` equal to `VK_FILTER_LINEAR`, `reductionMode` equal to `VK_SAMPLER_REDUCTION_MODE_WEIGHTED_AVERAGE`, and `compareEnable` equal to `VK_FALSE` is used to sample a `VkImageView` as a result of this command, then the image view's `format features` **must** contain `VK_FORMAT_FEATURE_SAMPLED_IMAGE_FILTER_LINEAR_BIT`
- VUID-vkCmdExecuteGeneratedCommandsEXT-magFilter-09598
If a `VkSampler` created with `magFilter` or `minFilter` equal to `VK_FILTER_LINEAR` and `reductionMode` equal to either `VK_SAMPLER_REDUCTION_MODE_MIN` or `VK_SAMPLER_REDUCTION_MODE_MAX` is used to sample a `VkImageView` as a result of this command, then the image view's `format features` **must** contain `VK_FORMAT_FEATURE_SAMPLED_IMAGE_FILTER_MINMAX_BIT`
- VUID-vkCmdExecuteGeneratedCommandsEXT-mipmapMode-04770
If a `VkSampler` created with `mipmapMode` equal to `VK_SAMPLER_MIPMAP_MODE_LINEAR`, `reductionMode` equal to `VK_SAMPLER_REDUCTION_MODE_WEIGHTED_AVERAGE`, and `compareEnable` equal to `VK_FALSE` is used to sample a `VkImageView` as a result of this command, then the image view's `format features` **must** contain `VK_FORMAT_FEATURE_SAMPLED_IMAGE_FILTER_LINEAR_BIT`
- VUID-vkCmdExecuteGeneratedCommandsEXT-mipmapMode-09599
If a `VkSampler` created with `mipmapMode` equal to `VK_SAMPLER_MIPMAP_MODE_LINEAR`

and `reductionMode` equal to either `VK_SAMPLER_REDUCTION_MODE_MIN` or `VK_SAMPLER_REDUCTION_MODE_MAX` is used to sample a `VkImageView` as a result of this command, then the image view's `format features` **must** contain `VK_FORMAT_FEATURE_SAMPLED_IMAGE_FILTER_MINMAX_BIT`

- VUID-vkCmdExecuteGeneratedCommandsEXT-unnormalizedCoordinates-09635

If a `VkSampler` created with `unnormalizedCoordinates` equal to `VK_TRUE` is used to sample a `VkImageView` as a result of this command, then the image view's `levelCount` and `layerCount` **must** be 1

- VUID-vkCmdExecuteGeneratedCommandsEXT-None-08609

If a `VkSampler` created with `unnormalizedCoordinates` equal to `VK_TRUE` is used to sample a `VkImageView` as a result of this command, then the image view's `viewType` **must** be `VK_IMAGE_VIEW_TYPE_1D` or `VK_IMAGE_VIEW_TYPE_2D`

- VUID-vkCmdExecuteGeneratedCommandsEXT-None-08610

If a `VkSampler` created with `unnormalizedCoordinates` equal to `VK_TRUE` is used to sample a `VkImageView` as a result of this command, then the sampler **must** not be used with any of the SPIR-V `OpImageSample*` or `OpImageSparseSample*` instructions with `ImplicitLod`, `Dref` or `Proj` in their name

- VUID-vkCmdExecuteGeneratedCommandsEXT-None-08611

If a `VkSampler` created with `unnormalizedCoordinates` equal to `VK_TRUE` is used to sample a `VkImageView` as a result of this command, then the sampler **must** not be used with any of the SPIR-V `OpImageSample*` or `OpImageSparseSample*` instructions that includes a LOD bias or any offset values

- VUID-vkCmdExecuteGeneratedCommandsEXT-None-06479

If a `VkImageView` is sampled with `depth comparison`, the image view's `format features` **must** contain `VK_FORMAT_FEATURE_2_SAMPLED_IMAGE_DEPTH_COMPARISON_BIT`

- VUID-vkCmdExecuteGeneratedCommandsEXT-None-02691

If a `VkImageView` is accessed using atomic operations as a result of this command, then the image view's `format features` **must** contain `VK_FORMAT_FEATURE_STORAGE_IMAGE_ATOMIC_BIT`

- VUID-vkCmdExecuteGeneratedCommandsEXT-None-07888

If a `VK_DESCRIPTOR_TYPE_STORAGE_TEXEL_BUFFER` descriptor is accessed using atomic operations as a result of this command, then the storage texel buffer's `format features` **must** contain `VK_FORMAT_FEATURE_STORAGE_TEXEL_BUFFER_ATOMIC_BIT`

- VUID-vkCmdExecuteGeneratedCommandsEXT-None-02692

If a `VkImageView` is sampled with `VK_FILTER_CUBIC_EXT` as a result of this command, then the image view's `format features` **must** contain `VK_FORMAT_FEATURE_SAMPLED_IMAGE_FILTER_CUBIC_BIT_EXT`

- VUID-vkCmdExecuteGeneratedCommandsEXT-None-02693

If the `VK_EXT_filter_cubic` extension is not enabled and any `VkImageView` is sampled with `VK_FILTER_CUBIC_EXT` as a result of this command, it **must** not have a `VkImageViewType` of `VK_IMAGE_VIEW_TYPE_3D`, `VK_IMAGE_VIEW_TYPE_CUBE`, or `VK_IMAGE_VIEW_TYPE_CUBE_ARRAY`

- VUID-vkCmdExecuteGeneratedCommandsEXT-filterCubic-02694

Any `VkImageView` being sampled with `VK_FILTER_CUBIC_EXT` as a result of this

command **must** have a `VkImageViewType` and format that supports cubic filtering, as specified by `VkFilterCubicImageViewImageFormatPropertiesEXT::filterCubic` returned by `vkGetPhysicalDeviceImageFormatProperties2`

- VUID-vkCmdExecuteGeneratedCommandsEXT-filterCubicMinmax-02695

Any `VkImageView` being sampled with `VK_FILTER_CUBIC_EXT` with a reduction mode of either `VK_SAMPLER_REDUCTION_MODE_MIN` or `VK_SAMPLER_REDUCTION_MODE_MAX` as a result of this command **must** have a `VkImageViewType` and format that supports cubic filtering together with minmax filtering, as specified by `VkFilterCubicImageViewImageFormatPropertiesEXT::filterCubicMinmax` returned by `vkGetPhysicalDeviceImageFormatProperties2`

- VUID-vkCmdExecuteGeneratedCommandsEXT-cubicRangeClamp-09212

If the `cubicRangeClamp` feature is not enabled, then any `VkImageView` being sampled with `VK_FILTER_CUBIC_EXT` as a result of this command **must** not have a `VkSamplerReductionModeCreateInfo::reductionMode` equal to `VK_SAMPLER_REDUCTION_MODE_WEIGHTED_AVERAGE_RANGECLAMP_QCOM`

- VUID-vkCmdExecuteGeneratedCommandsEXT-reductionMode-09213

Any `VkImageView` being sampled with a `VkSamplerReductionModeCreateInfo::reductionMode` equal to `VK_SAMPLER_REDUCTION_MODE_WEIGHTED_AVERAGE_RANGECLAMP_QCOM` as a result of this command **must** sample with `VK_FILTER_CUBIC_EXT`

- VUID-vkCmdExecuteGeneratedCommandsEXT-selectableCubicWeights-09214

If the `selectableCubicWeights` feature is not enabled, then any `VkImageView` being sampled with `VK_FILTER_CUBIC_EXT` as a result of this command **must** have `VkSamplerCubicWeightsCreateInfoQCOM::cubicWeights` equal to `VK_CUBIC_FILTER_WEIGHTS_CATMULL_ROM_QCOM`

- VUID-vkCmdExecuteGeneratedCommandsEXT-flags-02696

Any `VkImage` created with a `VkImageCreateInfo::flags` containing `VK_IMAGE_CREATE_CORNER_SAMPLED_BIT_NV` sampled as a result of this command **must** only be sampled using a `VkSamplerAddressMode` of `VK_SAMPLER_ADDRESS_MODE_CLAMP_TO_EDGE`

- VUID-vkCmdExecuteGeneratedCommandsEXT-OpTypeImage-07027

For any `VkImageView` being written as a storage image where the image format field of the `OpTypeImage` is `Unknown`, the view's `format features` **must** contain `VK_FORMAT_FEATURE_2_STORAGE_WRITE_WITHOUT_FORMAT_BIT`

- VUID-vkCmdExecuteGeneratedCommandsEXT-OpTypeImage-07028

For any `VkImageView` being read as a storage image where the image format field of the `OpTypeImage` is `Unknown`, the view's `format features` **must** contain `VK_FORMAT_FEATURE_2_STORAGE_READ_WITHOUT_FORMAT_BIT`

- VUID-vkCmdExecuteGeneratedCommandsEXT-OpTypeImage-07029

For any `VkBufferView` being written as a storage texel buffer where the image format field of the `OpTypeImage` is `Unknown`, the view's `buffer features` **must** contain `VK_FORMAT_FEATURE_2_STORAGE_WRITE_WITHOUT_FORMAT_BIT`

- VUID-vkCmdExecuteGeneratedCommandsEXT-OpTypeImage-07030

Any `VkBufferView` being read as a storage texel buffer where the image format field of

the `OpTypeImage` is `Unknown` then the view's `buffer` features **must** contain `VK_FORMAT_FEATURE_2_STORAGE_READ_WITHOUT_FORMAT_BIT`

- VUID-vkCmdExecuteGeneratedCommandsEXT-None-08600

If a `bound shader` was created with a pipeline layout and statically uses a set n , a descriptor set **must** have been bound to n at the same pipeline bind point, with layouts compatible for set n with the layout(s) used to create the shader, as described in [Pipeline Layout Compatibility](#)

- VUID-vkCmdExecuteGeneratedCommandsEXT-None-08601

If a `bound shader` was created with a pipeline layout or specified push constant ranges and statically uses a push constant value, that value **must** have been set for the same pipeline bind point, with push constant ranges that are `compatible` with the push constant range used to create the shader

- VUID-vkCmdExecuteGeneratedCommandsEXT-None-10068

For each array of resources that is used by a `bound shader`, the indices used to access members of the array **must** be less than the descriptor count for the identified binding in the descriptor sets used by this command

- VUID-vkCmdExecuteGeneratedCommandsEXT-None-08114

Descriptors in each bound descriptor set, specified via `vkCmdBindDescriptorSets`, **must** be valid if they are accessed as described by `descriptor validity` by the `VkPipeline` bound to the pipeline bind point used by this command and the bound `VkPipeline` was not created with `VK_PIPELINE_CREATE_DESCRIPTOR_BUFFER_BIT_EXT`

- VUID-vkCmdExecuteGeneratedCommandsEXT-imageLayout-00344

If an image descriptor is accessed by a shader, the `VkImageLayout` **must** match the subresource accessible from the `VkImageView` as defined by the `image layout matching rules`

- VUID-vkCmdExecuteGeneratedCommandsEXT-None-08115

If the descriptors used by the `VkPipeline` bound to the pipeline bind point were specified via `vkCmdBindDescriptorSets`, the bound `VkPipeline` **must** have been created without `VK_PIPELINE_CREATE_DESCRIPTOR_BUFFER_BIT_EXT`

- VUID-vkCmdExecuteGeneratedCommandsEXT-None-08116

Descriptors in bound descriptor buffers, specified via `vkCmdSetDescriptorBufferOffsetsEXT`, **must** be valid if they are dynamically used by the `VkPipeline` bound to the pipeline bind point used by this command and the bound `VkPipeline` was created with `VK_PIPELINE_CREATE_DESCRIPTOR_BUFFER_BIT_EXT`

- VUID-vkCmdExecuteGeneratedCommandsEXT-None-08604

Descriptors in bound descriptor buffers, specified via `vkCmdSetDescriptorBufferOffsetsEXT`, **must** be valid if they are dynamically used by any `VkShaderEXT` bound to a stage corresponding to the pipeline bind point used by this command

- VUID-vkCmdExecuteGeneratedCommandsEXT-None-08117

If the descriptors used by the `VkPipeline` bound to the pipeline bind point were specified via `vkCmdSetDescriptorBufferOffsetsEXT`, the bound `VkPipeline` **must** have been created with `VK_PIPELINE_CREATE_DESCRIPTOR_BUFFER_BIT_EXT`

- VUID-vkCmdExecuteGeneratedCommandsEXT-None-08119

If a descriptor is dynamically used with a [VkPipeline](#) created with [VK_PIPELINE_CREATE_DESCRIPTOR_BUFFER_BIT_EXT](#), the descriptor memory **must** be resident

- VUID-vkCmdExecuteGeneratedCommandsEXT-None-08605

If a descriptor is dynamically used with a [VkShaderEXT](#) created with a [VkDescriptorSetLayout](#) that was created with [VK_DESCRIPTOR_SET_LAYOUT_CREATE_DESCRIPTOR_BUFFER_BIT_EXT](#), the descriptor memory **must** be resident

- VUID-vkCmdExecuteGeneratedCommandsEXT-None-08606

If the [shaderObject](#) feature is not enabled, a valid pipeline **must** be bound to the pipeline bind point used by this command

- VUID-vkCmdExecuteGeneratedCommandsEXT-None-08608

If a pipeline is bound to the pipeline bind point used by this command, there **must** not have been any calls to dynamic state setting commands for any state specified statically in the [VkPipeline](#) object bound to the pipeline bind point used by this command, since that pipeline was bound

- VUID-vkCmdExecuteGeneratedCommandsEXT-uniformBuffers-06935

If any stage of the [VkPipeline](#) object bound to the pipeline bind point used by this command accesses a uniform buffer, and that stage was created without enabling either [VK_PIPELINE_ROBUSTNESS_BUFFER_BEHAVIOR_ROBUST_BUFFER_ACCESS](#) or [VK_PIPELINE_ROBUSTNESS_BUFFER_BEHAVIOR_ROBUST_BUFFER_ACCESS_2](#) for [uniformBuffers](#), and the [robustBufferAccess](#) feature is not enabled, that stage **must** not access values outside of the range of the buffer as specified in the descriptor set bound to the same pipeline bind point

- VUID-vkCmdExecuteGeneratedCommandsEXT-None-08612

If the [robustBufferAccess](#) feature is not enabled, and any [VkShaderEXT](#) bound to a stage corresponding to the pipeline bind point used by this command accesses a uniform buffer, it **must** not access values outside of the range of the buffer as specified in the descriptor set bound to the same pipeline bind point

- VUID-vkCmdExecuteGeneratedCommandsEXT-storageBuffers-06936

If any stage of the [VkPipeline](#) object bound to the pipeline bind point used by this command accesses a storage buffer, and that stage was created without enabling either [VK_PIPELINE_ROBUSTNESS_BUFFER_BEHAVIOR_ROBUST_BUFFER_ACCESS](#) or [VK_PIPELINE_ROBUSTNESS_BUFFER_BEHAVIOR_ROBUST_BUFFER_ACCESS_2](#) for [storageBuffers](#), and the [robustBufferAccess](#) feature is not enabled, that stage **must** not access values outside of the range of the buffer as specified in the descriptor set bound to the same pipeline bind point

- VUID-vkCmdExecuteGeneratedCommandsEXT-None-08613

If the [robustBufferAccess](#) feature is not enabled, and any [VkShaderEXT](#) bound to a stage corresponding to the pipeline bind point used by this command accesses a storage buffer, it **must** not access values outside of the range of the buffer as specified in the descriptor set bound to the same pipeline bind point

- VUID-vkCmdExecuteGeneratedCommandsEXT-commandBuffer-02707

If [commandBuffer](#) is an unprotected command buffer and [protectedNoFault](#) is not supported, any resource accessed by [bound shaders](#) **must** not be a protected resource

- VUID-vkCmdExecuteGeneratedCommandsEXT-viewType-07752
If a [VkImageView](#) is accessed as a result of this command, then the image view's **viewType** **must** match the **Dim** operand of the **OpTypeImage** as described in [Compatibility Between SPIR-V Image Dimensions and Vulkan ImageView Types](#)
- VUID-vkCmdExecuteGeneratedCommandsEXT-format-07753
If a [VkImageView](#) or [VkBufferView](#) is accessed as a result of this command, then the **numeric type** of the view's **format** and the **Sampled Type** operand of the **OpTypeImage** **must** match
- VUID-vkCmdExecuteGeneratedCommandsEXT-OpImageWrite-08795
If a [VkImageView](#) created with a format other than [VK_FORMAT_A8_UNORM](#) is accessed using **OpImageWrite** as a result of this command, then the **Type** of the **Texel** operand of that instruction **must** have at least as many components as the image view's format
- VUID-vkCmdExecuteGeneratedCommandsEXT-OpImageWrite-08796
If a [VkImageView](#) created with the format [VK_FORMAT_A8_UNORM](#) is accessed using **OpImageWrite** as a result of this command, then the **Type** of the **Texel** operand of that instruction **must** have four components
- VUID-vkCmdExecuteGeneratedCommandsEXT-OpImageWrite-04469
If a [VkBufferView](#) is accessed using **OpImageWrite** as a result of this command, then the **Type** of the **Texel** operand of that instruction **must** have at least as many components as the buffer view's format
- VUID-vkCmdExecuteGeneratedCommandsEXT-SampledType-04470
If a [VkImageView](#) with a [VkFormat](#) that has a 64-bit component width is accessed as a result of this command, the **SampledType** of the **OpTypeImage** operand of that instruction **must** have a **Width** of 64
- VUID-vkCmdExecuteGeneratedCommandsEXT-SampledType-04471
If a [VkImageView](#) with a [VkFormat](#) that has a component width less than 64-bit is accessed as a result of this command, the **SampledType** of the **OpTypeImage** operand of that instruction **must** have a **Width** of 32
- VUID-vkCmdExecuteGeneratedCommandsEXT-SampledType-04472
If a [VkBufferView](#) with a [VkFormat](#) that has a 64-bit component width is accessed as a result of this command, the **SampledType** of the **OpTypeImage** operand of that instruction **must** have a **Width** of 64
- VUID-vkCmdExecuteGeneratedCommandsEXT-SampledType-04473
If a [VkBufferView](#) with a [VkFormat](#) that has a component width less than 64-bit is accessed as a result of this command, the **SampledType** of the **OpTypeImage** operand of that instruction **must** have a **Width** of 32
- VUID-vkCmdExecuteGeneratedCommandsEXT-sparseImageInt64Atomics-04474
If the **sparseImageInt64Atomics** feature is not enabled, [VkImage](#) objects created with the [VK_IMAGE_CREATE_SPARSE_RESIDENCY_BIT](#) flag **must** not be accessed by atomic instructions through an **OpTypeImage** with a **SampledType** with a **Width** of 64 by this command
- VUID-vkCmdExecuteGeneratedCommandsEXT-sparseImageInt64Atomics-04475
If the **sparseImageInt64Atomics** feature is not enabled, [VkBuffer](#) objects created with the [VK_BUFFER_CREATE_SPARSE_RESIDENCY_BIT](#) flag **must** not be accessed by atomic

instructions through an `OpTypeImage` with a `SampledType` with a `Width` of 64 by this command

- VUID-vkCmdExecuteGeneratedCommandsEXT-OpImageSampleWeightedQCOM-06971
If `OpImageSampleWeightedQCOM` is used to sample a `VkImageView` as a result of this command, then the image view's `format features` **must** contain `VK_FORMAT_FEATURE_2_WEIGHT_SAMPLED_IMAGE_BIT_QCOM`
- VUID-vkCmdExecuteGeneratedCommandsEXT-OpImageSampleWeightedQCOM-06972
If `OpImageSampleWeightedQCOM` uses a `VkImageView` as a sample weight image as a result of this command, then the image view's `format features` **must** contain `VK_FORMAT_FEATURE_2_WEIGHT_IMAGE_BIT_QCOM`
- VUID-vkCmdExecuteGeneratedCommandsEXT-OpImageBoxFilterQCOM-06973
If `OpImageBoxFilterQCOM` is used to sample a `VkImageView` as a result of this command, then the image view's `format features` **must** contain `VK_FORMAT_FEATURE_2_BOX_FILTER_SAMPLED_BIT_QCOM`
- VUID-vkCmdExecuteGeneratedCommandsEXT-OpImageBlockMatchSSDQCOM-06974
If `OpImageBlockMatchSSDQCOM` is used to read from an `VkImageView` as a result of this command, then the image view's `format features` **must** contain `VK_FORMAT_FEATURE_2_BLOCK_MATCHING_BIT_QCOM`
- VUID-vkCmdExecuteGeneratedCommandsEXT-OpImageBlockMatchSADQCOM-06975
If `OpImageBlockMatchSADQCOM` is used to read from an `VkImageView` as a result of this command, then the image view's `format features` **must** contain `VK_FORMAT_FEATURE_2_BLOCK_MATCHING_BIT_QCOM`
- VUID-vkCmdExecuteGeneratedCommandsEXT-OpImageBlockMatchSADQCOM-06976
If `OpImageBlockMatchSADQCOM` or `OpImageBlockMatchSSDQCOM` is used to read from a reference image as result of this command, then the specified reference coordinates **must** not fail `integer texel coordinate validation`
- VUID-vkCmdExecuteGeneratedCommandsEXT-OpImageSampleWeightedQCOM-06977
If `OpImageSampleWeightedQCOM`, `OpImageBoxFilterQCOM`, `OpImageBlockMatchWindowSSDQCOM`, `OpImageBlockMatchWindowSADQCOM`, `OpImageBlockMatchGatherSSDQCOM`, `OpImageBlockMatchGatherSADQCOM`, `OpImageBlockMatchSSDQCOM`, or `OpImageBlockMatchSADQCOM` uses a `VkSampler` as a result of this command, then the sampler **must** have been created with `VK_SAMPLER_CREATE_IMAGE_PROCESSING_BIT_QCOM`
- VUID-vkCmdExecuteGeneratedCommandsEXT-OpImageSampleWeightedQCOM-06978
If any command other than `OpImageSampleWeightedQCOM`, `OpImageBoxFilterQCOM`, `OpImageBlockMatchWindowSSDQCOM`, `OpImageBlockMatchWindowSADQCOM`, `OpImageBlockMatchGatherSSDQCOM`, `OpImageBlockMatchGatherSADQCOM`, `OpImageBlockMatchSSDQCOM`, or `OpImageBlockMatchSADQCOM` uses a `VkSampler` as a result of this command, then the sampler **must** not have been created with `VK_SAMPLER_CREATE_IMAGE_PROCESSING_BIT_QCOM`
- VUID-vkCmdExecuteGeneratedCommandsEXT-OpImageBlockMatchWindow-09215
If a `OpImageBlockMatchWindow*QCOM` or `OpImageBlockMatchGather*QCOM` instruction is used to read from an `VkImageView` as a result of this command, then the image view's `format features` **must** contain `VK_FORMAT_FEATURE_2_BLOCK_MATCHING_BIT_QCOM`
- VUID-vkCmdExecuteGeneratedCommandsEXT-OpImageBlockMatchWindow-09216

If a `OpImageBlockMatchWindow*QCOM` or `OpImageBlockMatchGather*QCOM` instruction is used to read from an `VkImageView` as a result of this command, then the image view's format **must** be a single-component format

- VUID-vkCmdExecuteGeneratedCommandsEXT-OpImageBlockMatchWindow-09217

If a `OpImageBlockMatchWindow*QCOM` or `OpImageBlockMatchGather*QCOM` read from a reference image as result of this command, then the specified reference coordinates **must** not fail `integer texel coordinate validation`

- VUID-vkCmdExecuteGeneratedCommandsEXT-None-07288

Any shader invocation executed by this command **must** `terminate`

- VUID-vkCmdExecuteGeneratedCommandsEXT-None-09600

If a descriptor with type equal to any of `VK_DESCRIPTOR_TYPE_SAMPLE_WEIGHT_IMAGE_QCOM`, `VK_DESCRIPTOR_TYPE_BLOCK_MATCH_IMAGE_QCOM`, `VK_DESCRIPTOR_TYPE_SAMPLED_IMAGE`, `VK_DESCRIPTOR_TYPE_STORAGE_IMAGE`, or `VK_DESCRIPTOR_TYPE_INPUT_ATTACHMENT` is accessed as a result of this command, all image subresources identified by that descriptor **must** be in the image layout identified when the descriptor was written

- VUID-vkCmdExecuteGeneratedCommandsEXT-commandBuffer-10746

The `VkDeviceMemory` object allocated from a `VkMemoryHeap` with the `VK_MEMORY_HEAP_TILE_MEMORY_BIT_QCOM` property that is bound to a resource accessed as a result of this command **must** be the active bound `bound tile memory object` in `commandBuffer`

- VUID-vkCmdExecuteGeneratedCommandsEXT-None-10678

If this command is recorded inside a `tile shading render pass` instance, the stages corresponding to the pipeline bind point used by this command **must** only include `VK_SHADER_STAGE_VERTEX_BIT`, `VK_SHADER_STAGE_FRAGMENT_BIT`, and/or `VK_SHADER_STAGE_COMPUTE_BIT`

- VUID-vkCmdExecuteGeneratedCommandsEXT-None-10679

If this command is recorded where `per-tile execution model` is enabled, there **must** be no access to any image while the image was be transitioned to the `VK_IMAGE_LAYOUT_ATTACHMENT_FEEDBACK_LOOP_OPTIMAL_EXT` layout

- VUID-vkCmdExecuteGeneratedCommandsEXT-pDescription-09900

If a `VK_DESCRIPTOR_TYPE_TENSOR_ARM` descriptor is accessed as a result of this command, then the underlying `VkTensorARM` object **must** have been created with the `VK_TENSOR_USAGE_SHADER_BIT_ARM` usage flag set

- VUID-vkCmdExecuteGeneratedCommandsEXT-dimensionCount-09905

If a `VK_DESCRIPTOR_TYPE_TENSOR_ARM` descriptor is accessed as a result of this command, then the `Rank` of the `OpTypeTensorARM` of the tensor resource variable **must** be equal to the `dimensionCount` provided via `VkTensorCreateInfoARM::pDescription` when creating the underlying `VkTensorARM` object

- VUID-vkCmdExecuteGeneratedCommandsEXT-OpTypeTensorARM-09906

If a `VK_DESCRIPTOR_TYPE_TENSOR_ARM` descriptor is accessed as a result of this command, then the element type of the `OpTypeTensorARM` of the tensor resource variable **must** be `compatible` with the `VkFormat` of the `VkTensorViewARM` used for the access

- VUID-vkCmdExecuteGeneratedCommandsEXT-None-11297

If a pipeline is bound to the pipeline bind point used by this command, or shader is bound to a shader stage used by this command, and it was created with a [descriptor mapping](#) using [VK_DESCRIPTOR_MAPPING_SOURCE_HEAP_WITH_PUSH_INDEX_EXT](#), [VK_DESCRIPTOR_MAPPING_SOURCE_HEAP_WITH_SHADER_RECORD_INDEX_EXT](#), [VK_DESCRIPTOR_MAPPING_SOURCE_HEAP_WITH_INDIRECT_INDEX_ARRAY_EXT](#), or [VK_DESCRIPTOR_MAPPING_SOURCE_HEAP_WITH_INDIRECT_INDEX_EXT](#), and a shader accesses a [OpTypeStruct](#) decorated with [Block](#) or [BufferBlock](#) using that mapping, the calculated offset for the resource heap **must** be a multiple of [bufferDescriptorAlignment](#)

- VUID-vkCmdExecuteGeneratedCommandsEXT-None-11298

If a pipeline is bound to the pipeline bind point used by this command, or shader is bound to a shader stage used by this command, and it was created with a [descriptor mapping](#) using [VK_DESCRIPTOR_MAPPING_SOURCE_HEAP_WITH_PUSH_INDEX_EXT](#), [VK_DESCRIPTOR_MAPPING_SOURCE_HEAP_WITH_SHADER_RECORD_INDEX_EXT](#), [VK_DESCRIPTOR_MAPPING_SOURCE_HEAP_WITH_INDIRECT_INDEX_ARRAY_EXT](#), or [VK_DESCRIPTOR_MAPPING_SOURCE_HEAP_WITH_INDIRECT_INDEX_EXT](#), and a shader accesses an [OpTypeImage](#) or [OpTypeSampledImage](#) using that mapping, the calculated offset for the resource heap **must** be a multiple of [imageDescriptorAlignment](#)

- VUID-vkCmdExecuteGeneratedCommandsEXT-None-11299

If a pipeline is bound to the pipeline bind point used by this command, or shader is bound to a shader stage used by this command, and it was created with a [descriptor mapping](#) using [VK_DESCRIPTOR_MAPPING_SOURCE_HEAP_WITH_PUSH_INDEX_EXT](#), [VK_DESCRIPTOR_MAPPING_SOURCE_HEAP_WITH_SHADER_RECORD_INDEX_EXT](#), [VK_DESCRIPTOR_MAPPING_SOURCE_HEAP_WITH_INDIRECT_INDEX_ARRAY_EXT](#), or [VK_DESCRIPTOR_MAPPING_SOURCE_HEAP_WITH_INDIRECT_INDEX_EXT](#), and a shader accesses an [OpTypeSampler](#) or [OpTypeSampledImage](#) using that mapping, the calculated offset for the sampler heap **must** be a multiple of [samplerDescriptorAlignment](#)

- VUID-vkCmdExecuteGeneratedCommandsEXT-None-11397

If a pipeline is bound to the pipeline bind point used by this command, or shader is bound to a shader stage used by this command, and it was created with a [descriptor mapping](#) using [VK_DESCRIPTOR_MAPPING_SOURCE_HEAP_WITH_PUSH_INDEX_EXT](#), [VK_DESCRIPTOR_MAPPING_SOURCE_HEAP_WITH_SHADER_RECORD_INDEX_EXT](#), [VK_DESCRIPTOR_MAPPING_SOURCE_HEAP_WITH_INDIRECT_INDEX_ARRAY_EXT](#), or [VK_DESCRIPTOR_MAPPING_SOURCE_HEAP_WITH_INDIRECT_INDEX_EXT](#), and a shader accesses an [OpTypeTensorARM](#) using that mapping, the calculated offset for the resource heap **must** be a multiple of [tensorDescriptorAlignment](#)

- VUID-vkCmdExecuteGeneratedCommandsEXT-None-11300

If a pipeline is bound to the pipeline bind point used by this command, or shader is bound to a shader stage used by this command, and it was created with a [descriptor mapping](#) using [VK_DESCRIPTOR_MAPPING_SOURCE_HEAP_WITH_INDIRECT_INDEX_ARRAY_EXT](#) or [VK_DESCRIPTOR_MAPPING_SOURCE_HEAP_WITH_INDIRECT_INDEX_EXT](#), and a shader accesses a resource using that mapping, the value of the address at the expected location in push data **must** be a multiple of 4

- VUID-vkCmdExecuteGeneratedCommandsEXT-None-11301

If a pipeline is bound to the pipeline bind point used by this command, or shader is bound to a shader stage used by this command, and it was created with a [descriptor mapping](#)

using [VK_DESCRIPTOR_MAPPING_SOURCE_HEAP_WITH_INDIRECT_INDEX_ARRAY_EXT](#) or [VK_DESCRIPTOR_MAPPING_SOURCE_HEAP_WITH_INDIRECT_INDEX_EXT](#), and a shader accesses a resource using that mapping, the value of the address at the expected location in push data **must** be a valid [VkDeviceAddress](#) backed by physical memory at every offset specified by each mapping

- VUID-vkCmdExecuteGeneratedCommandsEXT-None-11302

If a pipeline is bound to the pipeline bind point used by this command, or shader is bound to a shader stage used by this command, and it was created with a [descriptor mapping](#) using [VK_DESCRIPTOR_MAPPING_SOURCE_PUSH_ADDRESS_EXT](#), and a shader accesses a resource using that mapping, the value of the address at the expected location in push data **must** be a valid [VkDeviceAddress](#)

- VUID-vkCmdExecuteGeneratedCommandsEXT-None-11304

If a pipeline is bound to the pipeline bind point used by this command, or shader is bound to a shader stage used by this command, and it was created with a [descriptor mapping](#) using [VK_DESCRIPTOR_MAPPING_SOURCE_INDIRECT_ADDRESS_EXT](#), and a shader accesses a resource using that mapping, the value of the address at the expected location in push data **must** be a multiple of 8

- VUID-vkCmdExecuteGeneratedCommandsEXT-None-11305

If a pipeline is bound to the pipeline bind point used by this command, or shader is bound to a shader stage used by this command, and it was created with a [descriptor mapping](#) using [VK_DESCRIPTOR_MAPPING_SOURCE_INDIRECT_ADDRESS_EXT](#), and a shader accesses a resource using that mapping, the value of the address at the expected location in push data **must** be a valid [VkDeviceAddress](#) backed by physical memory at every offset specified by each mapping

- VUID-vkCmdExecuteGeneratedCommandsEXT-None-11306

If a pipeline is bound to the pipeline bind point used by this command, or shader is bound to a shader stage used by this command, and it was created with a [descriptor mapping](#) using [VK_DESCRIPTOR_MAPPING_SOURCE_INDIRECT_ADDRESS_EXT](#), and a shader accesses a resource using that mapping, the value of the address pointed to by the address in push data **must** be a valid [VkDeviceAddress](#)

- VUID-vkCmdExecuteGeneratedCommandsEXT-None-11308

For each [descriptor heap](#) that is statically used by a [bound shader](#), either directly or via a [descriptor mapping](#), a valid descriptor heap **must** be bound

- VUID-vkCmdExecuteGeneratedCommandsEXT-None-11309

If a [bound shader](#) was created as a [VkShaderEXT](#) with the [VK_SHADER_CREATE_DESCRIPTOR_HEAP_BIT_EXT](#) flag or as part of a pipeline with the [VK_PIPELINE_CREATE_2_DESCRIPTOR_HEAP_BIT_EXT](#) flag, execution of this command **must** not result in any descriptor read accessing data outside of the user range of the respective heap bound by [vkCmdBind*HeapEXT](#) commands

- VUID-vkCmdExecuteGeneratedCommandsEXT-None-11372

If any stage of the [VkPipeline](#) object bound to the pipeline bind point used by this command accesses a uniform buffer or uniform texel buffer through a descriptor in the bound resource heap, that stage was created without enabling either [VK_PIPELINE_ROBUSTNESS_BUFFER_BEHAVIOR_ROBUST_BUFFER_ACCESS](#) or [VK_PIPELINE_ROBUSTNESS_BUFFER_BEHAVIOR_ROBUST_BUFFER_ACCESS_2](#)

`uniformBuffers`, the `robustBufferAccess2` feature is not enabled, and the `robustBufferAccess` feature is not enabled, that stage **must** not access values outside of the range of the descriptor specified via `VkDeviceAddressRangeKHR` when the descriptor was written

- VUID-vkCmdExecuteGeneratedCommandsEXT-None-11373

If any stage of the `VkPipeline` object bound to the pipeline bind point used by this command accesses a storage buffer or storage texel buffer through a descriptor in the bound resource heap, that stage was created without enabling either `VK_PIPELINE_ROBUSTNESS_BUFFER_BEHAVIOR_ROBUST_BUFFER_ACCESS` or `VK_PIPELINE_ROBUSTNESS_BUFFER_BEHAVIOR_ROBUST_BUFFER_ACCESS_2` for `storageBuffers`, the `robustBufferAccess2` feature is not enabled, and the `robustBufferAccess` feature is not enabled, that stage **must** not access values outside of the range of the descriptor specified by `VkDeviceAddressRangeKHR` when the descriptor was written

- VUID-vkCmdExecuteGeneratedCommandsEXT-None-11374

If the `robustBufferAccess2` feature is not enabled, the `robustBufferAccess` feature is not enabled, and any `VkShaderEXT` bound to a stage corresponding to the pipeline bind point used by this command accesses a uniform buffer, uniform texel buffer, storage buffer, or storage texel buffer, that shader **must** not access values outside of the range of the buffer as specified by `VkDeviceAddressRangeKHR` when the descriptor was written

- VUID-vkCmdExecuteGeneratedCommandsEXT-pBindInfo-11375

If any `bound shader` uses an embedded sampler via a `descriptor mapping`, the value of `pBindInfo->reservedRangeSize` set for `vkCmdBindSamplerHeapEXT` **must** be greater than or equal to `minSamplerHeapReservedRangeWithEmbedded`

- VUID-vkCmdExecuteGeneratedCommandsEXT-None-11376

If a `bound shader` was created as a `VkShaderEXT` with the `VK_SHADER_CREATE_DESCRIPTOR_HEAP_BIT_EXT` flag or as part of a pipeline with the `VK_PIPELINE_CREATE_2_DESCRIPTOR_HEAP_BIT_EXT` flag, and that shader statically uses a push constant value, that value **must** have been set by `vkCmdPushDataEXT`

- VUID-vkCmdExecuteGeneratedCommandsEXT-None-11398

If a `bound shader` was created with a `descriptor mapping` using `VK_DESCRIPTOR_MAPPING_SOURCE_PUSH_DATA_EXT`, `VK_DESCRIPTOR_MAPPING_SOURCE_PUSH_ADDRESS_EXT`, `VK_DESCRIPTOR_MAPPING_SOURCE_SHADER_RECORD_DATA_EXT`, `VK_DESCRIPTOR_MAPPING_SOURCE_SHADER_RECORD_ADDRESS_EXT`, `VK_DESCRIPTOR_MAPPING_SOURCE_RESOURCE_HEAP_DATA_EXT`, or `VK_DESCRIPTOR_MAPPING_SOURCE_INDIRECT_ADDRESS_EXT`, and a shader accesses a resource using that mapping, the access **must** not be `out of bounds`

- VUID-vkCmdExecuteGeneratedCommandsEXT-None-11437

If a pipeline is bound to the pipeline bind point used by this command, or shader is bound to a shader stage used by this command, and it was created with a `descriptor mapping` using `VK_DESCRIPTOR_MAPPING_SOURCE_HEAP_WITH_INDIRECT_INDEX_ARRAY_EXT`, `VK_DESCRIPTOR_MAPPING_SOURCE_HEAP_WITH_INDIRECT_INDEX_EXT`, or `VK_DESCRIPTOR_MAPPING_SOURCE_INDIRECT_ADDRESS_EXT`, and a shader accesses a resource using that mapping, the buffer from which the address in push data was queried **must** have been created with the `VK_BUFFER_USAGE_UNIFORM_BUFFER_BIT` usage flag set

- VUID-vkCmdExecuteGeneratedCommandsEXT-None-11438

If a pipeline is bound to the pipeline bind point used by this command, or shader is bound to a shader stage used by this command, and it was created with a [descriptor mapping](#) using [VK_DESCRIPTOR_MAPPING_SOURCE_PUSH_ADDRESS_EXT](#), [VK_DESCRIPTOR_MAPPING_SOURCE_SHADER_RECORD_ADDRESS_EXT](#), or [VK_DESCRIPTOR_MAPPING_SOURCE_INDIRECT_ADDRESS_EXT](#), and a shader accesses a uniform buffer using that mapping, the address that the uniform buffer is mapped to **must** have been queried from a buffer created with the [VK_BUFFER_USAGE_UNIFORM_BUFFER_BIT](#) usage flag set

- VUID-vkCmdExecuteGeneratedCommandsEXT-None-11441

If a pipeline is bound to the pipeline bind point used by this command, or shader is bound to a shader stage used by this command, and it was created with a [descriptor mapping](#) using [VK_DESCRIPTOR_MAPPING_SOURCE_PUSH_ADDRESS_EXT](#), [VK_DESCRIPTOR_MAPPING_SOURCE_SHADER_RECORD_ADDRESS_EXT](#), or [VK_DESCRIPTOR_MAPPING_SOURCE_INDIRECT_ADDRESS_EXT](#), and a shader accesses a uniform buffer using that mapping, the address that the uniform buffer is mapped to **must** be aligned to [minUniformBufferOffsetAlignment](#)

- VUID-vkCmdExecuteGeneratedCommandsEXT-None-11439

If a pipeline is bound to the pipeline bind point used by this command, or shader is bound to a shader stage used by this command, and it was created with a [descriptor mapping](#) using [VK_DESCRIPTOR_MAPPING_SOURCE_PUSH_ADDRESS_EXT](#), [VK_DESCRIPTOR_MAPPING_SOURCE_SHADER_RECORD_ADDRESS_EXT](#), or [VK_DESCRIPTOR_MAPPING_SOURCE_INDIRECT_ADDRESS_EXT](#), and a shader accesses a storage buffer using that mapping, the address that the storage buffer is mapped to **must** have been queried from a buffer created with the [VK_BUFFER_USAGE_STORAGE_BUFFER_BIT](#) usage flag set

- VUID-vkCmdExecuteGeneratedCommandsEXT-None-11442

If a pipeline is bound to the pipeline bind point used by this command, or shader is bound to a shader stage used by this command, and it was created with a [descriptor mapping](#) using [VK_DESCRIPTOR_MAPPING_SOURCE_PUSH_ADDRESS_EXT](#), [VK_DESCRIPTOR_MAPPING_SOURCE_SHADER_RECORD_ADDRESS_EXT](#), or [VK_DESCRIPTOR_MAPPING_SOURCE_INDIRECT_ADDRESS_EXT](#), and a shader accesses a storage buffer using that mapping, the address that the storage buffer is mapped to **must** be aligned to [minStorageBufferOffsetAlignment](#)

- VUID-vkCmdExecuteGeneratedCommandsEXT-None-11485

If a pipeline is bound to the pipeline bind point used by this command, or shader is bound to a shader stage used by this command, and it was created with a [descriptor mapping](#) using [VK_DESCRIPTOR_MAPPING_SOURCE_PUSH_ADDRESS_EXT](#), [VK_DESCRIPTOR_MAPPING_SOURCE_SHADER_RECORD_ADDRESS_EXT](#), or [VK_DESCRIPTOR_MAPPING_SOURCE_INDIRECT_ADDRESS_EXT](#), and a shader accesses an acceleration structure using that mapping, the address that the acceleration structure is mapped to **must** be an acceleration structure address retrieved from a [VkAccelerationStructureKHR](#) object via [vkGetAccelerationStructureDeviceAddressKHR](#) or handle retrieved from a [VkAccelerationStructureNV](#) object via [vkGetAccelerationStructureHandleNV](#)

- VUID-vkCmdExecuteGeneratedCommandsEXT-index-11450

If a shader uses a sampler descriptor to sample an image as a result of this command, and that sampler descriptor uses a custom border color with an index defined by [VkSamplerCustomBorderColorIndexCreateInfoEXT](#), the value of [VkSamplerCustomBorderColorIndexCreateInfoEXT::index](#) **must** have been registered before this command was recorded, and still be registered during the sampling operation, with an identically defined color

- VUID-vkCmdExecuteGeneratedCommandsEXT-protectedNoFault-11455

If [protectedNoFault](#) is not supported, a pipeline is bound to the pipeline bind point used by this command, or a shader is bound to a shader stage used by this command, and it was created with a [descriptor mapping](#) using [VK_DESCRIPTOR_MAPPING_SOURCE_PUSH_ADDRESS_EXT](#), [VK_DESCRIPTOR_MAPPING_SOURCE_SHADER_RECORD_ADDRESS_EXT](#), or [VK_DESCRIPTOR_MAPPING_SOURCE_INDIRECT_ADDRESS_EXT](#), the address that the resource is mapped to **must** have been queried from a buffer created without the [VK_BUFFER_CREATE_PROTECTED_BIT](#) create flag set

- VUID-vkCmdExecuteGeneratedCommandsEXT-protectedNoFault-11456

If [protectedNoFault](#) is not supported, a pipeline is bound to the pipeline bind point used by this command, or a shader is bound to a shader stage used by this command, and it was created with a [descriptor mapping](#) using [VK_DESCRIPTOR_MAPPING_SOURCE_HEAP_WITH_INDIRECT_INDEX_EXT](#) or [VK_DESCRIPTOR_MAPPING_SOURCE_HEAP_WITH_INDIRECT_INDEX_ARRAY_EXT](#), the address of the indirect memory **must** have been queried from a buffer created without the [VK_BUFFER_CREATE_PROTECTED_BIT](#) create flag set

- VUID-vkCmdExecuteGeneratedCommandsEXT-renderPass-02684

The current render pass **must** be [compatible](#) with the [renderPass](#) member of the [VkGraphicsPipelineCreateInfo](#) structure specified when creating the [VkPipeline](#) bound to [VK_PIPELINE_BIND_POINT_GRAPHICS](#)

- VUID-vkCmdExecuteGeneratedCommandsEXT-subpass-02685

The subpass index of the current render pass **must** be equal to the [subpass](#) member of the [VkGraphicsPipelineCreateInfo](#) structure specified when creating the [VkPipeline](#) bound to [VK_PIPELINE_BIND_POINT_GRAPHICS](#)

- VUID-vkCmdExecuteGeneratedCommandsEXT-OpTypeImage-07468

If any shader executed by this pipeline accesses an [OpTypeImage](#) variable with a [Dim](#) operand of [SubpassData](#), it **must** be decorated with an [InputAttachmentIndex](#) that corresponds to a valid input attachment in the current subpass

- VUID-vkCmdExecuteGeneratedCommandsEXT-None-07469

Input attachment views accessed in a subpass **must** be created with the same [VkFormat](#) as the corresponding subpass definition, and be created with a [VkImageView](#) that is compatible with the attachment referenced by the subpass' [pInputAttachments](#) [[InputAttachmentIndex](#)] in the bound [VkFramebuffer](#) as specified by [Fragment Input Attachment Compatibility](#)

- VUID-vkCmdExecuteGeneratedCommandsEXT-pDepthInputAttachmentIndex-09595

Input attachment views accessed in a dynamic render pass with a [InputAttachmentIndex](#) referenced by [VkRenderingInputAttachmentIndexInfo](#), or no [InputAttachmentIndex](#) if [VkRenderingInputAttachmentIndexInfo::pDepthInputAttachmentIndex](#) or

`VkRenderingInputAttachmentIndexInfo::pStencilInputAttachmentIndex` are `NULL`, **must** be created with a `VkImageView` that is compatible with the corresponding color, depth, or stencil attachment in `VkRenderingInfo`

- VUID-vkCmdExecuteGeneratedCommandsEXT-pDepthInputAttachmentIndex-09596
Input attachment views accessed in a dynamic render pass via a shader object **must** have an `InputAttachmentIndex` if both `VkRenderingInputAttachmentIndexInfo::pDepthInputAttachmentIndex` and `VkRenderingInputAttachmentIndexInfo::pStencilInputAttachmentIndex` are non-`NULL`
- VUID-vkCmdExecuteGeneratedCommandsEXT-InputAttachmentIndex-09597
If an input attachment view accessed in a dynamic render pass via a shader object has an `InputAttachmentIndex`, the `InputAttachmentIndex` **must** match an index in `VkRenderingInputAttachmentIndexInfo`
- VUID-vkCmdExecuteGeneratedCommandsEXT-None-06537
Memory backing image subresources used as attachments in the current render pass **must** not be written in any way other than as an attachment by this command
- VUID-vkCmdExecuteGeneratedCommandsEXT-None-10795
If a color attachment is written by any prior command in this subpass or by the load, store, or resolve operations for this subpass, and `feedback loop` is not enabled for `VK_IMAGE_ASPECT_COLOR_BIT` on that attachment, it **must** not be accessed in any way other than as an attachment by this command
- VUID-vkCmdExecuteGeneratedCommandsEXT-None-10796
If a depth attachment is written by any prior command in this subpass or by the load, store, or resolve operations for this subpass, and `feedback loop` is not enabled for `VK_IMAGE_ASPECT_DEPTH_BIT` on that attachment, it **must** not be accessed in any way other than as an attachment by this command
- VUID-vkCmdExecuteGeneratedCommandsEXT-None-10797
If a stencil attachment is written by any prior command in this subpass or by the load, store, or resolve operations for this subpass, and `feedback loop` is not enabled for `VK_IMAGE_ASPECT_STENCIL_BIT` on that attachment, it **must** not be accessed in any way other than as an attachment by this command
- VUID-vkCmdExecuteGeneratedCommandsEXT-None-12338
If a color attachment is read in this command in any way other than as an attachment, or has been read by any prior command in this subpass as a non-attachment, and `feedback loop` is not enabled for `VK_IMAGE_ASPECT_COLOR_BIT` on that attachment, the color attachment **must** not be written to by this command
- VUID-vkCmdExecuteGeneratedCommandsEXT-None-12339
If a depth attachment is read in this command in any way other than as an attachment, or has been read by any prior command in this subpass as a non-attachment, and `feedback loop` is not enabled for `VK_IMAGE_ASPECT_DEPTH_BIT` on that attachment, the depth attachment **must** not be written to by this command
- VUID-vkCmdExecuteGeneratedCommandsEXT-None-12340
If a stencil attachment is read in this command in any way other than as an attachment, or has been read by any prior command in this subpass as a non-attachment, and `feedback loop` is not enabled for `VK_IMAGE_ASPECT_STENCIL_BIT` on that attachment, the

stencil attachment **must** not be written to by this command

- VUID-vkCmdExecuteGeneratedCommandsEXT-None-09003

If an attachment is written by any prior command in this subpass or by the load, store, or resolve operations for this subpass, it **must** not be accessed in any way other than as an attachment, storage image, or sampled image by this command

- VUID-vkCmdExecuteGeneratedCommandsEXT-None-06886

If the current render pass instance uses a depth/stencil attachment with a read-only layout for the depth aspect, **depth writes must** be disabled

- VUID-vkCmdExecuteGeneratedCommandsEXT-None-06887

If the current render pass instance uses a depth/stencil attachment with a read-only layout for the stencil aspect, both front and back **writeMask** are not zero, and stencil test is enabled, **all stencil ops must** be **VK_STENCIL_OP_KEEP**

- VUID-vkCmdExecuteGeneratedCommandsEXT-None-07831

If the bound graphics pipeline state was created with the **VK_DYNAMIC_STATE_VIEWPORT** dynamic state enabled then **vkCmdSetViewport must** have been called and not subsequently **invalidated** in the current command buffer prior to this drawing command

- VUID-vkCmdExecuteGeneratedCommandsEXT-None-07832

If the bound graphics pipeline state was created with the **VK_DYNAMIC_STATE_SCISSOR** dynamic state enabled then **vkCmdSetScissor must** have been called and not subsequently **invalidated** in the current command buffer prior to this drawing command

- VUID-vkCmdExecuteGeneratedCommandsEXT-None-08617

If a shader object is bound to any graphics stage or a graphics pipeline is bound which was created with the **VK_DYNAMIC_STATE_LINE_WIDTH** dynamic state enabled, the **current value** of **rasterizerDiscardEnable** is **VK_FALSE**, and the **effective rasterization input topology** is in line topology class, then **vkCmdSetLineWidth must** have been called and not subsequently **invalidated** in the current command buffer prior to this drawing command

- VUID-vkCmdExecuteGeneratedCommandsEXT-None-07834

If a shader object is bound to any graphics stage or a graphics pipeline is bound which was created with the **VK_DYNAMIC_STATE_DEPTH_BIAS** dynamic state enabled, the **current value** of **rasterizerDiscardEnable** is **VK_FALSE**, and the **current value** of **depthBiasEnable** is **VK_TRUE**, then **vkCmdSetDepthBias** or **vkCmdSetDepthBias2EXT must** have been called and not subsequently **invalidated** in the current command buffer prior to this drawing command

- VUID-vkCmdExecuteGeneratedCommandsEXT-None-07835

If a shader object is bound to the **VK_SHADER_STAGE_FRAGMENT_BIT** stage or a graphics pipeline is bound which was created with the **VK_DYNAMIC_STATE_BLEND_CONSTANTS** dynamic state enabled, the **current value** of **rasterizerDiscardEnable** is **VK_FALSE**, and an active color attachment **current value** of **blendEnable** is **VK_TRUE** with a blend equations where any **VkBlendFactor** member is **VK_BLEND_FACTOR_CONSTANT_COLOR**, **VK_BLEND_FACTOR_ONE_MINUS_CONSTANT_COLOR**, **VK_BLEND_FACTOR_CONSTANT_ALPHA**, or **VK_BLEND_FACTOR_ONE_MINUS_CONSTANT_ALPHA**, then **vkCmdSetBlendConstants must** have been called and not subsequently **invalidated** in the current command buffer

prior to this drawing command

- VUID-vkCmdExecuteGeneratedCommandsEXT-None-07836

If a shader object is bound to any graphics stage or a graphics pipeline is bound which was created with the [VK_DYNAMIC_STATE_DEPTH_BOUNDS](#) dynamic state enabled, the [current value](#) of [rasterizerDiscardEnable](#) is [VK_FALSE](#), and the [current value](#) of [depthBoundsTestEnable](#) is [VK_TRUE](#), then [vkCmdSetDepthBounds](#) **must** have been called and not subsequently [invalidated](#) in the current command buffer prior to this drawing command

- VUID-vkCmdExecuteGeneratedCommandsEXT-None-07837

If a shader object is bound to any graphics stage or a graphics pipeline is bound which was created with the [VK_DYNAMIC_STATE_STENCIL_COMPARE_MASK](#) dynamic state enabled, the [current value](#) of [rasterizerDiscardEnable](#) is [VK_FALSE](#), and the [current value](#) of [stencilTestEnable](#) is [VK_TRUE](#), then [vkCmdSetStencilCompareMask](#) **must** have been called and not subsequently [invalidated](#) in the current command buffer prior to this drawing command

- VUID-vkCmdExecuteGeneratedCommandsEXT-None-07838

If a shader object is bound to any graphics stage or a graphics pipeline is bound which was created with the [VK_DYNAMIC_STATE_STENCIL_WRITE_MASK](#) dynamic state enabled, the [current value](#) of [rasterizerDiscardEnable](#) is [VK_FALSE](#), and the [current value](#) of [stencilTestEnable](#) is [VK_TRUE](#), then [vkCmdSetStencilWriteMask](#) **must** have been called and not subsequently [invalidated](#) in the current command buffer prior to this drawing command

- VUID-vkCmdExecuteGeneratedCommandsEXT-None-07839

If a shader object is bound to any graphics stage or a graphics pipeline is bound which was created with the [VK_DYNAMIC_STATE_STENCIL_REFERENCE](#) dynamic state enabled, the [current value](#) of [rasterizerDiscardEnable](#) is [VK_FALSE](#), the [current value](#) of [stencilTestEnable](#) is [VK_TRUE](#), then [vkCmdSetStencilReference](#) **must** have been called and not subsequently [invalidated](#) in the current command buffer prior to this drawing command

- VUID-vkCmdExecuteGeneratedCommandsEXT-maxMultiviewInstanceIndex-02688

If the draw is recorded in a render pass instance with multiview enabled, the maximum instance index **must** be less than or equal to [VkPhysicalDeviceMultiviewProperties::maxMultiviewInstanceIndex](#)

- VUID-vkCmdExecuteGeneratedCommandsEXT-sampleLocationsEnable-02689

If the bound graphics pipeline was created with [VkPipelineSampleLocationsStateCreateInfoEXT::sampleLocationsEnable](#) set to [VK_TRUE](#), then the active depth attachment **must** have been created with the [VK_IMAGE_CREATE_SAMPLE_LOCATIONS_COMPATIBLE_DEPTH_BIT_EXT](#) bit set

- VUID-vkCmdExecuteGeneratedCommandsEXT-None-07634

If the [VK_EXT_sample_locations](#) extension is enabled, a shader object is bound to any graphics stage or a graphics pipeline is bound which was created with the [VK_DYNAMIC_STATE_SAMPLE_LOCATIONS_ENABLE_EXT](#) dynamic state enabled, and the [current value](#) of [rasterizerDiscardEnable](#) is [VK_FALSE](#), then [vkCmdSetSampleLocationsEnableEXT](#) **must** have been called and not subsequently [invalidated](#) in the current command buffer prior to this drawing command

- VUID-vkCmdExecuteGeneratedCommandsEXT-None-06666

If the `VK_EXT_sample_locations` extension is enabled, a shader object is bound to any graphics stage or a graphics pipeline is bound which was created with the `VK_DYNAMIC_STATE_SAMPLE_LOCATIONS_EXT` dynamic state enabled, the **current value** of `rasterizerDiscardEnable` is `VK_FALSE`, and the **current value** of `sampleLocationsEnable` is `VK_TRUE`, then `vkCmdSetSampleLocationsEXT` **must** have been called and not subsequently **invalidated** in the current command buffer prior to this drawing command

- VUID-vkCmdExecuteGeneratedCommandsEXT-None-07840

If a shader object is bound to any graphics stage or a graphics pipeline is bound which was created with the `VK_DYNAMIC_STATE_CULL_MODE` dynamic state enabled, and the **current value** of `rasterizerDiscardEnable` is `VK_FALSE`, then `vkCmdSetCullMode` **must** have been called and not subsequently **invalidated** in the current command buffer prior to this drawing command

- VUID-vkCmdExecuteGeneratedCommandsEXT-None-07841

If a shader object is bound to any graphics stage or a graphics pipeline is bound which was created with the `VK_DYNAMIC_STATE_FRONT_FACE` dynamic state enabled, and the **current value** of `rasterizerDiscardEnable` is `VK_FALSE`, then `vkCmdSetFrontFace` **must** have been called and not subsequently **invalidated** in the current command buffer prior to this drawing command

- VUID-vkCmdExecuteGeneratedCommandsEXT-None-07843

If a shader object is bound to any graphics stage or a graphics pipeline is bound which was created with the `VK_DYNAMIC_STATE_DEPTH_TEST_ENABLE` dynamic state enabled, and the **current value** of `rasterizerDiscardEnable` is `VK_FALSE`, `vkCmdSetDepthTestEnable` **must** have been called and not subsequently **invalidated** in the current command buffer prior to this drawing command

- VUID-vkCmdExecuteGeneratedCommandsEXT-None-07844

If a shader object is bound to any graphics stage or a graphics pipeline is bound which was created with the `VK_DYNAMIC_STATE_DEPTH_WRITE_ENABLE` dynamic state enabled, and the **current value** of `rasterizerDiscardEnable` is `VK_FALSE`, and the **current value** of `depthTestEnable` is `VK_TRUE`, then `vkCmdSetDepthWriteEnable` **must** have been called and not subsequently **invalidated** in the current command buffer prior to this drawing command

- VUID-vkCmdExecuteGeneratedCommandsEXT-None-07845

If a shader object is bound to any graphics stage or a graphics pipeline is bound which was created with the `VK_DYNAMIC_STATE_DEPTH_COMPARE_OP` dynamic state enabled, the **current value** of `rasterizerDiscardEnable` is `VK_FALSE`, and the **current value** of `depthTestEnable` is `VK_TRUE`, then `vkCmdSetDepthCompareOp` **must** have been called and not subsequently **invalidated** in the current command buffer prior to this drawing command

- VUID-vkCmdExecuteGeneratedCommandsEXT-None-07846

If the `depthBounds` feature is enabled, a shader object is bound to any graphics stage or a graphics pipeline is bound which was created with the `VK_DYNAMIC_STATE_DEPTH_BOUNDS_TEST_ENABLE` dynamic state enabled, and the **current value** of `rasterizerDiscardEnable` is `VK_FALSE`, then `vkCmdSetDepthBoundsTestEnable` **must** have been called and not subsequently

[invalidated](#) in the current command buffer prior to this drawing command

- VUID-vkCmdExecuteGeneratedCommandsEXT-None-07847

If a shader object is bound to any graphics stage or a graphics pipeline is bound which was created with the [VK_DYNAMIC_STATE_STENCIL_TEST_ENABLE](#) dynamic state enabled, and the [current value](#) of [rasterizerDiscardEnable](#) is [VK_FALSE](#), then [vkCmdSetStencilTestEnable](#) **must** have been called and not subsequently [invalidated](#) in the current command buffer prior to this drawing command

- VUID-vkCmdExecuteGeneratedCommandsEXT-None-07848

If a shader object is bound to any graphics stage or a graphics pipeline is bound which was created with the [VK_DYNAMIC_STATE_STENCIL_OP](#) dynamic state enabled, the [current value](#) of [rasterizerDiscardEnable](#) is [VK_FALSE](#), the [current value](#) of [stencilTestEnable](#) is [VK_TRUE](#), then [vkCmdSetStencilOp](#) **must** have been called and not subsequently [invalidated](#) in the current command buffer prior to this drawing command

- VUID-vkCmdExecuteGeneratedCommandsEXT-viewportCount-03417

If a shader object is bound to any graphics stage or a graphics pipeline is bound which was created with the [VK_DYNAMIC_STATE_VIEWPORT_WITH_COUNT](#) dynamic state enabled, and the state is not inherited, then [vkCmdSetViewportWithCount](#) **must** have been called and not subsequently [invalidated](#) in the current command buffer prior to this drawing command

- VUID-vkCmdExecuteGeneratedCommandsEXT-scissorCount-03418

If a shader object is bound to any graphics stage or a graphics pipeline is bound which was created with the [VK_DYNAMIC_STATE_SCISSOR_WITH_COUNT](#) dynamic state enabled, and the state is not inherited, then [vkCmdSetScissorWithCount](#) **must** have been called and not subsequently [invalidated](#) in the current command buffer prior to this drawing

- VUID-vkCmdExecuteGeneratedCommandsEXT-viewportCount-03419

If a shader object is bound to any graphics stage or a graphics pipeline is bound which was created with both the [VK_DYNAMIC_STATE_SCISSOR_WITH_COUNT](#) and [VK_DYNAMIC_STATE_VIEWPORT_WITH_COUNT](#) dynamic states enabled, and the state is not inherited, then the [viewportCount](#) parameter of [vkCmdSetViewportWithCount](#) **must** match the [scissorCount](#) parameter of [vkCmdSetScissorWithCount](#)

- VUID-vkCmdExecuteGeneratedCommandsEXT-viewportCount-04137

If the bound graphics pipeline state was created with the [VK_DYNAMIC_STATE_VIEWPORT_WITH_COUNT](#) dynamic state enabled, but not the [VK_DYNAMIC_STATE_VIEWPORT_W_SCALING_NV](#) dynamic state enabled, then the bound graphics pipeline **must** have been created with [VkPipelineViewportWScalingStateCreateInfoNV::viewportCount](#) greater or equal to the [viewportCount](#) parameter in the last call to [vkCmdSetViewportWithCount](#)

- VUID-vkCmdExecuteGeneratedCommandsEXT-viewportCount-04138

If the [VK_NV_clip_space_w_scaling](#) extension is enabled, and a shader object is bound to any graphics stage or a graphics pipeline is bound which was created with the [VK_DYNAMIC_STATE_VIEWPORT_WITH_COUNT](#) and [VK_DYNAMIC_STATE_VIEWPORT_W_SCALING_NV](#) dynamic state enabled, the [current value](#) of [viewportWScalingEnable](#) is [VK_TRUE](#), then [vkCmdSetViewportWScalingNV](#) **must** have been called and not subsequently [invalidated](#) in the current command buffer prior

to this drawing command

- VUID-vkCmdExecuteGeneratedCommandsEXT-None-08636

If the `VK_NV_clip_space_w_scaling` extension is enabled, and a shader object is bound to any graphics stage or a graphics pipeline is bound which was created with the `VK_DYNAMIC_STATE_VIEWPORT_WITH_COUNT` and `VK_DYNAMIC_STATE_VIEWPORT_W_SCALING_NV` dynamic state enabled, the **current value** of `viewportWScalingEnable` is `VK_TRUE`, then the `viewportCount` parameter in the last call to `vkCmdSetViewportWScalingNV` **must** be greater than or equal to the `viewportCount` parameter in the last call to `vkCmdSetViewportWithCount`

- VUID-vkCmdExecuteGeneratedCommandsEXT-viewportCount-04139

If the bound graphics pipeline state was created with the `VK_DYNAMIC_STATE_VIEWPORT_WITH_COUNT` dynamic state enabled, but not the `VK_DYNAMIC_STATE_VIEWPORT_SHADING_RATE_PALETTE_NV` dynamic state enabled, then the bound graphics pipeline **must** have been created with `VkPipelineViewportShadingRateImageStateCreateInfoNV::viewportCount` greater or equal to the `viewportCount` parameter in the last call to `vkCmdSetViewportWithCount`

- VUID-vkCmdExecuteGeneratedCommandsEXT-shadingRateImage-09233

If the `shadingRateImage` feature is enabled, and a shader object is bound to any graphics stage or a graphics pipeline is bound which was created with the `VK_DYNAMIC_STATE_VIEWPORT_COARSE_SAMPLE_ORDER_NV` and the **current value** of `rasterizerDiscardEnable` is `VK_FALSE`, then `vkCmdSetCoarseSampleOrderNV` **must** have been called and not subsequently `invalidated` in the current command buffer prior to this drawing command

- VUID-vkCmdExecuteGeneratedCommandsEXT-shadingRateImage-09234

If the `shadingRateImage` feature is enabled, and a shader object is bound to any graphics stage or a graphics pipeline is bound which was created with the `VK_DYNAMIC_STATE_VIEWPORT_WITH_COUNT` and `VK_DYNAMIC_STATE_VIEWPORT_SHADING_RATE_PALETTE_NV` dynamic state enabled, the **current value** of `rasterizerDiscardEnable` is `VK_FALSE`, and the **current value** of `shadingRateImageEnable` is `VK_TRUE`, then `vkCmdSetViewportShadingRatePaletteNV` **must** have been called and not subsequently `invalidated` in the current command buffer prior to this drawing command

- VUID-vkCmdExecuteGeneratedCommandsEXT-None-08637

If the `shadingRateImage` feature is enabled, and a shader object is bound to any graphics stage or a graphics pipeline is bound which was created with the `VK_DYNAMIC_STATE_VIEWPORT_WITH_COUNT` and `VK_DYNAMIC_STATE_VIEWPORT_SHADING_RATE_PALETTE_NV` dynamic state enabled, the **current value** of `rasterizerDiscardEnable` is `VK_FALSE`, and the **current value** of `shadingRateImageEnable` is `VK_TRUE`, then the `viewportCount` parameter in the last call to `vkCmdSetViewportShadingRatePaletteNV` **must** be greater than or equal to the `viewportCount` parameter in the last call to `vkCmdSetViewportWithCount`

- VUID-vkCmdExecuteGeneratedCommandsEXT-VkPipelineVieportCreateInfo-04141

If the bound graphics pipeline state was created with the `VK_DYNAMIC_STATE_VIEWPORT_WITH_COUNT` dynamic state enabled and a `VkPipelineViewportSwizzleStateCreateInfoNV` structure chained from

VkPipelineViewportStateCreateInfo, then the bound graphics pipeline **must** have been created with `VkPipelineViewportSwizzleStateCreateInfoNV::viewportCount` greater or equal to the `viewportCount` parameter in the last call to `vkCmdSetViewportWithCount`

- VUID-vkCmdExecuteGeneratedCommandsEXT-VkPipelineVieportCreateInfo-04142

If the bound graphics pipeline state was created with the `VK_DYNAMIC_STATE_VIEWPORT_WITH_COUNT` dynamic state enabled and a `VkPipelineViewportExclusiveScissorStateCreateInfoNV` structure chained from `VkPipelineViewportStateCreateInfo`, then the bound graphics pipeline **must** have been created with `VkPipelineViewportExclusiveScissorStateCreateInfoNV::exclusiveScissorCount` greater or equal to the `viewportCount` parameter in the last call to `vkCmdSetViewportWithCount`

- VUID-vkCmdExecuteGeneratedCommandsEXT-None-07878

If the `exclusiveScissor` feature is enabled, and a shader object is bound to any graphics stage or a graphics pipeline is bound which was created with the `VK_DYNAMIC_STATE_EXCLUSIVE_SCISSOR_ENABLE_NV` dynamic state enabled, then `vkCmdSetExclusiveScissorEnableNV` **must** have been called and not subsequently `invalidated` in the current command buffer prior to this drawing command

- VUID-vkCmdExecuteGeneratedCommandsEXT-None-07879

If the `exclusiveScissor` feature is enabled, a shader object is bound to any graphics stage or a graphics pipeline is bound which was created with the `VK_DYNAMIC_STATE_EXCLUSIVE_SCISSOR_NV` dynamic state enabled, and the most recent call to `vkCmdSetExclusiveScissorEnableNV` in the current command buffer set any element of `pExclusiveScissorEnables` to `VK_TRUE`, then `vkCmdSetExclusiveScissorNV` **must** have been called and not subsequently `invalidated` in the current command buffer prior to this drawing command

- VUID-vkCmdExecuteGeneratedCommandsEXT-None-04876

If a shader object is bound to any graphics stage or a graphics pipeline is bound which was created with the `VK_DYNAMIC_STATE_RASTERIZER_DISCARD_ENABLE` dynamic state enabled, then `vkCmdSetRasterizerDiscardEnable` **must** have been called and not subsequently `invalidated` in the current command buffer prior to this drawing command

- VUID-vkCmdExecuteGeneratedCommandsEXT-None-04877

If a shader object is bound to any graphics stage or a graphics pipeline is bound which was created with the `VK_DYNAMIC_STATE_DEPTH_BIAS_ENABLE` dynamic state enabled, and the `current value` of `rasterizerDiscardEnable` is `VK_FALSE`, then `vkCmdSetDepthBiasEnable` **must** have been called and not subsequently `invalidated` in the current command buffer prior to this drawing command

- VUID-vkCmdExecuteGeneratedCommandsEXT-logicOp-04878

If a shader object is bound to the `VK_SHADER_STAGE_FRAGMENT_BIT` or a graphics pipeline is bound which was created with the `VK_DYNAMIC_STATE_LOGIC_OP_EXT` dynamic state enabled, the `current value` of `rasterizerDiscardEnable` is `VK_FALSE`, and the `current value` of `logicOpEnable` is `VK_TRUE`, then `vkCmdSetLogicOpEXT` **must** have been called and not subsequently `invalidated` in the current command buffer prior to this drawing command

- VUID-vkCmdExecuteGeneratedCommandsEXT-primitiveFragmentShadingRateWithMultipleViewports-04552

If the `primitiveFragmentShadingRateWithMultipleViewports` limit is not supported, the bound graphics pipeline was created with the `VK_DYNAMIC_STATE_VIEWPORT_WITH_COUNT` dynamic state enabled, and any of the shader stages of the bound graphics pipeline write to the `PrimitiveShadingRateKHR` built-in, then `vkCmdSetViewportWithCount` **must** have been called in the current command buffer prior to this drawing command, and the `viewportCount` parameter of `vkCmdSetViewportWithCount` **must** be 1

- VUID-vkCmdExecuteGeneratedCommandsEXT-

`primitiveFragmentShadingRateWithMultipleViewports-08642`

If the `primitiveFragmentShadingRateWithMultipleViewports` limit is not supported, and any shader object bound to a graphics stage writes to the `PrimitiveShadingRateKHR` built-in, then `vkCmdSetViewportWithCount` **must** have been called in the current command buffer prior to this drawing command, and the `viewportCount` parameter of `vkCmdSetViewportWithCount` **must** be 1

- VUID-vkCmdExecuteGeneratedCommandsEXT-blendEnable-04727

If a shader object is bound to the `VK_SHADER_STAGE_FRAGMENT_BIT` stage or a graphics pipeline is bound which was created with `VK_DYNAMIC_STATE_COLOR_BLEND_ENABLE_EXT` dynamic state enabled, the **current value** of `rasterizerDiscardEnable` is `VK_FALSE`, then for each color attachment, if the corresponding image view's **format features** do not contain `VK_FORMAT_FEATURE_COLOR_ATTACHMENT_BLEND_BIT`, then the corresponding **current value** of `blendEnable` **must** be `VK_FALSE`

- VUID-vkCmdExecuteGeneratedCommandsEXT-None-08644

If a shader object is bound to any graphics stage or a graphics pipeline is bound, the **current value** of `rasterizerDiscardEnable` is `VK_FALSE`, and none of the following is enabled:

- the `VK_AMD_mixed_attachment_samples` extension
- the `VK_NV_framebuffer_mixed_samples` extension
- the `multisampledRenderToSingleSampled` feature

then the **current value** of `rasterizationSamples` **must** be the same as the current color and/or depth/stencil attachments

- VUID-vkCmdExecuteGeneratedCommandsEXT-None-08876

If a shader object is bound to any graphics stage, the current render pass instance **must** have been begun with `vkCmdBeginRendering`

- VUID-vkCmdExecuteGeneratedCommandsEXT-imageView-06172

If the current render pass instance was begun with `vkCmdBeginRendering`, the `imageView` member of `pDepthAttachment` is not `VK_NULL_HANDLE`, and the `layout` member of `pDepthAttachment` is `VK_IMAGE_LAYOUT_DEPTH_STENCIL_READ_ONLY_OPTIMAL`, this command **must** not write any values to the depth attachment

- VUID-vkCmdExecuteGeneratedCommandsEXT-imageView-06173

If the current render pass instance was begun with `vkCmdBeginRendering`, the `imageView` member of `pStencilAttachment` is not `VK_NULL_HANDLE`, and the `layout` member of `pStencilAttachment` is `VK_IMAGE_LAYOUT_DEPTH_STENCIL_READ_ONLY_OPTIMAL`, this

command **must** not write any values to the stencil attachment

- VUID-vkCmdExecuteGeneratedCommandsEXT-imageView-06174

If the current render pass instance was begun with `vkCmdBeginRendering`, the `imageView` member of `pDepthAttachment` is not `VK_NULL_HANDLE`, and the `layout` member of `pDepthAttachment` is

`VK_IMAGE_LAYOUT_DEPTH_READ_ONLY_STENCIL_ATTACHMENT_OPTIMAL`, this

command **must** not write any values to the depth attachment

- VUID-vkCmdExecuteGeneratedCommandsEXT-imageView-06175

If the current render pass instance was begun with `vkCmdBeginRendering`, the `imageView` member of `pStencilAttachment` is not `VK_NULL_HANDLE`, and the `layout` member of `pStencilAttachment` is

`VK_IMAGE_LAYOUT_DEPTH_ATTACHMENT_STENCIL_READ_ONLY_OPTIMAL`, this

command **must** not write any values to the stencil attachment

- VUID-vkCmdExecuteGeneratedCommandsEXT-imageView-06176

If the current render pass instance was begun with `vkCmdBeginRendering`, the `imageView` member of `pDepthAttachment` is not `VK_NULL_HANDLE`, and the `layout` member of `pDepthAttachment` is `VK_IMAGE_LAYOUT_DEPTH_READ_ONLY_OPTIMAL`, this command

must not write any values to the depth attachment

- VUID-vkCmdExecuteGeneratedCommandsEXT-imageView-06177

If the current render pass instance was begun with `vkCmdBeginRendering`, the `imageView` member of `pStencilAttachment` is not `VK_NULL_HANDLE`, and the `layout` member of `pStencilAttachment` is `VK_IMAGE_LAYOUT_STENCIL_READ_ONLY_OPTIMAL`, this

command **must** not write any values to the stencil attachment

- VUID-vkCmdExecuteGeneratedCommandsEXT-viewMask-06178

If the current render pass instance was begun with `vkCmdBeginRendering`, the bound graphics pipeline **must** have been created with a `VkPipelineRenderingCreateInfo::viewMask` equal to `VkRenderingInfo::viewMask`

- VUID-vkCmdExecuteGeneratedCommandsEXT-colorAttachmentCount-06179

If the `dynamicRenderingUnusedAttachments` feature is not enabled and the current render pass instance was begun with `vkCmdBeginRendering`, the bound graphics pipeline **must** have been created with a `VkPipelineRenderingCreateInfo::colorAttachmentCount` equal to `VkRenderingInfo::colorAttachmentCount`

- VUID-vkCmdExecuteGeneratedCommandsEXT-dynamicRenderingUnusedAttachments-08910

If the `dynamicRenderingUnusedAttachments` feature is not enabled, and the current render pass instance was begun with `vkCmdBeginRendering` and `VkRenderingInfo::colorAttachmentCount` greater than 0, then each element of the `VkRenderingInfo::pColorAttachments` array with an `imageView` not equal to `VK_NULL_HANDLE` **must** have been created with a `VkFormat` equal to the corresponding element of `VkPipelineRenderingCreateInfo::pColorAttachmentFormats` used to create the bound graphics pipeline

- VUID-vkCmdExecuteGeneratedCommandsEXT-dynamicRenderingUnusedAttachments-08912

If the `dynamicRenderingUnusedAttachments` feature is not enabled, and the current render pass instance was begun with `vkCmdBeginRendering` and `VkRenderingInfo`

::colorAttachmentCount greater than 0, then each element of the `VkRenderingInfo::pColorAttachments` array with an `imageView` equal to `VK_NULL_HANDLE` **must** have the corresponding element of `VkPipelineRenderingCreateInfo::pColorAttachmentFormats` used to create the bound pipeline equal to `VK_FORMAT_UNDEFINED`

- VUID-vkCmdExecuteGeneratedCommandsEXT-dynamicRenderingUnusedAttachments-08911

If the `dynamicRenderingUnusedAttachments` feature is enabled, and the current render pass instance was begun with `vkCmdBeginRendering` and `VkRenderingInfo::colorAttachmentCount` greater than 0, then each element of the `VkRenderingInfo::pColorAttachments` array with an `imageView` not equal to `VK_NULL_HANDLE` **must** have been created with a `VkFormat` equal to the corresponding element of `VkPipelineRenderingCreateInfo::pColorAttachmentFormats` used to create the bound graphics pipeline, or the corresponding element of `VkPipelineRenderingCreateInfo::pColorAttachmentFormats`, if it exists, **must** be `VK_FORMAT_UNDEFINED`

- VUID-vkCmdExecuteGeneratedCommandsEXT-colorAttachmentCount-09362

If the current render pass instance was begun with `vkCmdBeginRendering`, with a `VkRenderingInfo::colorAttachmentCount` equal to 1, there is no shader object bound to any graphics stage, and a color attachment with a resolve mode of `VK_RESOLVE_MODE_EXTERNAL_FORMAT_DOWNSAMPLE_BIT_ANDROID`, each element of the `VkRenderingInfo::pColorAttachments` array with a `resolveImageView` not equal to `VK_NULL_HANDLE` **must** have been created with an image created with a `VkExternalFormatANDROID::externalFormat` value equal to the `VkExternalFormatANDROID::externalFormat` value used to create the bound graphics pipeline

- VUID-vkCmdExecuteGeneratedCommandsEXT-None-09363

If there is no shader object bound to any graphics stage, the current render pass instance was begun with `vkCmdBeginRendering` and a `VkRenderingInfo::colorAttachmentCount` equal to 1, and a color attachment with a resolve mode of `VK_RESOLVE_MODE_EXTERNAL_FORMAT_DOWNSAMPLE_BIT_ANDROID`, each element of the `VkRenderingInfo::pColorAttachments` array with a `imageView` not equal to `VK_NULL_HANDLE` **must** have been created with an image created with a `VkExternalFormatANDROID::externalFormat` value equal to the `VkExternalFormatANDROID::externalFormat` value used to create the bound graphics pipeline

- VUID-vkCmdExecuteGeneratedCommandsEXT-None-09364

If the current render pass instance was begun with `vkCmdBeginRendering`, there is no shader object bound to any graphics stage, and the bound graphics pipeline was created with a non-zero `VkExternalFormatANDROID::externalFormat` value and with the `VK_DYNAMIC_STATE_COLOR_BLEND_ENABLE_EXT` dynamic state enabled, then `vkCmdSetColorBlendEnableEXT` **must** have set the blend enable to `VK_FALSE` prior to this drawing command

- VUID-vkCmdExecuteGeneratedCommandsEXT-None-09365

If the current render pass instance was begun with `vkCmdBeginRendering`, there is no shader object bound to any graphics stage, and the bound graphics pipeline was created with a non-zero `VkExternalFormatANDROID::externalFormat` value and with the `VK_DYNAMIC_STATE_RASTERIZATION_SAMPLES_EXT` dynamic state enabled, then

`vkCmdSetRasterizationSamplesEXT` **must** have set `rasterizationSamples` to `VK_SAMPLE_COUNT_1_BIT` prior to this drawing command

- VUID-vkCmdExecuteGeneratedCommandsEXT-None-09366

If there is a shader object bound to any graphics stage, and the current render pass includes a color attachment that uses the `VK_RESOLVE_MODE_EXTERNAL_FORMAT_DOWNSAMPLE_BIT_ANDROID` resolve mode, then `vkCmdSetColorBlendEnableEXT` **must** have set blend enable to `VK_FALSE` prior to this drawing command

- VUID-vkCmdExecuteGeneratedCommandsEXT-rasterizationSamples-09367

If there is a shader object bound to any graphics stage, and the current render pass includes a color attachment that uses the `VK_RESOLVE_MODE_EXTERNAL_FORMAT_DOWNSAMPLE_BIT_ANDROID` resolve mode, then `vkCmdSetRasterizationSamplesEXT` **must** have set `rasterizationSamples` to `VK_SAMPLE_COUNT_1_BIT` prior to this drawing command

- VUID-vkCmdExecuteGeneratedCommandsEXT-None-09368

If the current render pass instance was begun with `vkCmdBeginRendering`, there is no shader object bound to any graphics stage, and the bound graphics pipeline was created with a non-zero `VkExternalFormatANDROID::externalFormat` value and with the `VK_DYNAMIC_STATE_FRAGMENT_SHADING_RATE_KHR` dynamic state enabled, then `vkCmdSetFragmentShadingRateKHR` **must** have set `pFragmentSize->width` to 1 prior to this drawing command

- VUID-vkCmdExecuteGeneratedCommandsEXT-None-09369

If the current render pass instance was begun with `vkCmdBeginRendering`, there is no shader object bound to any graphics stage, and the bound graphics pipeline was created with a non-zero `VkExternalFormatANDROID::externalFormat` value and with the `VK_DYNAMIC_STATE_FRAGMENT_SHADING_RATE_KHR` dynamic state enabled, then `vkCmdSetFragmentShadingRateKHR` **must** have set `pFragmentSize->height` to 1 prior to this drawing command

- VUID-vkCmdExecuteGeneratedCommandsEXT-pFragmentSize-09370

If there is a shader object bound to any graphics stage, and the current render pass includes a color attachment that uses the `VK_RESOLVE_MODE_EXTERNAL_FORMAT_DOWNSAMPLE_BIT_ANDROID` resolve mode, then `vkCmdSetFragmentShadingRateKHR` **must** have set `pFragmentSize->width` to 1 prior to this drawing command

- VUID-vkCmdExecuteGeneratedCommandsEXT-pFragmentSize-09371

If there is a shader object bound to any graphics stage, and the current render pass includes a color attachment that uses the `VK_RESOLVE_MODE_EXTERNAL_FORMAT_DOWNSAMPLE_BIT_ANDROID` resolve mode, then `vkCmdSetFragmentShadingRateKHR` **must** have set `pFragmentSize->height` to 1 prior to this drawing command

- VUID-vkCmdExecuteGeneratedCommandsEXT-None-07749

If the `colorWriteEnable` feature is enabled, a shader object is bound to the `VK_SHADER_STAGE_FRAGMENT_BIT` stage or a graphics pipeline is bound which was created with the `VK_DYNAMIC_STATE_COLOR_WRITE_ENABLE_EXT` dynamic state enabled, and the current value of `rasterizerDiscardEnable` is `VK_FALSE`, then

`vkCmdSetColorWriteEnableEXT` **must** have been called and not subsequently *invalidated* in the current command buffer prior to this drawing command

- VUID-vkCmdExecuteGeneratedCommandsEXT-attachmentCount-07750

If the `colorWriteEnable` feature is enabled, a shader object is bound to the `VK_SHADER_STAGE_FRAGMENT_BIT` stage or a graphics pipeline is bound which was created with the `VK_DYNAMIC_STATE_COLOR_WRITE_ENABLE_EXT` dynamic state enabled, and the *current value* of `rasterizerDiscardEnable` is `VK_FALSE`, then the *attachmentCount* parameter of most recent call to `vkCmdSetColorWriteEnableEXT` in the current command buffer **must** be greater than or equal to the number of active color attachments

- VUID-vkCmdExecuteGeneratedCommandsEXT-None-07751

If the `VK_EXT_discard_rectangles` extension is enabled, a graphics pipeline is bound which was created with the `VK_DYNAMIC_STATE_DISCARD_RECTANGLE_EXT` dynamic state enabled and the *pNext* chain of `VkGraphicsPipelineCreateInfo` included a `VkPipelineDiscardRectangleStateCreateInfoEXT` structure, the *current value* of `rasterizerDiscardEnable` is `VK_FALSE`, and the *current value* of `discardRectangleEnable` is `VK_TRUE`, then `vkCmdSetDiscardRectangleEXT` **must** have been called and not subsequently *invalidated* in the current command buffer prior to this drawing command for each discard rectangle in `VkPipelineDiscardRectangleStateCreateInfoEXT::discardRectangleCount`

- VUID-vkCmdExecuteGeneratedCommandsEXT-rasterizerDiscardEnable-09236

If the `VK_EXT_discard_rectangles` extension is enabled, a shader object is bound to any graphics stage or a graphics pipeline is bound which was created with `VK_DYNAMIC_STATE_DISCARD_RECTANGLE_EXT` dynamic state enabled and the *pNext* chain of `VkGraphicsPipelineCreateInfo` did not include a `VkPipelineDiscardRectangleStateCreateInfoEXT` structure, the *current value* of `rasterizerDiscardEnable` is `VK_FALSE`, and the *current value* of `discardRectangleEnable` is `VK_TRUE`, then `vkCmdSetDiscardRectangleEXT` **must** have been called and not subsequently *invalidated* in the current command buffer prior to this drawing command for each discard rectangle in `VkPhysicalDeviceDiscardRectanglePropertiesEXT::maxDiscardRectangles`

- VUID-vkCmdExecuteGeneratedCommandsEXT-None-07880

If the `VK_EXT_discard_rectangles` extension is enabled, a shader object is bound to any graphics stage or a graphics pipeline is bound which was created with the `VK_DYNAMIC_STATE_DISCARD_RECTANGLE_ENABLE_EXT` dynamic state enabled, the *current value* of `rasterizerDiscardEnable` is `VK_FALSE`, then `vkCmdSetDiscardRectangleEnableEXT` **must** have been called and not subsequently *invalidated* in the current command buffer prior to this drawing command

- VUID-vkCmdExecuteGeneratedCommandsEXT-None-07881

If the `VK_EXT_discard_rectangles` extension is enabled, a shader object is bound to any graphics stage or a graphics pipeline is bound which was created with the `VK_DYNAMIC_STATE_DISCARD_RECTANGLE_MODE_EXT` dynamic state enabled, the *current value* of `rasterizerDiscardEnable` is `VK_FALSE`, and the *current value* of `discardRectangleEnable` is `VK_TRUE`, then `vkCmdSetDiscardRectangleModeEXT` **must** have been called and not subsequently *invalidated* in the current command buffer prior to this drawing command

- VUID-vkCmdExecuteGeneratedCommandsEXT-dynamicRenderingUnusedAttachments-08913

If the current render pass instance was begun with `vkCmdBeginRendering`, the `dynamicRenderingUnusedAttachments` feature is not enabled, and `VkRenderingInfo::pDepthAttachment->imageView` was `VK_NULL_HANDLE`, the value of `VkPipelineRenderingCreateInfo::depthAttachmentFormat` used to create the bound graphics pipeline **must** be equal to `VK_FORMAT_UNDEFINED`

- VUID-vkCmdExecuteGeneratedCommandsEXT-dynamicRenderingUnusedAttachments-08914

If current render pass instance was begun with `vkCmdBeginRendering`, the `dynamicRenderingUnusedAttachments` feature is not enabled, and `VkRenderingInfo::pDepthAttachment->imageView` was not `VK_NULL_HANDLE`, the value of `VkPipelineRenderingCreateInfo::depthAttachmentFormat` used to create the bound graphics pipeline **must** be equal to the `VkFormat` used to create `VkRenderingInfo::pDepthAttachment->imageView`

- VUID-vkCmdExecuteGeneratedCommandsEXT-dynamicRenderingUnusedAttachments-08915

If the current render pass instance was begun with `vkCmdBeginRendering`, the `dynamicRenderingUnusedAttachments` feature is enabled, `VkRenderingInfo::pDepthAttachment->imageView` was not `VK_NULL_HANDLE`, and the value of `VkPipelineRenderingCreateInfo::depthAttachmentFormat` used to create the bound graphics pipeline was not equal to the `VkFormat` used to create `VkRenderingInfo::pDepthAttachment->imageView`, the value of the format **must** be `VK_FORMAT_UNDEFINED`

- VUID-vkCmdExecuteGeneratedCommandsEXT-dynamicRenderingUnusedAttachments-08916

If the current render pass instance was begun with `vkCmdBeginRendering`, the `dynamicRenderingUnusedAttachments` feature is not enabled, and `VkRenderingInfo::pStencilAttachment->imageView` was `VK_NULL_HANDLE`, the value of `VkPipelineRenderingCreateInfo::stencilAttachmentFormat` used to create the bound graphics pipeline **must** be equal to `VK_FORMAT_UNDEFINED`

- VUID-vkCmdExecuteGeneratedCommandsEXT-dynamicRenderingUnusedAttachments-08917

If current render pass instance was begun with `vkCmdBeginRendering`, the `dynamicRenderingUnusedAttachments` feature is not enabled, and `VkRenderingInfo::pStencilAttachment->imageView` was not `VK_NULL_HANDLE`, the value of `VkPipelineRenderingCreateInfo::stencilAttachmentFormat` used to create the bound graphics pipeline **must** be equal to the `VkFormat` used to create `VkRenderingInfo::pStencilAttachment->imageView`

- VUID-vkCmdExecuteGeneratedCommandsEXT-dynamicRenderingUnusedAttachments-08918

If the current render pass instance was begun with `vkCmdBeginRendering`, the `dynamicRenderingUnusedAttachments` feature is enabled, `VkRenderingInfo::pStencilAttachment->imageView` was not `VK_NULL_HANDLE`, and the value of `VkPipelineRenderingCreateInfo::stencilAttachmentFormat` used to create the bound graphics pipeline was not equal to the `VkFormat` used to create `VkRenderingInfo::pStencilAttachment->imageView`, the value of the format **must** be

VK_FORMAT_UNDEFINED

- VUID-vkCmdExecuteGeneratedCommandsEXT-imageView-06183

If the current render pass instance was begun with `vkCmdBeginRendering` and `VkRenderingFragmentShadingRateAttachmentInfoKHR::imageView` was not `VK_NULL_HANDLE`, the bound graphics pipeline **must** have been created with `VK_PIPELINE_CREATE_RENDERING_FRAGMENT_SHADING_RATE_ATTACHMENT_BIT_KHR`

- VUID-vkCmdExecuteGeneratedCommandsEXT-dynamicRenderingLocalRead-11797

If the current render pass instance was begun with `vkCmdBeginRendering`, the `dynamicRenderingLocalRead` feature is enabled, the `VK_RENDERING_LOCAL_READ_CONCURRENT_ACCESS_CONTROL_BIT_KHR` flag is specified, and an attachment is being used as a feedback loop as specified by `VK_RENDERING_ATTACHMENT_INPUT_ATTACHMENT_FEEDBACK_BIT_KHR`, `VkRenderingAttachmentFlagsInfoKHR::flags` for that attachment **must** include `VK_RENDERING_ATTACHMENT_INPUT_ATTACHMENT_FEEDBACK_BIT_KHR`

- VUID-vkCmdExecuteGeneratedCommandsEXT-imageView-06184

If the current render pass instance was begun with `vkCmdBeginRendering` and `VkRenderingFragmentDensityMapAttachmentInfoEXT::imageView` was not `VK_NULL_HANDLE`, the bound graphics pipeline **must** have been created with `VK_PIPELINE_CREATE_RENDERING_FRAGMENT_DENSITY_MAP_ATTACHMENT_BIT_EXT`

- VUID-vkCmdExecuteGeneratedCommandsEXT-layers-10831

If the current render pass instance was created with `VK_RENDERING_PER_LAYER_FRAGMENT_DENSITY_BIT_VALVE` or `VK_RENDER_PASS_CREATE_PER_LAYER_FRAGMENT_DENSITY_BIT_VALVE`, and the bound graphics pipeline was created with `VK_PIPELINE_CREATE_2_PER_LAYER_FRAGMENT_DENSITY_BIT_VALVE`, then the current render pass instance **must** have a `layers` value less than or equal to `VkPipelineFragmentDensityMapLayeredCreateInfoVALVE::maxFragmentDensityMapLayers`

- VUID-vkCmdExecuteGeneratedCommandsEXT-colorAttachmentCount-06185

If the bound pipeline was created with a `VkAttachmentSampleCountInfoAMD` or `VkAttachmentSampleCountInfoNV` structure, and the current render pass instance was begun with `vkCmdBeginRendering` with a `VkRenderingInfo::colorAttachmentCount` parameter greater than 0, then each element of the `VkRenderingInfo::pColorAttachments` array with a `imageView` not equal to `VK_NULL_HANDLE` **must** have been created with a sample count equal to the corresponding element of the `pColorAttachmentSamples` member of `VkAttachmentSampleCountInfoAMD` or `VkAttachmentSampleCountInfoNV` used to create the bound graphics pipeline

- VUID-vkCmdExecuteGeneratedCommandsEXT-pDepthAttachment-06186

If the current render pass instance was begun with `vkCmdBeginRendering`, the bound pipeline was created with a `VkAttachmentSampleCountInfoAMD` or `VkAttachmentSampleCountInfoNV` structure, and `VkRenderingInfo::pDepthAttachment->imageView` was not `VK_NULL_HANDLE`, the value of the `depthStencilAttachmentSamples` member of `VkAttachmentSampleCountInfoAMD` or `VkAttachmentSampleCountInfoNV` used to create the bound graphics pipeline **must** be equal to the sample count used to create `VkRenderingInfo::pDepthAttachment->imageView`

- VUID-vkCmdExecuteGeneratedCommandsEXT-pStencilAttachment-06187
 If the current render pass instance was begun with `vkCmdBeginRendering`, the bound pipeline was created with a `VkAttachmentSampleCountInfoAMD` or `VkAttachmentSampleCountInfoNV` structure, and `VkRenderingInfo::pStencilAttachment->imageView` was not `VK_NULL_HANDLE`, the value of the `depthStencilAttachmentSamples` member of `VkAttachmentSampleCountInfoAMD` or `VkAttachmentSampleCountInfoNV` used to create the bound graphics pipeline **must** be equal to the sample count used to create `VkRenderingInfo::pStencilAttachment->imageView`
- VUID-vkCmdExecuteGeneratedCommandsEXT-multisampledRenderToSingleSampled-07285
 If the bound pipeline was created without a `VkAttachmentSampleCountInfoAMD` or `VkAttachmentSampleCountInfoNV` structure, and the `multisampledRenderToSingleSampled` feature is not enabled, and `vkCmdBeginCustomResolveEXT` has not yet been recorded in the render pass instance, and the current render pass instance was begun with `vkCmdBeginRendering` with a `VkRenderingInfo::colorAttachmentCount` parameter greater than 0, then each element of the `VkRenderingInfo::pColorAttachments` array with a `imageView` not equal to `VK_NULL_HANDLE` **must** have been created with a sample count equal to the value of `rasterizationSamples` for the bound graphics pipeline
- VUID-vkCmdExecuteGeneratedCommandsEXT-multisampledRenderToSingleSampled-07286
 If the bound pipeline was created without a `VkAttachmentSampleCountInfoAMD` or `VkAttachmentSampleCountInfoNV` structure, and the `multisampledRenderToSingleSampled` feature is not enabled, and `vkCmdBeginCustomResolveEXT` has not yet been recorded in the render pass instance, and `VkRenderingInfo::pDepthAttachment->imageView` was not `VK_NULL_HANDLE`, the value of `rasterizationSamples` for the bound graphics pipeline **must** be equal to the sample count used to create `VkRenderingInfo::pDepthAttachment->imageView`
- VUID-vkCmdExecuteGeneratedCommandsEXT-multisampledRenderToSingleSampled-07287
 If the bound pipeline was created without a `VkAttachmentSampleCountInfoAMD` or `VkAttachmentSampleCountInfoNV` structure, and the `multisampledRenderToSingleSampled` feature is not enabled, and `vkCmdBeginCustomResolveEXT` has not yet been recorded in the render pass instance, and `VkRenderingInfo::pStencilAttachment->imageView` was not `VK_NULL_HANDLE`, the value of `rasterizationSamples` for the bound graphics pipeline **must** be equal to the sample count used to create `VkRenderingInfo::pStencilAttachment->imageView`
- VUID-vkCmdExecuteGeneratedCommandsEXT-pNext-07935
 If this command is called inside a render pass instance started with `vkCmdBeginRendering`, and the `pNext` chain of `VkRenderingInfo` includes a `VkMultisampledRenderToSingleSampledInfoEXT` structure with `multisampledRenderToSingleSampledEnable` equal to `VK_TRUE`, then the value of `rasterizationSamples` for the bound graphics pipeline **must** be equal to `VkMultisampledRenderToSingleSampledInfoEXT::rasterizationSamples`
- VUID-vkCmdExecuteGeneratedCommandsEXT-renderPass-06198
 If the current render pass instance was begun with `vkCmdBeginRendering`, the bound pipeline **must** have been created with a `VkGraphicsPipelineCreateInfo::renderPass` equal

to `VK_NULL_HANDLE`

- VUID-vkCmdExecuteGeneratedCommandsEXT-pColorAttachments-08963

If the current render pass instance was begun with `vkCmdBeginRendering`, `vkCmdBeginCustomResolveEXT` has not yet been recorded in the render pass instance, there is a graphics pipeline bound with a fragment shader that statically writes to a color attachment, the color write mask is not zero, color writes are enabled, and the corresponding element of the `VkRenderingInfo::pColorAttachments->imageView` was not `VK_NULL_HANDLE`, then the corresponding element of `VkPipelineRenderingCreateInfo::pColorAttachmentFormats` used to create the pipeline **must** not be `VK_FORMAT_UNDEFINED`

- VUID-vkCmdExecuteGeneratedCommandsEXT-pColorAttachments-11539

If the current render pass instance was begun with `vkCmdBeginRendering`, `vkCmdBeginCustomResolveEXT` has been recorded in the render pass instance, there is a graphics pipeline bound with a fragment shader that statically writes to a color attachment, the color write mask is not zero, color writes are enabled, and the corresponding element of the `VkRenderingInfo::pColorAttachments->resolveImageView` was not `VK_NULL_HANDLE`, then the corresponding element of `VkCustomResolveCreateInfoEXT::pColorAttachmentFormats` used to create the pipeline **must** not be `VK_FORMAT_UNDEFINED`

- VUID-vkCmdExecuteGeneratedCommandsEXT-pDepthAttachment-08964

If the current render pass instance was begun with `vkCmdBeginRendering`, `vkCmdBeginCustomResolveEXT` has not yet been recorded in the render pass instance, there is a graphics pipeline bound, depth test is enabled, and the `VkRenderingInfo::pDepthAttachment->imageView` was not `VK_NULL_HANDLE`, then the `VkPipelineRenderingCreateInfo::depthAttachmentFormat` used to create the pipeline **must** not be `VK_FORMAT_UNDEFINED`

- VUID-vkCmdExecuteGeneratedCommandsEXT-pDepthAttachment-11540

If the current render pass instance was begun with `vkCmdBeginRendering`, `vkCmdBeginCustomResolveEXT` has been recorded in the render pass instance, there is a graphics pipeline bound, depth test is enabled, and the `VkRenderingInfo::pDepthAttachment->resolveImageView` was not `VK_NULL_HANDLE`, then the `VkCustomResolveCreateInfoEXT::depthAttachmentFormat` used to create the pipeline **must** not be `VK_FORMAT_UNDEFINED`

- VUID-vkCmdExecuteGeneratedCommandsEXT-pStencilAttachment-08965

If the current render pass instance was begun with `vkCmdBeginRendering`, `vkCmdBeginCustomResolveEXT` has not yet been recorded in the render pass instance, there is a graphics pipeline bound, stencil test is enabled and the `VkRenderingInfo::pStencilAttachment->imageView` was not `VK_NULL_HANDLE`, then the `VkPipelineRenderingCreateInfo::stencilAttachmentFormat` used to create the pipeline **must** not be `VK_FORMAT_UNDEFINED`

- VUID-vkCmdExecuteGeneratedCommandsEXT-pStencilAttachment-11860

If the current render pass instance was begun with `vkCmdBeginRendering`, `vkCmdBeginCustomResolveEXT` has been recorded in the render pass instance, there is a graphics pipeline bound, stencil test is enabled and the `VkRenderingInfo::pStencilAttachment->resolveImageView` was not `VK_NULL_HANDLE`, then the

`VkCustomResolveCreateInfoEXT::stencilAttachmentFormat` used to create the pipeline **must** not be `VK_FORMAT_UNDEFINED`

- VUID-vkCmdExecuteGeneratedCommandsEXT-flags-10582

If the current render pass instance was begun with a `vkCmdBeginRendering` call in `commandBuffer`, its `VkRenderingInfo::flags` parameter **must** not have `VK_RENDERING_CONTENTS_SECONDARY_COMMAND_BUFFERS_BIT` set unless `VK_RENDERING_CONTENTS_INLINE_BIT_KHR` is also set

- VUID-vkCmdExecuteGeneratedCommandsEXT-primitivesGeneratedQueryWithRasterizerDiscard-06708

If the `primitivesGeneratedQueryWithRasterizerDiscard` feature is not enabled and the `VK_QUERY_TYPE_PRIMITIVES_GENERATED_EXT` query is active, `rasterization discard` **must** not be enabled

- VUID-vkCmdExecuteGeneratedCommandsEXT-primitivesGeneratedQueryWithNonZeroStreams-06709

If the `primitivesGeneratedQueryWithNonZeroStreams` feature is not enabled and the `VK_QUERY_TYPE_PRIMITIVES_GENERATED_EXT` query is active, the bound graphics pipeline **must** not have been created with a non-zero value in `VkPipelineRasterizationStateStreamCreateInfoEXT::rasterizationStream`

- VUID-vkCmdExecuteGeneratedCommandsEXT-None-07620

If the `depthClamp` feature is enabled, a shader object is bound to any graphics stage or a graphics pipeline is bound which was created with the `VK_DYNAMIC_STATE_DEPTH_CLAMP_ENABLE_EXT` dynamic state enabled, and the current value of `rasterizerDiscardEnable` is `VK_FALSE`, then `vkCmdSetDepthClampEnableEXT` **must** have been called and not subsequently `invalidated` in the current command buffer prior to this drawing command

- VUID-vkCmdExecuteGeneratedCommandsEXT-None-07621

If a shader object is bound to any graphics stage or a graphics pipeline is bound which was created with the `VK_DYNAMIC_STATE_POLYGON_MODE_EXT` dynamic state enabled, and the current value of `rasterizerDiscardEnable` is `VK_FALSE`, then `vkCmdSetPolygonModeEXT` **must** have been called and not subsequently `invalidated` in the current command buffer prior to this drawing command

- VUID-vkCmdExecuteGeneratedCommandsEXT-None-07622

If a shader object is bound to any graphics stage or a graphics pipeline is bound which was created with the `VK_DYNAMIC_STATE_RASTERIZATION_SAMPLES_EXT` dynamic state enabled, and the current value of `rasterizerDiscardEnable` is `VK_FALSE`, then `vkCmdSetRasterizationSamplesEXT` **must** have been called and not subsequently `invalidated` in the current command buffer prior to this drawing command

- VUID-vkCmdExecuteGeneratedCommandsEXT-None-07623

If a shader object is bound to any graphics stage or a graphics pipeline is bound which was created with the `VK_DYNAMIC_STATE_SAMPLE_MASK_EXT` dynamic state enabled, and the current value of `rasterizerDiscardEnable` is `VK_FALSE`, then `vkCmdSetSampleMaskEXT` **must** have been called and not subsequently `invalidated` in the current command buffer prior to this drawing command

- VUID-vkCmdExecuteGeneratedCommandsEXT-alphaToCoverageEnable-08919

If the bound graphics pipeline state was created with the

`VK_DYNAMIC_STATE_ALPHA_TO_COVERAGE_ENABLE_EXT` dynamic state enabled, and `alphaToCoverageEnable` was `VK_TRUE` in the last call to `vkCmdSetAlphaToCoverageEnableEXT`, then the **Fragment Output Interface** **must** contain a variable for the alpha **Component** word in **Location** 0 at **Index** 0

- VUID-vkCmdExecuteGeneratedCommandsEXT-alphaToCoverageEnable-08920
If a shader object is bound to any graphics stage, and the most recent call to `vkCmdSetAlphaToCoverageEnableEXT` in the current command buffer set `alphaToCoverageEnable` to `VK_TRUE`, then the **Fragment Output Interface** **must** contain a variable for the alpha **Component** word in **Location** 0 at **Index** 0
- VUID-vkCmdExecuteGeneratedCommandsEXT-None-07624
If a shader object is bound to any graphics stage or a graphics pipeline is bound which was created with the `VK_DYNAMIC_STATE_ALPHA_TO_COVERAGE_ENABLE_EXT` dynamic state enabled, and the **current value** of `rasterizerDiscardEnable` is `VK_FALSE`, then `vkCmdSetAlphaToCoverageEnableEXT` **must** have been called and not subsequently **invalidated** in the current command buffer prior to this drawing command
- VUID-vkCmdExecuteGeneratedCommandsEXT-None-07625
If the `alphaToOne` feature is enabled, a shader object is bound to any graphics stage or a graphics pipeline is bound which was created with the `VK_DYNAMIC_STATE_ALPHA_TO_ONE_ENABLE_EXT` dynamic state enabled, and the **current value** of `rasterizerDiscardEnable` is `VK_FALSE`, then `vkCmdSetAlphaToOneEnableEXT` **must** have been called and not subsequently **invalidated** in the current command buffer prior to this drawing command
- VUID-vkCmdExecuteGeneratedCommandsEXT-None-07626
If the `logicOp` feature is enabled, a shader object is bound to the `VK_SHADER_STAGE_FRAGMENT_BIT` stage or a graphics pipeline is bound which was created with the `VK_DYNAMIC_STATE_LOGIC_OP_ENABLE_EXT` dynamic state enabled, and the **current value** of `rasterizerDiscardEnable` is `VK_FALSE`, then `vkCmdSetLogicOpEnableEXT` **must** have been called and not subsequently **invalidated** in the current command buffer prior to this drawing command
- VUID-vkCmdExecuteGeneratedCommandsEXT-None-07627
If a shader object is bound to the `VK_SHADER_STAGE_FRAGMENT_BIT` stage or a graphics pipeline is bound which was created with `VK_DYNAMIC_STATE_COLOR_BLEND_ENABLE_EXT` dynamic state enabled, the **current value** of `rasterizerDiscardEnable` is `VK_FALSE`, and there are color attachments bound, then `vkCmdSetColorBlendEnableEXT` **must** have been called and not subsequently **invalidated** in the current command buffer prior to this drawing command
- VUID-vkCmdExecuteGeneratedCommandsEXT-None-07629
If a shader object is bound to the `VK_SHADER_STAGE_FRAGMENT_BIT` stage or a graphics pipeline is bound which was created with `VK_DYNAMIC_STATE_COLOR_WRITE_MASK_EXT` dynamic state enabled, the **current value** of `rasterizerDiscardEnable` is `VK_FALSE`, and there are color attachments bound, then `vkCmdSetColorWriteMaskEXT` **must** have been called and not subsequently **invalidated** in the current command buffer prior to this drawing command
- VUID-vkCmdExecuteGeneratedCommandsEXT-None-07630
If the `geometryStreams` feature is enabled, and a shader object is bound to the

`VK_SHADER_STAGE_GEOMETRY_BIT` stage or a graphics pipeline is bound which was created with both a `VK_SHADER_STAGE_GEOMETRY_BIT` stage and the `VK_DYNAMIC_STATE_RASTERIZATION_STREAM_EXT` dynamic state enabled, then `vkCmdSetRasterizationStreamEXT` **must** have been called and not subsequently **invalidated** in the current command buffer prior to this drawing command

- VUID-vkCmdExecuteGeneratedCommandsEXT-None-07631

If the `VK_EXT_conservative_rasterization` extension is enabled, a shader object is bound to any graphics stage or a graphics pipeline is bound which was created with the `VK_DYNAMIC_STATE_CONSERVATIVE_RASTERIZATION_MODE_EXT` dynamic state enabled, and the current value of `rasterizerDiscardEnable` is `VK_FALSE`, then `vkCmdSetConservativeRasterizationModeEXT` **must** have been called and not subsequently **invalidated** in the current command buffer prior to this drawing command

- VUID-vkCmdExecuteGeneratedCommandsEXT-None-07632

If the `VK_EXT_conservative_rasterization` extension is enabled, a shader object is bound to any graphics stage or a graphics pipeline is bound which was created with the `VK_DYNAMIC_STATE_EXTRA_PRIMITIVE_OVERESTIMATION_SIZE_EXT` dynamic state enabled, the current value of `rasterizerDiscardEnable` is `VK_FALSE`, and the current value of `conservativeRasterizationMode` is `VK_CONSERVATIVE_RASTERIZATION_MODE_OVERESTIMATE_EXT`, then `vkCmdSetExtraPrimitiveOverestimationSizeEXT` **must** have been called and not subsequently **invalidated** in the current command buffer prior to this drawing command

- VUID-vkCmdExecuteGeneratedCommandsEXT-conservativePointAndLineRasterization-07499

If the `VK_EXT_conservative_rasterization` extension is enabled, `conservativePointAndLineRasterization` is not supported, a shader object is bound to any graphics stage or a graphics pipeline is bound, the current value of `rasterizerDiscardEnable` is `VK_FALSE`, and the effective rasterization input topology is in line or point topology class, then the current value of `conservativeRasterizationMode` **must** be `VK_CONSERVATIVE_RASTERIZATION_MODE_DISABLED_EXT`

- VUID-vkCmdExecuteGeneratedCommandsEXT-None-07633

If the `depthClipEnable` feature is enabled, and a shader object is bound to any graphics stage or a graphics pipeline is bound which was created with the `VK_DYNAMIC_STATE_DEPTH_CLIP_ENABLE_EXT` dynamic state, then `vkCmdSetDepthClipEnableEXT` **must** have been called and not subsequently **invalidated** in the current command buffer prior to this drawing command

- VUID-vkCmdExecuteGeneratedCommandsEXT-None-07636

If the `VK_EXT_provoking_vertex` extension is enabled, a shader object is bound to the `VK_SHADER_STAGE_VERTEX_BIT` stage or a graphics pipeline is bound which was created with the `VK_DYNAMIC_STATE_PROVOKING_VERTEX_MODE_EXT` dynamic state enabled, and the current value of `rasterizerDiscardEnable` is `VK_FALSE`, then `vkCmdSetProvokingVertexModeEXT` **must** have been called and not subsequently **invalidated** in the current command buffer prior to this drawing command

- VUID-vkCmdExecuteGeneratedCommandsEXT-None-08666

If any of the `stippledRectangularLines`, `stippledBresenhamLines` or `stippledSmoothLines` features are enabled, and a shader object is bound to any graphics stage or a graphics

pipeline is bound which was created with the `VK_DYNAMIC_STATE_LINE_RASTERIZATION_MODE_EXT` dynamic state enabled, and the current value of `rasterizerDiscardEnable` is `VK_FALSE`, and the effective rasterization input topology is in line topology class, then `vkCmdSetLineRasterizationModeEXT` **must** have been called and not subsequently `invalidated` in the current command buffer prior to this drawing command

- VUID-vkCmdExecuteGeneratedCommandsEXT-None-08669

If any of the `stippledRectangularLines`, `stippledBresenhamLines` or `stippledSmoothLines` features are enabled, and a shader object is bound to any graphics stage or a graphics pipeline is bound which was created with the `VK_DYNAMIC_STATE_LINE_STIPPLE_ENABLE_EXT` dynamic state enabled, the current value of `rasterizerDiscardEnable` is `VK_FALSE`, and the effective rasterization input topology is in line topology class, then `vkCmdSetLineStippleEnableEXT` **must** have been called and not subsequently `invalidated` in the current command buffer prior to this drawing command

- VUID-vkCmdExecuteGeneratedCommandsEXT-None-07849

If any of the `stippledRectangularLines`, `stippledBresenhamLines` or `stippledSmoothLines` features are enabled and a shader object is bound to any graphics stage, or a bound graphics pipeline state was created with the `VK_DYNAMIC_STATE_LINE_STIPPLE` dynamic state enabled, the current value of `rasterizerDiscardEnable` is `VK_FALSE`, and the current value of `stippledLineEnable` is `VK_TRUE`, then `vkCmdSetLineStipple` **must** have been called and not subsequently `invalidated` in the current command buffer prior to this drawing command

- VUID-vkCmdExecuteGeneratedCommandsEXT-None-10608

If a shader object is bound to any graphics stage or a graphics pipeline is bound which was created with the `VK_DYNAMIC_STATE_LINE_RASTERIZATION_MODE_EXT` dynamic state enabled, the effective rasterization input topology is in line topology class, and the current `lineRasterizationMode` is `VK_LINE_RASTERIZATION_MODE_BRESENHAM` or `VK_LINE_RASTERIZATION_MODE_RECTANGULAR_SMOOTH`, then the current `alphaToCoverageEnable`, `alphaToOneEnable` and `sampleShadingEnable` states **must** all be `VK_FALSE`

- VUID-vkCmdExecuteGeneratedCommandsEXT-None-07639

If the `depthClipControl` feature is enabled, and a shader object is bound to any graphics stage or a graphics pipeline is bound which was created with the `VK_DYNAMIC_STATE_DEPTH_CLIP_NEGATIVE_ONE_TO_ONE_EXT` dynamic state enabled, then `vkCmdSetDepthClipNegativeOneToOneEXT` **must** have been called and not subsequently `invalidated` in the current command buffer prior to this drawing command

- VUID-vkCmdExecuteGeneratedCommandsEXT-None-09650

If the `depthClampControl` feature is enabled, and a shader object is bound to any graphics stage or a graphics pipeline is bound which was created with the `VK_DYNAMIC_STATE_DEPTH_CLAMP_RANGE_EXT` dynamic state enabled, and the current value of `depthClampEnable` is `VK_TRUE`, then `vkCmdSetDepthClampRangeEXT` **must** have been called and not subsequently `invalidated` in the current command buffer prior to this drawing command

- VUID-vkCmdExecuteGeneratedCommandsEXT-None-07640

If the `VK_NV_clip_space_w_scaling` extension is enabled, and a shader object is bound to any graphics stage or a graphics pipeline is bound which was created with the `VK_DYNAMIC_STATE_VIEWPORT_W_SCALING_ENABLE_NV` dynamic state enabled, then `vkCmdSetViewportWScalingEnableNV` **must** have been called and not subsequently `invalidated` in the current command buffer prior to this drawing command

- VUID-vkCmdExecuteGeneratedCommandsEXT-None-07641

If the `VK_NV_viewport_swizzle` extension is enabled, and a shader object is bound to any graphics stage or a graphics pipeline is bound which was created with the `VK_DYNAMIC_STATE_VIEWPORT_SWIZZLE_NV` dynamic state enabled, then `vkCmdSetViewportSwizzleNV` **must** have been called and not subsequently `invalidated` in the current command buffer prior to this drawing command

- VUID-vkCmdExecuteGeneratedCommandsEXT-None-07642

If the `VK_NV_fragment_coverage_to_color` extension is enabled, a shader object is bound to any graphics stage or a graphics pipeline is bound which was created with the `VK_DYNAMIC_STATE_COVERAGE_TO_COLOR_ENABLE_NV` dynamic state enabled, and the current value of `rasterizerDiscardEnable` is `VK_FALSE`, then `vkCmdSetCoverageToColorEnableNV` **must** have been called and not subsequently `invalidated` in the current command buffer prior to this drawing command

- VUID-vkCmdExecuteGeneratedCommandsEXT-None-07643

If the `VK_NV_fragment_coverage_to_color` extension is enabled, a shader object is bound to any graphics stage or a graphics pipeline is bound which was created with the `VK_DYNAMIC_STATE_COVERAGE_TO_COLOR_LOCATION_NV` dynamic state enabled, the current value of `rasterizerDiscardEnable` is `VK_FALSE`, and the current value of `coverageToColorEnable` is `VK_TRUE`, then `vkCmdSetCoverageToColorLocationNV` **must** have been called and not subsequently `invalidated` in the current command buffer prior to this drawing command

- VUID-vkCmdExecuteGeneratedCommandsEXT-None-07644

If the `VK_NV_framebuffer_mixed_samples` extension is enabled, a shader object is bound to any graphics stage or a graphics pipeline is bound which was created with the `VK_DYNAMIC_STATE_COVERAGE_MODULATION_MODE_NV` dynamic state enabled, and the current value of `rasterizerDiscardEnable` is `VK_FALSE`, then `vkCmdSetCoverageModulationModeNV` **must** have been called and not subsequently `invalidated` in the current command buffer prior to this drawing command

- VUID-vkCmdExecuteGeneratedCommandsEXT-None-07645

If the `VK_NV_framebuffer_mixed_samples` extension is enabled, a shader object is bound to any graphics stage or a graphics pipeline is bound which was created with the `VK_DYNAMIC_STATE_COVERAGE_MODULATION_TABLE_ENABLE_NV` dynamic state enabled, the current value of `rasterizerDiscardEnable` is `VK_FALSE`, and the current value of `coverageModulationMode` is any value other than `VK_COVERAGE_MODULATION_MODE_NONE_NV`, then `vkCmdSetCoverageModulationTableEnableNV` **must** have been called and not subsequently `invalidated` in the current command buffer prior to this drawing command

- VUID-vkCmdExecuteGeneratedCommandsEXT-None-07646

If the `VK_NV_framebuffer_mixed_samples` extension is enabled, a shader object is bound to any graphics stage or a graphics pipeline is bound which was created with the

VK_DYNAMIC_STATE_COVERAGE_MODULATION_TABLE_NV dynamic state enabled, the current value of rasterizerDiscardEnable is VK_FALSE, and the current value of coverageModulationTableEnable is VK_TRUE, then vkCmdSetCoverageModulationTableNV **must** have been called and not subsequently invalidated in the current command buffer prior to this drawing command

- VUID-vkCmdExecuteGeneratedCommandsEXT-None-07647

If the shadingRateImage feature is enabled, a shader object is bound to any graphics stage or a graphics pipeline is bound which was created with the VK_DYNAMIC_STATE_SHADING_RATE_IMAGE_ENABLE_NV dynamic state enabled, and the current value of rasterizerDiscardEnable is VK_FALSE, then vkCmdSetShadingRateImageEnableNV **must** have been called and not subsequently invalidated in the current command buffer prior to this drawing command

- VUID-vkCmdExecuteGeneratedCommandsEXT-pipelineFragmentShadingRate-09238

If the pipelineFragmentShadingRate feature is enabled, a shader object is bound to any graphics stage or a graphics pipeline is bound which was created with the VK_DYNAMIC_STATE_FRAGMENT_SHADING_RATE_KHR dynamic state enabled, and the current value of rasterizerDiscardEnable is VK_FALSE, then vkCmdSetFragmentShadingRateKHR **must** have been called and not subsequently invalidated in the current command buffer prior to this drawing command

- VUID-vkCmdExecuteGeneratedCommandsEXT-None-07648

If the representativeFragmentTest feature is enabled, a shader object is bound to any graphics stage or a graphics pipeline is bound which was created with the VK_DYNAMIC_STATE_REPRESENTATIVE_FRAGMENT_TEST_ENABLE_NV dynamic state enabled, and the current value of rasterizerDiscardEnable is VK_FALSE, then vkCmdSetRepresentativeFragmentTestEnableNV **must** have been called and not subsequently invalidated in the current command buffer prior to this drawing command

- VUID-vkCmdExecuteGeneratedCommandsEXT-None-07649

If the coverageReductionMode feature is enabled, a shader object is bound to any graphics stage or a graphics pipeline is bound which was created with the VK_DYNAMIC_STATE_COVERAGE_REDUCTION_MODE_NV dynamic state enabled, and the current value of rasterizerDiscardEnable is VK_FALSE, then vkCmdSetCoverageReductionModeNV **must** have been called and not subsequently invalidated in the current command buffer prior to this drawing command

- VUID-vkCmdExecuteGeneratedCommandsEXT-rasterizationSamples-07471

If the bound graphics pipeline state was created with the VK_DYNAMIC_STATE_RASTERIZATION_SAMPLES_EXT state enabled, and the current subpass does not use any color and/or depth/stencil attachments, then the rasterizationSamples in the last call to vkCmdSetRasterizationSamplesEXT **must** follow the rules for a zero-attachment subpass

- VUID-vkCmdExecuteGeneratedCommandsEXT-samples-07472

If the bound graphics pipeline state was created with the VK_DYNAMIC_STATE_SAMPLE_MASK_EXT state enabled and the VK_DYNAMIC_STATE_RASTERIZATION_SAMPLES_EXT state disabled, then the samples parameter in the last call to vkCmdSetSampleMaskEXT **must** be greater or equal to the VkPipelineMultisampleStateCreateInfo::rasterizationSamples parameter used to create

the bound graphics pipeline

- VUID-vkCmdExecuteGeneratedCommandsEXT-samples-07473

If the bound graphics pipeline state was created with the `VK_DYNAMIC_STATE_SAMPLE_MASK_EXT` state and `VK_DYNAMIC_STATE_RASTERIZATION_SAMPLES_EXT` states enabled, then the `samples` parameter in the last call to `vkCmdSetSampleMaskEXT` **must** be greater or equal to the `rasterizationSamples` parameter in the last call to `vkCmdSetRasterizationSamplesEXT`

- VUID-vkCmdExecuteGeneratedCommandsEXT-None-09211

If the bound graphics pipeline state was created with the `VK_DYNAMIC_STATE_RASTERIZATION_SAMPLES_EXT` state enabled, or a shader object is bound to any graphics stage, and the current render pass instance includes a `VkMultisampledRenderToSingleSampledInfoEXT` structure with `multisampledRenderToSingleSampledEnable` equal to `VK_TRUE`, then the `rasterizationSamples` in the last call to `vkCmdSetRasterizationSamplesEXT` **must** be the same as the `rasterizationSamples` member of that structure

- VUID-vkCmdExecuteGeneratedCommandsEXT-firstAttachment-07476

If a shader object is bound to the `VK_SHADER_STAGE_FRAGMENT_BIT` stage or a graphics pipeline is bound was created with the `VK_DYNAMIC_STATE_COLOR_BLEND_ENABLE_EXT` dynamic states enabled, and the current value of `rasterizerDiscardEnable` is `VK_FALSE`, then the last call to `vkCmdSetColorBlendEnableEXT` in the current command buffer prior to this drawing command **must** have set a value for all active color attachments

- VUID-vkCmdExecuteGeneratedCommandsEXT-firstAttachment-07478

If a shader object is bound to the `VK_SHADER_STAGE_FRAGMENT_BIT` stage or a graphics pipeline is bound was created with the `VK_DYNAMIC_STATE_COLOR_WRITE_MASK_EXT` dynamic states enabled, and the current value of `rasterizerDiscardEnable` is `VK_FALSE`, then the last call to `vkCmdSetColorWriteMaskEXT` in the current command buffer prior to this drawing command **must** have set a value for all active color attachments

- VUID-vkCmdExecuteGeneratedCommandsEXT-advancedBlendMaxColorAttachments-07480

If a shader object is bound to the `VK_SHADER_STAGE_FRAGMENT_BIT` stage or a graphics pipeline is bound was created with the `VK_DYNAMIC_STATE_COLOR_BLEND_ADVANCED_EXT` and `VK_DYNAMIC_STATE_COLOR_BLEND_ENABLE_EXT` dynamic states enabled, the current value of `rasterizerDiscardEnable` is `VK_FALSE`, and an active color attachment current value of `blendEnable` is `VK_TRUE`, then the number of active color attachments **must** not exceed `advancedBlendMaxColorAttachments`

- VUID-vkCmdExecuteGeneratedCommandsEXT-None-10862

If a graphics pipeline is bound was created with `VK_DYNAMIC_STATE_COLOR_BLEND_EQUATION_EXT`, but not the `VK_DYNAMIC_STATE_COLOR_BLEND_ADVANCED_EXT` dynamic state enabled, and the current value of `rasterizerDiscardEnable` is `VK_FALSE`, then `vkCmdSetColorBlendEquationEXT` **must** have been called and not subsequently `invalidated` in the current command buffer prior to this drawing command for all active color attachments with the `blendEnable` current value of `VK_TRUE`

- VUID-vkCmdExecuteGeneratedCommandsEXT-rasterizerDiscardEnable-10863
If a graphics pipeline is bound was created with `VK_DYNAMIC_STATE_COLOR_BLEND_ADVANCED_EXT`, but not the `VK_DYNAMIC_STATE_COLOR_BLEND_EQUATION_EXT` dynamic state enabled, and the current value of `rasterizerDiscardEnable` is `VK_FALSE`, then `vkCmdSetColorBlendAdvancedEXT` **must** have been called and not subsequently `invalidated` in the current command buffer prior to this drawing command for all active color attachments with the `blendEnable` current value of `VK_TRUE`
- VUID-vkCmdExecuteGeneratedCommandsEXT-None-10864
If a shader object is bound to the `VK_SHADER_STAGE_FRAGMENT_BIT` stage or a graphics pipeline is bound was created with `VK_DYNAMIC_STATE_COLOR_BLEND_ADVANCED_EXT` and `VK_DYNAMIC_STATE_COLOR_BLEND_EQUATION_EXT` dynamic state enabled, and the current value of `rasterizerDiscardEnable` is `VK_FALSE`, then either `vkCmdSetColorBlendAdvancedEXT` or `vkCmdSetColorBlendEquationEXT` **must** have been called and not subsequently `invalidated` in the current command buffer prior to this drawing command for all active color attachments with the `blendEnable` current value of `VK_TRUE`
- VUID-vkCmdExecuteGeneratedCommandsEXT-primitivesGeneratedQueryWithNonZeroStreams-07481
If the `primitivesGeneratedQueryWithNonZeroStreams` feature is not enabled and the `VK_QUERY_TYPE_PRIMITIVES_GENERATED_EXT` query is active, and the bound graphics pipeline was created with `VK_DYNAMIC_STATE_RASTERIZATION_STREAM_EXT` state enabled, the last call to `vkCmdSetRasterizationStreamEXT` **must** have set the `rasterizationStream` to zero
- VUID-vkCmdExecuteGeneratedCommandsEXT-sampleLocationsPerPixel-07482
If the bound graphics pipeline state was created with the `VK_DYNAMIC_STATE_SAMPLE_LOCATIONS_EXT` state enabled and the `VK_DYNAMIC_STATE_RASTERIZATION_SAMPLES_EXT` state disabled, and the current value of `sampleLocationsEnable` is `VK_TRUE`, then the `sampleLocationsPerPixel` member of `pSampleLocationsInfo` in the last call to `vkCmdSetSampleLocationsEXT` **must** equal the `rasterizationSamples` member of the `VkPipelineMultisampleStateCreateInfo` structure the bound graphics pipeline has been created with
- VUID-vkCmdExecuteGeneratedCommandsEXT-sampleLocationsPerPixel-07483
If the bound graphics pipeline state was created with the `VK_DYNAMIC_STATE_SAMPLE_LOCATIONS_EXT` state enabled and the `VK_DYNAMIC_STATE_RASTERIZATION_SAMPLES_EXT` state enabled, and the current value of `sampleLocationsEnable` is `VK_TRUE`, then the `sampleLocationsPerPixel` member of `pSampleLocationsInfo` in the last call to `vkCmdSetSampleLocationsEXT` **must** equal the `rasterizationSamples` parameter of the last call to `vkCmdSetRasterizationSamplesEXT`
- VUID-vkCmdExecuteGeneratedCommandsEXT-sampleLocationsEnable-07484
If a shader object is bound to the `VK_SHADER_STAGE_FRAGMENT_BIT` stage, or the bound graphics pipeline was created with the `VK_DYNAMIC_STATE_SAMPLE_LOCATIONS_ENABLE_EXT` state enabled, and `sampleLocationsEnable` was `VK_TRUE` in the last call to `vkCmdSetSampleLocationsEnableEXT` then the current active depth attachment **must** have been created with the

VK_IMAGE_CREATE_SAMPLE_LOCATIONS_COMPATIBLE_DEPTH_BIT_EXT bit set

- VUID-vkCmdExecuteGeneratedCommandsEXT-sampleLocationsEnable-07485

If a shader object is bound to the `VK_SHADER_STAGE_FRAGMENT_BIT` stage, or the bound graphics pipeline state was created with the `VK_DYNAMIC_STATE_SAMPLE_LOCATIONS_EXT` state enabled and the `VK_DYNAMIC_STATE_SAMPLE_LOCATIONS_ENABLE_EXT` state enabled, and if `sampleLocationsEnable` was `VK_TRUE` in the last call to `vkCmdSetSampleLocationsEnableEXT`, then the `sampleLocationsInfo.maxSampleLocationGridSize.width` in the last call to `vkCmdSetSampleLocationsEXT` **must** evenly divide `VkMultisamplePropertiesEXT::maxSampleLocationGridSize.width` as returned by `vkGetPhysicalDeviceMultisamplePropertiesEXT` with a `samples` parameter equaling `rasterizationSamples`

- VUID-vkCmdExecuteGeneratedCommandsEXT-sampleLocationsEnable-07486

If a shader object is bound to the `VK_SHADER_STAGE_FRAGMENT_BIT` stage, or the bound graphics pipeline state was created with the `VK_DYNAMIC_STATE_SAMPLE_LOCATIONS_EXT` state enabled and the `VK_DYNAMIC_STATE_SAMPLE_LOCATIONS_ENABLE_EXT` state enabled, and if `sampleLocationsEnable` was `VK_TRUE` in the last call to `vkCmdSetSampleLocationsEnableEXT`, then the `sampleLocationsInfo.maxSampleLocationGridSize.height` in the last call to `vkCmdSetSampleLocationsEXT` **must** evenly divide `VkMultisamplePropertiesEXT::maxSampleLocationGridSize.height` as returned by `vkGetPhysicalDeviceMultisamplePropertiesEXT` with a `samples` parameter equaling `rasterizationSamples`

- VUID-vkCmdExecuteGeneratedCommandsEXT-sampleLocationsEnable-07487

If a shader object is bound to the `VK_SHADER_STAGE_FRAGMENT_BIT` stage, or the bound graphics pipeline state was created with the `VK_DYNAMIC_STATE_SAMPLE_LOCATIONS_ENABLE_EXT` state enabled, and if `sampleLocationsEnable` was `VK_TRUE` in the last call to `vkCmdSetSampleLocationsEnableEXT`, the fragment shader code **must** not statically use the extended instruction `InterpolateAtSample`

- VUID-vkCmdExecuteGeneratedCommandsEXT-sampleLocationsEnable-07936

If the bound graphics pipeline state was created with the `VK_DYNAMIC_STATE_SAMPLE_LOCATIONS_EXT` state disabled and the `VK_DYNAMIC_STATE_RASTERIZATION_SAMPLES_EXT` state enabled, and the `current` value of `sampleLocationsEnable` is `VK_TRUE`, then `sampleLocationsInfo.sampleLocationGridSize.width` **must** evenly divide `VkMultisamplePropertiesEXT::maxSampleLocationGridSize.width` as returned by `vkGetPhysicalDeviceMultisamplePropertiesEXT` with a `samples` parameter equaling the value of `rasterizationSamples` in the last call to `vkCmdSetRasterizationSamplesEXT`

- VUID-vkCmdExecuteGeneratedCommandsEXT-sampleLocationsEnable-07937

If the bound graphics pipeline state was created with the `VK_DYNAMIC_STATE_SAMPLE_LOCATIONS_EXT` state disabled and the `VK_DYNAMIC_STATE_RASTERIZATION_SAMPLES_EXT` state enabled, and the `current` value of `sampleLocationsEnable` is `VK_TRUE`, then

`sampleLocationsInfo.sampleLocationGridSize.height` **must** evenly divide `VkMultisamplePropertiesEXT::maxSampleLocationGridSize.height` as returned by `vkGetPhysicalDeviceMultisamplePropertiesEXT` with a `samples` parameter equaling the value of `rasterizationSamples` in the last call to `vkCmdSetRasterizationSamplesEXT`

- VUID-vkCmdExecuteGeneratedCommandsEXT-sampleLocationsEnable-07938

If the bound graphics pipeline state was created with the `VK_DYNAMIC_STATE_SAMPLE_LOCATIONS_EXT` state disabled and the `VK_DYNAMIC_STATE_RASTERIZATION_SAMPLES_EXT` state enabled, and the `current` value of `sampleLocationsEnable` is `VK_TRUE`, then `sampleLocationsInfo.sampleLocationsPerPixel` **must** equal `rasterizationSamples` in the last call to `vkCmdSetRasterizationSamplesEXT`

- VUID-vkCmdExecuteGeneratedCommandsEXT-coverageModulationTableEnable-07488

If a shader object is bound to any graphics stage or the bound graphics pipeline state was created with the `VK_DYNAMIC_STATE_COVERAGE_MODULATION_TABLE_ENABLE_NV` state enabled, and the last call to `vkCmdSetCoverageModulationTableEnableNV` set `coverageModulationTableEnable` to `VK_TRUE`, then the `coverageModulationTableCount` parameter in the last call to `vkCmdSetCoverageModulationTableNV` **must** equal the current `rasterizationSamples` divided by the number of color samples in the current active color attachment

- VUID-vkCmdExecuteGeneratedCommandsEXT-rasterizationSamples-07489

If the `VK_NV_framebuffer_mixed_samples` extension is enabled, and if current subpass has a depth/stencil attachment and depth test, stencil test, or depth bounds test are enabled in the bound pipeline, then the current `rasterizationSamples` **must** be the same as the sample count of the depth/stencil attachment

- VUID-vkCmdExecuteGeneratedCommandsEXT-coverageToColorEnable-07490

If the bound graphics pipeline state was created with the `VK_DYNAMIC_STATE_COVERAGE_TO_COLOR_ENABLE_NV` state enabled and the last call to `vkCmdSetCoverageToColorEnableNV` set the `coverageToColorEnable` to `VK_TRUE`, then there **must** be an active color attachment at the location selected by the last call to `vkCmdSetCoverageToColorLocationNV` `coverageToColorLocation`, with a `VkFormat` of `VK_FORMAT_R8_UINT`, `VK_FORMAT_R8_SINT`, `VK_FORMAT_R16_UINT`, `VK_FORMAT_R16_SINT`, `VK_FORMAT_R32_UINT`, or `VK_FORMAT_R32_SINT`

- VUID-vkCmdExecuteGeneratedCommandsEXT-rasterizerDiscardEnable-09420

If the `VK_NV_fragment_coverage_to_color` extension is enabled, and a shader object is bound to the `VK_SHADER_STAGE_FRAGMENT_BIT` stage, and the most recent call to `vkCmdSetRasterizerDiscardEnable` in the current command buffer set `rasterizerDiscardEnable` to `VK_FALSE`, and the last call to `vkCmdSetCoverageToColorEnableNV` set the `coverageToColorEnable` to `VK_TRUE`, then there **must** be an active color attachment at the location selected by the last call to `vkCmdSetCoverageToColorLocationNV` `coverageToColorLocation`, with a `VkFormat` of `VK_FORMAT_R8_UINT`, `VK_FORMAT_R8_SINT`, `VK_FORMAT_R16_UINT`, `VK_FORMAT_R16_SINT`, `VK_FORMAT_R32_UINT`, or `VK_FORMAT_R32_SINT`

- VUID-vkCmdExecuteGeneratedCommandsEXT-coverageReductionMode-07491

If the `coverageReductionMode` feature is enabled, a shader object is bound to any graphics stage or a graphics pipeline is bound which was created with the

VK_DYNAMIC_STATE_COVERAGE_REDUCTION_MODE_NV or
VK_DYNAMIC_STATE_RASTERIZATION_SAMPLES_EXT dynamic states enabled, then the
current values of coverageReductionMode, rasterizationSamples, the sample counts for the
color and depth/stencil attachments (if the subpass has them) **must** be a valid
combination returned by
vkGetPhysicalDeviceSupportedFramebufferMixedSamplesCombinationsNV

- VUID-vkCmdExecuteGeneratedCommandsEXT-viewportCount-07492

If the bound graphics pipeline state was created with the
VK_DYNAMIC_STATE_VIEWPORT_WITH_COUNT dynamic state enabled, but not the
VK_DYNAMIC_STATE_VIEWPORT_SWIZZLE_NV dynamic state enabled, then the bound
graphics pipeline **must** have been created with
VkPipelineViewportSwizzleStateCreateInfoNV::viewportCount greater or equal to the
viewportCount parameter in the last call to vkCmdSetViewportWithCount

- VUID-vkCmdExecuteGeneratedCommandsEXT-viewportCount-07493

If the bound graphics pipeline state was created with the
VK_DYNAMIC_STATE_VIEWPORT_WITH_COUNT and
VK_DYNAMIC_STATE_VIEWPORT_SWIZZLE_NV dynamic states enabled then the
viewportCount parameter in the last call to vkCmdSetViewportSwizzleNV **must** be greater
than or equal to the viewportCount parameter in the last call to
vkCmdSetViewportWithCount

- VUID-vkCmdExecuteGeneratedCommandsEXT-viewportCount-09421

If the VK_NV_viewport_swizzle extension is enabled, and a shader object is bound to any
graphics stage, then the viewportCount parameter in the last call to
vkCmdSetViewportSwizzleNV **must** be greater than or equal to the viewportCount
parameter in the last call to vkCmdSetViewportWithCount

- VUID-vkCmdExecuteGeneratedCommandsEXT-rasterizationSamples-07494

If the VK_NV_framebuffer_mixed_samples extension is enabled, and the
coverageReductionMode feature is not enabled, or the current value of
coverageReductionMode is not VK_COVERAGE_REDUCTION_MODE_TRUNCATE_NV, and the
current value of rasterizationSamples is greater than sample count of the color
attachment, then sample shading **must** be disabled

- VUID-vkCmdExecuteGeneratedCommandsEXT-stippledLineEnable-07495

If the bound graphics pipeline state was created with the
VK_DYNAMIC_STATE_LINE_STIPPLE_ENABLE_EXT or
VK_DYNAMIC_STATE_LINE_RASTERIZATION_MODE_EXT dynamic states enabled, and if
the current stippledLineEnable state is VK_TRUE and the current lineRasterizationMode
state is VK_LINE_RASTERIZATION_MODE_RECTANGULAR, then the
stippledRectangularLines feature **must** be enabled

- VUID-vkCmdExecuteGeneratedCommandsEXT-stippledLineEnable-07496

If the bound graphics pipeline state was created with the
VK_DYNAMIC_STATE_LINE_STIPPLE_ENABLE_EXT or
VK_DYNAMIC_STATE_LINE_RASTERIZATION_MODE_EXT dynamic states enabled, and if
the current stippledLineEnable state is VK_TRUE and the current lineRasterizationMode
state is VK_LINE_RASTERIZATION_MODE_BRESENHAM, then the stippledBresenhamLines
feature **must** be enabled

- VUID-vkCmdExecuteGeneratedCommandsEXT-stippledLineEnable-07497
If the bound graphics pipeline state was created with the `VK_DYNAMIC_STATE_LINE_STIPPLE_ENABLE_EXT` or `VK_DYNAMIC_STATE_LINE_RASTERIZATION_MODE_EXT` dynamic states enabled, and if the current `stippledLineEnable` state is `VK_TRUE` and the current `lineRasterizationMode` state is `VK_LINE_RASTERIZATION_MODE_RECTANGULAR_SMOOTH`, then the `stippledSmoothLines` feature **must** be enabled
- VUID-vkCmdExecuteGeneratedCommandsEXT-stippledLineEnable-07498
If the bound graphics pipeline state was created with the `VK_DYNAMIC_STATE_LINE_STIPPLE_ENABLE_EXT` or `VK_DYNAMIC_STATE_LINE_RASTERIZATION_MODE_EXT` dynamic states enabled, and if the current `stippledLineEnable` state is `VK_TRUE` and the current `lineRasterizationMode` state is `VK_LINE_RASTERIZATION_MODE_DEFAULT`, then the `stippledRectangularLines` feature **must** be enabled and `VkPhysicalDeviceLimits::strictLines` **must** be `VK_TRUE`
- VUID-vkCmdExecuteGeneratedCommandsEXT-stage-07073
If the bound pipeline was created with the `VkPipelineShaderStageCreateInfo::stage` member of an element of `VkGraphicsPipelineCreateInfo::pStages` set to `VK_SHADER_STAGE_VERTEX_BIT`, `VK_SHADER_STAGE_TESSELLATION_CONTROL_BIT`, `VK_SHADER_STAGE_TESSELLATION_EVALUATION_BIT` or `VK_SHADER_STAGE_GEOMETRY_BIT`, then `Mesh Shader Queries` **must** not be active
- VUID-vkCmdExecuteGeneratedCommandsEXT-None-08877
If a shader object is bound to the `VK_SHADER_STAGE_FRAGMENT_BIT` stage or a graphics pipeline is bound which was created with the `VK_DYNAMIC_STATE_ATTACHMENT_FEEDBACK_LOOP_ENABLE_EXT` dynamic state enabled, and the current value of `rasterizerDiscardEnable` is `VK_FALSE`, then `vkCmdSetAttachmentFeedbackLoopEnableEXT` **must** have been called and not subsequently `invalidated` in the current command buffer prior to this drawing command
- VUID-vkCmdExecuteGeneratedCommandsEXT-None-07850
If dynamic state was inherited from `VkCommandBufferInheritanceViewportScissorInfoNV`, it **must** be set in the current command buffer prior to this drawing command
- VUID-vkCmdExecuteGeneratedCommandsEXT-nextStage-10745
For each shader object bound to a graphics stage, except for shader object bound to the last graphics stage in the logical pipeline, it **must** have been created with a `nextStage` including the corresponding bit to the shader object bound to the following graphics stage in the logical pipeline
- VUID-vkCmdExecuteGeneratedCommandsEXT-None-08684
If there is no bound graphics pipeline, `vkCmdBindShadersEXT` **must** have been called in the current command buffer with `pStages` with an element of `VK_SHADER_STAGE_VERTEX_BIT`
- VUID-vkCmdExecuteGeneratedCommandsEXT-None-08685
If there is no bound graphics pipeline, and the `tessellationShader` feature is enabled, `vkCmdBindShadersEXT` **must** have been called in the current command buffer with `pStages` with an element of `VK_SHADER_STAGE_TESSELLATION_CONTROL_BIT`
- VUID-vkCmdExecuteGeneratedCommandsEXT-None-08686

If there is no bound graphics pipeline, and the `tessellationShader` feature is enabled, `vkCmdBindShadersEXT` **must** have been called in the current command buffer with `pStages` with an element of `VK_SHADER_STAGE_TESSELLATION_EVALUATION_BIT`

- VUID-vkCmdExecuteGeneratedCommandsEXT-None-08687

If there is no bound graphics pipeline, and the `geometryShader` feature is enabled, `vkCmdBindShadersEXT` **must** have been called in the current command buffer with `pStages` with an element of `VK_SHADER_STAGE_GEOMETRY_BIT`

- VUID-vkCmdExecuteGeneratedCommandsEXT-None-08688

If there is no bound graphics pipeline, `vkCmdBindShadersEXT` **must** have been called in the current command buffer with `pStages` with an element of `VK_SHADER_STAGE_FRAGMENT_BIT`

- VUID-vkCmdExecuteGeneratedCommandsEXT-None-08689

If there is no bound graphics pipeline, and the `taskShader` feature is enabled, `vkCmdBindShadersEXT` **must** have been called in the current command buffer with `pStages` with an element of `VK_SHADER_STAGE_TASK_BIT_EXT`

- VUID-vkCmdExecuteGeneratedCommandsEXT-None-08690

If there is no bound graphics pipeline, and the `meshShader` feature is enabled, `vkCmdBindShadersEXT` **must** have been called in the current command buffer with `pStages` with an element of `VK_SHADER_STAGE_MESH_BIT_EXT`

- VUID-vkCmdExecuteGeneratedCommandsEXT-None-08693

If there is no bound graphics pipeline, and at least one of the `taskShader` and `meshShader` features is enabled, one of the `VK_SHADER_STAGE_VERTEX_BIT` or `VK_SHADER_STAGE_MESH_BIT_EXT` stages **must** have a valid `VkShaderEXT` bound, and the other **must** have no `VkShaderEXT` bound

- VUID-vkCmdExecuteGeneratedCommandsEXT-None-08696

If there is no bound graphics pipeline, and a valid `VkShaderEXT` is bound to the `VK_SHADER_STAGE_VERTEX_BIT` stage, there **must** be no `VkShaderEXT` bound to either the `VK_SHADER_STAGE_TASK_BIT_EXT` stage or the `VK_SHADER_STAGE_MESH_BIT_EXT` stage

- VUID-vkCmdExecuteGeneratedCommandsEXT-None-08698

If any graphics shader is bound which was created with the `VK_SHADER_CREATE_LINK_STAGE_BIT_EXT` flag, then all shaders created with the `VK_SHADER_CREATE_LINK_STAGE_BIT_EXT` flag in the same `vkCreateShadersEXT` call **must** also be bound

- VUID-vkCmdExecuteGeneratedCommandsEXT-None-08699

If any graphics shader is bound which was created with the `VK_SHADER_CREATE_LINK_STAGE_BIT_EXT` flag, any stages in between stages whose shaders which did not create a shader with the `VK_SHADER_CREATE_LINK_STAGE_BIT_EXT` flag as part of the same `vkCreateShadersEXT` call **must** not have any `VkShaderEXT` bound

- VUID-vkCmdExecuteGeneratedCommandsEXT-None-08878

All bound graphics shader objects **must** have been created with identical or **identically defined** push constant ranges

- VUID-vkCmdExecuteGeneratedCommandsEXT-None-08879

All bound graphics shader objects **must** have either been created with the

VK_SHADER_CREATE_DESCRIPTOR_HEAP_BIT_EXT flag set, or with identical or **identically defined** arrays of descriptor set layouts

- VUID-vkCmdExecuteGeneratedCommandsEXT-colorAttachmentCount-09372
If the current render pass instance was begun with `vkCmdBeginRendering` and a `VkRenderingInfo::colorAttachmentCount` equal to 1, a color attachment with a resolve mode of `VK_RESOLVE_MODE_EXTERNAL_FORMAT_DOWNSAMPLE_BIT_ANDROID`, and a fragment shader is bound, it **must** not declare the `DepthReplacing` or `StencilRefReplacingEXT` execution modes
- VUID-vkCmdExecuteGeneratedCommandsEXT-pDynamicStates-08715
If the bound graphics pipeline state includes a fragment shader stage, was created with `VK_DYNAMIC_STATE_DEPTH_WRITE_ENABLE` set in `VkPipelineDynamicStateCreateInfo::pDynamicStates`, and the fragment shader declares the `EarlyFragmentTests` execution mode and uses `OpDepthAttachmentReadEXT`, the `depthWriteEnable` parameter in the last call to `vkCmdSetDepthWriteEnable` **must** be `VK_FALSE`
- VUID-vkCmdExecuteGeneratedCommandsEXT-pDynamicStates-08716
If the bound graphics pipeline state includes a fragment shader stage, was created with `VK_DYNAMIC_STATE_STENCIL_WRITE_MASK` set in `VkPipelineDynamicStateCreateInfo::pDynamicStates`, and the fragment shader declares the `EarlyFragmentTests` execution mode and uses `OpStencilAttachmentReadEXT`, the `writeMask` parameter in the last call to `vkCmdSetStencilWriteMask` **must** be 0
- VUID-vkCmdExecuteGeneratedCommandsEXT-None-09116
If a shader object is bound to any graphics stage or the bound graphics pipeline was created with `VK_DYNAMIC_STATE_COLOR_WRITE_MASK_EXT`, and the format of any color attachment is `VK_FORMAT_E5B9G9R9_UFLOAT_PACK32`, the corresponding element of the `pColorWriteMasks` parameter of `vkCmdSetColorWriteMaskEXT` **must** either include all of `VK_COLOR_COMPONENT_R_BIT`, `VK_COLOR_COMPONENT_G_BIT`, and `VK_COLOR_COMPONENT_B_BIT`, or none of them
- VUID-vkCmdExecuteGeneratedCommandsEXT-maxFragmentDualSrcAttachments-09239
If **blending** is enabled for any attachment where either the source or destination blend factors for that attachment **use the secondary color input**, the maximum value of `Location` for any output attachment **statically used** in the `Fragment Execution Model` executed by this command **must** be less than `maxFragmentDualSrcAttachments`
- VUID-vkCmdExecuteGeneratedCommandsEXT-None-09548
If the current render pass was begun with `vkCmdBeginRendering`, there is no shader object bound to any graphics stage, the value of each element of `VkRenderingAttachmentLocationInfo::pColorAttachmentLocations` in the bound pipeline **must** match the value for the corresponding locations set currently in the current render pass instance
- VUID-vkCmdExecuteGeneratedCommandsEXT-None-09549
If the current render pass was begun with `vkCmdBeginRendering`, and there is no shader object bound to any graphics stage, the value of each element of `VkRenderingInputAttachmentIndexInfo::pColorAttachmentInputIndices` in the bound pipeline **must** match the value for the corresponding index set currently in the current render pass instance
- VUID-vkCmdExecuteGeneratedCommandsEXT-None-10927

If the current render pass was begun with `vkCmdBeginRendering`, and there is no shader object bound to any graphics stage, the value of `VkRenderingInputAttachmentIndexInfo::pDepthInputAttachmentIndex` in the bound pipeline **must** match the value set currently in the current render pass instance

- VUID-vkCmdExecuteGeneratedCommandsEXT-None-10928

If the current render pass was begun with `vkCmdBeginRendering`, and there is no shader object bound to any graphics stage, the value of `VkRenderingInputAttachmentIndexInfo::pStencilInputAttachmentIndex` in the bound pipeline **must** match the value set currently in the current render pass instance

- VUID-vkCmdExecuteGeneratedCommandsEXT-None-09642

If the current render pass was begun with `vkCmdBeginRendering` with the `VK_RENDERING_ENABLE_LEGACY_DITHERING_BIT_EXT` flag, the bound graphics pipeline **must** have been created with `VK_PIPELINE_CREATE_2_ENABLE_LEGACY_DITHERING_BIT_EXT`

- VUID-vkCmdExecuteGeneratedCommandsEXT-None-09643

If the bound graphics pipeline was created with `VK_PIPELINE_CREATE_2_ENABLE_LEGACY_DITHERING_BIT_EXT`, the current render pass **must** have begun with `vkCmdBeginRendering` with the `VK_RENDERING_ENABLE_LEGACY_DITHERING_BIT_EXT` flag

- VUID-vkCmdExecuteGeneratedCommandsEXT-None-10677

If the `per-tile execution model` is enabled, the `tileShadingPerTileDraw` feature **must** be enabled

- VUID-vkCmdExecuteGeneratedCommandsEXT-None-10772

If a shader object is bound to any graphics stage, *multiview* functionality **must** not be enabled in the current render pass

- VUID-vkCmdExecuteGeneratedCommandsEXT-multiviewPerViewViewports-12262

If the `multiviewPerViewViewports` feature is enabled, then the index of the most significant bit in current render pass instance `viewMask` **must** be less than the `current value` of `viewportCount`

- VUID-vkCmdExecuteGeneratedCommandsEXT-multiviewPerViewViewports-12263

If the `multiviewPerViewViewports` feature is enabled, then the index of the most significant bit in current render pass instance `viewMask` **must** be less than the `current value` of `scissorCount`

- VUID-vkCmdExecuteGeneratedCommandsEXT-flags-11521

If current render pass instance was begun with `vkCmdBeginRendering` with `VkRenderingInfo::flags` which includes `VK_RENDERING_FRAGMENT_REGION_BIT_EXT`, and if `sample shading` is enabled (explicitly or implicitly), then the minimum fraction for sample shading **must** equal 0.0

- VUID-vkCmdExecuteGeneratedCommandsEXT-None-11522

If the current render pass instance was begun with `vkCmdBeginRendering` and contains a custom resolve, and the `dynamicRenderingUnusedAttachments` feature is not enabled, the graphics pipeline bound **must** have been created with a `VkCustomResolveCreateInfoEXT`

- VUID-vkCmdExecuteGeneratedCommandsEXT-None-11523

If the current render pass instance was begun with `vkCmdBeginRendering` and does not

contain a custom resolve, and the `dynamicRenderingUnusedAttachments` feature is not enabled, the graphics pipeline bound **must** not have been created with a `VkCustomResolveCreateInfoEXT`

- VUID-vkCmdExecuteGeneratedCommandsEXT-customResolve-11524

If the current render pass instance was begun with `vkCmdBeginRendering` and `vkCmdBeginCustomResolveEXT` has been recorded in the render pass instance, the graphics pipeline bound **must** have been created with `VkCustomResolveCreateInfoEXT::customResolve` as `VK_TRUE`

- VUID-vkCmdExecuteGeneratedCommandsEXT-customResolve-11525

If the current render pass instance was begun with `vkCmdBeginRendering` and contains a custom resolve, and `vkCmdBeginCustomResolveEXT` has not been recorded in the render pass instance, the graphics pipeline bound **must** have been created with `VkCustomResolveCreateInfoEXT::customResolve` as `VK_FALSE`

- VUID-vkCmdExecuteGeneratedCommandsEXT-None-11861

If the `dynamicRenderingUnusedAttachments` feature is not enabled and the current render pass instance was begun with `vkCmdBeginRendering` and contains a custom resolve, the bound graphics pipeline **must** have been created with a `VkCustomResolveCreateInfoEXT::colorAttachmentCount` equal to `VkRenderingInfo::colorAttachmentCount`

- VUID-vkCmdExecuteGeneratedCommandsEXT-None-11862

If the `dynamicRenderingUnusedAttachments` feature is not enabled, and the current render pass instance was begun with `vkCmdBeginRendering`, it contains a custom resolve, and `VkRenderingInfo::colorAttachmentCount` greater than 0, then each element of the `VkRenderingInfo::pColorAttachments` array with an `resolveImageView` not equal to `VK_NULL_HANDLE` **must** have been created with a `VkFormat` equal to the corresponding element of `VkCustomResolveCreateInfoEXT::pColorAttachmentFormats` used to create the bound graphics pipeline

- VUID-vkCmdExecuteGeneratedCommandsEXT-None-11863

If the `dynamicRenderingUnusedAttachments` feature is not enabled, and the current render pass instance was begun with `vkCmdBeginRendering`, it contains a custom resolve, and `VkRenderingInfo::colorAttachmentCount` greater than 0, then each element of the `VkRenderingInfo::pColorAttachments` array with an `resolveImageView` equal to `VK_NULL_HANDLE` **must** have the corresponding element of `VkCustomResolveCreateInfoEXT::pColorAttachmentFormats` used to create the bound pipeline equal to `VK_FORMAT_UNDEFINED`

- VUID-vkCmdExecuteGeneratedCommandsEXT-dynamicRenderingUnusedAttachments-11864

If the `dynamicRenderingUnusedAttachments` feature is enabled, the current render pass instance was begun with `vkCmdBeginRendering`, it contains a custom resolve, and `VkRenderingInfo::colorAttachmentCount` greater than 0, then each element of the `VkRenderingInfo::pColorAttachments` array with an `resolveImageView` not equal to `VK_NULL_HANDLE` **must** have been created with a `VkFormat` equal to the corresponding element of `VkCustomResolveCreateInfoEXT::pColorAttachmentFormats` used to create the bound graphics pipeline, or the corresponding element of `VkCustomResolveCreateInfoEXT::pColorAttachmentFormats`, if it exists, **must** be `VK_FORMAT_UNDEFINED`

- VUID-vkCmdExecuteGeneratedCommandsEXT-None-11865
If the current render pass instance was begun with `vkCmdBeginRendering`, it contains a custom resolve, the `dynamicRenderingUnusedAttachments` feature is not enabled, and `VkRenderingInfo::pDepthAttachment->resolveImageView` was `VK_NULL_HANDLE`, the value of `VkCustomResolveCreateInfoEXT::depthAttachmentFormat` used to create the bound graphics pipeline **must** be equal to `VK_FORMAT_UNDEFINED`
- VUID-vkCmdExecuteGeneratedCommandsEXT-None-11866
If current render pass instance was begun with `vkCmdBeginRendering`, it contains a custom resolve, the `dynamicRenderingUnusedAttachments` feature is not enabled, and `VkRenderingInfo::pDepthAttachment->resolveImageView` was not `VK_NULL_HANDLE`, the value of `VkCustomResolveCreateInfoEXT::depthAttachmentFormat` used to create the bound graphics pipeline **must** be equal to the `VkFormat` used to create `VkRenderingInfo::pDepthAttachment->resolveImageView`
- VUID-vkCmdExecuteGeneratedCommandsEXT-dynamicRenderingUnusedAttachments-11867
If the current render pass instance was begun with `vkCmdBeginRendering`, it contains a custom resolve, the `dynamicRenderingUnusedAttachments` feature is enabled, `VkRenderingInfo::pDepthAttachment->resolveImageView` was not `VK_NULL_HANDLE`, and the value of `VkCustomResolveCreateInfoEXT::depthAttachmentFormat` used to create the bound graphics pipeline was not equal to the `VkFormat` used to create `VkRenderingInfo::pDepthAttachment->resolveImageView`, the value of the format **must** be `VK_FORMAT_UNDEFINED`
- VUID-vkCmdExecuteGeneratedCommandsEXT-None-11868
If the current render pass instance was begun with `vkCmdBeginRendering`, it contains a custom resolve, the `dynamicRenderingUnusedAttachments` feature is not enabled, and `VkRenderingInfo::pStencilAttachment->resolveImageView` was `VK_NULL_HANDLE`, the value of `VkCustomResolveCreateInfoEXT::stencilAttachmentFormat` used to create the bound graphics pipeline **must** be equal to `VK_FORMAT_UNDEFINED`
- VUID-vkCmdExecuteGeneratedCommandsEXT-None-11869
If current render pass instance was begun with `vkCmdBeginRendering`, it contains a custom resolve, the `dynamicRenderingUnusedAttachments` feature is not enabled, and `VkRenderingInfo::pStencilAttachment->resolveImageView` was not `VK_NULL_HANDLE`, the value of `VkCustomResolveCreateInfoEXT::stencilAttachmentFormat` used to create the bound graphics pipeline **must** be equal to the `VkFormat` used to create `VkRenderingInfo::pStencilAttachment->resolveImageView`
- VUID-vkCmdExecuteGeneratedCommandsEXT-dynamicRenderingUnusedAttachments-11870
If the current render pass instance was begun with `vkCmdBeginRendering`, it contains a custom resolve, the `dynamicRenderingUnusedAttachments` feature is enabled, `VkRenderingInfo::pStencilAttachment->resolveImageView` was not `VK_NULL_HANDLE`, and the value of `VkCustomResolveCreateInfoEXT::stencilAttachmentFormat` used to create the bound graphics pipeline was not equal to the `VkFormat` used to create `VkRenderingInfo::pStencilAttachment->resolveImageView`, the value of the format **must** be `VK_FORMAT_UNDEFINED`
- VUID-vkCmdExecuteGeneratedCommandsEXT-colorAttachmentCount-11871

If the current render pass instance was begun with `vkCmdBeginRendering` with a `VkRenderingInfo::colorAttachmentCount` parameter greater than 0 and `vkCmdBeginCustomResolveEXT` has been recorded in the render pass instance, then for each element of the `VkRenderingInfo::pColorAttachments` array with a `resolveImageView` not equal to `VK_NULL_HANDLE`, the `resolveImageView` **must** have been created with a sample count equal to the value of `rasterizationSamples` for the bound graphics pipeline

- VUID-vkCmdExecuteGeneratedCommandsEXT-pDepthAttachment-11872

If the current render pass instance was begun with `vkCmdBeginRendering`, `vkCmdBeginCustomResolveEXT` has been recorded in the render pass instance, and `VkRenderingInfo::pDepthAttachment->resolveImageView` was not `VK_NULL_HANDLE`, the value of `rasterizationSamples` for the bound graphics pipeline **must** be equal to the sample count used to create `VkRenderingInfo::pDepthAttachment->resolveImageView`

- VUID-vkCmdExecuteGeneratedCommandsEXT-pStencilAttachment-11873

If the current render pass instance was begun with `vkCmdBeginRendering`, `vkCmdBeginCustomResolveEXT` has been recorded in the render pass instance, `VkRenderingInfo::pStencilAttachment->resolveImageView` was not `VK_NULL_HANDLE`, the value of `rasterizationSamples` for the bound graphics pipeline **must** be equal to the sample count used to create `VkRenderingInfo::pStencilAttachment->resolveImageView`

- VUID-vkCmdExecuteGeneratedCommandsEXT-customResolve-11529

If a shader object is bound to the fragment stage, the current render pass instance was begun with `vkCmdBeginRendering`, a fragment density map attachment is active, and `vkCmdBeginCustomResolveEXT` has been called, then the fragment shader object bound **must** have been created with `VkCustomResolveCreateInfoEXT::customResolve` as `VK_TRUE`

- VUID-vkCmdExecuteGeneratedCommandsEXT-customResolve-11530

If a shader object is bound to the fragment stage, the current render pass instance was begun with `vkCmdBeginRendering` and contains a custom resolve, a fragment density map attachment is active, and `vkCmdBeginCustomResolveEXT` has not yet been called, then the fragment shader object bound **must** have been created with `VkCustomResolveCreateInfoEXT::customResolve` as `VK_FALSE`

- VUID-vkCmdExecuteGeneratedCommandsEXT-flags-13361

If there are any shader objects bound that were created with `flags` that includes the `VK_SHADER_CREATE_INDEPENDENT_SETS_BIT_KHR` bit, then all bound shader objects **must** have been created with the `VK_SHADER_CREATE_INDEPENDENT_SETS_BIT_KHR` bit

- VUID-vkCmdExecuteGeneratedCommandsEXT-flags-13362

If there are any shader objects bound that were created with `flags` that includes the `VK_SHADER_CREATE_INDEPENDENT_SETS_BIT_KHR` bit, then the pipeline layout of the bound descriptor sets **must** have been created with `VK_PIPELINE_LAYOUT_CREATE_INDEPENDENT_SETS_BIT_EXT` set

- VUID-vkCmdExecuteGeneratedCommandsEXT-flags-13363

If there are any shader objects bound that were created with `flags` that includes the `VK_SHADER_CREATE_INDEPENDENT_SETS_BIT_KHR` bit, and any of the descriptor set layouts used to create the pipeline layout of the bound descriptor sets were created with any binding's `VkDescriptorSetLayoutBinding::stageFlags` set with `VK_SHADER_STAGE_VERTEX_BIT`, `VK_SHADER_STAGE_TESSELLATION_CONTROL_BIT`, `VK_SHADER_STAGE_TESSELLATION_EVALUATION_BIT` or

VK_SHADER_STAGE_GEOMETRY_BIT, then there **must** be no binding with VkDescriptorSetLayoutBinding::stageFlags set with VK_SHADER_STAGE_TASK_BIT_EXT or VK_SHADER_STAGE_MESH_BIT_EXT

- VUID-vkCmdExecuteGeneratedCommandsEXT-flags-13364

If there are any shader objects bound that were created with flags that includes both the VK_SHADER_CREATE_INDEPENDENT_SETS_BIT_KHR and VK_SHADER_CREATE_NO_TASK_SHADER_BIT_EXT bits, the pipeline layout of the bound descriptor sets **must** have been created with VK_PIPELINE_LAYOUT_CREATE_NO_TASK_SHADER_BIT_KHR set

- VUID-vkCmdExecuteGeneratedCommandsEXT-flags-13365

If there are any shader objects bound that were created with flags that includes both the VK_SHADER_CREATE_INDEPENDENT_SETS_BIT_KHR and VK_SHADER_CREATE_NO_TASK_SHADER_BIT_EXT bits, there **must** be no shader object bound to the VK_SHADER_STAGE_TASK_BIT_EXT stage

- VUID-vkCmdExecuteGeneratedCommandsEXT-commandBuffer-11045

commandBuffer **must** not be a protected command buffer

- VUID-vkCmdExecuteGeneratedCommandsEXT-isPreprocessed-11046

If isPreprocessed is VK_TRUE and vkGetGeneratedCommandsMemoryRequirementsEXT did not return a required size of zero then vkCmdPreprocessGeneratedCommandsEXT **must** have already been executed on the device before this command executes, and the preprocessing command **must** have used the same pGeneratedCommandsInfo content as well as the content of the input buffers it references (all except VkGeneratedCommandsInfoEXT::preprocessAddress)

- VUID-vkCmdExecuteGeneratedCommandsEXT-isPreprocessed-11047

If isPreprocessed is VK_TRUE then the indirectCommandsLayout member of pGeneratedCommandsInfo **must** have been created with the VK_INDIRECT_COMMANDS_LAYOUT_USAGE_EXPLICIT_PREPROCESS_BIT_EXT bit set

- VUID-vkCmdExecuteGeneratedCommandsEXT-indirectCommandsLayout-11141

If the indirectCommandsLayout member of pGeneratedCommandsInfo was created with the VK_INDIRECT_COMMANDS_LAYOUT_USAGE_EXPLICIT_PREPROCESS_BIT_EXT bit set, then isPreprocessed **must** be VK_TRUE

- VUID-vkCmdExecuteGeneratedCommandsEXT-preprocessAddress-11142

The contents of the preprocessAddress member of pGeneratedCommandsInfo **must** not have been previously used to record another vkCmdExecuteGeneratedCommandsEXT

- VUID-vkCmdExecuteGeneratedCommandsEXT-isPreprocessed-11048

If isPreprocessed is VK_TRUE then the bound descriptor sets and push constants **must** match identically with those bound during recording of the corresponding call to vkCmdPreprocessGeneratedCommandsEXT

- VUID-vkCmdExecuteGeneratedCommandsEXT-isPreprocessed-10198

If isPreprocessed is VK_TRUE then the conditional render state and its predicate value **must** match identically with the state and value set during execution of the corresponding call to vkCmdPreprocessGeneratedCommandsEXT

- VUID-vkCmdExecuteGeneratedCommandsEXT-isPreprocessed-11049

If `isPreprocessed` is `VK_TRUE` and the `indirectCommandsLayout` member of `pGeneratedCommandsInfo` contains a draw token, then the graphics state bound on `commandBuffer` **must** match identically with the graphics state bound on the `stateCommandBuffer` passed to `vkCmdPreprocessGeneratedCommandsEXT`

- VUID-vkCmdExecuteGeneratedCommandsEXT-isPreprocessed-11149

If `isPreprocessed` is `VK_TRUE`, then the queue family index of `commandBuffer` **must** be the same as the queue family index used to allocate the `stateCommandBuffer` passed to `vkCmdPreprocessGeneratedCommandsEXT`

- VUID-vkCmdExecuteGeneratedCommandsEXT-isPreprocessed-11051

If `isPreprocessed` is `VK_TRUE` and the `indirectCommandsLayout` member of `pGeneratedCommandsInfo` contains a dispatch token, then the compute state bound on `commandBuffer` **must** match identically with the compute state bound on the `stateCommandBuffer` passed to `vkCmdPreprocessGeneratedCommandsEXT`

- VUID-vkCmdExecuteGeneratedCommandsEXT-isPreprocessed-11052

If `isPreprocessed` is `VK_TRUE` and the `indirectCommandsLayout` member of `pGeneratedCommandsInfo` contains a ray tracing token, then the ray tracing state bound on `commandBuffer` **must** match identically with the ray tracing state bound on the `stateCommandBuffer` passed to `vkCmdPreprocessGeneratedCommandsEXT`

- VUID-vkCmdExecuteGeneratedCommandsEXT-isPreprocessed-11150

If `isPreprocessed` is `VK_TRUE` and the `indirectCommandsLayout` member of `pGeneratedCommandsInfo` contains a ray tracing token, the queue family index `commandBuffer` was allocated from **must** be the same queue family index used to allocate the `stateCommandBuffer` passed to `vkCmdPreprocessGeneratedCommandsEXT`

- VUID-vkCmdExecuteGeneratedCommandsEXT-indirectCommandsLayout-11053

If the token sequence of the passed `VkGeneratedCommandsInfoEXT::indirectCommandsLayout` contains a `VK_INDIRECT_COMMANDS_TOKEN_TYPE_EXECUTION_SET_EXT` token, the initial shader state of `VkGeneratedCommandsInfoEXT::indirectExecutionSet` **must** be bound on `commandBuffer`

- VUID-vkCmdExecuteGeneratedCommandsEXT-indirectCommandsLayout-11004

If `indirectCommandsLayout` was created with a token sequence that contained the `VK_INDIRECT_COMMANDS_TOKEN_TYPE_EXECUTION_SET_EXT` token and `indirectExecutionSet` was created using `VK_INDIRECT_EXECUTION_SET_INFO_TYPE_SHADER_OBJECTS_EXT`, every executed `VK_INDIRECT_COMMANDS_TOKEN_TYPE_EXECUTION_SET_EXT` token **must** bind all the shader stages set in the `VkIndirectCommandsExecutionSetTokenEXT::shaderStages` used to create `indirectCommandsLayout`

- VUID-vkCmdExecuteGeneratedCommandsEXT-isPreprocessed-11055

If `isPreprocessed` is `VK_TRUE` and the token sequence of the passed `VkGeneratedCommandsInfoEXT::indirectCommandsLayout` contains a `VK_INDIRECT_COMMANDS_TOKEN_TYPE_EXECUTION_SET_EXT` token, the members of `VkGeneratedCommandsInfoEXT::indirectExecutionSet` accessed by this command **must** not have been modified since the preprocess buffer was generated

- VUID-vkCmdExecuteGeneratedCommandsEXT-indirectCommandsLayout-11056

If the `indirectCommandsLayout` member of `pGeneratedCommandsInfo` contains a draw token,

then the active render pass **must** not have a specified fragment density map

- VUID-vkCmdExecuteGeneratedCommandsEXT-deviceGeneratedCommandsTransformFeedback-11057
If `deviceGeneratedCommandsTransformFeedback` is not supported on device, transform feedback **must** not be active
- VUID-vkCmdExecuteGeneratedCommandsEXT-indirectExecutionSet-11058
If transform feedback is active, `VkGeneratedCommandsInfoEXT::indirectExecutionSet` **must** be `VK_NULL_HANDLE`
- VUID-vkCmdExecuteGeneratedCommandsEXT-deviceGeneratedCommands-11059
The `VkPhysicalDeviceDeviceGeneratedCommandsFeaturesEXT::deviceGeneratedCommands` feature **must** be enabled
- VUID-vkCmdExecuteGeneratedCommandsEXT-supportedIndirectCommandsShaderStages-11060
The bound shader stages **must** be supported by `VkPhysicalDeviceDeviceGeneratedCommandsPropertiesEXT::supportedIndirectCommandsShaderStages`
- VUID-vkCmdExecuteGeneratedCommandsEXT-supportedIndirectCommandsShaderStages-11061
Only stages specified in `VkPhysicalDeviceDeviceGeneratedCommandsPropertiesEXT::supportedIndirectCommandsShaderStages` **can** be set in `pGeneratedCommandsInfo->shaderStages`
- VUID-vkCmdExecuteGeneratedCommandsEXT-None-11062
If a rendering pass is currently active, the view mask **must** be `0`
- VUID-vkCmdExecuteGeneratedCommandsEXT-commandBuffer-11143
`commandBuffer` **must** not have been recorded with `VK_COMMAND_BUFFER_USAGE_SIMULTANEOUS_USE_BIT`
- VUID-vkCmdExecuteGeneratedCommandsEXT-indirectCommandsLayout-10769
If the `indirectCommandsLayout` member of `pGeneratedCommandsInfo` contains a draw token, this command **must** not be called outside a render pass instance
- VUID-vkCmdExecuteGeneratedCommandsEXT-indirectCommandsLayout-12202
If the `indirectCommandsLayout` member of `pGeneratedCommandsInfo` does not contain a draw token, this command **must** not be called inside a render pass instance

Valid Usage (Implicit)

- VUID-vkCmdExecuteGeneratedCommandsEXT-commandBuffer-parameter
`commandBuffer` **must** be a valid `VkCommandBuffer` handle
- VUID-vkCmdExecuteGeneratedCommandsEXT-pGeneratedCommandsInfo-parameter
`pGeneratedCommandsInfo` **must** be a valid pointer to a valid `VkGeneratedCommandsInfoEXT` structure
- VUID-vkCmdExecuteGeneratedCommandsEXT-commandBuffer-recording
`commandBuffer` **must** be in the `recording state`

- VUID-vkCmdExecuteGeneratedCommandsEXT-commandBuffer-cmdpool
The `VkCommandPool` that `commandBuffer` was allocated from **must** support `VK_QUEUE_COMPUTE_BIT`, or `VK_QUEUE_GRAPHICS_BIT` operations
- VUID-vkCmdExecuteGeneratedCommandsEXT-suspended
This command **must** not be called between suspended render pass instances
- VUID-vkCmdExecuteGeneratedCommandsEXT-videocoding
This command **must** only be called outside of a video coding scope
- VUID-vkCmdExecuteGeneratedCommandsEXT-bufferlevel
`commandBuffer` **must** be a primary `VkCommandBuffer`

Host Synchronization

- Host access to `commandBuffer` **must** be externally synchronized
- Host access to the `VkCommandPool` that `commandBuffer` was allocated from **must** be externally synchronized

Command Properties

Command Buffer Levels	Render Pass Scope	Video Coding Scope	Supported Queue Types	Command Type
Primary	Both	Outside	VK_QUEUE_COMPUTE_BIT VK_QUEUE_GRAPHICS_BIT	Action Indirection

Conditional Rendering

`vkCmdExecuteGeneratedCommandsEXT` is affected by [conditional rendering](#)

The `VkGeneratedCommandsInfoEXT` is defined as:


```
// Provided by VK_EXT_device_generated_commands
typedef struct VkGeneratedCommandsInfoEXT {
    VkStructureType      sType;
    const void*          pNext;
    VkShaderStageFlags   shaderStages;
    VkIndirectExecutionSetEXT indirectExecutionSet;
    VkIndirectCommandsLayoutEXT indirectCommandsLayout;
    VkDeviceAddress       indirectAddress;
    VkDeviceSize          indirectAddressSize;
    VkDeviceAddress       preprocessAddress;
    VkDeviceSize          preprocessSize;
    uint32_t              maxSequenceCount;
    VkDeviceAddress       sequenceCountAddress;
    uint32_t              maxDrawCount;
} VkGeneratedCommandsInfoEXT;
```

- `sType` is a `VkStructureType` value identifying this structure.
- `pNext` is `NULL` or a pointer to a structure extending this structure.
- `shaderStages` is the mask of shader stages used by the commands.
- `indirectExecutionSet` is the indirect execution set to be used for binding shaders.
- `indirectCommandsLayout` is the `VkIndirectCommandsLayoutEXT` that specifies the command sequence data.
- `indirectAddress` is an address that holds the indirect buffer data.
- `indirectAddressSize` is the size in bytes of indirect buffer data starting at `indirectAddress`.
- `preprocessAddress` specifies a physical address of the `VkBuffer` used for preprocessing the input data for execution. If this structure is used with `vkCmdExecuteGeneratedCommandsEXT` with its `isPreprocessed` set to `VK_TRUE`, then the preprocessing step is skipped but data in this address **may** still be modified. The contents and the layout of this address are opaque to applications and **must** not be modified outside functions related to device-generated commands or copied to another buffer for reuse.
- `preprocessSize` is the maximum byte size within `preprocessAddress` that is available for preprocessing.
- `maxSequenceCount` is used to determine the number of sequences to execute.
- `sequenceCountAddress` specifies an optional physical address of a single `uint32_t` value containing the requested number of sequences to execute.
- `maxDrawCount` is the maximum number of indirect draws that can be executed by any COUNT-type multi-draw indirect tokens. The draw count in the indirect buffer is clamped to this value for these token types.

If `sequenceCountAddress` is not `NULL`, then `maxSequenceCount` is the maximum number of sequences that can be executed. The actual number is `min(maxSequenceCount, *sequenceCountAddress)`. If `sequenceCountAddress` is `NULL`, then `maxSequenceCount` is the exact number of sequences to execute.

If the action command token for the layout is not a COUNT-type multi-draw indirect token,

`maxDrawCount` is ignored.

Valid Usage

- VUID-VkGeneratedCommandsInfoEXT-preprocessAddress-11063
If `vkGetGeneratedCommandsMemoryRequirementsEXT` returns a non-zero size, `preprocessAddress` **must** not be 0
- VUID-VkGeneratedCommandsInfoEXT-preprocessAddress-11064
`VkDeviceMemory` objects bound to the underlying buffer for `preprocessAddress` **must** have been allocated using one of the memory types allowed in the `memoryTypeBits` member of the `VkMemoryRequirements` structure returned by `vkGetGeneratedCommandsMemoryRequirementsEXT`
- VUID-VkGeneratedCommandsInfoEXT-indirectCommandsLayout-11065
If the `indirectCommandsLayout` uses a token of `VK_INDIRECT_COMMANDS_TOKEN_TYPE_PUSH_CONSTANT_EXT`, then the `indirectExecutionSet`'s push constant layout **must** contain the `updateRange` specified in `VkIndirectCommandsPushConstantTokenEXT`
- VUID-VkGeneratedCommandsInfoEXT-indirectCommandsLayout-11066
If the `indirectCommandsLayout` uses a token of `VK_INDIRECT_COMMANDS_TOKEN_TYPE_SEQUENCE_INDEX_EXT`, then the `indirectExecutionSet`'s push constant layout **must** contain the `updateRange` specified in `VkIndirectCommandsPushConstantTokenEXT`
- VUID-VkGeneratedCommandsInfoEXT-maxSequenceCount-11067
`maxSequenceCount` **must** be less or equal to `VkPhysicalDeviceDeviceGeneratedCommandsPropertiesEXT::maxIndirectSequenceCount` and `VkGeneratedCommandsMemoryRequirementsInfoEXT::maxSequenceCount` that was used to determine the `preprocessSize`
- VUID-VkGeneratedCommandsInfoEXT-sequenceCountAddress-11068
If `sequenceCountAddress` is not `NULL`, the value contained in the address **must** be less or equal to `VkPhysicalDeviceDeviceGeneratedCommandsPropertiesEXT::maxIndirectSequenceCount` and `VkGeneratedCommandsMemoryRequirementsInfoEXT::maxSequenceCount` that was used to determine the `preprocessSize`
- VUID-VkGeneratedCommandsInfoEXT-maxSequenceCount-10246
`maxSequenceCount` **must** not be zero
- VUID-VkGeneratedCommandsInfoEXT-preprocessAddress-11069
`preprocessAddress` **must** be a device address allocated to the application from a buffer created with the `VK_BUFFER_USAGE_2_PREPROCESS_BUFFER_BIT_EXT` usage flag set
- VUID-VkGeneratedCommandsInfoEXT-indirectCommandsLayout-11144
If the `indirectCommandsLayout` contains a `VK_INDIRECT_COMMANDS_TOKEN_TYPE_EXECUTION_SET_EXT` token, and there is a descriptor and push constant layout info provided either by `pipelineLayout` or through a `VkPipelineLayoutCreateInfo` in `pNext` of the `VkIndirectCommandsLayoutCreateInfoEXT` used to create `indirectCommandsLayout`, the pipeline layout **must** be `compatible` with the descriptor and push constant layout info used by `indirectExecutionSet`

- VUID-VkGeneratedCommandsInfoEXT-indirectCommandsLayout-11328
If the `indirectCommandsLayout` contains a `VK_INDIRECT_COMMANDS_TOKEN_TYPE_EXECUTION_SET_EXT` token, and there was no descriptor and push constant layout info provided either by `pipelineLayout` or through a `VkPipelineLayoutCreateInfo` in `pNext` of the `VkIndirectCommandsLayoutCreateInfoEXT` used to create `indirectCommandsLayout`, pipelines in `indirectExecutionSet` **must** have been created with `VK_PIPELINE_CREATE_2_DESCRIPTOR_HEAP_BIT_EXT`
- VUID-VkGeneratedCommandsInfoEXT-indirectCommandsLayout-11329
If the `indirectCommandsLayout` contains a `VK_INDIRECT_COMMANDS_TOKEN_TYPE_EXECUTION_SET_EXT` token, and there was a descriptor and push constant layout info provided either by `pipelineLayout` or through a `VkPipelineLayoutCreateInfo` in `pNext` of the `VkIndirectCommandsLayoutCreateInfoEXT` used to create `indirectCommandsLayout`, pipelines in `indirectExecutionSet` **must** have been created without `VK_PIPELINE_CREATE_2_DESCRIPTOR_HEAP_BIT_EXT`
- VUID-VkGeneratedCommandsInfoEXT-indirectCommandsLayout-11330
If the `indirectCommandsLayout` contains a `VK_INDIRECT_COMMANDS_TOKEN_TYPE_EXECUTION_SET_EXT` token, and there was no descriptor and push constant layout info provided either by `pipelineLayout` or through a `VkPipelineLayoutCreateInfo` in `pNext` of the `VkIndirectCommandsLayoutCreateInfoEXT` used to create `indirectCommandsLayout`, shaders in `indirectExecutionSet` **must** have been created with `VK_SHADER_CREATE_DESCRIPTOR_HEAP_BIT_EXT`
- VUID-VkGeneratedCommandsInfoEXT-indirectCommandsLayout-11331
If the `indirectCommandsLayout` contains a `VK_INDIRECT_COMMANDS_TOKEN_TYPE_EXECUTION_SET_EXT` token, and there was a descriptor and push constant layout info provided either by `pipelineLayout` or through a `VkPipelineLayoutCreateInfo` in `pNext` of the `VkIndirectCommandsLayoutCreateInfoEXT` used to create `indirectCommandsLayout`, shaders in `indirectExecutionSet` **must** have been created without `VK_SHADER_CREATE_DESCRIPTOR_HEAP_BIT_EXT`
- VUID-VkGeneratedCommandsInfoEXT-indirectCommandsLayout-11002
If `indirectCommandsLayout` was created with a token sequence that contained the `VK_INDIRECT_COMMANDS_TOKEN_TYPE_EXECUTION_SET_EXT` token, the shader stages used to create the initial shader state of `indirectExecutionSet` **must** equal the `VkIndirectCommandsExecutionSetTokenEXT::shaderStages` used to create `indirectCommandsLayout`
- VUID-VkGeneratedCommandsInfoEXT-preprocessSize-11071
`preprocessSize` **must** be greater than or equal to the memory requirement's size returned by `vkGetGeneratedCommandsMemoryRequirementsEXT` using the matching inputs (`indirectCommandsLayout`, ...) as within this structure
- VUID-VkGeneratedCommandsInfoEXT-sequenceCountAddress-11072
The underlying buffer for `sequenceCountAddress` **must** have the `VK_BUFFER_USAGE_2_INDIRECT_BUFFER_BIT_KHR` bit set in its usage flag
- VUID-VkGeneratedCommandsInfoEXT-sequenceCountAddress-11073
If `sequenceCountAddress` is not `NULL`, `sequenceCountAddress` **must** be aligned to 4
- VUID-VkGeneratedCommandsInfoEXT-indirectAddress-12407
The underlying buffer for `indirectAddress` **must** have the

`VK_BUFFER_USAGE_2_INDIRECT_BUFFER_BIT_KHR` bit set in its usage flag

- `VOID-VkGeneratedCommandsInfoEXT-indirectAddress-11074`
`indirectAddress` **must** be aligned to 4
- `VOID-VkGeneratedCommandsInfoEXT-indirectAddressSize-11077`
`indirectAddressSize` **must** be greater than zero
- `VOID-VkGeneratedCommandsInfoEXT-maxDrawCount-11078`
When not ignored, `maxDrawCount` × `maxSequenceCount` **must** be less than 2^{24}
- `VOID-VkGeneratedCommandsInfoEXT-indirectCommandsLayout-11079`
If `indirectCommandsLayout` was created using a `VK_INDIRECT_COMMANDS_TOKEN_TYPE_VERTEX_BUFFER_EXT` token and shader objects are not bound then the bound graphics pipeline **must** have been created with `VK_DYNAMIC_STATE_VERTEX_INPUT_BINDING_STRIDE` in `pDynamicStates`
- `VOID-VkGeneratedCommandsInfoEXT-indirectCommandsLayout-11083`
If the token sequence of the passed `indirectCommandsLayout` contains a `VK_INDIRECT_COMMANDS_TOKEN_TYPE_EXECUTION_SET_EXT` token, the `indirectExecutionSet` **must** not be `VK_NULL_HANDLE`
- `VOID-VkGeneratedCommandsInfoEXT-indirectCommandsLayout-10241`
If the token sequence of the passed `indirectCommandsLayout` does not contains a `VK_INDIRECT_COMMANDS_TOKEN_TYPE_EXECUTION_SET_EXT` token, the `indirectExecutionSet` **must** be `VK_NULL_HANDLE`
- `VOID-VkGeneratedCommandsInfoEXT-indirectExecutionSet-11080`
If `indirectExecutionSet` is `VK_NULL_HANDLE`, a `VkGeneratedCommandsPipelineInfoEXT` or `VkGeneratedCommandsShaderInfoEXT` **must** be included in the `pNext` chain

Valid Usage (Implicit)

- `VOID-VkGeneratedCommandsInfoEXT-sType-sType`
`sType` **must** be `VK_STRUCTURE_TYPE_GENERATED_COMMANDS_INFO_EXT`
- `VOID-VkGeneratedCommandsInfoEXT-shaderStages-parameter`
`shaderStages` **must** be a valid combination of `VkShaderStageFlagBits` values
- `VOID-VkGeneratedCommandsInfoEXT-shaderStages-requiredbitmask`
`shaderStages` **must** not be 0
- `VOID-VkGeneratedCommandsInfoEXT-indirectExecutionSet-parameter`
If `indirectExecutionSet` is not `VK_NULL_HANDLE`, `indirectExecutionSet` **must** be a valid `VkIndirectExecutionSetEXT` handle
- `VOID-VkGeneratedCommandsInfoEXT-indirectCommandsLayout-parameter`
`indirectCommandsLayout` **must** be a valid `VkIndirectCommandsLayoutEXT` handle
- `VOID-VkGeneratedCommandsInfoEXT-indirectAddress-parameter`
`indirectAddress` **must** be a valid `VkDeviceAddress` value
- `VOID-VkGeneratedCommandsInfoEXT-preprocessAddress-parameter`
If `preprocessAddress` is not 0, `preprocessAddress` **must** be a valid `VkDeviceAddress` value

- VUID-VkGeneratedCommandsInfoEXT-sequenceCountAddress-parameter
If `sequenceCountAddress` is not `0`, `sequenceCountAddress` **must** be a valid `VkDeviceAddress` value
- VUID-VkGeneratedCommandsInfoEXT-commonparent
Both of `indirectCommandsLayout`, and `indirectExecutionSet` that are valid handles of non-ignored parameters **must** have been created, allocated, or retrieved from the same `VkDevice`

Referencing the functions defined in [Indirect Commands Layout](#), `vkCmdExecuteGeneratedCommandsEXT` behaves as:

```
uint32_t sequencesCount = sequenceCountAddress ?
    min(maxSequenceCount, sequenceCountAddress.load_uint32()) :
    maxSequenceCount;

cmdProcessAllSequences(commandBuffer, indirectExecutionSet,
                      indirectCommandsLayout, indirectAddress,
                      sequencesCount);

// The stateful commands within indirectCommandsLayout will not
// affect the state of subsequent commands in the target
// command buffer (cmd)
```

NOTE

It is important to note that the affected values of all state related to the `shaderStages` used are undefined after this command. This means that e.g., if this command indirectly alters push constants, the push constant state becomes undefined.

Commands **can** be preprocessed prior execution using the following command:

```
// Provided by VK_EXT_device_generated_commands
void vkCmdPreprocessGeneratedCommandsEXT(
    VkCommandBuffer                commandBuffer,
    const VkGeneratedCommandsInfoEXT* pGeneratedCommandsInfo,
    VkCommandBuffer                stateCommandBuffer);
```

- `commandBuffer` is the command buffer which does the preprocessing.
- `pGeneratedCommandsInfo` is a pointer to a `VkGeneratedCommandsInfoEXT` structure containing parameters affecting the preprocessing step.
- `stateCommandBuffer` is a command buffer from which to snapshot current states affecting the preprocessing step. When a graphics command action token is used, graphics state is snapshotted. When a compute action command token is used, compute state is snapshotted. When a ray tracing action command token is used, ray tracing state is snapshotted. It can be deleted at any time after this command has been recorded.

NOTE

`stateCommandBuffer` access is not synchronized by the driver, meaning that this command buffer **must** not be modified between threads in an unsafe manner.

Valid Usage

- VUID-vkCmdPreprocessGeneratedCommandsEXT-commandBuffer-11081
`commandBuffer` **must** not be a protected command buffer
- VUID-vkCmdPreprocessGeneratedCommandsEXT-pGeneratedCommandsInfo-11082
`pGeneratedCommandsInfo`'s `indirectCommandsLayout` **must** have been created with the `VK_INDIRECT_COMMANDS_LAYOUT_USAGE_EXPLICIT_PREPROCESS_BIT_EXT` bit set
- VUID-vkCmdPreprocessGeneratedCommandsEXT-indirectCommandsLayout-11084
If the token sequence of the passed `VkGeneratedCommandsInfoEXT::indirectCommandsLayout` contains a `VK_INDIRECT_COMMANDS_TOKEN_TYPE_EXECUTION_SET_EXT` token, the initial shader state of `VkGeneratedCommandsInfoEXT::indirectExecutionSet` **must** be bound on `stateCommandBuffer`
- VUID-vkCmdPreprocessGeneratedCommandsEXT-stateCommandBuffer-11138
`stateCommandBuffer` **must** be in the recording state
- VUID-vkCmdPreprocessGeneratedCommandsEXT-deviceGeneratedCommands-11087
The `VkPhysicalDeviceDeviceGeneratedCommandsFeaturesEXT::deviceGeneratedCommands` feature **must** be enabled
- VUID-vkCmdPreprocessGeneratedCommandsEXT-supportedIndirectCommandsShaderStages-11088
Only stages specified in `VkPhysicalDeviceDeviceGeneratedCommandsPropertiesEXT::supportedIndirectCommandsShaderStages` **can** be set in `pGeneratedCommandsInfo->shaderStages`

Valid Usage (Implicit)

- VUID-vkCmdPreprocessGeneratedCommandsEXT-commandBuffer-parameter
`commandBuffer` **must** be a valid `VkCommandBuffer` handle
- VUID-vkCmdPreprocessGeneratedCommandsEXT-pGeneratedCommandsInfo-parameter
`pGeneratedCommandsInfo` **must** be a valid pointer to a valid `VkGeneratedCommandsInfoEXT` structure
- VUID-vkCmdPreprocessGeneratedCommandsEXT-stateCommandBuffer-parameter
`stateCommandBuffer` **must** be a valid `VkCommandBuffer` handle
- VUID-vkCmdPreprocessGeneratedCommandsEXT-commandBuffer-recording
`commandBuffer` **must** be in the `recording state`
- VUID-vkCmdPreprocessGeneratedCommandsEXT-commandBuffer-cmdpool
The `VkCommandPool` that `commandBuffer` was allocated from **must** support `VK_QUEUE_COMPUTE_BIT`, or `VK_QUEUE_GRAPHICS_BIT` operations
- VUID-vkCmdPreprocessGeneratedCommandsEXT-renderpass

This command **must** only be called outside of a render pass instance

- VUID-vkCmdPreprocessGeneratedCommandsEXT-suspended

This command **must** not be called between suspended render pass instances

- VUID-vkCmdPreprocessGeneratedCommandsEXT-videocoding

This command **must** only be called outside of a video coding scope

- VUID-vkCmdPreprocessGeneratedCommandsEXT-bufferlevel

`commandBuffer` **must** be a primary `VkCommandBuffer`

- VUID-vkCmdPreprocessGeneratedCommandsEXT-commonparent

Both of `commandBuffer`, and `stateCommandBuffer` **must** have been created, allocated, or retrieved from the same `VkDevice`

Host Synchronization

- Host access to `commandBuffer` **must** be externally synchronized
- Host access to `stateCommandBuffer` **must** be externally synchronized
- Host access to the `VkCommandPool` that `commandBuffer` was allocated from **must** be externally synchronized

Command Properties

Command Buffer Levels	Render Pass Scope	Video Coding Scope	Supported Queue Types	Command Type
Primary	Outside	Outside	VK_QUEUE_COMPUTE_BIT VK_QUEUE_GRAPHICS_BIT HICS_BIT	Action

Conditional Rendering

`vkCmdPreprocessGeneratedCommandsEXT` is not affected by [conditional rendering](#)

The bound descriptor sets and push constants that will be used with indirect command generation **must** already be specified on `stateCommandBuffer` at the time of preprocessing commands with `vkCmdPreprocessGeneratedCommandsEXT`. They **must** match the bound descriptor sets and push constants used in the execution of indirect commands with `vkCmdExecuteGeneratedCommandsEXT`.

If push constants for shader stages are also specified in the `VkGeneratedCommandsInfoEXT::indirectCommandsLayout` with a `VK_INDIRECT_COMMANDS_TOKEN_TYPE_PUSH_CONSTANT_EXT` or `VK_INDIRECT_COMMANDS_TOKEN_TYPE_SEQUENCE_INDEX_EXT` token, then those values override the push constants that were previously pushed.

All [State-setting commands](#) that are bound on [stateCommandBuffer](#) will be used. Any parameters set by those commands **must** be set identically in a command buffer that [vkCmdExecuteGeneratedCommandsEXT](#) is recorded into, at the point [vkCmdExecuteGeneratedCommandsEXT](#) is recorded. If conditional rendering is used, the predicate value at preprocessing time **must** match the one at execution time. The queue family index [stateCommandBuffer](#) was allocated from **must** be the same as the queue family index of the command buffer used in [vkCmdExecuteGeneratedCommandsEXT](#).

On some implementations, preprocessing **may** have no effect on performance.

[vkCmdExecuteGeneratedCommandsEXT](#) **may** write to the preprocess buffer, no matter the `isPreprocess` parameter. In this case, the implementation **must** insert appropriate synchronization automatically, which corresponds to the following pseudocode:

- Barrier
 - `srcStageMask = DRAW_INDIRECT`
 - `srcAccessMask = 0`
 - `dstStageMask = COMMAND_PREPROCESS_BIT`
 - `dstAccessMask = COMMAND_PREPROCESS_WRITE_BIT | COMMAND_PREPROCESS_READ_BIT`
- Do internal writes
- Barrier
 - `srcStageMask = COMMAND_PREPROCESS_BIT`
 - `srcAccessMask = COMMAND_PREPROCESS_WRITE_BIT`
 - `dstStageMask = DRAW_INDIRECT`
 - `dstAccessMask = INDIRECT_COMMAND_READ_BIT`
- Execute

Chapter 38. Sparse Resources

As documented in [Resource Memory Association](#), [VkBuffer](#) and [VkImage](#) resources in Vulkan **must** be bound completely and contiguously to a single [VkDeviceMemory](#) object. This binding **must** be done before the resource is used, and the binding is immutable for the lifetime of the resource.

Sparse resources relax these restrictions and provide these additional features:

- Sparse resources **can** be bound non-contiguously to one or more [VkDeviceMemory](#) allocations.
- Sparse resources **can** be re-bound to different memory allocations over the lifetime of the resource.
- Sparse resources **can** have descriptors generated and used orthogonally with memory binding commands.

38.1. Sparse Resource Features

Sparse resources have several features that **must** be enabled explicitly at resource creation time. The features are enabled by including bits in the [flags](#) parameter of [VkImageCreateInfo](#) or [VkBufferCreateInfo](#). Each feature also has one or more corresponding feature enables specified in [VkPhysicalDeviceFeatures](#).

- The [sparseBinding](#) feature is the base, and provides the following capabilities:
 - Resources **can** be bound at some defined (sparse block) granularity.
 - The entire resource **must** be bound to memory before use regardless of regions actually accessed.
 - No specific mapping of image region to memory offset is defined, i.e. the location that each texel corresponds to in memory is implementation-dependent.
 - Sparse buffers have a well-defined mapping of buffer range to memory range, where an offset into a range of the buffer that is bound to a single contiguous range of memory corresponds to an identical offset within that range of memory.
 - Requested via the [VK_IMAGE_CREATE_SPARSE_BINDING_BIT](#) and [VK_BUFFER_CREATE_SPARSE_BINDING_BIT](#) bits.
 - A sparse image created using [VK_IMAGE_CREATE_SPARSE_BINDING_BIT](#) (but not [VK_IMAGE_CREATE_SPARSE_RESIDENCY_BIT](#)) supports all formats that non-sparse usage supports, and supports both [VK_IMAGE_TILING_OPTIMAL](#) and [VK_IMAGE_TILING_LINEAR](#) tiling.
- *Sparse Residency* builds on (and requires) the [sparseBinding](#) feature. It includes the following capabilities:
 - Resources do not have to be completely bound to memory before use on the device.
 - Images have a prescribed sparse image block layout, allowing specific rectangular regions of the image to be bound to specific offsets in memory allocations.
 - Consistency of access to unbound regions of the resource is defined by the absence or presence of [VkPhysicalDeviceSparseProperties::residencyNonResidentStrict](#). If this property is

present, accesses to unbound regions of the resource are well defined and behave as if the data bound is populated with all zeros; writes are discarded. When this property is absent, accesses are considered safe, but reads will return undefined values.

- Requested via the `VK_IMAGE_CREATE_SPARSE_RESIDENCY_BIT` and `VK_BUFFER_CREATE_SPARSE_RESIDENCY_BIT` bits.
- Sparse residency support is advertised on a finer grain via the following features:
 - The `sparseResidencyBuffer` feature provides support for creating `VkBuffer` objects with the `VK_BUFFER_CREATE_SPARSE_RESIDENCY_BIT`.
 - The `sparseResidencyImage2D` feature provides support for creating 2D single-sampled `VkImage` objects with `VK_IMAGE_CREATE_SPARSE_RESIDENCY_BIT`.
 - The `sparseResidencyImage3D` feature provides support for creating 3D `VkImage` objects with `VK_IMAGE_CREATE_SPARSE_RESIDENCY_BIT`.
 - The `sparseResidency2Samples` feature provides support for creating 2D `VkImage` objects with 2 samples and `VK_IMAGE_CREATE_SPARSE_RESIDENCY_BIT`.
 - The `sparseResidency4Samples` feature provides support for creating 2D `VkImage` objects with 4 samples and `VK_IMAGE_CREATE_SPARSE_RESIDENCY_BIT`.
 - The `sparseResidency8Samples` feature provides support for creating 2D `VkImage` objects with 8 samples and `VK_IMAGE_CREATE_SPARSE_RESIDENCY_BIT`.
 - The `sparseResidency16Samples` feature provides support for creating 2D `VkImage` objects with 16 samples and `VK_IMAGE_CREATE_SPARSE_RESIDENCY_BIT`.

Implementations supporting `sparseResidencyImage2D` are only **required** to support sparse 2D, single-sampled images. Support for sparse 3D and MSAA images is **optional** and **can** be enabled via `sparseResidencyImage3D`, `sparseResidency2Samples`, `sparseResidency4Samples`, `sparseResidency8Samples`, and `sparseResidency16Samples`.

- A sparse image created using `VK_IMAGE_CREATE_SPARSE_RESIDENCY_BIT` supports all non-compressed color formats with power-of-two element size that non-sparse usage supports. Additional formats **may** also be supported and **can** be queried via `vkGetPhysicalDeviceSparseImageFormatProperties`. `VK_IMAGE_TILING_LINEAR` tiling is not supported.
- The `sparseResidencyAliased` feature provides the following capability that **can** be enabled per resource:

Allows physical memory ranges to be shared between multiple locations in the same sparse resource or between multiple sparse resources, with each binding of a memory location observing a consistent interpretation of the memory contents.

See [Sparse Memory Aliasing](#) for more information.

38.2. Sparse Buffers and Fully-Resident Images

Both `VkBuffer` and `VkImage` objects created with the `VK_IMAGE_CREATE_SPARSE_BINDING_BIT` or `VK_BUFFER_CREATE_SPARSE_BINDING_BIT` bits **can** be thought of as a linear region of address

space. In the `VkImage` case if `VK_IMAGE_CREATE_SPARSE_RESIDENCY_BIT` is not used, this linear region is entirely opaque, meaning that there is no application-visible mapping between texel location and memory offset.

Unless `VK_IMAGE_CREATE_SPARSE_RESIDENCY_BIT` or `VK_BUFFER_CREATE_SPARSE_RESIDENCY_BIT` are also used, the entire resource **must** be bound to one or more `VkDeviceMemory` objects before use.

38.2.1. Sparse Buffer and Fully-Resident Image Block Size

The sparse block size in bytes for sparse buffers and fully-resident images is reported as `VkMemoryRequirements::alignment`. `alignment` represents both the memory alignment requirement and the binding granularity (in bytes) for sparse resources.

38.3. Sparse Partially-Resident Buffers

`VkBuffer` objects created with the `VK_BUFFER_CREATE_SPARSE_RESIDENCY_BIT` bit allow the buffer to be made only partially resident. Partially resident `VkBuffer` objects are allocated and bound identically to `VkBuffer` objects using only the `VK_BUFFER_CREATE_SPARSE_BINDING_BIT` feature. The only difference is the ability for some regions of the buffer to be unbound during device use. After creating a `VkBuffer` with `VK_BUFFER_CREATE_SPARSE_RESIDENCY_BIT`, the entire buffer region is considered unbound.

38.4. Sparse Partially-Resident Images

`VkImage` objects created with the `VK_IMAGE_CREATE_SPARSE_RESIDENCY_BIT` bit allow specific rectangular regions of the image called sparse image blocks to be bound to specific ranges of memory. This allows the application to manage residency at either image subresource or sparse image block granularity. Each image subresource (outside of the `mip tail`) starts on a sparse block boundary and has dimensions that are integer multiples of the corresponding dimensions of the sparse image block. After creating a `VkImage` with `VK_IMAGE_CREATE_SPARSE_RESIDENCY_BIT`, all image subresources are considered unbound.

NOTE

Applications **can** use these types of images to control LOD based on total memory consumption. If memory pressure becomes an issue the application **can** unbind and disable specific mipmap levels of images without having to recreate resources or modify texel data of unaffected levels.

The application **can** also use this functionality to access subregions of the image in a “megatexture” fashion. The application **can** create a large image and only populate the region of the image that is currently being used in the scene.

38.4.1. Accessing Unbound Regions

The following member of `VkPhysicalDeviceSparseProperties` affects how data in unbound regions of sparse resources are handled by the implementation:

- `residencyNonResidentStrict`

If this property is not present, reads of unbound regions of the image will return undefined values. Both reads and writes are still considered *safe* and will not affect other resources or populated regions of the image.

If this property is present, all reads of unbound regions of the image will behave as if the region was bound to memory populated with all zeros; writes will be discarded.

[Image operations](#) performed on unbound memory **may** still alter some component values in the natural way for those accesses, e.g. substituting a value of one for alpha in formats that do not have an alpha component.

Example: Reading the alpha component of an unbacked [VK_FORMAT_R8_UNORM](#) image will return a value of 1.0f.

If a value was previously written to the same unbound sparse memory location in the same shader invocation, that value **may** be returned instead; using the [VolatileTexel](#) image operand, the [Volatile](#) memory semantic, or the [Volatile](#) decoration to load the value will prevent prior stored values from being returned.

NOTE

Getting the value of the previous store is possible as implementations are free to optimize multiple accesses in the general case. There are other ways this **can** be prevented, but using volatile loads is by far the simplest.

See [Physical Device Enumeration](#) for instructions for retrieving physical device properties.

Implementor's Note

For implementations that **cannot** natively handle access to unbound regions of a resource, the implementation **may** allocate and bind memory to the unbound regions. Reads and writes to unbound regions will access the implementation-managed memory instead.

Given that the values resulting from reads of unbound regions are undefined in this scenario, implementations **may** use the same physical memory for all unbound regions of multiple resources within the same process.

38.4.2. Mip Tail Regions

Sparse images created using [VK_IMAGE_CREATE_SPARSE_BINDING_BIT](#) (without also using [VK_IMAGE_CREATE_SPARSE_RESIDENCY_BIT](#)) have no specific mapping of image region or image subresource to memory offset defined, so the entire image **can** be thought of as a linear opaque address region. However, images created with [VK_IMAGE_CREATE_SPARSE_RESIDENCY_BIT](#) do have a prescribed sparse image block layout, and hence each image subresource **must** start on a sparse block boundary. Within each array layer, the set of mip levels that have a smaller size than the sparse block size in bytes are grouped together into a *mip tail region*.

If the [VK_SPARSE_IMAGE_FORMAT_ALIGNED_MIP_SIZE_BIT](#) flag is present in the [flags](#) member of

`VkSparseImageFormatProperties`, for the image's `format`, then any mip level which has dimensions that are not integer multiples of the corresponding dimensions of the sparse image block, and all subsequent mip levels, are also included in the mip tail region.

The following member of `VkPhysicalDeviceSparseProperties` **may** affect how the implementation places mip levels in the mip tail region:

- `residencyAlignedMipSize`

Each mip tail region is bound to memory as an opaque region (i.e. **must** be bound using a `VkSparseImageOpaqueMemoryBindInfo` structure) and **may** be of a size greater than or equal to the sparse block size in bytes. This size is guaranteed to be an integer multiple of the sparse block size in bytes.

An implementation **may** choose to allow each array-layer's mip tail region to be bound to memory independently or require that all array-layer's mip tail regions be treated as one. This is dictated by `VK_SPARSE_IMAGE_FORMAT_SINGLE_MIPTAIL_BIT` in `VkSparseImageMemoryRequirements::flags`.

The following diagrams depict how `VK_SPARSE_IMAGE_FORMAT_ALIGNED_MIP_SIZE_BIT` and `VK_SPARSE_IMAGE_FORMAT_SINGLE_MIPTAIL_BIT` alter memory usage and requirements.

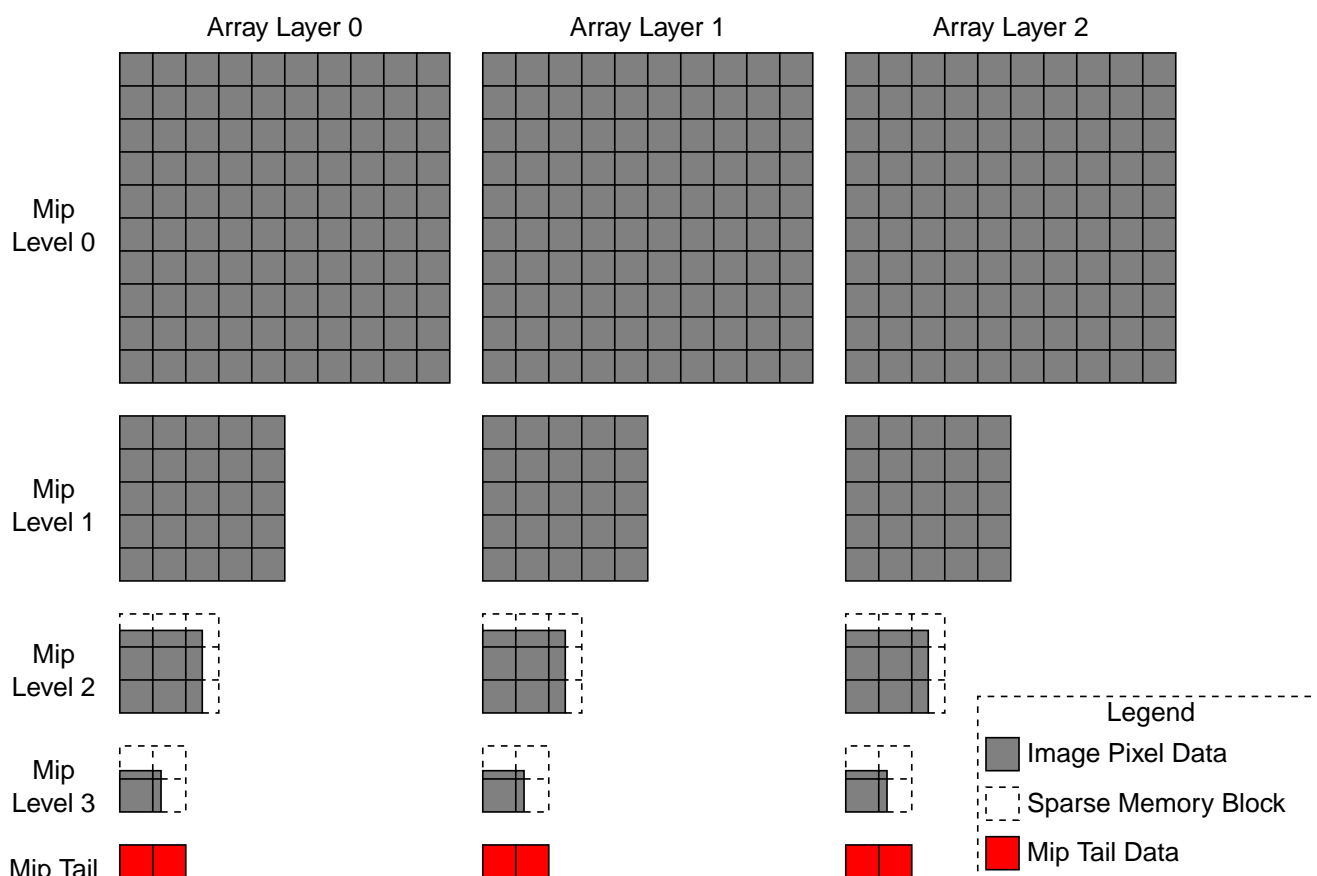


Figure 22. Sparse Image

In the absence of `VK_SPARSE_IMAGE_FORMAT_ALIGNED_MIP_SIZE_BIT` and `VK_SPARSE_IMAGE_FORMAT_SINGLE_MIPTAIL_BIT`, each array layer contains a mip tail region containing texel data for all mip levels smaller than the sparse image block in any dimension.

Mip levels that are as large or larger than a sparse image block in all dimensions **can** be bound

individually. Right-edges and bottom-edges of each level are allowed to have partially used sparse blocks. Any bound partially-used-sparse-blocks **must** still have their full sparse block size in bytes allocated in memory.

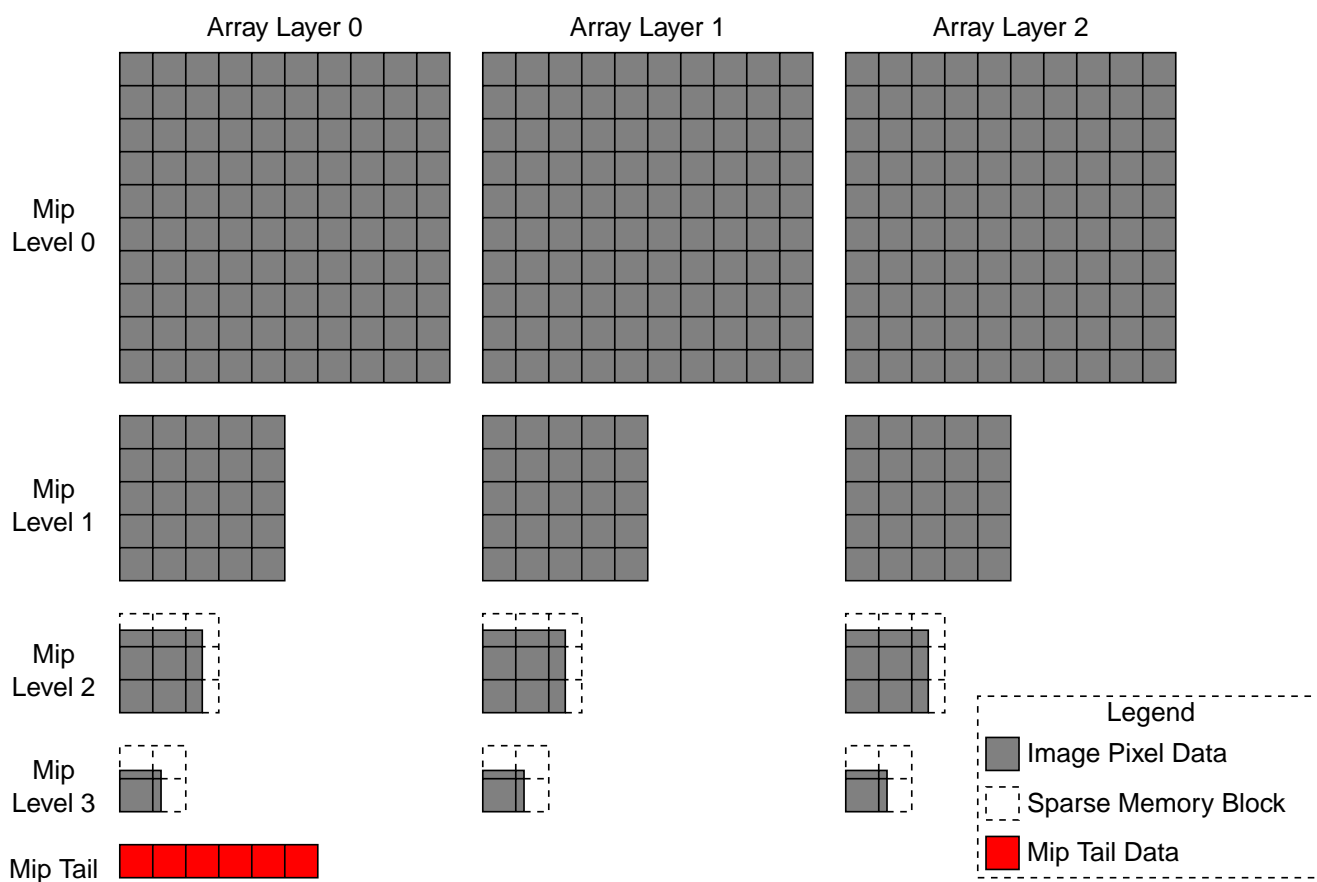


Figure 23. Sparse Image with Single Mip Tail

When [VK_SPARSE_IMAGE_FORMAT_SINGLE_MIPTAIL_BIT](#) is present all array layers will share a single mip tail region.

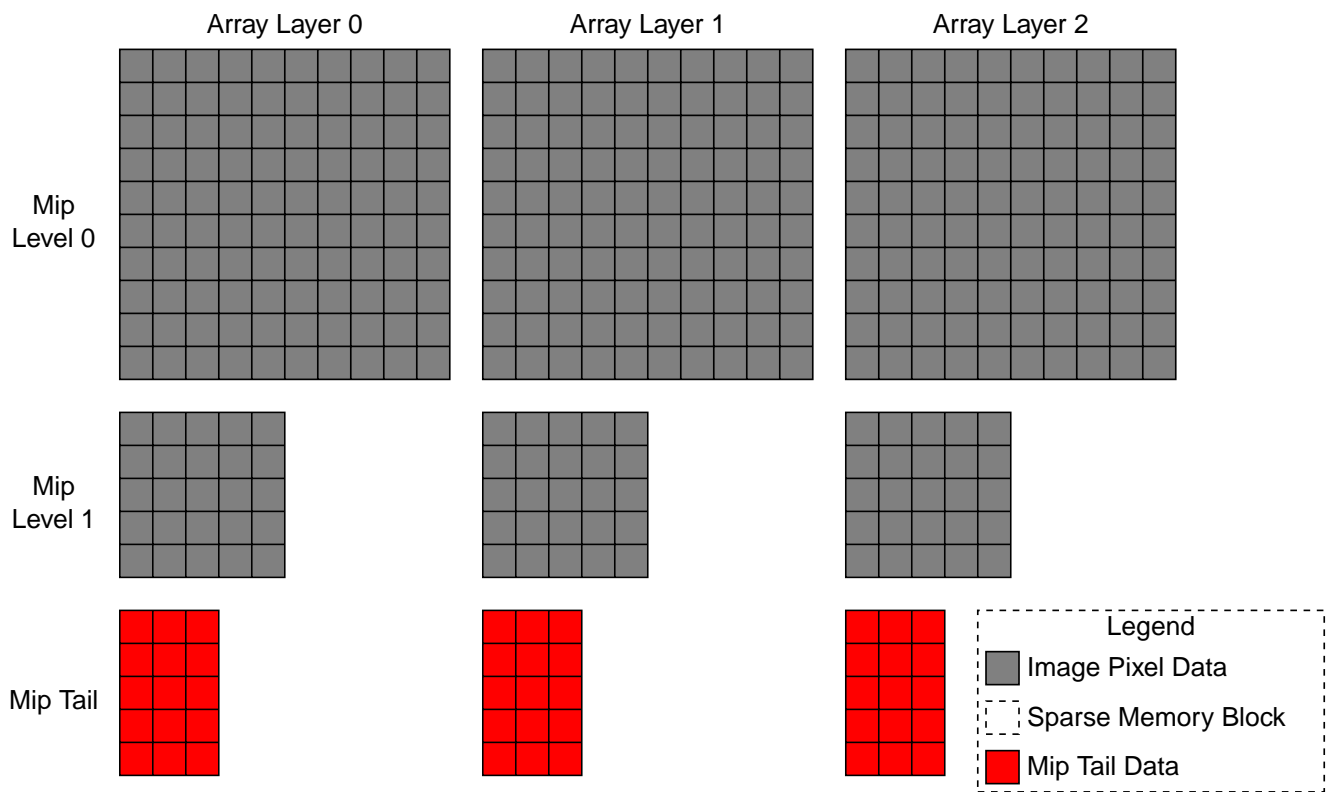


Figure 24. Sparse Image with Aligned Mip Size

NOTE

The mip tail regions are presented here in 2D arrays simply for figure size reasons. Each mip tail is logically a single array of sparse blocks with an implementation-dependent mapping of texels or compressed texel blocks to sparse blocks.

When [VK_SPARSE_IMAGE_FORMAT_ALIGNED_MIP_SIZE_BIT](#) is present the first mip level that would contain partially used sparse blocks begins the mip tail region. This level and all subsequent levels are placed in the mip tail. Only the first N mip levels whose dimensions are an exact multiple of the sparse image block dimensions **can** be bound and unbound on a sparse block basis.

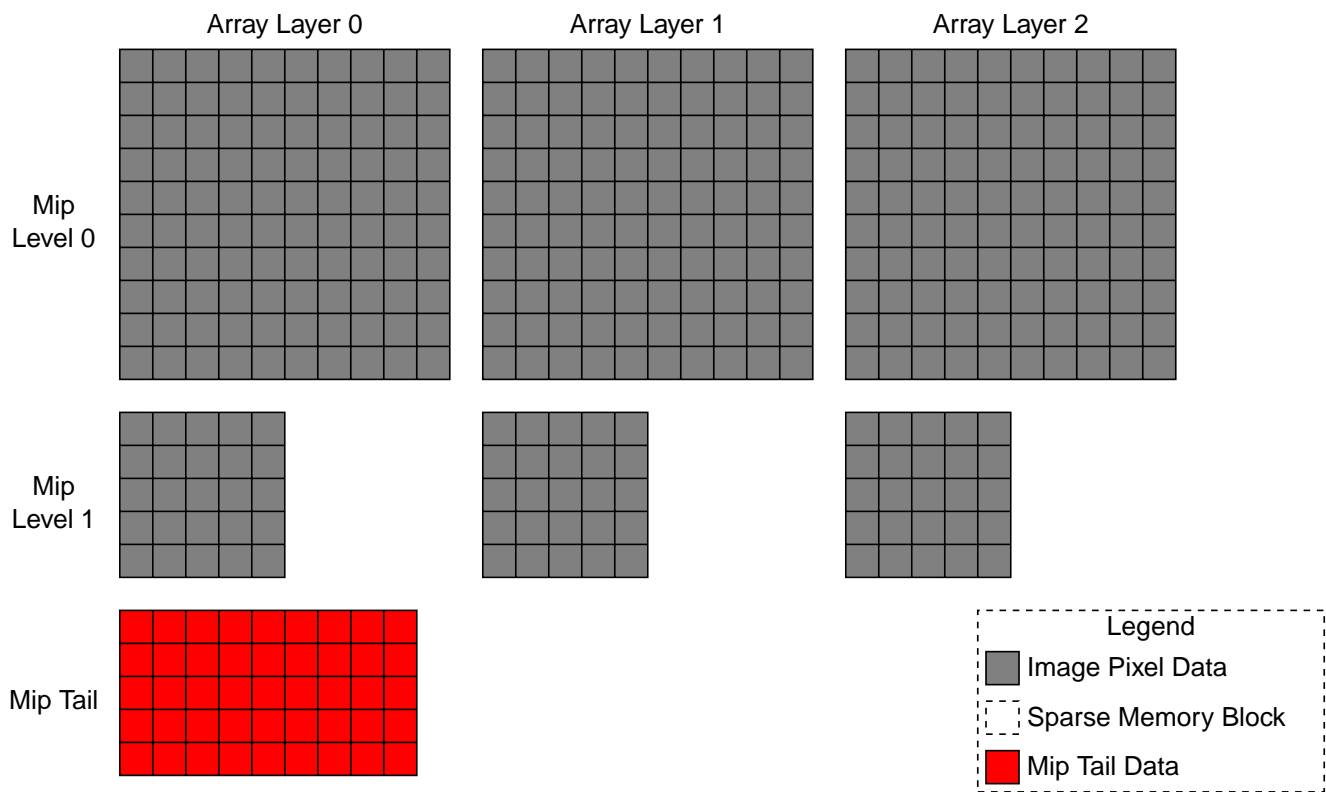


Figure 25. Sparse Image with Aligned Mip Size and Single Mip Tail

NOTE

The mip tail region is presented here in a 2D array simply for figure size reasons. It is logically a single array of sparse blocks with an implementation-dependent mapping of texels or compressed texel blocks to sparse blocks.

When both [VK_SPARSE_IMAGE_FORMAT_ALIGNED_MIP_SIZE_BIT](#) and [VK_SPARSE_IMAGE_FORMAT_SINGLE_MIPTAIL_BIT](#) are present the constraints from each of these flags are in effect.

38.4.3. Standard Sparse Image Block Shapes

Standard sparse image block shapes define a standard set of dimensions for sparse image blocks that depend on the format of the image. Layout of texels or compressed texel blocks within a sparse image block is implementation-dependent. All currently defined standard sparse image block shapes are 64 KB in size.

For block-compressed formats (e.g. [VK_FORMAT_BC5_UNORM_BLOCK](#)), the texel size is the size of the compressed texel block (e.g. 128-bit for [BC5](#)) thus the dimensions of the standard sparse image block shapes apply in terms of compressed texel blocks.

NOTE

For block-compressed formats, the dimensions of a sparse image block in terms of texels **can** be calculated by multiplying the sparse image block dimensions by the compressed texel block dimensions.

Table 53. Standard Sparse Image Block Shapes (Single Sample)

TEXEL SIZE (bits)	Block Shape (2D)	Block Shape (3D)
8-Bit	$256 \times 256 \times 1$	$64 \times 32 \times 32$
16-Bit	$256 \times 128 \times 1$	$32 \times 32 \times 32$
32-Bit	$128 \times 128 \times 1$	$32 \times 32 \times 16$
64-Bit	$128 \times 64 \times 1$	$32 \times 16 \times 16$
128-Bit	$64 \times 64 \times 1$	$16 \times 16 \times 16$

Table 54. Standard Sparse Image Block Shapes (MSAA)

TEXEL SIZE (bits)	Block Shape (2X)	Block Shape (4X)	Block Shape (8X)	Block Shape (16X)
8-Bit	$128 \times 256 \times 1$	$128 \times 128 \times 1$	$64 \times 128 \times 1$	$64 \times 64 \times 1$
16-Bit	$128 \times 128 \times 1$	$128 \times 64 \times 1$	$64 \times 64 \times 1$	$64 \times 32 \times 1$
32-Bit	$64 \times 128 \times 1$	$64 \times 64 \times 1$	$32 \times 64 \times 1$	$32 \times 32 \times 1$
64-Bit	$64 \times 64 \times 1$	$64 \times 32 \times 1$	$32 \times 32 \times 1$	$32 \times 16 \times 1$
128-Bit	$32 \times 64 \times 1$	$32 \times 32 \times 1$	$16 \times 32 \times 1$	$16 \times 16 \times 1$

Implementations that support the standard sparse image block shape for all formats listed in the [Standard Sparse Image Block Shapes \(Single Sample\)](#) and [Standard Sparse Image Block Shapes \(MSAA\)](#) tables **may** advertise the following `VkPhysicalDeviceSparseProperties`:

- `residencyStandard2DBlockShape`
- `residencyStandard2DMultisampleBlockShape`
- `residencyStandard3DBlockShape`

Reporting each of these features does *not* imply that all possible image types are supported as sparse. Instead, this indicates that no supported sparse image of the corresponding type will use custom sparse image block dimensions for any formats that have a corresponding standard sparse image block shape.

38.4.4. Custom Sparse Image Block Shapes

An implementation that does not support a standard image block shape for a particular sparse partially-resident image **may** choose to support a custom sparse image block shape for it instead. The dimensions of such a custom sparse image block shape are reported in `VkSparseImageFormatProperties::imageGranularity`. As with standard sparse image block shapes, the size in bytes of the custom sparse image block shape will be reported in `VkMemoryRequirements::alignment`.

Custom sparse image block dimensions are reported through `vkGetPhysicalDeviceSparseImageFormatProperties` and `vkGetImageSparseMemoryRequirements`.

An implementation **must** not support both the standard sparse image block shape and a custom

sparse image block shape for the same image. The standard sparse image block shape **must** be used if it is supported.

38.4.5. Multiple Aspects

Partially resident images are allowed to report separate sparse properties for different aspects of the image. One example is for depth/stencil images where the implementation separates the depth and stencil data into separate planes. Another reason for multiple aspects is to allow the application to manage memory allocation for implementation-private *metadata* associated with the image. See the figure below:

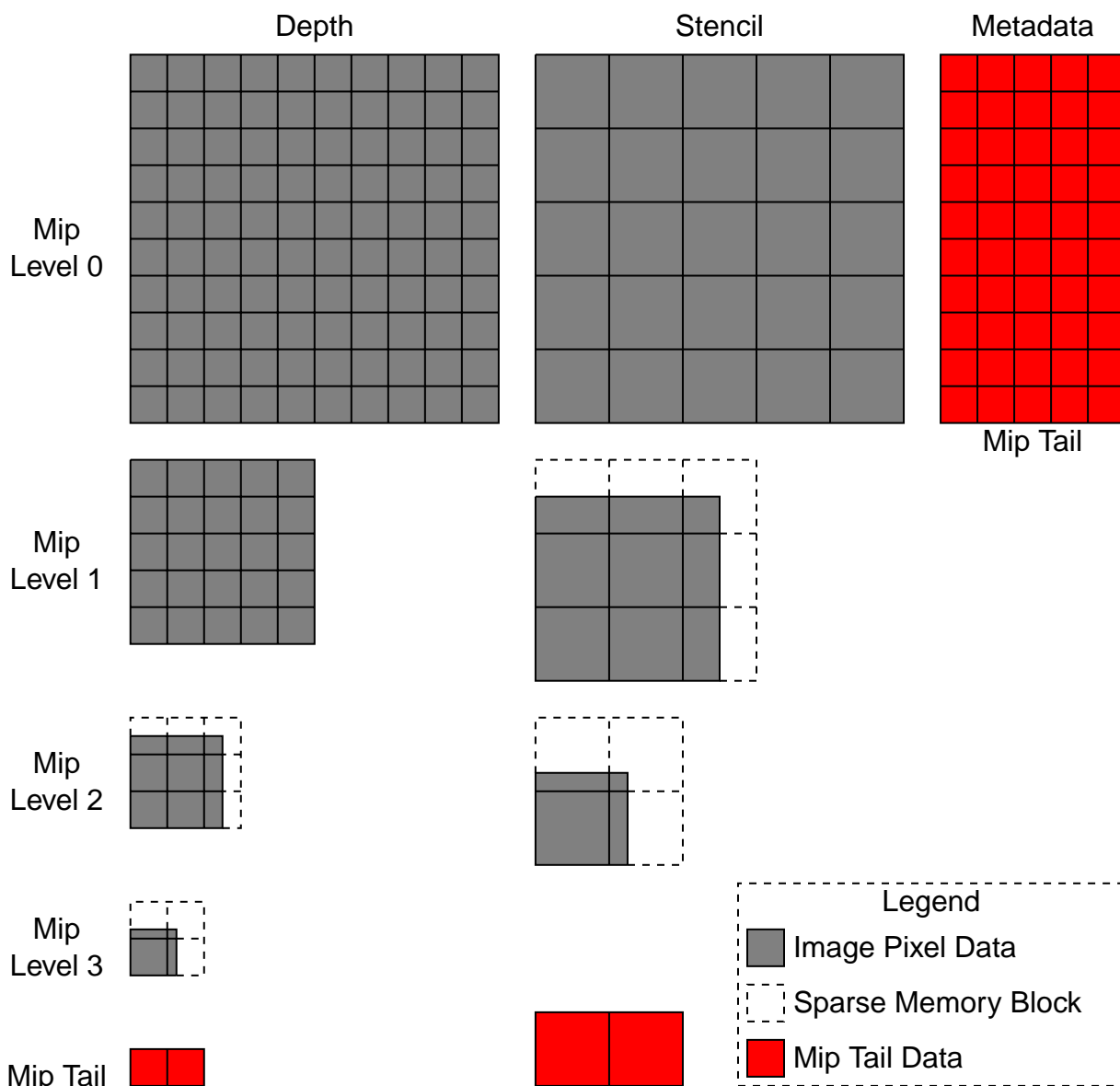


Figure 26. Multiple Aspect Sparse Image

NOTE

The mip tail regions are presented here in 2D arrays simply for figure size reasons. Each mip tail is logically a single array of sparse blocks with an implementation-dependent mapping of texels or compressed texel blocks to sparse blocks.

In the figure above the depth, stencil, and metadata aspects all have unique sparse properties. The per-texel stencil data is $\frac{1}{4}$ the size of the depth data, hence the stencil sparse blocks include $4 \times$ the number of texels. The sparse block size in bytes for all of the aspects is identical and defined by

`VkMemoryRequirements::alignment`.

Metadata

The metadata aspect of an image has the following constraints:

- All metadata is reported in the mip tail region of the metadata aspect.
- All metadata **must** be bound prior to device use of the sparse image.

38.5. Sparse Memory Aliasing

By default sparse resources have the same aliasing rules as non-sparse resources. See [Memory Aliasing](#) for more information.

`VkDevice` objects that have the `sparseResidencyAliased` feature enabled are able to use the `VK_BUFFER_CREATE_SPARSE_ALIASED_BIT` and `VK_IMAGE_CREATE_SPARSE_ALIASED_BIT` flags for resource creation. These flags allow resources to access physical memory bound into multiple locations within one or more sparse resources in a *data consistent* fashion. This means that reading physical memory from multiple aliased locations will return the same value.

Care **must** be taken when performing a write operation to aliased physical memory. Memory dependencies **must** be used to separate writes to one alias from reads or writes to another alias. Writes to aliased memory that are not properly guarded against accesses to different aliases will have undefined results for all accesses to the aliased memory.

Applications that wish to make use of data consistent sparse memory aliasing **must** abide by the following guidelines:

- All sparse resources that are bound to aliased physical memory **must** be created with the `VK_BUFFER_CREATE_SPARSE_ALIASED_BIT` / `VK_IMAGE_CREATE_SPARSE_ALIASED_BIT` flag.
- All resources that access aliased physical memory **must** interpret the memory in the same way. This implies the following:
 - Buffers and images **cannot** alias the same physical memory in a data consistent fashion. The physical memory ranges **must** be used exclusively by buffers or used exclusively by images for data consistency to be guaranteed.
 - Memory in sparse image mip tail regions **cannot** access aliased memory in a data consistent fashion.
 - Sparse images that alias the same physical memory **must** have compatible formats and be using the same sparse image block shape in order to access aliased memory in a data consistent fashion.

Failure to follow any of the above guidelines will require the application to abide by the normal, non-sparse resource [aliasing rules](#). In this case memory **cannot** be accessed in a data consistent fashion.

NOTE

Enabling sparse resource memory aliasing **can** be a way to lower physical memory use, but it **may** reduce performance on some implementations. An application

developer **can** test on their target HW and balance the memory / performance trade-offs measured.

38.6. Sparse Resource Implementation Guidelines (Informative)

This section is Informative. It is included to aid in implementors' understanding of sparse resources.

Device Virtual Address

The basic **sparseBinding** feature allows the resource to reserve its own device virtual address range at resource creation time rather than relying on a bind operation to set this. Without any other creation flags, no other constraints are relaxed compared to normal resources. All pages **must** be bound to physical memory before the device accesses the resource.

The **sparseResidency** features allow sparse resources to be used even when not all pages are bound to memory. Implementations that support access to unbound pages without causing a fault **may** support **residencyNonResidentStrict**.

Not faulting on access to unbound pages is not enough to support **residencyNonResidentStrict**. An implementation **must** also guarantee that reads after writes to unbound regions of the resource always return data for the read as if the memory contains zeros. Depending on any caching hierarchy of the implementation this **may** not always be possible.

Any implementation that does not fault, but does not guarantee correct read values **must** not support **residencyNonResidentStrict**.

Any implementation that **cannot** access unbound pages without causing a fault will require the implementation to bind the entire device virtual address range to physical memory. Any pages that the application does not bind to memory **may** be bound to one (or more) "placeholder" physical page(s) allocated by the implementation. Given the following properties:

- A process **must** not access memory from another process
- Reads return undefined values

It is sufficient for each host process to allocate these placeholder pages and use them for all resources in that process. Implementations **may** allocate more often (per instance, per device, or per resource).

Binding Memory

The byte size reported in **VkMemoryRequirements::size** **must** be greater than or equal to the amount of physical memory **required** to fully populate the resource. Some implementations require "holes" in the device virtual address range that are never accessed. These holes **may** be included in the **size** reported for the resource.

Including or not including the device virtual address holes in the resource size will alter how

the implementation provides support for `VkSparseImageOpaqueMemoryBindInfo`. This operation **must** be supported for all sparse images, even ones created with `VK_IMAGE_CREATE_SPARSE_RESIDENCY_BIT`.

- If the holes are included in the size, this bind function becomes very easy. In most cases the `resourceOffset` is simply a device virtual address offset and the implementation can easily determine what device virtual address to bind. The cost is that the application **may** allocate more physical memory for the resource than it needs.
- If the holes are not included in the size, the application **can** allocate less physical memory than otherwise for the resource. However, in this case the implementation **must** account for the holes when mapping `resourceOffset` to the actual device virtual address intended to be mapped.

If the application always uses `VkSparseImageMemoryBindInfo` to bind memory for the non-tail mip levels, any holes that are present in the resource size **may** never be bound.

NOTE

Since `VkSparseImageMemoryBindInfo` uses texel locations to determine which device virtual addresses to bind, it is impossible to bind device virtual address holes with this operation.

Binding Metadata Memory

All metadata for sparse images have their own sparse properties and are embedded in the mip tail region for said properties. See the [Multiaspect](#) section for details.

Given that metadata is in a mip tail region, and the mip tail region **must** be reported as contiguous (either globally or per-array-layer), some implementations will have to resort to complicated offset → device virtual address mapping for handling `VkSparseImageOpaqueMemoryBindInfo`.

To make this easier on the implementation, the `VK_SPARSE_MEMORY_BIND_METADATA_BIT` explicitly specifies when metadata is bound with `VkSparseImageOpaqueMemoryBindInfo`. When this flag is not present, the `resourceOffset` **may** be treated as a strict device virtual address offset.

When `VK_SPARSE_MEMORY_BIND_METADATA_BIT` is present, the `resourceOffset` **must** have been derived explicitly from the `imageMipTailOffset` in the sparse resource properties returned for the metadata aspect. By manipulating the value returned for `imageMipTailOffset`, the `resourceOffset` does not have to correlate directly to a device virtual address offset, and **may** instead be whatever value makes it easiest for the implementation to derive the correct device virtual address.

38.7. Sparse Resource API

The APIs related to sparse resources are grouped into the following categories:

- [Physical Device Features](#)

- [Physical Device Sparse Properties](#)
- [Sparse Image Format Properties](#)
- [Sparse Resource Creation](#)
- [Sparse Resource Memory Requirements](#)
- [Binding Resource Memory](#)

38.7.1. Physical Device Features

Some sparse-resource related features are reported and enabled in `VkPhysicalDeviceFeatures`. These features **must** be supported and enabled on the `VkDevice` object before applications **can** use them. See [Physical Device Features](#) for information on how to get and set enabled device features, and for more detailed explanations of these features.

Sparse Physical Device Features

- `sparseBinding`: Support for creating `VkBuffer` and `VkImage` objects with the `VK_BUFFER_CREATE_SPARSE_BINDING_BIT` and `VK_IMAGE_CREATE_SPARSE_BINDING_BIT` flags, respectively.
- `sparseResidencyBuffer`: Support for creating `VkBuffer` objects with the `VK_BUFFER_CREATE_SPARSE_RESIDENCY_BIT` flag.
- `sparseResidencyImage2D`: Support for creating 2D single-sampled `VkImage` objects with `VK_IMAGE_CREATE_SPARSE_RESIDENCY_BIT`.
- `sparseResidencyImage3D`: Support for creating 3D `VkImage` objects with `VK_IMAGE_CREATE_SPARSE_RESIDENCY_BIT`.
- `sparseResidency2Samples`: Support for creating 2D `VkImage` objects with 2 samples and `VK_IMAGE_CREATE_SPARSE_RESIDENCY_BIT`.
- `sparseResidency4Samples`: Support for creating 2D `VkImage` objects with 4 samples and `VK_IMAGE_CREATE_SPARSE_RESIDENCY_BIT`.
- `sparseResidency8Samples`: Support for creating 2D `VkImage` objects with 8 samples and `VK_IMAGE_CREATE_SPARSE_RESIDENCY_BIT`.
- `sparseResidency16Samples`: Support for creating 2D `VkImage` objects with 16 samples and `VK_IMAGE_CREATE_SPARSE_RESIDENCY_BIT`.
- `sparseResidencyAliased`: Support for creating `VkBuffer` and `VkImage` objects with the `VK_BUFFER_CREATE_SPARSE_ALIASED_BIT` and `VK_IMAGE_CREATE_SPARSE_ALIASED_BIT` flags, respectively.

38.7.2. Physical Device Sparse Properties

Some features of the implementation are not possible to disable, and are reported to allow applications to alter their sparse resource usage accordingly. These read-only capabilities are reported in the `VkPhysicalDeviceProperties::sparseProperties` member, which is a `VkPhysicalDeviceSparseProperties` structure.

The `VkPhysicalDeviceSparseProperties` structure is defined as:


```
// Provided by VK_VERSION_1_0
typedef struct VkPhysicalDeviceSparseProperties {
    VkBool32    residencyStandard2DBlockShape;
    VkBool32    residencyStandard2DMultisampleBlockShape;
    VkBool32    residencyStandard3DBlockShape;
    VkBool32    residencyAlignedMipSize;
    VkBool32    residencyNonResidentStrict;
} VkPhysicalDeviceSparseProperties;
```

- **residencyStandard2DBlockShape** is **VK_TRUE** if the physical device will access all single-sample 2D sparse resources using the standard sparse image block shapes (based on image format), as described in the [Standard Sparse Image Block Shapes \(Single Sample\)](#) table. If this property is not supported the value returned in the **imageGranularity** member of the **VkSparseImageFormatProperties** structure for single-sample 2D images is not **required** to match the standard sparse image block dimensions listed in the table.
- **residencyStandard2DMultisampleBlockShape** is **VK_TRUE** if the physical device will access all multisample 2D sparse resources using the standard sparse image block shapes (based on image format), as described in the [Standard Sparse Image Block Shapes \(MSAA\)](#) table. If this property is not supported, the value returned in the **imageGranularity** member of the **VkSparseImageFormatProperties** structure for multisample 2D images is not **required** to match the standard sparse image block dimensions listed in the table.
- **residencyStandard3DBlockShape** is **VK_TRUE** if the physical device will access all 3D sparse resources using the standard sparse image block shapes (based on image format), as described in the [Standard Sparse Image Block Shapes \(Single Sample\)](#) table. If this property is not supported, the value returned in the **imageGranularity** member of the **VkSparseImageFormatProperties** structure for 3D images is not **required** to match the standard sparse image block dimensions listed in the table.
- **residencyAlignedMipSize** is **VK_TRUE** if images with mip level dimensions that are not integer multiples of the corresponding dimensions of the sparse image block **may** be placed in the mip tail. If this property is not reported, only mip levels with dimensions smaller than the **imageGranularity** member of the **VkSparseImageFormatProperties** structure will be placed in the mip tail. If this property is reported the implementation is allowed to return **VK_SPARSE_IMAGE_FORMAT_ALIGNED_MIP_SIZE_BIT** in the **flags** member of **VkSparseImageFormatProperties**, indicating that mip level dimensions that are not integer multiples of the corresponding dimensions of the sparse image block will be placed in the mip tail.
- **residencyNonResidentStrict** specifies whether the physical device **can** consistently access non-resident regions of a resource. If this property is **VK_TRUE**, access to non-resident regions of resources will be guaranteed to return values as if the resource was populated with 0; writes to non-resident regions will be discarded.

38.7.3. Sparse Image Format Properties

Given that certain aspects of sparse image support, including the sparse image block dimensions, **may** be implementation-dependent, **vkGetPhysicalDeviceSparseImageFormatProperties** **can** be used to query for sparse image format properties prior to resource creation. This command is used

to check whether a given set of sparse image parameters is supported and what the sparse image block shape will be.

Sparse Image Format Properties API

The `VkSparseImageFormatProperties` structure is defined as:

```
// Provided by VK_VERSION_1_0
typedef struct VkSparseImageFormatProperties {
    VkImageAspectFlags    aspectMask;
    VkExtent3D            imageGranularity;
    VkSparseImageFormatFlags flags;
} VkSparseImageFormatProperties;
```

- `aspectMask` is a bitmask `VkImageAspectFlagBits` specifying which aspects of the image the properties apply to.
- `imageGranularity` is the width, height, and depth of the sparse image block in texels.
- `flags` is a bitmask of `VkSparseImageFormatFlagBits` specifying additional information about the sparse resource.

Bits which **may** be set in `VkSparseImageFormatProperties::flags`, specifying additional information about the sparse resource, are:

```
// Provided by VK_VERSION_1_0
typedef enum VkSparseImageFormatFlagBits {
    VK_SPARSE_IMAGE_FORMAT_SINGLE_MIPTAIL_BIT = 0x00000001,
    VK_SPARSE_IMAGE_FORMAT_ALIGNED_MIP_SIZE_BIT = 0x00000002,
    VK_SPARSE_IMAGE_FORMAT_NONSTANDARD_BLOCK_SIZE_BIT = 0x00000004,
} VkSparseImageFormatFlagBits;
```

- `VK_SPARSE_IMAGE_FORMAT_SINGLE_MIPTAIL_BIT` specifies that the image uses a single mip tail region for all array layers.
- `VK_SPARSE_IMAGE_FORMAT_ALIGNED_MIP_SIZE_BIT` specifies that the first mip level whose dimensions are not integer multiples of the corresponding dimensions of the sparse image block begins the mip tail region.
- `VK_SPARSE_IMAGE_FORMAT_NONSTANDARD_BLOCK_SIZE_BIT` specifies that the image uses non-standard sparse image block dimensions, and the `imageGranularity` values do not match the standard sparse image block dimensions for the given format.

```
// Provided by VK_VERSION_1_0
typedef VkFlags VkSparseImageFormatFlags;
```

`VkSparseImageFormatFlags` is a bitmask type for setting a mask of zero or more `VkSparseImageFormatFlagBits`.

`vkGetPhysicalDeviceSparseImageFormatProperties` returns an array of `VkSparseImageFormatProperties`. Each element describes properties for one set of image aspects that are bound simultaneously for a `VkImage` created with the provided image creation parameters. This is usually one element for each aspect in the image, but for interleaved depth/stencil images there is only one element describing the combined aspects.

WARNING This functionality is superseded by `vkGetPhysicalDeviceSparseImageFormatProperties2`. See [Legacy Functionality](#) for more information.

```
// Provided by VK_VERSION_1_0
void vkGetPhysicalDeviceSparseImageFormatProperties(
    VkPhysicalDevice    physicalDevice,
    VkFormat            format,
    VkImageType         type,
    VkSampleCountFlagBits samples,
    VkImageUsageFlags   usage,
    VkImageTiling        tiling,
    uint32_t*           pPropertyCount,
    VkSparseImageFormatProperties* pProperties);
```

- `physicalDevice` is the physical device from which to query the sparse image format properties.
- `format` is the image format.
- `type` is the dimensionality of the image.
- `samples` is a `VkSampleCountFlagBits` value specifying the number of samples per texel.
- `usage` is a bitmask describing the intended usage of the image.
- `tiling` is the tiling arrangement of the texel blocks in memory.
- `pPropertyCount` is a pointer to an integer related to the number of sparse format properties available or queried, as described below.
- `pProperties` is either `NULL` or a pointer to an array of `VkSparseImageFormatProperties` structures.

If `pProperties` is `NULL`, then the number of sparse format properties available is returned in `pPropertyCount`. Otherwise, `pPropertyCount` **must** point to a variable set by the application to the number of elements in the `pProperties` array, and on return the variable is overwritten with the number of structures actually written to `pProperties`. If `pPropertyCount` is less than the number of sparse format properties available, at most `pPropertyCount` structures will be written.

If `VK_IMAGE_CREATE_SPARSE_RESIDENCY_BIT` is not supported for the given arguments, `pPropertyCount` will be zero upon return, and no data will be written to `pProperties`.

Multiple aspects are returned for depth/stencil images that are implemented as separate planes by the implementation. The depth and stencil data planes each have unique `VkSparseImageFormatProperties` data.

Depth/stencil images with depth and stencil data interleaved into a single plane will return a single `VkSparseImageFormatProperties` structure with the `aspectMask` set to `VK_IMAGE_ASPECT_DEPTH_BIT` | `VK_IMAGE_ASPECT_STENCIL_BIT`.

Valid Usage

- VUID-vkGetPhysicalDeviceSparseImageFormatProperties-samples-01094
`samples` **must** be a valid `VkSampleCountFlagBits` value that is set in `VkImageFormatProperties::sampleCounts` returned by `vkGetPhysicalDeviceImageFormatProperties` with `format`, `type`, `tiling`, and `usage` equal to those in this command

Valid Usage (Implicit)

- VUID-vkGetPhysicalDeviceSparseImageFormatProperties-physicalDevice-parameter
`physicalDevice` **must** be a valid `VkPhysicalDevice` handle
- VUID-vkGetPhysicalDeviceSparseImageFormatProperties-format-parameter
`format` **must** be a valid `VkFormat` value
- VUID-vkGetPhysicalDeviceSparseImageFormatProperties-type-parameter
`type` **must** be a valid `VkImageType` value
- VUID-vkGetPhysicalDeviceSparseImageFormatProperties-samples-parameter
`samples` **must** be a valid `VkSampleCountFlagBits` value
- VUID-vkGetPhysicalDeviceSparseImageFormatProperties-usage-parameter
`usage` **must** be a valid combination of `VkImageUsageFlagBits` values
- VUID-vkGetPhysicalDeviceSparseImageFormatProperties-usage-requiredbitmask
`usage` **must** not be 0
- VUID-vkGetPhysicalDeviceSparseImageFormatProperties-tiling-parameter
`tiling` **must** be a valid `VkImageTiling` value
- VUID-vkGetPhysicalDeviceSparseImageFormatProperties-pPropertyCount-parameter
`pPropertyCount` **must** be a valid pointer to a `uint32_t` value
- VUID-vkGetPhysicalDeviceSparseImageFormatProperties-pProperties-parameter
If the value referenced by `pPropertyCount` is not 0, and `pProperties` is not NULL, `pProperties` **must** be a valid pointer to an array of `pPropertyCount` `VkSparseImageFormatProperties` structures

`vkGetPhysicalDeviceSparseImageFormatProperties2` returns an array of `VkSparseImageFormatProperties2`. Each element describes properties for one set of image aspects that are bound simultaneously for a `VkImage` created with the provided image creation parameters. This is usually one element for each aspect in the image, but for interleaved depth/stencil images there is only one element describing the combined aspects.


```
// Provided by VK_VERSION_1_1
void vkGetPhysicalDeviceSparseImageFormatProperties2(
    VkPhysicalDevice                physicalDevice,
    const VkPhysicalDeviceSparseImageFormatInfo2* pFormatInfo,
    uint32_t*                        pPropertyCount,
    VkSparseImageFormatProperties2*  pProperties);
```

```
// Provided by VK_KHR_get_physical_device_properties2
// Equivalent to vkGetPhysicalDeviceSparseImageFormatProperties2
void vkGetPhysicalDeviceSparseImageFormatProperties2KHR(
    VkPhysicalDevice                physicalDevice,
    const VkPhysicalDeviceSparseImageFormatInfo2* pFormatInfo,
    uint32_t*                        pPropertyCount,
    VkSparseImageFormatProperties2*  pProperties);
```

- **physicalDevice** is the physical device from which to query the sparse image format properties.
- **pFormatInfo** is a pointer to a [VkPhysicalDeviceSparseImageFormatInfo2](#) structure containing input parameters to the command.
- **pPropertyCount** is a pointer to an integer related to the number of sparse format properties available or queried, as described below.
- **pProperties** is either **NULL** or a pointer to an array of [VkSparseImageFormatProperties2](#) structures.

[vkGetPhysicalDeviceSparseImageFormatProperties2](#) behaves identically to [vkGetPhysicalDeviceSparseImageFormatProperties](#), with the ability to return extended information by adding extending structures to the **pNext** chain of its **pProperties** parameter.

Valid Usage (Implicit)

- VUID-vkGetPhysicalDeviceSparseImageFormatProperties2-physicalDevice-parameter **physicalDevice** **must** be a valid [VkPhysicalDevice](#) handle
- VUID-vkGetPhysicalDeviceSparseImageFormatProperties2-pFormatInfo-parameter **pFormatInfo** **must** be a valid pointer to a valid [VkPhysicalDeviceSparseImageFormatInfo2](#) structure
- VUID-vkGetPhysicalDeviceSparseImageFormatProperties2-pPropertyCount-parameter **pPropertyCount** **must** be a valid pointer to a **uint32_t** value
- VUID-vkGetPhysicalDeviceSparseImageFormatProperties2-pProperties-parameter
If the value referenced by **pPropertyCount** is not 0, and **pProperties** is not **NULL**, **pProperties** **must** be a valid pointer to an array of **pPropertyCount** [VkSparseImageFormatProperties2](#) structures

The [VkPhysicalDeviceSparseImageFormatInfo2](#) structure is defined as:


```
// Provided by VK_VERSION_1_1
typedef struct VkPhysicalDeviceSparseImageFormatInfo2 {
    VkStructureType      sType;
    const void*          pNext;
    VkFormat              format;
    VkImageType           type;
    VkSampleCountFlagBits samples;
    VkImageUsageFlags     usage;
    VkImageTiling          tiling;
} VkPhysicalDeviceSparseImageFormatInfo2;
```

```
// Provided by VK_KHR_get_physical_device_properties2
// Equivalent to VkPhysicalDeviceSparseImageFormatInfo2
typedef VkPhysicalDeviceSparseImageFormatInfo2
VkPhysicalDeviceSparseImageFormatInfo2KHR;
```

- **sType** is a **VkStructureType** value identifying this structure.
- **pNext** is **NULL** or a pointer to a structure extending this structure.
- **format** is the image format.
- **type** is the dimensionality of the image.
- **samples** is a **VkSampleCountFlagBits** value specifying the number of samples per texel.
- **usage** is a bitmask describing the intended usage of the image.
- **tiling** is the tiling arrangement of the texel blocks in memory.

Valid Usage

- VUID-VkPhysicalDeviceSparseImageFormatInfo2-samples-01095
samples must be a valid **VkSampleCountFlagBits** value that is set in **VkImageFormatProperties::sampleCounts** returned by **vkGetPhysicalDeviceImageFormatProperties** with **format**, **type**, **tiling**, and **usage** equal to those in this command

Valid Usage (Implicit)

- VUID-VkPhysicalDeviceSparseImageFormatInfo2-sType-sType
sType must be **VK_STRUCTURE_TYPE_PHYSICAL_DEVICE_SPARSE_IMAGE_FORMAT_INFO_2**
- VUID-VkPhysicalDeviceSparseImageFormatInfo2-pNext-pNext
pNext must be **NULL**
- VUID-VkPhysicalDeviceSparseImageFormatInfo2-format-parameter
format must be a valid **VkFormat** value

- VUID-VkPhysicalDeviceSparseImageFormatInfo2-type-parameter **type** must be a valid [VkImageType](#) value
- VUID-VkPhysicalDeviceSparseImageFormatInfo2-samples-parameter **samples** must be a valid [VkSampleCountFlagBits](#) value
- VUID-VkPhysicalDeviceSparseImageFormatInfo2-usage-parameter **usage** must be a valid combination of [VkImageUsageFlagBits](#) values
- VUID-VkPhysicalDeviceSparseImageFormatInfo2-usage-requiredbitmask **usage** must not be 0
- VUID-VkPhysicalDeviceSparseImageFormatInfo2-tiling-parameter **tiling** must be a valid [VkImageTiling](#) value

The [VkSparseImageFormatProperties2](#) structure is defined as:

```
// Provided by VK_VERSION_1_1
typedef struct VkSparseImageFormatProperties2 {
    VkStructureType      sType;
    void*                 pNext;
    VkSparseImageFormatProperties properties;
} VkSparseImageFormatProperties2;
```

```
// Provided by VK_KHR_get_physical_device_properties2
// Equivalent to VkSparseImageFormatProperties2
typedef VkSparseImageFormatProperties2 VkSparseImageFormatProperties2KHR;
```

- **sType** is a [VkStructureType](#) value identifying this structure.
- **pNext** is `NULL` or a pointer to a structure extending this structure.
- **properties** is a [VkSparseImageFormatProperties](#) structure which is populated with the same values as in [vkGetPhysicalDeviceSparseImageFormatProperties](#).

Valid Usage (Implicit)

- VUID-VkSparseImageFormatProperties2-sType-sType **sType** must be [VK_STRUCTURE_TYPE_SPARSE_IMAGE_FORMAT_PROPERTIES_2](#)
- VUID-VkSparseImageFormatProperties2-pNext-pNext **pNext** must be `NULL`

38.7.4. Sparse Resource Creation

Sparse resources require that one or more sparse feature flags be specified (as part of the [VkPhysicalDeviceFeatures](#) structure described previously in the [Physical Device Features](#) section) when calling [vkCreateDevice](#). When the appropriate device features are enabled, the [VK_BUFFER_CREATE_SPARSE_*](#) and [VK_IMAGE_CREATE_SPARSE_*](#) flags **can** be used. See [vkCreateBuffer](#) and

[vkCreateImage](#) for details of the resource creation APIs.

NOTE

Specifying [VK_BUFFER_CREATE_SPARSE_RESIDENCY_BIT](#) or [VK_IMAGE_CREATE_SPARSE_RESIDENCY_BIT](#) requires specifying [VK_BUFFER_CREATE_SPARSE_BINDING_BIT](#) or [VK_IMAGE_CREATE_SPARSE_BINDING_BIT](#), respectively, as well. This means that resources **must** be created with the appropriate [*_SPARSE_BINDING_BIT](#) to be used with the sparse binding command ([vkQueueBindSparse](#)).

38.7.5. Sparse Resource Memory Requirements

Sparse resources have specific memory requirements related to binding sparse memory. These memory requirements are reported differently for [VkBuffer](#) objects and [VkImage](#) objects.

Buffer and Fully-Resident Images

Buffers (both fully and partially resident) and fully-resident images **can** be bound to memory using only the data from [VkMemoryRequirements](#). For all sparse resources the [VkMemoryRequirements::alignment](#) member specifies both the binding granularity in bytes and the **required** alignment of [VkDeviceMemory](#).

Partially Resident Images

Partially resident images have a different method for binding memory. As with buffers and fully resident images, the [VkMemoryRequirements::alignment](#) field specifies the binding granularity in bytes for the image.

Requesting sparse memory requirements for [VkImage](#) objects using [vkGetImageSparseMemoryRequirements](#) will return an array of one or more [VkSparseImageMemoryRequirements](#) structures. Each structure describes the sparse memory requirements for a group of aspects of the image.

The sparse image **must** have been created using the [VK_IMAGE_CREATE_SPARSE_RESIDENCY_BIT](#) flag to retrieve valid sparse image memory requirements.

Sparse Image Memory Requirements

The [VkSparseImageMemoryRequirements](#) structure is defined as:

```
// Provided by VK_VERSION_1_0
typedef struct VkSparseImageMemoryRequirements {
    VkSparseImageFormatProperties    formatProperties;
    uint32_t                        imageMipTailFirstLod;
    VkDeviceSize                    imageMipTailSize;
    VkDeviceSize                    imageMipTailOffset;
    VkDeviceSize                    imageMipTailStride;
} VkSparseImageMemoryRequirements;
```

- [formatProperties](#) is a [VkSparseImageFormatProperties](#) structure specifying properties of the

image format.

- `imageMipTailFirstLod` is the first mip level at which image subresources are included in the mip tail region.
- `imageMipTailSize` is the memory size (in bytes) of the mip tail region. If `formatProperties.flags` contains `VK_SPARSE_IMAGE_FORMAT_SINGLE_MIPTAIL_BIT`, this is the size of the whole mip tail, otherwise this is the size of the mip tail of a single array layer. This value is guaranteed to be a multiple of the sparse block size in bytes.
- `imageMipTailOffset` is the opaque memory offset used with `VkSparseImageOpaqueMemoryBindInfo` to bind the mip tail region(s).
- `imageMipTailStride` is the offset stride between each array-layer's mip tail, if `formatProperties.flags` does not contain `VK_SPARSE_IMAGE_FORMAT_SINGLE_MIPTAIL_BIT` (otherwise the value is undefined).

To query sparse memory requirements for an image, call:

```
// Provided by VK_VERSION_1_0
void vkGetImageSparseMemoryRequirements(
    VkDevice          device,
    VkImage           image,
    uint32_t*         pSparseMemoryRequirementCount,
    VkSparseImageMemoryRequirements* pSparseMemoryRequirements);
```

- `device` is the logical device that owns the image.
- `image` is the `VkImage` object to get the memory requirements for.
- `pSparseMemoryRequirementCount` is a pointer to an integer related to the number of sparse memory requirements available or queried, as described below.
- `pSparseMemoryRequirements` is either `NULL` or a pointer to an array of `VkSparseImageMemoryRequirements` structures.

If `pSparseMemoryRequirements` is `NULL`, then the number of sparse memory requirements available is returned in `pSparseMemoryRequirementCount`. Otherwise, `pSparseMemoryRequirementCount` **must** point to a variable set by the application to the number of elements in the `pSparseMemoryRequirements` array, and on return the variable is overwritten with the number of structures actually written to `pSparseMemoryRequirements`. If `pSparseMemoryRequirementCount` is less than the number of sparse memory requirements available, at most `pSparseMemoryRequirementCount` structures will be written.

If the image was not created with `VK_IMAGE_CREATE_SPARSE_RESIDENCY_BIT` then `pSparseMemoryRequirementCount` will be zero and `pSparseMemoryRequirements` will not be written to.

NOTE

It is legal for an implementation to report a larger value in `VkMemoryRequirements::size` than would be obtained by adding together memory sizes for all `VkSparseImageMemoryRequirements` returned by `vkGetImageSparseMemoryRequirements`. This **may** occur when the implementation requires unused padding in the address range describing the resource.

Valid Usage (Implicit)

- VUID-vkGetImageSparseMemoryRequirements-device-parameter **device** **must** be a valid [VkDevice](#) handle
- VUID-vkGetImageSparseMemoryRequirements-image-parameter **image** **must** be a valid [VkImage](#) handle
- VUID-vkGetImageSparseMemoryRequirements-pSparseMemoryRequirementCount-parameter **pSparseMemoryRequirementCount** **must** be a valid pointer to a `uint32_t` value
- VUID-vkGetImageSparseMemoryRequirements-pSparseMemoryRequirements-parameter If the value referenced by **pSparseMemoryRequirementCount** is not `0`, and **pSparseMemoryRequirements** is not `NULL`, **pSparseMemoryRequirements** **must** be a valid pointer to an array of **pSparseMemoryRequirementCount** [VkSparseImageMemoryRequirements](#) structures
- VUID-vkGetImageSparseMemoryRequirements-image-parent **image** **must** have been created, allocated, or retrieved from **device**

To query sparse memory requirements for an image, call:

```
// Provided by VK_VERSION_1_1
void vkGetImageSparseMemoryRequirements2(
    VkDevice          device,
    const VkImageSparseMemoryRequirementsInfo2* pInfo,
    uint32_t*         pSparseMemoryRequirementCount,
    VkSparseImageMemoryRequirements2*         pSparseMemoryRequirements);
```

```
// Provided by VK_KHR_get_memory_requirements2
// Equivalent to vkGetImageSparseMemoryRequirements2
void vkGetImageSparseMemoryRequirements2KHR(
    VkDevice          device,
    const VkImageSparseMemoryRequirementsInfo2* pInfo,
    uint32_t*         pSparseMemoryRequirementCount,
    VkSparseImageMemoryRequirements2*         pSparseMemoryRequirements);
```

- **device** is the logical device that owns the image.
- **pInfo** is a pointer to a [VkImageSparseMemoryRequirementsInfo2](#) structure containing parameters required for the memory requirements query.
- **pSparseMemoryRequirementCount** is a pointer to an integer related to the number of sparse memory requirements available or queried, as described below.
- **pSparseMemoryRequirements** is either `NULL` or a pointer to an array of [VkSparseImageMemoryRequirements2](#) structures.

Valid Usage (Implicit)

- VUID-vkGetImageSparseMemoryRequirements2-device-parameter **device** **must** be a valid [VkDevice](#) handle
- VUID-vkGetImageSparseMemoryRequirements2-pInfo-parameter **pInfo** **must** be a valid pointer to a valid [VkImageSparseMemoryRequirementsInfo2](#) structure
- VUID-vkGetImageSparseMemoryRequirements2-pSparseMemoryRequirementCount-parameter **pSparseMemoryRequirementCount** **must** be a valid pointer to a [uint32_t](#) value
- VUID-vkGetImageSparseMemoryRequirements2-pSparseMemoryRequirements-parameter
If the value referenced by **pSparseMemoryRequirementCount** is not **0**, and **pSparseMemoryRequirements** is not **NULL**, **pSparseMemoryRequirements** **must** be a valid pointer to an array of **pSparseMemoryRequirementCount** [VkSparseImageMemoryRequirements2](#) structures

To determine the sparse memory requirements for an image resource without creating an object, call:

```
// Provided by VK_VERSION_1_3
void vkGetDeviceImageSparseMemoryRequirements(
    VkDevice                device,
    const VkDeviceImageMemoryRequirements* pInfo,
    uint32_t*               pSparseMemoryRequirementCount,
    VkSparseImageMemoryRequirements2* pSparseMemoryRequirements);
```

```
// Provided by VK_KHR_maintenance4
// Equivalent to vkGetDeviceImageSparseMemoryRequirements
void vkGetDeviceImageSparseMemoryRequirementsKHR(
    VkDevice                device,
    const VkDeviceImageMemoryRequirements* pInfo,
    uint32_t*               pSparseMemoryRequirementCount,
    VkSparseImageMemoryRequirements2* pSparseMemoryRequirements);
```

- **device** is the logical device intended to own the image.
- **pInfo** is a pointer to a [VkDeviceImageMemoryRequirements](#) structure containing parameters required for the memory requirements query.
- **pSparseMemoryRequirementCount** is a pointer to an integer related to the number of sparse memory requirements available or queried, as described below.
- **pSparseMemoryRequirements** is either **NULL** or a pointer to an array of [VkSparseImageMemoryRequirements2](#) structures.

Valid Usage (Implicit)

- VUID-vkGetDeviceImageSparseMemoryRequirements-device-parameter **device** must be a valid [VkDevice](#) handle
- VUID-vkGetDeviceImageSparseMemoryRequirements-pInfo-parameter **pInfo** must be a valid pointer to a valid [VkDeviceImageMemoryRequirements](#) structure
- VUID-vkGetDeviceImageSparseMemoryRequirements-pSparseMemoryRequirementCount-parameter **pSparseMemoryRequirementCount** must be a valid pointer to a `uint32_t` value
- VUID-vkGetDeviceImageSparseMemoryRequirements-pSparseMemoryRequirements-parameter
If the value referenced by **pSparseMemoryRequirementCount** is not `0`, and **pSparseMemoryRequirements** is not `NULL`, **pSparseMemoryRequirements** must be a valid pointer to an array of **pSparseMemoryRequirementCount** [VkSparseImageMemoryRequirements2](#) structures

The [VkImageSparseMemoryRequirementsInfo2](#) structure is defined as:

```
// Provided by VK_VERSION_1_1
typedef struct VkImageSparseMemoryRequirementsInfo2 {
    VkStructureType    sType;
    const void*        pNext;
    VkImage             image;
} VkImageSparseMemoryRequirementsInfo2;
```

```
// Provided by VK_KHR_get_memory_requirements2
// Equivalent to VkImageSparseMemoryRequirementsInfo2
typedef VkImageSparseMemoryRequirementsInfo2 VkImageSparseMemoryRequirementsInfo2KHR;
```

- **sType** is a [VkStructureType](#) value identifying this structure.
- **pNext** is `NULL` or a pointer to a structure extending this structure.
- **image** is the image to query.

Valid Usage (Implicit)

- VUID-VkImageSparseMemoryRequirementsInfo2-sType-sType **sType** must be [VK_STRUCTURE_TYPE_IMAGE_SPARSE_MEMORY_REQUIREMENTS_INFO_2](#)
- VUID-VkImageSparseMemoryRequirementsInfo2-pNext-pNext **pNext** must be `NULL`
- VUID-VkImageSparseMemoryRequirementsInfo2-image-parameter **image** must be a valid [VkImage](#) handle

The `VkSparseImageMemoryRequirements2` structure is defined as:

```
// Provided by VK_VERSION_1_1
typedef struct VkSparseImageMemoryRequirements2 {
    VkStructureType    sType;
    void*              pNext;
    VkSparseImageMemoryRequirements    memoryRequirements;
} VkSparseImageMemoryRequirements2;
```

```
// Provided by VK_KHR_get_memory_requirements2
// Equivalent to VkSparseImageMemoryRequirements2
typedef VkSparseImageMemoryRequirements2 VkSparseImageMemoryRequirements2KHR;
```

- `sType` is a `VkStructureType` value identifying this structure.
- `pNext` is `NULL` or a pointer to a structure extending this structure.
- `memoryRequirements` is a `VkSparseImageMemoryRequirements` structure describing the memory requirements of the sparse image.

Valid Usage (Implicit)

- VUID-VkSparseImageMemoryRequirements2-sType-sType
`sType` **must** be `VK_STRUCTURE_TYPE_SPARSE_IMAGE_MEMORY_REQUIREMENTS_2`
- VUID-VkSparseImageMemoryRequirements2-pNext-pNext
`pNext` **must** be `NULL`

38.7.6. Binding Resource Memory

Non-sparse resources are backed by a single physical allocation prior to device use (via `vkBindImageMemory` or `vkBindBufferMemory`), and their backing **must** not be changed. On the other hand, sparse resources **can** be bound to memory non-contiguously and these bindings **can** be altered during the lifetime of the resource.

NOTE

It is important to note that freeing a `VkDeviceMemory` object with `vkFreeMemory` will not cause resources (or resource regions) bound to the memory object to become unbound. Applications **must** not access resources bound to memory that has been freed.

Sparse memory bindings execute on a queue that includes the `VK_QUEUE_SPARSE_BINDING_BIT` bit. Applications **must** use `synchronization primitives` to guarantee that other queues do not access ranges of memory concurrently with a binding change. Applications **can** access other ranges of the same resource while a bind operation is executing.

NOTE

Implementations **must** provide a guarantee that simultaneously binding sparse blocks while another queue accesses those same sparse blocks via a sparse resource

must not access memory owned by another process or otherwise corrupt the system.

While some implementations **may** include `VK_QUEUE_SPARSE_BINDING_BIT` support in queue families that also include graphics and compute support, other implementations **may** only expose a `VK_QUEUE_SPARSE_BINDING_BIT`-only queue family. In either case, applications **must** use [synchronization primitives](#) to explicitly request any ordering dependencies between sparse memory binding operations and other graphics/compute/transfer operations, as sparse binding operations are not automatically ordered against command buffer execution, even within a single queue.

When binding memory explicitly for the `VK_IMAGE_ASPECT_METADATA_BIT` the application **must** use the `VK_SPARSE_MEMORY_BIND_METADATA_BIT` in the `VkSparseMemoryBind::flags` field when binding memory. Binding memory for metadata is done the same way as binding memory for the mip tail, with the addition of the `VK_SPARSE_MEMORY_BIND_METADATA_BIT` flag.

Binding the mip tail for any aspect **must** only be performed using `VkSparseImageOpaqueMemoryBindInfo`. If `formatProperties.flags` contains `VK_SPARSE_IMAGE_FORMAT_SINGLE_MIPTAIL_BIT`, then it **can** be bound with a single `VkSparseMemoryBind` structure, with `resourceOffset = imageMipTailOffset` and `size = imageMipTailSize`.

If `formatProperties.flags` does not contain `VK_SPARSE_IMAGE_FORMAT_SINGLE_MIPTAIL_BIT` then the offset for the mip tail in each array layer is given as:

```
arrayMipTailOffset = imageMipTailOffset + arrayLayer * imageMipTailStride;
```

and the mip tail **can** be bound with `layerCount` `VkSparseMemoryBind` structures, each using `size = imageMipTailSize` and `resourceOffset = arrayMipTailOffset` as defined above.

Sparse memory binding is handled by the following APIs and related data structures.

Sparse Memory Binding Functions

The `VkSparseMemoryBind` structure is defined as:

```
// Provided by VK_VERSION_1_0
typedef struct VkSparseMemoryBind {
    VkDeviceSize      resourceOffset;
    VkDeviceSize      size;
    VkDeviceMemory     memory;
    VkDeviceSize      memoryOffset;
    VkSparseMemoryBindFlags flags;
} VkSparseMemoryBind;
```

- `resourceOffset` is the offset into the resource.
- `size` is the size of the memory region to be bound.

- `memory` is the `VkDeviceMemory` object that the range of the resource is bound to. If `memory` is `VK_NULL_HANDLE`, the range is unbound.
- `memoryOffset` is the offset into the `VkDeviceMemory` object to bind the resource range to. If `memory` is `VK_NULL_HANDLE`, this value is ignored.
- `flags` is a bitmask of `VkSparseMemoryBindFlagBits` specifying usage of the binding operation.

The *binding range* [`resourceOffset`, `resourceOffset + size`) has different constraints based on `flags`. If `flags` contains `VK_SPARSE_MEMORY_BIND_METADATA_BIT`, the binding range **must** be within the mip tail region of the metadata aspect. This metadata region is defined by:

$$\text{metadataRegion} = [\text{base}, \text{base} + \text{imageMipTailSize})$$

$$\text{base} = \text{imageMipTailOffset} + \text{imageMipTailStride} \times n$$

and `imageMipTailOffset`, `imageMipTailSize`, and `imageMipTailStride` values are from the `VkSparseImageMemoryRequirements` corresponding to the metadata aspect of the image, and `n` is a valid array layer index for the image,

`imageMipTailStride` is considered to be zero for aspects where `VkSparseImageMemoryRequirements::formatProperties.flags` contains `VK_SPARSE_IMAGE_FORMAT_SINGLE_MIPTAIL_BIT`.

If `flags` does not contain `VK_SPARSE_MEMORY_BIND_METADATA_BIT`, the binding range **must** be within the range `[0, VkMemoryRequirements::size)`.

Valid Usage

- VUID-VkSparseMemoryBind-memory-01096
If `memory` is not `VK_NULL_HANDLE`, `memory` and `memoryOffset` **must** match the memory requirements of the resource, as described in section [Resource Memory Association](#)
- VUID-VkSparseMemoryBind-resourceOffset-09491
If the resource being bound is a `VkBuffer`, `resourceOffset`, `memoryOffset` and `size` **must** be an integer multiple of the `alignment` of the `VkMemoryRequirements` structure returned from a call to `vkGetBufferMemoryRequirements` with the buffer resource
- VUID-VkSparseMemoryBind-resourceOffset-09492
If the resource being bound is a `VkImage`, `resourceOffset` and `memoryOffset` **must** be an integer multiple of the `alignment` of the `VkMemoryRequirements` structure returned from a call to `vkGetImageMemoryRequirements` with the image resource
- VUID-VkSparseMemoryBind-memory-01097
If `memory` is not `VK_NULL_HANDLE`, `memory` **must** not have been created with a memory type that reports `VK_MEMORY_PROPERTY_LAZILY_ALLOCATED_BIT` bit set
- VUID-VkSparseMemoryBind-size-01098
`size` **must** be greater than 0
- VUID-VkSparseMemoryBind-resourceOffset-01099
`resourceOffset` **must** be less than the size of the resource

- VUID-VkSparseMemoryBind-size-01100
`size` **must** be less than or equal to the size of the resource minus `resourceOffset`
- VUID-VkSparseMemoryBind-memoryOffset-01101
`memoryOffset` **must** be less than the size of `memory`
- VUID-VkSparseMemoryBind-size-01102
`size` **must** be less than or equal to the size of `memory` minus `memoryOffset`
- VUID-VkSparseMemoryBind-memory-02730
If `memory` was created with `VkExportMemoryAllocateInfo::handleTypes` not equal to `0`, at least one handle type it contained **must** also have been set in `VkExternalMemoryBufferCreateInfo::handleTypes` or `VkExternalMemoryImageCreateInfo::handleTypes` when the resource was created
- VUID-VkSparseMemoryBind-memory-02731
If `memory` was created by a memory import operation, the external handle type of the imported memory **must** also have been set in `VkExternalMemoryBufferCreateInfo::handleTypes` or `VkExternalMemoryImageCreateInfo::handleTypes` when the resource was created

Valid Usage (Implicit)

- VUID-VkSparseMemoryBind-memory-parameter
If `memory` is not `VK_NULL_HANDLE`, `memory` **must** be a valid `VkDeviceMemory` handle
- VUID-VkSparseMemoryBind-flags-parameter
`flags` **must** be a valid combination of `VkSparseMemoryBindFlagBits` values

Bits which **can** be set in `VkSparseMemoryBind::flags`, specifying usage of a sparse memory binding operation, are:

```
// Provided by VK_VERSION_1_0
typedef enum VkSparseMemoryBindFlagBits {
    VK_SPARSE_MEMORY_BIND_METADATA_BIT = 0x00000001,
} VkSparseMemoryBindFlagBits;
```

- `VK_SPARSE_MEMORY_BIND_METADATA_BIT` specifies that the memory being bound is only for the metadata aspect.

```
// Provided by VK_VERSION_1_0
typedef VkFlags VkSparseMemoryBindFlags;
```

`VkSparseMemoryBindFlags` is a bitmask type for setting a mask of zero or more `VkSparseMemoryBindFlagBits`.

Memory is bound to `VkBuffer` objects created with the `VK_BUFFER_CREATE_SPARSE_BINDING_BIT` flag using the following structure:


```
// Provided by VK_VERSION_1_0
typedef struct VkSparseBufferMemoryBindInfo {
    VkBuffer          buffer;
    uint32_t          bindCount;
    const VkSparseMemoryBind* pBinds;
} VkSparseBufferMemoryBindInfo;
```

- **buffer** is the [VkBuffer](#) object to be bound.
- **bindCount** is the number of [VkSparseMemoryBind](#) structures in the **pBinds** array.
- **pBinds** is a pointer to an array of [VkSparseMemoryBind](#) structures.

Valid Usage (Implicit)

- VUID-VkSparseBufferMemoryBindInfo-buffer-parameter **buffer** **must** be a valid [VkBuffer](#) handle
- VUID-VkSparseBufferMemoryBindInfo-pBinds-parameter **pBinds** **must** be a valid pointer to an array of **bindCount** valid [VkSparseMemoryBind](#) structures
- VUID-VkSparseBufferMemoryBindInfo-bindCount-arraylength **bindCount** **must** be greater than 0

Memory is bound to opaque regions of [VkImage](#) objects created with the [VK_IMAGE_CREATE_SPARSE_BINDING_BIT](#) flag using the following structure:

```
// Provided by VK_VERSION_1_0
typedef struct VkSparseImageOpaqueMemoryBindInfo {
    VkImage          image;
    uint32_t          bindCount;
    const VkSparseMemoryBind* pBinds;
} VkSparseImageOpaqueMemoryBindInfo;
```

- **image** is the [VkImage](#) object to be bound.
- **bindCount** is the number of [VkSparseMemoryBind](#) structures in the **pBinds** array.
- **pBinds** is a pointer to an array of [VkSparseMemoryBind](#) structures.

This structure is normally used to bind memory to fully-resident sparse images or for mip tail regions of partially resident images. However, it **can** also be used to bind memory for the entire binding range of partially resident images.

NOTE

If the **pBinds[i].flags** of an element *i* of **pBinds** does not contain [VK_SPARSE_MEMORY_BIND_METADATA_BIT](#), the **resourceOffset** is in the range [0, [VkMemoryRequirements::size](#)), This range includes data from all aspects of the image, including metadata. For most implementations this will probably mean that

the `resourceOffset` is a simple device address offset within the resource. It is possible for an application to bind a range of memory that includes both resource data and metadata. However, the application would not know what part of the image the memory is used for, or if any range is being used for metadata.

If the `pBinds[i].flags` of an element `i` of `pBinds` contains `VK_SPARSE_MEMORY_BIND_METADATA_BIT`, the binding range specified **must** be within the mip tail region of the metadata aspect. In this case the `resourceOffset` is not **required** to be a simple device address offset within the resource. However, it is defined to be within `[imageMipTailOffset, imageMipTailOffset + imageMipTailSize)` for the metadata aspect. See `VkSparseMemoryBind` for the full constraints on binding region with this flag present.

Valid Usage

- VUID-VkSparseImageOpaqueMemoryBindInfo-pBinds-01103

If the `flags` member of any element of `pBinds` contains `VK_SPARSE_MEMORY_BIND_METADATA_BIT`, the binding range defined **must** be within the mip tail region of the metadata aspect of `image`

Valid Usage (Implicit)

- VUID-VkSparseImageOpaqueMemoryBindInfo-image-parameter
`image` **must** be a valid `VkImage` handle
- VUID-VkSparseImageOpaqueMemoryBindInfo-pBinds-parameter
`pBinds` **must** be a valid pointer to an array of `bindCount` valid `VkSparseMemoryBind` structures
- VUID-VkSparseImageOpaqueMemoryBindInfo-bindCount-arraylength
`bindCount` **must** be greater than 0

Memory **can** be bound to sparse image blocks of `VkImage` objects created with the `VK_IMAGE_CREATE_SPARSE_RESIDENCY_BIT` flag using the following structure:

```
// Provided by VK_VERSION_1_0
typedef struct VkSparseImageMemoryBindInfo {
    VkImage          image;
    uint32_t         bindCount;
    const VkSparseImageMemoryBind* pBinds;
} VkSparseImageMemoryBindInfo;
```

- `image` is the `VkImage` object to be bound
- `bindCount` is the number of `VkSparseImageMemoryBind` structures in `pBinds` array
- `pBinds` is a pointer to an array of `VkSparseImageMemoryBind` structures

Valid Usage

- VUID-VkSparseImageMemoryBindInfo-subresource-01722
The `subresource.mipLevel` member of each element of `pBinds` **must** be less than the `mipLevels` specified in `VkImageCreateInfo` when `image` was created
- VUID-VkSparseImageMemoryBindInfo-subresource-01723
The `subresource.arrayLayer` member of each element of `pBinds` **must** be less than the `arrayLayers` specified in `VkImageCreateInfo` when `image` was created
- VUID-VkSparseImageMemoryBindInfo-subresource-01106
The `subresource.aspectMask` member of each element of `pBinds` **must** be valid for the `format` specified in `VkImageCreateInfo` when `image` was created
- VUID-VkSparseImageMemoryBindInfo-image-02901
`image` **must** have been created with `VK_IMAGE_CREATE_SPARSE_RESIDENCY_BIT` set

Valid Usage (Implicit)

- VUID-VkSparseImageMemoryBindInfo-image-parameter
`image` **must** be a valid `VkImage` handle
- VUID-VkSparseImageMemoryBindInfo-pBinds-parameter
`pBinds` **must** be a valid pointer to an array of `bindCount` valid `VkSparseImageMemoryBind` structures
- VUID-VkSparseImageMemoryBindInfo-bindCount-arraylength
`bindCount` **must** be greater than 0

The `VkSparseImageMemoryBind` structure is defined as:

```
// Provided by VK_VERSION_1_0
typedef struct VkSparseImageMemoryBind {
    VkImageSubresource    subresource;
    VkOffset3D            offset;
    VkExtent3D            extent;
    VkDeviceMemory        memory;
    VkDeviceSize          memoryOffset;
    VkSparseMemoryBindFlags flags;
} VkSparseImageMemoryBind;
```

- `subresource` is the image *aspect* and region of interest in the image.
- `offset` are the coordinates of the first texel within the image subresource to bind.
- `extent` is the size in texels of the region within the image subresource to bind. The extent **must** be a multiple of the sparse image block dimensions, except when binding sparse image blocks along the edge of an image subresource it **can** instead be such that any coordinate of `offset + extent` equals the corresponding dimensions of the image subresource.

- `memory` is the `VkDeviceMemory` object that the sparse image blocks of the image are bound to. If `memory` is `VK_NULL_HANDLE`, the sparse image blocks are unbound.
- `memoryOffset` is an offset into `VkDeviceMemory` object. If `memory` is `VK_NULL_HANDLE`, this value is ignored.
- `flags` are sparse memory binding flags.

Valid Usage

- VUID-VkSparseImageMemoryBind-memory-01104
If the `sparseResidencyAliased` feature is not enabled, and if any other resources are bound to ranges of `memory`, the range of `memory` being bound **must** not overlap with those bound ranges
- VUID-VkSparseImageMemoryBind-memory-01105
`memory` and `memoryOffset` **must** match the memory requirements of the calling command's `image`, as described in section [Resource Memory Association](#)
- VUID-VkSparseImageMemoryBind-offset-01107
`offset.x` **must** be a multiple of the sparse image block width (`VkSparseImageFormatProperties::imageGranularity.width`) of the image
- VUID-VkSparseImageMemoryBind-extent-09388
`extent.width` **must** be greater than 0
- VUID-VkSparseImageMemoryBind-extent-01108
`extent.width` **must** either be a multiple of the sparse image block width of the image, or else (`extent.width + offset.x`) **must** equal the width of the image subresource
- VUID-VkSparseImageMemoryBind-offset-01109
`offset.y` **must** be a multiple of the sparse image block height (`VkSparseImageFormatProperties::imageGranularity.height`) of the image
- VUID-VkSparseImageMemoryBind-extent-09389
`extent.height` **must** be greater than 0
- VUID-VkSparseImageMemoryBind-extent-01110
`extent.height` **must** either be a multiple of the sparse image block height of the image, or else (`extent.height + offset.y`) **must** equal the height of the image subresource
- VUID-VkSparseImageMemoryBind-offset-01111
`offset.z` **must** be a multiple of the sparse image block depth (`VkSparseImageFormatProperties::imageGranularity.depth`) of the image
- VUID-VkSparseImageMemoryBind-extent-09390
`extent.depth` **must** be greater than 0
- VUID-VkSparseImageMemoryBind-extent-01112
`extent.depth` **must** either be a multiple of the sparse image block depth of the image, or else (`extent.depth + offset.z`) **must** equal the depth of the image subresource
- VUID-VkSparseImageMemoryBind-memory-02732
If `memory` was created with `VkExportMemoryAllocateInfo::handleTypes` not equal to 0, at least one handle type it contained **must** also have been set in

`VkExternalMemoryImageCreateInfo::handleTypes` when the image was created

- VUID-VkSparseImageMemoryBind-memory-02733

If `memory` was created by a memory import operation, the external handle type of the imported memory **must** also have been set in `VkExternalMemoryImageCreateInfo::handleTypes` when `image` was created

Valid Usage (Implicit)

- VUID-VkSparseImageMemoryBind-subresource-parameter
`subresource` **must** be a valid `VkImageSubresource` structure
- VUID-VkSparseImageMemoryBind-memory-parameter
If `memory` is not `VK_NULL_HANDLE`, `memory` **must** be a valid `VkDeviceMemory` handle
- VUID-VkSparseImageMemoryBind-flags-parameter
`flags` **must** be a valid combination of `VkSparseMemoryBindFlagBits` values

To submit sparse binding operations to a queue, call:

```
// Provided by VK_VERSION_1_0
VkResult vkQueueBindSparse(
    VkQueue          queue,
    uint32_t         bindInfoCount,
    const VkBindSparseInfo* pBindInfo,
    VkFence          fence);
```

- `queue` is the queue that the sparse binding operations will be submitted to.
- `bindInfoCount` is the number of elements in the `pBindInfo` array.
- `pBindInfo` is a pointer to an array of `VkBindSparseInfo` structures, each specifying a sparse binding submission batch.
- `fence` is an **optional** handle to a fence to be signaled. If `fence` is not `VK_NULL_HANDLE`, it defines a `fence signal operation`.

`vkQueueBindSparse` is a `queue submission command`, with each batch defined by an element of `pBindInfo` as a `VkBindSparseInfo` structure. Batches begin execution in the order they appear in `pBindInfo`, but **may** complete out of order.

Within a batch, a given range of a resource **must** not be bound more than once. Across batches, if a range is to be bound to one allocation and offset and then to another allocation and offset, then the application **must** guarantee (usually using semaphores) that the binding operations are executed in the correct order, as well as to order binding operations against the execution of command buffer submissions.

As no operation to `vkQueueBindSparse` causes any pipeline stage to access memory, synchronization primitives used in this command effectively only define execution dependencies.

Additional information about fence and semaphore operation is described in [the synchronization chapter](#).

Valid Usage

- VUID-vkQueueBindSparse-fence-01113
If **fence** is not [VK_NULL_HANDLE](#), **fence** **must** be unsignaled
- VUID-vkQueueBindSparse-fence-01114
If **fence** is not [VK_NULL_HANDLE](#), **fence** **must** not be associated with any other queue command that has not yet completed execution on that queue
- VUID-vkQueueBindSparse-pSignalSemaphores-01115
Each element of the **pSignalSemaphores** member of each element of **pBindInfo** **must** be unsignaled when the semaphore signal operation it defines is executed on the device
- VUID-vkQueueBindSparse-pWaitSemaphores-01116
When a semaphore wait operation referring to a binary semaphore defined by any element of the **pWaitSemaphores** member of any element of **pBindInfo** executes on **queue**, there **must** be no other queues waiting on the same semaphore
- VUID-vkQueueBindSparse-pWaitSemaphores-03245
All elements of the **pWaitSemaphores** member of all elements of **pBindInfo** referring to a semaphore created with a **VkSemaphoreType** of [VK_SEMAPHORE_TYPE_BINARY](#) **must** reference a semaphore signal operation that has been submitted for execution and any [semaphore signal operations](#) on which it depends **must** have also been submitted for execution

Valid Usage (Implicit)

- VUID-vkQueueBindSparse-queue-parameter
queue **must** be a valid [VkQueue](#) handle
- VUID-vkQueueBindSparse-pBindInfo-parameter
If **bindInfoCount** is not 0, **pBindInfo** **must** be a valid pointer to an array of **bindInfoCount** valid [VkBindSparseInfo](#) structures
- VUID-vkQueueBindSparse-fence-parameter
If **fence** is not [VK_NULL_HANDLE](#), **fence** **must** be a valid [VkFence](#) handle
- VUID-vkQueueBindSparse-queueType
The **queue** **must** support [VK_QUEUE_SPARSE_BINDING_BIT](#) operations
- VUID-vkQueueBindSparse-commonparent
Both of **fence**, and **queue** that are valid handles of non-ignored parameters **must** have been created, allocated, or retrieved from the same [VkDevice](#)

Host Synchronization

- Host access to **queue** **must** be externally synchronized if it was not created with

VK_DEVICE_QUEUE_CREATE INTERNALLY SYNCHRONIZED_BIT_KHR

- Host access to **fence** **must** be externally synchronized

Command Properties

Command Buffer Levels	Render Pass Scope	Video Coding Scope	Supported Queue Types	Command Type
-	-	-	VK_QUEUE_SPARSE_BINDING_BIT	-

Return Codes

Success

- VK_SUCCESS

Failure

- VK_ERROR_DEVICE_LOST
- VK_ERROR_OUT_OF_DEVICE_MEMORY
- VK_ERROR_OUT_OF_HOST_MEMORY
- VK_ERROR_UNKNOWN
- VK_ERROR_VALIDATION_FAILED

The **VkBindSparseInfo** structure is defined as:

```
// Provided by VK_VERSION_1_0
typedef struct VkBindSparseInfo {
    VkStructureType           sType;
    const void*               pNext;
    uint32_t                  waitSemaphoreCount;
    const VkSemaphore*        pWaitSemaphores;
    uint32_t                  bufferBindCount;
    const VkSparseBufferMemoryBindInfo* pBufferBinds;
    uint32_t                  imageOpaqueBindCount;
    const VkSparseImageOpaqueMemoryBindInfo* pImageOpaqueBinds;
    uint32_t                  imageBindCount;
    const VkSparseImageMemoryBindInfo* pImageBinds;
    uint32_t                  signalSemaphoreCount;
    const VkSemaphore*        pSignalSemaphores;
} VkBindSparseInfo;
```

- **sType** is a **VkStructureType** value identifying this structure.
- **pNext** is **NULL** or a pointer to a structure extending this structure.

- `waitSemaphoreCount` is the number of semaphores upon which to wait before executing the sparse binding operations for the batch.
- `pWaitSemaphores` is a pointer to an array of semaphores upon which to wait on before the sparse binding operations for this batch begin execution. If semaphores to wait on are provided, they define a [semaphore wait operation](#).
- `bufferBindCount` is the number of sparse buffer bindings to perform in the batch.
- `pBufferBinds` is a pointer to an array of [VkSparseBufferMemoryBindInfo](#) structures.
- `imageOpaqueBindCount` is the number of opaque sparse image bindings to perform.
- `pImageOpaqueBinds` is a pointer to an array of [VkSparseImageOpaqueMemoryBindInfo](#) structures, indicating opaque sparse image bindings to perform.
- `imageBindCount` is the number of sparse image bindings to perform.
- `pImageBinds` is a pointer to an array of [VkSparseImageMemoryBindInfo](#) structures, indicating sparse image bindings to perform.
- `signalSemaphoreCount` is the number of semaphores to be signaled once the sparse binding operations specified by the structure have completed execution.
- `pSignalSemaphores` is a pointer to an array of semaphores which will be signaled when the sparse binding operations for this batch have completed execution. If semaphores to be signaled are provided, they define a [semaphore signal operation](#).

The first [synchronization scope](#) of each [semaphore signal operation](#) defined by this structure includes all sparse binding operations defined by this structure.

The second [synchronization scope](#) of each [semaphore wait operation](#) defined by this structure includes all sparse binding operations defined by this structure.

Valid Usage

- VUID-VkBindSparseInfo-pWaitSemaphores-03246
If any element of `pWaitSemaphores` or `pSignalSemaphores` was created with a [VkSemaphoreType](#) of `VK_SEMAPHORE_TYPE_TIMELINE` then the `pNext` chain **must** include a [VkTimelineSemaphoreSubmitInfo](#) structure
- VUID-VkBindSparseInfo-pNext-03247
If the `pNext` chain of this structure includes a [VkTimelineSemaphoreSubmitInfo](#) structure and any element of `pWaitSemaphores` was created with a [VkSemaphoreType](#) of `VK_SEMAPHORE_TYPE_TIMELINE` then its `waitSemaphoreValueCount` member **must** equal `waitSemaphoreCount`
- VUID-VkBindSparseInfo-pNext-03248
If the `pNext` chain of this structure includes a [VkTimelineSemaphoreSubmitInfo](#) structure and any element of `pSignalSemaphores` was created with a [VkSemaphoreType](#) of `VK_SEMAPHORE_TYPE_TIMELINE` then its `signalSemaphoreValueCount` member **must** equal `signalSemaphoreCount`
- VUID-VkBindSparseInfo-pSignalSemaphores-03249
For each element of `pSignalSemaphores` created with a [VkSemaphoreType](#) of

`VK_SEMAPHORE_TYPE_TIMELINE` the corresponding element of `VkTimelineSemaphoreSubmitInfo::pSignalSemaphoreValues` **must** have a value greater than the current value of the semaphore when the semaphore signal operation is executed

- VUID-VkBindSparseInfo-pWaitSemaphores-03250

For each element of `pWaitSemaphores` created with a `VkSemaphoreType` of `VK_SEMAPHORE_TYPE_TIMELINE` the corresponding element of `VkTimelineSemaphoreSubmitInfo::pWaitSemaphoreValues` **must** have a value which does not differ from the current value of the semaphore or from the value of any outstanding semaphore wait or signal operation on that semaphore by more than `maxTimelineSemaphoreValueDifference`

- VUID-VkBindSparseInfo-pSignalSemaphores-03251

For each element of `pSignalSemaphores` created with a `VkSemaphoreType` of `VK_SEMAPHORE_TYPE_TIMELINE` the corresponding element of `VkTimelineSemaphoreSubmitInfo::pSignalSemaphoreValues` **must** have a value which does not differ from the current value of the semaphore or from the value of any outstanding semaphore wait or signal operation on that semaphore by more than `maxTimelineSemaphoreValueDifference`

- VUID-VkBindSparseInfo-pNext-09753

If the `pNext` chain of this structure includes a `VkFrameBoundaryTensorsARM` structure then it **must** also include a `VkFrameBoundaryEXT` structure

Valid Usage (Implicit)

- VUID-VkBindSparseInfo-sType-sType

`sType` **must** be `VK_STRUCTURE_TYPE_BIND_SPARSE_INFO`

- VUID-VkBindSparseInfo-pNext-pNext

Each `pNext` member of any structure (including this one) in the `pNext` chain **must** be either `NULL` or a pointer to a valid instance of `VkDeviceGroupBindSparseInfo`, `VkFrameBoundaryEXT`, `VkFrameBoundaryTensorsARM`, or `VkTimelineSemaphoreSubmitInfo`

- VUID-VkBindSparseInfo-sType-unique

The `sType` value of each structure in the `pNext` chain **must** be unique

- VUID-VkBindSparseInfo-pWaitSemaphores-parameter

If `waitSemaphoreCount` is not 0, `pWaitSemaphores` **must** be a valid pointer to an array of `waitSemaphoreCount` valid `VkSemaphore` handles

- VUID-VkBindSparseInfo-pBufferBinds-parameter

If `bufferBindCount` is not 0, `pBufferBinds` **must** be a valid pointer to an array of `bufferBindCount` valid `VkSparseBufferMemoryBindInfo` structures

- VUID-VkBindSparseInfo-pImageOpaqueBinds-parameter

If `imageOpaqueBindCount` is not 0, `pImageOpaqueBinds` **must** be a valid pointer to an array of `imageOpaqueBindCount` valid `VkSparseImageOpaqueMemoryBindInfo` structures

- VUID-VkBindSparseInfo-pImageBinds-parameter

If `imageBindCount` is not 0, `pImageBinds` **must** be a valid pointer to an array of `imageBindCount` valid `VkSparseImageMemoryBindInfo` structures

- VUID-VkBindSparseInfo-pSignalSemaphores-parameter

If `signalSemaphoreCount` is not 0, `pSignalSemaphores` **must** be a valid pointer to an array of `signalSemaphoreCount` valid `VkSemaphore` handles

- VUID-VkBindSparseInfo-commonparent

Both of the elements of `pSignalSemaphores`, and the elements of `pWaitSemaphores` that are valid handles of non-ignored parameters **must** have been created, allocated, or retrieved from the same `VkDevice`

To specify the values to use when waiting for and signaling semaphores created with a `VkSemaphoreType` of `VK_SEMAPHORE_TYPE_TIMELINE`, add a `VkTimelineSemaphoreSubmitInfo` structure to the `pNext` chain of the `VkBindSparseInfo` structure.

If the `pNext` chain of `VkBindSparseInfo` includes a `VkDeviceGroupBindSparseInfo` structure, then that structure includes device indices specifying which instance of the resources and memory are bound.

The `VkDeviceGroupBindSparseInfo` structure is defined as:

```
// Provided by VK_VERSION_1_1
typedef struct VkDeviceGroupBindSparseInfo {
    VkStructureType    sType;
    const void*        pNext;
    uint32_t           resourceDeviceIndex;
    uint32_t           memoryDeviceIndex;
} VkDeviceGroupBindSparseInfo;
```

```
// Provided by VK_KHR_device_group
// Equivalent to VkDeviceGroupBindSparseInfo
typedef VkDeviceGroupBindSparseInfo VkDeviceGroupBindSparseInfoKHR;
```

- `sType` is a `VkStructureType` value identifying this structure.
- `pNext` is `NULL` or a pointer to a structure extending this structure.
- `resourceDeviceIndex` is a device index indicating which instance of the resource is bound.
- `memoryDeviceIndex` is a device index indicating which instance of the memory the resource instance is bound to.

These device indices apply to all buffer and image memory binds included in the batch pointing to this structure. The semaphore waits and signals for the batch are executed only by the physical device specified by the `resourceDeviceIndex`.

If this structure is not present, `resourceDeviceIndex` and `memoryDeviceIndex` are assumed to be zero.

Valid Usage

- VUID-VkDeviceGroupBindSparseInfo-resourceDeviceIndex-01118
`resourceDeviceIndex` and `memoryDeviceIndex` **must** both be valid device indices
- VUID-VkDeviceGroupBindSparseInfo-memoryDeviceIndex-01119
Each memory allocation bound in this batch **must** have allocated an instance for `memoryDeviceIndex`

Valid Usage (Implicit)

- VUID-VkDeviceGroupBindSparseInfo-sType-sType
`sType` **must** be `VK_STRUCTURE_TYPE_DEVICE_GROUP_BIND_SPARSE_INFO`

Structure Chaining

Extends the structure

- `VkBindSparseInfo`

Chapter 39. Window System Integration (WSI)

This chapter discusses the window system integration (WSI) between the Vulkan API and the various forms of displaying the results of rendering to a user. Since the Vulkan API **can** be used without displaying results, WSI is provided through the use of optional Vulkan extensions. This chapter provides an overview of WSI. See the appendix for additional details of each WSI extension, including which extensions **must** be enabled in order to use each of the functions described in this chapter.

39.1. WSI Platform

A platform is an abstraction for a window system, OS, etc. Some examples include MS Windows, Android, and Wayland. The Vulkan API **may** be integrated in a unique manner for each platform.

The Vulkan API does not define any type of platform object. Platform-specific WSI extensions are defined, each containing platform-specific functions for using WSI. Use of these extensions is guarded by preprocessor symbols as defined in the [Window System-Specific Header Control](#) appendix.

In order for an application to be compiled to use WSI with a given platform, it **must** either:

- `#define` the appropriate preprocessor symbol prior to including the `vulkan.h` header file, or
- include `vulkan_core.h` and any native platform headers, followed by the appropriate platform-specific header.

The preprocessor symbols and platform-specific headers are defined in the [Window System Extensions and Headers](#) table.

Each platform-specific extension is an instance extension. The application **must** enable instance extensions with `vkCreateInstance` before using them.

39.2. WSI Surface

Native platform surface or window objects are abstracted by surface objects, which are represented by `VkSurfaceKHR` handles:

```
// Provided by VK_KHR_surface
VK_DEFINE_NON_DISPATCHABLE_HANDLE(VkSurfaceKHR)
```

The `VK_KHR_surface` extension declares the `VkSurfaceKHR` object, and provides a function for destroying `VkSurfaceKHR` objects. Separate platform-specific extensions each provide a function for creating a `VkSurfaceKHR` object for the respective platform. From the application's perspective this is an opaque handle, just like the handles of other Vulkan objects.

NOTE

On certain platforms, the Vulkan loader and ICDs **may** have conventions that treat

the handle as a pointer to a structure containing the platform-specific information about the surface. This will be described in the documentation for the loader-ICD interface, and in the `vk_icd.h` header file of the LoaderAndTools source-code repository. This does not affect the loader-layer interface; layers **may** wrap `VkSurfaceKHR` objects.

39.2.1. Android Platform

To create a `VkSurfaceKHR` object for an Android native window, call:

```
// Provided by VK_KHR_android_surface
VkResult vkCreateAndroidSurfaceKHR(
    VkInstance                                instance,
    const VkAndroidSurfaceCreateInfoKHR*      pCreateInfo,
    const VkAllocationCallbacks*              pAllocator,
    VkSurfaceKHR*                             pSurface);
```

- `instance` is the instance to associate the surface with.
- `pCreateInfo` is a pointer to a `VkAndroidSurfaceCreateInfoKHR` structure containing parameters affecting the creation of the surface object.
- `pAllocator` is the allocator used for host memory allocated for the surface object when there is no more specific allocator available (see [Memory Allocation](#)).
- `pSurface` is a pointer to a `VkSurfaceKHR` handle in which the created surface object is returned.

During the lifetime of a surface created using a particular `ANativeWindow` handle any attempts to create another surface for the same `ANativeWindow` and any attempts to connect to the same `ANativeWindow` through other platform mechanisms will fail.

NOTE In particular, only one `VkSurfaceKHR` **can** exist at a time for a given window. Similarly, a native window **cannot** be used by both a `VkSurfaceKHR` and `EGLSurface` simultaneously.

If successful, `vkCreateAndroidSurfaceKHR` increments the `ANativeWindow`'s reference count, and `vkDestroySurfaceKHR` will decrement it.

On Android, when a swapchain's `imageExtent` does not match the surface's `currentExtent`, the presentable images will be scaled to the surface's dimensions during presentation. `minImageExtent` is (1,1), and `maxImageExtent` is the maximum image size supported by the consumer. For the system compositor, `currentExtent` is the window size (i.e. the consumer's preferred size).

Valid Usage (Implicit)

- VUID-vkCreateAndroidSurfaceKHR-instance-parameter
`instance` **must** be a valid `VkInstance` handle
- VUID-vkCreateAndroidSurfaceKHR-pCreateInfo-parameter
`pCreateInfo` **must** be a valid pointer to a valid `VkAndroidSurfaceCreateInfoKHR` structure

- VUID-vkCreateAndroidSurfaceKHR-pAllocator-parameter
If `pAllocator` is not `NULL`, `pAllocator` **must** be a valid pointer to a valid `VkAllocationCallbacks` structure
- VUID-vkCreateAndroidSurfaceKHR-pSurface-parameter
`pSurface` **must** be a valid pointer to a `VkSurfaceKHR` handle

Return Codes

Success

- `VK_SUCCESS`

Failure

- `VK_ERROR_NATIVE_WINDOW_IN_USE_KHR`
- `VK_ERROR_OUT_OF_DEVICE_MEMORY`
- `VK_ERROR_OUT_OF_HOST_MEMORY`
- `VK_ERROR_UNKNOWN`
- `VK_ERROR_VALIDATION_FAILED`

The `VkAndroidSurfaceCreateInfoKHR` structure is defined as:

```
// Provided by VK_KHR_android_surface
typedef struct VkAndroidSurfaceCreateInfoKHR {
    VkStructureType    sType;
    const void*        pNext;
    VkAndroidSurfaceCreateFlagsKHR flags;
    struct ANativeWindow* window;
} VkAndroidSurfaceCreateInfoKHR;
```

- `sType` is a `VkStructureType` value identifying this structure.
- `pNext` is `NULL` or a pointer to a structure extending this structure.
- `flags` is reserved for future use.
- `window` is a pointer to the `ANativeWindow` to associate the surface with.

Valid Usage

- VUID-VkAndroidSurfaceCreateInfoKHR-window-01248
`window` **must** point to a valid Android `ANativeWindow`

Valid Usage (Implicit)

- VUID-VkAndroidSurfaceCreateInfoKHR-sType-sType

`sType` **must** be `VK_STRUCTURE_TYPE_ANDROID_SURFACE_CREATE_INFO_KHR`

- `VOID-VkAndroidSurfaceCreateInfoKHR-pNext-pNext`
`pNext` **must** be `NULL`
- `VOID-VkAndroidSurfaceCreateInfoKHR-flags-zeroBitmask`
`flags` **must** be `0`

To remove an unnecessary compile time dependency, an incomplete type definition of `ANativeWindow` is provided in the Vulkan headers:

```
// Provided by VK_KHR_android_surface
struct ANativeWindow;
```

The actual `ANativeWindow` type is defined in Android NDK headers.

```
// Provided by VK_KHR_android_surface
typedef VkFlags VkAndroidSurfaceCreateFlagsKHR;
```

`VkAndroidSurfaceCreateFlagsKHR` is a bitmask type for setting a mask, but is currently reserved for future use.

39.2.2. Wayland Platform

To create a `VkSurfaceKHR` object for a Wayland surface, call:

```
// Provided by VK_KHR_wayland_surface
VkResult vkCreateWaylandSurfaceKHR(
    VkInstance          instance,
    const VkWaylandSurfaceCreateInfoKHR* pCreateInfo,
    const VkAllocationCallbacks* pAllocator,
    VkSurfaceKHR* pSurface);
```

- `instance` is the instance to associate the surface with.
- `pCreateInfo` is a pointer to a `VkWaylandSurfaceCreateInfoKHR` structure containing parameters affecting the creation of the surface object.
- `pAllocator` is the allocator used for host memory allocated for the surface object when there is no more specific allocator available (see [Memory Allocation](#)).
- `pSurface` is a pointer to a `VkSurfaceKHR` handle in which the created surface object is returned.

Valid Usage (Implicit)

- `VOID-vkCreateWaylandSurfaceKHR-instance-parameter`
`instance` **must** be a valid `VkInstance` handle

- VUID-vkCreateWaylandSurfaceKHR-pCreateInfo-parameter
pCreateInfo **must** be a valid pointer to a valid [VkWaylandSurfaceCreateInfoKHR](#) structure
- VUID-vkCreateWaylandSurfaceKHR-pAllocator-parameter
If **pAllocator** is not **NULL**, **pAllocator** **must** be a valid pointer to a valid [VkAllocationCallbacks](#) structure
- VUID-vkCreateWaylandSurfaceKHR-pSurface-parameter
pSurface **must** be a valid pointer to a [VkSurfaceKHR](#) handle

Return Codes

Success

- [VK_SUCCESS](#)

Failure

- [VK_ERROR_OUT_OF_DEVICE_MEMORY](#)
- [VK_ERROR_OUT_OF_HOST_MEMORY](#)
- [VK_ERROR_UNKNOWN](#)
- [VK_ERROR_VALIDATION_FAILED](#)

The [VkWaylandSurfaceCreateInfoKHR](#) structure is defined as:

```
// Provided by VK_KHR_wayland_surface
typedef struct VkWaylandSurfaceCreateInfoKHR {
    VkStructureType    sType;
    const void*        pNext;
    VkWaylandSurfaceCreateFlagsKHR flags;
    struct wl_display*  display;
    struct wl_surface*  surface;
} VkWaylandSurfaceCreateInfoKHR;
```

- **sType** is a [VkStructureType](#) value identifying this structure.
- **pNext** is **NULL** or a pointer to a structure extending this structure.
- **flags** is reserved for future use.
- **display** and **surface** are pointers to the Wayland [wl_display](#) and [wl_surface](#) to associate the surface with.

Valid Usage

- VUID-VkWaylandSurfaceCreateInfoKHR-display-01304
display **must** point to a valid Wayland [wl_display](#)
- VUID-VkWaylandSurfaceCreateInfoKHR-surface-01305
surface **must** point to a valid Wayland [wl_surface](#)

Valid Usage (Implicit)

- VUID-VkWaylandSurfaceCreateInfoKHR-sType-sType
`sType` **must** be `VK_STRUCTURE_TYPE_WAYLAND_SURFACE_CREATE_INFO_KHR`
- VUID-VkWaylandSurfaceCreateInfoKHR-pNext-pNext
`pNext` **must** be `NULL`
- VUID-VkWaylandSurfaceCreateInfoKHR-flags-zerobitmask
`flags` **must** be `0`

On Wayland, `currentExtent` is the special value (0xFFFFFFFF, 0xFFFFFFFF), indicating that the surface size will be determined by the extent of a swapchain targeting the surface. Whatever the application sets a swapchain's `imageExtent` to will be the size of the window, after the first image is presented. `minImageExtent` is (1,1), and `maxImageExtent` is the maximum supported surface size. Any calls to `vkGetPhysicalDeviceSurfacePresentModesKHR` on a surface created with `vkCreateWaylandSurfaceKHR` are **required** to return `VK_PRESENT_MODE_MAILBOX_KHR` as one of the valid present modes.

Some Vulkan functions **may** send protocol over the specified `wl_display` connection when using a swapchain or presentable images created from a `VkSurfaceKHR` referring to a `wl_surface`. Applications **must** therefore ensure that both the `wl_display` and the `wl_surface` remain valid for the lifetime of any `VkSwapchainKHR` objects created from a particular `wl_display` and `wl_surface`. Also, calling `vkQueuePresentKHR` will result in Vulkan sending `wl_surface.commit` requests to the underlying `wl_surface` of each. The `wl_surface.attach`, `wl_surface.damage`, and `wl_surface.commit` requests **must** be issued by the implementation during the call to `vkQueuePresentKHR` and **must** not be issued by the implementation outside of `vkQueuePresentKHR`. This ensures that any Wayland requests sent by the client after the call to `vkQueuePresentKHR` returns will be received by the compositor after the `wl_surface.commit`. Regardless of the mode of swapchain creation, a new `wl_event_queue` **must** be created for each successful `vkCreateWaylandSurfaceKHR` call, and every Wayland object created by the implementation **must** be assigned to this event queue. If the platform provides Wayland 1.11 or greater, this **must** be implemented by the use of Wayland proxy object wrappers, to avoid race conditions.

If the application wishes to synchronize any window changes with a particular frame, such requests **must** be sent to the Wayland display server prior to calling `vkQueuePresentKHR`.

The implementation **must** ensure that no `wp_color_management_surface_v1` object exists for a surface, which has no swapchains, or only swapchains with a `imageColorSpace` of `VK_COLOR_SPACE_PASS_THROUGH_EXT` associated with it.

```
// Provided by VK_KHR_wayland_surface
typedef VkFlags VkWaylandSurfaceCreateFlagsKHR;
```

`VkWaylandSurfaceCreateFlagsKHR` is a bitmask type for setting a mask, but is currently reserved for future use.

39.2.3. Win32 Platform

To create a `VkSurfaceKHR` object for a Win32 window, call:

```
// Provided by VK_KHR_win32_surface
VkResult vkCreateWin32SurfaceKHR(
    VkInstance          instance,
    const VkWin32SurfaceCreateInfoKHR* pCreateInfo,
    const VkAllocationCallbacks* pAllocator,
    VkSurfaceKHR*       pSurface);
```

- `instance` is the instance to associate the surface with.
- `pCreateInfo` is a pointer to a `VkWin32SurfaceCreateInfoKHR` structure containing parameters affecting the creation of the surface object.
- `pAllocator` is the allocator used for host memory allocated for the surface object when there is no more specific allocator available (see [Memory Allocation](#)).
- `pSurface` is a pointer to a `VkSurfaceKHR` handle in which the created surface object is returned.

Valid Usage (Implicit)

- VUID-vkCreateWin32SurfaceKHR-instance-parameter
`instance` **must** be a valid `VkInstance` handle
- VUID-vkCreateWin32SurfaceKHR-pCreateInfo-parameter
`pCreateInfo` **must** be a valid pointer to a valid `VkWin32SurfaceCreateInfoKHR` structure
- VUID-vkCreateWin32SurfaceKHR-pAllocator-parameter
If `pAllocator` is not `NULL`, `pAllocator` **must** be a valid pointer to a valid `VkAllocationCallbacks` structure
- VUID-vkCreateWin32SurfaceKHR-pSurface-parameter
`pSurface` **must** be a valid pointer to a `VkSurfaceKHR` handle

Return Codes

Success

- `VK_SUCCESS`

Failure

- `VK_ERROR_OUT_OF_DEVICE_MEMORY`
- `VK_ERROR_OUT_OF_HOST_MEMORY`
- `VK_ERROR_UNKNOWN`
- `VK_ERROR_VALIDATION_FAILED`

Some Vulkan functions **may** call the `SendMessage` system API when interacting with a `VkSurfaceKHR`

through a `VkSwapchainKHR`. In a multithreaded environment, calling `SendMessage` from a thread that is not the thread associated with `pCreateInfo->hwnd` will block until the application has processed the window message. Thus, applications **should** either call these Vulkan functions on the message pump thread, or make sure their message pump is actively running. Failing to do so **may** result in deadlocks.

The functions subject to this requirement are:

- `vkCreateSwapchainKHR`
- `vkDestroySwapchainKHR`
- `vkAcquireNextImageKHR` and `vkAcquireNextImage2KHR`
- `vkQueuePresentKHR`
- `vkReleaseSwapchainImagesKHR`
- `vkAcquireFullScreenExclusiveModeEXT`
- `vkReleaseFullScreenExclusiveModeEXT`
- `vkSetHdrMetadataEXT`

The `VkWin32SurfaceCreateInfoKHR` structure is defined as:

```
// Provided by VK_KHR_win32_surface
typedef struct VkWin32SurfaceCreateInfoKHR {
    VkStructureType    sType;
    const void*        pNext;
    VkWin32SurfaceCreateFlagsKHR flags;
    HINSTANCE           hInstance;
    HWND               hwnd;
} VkWin32SurfaceCreateInfoKHR;
```

- `sType` is a `VkStructureType` value identifying this structure.
- `pNext` is `NULL` or a pointer to a structure extending this structure.
- `flags` is reserved for future use.
- `hInstance` is the Win32 `HINSTANCE` for the window to associate the surface with.
- `hwnd` is the Win32 `HWND` for the window to associate the surface with.

Valid Usage

- VUID-VkWin32SurfaceCreateInfoKHR-hinstance-01307
`hInstance` **must** be a valid Win32 `HINSTANCE`
- VUID-VkWin32SurfaceCreateInfoKHR-hwnd-01308
`hwnd` **must** be a valid Win32 `HWND`

Valid Usage (Implicit)

- VUID-VkWin32SurfaceCreateInfoKHR-sType-sType
`sType` **must** be `VK_STRUCTURE_TYPE_WIN32_SURFACE_CREATE_INFO_KHR`
- VUID-VkWin32SurfaceCreateInfoKHR-pNext-pNext
`pNext` **must** be `NULL`
- VUID-VkWin32SurfaceCreateInfoKHR-flags-zeroBitmask
`flags` **must** be `0`

With Win32, `minImageExtent`, `maxImageExtent`, and `currentExtent` **must** always equal the window size.

The `currentExtent` of a Win32 surface **must** have both `width` and `height` greater than 0, or both of them 0.

NOTE

Due to above restrictions, unless `VkSwapchainPresentScalingCreateInfoKHR` is used to specify handling of disparities between surface and swapchain dimensions, it is only possible to create a new swapchain on this platform with `imageExtent` being equal to the current size of the window, as reported in `VkSurfaceCapabilitiesKHR::currentExtent`.

The window size **may** become (0, 0) on this platform (e.g. when the window is minimized), and so a swapchain **cannot** be created until the size changes.

```
// Provided by VK_KHR_win32_surface
typedef VkFlags VkWin32SurfaceCreateFlagsKHR;
```

`VkWin32SurfaceCreateFlagsKHR` is a bitmask type for setting a mask, but is currently reserved for future use.

39.2.4. XCB Platform

To create a `VkSurfaceKHR` object for an X11 window, using the XCB client-side library, call:

```
// Provided by VK_KHR_xcb_surface
VkResult vkCreateXcbSurfaceKHR(
    VkInstance          instance,
    const VkXcbSurfaceCreateInfoKHR* pCreateInfo,
    const VkAllocationCallbacks* pAllocator,
    VkSurfaceKHR* pSurface);
```

- `instance` is the instance to associate the surface with.
- `pCreateInfo` is a pointer to a `VkXcbSurfaceCreateInfoKHR` structure containing parameters affecting the creation of the surface object.
- `pAllocator` is the allocator used for host memory allocated for the surface object when there is

no more specific allocator available (see [Memory Allocation](#)).

- **pSurface** is a pointer to a [VkSurfaceKHR](#) handle in which the created surface object is returned.

Valid Usage (Implicit)

- VUID-vkCreateXcbSurfaceKHR-instance-parameter
instance **must** be a valid [VkInstance](#) handle
- VUID-vkCreateXcbSurfaceKHR-pCreateInfo-parameter
pCreateInfo **must** be a valid pointer to a valid [VkXcbSurfaceCreateInfoKHR](#) structure
- VUID-vkCreateXcbSurfaceKHR-pAllocator-parameter
If **pAllocator** is not **NULL**, **pAllocator** **must** be a valid pointer to a valid [VkAllocationCallbacks](#) structure
- VUID-vkCreateXcbSurfaceKHR-pSurface-parameter
pSurface **must** be a valid pointer to a [VkSurfaceKHR](#) handle

Return Codes

Success

- [VK_SUCCESS](#)

Failure

- [VK_ERROR_OUT_OF_DEVICE_MEMORY](#)
- [VK_ERROR_OUT_OF_HOST_MEMORY](#)
- [VK_ERROR_UNKNOWN](#)
- [VK_ERROR_VALIDATION_FAILED](#)

The [VkXcbSurfaceCreateInfoKHR](#) structure is defined as:

```
// Provided by VK_KHR_xcb_surface
typedef struct VkXcbSurfaceCreateInfoKHR {
    VkStructureType    sType;
    const void*        pNext;
    VkXcbSurfaceCreateFlagsKHR flags;
    xcb_connection_t*   connection;
    xcb_window_t        window;
} VkXcbSurfaceCreateInfoKHR;
```

- **sType** is a [VkStructureType](#) value identifying this structure.
- **pNext** is **NULL** or a pointer to a structure extending this structure.
- **flags** is reserved for future use.
- **connection** is a pointer to an [xcb_connection_t](#) to the X server.

- `window` is the `xcb_window_t` for the X11 window to associate the surface with.

Valid Usage

- VUID-VkXcbSurfaceCreateInfoKHR-connection-01310
`connection` **must** point to a valid X11 `xcb_connection_t`
- VUID-VkXcbSurfaceCreateInfoKHR-window-01311
`window` **must** be a valid X11 `xcb_window_t`

Valid Usage (Implicit)

- VUID-VkXcbSurfaceCreateInfoKHR-sType-sType
`sType` **must** be `VK_STRUCTURE_TYPE_XCB_SURFACE_CREATE_INFO_KHR`
- VUID-VkXcbSurfaceCreateInfoKHR-pNext-pNext
`pNext` **must** be `NULL`
- VUID-VkXcbSurfaceCreateInfoKHR-flags-zero bitmask
`flags` **must** be 0

With Xcb, `minImageExtent`, `maxImageExtent`, and `currentExtent` **must** always equal the window size.

The `currentExtent` of an Xcb surface **must** have both `width` and `height` greater than 0, or both of them 0.

NOTE

Due to above restrictions, unless `VkSwapchainPresentScalingCreateInfoKHR` is used to specify handling of disparities between surface and swapchain dimensions, it is only possible to create a new swapchain on this platform with `imageExtent` being equal to the current size of the window, as reported in `VkSurfaceCapabilitiesKHR::currentExtent`.

The window size **may** become (0, 0) on this platform (e.g. when the window is minimized), and so a swapchain **cannot** be created until the size changes.

Some Vulkan functions **may** send protocol over the specified xcb connection when using a swapchain or presentable images created from a `VkSurfaceKHR` referring to an xcb window. Applications **must** therefore ensure the xcb connection is available to Vulkan for the duration of any functions that manipulate such swapchains or their presentable images, and any functions that build or queue command buffers that operate on such presentable images. Specifically, applications using Vulkan with xcb-based swapchains **must**

- Avoid holding a server grab on an xcb connection while waiting for Vulkan operations to complete using a swapchain derived from a different xcb connection referring to the same X server instance. Failing to do so **may** result in deadlock.


```
// Provided by VK_KHR_xcb_surface
typedef VkFlags VkXcbSurfaceCreateFlagsKHR;
```

`VkXcbSurfaceCreateFlagsKHR` is a bitmask type for setting a mask, but is currently reserved for future use.

39.2.5. Xlib Platform

To create a `VkSurfaceKHR` object for an X11 window, using the Xlib client-side library, call:

```
// Provided by VK_KHR_xlib_surface
VkResult vkCreateXlibSurfaceKHR(
    VkInstance                                instance,
    const VkXlibSurfaceCreateInfoKHR*         pCreateInfo,
    const VkAllocationCallbacks*              pAllocator,
    VkSurfaceKHR*                             pSurface);
```

- `instance` is the instance to associate the surface with.
- `pCreateInfo` is a pointer to a `VkXlibSurfaceCreateInfoKHR` structure containing the parameters affecting the creation of the surface object.
- `pAllocator` is the allocator used for host memory allocated for the surface object when there is no more specific allocator available (see [Memory Allocation](#)).
- `pSurface` is a pointer to a `VkSurfaceKHR` handle in which the created surface object is returned.

Valid Usage (Implicit)

- VUID-vkCreateXlibSurfaceKHR-instance-parameter
`instance` **must** be a valid `VkInstance` handle
- VUID-vkCreateXlibSurfaceKHR-pCreateInfo-parameter
`pCreateInfo` **must** be a valid pointer to a valid `VkXlibSurfaceCreateInfoKHR` structure
- VUID-vkCreateXlibSurfaceKHR-pAllocator-parameter
If `pAllocator` is not `NULL`, `pAllocator` **must** be a valid pointer to a valid `VkAllocationCallbacks` structure
- VUID-vkCreateXlibSurfaceKHR-pSurface-parameter
`pSurface` **must** be a valid pointer to a `VkSurfaceKHR` handle

Return Codes

Success

- `VK_SUCCESS`

Failure

- `VK_ERROR_OUT_OF_DEVICE_MEMORY`

- [VK_ERROR_OUT_OF_HOST_MEMORY](#)
- [VK_ERROR_UNKNOWN](#)
- [VK_ERROR_VALIDATION_FAILED](#)

The `VkXlibSurfaceCreateInfoKHR` structure is defined as:

```
// Provided by VK_KHR_xlib_surface
typedef struct VkXlibSurfaceCreateInfoKHR {
    VkStructureType    sType;
    const void*        pNext;
    VkXlibSurfaceCreateFlagsKHR flags;
    Display*           dpy;
    Window              window;
} VkXlibSurfaceCreateInfoKHR;
```

- `sType` is a [VkStructureType](#) value identifying this structure.
- `pNext` is `NULL` or a pointer to a structure extending this structure.
- `flags` is reserved for future use.
- `dpy` is a pointer to an Xlib [Display](#) connection to the X server.
- `window` is an Xlib [Window](#) to associate the surface with.

Valid Usage

- VUID-VkXlibSurfaceCreateInfoKHR-dpy-01313
`dpy` **must** point to a valid Xlib [Display](#)
- VUID-VkXlibSurfaceCreateInfoKHR-window-01314
`window` **must** be a valid Xlib [Window](#)

Valid Usage (Implicit)

- VUID-VkXlibSurfaceCreateInfoKHR-sType-sType
`sType` **must** be [VK_STRUCTURE_TYPE_XLIB_SURFACE_CREATE_INFO_KHR](#)
- VUID-VkXlibSurfaceCreateInfoKHR-pNext-pNext
`pNext` **must** be `NULL`
- VUID-VkXlibSurfaceCreateInfoKHR-flags-zerobitmask
`flags` **must** be 0

With Xlib, `minImageExtent`, `maxImageExtent`, and `currentExtent` **must** always equal the window size.

The `currentExtent` of an Xlib surface **must** have both `width` and `height` greater than 0, or both of them 0.

NOTE

Due to above restrictions, unless [VkSwapchainPresentScalingCreateInfoKHR](#) is used to specify handling of disparities between surface and swapchain dimensions, it is only possible to create a new swapchain on this platform with `imageExtent` being equal to the current size of the window, as reported in [VkSurfaceCapabilitiesKHR::currentExtent](#).

The window size **may** become (0, 0) on this platform (e.g. when the window is minimized), and so a swapchain **cannot** be created until the size changes.

Some Vulkan functions **may** send protocol over the specified Xlib `Display` connection when using a swapchain or presentable images created from a [VkSurfaceKHR](#) referring to an Xlib window. Applications **must** therefore ensure the display connection is available to Vulkan for the duration of any functions that manipulate such swapchains or their presentable images, and any functions that build or queue command buffers that operate on such presentable images. Specifically, applications using Vulkan with Xlib-based swapchains **must**

- Avoid holding a server grab on a display connection while waiting for Vulkan operations to complete using a swapchain derived from a different display connection referring to the same X server instance. Failing to do so **may** result in deadlock.

Some implementations may require threads to implement some presentation modes so applications **must** call `XInitThreads()` before calling any other Xlib functions.

```
// Provided by VK_KHR_xlib_surface
typedef VkFlags VkXlibSurfaceCreateFlagsKHR;
```

`VkXlibSurfaceCreateFlagsKHR` is a bitmask type for setting a mask, but is currently reserved for future use.

39.2.6. DirectFB Platform

To create a `VkSurfaceKHR` object for a DirectFB surface, call:

```
// Provided by VK_EXT_directfb_surface
VkResult vkCreateDirectFBSurfaceEXT(
    VkInstance                instance,
    const VkDirectFBSurfaceCreateInfoEXT* pCreateInfo,
    const VkAllocationCallbacks* pAllocator,
    VkSurfaceKHR* pSurface);
```

- `instance` is the instance to associate the surface with.
- `pCreateInfo` is a pointer to a [VkDirectFBSurfaceCreateInfoEXT](#) structure containing parameters affecting the creation of the surface object.
- `pAllocator` is the allocator used for host memory allocated for the surface object when there is no more specific allocator available (see [Memory Allocation](#)).
- `pSurface` is a pointer to a [VkSurfaceKHR](#) handle in which the created surface object is returned.

Valid Usage (Implicit)

- VUID-vkCreateDirectFBSurfaceEXT-instance-parameter **instance** **must** be a valid [VkInstance](#) handle
- VUID-vkCreateDirectFBSurfaceEXT-pCreateInfo-parameter **pCreateInfo** **must** be a valid pointer to a valid [VkDirectFBSurfaceCreateInfoEXT](#) structure
- VUID-vkCreateDirectFBSurfaceEXT-pAllocator-parameter
If **pAllocator** is not **NULL**, **pAllocator** **must** be a valid pointer to a valid [VkAllocationCallbacks](#) structure
- VUID-vkCreateDirectFBSurfaceEXT-pSurface-parameter **pSurface** **must** be a valid pointer to a [VkSurfaceKHR](#) handle

Return Codes

Success

- [VK_SUCCESS](#)

Failure

- [VK_ERROR_OUT_OF_DEVICE_MEMORY](#)
- [VK_ERROR_OUT_OF_HOST_MEMORY](#)
- [VK_ERROR_UNKNOWN](#)
- [VK_ERROR_VALIDATION_FAILED](#)

The [VkDirectFBSurfaceCreateInfoEXT](#) structure is defined as:

```
// Provided by VK_EXT_directfb_surface
typedef struct VkDirectFBSurfaceCreateInfoEXT {
    VkStructureType    sType;
    const void*        pNext;
    VkDirectFBSurfaceCreateFlagsEXT flags;
    IDirectFB*         dfb;
    IDirectFBSurface*  surface;
} VkDirectFBSurfaceCreateInfoEXT;
```

- **sType** is a [VkStructureType](#) value identifying this structure.
- **pNext** is **NULL** or a pointer to a structure extending this structure.
- **flags** is reserved for future use.
- **dfb** is a pointer to the [IDirectFB](#) main interface of DirectFB.
- **surface** is a pointer to a [IDirectFBSurface](#) surface interface.

Valid Usage

- VUID-VkDirectFBSurfaceCreateInfoEXT-dfb-04117
dfb **must** point to a valid DirectFB **IDirectFB**
- VUID-VkDirectFBSurfaceCreateInfoEXT-surface-04118
surface **must** point to a valid DirectFB **IDirectFBSurface**

Valid Usage (Implicit)

- VUID-VkDirectFBSurfaceCreateInfoEXT-sType-sType
sType **must** be **VK_STRUCTURE_TYPE_DIRECTFB_SURFACE_CREATE_INFO_EXT**
- VUID-VkDirectFBSurfaceCreateInfoEXT-pNext-pNext
pNext **must** be **NULL**
- VUID-VkDirectFBSurfaceCreateInfoEXT-flags-zero bitmask
flags **must** be **0**

With DirectFB, **minImageExtent**, **maxImageExtent**, and **currentExtent** **must** always equal the surface size.

```
// Provided by VK_EXT_directfb_surface
typedef VkFlags VkDirectFBSurfaceCreateFlagsEXT;
```

VkDirectFBSurfaceCreateFlagsEXT is a bitmask type for setting a mask, but is currently reserved for future use.

39.2.7. Fuchsia Platform

To create a **VkSurfaceKHR** object for a Fuchsia ImagePipe, call:

```
// Provided by VK_FUCHSIA_imagepipe_surface
VkResult vkCreateImagePipeSurfaceFUCHSIA(
    VkInstance                instance,
    const VkImagePipeSurfaceCreateInfoFUCHSIA* pCreateInfo,
    const VkAllocationCallbacks* pAllocator,
    VkSurfaceKHR*             pSurface);
```

- **instance** is the instance to associate with the surface.
- **pCreateInfo** is a pointer to a **VkImagePipeSurfaceCreateInfoFUCHSIA** structure containing parameters affecting the creation of the surface object.
- **pAllocator** is the allocator used for host memory allocated for the surface object when there is no more specific allocator available (see [Memory Allocation](#)).
- **pSurface** is a pointer to a **VkSurfaceKHR** handle in which the created surface object is returned.

Valid Usage (Implicit)

- VUID-vkCreateImagePipeSurfaceFUCHSIA-instance-parameter **instance** **must** be a valid [VkInstance](#) handle
- VUID-vkCreateImagePipeSurfaceFUCHSIA-pCreateInfo-parameter **pCreateInfo** **must** be a valid pointer to a valid [VkImagePipeSurfaceCreateInfoFUCHSIA](#) structure
- VUID-vkCreateImagePipeSurfaceFUCHSIA-pAllocator-parameter
If **pAllocator** is not **NULL**, **pAllocator** **must** be a valid pointer to a valid [VkAllocationCallbacks](#) structure
- VUID-vkCreateImagePipeSurfaceFUCHSIA-pSurface-parameter
pSurface **must** be a valid pointer to a [VkSurfaceKHR](#) handle

Return Codes

Success

- [VK_SUCCESS](#)

Failure

- [VK_ERROR_OUT_OF_DEVICE_MEMORY](#)
- [VK_ERROR_OUT_OF_HOST_MEMORY](#)
- [VK_ERROR_UNKNOWN](#)
- [VK_ERROR_VALIDATION_FAILED](#)

The [VkImagePipeSurfaceCreateInfoFUCHSIA](#) structure is defined as:

```
// Provided by VK_FUCHSIA_imagepipe_surface
typedef struct VkImagePipeSurfaceCreateInfoFUCHSIA {
    VkStructureType      sType;
    const void*          pNext;
    VkImagePipeSurfaceCreateFlagsFUCHSIA  flags;
    zx_handle_t          imagePipeHandle;
} VkImagePipeSurfaceCreateInfoFUCHSIA;
```

- **sType** is a [VkStructureType](#) value identifying this structure.
- **pNext** is **NULL** or a pointer to a structure extending this structure.
- **flags** is reserved for future use.
- **imagePipeHandle** is a [zx_handle_t](#) referring to the ImagePipe to associate with the surface.

Valid Usage

- VUID-VkImagePipeSurfaceCreateInfoFUCHSIA-imagePipeHandle-04863
`imagePipeHandle` **must** be a valid `zx_handle_t`

Valid Usage (Implicit)

- VUID-VkImagePipeSurfaceCreateInfoFUCHSIA-sType-sType
`sType` **must** be `VK_STRUCTURE_TYPE_IMAGEPIPE_SURFACE_CREATE_INFO_FUCHSIA`
- VUID-VkImagePipeSurfaceCreateInfoFUCHSIA-pNext-pNext
`pNext` **must** be `NULL`
- VUID-VkImagePipeSurfaceCreateInfoFUCHSIA-flags-zeroBitmask
`flags` **must** be `0`

On Fuchsia, the surface `currentExtent` is the special value (`0xFFFFFFFF`, `0xFFFFFFFF`), indicating that the surface size will be determined by the extent of a swapchain targeting the surface.

```
// Provided by VK_FUCHSIA_imagepipe_surface
typedef VkFlags VkImagePipeSurfaceCreateFlagsFUCHSIA;
```

`VkImagePipeSurfaceCreateFlagsFUCHSIA` is a bitmask type for setting a mask, but is currently reserved for future use.

39.2.8. Google Games Platform

To create a `VkSurfaceKHR` object for a Google Games Platform stream descriptor, call:

```
// Provided by VK_GGP_stream_descriptor_surface
VkResult vkCreateStreamDescriptorSurfaceGGP(
    VkInstance          instance,
    const VkStreamDescriptorSurfaceCreateInfoGGP* pCreateInfo,
    const VkAllocationCallbacks* pAllocator,
    VkSurfaceKHR*       pSurface);
```

- `instance` is the instance to associate with the surface.
- `pCreateInfo` is a pointer to a `VkStreamDescriptorSurfaceCreateInfoGGP` structure containing parameters that affect the creation of the surface object.
- `pAllocator` is the allocator used for host memory allocated for the surface object when there is no more specific allocator available (see [Memory Allocation](#)).
- `pSurface` is a pointer to a `VkSurfaceKHR` handle in which the created surface object is returned.

Valid Usage (Implicit)

- VUID-vkCreateStreamDescriptorSurfaceGGP-instance-parameter **instance** **must** be a valid [VkInstance](#) handle
- VUID-vkCreateStreamDescriptorSurfaceGGP-pCreateInfo-parameter **pCreateInfo** **must** be a valid pointer to a valid [VkStreamDescriptorSurfaceCreateInfoGGP](#) structure
- VUID-vkCreateStreamDescriptorSurfaceGGP-pAllocator-parameter
If **pAllocator** is not **NULL**, **pAllocator** **must** be a valid pointer to a valid [VkAllocationCallbacks](#) structure
- VUID-vkCreateStreamDescriptorSurfaceGGP-pSurface-parameter
pSurface **must** be a valid pointer to a [VkSurfaceKHR](#) handle

Return Codes

Success

- [VK_SUCCESS](#)

Failure

- [VK_ERROR_NATIVE_WINDOW_IN_USE_KHR](#)
- [VK_ERROR_OUT_OF_DEVICE_MEMORY](#)
- [VK_ERROR_OUT_OF_HOST_MEMORY](#)
- [VK_ERROR_UNKNOWN](#)
- [VK_ERROR_VALIDATION_FAILED](#)

The [VkStreamDescriptorSurfaceCreateInfoGGP](#) structure is defined as:

```
// Provided by VK_GGP_stream_descriptor_surface
typedef struct VkStreamDescriptorSurfaceCreateInfoGGP {
    VkStructureType    sType;
    const void*        pNext;
    VkStreamDescriptorSurfaceCreateFlagsGGP flags;
    GgpStreamDescriptor streamDescriptor;
} VkStreamDescriptorSurfaceCreateInfoGGP;
```

- **sType** is a [VkStructureType](#) value identifying this structure.
- **pNext** is **NULL** or a pointer to a structure extending this structure.
- **flags** is reserved for future use.
- **streamDescriptor** is a [GgpStreamDescriptor](#) referring to the GGP stream descriptor to associate with the surface.

Valid Usage

- VUID-VkStreamDescriptorSurfaceCreateInfoGGP-streamDescriptor-02681
`streamDescriptor` **must** be a valid `GgpStreamDescriptor`

Valid Usage (Implicit)

- VUID-VkStreamDescriptorSurfaceCreateInfoGGP-sType-sType
`sType` **must** be `VK_STRUCTURE_TYPE_STREAM_DESCRIPTOR_SURFACE_CREATE_INFO_GGP`
- VUID-VkStreamDescriptorSurfaceCreateInfoGGP-pNext-pNext
`pNext` **must** be `NULL`
- VUID-VkStreamDescriptorSurfaceCreateInfoGGP-flags-zeroBitmask
`flags` **must** be `0`

On Google Games Platform, the surface extents are dynamic. The `minImageExtent` will never be greater than 1080p and the `maxImageExtent` will never be less than 1080p. The `currentExtent` will reflect the current optimal resolution.

Applications are expected to choose an appropriate size for the swapchain's `imageExtent`, within the bounds of the surface. Using the surface's `currentExtent` will offer the best performance and quality. When a swapchain's `imageExtent` does not match the surface's `currentExtent`, the presentable images are scaled to the surface's dimensions during presentation if possible and `VK_SUBOPTIMAL_KHR` is returned, otherwise presentation fails with `VK_ERROR_OUT_OF_DATE_KHR`.

```
// Provided by VK_GGP_stream_descriptor_surface
typedef VkFlags VkStreamDescriptorSurfaceCreateFlagsGGP;
```

`VkStreamDescriptorSurfaceCreateFlagsGGP` is a bitmask type for setting a mask, but is currently reserved for future use.

39.2.9. iOS Platform

To create a `VkSurfaceKHR` object for an iOS `UIView` or `CAMetalLayer`, call:

```
// Provided by VK_MVK_ios_surface
VkResult vkCreateIOSurfaceMVK(
    VkInstance                                instance,
    const VkIOSurfaceCreateInfoMVK*          pCreateInfo,
    const VkAllocationCallbacks*             pAllocator,
    VkSurfaceKHR*                             pSurface);
```

- `instance` is the instance with which to associate the surface.

- **pCreateInfo** is a pointer to a [VkIOSSurfaceCreateInfoMVK](#) structure containing parameters affecting the creation of the surface object.
- **pAllocator** is the allocator used for host memory allocated for the surface object when there is no more specific allocator available (see [Memory Allocation](#)).
- **pSurface** is a pointer to a [VkSurfaceKHR](#) handle in which the created surface object is returned.

NOTE

The **vkCreateIOSSurfaceMVK** function is considered legacy and has been superseded by **vkCreateMetalSurfaceEXT** from the [VK_EXT_metal_surface](#) extension.

Valid Usage (Implicit)

- VUID-vkCreateIOSSurfaceMVK-instance-parameter **instance** **must** be a valid [VkInstance](#) handle
- VUID-vkCreateIOSSurfaceMVK-pCreateInfo-parameter **pCreateInfo** **must** be a valid pointer to a valid [VkIOSSurfaceCreateInfoMVK](#) structure
- VUID-vkCreateIOSSurfaceMVK-pAllocator-parameter
If **pAllocator** is not **NULL**, **pAllocator** **must** be a valid pointer to a valid [VkAllocationCallbacks](#) structure
- VUID-vkCreateIOSSurfaceMVK-pSurface-parameter
pSurface **must** be a valid pointer to a [VkSurfaceKHR](#) handle

Return Codes

Success

- [VK_SUCCESS](#)

Failure

- [VK_ERROR_NATIVE_WINDOW_IN_USE_KHR](#)
- [VK_ERROR_OUT_OF_DEVICE_MEMORY](#)
- [VK_ERROR_OUT_OF_HOST_MEMORY](#)
- [VK_ERROR_UNKNOWN](#)
- [VK_ERROR_VALIDATION_FAILED](#)

The [VkIOSSurfaceCreateInfoMVK](#) structure is defined as:


```
// Provided by VK_MVK_ios_surface
typedef struct VkIOSurfaceCreateInfoMVK {
    VkStructureType      sType;
    const void*          pNext;
    VkIOSurfaceCreateFlagsMVK flags;
    const void*          pView;
} VkIOSurfaceCreateInfoMVK;
```

- **sType** is a [VkStructureType](#) value identifying this structure.
- **pNext** is **NULL** or a pointer to a structure extending this structure.
- **flags** is reserved for future use.
- **pView** is a reference to either a [CAMetalLayer](#) object or a [UIView](#) object.

Valid Usage

- VUID-VkIOSurfaceCreateInfoMVK-pView-04143
If **pView** is a [CAMetalLayer](#) object, it **must** be a valid [CAMetalLayer](#)
- VUID-VkIOSurfaceCreateInfoMVK-pView-01316
If **pView** is a [UIView](#) object, it **must** be a valid [UIView](#), **must** be backed by a [CALayer](#) object of type [CAMetalLayer](#), and [vkCreateIOSurfaceMVK](#) **must** be called on the main thread

Valid Usage (Implicit)

- VUID-VkIOSurfaceCreateInfoMVK-sType-sType
sType **must** be [VK_STRUCTURE_TYPE_IOS_SURFACE_CREATE_INFO_MVK](#)
- VUID-VkIOSurfaceCreateInfoMVK-pNext-pNext
pNext **must** be **NULL**
- VUID-VkIOSurfaceCreateInfoMVK-flags-zero bitmask
flags **must** be 0

```
// Provided by VK_MVK_ios_surface
typedef VkFlags VkIOSurfaceCreateFlagsMVK;
```

[VkIOSurfaceCreateFlagsMVK](#) is a bitmask type for setting a mask, but is currently reserved for future use.

39.2.10. macOS Platform

To create a [VkSurfaceKHR](#) object for a macOS [NSView](#) or [CAMetalLayer](#), call:


```
// Provided by VK_MVK_macos_surface
VkResult vkCreateMacOSSurfaceMVK(
    VkInstance                                instance,
    const VkMacOSSurfaceCreateInfoMVK*       pCreateInfo,
    const VkAllocationCallbacks*             pAllocator,
    VkSurfaceKHR*                             pSurface);
```

- **instance** is the instance with which to associate the surface.
- **pCreateInfo** is a pointer to a [VkMacOSSurfaceCreateInfoMVK](#) structure containing parameters affecting the creation of the surface object.
- **pAllocator** is the allocator used for host memory allocated for the surface object when there is no more specific allocator available (see [Memory Allocation](#)).
- **pSurface** is a pointer to a [VkSurfaceKHR](#) handle in which the created surface object is returned.

NOTE

The [vkCreateMacOSSurfaceMVK](#) function is considered legacy and has been superseded by [vkCreateMetalSurfaceEXT](#) from the [VK_EXT_metal_surface](#) extension.

Valid Usage (Implicit)

- VUID-vkCreateMacOSSurfaceMVK-instance-parameter **instance** **must** be a valid [VkInstance](#) handle
- VUID-vkCreateMacOSSurfaceMVK-pCreateInfo-parameter **pCreateInfo** **must** be a valid pointer to a valid [VkMacOSSurfaceCreateInfoMVK](#) structure
- VUID-vkCreateMacOSSurfaceMVK-pAllocator-parameter
If **pAllocator** is not **NULL**, **pAllocator** **must** be a valid pointer to a valid [VkAllocationCallbacks](#) structure
- VUID-vkCreateMacOSSurfaceMVK-pSurface-parameter **pSurface** **must** be a valid pointer to a [VkSurfaceKHR](#) handle

Return Codes

Success

- [VK_SUCCESS](#)

Failure

- [VK_ERROR_NATIVE_WINDOW_IN_USE_KHR](#)
- [VK_ERROR_OUT_OF_DEVICE_MEMORY](#)
- [VK_ERROR_OUT_OF_HOST_MEMORY](#)
- [VK_ERROR_UNKNOWN](#)
- [VK_ERROR_VALIDATION_FAILED](#)

The `VkMacOSSurfaceCreateInfoMVK` structure is defined as:

```
// Provided by VK_MVK_macos_surface
typedef struct VkMacOSSurfaceCreateInfoMVK {
    VkStructureType      sType;
    const void*          pNext;
    VkMacOSSurfaceCreateFlagsMVK flags;
    const void*          pView;
} VkMacOSSurfaceCreateInfoMVK;
```

- `sType` is a `VkStructureType` value identifying this structure.
- `pNext` is `NULL` or a pointer to a structure extending this structure.
- `flags` is reserved for future use.
- `pView` is a reference to either a `CAMetalLayer` object or an `NSView` object.

Valid Usage

- VUID-VkMacOSSurfaceCreateInfoMVK-pView-04144
If `pView` is a `CAMetalLayer` object, it **must** be a valid `CAMetalLayer`
- VUID-VkMacOSSurfaceCreateInfoMVK-pView-01317
If `pView` is an `NSView` object, it **must** be a valid `NSView`, **must** be backed by a `CALayer` object of type `CAMetalLayer`, and `vkCreateMacOSSurfaceMVK` **must** be called on the main thread

Valid Usage (Implicit)

- VUID-VkMacOSSurfaceCreateInfoMVK-sType-sType
`sType` **must** be `VK_STRUCTURE_TYPE_MACOS_SURFACE_CREATE_INFO_MVK`
- VUID-VkMacOSSurfaceCreateInfoMVK-pNext-pNext
`pNext` **must** be `NULL`
- VUID-VkMacOSSurfaceCreateInfoMVK-flags-zero bitmask
`flags` **must** be 0

```
// Provided by VK_MVK_macos_surface
typedef VkFlags VkMacOSSurfaceCreateFlagsMVK;
```

`VkMacOSSurfaceCreateFlagsMVK` is a bitmask type for setting a mask, but is currently reserved for future use.

39.2.11. VI Platform

To create a `VkSurfaceKHR` object for an `nn::vi::Layer`, query the layer's native handle using `nn::vi::GetNativeWindow`, and then call:


```
// Provided by VK_NN_vi_surface
VkResult vkCreateViSurfaceNN(
    VkInstance                                instance,
    const VkViSurfaceCreateInfoNN*           pCreateInfo,
    const VkAllocationCallbacks*             pAllocator,
    VkSurfaceKHR*                             pSurface);
```

- **instance** is the instance with which to associate the surface.
- **pCreateInfo** is a pointer to a **VkViSurfaceCreateInfoNN** structure containing parameters affecting the creation of the surface object.
- **pAllocator** is the allocator used for host memory allocated for the surface object when there is no more specific allocator available (see **Memory Allocation**).
- **pSurface** is a pointer to a **VkSurfaceKHR** handle in which the created surface object is returned.

During the lifetime of a surface created using a particular **nn::vi::NativeWindowHandle**, applications **must** not attempt to create another surface for the same **nn::vi::Layer** or attempt to connect to the same **nn::vi::Layer** through other platform mechanisms.

If the native window is created with a specified size, **currentExtent** will reflect that size. In this case, applications should use the same size for the swapchain's **imageExtent**. Otherwise, the **currentExtent** will have the special value (0xFFFFFFFF, 0xFFFFFFFF), indicating that applications are expected to choose an appropriate size for the swapchain's **imageExtent** (e.g., by matching the result of a call to **nn::vi::GetDisplayResolution**).

Valid Usage (Implicit)

- VUID-vkCreateViSurfaceNN-instance-parameter
instance **must** be a valid **VkInstance** handle
- VUID-vkCreateViSurfaceNN-pCreateInfo-parameter
pCreateInfo **must** be a valid pointer to a valid **VkViSurfaceCreateInfoNN** structure
- VUID-vkCreateViSurfaceNN-pAllocator-parameter
If **pAllocator** is not **NULL**, **pAllocator** **must** be a valid pointer to a valid **VkAllocationCallbacks** structure
- VUID-vkCreateViSurfaceNN-pSurface-parameter
pSurface **must** be a valid pointer to a **VkSurfaceKHR** handle

Return Codes

Success

- **VK_SUCCESS**

Failure

- **VK_ERROR_NATIVE_WINDOW_IN_USE_KHR**

- [VK_ERROR_OUT_OF_DEVICE_MEMORY](#)
- [VK_ERROR_OUT_OF_HOST_MEMORY](#)
- [VK_ERROR_UNKNOWN](#)
- [VK_ERROR_VALIDATION_FAILED](#)

The `VkViSurfaceCreateInfoNN` structure is defined as:

```
// Provided by VK_NN_vi_surface
typedef struct VkViSurfaceCreateInfoNN {
    VkStructureType      sType;
    const void*          pNext;
    VkViSurfaceCreateFlagsNN flags;
    void*                window;
} VkViSurfaceCreateInfoNN;
```

- `sType` is a [VkStructureType](#) value identifying this structure.
- `pNext` is `NULL` or a pointer to a structure extending this structure.
- `flags` is reserved for future use.
- `window` is the `nn::vi::NativeWindowHandle` for the `nn::vi::Layer` with which to associate the surface.

Valid Usage

- VUID-VkViSurfaceCreateInfoNN-window-01318
`window` **must** be a valid `nn::vi::NativeWindowHandle`

Valid Usage (Implicit)

- VUID-VkViSurfaceCreateInfoNN-sType-sType
`sType` **must** be [VK_STRUCTURE_TYPE_VI_SURFACE_CREATE_INFO_NN](#)
- VUID-VkViSurfaceCreateInfoNN-pNext-pNext
`pNext` **must** be `NULL`
- VUID-VkViSurfaceCreateInfoNN-flags-zero bitmask
`flags` **must** be 0

```
// Provided by VK_NN_vi_surface
typedef VkFlags VkViSurfaceCreateFlagsNN;
```

`VkViSurfaceCreateFlagsNN` is a bitmask type for setting a mask, but is currently reserved for future use.

39.2.12. Metal Platform

To create a `VkSurfaceKHR` object for a `CAMetalLayer`, call:

```
// Provided by VK_EXT_metal_surface
VkResult vkCreateMetalSurfaceEXT(
    VkInstance                                instance,
    const VkMetalSurfaceCreateInfoEXT*        pCreateInfo,
    const VkAllocationCallbacks*             pAllocator,
    VkSurfaceKHR*                             pSurface);
```

- `instance` is the instance with which to associate the surface.
- `pCreateInfo` is a pointer to a `VkMetalSurfaceCreateInfoEXT` structure specifying parameters affecting the creation of the surface object.
- `pAllocator` is the allocator used for host memory allocated for the surface object when there is no more specific allocator available (see [Memory Allocation](#)).
- `pSurface` is a pointer to a `VkSurfaceKHR` handle in which the created surface object is returned.

Valid Usage (Implicit)

- VUID-vkCreateMetalSurfaceEXT-instance-parameter
`instance` **must** be a valid `VkInstance` handle
- VUID-vkCreateMetalSurfaceEXT-pCreateInfo-parameter
`pCreateInfo` **must** be a valid pointer to a valid `VkMetalSurfaceCreateInfoEXT` structure
- VUID-vkCreateMetalSurfaceEXT-pAllocator-parameter
If `pAllocator` is not `NULL`, `pAllocator` **must** be a valid pointer to a valid `VkAllocationCallbacks` structure
- VUID-vkCreateMetalSurfaceEXT-pSurface-parameter
`pSurface` **must** be a valid pointer to a `VkSurfaceKHR` handle

Return Codes

Success

- `VK_SUCCESS`

Failure

- `VK_ERROR_NATIVE_WINDOW_IN_USE_KHR`
- `VK_ERROR_OUT_OF_DEVICE_MEMORY`
- `VK_ERROR_OUT_OF_HOST_MEMORY`
- `VK_ERROR_UNKNOWN`
- `VK_ERROR_VALIDATION_FAILED`

The [VkMetalSurfaceCreateInfoEXT](#) structure is defined as:

```
// Provided by VK_EXT_metal_surface
typedef struct VkMetalSurfaceCreateInfoEXT {
    VkStructureType      sType;
    const void*          pNext;
    VkMetalSurfaceCreateFlagsEXT flags;
    const CAMetalLayer*  pLayer;
} VkMetalSurfaceCreateInfoEXT;
```

- **sType** is a [VkStructureType](#) value identifying this structure.
- **pNext** is **NULL** or a pointer to a structure extending this structure.
- **flags** is reserved for future use.
- **pLayer** is a reference to a [CAMetalLayer](#) object representing a renderable surface.

Valid Usage (Implicit)

- VUID-VkMetalSurfaceCreateInfoEXT-sType-sType
sType must be [VK_STRUCTURE_TYPE_METAL_SURFACE_CREATE_INFO_EXT](#)
- VUID-VkMetalSurfaceCreateInfoEXT-pNext-pNext
pNext must be **NULL**
- VUID-VkMetalSurfaceCreateInfoEXT-flags-zero bitmask
flags must be **0**

To remove an unnecessary compile time dependency, an incomplete type definition of [CAMetalLayer](#) is provided in the Vulkan headers:

```
// Provided by VK_EXT_metal_surface
#ifdef __OBJC__
@class CAMetalLayer;
#else
typedef void CAMetalLayer;
#endif
```

The actual [CAMetalLayer](#) type is defined in the QuartzCore framework.

```
// Provided by VK_EXT_metal_surface
typedef VkFlags VkMetalSurfaceCreateFlagsEXT;
```

VkMetalSurfaceCreateFlagsEXT is a bitmask type for setting a mask, but is currently reserved for future use.

39.2.13. QNX Screen Platform

To create a `VkSurfaceKHR` object for a QNX Screen surface, call:

```
// Provided by VK_QNX_screen_surface
VkResult vkCreateScreenSurfaceQNX(
    VkInstance                                instance,
    const VkScreenSurfaceCreateInfoQNX*      pCreateInfo,
    const VkAllocationCallbacks*             pAllocator,
    VkSurfaceKHR*                             pSurface);
```

- `instance` is the instance to associate the surface with.
- `pCreateInfo` is a pointer to a `VkScreenSurfaceCreateInfoQNX` structure containing parameters affecting the creation of the surface object.
- `pAllocator` is the allocator used for host memory allocated for the surface object when there is no more specific allocator available (see [Memory Allocation](#)).
- `pSurface` is a pointer to a `VkSurfaceKHR` handle in which the created surface object is returned.

Valid Usage (Implicit)

- VUID-vkCreateScreenSurfaceQNX-instance-parameter
`instance` **must** be a valid `VkInstance` handle
- VUID-vkCreateScreenSurfaceQNX-pCreateInfo-parameter
`pCreateInfo` **must** be a valid pointer to a valid `VkScreenSurfaceCreateInfoQNX` structure
- VUID-vkCreateScreenSurfaceQNX-pAllocator-parameter
If `pAllocator` is not `NULL`, `pAllocator` **must** be a valid pointer to a valid `VkAllocationCallbacks` structure
- VUID-vkCreateScreenSurfaceQNX-pSurface-parameter
`pSurface` **must** be a valid pointer to a `VkSurfaceKHR` handle

Return Codes

Success

- `VK_SUCCESS`

Failure

- `VK_ERROR_OUT_OF_DEVICE_MEMORY`
- `VK_ERROR_OUT_OF_HOST_MEMORY`
- `VK_ERROR_UNKNOWN`
- `VK_ERROR_VALIDATION_FAILED`

The `VkScreenSurfaceCreateInfoQNX` structure is defined as:


```
// Provided by VK_QNX_screen_surface
typedef struct VkScreenSurfaceCreateInfoQNX {
    VkStructureType      sType;
    const void*          pNext;
    VkScreenSurfaceCreateFlagsQNX flags;
    struct _screen_context* context;
    struct _screen_window* window;
} VkScreenSurfaceCreateInfoQNX;
```

- `sType` is a `VkStructureType` value identifying this structure.
- `pNext` is `NULL` or a pointer to a structure extending this structure.
- `flags` is reserved for future use.
- `context` and `window` are QNX Screen `context` and `window` to associate the surface with.

Valid Usage

- VUID-VkScreenSurfaceCreateInfoQNX-context-04741
`context` **must** point to a valid QNX Screen `struct _screen_context`
- VUID-VkScreenSurfaceCreateInfoQNX-window-04742
`window` **must** point to a valid QNX Screen `struct _screen_window`

Valid Usage (Implicit)

- VUID-VkScreenSurfaceCreateInfoQNX-sType-sType
`sType` **must** be `VK_STRUCTURE_TYPE_SCREEN_SURFACE_CREATE_INFO_QNX`
- VUID-VkScreenSurfaceCreateInfoQNX-pNext-pNext
`pNext` **must** be `NULL`
- VUID-VkScreenSurfaceCreateInfoQNX-flags-zero bitmask
`flags` **must** be `0`

```
// Provided by VK_QNX_screen_surface
typedef VkFlags VkScreenSurfaceCreateFlagsQNX;
```

`VkScreenSurfaceCreateFlagsQNX` is a bitmask type for setting a mask, but is currently reserved for future use.

39.2.14. Open Harmony OS Platform Surface Creation

To create a `VkSurfaceKHR` object on Open Harmony OS platform, call:


```
// Provided by VK_OHOS_surface
VkResult vkCreateSurfaceOHOS(
    VkInstance                                instance,
    const VkSurfaceCreateInfoOHOS*            pCreateInfo,
    const VkAllocationCallbacks*              pAllocator,
    VkSurfaceKHR*                             pSurface);
```

- **instance** is the instance to associate the surface with.
- **pCreateInfo** is a pointer to a [VkSurfaceCreateInfoOHOS](#) structure containing parameters affecting the creation of the surface object.
- **pAllocator** is the allocator used for host memory allocated for the surface object when there is no more specific allocator available (see [Memory Allocation](#)).
- **pSurface** is a pointer to a [VkSurfaceKHR](#) handle in which the created surface object is returned.

Valid Usage (Implicit)

- VUID-vkCreateSurfaceOHOS-instance-parameter
instance **must** be a valid [VkInstance](#) handle
- VUID-vkCreateSurfaceOHOS-pCreateInfo-parameter
pCreateInfo **must** be a valid pointer to a valid [VkSurfaceCreateInfoOHOS](#) structure
- VUID-vkCreateSurfaceOHOS-pAllocator-parameter
If **pAllocator** is not **NULL**, **pAllocator** **must** be a valid pointer to a valid [VkAllocationCallbacks](#) structure
- VUID-vkCreateSurfaceOHOS-pSurface-parameter
pSurface **must** be a valid pointer to a [VkSurfaceKHR](#) handle

Return Codes

Success

- [VK_SUCCESS](#)

Failure

- [VK_ERROR_OUT_OF_HOST_MEMORY](#)
- [VK_ERROR_SURFACE_LOST_KHR](#)
- [VK_ERROR_UNKNOWN](#)
- [VK_ERROR_VALIDATION_FAILED](#)

The [VkSurfaceCreateInfoOHOS](#) structure is defined as:


```
// Provided by VK_OHOS_surface
typedef struct VkSurfaceCreateInfoOHOS {
    VkStructureType    sType;
    const void*        pNext;
    VkSurfaceCreateFlagsOHOS flags;
    OHNativeWindow*    window;
} VkSurfaceCreateInfoOHOS;
```

- **sType** is a [VkStructureType](#) value identifying this structure.
- **pNext** is **NULL** or a pointer to a structure extending this structure.
- **flags** is reserved for future use.
- **window**: is a pointer to a [OHNativeWindow](#) to associate the surface with.

Valid Usage (Implicit)

- VUID-VkSurfaceCreateInfoOHOS-sType-sType
sType must be [VK_STRUCTURE_TYPE_SURFACE_CREATE_INFO_OHOS](#)
- VUID-VkSurfaceCreateInfoOHOS-pNext-pNext
pNext must be **NULL**
- VUID-VkSurfaceCreateInfoOHOS-flags-zerobitmask
flags must be **0**

The [OHNativeWindow](#) structure is defined as:

```
// Provided by VK_OHOS_surface
typedef struct NativeWindow OHNativeWindow;
```

It is the native window structure on Open Harmony OS platform. It is exposed by the Open Harmony OS NDK.

```
// Provided by VK_OHOS_surface
typedef VkFlags VkSurfaceCreateFlagsOHOS;
```

VkSurfaceCreateFlagsOHOS is a bitmask type for setting a mask, but is currently reserved for future use.

39.2.15. UBM Platform

To create a **VkSurfaceKHR** object for a UBM surface, call:


```
// Provided by VK_SEC_ubm_surface
VkResult vkCreateUbmSurfaceSEC(
    VkInstance                                instance,
    const VkUbmSurfaceCreateInfoSEC*          pCreateInfo,
    const VkAllocationCallbacks*              pAllocator,
    VkSurfaceKHR*                             pSurface);
```

- **instance** is the instance to associate the surface with.
- **pCreateInfo** is a pointer to a [VkUbmSurfaceCreateInfoSEC](#) structure containing parameters affecting the creation of the surface object.
- **pAllocator** is the allocator used for host memory allocated for the surface object when there is no more specific allocator available (see [Memory Allocation](#)).
- **pSurface** is a pointer to a [VkSurfaceKHR](#) handle in which the created surface object is returned.

Valid Usage (Implicit)

- VUID-vkCreateUbmSurfaceSEC-instance-parameter
instance **must** be a valid [VkInstance](#) handle
- VUID-vkCreateUbmSurfaceSEC-pCreateInfo-parameter
pCreateInfo **must** be a valid pointer to a valid [VkUbmSurfaceCreateInfoSEC](#) structure
- VUID-vkCreateUbmSurfaceSEC-pAllocator-parameter
If **pAllocator** is not **NULL**, **pAllocator** **must** be a valid pointer to a valid [VkAllocationCallbacks](#) structure
- VUID-vkCreateUbmSurfaceSEC-pSurface-parameter
pSurface **must** be a valid pointer to a [VkSurfaceKHR](#) handle

Return Codes

Success

- [VK_SUCCESS](#)

Failure

- [VK_ERROR_OUT_OF_DEVICE_MEMORY](#)
- [VK_ERROR_OUT_OF_HOST_MEMORY](#)
- [VK_ERROR_UNKNOWN](#)
- [VK_ERROR_VALIDATION_FAILED](#)

The [VkUbmSurfaceCreateInfoSEC](#) structure is defined as:


```
// Provided by VK_SEC_ubm_surface
typedef struct VkUbmSurfaceCreateInfoSEC {
    VkStructureType      sType;
    const void*          pNext;
    VkUbmSurfaceCreateFlagsSEC flags;
    struct ubm_device*    device;
    struct ubm_surface*    surface;
} VkUbmSurfaceCreateInfoSEC;
```

- **sType** is a [VkStructureType](#) value identifying this structure.
- **pNext** is **NULL** or a pointer to a structure extending this structure.
- **flags** is reserved for future use.
- **device** is a pointer to a [ubm_device](#) to associate the surface with.
- **surface** is a pointer to a [ubm_surface](#) to associate the surface with.

Valid Usage

- VUID-VkUbmSurfaceCreateInfoSEC-device-12366
device must point to a valid UBM [ubm_device](#)
- VUID-VkUbmSurfaceCreateInfoSEC-surface-12367
surface must point to a valid UBM [ubm_surface](#)

Valid Usage (Implicit)

- VUID-VkUbmSurfaceCreateInfoSEC-sType-sType
sType must be [VK_STRUCTURE_TYPE_UBM_SURFACE_CREATE_INFO_SEC](#)
- VUID-VkUbmSurfaceCreateInfoSEC-pNext-pNext
pNext must be **NULL**
- VUID-VkUbmSurfaceCreateInfoSEC-flags-zero-bitmask
flags must be **0**

```
// Provided by VK_SEC_ubm_surface
typedef VkFlags VkUbmSurfaceCreateFlagsSEC;
```

[VkUbmSurfaceCreateFlagsSEC](#) is a bitmask type for setting a mask, but is currently reserved for future use.

39.2.16. Platform-Independent Information

Once created, [VkSurfaceKHR](#) objects **can** be used in this and other extensions, in particular the [VK_KHR_swapchain](#) extension.

Several WSI functions return [VK_ERROR_SURFACE_LOST_KHR](#) if the surface becomes no longer available. After such an error, the surface (and any child swapchain, if one exists) **should** be destroyed, as there is no way to restore them to a not-lost state. Applications **may** attempt to create a new [VkSurfaceKHR](#) using the same native platform window object, but whether such re-creation will succeed is platform-dependent and **may** depend on the reason the surface became unavailable. A lost surface does not otherwise cause devices to be [lost](#).

To destroy a [VkSurfaceKHR](#) object, call:

```
// Provided by VK_KHR_surface
void vkDestroySurfaceKHR(
    VkInstance          instance,
    VkSurfaceKHR        surface,
    const VkAllocationCallbacks* pAllocator);
```

- [instance](#) is the instance used to create the surface.
- [surface](#) is the surface to destroy.
- [pAllocator](#) is the allocator used for host memory allocated for the surface object when there is no more specific allocator available (see [Memory Allocation](#)).

Destroying a [VkSurfaceKHR](#) merely severs the connection between Vulkan and the native surface, and does not imply destroying the native surface, closing a window, or similar behavior.

Valid Usage

- VUID-vkDestroySurfaceKHR-surface-01266
All [VkSwapchainKHR](#) objects created for [surface](#) **must** have been destroyed prior to destroying [surface](#)
- VUID-vkDestroySurfaceKHR-surface-01267
If [VkAllocationCallbacks](#) were provided when [surface](#) was created, a compatible set of callbacks **must** be provided here
- VUID-vkDestroySurfaceKHR-surface-01268
If no [VkAllocationCallbacks](#) were provided when [surface](#) was created, [pAllocator](#) **must** be [NULL](#)

Valid Usage (Implicit)

- VUID-vkDestroySurfaceKHR-instance-parameter
[instance](#) **must** be a valid [VkInstance](#) handle
- VUID-vkDestroySurfaceKHR-surface-parameter
If [surface](#) is not [VK_NULL_HANDLE](#), [surface](#) **must** be a valid [VkSurfaceKHR](#) handle
- VUID-vkDestroySurfaceKHR-pAllocator-parameter
If [pAllocator](#) is not [NULL](#), [pAllocator](#) **must** be a valid pointer to a valid [VkAllocationCallbacks](#) structure

- `VUID-vkDestroySurfaceKHR-surface-parent`

If `surface` is a valid handle, it **must** have been created, allocated, or retrieved from `instance`

Host Synchronization

- Host access to `surface` **must** be externally synchronized

39.3. Presenting Directly to Display Devices

In some environments applications **can** also present Vulkan rendering directly to display devices without using an intermediate windowing system. This **can** be useful for embedded applications, or implementing the rendering/presentation backend of a windowing system using Vulkan. The `VK_KHR_display` extension provides the functionality necessary to enumerate display devices and create `VkSurfaceKHR` objects that target displays.

39.3.1. Display Enumeration

Displays are represented by `VkDisplayKHR` handles:

```
// Provided by VK_KHR_display
VK_DEFINE_NON_DISPATCHABLE_HANDLE(VkDisplayKHR)
```

Various functions are provided for enumerating the available display devices present on a Vulkan physical device. To query information about the available displays, call:

```
// Provided by VK_KHR_display
VkResult vkGetPhysicalDeviceDisplayPropertiesKHR(
    VkPhysicalDevice    physicalDevice,
    uint32_t*          pPropertyCount,
    VkDisplayPropertiesKHR* pProperties);
```

- `physicalDevice` is a physical device.
- `pPropertyCount` is a pointer to an integer related to the number of display devices available or queried, as described below.
- `pProperties` is either `NULL` or a pointer to an array of `VkDisplayPropertiesKHR` structures.

If `pProperties` is `NULL`, then the number of display devices available for `physicalDevice` is returned in `pPropertyCount`. Otherwise, `pPropertyCount` **must** point to a variable set by the application to the number of elements in the `pProperties` array, and on return the variable is overwritten with the number of structures actually written to `pProperties`. If the value of `pPropertyCount` is less than the number of display devices for `physicalDevice`, at most `pPropertyCount` structures will be written, and `VK_INCOMPLETE` will be returned instead of `VK_SUCCESS`, to indicate that not all the available properties were returned.

Valid Usage (Implicit)

- VUID-vkGetPhysicalDeviceDisplayPropertiesKHR-physicalDevice-parameter **physicalDevice** **must** be a valid [VkPhysicalDevice](#) handle
- VUID-vkGetPhysicalDeviceDisplayPropertiesKHR-pPropertyCount-parameter **pPropertyCount** **must** be a valid pointer to a [uint32_t](#) value
- VUID-vkGetPhysicalDeviceDisplayPropertiesKHR-pProperties-parameter
If the value referenced by **pPropertyCount** is not 0, and **pProperties** is not **NULL**, **pProperties** **must** be a valid pointer to an array of **pPropertyCount** [VkDisplayPropertiesKHR](#) structures

Return Codes

Success

- [VK_INCOMPLETE](#)
- [VK_SUCCESS](#)

Failure

- [VK_ERROR_OUT_OF_DEVICE_MEMORY](#)
- [VK_ERROR_OUT_OF_HOST_MEMORY](#)
- [VK_ERROR_UNKNOWN](#)
- [VK_ERROR_VALIDATION_FAILED](#)

The [VkDisplayPropertiesKHR](#) structure is defined as:

```
// Provided by VK_KHR_display
typedef struct VkDisplayPropertiesKHR {
    VkDisplayKHR          display;
    const char*           displayName;
    VkExtent2D            physicalDimensions;
    VkExtent2D            physicalResolution;
    VkSurfaceTransformFlagsKHR supportedTransforms;
    VkBool32              planeReorderPossible;
    VkBool32              persistentContent;
} VkDisplayPropertiesKHR;
```

- **display** is a handle that is used to refer to the display described here. This handle will be valid for the lifetime of the Vulkan instance.
- **displayName** is **NULL** or a pointer to a null-terminated UTF-8 string containing the name of the display. Generally, this will be the name provided by the display's EDID. If **NULL**, no suitable name is available. If not **NULL**, the string pointed to **must** remain accessible and unmodified as long as **display** is valid.
- **physicalDimensions** describes the physical width and height of the visible portion of the display,

in millimeters.

- **physicalResolution** describes the physical, native, or preferred resolution of the display.

NOTE

For devices which have no natural value to return here, implementations **should** return the maximum resolution supported.

- **supportedTransforms** is a bitmask of **VkSurfaceTransformFlagBitsKHR** describing which transforms are supported by this display.
- **planeReorderPossible** tells whether the planes on this display **can** have their z order changed. If this is **VK_TRUE**, the application **can** re-arrange the planes on this display in any order relative to each other.
- **persistentContent** tells whether the display supports self-refresh/internal buffering. If this is true, the application **can** submit persistent present operations on swapchains created against this display.

NOTE

Persistent presents **may** have higher latency, and **may** use less power when the screen content is updated infrequently, or when only a portion of the screen needs to be updated in most frames.

To query information about the available displays, call:

```
// Provided by VK_KHR_get_display_properties2
VkResult vkGetPhysicalDeviceDisplayProperties2KHR(
    VkPhysicalDevice          physicalDevice,
    uint32_t*                 pPropertyCount,
    VkDisplayProperties2KHR*   pProperties);
```

- **physicalDevice** is a physical device.
- **pPropertyCount** is a pointer to an integer related to the number of display devices available or queried, as described below.
- **pProperties** is either **NULL** or a pointer to an array of **VkDisplayProperties2KHR** structures.

vkGetPhysicalDeviceDisplayProperties2KHR behaves similarly to **vkGetPhysicalDeviceDisplayPropertiesKHR**, with the ability to return extended information via chained output structures.

Valid Usage (Implicit)

- VUID-vkGetPhysicalDeviceDisplayProperties2KHR-physicalDevice-parameter **physicalDevice** **must** be a valid **VkPhysicalDevice** handle
- VUID-vkGetPhysicalDeviceDisplayProperties2KHR-pPropertyCount-parameter **pPropertyCount** **must** be a valid pointer to a **uint32_t** value
- VUID-vkGetPhysicalDeviceDisplayProperties2KHR-pProperties-parameter
If the value referenced by **pPropertyCount** is not 0, and **pProperties** is not **NULL**, **pProperties**

must be a valid pointer to an array of `pPropertyCount` `VkDisplayProperties2KHR` structures

Return Codes

Success

- `VK_INCOMPLETE`
- `VK_SUCCESS`

Failure

- `VK_ERROR_OUT_OF_DEVICE_MEMORY`
- `VK_ERROR_OUT_OF_HOST_MEMORY`
- `VK_ERROR_UNKNOWN`
- `VK_ERROR_VALIDATION_FAILED`

The `VkDisplayProperties2KHR` structure is defined as:

```
// Provided by VK_KHR_get_display_properties2
typedef struct VkDisplayProperties2KHR {
    VkStructureType    sType;
    void*              pNext;
    VkDisplayPropertiesKHR displayProperties;
} VkDisplayProperties2KHR;
```

- `sType` is a `VkStructureType` value identifying this structure.
- `pNext` is `NULL` or a pointer to a structure extending this structure.
- `displayProperties` is a `VkDisplayPropertiesKHR` structure.

Valid Usage (Implicit)

- VUID-VkDisplayProperties2KHR-sType-sType
`sType` **must** be `VK_STRUCTURE_TYPE_DISPLAY_PROPERTIES_2_KHR`
- VUID-VkDisplayProperties2KHR-pNext-pNext
`pNext` **must** be `NULL`

Acquiring and Releasing Displays

On some platforms, access to displays is limited to a single process or native driver instance. On such platforms, some or all of the displays may not be available to Vulkan if they are already in use by a native windowing system or other application.

To acquire permission to directly access a display in Vulkan from an X11 server, call:


```
// Provided by VK_EXT_acquire_xlib_display
VkResult vkAcquireXlibDisplayEXT(
    VkPhysicalDevice      physicalDevice,
    Display*              dpy,
    VkDisplayKHR           display);
```

- **physicalDevice** The physical device the display is on.
- **dpy** A connection to the X11 server that currently owns **display**.
- **display** The display the caller wishes to control in Vulkan.

All permissions necessary to control the display are granted to the Vulkan instance associated with **physicalDevice** until the display is released or the X11 connection specified by **dpy** is terminated. Permission to access the display **may** be temporarily revoked during periods when the X11 server from which control was acquired itself loses access to **display**. During such periods, operations which require access to the display **must** fail with an appropriate error code. If the X11 server associated with **dpy** does not own **display**, or if permission to access it has already been acquired by another entity, the call **must** return the error code [VK_ERROR_INITIALIZATION_FAILED](#).

NOTE

One example of when an X11 server loses access to a display is when it loses ownership of its virtual terminal.

Valid Usage (Implicit)

- VUID-vkAcquireXlibDisplayEXT-physicalDevice-parameter **physicalDevice** **must** be a valid [VkPhysicalDevice](#) handle
- VUID-vkAcquireXlibDisplayEXT-dpy-parameter **dpy** **must** be a valid pointer to a [Display](#) value
- VUID-vkAcquireXlibDisplayEXT-display-parameter **display** **must** be a valid [VkDisplayKHR](#) handle
- VUID-vkAcquireXlibDisplayEXT-display-parent **display** **must** have been created, allocated, or retrieved from **physicalDevice**

Return Codes

Success

- [VK_SUCCESS](#)

Failure

- [VK_ERROR_INITIALIZATION_FAILED](#)
- [VK_ERROR_OUT_OF_HOST_MEMORY](#)
- [VK_ERROR_UNKNOWN](#)
- [VK_ERROR_VALIDATION_FAILED](#)

When acquiring displays from an X11 server, an application may also wish to enumerate and identify them using a native handle rather than a `VkDisplayKHR` handle. To determine the `VkDisplayKHR` handle corresponding to an X11 RandR Output, call:

```
// Provided by VK_EXT_acquire_xlib_display
VkResult vkGetRandROutputDisplayEXT(
    VkPhysicalDevice physicalDevice,
    Display* dpy,
    RROutput rrOutput,
    VkDisplayKHR* pDisplay);
```

- `physicalDevice` The physical device to query the display handle on.
- `dpy` A connection to the X11 server from which `rrOutput` was queried.
- `rrOutput` An X11 RandR output ID.
- `pDisplay` The corresponding `VkDisplayKHR` handle will be returned here.

If there is no `VkDisplayKHR` corresponding to `rrOutput` on `physicalDevice`, `VK_NULL_HANDLE` must be returned in `pDisplay`.

Valid Usage (Implicit)

- VUID-vkGetRandROutputDisplayEXT-physicalDevice-parameter `physicalDevice` must be a valid `VkPhysicalDevice` handle
- VUID-vkGetRandROutputDisplayEXT-dpy-parameter `dpy` must be a valid pointer to a `Display` value
- VUID-vkGetRandROutputDisplayEXT-pDisplay-parameter `pDisplay` must be a valid pointer to a `VkDisplayKHR` handle

Return Codes

Success

- `VK_SUCCESS`

Failure

- `VK_ERROR_OUT_OF_HOST_MEMORY`
- `VK_ERROR_UNKNOWN`
- `VK_ERROR_VALIDATION_FAILED`

To acquire permission to directly access a display in Vulkan on Windows 10, call:


```
// Provided by VK_NV_acquire_winrt_display
VkResult vkAcquireWinrtDisplayNV(
    VkPhysicalDevice          physicalDevice,
    VkDisplayKHR              display);
```

- **physicalDevice** The physical device the display is on.
- **display** The display the caller wishes to control in Vulkan.

All permissions necessary to control the display are granted to the Vulkan instance associated with **physicalDevice** until the display is released or the application is terminated. Permission to access the display **may** be revoked by events that cause Windows 10 itself to lose access to **display**. If this has happened, operations which require access to the display **must** fail with an appropriate error code. If permission to access **display** has already been acquired by another entity, the call **must** return the error code [VK_ERROR_INITIALIZATION_FAILED](#).

NOTE	The Vulkan instance acquires control of a “winrt::Windows::Devices::Display::Core::DisplayTarget” by performing an operation equivalent to “winrt::Windows::Devices::Display::Core::DisplayManager.TryAcquireTarget()” on the “DisplayTarget”.
NOTE	One example of when Windows 10 loses access to a display is when the display is hot-unplugged.
NOTE	One example of when a display has already been acquired by another entity is when the Windows desktop compositor (DWM) is in control of the display. Beginning with Windows 10 version 2004 it is possible to cause DWM to release a display by using the “Advanced display settings” sub-page of the “Display settings” control panel. vkAcquireWinrtDisplayNV does not itself cause DWM to release a display; this action must be performed outside of Vulkan.

Valid Usage (Implicit)

- VUID-vkAcquireWinrtDisplayNV-physicalDevice-parameter **physicalDevice** **must** be a valid [VkPhysicalDevice](#) handle
- VUID-vkAcquireWinrtDisplayNV-display-parameter **display** **must** be a valid [VkDisplayKHR](#) handle
- VUID-vkAcquireWinrtDisplayNV-display-parent **display** **must** have been created, allocated, or retrieved from **physicalDevice**

Return Codes

Success

- `VK_SUCCESS`

Failure

- `VK_ERROR_DEVICE_LOST`
- `VK_ERROR_INITIALIZATION_FAILED`
- `VK_ERROR_OUT_OF_HOST_MEMORY`
- `VK_ERROR_UNKNOWN`
- `VK_ERROR_VALIDATION_FAILED`

When acquiring displays on Windows 10, an application may also wish to enumerate and identify them using a native handle rather than a `VkDisplayKHR` handle.

To determine the `VkDisplayKHR` handle corresponding to a “`winrt::Windows::Devices::Display::Core::DisplayTarget`”, call:

```
// Provided by VK_NV_acquire_winrt_display
VkResult vkGetWinrtDisplayNV(
    VkPhysicalDevice      physicalDevice,
    uint32_t              deviceRelativeId,
    VkDisplayKHR*         pDisplay);
```

- `physicalDevice` The physical device on which to query the display handle.
- `deviceRelativeId` The value of the “`AdapterRelativeId`” property of a “`DisplayTarget`” that is enumerated by a “`DisplayAdapter`” with an “`Id`” property matching the `deviceLUID` property of a `VkPhysicalDeviceIDProperties` for `physicalDevice`.
- `pDisplay` The corresponding `VkDisplayKHR` handle will be returned here.

If there is no `VkDisplayKHR` corresponding to `deviceRelativeId` on `physicalDevice`, `VK_NULL_HANDLE` must be returned in `pDisplay`.

Valid Usage (Implicit)

- VUID-vkGetWinrtDisplayNV-physicalDevice-parameter `physicalDevice` must be a valid `VkPhysicalDevice` handle
- VUID-vkGetWinrtDisplayNV-pDisplay-parameter `pDisplay` must be a valid pointer to a `VkDisplayKHR` handle

Return Codes

Success

- [VK_SUCCESS](#)

Failure

- [VK_ERROR_DEVICE_LOST](#)
- [VK_ERROR_INITIALIZATION_FAILED](#)
- [VK_ERROR_OUT_OF_HOST_MEMORY](#)
- [VK_ERROR_UNKNOWN](#)
- [VK_ERROR_VALIDATION_FAILED](#)

To acquire permission to directly a display in Vulkan from the Direct Rendering Manager (DRM) interface, call:

```
// Provided by VK_EXT_acquire_drm_display
VkResult vkAcquireDrmDisplayEXT(
    VkPhysicalDevice          physicalDevice,
    int32_t                   drmFd,
    VkDisplayKHR               display);
```

- [physicalDevice](#) The physical device the display is on.
- [drmFd](#) DRM primary file descriptor.
- [display](#) The display the caller wishes Vulkan to control.

All permissions necessary to control the display are granted to the Vulkan instance associated with the provided [physicalDevice](#) until the display is either released or the connector is unplugged. The provided [drmFd](#) **must** correspond to the one owned by the [physicalDevice](#). If not, the error code [VK_ERROR_UNKNOWN](#) **must** be returned. The DRM FD must have DRM master permissions. If any error is encountered during the acquisition of the display, the call **must** return the error code [VK_ERROR_INITIALIZATION_FAILED](#).

The provided DRM fd should not be closed before the display is released, attempting to do it may result in undefined behavior.

Valid Usage (Implicit)

- VUID-vkAcquireDrmDisplayEXT-physicalDevice-parameter [physicalDevice](#) **must** be a valid [VkPhysicalDevice](#) handle
- VUID-vkAcquireDrmDisplayEXT-display-parameter [display](#) **must** be a valid [VkDisplayKHR](#) handle
- VUID-vkAcquireDrmDisplayEXT-display-parent [display](#) **must** have been created, allocated, or retrieved from [physicalDevice](#)

Return Codes

Success

- `VK_SUCCESS`

Failure

- `VK_ERROR_INITIALIZATION_FAILED`
- `VK_ERROR_UNKNOWN`
- `VK_ERROR_VALIDATION_FAILED`

Before acquiring a display from the DRM interface, the caller may want to select a specific `VkDisplayKHR` handle by identifying it using a `connectorId`. To do so, call:

```
// Provided by VK_EXT_acquire_drm_display
VkResult vkGetDrmDisplayEXT(
    VkPhysicalDevice      physicalDevice,
    int32_t               drmFd,
    uint32_t              connectorId,
    VkDisplayKHR*         display);
```

- `physicalDevice` The physical device to query the display from.
- `drmFd` DRM primary file descriptor.
- `connectorId` Identifier of the specified DRM connector.
- `display` The corresponding `VkDisplayKHR` handle will be returned here.

If there is no `VkDisplayKHR` corresponding to the `connectorId` on the `physicalDevice`, the returning `display` **must** be `VK_NULL_HANDLE`. The provided `drmFd` **must** correspond to the one owned by the `physicalDevice`. If not, the error code `VK_ERROR_UNKNOWN` **must** be returned. Master permissions are not required, because the file descriptor is just used for information gathering purposes. The given `connectorId` **must** be a resource owned by the provided `drmFd`. If not, the error code `VK_ERROR_UNKNOWN` **must** be returned. If any error is encountered during the identification of the display, the call **must** return the error code `VK_ERROR_INITIALIZATION_FAILED`.

Valid Usage (Implicit)

- VUID-vkGetDrmDisplayEXT-physicalDevice-parameter `physicalDevice` **must** be a valid `VkPhysicalDevice` handle
- VUID-vkGetDrmDisplayEXT-display-parameter `display` **must** be a valid pointer to a `VkDisplayKHR` handle

Return Codes

Success

- `VK_SUCCESS`

Failure

- `VK_ERROR_INITIALIZATION_FAILED`
- `VK_ERROR_OUT_OF_HOST_MEMORY`
- `VK_ERROR_UNKNOWN`
- `VK_ERROR_VALIDATION_FAILED`

To release a previously acquired display, call:

```
// Provided by VK_EXT_direct_mode_display
VkResult vkReleaseDisplayEXT(
    VkPhysicalDevice      physicalDevice,
    VkDisplayKHR          display);
```

- `physicalDevice` The physical device the display is on.
- `display` The display to release control of.

Valid Usage (Implicit)

- VUID-vkReleaseDisplayEXT-physicalDevice-parameter `physicalDevice` **must** be a valid `VkPhysicalDevice` handle
- VUID-vkReleaseDisplayEXT-display-parameter `display` **must** be a valid `VkDisplayKHR` handle
- VUID-vkReleaseDisplayEXT-display-parent `display` **must** have been created, allocated, or retrieved from `physicalDevice`

Return Codes

Success

- `VK_SUCCESS`

Failure

- `VK_ERROR_UNKNOWN`
- `VK_ERROR_VALIDATION_FAILED`

Display Planes

Images are presented to individual planes on a display. Devices **must** support at least one plane on

each display. Planes **can** be stacked and blended to composite multiple images on one display. Devices **may** support only a fixed stacking order and fixed mapping between planes and displays, or they **may** allow arbitrary application-specified stacking orders and mappings between planes and displays. To query the properties of device display planes, call:

```
// Provided by VK_KHR_display
VkResult vkGetPhysicalDeviceDisplayPlanePropertiesKHR(
    VkPhysicalDevice          physicalDevice,
    uint32_t*                 pPropertyCount,
    VkDisplayPlanePropertiesKHR* pProperties);
```

- `physicalDevice` is a physical device.
- `pPropertyCount` is a pointer to an integer related to the number of display planes available or queried, as described below.
- `pProperties` is either `NULL` or a pointer to an array of `VkDisplayPlanePropertiesKHR` structures.

If `pProperties` is `NULL`, then the number of display planes available for `physicalDevice` is returned in `pPropertyCount`. Otherwise, `pPropertyCount` **must** point to a variable set by the application to the number of elements in the `pProperties` array, and on return the variable is overwritten with the number of structures actually written to `pProperties`. If the value of `pPropertyCount` is less than the number of display planes for `physicalDevice`, at most `pPropertyCount` structures will be written.

Valid Usage (Implicit)

- VUID-vkGetPhysicalDeviceDisplayPlanePropertiesKHR-physicalDevice-parameter `physicalDevice` **must** be a valid `VkPhysicalDevice` handle
- VUID-vkGetPhysicalDeviceDisplayPlanePropertiesKHR-pPropertyCount-parameter `pPropertyCount` **must** be a valid pointer to a `uint32_t` value
- VUID-vkGetPhysicalDeviceDisplayPlanePropertiesKHR-pProperties-parameter
If the value referenced by `pPropertyCount` is not `0`, and `pProperties` is not `NULL`, `pProperties` **must** be a valid pointer to an array of `pPropertyCount` `VkDisplayPlanePropertiesKHR` structures

Return Codes

Success

- `VK_INCOMPLETE`
- `VK_SUCCESS`

Failure

- `VK_ERROR_OUT_OF_DEVICE_MEMORY`
- `VK_ERROR_OUT_OF_HOST_MEMORY`
- `VK_ERROR_UNKNOWN`

- [VK_ERROR_VALIDATION_FAILED](#)

The `VkDisplayPlanePropertiesKHR` structure is defined as:

```
// Provided by VK_KHR_display
typedef struct VkDisplayPlanePropertiesKHR {
    VkDisplayKHR    currentDisplay;
    uint32_t        currentStackIndex;
} VkDisplayPlanePropertiesKHR;
```

- `currentDisplay` is the handle of the display the plane is currently associated with. If the plane is not currently attached to any displays, this will be [VK_NULL_HANDLE](#).
- `currentStackIndex` is the current z-order of the plane. This will be between 0 and the value returned by `vkGetPhysicalDeviceDisplayPlanePropertiesKHR` in `pPropertyCount`.

To query the properties of a device's display planes, call:

```
// Provided by VK_KHR_get_display_properties2
VkResult vkGetPhysicalDeviceDisplayPlaneProperties2KHR(
    VkPhysicalDevice    physicalDevice,
    uint32_t*           pPropertyCount,
    VkDisplayPlaneProperties2KHR* pProperties);
```

- `physicalDevice` is a physical device.
- `pPropertyCount` is a pointer to an integer related to the number of display planes available or queried, as described below.
- `pProperties` is either `NULL` or a pointer to an array of `VkDisplayPlaneProperties2KHR` structures.

`vkGetPhysicalDeviceDisplayPlaneProperties2KHR` behaves similarly to [vkGetPhysicalDeviceDisplayPlanePropertiesKHR](#), with the ability to return extended information via chained output structures.

Valid Usage (Implicit)

- VUID-vkGetPhysicalDeviceDisplayPlaneProperties2KHR-physicalDevice-parameter `physicalDevice` **must** be a valid [VkPhysicalDevice](#) handle
- VUID-vkGetPhysicalDeviceDisplayPlaneProperties2KHR-pPropertyCount-parameter `pPropertyCount` **must** be a valid pointer to a `uint32_t` value
- VUID-vkGetPhysicalDeviceDisplayPlaneProperties2KHR-pProperties-parameter
If the value referenced by `pPropertyCount` is not 0, and `pProperties` is not `NULL`, `pProperties` **must** be a valid pointer to an array of `pPropertyCount` [VkDisplayPlaneProperties2KHR](#) structures

Return Codes

Success

- `VK_INCOMPLETE`
- `VK_SUCCESS`

Failure

- `VK_ERROR_OUT_OF_DEVICE_MEMORY`
- `VK_ERROR_OUT_OF_HOST_MEMORY`
- `VK_ERROR_UNKNOWN`
- `VK_ERROR_VALIDATION_FAILED`

The `VkDisplayPlaneProperties2KHR` structure is defined as:

```
// Provided by VK_KHR_get_display_properties2
typedef struct VkDisplayPlaneProperties2KHR {
    VkStructureType    sType;
    void*              pNext;
    VkDisplayPlanePropertiesKHR displayPlaneProperties;
} VkDisplayPlaneProperties2KHR;
```

- `sType` is a `VkStructureType` value identifying this structure.
- `pNext` is `NULL` or a pointer to a structure extending this structure.
- `displayPlaneProperties` is a `VkDisplayPlanePropertiesKHR` structure.

Valid Usage (Implicit)

- VUID-VkDisplayPlaneProperties2KHR-sType-sType
`sType` **must** be `VK_STRUCTURE_TYPE_DISPLAY_PLANE_PROPERTIES_2_KHR`
- VUID-VkDisplayPlaneProperties2KHR-pNext-pNext
`pNext` **must** be `NULL`

To determine which displays a plane is usable with, call

```
// Provided by VK_KHR_display
VkResult vkGetDisplayPlaneSupportedDisplaysKHR(
    VkPhysicalDevice    physicalDevice,
    uint32_t            planeIndex,
    uint32_t*           pDisplayCount,
    VkDisplayKHR*       pDisplays);
```

- `physicalDevice` is a physical device.

- `planeIndex` is the plane which the application wishes to use, and **must** be in the range [0, physical device plane count - 1].
- `pDisplayCount` is a pointer to an integer related to the number of displays available or queried, as described below.
- `pDisplays` is either `NULL` or a pointer to an array of `VkDisplayKHR` handles.

If `pDisplays` is `NULL`, then the number of displays usable with the specified `planeIndex` for `physicalDevice` is returned in `pDisplayCount`. Otherwise, `pDisplayCount` **must** point to a variable set by the application to the number of elements in the `pDisplays` array, and on return the variable is overwritten with the number of handles actually written to `pDisplays`. If the value of `pDisplayCount` is less than the number of usable display-plane pairs for `physicalDevice`, at most `pDisplayCount` handles will be written, and `VK_INCOMPLETE` will be returned instead of `VK_SUCCESS`, to indicate that not all the available pairs were returned.

Valid Usage

- VUID-vkGetDisplayPlaneSupportedDisplaysKHR-planeIndex-01249
`planeIndex` **must** be less than the number of display planes supported by the device as determined by calling `vkGetPhysicalDeviceDisplayPlanePropertiesKHR`

Valid Usage (Implicit)

- VUID-vkGetDisplayPlaneSupportedDisplaysKHR-physicalDevice-parameter
`physicalDevice` **must** be a valid `VkPhysicalDevice` handle
- VUID-vkGetDisplayPlaneSupportedDisplaysKHR-pDisplayCount-parameter
`pDisplayCount` **must** be a valid pointer to a `uint32_t` value
- VUID-vkGetDisplayPlaneSupportedDisplaysKHR-pDisplays-parameter
If the value referenced by `pDisplayCount` is not 0, and `pDisplays` is not `NULL`, `pDisplays` **must** be a valid pointer to an array of `pDisplayCount` `VkDisplayKHR` handles

Return Codes

Success

- `VK_INCOMPLETE`
- `VK_SUCCESS`

Failure

- `VK_ERROR_OUT_OF_DEVICE_MEMORY`
- `VK_ERROR_OUT_OF_HOST_MEMORY`
- `VK_ERROR_UNKNOWN`
- `VK_ERROR_VALIDATION_FAILED`

Additional properties of displays are queried using specialized query functions.

Display Modes

Display modes are represented by `VkDisplayModeKHR` handles:

```
// Provided by VK_KHR_display
VK_DEFINE_NON_DISPATCHABLE_HANDLE(VkDisplayModeKHR)
```

Each display has one or more supported modes associated with it by default. These built-in modes are queried by calling:

```
// Provided by VK_KHR_display
VkResult vkGetDisplayModePropertiesKHR(
    VkPhysicalDevice      physicalDevice,
    VkDisplayKHR          display,
    uint32_t*             pPropertyCount,
    VkDisplayModePropertiesKHR* pProperties);
```

- `physicalDevice` is the physical device associated with `display`.
- `display` is the display to query.
- `pPropertyCount` is a pointer to an integer related to the number of display modes available or queried, as described below.
- `pProperties` is either `NULL` or a pointer to an array of `VkDisplayModePropertiesKHR` structures.

If `pProperties` is `NULL`, then the number of display modes available on the specified `display` for `physicalDevice` is returned in `pPropertyCount`. Otherwise, `pPropertyCount` **must** point to a variable set by the application to the number of elements in the `pProperties` array, and on return the variable is overwritten with the number of structures actually written to `pProperties`. If the value of `pPropertyCount` is less than the number of display modes for `physicalDevice`, at most `pPropertyCount` structures will be written, and `VK_INCOMPLETE` will be returned instead of `VK_SUCCESS`, to indicate that not all the available display modes were returned.

Valid Usage (Implicit)

- VUID-vkGetDisplayModePropertiesKHR-physicalDevice-parameter `physicalDevice` **must** be a valid `VkPhysicalDevice` handle
- VUID-vkGetDisplayModePropertiesKHR-display-parameter `display` **must** be a valid `VkDisplayKHR` handle
- VUID-vkGetDisplayModePropertiesKHR-pPropertyCount-parameter `pPropertyCount` **must** be a valid pointer to a `uint32_t` value
- VUID-vkGetDisplayModePropertiesKHR-pProperties-parameter
If the value referenced by `pPropertyCount` is not 0, and `pProperties` is not `NULL`, `pProperties` **must** be a valid pointer to an array of `pPropertyCount` `VkDisplayModePropertiesKHR`

structures

- VUID-vkGetDisplayModePropertiesKHR-display-parent
display must have been created, allocated, or retrieved from **physicalDevice**

Return Codes

Success

- VK_INCOMPLETE
- VK_SUCCESS

Failure

- VK_ERROR_OUT_OF_DEVICE_MEMORY
- VK_ERROR_OUT_OF_HOST_MEMORY
- VK_ERROR_UNKNOWN
- VK_ERROR_VALIDATION_FAILED

The **VkDisplayModePropertiesKHR** structure is defined as:

```
// Provided by VK_KHR_display
typedef struct VkDisplayModePropertiesKHR {
    VkDisplayModeKHR          displayMode;
    VkDisplayModeParametersKHR parameters;
} VkDisplayModePropertiesKHR;
```

- **displayMode** is a handle to the display mode described in this structure. This handle will be valid for the lifetime of the Vulkan instance.
- **parameters** is a **VkDisplayModeParametersKHR** structure describing the display parameters associated with **displayMode**.

```
// Provided by VK_KHR_display
typedef VkFlags VkDisplayModeCreateFlagsKHR;
```

VkDisplayModeCreateFlagsKHR is a bitmask type for setting a mask, but is currently reserved for future use.

To query the properties of a device's built-in display modes, call:


```
// Provided by VK_KHR_get_display_properties2
VkResult vkGetDisplayModeProperties2KHR(
    VkPhysicalDevice      physicalDevice,
    VkDisplayKHR          display,
    uint32_t*             pPropertyCount,
    VkDisplayModeProperties2KHR* pProperties);
```

- `physicalDevice` is the physical device associated with `display`.
- `display` is the display to query.
- `pPropertyCount` is a pointer to an integer related to the number of display modes available or queried, as described below.
- `pProperties` is either `NULL` or a pointer to an array of `VkDisplayModeProperties2KHR` structures.

`vkGetDisplayModeProperties2KHR` behaves similarly to `vkGetDisplayModePropertiesKHR`, with the ability to return extended information via chained output structures.

Valid Usage (Implicit)

- VUID-vkGetDisplayModeProperties2KHR-physicalDevice-parameter `physicalDevice` **must** be a valid `VkPhysicalDevice` handle
- VUID-vkGetDisplayModeProperties2KHR-display-parameter `display` **must** be a valid `VkDisplayKHR` handle
- VUID-vkGetDisplayModeProperties2KHR-pPropertyCount-parameter `pPropertyCount` **must** be a valid pointer to a `uint32_t` value
- VUID-vkGetDisplayModeProperties2KHR-pProperties-parameter
If the value referenced by `pPropertyCount` is not 0, and `pProperties` is not `NULL`, `pProperties` **must** be a valid pointer to an array of `pPropertyCount` `VkDisplayModeProperties2KHR` structures
- VUID-vkGetDisplayModeProperties2KHR-display-parent `display` **must** have been created, allocated, or retrieved from `physicalDevice`

Return Codes

Success

- `VK_INCOMPLETE`
- `VK_SUCCESS`

Failure

- `VK_ERROR_OUT_OF_DEVICE_MEMORY`
- `VK_ERROR_OUT_OF_HOST_MEMORY`
- `VK_ERROR_UNKNOWN`
- `VK_ERROR_VALIDATION_FAILED`

The `VkDisplayModeProperties2KHR` structure is defined as:

```
// Provided by VK_KHR_get_display_properties2
typedef struct VkDisplayModeProperties2KHR {
    VkStructureType    sType;
    void*              pNext;
    VkDisplayModePropertiesKHR displayModeProperties;
} VkDisplayModeProperties2KHR;
```

- `sType` is a `VkStructureType` value identifying this structure.
- `pNext` is `NULL` or a pointer to a structure extending this structure.
- `displayModeProperties` is a `VkDisplayModePropertiesKHR` structure.

Valid Usage (Implicit)

- VUID-VkDisplayModeProperties2KHR-sType-sType
`sType` **must** be `VK_STRUCTURE_TYPE_DISPLAY_MODE_PROPERTIES_2_KHR`
- VUID-VkDisplayModeProperties2KHR-pNext-pNext
`pNext` **must** be `NULL` or a pointer to a valid instance of `VkDisplayModeStereoPropertiesNV`
- VUID-VkDisplayModeProperties2KHR-sType-unique
The `sType` value of each structure in the `pNext` chain **must** be unique

The `VkDisplayModeParametersKHR` structure is defined as:

```
// Provided by VK_KHR_display
typedef struct VkDisplayModeParametersKHR {
    VkExtent2D    visibleRegion;
    uint32_t      refreshRate;
} VkDisplayModeParametersKHR;
```

- `visibleRegion` is the 2D extents of the visible region.
- `refreshRate` is a `uint32_t` that is the number of times the display is refreshed each second multiplied by 1000.

NOTE For example, a 60Hz display mode would report a `refreshRate` of 60,000.

Valid Usage

- VUID-VkDisplayModeParametersKHR-width-01990
The `width` member of `visibleRegion` **must** be greater than 0
- VUID-VkDisplayModeParametersKHR-height-01991
The `height` member of `visibleRegion` **must** be greater than 0

- VUID-VkDisplayModeParametersKHR-refreshRate-01992
`refreshRate` **must** be greater than 0

The `VkDisplayModeStereoPropertiesNV` structure is defined as:

```
// Provided by VK_NV_display_stereo
typedef struct VkDisplayModeStereoPropertiesNV {
    VkStructureType    sType;
    void*              pNext;
    VkBool32           hdmi3DSupported;
} VkDisplayModeStereoPropertiesNV;
```

- `sType` is a `VkStructureType` value identifying this structure.
- `pNext` is `NULL` or a pointer to a structure extending this structure.
- `hdmi3DSupported` indicates whether this display mode can be used for a display surface configured for `VK_DISPLAY_SURFACE_STEREO_TYPE_HDMI_3D_NV`.

Valid Usage (Implicit)

- VUID-VkDisplayModeStereoPropertiesNV-sType-sType
`sType` **must** be `VK_STRUCTURE_TYPE_DISPLAY_MODE_STEREO_PROPERTIES_NV`

Structure Chaining

Extends the structure

- `VkDisplayModeProperties2KHR`

Additional modes **may** also be created by calling:

```
// Provided by VK_KHR_display
VkResult vkCreateDisplayModeKHR(
    VkPhysicalDevice          physicalDevice,
    VkDisplayKHR              display,
    const VkDisplayModeCreateInfoKHR* pCreateInfo,
    const VkAllocationCallbacks*    pAllocator,
    VkDisplayModeKHR*          pMode);
```

- `physicalDevice` is the physical device associated with `display`.
- `display` is the display to create an additional mode for.
- `pCreateInfo` is a pointer to a `VkDisplayModeCreateInfoKHR` structure describing the new mode to create.
- `pAllocator` is the allocator used for host memory allocated for the display mode object when

there is no more specific allocator available (see [Memory Allocation](#)).

- `pMode` is a pointer to a `VkDisplayModeKHR` handle in which the mode created is returned.

Valid Usage (Implicit)

- VUID-vkCreateDisplayModeKHR-physicalDevice-parameter `physicalDevice` **must** be a valid `VkPhysicalDevice` handle
- VUID-vkCreateDisplayModeKHR-display-parameter `display` **must** be a valid `VkDisplayKHR` handle
- VUID-vkCreateDisplayModeKHR-pCreateInfo-parameter `pCreateInfo` **must** be a valid pointer to a valid `VkDisplayModeCreateInfoKHR` structure
- VUID-vkCreateDisplayModeKHR-pAllocator-parameter
If `pAllocator` is not `NULL`, `pAllocator` **must** be a valid pointer to a valid `VkAllocationCallbacks` structure
- VUID-vkCreateDisplayModeKHR-pMode-parameter `pMode` **must** be a valid pointer to a `VkDisplayModeKHR` handle
- VUID-vkCreateDisplayModeKHR-display-parent `display` **must** have been created, allocated, or retrieved from `physicalDevice`

Host Synchronization

- Host access to `display` **must** be externally synchronized

Return Codes

Success

- `VK_SUCCESS`

Failure

- `VK_ERROR_INITIALIZATION_FAILED`
- `VK_ERROR_OUT_OF_DEVICE_MEMORY`
- `VK_ERROR_OUT_OF_HOST_MEMORY`
- `VK_ERROR_UNKNOWN`
- `VK_ERROR_VALIDATION_FAILED`

The `VkDisplayModeCreateInfoKHR` structure is defined as:


```
// Provided by VK_KHR_display
typedef struct VkDisplayModeCreateInfoKHR {
    VkStructureType      sType;
    const void*          pNext;
    VkDisplayModeCreateFlagsKHR flags;
    VkDisplayModeParametersKHR parameters;
} VkDisplayModeCreateInfoKHR;
```

- **sType** is a [VkStructureType](#) value identifying this structure.
- **pNext** is **NULL** or a pointer to a structure extending this structure.
- **flags** is reserved for future use, and **must** be zero.
- **parameters** is a [VkDisplayModeParametersKHR](#) structure describing the display parameters to use in creating the new mode. If the parameters are not compatible with the specified display, the implementation **must** return [VK_ERROR_INITIALIZATION_FAILED](#).

Valid Usage (Implicit)

- VUID-VkDisplayModeCreateInfoKHR-sType-sType
sType must be [VK_STRUCTURE_TYPE_DISPLAY_MODE_CREATE_INFO_KHR](#)
- VUID-VkDisplayModeCreateInfoKHR-pNext-pNext
pNext must be **NULL**
- VUID-VkDisplayModeCreateInfoKHR-flags-zero bitmask
flags must be 0
- VUID-VkDisplayModeCreateInfoKHR-parameters-parameter
parameters must be a valid [VkDisplayModeParametersKHR](#) structure

Applications that wish to present directly to a display **must** select which layer, or “plane” of the display they wish to target, and a mode to use with the display. Each display supports at least one plane. The capabilities of a given mode and plane combination are determined by calling:

```
// Provided by VK_KHR_display
VkResult vkGetDisplayPlaneCapabilitiesKHR(
    VkPhysicalDevice      physicalDevice,
    VkDisplayModeKHR      mode,
    uint32_t              planeIndex,
    VkDisplayPlaneCapabilitiesKHR* pCapabilities);
```

- **physicalDevice** is the physical device associated with the display specified by **mode**
- **mode** is the display mode the application intends to program when using the specified plane. Note this parameter also implicitly specifies a display.
- **planeIndex** is the plane which the application intends to use with the display, and is less than the number of display planes supported by the device.

- **pCapabilities** is a pointer to a **VkDisplayPlaneCapabilitiesKHR** structure in which the capabilities are returned.

Valid Usage (Implicit)

- VUID-vkGetDisplayPlaneCapabilitiesKHR-physicalDevice-parameter **physicalDevice** **must** be a valid **VkPhysicalDevice** handle
- VUID-vkGetDisplayPlaneCapabilitiesKHR-mode-parameter **mode** **must** be a valid **VkDisplayModeKHR** handle
- VUID-vkGetDisplayPlaneCapabilitiesKHR-pCapabilities-parameter **pCapabilities** **must** be a valid pointer to a **VkDisplayPlaneCapabilitiesKHR** structure
- VUID-vkGetDisplayPlaneCapabilitiesKHR-mode-parent **mode** **must** have been created, allocated, or retrieved from **physicalDevice**

Host Synchronization

- Host access to **mode** **must** be externally synchronized

Return Codes

Success

- **VK_SUCCESS**

Failure

- **VK_ERROR_OUT_OF_DEVICE_MEMORY**
- **VK_ERROR_OUT_OF_HOST_MEMORY**
- **VK_ERROR_UNKNOWN**
- **VK_ERROR_VALIDATION_FAILED**

The **VkDisplayPlaneCapabilitiesKHR** structure is defined as:


```
// Provided by VK_KHR_display
typedef struct VkDisplayPlaneCapabilitiesKHR {
    VkDisplayPlaneAlphaFlagsKHR    supportedAlpha;
    VkOffset2D                     minSrcPosition;
    VkOffset2D                     maxSrcPosition;
    VkExtent2D                     minSrcExtent;
    VkExtent2D                     maxSrcExtent;
    VkOffset2D                     minDstPosition;
    VkOffset2D                     maxDstPosition;
    VkExtent2D                     minDstExtent;
    VkExtent2D                     maxDstExtent;
} VkDisplayPlaneCapabilitiesKHR;
```

- **supportedAlpha** is a bitmask of **VkDisplayPlaneAlphaFlagBitsKHR** describing the supported alpha blending modes.
- **minSrcPosition** is the minimum source rectangle offset supported by this plane using the specified mode.
- **maxSrcPosition** is the maximum source rectangle offset supported by this plane using the specified mode. The **x** and **y** components of **maxSrcPosition** **must** each be greater than or equal to the **x** and **y** components of **minSrcPosition**, respectively.
- **minSrcExtent** is the minimum source rectangle size supported by this plane using the specified mode.
- **maxSrcExtent** is the maximum source rectangle size supported by this plane using the specified mode.
- **minDstPosition**, **maxDstPosition**, **minDstExtent**, **maxDstExtent** all have similar semantics to their corresponding ***Src*** equivalents, but apply to the output region within the mode rather than the input region within the source image. Unlike the ***Src*** offsets, **minDstPosition** and **maxDstPosition** **may** contain negative values.

The minimum and maximum position and extent fields describe the implementation limits, if any, as they apply to the specified display mode and plane. Vendors **may** support displaying a subset of a swapchain's presentable images on the specified display plane. This is expressed by returning **minSrcPosition**, **maxSrcPosition**, **minSrcExtent**, and **maxSrcExtent** values that indicate a range of possible positions and sizes which **may** be used to specify the region within the presentable images that source pixels will be read from when creating a swapchain on the specified display mode and plane.

Vendors **may** also support mapping the presentable images' content to a subset or superset of the visible region in the specified display mode. This is expressed by returning **minDstPosition**, **maxDstPosition**, **minDstExtent** and **maxDstExtent** values that indicate a range of possible positions and sizes which **may** be used to describe the region within the display mode that the source pixels will be mapped to.

Other vendors **may** support only a 1-1 mapping between pixels in the presentable images and the display mode. This **may** be indicated by returning (0,0) for **minSrcPosition**, **maxSrcPosition**, **minDstPosition**, and **maxDstPosition**, and (display mode width, display mode height) for

`minSrcExtent`, `maxSrcExtent`, `minDstExtent`, and `maxDstExtent`.

The value `supportedAlpha` **must** contain at least one valid `VkDisplayPlaneAlphaFlagBitsKHR` bit.

These values indicate the limits of the implementation's individual fields. Not all combinations of values within the offset and extent ranges returned in `VkDisplayPlaneCapabilitiesKHR` are guaranteed to be supported. Presentation requests specifying unsupported combinations **may** fail.

To query the capabilities of a given mode and plane combination, call:

```
// Provided by VK_KHR_get_display_properties2
VkResult vkGetDisplayPlaneCapabilities2KHR(
    VkPhysicalDevice          physicalDevice,
    const VkDisplayPlaneInfo2KHR* pDisplayPlaneInfo,
    VkDisplayPlaneCapabilities2KHR* pCapabilities);
```

- `physicalDevice` is the physical device associated with `pDisplayPlaneInfo`.
- `pDisplayPlaneInfo` is a pointer to a `VkDisplayPlaneInfo2KHR` structure describing the plane and mode.
- `pCapabilities` is a pointer to a `VkDisplayPlaneCapabilities2KHR` structure in which the capabilities are returned.

`vkGetDisplayPlaneCapabilities2KHR` behaves similarly to `vkGetDisplayPlaneCapabilitiesKHR`, with the ability to specify extended inputs via chained input structures, and to return extended information via chained output structures.

Valid Usage (Implicit)

- VUID-vkGetDisplayPlaneCapabilities2KHR-physicalDevice-parameter `physicalDevice` **must** be a valid `VkPhysicalDevice` handle
- VUID-vkGetDisplayPlaneCapabilities2KHR-pDisplayPlaneInfo-parameter `pDisplayPlaneInfo` **must** be a valid pointer to a valid `VkDisplayPlaneInfo2KHR` structure
- VUID-vkGetDisplayPlaneCapabilities2KHR-pCapabilities-parameter `pCapabilities` **must** be a valid pointer to a `VkDisplayPlaneCapabilities2KHR` structure

Return Codes

Success

- `VK_SUCCESS`

Failure

- `VK_ERROR_OUT_OF_DEVICE_MEMORY`
- `VK_ERROR_OUT_OF_HOST_MEMORY`
- `VK_ERROR_UNKNOWN`

- [VK_ERROR_VALIDATION_FAILED](#)

The `VkDisplayPlaneInfo2KHR` structure is defined as:

```
// Provided by VK_KHR_get_display_properties2
typedef struct VkDisplayPlaneInfo2KHR {
    VkStructureType    sType;
    const void*        pNext;
    VkDisplayModeKHR    mode;
    uint32_t            planeIndex;
} VkDisplayPlaneInfo2KHR;
```

- `sType` is a [VkStructureType](#) value identifying this structure.
- `pNext` is `NULL` or a pointer to a structure extending this structure.
- `mode` is the display mode the application intends to program when using the specified plane.

NOTE | This parameter also implicitly specifies a display.

- `planeIndex` is the plane which the application intends to use with the display.

The members of `VkDisplayPlaneInfo2KHR` correspond to the arguments to [vkGetDisplayPlaneCapabilitiesKHR](#), with `sType` and `pNext` added for extensibility.

Valid Usage (Implicit)

- VUID-VkDisplayPlaneInfo2KHR-sType-sType
`sType` **must** be [VK_STRUCTURE_TYPE_DISPLAY_PLANE_INFO_2_KHR](#)
- VUID-VkDisplayPlaneInfo2KHR-pNext-pNext
`pNext` **must** be `NULL`
- VUID-VkDisplayPlaneInfo2KHR-mode-parameter
`mode` **must** be a valid [VkDisplayModeKHR](#) handle

Host Synchronization

- Host access to `mode` **must** be externally synchronized

The `VkDisplayPlaneCapabilities2KHR` structure is defined as:


```
// Provided by VK_KHR_get_display_properties2
typedef struct VkDisplayPlaneCapabilities2KHR {
    VkStructureType      sType;
    void*                pNext;
    VkDisplayPlaneCapabilitiesKHR capabilities;
} VkDisplayPlaneCapabilities2KHR;
```

- `sType` is a `VkStructureType` value identifying this structure.
- `pNext` is `NULL` or a pointer to a structure extending this structure.
- `capabilities` is a `VkDisplayPlaneCapabilitiesKHR` structure.

Valid Usage (Implicit)

- VUID-VkDisplayPlaneCapabilities2KHR-sType-sType
`sType` **must** be `VK_STRUCTURE_TYPE_DISPLAY_PLANE_CAPABILITIES_2_KHR`
- VUID-VkDisplayPlaneCapabilities2KHR-pNext-pNext
`pNext` **must** be `NULL`

39.3.2. Display Control

To set the power state of a display, call:

```
// Provided by VK_EXT_display_control
VkResult vkDisplayPowerControlEXT(
    VkDevice          device,
    VkDisplayKHR      display,
    const VkDisplayPowerInfoEXT* pDisplayPowerInfo);
```

- `device` is a logical device associated with `display`.
- `display` is the display whose power state is modified.
- `pDisplayPowerInfo` is a pointer to a `VkDisplayPowerInfoEXT` structure specifying the new power state of `display`.

Valid Usage (Implicit)

- VUID-vkDisplayPowerControlEXT-device-parameter
`device` **must** be a valid `VkDevice` handle
- VUID-vkDisplayPowerControlEXT-display-parameter
`display` **must** be a valid `VkDisplayKHR` handle
- VUID-vkDisplayPowerControlEXT-pDisplayPowerInfo-parameter
`pDisplayPowerInfo` **must** be a valid pointer to a valid `VkDisplayPowerInfoEXT` structure
- VUID-vkDisplayPowerControlEXT-commonparent

Both of **device**, and **display** **must** have been created, allocated, or retrieved from the same [VkPhysicalDevice](#)

Return Codes

Success

- [VK_SUCCESS](#)

Failure

- [VK_ERROR_OUT_OF_HOST_MEMORY](#)
- [VK_ERROR_UNKNOWN](#)
- [VK_ERROR_VALIDATION_FAILED](#)

The [VkDisplayPowerInfoEXT](#) structure is defined as:

```
// Provided by VK_EXT_display_control
typedef struct VkDisplayPowerInfoEXT {
    VkStructureType      sType;
    const void*          pNext;
    VkDisplayPowerStateEXT powerState;
} VkDisplayPowerInfoEXT;
```

- **sType** is a [VkStructureType](#) value identifying this structure.
- **pNext** is [NULL](#) or a pointer to a structure extending this structure.
- **powerState** is a [VkDisplayPowerStateEXT](#) value specifying the new power state of the display.

Valid Usage (Implicit)

- VUID-VkDisplayPowerInfoEXT-sType-sType
sType **must** be [VK_STRUCTURE_TYPE_DISPLAY_POWER_INFO_EXT](#)
- VUID-VkDisplayPowerInfoEXT-pNext-pNext
pNext **must** be [NULL](#)
- VUID-VkDisplayPowerInfoEXT-powerState-parameter
powerState **must** be a valid [VkDisplayPowerStateEXT](#) value

Possible values of [VkDisplayPowerInfoEXT::powerState](#), specifying the new power state of a display, are:


```
// Provided by VK_EXT_display_control
typedef enum VkDisplayPowerStateEXT {
    VK_DISPLAY_POWER_STATE_OFF_EXT = 0,
    VK_DISPLAY_POWER_STATE_SUSPEND_EXT = 1,
    VK_DISPLAY_POWER_STATE_ON_EXT = 2,
} VkDisplayPowerStateEXT;
```

- [VK_DISPLAY_POWER_STATE_OFF_EXT](#) specifies that the display is powered down.
- [VK_DISPLAY_POWER_STATE_SUSPEND_EXT](#) specifies that the display is put into a low power mode, from which it **may** be able to transition back to [VK_DISPLAY_POWER_STATE_ON_EXT](#) more quickly than if it were in [VK_DISPLAY_POWER_STATE_OFF_EXT](#). This state **may** be the same as [VK_DISPLAY_POWER_STATE_OFF_EXT](#).
- [VK_DISPLAY_POWER_STATE_ON_EXT](#) specifies that the display is powered on.

39.3.3. Display Surfaces

A complete display configuration includes a mode, one or more display planes and any parameters describing their behavior, and parameters describing some aspects of the images associated with those planes. Display surfaces describe the configuration of a single plane within a complete display configuration. To create a [VkSurfaceKHR](#) object for a display plane, call:

```
// Provided by VK_KHR_display
VkResult vkCreateDisplayPlaneSurfaceKHR(
    VkInstance                                instance,
    const VkDisplaySurfaceCreateInfoKHR*      pCreateInfo,
    const VkAllocationCallbacks*             pAllocator,
    VkSurfaceKHR*                             pSurface);
```

- [instance](#) is the instance corresponding to the physical device the targeted display is on.
- [pCreateInfo](#) is a pointer to a [VkDisplaySurfaceCreateInfoKHR](#) structure specifying which mode, plane, and other parameters to use, as described below.
- [pAllocator](#) is the allocator used for host memory allocated for the surface object when there is no more specific allocator available (see [Memory Allocation](#)).
- [pSurface](#) is a pointer to a [VkSurfaceKHR](#) handle in which the created surface is returned.

Valid Usage (Implicit)

- VUID-vkCreateDisplayPlaneSurfaceKHR-instance-parameter
[instance](#) **must** be a valid [VkInstance](#) handle
- VUID-vkCreateDisplayPlaneSurfaceKHR-pCreateInfo-parameter
[pCreateInfo](#) **must** be a valid pointer to a valid [VkDisplaySurfaceCreateInfoKHR](#) structure
- VUID-vkCreateDisplayPlaneSurfaceKHR-pAllocator-parameter
If [pAllocator](#) is not `NULL`, [pAllocator](#) **must** be a valid pointer to a valid

[VkAllocationCallbacks](#) structure

- `VUID-vkCreateDisplayPlaneSurfaceKHR-pSurface-parameter pSurface` **must** be a valid pointer to a [VkSurfaceKHR](#) handle

Return Codes

Success

- [VK_SUCCESS](#)

Failure

- [VK_ERROR_OUT_OF_DEVICE_MEMORY](#)
- [VK_ERROR_OUT_OF_HOST_MEMORY](#)
- [VK_ERROR_UNKNOWN](#)
- [VK_ERROR_VALIDATION_FAILED](#)

The `VkDisplaySurfaceCreateInfoKHR` structure is defined as:

```
// Provided by VK_KHR_display
typedef struct VkDisplaySurfaceCreateInfoKHR {
    VkStructureType    sType;
    const void*        pNext;
    VkDisplaySurfaceCreateFlagsKHR flags;
    VkDisplayModeKHR    displayMode;
    uint32_t            planeIndex;
    uint32_t            planeStackIndex;
    VkSurfaceTransformFlagBitsKHR transform;
    float               globalAlpha;
    VkDisplayPlaneAlphaFlagBitsKHR alphaMode;
    VkExtent2D          imageExtent;
} VkDisplaySurfaceCreateInfoKHR;
```

- `sType` is a [VkStructureType](#) value identifying this structure.
- `pNext` is `NULL` or a pointer to a structure extending this structure.
- `flags` is reserved for future use, and **must** be zero.
- `displayMode` is a [VkDisplayModeKHR](#) handle specifying the mode to use when displaying this surface.
- `planeIndex` is the plane on which this surface appears.
- `planeStackIndex` is the z-order of the plane.
- `transform` is a [VkSurfaceTransformFlagBitsKHR](#) value specifying the transformation to apply to images as part of the scanout operation.
- `globalAlpha` is the global alpha value. This value is ignored if `alphaMode` is not [VK_DISPLAY_PLANE_ALPHA_GLOBAL_BIT_KHR](#).

- **alphaMode** is a `VkDisplayPlaneAlphaFlagBitsKHR` value specifying the type of alpha blending to use.
- **imageExtent** is the size of the presentable images to use with the surface.

NOTE

Creating a display surface **must** not modify the state of the displays, planes, or other resources it names. For example, it **must** not apply the specified mode to be set on the associated display. Application of display configuration occurs as a side effect of presenting to a display surface.

Valid Usage

- VUID-VkDisplaySurfaceCreateInfoKHR-planeIndex-01252
planeIndex **must** be less than the number of display planes supported by the device as determined by calling `vkGetPhysicalDeviceDisplayPlanePropertiesKHR`
- VUID-VkDisplaySurfaceCreateInfoKHR-planeReorderPossible-01253
If the **planeReorderPossible** member of the `VkDisplayPropertiesKHR` structure returned by `vkGetPhysicalDeviceDisplayPropertiesKHR` for the display corresponding to **displayMode** is `VK_TRUE` then **planeStackIndex** **must** be less than the number of display planes supported by the device as determined by calling `vkGetPhysicalDeviceDisplayPlanePropertiesKHR`; otherwise **planeStackIndex** **must** equal the **currentStackIndex** member of `VkDisplayPlanePropertiesKHR` returned by `vkGetPhysicalDeviceDisplayPlanePropertiesKHR` for the display plane corresponding to **displayMode**
- VUID-VkDisplaySurfaceCreateInfoKHR-alphaMode-01254
If **alphaMode** is `VK_DISPLAY_PLANE_ALPHA_GLOBAL_BIT_KHR` then **globalAlpha** **must** be between 0 and 1, inclusive
- VUID-VkDisplaySurfaceCreateInfoKHR-alphaMode-01255
alphaMode **must** be one of the bits present in the **supportedAlpha** member of `VkDisplayPlaneCapabilitiesKHR` for the display plane corresponding to **displayMode**
- VUID-VkDisplaySurfaceCreateInfoKHR-transform-06740
transform **must** be one of the bits present in the **supportedTransforms** member of `VkDisplayPropertiesKHR` for the display corresponding to **displayMode**
- VUID-VkDisplaySurfaceCreateInfoKHR-width-01256
The **width** and **height** members of **imageExtent** **must** be less than or equal to `VkPhysicalDeviceLimits::maxImageDimension2D`
- VUID-VkDisplaySurfaceCreateInfoKHR-pNext-10284
If the **pNext** chain includes a `VkDisplaySurfaceStereoCreateInfoNV` structure whose **stereoType** member is `VK_DISPLAY_SURFACE_STEREO_TYPE_HDMI_3D_NV`, then the **hdm3DSupported** member of the `VkDisplayModeStereoPropertiesNV` structure in the **pNext** chain of the `VkDisplayModeProperties2KHR` structure returned by `vkGetDisplayModeProperties2KHR` for the display mode corresponding to **displayMode** **must** be `VK_TRUE`

Valid Usage (Implicit)

- VUID-VkDisplaySurfaceCreateInfoKHR-sType-sType
`sType` **must** be `VK_STRUCTURE_TYPE_DISPLAY_SURFACE_CREATE_INFO_KHR`
- VUID-VkDisplaySurfaceCreateInfoKHR-pNext-pNext
`pNext` **must** be `NULL` or a pointer to a valid instance of `VkDisplaySurfaceStereoCreateInfoNV`
- VUID-VkDisplaySurfaceCreateInfoKHR-sType-unique
The `sType` value of each structure in the `pNext` chain **must** be unique
- VUID-VkDisplaySurfaceCreateInfoKHR-flags-zeroBitmask
`flags` **must** be `0`
- VUID-VkDisplaySurfaceCreateInfoKHR-displayMode-parameter
`displayMode` **must** be a valid `VkDisplayModeKHR` handle
- VUID-VkDisplaySurfaceCreateInfoKHR-transform-parameter
`transform` **must** be a valid `VkSurfaceTransformFlagBitsKHR` value
- VUID-VkDisplaySurfaceCreateInfoKHR-alphaMode-parameter
`alphaMode` **must** be a valid `VkDisplayPlaneAlphaFlagBitsKHR` value

```
// Provided by VK_KHR_display
typedef VkFlags VkDisplaySurfaceCreateFlagsKHR;
```

`VkDisplaySurfaceCreateFlagsKHR` is a bitmask type for setting a mask, but is currently reserved for future use.

Bits which **can** be set in `VkDisplaySurfaceCreateInfoKHR::alphaMode`, specifying the type of alpha blending to use on a display, are:

```
// Provided by VK_KHR_display
typedef enum VkDisplayPlaneAlphaFlagBitsKHR {
    VK_DISPLAY_PLANE_ALPHA_OPAQUE_BIT_KHR = 0x00000001,
    VK_DISPLAY_PLANE_ALPHA_GLOBAL_BIT_KHR = 0x00000002,
    VK_DISPLAY_PLANE_ALPHA_PER_PIXEL_BIT_KHR = 0x00000004,
    VK_DISPLAY_PLANE_ALPHA_PER_PIXEL_PREMULTIPLIED_BIT_KHR = 0x00000008,
} VkDisplayPlaneAlphaFlagBitsKHR;
```

- `VK_DISPLAY_PLANE_ALPHA_OPAQUE_BIT_KHR` specifies that the source image will be treated as opaque.
- `VK_DISPLAY_PLANE_ALPHA_GLOBAL_BIT_KHR` specifies that a global alpha value **must** be specified that will be applied to all pixels in the source image.
- `VK_DISPLAY_PLANE_ALPHA_PER_PIXEL_BIT_KHR` specifies that the alpha value will be determined by the alpha component of the source image's pixels. If the source format contains no alpha values, no blending will be applied. The source alpha values are not premultiplied into

the source image's other color components.

- [VK_DISPLAY_PLANE_ALPHA_PER_PIXEL_PREMULTIPLIED_BIT_KHR](#) is equivalent to [VK_DISPLAY_PLANE_ALPHA_PER_PIXEL_BIT_KHR](#), except the source alpha values are assumed to be premultiplied into the source image's other color components.

```
// Provided by VK_KHR_display
typedef VkFlags VkDisplayPlaneAlphaFlagsKHR;
```

[VkDisplayPlaneAlphaFlagsKHR](#) is a bitmask type for setting a mask of zero or more [VkDisplayPlaneAlphaFlagBitsKHR](#).

The [VkDisplaySurfaceStereoCreateInfoNV](#) structure is defined as:

```
// Provided by VK_NV_display_stereo
typedef struct VkDisplaySurfaceStereoCreateInfoNV {
    VkStructureType          sType;
    const void*              pNext;
    VkDisplaySurfaceStereoTypeNV stereoType;
} VkDisplaySurfaceStereoCreateInfoNV;
```

- [sType](#) is a [VkStructureType](#) value identifying this structure.
- [pNext](#) is [NULL](#) or a pointer to a structure extending this structure.
- [stereoType](#) is a [VkDisplaySurfaceStereoTypeNV](#) value specifying the type of 3D stereo presentation the display will be configured for.

Valid Usage (Implicit)

- VUID-VkDisplaySurfaceStereoCreateInfoNV-sType-sType
[sType](#) **must** be [VK_STRUCTURE_TYPE_DISPLAY_SURFACE_STEREO_CREATE_INFO_NV](#)
- VUID-VkDisplaySurfaceStereoCreateInfoNV-stereoType-parameter
[stereoType](#) **must** be a valid [VkDisplaySurfaceStereoTypeNV](#) value

Structure Chaining

Extends the structure

- [VkDisplaySurfaceCreateInfoKHR](#)

Possible values of [VkDisplaySurfaceStereoCreateInfoNV::stereoType](#), specifying the type of 3D stereo presentation the display will be configured for, are:


```
// Provided by VK_NV_display_stereo
typedef enum VkDisplaySurfaceStereoTypeNV {
    VK_DISPLAY_SURFACE_STEREO_TYPE_NONE_NV = 0,
    VK_DISPLAY_SURFACE_STEREO_TYPE_ONBOARD_DIN_NV = 1,
    VK_DISPLAY_SURFACE_STEREO_TYPE_HDMI_3D_NV = 2,
    VK_DISPLAY_SURFACE_STEREO_TYPE_INBAND_DISPLAYPORT_NV = 3,
} VkDisplaySurfaceStereoTypeNV;
```

- [VK_DISPLAY_SURFACE_STEREO_TYPE_NONE_NV](#) specifies no configuration for stereo presentation. This is the default behavior if [VkDisplaySurfaceStereoCreateInfoNV](#) is not provided.
- [VK_DISPLAY_SURFACE_STEREO_TYPE_ONBOARD_DIN_NV](#) specifies configuration for glasses that connect via a DIN connector on the back of the graphics card.
- [VK_DISPLAY_SURFACE_STEREO_TYPE_HDMI_3D_NV](#) specifies configuration for HDMI 3D compatible display devices with their own stereo emitters. This is also known as HDMI Frame Packed Stereo, where the left and right eye images are stacked into a single frame with a doubled pixel clock and refresh rate.
- [VK_DISPLAY_SURFACE_STEREO_TYPE_INBAND_DISPLAYPORT_NV](#) specifies configuration for DisplayPort display devices with in-band stereo signaling and emitters.

39.3.4. Presenting to Headless Surfaces

Vulkan rendering can be presented to a headless surface, where the presentation operation is a no-op producing no externally-visible result.

NOTE

Because there is no real presentation target, the headless presentation engine may be extended to impose an arbitrary or customizable set of restrictions and features. This makes it a useful portable test target for applications targeting a wide range of presentation engines where the actual target presentation engines might be scarce, unavailable or otherwise undesirable or inconvenient to use for general Vulkan application development.

The usual surface query mechanisms must be used to determine the actual restrictions and features of the implementation.

To create a headless [VkSurfaceKHR](#) object, call:

```
// Provided by VK_EXT_headless_surface
VkResult vkCreateHeadlessSurfaceEXT(
    VkInstance instance,
    const VkHeadlessSurfaceCreateInfoEXT* pCreateInfo,
    const VkAllocationCallbacks* pAllocator,
    VkSurfaceKHR* pSurface);
```

- [instance](#) is the instance to associate the surface with.

- **pCreateInfo** is a pointer to a [VkHeadlessSurfaceCreateInfoEXT](#) structure containing parameters affecting the creation of the surface object.
- **pAllocator** is the allocator used for host memory allocated for the surface object when there is no more specific allocator available (see [Memory Allocation](#)).
- **pSurface** is a pointer to a [VkSurfaceKHR](#) handle in which the created surface object is returned.

Valid Usage (Implicit)

- VUID-vkCreateHeadlessSurfaceEXT-instance-parameter **instance** **must** be a valid [VkInstance](#) handle
- VUID-vkCreateHeadlessSurfaceEXT-pCreateInfo-parameter **pCreateInfo** **must** be a valid pointer to a valid [VkHeadlessSurfaceCreateInfoEXT](#) structure
- VUID-vkCreateHeadlessSurfaceEXT-pAllocator-parameter
If **pAllocator** is not **NULL**, **pAllocator** **must** be a valid pointer to a valid [VkAllocationCallbacks](#) structure
- VUID-vkCreateHeadlessSurfaceEXT-pSurface-parameter **pSurface** **must** be a valid pointer to a [VkSurfaceKHR](#) handle

Return Codes

Success

- [VK_SUCCESS](#)

Failure

- [VK_ERROR_OUT_OF_DEVICE_MEMORY](#)
- [VK_ERROR_OUT_OF_HOST_MEMORY](#)
- [VK_ERROR_UNKNOWN](#)
- [VK_ERROR_VALIDATION_FAILED](#)

The [VkHeadlessSurfaceCreateInfoEXT](#) structure is defined as:

```
// Provided by VK_EXT_headless_surface
typedef struct VkHeadlessSurfaceCreateInfoEXT {
    VkStructureType    sType;
    const void*        pNext;
    VkHeadlessSurfaceCreateFlagsEXT flags;
} VkHeadlessSurfaceCreateInfoEXT;
```

- **sType** is a [VkStructureType](#) value identifying this structure.
- **pNext** is **NULL** or a pointer to a structure extending this structure.
- **flags** is reserved for future use.

Valid Usage (Implicit)

- VUID-VkHeadlessSurfaceCreateInfoEXT-sType-sType
`sType` **must** be `VK_STRUCTURE_TYPE_HEADLESS_SURFACE_CREATE_INFO_EXT`
- VUID-VkHeadlessSurfaceCreateInfoEXT-pNext-pNext
`pNext` **must** be `NULL`
- VUID-VkHeadlessSurfaceCreateInfoEXT-flags-zeroBitmask
`flags` **must** be `0`

For headless surfaces, `currentExtent` is the reserved value (`0xFFFFFFFF`, `0xFFFFFFFF`). Whatever the application sets a swapchain's `imageExtent` to will be the size of the surface, after the first image is presented.

```
// Provided by VK_EXT_headless_surface
typedef VkFlags VkHeadlessSurfaceCreateFlagsEXT;
```

`VkHeadlessSurfaceCreateFlagsEXT` is a bitmask type for setting a mask, but is currently reserved for future use.

39.4. Querying for WSI Support

Not all physical devices will include WSI support. Within a physical device, not all queue families will support presentation. WSI support and compatibility **can** be determined in a platform-neutral manner (which determines support for presentation to a particular surface object) and additionally **may** be determined in platform-specific manners (which determine support for presentation on the specified physical device but do not guarantee support for presentation to a particular surface object).

To determine whether a queue family of a physical device supports presentation to a given surface, call:

```
// Provided by VK_KHR_surface
VkResult vkGetPhysicalDeviceSurfaceSupportKHR(
    VkPhysicalDevice    physicalDevice,
    uint32_t            queueFamilyIndex,
    VkSurfaceKHR        surface,
    VkBool32*           pSupported);
```

- `physicalDevice` is the physical device.
- `queueFamilyIndex` is the queue family.
- `surface` is the surface.
- `pSupported` is a pointer to a `VkBool32`. `VK_TRUE` indicates support, and `VK_FALSE` indicates no support.

Valid Usage

- VUID-vkGetPhysicalDeviceSurfaceSupportKHR-queueFamilyIndex-01269
`queueFamilyIndex` **must** be less than `pQueueFamilyPropertyCount` returned by `vkGetPhysicalDeviceQueueFamilyProperties` for the given `physicalDevice`

Valid Usage (Implicit)

- VUID-vkGetPhysicalDeviceSurfaceSupportKHR-physicalDevice-parameter
`physicalDevice` **must** be a valid `VkPhysicalDevice` handle
- VUID-vkGetPhysicalDeviceSurfaceSupportKHR-surface-parameter
`surface` **must** be a valid `VkSurfaceKHR` handle
- VUID-vkGetPhysicalDeviceSurfaceSupportKHR-pSupported-parameter
`pSupported` **must** be a valid pointer to a `VkBool32` value
- VUID-vkGetPhysicalDeviceSurfaceSupportKHR-commonparent
Both of `physicalDevice`, and `surface` **must** have been created, allocated, or retrieved from the same `VkInstance`

Return Codes

Success

- `VK_SUCCESS`

Failure

- `VK_ERROR_OUT_OF_DEVICE_MEMORY`
- `VK_ERROR_OUT_OF_HOST_MEMORY`
- `VK_ERROR_SURFACE_LOST_KHR`
- `VK_ERROR_UNKNOWN`
- `VK_ERROR_VALIDATION_FAILED`

39.4.1. Android Platform

On Android, all physical devices and queue families **must** be capable of presentation with any native window. As a result there is no Android-specific query for these capabilities.

39.4.2. Wayland Platform

To determine whether a queue family of a physical device supports presentation to a Wayland compositor, call:


```
// Provided by VK_KHR_wayland_surface
VkBool32 vkGetPhysicalDeviceWaylandPresentationSupportKHR(
    VkPhysicalDevice          physicalDevice,
    uint32_t                  queueFamilyIndex,
    struct wl_display*         display);
```

- `physicalDevice` is the physical device.
- `queueFamilyIndex` is the queue family index.
- `display` is a pointer to the `wl_display` associated with a Wayland compositor.

This platform-specific function **can** be called prior to creating a surface.

Valid Usage

- VUID-vkGetPhysicalDeviceWaylandPresentationSupportKHR-queueFamilyIndex-01306 `queueFamilyIndex` **must** be less than `pQueueFamilyPropertyCount` returned by `vkGetPhysicalDeviceQueueFamilyProperties` for the given `physicalDevice`

Valid Usage (Implicit)

- VUID-vkGetPhysicalDeviceWaylandPresentationSupportKHR-physicalDevice-parameter `physicalDevice` **must** be a valid `VkPhysicalDevice` handle
- VUID-vkGetPhysicalDeviceWaylandPresentationSupportKHR-display-parameter `display` **must** be a valid pointer to a `wl_display` value

39.4.3. Win32 Platform

To determine whether a queue family of a physical device supports presentation to the Microsoft Windows desktop, call:

```
// Provided by VK_KHR_win32_surface
VkBool32 vkGetPhysicalDeviceWin32PresentationSupportKHR(
    VkPhysicalDevice          physicalDevice,
    uint32_t                  queueFamilyIndex);
```

- `physicalDevice` is the physical device.
- `queueFamilyIndex` is the queue family index.

This platform-specific function **can** be called prior to creating a surface.

Valid Usage

- VUID-vkGetPhysicalDeviceWin32PresentationSupportKHR-queueFamilyIndex-01309

`queueFamilyIndex` **must** be less than `pQueueFamilyPropertyCount` returned by `vkGetPhysicalDeviceQueueFamilyProperties` for the given `physicalDevice`

Valid Usage (Implicit)

- VUID-vkGetPhysicalDeviceWin32PresentationSupportKHR-physicalDevice-parameter `physicalDevice` **must** be a valid [VkPhysicalDevice](#) handle

39.4.4. XCB Platform

To determine whether a queue family of a physical device supports presentation to an X11 server, using the XCB client-side library, call:

```
// Provided by VK_KHR_xcb_surface
VkBool32 vkGetPhysicalDeviceXcbPresentationSupportKHR(
    VkPhysicalDevice          physicalDevice,
    uint32_t                  queueFamilyIndex,
    xcb_connection_t*         connection,
    xcb_visualid_t            visual_id);
```

- `physicalDevice` is the physical device.
- `queueFamilyIndex` is the queue family index.
- `connection` is a pointer to an `xcb_connection_t` to the X server.
- `visual_id` is an X11 visual (`xcb_visualid_t`).

This platform-specific function **can** be called prior to creating a surface.

Valid Usage

- VUID-vkGetPhysicalDeviceXcbPresentationSupportKHR-queueFamilyIndex-01312 `queueFamilyIndex` **must** be less than `pQueueFamilyPropertyCount` returned by `vkGetPhysicalDeviceQueueFamilyProperties` for the given `physicalDevice`

Valid Usage (Implicit)

- VUID-vkGetPhysicalDeviceXcbPresentationSupportKHR-physicalDevice-parameter `physicalDevice` **must** be a valid [VkPhysicalDevice](#) handle
- VUID-vkGetPhysicalDeviceXcbPresentationSupportKHR-connection-parameter `connection` **must** be a valid pointer to an `xcb_connection_t` value

39.4.5. Xlib Platform

To determine whether a queue family of a physical device supports presentation to an X11 server, using the Xlib client-side library, call:

```
// Provided by VK_KHR_xlib_surface
VkBool32 vkGetPhysicalDeviceXlibPresentationSupportKHR(
    VkPhysicalDevice    physicalDevice,
    uint32_t            queueFamilyIndex,
    Display*            dpy,
    VisualID             visualID);
```

- `physicalDevice` is the physical device.
- `queueFamilyIndex` is the queue family index.
- `dpy` is a pointer to an Xlib `Display` connection to the server.
- `visualID` is an X11 visual (`VisualID`).

This platform-specific function **can** be called prior to creating a surface.

Valid Usage

- VUID-vkGetPhysicalDeviceXlibPresentationSupportKHR-queueFamilyIndex-01315 `queueFamilyIndex` **must** be less than `pQueueFamilyPropertyCount` returned by `vkGetPhysicalDeviceQueueFamilyProperties` for the given `physicalDevice`

Valid Usage (Implicit)

- VUID-vkGetPhysicalDeviceXlibPresentationSupportKHR-physicalDevice-parameter `physicalDevice` **must** be a valid `VkPhysicalDevice` handle
- VUID-vkGetPhysicalDeviceXlibPresentationSupportKHR-dpy-parameter `dpy` **must** be a valid pointer to a `Display` value

39.4.6. DirectFB Platform

To determine whether a queue family of a physical device supports presentation with DirectFB library, call:

```
// Provided by VK_EXT_directfb_surface
VkBool32 vkGetPhysicalDeviceDirectFBPresentationSupportEXT(
    VkPhysicalDevice    physicalDevice,
    uint32_t            queueFamilyIndex,
    IDirectFB*           dfb);
```


- `physicalDevice` is the physical device.
- `queueFamilyIndex` is the queue family index.
- `dfb` is a pointer to the `IDirectFB` main interface of DirectFB.

This platform-specific function **can** be called prior to creating a surface.

Valid Usage

- VUID-vkGetPhysicalDeviceDirectFBPresentationSupportEXT-queueFamilyIndex-04119 `queueFamilyIndex` **must** be less than `pQueueFamilyPropertyCount` returned by `vkGetPhysicalDeviceQueueFamilyProperties` for the given `physicalDevice`

Valid Usage (Implicit)

- VUID-vkGetPhysicalDeviceDirectFBPresentationSupportEXT-physicalDevice-parameter `physicalDevice` **must** be a valid `VkPhysicalDevice` handle
- VUID-vkGetPhysicalDeviceDirectFBPresentationSupportEXT-dfb-parameter `dfb` **must** be a valid pointer to an `IDirectFB` value

39.4.7. Metal Platform

On Apple platforms with Metal support, all physical devices and queue families **must** be capable of presentation with any layer. As a result there is no Apple-specific query for these capabilities.

39.4.8. Fuchsia Platform

On Fuchsia, all physical devices and queue families **must** be capable of presentation with any ImagePipe. As a result there is no Fuchsia-specific query for these capabilities.

39.4.9. Google Games Platform

On Google Games Platform, all physical devices and queue families with the `VK_QUEUE_GRAPHICS_BIT` or `VK_QUEUE_COMPUTE_BIT` capabilities **must** be capable of presentation with any Google Games Platform stream descriptor. As a result, there is no query specific to Google Games Platform for these capabilities.

39.4.10. iOS Platform

On iOS, all physical devices and queue families **must** be capable of presentation with any layer. As a result there is no iOS-specific query for these capabilities.

39.4.11. macOS Platform

On macOS, all physical devices and queue families **must** be capable of presentation with any layer. As a result there is no macOS-specific query for these capabilities.

39.4.12. VI Platform

On VI, all physical devices and queue families **must** be capable of presentation with any layer. As a result there is no VI-specific query for these capabilities.

39.4.13. QNX Screen Platform

To determine whether a queue family of a physical device supports presentation to a QNX Screen compositor, call:

```
// Provided by VK_QNX_screen_surface
VkBool32 vkGetPhysicalDeviceScreenPresentationSupportQNX(
    VkPhysicalDevice      physicalDevice,
    uint32_t              queueFamilyIndex,
    struct _screen_window* window);
```

- `physicalDevice` is the physical device.
- `queueFamilyIndex` is the queue family index.
- `window` is the QNX Screen `window` object.

This platform-specific function **can** be called prior to creating a surface.

Valid Usage

- VUID-vkGetPhysicalDeviceScreenPresentationSupportQNX-queueFamilyIndex-04743 `queueFamilyIndex` **must** be less than `pQueueFamilyPropertyCount` returned by `vkGetPhysicalDeviceQueueFamilyProperties` for the given `physicalDevice`

Valid Usage (Implicit)

- VUID-vkGetPhysicalDeviceScreenPresentationSupportQNX-physicalDevice-parameter `physicalDevice` **must** be a valid `VkPhysicalDevice` handle
- VUID-vkGetPhysicalDeviceScreenPresentationSupportQNX-window-parameter `window` **must** be a valid pointer to a `_screen_window` value

39.4.14. Open Harmony OS Platform

On Open Harmony OS, all physical devices and queue families **must** be capable of presentation with any native window. As a result there is no Open Harmony OS platform-specific query for these capabilities.

39.4.15. UBM Platform

To determine whether a queue family of a physical device supports presentation to a UBM

compositor, call:

```
// Provided by VK_SEC_ubm_surface
VkBool32 vkGetPhysicalDeviceUbmPresentationSupportSEC(
    VkPhysicalDevice          physicalDevice,
    uint32_t                  queueFamilyIndex,
    struct ubm_device*        device);
```

- `physicalDevice` is the physical device.
- `queueFamilyIndex` is the queue family index.
- `device` is a pointer to the `ubm_device` associated with a UBM compositor.

This platform-specific function **can** be called prior to creating a surface.

Valid Usage

- VUID-vkGetPhysicalDeviceUbmPresentationSupportSEC-device-12368
`device` **must** point to a valid UBM `ubm_device`
- VUID-vkGetPhysicalDeviceUbmPresentationSupportSEC-queueFamilyIndex-12369
`queueFamilyIndex` **must** be less than `pQueueFamilyPropertyCount` returned by `vkGetPhysicalDeviceQueueFamilyProperties` for the given `physicalDevice`

Valid Usage (Implicit)

- VUID-vkGetPhysicalDeviceUbmPresentationSupportSEC-physicalDevice-parameter
`physicalDevice` **must** be a valid `VkPhysicalDevice` handle
- VUID-vkGetPhysicalDeviceUbmPresentationSupportSEC-device-parameter
`device` **must** be a valid pointer to a `ubm_device` value

39.5. Surface Queries

The capabilities of a swapchain targeting a surface are the intersection of the capabilities of the WSI platform, the native window or display, and the physical device. The resulting capabilities **can** be obtained with the queries listed below in this section.

NOTE

In addition to the surface capabilities as obtained by surface queries below, swapchain images are also subject to ordinary image creation limits as reported by `vkGetPhysicalDeviceImageFormatProperties`. As an application is instructed by the appropriate Valid Usage sections, both the surface capabilities and the image creation limits have to be satisfied whenever swapchain images are created.

39.5.1. Surface Capabilities

To query the basic capabilities of a surface, needed in order to create a swapchain, call:

```
// Provided by VK_KHR_surface
VkResult vkGetPhysicalDeviceSurfaceCapabilitiesKHR(
    VkPhysicalDevice    physicalDevice,
    VkSurfaceKHR        surface,
    VkSurfaceCapabilitiesKHR* pSurfaceCapabilities);
```

- **physicalDevice** is the physical device that will be associated with the swapchain to be created, as described for [vkCreateSwapchainKHR](#).
- **surface** is the surface that will be associated with the swapchain.
- **pSurfaceCapabilities** is a pointer to a [VkSurfaceCapabilitiesKHR](#) structure in which the capabilities are returned.

Valid Usage

- VUID-vkGetPhysicalDeviceSurfaceCapabilitiesKHR-surface-06211
surface must be supported by **physicalDevice**, as reported by [vkGetPhysicalDeviceSurfaceSupportKHR](#) or an equivalent platform-specific mechanism

Valid Usage (Implicit)

- VUID-vkGetPhysicalDeviceSurfaceCapabilitiesKHR-physicalDevice-parameter
physicalDevice must be a valid [VkPhysicalDevice](#) handle
- VUID-vkGetPhysicalDeviceSurfaceCapabilitiesKHR-surface-parameter
surface must be a valid [VkSurfaceKHR](#) handle
- VUID-vkGetPhysicalDeviceSurfaceCapabilitiesKHR-pSurfaceCapabilities-parameter
pSurfaceCapabilities must be a valid pointer to a [VkSurfaceCapabilitiesKHR](#) structure
- VUID-vkGetPhysicalDeviceSurfaceCapabilitiesKHR-commonparent
Both of **physicalDevice**, and **surface must** have been created, allocated, or retrieved from the same [VkInstance](#)

Return Codes

Success

- [VK_SUCCESS](#)

Failure

- [VK_ERROR_OUT_OF_DEVICE_MEMORY](#)
- [VK_ERROR_OUT_OF_HOST_MEMORY](#)

- [VK_ERROR_SURFACE_LOST_KHR](#)
- [VK_ERROR_UNKNOWN](#)
- [VK_ERROR_VALIDATION_FAILED](#)

The `VkSurfaceCapabilitiesKHR` structure is defined as:

```
// Provided by VK_KHR_surface
typedef struct VkSurfaceCapabilitiesKHR {
    uint32_t          minImageCount;
    uint32_t          maxImageCount;
    VkExtent2D        currentExtent;
    VkExtent2D        minImageExtent;
    VkExtent2D        maxImageExtent;
    uint32_t          maxImageArrayLayers;
    VkSurfaceTransformFlagsKHR supportedTransforms;
    VkSurfaceTransformFlagBitsKHR currentTransform;
    VkCompositeAlphaFlagsKHR supportedCompositeAlpha;
    VkImageUsageFlags supportedUsageFlags;
} VkSurfaceCapabilitiesKHR;
```

- `minImageCount` is the minimum number of images the specified device supports for a swapchain created for the surface, and will be at least one.
- `maxImageCount` is the maximum number of images the specified device supports for a swapchain created for the surface, and will be either 0, or greater than or equal to `minImageCount`. A value of 0 means that there is no limit on the number of images, though there **may** be limits related to the total amount of memory used by presentable images.
- `currentExtent` is the current width and height of the surface, or the special value (0xFFFFFFFF, 0xFFFFFFFF) indicating that the surface size will be determined by the extent of a swapchain targeting the surface.
- `minImageExtent` contains the smallest valid swapchain extent for the surface on the specified device. The `width` and `height` of the extent will each be less than or equal to the corresponding `width` and `height` of `currentExtent`, unless `currentExtent` has the special value described above.
- `maxImageExtent` contains the largest valid swapchain extent for the surface on the specified device. The `width` and `height` of the extent will each be greater than or equal to the corresponding `width` and `height` of `minImageExtent`. The `width` and `height` of the extent will each be greater than or equal to the corresponding `width` and `height` of `currentExtent`, unless `currentExtent` has the special value described above.
- `maxImageArrayLayers` is the maximum number of layers presentable images **can** have for a swapchain created for this device and surface, and will be at least one.
- `supportedTransforms` is a bitmask of [VkSurfaceTransformFlagBitsKHR](#) indicating the presentation transforms supported for the surface on the specified device. At least one bit will be set.
- `currentTransform` is [VkSurfaceTransformFlagBitsKHR](#) value indicating the surface's current transform relative to the presentation engine's natural orientation.

- **supportedCompositeAlpha** is a bitmask of [VkCompositeAlphaFlagBitsKHR](#), representing the alpha compositing modes supported by the presentation engine for the surface on the specified device, and at least one bit will be set. Opaque composition **can** be achieved in any alpha compositing mode by either using an image format that has no alpha component, or by ensuring that all pixels in the presentable images have an alpha value of 1.0.
- **supportedUsageFlags** is a bitmask of [VkImageUsageFlagBits](#) representing the ways the application **can** use the presentable images of a swapchain created with [VkPresentModeKHR](#) set to [VK_PRESENT_MODE_FIFO_LATEST_READY_KHR](#), [VK_PRESENT_MODE_IMMEDIATE_KHR](#), [VK_PRESENT_MODE_MAILBOX_KHR](#), [VK_PRESENT_MODE_FIFO_KHR](#) or [VK_PRESENT_MODE_FIFO_RELAXED_KHR](#) for the surface on the specified device. [VK_IMAGE_USAGE_COLOR_ATTACHMENT_BIT](#) **must** be included in the set. Implementations **may** support additional usages.

NOTE Supported usage flags of a presentable image when using [VK_PRESENT_MODE_SHARED_DEMAND_REFRESH_KHR](#) or [VK_PRESENT_MODE_SHARED_CONTINUOUS_REFRESH_KHR](#) presentation mode are provided by [VkSharedPresentSurfaceCapabilitiesKHR::sharedPresentSupportedUsageFlags](#).

NOTE Formulas such as $\min(N, \text{maxImageCount})$ are not correct, since **maxImageCount** **may** be zero.

To query the basic capabilities of a surface defined by the core or extensions, call:

```
// Provided by VK_KHR_get_surface_capabilities2
VkResult vkGetPhysicalDeviceSurfaceCapabilities2KHR(
    VkPhysicalDevice          physicalDevice,
    const VkPhysicalDeviceSurfaceInfo2KHR* pSurfaceInfo,
    VkSurfaceCapabilities2KHR* pSurfaceCapabilities);
```

- **physicalDevice** is the physical device that will be associated with the swapchain to be created, as described for [vkCreateSwapchainKHR](#).
- **pSurfaceInfo** is a pointer to a [VkPhysicalDeviceSurfaceInfo2KHR](#) structure describing the surface and other fixed parameters that would be consumed by [vkCreateSwapchainKHR](#).
- **pSurfaceCapabilities** is a pointer to a [VkSurfaceCapabilities2KHR](#) structure in which the capabilities are returned.

[vkGetPhysicalDeviceSurfaceCapabilities2KHR](#) behaves similarly to [vkGetPhysicalDeviceSurfaceCapabilitiesKHR](#), with the ability to specify extended inputs via chained input structures, and to return extended information via chained output structures.

Valid Usage

- VUID-vkGetPhysicalDeviceSurfaceCapabilities2KHR-pSurfaceInfo-06521
If the [VK_G00GLE_surfaceless_query](#) extension is not enabled, **pSurfaceInfo->surface** **must**

be a valid [VkSurfaceKHR](#) handle

- VUID-vkGetPhysicalDeviceSurfaceCapabilities2KHR-pSurfaceInfo-06522

If [pSurfaceInfo->surface](#) is not [VK_NULL_HANDLE](#), [pSurfaceInfo->surface](#) **must** be supported by [physicalDevice](#), as reported by [vkGetPhysicalDeviceSurfaceSupportKHR](#) or an equivalent platform-specific mechanism

- VUID-vkGetPhysicalDeviceSurfaceCapabilities2KHR-pNext-02671

If a [VkSurfaceCapabilitiesFullScreenExclusiveEXT](#) structure is included in the [pNext](#) chain of [pSurfaceCapabilities](#), a [VkSurfaceFullScreenExclusiveWin32InfoEXT](#) structure **must** be included in the [pNext](#) chain of [pSurfaceInfo](#)

- VUID-vkGetPhysicalDeviceSurfaceCapabilities2KHR-pNext-07776

If a [VkSurfacePresentModeCompatibilityKHR](#) structure is included in the [pNext](#) chain of [pSurfaceCapabilities](#), a [VkSurfacePresentModeKHR](#) structure **must** be included in the [pNext](#) chain of [pSurfaceInfo](#)

- VUID-vkGetPhysicalDeviceSurfaceCapabilities2KHR-pNext-07777

If a [VkSurfacePresentScalingCapabilitiesKHR](#) structure is included in the [pNext](#) chain of [pSurfaceCapabilities](#), a [VkSurfacePresentModeKHR](#) structure **must** be included in the [pNext](#) chain of [pSurfaceInfo](#)

- VUID-vkGetPhysicalDeviceSurfaceCapabilities2KHR-pNext-07778

If a [VkSurfacePresentModeCompatibilityKHR](#) structure is included in the [pNext](#) chain of [pSurfaceCapabilities](#), [pSurfaceInfo->surface](#) **must** be a valid [VkSurfaceKHR](#) handle

- VUID-vkGetPhysicalDeviceSurfaceCapabilities2KHR-pNext-07779

If a [VkSurfacePresentScalingCapabilitiesKHR](#) structure is included in the [pNext](#) chain of [pSurfaceCapabilities](#), [pSurfaceInfo->surface](#) **must** be a valid [VkSurfaceKHR](#) handle

Valid Usage (Implicit)

- VUID-vkGetPhysicalDeviceSurfaceCapabilities2KHR-physicalDevice-parameter [physicalDevice](#) **must** be a valid [VkPhysicalDevice](#) handle
- VUID-vkGetPhysicalDeviceSurfaceCapabilities2KHR-pSurfaceInfo-parameter [pSurfaceInfo](#) **must** be a valid pointer to a valid [VkPhysicalDeviceSurfaceInfo2KHR](#) structure
- VUID-vkGetPhysicalDeviceSurfaceCapabilities2KHR-pSurfaceCapabilities-parameter [pSurfaceCapabilities](#) **must** be a valid pointer to a [VkSurfaceCapabilities2KHR](#) structure

Return Codes

Success

- [VK_SUCCESS](#)

Failure

- [VK_ERROR_OUT_OF_DEVICE_MEMORY](#)
- [VK_ERROR_OUT_OF_HOST_MEMORY](#)

- [VK_ERROR_SURFACE_LOST_KHR](#)
- [VK_ERROR_UNKNOWN](#)
- [VK_ERROR_VALIDATION_FAILED](#)

The [VkPhysicalDeviceSurfaceInfo2KHR](#) structure is defined as:

```
// Provided by VK_KHR_get_surface_capabilities2
typedef struct VkPhysicalDeviceSurfaceInfo2KHR {
    VkStructureType    sType;
    const void*        pNext;
    VkSurfaceKHR       surface;
} VkPhysicalDeviceSurfaceInfo2KHR;
```

- [sType](#) is a [VkStructureType](#) value identifying this structure.
- [pNext](#) is `NULL` or a pointer to a structure extending this structure.
- [surface](#) is the surface that will be associated with the swapchain.

The members of [VkPhysicalDeviceSurfaceInfo2KHR](#) correspond to the arguments to [vkGetPhysicalDeviceSurfaceCapabilitiesKHR](#), with [sType](#) and [pNext](#) added for extensibility.

Additional capabilities of a surface **may** be available to swapchains created with different full-screen exclusive settings - particularly if exclusive full-screen access is application controlled. These additional capabilities **can** be queried by adding a [VkSurfaceFullScreenExclusiveInfoEXT](#) structure to the [pNext](#) chain of this structure when used to query surface properties. Additionally, for Win32 surfaces with application controlled exclusive full-screen access, chaining a [VkSurfaceFullScreenExclusiveWin32InfoEXT](#) structure **may** also report additional surface capabilities. These additional capabilities only apply to swapchains created with the same parameters included in the [pNext](#) chain of [VkSwapchainCreateInfoKHR](#).

Valid Usage

- VUID-VkPhysicalDeviceSurfaceInfo2KHR-pNext-02672
If the [pNext](#) chain includes a [VkSurfaceFullScreenExclusiveInfoEXT](#) structure with its [fullScreenExclusive](#) member set to [VK_FULL_SCREEN_EXCLUSIVE_APPLICATION_CONTROLLED_EXT](#), and [surface](#) was created using [vkCreateWin32SurfaceKHR](#), a [VkSurfaceFullScreenExclusiveWin32InfoEXT](#) structure **must** be included in the [pNext](#) chain
- VUID-VkPhysicalDeviceSurfaceInfo2KHR-surface-07919
If [surface](#) is not `VK_NULL_HANDLE`, and the [VK_G00GLE_surfaceless_query](#) extension is not enabled, [surface](#) **must** be a valid [VkSurfaceKHR](#) handle

Valid Usage (Implicit)

- VUID-VkPhysicalDeviceSurfaceInfo2KHR-sType-sType

sType must be `VK_STRUCTURE_TYPE_PHYSICAL_DEVICE_SURFACE_INFO_2_KHR`

- VUID-VkPhysicalDeviceSurfaceInfo2KHR-pNext-pNext

Each **pNext** member of any structure (including this one) in the **pNext** chain must be either `NULL` or a pointer to a valid instance of `VkSurfaceFullScreenExclusiveInfoEXT`, `VkSurfaceFullScreenExclusiveWin32InfoEXT`, or `VkSurfacePresentModeKHR`

- VUID-VkPhysicalDeviceSurfaceInfo2KHR-sType-unique

The **sType** value of each structure in the **pNext** chain must be unique

If the **pNext** chain of `VkSwapchainCreateInfoKHR` includes a `VkSurfaceFullScreenExclusiveInfoEXT` structure, then that structure specifies the application's preferred full-screen transition behavior.

The `VkSurfaceFullScreenExclusiveInfoEXT` structure is defined as:

```
// Provided by VK_EXT_full_screen_exclusive
typedef struct VkSurfaceFullScreenExclusiveInfoEXT {
    VkStructureType    sType;
    void*              pNext;
    VkFullScreenExclusiveEXT fullScreenExclusive;
} VkSurfaceFullScreenExclusiveInfoEXT;
```

- **sType** is a `VkStructureType` value identifying this structure.
- **pNext** is `NULL` or a pointer to a structure extending this structure.
- **fullScreenExclusive** is a `VkFullScreenExclusiveEXT` value specifying the preferred full-screen transition behavior.

If this structure is not present, **fullScreenExclusive** is considered to be `VK_FULL_SCREEN_EXCLUSIVE_DEFAULT_EXT`.

Valid Usage (Implicit)

- VUID-VkSurfaceFullScreenExclusiveInfoEXT-sType-sType
sType must be `VK_STRUCTURE_TYPE_SURFACE_FULL_SCREEN_EXCLUSIVE_INFO_EXT`
- VUID-VkSurfaceFullScreenExclusiveInfoEXT-fullScreenExclusive-parameter
fullScreenExclusive must be a valid `VkFullScreenExclusiveEXT` value

Structure Chaining

Extends the structures

- `VkPhysicalDeviceSurfaceInfo2KHR`
- `VkSwapchainCreateInfoKHR`

Possible values of `VkSurfaceFullScreenExclusiveInfoEXT::fullScreenExclusive` are:


```
// Provided by VK_EXT_full_screen_exclusive
typedef enum VkFullScreenExclusiveEXT {
    VK_FULL_SCREEN_EXCLUSIVE_DEFAULT_EXT = 0,
    VK_FULL_SCREEN_EXCLUSIVE_ALLOWED_EXT = 1,
    VK_FULL_SCREEN_EXCLUSIVE_DISALLOWED_EXT = 2,
    VK_FULL_SCREEN_EXCLUSIVE_APPLICATION_CONTROLLED_EXT = 3,
} VkFullScreenExclusiveEXT;
```

- [VK_FULL_SCREEN_EXCLUSIVE_DEFAULT_EXT](#) specifies that the implementation **should** determine the appropriate full-screen method by whatever means it deems appropriate.
- [VK_FULL_SCREEN_EXCLUSIVE_ALLOWED_EXT](#) specifies that the implementation **may** use full-screen exclusive mechanisms when available. Such mechanisms **may** result in better performance and/or the availability of different presentation capabilities, but **may** require a more disruptive transition during swapchain initialization, first presentation and/or destruction.
- [VK_FULL_SCREEN_EXCLUSIVE_DISALLOWED_EXT](#) specifies that the implementation **should** avoid using full-screen mechanisms which rely on disruptive transitions.
- [VK_FULL_SCREEN_EXCLUSIVE_APPLICATION_CONTROLLED_EXT](#) specifies that the application will manage full-screen exclusive mode by using the [vkAcquireFullScreenExclusiveModeEXT](#) and [vkReleaseFullScreenExclusiveModeEXT](#) commands.

The [VkSurfaceFullScreenExclusiveWin32InfoEXT](#) structure is defined as:

```
// Provided by VK_KHR_win32_surface with VK_EXT_full_screen_exclusive
typedef struct VkSurfaceFullScreenExclusiveWin32InfoEXT {
    VkStructureType    sType;
    const void*        pNext;
    HMONITOR            hmonitor;
} VkSurfaceFullScreenExclusiveWin32InfoEXT;
```

- [sType](#) is a [VkStructureType](#) value identifying this structure.
- [pNext](#) is [NULL](#) or a pointer to a structure extending this structure.
- [hmonitor](#) is the Win32 [HMONITOR](#) handle identifying the display to create the surface with.

NOTE

If [hmonitor](#) is invalidated (e.g. the monitor is unplugged) during the lifetime of a swapchain created with this structure, operations on that swapchain will return [VK_ERROR_OUT_OF_DATE_KHR](#).

NOTE

It is the responsibility of the application to change the display settings of the targeted Win32 display using the appropriate platform APIs. Such changes **may** alter the surface capabilities reported for the created surface.

Valid Usage

- VUID-VkSurfaceFullScreenExclusiveWin32InfoEXT-hmonitor-02673
`hmonitor` must be a valid `HMONITOR`

Valid Usage (Implicit)

- VUID-VkSurfaceFullScreenExclusiveWin32InfoEXT-sType-sType
`sType` must be `VK_STRUCTURE_TYPE_SURFACE_FULL_SCREEN_EXCLUSIVE_WIN32_INFO_EXT`

Structure Chaining

Extends the structures

- `VkPhysicalDeviceSurfaceInfo2KHR`
- `VkSwapchainCreateInfoKHR`

The `VkSurfaceCapabilities2KHR` structure is defined as:

```
// Provided by VK_KHR_get_surface_capabilities2
typedef struct VkSurfaceCapabilities2KHR {
    VkStructureType    sType;
    void*              pNext;
    VkSurfaceCapabilitiesKHR surfaceCapabilities;
} VkSurfaceCapabilities2KHR;
```

- `sType` is a `VkStructureType` value identifying this structure.
- `pNext` is `NULL` or a pointer to a structure extending this structure.
- `surfaceCapabilities` is a `VkSurfaceCapabilitiesKHR` structure describing the capabilities of the specified surface.

If the `VK_GOOGLE_surfaceless_query` extension is enabled and `VkPhysicalDeviceSurfaceInfo2KHR::surface` in the `vkGetPhysicalDeviceSurfaceCapabilities2KHR` call is `VK_NULL_HANDLE`, the values returned in `minImageCount`, `maxImageCount`, `currentExtent`, and `currentTransform` will not reflect that of any surface and will instead be as such:

- `minImageCount` and `maxImageCount` will be `0xFFFFFFFF`
- `currentExtent` will be `(0xFFFFFFFF, 0xFFFFFFFF)`
- `currentTransform` will be `VK_SURFACE_TRANSFORM_INHERIT_BIT_KHR`

Valid Usage (Implicit)

- VUID-VkSurfaceCapabilities2KHR-sType-sType
`sType` **must** be `VK_STRUCTURE_TYPE_SURFACE_CAPABILITIES_2_KHR`
- VUID-VkSurfaceCapabilities2KHR-pNext-pNext
Each `pNext` member of any structure (including this one) in the `pNext` chain **must** be either `NULL` or a pointer to a valid instance of `VkDisplayNativeHdrSurfaceCapabilitiesAMD`, `VkLatencySurfaceCapabilitiesNV`, `VkPresentTimingSurfaceCapabilitiesEXT`, `VkSharedPresentSurfaceCapabilitiesKHR`, `VkSurfaceCapabilitiesFullScreenExclusiveEXT`, `VkSurfaceCapabilitiesPresentBarrierNV`, `VkSurfaceCapabilitiesPresentId2KHR`, `VkSurfaceCapabilitiesPresentWait2KHR`, `VkSurfacePresentModeCompatibilityKHR`, `VkSurfacePresentScalingCapabilitiesKHR`, or `VkSurfaceProtectedCapabilitiesKHR`
- VUID-VkSurfaceCapabilities2KHR-sType-unique
The `sType` value of each structure in the `pNext` chain **must** be unique

An application queries if a protected `VkSurfaceKHR` is displayable on a specific windowing system using `VkSurfaceProtectedCapabilitiesKHR`, which **can** be passed in `pNext` parameter of `VkSurfaceCapabilities2KHR`.

The `VkSurfaceProtectedCapabilitiesKHR` structure is defined as:

```
// Provided by VK_KHR_surface_protected_capabilities
typedef struct VkSurfaceProtectedCapabilitiesKHR {
    VkStructureType    sType;
    void*              pNext;
    VkBool32           supportsProtected;
} VkSurfaceProtectedCapabilitiesKHR;
```

- `sType` is a `VkStructureType` value identifying this structure.
- `pNext` is `NULL` or a pointer to a structure extending this structure.
- `supportsProtected` specifies whether a protected swapchain created from `VkPhysicalDeviceSurfaceInfo2KHR::surface` for a particular windowing system **can** be displayed on screen or not. If `supportsProtected` is `VK_TRUE`, then creation of swapchains with the `VK_SWAPCHAIN_CREATE_PROTECTED_BIT_KHR` flag set **must** be supported for `surface`.

If the `VK_GOOGLE_surfaceless_query` extension is enabled, the value returned in `supportsProtected` will be identical for every valid surface created on this physical device, and so in the `vkGetPhysicalDeviceSurfaceCapabilities2KHR` call, `VkPhysicalDeviceSurfaceInfo2KHR::surface` **can** be `VK_NULL_HANDLE`. In that case, the contents of `VkSurfaceCapabilities2KHR::surfaceCapabilities` as well as any other structure chained to it will be undefined.

Valid Usage (Implicit)

- VUID-VkSurfaceProtectedCapabilitiesKHR-sType-sType
`sType` **must** be `VK_STRUCTURE_TYPE_SURFACE_PROTECTED_CAPABILITIES_KHR`

Structure Chaining

Extends the structure

- [VkSurfaceCapabilities2KHR](#)

The [VkSurfacePresentScalingCapabilitiesKHR](#) structure is defined as:

```
// Provided by VK_KHR_surface_maintenance1
typedef struct VkSurfacePresentScalingCapabilitiesKHR {
    VkStructureType      sType;
    void*                pNext;
    VkPresentScalingFlagsKHR supportedPresentScaling;
    VkPresentGravityFlagsKHR supportedPresentGravityX;
    VkPresentGravityFlagsKHR supportedPresentGravityY;
    VkExtent2D           minScaledImageExtent;
    VkExtent2D           maxScaledImageExtent;
} VkSurfacePresentScalingCapabilitiesKHR;
```

```
// Provided by VK_EXT_surface_maintenance1
// Equivalent to VkSurfacePresentScalingCapabilitiesKHR
typedef VkSurfacePresentScalingCapabilitiesKHR VkSurfacePresentScalingCapabilitiesEXT;
```

- **sType** is a [VkStructureType](#) value identifying this structure.
- **pNext** is **NULL** or a pointer to a structure extending this structure.
- **supportedPresentScaling** is a bitmask of [VkPresentScalingFlagBitsKHR](#) representing the scaling methods supported by the surface, or **0** if application-defined scaling is not supported.
- **supportedPresentGravityX** is a bitmask of [VkPresentGravityFlagBitsKHR](#) representing the X-axis pixel gravity supported by the surface, or **0** if Vulkan-defined pixel gravity is not supported for the X axis.
- **supportedPresentGravityY** is a bitmask of [VkPresentGravityFlagBitsKHR](#) representing the Y-axis pixel gravity supported by the surface, or **0** if Vulkan-defined pixel gravity is not supported for the Y axis.
- **minScaledImageExtent** contains the smallest valid swapchain extent for the surface on the specified device when one of the scaling methods specified in **supportedPresentScaling** is used, or the special value (0xFFFFFFFF, 0xFFFFFFFF) indicating that the surface size will be determined by the extent of a swapchain targeting the surface. The **width** and **height** of the extent will each be smaller than or equal to the corresponding **width** and **height** of [VkSurfaceCapabilitiesKHR::minImageExtent](#).
- **maxScaledImageExtent** contains the largest valid swapchain extent for the surface on the specified device when one of the scaling methods specified in **supportedPresentScaling** is used, or the special value described above for **minScaledImageExtent**. The **width** and **height** of the extent will each be greater than or equal to the corresponding **width** and **height** of [VkSurfaceCapabilitiesKHR::maxImageExtent](#).

To query the set of supported scaling modes for a given present mode, add a [VkSurfacePresentModeKHR](#) structure in the `pNext` chain of [VkPhysicalDeviceSurfaceInfo2KHR](#) when calling [vkGetPhysicalDeviceSurfaceCapabilities2KHR](#). The implementation **must** return the same values in [VkSurfacePresentScalingCapabilitiesKHR](#) for any of the compatible present modes as obtained through [VkSurfacePresentModeCompatibilityKHR](#).

The application **can** specify the scaling mode when creating a swapchain through the use of [VkSwapchainPresentScalingCreateInfoKHR](#).

Valid Usage (Implicit)

- VUID-VkSurfacePresentScalingCapabilitiesKHR-sType-sType
`sType` **must** be [VK_STRUCTURE_TYPE_SURFACE_PRESENT_SCALING_CAPABILITIES_KHR](#)
- VUID-VkSurfacePresentScalingCapabilitiesKHR-supportedPresentScaling-parameter
`supportedPresentScaling` **must** be a valid combination of [VkPresentScalingFlagBitsKHR](#) values
- VUID-VkSurfacePresentScalingCapabilitiesKHR-supportedPresentGravityX-parameter
`supportedPresentGravityX` **must** be a valid combination of [VkPresentGravityFlagBitsKHR](#) values
- VUID-VkSurfacePresentScalingCapabilitiesKHR-supportedPresentGravityY-parameter
`supportedPresentGravityY` **must** be a valid combination of [VkPresentGravityFlagBitsKHR](#) values

Structure Chaining

Extends the structure

- [VkSurfaceCapabilities2KHR](#)

Bits which **may** be set in [VkSurfacePresentScalingCapabilitiesKHR::supportedPresentScaling](#), specifying scaling modes supported by the surface, are:

```
// Provided by VK_KHR_surface_maintenance1
typedef enum VkPresentScalingFlagBitsKHR {
    VK_PRESENT_SCALING_ONE_TO_ONE_BIT_KHR = 0x00000001,
    VK_PRESENT_SCALING_ASPECT_RATIO_STRETCH_BIT_KHR = 0x00000002,
    VK_PRESENT_SCALING_STRETCH_BIT_KHR = 0x00000004,
    VK_PRESENT_SCALING_ONE_TO_ONE_BIT_EXT = VK_PRESENT_SCALING_ONE_TO_ONE_BIT_KHR,
    VK_PRESENT_SCALING_ASPECT_RATIO_STRETCH_BIT_EXT =
VK_PRESENT_SCALING_ASPECT_RATIO_STRETCH_BIT_KHR,
    VK_PRESENT_SCALING_STRETCH_BIT_EXT = VK_PRESENT_SCALING_STRETCH_BIT_KHR,
} VkPresentScalingFlagBitsKHR;
```



```
// Provided by VK_EXT_surface_maintenance1
// Equivalent to VkPresentScalingFlagBitsKHR
typedef VkPresentScalingFlagBitsKHR VkPresentScalingFlagBitsEXT;
```

- [VK_PRESENT_SCALING_ONE_TO_ONE_BIT_KHR](#) specifies that no scaling occurs, and pixels in the swapchain image are mapped to one and only one pixel in the surface. The mapping between pixels is defined by the chosen presentation gravity.
- [VK_PRESENT_SCALING_ASPECT_RATIO_STRETCH_BIT_KHR](#) specifies that the swapchain image will be minified or magnified such that at least one of the resulting width or height is equal to the corresponding surface dimension, and the other resulting dimension is less than or equal to the corresponding surface dimension, with the aspect ratio of the resulting image being identical to that of the original swapchain image.
- [VK_PRESENT_SCALING_STRETCH_BIT_KHR](#) specifies that the swapchain image will be minified or magnified such that the resulting image dimensions are equal to those of the surface.

```
// Provided by VK_KHR_surface_maintenance1
typedef VkFlags VkPresentScalingFlagsKHR;
```

```
// Provided by VK_EXT_surface_maintenance1
// Equivalent to VkPresentScalingFlagsKHR
typedef VkPresentScalingFlagsKHR VkPresentScalingFlagsEXT;
```

[VkPresentScalingFlagsKHR](#) is a bitmask type for setting a mask of zero or more [VkPresentScalingFlagBitsKHR](#).

Bits which **may** be set in the [VkSurfacePresentScalingCapabilitiesKHR::supportedPresentGravityX](#) or [supportedPresentGravityY](#) fields, specifying the gravity of presented pixels supported by the surface, are:

```
// Provided by VK_KHR_surface_maintenance1
typedef enum VkPresentGravityFlagBitsKHR {
    VK_PRESENT_GRAVITY_MIN_BIT_KHR = 0x00000001,
    VK_PRESENT_GRAVITY_MAX_BIT_KHR = 0x00000002,
    VK_PRESENT_GRAVITY_CENTERED_BIT_KHR = 0x00000004,
    VK_PRESENT_GRAVITY_MIN_BIT_EXT = VK_PRESENT_GRAVITY_MIN_BIT_KHR,
    VK_PRESENT_GRAVITY_MAX_BIT_EXT = VK_PRESENT_GRAVITY_MAX_BIT_KHR,
    VK_PRESENT_GRAVITY_CENTERED_BIT_EXT = VK_PRESENT_GRAVITY_CENTERED_BIT_KHR,
} VkPresentGravityFlagBitsKHR;
```

```
// Provided by VK_EXT_surface_maintenance1
// Equivalent to VkPresentGravityFlagBitsKHR
typedef VkPresentGravityFlagBitsKHR VkPresentGravityFlagBitsEXT;
```


- `VK_PRESENT_GRAVITY_MIN_BIT_KHR` means that the pixels will gravitate towards the top or left side of the surface.
- `VK_PRESENT_GRAVITY_MAX_BIT_KHR` means that the pixels will gravitate towards the bottom or right side of the surface.
- `VK_PRESENT_GRAVITY_CENTERED_BIT_KHR` means that the pixels will be centered in the surface.

If the value in `VkSurfaceCapabilitiesKHR::currentTransform` is not `VK_SURFACE_TRANSFORM_IDENTITY_BIT_KHR`, it is implementation-defined whether the gravity configuration applies to the presented image before or after transformation.

```
// Provided by VK_KHR_surface_maintenance1
typedef VkFlags VkPresentGravityFlagsKHR;
```

```
// Provided by VK_EXT_surface_maintenance1
// Equivalent to VkPresentGravityFlagsKHR
typedef VkPresentGravityFlagsKHR VkPresentGravityFlagsEXT;
```

`VkPresentGravityFlagsKHR` is a bitmask type for setting a mask of zero or more `VkPresentGravityFlagBitsKHR`.

The `VkSurfacePresentModeKHR` structure is defined as:

```
// Provided by VK_KHR_surface_maintenance1
typedef struct VkSurfacePresentModeKHR {
    VkStructureType    sType;
    void*              pNext;
    VkPresentModeKHR    presentMode;
} VkSurfacePresentModeKHR;
```

```
// Provided by VK_EXT_surface_maintenance1
// Equivalent to VkSurfacePresentModeKHR
typedef VkSurfacePresentModeKHR VkSurfacePresentModeEXT;
```

- `sType` is a `VkStructureType` value identifying this structure.
- `pNext` is `NULL` or a pointer to a structure extending this structure.
- `presentMode` is the presentation mode the swapchain will use.

If the `VkSurfacePresentModeKHR` structure is included in the `pNext` chain of `VkPhysicalDeviceSurfaceInfo2KHR`, the values returned in `VkSurfaceCapabilitiesKHR::minImageCount`, `VkSurfaceCapabilitiesKHR::maxImageCount`, `VkSurfacePresentScalingCapabilitiesKHR::minScaledImageExtent`, and `VkSurfacePresentScalingCapabilitiesKHR::maxScaledImageExtent` are valid only for the specified `presentMode`. If `presentMode` is `VK_PRESENT_MODE_SHARED_DEMAND_REFRESH_KHR` or

[VK_PRESENT_MODE_SHARED_CONTINUOUS_REFRESH_KHR](#), the per-present mode image counts **must** both be one. The per-present mode image counts **may** be less-than or greater-than the image counts returned when [VkSurfacePresentModeKHR](#) is not provided.

NOTE

If [VkSwapchainPresentModesCreateInfoKHR](#) is provided to swapchain creation, the requirements for forward progress may be less strict. For example, a FIFO swapchain might only require 2 images to guarantee forward progress, but a MAILBOX one might require 4. Without the per-present image counts, such an implementation would have to return 4 in [VkSurfaceCapabilitiesKHR::minImageCount](#), which pessimizes FIFO. Conversely, an implementation may return a low number for minImageCount, but internally bump the image count when application queries [vkGetSwapchainImagesKHR](#), which can surprise applications, and is not discoverable until swapchain creation. Using [VkSurfacePresentModeKHR](#) and [VkSwapchainPresentModesCreateInfoKHR](#) together effectively removes this problem.

[VkSwapchainPresentModesCreateInfoKHR](#) is required for the specification to be backwards compatible with applications that do not know about, or make use of this feature.

Valid Usage

- VUID-VkSurfacePresentModeKHR-presentMode-07780
[presentMode](#) **must** be a value reported by [vkGetPhysicalDeviceSurfacePresentModesKHR](#) for the specified surface

Valid Usage (Implicit)

- VUID-VkSurfacePresentModeKHR-sType-sType
[sType](#) **must** be [VK_STRUCTURE_TYPE_SURFACE_PRESENT_MODE_KHR](#)
- VUID-VkSurfacePresentModeKHR-presentMode-parameter
[presentMode](#) **must** be a valid [VkPresentModeKHR](#) value

Structure Chaining

Extends the structure

- [VkPhysicalDeviceSurfaceInfo2KHR](#)

The [VkSurfacePresentModeCompatibilityKHR](#) structure is defined as:


```
// Provided by VK_KHR_surface_maintenance1
typedef struct VkSurfacePresentModeCompatibilityKHR {
    VkStructureType    sType;
    void*              pNext;
    uint32_t           presentModeCount;
    VkPresentModeKHR*   pPresentModes;
} VkSurfacePresentModeCompatibilityKHR;
```

```
// Provided by VK_EXT_surface_maintenance1
// Equivalent to VkSurfacePresentModeCompatibilityKHR
typedef VkSurfacePresentModeCompatibilityKHR VkSurfacePresentModeCompatibilityEXT;
```

- **sType** is a [VkStructureType](#) value identifying this structure.
- **pNext** is **NULL** or a pointer to a structure extending this structure.
- **presentModeCount** is an integer related to the number of present modes available or queried, as described below.
- **pPresentModes** is a pointer to an array of [VkPresentModeKHR](#) in which present modes compatible with a given present mode are returned.

If **pPresentModes** is **NULL**, then the number of present modes that are compatible with the one specified in [VkSurfacePresentModeKHR](#) is returned in **presentModeCount**. Otherwise, **presentModeCount** **must** be set by the application to the number of elements in the **pPresentModes** array, and on return is overwritten with the number of values actually written to **pPresentModes**. If the value of **presentModeCount** is less than the number of compatible present modes that are supported, at most **presentModeCount** values will be written to **pPresentModes**. The implementation **must** include the present mode passed to [VkSurfacePresentModeKHR](#) in **pPresentModes**, unless **presentModeCount** is zero.

To query the set of present modes compatible with a given initial present mode, add a [VkSurfacePresentModeKHR](#) structure in the **pNext** chain of [VkPhysicalDeviceSurfaceInfo2KHR](#) when calling [vkGetPhysicalDeviceSurfaceCapabilities2KHR](#).

The application **can** create a swapchain whose present mode **can** be modified through the use of [VkSwapchainPresentModesCreateInfoKHR](#).

Valid Usage (Implicit)

- VUID-VkSurfacePresentModeCompatibilityKHR-sType-sType
sType **must** be [VK_STRUCTURE_TYPE_SURFACE_PRESENT_MODE_COMPATIBILITY_KHR](#)
- VUID-VkSurfacePresentModeCompatibilityKHR-pPresentModes-parameter
If **presentModeCount** is not 0, and **pPresentModes** is not **NULL**, **pPresentModes** **must** be a valid pointer to an array of **presentModeCount** [VkPresentModeKHR](#) values

Structure Chaining

Extends the structure

- [VkSurfaceCapabilities2KHR](#)

The [VkSharedPresentSurfaceCapabilitiesKHR](#) structure is defined as:

```
// Provided by VK_KHR_shared_presentable_image
typedef struct VkSharedPresentSurfaceCapabilitiesKHR {
    VkStructureType    sType;
    void*              pNext;
    VkImageUsageFlags  sharedPresentSupportedUsageFlags;
} VkSharedPresentSurfaceCapabilitiesKHR;
```

- [sType](#) is a [VkStructureType](#) value identifying this structure.
- [pNext](#) is `NULL` or a pointer to a structure extending this structure.
- [sharedPresentSupportedUsageFlags](#) is a bitmask of [VkImageUsageFlagBits](#) representing the ways the application **can** use the shared presentable image from a swapchain created with [VkPresentModeKHR](#) set to [VK_PRESENT_MODE_SHARED_DEMAND_REFRESH_KHR](#) or [VK_PRESENT_MODE_SHARED_CONTINUOUS_REFRESH_KHR](#) for the surface on the specified device. [VK_IMAGE_USAGE_COLOR_ATTACHMENT_BIT](#) **must** be included in the set but implementations **may** support additional usages.

Valid Usage (Implicit)

- VUID-VkSharedPresentSurfaceCapabilitiesKHR-sType-sType
[sType](#) **must** be [VK_STRUCTURE_TYPE_SHARED_PRESENT_SURFACE_CAPABILITIES_KHR](#)

Structure Chaining

Extends the structure

- [VkSurfaceCapabilities2KHR](#)

The [VkDisplayNativeHdrSurfaceCapabilitiesAMD](#) structure is defined as:

```
// Provided by VK_AMD_display_native_hdr
typedef struct VkDisplayNativeHdrSurfaceCapabilitiesAMD {
    VkStructureType    sType;
    void*              pNext;
    VkBool32           localDimmingSupport;
} VkDisplayNativeHdrSurfaceCapabilitiesAMD;
```


- `sType` is a `VkStructureType` value identifying this structure.
- `pNext` is `NULL` or a pointer to a structure extending this structure.
- `localDimmingSupport` specifies whether the surface supports local dimming. If this is `VK_TRUE`, `VkSwapchainDisplayNativeHdrCreateInfoAMD` **can** be used to explicitly enable or disable local dimming for the surface. Local dimming may also be overridden by `vkSetLocalDimmingAMD` during the lifetime of the swapchain.

Valid Usage (Implicit)

- VUID-VkDisplayNativeHdrSurfaceCapabilitiesAMD-sType-sType `sType` **must** be `VK_STRUCTURE_TYPE_DISPLAY_NATIVE_HDR_SURFACE_CAPABILITIES_AMD`

Structure Chaining

Extends the structure

- `VkSurfaceCapabilities2KHR`

The `VkSurfaceCapabilitiesFullScreenExclusiveEXT` structure is defined as:

```
// Provided by VK_EXT_full_screen_exclusive
typedef struct VkSurfaceCapabilitiesFullScreenExclusiveEXT {
    VkStructureType    sType;
    void*              pNext;
    VkBool32           fullScreenExclusiveSupported;
} VkSurfaceCapabilitiesFullScreenExclusiveEXT;
```

- `sType` is a `VkStructureType` value identifying this structure.
- `pNext` is `NULL` or a pointer to a structure extending this structure.
- `fullScreenExclusiveSupported` is a boolean describing whether the surface is able to make use of exclusive full-screen access.

This structure **can** be included in the `pNext` chain of `VkSurfaceCapabilities2KHR` to determine support for exclusive full-screen access. If `fullScreenExclusiveSupported` is `VK_FALSE`, it indicates that exclusive full-screen access is not obtainable for this surface.

Applications **must** not attempt to create swapchains with `VK_FULL_SCREEN_EXCLUSIVE_APPLICATION_CONTROLLED_EXT` set if `fullScreenExclusiveSupported` is `VK_FALSE`.

Valid Usage (Implicit)

- VUID-VkSurfaceCapabilitiesFullScreenExclusiveEXT-sType-sType `sType` **must** be

Structure Chaining

Extends the structure

- [VkSurfaceCapabilities2KHR](#)

The [VkSurfaceCapabilitiesPresentBarrierNV](#) structure is defined as:

```
// Provided by VK_NV_present_barrier
typedef struct VkSurfaceCapabilitiesPresentBarrierNV {
    VkStructureType    sType;
    void*              pNext;
    VkBool32           presentBarrierSupported;
} VkSurfaceCapabilitiesPresentBarrierNV;
```

- `sType` is a [VkStructureType](#) value identifying this structure.
- `pNext` is `NULL` or a pointer to a structure extending this structure.
- `presentBarrierSupported` is a boolean describing whether the surface is able to make use of the present barrier feature.

This structure **can** be included in the `pNext` chain of [VkSurfaceCapabilities2KHR](#) to determine support for present barrier access. If `presentBarrierSupported` is [VK_FALSE](#), it indicates that the present barrier feature is not obtainable for this surface.

Valid Usage (Implicit)

- VUID-VkSurfaceCapabilitiesPresentBarrierNV-sType-sType
`sType` **must** be [VK_STRUCTURE_TYPE_SURFACE_CAPABILITIES_PRESENT_BARRIER_NV](#)

Structure Chaining

Extends the structure

- [VkSurfaceCapabilities2KHR](#)

The [VkSurfaceCapabilitiesPresentId2KHR](#) structure is defined as:


```
// Provided by VK_KHR_present_id2
typedef struct VkSurfaceCapabilitiesPresentId2KHR {
    VkStructureType    sType;
    void*              pNext;
    VkBool32           presentId2Supported;
} VkSurfaceCapabilitiesPresentId2KHR;
```

- `sType` is a `VkStructureType` value identifying this structure.
- `pNext` is `NULL` or a pointer to a structure extending this structure.
- `presentId2Supported` is a boolean describing whether the surface is able to support the present-ID extension

This structure **can** be included in the `pNext` chain of `VkSurfaceCapabilities2KHR` to determine support for present-wait. If `presentId2Supported` is `VK_FALSE`, it indicates that attaching an ID to presentation requests is not possible for this surface.

Applications **must** not attempt to include `VkPresentId2KHR` in the `pNext` chain of a `VkPresentInfoKHR` if `presentId2Supported` is `VK_FALSE`.

Valid Usage (Implicit)

- VUID-VkSurfaceCapabilitiesPresentId2KHR-sType-sType
`sType` **must** be `VK_STRUCTURE_TYPE_SURFACE_CAPABILITIES_PRESENT_ID_2_KHR`

Structure Chaining

Extends the structure

- `VkSurfaceCapabilities2KHR`

The `VkSurfaceCapabilitiesPresentWait2KHR` structure is defined as:

```
// Provided by VK_KHR_present_wait2
typedef struct VkSurfaceCapabilitiesPresentWait2KHR {
    VkStructureType    sType;
    void*              pNext;
    VkBool32           presentWait2Supported;
} VkSurfaceCapabilitiesPresentWait2KHR;
```

- `sType` is a `VkStructureType` value identifying this structure.
- `pNext` is `NULL` or a pointer to a structure extending this structure.
- `presentWait2Supported` is a boolean describing whether the surface is able to support the present-wait extension

This structure **can** be included in the `pNext` chain of `VkSurfaceCapabilities2KHR` to determine support for present-wait. If `presentWait2Supported` is `VK_FALSE`, it indicates that waiting for presentation is not possible for this surface.

Applications **must** not attempt to call `vkWaitForPresent2KHR` on a swapchain if `presentWait2Supported` is `VK_FALSE`.

Valid Usage (Implicit)

- VUID-VkSurfaceCapabilitiesPresentWait2KHR-sType-sType
`sType` **must** be `VK_STRUCTURE_TYPE_SURFACE_CAPABILITIES_PRESENT_WAIT_2_KHR`

Structure Chaining

Extends the structure

- `VkSurfaceCapabilities2KHR`

The `VkPresentTimingSurfaceCapabilitiesEXT` structure is defined as:

```
// Provided by VK_EXT_present_timing
typedef struct VkPresentTimingSurfaceCapabilitiesEXT {
    VkStructureType    sType;
    void*              pNext;
    VkBool32           presentTimingSupported;
    VkBool32           presentAtAbsoluteTimeSupported;
    VkBool32           presentAtRelativeTimeSupported;
    VkPresentStageFlagsEXT presentStageQueries;
} VkPresentTimingSurfaceCapabilitiesEXT;
```

- `sType` is a `VkStructureType` value identifying this structure.
- `pNext` is `NULL` or a pointer to a structure extending this structure.
- `presentTimingSupported` indicates whether querying presentation timestamps is supported for a swapchain created from `VkPhysicalDeviceSurfaceInfo2KHR::surface`.
- `presentAtAbsoluteTimeSupported` indicates whether a swapchain created from `VkPhysicalDeviceSurfaceInfo2KHR::surface` supports presenting images with absolute times.
- `presentAtRelativeTimeSupported` indicates whether a swapchain created from `VkPhysicalDeviceSurfaceInfo2KHR::surface` supports presenting images with relative times.
- `presentStageQueries` is a bitmask of `VkPresentStageFlagBitsEXT` indicating which present stages a swapchain created from `VkPhysicalDeviceSurfaceInfo2KHR::surface` is able to provide timing information for.

If `presentTimingSupported` is `VK_TRUE`, the implementation **must** also advertise support for at least the `VK_PRESENT_STAGE_QUEUE_OPERATIONS_END_BIT_EXT` present stage in `presentStageQueries`.

Valid Usage (Implicit)

- VUID-VkPresentTimingSurfaceCapabilitiesEXT-sType-sType
sType must be [VK_STRUCTURE_TYPE_PRESENT_TIMING_SURFACE_CAPABILITIES_EXT](#)

Structure Chaining

Extends the structure

- [VkSurfaceCapabilities2KHR](#)

To query the basic capabilities of a surface, needed in order to create a swapchain, call:

```
// Provided by VK_EXT_display_surface_counter
VkResult vkGetPhysicalDeviceSurfaceCapabilities2EXT(
    VkPhysicalDevice    physicalDevice,
    VkSurfaceKHR        surface,
    VkSurfaceCapabilities2EXT* pSurfaceCapabilities);
```

- **physicalDevice** is the physical device that will be associated with the swapchain to be created, as described for [vkCreateSwapchainKHR](#).
- **surface** is the surface that will be associated with the swapchain.
- **pSurfaceCapabilities** is a pointer to a [VkSurfaceCapabilities2EXT](#) structure in which the capabilities are returned.

[vkGetPhysicalDeviceSurfaceCapabilities2EXT](#) behaves similarly to [vkGetPhysicalDeviceSurfaceCapabilitiesKHR](#), with the ability to return extended information by adding extending structures to the **pNext** chain of its **pSurfaceCapabilities** parameter.

Valid Usage

- VUID-vkGetPhysicalDeviceSurfaceCapabilities2EXT-surface-06211
surface must be supported by **physicalDevice**, as reported by [vkGetPhysicalDeviceSurfaceSupportKHR](#) or an equivalent platform-specific mechanism

Valid Usage (Implicit)

- VUID-vkGetPhysicalDeviceSurfaceCapabilities2EXT-physicalDevice-parameter
physicalDevice must be a valid [VkPhysicalDevice](#) handle
- VUID-vkGetPhysicalDeviceSurfaceCapabilities2EXT-surface-parameter
surface must be a valid [VkSurfaceKHR](#) handle
- VUID-vkGetPhysicalDeviceSurfaceCapabilities2EXT-pSurfaceCapabilities-parameter
pSurfaceCapabilities must be a valid pointer to a [VkSurfaceCapabilities2EXT](#) structure

- VUID-vkGetPhysicalDeviceSurfaceCapabilities2EXT-commonparent
Both of **physicalDevice**, and **surface** **must** have been created, allocated, or retrieved from the same **VkInstance**

Return Codes

Success

- **VK_SUCCESS**

Failure

- **VK_ERROR_OUT_OF_DEVICE_MEMORY**
- **VK_ERROR_OUT_OF_HOST_MEMORY**
- **VK_ERROR_SURFACE_LOST_KHR**
- **VK_ERROR_UNKNOWN**
- **VK_ERROR_VALIDATION_FAILED**

The **VkSurfaceCapabilities2EXT** structure is defined as:

```
// Provided by VK_EXT_display_surface_counter
typedef struct VkSurfaceCapabilities2EXT {
    VkStructureType      sType;
    void*                pNext;
    uint32_t             minImageCount;
    uint32_t             maxImageCount;
    VkExtent2D           currentExtent;
    VkExtent2D           minImageExtent;
    VkExtent2D           maxImageExtent;
    uint32_t             maxImageArrayLayers;
    VkSurfaceTransformFlagsKHR supportedTransforms;
    VkSurfaceTransformFlagBitsKHR currentTransform;
    VkCompositeAlphaFlagsKHR supportedCompositeAlpha;
    VkImageUsageFlags    supportedUsageFlags;
    VkSurfaceCounterFlagsEXT supportedSurfaceCounters;
} VkSurfaceCapabilities2EXT;
```

- **sType** is a **VkStructureType** value identifying this structure.
- **pNext** is **NULL** or a pointer to a structure extending this structure.
- **minImageCount** is the minimum number of images the specified device supports for a swapchain created for the surface, and will be at least one.
- **maxImageCount** is the maximum number of images the specified device supports for a swapchain created for the surface, and will be either 0, or greater than or equal to **minImageCount**. A value of 0 means that there is no limit on the number of images, though there **may** be limits related to the total amount of memory used by presentable images.

- **currentExtent** is the current width and height of the surface, or the special value (0xFFFFFFFF, 0xFFFFFFFF) indicating that the surface size will be determined by the extent of a swapchain targeting the surface.
- **minImageExtent** contains the smallest valid swapchain extent for the surface on the specified device. The **width** and **height** of the extent will each be less than or equal to the corresponding **width** and **height** of **currentExtent**, unless **currentExtent** has the special value described above.
- **maxImageExtent** contains the largest valid swapchain extent for the surface on the specified device. The **width** and **height** of the extent will each be greater than or equal to the corresponding **width** and **height** of **minImageExtent**. The **width** and **height** of the extent will each be greater than or equal to the corresponding **width** and **height** of **currentExtent**, unless **currentExtent** has the special value described above.
- **maxImageArrayLayers** is the maximum number of layers presentable images **can** have for a swapchain created for this device and surface, and will be at least one.
- **supportedTransforms** is a bitmask of **VkSurfaceTransformFlagBitsKHR** indicating the presentation transforms supported for the surface on the specified device. At least one bit will be set.
- **currentTransform** is **VkSurfaceTransformFlagBitsKHR** value indicating the surface's current transform relative to the presentation engine's natural orientation.
- **supportedCompositeAlpha** is a bitmask of **VkCompositeAlphaFlagBitsKHR**, representing the alpha compositing modes supported by the presentation engine for the surface on the specified device, and at least one bit will be set. Opaque composition **can** be achieved in any alpha compositing mode by either using an image format that has no alpha component, or by ensuring that all pixels in the presentable images have an alpha value of 1.0.
- **supportedUsageFlags** is a bitmask of **VkImageUsageFlagBits** representing the ways the application **can** use the presentable images of a swapchain created with **VkPresentModeKHR** set to **VK_PRESENT_MODE_FIFO_LATEST_READY_KHR**, **VK_PRESENT_MODE_IMMEDIATE_KHR**, **VK_PRESENT_MODE_MAILBOX_KHR**, **VK_PRESENT_MODE_FIFO_KHR** or **VK_PRESENT_MODE_FIFO_RELAXED_KHR** for the surface on the specified device. **VK_IMAGE_USAGE_COLOR_ATTACHMENT_BIT** **must** be included in the set. Implementations **may** support additional usages.
- **supportedSurfaceCounters** is a bitmask of **VkSurfaceCounterFlagBitsEXT** indicating the supported surface counter types. It **must** not include **VK_SURFACE_COUNTER_VBLANK_BIT_EXT** unless the surface queried is a **display surface**

Valid Usage (Implicit)

- VUID-VkSurfaceCapabilities2EXT-sType-sType
sType **must** be **VK_STRUCTURE_TYPE_SURFACE_CAPABILITIES_2_EXT**
- VUID-VkSurfaceCapabilities2EXT-pNext-pNext
pNext **must** be **NULL**

Bits which **can** be set in **VkSurfaceCapabilities2EXT::supportedSurfaceCounters**, indicating supported surface counter types, are:


```
// Provided by VK_EXT_display_surface_counter
typedef enum VkSurfaceCounterFlagBitsEXT {
    VK_SURFACE_COUNTER_VBLANK_BIT_EXT = 0x00000001,
    // VK_SURFACE_COUNTER_VBLANK_EXT is a legacy alias
    VK_SURFACE_COUNTER_VBLANK_EXT = VK_SURFACE_COUNTER_VBLANK_BIT_EXT,
} VkSurfaceCounterFlagBitsEXT;
```

- [VK_SURFACE_COUNTER_VBLANK_BIT_EXT](#) specifies a counter incrementing once every time a vertical blanking period occurs on the display associated with the surface.

```
// Provided by VK_EXT_display_surface_counter
typedef VkFlags VkSurfaceCounterFlagsEXT;
```

[VkSurfaceCounterFlagsEXT](#) is a bitmask type for setting a mask of zero or more [VkSurfaceCounterFlagBitsEXT](#).

Bits which **may** be set in [VkSurfaceCapabilitiesKHR::supportedTransforms](#) indicating the presentation transforms supported for the surface on the specified device, and possible values of [VkSurfaceCapabilitiesKHR::currentTransform](#) indicating the surface's current transform relative to the presentation engine's natural orientation, are:

```
// Provided by VK_KHR_surface
typedef enum VkSurfaceTransformFlagBitsKHR {
    VK_SURFACE_TRANSFORM_IDENTITY_BIT_KHR = 0x00000001,
    VK_SURFACE_TRANSFORM_ROTATE_90_BIT_KHR = 0x00000002,
    VK_SURFACE_TRANSFORM_ROTATE_180_BIT_KHR = 0x00000004,
    VK_SURFACE_TRANSFORM_ROTATE_270_BIT_KHR = 0x00000008,
    VK_SURFACE_TRANSFORM_HORIZONTAL_MIRROR_BIT_KHR = 0x00000010,
    VK_SURFACE_TRANSFORM_HORIZONTAL_MIRROR_ROTATE_90_BIT_KHR = 0x00000020,
    VK_SURFACE_TRANSFORM_HORIZONTAL_MIRROR_ROTATE_180_BIT_KHR = 0x00000040,
    VK_SURFACE_TRANSFORM_HORIZONTAL_MIRROR_ROTATE_270_BIT_KHR = 0x00000080,
    VK_SURFACE_TRANSFORM_INHERIT_BIT_KHR = 0x00000100,
} VkSurfaceTransformFlagBitsKHR;
```

- [VK_SURFACE_TRANSFORM_IDENTITY_BIT_KHR](#) specifies that image content is presented without being transformed.
- [VK_SURFACE_TRANSFORM_ROTATE_90_BIT_KHR](#) specifies that image content is rotated 90 degrees clockwise.
- [VK_SURFACE_TRANSFORM_ROTATE_180_BIT_KHR](#) specifies that image content is rotated 180 degrees clockwise.
- [VK_SURFACE_TRANSFORM_ROTATE_270_BIT_KHR](#) specifies that image content is rotated 270 degrees clockwise.
- [VK_SURFACE_TRANSFORM_HORIZONTAL_MIRROR_BIT_KHR](#) specifies that image content is mirrored horizontally.

- [VK_SURFACE_TRANSFORM_HORIZONTAL_MIRROR_ROTATE_90_BIT_KHR](#) specifies that image content is mirrored horizontally, then rotated 90 degrees clockwise.
- [VK_SURFACE_TRANSFORM_HORIZONTAL_MIRROR_ROTATE_180_BIT_KHR](#) specifies that image content is mirrored horizontally, then rotated 180 degrees clockwise.
- [VK_SURFACE_TRANSFORM_HORIZONTAL_MIRROR_ROTATE_270_BIT_KHR](#) specifies that image content is mirrored horizontally, then rotated 270 degrees clockwise.
- [VK_SURFACE_TRANSFORM_INHERIT_BIT_KHR](#) specifies that the presentation transform is not specified, and is instead determined by platform-specific considerations and mechanisms outside Vulkan.

```
// Provided by VK_KHR_display, VK_KHR_surface
typedef VkFlags VkSurfaceTransformFlagsKHR;
```

[VkSurfaceTransformFlagsKHR](#) is a bitmask type for setting a mask of zero or more [VkSurfaceTransformFlagBitsKHR](#).

The [supportedCompositeAlpha](#) member is of type [VkCompositeAlphaFlagBitsKHR](#), containing the following values:

```
// Provided by VK_KHR_surface
typedef enum VkCompositeAlphaFlagBitsKHR {
    VK_COMPOSITE_ALPHA_OPAQUE_BIT_KHR = 0x00000001,
    VK_COMPOSITE_ALPHA_PRE_MULTIPLIED_BIT_KHR = 0x00000002,
    VK_COMPOSITE_ALPHA_POST_MULTIPLIED_BIT_KHR = 0x00000004,
    VK_COMPOSITE_ALPHA_INHERIT_BIT_KHR = 0x00000008,
} VkCompositeAlphaFlagBitsKHR;
```

These values are described as follows:

- [VK_COMPOSITE_ALPHA_OPAQUE_BIT_KHR](#): The alpha component, if it exists, of the images is ignored in the compositing process. Instead, the image is treated as if it has a constant alpha of 1.0.
- [VK_COMPOSITE_ALPHA_PRE_MULTIPLIED_BIT_KHR](#): The alpha component, if it exists, of the images is respected in the compositing process. The non-alpha components of the image are expected to already be multiplied by the alpha component by the application.
- [VK_COMPOSITE_ALPHA_POST_MULTIPLIED_BIT_KHR](#): The alpha component, if it exists, of the images is respected in the compositing process. The non-alpha components of the image are not expected to already be multiplied by the alpha component by the application; instead, the compositor will multiply the non-alpha components of the image by the alpha component during compositing.
- [VK_COMPOSITE_ALPHA_INHERIT_BIT_KHR](#): The way in which the presentation engine treats the alpha component in the images is unknown to the Vulkan API. Instead, the application is responsible for setting the composite alpha blending mode using native window system commands. If the application does not set the blending mode using native window system commands, then a platform-specific default will be used.


```
// Provided by VK_KHR_surface
typedef VkFlags VkCompositeAlphaFlagsKHR;
```

`VkCompositeAlphaFlagsKHR` is a bitmask type for setting a mask of zero or more `VkCompositeAlphaFlagBitsKHR`.

39.5.2. Surface Format Support

To query the supported swapchain format-color space pairs for a surface, call:

```
// Provided by VK_KHR_surface
VkResult vkGetPhysicalDeviceSurfaceFormatsKHR(
    VkPhysicalDevice          physicalDevice,
    VkSurfaceKHR              surface,
    uint32_t*                 pSurfaceFormatCount,
    VkSurfaceFormatKHR*       pSurfaceFormats);
```

- `physicalDevice` is the physical device that will be associated with the swapchain to be created, as described for `vkCreateSwapchainKHR`.
- `surface` is the surface that will be associated with the swapchain.
- `pSurfaceFormatCount` is a pointer to an integer related to the number of format pairs available or queried, as described below.
- `pSurfaceFormats` is either `NULL` or a pointer to an array of `VkSurfaceFormatKHR` structures.

If `pSurfaceFormats` is `NULL`, then the number of format pairs supported for the given `surface` is returned in `pSurfaceFormatCount`. Otherwise, `pSurfaceFormatCount` **must** point to a variable set by the application to the number of elements in the `pSurfaceFormats` array, and on return the variable is overwritten with the number of structures actually written to `pSurfaceFormats`. If the value of `pSurfaceFormatCount` is less than the number of format pairs supported, at most `pSurfaceFormatCount` structures will be written, and `VK_INCOMPLETE` will be returned instead of `VK_SUCCESS`, to indicate that not all the available format pairs were returned.

The number of format pairs supported **must** be greater than or equal to 1. `pSurfaceFormats` **must** not contain an entry whose value for `format` is `VK_FORMAT_UNDEFINED`.

If `pSurfaceFormats` includes an entry whose value for `colorSpace` is `VK_COLOR_SPACE_SRGB_NONLINEAR_KHR` and whose value for `format` is a UNORM (or SRGB) format and the corresponding SRGB (or UNORM) format is a color renderable format for `VK_IMAGE_TILING_OPTIMAL`, then `pSurfaceFormats` **must** also contain an entry with the same value for `colorSpace` and `format` equal to the corresponding SRGB (or UNORM) format.

If the `VK_GOOGLE_surfaceless_query` extension is enabled, the values returned in `pSurfaceFormats` will be identical for every valid surface created on this physical device, and so `surface` **can** be `VK_NULL_HANDLE`.

Valid Usage

- VUID-vkGetPhysicalDeviceSurfaceFormatsKHR-surface-06524
If the `VK_GOOGLE_surfaceless_query` extension is not enabled, `surface` **must** be a valid `VkSurfaceKHR` handle
- VUID-vkGetPhysicalDeviceSurfaceFormatsKHR-surface-06525
If `surface` is not `VK_NULL_HANDLE`, `surface` **must** be supported by `physicalDevice`, as reported by `vkGetPhysicalDeviceSurfaceSupportKHR` or an equivalent platform-specific mechanism

Valid Usage (Implicit)

- VUID-vkGetPhysicalDeviceSurfaceFormatsKHR-physicalDevice-parameter
`physicalDevice` **must** be a valid `VkPhysicalDevice` handle
- VUID-vkGetPhysicalDeviceSurfaceFormatsKHR-surface-parameter
If `surface` is not `VK_NULL_HANDLE`, `surface` **must** be a valid `VkSurfaceKHR` handle
- VUID-vkGetPhysicalDeviceSurfaceFormatsKHR-pSurfaceFormatCount-parameter
`pSurfaceFormatCount` **must** be a valid pointer to a `uint32_t` value
- VUID-vkGetPhysicalDeviceSurfaceFormatsKHR-pSurfaceFormats-parameter
If the value referenced by `pSurfaceFormatCount` is not 0, and `pSurfaceFormats` is not `NULL`, `pSurfaceFormats` **must** be a valid pointer to an array of `pSurfaceFormatCount` `VkSurfaceFormatKHR` structures
- VUID-vkGetPhysicalDeviceSurfaceFormatsKHR-commonparent
Both of `physicalDevice`, and `surface` that are valid handles of non-ignored parameters **must** have been created, allocated, or retrieved from the same `VkInstance`

Return Codes

Success

- `VK_INCOMPLETE`
- `VK_SUCCESS`

Failure

- `VK_ERROR_OUT_OF_DEVICE_MEMORY`
- `VK_ERROR_OUT_OF_HOST_MEMORY`
- `VK_ERROR_SURFACE_LOST_KHR`
- `VK_ERROR_UNKNOWN`
- `VK_ERROR_VALIDATION_FAILED`

The `VkSurfaceFormatKHR` structure is defined as:


```
// Provided by VK_KHR_surface
typedef struct VkSurfaceFormatKHR {
    VkFormat          format;
    VkColorSpaceKHR   colorSpace;
} VkSurfaceFormatKHR;
```

- **format** is a [VkFormat](#) that is compatible with the specified surface.
- **colorSpace** is a presentation [VkColorSpaceKHR](#) that is compatible with the surface.

To query the supported swapchain format tuples for a surface, call:

```
// Provided by VK_KHR_get_surface_capabilities2
VkResult vkGetPhysicalDeviceSurfaceFormats2KHR(
    VkPhysicalDevice          physicalDevice,
    const VkPhysicalDeviceSurfaceInfo2KHR* pSurfaceInfo,
    uint32_t*                 pSurfaceFormatCount,
    VkSurfaceFormat2KHR*      pSurfaceFormats);
```

- **physicalDevice** is the physical device that will be associated with the swapchain to be created, as described for [vkCreateSwapchainKHR](#).
- **pSurfaceInfo** is a pointer to a [VkPhysicalDeviceSurfaceInfo2KHR](#) structure describing the surface and other fixed parameters that would be consumed by [vkCreateSwapchainKHR](#).
- **pSurfaceFormatCount** is a pointer to an integer related to the number of format tuples available or queried, as described below.
- **pSurfaceFormats** is either **NULL** or a pointer to an array of [VkSurfaceFormat2KHR](#) structures.

[vkGetPhysicalDeviceSurfaceFormats2KHR](#) behaves similarly to [vkGetPhysicalDeviceSurfaceFormatsKHR](#), with the ability to be extended via **pNext** chains.

If **pSurfaceFormats** is **NULL**, then the number of format tuples supported for the given **surface** is returned in **pSurfaceFormatCount**. Otherwise, **pSurfaceFormatCount** **must** point to a variable set by the application to the number of elements in the **pSurfaceFormats** array, and on return the variable is overwritten with the number of structures actually written to **pSurfaceFormats**. If the value of **pSurfaceFormatCount** is less than the number of format tuples supported, at most **pSurfaceFormatCount** structures will be written, and [VK_INCOMPLETE](#) will be returned instead of [VK_SUCCESS](#), to indicate that not all the available values were returned.

Valid Usage

- VUID-vkGetPhysicalDeviceSurfaceFormats2KHR-pSurfaceInfo-06521
If the [VK_GOOGLE_surfaceless_query](#) extension is not enabled, **pSurfaceInfo->surface** **must** be a valid [VkSurfaceKHR](#) handle
- VUID-vkGetPhysicalDeviceSurfaceFormats2KHR-pSurfaceInfo-06522
If **pSurfaceInfo->surface** is not [VK_NULL_HANDLE](#), **pSurfaceInfo->surface** **must** be supported by **physicalDevice**, as reported by [vkGetPhysicalDeviceSurfaceSupportKHR](#) or

an equivalent platform-specific mechanism

Valid Usage (Implicit)

- VUID-vkGetPhysicalDeviceSurfaceFormats2KHR-physicalDevice-parameter **physicalDevice** **must** be a valid [VkPhysicalDevice](#) handle
- VUID-vkGetPhysicalDeviceSurfaceFormats2KHR-pSurfaceInfo-parameter **pSurfaceInfo** **must** be a valid pointer to a valid [VkPhysicalDeviceSurfaceInfo2KHR](#) structure
- VUID-vkGetPhysicalDeviceSurfaceFormats2KHR-pSurfaceFormatCount-parameter **pSurfaceFormatCount** **must** be a valid pointer to a [uint32_t](#) value
- VUID-vkGetPhysicalDeviceSurfaceFormats2KHR-pSurfaceFormats-parameter
If the value referenced by **pSurfaceFormatCount** is not 0, and **pSurfaceFormats** is not **NULL**, **pSurfaceFormats** **must** be a valid pointer to an array of **pSurfaceFormatCount** [VkSurfaceFormat2KHR](#) structures

Return Codes

Success

- [VK_INCOMPLETE](#)
- [VK_SUCCESS](#)

Failure

- [VK_ERROR_OUT_OF_DEVICE_MEMORY](#)
- [VK_ERROR_OUT_OF_HOST_MEMORY](#)
- [VK_ERROR_SURFACE_LOST_KHR](#)
- [VK_ERROR_UNKNOWN](#)
- [VK_ERROR_VALIDATION_FAILED](#)

The [VkSurfaceFormat2KHR](#) structure is defined as:

```
// Provided by VK_KHR_get_surface_capabilities2
typedef struct VkSurfaceFormat2KHR {
    VkStructureType    sType;
    void*              pNext;
    VkSurfaceFormatKHR surfaceFormat;
} VkSurfaceFormat2KHR;
```

- **sType** is a [VkStructureType](#) value identifying this structure.
- **pNext** is **NULL** or a pointer to a structure extending this structure.
- **surfaceFormat** is a [VkSurfaceFormatKHR](#) structure describing a format-color space pair that is

compatible with the specified surface.

If the `imageCompressionControlSwapchain` feature is supported and a `VkImageCompressionPropertiesEXT` structure is included in the `pNext` chain of this structure, then it will be filled with the compression properties that are supported for the `surfaceFormat`.

Valid Usage

- VUID-VkSurfaceFormat2KHR-pNext-06750

If the `VK_EXT_image_compression_control_swapchain` extension is not supported, the `pNext` chain **must** not include an `VkImageCompressionPropertiesEXT` structure

Valid Usage (Implicit)

- VUID-VkSurfaceFormat2KHR-sType-sType
`sType` **must** be `VK_STRUCTURE_TYPE_SURFACE_FORMAT_2_KHR`
- VUID-VkSurfaceFormat2KHR-pNext-pNext
`pNext` **must** be `NULL` or a pointer to a valid instance of `VkImageCompressionPropertiesEXT`
- VUID-VkSurfaceFormat2KHR-sType-unique
The `sType` value of each structure in the `pNext` chain **must** be unique

While the `format` of a presentable image refers to the encoding of each pixel, the `colorSpace` determines how the presentation engine interprets the pixel values. A color space in this document refers to a specific color space (defined by the chromaticities of its primaries and a white point in CIE Lab), and transfer functions indicating the mapping between the image data and the colorimetry with respect to the given color space.

Possible values of `VkSurfaceFormatKHR::colorSpace`, specifying the color spaces that a presentation engine can accept, are:


```

// Provided by VK_KHR_surface
typedef enum VkColorSpaceKHR {
    VK_COLOR_SPACE_SRGB_NONLINEAR_KHR = 0,
    // Provided by VK_EXT_swapchain_colorspace
    VK_COLOR_SPACE_DISPLAY_P3_NONLINEAR_EXT = 1000104001,
    // Provided by VK_EXT_swapchain_colorspace
    VK_COLOR_SPACE_EXTENDED_SRGB_LINEAR_EXT = 1000104002,
    // Provided by VK_EXT_swapchain_colorspace
    VK_COLOR_SPACE_DISPLAY_P3_LINEAR_EXT = 1000104003,
    // Provided by VK_EXT_swapchain_colorspace
    VK_COLOR_SPACE_DCI_P3_NONLINEAR_EXT = 1000104004,
    // Provided by VK_EXT_swapchain_colorspace
    VK_COLOR_SPACE_BT709_LINEAR_EXT = 1000104005,
    // Provided by VK_EXT_swapchain_colorspace
    VK_COLOR_SPACE_BT709_NONLINEAR_EXT = 1000104006,
    // Provided by VK_EXT_swapchain_colorspace
    VK_COLOR_SPACE_BT2020_LINEAR_EXT = 1000104007,
    // Provided by VK_EXT_swapchain_colorspace
    VK_COLOR_SPACE_HDR10_ST2084_EXT = 1000104008,
    // Provided by VK_EXT_swapchain_colorspace
    // VK_COLOR_SPACE_DOLBYVISION_EXT is legacy, but no reason was given in the API XML
    VK_COLOR_SPACE_DOLBYVISION_EXT = 1000104009,
    // Provided by VK_EXT_swapchain_colorspace
    VK_COLOR_SPACE_HDR10_HLG_EXT = 1000104010,
    // Provided by VK_EXT_swapchain_colorspace
    VK_COLOR_SPACE_ADOBERGB_LINEAR_EXT = 1000104011,
    // Provided by VK_EXT_swapchain_colorspace
    VK_COLOR_SPACE_ADOBERGB_NONLINEAR_EXT = 1000104012,
    // Provided by VK_EXT_swapchain_colorspace
    VK_COLOR_SPACE_PASS_THROUGH_EXT = 1000104013,
    // Provided by VK_EXT_swapchain_colorspace
    VK_COLOR_SPACE_EXTENDED_SRGB_NONLINEAR_EXT = 1000104014,
    // Provided by VK_AMD_display_native_hdr
    VK_COLOR_SPACE_DISPLAY_NATIVE_AMD = 1000213000,
    // VK_COLORSPACE_SRGB_NONLINEAR_KHR is a legacy alias
    VK_COLORSPACE_SRGB_NONLINEAR_KHR = VK_COLOR_SPACE_SRGB_NONLINEAR_KHR,
    // Provided by VK_EXT_swapchain_colorspace
    // VK_COLOR_SPACE_DCI_P3_LINEAR_EXT is a legacy alias
    VK_COLOR_SPACE_DCI_P3_LINEAR_EXT = VK_COLOR_SPACE_DISPLAY_P3_LINEAR_EXT,
} VkColorSpaceKHR;

```

- [VK_COLOR_SPACE_SRGB_NONLINEAR_KHR](#) specifies support for the images in sRGB color space, encoded according to the sRGB specification.
- [VK_COLOR_SPACE_DISPLAY_P3_NONLINEAR_EXT](#) specifies support for the images in Display-P3 color space, encoded using a Display-P3 transfer function.
- [VK_COLOR_SPACE_EXTENDED_SRGB_LINEAR_EXT](#) specifies support for the images in extended sRGB color space, encoded using a linear transfer function.
- [VK_COLOR_SPACE_EXTENDED_SRGB_NONLINEAR_EXT](#) specifies support for the images in

extended sRGB color space, encoded according to the scRGB specification.

- [VK_COLOR_SPACE_DISPLAY_P3_LINEAR_EXT](#) specifies support for the images in Display-P3 color space, encoded using a linear transfer function.
- [VK_COLOR_SPACE_DCI_P3_NONLINEAR_EXT](#) specifies support for the images in DCI-P3 color space, encoded according to the DCI-P3 specification. Note that values in such an image are interpreted as XYZ encoded color data by the presentation engine.
- [VK_COLOR_SPACE_BT709_LINEAR_EXT](#) specifies support for the images in BT709 color space, encoded using a linear transfer function.
- [VK_COLOR_SPACE_BT709_NONLINEAR_EXT](#) specifies support for the images in BT709 color space, encoded according to the BT709 specification.
- [VK_COLOR_SPACE_BT2020_LINEAR_EXT](#) specifies support for the images in BT2020 color space, encoded using a linear transfer function.
- [VK_COLOR_SPACE_HDR10_ST2084_EXT](#) specifies support for the images in HDR10 (BT2020) color space, encoded according to SMPTE ST2084 Perceptual Quantizer (PQ) specification.
- [VK_COLOR_SPACE_HDR10_HLG_EXT](#) specifies support for the images in HDR10 (BT2020) color space, encoded according to the Hybrid Log Gamma (HLG) specification.
- [VK_COLOR_SPACE_ADOBERGB_LINEAR_EXT](#) specifies support for images in Adobe RGB color space, encoded using a linear transfer function.
- [VK_COLOR_SPACE_ADOBERGB_NONLINEAR_EXT](#) specifies support for the images in Adobe RGB color space, encoded according to the Adobe RGB specification (approximately Gamma 2.2).
- [VK_COLOR_SPACE_PASS_THROUGH_EXT](#) specifies that color components are used “as is”. This is intended to allow applications to supply data for color spaces not described here.
- [VK_COLOR_SPACE_DISPLAY_NATIVE_AMD](#) specifies support for the display’s native color space. This matches the color space expectations of AMD’s FreeSync2 standard, for displays supporting it.

NOTE

In the initial release of the [VK_KHR_surface](#) and [VK_KHR_swapchain](#) extensions, the token [VK_COLORSPACE_SRGB_NONLINEAR_KHR](#) was used. Starting in the 2016-05-13 updates to the extension branches, matching release 1.0.13 of the core API specification, [VK_COLOR_SPACE_SRGB_NONLINEAR_KHR](#) is used instead for consistency with Vulkan naming rules. The older enum is still available for backwards compatibility.

NOTE

In older versions of this extension [VK_COLOR_SPACE_DISPLAY_P3_LINEAR_EXT](#) was misnamed [VK_COLOR_SPACE_DCI_P3_LINEAR_EXT](#). This has been updated to indicate that it uses RGB color encoding, not XYZ. The old name is legacy but is maintained for backwards compatibility.

NOTE

In older versions of the [VK_EXT_swapchain_colorspace](#) extension, [VK_COLOR_SPACE_DOLBYVISION_EXT](#) was exposed. The intent was to indicate the presentation engine shall decode an image using the SMPTE ST 2084 Perceptual Quantizer (PQ) EOTF, and then apply a proprietary OOTF to process the image. However, Dolby Vision profile 8.4 describes an encoding using the Hybrid Log

Gamma (HLG) OETF, and there is no swapchain extension for signaling Dolby Vision metadata to be used by a proprietary OOTF. This enum is legacy but is maintained for backwards compatibility.

NOTE

For a traditional “Linear” or non-gamma transfer function color space use [VK_COLOR_SPACE_PASS_THROUGH_EXT](#).

NOTE

On Wayland, [VK_COLOR_SPACE_PASS_THROUGH_EXT](#) can be used to disable color management by the WSI on a surface, which makes it possible for the application to create a `wp_color_management_surface_v1` object without triggering a `surface_exists` protocol error.

See [vkCreateWaylandSurfaceKHR](#)

The presentation engine interprets the pixel values of the R, G, and B components as having been encoded using an appropriate transfer function. Applications **should** ensure that the appropriate transfer function has been applied. [Texel encode](#) requires that all implementations implicitly apply the sRGB EOTF¹ on R, G, and B components when shaders write to an sRGB pixel format image, which is useful for sRGB color spaces. For sRGB color spaces with other pixel formats, or other non-linear color spaces, applications **can** apply the transfer function explicitly in a shader. The A channel is always interpreted as linearly encoded.

This extension defines enums for [VkColorSpaceKHR](#) that correspond to the following color spaces:

Table 55. Color Spaces and Attributes

Name	Red Primary	Green Primary	Blue Primary	White-point	Transfer function
DCI-P3	1.000, 0.000	0.000, 1.000	0.000, 0.000	0.3333, 0.3333	DCI P3
Display-P3	0.680, 0.320	0.265, 0.690	0.150, 0.060	0.3127, 0.3290 (D65)	Display-P3
BT709	0.640, 0.330	0.300, 0.600	0.150, 0.060	0.3127, 0.3290 (D65)	BT709
sRGB	0.640, 0.330	0.300, 0.600	0.150, 0.060	0.3127, 0.3290 (D65)	sRGB
extended sRGB	0.640, 0.330	0.300, 0.600	0.150, 0.060	0.3127, 0.3290 (D65)	scRGB
HDR10_ST2084	0.708, 0.292	0.170, 0.797	0.131, 0.046	0.3127, 0.3290 (D65)	ST2084 PQ
HDR10_HLG	0.708, 0.292	0.170, 0.797	0.131, 0.046	0.3127, 0.3290 (D65)	HLG
Adobe RGB	0.640, 0.330	0.210, 0.710	0.150, 0.060	0.3127, 0.3290 (D65)	Adobe RGB

The transfer functions are described in the “Transfer Functions” chapter of the [Khronos Data](#)

Format Specification.

Except Display-P3 OETF, which is:

$$E = \begin{cases} 1.055 \times L^{\frac{1}{2.4}} - 0.055 & \text{for } 0.0030186 \leq L \leq 1 \\ 12.92 \times L & \text{for } 0 \leq L < 0.0030186 \end{cases}$$

where L is the linear value of a color component and E is the encoded value (as stored in the image in memory).

NOTE For most uses, the sRGB OETF is equivalent.

39.5.3. Surface Presentation Mode Support

To query the supported presentation modes for a surface, call:

```
// Provided by VK_KHR_surface
VkResult vkGetPhysicalDeviceSurfacePresentModesKHR(
    VkPhysicalDevice          physicalDevice,
    VkSurfaceKHR              surface,
    uint32_t*                 pPresentModeCount,
    VkPresentModeKHR*         pPresentModes);
```

- **physicalDevice** is the physical device that will be associated with the swapchain to be created, as described for [vkCreateSwapchainKHR](#).
- **surface** is the surface that will be associated with the swapchain.
- **pPresentModeCount** is a pointer to an integer related to the number of presentation modes available or queried, as described below.
- **pPresentModes** is either **NULL** or a pointer to an array of [VkPresentModeKHR](#) values, indicating the supported presentation modes.

If **pPresentModes** is **NULL**, then the number of presentation modes supported for the given **surface** is returned in **pPresentModeCount**. Otherwise, **pPresentModeCount** **must** point to a variable set by the application to the number of elements in the **pPresentModes** array, and on return the variable is overwritten with the number of values actually written to **pPresentModes**. If the value of **pPresentModeCount** is less than the number of presentation modes supported, at most **pPresentModeCount** values will be written, and [VK_INCOMPLETE](#) will be returned instead of [VK_SUCCESS](#), to indicate that not all the available modes were returned.

If the [VK_GOOGLE_surfaceless_query](#) extension is enabled and **surface** is [VK_NULL_HANDLE](#), the values returned in **pPresentModes** will only indicate support for [VK_PRESENT_MODE_FIFO_KHR](#), [VK_PRESENT_MODE_SHARED_DEMAND_REFRESH_KHR](#), and [VK_PRESENT_MODE_SHARED_CONTINUOUS_REFRESH_KHR](#). To query support for any other present mode, a valid handle **must** be provided in **surface**.

Valid Usage

- VUID-vkGetPhysicalDeviceSurfacePresentModesKHR-surface-06524
If the `VK_GOOGLE_surfaceless_query` extension is not enabled, `surface` **must** be a valid `VkSurfaceKHR` handle
- VUID-vkGetPhysicalDeviceSurfacePresentModesKHR-surface-06525
If `surface` is not `VK_NULL_HANDLE`, `surface` **must** be supported by `physicalDevice`, as reported by `vkGetPhysicalDeviceSurfaceSupportKHR` or an equivalent platform-specific mechanism

Valid Usage (Implicit)

- VUID-vkGetPhysicalDeviceSurfacePresentModesKHR-physicalDevice-parameter
`physicalDevice` **must** be a valid `VkPhysicalDevice` handle
- VUID-vkGetPhysicalDeviceSurfacePresentModesKHR-surface-parameter
If `surface` is not `VK_NULL_HANDLE`, `surface` **must** be a valid `VkSurfaceKHR` handle
- VUID-vkGetPhysicalDeviceSurfacePresentModesKHR-pPresentModeCount-parameter
`pPresentModeCount` **must** be a valid pointer to a `uint32_t` value
- VUID-vkGetPhysicalDeviceSurfacePresentModesKHR-pPresentModes-parameter
If the value referenced by `pPresentModeCount` is not `0`, and `pPresentModes` is not `NULL`, `pPresentModes` **must** be a valid pointer to an array of `pPresentModeCount` `VkPresentModeKHR` values
- VUID-vkGetPhysicalDeviceSurfacePresentModesKHR-commonparent
Both of `physicalDevice`, and `surface` that are valid handles of non-ignored parameters **must** have been created, allocated, or retrieved from the same `VkInstance`

Return Codes

Success

- `VK_INCOMPLETE`
- `VK_SUCCESS`

Failure

- `VK_ERROR_OUT_OF_DEVICE_MEMORY`
- `VK_ERROR_OUT_OF_HOST_MEMORY`
- `VK_ERROR_SURFACE_LOST_KHR`
- `VK_ERROR_UNKNOWN`
- `VK_ERROR_VALIDATION_FAILED`

To query the supported presentation modes for a surface combined with select other fixed swapchain creation parameters, call:


```
// Provided by VK_EXT_full_screen_exclusive
VkResult vkGetPhysicalDeviceSurfacePresentModes2EXT(
    VkPhysicalDevice                physicalDevice,
    const VkPhysicalDeviceSurfaceInfo2KHR* pSurfaceInfo,
    uint32_t*                       pPresentModeCount,
    VkPresentModeKHR*               pPresentModes);
```

- `physicalDevice` is the physical device that will be associated with the swapchain to be created, as described for `vkCreateSwapchainKHR`.
- `pSurfaceInfo` is a pointer to a `VkPhysicalDeviceSurfaceInfo2KHR` structure describing the surface and other fixed parameters that would be consumed by `vkCreateSwapchainKHR`.
- `pPresentModeCount` is a pointer to an integer related to the number of presentation modes available or queried, as described below.
- `pPresentModes` is either `NULL` or a pointer to an array of `VkPresentModeKHR` values, indicating the supported presentation modes.

`vkGetPhysicalDeviceSurfacePresentModes2EXT` behaves similarly to `vkGetPhysicalDeviceSurfacePresentModesKHR`, with the ability to specify extended inputs via chained input structures.

Valid Usage

- VUID-vkGetPhysicalDeviceSurfacePresentModes2EXT-pSurfaceInfo-06521
If the `VK_GOOGLE_surfaceless_query` extension is not enabled, `pSurfaceInfo->surface` **must** be a valid `VkSurfaceKHR` handle
- VUID-vkGetPhysicalDeviceSurfacePresentModes2EXT-pSurfaceInfo-06522
If `pSurfaceInfo->surface` is not `VK_NULL_HANDLE`, `pSurfaceInfo->surface` **must** be supported by `physicalDevice`, as reported by `vkGetPhysicalDeviceSurfaceSupportKHR` or an equivalent platform-specific mechanism

Valid Usage (Implicit)

- VUID-vkGetPhysicalDeviceSurfacePresentModes2EXT-physicalDevice-parameter
`physicalDevice` **must** be a valid `VkPhysicalDevice` handle
- VUID-vkGetPhysicalDeviceSurfacePresentModes2EXT-pSurfaceInfo-parameter
`pSurfaceInfo` **must** be a valid pointer to a valid `VkPhysicalDeviceSurfaceInfo2KHR` structure
- VUID-vkGetPhysicalDeviceSurfacePresentModes2EXT-pPresentModeCount-parameter
`pPresentModeCount` **must** be a valid pointer to a `uint32_t` value
- VUID-vkGetPhysicalDeviceSurfacePresentModes2EXT-pPresentModes-parameter
If the value referenced by `pPresentModeCount` is not `0`, and `pPresentModes` is not `NULL`, `pPresentModes` **must** be a valid pointer to an array of `pPresentModeCount` `VkPresentModeKHR` values

Return Codes

Success

- [VK_INCOMPLETE](#)
- [VK_SUCCESS](#)

Failure

- [VK_ERROR_OUT_OF_DEVICE_MEMORY](#)
- [VK_ERROR_OUT_OF_HOST_MEMORY](#)
- [VK_ERROR_SURFACE_LOST_KHR](#)
- [VK_ERROR_UNKNOWN](#)
- [VK_ERROR_VALIDATION_FAILED](#)

Possible values of elements of the [vkGetPhysicalDeviceSurfacePresentModesKHR::pPresentModes](#) array, indicating the supported presentation modes for a surface, are:

```
// Provided by VK_KHR_surface
typedef enum VkPresentModeKHR {
    VK_PRESENT_MODE_IMMEDIATE_KHR = 0,
    VK_PRESENT_MODE_MAILBOX_KHR = 1,
    VK_PRESENT_MODE_FIFO_KHR = 2,
    VK_PRESENT_MODE_FIFO_RELAXED_KHR = 3,
    // Provided by VK_KHR_shared_presentable_image
    VK_PRESENT_MODE_SHARED_DEMAND_REFRESH_KHR = 1000111000,
    // Provided by VK_KHR_shared_presentable_image
    VK_PRESENT_MODE_SHARED_CONTINUOUS_REFRESH_KHR = 1000111001,
    // Provided by VK_KHR_present_mode_fifo_latest_ready
    VK_PRESENT_MODE_FIFO_LATEST_READY_KHR = 1000361000,
    // Provided by VK_EXT_present_mode_fifo_latest_ready
    VK_PRESENT_MODE_FIFO_LATEST_READY_EXT = VK_PRESENT_MODE_FIFO_LATEST_READY_KHR,
} VkPresentModeKHR;
```

- [VK_PRESENT_MODE_IMMEDIATE_KHR](#) specifies that the presentation engine does not wait for a vertical blanking period to update the current image, meaning this mode **may** result in visible tearing. No internal queuing of presentation requests is needed, as the requests are applied immediately.
- [VK_PRESENT_MODE_MAILBOX_KHR](#) specifies that the presentation engine waits for the next vertical blanking period to update the current image. Tearing **cannot** be observed. An internal single-entry queue is used to hold pending presentation requests. If the queue is full when a new presentation request is received, the new request replaces the existing entry, and any images associated with the prior entry become available for reuse by the application. One request is removed from the queue and processed during each vertical blanking period in which the queue is non-empty.
- [VK_PRESENT_MODE_FIFO_KHR](#) specifies that the presentation engine waits for the next vertical

blanking period to update the current image. Tearing **cannot** be observed. An internal queue is used to hold pending presentation requests. New requests are appended to the end of the queue, and one request is removed from the beginning of the queue and processed during each vertical blanking period in which the queue is non-empty. This is the only value of `presentMode` that is **required** to be supported.

- `VK_PRESENT_MODE_FIFO_RELAXED_KHR` specifies that the presentation engine generally waits for the next vertical blanking period to update the current image. If a vertical blanking period has already passed since the last update of the current image then the presentation engine does not wait for another vertical blanking period for the update, meaning this mode **may** result in visible tearing in this case. This mode is useful for reducing visual stutter with an application that will mostly present a new image before the next vertical blanking period, but may occasionally be late, and present a new image just after the next vertical blanking period. An internal queue is used to hold pending presentation requests. New requests are appended to the end of the queue, and one request is removed from the beginning of the queue and processed during or after each vertical blanking period in which the queue is non-empty.
- `VK_PRESENT_MODE_FIFO_LATEST_READY_KHR` specifies that the presentation engine waits for the next vertical blanking period to update the current image. Tearing **cannot** be observed. An internal queue is used to hold pending presentation requests. New requests are appended to the end of the queue. At each vertical blanking period, the presentation engine dequeues all successive requests that are ready to be presented from the beginning of the queue. If using the `VK_GOOGLE_display_timing` extension or the `presentAtAbsoluteTime` feature to provide a target present time, the presentation engine checks the specified time for each image. If the target present time is less-than or equal-to the current time, the presentation engine dequeues the image and checks the next one. The image of the last dequeued request is presented. The other dequeued requests are dropped.
- `VK_PRESENT_MODE_SHARED_DEMAND_REFRESH_KHR` specifies that the presentation engine and application have concurrent access to a single image, which is referred to as a *shared presentable image*. The presentation engine is only required to update the current image after a new presentation request is received. Therefore the application **must** make a presentation request whenever an update is required. However, the presentation engine **may** update the current image at any point, meaning this mode **may** result in visible tearing.
- `VK_PRESENT_MODE_SHARED_CONTINUOUS_REFRESH_KHR` specifies that the presentation engine and application have concurrent access to a single image, which is referred to as a *shared presentable image*. The presentation engine periodically updates the current image on its regular refresh cycle. The application is only required to make one initial presentation request, after which the presentation engine **must** update the current image without any need for further presentation requests. The application **can** indicate the image contents have been updated by making a presentation request, but this does not guarantee the timing of when it will be updated. This mode **may** result in visible tearing if rendering to the image is not timed correctly.

The supported `VkImageUsageFlagBits` of the presentable images of a swapchain created for a surface **may** differ depending on the presentation mode, and can be determined as per the table below:

Table 56. Presentable Image Usage Queries

Presentation mode	Image usage flags
VK_PRESENT_MODE_IMMEDIATE_KHR	VkSurfaceCapabilitiesKHR::supportedUsageFlags
VK_PRESENT_MODE_MAILBOX_KHR	VkSurfaceCapabilitiesKHR::supportedUsageFlags
VK_PRESENT_MODE_FIFO_KHR	VkSurfaceCapabilitiesKHR::supportedUsageFlags
VK_PRESENT_MODE_FIFO_RELAXED_KHR	VkSurfaceCapabilitiesKHR::supportedUsageFlags
VK_PRESENT_MODE_FIFO_LATEST_READY_KHR	VkSurfaceCapabilitiesKHR::supportedUsageFlags
VK_PRESENT_MODE_SHARED_DEMAND_REFRESH_KHR	VkSharedPresentSurfaceCapabilitiesKHR::sharedPresentSupportedUsageFlags
VK_PRESENT_MODE_SHARED_CONTINUOUS_REFRESH_KHR	VkSharedPresentSurfaceCapabilitiesKHR::sharedPresentSupportedUsageFlags

NOTE

For reference, the mode indicated by `VK_PRESENT_MODE_FIFO_KHR` is equivalent to the behavior of `{wgl|glX|egl}SwapBuffers` with a swap interval of 1, while the mode indicated by `VK_PRESENT_MODE_FIFO_RELAXED_KHR` is equivalent to the behavior of `{wgl|glX}SwapBuffers` with a swap interval of -1 (from the `{WGL|GLX}_EXT_swap_control_tear` extensions).

39.6. Full Screen Exclusive Control

Swapchains created with `fullScreenExclusive` set to `VK_FULL_SCREEN_EXCLUSIVE_APPLICATION_CONTROLLED_EXT` **must** acquire and release exclusive full-screen access explicitly, using the following commands.

To acquire exclusive full-screen access for a swapchain, call:

```
// Provided by VK_EXT_full_screen_exclusive
VkResult vkAcquireFullScreenExclusiveModeEXT(
    VkDevice device,
    VkSwapchainKHR swapchain);
```

- `device` is the device associated with `swapchain`.
- `swapchain` is the swapchain to acquire exclusive full-screen access for.

Valid Usage

- VUID-vkAcquireFullScreenExclusiveModeEXT-swapchain-02674 `swapchain` **must** not be in the retired state
- VUID-vkAcquireFullScreenExclusiveModeEXT-swapchain-02675 `swapchain` **must** be a swapchain created with a `VkSurfaceFullScreenExclusiveInfoEXT` structure, with `fullScreenExclusive` set to `VK_FULL_SCREEN_EXCLUSIVE_APPLICATION_CONTROLLED_EXT`
- VUID-vkAcquireFullScreenExclusiveModeEXT-swapchain-02676

swapchain **must** not currently have exclusive full-screen access

A return value of `VK_SUCCESS` indicates that the **swapchain** successfully acquired exclusive full-screen access. The swapchain will retain this exclusivity until either the application releases exclusive full-screen access with `vkReleaseFullScreenExclusiveModeEXT`, destroys the swapchain, or if any of the swapchain commands return `VK_ERROR_FULL_SCREEN_EXCLUSIVE_MODE_LOST_EXT` indicating that the mode was lost because of platform-specific changes.

If the swapchain was unable to acquire exclusive full-screen access to the display then `VK_ERROR_INITIALIZATION_FAILED` is returned. An application **can** attempt to acquire exclusive full-screen access again for the same swapchain even if this command fails, or if `VK_ERROR_FULL_SCREEN_EXCLUSIVE_MODE_LOST_EXT` has been returned by a swapchain command.

Valid Usage (Implicit)

- VUID-vkAcquireFullScreenExclusiveModeEXT-device-parameter **device** **must** be a valid `VkDevice` handle
- VUID-vkAcquireFullScreenExclusiveModeEXT-swapchain-parameter **swapchain** **must** be a valid `VkSwapchainKHR` handle
- VUID-vkAcquireFullScreenExclusiveModeEXT-swapchain-parent **swapchain** **must** have been created, allocated, or retrieved from **device**

Return Codes

Success

- `VK_SUCCESS`

Failure

- `VK_ERROR_INITIALIZATION_FAILED`
- `VK_ERROR_OUT_OF_DEVICE_MEMORY`
- `VK_ERROR_OUT_OF_HOST_MEMORY`
- `VK_ERROR_SURFACE_LOST_KHR`
- `VK_ERROR_UNKNOWN`
- `VK_ERROR_VALIDATION_FAILED`

To release exclusive full-screen access from a swapchain, call:


```
// Provided by VK_EXT_full_screen_exclusive
VkResult vkReleaseFullScreenExclusiveModeEXT(
    VkDevice device,
    VkSwapchainKHR swapchain);
```

- **device** is the device associated with **swapchain**.
- **swapchain** is the swapchain to release exclusive full-screen access from.

NOTE

Applications will not be able to present to **swapchain** after this call until exclusive full-screen access is reacquired. This is usually useful to handle when an application is minimized or otherwise intends to stop presenting for a time.

Valid Usage

- VUID-vkReleaseFullScreenExclusiveModeEXT-swapchain-02677
swapchain **must** not be in the retired state
- VUID-vkReleaseFullScreenExclusiveModeEXT-swapchain-02678
swapchain **must** be a swapchain created with a [VkSurfaceFullScreenExclusiveInfoEXT](#) structure, with [fullScreenExclusive](#) set to [VK_FULL_SCREEN_EXCLUSIVE_APPLICATION_CONTROLLED_EXT](#)

Valid Usage (Implicit)

- VUID-vkReleaseFullScreenExclusiveModeEXT-device-parameter
device **must** be a valid [VkDevice](#) handle
- VUID-vkReleaseFullScreenExclusiveModeEXT-swapchain-parameter
swapchain **must** be a valid [VkSwapchainKHR](#) handle
- VUID-vkReleaseFullScreenExclusiveModeEXT-swapchain-parent
swapchain **must** have been created, allocated, or retrieved from **device**

Return Codes

Success

- [VK_SUCCESS](#)

Failure

- [VK_ERROR_OUT_OF_DEVICE_MEMORY](#)
- [VK_ERROR_OUT_OF_HOST_MEMORY](#)
- [VK_ERROR_SURFACE_LOST_KHR](#)
- [VK_ERROR_UNKNOWN](#)
- [VK_ERROR_VALIDATION_FAILED](#)

39.7. Device Group Queries

A logical device that represents multiple physical devices **may** support presenting from images on more than one physical device, or combining images from multiple physical devices.

To query these capabilities, call:

```
// Provided by VK_VERSION_1_1 with VK_KHR_swapchain, VK_KHR_device_group with
VK_KHR_surface
VkResult vkGetDeviceGroupPresentCapabilitiesKHR(
    VkDevice device,
    VkDeviceGroupPresentCapabilitiesKHR* pDeviceGroupPresentCapabilities);
```

- **device** is the logical device.
- **pDeviceGroupPresentCapabilities** is a pointer to a **VkDeviceGroupPresentCapabilitiesKHR** structure in which the device's capabilities are returned.

Valid Usage (Implicit)

- VUID-vkGetDeviceGroupPresentCapabilitiesKHR-device-parameter **device** **must** be a valid **VkDevice** handle
- VUID-vkGetDeviceGroupPresentCapabilitiesKHR-pDeviceGroupPresentCapabilities-parameter **pDeviceGroupPresentCapabilities** **must** be a valid pointer to a **VkDeviceGroupPresentCapabilitiesKHR** structure

Return Codes

Success

- **VK_SUCCESS**

Failure

- **VK_ERROR_OUT_OF_DEVICE_MEMORY**
- **VK_ERROR_OUT_OF_HOST_MEMORY**
- **VK_ERROR_UNKNOWN**
- **VK_ERROR_VALIDATION_FAILED**

The **VkDeviceGroupPresentCapabilitiesKHR** structure is defined as:


```
// Provided by VK_VERSION_1_1 with VK_KHR_swapchain, VK_KHR_device_group with
VK_KHR_surface
typedef struct VkDeviceGroupPresentCapabilitiesKHR {
    VkStructureType    sType;
    void*              pNext;
    uint32_t            presentMask[VK_MAX_DEVICE_GROUP_SIZE];
    VkDeviceGroupPresentModeFlagsKHR    modes;
} VkDeviceGroupPresentCapabilitiesKHR;
```

- **sType** is a [VkStructureType](#) value identifying this structure.
- **pNext** is **NULL** or a pointer to a structure extending this structure.
- **presentMask** is an array of [VK_MAX_DEVICE_GROUP_SIZE](#) **uint32_t** masks, where the mask at element *i* is non-zero if physical device *i* has a presentation engine, and where bit *j* is set in element *i* if physical device *i* **can** present swapchain images from physical device *j*. If element *i* is non-zero, then bit *i* **must** be set.
- **modes** is a bitmask of [VkDeviceGroupPresentModeFlagBitsKHR](#) indicating which device group presentation modes are supported.

modes always has [VK_DEVICE_GROUP_PRESENT_MODE_LOCAL_BIT_KHR](#) set.

The present mode flags are also used when presenting an image, in [VkDeviceGroupPresentInfoKHR::mode](#).

If a device group only includes a single physical device, then **modes** **must** equal [VK_DEVICE_GROUP_PRESENT_MODE_LOCAL_BIT_KHR](#).

Valid Usage (Implicit)

- VUID-VkDeviceGroupPresentCapabilitiesKHR-sType-sType
sType **must** be [VK_STRUCTURE_TYPE_DEVICE_GROUP_PRESENT_CAPABILITIES_KHR](#)
- VUID-VkDeviceGroupPresentCapabilitiesKHR-pNext-pNext
pNext **must** be **NULL**

Bits which **may** be set in [VkDeviceGroupPresentCapabilitiesKHR::modes](#), indicating which device group presentation modes are supported, are:

```
// Provided by VK_VERSION_1_1 with VK_KHR_swapchain, VK_KHR_device_group with
VK_KHR_surface
typedef enum VkDeviceGroupPresentModeFlagBitsKHR {
    VK_DEVICE_GROUP_PRESENT_MODE_LOCAL_BIT_KHR = 0x00000001,
    VK_DEVICE_GROUP_PRESENT_MODE_REMOTE_BIT_KHR = 0x00000002,
    VK_DEVICE_GROUP_PRESENT_MODE_SUM_BIT_KHR = 0x00000004,
    VK_DEVICE_GROUP_PRESENT_MODE_LOCAL_MULTI_DEVICE_BIT_KHR = 0x00000008,
} VkDeviceGroupPresentModeFlagBitsKHR;
```


- [VK_DEVICE_GROUP_PRESENT_MODE_LOCAL_BIT_KHR](#) specifies that any physical device with a presentation engine **can** present its own swapchain images.
- [VK_DEVICE_GROUP_PRESENT_MODE_REMOTE_BIT_KHR](#) specifies that any physical device with a presentation engine **can** present swapchain images from any physical device in its [presentMask](#).
- [VK_DEVICE_GROUP_PRESENT_MODE_SUM_BIT_KHR](#) specifies that any physical device with a presentation engine **can** present the sum of swapchain images from any physical devices in its [presentMask](#).
- [VK_DEVICE_GROUP_PRESENT_MODE_LOCAL_MULTI_DEVICE_BIT_KHR](#) specifies that multiple physical devices with a presentation engine **can** each present their own swapchain images.

```
// Provided by VK_VERSION_1_1 with VK_KHR_swapchain, VK_KHR_device_group with
VK_KHR_surface
typedef VkFlags VkDeviceGroupPresentModeFlagsKHR;
```

[VkDeviceGroupPresentModeFlagsKHR](#) is a bitmask type for setting a mask of zero or more [VkDeviceGroupPresentModeFlagBitsKHR](#).

Some surfaces **may** not be capable of using all the device group present modes.

To query the supported device group present modes for a particular surface, call:

```
// Provided by VK_VERSION_1_1 with VK_KHR_swapchain, VK_KHR_device_group with
VK_KHR_surface
VkResult vkGetDeviceGroupSurfacePresentModesKHR(
    VkDevice          device,
    VkSurfaceKHR      surface,
    VkDeviceGroupPresentModeFlagsKHR* pModes);
```

- [device](#) is the logical device.
- [surface](#) is the surface.
- [pModes](#) is a pointer to a [VkDeviceGroupPresentModeFlagsKHR](#) in which the supported device group present modes for the surface are returned.

The modes returned by this command are not invariant, and **may** change in response to the surface being moved, resized, or occluded. These modes **must** be a subset of the modes returned by [vkGetDeviceGroupPresentCapabilitiesKHR](#).

Valid Usage

- VUID-vkGetDeviceGroupSurfacePresentModesKHR-surface-06212
[surface](#) **must** be supported by all physical devices associated with [device](#), as reported by [vkGetPhysicalDeviceSurfaceSupportKHR](#) or an equivalent platform-specific mechanism

Valid Usage (Implicit)

- VUID-vkGetDeviceGroupSurfacePresentModesKHR-device-parameter **device** **must** be a valid [VkDevice](#) handle
- VUID-vkGetDeviceGroupSurfacePresentModesKHR-surface-parameter **surface** **must** be a valid [VkSurfaceKHR](#) handle
- VUID-vkGetDeviceGroupSurfacePresentModesKHR-pModes-parameter **pModes** **must** be a valid pointer to a [VkDeviceGroupPresentModeFlagsKHR](#) value
- VUID-vkGetDeviceGroupSurfacePresentModesKHR-commonparent Both of **device**, and **surface** **must** have been created, allocated, or retrieved from the same [VkInstance](#)

Host Synchronization

- Host access to **surface** **must** be externally synchronized

Return Codes

Success

- [VK_SUCCESS](#)

Failure

- [VK_ERROR_OUT_OF_DEVICE_MEMORY](#)
- [VK_ERROR_OUT_OF_HOST_MEMORY](#)
- [VK_ERROR_SURFACE_LOST_KHR](#)
- [VK_ERROR_UNKNOWN](#)
- [VK_ERROR_VALIDATION_FAILED](#)

To query the supported device group presentation modes for a surface combined with select other fixed swapchain creation parameters, call:

```
// Provided by VK_EXT_full_screen_exclusive with VK_KHR_device_group or VK_VERSION_1_1
VkResult vkGetDeviceGroupSurfacePresentModes2EXT(
    VkDevice device,
    const VkPhysicalDeviceSurfaceInfo2KHR* pSurfaceInfo,
    VkDeviceGroupPresentModeFlagsKHR* pModes);
```

- **device** is the logical device.
- **pSurfaceInfo** is a pointer to a [VkPhysicalDeviceSurfaceInfo2KHR](#) structure describing the surface and other fixed parameters that would be consumed by [vkCreateSwapchainKHR](#).
- **pModes** is a pointer to a [VkDeviceGroupPresentModeFlagsKHR](#) in which the supported device

group present modes for the surface are returned.

`vkGetDeviceGroupSurfacePresentModes2EXT` behaves similarly to `vkGetDeviceGroupSurfacePresentModesKHR`, with the ability to specify extended inputs via chained input structures.

Valid Usage

- VUID-vkGetDeviceGroupSurfacePresentModes2EXT-pSurfaceInfo-06213
`pSurfaceInfo->surface` **must** be supported by all physical devices associated with `device`, as reported by `vkGetPhysicalDeviceSurfaceSupportKHR` or an equivalent platform-specific mechanism

Valid Usage (Implicit)

- VUID-vkGetDeviceGroupSurfacePresentModes2EXT-device-parameter
`device` **must** be a valid `VkDevice` handle
- VUID-vkGetDeviceGroupSurfacePresentModes2EXT-pSurfaceInfo-parameter
`pSurfaceInfo` **must** be a valid pointer to a valid `VkPhysicalDeviceSurfaceInfo2KHR` structure
- VUID-vkGetDeviceGroupSurfacePresentModes2EXT-pModes-parameter
`pModes` **must** be a valid pointer to a `VkDeviceGroupPresentModeFlagsKHR` value

Return Codes

Success

- `VK_SUCCESS`

Failure

- `VK_ERROR_OUT_OF_DEVICE_MEMORY`
- `VK_ERROR_OUT_OF_HOST_MEMORY`
- `VK_ERROR_SURFACE_LOST_KHR`
- `VK_ERROR_UNKNOWN`
- `VK_ERROR_VALIDATION_FAILED`

When using `VK_DEVICE_GROUP_PRESENT_MODE_LOCAL_MULTI_DEVICE_BIT_KHR`, the application **may** need to know which regions of the surface are used when presenting locally on each physical device. Presentation of swapchain images to this surface need only have valid contents in the regions returned by this command.

To query a set of rectangles used in presentation on the physical device, call:


```
// Provided by VK_VERSION_1_1 with VK_KHR_swapchain, VK_KHR_device_group with
VK_KHR_surface
VkResult vkGetPhysicalDevicePresentRectanglesKHR(
    VkPhysicalDevice          physicalDevice,
    VkSurfaceKHR              surface,
    uint32_t*                 pRectCount,
    VkRect2D*                 pRects);
```

- **physicalDevice** is the physical device.
- **surface** is the surface.
- **pRectCount** is a pointer to an integer related to the number of rectangles available or queried, as described below.
- **pRects** is either **NULL** or a pointer to an array of **VkRect2D** structures.

If **pRects** is **NULL**, then the number of rectangles used when presenting the given **surface** is returned in **pRectCount**. Otherwise, **pRectCount** **must** point to a variable set by the application to the number of elements in the **pRects** array, and on return the variable is overwritten with the number of structures actually written to **pRects**. If the value of **pRectCount** is less than the number of rectangles, at most **pRectCount** structures will be written, and **VK_INCOMPLETE** will be returned instead of **VK_SUCCESS**, to indicate that not all the available rectangles were returned.

The values returned by this command are not invariant, and **may** change in response to the surface being moved, resized, or occluded.

The rectangles returned by this command **must** not overlap.

Valid Usage

- VUID-vkGetPhysicalDevicePresentRectanglesKHR-surface-06211
surface **must** be supported by **physicalDevice**, as reported by **vkGetPhysicalDeviceSurfaceSupportKHR** or an equivalent platform-specific mechanism

Valid Usage (Implicit)

- VUID-vkGetPhysicalDevicePresentRectanglesKHR-physicalDevice-parameter
physicalDevice **must** be a valid **VkPhysicalDevice** handle
- VUID-vkGetPhysicalDevicePresentRectanglesKHR-surface-parameter
surface **must** be a valid **VkSurfaceKHR** handle
- VUID-vkGetPhysicalDevicePresentRectanglesKHR-pRectCount-parameter
pRectCount **must** be a valid pointer to a **uint32_t** value
- VUID-vkGetPhysicalDevicePresentRectanglesKHR-pRects-parameter
If the value referenced by **pRectCount** is not **0**, and **pRects** is not **NULL**, **pRects** **must** be a valid pointer to an array of **pRectCount** **VkRect2D** structures
- VUID-vkGetPhysicalDevicePresentRectanglesKHR-commonparent

Both of `physicalDevice`, and `surface` **must** have been created, allocated, or retrieved from the same `VkInstance`

Host Synchronization

- Host access to `surface` **must** be externally synchronized

Return Codes

Success

- `VK_INCOMPLETE`
- `VK_SUCCESS`

Failure

- `VK_ERROR_OUT_OF_DEVICE_MEMORY`
- `VK_ERROR_OUT_OF_HOST_MEMORY`
- `VK_ERROR_UNKNOWN`
- `VK_ERROR_VALIDATION_FAILED`

39.8. Present Timing Queries

Traditional game and real-time-animation applications frequently use `VK_PRESENT_MODE_FIFO_KHR` so that presentable images are updated during the vertical blanking period of a given refresh cycle (RC) of the presentation engine's display. On fixed refresh rate displays, this avoids the visual anomaly known as tearing.

However, synchronizing the presentation of images with the RC does not prevent all forms of visual anomalies. Stuttering occurs when the geometry for each presentable image is not accurately positioned for when that image will be displayed. The geometry may appear to move too little some RCs, and too much for others. Sometimes the animation appears to freeze, when the same image is used for more RCs than other images.

In order to minimize stuttering, an application needs to: 1) render and present images at a consistent rate that is, on fixed refresh rate displays, a multiple of the presentation engine's refresh rate; 2) correctly position its geometry for when the presentable image will be displayed to the user. The `VK_EXT_present_timing` or `VK_GOOGLE_display_timing` extension allows an application to satisfy these needs.

The presentation engine's display typically refreshes the pixels that are displayed to the user on a periodic basis. This period **may** be fixed (Fixed Refresh Rate, FRR) or variable (Variable Refresh Rate, VRR).

In order to collect timing information about presentation, a swapchain needs an internal queue to store asynchronously updated results until applications collect them.

To allocate the swapchain's internal timing results queue, call:

```
// Provided by VK_EXT_present_timing
VkResult vkSetSwapchainPresentTimingQueueSizeEXT(
    VkDevice          device,
    VkSwapchainKHR    swapchain,
    uint32_t          size);
```

- **device** is the device associated with **swapchain**.
- **swapchain** is the swapchain to allocate a results queue for.
- **size** is the requested number of slots in the internal results queue.

If this function is called multiple times, the internal queue is reallocated to fit the new **size**. If the new **size** is less than the current number of outstanding results, **VK_NOT_READY** is returned and no allocation is performed.

Valid Usage

- VUID-vkSetSwapchainPresentTimingQueueSizeEXT-swapchain-12229
swapchain must have been created with **VkSwapchainCreateInfoKHR::flags** containing **VK_SWAPCHAIN_CREATE_PRESENT_TIMING_BIT_EXT**

Valid Usage (Implicit)

- VUID-vkSetSwapchainPresentTimingQueueSizeEXT-device-parameter
device must be a valid **VkDevice** handle
- VUID-vkSetSwapchainPresentTimingQueueSizeEXT-swapchain-parameter
swapchain must be a valid **VkSwapchainKHR** handle
- VUID-vkSetSwapchainPresentTimingQueueSizeEXT-swapchain-parent
swapchain must have been created, allocated, or retrieved from **device**

Host Synchronization

- Host access to **swapchain must** be externally synchronized

Return Codes

Success

- **VK_NOT_READY**
- **VK_SUCCESS**

Failure

- [VK_ERROR_OUT_OF_DEVICE_MEMORY](#)
- [VK_ERROR_OUT_OF_HOST_MEMORY](#)
- [VK_ERROR_UNKNOWN](#)
- [VK_ERROR_VALIDATION_FAILED](#)

The implementation maintains an internal monotonically increasing counter which updates when the presentation engine's timing properties are modified.

To query the presentation engine's current timing properties for a given swapchain, call:

```
// Provided by VK_EXT_present_timing
VkResult vkGetSwapchainTimingPropertiesEXT(
    VkDevice          device,
    VkSwapchainKHR    swapchain,
    VkSwapchainTimingPropertiesEXT* pSwapchainTimingProperties,
    uint64_t*         pSwapchainTimingPropertiesCounter);
```

- `device` is the device associated with `swapchain`.
- `swapchain` is the swapchain to obtain timing properties for.
- `pSwapchainTimingProperties` is a pointer to an instance of the [VkSwapchainTimingPropertiesEXT](#) structure.
- `pSwapchainTimingPropertiesCounter` is `NULL` or a pointer to a 64-bit unsigned integer set by the implementation to the current value of the swapchain's internal timing properties counter.

If `vkGetSwapchainTimingPropertiesEXT` returns [VK_NOT_READY](#), the implementation was not able to determine the current refresh cycle duration. Some platforms **may** not provide timing properties until after at least one image has been presented to the `swapchain`. If timing properties change for the `swapchain`, these platforms **may** not provide updated results until after at least one additional image has been presented to the `swapchain`.

Valid Usage (Implicit)

- VUID-vkGetSwapchainTimingPropertiesEXT-device-parameter `device` **must** be a valid [VkDevice](#) handle
- VUID-vkGetSwapchainTimingPropertiesEXT-swapchain-parameter `swapchain` **must** be a valid [VkSwapchainKHR](#) handle
- VUID-vkGetSwapchainTimingPropertiesEXT-pSwapchainTimingProperties-parameter `pSwapchainTimingProperties` **must** be a valid pointer to a [VkSwapchainTimingPropertiesEXT](#) structure
- VUID-vkGetSwapchainTimingPropertiesEXT-pSwapchainTimingPropertiesCounter-parameter
If `pSwapchainTimingPropertiesCounter` is not `NULL`, `pSwapchainTimingPropertiesCounter` **must**

be a valid pointer to a `uint64_t` value

- `VUID-vkGetSwapchainTimingPropertiesEXT-swapchain-parent` `swapchain` **must** have been created, allocated, or retrieved from `device`

Host Synchronization

- Host access to `swapchain` **must** be externally synchronized

Return Codes

Success

- `VK_NOT_READY`
- `VK_SUCCESS`

Failure

- `VK_ERROR_OUT_OF_DEVICE_MEMORY`
- `VK_ERROR_OUT_OF_HOST_MEMORY`
- `VK_ERROR_SURFACE_LOST_KHR`
- `VK_ERROR_UNKNOWN`
- `VK_ERROR_VALIDATION_FAILED`

The `VkSwapchainTimingPropertiesEXT` structure is defined as:

```
// Provided by VK_EXT_present_timing
typedef struct VkSwapchainTimingPropertiesEXT {
    VkStructureType    sType;
    void*              pNext;
    uint64_t            refreshDuration;
    uint64_t            refreshInterval;
} VkSwapchainTimingPropertiesEXT;
```

- `sType` is a `VkStructureType` value identifying this structure.
- `pNext` is `NULL` or a pointer to a structure extending this structure.
- `refreshDuration` is zero or an indication of the duration of a refresh cycle.
- `refreshInterval` is zero or a duration in nanoseconds indicating the interval between refresh cycle durations.

If `refreshDuration` is zero, the presentation engine is not able to determine the duration of the refresh cycle. Similarly, if `refreshInterval` is zero, the presentation engine is not able to determine whether it is operating in VRR mode.

Otherwise, if `refreshInterval` is the same as `refreshDuration`, the presentation engine is operating in

FRR mode. In this case, `refreshDuration` is the number of nanoseconds from the start of one refresh cycle to the start of the next refresh cycle.

If `refreshInterval` is `UINT64_MAX`, the presentation engine is operating in VRR mode, and `refreshDuration` is the minimum number of nanoseconds from the start of one refresh cycle to the start of the next refresh cycle.

If `refreshDuration` and `refreshInterval` are not zero, `refreshInterval` is a factor of `refreshDuration`.

Valid Usage (Implicit)

- `VOID-VkSwapchainTimingPropertiesEXT-sType-sType`
`sType` **must** be `VK_STRUCTURE_TYPE_SWAPCHAIN_TIMING_PROPERTIES_EXT`
- `VOID-VkSwapchainTimingPropertiesEXT-pNext-pNext`
`pNext` **must** be `NULL`

NOTE

Some display technologies allow the vblank interval to be decoupled from the display's effective refresh rate. In other words, presented images are visible for a fixed duration (`refreshDuration`) that is a multiple of the vblank interval (`refreshInterval`) which **may** be much smaller. This allows such displays, for example, to effectively operate at a fixed refresh rate with the ability to quickly change that refresh rate to adapt to the current system's workload.

Note that `VkSwapchainTimingPropertiesEXT` only represents the current swapchain's view of those capabilities, which **may** differ from the actual hardware capabilities, based e.g. on the current surface properties. For example, swapchains that render to a windowed surface requiring complex composition **may** not be able to reach their display hardware's full potential.

NOTE

The rate at which an application renders and presents new images is known as the image present rate (IPR, a.k.a. frame rate). The inverse of IPR, or the duration between each image present, is the image present duration (IPD).

In order to provide a smooth, stutter-free animation on non-VRR displays, an application needs its IPD to be a multiple of `refreshInterval` that is at least equal to `refreshDuration`.

For example, if a FRR display has a set 60Hz refresh rate, where `refreshDuration` is equal to `refreshInterval`, `refreshDuration` will be a value in nanoseconds that is approximately equal to 16.67ms. In such a case, an application will want an IPD of 16.67ms (1X multiplier of `refreshInterval`), or 33.33ms (2X multiplier of `refreshInterval`), or 50.0ms (3X multiplier of `refreshInterval`), etc.

In order to determine a target IPD for a display (i.e. a multiple of `refreshInterval`), an application needs to determine when its images are actually displayed.

Consider an application that has an initial target IPD of 16.67ms (1X multiplier of

`refreshDuration`). It will therefore position the geometry of a new image 16.67ms later than the previous image.

If this application is running on slower hardware, so that it actually takes 20ms to render each new image, the images will not be displayed to the user every 16.67ms, nor every 20ms, which will create visual anomalies. In this case, it is better for the application to adjust its target IPD to 33.33ms (i.e. a 2X multiplier of `refreshDuration`), and tell the presentation engine to not present images any sooner than every 33.33ms. This will allow the geometry to be correctly positioned for each presentable image.

On VRR displays, where `refreshInterval` is `UINT64_MAX`, applications **should** target an IPD that is at least equal to `refreshDuration`.

Adjustments to an application's IPD may be needed because different views of an application's geometry can take different amounts of time to render. For example, looking at the sky may take less time to render than looking at multiple, complex items in a room.

In general, it is good to not frequently change IPD, as that can cause visual anomalies.

Adjustments to a larger IPD because of late images should happen quickly, but adjustments to a smaller IPD should only happen if the periodic feedback of `VkPastPresentationTimingEXT` values indicates that the target IPD can be durably achieved.

The implementation maintains an internal monotonically increasing counter which updates when the presentation engine's list of supported time domains for a swapchain is modified.

To query the time domains supported by the presentation engine for a given swapchain, call:

```
// Provided by VK_EXT_present_timing
VkResult vkGetSwapchainTimeDomainPropertiesEXT(
    VkDevice          device,
    VkSwapchainKHR    swapchain,
    VkSwapchainTimeDomainPropertiesEXT* pSwapchainTimeDomainProperties,
    uint64_t*         pTimeDomainsCounter);
```

- `device` is the device associated with `swapchain`.
- `swapchain` is the swapchain to obtain time domain properties for.
- `pSwapchainTimeDomainProperties` is a pointer to an instance of the `VkSwapchainTimeDomainPropertiesEXT` structure.
- `pTimeDomainsCounter` is `NULL` or a pointer to a 64-bit unsigned integer set by the implementation to the current value of the swapchain's internal time domain properties counter.

If upon return `VkSwapchainTimeDomainPropertiesEXT::timeDomainCount` is smaller than the number of time domains supported for the given `swapchain`, `VK_INCOMPLETE` will be returned

instead of `VK_SUCCESS` to indicate that not all the available values were returned.

Valid Usage (Implicit)

- `VUID-vkGetSwapchainTimeDomainPropertiesEXT-device-parameter`
`device` **must** be a valid `VkDevice` handle
- `VUID-vkGetSwapchainTimeDomainPropertiesEXT-swapchain-parameter`
`swapchain` **must** be a valid `VkSwapchainKHR` handle
- `VUID-vkGetSwapchainTimeDomainPropertiesEXT-pSwapchainTimeDomainProperties-parameter`
`pSwapchainTimeDomainProperties` **must** be a valid pointer to a `VkSwapchainTimeDomainPropertiesEXT` structure
- `VUID-vkGetSwapchainTimeDomainPropertiesEXT-pTimeDomainsCounter-parameter`
If `pTimeDomainsCounter` is not `NULL`, `pTimeDomainsCounter` **must** be a valid pointer to a `uint64_t` value
- `VUID-vkGetSwapchainTimeDomainPropertiesEXT-swapchain-parent`
`swapchain` **must** have been created, allocated, or retrieved from `device`

Host Synchronization

- Host access to `swapchain` **must** be externally synchronized

Return Codes

Success

- `VK_INCOMPLETE`
- `VK_SUCCESS`

Failure

- `VK_ERROR_OUT_OF_DEVICE_MEMORY`
- `VK_ERROR_OUT_OF_HOST_MEMORY`
- `VK_ERROR_SURFACE_LOST_KHR`
- `VK_ERROR_UNKNOWN`
- `VK_ERROR_VALIDATION_FAILED`

The `VkSwapchainTimeDomainPropertiesEXT` structure is defined as:


```
// Provided by VK_EXT_present_timing
typedef struct VkSwapchainTimeDomainPropertiesEXT {
    VkStructureType    sType;
    void*              pNext;
    uint32_t           timeDomainCount;
    VkTimeDomainKHR*   pTimeDomains;
    uint64_t*          pTimeDomainIds;
} VkSwapchainTimeDomainPropertiesEXT;
```

- **sType** is a **VkStructureType** value identifying this structure.
- **pNext** is **NULL** or a pointer to a structure extending this structure.
- **timeDomainCount** is an integer related to the number of time domains available or queried, as described below.
- **pTimeDomains** is a pointer to an array of **VkTimeDomainKHR** values representing time domains that are available for the swapchain.
- **pTimeDomainIds** is a pointer to an array of unique identifiers for each time domain.

When calling **vkGetSwapchainTimeDomainPropertiesEXT**, if **pTimeDomains** is **NULL** and **pTimeDomainIds** is **NULL**, then the number of time domains supported for the given **swapchain** is returned in **timeDomainCount**. Otherwise, **timeDomainCount** **must** specify the number of elements in **pTimeDomains** and **pTimeDomainIds**, and on return is overwritten with the number of values actually written to each array.

Implementations **must** advertise support for at least one time domain of **VK_TIME_DOMAIN_PRESENT_STAGE_LOCAL_EXT**.

NOTE

Due to the dynamic nature of their underlying **VkSurfaceKHR** properties, swapchains may need to expose multiple swapchain-local opaque time domains using the same **VkTimeDomainKHR** value over time, for example when a surface is moved from one display hardware to another. Arbitrary identifiers, provided in **timeDomainIds**, are used by the implementation to differentiate opaque time domains of identical scopes.

Valid Usage

- VUID-VkSwapchainTimeDomainPropertiesEXT-pTimeDomains-12370
pTimeDomains and **pTimeDomainIds** **must** both be **NULL** or both not be **NULL**
- VUID-VkSwapchainTimeDomainPropertiesEXT-pTimeDomains-12371
If **pTimeDomains** and **pTimeDomainIds** are not **NULL**, then **timeDomainCount** **must** not be zero

Valid Usage (Implicit)

- VUID-VkSwapchainTimeDomainPropertiesEXT-sType-sType
sType **must** be **VK_STRUCTURE_TYPE_SWAPCHAIN_TIME_DOMAIN_PROPERTIES_EXT**

- VUID-VkSwapchainTimeDomainPropertiesEXT-pNext-pNext
pNext **must** be NULL

Because of the asynchronous nature of the presentation engine, the timing information for a given `vkQueuePresentKHR` command **may** only become available some time after the presentation has occurred. These time values **should** be asynchronously queried, and are returned if available. All time values are in nanoseconds, according to the time-domain being used.

To asynchronously query the presentation engine for newly-available timing information about one or more previous presents to a given swapchain, call:

```
// Provided by VK_EXT_present_timing
VkResult vkGetPastPresentationTimingEXT(
    VkDevice device,
    const VkPastPresentationTimingInfoEXT* pPastPresentationTimingInfo,
    VkPastPresentationTimingPropertiesEXT* pPastPresentationTimingProperties);
```

- `device` is the device associated with `swapchain`.
- `pPastPresentationTimingInfo` is a pointer to an instance of the `VkPastPresentationTimingInfoEXT` structure.
- `pPastPresentationTimingProperties` is a pointer to an instance of the `VkPastPresentationTimingPropertiesEXT` structure.

If upon return the value of `VkPastPresentationTimingPropertiesEXT::presentationTimingCount` is less than the number of available timing records for the given `VkPastPresentationTimingInfoEXT::swapchain`, `VK_INCOMPLETE` is returned instead of `VK_SUCCESS` to indicate that not all the available values were returned.

Upon return, zero or more slots of the `swapchain` internal timing results queue, equal to the number of entries written to `VkPastPresentationTimingPropertiesEXT::pPresentationTimings` for which `reportComplete` is `VK_TRUE`, are made available for future `vkQueuePresentKHR` calls. Elements of `pPresentationTimings` are arranged in ascending order of present ids.

Timing information **may** become available out of order with regards to their associated order. `VK_PAST_PRESENTATION_TIMING_ALLOW_OUT_OF_ORDER_RESULTS_BIT_EXT` **can** be set in `VkPastPresentationTimingInfoEXT::flags` to allow `vkGetPastPresentationTimingEXT` to return results in that same order. Otherwise, results are returned in the order of their associated `vkQueuePresentKHR` calls.

There is no requirement for any precise timing relationship between the completion of a present stage and the availability of any associated timing information. However, results **must** be made available in finite time.

As an exception to the normal rules for objects which are externally synchronized, `swapchain` **may** be simultaneously used by other threads in calls to functions other than `vkDestroySwapchainKHR` and `vkCreateSwapchainKHR` with `swapchain` used as an `oldSwapchain`. Access to the swapchain

timing information **must** be atomic within the implementation.

Valid Usage

- VUID-vkGetPastPresentationTimingEXT-flags-12230
If `VK_PAST_PRESENTATION_TIMING_ALLOW_OUT_OF_ORDER_RESULTS_BIT_EXT` is set in `VkPastPresentationTimingInfoEXT::flags`, the `presentStageCount` value of each element of `VkPastPresentationTimingPropertiesEXT::pPresentationTimings` **must** be at least the maximum number of present stages set in `VkPresentTimingInfoEXT::presentStageQueries` among all `vkQueuePresentKHR` calls, with a non-zero `presentStageQueries`, for which complete results have not been returned yet by a previous call
- VUID-vkGetPastPresentationTimingEXT-flags-12231
If `VK_PAST_PRESENTATION_TIMING_ALLOW_OUT_OF_ORDER_RESULTS_BIT_EXT` is not set in `VkPastPresentationTimingInfoEXT::flags`, the `presentStageCount` value of each element of `VkPastPresentationTimingPropertiesEXT::pPresentationTimings` **must** be at least the number of present stages set in `VkPresentTimingInfoEXT::presentStageQueries` for the earliest call to `vkQueuePresentKHR`, with a non-zero `presentStageQueries`, that corresponds to that element's index and for which complete results have not been returned yet by a previous call

Valid Usage (Implicit)

- VUID-vkGetPastPresentationTimingEXT-device-parameter
`device` **must** be a valid `VkDevice` handle
- VUID-vkGetPastPresentationTimingEXT-pPastPresentationTimingInfo-parameter
`pPastPresentationTimingInfo` **must** be a valid pointer to a valid `VkPastPresentationTimingInfoEXT` structure
- VUID-vkGetPastPresentationTimingEXT-pPastPresentationTimingProperties-parameter
`pPastPresentationTimingProperties` **must** be a valid pointer to a `VkPastPresentationTimingPropertiesEXT` structure

Return Codes

Success

- `VK_INCOMPLETE`
- `VK_SUCCESS`

Failure

- `VK_ERROR_DEVICE_LOST`
- `VK_ERROR_OUT_OF_DATE_KHR`
- `VK_ERROR_SURFACE_LOST_KHR`
- `VK_ERROR_UNKNOWN`

- [VK_ERROR_VALIDATION_FAILED](#)

The `VkPastPresentationTimingInfoEXT` structure is defined as:

```
// Provided by VK_EXT_present_timing
typedef struct VkPastPresentationTimingInfoEXT {
    VkStructureType      sType;
    const void*          pNext;
    VkPastPresentationTimingFlagsEXT  flags;
    VkSwapchainKHR       swapchain;
} VkPastPresentationTimingInfoEXT;
```

- `sType` is a [VkStructureType](#) value identifying this structure.
- `pNext` is `NULL` or a pointer to a structure extending this structure.
- `flags` is a bitmask of [VkPastPresentationTimingFlagBitsEXT](#) specifying options for queries of past presentation timing information.
- `swapchain` is the swapchain to obtain presentation timing information for.

Valid Usage (Implicit)

- VUID-VkPastPresentationTimingInfoEXT-sType-sType
`sType` **must** be [VK_STRUCTURE_TYPE_PAST_PRESENTATION_TIMING_INFO_EXT](#)
- VUID-VkPastPresentationTimingInfoEXT-pNext-pNext
`pNext` **must** be `NULL`
- VUID-VkPastPresentationTimingInfoEXT-flags-parameter
`flags` **must** be a valid combination of [VkPastPresentationTimingFlagBitsEXT](#) values
- VUID-VkPastPresentationTimingInfoEXT-swapchain-parameter
`swapchain` **must** be a valid [VkSwapchainKHR](#) handle

Host Synchronization

- Host access to `swapchain` **must** be externally synchronized

```
// Provided by VK_EXT_present_timing
typedef VkFlags VkPastPresentationTimingFlagsEXT;
```

`VkPastPresentationTimingFlagsEXT` is a bitmask type for setting a mask of zero or more [VkPastPresentationTimingFlagBitsEXT](#).

Bits which **can** be set in [VkPastPresentationTimingInfoEXT::flags](#), specifying options for queries of past presentation timing information, are:


```
// Provided by VK_EXT_present_timing
typedef enum VkPastPresentationTimingFlagBitsEXT {
    VK_PAST_PRESENTATION_TIMING_ALLOW_PARTIAL_RESULTS_BIT_EXT = 0x00000001,
    VK_PAST_PRESENTATION_TIMING_ALLOW_OUT_OF_ORDER_RESULTS_BIT_EXT = 0x00000002,
} VkPastPresentationTimingFlagBitsEXT;
```

- `VK_PAST_PRESENTATION_TIMING_ALLOW_PARTIAL_RESULTS_BIT_EXT` specifies that `vkGetPastPresentationTimingEXT` may return partial results for presentation requests that have not completed all requested present stages.
- `VK_PAST_PRESENTATION_TIMING_ALLOW_OUT_OF_ORDER_RESULTS_BIT_EXT` specifies that `vkGetPastPresentationTimingEXT` may return results out of order with respect to the presentation order.

The `VkPastPresentationTimingPropertiesEXT` structure is defined as:

```
// Provided by VK_EXT_present_timing
typedef struct VkPastPresentationTimingPropertiesEXT {
    VkStructureType          sType;
    void*                    pNext;
    uint64_t                 timingPropertiesCounter;
    uint64_t                 timeDomainsCounter;
    uint32_t                 presentationTimingCount;
    VkPastPresentationTimingEXT* pPresentationTimings;
} VkPastPresentationTimingPropertiesEXT;
```

- `sType` is a `VkStructureType` value identifying this structure.
- `pNext` is `NULL` or a pointer to a structure extending this structure.
- `timingPropertiesCounter` is a 64-bit unsigned integer set by the implementation to the current value of the swapchain's internal timing properties counter.
- `timeDomainsCounter` is a 64-bit unsigned integer set by the implementation to the current value of the swapchain's internal time domains list counter.
- `presentationTimingCount` is an integer related to the number of `VkPastPresentationTimingEXT` structures available or queried, as described below.
- `pPresentationTimings` is `NULL` or a pointer to an array of `VkPastPresentationTimingEXT` structures.

When calling `vkGetPastPresentationTimingEXT`, if `pPresentationTimings` is `NULL`, then the number of available timing records for the given `swapchain` is returned in `presentationTimingCount`. Otherwise, `presentationTimingCount` must specify the number of elements in the `pPresentationTimings` array, and on return is overwritten with the number of structures actually written to `pPresentationTimings`.

if `VK_PAST_PRESENTATION_TIMING_ALLOW_PARTIAL_RESULTS_BIT_EXT` is specified in `VkPastPresentationTimingInfoEXT::flags`, `vkGetPastPresentationTimingEXT` may return incomplete results, containing only information for a subset of the requested present stages. Further calls to

`vkGetPastPresentationTimingEXT` will keep providing all available results for a previously incomplete entry until it is complete.

The implementation **must** return a `VkPastPresentationTimingEXT` for every `vkQueuePresentKHR` referencing `swapchain` where a non-zero `VkPresentTimingInfoEXT::presentStageQueries` was specified and at least one present stage has available results.

Valid Usage (Implicit)

- VUID-VkPastPresentationTimingPropertiesEXT-sType-sType
`sType` **must** be `VK_STRUCTURE_TYPE_PAST_PRESENTATION_TIMING_PROPERTIES_EXT`
- VUID-VkPastPresentationTimingPropertiesEXT-pNext-pNext
`pNext` **must** be `NULL`

NOTE

The presentation engine **may** change the timing properties of the `swapchain` for a variety of reasons.

This **may** occur, for example, if the window system changes its mode, including the refresh rate of the display. Another example is if an application's surface is being composited with other windows of a window system, and then the surface's window becomes a borderless, full-screen window. While composited, the timing properties **may** be FRR, and while full-screen, the timing properties **may** be VRR.

The available time domains for a `swapchain` **may** change for similar or identical reasons. Therefore, it is possible that the same event will cause both the `swapchain`'s internal timing properties counter and time domains list counter to update.

The `VkPastPresentationTimingEXT` structure is defined as:

```
// Provided by VK_EXT_present_timing
typedef struct VkPastPresentationTimingEXT {
    VkStructureType    sType;
    void*              pNext;
    uint64_t            presentId;
    uint64_t            targetTime;
    uint32_t            presentStageCount;
    VkPresentStageTimeEXT* pPresentStages;
    VkTimeDomainKHR     timeDomain;
    uint64_t            timeDomainId;
    VkBool32            reportComplete;
} VkPastPresentationTimingEXT;
```

- `sType` is a `VkStructureType` value identifying this structure.
- `pNext` is `NULL` or a pointer to a structure extending this structure.
- `presentId` is zero or a value that was given to a previous `vkQueuePresentKHR` command via

VkPresentId2KHR::pPresentIds.

- **targetTime** is the application-provided target absolute time or duration of the associated presentation request in `VkPresentTimingInfoEXT::targetTime`.
- **presentStageCount** is a count of items contained in `pPresentStages`.
- `pPresentStages` a pointer to an array of `VkPresentStageTimeEXT` providing timing information for the presentation request associated with **presentId**.
- **timeDomain** is the time domain used by the presentation engine to report times in `pPresentStages`.
- **timeDomainId** is the id associated with **timeDomain**.
- **reportComplete** is `VK_TRUE` if the presentation engine has reported all the requested results in `pPresentStages`.

When calling `vkGetPastPresentationTimingEXT`, the implementation sets **presentStageCount** to the number of present stages it has written results for. If `VK_PAST_PRESENTATION_TIMING_ALLOW_PARTIAL_RESULTS_BIT_EXT` was specified in `VkPastPresentationTimingInfoEXT::flags`, the implementation **may** return an incomplete report containing fewer present stage results than were queried by the associated presentation request. Otherwise, results for all the present stages queried by the presentation request are written by the implementation.

Timing information for some present stages **may** have a time value of 0, indicating that results for that present stage are not available.

For systems with multiple entities operating within the presentation engine, such as multiple displays, `pPresentStages` will return timing results for one entity which has been affected by the presentation.

timeDomainId **may** be different than the time domain that was specified in `VkPresentTimingInfoEXT::timeDomainId` if the requirements for using this time domain could not be met at the time the presentation engine processed the presentation request. In such a case, the presentation engine **may** pick a time domain to fall back to, if one is available, and report results in that domain. Applications **can** continue to use this fallback time domain in future `vkQueuePresentKHR` calls, or they **can** call `vkGetSwapchainTimeDomainPropertiesEXT` to choose from the currently supported time domains.

Valid Usage (Implicit)

- VUID-VkPastPresentationTimingEXT-sType-sType
sType **must** be `VK_STRUCTURE_TYPE_PAST_PRESENTATION_TIMING_EXT`
- VUID-VkPastPresentationTimingEXT-pNext-pNext
pNext **must** be `NULL`

The `VkPresentStageTimeEXT` structure is defined as:


```
// Provided by VK_EXT_present_timing
typedef struct VkPresentStageTimeEXT {
    VkPresentStageFlagsEXT    stage;
    uint64_t                  time;
} VkPresentStageTimeEXT;
```

- **stage** is a [VkPresentStageFlagsEXT](#) value specifying a present stage.
- **time** is a time in nanoseconds associated with the **stage**.

To query the duration of a refresh cycle (RC) for the presentation engine's display, call:

```
// Provided by VK_GOOGLE_display_timing
VkResult vkGetRefreshCycleDurationGOOGLE(
    VkDevice          device,
    VkSwapchainKHR    swapchain,
    VkRefreshCycleDurationGOOGLE* pDisplayTimingProperties);
```

- **device** is the device associated with **swapchain**.
- **swapchain** is the swapchain to obtain the refresh duration for.
- **pDisplayTimingProperties** is a pointer to a [VkRefreshCycleDurationGOOGLE](#) structure.

Valid Usage (Implicit)

- VUID-vkGetRefreshCycleDurationGOOGLE-device-parameter **device** **must** be a valid [VkDevice](#) handle
- VUID-vkGetRefreshCycleDurationGOOGLE-swapchain-parameter **swapchain** **must** be a valid [VkSwapchainKHR](#) handle
- VUID-vkGetRefreshCycleDurationGOOGLE-pDisplayTimingProperties-parameter **pDisplayTimingProperties** **must** be a valid pointer to a [VkRefreshCycleDurationGOOGLE](#) structure
- VUID-vkGetRefreshCycleDurationGOOGLE-swapchain-parent **swapchain** **must** have been created, allocated, or retrieved from **device**

Host Synchronization

- Host access to **swapchain** **must** be externally synchronized

Return Codes

Success

- [VK_SUCCESS](#)

Failure

- [VK_ERROR_DEVICE_LOST](#)
- [VK_ERROR_OUT_OF_HOST_MEMORY](#)
- [VK_ERROR_SURFACE_LOST_KHR](#)
- [VK_ERROR_UNKNOWN](#)
- [VK_ERROR_VALIDATION_FAILED](#)

The [VkRefreshCycleDurationGOOGLE](#) structure is defined as:

```
// Provided by VK_GOOGLE_display_timing
typedef struct VkRefreshCycleDurationGOOGLE {
    uint64_t    refreshDuration;
} VkRefreshCycleDurationGOOGLE;
```

- [refreshDuration](#) is the number of nanoseconds from the start of one refresh cycle to the next.

The implementation will maintain a limited amount of history of timing information about previous presents. Because of the asynchronous nature of the presentation engine, the timing information for a given [vkQueuePresentKHR](#) command will become available some time later. These time values can be asynchronously queried, and will be returned if available. All time values are in nanoseconds, relative to a monotonically-increasing clock (e.g. [CLOCK_MONOTONIC](#) (see [clock_gettime\(2\)](#)) on Android and Linux).

To asynchronously query the presentation engine, for newly-available timing information about one or more previous presents to a given swapchain, call:

```
// Provided by VK_GOOGLE_display_timing
VkResult vkGetPastPresentationTimingGOOGLE(
    VkDevice          device,
    VkSwapchainKHR    swapchain,
    uint32_t*         pPresentationTimingCount,
    VkPastPresentationTimingGOOGLE* pPresentationTimings);
```

- [device](#) is the device associated with [swapchain](#).
- [swapchain](#) is the swapchain to obtain presentation timing information duration for.
- [pPresentationTimingCount](#) is a pointer to an integer related to the number of [VkPastPresentationTimingGOOGLE](#) structures to query, as described below.
- [pPresentationTimings](#) is either [NULL](#) or a pointer to an array of [VkPastPresentationTimingGOOGLE](#) structures.

If [pPresentationTimings](#) is [NULL](#), then the number of newly-available timing records for the given [swapchain](#) is returned in [pPresentationTimingCount](#). Otherwise, [pPresentationTimingCount](#) **must** point to a variable set by the user to the number of elements in the [pPresentationTimings](#) array, and on return the variable is overwritten with the number of structures actually written to

`pPresentationTimings`. If the value of `pPresentationTimingCount` is less than the number of newly-available timing records, at most `pPresentationTimingCount` structures will be written, and `VK_INCOMPLETE` will be returned instead of `VK_SUCCESS`, to indicate that not all the available timing records were returned.

Valid Usage (Implicit)

- `VUID-vkGetPastPresentationTimingGOOGLE-device-parameter device` **must** be a valid `VkDevice` handle
- `VUID-vkGetPastPresentationTimingGOOGLE-swapchain-parameter swapchain` **must** be a valid `VkSwapchainKHR` handle
- `VUID-vkGetPastPresentationTimingGOOGLE-pPresentationTimingCount-parameter pPresentationTimingCount` **must** be a valid pointer to a `uint32_t` value
- `VUID-vkGetPastPresentationTimingGOOGLE-pPresentationTimings-parameter`
If the value referenced by `pPresentationTimingCount` is not `0`, and `pPresentationTimings` is not `NULL`, `pPresentationTimings` **must** be a valid pointer to an array of `pPresentationTimingCount` `VkPastPresentationTimingGOOGLE` structures
- `VUID-vkGetPastPresentationTimingGOOGLE-swapchain-parent swapchain` **must** have been created, allocated, or retrieved from `device`

Host Synchronization

- Host access to `swapchain` **must** be externally synchronized

Return Codes

Success

- `VK_INCOMPLETE`
- `VK_SUCCESS`

Failure

- `VK_ERROR_DEVICE_LOST`
- `VK_ERROR_OUT_OF_DATE_KHR`
- `VK_ERROR_OUT_OF_HOST_MEMORY`
- `VK_ERROR_SURFACE_LOST_KHR`
- `VK_ERROR_UNKNOWN`
- `VK_ERROR_VALIDATION_FAILED`

The `VkPastPresentationTimingGOOGLE` structure is defined as:


```
// Provided by VK_GOOGLE_display_timing
typedef struct VkPastPresentationTimingGOOGLE {
    uint32_t    presentID;
    uint64_t    desiredPresentTime;
    uint64_t    actualPresentTime;
    uint64_t    earliestPresentTime;
    uint64_t    presentMargin;
} VkPastPresentationTimingGOOGLE;
```

- **presentID** is an application-provided value that was given to a previous **vkQueuePresentKHR** command via **VkPresentTimeGOOGLE::presentID** (see below). It **can** be used to uniquely identify a previous present with the **vkQueuePresentKHR** command.
- **desiredPresentTime** is an application-provided value that was given to a previous **vkQueuePresentKHR** command via **VkPresentTimeGOOGLE::desiredPresentTime**. If non-zero, it was used by the application to indicate that an image not be presented any sooner than **desiredPresentTime**.
- **actualPresentTime** is the time when the image of the **swapchain** was actually displayed.
- **earliestPresentTime** is the time when the image of the **swapchain** could have been displayed. This **may** differ from **actualPresentTime** if the application requested that the image be presented no sooner than **VkPresentTimeGOOGLE::desiredPresentTime**.
- **presentMargin** is an indication of how early the **vkQueuePresentKHR** command was processed compared to how soon it needed to be processed, and still be presented at **earliestPresentTime**.

The results for a given **swapchain** and **presentID** are only returned once from **vkGetPastPresentationTimingGOOGLE**.

The application **can** use the **VkPastPresentationTimingGOOGLE** values to occasionally adjust its timing. For example, if **actualPresentTime** is later than expected (e.g. one **refreshDuration** late), the application may increase its target IPD to a higher multiple of **refreshDuration** (e.g. decrease its frame rate from 60Hz to 30Hz). If **actualPresentTime** and **earliestPresentTime** are consistently different, and if **presentMargin** is consistently large enough, the application may decrease its target IPD to a smaller multiple of **refreshDuration** (e.g. increase its frame rate from 30Hz to 60Hz). If **actualPresentTime** and **earliestPresentTime** are same, and if **presentMargin** is consistently high, the application may delay the start of its input-render-present loop in order to decrease the latency between user input and the corresponding present (always leaving some margin in case a new image takes longer to render than the previous image). An application that desires its target IPD to always be the same as **refreshDuration**, can also adjust features until **actualPresentTime** is never late and **presentMargin** is satisfactory.

The full **VK_GOOGLE_display_timing** extension semantics are described for swapchains created with **VK_PRESENT_MODE_FIFO_KHR**. For example, non-zero values of **VkPresentTimeGOOGLE::desiredPresentTime** **must** be honored, and **vkGetPastPresentationTimingGOOGLE** **should** return a **VkPastPresentationTimingGOOGLE** structure with valid values for all images presented with **vkQueuePresentKHR**. The semantics for other present modes are as follows:

- **VK_PRESENT_MODE_IMMEDIATE_KHR**. The presentation engine **may** ignore non-zero values of

`VkPresentTimeGOOGLE::desiredPresentTime` in favor of presenting immediately. The value of `VkPastPresentationTimingGOOGLE::earliestPresentTime` **must** be the same as `VkPastPresentationTimingGOOGLE::actualPresentTime`, which **should** be when the presentation engine displayed the image.

- `VK_PRESENT_MODE_MAILBOX_KHR`. The intention of using this present mode with this extension is to handle cases where an image is presented late, and the next image is presented soon enough to replace it at the next vertical blanking period. For images that are displayed to the user, the value of `VkPastPresentationTimingGOOGLE::actualPresentTime` **must** be when the image was displayed. For images that are not displayed to the user, `vkGetPastPresentationTimingGOOGLE` **may** not return a `VkPastPresentationTimingGOOGLE` structure, or it **may** return a `VkPastPresentationTimingGOOGLE` structure with the value of zero for both `VkPastPresentationTimingGOOGLE::actualPresentTime` and `VkPastPresentationTimingGOOGLE::earliestPresentTime`. It is possible that an application **can** submit images with `VkPresentTimeGOOGLE::desiredPresentTime` values such that new images **may** not be displayed. For example, if `VkPresentTimeGOOGLE::desiredPresentTime` is far enough in the future that an image is not presented before `vkQueuePresentKHR` is called to present another image, the first image will not be displayed to the user. If the application continues to do that, the presentation engine **may** not display new images.
- `VK_PRESENT_MODE_FIFO_RELAXED_KHR`. For images that are presented in time to be displayed at the next vertical blanking period, the semantics are identical as for `VK_PRESENT_MODE_FIFO_KHR`. For images that are presented late, and are displayed after the start of the vertical blanking period (i.e. with tearing), the values of `VkPastPresentationTimingGOOGLE` **may** be treated as if the image was displayed at the start of the vertical blanking period, or **may** be treated the same as for `VK_PRESENT_MODE_IMMEDIATE_KHR`.

39.9. Present Wait

Applications wanting to control the pacing of the application by monitoring when presentation processes have completed to limit the number of outstanding images queued for presentation, need to have a method of being signaled during the presentation process.

Using the `VK_GOOGLE_display_timing` extension, applications can discover when images were presented, but only asynchronously.

Providing a mechanism which allows applications to block, waiting for a specific step of the presentation process to complete allows them to control the amount of outstanding work (and hence the potential lag in responding to user input or changes in the rendering environment).

The `VK_KHR_present_wait2` extension allows applications to tell the presentation engine at the `vkQueuePresentKHR` call that it plans on waiting for presentation by passing a `VkPresentId2KHR` structure. The `presentId` passed in that structure may then be passed to a future `vkWaitForPresent2KHR` call to cause the application to block until that presentation is finished.

This functionality was originally provided by the `VK_KHR_present_wait` extension, which has been deprecated and replaced by `VK_KHR_present_wait2`.

The `VkPresentWait2InfoKHR` structure is defined as:


```
// Provided by VK_KHR_present_wait2
typedef struct VkPresentWait2InfoKHR {
    VkStructureType    sType;
    const void*        pNext;
    uint64_t           presentId;
    uint64_t           timeout;
} VkPresentWait2InfoKHR;
```

- **sType** is a [VkStructureType](#) value identifying this structure.
- **pNext** is **NULL** or a pointer to a structure extending this structure.
- **presentId** is the presentation presentId to wait for.
- **timeout** is the timeout period in units of nanoseconds. **timeout** is adjusted to the closest value allowed by the implementation-dependent timeout accuracy, which **may** be substantially longer than one nanosecond, and **may** be longer than the requested period.

Valid Usage (Implicit)

- VUID-VkPresentWait2InfoKHR-sType-sType
sType **must** be [VK_STRUCTURE_TYPE_PRESENT_WAIT_2_INFO_KHR](#)
- VUID-VkPresentWait2InfoKHR-pNext-pNext
pNext **must** be **NULL**

39.10. WSI Swapchain

A swapchain object (a.k.a. swapchain) provides the ability to present rendering results to a surface. Swapchain objects are represented by [VkSwapchainKHR](#) handles:

```
// Provided by VK_KHR_swapchain
VK_DEFINE_NON_DISPATCHABLE_HANDLE(VkSwapchainKHR)
```

A swapchain is an abstraction for an array of presentable images that are associated with a surface. The presentable images are represented by [VkImage](#) objects created by the platform. One image (which **can** be an array image for multiview/stereoscopic-3D surfaces) is displayed at a time, but multiple images **can** be queued for presentation. An application renders to the image, and then queues the image for presentation to the surface.

A native window **cannot** be associated with more than one non-retired swapchain at a time. Further, swapchains **cannot** be created for native windows that have a non-Vulkan graphics API surface associated with them.

NOTE

The presentation engine is an abstraction for the platform's compositor or display engine.

The presentation engine **may** be synchronous or asynchronous with respect to the

application and/or logical device.

Some implementations **may** use the device's graphics queue or dedicated presentation hardware to perform presentation.

The presentable images of a swapchain are owned by the presentation engine. An application **can** acquire use of a presentable image from the presentation engine. Use of a presentable image **must** occur only after the image is returned by [vkAcquireNextImageKHR](#), and before it is released by [vkQueuePresentKHR](#). This includes transitioning the image layout and rendering commands.

An application **can** acquire use of a presentable image with [vkAcquireNextImageKHR](#). After acquiring a presentable image and before modifying it, the application **must** use a synchronization primitive to ensure that the presentation engine has finished reading from the image. The application **can** then transition the image's layout, queue rendering commands to it, etc. Finally, the application presents the image with [vkQueuePresentKHR](#), which releases the acquisition of the image. The application **can** also release the acquisition of the image through [vkReleaseSwapchainImagesKHR](#), if the image is not in use by the device, and skip the present operation.

The presentation engine controls the order in which presentable images are acquired for use by the application.

NOTE

This allows the platform to handle situations which require out-of-order return of images after presentation. At the same time, it allows the application to generate command buffers referencing all of the images in the swapchain at initialization time, rather than in its main loop.

How this all works is described below.

If a swapchain is created with `presentMode` set to either [VK_PRESENT_MODE_SHARED_DEMAND_REFRESH_KHR](#) or [VK_PRESENT_MODE_SHARED_CONTINUOUS_REFRESH_KHR](#), a single presentable image **can** be acquired, referred to as a shared presentable image. A shared presentable image **may** be concurrently accessed by the application and the presentation engine, without transitioning the image's layout after it is initially presented.

- With [VK_PRESENT_MODE_SHARED_DEMAND_REFRESH_KHR](#), the presentation engine is only required to update to the latest contents of a shared presentable image after a present. The application **must** call [vkQueuePresentKHR](#) to guarantee an update. However, the presentation engine **may** update from it at any time.
- With [VK_PRESENT_MODE_SHARED_CONTINUOUS_REFRESH_KHR](#), the presentation engine will automatically present the latest contents of a shared presentable image during every refresh cycle. The application is only required to make one initial call to [vkQueuePresentKHR](#), after which the presentation engine will update from it without any need for further present calls. The application **can** indicate the image contents have been updated by calling [vkQueuePresentKHR](#), but this does not guarantee the timing of when updates will occur.

The presentation engine **may** access a shared presentable image at any time after it is first presented. To avoid tearing, an application **should** coordinate access with the presentation engine.

This requires presentation engine timing information through platform-specific mechanisms and ensuring that color attachment writes are made available during the portion of the presentation engine's refresh cycle they are intended for.

NOTE

The [VK_KHR_shared_presentable_image](#) extension does not provide functionality for determining the timing of the presentation engine's refresh cycles.

In order to query a swapchain's status when rendering to a shared presentable image, call:

```
// Provided by VK_KHR_shared_presentable_image
VkResult vkGetSwapchainStatusKHR(
    VkDevice          device,
    VkSwapchainKHR    swapchain);
```

- **device** is the device associated with **swapchain**.
- **swapchain** is the swapchain to query.

Valid Usage (Implicit)

- VUID-vkGetSwapchainStatusKHR-device-parameter **device** **must** be a valid [VkDevice](#) handle
- VUID-vkGetSwapchainStatusKHR-swapchain-parameter **swapchain** **must** be a valid [VkSwapchainKHR](#) handle
- VUID-vkGetSwapchainStatusKHR-swapchain-parent **swapchain** **must** have been created, allocated, or retrieved from **device**

Host Synchronization

- Host access to **swapchain** **must** be externally synchronized

Return Codes

Success

- [VK_SUBOPTIMAL_KHR](#)
- [VK_SUCCESS](#)

Failure

- [VK_ERROR_DEVICE_LOST](#)
- [VK_ERROR_FULL_SCREEN_EXCLUSIVE_MODE_LOST_EXT](#)
- [VK_ERROR_OUT_OF_DATE_KHR](#)
- [VK_ERROR_OUT_OF_DEVICE_MEMORY](#)
- [VK_ERROR_OUT_OF_HOST_MEMORY](#)

- [VK_ERROR_SURFACE_LOST_KHR](#)
- [VK_ERROR_UNKNOWN](#)
- [VK_ERROR_VALIDATION_FAILED](#)

The possible return values for `vkGetSwapchainStatusKHR` **should** be interpreted as follows:

- [VK_SUCCESS](#) specifies the presentation engine is presenting the contents of the shared presentable image, as per the swapchain's [VkPresentModeKHR](#).
- [VK_SUBOPTIMAL_KHR](#) the swapchain no longer matches the surface properties exactly, but the presentation engine is presenting the contents of the shared presentable image, as per the swapchain's [VkPresentModeKHR](#).
- [VK_ERROR_OUT_OF_DATE_KHR](#) the surface has changed in such a way that it is no longer compatible with the swapchain.
- [VK_ERROR_SURFACE_LOST_KHR](#) the surface is no longer available.

NOTE

The swapchain state **may** be cached by implementations, so applications **should** regularly call `vkGetSwapchainStatusKHR` when using a swapchain with [VkPresentModeKHR](#) equal to [VK_PRESENT_MODE_SHARED_CONTINUOUS_REFRESH_KHR](#).

To create a swapchain, call:

```
// Provided by VK_KHR_swapchain
VkResult vkCreateSwapchainKHR(
    VkDevice                                device,
    const VkSwapchainCreateInfoKHR*         pCreateInfo,
    const VkAllocationCallbacks*            pAllocator,
    VkSwapchainKHR*                         pSwapchain);
```

- `device` is the device to create the swapchain for.
- `pCreateInfo` is a pointer to a [VkSwapchainCreateInfoKHR](#) structure specifying the parameters of the created swapchain.
- `pAllocator` is the allocator used for host memory allocated for the swapchain object when there is no more specific allocator available (see [Memory Allocation](#)).
- `pSwapchain` is a pointer to a [VkSwapchainKHR](#) handle in which the created swapchain object will be returned.

As mentioned above, if `vkCreateSwapchainKHR` succeeds, it will return a handle to a swapchain containing an array of at least `pCreateInfo->minImageCount` presentable images.

While acquired by the application, presentable images **can** be used in any way that equivalent non-presentable images **can** be used. A presentable image is equivalent to a non-presentable image created with the following [VkImageCreateInfo](#) parameters:

VkImageCreateInfo Field	Value
flags	<p>VK_IMAGE_CREATE_SPLIT_INSTANCE_BIND_REGIONS_BIT is set if VK_SWAPCHAIN_CREATE_SPLIT_INSTANCE_BIND_REGIONS_BIT_KHR is set</p> <p>VK_IMAGE_CREATE_PROTECTED_BIT is set if VK_SWAPCHAIN_CREATE_PROTECTED_BIT_KHR is set</p> <p>VK_IMAGE_CREATE_MUTABLE_FORMAT_BIT and VK_IMAGE_CREATE_EXTENDED_USAGE_BIT_KHR are both set if VK_SWAPCHAIN_CREATE_MUTABLE_FORMAT_BIT_KHR is set</p> <p>all other bits are unset</p>
imageType	VK_IMAGE_TYPE_2D
format	pCreateInfo->imageFormat
extent	{pCreateInfo->imageExtent.width, pCreateInfo->imageExtent.height, 1}
mipLevels	1
arrayLayers	pCreateInfo->imageArrayLayers
samples	VK_SAMPLE_COUNT_1_BIT
tiling	VK_IMAGE_TILING_OPTIMAL
usage	pCreateInfo->imageUsage
sharingMode	pCreateInfo->imageSharingMode
queueFamilyIndexCount	pCreateInfo->queueFamilyIndexCount
pQueueFamilyIndices	pCreateInfo->pQueueFamilyIndices
initialLayout	VK_IMAGE_LAYOUT_UNDEFINED

The `pCreateInfo->surface` **must** not be destroyed until after the swapchain is destroyed.

If `oldSwapchain` is `VK_NULL_HANDLE`, and the native window referred to by `pCreateInfo->surface` is already associated with a Vulkan swapchain, `VK_ERROR_NATIVE_WINDOW_IN_USE_KHR` **must** be returned.

If `oldSwapchain` is a valid swapchain and there are outstanding calls to `vkWaitForPresent2KHR`, then `vkCreateSwapchainKHR` **may** block until those calls complete.

If the native window referred to by `pCreateInfo->surface` is already associated with a non-Vulkan graphics API surface, `VK_ERROR_NATIVE_WINDOW_IN_USE_KHR` **must** be returned.

The native window referred to by `pCreateInfo->surface` **must** not become associated with a non-

Vulkan graphics API surface before all associated Vulkan swapchains have been destroyed.

`vkCreateSwapchainKHR` will return `VK_ERROR_DEVICE_LOST` if the logical device was lost. The `VkSwapchainKHR` is a child of the `device`, and **must** be destroyed before the `device`. However, `VkSurfaceKHR` is not a child of any `VkDevice` and is not affected by the lost device. After successfully recreating a `VkDevice`, the same `VkSurfaceKHR` **can** be used to create a new `VkSwapchainKHR`, provided the previous one was destroyed.

If the `oldSwapchain` parameter of `pCreateInfo` is a valid swapchain, which has exclusive full-screen access, that access is released from `pCreateInfo->oldSwapchain`. If the command succeeds in this case, the newly created swapchain will automatically acquire exclusive full-screen access from `pCreateInfo->oldSwapchain`.

NOTE

This implicit transfer is intended to avoid exiting and entering full-screen exclusive mode, which may otherwise cause unwanted visual updates to the display.

In some cases, swapchain creation **may** fail if exclusive full-screen mode is requested for application control, but for some implementation-specific reason exclusive full-screen access is unavailable for the particular combination of parameters provided. If this occurs, `VK_ERROR_INITIALIZATION_FAILED` will be returned.

NOTE

In particular, it will fail if the `imageExtent` member of `pCreateInfo` does not match the extents of the monitor. Other reasons for failure may include the application not being set as high-dpi aware, or if the physical device and monitor are not compatible in this mode.

If the `pNext` chain of `VkSwapchainCreateInfoKHR` includes a `VkSwapchainPresentBarrierCreateInfoNV` structure, then that structure includes additional swapchain creation parameters specific to the present barrier. Swapchain creation **may** fail if the state of the current system restricts the usage of the present barrier feature `VkSurfaceCapabilitiesPresentBarrierNV`, or a swapchain itself does not satisfy all the required conditions. In this scenario `VK_ERROR_INITIALIZATION_FAILED` is returned.

When the `VkSurfaceKHR` in `VkSwapchainCreateInfoKHR` is a display surface, then the `VkDisplayModeKHR` in display surface's `VkDisplaySurfaceCreateInfoKHR` is associated with a particular `VkDisplayKHR`. Swapchain creation **may** fail if that `VkDisplayKHR` is not acquired by the application. In this scenario `VK_ERROR_INITIALIZATION_FAILED` is returned.

Valid Usage (Implicit)

- VUID-vkCreateSwapchainKHR-device-parameter
`device` **must** be a valid `VkDevice` handle
- VUID-vkCreateSwapchainKHR-pCreateInfo-parameter
`pCreateInfo` **must** be a valid pointer to a valid `VkSwapchainCreateInfoKHR` structure
- VUID-vkCreateSwapchainKHR-pAllocator-parameter
If `pAllocator` is not `NULL`, `pAllocator` **must** be a valid pointer to a valid `VkAllocationCallbacks` structure

- VUID-vkCreateSwapchainKHR-pSwapchain-parameter
`pSwapchain` **must** be a valid pointer to a `VkSwapchainKHR` handle
- VUID-vkCreateSwapchainKHR-device-queuecount
The device **must** have been created with at least `1` queue

Return Codes

Success

- `VK_SUCCESS`

Failure

- `VK_ERROR_COMPRESSION_EXHAUSTED_EXT`
- `VK_ERROR_DEVICE_LOST`
- `VK_ERROR_INITIALIZATION_FAILED`
- `VK_ERROR_NATIVE_WINDOW_IN_USE_KHR`
- `VK_ERROR_OUT_OF_DEVICE_MEMORY`
- `VK_ERROR_OUT_OF_HOST_MEMORY`
- `VK_ERROR_SURFACE_LOST_KHR`
- `VK_ERROR_UNKNOWN`
- `VK_ERROR_VALIDATION_FAILED`

The `VkSwapchainCreateInfoKHR` structure is defined as:


```
// Provided by VK_KHR_swapchain
typedef struct VkSwapchainCreateInfoKHR {
    VkStructureType      sType;
    const void*          pNext;
    VkSwapchainCreateFlagsKHR flags;
    VkSurfaceKHR         surface;
    uint32_t             minImageCount;
    VkFormat             imageFormat;
    VkColorSpaceKHR      imageColorSpace;
    VkExtent2D           imageExtent;
    uint32_t             imageArrayLayers;
    VkImageUsageFlags    imageUsage;
    VkSharingMode         imageSharingMode;
    uint32_t             queueFamilyIndexCount;
    const uint32_t*       pQueueFamilyIndices;
    VkSurfaceTransformFlagBitsKHR preTransform;
    VkCompositeAlphaFlagBitsKHR compositeAlpha;
    VkPresentModeKHR     presentMode;
    VkBool32             clipped;
    VkSwapchainKHR       oldSwapchain;
} VkSwapchainCreateInfoKHR;
```

- **sType** is a [VkStructureType](#) value identifying this structure.
- **pNext** is `NULL` or a pointer to a structure extending this structure.
- **flags** is a bitmask of [VkSwapchainCreateFlagBitsKHR](#) indicating parameters of the swapchain creation.
- **surface** is the surface onto which the swapchain will present images. If the creation succeeds, the swapchain becomes associated with **surface**.
- **minImageCount** is the minimum number of presentable images that the application needs. The implementation will either create the swapchain with at least that many images, or it will fail to create the swapchain.
- **imageFormat** is a [VkFormat](#) value specifying the format the swapchain image(s) will be created with.
- **imageColorSpace** is a [VkColorSpaceKHR](#) value specifying the way the swapchain interprets image data.
- **imageExtent** is the size (in pixels) of the swapchain image(s). The behavior is platform-dependent if the image extent does not match the surface's **currentExtent** as returned by [vkGetPhysicalDeviceSurfaceCapabilitiesKHR](#).

NOTE

On some platforms, it is normal that **maxImageExtent** **may** become **(0, 0)**, for example when the window is minimized. In such a case, it is not possible to create a swapchain due to the Valid Usage requirements, unless scaling is selected through [VkSwapchainPresentScalingCreateInfoKHR](#), if supported.

- **imageArrayLayers** is the number of views in a multiview/stereo surface. For non-stereoscopic-3D

applications, this value is 1.

- **imageUsage** is a bitmask of **VkImageUsageFlagBits** describing the intended usage of the (acquired) swapchain images.
- **imageSharingMode** is the sharing mode used for the image(s) of the swapchain.
- **queueFamilyIndexCount** is the number of queue families having access to the image(s) of the swapchain when **imageSharingMode** is **VK_SHARING_MODE_CONCURRENT**.
- **pQueueFamilyIndices** is a pointer to an array of queue family indices having access to the images(s) of the swapchain when **imageSharingMode** is **VK_SHARING_MODE_CONCURRENT**.
- **preTransform** is a **VkSurfaceTransformFlagBitsKHR** value describing the transform, relative to the presentation engine's natural orientation, applied to the image content prior to presentation. If it does not match the **currentTransform** value returned by **vkGetPhysicalDeviceSurfaceCapabilitiesKHR**, the presentation engine will transform the image content as part of the presentation operation.
- **compositeAlpha** is a **VkCompositeAlphaFlagBitsKHR** value indicating the alpha compositing mode to use when this surface is composited together with other surfaces on certain window systems.
- **presentMode** is the presentation mode the swapchain will use. A swapchain's present mode determines how incoming present requests will be processed and queued internally.
- **clipped** specifies whether the Vulkan implementation is allowed to discard rendering operations that affect regions of the surface that are not visible.
 - If **clipped** is **VK_TRUE**, the presentable images associated with the swapchain **may** not own all of their pixels. Pixels in the presentable images that correspond to regions of the target surface obscured by another window on the desktop, or subject to some other clipping mechanism will have undefined content when read back. Fragment shaders **may** not execute for these pixels, and thus any side effects they would have had will not occur. Setting **VK_TRUE** does not guarantee any clipping will occur, but allows more efficient presentation methods to be used on some platforms.
 - If **clipped** is **VK_FALSE**, presentable images associated with the swapchain will own all of the pixels they contain.

NOTE

Applications **should** set this value to **VK_TRUE** if they do not expect to read back the content of presentable images before presenting them or after reacquiring them, and if their fragment shaders do not have any side effects that require them to run for all pixels in the presentable image.

- **oldSwapchain** is **VK_NULL_HANDLE**, or the existing non-retired swapchain currently associated with **surface**. Providing a valid **oldSwapchain** **may** aid in the resource reuse, and also allows the application to still present any images that are already acquired from it.

Upon calling **vkCreateSwapchainKHR** with an **oldSwapchain** that is not **VK_NULL_HANDLE**, **oldSwapchain** is retired — even if creation of the new swapchain fails. The new swapchain is created in the non-retired state whether or not **oldSwapchain** is **VK_NULL_HANDLE**.

Upon calling **vkCreateSwapchainKHR** with an **oldSwapchain** that is not **VK_NULL_HANDLE**, any images from **oldSwapchain** that are not acquired by the application **may** be freed by the implementation,

which **may** occur even if creation of the new swapchain fails. The application **can** destroy **oldSwapchain** to free all memory associated with **oldSwapchain**.

NOTE

Multiple retired swapchains **can** be associated with the same **VkSurfaceKHR** through multiple uses of **oldSwapchain** that outnumber calls to **vkDestroySwapchainKHR**.

After **oldSwapchain** is retired, the application **can** pass to **vkQueuePresentKHR** any images it had already acquired from **oldSwapchain**. E.g., an application may present an image from the old swapchain before an image from the new swapchain is ready to be presented. As usual, **vkQueuePresentKHR** **may** fail if **oldSwapchain** has entered a state that causes **VK_ERROR_OUT_OF_DATE_KHR** to be returned.

The application **can** continue to use a shared presentable image obtained from **oldSwapchain** until a presentable image is acquired from the new swapchain, as long as it has not entered a state that causes it to return **VK_ERROR_OUT_OF_DATE_KHR**.

Valid Usage

- VUID-VkSwapchainCreateInfoKHR-surface-01270
surface **must** be a surface that is supported by the device as determined using **vkGetPhysicalDeviceSurfaceSupportKHR**
- VUID-VkSwapchainCreateInfoKHR-minImageCount-01272
minImageCount **must** be less than or equal to the value returned in the **maxImageCount** member of the **VkSurfaceCapabilitiesKHR** structure returned by **vkGetPhysicalDeviceSurfaceCapabilitiesKHR** for the surface if the returned **maxImageCount** is not zero
- VUID-VkSwapchainCreateInfoKHR-swapchainMaintenance1-10155
If the **swapchainMaintenance1** feature is not enabled, then the **pNext** chain **must** not include a **VkSwapchainPresentModesCreateInfoKHR** structure
- VUID-VkSwapchainCreateInfoKHR-presentMode-02839
If **presentMode** is not **VK_PRESENT_MODE_SHARED_DEMAND_REFRESH_KHR** nor **VK_PRESENT_MODE_SHARED_CONTINUOUS_REFRESH_KHR**, then **minImageCount** **must** be greater than or equal to the value returned in the **minImageCount** member of the **VkSurfaceCapabilitiesKHR** structure returned by **vkGetPhysicalDeviceSurfaceCapabilitiesKHR** for the surface
- VUID-VkSwapchainCreateInfoKHR-minImageCount-01383
minImageCount **must** be **1** if **presentMode** is either **VK_PRESENT_MODE_SHARED_DEMAND_REFRESH_KHR** or **VK_PRESENT_MODE_SHARED_CONTINUOUS_REFRESH_KHR**
- VUID-VkSwapchainCreateInfoKHR-imageFormat-01273
imageFormat and **imageColorSpace** **must** match the **format** and **colorSpace** members, respectively, of one of the **VkSurfaceFormatKHR** structures returned by **vkGetPhysicalDeviceSurfaceFormatsKHR** for the surface
- VUID-VkSwapchainCreateInfoKHR-pNext-07781
If a **VkSwapchainPresentScalingCreateInfoKHR** structure was not included in the **pNext**

chain, or it is included and `VkSwapchainPresentScalingCreateInfoKHR::scalingBehavior` is zero then `imageExtent` **must** be between `minImageExtent` and `maxImageExtent`, inclusive, where `minImageExtent` and `maxImageExtent` are members of the `VkSurfaceCapabilitiesKHR` structure returned by `vkGetPhysicalDeviceSurfaceCapabilitiesKHR` for the surface

- VUID-VkSwapchainCreateInfoKHR-pNext-07782

If a `VkSwapchainPresentScalingCreateInfoKHR` structure was included in the `pNext` chain and `VkSwapchainPresentScalingCreateInfoKHR::scalingBehavior` is not zero then `imageExtent` **must** be between `minScaledImageExtent` and `maxScaledImageExtent`, inclusive, where `minScaledImageExtent` and `maxScaledImageExtent` are members of the `VkSurfacePresentScalingCapabilitiesKHR` structure returned by `vkGetPhysicalDeviceSurfaceCapabilities2KHR` for the surface and `presentMode`

- VUID-VkSwapchainCreateInfoKHR-swapchainMaintenance1-10157

If the `swapchainMaintenance1` feature is not enabled, then `flags` **must** not include `VK_SWAPCHAIN_CREATE_DEFERRED_MEMORY_ALLOCATION_BIT_KHR`

- VUID-VkSwapchainCreateInfoKHR-imageExtent-01689

`imageExtent` members `width` and `height` **must** both be non-zero

- VUID-VkSwapchainCreateInfoKHR-imageArrayLayers-01275

`imageArrayLayers` **must** be greater than 0 and less than or equal to the `maxImageArrayLayers` member of the `VkSurfaceCapabilitiesKHR` structure returned by `vkGetPhysicalDeviceSurfaceCapabilitiesKHR` for the surface

- VUID-VkSwapchainCreateInfoKHR-presentMode-01427

If `presentMode` is `VK_PRESENT_MODE_FIFO_LATEST_READY_KHR`, `VK_PRESENT_MODE_IMMEDIATE_KHR`, `VK_PRESENT_MODE_MAILBOX_KHR`, `VK_PRESENT_MODE_FIFO_KHR` or `VK_PRESENT_MODE_FIFO_RELAXED_KHR`, `imageUsage` **must** be a subset of the supported usage flags present in the `supportedUsageFlags` member of the `VkSurfaceCapabilitiesKHR` structure returned by `vkGetPhysicalDeviceSurfaceCapabilitiesKHR` for `surface`

- VUID-VkSwapchainCreateInfoKHR-imageUsage-01384

If `presentMode` is `VK_PRESENT_MODE_SHARED_DEMAND_REFRESH_KHR` or `VK_PRESENT_MODE_SHARED_CONTINUOUS_REFRESH_KHR`, `imageUsage` **must** be a subset of the supported usage flags present in the `sharedPresentSupportedUsageFlags` member of the `VkSharedPresentSurfaceCapabilitiesKHR` structure returned by `vkGetPhysicalDeviceSurfaceCapabilities2KHR` for `surface`

- VUID-VkSwapchainCreateInfoKHR-imageSharingMode-01277

If `imageSharingMode` is `VK_SHARING_MODE_CONCURRENT`, `pQueueFamilyIndices` **must** be a valid pointer to an array of `queueFamilyIndexCount` `uint32_t` values

- VUID-VkSwapchainCreateInfoKHR-imageSharingMode-01278

If `imageSharingMode` is `VK_SHARING_MODE_CONCURRENT`, `queueFamilyIndexCount` **must** be greater than 1

- VUID-VkSwapchainCreateInfoKHR-imageSharingMode-01428

If `imageSharingMode` is `VK_SHARING_MODE_CONCURRENT`, each element of `pQueueFamilyIndices` **must** be unique and **must** be less than `pQueueFamilyPropertyCount` returned by either `vkGetPhysicalDeviceQueueFamilyProperties` or `vkGetPhysicalDeviceQueueFamilyProperties2` for the `physicalDevice` that was used to

create device

- VUID-VkSwapchainCreateInfoKHR-preTransform-01279
`preTransform` **must** be one of the bits present in the `supportedTransforms` member of the `VkSurfaceCapabilitiesKHR` structure returned by `vkGetPhysicalDeviceSurfaceCapabilitiesKHR` for the surface
- VUID-VkSwapchainCreateInfoKHR-compositeAlpha-01280
`compositeAlpha` **must** be one of the bits present in the `supportedCompositeAlpha` member of the `VkSurfaceCapabilitiesKHR` structure returned by `vkGetPhysicalDeviceSurfaceCapabilitiesKHR` for the surface
- VUID-VkSwapchainCreateInfoKHR-presentMode-01281
`presentMode` **must** be one of the `VkPresentModeKHR` values returned by `vkGetPhysicalDeviceSurfacePresentModesKHR` for the surface
- VUID-VkSwapchainCreateInfoKHR-presentModeFifoLatestReady-10161
If the `presentModeFifoLatestReady` feature is not enabled, `presentMode` **must** not be `VK_PRESENT_MODE_FIFO_LATEST_READY_KHR`
- VUID-VkSwapchainCreateInfoKHR-physicalDeviceCount-01429
If the logical device was created with `VkDeviceGroupDeviceCreateInfo::physicalDeviceCount` equal to 1, `flags` **must** not contain `VK_SWAPCHAIN_CREATE_SPLIT_INSTANCE_BIND_REGIONS_BIT_KHR`
- VUID-VkSwapchainCreateInfoKHR-oldSwapchain-01933
If `oldSwapchain` is not `VK_NULL_HANDLE`, `oldSwapchain` **must** be a non-retired swapchain associated with native window referred to by `surface`
- VUID-VkSwapchainCreateInfoKHR-imageFormat-01778
The implied image creation parameters of the swapchain **must** be supported as reported by `vkGetPhysicalDeviceImageFormatProperties`
- VUID-VkSwapchainCreateInfoKHR-flags-03168
If `flags` contains `VK_SWAPCHAIN_CREATE_MUTABLE_FORMAT_BIT_KHR` then the `pNext` chain **must** include a `VkImageFormatListCreateInfo` structure with a `viewFormatCount` greater than zero and `pViewFormats` **must** have an element equal to `imageFormat`
- VUID-VkSwapchainCreateInfoKHR-pNext-04099
If a `VkImageFormatListCreateInfo` structure was included in the `pNext` chain and `VkImageFormatListCreateInfo::viewFormatCount` is not zero then all of the formats in `VkImageFormatListCreateInfo::pViewFormats` **must** be compatible with the `format` as described in the compatibility table
- VUID-VkSwapchainCreateInfoKHR-flags-04100
If `flags` does not contain `VK_SWAPCHAIN_CREATE_MUTABLE_FORMAT_BIT_KHR` and the `pNext` chain include a `VkImageFormatListCreateInfo` structure then `VkImageFormatListCreateInfo::viewFormatCount` **must** be 0 or 1
- VUID-VkSwapchainCreateInfoKHR-flags-03187
If `flags` contains `VK_SWAPCHAIN_CREATE_PROTECTED_BIT_KHR`, then `VkSurfaceProtectedCapabilitiesKHR::supportsProtected` **must** be `VK_TRUE` in the `VkSurfaceProtectedCapabilitiesKHR` structure returned by `vkGetPhysicalDeviceSurfaceCapabilities2KHR` for `surface`

- VUID-VkSwapchainCreateInfoKHR-pNext-02679
If the **pNext** chain includes a [VkSurfaceFullScreenExclusiveInfoEXT](#) structure with its **fullScreenExclusive** member set to [VK_FULL_SCREEN_EXCLUSIVE_APPLICATION_CONTROLLED_EXT](#), and **surface** was created using [vkCreateWin32SurfaceKHR](#), a [VkSurfaceFullScreenExclusiveWin32InfoEXT](#) structure **must** be included in the **pNext** chain
- VUID-VkSwapchainCreateInfoKHR-pNext-06752
If the **imageCompressionControlSwapchain** feature is not enabled, the **pNext** chain **must** not include an [VkImageCompressionControlEXT](#) structure
- VUID-VkSwapchainCreateInfoKHR-presentTiming-12232
If none of the **presentTiming**, **presentAtAbsoluteTime**, or **presentAtRelativeTime** features are enabled, **flags** **must** not contain [VK_SWAPCHAIN_CREATE_PRESENT_TIMING_BIT_EXT](#)

Valid Usage (Implicit)

- VUID-VkSwapchainCreateInfoKHR-sType-sType
sType **must** be [VK_STRUCTURE_TYPE_SWAPCHAIN_CREATE_INFO_KHR](#)
- VUID-VkSwapchainCreateInfoKHR-pNext-pNext
Each **pNext** member of any structure (including this one) in the **pNext** chain **must** be either **NULL** or a pointer to a valid instance of [VkDeviceGroupSwapchainCreateInfoKHR](#), [VkImageCompressionControlEXT](#), [VkImageFormatListCreateInfo](#), [VkSurfaceFullScreenExclusiveInfoEXT](#), [VkSurfaceFullScreenExclusiveWin32InfoEXT](#), [VkSwapchainCounterCreateInfoEXT](#), [VkSwapchainDisplayNativeHdrCreateInfoAMD](#), [VkSwapchainLatencyCreateInfoNV](#), [VkSwapchainPresentBarrierCreateInfoNV](#), [VkSwapchainPresentModesCreateInfoKHR](#), or [VkSwapchainPresentScalingCreateInfoKHR](#)
- VUID-VkSwapchainCreateInfoKHR-sType-unique
The **sType** value of each structure in the **pNext** chain **must** be unique
- VUID-VkSwapchainCreateInfoKHR-flags-parameter
flags **must** be a valid combination of [VkSwapchainCreateFlagBitsKHR](#) values
- VUID-VkSwapchainCreateInfoKHR-surface-parameter
surface **must** be a valid [VkSurfaceKHR](#) handle
- VUID-VkSwapchainCreateInfoKHR-imageFormat-parameter
imageFormat **must** be a valid [VkFormat](#) value
- VUID-VkSwapchainCreateInfoKHR-imageColorSpace-parameter
imageColorSpace **must** be a valid [VkColorSpaceKHR](#) value
- VUID-VkSwapchainCreateInfoKHR-imageUsage-parameter
imageUsage **must** be a valid combination of [VkImageUsageFlagBits](#) values
- VUID-VkSwapchainCreateInfoKHR-imageUsage-requiredbitmask
imageUsage **must** not be 0
- VUID-VkSwapchainCreateInfoKHR-imageSharingMode-parameter
imageSharingMode **must** be a valid [VkSharingMode](#) value
- VUID-VkSwapchainCreateInfoKHR-preTransform-parameter

`preTransform` **must** be a valid `VkSurfaceTransformFlagBitsKHR` value

- VUID-VkSwapchainCreateInfoKHR-compositeAlpha-parameter
`compositeAlpha` **must** be a valid `VkCompositeAlphaFlagBitsKHR` value
- VUID-VkSwapchainCreateInfoKHR-presentMode-parameter
`presentMode` **must** be a valid `VkPresentModeKHR` value
- VUID-VkSwapchainCreateInfoKHR-oldSwapchain-parameter
If `oldSwapchain` is not `VK_NULL_HANDLE`, `oldSwapchain` **must** be a valid `VkSwapchainKHR` handle
- VUID-VkSwapchainCreateInfoKHR-commonparent
Both of `oldSwapchain`, and `surface` that are valid handles of non-ignored parameters **must** have been created, allocated, or retrieved from the same `VkInstance`

Host Synchronization

- Host access to `surface` **must** be externally synchronized
- Host access to `oldSwapchain` **must** be externally synchronized

Bits which **can** be set in `VkSwapchainCreateInfoKHR::flags`, specifying parameters of swapchain creation, are:

```
// Provided by VK_KHR_swapchain
typedef enum VkSwapchainCreateFlagBitsKHR {
    // Provided by VK_VERSION_1_1 with VK_KHR_swapchain, VK_KHR_device_group with
    VK_KHR_swapchain
    VK_SWAPCHAIN_CREATE_SPLIT_INSTANCE_BIND_REGIONS_BIT_KHR = 0x00000001,
    // Provided by VK_VERSION_1_1 with VK_KHR_swapchain
    VK_SWAPCHAIN_CREATE_PROTECTED_BIT_KHR = 0x00000002,
    // Provided by VK_KHR_swapchain_mutable_format
    VK_SWAPCHAIN_CREATE_MUTABLE_FORMAT_BIT_KHR = 0x00000004,
    // Provided by VK_EXT_present_timing
    VK_SWAPCHAIN_CREATE_PRESENT_TIMING_BIT_EXT = 0x00000200,
    // Provided by VK_KHR_present_id2
    VK_SWAPCHAIN_CREATE_PRESENT_ID_2_BIT_KHR = 0x00000040,
    // Provided by VK_KHR_present_wait2
    VK_SWAPCHAIN_CREATE_PRESENT_WAIT_2_BIT_KHR = 0x00000080,
    // Provided by VK_KHR_swapchain_maintenance1
    VK_SWAPCHAIN_CREATE_DEFERRED_MEMORY_ALLOCATION_BIT_KHR = 0x00000008,
    // Provided by VK_EXT_swapchain_maintenance1
    VK_SWAPCHAIN_CREATE_DEFERRED_MEMORY_ALLOCATION_BIT_EXT =
VK_SWAPCHAIN_CREATE_DEFERRED_MEMORY_ALLOCATION_BIT_KHR,
} VkSwapchainCreateFlagBitsKHR;
```

- `VK_SWAPCHAIN_CREATE_SPLIT_INSTANCE_BIND_REGIONS_BIT_KHR` specifies that images created from the swapchain (i.e. with the `swapchain` member of `VkImageSwapchainCreateInfoKHR` set to this swapchain's handle) **must** use

[VK_IMAGE_CREATE_SPLIT_INSTANCE_BIND_REGIONS_BIT](#).

- [VK_SWAPCHAIN_CREATE_PROTECTED_BIT_KHR](#) specifies that images created from the swapchain are protected images.
- [VK_SWAPCHAIN_CREATE_MUTABLE_FORMAT_BIT_KHR](#) specifies that the images of the swapchain **can** be used to create a [VkImageView](#) with a different format than what the swapchain was created with. The list of allowed image view formats is specified by adding a [VkImageFormatListCreateInfo](#) structure to the [pNext](#) chain of [VkSwapchainCreateInfoKHR](#). In addition, this flag also specifies that the swapchain **can** be created with usage flags that are not supported for the format the swapchain is created with but are supported for at least one of the allowed image view formats.
- [VK_SWAPCHAIN_CREATE_DEFERRED_MEMORY_ALLOCATION_BIT_KHR](#) specifies that the implementation **may** defer allocation of memory associated with each swapchain image until its index is to be returned from [vkAcquireNextImageKHR](#) or [vkAcquireNextImage2KHR](#) for the first time.
- [VK_SWAPCHAIN_CREATE_PRESENT_ID_2_BIT_KHR](#) specifies that applications **can** include the [VkPresentId2KHR](#) structure in the [pNext](#) chain of the [VkPresentInfoKHR](#) structure to associate an identifier with each presentation request.
- [VK_SWAPCHAIN_CREATE_PRESENT_WAIT_2_BIT_KHR](#) specifies that applications **can** use [vkWaitForPresent2KHR](#) to wait for the presentation engine to have begun presentation of the presentation request associated with [VkPresentWait2InfoKHR::presentId](#) on [swapchain](#).
- [VK_SWAPCHAIN_CREATE_PRESENT_TIMING_BIT_EXT](#) specifies that features supported by the swapchain device in [VkPhysicalDevicePresentTimingFeaturesEXT](#) **can** be used to collect timing information or schedule presentation requests at specific times.

```
// Provided by VK_KHR_swapchain
typedef VkFlags VkSwapchainCreateFlagsKHR;
```

[VkSwapchainCreateFlagsKHR](#) is a bitmask type for setting a mask of zero or more [VkSwapchainCreateFlagBitsKHR](#).

If the [pNext](#) chain of [VkSwapchainCreateInfoKHR](#) includes a [VkDeviceGroupSwapchainCreateInfoKHR](#) structure, then that structure includes a set of device group present modes that the swapchain **can** be used with.

The [VkDeviceGroupSwapchainCreateInfoKHR](#) structure is defined as:

```
// Provided by VK_VERSION_1_1 with VK_KHR_swapchain, VK_KHR_device_group with
VK_KHR_swapchain
typedef struct VkDeviceGroupSwapchainCreateInfoKHR {
    VkStructureType      sType;
    const void*          pNext;
    VkDeviceGroupPresentModeFlagsKHR modes;
} VkDeviceGroupSwapchainCreateInfoKHR;
```

- [sType](#) is a [VkStructureType](#) value identifying this structure.

- `pNext` is `NULL` or a pointer to a structure extending this structure.
- `modes` is a bitfield of modes that the swapchain **can** be used with.

If this structure is not present, `modes` is considered to be `VK_DEVICE_GROUP_PRESENT_MODE_LOCAL_BIT_KHR`.

Valid Usage (Implicit)

- VUID-VkDeviceGroupSwapchainCreateInfoKHR-sType-sType
`sType` **must** be `VK_STRUCTURE_TYPE_DEVICE_GROUP_SWAPCHAIN_CREATE_INFO_KHR`
- VUID-VkDeviceGroupSwapchainCreateInfoKHR-modes-parameter
`modes` **must** be a valid combination of `VkDeviceGroupPresentModeFlagBitsKHR` values
- VUID-VkDeviceGroupSwapchainCreateInfoKHR-modes-requiredbitmask
`modes` **must** not be `0`

Structure Chaining

Extends the structure

- `VkSwapchainCreateInfoKHR`

If the `pNext` chain of `VkSwapchainCreateInfoKHR` includes a `VkSwapchainDisplayNativeHdrCreateInfoAMD` structure, then that structure includes additional swapchain creation parameters specific to display native HDR support.

The `VkSwapchainDisplayNativeHdrCreateInfoAMD` structure is defined as:

```
// Provided by VK_AMD_display_native_hdr
typedef struct VkSwapchainDisplayNativeHdrCreateInfoAMD {
    VkStructureType    sType;
    const void*        pNext;
    VkBool32           localDimmingEnable;
} VkSwapchainDisplayNativeHdrCreateInfoAMD;
```

- `sType` is a `VkStructureType` value identifying this structure.
- `pNext` is `NULL` or a pointer to a structure extending this structure.
- `localDimmingEnable` specifies whether local dimming is enabled for the swapchain.

If the `pNext` chain of `VkSwapchainCreateInfoKHR` does not include this structure, the default value for `localDimmingEnable` is `VK_TRUE`, meaning local dimming is initially enabled for the swapchain.

Valid Usage (Implicit)

- VUID-VkSwapchainDisplayNativeHdrCreateInfoAMD-sType-sType

`sType` **must** be `VK_STRUCTURE_TYPE_SWAPCHAIN_DISPLAY_NATIVE_HDR_CREATE_INFO_AMD`

Structure Chaining

Extends the structure

- `VkSwapchainCreateInfoKHR`

Valid Usage

- VUID-VkSwapchainDisplayNativeHdrCreateInfoAMD-localDimmingEnable-04449
It is only valid to set `localDimmingEnable` to `VK_TRUE` if `VkDisplayNativeHdrSurfaceCapabilitiesAMD::localDimmingSupport` is supported

The local dimming HDR setting may also be changed over the life of a swapchain by calling:

```
// Provided by VK_AMD_display_native_hdr
void vkSetLocalDimmingAMD(
    VkDevice          device,
    VkSwapchainKHR    swapChain,
    VkBool32          localDimmingEnable);
```

- `device` is the device associated with `swapChain`.
- `swapChain` handle to enable local dimming.
- `localDimmingEnable` specifies whether local dimming is enabled for the swapchain.

Valid Usage (Implicit)

- VUID-vkSetLocalDimmingAMD-device-parameter
`device` **must** be a valid `VkDevice` handle
- VUID-vkSetLocalDimmingAMD-swapChain-parameter
`swapChain` **must** be a valid `VkSwapchainKHR` handle
- VUID-vkSetLocalDimmingAMD-swapChain-parent
`swapChain` **must** have been created, allocated, or retrieved from `device`

Valid Usage

- VUID-vkSetLocalDimmingAMD-localDimmingSupport-04618
`VkDisplayNativeHdrSurfaceCapabilitiesAMD::localDimmingSupport` **must** be supported

If the `pNext` chain of `VkSwapchainCreateInfoKHR` includes a `VkSurfaceFullScreenExclusiveInfoEXT`

structure, then that structure specifies the application's preferred full-screen presentation behavior. If this structure is not present, `fullScreenExclusive` is considered to be `VK_FULL_SCREEN_EXCLUSIVE_DEFAULT_EXT`.

To enable surface counters when creating a swapchain, add a `VkSwapchainCounterCreateInfoEXT` structure to the `pNext` chain of `VkSwapchainCreateInfoKHR`. `VkSwapchainCounterCreateInfoEXT` is defined as:

```
// Provided by VK_EXT_display_control
typedef struct VkSwapchainCounterCreateInfoEXT {
    VkStructureType      sType;
    const void*          pNext;
    VkSurfaceCounterFlagsEXT surfaceCounters;
} VkSwapchainCounterCreateInfoEXT;
```

- `sType` is a `VkStructureType` value identifying this structure.
- `pNext` is `NULL` or a pointer to a structure extending this structure.
- `surfaceCounters` is a bitmask of `VkSurfaceCounterFlagBitsEXT` specifying surface counters to enable for the swapchain.

Valid Usage

- VUID-VkSwapchainCounterCreateInfoEXT-surfaceCounters-01244
The bits in `surfaceCounters` **must** be supported by `VkSwapchainCreateInfoKHR::surface`, as reported by `vkGetPhysicalDeviceSurfaceCapabilities2EXT`

Valid Usage (Implicit)

- VUID-VkSwapchainCounterCreateInfoEXT-sType-sType
`sType` **must** be `VK_STRUCTURE_TYPE_SWAPCHAIN_COUNTER_CREATE_INFO_EXT`
- VUID-VkSwapchainCounterCreateInfoEXT-surfaceCounters-parameter
`surfaceCounters` **must** be a valid combination of `VkSurfaceCounterFlagBitsEXT` values

Structure Chaining

Extends the structure

- `VkSwapchainCreateInfoKHR`

The requested counters become active when the first presentation command for the associated swapchain is processed by the presentation engine. To query the value of an active counter, use:


```
// Provided by VK_EXT_display_control
VkResult vkGetSwapchainCounterEXT(
    VkDevice                                device,
    VkSwapchainKHR                          swapchain,
    VkSurfaceCounterFlagBitsEXT             counter,
    uint64_t*                               pCounterValue);
```

- `device` is the `VkDevice` associated with `swapchain`.
- `swapchain` is the swapchain from which to query the counter value.
- `counter` is a `VkSurfaceCounterFlagBitsEXT` value specifying the counter to query.
- `pCounterValue` will return the current value of the counter.

If a counter is not available because the swapchain is out of date, the implementation **may** return `VK_ERROR_OUT_OF_DATE_KHR`.

Valid Usage

- VUID-vkGetSwapchainCounterEXT-swapchain-01245
One or more present commands on `swapchain` **must** have been processed by the presentation engine

Valid Usage (Implicit)

- VUID-vkGetSwapchainCounterEXT-device-parameter
`device` **must** be a valid `VkDevice` handle
- VUID-vkGetSwapchainCounterEXT-swapchain-parameter
`swapchain` **must** be a valid `VkSwapchainKHR` handle
- VUID-vkGetSwapchainCounterEXT-counter-parameter
`counter` **must** be a valid `VkSurfaceCounterFlagBitsEXT` value
- VUID-vkGetSwapchainCounterEXT-pCounterValue-parameter
`pCounterValue` **must** be a valid pointer to a `uint64_t` value
- VUID-vkGetSwapchainCounterEXT-swapchain-parent
`swapchain` **must** have been created, allocated, or retrieved from `device`

Return Codes

Success

- `VK_SUCCESS`

Failure

- `VK_ERROR_DEVICE_LOST`
- `VK_ERROR_OUT_OF_DATE_KHR`

- [VK_ERROR_OUT_OF_HOST_MEMORY](#)
- [VK_ERROR_UNKNOWN](#)
- [VK_ERROR_VALIDATION_FAILED](#)

To specify compression properties for the swapchain images in this swapchain, add a [VkImageCompressionControlEXT](#) structure to the [pNext](#) chain of the [VkSwapchainCreateInfoKHR](#) structure.

Applications **can** modify the presentation mode used by the swapchain on a per-presentation basis. However, all presentation modes the application intends to use with the swapchain **must** be specified at swapchain creation time. To specify more than one presentation mode when creating a swapchain, include the [VkSwapchainPresentModesCreateInfoKHR](#) structure in the [pNext](#) chain of the [VkSwapchainCreateInfoKHR](#) structure.

The [VkSwapchainPresentModesCreateInfoKHR](#) structure is defined as:

```
// Provided by VK_KHR_swapchain_maintenance1
typedef struct VkSwapchainPresentModesCreateInfoKHR {
    VkStructureType    sType;
    const void*        pNext;
    uint32_t           presentModeCount;
    const VkPresentModeKHR* pPresentModes;
} VkSwapchainPresentModesCreateInfoKHR;
```

```
// Provided by VK_EXT_swapchain_maintenance1
// Equivalent to VkSwapchainPresentModesCreateInfoKHR
typedef VkSwapchainPresentModesCreateInfoKHR VkSwapchainPresentModesCreateInfoEXT;
```

- [sType](#) is a [VkStructureType](#) value identifying this structure.
- [pNext](#) is [NULL](#) or a pointer to a structure extending this structure.
- [presentModeCount](#) is the number of presentation modes provided.
- [pPresentModes](#) is a list of presentation modes with [presentModeCount](#) entries

Valid Usage

- VUID-VkSwapchainPresentModesCreateInfoKHR-None-07762
Each entry in [pPresentModes](#) **must** be one of the [VkPresentModeKHR](#) values returned by [vkGetPhysicalDeviceSurfacePresentModesKHR](#) for the surface
- VUID-VkSwapchainPresentModesCreateInfoKHR-presentModeFifoLatestReady-10160
If the [presentModeFifoLatestReady](#) feature is not enabled, [pPresentModes](#) **must** not contain [VK_PRESENT_MODE_FIFO_LATEST_READY_KHR](#)
- VUID-VkSwapchainPresentModesCreateInfoKHR-pPresentModes-07763
The entries in [pPresentModes](#) **must** be a subset of the present modes returned in

VkSurfacePresentModeCompatibilityKHR::pPresentModes,
VkSwapchainCreateInfoKHR::presentMode in VkSurfacePresentModeKHR

given

- VUID-VkSwapchainPresentModesCreateInfoKHR-presentMode-07764
VkSwapchainCreateInfoKHR::presentMode **must** be included in pPresentModes

Valid Usage (Implicit)

- VUID-VkSwapchainPresentModesCreateInfoKHR-sType-sType
sType **must** be VK_STRUCTURE_TYPE_SWAPCHAIN_PRESENT_MODES_CREATE_INFO_KHR
- VUID-VkSwapchainPresentModesCreateInfoKHR-pPresentModes-parameter
pPresentModes **must** be a valid pointer to an array of presentModeCount valid VkPresentModeKHR values
- VUID-VkSwapchainPresentModesCreateInfoKHR-presentModeCount-arraylength
presentModeCount **must** be greater than 0

Structure Chaining

Extends the structure

- VkSwapchainCreateInfoKHR

When an application presents a swapchain image with dimensions different than those of the target surface, different behavior is possible on different platforms per their respective specifications:

- Presentation fails and VK_ERROR_OUT_OF_DATE_KHR is returned
- Scaling is done and VK_SUCCESS or VK_SUBOPTIMAL_KHR is returned
- Unspecified scaling using an arbitrary combination of stretching, centering and/or clipping.

Applications **can** define specific behavior when creating a swapchain by including the VkSwapchainPresentScalingCreateInfoKHR structure in the pNext chain of the VkSwapchainCreateInfoKHR structure.

The VkSwapchainPresentScalingCreateInfoKHR structure is defined as:

```
// Provided by VK_KHR_swapchain_maintenance1
typedef struct VkSwapchainPresentScalingCreateInfoKHR {
    VkStructureType    sType;
    const void*        pNext;
    VkPresentScalingFlagsKHR    scalingBehavior;
    VkPresentGravityFlagsKHR    presentGravityX;
    VkPresentGravityFlagsKHR    presentGravityY;
} VkSwapchainPresentScalingCreateInfoKHR;
```



```
// Provided by VK_EXT_swapchain_maintenance1
// Equivalent to VkSwapchainPresentScalingCreateInfoKHR
typedef VkSwapchainPresentScalingCreateInfoKHR VkSwapchainPresentScalingCreateInfoEXT;
```

- **sType** is a [VkStructureType](#) value identifying this structure.
- **pNext** is `NULL` or a pointer to a structure extending this structure.
- **scalingBehavior** is `0` or the scaling method to use when the dimensions of the surface and swapchain images differ.
- **presentGravityX** is `0` or the x-axis direction in which swapchain image pixels gravitate relative to the surface when **scalingBehavior** does not result in a one-to-one pixel mapping between the scaled swapchain image and the surface.
- **presentGravityY** is `0` or the y-axis direction in which swapchain image pixels gravitate relative to the surface when **scalingBehavior** does not result in a one-to-one pixel mapping between the scaled swapchain image and the surface.

If **scalingBehavior** is `0`, the result of presenting a swapchain image with dimensions that do not match the surface dimensions is implementation and platform-dependent. If **presentGravityX** or **presentGravityY** are `0`, the presentation gravity **must** match that defined by the native platform surface on platforms which define surface gravity.

Valid Usage

- VUID-VkSwapchainPresentScalingCreateInfoKHR-presentGravityX-07765
If **presentGravityX** is `0`, **presentGravityY** **must** be `0`
- VUID-VkSwapchainPresentScalingCreateInfoKHR-presentGravityX-07766
If **presentGravityX** is not `0`, **presentGravityY** **must** not be `0`
- VUID-VkSwapchainPresentScalingCreateInfoKHR-scalingBehavior-07767
scalingBehavior **must** not have more than one bit set
- VUID-VkSwapchainPresentScalingCreateInfoKHR-presentGravityX-07768
presentGravityX **must** not have more than one bit set
- VUID-VkSwapchainPresentScalingCreateInfoKHR-presentGravityY-07769
presentGravityY **must** not have more than one bit set
- VUID-VkSwapchainPresentScalingCreateInfoKHR-scalingBehavior-07770
scalingBehavior **must** be `0` or a valid scaling method for the surface as returned in [VkSurfacePresentScalingCapabilitiesKHR::supportedPresentScaling](#), given [VkSwapchainCreateInfoKHR::presentMode](#) in [VkSurfacePresentModeKHR](#)
- VUID-VkSwapchainPresentScalingCreateInfoKHR-scalingBehavior-07771
If the swapchain is created with [VkSwapchainPresentModesCreateInfoKHR](#), **scalingBehavior** **must** be `0` or a valid scaling method for the surface as returned in [VkSurfacePresentScalingCapabilitiesKHR::supportedPresentScaling](#), given each present mode in [VkSwapchainPresentModesCreateInfoKHR::pPresentModes](#) in [VkSurfacePresentModeKHR](#)

- VUID-VkSwapchainPresentScalingCreateInfoKHR-presentGravityX-07772
`presentGravityX` **must** be 0 or a valid x-axis present gravity for the surface as returned in `VkSurfacePresentScalingCapabilitiesKHR::supportedPresentGravityX`, given `VkSwapchainCreateInfoKHR::presentMode` in `VkSurfacePresentModeKHR`
- VUID-VkSwapchainPresentScalingCreateInfoKHR-presentGravityX-07773
If the swapchain is created with `VkSwapchainPresentModesCreateInfoKHR`, `presentGravityX` **must** be 0 or a valid x-axis present gravity for the surface as returned in `VkSurfacePresentScalingCapabilitiesKHR::supportedPresentGravityX`, given each present mode in `VkSwapchainPresentModesCreateInfoKHR::pPresentModes` in `VkSurfacePresentModeKHR`
- VUID-VkSwapchainPresentScalingCreateInfoKHR-presentGravityY-07774
`presentGravityY` **must** be 0 or a valid y-axis present gravity for the surface as returned in `VkSurfacePresentScalingCapabilitiesKHR::supportedPresentGravityY`, given `VkSwapchainCreateInfoKHR::presentMode` in `VkSurfacePresentModeKHR`
- VUID-VkSwapchainPresentScalingCreateInfoKHR-presentGravityY-07775
If the swapchain is created with `VkSwapchainPresentModesCreateInfoKHR`, `presentGravityY` **must** be 0 or a valid y-axis present gravity for the surface as returned in `VkSurfacePresentScalingCapabilitiesKHR::supportedPresentGravityY`, given each present mode in `VkSwapchainPresentModesCreateInfoKHR::pPresentModes` in `VkSurfacePresentModeKHR`
- VUID-VkSwapchainPresentScalingCreateInfoKHR-swapchainMaintenance1-10154
If the `swapchainMaintenance1` feature is not enabled, then `scalingBehavior`, `presentGravityX`, and `presentGravityY` **must** be 0

Valid Usage (Implicit)

- VUID-VkSwapchainPresentScalingCreateInfoKHR-sType-sType
`sType` **must** be `VK_STRUCTURE_TYPE_SWAPCHAIN_PRESENT_SCALING_CREATE_INFO_KHR`
- VUID-VkSwapchainPresentScalingCreateInfoKHR-scalingBehavior-parameter
`scalingBehavior` **must** be a valid combination of `VkPresentScalingFlagBitsKHR` values
- VUID-VkSwapchainPresentScalingCreateInfoKHR-presentGravityX-parameter
`presentGravityX` **must** be a valid combination of `VkPresentGravityFlagBitsKHR` values
- VUID-VkSwapchainPresentScalingCreateInfoKHR-presentGravityY-parameter
`presentGravityY` **must** be a valid combination of `VkPresentGravityFlagBitsKHR` values

Structure Chaining

Extends the structure

- `VkSwapchainCreateInfoKHR`

To destroy a swapchain object call:


```
// Provided by VK_KHR_swapchain
void vkDestroySwapchainKHR(
    VkDevice                device,
    VkSwapchainKHR          swapchain,
    const VkAllocationCallbacks* pAllocator);
```

- **device** is the [VkDevice](#) associated with **swapchain**.
- **swapchain** is the swapchain to destroy.
- **pAllocator** is the allocator used for host memory allocated for the swapchain object when there is no more specific allocator available (see [Memory Allocation](#)).

The application **must** not destroy a swapchain until after completion of all outstanding operations on images that were acquired from the swapchain. **swapchain** and all associated [VkImage](#) handles are destroyed, and **must** not be acquired or used any more by the application. The memory of each [VkImage](#) will only be freed after that image is no longer used by the presentation engine. For example, if one image of the swapchain is being displayed in a window, the memory for that image **may** not be freed until the window is destroyed, or another swapchain is created for the window. Destroying the swapchain does not invalidate the parent [VkSurfaceKHR](#), and a new swapchain **can** be created with it.

When a swapchain associated with a display surface is destroyed, if the image most recently presented to the display surface is from the swapchain being destroyed, then either any display resources modified by presenting images from any swapchain associated with the display surface **must** be reverted by the implementation to their state prior to the first present performed on one of these swapchains, or such resources **must** be left in their current state.

If **swapchain** has exclusive full-screen access, it is released before the swapchain is destroyed.

Valid Usage

- VUID-vkDestroySwapchainKHR-swapchain-01282
All uses of presentable images acquired from **swapchain** **must** have completed execution
- VUID-vkDestroySwapchainKHR-swapchain-01283
If [VkAllocationCallbacks](#) were provided when **swapchain** was created, a compatible set of callbacks **must** be provided here
- VUID-vkDestroySwapchainKHR-swapchain-01284
If no [VkAllocationCallbacks](#) were provided when **swapchain** was created, **pAllocator** **must** be **NULL**

Valid Usage (Implicit)

- VUID-vkDestroySwapchainKHR-device-parameter
device **must** be a valid [VkDevice](#) handle
- VUID-vkDestroySwapchainKHR-swapchain-parameter

If `swapchain` is not `VK_NULL_HANDLE`, `swapchain` **must** be a valid `VkSwapchainKHR` handle

- VUID-vkDestroySwapchainKHR-pAllocator-parameter

If `pAllocator` is not `NULL`, `pAllocator` **must** be a valid pointer to a valid `VkAllocationCallbacks` structure

- VUID-vkDestroySwapchainKHR-swapchain-parent

If `swapchain` is a valid handle, it **must** have been created, allocated, or retrieved from `device`

Host Synchronization

- Host access to `swapchain` **must** be externally synchronized

When the `VK_KHR_display_swapchain` extension is enabled, multiple swapchains that share presentable images are created by calling:

```
// Provided by VK_KHR_display_swapchain
VkResult vkCreateSharedSwapchainsKHR(
    VkDevice          device,
    uint32_t          swapchainCount,
    const VkSwapchainCreateInfoKHR* pCreateInfos,
    const VkAllocationCallbacks* pAllocator,
    VkSwapchainKHR*    pSwapchains);
```

- `device` is the device to create the swapchains for.
- `swapchainCount` is the number of swapchains to create.
- `pCreateInfos` is a pointer to an array of `VkSwapchainCreateInfoKHR` structures specifying the parameters of the created swapchains.
- `pAllocator` is the allocator used for host memory allocated for the swapchain objects when there is no more specific allocator available (see [Memory Allocation](#)).
- `pSwapchains` is a pointer to an array of `VkSwapchainKHR` handles in which the created swapchain objects will be returned.

`vkCreateSharedSwapchainsKHR` is similar to `vkCreateSwapchainKHR`, except that it takes an array of `VkSwapchainCreateInfoKHR` structures, and returns an array of swapchain objects.

The swapchain creation parameters that affect the properties and number of presentable images **must** match between all the swapchains. If the displays used by any of the swapchains do not use the same presentable image layout or are incompatible in a way that prevents sharing images, swapchain creation will fail with the result code `VK_ERROR_INCOMPATIBLE_DISPLAY_KHR`. If any error occurs, no swapchains will be created. Images presented to multiple swapchains **must** be re-acquired from all of them before being modified. After destroying one or more of the swapchains, the remaining swapchains and the presentable images **can** continue to be used.

Valid Usage (Implicit)

- VUID-vkCreateSharedSwapchainsKHR-device-parameter
`device` **must** be a valid `VkDevice` handle
- VUID-vkCreateSharedSwapchainsKHR-pCreateInfos-parameter
`pCreateInfos` **must** be a valid pointer to an array of `swapchainCount` valid `VkSwapchainCreateInfoKHR` structures
- VUID-vkCreateSharedSwapchainsKHR-pAllocator-parameter
If `pAllocator` is not `NULL`, `pAllocator` **must** be a valid pointer to a valid `VkAllocationCallbacks` structure
- VUID-vkCreateSharedSwapchainsKHR-pSwapchains-parameter
`pSwapchains` **must** be a valid pointer to an array of `swapchainCount` `VkSwapchainKHR` handles
- VUID-vkCreateSharedSwapchainsKHR-device-queuecount
The device **must** have been created with at least `1` queue
- VUID-vkCreateSharedSwapchainsKHR-swapchainCount-arraylength
`swapchainCount` **must** be greater than `0`

Return Codes

Success

- `VK_SUCCESS`

Failure

- `VK_ERROR_DEVICE_LOST`
- `VK_ERROR_INCOMPATIBLE_DISPLAY_KHR`
- `VK_ERROR_OUT_OF_DEVICE_MEMORY`
- `VK_ERROR_OUT_OF_HOST_MEMORY`
- `VK_ERROR_SURFACE_LOST_KHR`
- `VK_ERROR_UNKNOWN`
- `VK_ERROR_VALIDATION_FAILED`

To obtain the array of presentable images associated with a swapchain, call:

```
// Provided by VK_KHR_swapchain
VkResult vkGetSwapchainImagesKHR(
    VkDevice          device,
    VkSwapchainKHR    swapchain,
    uint32_t*         pSwapchainImageCount,
    VkImage*          pSwapchainImages);
```


- `device` is the device associated with `swapchain`.
- `swapchain` is the swapchain to query.
- `pSwapchainImageCount` is a pointer to an integer related to the number of presentable images available or queried, as described below.
- `pSwapchainImages` is either `NULL` or a pointer to an array of `VkImage` handles.

If `pSwapchainImages` is `NULL`, then the number of presentable images for `swapchain` is returned in `pSwapchainImageCount`. Otherwise, `pSwapchainImageCount` **must** point to a variable set by the application to the number of elements in the `pSwapchainImages` array, and on return the variable is overwritten with the number of structures actually written to `pSwapchainImages`. If the value of `pSwapchainImageCount` is less than the number of presentable images for `swapchain`, at most `pSwapchainImageCount` structures will be written, and `VK_INCOMPLETE` will be returned instead of `VK_SUCCESS`, to indicate that not all the available presentable images were returned.

Valid Usage (Implicit)

- VUID-vkGetSwapchainImagesKHR-device-parameter `device` **must** be a valid `VkDevice` handle
- VUID-vkGetSwapchainImagesKHR-swapchain-parameter `swapchain` **must** be a valid `VkSwapchainKHR` handle
- VUID-vkGetSwapchainImagesKHR-pSwapchainImageCount-parameter `pSwapchainImageCount` **must** be a valid pointer to a `uint32_t` value
- VUID-vkGetSwapchainImagesKHR-pSwapchainImages-parameter
If the value referenced by `pSwapchainImageCount` is not `0`, and `pSwapchainImages` is not `NULL`, `pSwapchainImages` **must** be a valid pointer to an array of `pSwapchainImageCount` `VkImage` handles
- VUID-vkGetSwapchainImagesKHR-swapchain-parent `swapchain` **must** have been created, allocated, or retrieved from `device`

Return Codes

Success

- `VK_INCOMPLETE`
- `VK_SUCCESS`

Failure

- `VK_ERROR_OUT_OF_DEVICE_MEMORY`
- `VK_ERROR_OUT_OF_HOST_MEMORY`
- `VK_ERROR_UNKNOWN`
- `VK_ERROR_VALIDATION_FAILED`

NOTE

By knowing all presentable images used in the swapchain, the application can

create command buffers that reference these images prior to entering its main rendering loop. However, command buffers are not allowed to reference presentable images created with `VK_SWAPCHAIN_CREATE_DEFERRED_MEMORY_ALLOCATION_BIT_KHR` until their indices have been returned from `vkAcquireNextImageKHR` at least once.

Images returned by `vkGetSwapchainImagesKHR` are fully backed by memory before they are passed to the application, as if they are each bound completely and contiguously to a single `VkDeviceMemory` object, unless the swapchain is created with the `VK_SWAPCHAIN_CREATE_DEFERRED_MEMORY_ALLOCATION_BIT_KHR` flag. All presentable images are initially in the `VK_IMAGE_LAYOUT_UNDEFINED` layout, thus before using presentable images, the application **must** transition them to a valid layout for the intended use.

Further, the lifetime of presentable images is controlled by the implementation, so applications **must** not destroy a presentable image. See `vkDestroySwapchainKHR` for further details on the lifetime of presentable images.

Images **can** also be created by using `vkCreateImage` with `VkImageSwapchainCreateInfoKHR` and bound to swapchain memory using `vkBindImageMemory2` with `VkBindImageMemorySwapchainInfoKHR`. These images **can** be used anywhere swapchain images are used, and are useful in logical devices with multiple physical devices to create peer memory bindings of swapchain memory. These images and bindings have no effect on what memory is presented. Unlike images retrieved from `vkGetSwapchainImagesKHR`, these images **must** be destroyed with `vkDestroyImage`.

To acquire an available presentable image to use, and retrieve the index of that image, call:

```
// Provided by VK_KHR_swapchain
VkResult vkAcquireNextImageKHR(
    VkDevice          device,
    VkSwapchainKHR    swapchain,
    uint64_t          timeout,
    VkSemaphore        semaphore,
    VkFence            fence,
    uint32_t*         pImageIndex);
```

- `device` is the device associated with `swapchain`.
- `swapchain` is the non-retired swapchain from which an image is being acquired.
- `timeout` specifies how long the function waits, in nanoseconds, if no image is available.
- `semaphore` is `VK_NULL_HANDLE` or a semaphore defining a [semaphore signal operation](#).
- `fence` is `VK_NULL_HANDLE` or a fence to signal.
- `pImageIndex` is a pointer to a `uint32_t` in which the index of the next image to use (i.e. an index into the array of images returned by `vkGetSwapchainImagesKHR`) is returned.

If the `swapchain` has been created with the `VK_SWAPCHAIN_CREATE_DEFERRED_MEMORY_ALLOCATION_BIT_KHR` flag, the image whose

index is returned in `pImageIndex` will be fully backed by memory before this call returns to the application, as if it is bound completely and contiguously to a single `VkDeviceMemory` object.

If `semaphore` defines a `semaphore signal operation`, its first `synchronization scope` includes acquisition of the image.

Valid Usage

- VUID-vkAcquireNextImageKHR-swapchain-01285
`swapchain` **must** not be in the retired state
- VUID-vkAcquireNextImageKHR-semaphore-01286
If `semaphore` is not `VK_NULL_HANDLE`, it **must** be unsignaled
- VUID-vkAcquireNextImageKHR-semaphore-01779
If `semaphore` is not `VK_NULL_HANDLE`, it **must** not have any uncompleted signal or wait operations pending
- VUID-vkAcquireNextImageKHR-fence-01287
If `fence` is not `VK_NULL_HANDLE`, `fence` **must** be unsignaled
- VUID-vkAcquireNextImageKHR-fence-10066
If `fence` is not `VK_NULL_HANDLE`, `fence` **must** not be associated with any other queue command that has not yet completed execution on that queue
- VUID-vkAcquireNextImageKHR-semaphore-01780
`semaphore` and `fence` **must** not both be equal to `VK_NULL_HANDLE`
- VUID-vkAcquireNextImageKHR-surface-07783
If `forward progress` cannot be guaranteed for the `surface` used to create the `swapchain` member of `pAcquireInfo`, `timeout` **must** not be `UINT64_MAX`
- VUID-vkAcquireNextImageKHR-semaphore-03265
`semaphore` **must** have a `VkSemaphoreType` of `VK_SEMAPHORE_TYPE_BINARY`

Valid Usage (Implicit)

- VUID-vkAcquireNextImageKHR-device-parameter
`device` **must** be a valid `VkDevice` handle
- VUID-vkAcquireNextImageKHR-swapchain-parameter
`swapchain` **must** be a valid `VkSwapchainKHR` handle
- VUID-vkAcquireNextImageKHR-semaphore-parameter
If `semaphore` is not `VK_NULL_HANDLE`, `semaphore` **must** be a valid `VkSemaphore` handle
- VUID-vkAcquireNextImageKHR-fence-parameter
If `fence` is not `VK_NULL_HANDLE`, `fence` **must** be a valid `VkFence` handle
- VUID-vkAcquireNextImageKHR-pImageIndex-parameter
`pImageIndex` **must** be a valid pointer to a `uint32_t` value
- VUID-vkAcquireNextImageKHR-swapchain-parent
`swapchain` **must** have been created, allocated, or retrieved from `device`

- VUID-vkAcquireNextImageKHR-semaphore-parent
If **semaphore** is a valid handle, it **must** have been created, allocated, or retrieved from **device**
- VUID-vkAcquireNextImageKHR-fence-parent
If **fence** is a valid handle, it **must** have been created, allocated, or retrieved from **device**

Host Synchronization

- Host access to **swapchain** **must** be externally synchronized
- Host access to **semaphore** **must** be externally synchronized
- Host access to **fence** **must** be externally synchronized

Return Codes

Success

- **VK_NOT_READY**
- **VK_SUBOPTIMAL_KHR**
- **VK_SUCCESS**
- **VK_TIMEOUT**

Failure

- **VK_ERROR_DEVICE_LOST**
- **VK_ERROR_FULL_SCREEN_EXCLUSIVE_MODE_LOST_EXT**
- **VK_ERROR_OUT_OF_DATE_KHR**
- **VK_ERROR_OUT_OF_DEVICE_MEMORY**
- **VK_ERROR_OUT_OF_HOST_MEMORY**
- **VK_ERROR_SURFACE_LOST_KHR**
- **VK_ERROR_UNKNOWN**
- **VK_ERROR_VALIDATION_FAILED**

If an image is acquired successfully, **vkAcquireNextImageKHR** **must** either return **VK_SUCCESS** or **VK_SUBOPTIMAL_KHR**. The implementation **may** return **VK_SUBOPTIMAL_KHR** if the swapchain no longer matches the surface properties exactly, but **can** still be used for presentation.

When successful, **vkAcquireNextImageKHR** acquires a presentable image from **swapchain** that an application **can** use, and sets **pImageIndex** to the index of that image within the swapchain. The presentation engine **may** not have finished reading from the image at the time it is acquired, so the application **must** use **semaphore** and/or **fence** to ensure that the image layout and contents are not modified until the presentation engine reads have completed. Once **vkAcquireNextImageKHR** successfully acquires an image, the semaphore signal operation referenced by **semaphore**, if not

`VK_NULL_HANDLE`, and the fence signal operation referenced by `fence`, if not `VK_NULL_HANDLE`, are submitted for execution. If `vkAcquireNextImageKHR` does not successfully acquire an image, `semaphore` and `fence` are unaffected. The order in which images are acquired is implementation-dependent, and **may** be different than the order the images were presented.

If `timeout` is zero, then `vkAcquireNextImageKHR` does not wait, and will either successfully acquire an image, or fail and return `VK_NOT_READY` if no image is available.

If the specified timeout period expires before an image is acquired, `vkAcquireNextImageKHR` returns `VK_TIMEOUT`. If `timeout` is `UINT64_MAX`, the timeout period is treated as infinite, and `vkAcquireNextImageKHR` will block until an image is acquired or an error occurs.

Let `S` be the number of images in `swapchain`. If `swapchain` is created with `VkSwapchainPresentModesCreateInfoKHR`, let `M` be the maximum of the values in `VkSurfaceCapabilitiesKHR::minImageCount` when queried with each present mode in `VkSwapchainPresentModesCreateInfoKHR::pPresentModes` in `VkSurfacePresentModeKHR`. Otherwise, let `M` be the value of `VkSurfaceCapabilitiesKHR::minImageCount` without a `VkSurfacePresentModeKHR` as part of the query input.

`vkAcquireNextImageKHR` **should** not be called if the number of images that the application has currently acquired is greater than `S-M`. If `vkAcquireNextImageKHR` is called when the number of images that the application has currently acquired is less than or equal to `S-M`, `vkAcquireNextImageKHR` **must** return in finite time with an allowed `VkResult` code.

NOTE

Returning a result in finite time guarantees that the implementation cannot deadlock an application, or suspend its execution indefinitely with correct API usage. Acquiring too many images at once may block indefinitely, which is covered by valid usage when attempting to use `UINT64_MAX`. For example, a scenario here is when a compositor holds on to images which are currently being presented, and there are not any vacant images left to be acquired.

If the swapchain images no longer match native surface properties, either `VK_SUBOPTIMAL_KHR` or `VK_ERROR_OUT_OF_DATE_KHR` **must** be returned. If `VK_ERROR_OUT_OF_DATE_KHR` is returned, no image is acquired and attempts to present previously acquired images to the swapchain will also fail with `VK_ERROR_OUT_OF_DATE_KHR`. Applications need to create a new swapchain for the surface to continue presenting if `VK_ERROR_OUT_OF_DATE_KHR` is returned.

NOTE

`VK_SUBOPTIMAL_KHR` **may** happen, for example, if the platform surface has been resized but the platform is able to scale the presented images to the new size to produce valid surface updates. It is up to the application to decide whether it prefers to continue using the current swapchain in this state, or to re-create the swapchain to better match the platform surface properties.

If device loss occurs (see [Lost Device](#)) before the timeout has expired, `vkAcquireNextImageKHR` **must** return in finite time with either one of the allowed success codes, or `VK_ERROR_DEVICE_LOST`.

If `semaphore` is not `VK_NULL_HANDLE`, the semaphore **must** be unsignaled, with no signal or wait operations pending. It will become signaled when the application **can** use the image.

NOTE

Use of **semaphore** allows rendering operations to be recorded and submitted before the presentation engine has completed its use of the image.

If **fence** is not equal to **VK_NULL_HANDLE**, the fence **must** be unsignaled, with no signal operations pending. It will become signaled when the application **can** use the image.

NOTE

Applications **should** not rely on **vkAcquireNextImageKHR** blocking in order to meter their rendering speed. The implementation **may** return from this function immediately regardless of how many presentation requests are queued, and regardless of when queued presentation requests will complete relative to the call. Instead, applications **can** use **fence** to meter their frame generation work to match the presentation rate.

An application **must** wait until either the **semaphore** or **fence** is signaled before accessing the image's data.

NOTE

When the presentable image will be accessed by some stage S, the recommended idiom for ensuring correct synchronization is:

- The **VkSubmitInfo** used to submit the image layout transition for execution includes **vkAcquireNextImageKHR::semaphore** in its **pWaitSemaphores** member, with the corresponding element of **pWaitDstStageMask** including S.
- The **synchronization command** that performs any necessary image layout transition includes S in both the **srcStageMask** and **dstStageMask**.

After a successful return, the image indicated by **pImageIndex** and its data will be unmodified compared to when it was presented.

NOTE

Exclusive ownership of presentable images corresponding to a swapchain created with **VK_SHARING_MODE_EXCLUSIVE** as defined in **Resource Sharing** is not altered by a call to **vkAcquireNextImageKHR**. That means upon the first acquisition from such a swapchain presentable images are not owned by any queue family, while at subsequent acquisitions the presentable images remain owned by the queue family the image was previously presented on.

The possible return values for **vkAcquireNextImageKHR** depend on the **timeout** provided:

- **VK_SUCCESS** is returned if an image became available.
- **VK_ERROR_SURFACE_LOST_KHR** is returned if the surface becomes no longer available.
- **VK_NOT_READY** is returned if **timeout** is zero and no image was available.
- **VK_TIMEOUT** is returned if **timeout** is greater than zero and less than **UINT64_MAX**, and no image became available within the time allowed.
- **VK_SUBOPTIMAL_KHR** **may** be returned if an image became available, and the swapchain no longer matches the surface properties exactly, but **can** still be used to present to the surface successfully.

NOTE

This **may** happen, for example, if the platform surface has been resized but the platform is able to scale the presented images to the new size to produce valid surface updates. It is up to the application to decide whether it prefers to continue using the current swapchain indefinitely or temporarily in this state, or to re-create the swapchain to better match the platform surface properties.

- [VK_ERROR_OUT_OF_DATE_KHR](#) is returned if the surface has changed in such a way that it is no longer compatible with the swapchain, and further presentation requests using the swapchain will fail. Applications **must** query the new surface properties and recreate their swapchain if they wish to continue presenting to the surface.

If the native surface and presented image sizes no longer match, presentation **may** fail unless the swapchain is created with a non-zero value in [VkSwapchainPresentScalingCreateInfoKHR::scalingBehavior](#) . If presentation does succeed, the mapping from the presented image to the native surface is defined by the [VkSwapchainPresentScalingCreateInfoKHR](#) structure if provided. Otherwise it is implementation-defined. It is the application's responsibility to detect surface size changes and react appropriately. If presentation fails because of a mismatch in the surface and presented image sizes, a [VK_ERROR_OUT_OF_DATE_KHR](#) error will be returned.

NOTE

For example, consider a 4x3 window/surface that gets resized to be 3x4 (taller than wider). On some window systems, the portion of the window/surface that was previously and still is visible (the 3x3 part) will contain the same contents as before, while the remaining parts of the window will have undefined contents. Other window systems **may** squash/stretch the image to fill the new window size without any undefined contents, or apply some other mapping.

To acquire an available presentable image to use, and retrieve the index of that image, call:

```
// Provided by VK_VERSION_1_1 with VK_KHR_swapchain, VK_KHR_device_group with
VK_KHR_swapchain
VkResult vkAcquireNextImage2KHR(
    VkDevice                                device,
    const VkAcquireNextImageInfoKHR*       pAcquireInfo,
    uint32_t*                               pImageIndex);
```

- **device** is the device associated with **swapchain**.
- **pAcquireInfo** is a pointer to a [VkAcquireNextImageInfoKHR](#) structure containing parameters of the acquire.
- **pImageIndex** is a pointer to a **uint32_t** value specifying the index of the next image to use.

If the **swapchain** has been created with the [VK_SWAPCHAIN_CREATE_DEFERRED_MEMORY_ALLOCATION_BIT_KHR](#) flag, the image whose index is returned in **pImageIndex** will be fully backed by memory before this call returns to the application.

Valid Usage

- VUID-vkAcquireNextImage2KHR-surface-07784

If **forward progress** cannot be guaranteed for the **surface** used to create **swapchain**, the **timeout** member of **pAcquireInfo** **must** not be **UINT64_MAX**

Valid Usage (Implicit)

- VUID-vkAcquireNextImage2KHR-device-parameter
device **must** be a valid **VkDevice** handle
- VUID-vkAcquireNextImage2KHR-pAcquireInfo-parameter
pAcquireInfo **must** be a valid pointer to a valid **VkAcquireNextImageInfoKHR** structure
- VUID-vkAcquireNextImage2KHR-pImageIndex-parameter
pImageIndex **must** be a valid pointer to a **uint32_t** value

Return Codes

Success

- **VK_NOT_READY**
- **VK_SUBOPTIMAL_KHR**
- **VK_SUCCESS**
- **VK_TIMEOUT**

Failure

- **VK_ERROR_DEVICE_LOST**
- **VK_ERROR_FULL_SCREEN_EXCLUSIVE_MODE_LOST_EXT**
- **VK_ERROR_OUT_OF_DATE_KHR**
- **VK_ERROR_OUT_OF_DEVICE_MEMORY**
- **VK_ERROR_OUT_OF_HOST_MEMORY**
- **VK_ERROR_SURFACE_LOST_KHR**
- **VK_ERROR_UNKNOWN**
- **VK_ERROR_VALIDATION_FAILED**

The **VkAcquireNextImageInfoKHR** structure is defined as:


```
// Provided by VK_VERSION_1_1 with VK_KHR_swapchain, VK_KHR_device_group with
VK_KHR_swapchain
typedef struct VkAcquireNextImageInfoKHR {
    VkStructureType    sType;
    const void*        pNext;
    VkSwapchainKHR     swapchain;
    uint64_t           timeout;
    VkSemaphore         semaphore;
    VkFence             fence;
    uint32_t           deviceMask;
} VkAcquireNextImageInfoKHR;
```

- `sType` is a `VkStructureType` value identifying this structure.
- `pNext` is `NULL` or a pointer to a structure extending this structure.
- `swapchain` is a non-retired swapchain from which an image is acquired.
- `timeout` specifies how long the function waits, in nanoseconds, if no image is available.
- `semaphore` is `VK_NULL_HANDLE` or a semaphore that defines a [semaphore signal operation](#).
- `fence` is `VK_NULL_HANDLE` or a fence to signal.
- `deviceMask` is a mask of physical devices for which the swapchain image will be ready to use when the semaphore or fence is signaled.

If `vkAcquireNextImageKHR` is used, the device mask is considered to include all physical devices in the logical device.

NOTE

`vkAcquireNextImage2KHR` signals at most one semaphore, even if the application requests waiting for multiple physical devices to be ready via the `deviceMask`. However, only a single physical device **can** wait on that semaphore, since the semaphore becomes unsignaled when the wait succeeds. For other physical devices to wait for the image to be ready, it is necessary for the application to submit semaphore signal operation(s) to that first physical device to signal additional semaphore(s) after the wait succeeds, which the other physical device(s) **can** wait upon.

Valid Usage

- VUID-VkAcquireNextImageInfoKHR-swapchain-01675
`swapchain` **must** not be in the retired state
- VUID-VkAcquireNextImageInfoKHR-semaphore-01288
If `semaphore` is not `VK_NULL_HANDLE`, it **must** be unsignaled
- VUID-VkAcquireNextImageInfoKHR-semaphore-01781
If `semaphore` is not `VK_NULL_HANDLE`, it **must** not have any uncompleted signal or wait operations pending
- VUID-VkAcquireNextImageInfoKHR-fence-01289

If **fence** is not `VK_NULL_HANDLE`, **fence** **must** be unsignaled

- VUID-VkAcquireNextImageInfoKHR-fence-10067

If **fence** is not `VK_NULL_HANDLE`, **fence** **must** not be associated with any other queue command that has not yet completed execution on that queue

- VUID-VkAcquireNextImageInfoKHR-semaphore-01782
semaphore and **fence** **must** not both be equal to `VK_NULL_HANDLE`
- VUID-VkAcquireNextImageInfoKHR-deviceMask-01290
deviceMask **must** be a valid device mask
- VUID-VkAcquireNextImageInfoKHR-deviceMask-01291
deviceMask **must** not be zero
- VUID-VkAcquireNextImageInfoKHR-semaphore-03266
semaphore **must** have a `VkSemaphoreType` of `VK_SEMAPHORE_TYPE_BINARY`

Valid Usage (Implicit)

- VUID-VkAcquireNextImageInfoKHR-sType-sType
sType **must** be `VK_STRUCTURE_TYPE_ACQUIRE_NEXT_IMAGE_INFO_KHR`
- VUID-VkAcquireNextImageInfoKHR-pNext-pNext
pNext **must** be `NULL`
- VUID-VkAcquireNextImageInfoKHR-swapchain-parameter
swapchain **must** be a valid `VkSwapchainKHR` handle
- VUID-VkAcquireNextImageInfoKHR-semaphore-parameter
If **semaphore** is not `VK_NULL_HANDLE`, **semaphore** **must** be a valid `VkSemaphore` handle
- VUID-VkAcquireNextImageInfoKHR-fence-parameter
If **fence** is not `VK_NULL_HANDLE`, **fence** **must** be a valid `VkFence` handle
- VUID-VkAcquireNextImageInfoKHR-commonparent
Each of **fence**, **semaphore**, and **swapchain** that are valid handles of non-ignored parameters **must** have been created, allocated, or retrieved from the same `VkDevice`

Host Synchronization

- Host access to **swapchain** **must** be externally synchronized
- Host access to **semaphore** **must** be externally synchronized
- Host access to **fence** **must** be externally synchronized

After queueing all rendering commands and transitioning the image to the correct layout, to queue an image for presentation, call:


```
// Provided by VK_KHR_swapchain
VkResult vkQueuePresentKHR(
    VkQueue queue,
    const VkPresentInfoKHR* pPresentInfo);
```

- `queue` is a queue that is capable of presentation to the target surface's platform on the same device as the image's swapchain.
- `pPresentInfo` is a pointer to a `VkPresentInfoKHR` structure specifying parameters of the presentation.

NOTE There is no requirement for an application to present images in the same order that they were acquired - applications can arbitrarily present any image that is currently acquired.

NOTE The origin of the native orientation of the surface coordinate system is not specified in the Vulkan specification; it depends on the platform. For most platforms the origin is by default upper-left, meaning the pixel of the presented `VkImage` at coordinates (0,0) would appear at the upper left pixel of the platform surface (assuming `VK_SURFACE_TRANSFORM_IDENTITY_BIT_KHR`, and the display standing the right way up).

The result codes `VK_ERROR_OUT_OF_DATE_KHR` and `VK_SUBOPTIMAL_KHR` have the same meaning when returned by `vkQueuePresentKHR` as they do when returned by `vkAcquireNextImageKHR`. If any `swapchain` member of `pPresentInfo` was created with `VK_FULL_SCREEN_EXCLUSIVE_APPLICATION_CONTROLLED_EXT`, `VK_ERROR_FULL_SCREEN_EXCLUSIVE_MODE_LOST_EXT` will be returned if that swapchain does not have exclusive full-screen access, possibly for implementation-specific reasons outside of the application's control. If multiple swapchains are presented, the result code is determined by applying the following rules in order:

- If the device is lost, `VK_ERROR_DEVICE_LOST` is returned.
- If any of the target surfaces are no longer available the error `VK_ERROR_SURFACE_LOST_KHR` is returned.
- If any of the presents would have a result of `VK_ERROR_OUT_OF_DATE_KHR` if issued separately then `VK_ERROR_OUT_OF_DATE_KHR` is returned.
- If any of the presents would have a result of `VK_ERROR_PRESENT_TIMING_QUEUE_FULL_EXT` if issued separately then `VK_ERROR_PRESENT_TIMING_QUEUE_FULL_EXT` is returned.
- If any of the presents would have a result of `VK_ERROR_FULL_SCREEN_EXCLUSIVE_MODE_LOST_EXT` if issued separately then `VK_ERROR_FULL_SCREEN_EXCLUSIVE_MODE_LOST_EXT` is returned.
- If any of the presents would have a result of `VK_SUBOPTIMAL_KHR` if issued separately then `VK_SUBOPTIMAL_KHR` is returned.
- Otherwise `VK_SUCCESS` is returned.

Any writes to memory backing the images referenced by the `pImageIndices` and `pSwapchains` members of `pPresentInfo`, that are available before `vkQueuePresentKHR` is executed, are automatically made visible to the read access performed by the presentation engine. This automatic visibility operation for an image happens-after the semaphore wait operation, and happens-before the presentation engine accesses the image.

Presentation is a read-only operation that will not affect the content of the presentable images. Upon reacquiring the image and transitioning it away from the `VK_IMAGE_LAYOUT_PRESENT_SRC_KHR` layout, the contents will be the same as they were prior to transitioning the image to the present source layout and presenting it. However, if a mechanism other than Vulkan is used to modify the platform window associated with the swapchain, the content of all presentable images in the swapchain becomes undefined.

Calls to `vkQueuePresentKHR` **may** block, but **must** return in finite time. The processing of the presentation happens in issue order with other queue operations, but semaphores **must** be used to ensure that prior rendering and other commands in the specified queue complete before the presentation begins. The presentation command itself does not delay processing of subsequent commands on the queue. However, presentation requests sent to a particular queue are always performed in order. Exact presentation timing is controlled by the semantics of the presentation engine and native platform in use.

If an image is presented to a swapchain created from a display surface, the mode of the associated display will be updated, if necessary, to match the mode specified when creating the display surface. The mode switch and presentation of the specified image will be performed as one atomic operation.

Queueing an image for presentation defines a set of *queue operations*, including waiting on the semaphores and submitting a presentation request to the presentation engine. However, the scope of this set of queue operations does not include the actual processing of the image by the presentation engine.

If `vkQueuePresentKHR` fails to enqueue the corresponding set of queue operations, it **may** return `VK_ERROR_OUT_OF_HOST_MEMORY` or `VK_ERROR_OUT_OF_DEVICE_MEMORY`. If it does, the implementation **must** ensure that the state and contents of any resources or synchronization primitives referenced is unaffected by the call or its failure.

If `vkQueuePresentKHR` fails in such a way that the implementation is unable to make that guarantee, the implementation **must** return `VK_ERROR_DEVICE_LOST`.

However, if the presentation request is rejected by the presentation engine with an error `VK_ERROR_OUT_OF_DATE_KHR`, `VK_ERROR_FULL_SCREEN_EXCLUSIVE_MODE_LOST_EXT`, `VK_ERROR_PRESENT_TIMING_QUEUE_FULL_EXT`, or `VK_ERROR_SURFACE_LOST_KHR`, the set of queue operations are still considered to be enqueued and thus any semaphore wait operation specified in `VkPresentInfoKHR` will execute when the corresponding queue operation is complete.

`vkQueuePresentKHR` releases the acquisition of the images referenced by `imageIndices`. The queue family corresponding to the queue `vkQueuePresentKHR` is executed on **must** have ownership of the presented images as defined in [Resource Sharing](#). `vkQueuePresentKHR` does not alter the queue family ownership, but the presented images **must** not be used again before they have been reacquired

using `vkAcquireNextImageKHR`.

NOTE

The application **can** continue to present any acquired images from a retired swapchain as long as the swapchain has not entered a state that causes `vkQueuePresentKHR` to return `VK_ERROR_OUT_OF_DATE_KHR`.

Valid Usage

- VUID-vkQueuePresentKHR-pSwapchains-01292
Each element of `pSwapchains` member of `pPresentInfo` **must** be a swapchain that is created for a surface for which presentation is supported from `queue` as determined using a call to `vkGetPhysicalDeviceSurfaceSupportKHR`
- VUID-vkQueuePresentKHR-pSwapchains-01293
If more than one member of `pSwapchains` was created from a display surface, all display surfaces referenced that refer to the same display **must** use the same display mode
- VUID-vkQueuePresentKHR-pSwapchains-10285
If more than one member of `pSwapchains` was created from a display surface, all display surfaces referenced that refer to the same display **must** use the same `stereoType`
- VUID-vkQueuePresentKHR-pWaitSemaphores-01294
When a semaphore wait operation referring to a binary semaphore defined by the elements of the `pWaitSemaphores` member of `pPresentInfo` executes on `queue`, there **must** be no other queues waiting on the same semaphore
- VUID-vkQueuePresentKHR-pWaitSemaphores-03267
All elements of the `pWaitSemaphores` member of `pPresentInfo` **must** be created with a `VkSemaphoreType` of `VK_SEMAPHORE_TYPE_BINARY`
- VUID-vkQueuePresentKHR-pWaitSemaphores-03268
All elements of the `pWaitSemaphores` member of `pPresentInfo` **must** reference a semaphore signal operation that has been submitted for execution and any `semaphore signal operations` on which it depends **must** have also been submitted for execution

Valid Usage (Implicit)

- VUID-vkQueuePresentKHR-queue-parameter
`queue` **must** be a valid `VkQueue` handle
- VUID-vkQueuePresentKHR-pPresentInfo-parameter
`pPresentInfo` **must** be a valid pointer to a valid `VkPresentInfoKHR` structure

Host Synchronization

- Host access to `queue` **must** be externally synchronized if it was not created with `VK_DEVICE_QUEUE_CREATE INTERNALLY SYNCHRONIZED_BIT_KHR`

Command Properties

Command Buffer Levels	Render Pass Scope	Video Coding Scope	Supported Queue Types	Command Type
-	-	-	Any	-

Return Codes

Success

- [VK_SUBOPTIMAL_KHR](#)
- [VK_SUCCESS](#)

Failure

- [VK_ERROR_DEVICE_LOST](#)
- [VK_ERROR_FULL_SCREEN_EXCLUSIVE_MODE_LOST_EXT](#)
- [VK_ERROR_OUT_OF_DATE_KHR](#)
- [VK_ERROR_OUT_OF_DEVICE_MEMORY](#)
- [VK_ERROR_OUT_OF_HOST_MEMORY](#)
- [VK_ERROR_PRESENT_TIMING_QUEUE_FULL_EXT](#)
- [VK_ERROR_SURFACE_LOST_KHR](#)
- [VK_ERROR_UNKNOWN](#)
- [VK_ERROR_VALIDATION_FAILED](#)

The [VkPresentInfoKHR](#) structure is defined as:

```
// Provided by VK_KHR_swapchain
typedef struct VkPresentInfoKHR {
    VkStructureType      sType;
    const void*          pNext;
    uint32_t             waitSemaphoreCount;
    const VkSemaphore*   pWaitSemaphores;
    uint32_t             swapchainCount;
    const VkSwapchainKHR* pSwapchains;
    const uint32_t*       pImageIndices;
    VkResult*            pResults;
} VkPresentInfoKHR;
```

- [sType](#) is a [VkStructureType](#) value identifying this structure.
- [pNext](#) is [NULL](#) or a pointer to a structure extending this structure.
- [waitSemaphoreCount](#) is the number of semaphores to wait for before issuing the present request.

The number **may** be zero.

- **pWaitSemaphores** is **NULL** or a pointer to an array of **VkSemaphore** objects with **waitSemaphoreCount** entries, and specifies the semaphores to wait for before issuing the present request.
- **swapchainCount** is the number of swapchains being presented to by this command.
- **pSwapchains** is a pointer to an array of **VkSwapchainKHR** objects with **swapchainCount** entries.
- **pImageIndices** is a pointer to an array of indices into the array of each swapchain's presentable images, with **swapchainCount** entries. Each entry in this array identifies the image to present on the corresponding entry in the **pSwapchains** array.
- **pResults** is a pointer to an array of **VkResult** typed elements with **swapchainCount** entries. Applications that do not need per-swapchain results **can** use **NULL** for **pResults**. If non-**NULL**, each entry in **pResults** will be set to the **VkResult** for presenting the swapchain corresponding to the same index in **pSwapchains**.

Before an application **can** present an image, the image's layout **must** be transitioned to the **VK_IMAGE_LAYOUT_PRESENT_SRC_KHR** layout, or for a shared presentable image the **VK_IMAGE_LAYOUT_SHARED_PRESENT_KHR** layout.

NOTE

When transitioning the image to the appropriate layout, there is no need to delay subsequent processing, or perform any visibility operations (as **vkQueuePresentKHR** performs automatic visibility operations). To achieve this, the **dstAccessMask** member of the **VkImageMemoryBarrier** **should** be **0**, and the **dstStageMask** parameter **should** be **VK_PIPELINE_STAGE_BOTTOM_OF_PIPE_BIT**.

The second **synchronization scope** of each **semaphore wait operation** defined by this structure includes presentation of each image indicated by **pSwapchains** and **pImageIndices**.

Valid Usage

- VUID-VkPresentInfoKHR-pSwapchain-09231
Elements of **pSwapchain** **must** be unique
- VUID-VkPresentInfoKHR-pImageIndices-01430
Each element of **pImageIndices** **must** be the index of a presentable image acquired from the swapchain specified by the corresponding element of the **pSwapchains** array, and the presented image subresource **must** be in the **VK_IMAGE_LAYOUT_PRESENT_SRC_KHR** or **VK_IMAGE_LAYOUT_SHARED_PRESENT_KHR** layout at the time the operation is executed on a **VkDevice**
- VUID-VkPresentInfoKHR-pNext-06235
If a **VkPresentIdKHR** structure is included in the **pNext** chain, and the **presentId** feature is not enabled, each **presentIds** entry in that structure **must** be **NULL**
- VUID-VkPresentInfoKHR-swapchainMaintenance1-10158
If the **swapchainMaintenance1** feature is not enabled, then the **pNext** chain **must** not include a **VkSwapchainPresentFenceInfoKHR** structure
- VUID-VkPresentInfoKHR-pSwapchains-09199
If any element of the **pSwapchains** array has been created with

[VkSwapchainPresentModesCreateInfoKHR](#), all of the elements of this array **must** be created with [VkSwapchainPresentModesCreateInfoKHR](#)

- VUID-VkPresentInfoKHR-pNext-09759
If the **pNext** chain of this structure includes a [VkFrameBoundaryTensorsARM](#) structure then it **must** also include a [VkFrameBoundaryEXT](#) structure
- VUID-VkPresentInfoKHR-pNext-10821
If a [VkPresentId2KHR](#) structure is included in the **pNext** chain, and the **presentId2** feature is not enabled, each **presentIds** entry in that structure **must** be zero
- VUID-VkPresentInfoKHR-presentId2Supported-10822
If a [VkPresentId2KHR](#) structure is included and contains non-zero **presentIds**, **presentId2Supported** **must** be [VK_TRUE](#) in the [VkSurfaceCapabilitiesPresentId2KHR](#) structure returned by [vkGetPhysicalDeviceSurfaceCapabilities2KHR](#) for the **surface**

Valid Usage (Implicit)

- VUID-VkPresentInfoKHR-sType-sType
sType **must** be [VK_STRUCTURE_TYPE_PRESENT_INFO_KHR](#)
- VUID-VkPresentInfoKHR-pNext-pNext
Each **pNext** member of any structure (including this one) in the **pNext** chain **must** be either **NULL** or a pointer to a valid instance of [VkDeviceGroupPresentInfoKHR](#), [VkDisplayPresentInfoKHR](#), [VkFrameBoundaryEXT](#), [VkFrameBoundaryTensorsARM](#), [VkPresentFrameTokenGGP](#), [VkPresentId2KHR](#), [VkPresentIdKHR](#), [VkPresentRegionsKHR](#), [VkPresentTimesInfoGOOGLE](#), [VkPresentTimingsInfoEXT](#), [VkSetPresentConfigNV](#), [VkSwapchainPresentFenceInfoKHR](#), or [VkSwapchainPresentModeInfoKHR](#)
- VUID-VkPresentInfoKHR-sType-unique
The **sType** value of each structure in the **pNext** chain **must** be unique
- VUID-VkPresentInfoKHR-pWaitSemaphores-parameter
If **waitSemaphoreCount** is not 0, **pWaitSemaphores** **must** be a valid pointer to an array of **waitSemaphoreCount** valid [VkSemaphore](#) handles
- VUID-VkPresentInfoKHR-pSwapchains-parameter
pSwapchains **must** be a valid pointer to an array of **swapchainCount** valid [VkSwapchainKHR](#) handles
- VUID-VkPresentInfoKHR-pImageIndices-parameter
pImageIndices **must** be a valid pointer to an array of **swapchainCount** [uint32_t](#) values
- VUID-VkPresentInfoKHR-pResults-parameter
If **pResults** is not **NULL**, **pResults** **must** be a valid pointer to an array of **swapchainCount** [VkResult](#) values
- VUID-VkPresentInfoKHR-swapchainCount-arraylength
swapchainCount **must** be greater than 0
- VUID-VkPresentInfoKHR-commonparent
Both of the elements of **pSwapchains**, and the elements of **pWaitSemaphores** that are valid handles of non-ignored parameters **must** have been created, allocated, or retrieved from

the same [VkDevice](#)

Host Synchronization

- Host access to each member of [pWaitSemaphores](#) **must** be externally synchronized
- Host access to each member of [pSwapchains](#) **must** be externally synchronized

When the [VK_KHR_incremental_present](#) extension is enabled, additional fields **can** be specified that allow an application to specify that only certain rectangular regions of the presentable images of a swapchain are changed. This is an optimization hint that a presentation engine **may** use to only update the region of a surface that is actually changing. The application still **must** ensure that all pixels of a presented image contain the desired values, in case the presentation engine ignores this hint. An application **can** provide this hint by adding a [VkPresentRegionsKHR](#) structure to the [pNext](#) chain of the [VkPresentInfoKHR](#) structure.

The [VkPresentRegionsKHR](#) structure is defined as:

```
// Provided by VK_KHR_incremental_present
typedef struct VkPresentRegionsKHR {
    VkStructureType    sType;
    const void*        pNext;
    uint32_t           swapchainCount;
    const VkPresentRegionKHR* pRegions;
} VkPresentRegionsKHR;
```

- [sType](#) is a [VkStructureType](#) value identifying this structure.
- [pNext](#) is [NULL](#) or a pointer to a structure extending this structure.
- [swapchainCount](#) is the number of swapchains being presented to by this command.
- [pRegions](#) is [NULL](#) or a pointer to an array of [VkPresentRegionKHR](#) elements with [swapchainCount](#) entries. If not [NULL](#), each element of [pRegions](#) contains the region that has changed since the last present to the swapchain in the corresponding entry in the [VkPresentInfoKHR::pSwapchains](#) array.

Valid Usage

- VUID-VkPresentRegionsKHR-swapchainCount-01260
[swapchainCount](#) **must** be the same value as [VkPresentInfoKHR::swapchainCount](#), where [VkPresentInfoKHR](#) is included in the [pNext](#) chain of this [VkPresentRegionsKHR](#) structure

Valid Usage (Implicit)

- VUID-VkPresentRegionsKHR-sType-sType
[sType](#) **must** be [VK_STRUCTURE_TYPE_PRESENT_REGIONS_KHR](#)

- VUID-VkPresentRegionsKHR-pRegions-parameter
If `pRegions` is not `NULL`, `pRegions` **must** be a valid pointer to an array of `swapchainCount` valid `VkPresentRegionKHR` structures
- VUID-VkPresentRegionsKHR-swapchainCount-arraylength
`swapchainCount` **must** be greater than `0`

Structure Chaining

Extends the structure

- `VkPresentInfoKHR`

For a given image and swapchain, the region to present is specified by the `VkPresentRegionKHR` structure, which is defined as:

```
// Provided by VK_KHR_incremental_present
typedef struct VkPresentRegionKHR {
    uint32_t      rectangleCount;
    const VkRectLayerKHR* pRectangles;
} VkPresentRegionKHR;
```

- `rectangleCount` is the number of rectangles in `pRectangles`, or zero if the entire image has changed and should be presented.
- `pRectangles` is either `NULL` or a pointer to an array of `VkRectLayerKHR` structures. The `VkRectLayerKHR` structure is the framebuffer coordinates, plus layer, of a portion of a presentable image that has changed and **must** be presented. If non-`NULL`, each entry in `pRectangles` is a rectangle of the given image that has changed since the last image was presented to the given swapchain. The rectangles **must** be specified relative to `VkSurfaceCapabilitiesKHR::currentTransform`, regardless of the swapchain's `preTransform`. The presentation engine will apply the `preTransform` transformation to the rectangles, along with any further transformation it applies to the image content.

Valid Usage (Implicit)

- VUID-VkPresentRegionKHR-pRectangles-parameter
If `rectangleCount` is not `0`, and `pRectangles` is not `NULL`, `pRectangles` **must** be a valid pointer to an array of `rectangleCount` valid `VkRectLayerKHR` structures

The `VkRectLayerKHR` structure is defined as:


```
// Provided by VK_KHR_incremental_present
typedef struct VkRectLayerKHR {
    VkOffset2D    offset;
    VkExtent2D    extent;
    uint32_t      layer;
} VkRectLayerKHR;
```

- **offset** is the origin of the rectangle, in pixels.
- **extent** is the size of the rectangle, in pixels.
- **layer** is the layer of the image. For images with only one layer, the value of **layer** **must** be 0.

Some platforms allow the size of a surface to change, and then scale the pixels of the image to fit the surface. **VkRectLayerKHR** specifies pixels of the swapchain's image(s), which will be constant for the life of the swapchain.

Valid Usage

- VUID-VkRectLayerKHR-offset-04864
The sum of **offset** and **extent**, after being transformed according to the **preTransform** member of the **VkSwapchainCreateInfoKHR** structure, **must** be no greater than the **imageExtent** member of the **VkSwapchainCreateInfoKHR** structure passed to **vkCreateSwapchainKHR**
- VUID-VkRectLayerKHR-layer-01262
layer **must** be less than the **imageArrayLayers** member of the **VkSwapchainCreateInfoKHR** structure passed to **vkCreateSwapchainKHR**

When the **VK_KHR_display_swapchain** extension is enabled, additional fields **can** be specified when presenting an image to a swapchain by setting **VkPresentInfoKHR::pNext** to point to a **VkDisplayPresentInfoKHR** structure.

The **VkDisplayPresentInfoKHR** structure is defined as:

```
// Provided by VK_KHR_display_swapchain
typedef struct VkDisplayPresentInfoKHR {
    VkStructureType    sType;
    const void*        pNext;
    VkRect2D            srcRect;
    VkRect2D            dstRect;
    VkBool32            persistent;
} VkDisplayPresentInfoKHR;
```

- **sType** is a **VkStructureType** value identifying this structure.
- **pNext** is **NULL** or a pointer to a structure extending this structure.
- **srcRect** is a rectangular region of pixels to present. It **must** be a subset of the image being

presented. If `VkDisplayPresentInfoKHR` is not specified, this region will be assumed to be the entire presentable image.

- `dstRect` is a rectangular region within the visible region of the swapchain's display mode. If `VkDisplayPresentInfoKHR` is not specified, this region will be assumed to be the entire visible region of the swapchain's mode. If the specified rectangle is a subset of the display mode's visible region, content from display planes below the swapchain's plane will be visible outside the rectangle. If there are no planes below the swapchain's, the area outside the specified rectangle will be black. If portions of the specified rectangle are outside of the display's visible region, pixels mapping only to those portions of the rectangle will be discarded.
- `persistent`: If this is `VK_TRUE`, the display engine will enable buffered mode on displays that support it. This allows the display engine to stop sending content to the display until a new image is presented. The display will instead maintain a copy of the last presented image. This allows less power to be used, but **may** increase presentation latency. If `VkDisplayPresentInfoKHR` is not specified, persistent mode will not be used.

If the extent of the `srcRect` and `dstRect` are not equal, the presented pixels will be scaled accordingly.

Valid Usage

- VUID-VkDisplayPresentInfoKHR-srcRect-01257
`srcRect` **must** specify a rectangular region that is a subset of the image being presented
- VUID-VkDisplayPresentInfoKHR-dstRect-01258
`dstRect` **must** specify a rectangular region that is a subset of the `visibleRegion` parameter of the display mode the swapchain being presented uses
- VUID-VkDisplayPresentInfoKHR-persistentContent-01259
If the `persistentContent` member of the `VkDisplayPropertiesKHR` structure returned by `vkGetPhysicalDeviceDisplayPropertiesKHR` for the display the present operation targets is `VK_FALSE`, then `persistent` **must** be `VK_FALSE`

Valid Usage (Implicit)

- VUID-VkDisplayPresentInfoKHR-sType-sType
`sType` **must** be `VK_STRUCTURE_TYPE_DISPLAY_PRESENT_INFO_KHR`

Structure Chaining

Extends the structure

- `VkPresentInfoKHR`

If the `pNext` chain of `VkPresentInfoKHR` includes a `VkDeviceGroupPresentInfoKHR` structure, then that structure includes an array of device masks and a device group present mode.

The `VkDeviceGroupPresentInfoKHR` structure is defined as:

```
// Provided by VK_VERSION_1_1 with VK_KHR_swapchain, VK_KHR_device_group with
VK_KHR_swapchain
typedef struct VkDeviceGroupPresentInfoKHR {
    VkStructureType          sType;
    const void*              pNext;
    uint32_t                 swapchainCount;
    const uint32_t*          pDeviceMasks;
    VkDeviceGroupPresentModeFlagBitsKHR mode;
} VkDeviceGroupPresentInfoKHR;
```

- `sType` is a `VkStructureType` value identifying this structure.
- `pNext` is `NULL` or a pointer to a structure extending this structure.
- `swapchainCount` is zero or the number of elements in `pDeviceMasks`.
- `pDeviceMasks` is a pointer to an array of device masks, one for each element of `VkPresentInfoKHR::pSwapchains`.
- `mode` is a `VkDeviceGroupPresentModeFlagBitsKHR` value specifying the device group present mode that will be used for this present.

If `mode` is `VK_DEVICE_GROUP_PRESENT_MODE_LOCAL_BIT_KHR`, then each element of `pDeviceMasks` selects which instance of the swapchain image is presented. Each element of `pDeviceMasks` **must** have exactly one bit set, and the corresponding physical device **must** have a presentation engine as reported by `VkDeviceGroupPresentCapabilitiesKHR`.

If `mode` is `VK_DEVICE_GROUP_PRESENT_MODE_REMOTE_BIT_KHR`, then each element of `pDeviceMasks` selects which instance of the swapchain image is presented. Each element of `pDeviceMasks` **must** have exactly one bit set, and some physical device in the logical device **must** include that bit in its `VkDeviceGroupPresentCapabilitiesKHR::presentMask`.

If `mode` is `VK_DEVICE_GROUP_PRESENT_MODE_SUM_BIT_KHR`, then each element of `pDeviceMasks` selects which instances of the swapchain image are component-wise summed and the sum of those images is presented. If the sum in any component is outside the representable range, the value of that component is undefined. Each element of `pDeviceMasks` **must** have a value for which all set bits are set in one of the elements of `VkDeviceGroupPresentCapabilitiesKHR::presentMask`.

If `mode` is `VK_DEVICE_GROUP_PRESENT_MODE_LOCAL_MULTI_DEVICE_BIT_KHR`, then each element of `pDeviceMasks` selects which instance(s) of the swapchain images are presented. For each bit set in each element of `pDeviceMasks`, the corresponding physical device **must** have a presentation engine as reported by `VkDeviceGroupPresentCapabilitiesKHR`.

If `VkDeviceGroupPresentInfoKHR` is not provided or `swapchainCount` is zero then the masks are considered to be 1. If `VkDeviceGroupPresentInfoKHR` is not provided, `mode` is considered to be `VK_DEVICE_GROUP_PRESENT_MODE_LOCAL_BIT_KHR`.

Valid Usage

- VUID-VkDeviceGroupPresentInfoKHR-swapchainCount-01297
`swapchainCount` **must** equal 0 or `VkPresentInfoKHR::swapchainCount`
- VUID-VkDeviceGroupPresentInfoKHR-mode-01298
If `mode` is `VK_DEVICE_GROUP_PRESENT_MODE_LOCAL_BIT_KHR`, then each element of `pDeviceMasks` **must** have exactly one bit set, and the corresponding element of `VkDeviceGroupPresentCapabilitiesKHR::presentMask` **must** be non-zero
- VUID-VkDeviceGroupPresentInfoKHR-mode-01299
If `mode` is `VK_DEVICE_GROUP_PRESENT_MODE_REMOTE_BIT_KHR`, then each element of `pDeviceMasks` **must** have exactly one bit set, and some physical device in the logical device **must** include that bit in its `VkDeviceGroupPresentCapabilitiesKHR::presentMask`
- VUID-VkDeviceGroupPresentInfoKHR-mode-01300
If `mode` is `VK_DEVICE_GROUP_PRESENT_MODE_SUM_BIT_KHR`, then each element of `pDeviceMasks` **must** have a value for which all set bits are set in one of the elements of `VkDeviceGroupPresentCapabilitiesKHR::presentMask`
- VUID-VkDeviceGroupPresentInfoKHR-mode-01301
If `mode` is `VK_DEVICE_GROUP_PRESENT_MODE_LOCAL_MULTI_DEVICE_BIT_KHR`, then for each bit set in each element of `pDeviceMasks`, the corresponding element of `VkDeviceGroupPresentCapabilitiesKHR::presentMask` **must** be non-zero
- VUID-VkDeviceGroupPresentInfoKHR-pDeviceMasks-01302
The value of each element of `pDeviceMasks` **must** be equal to the device mask passed in `VkAcquireNextImageInfoKHR::deviceMask` when the image index was last acquired
- VUID-VkDeviceGroupPresentInfoKHR-mode-01303
`mode` **must** have exactly one bit set, and that bit **must** have been included in `VkDeviceGroupSwapchainCreateInfoKHR::modes`

Valid Usage (Implicit)

- VUID-VkDeviceGroupPresentInfoKHR-sType-sType
`sType` **must** be `VK_STRUCTURE_TYPE_DEVICE_GROUP_PRESENT_INFO_KHR`
- VUID-VkDeviceGroupPresentInfoKHR-pDeviceMasks-parameter
If `swapchainCount` is not 0, `pDeviceMasks` **must** be a valid pointer to an array of `swapchainCount` `uint32_t` values
- VUID-VkDeviceGroupPresentInfoKHR-mode-parameter
`mode` **must** be a valid `VkDeviceGroupPresentModeFlagBitsKHR` value

Structure Chaining

Extends the structure

- `VkPresentInfoKHR`

When the `presentAtAbsoluteTime` or `presentAtRelativeTime` feature is enabled, an application **can** instruct the presentation engine to attempt to display an image at a specified time, or for a minimum duration, by including the `VkPresentTimingsInfoEXT` structure in the `pNext` chain of the `VkPresentInfoKHR` structure.

The `VkPresentTimingsInfoEXT` structure is defined as:

```
// Provided by VK_EXT_present_timing
typedef struct VkPresentTimingsInfoEXT {
    VkStructureType      sType;
    const void*          pNext;
    uint32_t             swapchainCount;
    const VkPresentTimingInfoEXT* pTimingInfos;
} VkPresentTimingsInfoEXT;
```

- `sType` is a `VkStructureType` value identifying this structure.
- `pNext` is `NULL` or a pointer to a structure extending this structure.
- `swapchainCount` is the number of swapchains being presented to by this command.
- `pTimingInfos` is `NULL` or a pointer to an array of `VkPresentTimingInfoEXT` elements with `swapchainCount` entries. If not `NULL`, each element of `pTimingInfos` contains timing information for the presentation of the image corresponding to the entry in the `VkPresentInfoKHR::pImageIndices` array.

Valid Usage

- VUID-VkPresentTimingsInfoEXT-swapchainCount-12233
`swapchainCount` **must** be equal to `VkPresentInfoKHR::swapchainCount`
- VUID-VkPresentTimingsInfoEXT-pSwapchains-12234
All swapchains in `VkPresentInfoKHR::pSwapchains` **must** have been created with the `VkSwapchainCreateInfoKHR::flags` field containing `VK_SWAPCHAIN_CREATE_PRESENT_TIMING_BIT_EXT`
- VUID-VkPresentTimingsInfoEXT-pSwapchains-12235
For each member of `VkPresentInfoKHR::pSwapchains`, if the associated `VkPresentTimingInfoEXT::targetTime` is not zero, the swapchain's current present mode **must** be `VK_PRESENT_MODE_FIFO_LATEST_READY_KHR`, `VK_PRESENT_MODE_FIFO_KHR` or `VK_PRESENT_MODE_FIFO_RELAXED_KHR`

Valid Usage (Implicit)

- VUID-VkPresentTimingsInfoEXT-sType-sType
`sType` **must** be `VK_STRUCTURE_TYPE_PRESENT_TIMINGS_INFO_EXT`
- VUID-VkPresentTimingsInfoEXT-pTimingInfos-parameter
If `pTimingInfos` is not `NULL`, `pTimingInfos` **must** be a valid pointer to an array of `swapchainCount` valid `VkPresentTimingInfoEXT` structures

- VUID-VkPresentTimingsInfoEXT-swapchainCount-arraylength
`swapchainCount` **must** be greater than 0

Structure Chaining

Extends the structure

- [VkPresentInfoKHR](#)

The `VkPresentTimingInfoEXT` structure is defined as:

```
// Provided by VK_EXT_present_timing
typedef struct VkPresentTimingInfoEXT {
    VkStructureType      sType;
    const void*          pNext;
    VkPresentTimingInfoFlagsEXT flags;
    uint64_t             targetTime;
    uint64_t             timeDomainId;
    VkPresentStageFlagsEXT presentStageQueries;
    VkPresentStageFlagsEXT targetTimeDomainPresentStage;
} VkPresentTimingInfoEXT;
```

- `sType` is a [VkStructureType](#) value identifying this structure.
- `pNext` is `NULL` or a pointer to a structure extending this structure.
- `flags` is a bitmask of [VkPresentTimingInfoFlagBitsEXT](#) specifying options for how to interpret the timing information.
- `targetTime` is zero or a value specifying the target present time or duration, in nanoseconds, of the presentation request.
- `timeDomainId` is the id of the time domain used to specify the absolute target present time and the timing results obtained in a subsequent [vkGetPastPresentationTimingEXT](#) call for the current presentation request.
- `presentStageQueries` is zero or a valid [VkPresentStageFlagsEXT](#) value indicating which present stages the presentation engine will collect timing information for.
- `targetTimeDomainPresentStage` is a valid [VkPresentStageFlagsEXT](#) specifying a single present stage used to interpret `targetTime`.

If `targetTime` is not zero, the implementation attempts to align the [VK_PRESENT_STAGE_IMAGE_FIRST_PIXEL_VISIBLE_BIT_EXT](#) present stage of that presentation request with the time specified in `targetTime` according to the time domain used. If [VK_PRESENT_TIMING_INFO_PRESENT_AT_NEAREST_REFRESH_CYCLE_BIT_EXT](#) is not set in `flags`, it indicates that the application would strictly prefer the image to not be visible before `targetTime` has lapsed.

If `targetTime` is not zero and `timeDomainId` is associated with a [VK_TIME_DOMAIN_PRESENT_STAGE_LOCAL_EXT](#) time domain, `targetTimeDomainPresentStage` is

used to specify which present stage's time domain `targetTime` is specified for. Otherwise, `targetTimeDomainPresentStage` is ignored.

If `presentStageQueries` is not zero, a slot in the swapchain's internal results queue is reserved to hold the requested present timing data until the application retrieves them. If no slots are available, presentation fails and returns `VK_ERROR_PRESENT_TIMING_QUEUE_FULL_EXT`.

NOTE

Some platforms, due to hardware or system limitations, **may** not be able to accurately time `targetTime` with the actual physical event of the image becoming visible on the display. However, those timing capabilities **may** still be useful and result in improved animation quality.

As such, the `presentAtAbsoluteTime` and `presentAtRelativeTime` features do not provide a strict guarantee regarding the completion of the `VK_PRESENT_STAGE_IMAGE_FIRST_PIXEL_VISIBLE_BIT_EXT` present stage relative to the `targetTime`, and implementations **must** strive to make it as consistent and accurate as possible.

NOTE

Applications that specify an absolute present time **should** regularly rebase their calculations for their next target time on the feedback from `vkGetPastPresentationTimingEXT` to compensate for accumulated precision errors or potential clock drift. It is recommended that when targeting the time of a vertical blanking period, applications set `VK_PRESENT_TIMING_INFO_PRESENT_AT_NEAREST_REFRESH_CYCLE_BIT_EXT` to allow the implementation to compensate for small precision errors that may cause an image to be displayed one refresh cycle later than intended.

Some implementations **may** not provide timing data for the `VK_PRESENT_STAGE_IMAGE_FIRST_PIXEL_VISIBLE_BIT_EXT` present stage. Applications **should** use the supported present stage nearest to it to compute a desired target presentation time.

Valid Usage

- VUID-VkPresentTimingInfoEXT-targetTime-12236

If `targetTime` is not zero and `flags` does not contain `VK_PRESENT_TIMING_INFO_PRESENT_AT_RELATIVE_TIME_BIT_EXT`, the `presentAtAbsoluteTime` feature **must** be enabled and the `presentAtAbsoluteTimeSupported` member of the `VkPresentTimingSurfaceCapabilitiesEXT` returned by `vkGetPhysicalDeviceSurfaceCapabilities2KHR` for the surface associated with the swapchain **must** be `VK_TRUE`

- VUID-VkPresentTimingInfoEXT-targetTime-12237

If `targetTime` is not zero and `flags` contains `VK_PRESENT_TIMING_INFO_PRESENT_AT_RELATIVE_TIME_BIT_EXT`, the `presentAtRelativeTime` feature **must** be enabled and the `presentAtRelativeTimeSupported` member of the `VkPresentTimingSurfaceCapabilitiesEXT` returned by `vkGetPhysicalDeviceSurfaceCapabilities2KHR` for the surface associated with the

swapchain **must** be `VK_TRUE`

- VUID-VkPresentTimingInfoEXT-timeDomainId-12238

If `timeDomainId` is associated with a `VK_TIME_DOMAIN_PRESENT_STAGE_LOCAL_EXT` time domain, and `targetTime` is not zero, `targetTimeDomainPresentStage` **must** be a single `VkPresentStageFlagsEXT` value

- VUID-VkPresentTimingInfoEXT-timeDomainId-12400

`timeDomainId` **must** be an id previously returned by `vkGetSwapchainTimeDomainPropertiesEXT`

Valid Usage (Implicit)

- VUID-VkPresentTimingInfoEXT-sType-sType

`sType` **must** be `VK_STRUCTURE_TYPE_PRESENT_TIMING_INFO_EXT`

- VUID-VkPresentTimingInfoEXT-pNext-pNext

`pNext` **must** be `NULL`

- VUID-VkPresentTimingInfoEXT-flags-parameter

`flags` **must** be a valid combination of `VkPresentTimingInfoFlagBitsEXT` values

- VUID-VkPresentTimingInfoEXT-presentStageQueries-parameter

`presentStageQueries` **must** be a valid combination of `VkPresentStageFlagBitsEXT` values

- VUID-VkPresentTimingInfoEXT-targetTimeDomainPresentStage-parameter

`targetTimeDomainPresentStage` **must** be a valid combination of `VkPresentStageFlagBitsEXT` values

Bits which **can** be set in `VkPresentTimingInfoEXT::flags`, specifying options for how to interpret timing information:

```
// Provided by VK_EXT_present_timing
typedef enum VkPresentTimingInfoFlagBitsEXT {
    VK_PRESENT_TIMING_INFO_PRESENT_AT_RELATIVE_TIME_BIT_EXT = 0x00000001,
    VK_PRESENT_TIMING_INFO_PRESENT_AT_NEAREST_REFRESH_CYCLE_BIT_EXT = 0x00000002,
} VkPresentTimingInfoFlagBitsEXT;
```

- `VK_PRESENT_TIMING_INFO_PRESENT_AT_RELATIVE_TIME_BIT_EXT` specifies that `VkPresentTimingInfoEXT::targetTime` is to be interpreted as a relative time from the previous presentation's `VK_PRESENT_STAGE_IMAGE_FIRST_PIXEL_VISIBLE_BIT_EXT` stage. If the swapchain has never been used to present an image, the provided `targetTime` is ignored.
- `VK_PRESENT_TIMING_INFO_PRESENT_AT_NEAREST_REFRESH_CYCLE_BIT_EXT` specifies that the application would prefer the image to be presented earlier than the time specified in `VkPresentTimingInfoEXT::targetTime` if that time falls within the first half of a refresh cycle. In that case, the presentation engine **may** choose to display the image at the start of that refresh cycle.


```
// Provided by VK_EXT_present_timing
typedef VkFlags VkPresentTimingInfoFlagsEXT;
```

VkPresentTimingInfoFlagsEXT is a bitmask type for setting a mask of zero or more **VkPresentTimingInfoFlagBitsEXT**.

Presenting an image to the user typically involves multiple stages. Bits which **can** be set to specify present stages are:

```
// Provided by VK_EXT_present_timing
typedef enum VkPresentStageFlagBitsEXT {
    VK_PRESENT_STAGE_QUEUE_OPERATIONS_END_BIT_EXT = 0x00000001,
    VK_PRESENT_STAGE_REQUEST_DEQUEUED_BIT_EXT = 0x00000002,
    VK_PRESENT_STAGE_IMAGE_FIRST_PIXEL_OUT_BIT_EXT = 0x00000004,
    VK_PRESENT_STAGE_IMAGE_FIRST_PIXEL_VISIBLE_BIT_EXT = 0x00000008,
} VkPresentStageFlagBitsEXT;
```

- **VK_PRESENT_STAGE_QUEUE_OPERATIONS_END_BIT_EXT** marks the end of the set of queue operations enqueued by **vkQueuePresentKHR** on the provided **VkQueue** for a presentation request.
- **VK_PRESENT_STAGE_REQUEST_DEQUEUED_BIT_EXT** is the stage after which the presentation request has been dequeued from the swapchain's internal presentation request queue, if any, as specified by the present mode associated with that request.
- **VK_PRESENT_STAGE_IMAGE_FIRST_PIXEL_OUT_BIT_EXT** is the stage after which data for the first pixel of the presentation request associated with the image has left the presentation engine for a display hardware.
- **VK_PRESENT_STAGE_IMAGE_FIRST_PIXEL_VISIBLE_BIT_EXT** is the stage after which a display hardware has made the first pixel visible for the presentation request associated with the image to be presented.

NOTE

The set of queue operations delimited by **VK_PRESENT_STAGE_QUEUE_OPERATIONS_END_BIT_EXT** includes the wait for the semaphores specified in **VkPresentInfoKHR::pWaitSemaphores**, if any, and any work implicitly enqueued by the implementation.

```
// Provided by VK_EXT_present_timing
typedef VkFlags VkPresentStageFlagsEXT;
```

VkPresentStageFlagsEXT is a bitmask type for setting a mask of zero or more **VkPresentStageFlagBitsEXT**.

When the **VK_GOOGLE_display_timing** extension is enabled, additional fields **can** be specified that allow an application to specify the earliest time that an image should be displayed. This allows an application to avoid stutter that is caused by an image being displayed earlier than planned. Such

stuttering can occur with both fixed and variable-refresh-rate displays, because stuttering occurs when the geometry is not correctly positioned for when the image is displayed. An application **can** instruct the presentation engine that an image should not be displayed earlier than a specified time by adding a `VkPresentTimesInfoGOOGLE` structure to the `pNext` chain of the `VkPresentInfoKHR` structure.

The `VkPresentTimesInfoGOOGLE` structure is defined as:

```
// Provided by VK_GOOGLE_display_timing
typedef struct VkPresentTimesInfoGOOGLE {
    VkStructureType      sType;
    const void*          pNext;
    uint32_t             swapchainCount;
    const VkPresentTimeGOOGLE* pTimes;
} VkPresentTimesInfoGOOGLE;
```

- `sType` is a `VkStructureType` value identifying this structure.
- `pNext` is `NULL` or a pointer to a structure extending this structure.
- `swapchainCount` is the number of swapchains being presented to by this command.
- `pTimes` is `NULL` or a pointer to an array of `VkPresentTimeGOOGLE` elements with `swapchainCount` entries. If not `NULL`, each element of `pTimes` contains the earliest time to present the image corresponding to the entry in the `VkPresentInfoKHR::pImageIndices` array.

Valid Usage

- VUID-VkPresentTimesInfoGOOGLE-swapchainCount-01247
`swapchainCount` **must** be the same value as `VkPresentInfoKHR::swapchainCount`, where `VkPresentInfoKHR` is included in the `pNext` chain of this `VkPresentTimesInfoGOOGLE` structure

Valid Usage (Implicit)

- VUID-VkPresentTimesInfoGOOGLE-sType-sType
`sType` **must** be `VK_STRUCTURE_TYPE_PRESENT_TIMES_INFO_GOOGLE`
- VUID-VkPresentTimesInfoGOOGLE-pTimes-parameter
If `pTimes` is not `NULL`, `pTimes` **must** be a valid pointer to an array of `swapchainCount` `VkPresentTimeGOOGLE` structures
- VUID-VkPresentTimesInfoGOOGLE-swapchainCount-arraylength
`swapchainCount` **must** be greater than 0

Structure Chaining

Extends the structure

- `VkPresentInfoKHR`

The `VkPresentTimeGOOGLE` structure is defined as:

```
// Provided by VK_GOOGLE_display_timing
typedef struct VkPresentTimeGOOGLE {
    uint32_t    presentID;
    uint64_t    desiredPresentTime;
} VkPresentTimeGOOGLE;
```

- `presentID` is an application-provided identification value, that **can** be used with the results of `vkGetPastPresentationTimingGOOGLE`, in order to uniquely identify this present. In order to be useful to the application, it **should** be unique within some period of time that is meaningful to the application.
- `desiredPresentTime` specifies that the image given **should** not be displayed to the user any earlier than this time. `desiredPresentTime` is a time in nanoseconds, relative to a monotonically-increasing clock (e.g. `CLOCK_MONOTONIC` (see `clock_gettime(2)`) on Android and Linux). A value of zero specifies that the presentation engine **may** display the image at any time. This is useful when the application desires to provide `presentID`, but does not need a specific `desiredPresentTime`.

The `VkPresentIdKHR` structure is defined as:

```
// Provided by VK_KHR_present_id
typedef struct VkPresentIdKHR {
    VkStructureType    sType;
    const void*        pNext;
    uint32_t            swapchainCount;
    const uint64_t*     pPresentIds;
} VkPresentIdKHR;
```

- `sType` is a `VkStructureType` value identifying this structure.
- `pNext` is `NULL` or a pointer to a structure extending this structure.
- `swapchainCount` is the number of swapchains being presented to the `vkQueuePresentKHR` command.
- `pPresentIds` is `NULL` or a pointer to an array of `uint64_t` with `swapchainCount` entries. If not `NULL`, each non-zero value in `pPresentIds` specifies the present id to be associated with the presentation of the swapchain with the same index in the `vkQueuePresentKHR` call.

For applications to be able to reference specific presentation events queued by a call to `vkQueuePresentKHR`, an identifier needs to be associated with them. When the `presentId` feature is enabled, applications **can** include the `VkPresentIdKHR` structure in the `pNext` chain of the `VkPresentInfoKHR` structure to supply identifiers.

Each `VkSwapchainKHR` has a `presentId` associated with it. This value is initially zero when the `VkSwapchainKHR` is created.

When a `VkPresentIdKHR` structure with a non-`NULL` `pPresentIds` is included in the `pNext` chain of a

`VkPresentInfoKHR` structure, each `pSwapchains` entry has a `presentId` associated in the `pPresentIds` array at the same index as the swapchain in the `pSwapchains` array. If this `presentId` is non-zero, then the application **can** later use this value to refer to that image presentation. A value of zero indicates that this presentation has no associated `presentId`. A non-zero `presentId` **must** be greater than any non-zero `presentId` passed previously by the application for the same swapchain.

There is no requirement for any precise timing relationship between the presentation of the image to the user and the update of the `presentId` value, but implementations **should** make this as close as possible to the presentation of the first pixel in the new image to the user.

Valid Usage

- VUID-VkPresentIdKHR-swapchainCount-04998
`swapchainCount` **must** be the same value as `VkPresentInfoKHR::swapchainCount`, where this `VkPresentIdKHR` is in the `pNext` chain of the `VkPresentInfoKHR` structure
- VUID-VkPresentIdKHR-presentIds-04999
Each non-zero entry in `presentIds` **must** be greater than all previously submitted `present` ids for the associated swapchain in `VkPresentInfoKHR::pSwapchains`

Valid Usage (Implicit)

- VUID-VkPresentIdKHR-sType-sType
`sType` **must** be `VK_STRUCTURE_TYPE_PRESENT_ID_KHR`
- VUID-VkPresentIdKHR-pPresentIds-parameter
If `pPresentIds` is not `NULL`, `pPresentIds` **must** be a valid pointer to an array of `swapchainCount` `uint64_t` values
- VUID-VkPresentIdKHR-swapchainCount-arraylength
`swapchainCount` **must** be greater than `0`

Structure Chaining

Extends the structure

- `VkPresentInfoKHR`

When the `presentWait` feature is enabled, an application **can** wait for an image to be presented to the user by first specifying a `presentId` for the target presentation by adding a `VkPresentIdKHR` structure to the `pNext` chain of the `VkPresentInfoKHR` structure and then waiting for that presentation to complete by calling:


```
// Provided by VK_KHR_present_wait
VkResult vkWaitForPresentKHR(
    VkDevice                                device,
    VkSwapchainKHR                          swapchain,
    uint64_t                                presentId,
    uint64_t                                timeout);
```

- **device** is the device associated with **swapchain**.
- **swapchain** is the non-retired swapchain on which an image was queued for presentation.
- **presentId** is the presentation presentId to wait for.
- **timeout** is the timeout period in units of nanoseconds. **timeout** is adjusted to the closest value allowed by the implementation-dependent timeout accuracy, which **may** be substantially longer than one nanosecond, and **may** be longer than the requested period.

The call to **vkWaitForPresentKHR** will block until either the **presentId** associated with **swapchain** is greater than or equal to **presentId**, or **timeout** nanoseconds passes. When the swapchain becomes OUT_OF_DATE, the call will either return **VK_SUCCESS** (if the image was delivered to the presentation engine and may have been presented to the user) or will return early with status **VK_ERROR_OUT_OF_DATE_KHR** (if the image could not be presented to the user).

There is no requirement for any precise timing relationship between the presentation of the image to the user and the update of the **presentId** value, but implementations **should** make this as close as possible to the presentation of the first pixel in the next image being presented to the user.

For **VK_PRESENT_MODE_MAILBOX_KHR** (or other present mode where images may be replaced in the presentation queue) any wait of this type associated with such an image **must** be signaled no later than a wait associated with the replacing image would be signaled.

As an exception to the normal rules for objects which are externally synchronized, the **swapchain** passed to **vkWaitForPresentKHR** **may** be simultaneously used by other threads in calls to functions other than **vkDestroySwapchainKHR**. Access to the swapchain data associated with this extension **must** be atomic within the implementation.

Valid Usage

- VUID-vkWaitForPresentKHR-swapchain-04997
swapchain **must** not be in the retired state
- VUID-vkWaitForPresentKHR-presentWait-06234
The **presentWait** feature **must** be enabled

Valid Usage (Implicit)

- VUID-vkWaitForPresentKHR-device-parameter
device **must** be a valid **VkDevice** handle

- VUID-vkWaitForPresentKHR-swapchain-parameter
swapchain **must** be a valid [VkSwapchainKHR](#) handle
- VUID-vkWaitForPresentKHR-swapchain-parent
swapchain **must** have been created, allocated, or retrieved from **device**

Host Synchronization

- Host access to **swapchain** **must** be externally synchronized

Return Codes

Success

- [VK_SUBOPTIMAL_KHR](#)
- [VK_SUCCESS](#)
- [VK_TIMEOUT](#)

Failure

- [VK_ERROR_DEVICE_LOST](#)
- [VK_ERROR_FULL_SCREEN_EXCLUSIVE_MODE_LOST_EXT](#)
- [VK_ERROR_OUT_OF_DATE_KHR](#)
- [VK_ERROR_OUT_OF_DEVICE_MEMORY](#)
- [VK_ERROR_OUT_OF_HOST_MEMORY](#)
- [VK_ERROR_SURFACE_LOST_KHR](#)
- [VK_ERROR_UNKNOWN](#)
- [VK_ERROR_VALIDATION_FAILED](#)

The [VkPresentId2KHR](#) structure is defined as:

```
// Provided by VK_KHR_present_id2
typedef struct VkPresentId2KHR {
    VkStructureType    sType;
    const void*        pNext;
    uint32_t           swapchainCount;
    const uint64_t*     pPresentIds;
} VkPresentId2KHR;
```

- **sType** is a [VkStructureType](#) value identifying this structure.
- **pNext** is **NULL** or a pointer to a structure extending this structure.
- **swapchainCount** is the number of swapchains being presented to the [vkQueuePresentKHR](#) command.

- `pPresentIds` is `NULL` or a pointer to an array of `uint64_t` with `swapchainCount` entries. If not `NULL`, each non-zero value in `pPresentIds` specifies the present id to be associated with the presentation of the swapchain with the same index in the `vkQueuePresentKHR` call.

For applications to be able to reference specific presentation events queued by a call to `vkQueuePresentKHR`, an identifier needs to be associated with them.

When the `VkSurfaceCapabilitiesPresentId2KHR` surface capability is present for a surface, applications **can** include the `VkPresentId2KHR` structure in the `pNext` chain of the `VkPresentInfoKHR` structure to associate an identifier with each presentation request. The `pPresentIds` provides an identifier for the swapchain present at the corresponding index in `VkPresentInfoKHR`'s `pSwapchains` array.

If this `presentId` is non-zero, then the application **can** later use this value to refer to that image presentation. A value of zero indicates that this presentation has no associated `presentId`. A non-zero `presentId` **must** be greater than any non-zero `presentId` passed previously by the application for the same swapchain.

If a non-zero `presentId` was provided, this may be used with `vkWaitForPresent2KHR` for the application to synchronize against the presentation engine's processing of the presentation request.

NOTE

The ID namespace used by this extension **must** be shared with other extensions that allow the application to provide a 64-bit monotonically increasing presentation ID, such as the original `VK_KHR_present_id`.

This is to allow existing extensions that depend on `VK_KHR_present_id` to use `VK_KHR_present_id2` provided IDs without change, as well as to simplify writing future extensions that require application provided presentation IDs.

Valid Usage

- VUID-VkPresentId2KHR-swapchainCount-10818
`swapchainCount` **must** be the same value as `VkPresentInfoKHR::swapchainCount`, where this `VkPresentId2KHR` is in the `pNext` chain of the `VkPresentInfoKHR` structure
- VUID-VkPresentId2KHR-presentIds-10819
Each non-zero entry in `presentIds` **must** be greater than all previously submitted present ids for the associated swapchain in `VkPresentInfoKHR::pSwapchains`
- VUID-VkPresentId2KHR-None-10820
The swapchain must have been created with `VK_SWAPCHAIN_CREATE_PRESENT_ID_2_BIT_KHR` bit set in the `VkSwapchainCreateFlagBitsKHR` field

Valid Usage (Implicit)

- VUID-VkPresentId2KHR-sType-sType
`sType` **must** be `VK_STRUCTURE_TYPE_PRESENT_ID_2_KHR`

- VUID-VkPresentId2KHR-pPresentIds-parameter
If `pPresentIds` is not `NULL`, `pPresentIds` **must** be a valid pointer to an array of `swapchainCount uint64_t` values
- VUID-VkPresentId2KHR-swapchainCount-arraylength
`swapchainCount` **must** be greater than `0`

Structure Chaining

Extends the structure

- `VkPresentInfoKHR`

When the `VkSurfaceCapabilitiesPresentWait2KHR` surface capability is present for a given surface, an application **can** wait for an image to be presented to the user by first specifying a `presentId` for the target presentation by adding a `VkPresentId2KHR` structure to the `pNext` chain of the `VkPresentInfoKHR` structure and then waiting for that presentation to complete by calling:

```
// Provided by VK_KHR_present_wait2
VkResult vkWaitForPresent2KHR(
    VkDevice          device,
    VkSwapchainKHR    swapchain,
    const VkPresentWait2InfoKHR* pPresentWait2Info);
```

- `device` is the device associated with `swapchain`.
- `swapchain` is the non-retired swapchain on which an image was queued for presentation.
- `pPresentWait2Info` is a pointer to a `VkPresentWait2InfoKHR` structure specifying the parameters of the wait.

`vkWaitForPresent2KHR` waits for the presentation engine to have begun presentation of the presentation request associated with the `VkPresentWait2InfoKHR::presentId` on `swapchain`, or for `VkPresentWait2InfoKHR::timeout` to have expired.

The wait request will complete when the timeout expires, or after the corresponding presentation request has either taken effect within the presentation engine or has been replaced without presentation.

The timing relationship between the presentation of the image to the user and the wait request completing is implementation-dependent due to variations in window system implementations.

If the `swapchain` becomes `VK_ERROR_OUT_OF_DATE_KHR` either before or during this call, the call **may** either return `VK_SUCCESS` (if the image was delivered to the presentation engine and **may** have been presented to the user) or return early with status `VK_ERROR_OUT_OF_DATE_KHR` (if the image could not be presented to the user).

As an exception to the normal rules for objects which are externally synchronized, the `swapchain` passed to `vkWaitForPresent2KHR` **may** be simultaneously used by other threads in calls to functions

other than [vkDestroySwapchainKHR](#). Access to the swapchain data associated with this extension **must** be atomic within the implementation.

Valid Usage

- VUID-vkWaitForPresent2KHR-presentWait2-10814
The [presentWait2](#) feature **must** be enabled
- VUID-vkWaitForPresent2KHR-None-10815
The [VkSurfaceCapabilitiesPresentWait2KHR](#) surface capability **must** be present for the underlying surface
- VUID-vkWaitForPresent2KHR-None-10816
The swapchain must have been created with [VK_SWAPCHAIN_CREATE_PRESENT_WAIT_2_BIT_KHR](#) bit set in the [VkSwapchainCreateFlagBitsKHR](#) field
- VUID-vkWaitForPresent2KHR-presentId-10817
The [presentId](#) value **must** have been associated with a [vkQueuePresentKHR](#) request on the [swapchain](#) which returned a non-error value

Valid Usage (Implicit)

- VUID-vkWaitForPresent2KHR-device-parameter
[device](#) **must** be a valid [VkDevice](#) handle
- VUID-vkWaitForPresent2KHR-swapchain-parameter
[swapchain](#) **must** be a valid [VkSwapchainKHR](#) handle
- VUID-vkWaitForPresent2KHR-pPresentWait2Info-parameter
[pPresentWait2Info](#) **must** be a valid pointer to a valid [VkPresentWait2InfoKHR](#) structure
- VUID-vkWaitForPresent2KHR-swapchain-parent
[swapchain](#) **must** have been created, allocated, or retrieved from [device](#)

Host Synchronization

- Host access to [swapchain](#) **must** be externally synchronized

Return Codes

Success

- [VK_SUBOPTIMAL_KHR](#)
- [VK_SUCCESS](#)
- [VK_TIMEOUT](#)

Failure

- [VK_ERROR_DEVICE_LOST](#)
- [VK_ERROR_FULL_SCREEN_EXCLUSIVE_MODE_LOST_EXT](#)
- [VK_ERROR_OUT_OF_DATE_KHR](#)
- [VK_ERROR_OUT_OF_DEVICE_MEMORY](#)
- [VK_ERROR_OUT_OF_HOST_MEMORY](#)
- [VK_ERROR_SURFACE_LOST_KHR](#)
- [VK_ERROR_UNKNOWN](#)
- [VK_ERROR_VALIDATION_FAILED](#)

When the [VK_GGP_frame_token](#) extension is enabled, a Google Games Platform frame token **can** be specified when presenting an image to a swapchain by adding a [VkPresentFrameTokenGGP](#) structure to the [pNext](#) chain of the [VkPresentInfoKHR](#) structure.

The [VkPresentFrameTokenGGP](#) structure is defined as:

```
// Provided by VK_GGP_frame_token
typedef struct VkPresentFrameTokenGGP {
    VkStructureType    sType;
    const void*        pNext;
    GgpFrameToken      frameToken;
} VkPresentFrameTokenGGP;
```

- [sType](#) is a [VkStructureType](#) value identifying this structure.
- [pNext](#) is [NULL](#) or a pointer to a structure extending this structure.
- [frameToken](#) is the Google Games Platform frame token.

Valid Usage

- VUID-VkPresentFrameTokenGGP-frameToken-02680
[frameToken](#) **must** be a valid [GgpFrameToken](#)

Valid Usage (Implicit)

- VUID-VkPresentFrameTokenGGP-sType-sType
[sType](#) **must** be [VK_STRUCTURE_TYPE_PRESENT_FRAME_TOKEN_GGP](#)

Structure Chaining

Extends the structure

- [VkPresentInfoKHR](#)

The [VkSwapchainPresentModeInfoKHR](#) structure is defined as:

```
// Provided by VK_KHR_swapchain_maintenance1
typedef struct VkSwapchainPresentModeInfoKHR {
    VkStructureType      sType;
    const void*          pNext;
    uint32_t             swapchainCount;
    const VkPresentModeKHR* pPresentModes;
} VkSwapchainPresentModeInfoKHR;
```

```
// Provided by VK_EXT_swapchain_maintenance1
// Equivalent to VkSwapchainPresentModeInfoKHR
typedef VkSwapchainPresentModeInfoKHR VkSwapchainPresentModeInfoEXT;
```

- `sType` is a [VkStructureType](#) value identifying this structure.
- `pNext` is `NULL` or a pointer to a structure extending this structure.
- `swapchainCount` is the number of swapchains being presented to by this command.
- `pPresentModes` is a list of presentation modes with `swapchainCount` entries.

If the `pNext` chain of [VkPresentInfoKHR](#) includes a [VkSwapchainPresentModeInfoKHR](#) structure, then that structure defines the presentation modes used for the current and subsequent presentation operations.

When the application changes present modes with [VkSwapchainPresentModeInfoKHR](#), images that have already been queued for presentation will continue to be presented according to the previous present mode. The current image being queued for presentation and subsequent images will be presented according to the new present mode. The behavior during the transition between the two modes is defined as follows.

- Transition from [VK_PRESENT_MODE_SHARED_CONTINUOUS_REFRESH_KHR](#) to [VK_PRESENT_MODE_SHARED_DEMAND_REFRESH_KHR](#): the presentation engine updates the shared presentable image according to the behavior of [VK_PRESENT_MODE_SHARED_DEMAND_REFRESH_KHR](#).
- Transition from [VK_PRESENT_MODE_SHARED_DEMAND_REFRESH_KHR](#) to [VK_PRESENT_MODE_SHARED_CONTINUOUS_REFRESH_KHR](#): the presentation engine **may** update the shared presentable image or defer that to its regular refresh cycle, according to the behavior of [VK_PRESENT_MODE_SHARED_CONTINUOUS_REFRESH_KHR](#).
- Transition between [VK_PRESENT_MODE_FIFO_KHR](#) and [VK_PRESENT_MODE_FIFO_RELAXED_KHR](#): Images continue to be appended to the same FIFO

queue, and the behavior with respect to waiting for vertical blanking period will follow the new mode for current and subsequent images.

- Transition from [VK_PRESENT_MODE_IMMEDIATE_KHR](#) to [VK_PRESENT_MODE_FIFO_KHR](#) or [VK_PRESENT_MODE_FIFO_RELAXED_KHR](#) or [VK_PRESENT_MODE_FIFO_LATEST_READY_KHR](#) : As all prior present requests in the [VK_PRESENT_MODE_IMMEDIATE_KHR](#) mode are applied immediately, there are no outstanding present operations in this mode, and current and subsequent images are appended to the FIFO queue and presented according to the new mode.
- Transition from [VK_PRESENT_MODE_MAILBOX_KHR](#) to [VK_PRESENT_MODE_FIFO_KHR](#) or [VK_PRESENT_MODE_FIFO_RELAXED_KHR](#) or [VK_PRESENT_MODE_FIFO_LATEST_READY_KHR](#) : Presentation in FIFO modes require waiting for the next vertical blanking period, with [VK_PRESENT_MODE_MAILBOX_KHR](#) allowing the pending present operation to be replaced by a new one. In this case, the current present operation will replace the pending present operation and is applied according to the new mode.
- Transition from [VK_PRESENT_MODE_FIFO_KHR](#) or [VK_PRESENT_MODE_FIFO_RELAXED_KHR](#) or [VK_PRESENT_MODE_FIFO_LATEST_READY_KHR](#) to [VK_PRESENT_MODE_IMMEDIATE_KHR](#) or [VK_PRESENT_MODE_MAILBOX_KHR](#): If the FIFO queue is empty, presentation is done according to the behavior of the new mode. If there are present operations in the FIFO queue, once the last present operation is performed based on the respective vertical blanking period, the current and subsequent updates are applied according to the new mode.
- Transition between [VK_PRESENT_MODE_FIFO_KHR](#) or [VK_PRESENT_MODE_FIFO_RELAXED_KHR](#), and [VK_PRESENT_MODE_FIFO_LATEST_READY_KHR](#): Images continue to be appended to the same FIFO queue, and the behavior with respect to waiting for vertical blanking period and dequeuing requests will follow the new mode for current and subsequent images.
- The behavior during transition between any other present modes, if possible, is implementation defined.

Valid Usage

- VUID-VkSwapchainPresentModeInfoKHR-swapchainCount-07760
[swapchainCount](#) **must** be equal to [VkPresentInfoKHR::swapchainCount](#)
- VUID-VkSwapchainPresentModeInfoKHR-pPresentModes-07761
Each entry in [pPresentModes](#) **must** be a presentation mode specified in [VkSwapchainPresentModesCreateInfoKHR::pPresentModes](#) when creating the entry's corresponding swapchain

Valid Usage (Implicit)

- VUID-VkSwapchainPresentModeInfoKHR-sType-sType
[sType](#) **must** be [VK_STRUCTURE_TYPE_SWAPCHAIN_PRESENT_MODE_INFO_KHR](#)
- VUID-VkSwapchainPresentModeInfoKHR-pPresentModes-parameter
[pPresentModes](#) **must** be a valid pointer to an array of [swapchainCount](#) valid [VkPresentModeKHR](#) values

- VUID-VkSwapchainPresentModeInfoKHR-swapchainCount-arraylength
`swapchainCount` **must** be greater than 0

Structure Chaining

Extends the structure

- [VkPresentInfoKHR](#)

The `VkSwapchainPresentFenceInfoKHR` structure is defined as:

```
// Provided by VK_KHR_swapchain_maintenance1
typedef struct VkSwapchainPresentFenceInfoKHR {
    VkStructureType    sType;
    const void*        pNext;
    uint32_t           swapchainCount;
    const VkFence*      pFences;
} VkSwapchainPresentFenceInfoKHR;
```

```
// Provided by VK_EXT_swapchain_maintenance1
// Equivalent to VkSwapchainPresentFenceInfoKHR
typedef VkSwapchainPresentFenceInfoKHR VkSwapchainPresentFenceInfoEXT;
```

- `sType` is a `VkStructureType` value identifying this structure.
- `pNext` is `NULL` or a pointer to a structure extending this structure.
- `swapchainCount` is the number of swapchains being presented to by this command.
- `pFences` is a list of fences with `swapchainCount` entries. Each entry **must** be `VK_NULL_HANDLE` or the handle of a fence to signal when the relevant operations on the associated swapchain have completed.

The set of *queue operations* defined by queuing an image for presentation, as well as operations performed by the presentation engine, access the payloads of objects associated with the presentation operation. The associated objects include:

- The swapchain image, its implicitly bound memory, and any other resources bound to that memory.
- The wait semaphores specified when queuing the image for presentation.

The application **can** provide a fence that the implementation will signal after all such queue operations have completed, and after the presentation engine has taken a reference to the payloads of all objects provided in `VkPresentInfoKHR` that the presentation engine accesses as part of the present operation. The fence **may** not wait for the present operation to complete. For all binary wait semaphores imported by the presentation engine using the equivalent of reference transference, as described in [Importing Semaphore Payloads](#), this fence **must** not signal until all such semaphore payloads have been reset by the presentation engine.

The application **can** destroy the wait semaphores associated with a given presentation operation when at least one of the associated fences is signaled, and **can** destroy the swapchain when the fences associated with all past presentation requests referring to that swapchain have signaled.

Fences associated with presentations to the same swapchain on the same [VkQueue](#) **must** be signaled in the same order as the present operations.

To specify a fence for each swapchain in a present operation, include the [VkSwapchainPresentFenceInfoKHR](#) structure in the [pNext](#) chain of the [VkPresentInfoKHR](#) structure.

Valid Usage

- VUID-VkSwapchainPresentFenceInfoKHR-swapchainCount-07757
[swapchainCount](#) **must** be equal to [VkPresentInfoKHR::swapchainCount](#)
- VUID-VkSwapchainPresentFenceInfoKHR-pFences-07758
Each element of [pFences](#) that is not [VK_NULL_HANDLE](#) **must** be unsignaled
- VUID-VkSwapchainPresentFenceInfoKHR-pFences-07759
Each element of [pFences](#) that is not [VK_NULL_HANDLE](#) **must** not be associated with any other queue command that has not yet completed execution on that queue

Valid Usage (Implicit)

- VUID-VkSwapchainPresentFenceInfoKHR-sType-sType
[sType](#) **must** be [VK_STRUCTURE_TYPE_SWAPCHAIN_PRESENT_FENCE_INFO_KHR](#)
- VUID-VkSwapchainPresentFenceInfoKHR-pFences-parameter
[pFences](#) **must** be a valid pointer to an array of [swapchainCount](#) valid or [VK_NULL_HANDLE](#) [VkFence](#) handles
- VUID-VkSwapchainPresentFenceInfoKHR-swapchainCount-arraylength
[swapchainCount](#) **must** be greater than 0

Structure Chaining

Extends the structure

- [VkPresentInfoKHR](#)

To release images previously acquired through [vkAcquireNextImage2KHR](#) or [vkAcquireNextImageKHR](#), call:

```
// Provided by VK_KHR_swapchain_maintenance1
VkResult vkReleaseSwapchainImagesKHR(
    VkDevice device,
    const VkReleaseSwapchainImagesInfoKHR* pReleaseInfo);
```



```
// Provided by VK_EXT_swapchain_maintenance1
// Equivalent to vkReleaseSwapchainImagesKHR
VkResult vkReleaseSwapchainImagesEXT(
    VkDevice device,
    const VkReleaseSwapchainImagesInfoKHR* pReleaseInfo);
```

- **device** is the device associated with [VkReleaseSwapchainImagesInfoKHR::swapchain](#).
- **pReleaseInfo** is a pointer to a [VkReleaseSwapchainImagesInfoKHR](#) structure containing parameters of the release.

Only images that are not in use by the device **can** be released.

Releasing images is a read-only operation that will not affect the content of the released images. Upon reacquiring the image, the image contents and its layout will be the same as they were prior to releasing it. However, if a mechanism other than Vulkan is used to modify the platform window associated with the swapchain, the content of all presentable images in the swapchain becomes undefined.

NOTE

This functionality is useful during swapchain recreation, where acquired images from the old swapchain can be released instead of presented.

Valid Usage

- VUID-vkReleaseSwapchainImagesKHR-swapchainMaintenance1-10159
Feature **swapchainMaintenance1** **must** be enabled

Valid Usage (Implicit)

- VUID-vkReleaseSwapchainImagesKHR-device-parameter
device **must** be a valid [VkDevice](#) handle
- VUID-vkReleaseSwapchainImagesKHR-pReleaseInfo-parameter
pReleaseInfo **must** be a valid pointer to a valid [VkReleaseSwapchainImagesInfoKHR](#) structure

Return Codes

Success

- [VK_SUCCESS](#)

Failure

- [VK_ERROR_SURFACE_LOST_KHR](#)
- [VK_ERROR_UNKNOWN](#)
- [VK_ERROR_VALIDATION_FAILED](#)

The `VkReleaseSwapchainImagesInfoKHR` structure is defined as:

```
// Provided by VK_KHR_swapchain_maintenance1
typedef struct VkReleaseSwapchainImagesInfoKHR {
    VkStructureType    sType;
    const void*        pNext;
    VkSwapchainKHR     swapchain;
    uint32_t           imageIndexCount;
    const uint32_t*    pImageIndices;
} VkReleaseSwapchainImagesInfoKHR;
```

```
// Provided by VK_EXT_swapchain_maintenance1
// Equivalent to VkReleaseSwapchainImagesInfoKHR
typedef VkReleaseSwapchainImagesInfoKHR VkReleaseSwapchainImagesInfoEXT;
```

- `sType` is a `VkStructureType` value identifying this structure.
- `pNext` is `NULL` or a pointer to a structure extending this structure.
- `swapchain` is a swapchain to which images are being released.
- `imageIndexCount` is the number of image indices to be released.
- `pImageIndices` is a pointer to an array of indices into the array of `swapchain`'s presentable images, with `imageIndexCount` entries.

Valid Usage

- VUID-VkReleaseSwapchainImagesInfoKHR-pImageIndices-07785
Each element of `pImageIndices` **must** be the index of a presentable image acquired from the swapchain specified by `swapchain`
- VUID-VkReleaseSwapchainImagesInfoKHR-pImageIndices-07786
All uses of presentable images identified by elements of `pImageIndices` **must** have completed execution

Valid Usage (Implicit)

- VUID-VkReleaseSwapchainImagesInfoKHR-sType-sType
`sType` **must** be `VK_STRUCTURE_TYPE_RELEASE_SWAPCHAIN_IMAGES_INFO_KHR`
- VUID-VkReleaseSwapchainImagesInfoKHR-pNext-pNext
`pNext` **must** be `NULL`
- VUID-VkReleaseSwapchainImagesInfoKHR-swapchain-parameter
`swapchain` **must** be a valid `VkSwapchainKHR` handle
- VUID-VkReleaseSwapchainImagesInfoKHR-pImageIndices-parameter
`pImageIndices` **must** be a valid pointer to an array of `imageIndexCount` `uint32_t` values

- VUID-VkReleaseSwapchainImagesInfoKHR-imageIndexCount-arraylength
`imageIndexCount` **must** be greater than 0

Host Synchronization

- Host access to `swapchain` **must** be externally synchronized

39.11. HDR Metadata

This section describes how to improve color reproduction of content to better reproduce colors as seen on the display used to originally optimize the content.

To provide HDR metadata to an implementation, call:

```
// Provided by VK_EXT_hdr_metadata
void vkSetHdrMetadataEXT(
    VkDevice          device,
    uint32_t          swapchainCount,
    const VkSwapchainKHR* pSwapchains,
    const VkHdrMetadataEXT* pMetadata);
```

- `device` is the logical device where the swapchain(s) were created.
- `swapchainCount` is the number of swapchains included in `pSwapchains`.
- `pSwapchains` is a pointer to an array of `swapchainCount` `VkSwapchainKHR` handles.
- `pMetadata` is a pointer to an array of `swapchainCount` `VkHdrMetadataEXT` structures.

The metadata will be applied to the specified `VkSwapchainKHR` objects at the next `vkQueuePresentKHR` call using that `VkSwapchainKHR` object. The metadata will persist until a subsequent `vkSetHdrMetadataEXT` changes it.

Valid Usage (Implicit)

- VUID-vkSetHdrMetadataEXT-device-parameter
`device` **must** be a valid `VkDevice` handle
- VUID-vkSetHdrMetadataEXT-pSwapchains-parameter
`pSwapchains` **must** be a valid pointer to an array of `swapchainCount` valid `VkSwapchainKHR` handles
- VUID-vkSetHdrMetadataEXT-pMetadata-parameter
`pMetadata` **must** be a valid pointer to an array of `swapchainCount` valid `VkHdrMetadataEXT` structures
- VUID-vkSetHdrMetadataEXT-swapchainCount-arraylength
`swapchainCount` **must** be greater than 0

- VUID-vkSetHdrMetadataEXT-pSwapchains-parent
Each element of **pSwapchains** **must** have been created, allocated, or retrieved from **device**

Host Synchronization

- Host access to each member of **pSwapchains** **must** be externally synchronized

The **VkHdrMetadataEXT** structure is defined as:

```
// Provided by VK_EXT_hdr_metadata
typedef struct VkHdrMetadataEXT {
    VkStructureType    sType;
    const void*        pNext;
    VkXYColorEXT       displayPrimaryRed;
    VkXYColorEXT       displayPrimaryGreen;
    VkXYColorEXT       displayPrimaryBlue;
    VkXYColorEXT       whitePoint;
    float              maxLuminance;
    float              minLuminance;
    float              maxContentLightLevel;
    float              maxFrameAverageLightLevel;
} VkHdrMetadataEXT;
```

- **sType** is a **VkStructureType** value identifying this structure.
- **pNext** is **NULL** or a pointer to a structure extending this structure.
- **displayPrimaryRed** is a **VkXYColorEXT** structure specifying the red primary of the display used to optimize the content
- **displayPrimaryGreen** is a **VkXYColorEXT** structure specifying the green primary of the display used to optimize the content
- **displayPrimaryBlue** is a **VkXYColorEXT** structure specifying the blue primary of the display used to optimize the content
- **whitePoint** is a **VkXYColorEXT** structure specifying the white-point of the display used to optimize the content
- **maxLuminance** is the maximum luminance of the display used to optimize the content in nits
- **minLuminance** is the minimum luminance of the display used to optimize the content in nits
- **maxContentLightLevel** is the value in nits of the desired luminance for the brightest pixels in the displayed image.
- **maxFrameAverageLightLevel** is the value in nits of the average luminance of the frame which has the brightest average luminance anywhere in the content.

If any of the above values are unknown, they **can** be set to 0.

NOTE | The meta-data provided here is intended to be used as defined in the SMPTE 2086,

CTA 861.3 and CIE 15:2004 specifications. The validity and use of this data is outside the scope of Vulkan.

Valid Usage (Implicit)

- VUID-VkHdrMetadataEXT-sType-sType
sType **must** be `VK_STRUCTURE_TYPE_HDR_METADATA_EXT`
- VUID-VkHdrMetadataEXT-pNext-pNext
pNext **must** be `NULL` or a pointer to a valid instance of `VkHdrVividDynamicMetadataHUAWEI`
- VUID-VkHdrMetadataEXT-sType-unique
The **sType** value of each structure in the **pNext** chain **must** be unique

When **hdrVivid** feature is enabled, HDR Vivid dynamic metadata **can** be set to control the reproduction of content by including the `VkHdrVividDynamicMetadataHUAWEI` in the **pNext** chain of `VkHdrMetadataEXT`.

The `VkHdrVividDynamicMetadataHUAWEI` structure is defined as:

```
// Provided by VK_HUAWEI_hdr_vivid
typedef struct VkHdrVividDynamicMetadataHUAWEI {
    VkStructureType    sType;
    const void*        pNext;
    size_t             dynamicMetadataSize;
    const void*        pDynamicMetadata;
} VkHdrVividDynamicMetadataHUAWEI;
```

- **sType** is a `VkStructureType` value identifying this structure.
- **pNext** is `NULL` or a pointer to a structure extending this structure.
- **dynamicMetadataSize** is the size in bytes of the dynamic metadata.
- **pDynamicMetadata** is a pointer to the dynamic metadata.

NOTE

The HDR Vivid metadata is intended to be used as defined in the T/UWA 005.1-2022 specification. The validity and use of this data is outside the scope of Vulkan.

Valid Usage (Implicit)

- VUID-VkHdrVividDynamicMetadataHUAWEI-sType-sType
sType **must** be `VK_STRUCTURE_TYPE_HDR_VIVID_DYNAMIC_METADATA_HUAWEI`
- VUID-VkHdrVividDynamicMetadataHUAWEI-pDynamicMetadata-parameter
pDynamicMetadata **must** be a valid pointer to an array of **dynamicMetadataSize** bytes
- VUID-VkHdrVividDynamicMetadataHUAWEI-dynamicMetadataSize-arraylength
dynamicMetadataSize **must** be greater than 0

Structure Chaining

Extends the structure

- [VkHdrMetadataEXT](#)

The [VkXYColorEXT](#) structure is defined as:

```
// Provided by VK_EXT_hdr_metadata
typedef struct VkXYColorEXT {
    float    x;
    float    y;
} VkXYColorEXT;
```

- [x](#) is the x chromaticity coordinate.
- [y](#) is the y chromaticity coordinate.

Chromaticity coordinates are as specified in CIE 15:2004 “Calculation of chromaticity coordinates” (Section 7.3) and are limited to between 0 and 1 for real colors.

39.12. Lag Control

Some implementations support extensions to reduce display latency and control the swapchain present interval, as described in the remainder of this section.

39.12.1. Anti-Lag

The [VK_AMD_anti_lag](#) extension lowers latency between receiving input and displaying on the screen. It adds a command to indicate when input is being processed for a frame, and when that frame’s images are presented.

To lower latency, call:

```
// Provided by VK_AMD_anti_lag
void vkAntiLagUpdateAMD(
    VkDevice          device,
    const VkAntiLagDataAMD* pData);
```

- [device](#) is the logical device
- [pData](#) is a pointer to a [VkAntiLagDataAMD](#) structure containing latency reduction parameters.

This command should be executed immediately before the application processes user input. If [pData](#) is not `NULL` and [VkAntiLagDataAMD::pPresentationInfo](#) is not `NULL`, this command **should** be executed again before [vkQueuePresentKHR](#), with [pPresentationInfo](#) set to matching values.

Valid Usage

- VUID-vkAntiLagUpdateAMD-antiLag-10061
The **antiLag** feature **must** be enabled

Valid Usage (Implicit)

- VUID-vkAntiLagUpdateAMD-device-parameter
device **must** be a valid [VkDevice](#) handle
- VUID-vkAntiLagUpdateAMD-pData-parameter
pData **must** be a valid pointer to a valid [VkAntiLagDataAMD](#) structure

The [VkAntiLagDataAMD](#) structure is defined as:

```
// Provided by VK_AMD_anti_lag
typedef struct VkAntiLagDataAMD {
    VkStructureType          sType;
    const void*              pNext;
    VkAntiLagModeAMD         mode;
    uint32_t                 maxFPS;
    const VkAntiLagPresentationInfoAMD* pPresentationInfo;
} VkAntiLagDataAMD;
```

- **sType** is a [VkStructureType](#) value identifying this structure.
- **pNext** is **NULL** or a pointer to a structure extending this structure.
- **mode** is a [VkAntiLagModeAMD](#) value specifying the anti-lag status.
- **maxFPS** is the framerate limit, in frames per second, used by the application. This limit will be imposed if anti-lag is enabled. If the application tries to render faster, the framerate will be reduced to match this limit. A value of 0 will disable the limit.
- **pPresentationInfo** is a pointer to a [VkAntiLagPresentationInfoAMD](#) structure containing information about the application stage.

This structure specifies anti-lag parameters.

Valid Usage (Implicit)

- VUID-VkAntiLagDataAMD-sType-sType
sType **must** be [VK_STRUCTURE_TYPE_ANTI_LAG_DATA_AMD](#)
- VUID-VkAntiLagDataAMD-mode-parameter
mode **must** be a valid [VkAntiLagModeAMD](#) value
- VUID-VkAntiLagDataAMD-pPresentationInfo-parameter
If **pPresentationInfo** is not **NULL**, **pPresentationInfo** **must** be a valid pointer to a valid

VkAntiLagPresentationInfoAMD structure

Possible values of `VkAntiLagDataAMD::mode`, specifying the anti-lag status, are:

```
// Provided by VK_AMD_anti_lag
typedef enum VkAntiLagModeAMD {
    VK_ANTI_LAG_MODE_DRIVER_CONTROL_AMD = 0,
    VK_ANTI_LAG_MODE_ON_AMD = 1,
    VK_ANTI_LAG_MODE_OFF_AMD = 2,
} VkAntiLagModeAMD;
```

- `VK_ANTI_LAG_MODE_DRIVER_CONTROL_AMD` specifies that anti-lag will be enabled or disabled depending on driver settings.
- `VK_ANTI_LAG_MODE_ON_AMD` specifies that anti-lag will be enabled.
- `VK_ANTI_LAG_MODE_OFF_AMD` specifies that anti-lag will be disabled.

The `VkAntiLagPresentationInfoAMD` structure is defined as:

```
// Provided by VK_AMD_anti_lag
typedef struct VkAntiLagPresentationInfoAMD {
    VkStructureType    sType;
    void*              pNext;
    VkAntiLagStageAMD  stage;
    uint64_t           frameIndex;
} VkAntiLagPresentationInfoAMD;
```

- `sType` is a `VkStructureType` value identifying this structure.
- `pNext` is `NULL` or a pointer to a structure extending this structure.
- `stage` is a `VkAntiLagStageAMD` value specifying the current application stage.
- `frameIndex` is set just before the application processes input data (`VK_ANTI_LAG_STAGE_INPUT_AMD`). The same `frameIndex` value **should** be set before the frame with current input data will be presented by `vkQueuePresentKHR` (`VK_ANTI_LAG_STAGE_PRESENT_AMD`). This **should** be done for each frame.

This structure specifies information about the presentation stage for which anti-lag parameters are being set.

Valid Usage (Implicit)

- VUID-VkAntiLagPresentationInfoAMD-sType-sType
`sType` **must** be `VK_STRUCTURE_TYPE_ANTI_LAG_PRESENTATION_INFO_AMD`
- VUID-VkAntiLagPresentationInfoAMD-stage-parameter
`stage` **must** be a valid `VkAntiLagStageAMD` value

Possible values of `VkAntiLagPresentationInfoAMD::stage`, specifying the current application stage, are:

```
// Provided by VK_AMD_anti_lag
typedef enum VkAntiLagStageAMD {
    VK_ANTI_LAG_STAGE_INPUT_AMD = 0,
    VK_ANTI_LAG_STAGE_PRESENT_AMD = 1,
} VkAntiLagStageAMD;
```

- `VK_ANTI_LAG_STAGE_INPUT_AMD` specifies the stage before processing input.
- `VK_ANTI_LAG_STAGE_PRESENT_AMD` specifies the stage before `vkQueuePresentKHR`.

39.12.2. Latency Reduction

To enable or disable low latency mode on a swapchain, call:

```
// Provided by VK_NV_low_latency2
VkResult vkSetLatencySleepModeNV(
    VkDevice                device,
    VkSwapchainKHR          swapchain,
    const VkLatencySleepModeInfoNV* pSleepModeInfo);
```

- `device` is the device associated with `swapchain`.
- `swapchain` is the swapchain to enable or disable low latency mode on.
- `pSleepModeInfo` is `NULL` or a pointer to a `VkLatencySleepModeInfoNV` structure specifying the parameters of the latency sleep mode.

If `pSleepModeInfo` is `NULL`, `vkSetLatencySleepModeNV` will disable low latency mode, low latency boost, and set the minimum present interval previously specified by `VkLatencySleepModeInfoNV` to zero on `swapchain`. As an exception to the normal rules for objects which are externally synchronized, the swapchain passed to `vkSetLatencySleepModeNV` **may** be simultaneously used by other threads in calls to functions other than `vkDestroySwapchainKHR`. Access to the swapchain data associated with this extension **must** be atomic within the implementation.

Valid Usage (Implicit)

- VUID-vkSetLatencySleepModeNV-device-parameter `device` **must** be a valid `VkDevice` handle
- VUID-vkSetLatencySleepModeNV-swapchain-parameter `swapchain` **must** be a valid `VkSwapchainKHR` handle
- VUID-vkSetLatencySleepModeNV-pSleepModeInfo-parameter `pSleepModeInfo` **must** be a valid pointer to a valid `VkLatencySleepModeInfoNV` structure
- VUID-vkSetLatencySleepModeNV-swapchain-parent `swapchain` **must** have been created, allocated, or retrieved from `device`

Return Codes

Success

- [VK_SUCCESS](#)

Failure

- [VK_ERROR_INITIALIZATION_FAILED](#)
- [VK_ERROR_UNKNOWN](#)
- [VK_ERROR_VALIDATION_FAILED](#)

The [VkLatencySleepModeInfoNV](#) structure is defined as:

```
// Provided by VK_NV_low_latency2
typedef struct VkLatencySleepModeInfoNV {
    VkStructureType    sType;
    const void*        pNext;
    VkBool32           lowLatencyMode;
    VkBool32           lowLatencyBoost;
    uint32_t           minimumIntervalUs;
} VkLatencySleepModeInfoNV;
```

- [sType](#) is a [VkStructureType](#) value identifying this structure.
- [pNext](#) is [NULL](#) or a pointer to a structure extending this structure.
- [lowLatencyMode](#) is the toggle to enable or disable low latency mode.
- [lowLatencyBoost](#) allows an application to hint to the GPU to increase performance to provide additional latency savings at a cost of increased power consumption.
- [minimumIntervalUs](#) is the microseconds between [vkQueuePresentKHR](#) calls for a given swapchain that [vkLatencySleepNV](#) will enforce.

If [lowLatencyMode](#) is [VK_FALSE](#), [lowLatencyBoost](#) will still hint to the GPU to increase its power state and [vkLatencySleepNV](#) will still enforce [minimumIntervalUs](#) between [vkQueuePresentKHR](#) calls.

Valid Usage (Implicit)

- VUID-VkLatencySleepModeInfoNV-sType-sType
[sType](#) must be [VK_STRUCTURE_TYPE_LATENCY_SLEEP_MODE_INFO_NV](#)

To provide the synchronization primitive used to delay host CPU work for lower latency rendering, call:


```
// Provided by VK_NV_low_latency2
VkResult vkLatencySleepNV(
    VkDevice                                device,
    VkSwapchainKHR                          swapchain,
    const VkLatencySleepInfoNV*             pSleepInfo);
```

- **device** is the device associated with **swapchain**.
- **swapchain** is the swapchain to delay associated CPU work based on **VkLatencySubmissionPresentIdNV** submissions.
- **pSleepInfo** is a pointer to a **VkLatencySleepInfoNV** structure specifying the parameters of the latency sleep.

vkLatencySleepNV returns immediately. Applications **should** use **vkWaitSemaphores** with **pSleepInfo->signalSemaphore** to delay host CPU work. CPU work refers to application work done before presenting which includes but is not limited to: input sampling, simulation, command buffer recording, command buffer submission, and present submission. Applications **should** call this function before input sampling, and exactly once between presents.

Valid Usage (Implicit)

- VUID-vkLatencySleepNV-device-parameter
device **must** be a valid **VkDevice** handle
- VUID-vkLatencySleepNV-swapchain-parameter
swapchain **must** be a valid **VkSwapchainKHR** handle
- VUID-vkLatencySleepNV-pSleepInfo-parameter
pSleepInfo **must** be a valid pointer to a valid **VkLatencySleepInfoNV** structure
- VUID-vkLatencySleepNV-swapchain-parent
swapchain **must** have been created, allocated, or retrieved from **device**

Return Codes

Success

- **VK_SUCCESS**

Failure

- **VK_ERROR_UNKNOWN**
- **VK_ERROR_VALIDATION_FAILED**

The **VkLatencySleepInfoNV** structure is defined as:


```
// Provided by VK_NV_low_latency2
typedef struct VkLatencySleepInfoNV {
    VkStructureType    sType;
    const void*        pNext;
    VkSemaphore         signalSemaphore;
    uint64_t           value;
} VkLatencySleepInfoNV;
```

- `sType` is a `VkStructureType` value identifying this structure.
- `pNext` is `NULL` or a pointer to a structure extending this structure.
- `signalSemaphore` is a semaphore that is signaled to indicate that the application **should** resume input sampling work.
- `value` is the value that `signalSemaphore` is set to for resuming sampling work.

Valid Usage

- VUID-VkLatencySleepInfoNV-signalSemaphore-09361
`signalSemaphore` **must** be a timeline semaphore

Valid Usage (Implicit)

- VUID-VkLatencySleepInfoNV-sType-sType
`sType` **must** be `VK_STRUCTURE_TYPE_LATENCY_SLEEP_INFO_NV`
- VUID-VkLatencySleepInfoNV-signalSemaphore-parameter
`signalSemaphore` **must** be a valid `VkSemaphore` handle

An application **can** provide timestamps at various stages of its frame generation work by calling:

```
// Provided by VK_NV_low_latency2
void vkSetLatencyMarkerNV(
    VkDevice                device,
    VkSwapchainKHR          swapchain,
    const VkSetLatencyMarkerInfoNV* pLatencyMarkerInfo);
```

- `device` is the device associated with `swapchain`.
- `swapchain` is the swapchain to capture timestamps on.
- `pSetLatencyMarkerInfo` is a pointer to a `VkSetLatencyMarkerInfoNV` structure specifying the parameters of the marker to set.

At the beginning and end of simulation and render threads and beginning and end of `vkQueuePresentKHR` calls, `vkSetLatencyMarkerNV` **can** be called to provide timestamps for the application's reference. These timestamps are returned with a call to `vkGetLatencyTimingsNV`

alongside driver provided timestamps at various points of interest with regards to latency within the application. As an exception to the normal rules for objects which are externally synchronized, the swapchain passed to **vkSetLatencyMarkerNV** **may** be simultaneously used by other threads in calls to functions other than **vkDestroySwapchainKHR**. Access to the swapchain data associated with this extension **must** be atomic within the implementation.

Valid Usage (Implicit)

- VUID-vkSetLatencyMarkerNV-device-parameter
device **must** be a valid **VkDevice** handle
- VUID-vkSetLatencyMarkerNV-swapchain-parameter
swapchain **must** be a valid **VkSwapchainKHR** handle
- VUID-vkSetLatencyMarkerNV-pLatencyMarkerInfo-parameter
pLatencyMarkerInfo **must** be a valid pointer to a valid **VkSetLatencyMarkerInfoNV** structure
- VUID-vkSetLatencyMarkerNV-swapchain-parent
swapchain **must** have been created, allocated, or retrieved from **device**

The **VkSetLatencyMarkerInfoNV** structure is defined as:

```
// Provided by VK_NV_low_latency2
typedef struct VkSetLatencyMarkerInfoNV {
    VkStructureType    sType;
    const void*        pNext;
    uint64_t           presentID;
    VkLatencyMarkerNV  marker;
} VkSetLatencyMarkerInfoNV;
```

- **sType** is a **VkStructureType** value identifying this structure.
- **pNext** is **NULL** or a pointer to a structure extending this structure.
- **presentID** is an application provided value that is used to associate the timestamp with a **vkQueuePresentKHR** command using **VkPresentIdKHR::pPresentIds** or **VkPresentId2KHR::pPresentIds** for a given present.
- **marker** is the type of timestamp to be recorded.

Valid Usage (Implicit)

- VUID-VkSetLatencyMarkerInfoNV-sType-sType
sType **must** be **VK_STRUCTURE_TYPE_SET_LATENCY_MARKER_INFO_NV**
- VUID-VkSetLatencyMarkerInfoNV-marker-parameter
marker **must** be a valid **VkLatencyMarkerNV** value

The **VkLatencyMarkerNV** enum is defined as:


```
// Provided by VK_NV_low_latency2
typedef enum VkLatencyMarkerNV {
    VK_LATENCY_MARKER_SIMULATION_START_NV = 0,
    VK_LATENCY_MARKER_SIMULATION_END_NV = 1,
    VK_LATENCY_MARKER_RENDERSUBMIT_START_NV = 2,
    VK_LATENCY_MARKER_RENDERSUBMIT_END_NV = 3,
    VK_LATENCY_MARKER_PRESENT_START_NV = 4,
    VK_LATENCY_MARKER_PRESENT_END_NV = 5,
    VK_LATENCY_MARKER_INPUT_SAMPLE_NV = 6,
    VK_LATENCY_MARKER_TRIGGER_FLASH_NV = 7,
    VK_LATENCY_MARKER_OUT_OF_BAND_RENDERSUBMIT_START_NV = 8,
    VK_LATENCY_MARKER_OUT_OF_BAND_RENDERSUBMIT_END_NV = 9,
    VK_LATENCY_MARKER_OUT_OF_BAND_PRESENT_START_NV = 10,
    VK_LATENCY_MARKER_OUT_OF_BAND_PRESENT_END_NV = 11,
} VkLatencyMarkerNV;
```

The members of the [VkLatencyMarkerNV](#) are used as arguments for [vkSetLatencyMarkerNV](#) in the use cases described below:

- [VK_LATENCY_MARKER_SIMULATION_START_NV](#) **should** be called at the start of the simulation execution each frame, but after the call to [vkLatencySleepNV](#).
- [VK_LATENCY_MARKER_SIMULATION_END_NV](#) **should** be called at the end of the simulation execution each frame.
- [VK_LATENCY_MARKER_RENDERSUBMIT_START_NV](#) **should** be called at the beginning of the render submission execution each frame. This **should** be wherever Vulkan API calls are made and **must** not span into asynchronous rendering.
- [VK_LATENCY_MARKER_RENDERSUBMIT_END_NV](#) **should** be called at the end of the render submission execution each frame.
- [VK_LATENCY_MARKER_PRESENT_START_NV](#) **should** be called just before [vkQueuePresentKHR](#).
- [VK_LATENCY_MARKER_PRESENT_END_NV](#) **should** be called when [vkQueuePresentKHR](#) returns.
- [VK_LATENCY_MARKER_INPUT_SAMPLE_NV](#) **should** be called just before the application gathers input data.
- [VK_LATENCY_MARKER_TRIGGER_FLASH_NV](#) **should** be called anywhere between [VK_LATENCY_MARKER_SIMULATION_START_NV](#) and [VK_LATENCY_MARKER_SIMULATION_END_NV](#) whenever a left mouse click occurs.

To get an array containing the newest collected latency data, call:

```
// Provided by VK_NV_low_latency2
void vkGetLatencyTimingsNV(
    VkDevice                device,
    VkSwapchainKHR          swapchain,
    VkGetLatencyMarkerInfoNV* pLatencyMarkerInfo);
```

- [device](#) is the device associated with [swapchain](#).

- `swapchain` is the swapchain to return data from.
- `pLatencyMarkerInfo` is a pointer to a `VkGetLatencyMarkerInfoNV` structure specifying the parameters for returning latency information.

The timings returned by `vkGetLatencyTimingsNV` contain the timestamps requested from `vkSetLatencyMarkerNV` and additional implementation-specific markers defined in `VkLatencyTimingsFrameReportNV`.

Valid Usage (Implicit)

- VUID-vkGetLatencyTimingsNV-device-parameter `device` **must** be a valid `VkDevice` handle
- VUID-vkGetLatencyTimingsNV-swapchain-parameter `swapchain` **must** be a valid `VkSwapchainKHR` handle
- VUID-vkGetLatencyTimingsNV-pLatencyMarkerInfo-parameter `pLatencyMarkerInfo` **must** be a valid pointer to a `VkGetLatencyMarkerInfoNV` structure
- VUID-vkGetLatencyTimingsNV-swapchain-parent `swapchain` **must** have been created, allocated, or retrieved from `device`

The `VkGetLatencyMarkerInfoNV` structure is defined as:

```
// Provided by VK_NV_low_latency2
typedef struct VkGetLatencyMarkerInfoNV {
    VkStructureType      sType;
    const void*          pNext;
    uint32_t             timingCount;
    VkLatencyTimingsFrameReportNV* pTimings;
} VkGetLatencyMarkerInfoNV;
```

- `sType` is a `VkStructureType` value identifying this structure.
- `pNext` is either `NULL` or a pointer to a structure extending this structure.
- `timingCount` is an integer related to the number of previous frames of latency data available or queried, as described below.
- `pTimings` is either `NULL` or a pointer to an array of `VkLatencyTimingsFrameReportNV` structures.

If `pTimings` is `NULL` then the maximum number of queryable frame data is returned in `timingCount`. Otherwise, `timingCount` **must** be set by the application to the number of elements in the `pTimings` array, and on return is overwritten with the number of values actually written to `pTimings`. The elements of `pTimings` are arranged in the order they were requested in, with the oldest data in the first entry.

Valid Usage (Implicit)

- VUID-VkGetLatencyMarkerInfoNV-sType-sType

sType must be [VK_STRUCTURE_TYPE_GET_LATENCY_MARKER_INFO_NV](#)

- **VOID-VkGetLatencyMarkerInfoNV-pTimings-parameter**

If **timingCount** is not 0, and **pTimings** is not NULL, **pTimings** must be a valid pointer to an array of **timingCount** [VkLatencyTimingsFrameReportNV](#) structures

The [VkLatencyTimingsFrameReportNV](#) structure describes latency data returned by [vkGetLatencyTimingsNV](#)

```
// Provided by VK_NV_low_latency2
typedef struct VkLatencyTimingsFrameReportNV {
    VkStructureType    sType;
    void*              pNext;
    uint64_t           presentID;
    uint64_t           inputSampleTimeUs;
    uint64_t           simStartTimeUs;
    uint64_t           simEndTimeUs;
    uint64_t           renderSubmitStartTimeUs;
    uint64_t           renderSubmitEndTimeUs;
    uint64_t           presentStartTimeUs;
    uint64_t           presentEndTimeUs;
    uint64_t           driverStartTimeUs;
    uint64_t           driverEndTimeUs;
    uint64_t           osRenderQueueStartTimeUs;
    uint64_t           osRenderQueueEndTimeUs;
    uint64_t           gpuRenderStartTimeUs;
    uint64_t           gpuRenderEndTimeUs;
} VkLatencyTimingsFrameReportNV;
```

The members of the [VkLatencyTimingsFrameReportNV](#) structure describe the following:

- **sType** is a [VkStructureType](#) value identifying this structure.
- **pNext** is NULL or a pointer to a structure extending this structure.
- **presentID** is the application provided value that is used to associate the timestamp with a [vkQueuePresentKHR](#) command using [VkPresentIdKHR::pPresentIds](#) or [VkPresentId2KHR::pPresentIds](#) for a given present.
- **simStartTimeUs** is the timestamp written when [vkSetLatencyMarkerNV](#) is called with the [VkLatencyMarkerNV](#) enum [VK_LATENCY_MARKER_SIMULATION_START_NV](#).
- **simEndTimeUs** is the timestamp written when [vkSetLatencyMarkerNV](#) is called with the [VkLatencyMarkerNV](#) enum [VK_LATENCY_MARKER_SIMULATION_END_NV](#).
- **renderStartTimeUs** is the timestamp written when [vkSetLatencyMarkerNV](#) is called with the [VkLatencyMarkerNV](#) enum [VK_LATENCY_MARKER_RENDERSUBMIT_START_NV](#).
- **renderEndTimeUs** is the timestamp written when [vkSetLatencyMarkerNV](#) is called with the [VkLatencyMarkerNV](#) enum [VK_LATENCY_MARKER_RENDERSUBMIT_END_NV](#).
- **presentStartTimeUs** is the timestamp written when [vkSetLatencyMarkerNV](#) is called with the [VkLatencyMarkerNV](#) enum [VK_LATENCY_MARKER_PRESENT_START_NV](#).

- `presentEndTimeUs` is the timestamp written when `vkSetLatencyMarkerNV` is called with the `VkLatencyMarkerNV` enum `VK_LATENCY_MARKER_PRESENT_END_NV`.
- `driverStartTimeUs` is the timestamp written when the first `vkQueueSubmit` for the frame is called.
- `driverEndTimeUs` is the timestamp written when the final `vkQueueSubmit` hands off from the Vulkan Driver.
- `osRenderQueueStartTimeUs` is the timestamp written when the final `vkQueueSubmit` hands off from the Vulkan Driver.
- `osRenderQueueEndTimeUs` is the timestamp written when the first submission reaches the GPU.
- `gpuRenderStartTimeUs` is the timestamp written when the first submission reaches the GPU.
- `gpuRenderEndTimeUs` is the timestamp written when the final submission finishes on the GPU for the frame.

Valid Usage (Implicit)

- VUID-VkLatencyTimingsFrameReportNV-sType-sType
`sType` **must** be `VK_STRUCTURE_TYPE_LATENCY_TIMINGS_FRAME_REPORT_NV`

The `VkLatencySubmissionPresentIdNV` structure is defined as:

```
// Provided by VK_NV_low_latency2
typedef struct VkLatencySubmissionPresentIdNV {
    VkStructureType    sType;
    const void*        pNext;
    uint64_t           presentID;
} VkLatencySubmissionPresentIdNV;
```

- `sType` is a `VkStructureType` value identifying this structure.
- `pNext` is `NULL` or a pointer to a structure extending this structure.
- `presentID` is used to associate the `vkQueueSubmit` with the `presentId` used for a given `vkQueuePresentKHR` via `VkPresentIdKHR::pPresentIds` or `VkPresentId2KHR::pPresentIds`.

For any submission to be tracked with low latency mode pacing, it needs to be associated with other submissions in a given present. To associate a submission with `presentID` for low latency mode, the `pNext` chain of `vkQueueSubmit` **must** include a `VkLatencySubmissionPresentIdNV` structure.

Valid Usage (Implicit)

- VUID-VkLatencySubmissionPresentIdNV-sType-sType
`sType` **must** be `VK_STRUCTURE_TYPE_LATENCY_SUBMISSION_PRESENT_ID_NV`

Structure Chaining

Extends the structures

- [VkSubmitInfo](#)
- [VkSubmitInfo2](#)

To mark a queue as *out of band*, so that all `vkQueueSubmit` calls on the queue are ignored for latency evaluation, call:

```
// Provided by VK_NV_low_latency2
void vkQueueNotifyOutOfBandNV(
    VkQueue queue,
    const VkOutOfBandQueueTypeInfoNV* pQueueTypeInfo);
```

- `queue` is the `VkQueue` to be marked as out of band.
- `pQueueTypeInfo` is a pointer to a [VkOutOfBandQueueTypeInfoNV](#) structure specifying the queue type.

Valid Usage (Implicit)

- VUID-vkQueueNotifyOutOfBandNV-queue-parameter
`queue` **must** be a valid [VkQueue](#) handle
- VUID-vkQueueNotifyOutOfBandNV-pQueueTypeInfo-parameter
`pQueueTypeInfo` **must** be a valid pointer to a valid [VkOutOfBandQueueTypeInfoNV](#) structure

Command Properties

Command Buffer Levels	Render Pass Scope	Video Coding Scope	Supported Queue Types	Command Type
-	-	-	Any	-

The [VkOutOfBandQueueTypeInfoNV](#) structure is defined as:

```
// Provided by VK_NV_low_latency2
typedef struct VkOutOfBandQueueTypeInfoNV {
    VkStructureType sType;
    const void* pNext;
    VkOutOfBandQueueTypeNV queueType;
} VkOutOfBandQueueTypeInfoNV;
```


- `sType` is a `VkStructureType` value identifying this structure.
- `pNext` is `NULL` or a pointer to a structure extending this structure.
- `queueType` describes the usage of the queue to be marked as out of band.

Valid Usage (Implicit)

- VUID-VkOutOfBandQueueTypeInfoNV-sType-sType
`sType` **must** be `VK_STRUCTURE_TYPE_OUT_OF_BAND_QUEUE_TYPE_INFO_NV`
- VUID-VkOutOfBandQueueTypeInfoNV-queueType-parameter
`queueType` **must** be a valid `VkOutOfBandQueueTypeNV` value

The `VkOutOfBandQueueTypeNV` enum is defined as:

```
// Provided by VK_NV_low_latency2
typedef enum VkOutOfBandQueueTypeNV {
    VK_OUT_OF_BAND_QUEUE_TYPE_RENDER_NV = 0,
    VK_OUT_OF_BAND_QUEUE_TYPE_PRESENT_NV = 1,
} VkOutOfBandQueueTypeNV;
```

The members of the `VkOutOfBandQueueTypeNV` are used to describe the queue type in `VkOutOfBandQueueTypeInfoNV` as described below:

- `VK_OUT_OF_BAND_QUEUE_TYPE_RENDER_NV` specifies that work will be submitted to this queue.
- `VK_OUT_OF_BAND_QUEUE_TYPE_PRESENT_NV` specifies that this queue will be presented from.

To allow low latency mode to be used by a swapchain, add a `VkSwapchainLatencyCreateInfoNV` structure to the `pNext` chain of `VkSwapchainCreateInfoKHR`.

The `VkSwapchainLatencyCreateInfoNV` structure is defined as:

```
// Provided by VK_NV_low_latency2
typedef struct VkSwapchainLatencyCreateInfoNV {
    VkStructureType    sType;
    const void*        pNext;
    VkBool32           latencyModeEnable;
} VkSwapchainLatencyCreateInfoNV;
```

- `sType` is a `VkStructureType` value identifying this structure.
- `pNext` is `NULL` or a pointer to a structure extending this structure.
- `latencyModeEnable` is `VK_TRUE` if the created swapchain will utilize low latency mode, `VK_FALSE` otherwise.

Valid Usage (Implicit)

- VUID-VkSwapchainLatencyCreateInfoNV-sType-sType
`sType` **must** be `VK_STRUCTURE_TYPE_SWAPCHAIN_LATENCY_CREATE_INFO_NV`

Structure Chaining

Extends the structure

- `VkSwapchainCreateInfoKHR`

The `VkLatencySurfaceCapabilitiesNV` structure is defined as:

```
// Provided by VK_NV_low_latency2
typedef struct VkLatencySurfaceCapabilitiesNV {
    VkStructureType    sType;
    const void*        pNext;
    uint32_t           presentModeCount;
    VkPresentModeKHR*   pPresentModes;
} VkLatencySurfaceCapabilitiesNV;
```

- `sType` is a `VkStructureType` value identifying this structure.
- `pNext` is `NULL` or a pointer to a structure extending this structure.
- `presentModeCount` is the number of presentation modes provided.
- `pPresentModes` is list of presentation modes optimized for use with low latency mode with `presentModeCount` entries.

If `pPresentModes` is `NULL`, then the number of present modes that are optimized for use with low latency mode returned in `presentModeCount`. Otherwise, `presentModeCount` **must** be set by the application to the number of elements in the `pPresentModes` array, and on return is overwritten with the number of values actually written to `pPresentModes`. If the value of `presentModeCount` is less than the number of optimized present modes, at most `presentModeCount` values will be written to `pPresentModes`.

Valid Usage (Implicit)

- VUID-VkLatencySurfaceCapabilitiesNV-sType-sType
`sType` **must** be `VK_STRUCTURE_TYPE_LATENCY_SURFACE_CAPABILITIES_NV`
- VUID-VkLatencySurfaceCapabilitiesNV-pPresentModes-parameter
If `presentModeCount` is not 0, and `pPresentModes` is not `NULL`, `pPresentModes` **must** be a valid pointer to an array of `presentModeCount` `VkPresentModeKHR` values

Structure Chaining

Extends the structure

- [VkSurfaceCapabilities2KHR](#)

39.13. Present Barrier

The [VK_NV_present_barrier](#) extension allows applications to synchronize corresponding presentation requests across multiple swapchains using the *present barrier*. A swapchain is said to be using the *present barrier* if the swapchain is created by adding a [VkSwapchainPresentBarrierCreateInfoNV](#) structure to the [pNext](#) chain of the [VkSwapchainCreateInfoKHR](#) structure, and setting [VkSwapchainPresentBarrierCreateInfoNV::presentBarrierEnable](#) to true.

A set of corresponding presentation requests is defined as exactly one queued presentation request associated with each swapchain using the present barrier, whether or not that queued request has executed. A given presentation request is added, when created by calling [vkQueuePresentKHR](#) and specifying a swapchain using the present barrier, either to the oldest existing set of corresponding requests for which there is no existing member associated with the request's swapchain, or to a new set of corresponding requests if no such set exists.

A set of corresponding requests is said to be *full* when it contains one request from each swapchain using the present barrier. Queued presentation of an image to a swapchain using the *present barrier* is *deferred* by the implementation until the set of corresponding requests is full, and the visibility operations associated with all requests in that set, as described by [vkQueuePresentKHR](#), have completed.

Additionally, the set of swapchains using the present barrier can be in the same process, or different processes running under the same operating system. And if the required synchronization hardware is connected and correctly configured, this extension also supports applications to synchronize corresponding presentation requests using the *present barrier* across distributed systems. However, the configuration mechanism of the required hardware is outside the scope of the Vulkan specification and this extension.

The [VkSwapchainPresentBarrierCreateInfoNV](#) structure is defined as:

```
// Provided by VK_NV_present_barrier
typedef struct VkSwapchainPresentBarrierCreateInfoNV {
    VkStructureType    sType;
    void*              pNext;
    VkBool32           presentBarrierEnable;
} VkSwapchainPresentBarrierCreateInfoNV;
```

- [sType](#) is a [VkStructureType](#) value identifying this structure.
- [pNext](#) is `NULL` or a pointer to a structure extending this structure.

- `presentBarrierEnable` is a boolean value indicating a request for using the *present barrier*.

If the `pNext` chain of `VkSwapchainCreateInfoKHR` does not include this structure, the default value for `presentBarrierEnable` is `VK_FALSE`, meaning the swapchain does not request to use the present barrier. Additionally, when recreating a swapchain that was using the present barrier, and the `pNext` chain of `VkSwapchainCreateInfoKHR` does not include this structure, it means the swapchain will stop using the present barrier.

Valid Usage (Implicit)

- VUID-VkSwapchainPresentBarrierCreateInfoNV-sType-sType
`sType` must be `VK_STRUCTURE_TYPE_SWAPCHAIN_PRESENT_BARRIER_CREATE_INFO_NV`

Structure Chaining

Extends the structure

- `VkSwapchainCreateInfoKHR`

39.13.1. Present Metering

Present Metering evenly paces out the next `numFramesPerBatch` `vkQueuePresentKHR` presents. This gives smoother pacing between presents in applications with frame generation integrations.

The `VkSetPresentConfigNV` structure is defined as:

```
// Provided by VK_NV_present_metering
typedef struct VkSetPresentConfigNV {
    VkStructureType    sType;
    const void*        pNext;
    uint32_t           numFramesPerBatch;
    uint32_t           presentConfigFeedback;
} VkSetPresentConfigNV;
```

- `sType` is a `VkStructureType` value identifying this structure.
- `pNext` is `NULL` or a pointer to a structure extending this structure.
- `numFramesPerBatch` is the number of frames to batch
- `presentConfigFeedback` will return the success or error status

The metering configuration applies to all swapchains in the array in `VkPresentInfoKHR`. The configuration specified by `VkSetPresentConfigNV` applies to the next `numFramesPerBatch` calls to `vkQueuePresentKHR` and needs to be updated every `numFramesPerBatch` presents.

Valid Usage

- VUID-VkSetPresentConfigNV-numFramesPerBatch-10581
`numFramesPerBatch` **must** not be larger than 8

Valid Usage (Implicit)

- VUID-VkSetPresentConfigNV-sType-sType
`sType` **must** be `VK_STRUCTURE_TYPE_SET_PRESENT_CONFIG_NV`

Structure Chaining

Extends the structure

- `VkPresentInfoKHR`

Chapter 40. Deferred Host Operations

Certain Vulkan commands are inherently expensive for the host CPU to execute. It is often desirable to offload such work onto background threads, and to parallelize the work across multiple CPUs. The concept of *deferred operations* allows applications and drivers to coordinate the execution of expensive host commands using an application-managed thread pool.

The [VK_KHR_deferred_host_operations](#) extension defines the infrastructure and usage patterns for *deferrable commands*, but does not specify any commands as deferrable. This is left to additional dependent extensions. Commands **must** not be deferred unless the deferral is specifically allowed by another extension which depends on [VK_KHR_deferred_host_operations](#). This specification will refer to such extensions as *deferral extensions*.

40.1. Requesting Deferral

When an application requests an operation deferral, the implementation **may** defer the operation. When deferral is requested and the implementation defers any operation, the implementation **must** return [VK_OPERATION_DEFERRED_KHR](#) as the success code if no errors occurred. When deferral is requested, the implementation **should** defer the operation when the workload is significant, however if the implementation chooses not to defer any of the requested operations and instead executes all of them immediately, the implementation **must** return [VK_OPERATION_NOT_DEFERRED_KHR](#) as the success code if no errors occurred.

A deferred operation is created *complete* with an initial result value of [VK_SUCCESS](#). The deferred operation becomes *pending* when an operation has been successfully deferred with that deferred operation object.

A deferred operation is considered pending until the deferred operation completes. A pending deferred operation becomes *complete* when it has been fully executed by one or more threads. Pending deferred operations will never complete until they are *joined* by an application thread, using [vkDeferredOperationJoinKHR](#). Applications **can** join multiple threads to the same deferred operation, enabling concurrent execution of subtasks within that operation.

The application **can** query the status of a [VkDeferredOperationKHR](#) using the [vkGetDeferredOperationMaxConcurrencyKHR](#) or [vkGetDeferredOperationResultKHR](#) commands.

Parameters to the command requesting a deferred operation **may** be accessed by the implementation at any time until the deferred operation enters the complete state. The application **must** obey the following rules while a deferred operation is pending:

- Externally synchronized parameters **must** not be accessed.
- Pointer parameters **must** not be modified (e.g. reallocated/freed).
- The contents of pointer parameters which **may** be read by the command **must** not be modified.
- The contents of pointer parameters which **may** be written by the command **must** not be read.
- Vulkan object parameters **must** not be passed as externally synchronized parameters to any other command.

When the deferred operation is complete, the application **should** call [vkGetDeferredOperationResultKHR](#) to obtain the [VkResult](#) indicating success or failure of the operation. The [VkResult](#) value returned will be one of the values that the command requesting the deferred operation is able to return. Writes to output parameters of the requesting command will happen-before the deferred operation is complete.

When a deferral is requested for a command, the implementation **may** perform memory management operations on the allocator supplied to [vkCreateDeferredOperationKHR](#) for the deferred operation object, as described in the [Memory Allocation](#) chapter. Such allocations **must** occur on the thread which requests deferral.

If an allocator was supplied for the deferred command at the time of the deferral request, then the implementation **may** perform memory management operations on this allocator during the execution of [vkDeferredOperationJoinKHR](#). These operations **may** occur concurrently and **may** be performed by any joined thread. The application **must** ensure that the supplied allocator is able to operate correctly under these conditions.

40.2. Deferred Host Operations API

The [VkDeferredOperationKHR](#) handle is defined as:

```
// Provided by VK_KHR_deferred_host_operations
VK_DEFINE_NON_DISPATCHABLE_HANDLE(VkDeferredOperationKHR)
```

This handle refers to a tracking structure which manages the execution state for a deferred command.

To construct the tracking object for a deferred command, call:

```
// Provided by VK_KHR_deferred_host_operations
VkResult vkCreateDeferredOperationKHR(
    VkDevice device,
    const VkAllocationCallbacks* pAllocator,
    VkDeferredOperationKHR* pDeferredOperation);
```

- [device](#) is the device which owns [operation](#).
- [pAllocator](#) controls host memory allocation as described in the [Memory Allocation](#) chapter.
- [pDeferredOperation](#) is a pointer to a handle in which the created [VkDeferredOperationKHR](#) is returned.

Valid Usage (Implicit)

- VUID-vkCreateDeferredOperationKHR-device-parameter [device](#) **must** be a valid [VkDevice](#) handle
- VUID-vkCreateDeferredOperationKHR-pAllocator-parameter

If `pAllocator` is not `NULL`, `pAllocator` **must** be a valid pointer to a valid `VkAllocationCallbacks` structure

- `VUID-vkCreateDeferredOperationKHR-pDeferredOperation-parameter`
`pDeferredOperation` **must** be a valid pointer to a `VkDeferredOperationKHR` handle
- `VUID-vkCreateDeferredOperationKHR-device-queuecount`
The device **must** have been created with at least `1` queue

Return Codes

Success

- `VK_SUCCESS`

Failure

- `VK_ERROR_OUT_OF_HOST_MEMORY`
- `VK_ERROR_UNKNOWN`
- `VK_ERROR_VALIDATION_FAILED`

To assign a thread to a deferred operation, call:

```
// Provided by VK_KHR_deferred_host_operations
VkResult vkDeferredOperationJoinKHR(
    VkDevice                device,
    VkDeferredOperationKHR  operation);
```

- `device` is the device which owns `operation`.
- `operation` is the deferred operation that the calling thread should work on.

The `vkDeferredOperationJoinKHR` command will execute a portion of the deferred operation on the calling thread.

The return value will be one of the following:

- A return value of `VK_SUCCESS` indicates that `operation` is complete. The application **should** use `vkGetDeferredOperationResultKHR` to retrieve the result of `operation`.
- A return value of `VK_THREAD_DONE_KHR` indicates that the deferred operation is not complete, but there is no work remaining to assign to threads. Future calls to `vkDeferredOperationJoinKHR` are not necessary and will simply harm performance. This situation **may** occur when other threads executing `vkDeferredOperationJoinKHR` are about to complete `operation`, and the implementation is unable to partition the workload any further.
- A return value of `VK_THREAD_IDLE_KHR` indicates that the deferred operation is not complete, and there is no work for the thread to do at the time of the call. This situation **may** occur if the operation encounters a temporary reduction in parallelism. By returning `VK_THREAD_IDLE_KHR`, the implementation is signaling that it expects that more opportunities for parallelism will emerge as execution progresses, and that future calls to

`vkDeferredOperationJoinKHR` **can** be beneficial. In the meantime, the application **can** perform other work on the calling thread.

Implementations **must** guarantee forward progress by enforcing the following invariants:

1. If only one thread has invoked `vkDeferredOperationJoinKHR` on a given operation, that thread **must** execute the operation to completion and return `VK_SUCCESS`.
2. If multiple threads have concurrently invoked `vkDeferredOperationJoinKHR` on the same operation, then at least one of them **must** complete the operation and return `VK_SUCCESS`.

Valid Usage (Implicit)

- VUID-vkDeferredOperationJoinKHR-device-parameter `device` **must** be a valid `VkDevice` handle
- VUID-vkDeferredOperationJoinKHR-operation-parameter `operation` **must** be a valid `VkDeferredOperationKHR` handle
- VUID-vkDeferredOperationJoinKHR-operation-parent `operation` **must** have been created, allocated, or retrieved from `device`

Return Codes

Success

- `VK_SUCCESS`
- `VK_THREAD_DONE_KHR`
- `VK_THREAD_IDLE_KHR`

Failure

- `VK_ERROR_OUT_OF_DEVICE_MEMORY`
- `VK_ERROR_OUT_OF_HOST_MEMORY`
- `VK_ERROR_UNKNOWN`
- `VK_ERROR_VALIDATION_FAILED`

When a deferred operation is completed, the application **can** destroy the tracking object by calling:

```
// Provided by VK_KHR_deferred_host_operations
void vkDestroyDeferredOperationKHR(
    VkDevice                device,
    VkDeferredOperationKHR  operation,
    const VkAllocationCallbacks* pAllocator);
```

- `device` is the device which owns `operation`.
- `operation` is the completed operation to be destroyed.

- `pAllocator` controls host memory allocation as described in the [Memory Allocation](#) chapter.

Valid Usage

- VUID-vkDestroyDeferredOperationKHR-operation-03434
If `VkAllocationCallbacks` were provided when `operation` was created, a compatible set of callbacks **must** be provided here
- VUID-vkDestroyDeferredOperationKHR-operation-03435
If no `VkAllocationCallbacks` were provided when `operation` was created, `pAllocator` **must** be `NULL`
- VUID-vkDestroyDeferredOperationKHR-operation-03436
`operation` **must** be completed

Valid Usage (Implicit)

- VUID-vkDestroyDeferredOperationKHR-device-parameter
`device` **must** be a valid `VkDevice` handle
- VUID-vkDestroyDeferredOperationKHR-operation-parameter
If `operation` is not `VK_NULL_HANDLE`, `operation` **must** be a valid `VkDeferredOperationKHR` handle
- VUID-vkDestroyDeferredOperationKHR-pAllocator-parameter
If `pAllocator` is not `NULL`, `pAllocator` **must** be a valid pointer to a valid `VkAllocationCallbacks` structure
- VUID-vkDestroyDeferredOperationKHR-operation-parent
If `operation` is a valid handle, it **must** have been created, allocated, or retrieved from `device`

Host Synchronization

- Host access to `operation` **must** be externally synchronized

To query the number of additional threads that can usefully be joined to a deferred operation, call:

```
// Provided by VK_KHR_deferred_host_operations
uint32_t vkGetDeferredOperationMaxConcurrencyKHR(
    VkDevice          device,
    VkDeferredOperationKHR operation);
```

- `device` is the device which owns `operation`.
- `operation` is the deferred operation to be queried.

The returned value is the maximum number of threads that can usefully execute a deferred

operation concurrently, reported for the state of the deferred operation at the point this command is called. This value is intended to be used to better schedule work onto available threads. Applications **can** join any number of threads to the deferred operation and expect it to eventually complete, though excessive joins **may** return `VK_THREAD_DONE_KHR` immediately, performing no useful work.

If `operation` is complete, `vkGetDeferredOperationMaxConcurrencyKHR` returns zero.

If `operation` is currently joined to any threads, the value returned by this command **may** immediately be out of date.

If `operation` is pending, implementations **must** not return zero unless at least one thread is currently executing `vkDeferredOperationJoinKHR` on `operation`. If there are such threads, the implementation **should** return an estimate of the number of additional threads which it could profitably use.

Implementations **may** return $2^{32}-1$ to indicate that the maximum concurrency is unknown and cannot be easily derived. Implementations **may** return values larger than the maximum concurrency available on the host CPU. In these situations, an application **should** clamp the return value rather than oversubscribing the machine.

NOTE

The recommended usage pattern for applications is to query this value once, after deferral, and schedule no more than the specified number of threads to join the operation. Each time a joined thread receives `VK_THREAD_IDLE_KHR`, the application should schedule an additional join at some point in the future, but is not required to do so.

Valid Usage (Implicit)

- VUID-vkGetDeferredOperationMaxConcurrencyKHR-device-parameter `device` **must** be a valid `VkDevice` handle
- VUID-vkGetDeferredOperationMaxConcurrencyKHR-operation-parameter `operation` **must** be a valid `VkDeferredOperationKHR` handle
- VUID-vkGetDeferredOperationMaxConcurrencyKHR-operation-parent `operation` **must** have been created, allocated, or retrieved from `device`

The `vkGetDeferredOperationResultKHR` function is defined as:

```
// Provided by VK_KHR_deferred_host_operations
VkResult vkGetDeferredOperationResultKHR(
    VkDevice          device,
    VkDeferredOperationKHR operation);
```

- `device` is the device which owns `operation`.
- `operation` is the operation whose deferred result is being queried.

If no command has been deferred on `operation`, `vkGetDeferredOperationResultKHR` returns `VK_SUCCESS`.

If the deferred operation is pending, `vkGetDeferredOperationResultKHR` returns `VK_NOT_READY`.

If the deferred operation is complete, it returns the appropriate return value from the original command. This value **must** be one of the `VkResult` values which could have been returned by the original command if the operation had not been deferred.

Valid Usage (Implicit)

- VUID-vkGetDeferredOperationResultKHR-device-parameter `device` **must** be a valid `VkDevice` handle
- VUID-vkGetDeferredOperationResultKHR-operation-parameter `operation` **must** be a valid `VkDeferredOperationKHR` handle
- VUID-vkGetDeferredOperationResultKHR-operation-parent `operation` **must** have been created, allocated, or retrieved from `device`

Return Codes

Success

- `VK_NOT_READY`
- `VK_SUCCESS`

Failure

- `VK_ERROR_UNKNOWN`
- `VK_ERROR_VALIDATION_FAILED`

Chapter 41. Private Data

The private data extension provides a way for users to associate arbitrary application-defined data with Vulkan objects. This association is accomplished by storing 64-bit unsigned integers of application-defined data in private data slots. A private data slot represents a storage allocation for one data item for each child object of the device.

An application **can** reserve private data slots at device creation. To reserve private data slots, insert a [VkDevicePrivateDataCreateInfo](#) in the **pNext** chain in [VkDeviceCreateInfo](#) before device creation. Multiple [VkDevicePrivateDataCreateInfo](#) structures **can** be chained together, and the sum of the requested slots will be reserved. This is an exception to the specified valid usage for [structure pointer chains](#). Reserving slots in this manner is not strictly necessary but it **may** improve performance.

Private data slots are represented by [VkPrivateDataSlot](#) handles:

```
// Provided by VK_VERSION_1_3
VK_DEFINE_NON_DISPATCHABLE_HANDLE(VkPrivateDataSlot)
```

```
// Provided by VK_EXT_private_data
// Equivalent to VkPrivateDataSlot
typedef VkPrivateDataSlot VkPrivateDataSlotEXT;
```

To create a private data slot, call:

```
// Provided by VK_VERSION_1_3
VkResult vkCreatePrivateDataSlot(
    VkDevice                                device,
    const VkPrivateDataSlotCreateInfo*      pCreateInfo,
    const VkAllocationCallbacks*            pAllocator,
    VkPrivateDataSlot*                      pPrivateDataSlot);
```

```
// Provided by VK_EXT_private_data
// Equivalent to vkCreatePrivateDataSlot
VkResult vkCreatePrivateDataSlotEXT(
    VkDevice                                device,
    const VkPrivateDataSlotCreateInfo*      pCreateInfo,
    const VkAllocationCallbacks*            pAllocator,
    VkPrivateDataSlot*                      pPrivateDataSlot);
```

- **device** is the logical device associated with the creation of the object(s) holding the private data slot.
- **pCreateInfo** is a pointer to a [VkPrivateDataSlotCreateInfo](#)
- **pAllocator** controls host memory allocation as described in the [Memory Allocation](#) chapter.

- `pPrivateDataSlot` is a pointer to a `VkPrivateDataSlot` handle in which the resulting private data slot is returned

Valid Usage

- VUID-vkCreatePrivateDataSlot-privateData-04564
The `privateData` feature **must** be enabled

Valid Usage (Implicit)

- VUID-vkCreatePrivateDataSlot-device-parameter
`device` **must** be a valid `VkDevice` handle
- VUID-vkCreatePrivateDataSlot-pCreateInfo-parameter
`pCreateInfo` **must** be a valid pointer to a valid `VkPrivateDataSlotCreateInfo` structure
- VUID-vkCreatePrivateDataSlot-pAllocator-parameter
If `pAllocator` is not `NULL`, `pAllocator` **must** be a valid pointer to a valid `VkAllocationCallbacks` structure
- VUID-vkCreatePrivateDataSlot-pPrivateDataSlot-parameter
`pPrivateDataSlot` **must** be a valid pointer to a `VkPrivateDataSlot` handle
- VUID-vkCreatePrivateDataSlot-device-queuecount
The device **must** have been created with at least `1` queue

Return Codes

Success

- `VK_SUCCESS`

Failure

- `VK_ERROR_OUT_OF_HOST_MEMORY`
- `VK_ERROR_UNKNOWN`
- `VK_ERROR_VALIDATION_FAILED`

The `VkPrivateDataSlotCreateInfo` structure is defined as:

```
// Provided by VK_VERSION_1_3
typedef struct VkPrivateDataSlotCreateInfo {
    VkStructureType    sType;
    const void*        pNext;
    VkPrivateDataSlotCreateFlags flags;
} VkPrivateDataSlotCreateInfo;
```



```
// Provided by VK_EXT_private_data
// Equivalent to VkPrivateDataSlotCreateInfo
typedef VkPrivateDataSlotCreateInfo VkPrivateDataSlotCreateInfoEXT;
```

- **sType** is a [VkStructureType](#) value identifying this structure.
- **pNext** is **NULL** or a pointer to a structure extending this structure.
- **flags** is reserved for future use.

Valid Usage (Implicit)

- VUID-VkPrivateDataSlotCreateInfo-sType-sType
sType must be [VK_STRUCTURE_TYPE_PRIVATE_DATA_SLOT_CREATE_INFO](#)
- VUID-VkPrivateDataSlotCreateInfo-pNext-pNext
pNext must be **NULL**
- VUID-VkPrivateDataSlotCreateInfo-flags-zero bitmask
flags must be 0

```
// Provided by VK_VERSION_1_3
typedef VkFlags VkPrivateDataSlotCreateFlags;
```

```
// Provided by VK_EXT_private_data
// Equivalent to VkPrivateDataSlotCreateFlags
typedef VkPrivateDataSlotCreateFlags VkPrivateDataSlotCreateFlagsEXT;
```

VkPrivateDataSlotCreateFlags is a bitmask type for setting a mask, but is currently reserved for future use.

To destroy a private data slot, call:

```
// Provided by VK_VERSION_1_3
void vkDestroyPrivateDataSlot(
    VkDevice device,
    VkPrivateDataSlot privateDataSlot,
    const VkAllocationCallbacks* pAllocator);
```

```
// Provided by VK_EXT_private_data
// Equivalent to vkDestroyPrivateDataSlot
void vkDestroyPrivateDataSlotEXT(
    VkDevice device,
    VkPrivateDataSlot privateDataSlot,
    const VkAllocationCallbacks* pAllocator);
```


- **device** is the logical device associated with the creation of the object(s) holding the private data slot.
- **pAllocator** controls host memory allocation as described in the [Memory Allocation](#) chapter.
- **privateDataSlot** is the private data slot to destroy.

Valid Usage

- VUID-vkDestroyPrivateDataSlot-privateDataSlot-04062
If **VkAllocationCallbacks** were provided when **privateDataSlot** was created, a compatible set of callbacks **must** be provided here
- VUID-vkDestroyPrivateDataSlot-privateDataSlot-04063
If no **VkAllocationCallbacks** were provided when **privateDataSlot** was created, **pAllocator** **must** be **NULL**

Valid Usage (Implicit)

- VUID-vkDestroyPrivateDataSlot-device-parameter
device **must** be a valid **VkDevice** handle
- VUID-vkDestroyPrivateDataSlot-privateDataSlot-parameter
If **privateDataSlot** is not **VK_NULL_HANDLE**, **privateDataSlot** **must** be a valid **VkPrivateDataSlot** handle
- VUID-vkDestroyPrivateDataSlot-pAllocator-parameter
If **pAllocator** is not **NULL**, **pAllocator** **must** be a valid pointer to a valid **VkAllocationCallbacks** structure
- VUID-vkDestroyPrivateDataSlot-privateDataSlot-parent
If **privateDataSlot** is a valid handle, it **must** have been created, allocated, or retrieved from **device**

Host Synchronization

- Host access to **privateDataSlot** **must** be externally synchronized

To store application-defined data in a slot associated with a Vulkan object, call:

```
// Provided by VK_VERSION_1_3
VkResult vkSetPrivateData(
    VkDevice          device,
    VkObjectType      objectType,
    uint64_t          objectHandle,
    VkPrivateDataSlot privateDataSlot,
    uint64_t          data);
```



```
// Provided by VK_EXT_private_data
// Equivalent to vkSetPrivateData
VkResult vkSetPrivateDataEXT(
    VkDevice          device,
    VkObjectType      objectType,
    uint64_t          objectHandle,
    VkPrivateDataSlot privateDataSlot,
    uint64_t          data);
```

- **device** is the device that created the object.
- **objectType** is a [VkObjectType](#) specifying the type of object to associate data with.
- **objectHandle** is a handle to the object to associate data with.
- **privateDataSlot** is a handle to a [VkPrivateDataSlot](#) specifying location of private data storage.
- **data** is application-defined data to associate the object with. This data will be stored at **privateDataSlot**.

Valid Usage

- VUID-vkSetPrivateData-objectHandle-04016
objectHandle **must** be **device** or a child of **device**
- VUID-vkSetPrivateData-objectHandle-04017
objectHandle **must** be a valid handle to an object of type **objectType**

Valid Usage (Implicit)

- VUID-vkSetPrivateData-device-parameter
device **must** be a valid [VkDevice](#) handle
- VUID-vkSetPrivateData-objectType-parameter
objectType **must** be a valid [VkObjectType](#) value
- VUID-vkSetPrivateData-privateDataSlot-parameter
privateDataSlot **must** be a valid [VkPrivateDataSlot](#) handle
- VUID-vkSetPrivateData-privateDataSlot-parent
privateDataSlot **must** have been created, allocated, or retrieved from **device**

Return Codes

Success

- [VK_SUCCESS](#)

Failure

- [VK_ERROR_OUT_OF_HOST_MEMORY](#)

- [VK_ERROR_UNKNOWN](#)
- [VK_ERROR_VALIDATION_FAILED](#)

To retrieve application-defined data from a slot associated with a Vulkan object, call:

```
// Provided by VK_VERSION_1_3
void vkGetPrivateData(
    VkDevice                device,
    VkObjectType            objectType,
    uint64_t                objectHandle,
    VkPrivateDataSlot        privateDataSlot,
    uint64_t*               pData);
```

```
// Provided by VK_EXT_private_data
// Equivalent to vkGetPrivateData
void vkGetPrivateDataEXT(
    VkDevice                device,
    VkObjectType            objectType,
    uint64_t                objectHandle,
    VkPrivateDataSlot        privateDataSlot,
    uint64_t*               pData);
```

- `device` is the device that created the object
- `objectType` is a [VkObjectType](#) specifying the type of object data is associated with.
- `objectHandle` is a handle to the object data is associated with.
- `privateDataSlot` is a handle to a [VkPrivateDataSlot](#) specifying location of private data pointer storage.
- `pData` is a pointer to specify where application-defined data is returned. `0` will be written in the absence of a previous call to `vkSetPrivateData` using the object specified by `objectHandle`.

NOTE

Due to platform details on Android, implementations might not be able to reliably return `0` from calls to `vkGetPrivateData` for [VkSwapchainKHR](#) objects on which `vkSetPrivateData` has not previously been called. This erratum is exclusive to the Android platform and objects of type [VkSwapchainKHR](#).

Valid Usage

- VUID-vkGetPrivateData-objectType-04018
`objectHandle` **must** be `device` or a child of `device`
- VUID-vkGetPrivateData-objectHandle-09498
`objectHandle` **must** be a valid handle to an object of type `objectType`

Valid Usage (Implicit)

- VUID-vkGetPrivateData-device-parameter
device must be a valid [VkDevice](#) handle
- VUID-vkGetPrivateData-objectType-parameter
objectType must be a valid [VkObjectType](#) value
- VUID-vkGetPrivateData-privateDataSlot-parameter
privateDataSlot must be a valid [VkPrivateDataSlot](#) handle
- VUID-vkGetPrivateData-pData-parameter
pData must be a valid pointer to a [uint64_t](#) value
- VUID-vkGetPrivateData-privateDataSlot-parent
privateDataSlot must have been created, allocated, or retrieved from **device**

Chapter 42. Acceleration Structures

42.1. Acceleration Structures

Acceleration structures are data structures used by the implementation to efficiently manage scene geometry as it is [traversed during a ray tracing query](#). The application is responsible for managing acceleration structure objects (see [Acceleration Structures](#)), including allocation, destruction, executing builds or updates, and synchronizing resources used during ray tracing queries.

There are two types of acceleration structures, *top level acceleration structures* and *bottom level acceleration structures*.

An acceleration structure is considered to be constructed if an [acceleration structure build command](#) or [copy command](#) has been executed with the given acceleration structure as the destination.

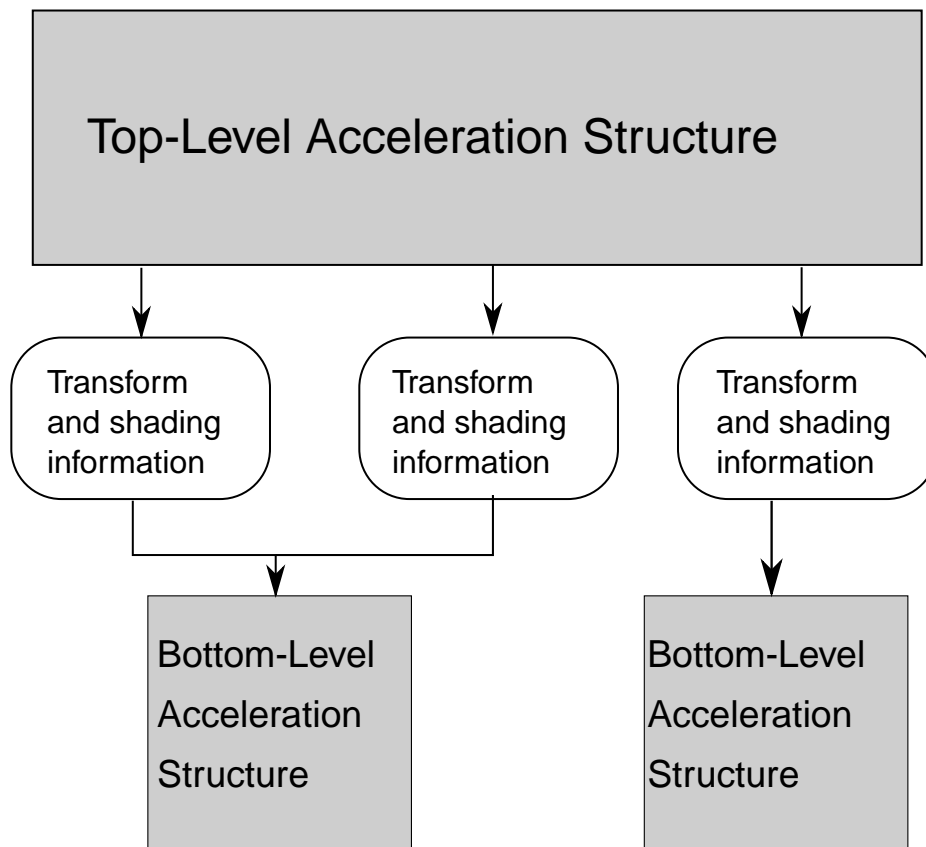


Figure 27. Acceleration Structure

Caption

The diagram shows the relationship between top and bottom level acceleration structures.

42.1.1. Geometry

Geometries refer to a triangle, sphere, linear swept sphere (LSS), or axis-aligned bounding box.

A triangle is a fundamental geometric primitive defined by three vertices in 3D space, forming a flat, planar surface.

An axis-aligned bounding box (AABB) is a rectangular box defined by two points (minimum and maximum corners) that encloses a 3D object or scene. Its faces are aligned with the coordinate axes, making intersection tests efficient for spatial partitioning and acceleration structures.

A sphere primitive is defined by a position and a radius.

The linear swept sphere (LSS) primitive is comprised of two sphere endcaps and a truncated cone midsection. The midsection is constructed so that it tangentially intersects with the endcaps. Two points, P_0 and P_1 , and two radii, r_0 and r_1 , fully describe the primitive.

The following figure shows an example of the LSS primitive composed of two sphere endcaps connected by a midsection. The solid non-dotted outline indicates the intersectable portion of the primitive.

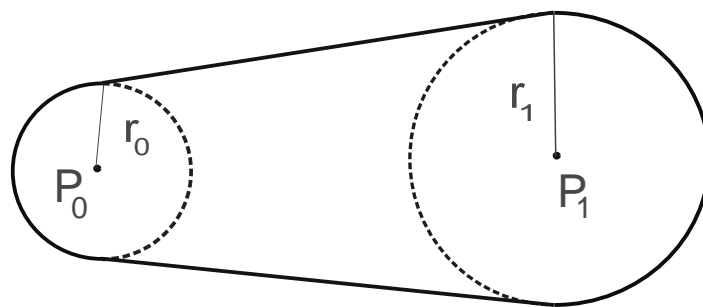


Figure 28. LSS primitive

Endcaps on LSS primitives are optional and are controlled by [VkAccelerationStructureGeometryLinearSweptSpheresDataNV::endCapsMode](#). The following figure shows an example of the LSS primitive without the endcaps with only the midsection present.

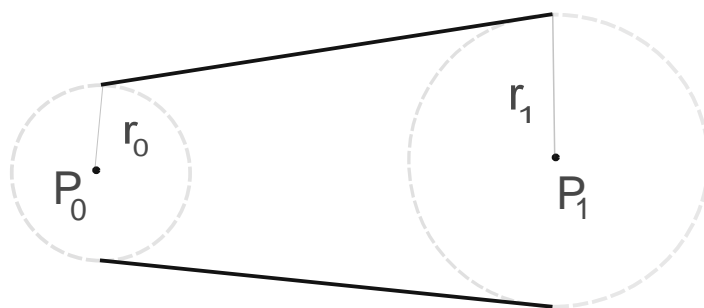


Figure 29. LSS primitive with no endcaps

A LSS geometry can be defined in multiple ways. If only the vertex and radius data are specified in [VkAccelerationStructureGeometryLinearSweptSpheresDataNV](#) without specifying the index data, LSS primitives are drawn in pairs of vertices. Each primitive i is defined by entries $(i \times 2, i \times 2 + 1)$ in the vertex and radius buffers. For example, if a vertex buffer contains vertices A, B, C, D, E, F and G, (assuming each character represents a position vector) with corresponding radii as r_A , r_B , r_C , r_D , r_E , r_F and r_G respectively, the LSS primitives drawn will be as shown below with G skipped because it does not have a corresponding vertex pair.

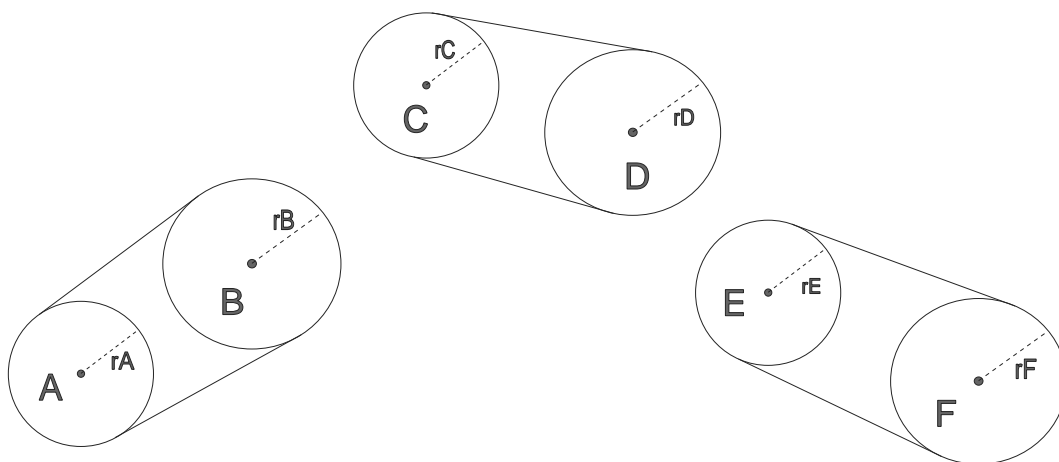


Figure 30. Lss primitives drawn with only vertex data

LSS primitives **can** be chained together by specifying an index buffer and indexing mode in the [VkAccelerationStructureGeometryLinearSweptSpheresDataNV](#) structure.

If the [VkRayTracingLssIndexingModeNV::indexingMode](#) is set to [VK_RAY_TRACING_LSS_INDEXING_MODE_LIST_NV](#), then the consecutive pair of indices in the index buffer select the vertices that define the LSS chain. For example, assuming the same vertex buffer as before, if the index buffer contains indices [6, 5, 5, 4, 4, 3, 2, 1], the LSS primitives will be

chained as shown:

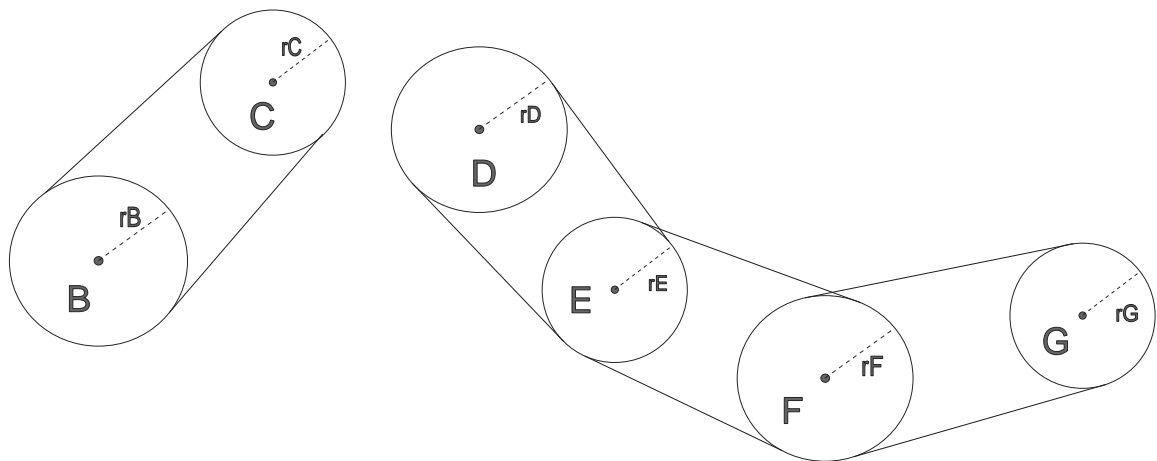


Figure 31. Lss primitives drawn with `VK_RAY_TRACING_LSS_INDEXING_MODE_LIST_NV` indexing mode

Note that due to the lack of a [3, 2] pair, there is a break in the chain and D is not connected to C.

If the `VkRayTracingLssIndexingModeNV::indexingMode` is set to `VK_RAY_TRACING_LSS_INDEXING_MODE_SUCCESSIVE_NV`, then each LSS primitive is defined by two successive positions and radii, (k, k

1), where k is a single index in the index buffer. For example, if the index buffer contains indices [0, 1, 2, 4], the LSS primitives will be chained as shown below. Note that due to the absence of index 3 in the index buffer, there is a break in the chain and D is not connected to E.

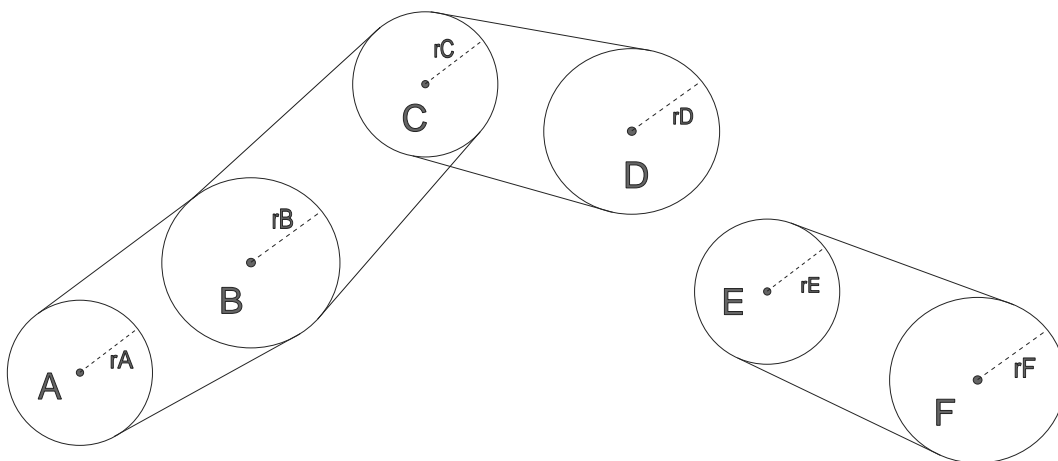


Figure 32. Lss primitives drawn with `VK_RAY_TRACING_LSS_INDEXING_MODE_SUCCESSIVE_NV` indexing mode

42.1.2. Top Level Acceleration Structures

Opaque acceleration structure for an array of instances. The descriptor or device address referencing this is the starting point for traversal.

The top level acceleration structure takes a reference to any bottom level acceleration structure referenced by its instances. Those bottom level acceleration structure objects **must** be valid when

the top level acceleration structure is accessed.

42.1.3. Bottom Level Acceleration Structures

Opaque acceleration structure for an array of geometries.

42.1.4. Acceleration Structure Update Rules

The API defines two types of operations to produce acceleration structures from geometry:

- A *build* operation is used to construct an acceleration structure.
- An *update* operation is used to modify an existing acceleration structure.

An update operation imposes certain constraints on the input, in exchange for considerably faster execution. When performing an update, the application is required to provide a full description of the acceleration structure, but is prohibited from changing anything other than instance definitions, transform matrices, and vertex or AABB positions. All other aspects of the description **must** exactly match the one from the original build.

More precisely, the application **must** not use an update operation to do any of the following:

- Change primitives or instances from *active* to *inactive*, or vice versa (as defined in [Inactive Primitives and Instances](#)).
- Change the index or vertex formats of triangle geometry.
- Change triangle geometry transform pointers from null to non-null or vice versa.
- Change the number of geometries or instances in the structure.
- Change the geometry flags for any geometry in the structure.
- Change the number of vertices or primitives for any geometry in the structure.

If the original acceleration structure was built using opacity micromaps and [VK_BUILD_ACCELERATION_STRUCTURE_ALLOW_OPACITY_MICROMAP_DATA_UPDATE_BIT_EXT](#) was set in *flags*, the application **must** provide a micromap matching the original micromap in structure with only opacity values updated. The application is prohibited from changing anything other than the specific opacity values assigned to the triangles.

More precisely, the application **must** not use an update operation to do any of the following:

- Remove micromaps or [VkOpacityMicromapSpecialIndexEXT](#) values from a geometry which previously had them, or vice versa.
- Change between use of [VkOpacityMicromapSpecialIndexEXT](#) values and explicit micro-map triangles.
- Change the subdivision level or format of the micromap triangle associated with any acceleration-structure triangle.

If the original acceleration structure was built using opacity micromaps and [VK_BUILD_ACCELERATION_STRUCTURE_ALLOW_OPACITY_MICROMAP_UPDATE_BIT_EXT](#) was set in *flags*, the application **must** provide a micromap to the update operation.

If `VkMicromapBuildSizesInfoEXT::discardable` is `VK_FALSE`, a `VK_BUILD_ACCELERATION_STRUCTURE_ALLOW_OPACITY_MICROMAP_DATA_UPDATE_BIT_EXT` or `VK_BUILD_ACCELERATION_STRUCTURE_ALLOW_OPACITY_MICROMAP_UPDATE_BIT_EXT` operation transfers the reference in the acceleration structure to the new micromap.

If the original acceleration structure was built using opacity micromaps and neither opacity micromap update flag is set, the application **must** provide the original micromap to the update operation.

If the original acceleration structure was built using displacement micromaps and `VK_BUILD_ACCELERATION_STRUCTURE_ALLOW_DISPLACEMENT_MICROMAP_UPDATE_BIT_NV` was set in `flags`, the application **must** provide a displacement micromap to the update operation.

If the original acceleration structure was built using displacement micromaps and the displacement micromap update flag is not set the application **must** provide the original micromap to the update operation.

42.1.5. Inactive Primitives and Instances

Acceleration structures allow the use of particular input values to signal *inactive* primitives or instances.

An *inactive* triangle is one for which the first (X) component of any vertex is NaN. If any other vertex component is NaN, and the first is not, the behavior is undefined. If the vertex format does not have a NaN representation, then all triangles are considered active.

An *inactive* instance is one whose acceleration structure reference is `0`.

An *inactive* AABB is one for which the minimum X coordinate is NaN. If any other component is NaN, and the first is not, the behavior is undefined.

An *inactive* LSS or sphere is one where any of the radius or position component is NaN.

In the above definitions, “NaN” refers to any type of NaN. Signaling, non-signaling, quiet, loud, or otherwise.

An inactive object is considered invisible to all rays, and **should** not be represented in the acceleration structure. Implementations **should** ensure that the presence of inactive objects does not seriously degrade traversal performance.

Inactive objects are counted in the auto-generated index sequences which are provided to shaders via `InstanceId` and `PrimitiveId` SPIR-V decorations. This allows objects in the scene to change freely between the active and inactive states, without affecting the layout of any arrays which are being indexed using the ID values.

Any transition between the active and inactive states requires a full acceleration structure rebuild. Applications **must** not perform an acceleration structure update where an object is active in the source acceleration structure but would be inactive in the destination, or vice versa.

The active/inactive state of primitives **must** not be changed with acceleration structure updates. For chained LSS, using the `VK_RAY_TRACING_LSS_PRIMITIVE_END_CAPS_MODE_CHAINED_NV` mode,

entire chains **must** be either active or inactive. If any chain contains both active and inactive primitives, the behavior is undefined.

42.1.6. Degenerate Primitives and Instances

Degenerate primitives and instances behave differently to [inactive primitives and instances](#), and are defined as:

- triangles that have one or more vertices whose respective (X), (Y), (Z) components are identical, or have three vertices that have at least two of the (X), (Y), or (Z) components identical, therefore forming a line or point. Degenerate triangles do not generate any intersections.
- AABBs whose `minX=maxX`, `minY=maxY`, and `minZ=maxZ`. Degenerate AABBs **may** invoke the intersection shader.
- LSS primitives where both the radii are set to `0`.
- sphere primitives whose radius is set to `0`.
- instances that reference bottom level acceleration structures that contain no active primitives. When building an acceleration structure, implementations **should** treat degenerate instances as though they are a point at the instance origin, specified by [VkAccelerationStructureInstanceKHR::transform](#).

Unlike *inactive* primitives and instances, *degenerate* primitives and instances **may** transition from the degenerate to the non-degenerate state, or vice versa, when performing an acceleration structure update.

If an acceleration structure is built without [VK_BUILD_ACCELERATION_STRUCTURE_ALLOW_UPDATE_BIT_KHR](#) set in [VkAccelerationStructureInfoNV::flags](#) or [VkAccelerationStructureBuildGeometryInfoKHR::flags](#), degenerate primitives **may** be discarded. Primitives that are defined with the same index value for more than one vertex **can** always be discarded.

42.1.7. Building Acceleration Structures

To build acceleration structures call:

```
// Provided by VK_KHR_acceleration_structure
void vkCmdBuildAccelerationStructuresKHR(
    VkCommandBuffer                commandBuffer,
    uint32_t                       infoCount,
    const VkAccelerationStructureBuildGeometryInfoKHR* pInfos,
    const VkAccelerationStructureBuildRangeInfoKHR* const* ppBuildRangeInfos);
```

- `commandBuffer` is the command buffer into which the command will be recorded.
- `infoCount` is the number of acceleration structures to build. It specifies the number of the `pInfos` structures and `ppBuildRangeInfos` pointers that **must** be provided.
- `pInfos` is a pointer to an array of `infoCount` [VkAccelerationStructureBuildGeometryInfoKHR](#) structures defining the geometry used to build each acceleration structure.

- `ppBuildRangeInfos` is a pointer to an array of `infoCount` pointers to arrays of `VkAccelerationStructureBuildRangeInfoKHR` structures. Each `ppBuildRangeInfos[i]` is a pointer to an array of `pInfos[i].geometryCount` `VkAccelerationStructureBuildRangeInfoKHR` structures defining dynamic offsets to the addresses where geometry data is stored, as defined by `pInfos[i]`.

The `vkCmdBuildAccelerationStructuresKHR` command provides the ability to initiate multiple acceleration structures builds, however there is no ordering or synchronization implied between any of the individual acceleration structure builds.

NOTE

This means that an application **cannot** build a top-level acceleration structure in the same `vkCmdBuildAccelerationStructuresKHR` call as the associated bottom-level or instance acceleration structures are being built. There also **cannot** be any memory aliasing between any acceleration structure memories or scratch memories being used by any of the builds.

The input buffers passed to this commands will be referenced by the implementation for the duration of this command's execution on the device.

After the command completes, the acceleration structure **may** hold a reference to any acceleration structure specified by an active instance contained therein. Apart from this referencing, acceleration structures **must** be fully self-contained.

The application **can** reuse or free any memory which was used by the command as an input or as scratch without affecting the results of future commands, provided proper synchronization is used as described below.

NOTE

A `VkAccelerationStructureBuildRangeInfoKHR` structure is not used when building an acceleration structure with a geometry type of `VK_GEOMETRY_TYPE_DENSE_GEOMETRY_FORMAT_TRIANGLES_AMD`.

NOTE

The required alignment of the device addresses passed in to parameters below might not be provided by the base address of a `VkBuffer` created with the correct usage flags and must still be manually aligned by the application code.

Accesses to the acceleration structure scratch buffers as identified by the `VkAccelerationStructureBuildGeometryInfoKHR::scratchData` buffer device addresses **must** be synchronized with the `VK_PIPELINE_STAGE_ACCELERATION_STRUCTURE_BUILD_BIT_KHR` pipeline stage and an access type of (`VK_ACCESS_ACCELERATION_STRUCTURE_READ_BIT_KHR` | `VK_ACCESS_ACCELERATION_STRUCTURE_WRITE_BIT_KHR`). Accesses to each `VkAccelerationStructureBuildGeometryInfoKHR::srcAccelerationStructure` and `VkAccelerationStructureBuildGeometryInfoKHR::dstAccelerationStructure` **must** be synchronized with the `VK_PIPELINE_STAGE_ACCELERATION_STRUCTURE_BUILD_BIT_KHR` pipeline stage and an access type of `VK_ACCESS_ACCELERATION_STRUCTURE_READ_BIT_KHR` or `VK_ACCESS_ACCELERATION_STRUCTURE_WRITE_BIT_KHR`, as appropriate.

Accesses to other input buffers as identified by any used values of `VkAccelerationStructureGeometryMotionTrianglesDataNV::vertexData`, `VkAccelerationStructureDenseGeometryFormatTrianglesDataAMD::compressedData`,

VkAccelerationStructureGeometryTrianglesDataKHR::vertexData,
 VkAccelerationStructureGeometryTrianglesDataKHR::indexData,
 VkAccelerationStructureGeometryTrianglesDataKHR::transformData,
 VkAccelerationStructureGeometryAabbsDataKHR::data, and
 VkAccelerationStructureGeometryInstancesDataKHR::data **must** be synchronized with the
 VK_PIPELINE_STAGE_ACCELERATION_STRUCTURE_BUILD_BIT_KHR pipeline stage and an access
 type of VK_ACCESS_SHADER_READ_BIT.

Valid Usage

- VUID-vkCmdBuildAccelerationStructuresKHR-accelerationStructure-08923
 The `VkPhysicalDeviceAccelerationStructureFeaturesKHR::accelerationStructure` feature **must** be enabled
- VUID-vkCmdBuildAccelerationStructuresKHR-mode-04628
 The `mode` member of each element of `pInfos` **must** be a valid `VkBuildAccelerationStructureModeKHR` value
- VUID-vkCmdBuildAccelerationStructuresKHR-srcAccelerationStructure-04629
 If the `srcAccelerationStructure` member of any element of `pInfos` is not `VK_NULL_HANDLE`, the `srcAccelerationStructure` member **must** be a valid `VkAccelerationStructureKHR` handle
- VUID-vkCmdBuildAccelerationStructuresKHR-pInfos-04630
 For each element of `pInfos`, if its `mode` member is `VK_BUILD_ACCELERATION_STRUCTURE_MODE_UPDATE_KHR`, its `srcAccelerationStructure` member **must** not be `VK_NULL_HANDLE`
- VUID-vkCmdBuildAccelerationStructuresKHR-pInfos-03403
 The `srcAccelerationStructure` member of any element of `pInfos` **must** not be the same acceleration structure as the `dstAccelerationStructure` member of any other element of `pInfos`
- VUID-vkCmdBuildAccelerationStructuresKHR-dstAccelerationStructure-03698
 The `dstAccelerationStructure` member of any element of `pInfos` **must** not be the same acceleration structure as the `dstAccelerationStructure` member of any other element of `pInfos`
- VUID-vkCmdBuildAccelerationStructuresKHR-dstAccelerationStructure-03800
 The `dstAccelerationStructure` member of any element of `pInfos` **must** be a valid `VkAccelerationStructureKHR` handle
- VUID-vkCmdBuildAccelerationStructuresKHR-pInfos-03699
 For each element of `pInfos`, if its `type` member is `VK_ACCELERATION_STRUCTURE_TYPE_TOP_LEVEL_KHR`, its `dstAccelerationStructure` member **must** have been created with a value of `VkAccelerationStructureCreateInfoKHR::type` equal to either `VK_ACCELERATION_STRUCTURE_TYPE_TOP_LEVEL_KHR` or `VK_ACCELERATION_STRUCTURE_TYPE_GENERIC_KHR`
- VUID-vkCmdBuildAccelerationStructuresKHR-pInfos-03700
 For each element of `pInfos`, if its `type` member is `VK_ACCELERATION_STRUCTURE_TYPE_BOTTOM_LEVEL_KHR`, its

`dstAccelerationStructure` member **must** have been created with a value of `VkAccelerationStructureCreateInfoKHR::type` equal to either `VK_ACCELERATION_STRUCTURE_TYPE_BOTTOM_LEVEL_KHR` or `VK_ACCELERATION_STRUCTURE_TYPE_GENERIC_KHR`

- VUID-vkCmdBuildAccelerationStructuresKHR-pInfos-03663

For each element of `pInfos`, if its `mode` member is `VK_BUILD_ACCELERATION_STRUCTURE_MODE_UPDATE_KHR`, `inactive primitives` in its `srcAccelerationStructure` member **must** not be made active

- VUID-vkCmdBuildAccelerationStructuresKHR-pInfos-03664

For each element of `pInfos`, if its `mode` member is `VK_BUILD_ACCELERATION_STRUCTURE_MODE_UPDATE_KHR`, active primitives in its `srcAccelerationStructure` member **must** not be made `inactive`

- VUID-vkCmdBuildAccelerationStructuresKHR-None-03407

The `dstAccelerationStructure` member of any element of `pInfos` **must** not be referenced by the `geometry.instances.data` member of any element of `pGeometries` or `ppGeometries` with a `geometryType` of `VK_GEOMETRY_TYPE_INSTANCES_KHR` in any other element of `pInfos`

- VUID-vkCmdBuildAccelerationStructuresKHR-dstAccelerationStructure-03701

The range of memory backing the `dstAccelerationStructure` member of any element of `pInfos` that is accessed by this command **must** not overlap the memory backing the `srcAccelerationStructure` member of any other element of `pInfos` with a `mode` equal to `VK_BUILD_ACCELERATION_STRUCTURE_MODE_UPDATE_KHR`, which is accessed by this command

- VUID-vkCmdBuildAccelerationStructuresKHR-dstAccelerationStructure-03702

The range of memory backing the `dstAccelerationStructure` member of any element of `pInfos` that is accessed by this command **must** not overlap the memory backing the `dstAccelerationStructure` member of any other element of `pInfos`, which is accessed by this command

- VUID-vkCmdBuildAccelerationStructuresKHR-dstAccelerationStructure-03703

The range of memory backing the `dstAccelerationStructure` member of any element of `pInfos` that is accessed by this command **must** not overlap the memory backing the `scratchData` member of any element of `pInfos` (including the same element), which is accessed by this command

- VUID-vkCmdBuildAccelerationStructuresKHR-scratchData-03704

The range of memory backing the `scratchData` member of any element of `pInfos` that is accessed by this command **must** not overlap the memory backing the `scratchData` member of any other element of `pInfos`, which is accessed by this command

- VUID-vkCmdBuildAccelerationStructuresKHR-scratchData-03705

The range of memory backing the `scratchData` member of any element of `pInfos` that is accessed by this command **must** not overlap the memory backing the `srcAccelerationStructure` member of any element of `pInfos` with a `mode` equal to `VK_BUILD_ACCELERATION_STRUCTURE_MODE_UPDATE_KHR` (including the same element), which is accessed by this command

- VUID-vkCmdBuildAccelerationStructuresKHR-dstAccelerationStructure-03706

The range of memory backing the `dstAccelerationStructure` member of any element of `pInfos` that is accessed by this command **must** not overlap the memory backing any acceleration structure referenced by the `geometry.instances.data` member of any element of `pGeometries` or `ppGeometries` with a `geometryType` of `VK_GEOMETRY_TYPE_INSTANCES_KHR` in any other element of `pInfos`, which is accessed by this command

- VUID-vkCmdBuildAccelerationStructuresKHR-pInfos-03667

For each element of `pInfos`, if its `mode` member is `VK_BUILD_ACCELERATION_STRUCTURE_MODE_UPDATE_KHR`, its `srcAccelerationStructure` member **must** have previously been constructed with `VK_BUILD_ACCELERATION_STRUCTURE_ALLOW_UPDATE_BIT_KHR` set in `VkAccelerationStructureBuildGeometryInfoKHR::flags` in the build

- VUID-vkCmdBuildAccelerationStructuresKHR-pInfos-03668

For each element of `pInfos`, if its `mode` member is `VK_BUILD_ACCELERATION_STRUCTURE_MODE_UPDATE_KHR`, its `srcAccelerationStructure` and `dstAccelerationStructure` members **must** either be the same `VkAccelerationStructureKHR`, or not have any `memory aliasing`

- VUID-vkCmdBuildAccelerationStructuresKHR-pInfos-03758

For each element of `pInfos`, if its `mode` member is `VK_BUILD_ACCELERATION_STRUCTURE_MODE_UPDATE_KHR`, its `geometryCount` member **must** have the same value which was specified when `srcAccelerationStructure` was last built

- VUID-vkCmdBuildAccelerationStructuresKHR-pInfos-03759

For each element of `pInfos`, if its `mode` member is `VK_BUILD_ACCELERATION_STRUCTURE_MODE_UPDATE_KHR`, its `flags` member **must** have the same value which was specified when `srcAccelerationStructure` was last built

- VUID-vkCmdBuildAccelerationStructuresKHR-pInfos-03760

For each element of `pInfos`, if its `mode` member is `VK_BUILD_ACCELERATION_STRUCTURE_MODE_UPDATE_KHR`, its `type` member **must** have the same value which was specified when `srcAccelerationStructure` was last built

- VUID-vkCmdBuildAccelerationStructuresKHR-pInfos-03761

For each element of `pInfos`, if its `mode` member is `VK_BUILD_ACCELERATION_STRUCTURE_MODE_UPDATE_KHR`, then for each `VkAccelerationStructureGeometryKHR` structure referred to by its `pGeometries` or `ppGeometries` members, its `geometryType` member **must** have the same value which was specified when `srcAccelerationStructure` was last built

- VUID-vkCmdBuildAccelerationStructuresKHR-pInfos-03762

For each element of `pInfos`, if its `mode` member is `VK_BUILD_ACCELERATION_STRUCTURE_MODE_UPDATE_KHR`, then for each `VkAccelerationStructureGeometryKHR` structure referred to by its `pGeometries` or `ppGeometries` members, its `flags` member **must** have the same value which was specified when `srcAccelerationStructure` was last built

- VUID-vkCmdBuildAccelerationStructuresKHR-pInfos-03763

For each element of `pInfos`, if its `mode` member is `VK_BUILD_ACCELERATION_STRUCTURE_MODE_UPDATE_KHR`, then for each

VkAccelerationStructureGeometryKHR structure referred to by its pGeometries or ppGeometries members, if geometryType is VK_GEOMETRY_TYPE_TRIANGLES_KHR, its geometry.triangles.vertexFormat member **must** have the same value which was specified when srcAccelerationStructure was last built

- VUID-vkCmdBuildAccelerationStructuresKHR-pInfos-03764

For each element of pInfos, if its mode member is VK_BUILD_ACCELERATION_STRUCTURE_MODE_UPDATE_KHR, then for each VkAccelerationStructureGeometryKHR structure referred to by its pGeometries or ppGeometries members, if geometryType is VK_GEOMETRY_TYPE_TRIANGLES_KHR, its geometry.triangles.maxVertex member **must** have the same value which was specified when srcAccelerationStructure was last built

- VUID-vkCmdBuildAccelerationStructuresKHR-pInfos-03765

For each element of pInfos, if its mode member is VK_BUILD_ACCELERATION_STRUCTURE_MODE_UPDATE_KHR, then for each VkAccelerationStructureGeometryKHR structure referred to by its pGeometries or ppGeometries members, if geometryType is VK_GEOMETRY_TYPE_TRIANGLES_KHR, its geometry.triangles.indexType member **must** have the same value which was specified when srcAccelerationStructure was last built

- VUID-vkCmdBuildAccelerationStructuresKHR-pInfos-03766

For each element of pInfos, if its mode member is VK_BUILD_ACCELERATION_STRUCTURE_MODE_UPDATE_KHR, then for each VkAccelerationStructureGeometryKHR structure referred to by its pGeometries or ppGeometries members, if geometryType is VK_GEOMETRY_TYPE_TRIANGLES_KHR, if its geometry.triangles.transformData address was NULL when srcAccelerationStructure was last built, then it **must** be NULL

- VUID-vkCmdBuildAccelerationStructuresKHR-pInfos-03767

For each element of pInfos, if its mode member is VK_BUILD_ACCELERATION_STRUCTURE_MODE_UPDATE_KHR, then for each VkAccelerationStructureGeometryKHR structure referred to by its pGeometries or ppGeometries members, if geometryType is VK_GEOMETRY_TYPE_TRIANGLES_KHR, if its geometry.triangles.transformData address was not NULL when srcAccelerationStructure was last built, then it **must** not be NULL

- VUID-vkCmdBuildAccelerationStructuresKHR-pInfos-10898

For each element of pInfos, if its mode member is VK_BUILD_ACCELERATION_STRUCTURE_MODE_UPDATE_KHR, then for each VkAccelerationStructureGeometryKHR structure referred to by its pGeometries or ppGeometries members, if geometryType is VK_GEOMETRY_TYPE_DENSE_GEOMETRY_FORMAT_TRIANGLES_AMD, the numTriangles member of the VkAccelerationStructureDenseGeometryFormatTrianglesDataAMD structure in the pNext chain **must** have the same value which was specified when srcAccelerationStructure was last built

- VUID-vkCmdBuildAccelerationStructuresKHR-pInfos-10899

For each element of pInfos, if its mode member is VK_BUILD_ACCELERATION_STRUCTURE_MODE_UPDATE_KHR, then for each VkAccelerationStructureGeometryKHR structure referred to by its pGeometries or

`ppGeometries` members, if `geometryType` is `VK_GEOMETRY_TYPE_DENSE_GEOMETRY_FORMAT_TRIANGLES_AMD`, the `numVertices` member of the `VkAccelerationStructureDenseGeometryFormatTrianglesDataAMD` structure in the `pNext` chain **must** have the same value which was specified when `srcAccelerationStructure` was last built

- VUID-vkCmdBuildAccelerationStructuresKHR-pInfos-10900

For each element of `pInfos`, if its `mode` member is `VK_BUILD_ACCELERATION_STRUCTURE_MODE_UPDATE_KHR`, then for each `VkAccelerationStructureGeometryKHR` structure referred to by its `pGeometries` or `ppGeometries` members, if `geometryType` is `VK_GEOMETRY_TYPE_DENSE_GEOMETRY_FORMAT_TRIANGLES_AMD`, the `maxPrimitiveIndex` member of the `VkAccelerationStructureDenseGeometryFormatTrianglesDataAMD` structure in the `pNext` chain **must** have the same value which was specified when `srcAccelerationStructure` was last built

- VUID-vkCmdBuildAccelerationStructuresKHR-pInfos-10901

For each element of `pInfos`, if its `mode` member is `VK_BUILD_ACCELERATION_STRUCTURE_MODE_UPDATE_KHR`, then for each `VkAccelerationStructureGeometryKHR` structure referred to by its `pGeometries` or `ppGeometries` members, if `geometryType` is `VK_GEOMETRY_TYPE_DENSE_GEOMETRY_FORMAT_TRIANGLES_AMD`, the `maxGeometryIndex` member of the `VkAccelerationStructureDenseGeometryFormatTrianglesDataAMD` structure in the `pNext` chain **must** have the same value which was specified when `srcAccelerationStructure` was last built

- VUID-vkCmdBuildAccelerationStructuresKHR-pInfos-10902

For each element of `pInfos`, if its `mode` member is `VK_BUILD_ACCELERATION_STRUCTURE_MODE_UPDATE_KHR`, then for each `VkAccelerationStructureGeometryKHR` structure referred to by its `pGeometries` or `ppGeometries` members, if `geometryType` is `VK_GEOMETRY_TYPE_DENSE_GEOMETRY_FORMAT_TRIANGLES_AMD`, the `format` member of the `VkAccelerationStructureDenseGeometryFormatTrianglesDataAMD` structure in the `pNext` chain **must** have the same value which was specified when `srcAccelerationStructure` was last built

- VUID-vkCmdBuildAccelerationStructuresKHR-pInfos-10903

For each element of `pInfos`, if its `mode` member is `VK_BUILD_ACCELERATION_STRUCTURE_MODE_UPDATE_KHR`, then for each `VkAccelerationStructureGeometryKHR` structure referred to by its `pGeometries` or `ppGeometries` members, if `geometryType` is `VK_GEOMETRY_TYPE_DENSE_GEOMETRY_FORMAT_TRIANGLES_AMD`, the `dataSize` member of the `VkAccelerationStructureDenseGeometryFormatTrianglesDataAMD` structure in the `pNext` chain **must** have the same value which was specified when `srcAccelerationStructure` was last built

- VUID-vkCmdBuildAccelerationStructuresKHR-pInfos-03768

For each element of `pInfos`, if its `mode` member is `VK_BUILD_ACCELERATION_STRUCTURE_MODE_UPDATE_KHR`, then for each

`VkAccelerationStructureGeometryKHR` structure referred to by its `pGeometries` or `ppGeometries` members, if `geometryType` is `VK_GEOMETRY_TYPE_TRIANGLES_KHR`, and `geometry.triangles.indexType` is not `VK_INDEX_TYPE_NONE_KHR`, then the value of each index referenced **must** be the same as the corresponding index value when `srcAccelerationStructure` was last built

- VUID-vkCmdBuildAccelerationStructuresKHR-primitiveCount-03769

For each element of `pInfos`, if its `mode` member is `VK_BUILD_ACCELERATION_STRUCTURE_MODE_UPDATE_KHR`, then for each `VkAccelerationStructureGeometryKHR` structure referred to by its `pGeometries` or `ppGeometries` members, the `primitiveCount` member of its corresponding `VkAccelerationStructureBuildRangeInfoKHR` structure **must** have the same value which was specified when `srcAccelerationStructure` was last built

- VUID-vkCmdBuildAccelerationStructuresKHR-pInfos-03801

For each element of `pInfos[i].pGeometries` or `pInfos[i].ppGeometries` with a `geometryType` of `VK_GEOMETRY_TYPE_INSTANCES_KHR`, the corresponding `ppBuildRangeInfos[i][j].primitiveCount` **must** be less than or equal to `VkPhysicalDeviceAccelerationStructurePropertiesKHR::maxInstanceCount`

- VUID-vkCmdBuildAccelerationStructuresKHR-pInfos-03707

For each element of `pInfos`, its `dstAccelerationStructure` member **must** be bound to device memory

- VUID-vkCmdBuildAccelerationStructuresKHR-pInfos-03708

For each element of `pInfos`, if its `mode` member is `VK_BUILD_ACCELERATION_STRUCTURE_MODE_UPDATE_KHR`, its `srcAccelerationStructure` member **must** be bound to device memory

- VUID-vkCmdBuildAccelerationStructuresKHR-pInfos-03709

For each element of `pInfos`, if an acceleration structure is referenced by the `geometry.instances.data` member of any element of `pGeometries` or `ppGeometries` with a `geometryType` of `VK_GEOMETRY_TYPE_INSTANCES_KHR`, it **must** be bound to device memory

- VUID-vkCmdBuildAccelerationStructuresKHR-pInfos-12258

If `pInfos[i].mode` is `VK_BUILD_ACCELERATION_STRUCTURE_MODE_BUILD_KHR`, and `N` is not `0`, all addresses between `pInfos[i].scratchData.deviceAddress` and `pInfos[i].scratchData.deviceAddress + N - 1` **must** be in the buffer device address range of the same buffer, where `N` is given by the `buildScratchSize` member of the `VkAccelerationStructureBuildSizesInfoKHR` structure returned from a call to `vkGetAccelerationStructureBuildSizesKHR` with an identical `VkAccelerationStructureBuildGeometryInfoKHR` structure and primitive count

- VUID-vkCmdBuildAccelerationStructuresKHR-pInfos-12259

If `pInfos[i].mode` is `VK_BUILD_ACCELERATION_STRUCTURE_MODE_UPDATE_KHR`, and `N` is not `0`, all addresses between `pInfos[i].scratchData.deviceAddress` and `pInfos[i].scratchData.deviceAddress + N - 1` **must** be in the buffer device address range of the same buffer, where `N` is given by the `updateScratchSize` member of the `VkAccelerationStructureBuildSizesInfoKHR` structure returned from a call to `vkGetAccelerationStructureBuildSizesKHR` with an identical `VkAccelerationStructureBuildGeometryInfoKHR` structure and primitive count

- VUID-vkCmdBuildAccelerationStructuresKHR-geometry-03673

The buffers from which the buffer device addresses for all of the `geometry.triangles.vertexData`, `geometry.triangles.indexData`, `geometry.triangles.transformData`, `geometry.aabbs.data`, and `geometry.instances.data` members of all `pInfos[i].pGeometries` and `pInfos[i].ppGeometries` are queried **must** have been created with the `VK_BUFFER_USAGE_ACCELERATION_STRUCTURE_BUILD_INPUT_READ_ONLY_BIT_KHR` usage flag set

- VUID-vkCmdBuildAccelerationStructuresKHR-pInfos-12260

If `pInfos[i].mode` is `VK_BUILD_ACCELERATION_STRUCTURE_MODE_UPDATE_KHR`, and the size reported by `updateScratchSize` member of the `VkAccelerationStructureBuildSizesInfoKHR` structure returned from a call to `vkGetAccelerationStructureBuildSizesKHR` with an identical `VkAccelerationStructureBuildGeometryInfoKHR` structure and primitive count is non-zero, `pInfos[i].scratchData.deviceAddress` **must** be a device address allocated to the application from a buffer created with the `VK_BUFFER_USAGE_STORAGE_BUFFER_BIT` usage flag set

- VUID-vkCmdBuildAccelerationStructuresKHR-pInfos-12261

If `pInfos[i].mode` is `VK_BUILD_ACCELERATION_STRUCTURE_MODE_BUILD_KHR`, and the size reported by `buildScratchSize` member of the `VkAccelerationStructureBuildSizesInfoKHR` structure returned from a call to `vkGetAccelerationStructureBuildSizesKHR` with an identical `VkAccelerationStructureBuildGeometryInfoKHR` structure and primitive count is non-zero, `pInfos[i].scratchData.deviceAddress` **must** be a device address allocated to the application from a buffer created with the `VK_BUFFER_USAGE_STORAGE_BUFFER_BIT` usage flag set

- VUID-vkCmdBuildAccelerationStructuresKHR-pInfos-03710

For each element of `pInfos`, its `scratchData.deviceAddress` member **must** be a multiple of `VkPhysicalDeviceAccelerationStructurePropertiesKHR::minAccelerationStructureScratchOffsetAlignment`

- VUID-vkCmdBuildAccelerationStructuresKHR-pInfos-03804

For each element of `pInfos[i].pGeometries` or `pInfos[i].ppGeometries` with a `geometryType` of `VK_GEOMETRY_TYPE_TRIANGLES_KHR`, `geometry.triangles.vertexData.deviceAddress` **must** be a valid `VkDeviceAddress`

- VUID-vkCmdBuildAccelerationStructuresKHR-pInfos-03711

For each element of `pInfos[i].pGeometries` or `pInfos[i].ppGeometries` with a `geometryType` of `VK_GEOMETRY_TYPE_TRIANGLES_KHR`, `geometry.triangles.vertexData.deviceAddress` **must** be aligned to:

- the `size of the format` specified in `vertexFormat`, in bytes, if that format is a `packed format`
- the `component size` of the format specified in `vertexFormat`, in bytes, if that format is not a `packed format`

- VUID-vkCmdBuildAccelerationStructuresKHR-pInfos-03806

For each element of `pInfos[i].pGeometries` or `pInfos[i].ppGeometries` with a `geometryType` of `VK_GEOMETRY_TYPE_TRIANGLES_KHR`, if `geometry.triangles.indexType` is not

`VK_INDEX_TYPE_NONE_KHR`, `geometry.triangles.indexData.deviceAddress` **must** be a valid `VkDeviceAddress`

- VUID-vkCmdBuildAccelerationStructuresKHR-pInfos-03712
For each element of `pInfos[i].pGeometries` or `pInfos[i].ppGeometries` with a `geometryType` of `VK_GEOMETRY_TYPE_TRIANGLES_KHR`, and with `geometry.triangles.indexType` not equal to `VK_INDEX_TYPE_NONE_KHR`, `geometry.triangles.indexData.deviceAddress` **must** be aligned to the size in bytes of the type in `indexType`
- VUID-vkCmdBuildAccelerationStructuresKHR-pInfos-03808
For each element of `pInfos[i].pGeometries` or `pInfos[i].ppGeometries` with a `geometryType` of `VK_GEOMETRY_TYPE_TRIANGLES_KHR`, if `geometry.triangles.transformData.deviceAddress` is not `0`, it **must** be a valid `VkDeviceAddress`
- VUID-vkCmdBuildAccelerationStructuresKHR-pInfos-03810
For each element of `pInfos[i].pGeometries` or `pInfos[i].ppGeometries` with a `geometryType` of `VK_GEOMETRY_TYPE_TRIANGLES_KHR`, if `geometry.triangles.transformData.deviceAddress` is not `0`, it **must** be aligned to 16 bytes
- VUID-vkCmdBuildAccelerationStructuresKHR-pInfos-03811
For each element of `pInfos[i].pGeometries` or `pInfos[i].ppGeometries` with a `geometryType` of `VK_GEOMETRY_TYPE_AABBS_KHR`, `geometry.aabbs.data.deviceAddress` **must** be a valid `VkDeviceAddress`
- VUID-vkCmdBuildAccelerationStructuresKHR-pInfos-03714
For each element of `pInfos[i].pGeometries` or `pInfos[i].ppGeometries` with a `geometryType` of `VK_GEOMETRY_TYPE_AABBS_KHR`, `geometry.aabbs.data.deviceAddress` **must** be aligned to 8 bytes
- VUID-vkCmdBuildAccelerationStructuresKHR-pInfos-03715
For each element of `pInfos[i].pGeometries` or `pInfos[i].ppGeometries` with a `geometryType` of `VK_GEOMETRY_TYPE_INSTANCES_KHR`, if `geometry.arrayOfPointers` is `VK_FALSE`, `geometry.instances.data.deviceAddress` **must** be aligned to 16 bytes
- VUID-vkCmdBuildAccelerationStructuresKHR-pInfos-03716
For each element of `pInfos[i].pGeometries` or `pInfos[i].ppGeometries` with a `geometryType` of `VK_GEOMETRY_TYPE_INSTANCES_KHR`, if `geometry.arrayOfPointers` is `VK_TRUE`, `geometry.instances.data.deviceAddress` **must** be aligned to 8 bytes
- VUID-vkCmdBuildAccelerationStructuresKHR-pInfos-03717
For each element of `pInfos[i].pGeometries` or `pInfos[i].ppGeometries` with a `geometryType` of `VK_GEOMETRY_TYPE_INSTANCES_KHR`, if `geometry.arrayOfPointers` is `VK_TRUE`, each element of `geometry.instances.data.deviceAddress` in device memory **must** be aligned to 16 bytes
- VUID-vkCmdBuildAccelerationStructuresKHR-pInfos-03813
For each element of `pInfos[i].pGeometries` or `pInfos[i].ppGeometries` with a `geometryType` of `VK_GEOMETRY_TYPE_INSTANCES_KHR`, `geometry.instances.data.deviceAddress` **must** be a valid `VkDeviceAddress`
- VUID-vkCmdBuildAccelerationStructuresKHR-pInfos-12281
For each element of `pInfos[i].pGeometries` or `pInfos[i].ppGeometries` with a `geometryType` of `VK_GEOMETRY_TYPE_INSTANCES_KHR`, each `VkAccelerationStructureInstanceKHR`

`::accelerationStructureReference` value in `geometry.instances.data.deviceAddress` **must** be 0 or a value obtained from `vkGetAccelerationStructureDeviceAddressKHR` for a valid bottom level acceleration structure

- VUID-vkCmdBuildAccelerationStructuresKHR-pInfos-10607

For each element of `pInfos[i].pGeometries` or `pInfos[i].ppGeometries` with a `geometryType` of `VK_GEOMETRY_TYPE_INSTANCES_KHR`, if `VK_GEOMETRY_INSTANCE_DISABLE_OPACITY_MICROMAPS_BIT_EXT` is set in `VkAccelerationStructureInstanceKHR::flags` then `geometry.instances.data.deviceAddress` **must** refer to an acceleration structure that was built with `VK_BUILD_ACCELERATION_STRUCTURE_ALLOW_DISABLE_OPACITY_MICROMAPS_BIT_EXT` set in `VkAccelerationStructureBuildGeometryInfoKHR::flags`

- VUID-vkCmdBuildAccelerationStructuresKHR-commandBuffer-09547

`commandBuffer` **must** not be a protected command buffer

- VUID-vkCmdBuildAccelerationStructuresKHR-pInfos-10904

For each element of `pInfos[i].pGeometries` or `pInfos[i].ppGeometries` with a `geometryType` of `VK_GEOMETRY_TYPE_TRIANGLES_KHR`, if there is an instance of `VkAccelerationStructureTrianglesOpacityMicromapEXT` in the `geometry.triangles.pNext` chain, and its `indexType` is `VK_INDEX_TYPE_NONE_KHR`, then its `indexBuffer.deviceAddress` **must** be 0

- VUID-vkCmdBuildAccelerationStructuresKHR-pInfos-10905

For each element of `pInfos[i].pGeometries` or `pInfos[i].ppGeometries` with a `geometryType` of `VK_GEOMETRY_TYPE_TRIANGLES_KHR`, if there is an instance of `VkAccelerationStructureTrianglesOpacityMicromapEXT` in the `geometry.triangles.pNext` chain, and its `indexType` is not `VK_INDEX_TYPE_NONE_KHR`, then its `indexBuffer.deviceAddress` **must** be a valid `VkDeviceAddress`

- VUID-vkCmdBuildAccelerationStructuresKHR-pInfos-11846

For each element of `pInfos[i].pGeometries` or `pInfos[i].ppGeometries` with a `geometryType` of `VK_GEOMETRY_TYPE_SPHERES_NV`, if `VkAccelerationStructureGeometrySpheresDataNV::indexType` is `VK_INDEX_TYPE_NONE_KHR`, then its `indexData.deviceAddress` **must** be 0

- VUID-vkCmdBuildAccelerationStructuresKHR-pInfos-11847

For each element of `pInfos[i].pGeometries` or `pInfos[i].ppGeometries` with a `geometryType` of `VK_GEOMETRY_TYPE_SPHERES_NV`, if `VkAccelerationStructureGeometrySpheresDataNV::indexType` is not `VK_INDEX_TYPE_NONE_KHR`, then its `indexData.deviceAddress` **must** be a valid `VkDeviceAddress`

- VUID-vkCmdBuildAccelerationStructuresKHR-pInfos-11848

For each element of `pInfos[i].pGeometries` or `pInfos[i].ppGeometries` with a `geometryType` of `VK_GEOMETRY_TYPE_SPHERES_NV`, `VkAccelerationStructureGeometrySpheresDataNV::vertexData.deviceAddress` **must** be a valid `VkDeviceAddress`

- VUID-vkCmdBuildAccelerationStructuresKHR-pInfos-11849

For each element of `pInfos[i].pGeometries` or `pInfos[i].ppGeometries` with a `geometryType` of `VK_GEOMETRY_TYPE_SPHERES_NV`, `VkAccelerationStructureGeometrySpheresDataNV::radiusData.deviceAddress` **must** be a valid `VkDeviceAddress`

- VUID-vkCmdBuildAccelerationStructuresKHR-pInfos-11850

For each element of `pInfos[i].pGeometries` or `pInfos[i].ppGeometries` with a `geometryType` of

VK_GEOMETRY_TYPE_LINEAR_SWEPT_SPHERES_NV, if
VkAccelerationStructureGeometryLinearSweptSpheresDataNV::indexType is
VK_INDEX_TYPE_NONE_KHR, then its indexData.deviceAddress **must** be 0

- VUID-vkCmdBuildAccelerationStructuresKHR-pInfos-11851
For each element of pInfos[i].pGeometries or pInfos[i].ppGeometries with a geometryType of VK_GEOMETRY_TYPE_LINEAR_SWEPT_SPHERES_NV, if
VkAccelerationStructureGeometryLinearSweptSpheresDataNV::indexType is not
VK_INDEX_TYPE_NONE_KHR, then its indexData.deviceAddress **must** be a valid
VkDeviceAddress
- VUID-vkCmdBuildAccelerationStructuresKHR-pInfos-11852
For each element of pInfos[i].pGeometries or pInfos[i].ppGeometries with a geometryType of
VK_GEOMETRY_TYPE_LINEAR_SWEPT_SPHERES_NV,
VkAccelerationStructureGeometryLinearSweptSpheresDataNV::vertexData.deviceAddress
must be a valid VkDeviceAddress
- VUID-vkCmdBuildAccelerationStructuresKHR-pInfos-11853
For each element of pInfos[i].pGeometries or pInfos[i].ppGeometries with a geometryType of
VK_GEOMETRY_TYPE_LINEAR_SWEPT_SPHERES_NV,
VkAccelerationStructureGeometryLinearSweptSpheresDataNV::radiusData.deviceAddress
must be a valid VkDeviceAddress
- VUID-vkCmdBuildAccelerationStructuresKHR-pInfos-10126
For each pInfos[i], dstAccelerationStructure **must** have been created with a value of
VkAccelerationStructureCreateInfoKHR::size greater than or equal to either:
 - the memory size required by the build operation, as returned by
vkGetAccelerationStructureBuildSizesKHR with pBuildInfo = pInfos[i] and with each
element of the pMaxPrimitiveCounts array greater than or equal to the equivalent
ppBuildRangeInfos[i][j].primitiveCount values for j in [0,pInfos[i].geometryCount) or,
 - the result of querying the corresponding
VK_QUERY_TYPE_ACCELERATION_STRUCTURE_COMPACTED_SIZE_KHR, if updating a
compacted acceleration structure
- VUID-vkCmdBuildAccelerationStructuresKHR-ppBuildRangeInfos-03676
Each element of ppBuildRangeInfos[i] **must** be a valid pointer to an array of pInfos
[i].geometryCount VkAccelerationStructureBuildRangeInfoKHR structures, or NULL
- VUID-vkCmdBuildAccelerationStructuresKHR-pInfos-10906
For each element of pInfos[i] whose pGeometries or ppGeometries members have a
geometryType of VK_GEOMETRY_TYPE_DENSE_GEOMETRY_FORMAT_TRIANGLES_AMD,
ppBuildRangeInfos[i] **must** be NULL
- VUID-vkCmdBuildAccelerationStructuresKHR-pInfos-11845
For each element of pInfos[i].pGeometries or pInfos[i].ppGeometries with a geometryType of
VK_GEOMETRY_TYPE_TRIANGLES_KHR, if there is an instance of
VkAccelerationStructureGeometryMotionTrianglesDataNV in the
geometry.triangles.pNext chain, then its vertexData.deviceAddress **must** be a valid
VkDeviceAddress

Valid Usage (Implicit)

- VUID-vkCmdBuildAccelerationStructuresKHR-commandBuffer-parameter **commandBuffer** **must** be a valid [VkCommandBuffer](#) handle
- VUID-vkCmdBuildAccelerationStructuresKHR-pInfos-parameter **pInfos** **must** be a valid pointer to an array of **infoCount** valid [VkAccelerationStructureBuildGeometryInfoKHR](#) structures
- VUID-vkCmdBuildAccelerationStructuresKHR-ppBuildRangeInfos-parameter **ppBuildRangeInfos** **must** be a valid pointer to an array of **infoCount** [VkAccelerationStructureBuildRangeInfoKHR](#) structures
- VUID-vkCmdBuildAccelerationStructuresKHR-commandBuffer-recording **commandBuffer** **must** be in the [recording state](#)
- VUID-vkCmdBuildAccelerationStructuresKHR-commandBuffer-cmdpool
The [VkCommandPool](#) that **commandBuffer** was allocated from **must** support [VK_QUEUE_COMPUTE_BIT](#) operations
- VUID-vkCmdBuildAccelerationStructuresKHR-renderpass
This command **must** only be called outside of a render pass instance
- VUID-vkCmdBuildAccelerationStructuresKHR-suspended
This command **must** not be called between suspended render pass instances
- VUID-vkCmdBuildAccelerationStructuresKHR-videocoding
This command **must** only be called outside of a video coding scope
- VUID-vkCmdBuildAccelerationStructuresKHR-infoCount-arraylength
infoCount **must** be greater than 0

Host Synchronization

- Host access to **commandBuffer** **must** be externally synchronized
- Host access to the [VkCommandPool](#) that **commandBuffer** was allocated from **must** be externally synchronized

Command Properties

Command Buffer Levels	Render Pass Scope	Video Coding Scope	Supported Queue Types	Command Type
Primary Secondary	Outside	Outside	VK_QUEUE_COMPUTE_BIT	Action

Conditional Rendering

vkCmdBuildAccelerationStructuresKHR is not affected by [conditional rendering](#)

To build acceleration structures with some parameters sourced on the device call:

```
// Provided by VK_KHR_acceleration_structure
void vkCmdBuildAccelerationStructuresIndirectKHR(
    VkCommandBuffer                commandBuffer,
    uint32_t                       infoCount,
    const VkAccelerationStructureBuildGeometryInfoKHR* pInfos,
    const VkDeviceAddress*         pIndirectDeviceAddresses,
    const uint32_t*                pIndirectStrides,
    const uint32_t* const*         ppMaxPrimitiveCounts);
```

- `commandBuffer` is the command buffer into which the command will be recorded.
- `infoCount` is the number of acceleration structures to build.
- `pInfos` is a pointer to an array of `infoCount` [VkAccelerationStructureBuildGeometryInfoKHR](#) structures defining the geometry used to build each acceleration structure.
- `pIndirectDeviceAddresses` is a pointer to an array of `infoCount` buffer device addresses which point to `pInfos[i].geometryCount` [VkAccelerationStructureBuildRangeInfoKHR](#) structures defining dynamic offsets to the addresses where geometry data is stored, as defined by `pInfos[i]`.
- `pIndirectStrides` is a pointer to an array of `infoCount` byte strides between elements of `pIndirectDeviceAddresses`.
- `ppMaxPrimitiveCounts` is a pointer to an array of `infoCount` pointers to arrays of `pInfos[i].geometryCount` values indicating the maximum number of primitives that will be built by this command for each geometry.

Accesses to acceleration structures, scratch buffers, vertex buffers, index buffers, and instance buffers **must** be synchronized as with [vkCmdBuildAccelerationStructuresKHR](#).

Accesses to any element of `pIndirectDeviceAddresses` **must** be [synchronized](#) with the [VK_PIPELINE_STAGE_ACCELERATION_STRUCTURE_BUILD_BIT_KHR](#) pipeline stage and an [access type](#) of [VK_ACCESS_INDIRECT_COMMAND_READ_BIT](#).

Valid Usage

- VUID-vkCmdBuildAccelerationStructuresIndirectKHR-accelerationStructureIndirectBuild-03650
The `VkPhysicalDeviceAccelerationStructureFeaturesKHR::accelerationStructureIndirectBuild` feature **must** be enabled
- VUID-vkCmdBuildAccelerationStructuresIndirectKHR-mode-04628
The `mode` member of each element of `pInfos` **must** be a valid [VkBuildAccelerationStructureModeKHR](#) value

- VUID-vkCmdBuildAccelerationStructuresIndirectKHR-srcAccelerationStructure-04629
If the `srcAccelerationStructure` member of any element of `pInfos` is not `VK_NULL_HANDLE`, the `srcAccelerationStructure` member **must** be a valid `VkAccelerationStructureKHR` handle
- VUID-vkCmdBuildAccelerationStructuresIndirectKHR-pInfos-04630
For each element of `pInfos`, if its `mode` member is `VK_BUILD_ACCELERATION_STRUCTURE_MODE_UPDATE_KHR`, its `srcAccelerationStructure` member **must** not be `VK_NULL_HANDLE`
- VUID-vkCmdBuildAccelerationStructuresIndirectKHR-pInfos-03403
The `srcAccelerationStructure` member of any element of `pInfos` **must** not be the same acceleration structure as the `dstAccelerationStructure` member of any other element of `pInfos`
- VUID-vkCmdBuildAccelerationStructuresIndirectKHR-dstAccelerationStructure-03698
The `dstAccelerationStructure` member of any element of `pInfos` **must** not be the same acceleration structure as the `dstAccelerationStructure` member of any other element of `pInfos`
- VUID-vkCmdBuildAccelerationStructuresIndirectKHR-dstAccelerationStructure-03800
The `dstAccelerationStructure` member of any element of `pInfos` **must** be a valid `VkAccelerationStructureKHR` handle
- VUID-vkCmdBuildAccelerationStructuresIndirectKHR-pInfos-03699
For each element of `pInfos`, if its `type` member is `VK_ACCELERATION_STRUCTURE_TYPE_TOP_LEVEL_KHR`, its `dstAccelerationStructure` member **must** have been created with a value of `VkAccelerationStructureCreateInfoKHR::type` equal to either `VK_ACCELERATION_STRUCTURE_TYPE_TOP_LEVEL_KHR` or `VK_ACCELERATION_STRUCTURE_TYPE_GENERIC_KHR`
- VUID-vkCmdBuildAccelerationStructuresIndirectKHR-pInfos-03700
For each element of `pInfos`, if its `type` member is `VK_ACCELERATION_STRUCTURE_TYPE_BOTTOM_LEVEL_KHR`, its `dstAccelerationStructure` member **must** have been created with a value of `VkAccelerationStructureCreateInfoKHR::type` equal to either `VK_ACCELERATION_STRUCTURE_TYPE_BOTTOM_LEVEL_KHR` or `VK_ACCELERATION_STRUCTURE_TYPE_GENERIC_KHR`
- VUID-vkCmdBuildAccelerationStructuresIndirectKHR-pInfos-03663
For each element of `pInfos`, if its `mode` member is `VK_BUILD_ACCELERATION_STRUCTURE_MODE_UPDATE_KHR`, inactive primitives in its `srcAccelerationStructure` member **must** not be made active
- VUID-vkCmdBuildAccelerationStructuresIndirectKHR-pInfos-03664
For each element of `pInfos`, if its `mode` member is `VK_BUILD_ACCELERATION_STRUCTURE_MODE_UPDATE_KHR`, active primitives in its `srcAccelerationStructure` member **must** not be made inactive
- VUID-vkCmdBuildAccelerationStructuresIndirectKHR-None-03407
The `dstAccelerationStructure` member of any element of `pInfos` **must** not be referenced by the `geometry.instances.data` member of any element of `pGeometries` or `ppGeometries` with a `geometryType` of `VK_GEOMETRY_TYPE_INSTANCES_KHR` in any other element of

pInfos

- VUID-vkCmdBuildAccelerationStructuresIndirectKHR-dstAccelerationStructure-03701
The range of memory backing the `dstAccelerationStructure` member of any element of `pInfos` that is accessed by this command **must** not overlap the memory backing the `srcAccelerationStructure` member of any other element of `pInfos` with a `mode` equal to `VK_BUILD_ACCELERATION_STRUCTURE_MODE_UPDATE_KHR`, which is accessed by this command
- VUID-vkCmdBuildAccelerationStructuresIndirectKHR-dstAccelerationStructure-03702
The range of memory backing the `dstAccelerationStructure` member of any element of `pInfos` that is accessed by this command **must** not overlap the memory backing the `dstAccelerationStructure` member of any other element of `pInfos`, which is accessed by this command
- VUID-vkCmdBuildAccelerationStructuresIndirectKHR-dstAccelerationStructure-03703
The range of memory backing the `dstAccelerationStructure` member of any element of `pInfos` that is accessed by this command **must** not overlap the memory backing the `scratchData` member of any element of `pInfos` (including the same element), which is accessed by this command
- VUID-vkCmdBuildAccelerationStructuresIndirectKHR-scratchData-03704
The range of memory backing the `scratchData` member of any element of `pInfos` that is accessed by this command **must** not overlap the memory backing the `scratchData` member of any other element of `pInfos`, which is accessed by this command
- VUID-vkCmdBuildAccelerationStructuresIndirectKHR-scratchData-03705
The range of memory backing the `scratchData` member of any element of `pInfos` that is accessed by this command **must** not overlap the memory backing the `srcAccelerationStructure` member of any element of `pInfos` with a `mode` equal to `VK_BUILD_ACCELERATION_STRUCTURE_MODE_UPDATE_KHR` (including the same element), which is accessed by this command
- VUID-vkCmdBuildAccelerationStructuresIndirectKHR-dstAccelerationStructure-03706
The range of memory backing the `dstAccelerationStructure` member of any element of `pInfos` that is accessed by this command **must** not overlap the memory backing any acceleration structure referenced by the `geometry.instances.data` member of any element of `pGeometries` or `ppGeometries` with a `geometryType` of `VK_GEOMETRY_TYPE_INSTANCES_KHR` in any other element of `pInfos`, which is accessed by this command
- VUID-vkCmdBuildAccelerationStructuresIndirectKHR-pInfos-03667
For each element of `pInfos`, if its `mode` member is `VK_BUILD_ACCELERATION_STRUCTURE_MODE_UPDATE_KHR`, its `srcAccelerationStructure` member **must** have previously been constructed with `VK_BUILD_ACCELERATION_STRUCTURE_ALLOW_UPDATE_BIT_KHR` set in `VkAccelerationStructureBuildGeometryInfoKHR::flags` in the build
- VUID-vkCmdBuildAccelerationStructuresIndirectKHR-pInfos-03668
For each element of `pInfos`, if its `mode` member is `VK_BUILD_ACCELERATION_STRUCTURE_MODE_UPDATE_KHR`, its `srcAccelerationStructure` and `dstAccelerationStructure` members **must** either be the same `VkAccelerationStructureKHR`, or not have any `memory aliasing`

- VUID-vkCmdBuildAccelerationStructuresIndirectKHR-pInfos-03758
For each element of `pInfos`, if its `mode` member is `VK_BUILD_ACCELERATION_STRUCTURE_MODE_UPDATE_KHR`, its `geometryCount` member **must** have the same value which was specified when `srcAccelerationStructure` was last built
- VUID-vkCmdBuildAccelerationStructuresIndirectKHR-pInfos-03759
For each element of `pInfos`, if its `mode` member is `VK_BUILD_ACCELERATION_STRUCTURE_MODE_UPDATE_KHR`, its `flags` member **must** have the same value which was specified when `srcAccelerationStructure` was last built
- VUID-vkCmdBuildAccelerationStructuresIndirectKHR-pInfos-03760
For each element of `pInfos`, if its `mode` member is `VK_BUILD_ACCELERATION_STRUCTURE_MODE_UPDATE_KHR`, its `type` member **must** have the same value which was specified when `srcAccelerationStructure` was last built
- VUID-vkCmdBuildAccelerationStructuresIndirectKHR-pInfos-03761
For each element of `pInfos`, if its `mode` member is `VK_BUILD_ACCELERATION_STRUCTURE_MODE_UPDATE_KHR`, then for each `VkAccelerationStructureGeometryKHR` structure referred to by its `pGeometries` or `ppGeometries` members, its `geometryType` member **must** have the same value which was specified when `srcAccelerationStructure` was last built
- VUID-vkCmdBuildAccelerationStructuresIndirectKHR-pInfos-03762
For each element of `pInfos`, if its `mode` member is `VK_BUILD_ACCELERATION_STRUCTURE_MODE_UPDATE_KHR`, then for each `VkAccelerationStructureGeometryKHR` structure referred to by its `pGeometries` or `ppGeometries` members, its `flags` member **must** have the same value which was specified when `srcAccelerationStructure` was last built
- VUID-vkCmdBuildAccelerationStructuresIndirectKHR-pInfos-03763
For each element of `pInfos`, if its `mode` member is `VK_BUILD_ACCELERATION_STRUCTURE_MODE_UPDATE_KHR`, then for each `VkAccelerationStructureGeometryKHR` structure referred to by its `pGeometries` or `ppGeometries` members, if `geometryType` is `VK_GEOMETRY_TYPE_TRIANGLES_KHR`, its `geometry.triangles.vertexFormat` member **must** have the same value which was specified when `srcAccelerationStructure` was last built
- VUID-vkCmdBuildAccelerationStructuresIndirectKHR-pInfos-03764
For each element of `pInfos`, if its `mode` member is `VK_BUILD_ACCELERATION_STRUCTURE_MODE_UPDATE_KHR`, then for each `VkAccelerationStructureGeometryKHR` structure referred to by its `pGeometries` or `ppGeometries` members, if `geometryType` is `VK_GEOMETRY_TYPE_TRIANGLES_KHR`, its `geometry.triangles.maxVertex` member **must** have the same value which was specified when `srcAccelerationStructure` was last built
- VUID-vkCmdBuildAccelerationStructuresIndirectKHR-pInfos-03765
For each element of `pInfos`, if its `mode` member is `VK_BUILD_ACCELERATION_STRUCTURE_MODE_UPDATE_KHR`, then for each `VkAccelerationStructureGeometryKHR` structure referred to by its `pGeometries` or `ppGeometries` members, if `geometryType` is `VK_GEOMETRY_TYPE_TRIANGLES_KHR`, its `geometry.triangles.indexType` member **must** have the same value which was specified

when `srcAccelerationStructure` was last built

- VUID-vkCmdBuildAccelerationStructuresIndirectKHR-pInfos-03766

For each element of `pInfos`, if its `mode` member is `VK_BUILD_ACCELERATION_STRUCTURE_MODE_UPDATE_KHR`, then for each `VkAccelerationStructureGeometryKHR` structure referred to by its `pGeometries` or `ppGeometries` members, if `geometryType` is `VK_GEOMETRY_TYPE_TRIANGLES_KHR`, if its `geometry.triangles.transformData` address was `NULL` when `srcAccelerationStructure` was last built, then it **must** be `NULL`

- VUID-vkCmdBuildAccelerationStructuresIndirectKHR-pInfos-03767

For each element of `pInfos`, if its `mode` member is `VK_BUILD_ACCELERATION_STRUCTURE_MODE_UPDATE_KHR`, then for each `VkAccelerationStructureGeometryKHR` structure referred to by its `pGeometries` or `ppGeometries` members, if `geometryType` is `VK_GEOMETRY_TYPE_TRIANGLES_KHR`, if its `geometry.triangles.transformData` address was not `NULL` when `srcAccelerationStructure` was last built, then it **must** not be `NULL`

- VUID-vkCmdBuildAccelerationStructuresIndirectKHR-pInfos-10898

For each element of `pInfos`, if its `mode` member is `VK_BUILD_ACCELERATION_STRUCTURE_MODE_UPDATE_KHR`, then for each `VkAccelerationStructureGeometryKHR` structure referred to by its `pGeometries` or `ppGeometries` members, if `geometryType` is `VK_GEOMETRY_TYPE_DENSE_GEOMETRY_FORMAT_TRIANGLES_AMD`, the `numTriangles` member of the `VkAccelerationStructureDenseGeometryFormatTrianglesDataAMD` structure in the `pNext` chain **must** have the same value which was specified when `srcAccelerationStructure` was last built

- VUID-vkCmdBuildAccelerationStructuresIndirectKHR-pInfos-10899

For each element of `pInfos`, if its `mode` member is `VK_BUILD_ACCELERATION_STRUCTURE_MODE_UPDATE_KHR`, then for each `VkAccelerationStructureGeometryKHR` structure referred to by its `pGeometries` or `ppGeometries` members, if `geometryType` is `VK_GEOMETRY_TYPE_DENSE_GEOMETRY_FORMAT_TRIANGLES_AMD`, the `numVertices` member of the `VkAccelerationStructureDenseGeometryFormatTrianglesDataAMD` structure in the `pNext` chain **must** have the same value which was specified when `srcAccelerationStructure` was last built

- VUID-vkCmdBuildAccelerationStructuresIndirectKHR-pInfos-10900

For each element of `pInfos`, if its `mode` member is `VK_BUILD_ACCELERATION_STRUCTURE_MODE_UPDATE_KHR`, then for each `VkAccelerationStructureGeometryKHR` structure referred to by its `pGeometries` or `ppGeometries` members, if `geometryType` is `VK_GEOMETRY_TYPE_DENSE_GEOMETRY_FORMAT_TRIANGLES_AMD`, the `maxPrimitiveIndex` member of the `VkAccelerationStructureDenseGeometryFormatTrianglesDataAMD` structure in the `pNext` chain **must** have the same value which was specified when `srcAccelerationStructure` was last built

- VUID-vkCmdBuildAccelerationStructuresIndirectKHR-pInfos-10901

For each element of `pInfos`, if its `mode` member is

`VK_BUILD_ACCELERATION_STRUCTURE_MODE_UPDATE_KHR`, then for each `VkAccelerationStructureGeometryKHR` structure referred to by its `pGeometries` or `ppGeometries` members, if `geometryType` is `VK_GEOMETRY_TYPE_DENSE_GEOMETRY_FORMAT_TRIANGLES_AMD`, the `maxGeometryIndex` member of the `VkAccelerationStructureDenseGeometryFormatTrianglesDataAMD` structure in the `pNext` chain **must** have the same value which was specified when `srcAccelerationStructure` was last built

- VUID-vkCmdBuildAccelerationStructuresIndirectKHR-pInfos-10902

For each element of `pInfos`, if its `mode` member is `VK_BUILD_ACCELERATION_STRUCTURE_MODE_UPDATE_KHR`, then for each `VkAccelerationStructureGeometryKHR` structure referred to by its `pGeometries` or `ppGeometries` members, if `geometryType` is `VK_GEOMETRY_TYPE_DENSE_GEOMETRY_FORMAT_TRIANGLES_AMD`, the `format` member of the `VkAccelerationStructureDenseGeometryFormatTrianglesDataAMD` structure in the `pNext` chain **must** have the same value which was specified when `srcAccelerationStructure` was last built

- VUID-vkCmdBuildAccelerationStructuresIndirectKHR-pInfos-10903

For each element of `pInfos`, if its `mode` member is `VK_BUILD_ACCELERATION_STRUCTURE_MODE_UPDATE_KHR`, then for each `VkAccelerationStructureGeometryKHR` structure referred to by its `pGeometries` or `ppGeometries` members, if `geometryType` is `VK_GEOMETRY_TYPE_DENSE_GEOMETRY_FORMAT_TRIANGLES_AMD`, the `dataSize` member of the `VkAccelerationStructureDenseGeometryFormatTrianglesDataAMD` structure in the `pNext` chain **must** have the same value which was specified when `srcAccelerationStructure` was last built

- VUID-vkCmdBuildAccelerationStructuresIndirectKHR-pInfos-03768

For each element of `pInfos`, if its `mode` member is `VK_BUILD_ACCELERATION_STRUCTURE_MODE_UPDATE_KHR`, then for each `VkAccelerationStructureGeometryKHR` structure referred to by its `pGeometries` or `ppGeometries` members, if `geometryType` is `VK_GEOMETRY_TYPE_TRIANGLES_KHR`, and `geometry.triangles.indexType` is not `VK_INDEX_TYPE_NONE_KHR`, then the value of each index referenced **must** be the same as the corresponding index value when `srcAccelerationStructure` was last built

- VUID-vkCmdBuildAccelerationStructuresIndirectKHR-primitiveCount-03769

For each element of `pInfos`, if its `mode` member is `VK_BUILD_ACCELERATION_STRUCTURE_MODE_UPDATE_KHR`, then for each `VkAccelerationStructureGeometryKHR` structure referred to by its `pGeometries` or `ppGeometries` members, the `primitiveCount` member of its corresponding `VkAccelerationStructureBuildRangeInfoKHR` structure **must** have the same value which was specified when `srcAccelerationStructure` was last built

- VUID-vkCmdBuildAccelerationStructuresIndirectKHR-pInfos-03801

For each element of `pInfos[i].pGeometries` or `pInfos[i].ppGeometries` with a `geometryType` of `VK_GEOMETRY_TYPE_INSTANCES_KHR`, the corresponding `ppMaxPrimitiveCounts[i][j]` **must** be less than or equal to `VkPhysicalDeviceAccelerationStructurePropertiesKHR::maxInstanceCount`

- VUID-vkCmdBuildAccelerationStructuresIndirectKHR-pInfos-03707
For each element of `pInfos`, its `dstAccelerationStructure` member **must** be bound to device memory
- VUID-vkCmdBuildAccelerationStructuresIndirectKHR-pInfos-03708
For each element of `pInfos`, if its `mode` member is `VK_BUILD_ACCELERATION_STRUCTURE_MODE_UPDATE_KHR`, its `srcAccelerationStructure` member **must** be bound to device memory
- VUID-vkCmdBuildAccelerationStructuresIndirectKHR-pInfos-03709
For each element of `pInfos`, if an acceleration structure is referenced by the `geometry.instances.data` member of any element of `pGeometries` or `ppGeometries` with a `geometryType` of `VK_GEOMETRY_TYPE_INSTANCES_KHR`, it **must** be bound to device memory
- VUID-vkCmdBuildAccelerationStructuresIndirectKHR-pInfos-12258
If `pInfos[i].mode` is `VK_BUILD_ACCELERATION_STRUCTURE_MODE_BUILD_KHR`, and `N` is not `0`, all addresses between `pInfos[i].scratchData.deviceAddress` and `pInfos[i].scratchData.deviceAddress + N - 1` **must** be in the buffer device address range of the same buffer, where `N` is given by the `buildScratchSize` member of the `VkAccelerationStructureBuildSizesInfoKHR` structure returned from a call to `vkGetAccelerationStructureBuildSizesKHR` with an identical `VkAccelerationStructureBuildGeometryInfoKHR` structure and primitive count
- VUID-vkCmdBuildAccelerationStructuresIndirectKHR-pInfos-12259
If `pInfos[i].mode` is `VK_BUILD_ACCELERATION_STRUCTURE_MODE_UPDATE_KHR`, and `N` is not `0`, all addresses between `pInfos[i].scratchData.deviceAddress` and `pInfos[i].scratchData.deviceAddress + N - 1` **must** be in the buffer device address range of the same buffer, where `N` is given by the `updateScratchSize` member of the `VkAccelerationStructureBuildSizesInfoKHR` structure returned from a call to `vkGetAccelerationStructureBuildSizesKHR` with an identical `VkAccelerationStructureBuildGeometryInfoKHR` structure and primitive count
- VUID-vkCmdBuildAccelerationStructuresIndirectKHR-geometry-03673
The buffers from which the buffer device addresses for all of the `geometry.triangles.vertexData`, `geometry.triangles.indexData`, `geometry.triangles.transformData`, `geometry.aabbs.data`, and `geometry.instances.data` members of all `pInfos[i].pGeometries` and `pInfos[i].ppGeometries` are queried **must** have been created with the `VK_BUFFER_USAGE_ACCELERATION_STRUCTURE_BUILD_INPUT_READ_ONLY_BIT_KHR` usage flag set
- VUID-vkCmdBuildAccelerationStructuresIndirectKHR-pInfos-12260
If `pInfos[i].mode` is `VK_BUILD_ACCELERATION_STRUCTURE_MODE_UPDATE_KHR`, and the size reported by `updateScratchSize` member of the `VkAccelerationStructureBuildSizesInfoKHR` structure returned from a call to `vkGetAccelerationStructureBuildSizesKHR` with an identical `VkAccelerationStructureBuildGeometryInfoKHR` structure and primitive count is non-zero, `pInfos[i].scratchData.deviceAddress` **must** be a device address allocated to the application from a buffer created with the `VK_BUFFER_USAGE_STORAGE_BUFFER_BIT` usage flag set

- VUID-vkCmdBuildAccelerationStructuresIndirectKHR-pInfos-12261
If `pInfos[i].mode` is `VK_BUILD_ACCELERATION_STRUCTURE_MODE_BUILD_KHR`, and the size reported by `buildScratchSize` member of the `VkAccelerationStructureBuildSizesInfoKHR` structure returned from a call to `vkGetAccelerationStructureBuildSizesKHR` with an identical `VkAccelerationStructureBuildGeometryInfoKHR` structure and primitive count is non-zero, `pInfos[i].scratchData.deviceAddress` **must** be a device address allocated to the application from a buffer created with the `VK_BUFFER_USAGE_STORAGE_BUFFER_BIT` usage flag set
- VUID-vkCmdBuildAccelerationStructuresIndirectKHR-pInfos-03710
For each element of `pInfos`, its `scratchData.deviceAddress` member **must** be a multiple of `VkPhysicalDeviceAccelerationStructurePropertiesKHR::minAccelerationStructureScratchOffsetAlignment`
- VUID-vkCmdBuildAccelerationStructuresIndirectKHR-pInfos-03804
For each element of `pInfos[i].pGeometries` or `pInfos[i].ppGeometries` with a `geometryType` of `VK_GEOMETRY_TYPE_TRIANGLES_KHR`, `geometry.triangles.vertexData.deviceAddress` **must** be a valid `VkDeviceAddress`
- VUID-vkCmdBuildAccelerationStructuresIndirectKHR-pInfos-03711
For each element of `pInfos[i].pGeometries` or `pInfos[i].ppGeometries` with a `geometryType` of `VK_GEOMETRY_TYPE_TRIANGLES_KHR`, `geometry.triangles.vertexData.deviceAddress` **must** be aligned to:
 - the `size of the format` specified in `vertexFormat`, in bytes, if that format is a `packed format`
 - the `component size` of the format specified in `vertexFormat`, in bytes, if that format is not a `packed format`
- VUID-vkCmdBuildAccelerationStructuresIndirectKHR-pInfos-03806
For each element of `pInfos[i].pGeometries` or `pInfos[i].ppGeometries` with a `geometryType` of `VK_GEOMETRY_TYPE_TRIANGLES_KHR`, if `geometry.triangles.indexType` is not `VK_INDEX_TYPE_NONE_KHR`, `geometry.triangles.indexData.deviceAddress` **must** be a valid `VkDeviceAddress`
- VUID-vkCmdBuildAccelerationStructuresIndirectKHR-pInfos-03712
For each element of `pInfos[i].pGeometries` or `pInfos[i].ppGeometries` with a `geometryType` of `VK_GEOMETRY_TYPE_TRIANGLES_KHR`, and with `geometry.triangles.indexType` not equal to `VK_INDEX_TYPE_NONE_KHR`, `geometry.triangles.indexData.deviceAddress` **must** be aligned to the size in bytes of the type in `indexType`
- VUID-vkCmdBuildAccelerationStructuresIndirectKHR-pInfos-03808
For each element of `pInfos[i].pGeometries` or `pInfos[i].ppGeometries` with a `geometryType` of `VK_GEOMETRY_TYPE_TRIANGLES_KHR`, if `geometry.triangles.transformData.deviceAddress` is not `0`, it **must** be a valid `VkDeviceAddress`
- VUID-vkCmdBuildAccelerationStructuresIndirectKHR-pInfos-03810
For each element of `pInfos[i].pGeometries` or `pInfos[i].ppGeometries` with a `geometryType` of `VK_GEOMETRY_TYPE_TRIANGLES_KHR`, if `geometry.triangles.transformData.deviceAddress` is not `0`, it **must** be aligned to `16` bytes

- VUID-vkCmdBuildAccelerationStructuresIndirectKHR-pInfos-03811
For each element of `pInfos[i].pGeometries` or `pInfos[i].ppGeometries` with a `geometryType` of `VK_GEOMETRY_TYPE_AABBS_KHR`, `geometry.aabbs.data.deviceAddress` **must** be a valid `VkDeviceAddress`
- VUID-vkCmdBuildAccelerationStructuresIndirectKHR-pInfos-03714
For each element of `pInfos[i].pGeometries` or `pInfos[i].ppGeometries` with a `geometryType` of `VK_GEOMETRY_TYPE_AABBS_KHR`, `geometry.aabbs.data.deviceAddress` **must** be aligned to 8 bytes
- VUID-vkCmdBuildAccelerationStructuresIndirectKHR-pInfos-03715
For each element of `pInfos[i].pGeometries` or `pInfos[i].ppGeometries` with a `geometryType` of `VK_GEOMETRY_TYPE_INSTANCES_KHR`, if `geometry.arrayOfPointers` is `VK_FALSE`, `geometry.instances.data.deviceAddress` **must** be aligned to 16 bytes
- VUID-vkCmdBuildAccelerationStructuresIndirectKHR-pInfos-03716
For each element of `pInfos[i].pGeometries` or `pInfos[i].ppGeometries` with a `geometryType` of `VK_GEOMETRY_TYPE_INSTANCES_KHR`, if `geometry.arrayOfPointers` is `VK_TRUE`, `geometry.instances.data.deviceAddress` **must** be aligned to 8 bytes
- VUID-vkCmdBuildAccelerationStructuresIndirectKHR-pInfos-03717
For each element of `pInfos[i].pGeometries` or `pInfos[i].ppGeometries` with a `geometryType` of `VK_GEOMETRY_TYPE_INSTANCES_KHR`, if `geometry.arrayOfPointers` is `VK_TRUE`, each element of `geometry.instances.data.deviceAddress` in device memory **must** be aligned to 16 bytes
- VUID-vkCmdBuildAccelerationStructuresIndirectKHR-pInfos-03813
For each element of `pInfos[i].pGeometries` or `pInfos[i].ppGeometries` with a `geometryType` of `VK_GEOMETRY_TYPE_INSTANCES_KHR`, `geometry.instances.data.deviceAddress` **must** be a valid `VkDeviceAddress`
- VUID-vkCmdBuildAccelerationStructuresIndirectKHR-pInfos-12281
For each element of `pInfos[i].pGeometries` or `pInfos[i].ppGeometries` with a `geometryType` of `VK_GEOMETRY_TYPE_INSTANCES_KHR`, each `VkAccelerationStructureInstanceKHR::accelerationStructureReference` value in `geometry.instances.data.deviceAddress` **must** be 0 or a value obtained from `vkGetAccelerationStructureDeviceAddressKHR` for a valid bottom level acceleration structure
- VUID-vkCmdBuildAccelerationStructuresIndirectKHR-pInfos-10607
For each element of `pInfos[i].pGeometries` or `pInfos[i].ppGeometries` with a `geometryType` of `VK_GEOMETRY_TYPE_INSTANCES_KHR`, if `VK_GEOMETRY_INSTANCE_DISABLE_OPACITY_MICROMAPS_BIT_EXT` is set in `VkAccelerationStructureInstanceKHR::flags` then `geometry.instances.data.deviceAddress` **must** refer to an acceleration structure that was built with `VK_BUILD_ACCELERATION_STRUCTURE_ALLOW_DISABLE_OPACITY_MICROMAPS_BIT_EXT` set in `VkAccelerationStructureBuildGeometryInfoKHR::flags`
- VUID-vkCmdBuildAccelerationStructuresIndirectKHR-commandBuffer-09547
`commandBuffer` **must** not be a protected command buffer
- VUID-vkCmdBuildAccelerationStructuresIndirectKHR-pInfos-10904
For each element of `pInfos[i].pGeometries` or `pInfos[i].ppGeometries` with a `geometryType` of `VK_GEOMETRY_TYPE_TRIANGLES_KHR`, if there is an instance of

`VkAccelerationStructureTrianglesOpacityMicromapEXT` in the `geometry.triangles.pNext` chain, and its `indexType` is `VK_INDEX_TYPE_NONE_KHR`, then its `indexBuffer.deviceAddress` **must** be 0

- VUID-vkCmdBuildAccelerationStructuresIndirectKHR-pInfos-10905
For each element of `pInfos[i].pGeometries` or `pInfos[i].ppGeometries` with a `geometryType` of `VK_GEOMETRY_TYPE_TRIANGLES_KHR`, if there is an instance of `VkAccelerationStructureTrianglesOpacityMicromapEXT` in the `geometry.triangles.pNext` chain, and its `indexType` is not `VK_INDEX_TYPE_NONE_KHR`, then its `indexBuffer.deviceAddress` **must** be a valid `VkDeviceAddress`
- VUID-vkCmdBuildAccelerationStructuresIndirectKHR-pInfos-11846
For each element of `pInfos[i].pGeometries` or `pInfos[i].ppGeometries` with a `geometryType` of `VK_GEOMETRY_TYPE_SPHERES_NV`, if `VkAccelerationStructureGeometrySpheresDataNV::indexType` is `VK_INDEX_TYPE_NONE_KHR`, then its `indexData.deviceAddress` **must** be 0
- VUID-vkCmdBuildAccelerationStructuresIndirectKHR-pInfos-11847
For each element of `pInfos[i].pGeometries` or `pInfos[i].ppGeometries` with a `geometryType` of `VK_GEOMETRY_TYPE_SPHERES_NV`, if `VkAccelerationStructureGeometrySpheresDataNV::indexType` is not `VK_INDEX_TYPE_NONE_KHR`, then its `indexData.deviceAddress` **must** be a valid `VkDeviceAddress`
- VUID-vkCmdBuildAccelerationStructuresIndirectKHR-pInfos-11848
For each element of `pInfos[i].pGeometries` or `pInfos[i].ppGeometries` with a `geometryType` of `VK_GEOMETRY_TYPE_SPHERES_NV`, `VkAccelerationStructureGeometrySpheresDataNV::vertexData.deviceAddress` **must** be a valid `VkDeviceAddress`
- VUID-vkCmdBuildAccelerationStructuresIndirectKHR-pInfos-11849
For each element of `pInfos[i].pGeometries` or `pInfos[i].ppGeometries` with a `geometryType` of `VK_GEOMETRY_TYPE_SPHERES_NV`, `VkAccelerationStructureGeometrySpheresDataNV::radiusData.deviceAddress` **must** be a valid `VkDeviceAddress`
- VUID-vkCmdBuildAccelerationStructuresIndirectKHR-pInfos-11850
For each element of `pInfos[i].pGeometries` or `pInfos[i].ppGeometries` with a `geometryType` of `VK_GEOMETRY_TYPE_LINEAR_SWEEP_SPHERES_NV`, if `VkAccelerationStructureGeometryLinearSweptSpheresDataNV::indexType` is `VK_INDEX_TYPE_NONE_KHR`, then its `indexData.deviceAddress` **must** be 0
- VUID-vkCmdBuildAccelerationStructuresIndirectKHR-pInfos-11851
For each element of `pInfos[i].pGeometries` or `pInfos[i].ppGeometries` with a `geometryType` of `VK_GEOMETRY_TYPE_LINEAR_SWEEP_SPHERES_NV`, if `VkAccelerationStructureGeometryLinearSweptSpheresDataNV::indexType` is not `VK_INDEX_TYPE_NONE_KHR`, then its `indexData.deviceAddress` **must** be a valid `VkDeviceAddress`
- VUID-vkCmdBuildAccelerationStructuresIndirectKHR-pInfos-11852
For each element of `pInfos[i].pGeometries` or `pInfos[i].ppGeometries` with a `geometryType` of `VK_GEOMETRY_TYPE_LINEAR_SWEEP_SPHERES_NV`, `VkAccelerationStructureGeometryLinearSweptSpheresDataNV::vertexData.deviceAddress` **must** be a valid `VkDeviceAddress`
- VUID-vkCmdBuildAccelerationStructuresIndirectKHR-pInfos-11853
For each element of `pInfos[i].pGeometries` or `pInfos[i].ppGeometries` with a `geometryType` of

VK_GEOMETRY_TYPE_LINEAR_SWEEP_SPHERES_NV,
VkAccelerationStructureGeometryLinearSweepSpheresDataNV::radiusData.deviceAddress
must be a valid VkDeviceAddress

- VUID-vkCmdBuildAccelerationStructuresIndirectKHR-pIndirectDeviceAddresses-03646
For each element of pIndirectDeviceAddresses[i], all device addresses between pIndirectDeviceAddresses[i] and pIndirectDeviceAddresses[i] + (pInfos[i].geometryCount × pIndirectStrides[i]) - 1 **must** be in the buffer device address range of the same buffer
- VUID-vkCmdBuildAccelerationStructuresIndirectKHR-pIndirectDeviceAddresses-03647
For each element of pIndirectDeviceAddresses, the buffer from which it was queried **must** have been created with the VK_BUFFER_USAGE_INDIRECT_BUFFER_BIT usage flag set
- VUID-vkCmdBuildAccelerationStructuresIndirectKHR-pIndirectDeviceAddresses-03648
Each element of pIndirectDeviceAddresses **must** be a multiple of 4
- VUID-vkCmdBuildAccelerationStructuresIndirectKHR-pIndirectStrides-03787
Each element of pIndirectStrides **must** be a multiple of 4
- VUID-vkCmdBuildAccelerationStructuresIndirectKHR-pIndirectDeviceAddresses-03651
Each VkAccelerationStructureBuildRangeInfoKHR structure referenced by any element of pIndirectDeviceAddresses **must** be a valid VkAccelerationStructureBuildRangeInfoKHR structure
- VUID-vkCmdBuildAccelerationStructuresIndirectKHR-pInfos-03652
pInfos[i].dstAccelerationStructure **must** have been created with a value of VkAccelerationStructureCreateInfoKHR::size greater than or equal to the memory size required by the build operation, as returned by vkGetAccelerationStructureBuildSizesKHR with pBuildInfo = pInfos[i] and pMaxPrimitiveCounts = ppMaxPrimitiveCounts[i]
- VUID-vkCmdBuildAccelerationStructuresIndirectKHR-ppMaxPrimitiveCounts-03653
Each ppMaxPrimitiveCounts[i][j] **must** be greater than or equal to the primitiveCount value specified by the VkAccelerationStructureBuildRangeInfoKHR structure located at pIndirectDeviceAddresses[i] + (j × pIndirectStrides[i])

Valid Usage (Implicit)

- VUID-vkCmdBuildAccelerationStructuresIndirectKHR-commandBuffer-parameter
commandBuffer **must** be a valid VkCommandBuffer handle
- VUID-vkCmdBuildAccelerationStructuresIndirectKHR-pInfos-parameter
pInfos **must** be a valid pointer to an array of infoCount valid VkAccelerationStructureBuildGeometryInfoKHR structures
- VUID-vkCmdBuildAccelerationStructuresIndirectKHR-pIndirectDeviceAddresses-parameter
pIndirectDeviceAddresses **must** be a valid pointer to an array of infoCount VkDeviceAddress values
- VUID-vkCmdBuildAccelerationStructuresIndirectKHR-pIndirectStrides-parameter
pIndirectStrides **must** be a valid pointer to an array of infoCount uint32_t values

- VUID-vkCmdBuildAccelerationStructuresIndirectKHR-ppMaxPrimitiveCounts-parameter `ppMaxPrimitiveCounts` **must** be a valid pointer to an array of `infoCount uint32_t` values
- VUID-vkCmdBuildAccelerationStructuresIndirectKHR-commandBuffer-recording `commandBuffer` **must** be in the `recording state`
- VUID-vkCmdBuildAccelerationStructuresIndirectKHR-commandBuffer-cmdpool
The `VkCommandPool` that `commandBuffer` was allocated from **must** support `VK_QUEUE_COMPUTE_BIT` operations
- VUID-vkCmdBuildAccelerationStructuresIndirectKHR-renderpass
This command **must** only be called outside of a render pass instance
- VUID-vkCmdBuildAccelerationStructuresIndirectKHR-suspended
This command **must** not be called between suspended render pass instances
- VUID-vkCmdBuildAccelerationStructuresIndirectKHR-videocoding
This command **must** only be called outside of a video coding scope
- VUID-vkCmdBuildAccelerationStructuresIndirectKHR-infoCount-arraylength
`infoCount` **must** be greater than 0

Host Synchronization

- Host access to `commandBuffer` **must** be externally synchronized
- Host access to the `VkCommandPool` that `commandBuffer` was allocated from **must** be externally synchronized

Command Properties

Command Buffer Levels	Render Pass Scope	Video Coding Scope	Supported Queue Types	Command Type
Primary Secondary	Outside	Outside	VK_QUEUE_COMPUTE_BIT	Action

Conditional Rendering

`vkCmdBuildAccelerationStructuresIndirectKHR` is not affected by `conditional rendering`

The `VkAccelerationStructureBuildGeometryInfoKHR` structure is defined as:


```
// Provided by VK_KHR_acceleration_structure
typedef struct VkAccelerationStructureBuildGeometryInfoKHR {
    VkStructureType                sType;
    const void*                    pNext;
    VkAccelerationStructureTypeKHR type;
    VkBuildAccelerationStructureFlagsKHR flags;
    VkBuildAccelerationStructureModeKHR mode;
    VkAccelerationStructureKHR     srcAccelerationStructure;
    VkAccelerationStructureKHR     dstAccelerationStructure;
    uint32_t                       geometryCount;
    const VkAccelerationStructureGeometryKHR* pGeometries;
    const VkAccelerationStructureGeometryKHR* ppGeometries;
    VkDeviceOrHostAddressKHR       scratchData;
} VkAccelerationStructureBuildGeometryInfoKHR;
```

- `sType` is a `VkStructureType` value identifying this structure.
- `pNext` is `NULL` or a pointer to a structure extending this structure.
- `type` is a `VkAccelerationStructureTypeKHR` value specifying the type of acceleration structure being built.
- `flags` is a bitmask of `VkBuildAccelerationStructureFlagBitsKHR` specifying additional parameters of the acceleration structure.
- `mode` is a `VkBuildAccelerationStructureModeKHR` value specifying the type of operation to perform.
- `srcAccelerationStructure` is a pointer to an existing acceleration structure that is to be used to update the `dstAccelerationStructure` acceleration structure when `mode` is `VK_BUILD_ACCELERATION_STRUCTURE_MODE_UPDATE_KHR`.
- `dstAccelerationStructure` is a pointer to the target acceleration structure for the build.
- `geometryCount` specifies the number of geometries that will be built into `dstAccelerationStructure`.
- `pGeometries` is a pointer to an array of `VkAccelerationStructureGeometryKHR` structures.
- `ppGeometries` is a pointer to an array of pointers to `VkAccelerationStructureGeometryKHR` structures.
- `scratchData` is the device or host address of memory that will be used as scratch memory for the build.

Only one of `pGeometries` or `ppGeometries` **can** be a valid pointer, the other **must** be `NULL`. Each element of the non-`NULL` array describes the data used to build each acceleration structure geometry.

The index of each element of the `pGeometries` or `ppGeometries` members of `VkAccelerationStructureBuildGeometryInfoKHR` is used as the *geometry index* during ray traversal. The geometry index is available in ray shaders via the `RayGeometryIndexKHR` built-in, and is **used to determine hit and intersection shaders executed during traversal**. The geometry index is available to ray queries via the `OpRayQueryGetIntersectionGeometryIndexKHR` instruction.

Setting `VK_BUILD_ACCELERATION_STRUCTURE_MOTION_BIT_NV` in `flags` indicates that this build is a motion top level acceleration structure. A motion top level uses instances of format `VkAccelerationStructureMotionInstanceNV` if `VkAccelerationStructureGeometryInstancesDataKHR::arrayOfPointers` is `VK_FALSE`.

If `VkAccelerationStructureGeometryInstancesDataKHR::arrayOfPointers` is `VK_TRUE`, the pointer for each element of the array of instance pointers consists of 4 bits of `VkAccelerationStructureMotionInstanceTypeNV` in the low 4 bits of the pointer identifying the type of structure at the pointer. The device address accessed is the value in the array with the low 4 bits set to zero. The structure at the pointer is one of `VkAccelerationStructureInstanceKHR`, `VkAccelerationStructureMatrixMotionInstanceNV` or `VkAccelerationStructureSRTMotionInstanceNV`, depending on the type value encoded in the low 4 bits.

A top level acceleration structure with either motion instances or vertex motion in its instances **must** set `VK_BUILD_ACCELERATION_STRUCTURE_MOTION_BIT_NV` in `flags`.

Members `srcAccelerationStructure` and `dstAccelerationStructure` **may** be the same or different for an update operation (when `mode` is `VK_BUILD_ACCELERATION_STRUCTURE_MODE_UPDATE_KHR`). If they are the same, the update happens in-place. Otherwise, the target acceleration structure is updated and the source is not modified.

Valid Usage

- VUID-VkAccelerationStructureBuildGeometryInfoKHR-type-03654
`type` **must** not be `VK_ACCELERATION_STRUCTURE_TYPE_GENERIC_KHR`
- VUID-VkAccelerationStructureBuildGeometryInfoKHR-pGeometries-03788
If `geometryCount` is not 0, exactly one of `pGeometries` or `ppGeometries` **must** be a valid pointer, the other **must** be `NULL`
- VUID-VkAccelerationStructureBuildGeometryInfoKHR-type-03789
If `type` is `VK_ACCELERATION_STRUCTURE_TYPE_TOP_LEVEL_KHR`, the `geometryType` member of elements of either `pGeometries` or `ppGeometries` **must** be `VK_GEOMETRY_TYPE_INSTANCES_KHR`
- VUID-VkAccelerationStructureBuildGeometryInfoKHR-type-03790
If `type` is `VK_ACCELERATION_STRUCTURE_TYPE_TOP_LEVEL_KHR`, `geometryCount` **must** be 1
- VUID-VkAccelerationStructureBuildGeometryInfoKHR-type-03791
If `type` is `VK_ACCELERATION_STRUCTURE_TYPE_BOTTOM_LEVEL_KHR` the `geometryType` member of elements of either `pGeometries` or `ppGeometries` **must** not be `VK_GEOMETRY_TYPE_INSTANCES_KHR`
- VUID-VkAccelerationStructureBuildGeometryInfoKHR-type-03792
If `type` is `VK_ACCELERATION_STRUCTURE_TYPE_BOTTOM_LEVEL_KHR` then the `geometryType` member of each geometry in either `pGeometries` or `ppGeometries` **must** be the same
- VUID-VkAccelerationStructureBuildGeometryInfoKHR-type-03793
If `type` is `VK_ACCELERATION_STRUCTURE_TYPE_BOTTOM_LEVEL_KHR` then `geometryCount`

must be less than or equal to `VkPhysicalDeviceAccelerationStructurePropertiesKHR::maxGeometryCount`

- VUID-VkAccelerationStructureBuildGeometryInfoKHR-type-10884

If `type` is `VK_ACCELERATION_STRUCTURE_TYPE_BOTTOM_LEVEL_KHR` and the `geometryType` member of either `pGeometries` or `ppGeometries` is `VK_GEOMETRY_TYPE_DENSE_GEOMETRY_FORMAT_TRIANGLES_AMD`, then `geometryCount` **must** be 1

- VUID-VkAccelerationStructureBuildGeometryInfoKHR-type-03794

If `type` is `VK_ACCELERATION_STRUCTURE_TYPE_BOTTOM_LEVEL_KHR` and the `geometryType` member of either `pGeometries` or `ppGeometries` is `VK_GEOMETRY_TYPE_AABBS_KHR`, the total number of AABBs in all geometries **must** be less than or equal to `VkPhysicalDeviceAccelerationStructurePropertiesKHR::maxPrimitiveCount`

- VUID-VkAccelerationStructureBuildGeometryInfoKHR-type-03795

If `type` is `VK_ACCELERATION_STRUCTURE_TYPE_BOTTOM_LEVEL_KHR` and the `geometryType` member of either `pGeometries` or `ppGeometries` is `VK_GEOMETRY_TYPE_TRIANGLES_KHR`, the total number of triangles in all geometries **must** be less than or equal to `VkPhysicalDeviceAccelerationStructurePropertiesKHR::maxPrimitiveCount`

- VUID-VkAccelerationStructureBuildGeometryInfoKHR-flags-03796

If `flags` has the `VK_BUILD_ACCELERATION_STRUCTURE_PREFER_FAST_TRACE_BIT_KHR` bit set, then it **must** not have the `VK_BUILD_ACCELERATION_STRUCTURE_PREFER_FAST_BUILD_BIT_KHR` bit set

- VUID-VkAccelerationStructureBuildGeometryInfoKHR-dstAccelerationStructure-04927

If `dstAccelerationStructure` was created with `VK_ACCELERATION_STRUCTURE_CREATE_MOTION_BIT_NV` set in `VkAccelerationStructureCreateInfoKHR::createFlags`, `VK_BUILD_ACCELERATION_STRUCTURE_MOTION_BIT_NV` **must** be set in `flags`

- VUID-VkAccelerationStructureBuildGeometryInfoKHR-flags-04928

If `VK_BUILD_ACCELERATION_STRUCTURE_MOTION_BIT_NV` is set in `flags`, `dstAccelerationStructure` **must** have been created with `VK_ACCELERATION_STRUCTURE_CREATE_MOTION_BIT_NV` set in `VkAccelerationStructureCreateInfoKHR::createFlags`

- VUID-VkAccelerationStructureBuildGeometryInfoKHR-flags-04929

If `VK_BUILD_ACCELERATION_STRUCTURE_MOTION_BIT_NV` is set in `flags`, `type` **must** not be `VK_ACCELERATION_STRUCTURE_TYPE_GENERIC_KHR`

- VUID-VkAccelerationStructureBuildGeometryInfoKHR-flags-07334

If `flags` has the `VK_BUILD_ACCELERATION_STRUCTURE_ALLOW_OPACITY_MICROMAP_UPDATE_BIT_EXT` bit set then it **must** not have the `VK_BUILD_ACCELERATION_STRUCTURE_ALLOW_OPACITY_MICROMAP_DATA_UPDATE_BIT_EXT` bit set

Valid Usage (Implicit)

- `VUID-VkAccelerationStructureBuildGeometryInfoKHR-sType-sType` **must** be `VK_STRUCTURE_TYPE_ACCELERATION_STRUCTURE_BUILD_GEOMETRY_INFO_KHR`
- `VUID-VkAccelerationStructureBuildGeometryInfoKHR-pNext-pNext` **must** be `NULL`
- `VUID-VkAccelerationStructureBuildGeometryInfoKHR-type-parameter` **type** **must** be a valid `VkAccelerationStructureTypeKHR` value
- `VUID-VkAccelerationStructureBuildGeometryInfoKHR-flags-parameter` **flags** **must** be a valid combination of `VkBuildAccelerationStructureFlagBitsKHR` values
- `VUID-VkAccelerationStructureBuildGeometryInfoKHR-pGeometries-parameter`
If `geometryCount` is not `0`, and `pGeometries` is not `NULL`, `pGeometries` **must** be a valid pointer to an array of `geometryCount` valid `VkAccelerationStructureGeometryKHR` structures
- `VUID-VkAccelerationStructureBuildGeometryInfoKHR-ppGeometries-parameter`
If `geometryCount` is not `0`, and `ppGeometries` is not `NULL`, `ppGeometries` **must** be a valid pointer to an array of `geometryCount` valid pointers to valid `VkAccelerationStructureGeometryKHR` structures
- `VUID-VkAccelerationStructureBuildGeometryInfoKHR-commonparent`
Both of `dstAccelerationStructure`, and `srcAccelerationStructure` that are valid handles of non-ignored parameters **must** have been created, allocated, or retrieved from the same `VkDevice`

The `VkBuildAccelerationStructureModeKHR` enumeration is defined as:

```
// Provided by VK_KHR_acceleration_structure
typedef enum VkBuildAccelerationStructureModeKHR {
    VK_BUILD_ACCELERATION_STRUCTURE_MODE_BUILD_KHR = 0,
    VK_BUILD_ACCELERATION_STRUCTURE_MODE_UPDATE_KHR = 1,
} VkBuildAccelerationStructureModeKHR;
```

- `VK_BUILD_ACCELERATION_STRUCTURE_MODE_BUILD_KHR` specifies that the destination acceleration structure will be built using the specified geometries.
- `VK_BUILD_ACCELERATION_STRUCTURE_MODE_UPDATE_KHR` specifies that the destination acceleration structure will be built using data in a source acceleration structure, updated by the specified geometries.

The `VkDeviceOrHostAddressKHR` union is defined as:


```
// Provided by VK_KHR_acceleration_structure, VK_NV_cooperative_vector
typedef union VkDeviceOrHostAddressKHR {
    VkDeviceAddress    deviceAddress;
    void*              hostAddress;
} VkDeviceOrHostAddressKHR;
```

- `deviceAddress` is a buffer device address as returned by the [vkGetBufferDeviceAddressKHR](#) command.
- `hostAddress` is a host memory address.

The `VkDeviceOrHostAddressConstKHR` union is defined as:

```
// Provided by VK_KHR_acceleration_structure, VK_NV_cooperative_vector
typedef union VkDeviceOrHostAddressConstKHR {
    VkDeviceAddress    deviceAddress;
    const void*        hostAddress;
} VkDeviceOrHostAddressConstKHR;
```

- `deviceAddress` is a buffer device address as returned by the [vkGetBufferDeviceAddressKHR](#) command.
- `hostAddress` is a const host memory address.

The `VkAccelerationStructureGeometryKHR` structure is defined as:

```
// Provided by VK_KHR_acceleration_structure
typedef struct VkAccelerationStructureGeometryKHR {
    VkStructureType    sType;
    const void*        pNext;
    VkGeometryTypeKHR  geometryType;
    VkAccelerationStructureGeometryDataKHR geometry;
    VkGeometryFlagsKHR flags;
} VkAccelerationStructureGeometryKHR;
```

- `sType` is a [VkStructureType](#) value identifying this structure.
- `pNext` is `NULL` or a pointer to a structure extending this structure.
- `geometryType` describes which type of geometry this `VkAccelerationStructureGeometryKHR` refers to.
- `geometry` is a [VkAccelerationStructureGeometryDataKHR](#) union describing the geometry data for the relevant geometry type.
- `flags` is a bitmask of [VkGeometryFlagBitsKHR](#) values describing additional properties of how the geometry should be built.

Valid Usage (Implicit)

- VUID-VkAccelerationStructureGeometryKHR-sType-sType
sType **must** be [VK_STRUCTURE_TYPE_ACCELERATION_STRUCTURE_GEOMETRY_KHR](#)
- VUID-VkAccelerationStructureGeometryKHR-pNext-pNext
Each **pNext** member of any structure (including this one) in the **pNext** chain **must** be either **NULL** or a pointer to a valid instance of [VkAccelerationStructureDenseGeometryFormatTrianglesDataAMD](#), [VkAccelerationStructureGeometryLinearSweptSpheresDataNV](#), or [VkAccelerationStructureGeometrySpheresDataNV](#)
- VUID-VkAccelerationStructureGeometryKHR-sType-unique
The **sType** value of each structure in the **pNext** chain **must** be unique
- VUID-VkAccelerationStructureGeometryKHR-geometryType-parameter
geometryType **must** be a valid [VkGeometryTypeKHR](#) value
- VUID-VkAccelerationStructureGeometryKHR-triangles-parameter
If **geometryType** is [VK_GEOMETRY_TYPE_TRIANGLES_KHR](#), the **triangles** member of **geometry** **must** be a valid [VkAccelerationStructureGeometryTrianglesDataKHR](#) structure
- VUID-VkAccelerationStructureGeometryKHR-aabbs-parameter
If **geometryType** is [VK_GEOMETRY_TYPE_AABBS_KHR](#), the **aabbs** member of **geometry** **must** be a valid [VkAccelerationStructureGeometryAabbsDataKHR](#) structure
- VUID-VkAccelerationStructureGeometryKHR-instances-parameter
If **geometryType** is [VK_GEOMETRY_TYPE_INSTANCES_KHR](#), the **instances** member of **geometry** **must** be a valid [VkAccelerationStructureGeometryInstancesDataKHR](#) structure
- VUID-VkAccelerationStructureGeometryKHR-flags-parameter
flags **must** be a valid combination of [VkGeometryFlagBitsKHR](#) values

The [VkAccelerationStructureGeometryDataKHR](#) union is defined as:

```
// Provided by VK_KHR_acceleration_structure
typedef union VkAccelerationStructureGeometryDataKHR {
    VkAccelerationStructureGeometryTrianglesDataKHR    triangles;
    VkAccelerationStructureGeometryAabbsDataKHR        aabbs;
    VkAccelerationStructureGeometryInstancesDataKHR    instances;
} VkAccelerationStructureGeometryDataKHR;
```

- **triangles** is a [VkAccelerationStructureGeometryTrianglesDataKHR](#) structure.
- **aabbs** is a [VkAccelerationStructureGeometryAabbsDataKHR](#) structure.
- **instances** is a [VkAccelerationStructureGeometryInstancesDataKHR](#) structure.

The [VkAccelerationStructureGeometryTrianglesDataKHR](#) structure is defined as:


```
// Provided by VK_KHR_acceleration_structure
typedef struct VkAccelerationStructureGeometryTrianglesDataKHR {
    VkStructureType      sType;
    const void*          pNext;
    VkFormat              vertexFormat;
    VkDeviceOrHostAddressConstKHR vertexData;
    VkDeviceSize          vertexStride;
    uint32_t              maxVertex;
    VkIndexType           indexType;
    VkDeviceOrHostAddressConstKHR indexData;
    VkDeviceOrHostAddressConstKHR transformData;
} VkAccelerationStructureGeometryTrianglesDataKHR;
```

- **sType** is a [VkStructureType](#) value identifying this structure.
- **pNext** is **NULL** or a pointer to a structure extending this structure.
- **vertexFormat** is the [VkFormat](#) of each vertex element.
- **vertexData** is a device or host address of memory containing vertex data for this geometry.
- **vertexStride** is the stride in bytes between each vertex.
- **maxVertex** is the number of vertices in **vertexData** minus one.
- **indexType** is the [VkIndexType](#) of each index element.
- **indexData** is a device or host address of memory containing index data for this geometry. When **indexType** is [VK_INDEX_TYPE_NONE_KHR](#) it **must** be **NULL**.
- **transformData** is a device or host address to memory containing an optional reference to a [VkTransformMatrixKHR](#) structure describing a transformation from the space in which the vertices in this geometry are described to the space in which the acceleration structure is defined.

NOTE

Unlike the stride for vertex buffers in [VkVertexInputBindingDescription](#) for graphics pipelines which must not exceed **maxVertexInputBindingStride**, **vertexStride** for acceleration structure geometry is instead restricted to being a 32-bit value.

Valid Usage

- VUID-VkAccelerationStructureGeometryTrianglesDataKHR-vertexStride-03735
vertexStride **must** be a multiple of the size in bytes of the smallest component of **vertexFormat**
- VUID-VkAccelerationStructureGeometryTrianglesDataKHR-vertexStride-03819
vertexStride **must** be less than or equal to $2^{32}-1$
- VUID-VkAccelerationStructureGeometryTrianglesDataKHR-vertexFormat-03797
The **format** **features** of **vertexFormat** **must** contain [VK_FORMAT_FEATURE_ACCELERATION_STRUCTURE_VERTEX_BUFFER_BIT_KHR](#)

- VUID-VkAccelerationStructureGeometryTrianglesDataKHR-indexType-03798
`indexType` must be `VK_INDEX_TYPE_UINT16`, `VK_INDEX_TYPE_UINT32`, or `VK_INDEX_TYPE_NONE_KHR`

Valid Usage (Implicit)

- VUID-VkAccelerationStructureGeometryTrianglesDataKHR-sType-sType
`sType` must be `VK_STRUCTURE_TYPE_ACCELERATION_STRUCTURE_GEOMETRY_TRIANGLES_DATA_KHR`
- VUID-VkAccelerationStructureGeometryTrianglesDataKHR-pNext-pNext
Each `pNext` member of any structure (including this one) in the `pNext` chain must be either `NULL` or a pointer to a valid instance of `VkAccelerationStructureGeometryMotionTrianglesDataNV`, `VkAccelerationStructureTrianglesDisplacementMicromapNV`, or `VkAccelerationStructureTrianglesOpacityMicromapEXT`
- VUID-VkAccelerationStructureGeometryTrianglesDataKHR-sType-unique
The `sType` value of each structure in the `pNext` chain must be unique
- VUID-VkAccelerationStructureGeometryTrianglesDataKHR-vertexFormat-parameter
`vertexFormat` must be a valid `VkFormat` value
- VUID-VkAccelerationStructureGeometryTrianglesDataKHR-indexType-parameter
`indexType` must be a valid `VkIndexType` value

The `VkAccelerationStructureGeometryMotionTrianglesDataNV` structure is defined as:

```
// Provided by VK_NV_ray_tracing_motion_blur
typedef struct VkAccelerationStructureGeometryMotionTrianglesDataNV {
    VkStructureType      sType;
    const void*          pNext;
    VkDeviceOrHostAddressConstKHR vertexData;
} VkAccelerationStructureGeometryMotionTrianglesDataNV;
```

- `sType` is a `VkStructureType` value identifying this structure.
- `pNext` is `NULL` or a pointer to a structure extending this structure.
- `vertexData` is a pointer to vertex data for this geometry at time 1.0

If `VkAccelerationStructureGeometryMotionTrianglesDataNV` is included in the `pNext` chain of a `VkAccelerationStructureGeometryTrianglesDataKHR` structure, the basic vertex positions are used for the position of the triangles in the geometry at time 0.0 and the `vertexData` in `VkAccelerationStructureGeometryMotionTrianglesDataNV` is used for the vertex positions at time 1.0, with positions linearly interpolated at intermediate times.

Indexing for `VkAccelerationStructureGeometryMotionTrianglesDataNV` `vertexData` is equivalent to the basic vertex position data.

Valid Usage (Implicit)

- `VUID-VkAccelerationStructureGeometryMotionTrianglesDataNV-sType-sType` **must** be `VK_STRUCTURE_TYPE_ACCELERATION_STRUCTURE_GEOMETRY_MOTION_TRIANGLES_DATA_NV`

Structure Chaining

Extends the structure

- `VkAccelerationStructureGeometryTrianglesDataKHR`

The `VkAccelerationStructureTrianglesOpacityMicromapEXT` structure is defined as:

```
// Provided by VK_EXT_opacity_micromap
typedef struct VkAccelerationStructureTrianglesOpacityMicromapEXT {
    VkStructureType    sType;
    void*              pNext;
    VkIndexType         indexType;
    VkDeviceOrHostAddressConstKHR indexBuffer;
    VkDeviceSize        indexStride;
    uint32_t            baseTriangle;
    uint32_t            usageCountsCount;
    const VkMicromapUsageEXT* pUsageCounts;
    const VkMicromapUsageEXT* const* ppUsageCounts;
    VkMicromapEXT        micromap;
} VkAccelerationStructureTrianglesOpacityMicromapEXT;
```

- `sType` is a `VkStructureType` value identifying this structure.
- `pNext` is `NULL` or a pointer to a structure extending this structure.
- `indexType` is the type of triangle indices used when indexing this micromap.
- `indexBuffer` is a device or host address of memory containing the triangle indices. When `indexType` is `VK_INDEX_TYPE_NONE_KHR` it **must** be `NULL`.
- `indexStride` is the byte stride between triangle indices.
- `baseTriangle` is the base value added to the non-negative triangle indices.
- `usageCountsCount` specifies the number of usage counts structures that will be used to determine the size of this micromap.
- `pUsageCounts` is a pointer to an array of `VkMicromapUsageEXT` structures.
- `ppUsageCounts` is a pointer to an array of pointers to `VkMicromapUsageEXT` structures.
- `micromap` is the handle to the micromap object to include in this geometry.

If `VkAccelerationStructureTrianglesOpacityMicromapEXT` is included in the `pNext` chain of a

[VkAccelerationStructureDenseGeometryFormatTrianglesDataAMD](#)X or [VkAccelerationStructureGeometryTrianglesDataKHR](#) structure, that geometry will reference that micromap.

For each triangle in the geometry, the acceleration structure build fetches an index from `indexBuffer` using `indexType` and `indexStride` if present. If `indexBuffer` is `NULL` then the index used is the index of the triangle in the geometry.

If that value is the unsigned cast of one of the values from [VkOpacityMicromapSpecialIndexEXT](#) then that triangle behaves as described for that special value in [Ray Opacity Micromap](#).

Otherwise that triangle uses the opacity micromap information from `micromap` at that index plus `baseTriangle`.

Only one of `pUsageCounts` or `ppUsageCounts` **can** be a valid pointer, the other **must** be `NULL`. The elements of the non-`NULL` array describe the total count used to build this geometry. For a given `format` and `subdivisionLevel` the number of triangles in this geometry matching those values after indirection and special index handling **must** be equal to the sum of matching `count` provided.

If `micromap` is `VK_NULL_HANDLE`, then every value read from `indexBuffer` **must** be one of the values in [VkOpacityMicromapSpecialIndexEXT](#).

Valid Usage

- VUID-VkAccelerationStructureTrianglesOpacityMicromapEXT-pUsageCounts-07335
Only one of `pUsageCounts` or `ppUsageCounts` **can** be a valid pointer, the other **must** be `NULL`
- VUID-VkAccelerationStructureTrianglesOpacityMicromapEXT-indexType-10719
`indexType` **must** be `VK_INDEX_TYPE_UINT16`, `VK_INDEX_TYPE_UINT32`, or `VK_INDEX_TYPE_NONE_KHR`
- VUID-VkAccelerationStructureTrianglesOpacityMicromapEXT-indexType-10722
If `indexType` is not `VK_INDEX_TYPE_NONE_KHR`, then `indexStride` **must** be a multiple of the size in bytes of `indexType`
- VUID-VkAccelerationStructureTrianglesOpacityMicromapEXT-indexType-10723
If `indexType` is not `VK_INDEX_TYPE_NONE_KHR`, then `indexStride` **must** be less than or equal to $2^{32}-1$

Valid Usage (Implicit)

- VUID-VkAccelerationStructureTrianglesOpacityMicromapEXT-sType-sType
`sType` **must** be `VK_STRUCTURE_TYPE_ACCELERATION_STRUCTURE_TRIANGLES_OPACITY_MICROMAP_EXT`
- VUID-VkAccelerationStructureTrianglesOpacityMicromapEXT-indexType-parameter
`indexType` **must** be a valid `VkIndexType` value
- VUID-VkAccelerationStructureTrianglesOpacityMicromapEXT-pUsageCounts-parameter

If `usageCountsCount` is not 0, and `pUsageCounts` is not NULL, `pUsageCounts` **must** be a valid pointer to an array of `usageCountsCount` `VkMicromapUsageEXT` structures

- VUID-VkAccelerationStructureTrianglesOpacityMicromapEXT-ppUsageCounts-parameter
If `usageCountsCount` is not 0, and `ppUsageCounts` is not NULL, `ppUsageCounts` **must** be a valid pointer to an array of `usageCountsCount` valid pointers to `VkMicromapUsageEXT` structures
- VUID-VkAccelerationStructureTrianglesOpacityMicromapEXT-micromap-parameter
If `micromap` is not `VK_NULL_HANDLE`, `micromap` **must** be a valid `VkMicromapEXT` handle

Structure Chaining

Extends the structures

- `VkAccelerationStructureDenseGeometryFormatTrianglesDataAMD`
- `VkAccelerationStructureGeometryTrianglesDataKHR`

The `VkOpacityMicromapSpecialIndexEXT` enumeration is defined as:

```
// Provided by VK_EXT_opacity_micromap
typedef enum VkOpacityMicromapSpecialIndexEXT {
    VK_OPACITY_MICROMAP_SPECIAL_INDEX_FULLY_TRANSPARENT_EXT = -1,
    VK_OPACITY_MICROMAP_SPECIAL_INDEX_FULLY_OPAQUE_EXT = -2,
    VK_OPACITY_MICROMAP_SPECIAL_INDEX_FULLY_UNKNOWN_TRANSPARENT_EXT = -3,
    VK_OPACITY_MICROMAP_SPECIAL_INDEX_FULLY_UNKNOWN_OPAQUE_EXT = -4,
    // Provided by VK_EXT_opacity_micromap with VK_NV_cluster_acceleration_structure
    VK_OPACITY_MICROMAP_SPECIAL_INDEX_CLUSTER_GEOMETRY_DISABLE_OPACITY_MICROMAP_NV = -
5,
} VkOpacityMicromapSpecialIndexEXT;
```

- `VK_OPACITY_MICROMAP_SPECIAL_INDEX_FULLY_TRANSPARENT_EXT` specifies that the entire triangle is fully transparent.
- `VK_OPACITY_MICROMAP_SPECIAL_INDEX_FULLY_OPAQUE_EXT` specifies that the entire triangle is fully opaque.
- `VK_OPACITY_MICROMAP_SPECIAL_INDEX_FULLY_UNKNOWN_TRANSPARENT_EXT` specifies that the entire triangle is unknown-transparent.
- `VK_OPACITY_MICROMAP_SPECIAL_INDEX_FULLY_UNKNOWN_OPAQUE_EXT` specifies that the entire triangle is unknown-opaque.
- `VK_OPACITY_MICROMAP_SPECIAL_INDEX_CLUSTER_GEOMETRY_DISABLE_OPACITY_MICROMAP_NV` specifies that `Opacity Micromap` will be disabled for this triangle and opacity value will be picked from `VkClusterAccelerationStructureBuildTriangleClusterInfoNV::baseGeometryIndexAndGeometryFlags` instead. Note that this special index is only valid for `Cluster Geometry`.

The `VkAccelerationStructureTrianglesDisplacementMicromapNV` structure is defined as:


```
// Provided by VK_NV_displacement_micromap
typedef struct VkAccelerationStructureTrianglesDisplacementMicromapNV {
    VkStructureType           sType;
    void*                     pNext;
    VkFormat                  displacementBiasAndScaleFormat;
    VkFormat                  displacementVectorFormat;
    VkDeviceOrHostAddressConstKHR displacementBiasAndScaleBuffer;
    VkDeviceSize              displacementBiasAndScaleStride;
    VkDeviceOrHostAddressConstKHR displacementVectorBuffer;
    VkDeviceSize              displacementVectorStride;
    VkDeviceOrHostAddressConstKHR displacedMicromapPrimitiveFlags;
    VkDeviceSize              displacedMicromapPrimitiveFlagsStride;
    VkIndexType               indexType;
    VkDeviceOrHostAddressConstKHR indexBuffer;
    VkDeviceSize              indexStride;
    uint32_t                  baseTriangle;
    uint32_t                  usageCountsCount;
    const VkMicromapUsageEXT* pUsageCounts;
    const VkMicromapUsageEXT* const* ppUsageCounts;
    VkMicromapEXT             micromap;
} VkAccelerationStructureTrianglesDisplacementMicromapNV;
```

- `sType` is a `VkStructureType` value identifying this structure.
- `pNext` is `NULL` or a pointer to a structure extending this structure.
- `displacementBiasAndScaleFormat` is the format of displacement bias and scale used in this displacement micromap reference.
- `displacementVectorFormat` is the format of displacement vector used in this displacement micromap reference.
- `displacementBiasAndScaleBuffer` is the address containing the bias and scale.
- `displacementBiasAndScaleStride` is the byte stride between bias and scale values.
- `displacementVectorBuffer` is the address containing the displacement vector values.
- `displacementVectorStride` is the byte stride between displacement vector values.
- `displacedMicromapPrimitiveFlags` is the address containing the primitive flags.
- `displacedMicromapPrimitiveFlagsStride` is the byte stride between primitive flag values.
- `indexType` is the type of triangle indices used when indexing this micromap.
- `indexBuffer` is a device or host address of memory containing the triangle indices. When `indexType` is `VK_INDEX_TYPE_NONE_KHR` it **must** be `NULL`.
- `indexStride` is the byte stride between triangle indices.
- `baseTriangle` is the base value added to the non-negative triangle indices.
- `usageCountsCount` specifies the number of usage counts structures that will be used to determine the size of this micromap.
- `pUsageCounts` is a pointer to an array of `VkMicromapUsageEXT` structures.

- `ppUsageCounts` is a pointer to an array of pointers to `VkMicromapUsageEXT` structures.
- `micromap` is the handle to the micromap object to include in this geometry.

If `VkAccelerationStructureTrianglesDisplacementMicromapNV` is included in the `pNext` chain of a `VkAccelerationStructureGeometryTrianglesDataKHR` structure, that geometry will reference that micromap.

For each triangle in the geometry, the acceleration structure build fetches an index from `indexBuffer` using `indexType` and `indexStride`. That triangle uses the displacement micromap information from `micromap` at that index plus `baseTriangle`.

Only one of `pUsageCounts` or `ppUsageCounts` **can** be a valid pointer, the other **must** be `NULL`. The elements of the non-`NULL` array describe the total count used to build this geometry. For a given `format` and `subdivisionLevel` the number of triangles in this geometry matching those values after indirection **must** be equal to the sum of matching `count` provided.

Valid Usage

- VUID-VkAccelerationStructureTrianglesDisplacementMicromapNV-displacementBiasAndScaleFormat-09501
`displacementBiasAndScaleFormat` **must** not be `VK_FORMAT_UNDEFINED`
- VUID-VkAccelerationStructureTrianglesDisplacementMicromapNV-displacementVectorFormat-09502
`displacementVectorFormat` **must** not be `VK_FORMAT_UNDEFINED`
- VUID-VkAccelerationStructureTrianglesDisplacementMicromapNV-pUsageCounts-07992
Only one of `pUsageCounts` or `ppUsageCounts` **can** be a valid pointer, the other **must** be `NULL`

Valid Usage (Implicit)

- VUID-VkAccelerationStructureTrianglesDisplacementMicromapNV-sType-sType **must** be `VK_STRUCTURE_TYPE_ACCELERATION_STRUCTURE_TRIANGLES_DISPLACEMENT_MICROMAP_NV`
- VUID-VkAccelerationStructureTrianglesDisplacementMicromapNV-displacementBiasAndScaleFormat-parameter
`displacementBiasAndScaleFormat` **must** be a valid `VkFormat` value
- VUID-VkAccelerationStructureTrianglesDisplacementMicromapNV-displacementVectorFormat-parameter
`displacementVectorFormat` **must** be a valid `VkFormat` value
- VUID-VkAccelerationStructureTrianglesDisplacementMicromapNV-indexType-parameter
`indexType` **must** be a valid `VkIndexType` value
- VUID-VkAccelerationStructureTrianglesDisplacementMicromapNV-pUsageCounts-parameter
If `usageCountsCount` is not 0, and `pUsageCounts` is not `NULL`, `pUsageCounts` **must** be a valid

pointer to an array of `usageCountsCount` `VkMicromapUsageEXT` structures

- `VOID-VkAccelerationStructureTrianglesDisplacementMicromapNV-ppUsageCounts-parameter`

If `usageCountsCount` is not `0`, and `ppUsageCounts` is not `NULL`, `ppUsageCounts` **must** be a valid pointer to an array of `usageCountsCount` valid pointers to `VkMicromapUsageEXT` structures

- `VOID-VkAccelerationStructureTrianglesDisplacementMicromapNV-micromap-parameter`
If `micromap` is not `VK_NULL_HANDLE`, `micromap` **must** be a valid `VkMicromapEXT` handle

Structure Chaining

Extends the structure

- `VkAccelerationStructureGeometryTrianglesDataKHR`

To build an acceleration structure for the `VK_NV_ray_tracing` extension call:

```
// Provided by VK_NV_ray_tracing
void vkCmdBuildAccelerationStructureNV(
    VkCommandBuffer                commandBuffer,
    const VkAccelerationStructureInfoNV* pInfo,
    VkBuffer                       instanceData,
    VkDeviceSize                   instanceOffset,
    VkBool32                       update,
    VkAccelerationStructureNV      dst,
    VkAccelerationStructureNV      src,
    VkBuffer                       scratch,
    VkDeviceSize                   scratchOffset);
```

- `commandBuffer` is the command buffer into which the command will be recorded.
- `pInfo` contains the shared information for the acceleration structure's structure.
- `instanceData` is the buffer containing an array of `VkAccelerationStructureInstanceKHR` structures defining acceleration structures. This parameter **must** be `NULL` for bottom level acceleration structures.
- `instanceOffset` is the offset in bytes (relative to the start of `instanceData`) at which the instance data is located.
- `update` specifies whether to update the `dst` acceleration structure with the data in `src`.
- `dst` is a pointer to the target acceleration structure for the build.
- `src` is a pointer to an existing acceleration structure that is to be used to update the `dst` acceleration structure.
- `scratch` is the `VkBuffer` that will be used as scratch memory for the build.
- `scratchOffset` is the offset in bytes relative to the start of `scratch` that will be used as a scratch memory.

Accesses to `dst`, `src`, and `scratch` must be synchronized with the `VK_PIPELINE_STAGE_ACCELERATION_STRUCTURE_BUILD_BIT_KHR` pipeline stage and an access type of `VK_ACCESS_ACCELERATION_STRUCTURE_READ_BIT_KHR` or `VK_ACCESS_ACCELERATION_STRUCTURE_WRITE_BIT_KHR`.

Valid Usage

- VUID-vkCmdBuildAccelerationStructureNV-geometryCount-02241
`geometryCount` must be less than or equal to `VkPhysicalDeviceRayTracingPropertiesNV::maxGeometryCount`
- VUID-vkCmdBuildAccelerationStructureNV-dst-02488
`dst` must have been created with compatible `VkAccelerationStructureInfoNV` where `VkAccelerationStructureInfoNV::type` and `VkAccelerationStructureInfoNV::flags` are identical, `VkAccelerationStructureInfoNV::instanceCount` and `VkAccelerationStructureInfoNV::geometryCount` for `dst` are greater than or equal to the build size and each geometry in `VkAccelerationStructureInfoNV::pGeometries` for `dst` has greater than or equal to the number of vertices, indices, and AABBs
- VUID-vkCmdBuildAccelerationStructureNV-update-02489
If `update` is `VK_TRUE`, `src` must not be `VK_NULL_HANDLE`
- VUID-vkCmdBuildAccelerationStructureNV-update-02490
If `update` is `VK_TRUE`, `src` must have previously been constructed with `VK_BUILD_ACCELERATION_STRUCTURE_ALLOW_UPDATE_BIT_NV` set in `VkAccelerationStructureInfoNV::flags` in the original build
- VUID-vkCmdBuildAccelerationStructureNV-update-02491
If `update` is `VK_FALSE`, the `size` member of the `VkMemoryRequirements` structure returned from a call to `vkGetAccelerationStructureMemoryRequirementsNV` with `VkAccelerationStructureMemoryRequirementsInfoNV::accelerationStructure` set to `dst` and `VkAccelerationStructureMemoryRequirementsInfoNV::type` set to `VK_ACCELERATION_STRUCTURE_MEMORY_REQUIREMENTS_TYPE_BUILD_SCRATCH_NV` must be less than or equal to the size of `scratch` minus `scratchOffset`
- VUID-vkCmdBuildAccelerationStructureNV-update-02492
If `update` is `VK_TRUE`, the `size` member of the `VkMemoryRequirements` structure returned from a call to `vkGetAccelerationStructureMemoryRequirementsNV` with `VkAccelerationStructureMemoryRequirementsInfoNV::accelerationStructure` set to `dst` and `VkAccelerationStructureMemoryRequirementsInfoNV::type` set to `VK_ACCELERATION_STRUCTURE_MEMORY_REQUIREMENTS_TYPE_UPDATE_SCRATCH_NV` must be less than or equal to the size of `scratch` minus `scratchOffset`
- VUID-vkCmdBuildAccelerationStructureNV-scratch-03522
`scratch` must have been created with the `VK_BUFFER_USAGE_RAY_TRACING_BIT_NV` usage flag set
- VUID-vkCmdBuildAccelerationStructureNV-instanceData-03523
If `instanceData` is not `VK_NULL_HANDLE`, `instanceData` must have been created with the `VK_BUFFER_USAGE_RAY_TRACING_BIT_NV` usage flag set
- VUID-vkCmdBuildAccelerationStructureNV-accelerationStructureReference-12264

Each `VkAccelerationStructureInstanceKHR::accelerationStructureReference` value in `instanceData` **must** be a value obtained from `vkGetAccelerationStructureHandleNV` for a bottom level acceleration structure

- VUID-vkCmdBuildAccelerationStructureNV-update-03524
If `update` is `VK_TRUE`, then objects that were previously active **must** not be made inactive as per [Inactive Primitives and Instances](#)
- VUID-vkCmdBuildAccelerationStructureNV-update-03525
If `update` is `VK_TRUE`, then objects that were previously inactive **must** not be made active as per [Inactive Primitives and Instances](#)
- VUID-vkCmdBuildAccelerationStructureNV-update-03526
If `update` is `VK_TRUE`, the `src` and `dst` objects **must** either be the same object or not have any [memory aliasing](#)
- VUID-vkCmdBuildAccelerationStructureNV-dst-07787
`dst` **must** be bound completely and contiguously to a single `VkDeviceMemory` object via `vkBindAccelerationStructureMemoryNV`

Valid Usage (Implicit)

- VUID-vkCmdBuildAccelerationStructureNV-commandBuffer-parameter
`commandBuffer` **must** be a valid `VkCommandBuffer` handle
- VUID-vkCmdBuildAccelerationStructureNV-pInfo-parameter
`pInfo` **must** be a valid pointer to a valid `VkAccelerationStructureInfoNV` structure
- VUID-vkCmdBuildAccelerationStructureNV-instanceData-parameter
If `instanceData` is not `VK_NULL_HANDLE`, `instanceData` **must** be a valid `VkBuffer` handle
- VUID-vkCmdBuildAccelerationStructureNV-dst-parameter
`dst` **must** be a valid `VkAccelerationStructureNV` handle
- VUID-vkCmdBuildAccelerationStructureNV-src-parameter
If `src` is not `VK_NULL_HANDLE`, `src` **must** be a valid `VkAccelerationStructureNV` handle
- VUID-vkCmdBuildAccelerationStructureNV-scratch-parameter
`scratch` **must** be a valid `VkBuffer` handle
- VUID-vkCmdBuildAccelerationStructureNV-commandBuffer-recording
`commandBuffer` **must** be in the [recording state](#)
- VUID-vkCmdBuildAccelerationStructureNV-commandBuffer-cmdpool
The `VkCommandPool` that `commandBuffer` was allocated from **must** support `VK_QUEUE_COMPUTE_BIT` operations
- VUID-vkCmdBuildAccelerationStructureNV-renderpass
This command **must** only be called outside of a render pass instance
- VUID-vkCmdBuildAccelerationStructureNV-suspended
This command **must** not be called between suspended render pass instances
- VUID-vkCmdBuildAccelerationStructureNV-videocoding
This command **must** only be called outside of a video coding scope

- VUID-vkCmdBuildAccelerationStructureNV-commonparent

Each of `commandBuffer`, `dst`, `instanceData`, `scratch`, and `src` that are valid handles of non-ignored parameters **must** have been created, allocated, or retrieved from the same `VkDevice`

Host Synchronization

- Host access to `commandBuffer` **must** be externally synchronized
- Host access to the `VkCommandPool` that `commandBuffer` was allocated from **must** be externally synchronized

Command Properties

Command Buffer Levels	Render Pass Scope	Video Coding Scope	Supported Queue Types	Command Type
Primary Secondary	Outside	Outside	VK_QUEUE_COMPUTE_BIT	Action

Conditional Rendering

`vkCmdBuildAccelerationStructureNV` is not affected by [conditional rendering](#)

The `VkTransformMatrixKHR` structure is defined as:

```
// Provided by VK_KHR_acceleration_structure
typedef struct VkTransformMatrixKHR {
    float    matrix[3][4];
} VkTransformMatrixKHR;
```

```
// Provided by VK_NV_ray_tracing
// Equivalent to VkTransformMatrixKHR
typedef VkTransformMatrixKHR VkTransformMatrixNV;
```

- `matrix` is a 3x4 row-major affine transformation matrix.

Valid Usage

- VUID-VkTransformMatrixKHR-matrix-03799

The first three columns of `matrix` **must** define an invertible 3x3 matrix

The `VkAccelerationStructureGeometryAabbsDataKHR` structure is defined as:

```
// Provided by VK_KHR_acceleration_structure
typedef struct VkAccelerationStructureGeometryAabbsDataKHR {
    VkStructureType      sType;
    const void*          pNext;
    VkDeviceOrHostAddressConstKHR data;
    VkDeviceSize         stride;
} VkAccelerationStructureGeometryAabbsDataKHR;
```

- `sType` is a `VkStructureType` value identifying this structure.
- `pNext` is `NULL` or a pointer to a structure extending this structure.
- `data` is a device or host address of memory containing `VkAabbPositionsKHR` structures containing position data for each axis-aligned bounding box in the geometry.
- `stride` is the stride in bytes between each entry in `data`. The stride **must** be a multiple of 8.

Valid Usage

- VUID-VkAccelerationStructureGeometryAabbsDataKHR-stride-03545
`stride` **must** be a multiple of 8
- VUID-VkAccelerationStructureGeometryAabbsDataKHR-stride-03820
`stride` **must** be less than or equal to $2^{32}-1$

Valid Usage (Implicit)

- VUID-VkAccelerationStructureGeometryAabbsDataKHR-sType-sType
`sType` **must** be `VK_STRUCTURE_TYPE_ACCELERATION_STRUCTURE_GEOMETRY_AABBS_DATA_KHR`
- VUID-VkAccelerationStructureGeometryAabbsDataKHR-pNext-pNext
`pNext` **must** be `NULL`

The `VkAabbPositionsKHR` structure is defined as:

```
// Provided by VK_KHR_acceleration_structure
typedef struct VkAabbPositionsKHR {
    float  minX;
    float  minY;
    float  minZ;
    float  maxX;
    float  maxY;
    float  maxZ;
} VkAabbPositionsKHR;
```



```
// Provided by VK_NV_ray_tracing
// Equivalent to VkAabbPositionsKHR
typedef VkAabbPositionsKHR VkAabbPositionsNV;
```

- **minX** is the x position of one opposing corner of a bounding box.
- **minY** is the y position of one opposing corner of a bounding box.
- **minZ** is the z position of one opposing corner of a bounding box.
- **maxX** is the x position of the other opposing corner of a bounding box.
- **maxY** is the y position of the other opposing corner of a bounding box.
- **maxZ** is the z position of the other opposing corner of a bounding box.

Valid Usage

- VUID-VkAabbPositionsKHR-minX-03546
minX must be less than or equal to **maxX**
- VUID-VkAabbPositionsKHR-minY-03547
minY must be less than or equal to **maxY**
- VUID-VkAabbPositionsKHR-minZ-03548
minZ must be less than or equal to **maxZ**

The **VkAccelerationStructureGeometryInstancesDataKHR** structure is defined as:

```
// Provided by VK_KHR_acceleration_structure
typedef struct VkAccelerationStructureGeometryInstancesDataKHR {
    VkStructureType          sType;
    const void*              pNext;
    VkBool32                 arrayOfPointers;
    VkDeviceOrHostAddressConstKHR data;
} VkAccelerationStructureGeometryInstancesDataKHR;
```

- **sType** is a **VkStructureType** value identifying this structure.
- **pNext** is **NULL** or a pointer to a structure extending this structure.
- **arrayOfPointers** specifies whether **data** is used as an array of addresses or just an array.
- **data** is either the address of an array of device or host addresses referencing individual **VkAccelerationStructureInstanceKHR** structures or packed motion instance information as described in **motion instances** if **arrayOfPointers** is **VK_TRUE**, or the address of an array of **VkAccelerationStructureInstanceKHR** or **VkAccelerationStructureMotionInstanceNV** structures. Addresses and **VkAccelerationStructureInstanceKHR** structures are tightly packed. **VkAccelerationStructureMotionInstanceNV** structures have a stride of 160 bytes.

Valid Usage (Implicit)

- `VOID-VkAccelerationStructureGeometryInstancesDataKHR-sType` **must** be `VK_STRUCTURE_TYPE_ACCELERATION_STRUCTURE_GEOMETRY_INSTANCES_DATA_KHR`
- `VOID-VkAccelerationStructureGeometryInstancesDataKHR-pNext` **must** be `NULL`

Acceleration structure instances **can** be built into top-level acceleration structures. Each acceleration structure instance is a separate entry in the top-level acceleration structure which includes all the geometry of a bottom-level acceleration structure at a transformed location. Multiple instances **can** point to the same bottom level acceleration structure.

An acceleration structure instance is defined by the structure:

```
// Provided by VK_KHR_acceleration_structure
typedef struct VkAccelerationStructureInstanceKHR {
    VkTransformMatrixKHR    transform;
    uint32_t                instanceCustomIndex:24;
    uint32_t                mask:8;
    uint32_t                instanceShaderBindingTableRecordOffset:24;
    VkGeometryInstanceFlagsKHR flags:8;
    uint64_t                accelerationStructureReference;
} VkAccelerationStructureInstanceKHR;
```

```
// Provided by VK_NV_ray_tracing
// Equivalent to VkAccelerationStructureInstanceKHR
typedef VkAccelerationStructureInstanceKHR VkAccelerationStructureInstanceNV;
```

- `transform` is a `VkTransformMatrixKHR` structure describing a transformation to be applied to the acceleration structure.
- `instanceCustomIndex` is a 24-bit application-specified index value accessible to ray shaders in the `InstanceCustomIndexKHR` built-in.
- `mask` is an 8-bit visibility mask for the geometry. The instance **may** only be hit if `Cull Mask & instance.mask != 0`
- `instanceShaderBindingTableRecordOffset` is a 24-bit offset used in calculating the hit shader binding table index.
- `flags` is an 8-bit mask of `VkGeometryInstanceFlagBitsKHR` values to apply to this instance.
- `accelerationStructureReference` is either :
 - a device address containing the value obtained from `vkGetAccelerationStructureDeviceAddressKHR` or `vkGetAccelerationStructureHandleNV` for a bottom level acceleration structure (used by device operations which reference acceleration structures) or,

- a device address containing a bottom level cluster acceleration structure built using [vkCmdBuildClusterAccelerationStructureIndirectNV](#)
- a [VkAccelerationStructureKHR](#) object (used by host operations which reference acceleration structures).

The C language specification does not define the ordering of bit-fields, but in practice, this structure produces the correct layout with existing compilers. The intended bit pattern is for the following:

- `instanceCustomIndex` and `mask` occupy the same memory as if a single `uint32_t` was specified in their place
 - `instanceCustomIndex` occupies the 24 least significant bits of that memory
 - `mask` occupies the 8 most significant bits of that memory
- `instanceShaderBindingTableRecordOffset` and `flags` occupy the same memory as if a single `uint32_t` was specified in their place
 - `instanceShaderBindingTableRecordOffset` occupies the 24 least significant bits of that memory
 - `flags` occupies the 8 most significant bits of that memory

If a compiler produces code that diverges from that pattern, applications **must** employ another method to set values according to the correct bit pattern.

Valid Usage (Implicit)

- VUID-VkAccelerationStructureInstanceKHR-flags-parameter
`flags` **must** be a valid combination of [VkGeometryInstanceFlagBitsKHR](#) values

Possible values of `flags` in the instance modifying the behavior of that instance are:


```

// Provided by VK_KHR_acceleration_structure
typedef enum VkGeometryInstanceFlagBitsKHR {
    VK_GEOMETRY_INSTANCE_TRIANGLE_FACING_CULL_DISABLE_BIT_KHR = 0x00000001,
    VK_GEOMETRY_INSTANCE_TRIANGLE_FLIP_FACING_BIT_KHR = 0x00000002,
    VK_GEOMETRY_INSTANCE_FORCE_OPAQUE_BIT_KHR = 0x00000004,
    VK_GEOMETRY_INSTANCE_FORCE_NO_OPAQUE_BIT_KHR = 0x00000008,
    // Provided by VK_EXT_opacity_micromap
    VK_GEOMETRY_INSTANCE_FORCE_OPACITY_MICROMAP_2_STATE_BIT_EXT = 0x00000010,
    // Provided by VK_EXT_opacity_micromap
    VK_GEOMETRY_INSTANCE_DISABLE_OPACITY_MICROMAPS_BIT_EXT = 0x00000020,
    VK_GEOMETRY_INSTANCE_TRIANGLE_FRONT_COUNTERCLOCKWISE_BIT_KHR =
VK_GEOMETRY_INSTANCE_TRIANGLE_FLIP_FACING_BIT_KHR,
    // Provided by VK_NV_ray_tracing
    VK_GEOMETRY_INSTANCE_TRIANGLE_CULL_DISABLE_BIT_NV =
VK_GEOMETRY_INSTANCE_TRIANGLE_FACING_CULL_DISABLE_BIT_KHR,
    // Provided by VK_NV_ray_tracing
    VK_GEOMETRY_INSTANCE_TRIANGLE_FRONT_COUNTERCLOCKWISE_BIT_NV =
VK_GEOMETRY_INSTANCE_TRIANGLE_FRONT_COUNTERCLOCKWISE_BIT_KHR,
    // Provided by VK_NV_ray_tracing
    VK_GEOMETRY_INSTANCE_FORCE_OPAQUE_BIT_NV =
VK_GEOMETRY_INSTANCE_FORCE_OPAQUE_BIT_KHR,
    // Provided by VK_NV_ray_tracing
    VK_GEOMETRY_INSTANCE_FORCE_NO_OPAQUE_BIT_NV =
VK_GEOMETRY_INSTANCE_FORCE_NO_OPAQUE_BIT_KHR,
    // Provided by VK_EXT_opacity_micromap
    // VK_GEOMETRY_INSTANCE_FORCE_OPACITY_MICROMAP_2_STATE_EXT is a legacy alias
    VK_GEOMETRY_INSTANCE_FORCE_OPACITY_MICROMAP_2_STATE_EXT =
VK_GEOMETRY_INSTANCE_FORCE_OPACITY_MICROMAP_2_STATE_BIT_EXT,
    // Provided by VK_EXT_opacity_micromap
    // VK_GEOMETRY_INSTANCE_DISABLE_OPACITY_MICROMAPS_EXT is a legacy alias
    VK_GEOMETRY_INSTANCE_DISABLE_OPACITY_MICROMAPS_EXT =
VK_GEOMETRY_INSTANCE_DISABLE_OPACITY_MICROMAPS_BIT_EXT,
} VkGeometryInstanceFlagBitsKHR;

```

```

// Provided by VK_NV_ray_tracing
// Equivalent to VkGeometryInstanceFlagBitsKHR
typedef VkGeometryInstanceFlagBitsKHR VkGeometryInstanceFlagBitsNV;

```

- [VK_GEOMETRY_INSTANCE_TRIANGLE_FACING_CULL_DISABLE_BIT_KHR](#) disables face culling for this instance.
- [VK_GEOMETRY_INSTANCE_TRIANGLE_FLIP_FACING_BIT_KHR](#) specifies that the [facing determination](#) for geometry in this instance is inverted. Because the facing is determined in object space, an instance transform does not change the winding, but a geometry transform does.
- [VK_GEOMETRY_INSTANCE_FORCE_OPAQUE_BIT_KHR](#) causes this instance to act as though [VK_GEOMETRY_OPAQUE_BIT_KHR](#) were specified on all geometries referenced by this instance. This behavior **can** be overridden by the SPIR-V [NoOpaqueKHR](#) ray flag.

- [VK_GEOMETRY_INSTANCE_FORCE_NO_OPAQUE_BIT_KHR](#) causes this instance to act as though [VK_GEOMETRY_OPAQUE_BIT_KHR](#) were not specified on all geometries referenced by this instance. This behavior **can** be overridden by the SPIR-V [OpaqueKHR](#) ray flag.

[VK_GEOMETRY_INSTANCE_FORCE_NO_OPAQUE_BIT_KHR](#) and [VK_GEOMETRY_INSTANCE_FORCE_OPAQUE_BIT_KHR](#) **must** not be used in the same flag.

```
// Provided by VK_KHR_acceleration_structure
typedef VkFlags VkGeometryInstanceFlagsKHR;
```

```
// Provided by VK_NV_ray_tracing
// Equivalent to VkGeometryInstanceFlagsKHR
typedef VkGeometryInstanceFlagsKHR VkGeometryInstanceFlagsNV;
```

[VkGeometryInstanceFlagsKHR](#) is a bitmask type for setting a mask of zero or more [VkGeometryInstanceFlagBitsKHR](#).

Acceleration structure motion instances **can** be built into top-level acceleration structures. Each acceleration structure instance is a separate entry in the top-level acceleration structure which includes all the geometry of a bottom-level acceleration structure at a transformed location including a type of motion and parameters to determine the motion of the instance over time.

An acceleration structure motion instance is defined by the structure:

```
// Provided by VK_NV_ray_tracing_motion_blur
typedef struct VkAccelerationStructureMotionInstanceNV {
    VkAccelerationStructureMotionInstanceTypeNV    type;
    VkAccelerationStructureMotionInstanceFlagsNV    flags;
    VkAccelerationStructureMotionInstanceDataNV    data;
} VkAccelerationStructureMotionInstanceNV;
```

- **type** is a [VkAccelerationStructureMotionInstanceTypeNV](#) enumerant identifying which type of motion instance this is and which type of the union is valid.
- **flags** is currently unused, but is required to keep natural alignment of **data**.
- **data** is a [VkAccelerationStructureMotionInstanceDataNV](#) containing motion instance data for this instance.

NOTE

If writing this other than with a standard C compiler, note that the final structure should be 152 bytes in size.

Valid Usage (Implicit)

- VUID-VkAccelerationStructureMotionInstanceNV-type-parameter **type** **must** be a valid [VkAccelerationStructureMotionInstanceTypeNV](#) value

- VUID-VkAccelerationStructureMotionInstanceNV-flags-zero bitmask
flags must be 0
- VUID-VkAccelerationStructureMotionInstanceNV-staticInstance-parameter
If **type** is `VK_ACCELERATION_STRUCTURE_MOTION_INSTANCE_TYPE_STATIC_NV`, the **staticInstance** member of **data** **must** be a valid `VkAccelerationStructureInstanceKHR` structure
- VUID-VkAccelerationStructureMotionInstanceNV-matrixMotionInstance-parameter
If **type** is `VK_ACCELERATION_STRUCTURE_MOTION_INSTANCE_TYPE_MATRIX_MOTION_NV`, the **matrixMotionInstance** member of **data** **must** be a valid `VkAccelerationStructureMatrixMotionInstanceNV` structure
- VUID-VkAccelerationStructureMotionInstanceNV-srtMotionInstance-parameter
If **type** is `VK_ACCELERATION_STRUCTURE_MOTION_INSTANCE_TYPE_SRT_MOTION_NV`, the **srtMotionInstance** member of **data** **must** be a valid `VkAccelerationStructureSRTMotionInstanceNV` structure

Acceleration structure motion instance is defined by the union:

```
// Provided by VK_NV_ray_tracing_motion_blur
typedef union VkAccelerationStructureMotionInstanceDataNV {
    VkAccelerationStructureInstanceKHR          staticInstance;
    VkAccelerationStructureMatrixMotionInstanceNV matrixMotionInstance;
    VkAccelerationStructureSRTMotionInstanceNV  srtMotionInstance;
} VkAccelerationStructureMotionInstanceDataNV;
```

- **staticInstance** is a `VkAccelerationStructureInstanceKHR` structure containing data for a static instance.
- **matrixMotionInstance** is a `VkAccelerationStructureMatrixMotionInstanceNV` structure containing data for a matrix motion instance.
- **srtMotionInstance** is a `VkAccelerationStructureSRTMotionInstanceNV` structure containing data for an SRT motion instance.

```
// Provided by VK_NV_ray_tracing_motion_blur
typedef VkFlags VkAccelerationStructureMotionInstanceFlagsNV;
```

`VkAccelerationStructureMotionInstanceFlagsNV` is a bitmask type for setting a mask, but is currently reserved for future use.

The `VkAccelerationStructureMotionInstanceTypeNV` enumeration is defined as:


```
// Provided by VK_NV_ray_tracing_motion_blur
typedef enum VkAccelerationStructureMotionInstanceTypeNV {
    VK_ACCELERATION_STRUCTURE_MOTION_INSTANCE_TYPE_STATIC_NV = 0,
    VK_ACCELERATION_STRUCTURE_MOTION_INSTANCE_TYPE_MATRIX_MOTION_NV = 1,
    VK_ACCELERATION_STRUCTURE_MOTION_INSTANCE_TYPE_SRT_MOTION_NV = 2,
} VkAccelerationStructureMotionInstanceTypeNV;
```

- [VK_ACCELERATION_STRUCTURE_MOTION_INSTANCE_TYPE_STATIC_NV](#) specifies that the instance is a static instance with no instance motion.
- [VK_ACCELERATION_STRUCTURE_MOTION_INSTANCE_TYPE_MATRIX_MOTION_NV](#) specifies that the instance is a motion instance with motion specified by interpolation between two matrices.
- [VK_ACCELERATION_STRUCTURE_MOTION_INSTANCE_TYPE_SRT_MOTION_NV](#) specifies that the instance is a motion instance with motion specified by interpolation in the SRT decomposition.

An acceleration structure matrix motion instance is defined by the structure:

```
// Provided by VK_NV_ray_tracing_motion_blur
typedef struct VkAccelerationStructureMatrixMotionInstanceNV {
    VkTransformMatrixKHR    transformT0;
    VkTransformMatrixKHR    transformT1;
    uint32_t                instanceCustomIndex:24;
    uint32_t                mask:8;
    uint32_t                instanceShaderBindingTableRecordOffset:24;
    VkGeometryInstanceFlagsKHR flags:8;
    uint64_t                accelerationStructureReference;
} VkAccelerationStructureMatrixMotionInstanceNV;
```

- [transformT0](#) is a [VkTransformMatrixKHR](#) structure describing a transformation to be applied to the acceleration structure at time 0.
- [transformT1](#) is a [VkTransformMatrixKHR](#) structure describing a transformation to be applied to the acceleration structure at time 1.
- [instanceCustomIndex](#) is a 24-bit application-specified index value accessible to ray shaders in the [InstanceCustomIndexKHR](#) built-in.
- [mask](#) is an 8-bit visibility mask for the geometry. The instance **may** only be hit if [Cull Mask & instance.mask != 0](#)
- [instanceShaderBindingTableRecordOffset](#) is a 24-bit offset used in calculating the hit shader binding table index.
- [flags](#) is an 8-bit mask of [VkGeometryInstanceFlagBitsKHR](#) values to apply to this instance.
- [accelerationStructureReference](#) is either:
 - a device address containing the value obtained from [vkGetAccelerationStructureDeviceAddressKHR](#) or [vkGetAccelerationStructureHandleNV](#) (used by device operations which reference acceleration structures) or,

- a [VkAccelerationStructureKHR](#) object (used by host operations which reference acceleration structures).

The C language specification does not define the ordering of bit-fields, but in practice, this structure produces the correct layout with existing compilers. The intended bit pattern is for the following:

- `instanceCustomIndex` and `mask` occupy the same memory as if a single `uint32_t` was specified in their place
 - `instanceCustomIndex` occupies the 24 least significant bits of that memory
 - `mask` occupies the 8 most significant bits of that memory
- `instanceShaderBindingTableRecordOffset` and `flags` occupy the same memory as if a single `uint32_t` was specified in their place
 - `instanceShaderBindingTableRecordOffset` occupies the 24 least significant bits of that memory
 - `flags` occupies the 8 most significant bits of that memory

If a compiler produces code that diverges from that pattern, applications **must** employ another method to set values according to the correct bit pattern.

The transform for a matrix motion instance at a point in time is derived by component-wise linear interpolation of the two transforms. That is, for a `time` in [0,1] the resulting transform is

$$\text{transformT0} \times (1 - \text{time}) + \text{transformT1} \times \text{time}$$

Valid Usage (Implicit)

- VUID-VkAccelerationStructureMatrixMotionInstanceNV-flags-parameter `flags` **must** be a valid combination of [VkGeometryInstanceFlagBitsKHR](#) values

An acceleration structure SRT motion instance is defined by the structure:

```
// Provided by VK_NV_ray_tracing_motion_blur
typedef struct VkAccelerationStructureSRTMotionInstanceNV {
    VkSRTDataNV          transformT0;
    VkSRTDataNV          transformT1;
    uint32_t              instanceCustomIndex:24;
    uint32_t              mask:8;
    uint32_t              instanceShaderBindingTableRecordOffset:24;
    VkGeometryInstanceFlagsKHR flags:8;
    uint64_t              accelerationStructureReference;
} VkAccelerationStructureSRTMotionInstanceNV;
```

- `transformT0` is a [VkSRTDataNV](#) structure describing a transformation to be applied to the acceleration structure at time 0.
- `transformT1` is a [VkSRTDataNV](#) structure describing a transformation to be applied to the

acceleration structure at time 1.

- `instanceCustomIndex` is a 24-bit application-specified index value accessible to ray shaders in the `InstanceCustomIndexKHR` built-in.
- `mask` is an 8-bit visibility mask for the geometry. The instance **may** only be hit if `Cull Mask & instance.mask != 0`
- `instanceShaderBindingTableRecordOffset` is a 24-bit offset used in calculating the hit shader binding table index.
- `flags` is an 8-bit mask of `VkGeometryInstanceFlagBitsKHR` values to apply to this instance.
- `accelerationStructureReference` is either:
 - a device address containing the value obtained from `vkGetAccelerationStructureDeviceAddressKHR` or `vkGetAccelerationStructureHandleNV` (used by device operations which reference acceleration structures) or,
 - a `VkAccelerationStructureKHR` object (used by host operations which reference acceleration structures).

The C language specification does not define the ordering of bit-fields, but in practice, this structure produces the correct layout with existing compilers. The intended bit pattern is for the following:

- `instanceCustomIndex` and `mask` occupy the same memory as if a single `uint32_t` was specified in their place
 - `instanceCustomIndex` occupies the 24 least significant bits of that memory
 - `mask` occupies the 8 most significant bits of that memory
- `instanceShaderBindingTableRecordOffset` and `flags` occupy the same memory as if a single `uint32_t` was specified in their place
 - `instanceShaderBindingTableRecordOffset` occupies the 24 least significant bits of that memory
 - `flags` occupies the 8 most significant bits of that memory

If a compiler produces code that diverges from that pattern, applications **must** employ another method to set values according to the correct bit pattern.

The transform for a SRT motion instance at a point in time is derived from component-wise linear interpolation of the two SRT transforms. That is, for a `time` in [0,1] the resulting transform is

$$\text{transformT0} \times (1 - \text{time}) + \text{transformT1} \times \text{time}$$

Valid Usage (Implicit)

- VUID-VkAccelerationStructureSRTMotionInstanceNV-flags-parameter
`flags` **must** be a valid combination of `VkGeometryInstanceFlagBitsKHR` values

An acceleration structure SRT transform is defined by the structure:


```
// Provided by VK_NV_ray_tracing_motion_blur
typedef struct VkSRTDataNV {
    float    sx;
    float    a;
    float    b;
    float    pvx;
    float    sy;
    float    c;
    float    pvy;
    float    sz;
    float    pvz;
    float    qx;
    float    qy;
    float    qz;
    float    qw;
    float    tx;
    float    ty;
    float    tz;
} VkSRTDataNV;
```

- **sx** is the x component of the scale of the transform
- **a** is one component of the shear for the transform
- **b** is one component of the shear for the transform
- **pvx** is the x component of the pivot point of the transform
- **sy** is the y component of the scale of the transform
- **c** is one component of the shear for the transform
- **py** is the y component of the pivot point of the transform
- **sz** is the z component of the scale of the transform
- **pz** is the z component of the pivot point of the transform
- **qx** is the x component of the rotation quaternion
- **qy** is the y component of the rotation quaternion
- **qz** is the z component of the rotation quaternion
- **qw** is the w component of the rotation quaternion
- **tx** is the x component of the post-rotation translation
- **ty** is the y component of the post-rotation translation
- **tz** is the z component of the post-rotation translation

This transform decomposition consists of three elements. The first is a matrix *S*, consisting of a scale, shear, and translation, usually used to define the pivot point of the following rotation. This matrix is constructed from the parameters above by:

$$S = \begin{pmatrix} sx & a & b & pvx \\ 0 & sy & c & pvy \\ 0 & 0 & sz & pvz \end{pmatrix}$$

The rotation quaternion is defined as:

$$R = [qx, qy, qz, qw]$$

This is a rotation around a conceptual normalized axis [ax, ay, az] of amount **theta** such that:

$$[qx, qy, qz] = \sin(\text{theta}/2) \times [ax, ay, az]$$

and

$$qw = \cos(\text{theta}/2)$$

Finally, the transform has a translation T constructed from the parameters above by:

$$T = \begin{pmatrix} 1 & 0 & 0 & tx \\ 0 & 1 & 0 & ty \\ 0 & 0 & 1 & tz \end{pmatrix}$$

The effective derived transform is then given by

$$T \times R \times S$$

If a **VkAccelerationStructureDenseGeometryFormatTrianglesDataAMD** structure is included in the **pNext** chain of a **VkAccelerationStructureGeometryKHR** structure whose **geometryType** member is **VK_GEOMETRY_TYPE_DENSE_GEOMETRY_FORMAT_TRIANGLES_AMD**, then that structure defines triangle geometry using compressed data.

The **VkAccelerationStructureDenseGeometryFormatTrianglesDataAMD** structure is defined as:

```
// Provided by VK_AMD_dense_geometry_format
typedef struct VkAccelerationStructureDenseGeometryFormatTrianglesDataAMD {
    VkStructureType          sType;
    const void*              pNext;
    VkDeviceOrHostAddressConstKHR compressedData;
    VkDeviceSize             dataSize;
    uint32_t                 numTriangles;
    uint32_t                 numVertices;
    uint32_t                 maxPrimitiveIndex;
    uint32_t                 maxGeometryIndex;
    VkCompressedTriangleFormatAMD format;
} VkAccelerationStructureDenseGeometryFormatTrianglesDataAMD;
```


- `sType` is a `VkStructureType` value identifying this structure.
- `pNext` is `NULL` or a pointer to a structure extending this structure.
- `compressedData` specifies the base address of the compressed data.
- `dataSize` specifies the size of the compressed data.
- `numTriangles` specifies the total number of triangles encoded in the compressed data.
- `numVertices` specifies the number of vertices in the compressed data.
- `maxPrimitiveIndex` specifies the maximum primitive index encoded in the compressed data.
- `maxGeometryIndex` specifies the maximum geometry index encoded in the compressed data.
- `format` specifies the `VkCompressedTriangleFormatAMD` format of the compressed data.

If `format` is `VK_COMPRESSED_TRIANGLE_FORMAT_DGF1_AMD`, `numVertices` specifies the sum of vertex counts across all blocks.

Valid Usage

- VUID-VkAccelerationStructureDenseGeometryFormatTrianglesDataAMD-compressedData-10885
The buffer from which `compressedData.deviceAddress` is queried **must** have been created with the `VK_BUFFER_USAGE_2_COMPRESSED_DATA_DGF1_BIT_AMD` usage flag set
- VUID-VkAccelerationStructureDenseGeometryFormatTrianglesDataAMD-denseGeometryFormat-10886
The `VkPhysicalDeviceDenseGeometryFormatFeaturesAMD::denseGeometryFormat` feature **must** be enabled
- VUID-VkAccelerationStructureDenseGeometryFormatTrianglesDataAMD-format-10887
If `format` is `VK_COMPRESSED_TRIANGLE_FORMAT_DGF1_AMD`, then `compressedData` **must** be aligned to `VK_COMPRESSED_TRIANGLE_FORMAT_DGF1_BYTE_ALIGNMENT_AMD` (128) bytes
- VUID-VkAccelerationStructureDenseGeometryFormatTrianglesDataAMD-format-10888
If `format` is `VK_COMPRESSED_TRIANGLE_FORMAT_DGF1_AMD`, then `dataSize` **must** be a multiple of `VK_COMPRESSED_TRIANGLE_FORMAT_DGF1_BYTE_STRIDE_AMD` (128) bytes
- VUID-VkAccelerationStructureDenseGeometryFormatTrianglesDataAMD-pNext-10890
`pNext` **must** be `NULL` or a pointer to a valid `VkAccelerationStructureTrianglesOpacityMicromapEXT` structure
- VUID-VkAccelerationStructureDenseGeometryFormatTrianglesDataAMD-pNext-10891
If `pNext` is a pointer to a valid `VkAccelerationStructureTrianglesOpacityMicromapEXT` structure, the `micromap` feature **must** be enabled

Valid Usage (Implicit)

- VUID-VkAccelerationStructureDenseGeometryFormatTrianglesDataAMD-sType-sType
`sType` **must** be

[VK_STRUCTURE_TYPE_ACCELERATION_STRUCTURE_DENSE_GEOMETRY_FORMAT_TRIANGLES_DATA_AMD](#)

- `VOID-VkAccelerationStructureDenseGeometryFormatTrianglesDataAMD-compressedData`-parameter
`compressedData` **must** be a valid [VkDeviceOrHostAddressConstKHR](#) union
- `VOID-VkAccelerationStructureDenseGeometryFormatTrianglesDataAMD-format`-parameter
`format` **must** be a valid [VkCompressedTriangleFormatAMD](#) value

Structure Chaining

Extends the structure

- [VkAccelerationStructureGeometryKHR](#)

[VK_COMPRESSED_TRIANGLE_FORMAT_DGF1_BYTE_ALIGNMENT_AMD](#) is the alignment requirement in bytes for compressed triangle data as specified in [VkAccelerationStructureDenseGeometryFormatTrianglesDataAMD::compressedData](#).

```
#define VK_COMPRESSED_TRIANGLE_FORMAT_DGF1_BYTE_ALIGNMENT_AMD 128U
```

[VK_COMPRESSED_TRIANGLE_FORMAT_DGF1_BYTE_STRIDE_AMD](#) is the stride requirement in bytes for compressed triangle data as specified in [VkAccelerationStructureDenseGeometryFormatTrianglesDataAMD::dataSize](#).

```
#define VK_COMPRESSED_TRIANGLE_FORMAT_DGF1_BYTE_STRIDE_AMD 128U
```

The [VkCompressedTriangleFormatAMD](#) enumeration is defined as:

```
// Provided by VK_AMD_dense_geometry_format
typedef enum VkCompressedTriangleFormatAMD {
    VK_COMPRESSED_TRIANGLE_FORMAT_DGF1_AMD = 0,
} VkCompressedTriangleFormatAMD;
```

- [VK_COMPRESSED_TRIANGLE_FORMAT_DGF1_AMD](#) specifies that the compressed triangle data is in [Dense Geometry Format](#), version 1, consisting of an array of 128B DGF blocks.

[VkAccelerationStructureBuildRangeInfoKHR](#) is defined as:


```
// Provided by VK_KHR_acceleration_structure
typedef struct VkAccelerationStructureBuildRangeInfoKHR {
    uint32_t    primitiveCount;
    uint32_t    primitiveOffset;
    uint32_t    firstVertex;
    uint32_t    transformOffset;
} VkAccelerationStructureBuildRangeInfoKHR;
```

- `primitiveCount` defines the number of primitives for a corresponding acceleration structure geometry.
- `primitiveOffset` defines an offset in bytes into the memory where primitive data is defined.
- `firstVertex` is the index of the first vertex to build from for triangle geometry.
- `transformOffset` defines an offset in bytes into the memory where a transform matrix is defined.

The primitive count and primitive offset are interpreted differently depending on the `VkGeometryTypeKHR` used:

- For geometries of type `VK_GEOMETRY_TYPE_TRIANGLES_KHR`, `primitiveCount` is the number of triangles to be built, where each triangle is treated as 3 vertices.
 - If the geometry uses indices, `primitiveCount` × 3 indices are consumed from `VkAccelerationStructureGeometryTrianglesDataKHR::indexData`, starting at an offset of `primitiveOffset`. The value of `firstVertex` is added to the index values before fetching vertices.
 - If the geometry does not use indices, `primitiveCount` × 3 vertices are consumed from `VkAccelerationStructureGeometryTrianglesDataKHR::vertexData`, starting at an offset of `primitiveOffset` + `VkAccelerationStructureGeometryTrianglesDataKHR::vertexStride` × `firstVertex`.
 - If `VkAccelerationStructureGeometryTrianglesDataKHR::transformData` is not `NULL`, a single `VkTransformMatrixKHR` structure is consumed from `VkAccelerationStructureGeometryTrianglesDataKHR::transformData`, at an offset of `transformOffset`. This matrix describes a transformation from the space in which the vertices for all triangles in this geometry are described to the space in which the acceleration structure is defined.
- For geometries of type `VK_GEOMETRY_TYPE_AABBs_KHR`, `primitiveCount` is the number of axis-aligned bounding boxes. `primitiveCount` `VkAabbPositionsKHR` structures are consumed from `VkAccelerationStructureGeometryAabbsDataKHR::data`, starting at an offset of `primitiveOffset`.
- For geometries of type `VK_GEOMETRY_TYPE_SPHERES_NV`, `primitiveCount` is the number of spheres to be built, where each sphere is treated as 1 vertex.
 - If the geometry uses indices, `primitiveCount` indices are consumed from `VkAccelerationStructureGeometrySpheresDataNV::indexData`, starting at an offset of `primitiveOffset`. The value of `firstVertex` is added to the index values before fetching vertices and radii.
 - If the geometry does not use indices, `primitiveCount` vertices and radii are consumed from `VkAccelerationStructureGeometrySpheresDataNV::vertexData`, starting at an offset of

$\text{primitiveOffset} + \text{VkAccelerationStructureGeometrySpheresDataNV::vertexStride} \times \text{firstVertex}$ and $\text{VkAccelerationStructureGeometrySpheresDataNV::radiusData}$, starting at an offset of $\text{primitiveOffset} + \text{VkAccelerationStructureGeometrySpheresDataNV::radiusStride} \times \text{firstVertex}$ respectively.

- For geometries of type `VK_GEOMETRY_TYPE_LINEAR_SWEPT_SPHERES_NV`, `primitiveCount` is the number of LSS primitives to be built, where each LSS primitive is treated as 2 vertices.
 - If the geometry uses indices, $\text{primitiveCount} \times 2$ indices are consumed from `VkAccelerationStructureGeometryLinearSweptSpheresDataNV::indexData`, starting at an offset of `primitiveOffset`. The value of `firstVertex` is added to the index values before fetching vertices and radii.
 - If the geometry does not use indices, $\text{primitiveCount} \times 2$ vertices and radii are consumed from `VkAccelerationStructureGeometryLinearSweptSpheresDataNV::vertexData`, starting at an offset of $\text{primitiveOffset} + \text{VkAccelerationStructureGeometryLinearSweptSpheresDataNV::vertexStride} \times \text{firstVertex}$ and `VkAccelerationStructureGeometryLinearSweptSpheresDataNV::radiusData`, starting at an offset of $\text{primitiveOffset} + \text{VkAccelerationStructureGeometryLinearSweptSpheresDataNV::radiusStride} \times \text{firstVertex}$ respectively.
- For geometries of type `VK_GEOMETRY_TYPE_INSTANCES_KHR`, `primitiveCount` is the number of acceleration structures. `primitiveCount` `VkAccelerationStructureInstanceKHR` or `VkAccelerationStructureMotionInstanceNV` structures are consumed from `VkAccelerationStructureGeometryInstancesDataKHR::data`, starting at an offset of `primitiveOffset`.

Valid Usage

- VOID-VkAccelerationStructureBuildRangeInfoKHR-vertexData-10418
The number of vertices consumed from `VkAccelerationStructureGeometryTrianglesDataKHR::vertexData` **must** be less than or equal to `VkAccelerationStructureGeometryTrianglesDataKHR::maxVertex + 1`
- VOID-VkAccelerationStructureBuildRangeInfoKHR-primitiveOffset-03656
For geometries of type `VK_GEOMETRY_TYPE_TRIANGLES_KHR`, if the geometry uses indices, the offset `primitiveOffset` from `VkAccelerationStructureGeometryTrianglesDataKHR::indexData` **must** be a multiple of the element size of `VkAccelerationStructureGeometryTrianglesDataKHR::indexType`
- VOID-VkAccelerationStructureBuildRangeInfoKHR-primitiveOffset-03657
For geometries of type `VK_GEOMETRY_TYPE_TRIANGLES_KHR`, if the geometry does not use indices, the offset `primitiveOffset` from `VkAccelerationStructureGeometryTrianglesDataKHR::vertexData` **must** be a multiple of:
 - the size of the format specified in `VkAccelerationStructureGeometryTrianglesDataKHR::vertexFormat`, if that format is a packed format
 - the component size of the `VkAccelerationStructureGeometryTrianglesDataKHR::vertexFormat`, if that format is not a packed format

- VUID-VkAccelerationStructureBuildRangeInfoKHR-maxVertex-10774
For geometries of type `VK_GEOMETRY_TYPE_TRIANGLES_KHR`, if the geometry uses indices, then `VkAccelerationStructureGeometryTrianglesDataKHR::maxVertex` **must** be greater than or equal to `firstVertex` plus the maximum index value found in the `VkAccelerationStructureGeometryTrianglesDataKHR::indexData` in the range `[primitiveOffset, primitiveOffset + primitiveCount x 3]`
- VUID-VkAccelerationStructureBuildRangeInfoKHR-None-10775
For geometries of type `VK_GEOMETRY_TYPE_TRIANGLES_KHR`, if the geometry does not use indices, then `VkAccelerationStructureGeometryTrianglesDataKHR::maxVertex` **must** be greater than or equal to `firstVertex + primitiveCount x 3 - 1`
- VUID-VkAccelerationStructureBuildRangeInfoKHR-transformOffset-03658
For geometries of type `VK_GEOMETRY_TYPE_TRIANGLES_KHR`, the offset `transformOffset` from `VkAccelerationStructureGeometryTrianglesDataKHR::transformData` **must** be a multiple of 16
- VUID-VkAccelerationStructureBuildRangeInfoKHR-primitiveOffset-03659
For geometries of type `VK_GEOMETRY_TYPE_AABBS_KHR`, the offset `primitiveOffset` from `VkAccelerationStructureGeometryAabbsDataKHR::data` **must** be a multiple of 8
- VUID-VkAccelerationStructureBuildRangeInfoKHR-primitiveOffset-03660
For geometries of type `VK_GEOMETRY_TYPE_INSTANCES_KHR`, the offset `primitiveOffset` from `VkAccelerationStructureGeometryInstancesDataKHR::data` **must** be a multiple of 16

If `VkAccelerationStructureGeometryLinearSweptSpheresDataNV` is included in the `pNext` chain of a `VkAccelerationStructureGeometryKHR` structure, then that structure defines the linear swept sphere's (LSS) geometry data.

The `VkAccelerationStructureGeometryLinearSweptSpheresDataNV` structure is defined as:

```
// Provided by VK_NV_ray_tracing_linear_swept_spheres
typedef struct VkAccelerationStructureGeometryLinearSweptSpheresDataNV {
    VkStructureType          sType;
    const void*              pNext;
    VkFormat                 vertexFormat;
    VkDeviceOrHostAddressConstKHR vertexData;
    VkDeviceSize             vertexStride;
    VkFormat                 radiusFormat;
    VkDeviceOrHostAddressConstKHR radiusData;
    VkDeviceSize             radiusStride;
    VkIndexType              indexType;
    VkDeviceOrHostAddressConstKHR indexData;
    VkDeviceSize             indexStride;
    VkRayTracingLssIndexingModeNV indexingMode;
    VkRayTracingLssPrimitiveEndCapsModeNV endCapsMode;
} VkAccelerationStructureGeometryLinearSweptSpheresDataNV;
```

- `sType` is a `VkStructureType` value identifying this structure.

- `pNext` is `NULL` or a pointer to a structure extending this structure.
- `vertexFormat` is the `VkFormat` of each LSS vertex element.
- `vertexData` is a device or host address of memory containing vertex data for this geometry.
- `vertexStride` is the stride in bytes between each vertex element.
- `radiusFormat` is the `VkFormat` of each LSS radius.
- `radiusData` is a device or host address of memory containing LSS radius data value.
- `radiusStride` is the stride in bytes between each radius value.
- `indexType` is the `VkIndexType` of each index element.
- `indexData` is a device or host address of memory containing index data for vertex and radius buffers for this geometry. When `indexType` is `VK_INDEX_TYPE_NONE_KHR` it **must** be `NULL`.
- `indexStride` is the stride in bytes between each index element.
- `indexingMode` is a `VkRayTracingLssIndexingModeNV` value specifying the mode of indexing.
- `endCapsMode` is a `VkRayTracingLssPrimitiveEndCapsModeNV` value specifying the endcaps mode for LSS primitives.

If an index buffer is not specified in `indexData`, LSS primitives are rendered individually using subsequent pairs of vertices similar to `VK_PRIMITIVE_TOPOLOGY_LINE_LIST`.

Valid Usage

- VUID-VkAccelerationStructureGeometryLinearSweptSpheresDataNV-None-10419
The `linearSweptSpheres` feature **must** be enabled
- VUID-VkAccelerationStructureGeometryLinearSweptSpheresDataNV-vertexStride-10421
`vertexStride` **must** be a multiple of:
 - the `size of the format` specified in `vertexFormat` if that format is a `packed format`
 - the `component size` specified in `vertexFormat` if that format is not a `packed format`
- VUID-VkAccelerationStructureGeometryLinearSweptSpheresDataNV-vertexStride-10422
`vertexStride` and `radiusStride` **must** be less than or equal to $2^{32}-1$
- VUID-VkAccelerationStructureGeometryLinearSweptSpheresDataNV-vertexFormat-10423
The `format features` of `vertexFormat` **must** contain `VK_FORMAT_FEATURE_ACCELERATION_STRUCTURE_VERTEX_BUFFER_BIT_KHR`
- VUID-VkAccelerationStructureGeometryLinearSweptSpheresDataNV-radiusFormat-10424
The `format features` of `radiusFormat` **must** contain `VK_FORMAT_FEATURE_2_ACCELERATION_STRUCTURE_RADIUS_BUFFER_BIT_NV`
- VUID-VkAccelerationStructureGeometryLinearSweptSpheresDataNV-radiusData-10426
All values referenced in `radiusData` **must** be greater than or equal to `0`
- VUID-VkAccelerationStructureGeometryLinearSweptSpheresDataNV-indexingMode-10427
If `indexingMode` is `VK_RAY_TRACING_LSS_INDEXING_MODE_SUCCESSIVE_NV`, `indexData` **must** not be `NULL`
- VUID-VkAccelerationStructureGeometryLinearSweptSpheresDataNV-indexData-10428

`indexType` must be `VK_INDEX_TYPE_UINT16`, `VK_INDEX_TYPE_UINT32`, or `VK_INDEX_TYPE_NONE_KHR`

Valid Usage (Implicit)

- `VOID-VkAccelerationStructureGeometryLinearSweptSpheresDataNV-sType-sType` must be `VK_STRUCTURE_TYPE_ACCELERATION_STRUCTURE_GEOMETRY_LINEAR_SWEEP_SPHERES_DATA_NV`
- `VOID-VkAccelerationStructureGeometryLinearSweptSpheresDataNV-vertexFormat-parameter`
`vertexFormat` must be a valid `VkFormat` value
- `VOID-VkAccelerationStructureGeometryLinearSweptSpheresDataNV-vertexData-parameter`
`vertexData` must be a valid `VkDeviceOrHostAddressConstKHR` union
- `VOID-VkAccelerationStructureGeometryLinearSweptSpheresDataNV-radiusFormat-parameter`
`radiusFormat` must be a valid `VkFormat` value
- `VOID-VkAccelerationStructureGeometryLinearSweptSpheresDataNV-radiusData-parameter`
`radiusData` must be a valid `VkDeviceOrHostAddressConstKHR` union
- `VOID-VkAccelerationStructureGeometryLinearSweptSpheresDataNV-indexType-parameter`
`indexType` must be a valid `VkIndexType` value
- `VOID-VkAccelerationStructureGeometryLinearSweptSpheresDataNV-indexData-parameter`
`indexData` must be a valid `VkDeviceOrHostAddressConstKHR` union
- `VOID-VkAccelerationStructureGeometryLinearSweptSpheresDataNV-indexingMode-parameter`
`indexingMode` must be a valid `VkRayTracingLssIndexingModeNV` value
- `VOID-VkAccelerationStructureGeometryLinearSweptSpheresDataNV-endCapsMode-parameter`
`endCapsMode` must be a valid `VkRayTracingLssPrimitiveEndCapsModeNV` value

Structure Chaining

Extends the structure

- `VkAccelerationStructureGeometryKHR`

Chaining LSS primitives can be achieved by specifying an index buffer in `VkAccelerationStructureGeometryLinearSweptSpheresDataNV::indexData` and setting `VkAccelerationStructureGeometryLinearSweptSpheresDataNV::indexingMode` to one of

VkRayTracingLssIndexingModeNV values:

```
// Provided by VK_NV_ray_tracing_linear_swept_spheres
typedef enum VkRayTracingLssIndexingModeNV {
    VK_RAY_TRACING_LSS_INDEXING_MODE_LIST_NV = 0,
    VK_RAY_TRACING_LSS_INDEXING_MODE_SUCCESIVE_NV = 1,
} VkRayTracingLssIndexingModeNV;
```

- [VK_RAY_TRACING_LSS_INDEXING_MODE_LIST_NV](#) specifies that a list of indices is provided where each consecutive pair of indices define a LSS primitive.
- [VK_RAY_TRACING_LSS_INDEXING_MODE_SUCCESIVE_NV](#) specifies a successive implicit indexing format, in which each LSS primitive is defined by two successive positions and radii, (k, k + 1), where k is a single index provided in the index buffer. In this indexing scheme, there is a 1:1 mapping between the index buffer and primitive index within the geometry.

The default behavior with endcaps in a LSS chain is that both endcaps will be enabled for all beginning and end points. To change the LSS chain's endcaps mode use [VkAccelerationStructureGeometryLinearSweptSpheresDataNV::endCapsMode](#). The possible values for [endCapsMode](#) are:

```
// Provided by VK_NV_ray_tracing_linear_swept_spheres
typedef enum VkRayTracingLssPrimitiveEndCapsModeNV {
    VK_RAY_TRACING_LSS_PRIMITIVE_END_CAPS_MODE_NONE_NV = 0,
    VK_RAY_TRACING_LSS_PRIMITIVE_END_CAPS_MODE_CHAINED_NV = 1,
} VkRayTracingLssPrimitiveEndCapsModeNV;
```

- [VK_RAY_TRACING_LSS_PRIMITIVE_END_CAPS_MODE_NONE_NV](#) disables all endcaps and the chain boundaries have no influence.
- [VK_RAY_TRACING_LSS_PRIMITIVE_END_CAPS_MODE_CHAINED_NV](#) specifies that when [VK_RAY_TRACING_LSS_INDEXING_MODE_SUCCESIVE_NV](#) is used as indexing mode for the LSS primitive, the first primitive in each chain will have both endcaps enabled, and every following primitive in the chain only has endcaps at the trailing position enabled.

In addition to LSS primitives, simple sphere geometry is also supported. Spheres do not have an endcap mode. If an index buffer is present, each entry represents a single position and radius describing one sphere primitive. If no index buffer is provided, the vertex position and radius values are sequentially read from the corresponding buffers.

If [VkAccelerationStructureGeometrySpheresDataNV](#) is included in the [pNext](#) chain of a [VkAccelerationStructureGeometryKHR](#) structure, then that structure defines the sphere's geometry data.

The [VkAccelerationStructureGeometrySpheresDataNV](#) structure is defined as:


```
// Provided by VK_NV_ray_tracing_linear_swept_spheres
typedef struct VkAccelerationStructureGeometrySpheresDataNV {
    VkStructureType      sType;
    const void*          pNext;
    VkFormat             vertexFormat;
    VkDeviceOrHostAddressConstKHR vertexData;
    VkDeviceSize         vertexStride;
    VkFormat             radiusFormat;
    VkDeviceOrHostAddressConstKHR radiusData;
    VkDeviceSize         radiusStride;
    VkIndexType          indexType;
    VkDeviceOrHostAddressConstKHR indexData;
    VkDeviceSize         indexStride;
} VkAccelerationStructureGeometrySpheresDataNV;
```

- **sType** is a **VkStructureType** value identifying this structure.
- **pNext** is **NULL** or a pointer to a structure extending this structure.
- **vertexFormat** is the **VkFormat** of each sphere's vertex element.
- **vertexData** is a device or host address of memory containing vertex data in form of pairs of centers of spheres that define all sphere geometry.
- **vertexStride** is the stride in bytes between each vertex element.
- **radiusFormat** is the **VkFormat** of each sphere's radius.
- **radiusData** is a device or host address of memory containing sphere's radius data value.
- **radiusStride** is the stride in bytes between each radius value.
- **indexType** is the **VkIndexType** of each index element.
- **indexData** is a device or host address of memory containing index data for vertex and radius buffers for this geometry. When **indexType** is **VK_INDEX_TYPE_NONE_KHR** it **must** be **NULL**.
- **indexStride** is the stride in bytes between each index element.

Valid Usage

- VUID-VkAccelerationStructureGeometrySpheresDataNV-None-10429
The **spheres** feature **must** be enabled
- VUID-VkAccelerationStructureGeometrySpheresDataNV-vertexStride-10431
vertexStride **must** be a multiple of:
 - the **size of the format** specified in **vertexFormat** if that format is a **packed format**
 - the smallest **component size** specified in **vertexFormat** if that format is not a **packed format**
- VUID-VkAccelerationStructureGeometrySpheresDataNV-vertexStride-10432
vertexStride and **radiusStride** **must** be less than or equal to $2^{32}-1$
- VUID-VkAccelerationStructureGeometrySpheresDataNV-vertexFormat-10434

The [format](#) [features](#) of [vertexFormat](#) **must** contain [VK_FORMAT_FEATURE_ACCELERATION_STRUCTURE_VERTEX_BUFFER_BIT_KHR](#)

- VUID-VkAccelerationStructureGeometrySpheresDataNV-radiusFormat-10435

The [format](#) [features](#) of [radiusFormat](#) **must** contain [VK_FORMAT_FEATURE_2_ACCELERATION_STRUCTURE_RADIUS_BUFFER_BIT_NV](#)

- VUID-VkAccelerationStructureGeometrySpheresDataNV-radiusData-10436

All values referenced in [radiusData](#) **must** be greater than or equal to [0](#)

- VUID-VkAccelerationStructureGeometrySpheresDataNV-indexData-10437

[indexType](#) **must** be [VK_INDEX_TYPE_UINT16](#), [VK_INDEX_TYPE_UINT32](#), [VK_INDEX_TYPE_NONE_KHR](#)

Valid Usage (Implicit)

- VUID-VkAccelerationStructureGeometrySpheresDataNV-sType-sType

[sType](#) **must** be [VK_STRUCTURE_TYPE_ACCELERATION_STRUCTURE_GEOMETRY_SPHERES_DATA_NV](#)

- VUID-VkAccelerationStructureGeometrySpheresDataNV-vertexFormat-parameter

[vertexFormat](#) **must** be a valid [VkFormat](#) value

- VUID-VkAccelerationStructureGeometrySpheresDataNV-vertexData-parameter

[vertexData](#) **must** be a valid [VkDeviceOrHostAddressConstKHR](#) union

- VUID-VkAccelerationStructureGeometrySpheresDataNV-radiusFormat-parameter

[radiusFormat](#) **must** be a valid [VkFormat](#) value

- VUID-VkAccelerationStructureGeometrySpheresDataNV-radiusData-parameter

[radiusData](#) **must** be a valid [VkDeviceOrHostAddressConstKHR](#) union

- VUID-VkAccelerationStructureGeometrySpheresDataNV-indexType-parameter

[indexType](#) **must** be a valid [VkIndexType](#) value

- VUID-VkAccelerationStructureGeometrySpheresDataNV-indexData-parameter

[indexData](#) **must** be a valid [VkDeviceOrHostAddressConstKHR](#) union

Structure Chaining

Extends the structure

- [VkAccelerationStructureGeometryKHR](#)

42.1.8. Copying Acceleration Structures

An additional command exists for copying acceleration structures without updating their contents. The acceleration structure object **can** be compacted in order to improve performance. Before copying, an application **must** query the size of the resulting acceleration structure.

To query acceleration structure size parameters call:


```
// Provided by VK_KHR_acceleration_structure
void vkCmdWriteAccelerationStructuresPropertiesKHR(
    VkCommandBuffer                commandBuffer,
    uint32_t                       accelerationStructureCount,
    const VkAccelerationStructureKHR* pAccelerationStructures,
    VkQueryType                    queryType,
    VkQueryPool                    queryPool,
    uint32_t                       firstQuery);
```

- **commandBuffer** is the command buffer into which the command will be recorded.
- **accelerationStructureCount** is the count of acceleration structures for which to query the property.
- **pAccelerationStructures** is a pointer to an array of existing previously built acceleration structures.
- **queryType** is a **VkQueryType** value specifying the type of queries managed by the pool.
- **queryPool** is the query pool that will manage the results of the query.
- **firstQuery** is the first query index within the query pool that will contain the **accelerationStructureCount** number of results.

Accesses to any of the acceleration structures listed in **pAccelerationStructures** **must** be **synchronized** with the **VK_PIPELINE_STAGE_2_ACCELERATION_STRUCTURE_COPY_BIT_KHR** pipeline stage or the **VK_PIPELINE_STAGE_ACCELERATION_STRUCTURE_BUILD_BIT_KHR** pipeline stage, and an **access type** of **VK_ACCESS_ACCELERATION_STRUCTURE_READ_BIT_KHR**.

- If **queryType** is **VK_QUERY_TYPE_ACCELERATION_STRUCTURE_COMPACTED_SIZE_KHR**, then the value written out is the number of bytes required by a compacted acceleration structure.
- If **queryType** is **VK_QUERY_TYPE_ACCELERATION_STRUCTURE_SERIALIZATION_SIZE_KHR**, then the value written out is the number of bytes required by a serialized acceleration structure.

Valid Usage

- VUID-vkCmdWriteAccelerationStructuresPropertiesKHR-accelerationStructure-08924
The **VkPhysicalDeviceAccelerationStructureFeaturesKHR::accelerationStructure** feature **must** be enabled
- VUID-vkCmdWriteAccelerationStructuresPropertiesKHR-queryPool-02493
queryPool **must** have been created with a **queryType** matching **queryType**
- VUID-vkCmdWriteAccelerationStructuresPropertiesKHR-queryPool-02494
The queries identified by **queryPool** and **firstQuery** **must** be *unavailable*
- VUID-vkCmdWriteAccelerationStructuresPropertiesKHR-buffer-03736
Each element of **pAccelerationStructures** **must** be bound to device memory
- VUID-vkCmdWriteAccelerationStructuresPropertiesKHR-query-04880
The sum of **firstQuery** plus **accelerationStructureCount** **must** be less than or equal to the number of queries in **queryPool**

- VUID-vkCmdWriteAccelerationStructuresPropertiesKHR-pAccelerationStructures-04964
All acceleration structures in **pAccelerationStructures** **must** have been built prior to the execution of this command
- VUID-vkCmdWriteAccelerationStructuresPropertiesKHR-accelerationStructures-03431
All acceleration structures in **pAccelerationStructures** **must** have been built with **VK_BUILD_ACCELERATION_STRUCTURE_ALLOW_COMPACTION_BIT_KHR** if **queryType** is **VK_QUERY_TYPE_ACCELERATION_STRUCTURE_COMPACTED_SIZE_KHR**
- VUID-vkCmdWriteAccelerationStructuresPropertiesKHR-queryType-06742
queryType **must** be **VK_QUERY_TYPE_ACCELERATION_STRUCTURE_SIZE_KHR**, **VK_QUERY_TYPE_ACCELERATION_STRUCTURE_SERIALIZATION_BOTTOM_LEVEL_POINTERS_KHR**, **VK_QUERY_TYPE_ACCELERATION_STRUCTURE_COMPACTED_SIZE_KHR**, or **VK_QUERY_TYPE_ACCELERATION_STRUCTURE_SERIALIZATION_SIZE_KHR**

Valid Usage (Implicit)

- VUID-vkCmdWriteAccelerationStructuresPropertiesKHR-commandBuffer-parameter **commandBuffer** **must** be a valid **VkCommandBuffer** handle
- VUID-vkCmdWriteAccelerationStructuresPropertiesKHR-pAccelerationStructures-parameter
pAccelerationStructures **must** be a valid pointer to an array of **accelerationStructureCount** valid **VkAccelerationStructureKHR** handles
- VUID-vkCmdWriteAccelerationStructuresPropertiesKHR-queryType-parameter
queryType **must** be a valid **VkQueryType** value
- VUID-vkCmdWriteAccelerationStructuresPropertiesKHR-queryPool-parameter
queryPool **must** be a valid **VkQueryPool** handle
- VUID-vkCmdWriteAccelerationStructuresPropertiesKHR-commandBuffer-recording
commandBuffer **must** be in the **recording state**
- VUID-vkCmdWriteAccelerationStructuresPropertiesKHR-commandBuffer-cmdpool
The **VkCommandPool** that **commandBuffer** was allocated from **must** support **VK_QUEUE_COMPUTE_BIT** operations
- VUID-vkCmdWriteAccelerationStructuresPropertiesKHR-renderpass
This command **must** only be called outside of a render pass instance
- VUID-vkCmdWriteAccelerationStructuresPropertiesKHR-suspended
This command **must** not be called between suspended render pass instances
- VUID-vkCmdWriteAccelerationStructuresPropertiesKHR-videocoding
This command **must** only be called outside of a video coding scope
- VUID-vkCmdWriteAccelerationStructuresPropertiesKHR-accelerationStructureCount-arraylength
accelerationStructureCount **must** be greater than 0
- VUID-vkCmdWriteAccelerationStructuresPropertiesKHR-commonparent
Each of **commandBuffer**, **queryPool**, and the elements of **pAccelerationStructures** **must** have been created, allocated, or retrieved from the same **VkDevice**

Host Synchronization

- Host access to `commandBuffer` **must** be externally synchronized
- Host access to the `VkCommandPool` that `commandBuffer` was allocated from **must** be externally synchronized

Command Properties

Command Buffer Levels	Render Pass Scope	Video Coding Scope	Supported Queue Types	Command Type
Primary Secondary	Outside	Outside	VK_QUEUE_COMPUTE_BIT	Action

Conditional Rendering

`vkCmdWriteAccelerationStructuresPropertiesKHR` is not affected by [conditional rendering](#)

To query acceleration structure size parameters for the [VK_NV_ray_tracing](#) extension call:

```
// Provided by VK_NV_ray_tracing
void vkCmdWriteAccelerationStructuresPropertiesNV(
    VkCommandBuffer          commandBuffer,
    uint32_t                 accelerationStructureCount,
    const VkAccelerationStructureNV* pAccelerationStructures,
    VkQueryType              queryType,
    VkQueryPool              queryPool,
    uint32_t                 firstQuery);
```

- `commandBuffer` is the command buffer into which the command will be recorded.
- `accelerationStructureCount` is the count of acceleration structures for which to query the property.
- `pAccelerationStructures` is a pointer to an array of existing previously built acceleration structures.
- `queryType` is a [VkQueryType](#) value specifying the type of queries managed by the pool.
- `queryPool` is the query pool that will manage the results of the query.
- `firstQuery` is the first query index within the query pool that will contain the `accelerationStructureCount` number of results.

Accesses to any of the acceleration structures listed in `pAccelerationStructures` **must** be [synchronized](#) with the [VK_PIPELINE_STAGE_ACCELERATION_STRUCTURE_BUILD_BIT_KHR](#) pipeline stage and an [access type](#) of [VK_ACCESS_ACCELERATION_STRUCTURE_READ_BIT_KHR](#).

Valid Usage

- VUID-vkCmdWriteAccelerationStructuresPropertiesNV-queryPool-03755
`queryPool` **must** have been created with a `queryType` matching `queryType`
- VUID-vkCmdWriteAccelerationStructuresPropertiesNV-queryPool-03756
The queries identified by `queryPool` and `firstQuery` **must** be *unavailable*
- VUID-vkCmdWriteAccelerationStructuresPropertiesNV-accelerationStructure-03757
`accelerationStructure` **must** be bound completely and contiguously to a single `VkDeviceMemory` object via `vkBindAccelerationStructureMemoryNV`
- VUID-vkCmdWriteAccelerationStructuresPropertiesNV-pAccelerationStructures-04958
All acceleration structures in `pAccelerationStructures` **must** have been built prior to the execution of this command
- VUID-vkCmdWriteAccelerationStructuresPropertiesNV-pAccelerationStructures-06215
All acceleration structures in `pAccelerationStructures` **must** have been built with `VK_BUILD_ACCELERATION_STRUCTURE_ALLOW_COMPACTION_BIT_KHR` if `queryType` is `VK_QUERY_TYPE_ACCELERATION_STRUCTURE_COMPACTED_SIZE_NV`
- VUID-vkCmdWriteAccelerationStructuresPropertiesNV-queryType-06216
`queryType` **must** be `VK_QUERY_TYPE_ACCELERATION_STRUCTURE_COMPACTED_SIZE_NV`

Valid Usage (Implicit)

- VUID-vkCmdWriteAccelerationStructuresPropertiesNV-commandBuffer-parameter
`commandBuffer` **must** be a valid `VkCommandBuffer` handle
- VUID-vkCmdWriteAccelerationStructuresPropertiesNV-pAccelerationStructures-parameter
`pAccelerationStructures` **must** be a valid pointer to an array of `accelerationStructureCount` valid `VkAccelerationStructureNV` handles
- VUID-vkCmdWriteAccelerationStructuresPropertiesNV-queryType-parameter
`queryType` **must** be a valid `VkQueryType` value
- VUID-vkCmdWriteAccelerationStructuresPropertiesNV-queryPool-parameter
`queryPool` **must** be a valid `VkQueryPool` handle
- VUID-vkCmdWriteAccelerationStructuresPropertiesNV-commandBuffer-recording
`commandBuffer` **must** be in the `recording state`
- VUID-vkCmdWriteAccelerationStructuresPropertiesNV-commandBuffer-cmdpool
The `VkCommandPool` that `commandBuffer` was allocated from **must** support `VK_QUEUE_COMPUTE_BIT` operations
- VUID-vkCmdWriteAccelerationStructuresPropertiesNV-renderpass
This command **must** only be called outside of a render pass instance
- VUID-vkCmdWriteAccelerationStructuresPropertiesNV-suspended
This command **must** not be called between suspended render pass instances
- VUID-vkCmdWriteAccelerationStructuresPropertiesNV-videocoding

This command **must** only be called outside of a video coding scope

- VUID-vkCmdWriteAccelerationStructuresPropertiesNV-accelerationStructureCount-arraylength
`accelerationStructureCount` **must** be greater than 0
- VUID-vkCmdWriteAccelerationStructuresPropertiesNV-commonparent
Each of `commandBuffer`, `queryPool`, and the elements of `pAccelerationStructures` **must** have been created, allocated, or retrieved from the same `VkDevice`

Host Synchronization

- Host access to `commandBuffer` **must** be externally synchronized
- Host access to the `VkCommandPool` that `commandBuffer` was allocated from **must** be externally synchronized

Command Properties

Command Buffer Levels	Render Pass Scope	Video Coding Scope	Supported Queue Types	Command Type
Primary Secondary	Outside	Outside	VK_QUEUE_COMPUTE_BIT	Action

Conditional Rendering

`vkCmdWriteAccelerationStructuresPropertiesNV` is not affected by [conditional rendering](#)

To copy an acceleration structure call:

```
// Provided by VK_KHR_acceleration_structure
void vkCmdCopyAccelerationStructureKHR(
    VkCommandBuffer          commandBuffer,
    const VkCopyAccelerationStructureInfoKHR* pInfo);
```

- `commandBuffer` is the command buffer into which the command will be recorded.
- `pInfo` is a pointer to a `VkCopyAccelerationStructureInfoKHR` structure defining the copy operation.

This command copies the `pInfo->src` acceleration structure to the `pInfo->dst` acceleration structure in the manner specified by `pInfo->mode`.

Accesses to `pInfo->src` and `pInfo->dst` **must** be [synchronized](#) with the `VK_PIPELINE_STAGE_2_ACCELERATION_STRUCTURE_COPY_BIT_KHR` pipeline stage or the

VK_PIPELINE_STAGE_ACCELERATION_STRUCTURE_BUILD_BIT_KHR pipeline stage, and an access type of VK_ACCESS_ACCELERATION_STRUCTURE_READ_BIT_KHR or VK_ACCESS_ACCELERATION_STRUCTURE_WRITE_BIT_KHR as appropriate.

Valid Usage

- VUID-vkCmdCopyAccelerationStructureKHR-accelerationStructure-08925
The `VkPhysicalDeviceAccelerationStructureFeaturesKHR::accelerationStructure` feature **must** be enabled
- VUID-vkCmdCopyAccelerationStructureKHR-src-11633
The source acceleration structure `pInfo->src` **must** have been constructed prior to the execution of this command on the device

Valid Usage (Implicit)

- VUID-vkCmdCopyAccelerationStructureKHR-commandBuffer-parameter
`commandBuffer` **must** be a valid `VkCommandBuffer` handle
- VUID-vkCmdCopyAccelerationStructureKHR-pInfo-parameter
`pInfo` **must** be a valid pointer to a valid `VkCopyAccelerationStructureInfoKHR` structure
- VUID-vkCmdCopyAccelerationStructureKHR-commandBuffer-recording
`commandBuffer` **must** be in the `recording state`
- VUID-vkCmdCopyAccelerationStructureKHR-commandBuffer-cmdpool
The `VkCommandPool` that `commandBuffer` was allocated from **must** support `VK_QUEUE_COMPUTE_BIT` operations
- VUID-vkCmdCopyAccelerationStructureKHR-renderpass
This command **must** only be called outside of a render pass instance
- VUID-vkCmdCopyAccelerationStructureKHR-suspended
This command **must** not be called between suspended render pass instances
- VUID-vkCmdCopyAccelerationStructureKHR-videocoding
This command **must** only be called outside of a video coding scope

Host Synchronization

- Host access to `commandBuffer` **must** be externally synchronized
- Host access to the `VkCommandPool` that `commandBuffer` was allocated from **must** be externally synchronized

Command Properties

Command Buffer Levels	Render Pass Scope	Video Coding Scope	Supported Queue Types	Command Type
Primary Secondary	Outside	Outside	VK_QUEUE_COMPUTE_BIT	Action

Conditional Rendering

vkCmdCopyAccelerationStructureKHR is not affected by [conditional rendering](#)

The `VkCopyAccelerationStructureInfoKHR` structure is defined as:

```
// Provided by VK_KHR_acceleration_structure
typedef struct VkCopyAccelerationStructureInfoKHR {
    VkStructureType          sType;
    const void*              pNext;
    VkAccelerationStructureKHR src;
    VkAccelerationStructureKHR dst;
    VkCopyAccelerationStructureModeKHR mode;
} VkCopyAccelerationStructureInfoKHR;
```

- `sType` is a `VkStructureType` value identifying this structure.
- `pNext` is `NULL` or a pointer to a structure extending this structure.
- `src` is the source acceleration structure for the copy.
- `dst` is the target acceleration structure for the copy.
- `mode` is a `VkCopyAccelerationStructureModeKHR` value specifying additional operations to perform during the copy.

Valid Usage

- VUID-VkCopyAccelerationStructureInfoKHR-mode-03410
`mode` **must** be `VK_COPY_ACCELERATION_STRUCTURE_MODE_COMPACT_KHR` or `VK_COPY_ACCELERATION_STRUCTURE_MODE_CLONE_KHR`
- VUID-VkCopyAccelerationStructureInfoKHR-src-04963
The source acceleration structure `src` **must** have been constructed prior to the execution of this command
- VUID-VkCopyAccelerationStructureInfoKHR-src-03411
If `mode` is `VK_COPY_ACCELERATION_STRUCTURE_MODE_COMPACT_KHR`, `src` **must** have been constructed with `VK_BUILD_ACCELERATION_STRUCTURE_ALLOW_COMPACTION_BIT_KHR` in the build

- VUID-VkCopyAccelerationStructureInfoKHR-buffer-03718
The range of **src** accessed by this command **must** be fully backed by physical memory
- VUID-VkCopyAccelerationStructureInfoKHR-buffer-03719
The range of **dst** accessed by this command **must** be fully backed by physical memory
- VUID-VkCopyAccelerationStructureInfoKHR-dst-07791
The range of memory backing **dst** that is accessed by this command **must** not overlap the memory backing **src** that is accessed by this command

Valid Usage (Implicit)

- VUID-VkCopyAccelerationStructureInfoKHR-sType-sType
sType **must** be `VK_STRUCTURE_TYPE_COPY_ACCELERATION_STRUCTURE_INFO_KHR`
- VUID-VkCopyAccelerationStructureInfoKHR-pNext-pNext
pNext **must** be `NULL`
- VUID-VkCopyAccelerationStructureInfoKHR-src-parameter
src **must** be a valid `VkAccelerationStructureKHR` handle
- VUID-VkCopyAccelerationStructureInfoKHR-dst-parameter
dst **must** be a valid `VkAccelerationStructureKHR` handle
- VUID-VkCopyAccelerationStructureInfoKHR-mode-parameter
mode **must** be a valid `VkCopyAccelerationStructureModeKHR` value
- VUID-VkCopyAccelerationStructureInfoKHR-commonparent
Both of **dst**, and **src** **must** have been created, allocated, or retrieved from the same `VkDevice`

To copy an acceleration structure for the `VK_NV_ray_tracing` extension call:

```
// Provided by VK_NV_ray_tracing
void vkCmdCopyAccelerationStructureNV(
    VkCommandBuffer          commandBuffer,
    VkAccelerationStructureNV dst,
    VkAccelerationStructureNV src,
    VkCopyAccelerationStructureModeKHR mode);
```

- **commandBuffer** is the command buffer into which the command will be recorded.
- **dst** is the target acceleration structure for the copy.
- **src** is the source acceleration structure for the copy.
- **mode** is a `VkCopyAccelerationStructureModeKHR` value specifying additional operations to perform during the copy.

Accesses to **src** and **dst** **must** be `synchronized` with the `VK_PIPELINE_STAGE_2_ACCELERATION_STRUCTURE_COPY_BIT_KHR` pipeline stage or the `VK_PIPELINE_STAGE_2_ACCELERATION_STRUCTURE_BUILD_BIT_KHR` pipeline stage, and an access

type of [VK_ACCESS_ACCELERATION_STRUCTURE_READ_BIT_KHR](#) or [VK_ACCESS_ACCELERATION_STRUCTURE_WRITE_BIT_KHR](#) as appropriate.

Valid Usage

- VUID-vkCmdCopyAccelerationStructureNV-mode-03410
`mode` **must** be [VK_COPY_ACCELERATION_STRUCTURE_MODE_COMPACT_KHR](#) or [VK_COPY_ACCELERATION_STRUCTURE_MODE_CLONE_KHR](#)
- VUID-vkCmdCopyAccelerationStructureNV-src-04963
The source acceleration structure `src` **must** have been constructed prior to the execution of this command
- VUID-vkCmdCopyAccelerationStructureNV-src-03411
If `mode` is [VK_COPY_ACCELERATION_STRUCTURE_MODE_COMPACT_KHR](#), `src` **must** have been constructed with [VK_BUILD_ACCELERATION_STRUCTURE_ALLOW_COMPACTION_BIT_KHR](#) in the build
- VUID-vkCmdCopyAccelerationStructureNV-buffer-03718
The range of `src` accessed by this command **must** be fully backed by physical memory
- VUID-vkCmdCopyAccelerationStructureNV-buffer-03719
The range of `dst` accessed by this command **must** be fully backed by physical memory
- VUID-vkCmdCopyAccelerationStructureNV-dst-07791
The range of memory backing `dst` that is accessed by this command **must** not overlap the memory backing `src` that is accessed by this command

Valid Usage (Implicit)

- VUID-vkCmdCopyAccelerationStructureNV-commandBuffer-parameter
`commandBuffer` **must** be a valid [VkCommandBuffer](#) handle
- VUID-vkCmdCopyAccelerationStructureNV-dst-parameter
`dst` **must** be a valid [VkAccelerationStructureNV](#) handle
- VUID-vkCmdCopyAccelerationStructureNV-src-parameter
`src` **must** be a valid [VkAccelerationStructureNV](#) handle
- VUID-vkCmdCopyAccelerationStructureNV-mode-parameter
`mode` **must** be a valid [VkCopyAccelerationStructureModeKHR](#) value
- VUID-vkCmdCopyAccelerationStructureNV-commandBuffer-recording
`commandBuffer` **must** be in the [recording state](#)
- VUID-vkCmdCopyAccelerationStructureNV-commandBuffer-cmdpool
The [VkCommandPool](#) that `commandBuffer` was allocated from **must** support [VK_QUEUE_COMPUTE_BIT](#) operations
- VUID-vkCmdCopyAccelerationStructureNV-renderpass
This command **must** only be called outside of a render pass instance
- VUID-vkCmdCopyAccelerationStructureNV-suspended
This command **must** not be called between suspended render pass instances

- VUID-vkCmdCopyAccelerationStructureNV-videocoding
This command **must** only be called outside of a video coding scope
- VUID-vkCmdCopyAccelerationStructureNV-commonparent
Each of **commandBuffer**, **dst**, and **src** **must** have been created, allocated, or retrieved from the same **VkDevice**

Host Synchronization

- Host access to **commandBuffer** **must** be externally synchronized
- Host access to the **VkCommandPool** that **commandBuffer** was allocated from **must** be externally synchronized

Command Properties

Command Buffer Levels	Render Pass Scope	Video Coding Scope	Supported Queue Types	Command Type
Primary Secondary	Outside	Outside	VK_QUEUE_COMPUTE_BIT	Action

Conditional Rendering

vkCmdCopyAccelerationStructureNV is not affected by [conditional rendering](#)

Possible values of **mode** specifying additional operations to perform during the copy, are:

```
// Provided by VK_KHR_acceleration_structure
typedef enum VkCopyAccelerationStructureModeKHR {
    VK_COPY_ACCELERATION_STRUCTURE_MODE_CLONE_KHR = 0,
    VK_COPY_ACCELERATION_STRUCTURE_MODE_COMPACT_KHR = 1,
    // Provided by VK_KHR_acceleration_structure
    VK_COPY_ACCELERATION_STRUCTURE_MODE_SERIALIZE_KHR = 2,
    // Provided by VK_KHR_acceleration_structure
    VK_COPY_ACCELERATION_STRUCTURE_MODE_DESERIALIZE_KHR = 3,
    // Provided by VK_NV_ray_tracing
    VK_COPY_ACCELERATION_STRUCTURE_MODE_CLONE_NV =
VK_COPY_ACCELERATION_STRUCTURE_MODE_CLONE_KHR,
    // Provided by VK_NV_ray_tracing
    VK_COPY_ACCELERATION_STRUCTURE_MODE_COMPACT_NV =
VK_COPY_ACCELERATION_STRUCTURE_MODE_COMPACT_KHR,
} VkCopyAccelerationStructureModeKHR;
```



```
// Provided by VK_NV_ray_tracing
// Equivalent to VkCopyAccelerationStructureModeKHR
typedef VkCopyAccelerationStructureModeKHR VkCopyAccelerationStructureModeNV;
```

- [VK_COPY_ACCELERATION_STRUCTURE_MODE_CLONE_KHR](#) creates a direct copy of the acceleration structure specified in `src` into the one specified by `dst`. The `dst` acceleration structure **must** have been created with the same parameters as `src`. If `src` contains references to other acceleration structures, `dst` will reference the same acceleration structures.
- [VK_COPY_ACCELERATION_STRUCTURE_MODE_COMPACT_KHR](#) creates a more compact version of an acceleration structure `src` into `dst`. The acceleration structure `dst` **must** have been created with a size at least as large as that returned by [vkCmdWriteAccelerationStructuresPropertiesNV](#), [vkCmdWriteAccelerationStructuresPropertiesKHR](#), or [vkWriteAccelerationStructuresPropertiesKHR](#) after the build of the acceleration structure specified by `src`. If `src` contains references to other acceleration structures, `dst` will reference the same acceleration structures.
- [VK_COPY_ACCELERATION_STRUCTURE_MODE_SERIALIZE_KHR](#) serializes the acceleration structure to a semi-opaque format which can be reloaded on a compatible implementation.
- [VK_COPY_ACCELERATION_STRUCTURE_MODE_DESERIALIZE_KHR](#) deserializes the semi-opaque serialization format in the buffer to the acceleration structure.

To copy an acceleration structure to device memory call:

```
// Provided by VK_KHR_acceleration_structure
void vkCmdCopyAccelerationStructureToMemoryKHR(
    VkCommandBuffer                                commandBuffer,
    const VkCopyAccelerationStructureToMemoryInfoKHR* pInfo);
```

- `commandBuffer` is the command buffer into which the command will be recorded.
- `pInfo` is a pointer to a [VkCopyAccelerationStructureToMemoryInfoKHR](#) structure defining the copy operation.

Accesses to `pInfo->src` **must** be [synchronized](#) with the [VK_PIPELINE_STAGE_2_ACCELERATION_STRUCTURE_COPY_BIT_KHR](#) pipeline stage or the [VK_PIPELINE_STAGE_ACCELERATION_STRUCTURE_BUILD_BIT_KHR](#) pipeline stage, and an `access type` of [VK_ACCESS_ACCELERATION_STRUCTURE_READ_BIT_KHR](#). Accesses to the buffer indicated by `pInfo->dst.deviceAddress` **must** be [synchronized](#) with the [VK_PIPELINE_STAGE_2_ACCELERATION_STRUCTURE_COPY_BIT_KHR](#) pipeline stage or the [VK_PIPELINE_STAGE_ACCELERATION_STRUCTURE_BUILD_BIT_KHR](#) pipeline stage, and an `access type` of [VK_ACCESS_TRANSFER_WRITE_BIT](#).

This command produces the same results as [vkCopyAccelerationStructureToMemoryKHR](#), but writes its result to a device address, and is executed on the device rather than the host. The output **may** not necessarily be bit-for-bit identical, but it can be equally used by either [vkCmdCopyMemoryToAccelerationStructureKHR](#) or [vkCopyMemoryToAccelerationStructureKHR](#).

The defined header structure for the serialized data consists of:

- `VK_UUID_SIZE` bytes of data matching `VkPhysicalDeviceIDProperties::driverUUID`
- `VK_UUID_SIZE` bytes of data identifying the compatibility for comparison using `vkGetDeviceAccelerationStructureCompatibilityKHR`
- A 64-bit integer of the total size matching the value queried using `VK_QUERY_TYPE_ACCELERATION_STRUCTURE_SERIALIZATION_SIZE_KHR`
- A 64-bit integer of the deserialized size to be passed in to `VkAccelerationStructureCreateInfoKHR::size`
- A 64-bit integer of the count of the number of acceleration structure handles following. This value matches the value queried using `VK_QUERY_TYPE_ACCELERATION_STRUCTURE_SERIALIZATION_BOTTOM_LEVEL_POINTERS_KHR`. This will be zero for a bottom-level acceleration structure. For top-level acceleration structures this number is implementation-dependent; the number of and ordering of the handles may not match the instance descriptions which were used to build the acceleration structure.

The corresponding handles matching the values returned by `vkGetAccelerationStructureDeviceAddressKHR` or `vkGetAccelerationStructureHandleNV` are tightly packed in the buffer following the count. The application is expected to store a mapping between those handles and the original application-generated bottom-level acceleration structures to provide when deserializing. The serialized data is written to the buffer (or read from the buffer) according to the host endianness.

Valid Usage

- VUID-vkCmdCopyAccelerationStructureToMemoryKHR-accelerationStructure-08926
The `VkPhysicalDeviceAccelerationStructureFeaturesKHR::accelerationStructure` feature **must** be enabled
- VUID-vkCmdCopyAccelerationStructureToMemoryKHR-pInfo-03739
`pInfo->dst.deviceAddress` **must** be a valid `VkDeviceAddress`
- VUID-vkCmdCopyAccelerationStructureToMemoryKHR-pInfo-03740
`pInfo->dst.deviceAddress` **must** be aligned to 256 bytes
- VUID-vkCmdCopyAccelerationStructureToMemoryKHR-None-03559
`pInfo->src` **must** be bound to device memory

Valid Usage (Implicit)

- VUID-vkCmdCopyAccelerationStructureToMemoryKHR-commandBuffer-parameter
`commandBuffer` **must** be a valid `VkCommandBuffer` handle
- VUID-vkCmdCopyAccelerationStructureToMemoryKHR-pInfo-parameter
`pInfo` **must** be a valid pointer to a valid `VkCopyAccelerationStructureToMemoryInfoKHR` structure

- VUID-vkCmdCopyAccelerationStructureToMemoryKHR-commandBuffer-recording
`commandBuffer` **must** be in the [recording state](#)
- VUID-vkCmdCopyAccelerationStructureToMemoryKHR-commandBuffer-cmdpool
The `VkCommandPool` that `commandBuffer` was allocated from **must** support `VK_QUEUE_COMPUTE_BIT` operations
- VUID-vkCmdCopyAccelerationStructureToMemoryKHR-renderpass
This command **must** only be called outside of a render pass instance
- VUID-vkCmdCopyAccelerationStructureToMemoryKHR-suspended
This command **must** not be called between suspended render pass instances
- VUID-vkCmdCopyAccelerationStructureToMemoryKHR-videocoding
This command **must** only be called outside of a video coding scope

Host Synchronization

- Host access to `commandBuffer` **must** be externally synchronized
- Host access to the `VkCommandPool` that `commandBuffer` was allocated from **must** be externally synchronized

Command Properties

Command Buffer Levels	Render Pass Scope	Video Coding Scope	Supported Queue Types	Command Type
Primary Secondary	Outside	Outside	VK_QUEUE_COMPUTE_BIT	Action

Conditional Rendering

`vkCmdCopyAccelerationStructureToMemoryKHR` is not affected by [conditional rendering](#)

```
// Provided by VK_KHR_acceleration_structure
typedef struct VkCopyAccelerationStructureToMemoryInfoKHR {
    VkStructureType          sType;
    const void*              pNext;
    VkAccelerationStructureKHR src;
    VkDeviceOrHostAddressKHR dst;
    VkCopyAccelerationStructureModeKHR mode;
} VkCopyAccelerationStructureToMemoryInfoKHR;
```

- `sType` is a `VkStructureType` value identifying this structure.
- `pNext` is `NULL` or a pointer to a structure extending this structure.

- **src** is the source acceleration structure for the copy.
- **dst** is the device or host address of memory which is the target for the copy.
- **mode** is a [VkCopyAccelerationStructureModeKHR](#) value specifying additional operations to perform during the copy.

Valid Usage

- VUID-VkCopyAccelerationStructureToMemoryInfoKHR-src-04959
The source acceleration structure **src** **must** have been constructed prior to the execution of this command
- VUID-VkCopyAccelerationStructureToMemoryInfoKHR-dst-03561
The memory pointed to by **dst** **must** be at least as large as the serialization size of **src**, as reported by [vkWriteAccelerationStructuresPropertiesKHR](#) or [vkCmdWriteAccelerationStructuresPropertiesKHR](#) with a query type of [VK_QUERY_TYPE_ACCELERATION_STRUCTURE_SERIALIZATION_SIZE_KHR](#)
- VUID-VkCopyAccelerationStructureToMemoryInfoKHR-mode-03412
mode **must** be [VK_COPY_ACCELERATION_STRUCTURE_MODE_SERIALIZE_KHR](#)

Valid Usage (Implicit)

- VUID-VkCopyAccelerationStructureToMemoryInfoKHR-sType-sType
sType **must** be [VK_STRUCTURE_TYPE_COPY_ACCELERATION_STRUCTURE_TO_MEMORY_INFO_KHR](#)
- VUID-VkCopyAccelerationStructureToMemoryInfoKHR-pNext-pNext
pNext **must** be NULL
- VUID-VkCopyAccelerationStructureToMemoryInfoKHR-src-parameter
src **must** be a valid [VkAccelerationStructureKHR](#) handle
- VUID-VkCopyAccelerationStructureToMemoryInfoKHR-mode-parameter
mode **must** be a valid [VkCopyAccelerationStructureModeKHR](#) value

To copy device memory to an acceleration structure call:

```
// Provided by VK_KHR_acceleration_structure
void vkCmdCopyMemoryToAccelerationStructureKHR(
    VkCommandBuffer                      commandBuffer,
    const VkCopyMemoryToAccelerationStructureInfoKHR* pInfo);
```

- **commandBuffer** is the command buffer into which the command will be recorded.
- **pInfo** is a pointer to a [VkCopyMemoryToAccelerationStructureInfoKHR](#) structure defining the copy operation.

Accesses to **pInfo->dst** **must** be [synchronized](#) with the

VK_PIPELINE_STAGE_2_ACCELERATION_STRUCTURE_COPY_BIT_KHR pipeline stage or the VK_PIPELINE_STAGE_ACCELERATION_STRUCTURE_BUILD_BIT_KHR pipeline stage, and an access type of VK_ACCESS_ACCELERATION_STRUCTURE_WRITE_BIT_KHR. Accesses to the buffer indicated by `pInfo->src.deviceAddress` **must** be synchronized with the VK_PIPELINE_STAGE_2_ACCELERATION_STRUCTURE_COPY_BIT_KHR pipeline stage or the VK_PIPELINE_STAGE_ACCELERATION_STRUCTURE_BUILD_BIT_KHR pipeline stage, and an access type of VK_ACCESS_TRANSFER_READ_BIT.

This command can accept acceleration structures produced by either `vkCmdCopyAccelerationStructureToMemoryKHR` or `vkCopyAccelerationStructureToMemoryKHR`.

The structure provided as input to deserialize is as described in `vkCmdCopyAccelerationStructureToMemoryKHR`, with any acceleration structure handles filled in with the newly-queried handles to bottom level acceleration structures created before deserialization. These do not need to be built at deserialize time, but **must** be created.

Valid Usage

- VUID-vkCmdCopyMemoryToAccelerationStructureKHR-accelerationStructure-08927
The `VkPhysicalDeviceAccelerationStructureFeaturesKHR::accelerationStructure` feature **must** be enabled
- VUID-vkCmdCopyMemoryToAccelerationStructureKHR-pInfo-03742
`pInfo->src.deviceAddress` **must** be a valid `VkDeviceAddress`
- VUID-vkCmdCopyMemoryToAccelerationStructureKHR-pInfo-03743
`pInfo->src.deviceAddress` **must** be aligned to 256 bytes
- VUID-vkCmdCopyMemoryToAccelerationStructureKHR-buffer-03745
`pInfo->dst` **must** be bound to device memory

Valid Usage (Implicit)

- VUID-vkCmdCopyMemoryToAccelerationStructureKHR-commandBuffer-parameter
`commandBuffer` **must** be a valid `VkCommandBuffer` handle
- VUID-vkCmdCopyMemoryToAccelerationStructureKHR-pInfo-parameter
`pInfo` **must** be a valid pointer to a valid `VkCopyMemoryToAccelerationStructureInfoKHR` structure
- VUID-vkCmdCopyMemoryToAccelerationStructureKHR-commandBuffer-recording
`commandBuffer` **must** be in the `recording state`
- VUID-vkCmdCopyMemoryToAccelerationStructureKHR-commandBuffer-cmdpool
The `VkCommandPool` that `commandBuffer` was allocated from **must** support `VK_QUEUE_COMPUTE_BIT` operations
- VUID-vkCmdCopyMemoryToAccelerationStructureKHR-renderpass
This command **must** only be called outside of a render pass instance
- VUID-vkCmdCopyMemoryToAccelerationStructureKHR-suspended
This command **must** not be called between suspended render pass instances

- VUID-vkCmdCopyMemoryToAccelerationStructureKHR-videocoding
This command **must** only be called outside of a video coding scope

Host Synchronization

- Host access to `commandBuffer` **must** be externally synchronized
- Host access to the `VkCommandPool` that `commandBuffer` was allocated from **must** be externally synchronized

Command Properties

Command Buffer Levels	Render Pass Scope	Video Coding Scope	Supported Queue Types	Command Type
Primary Secondary	Outside	Outside	VK_QUEUE_COMPUTE_BIT	Action

Conditional Rendering

`vkCmdCopyMemoryToAccelerationStructureKHR` is not affected by [conditional rendering](#)

The `VkCopyMemoryToAccelerationStructureInfoKHR` structure is defined as:

```
// Provided by VK_KHR_acceleration_structure
typedef struct VkCopyMemoryToAccelerationStructureInfoKHR {
    VkStructureType          sType;
    const void*              pNext;
    VkDeviceOrHostAddressConstKHR src;
    VkAccelerationStructureKHR dst;
    VkCopyAccelerationStructureModeKHR mode;
} VkCopyMemoryToAccelerationStructureInfoKHR;
```

- `sType` is a `VkStructureType` value identifying this structure.
- `pNext` is `NULL` or a pointer to a structure extending this structure.
- `src` is the device or host address of memory containing the source data for the copy.
- `dst` is the target acceleration structure for the copy.
- `mode` is a `VkCopyAccelerationStructureModeKHR` value specifying additional operations to perform during the copy.

Valid Usage

- VUID-VkCopyMemoryToAccelerationStructureInfoKHR-src-04960
The source memory pointed to by **src** **must** contain data previously serialized using [vkCmdCopyAccelerationStructureToMemoryKHR](#), potentially modified to relocate acceleration structure references as described in that command
- VUID-VkCopyMemoryToAccelerationStructureInfoKHR-mode-03413
mode **must** be [VK_COPY_ACCELERATION_STRUCTURE_MODE_DESERIALIZE_KHR](#)
- VUID-VkCopyMemoryToAccelerationStructureInfoKHR-pInfo-03414
The data in **src** **must** have a format compatible with the destination physical device as returned by [vkGetDeviceAccelerationStructureCompatibilityKHR](#)
- VUID-VkCopyMemoryToAccelerationStructureInfoKHR-dst-03746
dst **must** have been created with a **size** greater than or equal to that used to serialize the data in **src**

Valid Usage (Implicit)

- VUID-VkCopyMemoryToAccelerationStructureInfoKHR-sType-sType
sType **must** be [VK_STRUCTURE_TYPE_COPY_MEMORY_TO_ACCELERATION_STRUCTURE_INFO_KHR](#)
- VUID-VkCopyMemoryToAccelerationStructureInfoKHR-pNext-pNext
pNext **must** be **NULL**
- VUID-VkCopyMemoryToAccelerationStructureInfoKHR-dst-parameter
dst **must** be a valid [VkAccelerationStructureKHR](#) handle
- VUID-VkCopyMemoryToAccelerationStructureInfoKHR-mode-parameter
mode **must** be a valid [VkCopyAccelerationStructureModeKHR](#) value

To check if a serialized acceleration structure is compatible with the current device call:

```
// Provided by VK_KHR_acceleration_structure
void vkGetDeviceAccelerationStructureCompatibilityKHR(
    VkDevice device,
    const VkAccelerationStructureVersionInfoKHR* pVersionInfo,
    VkAccelerationStructureCompatibilityKHR* pCompatibility);
```

- **device** is the device to check the version against.
- **pVersionInfo** is a pointer to a [VkAccelerationStructureVersionInfoKHR](#) structure specifying version information to check against the device.
- **pCompatibility** is a pointer to a [VkAccelerationStructureCompatibilityKHR](#) value in which compatibility information is returned.

Valid Usage

- VUID-vkGetDeviceAccelerationStructureCompatibilityKHR-accelerationStructure-08928
The `VkPhysicalDeviceAccelerationStructureFeaturesKHR::accelerationStructure` feature **must** be enabled

Valid Usage (Implicit)

- VUID-vkGetDeviceAccelerationStructureCompatibilityKHR-device-parameter
`device` **must** be a valid `VkDevice` handle
- VUID-vkGetDeviceAccelerationStructureCompatibilityKHR-pVersionInfo-parameter
`pVersionInfo` **must** be a valid pointer to a valid `VkAccelerationStructureVersionInfoKHR` structure
- VUID-vkGetDeviceAccelerationStructureCompatibilityKHR-pCompatibility-parameter
`pCompatibility` **must** be a valid pointer to a `VkAccelerationStructureCompatibilityKHR` value

The `VkAccelerationStructureVersionInfoKHR` structure is defined as:

```
// Provided by VK_KHR_acceleration_structure
typedef struct VkAccelerationStructureVersionInfoKHR {
    VkStructureType    sType;
    const void*        pNext;
    const uint8_t*      pVersionData;
} VkAccelerationStructureVersionInfoKHR;
```

- `sType` is a `VkStructureType` value identifying this structure.
- `pNext` is `NULL` or a pointer to a structure extending this structure.
- `pVersionData` is a pointer to the version header of an acceleration structure as defined in `vkCmdCopyAccelerationStructureToMemoryKHR`

NOTE

`pVersionData` is a *pointer* to an array of $2 \times \text{VK_UUID_SIZE}$ `uint8_t` values instead of two `VK_UUID_SIZE` arrays as the expected use case for this member is to be pointed at the header of a previously serialized acceleration structure (via `vkCmdCopyAccelerationStructureToMemoryKHR` or `vkCopyAccelerationStructureToMemoryKHR`) that is loaded in memory. Using arrays would necessitate extra memory copies of the UUIDs.

Valid Usage (Implicit)

- VUID-VkAccelerationStructureVersionInfoKHR-sType-sType
`sType` **must** be `VK_STRUCTURE_TYPE_ACCELERATION_STRUCTURE_VERSION_INFO_KHR`

- VUID-VkAccelerationStructureVersionInfoKHR-pNext-pNext
pNext must be **NULL**
- VUID-VkAccelerationStructureVersionInfoKHR-pVersionData-parameter
pVersionData must be a valid pointer to an array of $2 \times VK_UUID_SIZE$ **uint8_t** values

Possible values of **pCompatibility** returned by **vkGetDeviceAccelerationStructureCompatibilityKHR** are:

```
// Provided by VK_KHR_acceleration_structure
typedef enum VkAccelerationStructureCompatibilityKHR {
    VK_ACCELERATION_STRUCTURE_COMPATIBILITY_COMPATIBLE_KHR = 0,
    VK_ACCELERATION_STRUCTURE_COMPATIBILITY_INCOMPATIBLE_KHR = 1,
} VkAccelerationStructureCompatibilityKHR;
```

- **VK_ACCELERATION_STRUCTURE_COMPATIBILITY_COMPATIBLE_KHR** if the **pVersionData** version acceleration structure is compatible with **device**.
- **VK_ACCELERATION_STRUCTURE_COMPATIBILITY_INCOMPATIBLE_KHR** if the **pVersionData** version acceleration structure is not compatible with **device**.

42.2. Cluster Level Acceleration Structures

Acceleration structure build times in ray tracing applications with extensive geometry **can** be reduced by introducing alternative acceleration structure types that facilitate bottom-level acceleration structure construction using pre-generated primitive clusters, improving geometry reuse. This **can** be achieved by incorporating additional acceleration structure types:

1. [Cluster Level Acceleration Structure](#)
2. [Cluster Template Acceleration Structure](#)
3. [Cluster Level Bottom Level Acceleration Structure](#)

Cluster Level Acceleration Structure (CLAS) is an intermediate acceleration structure constructed from triangles, which serves as a building block for [Cluster Level Bottom Level Acceleration Structure](#). A CLAS shares similarities with a traditional [bottom level acceleration structure](#) but has several key distinctions. A CLAS **can** only contain a limited number of [triangles and vertices](#). CLAS objects cannot be directly referenced in a top level acceleration structure, instead, they **must** be part of a [Cluster Level Bottom Level Acceleration Structure](#). The [geometry indices](#) within a CLAS are local to it, potentially non-consecutive, and customizable per primitive. Each CLAS **can** also have a user-defined 32-bit [ClusterID](#), which is accessible in the hit shaders. The vertex positions within a CLAS **can** be quantized by [zeroing](#) specific floating-point mantissa bits to optimize storage.

Cluster Template Acceleration Structure is a partially constructed [CLAS](#) designed for efficient instantiation into multiple [CLAS](#) objects. During a cluster template build, some pre-computation is performed independent of vertex positions, allowing reuse across multiple CLAS objects with different vertex data. A cluster template itself does not require vertex positions but it retains non-positional properties similar to a CLAS, which are then inherited during instantiation. A cluster

template **must** be instantiated into a CLAS object to be usable.

Cluster Level Bottom Level Acceleration Structure is a new alternative to the existing [bottom level acceleration structures](#), which is constructed using references to already built [CLAS](#) objects and is the only cluster acceleration structure that **can** be referenced in a top level acceleration structure.

These cluster acceleration structures **can** be built or moved by a single versatile multi-indirect function [vkCmdBuildClusterAccelerationStructureIndirectNV](#). To determine the memory requirements for executing this function, call:

```
// Provided by VK_NV_cluster_acceleration_structure
void vkGetClusterAccelerationStructureBuildSizesNV(
    VkDevice device,
    const VkClusterAccelerationStructureInputInfoNV* pInfo,
    VkAccelerationStructureBuildSizesInfoKHR* pSizeInfo);
```

- **device** is the logical device that owns the acceleration structure.
- **pInfo** is a pointer to a [VkClusterAccelerationStructureInputInfoNV](#) structure containing parameters required for the memory requirements query.
- **pSizeInfo** is a pointer to a [VkAccelerationStructureBuildSizesInfoKHR](#) structure which returns the size required for an acceleration structure and scratch buffer, given the build parameters. The size requirements for a scratch buffer **may** be zero.

If [VkClusterAccelerationStructureInputInfoNV::opMode](#) is [VK_CLUSTER_ACCELERATION_STRUCTURE_OP_MODE_IMPLICIT_DESTINATIONS_NV](#), acceleration structure and scratch memory sizes are returned for all [VkClusterAccelerationStructureInputInfoNV::maxAccelerationStructureCount](#) acceleration structures. If [VkClusterAccelerationStructureInputInfoNV::opMode](#) is [VK_CLUSTER_ACCELERATION_STRUCTURE_OP_MODE_EXPLICIT_DESTINATIONS_NV](#), scratch memory size for all [VkClusterAccelerationStructureInputInfoNV::maxAccelerationStructureCount](#) acceleration structures and the acceleration structure memory size for a single acceleration structure is returned. If [VkClusterAccelerationStructureInputInfoNV::opMode](#) is [VK_CLUSTER_ACCELERATION_STRUCTURE_OP_MODE_COMPUTE_SIZES_NV](#), only scratch memory size is returned for the requested acceleration structures.

Valid Usage

- VUID-vkGetClusterAccelerationStructureBuildSizesNV-clusterAccelerationStructure-10438 The [VkPhysicalDeviceClusterAccelerationStructureFeaturesNV::clusterAccelerationStructure](#) feature **must** be enabled

Valid Usage (Implicit)

- VUID-vkGetClusterAccelerationStructureBuildSizesNV-device-parameter **device** **must** be a valid [VkDevice](#) handle

- VUID-vkGetClusterAccelerationStructureBuildSizesNV-pInfo-parameter
pInfo must be a valid pointer to a valid [VkClusterAccelerationStructureInputInfoNV](#) structure
- VUID-vkGetClusterAccelerationStructureBuildSizesNV-pSizeInfo-parameter
pSizeInfo must be a valid pointer to a [VkAccelerationStructureBuildSizesInfoKHR](#) structure

The [VkClusterAccelerationStructureInputInfoNV](#) structure is defined as:

```
// Provided by VK_NV_cluster_acceleration_structure
typedef struct VkClusterAccelerationStructureInputInfoNV {
    VkStructureType          sType;
    void*                    pNext;
    uint32_t                 maxAccelerationStructureCount;
    VkBuildAccelerationStructureFlagsKHR flags;
    VkClusterAccelerationStructureOpTypeNV opType;
    VkClusterAccelerationStructureOpModeNV opMode;
    VkClusterAccelerationStructureOpInputNV opInput;
} VkClusterAccelerationStructureInputInfoNV;
```

- **sType** is a [VkStructureType](#) value identifying this structure.
- **pNext** is **NULL** or a pointer to a structure extending this structure.
- **maxAccelerationStructureCount** is the maximum number of acceleration structures that will be provided to the multi indirect operation.
- **flags** is a bitmask of [VkBuildAccelerationStructureFlagsKHR](#) specifying flags for the multi indirect operation.
- **opType** is a [VkClusterAccelerationStructureOpTypeNV](#) value specifying the type of operation to perform.
- **opMode** is a [VkClusterAccelerationStructureOpModeNV](#) value specifying the mode of operation.
- **opInput** is a [VkClusterAccelerationStructureOpInputNV](#) value specifying the descriptions of the operation.

Valid Usage (Implicit)

- VUID-VkClusterAccelerationStructureInputInfoNV-sType-sType
sType must be [VK_STRUCTURE_TYPE_CLUSTER_ACCELERATION_STRUCTURE_INPUT_INFO_NV](#)
- VUID-VkClusterAccelerationStructureInputInfoNV-pNext-pNext
pNext must be **NULL**
- VUID-VkClusterAccelerationStructureInputInfoNV-flags-parameter
flags must be a valid combination of [VkBuildAccelerationStructureFlagBitsKHR](#) values
- VUID-VkClusterAccelerationStructureInputInfoNV-opType-parameter
opType must be a valid [VkClusterAccelerationStructureOpTypeNV](#) value

- VUID-VkClusterAccelerationStructureInputInfoNV-opMode-parameter
opMode **must** be a valid [VkClusterAccelerationStructureOpModeNV](#) value
- VUID-VkClusterAccelerationStructureInputInfoNV-pClustersBottomLevel-parameter
If **opType** is [VK_CLUSTER_ACCELERATION_STRUCTURE_OP_TYPE_BUILD_CLUSTERS_BOTTOM_LEVEL_NV](#), the **pClustersBottomLevel** member of **opInput** **must** be a valid pointer to a [VkClusterAccelerationStructureClustersBottomLevelInputNV](#) structure
- VUID-VkClusterAccelerationStructureInputInfoNV-pTriangleClusters-parameter
If **opType** is [VK_CLUSTER_ACCELERATION_STRUCTURE_OP_TYPE_BUILD_TRIANGLE_CLUSTER_NV](#), [VK_CLUSTER_ACCELERATION_STRUCTURE_OP_TYPE_BUILD_TRIANGLE_CLUSTER_TEMPLATE_NV](#), [VK_CLUSTER_ACCELERATION_STRUCTURE_OP_TYPE_INSTANTIATE_TRIANGLE_CLUSTER_NV](#), or [VK_CLUSTER_ACCELERATION_STRUCTURE_OP_TYPE_GET_CLUSTER_TEMPLATE_INDICES_NV](#), the **pTriangleClusters** member of **opInput** **must** be a valid pointer to a [VkClusterAccelerationStructureTriangleClusterInputNV](#) structure
- VUID-VkClusterAccelerationStructureInputInfoNV-pMoveObjects-parameter
If **opType** is [VK_CLUSTER_ACCELERATION_STRUCTURE_OP_TYPE_MOVE_OBJECTS_NV](#), the **pMoveObjects** member of **opInput** **must** be a valid pointer to a [VkClusterAccelerationStructureMoveObjectsInputNV](#) structure

Values which **can** be set in [VkClusterAccelerationStructureOpTypeNV](#) are:

```
// Provided by VK_NV_cluster_acceleration_structure
typedef enum VkClusterAccelerationStructureOpTypeNV {
    VK_CLUSTER_ACCELERATION_STRUCTURE_OP_TYPE_MOVE_OBJECTS_NV = 0,
    VK_CLUSTER_ACCELERATION_STRUCTURE_OP_TYPE_BUILD_CLUSTERS_BOTTOM_LEVEL_NV = 1,
    VK_CLUSTER_ACCELERATION_STRUCTURE_OP_TYPE_BUILD_TRIANGLE_CLUSTER_NV = 2,
    VK_CLUSTER_ACCELERATION_STRUCTURE_OP_TYPE_BUILD_TRIANGLE_CLUSTER_TEMPLATE_NV = 3,
    VK_CLUSTER_ACCELERATION_STRUCTURE_OP_TYPE_INSTANTIATE_TRIANGLE_CLUSTER_NV = 4,
    VK_CLUSTER_ACCELERATION_STRUCTURE_OP_TYPE_GET_CLUSTER_TEMPLATE_INDICES_NV = 5,
} VkClusterAccelerationStructureOpTypeNV;
```

- [VK_CLUSTER_ACCELERATION_STRUCTURE_OP_TYPE_MOVE_OBJECTS_NV](#) specifies that a cluster acceleration structure, cluster acceleration structure template or a bottom level acceleration structure built from cluster acceleration structures will be moved. If a cluster acceleration structure is moved, the bottom level cluster acceleration structures containing it will have to be re-built. If used with [VK_CLUSTER_ACCELERATION_STRUCTURE_OP_MODE_COMPUTE_SIZES_NV](#), it returns the size of existing cluster acceleration structures.
- [VK_CLUSTER_ACCELERATION_STRUCTURE_OP_TYPE_BUILD_CLUSTERS_BOTTOM_LEVEL_NV](#) specifies that bottom level cluster acceleration structures will be built.
- [VK_CLUSTER_ACCELERATION_STRUCTURE_OP_TYPE_BUILD_TRIANGLE_CLUSTER_NV](#) specifies that cluster acceleration structures will be built.

- [VK_CLUSTER_ACCELERATION_STRUCTURE_OP_TYPE_BUILD_TRIANGLE_CLUSTER_TEMPLATE_NV](#) specifies that a template for cluster acceleration structure will be built.
- [VK_CLUSTER_ACCELERATION_STRUCTURE_OP_TYPE_INSTANTIATE_TRIANGLE_CLUSTER_NV](#) specifies that a template for a cluster acceleration structure will be instantiated, resulting in a built cluster acceleration structure.
- [VK_CLUSTER_ACCELERATION_STRUCTURE_OP_TYPE_GET_CLUSTER_TEMPLATE_INDICES_NV](#) specifies that the vertex indices of the cluster template acceleration structure will be fetched.

Values which **can** be set in [VkClusterAccelerationStructureOpModeNV](#) are:

```
// Provided by VK_NV_cluster_acceleration_structure
typedef enum VkClusterAccelerationStructureOpModeNV {
    VK_CLUSTER_ACCELERATION_STRUCTURE_OP_MODE_IMPLICIT_DESTINATIONS_NV = 0,
    VK_CLUSTER_ACCELERATION_STRUCTURE_OP_MODE_EXPLICIT_DESTINATIONS_NV = 1,
    VK_CLUSTER_ACCELERATION_STRUCTURE_OP_MODE_COMPUTE_SIZES_NV = 2,
} VkClusterAccelerationStructureOpModeNV;
```

- [VK_CLUSTER_ACCELERATION_STRUCTURE_OP_MODE_IMPLICIT_DESTINATIONS_NV](#) specifies that the build or move operation will implicitly distribute built or compacted cluster acceleration structures starting at the address provided in [VkClusterAccelerationStructureCommandsInfoNV::dstImplicitData](#). If a move operation is being performed, the acceleration structures will be tightly compacted.
- [VK_CLUSTER_ACCELERATION_STRUCTURE_OP_MODE_EXPLICIT_DESTINATIONS_NV](#) specifies that the build or move operation will explicitly write built or compacted cluster acceleration structures in the array of addresses provided in [VkClusterAccelerationStructureCommandsInfoNV::dstAddressesArray](#).
- [VK_CLUSTER_ACCELERATION_STRUCTURE_OP_MODE_COMPUTE_SIZES_NV](#) specifies that computed cluster acceleration structure sizes will be written to [VkClusterAccelerationStructureCommandsInfoNV::dstSizesArray](#).

The [VkClusterAccelerationStructureOpInputNV](#) union is defined as:

```
// Provided by VK_NV_cluster_acceleration_structure
typedef union VkClusterAccelerationStructureOpInputNV {
    VkClusterAccelerationStructureClustersBottomLevelInputNV* pClustersBottomLevel;
    VkClusterAccelerationStructureTriangleClusterInputNV* pTriangleClusters;
    VkClusterAccelerationStructureMoveObjectsInputNV* pMoveObjects;
} VkClusterAccelerationStructureOpInputNV;
```

- [pClustersBottomLevel](#) is a [VkClusterAccelerationStructureClustersBottomLevelInputNV](#) structure specifying an upper threshold on parameters to build multiple bottom level acceleration structures from multiple cluster level acceleration structures.
- [pTriangleClusters](#) is a [VkClusterAccelerationStructureTriangleClusterInputNV](#) structure specifying an upper threshold on parameters to build a regular or templated cluster acceleration structure.

- `pMoveObjects` is a `VkClusterAccelerationStructureMoveObjectsInputNV` structure specifying an upper threshold on the number of bytes moved and the type of acceleration structure being moved.

The `VkClusterAccelerationStructureClustersBottomLevelInputNV` structure is defined as:

```
// Provided by VK_NV_cluster_acceleration_structure
typedef struct VkClusterAccelerationStructureClustersBottomLevelInputNV {
    VkStructureType    sType;
    void*              pNext;
    uint32_t           maxTotalClusterCount;
    uint32_t           maxClusterCountPerAccelerationStructure;
} VkClusterAccelerationStructureClustersBottomLevelInputNV;
```

- `sType` is a `VkStructureType` value identifying this structure.
- `pNext` is `NULL` or a pointer to a structure extending this structure.
- `maxTotalClusterCount` is the total number of clusters acceleration structures that will be built or moved across all input arguments.
- `maxClusterCountPerAccelerationStructure` is the maximum number of clusters acceleration structures that will be built or moved per input argument.

Valid Usage (Implicit)

- VUID-VkClusterAccelerationStructureClustersBottomLevelInputNV-sType-sType **must** be `VK_STRUCTURE_TYPE_CLUSTER_ACCELERATION_STRUCTURE_CLUSTERS_BOTTOM_LEVEL_INPUT_NV`
- VUID-VkClusterAccelerationStructureClustersBottomLevelInputNV-pNext-pNext **must** be `NULL`

The `VkClusterAccelerationStructureTriangleClusterInputNV` structure is defined as:

```
// Provided by VK_NV_cluster_acceleration_structure
typedef struct VkClusterAccelerationStructureTriangleClusterInputNV {
    VkStructureType    sType;
    void*              pNext;
    VkFormat           vertexFormat;
    uint32_t           maxGeometryIndexValue;
    uint32_t           maxClusterUniqueGeometryCount;
    uint32_t           maxClusterTriangleCount;
    uint32_t           maxClusterVertexCount;
    uint32_t           maxTotalTriangleCount;
    uint32_t           maxTotalVertexCount;
    uint32_t           minPositionTruncateBitCount;
} VkClusterAccelerationStructureTriangleClusterInputNV;
```


- `sType` is a `VkStructureType` value identifying this structure.
- `pNext` is `NULL` or a pointer to a structure extending this structure.
- `vertexFormat` is the `VkFormat` of each vertex element.
- `maxGeometryIndexValue` is the maximum geometry index value for any constructed geometry.
- `maxClusterUniqueGeometryCount` is the maximum number of unique values of the geometry index for each cluster or cluster template.
- `maxClusterTriangleCount` is the maximum number of triangles in a cluster or cluster template.
- `maxClusterVertexCount` is the maximum number of unique vertices in the cluster's index buffer.
- `maxTotalTriangleCount` is the sum of all triangles across all clusters or cluster templates.
- `maxTotalVertexCount` is the maximum number of vertices across all clusters or cluster templates.
- `minPositionTruncateBitCount` is the least value specified in cluster build in `VkClusterAccelerationStructureBuildTriangleClusterInfoNV::positionTruncateBitCount` or cluster template build in `VkClusterAccelerationStructureBuildTriangleClusterTemplateInfoNV::positionTruncateBitCount`.

Valid Usage

- VUID-VkClusterAccelerationStructureTriangleClusterInputNV-vertexFormat-10439
The `format` features of `vertexFormat` **must** contain `VK_FORMAT_FEATURE_ACCELERATION_STRUCTURE_VERTEX_BUFFER_BIT_KHR`
- VUID-VkClusterAccelerationStructureTriangleClusterInputNV-maxClusterTriangleCount-10440
`maxClusterTriangleCount` **must** be less than or equal to `VkPhysicalDeviceClusterAccelerationStructurePropertiesNV::maxTrianglesPerCluster`
- VUID-VkClusterAccelerationStructureTriangleClusterInputNV-maxClusterVertexCount-10441
`maxClusterVertexCount` **must** be less than or equal to `VkPhysicalDeviceClusterAccelerationStructurePropertiesNV::maxVerticesPerCluster`
- VUID-VkClusterAccelerationStructureTriangleClusterInputNV-minPositionTruncateBitCount-10442
`minPositionTruncateBitCount` **must** be less than or equal to `32`

Valid Usage (Implicit)

- VUID-VkClusterAccelerationStructureTriangleClusterInputNV-sType-sType
`sType` **must** be `VK_STRUCTURE_TYPE_CLUSTER_ACCELERATION_STRUCTURE_TRIANGLE_CLUSTER_INPUT_NV`
- VUID-VkClusterAccelerationStructureTriangleClusterInputNV-pNext-pNext
`pNext` **must** be `NULL`
- VUID-VkClusterAccelerationStructureTriangleClusterInputNV-vertexFormat-parameter

vertexFormat must be a valid **VkFormat** value

The **VkClusterAccelerationStructureMoveObjectsInputNV** structure is defined as:

```
// Provided by VK_NV_cluster_acceleration_structure
typedef struct VkClusterAccelerationStructureMoveObjectsInputNV {
    VkStructureType          sType;
    void*                    pNext;
    VkClusterAccelerationStructureTypeNV type;
    VkBool32                 noMoveOverlap;
    VkDeviceSize             maxMovedBytes;
} VkClusterAccelerationStructureMoveObjectsInputNV;
```

- **sType** is a **VkStructureType** value identifying this structure.
- **pNext** is **NULL** or a pointer to a structure extending this structure.
- **type** is a **VkClusterAccelerationStructureTypeNV** value identifying the type of cluster acceleration structure.
- **noMoveOverlap** specifies if the source and destination cluster acceleration structures overlap in memory for the move operation. If set to **VK_TRUE**, the source cluster acceleration structure remains valid after the move and move operation acts like a copy.
- **maxMovedBytes** is the maximum number of bytes that **may** be moved in this operation.

Valid Usage (Implicit)

- VUID-VkClusterAccelerationStructureMoveObjectsInputNV-sType-sType
sType must be **VK_STRUCTURE_TYPE_CLUSTER_ACCELERATION_STRUCTURE_MOVE_OBJECTS_INPUT_NV**
- VUID-VkClusterAccelerationStructureMoveObjectsInputNV-pNext-pNext
pNext must be **NULL**
- VUID-VkClusterAccelerationStructureMoveObjectsInputNV-type-parameter
type must be a valid **VkClusterAccelerationStructureTypeNV** value

Values which **can** be set in **VkClusterAccelerationStructureTypeNV** are:

```
// Provided by VK_NV_cluster_acceleration_structure
typedef enum VkClusterAccelerationStructureTypeNV {
    VK_CLUSTER_ACCELERATION_STRUCTURE_TYPE_CLUSTERS_BOTTOM_LEVEL_NV = 0,
    VK_CLUSTER_ACCELERATION_STRUCTURE_TYPE_TRIANGLE_CLUSTER_NV = 1,
    VK_CLUSTER_ACCELERATION_STRUCTURE_TYPE_TRIANGLE_CLUSTER_TEMPLATE_NV = 2,
} VkClusterAccelerationStructureTypeNV;
```

- **VK_CLUSTER_ACCELERATION_STRUCTURE_TYPE_CLUSTERS_BOTTOM_LEVEL_NV** specifies a bottom level cluster acceleration structure.

- [VK_CLUSTER_ACCELERATION_STRUCTURE_TYPE_TRIANGLE_CLUSTER_NV](#) specifies a cluster acceleration structure.
- [VK_CLUSTER_ACCELERATION_STRUCTURE_TYPE_TRIANGLE_CLUSTER_TEMPLATE_NV](#) specifies a template cluster acceleration structure.

To build or move a cluster acceleration structure or a cluster acceleration structure template call:

```
// Provided by VK_NV_cluster_acceleration_structure
void vkCmdBuildClusterAccelerationStructureIndirectNV(
    VkCommandBuffer                      commandBuffer,
    const VkClusterAccelerationStructureCommandsInfoNV* pCommandInfos);
```

- `commandBuffer` is the command buffer into which the command is recorded.
- `pCommandInfos` is a pointer to a [VkClusterAccelerationStructureCommandsInfoNV](#) structure containing parameters required for building or moving the cluster acceleration structure.

Similar to [vkCmdBuildAccelerationStructuresKHR](#), this command **may** initiate multiple acceleration structures builds and there is no ordering or synchronization implied between any of the individual acceleration structure builds. Accesses to the acceleration structure scratch memory as identified by the [VkClusterAccelerationStructureCommandsInfoNV::scratchData](#) **must** be [synchronized](#) with the [VK_PIPELINE_STAGE_ACCELERATION_STRUCTURE_BUILD_BIT_KHR](#) pipeline stage and an [access type](#) of ([VK_ACCESS_ACCELERATION_STRUCTURE_READ_BIT_KHR](#) | [VK_ACCESS_ACCELERATION_STRUCTURE_WRITE_BIT_KHR](#)).

Accesses to each [VkClusterAccelerationStructureCommandsInfoNV::dstImplicitData](#), [VkClusterAccelerationStructureCommandsInfoNV::dstAddressesArray](#) and [VkClusterAccelerationStructureCommandsInfoNV::dstSizesArray](#) **must** be [synchronized](#) with the [VK_PIPELINE_STAGE_ACCELERATION_STRUCTURE_BUILD_BIT_KHR](#) pipeline stage and an [access type](#) of [VK_ACCESS_ACCELERATION_STRUCTURE_WRITE_BIT_KHR](#).

Accesses to memory with input data as identified by any used values of [VkClusterAccelerationStructureCommandsInfoNV::srcInfosArray](#) and [VkClusterAccelerationStructureCommandsInfoNV::srcInfosCount](#) **must** be [synchronized](#) with the [VK_PIPELINE_STAGE_ACCELERATION_STRUCTURE_BUILD_BIT_KHR](#) pipeline stage and an [access type](#) of [VK_ACCESS_INDIRECT_COMMAND_READ_BIT](#).

Valid Usage

- VUID-vkCmdBuildClusterAccelerationStructureIndirectNV-clusterAccelerationStructure-10443
The [VkPhysicalDeviceClusterAccelerationStructureFeaturesNV::clusterAccelerationStructure](#) feature **must** be enabled
- VUID-vkCmdBuildClusterAccelerationStructureIndirectNV-pNext-10444
The `pNext` chain of the bound ray tracing pipeline **must** include a [VkRayTracingPipelineClusterAccelerationStructureCreateInfoNV](#) structure
- VUID-vkCmdBuildClusterAccelerationStructureIndirectNV-pCommandInfos-10445

`pCommandInfos->input.maxAccelerationStructureCount` **must** be less than or equal to the value used in `pInfo->maxAccelerationStructureCount` in `vkGetClusterAccelerationStructureBuildSizesNV` to determine the memory requirements for the build operation

- VUID-vkCmdBuildClusterAccelerationStructureIndirectNV-scratchData-12300

The scratch memory of the cluster acceleration structure specified in `VkClusterAccelerationStructureCommandsInfoNV::scratchData`, or the memory indirectly referenced in `VkClusterAccelerationStructureCommandsInfoNV::scratchData` when `VkClusterAccelerationStructureCommandsInfoNV::addressResolutionFlags` contains `VK_CLUSTER_ACCELERATION_STRUCTURE_ADDRESS_RESOLUTION_INDIRECTED_SCRATCH_DATA_BIT_NV`, **must** be larger than or equal to the scratch size queried with `vkGetClusterAccelerationStructureBuildSizesNV`

- VUID-vkCmdBuildClusterAccelerationStructureIndirectNV-scratchData-12301

The scratch address of the cluster acceleration structure specified in `VkClusterAccelerationStructureCommandsInfoNV::scratchData`, or the address indirectly referenced in `VkClusterAccelerationStructureCommandsInfoNV::scratchData` when `VkClusterAccelerationStructureCommandsInfoNV::addressResolutionFlags` contains `VK_CLUSTER_ACCELERATION_STRUCTURE_ADDRESS_RESOLUTION_INDIRECTED_SCRATCH_DATA_BIT_NV`, **must** be aligned based on the cluster acceleration structure type and its alignment properties as queried with `VkPhysicalDeviceClusterAccelerationStructurePropertiesNV`

- VUID-vkCmdBuildClusterAccelerationStructureIndirectNV-pCommandInfos-10448

If `pCommandInfos->input.opType` is `VK_CLUSTER_ACCELERATION_STRUCTURE_OP_TYPE_MOVE_OBJECTS_NV`, `pCommandInfos->srcInfosArray` **must** be an array of `VkClusterAccelerationStructureMoveObjectsInfoNV` structures

- VUID-vkCmdBuildClusterAccelerationStructureIndirectNV-pCommandInfos-10449

If `pCommandInfos->input.opType` is `VK_CLUSTER_ACCELERATION_STRUCTURE_OP_TYPE_BUILD_CLUSTERS_BOTTOM_LEVEL_NV`, `pCommandInfos->srcInfosArray` **must** be an array of `VkClusterAccelerationStructureBuildClustersBottomLevelInfoNV` structures

- VUID-vkCmdBuildClusterAccelerationStructureIndirectNV-pCommandInfos-10450

If `pCommandInfos->input.opType` is `VK_CLUSTER_ACCELERATION_STRUCTURE_OP_TYPE_BUILD_TRIANGLE_CLUSTER_NV`, `pCommandInfos->srcInfosArray` **must** be an array of `VkClusterAccelerationStructureBuildTriangleClusterInfoNV` structures

- VUID-vkCmdBuildClusterAccelerationStructureIndirectNV-pCommandInfos-10451

If `pCommandInfos->input.opType` is `VK_CLUSTER_ACCELERATION_STRUCTURE_OP_TYPE_BUILD_TRIANGLE_CLUSTER_TEMPLATE_NV`, `pCommandInfos->srcInfosArray` **must** be an array of `VkClusterAccelerationStructureBuildTriangleClusterTemplateInfoNV` structures

- VUID-vkCmdBuildClusterAccelerationStructureIndirectNV-pCommandInfos-10452

If `pCommandInfos->input.opType` is `VK_CLUSTER_ACCELERATION_STRUCTURE_OP_TYPE_INSTANTIATE_TRIANGLE_CLUSTER_NV`, `pCommandInfos->srcInfosArray` **must** be an array of

`VkClusterAccelerationStructureInstantiateClusterInfoNV` structures

- VUID-vkCmdBuildClusterAccelerationStructureIndirectNV-pCommandInfos-10832
If `pCommandInfos->input.opType` is `VK_CLUSTER_ACCELERATION_STRUCTURE_OP_TYPE_GET_CLUSTER_TEMPLATE_INDICES_NV`, `pCommandInfos->srcInfosArray` **must** be an array of `VkClusterAccelerationStructureGetTemplateIndicesInfoNV` structures
- VUID-vkCmdBuildClusterAccelerationStructureIndirectNV-pCommandInfos-10453
The value in `pCommandInfos->srcInfosCount` **must** be less than or equal to `pCommandInfos->input.maxAccelerationStructureCount`
- VUID-vkCmdBuildClusterAccelerationStructureIndirectNV-pCommandInfos-10454
The number of inputs specified in `pCommandInfos->srcInfosArray` **must** be greater than or equal to `pCommandInfos->srcInfosCount`
- VUID-vkCmdBuildClusterAccelerationStructureIndirectNV-dstAddressesArray-12302
The memory regions specified in `VkClusterAccelerationStructureCommandsInfoNV::dstAddressesArray`, or the memory indirectly referenced in `VkClusterAccelerationStructureCommandsInfoNV::dstAddressesArray` when `VkClusterAccelerationStructureCommandsInfoNV::addressResolutionFlags` contains `VK_CLUSTER_ACCELERATION_STRUCTURE_ADDRESS_RESOLUTION_INDIRECTED_DST_ADDRESS_ARRAY_BIT_NV`, **must** not overlap with each other or with `pCommandInfos->scratchData`, or the memory indirectly referenced in `VkClusterAccelerationStructureCommandsInfoNV::scratchData` when `VkClusterAccelerationStructureCommandsInfoNV::addressResolutionFlags` contains `VK_CLUSTER_ACCELERATION_STRUCTURE_ADDRESS_RESOLUTION_INDIRECTED_SCRATCH_DATA_BIT_NV`
- VUID-vkCmdBuildClusterAccelerationStructureIndirectNV-dstImplicitData-12303
The memory region specified in `VkClusterAccelerationStructureCommandsInfoNV::dstImplicitData`, or the memory indirectly referenced in `VkClusterAccelerationStructureCommandsInfoNV::dstImplicitData` when `VkClusterAccelerationStructureCommandsInfoNV::addressResolutionFlags` contains `VK_CLUSTER_ACCELERATION_STRUCTURE_ADDRESS_RESOLUTION_INDIRECTED_DST_IMPLICIT_DATA_BIT_NV`, for multiple acceleration structure builds **must** not overlap with `pCommandInfos->scratchData`, or the memory indirectly referenced in `VkClusterAccelerationStructureCommandsInfoNV::scratchData` when `VkClusterAccelerationStructureCommandsInfoNV::addressResolutionFlags` contains `VK_CLUSTER_ACCELERATION_STRUCTURE_ADDRESS_RESOLUTION_INDIRECTED_SCRATCH_DATA_BIT_NV`
- VUID-vkCmdBuildClusterAccelerationStructureIndirectNV-pCommandInfos-12304
`pCommandInfos->scratchData`, or the address indirectly referenced in `VkClusterAccelerationStructureCommandsInfoNV::scratchData` when `VkClusterAccelerationStructureCommandsInfoNV::addressResolutionFlags` contains `VK_CLUSTER_ACCELERATION_STRUCTURE_ADDRESS_RESOLUTION_INDIRECTED_SCRATCH_DATA_BIT_NV`, **must** be a device address allocated to the application from a buffer created with the `VK_BUFFER_USAGE_STORAGE_BUFFER_BIT` usage flag set
- VUID-vkCmdBuildClusterAccelerationStructureIndirectNV-pCommandInfos-12305
`pCommandInfos->srcInfosArray`, or the address indirectly referenced in

`VkClusterAccelerationStructureCommandsInfoNV::srcInfosArray` when
`VkClusterAccelerationStructureCommandsInfoNV::addressResolutionFlags` contains
`VK_CLUSTER_ACCELERATION_STRUCTURE_ADDRESS_RESOLUTION_INDIRECTED_SRC_INFOS_ARRAY_BIT_NV`, **must** be a device address range allocated to the application from a buffer created with the `VK_BUFFER_USAGE_ACCELERATION_STRUCTURE_BUILD_INPUT_READ_ONLY_BIT_KHR` usage flag set

- VUID-vkCmdBuildClusterAccelerationStructureIndirectNV-pCommandInfos-12306
`pCommandInfos->srcInfosCount`, or the address indirectly referenced in `VkClusterAccelerationStructureCommandsInfoNV::srcInfosCount` when `VkClusterAccelerationStructureCommandsInfoNV::addressResolutionFlags` contains `VK_CLUSTER_ACCELERATION_STRUCTURE_ADDRESS_RESOLUTION_INDIRECTED_SRC_INFOS_COUNT_BIT_NV`, **must** be a device address allocated to the application from a buffer created with the `VK_BUFFER_USAGE_ACCELERATION_STRUCTURE_BUILD_INPUT_READ_ONLY_BIT_KHR` usage flag set
- VUID-vkCmdBuildClusterAccelerationStructureIndirectNV-pCommandInfos-12381
`pCommandInfos->dstAddressesArray`, or the address indirectly referenced in `VkClusterAccelerationStructureCommandsInfoNV::dstAddressesArray` when `VkClusterAccelerationStructureCommandsInfoNV::addressResolutionFlags` contains `VK_CLUSTER_ACCELERATION_STRUCTURE_ADDRESS_RESOLUTION_INDIRECTED_DST_ADDRESSES_ARRAY_BIT_NV`, **must** be a device address range allocated to the application from a buffer created with the `VK_BUFFER_USAGE_STORAGE_BUFFER_BIT` usage flag set
- VUID-vkCmdBuildClusterAccelerationStructureIndirectNV-pCommandInfos-12382
All destination addresses contained in `pCommandInfos->dstAddressesArray`, or in the memory indirectly referenced in `VkClusterAccelerationStructureCommandsInfoNV::dstAddressesArray` when `VkClusterAccelerationStructureCommandsInfoNV::addressResolutionFlags` contains `VK_CLUSTER_ACCELERATION_STRUCTURE_ADDRESS_RESOLUTION_INDIRECTED_DST_ADDRESSES_ARRAY_BIT_NV`, **must** be device address ranges allocated to the application from buffers created with the `VK_BUFFER_USAGE_ACCELERATION_STRUCTURE_STORAGE_BIT_KHR` usage flag set
- VUID-vkCmdBuildClusterAccelerationStructureIndirectNV-pCommandInfos-12308
`pCommandInfos->dstImplicitData`, or the address indirectly referenced in `VkClusterAccelerationStructureCommandsInfoNV::dstImplicitData` when `VkClusterAccelerationStructureCommandsInfoNV::addressResolutionFlags` contains `VK_CLUSTER_ACCELERATION_STRUCTURE_ADDRESS_RESOLUTION_INDIRECTED_DST_IMPLICIT_DATA_BIT_NV`, **must** be a device address allocated to the application from a buffer created with the `VK_BUFFER_USAGE_ACCELERATION_STRUCTURE_STORAGE_BIT_KHR` usage flag set

Valid Usage (Implicit)

- VUID-vkCmdBuildClusterAccelerationStructureIndirectNV-commandBuffer-parameter `commandBuffer` **must** be a valid `VkCommandBuffer` handle

- VUID-vkCmdBuildClusterAccelerationStructureIndirectNV-pCommandInfos-parameter **pCommandInfos** **must** be a valid pointer to a valid [VkClusterAccelerationStructureCommandsInfoNV](#) structure
- VUID-vkCmdBuildClusterAccelerationStructureIndirectNV-commandBuffer-recording **commandBuffer** **must** be in the [recording state](#)
- VUID-vkCmdBuildClusterAccelerationStructureIndirectNV-commandBuffer-cmdpool
The [VkCommandPool](#) that **commandBuffer** was allocated from **must** support [VK_QUEUE_COMPUTE_BIT](#) operations
- VUID-vkCmdBuildClusterAccelerationStructureIndirectNV-renderpass
This command **must** only be called outside of a render pass instance
- VUID-vkCmdBuildClusterAccelerationStructureIndirectNV-suspended
This command **must** not be called between suspended render pass instances
- VUID-vkCmdBuildClusterAccelerationStructureIndirectNV-videocoding
This command **must** only be called outside of a video coding scope

Host Synchronization

- Host access to **commandBuffer** **must** be externally synchronized
- Host access to the [VkCommandPool](#) that **commandBuffer** was allocated from **must** be externally synchronized

Command Properties

Command Buffer Levels	Render Pass Scope	Video Coding Scope	Supported Queue Types	Command Type
Primary Secondary	Outside	Outside	VK_QUEUE_COMPUTE_BIT	Action

Conditional Rendering

`vkCmdBuildClusterAccelerationStructureIndirectNV` is not affected by [conditional rendering](#)

The [VkClusterAccelerationStructureCommandsInfoNV](#) structure is defined as:


```
// Provided by VK_NV_cluster_acceleration_structure
typedef struct VkClusterAccelerationStructureCommandsInfoNV {
    VkStructureType                sType;
    void*                          pNext;
    VkClusterAccelerationStructureInputInfoNV input;
    VkDeviceAddress                dstImplicitData;
    VkDeviceAddress                scratchData;
    VkStridedDeviceAddressRegionKHR dstAddressesArray;
    VkStridedDeviceAddressRegionKHR dstSizesArray;
    VkStridedDeviceAddressRegionKHR srcInfosArray;
    VkDeviceAddress                srcInfosCount;
    VkClusterAccelerationStructureAddressResolutionFlagsNV addressResolutionFlags;
} VkClusterAccelerationStructureCommandsInfoNV;
```

- **sType** is a [VkStructureType](#) value identifying this structure.
- **pNext** is `NULL` or a pointer to a structure extending this structure.
- **input** is [VkClusterAccelerationStructureInputInfoNV](#) structure describing the build or move parameters for the cluster acceleration structure.
- **dstImplicitData** is the device address for memory where the implicit build of cluster acceleration structure will be saved. If [VkClusterAccelerationStructureInputInfoNV::opMode](#) is [VK_CLUSTER_ACCELERATION_STRUCTURE_OP_MODE_EXPLICIT_DESTINATIONS_NV](#) or [VK_CLUSTER_ACCELERATION_STRUCTURE_OP_MODE_COMPUTE_SIZES_NV](#), this value is ignored.
- **scratchData** is the device address of scratch memory that will be used during cluster acceleration structure move or build.
- **dstAddressesArray** is a [VkStridedDeviceAddressRegionKHR](#) that specifies addresses and stride for moved or built cluster acceleration structures, depending on the value of [VkClusterAccelerationStructureInputInfoNV::opMode](#). If [VkClusterAccelerationStructureInputInfoNV::opMode](#) is [VK_CLUSTER_ACCELERATION_STRUCTURE_OP_MODE_IMPLICIT_DESTINATIONS_NV](#) and [VkStridedDeviceAddressRegionKHR::deviceAddress](#) is not `0`, then the implementation writes the cluster addresses to the specified region. If [VkClusterAccelerationStructureInputInfoNV::opMode](#) is [VK_CLUSTER_ACCELERATION_STRUCTURE_OP_MODE_EXPLICIT_DESTINATIONS_NV](#), the implementation reads the cluster addresses from the specified region. If [VkClusterAccelerationStructureInputInfoNV::opMode](#) is [VK_CLUSTER_ACCELERATION_STRUCTURE_OP_MODE_COMPUTE_SIZES_NV](#), this member is ignored.
- **dstSizesArray** is a [VkStridedDeviceAddressRegionKHR](#) containing sizes of moved or built cluster acceleration structures. If [VkClusterAccelerationStructureInputInfoNV::opMode](#) is [VK_CLUSTER_ACCELERATION_STRUCTURE_OP_MODE_IMPLICIT_DESTINATIONS_NV](#) or [VK_CLUSTER_ACCELERATION_STRUCTURE_OP_MODE_COMPUTE_SIZES_NV](#), then the sizes are saved. If [VkClusterAccelerationStructureInputInfoNV::opMode](#) is [VK_CLUSTER_ACCELERATION_STRUCTURE_OP_MODE_EXPLICIT_DESTINATIONS_NV](#), then the sizes are read from.
- **srcInfosArray** is a [VkStridedDeviceAddressRegionKHR](#) where input data for the build or move

operation is read from. If the stride is 0, the structures are assumed to be packed tightly. Its format is dependent on `VkClusterAccelerationStructureInputInfoNV::opType` as per the table below.

<code>input.opType</code>	Format of <code>srcInfosArray</code>
<code>VK_CLUSTER_ACCELERATION_STRUCTURE_OP_TYPE_MOVE_OBJECTS_NV</code>	<code>VkClusterAccelerationStructureMoveObjectsInfoNV</code>
<code>VK_CLUSTER_ACCELERATION_STRUCTURE_OP_TYPE_BUILD_CLUSTERS_BOTTOM_LEVEL_NV</code>	<code>VkClusterAccelerationStructureBuildClustersBottomLevelInfoNV</code>
<code>VK_CLUSTER_ACCELERATION_STRUCTURE_OP_TYPE_BUILD_TRIANGLE_CLUSTER_NV</code>	<code>VkClusterAccelerationStructureBuildTriangleClusterInfoNV</code>
<code>VK_CLUSTER_ACCELERATION_STRUCTURE_OP_TYPE_BUILD_TRIANGLE_CLUSTER_TEMPLATE_NV</code>	<code>VkClusterAccelerationStructureBuildTriangleClusterTemplateInfoNV</code>
<code>VK_CLUSTER_ACCELERATION_STRUCTURE_OP_TYPE_INSTANTIATE_TRIANGLE_CLUSTER_NV</code>	<code>VkClusterAccelerationStructureInstantiateClusterInfoNV</code>
<code>VK_CLUSTER_ACCELERATION_STRUCTURE_OP_TYPE_GET_CLUSTER_TEMPLATE_INDICES_NV</code>	<code>VkClusterAccelerationStructureGetTemplateIndicesInfoNV</code>

- `srcInfosCount` is the device address of memory containing the count of number of build or move operations to perform. The actual value is the minimum of this value and the value specified in `input.maxAccelerationStructureCount`. If this value is 0, the count is determined by `input.maxAccelerationStructureCount` alone.
- `addressResolutionFlags` is a bitmask of `VkClusterAccelerationStructureAddressResolutionFlagBitsNV` values specifying how an implementation will interpret the device addresses in this structure.

Valid Usage

- VUID-VkClusterAccelerationStructureCommandsInfoNV-opMode-12309
If `VkClusterAccelerationStructureInputInfoNV::opMode` is `VK_CLUSTER_ACCELERATION_STRUCTURE_OP_MODE_IMPLICIT_DESTINATIONS_NV`, `VkClusterAccelerationStructureCommandsInfoNV::dstImplicitData`, or the address indirectly referenced in `VkClusterAccelerationStructureCommandsInfoNV::dstImplicitData` when `VkClusterAccelerationStructureCommandsInfoNV::addressResolutionFlags` contains `VK_CLUSTER_ACCELERATION_STRUCTURE_ADDRESS_RESOLUTION_INDIRECTED_DST_IMPLICIT_DATA_BIT_NV`, **must** be a valid `VkDeviceAddress`
- VUID-VkClusterAccelerationStructureCommandsInfoNV-opMode-12310
If `VkClusterAccelerationStructureInputInfoNV::opMode` is `VK_CLUSTER_ACCELERATION_STRUCTURE_OP_MODE_IMPLICIT_DESTINATIONS_NV` and `input.opType` is not `VK_CLUSTER_ACCELERATION_STRUCTURE_OP_TYPE_MOVE_OBJECTS_NV`, the memory in `VkClusterAccelerationStructureCommandsInfoNV::dstImplicitData`, or the memory

indirectly referenced in `VkClusterAccelerationStructureCommandsInfoNV::dstImplicitData` when `VkClusterAccelerationStructureCommandsInfoNV::addressResolutionFlags` contains `VK_CLUSTER_ACCELERATION_STRUCTURE_ADDRESS_RESOLUTION_INDIRECTED_DST_IMPLICIT_DATA_BIT_NV` **must** be equal to or larger than the `VkAccelerationStructureBuildSizesInfoKHR::accelerationStructureSize` value returned from `vkGetClusterAccelerationStructureBuildSizesNV` with same input parameters

- VUID-VkClusterAccelerationStructureCommandsInfoNV-opMode-12311

If `VkClusterAccelerationStructureInputInfoNV::opMode` is `VK_CLUSTER_ACCELERATION_STRUCTURE_OP_MODE_IMPLICIT_DESTINATIONS_NV` and `input.opType` is `VK_CLUSTER_ACCELERATION_STRUCTURE_OP_TYPE_MOVE_OBJECTS_NV`, the memory in `VkClusterAccelerationStructureCommandsInfoNV::dstImplicitData`, or the memory indirectly referenced in `VkClusterAccelerationStructureCommandsInfoNV::dstImplicitData` when `VkClusterAccelerationStructureCommandsInfoNV::addressResolutionFlags` contains `VK_CLUSTER_ACCELERATION_STRUCTURE_ADDRESS_RESOLUTION_INDIRECTED_DST_IMPLICIT_DATA_BIT_NV`, **must** be equal to or larger than the sum of all the built acceleration structures that are being moved

- VUID-VkClusterAccelerationStructureCommandsInfoNV-input-10469

If `input.opType` is `VK_CLUSTER_ACCELERATION_STRUCTURE_OP_TYPE_MOVE_OBJECTS_NV`, the total memory moved **must** not be larger than the size provided in `VkClusterAccelerationStructureMoveObjectsInputNV::maxMovedBytes`

- VUID-VkClusterAccelerationStructureCommandsInfoNV-opMode-12312

If `VkClusterAccelerationStructureInputInfoNV::opMode` is `VK_CLUSTER_ACCELERATION_STRUCTURE_OP_MODE_COMPUTE_SIZES_NV`, `VkClusterAccelerationStructureCommandsInfoNV::dstSizesArray`, or the address indirectly referenced in `VkClusterAccelerationStructureCommandsInfoNV::dstSizesArray` when `VkClusterAccelerationStructureCommandsInfoNV::addressResolutionFlags` contains `VK_CLUSTER_ACCELERATION_STRUCTURE_ADDRESS_RESOLUTION_INDIRECTED_DST_SIZES_ARRAY_BIT_NV`, **must** be a valid `VkDeviceAddress`

- VUID-VkClusterAccelerationStructureCommandsInfoNV-opMode-12313

If `VkClusterAccelerationStructureInputInfoNV::opMode` is `VK_CLUSTER_ACCELERATION_STRUCTURE_OP_MODE_EXPLICIT_DESTINATIONS_NV`, the address in `VkClusterAccelerationStructureCommandsInfoNV::dstAddressesArray`, or the address indirectly referenced in `VkClusterAccelerationStructureCommandsInfoNV::dstAddressesArray` when `VkClusterAccelerationStructureCommandsInfoNV::addressResolutionFlags` contains `VK_CLUSTER_ACCELERATION_STRUCTURE_ADDRESS_RESOLUTION_INDIRECTED_DST_ADDRESS_ARRAY_BIT_NV`, **must** be a valid `VkDeviceAddress`

- VUID-VkClusterAccelerationStructureCommandsInfoNV-opMode-12314

If `VkClusterAccelerationStructureInputInfoNV::opMode` is `VK_CLUSTER_ACCELERATION_STRUCTURE_OP_MODE_EXPLICIT_DESTINATIONS_NV`, the addresses in `VkClusterAccelerationStructureCommandsInfoNV::dstAddressesArray`, or the memory indirectly referenced in `VkClusterAccelerationStructureCommandsInfoNV::dstAddressesArray` when `VkClusterAccelerationStructureCommandsInfoNV`

`::addressResolutionFlags` contains
`VK_CLUSTER_ACCELERATION_STRUCTURE_ADDRESS_RESOLUTION_INDIRECTED_DST_ADDRESS_ARRAY_BIT_NV`, **must** be large enough to accommodate built or moved clusters

- VUID-VkClusterAccelerationStructureCommandsInfoNV-opMode-12315

If `VkClusterAccelerationStructureInputInfoNV::opMode` is `VK_CLUSTER_ACCELERATION_STRUCTURE_OP_MODE_EXPLICIT_DESTINATIONS_NV`, the buffers in `VkClusterAccelerationStructureCommandsInfoNV::dstAddressesArray`, or the buffers indirectly referenced in `VkClusterAccelerationStructureCommandsInfoNV::dstAddressesArray` when `VkClusterAccelerationStructureCommandsInfoNV::addressResolutionFlags` contains `VK_CLUSTER_ACCELERATION_STRUCTURE_ADDRESS_RESOLUTION_INDIRECTED_DST_ADDRESS_ARRAY_BIT_NV`, **must** not overlap

- VUID-VkClusterAccelerationStructureCommandsInfoNV-opMode-12316

If `VkClusterAccelerationStructureInputInfoNV::opMode` is `VK_CLUSTER_ACCELERATION_STRUCTURE_OP_MODE_EXPLICIT_DESTINATIONS_NV`, the addresses in `VkClusterAccelerationStructureCommandsInfoNV::dstAddressesArray`, or the addresses indirectly referenced in `VkClusterAccelerationStructureCommandsInfoNV::dstAddressesArray` when `VkClusterAccelerationStructureCommandsInfoNV::addressResolutionFlags` contains `VK_CLUSTER_ACCELERATION_STRUCTURE_ADDRESS_RESOLUTION_INDIRECTED_DST_ADDRESS_ARRAY_BIT_NV`, **must** be aligned based on the cluster acceleration structure type and its alignment properties as described in `VkPhysicalDeviceClusterAccelerationStructurePropertiesNV`

- VUID-VkClusterAccelerationStructureCommandsInfoNV-dstAddressesArray-10474

The stride in `dstAddressesArray` **must** be greater than or equal to 8

- VUID-VkClusterAccelerationStructureCommandsInfoNV-dstSizesArray-10475

The stride in `dstSizesArray` **must** be greater than or equal to 4

- VUID-VkClusterAccelerationStructureCommandsInfoNV-srcInfosArray-10476

The stride in `srcInfosArray` **must** be greater than the type of structure the address is describing

- VUID-VkClusterAccelerationStructureCommandsInfoNV-input-12317

If `input.opType` is `VK_CLUSTER_ACCELERATION_STRUCTURE_OP_TYPE_BUILD_TRIANGLE_CLUSTER_NV`, then depending on the `VkClusterAccelerationStructureInputInfoNV::opMode`, `VkClusterAccelerationStructureCommandsInfoNV::dstImplicitData`, or the address indirectly referenced in `VkClusterAccelerationStructureCommandsInfoNV::dstImplicitData` when `VkClusterAccelerationStructureCommandsInfoNV::addressResolutionFlags` contains `VK_CLUSTER_ACCELERATION_STRUCTURE_ADDRESS_RESOLUTION_INDIRECTED_DST_IMPLICIT_DATA_BIT_NV`, or addresses specified in `VkClusterAccelerationStructureCommandsInfoNV::dstAddressesArray`, or the addresses indirectly referenced in `VkClusterAccelerationStructureCommandsInfoNV::dstAddressesArray` when `VkClusterAccelerationStructureCommandsInfoNV::addressResolutionFlags` contains `VK_CLUSTER_ACCELERATION_STRUCTURE_ADDRESS_RESOLUTION_INDIRECTED_DST_A`

`DDRESS_ARRAY_BIT_NV`, **must** be aligned to `VkPhysicalDeviceClusterAccelerationStructurePropertiesNV::clusterByteAlignment`

- VUID-VkClusterAccelerationStructureCommandsInfoNV-input-12318

If `input.opType` is `VK_CLUSTER_ACCELERATION_STRUCTURE_OP_TYPE_BUILD_TRIANGLE_CLUSTER_TEMP_LATE_NV`, then depending on the `VkClusterAccelerationStructureInputInfoNV::opMode`, `VkClusterAccelerationStructureCommandsInfoNV::dstImplicitData`, or the address indirectly referenced in `VkClusterAccelerationStructureCommandsInfoNV::dstImplicitData` when `VkClusterAccelerationStructureCommandsInfoNV::addressResolutionFlags` contains `VK_CLUSTER_ACCELERATION_STRUCTURE_ADDRESS_RESOLUTION_INDIRECTED_DST_IMPLICIT_DATA_BIT_NV`, or addresses specified in `VkClusterAccelerationStructureCommandsInfoNV::dstAddressesArray`, or the addresses indirectly referenced in `VkClusterAccelerationStructureCommandsInfoNV::dstAddressesArray` when `VkClusterAccelerationStructureCommandsInfoNV::addressResolutionFlags` contains `VK_CLUSTER_ACCELERATION_STRUCTURE_ADDRESS_RESOLUTION_INDIRECTED_DST_ADDRESS_ARRAY_BIT_NV`, **must** be aligned to `VkPhysicalDeviceClusterAccelerationStructurePropertiesNV::clusterTemplateByteAlignment`

- VUID-VkClusterAccelerationStructureCommandsInfoNV-input-12319

If `input.opType` is `VK_CLUSTER_ACCELERATION_STRUCTURE_OP_TYPE_INSTANTIATE_TRIANGLE_CLUSTER_NV`, then depending on the `VkClusterAccelerationStructureInputInfoNV::opMode`, `VkClusterAccelerationStructureCommandsInfoNV::dstImplicitData`, or the address indirectly referenced in `VkClusterAccelerationStructureCommandsInfoNV::dstImplicitData` when `VkClusterAccelerationStructureCommandsInfoNV::addressResolutionFlags` contains `VK_CLUSTER_ACCELERATION_STRUCTURE_ADDRESS_RESOLUTION_INDIRECTED_DST_IMPLICIT_DATA_BIT_NV`, or addresses specified in `VkClusterAccelerationStructureCommandsInfoNV::dstAddressesArray`, or the addresses indirectly referenced in `VkClusterAccelerationStructureCommandsInfoNV::dstAddressesArray` when `VkClusterAccelerationStructureCommandsInfoNV::addressResolutionFlags` contains `VK_CLUSTER_ACCELERATION_STRUCTURE_ADDRESS_RESOLUTION_INDIRECTED_DST_ADDRESS_ARRAY_BIT_NV`, **must** be aligned to `VkPhysicalDeviceClusterAccelerationStructurePropertiesNV::clusterByteAlignment`

- VUID-VkClusterAccelerationStructureCommandsInfoNV-scratchData-12320

`VkClusterAccelerationStructureCommandsInfoNV::scratchData`, or the address indirectly referenced in `VkClusterAccelerationStructureCommandsInfoNV::scratchData` when `VkClusterAccelerationStructureCommandsInfoNV::addressResolutionFlags` contains `VK_CLUSTER_ACCELERATION_STRUCTURE_ADDRESS_RESOLUTION_INDIRECTED_SCRATCH_DATA_BIT_NV`, **must** be aligned to `VkPhysicalDeviceClusterAccelerationStructurePropertiesNV::clusterScratchByteAlignment`

- VUID-VkClusterAccelerationStructureCommandsInfoNV-buildScratchSize-12321

If the `buildScratchSize` member of the `VkAccelerationStructureBuildSizesInfoKHR`

structure returned from a call to `vkGetClusterAccelerationStructureBuildSizesNV` is not 0, then `VkClusterAccelerationStructureCommandsInfoNV::scratchData`, or the address indirectly referenced in `VkClusterAccelerationStructureCommandsInfoNV::scratchData` when `VkClusterAccelerationStructureCommandsInfoNV::addressResolutionFlags` contains `VK_CLUSTER_ACCELERATION_STRUCTURE_ADDRESS_RESOLUTION_INDIRECTED_SCRATCH_DATA_BIT_NV`, **must** be a valid `VkDeviceAddress`

- VUID-VkClusterAccelerationStructureCommandsInfoNV-srcInfosCount-12322
`VkClusterAccelerationStructureCommandsInfoNV::srcInfosCount`, or the address indirectly referenced in `VkClusterAccelerationStructureCommandsInfoNV::srcInfosCount` when `VkClusterAccelerationStructureCommandsInfoNV::addressResolutionFlags` contains `VK_CLUSTER_ACCELERATION_STRUCTURE_ADDRESS_RESOLUTION_INDIRECTED_SRC_INFOS_COUNT_BIT_NV`, **must** be 4-byte aligned
- VUID-VkClusterAccelerationStructureCommandsInfoNV-input-12323
 If `input.opType` is `VK_CLUSTER_ACCELERATION_STRUCTURE_OP_TYPE_BUILD_CLUSTERS_BOTTOM_LEVEL_NV`, the total and per argument number of cluster acceleration structures referenced in `VkClusterAccelerationStructureCommandsInfoNV::srcInfosArray`, or the structures indirectly referenced in `VkClusterAccelerationStructureCommandsInfoNV::srcInfosArray` when `VkClusterAccelerationStructureCommandsInfoNV::addressResolutionFlags` contains `VK_CLUSTER_ACCELERATION_STRUCTURE_ADDRESS_RESOLUTION_INDIRECTED_SRC_INFOS_ARRAY_BIT_NV`, **must** be equal or less than the maximum values with which memory requirements were queried in `vkGetClusterAccelerationStructureBuildSizesNV` with `VkClusterAccelerationStructureOpInputNV::pClustersBottomLevel`

Valid Usage (Implicit)

- VUID-VkClusterAccelerationStructureCommandsInfoNV-sType-sType
`sType` **must** be `VK_STRUCTURE_TYPE_CLUSTER_ACCELERATION_STRUCTURE_COMMANDS_INFO_NV`
- VUID-VkClusterAccelerationStructureCommandsInfoNV-pNext-pNext
`pNext` **must** be `NULL`
- VUID-VkClusterAccelerationStructureCommandsInfoNV-input-parameter
`input` **must** be a valid `VkClusterAccelerationStructureInputInfoNV` structure
- VUID-VkClusterAccelerationStructureCommandsInfoNV-dstImplicitData-parameter
 If `dstImplicitData` is not 0, `dstImplicitData` **must** be a valid `VkDeviceAddress` value
- VUID-VkClusterAccelerationStructureCommandsInfoNV-scratchData-parameter
`scratchData` **must** be a valid `VkDeviceAddress` value
- VUID-VkClusterAccelerationStructureCommandsInfoNV-srcInfosCount-parameter
 If `srcInfosCount` is not 0, `srcInfosCount` **must** be a valid `VkDeviceAddress` value
- VUID-VkClusterAccelerationStructureCommandsInfoNV-addressResolutionFlags-parameter
`addressResolutionFlags` **must** be a valid combination of `VkClusterAccelerationStructureAddressResolutionFlagBitsNV` values

Bits which **can** be set in `VkClusterAccelerationStructureCommandsInfoNV::addressResolutionFlags`, specifying how the device address in `VkClusterAccelerationStructureCommandsInfoNV` are interpreted, are:

```
// Provided by VK_NV_cluster_acceleration_structure
typedef enum VkClusterAccelerationStructureAddressResolutionFlagBitsNV {
    VK_CLUSTER_ACCELERATION_STRUCTURE_ADDRESS_RESOLUTION_NONE_NV = 0,

    VK_CLUSTER_ACCELERATION_STRUCTURE_ADDRESS_RESOLUTION_INDIRECTED_DST_IMPLICIT_DATA_BIT_NV = 0x00000001,

    VK_CLUSTER_ACCELERATION_STRUCTURE_ADDRESS_RESOLUTION_INDIRECTED_SCRATCH_DATA_BIT_NV = 0x00000002,

    VK_CLUSTER_ACCELERATION_STRUCTURE_ADDRESS_RESOLUTION_INDIRECTED_DST_ADDRESS_ARRAY_BIT_NV = 0x00000004,

    VK_CLUSTER_ACCELERATION_STRUCTURE_ADDRESS_RESOLUTION_INDIRECTED_DST_SIZES_ARRAY_BIT_NV = 0x00000008,

    VK_CLUSTER_ACCELERATION_STRUCTURE_ADDRESS_RESOLUTION_INDIRECTED_SRC_INFOS_ARRAY_BIT_NV = 0x00000010,

    VK_CLUSTER_ACCELERATION_STRUCTURE_ADDRESS_RESOLUTION_INDIRECTED_SRC_INFOS_COUNT_BIT_NV = 0x00000020,
} VkClusterAccelerationStructureAddressResolutionFlagBitsNV;
```

- `VK_CLUSTER_ACCELERATION_STRUCTURE_ADDRESS_RESOLUTION_NONE_NV` specifies that no address resolution flags are provided.
- `VK_CLUSTER_ACCELERATION_STRUCTURE_ADDRESS_RESOLUTION_INDIRECTED_DST_IMPLICIT_DATA_BIT_NV` specifies another level of indirection when reading `VkClusterAccelerationStructureCommandsInfoNV::dstImplicitData`.
- `VK_CLUSTER_ACCELERATION_STRUCTURE_ADDRESS_RESOLUTION_INDIRECTED_SCRATCH_DATA_BIT_NV` specifies another level of indirection when reading `VkClusterAccelerationStructureCommandsInfoNV::scratchData`.
- `VK_CLUSTER_ACCELERATION_STRUCTURE_ADDRESS_RESOLUTION_INDIRECTED_DST_ADDRESSES_ARRAY_BIT_NV` specifies another level of indirection when reading `VkClusterAccelerationStructureCommandsInfoNV::dstAddressesArray`.
- `VK_CLUSTER_ACCELERATION_STRUCTURE_ADDRESS_RESOLUTION_INDIRECTED_DST_SIZES_ARRAY_BIT_NV` specifies another level of indirection when reading `VkClusterAccelerationStructureCommandsInfoNV::dstSizesArray`.
- `VK_CLUSTER_ACCELERATION_STRUCTURE_ADDRESS_RESOLUTION_INDIRECTED_SRC_INFOS_ARRAY_BIT_NV` specifies another level of indirection when reading `VkClusterAccelerationStructureCommandsInfoNV::srcInfosArray`.
- `VK_CLUSTER_ACCELERATION_STRUCTURE_ADDRESS_RESOLUTION_INDIRECTED_SRC_INFOS_COUNT_BIT_NV` specifies another level of indirection when reading

[VkClusterAccelerationStructureCommandsInfoNV::srcInfosCount](#).

```
// Provided by VK_NV_cluster_acceleration_structure
typedef VkFlags VkClusterAccelerationStructureAddressResolutionFlagsNV;
```

[VkClusterAccelerationStructureAddressResolutionFlagsNV](#) is a bitmask type for setting a mask of zero or more [VkClusterAccelerationStructureAddressResolutionFlagBitsNV](#).

The [VkClusterAccelerationStructureMoveObjectsInfoNV](#) structure is defined as:

```
// Provided by VK_NV_cluster_acceleration_structure
typedef struct VkClusterAccelerationStructureMoveObjectsInfoNV {
    VkDeviceAddress    srcAccelerationStructure;
} VkClusterAccelerationStructureMoveObjectsInfoNV;
```

- [srcAccelerationStructure](#) is the device address of the source cluster acceleration structure that will be moved.

Valid Usage

- VUID-VkClusterAccelerationStructureMoveObjectsInfoNV-srcAccelerationStructure-10483 [srcAccelerationStructure](#) **must** be a type of [cluster acceleration structure](#)

Valid Usage (Implicit)

- VUID-VkClusterAccelerationStructureMoveObjectsInfoNV-srcAccelerationStructure-parameter [srcAccelerationStructure](#) **must** be a valid [VkDeviceAddress](#) value

The [VkClusterAccelerationStructureBuildClustersBottomLevelInfoNV](#) structure is defined as:

```
// Provided by VK_NV_cluster_acceleration_structure
typedef struct VkClusterAccelerationStructureBuildClustersBottomLevelInfoNV {
    uint32_t          clusterReferencesCount;
    uint32_t          clusterReferencesStride;
    VkDeviceAddress    clusterReferences;
} VkClusterAccelerationStructureBuildClustersBottomLevelInfoNV;
```

- [clusterReferencesCount](#) is the number of clusters this bottom level acceleration structure will be built from.
- [clusterReferencesStride](#) is the stride in [clusterReferences](#).
- [clusterReferences](#) is the device memory containing the address of the clusters.

Valid Usage

- VUID-VkClusterAccelerationStructureBuildClustersBottomLevelInfoNV-clusterReferences-10484
All cluster references in `clusterReferences` **must** be unique
- VUID-VkClusterAccelerationStructureBuildClustersBottomLevelInfoNV-clusterReferences-10485
`clusterReferences` **must** have at least `clusterReferencesCount` values
- VUID-VkClusterAccelerationStructureBuildClustersBottomLevelInfoNV-clusterReferencesStride-10486
`clusterReferencesStride` **must** be greater than or equal to 8

Valid Usage (Implicit)

- VUID-VkClusterAccelerationStructureBuildClustersBottomLevelInfoNV-clusterReferences-parameter
`clusterReferences` **must** be a valid `VkDeviceAddress` value

Bits which **can** be set in `VkClusterAccelerationStructureGeometryIndexAndGeometryFlagsNV::geometryFlags`, specifying geometry flags for cluster acceleration structure, are:

```
// Provided by VK_NV_cluster_acceleration_structure
typedef enum VkClusterAccelerationStructureGeometryFlagBitsNV {
    VK_CLUSTER_ACCELERATION_STRUCTURE_GEOMETRY_CULL_DISABLE_BIT_NV = 0x00000001,
    VK_CLUSTER_ACCELERATION_STRUCTURE_GEOMETRY_NO_DUPLICATE_ANYHIT_INVOCATION_BIT_NV =
0x00000002,
    VK_CLUSTER_ACCELERATION_STRUCTURE_GEOMETRY_OPAQUE_BIT_NV = 0x00000004,
} VkClusterAccelerationStructureGeometryFlagBitsNV;
```

- `VK_CLUSTER_ACCELERATION_STRUCTURE_GEOMETRY_CULL_DISABLE_BIT_NV` disables face culling for this geometry.
- `VK_CLUSTER_ACCELERATION_STRUCTURE_GEOMETRY_NO_DUPLICATE_ANYHIT_INVOCATION_BIT_NV` specifies that the implementation **must** only call the any-hit shader a single time for each primitive in this geometry. If this bit is absent an implementation **may** invoke the any-hit shader more than once for this geometry.
- `VK_CLUSTER_ACCELERATION_STRUCTURE_GEOMETRY_OPAQUE_BIT_NV` specifies that this geometry does not invoke the any-hit shaders even if present in a hit group.

```
// Provided by VK_NV_cluster_acceleration_structure
typedef VkFlags VkClusterAccelerationStructureGeometryFlagsNV;
```

`VkClusterAccelerationStructureGeometryFlagsNV` is a bitmask type for setting a mask of zero or more `VkClusterAccelerationStructureGeometryFlagBitsNV`.

The [VkClusterAccelerationStructureGeometryIndexAndGeometryFlagsNV](#) structure is defined as:

```
// Provided by VK_NV_cluster_acceleration_structure
typedef struct VkClusterAccelerationStructureGeometryIndexAndGeometryFlagsNV {
    uint32_t    geometryIndex:24;
    uint32_t    reserved:5;
    uint32_t    geometryFlags:3;
} VkClusterAccelerationStructureGeometryIndexAndGeometryFlagsNV;
```

- **geometryIndex** specifies the geometry index for all triangles in the cluster acceleration structure.
- **reserved** is reserved for future use.
- **geometryFlags** is a bitmask of [VkClusterAccelerationStructureGeometryFlagBitsNV](#) values describing geometry flags for the cluster acceleration structure.

The C language specification does not define the ordering of bit-fields, but in practice, this structure produces the correct layout with existing compilers. The intended bit pattern is the following:

- **geometryIndex**, **reserved** and **mask** occupy the same memory as if a single **uint32_t** was specified in their place
 - **geometryIndex** occupies the 24 least significant bits of that memory
 - **geometryFlags** occupies the 3 most significant bits of that memory

If a compiler produces code that diverges from that pattern, applications **must** employ another method to set values according to the correct bit pattern.

Valid Usage

- VUID-VkClusterAccelerationStructureGeometryIndexAndGeometryFlagsNV-reserved-10487
reserved must be 0

Bits which **can** be set in [VkClusterAccelerationStructureBuildTriangleClusterInfoNV::clusterFlags](#), specifying flags for clusters in an acceleration structure, are:

```
// Provided by VK_NV_cluster_acceleration_structure
typedef enum VkClusterAccelerationStructureClusterFlagBitsNV {
    VK_CLUSTER_ACCELERATION_STRUCTURE_CLUSTER_ALLOW_DISABLE_OPACITY_MICROMAPS_NV =
    0x00000001,
} VkClusterAccelerationStructureClusterFlagBitsNV;
```

- [VK_CLUSTER_ACCELERATION_STRUCTURE_CLUSTER_ALLOW_DISABLE_OPACITY_MICROMAPS_NV](#) specifies that the specified cluster acceleration structure **may** be referenced in an instance with [VK_GEOMETRY_INSTANCE_DISABLE_OPACITY_MICROMAPS_BIT_EXT](#) set.


```
// Provided by VK_NV_cluster_acceleration_structure
typedef VkFlags VkClusterAccelerationStructureClusterFlagsNV;
```

VkClusterAccelerationStructureClusterFlagsNV is a bitmask type for setting a mask of zero or more **VkClusterAccelerationStructureClusterFlagBitsNV**.

The **VkClusterAccelerationStructureBuildTriangleClusterInfoNV** structure is defined as:

```
// Provided by VK_NV_cluster_acceleration_structure
typedef struct VkClusterAccelerationStructureBuildTriangleClusterInfoNV {
    uint32_t                clusterID;
    VkClusterAccelerationStructureClusterFlagsNV clusterFlags;
    uint32_t                triangleCount:9;
    uint32_t                vertexCount:9;
    uint32_t                positionTruncateBitCount:6;
    uint32_t                indexType:4;
    uint32_t                opacityMicromapIndexType:4;
    VkClusterAccelerationStructureGeometryIndexAndGeometryFlagsNV
    baseGeometryIndexAndGeometryFlags;
    uint16_t                indexBufferStride;
    uint16_t                vertexBufferStride;
    uint16_t                geometryIndexAndFlagsBufferStride;
    uint16_t                opacityMicromapIndexBufferStride;
    VkDeviceAddress          indexBuffer;
    VkDeviceAddress          vertexBuffer;
    VkDeviceAddress          geometryIndexAndFlagsBuffer;
    VkDeviceAddress          opacityMicromapArray;
    VkDeviceAddress          opacityMicromapIndexBuffer;
} VkClusterAccelerationStructureBuildTriangleClusterInfoNV;
```

- **clusterID** is a user specified identifier assigned to this cluster.
- **clusterFlags** is a bitmask of **VkClusterAccelerationStructureClusterFlagBitsNV** values describing flags how the cluster should be built.
- **triangleCount** is the number of triangles in this cluster.
- **vertexCount** is the number of unique vertices in this cluster.
- **positionTruncateBitCount** is the number of bits starting at the lowest bit (i.e. the LSBs of the mantissa), of each vertex position that will be truncated to zero to improve floating-point

compression.

- `indexType` is a single `VkClusterAccelerationStructureIndexFormatFlagBitsNV` value specifying the index type in `indexBuffer`.
- `opacityMicromapIndexType` is a single `VkClusterAccelerationStructureIndexFormatFlagBitsNV` value specifying the index type in `opacityMicromapIndexBuffer`.
- `baseGeometryIndexAndGeometryFlags` is a `VkClusterAccelerationStructureGeometryIndexAndGeometryFlagsNV` value specifying the base geometry index and flags for all triangles in the cluster.
- `indexBufferStride` is the stride in bytes in `indexBuffer` with `0` meaning the values are tightly-packed.
- `vertexBufferStride` is the stride in bytes in `vertexBuffer` with `0` meaning the values are tightly-packed.
- `geometryIndexAndFlagsBufferStride` is the stride in bytes in `geometryIndexAndFlagsBuffer` with `0` meaning the values are tightly-packed.
- `opacityMicromapIndexBufferStride` is the stride in bytes in `opacityMicromapIndexBuffer` with `0` meaning the values are tightly-packed.
- `indexBuffer` is a device address containing the indices of the vertices in the cluster and are of type `indexType`.
- `vertexBuffer` is a device address containing the vertex data of the triangles in the cluster with format specified in `VkClusterAccelerationStructureTriangleClusterInputNV::vertexFormat`.
- `geometryIndexAndFlagsBuffer` is either `0` or an address containing strided `VkClusterAccelerationStructureGeometryIndexAndGeometryFlagsNV` values specifying the geometry index and flag for every triangle in the cluster.
- `opacityMicromapArray` is either `0` or specifies the address of a valid opacity micromap array to reference from the cluster acceleration structure. If it is `0`, then opacity micromaps will be disabled for this cluster acceleration structure.
- `opacityMicromapIndexBuffer` is either `0` or specifies the address of a strided array with size equal to the number of triangles or indices into the opacity micromap array. If `opacityMicromapIndexBuffer` is `0` then the index used is the index of the triangle in the geometry.

The C language specification does not define the ordering of bit-fields, but in practice, this structure produces the correct layout with existing compilers. The intended bit pattern is the following:

- `triangleCount`, `vertexCount`, `positionTruncateBitCount`, `indexType` and `opacityMicromapIndexType` occupy the same memory as if a single `uint32_t` was specified in their place
 - `triangleCount` occupies the 9 least significant bits of that memory
 - `vertexCount` occupies the next 9 least significant bits of that memory
 - `positionTruncateBitCount` occupies the next 6 least significant bits of that memory
 - `indexType` occupies the next 4 least significant bits of that memory
 - `opacityMicromapIndexType` occupies the 4 most significant bits of that memory

If a compiler produces code that diverges from that pattern, applications **must** employ another

method to set values according to the correct bit pattern.

Valid Usage

- VUID-VkClusterAccelerationStructureBuildTriangleClusterInfoNV-clusterID-10488
`clusterID` **must** not be 0xFFFFFFFF
- VUID-VkClusterAccelerationStructureBuildTriangleClusterInfoNV-triangleCount-10489
`triangleCount` **must** be less than or equal to `VkPhysicalDeviceClusterAccelerationStructurePropertiesNV::maxTrianglesPerCluster`
- VUID-VkClusterAccelerationStructureBuildTriangleClusterInfoNV-vertexCount-10490
`vertexCount` **must** be less than or equal to `VkPhysicalDeviceClusterAccelerationStructurePropertiesNV::maxVerticesPerCluster`
- VUID-VkClusterAccelerationStructureBuildTriangleClusterInfoNV-indexType-10491
`indexType` **must** only have a single bit set
- VUID-VkClusterAccelerationStructureBuildTriangleClusterInfoNV-opacityMicromapIndexType-10492
`opacityMicromapIndexType` **must** only have a single bit set
- VUID-VkClusterAccelerationStructureBuildTriangleClusterInfoNV-positionTruncateBitCount-10493
`positionTruncateBitCount` **must** be greater than or equal to `VkClusterAccelerationStructureTriangleClusterInputNV::minPositionTruncateBitCount` and less than or equal to 32
- VUID-VkClusterAccelerationStructureBuildTriangleClusterInfoNV-indexBufferStride-10494
`indexBufferStride` **must** be 0 or a multiple of `indexType`
- VUID-VkClusterAccelerationStructureBuildTriangleClusterInfoNV-vertexBufferStride-10495
`vertexBufferStride` **must** be 0 or a multiple of value specified in `VkClusterAccelerationStructureTriangleClusterInputNV::vertexFormat`
- VUID-VkClusterAccelerationStructureBuildTriangleClusterInfoNV-baseGeometryIndex-10496
The maximum geometry index after using the values in `baseGeometryIndex` and `geometryIndexBuffer` **must** be less than `VkPhysicalDeviceClusterAccelerationStructurePropertiesNV::maxClusterGeometryIndex`
- VUID-VkClusterAccelerationStructureBuildTriangleClusterInfoNV-opacityMicromapArray-10881
If `opacityMicromapArray` is not 0, then the cluster acceleration structure **must** have been built with `VK_BUILD_ACCELERATION_STRUCTURE_ALLOW_CLUSTER_OPACITY_MICROMAPS_BIT_NV` flag set in `VkClusterAccelerationStructureInputInfoNV::flags`

Valid Usage (Implicit)

- VUID-VkClusterAccelerationStructureBuildTriangleClusterInfoNV-clusterFlags-parameter **clusterFlags** **must** be a valid combination of [VkClusterAccelerationStructureClusterFlagBitsNV](#) values
- VUID-VkClusterAccelerationStructureBuildTriangleClusterInfoNV-indexBuffer-parameter **indexBuffer** **must** be a valid [VkDeviceAddress](#) value
- VUID-VkClusterAccelerationStructureBuildTriangleClusterInfoNV-vertexBuffer-parameter **vertexBuffer** **must** be a valid [VkDeviceAddress](#) value
- VUID-VkClusterAccelerationStructureBuildTriangleClusterInfoNV-geometryIndexAndFlagsBuffer-parameter
If **geometryIndexAndFlagsBuffer** is not 0, **geometryIndexAndFlagsBuffer** **must** be a valid [VkDeviceAddress](#) value
- VUID-VkClusterAccelerationStructureBuildTriangleClusterInfoNV-opacityMicromapArray-parameter
If **opacityMicromapArray** is not 0, **opacityMicromapArray** **must** be a valid [VkDeviceAddress](#) value
- VUID-VkClusterAccelerationStructureBuildTriangleClusterInfoNV-opacityMicromapIndexBuffer-parameter
If **opacityMicromapIndexBuffer** is not 0, **opacityMicromapIndexBuffer** **must** be a valid [VkDeviceAddress](#) value

Bits that **can** be set in [VkClusterAccelerationStructureBuildTriangleClusterInfoNV::indexType](#), [VkClusterAccelerationStructureBuildTriangleClusterInfoNV::opacityMicromapIndexType](#), [VkClusterAccelerationStructureBuildTriangleClusterTemplateInfoNV::indexType](#) and [VkClusterAccelerationStructureBuildTriangleClusterTemplateInfoNV::opacityMicromapIndexType](#) specifying the index type is one of:

```
// Provided by VK_NV_cluster_acceleration_structure
typedef enum VkClusterAccelerationStructureIndexFormatFlagBitsNV {
    VK_CLUSTER_ACCELERATION_STRUCTURE_INDEX_FORMAT_8BIT_NV = 0x00000001,
    VK_CLUSTER_ACCELERATION_STRUCTURE_INDEX_FORMAT_16BIT_NV = 0x00000002,
    VK_CLUSTER_ACCELERATION_STRUCTURE_INDEX_FORMAT_32BIT_NV = 0x00000004,
} VkClusterAccelerationStructureIndexFormatFlagBitsNV;
```

- [VK_CLUSTER_ACCELERATION_STRUCTURE_INDEX_FORMAT_8BIT_NV](#) specifies that 8-bit indices will be used.
- [VK_CLUSTER_ACCELERATION_STRUCTURE_INDEX_FORMAT_16BIT_NV](#) specifies that 16-bit indices will be used.
- [VK_CLUSTER_ACCELERATION_STRUCTURE_INDEX_FORMAT_32BIT_NV](#) specifies that 32-bit indices will be used.


```
// Provided by VK_NV_cluster_acceleration_structure
typedef VkFlags VkClusterAccelerationStructureIndexFormatFlagsNV;
```

`VkClusterAccelerationStructureIndexFormatFlagsNV` is a bitmask type for setting a single `VkClusterAccelerationStructureIndexFormatFlagBitsNV`.

The `VkClusterAccelerationStructureBuildTriangleClusterTemplateInfoNV` structure is defined as:

```
// Provided by VK_NV_cluster_acceleration_structure
typedef struct VkClusterAccelerationStructureBuildTriangleClusterTemplateInfoNV {
    uint32_t                clusterID;
    VkClusterAccelerationStructureClusterFlagsNV clusterFlags;
    uint32_t                triangleCount:9;
    uint32_t                vertexCount:9;
    uint32_t                positionTruncateBitCount:6;
    uint32_t                indexType:4;
    uint32_t                opacityMicromapIndexType:4;
    VkClusterAccelerationStructureGeometryIndexAndGeometryFlagsNV
    baseGeometryIndexAndGeometryFlags;
    uint16_t                indexBufferStride;
    uint16_t                vertexBufferStride;
    uint16_t                geometryIndexAndFlagsBufferStride;
    uint16_t                opacityMicromapIndexBufferStride;
    VkDeviceAddress          indexBuffer;
    VkDeviceAddress          vertexBuffer;
    VkDeviceAddress          geometryIndexAndFlagsBuffer;
    VkDeviceAddress          opacityMicromapArray;
    VkDeviceAddress          opacityMicromapIndexBuffer;
    instantiationBoundingBoxLimit;
} VkClusterAccelerationStructureBuildTriangleClusterTemplateInfoNV;
```

- `clusterID` is a user specified identifier assigned to this cluster template.
- `clusterFlags` is a bitmask of `VkClusterAccelerationStructureClusterFlagBitsNV` values describing flags how the cluster template should be built.
- `triangleCount` is the number of triangles in this cluster.
- `vertexCount` is the number of unique vertices in this cluster.

- `positionTruncateBitCount` is the number of bits starting at the lowest bit (i.e. the LSBs of the mantissa), of each vertex position that will be truncated to zero to improve floating-point compression.
- `indexType` is a single `VkClusterAccelerationStructureIndexFormatFlagBitsNV` value specifying the index type in `indexBuffer`.
- `opacityMicromapIndexType` is a single `VkClusterAccelerationStructureIndexFormatFlagBitsNV` value specifying the index type in `opacityMicromapIndexBuffer`.
- `baseGeometryIndexAndGeometryFlags` is a `VkClusterAccelerationStructureGeometryIndexAndGeometryFlagsNV` value specifying the base geometry index and flags for all triangles in the cluster template.
- `indexBufferStride` is the stride in bytes in `indexBuffer`.
- `vertexBufferStride` is the stride in bytes in `vertexBuffer`.
- `geometryIndexAndFlagsBufferStride` is the stride in bytes in `geometryIndexAndFlagsBuffer`.
- `opacityMicromapIndexBufferStride` is the stride in bytes in `opacityMicromapIndexBuffer`.
- `indexBuffer` contains the indices of vertices in the cluster and is of type `indexType`.
- `vertexBuffer` is either `0` or specifies the vertex data of the triangles in the cluster template with format specified in `VkClusterAccelerationStructureTriangleClusterInputNV::vertexFormat`.
- `geometryIndexAndFlagsBuffer` is either `0` or an address containing strided `VkClusterAccelerationStructureGeometryIndexAndGeometryFlagsNV` values specifying the geometry index and flag for every triangle in the cluster.
- `opacityMicromapArray` is either `0` or specifies the address of a valid opacity micromap array to reference from the cluster acceleration structure. If it is `0`, then opacity micromaps will be disabled for this cluster acceleration structure.
- `opacityMicromapIndexBuffer` is either `0` or specifies the address of a strided array with size equal to the number of triangles or indices into the opacity micromap array. If `opacityMicromapIndexBuffer` is `0` then the index used is the index of the triangle in the geometry.
- `instantiationBoundingBoxLimit` is either `0` or specifies the address of a bounding box within which all instantiated clusters **must** lie. The bounding box is specified by six 32-bit floating-point values in the order MinX, MinY, MinZ, MaxX, MaxY, MaxZ.

The C language specification does not define the ordering of bit-fields, but in practice, this structure produces the correct layout with existing compilers. The intended bit pattern is the following:

- `triangleCount`, `vertexCount`, `positionTruncateBitCount`, `indexType` and `opacityMicromapIndexType` occupy the same memory as if a single `uint32_t` was specified in their place
 - `triangleCount` occupies the 9 least significant bits of that memory
 - `vertexCount` occupies the next 9 least significant bits of that memory
 - `positionTruncateBitCount` occupies the next 6 least significant bits of that memory
 - `indexType` occupies the next 4 least significant bits of that memory
 - `opacityMicromapIndexType` occupies the 4 most significant bits of that memory

If a compiler produces code that diverges from that pattern, applications **must** employ another method to set values according to the correct bit pattern.

Cluster templates cannot be directly used to build bottom level acceleration structures, instead, they **must** be instantiated into [CLAS objects](#).

Valid Usage

- VUID-VkClusterAccelerationStructureBuildTriangleClusterTemplateInfoNV-clusterID-10497
clusterID **must** not be 0xFFFFFFFF
- VUID-VkClusterAccelerationStructureBuildTriangleClusterTemplateInfoNV-triangleCount-10498
triangleCount **must** be less than or equal to [VkPhysicalDeviceClusterAccelerationStructurePropertiesNV::maxTrianglesPerCluster](#)
- VUID-VkClusterAccelerationStructureBuildTriangleClusterTemplateInfoNV-vertexCount-10499
vertexCount **must** be less than or equal to [VkPhysicalDeviceClusterAccelerationStructurePropertiesNV::maxVerticesPerCluster](#)
- VUID-VkClusterAccelerationStructureBuildTriangleClusterTemplateInfoNV-indexType-10500
indexType **must** only have a single bit set
- VUID-VkClusterAccelerationStructureBuildTriangleClusterTemplateInfoNV-opacityMicromapIndexType-10501
opacityMicromapIndexType **must** only have a single bit set
- VUID-VkClusterAccelerationStructureBuildTriangleClusterTemplateInfoNV-positionTruncateBitCount-10502
positionTruncateBitCount **must** be greater than or equal to [VkClusterAccelerationStructureTriangleClusterInputNV::minPositionTruncateBitCount](#) and less than or equal to 32
- VUID-VkClusterAccelerationStructureBuildTriangleClusterTemplateInfoNV-indexBufferStride-10503
indexBufferStride **must** be 0 or a multiple of **indexType**
- VUID-VkClusterAccelerationStructureBuildTriangleClusterTemplateInfoNV-vertexBufferStride-10504
vertexBufferStride **must** be 0 or a multiple of value specified in [VkClusterAccelerationStructureTriangleClusterInputNV::vertexFormat](#)
- VUID-VkClusterAccelerationStructureBuildTriangleClusterTemplateInfoNV-instantiationBoundingBoxLimit-10505
instantiationBoundingBoxLimit **must** be aligned to [VkPhysicalDeviceClusterAccelerationStructurePropertiesNV::clusterTemplateBoundsByteAlignment](#)
- VUID-VkClusterAccelerationStructureBuildTriangleClusterTemplateInfoNV-baseGeometryIndex-10506

The maximum geometry index after using the values in `baseGeometryIndex` and `geometryIndexBuffer` **must** be less than `VkPhysicalDeviceClusterAccelerationStructurePropertiesNV::maxClusterGeometryIndex`

- VUID-VkClusterAccelerationStructureBuildTriangleClusterTemplateInfoNV-opacityMicromapArray-10882

If `opacityMicromapArray` is not 0, then the template cluster acceleration structure **must** have been built with `VK_BUILD_ACCELERATION_STRUCTURE_ALLOW_CLUSTER_OPACITY_MICROMAPS_BIT_NV` flag set in `VkClusterAccelerationStructureInputInfoNV::flags`

Valid Usage (Implicit)

- VUID-VkClusterAccelerationStructureBuildTriangleClusterTemplateInfoNV-clusterFlags-parameter
`clusterFlags` **must** be a valid combination of `VkClusterAccelerationStructureClusterFlagBitsNV` values
- VUID-VkClusterAccelerationStructureBuildTriangleClusterTemplateInfoNV-indexBuffer-parameter
`indexBuffer` **must** be a valid `VkDeviceAddress` value
- VUID-VkClusterAccelerationStructureBuildTriangleClusterTemplateInfoNV-vertexBuffer-parameter
If `vertexBuffer` is not 0, `vertexBuffer` **must** be a valid `VkDeviceAddress` value
- VUID-VkClusterAccelerationStructureBuildTriangleClusterTemplateInfoNV-geometryIndexAndFlagsBuffer-parameter
If `geometryIndexAndFlagsBuffer` is not 0, `geometryIndexAndFlagsBuffer` **must** be a valid `VkDeviceAddress` value
- VUID-VkClusterAccelerationStructureBuildTriangleClusterTemplateInfoNV-opacityMicromapArray-parameter
If `opacityMicromapArray` is not 0, `opacityMicromapArray` **must** be a valid `VkDeviceAddress` value
- VUID-VkClusterAccelerationStructureBuildTriangleClusterTemplateInfoNV-opacityMicromapIndexBuffer-parameter
If `opacityMicromapIndexBuffer` is not 0, `opacityMicromapIndexBuffer` **must** be a valid `VkDeviceAddress` value
- VUID-VkClusterAccelerationStructureBuildTriangleClusterTemplateInfoNV-instantiationBoundingBoxLimit-parameter
If `instantiationBoundingBoxLimit` is not 0, `instantiationBoundingBoxLimit` **must** be a valid `VkDeviceAddress` value

The `VkClusterAccelerationStructureInstantiateClusterInfoNV` structure is defined as:


```
// Provided by VK_NV_cluster_acceleration_structure
typedef struct VkClusterAccelerationStructureInstantiateClusterInfoNV {
    uint32_t          clusterIdOffset;
    uint32_t          geometryIndexOffset:24;
    uint32_t          reserved:8;
    VkDeviceAddress    clusterTemplateAddress;
    VkStridedDeviceAddressNV vertexBuffer;
} VkClusterAccelerationStructureInstantiateClusterInfoNV;
```

- **clusterIdOffset** is an unsigned offset applied to the **clusterID** value stored in the cluster template.
- **geometryIndexOffset** is a signed offset applied to the geometry index of each triangle.
- **reserved** is reserved for future use.
- **clusterTemplateAddress** is the address of a previously built cluster template.
- **vertexBuffer** is a **VkStridedDeviceAddressNV** structure containing the vertex data for the indexed triangles stored in the cluster template. If the address in **VkStridedDeviceAddressNV** is **0** the vertex data is sourced from the cluster template.

Valid Usage

- VUID-VkClusterAccelerationStructureInstantiateClusterInfoNV-vertexBuffer-10507
vertexBuffer **must** not be **0** if the template was built without vertex data
- VUID-VkClusterAccelerationStructureInstantiateClusterInfoNV-vertexBuffer-10508
The format in **vertexBuffer** **must** match the original format specified in **VkClusterAccelerationStructureTriangleClusterInputNV**
- VUID-VkClusterAccelerationStructureInstantiateClusterInfoNV-reserved-10509
reserved **must** be **0**
- VUID-VkClusterAccelerationStructureInstantiateClusterInfoNV-geometryIndexOffset-10510
The maximum geometry index after using the value in **geometryIndexOffset** **must** be less than **VkPhysicalDeviceClusterAccelerationStructurePropertiesNV::maxClusterGeometryIndex**

Valid Usage (Implicit)

- VUID-VkClusterAccelerationStructureInstantiateClusterInfoNV-clusterTemplateAddress-parameter
clusterTemplateAddress **must** be a valid **VkDeviceAddress** value

The **VkClusterAccelerationStructureGetTemplateIndicesInfoNV** structure is defined as:


```
// Provided by VK_NV_cluster_acceleration_structure
typedef struct VkClusterAccelerationStructureGetTemplateIndicesInfoNV {
    VkDeviceAddress    clusterTemplateAddress;
} VkClusterAccelerationStructureGetTemplateIndicesInfoNV;
```

- **clusterTemplateAddress** is the device address of the cluster template acceleration structure whose index data is being fetched.

Valid Usage

- VUID-VkClusterAccelerationStructureGetTemplateIndicesInfoNV-clusterTemplateAddress-10833
clusterTemplateAddress must be a [template cluster acceleration structure](#)

Valid Usage (Implicit)

- VUID-VkClusterAccelerationStructureGetTemplateIndicesInfoNV-clusterTemplateAddress-parameter
clusterTemplateAddress must be a valid [VkDeviceAddress](#) value

The [VkStridedDeviceAddressNV](#) structure is defined as:

```
// Provided by VK_NV_cluster_acceleration_structure
typedef struct VkStridedDeviceAddressNV {
    VkDeviceAddress    startAddress;
    VkDeviceSize        strideInBytes;
} VkStridedDeviceAddressNV;
```

- **startAddress** is the device address (as returned by the [vkGetBufferDeviceAddress](#) command) at which the region starts, or zero if the region is unused.
- **strideInBytes** is the byte stride between consecutive elements. Only the bottom 32 bits are used. The field is 64 bits to ensure consistent alignment across all containing structures.

Valid Usage (Implicit)

- VUID-VkStridedDeviceAddressNV-startAddress-parameter
startAddress must be a valid [VkDeviceAddress](#) value

42.3. Partitioned Top Level Acceleration Structures

Partitioned Top Level Acceleration Structures (PTLAS) allow efficient reuse of previously constructed sections of the top level acceleration structure by eliminating a full rebuild when only a

few instances are modified. This reduces build times and supports handling a higher number of instances, making it more suitable for large and complex scenes.

PTLAS organizes instances into partitions, enabling a two-stage build process: first, it constructs an acceleration structure for each partition by grouping the instances within it, and second, it combines these partition structures into a single acceleration structure, similar to the current top-level acceleration structure.

To maintain compatibility, PTLAS behaves identically to the current top-level acceleration structure from the perspective of ray tracing shaders and pipelines.

PTLAS includes a unique global partition that operates independently of other partitions. Instances **can** be assigned to this global partition just like they would to regular partitions. The global partition is well-suited for frequently updated instances, such as animated characters. During the build process, instances in the global partition are treated as if they belong to individual partitions, without increasing the maximum partition count. However, instances in the global partition may still impact build performance. Once these instances become stable, they should be moved to a spatially optimized, non-global partition to lower build costs and minimize trace performance issues.

To handle large worlds requiring more precision than 32-bit floating-point numbers offer, PTLAS offers efficient partition translation. Typically, applications maintain precision by placing the world center near the camera. Partition translation allows an additional translation of instances during construction without changing their stored transforms. This method stores instance transforms relative to partitions, applying a translation to achieve accurate world positions. Higher precision is maintained using smaller floating-point numbers until the structure is built. World space coordinates **can** also be updated efficiently without rebuilding the entire PTLAS. Partition translation requires extra memory for untranslated instance transforms and **must** be explicitly enabled with `VkPartitionedAccelerationStructureFlagsNV::enablePartitionTranslation` flag.

To determine the memory requirements for a PTAS, call:

```
// Provided by VK_NV_partitioned_acceleration_structure
void vkGetPartitionedAccelerationStructuresBuildSizesNV(
    VkDevice device,
    const VkPartitionedAccelerationStructureInstancesInputNV* pInfo,
    VkAccelerationStructureBuildSizesInfoKHR* pSizeInfo);
```

- `device` is the logical device that owns the acceleration structure.
- `pInfo` is a pointer to a `VkPartitionedAccelerationStructureInstancesInputNV` structure containing parameters required for the memory requirements query.
- `pSizeInfo` is a pointer to a `VkAccelerationStructureBuildSizesInfoKHR` structure which returns the size required for an acceleration structure and the sizes required for the scratch buffers, given the build parameters. The size requirements for a scratch buffer **may** be zero.

Valid Usage

- VUID-vkGetPartitionedAccelerationStructuresBuildSizesNV-partitionedAccelerationStructure-10534

The `VkPhysicalDevicePartitionedAccelerationStructureFeaturesNV::partitionedAccelerationStructure` feature **must** be enabled

Valid Usage (Implicit)

- VUID-vkGetPartitionedAccelerationStructuresBuildSizesNV-device-parameter `device` **must** be a valid `VkDevice` handle
- VUID-vkGetPartitionedAccelerationStructuresBuildSizesNV-pInfo-parameter `pInfo` **must** be a valid pointer to a valid `VkPartitionedAccelerationStructureInstancesInputNV` structure
- VUID-vkGetPartitionedAccelerationStructuresBuildSizesNV-pSizeInfo-parameter `pSizeInfo` **must** be a valid pointer to a `VkAccelerationStructureBuildSizesInfoKHR` structure

The `VkPartitionedAccelerationStructureInstancesInputNV` structure is defined as:

```
// Provided by VK_NV_partitioned_acceleration_structure
typedef struct VkPartitionedAccelerationStructureInstancesInputNV {
    VkStructureType           sType;
    void*                     pNext;
    VkBuildAccelerationStructureFlagsKHR flags;
    uint32_t                  instanceCount;
    uint32_t                  maxInstancePerPartitionCount;
    uint32_t                  partitionCount;
    uint32_t                  maxInstanceInGlobalPartitionCount;
} VkPartitionedAccelerationStructureInstancesInputNV;
```

- `sType` is a `VkStructureType` value identifying this structure.
- `pNext` is `NULL` or a pointer to a structure extending this structure.
- `flags` is a bitmask of `VkBuildAccelerationStructureFlagsKHR` specifying flags for the PTLAS build operation.
- `instanceCount` is the number of instances in this PTLAS.
- `maxInstancePerPartitionCount` is the maximum number of instances per partition in the PTLAS.
- `partitionCount` is the number of partitions in the PTLAS.
- `maxInstanceInGlobalPartitionCount` is maximum number of instances in the [global partition](#).

If the `pNext` chain includes a `VkPartitionedAccelerationStructureFlagsNV` structure, then that structure specifies additional flags for the PTLAS.

Valid Usage

- VUID-VkPartitionedAccelerationStructureInstancesInputNV-partitionCount-10535
The sum of `partitionCount` and `maxInstanceInGlobalPartitionCount` **must** be less than or equal to `VkPhysicalDevicePartitionedAccelerationStructurePropertiesNV::maxPartitionCount`

Valid Usage (Implicit)

- VUID-VkPartitionedAccelerationStructureInstancesInputNV-sType-sType
`sType` **must** be `VK_STRUCTURE_TYPE_PARTITIONED_ACCELERATION_STRUCTURE_INSTANCES_INPUT_NV`
- VUID-VkPartitionedAccelerationStructureInstancesInputNV-pNext-pNext
`pNext` **must** be `NULL` or a pointer to a valid instance of `VkPartitionedAccelerationStructureFlagsNV`
- VUID-VkPartitionedAccelerationStructureInstancesInputNV-sType-unique
The `sType` value of each structure in the `pNext` chain **must** be unique
- VUID-VkPartitionedAccelerationStructureInstancesInputNV-flags-parameter
`flags` **must** be a valid combination of `VkBuildAccelerationStructureFlagBitsKHR` values

The `VkPartitionedAccelerationStructureFlagsNV` structure is defined as:

```
// Provided by VK_NV_partitioned_acceleration_structure
typedef struct VkPartitionedAccelerationStructureFlagsNV {
    VkStructureType    sType;
    void*              pNext;
    VkBool32           enablePartitionTranslation;
} VkPartitionedAccelerationStructureFlagsNV;
```

- `sType` is a `VkStructureType` value identifying this structure.
- `pNext` is `NULL` or a pointer to a structure extending this structure.
- `enablePartitionTranslation` specifies if a `partition translation` **may** be applied with `VkPartitionedAccelerationStructureWritePartitionTranslationDataNV`.

Valid Usage (Implicit)

- VUID-VkPartitionedAccelerationStructureFlagsNV-sType-sType
`sType` **must** be `VK_STRUCTURE_TYPE_PARTITIONED_ACCELERATION_STRUCTURE_FLAGS_NV`

Structure Chaining

Extends the structure

- [VkPartitionedAccelerationStructureInstancesInputNV](#)

To build a partitioned top level acceleration structure, call:

```
// Provided by VK_NV_partitioned_acceleration_structure
void vkCmdBuildPartitionedAccelerationStructuresNV(
    VkCommandBuffer                      commandBuffer,
    const VkBuildPartitionedAccelerationStructureInfoNV* pBuildInfo);
```

- `commandBuffer` is the command buffer into which the command is recorded.
- `pBuildInfo` is a pointer to a [VkBuildPartitionedAccelerationStructureInfoNV](#) structure containing parameters required for building a PTLAS.

Accesses to the acceleration structure scratch memory as identified by the [VkBuildPartitionedAccelerationStructureInfoNV::scratchData](#) **must** be [synchronized](#) with the [VK_PIPELINE_STAGE_ACCELERATION_STRUCTURE_BUILD_BIT_KHR](#) pipeline stage and an access type of [\(VK_ACCESS_ACCELERATION_STRUCTURE_READ_BIT_KHR | VK_ACCESS_ACCELERATION_STRUCTURE_WRITE_BIT_KHR\)](#).

Accesses to each [VkBuildPartitionedAccelerationStructureInfoNV::srcAccelerationStructureData](#) and [VkBuildPartitionedAccelerationStructureInfoNV::dstAccelerationStructureData](#) **must** be [synchronized](#) with the [VK_PIPELINE_STAGE_ACCELERATION_STRUCTURE_BUILD_BIT_KHR](#) pipeline stage and an access type of [VK_ACCESS_ACCELERATION_STRUCTURE_READ_BIT_KHR](#) or [VK_ACCESS_ACCELERATION_STRUCTURE_WRITE_BIT_KHR](#), as appropriate.

Accesses to memory with input data as identified by any used values of [VkBuildPartitionedAccelerationStructureInfoNV::srcInfos](#) and [VkBuildPartitionedAccelerationStructureInfoNV::srcInfosCount](#) **must** be [synchronized](#) with the [VK_PIPELINE_STAGE_ACCELERATION_STRUCTURE_BUILD_BIT_KHR](#) pipeline stage and an access type of [VK_ACCESS_INDIRECT_COMMAND_READ_BIT](#).

Valid Usage

- VUID-vkCmdBuildPartitionedAccelerationStructuresNV-partitionedAccelerationStructure-10536
The [VkPhysicalDevicePartitionedAccelerationStructureFeaturesNV::partitionedAccelerationStructure](#) feature **must** be enabled
- VUID-vkCmdBuildPartitionedAccelerationStructuresNV-pBuildInfo-10537
The count specified in `pBuildInfo->input.instanceCount` for the build operation **must** not exceed the value provided in `pInfo->instanceCount` when calling [vkGetPartitionedAccelerationStructuresBuildSizesNV](#) to determine the memory size
- VUID-vkCmdBuildPartitionedAccelerationStructuresNV-pBuildInfo-10538

The count specified in `pBuildInfo->input.maxInstancePerPartitionCount` for the build operation **must** not exceed the value provided in `pInfo->maxInstancePerPartitionCount` when calling `vkGetPartitionedAccelerationStructuresBuildSizesNV` to determine the memory size

- VUID-vkCmdBuildPartitionedAccelerationStructuresNV-pBuildInfo-10539
The count specified in `pBuildInfo->input.partitionCount` for the build operation **must** not exceed the value provided in `pInfo->partitionCount` when calling `vkGetPartitionedAccelerationStructuresBuildSizesNV` to determine the memory size
- VUID-vkCmdBuildPartitionedAccelerationStructuresNV-pBuildInfo-10540
The count specified in `pBuildInfo->input.maxInstanceInGlobalPartitionCount` for the build operation **must** not exceed the value provided in `pInfo->maxInstanceInGlobalPartitionCount` when calling `vkGetPartitionedAccelerationStructuresBuildSizesNV` to determine the memory size
- VUID-vkCmdBuildPartitionedAccelerationStructuresNV-pBuildInfo-10541
The scratch memory for the partitioned acceleration structure build specified in `pBuildInfo->scratchData` **must** be larger than or equal to the scratch size queried with `vkGetPartitionedAccelerationStructuresBuildSizesNV`
- VUID-vkCmdBuildPartitionedAccelerationStructuresNV-pBuildInfo-10542
`pBuildInfo->scratchData` **must** be aligned to 256 bytes
- VUID-vkCmdBuildPartitionedAccelerationStructuresNV-pBuildInfo-10543
The destination memory of the partitioned acceleration structure build specified in `pBuildInfo->dstAccelerationStructureData` **must** be larger than or equal to the size queried with `vkGetPartitionedAccelerationStructuresBuildSizesNV`
- VUID-vkCmdBuildPartitionedAccelerationStructuresNV-pBuildInfo-10544
`pBuildInfo->srcAccelerationStructureData` **must** be aligned to 256 bytes
- VUID-vkCmdBuildPartitionedAccelerationStructuresNV-pBuildInfo-10545
`pBuildInfo->dstAccelerationStructureData` **must** be aligned to 256 bytes
- VUID-vkCmdBuildPartitionedAccelerationStructuresNV-pBuildInfo-10546
The number of inputs specified in `pBuildInfo->srcInfos` **must** be greater than or equal to `pBuildInfo->srcInfosCount`
- VUID-vkCmdBuildPartitionedAccelerationStructuresNV-pBuildInfo-10547
The memory region containing the acceleration structure at address `pBuildInfo->srcAccelerationStructureData` **must** not overlap with scratch memory region at address `pBuildInfo->scratchData`
- VUID-vkCmdBuildPartitionedAccelerationStructuresNV-pBuildInfo-10548
The memory region containing the acceleration structure at address `pBuildInfo->dstAccelerationStructureData` **must** not overlap with scratch memory region at address `pBuildInfo->scratchData`
- VUID-vkCmdBuildPartitionedAccelerationStructuresNV-pBuildInfo-10549
If the source and destination acceleration structures are not the same, the memory regions containing the acceleration structures at addresses `pBuildInfo->srcAccelerationStructureData` and `pBuildInfo->dstAccelerationStructureData` **must** not overlap with each other

- VUID-vkCmdBuildPartitionedAccelerationStructuresNV-pBuildInfo-10550
`pBuildInfo->scratchData` **must** be a device address allocated to the application from a buffer created with the `VK_BUFFER_USAGE_STORAGE_BUFFER_BIT` usage flag set
- VUID-vkCmdBuildPartitionedAccelerationStructuresNV-pBuildInfo-10551
`pBuildInfo->srcInfos` and `pBuildInfo->srcInfosCount` **must** be device addresses allocated to the application from buffers created with the `VK_BUFFER_USAGE_ACCELERATION_STRUCTURE_BUILD_INPUT_READ_ONLY_BIT_KHR` usage flag set
- VUID-vkCmdBuildPartitionedAccelerationStructuresNV-pBuildInfo-10552
`pBuildInfo->srcAccelerationStructureData` and `pBuildInfo->dstAccelerationStructureData` **must** be a device addresses allocated to the application from buffers created with the `VK_BUFFER_USAGE_ACCELERATION_STRUCTURE_STORAGE_BIT_KHR` usage flag set

Valid Usage (Implicit)

- VUID-vkCmdBuildPartitionedAccelerationStructuresNV-commandBuffer-parameter `commandBuffer` **must** be a valid `VkCommandBuffer` handle
- VUID-vkCmdBuildPartitionedAccelerationStructuresNV-pBuildInfo-parameter `pBuildInfo` **must** be a valid pointer to a valid `VkBuildPartitionedAccelerationStructureInfoNV` structure
- VUID-vkCmdBuildPartitionedAccelerationStructuresNV-commandBuffer-recording `commandBuffer` **must** be in the `recording state`
- VUID-vkCmdBuildPartitionedAccelerationStructuresNV-commandBuffer-cmdpool
The `VkCommandPool` that `commandBuffer` was allocated from **must** support `VK_QUEUE_COMPUTE_BIT` operations
- VUID-vkCmdBuildPartitionedAccelerationStructuresNV-renderpass
This command **must** only be called outside of a render pass instance
- VUID-vkCmdBuildPartitionedAccelerationStructuresNV-suspended
This command **must** not be called between suspended render pass instances
- VUID-vkCmdBuildPartitionedAccelerationStructuresNV-videocoding
This command **must** only be called outside of a video coding scope

Host Synchronization

- Host access to `commandBuffer` **must** be externally synchronized
- Host access to the `VkCommandPool` that `commandBuffer` was allocated from **must** be externally synchronized

Command Properties

Command Buffer Levels	Render Pass Scope	Video Coding Scope	Supported Queue Types	Command Type
Primary Secondary	Outside	Outside	VK_QUEUE_COMPUTE_BIT	Action

Conditional Rendering

vkCmdBuildPartitionedAccelerationStructuresNV is not affected by [conditional rendering](#)

The [VkBuildPartitionedAccelerationStructureInfoNV](#) structure is defined as:

```
// Provided by VK_NV_partitioned_acceleration_structure
typedef struct VkBuildPartitionedAccelerationStructureInfoNV {
    VkStructureType          sType;
    void*                    pNext;
    VkPartitionedAccelerationStructureInstancesInputNV input;
    VkDeviceAddress
srcAccelerationStructureData;
    VkDeviceAddress
dstAccelerationStructureData;
    VkDeviceAddress          scratchData;
    VkDeviceAddress          srcInfos;
    VkDeviceAddress          srcInfosCount;
} VkBuildPartitionedAccelerationStructureInfoNV;
```

- **sType** is a [VkStructureType](#) value identifying this structure.
- **pNext** is **NULL** or a pointer to a structure extending this structure.
- **input** is a [VkPartitionedAccelerationStructureInstancesInputNV](#) structure describing the instance and partition count information in the PTLAS.
- **srcAccelerationStructureData** is **NULL** or an address of a previously built PTLAS. If non-**NULL**, the PTLAS stored at this address is used as a basis to create new PTLAS.
- **dstAccelerationStructureData** is the address to store the built PTLAS.
- **scratchData** is the device address of scratch memory that will be used during PTLAS build.
- **srcInfos** is the device address of an array of [VkBuildPartitionedAccelerationStructureIndirectCommandNV](#) structures describing the type of operation to perform.
- **srcInfosCount** is a device address containing the size of **srcInfos** array.

Members **srcAccelerationStructureData** and **dstAccelerationStructureData** **may** be the same or different. If they are the same, the update happens in-place. Otherwise, the destination acceleration

structure is updated and the source is not modified.

Valid Usage

- VUID-VkBuildPartitionedAccelerationStructureInfoNV-scratchData-10558
If the `buildScratchSize` member of the `VkAccelerationStructureBuildSizesInfoKHR` structure returned from a call to `vkGetPartitionedAccelerationStructuresBuildSizesNV` is not 0, then `scratchData` **must** be a valid `VkDeviceAddress`
- VUID-VkBuildPartitionedAccelerationStructureInfoNV-scratchData-10559
Memory at `scratchData` **must** be equal or larger than the `VkAccelerationStructureBuildSizesInfoKHR::buildScratchSize` value returned from `vkGetPartitionedAccelerationStructuresBuildSizesNV` with the same build parameters
- VUID-VkBuildPartitionedAccelerationStructureInfoNV-srcAccelerationStructureData-10560
If `srcAccelerationStructureData` is not `NULL`, it **must** have previously been built as a PTLAS
- VUID-VkBuildPartitionedAccelerationStructureInfoNV-dstAccelerationStructureData-10562
Memory at `dstAccelerationStructureData` **must** be equal or larger than the `VkAccelerationStructureBuildSizesInfoKHR::accelerationStructureSize` value returned from `vkGetPartitionedAccelerationStructuresBuildSizesNV` with the same build parameters
- VUID-VkBuildPartitionedAccelerationStructureInfoNV-srcInfosCount-10563
`srcInfosCount` **must** be 4-byte aligned
- VUID-VkBuildPartitionedAccelerationStructureInfoNV-srcInfos-10564
Each element of `srcInfos` array **must** have a unique `VkBuildPartitionedAccelerationStructureIndirectCommandNV::opType`

Valid Usage (Implicit)

- VUID-VkBuildPartitionedAccelerationStructureInfoNV-sType-sType
`sType` **must** be `VK_STRUCTURE_TYPE_BUILD_PARTITIONED_ACCELERATION_STRUCTURE_INFO_NV`
- VUID-VkBuildPartitionedAccelerationStructureInfoNV-pNext-pNext
`pNext` **must** be `NULL`
- VUID-VkBuildPartitionedAccelerationStructureInfoNV-input-parameter
`input` **must** be a valid `VkPartitionedAccelerationStructureInstancesInputNV` structure
- VUID-VkBuildPartitionedAccelerationStructureInfoNV-srcAccelerationStructureData-parameter
If `srcAccelerationStructureData` is not 0, `srcAccelerationStructureData` **must** be a valid `VkDeviceAddress` value
- VUID-VkBuildPartitionedAccelerationStructureInfoNV-dstAccelerationStructureData-parameter
`dstAccelerationStructureData` **must** be a valid `VkDeviceAddress` value

- VUID-VkBuildPartitionedAccelerationStructureInfoNV-srcInfos-parameter **srcInfos** **must** be a valid [VkDeviceAddress](#) value
- VUID-VkBuildPartitionedAccelerationStructureInfoNV-srcInfosCount-parameter **srcInfosCount** **must** be a valid [VkDeviceAddress](#) value

The [VkBuildPartitionedAccelerationStructureIndirectCommandNV](#) structure is defined as:

```
// Provided by VK_NV_partitioned_acceleration_structure
typedef struct VkBuildPartitionedAccelerationStructureIndirectCommandNV {
    VkPartitionedAccelerationStructureOpTypeNV    opType;
    uint32_t                                       argCount;
    VkStridedDeviceAddressNV                      argData;
} VkBuildPartitionedAccelerationStructureIndirectCommandNV;
```

- **opType** is a [VkPartitionedAccelerationStructureOpTypeNV](#) describing the type of operation.
- **argCount** the number of structures in **argData** array.
- **argData** is an array of [VkStridedDeviceAddressNV](#) structures containing the write or update data for instances and partitions in the PTLAS. The structure is dependent on **opType** as shown in the table below.

opType	Format of argData
VK_PARTITIONED_ACCELERATION_STRUCTURE_OP_TYPE_WRITE_INSTANCE_NV	VkPartitionedAccelerationStructureWriteInstanceDataNV
VK_PARTITIONED_ACCELERATION_STRUCTURE_OP_TYPE_UPDATE_INSTANCE_NV	VkPartitionedAccelerationStructureUpdateInstanceDataNV
VK_PARTITIONED_ACCELERATION_STRUCTURE_OP_TYPE_WRITE_PARTITION_TRANSLATION_NV	VkPartitionedAccelerationStructureWritePartitionTranslationDataNV

Valid Usage

- VUID-VkBuildPartitionedAccelerationStructureIndirectCommandNV-argData-10565
An instance index **must** not be referenced by more than one structure in **argData**

Valid Usage (Implicit)

- VUID-VkBuildPartitionedAccelerationStructureIndirectCommandNV-opType-parameter **opType** **must** be a valid [VkPartitionedAccelerationStructureOpTypeNV](#) value

Values which **can** be set in [VkPartitionedAccelerationStructureOpTypeNV](#) are:


```
// Provided by VK_NV_partitioned_acceleration_structure
typedef enum VkPartitionedAccelerationStructureOpTypeNV {
    VK_PARTITIONED_ACCELERATION_STRUCTURE_OP_TYPE_WRITE_INSTANCE_NV = 0,
    VK_PARTITIONED_ACCELERATION_STRUCTURE_OP_TYPE_UPDATE_INSTANCE_NV = 1,
    VK_PARTITIONED_ACCELERATION_STRUCTURE_OP_TYPE_WRITE_PARTITION_TRANSLATION_NV = 2,
} VkPartitionedAccelerationStructureOpTypeNV;
```

- [VK_PARTITIONED_ACCELERATION_STRUCTURE_OP_TYPE_WRITE_INSTANCE_NV](#) is used to assign a transformed bottom level acceleration structure to an instance and partition. This is similar to [VkAccelerationStructureInstanceKHR](#) that defines the properties and transformations for a single instance in non-partitioned TLAS. Any partition that contains at least one of the affected instances will have their internal acceleration structure rebuilt.
- [VK_PARTITIONED_ACCELERATION_STRUCTURE_OP_TYPE_UPDATE_INSTANCE_NV](#) specifies that an instance will be updated with a new bottom level acceleration structure.
- [VK_PARTITIONED_ACCELERATION_STRUCTURE_OP_TYPE_WRITE_PARTITION_TRANSLATION_NV](#) specifies that a partition will be assigned a [translation vector](#).

The [VkPartitionedAccelerationStructureWriteInstanceDataNV](#) structure is defined as:

```
// Provided by VK_NV_partitioned_acceleration_structure
typedef struct VkPartitionedAccelerationStructureWriteInstanceDataNV {
    VkTransformMatrixKHR          transform;
    float                         explicitAABB[6];
    uint32_t                      instanceID;
    uint32_t                      instanceMask;
    uint32_t
instanceContributionToHitGroupIndex;
    VkPartitionedAccelerationStructureInstanceFlagsNV instanceFlags;
    uint32_t                      instanceIndex;
    uint32_t                      partitionIndex;
    VkDeviceAddress               accelerationStructure;
} VkPartitionedAccelerationStructureWriteInstanceDataNV;
```

- **transform** is a [VkTransformMatrixKHR](#) structure describing the transformation to be applied to the instance in PTLAS.
- **explicitAABB** specifies an axis aligned bounding box representing the maximum extent of any vertex within the used acceleration structure after applying the instance-to-world transformation. The [partition translation](#) is not applied to the bounding box.
- **instanceID** is a user specified constant assigned to an instance in the PTLAS.
- **instanceMask** is a 8-bit mask assigned to the instance that **may** be used to include or reject group of instances.
- **instanceContributionToHitGroupIndex** is a 24-bit per application specified instance value added in the indexing into the shader binding table to fetch the hit group to use.
- **instanceFlags** is a bitmask of [VkPartitionedAccelerationStructureInstanceFlagsNV](#) specifying

flags an instance in the PTLAS.

- `instanceIndex` is the index of the instance within the PTLAS.
- `partitionIndex` is the index of the partition to which this instance belongs. [Global partitions](#) are referred to by `VK_PARTITIONED_ACCELERATION_STRUCTURE_PARTITION_INDEX_GLOBAL_NV`.
- `accelerationStructure` is the device address of the bottom level acceleration structure or a clustered bottom level acceleration structure that is being instanced. This instance is disabled if the device address is `0`.

Valid Usage

- VUID-VkPartitionedAccelerationStructureWriteInstanceDataNV-instanceMask-10566
The most significant 24 bits of `instanceMask` **must** be `0`
- VUID-VkPartitionedAccelerationStructureWriteInstanceDataNV-instanceContributionToHitGroupIndex-10567
The most significant 8 bits of `instanceContributionToHitGroupIndex` **must** be `0`
- VUID-VkPartitionedAccelerationStructureWriteInstanceDataNV-instanceIndex-10568
`instanceIndex` **must** be less than `VkBuildPartitionedAccelerationStructureInfoNV::input.instanceCount`
- VUID-VkPartitionedAccelerationStructureWriteInstanceDataNV-partitionIndex-10569
`partitionIndex` **must** be less than `VkBuildPartitionedAccelerationStructureInfoNV::input.partitionCount`
- VUID-VkPartitionedAccelerationStructureWriteInstanceDataNV-explicitAABB-10570
`explicitAABB` **must** be a valid bounding box if instance was created with flag `VK_PARTITIONED_ACCELERATION_STRUCTURE_INSTANCE_FLAG_ENABLE_EXPLICIT_BOUNDING_BOX_NV` set

Valid Usage (Implicit)

- VUID-VkPartitionedAccelerationStructureWriteInstanceDataNV-instanceFlags-parameter
`instanceFlags` **must** be a valid combination of `VkPartitionedAccelerationStructureInstanceFlagBitsNV` values
- VUID-VkPartitionedAccelerationStructureWriteInstanceDataNV-accelerationStructure-parameter
`accelerationStructure` **must** be a valid `VkDeviceAddress` value

`VK_PARTITIONED_ACCELERATION_STRUCTURE_PARTITION_INDEX_GLOBAL_NV` is a special constant value used for partitioned acceleration structures to specify global partitions.

```
#define VK_PARTITIONED_ACCELERATION_STRUCTURE_PARTITION_INDEX_GLOBAL_NV (~0U)
```

The `VkPartitionedAccelerationStructureUpdateInstanceDataNV` structure is defined as:


```
// Provided by VK_NV_partitioned_acceleration_structure
typedef struct VkPartitionedAccelerationStructureUpdateInstanceDataNV {
    uint32_t      instanceIndex;
    uint32_t      instanceContributionToHitGroupIndex;
    VkDeviceAddress accelerationStructure;
} VkPartitionedAccelerationStructureUpdateInstanceDataNV;
```

- **instanceIndex** is the index of the instance being updated.
- **instanceContributionToHitGroupIndex** is a 24-bit per instance value added in the indexing into the shader binding table to fetch the hit group to use.
- **accelerationStructure** is the device address of the bottom level acceleration structure or a clustered bottom level acceleration structure whose instance is being updated. The instance is disabled if the device address is 0.

If the instance was originally disabled by specifying a 0 in `VkPartitionedAccelerationStructureWriteInstanceDataNV::accelerationStructure`, it can not be updated to a new acceleration structure as the instance **may** have been permanently disabled by the implementation.

To avoid a refit, the new acceleration structure **must** be within the bounding box specified by `VkPartitionedAccelerationStructureWriteInstanceDataNV::explicitAABB` when the instance was first created.

Valid Usage

- VUID-VkPartitionedAccelerationStructureUpdateInstanceDataNV-instanceContributionToHitGroupIndex-10571
The most significant 8 bits of **instanceContributionToHitGroupIndex** **must** be 0
- VUID-VkPartitionedAccelerationStructureUpdateInstanceDataNV-None-10572
The instance **must** have either been created with flag `VK_PARTITIONED_ACCELERATION_STRUCTURE_INSTANCE_FLAG_ENABLE_EXPLICIT_BOUNDING_BOX_NV` or did not have an acceleration structure assigned with `VkPartitionedAccelerationStructureWriteInstanceDataNV`
- VUID-VkPartitionedAccelerationStructureUpdateInstanceDataNV-instanceIndex-10573
instanceIndex **must** be less than `VkBuildPartitionedAccelerationStructureInfoNV::input.instanceCount`

Valid Usage (Implicit)

- VUID-VkPartitionedAccelerationStructureUpdateInstanceDataNV-accelerationStructure-parameter
accelerationStructure **must** be a valid `VkDeviceAddress` value

Bits which **can** be set in `VkPartitionedAccelerationStructureWriteInstanceDataNV::instanceFlags`,

specifying flags for instances, are:

```
// Provided by VK_NV_partitioned_acceleration_structure
typedef enum VkPartitionedAccelerationStructureInstanceFlagBitsNV {

VK_PARTITIONED_ACCELERATION_STRUCTURE_INSTANCE_FLAG_TRIANGLE_FACING_CULL_DISABLE_BIT_NV
V = 0x00000001,
    VK_PARTITIONED_ACCELERATION_STRUCTURE_INSTANCE_FLAG_TRIANGLE_FLIP_FACING_BIT_NV =
0x00000002,
    VK_PARTITIONED_ACCELERATION_STRUCTURE_INSTANCE_FLAG_FORCE_OPAQUE_BIT_NV =
0x00000004,
    VK_PARTITIONED_ACCELERATION_STRUCTURE_INSTANCE_FLAG_FORCE_NO_OPAQUE_BIT_NV =
0x00000008,

VK_PARTITIONED_ACCELERATION_STRUCTURE_INSTANCE_FLAG_ENABLE_EXPLICIT_BOUNDING_BOX_NV =
0x00000010,
} VkPartitionedAccelerationStructureInstanceFlagBitsNV;
```

- [VK_PARTITIONED_ACCELERATION_STRUCTURE_INSTANCE_FLAG_TRIANGLE_FACING_CULL_DISABLE_BIT_NV](#) disables face culling for this instance.
- [VK_PARTITIONED_ACCELERATION_STRUCTURE_INSTANCE_FLAG_TRIANGLE_FLIP_FACING_BIT_NV](#) specifies that the [facing determination](#) for geometry in this instance is inverted.
- [VK_PARTITIONED_ACCELERATION_STRUCTURE_INSTANCE_FLAG_FORCE_OPAQUE_BIT_NV](#) causes this instance to act as though [VK_GEOMETRY_OPAQUE_BIT_KHR](#) were specified on all geometries referenced by this instance.
- [VK_PARTITIONED_ACCELERATION_STRUCTURE_INSTANCE_FLAG_FORCE_NO_OPAQUE_BIT_NV](#) causes this instance to act as though [VK_GEOMETRY_OPAQUE_BIT_KHR](#) were not specified on all geometries referenced by this instance.
- [VK_PARTITIONED_ACCELERATION_STRUCTURE_INSTANCE_FLAG_ENABLE_EXPLICIT_BOUNDING_BOX_NV](#) enables use of an explicit bounding box for this instance.

```
// Provided by VK_NV_partitioned_acceleration_structure
typedef VkFlags VkPartitionedAccelerationStructureInstanceFlagsNV;
```

[VkPartitionedAccelerationStructureInstanceFlagsNV](#) is a bitmask type for setting a mask of zero or more [VkPartitionedAccelerationStructureInstanceFlagBitsNV](#).

The [VkPartitionedAccelerationStructureWritePartitionTranslationDataNV](#) structure is defined as:

```
// Provided by VK_NV_partitioned_acceleration_structure
typedef struct VkPartitionedAccelerationStructureWritePartitionTranslationDataNV {
    uint32_t    partitionIndex;
    float       partitionTranslation[3];
} VkPartitionedAccelerationStructureWritePartitionTranslationDataNV;
```


- `partitionIndex` is the index of partition to write. `Global partition` is referred to by `VK_PARTITIONED_ACCELERATION_STRUCTURE_PARTITION_INDEX_GLOBAL_NV`.
- `partitionTranslation` sets the `translation vector` for this partition. When tracing this partition, the contained instances will behave as if the partition translation was added to the translation component of the instance transform. This translation vector is also added to the instances in the partition that had their bounding box specified.

Valid Usage

- VUID-VkPartitionedAccelerationStructureWritePartitionTranslationDataNV-partitionIndex-10574
`partitionIndex` **must** be less than `VkBuildPartitionedAccelerationStructureInfoNV::input.partitionCount`
- VUID-VkPartitionedAccelerationStructureWritePartitionTranslationDataNV-enablePartitionTranslation-10575
The partitioned acceleration structure **must** have the `VkPartitionedAccelerationStructureFlagsNV::enablePartitionTranslation` flag set

42.4. Host Acceleration Structure Operations

Implementations are also required to provide host implementations of the acceleration structure operations if the `accelerationStructureHostCommands` feature is enabled:

- `vkBuildAccelerationStructuresKHR` corresponding to `vkCmdBuildAccelerationStructuresKHR`
- `vkCopyAccelerationStructureKHR` corresponding to `vkCmdCopyAccelerationStructureKHR`
- `vkCopyAccelerationStructureToMemoryKHR` corresponding to `vkCmdCopyAccelerationStructureToMemoryKHR`
- `vkCopyMemoryToAccelerationStructureKHR` corresponding to `vkCmdCopyMemoryToAccelerationStructureKHR`
- `vkWriteAccelerationStructuresPropertiesKHR` corresponding to `vkCmdWriteAccelerationStructuresPropertiesKHR`

These commands are functionally equivalent to their device counterparts, except that they are executed on the host timeline, rather than being enqueued into command buffers.

All acceleration structures used by the host commands **must** be bound to host-visible memory, and all input data for acceleration structure builds **must** be referenced using host addresses instead of device addresses. Applications are not required to map acceleration structure memory when using the host commands.

NOTE

The `vkBuildAccelerationStructuresKHR` and `vkCmdBuildAccelerationStructuresKHR` **may** use different algorithms, and thus are not required to produce identical structures. The structures produced by these two commands **may** exhibit different memory footprints or traversal performance, but should strive to be similar where possible.

Apart from these details, the host and device operations are interchangeable. For example, an application **can** use `vkBuildAccelerationStructuresKHR` to build a structure, compact it on the device using `vkCmdCopyAccelerationStructureKHR`, and serialize the result using `vkCopyAccelerationStructureToMemoryKHR`.

The exception to this are acceleration structures that are created with the `VkAccelerationStructureCreateInfo2KHR` command as they are backed by a `VkDeviceAddress` and therefore are not valid to be used with host commands.

NOTE

For efficient execution, acceleration structures manipulated using these commands should always be bound to host cached memory, as the implementation may need to repeatedly read and write this memory during the execution of the command.

To build acceleration structures on the host, call:

```
// Provided by VK_KHR_acceleration_structure
VkResult vkBuildAccelerationStructuresKHR(
    VkDevice                device,
    VkDeferredOperationKHR  deferredOperation,
    uint32_t                infoCount,
    const VkAccelerationStructureBuildGeometryInfoKHR* pInfos,
    const VkAccelerationStructureBuildRangeInfoKHR* const* ppBuildRangeInfos);
```

- `device` is the `VkDevice` for which the acceleration structures are being built.
- `deferredOperation` is an optional `VkDeferredOperationKHR` to request deferral for this command.
- `infoCount` is the number of acceleration structures to build. It specifies the number of the `pInfos` structures and `ppBuildRangeInfos` pointers that **must** be provided.
- `pInfos` is a pointer to an array of `infoCount` `VkAccelerationStructureBuildGeometryInfoKHR` structures defining the geometry used to build each acceleration structure.
- `ppBuildRangeInfos` is a pointer to an array of `infoCount` pointers to arrays of `VkAccelerationStructureBuildRangeInfoKHR` structures. Each `ppBuildRangeInfos[i]` is a pointer to an array of `pInfos[i].geometryCount` `VkAccelerationStructureBuildRangeInfoKHR` structures defining dynamic offsets to the addresses where geometry data is stored, as defined by `pInfos[i]`.

This command fulfills the same task as `vkCmdBuildAccelerationStructuresKHR` but is executed by the host.

The `vkBuildAccelerationStructuresKHR` command provides the ability to initiate multiple acceleration structures builds, however there is no ordering or synchronization implied between any of the individual acceleration structure builds.

NOTE

This means that an application **cannot** build a top-level acceleration structure in the same `vkBuildAccelerationStructuresKHR` call as the associated bottom-level or instance acceleration structures are being built. There also **cannot** be any memory aliasing between any acceleration structure memories or scratch memories being

used by any of the builds.

Valid Usage

- VUID-vkBuildAccelerationStructuresKHR-accelerationStructureHostCommands-03581
The `VkPhysicalDeviceAccelerationStructureFeaturesKHR::accelerationStructureHostCommands` feature **must** be enabled
- VUID-vkBuildAccelerationStructuresKHR-mode-04628
The `mode` member of each element of `pInfos` **must** be a valid `VkBuildAccelerationStructureModeKHR` value
- VUID-vkBuildAccelerationStructuresKHR-srcAccelerationStructure-04629
If the `srcAccelerationStructure` member of any element of `pInfos` is not `VK_NULL_HANDLE`, the `srcAccelerationStructure` member **must** be a valid `VkAccelerationStructureKHR` handle
- VUID-vkBuildAccelerationStructuresKHR-pInfos-04630
For each element of `pInfos`, if its `mode` member is `VK_BUILD_ACCELERATION_STRUCTURE_MODE_UPDATE_KHR`, its `srcAccelerationStructure` member **must** not be `VK_NULL_HANDLE`
- VUID-vkBuildAccelerationStructuresKHR-pInfos-03403
The `srcAccelerationStructure` member of any element of `pInfos` **must** not be the same acceleration structure as the `dstAccelerationStructure` member of any other element of `pInfos`
- VUID-vkBuildAccelerationStructuresKHR-dstAccelerationStructure-03698
The `dstAccelerationStructure` member of any element of `pInfos` **must** not be the same acceleration structure as the `dstAccelerationStructure` member of any other element of `pInfos`
- VUID-vkBuildAccelerationStructuresKHR-dstAccelerationStructure-03800
The `dstAccelerationStructure` member of any element of `pInfos` **must** be a valid `VkAccelerationStructureKHR` handle
- VUID-vkBuildAccelerationStructuresKHR-pInfos-03699
For each element of `pInfos`, if its `type` member is `VK_ACCELERATION_STRUCTURE_TYPE_TOP_LEVEL_KHR`, its `dstAccelerationStructure` member **must** have been created with a value of `VkAccelerationStructureCreateInfoKHR::type` equal to either `VK_ACCELERATION_STRUCTURE_TYPE_TOP_LEVEL_KHR` or `VK_ACCELERATION_STRUCTURE_TYPE_GENERIC_KHR`
- VUID-vkBuildAccelerationStructuresKHR-pInfos-03700
For each element of `pInfos`, if its `type` member is `VK_ACCELERATION_STRUCTURE_TYPE_BOTTOM_LEVEL_KHR`, its `dstAccelerationStructure` member **must** have been created with a value of `VkAccelerationStructureCreateInfoKHR::type` equal to either `VK_ACCELERATION_STRUCTURE_TYPE_BOTTOM_LEVEL_KHR` or `VK_ACCELERATION_STRUCTURE_TYPE_GENERIC_KHR`
- VUID-vkBuildAccelerationStructuresKHR-pInfos-03663

For each element of `pInfos`, if its `mode` member is `VK_BUILD_ACCELERATION_STRUCTURE_MODE_UPDATE_KHR`, inactive primitives in its `srcAccelerationStructure` member **must** not be made active

- VUID-vkBuildAccelerationStructuresKHR-pInfos-03664

For each element of `pInfos`, if its `mode` member is `VK_BUILD_ACCELERATION_STRUCTURE_MODE_UPDATE_KHR`, active primitives in its `srcAccelerationStructure` member **must** not be made inactive

- VUID-vkBuildAccelerationStructuresKHR-None-03407

The `dstAccelerationStructure` member of any element of `pInfos` **must** not be referenced by the `geometry.instances.data` member of any element of `pGeometries` or `ppGeometries` with a `geometryType` of `VK_GEOMETRY_TYPE_INSTANCES_KHR` in any other element of `pInfos`

- VUID-vkBuildAccelerationStructuresKHR-dstAccelerationStructure-03701

The range of memory backing the `dstAccelerationStructure` member of any element of `pInfos` that is accessed by this command **must** not overlap the memory backing the `srcAccelerationStructure` member of any other element of `pInfos` with a `mode` equal to `VK_BUILD_ACCELERATION_STRUCTURE_MODE_UPDATE_KHR`, which is accessed by this command

- VUID-vkBuildAccelerationStructuresKHR-dstAccelerationStructure-03702

The range of memory backing the `dstAccelerationStructure` member of any element of `pInfos` that is accessed by this command **must** not overlap the memory backing the `dstAccelerationStructure` member of any other element of `pInfos`, which is accessed by this command

- VUID-vkBuildAccelerationStructuresKHR-dstAccelerationStructure-03703

The range of memory backing the `dstAccelerationStructure` member of any element of `pInfos` that is accessed by this command **must** not overlap the memory backing the `scratchData` member of any element of `pInfos` (including the same element), which is accessed by this command

- VUID-vkBuildAccelerationStructuresKHR-scratchData-03704

The range of memory backing the `scratchData` member of any element of `pInfos` that is accessed by this command **must** not overlap the memory backing the `scratchData` member of any other element of `pInfos`, which is accessed by this command

- VUID-vkBuildAccelerationStructuresKHR-scratchData-03705

The range of memory backing the `scratchData` member of any element of `pInfos` that is accessed by this command **must** not overlap the memory backing the `srcAccelerationStructure` member of any element of `pInfos` with a `mode` equal to `VK_BUILD_ACCELERATION_STRUCTURE_MODE_UPDATE_KHR` (including the same element), which is accessed by this command

- VUID-vkBuildAccelerationStructuresKHR-dstAccelerationStructure-03706

The range of memory backing the `dstAccelerationStructure` member of any element of `pInfos` that is accessed by this command **must** not overlap the memory backing any acceleration structure referenced by the `geometry.instances.data` member of any element of `pGeometries` or `ppGeometries` with a `geometryType` of `VK_GEOMETRY_TYPE_INSTANCES_KHR` in any other element of `pInfos`, which is accessed by this command

- VUID-vkBuildAccelerationStructuresKHR-pInfos-03667
For each element of `pInfos`, if its `mode` member is `VK_BUILD_ACCELERATION_STRUCTURE_MODE_UPDATE_KHR`, its `srcAccelerationStructure` member **must** have previously been constructed with `VK_BUILD_ACCELERATION_STRUCTURE_ALLOW_UPDATE_BIT_KHR` set in `VkAccelerationStructureBuildGeometryInfoKHR::flags` in the build
- VUID-vkBuildAccelerationStructuresKHR-pInfos-03668
For each element of `pInfos`, if its `mode` member is `VK_BUILD_ACCELERATION_STRUCTURE_MODE_UPDATE_KHR`, its `srcAccelerationStructure` and `dstAccelerationStructure` members **must** either be the same `VkAccelerationStructureKHR`, or not have any `memory aliasing`
- VUID-vkBuildAccelerationStructuresKHR-pInfos-03758
For each element of `pInfos`, if its `mode` member is `VK_BUILD_ACCELERATION_STRUCTURE_MODE_UPDATE_KHR`, its `geometryCount` member **must** have the same value which was specified when `srcAccelerationStructure` was last built
- VUID-vkBuildAccelerationStructuresKHR-pInfos-03759
For each element of `pInfos`, if its `mode` member is `VK_BUILD_ACCELERATION_STRUCTURE_MODE_UPDATE_KHR`, its `flags` member **must** have the same value which was specified when `srcAccelerationStructure` was last built
- VUID-vkBuildAccelerationStructuresKHR-pInfos-03760
For each element of `pInfos`, if its `mode` member is `VK_BUILD_ACCELERATION_STRUCTURE_MODE_UPDATE_KHR`, its `type` member **must** have the same value which was specified when `srcAccelerationStructure` was last built
- VUID-vkBuildAccelerationStructuresKHR-pInfos-03761
For each element of `pInfos`, if its `mode` member is `VK_BUILD_ACCELERATION_STRUCTURE_MODE_UPDATE_KHR`, then for each `VkAccelerationStructureGeometryKHR` structure referred to by its `pGeometries` or `ppGeometries` members, its `geometryType` member **must** have the same value which was specified when `srcAccelerationStructure` was last built
- VUID-vkBuildAccelerationStructuresKHR-pInfos-03762
For each element of `pInfos`, if its `mode` member is `VK_BUILD_ACCELERATION_STRUCTURE_MODE_UPDATE_KHR`, then for each `VkAccelerationStructureGeometryKHR` structure referred to by its `pGeometries` or `ppGeometries` members, its `flags` member **must** have the same value which was specified when `srcAccelerationStructure` was last built
- VUID-vkBuildAccelerationStructuresKHR-pInfos-03763
For each element of `pInfos`, if its `mode` member is `VK_BUILD_ACCELERATION_STRUCTURE_MODE_UPDATE_KHR`, then for each `VkAccelerationStructureGeometryKHR` structure referred to by its `pGeometries` or `ppGeometries` members, if `geometryType` is `VK_GEOMETRY_TYPE_TRIANGLES_KHR`, its `geometry.triangles.vertexFormat` member **must** have the same value which was specified when `srcAccelerationStructure` was last built
- VUID-vkBuildAccelerationStructuresKHR-pInfos-03764
For each element of `pInfos`, if its `mode` member is

`VK_BUILD_ACCELERATION_STRUCTURE_MODE_UPDATE_KHR`, then for each `VkAccelerationStructureGeometryKHR` structure referred to by its `pGeometries` or `ppGeometries` members, if `geometryType` is `VK_GEOMETRY_TYPE_TRIANGLES_KHR`, its `geometry.triangles.maxVertex` member **must** have the same value which was specified when `srcAccelerationStructure` was last built

- VUID-vkBuildAccelerationStructuresKHR-pInfos-03765

For each element of `pInfos`, if its `mode` member is `VK_BUILD_ACCELERATION_STRUCTURE_MODE_UPDATE_KHR`, then for each `VkAccelerationStructureGeometryKHR` structure referred to by its `pGeometries` or `ppGeometries` members, if `geometryType` is `VK_GEOMETRY_TYPE_TRIANGLES_KHR`, its `geometry.triangles.indexType` member **must** have the same value which was specified when `srcAccelerationStructure` was last built

- VUID-vkBuildAccelerationStructuresKHR-pInfos-03766

For each element of `pInfos`, if its `mode` member is `VK_BUILD_ACCELERATION_STRUCTURE_MODE_UPDATE_KHR`, then for each `VkAccelerationStructureGeometryKHR` structure referred to by its `pGeometries` or `ppGeometries` members, if `geometryType` is `VK_GEOMETRY_TYPE_TRIANGLES_KHR`, if its `geometry.triangles.transformData` address was `NULL` when `srcAccelerationStructure` was last built, then it **must** be `NULL`

- VUID-vkBuildAccelerationStructuresKHR-pInfos-03767

For each element of `pInfos`, if its `mode` member is `VK_BUILD_ACCELERATION_STRUCTURE_MODE_UPDATE_KHR`, then for each `VkAccelerationStructureGeometryKHR` structure referred to by its `pGeometries` or `ppGeometries` members, if `geometryType` is `VK_GEOMETRY_TYPE_TRIANGLES_KHR`, if its `geometry.triangles.transformData` address was not `NULL` when `srcAccelerationStructure` was last built, then it **must** not be `NULL`

- VUID-vkBuildAccelerationStructuresKHR-pInfos-10898

For each element of `pInfos`, if its `mode` member is `VK_BUILD_ACCELERATION_STRUCTURE_MODE_UPDATE_KHR`, then for each `VkAccelerationStructureGeometryKHR` structure referred to by its `pGeometries` or `ppGeometries` members, if `geometryType` is `VK_GEOMETRY_TYPE_DENSE_GEOMETRY_FORMAT_TRIANGLES_AMD`, the `numTriangles` member of the `VkAccelerationStructureDenseGeometryFormatTrianglesDataAMD` structure in the `pNext` chain **must** have the same value which was specified when `srcAccelerationStructure` was last built

- VUID-vkBuildAccelerationStructuresKHR-pInfos-10899

For each element of `pInfos`, if its `mode` member is `VK_BUILD_ACCELERATION_STRUCTURE_MODE_UPDATE_KHR`, then for each `VkAccelerationStructureGeometryKHR` structure referred to by its `pGeometries` or `ppGeometries` members, if `geometryType` is `VK_GEOMETRY_TYPE_DENSE_GEOMETRY_FORMAT_TRIANGLES_AMD`, the `numVertices` member of the `VkAccelerationStructureDenseGeometryFormatTrianglesDataAMD` structure in the `pNext` chain **must** have the same value which was specified when `srcAccelerationStructure` was last built

- VUID-vkBuildAccelerationStructuresKHR-pInfos-10900

For each element of `pInfos`, if its `mode` member is `VK_BUILD_ACCELERATION_STRUCTURE_MODE_UPDATE_KHR`, then for each `VkAccelerationStructureGeometryKHR` structure referred to by its `pGeometries` or `ppGeometries` members, if `geometryType` is `VK_GEOMETRY_TYPE_DENSE_GEOMETRY_FORMAT_TRIANGLES_AMD`, the `maxPrimitiveIndex` member of the `VkAccelerationStructureDenseGeometryFormatTrianglesDataAMD` structure in the `pNext` chain **must** have the same value which was specified when `srcAccelerationStructure` was last built

- VUID-vkBuildAccelerationStructuresKHR-pInfos-10901

For each element of `pInfos`, if its `mode` member is `VK_BUILD_ACCELERATION_STRUCTURE_MODE_UPDATE_KHR`, then for each `VkAccelerationStructureGeometryKHR` structure referred to by its `pGeometries` or `ppGeometries` members, if `geometryType` is `VK_GEOMETRY_TYPE_DENSE_GEOMETRY_FORMAT_TRIANGLES_AMD`, the `maxGeometryIndex` member of the `VkAccelerationStructureDenseGeometryFormatTrianglesDataAMD` structure in the `pNext` chain **must** have the same value which was specified when `srcAccelerationStructure` was last built

- VUID-vkBuildAccelerationStructuresKHR-pInfos-10902

For each element of `pInfos`, if its `mode` member is `VK_BUILD_ACCELERATION_STRUCTURE_MODE_UPDATE_KHR`, then for each `VkAccelerationStructureGeometryKHR` structure referred to by its `pGeometries` or `ppGeometries` members, if `geometryType` is `VK_GEOMETRY_TYPE_DENSE_GEOMETRY_FORMAT_TRIANGLES_AMD`, the `format` member of the `VkAccelerationStructureDenseGeometryFormatTrianglesDataAMD` structure in the `pNext` chain **must** have the same value which was specified when `srcAccelerationStructure` was last built

- VUID-vkBuildAccelerationStructuresKHR-pInfos-10903

For each element of `pInfos`, if its `mode` member is `VK_BUILD_ACCELERATION_STRUCTURE_MODE_UPDATE_KHR`, then for each `VkAccelerationStructureGeometryKHR` structure referred to by its `pGeometries` or `ppGeometries` members, if `geometryType` is `VK_GEOMETRY_TYPE_DENSE_GEOMETRY_FORMAT_TRIANGLES_AMD`, the `dataSize` member of the `VkAccelerationStructureDenseGeometryFormatTrianglesDataAMD` structure in the `pNext` chain **must** have the same value which was specified when `srcAccelerationStructure` was last built

- VUID-vkBuildAccelerationStructuresKHR-pInfos-03768

For each element of `pInfos`, if its `mode` member is `VK_BUILD_ACCELERATION_STRUCTURE_MODE_UPDATE_KHR`, then for each `VkAccelerationStructureGeometryKHR` structure referred to by its `pGeometries` or `ppGeometries` members, if `geometryType` is `VK_GEOMETRY_TYPE_TRIANGLES_KHR`, and `geometry.triangles.indexType` is not `VK_INDEX_TYPE_NONE_KHR`, then the value of each index referenced **must** be the same as the corresponding index value when `srcAccelerationStructure` was last built

- VUID-vkBuildAccelerationStructuresKHR-primitiveCount-03769

For each element of `pInfos`, if its `mode` member is `VK_BUILD_ACCELERATION_STRUCTURE_MODE_UPDATE_KHR`, then for each `VkAccelerationStructureGeometryKHR` structure referred to by its `pGeometries` or `ppGeometries` members, the `primitiveCount` member of its corresponding `VkAccelerationStructureBuildRangeInfoKHR` structure **must** have the same value which was specified when `srcAccelerationStructure` was last built

- VUID-vkBuildAccelerationStructuresKHR-pInfos-03801

For each element of `pInfos[i].pGeometries` or `pInfos[i].ppGeometries` with a `geometryType` of `VK_GEOMETRY_TYPE_INSTANCES_KHR`, the corresponding `ppBuildRangeInfos[i][j].primitiveCount` **must** be less than or equal to `VkPhysicalDeviceAccelerationStructurePropertiesKHR::maxInstanceCount`

- VUID-vkBuildAccelerationStructuresKHR-pInfos-10126

For each `pInfos[i]`, `dstAccelerationStructure` **must** have been created with a value of `VkAccelerationStructureCreateInfoKHR::size` greater than or equal to either:

- the memory size required by the build operation, as returned by `vkGetAccelerationStructureBuildSizesKHR` with `pBuildInfo = pInfos[i]` and with each element of the `pMaxPrimitiveCounts` array greater than or equal to the equivalent `ppBuildRangeInfos[i][j].primitiveCount` values for `j` in `[0,pInfos[i].geometryCount)` or,
- the result of querying the corresponding `VK_QUERY_TYPE_ACCELERATION_STRUCTURE_COMPACTED_SIZE_KHR`, if updating a compacted acceleration structure

- VUID-vkBuildAccelerationStructuresKHR-ppBuildRangeInfos-03676

Each element of `ppBuildRangeInfos[i]` **must** be a valid pointer to an array of `pInfos[i].geometryCount` `VkAccelerationStructureBuildRangeInfoKHR` structures, or `NULL`

- VUID-vkBuildAccelerationStructuresKHR-pInfos-10906

For each element of `pInfos[i]` whose `pGeometries` or `ppGeometries` members have a `geometryType` of `VK_GEOMETRY_TYPE_DENSE_GEOMETRY_FORMAT_TRIANGLES_AMD`, `ppBuildRangeInfos[i]` **must** be `NULL`

- VUID-vkBuildAccelerationStructuresKHR-deferredOperation-03678

Any previous deferred operation that was associated with `deferredOperation` **must** be complete

- VUID-vkBuildAccelerationStructuresKHR-pInfos-11703

For each element of `pInfos`, its `dstAccelerationStructure` member **must** have been created with `vkCreateAccelerationStructureKHR`

- VUID-vkBuildAccelerationStructuresKHR-pInfos-03722

For each element of `pInfos`, its `dstAccelerationStructure` member **must** be bound to host-visible device memory

- VUID-vkBuildAccelerationStructuresKHR-pInfos-11706

For each element of `pInfos`, if its `mode` member is `VK_BUILD_ACCELERATION_STRUCTURE_MODE_UPDATE_KHR`, its `srcAccelerationStructure` member **must** have been created with `vkCreateAccelerationStructureKHR`

- VUID-vkBuildAccelerationStructuresKHR-pInfos-03723

For each element of `pInfos`, if its `mode` member is `VK_BUILD_ACCELERATION_STRUCTURE_MODE_UPDATE_KHR` the `buffer` used to create its `srcAccelerationStructure` member **must** be bound to host-visible device memory

- VUID-vkBuildAccelerationStructuresKHR-pInfos-11704

For each element of `pInfos`, the acceleration structure referenced by the `geometry.instances.data` member of any element of `pGeometries` or `ppGeometries` with a `geometryType` of `VK_GEOMETRY_TYPE_INSTANCES_KHR` **must** have been created with `vkCreateAccelerationStructureKHR`

- VUID-vkBuildAccelerationStructuresKHR-pInfos-03724

For each element of `pInfos`, each acceleration structure referenced by the `geometry.instances.data` member of any element of `pGeometries` or `ppGeometries` with a `geometryType` of `VK_GEOMETRY_TYPE_INSTANCES_KHR` **must** be bound to host-visible device memory

- VUID-vkBuildAccelerationStructuresKHR-pInfos-12244

If `pInfos[i].mode` is `VK_BUILD_ACCELERATION_STRUCTURE_MODE_BUILD_KHR`, and `N` is not `0`, all addresses between `pInfos[i].scratchData.hostAddress` and `pInfos[i].scratchData.hostAddress + N - 1` **must** be valid host memory, where `N` is given by the `buildScratchSize` member of the `VkAccelerationStructureBuildSizesInfoKHR` structure returned from a call to `vkGetAccelerationStructureBuildSizesKHR` with an identical `VkAccelerationStructureBuildGeometryInfoKHR` structure and primitive count

- VUID-vkBuildAccelerationStructuresKHR-pInfos-12245

If `pInfos[i].mode` is `VK_BUILD_ACCELERATION_STRUCTURE_MODE_UPDATE_KHR`, and `N` is not `0`, all addresses between `pInfos[i].scratchData.hostAddress` and `pInfos[i].scratchData.hostAddress + N - 1` **must** be valid host memory, where `N` is given by the `updateScratchSize` member of the `VkAccelerationStructureBuildSizesInfoKHR` structure returned from a call to `vkGetAccelerationStructureBuildSizesKHR` with an identical `VkAccelerationStructureBuildGeometryInfoKHR` structure and primitive count

- VUID-vkBuildAccelerationStructuresKHR-pInfos-03771

For each element of `pInfos[i].pGeometries` or `pInfos[i].ppGeometries` with a `geometryType` of `VK_GEOMETRY_TYPE_TRIANGLES_KHR`, `geometry.triangles.vertexData.hostAddress` **must** be a valid host address

- VUID-vkBuildAccelerationStructuresKHR-pInfos-03772

For each element of `pInfos[i].pGeometries` or `pInfos[i].ppGeometries` with a `geometryType` of `VK_GEOMETRY_TYPE_TRIANGLES_KHR`, if `geometry.triangles.indexType` is not `VK_INDEX_TYPE_NONE_KHR`, `geometry.triangles.indexData.hostAddress` **must** be a valid host address

- VUID-vkBuildAccelerationStructuresKHR-pInfos-03773

For each element of `pInfos[i].pGeometries` or `pInfos[i].ppGeometries` with a `geometryType` of `VK_GEOMETRY_TYPE_TRIANGLES_KHR`, if `geometry.triangles.transformData.hostAddress` is not `0`, it **must** be a valid host address

- VUID-vkBuildAccelerationStructuresKHR-pInfos-03774

For each element of `pInfos[i].pGeometries` or `pInfos[i].ppGeometries` with a `geometryType` of `VK_GEOMETRY_TYPE_AABBS_KHR`, `geometry.aabbs.data.hostAddress` **must** be a valid host address

- VUID-vkBuildAccelerationStructuresKHR-pInfos-03775
For each element of `pInfos`, its `dstAccelerationStructure` member **must** be bound to memory that was not allocated with multiple instances
- VUID-vkBuildAccelerationStructuresKHR-pInfos-03776
For each element of `pInfos`, if its `mode` member is `VK_BUILD_ACCELERATION_STRUCTURE_MODE_UPDATE_KHR` the `buffer` used to create its `srcAccelerationStructure` member **must** be bound to memory that was not allocated with multiple instances
- VUID-vkBuildAccelerationStructuresKHR-pInfos-03777
For each element of `pInfos`, each acceleration structure referenced by the `geometry.instances.data` member of any element of `pGeometries` or `ppGeometries` with a `geometryType` of `VK_GEOMETRY_TYPE_INSTANCES_KHR` **must** be bound to memory that was not allocated with multiple instances
- VUID-vkBuildAccelerationStructuresKHR-pInfos-03778
For each element of `pInfos[i].pGeometries` or `pInfos[i].ppGeometries` with a `geometryType` of `VK_GEOMETRY_TYPE_INSTANCES_KHR`, `geometry.instances.data.hostAddress` **must** be a valid host address
- VUID-vkBuildAccelerationStructuresKHR-pInfos-03779
For each element of `pInfos[i].pGeometries` or `pInfos[i].ppGeometries` with a `geometryType` of `VK_GEOMETRY_TYPE_INSTANCES_KHR`, each `VkAccelerationStructureInstanceKHR::accelerationStructureReference` value in `geometry.instances.data.hostAddress` **must** be a valid `VkAccelerationStructureKHR` object
- VUID-vkBuildAccelerationStructuresKHR-pInfos-04930
For each element of `pInfos[i].pGeometries` or `pInfos[i].ppGeometries` with a `geometryType` of `VK_GEOMETRY_TYPE_INSTANCES_KHR` with `VK_BUILD_ACCELERATION_STRUCTURE_MOTION_BIT_NV` set, each `accelerationStructureReference` in any structure in `VkAccelerationStructureMotionInstanceNV` value in `geometry.instances.data.hostAddress` **must** be a valid `VkAccelerationStructureKHR` object
- VUID-vkBuildAccelerationStructuresKHR-pInfos-11820
For each element of `pInfos[i].pGeometries` or `pInfos[i].ppGeometries` with a `geometryType` of `VK_GEOMETRY_TYPE_TRIANGLES_KHR`, if there is an instance of `VkAccelerationStructureGeometryMotionTrianglesDataNV` in the `geometry.triangles.pNext` chain, then its `vertexData.hostAddress` **must** not be 0
- VUID-vkBuildAccelerationStructuresKHR-pInfos-10892
For each element of `pInfos[i].pGeometries` or `pInfos[i].ppGeometries` with a `geometryType` of `VK_GEOMETRY_TYPE_TRIANGLES_KHR`, if there is an instance of `VkAccelerationStructureTrianglesOpacityMicromapEXT` in the `geometry.triangles.pNext` chain, and its `indexType` is `VK_INDEX_TYPE_NONE_KHR`, then its `indexBuffer.hostAddress` **must** be 0
- VUID-vkBuildAccelerationStructuresKHR-pInfos-11821
For each element of `pInfos[i].pGeometries` or `pInfos[i].ppGeometries` with a `geometryType` of `VK_GEOMETRY_TYPE_TRIANGLES_KHR`, if there is an instance of `VkAccelerationStructureTrianglesOpacityMicromapEXT` in the `geometry.triangles.pNext` chain, and its `indexType` is not `VK_INDEX_TYPE_NONE_KHR`, then its

`indexBuffer.hostAddress` **must** not be 0

- VUID-vkBuildAccelerationStructuresKHR-pInfos-11822
For each element of `pInfos[i].pGeometries` or `pInfos[i].ppGeometries` with a `geometryType` of `VK_GEOMETRY_TYPE_SPHERES_NV`, `VkAccelerationStructureGeometrySpheresDataNV::indexType` is `VK_INDEX_TYPE_NONE_KHR`, then its `indexData.hostAddress` **must** be 0
- VUID-vkBuildAccelerationStructuresKHR-pInfos-11823
For each element of `pInfos[i].pGeometries` or `pInfos[i].ppGeometries` with a `geometryType` of `VK_GEOMETRY_TYPE_SPHERES_NV`, `VkAccelerationStructureGeometrySpheresDataNV::indexType` is not `VK_INDEX_TYPE_NONE_KHR`, then its `indexData.hostAddress` **must** not be 0
- VUID-vkBuildAccelerationStructuresKHR-pInfos-11824
For each element of `pInfos[i].pGeometries` or `pInfos[i].ppGeometries` with a `geometryType` of `VK_GEOMETRY_TYPE_SPHERES_NV`, `VkAccelerationStructureGeometrySpheresDataNV::vertexData.hostAddress` **must** not be 0
- VUID-vkBuildAccelerationStructuresKHR-pInfos-11825
For each element of `pInfos[i].pGeometries` or `pInfos[i].ppGeometries` with a `geometryType` of `VK_GEOMETRY_TYPE_SPHERES_NV`, `VkAccelerationStructureGeometrySpheresDataNV::radiusData.hostAddress` **must** not be 0
- VUID-vkBuildAccelerationStructuresKHR-pInfos-11826
For each element of `pInfos[i].pGeometries` or `pInfos[i].ppGeometries` with a `geometryType` of `VK_GEOMETRY_TYPE_LINEAR_SWEPT_SPHERES_NV`, `VkAccelerationStructureGeometryLinearSweptSpheresDataNV::indexType` is `VK_INDEX_TYPE_NONE_KHR`, then its `indexData.hostAddress` **must** be 0
- VUID-vkBuildAccelerationStructuresKHR-pInfos-11827
For each element of `pInfos[i].pGeometries` or `pInfos[i].ppGeometries` with a `geometryType` of `VK_GEOMETRY_TYPE_LINEAR_SWEPT_SPHERES_NV`, `VkAccelerationStructureGeometryLinearSweptSpheresDataNV::indexType` is not `VK_INDEX_TYPE_NONE_KHR`, then its `indexData.hostAddress` **must** not be 0
- VUID-vkBuildAccelerationStructuresKHR-pInfos-11828
For each element of `pInfos[i].pGeometries` or `pInfos[i].ppGeometries` with a `geometryType` of `VK_GEOMETRY_TYPE_LINEAR_SWEPT_SPHERES_NV`, `VkAccelerationStructureGeometryLinearSweptSpheresDataNV::vertexData.hostAddress` **must** not be 0
- VUID-vkBuildAccelerationStructuresKHR-pInfos-11829
For each element of `pInfos[i].pGeometries` or `pInfos[i].ppGeometries` with a `geometryType` of `VK_GEOMETRY_TYPE_LINEAR_SWEPT_SPHERES_NV`, `VkAccelerationStructureGeometryLinearSweptSpheresDataNV::radiusData.hostAddress` **must** not be 0
- VUID-vkBuildAccelerationStructuresKHR-pInfos-10893
For each element of `pInfos[i].pGeometries` or `pInfos[i].ppGeometries`, `geometryType` **must** not be `VK_GEOMETRY_TYPE_DENSE_GEOMETRY_FORMAT_TRIANGLES_AMD`

Valid Usage (Implicit)

- VUID-vkBuildAccelerationStructuresKHR-device-parameter
device **must** be a valid [VkDevice](#) handle
- VUID-vkBuildAccelerationStructuresKHR-deferredOperation-parameter
If **deferredOperation** is not [VK_NULL_HANDLE](#), **deferredOperation** **must** be a valid [VkDeferredOperationKHR](#) handle
- VUID-vkBuildAccelerationStructuresKHR-pInfos-parameter
pInfos **must** be a valid pointer to an array of **infoCount** valid [VkAccelerationStructureBuildGeometryInfoKHR](#) structures
- VUID-vkBuildAccelerationStructuresKHR-ppBuildRangeInfos-parameter
ppBuildRangeInfos **must** be a valid pointer to an array of **infoCount** [VkAccelerationStructureBuildRangeInfoKHR](#) structures
- VUID-vkBuildAccelerationStructuresKHR-infoCount-arraylength
infoCount **must** be greater than 0
- VUID-vkBuildAccelerationStructuresKHR-deferredOperation-parent
If **deferredOperation** is a valid handle, it **must** have been created, allocated, or retrieved from **device**

Return Codes

Success

- [VK_OPERATION_DEFERRED_KHR](#)
- [VK_OPERATION_NOT_DEFERRED_KHR](#)
- [VK_SUCCESS](#)

Failure

- [VK_ERROR_OUT_OF_DEVICE_MEMORY](#)
- [VK_ERROR_OUT_OF_HOST_MEMORY](#)
- [VK_ERROR_UNKNOWN](#)
- [VK_ERROR_VALIDATION_FAILED](#)

To copy or compact an acceleration structure on the host, call:

```
// Provided by VK_KHR_acceleration_structure
VkResult vkCopyAccelerationStructureKHR(
    VkDevice device,
    VkDeferredOperationKHR deferredOperation,
    const VkCopyAccelerationStructureInfoKHR* pInfo);
```

- **device** is the device which owns the acceleration structures.

- `deferredOperation` is an optional `VkDeferredOperationKHR` to request deferral for this command.
- `pInfo` is a pointer to a `VkCopyAccelerationStructureInfoKHR` structure defining the copy operation.

This command fulfills the same task as `vkCmdCopyAccelerationStructureKHR` but is executed by the host.

Valid Usage

- VUID-vkCopyAccelerationStructureKHR-accelerationStructureHostCommands-03582
The `VkPhysicalDeviceAccelerationStructureFeaturesKHR::accelerationStructureHostCommands` feature **must** be enabled
- VUID-vkCopyAccelerationStructureKHR-deferredOperation-03678
Any previous deferred operation that was associated with `deferredOperation` **must** be complete
- VUID-vkCopyAccelerationStructureKHR-buffer-03727
`pInfo->src` **must** be bound to host-visible device memory
- VUID-vkCopyAccelerationStructureKHR-buffer-03728
`pInfo->dst` **must** be bound to host-visible device memory
- VUID-vkCopyAccelerationStructureKHR-buffer-03780
`pInfo->src` **must** be bound to memory that was not allocated with multiple instances
- VUID-vkCopyAccelerationStructureKHR-buffer-03781
`pInfo->dst` **must** be bound to memory that was not allocated with multiple instances
- VUID-vkCopyAccelerationStructureKHR-src-11588
`pInfo->src` **must** have been created with `vkCreateAccelerationStructureKHR`
- VUID-vkCopyAccelerationStructureKHR-dst-11589
`pInfo->dst` **must** have been created with `vkCreateAccelerationStructureKHR`

Valid Usage (Implicit)

- VUID-vkCopyAccelerationStructureKHR-device-parameter
`device` **must** be a valid `VkDevice` handle
- VUID-vkCopyAccelerationStructureKHR-deferredOperation-parameter
If `deferredOperation` is not `VK_NULL_HANDLE`, `deferredOperation` **must** be a valid `VkDeferredOperationKHR` handle
- VUID-vkCopyAccelerationStructureKHR-pInfo-parameter
`pInfo` **must** be a valid pointer to a valid `VkCopyAccelerationStructureInfoKHR` structure
- VUID-vkCopyAccelerationStructureKHR-deferredOperation-parent
If `deferredOperation` is a valid handle, it **must** have been created, allocated, or retrieved from `device`

Return Codes

Success

- [VK_OPERATION_DEFERRED_KHR](#)
- [VK_OPERATION_NOT_DEFERRED_KHR](#)
- [VK_SUCCESS](#)

Failure

- [VK_ERROR_OUT_OF_DEVICE_MEMORY](#)
- [VK_ERROR_OUT_OF_HOST_MEMORY](#)
- [VK_ERROR_UNKNOWN](#)
- [VK_ERROR_VALIDATION_FAILED](#)

To copy host accessible memory to an acceleration structure, call:

```
// Provided by VK_KHR_acceleration_structure
VkResult vkCopyMemoryToAccelerationStructureKHR(
    VkDevice device,
    VkDeferredOperationKHR deferredOperation,
    const VkCopyMemoryToAccelerationStructureInfoKHR* pInfo);
```

- **device** is the device which owns **pInfo->dst**.
- **deferredOperation** is an optional [VkDeferredOperationKHR](#) to [request deferral](#) for this command.
- **pInfo** is a pointer to a [VkCopyMemoryToAccelerationStructureInfoKHR](#) structure defining the copy operation.

This command fulfills the same task as [vkCmdCopyMemoryToAccelerationStructureKHR](#) but is executed by the host.

This command can accept acceleration structures produced by either [vkCmdCopyAccelerationStructureToMemoryKHR](#) or [vkCopyAccelerationStructureToMemoryKHR](#).

Valid Usage

- VUID-vkCopyMemoryToAccelerationStructureKHR-accelerationStructureHostCommands-03583
The [VkPhysicalDeviceAccelerationStructureFeaturesKHR::accelerationStructureHostCommands](#) feature **must** be enabled
- VUID-vkCopyMemoryToAccelerationStructureKHR-deferredOperation-03678
Any previous deferred operation that was associated with **deferredOperation** **must** be complete

- VUID-vkCopyMemoryToAccelerationStructureKHR-pInfo-03729
`pInfo->src.hostAddress` **must** be a valid host pointer
- VUID-vkCopyMemoryToAccelerationStructureKHR-pInfo-03750
`pInfo->src.hostAddress` **must** be aligned to 16 bytes
- VUID-vkCopyMemoryToAccelerationStructureKHR-buffer-03730
`pInfo->dst` **must** be bound to host-visible device memory
- VUID-vkCopyMemoryToAccelerationStructureKHR-buffer-03782
`pInfo->dst` **must** be bound to memory that was not allocated with multiple instances
- VUID-vkCopyMemoryToAccelerationStructureKHR-dst-11677
`pInfo->dst` **must** have been created with [vkCreateAccelerationStructureKHR](#)

Valid Usage (Implicit)

- VUID-vkCopyMemoryToAccelerationStructureKHR-device-parameter
`device` **must** be a valid [VkDevice](#) handle
- VUID-vkCopyMemoryToAccelerationStructureKHR-deferredOperation-parameter
If `deferredOperation` is not [VK_NULL_HANDLE](#), `deferredOperation` **must** be a valid [VkDeferredOperationKHR](#) handle
- VUID-vkCopyMemoryToAccelerationStructureKHR-pInfo-parameter
`pInfo` **must** be a valid pointer to a valid [VkCopyMemoryToAccelerationStructureInfoKHR](#) structure
- VUID-vkCopyMemoryToAccelerationStructureKHR-deferredOperation-parent
If `deferredOperation` is a valid handle, it **must** have been created, allocated, or retrieved from `device`

Return Codes

Success

- [VK_OPERATION_DEFERRED_KHR](#)
- [VK_OPERATION_NOT_DEFERRED_KHR](#)
- [VK_SUCCESS](#)

Failure

- [VK_ERROR_OUT_OF_DEVICE_MEMORY](#)
- [VK_ERROR_OUT_OF_HOST_MEMORY](#)
- [VK_ERROR_UNKNOWN](#)
- [VK_ERROR_VALIDATION_FAILED](#)

To copy an acceleration structure to host accessible memory, call:


```
// Provided by VK_KHR_acceleration_structure
VkResult vkCopyAccelerationStructureToMemoryKHR(
    VkDevice device,
    VkDeferredOperationKHR deferredOperation,
    const VkCopyAccelerationStructureToMemoryInfoKHR* pInfo);
```

- **device** is the device which owns **pInfo->src**.
- **deferredOperation** is an optional **VkDeferredOperationKHR** to **request deferral** for this command.
- **pInfo** is a pointer to a **VkCopyAccelerationStructureToMemoryInfoKHR** structure defining the copy operation.

This command fulfills the same task as **vkCmdCopyAccelerationStructureToMemoryKHR** but is executed by the host.

This command produces the same results as **vkCmdCopyAccelerationStructureToMemoryKHR**, but writes its result directly to a host pointer, and is executed on the host rather than the device. The output **may** not necessarily be bit-for-bit identical, but it can be equally used by either **vkCmdCopyMemoryToAccelerationStructureKHR** or **vkCopyMemoryToAccelerationStructureKHR**.

Valid Usage

- VUID-vkCopyAccelerationStructureToMemoryKHR-accelerationStructureHostCommands-03584
The **VkPhysicalDeviceAccelerationStructureFeaturesKHR::accelerationStructureHostCommands** feature **must** be enabled
- VUID-vkCopyAccelerationStructureToMemoryKHR-deferredOperation-03678
Any previous deferred operation that was associated with **deferredOperation** **must** be complete
- VUID-vkCopyAccelerationStructureToMemoryKHR-pInfo-03731
pInfo->src **must** be bound to host-visible device memory
- VUID-vkCopyAccelerationStructureToMemoryKHR-pInfo-03732
pInfo->dst.hostAddress **must** be a valid host pointer
- VUID-vkCopyAccelerationStructureToMemoryKHR-pInfo-03751
pInfo->dst.hostAddress **must** be aligned to 16 bytes
- VUID-vkCopyAccelerationStructureToMemoryKHR-buffer-03783
pInfo->src **must** not be bound to memory that was allocated with multiple instances
- VUID-vkCopyAccelerationStructureToMemoryKHR-src-11678
pInfo->src **must** have been created with **vkCreateAccelerationStructureKHR**

Valid Usage (Implicit)

- VUID-vkCopyAccelerationStructureToMemoryKHR-device-parameter
device **must** be a valid [VkDevice](#) handle
- VUID-vkCopyAccelerationStructureToMemoryKHR-deferredOperation-parameter
If **deferredOperation** is not [VK_NULL_HANDLE](#), **deferredOperation** **must** be a valid [VkDeferredOperationKHR](#) handle
- VUID-vkCopyAccelerationStructureToMemoryKHR-pInfo-parameter
pInfo **must** be a valid pointer to a valid [VkCopyAccelerationStructureToMemoryInfoKHR](#) structure
- VUID-vkCopyAccelerationStructureToMemoryKHR-deferredOperation-parent
If **deferredOperation** is a valid handle, it **must** have been created, allocated, or retrieved from **device**

Return Codes

Success

- [VK_OPERATION_DEFERRED_KHR](#)
- [VK_OPERATION_NOT_DEFERRED_KHR](#)
- [VK_SUCCESS](#)

Failure

- [VK_ERROR_OUT_OF_DEVICE_MEMORY](#)
- [VK_ERROR_OUT_OF_HOST_MEMORY](#)
- [VK_ERROR_UNKNOWN](#)
- [VK_ERROR_VALIDATION_FAILED](#)

To query acceleration structure size parameters on the host, call:

```
// Provided by VK_KHR_acceleration_structure
VkResult vkWriteAccelerationStructuresPropertiesKHR(
    VkDevice          device,
    uint32_t          accelerationStructureCount,
    const VkAccelerationStructureKHR* pAccelerationStructures,
    VkQueryType        queryType,
    size_t             dataSize,
    void*              pData,
    size_t             stride);
```

- **device** is the device which owns the acceleration structures in **pAccelerationStructures**.
- **accelerationStructureCount** is the count of acceleration structures for which to query the property.

- `pAccelerationStructures` is a pointer to an array of existing previously built acceleration structures.
- `queryType` is a `VkQueryType` value specifying the property to be queried.
- `dataSize` is the size in bytes of the buffer pointed to by `pData`.
- `pData` is a pointer to an application-allocated buffer where the results will be written.
- `stride` is the stride in bytes between results for individual queries within `pData`.

This command fulfills the same task as `vkCmdWriteAccelerationStructuresPropertiesKHR` but is executed by the host.

Valid Usage

- VUID-vkWriteAccelerationStructuresPropertiesKHR-accelerationStructureHostCommands-03585
The `VkPhysicalDeviceAccelerationStructureFeaturesKHR::accelerationStructureHostCommands` feature **must** be enabled
- VUID-vkWriteAccelerationStructuresPropertiesKHR-pAccelerationStructures-04964
All acceleration structures in `pAccelerationStructures` **must** have been built prior to the execution of this command
- VUID-vkWriteAccelerationStructuresPropertiesKHR-accelerationStructures-03431
All acceleration structures in `pAccelerationStructures` **must** have been built with `VK_BUILD_ACCELERATION_STRUCTURE_ALLOW_COMPACTION_BIT_KHR` if `queryType` is `VK_QUERY_TYPE_ACCELERATION_STRUCTURE_COMPACTED_SIZE_KHR`
- VUID-vkWriteAccelerationStructuresPropertiesKHR-queryType-06742
`queryType` **must** be `VK_QUERY_TYPE_ACCELERATION_STRUCTURE_SIZE_KHR`, `VK_QUERY_TYPE_ACCELERATION_STRUCTURE_SERIALIZATION_BOTTOM_LEVEL_POINTERS_KHR`, `VK_QUERY_TYPE_ACCELERATION_STRUCTURE_COMPACTED_SIZE_KHR`, or `VK_QUERY_TYPE_ACCELERATION_STRUCTURE_SERIALIZATION_SIZE_KHR`
- VUID-vkWriteAccelerationStructuresPropertiesKHR-queryType-03448
If `queryType` is `VK_QUERY_TYPE_ACCELERATION_STRUCTURE_COMPACTED_SIZE_KHR`, then `stride` **must** be a multiple of the size of `VkDeviceSize`
- VUID-vkWriteAccelerationStructuresPropertiesKHR-queryType-03449
If `queryType` is `VK_QUERY_TYPE_ACCELERATION_STRUCTURE_COMPACTED_SIZE_KHR`, then `pData` **must** point to a `VkDeviceSize`
- VUID-vkWriteAccelerationStructuresPropertiesKHR-queryType-03450
If `queryType` is `VK_QUERY_TYPE_ACCELERATION_STRUCTURE_SERIALIZATION_SIZE_KHR`, then `stride` **must** be a multiple of the size of `VkDeviceSize`
- VUID-vkWriteAccelerationStructuresPropertiesKHR-queryType-03451
If `queryType` is `VK_QUERY_TYPE_ACCELERATION_STRUCTURE_SERIALIZATION_SIZE_KHR`, then `pData` **must** point to a `VkDeviceSize`
- VUID-vkWriteAccelerationStructuresPropertiesKHR-queryType-06731
If `queryType` is `VK_QUERY_TYPE_ACCELERATION_STRUCTURE_SIZE_KHR`, then `stride` **must** be a multiple of the size of `VkDeviceSize`

- VUID-vkWriteAccelerationStructuresPropertiesKHR-queryType-06732
If **queryType** is `VK_QUERY_TYPE_ACCELERATION_STRUCTURE_SIZE_KHR`, then **pData** **must** point to a `VkDeviceSize`
- VUID-vkWriteAccelerationStructuresPropertiesKHR-queryType-06733
If **queryType** is `VK_QUERY_TYPE_ACCELERATION_STRUCTURE_SERIALIZATION_BOTTOM_LEVEL_POINTERS_KHR`, then **stride** **must** be a multiple of the size of `VkDeviceSize`
- VUID-vkWriteAccelerationStructuresPropertiesKHR-queryType-06734
If **queryType** is `VK_QUERY_TYPE_ACCELERATION_STRUCTURE_SERIALIZATION_BOTTOM_LEVEL_POINTERS_KHR`, then **pData** **must** point to a `VkDeviceSize`
- VUID-vkWriteAccelerationStructuresPropertiesKHR-dataSize-03452
dataSize **must** be greater than or equal to `accelerationStructureCount*stride`
- VUID-vkWriteAccelerationStructuresPropertiesKHR-buffer-03733
Each element of **pAccelerationStructures** **must** be bound to host-visible device memory
- VUID-vkWriteAccelerationStructuresPropertiesKHR-pAccelerationStructures-11592
Each acceleration structure in **pAccelerationStructures** **must** have been created with `vkCreateAccelerationStructureKHR`
- VUID-vkWriteAccelerationStructuresPropertiesKHR-buffer-03784
Each element of **pAccelerationStructures** **must** be bound to memory that was not allocated with multiple instances

Valid Usage (Implicit)

- VUID-vkWriteAccelerationStructuresPropertiesKHR-device-parameter
device **must** be a valid `VkDevice` handle
- VUID-vkWriteAccelerationStructuresPropertiesKHR-pAccelerationStructures-parameter
pAccelerationStructures **must** be a valid pointer to an array of `accelerationStructureCount` valid `VkAccelerationStructureKHR` handles
- VUID-vkWriteAccelerationStructuresPropertiesKHR-queryType-parameter
queryType **must** be a valid `VkQueryType` value
- VUID-vkWriteAccelerationStructuresPropertiesKHR-pData-parameter
pData **must** be a valid pointer to an array of `dataSize` bytes
- VUID-vkWriteAccelerationStructuresPropertiesKHR-accelerationStructureCount-arraylength
accelerationStructureCount **must** be greater than 0
- VUID-vkWriteAccelerationStructuresPropertiesKHR-dataSize-arraylength
dataSize **must** be greater than 0
- VUID-vkWriteAccelerationStructuresPropertiesKHR-pAccelerationStructures-parent
Each element of **pAccelerationStructures** **must** have been created, allocated, or retrieved from **device**

Return Codes

Success

- `VK_SUCCESS`

Failure

- `VK_ERROR_OUT_OF_DEVICE_MEMORY`
- `VK_ERROR_OUT_OF_HOST_MEMORY`
- `VK_ERROR_UNKNOWN`
- `VK_ERROR_VALIDATION_FAILED`

Chapter 43. Compressed triangle data

43.1. Dense Geometry Format Version 1 (DGF1)

The provisional [VK_AMDX_dense_geometry_format](#) extension provides a way for applications to build acceleration structures from pre-compressed Dense Geometry Format (DGF) triangle geometry data, enabling improved build times and reducing both the storage required on disk and the memory footprint of acceleration structures.

The dense geometry format consists of an array of 128B blocks that encode triangle data. Each block holds a maximum of 64 triangles and 64 vertices.

It is expected that applications will construct DGF content by partitioning meshes into small, spatially localized triangle sets, and attempting to pack each set into a minimal number of DGF blocks. An SAH-aware clustering strategy is crucial for good ray tracing performance. Pre-clustering the geometry in this manner greatly accelerates the acceleration structure build since the implementation receives an efficient spatial partitioning, and does not need to construct one from the original, larger triangle set.

DGF compressors rely on the ability to reorder triangles within a mesh, and rotate triangle vertices in a winding-preserving way. The application must post-process any sideband data which depends on these (shader-visible index buffers, per-triangle attributes).

43.1.1. Block Layout

The 128B DGF block is organized into sections as shown below:

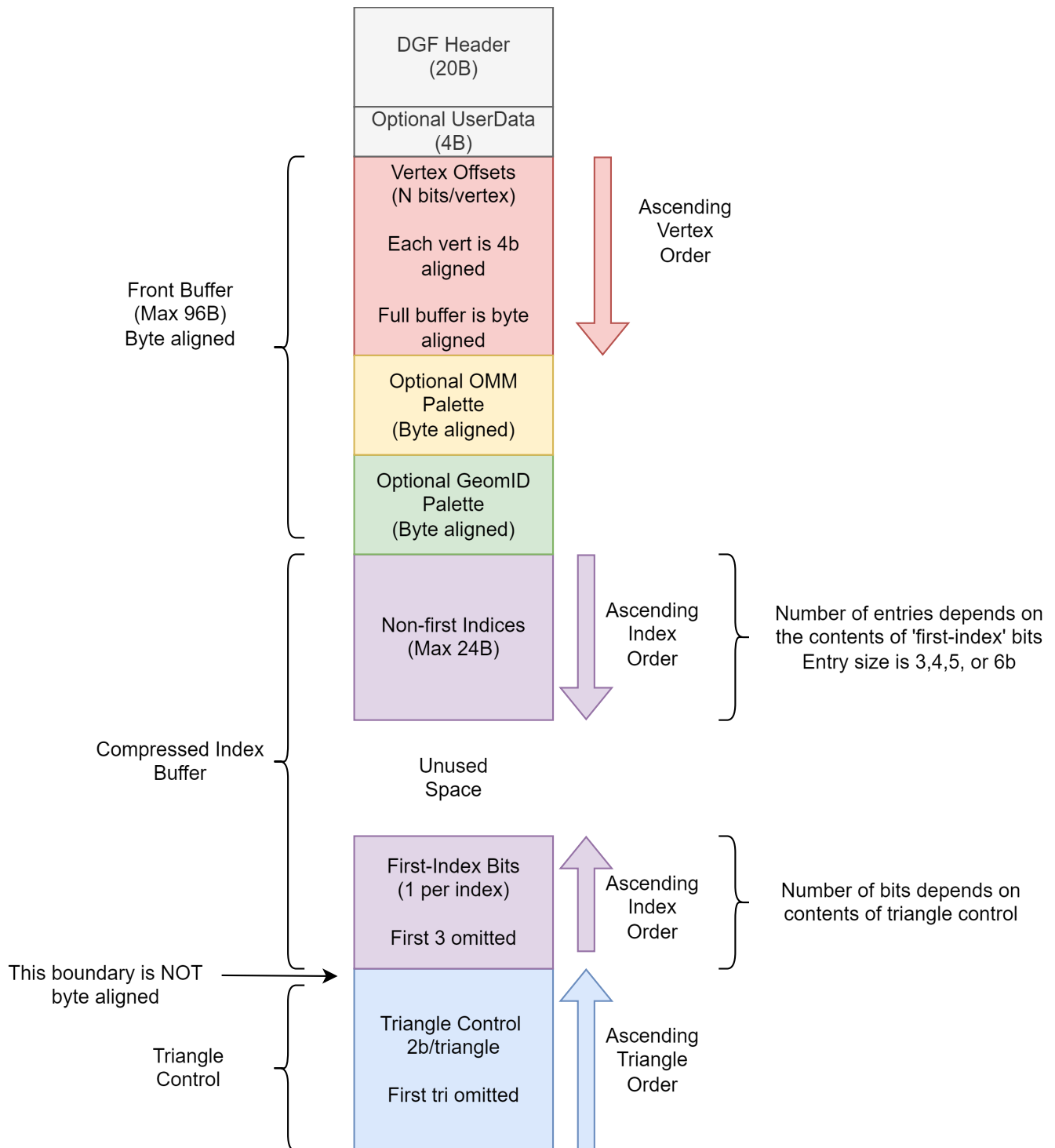


Figure 33. DGF block layout

The first 5 DWORDs of a DGF block consist of a fixed header, whose structure is shown below. All bit fields are ordered from LSB to MSB, bytes are 8 bits, and multi-byte fields are little endian.

```
struct DGFHeader
{
    // DWORD 0
    uint32_t magic           : 8; // must be 0x6
    uint32_t bits_per_index  : 2; // Encodes 3,4,5,6
    uint32_t num_vertices    : 6; // Number of vertices (1-64)
    uint32_t num_triangles   : 6; // Number of triangles (1-64)
    uint32_t geom_id_meta    : 10;
```



```

// DWORD 1
uint32_t exponent          : 8; // Float32 scale (exponent-only) with bias
127. Values 1-232 are supported.
int32_t x_anchor           : 24; // 24-bit signed two's complement (0x800000
represents -8,388,608)

// DWORD 2
uint32_t x_bits            : 4; // 1-16 (add 1 when decoding)
uint32_t y_bits            : 4; // 1-16 (add 1 when decoding)
int32_t y_anchor           : 24; // 24-bit signed two's complement

// DWORD 3
uint32_t z_bits            : 4; // 1-16 (add 1 when decoding)
uint32_t omm_descriptor_count : 3; // 0-7
uint32_t geom_id_mode      : 1; // 0 = Constant Mode 1= Palette Mode
int32_t z_anchor           : 24; // 24-bit signed two's complement

// DWORD 4
uint32_t prim_id_base      : 29;
uint32_t have_user_data    : 1; // if set, a UserData DWORD is present between
the header and the front buffer
uint32_t unused            : 2; // must be 0

// 108B of variable-length data segments follow.
};

```

The per-vertex offsets are tightly packed in the DGF node immediately following the header, in ascending order. The size of each vertex must be 4b-aligned. The size of the vertex data section is byte-aligned. Pad bits are inserted as required, and all pad bits must be zero. The optional OMM palette (if present) starts on the next byte boundary. The optional GeomID palette (if present), starts on the next byte boundary following the vertex data and OMM palette.

The region containing the vertex data, geomID palette, and OMM palette is referred to as the “front buffer”. It is byte-aligned, and its total size may not exceed 96B.

The optional UserData DWORD, if present, is little-endian, and located immediately after the header. If UserData is present, the front buffer starts at byte 24. If UserData is not present, the front buffer starts at byte 20.

43.1.2. Vertex Position Encoding

DGF vertices are defined on a signed 24-bit quantization grid. Each block stores the following:

- a 24b-per-coordinate signed anchor position,
- a variable-width (1-16b) unsigned offset for each vertex component (relative to the anchor position),
- a power-of-2 scale factor which is used to map from the quantization grid to floating-point world coordinates (stored as an IEEE biased exponent).

An equivalent fixed-point encoding scheme is used by Epic's "Nanite" system.

The decoded floating-point vertex position is computed as follows:

```
float3 dgf_decode(int24_t Anchor[3], uint16_t Offset[3], uint8_t Exponent)
{
    int x = Anchor[0] + Offset[0]; // 24b + 16b add.. 25b result
    int y = Anchor[1] + Offset[1];
    int z = Anchor[2] + Offset[2];

    float fx = (float)(x); // convert results to floating-point
    float fy = (float)(y);
    float fz = (float)(z);

    // apply a pow2 scale factor
    float scale = ldexp(1.0f, Exponent - 127);
    return float3(fx, fy, fz) * scale;
}
```

With this encoding scheme the maximum representable value is:

$$(0x7fffff + 0xffff) * 2^{127} = 8,454,142 * 2^{127} \text{ (roughly } 1.438e+45\text{)}$$

The minimum is:

$$(0x800000 * 2^{127}) = -8,388,608 * 2^{127} \text{ (roughly } -1.427e+45\text{)}$$

This is a larger theoretical dynamic range than IEEE floating-point, and there is no reason for implementations to support all of it.

The minimum and maximum IEEE floats which DGF can encode occur for exponent 232 and integer positions 0x800001 and 0x7fffff (Decimal values -8388607 and 8388607). These values are:

-340282326356119256160033759537265639424.000000 and
+340282326356119256160033759537265639424.000000

For context, the range of finite IEEE floats is slightly larger than these:

-340282346638528859811704183484516925440.000000 to
+340282346638528859811704183484516925440.000000

For these reasons, DGF only supports exponent values from 1 through 232. This implies that denormals, NaNs, and infinities cannot be represented. If a block encodes an exponent value outside the supported range, all ray-triangle intersection tests against this block will have undefined results.

For exponent values of 232, it is possible to encode a value which overflows the IEEE single-precision range. Results are undefined in this case.

An application can ensure crack-free results across blocks by selecting matching quantization factors for any two neighboring blocks. A simple way to ensure this is to pick a uniform quantization factor for an entire mesh.

43.1.3. Handling Corner Cases

The anchor+offset encoding scheme can be problematic for meshes containing very large triangles. A poor choice of quantization factor can cause the 16b per-vertex offsets or the 24b per-block anchors to overflow. This problem can be worked around in several ways:

- Choosing a coarser quantization factor (trading off precision),
- Subdividing large, problematic triangles (whether automatically or manually),
- Reverting to uncompressed geometry for problematic assets.

The use of a common quantization factor for X,Y, and Z can be problematic for geometry which has a large extent on one coordinate axis but not the others (for example, a freight train with individually modeled cars). In this situation, a coarse quantization factor must be selected to enclose the large coordinate range on the long axis, resulting in inadequate precision on the other two axes. The solution to this problem is to partition the object into multiple parts, each authored in a local coordinate system, and positioned using instance transforms.

43.1.4. Topology Encoding

Topology Sections

DGF represents mesh topology using a form of generalized triangle strip. The order of the stored vertices is used to minimize the size of the topology encoding. The topology encoding consists of an array of triangle control values, and a compressed index buffer.

- Two control bits per triangle indicating its position relative to the previous two triangles
 - The first triangle always uses RESTART, so this is not stored.
 - Ordered back to front (earlier triangles occupy higher bit positions).
- A compressed index buffer whose length is determined by the contents of the control bits.
 - The index buffer is organized into two sections:
 - An array of “is-first” bits
 - One bit per index indicating whether it is the first reference to a given vertex.
 - The first reference to a given vertex is computed by incrementing a counter.
 - The first three indices are always “first”, so their “is-first” bits are not stored.
 - Ordered back to front (earlier indices occupy higher bit positions).
 - A “reuse buffer” containing the indices of reused vertices
 - There is one index for each zero bit in the “is-first” bit vector.

- The number of bits per index is stored in the header. Valid values are 0,1,2,3, encoding 3,4,5, and 6 bits, respectively.
- Ordered front to back (earlier indices occupy lower bit positions).
- Total size may not exceed 24B.

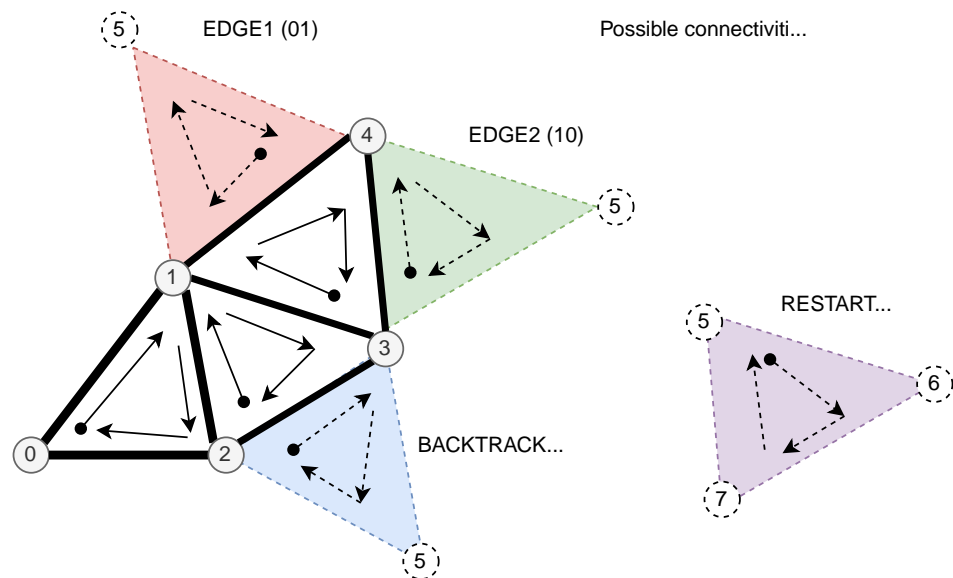
The reuse buffer is located immediately adjacent to the front buffer. The triangle control bits are located at the end of the block, and the "is-first" bits are immediately in front of them.

There are four possible triangle control values:

Enum	Value	Meaning
RESTART	0	Start a new strip, specifying 3 vertex indices for the triangle
EDGE1	1	The second edge of the predecessor triangle is reused as the first edge
EDGE2	2	The third edge of the predecessor triangle is reused as the first edge
BACKTRACK	3	The opposite edge of the predecessor's predecessor is reused. "Opposite edge" means EDGE1 if the predecessor used EDGE2, or EDGE2 if the predecessor used EDGE1. BACKTRACK is not allowed unless the predecessor used EDGE1 or EDGE2. A BACKTRACK triangle may not occur after a RESTART or another BACKTRACK

The behavior of the triangle control values is illustrated in the diagram below:

RESTART(00...



Text is not SVG - cannot display

Figure 34. DGF control value behavior

In the diagram above, the vertex orders for the 3 predecessor triangles are:

- RESTART: 0,1,2
- EDGE1: 2,1,3 (reuse the 1 → 2 edge)
- EDGE1: 3,1,4 (reuse the 1 → 3 edge)

The four possible vertex orders for the next triangle depend on its control value, and are:

- RESTART: 5,6,7
- EDGE1: 4,1,5 (reuse the 1 → 4 edge)
- EDGE2: 3,4,5 (reuse the 4 → 3 edge)
- BACKTRACK: 2,3,5 (reuse the 3 → 2 edge)

Note that whenever an edge is reused, its vertices are reversed so that triangle winding is correct. Meshes with mixed winding can be encoded by restarting the strip on each winding change.

The control values for the triangles correspond to an index buffer containing three indices for each RESTART triangle, and one index for each non-RESTART triangle. This index buffer is compressed by re-ordering the vertices by first use and omitting the first reference to every vertex (since this index can be computed by incrementing a counter). A single bit per index is used to indicate whether it is the first reference to its corresponding vertex. The reused indices are then directly stored in a tightly-packed buffer (i.e., not interleaved with the single-bit index-is-first flags).

The example below illustrates the index buffer encoding:

Triangle Control Value

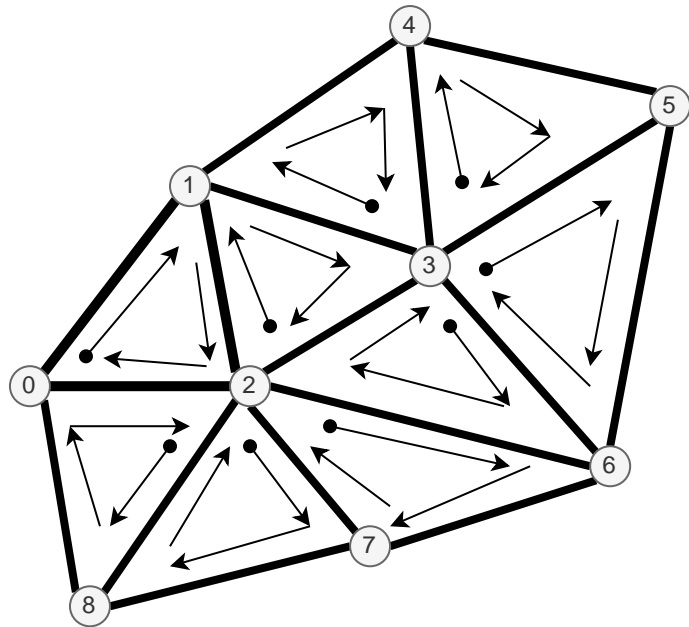
RESTART (0,1,2)...

The diagram shows a triangular mesh with 9 nodes labeled 0 through 8. Nodes 0, 1, and 2 are highlighted with thick black borders. The mesh is composed of several triangles. Arrows indicate a flow or control value across the mesh, with some arrows pointing towards the highlighted nodes. A text label 'Triangle Control Value' is at the top left, and 'RESTART (0,1,2)...' is below it.

Triangle Control Value

RESTART (0,1,2)...

The diagram shows a triangular mesh with 9 nodes labeled 0 through 8. Nodes 0, 1, and 2 are highlighted with thick black borders. The mesh is composed of several triangles. Arrows indicate a flow or control value across the mesh, with some arrows pointing towards the highlighted nodes. A text label 'Triangle Control Value' is at the top left, and 'RESTART (0,1,2)...' is below it.



Strip Index Buffer: 0,1,2,3,4,5,6,2,7,8,0

Index Is First (9b): 1111110110

Non-first indices 2,0

Figure 35. DGF Index buffer example

A triangle's position in the index buffer can be computed by taking the triangle index and adding 2 for each RESTART triangle at the same or earlier positions. This gives the index buffer position for the triangle's third vertex. The remaining two vertices are inferred from the previous two triangles based on the control values.

An index from the compressed index buffer is extracted as follows:

```
uint get_index(uint indexPosition, uint64_t isFirst, uint nonFirstIndices[])
{
    // count number of "first" vertex refs which precede this one
    // NOTE that an efficient implementation would use a popcount() here
    int numFirst = 0;
    for (int i = 0; i < indexPosition; i++)
    {
        if (isFirst & (1ull << i))
            numFirst++;
    }

    // the first reference to each vertex is implicit
    // reused indices are read
    if (isFirst & (1ull << indexPosition))
        return numFirst;
    else
        return nonFirstIndices[indexPosition - numFirst]; // NOTE: Bounds check
} // omitted for brevity
```



```
}
```

43.1.5. Primitive Index

The primitive index for a DGF triangle is inferred from its position in the strip, which removes the need to directly store it. A 29b primitive index base is stored in the block and added to the triangle's position in the block to produce a per-triangle primitive index.

```
PrimitiveIndex = header.prim_id_base + triangle_index_in_block;
```

The result must fit in 29b. Any overflow results in undefined behavior.

43.1.6. Geometry Index and Opaque Flag

DGF supports specifying a 24b geometry index and a 1b opaque flag on a per-triangle basis. These are combined into a 25b value with the opaque flag in the least significant bit.

There are two supported modes:

- Constant mode: A 9b geometry index and 1b opaque flag is applied to all triangles,
- Palette mode: An array of up to 32 25b values is stored in the block, in compressed form, and a per-triangle index is used to select a value from the array.

If palette mode is in use, there is no requirement that the “opaque” flags are consistent for triangles with the same geometry index.

The palette mode is useful in the following circumstances:

- When the triangles in the block have different geometry index or opacity values
- When the triangles have the same geometry index, but it is larger than the 9b limit for palette mode.
- When the number of triangles per geo is small, and constant mode would create under-utilized blocks.

GeomID Palette

There are two supported modes for specifying geometry indices and opaque flags. The mode is selected based on the `geom_id_mode` field in the header:

Enum	Value	Encoding System
Constant Mode	0	A 9b geomID and a 1b opaque flag are applied to all triangles
Palette Mode	1	An array of up to 32 25b values is stored in compressed form; each triangle stores an index into the array

In constant mode, bit 0 of `geom_id_meta` contains an opaque flag, and bits 1-9 store a geometry index. These values are used for all triangles. In this mode, no additional data are stored in the block, and more space is available for vertex data.

In palette mode, the `geom_id_meta` field is interpreted as follows:

- LSBs (4:0) encode a GeomID prefix size in bits (5b, 0-25)
- MSBs (9:5) encode a GeomID count (5b, 1-32 (add 1 when decoding)).

In palette mode, a GeomID palette structure is inserted in the block. The position and size of the palette structure are aligned to byte boundaries. Pad bits are appended as required, and all pad bits must be zero.

The GeomID palette consists of the following structures in this order:

- A prefix value whose bit length is given in the 5 LSBs of `geom_id_meta`.
- A per-triangle index buffer identifying the payload to use for each triangle.
 - The size of each index is `ceil(log2(GeomID count))`.
- An array of N-bit payloads, where N is `25 - prefixSize`. The LSB of each payload contains an opaque flag.

The 25b geomID and opaque flag for a given triangle are decoded by selecting a payload from the payload buffer, and concatenating it with the prefix value. The following pseudocode illustrates this process:

```
// Helper function to extract a bit field from the DGF block
uint ReadBits(uint bitPos, uint numBits);

uint get_id_and_opacity(uint geom_id_meta, uint triIndex, uint triCount);
{
    uint prefixSize = geom_id_meta & 0x1f;
    uint payloadSize = 25 - prefixSize;
    uint geomIDCount = ((geom_id_meta >> 5) & 0x1f) + 1;
    uint indexSize = 32 - lzcount(geomIDCount - 1);

    uint paletteBitPos = ComputePaletteBitPosition();
    uint prefix = ReadBits(paletteBitPos, prefixSize);

    uint indexBufferPos = paletteBitPos + prefixSize;
    uint index = ReadBits(indexBufferPos + triIndex * indexSize, indexSize);

    uint payloadBufferPos = indexBufferPos + triCount * indexSize;
    uint payload = ReadBits(payloadBufferPos, index, payloadSize);

    return (prefix << payloadSize) | payload;
}
```


43.1.7. OMM Support

DGF provides a degree of OMM support by allowing the triangles within a DGF block to collectively reference a limited number of OMMs. The OMM support in DGF is best suited for scenarios in which a small set of OMMs is repeated many times over a large mesh (e.g. tree leaves). For intricate alpha cutouts applied to high-poly models, it is potentially more efficient to tessellate the geometry and “bake in” the alpha cutout.

Because OMMs are constructed independently of acceleration structure content, the encoder must reserve space for a set of implementation-defined “OMM descriptors” which may be injected into the block at runtime. A DGF block can hold a maximum of 7 descriptors, with each descriptor either encoding an OMM special index or referencing an OMM array entry. The application must know the triangle-to-OMM mapping when the DGF block is encoded, and the encoder must assign triangles to blocks such that the descriptor limit is not exceeded, and ideally such that the number of OMMs per block is minimized.

The mapping of triangles to OMMs is illustrated by the following pseudo-code:

```
//
//  The number of unique return values from "get_omm_index" in a given block must not
//    exceed the number of descriptors allocated in the block
//
uint get_omm_index( uint primIDBase, uint triangleIndexInBlock )
{
    // reconstruct primitive index
    uint primIndex = primIDBase + triangleIndexInBlock;

    // map primitive index to the index of an OMM in the OMM array
    if( indexed_omms )
        return OMMIndexBuffer[primIndex];
    else
        return primIndex;
}
```

If an OMM index buffer is used to select OMMs, then each distinct index value (including “special indices”) counts as one descriptor. If there is no OMM index buffer, then a simple linear mapping is used instead. This implies that the number of OMM descriptors equals the number of triangles, and that neither number may exceed 7.

DGF blocks with OMM still encode a per-triangle opaque flag. This opaque flag is used whenever OMMs are disabled via ray/instance flags.

Opacity Micromap Palette

If `omm_descriptor_count` is non-zero, then an “OMM palette” is present. The OMM palette, if present, is byte-aligned. Pad bits are inserted as required. All pad bits must be zero.

The OMM palette consists of a “hot-patched” section, and a “pre-computed” section. The “hot-patched” section is so named because it is expected to be patched at runtime with OMM

information when an acceleration structure is constructed. The “pre-computed” section is computed by the application at DGF encoding time. The size and position of the hot-patched section are exposed to applications through the API, but its precise contents are not.

When encoding a DGF block that is expected to be used with OMMs, the encoder must reserve space for the hot-patched section, and place the pre-computed section immediately after it.

- The “hot-patched” section contains 8 bytes, plus 4 bytes for each OMM descriptor. The application must initialize this space with zeros.
- The “pre-computed” section contains a per-triangle index indicating which OMM descriptor to use.
 - Triangles are ordered from front to back in ascending order
 - The number of bits per index is derived from the `omm_descriptor_count` field in the header.
 - The pre-computed section is padded out to the next byte boundary, and all pad bits must be zero.

The following table shows the OMM palette configuration for each value of `omm_descriptor_count`:

<code>omm_descriptor_count</code>	Hot-patch Section Size (Bytes)	Precomputed Section (Bits per Triangle)
0	0	0
1	12	0
2	16	1
3	20	2
4	24	2
5	28	3
6	32	3
7	36	3

The following pseudo-code computes the size, in bits, of an OMM palette:

```
int compute_palette_size( uint numDescriptors, uint numTriangles )
{
    if( numDescriptors == 0 )
        return 0;

    uint hotPatchSize    = 64 + 32*numTriangles;
    uint bitsPerIndex    = ceil( log2(numDescriptors) );
    uint precomputedSize = bitsPerIndex*numTriangles;
    precomputedSize = (precomputedSize + 7) & ~7; // byte align

    return hotPatchSize + precomputedSize;
}
```


The following pseudo-code illustrates how an encoder could construct the pre-computed section of the OMM palette:

```
//
// Calculates the descriptor indices in the 'pre-computed' section of an OMM palette.
// The return value is the number of OMM descriptors used.
//
// A return value of -1 indicates that the triangles contain too many unique OMMs and
must be split into multiple blocks.
//
int build_omm_palette( uint descriptorIndices[], uint numTriangles, const int*
ommIndices, uint spaceAvailable )
{
    int ommDescriptors[MAX_DESCRIPTOR];
    int numDescriptors=0;

    for( uint triangleIndex = 0; triangleIndex < numTriangles; triangleIndex++ )
    {
        // determine the OMM index assigned to this triangle
        int ommIndex = ommIndices[triangleIndex];

        // search for an existing descriptor for this OMM or special-index
value
        uint descriptorIndex=0;

        while(descriptorIndex < numDescriptors )
        {
            if( ommPalette[descriptorIndex] == ommIndex )
                break;

            descriptorIndex++;
        }

        // if an existing descriptor was not found, attempt to allocate one
        // if unsuccessful, the encoder must split the triangles into
multiple blocks
        if( descriptorIndex == numDescriptors )
        {
            if( numDescriptors == MAX_DESCRIPTOR )
                return -1; // block must be split
            else
                ommPalette[numDescriptors++] = ommIndex;
        }

        descriptorIndices[triangleIndex] = descriptorIndex;
    }

    // split the triangles if the resulting palette cannot fit in the block
    if( compute_palette_size(numTriangles,numDescriptors) > spaceAvailable )
        return -1;
}
```



```
}    return numDescriptors;
```

43.1.8. Optional UserData

The DGF block can optionally embed one DWORD of user-defined data, which is useful for locating vertex attributes.

Applications which use UserData must set the corresponding field in the DGF header and populate the corresponding bits.

Chapter 44. Micromap

44.1. Micromaps

Acceleration structures store and organize geometry for ray tracing, but in some cases it is beneficial to include some information within the geometry, particularly for triangles. A *micromap* organizes this data around a map of values corresponding to subdivided microtriangles which can be added to a triangle geometry when building a *bottom level acceleration structure*.

An *opacity micromap* is a type of micromap which stores information to control intersection opacity as described in [Ray Opacity Micromap](#).

A *displacement micromap* is a type of micromap which stores information to displace sub-triangle vertices as described in [Displacement Micromap](#).

A micromap is considered to be constructed if a [micromap build command](#) or [copy command](#) has been executed with the given acceleration structure as the destination.

44.1.1. Building Micromaps

To build micromaps call:

```
// Provided by VK_EXT_opacity_micromap
void vkCmdBuildMicromapsEXT(
    VkCommandBuffer          commandBuffer,
    uint32_t                 infoCount,
    const VkMicromapBuildInfoEXT* pInfos);
```

- `commandBuffer` is the command buffer into which the command will be recorded.
- `infoCount` is the number of micromaps to build. It specifies the number of the `pInfos` structures that **must** be provided.
- `pInfos` is a pointer to an array of `infoCount` `VkMicromapBuildInfoEXT` structures defining the data used to build each micromap.

The `vkCmdBuildMicromapsEXT` command provides the ability to initiate multiple micromaps builds, however there is no ordering or synchronization implied between any of the individual micromap builds.

NOTE This means that there **cannot** be any memory aliasing between any micromap memories or scratch memories being used by any of the builds.

Accesses to the micromap scratch buffers as identified by the `VkMicromapBuildInfoEXT::scratchData` buffer device addresses **must** be [synchronized](#) with the `VK_PIPELINE_STAGE_2_MICROMAP_BUILD_BIT_EXT` pipeline stage and an [access type](#) of (`VK_ACCESS_2_MICROMAP_READ_BIT_EXT` | `VK_ACCESS_2_MICROMAP_WRITE_BIT_EXT`). Accesses to `VkMicromapBuildInfoEXT::dstMicromap` **must** be [synchronized](#) with the

VK_PIPELINE_STAGE_2_MICROMAP_BUILD_BIT_EXT pipeline stage and an access type of VK_ACCESS_2_MICROMAP_WRITE_BIT_EXT.

Accesses to other input buffers as identified by any used values of `VkMicromapBuildInfoEXT::data` or `VkMicromapBuildInfoEXT::triangleArray` **must** be **synchronized** with the VK_PIPELINE_STAGE_2_MICROMAP_BUILD_BIT_EXT pipeline stage and an access type of VK_ACCESS_SHADER_READ_BIT.

Valid Usage

- VUID-vkCmdBuildMicromapsEXT-pInfos-07461
For each `pInfos[i]`, `dstMicromap` **must** have been created with a value of `VkMicromapCreateInfoEXT::size` greater than or equal to the memory size required by the build operation, as returned by `vkGetMicromapBuildSizesEXT` with `pBuildInfo = pInfos[i]`
- VUID-vkCmdBuildMicromapsEXT-mode-07462
The `mode` member of each element of `pInfos` **must** be a valid `VkBuildMicromapModeEXT` value
- VUID-vkCmdBuildMicromapsEXT-dstMicromap-07463
The `dstMicromap` member of any element of `pInfos` **must** be a valid `VkMicromapEXT` handle
- VUID-vkCmdBuildMicromapsEXT-pInfos-07464
For each element of `pInfos` its `type` member **must** match the value of `VkMicromapCreateInfoEXT::type` when its `dstMicromap` was created
- VUID-vkCmdBuildMicromapsEXT-dstMicromap-07465
The range of memory backing the `dstMicromap` member of any element of `pInfos` that is accessed by this command **must** not overlap the memory backing the `dstMicromap` member of any other element of `pInfos`, which is accessed by this command
- VUID-vkCmdBuildMicromapsEXT-dstMicromap-07466
The range of memory backing the `dstMicromap` member of any element of `pInfos` that is accessed by this command **must** not overlap the memory backing the `scratchData` member of any element of `pInfos` (including the same element), which is accessed by this command
- VUID-vkCmdBuildMicromapsEXT-scratchData-07467
The range of memory backing the `scratchData` member of any element of `pInfos` that is accessed by this command **must** not overlap the memory backing the `scratchData` member of any other element of `pInfos`, which is accessed by this command
- VUID-vkCmdBuildMicromapsEXT-pInfos-07508
For each element of `pInfos`, the `buffer` used to create its `dstMicromap` member **must** be bound to device memory
- VUID-vkCmdBuildMicromapsEXT-pInfos-07509
If `pInfos[i].mode` is `VK_BUILD_MICROMAP_MODE_BUILD_EXT`, all addresses between `pInfos[i].scratchData.deviceAddress` and `pInfos[i].scratchData.deviceAddress + N - 1` **must** be in the buffer device address range of the same buffer, where N is given by the

`buildScratchSize` member of the `VkMicromapBuildSizesInfoEXT` structure returned from a call to `vkGetMicromapBuildSizesEXT` with an identical `VkMicromapBuildInfoEXT` structure and primitive count

- VUID-vkCmdBuildMicromapsEXT-data-07510
The buffers from which the buffer device addresses for all of the `data` and `triangleArray` members of all `pInfos[i]` are queried **must** have been created with the `VK_BUFFER_USAGE_MICROMAP_BUILD_INPUT_READ_ONLY_BIT_EXT` usage flag set
- VUID-vkCmdBuildMicromapsEXT-pInfos-07511
For each element of `pInfos[i]` the buffer from which the buffer device address `pInfos[i].scratchData.deviceAddress` is queried **must** have been created with the `VK_BUFFER_USAGE_STORAGE_BUFFER_BIT` usage flag set
- VUID-vkCmdBuildMicromapsEXT-pInfos-07512
For each element of `pInfos`, if the value of `VkMicromapBuildSizesInfoEXT::buildScratchSize`, returned from a call to `vkGetMicromapBuildSizesEXT` with an identical `VkMicromapBuildInfoEXT` structure, is not 0, `scratchData.deviceAddress` **must** be a valid `VkDeviceAddress`
- VUID-vkCmdBuildMicromapsEXT-pInfos-10896
For each element of `pInfos`, `data.deviceAddress` **must** be a valid `VkDeviceAddress`
- VUID-vkCmdBuildMicromapsEXT-pInfos-10897
For each element of `pInfos`, `triangleArray.deviceAddress` **must** be a valid `VkDeviceAddress`
- VUID-vkCmdBuildMicromapsEXT-pInfos-07514
For each element of `pInfos`, its `scratchData.deviceAddress` member **must** be a multiple of `VkPhysicalDeviceAccelerationStructurePropertiesKHR::minAccelerationStructureScratchOffsetAlignment`
- VUID-vkCmdBuildMicromapsEXT-pInfos-07515
For each element of `pInfos`, its `triangleArray.deviceAddress` and `data.deviceAddress` members **must** be a multiple of 256

Valid Usage (Implicit)

- VUID-vkCmdBuildMicromapsEXT-commandBuffer-parameter
`commandBuffer` **must** be a valid `VkCommandBuffer` handle
- VUID-vkCmdBuildMicromapsEXT-pInfos-parameter
`pInfos` **must** be a valid pointer to an array of `infoCount` valid `VkMicromapBuildInfoEXT` structures
- VUID-vkCmdBuildMicromapsEXT-commandBuffer-recording
`commandBuffer` **must** be in the `recording` state
- VUID-vkCmdBuildMicromapsEXT-commandBuffer-cmdpool
The `VkCommandPool` that `commandBuffer` was allocated from **must** support `VK_QUEUE_COMPUTE_BIT` operations
- VUID-vkCmdBuildMicromapsEXT-renderpass
This command **must** only be called outside of a render pass instance

- VUID-vkCmdBuildMicromapsEXT-suspended
This command **must** not be called between suspended render pass instances
- VUID-vkCmdBuildMicromapsEXT-vidcoding
This command **must** only be called outside of a video coding scope
- VUID-vkCmdBuildMicromapsEXT-infoCount-arraylength
`infoCount` **must** be greater than 0

Host Synchronization

- Host access to `commandBuffer` **must** be externally synchronized
- Host access to the `VkCommandPool` that `commandBuffer` was allocated from **must** be externally synchronized

Command Properties

Command Buffer Levels	Render Pass Scope	Video Coding Scope	Supported Queue Types	Command Type
Primary Secondary	Outside	Outside	VK_QUEUE_COMPUTE_BIT	Action

Conditional Rendering

`vkCmdBuildMicromapsEXT` is not affected by conditional rendering

Formats which **can** be set in `VkMicromapUsageEXT::format` and `VkMicromapTriangleEXT::format` for micromap builds, are:

```
// Provided by VK_EXT_opacity_micromap
typedef enum VkOpacityMicromapFormatEXT {
    VK_OPACITY_MICROMAP_FORMAT_2_STATE_EXT = 1,
    VK_OPACITY_MICROMAP_FORMAT_4_STATE_EXT = 2,
} VkOpacityMicromapFormatEXT;
```

- `VK_OPACITY_MICROMAP_FORMAT_2_STATE_EXT` specifies that the given micromap format has one bit per subtriangle encoding either fully opaque or fully transparent.
- `VK_OPACITY_MICROMAP_FORMAT_4_STATE_EXT` specifies that the given micromap format has two bits per subtriangle encoding four modes which can be interpreted as described in [ray traversal](#).

NOTE For compactness, these values are stored as 16-bit in some structures.

Formats which **can** be set in `VkMicromapUsageEXT::format` and `VkMicromapTriangleEXT::format` for micromap builds, are:

```
// Provided by VK_NV_displacement_micromap
typedef enum VkDisplacementMicromapFormatNV {
    VK_DISPLACEMENT_MICROMAP_FORMAT_64_TRIANGLES_64_BYTES_NV = 1,
    VK_DISPLACEMENT_MICROMAP_FORMAT_256_TRIANGLES_128_BYTES_NV = 2,
    VK_DISPLACEMENT_MICROMAP_FORMAT_1024_TRIANGLES_128_BYTES_NV = 3,
} VkDisplacementMicromapFormatNV;
```

- `VK_DISPLACEMENT_MICROMAP_FORMAT_64_TRIANGLES_64_BYTES_NV` specifies that the given micromap format encodes 64 micro-triangles worth of displacements in 64 bytes as described in [Displacement Micromap Encoding](#).
- `VK_DISPLACEMENT_MICROMAP_FORMAT_256_TRIANGLES_128_BYTES_NV` specifies that the given micromap format encodes 256 micro-triangles worth of displacements in 128 bytes as described in [Displacement Micromap Encoding](#).
- `VK_DISPLACEMENT_MICROMAP_FORMAT_1024_TRIANGLES_128_BYTES_NV` specifies that the given micromap format encodes 1024 micro-triangles worth of displacements in 128 bytes as described in [Displacement Micromap Encoding](#).

NOTE For compactness, these values are stored as 16-bit in some structures.

The `VkMicromapBuildInfoEXT` structure is defined as:

```
// Provided by VK_EXT_opacity_micromap
typedef struct VkMicromapBuildInfoEXT {
    VkStructureType          sType;
    const void*              pNext;
    VkMicromapTypeEXT        type;
    VkBuildMicromapFlagsEXT  flags;
    VkBuildMicromapModeEXT   mode;
    VkMicromapEXT            dstMicromap;
    uint32_t                 usageCountsCount;
    const VkMicromapUsageEXT* pUsageCounts;
    const VkMicromapUsageEXT* const* ppUsageCounts;
    VkDeviceOrHostAddressConstKHR data;
    VkDeviceOrHostAddressKHR    scratchData;
    VkDeviceOrHostAddressConstKHR triangleArray;
    VkDeviceSize                triangleArrayStride;
} VkMicromapBuildInfoEXT;
```

- `sType` is a `VkStructureType` value identifying this structure.
- `pNext` is `NULL` or a pointer to a structure extending this structure.
- `type` is a `VkMicromapTypeEXT` value specifying the type of micromap being built.
- `flags` is a bitmask of `VkBuildMicromapFlagBitsEXT` specifying additional parameters of the

micromap.

- **mode** is a [VkBuildMicromapModeEXT](#) value specifying the type of operation to perform.
- **dstMicromap** is a pointer to the target micromap for the build.
- **usageCountsCount** specifies the number of usage counts structures that will be used to determine the size of this micromap.
- **pUsageCounts** is a pointer to an array of [VkMicromapUsageEXT](#) structures.
- **ppUsageCounts** is a pointer to an array of pointers to [VkMicromapUsageEXT](#) structures.
- **data** is the device or host address of memory which contains the data for the micromap.
- **scratchData** is the device or host address of memory that will be used as scratch memory for the build.
- **triangleArray** is the device or host address of memory containing the [VkMicromapTriangleEXT](#) data
- **triangleArrayStride** is the stride in bytes between each element of **triangleArray**

Only one of **pUsageCounts** or **ppUsageCounts** **can** be a valid pointer, the other **must** be **NULL**. The elements of the non-**NULL** array describe the total counts used to build each micromap. Each element contains a **count** which is the number of micromap triangles of that **format** and **subdivisionLevel** contained in the micromap. Multiple elements with the same **format** and **subdivisionLevel** are allowed and the total count for that **format** and **subdivisionLevel** is the sum of the **count** for each element.

Each micromap triangle refers to one element in **triangleArray** which contains the **format** and **subdivisionLevel** for that particular triangle as well as a **dataOffset** in bytes which is the location relative to **data** where that triangle's micromap data begins. The data at **triangleArray** is laid out as a 4 byte unsigned integer for the **dataOffset** followed by a 2 byte unsigned integer for the subdivision level then a 2 byte unsigned integer for the format. In practice, compilers compile [VkMicromapTriangleEXT](#) to match this pattern.

For opacity micromaps, the data at **data** is packed as either one bit per element for [VK_OPACITY_MICROMAP_FORMAT_2_STATE_EXT](#) or two bits per element for [VK_OPACITY_MICROMAP_FORMAT_4_STATE_EXT](#) and is packed from LSB to MSB in each byte. The data at each index in those bytes is interpreted as discussed in [Ray Opacity Micromap](#).

For displacement micromaps, the data at **data** is interpreted as discussed in [Displacement Micromap Encoding](#).

Valid Usage

- VUID-VkMicromapBuildInfoEXT-pUsageCounts-07516
Only one of **pUsageCounts** or **ppUsageCounts** **can** be a valid pointer, the other **must** be **NULL**
- VUID-VkMicromapBuildInfoEXT-type-07517
If **type** is [VK_MICROMAP_TYPE_OPACITY_MICROMAP_EXT](#) the **format** member of [VkMicromapUsageEXT](#) **must** be a valid value from [VkOpacityMicromapFormatEXT](#)
- VUID-VkMicromapBuildInfoEXT-type-07518

If **type** is `VK_MICROMAP_TYPE_OPACITY_MICROMAP_EXT` the **format** member of `VkMicromapTriangleEXT` **must** be a valid value from `VkOpacityMicromapFormatEXT`

- VUID-VkMicromapBuildInfoEXT-type-08704

If **type** is `VK_MICROMAP_TYPE_DISPLACEMENT_MICROMAP_NV` the **format** member of `VkMicromapUsageEXT` **must** be a valid value from `VkDisplacementMicromapFormatNV`

- VUID-VkMicromapBuildInfoEXT-type-08705

If **type** is `VK_MICROMAP_TYPE_DISPLACEMENT_MICROMAP_NV` the **format** member of `VkMicromapTriangleEXT` **must** be a valid value from `VkDisplacementMicromapFormatNV`

Valid Usage (Implicit)

- VUID-VkMicromapBuildInfoEXT-sType-sType

sType **must** be `VK_STRUCTURE_TYPE_MICROMAP_BUILD_INFO_EXT`

- VUID-VkMicromapBuildInfoEXT-pNext-pNext

pNext **must** be `NULL`

- VUID-VkMicromapBuildInfoEXT-type-parameter

type **must** be a valid `VkMicromapTypeEXT` value

- VUID-VkMicromapBuildInfoEXT-flags-parameter

flags **must** be a valid combination of `VkBuildMicromapFlagBitsEXT` values

- VUID-VkMicromapBuildInfoEXT-pUsageCounts-parameter

If **usageCountsCount** is not `0`, and **pUsageCounts** is not `NULL`, **pUsageCounts** **must** be a valid pointer to an array of **usageCountsCount** `VkMicromapUsageEXT` structures

- VUID-VkMicromapBuildInfoEXT-ppUsageCounts-parameter

If **usageCountsCount** is not `0`, and **ppUsageCounts** is not `NULL`, **ppUsageCounts** **must** be a valid pointer to an array of **usageCountsCount** valid pointers to `VkMicromapUsageEXT` structures

The `VkBuildMicromapModeEXT` enumeration is defined as:

```
// Provided by VK_EXT_opacity_micromap
typedef enum VkBuildMicromapModeEXT {
    VK_BUILD_MICROMAP_MODE_BUILD_EXT = 0,
} VkBuildMicromapModeEXT;
```

- `VK_BUILD_MICROMAP_MODE_BUILD_EXT` specifies that the destination micromap will be built using the specified data.

The `VkMicromapUsageEXT` structure is defined as:


```
// Provided by VK_EXT_opacity_micromap
typedef struct VkMicromapUsageEXT {
    uint32_t    count;
    uint32_t    subdivisionLevel;
    uint32_t    format;
} VkMicromapUsageEXT;
```

- **count** is the number of triangles in the usage format defined by the **subdivisionLevel** and **format** below in the micromap
- **subdivisionLevel** is the subdivision level of this usage format
- **format** is the format of this usage format

Valid Usage

- VUID-VkMicromapUsageEXT-format-07519
If the **VkMicromapTypeEXT** of the micromap is **VK_MICROMAP_TYPE_OPACITY_MICROMAP_EXT** then **format** **must** be **VK_OPACITY_MICROMAP_FORMAT_2_STATE_EXT** or **VK_OPACITY_MICROMAP_FORMAT_4_STATE_EXT**
- VUID-VkMicromapUsageEXT-format-07520
If the **VkMicromapTypeEXT** of the micromap is **VK_MICROMAP_TYPE_OPACITY_MICROMAP_EXT** and **format** is **VK_OPACITY_MICROMAP_FORMAT_2_STATE_EXT** then **subdivisionLevel** **must** be less than or equal to **VkPhysicalDeviceOpacityMicromapPropertiesEXT::maxOpacity2StateSubdivisionLevel**
- VUID-VkMicromapUsageEXT-format-07521
If the **VkMicromapTypeEXT** of the micromap is **VK_MICROMAP_TYPE_OPACITY_MICROMAP_EXT** and **format** is **VK_OPACITY_MICROMAP_FORMAT_4_STATE_EXT** then **subdivisionLevel** **must** be less than or equal to **VkPhysicalDeviceOpacityMicromapPropertiesEXT::maxOpacity4StateSubdivisionLevel**
- VUID-VkMicromapUsageEXT-format-08706
If the **VkMicromapTypeEXT** of the micromap is **VK_MICROMAP_TYPE_DISPLACEMENT_MICROMAP_NV** then **format** **must** be **VK_DISPLACEMENT_MICROMAP_FORMAT_64_TRIANGLES_64_BYTES_NV**, **VK_DISPLACEMENT_MICROMAP_FORMAT_256_TRIANGLES_128_BYTES_NV** or **VK_DISPLACEMENT_MICROMAP_FORMAT_1024_TRIANGLES_128_BYTES_NV**
- VUID-VkMicromapUsageEXT-subdivisionLevel-08707
If the **VkMicromapTypeEXT** of the micromap is **VK_MICROMAP_TYPE_DISPLACEMENT_MICROMAP_NV** then **subdivisionLevel** **must** be less than or equal to **VkPhysicalDeviceDisplacementMicromapPropertiesNV::maxDisplacementMicromapSubdivisionLevel**

The **format** is interpreted based on the **type** of the micromap using it.

The `VkMicromapTriangleEXT` structure is defined as:

```
// Provided by VK_EXT_opacity_micromap
typedef struct VkMicromapTriangleEXT {
    uint32_t    dataOffset;
    uint16_t    subdivisionLevel;
    uint16_t    format;
} VkMicromapTriangleEXT;
```

- `dataOffset` is the offset in bytes of the start of the data for this triangle. This is a byte aligned value.
- `subdivisionLevel` is the subdivision level of this triangle
- `format` is the format of this triangle

Valid Usage

- VUID-VkMicromapTriangleEXT-format-07522

If the `VkMicromapTypeEXT` of the micromap is `VK_MICROMAP_TYPE_OPACITY_MICROMAP_EXT` then `format` must be `VK_OPACITY_MICROMAP_FORMAT_2_STATE_EXT` or `VK_OPACITY_MICROMAP_FORMAT_4_STATE_EXT`

- VUID-VkMicromapTriangleEXT-format-07523

If the `VkMicromapTypeEXT` of the micromap is `VK_MICROMAP_TYPE_OPACITY_MICROMAP_EXT` and `format` is `VK_OPACITY_MICROMAP_FORMAT_2_STATE_EXT` then `subdivisionLevel` must be less than or equal to `VkPhysicalDeviceOpacityMicromapPropertiesEXT::maxOpacity2StateSubdivisionLevel`

- VUID-VkMicromapTriangleEXT-format-07524

If the `VkMicromapTypeEXT` of the micromap is `VK_MICROMAP_TYPE_OPACITY_MICROMAP_EXT` and `format` is `VK_OPACITY_MICROMAP_FORMAT_4_STATE_EXT` then `subdivisionLevel` must be less than or equal to `VkPhysicalDeviceOpacityMicromapPropertiesEXT::maxOpacity4StateSubdivisionLevel`

- VUID-VkMicromapTriangleEXT-format-08708

If the `VkMicromapTypeEXT` of the micromap is `VK_MICROMAP_TYPE_DISPLACEMENT_MICROMAP_NV` then `format` must be `VK_DISPLACEMENT_MICROMAP_FORMAT_64_TRIANGLES_64_BYTES_NV`, `VK_DISPLACEMENT_MICROMAP_FORMAT_256_TRIANGLES_128_BYTES_NV` or `VK_DISPLACEMENT_MICROMAP_FORMAT_1024_TRIANGLES_128_BYTES_NV`

- VUID-VkMicromapTriangleEXT-subdivisionLevel-08709

If the `VkMicromapTypeEXT` of the micromap is `VK_MICROMAP_TYPE_DISPLACEMENT_MICROMAP_NV` then `subdivisionLevel` must be less than or equal to `VkPhysicalDeviceDisplacementMicromapPropertiesNV::maxDisplacementMicromapSubdivisionLevel`

The **format** is interpreted based on the **type** of the micromap using it.

44.1.2. Copying Micromaps

An additional command exists for copying micromaps without updating their contents. Before copying, an application **must** query the size of the resulting micromap.

To query micromap size parameters call:

```
// Provided by VK_EXT_opacity_micromap
void vkCmdWriteMicromapsPropertiesEXT(
    VkCommandBuffer                commandBuffer,
    uint32_t                       micromapCount,
    const VkMicromapEXT*           pMicromaps,
    VkQueryType                    queryType,
    VkQueryPool                   queryPool,
    uint32_t                       firstQuery);
```

- **commandBuffer** is the command buffer into which the command will be recorded.
- **micromapCount** is the count of micromaps for which to query the property.
- **pMicromaps** is a pointer to an array of existing previously built micromaps.
- **queryType** is a **VkQueryType** value specifying the type of queries managed by the pool.
- **queryPool** is the query pool that will manage the results of the query.
- **firstQuery** is the first query index within the query pool that will contain the **micromapCount** number of results.

Accesses to any of the micromaps listed in **pMicromaps** **must** be **synchronized** with the **VK_PIPELINE_STAGE_2_MICROMAP_BUILD_BIT_EXT** pipeline stage and an **access type** of **VK_ACCESS_2_MICROMAP_READ_BIT_EXT**.

- If **queryType** is **VK_QUERY_TYPE_MICROMAP_SERIALIZATION_SIZE_EXT**, then the value written out is the number of bytes required by a serialized micromap.
- If **queryType** is **VK_QUERY_TYPE_MICROMAP_COMPACTED_SIZE_EXT**, then the value written out is the number of bytes required by a compacted micromap.

Valid Usage

- VUID-vkCmdWriteMicromapsPropertiesEXT-queryPool-07525
queryPool **must** have been created with a **queryType** matching **queryType**
- VUID-vkCmdWriteMicromapsPropertiesEXT-queryPool-07526
The queries identified by **queryPool** and **firstQuery** **must** be *unavailable*
- VUID-vkCmdWriteMicromapsPropertiesEXT-buffer-07527
The **buffer** used to create each micromap in **pMicromaps** **must** be bound to device memory
- VUID-vkCmdWriteMicromapsPropertiesEXT-query-07528

The sum of `query` plus `micromapCount` **must** be less than or equal to the number of queries in `queryPool`

- VUID-vkCmdWriteMicromapsPropertiesEXT-pMicromaps-07501
All micromaps in `pMicromaps` **must** have been constructed prior to the execution of this command
- VUID-vkCmdWriteMicromapsPropertiesEXT-pMicromaps-07502
All micromaps in `pMicromaps` **must** have been constructed with `VK_BUILD_MICROMAP_ALLOW_COMPACTION_BIT_EXT` if `queryType` is `VK_QUERY_TYPE_MICROMAP_COMPACTED_SIZE_EXT`
- VUID-vkCmdWriteMicromapsPropertiesEXT-queryType-07503
`queryType` **must** be `VK_QUERY_TYPE_MICROMAP_COMPACTED_SIZE_EXT` or `VK_QUERY_TYPE_MICROMAP_SERIALIZATION_SIZE_EXT`

Valid Usage (Implicit)

- VUID-vkCmdWriteMicromapsPropertiesEXT-commandBuffer-parameter
`commandBuffer` **must** be a valid `VkCommandBuffer` handle
- VUID-vkCmdWriteMicromapsPropertiesEXT-pMicromaps-parameter
`pMicromaps` **must** be a valid pointer to an array of `micromapCount` valid `VkMicromapEXT` handles
- VUID-vkCmdWriteMicromapsPropertiesEXT-queryType-parameter
`queryType` **must** be a valid `VkQueryType` value
- VUID-vkCmdWriteMicromapsPropertiesEXT-queryPool-parameter
`queryPool` **must** be a valid `VkQueryPool` handle
- VUID-vkCmdWriteMicromapsPropertiesEXT-commandBuffer-recording
`commandBuffer` **must** be in the `recording state`
- VUID-vkCmdWriteMicromapsPropertiesEXT-commandBuffer-cmdpool
The `VkCommandPool` that `commandBuffer` was allocated from **must** support `VK_QUEUE_COMPUTE_BIT` operations
- VUID-vkCmdWriteMicromapsPropertiesEXT-renderpass
This command **must** only be called outside of a render pass instance
- VUID-vkCmdWriteMicromapsPropertiesEXT-suspended
This command **must** not be called between suspended render pass instances
- VUID-vkCmdWriteMicromapsPropertiesEXT-videocoding
This command **must** only be called outside of a video coding scope
- VUID-vkCmdWriteMicromapsPropertiesEXT-micromapCount-arraylength
`micromapCount` **must** be greater than 0
- VUID-vkCmdWriteMicromapsPropertiesEXT-commonparent
Each of `commandBuffer`, `queryPool`, and the elements of `pMicromaps` **must** have been created, allocated, or retrieved from the same `VkDevice`

Host Synchronization

- Host access to `commandBuffer` **must** be externally synchronized
- Host access to the `VkCommandPool` that `commandBuffer` was allocated from **must** be externally synchronized

Command Properties

Command Buffer Levels	Render Pass Scope	Video Coding Scope	Supported Queue Types	Command Type
Primary Secondary	Outside	Outside	VK_QUEUE_COMPUTE_BIT	Action

Conditional Rendering

`vkCmdWriteMicromapsPropertiesEXT` is not affected by [conditional rendering](#)

To copy a micromap call:

```
// Provided by VK_EXT_opacity_micromap
void vkCmdCopyMicromapEXT(
    VkCommandBuffer                commandBuffer,
    const VkCopyMicromapInfoEXT*   pInfo);
```

- `commandBuffer` is the command buffer into which the command will be recorded.
- `pInfo` is a pointer to a `VkCopyMicromapInfoEXT` structure defining the copy operation.

This command copies the `pInfo->src` micromap to the `pInfo->dst` micromap in the manner specified by `pInfo->mode`.

Accesses to `pInfo->src` and `pInfo->dst` **must** be [synchronized](#) with the `VK_PIPELINE_STAGE_2_MICROMAP_BUILD_BIT_EXT` pipeline stage and an access type of `VK_ACCESS_2_MICROMAP_READ_BIT_EXT` or `VK_ACCESS_2_MICROMAP_WRITE_BIT_EXT` as appropriate.

Valid Usage

- VUID-vkCmdCopyMicromapEXT-buffer-07529
The `buffer` used to create `pInfo->src` **must** be bound to device memory
- VUID-vkCmdCopyMicromapEXT-buffer-07530
The `buffer` used to create `pInfo->dst` **must** be bound to device memory

Valid Usage (Implicit)

- VUID-vkCmdCopyMicromapEXT-commandBuffer-parameter
`commandBuffer` **must** be a valid `VkCommandBuffer` handle
- VUID-vkCmdCopyMicromapEXT-pInfo-parameter
`pInfo` **must** be a valid pointer to a valid `VkCopyMicromapInfoEXT` structure
- VUID-vkCmdCopyMicromapEXT-commandBuffer-recording
`commandBuffer` **must** be in the `recording state`
- VUID-vkCmdCopyMicromapEXT-commandBuffer-cmdpool
The `VkCommandPool` that `commandBuffer` was allocated from **must** support `VK_QUEUE_COMPUTE_BIT` operations
- VUID-vkCmdCopyMicromapEXT-renderpass
This command **must** only be called outside of a render pass instance
- VUID-vkCmdCopyMicromapEXT-suspended
This command **must** not be called between suspended render pass instances
- VUID-vkCmdCopyMicromapEXT-videocoding
This command **must** only be called outside of a video coding scope

Host Synchronization

- Host access to `commandBuffer` **must** be externally synchronized
- Host access to the `VkCommandPool` that `commandBuffer` was allocated from **must** be externally synchronized

Command Properties

Command Buffer Levels	Render Pass Scope	Video Coding Scope	Supported Queue Types	Command Type
Primary Secondary	Outside	Outside	VK_QUEUE_COMPUTE_BIT	Action

Conditional Rendering

`vkCmdCopyMicromapEXT` is not affected by `conditional rendering`

The `VkCopyMicromapInfoEXT` structure is defined as:


```
// Provided by VK_EXT_opacity_micromap
typedef struct VkCopyMicromapInfoEXT {
    VkStructureType      sType;
    const void*          pNext;
    VkMicromapEXT        src;
    VkMicromapEXT        dst;
    VkCopyMicromapModeEXT mode;
} VkCopyMicromapInfoEXT;
```

- **sType** is a [VkStructureType](#) value identifying this structure.
- **pNext** is **NULL** or a pointer to a structure extending this structure.
- **src** is the source micromap for the copy.
- **dst** is the target micromap for the copy.
- **mode** is a [VkCopyMicromapModeEXT](#) value specifying additional operations to perform during the copy.

Valid Usage

- VUID-VkCopyMicromapInfoEXT-mode-07531
mode must be [VK_COPY_MICROMAP_MODE_COMPACT_EXT](#) or [VK_COPY_MICROMAP_MODE_CLONE_EXT](#)
- VUID-VkCopyMicromapInfoEXT-src-07532
The source acceleration structure **src must** have been constructed prior to the execution of this command
- VUID-VkCopyMicromapInfoEXT-mode-07533
If **mode** is [VK_COPY_MICROMAP_MODE_COMPACT_EXT](#), **src must** have been constructed with [VK_BUILD_MICROMAP_ALLOW_COMPACTION_BIT_EXT](#) in the build
- VUID-VkCopyMicromapInfoEXT-buffer-07534
The **buffer** used to create **src must** be bound to device memory
- VUID-VkCopyMicromapInfoEXT-buffer-07535
The **buffer** used to create **dst must** be bound to device memory

Valid Usage (Implicit)

- VUID-VkCopyMicromapInfoEXT-sType-sType
sType must be [VK_STRUCTURE_TYPE_COPY_MICROMAP_INFO_EXT](#)
- VUID-VkCopyMicromapInfoEXT-pNext-pNext
pNext must be **NULL**
- VUID-VkCopyMicromapInfoEXT-src-parameter
src must be a valid [VkMicromapEXT](#) handle
- VUID-VkCopyMicromapInfoEXT-dst-parameter

dst **must** be a valid [VkMicromapEXT](#) handle

- VUID-VkCopyMicromapInfoEXT-mode-parameter

mode **must** be a valid [VkCopyMicromapModeEXT](#) value

- VUID-VkCopyMicromapInfoEXT-commonparent

Both of **dst**, and **src** **must** have been created, allocated, or retrieved from the same [VkDevice](#)

Possible values of **mode** specifying additional operations to perform during the copy, are:

```
// Provided by VK_EXT_opacity_micromap
typedef enum VkCopyMicromapModeEXT {
    VK_COPY_MICROMAP_MODE_CLONE_EXT = 0,
    VK_COPY_MICROMAP_MODE_SERIALIZE_EXT = 1,
    VK_COPY_MICROMAP_MODE_DESERIALIZE_EXT = 2,
    VK_COPY_MICROMAP_MODE_COMPACT_EXT = 3,
} VkCopyMicromapModeEXT;
```

- [VK_COPY_MICROMAP_MODE_CLONE_EXT](#) creates a direct copy of the micromap specified in **src** into the one specified by **dst**. The **dst** micromap **must** have been created with the same parameters as **src**.
- [VK_COPY_MICROMAP_MODE_SERIALIZE_EXT](#) serializes the micromap to a semi-opaque format which can be reloaded on a compatible implementation.
- [VK_COPY_MICROMAP_MODE_DESERIALIZE_EXT](#) deserializes the semi-opaque serialization format in the buffer to the micromap.
- [VK_COPY_MICROMAP_MODE_COMPACT_EXT](#) creates a more compact version of a micromap **src** into **dst**. The micromap **dst** **must** have been created with a size at least as large as that returned by [vkCmdWriteMicromapsPropertiesEXT](#) after the build of the micromap specified by **src**.

To copy a micromap to device memory call:

```
// Provided by VK_EXT_opacity_micromap
void vkCmdCopyMicromapToMemoryEXT(
    VkCommandBuffer                      commandBuffer,
    const VkCopyMicromapToMemoryInfoEXT* pInfo);
```

- **commandBuffer** is the command buffer into which the command will be recorded.
- **pInfo** is an a pointer to a [VkCopyMicromapToMemoryInfoEXT](#) structure defining the copy operation.

Accesses to **pInfo->src** **must** be [synchronized](#) with the [VK_PIPELINE_STAGE_2_MICROMAP_BUILD_BIT_EXT](#) pipeline stage and an [access type](#) of [VK_ACCESS_2_MICROMAP_READ_BIT_EXT](#). Accesses to the buffer indicated by **pInfo->dst.deviceAddress** **must** be [synchronized](#) with the

[VK_PIPELINE_STAGE_2_MICROMAP_BUILD_BIT_EXT](#) pipeline stage and an access type of [VK_ACCESS_TRANSFER_WRITE_BIT](#).

This command produces the same results as [vkCopyMicromapToMemoryEXT](#), but writes its result to a device address, and is executed on the device rather than the host. The output **may** not necessarily be bit-for-bit identical, but it can be equally used by either [vkCmdCopyMemoryToMicromapEXT](#) or [vkCopyMemoryToMicromapEXT](#).

The defined header structure for the serialized data consists of:

- [VK_UUID_SIZE](#) bytes of data matching `VkPhysicalDeviceIDProperties::driverUUID`
- [VK_UUID_SIZE](#) bytes of data identifying the compatibility for comparison using [vkGetDeviceMicromapCompatibilityEXT](#) The serialized data is written to the buffer (or read from the buffer) according to the host endianness.

Valid Usage

- VUID-vkCmdCopyMicromapToMemoryEXT-pInfo-07536
`pInfo->dst.deviceAddress` **must** be a valid [VkDeviceAddress](#)
- VUID-vkCmdCopyMicromapToMemoryEXT-pInfo-07537
`pInfo->dst.deviceAddress` **must** be aligned to 256 bytes
- VUID-vkCmdCopyMicromapToMemoryEXT-pInfo-07538
If the buffer pointed to by `pInfo->dst.deviceAddress` is non-sparse then it **must** be bound completely and contiguously to a single [VkDeviceMemory](#) object
- VUID-vkCmdCopyMicromapToMemoryEXT-buffer-07539
The `buffer` used to create `pInfo->src` **must** be bound to device memory

Valid Usage (Implicit)

- VUID-vkCmdCopyMicromapToMemoryEXT-commandBuffer-parameter
`commandBuffer` **must** be a valid [VkCommandBuffer](#) handle
- VUID-vkCmdCopyMicromapToMemoryEXT-pInfo-parameter
`pInfo` **must** be a valid pointer to a valid [VkCopyMicromapToMemoryInfoEXT](#) structure
- VUID-vkCmdCopyMicromapToMemoryEXT-commandBuffer-recording
`commandBuffer` **must** be in the [recording state](#)
- VUID-vkCmdCopyMicromapToMemoryEXT-commandBuffer-cmdpool
The [VkCommandPool](#) that `commandBuffer` was allocated from **must** support [VK_QUEUE_COMPUTE_BIT](#) operations
- VUID-vkCmdCopyMicromapToMemoryEXT-renderpass
This command **must** only be called outside of a render pass instance
- VUID-vkCmdCopyMicromapToMemoryEXT-suspended
This command **must** not be called between suspended render pass instances
- VUID-vkCmdCopyMicromapToMemoryEXT-vidcoding

This command **must** only be called outside of a video coding scope

Host Synchronization

- Host access to **commandBuffer** **must** be externally synchronized
- Host access to the **VkCommandPool** that **commandBuffer** was allocated from **must** be externally synchronized

Command Properties

Command Buffer Levels	Render Pass Scope	Video Coding Scope	Supported Queue Types	Command Type
Primary Secondary	Outside	Outside	VK_QUEUE_COMPUTE_BIT	Action

Conditional Rendering

vkCmdCopyMicromapToMemoryEXT is not affected by [conditional rendering](#)

```
// Provided by VK_EXT_opacity_micromap
typedef struct VkCopyMicromapToMemoryInfoEXT {
    VkStructureType      sType;
    const void*          pNext;
    VkMicromapEXT        src;
    VkDeviceOrHostAddressKHR dst;
    VkCopyMicromapModeEXT mode;
} VkCopyMicromapToMemoryInfoEXT;
```

- **sType** is a **VkStructureType** value identifying this structure.
- **pNext** is **NULL** or a pointer to a structure extending this structure.
- **src** is the source micromap for the copy
- **dst** is the device or host address of memory which is the target for the copy
- **mode** is a **VkCopyMicromapModeEXT** value specifying additional operations to perform during the copy.

Valid Usage

- VUID-VkCopyMicromapToMemoryInfoEXT-src-07540
The source micromap **src** **must** have been constructed prior to the execution of this command

- VUID-VkCopyMicromapToMemoryInfoEXT-dst-07541
The memory pointed to by **dst** must be at least as large as the serialization size of **src**, as reported by [vkWriteMicromapsPropertiesEXT](#) or [vkCmdWriteMicromapsPropertiesEXT](#) with a query type of [VK_QUERY_TYPE_MICROMAP_SERIALIZATION_SIZE_EXT](#)
- VUID-VkCopyMicromapToMemoryInfoEXT-mode-07542
mode must be [VK_COPY_MICROMAP_MODE_SERIALIZE_EXT](#)

Valid Usage (Implicit)

- VUID-VkCopyMicromapToMemoryInfoEXT-sType-sType
sType must be [VK_STRUCTURE_TYPE_COPY_MICROMAP_TO_MEMORY_INFO_EXT](#)
- VUID-VkCopyMicromapToMemoryInfoEXT-pNext-pNext
pNext must be `NULL`
- VUID-VkCopyMicromapToMemoryInfoEXT-src-parameter
src must be a valid [VkMicromapEXT](#) handle
- VUID-VkCopyMicromapToMemoryInfoEXT-mode-parameter
mode must be a valid [VkCopyMicromapModeEXT](#) value

To copy device memory to a micromap call:

```
// Provided by VK_EXT_opacity_micromap
void vkCmdCopyMemoryToMicromapEXT(
    VkCommandBuffer                commandBuffer,
    const VkCopyMemoryToMicromapInfoEXT* pInfo);
```

- **commandBuffer** is the command buffer into which the command will be recorded.
- **pInfo** is a pointer to a [VkCopyMemoryToMicromapInfoEXT](#) structure defining the copy operation.

Accesses to **pInfo->dst** must be [synchronized](#) with the [VK_PIPELINE_STAGE_2_MICROMAP_BUILD_BIT_EXT](#) pipeline stage and an [access type](#) of [VK_ACCESS_2_MICROMAP_READ_BIT_EXT](#). Accesses to the buffer indicated by **pInfo->src.deviceAddress** must be [synchronized](#) with the [VK_PIPELINE_STAGE_2_MICROMAP_BUILD_BIT_EXT](#) pipeline stage and an [access type](#) of [VK_ACCESS_TRANSFER_READ_BIT](#).

This command can accept micromaps produced by either [vkCmdCopyMicromapToMemoryEXT](#) or [vkCopyMicromapToMemoryEXT](#).

Valid Usage

- VUID-vkCmdCopyMemoryToMicromapEXT-pInfo-07543
pInfo->src.deviceAddress must be a valid [VkDeviceAddress](#)

- VUID-vkCmdCopyMemoryToMicromapEXT-pInfo-07544
`pInfo->src.deviceAddress` **must** be aligned to 256 bytes
- VUID-vkCmdCopyMemoryToMicromapEXT-pInfo-07545
If the buffer pointed to by `pInfo->src.deviceAddress` is non-sparse then it **must** be bound completely and contiguously to a single `VkDeviceMemory` object
- VUID-vkCmdCopyMemoryToMicromapEXT-buffer-07546
The `buffer` used to create `pInfo->dst` **must** be bound to device memory

Valid Usage (Implicit)

- VUID-vkCmdCopyMemoryToMicromapEXT-commandBuffer-parameter
`commandBuffer` **must** be a valid `VkCommandBuffer` handle
- VUID-vkCmdCopyMemoryToMicromapEXT-pInfo-parameter
`pInfo` **must** be a valid pointer to a valid `VkCopyMemoryToMicromapInfoEXT` structure
- VUID-vkCmdCopyMemoryToMicromapEXT-commandBuffer-recording
`commandBuffer` **must** be in the `recording state`
- VUID-vkCmdCopyMemoryToMicromapEXT-commandBuffer-cmdpool
The `VkCommandPool` that `commandBuffer` was allocated from **must** support `VK_QUEUE_COMPUTE_BIT` operations
- VUID-vkCmdCopyMemoryToMicromapEXT-renderpass
This command **must** only be called outside of a render pass instance
- VUID-vkCmdCopyMemoryToMicromapEXT-suspended
This command **must** not be called between suspended render pass instances
- VUID-vkCmdCopyMemoryToMicromapEXT-videocoding
This command **must** only be called outside of a video coding scope

Host Synchronization

- Host access to `commandBuffer` **must** be externally synchronized
- Host access to the `VkCommandPool` that `commandBuffer` was allocated from **must** be externally synchronized

Command Properties

Command Buffer Levels	Render Pass Scope	Video Coding Scope	Supported Queue Types	Command Type
Primary Secondary	Outside	Outside	VK_QUEUE_COMPUTE_BIT	Action

Conditional Rendering

`vkCmdCopyMemoryToMicromapEXT` is not affected by [conditional rendering](#)

The `VkCopyMemoryToMicromapInfoEXT` structure is defined as:

```
// Provided by VK_EXT_opacity_micromap
typedef struct VkCopyMemoryToMicromapInfoEXT {
    VkStructureType      sType;
    const void*          pNext;
    VkDeviceOrHostAddressConstKHR src;
    VkMicromapEXT        dst;
    VkCopyMicromapModeEXT mode;
} VkCopyMemoryToMicromapInfoEXT;
```

- `sType` is a [VkStructureType](#) value identifying this structure.
- `pNext` is `NULL` or a pointer to a structure extending this structure.
- `src` is the device or host address of memory containing the source data for the copy.
- `dst` is the target micromap for the copy.
- `mode` is a [VkCopyMicromapModeEXT](#) value specifying additional operations to perform during the copy.

Valid Usage

- VUID-VkCopyMemoryToMicromapInfoEXT-src-07547
The source memory pointed to by `src` **must** contain data previously serialized using [vkCmdCopyMicromapToMemoryEXT](#)
- VUID-VkCopyMemoryToMicromapInfoEXT-mode-07548
`mode` **must** be [VK_COPY_MICROMAP_MODE_DESERIALIZE_EXT](#)
- VUID-VkCopyMemoryToMicromapInfoEXT-src-07549
The data in `src` **must** have a format compatible with the destination physical device as returned by [vkGetDeviceMicromapCompatibilityEXT](#)
- VUID-VkCopyMemoryToMicromapInfoEXT-dst-07550
`dst` **must** have been created with a `size` greater than or equal to that used to serialize the data in `src`

Valid Usage (Implicit)

- VUID-VkCopyMemoryToMicromapInfoEXT-sType-sType
`sType` **must** be [VK_STRUCTURE_TYPE_COPY_MEMORY_TO_MICROMAP_INFO_EXT](#)
- VUID-VkCopyMemoryToMicromapInfoEXT-pNext-pNext
`pNext` **must** be `NULL`

- VUID-VkCopyMemoryToMicromapInfoEXT-dst-parameter
dst **must** be a valid [VkMicromapEXT](#) handle
- VUID-VkCopyMemoryToMicromapInfoEXT-mode-parameter
mode **must** be a valid [VkCopyMicromapModeEXT](#) value

To check if a serialized micromap is compatible with the current device call:

```
// Provided by VK_EXT_opacity_micromap
void vkGetDeviceMicromapCompatibilityEXT(
    VkDevice device,
    const VkMicromapVersionInfoEXT* pVersionInfo,
    VkAccelerationStructureCompatibilityKHR* pCompatibility);
```

- **device** is the device to check the version against.
- **pVersionInfo** is a pointer to a [VkMicromapVersionInfoEXT](#) structure specifying version information to check against the device.
- **pCompatibility** is a pointer to a [VkAccelerationStructureCompatibilityKHR](#) value in which compatibility information is returned.

Valid Usage

- VUID-vkGetDeviceMicromapCompatibilityEXT-micromap-07551
The **micromap** feature **must** be enabled

Valid Usage (Implicit)

- VUID-vkGetDeviceMicromapCompatibilityEXT-device-parameter
device **must** be a valid [VkDevice](#) handle
- VUID-vkGetDeviceMicromapCompatibilityEXT-pVersionInfo-parameter
pVersionInfo **must** be a valid pointer to a valid [VkMicromapVersionInfoEXT](#) structure
- VUID-vkGetDeviceMicromapCompatibilityEXT-pCompatibility-parameter
pCompatibility **must** be a valid pointer to a [VkAccelerationStructureCompatibilityKHR](#) value

The [VkMicromapVersionInfoEXT](#) structure is defined as:

```
// Provided by VK_EXT_opacity_micromap
typedef struct VkMicromapVersionInfoEXT {
    VkStructureType sType;
    const void* pNext;
    const uint8_t* pVersionData;
} VkMicromapVersionInfoEXT;
```


- `sType` is a `VkStructureType` value identifying this structure.
- `pNext` is `NULL` or a pointer to a structure extending this structure.
- `pVersionData` is a pointer to the version header of a micromap as defined in `vkCmdCopyMicromapToMemoryEXT`

NOTE

`pVersionData` is a *pointer* to an array of $2 \times \text{VK_UUID_SIZE}$ `uint8_t` values instead of two `VK_UUID_SIZE` arrays as the expected use case for this member is to be pointed at the header of a previously serialized micromap (via `vkCmdCopyMicromapToMemoryEXT` or `vkCopyMicromapToMemoryEXT`) that is loaded in memory. Using arrays would necessitate extra memory copies of the UUIDs.

Valid Usage (Implicit)

- VUID-VkMicromapVersionInfoEXT-sType-sType
`sType` **must** be `VK_STRUCTURE_TYPE_MICROMAP_VERSION_INFO_EXT`
- VUID-VkMicromapVersionInfoEXT-pNext-pNext
`pNext` **must** be `NULL`
- VUID-VkMicromapVersionInfoEXT-pVersionData-parameter
`pVersionData` **must** be a valid pointer to an array of $2 \times \text{VK_UUID_SIZE}$ `uint8_t` values

44.2. Host Micromap Operations

Implementations are also required to provide host implementations of the micromap operations if the `micromapHostCommands` feature is enabled:

- `vkBuildMicromapsEXT` corresponding to `vkCmdBuildMicromapsEXT`
- `vkCopyMicromapEXT` corresponding to `vkCmdCopyMicromapEXT`
- `vkCopyMicromapToMemoryEXT` corresponding to `vkCmdCopyMicromapToMemoryEXT`
- `vkCopyMemoryToMicromapEXT` corresponding to `vkCmdCopyMemoryToMicromapEXT`
- `vkWriteMicromapsPropertiesEXT` corresponding to `vkCmdWriteMicromapsPropertiesEXT`

These commands are functionally equivalent to their device counterparts, except that they are executed on the host timeline, rather than being enqueued into command buffers.

All micromaps used by the host commands **must** be bound to host-visible memory, and all input data for micromap builds **must** be referenced using host addresses instead of device addresses. Applications are not required to map micromap memory when using the host commands.

NOTE

The `vkBuildMicromapsEXT` and `vkCmdBuildMicromapsEXT` **may** use different algorithms, and thus are not required to produce identical structures.

Apart from these details, the host and device operations are interchangeable.

NOTE

For efficient execution, micromaps manipulated using these commands should always be bound to host cached memory, as the implementation may need to repeatedly read and write this memory during the execution of the command.

To build micromaps on the host, call:

```
// Provided by VK_EXT_opacity_micromap
VkResult vkBuildMicromapsEXT(
    VkDevice                device,
    VkDeferredOperationKHR  deferredOperation,
    uint32_t                infoCount,
    const VkMicromapBuildInfoEXT* pInfos);
```

- **device** is the **VkDevice** for which the micromaps are being built.
- **deferredOperation** is an optional **VkDeferredOperationKHR** to **request deferral** for this command.
- **infoCount** is the number of micromaps to build. It specifies the number of the **pInfos** that **must** be provided.
- **pInfos** is a pointer to an array of **infoCount** **VkMicromapBuildInfoEXT** structures defining the geometry used to build each micromap.

This command fulfills the same task as **vkCmdBuildMicromapsEXT** but is executed by the host.

The **vkBuildMicromapsEXT** command provides the ability to initiate multiple micromaps builds, however there is no ordering or synchronization implied between any of the individual micromap builds.

NOTE

This means that there **cannot** be any memory aliasing between any micromap memories or scratch memories being used by any of the builds.

Valid Usage

- VUID-vkBuildMicromapsEXT-pInfos-07461
For each **pInfos[i]**, **dstMicromap** **must** have been created with a value of **VkMicromapCreateInfoEXT::size** greater than or equal to the memory size required by the build operation, as returned by **vkGetMicromapBuildSizesEXT** with **pBuildInfo = pInfos[i]**
- VUID-vkBuildMicromapsEXT-mode-07462
The **mode** member of each element of **pInfos** **must** be a valid **VkBuildMicromapModeEXT** value
- VUID-vkBuildMicromapsEXT-dstMicromap-07463
The **dstMicromap** member of any element of **pInfos** **must** be a valid **VkMicromapEXT** handle
- VUID-vkBuildMicromapsEXT-pInfos-07464

For each element of `pInfos` its `type` member **must** match the value of `VkMicromapCreateInfoEXT::type` when its `dstMicromap` was created

- VUID-vkBuildMicromapsEXT-dstMicromap-07465
The range of memory backing the `dstMicromap` member of any element of `pInfos` that is accessed by this command **must** not overlap the memory backing the `dstMicromap` member of any other element of `pInfos`, which is accessed by this command
- VUID-vkBuildMicromapsEXT-dstMicromap-07466
The range of memory backing the `dstMicromap` member of any element of `pInfos` that is accessed by this command **must** not overlap the memory backing the `scratchData` member of any element of `pInfos` (including the same element), which is accessed by this command
- VUID-vkBuildMicromapsEXT-scratchData-07467
The range of memory backing the `scratchData` member of any element of `pInfos` that is accessed by this command **must** not overlap the memory backing the `scratchData` member of any other element of `pInfos`, which is accessed by this command
- VUID-vkBuildMicromapsEXT-pInfos-07552
For each element of `pInfos`, the `buffer` used to create its `dstMicromap` member **must** be bound to host-visible device memory
- VUID-vkBuildMicromapsEXT-pInfos-07553
For each element of `pInfos`, all referenced addresses of `pInfos[i].data.hostAddress` **must** be valid host memory
- VUID-vkBuildMicromapsEXT-pInfos-07554
For each element of `pInfos`, all referenced addresses of `pInfos[i].triangleArray.hostAddress` **must** be valid host memory
- VUID-vkBuildMicromapsEXT-micromapHostCommands-07555
The `VkPhysicalDeviceOpacityMicromapFeaturesEXT::micromapHostCommands` feature **must** be enabled
- VUID-vkBuildMicromapsEXT-pInfos-07556
If `pInfos[i].mode` is `VK_BUILD_MICROMAP_MODE_BUILD_EXT`, and `N` is not `0`, then all addresses between `pInfos[i].scratchData.hostAddress` and `pInfos[i].scratchData.hostAddress + N - 1` **must** be valid host memory, where `N` is given by the value of `VkMicromapBuildSizesInfoEXT::buildScratchSize` returned from a call to `vkGetMicromapBuildSizesEXT` with an identical `VkMicromapBuildInfoEXT` structure
- VUID-vkBuildMicromapsEXT-pInfos-07557
For each element of `pInfos`, the `buffer` used to create its `dstMicromap` member **must** be bound to memory that was not allocated with multiple instances

Valid Usage (Implicit)

- VUID-vkBuildMicromapsEXT-device-parameter
`device` **must** be a valid `VkDevice` handle
- VUID-vkBuildMicromapsEXT-deferredOperation-parameter

If `deferredOperation` is not `VK_NULL_HANDLE`, `deferredOperation` **must** be a valid `VkDeferredOperationKHR` handle

- VUID-vkBuildMicromapsEXT-pInfos-parameter
`pInfos` **must** be a valid pointer to an array of `infoCount` valid `VkMicromapBuildInfoEXT` structures
- VUID-vkBuildMicromapsEXT-infoCount-arraylength
`infoCount` **must** be greater than 0
- VUID-vkBuildMicromapsEXT-deferredOperation-parent
If `deferredOperation` is a valid handle, it **must** have been created, allocated, or retrieved from `device`

Return Codes

Success

- `VK_OPERATION_DEFERRED_KHR`
- `VK_OPERATION_NOT_DEFERRED_KHR`
- `VK_SUCCESS`

Failure

- `VK_ERROR_OUT_OF_DEVICE_MEMORY`
- `VK_ERROR_OUT_OF_HOST_MEMORY`
- `VK_ERROR_UNKNOWN`
- `VK_ERROR_VALIDATION_FAILED`

To copy or compact a micromap on the host, call:

```
// Provided by VK_EXT_opacity_micromap
VkResult vkCopyMicromapEXT(
    VkDevice                                device,
    VkDeferredOperationKHR                  deferredOperation,
    const VkCopyMicromapInfoEXT*            pInfo);
```

- `device` is the device which owns the micromaps.
- `deferredOperation` is an optional `VkDeferredOperationKHR` to `request deferral` for this command.
- `pInfo` is a pointer to a `VkCopyMicromapInfoEXT` structure defining the copy operation.

This command fulfills the same task as `vkCmdCopyMicromapEXT` but is executed by the host.

Valid Usage

- VUID-vkCopyMicromapEXT-deferredOperation-03678

Any previous deferred operation that was associated with `deferredOperation` **must** be complete

- VUID-vkCopyMicromapEXT-buffer-07558
The `buffer` used to create `pInfo->src` **must** be bound to host-visible device memory
- VUID-vkCopyMicromapEXT-buffer-07559
The `buffer` used to create `pInfo->dst` **must** be bound to host-visible device memory
- VUID-vkCopyMicromapEXT-micromapHostCommands-07560
The `VkPhysicalDeviceOpacityMicromapFeaturesEXT::micromapHostCommands` feature **must** be enabled
- VUID-vkCopyMicromapEXT-buffer-07561
The `buffer` used to create `pInfo->src` **must** be bound to memory that was not allocated with multiple instances
- VUID-vkCopyMicromapEXT-buffer-07562
The `buffer` used to create `pInfo->dst` **must** be bound to memory that was not allocated with multiple instances

Valid Usage (Implicit)

- VUID-vkCopyMicromapEXT-device-parameter
`device` **must** be a valid `VkDevice` handle
- VUID-vkCopyMicromapEXT-deferredOperation-parameter
If `deferredOperation` is not `VK_NULL_HANDLE`, `deferredOperation` **must** be a valid `VkDeferredOperationKHR` handle
- VUID-vkCopyMicromapEXT-pInfo-parameter
`pInfo` **must** be a valid pointer to a valid `VkCopyMicromapInfoEXT` structure
- VUID-vkCopyMicromapEXT-deferredOperation-parent
If `deferredOperation` is a valid handle, it **must** have been created, allocated, or retrieved from `device`

Return Codes

Success

- `VK_OPERATION_DEFERRED_KHR`
- `VK_OPERATION_NOT_DEFERRED_KHR`
- `VK_SUCCESS`

Failure

- `VK_ERROR_OUT_OF_DEVICE_MEMORY`
- `VK_ERROR_OUT_OF_HOST_MEMORY`
- `VK_ERROR_UNKNOWN`
- `VK_ERROR_VALIDATION_FAILED`

To copy host accessible memory to a micromap, call:

```
// Provided by VK_EXT_opacity_micromap
VkResult vkCopyMemoryToMicromapEXT(
    VkDevice                                device,
    VkDeferredOperationKHR                  deferredOperation,
    const VkCopyMemoryToMicromapInfoEXT*    pInfo);
```

- `device` is the device which owns `pInfo->dst`.
- `deferredOperation` is an optional `VkDeferredOperationKHR` to request deferral for this command.
- `pInfo` is a pointer to a `VkCopyMemoryToMicromapInfoEXT` structure defining the copy operation.

This command fulfills the same task as `vkCmdCopyMemoryToMicromapEXT` but is executed by the host.

This command can accept micromaps produced by either `vkCmdCopyMicromapToMemoryEXT` or `vkCopyMicromapToMemoryEXT`.

Valid Usage

- VUID-vkCopyMemoryToMicromapEXT-deferredOperation-03678
Any previous deferred operation that was associated with `deferredOperation` **must** be complete
- VUID-vkCopyMemoryToMicromapEXT-pInfo-07563
`pInfo->src.hostAddress` **must** be a valid host pointer
- VUID-vkCopyMemoryToMicromapEXT-pInfo-07564
`pInfo->src.hostAddress` **must** be aligned to 16 bytes
- VUID-vkCopyMemoryToMicromapEXT-buffer-07565
The `buffer` used to create `pInfo->dst` **must** be bound to host-visible device memory
- VUID-vkCopyMemoryToMicromapEXT-micromapHostCommands-07566
The `VkPhysicalDeviceOpacityMicromapFeaturesEXT::micromapHostCommands` feature **must** be enabled
- VUID-vkCopyMemoryToMicromapEXT-buffer-07567
The `buffer` used to create `pInfo->dst` **must** be bound to memory that was not allocated with multiple instances

Valid Usage (Implicit)

- VUID-vkCopyMemoryToMicromapEXT-device-parameter
`device` **must** be a valid `VkDevice` handle
- VUID-vkCopyMemoryToMicromapEXT-deferredOperation-parameter

If `deferredOperation` is not `VK_NULL_HANDLE`, `deferredOperation` **must** be a valid `VkDeferredOperationKHR` handle

- VUID-vkCopyMemoryToMicromapEXT-pInfo-parameter
`pInfo` **must** be a valid pointer to a valid `VkCopyMemoryToMicromapInfoEXT` structure
- VUID-vkCopyMemoryToMicromapEXT-deferredOperation-parent
If `deferredOperation` is a valid handle, it **must** have been created, allocated, or retrieved from `device`

Return Codes

Success

- `VK_OPERATION_DEFERRED_KHR`
- `VK_OPERATION_NOT_DEFERRED_KHR`
- `VK_SUCCESS`

Failure

- `VK_ERROR_OUT_OF_DEVICE_MEMORY`
- `VK_ERROR_OUT_OF_HOST_MEMORY`
- `VK_ERROR_UNKNOWN`
- `VK_ERROR_VALIDATION_FAILED`

To copy a micromap to host accessible memory, call:

```
// Provided by VK_EXT_opacity_micromap
VkResult vkCopyMicromapToMemoryEXT(
    VkDevice                                device,
    VkDeferredOperationKHR                  deferredOperation,
    const VkCopyMicromapToMemoryInfoEXT*    pInfo);
```

- `device` is the device which owns `pInfo->src`.
- `deferredOperation` is an optional `VkDeferredOperationKHR` to **request deferral** for this command.
- `pInfo` is a pointer to a `VkCopyMicromapToMemoryInfoEXT` structure defining the copy operation.

This command fulfills the same task as `vkCmdCopyMicromapToMemoryEXT` but is executed by the host.

This command produces the same results as `vkCmdCopyMicromapToMemoryEXT`, but writes its result directly to a host pointer, and is executed on the host rather than the device. The output **may** not necessarily be bit-for-bit identical, but it can be equally used by either `vkCmdCopyMemoryToMicromapEXT` or `vkCopyMemoryToMicromapEXT`.

Valid Usage

- VUID-vkCopyMicromapToMemoryEXT-deferredOperation-03678
Any previous deferred operation that was associated with `deferredOperation` **must** be complete
- VUID-vkCopyMicromapToMemoryEXT-buffer-07568
The `buffer` used to create `pInfo->src` **must** be bound to host-visible device memory
- VUID-vkCopyMicromapToMemoryEXT-pInfo-07569
`pInfo->dst.hostAddress` **must** be a valid host pointer
- VUID-vkCopyMicromapToMemoryEXT-pInfo-07570
`pInfo->dst.hostAddress` **must** be aligned to 16 bytes
- VUID-vkCopyMicromapToMemoryEXT-micromapHostCommands-07571
The `VkPhysicalDeviceOpacityMicromapFeaturesEXT::micromapHostCommands` feature **must** be enabled
- VUID-vkCopyMicromapToMemoryEXT-buffer-07572
The `buffer` used to create `pInfo->src` **must** be bound to memory that was not allocated with multiple instances

Valid Usage (Implicit)

- VUID-vkCopyMicromapToMemoryEXT-device-parameter
`device` **must** be a valid `VkDevice` handle
- VUID-vkCopyMicromapToMemoryEXT-deferredOperation-parameter
If `deferredOperation` is not `VK_NULL_HANDLE`, `deferredOperation` **must** be a valid `VkDeferredOperationKHR` handle
- VUID-vkCopyMicromapToMemoryEXT-pInfo-parameter
`pInfo` **must** be a valid pointer to a valid `VkCopyMicromapToMemoryInfoEXT` structure
- VUID-vkCopyMicromapToMemoryEXT-deferredOperation-parent
If `deferredOperation` is a valid handle, it **must** have been created, allocated, or retrieved from `device`

Return Codes

Success

- `VK_OPERATION_DEFERRED_KHR`
- `VK_OPERATION_NOT_DEFERRED_KHR`
- `VK_SUCCESS`

Failure

- `VK_ERROR_OUT_OF_DEVICE_MEMORY`
- `VK_ERROR_OUT_OF_HOST_MEMORY`

- [VK_ERROR_UNKNOWN](#)
- [VK_ERROR_VALIDATION_FAILED](#)

To query micromap size parameters on the host, call:

```
// Provided by VK_EXT_opacity_micromap
VkResult vkWriteMicromapsPropertiesEXT(
    VkDevice          device,
    uint32_t          micromapCount,
    const VkMicromapEXT* pMicromaps,
    VkQueryType        queryType,
    size_t             dataSize,
    void*              pData,
    size_t             stride);
```

- `device` is the device which owns the micromaps in `pMicromaps`.
- `micromapCount` is the count of micromaps for which to query the property.
- `pMicromaps` is a pointer to an array of existing previously built micromaps.
- `queryType` is a [VkQueryType](#) value specifying the property to be queried.
- `dataSize` is the size in bytes of the buffer pointed to by `pData`.
- `pData` is a pointer to an application-allocated buffer where the results will be written.
- `stride` is the stride in bytes between results for individual queries within `pData`.

This command fulfills the same task as [vkCmdWriteMicromapsPropertiesEXT](#) but is executed by the host.

Valid Usage

- VUID-vkWriteMicromapsPropertiesEXT-pMicromaps-07501
All micromaps in `pMicromaps` **must** have been constructed prior to the execution of this command
- VUID-vkWriteMicromapsPropertiesEXT-pMicromaps-07502
All micromaps in `pMicromaps` **must** have been constructed with [VK_BUILD_MICROMAP_ALLOW_COMPACTION_BIT_EXT](#) if `queryType` is [VK_QUERY_TYPE_MICROMAP_COMPACTED_SIZE_EXT](#)
- VUID-vkWriteMicromapsPropertiesEXT-queryType-07503
`queryType` **must** be [VK_QUERY_TYPE_MICROMAP_COMPACTED_SIZE_EXT](#) or [VK_QUERY_TYPE_MICROMAP_SERIALIZATION_SIZE_EXT](#)
- VUID-vkWriteMicromapsPropertiesEXT-queryType-10071
If `queryType` is [VK_QUERY_TYPE_MICROMAP_SERIALIZATION_SIZE_EXT](#) or [VK_QUERY_TYPE_MICROMAP_COMPACTED_SIZE_EXT](#) then `stride` **must** be a multiple of the size of `VkDeviceSize`

- VUID-vkWriteMicromapsPropertiesEXT-queryType-10072
If `queryType` is `VK_QUERY_TYPE_MICROMAP_SERIALIZATION_SIZE_EXT` or `VK_QUERY_TYPE_MICROMAP_COMPACTED_SIZE_EXT` then `pData` **must** point to a `VkDeviceSize`
- VUID-vkWriteMicromapsPropertiesEXT-dataSize-07576
`dataSize` **must** be greater than or equal to `micromapCount*stride`
- VUID-vkWriteMicromapsPropertiesEXT-buffer-07577
The `buffer` used to create each micromap in `pMicromaps` **must** be bound to host-visible device memory
- VUID-vkWriteMicromapsPropertiesEXT-micromapHostCommands-07578
The `VkPhysicalDeviceOpacityMicromapFeaturesEXT::micromapHostCommands` feature **must** be enabled
- VUID-vkWriteMicromapsPropertiesEXT-buffer-07579
The `buffer` used to create each micromap in `pMicromaps` **must** be bound to memory that was not allocated with multiple instances

Valid Usage (Implicit)

- VUID-vkWriteMicromapsPropertiesEXT-device-parameter
`device` **must** be a valid `VkDevice` handle
- VUID-vkWriteMicromapsPropertiesEXT-pMicromaps-parameter
`pMicromaps` **must** be a valid pointer to an array of `micromapCount` valid `VkMicromapEXT` handles
- VUID-vkWriteMicromapsPropertiesEXT-queryType-parameter
`queryType` **must** be a valid `VkQueryType` value
- VUID-vkWriteMicromapsPropertiesEXT-pData-parameter
`pData` **must** be a valid pointer to an array of `dataSize` bytes
- VUID-vkWriteMicromapsPropertiesEXT-micromapCount-arraylength
`micromapCount` **must** be greater than 0
- VUID-vkWriteMicromapsPropertiesEXT-dataSize-arraylength
`dataSize` **must** be greater than 0
- VUID-vkWriteMicromapsPropertiesEXT-pMicromaps-parent
Each element of `pMicromaps` **must** have been created, allocated, or retrieved from `device`

Return Codes

Success

- `VK_SUCCESS`

Failure

- `VK_ERROR_OUT_OF_DEVICE_MEMORY`

- [VK_ERROR_OUT_OF_HOST_MEMORY](#)
- [VK_ERROR_UNKNOWN](#)
- [VK_ERROR_VALIDATION_FAILED](#)

44.2.1. Displacement Micromap

A displacement micromap in an acceleration structure includes information in the [VkAccelerationStructureTrianglesDisplacementMicromapNV](#) to define a base triangle and displacement directions then uses displacement information encoded in the micromap to apply to those values to generate the final position.

Displacement Base Triangle

If [displacementBiasAndScaleBuffer](#) is provided the bias and scale are fetched from that buffer. If [displacementBiasAndScaleBuffer](#) is zero the bias and scale are assumed to be 0.0 and 1.0, respectively.

Given an input position from the geometry, the base position and displacement vector used by the displacement are computed by:

$$\text{basePosition} = \text{inputPosition} + \text{displacementVector} \times \text{bias}$$

$$\text{baseDisplacementVector} = \text{displacementVector} \times \text{scale}$$

The parameters of each micro-vertex are derived from a combination of the base triangle parameters extracted from the bottom-level acceleration structure, the barycentrics of that micro-vertex, and the displacement value fetched from the displacement micromap corresponding to that micro-vertex.

$$\text{microVertexBasePosition} = \text{lerp}(\text{basePositions}, \text{microVertexBarycentrics})$$

$$\text{microVertexDisplacementVector} = \text{lerp}(\text{displacementVectors}, \text{microVertexBarycentrics})$$

$$\text{microVertexDisplacedPosition} = \text{microVertexBasePosition} + \text{microVertexDisplacementVector} \times \text{micromapDisplacementValue}$$

Displacement Micromap Encoding

Displacement amounts are stored in displacement blocks, each covering a triangular region of microvertices. Depending on the subdivision level and encoding format, one or more displacement blocks combine to store all displacement values for a given displacement micromap.

Displacement blocks are organized along a space filling curve within a displacement micromap if more than one block is required, then micro-vertices are organized along the same space filling curve within a displacement micromap.

The space-filling curve is purely hierarchical with recursive splitting, similar to that for opacity micromaps but operating on vertices instead of triangles. To maintain that the hierarchical ordering is contiguous while keeping continuous winding, some triangles are flipped and wound

differently.

The [VK_DISPLACEMENT_MICROMAP_FORMAT_64_TRIANGLES_64_BYTES_NV](#) format is an uncompressed, packed format which covers 64 microtriangles (subdivision level 3) in a block. The block contains 45 displacement values encoded as 11 bit unorm values and stored tightly packed in the vertex order described above, occupying 495 bits. This is followed by 15 unused bits then 2 reserved bits which **must** be 0. If this block is used to store displacement for a subdivision level below 3 the later unused values are ignored.

Section	Field	Entries	Bits per entry	Starting bit offset
Displacement amounts	Vertex 0 - 44	45	11	0
Unused		1	15	495
Reserved	Must be 0	1	2	510

The [VK_DISPLACEMENT_MICROMAP_FORMAT_256_TRIANGLES_128_BYTES_NV](#) and [VK_DISPLACEMENT_MICROMAP_FORMAT_1024_TRIANGLES_128_BYTES_NV](#) formats store displacements in a compressed form to save space. Both formats use the same compression algorithm, differing in the number of bits used in the different fields.

The compression algorithm works by starting with fully specified anchor vertices, then for each level, predicting the value for the displacement and encoding the correction for that value, using fewer bits for each level of subdivision.

When adding a vertex in the recursive subdivision process between two adjacent displacement values, the predicted value is given by the rounded average of the two adjacent values as integers:

$$\text{prediction} = (A + B + 1) / 2$$

The decoded value after applying the correction is given by:

$$\text{decoded} = \text{prediction} + (\text{SignExtend}(\text{correction}) \ll \text{shift})$$

where correction is given by the corrections field for a given level and micro vertex and shift is given by the shifts field indexed from the level then by 4 values, selected from interior or the 3 edges in vertex order in that order.

The bit encoding for [VK_DISPLACEMENT_MICROMAP_FORMAT_256_TRIANGLES_128_BYTES_NV](#)

Section	Field	Entries	Bits per entry	Starting bit offset
Anchors	Vertex 0 - 2	3	11	0
Corrections	Level 1	3	11	33
	Level 2	9	11	66
	Level 3	30	10	165
	Level 4	108	5	465
Unused		1	1	1005

Section	Field	Entries	Bits per entry	Starting bit offset
Shifts	Level 4	4	3	1006
	Level 3	4	1	1018
Reserved	Must be 0	1	2	1022

The bit encoding for [VK_DISPLACEMENT_MICROMAP_FORMAT_1024_TRIANGLES_128_BYTES_NV](#)

Section	Field	Entries	Bits per entry	Starting bit offset
Anchors	Vertex 0 - 2	3	11	0
Corrections	Level 1	3	11	33
	Level 2	9	8	66
	Level 3	30	4	138
	Level 4	108	2	258
	Level 5	408	1	474
Unused		1	88	882
Shifts	Level 5	4	4	970
	Level 4	4	4	986
	Level 3	4	3	1002
	Level 2	4	2	1014
Reserved	Must be 0	1	2	1022

Chapter 45. Ray Traversal

The ray traversal process identifies and handles intersections between a ray and geometries in an acceleration structure.

Ray traversal cannot be started by a Vulkan API command directly - a shader **must** execute `OpRayQueryProceedKHR` or a `pipeline trace ray` instruction. When the `rayTracingPipeline` feature is enabled, `OpTraceRayKHR` **can** be used for `ray tracing` in a `ray tracing pipeline`. When the `rayQuery` feature is enabled, `OpRayQueryProceedKHR` **can** be used in any shader stage.

45.1. Ray Intersection Candidate Determination

Once tracing begins, rays are first tested against instances in a top-level acceleration structure. A ray that intersects an instance will be transformed into the space of the instance to continue traversal within that instance; therefore the transform matrix stored in the instance **must** be invertible.

In case multiple instances are intersected by a ray, the ray transformation into the space of the instance is invariant under the order in which these instances are encountered in the top-level acceleration structure.

NOTE

Applying multiple forward and reverse transforms to a ray to transition from one instance to another could result in accumulated errors. Thus an implementation should behave as if the ray is transformed from the origin for each instance independently.

Next, rays are tested against geometries in a bottom-level acceleration structure to determine if a hit occurred between them, initially based only on their geometric properties (i.e. their vertices). The implementation performs similar operations to that of rasterization, but with the effective viewport determined by the parameters of the ray, and the geometry transformed into a space determined by that viewport.

The vertices of each primitive are transformed from acceleration structure space \mathbf{as} to ray space \mathbf{r} according to the ray origin and direction as follows:

$$\begin{pmatrix} x_r \\ y_r \\ z_r \end{pmatrix} = \begin{pmatrix} a_x^2(1-c) + c & a_x a_y(1-c) - s a_z & a_x a_z(1-c) + s a_y \\ a_x a_y(1-c) + s a_z & a_y^2(1-c) + c & a_y a_z(1-c) - s a_x \\ a_x a_z(1-c) - s a_y & a_y a_z(1-c) + s a_x & a_z^2(1-c) + c \end{pmatrix} \begin{pmatrix} x_{as} - o_x \\ y_{as} - o_y \\ z_{as} - o_z \end{pmatrix}$$

\mathbf{a} is the axis of rotation from the unnormalized ray direction vector \mathbf{d} to the axis vector \mathbf{k} :

$$\mathbf{a} = \begin{cases} \frac{\mathbf{d} \times \mathbf{k}}{\|\mathbf{d} \times \mathbf{k}\|} & \text{if } \|\mathbf{d} \times \mathbf{k}\| \neq 0 \\ \begin{pmatrix} 0 \\ 1 \\ 0 \end{pmatrix} & \text{if } \|\mathbf{d} \times \mathbf{k}\| = 0 \end{cases}$$

s and c are the sine and cosine of the angle of rotation about \mathbf{a} from \mathbf{d} to \mathbf{k} :

$$c = \frac{\mathbf{d} \cdot \mathbf{k}}{\|\mathbf{d}\|}$$

$$s = \sqrt{1 - c^2}$$

\mathbf{k} is the unit vector:

$$\mathbf{k} = \begin{pmatrix} 0 \\ 0 \\ -1 \end{pmatrix}$$

\mathbf{o} and \mathbf{d} are the ray origin and unnormalized direction, respectively; the vector described by x_{as} , y_{as} , and z_{as} is any position in acceleration structure space; and the vector described by x_r , y_r , and z_r is the same position in ray space.

An *intersection candidate* is a unique point of intersection between a ray and a geometric primitive. For any primitive that has within its bounds a position $\mathbf{x}_y \mathbf{z}_{as}$ such that

$$\begin{aligned} x_r &= 0 \\ y_r &= 0 \\ t_{min} &< -\frac{z_r}{\|\mathbf{d}\|} < t_{max} \quad \text{if the primitive is a triangle,} \\ t_{min} &\leq -\frac{z_r}{\|\mathbf{d}\|} \leq t_{max} \quad \text{otherwise} \end{aligned}$$

(where $t = -\frac{z_r}{\|\mathbf{d}\|}$), an intersection candidate exists.

Triangle primitive bounds consist of all points on the plane formed by the three vertices and within the bounds of the edges between the vertices, subject to the watertightness constraints below. AABB primitive bounds consist of all points within an implementation-defined bound which includes the specified box.

NOTE

The bounds of the AABB including all points internal to the bound implies that a ray started within the AABB will hit that AABB.

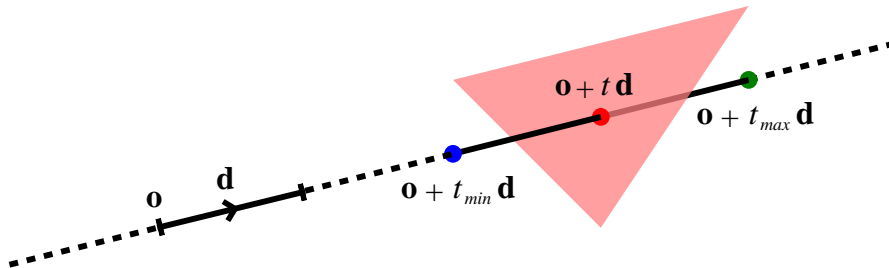


Figure 36. Ray intersection candidate

The determination of this condition is performed in an implementation specific manner, and **may** be performed with floating-point operations. Due to the complexity and number of operations involved, inaccuracies are expected, particularly as the scale of values involved begins to diverge.

Implementations **should** take efforts to maintain as much precision as possible.

NOTE

One very common case is when geometries are close to each other at some distance from the origin in acceleration structure space, where an effect similar to “z-fighting” is likely to be observed. Applications can mitigate this by ensuring their detailed geometries remain close to the origin.

Another likely case is when the origin of a ray is set to a position on a previously intersected surface, and its t_{\min} is zero or near zero; an intersection may be detected on the emitting surface. This case can usually be mitigated by offsetting t_{\min} slightly.

For a motion primitive or a motion instance, the positions for intersection are evaluated at the time specified in the **time** parameter to **OpTraceRayMotionNV** by interpolating between the two endpoints as specified for the given motion type. If a motion acceleration structure is traced with **OpTraceRayKHR**, it behaves as a **OpTraceRayMotionNV** with **time** of 0.0.

In the case of AABB geometries, implementations **may** increase their size in an acceleration structure in order to mitigate precision issues. This **may** result in false positive intersections being reported to the application.

For triangle intersection candidates, the b and c **barycentric coordinates** on the triangle where the above condition is met are made available to future shading. If the ray was traced with a **pipeline trace ray** instruction, these values are available as a vector of 2 32-bit floating-point values in the **HitAttributeKHR** storage class.

For linear swept sphere intersection candidate, the ray t value along with a single u parameter suffice to identify the hit. The u value specifies the position of the hit along the LSS midsection, within the range $[0, 1]$. If the u value is exactly **0** or **1**, then the intersection occurred on the respective endcap **0**, or endcap **1**. For pure sphere primitives, u is always set to 0. LSS primitives may be self-enclosing if one of the endcap spheres is completely enclosed within the other, and both endcaps are enabled. In these instances, only the outer of the two endcaps is intersection tested, and u will be returned as **0** or **1** accordingly. For rays that originate inside a LSS or sphere primitive, or enter through an absent endcap, no intersections will be reported.

Once an intersection candidate is determined, it proceeds through the following operations, in order:

1. **Ray Intersection Culling**
2. **Ray Intersection Confirmation**
3. **Ray Closest Hit Determination**
4. **Ray Result Determination**

The sections below describe the exact details of these tests. There is no ordering guarantee between operations performed on different intersection candidates.

45.1.1. Watertightness

For a set of triangles with identical transforms, within a single instance:

- Any set of two or more triangles where all triangles have one vertex with an identical position value, that vertex is a *shared vertex*.
- Any set of two triangles with two shared vertices that were specified in the same [winding order](#) in each triangle have a *shared edge* defined by those vertices.

A *closed fan* is a set of three or more triangles where:

- All triangles in the set have the same shared vertex as one of their vertices.
- All edges that include the above vertex are shared edges.
- All above shared edges are shared by exactly two triangles from the set.
- No two triangles in the set intersect, except at shared edges.
- Every triangle in the set is joined to every other triangle in the set by a series of the above shared edges.

Implementations **should** not double-hit or miss when a ray intersects a shared edge, or a shared vertex of a closed fan.

NOTE

Because of the complexity of a definition of watertightness the language above does not list a **must** requirement but it is expected and tested that implementations will perform watertight intersection tests.

For LSS primitives, connected LSS might overlap not only at the shared vertex endcap but also along their midsections. This applies even if an LSS disables the shared endcap. As such, there is no clear equivalent edge or vertex that could deterministically map a hit to just one of the LSS. So, unlike the ray-triangle intersection, the ray-LSS intersection provides no single-hit guarantee for LSS, including those that share a vertex causing the LSS to overlap. However, as with triangles, LSS intersection still returns the closest hit.

45.2. Ray Intersection Culling

Candidate intersections go through several phases of culling before confirmation as an actual hit. There is no particular ordering dependency between the different culling operations.

45.2.1. Ray Primitive Culling

If the `rayTraversalPrimitiveCulling` or `rayQuery` features are enabled, the `SkipTrianglesKHR` and `SkipAABBsKHR` ray flags **can** be specified when tracing a ray. `SkipTrianglesKHR` and `SkipAABBsKHR` are mutually exclusive. `SkipTrianglesKHR` is also mutually exclusive with `CullBackFacingTrianglesKHR` and `CullFrontFacingTrianglesKHR`.

If `SkipTrianglesKHR` was included in the `Ray Flags` operand of the ray trace instruction, and the intersection is with a triangle primitive, the intersection is dropped, and no further processing of this intersection occurs. If `VK_PIPELINE_CREATE_RAY_TRACING_SKIP_TRIANGLES_BIT_KHR` was included in the pipeline, traversal with `pipeline trace ray` instructions will all behave as if `SkipTrianglesKHR` was included in their `Ray Flags` operand.

If `SkipAABBsKHR` was included in the `Ray Flags` operand of the ray trace instruction, and the

intersection is with an AABB primitive, the intersection is dropped, and no further processing of this intersection occurs. If `VK_PIPELINE_CREATE_RAY_TRACING_SKIP_AABBS_BIT_KHR` was included in the pipeline, traversal with `pipeline trace ray` instructions will all behave as if `SkipAABBsKHR` was included in their `Ray Flags` operand.

45.2.2. Ray Mask Culling

Instances **can** be made invisible to particular rays based on the value of `VkAccelerationStructureInstanceKHR::mask` used to add that instance to a top-level acceleration structure, and the `Cull Mask` parameter used to trace the ray.

For the instance which is intersected, if `mask & Cull Mask == 0`, the intersection is dropped, and no further processing occurs.

45.2.3. Ray Face Culling

As in `polygon rasterization`, one of the stages of ray traversal is to determine if a triangle primitive is back- or front-facing, and primitives **can** be culled based on that facing.

If the intersection candidate is with an AABB primitive, this operation is skipped.

Determination

When a ray intersects a triangle primitive, the order that vertices are specified for the polygon affects whether the ray intersects the front or back face. Front or back facing is determined in the same way as they are for `rasterization`, based on the sign of the polygon's area but using the ray space coordinates instead of framebuffer coordinates. One way to compute this area is:

$$a = -\frac{1}{2} \sum_{i=0}^{n-1} x_r^i y_r^{i \oplus 1} - x_r^{i \oplus 1} y_r^i$$

where x_r^i and y_r^i are the x and y `ray space coordinates` of the i th vertex of the n -vertex polygon (vertices are numbered starting at zero for the purposes of this computation) and $i \oplus 1$ is $(i + 1) \bmod n$.

By default, if a is negative then the intersection is with the front face of the triangle, otherwise it is with the back face. If `VK_GEOMETRY_INSTANCE_TRIANGLE_FLIP_FACING_BIT_KHR` is included in `VkAccelerationStructureInstanceKHR::flags` for the instance containing the intersected triangle, this determination is reversed. Additionally, if a is 0, the intersection candidate is treated as not intersecting with any face, irrespective of the sign.

NOTE

In a left-handed coordinate system, an intersection will be with the front face of a triangle if the vertices of the triangle, as defined in index order, appear from the ray's perspective in a clockwise rotation order. `VK_GEOMETRY_INSTANCE_TRIANGLE_FLIP_FACING_BIT_KHR` was previously annotated as `VK_GEOMETRY_INSTANCE_TRIANGLE_FRONT_COUNTERCLOCKWISE_BIT_KHR` because of this.

If the ray was traced with a `pipeline trace ray` instruction, the `HitKindKHR` built-in is set to

`HitKindFrontFacingTriangleKHR` if the intersection is with front-facing geometry, and `HitKindBackFacingTriangleKHR` if the intersection is with back-facing geometry, for shader stages considering this intersection. For LSS or sphere intersections, the `HitKindKHR` built-in is set to `HitKindLssPrimitiveNV` or `HitKindSpherePrimitiveNV` respectively.

If the ray was traced with `OpRayQueryProceedKHR`, `OpRayQueryGetIntersectionFrontFaceKHR` will return true for intersection candidates with front faces, or false for back faces.

Culling

If `CullBackFacingTrianglesKHR` was included in the `Ray Flags` parameter of the ray trace instruction, and the intersection is determined as with the back face of a triangle primitive, the intersection is dropped, and no further processing of this intersection occurs.

If `CullFrontFacingTrianglesKHR` was included in the `Ray Flags` parameter of the ray trace instruction, and the intersection is determined as with the front face of a triangle primitive, the intersection is dropped, and no further processing of this intersection occurs.

This culling is disabled if `VK_GEOMETRY_INSTANCE_TRIANGLE_FACING_CULL_DISABLE_BIT_KHR` was included in `VkAccelerationStructureInstanceKHR::flags` for the instance which the intersected geometry belongs to.

Intersection candidates that have not intersected with any face (`a == 0`) are unconditionally culled, irrespective of ray flags and geometry instance flags.

The `CullBackFacingTrianglesKHR` and `CullFrontFacingTrianglesKHR` `Ray Flags` are mutually exclusive.

45.2.4. Ray Opacity Culling

Each geometry in the acceleration structure **may** be considered either opaque or not. Opaque geometries continue through traversal as normal, whereas non-opaque geometries need to be either confirmed or discarded by shader code. Intersection candidates **can** also be culled based on their opacity.

Determination

Each individual intersection candidate is initially determined as opaque if `VK_GEOMETRY_OPAQUE_BIT_KHR` was included in the `VkGeometryNV::flags` or `VkAccelerationStructureGeometryKHR::flags` when the geometry it intersected with was built, otherwise it is considered non-opaque.

If the geometry includes an opacity micromap, the opacity of the intersection at this point is instead derived as described in [Ray Opacity Micromap](#).

If the intersection candidate was generated by an [intersection shader](#), the intersection is initially considered to have opacity matching the AABB candidate that it was generated from.

However, this opacity can be overridden when it is built into an instance. Setting `VK_GEOMETRY_INSTANCE_FORCE_OPAQUE_BIT_KHR` in `VkAccelerationStructureInstanceKHR::flags` will force all geometries in the instance to be considered opaque. Similarly, setting `VK_GEOMETRY_INSTANCE_FORCE_NO_OPAQUE_BIT_KHR` will force all geometries in the instance to be considered non-opaque.

This can again be overridden by including `OpaqueKHR` or `NoOpaqueKHR` in the `Ray Flags` parameter when tracing a ray. `OpaqueKHR` forces all geometries to behave as if they are opaque, regardless of their build parameters. Similarly, `NoOpaqueKHR` forces all geometries to behave as if they are non-opaque.

If the ray was traced with `OpRayQueryProceedKHR`, to determine the opacity of AABB intersection candidates, `OpRayQueryGetIntersectionCandidateAABBOpaqueKHR` can be used. This instruction will return `true` for opaque intersection candidates, and `false` for non-opaque intersection candidates.

Culling

If `CullOpaqueKHR` is included in the `Ray Flags` parameter when tracing a ray, an intersection with a geometry that is considered opaque is dropped, and no further processing occurs.

If `CullNoOpaqueKHR` is included in the `Ray Flags` parameter when tracing a ray, an intersection with a geometry that is considered non-opaque is dropped, and no further processing occurs.

The `OpaqueKHR`, `NoOpaqueKHR`, `CullOpaqueKHR`, and `CullNoOpaqueKHR` `Ray Flags` are mutually exclusive.

45.2.5. Ray Opacity Micromap

A `VK_GEOMETRY_TYPE_TRIANGLES_KHR` or `VK_GEOMETRY_TYPE_DENSE_GEOMETRY_FORMAT_TRIANGLES_AMD` geometry in the acceleration structure may have an opacity micromap associated with it to give finer-grained opacity information.

If the intersection candidate is with a geometry with an associated opacity micromap and `VK_GEOMETRY_INSTANCE_DISABLE_OPACITY_MICROMAPS_BIT_EXT` is not set in its instance then the micromap is used to determine geometry opacity instead of the `VK_GEOMETRY_OPAQUE_BIT_KHR` flag in the geometry.

The opacity information in the micromap object is accessed using the candidate intersection `u` and `v` coordinates. The integer `u` and `v` are computed from $\lceil u \rceil + \lceil v \rceil$, clamping $\lceil u \rceil$ as needed to keep the sum less than or equal to $1 \ll \text{subdivisionlevel}$. These values are mapped into a linear index with a space filling curve which is defined recursively by traversing into the sub-triangle nearest vertex 0, then the middle triangle with ordering flipped, then nearest vertex 1, then nearest vertex 2 with ordering flipped.

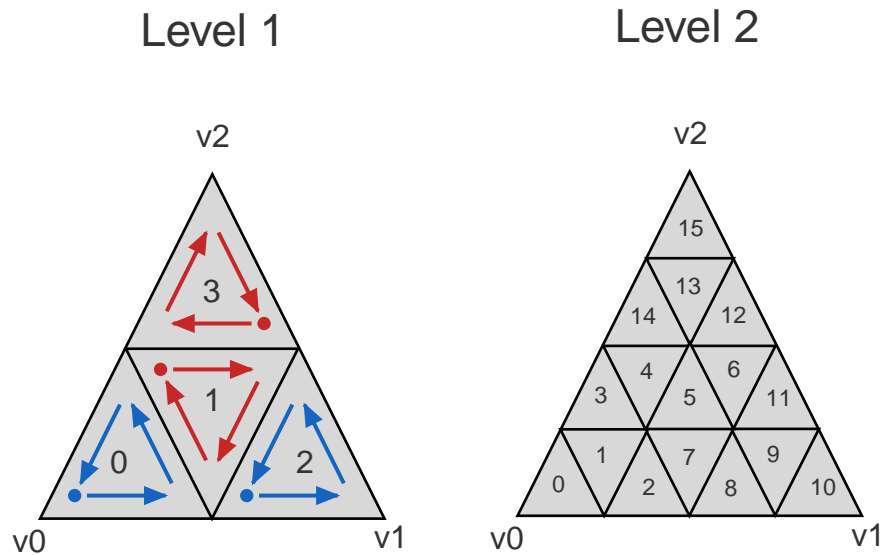


Figure 37. Example ordering for micromap data

Caption

In the [ordering for micromap data](#) diagram, the dot in each sub-triangle indicates the entry point of the curve and the arrows show the traversal order through its children at the next subdivision level.

NOTE

This encoding is spatially coherent, purely hierarchical, and allows a bit-parallel conversion between barycentric address and index values.

See the [Reference Code](#) implementing this mapping.

The result of the opacity micromap lookup and operations is to treat the intersection as opaque, non-opaque, or ignored. The interpretation of the values depends on [VK_GEOMETRY_INSTANCE_FORCE_OPACITY_MICROMAP_2_STATE_BIT_EXT](#) in the instance of the candidate intersection or [ForceOpacityMicromap2StateEXT](#) ray flags on the ray. If either is set, the opacity micromap information is interpreted in 2 state override mode. If the result of the micromap lookup is to treat the intersection candidate as ignored, no further processing of that candidate is done.

If the associated opacity micromap has format [VK_OPACITY_MICROMAP_FORMAT_2_STATE_EXT](#), each element of the micromap is represented by a single bit at the index derived above.

If the associated opacity micromap has format [VK_OPACITY_MICROMAP_FORMAT_4_STATE_EXT](#), each element is represented by a two bit value at the index derived above.

4 State value	2 State value	Special index value	2 State override	Result
0	0	VK_OPACITY_MICROMAP_SPECIAL_INDEX_FULLY_TRANSPARENT_EXT	Y	Ignored

4 State value	2 State value	Special index value	2 State override	Result
0	0	VK_OPACITY_MIC ROMAP_SPECIAL_I NDEX_FULLY_TRANSPARENT_EXT	N	Ignored
1	1	VK_OPACITY_MIC ROMAP_SPECIAL_I NDEX_FULLY_OPAQUE_EXT	Y	Opaque
1	1	VK_OPACITY_MIC ROMAP_SPECIAL_I NDEX_FULLY_OPAQUE_EXT	N	Opaque
2		VK_OPACITY_MIC ROMAP_SPECIAL_I NDEX_FULLY_UNKNOWN_TRANSPARENT_EXT	Y	Ignored
2		VK_OPACITY_MIC ROMAP_SPECIAL_I NDEX_FULLY_UNKNOWN_TRANSPARENT_EXT	N	Non-opaque
3		VK_OPACITY_MIC ROMAP_SPECIAL_I NDEX_FULLY_UNKNOWN_OPAQUE_EXT	Y	Opaque
3		VK_OPACITY_MIC ROMAP_SPECIAL_I NDEX_FULLY_UNKNOWN_OPAQUE_EXT	N	Non-opaque

45.3. Ray Intersection Confirmation

Depending on the opacity of intersected geometry and whether it is a triangle or an AABB, candidate intersections are further processed to determine the eventual hit result. Candidates generated from AABB intersections run through the same confirmation process as triangle hits.

45.3.1. AABB Intersection Candidates

For an intersection candidate with an AABB geometry generated by [Ray Intersection Candidate](#)

Determination, shader code is executed to determine whether any hits should be reported to the traversal infrastructure; no further processing of this intersection candidate occurs. The occurrence of an AABB intersection candidate does not guarantee the ray intersects the application-provided AABBS. To avoid propagating false intersections the application **should** verify the intersection candidate before reporting any hits and only report intersections within the bounds of the desired geometry. Reporting an intersection outside the AABBS either through the implementation giving a conservative bound or reporting a t out of range is legal but **may** result in unpredictable closest hit results.

If the ray was traced with a **pipeline trace ray** instruction, an **intersection shader** is invoked from the **Shader Binding Table** according to the **specified indexing** for the intersected geometry. If this shader calls **OpReportIntersectionKHR**, a new intersection candidate is generated as described **below**. If the intersection shader is **VK_SHADER_UNUSED_KHR** (which is only allowed for a zero shader group) then no further processing of the intersection candidate occurs.

Each new candidate generated as a result of this processing is a generated intersection candidate from the intersection with AABBS geometry, with a t value equal to the **Hit** parameter of the **OpReportIntersectionKHR** instruction. The new generated candidate is then independently run through **Ray Intersection Confirmation** as a **generated intersection**.

If the ray was traced with **OpRayQueryProceedKHR**, control is returned to the shader which executed **OpRayQueryProceedKHR**, returning **true**. The resulting ray query has a candidate intersection type of **RayQueryCandidateIntersectionAABBKHR**. **OpRayQueryGenerateIntersectionKHR** **can** be called to commit a new intersection candidate with committed intersection type of **RayQueryCommittedIntersectionGeneratedKHR**. Further ray query processing **can** be continued by executing **OpRayQueryProceedKHR** with the same ray query, or intersection **can** be terminated with **OpRayQueryTerminateKHR**. Unlike rays traced with a **pipeline trace ray** instruction, candidates generated in this way skip generated intersection candidate confirmation; applications **should** make this determination before generating the intersection.

This operation **may** be executed multiple times for the same intersection candidate.

45.3.2. Triangle and Generated Intersection Candidates

For triangle and **generated intersection candidates**, additional shader code **may** be executed based on the intersection's opacity.

If the intersection is opaque, the candidate is immediately confirmed as a valid hit and passes to the next stage of processing.

For non-opaque intersection candidates, shader code is executed to determine whether a hit occurred or not.

If the ray was traced with a **pipeline trace ray** instruction, an **any-hit shader** is invoked from the **Shader Binding Table** according to the **specified indexing**. If this shader calls **OpIgnoreIntersectionKHR**, the candidate is dropped and no further processing of the candidate occurs. If the **any-hit shader** identified is **VK_SHADER_UNUSED_KHR**, the candidate is immediately confirmed as a valid hit and passes to the next stage of processing.

If the ray was traced with **OpRayQueryProceedKHR**, control is returned to the shader which executed

`OpRayQueryProceedKHR`, returning `true`. As only triangle candidates participate in this operation with ray queries, the resulting candidate intersection type is always `RayQueryCandidateIntersectionTriangleKHR`. `OpRayQueryConfirmIntersectionKHR` **can** be called on the ray query to confirm the candidate as a hit with committed intersection type of `RayQueryCommittedIntersectionTriangleKHR`. Further ray query processing **can** be continued by executing `OpRayQueryProceedKHR` with the same ray query, or intersection **can** be terminated with `OpRayQueryTerminateKHR`. If `OpRayQueryConfirmIntersectionKHR` has not been executed, the candidate is dropped and no further processing of the candidate occurs.

This operation **may** be executed multiple times for the same intersection candidate unless `VK_GEOMETRY_NO_DUPLICATE_ANY_HIT_INVOCATION_BIT_KHR` was specified for the intersected geometry.

45.4. Ray Closest Hit Determination

Unless the ray was traced with the `TerminateOnFirstHitKHR` ray flag, the implementation **must** track the closest confirmed hit until all geometries have been tested and either confirmed or dropped.

After an intersection candidate is confirmed, its t value is compared to t_{\max} to determine which intersection is closer, where t is the parametric distance along the ray at which the intersection occurred.

- If $t < t_{\max}$, t_{\max} is set to t and the candidate is set as the current closest hit.
- If $t > t_{\max}$, the candidate is dropped and no further processing of that candidate occurs.
- If $t = t_{\max}$, the candidate **may** be set as the current closest hit or dropped.

If `TerminateOnFirstHitKHR` was included in the `Ray Flags` used to trace the ray, once the first hit is confirmed, the ray trace is terminated.

45.5. Ray Result Determination

Once all candidates have finished processing the prior stages, or if the ray is forcibly terminated, the final result of the ray trace is determined.

If a closest hit result was identified by [Ray Closest Hit Determination](#), a closest hit has occurred, otherwise the final result is a miss.

For rays traced with `pipeline trace ray` instructions which **can** invoke a closest hit shader, if a closest hit result was identified, a `closest hit shader` is invoked from the `Shader Binding Table` according to the `specified indexing` for the intersected geometry. Control returns to the shader that executed the `pipeline trace ray` instruction once this shader returns. This shader is skipped if either the ray flags included `SkipClosestHitShaderKHR`, or if the `closest hit shader` identified is `VK_SHADER_UNUSED_KHR`.

For rays traced with a `pipeline trace ray` instruction where no hit result was identified, the `miss shader` identified by the `Miss Index` parameter of the instruction is invoked. Control returns to the shader that executed the `pipeline trace ray` instruction once this shader returns. This shader is skipped if the miss shader identified is `VK_SHADER_UNUSED_KHR`.

If the ray was traced with `OpRayQueryProceedKHR`, control is returned to the shader which executed `OpRayQueryProceedKHR`, returning `false`. If a closest hit was identified by `Ray Closest Hit Determination`, the ray query will now have a committed intersection type of `RayQueryCommittedIntersectionGeneratedKHR` or `RayQueryCommittedIntersectionTriangleKHR`. If no closest hit was identified, the committed intersection type will be `RayQueryCommittedIntersectionNoneKHR`.

No further processing of a ray query occurs after this result is determined.

Chapter 46. Ray Tracing

Ray tracing uses a separate rendering pipeline from both the graphics and compute pipelines (see [Ray Tracing Pipeline](#)).

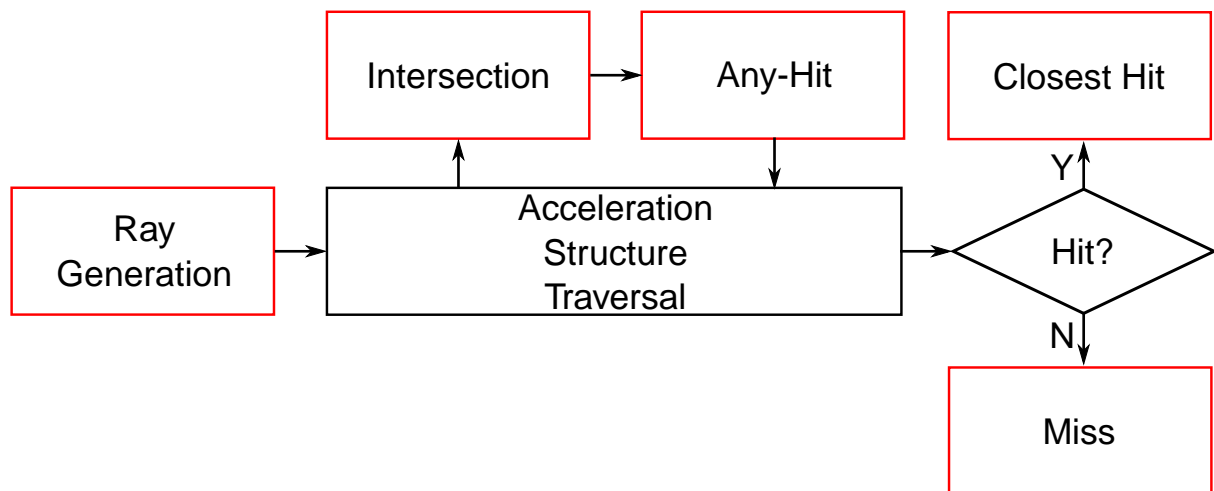


Figure 38. Ray tracing pipeline execution

Caption

Interaction between the different shader stages in the ray tracing pipeline

Within the ray tracing pipeline, a [pipeline trace ray](#) instruction **can** be called to perform a [ray traversal](#) that invokes the various ray tracing shader stages during its execution. The relationship between the ray tracing pipeline object and the geometries present in the acceleration structure traversed is passed into the ray tracing command in a [VkBuffer](#) object known as a *shader binding table*. [OpExecuteCallableKHR](#) can also be used in ray tracing pipelines to invoke a [callable shader](#).

During execution, control alternates between scheduling and other operations. The scheduling functionality is implementation-specific and is responsible for workload execution. The shader stages are programmable. [Traversal](#), which refers to the process of traversing acceleration structures to find potential intersections of rays with geometry, is fixed function.

The programmable portions of the pipeline are exposed in a single-ray programming model, with each invocation handling one ray at a time. Memory operations **can** be synchronized using standard memory barriers. The [Workgroup](#) scope and variables with a storage class of [Workgroup](#) **must** not be used in the ray tracing pipeline.

46.1. Shader Call Instructions

A *shader call* is an instruction which **may** cause execution to continue elsewhere by creating one or more invocations that execute a different shader stage.

The following table lists all shader call instructions and which stages each one **can** directly call.

Instruction	Intersection	Any-Hit	Closest Hit	Miss	Callable
OpTraceRayKHR	X	X	X	X	
OpTraceRayMotionNV	X	X	X	X	
OpReportIntersectionKHR		X			
OpExecuteCallableKHR					X
OpHitObjectTraceRayNV	X	X			
OpHitObjectTraceRayMotionNV	X	X			
OpHitObjectExecuteShaderNV			X	X	
OpHitObjectExecuteShaderEXT			X	X	
OpHitObjectTraceRayEXT	X	X			
OpHitObjectReorderExecuteShaderEXT			X	X	
OpHitObjectTraceRayReorderExecuteEXT	X	X	X	X	
OpHitObjectTraceRayMotionEXT	X	X			
OpHitObjectTraceRayMotionReorderExecuteEXT	X	X	X	X	

The invocations created by shader call instructions are grouped into subgroups by the implementation. Those subgroups **may** be unrelated to the subgroup of the parent invocation.

Pipeline trace ray instructions **can** be used recursively; invoked shaders **can** themselves execute pipeline trace ray instructions, to a maximum depth defined by the `maxRecursionDepth` or `maxRayRecursionDepth` limit.

Shaders directly invoked from the API always have a recursion depth of 0; each shader executed by a pipeline trace ray instruction has a recursion depth one higher than the recursion depth of the shader which invoked it. Applications **must** not invoke a shader with a recursion depth greater than the value of `maxRecursionDepth` or `maxPipelineRayRecursionDepth` specified in the pipeline.

There is no explicit recursion limit for other shader call instructions which may recurse (e.g. `OpExecuteCallableKHR`) but there is an upper bound determined by the [stack size](#).

An *invocation repack instruction* is a ray tracing instruction where the implementation **may** change the set of invocations that are executing. When a repack instruction is encountered, the invocation is suspended and a new invocation begins and executes the instruction. After executing the repack

instruction (which **may** result in other ray tracing shader stages executing) the new invocation ends and the original invocation is resumed, but it **may** be resumed in a different subgroup or at a different `SubgroupLocalInvocationId` within the same subgroup. When a subset of invocations in a subgroup execute the invocation repack instruction, those that do not execute it remain in the same subgroup at the same `SubgroupLocalInvocationId`.

The `OpTraceRayKHR`, `OpTraceRayMotionNV`, `OpReorderThreadWithHintNV`, `OpReorderThreadWithHitObjectNV`, `OpReorderThreadWithHintEXT`, `OpReorderThreadWithHitObjectEXT`, `OpHitObjectTraceRayEXT`, `OpHitObjectReorderExecuteShaderEXT`, `OpHitObjectTraceReorderExecuteEXT`, `OpHitObjectTraceRayMotionEXT`, `OpHitObjectTraceMotionReorderExecuteEXT`, `OpReportIntersectionKHR`, and `OpExecuteCallableKHR` instructions are invocation repack instructions.

The invocations that are executing before a shader call instruction, after the instruction, or are created by the instruction, are [shader-call-related](#).

If the implementation changes the composition of subgroups, the values of `SubgroupSize`, `SubgroupLocalInvocationId`, `SMIDNV`, `WarpIDNV`, and builtin variables that are derived from them (`SubgroupEqMask`, `SubgroupGeMask`, `SubgroupGtMask`, `SubgroupLeMask`, `SubgroupLtMask`) **must** be changed accordingly by the invocation repack instruction. The application **must** use [Volatile semantics](#) on these [Builtin](#) variables when used in the ray generation, closest hit, miss, intersection, and callable shaders. Similarly, the application **must** use [Volatile](#) semantics on any `RayTmaxKHR` decorated [Builtin](#) used in an intersection shader.

[Subgroup operations](#) are permitted in the programmable ray tracing shader stages. However, shader call instructions place a bound on where results of subgroup instructions or subgroup-scoped instructions that execute the dynamic instance of that instruction are potentially valid. For example, care **must** be taken when using the result of a ballot operation that was computed before an invocation repack instruction, after that repack instruction. The ballot **may** be incorrect as the set of invocations could have changed.

NOTE While the `SubgroupSize` built-in is required to be declared [Volatile](#), its value will never change unless `VK_PIPELINE_SHADER_STAGE_CREATE_ALLOW_VARYING_SUBGROUP_SIZE_BIT` is set on pipeline creation, as without that bit set, its value is required to match that of `VkPhysicalDeviceSubgroupProperties::subgroupSize`.

For clock operations, the value of a `Subgroup` scoped `OpReadClockKHR` read before the dynamic instance of a repack instruction **should** not be compared to the result of that clock instruction after the repack instruction.

When a ray tracing shader executes a dynamic instance of an invocation repack instruction which results in another ray tracing shader being invoked, their instructions are related by [shader-call-order](#).

For ray tracing invocations that are [shader-call-related](#):

- [memory operations](#) on `StorageBuffer`, `Image`, and `ShaderRecordBufferKHR` storage classes **can** be synchronized using the `ShaderCallKHR` scope.

- the `CallableDataKHR`, `IncomingCallableDataKHR`, `RayPayloadKHR`, `HitAttributeKHR`, and `IncomingRayPayloadKHR` storage classes are [system-synchronized](#) and no application availability and visibility operations are required.
- memory operations within a single invocation before and after the shader call instruction are ordered by [program-order](#) and do not require explicit synchronization.

46.2. Ray Tracing Commands

Ray tracing commands provoke work in the ray tracing pipeline. Ray tracing commands are recorded into a command buffer and when executed by a queue will produce work that executes according to the bound ray tracing pipeline. A ray tracing pipeline **must** be bound to a command buffer before any ray tracing commands are recorded in that command buffer.

To dispatch ray tracing use:

```
// Provided by VK_KHR_ray_tracing_pipeline
void vkCmdTraceRaysKHR(
    VkCommandBuffer                commandBuffer,
    const VkStridedDeviceAddressRegionKHR* pRaygenShaderBindingTable,
    const VkStridedDeviceAddressRegionKHR* pMissShaderBindingTable,
    const VkStridedDeviceAddressRegionKHR* pHitShaderBindingTable,
    const VkStridedDeviceAddressRegionKHR* pCallableShaderBindingTable,
    uint32_t                        width,
    uint32_t                        height,
    uint32_t                        depth);
```

- `commandBuffer` is the command buffer into which the command will be recorded.
- `pRaygenShaderBindingTable` is a [VkStridedDeviceAddressRegionKHR](#) that holds the shader binding table data for the ray generation shader stage.
- `pMissShaderBindingTable` is a [VkStridedDeviceAddressRegionKHR](#) that holds the shader binding table data for the miss shader stage.
- `pHitShaderBindingTable` is a [VkStridedDeviceAddressRegionKHR](#) that holds the shader binding table data for the hit shader stage.
- `pCallableShaderBindingTable` is a [VkStridedDeviceAddressRegionKHR](#) that holds the shader binding table data for the callable shader stage.
- `width` is the width of the ray trace query dimensions.
- `height` is height of the ray trace query dimensions.
- `depth` is depth of the ray trace query dimensions.

When the command is executed, a ray generation group of `width × height × depth` rays is assembled.

Valid Usage

- VUID-vkCmdTraceRaysKHR-magFilter-04553

If a `VkSampler` created with `magFilter` or `minFilter` equal to `VK_FILTER_LINEAR`, `reductionMode` equal to `VK_SAMPLER_REDUCTION_MODE_WEIGHTED_AVERAGE`, and `compareEnable` equal to `VK_FALSE` is used to sample a `VkImageView` as a result of this command, then the image view's `format features` **must** contain `VK_FORMAT_FEATURE_SAMPLED_IMAGE_FILTER_LINEAR_BIT`

- VUID-vkCmdTraceRaysKHR-magFilter-09598

If a `VkSampler` created with `magFilter` or `minFilter` equal to `VK_FILTER_LINEAR` and `reductionMode` equal to either `VK_SAMPLER_REDUCTION_MODE_MIN` or `VK_SAMPLER_REDUCTION_MODE_MAX` is used to sample a `VkImageView` as a result of this command, then the image view's `format features` **must** contain `VK_FORMAT_FEATURE_SAMPLED_IMAGE_FILTER_MINMAX_BIT`

- VUID-vkCmdTraceRaysKHR-mipmapMode-04770

If a `VkSampler` created with `mipmapMode` equal to `VK_SAMPLER_MIPMAP_MODE_LINEAR`, `reductionMode` equal to `VK_SAMPLER_REDUCTION_MODE_WEIGHTED_AVERAGE`, and `compareEnable` equal to `VK_FALSE` is used to sample a `VkImageView` as a result of this command, then the image view's `format features` **must** contain `VK_FORMAT_FEATURE_SAMPLED_IMAGE_FILTER_LINEAR_BIT`

- VUID-vkCmdTraceRaysKHR-mipmapMode-09599

If a `VkSampler` created with `mipmapMode` equal to `VK_SAMPLER_MIPMAP_MODE_LINEAR` and `reductionMode` equal to either `VK_SAMPLER_REDUCTION_MODE_MIN` or `VK_SAMPLER_REDUCTION_MODE_MAX` is used to sample a `VkImageView` as a result of this command, then the image view's `format features` **must** contain `VK_FORMAT_FEATURE_SAMPLED_IMAGE_FILTER_MINMAX_BIT`

- VUID-vkCmdTraceRaysKHR-unnormalizedCoordinates-09635

If a `VkSampler` created with `unnormalizedCoordinates` equal to `VK_TRUE` is used to sample a `VkImageView` as a result of this command, then the image view's `levelCount` and `layerCount` **must** be 1

- VUID-vkCmdTraceRaysKHR-None-08609

If a `VkSampler` created with `unnormalizedCoordinates` equal to `VK_TRUE` is used to sample a `VkImageView` as a result of this command, then the image view's `viewType` **must** be `VK_IMAGE_VIEW_TYPE_1D` or `VK_IMAGE_VIEW_TYPE_2D`

- VUID-vkCmdTraceRaysKHR-None-08610

If a `VkSampler` created with `unnormalizedCoordinates` equal to `VK_TRUE` is used to sample a `VkImageView` as a result of this command, then the sampler **must** not be used with any of the SPIR-V `OpImageSample*` or `OpImageSparseSample*` instructions with `ImplicitLod`, `Dref` or `Proj` in their name

- VUID-vkCmdTraceRaysKHR-None-08611

If a `VkSampler` created with `unnormalizedCoordinates` equal to `VK_TRUE` is used to sample a `VkImageView` as a result of this command, then the sampler **must** not be used with any of the SPIR-V `OpImageSample*` or `OpImageSparseSample*` instructions that includes a LOD bias or any offset values

- VUID-vkCmdTraceRaysKHR-None-06479

If a `VkImageView` is sampled with `depth comparison`, the image view's `format features` **must** contain `VK_FORMAT_FEATURE_2_SAMPLED_IMAGE_DEPTH_COMPARISON_BIT`

- VUID-vkCmdTraceRaysKHR-None-02691
If a `VkImageView` is accessed using atomic operations as a result of this command, then the image view's `format features` **must** contain `VK_FORMAT_FEATURE_STORAGE_IMAGE_ATOMIC_BIT`
- VUID-vkCmdTraceRaysKHR-None-07888
If a `VK_DESCRIPTOR_TYPE_STORAGE_TEXEL_BUFFER` descriptor is accessed using atomic operations as a result of this command, then the storage texel buffer's `format features` **must** contain `VK_FORMAT_FEATURE_STORAGE_TEXEL_BUFFER_ATOMIC_BIT`
- VUID-vkCmdTraceRaysKHR-None-02692
If a `VkImageView` is sampled with `VK_FILTER_CUBIC_EXT` as a result of this command, then the image view's `format features` **must** contain `VK_FORMAT_FEATURE_SAMPLED_IMAGE_FILTER_CUBIC_BIT_EXT`
- VUID-vkCmdTraceRaysKHR-None-02693
If the `VK_EXT_filter_cubic` extension is not enabled and any `VkImageView` is sampled with `VK_FILTER_CUBIC_EXT` as a result of this command, it **must** not have a `VkImageViewType` of `VK_IMAGE_VIEW_TYPE_3D`, `VK_IMAGE_VIEW_TYPE_CUBE`, or `VK_IMAGE_VIEW_TYPE_CUBE_ARRAY`
- VUID-vkCmdTraceRaysKHR-filterCubic-02694
Any `VkImageView` being sampled with `VK_FILTER_CUBIC_EXT` as a result of this command **must** have a `VkImageViewType` and format that supports cubic filtering, as specified by `VkFilterCubicImageViewImageFormatPropertiesEXT::filterCubic` returned by `vkGetPhysicalDeviceImageFormatProperties2`
- VUID-vkCmdTraceRaysKHR-filterCubicMinmax-02695
Any `VkImageView` being sampled with `VK_FILTER_CUBIC_EXT` with a reduction mode of either `VK_SAMPLER_REDUCTION_MODE_MIN` or `VK_SAMPLER_REDUCTION_MODE_MAX` as a result of this command **must** have a `VkImageViewType` and format that supports cubic filtering together with minmax filtering, as specified by `VkFilterCubicImageViewImageFormatPropertiesEXT::filterCubicMinmax` returned by `vkGetPhysicalDeviceImageFormatProperties2`
- VUID-vkCmdTraceRaysKHR-cubicRangeClamp-09212
If the `cubicRangeClamp` feature is not enabled, then any `VkImageView` being sampled with `VK_FILTER_CUBIC_EXT` as a result of this command **must** not have a `VkSamplerReductionModeCreateInfo::reductionMode` equal to `VK_SAMPLER_REDUCTION_MODE_WEIGHTED_AVERAGE_RANGECLAMP_QCOM`
- VUID-vkCmdTraceRaysKHR-reductionMode-09213
Any `VkImageView` being sampled with a `VkSamplerReductionModeCreateInfo::reductionMode` equal to `VK_SAMPLER_REDUCTION_MODE_WEIGHTED_AVERAGE_RANGECLAMP_QCOM` as a result of this command **must** sample with `VK_FILTER_CUBIC_EXT`
- VUID-vkCmdTraceRaysKHR-selectableCubicWeights-09214
If the `selectableCubicWeights` feature is not enabled, then any `VkImageView` being sampled with `VK_FILTER_CUBIC_EXT` as a result of this command **must** have `VkSamplerCubicWeightsCreateInfoQCOM::cubicWeights` equal to `VK_CUBIC_FILTER_WEIGHTS_CATMULL_ROM_QCOM`

- VUID-vkCmdTraceRaysKHR-flags-02696
Any [VkImage](#) created with a [VkImageCreateInfo::flags](#) containing [VK_IMAGE_CREATE_CORNER_SAMPLED_BIT_NV](#) sampled as a result of this command **must** only be sampled using a [VkSamplerAddressMode](#) of [VK_SAMPLER_ADDRESS_MODE_CLAMP_TO_EDGE](#)
- VUID-vkCmdTraceRaysKHR-OpTypeImage-07027
For any [VkImageView](#) being written as a storage image where the image format field of the [OpTypeImage](#) is [Unknown](#), the view's [format features](#) **must** contain [VK_FORMAT_FEATURE_2_STORAGE_WRITE_WITHOUT_FORMAT_BIT](#)
- VUID-vkCmdTraceRaysKHR-OpTypeImage-07028
For any [VkImageView](#) being read as a storage image where the image format field of the [OpTypeImage](#) is [Unknown](#), the view's [format features](#) **must** contain [VK_FORMAT_FEATURE_2_STORAGE_READ_WITHOUT_FORMAT_BIT](#)
- VUID-vkCmdTraceRaysKHR-OpTypeImage-07029
For any [VkBufferView](#) being written as a storage texel buffer where the image format field of the [OpTypeImage](#) is [Unknown](#), the view's [buffer features](#) **must** contain [VK_FORMAT_FEATURE_2_STORAGE_WRITE_WITHOUT_FORMAT_BIT](#)
- VUID-vkCmdTraceRaysKHR-OpTypeImage-07030
Any [VkBufferView](#) being read as a storage texel buffer where the image format field of the [OpTypeImage](#) is [Unknown](#) then the view's [buffer features](#) **must** contain [VK_FORMAT_FEATURE_2_STORAGE_READ_WITHOUT_FORMAT_BIT](#)
- VUID-vkCmdTraceRaysKHR-None-08600
If a [a bound shader](#) was created with a pipeline layout and statically uses a set *n*, a descriptor set **must** have been bound to *n* at the same pipeline bind point, with layouts compatible for set *n* with the layout(s) used to create the shader, as described in [Pipeline Layout Compatibility](#)
- VUID-vkCmdTraceRaysKHR-None-08601
If a [a bound shader](#) was created with a pipeline layout or specified push constant ranges and statically uses a push constant value, that value **must** have been set for the same pipeline bind point, with push constant ranges that are [compatible](#) with the push constant range used to create the shader
- VUID-vkCmdTraceRaysKHR-None-10068
For each array of resources that is used by a [a bound shader](#), the indices used to access members of the array **must** be less than the descriptor count for the identified binding in the descriptor sets used by this command
- VUID-vkCmdTraceRaysKHR-None-08114
Descriptors in each bound descriptor set, specified via [vkCmdBindDescriptorSets](#), **must** be valid if they are accessed as described by [descriptor validity](#) by the [VkPipeline](#) bound to the pipeline bind point used by this command and the bound [VkPipeline](#) was not created with [VK_PIPELINE_CREATE_DESCRIPTOR_BUFFER_BIT_EXT](#)
- VUID-vkCmdTraceRaysKHR-imageLayout-00344
If an image descriptor is accessed by a shader, the [VkImageLayout](#) **must** match the subresource accessible from the [VkImageView](#) as defined by the [image layout matching rules](#)

- VUID-vkCmdTraceRaysKHR-None-08115
If the descriptors used by the [VkPipeline](#) bound to the pipeline bind point were specified via [vkCmdBindDescriptorSets](#), the bound [VkPipeline](#) **must** have been created without [VK_PIPELINE_CREATE_DESCRIPTOR_BUFFER_BIT_EXT](#)
- VUID-vkCmdTraceRaysKHR-None-08116
Descriptors in bound descriptor buffers, specified via [vkCmdSetDescriptorBufferOffsetsEXT](#), **must** be valid if they are dynamically used by the [VkPipeline](#) bound to the pipeline bind point used by this command and the bound [VkPipeline](#) was created with [VK_PIPELINE_CREATE_DESCRIPTOR_BUFFER_BIT_EXT](#)
- VUID-vkCmdTraceRaysKHR-None-08604
Descriptors in bound descriptor buffers, specified via [vkCmdSetDescriptorBufferOffsetsEXT](#), **must** be valid if they are dynamically used by any [VkShaderEXT](#) bound to a stage corresponding to the pipeline bind point used by this command
- VUID-vkCmdTraceRaysKHR-None-08117
If the descriptors used by the [VkPipeline](#) bound to the pipeline bind point were specified via [vkCmdSetDescriptorBufferOffsetsEXT](#), the bound [VkPipeline](#) **must** have been created with [VK_PIPELINE_CREATE_DESCRIPTOR_BUFFER_BIT_EXT](#)
- VUID-vkCmdTraceRaysKHR-None-08119
If a descriptor is dynamically used with a [VkPipeline](#) created with [VK_PIPELINE_CREATE_DESCRIPTOR_BUFFER_BIT_EXT](#), the descriptor memory **must** be resident
- VUID-vkCmdTraceRaysKHR-None-08605
If a descriptor is dynamically used with a [VkShaderEXT](#) created with a [VkDescriptorSetLayout](#) that was created with [VK_DESCRIPTOR_SET_LAYOUT_CREATE_DESCRIPTOR_BUFFER_BIT_EXT](#), the descriptor memory **must** be resident
- VUID-vkCmdTraceRaysKHR-None-08606
If the [shaderObject](#) feature is not enabled, a valid pipeline **must** be bound to the pipeline bind point used by this command
- VUID-vkCmdTraceRaysKHR-None-08608
If a pipeline is bound to the pipeline bind point used by this command, there **must** not have been any calls to dynamic state setting commands for any state specified statically in the [VkPipeline](#) object bound to the pipeline bind point used by this command, since that pipeline was bound
- VUID-vkCmdTraceRaysKHR-uniformBuffers-06935
If any stage of the [VkPipeline](#) object bound to the pipeline bind point used by this command accesses a uniform buffer, and that stage was created without enabling either [VK_PIPELINE_ROBUSTNESS_BUFFER_BEHAVIOR_ROBUST_BUFFER_ACCESS](#) or [VK_PIPELINE_ROBUSTNESS_BUFFER_BEHAVIOR_ROBUST_BUFFER_ACCESS_2](#) for [uniformBuffers](#), and the [robustBufferAccess](#) feature is not enabled, that stage **must** not access values outside of the range of the buffer as specified in the descriptor set bound to the same pipeline bind point
- VUID-vkCmdTraceRaysKHR-None-08612

If the **robustBufferAccess** feature is not enabled, and any **VkShaderEXT** bound to a stage corresponding to the pipeline bind point used by this command accesses a uniform buffer, it **must** not access values outside of the range of the buffer as specified in the descriptor set bound to the same pipeline bind point

- VUID-vkCmdTraceRaysKHR-storageBuffers-06936

If any stage of the **VkPipeline** object bound to the pipeline bind point used by this command accesses a storage buffer, and that stage was created without enabling either **VK_PIPELINE_ROBUSTNESS_BUFFER_BEHAVIOR_ROBUST_BUFFER_ACCESS** or **VK_PIPELINE_ROBUSTNESS_BUFFER_BEHAVIOR_ROBUST_BUFFER_ACCESS_2** for **storageBuffers**, and the **robustBufferAccess** feature is not enabled, that stage **must** not access values outside of the range of the buffer as specified in the descriptor set bound to the same pipeline bind point

- VUID-vkCmdTraceRaysKHR-None-08613

If the **robustBufferAccess** feature is not enabled, and any **VkShaderEXT** bound to a stage corresponding to the pipeline bind point used by this command accesses a storage buffer, it **must** not access values outside of the range of the buffer as specified in the descriptor set bound to the same pipeline bind point

- VUID-vkCmdTraceRaysKHR-commandBuffer-02707

If **commandBuffer** is an unprotected command buffer and **protectedNoFault** is not supported, any resource accessed by **bound shaders** **must** not be a protected resource

- VUID-vkCmdTraceRaysKHR-viewType-07752

If a **VkImageView** is accessed as a result of this command, then the image view's **viewType** **must** match the **Dim** operand of the **OpTypeImage** as described in [Compatibility Between SPIR-V Image Dimensions and Vulkan ImageView Types](#)

- VUID-vkCmdTraceRaysKHR-format-07753

If a **VkImageView** or **VkBufferView** is accessed as a result of this command, then the **numeric type** of the view's **format** and the **Sampled Type** operand of the **OpTypeImage** **must** match

- VUID-vkCmdTraceRaysKHR-OpImageWrite-08795

If a **VkImageView** created with a format other than **VK_FORMAT_A8_UNORM** is accessed using **OpImageWrite** as a result of this command, then the **Type** of the **Texel** operand of that instruction **must** have at least as many components as the image view's format

- VUID-vkCmdTraceRaysKHR-OpImageWrite-08796

If a **VkImageView** created with the format **VK_FORMAT_A8_UNORM** is accessed using **OpImageWrite** as a result of this command, then the **Type** of the **Texel** operand of that instruction **must** have four components

- VUID-vkCmdTraceRaysKHR-OpImageWrite-04469

If a **VkBufferView** is accessed using **OpImageWrite** as a result of this command, then the **Type** of the **Texel** operand of that instruction **must** have at least as many components as the buffer view's format

- VUID-vkCmdTraceRaysKHR-SampledType-04470

If a **VkImageView** with a **VkFormat** that has a 64-bit component width is accessed as a result of this command, the **SampledType** of the **OpTypeImage** operand of that instruction **must** have a **Width** of 64

- VUID-vkCmdTraceRaysKHR-SampledType-04471
If a [VkImageView](#) with a [VkFormat](#) that has a component width less than 64-bit is accessed as a result of this command, the [SampledType](#) of the [OpTypeImage](#) operand of that instruction **must** have a [Width](#) of 32
- VUID-vkCmdTraceRaysKHR-SampledType-04472
If a [VkBufferView](#) with a [VkFormat](#) that has a 64-bit component width is accessed as a result of this command, the [SampledType](#) of the [OpTypeImage](#) operand of that instruction **must** have a [Width](#) of 64
- VUID-vkCmdTraceRaysKHR-SampledType-04473
If a [VkBufferView](#) with a [VkFormat](#) that has a component width less than 64-bit is accessed as a result of this command, the [SampledType](#) of the [OpTypeImage](#) operand of that instruction **must** have a [Width](#) of 32
- VUID-vkCmdTraceRaysKHR-sparseImageInt64Atomics-04474
If the [sparseImageInt64Atomics](#) feature is not enabled, [VkImage](#) objects created with the [VK_IMAGE_CREATE_SPARSE_RESIDENCY_BIT](#) flag **must** not be accessed by atomic instructions through an [OpTypeImage](#) with a [SampledType](#) with a [Width](#) of 64 by this command
- VUID-vkCmdTraceRaysKHR-sparseImageInt64Atomics-04475
If the [sparseImageInt64Atomics](#) feature is not enabled, [VkBuffer](#) objects created with the [VK_BUFFER_CREATE_SPARSE_RESIDENCY_BIT](#) flag **must** not be accessed by atomic instructions through an [OpTypeImage](#) with a [SampledType](#) with a [Width](#) of 64 by this command
- VUID-vkCmdTraceRaysKHR-OpImageSampleWeightedQCOM-06971
If [OpImageSampleWeightedQCOM](#) is used to sample a [VkImageView](#) as a result of this command, then the image view's [format features](#) **must** contain [VK_FORMAT_FEATURE_2_WEIGHT_SAMPLED_IMAGE_BIT_QCOM](#)
- VUID-vkCmdTraceRaysKHR-OpImageSampleWeightedQCOM-06972
If [OpImageSampleWeightedQCOM](#) uses a [VkImageView](#) as a sample weight image as a result of this command, then the image view's [format features](#) **must** contain [VK_FORMAT_FEATURE_2_WEIGHT_IMAGE_BIT_QCOM](#)
- VUID-vkCmdTraceRaysKHR-OpImageBoxFilterQCOM-06973
If [OpImageBoxFilterQCOM](#) is used to sample a [VkImageView](#) as a result of this command, then the image view's [format features](#) **must** contain [VK_FORMAT_FEATURE_2_BOX_FILTER_SAMPLED_BIT_QCOM](#)
- VUID-vkCmdTraceRaysKHR-OpImageBlockMatchSSDQCOM-06974
If [OpImageBlockMatchSSDQCOM](#) is used to read from an [VkImageView](#) as a result of this command, then the image view's [format features](#) **must** contain [VK_FORMAT_FEATURE_2_BLOCK_MATCHING_BIT_QCOM](#)
- VUID-vkCmdTraceRaysKHR-OpImageBlockMatchSADQCOM-06975
If [OpImageBlockMatchSADQCOM](#) is used to read from an [VkImageView](#) as a result of this command, then the image view's [format features](#) **must** contain [VK_FORMAT_FEATURE_2_BLOCK_MATCHING_BIT_QCOM](#)
- VUID-vkCmdTraceRaysKHR-OpImageBlockMatchSADQCOM-06976
If [OpImageBlockMatchSADQCOM](#) or [OpImageBlockMatchSSDQCOM](#) is used to read from a

reference image as result of this command, then the specified reference coordinates **must** not fail [integer texel coordinate validation](#)

- VUID-vkCmdTraceRaysKHR-OpImageSampleWeightedQCOM-06977
If [OpImageSampleWeightedQCOM](#), [OpImageBoxFilterQCOM](#), [OpImageBlockMatchWindowSSDQCOM](#), [OpImageBlockMatchWindowSADQCOM](#), [OpImageBlockMatchGatherSSDQCOM](#), [OpImageBlockMatchGatherSADQCOM](#), [OpImageBlockMatchSSDQCOM](#), or [OpImageBlockMatchSADQCOM](#) uses a [VkSampler](#) as a result of this command, then the sampler **must** have been created with [VK_SAMPLER_CREATE_IMAGE_PROCESSING_BIT_QCOM](#)
- VUID-vkCmdTraceRaysKHR-OpImageSampleWeightedQCOM-06978
If any command other than [OpImageSampleWeightedQCOM](#), [OpImageBoxFilterQCOM](#), [OpImageBlockMatchWindowSSDQCOM](#), [OpImageBlockMatchWindowSADQCOM](#), [OpImageBlockMatchGatherSSDQCOM](#), [OpImageBlockMatchGatherSADQCOM](#), [OpImageBlockMatchSSDQCOM](#), or [OpImageBlockMatchSADQCOM](#) uses a [VkSampler](#) as a result of this command, then the sampler **must** not have been created with [VK_SAMPLER_CREATE_IMAGE_PROCESSING_BIT_QCOM](#)
- VUID-vkCmdTraceRaysKHR-OpImageBlockMatchWindow-09215
If a [OpImageBlockMatchWindow*QCOM](#) or [OpImageBlockMatchGather*QCOM](#) instruction is used to read from an [VkImageView](#) as a result of this command, then the image view's [format features](#) **must** contain [VK_FORMAT_FEATURE_2_BLOCK_MATCHING_BIT_QCOM](#)
- VUID-vkCmdTraceRaysKHR-OpImageBlockMatchWindow-09216
If a [OpImageBlockMatchWindow*QCOM](#) or [OpImageBlockMatchGather*QCOM](#) instruction is used to read from an [VkImageView](#) as a result of this command, then the image view's format **must** be a single-component format
- VUID-vkCmdTraceRaysKHR-OpImageBlockMatchWindow-09217
If a [OpImageBlockMatchWindow*QCOM](#) or [OpImageBlockMatchGather*QCOM](#) read from a reference image as result of this command, then the specified reference coordinates **must** not fail [integer texel coordinate validation](#)
- VUID-vkCmdTraceRaysKHR-None-07288
Any shader invocation executed by this command **must** [terminate](#)
- VUID-vkCmdTraceRaysKHR-None-09600
If a descriptor with type equal to any of [VK_DESCRIPTOR_TYPE_SAMPLE_WEIGHT_IMAGE_QCOM](#), [VK_DESCRIPTOR_TYPE_BLOCK_MATCH_IMAGE_QCOM](#), [VK_DESCRIPTOR_TYPE_SAMPLED_IMAGE](#), [VK_DESCRIPTOR_TYPE_STORAGE_IMAGE](#), or [VK_DESCRIPTOR_TYPE_INPUT_ATTACHMENT](#) is accessed as a result of this command, all image subresources identified by that descriptor **must** be in the image layout identified when the descriptor was written
- VUID-vkCmdTraceRaysKHR-commandBuffer-10746
The [VkDeviceMemory](#) object allocated from a [VkMemoryHeap](#) with the [VK_MEMORY_HEAP_TILE_MEMORY_BIT_QCOM](#) property that is bound to a resource accessed as a result of this command **must** be the active bound [bound tile memory object](#) in [commandBuffer](#)
- VUID-vkCmdTraceRaysKHR-None-10678
If this command is recorded inside a [tile shading render pass](#) instance, the stages

corresponding to the pipeline bind point used by this command **must** only include `VK_SHADER_STAGE_VERTEX_BIT`, `VK_SHADER_STAGE_FRAGMENT_BIT`, and/or `VK_SHADER_STAGE_COMPUTE_BIT`

- VUID-vkCmdTraceRaysKHR-None-10679

If this command is recorded where `per-tile execution model` is enabled, there **must** be no access to any image while the image was be transitioned to the `VK_IMAGE_LAYOUT_ATTACHMENT_FEEDBACK_LOOP_OPTIMAL_EXT` layout

- VUID-vkCmdTraceRaysKHR-pDescription-09900

If a `VK_DESCRIPTOR_TYPE_TENSOR_ARM` descriptor is accessed as a result of this command, then the underlying `VkTensorARM` object **must** have been created with the `VK_TENSOR_USAGE_SHADER_BIT_ARM` usage flag set

- VUID-vkCmdTraceRaysKHR-dimensionCount-09905

If a `VK_DESCRIPTOR_TYPE_TENSOR_ARM` descriptor is accessed as a result of this command, then the `Rank` of the `OpTypeTensorARM` of the tensor resource variable **must** be equal to the `dimensionCount` provided via `VkTensorCreateInfoARM::pDescription` when creating the underlying `VkTensorARM` object

- VUID-vkCmdTraceRaysKHR-OpTypeTensorARM-09906

If a `VK_DESCRIPTOR_TYPE_TENSOR_ARM` descriptor is accessed as a result of this command, then the element type of the `OpTypeTensorARM` of the tensor resource variable **must** be `compatible` with the `VkFormat` of the `VkTensorViewARM` used for the access

- VUID-vkCmdTraceRaysKHR-None-11297

If a pipeline is bound to the pipeline bind point used by this command, or shader is bound to a shader stage used by this command, and it was created with a `descriptor mapping` using `VK_DESCRIPTOR_MAPPING_SOURCE_HEAP_WITH_PUSH_INDEX_EXT`, `VK_DESCRIPTOR_MAPPING_SOURCE_HEAP_WITH_SHADER_RECORD_INDEX_EXT`, `VK_DESCRIPTOR_MAPPING_SOURCE_HEAP_WITH_INDIRECT_INDEX_ARRAY_EXT`, or `VK_DESCRIPTOR_MAPPING_SOURCE_HEAP_WITH_INDIRECT_INDEX_EXT`, and a shader accesses a `OpTypeStruct` decorated with `Block` or `BufferBlock` using that mapping, the calculated offset for the resource heap **must** be a multiple of `bufferDescriptorAlignment`

- VUID-vkCmdTraceRaysKHR-None-11298

If a pipeline is bound to the pipeline bind point used by this command, or shader is bound to a shader stage used by this command, and it was created with a `descriptor mapping` using `VK_DESCRIPTOR_MAPPING_SOURCE_HEAP_WITH_PUSH_INDEX_EXT`, `VK_DESCRIPTOR_MAPPING_SOURCE_HEAP_WITH_SHADER_RECORD_INDEX_EXT`, `VK_DESCRIPTOR_MAPPING_SOURCE_HEAP_WITH_INDIRECT_INDEX_ARRAY_EXT`, or `VK_DESCRIPTOR_MAPPING_SOURCE_HEAP_WITH_INDIRECT_INDEX_EXT`, and a shader accesses an `OpTypeImage` or `OpTypeSampledImage` using that mapping, the calculated offset for the resource heap **must** be a multiple of `imageDescriptorAlignment`

- VUID-vkCmdTraceRaysKHR-None-11299

If a pipeline is bound to the pipeline bind point used by this command, or shader is bound to a shader stage used by this command, and it was created with a `descriptor mapping` using `VK_DESCRIPTOR_MAPPING_SOURCE_HEAP_WITH_PUSH_INDEX_EXT`, `VK_DESCRIPTOR_MAPPING_SOURCE_HEAP_WITH_SHADER_RECORD_INDEX_EXT`, `VK_DESCRIPTOR_MAPPING_SOURCE_HEAP_WITH_INDIRECT_INDEX_ARRAY_EXT`, or `VK_DESCRIPTOR_MAPPING_SOURCE_HEAP_WITH_INDIRECT_INDEX_EXT`, and a shader

accesses an `OpTypeSampler` or `OpTypeSampledImage` using that mapping, the calculated offset for the sampler heap **must** be a multiple of `samplerDescriptorAlignment`

- VUID-vkCmdTraceRaysKHR-None-11397

If a pipeline is bound to the pipeline bind point used by this command, or shader is bound to a shader stage used by this command, and it was created with a [descriptor mapping](#) using `VK_DESCRIPTOR_MAPPING_SOURCE_HEAP_WITH_PUSH_INDEX_EXT`, `VK_DESCRIPTOR_MAPPING_SOURCE_HEAP_WITH_SHADER_RECORD_INDEX_EXT`, `VK_DESCRIPTOR_MAPPING_SOURCE_HEAP_WITH_INDIRECT_INDEX_ARRAY_EXT`, or `VK_DESCRIPTOR_MAPPING_SOURCE_HEAP_WITH_INDIRECT_INDEX_EXT`, and a shader accesses an `OpTypeTensorARM` using that mapping, the calculated offset for the resource heap **must** be a multiple of `tensorDescriptorAlignment`

- VUID-vkCmdTraceRaysKHR-None-11300

If a pipeline is bound to the pipeline bind point used by this command, or shader is bound to a shader stage used by this command, and it was created with a [descriptor mapping](#) using `VK_DESCRIPTOR_MAPPING_SOURCE_HEAP_WITH_INDIRECT_INDEX_ARRAY_EXT` or `VK_DESCRIPTOR_MAPPING_SOURCE_HEAP_WITH_INDIRECT_INDEX_EXT`, and a shader accesses a resource using that mapping, the value of the address at the expected location in push data **must** be a multiple of 4

- VUID-vkCmdTraceRaysKHR-None-11301

If a pipeline is bound to the pipeline bind point used by this command, or shader is bound to a shader stage used by this command, and it was created with a [descriptor mapping](#) using `VK_DESCRIPTOR_MAPPING_SOURCE_HEAP_WITH_INDIRECT_INDEX_ARRAY_EXT` or `VK_DESCRIPTOR_MAPPING_SOURCE_HEAP_WITH_INDIRECT_INDEX_EXT`, and a shader accesses a resource using that mapping, the value of the address at the expected location in push data **must** be a valid [VkDeviceAddress](#) backed by physical memory at every offset specified by each mapping

- VUID-vkCmdTraceRaysKHR-None-11302

If a pipeline is bound to the pipeline bind point used by this command, or shader is bound to a shader stage used by this command, and it was created with a [descriptor mapping](#) using `VK_DESCRIPTOR_MAPPING_SOURCE_PUSH_ADDRESS_EXT`, and a shader accesses a resource using that mapping, the value of the address at the expected location in push data **must** be a valid [VkDeviceAddress](#)

- VUID-vkCmdTraceRaysKHR-None-11304

If a pipeline is bound to the pipeline bind point used by this command, or shader is bound to a shader stage used by this command, and it was created with a [descriptor mapping](#) using `VK_DESCRIPTOR_MAPPING_SOURCE_INDIRECT_ADDRESS_EXT`, and a shader accesses a resource using that mapping, the value of the address at the expected location in push data **must** be a multiple of 8

- VUID-vkCmdTraceRaysKHR-None-11305

If a pipeline is bound to the pipeline bind point used by this command, or shader is bound to a shader stage used by this command, and it was created with a [descriptor mapping](#) using `VK_DESCRIPTOR_MAPPING_SOURCE_INDIRECT_ADDRESS_EXT`, and a shader accesses a resource using that mapping, the value of the address at the expected location in push data **must** be a valid [VkDeviceAddress](#) backed by physical memory at every offset specified by each mapping

- VUID-vkCmdTraceRaysKHR-None-11306
If a pipeline is bound to the pipeline bind point used by this command, or shader is bound to a shader stage used by this command, and it was created with a [descriptor mapping](#) using [VK_DESCRIPTOR_MAPPING_SOURCE_INDIRECT_ADDRESS_EXT](#), and a shader accesses a resource using that mapping, the value of the address pointed to by the address in push data **must** be a valid [VkDeviceAddress](#)
- VUID-vkCmdTraceRaysKHR-None-11308
For each [descriptor heap](#) that is statically used by a [bound shader](#), either directly or via a [descriptor mapping](#), a valid descriptor heap **must** be bound
- VUID-vkCmdTraceRaysKHR-None-11309
If a [bound shader](#) was created as a [VkShaderEXT](#) with the [VK_SHADER_CREATE_DESCRIPTOR_HEAP_BIT_EXT](#) flag or as part of a pipeline with the [VK_PIPELINE_CREATE_2_DESCRIPTOR_HEAP_BIT_EXT](#) flag, execution of this command **must** not result in any descriptor read accessing data outside of the user range of the respective heap bound by [vkCmdBind*HeapEXT](#) commands
- VUID-vkCmdTraceRaysKHR-None-11372
If any stage of the [VkPipeline](#) object bound to the pipeline bind point used by this command accesses a uniform buffer or uniform texel buffer through a descriptor in the bound resource heap, that stage was created without enabling either [VK_PIPELINE_ROBUSTNESS_BUFFER_BEHAVIOR_ROBUST_BUFFER_ACCESS](#) or [VK_PIPELINE_ROBUSTNESS_BUFFER_BEHAVIOR_ROBUST_BUFFER_ACCESS_2](#) for [uniformBuffers](#), the [robustBufferAccess2](#) feature is not enabled, and the [robustBufferAccess](#) feature is not enabled, that stage **must** not access values outside of the range of the descriptor specified via [VkDeviceAddressRangeKHR](#) when the descriptor was written
- VUID-vkCmdTraceRaysKHR-None-11373
If any stage of the [VkPipeline](#) object bound to the pipeline bind point used by this command accesses a storage buffer or storage texel buffer through a descriptor in the bound resource heap, that stage was created without enabling either [VK_PIPELINE_ROBUSTNESS_BUFFER_BEHAVIOR_ROBUST_BUFFER_ACCESS](#) or [VK_PIPELINE_ROBUSTNESS_BUFFER_BEHAVIOR_ROBUST_BUFFER_ACCESS_2](#) for [storageBuffers](#), the [robustBufferAccess2](#) feature is not enabled, and the [robustBufferAccess](#) feature is not enabled, that stage **must** not access values outside of the range of the descriptor specified by [VkDeviceAddressRangeKHR](#) when the descriptor was written
- VUID-vkCmdTraceRaysKHR-None-11374
If the [robustBufferAccess2](#) feature is not enabled, the [robustBufferAccess](#) feature is not enabled, and any [VkShaderEXT](#) bound to a stage corresponding to the pipeline bind point used by this command accesses a uniform buffer, uniform texel buffer, storage buffer, or storage texel buffer, that shader **must** not access values outside of the range of the buffer as specified by [VkDeviceAddressRangeKHR](#) when the descriptor was written
- VUID-vkCmdTraceRaysKHR-pBindInfo-11375
If any [bound shader](#) uses an embedded sampler via a [descriptor mapping](#), the value of [pBindInfo->reservedRangeSize](#) set for [vkCmdBindSamplerHeapEXT](#) **must** be greater than or equal to [minSamplerHeapReservedRangeWithEmbedded](#)
- VUID-vkCmdTraceRaysKHR-None-11376
If a [bound shader](#) was created as a [VkShaderEXT](#) with the

VK_SHADER_CREATE_DESCRIPTOR_HEAP_BIT_EXT flag or as part of a pipeline with the VK_PIPELINE_CREATE_2_DESCRIPTOR_HEAP_BIT_EXT flag, and that shader statically uses a push constant value, that value **must** have been set by vkCmdPushDataEXT

- VUID-vkCmdTraceRaysKHR-None-11398

If a [bound shader](#) was created with a [descriptor mapping](#) using VK_DESCRIPTOR_MAPPING_SOURCE_PUSH_DATA_EXT, VK_DESCRIPTOR_MAPPING_SOURCE_PUSH_ADDRESS_EXT, VK_DESCRIPTOR_MAPPING_SOURCE_SHADER_RECORD_DATA_EXT, VK_DESCRIPTOR_MAPPING_SOURCE_SHADER_RECORD_ADDRESS_EXT, VK_DESCRIPTOR_MAPPING_SOURCE_RESOURCE_HEAP_DATA_EXT, or VK_DESCRIPTOR_MAPPING_SOURCE_INDIRECT_ADDRESS_EXT, and a shader accesses a resource using that mapping, the access **must** not be [out of bounds](#)

- VUID-vkCmdTraceRaysKHR-None-11437

If a pipeline is bound to the pipeline bind point used by this command, or shader is bound to a shader stage used by this command, and it was created with a [descriptor mapping](#) using VK_DESCRIPTOR_MAPPING_SOURCE_HEAP_WITH_INDIRECT_INDEX_ARRAY_EXT, VK_DESCRIPTOR_MAPPING_SOURCE_HEAP_WITH_INDIRECT_INDEX_EXT, or VK_DESCRIPTOR_MAPPING_SOURCE_INDIRECT_ADDRESS_EXT, and a shader accesses a resource using that mapping, the buffer from which the address in push data was queried **must** have been created with the VK_BUFFER_USAGE_UNIFORM_BUFFER_BIT usage flag set

- VUID-vkCmdTraceRaysKHR-None-11438

If a pipeline is bound to the pipeline bind point used by this command, or shader is bound to a shader stage used by this command, and it was created with a [descriptor mapping](#) using VK_DESCRIPTOR_MAPPING_SOURCE_PUSH_ADDRESS_EXT, VK_DESCRIPTOR_MAPPING_SOURCE_SHADER_RECORD_ADDRESS_EXT, or VK_DESCRIPTOR_MAPPING_SOURCE_INDIRECT_ADDRESS_EXT, and a shader accesses a uniform buffer using that mapping, the address that the uniform buffer is mapped to **must** have been queried from a buffer created with the VK_BUFFER_USAGE_UNIFORM_BUFFER_BIT usage flag set

- VUID-vkCmdTraceRaysKHR-None-11441

If a pipeline is bound to the pipeline bind point used by this command, or shader is bound to a shader stage used by this command, and it was created with a [descriptor mapping](#) using VK_DESCRIPTOR_MAPPING_SOURCE_PUSH_ADDRESS_EXT, VK_DESCRIPTOR_MAPPING_SOURCE_SHADER_RECORD_ADDRESS_EXT, or VK_DESCRIPTOR_MAPPING_SOURCE_INDIRECT_ADDRESS_EXT, and a shader accesses a uniform buffer using that mapping, the address that the uniform buffer is mapped to **must** be aligned to [minUniformBufferOffsetAlignment](#)

- VUID-vkCmdTraceRaysKHR-None-11439

If a pipeline is bound to the pipeline bind point used by this command, or shader is bound to a shader stage used by this command, and it was created with a [descriptor mapping](#) using VK_DESCRIPTOR_MAPPING_SOURCE_PUSH_ADDRESS_EXT, VK_DESCRIPTOR_MAPPING_SOURCE_SHADER_RECORD_ADDRESS_EXT, or VK_DESCRIPTOR_MAPPING_SOURCE_INDIRECT_ADDRESS_EXT, and a shader accesses a storage buffer using that mapping, the address that the storage buffer is mapped to **must** have been queried from a buffer created with the

[VK_BUFFER_USAGE_STORAGE_BUFFER_BIT](#) usage flag set

- VUID-vkCmdTraceRaysKHR-None-11442

If a pipeline is bound to the pipeline bind point used by this command, or shader is bound to a shader stage used by this command, and it was created with a [descriptor mapping](#) using [VK_DESCRIPTOR_MAPPING_SOURCE_PUSH_ADDRESS_EXT](#), [VK_DESCRIPTOR_MAPPING_SOURCE_SHADER_RECORD_ADDRESS_EXT](#), or [VK_DESCRIPTOR_MAPPING_SOURCE_INDIRECT_ADDRESS_EXT](#), and a shader accesses a storage buffer using that mapping, the address that the storage buffer is mapped to **must** be aligned to [minStorageBufferOffsetAlignment](#)

- VUID-vkCmdTraceRaysKHR-None-11485

If a pipeline is bound to the pipeline bind point used by this command, or shader is bound to a shader stage used by this command, and it was created with a [descriptor mapping](#) using [VK_DESCRIPTOR_MAPPING_SOURCE_PUSH_ADDRESS_EXT](#), [VK_DESCRIPTOR_MAPPING_SOURCE_SHADER_RECORD_ADDRESS_EXT](#), or [VK_DESCRIPTOR_MAPPING_SOURCE_INDIRECT_ADDRESS_EXT](#), and a shader accesses an acceleration structure using that mapping, the address that the acceleration structure is mapped to **must** be an acceleration structure address retrieved from a [VkAccelerationStructureKHR](#) object via [vkGetAccelerationStructureDeviceAddressKHR](#) or handle retrieved from a [VkAccelerationStructureNV](#) object via [vkGetAccelerationStructureHandleNV](#)

- VUID-vkCmdTraceRaysKHR-index-11450

If a shader uses a sampler descriptor to sample an image as a result of this command, and that sampler descriptor uses a custom border color with an index defined by [VkSamplerCustomBorderColorIndexCreateInfoEXT](#), the value of [VkSamplerCustomBorderColorIndexCreateInfoEXT::index](#) **must** have been registered before this command was recorded, and still be registered during the sampling operation, with an identically defined color

- VUID-vkCmdTraceRaysKHR-protectedNoFault-11455

If [protectedNoFault](#) is not supported, a pipeline is bound to the pipeline bind point used by this command, or a shader is bound to a shader stage used by this command, and it was created with a [descriptor mapping](#) using [VK_DESCRIPTOR_MAPPING_SOURCE_PUSH_ADDRESS_EXT](#), [VK_DESCRIPTOR_MAPPING_SOURCE_SHADER_RECORD_ADDRESS_EXT](#), or [VK_DESCRIPTOR_MAPPING_SOURCE_INDIRECT_ADDRESS_EXT](#), the address that the resource is mapped to **must** have been queried from a buffer created without the [VK_BUFFER_CREATE_PROTECTED_BIT](#) create flag set

- VUID-vkCmdTraceRaysKHR-protectedNoFault-11456

If [protectedNoFault](#) is not supported, a pipeline is bound to the pipeline bind point used by this command, or a shader is bound to a shader stage used by this command, and it was created with a [descriptor mapping](#) using [VK_DESCRIPTOR_MAPPING_SOURCE_HEAP_WITH_INDIRECT_INDEX_EXT](#) or [VK_DESCRIPTOR_MAPPING_SOURCE_HEAP_WITH_INDIRECT_INDEX_ARRAY_EXT](#), the address of the indirect memory **must** have been queried from a buffer created without the [VK_BUFFER_CREATE_PROTECTED_BIT](#) create flag set

- VUID-vkCmdTraceRaysKHR-None-03429

Any shader group handle referenced by this call **must** have been queried from the bound ray tracing pipeline

- VUID-vkCmdTraceRaysKHR-None-09458

If the bound ray tracing pipeline state was created with the [VK_DYNAMIC_STATE_RAY_TRACING_PIPELINE_STACK_SIZE_KHR](#) dynamic state enabled then [vkCmdSetRayTracingPipelineStackSizeKHR](#) **must** have been called in the current command buffer prior to this trace command

- VUID-vkCmdTraceRaysKHR-None-11319

If a pipeline is bound to the pipeline bind point used by this command, or shader is bound to a shader stage used by this command, and it was created with a [descriptor mapping](#) using [VK_DESCRIPTOR_MAPPING_SOURCE_SHADER_RECORD_ADDRESS_EXT](#), the value of the address at the expected location in shader record data **must** be a valid address

- VUID-vkCmdTraceRaysKHR-maxPipelineRayRecursionDepth-03679

This command **must** not cause a shader call instruction to be executed from a shader invocation with a [recursion depth](#) greater than the value of [maxPipelineRayRecursionDepth](#) used to create the bound ray tracing pipeline

- VUID-vkCmdTraceRaysKHR-commandBuffer-03635

[commandBuffer](#) **must** not be a protected command buffer

- VUID-vkCmdTraceRaysKHR-size-04023

The [size](#) member of [pRayGenShaderBindingTable](#) **must** be equal to its [stride](#) member

- VUID-vkCmdTraceRaysKHR-pRayGenShaderBindingTable-03681

[pRayGenShaderBindingTable->deviceAddress](#) **must** be a device address allocated to the application from a buffer created with the [VK_BUFFER_USAGE_SHADER_BINDING_TABLE_BIT_KHR](#) usage flag set

- VUID-vkCmdTraceRaysKHR-pRayGenShaderBindingTable-03682

[pRayGenShaderBindingTable->deviceAddress](#) **must** be a multiple of [VkPhysicalDeviceRayTracingPipelinePropertiesKHR::shaderGroupBaseAlignment](#)

- VUID-vkCmdTraceRaysKHR-pMissShaderBindingTable-03684

[pMissShaderBindingTable->deviceAddress](#) **must** be a device address allocated to the application from a buffer created with the [VK_BUFFER_USAGE_SHADER_BINDING_TABLE_BIT_KHR](#) usage flag set

- VUID-vkCmdTraceRaysKHR-pMissShaderBindingTable-03685

[pMissShaderBindingTable->deviceAddress](#) **must** be a multiple of [VkPhysicalDeviceRayTracingPipelinePropertiesKHR::shaderGroupBaseAlignment](#)

- VUID-vkCmdTraceRaysKHR-stride-03686

[pMissShaderBindingTable->stride](#) **must** be a multiple of [VkPhysicalDeviceRayTracingPipelinePropertiesKHR::shaderGroupHandleAlignment](#)

- VUID-vkCmdTraceRaysKHR-stride-04029

[pMissShaderBindingTable->stride](#) **must** be less than or equal to [VkPhysicalDeviceRayTracingPipelinePropertiesKHR::maxShaderGroupStride](#)

- VUID-vkCmdTraceRaysKHR-pHitShaderBindingTable-03688

[pHitShaderBindingTable->deviceAddress](#) **must** be a device address allocated to the

application from a buffer created with the `VK_BUFFER_USAGE_SHADER_BINDING_TABLE_BIT_KHR` usage flag set

- VUID-vkCmdTraceRaysKHR-pHitShaderBindingTable-03689
`pHitShaderBindingTable->deviceAddress` **must** be a multiple of `VkPhysicalDeviceRayTracingPipelinePropertiesKHR::shaderGroupBaseAlignment`
- VUID-vkCmdTraceRaysKHR-stride-03690
`pHitShaderBindingTable->stride` **must** be a multiple of `VkPhysicalDeviceRayTracingPipelinePropertiesKHR::shaderGroupHandleAlignment`
- VUID-vkCmdTraceRaysKHR-stride-04035
`pHitShaderBindingTable->stride` **must** be less than or equal to `VkPhysicalDeviceRayTracingPipelinePropertiesKHR::maxShaderGroupStride`
- VUID-vkCmdTraceRaysKHR-pCallableShaderBindingTable-03692
`pCallableShaderBindingTable->deviceAddress` **must** be a device address allocated to the application from a buffer created with the `VK_BUFFER_USAGE_SHADER_BINDING_TABLE_BIT_KHR` usage flag set
- VUID-vkCmdTraceRaysKHR-pCallableShaderBindingTable-03693
`pCallableShaderBindingTable->deviceAddress` **must** be a multiple of `VkPhysicalDeviceRayTracingPipelinePropertiesKHR::shaderGroupBaseAlignment`
- VUID-vkCmdTraceRaysKHR-stride-03694
`pCallableShaderBindingTable->stride` **must** be a multiple of `VkPhysicalDeviceRayTracingPipelinePropertiesKHR::shaderGroupHandleAlignment`
- VUID-vkCmdTraceRaysKHR-stride-04041
`pCallableShaderBindingTable->stride` **must** be less than or equal to `VkPhysicalDeviceRayTracingPipelinePropertiesKHR::maxShaderGroupStride`
- VUID-vkCmdTraceRaysKHR-flags-03511
If the bound ray tracing pipeline was created with `flags` that included `VK_PIPELINE_CREATE_RAY_TRACING_NO_NULL_MISS_SHADERS_BIT_KHR`, the entries in the table identified by `pMissShaderBindingTable->deviceAddress` accessed as a result of this command in order to execute a miss shader **must** not be zero
- VUID-vkCmdTraceRaysKHR-flags-03512
If the bound ray tracing pipeline was created with `flags` that included `VK_PIPELINE_CREATE_RAY_TRACING_NO_NULL_ANY_HIT_SHADERS_BIT_KHR`, entries in the table identified by `pHitShaderBindingTable->deviceAddress` accessed as a result of this command in order to execute an any-hit shader **must** not be zero
- VUID-vkCmdTraceRaysKHR-flags-03513
If the bound ray tracing pipeline was created with `flags` that included `VK_PIPELINE_CREATE_RAY_TRACING_NO_NULL_CLOSEST_HIT_SHADERS_BIT_KHR`, entries in the table identified by `pHitShaderBindingTable->deviceAddress` accessed as a result of this command in order to execute a closest hit shader **must** not be zero
- VUID-vkCmdTraceRaysKHR-flags-03514
If the bound ray tracing pipeline was created with `flags` that included `VK_PIPELINE_CREATE_RAY_TRACING_NO_NULL_INTERSECTION_SHADERS_BIT_KHR`, entries in the table identified by `pHitShaderBindingTable->deviceAddress` accessed as a

result of this command in order to execute an intersection shader **must** not be zero

- VUID-vkCmdTraceRaysKHR-pHitShaderBindingTable-04735

Any non-zero hit shader group entries in the table identified by `pHitShaderBindingTable->deviceAddress` accessed by this call from a geometry with a `geometryType` of `VK_GEOMETRY_TYPE_TRIANGLES_KHR` **must** have been created with `VK_RAY_TRACING_SHADER_GROUP_TYPE_TRIANGLES_HIT_GROUP_KHR`

- VUID-vkCmdTraceRaysKHR-pHitShaderBindingTable-04736

Any non-zero hit shader group entries in the table identified by `pHitShaderBindingTable->deviceAddress` accessed by this call from a geometry with a `geometryType` of `VK_GEOMETRY_TYPE_AABBS_KHR` **must** have been created with `VK_RAY_TRACING_SHADER_GROUP_TYPE_PROCEDURAL_HIT_GROUP_KHR`

- VUID-vkCmdTraceRaysKHR-width-03638

`width` **must** be less than or equal to `VkPhysicalDeviceLimits::maxComputeWorkGroupCount[0] × VkPhysicalDeviceLimits::maxComputeWorkGroupSize[0]`

- VUID-vkCmdTraceRaysKHR-height-03639

`height` **must** be less than or equal to `VkPhysicalDeviceLimits::maxComputeWorkGroupCount[1] × VkPhysicalDeviceLimits::maxComputeWorkGroupSize[1]`

- VUID-vkCmdTraceRaysKHR-depth-03640

`depth` **must** be less than or equal to `VkPhysicalDeviceLimits::maxComputeWorkGroupCount[2] × VkPhysicalDeviceLimits::maxComputeWorkGroupSize[2]`

- VUID-vkCmdTraceRaysKHR-width-03641

`width × height × depth` **must** be less than or equal to `VkPhysicalDeviceRayTracingPipelinePropertiesKHR::maxRayDispatchInvocationCount`

- VUID-vkCmdTraceRaysKHR-allowClusterAccelerationStructure-10578

If the traced geometry contains a cluster acceleration structure, then `VkRayTracingPipelineClusterAccelerationStructureCreateInfoNV::allowClusterAccelerationStructure` **must** have been set for that pipeline

Valid Usage (Implicit)

- VUID-vkCmdTraceRaysKHR-commandBuffer-parameter

`commandBuffer` **must** be a valid `VkCommandBuffer` handle

- VUID-vkCmdTraceRaysKHR-pRaygenShaderBindingTable-parameter

`pRaygenShaderBindingTable` **must** be a valid pointer to a valid `VkStridedDeviceAddressRegionKHR` structure

- VUID-vkCmdTraceRaysKHR-pMissShaderBindingTable-parameter

`pMissShaderBindingTable` **must** be a valid pointer to a valid `VkStridedDeviceAddressRegionKHR` structure

- VUID-vkCmdTraceRaysKHR-pHitShaderBindingTable-parameter

`pHitShaderBindingTable` **must** be a valid pointer to a valid `VkStridedDeviceAddressRegionKHR` structure

- VUID-vkCmdTraceRaysKHR-pCallableShaderBindingTable-parameter

`pCallableShaderBindingTable` **must** be a valid pointer to a valid `VkStridedDeviceAddressRegionKHR` structure

- VUID-vkCmdTraceRaysKHR-commandBuffer-recording
`commandBuffer` **must** be in the `recording state`
- VUID-vkCmdTraceRaysKHR-commandBuffer-cmdpool
The `VkCommandPool` that `commandBuffer` was allocated from **must** support `VK_QUEUE_COMPUTE_BIT` operations
- VUID-vkCmdTraceRaysKHR-renderpass
This command **must** only be called outside of a render pass instance
- VUID-vkCmdTraceRaysKHR-suspended
This command **must** not be called between suspended render pass instances
- VUID-vkCmdTraceRaysKHR-videocoding
This command **must** only be called outside of a video coding scope

Host Synchronization

- Host access to `commandBuffer` **must** be externally synchronized
- Host access to the `VkCommandPool` that `commandBuffer` was allocated from **must** be externally synchronized

Command Properties

Command Buffer Levels	Render Pass Scope	Video Coding Scope	Supported Queue Types	Command Type
Primary Secondary	Outside	Outside	VK_QUEUE_COMPUTE_BIT	Action

Conditional Rendering

`vkCmdTraceRaysKHR` is not affected by `conditional rendering`

When invocation mask image usage is enabled in the bound ray tracing pipeline, the pipeline uses an invocation mask image specified by the command:

```
// Provided by VK_HUAWEI_invocation_mask
void vkCmdBindInvocationMaskHUAWEI(
    VkCommandBuffer          commandBuffer,
    VkImageView              imageView,
    VkImageLayout            imageLayout);
```


- `commandBuffer` is the command buffer into which the command will be recorded
- `imageView` is an image view handle specifying the invocation mask image `imageView` **may** be `VK_NULL_HANDLE`, which is equivalent to specifying a view of an image filled with ones value.
- `imageLayout` is the layout that the image subresources accessible from `imageView` will be in when the invocation mask image is accessed

Valid Usage

- VUID-vkCmdBindInvocationMaskHUAWEI-None-04976
The `invocationMask` feature **must** be enabled
- VUID-vkCmdBindInvocationMaskHUAWEI-imageView-04977
If `imageView` is not `VK_NULL_HANDLE`, it **must** be a valid `VkImageView` handle of type `VK_IMAGE_VIEW_TYPE_2D`
- VUID-vkCmdBindInvocationMaskHUAWEI-imageView-04978
If `imageView` is not `VK_NULL_HANDLE`, it **must** have a format of `VK_FORMAT_R8_UINT`
- VUID-vkCmdBindInvocationMaskHUAWEI-imageView-04979
If `imageView` is not `VK_NULL_HANDLE`, it **must** have been created with the `VK_IMAGE_USAGE_INVOCATION_MASK_BIT_HUAWEI` usage flag set
- VUID-vkCmdBindInvocationMaskHUAWEI-imageView-04980
If `imageView` is not `VK_NULL_HANDLE`, `imageLayout` **must** be `VK_IMAGE_LAYOUT_GENERAL`
- VUID-vkCmdBindInvocationMaskHUAWEI-width-04981
Thread mask image resolution **must** match the `width` and `height` in `vkCmdTraceRaysKHR`
- VUID-vkCmdBindInvocationMaskHUAWEI-None-04982
Each element in the invocation mask image **must** have the value `0` or `1`. The value `1` means the invocation is active
- VUID-vkCmdBindInvocationMaskHUAWEI-depth-04983
`depth` in `vkCmdTraceRaysKHR` **must** be `1`

Valid Usage (Implicit)

- VUID-vkCmdBindInvocationMaskHUAWEI-commandBuffer-parameter
`commandBuffer` **must** be a valid `VkCommandBuffer` handle
- VUID-vkCmdBindInvocationMaskHUAWEI-imageView-parameter
If `imageView` is not `VK_NULL_HANDLE`, `imageView` **must** be a valid `VkImageView` handle
- VUID-vkCmdBindInvocationMaskHUAWEI-imageLayout-parameter
`imageLayout` **must** be a valid `VkImageLayout` value
- VUID-vkCmdBindInvocationMaskHUAWEI-commandBuffer-recording
`commandBuffer` **must** be in the `recording state`
- VUID-vkCmdBindInvocationMaskHUAWEI-commandBuffer-cmdpool
The `VkCommandPool` that `commandBuffer` was allocated from **must** support

[VK_QUEUE_COMPUTE_BIT](#) operations

- `VUID-vkCmdBindInvocationMaskHUAWEI-renderpass`
This command **must** only be called outside of a render pass instance
- `VUID-vkCmdBindInvocationMaskHUAWEI-videocoding`
This command **must** only be called outside of a video coding scope
- `VUID-vkCmdBindInvocationMaskHUAWEI-commonparent`
Both of `commandBuffer`, and `imageView` that are valid handles of non-ignored parameters **must** have been created, allocated, or retrieved from the same [VkDevice](#)

Host Synchronization

- Host access to `commandBuffer` **must** be externally synchronized
- Host access to the `VkCommandPool` that `commandBuffer` was allocated from **must** be externally synchronized

Command Properties

Command Buffer Levels	Render Pass Scope	Video Coding Scope	Supported Queue Types	Command Type
Primary Secondary	Outside	Outside	VK_QUEUE_COMPUTE_BIT	State

Conditional Rendering

`vkCmdBindInvocationMaskHUAWEI` is not affected by [conditional rendering](#)

To dispatch ray tracing, with some parameters sourced on the device, use:

```
// Provided by VK_KHR_ray_tracing_pipeline
void vkCmdTraceRaysIndirectKHR(
    VkCommandBuffer                commandBuffer,
    const VkStridedDeviceAddressRegionKHR* pRaygenShaderBindingTable,
    const VkStridedDeviceAddressRegionKHR* pMissShaderBindingTable,
    const VkStridedDeviceAddressRegionKHR* pHitShaderBindingTable,
    const VkStridedDeviceAddressRegionKHR* pCallableShaderBindingTable,
    VkDeviceAddress                 indirectDeviceAddress);
```

- `commandBuffer` is the command buffer into which the command will be recorded.
- `pRaygenShaderBindingTable` is a [VkStridedDeviceAddressRegionKHR](#) that holds the shader binding table data for the ray generation shader stage.

- `pMissShaderBindingTable` is a `VkStridedDeviceAddressRegionKHR` that holds the shader binding table data for the miss shader stage.
- `pHitShaderBindingTable` is a `VkStridedDeviceAddressRegionKHR` that holds the shader binding table data for the hit shader stage.
- `pCallableShaderBindingTable` is a `VkStridedDeviceAddressRegionKHR` that holds the shader binding table data for the callable shader stage.
- `indirectDeviceAddress` is a buffer device address which is a pointer to a `VkTraceRaysIndirectCommandKHR` structure containing the trace ray parameters.

`vkCmdTraceRaysIndirectKHR` behaves similarly to `vkCmdTraceRaysKHR` except that the ray trace query dimensions are read by the device from `indirectDeviceAddress` during execution.

Valid Usage

- VUID-vkCmdTraceRaysIndirectKHR-magFilter-04553
If a `VkSampler` created with `magFilter` or `minFilter` equal to `VK_FILTER_LINEAR`, `reductionMode` equal to `VK_SAMPLER_REDUCTION_MODE_WEIGHTED_AVERAGE`, and `compareEnable` equal to `VK_FALSE` is used to sample a `VkImageView` as a result of this command, then the image view's `format features` **must** contain `VK_FORMAT_FEATURE_SAMPLED_IMAGE_FILTER_LINEAR_BIT`
- VUID-vkCmdTraceRaysIndirectKHR-magFilter-09598
If a `VkSampler` created with `magFilter` or `minFilter` equal to `VK_FILTER_LINEAR` and `reductionMode` equal to either `VK_SAMPLER_REDUCTION_MODE_MIN` or `VK_SAMPLER_REDUCTION_MODE_MAX` is used to sample a `VkImageView` as a result of this command, then the image view's `format features` **must** contain `VK_FORMAT_FEATURE_SAMPLED_IMAGE_FILTER_MINMAX_BIT`
- VUID-vkCmdTraceRaysIndirectKHR-mipmapMode-04770
If a `VkSampler` created with `mipmapMode` equal to `VK_SAMPLER_MIPMAP_MODE_LINEAR`, `reductionMode` equal to `VK_SAMPLER_REDUCTION_MODE_WEIGHTED_AVERAGE`, and `compareEnable` equal to `VK_FALSE` is used to sample a `VkImageView` as a result of this command, then the image view's `format features` **must** contain `VK_FORMAT_FEATURE_SAMPLED_IMAGE_FILTER_LINEAR_BIT`
- VUID-vkCmdTraceRaysIndirectKHR-mipmapMode-09599
If a `VkSampler` created with `mipmapMode` equal to `VK_SAMPLER_MIPMAP_MODE_LINEAR` and `reductionMode` equal to either `VK_SAMPLER_REDUCTION_MODE_MIN` or `VK_SAMPLER_REDUCTION_MODE_MAX` is used to sample a `VkImageView` as a result of this command, then the image view's `format features` **must** contain `VK_FORMAT_FEATURE_SAMPLED_IMAGE_FILTER_MINMAX_BIT`
- VUID-vkCmdTraceRaysIndirectKHR-unnormalizedCoordinates-09635
If a `VkSampler` created with `unnormalizedCoordinates` equal to `VK_TRUE` is used to sample a `VkImageView` as a result of this command, then the image view's `levelCount` and `layerCount` **must** be 1
- VUID-vkCmdTraceRaysIndirectKHR-None-08609
If a `VkSampler` created with `unnormalizedCoordinates` equal to `VK_TRUE` is used to sample

a `VkImageView` as a result of this command, then the image view's `viewType` **must** be `VK_IMAGE_VIEW_TYPE_1D` or `VK_IMAGE_VIEW_TYPE_2D`

- VUID-vkCmdTraceRaysIndirectKHR-None-08610

If a `VkSampler` created with `unnormalizedCoordinates` equal to `VK_TRUE` is used to sample a `VkImageView` as a result of this command, then the sampler **must** not be used with any of the SPIR-V `OpImageSample*` or `OpImageSparseSample*` instructions with `ImplicitLod`, `Dref` or `Proj` in their name

- VUID-vkCmdTraceRaysIndirectKHR-None-08611

If a `VkSampler` created with `unnormalizedCoordinates` equal to `VK_TRUE` is used to sample a `VkImageView` as a result of this command, then the sampler **must** not be used with any of the SPIR-V `OpImageSample*` or `OpImageSparseSample*` instructions that includes a LOD bias or any offset values

- VUID-vkCmdTraceRaysIndirectKHR-None-06479

If a `VkImageView` is sampled with `depth comparison`, the image view's `format features` **must** contain `VK_FORMAT_FEATURE_2_SAMPLED_IMAGE_DEPTH_COMPARISON_BIT`

- VUID-vkCmdTraceRaysIndirectKHR-None-02691

If a `VkImageView` is accessed using atomic operations as a result of this command, then the image view's `format features` **must** contain `VK_FORMAT_FEATURE_STORAGE_IMAGE_ATOMIC_BIT`

- VUID-vkCmdTraceRaysIndirectKHR-None-07888

If a `VK_DESCRIPTOR_TYPE_STORAGE_TEXEL_BUFFER` descriptor is accessed using atomic operations as a result of this command, then the storage texel buffer's `format features` **must** contain `VK_FORMAT_FEATURE_STORAGE_TEXEL_BUFFER_ATOMIC_BIT`

- VUID-vkCmdTraceRaysIndirectKHR-None-02692

If a `VkImageView` is sampled with `VK_FILTER_CUBIC_EXT` as a result of this command, then the image view's `format features` **must** contain `VK_FORMAT_FEATURE_SAMPLED_IMAGE_FILTER_CUBIC_BIT_EXT`

- VUID-vkCmdTraceRaysIndirectKHR-None-02693

If the `VK_EXT_filter_cubic` extension is not enabled and any `VkImageView` is sampled with `VK_FILTER_CUBIC_EXT` as a result of this command, it **must** not have a `VkImageViewType` of `VK_IMAGE_VIEW_TYPE_3D`, `VK_IMAGE_VIEW_TYPE_CUBE`, or `VK_IMAGE_VIEW_TYPE_CUBE_ARRAY`

- VUID-vkCmdTraceRaysIndirectKHR-filterCubic-02694

Any `VkImageView` being sampled with `VK_FILTER_CUBIC_EXT` as a result of this command **must** have a `VkImageViewType` and format that supports cubic filtering, as specified by `VkFilterCubicImageViewImageFormatPropertiesEXT::filterCubic` returned by `vkGetPhysicalDeviceImageFormatProperties2`

- VUID-vkCmdTraceRaysIndirectKHR-filterCubicMinmax-02695

Any `VkImageView` being sampled with `VK_FILTER_CUBIC_EXT` with a reduction mode of either `VK_SAMPLER_REDUCTION_MODE_MIN` or `VK_SAMPLER_REDUCTION_MODE_MAX` as a result of this command **must** have a `VkImageViewType` and format that supports cubic filtering together with minmax filtering, as specified by `VkFilterCubicImageViewImageFormatPropertiesEXT::filterCubicMinmax` returned by `vkGetPhysicalDeviceImageFormatProperties2`

- VUID-vkCmdTraceRaysIndirectKHR-cubicRangeClamp-09212
If the `cubicRangeClamp` feature is not enabled, then any `VkImageView` being sampled with `VK_FILTER_CUBIC_EXT` as a result of this command **must** not have a `VkSamplerReductionModeCreateInfo::reductionMode` equal to `VK_SAMPLER_REDUCTION_MODE_WEIGHTED_AVERAGE_RANGECLAMP_QCOM`
- VUID-vkCmdTraceRaysIndirectKHR-reductionMode-09213
Any `VkImageView` being sampled with a `VkSamplerReductionModeCreateInfo::reductionMode` equal to `VK_SAMPLER_REDUCTION_MODE_WEIGHTED_AVERAGE_RANGECLAMP_QCOM` as a result of this command **must** sample with `VK_FILTER_CUBIC_EXT`
- VUID-vkCmdTraceRaysIndirectKHR-selectableCubicWeights-09214
If the `selectableCubicWeights` feature is not enabled, then any `VkImageView` being sampled with `VK_FILTER_CUBIC_EXT` as a result of this command **must** have `VkSamplerCubicWeightsCreateInfoQCOM::cubicWeights` equal to `VK_CUBIC_FILTER_WEIGHTS_CATMULL_ROM_QCOM`
- VUID-vkCmdTraceRaysIndirectKHR-flags-02696
Any `VkImage` created with a `VkImageCreateInfo::flags` containing `VK_IMAGE_CREATE_CORNER_SAMPLED_BIT_NV` sampled as a result of this command **must** only be sampled using a `VkSamplerAddressMode` of `VK_SAMPLER_ADDRESS_MODE_CLAMP_TO_EDGE`
- VUID-vkCmdTraceRaysIndirectKHR-OpTypeImage-07027
For any `VkImageView` being written as a storage image where the image format field of the `OpTypeImage` is `Unknown`, the view's `format features` **must** contain `VK_FORMAT_FEATURE_2_STORAGE_WRITE_WITHOUT_FORMAT_BIT`
- VUID-vkCmdTraceRaysIndirectKHR-OpTypeImage-07028
For any `VkImageView` being read as a storage image where the image format field of the `OpTypeImage` is `Unknown`, the view's `format features` **must** contain `VK_FORMAT_FEATURE_2_STORAGE_READ_WITHOUT_FORMAT_BIT`
- VUID-vkCmdTraceRaysIndirectKHR-OpTypeImage-07029
For any `VkBufferView` being written as a storage texel buffer where the image format field of the `OpTypeImage` is `Unknown`, the view's `buffer features` **must** contain `VK_FORMAT_FEATURE_2_STORAGE_WRITE_WITHOUT_FORMAT_BIT`
- VUID-vkCmdTraceRaysIndirectKHR-OpTypeImage-07030
Any `VkBufferView` being read as a storage texel buffer where the image format field of the `OpTypeImage` is `Unknown` then the view's `buffer features` **must** contain `VK_FORMAT_FEATURE_2_STORAGE_READ_WITHOUT_FORMAT_BIT`
- VUID-vkCmdTraceRaysIndirectKHR-None-08600
If a `bound shader` was created with a pipeline layout and statically uses a set `n`, a descriptor set **must** have been bound to `n` at the same pipeline bind point, with layouts compatible for set `n` with the layout(s) used to create the shader, as described in [Pipeline Layout Compatibility](#)
- VUID-vkCmdTraceRaysIndirectKHR-None-08601
If a `bound shader` was created with a pipeline layout or specified push constant ranges and statically uses a push constant value, that value **must** have been set for the same

pipeline bind point, with push constant ranges that are [compatible](#) with the push constant range used to create the shader

- VUID-vkCmdTraceRaysIndirectKHR-None-10068

For each array of resources that is used by a [bound shader](#), the indices used to access members of the array **must** be less than the descriptor count for the identified binding in the descriptor sets used by this command

- VUID-vkCmdTraceRaysIndirectKHR-None-08114

Descriptors in each bound descriptor set, specified via [vkCmdBindDescriptorSets](#), **must** be valid if they are accessed as described by [descriptor validity](#) by the [VkPipeline](#) bound to the pipeline bind point used by this command and the bound [VkPipeline](#) was not created with [VK_PIPELINE_CREATE_DESCRIPTOR_BUFFER_BIT_EXT](#)

- VUID-vkCmdTraceRaysIndirectKHR-imageLayout-00344

If an image descriptor is accessed by a shader, the [VkImageLayout](#) **must** match the subresource accessible from the [VkImageView](#) as defined by the [image layout matching rules](#)

- VUID-vkCmdTraceRaysIndirectKHR-None-08115

If the descriptors used by the [VkPipeline](#) bound to the pipeline bind point were specified via [vkCmdBindDescriptorSets](#), the bound [VkPipeline](#) **must** have been created without [VK_PIPELINE_CREATE_DESCRIPTOR_BUFFER_BIT_EXT](#)

- VUID-vkCmdTraceRaysIndirectKHR-None-08116

Descriptors in bound descriptor buffers, specified via [vkCmdSetDescriptorBufferOffsetsEXT](#), **must** be valid if they are dynamically used by the [VkPipeline](#) bound to the pipeline bind point used by this command and the bound [VkPipeline](#) was created with [VK_PIPELINE_CREATE_DESCRIPTOR_BUFFER_BIT_EXT](#)

- VUID-vkCmdTraceRaysIndirectKHR-None-08604

Descriptors in bound descriptor buffers, specified via [vkCmdSetDescriptorBufferOffsetsEXT](#), **must** be valid if they are dynamically used by any [VkShaderEXT](#) bound to a stage corresponding to the pipeline bind point used by this command

- VUID-vkCmdTraceRaysIndirectKHR-None-08117

If the descriptors used by the [VkPipeline](#) bound to the pipeline bind point were specified via [vkCmdSetDescriptorBufferOffsetsEXT](#), the bound [VkPipeline](#) **must** have been created with [VK_PIPELINE_CREATE_DESCRIPTOR_BUFFER_BIT_EXT](#)

- VUID-vkCmdTraceRaysIndirectKHR-None-08119

If a descriptor is dynamically used with a [VkPipeline](#) created with [VK_PIPELINE_CREATE_DESCRIPTOR_BUFFER_BIT_EXT](#), the descriptor memory **must** be resident

- VUID-vkCmdTraceRaysIndirectKHR-None-08605

If a descriptor is dynamically used with a [VkShaderEXT](#) created with a [VkDescriptorSetLayout](#) that was created with [VK_DESCRIPTOR_SET_LAYOUT_CREATE_DESCRIPTOR_BUFFER_BIT_EXT](#), the descriptor memory **must** be resident

- VUID-vkCmdTraceRaysIndirectKHR-None-08606

If the [shaderObject](#) feature is not enabled, a valid pipeline **must** be bound to the pipeline

bind point used by this command

- VUID-vkCmdTraceRaysIndirectKHR-None-08608

If a pipeline is bound to the pipeline bind point used by this command, there **must** not have been any calls to dynamic state setting commands for any state specified statically in the [VkPipeline](#) object bound to the pipeline bind point used by this command, since that pipeline was bound

- VUID-vkCmdTraceRaysIndirectKHR-uniformBuffers-06935

If any stage of the [VkPipeline](#) object bound to the pipeline bind point used by this command accesses a uniform buffer, and that stage was created without enabling either [VK_PIPELINE_ROBUSTNESS_BUFFER_BEHAVIOR_ROBUST_BUFFER_ACCESS](#) or [VK_PIPELINE_ROBUSTNESS_BUFFER_BEHAVIOR_ROBUST_BUFFER_ACCESS_2](#) for [uniformBuffers](#), and the [robustBufferAccess](#) feature is not enabled, that stage **must** not access values outside of the range of the buffer as specified in the descriptor set bound to the same pipeline bind point

- VUID-vkCmdTraceRaysIndirectKHR-None-08612

If the [robustBufferAccess](#) feature is not enabled, and any [VkShaderEXT](#) bound to a stage corresponding to the pipeline bind point used by this command accesses a uniform buffer, it **must** not access values outside of the range of the buffer as specified in the descriptor set bound to the same pipeline bind point

- VUID-vkCmdTraceRaysIndirectKHR-storageBuffers-06936

If any stage of the [VkPipeline](#) object bound to the pipeline bind point used by this command accesses a storage buffer, and that stage was created without enabling either [VK_PIPELINE_ROBUSTNESS_BUFFER_BEHAVIOR_ROBUST_BUFFER_ACCESS](#) or [VK_PIPELINE_ROBUSTNESS_BUFFER_BEHAVIOR_ROBUST_BUFFER_ACCESS_2](#) for [storageBuffers](#), and the [robustBufferAccess](#) feature is not enabled, that stage **must** not access values outside of the range of the buffer as specified in the descriptor set bound to the same pipeline bind point

- VUID-vkCmdTraceRaysIndirectKHR-None-08613

If the [robustBufferAccess](#) feature is not enabled, and any [VkShaderEXT](#) bound to a stage corresponding to the pipeline bind point used by this command accesses a storage buffer, it **must** not access values outside of the range of the buffer as specified in the descriptor set bound to the same pipeline bind point

- VUID-vkCmdTraceRaysIndirectKHR-commandBuffer-02707

If [commandBuffer](#) is an unprotected command buffer and [protectedNoFault](#) is not supported, any resource accessed by [bound shaders](#) **must** not be a protected resource

- VUID-vkCmdTraceRaysIndirectKHR-viewType-07752

If a [VkImageView](#) is accessed as a result of this command, then the image view's [viewType](#) **must** match the [Dim](#) operand of the [OpTypeImage](#) as described in [Compatibility Between SPIR-V Image Dimensions and Vulkan ImageView Types](#)

- VUID-vkCmdTraceRaysIndirectKHR-format-07753

If a [VkImageView](#) or [VkBufferView](#) is accessed as a result of this command, then the [numeric type](#) of the view's [format](#) and the [Sampled Type](#) operand of the [OpTypeImage](#) **must** match

- VUID-vkCmdTraceRaysIndirectKHR-OpImageWrite-08795

If a [VkImageView](#) created with a format other than [VK_FORMAT_A8_UNORM](#) is accessed using [OpImageWrite](#) as a result of this command, then the [Type](#) of the [Texel](#) operand of that instruction **must** have at least as many components as the image view's format

- VUID-vkCmdTraceRaysIndirectKHR-OpImageWrite-08796

If a [VkImageView](#) created with the format [VK_FORMAT_A8_UNORM](#) is accessed using [OpImageWrite](#) as a result of this command, then the [Type](#) of the [Texel](#) operand of that instruction **must** have four components

- VUID-vkCmdTraceRaysIndirectKHR-OpImageWrite-04469

If a [VkBufferView](#) is accessed using [OpImageWrite](#) as a result of this command, then the [Type](#) of the [Texel](#) operand of that instruction **must** have at least as many components as the buffer view's format

- VUID-vkCmdTraceRaysIndirectKHR-SampledType-04470

If a [VkImageView](#) with a [VkFormat](#) that has a 64-bit component width is accessed as a result of this command, the [SampledType](#) of the [OpTypeImage](#) operand of that instruction **must** have a [Width](#) of 64

- VUID-vkCmdTraceRaysIndirectKHR-SampledType-04471

If a [VkImageView](#) with a [VkFormat](#) that has a component width less than 64-bit is accessed as a result of this command, the [SampledType](#) of the [OpTypeImage](#) operand of that instruction **must** have a [Width](#) of 32

- VUID-vkCmdTraceRaysIndirectKHR-SampledType-04472

If a [VkBufferView](#) with a [VkFormat](#) that has a 64-bit component width is accessed as a result of this command, the [SampledType](#) of the [OpTypeImage](#) operand of that instruction **must** have a [Width](#) of 64

- VUID-vkCmdTraceRaysIndirectKHR-SampledType-04473

If a [VkBufferView](#) with a [VkFormat](#) that has a component width less than 64-bit is accessed as a result of this command, the [SampledType](#) of the [OpTypeImage](#) operand of that instruction **must** have a [Width](#) of 32

- VUID-vkCmdTraceRaysIndirectKHR-sparseImageInt64Atomics-04474

If the [sparseImageInt64Atomics](#) feature is not enabled, [VkImage](#) objects created with the [VK_IMAGE_CREATE_SPARSE_RESIDENCY_BIT](#) flag **must** not be accessed by atomic instructions through an [OpTypeImage](#) with a [SampledType](#) with a [Width](#) of 64 by this command

- VUID-vkCmdTraceRaysIndirectKHR-sparseImageInt64Atomics-04475

If the [sparseImageInt64Atomics](#) feature is not enabled, [VkBuffer](#) objects created with the [VK_BUFFER_CREATE_SPARSE_RESIDENCY_BIT](#) flag **must** not be accessed by atomic instructions through an [OpTypeImage](#) with a [SampledType](#) with a [Width](#) of 64 by this command

- VUID-vkCmdTraceRaysIndirectKHR-OpImageSampleWeightedQCOM-06971

If [OpImageSampleWeightedQCOM](#) is used to sample a [VkImageView](#) as a result of this command, then the image view's [format features](#) **must** contain [VK_FORMAT_FEATURE_2_WEIGHT_SAMPLED_IMAGE_BIT_QCOM](#)

- VUID-vkCmdTraceRaysIndirectKHR-OpImageSampleWeightedQCOM-06972

If [OpImageSampleWeightedQCOM](#) uses a [VkImageView](#) as a sample weight image as a result of this command, then the image view's [format features](#) **must** contain

VK_FORMAT_FEATURE_2_WEIGHT_IMAGE_BIT_QCOM

- VUID-vkCmdTraceRaysIndirectKHR-OpImageBoxFilterQCOM-06973

If `OpImageBoxFilterQCOM` is used to sample a `VkImageView` as a result of this command, then the image view's `format features` **must** contain `VK_FORMAT_FEATURE_2_BOX_FILTER_SAMPLED_BIT_QCOM`

- VUID-vkCmdTraceRaysIndirectKHR-OpImageBlockMatchSSDQCOM-06974

If `OpImageBlockMatchSSDQCOM` is used to read from an `VkImageView` as a result of this command, then the image view's `format features` **must** contain `VK_FORMAT_FEATURE_2_BLOCK_MATCHING_BIT_QCOM`

- VUID-vkCmdTraceRaysIndirectKHR-OpImageBlockMatchSADQCOM-06975

If `OpImageBlockMatchSADQCOM` is used to read from an `VkImageView` as a result of this command, then the image view's `format features` **must** contain `VK_FORMAT_FEATURE_2_BLOCK_MATCHING_BIT_QCOM`

- VUID-vkCmdTraceRaysIndirectKHR-OpImageBlockMatchSADQCOM-06976

If `OpImageBlockMatchSADQCOM` or `OpImageBlockMatchSSDQCOM` is used to read from a reference image as result of this command, then the specified reference coordinates **must** not fail `integer texel coordinate validation`

- VUID-vkCmdTraceRaysIndirectKHR-OpImageSampleWeightedQCOM-06977

If `OpImageSampleWeightedQCOM`, `OpImageBoxFilterQCOM`, `OpImageBlockMatchWindowSSDQCOM`, `OpImageBlockMatchWindowSADQCOM`, `OpImageBlockMatchGatherSSDQCOM`, `OpImageBlockMatchGatherSADQCOM`, `OpImageBlockMatchSSDQCOM`, or `OpImageBlockMatchSADQCOM` uses a `VkSampler` as a result of this command, then the sampler **must** have been created with `VK_SAMPLER_CREATE_IMAGE_PROCESSING_BIT_QCOM`

- VUID-vkCmdTraceRaysIndirectKHR-OpImageSampleWeightedQCOM-06978

If any command other than `OpImageSampleWeightedQCOM`, `OpImageBoxFilterQCOM`, `OpImageBlockMatchWindowSSDQCOM`, `OpImageBlockMatchWindowSADQCOM`, `OpImageBlockMatchGatherSSDQCOM`, `OpImageBlockMatchGatherSADQCOM`, `OpImageBlockMatchSSDQCOM`, or `OpImageBlockMatchSADQCOM` uses a `VkSampler` as a result of this command, then the sampler **must** not have been created with `VK_SAMPLER_CREATE_IMAGE_PROCESSING_BIT_QCOM`

- VUID-vkCmdTraceRaysIndirectKHR-OpImageBlockMatchWindow-09215

If a `OpImageBlockMatchWindow*QCOM` or `OpImageBlockMatchGather*QCOM` instruction is used to read from an `VkImageView` as a result of this command, then the image view's `format features` **must** contain `VK_FORMAT_FEATURE_2_BLOCK_MATCHING_BIT_QCOM`

- VUID-vkCmdTraceRaysIndirectKHR-OpImageBlockMatchWindow-09216

If a `OpImageBlockMatchWindow*QCOM` or `OpImageBlockMatchGather*QCOM` instruction is used to read from an `VkImageView` as a result of this command, then the image view's `format` **must** be a single-component format

- VUID-vkCmdTraceRaysIndirectKHR-OpImageBlockMatchWindow-09217

If a `OpImageBlockMatchWindow*QCOM` or `OpImageBlockMatchGather*QCOM` read from a reference image as result of this command, then the specified reference coordinates **must** not fail `integer texel coordinate validation`

- VUID-vkCmdTraceRaysIndirectKHR-None-07288

Any shader invocation executed by this command **must** `terminate`

- VUID-vkCmdTraceRaysIndirectKHR-None-09600
If a descriptor with type equal to any of [VK_DESCRIPTOR_TYPE_SAMPLE_WEIGHT_IMAGE_QCOM](#), [VK_DESCRIPTOR_TYPE_BLOCK_MATCH_IMAGE_QCOM](#), [VK_DESCRIPTOR_TYPE_SAMPLED_IMAGE](#), [VK_DESCRIPTOR_TYPE_STORAGE_IMAGE](#), or [VK_DESCRIPTOR_TYPE_INPUT_ATTACHMENT](#) is accessed as a result of this command, all image subresources identified by that descriptor **must** be in the image layout identified when the descriptor was written
- VUID-vkCmdTraceRaysIndirectKHR-commandBuffer-10746
The [VkDeviceMemory](#) object allocated from a [VkMemoryHeap](#) with the [VK_MEMORY_HEAP_TILE_MEMORY_BIT_QCOM](#) property that is bound to a resource accessed as a result of this command **must** be the active bound [bound tile memory object](#) in [commandBuffer](#)
- VUID-vkCmdTraceRaysIndirectKHR-None-10678
If this command is recorded inside a [tile shading render pass](#) instance, the stages corresponding to the pipeline bind point used by this command **must** only include [VK_SHADER_STAGE_VERTEX_BIT](#), [VK_SHADER_STAGE_FRAGMENT_BIT](#), and/or [VK_SHADER_STAGE_COMPUTE_BIT](#)
- VUID-vkCmdTraceRaysIndirectKHR-None-10679
If this command is recorded where [per-tile execution model](#) is enabled, there **must** be no access to any image while the image was be transitioned to the [VK_IMAGE_LAYOUT_ATTACHMENT_FEEDBACK_LOOP_OPTIMAL_EXT](#) layout
- VUID-vkCmdTraceRaysIndirectKHR-pDescription-09900
If a [VK_DESCRIPTOR_TYPE_TENSOR_ARM](#) descriptor is accessed as a result of this command, then the underlying [VkTensorARM](#) object **must** have been created with the [VK_TENSOR_USAGE_SHADER_BIT_ARM](#) usage flag set
- VUID-vkCmdTraceRaysIndirectKHR-dimensionCount-09905
If a [VK_DESCRIPTOR_TYPE_TENSOR_ARM](#) descriptor is accessed as a result of this command, then the [Rank](#) of the [OpTypeTensorARM](#) of the tensor resource variable **must** be equal to the [dimensionCount](#) provided via [VkTensorCreateInfoARM::pDescription](#) when creating the underlying [VkTensorARM](#) object
- VUID-vkCmdTraceRaysIndirectKHR-OpTypeTensorARM-09906
If a [VK_DESCRIPTOR_TYPE_TENSOR_ARM](#) descriptor is accessed as a result of this command, then the element type of the [OpTypeTensorARM](#) of the tensor resource variable **must** be [compatible](#) with the [VkFormat](#) of the [VkTensorViewARM](#) used for the access
- VUID-vkCmdTraceRaysIndirectKHR-None-11297
If a pipeline is bound to the pipeline bind point used by this command, or shader is bound to a shader stage used by this command, and it was created with a [descriptor mapping](#) using [VK_DESCRIPTOR_MAPPING_SOURCE_HEAP_WITH_PUSH_INDEX_EXT](#), [VK_DESCRIPTOR_MAPPING_SOURCE_HEAP_WITH_SHADER_RECORD_INDEX_EXT](#), [VK_DESCRIPTOR_MAPPING_SOURCE_HEAP_WITH_INDIRECT_INDEX_ARRAY_EXT](#), or [VK_DESCRIPTOR_MAPPING_SOURCE_HEAP_WITH_INDIRECT_INDEX_EXT](#), and a shader accesses a [OpTypeStruct](#) decorated with [Block](#) or [BufferBlock](#) using that mapping, the calculated offset for the resource heap **must** be a multiple of [bufferDescriptorAlignment](#)
- VUID-vkCmdTraceRaysIndirectKHR-None-11298

If a pipeline is bound to the pipeline bind point used by this command, or shader is bound to a shader stage used by this command, and it was created with a [descriptor mapping](#) using [VK_DESCRIPTOR_MAPPING_SOURCE_HEAP_WITH_PUSH_INDEX_EXT](#), [VK_DESCRIPTOR_MAPPING_SOURCE_HEAP_WITH_SHADER_RECORD_INDEX_EXT](#), [VK_DESCRIPTOR_MAPPING_SOURCE_HEAP_WITH_INDIRECT_INDEX_ARRAY_EXT](#), or [VK_DESCRIPTOR_MAPPING_SOURCE_HEAP_WITH_INDIRECT_INDEX_EXT](#), and a shader accesses an [OpTypeImage](#) or [OpTypeSampledImage](#) using that mapping, the calculated offset for the resource heap **must** be a multiple of [imageDescriptorAlignment](#)

- VUID-vkCmdTraceRaysIndirectKHR-None-11299

If a pipeline is bound to the pipeline bind point used by this command, or shader is bound to a shader stage used by this command, and it was created with a [descriptor mapping](#) using [VK_DESCRIPTOR_MAPPING_SOURCE_HEAP_WITH_PUSH_INDEX_EXT](#), [VK_DESCRIPTOR_MAPPING_SOURCE_HEAP_WITH_SHADER_RECORD_INDEX_EXT](#), [VK_DESCRIPTOR_MAPPING_SOURCE_HEAP_WITH_INDIRECT_INDEX_ARRAY_EXT](#), or [VK_DESCRIPTOR_MAPPING_SOURCE_HEAP_WITH_INDIRECT_INDEX_EXT](#), and a shader accesses an [OpTypeSampler](#) or [OpTypeSampledImage](#) using that mapping, the calculated offset for the sampler heap **must** be a multiple of [samplerDescriptorAlignment](#)

- VUID-vkCmdTraceRaysIndirectKHR-None-11397

If a pipeline is bound to the pipeline bind point used by this command, or shader is bound to a shader stage used by this command, and it was created with a [descriptor mapping](#) using [VK_DESCRIPTOR_MAPPING_SOURCE_HEAP_WITH_PUSH_INDEX_EXT](#), [VK_DESCRIPTOR_MAPPING_SOURCE_HEAP_WITH_SHADER_RECORD_INDEX_EXT](#), [VK_DESCRIPTOR_MAPPING_SOURCE_HEAP_WITH_INDIRECT_INDEX_ARRAY_EXT](#), or [VK_DESCRIPTOR_MAPPING_SOURCE_HEAP_WITH_INDIRECT_INDEX_EXT](#), and a shader accesses an [OpTypeTensorARM](#) using that mapping, the calculated offset for the resource heap **must** be a multiple of [tensorDescriptorAlignment](#)

- VUID-vkCmdTraceRaysIndirectKHR-None-11300

If a pipeline is bound to the pipeline bind point used by this command, or shader is bound to a shader stage used by this command, and it was created with a [descriptor mapping](#) using [VK_DESCRIPTOR_MAPPING_SOURCE_HEAP_WITH_INDIRECT_INDEX_ARRAY_EXT](#) or [VK_DESCRIPTOR_MAPPING_SOURCE_HEAP_WITH_INDIRECT_INDEX_EXT](#), and a shader accesses a resource using that mapping, the value of the address at the expected location in push data **must** be a multiple of 4

- VUID-vkCmdTraceRaysIndirectKHR-None-11301

If a pipeline is bound to the pipeline bind point used by this command, or shader is bound to a shader stage used by this command, and it was created with a [descriptor mapping](#) using [VK_DESCRIPTOR_MAPPING_SOURCE_HEAP_WITH_INDIRECT_INDEX_ARRAY_EXT](#) or [VK_DESCRIPTOR_MAPPING_SOURCE_HEAP_WITH_INDIRECT_INDEX_EXT](#), and a shader accesses a resource using that mapping, the value of the address at the expected location in push data **must** be a valid [VkDeviceAddress](#) backed by physical memory at every offset specified by each mapping

- VUID-vkCmdTraceRaysIndirectKHR-None-11302

If a pipeline is bound to the pipeline bind point used by this command, or shader is bound to a shader stage used by this command, and it was created with a [descriptor mapping](#) using [VK_DESCRIPTOR_MAPPING_SOURCE_PUSH_ADDRESS_EXT](#), and a shader accesses a resource using that mapping, the value of the address at the expected location in push

data **must** be a valid [VkDeviceAddress](#)

- VUID-vkCmdTraceRaysIndirectKHR-None-11304

If a pipeline is bound to the pipeline bind point used by this command, or shader is bound to a shader stage used by this command, and it was created with a [descriptor mapping](#) using [VK_DESCRIPTOR_MAPPING_SOURCE_INDIRECT_ADDRESS_EXT](#), and a shader accesses a resource using that mapping, the value of the address at the expected location in push data **must** be a multiple of 8

- VUID-vkCmdTraceRaysIndirectKHR-None-11305

If a pipeline is bound to the pipeline bind point used by this command, or shader is bound to a shader stage used by this command, and it was created with a [descriptor mapping](#) using [VK_DESCRIPTOR_MAPPING_SOURCE_INDIRECT_ADDRESS_EXT](#), and a shader accesses a resource using that mapping, the value of the address at the expected location in push data **must** be a valid [VkDeviceAddress](#) backed by physical memory at every offset specified by each mapping

- VUID-vkCmdTraceRaysIndirectKHR-None-11306

If a pipeline is bound to the pipeline bind point used by this command, or shader is bound to a shader stage used by this command, and it was created with a [descriptor mapping](#) using [VK_DESCRIPTOR_MAPPING_SOURCE_INDIRECT_ADDRESS_EXT](#), and a shader accesses a resource using that mapping, the value of the address pointed to by the address in push data **must** be a valid [VkDeviceAddress](#)

- VUID-vkCmdTraceRaysIndirectKHR-None-11308

For each [descriptor heap](#) that is statically used by a [bound shader](#), either directly or via a [descriptor mapping](#), a valid descriptor heap **must** be bound

- VUID-vkCmdTraceRaysIndirectKHR-None-11309

If a [bound shader](#) was created as a [VkShaderEXT](#) with the [VK_SHADER_CREATE_DESCRIPTOR_HEAP_BIT_EXT](#) flag or as part of a pipeline with the [VK_PIPELINE_CREATE_2_DESCRIPTOR_HEAP_BIT_EXT](#) flag, execution of this command **must** not result in any descriptor read accessing data outside of the user range of the respective heap bound by [vkCmdBind*HeapEXT](#) commands

- VUID-vkCmdTraceRaysIndirectKHR-None-11372

If any stage of the [VkPipeline](#) object bound to the pipeline bind point used by this command accesses a uniform buffer or uniform texel buffer through a descriptor in the bound resource heap, that stage was created without enabling either [VK_PIPELINE_ROBUSTNESS_BUFFER_BEHAVIOR_ROBUST_BUFFER_ACCESS](#) or [VK_PIPELINE_ROBUSTNESS_BUFFER_BEHAVIOR_ROBUST_BUFFER_ACCESS_2](#) for [uniformBuffers](#), the [robustBufferAccess2](#) feature is not enabled, and the [robustBufferAccess](#) feature is not enabled, that stage **must** not access values outside of the range of the descriptor specified via [VkDeviceAddressRangeKHR](#) when the descriptor was written

- VUID-vkCmdTraceRaysIndirectKHR-None-11373

If any stage of the [VkPipeline](#) object bound to the pipeline bind point used by this command accesses a storage buffer or storage texel buffer through a descriptor in the bound resource heap, that stage was created without enabling either [VK_PIPELINE_ROBUSTNESS_BUFFER_BEHAVIOR_ROBUST_BUFFER_ACCESS](#) or [VK_PIPELINE_ROBUSTNESS_BUFFER_BEHAVIOR_ROBUST_BUFFER_ACCESS_2](#) for [storageBuffers](#), the [robustBufferAccess2](#) feature is not enabled, and the [robustBufferAccess](#)

feature is not enabled, that stage **must** not access values outside of the range of the descriptor specified by [VkDeviceAddressRangeKHR](#) when the descriptor was written

- VUID-vkCmdTraceRaysIndirectKHR-None-11374

If the [robustBufferAccess2](#) feature is not enabled, the [robustBufferAccess](#) feature is not enabled, and any [VkShaderEXT](#) bound to a stage corresponding to the pipeline bind point used by this command accesses a uniform buffer, uniform texel buffer, storage buffer, or storage texel buffer, that shader **must** not access values outside of the range of the buffer as specified by [VkDeviceAddressRangeKHR](#) when the descriptor was written

- VUID-vkCmdTraceRaysIndirectKHR-pBindInfo-11375

If any [bound shader](#) uses an embedded sampler via a [descriptor mapping](#), the value of [pBindInfo->reservedRangeSize](#) set for [vkCmdBindSamplerHeapEXT](#) **must** be greater than or equal to [minSamplerHeapReservedRangeWithEmbedded](#)

- VUID-vkCmdTraceRaysIndirectKHR-None-11376

If a [bound shader](#) was created as a [VkShaderEXT](#) with the [VK_SHADER_CREATE_DESCRIPTOR_HEAP_BIT_EXT](#) flag or as part of a pipeline with the [VK_PIPELINE_CREATE_2_DESCRIPTOR_HEAP_BIT_EXT](#) flag, and that shader statically uses a push constant value, that value **must** have been set by [vkCmdPushDataEXT](#)

- VUID-vkCmdTraceRaysIndirectKHR-None-11398

If a [bound shader](#) was created with a [descriptor mapping](#) using [VK_DESCRIPTOR_MAPPING_SOURCE_PUSH_DATA_EXT](#), [VK_DESCRIPTOR_MAPPING_SOURCE_PUSH_ADDRESS_EXT](#), [VK_DESCRIPTOR_MAPPING_SOURCE_SHADER_RECORD_DATA_EXT](#), [VK_DESCRIPTOR_MAPPING_SOURCE_SHADER_RECORD_ADDRESS_EXT](#), [VK_DESCRIPTOR_MAPPING_SOURCE_RESOURCE_HEAP_DATA_EXT](#), or [VK_DESCRIPTOR_MAPPING_SOURCE_INDIRECT_ADDRESS_EXT](#), and a shader accesses a resource using that mapping, the access **must** not be [out of bounds](#)

- VUID-vkCmdTraceRaysIndirectKHR-None-11437

If a pipeline is bound to the pipeline bind point used by this command, or shader is bound to a shader stage used by this command, and it was created with a [descriptor mapping](#) using [VK_DESCRIPTOR_MAPPING_SOURCE_HEAP_WITH_INDIRECT_INDEX_ARRAY_EXT](#), [VK_DESCRIPTOR_MAPPING_SOURCE_HEAP_WITH_INDIRECT_INDEX_EXT](#), or [VK_DESCRIPTOR_MAPPING_SOURCE_INDIRECT_ADDRESS_EXT](#), and a shader accesses a resource using that mapping, the buffer from which the address in push data was queried **must** have been created with the [VK_BUFFER_USAGE_UNIFORM_BUFFER_BIT](#) usage flag set

- VUID-vkCmdTraceRaysIndirectKHR-None-11438

If a pipeline is bound to the pipeline bind point used by this command, or shader is bound to a shader stage used by this command, and it was created with a [descriptor mapping](#) using [VK_DESCRIPTOR_MAPPING_SOURCE_PUSH_ADDRESS_EXT](#), [VK_DESCRIPTOR_MAPPING_SOURCE_SHADER_RECORD_ADDRESS_EXT](#), or [VK_DESCRIPTOR_MAPPING_SOURCE_INDIRECT_ADDRESS_EXT](#), and a shader accesses a uniform buffer using that mapping, the address that the uniform buffer is mapped to **must** have been queried from a buffer created with the [VK_BUFFER_USAGE_UNIFORM_BUFFER_BIT](#) usage flag set

- VUID-vkCmdTraceRaysIndirectKHR-None-11441

If a pipeline is bound to the pipeline bind point used by this command, or shader is bound to a shader stage used by this command, and it was created with a [descriptor mapping](#) using [VK_DESCRIPTOR_MAPPING_SOURCE_PUSH_ADDRESS_EXT](#), [VK_DESCRIPTOR_MAPPING_SOURCE_SHADER_RECORD_ADDRESS_EXT](#), or [VK_DESCRIPTOR_MAPPING_SOURCE_INDIRECT_ADDRESS_EXT](#), and a shader accesses a uniform buffer using that mapping, the address that the uniform buffer is mapped to **must** be aligned to [minUniformBufferOffsetAlignment](#)

- VUID-vkCmdTraceRaysIndirectKHR-None-11439

If a pipeline is bound to the pipeline bind point used by this command, or shader is bound to a shader stage used by this command, and it was created with a [descriptor mapping](#) using [VK_DESCRIPTOR_MAPPING_SOURCE_PUSH_ADDRESS_EXT](#), [VK_DESCRIPTOR_MAPPING_SOURCE_SHADER_RECORD_ADDRESS_EXT](#), or [VK_DESCRIPTOR_MAPPING_SOURCE_INDIRECT_ADDRESS_EXT](#), and a shader accesses a storage buffer using that mapping, the address that the storage buffer is mapped to **must** have been queried from a buffer created with the [VK_BUFFER_USAGE_STORAGE_BUFFER_BIT](#) usage flag set

- VUID-vkCmdTraceRaysIndirectKHR-None-11442

If a pipeline is bound to the pipeline bind point used by this command, or shader is bound to a shader stage used by this command, and it was created with a [descriptor mapping](#) using [VK_DESCRIPTOR_MAPPING_SOURCE_PUSH_ADDRESS_EXT](#), [VK_DESCRIPTOR_MAPPING_SOURCE_SHADER_RECORD_ADDRESS_EXT](#), or [VK_DESCRIPTOR_MAPPING_SOURCE_INDIRECT_ADDRESS_EXT](#), and a shader accesses a storage buffer using that mapping, the address that the storage buffer is mapped to **must** be aligned to [minStorageBufferOffsetAlignment](#)

- VUID-vkCmdTraceRaysIndirectKHR-None-11485

If a pipeline is bound to the pipeline bind point used by this command, or shader is bound to a shader stage used by this command, and it was created with a [descriptor mapping](#) using [VK_DESCRIPTOR_MAPPING_SOURCE_PUSH_ADDRESS_EXT](#), [VK_DESCRIPTOR_MAPPING_SOURCE_SHADER_RECORD_ADDRESS_EXT](#), or [VK_DESCRIPTOR_MAPPING_SOURCE_INDIRECT_ADDRESS_EXT](#), and a shader accesses an acceleration structure using that mapping, the address that the acceleration structure is mapped to **must** be an acceleration structure address retrieved from a [VkAccelerationStructureKHR](#) object via [vkGetAccelerationStructureDeviceAddressKHR](#) or handle retrieved from a [VkAccelerationStructureNV](#) object via [vkGetAccelerationStructureHandleNV](#)

- VUID-vkCmdTraceRaysIndirectKHR-index-11450

If a shader uses a sampler descriptor to sample an image as a result of this command, and that sampler descriptor uses a custom border color with an index defined by [VkSamplerCustomBorderColorIndexCreateInfoEXT](#), the value of [VkSamplerCustomBorderColorIndexCreateInfoEXT::index](#) **must** have been registered before this command was recorded, and still be registered during the sampling operation, with an identically defined color

- VUID-vkCmdTraceRaysIndirectKHR-protectedNoFault-11455

If [protectedNoFault](#) is not supported, a pipeline is bound to the pipeline bind point used by this command, or a shader is bound to a shader stage used by this command, and it was created with a [descriptor mapping](#) using

VK_DESCRIPTOR_MAPPING_SOURCE_PUSH_ADDRESS_EXT,
VK_DESCRIPTOR_MAPPING_SOURCE_SHADER_RECORD_ADDRESS_EXT, or
VK_DESCRIPTOR_MAPPING_SOURCE_INDIRECT_ADDRESS_EXT, the address that the
resource is mapped to **must** have been queried from a buffer created without the
VK_BUFFER_CREATE_PROTECTED_BIT create flag set

- VUID-vkCmdTraceRaysIndirectKHR-protectedNoFault-11456

If **protectedNoFault** is not supported, a pipeline is bound to the pipeline bind point used by this command, or a shader is bound to a shader stage used by this command, and it was created with a **descriptor mapping** using
VK_DESCRIPTOR_MAPPING_SOURCE_HEAP_WITH_INDIRECT_INDEX_EXT or
VK_DESCRIPTOR_MAPPING_SOURCE_HEAP_WITH_INDIRECT_INDEX_ARRAY_EXT, the
address of the indirect memory **must** have been queried from a buffer created without the
VK_BUFFER_CREATE_PROTECTED_BIT create flag set

- VUID-vkCmdTraceRaysIndirectKHR-None-03429

Any shader group handle referenced by this call **must** have been queried from the bound ray tracing pipeline

- VUID-vkCmdTraceRaysIndirectKHR-None-09458

If the bound ray tracing pipeline state was created with the
VK_DYNAMIC_STATE_RAY_TRACING_PIPELINE_STACK_SIZE_KHR dynamic state enabled then **vkCmdSetRayTracingPipelineStackSizeKHR** **must** have been called in the current command buffer prior to this trace command

- VUID-vkCmdTraceRaysIndirectKHR-None-11319

If a pipeline is bound to the pipeline bind point used by this command, or shader is bound to a shader stage used by this command, and it was created with a **descriptor mapping** using
VK_DESCRIPTOR_MAPPING_SOURCE_SHADER_RECORD_ADDRESS_EXT, the value of the address at the expected location in shader record data **must** be a valid address

- VUID-vkCmdTraceRaysIndirectKHR-maxPipelineRayRecursionDepth-03679

This command **must** not cause a shader call instruction to be executed from a shader invocation with a **recursion depth** greater than the value of **maxPipelineRayRecursionDepth** used to create the bound ray tracing pipeline

- VUID-vkCmdTraceRaysIndirectKHR-commandBuffer-03635

commandBuffer **must** not be a protected command buffer

- VUID-vkCmdTraceRaysIndirectKHR-size-04023

The **size** member of **pRayGenShaderBindingTable** **must** be equal to its **stride** member

- VUID-vkCmdTraceRaysIndirectKHR-pRayGenShaderBindingTable-03681

pRayGenShaderBindingTable->deviceAddress **must** be a device address allocated to the application from a buffer created with the
VK_BUFFER_USAGE_SHADER_BINDING_TABLE_BIT_KHR usage flag set

- VUID-vkCmdTraceRaysIndirectKHR-pRayGenShaderBindingTable-03682

pRayGenShaderBindingTable->deviceAddress **must** be a multiple of
VkPhysicalDeviceRayTracingPipelinePropertiesKHR::shaderGroupBaseAlignment

- VUID-vkCmdTraceRaysIndirectKHR-pMissShaderBindingTable-03684

pMissShaderBindingTable->deviceAddress **must** be a device address allocated to the

application from a buffer created with the [VK_BUFFER_USAGE_SHADER_BINDING_TABLE_BIT_KHR](#) usage flag set

- VUID-vkCmdTraceRaysIndirectKHR-pMissShaderBindingTable-03685
`pMissShaderBindingTable->deviceAddress` **must** be a multiple of `VkPhysicalDeviceRayTracingPipelinePropertiesKHR::shaderGroupBaseAlignment`
- VUID-vkCmdTraceRaysIndirectKHR-stride-03686
`pMissShaderBindingTable->stride` **must** be a multiple of `VkPhysicalDeviceRayTracingPipelinePropertiesKHR::shaderGroupHandleAlignment`
- VUID-vkCmdTraceRaysIndirectKHR-stride-04029
`pMissShaderBindingTable->stride` **must** be less than or equal to `VkPhysicalDeviceRayTracingPipelinePropertiesKHR::maxShaderGroupStride`
- VUID-vkCmdTraceRaysIndirectKHR-pHitShaderBindingTable-03688
`pHitShaderBindingTable->deviceAddress` **must** be a device address allocated to the application from a buffer created with the [VK_BUFFER_USAGE_SHADER_BINDING_TABLE_BIT_KHR](#) usage flag set
- VUID-vkCmdTraceRaysIndirectKHR-pHitShaderBindingTable-03689
`pHitShaderBindingTable->deviceAddress` **must** be a multiple of `VkPhysicalDeviceRayTracingPipelinePropertiesKHR::shaderGroupBaseAlignment`
- VUID-vkCmdTraceRaysIndirectKHR-stride-03690
`pHitShaderBindingTable->stride` **must** be a multiple of `VkPhysicalDeviceRayTracingPipelinePropertiesKHR::shaderGroupHandleAlignment`
- VUID-vkCmdTraceRaysIndirectKHR-stride-04035
`pHitShaderBindingTable->stride` **must** be less than or equal to `VkPhysicalDeviceRayTracingPipelinePropertiesKHR::maxShaderGroupStride`
- VUID-vkCmdTraceRaysIndirectKHR-pCallableShaderBindingTable-03692
`pCallableShaderBindingTable->deviceAddress` **must** be a device address allocated to the application from a buffer created with the [VK_BUFFER_USAGE_SHADER_BINDING_TABLE_BIT_KHR](#) usage flag set
- VUID-vkCmdTraceRaysIndirectKHR-pCallableShaderBindingTable-03693
`pCallableShaderBindingTable->deviceAddress` **must** be a multiple of `VkPhysicalDeviceRayTracingPipelinePropertiesKHR::shaderGroupBaseAlignment`
- VUID-vkCmdTraceRaysIndirectKHR-stride-03694
`pCallableShaderBindingTable->stride` **must** be a multiple of `VkPhysicalDeviceRayTracingPipelinePropertiesKHR::shaderGroupHandleAlignment`
- VUID-vkCmdTraceRaysIndirectKHR-stride-04041
`pCallableShaderBindingTable->stride` **must** be less than or equal to `VkPhysicalDeviceRayTracingPipelinePropertiesKHR::maxShaderGroupStride`
- VUID-vkCmdTraceRaysIndirectKHR-flags-03511
If the bound ray tracing pipeline was created with `flags` that included [VK_PIPELINE_CREATE_RAY_TRACING_NO_NULL_MISS_SHADERS_BIT_KHR](#), the entries in the table identified by `pMissShaderBindingTable->deviceAddress` accessed as a result of this command in order to execute a miss shader **must** not be zero
- VUID-vkCmdTraceRaysIndirectKHR-flags-03512

If the bound ray tracing pipeline was created with `flags` that included `VK_PIPELINE_CREATE_RAY_TRACING_NO_NULL_ANY_HIT_SHADERS_BIT_KHR`, entries in the table identified by `pHitShaderBindingTable->deviceAddress` accessed as a result of this command in order to execute an any-hit shader **must** not be zero

- VUID-vkCmdTraceRaysIndirectKHR-flags-03513

If the bound ray tracing pipeline was created with `flags` that included `VK_PIPELINE_CREATE_RAY_TRACING_NO_NULL_CLOSEST_HIT_SHADERS_BIT_KHR`, entries in the table identified by `pHitShaderBindingTable->deviceAddress` accessed as a result of this command in order to execute a closest hit shader **must** not be zero

- VUID-vkCmdTraceRaysIndirectKHR-flags-03514

If the bound ray tracing pipeline was created with `flags` that included `VK_PIPELINE_CREATE_RAY_TRACING_NO_NULL_INTERSECTION_SHADERS_BIT_KHR`, entries in the table identified by `pHitShaderBindingTable->deviceAddress` accessed as a result of this command in order to execute an intersection shader **must** not be zero

- VUID-vkCmdTraceRaysIndirectKHR-pHitShaderBindingTable-04735

Any non-zero hit shader group entries in the table identified by `pHitShaderBindingTable->deviceAddress` accessed by this call from a geometry with a `geometryType` of `VK_GEOMETRY_TYPE_TRIANGLES_KHR` **must** have been created with `VK_RAY_TRACING_SHADER_GROUP_TYPE_TRIANGLES_HIT_GROUP_KHR`

- VUID-vkCmdTraceRaysIndirectKHR-pHitShaderBindingTable-04736

Any non-zero hit shader group entries in the table identified by `pHitShaderBindingTable->deviceAddress` accessed by this call from a geometry with a `geometryType` of `VK_GEOMETRY_TYPE_AABBS_KHR` **must** have been created with `VK_RAY_TRACING_SHADER_GROUP_TYPE_PROCEDURAL_HIT_GROUP_KHR`

- VUID-vkCmdTraceRaysIndirectKHR-indirectDeviceAddress-03633

`indirectDeviceAddress` **must** be a device address allocated to the application from a buffer created with the `VK_BUFFER_USAGE_INDIRECT_BUFFER_BIT` usage flag set

- VUID-vkCmdTraceRaysIndirectKHR-indirectDeviceAddress-03634

`indirectDeviceAddress` **must** be a multiple of 4

- VUID-vkCmdTraceRaysIndirectKHR-indirectDeviceAddress-03636

All device addresses between `indirectDeviceAddress` and `indirectDeviceAddress + sizeof(VkTraceRaysIndirectCommandKHR) - 1` **must** be in the buffer device address range of the same buffer

- VUID-vkCmdTraceRaysIndirectKHR-rayTracingPipelineTraceRaysIndirect-03637

The `rayTracingPipelineTraceRaysIndirect` feature **must** be enabled

- VUID-vkCmdTraceRaysIndirectKHR-rayTracingMotionBlurPipelineTraceRaysIndirect-04951

If the bound ray tracing pipeline was created with `VK_PIPELINE_CREATE_RAY_TRACING_ALLOW_MOTION_BIT_NV` `VkPhysicalDeviceRayTracingMotionBlurFeaturesNV::rayTracingMotionBlurPipelineTraceRaysIndirect` feature **must** be enabled

Valid Usage (Implicit)

- VUID-vkCmdTraceRaysIndirectKHR-commandBuffer-parameter
`commandBuffer` **must** be a valid `VkCommandBuffer` handle
- VUID-vkCmdTraceRaysIndirectKHR-pRaygenShaderBindingTable-parameter
`pRaygenShaderBindingTable` **must** be a valid pointer to a valid `VkStridedDeviceAddressRegionKHR` structure
- VUID-vkCmdTraceRaysIndirectKHR-pMissShaderBindingTable-parameter
`pMissShaderBindingTable` **must** be a valid pointer to a valid `VkStridedDeviceAddressRegionKHR` structure
- VUID-vkCmdTraceRaysIndirectKHR-pHitShaderBindingTable-parameter
`pHitShaderBindingTable` **must** be a valid pointer to a valid `VkStridedDeviceAddressRegionKHR` structure
- VUID-vkCmdTraceRaysIndirectKHR-pCallableShaderBindingTable-parameter
`pCallableShaderBindingTable` **must** be a valid pointer to a valid `VkStridedDeviceAddressRegionKHR` structure
- VUID-vkCmdTraceRaysIndirectKHR-indirectDeviceAddress-parameter
`indirectDeviceAddress` **must** be a valid `VkDeviceAddress` value
- VUID-vkCmdTraceRaysIndirectKHR-commandBuffer-recording
`commandBuffer` **must** be in the `recording` state
- VUID-vkCmdTraceRaysIndirectKHR-commandBuffer-cmdpool
The `VkCommandPool` that `commandBuffer` was allocated from **must** support `VK_QUEUE_COMPUTE_BIT` operations
- VUID-vkCmdTraceRaysIndirectKHR-renderpass
This command **must** only be called outside of a render pass instance
- VUID-vkCmdTraceRaysIndirectKHR-suspended
This command **must** not be called between suspended render pass instances
- VUID-vkCmdTraceRaysIndirectKHR-videocoding
This command **must** only be called outside of a video coding scope

Host Synchronization

- Host access to `commandBuffer` **must** be externally synchronized
- Host access to the `VkCommandPool` that `commandBuffer` was allocated from **must** be externally synchronized

Command Properties

Command Buffer Levels	Render Pass Scope	Video Coding Scope	Supported Queue Types	Command Type
Primary Secondary	Outside	Outside	VK_QUEUE_COMPUTE_BIT	Action

Conditional Rendering

vkCmdTraceRaysIndirectKHR is not affected by [conditional rendering](#)

The `VkTraceRaysIndirectCommandKHR` structure is defined as:

```
// Provided by VK_KHR_ray_tracing_pipeline
typedef struct VkTraceRaysIndirectCommandKHR {
    uint32_t    width;
    uint32_t    height;
    uint32_t    depth;
} VkTraceRaysIndirectCommandKHR;
```

- `width` is the width of the ray trace query dimensions.
- `height` is height of the ray trace query dimensions.
- `depth` is depth of the ray trace query dimensions.

The members of `VkTraceRaysIndirectCommandKHR` have the same meaning as the similarly named parameters of [vkCmdTraceRaysKHR](#).

Valid Usage

- VUID-VkTraceRaysIndirectCommandKHR-width-03638
`width` **must** be less than or equal to `VkPhysicalDeviceLimits::maxComputeWorkGroupCount[0] × VkPhysicalDeviceLimits::maxComputeWorkGroupSize[0]`
- VUID-VkTraceRaysIndirectCommandKHR-height-03639
`height` **must** be less than or equal to `VkPhysicalDeviceLimits::maxComputeWorkGroupCount[1] × VkPhysicalDeviceLimits::maxComputeWorkGroupSize[1]`
- VUID-VkTraceRaysIndirectCommandKHR-depth-03640
`depth` **must** be less than or equal to `VkPhysicalDeviceLimits::maxComputeWorkGroupCount[2] × VkPhysicalDeviceLimits::maxComputeWorkGroupSize[2]`
- VUID-VkTraceRaysIndirectCommandKHR-width-03641
`width × height × depth` **must** be less than or equal to `VkPhysicalDeviceRayTracingPipelinePropertiesKHR::maxRayDispatchInvocationCount`

To dispatch ray tracing, with some parameters sourced on the device, use:

```
// Provided by VK_KHR_ray_tracing_maintenance1 with VK_KHR_ray_tracing_pipeline
void vkCmdTraceRaysIndirect2KHR(
    VkCommandBuffer          commandBuffer,
    VkDeviceAddress          indirectDeviceAddress);
```

- `commandBuffer` is the command buffer into which the command will be recorded.
- `indirectDeviceAddress` is a buffer device address which is a pointer to a `VkTraceRaysIndirectCommand2KHR` structure containing the trace ray parameters.

`vkCmdTraceRaysIndirect2KHR` behaves similarly to `vkCmdTraceRaysIndirectKHR` except that shader binding table parameters as well as dispatch dimensions are read by the device from `indirectDeviceAddress` during execution.

Valid Usage

- VUID-vkCmdTraceRaysIndirect2KHR-magFilter-04553
If a `VkSampler` created with `magFilter` or `minFilter` equal to `VK_FILTER_LINEAR`, `reductionMode` equal to `VK_SAMPLER_REDUCTION_MODE_WEIGHTED_AVERAGE`, and `compareEnable` equal to `VK_FALSE` is used to sample a `VkImageView` as a result of this command, then the image view's `format features` **must** contain `VK_FORMAT_FEATURE_SAMPLED_IMAGE_FILTER_LINEAR_BIT`
- VUID-vkCmdTraceRaysIndirect2KHR-magFilter-09598
If a `VkSampler` created with `magFilter` or `minFilter` equal to `VK_FILTER_LINEAR` and `reductionMode` equal to either `VK_SAMPLER_REDUCTION_MODE_MIN` or `VK_SAMPLER_REDUCTION_MODE_MAX` is used to sample a `VkImageView` as a result of this command, then the image view's `format features` **must** contain `VK_FORMAT_FEATURE_SAMPLED_IMAGE_FILTER_MINMAX_BIT`
- VUID-vkCmdTraceRaysIndirect2KHR-mipmapMode-04770
If a `VkSampler` created with `mipmapMode` equal to `VK_SAMPLER_MIPMAP_MODE_LINEAR`, `reductionMode` equal to `VK_SAMPLER_REDUCTION_MODE_WEIGHTED_AVERAGE`, and `compareEnable` equal to `VK_FALSE` is used to sample a `VkImageView` as a result of this command, then the image view's `format features` **must** contain `VK_FORMAT_FEATURE_SAMPLED_IMAGE_FILTER_LINEAR_BIT`
- VUID-vkCmdTraceRaysIndirect2KHR-mipmapMode-09599
If a `VkSampler` created with `mipmapMode` equal to `VK_SAMPLER_MIPMAP_MODE_LINEAR` and `reductionMode` equal to either `VK_SAMPLER_REDUCTION_MODE_MIN` or `VK_SAMPLER_REDUCTION_MODE_MAX` is used to sample a `VkImageView` as a result of this command, then the image view's `format features` **must** contain `VK_FORMAT_FEATURE_SAMPLED_IMAGE_FILTER_MINMAX_BIT`
- VUID-vkCmdTraceRaysIndirect2KHR-unnormalizedCoordinates-09635
If a `VkSampler` created with `unnormalizedCoordinates` equal to `VK_TRUE` is used to sample a `VkImageView` as a result of this command, then the image view's `levelCount` and `layerCount` **must** be 1

- VUID-vkCmdTraceRaysIndirect2KHR-None-08609
If a `VkSampler` created with `unnormalizedCoordinates` equal to `VK_TRUE` is used to sample a `VkImageView` as a result of this command, then the image view's `viewType` **must** be `VK_IMAGE_VIEW_TYPE_1D` or `VK_IMAGE_VIEW_TYPE_2D`
- VUID-vkCmdTraceRaysIndirect2KHR-None-08610
If a `VkSampler` created with `unnormalizedCoordinates` equal to `VK_TRUE` is used to sample a `VkImageView` as a result of this command, then the sampler **must** not be used with any of the SPIR-V `OpImageSample*` or `OpImageSparseSample*` instructions with `ImplicitLod`, `Dref` or `Proj` in their name
- VUID-vkCmdTraceRaysIndirect2KHR-None-08611
If a `VkSampler` created with `unnormalizedCoordinates` equal to `VK_TRUE` is used to sample a `VkImageView` as a result of this command, then the sampler **must** not be used with any of the SPIR-V `OpImageSample*` or `OpImageSparseSample*` instructions that includes a LOD bias or any offset values
- VUID-vkCmdTraceRaysIndirect2KHR-None-06479
If a `VkImageView` is sampled with `depth comparison`, the image view's `format features` **must** contain `VK_FORMAT_FEATURE_2_SAMPLED_IMAGE_DEPTH_COMPARISON_BIT`
- VUID-vkCmdTraceRaysIndirect2KHR-None-02691
If a `VkImageView` is accessed using atomic operations as a result of this command, then the image view's `format features` **must** contain `VK_FORMAT_FEATURE_STORAGE_IMAGE_ATOMIC_BIT`
- VUID-vkCmdTraceRaysIndirect2KHR-None-07888
If a `VK_DESCRIPTOR_TYPE_STORAGE_TEXEL_BUFFER` descriptor is accessed using atomic operations as a result of this command, then the storage texel buffer's `format features` **must** contain `VK_FORMAT_FEATURE_STORAGE_TEXEL_BUFFER_ATOMIC_BIT`
- VUID-vkCmdTraceRaysIndirect2KHR-None-02692
If a `VkImageView` is sampled with `VK_FILTER_CUBIC_EXT` as a result of this command, then the image view's `format features` **must** contain `VK_FORMAT_FEATURE_SAMPLED_IMAGE_FILTER_CUBIC_BIT_EXT`
- VUID-vkCmdTraceRaysIndirect2KHR-None-02693
If the `VK_EXT_filter_cubic` extension is not enabled and any `VkImageView` is sampled with `VK_FILTER_CUBIC_EXT` as a result of this command, it **must** not have a `VkImageViewType` of `VK_IMAGE_VIEW_TYPE_3D`, `VK_IMAGE_VIEW_TYPE_CUBE`, or `VK_IMAGE_VIEW_TYPE_CUBE_ARRAY`
- VUID-vkCmdTraceRaysIndirect2KHR-filterCubic-02694
Any `VkImageView` being sampled with `VK_FILTER_CUBIC_EXT` as a result of this command **must** have a `VkImageViewType` and format that supports cubic filtering, as specified by `VkFilterCubicImageViewImageFormatPropertiesEXT::filterCubic` returned by `vkGetPhysicalDeviceImageFormatProperties2`
- VUID-vkCmdTraceRaysIndirect2KHR-filterCubicMinmax-02695
Any `VkImageView` being sampled with `VK_FILTER_CUBIC_EXT` with a reduction mode of either `VK_SAMPLER_REDUCTION_MODE_MIN` or `VK_SAMPLER_REDUCTION_MODE_MAX` as a result of this command **must** have a `VkImageViewType` and format that supports cubic filtering together with minmax filtering, as specified by

VkFilterCubicImageViewImageFormatPropertiesEXT::filterCubicMinmax returned by vkGetPhysicalDeviceImageFormatProperties2

- VUID-vkCmdTraceRaysIndirect2KHR-cubicRangeClamp-09212
If the **cubicRangeClamp** feature is not enabled, then any **VkImageView** being sampled with **VK_FILTER_CUBIC_EXT** as a result of this command **must** not have a **VkSamplerReductionModeCreateInfo::reductionMode** equal to **VK_SAMPLER_REDUCTION_MODE_WEIGHTED_AVERAGE_RANGECLAMP_QCOM**
- VUID-vkCmdTraceRaysIndirect2KHR-reductionMode-09213
Any **VkImageView** being sampled with a **VkSamplerReductionModeCreateInfo::reductionMode** equal to **VK_SAMPLER_REDUCTION_MODE_WEIGHTED_AVERAGE_RANGECLAMP_QCOM** as a result of this command **must** sample with **VK_FILTER_CUBIC_EXT**
- VUID-vkCmdTraceRaysIndirect2KHR-selectableCubicWeights-09214
If the **selectableCubicWeights** feature is not enabled, then any **VkImageView** being sampled with **VK_FILTER_CUBIC_EXT** as a result of this command **must** have **VkSamplerCubicWeightsCreateInfoQCOM::cubicWeights** equal to **VK_CUBIC_FILTER_WEIGHTS_CATMULL_ROM_QCOM**
- VUID-vkCmdTraceRaysIndirect2KHR-flags-02696
Any **VkImage** created with a **VkImageCreateInfo::flags** containing **VK_IMAGE_CREATE_CORNER_SAMPLED_BIT_NV** sampled as a result of this command **must** only be sampled using a **VkSamplerAddressMode** of **VK_SAMPLER_ADDRESS_MODE_CLAMP_TO_EDGE**
- VUID-vkCmdTraceRaysIndirect2KHR-OpTypeImage-07027
For any **VkImageView** being written as a storage image where the image format field of the **OpTypeImage** is **Unknown**, the view's **format features** **must** contain **VK_FORMAT_FEATURE_2_STORAGE_WRITE_WITHOUT_FORMAT_BIT**
- VUID-vkCmdTraceRaysIndirect2KHR-OpTypeImage-07028
For any **VkImageView** being read as a storage image where the image format field of the **OpTypeImage** is **Unknown**, the view's **format features** **must** contain **VK_FORMAT_FEATURE_2_STORAGE_READ_WITHOUT_FORMAT_BIT**
- VUID-vkCmdTraceRaysIndirect2KHR-OpTypeImage-07029
For any **VkBufferView** being written as a storage texel buffer where the image format field of the **OpTypeImage** is **Unknown**, the view's **buffer features** **must** contain **VK_FORMAT_FEATURE_2_STORAGE_WRITE_WITHOUT_FORMAT_BIT**
- VUID-vkCmdTraceRaysIndirect2KHR-OpTypeImage-07030
Any **VkBufferView** being read as a storage texel buffer where the image format field of the **OpTypeImage** is **Unknown** then the view's **buffer features** **must** contain **VK_FORMAT_FEATURE_2_STORAGE_READ_WITHOUT_FORMAT_BIT**
- VUID-vkCmdTraceRaysIndirect2KHR-None-08600
If a **bound shader** was created with a pipeline layout and statically uses a set *n*, a descriptor set **must** have been bound to *n* at the same pipeline bind point, with layouts compatible for set *n* with the layout(s) used to create the shader, as described in [Pipeline Layout Compatibility](#)
- VUID-vkCmdTraceRaysIndirect2KHR-None-08601

If a [a bound shader](#) was created with a pipeline layout or specified push constant ranges and statically uses a push constant value, that value **must** have been set for the same pipeline bind point, with push constant ranges that are [compatible](#) with the push constant range used to create the shader

- VUID-vkCmdTraceRaysIndirect2KHR-None-10068

For each array of resources that is used by a [bound shader](#), the indices used to access members of the array **must** be less than the descriptor count for the identified binding in the descriptor sets used by this command

- VUID-vkCmdTraceRaysIndirect2KHR-None-08114

Descriptors in each bound descriptor set, specified via [vkCmdBindDescriptorSets](#), **must** be valid if they are accessed as described by [descriptor validity](#) by the [VkPipeline](#) bound to the pipeline bind point used by this command and the bound [VkPipeline](#) was not created with [VK_PIPELINE_CREATE_DESCRIPTOR_BUFFER_BIT_EXT](#)

- VUID-vkCmdTraceRaysIndirect2KHR-imageLayout-00344

If an image descriptor is accessed by a shader, the [VkImageLayout](#) **must** match the subresource accessible from the [VkImageView](#) as defined by the [image layout matching rules](#)

- VUID-vkCmdTraceRaysIndirect2KHR-None-08115

If the descriptors used by the [VkPipeline](#) bound to the pipeline bind point were specified via [vkCmdBindDescriptorSets](#), the bound [VkPipeline](#) **must** have been created without [VK_PIPELINE_CREATE_DESCRIPTOR_BUFFER_BIT_EXT](#)

- VUID-vkCmdTraceRaysIndirect2KHR-None-08116

Descriptors in bound descriptor buffers, specified via [vkCmdSetDescriptorBufferOffsetsEXT](#), **must** be valid if they are dynamically used by the [VkPipeline](#) bound to the pipeline bind point used by this command and the bound [VkPipeline](#) was created with [VK_PIPELINE_CREATE_DESCRIPTOR_BUFFER_BIT_EXT](#)

- VUID-vkCmdTraceRaysIndirect2KHR-None-08604

Descriptors in bound descriptor buffers, specified via [vkCmdSetDescriptorBufferOffsetsEXT](#), **must** be valid if they are dynamically used by any [VkShaderEXT](#) bound to a stage corresponding to the pipeline bind point used by this command

- VUID-vkCmdTraceRaysIndirect2KHR-None-08117

If the descriptors used by the [VkPipeline](#) bound to the pipeline bind point were specified via [vkCmdSetDescriptorBufferOffsetsEXT](#), the bound [VkPipeline](#) **must** have been created with [VK_PIPELINE_CREATE_DESCRIPTOR_BUFFER_BIT_EXT](#)

- VUID-vkCmdTraceRaysIndirect2KHR-None-08119

If a descriptor is dynamically used with a [VkPipeline](#) created with [VK_PIPELINE_CREATE_DESCRIPTOR_BUFFER_BIT_EXT](#), the descriptor memory **must** be resident

- VUID-vkCmdTraceRaysIndirect2KHR-None-08605

If a descriptor is dynamically used with a [VkShaderEXT](#) created with a [VkDescriptorSetLayout](#) that was created with [VK_DESCRIPTOR_SET_LAYOUT_CREATE_DESCRIPTOR_BUFFER_BIT_EXT](#), the descriptor memory **must** be resident

- VUID-vkCmdTraceRaysIndirect2KHR-None-08606
If the **shaderObject** feature is not enabled, a valid pipeline **must** be bound to the pipeline bind point used by this command
- VUID-vkCmdTraceRaysIndirect2KHR-None-08608
If a pipeline is bound to the pipeline bind point used by this command, there **must** not have been any calls to dynamic state setting commands for any state specified statically in the **VkPipeline** object bound to the pipeline bind point used by this command, since that pipeline was bound
- VUID-vkCmdTraceRaysIndirect2KHR-uniformBuffers-06935
If any stage of the **VkPipeline** object bound to the pipeline bind point used by this command accesses a uniform buffer, and that stage was created without enabling either **VK_PIPELINE_ROBUSTNESS_BUFFER_BEHAVIOR_ROBUST_BUFFER_ACCESS** or **VK_PIPELINE_ROBUSTNESS_BUFFER_BEHAVIOR_ROBUST_BUFFER_ACCESS_2** for **uniformBuffers**, and the **robustBufferAccess** feature is not enabled, that stage **must** not access values outside of the range of the buffer as specified in the descriptor set bound to the same pipeline bind point
- VUID-vkCmdTraceRaysIndirect2KHR-None-08612
If the **robustBufferAccess** feature is not enabled, and any **VkShaderEXT** bound to a stage corresponding to the pipeline bind point used by this command accesses a uniform buffer, it **must** not access values outside of the range of the buffer as specified in the descriptor set bound to the same pipeline bind point
- VUID-vkCmdTraceRaysIndirect2KHR-storageBuffers-06936
If any stage of the **VkPipeline** object bound to the pipeline bind point used by this command accesses a storage buffer, and that stage was created without enabling either **VK_PIPELINE_ROBUSTNESS_BUFFER_BEHAVIOR_ROBUST_BUFFER_ACCESS** or **VK_PIPELINE_ROBUSTNESS_BUFFER_BEHAVIOR_ROBUST_BUFFER_ACCESS_2** for **storageBuffers**, and the **robustBufferAccess** feature is not enabled, that stage **must** not access values outside of the range of the buffer as specified in the descriptor set bound to the same pipeline bind point
- VUID-vkCmdTraceRaysIndirect2KHR-None-08613
If the **robustBufferAccess** feature is not enabled, and any **VkShaderEXT** bound to a stage corresponding to the pipeline bind point used by this command accesses a storage buffer, it **must** not access values outside of the range of the buffer as specified in the descriptor set bound to the same pipeline bind point
- VUID-vkCmdTraceRaysIndirect2KHR-commandBuffer-02707
If **commandBuffer** is an unprotected command buffer and **protectedNoFault** is not supported, any resource accessed by **bound shaders** **must** not be a protected resource
- VUID-vkCmdTraceRaysIndirect2KHR-viewType-07752
If a **VkImageView** is accessed as a result of this command, then the image view's **viewType** **must** match the **Dim** operand of the **OpTypeImage** as described in **Compatibility Between SPIR-V Image Dimensions and Vulkan ImageView Types**
- VUID-vkCmdTraceRaysIndirect2KHR-format-07753
If a **VkImageView** or **VkBufferView** is accessed as a result of this command, then the **numeric type** of the view's **format** and the **Sampled Type** operand of the **OpTypeImage** **must** match

- VUID-vkCmdTraceRaysIndirect2KHR-OpImageWrite-08795
If a [VkImageView](#) created with a format other than [VK_FORMAT_A8_UNORM](#) is accessed using [OpImageWrite](#) as a result of this command, then the [Type](#) of the [Texel](#) operand of that instruction **must** have at least as many components as the image view's format
- VUID-vkCmdTraceRaysIndirect2KHR-OpImageWrite-08796
If a [VkImageView](#) created with the format [VK_FORMAT_A8_UNORM](#) is accessed using [OpImageWrite](#) as a result of this command, then the [Type](#) of the [Texel](#) operand of that instruction **must** have four components
- VUID-vkCmdTraceRaysIndirect2KHR-OpImageWrite-04469
If a [VkBufferView](#) is accessed using [OpImageWrite](#) as a result of this command, then the [Type](#) of the [Texel](#) operand of that instruction **must** have at least as many components as the buffer view's format
- VUID-vkCmdTraceRaysIndirect2KHR-SampledType-04470
If a [VkImageView](#) with a [VkFormat](#) that has a 64-bit component width is accessed as a result of this command, the [SampledType](#) of the [OpTypeImage](#) operand of that instruction **must** have a [Width](#) of 64
- VUID-vkCmdTraceRaysIndirect2KHR-SampledType-04471
If a [VkImageView](#) with a [VkFormat](#) that has a component width less than 64-bit is accessed as a result of this command, the [SampledType](#) of the [OpTypeImage](#) operand of that instruction **must** have a [Width](#) of 32
- VUID-vkCmdTraceRaysIndirect2KHR-SampledType-04472
If a [VkBufferView](#) with a [VkFormat](#) that has a 64-bit component width is accessed as a result of this command, the [SampledType](#) of the [OpTypeImage](#) operand of that instruction **must** have a [Width](#) of 64
- VUID-vkCmdTraceRaysIndirect2KHR-SampledType-04473
If a [VkBufferView](#) with a [VkFormat](#) that has a component width less than 64-bit is accessed as a result of this command, the [SampledType](#) of the [OpTypeImage](#) operand of that instruction **must** have a [Width](#) of 32
- VUID-vkCmdTraceRaysIndirect2KHR-sparseImageInt64Atomics-04474
If the [sparseImageInt64Atomics](#) feature is not enabled, [VkImage](#) objects created with the [VK_IMAGE_CREATE_SPARSE_RESIDENCY_BIT](#) flag **must** not be accessed by atomic instructions through an [OpTypeImage](#) with a [SampledType](#) with a [Width](#) of 64 by this command
- VUID-vkCmdTraceRaysIndirect2KHR-sparseImageInt64Atomics-04475
If the [sparseImageInt64Atomics](#) feature is not enabled, [VkBuffer](#) objects created with the [VK_BUFFER_CREATE_SPARSE_RESIDENCY_BIT](#) flag **must** not be accessed by atomic instructions through an [OpTypeImage](#) with a [SampledType](#) with a [Width](#) of 64 by this command
- VUID-vkCmdTraceRaysIndirect2KHR-OpImageSampleWeightedQCOM-06971
If [OpImageSampleWeightedQCOM](#) is used to sample a [VkImageView](#) as a result of this command, then the image view's [format features](#) **must** contain [VK_FORMAT_FEATURE_2_WEIGHT_SAMPLED_IMAGE_BIT_QCOM](#)
- VUID-vkCmdTraceRaysIndirect2KHR-OpImageSampleWeightedQCOM-06972
If [OpImageSampleWeightedQCOM](#) uses a [VkImageView](#) as a sample weight image as a result of

this command, then the image view's **format features must** contain **VK_FORMAT_FEATURE_2_WEIGHT_IMAGE_BIT_QCOM**

- VUID-vkCmdTraceRaysIndirect2KHR-OpImageBoxFilterQCOM-06973

If **OpImageBoxFilterQCOM** is used to sample a **VkImageView** as a result of this command, then the image view's **format features must** contain **VK_FORMAT_FEATURE_2_BOX_FILTER_SAMPLED_BIT_QCOM**

- VUID-vkCmdTraceRaysIndirect2KHR-OpImageBlockMatchSSDQCOM-06974

If **OpImageBlockMatchSSDQCOM** is used to read from an **VkImageView** as a result of this command, then the image view's **format features must** contain **VK_FORMAT_FEATURE_2_BLOCK_MATCHING_BIT_QCOM**

- VUID-vkCmdTraceRaysIndirect2KHR-OpImageBlockMatchSADQCOM-06975

If **OpImageBlockMatchSADQCOM** is used to read from an **VkImageView** as a result of this command, then the image view's **format features must** contain **VK_FORMAT_FEATURE_2_BLOCK_MATCHING_BIT_QCOM**

- VUID-vkCmdTraceRaysIndirect2KHR-OpImageBlockMatchSADQCOM-06976

If **OpImageBlockMatchSADQCOM** or **OpImageBlockMatchSSDQCOM** is used to read from a reference image as result of this command, then the specified reference coordinates **must** not fail **integer texel coordinate validation**

- VUID-vkCmdTraceRaysIndirect2KHR-OpImageSampleWeightedQCOM-06977

If **OpImageSampleWeightedQCOM**, **OpImageBoxFilterQCOM**, **OpImageBlockMatchWindowSSDQCOM**, **OpImageBlockMatchWindowSADQCOM**, **OpImageBlockMatchGatherSSDQCOM**, **OpImageBlockMatchGatherSADQCOM**, **OpImageBlockMatchSSDQCOM**, or **OpImageBlockMatchSADQCOM** uses a **VkSampler** as a result of this command, then the sampler **must** have been created with **VK_SAMPLER_CREATE_IMAGE_PROCESSING_BIT_QCOM**

- VUID-vkCmdTraceRaysIndirect2KHR-OpImageSampleWeightedQCOM-06978

If any command other than **OpImageSampleWeightedQCOM**, **OpImageBoxFilterQCOM**, **OpImageBlockMatchWindowSSDQCOM**, **OpImageBlockMatchWindowSADQCOM**, **OpImageBlockMatchGatherSSDQCOM**, **OpImageBlockMatchGatherSADQCOM**, **OpImageBlockMatchSSDQCOM**, or **OpImageBlockMatchSADQCOM** uses a **VkSampler** as a result of this command, then the sampler **must** not have been created with **VK_SAMPLER_CREATE_IMAGE_PROCESSING_BIT_QCOM**

- VUID-vkCmdTraceRaysIndirect2KHR-OpImageBlockMatchWindow-09215

If a **OpImageBlockMatchWindow*QCOM** or **OpImageBlockMatchGather*QCOM** instruction is used to read from an **VkImageView** as a result of this command, then the image view's **format features must** contain **VK_FORMAT_FEATURE_2_BLOCK_MATCHING_BIT_QCOM**

- VUID-vkCmdTraceRaysIndirect2KHR-OpImageBlockMatchWindow-09216

If a **OpImageBlockMatchWindow*QCOM** or **OpImageBlockMatchGather*QCOM** instruction is used to read from an **VkImageView** as a result of this command, then the image view's format **must** be a single-component format

- VUID-vkCmdTraceRaysIndirect2KHR-OpImageBlockMatchWindow-09217

If a **OpImageBlockMatchWindow*QCOM** or **OpImageBlockMatchGather*QCOM** read from a reference image as result of this command, then the specified reference coordinates **must** not fail **integer texel coordinate validation**

- VUID-vkCmdTraceRaysIndirect2KHR-None-07288

Any shader invocation executed by this command **must** [terminate](#)

- VUID-vkCmdTraceRaysIndirect2KHR-None-09600

If a descriptor with type equal to any of [VK_DESCRIPTOR_TYPE_SAMPLE_WEIGHT_IMAGE_QCOM](#), [VK_DESCRIPTOR_TYPE_BLOCK_MATCH_IMAGE_QCOM](#), [VK_DESCRIPTOR_TYPE_SAMPLED_IMAGE](#), [VK_DESCRIPTOR_TYPE_STORAGE_IMAGE](#), or [VK_DESCRIPTOR_TYPE_INPUT_ATTACHMENT](#) is accessed as a result of this command, all image subresources identified by that descriptor **must** be in the image layout identified when the descriptor was written

- VUID-vkCmdTraceRaysIndirect2KHR-commandBuffer-10746

The [VkDeviceMemory](#) object allocated from a [VkMemoryHeap](#) with the [VK_MEMORY_HEAP_TILE_MEMORY_BIT_QCOM](#) property that is bound to a resource accessed as a result of this command **must** be the active bound [bound tile memory object](#) in [commandBuffer](#)

- VUID-vkCmdTraceRaysIndirect2KHR-None-10678

If this command is recorded inside a [tile shading render pass](#) instance, the stages corresponding to the pipeline bind point used by this command **must** only include [VK_SHADER_STAGE_VERTEX_BIT](#), [VK_SHADER_STAGE_FRAGMENT_BIT](#), and/or [VK_SHADER_STAGE_COMPUTE_BIT](#)

- VUID-vkCmdTraceRaysIndirect2KHR-None-10679

If this command is recorded where [per-tile execution model](#) is enabled, there **must** be no access to any image while the image was be transitioned to the [VK_IMAGE_LAYOUT_ATTACHMENT_FEEDBACK_LOOP_OPTIMAL_EXT](#) layout

- VUID-vkCmdTraceRaysIndirect2KHR-pDescription-09900

If a [VK_DESCRIPTOR_TYPE_TENSOR_ARM](#) descriptor is accessed as a result of this command, then the underlying [VkTensorARM](#) object **must** have been created with the [VK_TENSOR_USAGE_SHADER_BIT_ARM](#) usage flag set

- VUID-vkCmdTraceRaysIndirect2KHR-dimensionCount-09905

If a [VK_DESCRIPTOR_TYPE_TENSOR_ARM](#) descriptor is accessed as a result of this command, then the [Rank](#) of the [OpTypeTensorARM](#) of the tensor resource variable **must** be equal to the [dimensionCount](#) provided via [VkTensorCreateInfoARM::pDescription](#) when creating the underlying [VkTensorARM](#) object

- VUID-vkCmdTraceRaysIndirect2KHR-OpTypeTensorARM-09906

If a [VK_DESCRIPTOR_TYPE_TENSOR_ARM](#) descriptor is accessed as a result of this command, then the element type of the [OpTypeTensorARM](#) of the tensor resource variable **must** be [compatible](#) with the [VkFormat](#) of the [VkTensorViewARM](#) used for the access

- VUID-vkCmdTraceRaysIndirect2KHR-None-11297

If a pipeline is bound to the pipeline bind point used by this command, or shader is bound to a shader stage used by this command, and it was created with a [descriptor mapping](#) using [VK_DESCRIPTOR_MAPPING_SOURCE_HEAP_WITH_PUSH_INDEX_EXT](#), [VK_DESCRIPTOR_MAPPING_SOURCE_HEAP_WITH_SHADER_RECORD_INDEX_EXT](#), [VK_DESCRIPTOR_MAPPING_SOURCE_HEAP_WITH_INDIRECT_INDEX_ARRAY_EXT](#), or [VK_DESCRIPTOR_MAPPING_SOURCE_HEAP_WITH_INDIRECT_INDEX_EXT](#), and a shader accesses a [OpTypeStruct](#) decorated with [Block](#) or [BufferBlock](#) using that mapping, the calculated offset for the resource heap **must** be a multiple of [bufferDescriptorAlignment](#)

- VUID-vkCmdTraceRaysIndirect2KHR-None-11298

If a pipeline is bound to the pipeline bind point used by this command, or shader is bound to a shader stage used by this command, and it was created with a [descriptor mapping](#) using [VK_DESCRIPTOR_MAPPING_SOURCE_HEAP_WITH_PUSH_INDEX_EXT](#), [VK_DESCRIPTOR_MAPPING_SOURCE_HEAP_WITH_SHADER_RECORD_INDEX_EXT](#), [VK_DESCRIPTOR_MAPPING_SOURCE_HEAP_WITH_INDIRECT_INDEX_ARRAY_EXT](#), or [VK_DESCRIPTOR_MAPPING_SOURCE_HEAP_WITH_INDIRECT_INDEX_EXT](#), and a shader accesses an [OpTypeImage](#) or [OpTypeSampledImage](#) using that mapping, the calculated offset for the resource heap **must** be a multiple of [imageDescriptorAlignment](#)

- VUID-vkCmdTraceRaysIndirect2KHR-None-11299

If a pipeline is bound to the pipeline bind point used by this command, or shader is bound to a shader stage used by this command, and it was created with a [descriptor mapping](#) using [VK_DESCRIPTOR_MAPPING_SOURCE_HEAP_WITH_PUSH_INDEX_EXT](#), [VK_DESCRIPTOR_MAPPING_SOURCE_HEAP_WITH_SHADER_RECORD_INDEX_EXT](#), [VK_DESCRIPTOR_MAPPING_SOURCE_HEAP_WITH_INDIRECT_INDEX_ARRAY_EXT](#), or [VK_DESCRIPTOR_MAPPING_SOURCE_HEAP_WITH_INDIRECT_INDEX_EXT](#), and a shader accesses an [OpTypeSampler](#) or [OpTypeSampledImage](#) using that mapping, the calculated offset for the sampler heap **must** be a multiple of [samplerDescriptorAlignment](#)

- VUID-vkCmdTraceRaysIndirect2KHR-None-11397

If a pipeline is bound to the pipeline bind point used by this command, or shader is bound to a shader stage used by this command, and it was created with a [descriptor mapping](#) using [VK_DESCRIPTOR_MAPPING_SOURCE_HEAP_WITH_PUSH_INDEX_EXT](#), [VK_DESCRIPTOR_MAPPING_SOURCE_HEAP_WITH_SHADER_RECORD_INDEX_EXT](#), [VK_DESCRIPTOR_MAPPING_SOURCE_HEAP_WITH_INDIRECT_INDEX_ARRAY_EXT](#), or [VK_DESCRIPTOR_MAPPING_SOURCE_HEAP_WITH_INDIRECT_INDEX_EXT](#), and a shader accesses an [OpTypeTensorARM](#) using that mapping, the calculated offset for the resource heap **must** be a multiple of [tensorDescriptorAlignment](#)

- VUID-vkCmdTraceRaysIndirect2KHR-None-11300

If a pipeline is bound to the pipeline bind point used by this command, or shader is bound to a shader stage used by this command, and it was created with a [descriptor mapping](#) using [VK_DESCRIPTOR_MAPPING_SOURCE_HEAP_WITH_INDIRECT_INDEX_ARRAY_EXT](#) or [VK_DESCRIPTOR_MAPPING_SOURCE_HEAP_WITH_INDIRECT_INDEX_EXT](#), and a shader accesses a resource using that mapping, the value of the address at the expected location in push data **must** be a multiple of 4

- VUID-vkCmdTraceRaysIndirect2KHR-None-11301

If a pipeline is bound to the pipeline bind point used by this command, or shader is bound to a shader stage used by this command, and it was created with a [descriptor mapping](#) using [VK_DESCRIPTOR_MAPPING_SOURCE_HEAP_WITH_INDIRECT_INDEX_ARRAY_EXT](#) or [VK_DESCRIPTOR_MAPPING_SOURCE_HEAP_WITH_INDIRECT_INDEX_EXT](#), and a shader accesses a resource using that mapping, the value of the address at the expected location in push data **must** be a valid [VkDeviceAddress](#) backed by physical memory at every offset specified by each mapping

- VUID-vkCmdTraceRaysIndirect2KHR-None-11302

If a pipeline is bound to the pipeline bind point used by this command, or shader is bound to a shader stage used by this command, and it was created with a [descriptor mapping](#) using [VK_DESCRIPTOR_MAPPING_SOURCE_PUSH_ADDRESS_EXT](#), and a shader accesses a

resource using that mapping, the value of the address at the expected location in push data **must** be a valid [VkDeviceAddress](#)

- VUID-vkCmdTraceRaysIndirect2KHR-None-11304

If a pipeline is bound to the pipeline bind point used by this command, or shader is bound to a shader stage used by this command, and it was created with a [descriptor mapping](#) using [VK_DESCRIPTOR_MAPPING_SOURCE_INDIRECT_ADDRESS_EXT](#), and a shader accesses a resource using that mapping, the value of the address at the expected location in push data **must** be a multiple of 8

- VUID-vkCmdTraceRaysIndirect2KHR-None-11305

If a pipeline is bound to the pipeline bind point used by this command, or shader is bound to a shader stage used by this command, and it was created with a [descriptor mapping](#) using [VK_DESCRIPTOR_MAPPING_SOURCE_INDIRECT_ADDRESS_EXT](#), and a shader accesses a resource using that mapping, the value of the address at the expected location in push data **must** be a valid [VkDeviceAddress](#) backed by physical memory at every offset specified by each mapping

- VUID-vkCmdTraceRaysIndirect2KHR-None-11306

If a pipeline is bound to the pipeline bind point used by this command, or shader is bound to a shader stage used by this command, and it was created with a [descriptor mapping](#) using [VK_DESCRIPTOR_MAPPING_SOURCE_INDIRECT_ADDRESS_EXT](#), and a shader accesses a resource using that mapping, the value of the address pointed to by the address in push data **must** be a valid [VkDeviceAddress](#)

- VUID-vkCmdTraceRaysIndirect2KHR-None-11308

For each [descriptor heap](#) that is statically used by a [bound shader](#), either directly or via a [descriptor mapping](#), a valid descriptor heap **must** be bound

- VUID-vkCmdTraceRaysIndirect2KHR-None-11309

If a [bound shader](#) was created as a [VkShaderEXT](#) with the [VK_SHADER_CREATE_DESCRIPTOR_HEAP_BIT_EXT](#) flag or as part of a pipeline with the [VK_PIPELINE_CREATE_2_DESCRIPTOR_HEAP_BIT_EXT](#) flag, execution of this command **must** not result in any descriptor read accessing data outside of the user range of the respective heap bound by [vkCmdBind*HeapEXT](#) commands

- VUID-vkCmdTraceRaysIndirect2KHR-None-11372

If any stage of the [VkPipeline](#) object bound to the pipeline bind point used by this command accesses a uniform buffer or uniform texel buffer through a descriptor in the bound resource heap, that stage was created without enabling either [VK_PIPELINE_ROBUSTNESS_BUFFER_BEHAVIOR_ROBUST_BUFFER_ACCESS](#) or [VK_PIPELINE_ROBUSTNESS_BUFFER_BEHAVIOR_ROBUST_BUFFER_ACCESS_2](#) for [uniformBuffers](#), the [robustBufferAccess2](#) feature is not enabled, and the [robustBufferAccess](#) feature is not enabled, that stage **must** not access values outside of the range of the descriptor specified via [VkDeviceAddressRangeKHR](#) when the descriptor was written

- VUID-vkCmdTraceRaysIndirect2KHR-None-11373

If any stage of the [VkPipeline](#) object bound to the pipeline bind point used by this command accesses a storage buffer or storage texel buffer through a descriptor in the bound resource heap, that stage was created without enabling either [VK_PIPELINE_ROBUSTNESS_BUFFER_BEHAVIOR_ROBUST_BUFFER_ACCESS](#) or [VK_PIPELINE_ROBUSTNESS_BUFFER_BEHAVIOR_ROBUST_BUFFER_ACCESS_2](#) for

`storageBuffers`, the `robustBufferAccess2` feature is not enabled, and the `robustBufferAccess` feature is not enabled, that stage **must** not access values outside of the range of the descriptor specified by `VkDeviceAddressRangeKHR` when the descriptor was written

- VUID-vkCmdTraceRaysIndirect2KHR-None-11374

If the `robustBufferAccess2` feature is not enabled, the `robustBufferAccess` feature is not enabled, and any `VkShaderEXT` bound to a stage corresponding to the pipeline bind point used by this command accesses a uniform buffer, uniform texel buffer, storage buffer, or storage texel buffer, that shader **must** not access values outside of the range of the buffer as specified by `VkDeviceAddressRangeKHR` when the descriptor was written

- VUID-vkCmdTraceRaysIndirect2KHR-pBindInfo-11375

If any `bound shader` uses an embedded sampler via a `descriptor mapping`, the value of `pBindInfo->reservedRangeSize` set for `vkCmdBindSamplerHeapEXT` **must** be greater than or equal to `minSamplerHeapReservedRangeWithEmbedded`

- VUID-vkCmdTraceRaysIndirect2KHR-None-11376

If a `bound shader` was created as a `VkShaderEXT` with the `VK_SHADER_CREATE_DESCRIPTOR_HEAP_BIT_EXT` flag or as part of a pipeline with the `VK_PIPELINE_CREATE_2_DESCRIPTOR_HEAP_BIT_EXT` flag, and that shader statically uses a push constant value, that value **must** have been set by `vkCmdPushDataEXT`

- VUID-vkCmdTraceRaysIndirect2KHR-None-11398

If a `bound shader` was created with a `descriptor mapping` using `VK_DESCRIPTOR_MAPPING_SOURCE_PUSH_DATA_EXT`, `VK_DESCRIPTOR_MAPPING_SOURCE_PUSH_ADDRESS_EXT`, `VK_DESCRIPTOR_MAPPING_SOURCE_SHADER_RECORD_DATA_EXT`, `VK_DESCRIPTOR_MAPPING_SOURCE_SHADER_RECORD_ADDRESS_EXT`, `VK_DESCRIPTOR_MAPPING_SOURCE_RESOURCE_HEAP_DATA_EXT`, or `VK_DESCRIPTOR_MAPPING_SOURCE_INDIRECT_ADDRESS_EXT`, and a shader accesses a resource using that mapping, the access **must** not be `out of bounds`

- VUID-vkCmdTraceRaysIndirect2KHR-None-11437

If a pipeline is bound to the pipeline bind point used by this command, or shader is bound to a shader stage used by this command, and it was created with a `descriptor mapping` using `VK_DESCRIPTOR_MAPPING_SOURCE_HEAP_WITH_INDIRECT_INDEX_ARRAY_EXT`, `VK_DESCRIPTOR_MAPPING_SOURCE_HEAP_WITH_INDIRECT_INDEX_EXT`, or `VK_DESCRIPTOR_MAPPING_SOURCE_INDIRECT_ADDRESS_EXT`, and a shader accesses a resource using that mapping, the buffer from which the address in push data was queried **must** have been created with the `VK_BUFFER_USAGE_UNIFORM_BUFFER_BIT` usage flag set

- VUID-vkCmdTraceRaysIndirect2KHR-None-11438

If a pipeline is bound to the pipeline bind point used by this command, or shader is bound to a shader stage used by this command, and it was created with a `descriptor mapping` using `VK_DESCRIPTOR_MAPPING_SOURCE_PUSH_ADDRESS_EXT`, `VK_DESCRIPTOR_MAPPING_SOURCE_SHADER_RECORD_ADDRESS_EXT`, or `VK_DESCRIPTOR_MAPPING_SOURCE_INDIRECT_ADDRESS_EXT`, and a shader accesses a uniform buffer using that mapping, the address that the uniform buffer is mapped to **must** have been queried from a buffer created with the `VK_BUFFER_USAGE_UNIFORM_BUFFER_BIT` usage flag set

- VUID-vkCmdTraceRaysIndirect2KHR-None-11441

If a pipeline is bound to the pipeline bind point used by this command, or shader is bound to a shader stage used by this command, and it was created with a [descriptor mapping](#) using [VK_DESCRIPTOR_MAPPING_SOURCE_PUSH_ADDRESS_EXT](#), [VK_DESCRIPTOR_MAPPING_SOURCE_SHADER_RECORD_ADDRESS_EXT](#), or [VK_DESCRIPTOR_MAPPING_SOURCE_INDIRECT_ADDRESS_EXT](#), and a shader accesses a uniform buffer using that mapping, the address that the uniform buffer is mapped to **must** be aligned to [minUniformBufferOffsetAlignment](#)

- VUID-vkCmdTraceRaysIndirect2KHR-None-11439

If a pipeline is bound to the pipeline bind point used by this command, or shader is bound to a shader stage used by this command, and it was created with a [descriptor mapping](#) using [VK_DESCRIPTOR_MAPPING_SOURCE_PUSH_ADDRESS_EXT](#), [VK_DESCRIPTOR_MAPPING_SOURCE_SHADER_RECORD_ADDRESS_EXT](#), or [VK_DESCRIPTOR_MAPPING_SOURCE_INDIRECT_ADDRESS_EXT](#), and a shader accesses a storage buffer using that mapping, the address that the storage buffer is mapped to **must** have been queried from a buffer created with the [VK_BUFFER_USAGE_STORAGE_BUFFER_BIT](#) usage flag set

- VUID-vkCmdTraceRaysIndirect2KHR-None-11442

If a pipeline is bound to the pipeline bind point used by this command, or shader is bound to a shader stage used by this command, and it was created with a [descriptor mapping](#) using [VK_DESCRIPTOR_MAPPING_SOURCE_PUSH_ADDRESS_EXT](#), [VK_DESCRIPTOR_MAPPING_SOURCE_SHADER_RECORD_ADDRESS_EXT](#), or [VK_DESCRIPTOR_MAPPING_SOURCE_INDIRECT_ADDRESS_EXT](#), and a shader accesses a storage buffer using that mapping, the address that the storage buffer is mapped to **must** be aligned to [minStorageBufferOffsetAlignment](#)

- VUID-vkCmdTraceRaysIndirect2KHR-None-11485

If a pipeline is bound to the pipeline bind point used by this command, or shader is bound to a shader stage used by this command, and it was created with a [descriptor mapping](#) using [VK_DESCRIPTOR_MAPPING_SOURCE_PUSH_ADDRESS_EXT](#), [VK_DESCRIPTOR_MAPPING_SOURCE_SHADER_RECORD_ADDRESS_EXT](#), or [VK_DESCRIPTOR_MAPPING_SOURCE_INDIRECT_ADDRESS_EXT](#), and a shader accesses an acceleration structure using that mapping, the address that the acceleration structure is mapped to **must** be an acceleration structure address retrieved from a [VkAccelerationStructureKHR](#) object via [vkGetAccelerationStructureDeviceAddressKHR](#) or handle retrieved from a [VkAccelerationStructureNV](#) object via [vkGetAccelerationStructureHandleNV](#)

- VUID-vkCmdTraceRaysIndirect2KHR-index-11450

If a shader uses a sampler descriptor to sample an image as a result of this command, and that sampler descriptor uses a custom border color with an index defined by [VkSamplerCustomBorderColorIndexCreateInfoEXT](#), the value of [VkSamplerCustomBorderColorIndexCreateInfoEXT::index](#) **must** have been registered before this command was recorded, and still be registered during the sampling operation, with an identically defined color

- VUID-vkCmdTraceRaysIndirect2KHR-protectedNoFault-11455

If [protectedNoFault](#) is not supported, a pipeline is bound to the pipeline bind point used by this command, or a shader is bound to a shader stage used by this command, and it was

created with a descriptor mapping using `VK_DESCRIPTOR_MAPPING_SOURCE_PUSH_ADDRESS_EXT`, `VK_DESCRIPTOR_MAPPING_SOURCE_SHADER_RECORD_ADDRESS_EXT`, or `VK_DESCRIPTOR_MAPPING_SOURCE_INDIRECT_ADDRESS_EXT`, the address that the resource is mapped to **must** have been queried from a buffer created without the `VK_BUFFER_CREATE_PROTECTED_BIT` create flag set

- VUID-vkCmdTraceRaysIndirect2KHR-protectedNoFault-11456

If `protectedNoFault` is not supported, a pipeline is bound to the pipeline bind point used by this command, or a shader is bound to a shader stage used by this command, and it was created with a descriptor mapping using `VK_DESCRIPTOR_MAPPING_SOURCE_HEAP_WITH_INDIRECT_INDEX_EXT` or `VK_DESCRIPTOR_MAPPING_SOURCE_HEAP_WITH_INDIRECT_INDEX_ARRAY_EXT`, the address of the indirect memory **must** have been queried from a buffer created without the `VK_BUFFER_CREATE_PROTECTED_BIT` create flag set

- VUID-vkCmdTraceRaysIndirect2KHR-None-03429

Any shader group handle referenced by this call **must** have been queried from the bound ray tracing pipeline

- VUID-vkCmdTraceRaysIndirect2KHR-None-09458

If the bound ray tracing pipeline state was created with the `VK_DYNAMIC_STATE_RAY_TRACING_PIPELINE_STACK_SIZE_KHR` dynamic state enabled then `vkCmdSetRayTracingPipelineStackSizeKHR` **must** have been called in the current command buffer prior to this trace command

- VUID-vkCmdTraceRaysIndirect2KHR-None-11319

If a pipeline is bound to the pipeline bind point used by this command, or shader is bound to a shader stage used by this command, and it was created with a descriptor mapping using `VK_DESCRIPTOR_MAPPING_SOURCE_SHADER_RECORD_ADDRESS_EXT`, the value of the address at the expected location in shader record data **must** be a valid address

- VUID-vkCmdTraceRaysIndirect2KHR-maxPipelineRayRecursionDepth-03679

This command **must** not cause a shader call instruction to be executed from a shader invocation with a `recursion depth` greater than the value of `maxPipelineRayRecursionDepth` used to create the bound ray tracing pipeline

- VUID-vkCmdTraceRaysIndirect2KHR-commandBuffer-03635

`commandBuffer` **must** not be a protected command buffer

- VUID-vkCmdTraceRaysIndirect2KHR-indirectDeviceAddress-03633

`indirectDeviceAddress` **must** be a device address allocated to the application from a buffer created with the `VK_BUFFER_USAGE_INDIRECT_BUFFER_BIT` usage flag set

- VUID-vkCmdTraceRaysIndirect2KHR-indirectDeviceAddress-03634

`indirectDeviceAddress` **must** be a multiple of 4

- VUID-vkCmdTraceRaysIndirect2KHR-indirectDeviceAddress-03636

All device addresses between `indirectDeviceAddress` and `indirectDeviceAddress + sizeof(VkTraceRaysIndirectCommand2KHR) - 1` **must** be in the buffer device address range of the same buffer

- VUID-vkCmdTraceRaysIndirect2KHR-rayTracingPipelineTraceRaysIndirect2-03637

The `rayTracingPipelineTraceRaysIndirect2` feature **must** be enabled

- VUID-vkCmdTraceRaysIndirect2KHR-rayTracingMotionBlurPipelineTraceRaysIndirect-04951

If the bound ray tracing pipeline was created with `VK_PIPELINE_CREATE_RAY_TRACING_ALLOW_MOTION_BIT_NV`

`VkPhysicalDeviceRayTracingMotionBlurFeaturesNV::rayTracingMotionBlurPipelineTraceRaysIndirect` feature **must** be enabled

Valid Usage (Implicit)

- VUID-vkCmdTraceRaysIndirect2KHR-commandBuffer-parameter
`commandBuffer` **must** be a valid `VkCommandBuffer` handle
- VUID-vkCmdTraceRaysIndirect2KHR-indirectDeviceAddress-parameter
`indirectDeviceAddress` **must** be a valid `VkDeviceAddress` value
- VUID-vkCmdTraceRaysIndirect2KHR-commandBuffer-recording
`commandBuffer` **must** be in the `recording` state
- VUID-vkCmdTraceRaysIndirect2KHR-commandBuffer-cmdpool
The `VkCommandPool` that `commandBuffer` was allocated from **must** support `VK_QUEUE_COMPUTE_BIT` operations
- VUID-vkCmdTraceRaysIndirect2KHR-renderpass
This command **must** only be called outside of a render pass instance
- VUID-vkCmdTraceRaysIndirect2KHR-suspended
This command **must** not be called between suspended render pass instances
- VUID-vkCmdTraceRaysIndirect2KHR-videocoding
This command **must** only be called outside of a video coding scope

Host Synchronization

- Host access to `commandBuffer` **must** be externally synchronized
- Host access to the `VkCommandPool` that `commandBuffer` was allocated from **must** be externally synchronized

Command Properties

Command Buffer Levels	Render Pass Scope	Video Coding Scope	Supported Queue Types	Command Type
Primary Secondary	Outside	Outside	VK_QUEUE_COMPUTE_BIT	Action

Conditional Rendering

vkCmdTraceRaysIndirect2KHR is not affected by [conditional rendering](#)

The `VkTraceRaysIndirectCommand2KHR` structure is defined as:

```
// Provided by VK_KHR_ray_tracing_maintenance1 with VK_KHR_ray_tracing_pipeline
typedef struct VkTraceRaysIndirectCommand2KHR {
    VkDeviceAddress    raygenShaderRecordAddress;
    VkDeviceSize       raygenShaderRecordSize;
    VkDeviceAddress    missShaderBindingTableAddress;
    VkDeviceSize       missShaderBindingTableSize;
    VkDeviceSize       missShaderBindingTableStride;
    VkDeviceAddress    hitShaderBindingTableAddress;
    VkDeviceSize       hitShaderBindingTableSize;
    VkDeviceSize       hitShaderBindingTableStride;
    VkDeviceAddress    callableShaderBindingTableAddress;
    VkDeviceSize       callableShaderBindingTableSize;
    VkDeviceSize       callableShaderBindingTableStride;
    uint32_t           width;
    uint32_t           height;
    uint32_t           depth;
} VkTraceRaysIndirectCommand2KHR;
```

- `raygenShaderRecordAddress` is a [VkDeviceAddress](#) of the ray generation shader binding table record used by this command.
- `raygenShaderRecordSize` is a [VkDeviceSize](#) number of bytes corresponding to the ray generation shader binding table record at base address `raygenShaderRecordAddress`.
- `missShaderBindingTableAddress` is a [VkDeviceAddress](#) of the first record in the miss shader binding table used by this command.
- `missShaderBindingTableSize` is a [VkDeviceSize](#) number of bytes corresponding to the total size of the miss shader binding table at `missShaderBindingTableAddress` that may be accessed by this command.
- `missShaderBindingTableStride` is a [VkDeviceSize](#) number of bytes between records of the miss shader binding table.
- `hitShaderBindingTableAddress` is a [VkDeviceAddress](#) of the first record in the hit shader binding table used by this command.
- `hitShaderBindingTableSize` is a [VkDeviceSize](#) number of bytes corresponding to the total size of the hit shader binding table at `hitShaderBindingTableAddress` that may be accessed by this command.
- `hitShaderBindingTableStride` is a [VkDeviceSize](#) number of bytes between records of the hit shader binding table.
- `callableShaderBindingTableAddress` is a [VkDeviceAddress](#) of the first record in the callable shader binding table used by this command.

- `callableShaderBindingTableSize` is a `VkDeviceSize` number of bytes corresponding to the total size of the callable shader binding table at `callableShaderBindingTableAddress` that may be accessed by this command.
- `callableShaderBindingTableStride` is a `VkDeviceSize` number of bytes between records of the callable shader binding table.
- `width` is the width of the ray trace query dimensions.
- `height` is height of the ray trace query dimensions.
- `depth` is depth of the ray trace query dimensions.

The members of `VkTraceRaysIndirectCommand2KHR` have the same meaning as the similarly named parameters of `vkCmdTraceRaysKHR`.

Indirect shader binding table buffer parameters **must** satisfy the same memory alignment and binding requirements as their counterparts in `vkCmdTraceRaysIndirectKHR` and `vkCmdTraceRaysKHR`.

Valid Usage

- VUID-VkTraceRaysIndirectCommand2KHR-pRayGenShaderBindingTable-03681
`raygenShaderRecordAddress` **must** be a device address allocated to the application from a buffer created with the `VK_BUFFER_USAGE_SHADER_BINDING_TABLE_BIT_KHR` usage flag set
- VUID-VkTraceRaysIndirectCommand2KHR-pRayGenShaderBindingTable-03682
`raygenShaderRecordAddress` **must** be a multiple of `VkPhysicalDeviceRayTracingPipelinePropertiesKHR::shaderGroupBaseAlignment`
- VUID-VkTraceRaysIndirectCommand2KHR-pMissShaderBindingTable-03684
`missShaderBindingTableAddress` **must** be a device address allocated to the application from a buffer created with the `VK_BUFFER_USAGE_SHADER_BINDING_TABLE_BIT_KHR` usage flag set
- VUID-VkTraceRaysIndirectCommand2KHR-pMissShaderBindingTable-03685
`missShaderBindingTableAddress` **must** be a multiple of `VkPhysicalDeviceRayTracingPipelinePropertiesKHR::shaderGroupBaseAlignment`
- VUID-VkTraceRaysIndirectCommand2KHR-stride-03686
`missShaderBindingTableStride` **must** be a multiple of `VkPhysicalDeviceRayTracingPipelinePropertiesKHR::shaderGroupHandleAlignment`
- VUID-VkTraceRaysIndirectCommand2KHR-stride-04029
`missShaderBindingTableStride` **must** be less than or equal to `VkPhysicalDeviceRayTracingPipelinePropertiesKHR::maxShaderGroupStride`
- VUID-VkTraceRaysIndirectCommand2KHR-pHitShaderBindingTable-03688
`hitShaderBindingTableAddress` **must** be a device address allocated to the application from a buffer created with the `VK_BUFFER_USAGE_SHADER_BINDING_TABLE_BIT_KHR` usage flag set
- VUID-VkTraceRaysIndirectCommand2KHR-pHitShaderBindingTable-03689
`hitShaderBindingTableAddress` **must** be a multiple of

VkPhysicalDeviceRayTracingPipelinePropertiesKHR::shaderGroupBaseAlignment

- VUID-VkTraceRaysIndirectCommand2KHR-stride-03690
hitShaderBindingTableStride **must** be a multiple of
VkPhysicalDeviceRayTracingPipelinePropertiesKHR::shaderGroupHandleAlignment
- VUID-VkTraceRaysIndirectCommand2KHR-stride-04035
hitShaderBindingTableStride **must** be less than or equal to
VkPhysicalDeviceRayTracingPipelinePropertiesKHR::maxShaderGroupStride
- VUID-VkTraceRaysIndirectCommand2KHR-pCallableShaderBindingTable-03692
callableShaderBindingTableAddress **must** be a device address allocated to the application
from a buffer created with the [VK_BUFFER_USAGE_SHADER_BINDING_TABLE_BIT_KHR](#)
usage flag set
- VUID-VkTraceRaysIndirectCommand2KHR-pCallableShaderBindingTable-03693
callableShaderBindingTableAddress **must** be a multiple of
VkPhysicalDeviceRayTracingPipelinePropertiesKHR::shaderGroupBaseAlignment
- VUID-VkTraceRaysIndirectCommand2KHR-stride-03694
callableShaderBindingTableStride **must** be a multiple of
VkPhysicalDeviceRayTracingPipelinePropertiesKHR::shaderGroupHandleAlignment
- VUID-VkTraceRaysIndirectCommand2KHR-stride-04041
callableShaderBindingTableStride **must** be less than or equal to
VkPhysicalDeviceRayTracingPipelinePropertiesKHR::maxShaderGroupStride
- VUID-VkTraceRaysIndirectCommand2KHR-flags-03511
If the bound ray tracing pipeline was created with flags that included
[VK_PIPELINE_CREATE_RAY_TRACING_NO_NULL_MISS_SHADERS_BIT_KHR](#), the entries in
the table identified by missShaderBindingTableAddress accessed as a result of this
command in order to execute a miss shader **must** not be zero
- VUID-VkTraceRaysIndirectCommand2KHR-flags-03512
If the bound ray tracing pipeline was created with flags that included
[VK_PIPELINE_CREATE_RAY_TRACING_NO_NULL_ANY_HIT_SHADERS_BIT_KHR](#), entries in
the table identified by hitShaderBindingTableAddress accessed as a result of this command
in order to execute an any-hit shader **must** not be zero
- VUID-VkTraceRaysIndirectCommand2KHR-flags-03513
If the bound ray tracing pipeline was created with flags that included
[VK_PIPELINE_CREATE_RAY_TRACING_NO_NULL_CLOSEST_HIT_SHADERS_BIT_KHR](#),
entries in the table identified by hitShaderBindingTableAddress accessed as a result of this
command in order to execute a closest hit shader **must** not be zero
- VUID-VkTraceRaysIndirectCommand2KHR-flags-03514
If the bound ray tracing pipeline was created with flags that included
[VK_PIPELINE_CREATE_RAY_TRACING_NO_NULL_INTERSECTION_SHADERS_BIT_KHR](#),
entries in the table identified by hitShaderBindingTableAddress accessed as a result of this
command in order to execute an intersection shader **must** not be zero
- VUID-VkTraceRaysIndirectCommand2KHR-pHitShaderBindingTable-04735
Any non-zero hit shader group entries in the table identified by
hitShaderBindingTableAddress accessed by this call from a geometry with a geometryType of

`VK_GEOMETRY_TYPE_TRIANGLES_KHR` **must** have been created with `VK_RAY_TRACING_SHADER_GROUP_TYPE_TRIANGLES_HIT_GROUP_KHR`

- VUID-VkTraceRaysIndirectCommand2KHR-pHitShaderBindingTable-04736
Any non-zero hit shader group entries in the table identified by `hitShaderBindingTableAddress` accessed by this call from a geometry with a `geometryType` of `VK_GEOMETRY_TYPE_AABBS_KHR` **must** have been created with `VK_RAY_TRACING_SHADER_GROUP_TYPE_PROCEDURAL_HIT_GROUP_KHR`
- VUID-VkTraceRaysIndirectCommand2KHR-width-03638
`width` **must** be less than or equal to `VkPhysicalDeviceLimits::maxComputeWorkGroupCount[0] × VkPhysicalDeviceLimits::maxComputeWorkGroupSize[0]`
- VUID-VkTraceRaysIndirectCommand2KHR-height-03639
`height` **must** be less than or equal to `VkPhysicalDeviceLimits::maxComputeWorkGroupCount[1] × VkPhysicalDeviceLimits::maxComputeWorkGroupSize[1]`
- VUID-VkTraceRaysIndirectCommand2KHR-depth-03640
`depth` **must** be less than or equal to `VkPhysicalDeviceLimits::maxComputeWorkGroupCount[2] × VkPhysicalDeviceLimits::maxComputeWorkGroupSize[2]`
- VUID-VkTraceRaysIndirectCommand2KHR-width-03641
`width × height × depth` **must** be less than or equal to `VkPhysicalDeviceRayTracingPipelinePropertiesKHR::maxRayDispatchInvocationCount`

Valid Usage (Implicit)

- VUID-VkTraceRaysIndirectCommand2KHR-raygenShaderRecordAddress-parameter
`raygenShaderRecordAddress` **must** be a valid `VkDeviceAddress` value
- VUID-VkTraceRaysIndirectCommand2KHR-missShaderBindingTableAddress-parameter
`missShaderBindingTableAddress` **must** be a valid `VkDeviceAddress` value
- VUID-VkTraceRaysIndirectCommand2KHR-hitShaderBindingTableAddress-parameter
`hitShaderBindingTableAddress` **must** be a valid `VkDeviceAddress` value
- VUID-VkTraceRaysIndirectCommand2KHR-callableShaderBindingTableAddress-parameter
`callableShaderBindingTableAddress` **must** be a valid `VkDeviceAddress` value

To dispatch ray tracing for the `VK_NV_ray_tracing` extension use:


```
// Provided by VK_NV_ray_tracing
void vkCmdTraceRaysNV(
    VkCommandBuffer          commandBuffer,
    VkBuffer                 raygenShaderBindingTableBuffer,
    VkDeviceSize             raygenShaderBindingOffset,
    VkBuffer                 missShaderBindingTableBuffer,
    VkDeviceSize             missShaderBindingOffset,
    VkDeviceSize             missShaderBindingStride,
    VkBuffer                 hitShaderBindingTableBuffer,
    VkDeviceSize             hitShaderBindingOffset,
    VkDeviceSize             hitShaderBindingStride,
    VkBuffer                 callableShaderBindingTableBuffer,
    VkDeviceSize             callableShaderBindingOffset,
    VkDeviceSize             callableShaderBindingStride,
    uint32_t                 width,
    uint32_t                 height,
    uint32_t                 depth);
```

- `commandBuffer` is the command buffer into which the command will be recorded.
- `raygenShaderBindingTableBuffer` is the buffer object that holds the shader binding table data for the ray generation shader stage.
- `raygenShaderBindingOffset` is the offset in bytes (relative to `raygenShaderBindingTableBuffer`) of the ray generation shader being used for the trace.
- `missShaderBindingTableBuffer` is the buffer object that holds the shader binding table data for the miss shader stage.
- `missShaderBindingOffset` is the offset in bytes (relative to `missShaderBindingTableBuffer`) of the miss shader being used for the trace.
- `missShaderBindingStride` is the size in bytes of each shader binding table record in `missShaderBindingTableBuffer`.
- `hitShaderBindingTableBuffer` is the buffer object that holds the shader binding table data for the hit shader stages.
- `hitShaderBindingOffset` is the offset in bytes (relative to `hitShaderBindingTableBuffer`) of the hit shader group being used for the trace.
- `hitShaderBindingStride` is the size in bytes of each shader binding table record in `hitShaderBindingTableBuffer`.
- `callableShaderBindingTableBuffer` is the buffer object that holds the shader binding table data for the callable shader stage.
- `callableShaderBindingOffset` is the offset in bytes (relative to `callableShaderBindingTableBuffer`) of the callable shader being used for the trace.
- `callableShaderBindingStride` is the size in bytes of each shader binding table record in `callableShaderBindingTableBuffer`.
- `width` is the width of the ray trace query dimensions.
- `height` is height of the ray trace query dimensions.

- **depth** is depth of the ray trace query dimensions.

When the command is executed, a ray generation group of **width** × **height** × **depth** rays is assembled.

Valid Usage

- VUID-vkCmdTraceRaysNV-magFilter-04553
If a **VkSampler** created with **magFilter** or **minFilter** equal to **VK_FILTER_LINEAR**, **reductionMode** equal to **VK_SAMPLER_REDUCTION_MODE_WEIGHTED_AVERAGE**, and **compareEnable** equal to **VK_FALSE** is used to sample a **VkImageView** as a result of this command, then the image view's **format features** **must** contain **VK_FORMAT_FEATURE_SAMPLED_IMAGE_FILTER_LINEAR_BIT**
- VUID-vkCmdTraceRaysNV-magFilter-09598
If a **VkSampler** created with **magFilter** or **minFilter** equal to **VK_FILTER_LINEAR** and **reductionMode** equal to either **VK_SAMPLER_REDUCTION_MODE_MIN** or **VK_SAMPLER_REDUCTION_MODE_MAX** is used to sample a **VkImageView** as a result of this command, then the image view's **format features** **must** contain **VK_FORMAT_FEATURE_SAMPLED_IMAGE_FILTER_MINMAX_BIT**
- VUID-vkCmdTraceRaysNV-mipmapMode-04770
If a **VkSampler** created with **mipmapMode** equal to **VK_SAMPLER_MIPMAP_MODE_LINEAR**, **reductionMode** equal to **VK_SAMPLER_REDUCTION_MODE_WEIGHTED_AVERAGE**, and **compareEnable** equal to **VK_FALSE** is used to sample a **VkImageView** as a result of this command, then the image view's **format features** **must** contain **VK_FORMAT_FEATURE_SAMPLED_IMAGE_FILTER_LINEAR_BIT**
- VUID-vkCmdTraceRaysNV-mipmapMode-09599
If a **VkSampler** created with **mipmapMode** equal to **VK_SAMPLER_MIPMAP_MODE_LINEAR** and **reductionMode** equal to either **VK_SAMPLER_REDUCTION_MODE_MIN** or **VK_SAMPLER_REDUCTION_MODE_MAX** is used to sample a **VkImageView** as a result of this command, then the image view's **format features** **must** contain **VK_FORMAT_FEATURE_SAMPLED_IMAGE_FILTER_MINMAX_BIT**
- VUID-vkCmdTraceRaysNV-unnormalizedCoordinates-09635
If a **VkSampler** created with **unnormalizedCoordinates** equal to **VK_TRUE** is used to sample a **VkImageView** as a result of this command, then the image view's **levelCount** and **layerCount** **must** be 1
- VUID-vkCmdTraceRaysNV-None-08609
If a **VkSampler** created with **unnormalizedCoordinates** equal to **VK_TRUE** is used to sample a **VkImageView** as a result of this command, then the image view's **viewType** **must** be **VK_IMAGE_VIEW_TYPE_1D** or **VK_IMAGE_VIEW_TYPE_2D**
- VUID-vkCmdTraceRaysNV-None-08610
If a **VkSampler** created with **unnormalizedCoordinates** equal to **VK_TRUE** is used to sample a **VkImageView** as a result of this command, then the sampler **must** not be used with any of the SPIR-V **OpImageSample*** or **OpImageSparseSample*** instructions with **ImplicitLod**, **Dref** or **Proj** in their name
- VUID-vkCmdTraceRaysNV-None-08611
If a **VkSampler** created with **unnormalizedCoordinates** equal to **VK_TRUE** is used to sample

a [VkImageView](#) as a result of this command, then the sampler **must** not be used with any of the SPIR-V [OpImageSample*](#) or [OpImageSparseSample*](#) instructions that includes a LOD bias or any offset values

- VUID-vkCmdTraceRaysNV-None-06479

If a [VkImageView](#) is sampled with [depth comparison](#), the image view's [format features](#) **must** contain [VK_FORMAT_FEATURE_2_SAMPLED_IMAGE_DEPTH_COMPARISON_BIT](#)

- VUID-vkCmdTraceRaysNV-None-02691

If a [VkImageView](#) is accessed using atomic operations as a result of this command, then the image view's [format features](#) **must** contain [VK_FORMAT_FEATURE_STORAGE_IMAGE_ATOMIC_BIT](#)

- VUID-vkCmdTraceRaysNV-None-07888

If a [VK_DESCRIPTOR_TYPE_STORAGE_TEXEL_BUFFER](#) descriptor is accessed using atomic operations as a result of this command, then the storage texel buffer's [format features](#) **must** contain [VK_FORMAT_FEATURE_STORAGE_TEXEL_BUFFER_ATOMIC_BIT](#)

- VUID-vkCmdTraceRaysNV-None-02692

If a [VkImageView](#) is sampled with [VK_FILTER_CUBIC_EXT](#) as a result of this command, then the image view's [format features](#) **must** contain [VK_FORMAT_FEATURE_SAMPLED_IMAGE_FILTER_CUBIC_BIT_EXT](#)

- VUID-vkCmdTraceRaysNV-None-02693

If the [VK_EXT_filter_cubic](#) extension is not enabled and any [VkImageView](#) is sampled with [VK_FILTER_CUBIC_EXT](#) as a result of this command, it **must** not have a [VkImageViewType](#) of [VK_IMAGE_VIEW_TYPE_3D](#), [VK_IMAGE_VIEW_TYPE_CUBE](#), or [VK_IMAGE_VIEW_TYPE_CUBE_ARRAY](#)

- VUID-vkCmdTraceRaysNV-filterCubic-02694

Any [VkImageView](#) being sampled with [VK_FILTER_CUBIC_EXT](#) as a result of this command **must** have a [VkImageViewType](#) and format that supports cubic filtering, as specified by [VkFilterCubicImageViewImageFormatPropertiesEXT::filterCubic](#) returned by [vkGetPhysicalDeviceImageFormatProperties2](#)

- VUID-vkCmdTraceRaysNV-filterCubicMinmax-02695

Any [VkImageView](#) being sampled with [VK_FILTER_CUBIC_EXT](#) with a reduction mode of either [VK_SAMPLER_REDUCTION_MODE_MIN](#) or [VK_SAMPLER_REDUCTION_MODE_MAX](#) as a result of this command **must** have a [VkImageViewType](#) and format that supports cubic filtering together with minmax filtering, as specified by [VkFilterCubicImageViewImageFormatPropertiesEXT::filterCubicMinmax](#) returned by [vkGetPhysicalDeviceImageFormatProperties2](#)

- VUID-vkCmdTraceRaysNV-cubicRangeClamp-09212

If the [cubicRangeClamp](#) feature is not enabled, then any [VkImageView](#) being sampled with [VK_FILTER_CUBIC_EXT](#) as a result of this command **must** not have a [VkSamplerReductionModeCreateInfo::reductionMode](#) equal to [VK_SAMPLER_REDUCTION_MODE_WEIGHTED_AVERAGE_RANGECLAMP_QCOM](#)

- VUID-vkCmdTraceRaysNV-reductionMode-09213

Any [VkImageView](#) being sampled with a [VkSamplerReductionModeCreateInfo::reductionMode](#) equal to [VK_SAMPLER_REDUCTION_MODE_WEIGHTED_AVERAGE_RANGECLAMP_QCOM](#) as a

result of this command **must** sample with `VK_FILTER_CUBIC_EXT`

- VUID-vkCmdTraceRaysNV-selectableCubicWeights-09214

If the `selectableCubicWeights` feature is not enabled, then any `VkImageView` being sampled with `VK_FILTER_CUBIC_EXT` as a result of this command **must** have `VkSamplerCubicWeightsCreateInfoQCOM::cubicWeights` equal to `VK_CUBIC_FILTER_WEIGHTS_CATMULL_ROM_QCOM`

- VUID-vkCmdTraceRaysNV-flags-02696

Any `VkImage` created with a `VkImageCreateInfo::flags` containing `VK_IMAGE_CREATE_CORNER_SAMPLED_BIT_NV` sampled as a result of this command **must** only be sampled using a `VkSamplerAddressMode` of `VK_SAMPLER_ADDRESS_MODE_CLAMP_TO_EDGE`

- VUID-vkCmdTraceRaysNV-OpTypeImage-07027

For any `VkImageView` being written as a storage image where the image format field of the `OpTypeImage` is `Unknown`, the view's `format features` **must** contain `VK_FORMAT_FEATURE_2_STORAGE_WRITE_WITHOUT_FORMAT_BIT`

- VUID-vkCmdTraceRaysNV-OpTypeImage-07028

For any `VkImageView` being read as a storage image where the image format field of the `OpTypeImage` is `Unknown`, the view's `format features` **must** contain `VK_FORMAT_FEATURE_2_STORAGE_READ_WITHOUT_FORMAT_BIT`

- VUID-vkCmdTraceRaysNV-OpTypeImage-07029

For any `VkBufferView` being written as a storage texel buffer where the image format field of the `OpTypeImage` is `Unknown`, the view's `buffer features` **must** contain `VK_FORMAT_FEATURE_2_STORAGE_WRITE_WITHOUT_FORMAT_BIT`

- VUID-vkCmdTraceRaysNV-OpTypeImage-07030

Any `VkBufferView` being read as a storage texel buffer where the image format field of the `OpTypeImage` is `Unknown` then the view's `buffer features` **must** contain `VK_FORMAT_FEATURE_2_STORAGE_READ_WITHOUT_FORMAT_BIT`

- VUID-vkCmdTraceRaysNV-None-08600

If a `a bound shader` was created with a pipeline layout and statically uses a set n , a descriptor set **must** have been bound to n at the same pipeline bind point, with layouts compatible for set n with the layout(s) used to create the shader, as described in [Pipeline Layout Compatibility](#)

- VUID-vkCmdTraceRaysNV-None-08601

If a `a bound shader` was created with a pipeline layout or specified push constant ranges and statically uses a push constant value, that value **must** have been set for the same pipeline bind point, with push constant ranges that are `compatible` with the push constant range used to create the shader

- VUID-vkCmdTraceRaysNV-None-10068

For each array of resources that is used by a `a bound shader`, the indices used to access members of the array **must** be less than the descriptor count for the identified binding in the descriptor sets used by this command

- VUID-vkCmdTraceRaysNV-None-08114

Descriptors in each bound descriptor set, specified via `vkCmdBindDescriptorSets`, **must** be valid if they are accessed as described by `descriptor validity` by the `VkPipeline` bound to

the pipeline bind point used by this command and the bound [VkPipeline](#) was not created with [VK_PIPELINE_CREATE_DESCRIPTOR_BUFFER_BIT_EXT](#)

- VUID-vkCmdTraceRaysNV-imageLayout-00344

If an image descriptor is accessed by a shader, the [VkImageLayout](#) **must** match the subresource accessible from the [VkImageView](#) as defined by the [image layout matching rules](#)

- VUID-vkCmdTraceRaysNV-None-08115

If the descriptors used by the [VkPipeline](#) bound to the pipeline bind point were specified via [vkCmdBindDescriptorSets](#), the bound [VkPipeline](#) **must** have been created without [VK_PIPELINE_CREATE_DESCRIPTOR_BUFFER_BIT_EXT](#)

- VUID-vkCmdTraceRaysNV-None-08116

Descriptors in bound descriptor buffers, specified via [vkCmdSetDescriptorBufferOffsetsEXT](#), **must** be valid if they are dynamically used by the [VkPipeline](#) bound to the pipeline bind point used by this command and the bound [VkPipeline](#) was created with [VK_PIPELINE_CREATE_DESCRIPTOR_BUFFER_BIT_EXT](#)

- VUID-vkCmdTraceRaysNV-None-08604

Descriptors in bound descriptor buffers, specified via [vkCmdSetDescriptorBufferOffsetsEXT](#), **must** be valid if they are dynamically used by any [VkShaderEXT](#) bound to a stage corresponding to the pipeline bind point used by this command

- VUID-vkCmdTraceRaysNV-None-08117

If the descriptors used by the [VkPipeline](#) bound to the pipeline bind point were specified via [vkCmdSetDescriptorBufferOffsetsEXT](#), the bound [VkPipeline](#) **must** have been created with [VK_PIPELINE_CREATE_DESCRIPTOR_BUFFER_BIT_EXT](#)

- VUID-vkCmdTraceRaysNV-None-08119

If a descriptor is dynamically used with a [VkPipeline](#) created with [VK_PIPELINE_CREATE_DESCRIPTOR_BUFFER_BIT_EXT](#), the descriptor memory **must** be resident

- VUID-vkCmdTraceRaysNV-None-08605

If a descriptor is dynamically used with a [VkShaderEXT](#) created with a [VkDescriptorSetLayout](#) that was created with [VK_DESCRIPTOR_SET_LAYOUT_CREATE_DESCRIPTOR_BUFFER_BIT_EXT](#), the descriptor memory **must** be resident

- VUID-vkCmdTraceRaysNV-None-08606

If the [shaderObject](#) feature is not enabled, a valid pipeline **must** be bound to the pipeline bind point used by this command

- VUID-vkCmdTraceRaysNV-None-08608

If a pipeline is bound to the pipeline bind point used by this command, there **must** not have been any calls to dynamic state setting commands for any state specified statically in the [VkPipeline](#) object bound to the pipeline bind point used by this command, since that pipeline was bound

- VUID-vkCmdTraceRaysNV-uniformBuffers-06935

If any stage of the [VkPipeline](#) object bound to the pipeline bind point used by this command accesses a uniform buffer, and that stage was created without enabling either

[VK_PIPELINE_ROBUSTNESS_BUFFER_BEHAVIOR_ROBUST_BUFFER_ACCESS](#) or
[VK_PIPELINE_ROBUSTNESS_BUFFER_BEHAVIOR_ROBUST_BUFFER_ACCESS_2](#) for
[uniformBuffers](#), and the [robustBufferAccess](#) feature is not enabled, that stage **must** not
access values outside of the range of the buffer as specified in the descriptor set bound to
the same pipeline bind point

- VUID-vkCmdTraceRaysNV-None-08612

If the [robustBufferAccess](#) feature is not enabled, and any [VkShaderEXT](#) bound to a stage
corresponding to the pipeline bind point used by this command accesses a uniform
buffer, it **must** not access values outside of the range of the buffer as specified in the
descriptor set bound to the same pipeline bind point

- VUID-vkCmdTraceRaysNV-storageBuffers-06936

If any stage of the [VkPipeline](#) object bound to the pipeline bind point used by this
command accesses a storage buffer, and that stage was created without enabling either
[VK_PIPELINE_ROBUSTNESS_BUFFER_BEHAVIOR_ROBUST_BUFFER_ACCESS](#) or
[VK_PIPELINE_ROBUSTNESS_BUFFER_BEHAVIOR_ROBUST_BUFFER_ACCESS_2](#) for
[storageBuffers](#), and the [robustBufferAccess](#) feature is not enabled, that stage **must** not
access values outside of the range of the buffer as specified in the descriptor set bound to
the same pipeline bind point

- VUID-vkCmdTraceRaysNV-None-08613

If the [robustBufferAccess](#) feature is not enabled, and any [VkShaderEXT](#) bound to a stage
corresponding to the pipeline bind point used by this command accesses a storage buffer,
it **must** not access values outside of the range of the buffer as specified in the descriptor
set bound to the same pipeline bind point

- VUID-vkCmdTraceRaysNV-commandBuffer-02707

If [commandBuffer](#) is an unprotected command buffer and [protectedNoFault](#) is not supported,
any resource accessed by [bound shaders](#) **must** not be a protected resource

- VUID-vkCmdTraceRaysNV-viewType-07752

If a [VkImageView](#) is accessed as a result of this command, then the image view's [viewType](#)
must match the [Dim](#) operand of the [OpTypeImage](#) as described in [Compatibility Between
SPIR-V Image Dimensions and Vulkan ImageView Types](#)

- VUID-vkCmdTraceRaysNV-format-07753

If a [VkImageView](#) or [VkBufferView](#) is accessed as a result of this command, then the
[numeric type](#) of the view's [format](#) and the [Sampled Type](#) operand of the [OpTypeImage](#) **must**
match

- VUID-vkCmdTraceRaysNV-OpImageWrite-08795

If a [VkImageView](#) created with a format other than [VK_FORMAT_A8_UNORM](#) is accessed
using [OpImageWrite](#) as a result of this command, then the [Type](#) of the [Texel](#) operand of that
instruction **must** have at least as many components as the image view's format

- VUID-vkCmdTraceRaysNV-OpImageWrite-08796

If a [VkImageView](#) created with the format [VK_FORMAT_A8_UNORM](#) is accessed using
[OpImageWrite](#) as a result of this command, then the [Type](#) of the [Texel](#) operand of that
instruction **must** have four components

- VUID-vkCmdTraceRaysNV-OpImageWrite-04469

If a [VkBufferView](#) is accessed using [OpImageWrite](#) as a result of this command, then the

Type of the `Texel` operand of that instruction **must** have at least as many components as the buffer view's format

- VUID-vkCmdTraceRaysNV-SampledType-04470
If a `VkImageView` with a `VkFormat` that has a 64-bit component width is accessed as a result of this command, the `SampledType` of the `OpTypeImage` operand of that instruction **must** have a `Width` of 64
- VUID-vkCmdTraceRaysNV-SampledType-04471
If a `VkImageView` with a `VkFormat` that has a component width less than 64-bit is accessed as a result of this command, the `SampledType` of the `OpTypeImage` operand of that instruction **must** have a `Width` of 32
- VUID-vkCmdTraceRaysNV-SampledType-04472
If a `VkBufferView` with a `VkFormat` that has a 64-bit component width is accessed as a result of this command, the `SampledType` of the `OpTypeImage` operand of that instruction **must** have a `Width` of 64
- VUID-vkCmdTraceRaysNV-SampledType-04473
If a `VkBufferView` with a `VkFormat` that has a component width less than 64-bit is accessed as a result of this command, the `SampledType` of the `OpTypeImage` operand of that instruction **must** have a `Width` of 32
- VUID-vkCmdTraceRaysNV-sparseImageInt64Atomics-04474
If the `sparseImageInt64Atomics` feature is not enabled, `VkImage` objects created with the `VK_IMAGE_CREATE_SPARSE_RESIDENCY_BIT` flag **must** not be accessed by atomic instructions through an `OpTypeImage` with a `SampledType` with a `Width` of 64 by this command
- VUID-vkCmdTraceRaysNV-sparseImageInt64Atomics-04475
If the `sparseImageInt64Atomics` feature is not enabled, `VkBuffer` objects created with the `VK_BUFFER_CREATE_SPARSE_RESIDENCY_BIT` flag **must** not be accessed by atomic instructions through an `OpTypeImage` with a `SampledType` with a `Width` of 64 by this command
- VUID-vkCmdTraceRaysNV-OpImageSampleWeightedQCOM-06971
If `OpImageSampleWeightedQCOM` is used to sample a `VkImageView` as a result of this command, then the image view's `format features` **must** contain `VK_FORMAT_FEATURE_2_WEIGHT_SAMPLED_IMAGE_BIT_QCOM`
- VUID-vkCmdTraceRaysNV-OpImageSampleWeightedQCOM-06972
If `OpImageSampleWeightedQCOM` uses a `VkImageView` as a sample weight image as a result of this command, then the image view's `format features` **must** contain `VK_FORMAT_FEATURE_2_WEIGHT_IMAGE_BIT_QCOM`
- VUID-vkCmdTraceRaysNV-OpImageBoxFilterQCOM-06973
If `OpImageBoxFilterQCOM` is used to sample a `VkImageView` as a result of this command, then the image view's `format features` **must** contain `VK_FORMAT_FEATURE_2_BOX_FILTER_SAMPLED_BIT_QCOM`
- VUID-vkCmdTraceRaysNV-OpImageBlockMatchSSDQCOM-06974
If `OpImageBlockMatchSSDQCOM` is used to read from an `VkImageView` as a result of this command, then the image view's `format features` **must** contain `VK_FORMAT_FEATURE_2_BLOCK_MATCHING_BIT_QCOM`

- VUID-vkCmdTraceRaysNV-OpImageBlockMatchSADQCOM-06975
If `OpImageBlockMatchSADQCOM` is used to read from an `VkImageView` as a result of this command, then the image view's `format features` **must** contain `VK_FORMAT_FEATURE_2_BLOCK_MATCHING_BIT_QCOM`
- VUID-vkCmdTraceRaysNV-OpImageBlockMatchSADQCOM-06976
If `OpImageBlockMatchSADQCOM` or `OpImageBlockMatchSSDQCOM` is used to read from a reference image as result of this command, then the specified reference coordinates **must** not fail `integer texel coordinate validation`
- VUID-vkCmdTraceRaysNV-OpImageSampleWeightedQCOM-06977
If `OpImageSampleWeightedQCOM`, `OpImageBoxFilterQCOM`, `OpImageBlockMatchWindowSSDQCOM`, `OpImageBlockMatchWindowSADQCOM`, `OpImageBlockMatchGatherSSDQCOM`, `OpImageBlockMatchGatherSADQCOM`, or `OpImageBlockMatchSSDQCOM` uses a `VkSampler` as a result of this command, then the sampler **must** have been created with `VK_SAMPLER_CREATE_IMAGE_PROCESSING_BIT_QCOM`
- VUID-vkCmdTraceRaysNV-OpImageSampleWeightedQCOM-06978
If any command other than `OpImageSampleWeightedQCOM`, `OpImageBoxFilterQCOM`, `OpImageBlockMatchWindowSSDQCOM`, `OpImageBlockMatchWindowSADQCOM`, `OpImageBlockMatchGatherSSDQCOM`, `OpImageBlockMatchGatherSADQCOM`, `OpImageBlockMatchSSDQCOM`, or `OpImageBlockMatchSADQCOM` uses a `VkSampler` as a result of this command, then the sampler **must** not have been created with `VK_SAMPLER_CREATE_IMAGE_PROCESSING_BIT_QCOM`
- VUID-vkCmdTraceRaysNV-OpImageBlockMatchWindow-09215
If a `OpImageBlockMatchWindow*QCOM` or `OpImageBlockMatchGather*QCOM` instruction is used to read from an `VkImageView` as a result of this command, then the image view's `format features` **must** contain `VK_FORMAT_FEATURE_2_BLOCK_MATCHING_BIT_QCOM`
- VUID-vkCmdTraceRaysNV-OpImageBlockMatchWindow-09216
If a `OpImageBlockMatchWindow*QCOM` or `OpImageBlockMatchGather*QCOM` instruction is used to read from an `VkImageView` as a result of this command, then the image view's format **must** be a single-component format
- VUID-vkCmdTraceRaysNV-OpImageBlockMatchWindow-09217
If a `OpImageBlockMatchWindow*QCOM` or `OpImageBlockMatchGather*QCOM` read from a reference image as result of this command, then the specified reference coordinates **must** not fail `integer texel coordinate validation`
- VUID-vkCmdTraceRaysNV-None-07288
Any shader invocation executed by this command **must** `terminate`
- VUID-vkCmdTraceRaysNV-None-09600
If a descriptor with type equal to any of `VK_DESCRIPTOR_TYPE_SAMPLE_WEIGHT_IMAGE_QCOM`, `VK_DESCRIPTOR_TYPE_BLOCK_MATCH_IMAGE_QCOM`, `VK_DESCRIPTOR_TYPE_SAMPLED_IMAGE`, `VK_DESCRIPTOR_TYPE_STORAGE_IMAGE`, or `VK_DESCRIPTOR_TYPE_INPUT_ATTACHMENT` is accessed as a result of this command, all image subresources identified by that descriptor **must** be in the image layout identified when the descriptor was written
- VUID-vkCmdTraceRaysNV-commandBuffer-10746

The `VkDeviceMemory` object allocated from a `VkMemoryHeap` with the `VK_MEMORY_HEAP_TILE_MEMORY_BIT_QCOM` property that is bound to a resource accessed as a result of this command **must** be the active bound `bound tile memory object` in `commandBuffer`

- VUID-vkCmdTraceRaysNV-None-10678

If this command is recorded inside a `tile shading render pass` instance, the stages corresponding to the pipeline bind point used by this command **must** only include `VK_SHADER_STAGE_VERTEX_BIT`, `VK_SHADER_STAGE_FRAGMENT_BIT`, and/or `VK_SHADER_STAGE_COMPUTE_BIT`

- VUID-vkCmdTraceRaysNV-None-10679

If this command is recorded where `per-tile execution model` is enabled, there **must** be no access to any image while the image was be transitioned to the `VK_IMAGE_LAYOUT_ATTACHMENT_FEEDBACK_LOOP_OPTIMAL_EXT` layout

- VUID-vkCmdTraceRaysNV-pDescription-09900

If a `VK_DESCRIPTOR_TYPE_TENSOR_ARM` descriptor is accessed as a result of this command, then the underlying `VkTensorARM` object **must** have been created with the `VK_TENSOR_USAGE_SHADER_BIT_ARM` usage flag set

- VUID-vkCmdTraceRaysNV-dimensionCount-09905

If a `VK_DESCRIPTOR_TYPE_TENSOR_ARM` descriptor is accessed as a result of this command, then the `Rank` of the `OpTypeTensorARM` of the tensor resource variable **must** be equal to the `dimensionCount` provided via `VkTensorCreateInfoARM::pDescription` when creating the underlying `VkTensorARM` object

- VUID-vkCmdTraceRaysNV-OpTypeTensorARM-09906

If a `VK_DESCRIPTOR_TYPE_TENSOR_ARM` descriptor is accessed as a result of this command, then the element type of the `OpTypeTensorARM` of the tensor resource variable **must** be `compatible` with the `VkFormat` of the `VkTensorViewARM` used for the access

- VUID-vkCmdTraceRaysNV-None-11297

If a pipeline is bound to the pipeline bind point used by this command, or shader is bound to a shader stage used by this command, and it was created with a `descriptor mapping` using `VK_DESCRIPTOR_MAPPING_SOURCE_HEAP_WITH_PUSH_INDEX_EXT`, `VK_DESCRIPTOR_MAPPING_SOURCE_HEAP_WITH_SHADER_RECORD_INDEX_EXT`, `VK_DESCRIPTOR_MAPPING_SOURCE_HEAP_WITH_INDIRECT_INDEX_ARRAY_EXT`, or `VK_DESCRIPTOR_MAPPING_SOURCE_HEAP_WITH_INDIRECT_INDEX_EXT`, and a shader accesses a `OpTypeStruct` decorated with `Block` or `BufferBlock` using that mapping, the calculated offset for the resource heap **must** be a multiple of `bufferDescriptorAlignment`

- VUID-vkCmdTraceRaysNV-None-11298

If a pipeline is bound to the pipeline bind point used by this command, or shader is bound to a shader stage used by this command, and it was created with a `descriptor mapping` using `VK_DESCRIPTOR_MAPPING_SOURCE_HEAP_WITH_PUSH_INDEX_EXT`, `VK_DESCRIPTOR_MAPPING_SOURCE_HEAP_WITH_SHADER_RECORD_INDEX_EXT`, `VK_DESCRIPTOR_MAPPING_SOURCE_HEAP_WITH_INDIRECT_INDEX_ARRAY_EXT`, or `VK_DESCRIPTOR_MAPPING_SOURCE_HEAP_WITH_INDIRECT_INDEX_EXT`, and a shader accesses an `OpTypeImage` or `OpTypeSampledImage` using that mapping, the calculated offset for the resource heap **must** be a multiple of `imageDescriptorAlignment`

- VUID-vkCmdTraceRaysNV-None-11299

If a pipeline is bound to the pipeline bind point used by this command, or shader is bound to a shader stage used by this command, and it was created with a [descriptor mapping](#) using [VK_DESCRIPTOR_MAPPING_SOURCE_HEAP_WITH_PUSH_INDEX_EXT](#), [VK_DESCRIPTOR_MAPPING_SOURCE_HEAP_WITH_SHADER_RECORD_INDEX_EXT](#), [VK_DESCRIPTOR_MAPPING_SOURCE_HEAP_WITH_INDIRECT_INDEX_ARRAY_EXT](#), or [VK_DESCRIPTOR_MAPPING_SOURCE_HEAP_WITH_INDIRECT_INDEX_EXT](#), and a shader accesses an [OpTypeSampler](#) or [OpTypeSampledImage](#) using that mapping, the calculated offset for the sampler heap **must** be a multiple of [samplerDescriptorAlignment](#)

- VUID-vkCmdTraceRaysNV-None-11397

If a pipeline is bound to the pipeline bind point used by this command, or shader is bound to a shader stage used by this command, and it was created with a [descriptor mapping](#) using [VK_DESCRIPTOR_MAPPING_SOURCE_HEAP_WITH_PUSH_INDEX_EXT](#), [VK_DESCRIPTOR_MAPPING_SOURCE_HEAP_WITH_SHADER_RECORD_INDEX_EXT](#), [VK_DESCRIPTOR_MAPPING_SOURCE_HEAP_WITH_INDIRECT_INDEX_ARRAY_EXT](#), or [VK_DESCRIPTOR_MAPPING_SOURCE_HEAP_WITH_INDIRECT_INDEX_EXT](#), and a shader accesses an [OpTypeTensorARM](#) using that mapping, the calculated offset for the resource heap **must** be a multiple of [tensorDescriptorAlignment](#)

- VUID-vkCmdTraceRaysNV-None-11300

If a pipeline is bound to the pipeline bind point used by this command, or shader is bound to a shader stage used by this command, and it was created with a [descriptor mapping](#) using [VK_DESCRIPTOR_MAPPING_SOURCE_HEAP_WITH_INDIRECT_INDEX_ARRAY_EXT](#) or [VK_DESCRIPTOR_MAPPING_SOURCE_HEAP_WITH_INDIRECT_INDEX_EXT](#), and a shader accesses a resource using that mapping, the value of the address at the expected location in push data **must** be a multiple of 4

- VUID-vkCmdTraceRaysNV-None-11301

If a pipeline is bound to the pipeline bind point used by this command, or shader is bound to a shader stage used by this command, and it was created with a [descriptor mapping](#) using [VK_DESCRIPTOR_MAPPING_SOURCE_HEAP_WITH_INDIRECT_INDEX_ARRAY_EXT](#) or [VK_DESCRIPTOR_MAPPING_SOURCE_HEAP_WITH_INDIRECT_INDEX_EXT](#), and a shader accesses a resource using that mapping, the value of the address at the expected location in push data **must** be a valid [VkDeviceAddress](#) backed by physical memory at every offset specified by each mapping

- VUID-vkCmdTraceRaysNV-None-11302

If a pipeline is bound to the pipeline bind point used by this command, or shader is bound to a shader stage used by this command, and it was created with a [descriptor mapping](#) using [VK_DESCRIPTOR_MAPPING_SOURCE_PUSH_ADDRESS_EXT](#), and a shader accesses a resource using that mapping, the value of the address at the expected location in push data **must** be a valid [VkDeviceAddress](#)

- VUID-vkCmdTraceRaysNV-None-11304

If a pipeline is bound to the pipeline bind point used by this command, or shader is bound to a shader stage used by this command, and it was created with a [descriptor mapping](#) using [VK_DESCRIPTOR_MAPPING_SOURCE_INDIRECT_ADDRESS_EXT](#), and a shader accesses a resource using that mapping, the value of the address at the expected location in push data **must** be a multiple of 8

- VUID-vkCmdTraceRaysNV-None-11305

If a pipeline is bound to the pipeline bind point used by this command, or shader is bound to a shader stage used by this command, and it was created with a [descriptor mapping](#) using [VK_DESCRIPTOR_MAPPING_SOURCE_INDIRECT_ADDRESS_EXT](#), and a shader accesses a resource using that mapping, the value of the address at the expected location in push data **must** be a valid [VkDeviceAddress](#) backed by physical memory at every offset specified by each mapping

- VUID-vkCmdTraceRaysNV-None-11306

If a pipeline is bound to the pipeline bind point used by this command, or shader is bound to a shader stage used by this command, and it was created with a [descriptor mapping](#) using [VK_DESCRIPTOR_MAPPING_SOURCE_INDIRECT_ADDRESS_EXT](#), and a shader accesses a resource using that mapping, the value of the address pointed to by the address in push data **must** be a valid [VkDeviceAddress](#)

- VUID-vkCmdTraceRaysNV-None-11308

For each [descriptor heap](#) that is statically used by a [bound shader](#), either directly or via a [descriptor mapping](#), a valid descriptor heap **must** be bound

- VUID-vkCmdTraceRaysNV-None-11309

If a [bound shader](#) was created as a [VkShaderEXT](#) with the [VK_SHADER_CREATE_DESCRIPTOR_HEAP_BIT_EXT](#) flag or as part of a pipeline with the [VK_PIPELINE_CREATE_2_DESCRIPTOR_HEAP_BIT_EXT](#) flag, execution of this command **must** not result in any descriptor read accessing data outside of the user range of the respective heap bound by [vkCmdBind*HeapEXT](#) commands

- VUID-vkCmdTraceRaysNV-None-11372

If any stage of the [VkPipeline](#) object bound to the pipeline bind point used by this command accesses a uniform buffer or uniform texel buffer through a descriptor in the bound resource heap, that stage was created without enabling either [VK_PIPELINE_ROBUSTNESS_BUFFER_BEHAVIOR_ROBUST_BUFFER_ACCESS](#) or [VK_PIPELINE_ROBUSTNESS_BUFFER_BEHAVIOR_ROBUST_BUFFER_ACCESS_2](#) for [uniformBuffers](#), the [robustBufferAccess2](#) feature is not enabled, and the [robustBufferAccess](#) feature is not enabled, that stage **must** not access values outside of the range of the descriptor specified via [VkDeviceAddressRangeKHR](#) when the descriptor was written

- VUID-vkCmdTraceRaysNV-None-11373

If any stage of the [VkPipeline](#) object bound to the pipeline bind point used by this command accesses a storage buffer or storage texel buffer through a descriptor in the bound resource heap, that stage was created without enabling either [VK_PIPELINE_ROBUSTNESS_BUFFER_BEHAVIOR_ROBUST_BUFFER_ACCESS](#) or [VK_PIPELINE_ROBUSTNESS_BUFFER_BEHAVIOR_ROBUST_BUFFER_ACCESS_2](#) for [storageBuffers](#), the [robustBufferAccess2](#) feature is not enabled, and the [robustBufferAccess](#) feature is not enabled, that stage **must** not access values outside of the range of the descriptor specified by [VkDeviceAddressRangeKHR](#) when the descriptor was written

- VUID-vkCmdTraceRaysNV-None-11374

If the [robustBufferAccess2](#) feature is not enabled, the [robustBufferAccess](#) feature is not enabled, and any [VkShaderEXT](#) bound to a stage corresponding to the pipeline bind point used by this command accesses a uniform buffer, uniform texel buffer, storage buffer, or storage texel buffer, that shader **must** not access values outside of the range of the buffer as specified by [VkDeviceAddressRangeKHR](#) when the descriptor was written

- VUID-vkCmdTraceRaysNV-pBindInfo-11375

If any [bound shader](#) uses an embedded sampler via a [descriptor mapping](#), the value of `pBindInfo->reservedRangeSize` set for `vkCmdBindSamplerHeapEXT` **must** be greater than or equal to `minSamplerHeapReservedRangeWithEmbedded`

- VUID-vkCmdTraceRaysNV-None-11376

If a [bound shader](#) was created as a `VkShaderEXT` with the `VK_SHADER_CREATE_DESCRIPTOR_HEAP_BIT_EXT` flag or as part of a pipeline with the `VK_PIPELINE_CREATE_2_DESCRIPTOR_HEAP_BIT_EXT` flag, and that shader statically uses a push constant value, that value **must** have been set by `vkCmdPushDataEXT`

- VUID-vkCmdTraceRaysNV-None-11398

If a [bound shader](#) was created with a [descriptor mapping](#) using `VK_DESCRIPTOR_MAPPING_SOURCE_PUSH_DATA_EXT`, `VK_DESCRIPTOR_MAPPING_SOURCE_PUSH_ADDRESS_EXT`, `VK_DESCRIPTOR_MAPPING_SOURCE_SHADER_RECORD_DATA_EXT`, `VK_DESCRIPTOR_MAPPING_SOURCE_SHADER_RECORD_ADDRESS_EXT`, `VK_DESCRIPTOR_MAPPING_SOURCE_RESOURCE_HEAP_DATA_EXT`, or `VK_DESCRIPTOR_MAPPING_SOURCE_INDIRECT_ADDRESS_EXT`, and a shader accesses a resource using that mapping, the access **must** not be [out of bounds](#)

- VUID-vkCmdTraceRaysNV-None-11437

If a pipeline is bound to the pipeline bind point used by this command, or shader is bound to a shader stage used by this command, and it was created with a [descriptor mapping](#) using `VK_DESCRIPTOR_MAPPING_SOURCE_HEAP_WITH_INDIRECT_INDEX_ARRAY_EXT`, `VK_DESCRIPTOR_MAPPING_SOURCE_HEAP_WITH_INDIRECT_INDEX_EXT`, or `VK_DESCRIPTOR_MAPPING_SOURCE_INDIRECT_ADDRESS_EXT`, and a shader accesses a resource using that mapping, the buffer from which the address in push data was queried **must** have been created with the `VK_BUFFER_USAGE_UNIFORM_BUFFER_BIT` usage flag set

- VUID-vkCmdTraceRaysNV-None-11438

If a pipeline is bound to the pipeline bind point used by this command, or shader is bound to a shader stage used by this command, and it was created with a [descriptor mapping](#) using `VK_DESCRIPTOR_MAPPING_SOURCE_PUSH_ADDRESS_EXT`, `VK_DESCRIPTOR_MAPPING_SOURCE_SHADER_RECORD_ADDRESS_EXT`, or `VK_DESCRIPTOR_MAPPING_SOURCE_INDIRECT_ADDRESS_EXT`, and a shader accesses a uniform buffer using that mapping, the address that the uniform buffer is mapped to **must** have been queried from a buffer created with the `VK_BUFFER_USAGE_UNIFORM_BUFFER_BIT` usage flag set

- VUID-vkCmdTraceRaysNV-None-11441

If a pipeline is bound to the pipeline bind point used by this command, or shader is bound to a shader stage used by this command, and it was created with a [descriptor mapping](#) using `VK_DESCRIPTOR_MAPPING_SOURCE_PUSH_ADDRESS_EXT`, `VK_DESCRIPTOR_MAPPING_SOURCE_SHADER_RECORD_ADDRESS_EXT`, or `VK_DESCRIPTOR_MAPPING_SOURCE_INDIRECT_ADDRESS_EXT`, and a shader accesses a uniform buffer using that mapping, the address that the uniform buffer is mapped to **must** be aligned to `minUniformBufferOffsetAlignment`

- VUID-vkCmdTraceRaysNV-None-11439

If a pipeline is bound to the pipeline bind point used by this command, or shader is bound to a shader stage used by this command, and it was created with a [descriptor mapping](#) using [VK_DESCRIPTOR_MAPPING_SOURCE_PUSH_ADDRESS_EXT](#), [VK_DESCRIPTOR_MAPPING_SOURCE_SHADER_RECORD_ADDRESS_EXT](#), or [VK_DESCRIPTOR_MAPPING_SOURCE_INDIRECT_ADDRESS_EXT](#), and a shader accesses a storage buffer using that mapping, the address that the storage buffer is mapped to **must** have been queried from a buffer created with the [VK_BUFFER_USAGE_STORAGE_BUFFER_BIT](#) usage flag set

- VUID-vkCmdTraceRaysNV-None-11442

If a pipeline is bound to the pipeline bind point used by this command, or shader is bound to a shader stage used by this command, and it was created with a [descriptor mapping](#) using [VK_DESCRIPTOR_MAPPING_SOURCE_PUSH_ADDRESS_EXT](#), [VK_DESCRIPTOR_MAPPING_SOURCE_SHADER_RECORD_ADDRESS_EXT](#), or [VK_DESCRIPTOR_MAPPING_SOURCE_INDIRECT_ADDRESS_EXT](#), and a shader accesses a storage buffer using that mapping, the address that the storage buffer is mapped to **must** be aligned to [minStorageBufferOffsetAlignment](#)

- VUID-vkCmdTraceRaysNV-None-11485

If a pipeline is bound to the pipeline bind point used by this command, or shader is bound to a shader stage used by this command, and it was created with a [descriptor mapping](#) using [VK_DESCRIPTOR_MAPPING_SOURCE_PUSH_ADDRESS_EXT](#), [VK_DESCRIPTOR_MAPPING_SOURCE_SHADER_RECORD_ADDRESS_EXT](#), or [VK_DESCRIPTOR_MAPPING_SOURCE_INDIRECT_ADDRESS_EXT](#), and a shader accesses an acceleration structure using that mapping, the address that the acceleration structure is mapped to **must** be an acceleration structure address retrieved from a [VkAccelerationStructureKHR](#) object via [vkGetAccelerationStructureDeviceAddressKHR](#) or handle retrieved from a [VkAccelerationStructureNV](#) object via [vkGetAccelerationStructureHandleNV](#)

- VUID-vkCmdTraceRaysNV-index-11450

If a shader uses a sampler descriptor to sample an image as a result of this command, and that sampler descriptor uses a custom border color with an index defined by [VkSamplerCustomBorderColorIndexCreateInfoEXT](#), the value of [VkSamplerCustomBorderColorIndexCreateInfoEXT::index](#) **must** have been registered before this command was recorded, and still be registered during the sampling operation, with an identically defined color

- VUID-vkCmdTraceRaysNV-protectedNoFault-11455

If [protectedNoFault](#) is not supported, a pipeline is bound to the pipeline bind point used by this command, or a shader is bound to a shader stage used by this command, and it was created with a [descriptor mapping](#) using [VK_DESCRIPTOR_MAPPING_SOURCE_PUSH_ADDRESS_EXT](#), [VK_DESCRIPTOR_MAPPING_SOURCE_SHADER_RECORD_ADDRESS_EXT](#), or [VK_DESCRIPTOR_MAPPING_SOURCE_INDIRECT_ADDRESS_EXT](#), the address that the resource is mapped to **must** have been queried from a buffer created without the [VK_BUFFER_CREATE_PROTECTED_BIT](#) create flag set

- VUID-vkCmdTraceRaysNV-protectedNoFault-11456

If [protectedNoFault](#) is not supported, a pipeline is bound to the pipeline bind point used by this command, or a shader is bound to a shader stage used by this command, and it was

created with a descriptor mapping using `VK_DESCRIPTOR_MAPPING_SOURCE_HEAP_WITH_INDIRECT_INDEX_EXT` or `VK_DESCRIPTOR_MAPPING_SOURCE_HEAP_WITH_INDIRECT_INDEX_ARRAY_EXT`, the address of the indirect memory **must** have been queried from a buffer created without the `VK_BUFFER_CREATE_PROTECTED_BIT` create flag set

- VUID-vkCmdTraceRaysNV-None-03429

Any shader group handle referenced by this call **must** have been queried from the bound ray tracing pipeline

- VUID-vkCmdTraceRaysNV-None-09458

If the bound ray tracing pipeline state was created with the `VK_DYNAMIC_STATE_RAY_TRACING_PIPELINE_STACK_SIZE_KHR` dynamic state enabled then `vkCmdSetRayTracingPipelineStackSizeKHR` **must** have been called in the current command buffer prior to this trace command

- VUID-vkCmdTraceRaysNV-None-11319

If a pipeline is bound to the pipeline bind point used by this command, or shader is bound to a shader stage used by this command, and it was created with a descriptor mapping using `VK_DESCRIPTOR_MAPPING_SOURCE_SHADER_RECORD_ADDRESS_EXT`, the value of the address at the expected location in shader record data **must** be a valid address

- VUID-vkCmdTraceRaysNV-commandBuffer-04624

`commandBuffer` **must** not be a protected command buffer

- VUID-vkCmdTraceRaysNV-maxRecursionDepth-03625

This command **must** not cause a pipeline trace ray instruction to be executed from a shader invocation with a `recursion depth` greater than the value of `maxRecursionDepth` used to create the bound ray tracing pipeline

- VUID-vkCmdTraceRaysNV-raygenShaderBindingTableBuffer-04042

If `raygenShaderBindingTableBuffer` is non-sparse then it **must** be bound completely and contiguously to a single `VkDeviceMemory` object

- VUID-vkCmdTraceRaysNV-raygenShaderBindingOffset-02455

`raygenShaderBindingOffset` **must** be less than the size of `raygenShaderBindingTableBuffer`

- VUID-vkCmdTraceRaysNV-raygenShaderBindingOffset-02456

`raygenShaderBindingOffset` **must** be a multiple of `VkPhysicalDeviceRayTracingPropertiesNV::shaderGroupBaseAlignment`

- VUID-vkCmdTraceRaysNV-missShaderBindingTableBuffer-04043

If `missShaderBindingTableBuffer` is non-sparse then it **must** be bound completely and contiguously to a single `VkDeviceMemory` object

- VUID-vkCmdTraceRaysNV-missShaderBindingOffset-02457

`missShaderBindingOffset` **must** be less than the size of `missShaderBindingTableBuffer`

- VUID-vkCmdTraceRaysNV-missShaderBindingOffset-02458

`missShaderBindingOffset` **must** be a multiple of `VkPhysicalDeviceRayTracingPropertiesNV::shaderGroupBaseAlignment`

- VUID-vkCmdTraceRaysNV-hitShaderBindingTableBuffer-04044

If `hitShaderBindingTableBuffer` is non-sparse then it **must** be bound completely and contiguously to a single `VkDeviceMemory` object

- VUID-vkCmdTraceRaysNV-hitShaderBindingOffset-02459
`hitShaderBindingOffset` **must** be less than the size of `hitShaderBindingTableBuffer`
- VUID-vkCmdTraceRaysNV-hitShaderBindingOffset-02460
`hitShaderBindingOffset` **must** be a multiple of `VkPhysicalDeviceRayTracingPropertiesNV::shaderGroupBaseAlignment`
- VUID-vkCmdTraceRaysNV-callableShaderBindingTableBuffer-04045
If `callableShaderBindingTableBuffer` is non-sparse then it **must** be bound completely and contiguously to a single `VkDeviceMemory` object
- VUID-vkCmdTraceRaysNV-callableShaderBindingOffset-02461
`callableShaderBindingOffset` **must** be less than the size of `callableShaderBindingTableBuffer`
- VUID-vkCmdTraceRaysNV-callableShaderBindingOffset-02462
`callableShaderBindingOffset` **must** be a multiple of `VkPhysicalDeviceRayTracingPropertiesNV::shaderGroupBaseAlignment`
- VUID-vkCmdTraceRaysNV-missShaderBindingStride-02463
`missShaderBindingStride` **must** be a multiple of `VkPhysicalDeviceRayTracingPropertiesNV::shaderGroupHandleSize`
- VUID-vkCmdTraceRaysNV-hitShaderBindingStride-02464
`hitShaderBindingStride` **must** be a multiple of `VkPhysicalDeviceRayTracingPropertiesNV::shaderGroupHandleSize`
- VUID-vkCmdTraceRaysNV-callableShaderBindingStride-02465
`callableShaderBindingStride` **must** be a multiple of `VkPhysicalDeviceRayTracingPropertiesNV::shaderGroupHandleSize`
- VUID-vkCmdTraceRaysNV-missShaderBindingStride-02466
`missShaderBindingStride` **must** be less than or equal to `VkPhysicalDeviceRayTracingPropertiesNV::maxShaderGroupStride`
- VUID-vkCmdTraceRaysNV-hitShaderBindingStride-02467
`hitShaderBindingStride` **must** be less than or equal to `VkPhysicalDeviceRayTracingPropertiesNV::maxShaderGroupStride`
- VUID-vkCmdTraceRaysNV-callableShaderBindingStride-02468
`callableShaderBindingStride` **must** be less than or equal to `VkPhysicalDeviceRayTracingPropertiesNV::maxShaderGroupStride`
- VUID-vkCmdTraceRaysNV-width-02469
`width` **must** be less than or equal to `VkPhysicalDeviceLimits::maxComputeWorkGroupCount[0]`
- VUID-vkCmdTraceRaysNV-height-02470
`height` **must** be less than or equal to `VkPhysicalDeviceLimits::maxComputeWorkGroupCount[1]`
- VUID-vkCmdTraceRaysNV-depth-02471
`depth` **must** be less than or equal to `VkPhysicalDeviceLimits::maxComputeWorkGroupCount[2]`
- VUID-vkCmdTraceRaysNV-allowClusterAccelerationStructure-10577
If the traced geometry contains a cluster acceleration structure, then `VkRayTracingPipelineClusterAccelerationStructureCreateInfoNV::allowClusterAccelerationStructure` **must** have been set for that pipeline

Valid Usage (Implicit)

- VUID-vkCmdTraceRaysNV-commandBuffer-parameter
`commandBuffer` **must** be a valid `VkCommandBuffer` handle
- VUID-vkCmdTraceRaysNV-raygenShaderBindingTableBuffer-parameter
`raygenShaderBindingTableBuffer` **must** be a valid `VkBuffer` handle
- VUID-vkCmdTraceRaysNV-missShaderBindingTableBuffer-parameter
If `missShaderBindingTableBuffer` is not `VK_NULL_HANDLE`, `missShaderBindingTableBuffer` **must** be a valid `VkBuffer` handle
- VUID-vkCmdTraceRaysNV-hitShaderBindingTableBuffer-parameter
If `hitShaderBindingTableBuffer` is not `VK_NULL_HANDLE`, `hitShaderBindingTableBuffer` **must** be a valid `VkBuffer` handle
- VUID-vkCmdTraceRaysNV-callableShaderBindingTableBuffer-parameter
If `callableShaderBindingTableBuffer` is not `VK_NULL_HANDLE`, `callableShaderBindingTableBuffer` **must** be a valid `VkBuffer` handle
- VUID-vkCmdTraceRaysNV-commandBuffer-recording
`commandBuffer` **must** be in the `recording` state
- VUID-vkCmdTraceRaysNV-commandBuffer-cmdpool
The `VkCommandPool` that `commandBuffer` was allocated from **must** support `VK_QUEUE_COMPUTE_BIT` operations
- VUID-vkCmdTraceRaysNV-renderpass
This command **must** only be called outside of a render pass instance
- VUID-vkCmdTraceRaysNV-suspended
This command **must** not be called between suspended render pass instances
- VUID-vkCmdTraceRaysNV-videocoding
This command **must** only be called outside of a video coding scope
- VUID-vkCmdTraceRaysNV-commonparent
Each of `callableShaderBindingTableBuffer`, `commandBuffer`, `hitShaderBindingTableBuffer`, `missShaderBindingTableBuffer`, and `raygenShaderBindingTableBuffer` that are valid handles of non-ignored parameters **must** have been created, allocated, or retrieved from the same `VkDevice`

Host Synchronization

- Host access to `commandBuffer` **must** be externally synchronized
- Host access to the `VkCommandPool` that `commandBuffer` was allocated from **must** be externally synchronized

Command Properties

Command Buffer Levels	Render Pass Scope	Video Coding Scope	Supported Queue Types	Command Type
Primary Secondary	Outside	Outside	VK_QUEUE_COMPUTE_BIT	Action

Conditional Rendering

vkCmdTraceRaysNV is not affected by [conditional rendering](#)

46.3. Shader Binding Table

A *shader binding table* is a resource which establishes the relationship between the ray tracing pipeline and the acceleration structures that were built for the ray tracing pipeline. It indicates the shaders that operate on each geometry in an acceleration structure. In addition, it contains the resources accessed by each shader, including indices of textures, buffer device addresses, and constants. The application allocates and manages *shader binding tables* as [VkBuffer](#) objects.

Each entry in the shader binding table consists of [shaderGroupHandleSize](#) bytes of data, either as queried by [vkGetRayTracingShaderGroupHandlesKHR](#) to refer to those specified shaders, or all zeros to refer to a zero shader group. A zero shader group behaves as though it is a shader group consisting entirely of [VK_SHADER_UNUSED_KHR](#). The remainder of the data specified by the stride is application-visible data that can be referenced by a [ShaderRecordBufferKHR](#) block in the shader.

The shader binding tables to use in a ray tracing pipeline are passed to the [vkCmdTraceRaysNV](#), [vkCmdTraceRaysKHR](#), or [vkCmdTraceRaysIndirectKHR](#) commands. Shader binding tables are read-only in shaders that are executing on the ray tracing pipeline.

Shader variables identified with the [ShaderRecordBufferKHR](#) storage class are used to access the provided shader binding table. Such variables **must** be:

- typed as [OpTypeStruct](#), or an array of this type,
- identified with a [Block](#) decoration, and
- laid out explicitly using the [Offset](#), [ArrayStride](#), and [MatrixStride](#) decorations as specified in [Offset and Stride Assignment](#).

The [Offset](#) decoration for any member of a [Block](#)-decorated variable in the [ShaderRecordBufferKHR](#) storage class **must** not cause the space required for that variable to extend outside the range [0, [maxStorageBufferRange](#)).

Accesses to the shader binding table from ray tracing pipelines **must** be [synchronized](#) with the [VK_PIPELINE_STAGE_RAY_TRACING_SHADER_BIT_KHR](#) pipeline stage and an access type of [VK_ACCESS_SHADER_READ_BIT](#).

NOTE

Because different shader record buffers can be associated with the same shader, a shader variable with `ShaderRecordBufferKHR` storage class will not be dynamically uniform if different invocations of the same shader can reference different data in the shader record buffer, such as if the same shader occurs twice in the shader binding table with a different shader record buffer. In this case, if the `DescriptorHeapEXT` capability is not declared, when indexing resources based on values in the `ShaderRecordBufferKHR` storage class, the index should be decorated as `NonUniform`.

46.3.1. Indexing Rules

In order to execute the correct shaders and access the correct resources during a ray tracing dispatch, the implementation **must** be able to locate shader binding table entries at various stages of execution. This is accomplished by defining a set of indexing rules that compute shader binding table record positions relative to the buffer's base address in memory. The application **must** organize the contents of the shader binding table's memory in a way that application of the indexing rules will lead to correct records.

Ray Generation Shaders

Only one ray generation shader is executed per ray tracing dispatch.

For `vkCmdTraceRaysKHR`, the location of the ray generation shader is specified by the `pRaygenShaderBindingTable->deviceAddress` parameter—there is no indexing. All data accessed **must** be less than `pRaygenShaderBindingTable->size` bytes from `deviceAddress`. `pRaygenShaderBindingTable->stride` is unused, and **must** be equal to `pRaygenShaderBindingTable->size`.

For `vkCmdTraceRaysNV`, the location of the ray generation shader is specified by the `raygenShaderBindingTableBuffer` and `raygenShaderBindingOffset` parameters—there is no indexing.

Hit Shaders

The base for the computation of intersection, any-hit, and closest hit shader locations is the `instanceShaderBindingTableRecordOffset` value stored with each instance of a top-level acceleration structure (`VkAccelerationStructureInstanceKHR`). This value determines the beginning of the shader binding table records for a given instance.

In the following rule, `geometryIndex` refers to the `geometry index` of the intersected geometry within the instance.

The `sbtRecordOffset` and `sbtRecordStride` values are passed in as parameters to `traceNV()` or `traceRayEXT()` calls made in the shaders. See Section 8.19 (Ray Tracing Functions) of the OpenGL Shading Language Specification for more details. In SPIR-V, these correspond to the `SBTOffset` and `SBTStride` parameters to the `pipeline trace ray` instructions.

The result of this computation is then added to `pHitShaderBindingTable->deviceAddress`, a device address passed to `vkCmdTraceRaysKHR`, or `hitShaderBindingOffset`, a base offset passed to `vkCmdTraceRaysNV`.

For `vkCmdTraceRaysKHR`, the complete rule to compute a hit shader binding table record address in the `pHitShaderBindingTable` is:

$$\text{pHitShaderBindingTable->deviceAddress} + \text{pHitShaderBindingTable->stride} \times (\text{instanceShaderBindingTableRecordOffset} + \text{geometryIndex} \times \text{sbtRecordStride} + \text{sbtRecordOffset})$$

All data accessed **must** be less than `pHitShaderBindingTable->size` bytes from the base address.

For `vkCmdTraceRaysNV`, the offset and stride come from direct parameters, so the full rule to compute a hit shader binding table record address in the `hitShaderBindingTableBuffer` is:

$$\text{hitShaderBindingOffset} + \text{hitShaderBindingStride} \times (\text{instanceShaderBindingTableRecordOffset} + \text{geometryIndex} \times \text{sbtRecordStride} + \text{sbtRecordOffset})$$

Miss Shaders

A miss shader is executed whenever a ray query fails to find an intersection for the given scene geometry. Multiple miss shaders **may** be executed throughout a ray tracing dispatch.

The base for the computation of miss shader locations is `pMissShaderBindingTable->deviceAddress`, a device address passed into `vkCmdTraceRaysKHR`, or `missShaderBindingOffset`, a base offset passed into `vkCmdTraceRaysNV`.

The `missIndex` value is passed in as a parameter to `traceNV()` or `traceRayEXT()` calls made in the shaders. See Section 8.19 (Ray Tracing Functions) of the OpenGL Shading Language Specification for more details. In SPIR-V, this corresponds to the `MissIndex` parameter to the `pipeline trace ray` instructions.

For `vkCmdTraceRaysKHR`, the complete rule to compute a miss shader binding table record address in the `pMissShaderBindingTable` is:

$$\text{pMissShaderBindingTable->deviceAddress} + \text{pMissShaderBindingTable->stride} \times \text{missIndex}$$

All data accessed **must** be less than `pMissShaderBindingTable->size` bytes from the base address.

For `vkCmdTraceRaysNV`, the offset and stride come from direct parameters, so the full rule to compute a miss shader binding table record address in the `missShaderBindingTableBuffer` is:

$$\text{missShaderBindingOffset} + \text{missShaderBindingStride} \times \text{missIndex}$$

Callable Shaders

A callable shader is executed when requested by a ray tracing shader. Multiple callable shaders **may** be executed throughout a ray tracing dispatch.

The base for the computation of callable shader locations is `pCallableShaderBindingTable-`

>deviceAddress, a device address passed into `vkCmdTraceRaysKHR`, or `callableShaderBindingOffset`, a base offset passed into `vkCmdTraceRaysNV`.

The `sbtRecordIndex` value is passed in as a parameter to `executeCallableNV()` or `executeCallableEXT()` calls made in the shaders. See Section 8.19 (Ray Tracing Functions) of the OpenGL Shading Language Specification for more details. In SPIR-V, this corresponds to the `SBTIndex` parameter to the `OpExecuteCallableNV` or `OpExecuteCallableKHR` instruction.

For `vkCmdTraceRaysKHR`, the complete rule to compute a callable shader binding table record address in the `pCallableShaderBindingTable` is:

$$\text{pCallableShaderBindingTable->deviceAddress} + \text{pCallableShaderBindingTable->stride} \times \text{sbtRecordIndex}$$

All data accessed **must** be less than `pCallableShaderBindingTable->size` bytes from the base address.

For `vkCmdTraceRaysNV`, the offset and stride come from direct parameters, so the full rule to compute a callable shader binding table record address in the `callableShaderBindingTableBuffer` is:

$$\text{callableShaderBindingOffset} + \text{callableShaderBindingStride} \times \text{sbtRecordIndex}$$

46.4. Ray Tracing Pipeline Stack

Ray tracing pipelines have a potentially large set of shaders which **may** be invoked in various call chain combinations to perform ray tracing. To store parameters for a given shader execution, an implementation **may** use a stack of data in memory. This stack **must** be sized to the sum of the stack sizes of all shaders in any call chain executed by the application.

If the stack size is not set explicitly, the stack size for a pipeline is:

$$\text{rayGenStackMax} + \min(1, \text{maxPipelineRayRecursionDepth}) \times \max(\text{closestHitStackMax}, \text{missStackMax}, \text{intersectionStackMax} + \text{anyHitStackMax}) + \max(0, \text{maxPipelineRayRecursionDepth} - 1) \times \max(\text{closestHitStackMax}, \text{missStackMax}) + 2 \times \text{callableStackMax}$$

where `rayGenStackMax`, `closestHitStackMax`, `missStackMax`, `anyHitStackMax`, `intersectionStackMax`, and `callableStackMax` are the maximum stack values queried by the respective shader stages for any shaders in any shader groups defined by the pipeline.

This stack size is potentially significant, so an application **may** want to provide a more accurate stack size after pipeline compilation. The value that the application provides is the maximum value of the sum of all shaders in a call chain across all possible call chains, taking into account any application specific knowledge about the properties of the call chains.

NOTE

For example, if an application has two types of closest hit and miss shaders that it can use but the first level of rays will only use the first kind (possibly reflection) and the second level will only use the second kind (occlusion or shadow ray, for

example) then the application can compute the stack size by something similar to:

```
rayGenStack + max(closestHit1Stack, miss1Stack) + max(closestHit2Stack, miss2Stack)
```

This is guaranteed to be no larger than the default stack size computation which assumes that both call levels may be the larger of the two.

46.5. Ray Tracing Capture Replay

In a similar way to [bufferDeviceAddressCaptureReplay](#), the [rayTracingPipelineShaderGroupHandleCaptureReplay](#) feature allows the querying of opaque data which **can** be used in a future replay.

During the capture phase, capture/replay tools are expected to query opaque data for shader group handle replay using [vkGetRayTracingCaptureReplayShaderGroupHandlesKHR](#).

Providing the opaque data during replay, using [VkRayTracingShaderGroupCreateInfoKHR::pShaderGroupCaptureReplayHandle](#) at pipeline creation time, causes the implementation to generate identical shader group handles to those in the capture phase, allowing capture/replay tools to reuse previously recorded shader binding table buffer contents or to obtain the same handles by calling [vkGetRayTracingCaptureReplayShaderGroupHandlesKHR](#) again.

46.6. Ray Tracing Validation

Ray tracing validation **can** help root cause application issues and improve performance. Unlike existing validation layers, ray tracing validation performs checks at an implementation level, which helps identify potential problems that **may** not be caught by the layer.

By enabling the [ray tracing validation](#) feature, warnings and errors **can** be delivered straight from a ray tracing implementation to the application through a [messenger callback](#) registered with the implementation, where they **can** be processed through existing application-side debugging or logging systems.

Chapter 47. Memory Decompression

Commands that **can** be used to decompress memory between one or more memory regions are [vkCmdDecompressMemoryEXT](#), [vkCmdDecompressMemoryNV](#), [vkCmdDecompressMemoryIndirectCountNV](#), and [vkCmdDecompressMemoryIndirectCountEXT](#).

To decompress memory containing compressed data, call:

```
// Provided by VK_EXT_memory_decompression
void vkCmdDecompressMemoryEXT(
    VkCommandBuffer                      commandBuffer,
    const VkDecompressMemoryInfoEXT*    pDecompressMemoryInfoEXT);
```

- `commandBuffer` is the command buffer into which the command will be recorded.
- `pDecompressMemoryInfoEXT` is a pointer to a [VkDecompressMemoryInfoEXT](#) structure describing the decompression parameters.

Valid Usage

- VUID-vkCmdDecompressMemoryEXT-memoryDecompression-11761
The `memoryDecompression` feature **must** be enabled

Valid Usage (Implicit)

- VUID-vkCmdDecompressMemoryEXT-commandBuffer-parameter
`commandBuffer` **must** be a valid [VkCommandBuffer](#) handle
- VUID-vkCmdDecompressMemoryEXT-pDecompressMemoryInfoEXT-parameter
`pDecompressMemoryInfoEXT` **must** be a valid pointer to a valid [VkDecompressMemoryInfoEXT](#) structure
- VUID-vkCmdDecompressMemoryEXT-commandBuffer-recording
`commandBuffer` **must** be in the [recording state](#)
- VUID-vkCmdDecompressMemoryEXT-commandBuffer-cmdpool
The `VkCommandPool` that `commandBuffer` was allocated from **must** support [VK_QUEUE_COMPUTE_BIT](#), or [VK_QUEUE_GRAPHICS_BIT](#) operations
- VUID-vkCmdDecompressMemoryEXT-renderpass
This command **must** only be called outside of a render pass instance
- VUID-vkCmdDecompressMemoryEXT-suspended
This command **must** not be called between suspended render pass instances
- VUID-vkCmdDecompressMemoryEXT-videocoding
This command **must** only be called outside of a video coding scope

Host Synchronization

- Host access to `commandBuffer` **must** be externally synchronized
- Host access to the `VkCommandPool` that `commandBuffer` was allocated from **must** be externally synchronized

Command Properties

Command Buffer Levels	Render Pass Scope	Video Coding Scope	Supported Queue Types	Command Type
Primary Secondary	Outside	Outside	VK_QUEUE_COMPUTE_BIT VK_QUEUE_GRAPHICS_BIT VK_QUEUE_VIDEO_DECODE_BIT	Action

Conditional Rendering

`vkCmdDecompressMemoryEXT` is not affected by [conditional rendering](#)

The `VkDecompressMemoryInfoEXT` structure is defined as:

```
// Provided by VK_EXT_memory_decompression
typedef struct VkDecompressMemoryInfoEXT {
    VkStructureType             sType;
    const void*                 pNext;
    VkMemoryDecompressionMethodFlagsEXT decompressionMethod;
    uint32_t                    regionCount;
    const VkDecompressMemoryRegionEXT* pRegions;
} VkDecompressMemoryInfoEXT;
```

- `sType` is a `VkStructureType` value identifying this structure.
- `pNext` is `NULL` or a pointer to a structure extending this structure.
- `decompressionMethod` is a bitmask of `VkMemoryDecompressionMethodFlagBitsEXT` with a single bit set specifying the method used to decompress data.
- `regionCount` is the number of regions to decompress.
- `pRegions` is a pointer to an array of `VkDecompressMemoryRegionEXT` structures specifying the regions to decompress.

Each memory region specified in `pRegions` is decompressed from the source to the destination address based on the decompression method specified in `decompressionMethod`. If any of the specified source and destination regions overlap in memory, then the results of decompression are

undefined.

Valid Usage

- VUID-VkDecompressMemoryInfoEXT-decompressionMethod-07690
The `decompressionMethod` **must** have a single bit set
- VUID-VkDecompressMemoryInfoEXT-decompressionMethod-11762
If `decompressionMethod` is `VK_MEMORY_DECOMPRESSION_METHOD_GDEFLATE_1_0_BIT_EXT`, then for each element of `pRegions`, `decompressedSize` **must** be less than or equal to 65536 bytes
- VUID-VkDecompressMemoryInfoEXT-decompressionMethod-11763
`decompressionMethod` **must** be a valid bit specified in `VkPhysicalDeviceMemoryDecompressionPropertiesEXT::decompressionMethods`

Valid Usage (Implicit)

- VUID-VkDecompressMemoryInfoEXT-sType-sType
`sType` **must** be `VK_STRUCTURE_TYPE_DECOMPRESS_MEMORY_INFO_EXT`
- VUID-VkDecompressMemoryInfoEXT-pNext-pNext
`pNext` **must** be `NULL`
- VUID-VkDecompressMemoryInfoEXT-decompressionMethod-parameter
`decompressionMethod` **must** be a valid combination of `VkMemoryDecompressionMethodFlagBitsEXT` values
- VUID-VkDecompressMemoryInfoEXT-decompressionMethod-requiredbitmask
`decompressionMethod` **must** not be `0`
- VUID-VkDecompressMemoryInfoEXT-pRegions-parameter
`pRegions` **must** be a valid pointer to an array of `regionCount` `VkDecompressMemoryRegionEXT` structures
- VUID-VkDecompressMemoryInfoEXT-regionCount-arraylength
`regionCount` **must** be greater than `0`

The `VkDecompressMemoryRegionEXT` structure is defined as:

```
// Provided by VK_EXT_memory_decompression
typedef struct VkDecompressMemoryRegionEXT {
    VkDeviceAddress    srcAddress;
    VkDeviceAddress    dstAddress;
    VkDeviceSize       compressedSize;
    VkDeviceSize       decompressedSize;
} VkDecompressMemoryRegionEXT;
```

- `srcAddress` is the address where compressed data is stored.

- **dstAddress** is the destination address where decompressed data will be written.
- **compressedSize** is the size of compressed data in bytes.
- **decompressedSize** is the size of decompressed data in bytes.

Accesses to compressed and decompressed data specified in **srcAddress** and **dstAddress** **must** be **synchronized** with the **VK_PIPELINE_STAGE_2_MEMORY_DECOMPRESSION_BIT_EXT** pipeline stage with **access** type of **VK_ACCESS_2_MEMORY_DECOMPRESSION_READ_BIT_EXT** or **VK_ACCESS_2_MEMORY_DECOMPRESSION_WRITE_BIT_EXT**.

Valid Usage

- VUID-VkDecompressMemoryRegionEXT-srcAddress-07685
srcAddress **must** be 4 byte aligned
- VUID-VkDecompressMemoryRegionEXT-srcAddress-07686
The memory range defined by **srcAddress** and **compressedSize** **must** be contained within the size of the buffer bound to **srcAddress**, minus the offset of **srcAddress** from the base address of that buffer
- VUID-VkDecompressMemoryRegionEXT-dstAddress-07687
dstAddress **must** be 4 byte aligned
- VUID-VkDecompressMemoryRegionEXT-dstAddress-07688
The memory range defined by **dstAddress** and **decompressedSize** **must** be contained within the size of the buffer bound to **dstAddress**, minus the offset of **dstAddress** from the base address of that buffer
- VUID-VkDecompressMemoryRegionEXT-decompressedSize-07689
decompressedSize **must** be large enough to hold the decompressed data based on the **decompressionMethod**
- VUID-VkDecompressMemoryRegionEXT-compressedSize-11795
compressedSize **must** not be zero
- VUID-VkDecompressMemoryRegionEXT-decompressedSize-11796
decompressedSize **must** not be zero
- VUID-VkDecompressMemoryRegionEXT-srcAddress-07691
The memory range defined by **srcAddress** and **compressedSize** **must** not overlap the memory range defined by **dstAddress** and **decompressedSize**
- VUID-VkDecompressMemoryRegionEXT-srcAddress-11764
srcAddress **must** be a device address allocated to the application from a buffer created with the **VK_BUFFER_USAGE_2_MEMORY_DECOMPRESSION_BIT_EXT** usage flag set
- VUID-VkDecompressMemoryRegionEXT-dstAddress-11765
dstAddress **must** be a device address allocated to the application from a buffer created with the **VK_BUFFER_USAGE_2_MEMORY_DECOMPRESSION_BIT_EXT** usage flag set

Valid Usage (Implicit)

- VUID-VkDecompressMemoryRegionEXT-srcAddress-parameter `srcAddress` **must** be a valid `VkDeviceAddress` value
- VUID-VkDecompressMemoryRegionEXT-dstAddress-parameter `dstAddress` **must** be a valid `VkDeviceAddress` value

To decompress memory containing compressed data, call:

```
// Provided by VK_NV_memory_decompression
void vkCmdDecompressMemoryNV(
    VkCommandBuffer          commandBuffer,
    uint32_t                 decompressRegionCount,
    const VkDecompressMemoryRegionNV* pDecompressMemoryRegions);
```

- `commandBuffer` is the command buffer into which the command will be recorded.
- `decompressRegionCount` is the number of memory regions to decompress.
- `pDecompressMemoryRegions` is a pointer to an array of `decompressRegionCount` `VkDecompressMemoryRegionNV` structures specifying decompression parameters.

Each region specified in `pDecompressMemoryRegions` is decompressed from the compressed to decompressed region based on the decompression method specified in `VkDecompressMemoryRegionNV::decompressionMethod`. If the regions containing compressed and decompressed data overlap, the decompression behavior is undefined.

Valid Usage

- VUID-vkCmdDecompressMemoryNV-None-07684
The `memoryDecompression` feature **must** be enabled

Valid Usage (Implicit)

- VUID-vkCmdDecompressMemoryNV-commandBuffer-parameter `commandBuffer` **must** be a valid `VkCommandBuffer` handle
- VUID-vkCmdDecompressMemoryNV-pDecompressMemoryRegions-parameter `pDecompressMemoryRegions` **must** be a valid pointer to an array of `decompressRegionCount` valid `VkDecompressMemoryRegionNV` structures
- VUID-vkCmdDecompressMemoryNV-commandBuffer-recording `commandBuffer` **must** be in the `recording state`
- VUID-vkCmdDecompressMemoryNV-commandBuffer-cmdpool
The `VkCommandPool` that `commandBuffer` was allocated from **must** support `VK_QUEUE_COMPUTE_BIT`, or `VK_QUEUE_GRAPHICS_BIT` operations

- VUID-vkCmdDecompressMemoryNV-renderpass
This command **must** only be called outside of a render pass instance
- VUID-vkCmdDecompressMemoryNV-suspended
This command **must** not be called between suspended render pass instances
- VUID-vkCmdDecompressMemoryNV-videocoding
This command **must** only be called outside of a video coding scope
- VUID-vkCmdDecompressMemoryNV-decompressRegionCount-arraylength
`decompressRegionCount` **must** be greater than 0

Host Synchronization

- Host access to `commandBuffer` **must** be externally synchronized
- Host access to the `VkCommandPool` that `commandBuffer` was allocated from **must** be externally synchronized

Command Properties

Command Buffer Levels	Render Pass Scope	Video Coding Scope	Supported Queue Types	Command Type
Primary Secondary	Outside	Outside	VK_QUEUE_COMPUTE_BIT VK_QUEUE_GRAPHICS_BIT HICS_BIT	Action

Conditional Rendering

`vkCmdDecompressMemoryNV` is not affected by [conditional rendering](#)

The `VkDecompressMemoryRegionNV` structure is defined as:

```
// Provided by VK_NV_memory_decompression
typedef struct VkDecompressMemoryRegionNV {
    VkDeviceAddress    srcAddress;
    VkDeviceAddress    dstAddress;
    VkDeviceSize       compressedSize;
    VkDeviceSize       decompressedSize;
    VkMemoryDecompressionMethodFlagsEXT decompressionMethod;
} VkDecompressMemoryRegionNV;
```

- `srcAddress` is the address where compressed data is stored.
- `dstAddress` is the destination address where decompressed data will be written.

- `compressedSize` is the size of compressed data in bytes.
- `decompressedSize` is the size of decompressed data in bytes.
- `decompressionMethod` is a bitmask of `VkMemoryDecompressionMethodFlagBitsNV` with a single bit set specifying the method used to decompress data.

Valid Usage

- VUID-VkDecompressMemoryRegionNV-decompressionMethod-07690
The `decompressionMethod` **must** have a single bit set
- VUID-VkDecompressMemoryRegionNV-srcAddress-07685
`srcAddress` **must** be 4 byte aligned
- VUID-VkDecompressMemoryRegionNV-srcAddress-07686
The memory range defined by `srcAddress` and `compressedSize` **must** be contained within the size of the buffer bound to `srcAddress`, minus the offset of `srcAddress` from the base address of that buffer
- VUID-VkDecompressMemoryRegionNV-dstAddress-07687
`dstAddress` **must** be 4 byte aligned
- VUID-VkDecompressMemoryRegionNV-dstAddress-07688
The memory range defined by `dstAddress` and `decompressedSize` **must** be contained within the size of the buffer bound to `dstAddress`, minus the offset of `dstAddress` from the base address of that buffer
- VUID-VkDecompressMemoryRegionNV-decompressedSize-07689
`decompressedSize` **must** be large enough to hold the decompressed data based on the `decompressionMethod`
- VUID-VkDecompressMemoryRegionNV-compressedSize-11795
`compressedSize` **must** not be zero
- VUID-VkDecompressMemoryRegionNV-decompressedSize-11796
`decompressedSize` **must** not be zero
- VUID-VkDecompressMemoryRegionNV-srcAddress-07691
The memory range defined by `srcAddress` and `compressedSize` **must** not overlap the memory range defined by `dstAddress` and `decompressedSize`
- VUID-VkDecompressMemoryRegionNV-decompressionMethod-09395
If `decompressionMethod` is `VK_MEMORY_DECOMPRESSION_METHOD_GDEFLATE_1_0_BIT_EXT`, then `decompressedSize` **must** be less than or equal to 65536 bytes
- VUID-vkCmdDecompressMemoryNV-memoryDecompression-11766
The `memoryDecompression` feature **must** be enabled

To decompress data between one or more memory regions by specifying decompression parameters indirectly in a buffer, call:


```
// Provided by VK_EXT_memory_decompression
void vkCmdDecompressMemoryIndirectCountEXT(
    VkCommandBuffer                commandBuffer,
    VkMemoryDecompressionMethodFlagsEXT decompressionMethod,
    VkDeviceAddress                indirectCommandsAddress,
    VkDeviceAddress                indirectCommandsCountAddress,
    uint32_t                       maxDecompressionCount,
    uint32_t                       stride);
```

- **commandBuffer** is the command buffer into which the command will be recorded.
- **decompressionMethod** is a bitmask of **VkMemoryDecompressionMethodFlagBitsEXT** with a single bit set specifying the method used to decompress data.
- **indirectCommandsAddress** is the device address containing decompression parameters laid out as an array of **VkDecompressMemoryRegionEXT** structures.
- **indirectCommandsCountAddress** is the device address containing a 32-bit integer value specifying the decompression count.
- **maxDecompressionCount** is maximum number of decompressions that will be executed. The actual number of executed decompressions is the minimum of the count specified in **indirectCommandsCountAddress** and **maxDecompressionCount**.
- **stride** is the byte stride between successive sets of decompression parameters located starting from **indirectCommandsAddress**.

Each region specified in **indirectCommandsAddress** is decompressed from the source to destination region based on the specified **decompressionMethod**.

Valid Usage

- VUID-vkCmdDecompressMemoryIndirectCountEXT-None-07692
The **memoryDecompression** feature **must** be enabled
- VUID-vkCmdDecompressMemoryIndirectCountEXT-indirectCommandsAddress-07694
indirectCommandsAddress **must** be a device address allocated to the application from a buffer created with the **VK_BUFFER_USAGE_INDIRECT_BUFFER_BIT** usage flag set
- VUID-vkCmdDecompressMemoryIndirectCountEXT-indirectCommandsAddress-07695
indirectCommandsAddress **must** be a multiple of 4
- VUID-vkCmdDecompressMemoryIndirectCountEXT-indirectCommandsCountAddress-07697
indirectCommandsCountAddress **must** be a device address allocated to the application from a buffer created with the **VK_BUFFER_USAGE_INDIRECT_BUFFER_BIT** usage flag set
- VUID-vkCmdDecompressMemoryIndirectCountEXT-indirectCommandsCountAddress-07698
indirectCommandsCountAddress **must** be a multiple of 4
- VUID-vkCmdDecompressMemoryIndirectCountEXT-indirectCommandsCountAddress-07699

The count stored in `indirectCommandsCountAddress` **must** be less than or equal to `VkPhysicalDeviceMemoryDecompressionPropertiesEXT::maxDecompressionIndirectCount`

- VUID-vkCmdDecompressMemoryIndirectCountEXT-indirectCommandsAddress-11794
All device addresses between `indirectCommandsAddress` and `indirectCommandsAddress + (stride × (count stored in indirectCommandsCountAddress)) - 1` **must** be in the buffer device address range of the same buffer
- VUID-vkCmdDecompressMemoryIndirectCountEXT-decompressionMethod-07690
The `decompressionMethod` **must** have a single bit set
- VUID-vkCmdDecompressMemoryIndirectCountEXT-stride-11767
`stride` **must** be a multiple of 4 and **must** be greater than or equal to `sizeof(VkDecompressMemoryRegionEXT)`
- VUID-vkCmdDecompressMemoryIndirectCountEXT-maxDecompressionCount-11768
`maxDecompressionCount` **must** be less than or equal to `VkPhysicalDeviceMemoryDecompressionPropertiesEXT::maxDecompressionIndirectCount`
- VUID-vkCmdDecompressMemoryIndirectCountEXT-decompressionMethod-11769
If `decompressionMethod` is `VK_MEMORY_DECOMPRESSION_METHOD_GDEFLATE_1_0_BIT_EXT`, then all values in `VkDecompressMemoryRegionEXT::decompressedSize` **must** be less than or equal to 65536 bytes
- VUID-vkCmdDecompressMemoryIndirectCountEXT-decompressionMethod-11810
`decompressionMethod` **must** be a valid bit specified in `VkPhysicalDeviceMemoryDecompressionPropertiesEXT::decompressionMethods`

Valid Usage (Implicit)

- VUID-vkCmdDecompressMemoryIndirectCountEXT-commandBuffer-parameter
`commandBuffer` **must** be a valid `VkCommandBuffer` handle
- VUID-vkCmdDecompressMemoryIndirectCountEXT-decompressionMethod-parameter
`decompressionMethod` **must** be a valid combination of `VkMemoryDecompressionMethodFlagBitsEXT` values
- VUID-vkCmdDecompressMemoryIndirectCountEXT-decompressionMethod-requiredbitmask
`decompressionMethod` **must** not be 0
- VUID-vkCmdDecompressMemoryIndirectCountEXT-indirectCommandsAddress-parameter
`indirectCommandsAddress` **must** be a valid `VkDeviceAddress` value
- VUID-vkCmdDecompressMemoryIndirectCountEXT-indirectCommandsCountAddress-parameter
`indirectCommandsCountAddress` **must** be a valid `VkDeviceAddress` value
- VUID-vkCmdDecompressMemoryIndirectCountEXT-commandBuffer-recording
`commandBuffer` **must** be in the `recording state`
- VUID-vkCmdDecompressMemoryIndirectCountEXT-commandBuffer-cmdpool

The `VkCommandPool` that `commandBuffer` was allocated from **must** support `VK_QUEUE_COMPUTE_BIT`, or `VK_QUEUE_GRAPHICS_BIT` operations

- `VUID-vkCmdDecompressMemoryIndirectCountEXT-renderpass`
This command **must** only be called outside of a render pass instance
- `VUID-vkCmdDecompressMemoryIndirectCountEXT-suspended`
This command **must** not be called between suspended render pass instances
- `VUID-vkCmdDecompressMemoryIndirectCountEXT-videocoding`
This command **must** only be called outside of a video coding scope

Host Synchronization

- Host access to `commandBuffer` **must** be externally synchronized
- Host access to the `VkCommandPool` that `commandBuffer` was allocated from **must** be externally synchronized

Command Properties

Command Buffer Levels	Render Pass Scope	Video Coding Scope	Supported Queue Types	Command Type
Primary Secondary	Outside	Outside	<code>VK_QUEUE_COMPUTE_BIT</code> <code>VK_QUEUE_GRAPHICS_BIT</code>	Action

Conditional Rendering

`vkCmdDecompressMemoryIndirectCountEXT` is not affected by [conditional rendering](#)

To decompress data between one or more memory regions by specifying decompression parameters indirectly in a buffer, call:

```
// Provided by VK_NV_memory_decompression
void vkCmdDecompressMemoryIndirectCountNV(
    VkCommandBuffer          commandBuffer,
    VkDeviceAddress          indirectCommandsAddress,
    VkDeviceAddress          indirectCommandsCountAddress,
    uint32_t                 stride);
```

- `commandBuffer` is the command buffer into which the command will be recorded.
- `indirectCommandsAddress` is the device address containing decompression parameters laid out as an array of `VkDecompressMemoryRegionNV` structures.

- `indirectCommandsCountAddress` is the device address containing a 32-bit integer value specifying the decompression count.
- `stride` is the byte stride between successive sets of decompression parameters located starting from `indirectCommandsAddress`.

Each region specified in `indirectCommandsAddress` is decompressed from the source to destination region based on the specified `decompressionMethod`.

Valid Usage

- VUID-vkCmdDecompressMemoryIndirectCountNV-None-07692
The `memoryDecompression` feature **must** be enabled
- VUID-vkCmdDecompressMemoryIndirectCountNV-indirectCommandsAddress-07694
`indirectCommandsAddress` **must** be a device address allocated to the application from a buffer created with the `VK_BUFFER_USAGE_INDIRECT_BUFFER_BIT` usage flag set
- VUID-vkCmdDecompressMemoryIndirectCountNV-indirectCommandsAddress-07695
`indirectCommandsAddress` **must** be a multiple of 4
- VUID-vkCmdDecompressMemoryIndirectCountNV-indirectCommandsCountAddress-07697
`indirectCommandsCountAddress` **must** be a device address allocated to the application from a buffer created with the `VK_BUFFER_USAGE_INDIRECT_BUFFER_BIT` usage flag set
- VUID-vkCmdDecompressMemoryIndirectCountNV-indirectCommandsCountAddress-07698
`indirectCommandsCountAddress` **must** be a multiple of 4
- VUID-vkCmdDecompressMemoryIndirectCountNV-indirectCommandsCountAddress-07699
The count stored in `indirectCommandsCountAddress` **must** be less than or equal to `VkPhysicalDeviceMemoryDecompressionPropertiesEXT::maxDecompressionIndirectCount`
- VUID-vkCmdDecompressMemoryIndirectCountNV-indirectCommandsAddress-11794
All device addresses between `indirectCommandsAddress` and `indirectCommandsAddress + (stride × (count stored in indirectCommandsCountAddress)) - 1` **must** be in the buffer device address range of the same buffer
- VUID-vkCmdDecompressMemoryIndirectCountNV-stride-11770
`stride` **must** be a multiple of 4 and **must** be greater than or equal to `sizeof(VkDecompressMemoryRegionNV)`

Valid Usage (Implicit)

- VUID-vkCmdDecompressMemoryIndirectCountNV-commandBuffer-parameter-commandBuffer **must** be a valid `VkCommandBuffer` handle
- VUID-vkCmdDecompressMemoryIndirectCountNV-indirectCommandsAddress-parameter-indirectCommandsAddress **must** be a valid `VkDeviceAddress` value
- VUID-vkCmdDecompressMemoryIndirectCountNV-indirectCommandsCountAddress-

parameter

`indirectCommandsCountAddress` **must** be a valid `VkDeviceAddress` value

- VUID-vkCmdDecompressMemoryIndirectCountNV-commandBuffer-recording
`commandBuffer` **must** be in the `recording state`
- VUID-vkCmdDecompressMemoryIndirectCountNV-commandBuffer-cmdpool
The `VkCommandPool` that `commandBuffer` was allocated from **must** support `VK_QUEUE_COMPUTE_BIT`, or `VK_QUEUE_GRAPHICS_BIT` operations
- VUID-vkCmdDecompressMemoryIndirectCountNV-renderpass
This command **must** only be called outside of a render pass instance
- VUID-vkCmdDecompressMemoryIndirectCountNV-suspended
This command **must** not be called between suspended render pass instances
- VUID-vkCmdDecompressMemoryIndirectCountNV-videocoding
This command **must** only be called outside of a video coding scope

Host Synchronization

- Host access to `commandBuffer` **must** be externally synchronized
- Host access to the `VkCommandPool` that `commandBuffer` was allocated from **must** be externally synchronized

Command Properties

Command Buffer Levels	Render Pass Scope	Video Coding Scope	Supported Queue Types	Command Type
Primary Secondary	Outside	Outside	VK_QUEUE_COMPUTE_BIT VK_QUEUE_GRAPHICS_BIT	Action

Conditional Rendering

`vkCmdDecompressMemoryIndirectCountNV` is not affected by `conditional rendering`

Bits which **can** be set in `VkDecompressMemoryRegionEXT::decompressionMethod` or `VkDecompressMemoryRegionNV::decompressionMethod` specifying the decompression method to select, or returned in `VkPhysicalDeviceMemoryDecompressionPropertiesEXT::decompressionMethods` specifying the available decompression methods are:


```
// Provided by VK_EXT_memory_decompression
// Flag bits for VkMemoryDecompressionMethodFlagBitsEXT
typedef VkFlags64 VkMemoryDecompressionMethodFlagBitsEXT;
static const VkMemoryDecompressionMethodFlagBitsEXT
VK_MEMORY_DECOMPRESSION_METHOD_GDEFLATE_1_0_BIT_EXT = 0x00000001ULL;
static const VkMemoryDecompressionMethodFlagBitsEXT
VK_MEMORY_DECOMPRESSION_METHOD_GDEFLATE_1_0_BIT_NV = 0x00000001ULL;
```

```
// Provided by VK_NV_memory_decompression
// Equivalent to VkMemoryDecompressionMethodFlagBitsEXT
typedef VkMemoryDecompressionMethodFlagBitsEXT VkMemoryDecompressionMethodFlagBitsNV;
```

- [VK_MEMORY_DECOMPRESSION_METHOD_GDEFLATE_1_0_BIT_EXT](#) specifies that the GDeflate 1.0 algorithm is used to decompress data.

```
// Provided by VK_EXT_memory_decompression
typedef VkFlags64 VkMemoryDecompressionMethodFlagsEXT;
```

```
// Provided by VK_NV_memory_decompression
// Equivalent to VkMemoryDecompressionMethodFlagsEXT
typedef VkMemoryDecompressionMethodFlagsEXT VkMemoryDecompressionMethodFlagsNV;
```

[VkMemoryDecompressionMethodFlagsEXT](#) is a bitmask type for specifying a mask of one or more [VkMemoryDecompressionMethodFlagBitsEXT](#).

Chapter 48. Video Coding

Vulkan implementations **may** expose one or more queue families supporting video coding operations. These operations are performed by recording them into a command buffer within a [video coding scope](#), and submitting them to queues with compatible video coding capabilities.

The Vulkan video functionalities are designed to be made available through a set of APIs built on top of each other, consisting of:

- A core API providing common video coding functionalities,
- APIs providing codec-independent video decode and video encode related functionalities, respectively,
- Additional codec-specific APIs built on top of those.

This chapter details the fundamental components and operations of these.

48.1. Video Picture Resources

In the context of video coding, multidimensional arrays of image data that **can** be used as the source or target of video coding operations are referred to as *video picture resources*. They **may** store additional metadata that includes implementation-private information used during the execution of video coding operations, as discussed later.

Video picture resources are backed by [VkImage](#) objects. Individual subregions of [VkImageView](#) objects created from such resources **can** be used as [decode output pictures](#), [encode input pictures](#), [reconstructed pictures](#), and/or [reference pictures](#).

The parameters of a video picture resource are specified using a [VkVideoPictureResourceInfoKHR](#) structure.

The [VkVideoPictureResourceInfoKHR](#) structure is defined as:

```
// Provided by VK_KHR_video_queue
typedef struct VkVideoPictureResourceInfoKHR {
    VkStructureType    sType;
    const void*        pNext;
    VkOffset2D          codedOffset;
    VkExtent2D          codedExtent;
    uint32_t            baseArrayLayer;
    VkImageView          imageViewBinding;
} VkVideoPictureResourceInfoKHR;
```

- [sType](#) is a [VkStructureType](#) value identifying this structure.
- [pNext](#) is `NULL` or a pointer to a structure extending this structure.
- [codedOffset](#) is the offset in texels of the image subregion to use.
- [codedExtent](#) is the size in pixels of the coded image data.

- `baseArrayLayer` is the array layer of the image view specified in `imageViewBinding` to use as the video picture resource.
- `imageViewBinding` is an image view representing the video picture resource.

The image subresource referred to by such a structure is defined as the image array layer index specified in `baseArrayLayer` relative to the image subresource range the image view specified in `imageViewBinding` was created with.

The meaning of the `codedOffset` and `codedExtent` depends on the command and context the video picture resource is used in, as well as on the used `video profile` and corresponding codec-specific semantics, as described later.

A video picture resource is uniquely defined by the image subresource referred to by an instance of this structure, together with the `codedOffset` and `codedExtent` members that identify the image subregion within the image subresource referenced corresponding to the video picture resource according to the particular codec-specific semantics.

Accesses to image data within a video picture resource happen at the granularity indicated by `VkVideoCapabilitiesKHR::pictureAccessGranularity`, as returned by `vkGetPhysicalDeviceVideoCapabilitiesKHR` for the used `video profile`. As a result, given an effective image subregion corresponding to a video picture resource, the actual image subregion accessed **may** be larger than that as it **may** include additional padding texels due to the picture access granularity. Any writes performed by video coding operations to such padding texels will result in undefined texel values.

Two video picture resources match if they refer to the same image subresource and they specify identical `codedOffset` and `codedExtent` values.

Valid Usage

- VUID-VkVideoPictureResourceInfoKHR-baseArrayLayer-07175
`baseArrayLayer` **must** be less than the `VkImageViewCreateInfo::subresourceRange.layerCount` specified when the image view `imageViewBinding` was created

Valid Usage (Implicit)

- VUID-VkVideoPictureResourceInfoKHR-sType-sType
`sType` **must** be `VK_STRUCTURE_TYPE_VIDEO_PICTURE_RESOURCE_INFO_KHR`
- VUID-VkVideoPictureResourceInfoKHR-pNext-pNext
`pNext` **must** be `NULL`
- VUID-VkVideoPictureResourceInfoKHR-imageViewBinding-parameter
`imageViewBinding` **must** be a valid `VkImageView` handle

48.2. Decoded Picture Buffer

An integral part of video coding pipelines is the reconstruction of pictures from a compressed video bitstream. A *reconstructed picture* is a [video picture resource](#) resulting from this process.

Such reconstructed pictures **can** be used as *reference pictures* in subsequent video coding operations to provide predictions of the values of samples of subsequently decoded or encoded pictures. The correct use of such reconstructed pictures as reference pictures is driven by the video compression standard, the implementation, and the application-specific use cases.

The list of reference pictures used to provide such predictions within a single video coding operation is referred to as the list of *active reference pictures*.

The *decoded picture buffer (DPB)* is an indexed data structure that maintains the set of reference pictures available to be used in video coding operations. Individual indexed entries of the DPB are referred to as the *decoded picture buffer (DPB) slots*. The range of valid DPB slot indices is between zero and $N-1$, where N is the capacity of the DPB. Each DPB slot **can** refer to a reference picture containing a *video frame* or **can** refer to up to two reference pictures containing the top and/or bottom *fields* that, when both present, together represent a full *video frame*.

In Vulkan, the state and the backing store of the DPB is separated as follows:

- The state of individual DPB slots is maintained by [video session](#) objects.
- The backing store of DPB slots is provided by subregions of [VkImage](#) objects used as [video picture resources](#).

In addition, the implementation **may** also maintain opaque metadata associated with DPB slots, including:

- *Reference picture metadata* corresponding to the video picture resource associated with the DPB slot.

Such metadata **may** be stored by the implementation as part of the DPB slot state maintained by the video session, or as part of the video picture resource backing the DPB slot.

Any metadata stored in the video picture resources backing DPB slots are independent of the video session used to store it, hence such video picture resources **can** be shared with other video sessions. Correspondingly, any metadata that is dependent on the video session will always be stored as part of the DPB slot state maintained by that video session.

The responsibility of managing the DPB is split between the application and the implementation as follows:

- The application maintains the association between [DPB slot](#) indices and corresponding [video picture resources](#).
- The implementation maintains global and per-slot opaque [reference picture metadata](#).

In addition, the application is also responsible for managing the mapping between the codec-specific picture IDs and DPB slots, and any other codec-specific states unless otherwise specified.

48.2.1. DPB Slot States

At a given time, each DPB slot is either in *active* or *inactive* state. Initially, all DPB slots managed by a [video session](#) are in *inactive* state.

A DPB slot **can** be *activated* by using it as the target of picture reconstruction in a video coding operation with the reconstructed picture requested to be set up as a reference picture, according to the codec-specific semantics, changing its state to *active* and associating it with a *picture reference* to the [reconstructed pictures](#).

Some video coding standards allow multiple picture references to be associated with a single DPB slot. In this case the state of the individual picture references **can** be independently updated.

NOTE

As an example, H.264 decoding allows associating a separate top field and bottom field picture with the same DPB slot.

As part of reference picture setup, the implementation **may** also generate [reference picture metadata](#). Such reference picture metadata is specific to each picture reference associated with the DPB slot.

If such a video coding operation completes successfully, the activated DPB slot will have a *valid picture reference* and the [reconstructed picture](#) is associated with the DPB slot. This is true even if the DPB slot is used as the target of a picture reconstruction that only sets up a top field or bottom field reference picture and thus does not yet refer to a complete frame. However, if any data provided as input to such a video coding operation is not compliant with the video compression standard used, that video coding operation **may** complete unsuccessfully, in which case the activated DPB slot will have an *invalid picture reference*. This is true even if the DPB slot previously had a valid picture reference to a top field or bottom field reference picture, but the reconstruction of the other field corresponding to the DPB slot failed.

The application **can** use [queries](#) to get feedback about the outcome of video coding operations and use the resulting [VkQueryResultStatusKHR](#) value to determine whether the video coding operation completed successfully (result status is positive) or unsuccessfully (result status is negative).

Using a [reference picture](#) associated with a DPB slot that has an *invalid picture reference* as an [active reference picture](#) in subsequent video coding operations is legal, however, the contents of the outputs of such operations are undefined, and any DPB slots activated by such video coding operations will also have an *invalid picture reference*. This is true even if such video coding operations **may** otherwise complete successfully.

A DPB slot **can** also be *deactivated* by the application, changing its state to *inactive* and invalidating any picture references and [reference picture metadata](#) associated with the DPB slot.

If an already active DPB slot is used as the target of picture reconstruction in a video coding operation, but the decoded picture is not requested to be set up as a reference picture, according to the codec-specific semantics, no reference picture setup happens and the corresponding picture reference and [reference picture metadata](#) is invalidated within the DPB slot. If the DPB slot no longer has any associated picture references after such an operation, the DPB slot is implicitly deactivated.

If an already active DPB slot is used as the target of picture reconstruction when decoding a field picture that is not marked as reference, then the behavior is as follows:

- If the DPB slot is currently associated with a frame, then the DPB slot is deactivated.
- If the DPB slot is not currently associated with a top field picture and the decoded picture is a top field picture, or if the DPB slot is not currently associated with a bottom field picture and the decoded picture is a bottom field picture, then the other field picture association of the DPB slot, if any, is not disturbed.
- If the DPB slot is currently associated with a top field picture and the decoded picture is a top field picture, or if the DPB slot is currently associated with a bottom field picture and the decoded picture is a bottom field picture, then that picture association is invalidated, without disturbing the other field picture association, if any. If the DPB slot no longer has any associated picture references after such an operation, the DPB slot is implicitly deactivated.

A DPB slot **can** be activated with a new frame even if it is already active. In this case all previous associations of the DPB slots with [reference pictures](#) are replaced with an association with the [reconstructed picture](#) used to activate it.

If an already active DPB slot is activated with a reconstructed field picture, then the behavior is as follows:

- If the DPB slot is currently associated with a frame, then that association is replaced with an association with the reconstructed field picture used to activate it.
- If the DPB slot is not currently associated with a top field picture and the DPB slot is activated with a top field picture, or if the DPB slot is not currently associated with a bottom field picture and the DPB slot is activated with a bottom field picture, then the DPB slot is associated with the reconstructed field picture used to activate it, without disturbing the other field picture association, if any.
- If the DPB slot is currently associated with a top field picture and the DPB slot is activated with a new top field picture, or if the DPB slot is currently associated with a bottom field picture and the DPB slot is activated with a new bottom field picture, then that association is replaced with an association with the reconstructed field picture used to activate it, without disturbing the other field picture association, if any.

48.3. Video Profiles

The `VkVideoProfileInfoKHR` structure is defined as follows:


```
// Provided by VK_KHR_video_queue
typedef struct VkVideoProfileInfoKHR {
    VkStructureType          sType;
    const void*              pNext;
    VkVideoCodecOperationFlagBitsKHR videoCodecOperation;
    VkVideoChromaSubsamplingFlagsKHR chromaSubsampling;
    VkVideoComponentBitDepthFlagsKHR lumaBitDepth;
    VkVideoComponentBitDepthFlagsKHR chromaBitDepth;
} VkVideoProfileInfoKHR;
```

- `sType` is a `VkStructureType` value identifying this structure.
- `pNext` is `NULL` or a pointer to a structure extending this structure.
- `videoCodecOperation` is a `VkVideoCodecOperationFlagBitsKHR` value specifying a video codec operation.
- `chromaSubsampling` is a bitmask of `VkVideoChromaSubsamplingFlagBitsKHR` specifying video chroma subsampling information.
- `lumaBitDepth` is a bitmask of `VkVideoComponentBitDepthFlagBitsKHR` specifying video luma bit depth information.
- `chromaBitDepth` is a bitmask of `VkVideoComponentBitDepthFlagBitsKHR` specifying video chroma bit depth information.

Video profiles are provided as input to video capability queries such as `vkGetPhysicalDeviceVideoCapabilitiesKHR` or `vkGetPhysicalDeviceVideoFormatPropertiesKHR`, as well as when creating resources to be used by video coding operations such as images, buffers, query pools, and video sessions.

The full description of a video profile is specified by an instance of this structure, and the codec-specific and auxiliary structures provided in its `pNext` chain.

When this structure is specified as an input parameter to `vkGetPhysicalDeviceVideoCapabilitiesKHR`, or through the `pProfiles` member of a `VkVideoProfileListInfoKHR` structure in the `pNext` chain of the input parameter of a query command such as `vkGetPhysicalDeviceVideoFormatPropertiesKHR` or `vkGetPhysicalDeviceImageFormatProperties2`, the following error codes indicate specific causes of the failure of the query operation:

- `VK_ERROR_VIDEO_PICTURE_LAYOUT_NOT_SUPPORTED_KHR` specifies that the requested video picture layout (e.g. through the `pictureLayout` member of a `VkVideoDecodeH264ProfileInfoKHR` structure included in the `pNext` chain of `VkVideoProfileInfoKHR`) is not supported.
- `VK_ERROR_VIDEO_PROFILE_OPERATION_NOT_SUPPORTED_KHR` specifies that a video profile operation specified by `videoCodecOperation` is not supported.
- `VK_ERROR_VIDEO_PROFILE_FORMAT_NOT_SUPPORTED_KHR` specifies that video format parameters specified by `chromaSubsampling`, `lumaBitDepth`, or `chromaBitDepth` are not supported.
- `VK_ERROR_VIDEO_PROFILE_CODEC_NOT_SUPPORTED_KHR` specifies that the codec-specific parameters corresponding to the video codec operation are not supported.

Valid Usage

- VUID-VkVideoProfileInfoKHR-chromaSubsampling-07013
`chromaSubsampling` **must** have a single bit set
- VUID-VkVideoProfileInfoKHR-lumaBitDepth-07014
`lumaBitDepth` **must** have a single bit set
- VUID-VkVideoProfileInfoKHR-chromaSubsampling-07015
If `chromaSubsampling` is not `VK_VIDEO_CHROMA_SUBSAMPLING_MONOCHROME_BIT_KHR`, then `chromaBitDepth` **must** have a single bit set
- VUID-VkVideoProfileInfoKHR-videoCodecOperation-07179
If `videoCodecOperation` is `VK_VIDEO_CODEC_OPERATION_DECODE_H264_BIT_KHR`, then the `pNext` chain **must** include a `VkVideoDecodeH264ProfileInfoKHR` structure
- VUID-VkVideoProfileInfoKHR-videoCodecOperation-07180
If `videoCodecOperation` is `VK_VIDEO_CODEC_OPERATION_DECODE_H265_BIT_KHR`, then the `pNext` chain **must** include a `VkVideoDecodeH265ProfileInfoKHR` structure
- VUID-VkVideoProfileInfoKHR-videoCodecOperation-10791
If `videoCodecOperation` is `VK_VIDEO_CODEC_OPERATION_DECODE_VP9_BIT_KHR`, then the `pNext` chain **must** include a `VkVideoDecodeVP9ProfileInfoKHR` structure
- VUID-VkVideoProfileInfoKHR-videoCodecOperation-09256
If `videoCodecOperation` is `VK_VIDEO_CODEC_OPERATION_DECODE_AV1_BIT_KHR`, then the `pNext` chain **must** include a `VkVideoDecodeAV1ProfileInfoKHR` structure
- VUID-VkVideoProfileInfoKHR-videoCodecOperation-07181
If `videoCodecOperation` is `VK_VIDEO_CODEC_OPERATION_ENCODE_H264_BIT_KHR`, then the `pNext` chain **must** include a `VkVideoEncodeH264ProfileInfoKHR` structure
- VUID-VkVideoProfileInfoKHR-videoCodecOperation-07182
If `videoCodecOperation` is `VK_VIDEO_CODEC_OPERATION_ENCODE_H265_BIT_KHR`, then the `pNext` chain **must** include a `VkVideoEncodeH265ProfileInfoKHR` structure
- VUID-VkVideoProfileInfoKHR-videoCodecOperation-10262
If `videoCodecOperation` is `VK_VIDEO_CODEC_OPERATION_ENCODE_AV1_BIT_KHR`, then the `pNext` chain **must** include a `VkVideoEncodeAV1ProfileInfoKHR` structure

Valid Usage (Implicit)

- VUID-VkVideoProfileInfoKHR-sType-sType
`sType` **must** be `VK_STRUCTURE_TYPE_VIDEO_PROFILE_INFO_KHR`
- VUID-VkVideoProfileInfoKHR-videoCodecOperation-parameter
`videoCodecOperation` **must** be a valid `VkVideoCodecOperationFlagBitsKHR` value
- VUID-VkVideoProfileInfoKHR-chromaSubsampling-parameter
`chromaSubsampling` **must** be a valid combination of `VkVideoChromaSubsamplingFlagBitsKHR` values

- VUID-VkVideoProfileInfoKHR-chromaSubsampling-requiredbitmask
chromaSubsampling **must** not be 0
- VUID-VkVideoProfileInfoKHR-lumaBitDepth-parameter
lumaBitDepth **must** be a valid combination of [VkVideoComponentBitDepthFlagBitsKHR](#) values
- VUID-VkVideoProfileInfoKHR-lumaBitDepth-requiredbitmask
lumaBitDepth **must** not be 0
- VUID-VkVideoProfileInfoKHR-chromaBitDepth-parameter
chromaBitDepth **must** be a valid combination of [VkVideoComponentBitDepthFlagBitsKHR](#) values

Structure Chaining

Extends the structure

- [VkQueryPoolCreateInfo](#)

Possible values of [VkVideoProfileInfoKHR::videoCodecOperation](#), specifying the type of video coding operation and video compression standard used by a video profile, are:

```
// Provided by VK_KHR_video_queue
typedef enum VkVideoCodecOperationFlagBitsKHR {
    VK_VIDEO_CODEC_OPERATION_NONE_KHR = 0,
    // Provided by VK_KHR_video_encode_h264
    VK_VIDEO_CODEC_OPERATION_ENCODE_H264_BIT_KHR = 0x00010000,
    // Provided by VK_KHR_video_encode_h265
    VK_VIDEO_CODEC_OPERATION_ENCODE_H265_BIT_KHR = 0x00020000,
    // Provided by VK_KHR_video_decode_h264
    VK_VIDEO_CODEC_OPERATION_DECODE_H264_BIT_KHR = 0x00000001,
    // Provided by VK_KHR_video_decode_h265
    VK_VIDEO_CODEC_OPERATION_DECODE_H265_BIT_KHR = 0x00000002,
    // Provided by VK_KHR_video_decode_av1
    VK_VIDEO_CODEC_OPERATION_DECODE_AV1_BIT_KHR = 0x00000004,
    // Provided by VK_KHR_video_encode_av1
    VK_VIDEO_CODEC_OPERATION_ENCODE_AV1_BIT_KHR = 0x00040000,
    // Provided by VK_KHR_video_decode_vp9
    VK_VIDEO_CODEC_OPERATION_DECODE_VP9_BIT_KHR = 0x00000008,
} VkVideoCodecOperationFlagBitsKHR;
```

- [VK_VIDEO_CODEC_OPERATION_NONE_KHR](#) specifies that no video codec operations are supported.
- [VK_VIDEO_CODEC_OPERATION_DECODE_H264_BIT_KHR](#) specifies support for [H.264](#) decode operations.
- [VK_VIDEO_CODEC_OPERATION_DECODE_H265_BIT_KHR](#) specifies support for [H.265](#) decode operations.

- [VK_VIDEO_CODEC_OPERATION_DECODE_VP9_BIT_KHR](#) specifies support for [VP9](#) decode operations.
- [VK_VIDEO_CODEC_OPERATION_DECODE_AV1_BIT_KHR](#) specifies support for [AV1](#) decode operations.
- [VK_VIDEO_CODEC_OPERATION_ENCODE_H264_BIT_KHR](#) specifies support for [H.264](#) encode operations.
- [VK_VIDEO_CODEC_OPERATION_ENCODE_H265_BIT_KHR](#) specifies support for [H.265](#) encode operations.
- [VK_VIDEO_CODEC_OPERATION_ENCODE_AV1_BIT_KHR](#) specifies support for [AV1](#) encode operations.

```
// Provided by VK_KHR_video_queue
typedef VkFlags VkVideoCodecOperationFlagsKHR;
```

[VkVideoCodecOperationFlagsKHR](#) is a bitmask type for setting a mask of zero or more [VkVideoCodecOperationFlagBitsKHR](#).

The video format chroma subsampling is defined with the following enums:

```
// Provided by VK_KHR_video_queue
typedef enum VkVideoChromaSubsamplingFlagBitsKHR {
    VK_VIDEO_CHROMA_SUBSAMPLING_INVALID_KHR = 0,
    VK_VIDEO_CHROMA_SUBSAMPLING_MONOCHROME_BIT_KHR = 0x00000001,
    VK_VIDEO_CHROMA_SUBSAMPLING_420_BIT_KHR = 0x00000002,
    VK_VIDEO_CHROMA_SUBSAMPLING_422_BIT_KHR = 0x00000004,
    VK_VIDEO_CHROMA_SUBSAMPLING_444_BIT_KHR = 0x00000008,
} VkVideoChromaSubsamplingFlagBitsKHR;
```

- [VK_VIDEO_CHROMA_SUBSAMPLING_MONOCHROME_BIT_KHR](#) specifies that the format is monochrome.
- [VK_VIDEO_CHROMA_SUBSAMPLING_420_BIT_KHR](#) specified that the format is 4:2:0 chroma subsampled, i.e. the two chroma components are sampled horizontally and vertically at half the sample rate of the luma component.
- [VK_VIDEO_CHROMA_SUBSAMPLING_422_BIT_KHR](#) - the format is 4:2:2 chroma subsampled, i.e. the two chroma components are sampled horizontally at half the sample rate of luma component.
- [VK_VIDEO_CHROMA_SUBSAMPLING_444_BIT_KHR](#) - the format is 4:4:4 chroma sampled, i.e. all three components of the $Y'C_B C_R$ format are sampled at the same rate, thus there is no chroma subsampling.

Chroma subsampling is described in more detail in the [Chroma Reconstruction](#) section.


```
// Provided by VK_KHR_video_queue
typedef VkFlags VkVideoChromaSubsamplingFlagsKHR;
```

[VkVideoChromaSubsamplingFlagsKHR](#) is a bitmask type for setting a mask of zero or more [VkVideoChromaSubsamplingFlagBitsKHR](#).

Possible values for the video format component bit depth are:

```
// Provided by VK_KHR_video_queue
typedef enum VkVideoComponentBitDepthFlagBitsKHR {
    VK_VIDEO_COMPONENT_BIT_DEPTH_INVALID_KHR = 0,
    VK_VIDEO_COMPONENT_BIT_DEPTH_8_BIT_KHR = 0x00000001,
    VK_VIDEO_COMPONENT_BIT_DEPTH_10_BIT_KHR = 0x00000004,
    VK_VIDEO_COMPONENT_BIT_DEPTH_12_BIT_KHR = 0x00000010,
} VkVideoComponentBitDepthFlagBitsKHR;
```

- [VK_VIDEO_COMPONENT_BIT_DEPTH_8_BIT_KHR](#) specifies a component bit depth of 8 bits.
- [VK_VIDEO_COMPONENT_BIT_DEPTH_10_BIT_KHR](#) specifies a component bit depth of 10 bits.
- [VK_VIDEO_COMPONENT_BIT_DEPTH_12_BIT_KHR](#) specifies a component bit depth of 12 bits.

```
// Provided by VK_KHR_video_queue
typedef VkFlags VkVideoComponentBitDepthFlagsKHR;
```

[VkVideoComponentBitDepthFlagsKHR](#) is a bitmask type for setting a mask of zero or more [VkVideoComponentBitDepthFlagBitsKHR](#).

Additional information about the video decode use case **can** be provided by adding a [VkVideoDecodeUsageInfoKHR](#) structure to the `pNext` chain of [VkVideoProfileInfoKHR](#).

The [VkVideoDecodeUsageInfoKHR](#) structure is defined as:

```
// Provided by VK_KHR_video_decode_queue
typedef struct VkVideoDecodeUsageInfoKHR {
    VkStructureType      sType;
    const void*          pNext;
    VkVideoDecodeUsageFlagsKHR videoUsageHints;
} VkVideoDecodeUsageInfoKHR;
```

- `sType` is a [VkStructureType](#) value identifying this structure.
- `pNext` is `NULL` or a pointer to a structure extending this structure.
- `videoUsageHints` is a bitmask of [VkVideoDecodeUsageFlagBitsKHR](#) specifying hints about the intended use of the video decode profile.

Valid Usage (Implicit)

- VUID-VkVideoDecodeUsageInfoKHR-sType-sType
`sType` **must** be `VK_STRUCTURE_TYPE_VIDEO_DECODE_USAGE_INFO_KHR`
- VUID-VkVideoDecodeUsageInfoKHR-videoUsageHints-parameter
`videoUsageHints` **must** be a valid combination of `VkVideoDecodeUsageFlagBitsKHR` values

Structure Chaining

Extends the structures

- `VkQueryPoolCreateInfo`
- `VkVideoProfileInfoKHR`

The following bits **can** be specified in `VkVideoDecodeUsageInfoKHR::videoUsageHints` as a hint about the video decode use case:

```
// Provided by VK_KHR_video_decode_queue
typedef enum VkVideoDecodeUsageFlagBitsKHR {
    VK_VIDEO_DECODE_USAGE_DEFAULT_KHR = 0,
    VK_VIDEO_DECODE_USAGE_TRANSCODING_BIT_KHR = 0x00000001,
    VK_VIDEO_DECODE_USAGE_OFFLINE_BIT_KHR = 0x00000002,
    VK_VIDEO_DECODE_USAGE_STREAMING_BIT_KHR = 0x00000004,
} VkVideoDecodeUsageFlagBitsKHR;
```

- `VK_VIDEO_DECODE_USAGE_TRANSCODING_BIT_KHR` specifies that video decoding is intended to be used in conjunction with video encoding to transcode a video bitstream with the same and/or different codecs.
- `VK_VIDEO_DECODE_USAGE_OFFLINE_BIT_KHR` specifies that video decoding is intended to be used to consume a local video bitstream.
- `VK_VIDEO_DECODE_USAGE_STREAMING_BIT_KHR` specifies that video decoding is intended to be used to consume a video bitstream received as a continuous flow over network.

NOTE

There are no restrictions on the combination of bits that **can** be specified by the application. However, applications **should** use reasonable combinations in order for the implementation to be able to select the most appropriate mode of operation for the particular use case.

```
// Provided by VK_KHR_video_decode_queue
typedef VkFlags VkVideoDecodeUsageFlagsKHR;
```

`VkVideoDecodeUsageFlagsKHR` is a bitmask type for setting a mask of zero or more `VkVideoDecodeUsageFlagBitsKHR`.

Additional information about the video encode use case **can** be provided by adding a `VkVideoEncodeUsageInfoKHR` structure to the `pNext` chain of `VkVideoProfileInfoKHR`.

The `VkVideoEncodeUsageInfoKHR` structure is defined as:

```
// Provided by VK_KHR_video_encode_queue
typedef struct VkVideoEncodeUsageInfoKHR {
    VkStructureType    sType;
    const void*        pNext;
    VkVideoEncodeUsageFlagsKHR    videoUsageHints;
    VkVideoEncodeContentFlagsKHR  videoContentHints;
    VkVideoEncodeTuningModeKHR    tuningMode;
} VkVideoEncodeUsageInfoKHR;
```

- `sType` is a `VkStructureType` value identifying this structure.
- `pNext` is `NULL` or a pointer to a structure extending this structure.
- `videoUsageHints` is a bitmask of `VkVideoEncodeUsageFlagBitsKHR` specifying hints about the intended use of the video encode profile.
- `videoContentHints` is a bitmask of `VkVideoEncodeContentFlagBitsKHR` specifying hints about the content to be encoded using the video encode profile.
- `tuningMode` is a `VkVideoEncodeTuningModeKHR` value specifying the tuning mode to use when encoding with the video profile.

Valid Usage (Implicit)

- VUID-VkVideoEncodeUsageInfoKHR-sType-sType
`sType` **must** be `VK_STRUCTURE_TYPE_VIDEO_ENCODE_USAGE_INFO_KHR`
- VUID-VkVideoEncodeUsageInfoKHR-videoUsageHints-parameter
`videoUsageHints` **must** be a valid combination of `VkVideoEncodeUsageFlagBitsKHR` values
- VUID-VkVideoEncodeUsageInfoKHR-videoContentHints-parameter
`videoContentHints` **must** be a valid combination of `VkVideoEncodeContentFlagBitsKHR` values
- VUID-VkVideoEncodeUsageInfoKHR-tuningMode-parameter
If `tuningMode` is not `0`, `tuningMode` **must** be a valid `VkVideoEncodeTuningModeKHR` value

Structure Chaining

Extends the structures

- `VkQueryPoolCreateInfo`
- `VkVideoProfileInfoKHR`

The following bits **can** be specified in `VkVideoEncodeUsageInfoKHR::videoUsageHints` as a hint

about the video encode use case:

```
// Provided by VK_KHR_video_encode_queue
typedef enum VkVideoEncodeUsageFlagBitsKHR {
    VK_VIDEO_ENCODE_USAGE_DEFAULT_KHR = 0,
    VK_VIDEO_ENCODE_USAGE_TRANSCODING_BIT_KHR = 0x00000001,
    VK_VIDEO_ENCODE_USAGE_STREAMING_BIT_KHR = 0x00000002,
    VK_VIDEO_ENCODE_USAGE_RECORDING_BIT_KHR = 0x00000004,
    VK_VIDEO_ENCODE_USAGE_CONFERENCING_BIT_KHR = 0x00000008,
} VkVideoEncodeUsageFlagBitsKHR;
```

- [VK_VIDEO_ENCODE_USAGE_TRANSCODING_BIT_KHR](#) specifies that video encoding is intended to be used in conjunction with video decoding to transcode a video bitstream with the same and/or different codecs.
- [VK_VIDEO_ENCODE_USAGE_STREAMING_BIT_KHR](#) specifies that video encoding is intended to be used to produce a video bitstream that is expected to be sent as a continuous flow over network.
- [VK_VIDEO_ENCODE_USAGE_RECORDING_BIT_KHR](#) specifies that video encoding is intended to be used for real-time recording for offline consumption.
- [VK_VIDEO_ENCODE_USAGE_CONFERENCING_BIT_KHR](#) specifies that video encoding is intended to be used in a video conferencing scenario.

NOTE

There are no restrictions on the combination of bits that **can** be specified by the application. However, applications **should** use reasonable combinations in order for the implementation to be able to select the most appropriate mode of operation for the particular use case.

```
// Provided by VK_KHR_video_encode_queue
typedef VkFlags VkVideoEncodeUsageFlagsKHR;
```

[VkVideoEncodeUsageFlagsKHR](#) is a bitmask type for setting a mask of zero or more [VkVideoEncodeUsageFlagBitsKHR](#).

The following bits **can** be specified in [VkVideoEncodeUsageInfoKHR::videoContentHints](#) as a hint about the encoded video content:

```
// Provided by VK_KHR_video_encode_queue
typedef enum VkVideoEncodeContentFlagBitsKHR {
    VK_VIDEO_ENCODE_CONTENT_DEFAULT_KHR = 0,
    VK_VIDEO_ENCODE_CONTENT_CAMERA_BIT_KHR = 0x00000001,
    VK_VIDEO_ENCODE_CONTENT_DESKTOP_BIT_KHR = 0x00000002,
    VK_VIDEO_ENCODE_CONTENT_RENDERED_BIT_KHR = 0x00000004,
} VkVideoEncodeContentFlagBitsKHR;
```

- [VK_VIDEO_ENCODE_CONTENT_CAMERA_BIT_KHR](#) specifies that video encoding is intended to

be used to encode camera content.

- [VK_VIDEO_ENCODE_CONTENT_DESKTOP_BIT_KHR](#) specifies that video encoding is intended to be used to encode desktop content.
- [VK_VIDEO_ENCODE_CONTENT_RENDERED_BIT_KHR](#) specified that video encoding is intended to be used to encode rendered (e.g. game) content.

NOTE

There are no restrictions on the combination of bits that **can** be specified by the application. However, applications **should** use reasonable combinations in order for the implementation to be able to select the most appropriate mode of operation for the particular content type.

```
// Provided by VK_KHR_video_encode_queue
typedef VkFlags VkVideoEncodeContentFlagsKHR;
```

[VkVideoEncodeContentFlagsKHR](#) is a bitmask type for setting a mask of zero or more [VkVideoEncodeContentFlagBitsKHR](#).

Possible video encode tuning mode values are as follows:

```
// Provided by VK_KHR_video_encode_queue
typedef enum VkVideoEncodeTuningModeKHR {
    VK_VIDEO_ENCODE_TUNING_MODE_DEFAULT_KHR = 0,
    VK_VIDEO_ENCODE_TUNING_MODE_HIGH_QUALITY_KHR = 1,
    VK_VIDEO_ENCODE_TUNING_MODE_LOW_LATENCY_KHR = 2,
    VK_VIDEO_ENCODE_TUNING_MODE_ULTRA_LOW_LATENCY_KHR = 3,
    VK_VIDEO_ENCODE_TUNING_MODE_LOSSLESS_KHR = 4,
} VkVideoEncodeTuningModeKHR;
```

- [VK_VIDEO_ENCODE_TUNING_MODE_DEFAULT_KHR](#) specifies the default tuning mode.
- [VK_VIDEO_ENCODE_TUNING_MODE_HIGH_QUALITY_KHR](#) specifies that video encoding is tuned for high quality. When using this tuning mode, the implementation **may** compromise the latency of video encoding operations to improve quality.
- [VK_VIDEO_ENCODE_TUNING_MODE_LOW_LATENCY_KHR](#) specifies that video encoding is tuned for low latency. When using this tuning mode, the implementation **may** compromise quality to increase the performance and lower the latency of video encode operations.
- [VK_VIDEO_ENCODE_TUNING_MODE_ULTRA_LOW_LATENCY_KHR](#) specifies that video encoding is tuned for ultra-low latency. When using this tuning mode, the implementation **may** compromise quality to maximize the performance and minimize the latency of video encoding operations.
- [VK_VIDEO_ENCODE_TUNING_MODE_LOSSLESS_KHR](#) specifies that video encoding is tuned for lossless encoding. When using this tuning mode, video encode operations produce lossless output.

The [VkVideoProfileListInfoKHR](#) structure is defined as:


```
// Provided by VK_KHR_video_queue
typedef struct VkVideoProfileListInfoKHR {
    VkStructureType      sType;
    const void*          pNext;
    uint32_t             profileCount;
    const VkVideoProfileInfoKHR* pProfiles;
} VkVideoProfileListInfoKHR;
```

- **sType** is a [VkStructureType](#) value identifying this structure.
- **pNext** is **NULL** or a pointer to a structure extending this structure.
- **profileCount** is the number of elements in the **pProfiles** array.
- **pProfiles** is a pointer to an array of [VkVideoProfileInfoKHR](#) structures.

NOTE

Video transcoding is an example of a use case that necessitates the specification of multiple profiles in various contexts.

When the application provides a video decode profile and one or more video encode profiles in the profile list, the implementation ensures that any capabilities returned or resources created are suitable for the video transcoding use cases without the need for manual data transformations.

Valid Usage

- VUID-VkVideoProfileListInfoKHR-pProfiles-06813
pProfiles **must** not contain more than one element whose **videoCodecOperation** member specifies a decode operation

Valid Usage (Implicit)

- VUID-VkVideoProfileListInfoKHR-sType-sType
sType **must** be [VK_STRUCTURE_TYPE_VIDEO_PROFILE_LIST_INFO_KHR](#)
- VUID-VkVideoProfileListInfoKHR-pProfiles-parameter
If **profileCount** is not 0, **pProfiles** **must** be a valid pointer to an array of **profileCount** valid [VkVideoProfileInfoKHR](#) structures

Structure Chaining

Extends the structures

- [VkBufferCreateInfo](#)
- [VkImageCreateInfo](#)
- [VkPhysicalDeviceImageFormatInfo2](#)
- [VkPhysicalDeviceVideoFormatInfoKHR](#)

48.4. Video Capabilities

48.4.1. Video Coding Capabilities

To query video coding capabilities for a specific video profile, call:

```
// Provided by VK_KHR_video_queue
VkResult vkGetPhysicalDeviceVideoCapabilitiesKHR(
    VkPhysicalDevice          physicalDevice,
    const VkVideoProfileInfoKHR* pVideoProfile,
    VkVideoCapabilitiesKHR*    pCapabilities);
```

- **physicalDevice** is the physical device from which to query the video decode or encode capabilities.
- **pVideoProfile** is a pointer to a [VkVideoProfileInfoKHR](#) structure.
- **pCapabilities** is a pointer to a [VkVideoCapabilitiesKHR](#) structure in which the capabilities are returned.

If the [video profile](#) described by **pVideoProfile** is supported by the implementation, then this command returns [VK_SUCCESS](#) and **pCapabilities** is filled with the capabilities supported with the specified video profile. Otherwise, one of the [video-profile-specific error codes](#) are returned.

Valid Usage

- VUID-vkGetPhysicalDeviceVideoCapabilitiesKHR-pVideoProfile-07183
If **pVideoProfile->videoCodecOperation** specifies a decode operation, then the **pNext** chain of **pCapabilities** **must** include a [VkVideoDecodeCapabilitiesKHR](#) structure
- VUID-vkGetPhysicalDeviceVideoCapabilitiesKHR-pVideoProfile-07184
If **pVideoProfile->videoCodecOperation** is [VK_VIDEO_CODEC_OPERATION_DECODE_H264_BIT_KHR](#), then the **pNext** chain of **pCapabilities** **must** include a [VkVideoDecodeH264CapabilitiesKHR](#) structure
- VUID-vkGetPhysicalDeviceVideoCapabilitiesKHR-pVideoProfile-07185
If **pVideoProfile->videoCodecOperation** is [VK_VIDEO_CODEC_OPERATION_DECODE_H265_BIT_KHR](#), then the **pNext** chain of **pCapabilities** **must** include a [VkVideoDecodeH265CapabilitiesKHR](#) structure
- VUID-vkGetPhysicalDeviceVideoCapabilitiesKHR-pVideoProfile-10792
If **pVideoProfile->videoCodecOperation** is [VK_VIDEO_CODEC_OPERATION_DECODE_VP9_BIT_KHR](#), then the **pNext** chain of **pCapabilities** **must** include a [VkVideoDecodeVP9CapabilitiesKHR](#) structure
- VUID-vkGetPhysicalDeviceVideoCapabilitiesKHR-pVideoProfile-09257
If **pVideoProfile->videoCodecOperation** is [VK_VIDEO_CODEC_OPERATION_DECODE_AV1_BIT_KHR](#), then the **pNext** chain of **pCapabilities** **must** include a [VkVideoDecodeAV1CapabilitiesKHR](#) structure
- VUID-vkGetPhysicalDeviceVideoCapabilitiesKHR-pVideoProfile-07186

If `pVideoProfile->videoCodecOperation` specifies an encode operation, then the `pNext` chain of `pCapabilities` **must** include a `VkVideoEncodeCapabilitiesKHR` structure

- VUID-vkGetPhysicalDeviceVideoCapabilitiesKHR-pVideoProfile-07187
If `pVideoProfile->videoCodecOperation` is `VK_VIDEO_CODEC_OPERATION_ENCODE_H264_BIT_KHR`, then the `pNext` chain of `pCapabilities` **must** include a `VkVideoEncodeH264CapabilitiesKHR` structure
- VUID-vkGetPhysicalDeviceVideoCapabilitiesKHR-pVideoProfile-07188
If `pVideoProfile->videoCodecOperation` is `VK_VIDEO_CODEC_OPERATION_ENCODE_H265_BIT_KHR`, then the `pNext` chain of `pCapabilities` **must** include a `VkVideoEncodeH265CapabilitiesKHR` structure
- VUID-vkGetPhysicalDeviceVideoCapabilitiesKHR-pVideoProfile-10263
If `pVideoProfile->videoCodecOperation` is `VK_VIDEO_CODEC_OPERATION_ENCODE_AV1_BIT_KHR`, then the `pNext` chain of `pCapabilities` **must** include a `VkVideoEncodeAV1CapabilitiesKHR` structure
- VUID-vkGetPhysicalDeviceVideoCapabilitiesKHR-pNext-10921
If the `pNext` chain of `pVideoProfile` includes a `VkVideoEncodeProfileRgbConversionInfoVALVE` structure, then the `videoEncodeRgbConversion` feature **must** be supported

Valid Usage (Implicit)

- VUID-vkGetPhysicalDeviceVideoCapabilitiesKHR-physicalDevice-parameter `physicalDevice` **must** be a valid `VkPhysicalDevice` handle
- VUID-vkGetPhysicalDeviceVideoCapabilitiesKHR-pVideoProfile-parameter `pVideoProfile` **must** be a valid pointer to a valid `VkVideoProfileInfoKHR` structure
- VUID-vkGetPhysicalDeviceVideoCapabilitiesKHR-pCapabilities-parameter `pCapabilities` **must** be a valid pointer to a `VkVideoCapabilitiesKHR` structure

Return Codes

Success

- `VK_SUCCESS`

Failure

- `VK_ERROR_OUT_OF_DEVICE_MEMORY`
- `VK_ERROR_OUT_OF_HOST_MEMORY`
- `VK_ERROR_UNKNOWN`
- `VK_ERROR_VALIDATION_FAILED`
- `VK_ERROR_VIDEO_PICTURE_LAYOUT_NOT_SUPPORTED_KHR`
- `VK_ERROR_VIDEO_PROFILE_CODEC_NOT_SUPPORTED_KHR`
- `VK_ERROR_VIDEO_PROFILE_FORMAT_NOT_SUPPORTED_KHR`

- [VK_ERROR_VIDEO_PROFILE_OPERATION_NOT_SUPPORTED_KHR](#)

The `VkVideoCapabilitiesKHR` structure is defined as:

```
// Provided by VK_KHR_video_queue
typedef struct VkVideoCapabilitiesKHR {
    VkStructureType    sType;
    void*              pNext;
    VkVideoCapabilityFlagsKHR flags;
    VkDeviceSize        minBitstreamBufferOffsetAlignment;
    VkDeviceSize        minBitstreamBufferSizeAlignment;
    VkExtent2D          pictureAccessGranularity;
    VkExtent2D          minCodedExtent;
    VkExtent2D          maxCodedExtent;
    uint32_t            maxDpbSlots;
    uint32_t            maxActiveReferencePictures;
    VkExtensionProperties stdHeaderVersion;
} VkVideoCapabilitiesKHR;
```

- `sType` is a [VkStructureType](#) value identifying this structure.
- `pNext` is `NULL` or a pointer to a structure extending this structure.
- `flags` is a bitmask of [VkVideoCapabilityFlagBitsKHR](#) specifying capability flags.
- `minBitstreamBufferOffsetAlignment` is the minimum alignment for bitstream buffer offsets.
- `minBitstreamBufferSizeAlignment` is the minimum alignment for bitstream buffer range sizes.
- `pictureAccessGranularity` is the granularity at which image access to video picture resources happen.
- `minCodedExtent` is the minimum width and height of the coded frames.
- `maxCodedExtent` is the maximum width and height of the coded frames.
- `maxDpbSlots` is the maximum number of [DPB slots](#) supported by a single video session.
- `maxActiveReferencePictures` is the maximum number of [active reference pictures](#) a single video coding operation **can** use.
- `stdHeaderVersion` is a [VkExtensionProperties](#) structure reporting the Video Std header name and version supported for the video profile.

NOTE

It is common for video compression standards to allow using all reference pictures associated with active DPB slots as active reference pictures, hence for video decode profiles the values returned in `maxDpbSlots` and `maxActiveReferencePictures` are often equal. Similarly, in case of video decode profiles supporting field pictures the value of `maxActiveReferencePictures` often equals `maxDpbSlots × 2`.

Valid Usage (Implicit)

- VUID-VkVideoCapabilitiesKHR-sType-sType

sType **must** be `VK_STRUCTURE_TYPE_VIDEO_CAPABILITIES_KHR`

- `VUID-VkVideoCapabilitiesKHR-pNext-pNext`

Each **pNext** member of any structure (including this one) in the **pNext** chain **must** be either **NULL** or a pointer to a valid instance of `VkVideoDecodeAV1CapabilitiesKHR`, `VkVideoDecodeCapabilitiesKHR`, `VkVideoDecodeH264CapabilitiesKHR`, `VkVideoDecodeH265CapabilitiesKHR`, `VkVideoDecodeVP9CapabilitiesKHR`, `VkVideoEncodeAV1CapabilitiesKHR`, `VkVideoEncodeAV1QuantizationMapCapabilitiesKHR`, `VkVideoEncodeCapabilitiesKHR`, `VkVideoEncodeH264CapabilitiesKHR`, `VkVideoEncodeH264QuantizationMapCapabilitiesKHR`, `VkVideoEncodeH265CapabilitiesKHR`, `VkVideoEncodeH265QuantizationMapCapabilitiesKHR`, `VkVideoEncodeIntraRefreshCapabilitiesKHR`, `VkVideoEncodeQuantizationMapCapabilitiesKHR`, or `VkVideoEncodeRgbConversionCapabilitiesKHR`.

- `VUID-VkVideoCapabilitiesKHR-sType-unique`

The **sType** value of each structure in the **pNext** chain **must** be unique

Bits which **can** be set in `VkVideoCapabilitiesKHR::flags` are:

```
// Provided by VK_KHR_video_queue
typedef enum VkVideoCapabilityFlagBitsKHR {
    VK_VIDEO_CAPABILITY_PROTECTED_CONTENT_BIT_KHR = 0x00000001,
    VK_VIDEO_CAPABILITY_SEPARATE_REFERENCE_IMAGES_BIT_KHR = 0x00000002,
} VkVideoCapabilityFlagBitsKHR;
```

- `VK_VIDEO_CAPABILITY_PROTECTED_CONTENT_BIT_KHR` specifies that video sessions support producing and consuming protected content.
- `VK_VIDEO_CAPABILITY_SEPARATE_REFERENCE_IMAGES_BIT_KHR` indicates that the **video picture resources** associated with the **DPB slots** of a video session **can** be backed by separate **VkImage** objects. If this capability flag is not present, then all DPB slots of a video session **must** be associated with video picture resources backed by the same **VkImage** object (e.g. using different layers of the same image).

```
// Provided by VK_KHR_video_queue
typedef VkFlags VkVideoCapabilityFlagsKHR;
```

`VkVideoCapabilityFlagsKHR` is a bitmask type for setting a mask of zero or more `VkVideoCapabilityFlagBitsKHR`.

48.4.2. Video Format Capabilities

To enumerate the supported video formats and corresponding capabilities for a specific video profile, call:


```
// Provided by VK_KHR_video_queue
VkResult vkGetPhysicalDeviceVideoFormatPropertiesKHR(
    VkPhysicalDevice                physicalDevice,
    const VkPhysicalDeviceVideoFormatInfoKHR* pVideoFormatInfo,
    uint32_t*                       pVideoFormatPropertyCount,
    VkVideoFormatPropertiesKHR*      pVideoFormatProperties);
```

- `physicalDevice` is the physical device from which to query the video format properties.
- `pVideoFormatInfo` is a pointer to a `VkPhysicalDeviceVideoFormatInfoKHR` structure specifying the usage and video profiles for which supported image formats and capabilities are returned.
- `pVideoFormatPropertyCount` is a pointer to an integer related to the number of video format properties available or queried, as described below.
- `pVideoFormatProperties` is a pointer to an array of `VkVideoFormatPropertiesKHR` structures in which supported image formats and capabilities are returned.

If `pVideoFormatProperties` is `NULL`, then the number of video format properties supported for the given `physicalDevice` is returned in `pVideoFormatPropertyCount`. Otherwise, `pVideoFormatPropertyCount` **must** point to a variable set by the application to the number of elements in the `pVideoFormatProperties` array, and on return the variable is overwritten with the number of values actually written to `pVideoFormatProperties`. If the value of `pVideoFormatPropertyCount` is less than the number of video format properties supported, at most `pVideoFormatPropertyCount` values will be written to `pVideoFormatProperties`, and `VK_INCOMPLETE` will be returned instead of `VK_SUCCESS`, to indicate that not all the available values were returned.

Video format properties are always queried with respect to a specific set of video profiles. These are specified by chaining the `VkVideoProfileListInfoKHR` structure to `pVideoFormatInfo`.

For most use cases, the images are used by a single video session and a single video profile is provided. For a use case such as video transcoding, where a decode session output image **can** be used as encode input in one or more encode sessions, multiple video profiles corresponding to the video sessions that will share the image **must** be provided.

If any of the `video profiles` specified via `VkVideoProfileListInfoKHR::pProfiles` are not supported, then this command returns one of the `video-profile-specific error codes`. Furthermore, if `VkPhysicalDeviceVideoFormatInfoKHR::imageUsage` includes any image usage flags not supported by the specified video profiles, then this command returns `VK_ERROR_IMAGE_USAGE_NOT_SUPPORTED_KHR`.

If the decode capability flags include `VK_VIDEO_DECODE_CAPABILITY_DPB_AND_OUTPUT_COINCIDE_BIT_KHR`, then querying video format properties that support both decode DPB and output usage **can** be done by including both `VK_IMAGE_USAGE_VIDEO_DECODE_DPB_BIT_KHR` and `VK_IMAGE_USAGE_VIDEO_DECODE_DST_BIT_KHR` in `VkPhysicalDeviceVideoFormatInfoKHR::imageUsage`. However, even in this case, querying video format properties with `VkPhysicalDeviceVideoFormatInfoKHR::imageUsage` including only `VK_IMAGE_USAGE_VIDEO_DECODE_DPB_BIT_KHR` or `VK_IMAGE_USAGE_VIDEO_DECODE_DST_BIT_KHR` will also return formats supporting both.

NOTE

This enables application to be able to query all formats supporting [VK_IMAGE_USAGE_VIDEO_DECODE_DPB_BIT_KHR](#) and/or [VK_IMAGE_USAGE_VIDEO_DECODE_DST_BIT_KHR](#) by just including one of the flags, respectively, regardless of whether the implementation supports [VK_VIDEO_DECODE_CAPABILITY_DPB_AND_OUTPUT_COINCIDE_BIT_KHR](#), [VK_VIDEO_DECODE_CAPABILITY_DPB_AND_OUTPUT_DISTINCT_BIT_KHR](#), or both. This makes enumerating decode DPB and output formats simpler and unified.

The [imageUsage](#) member of the [VkPhysicalDeviceVideoFormatInfoKHR](#) structure specifies the expected video usage flags that the returned video formats **must** support. Correspondingly, the [imageUsageFlags](#) member of each [VkVideoFormatPropertiesKHR](#) structure returned will contain at least the same set of image usage flags.

If the implementation supports using images of a particular format in operations other than video decode/encode then the [imageUsageFlags](#) member of the corresponding [VkVideoFormatPropertiesKHR](#) structure returned will include additional image usage flags indicating that.

NOTE

For most use cases, only decode or encode related usage flags are going to be specified. For a use case such as transcode, if the image were to be shared between decode and encode session(s), then both decode and encode related usage flags **can** be set.

Multiple [VkVideoFormatPropertiesKHR](#) entries **may** be returned with the same [format](#) member with different [componentMapping](#), [imageType](#), or [imageTiling](#) values, as described later.

If [VkPhysicalDeviceVideoFormatInfoKHR::imageUsage](#) includes [VK_IMAGE_USAGE_VIDEO_ENCODE_QUANTIZATION_DELTA_MAP_BIT_KHR](#) or [VK_IMAGE_USAGE_VIDEO_ENCODE_EMPHASIS_MAP_BIT_KHR](#), multiple [VkVideoFormatPropertiesKHR](#) entries **may** be returned with the same [format](#), [componentMapping](#), [imageType](#), and [imageTiling](#) member values, but different [quantizationMapTexelSize](#) returned in the [VkVideoFormatQuantizationMapPropertiesKHR](#) structure, if one is included in the [VkVideoFormatPropertiesKHR::pNext](#) chain, when the queried [quantization map type](#) supports multiple distinct [quantization map texel sizes](#).

In addition, a different set of [VkVideoFormatPropertiesKHR](#) entries **may** be returned depending on the [imageUsage](#) member of the [VkPhysicalDeviceVideoFormatInfoKHR](#) structure, even for the same set of video profiles, for example, based on whether encode input, encode DPB, decode output, and/or decode DPB usage is requested.

The application **can** select the parameters returned in the [VkVideoFormatPropertiesKHR](#) entries and use compatible parameters when creating the input, output, and DPB images. The implementation will report all image creation and usage flags that are valid for images used with the requested video profiles but applications **should** create images only with those that are necessary for the particular use case.

Before creating an image, the application **can** obtain the complete set of supported image format features by calling [vkGetPhysicalDeviceImageFormatProperties2](#) using parameters derived from

the members of one of the reported `VkVideoFormatPropertiesKHR` entries and adding the same `VkVideoProfileListInfoKHR` structure to the `pNext` chain of `VkPhysicalDeviceImageFormatInfo2`.

The following applies to all `VkVideoFormatPropertiesKHR` entries returned by `vkGetPhysicalDeviceVideoFormatPropertiesKHR`:

- `vkGetPhysicalDeviceFormatProperties2` **must** succeed when called with `VkVideoFormatPropertiesKHR::format`
- If `VkVideoFormatPropertiesKHR::imageTiling` is `VK_IMAGE_TILING_OPTIMAL`, then the `optimalTilingFeatures` returned by `vkGetPhysicalDeviceFormatProperties2` **must** include all format features required by the image usage flags reported in `VkVideoFormatPropertiesKHR::imageUsageFlags` for the format, as indicated in the [Format Feature Dependent Usage Flags](#) section.
- If `VkVideoFormatPropertiesKHR::imageTiling` is `VK_IMAGE_TILING_LINEAR`, then the `linearTilingFeatures` returned by `vkGetPhysicalDeviceFormatProperties2` **must** include all format features required by the image usage flags reported in `VkVideoFormatPropertiesKHR::imageUsageFlags` for the format, as indicated in the [Format Feature Dependent Usage Flags](#) section.
- `vkGetPhysicalDeviceImageFormatProperties2` **must** succeed when called with a `VkPhysicalDeviceImageFormatInfo2` structure containing the following information:
 - The `pNext` chain including the same `VkVideoProfileListInfoKHR` structure used to call `vkGetPhysicalDeviceVideoFormatPropertiesKHR`.
 - `format` set to the value of `VkVideoFormatPropertiesKHR::format`.
 - `type` set to the value of `VkVideoFormatPropertiesKHR::imageType`.
 - `tiling` set to the value of `VkVideoFormatPropertiesKHR::imageTiling`.
 - `usage` set to the value of `VkVideoFormatPropertiesKHR::imageUsageFlags`.
 - `flags` set to the value of `VkVideoFormatPropertiesKHR::imageCreateFlags`.

The `componentMapping` member of `VkVideoFormatPropertiesKHR` defines the ordering of the Y'C_BC_R color channels from the perspective of the video codec operations specified in `VkVideoProfileListInfoKHR`. For example, if the implementation produces video decode output with the format `VK_FORMAT_G8_B8R8_2PLANE_420_UNORM` where the blue and red chrominance channels are swapped then the `componentMapping` member of the corresponding `VkVideoFormatPropertiesKHR` structure will have the following member values:

```
components.r = VK_COMPONENT_SWIZZLE_B;      // Cb component
components.g = VK_COMPONENT_SWIZZLE_IDENTITY; // Y component
components.b = VK_COMPONENT_SWIZZLE_R;      // Cr component
components.a = VK_COMPONENT_SWIZZLE_IDENTITY; // unused, defaults to 1.0
```

Valid Usage

- VUID-vkGetPhysicalDeviceVideoFormatPropertiesKHR-pNext-06812
The `pNext` chain of `pVideoFormatInfo` **must** include a `VkVideoProfileListInfoKHR` structure

with `profileCount` greater than 0

- VUID-vkGetPhysicalDeviceVideoFormatPropertiesKHR-pNext-10922

If the `pNext` chain of `pVideoFormatInfo` includes a `VkVideoEncodeProfileRgbConversionInfoVALVE` structure, then the `videoEncodeRgbConversion` feature **must** be supported

Valid Usage (Implicit)

- VUID-vkGetPhysicalDeviceVideoFormatPropertiesKHR-physicalDevice-parameter `physicalDevice` **must** be a valid `VkPhysicalDevice` handle
- VUID-vkGetPhysicalDeviceVideoFormatPropertiesKHR-pVideoFormatInfo-parameter `pVideoFormatInfo` **must** be a valid pointer to a valid `VkPhysicalDeviceVideoFormatInfoKHR` structure
- VUID-vkGetPhysicalDeviceVideoFormatPropertiesKHR-pVideoFormatPropertyCount-parameter `pVideoFormatPropertyCount` **must** be a valid pointer to a `uint32_t` value
- VUID-vkGetPhysicalDeviceVideoFormatPropertiesKHR-pVideoFormatProperties-parameter
If the value referenced by `pVideoFormatPropertyCount` is not 0, and `pVideoFormatProperties` is not `NULL`, `pVideoFormatProperties` **must** be a valid pointer to an array of `pVideoFormatPropertyCount` `VkVideoFormatPropertiesKHR` structures

Return Codes

Success

- `VK_INCOMPLETE`
- `VK_SUCCESS`

Failure

- `VK_ERROR_IMAGE_USAGE_NOT_SUPPORTED_KHR`
- `VK_ERROR_OUT_OF_DEVICE_MEMORY`
- `VK_ERROR_OUT_OF_HOST_MEMORY`
- `VK_ERROR_UNKNOWN`
- `VK_ERROR_VALIDATION_FAILED`
- `VK_ERROR_VIDEO_PICTURE_LAYOUT_NOT_SUPPORTED_KHR`
- `VK_ERROR_VIDEO_PROFILE_CODEC_NOT_SUPPORTED_KHR`
- `VK_ERROR_VIDEO_PROFILE_FORMAT_NOT_SUPPORTED_KHR`
- `VK_ERROR_VIDEO_PROFILE_OPERATION_NOT_SUPPORTED_KHR`

The `VkPhysicalDeviceVideoFormatInfoKHR` structure is defined as:


```
// Provided by VK_KHR_video_queue
typedef struct VkPhysicalDeviceVideoFormatInfoKHR {
    VkStructureType    sType;
    const void*        pNext;
    VkImageUsageFlags  imageUsage;
} VkPhysicalDeviceVideoFormatInfoKHR;
```

- **sType** is a [VkStructureType](#) value identifying this structure.
- **pNext** is **NULL** or a pointer to a structure extending this structure.
- **imageUsage** is a bitmask of [VkImageUsageFlagBits](#) specifying the intended usage of the video images.

Valid Usage (Implicit)

- VUID-VkPhysicalDeviceVideoFormatInfoKHR-sType-sType
sType must be [VK_STRUCTURE_TYPE_PHYSICAL_DEVICE_VIDEO_FORMAT_INFO_KHR](#)
- VUID-VkPhysicalDeviceVideoFormatInfoKHR-pNext-pNext
pNext must be **NULL** or a pointer to a valid instance of [VkVideoProfileListInfoKHR](#)
- VUID-VkPhysicalDeviceVideoFormatInfoKHR-sType-unique
The **sType** value of each structure in the **pNext** chain **must** be unique
- VUID-VkPhysicalDeviceVideoFormatInfoKHR-imageUsage-parameter
imageUsage must be a valid combination of [VkImageUsageFlagBits](#) values
- VUID-VkPhysicalDeviceVideoFormatInfoKHR-imageUsage-requiredbitmask
imageUsage must not be 0

The [VkVideoFormatPropertiesKHR](#) structure is defined as:

```
// Provided by VK_KHR_video_queue
typedef struct VkVideoFormatPropertiesKHR {
    VkStructureType    sType;
    void*              pNext;
    VkFormat            format;
    VkComponentMapping  componentMapping;
    VkImageCreateFlags  imageCreateFlags;
    VkImageType         imageType;
    VkImageTiling        imageTiling;
    VkImageUsageFlags   imageUsageFlags;
} VkVideoFormatPropertiesKHR;
```

- **sType** is a [VkStructureType](#) value identifying this structure.
- **pNext** is **NULL** or a pointer to a structure extending this structure.
- **format** is a [VkFormat](#) that specifies the format that **can** be used with the specified video profiles and image usages.

- `componentMapping` defines the color channel order used for the format. `format` along with `componentMapping` describe how the color channels are ordered when producing video decoder output or are expected to be ordered in video encoder input, when applicable. If the `format` reported does not require component swizzling then all members of `componentMapping` will be set to `VK_COMPONENT_SWIZZLE_IDENTITY`.
- `imageCreateFlags` is a bitmask of `VkImageCreateFlagBits` specifying the supported image creation flags for the format.
- `imageType` is a `VkImageType` that specifies the image type the format **can** be used with.
- `imageTiling` is a `VkImageTiling` that specifies the image tiling the format **can** be used with.
- `imageUsageFlags` is a bitmask of `VkImageUsageFlagBits` specifying the supported image usage flags for the format.

Valid Usage (Implicit)

- VUID-VkVideoFormatPropertiesKHR-sType-sType
`sType` **must** be `VK_STRUCTURE_TYPE_VIDEO_FORMAT_PROPERTIES_KHR`
- VUID-VkVideoFormatPropertiesKHR-pNext-pNext
Each `pNext` member of any structure (including this one) in the `pNext` chain **must** be either `NULL` or a pointer to a valid instance of `VkVideoFormatAV1QuantizationMapPropertiesKHR`, `VkVideoFormatH265QuantizationMapPropertiesKHR`, or `VkVideoFormatQuantizationMapPropertiesKHR`
- VUID-VkVideoFormatPropertiesKHR-sType-unique
The `sType` value of each structure in the `pNext` chain **must** be unique

The *list of supported video format properties* for a set of image usage flags with respect to a `video profile` is defined as the list of `VkVideoFormatPropertiesKHR` structures and any structures included in its `pNext` chain, obtained by calling `vkGetPhysicalDeviceVideoFormatPropertiesKHR` with `VkPhysicalDeviceVideoFormatInfoKHR::imageUsage` equal to the `VkImageUsageFlags` in question and the `VkPhysicalDeviceVideoFormatInfoKHR::pNext` chain including a `VkVideoProfileListInfoKHR` structure with its `pProfiles` member containing a single array element specifying the `VkVideoProfileInfoKHR` structure chain describing the video profile in question.

48.5. Video Sessions

Video sessions are objects that represent and maintain the state needed to perform video decode or encode operations using a specific video profile.

In case of video encode profiles this includes the current `rate control` configuration and the currently set `video encode quality level`.

Video sessions are represented by `VkVideoSessionKHR` handles:


```
// Provided by VK_KHR_video_queue
VK_DEFINE_NON_DISPATCHABLE_HANDLE(VkVideoSessionKHR)
```

48.5.1. Creating a Video Session

To create a video session object, call:

```
// Provided by VK_KHR_video_queue
VkResult vkCreateVideoSessionKHR(
    VkDevice device,
    const VkVideoSessionCreateInfoKHR* pCreateInfo,
    const VkAllocationCallbacks* pAllocator,
    VkVideoSessionKHR* pVideoSession);
```

- **device** is the logical device that creates the video session.
- **pCreateInfo** is a pointer to a [VkVideoSessionCreateInfoKHR](#) structure containing parameters to be used to create the video session.
- **pAllocator** controls host memory allocation as described in the [Memory Allocation](#) chapter.
- **pVideoSession** is a pointer to a [VkVideoSessionKHR](#) handle in which the resulting video session object is returned.

The resulting video session object is said to be created with the video codec operation specified in **pCreateInfo->pVideoProfile->videoCodecOperation**.

The name and version of the codec-specific Video Std header to be used with the video session is specified by the [VkExtensionProperties](#) structure pointed to by **pCreateInfo->pStdHeaderVersion**. If a non-existent or unsupported Video Std header version is specified in **pCreateInfo->pStdHeaderVersion->specVersion**, then this command returns [VK_ERROR_VIDEO_STD_VERSION_NOT_SUPPORTED_KHR](#).

Video session objects are created in *uninitialized* state. In order to transition the video session into *initial* state, the application **must** issue a [vkCmdControlVideoCodingKHR](#) command with [VkVideoCodingControlInfoKHR::flags](#) including [VK_VIDEO_CODING_CONTROL_RESET_BIT_KHR](#).

Video session objects also maintain the **state** of the DPB. The number of DPB slots usable with the created video session is specified in **pCreateInfo->maxDpbSlots**, and each slot is initially in the **inactive state**.

Each **DPB slot** maintained by the created video session **can** refer to a **reference picture** representing a video frame.

In addition, if the **videoCodecOperation** member of the [VkVideoProfileInfoKHR](#) structure pointed to by **pCreateInfo->pVideoProfile** is [VK_VIDEO_CODEC_OPERATION_DECODE_H264_BIT_KHR](#) and the **pictureLayout** member of the [VkVideoDecodeH264ProfileInfoKHR](#) structure provided in the [VkVideoProfileInfoKHR::pNext](#) chain is not [VK_VIDEO_DECODE_H264_PICTURE_LAYOUT_PROGRESSIVE_KHR](#), then the created video session

supports *interlaced* frames and each [DPB slot](#) maintained by the created video session **can** instead refer to separate top field and bottom field [reference pictures](#) that together **can** represent a full video frame. In this case, it is up to the application, driven by the video content, whether it associates any individual DPB slot with separate top and/or bottom field pictures or a single picture representing a full frame.

The created video session **can** be used to perform video coding operations using video frames up to the maximum size specified in `pCreateInfo->maxCodedExtent`. The minimum frame size allowed is implicitly derived from `VkVideoCapabilitiesKHR::minCodedExtent`, as returned by `vkGetPhysicalDeviceVideoCapabilitiesKHR` for the video profile specified by `pCreateInfo->pVideoProfile`. Accordingly, the created video session is said to be created with a `minCodedExtent` equal to that.

In case of video session objects created with a video encode operation, implementations **may** return the `VK_ERROR_INVALID_VIDEO_STD_PARAMETERS_KHR` error if any of the specified Video Std parameters do not adhere to the syntactic or semantic requirements of the used video compression standard, or if values derived from parameters according to the rules defined by the used video compression standard do not adhere to the capabilities of the video compression standard or the implementation.

NOTE

Applications **should** not rely on the `VK_ERROR_INVALID_VIDEO_STD_PARAMETERS_KHR` error being returned by any command as a means to verify Video Std parameters, as implementations are not required to report the error in any specific set of cases.

Valid Usage (Implicit)

- VUID-vkCreateVideoSessionKHR-device-parameter
`device` **must** be a valid [VkDevice](#) handle
- VUID-vkCreateVideoSessionKHR-pCreateInfo-parameter
`pCreateInfo` **must** be a valid pointer to a valid [VkVideoSessionCreateInfoKHR](#) structure
- VUID-vkCreateVideoSessionKHR-pAllocator-parameter
If `pAllocator` is not `NULL`, `pAllocator` **must** be a valid pointer to a valid [VkAllocationCallbacks](#) structure
- VUID-vkCreateVideoSessionKHR-pVideoSession-parameter
`pVideoSession` **must** be a valid pointer to a [VkVideoSessionKHR](#) handle
- VUID-vkCreateVideoSessionKHR-device-queuecount
The device **must** have been created with at least `1` queue

Return Codes

Success

- [VK_SUCCESS](#)

Failure

- [VK_ERROR_INITIALIZATION_FAILED](#)
- [VK_ERROR_INVALID_VIDEO_STD_PARAMETERS_KHR](#)
- [VK_ERROR_OUT_OF_DEVICE_MEMORY](#)
- [VK_ERROR_OUT_OF_HOST_MEMORY](#)
- [VK_ERROR_UNKNOWN](#)
- [VK_ERROR_VALIDATION_FAILED](#)
- [VK_ERROR_VIDEO_STD_VERSION_NOT_SUPPORTED_KHR](#)

The [VkVideoSessionCreateInfoKHR](#) structure is defined as:

```
// Provided by VK_KHR_video_queue
typedef struct VkVideoSessionCreateInfoKHR {
    VkStructureType      sType;
    const void*          pNext;
    uint32_t             queueFamilyIndex;
    VkVideoSessionCreateFlagsKHR flags;
    const VkVideoProfileInfoKHR* pVideoProfile;
    VkFormat             pictureFormat;
    VkExtent2D          maxCodedExtent;
    VkFormat             referencePictureFormat;
    uint32_t             maxDpbSlots;
    uint32_t             maxActiveReferencePictures;
    const VkExtensionProperties* pStdHeaderVersion;
} VkVideoSessionCreateInfoKHR;
```

- `sType` is a [VkStructureType](#) value identifying this structure.
- `pNext` is `NULL` or a pointer to a structure extending this structure.
- `queueFamilyIndex` is the index of the queue family the created video session will be used with.
- `flags` is a bitmask of [VkVideoSessionCreateFlagBitsKHR](#) specifying creation flags.
- `pVideoProfile` is a pointer to a [VkVideoProfileInfoKHR](#) structure specifying the video profile the created video session will be used with.
- `pictureFormat` is the image format the created video session will be used with. If `pVideoProfile->videoCodecOperation` specifies a decode operation, then `pictureFormat` is the image format of [decode output pictures](#) usable with the created video session. If `pVideoProfile->videoCodecOperation` specifies an encode operation, then `pictureFormat` is the image format of [encode input pictures](#) usable with the created video session.
- `maxCodedExtent` is the maximum width and height of the coded frames the created video session will be used with.
- `referencePictureFormat` is the image format of [reference pictures](#) stored in the [DPB](#) the created video session will be used with.
- `maxDpbSlots` is the maximum number of [DPB Slots](#) that **can** be used with the created video

session.

- `maxActiveReferencePictures` is the maximum number of `active reference pictures` that **can** be used in a single video coding operation using the created video session.
- `pStdHeaderVersion` is a pointer to a `VkExtensionProperties` structure requesting the Video Std header version to use for the `videoCodecOperation` specified in `pVideoProfile`.

Valid Usage

- VUID-VkVideoSessionCreateInfoKHR-protectedMemory-07189

If the `protectedMemory` feature is not enabled or if `VkVideoCapabilitiesKHR::flags` does not include `VK_VIDEO_CAPABILITY_PROTECTED_CONTENT_BIT_KHR`, as returned by `vkGetPhysicalDeviceVideoCapabilitiesKHR` for the video profile specified by `pVideoProfile`, then `flags` **must** not include `VK_VIDEO_SESSION_CREATE_PROTECTED_CONTENT_BIT_KHR`

- VUID-VkVideoSessionCreateInfoKHR-flags-08371

If `flags` includes `VK_VIDEO_SESSION_CREATE_INLINE_QUERIES_BIT_KHR`, then `videoMaintenance1` **must** be enabled

- VUID-VkVideoSessionCreateInfoKHR-flags-10398

If `flags` includes `VK_VIDEO_SESSION_CREATE_INLINE_SESSION_PARAMETERS_BIT_KHR`, then `videoMaintenance2` **must** be enabled

- VUID-VkVideoSessionCreateInfoKHR-flags-10399

If `flags` includes `VK_VIDEO_SESSION_CREATE_INLINE_SESSION_PARAMETERS_BIT_KHR`, then `pVideoProfile->videoCodecOperation` **must** specify a decode operation

- VUID-VkVideoSessionCreateInfoKHR-flags-10264

If `flags` includes `VK_VIDEO_SESSION_CREATE_ALLOW_ENCODE_QUANTIZATION_DELTA_MAP_BIT_KHR` or `VK_VIDEO_SESSION_CREATE_ALLOW_ENCODE_EMPHASIS_MAP_BIT_KHR`, then the `videoEncodeQuantizationMap` feature **must** be enabled

- VUID-VkVideoSessionCreateInfoKHR-flags-10265

If `flags` includes `VK_VIDEO_SESSION_CREATE_ALLOW_ENCODE_QUANTIZATION_DELTA_MAP_BIT_KHR` or `VK_VIDEO_SESSION_CREATE_ALLOW_ENCODE_EMPHASIS_MAP_BIT_KHR`, then `pVideoProfile->videoCodecOperation` **must** specify an encode operation

- VUID-VkVideoSessionCreateInfoKHR-flags-10266

If `flags` includes `VK_VIDEO_SESSION_CREATE_ALLOW_ENCODE_QUANTIZATION_DELTA_MAP_BIT_KHR`, then it **must** not also include `VK_VIDEO_SESSION_CREATE_ALLOW_ENCODE_EMPHASIS_MAP_BIT_KHR`

- VUID-VkVideoSessionCreateInfoKHR-flags-10267

If `VkVideoEncodeCapabilitiesKHR::flags` does not include `VK_VIDEO_ENCODE_CAPABILITY_QUANTIZATION_DELTA_MAP_BIT_KHR`, as returned by `vkGetPhysicalDeviceVideoCapabilitiesKHR` for the video profile specified by `pVideoProfile`, then `flags` **must** not include `VK_VIDEO_SESSION_CREATE_ALLOW_ENCODE_QUANTIZATION_DELTA_MAP_BIT_KHR`

- VUID-VkVideoSessionCreateInfoKHR-flags-10268
If `VkVideoEncodeCapabilitiesKHR::flags` does not include `VK_VIDEO_ENCODE_CAPABILITY_EMPHASIS_MAP_BIT_KHR`, as returned by `vkGetPhysicalDeviceVideoCapabilitiesKHR` for the video profile specified by `pVideoProfile`, then `flags` **must** not include `VK_VIDEO_SESSION_CREATE_ALLOW_ENCODE_EMPHASIS_MAP_BIT_KHR`
- VUID-VkVideoSessionCreateInfoKHR-pVideoProfile-11759
`pVideoProfile->videoCodecOperation` **must** be supported by the queue family index specified in `queueFamilyIndex`, as reported in `VkQueueFamilyVideoPropertiesKHR::videoCodecOperations`
- VUID-VkVideoSessionCreateInfoKHR-pVideoProfile-04845
`pVideoProfile` **must** be a [supported video profile](#)
- VUID-VkVideoSessionCreateInfoKHR-maxDpbSlots-04847
`maxDpbSlots` **must** be less than or equal to `VkVideoCapabilitiesKHR::maxDpbSlots`, as returned by `vkGetPhysicalDeviceVideoCapabilitiesKHR` for the video profile specified by `pVideoProfile`
- VUID-VkVideoSessionCreateInfoKHR-maxActiveReferencePictures-04849
`maxActiveReferencePictures` **must** be less than or equal to `VkVideoCapabilitiesKHR::maxActiveReferencePictures`, as returned by `vkGetPhysicalDeviceVideoCapabilitiesKHR` for the video profile specified by `pVideoProfile`
- VUID-VkVideoSessionCreateInfoKHR-maxDpbSlots-04850
If either `maxDpbSlots` or `maxActiveReferencePictures` is 0, then both **must** be 0
- VUID-VkVideoSessionCreateInfoKHR-maxCodedExtent-04851
`maxCodedExtent` **must** be between `VkVideoCapabilitiesKHR::minCodedExtent` and `VkVideoCapabilitiesKHR::maxCodedExtent`, inclusive, as returned by `vkGetPhysicalDeviceVideoCapabilitiesKHR` for the video profile specified by `pVideoProfile`
- VUID-VkVideoSessionCreateInfoKHR-referencePictureFormat-04852
If `pVideoProfile->videoCodecOperation` specifies a decode operation and `maxActiveReferencePictures` is greater than 0, then `referencePictureFormat` **must** be one of the supported decode DPB formats, as returned by `vkGetPhysicalDeviceVideoFormatPropertiesKHR` in `VkVideoFormatPropertiesKHR::format` when called with the `imageUsage` member of its `pVideoFormatInfo` parameter containing `VK_IMAGE_USAGE_VIDEO_DECODE_DPB_BIT_KHR`, and with a `VkVideoProfileListInfoKHR` structure specified in the `pNext` chain of its `pVideoFormatInfo` parameter whose `pProfiles` member contains an element matching `pVideoProfile`
- VUID-VkVideoSessionCreateInfoKHR-referencePictureFormat-06814
If `pVideoProfile->videoCodecOperation` specifies an encode operation and `maxActiveReferencePictures` is greater than 0, then `referencePictureFormat` **must** be one of the supported decode DPB formats, as returned by then `referencePictureFormat` **must** be one of the supported encode DPB formats, as returned by `vkGetPhysicalDeviceVideoFormatPropertiesKHR` in `VkVideoFormatPropertiesKHR::format` when called with the `imageUsage` member of its `pVideoFormatInfo` parameter containing `VK_IMAGE_USAGE_VIDEO_ENCODE_DPB_BIT_KHR`, and with a `VkVideoProfileListInfoKHR` structure specified in the `pNext` chain of its `pVideoFormatInfo` parameter whose `pProfiles` member contains an element matching `pVideoProfile`

- VUID-VkVideoSessionCreateInfoKHR-pictureFormat-04853
If `pVideoProfile->videoCodecOperation` specifies a decode operation, then `pictureFormat` **must** be one of the supported decode output formats, as returned by `vkGetPhysicalDeviceVideoFormatPropertiesKHR` in `VkVideoFormatPropertiesKHR::format` when called with the `imageUsage` member of its `pVideoFormatInfo` parameter containing `VK_IMAGE_USAGE_VIDEO_DECODE_DST_BIT_KHR`, and with a `VkVideoProfileListInfoKHR` structure specified in the `pNext` chain of its `pVideoFormatInfo` parameter whose `pProfiles` member contains an element matching `pVideoProfile`
- VUID-VkVideoSessionCreateInfoKHR-pictureFormat-04854
If `pVideoProfile->videoCodecOperation` specifies an encode operation, then `pictureFormat` **must** be one of the supported encode input formats, as returned by `vkGetPhysicalDeviceVideoFormatPropertiesKHR` in `VkVideoFormatPropertiesKHR::format` when called with the `imageUsage` member of its `pVideoFormatInfo` parameter containing `VK_IMAGE_USAGE_VIDEO_ENCODE_SRC_BIT_KHR`, and with a `VkVideoProfileListInfoKHR` structure specified in the `pNext` chain of its `pVideoFormatInfo` parameter whose `pProfiles` member contains an element matching `pVideoProfile`
- VUID-VkVideoSessionCreateInfoKHR-pVideoProfile-10835
If `pVideoProfile->videoCodecOperation` specifies an encode operation, the `pNext` chain of this structure includes a `VkVideoEncodeSessionIntraRefreshCreateInfoKHR` structure, and its `intraRefreshMode` member is not `VK_VIDEO_ENCODE_INTRA_REFRESH_MODE_NONE_KHR`, then the `videoEncodeIntraRefresh` feature **must** be enabled
- VUID-VkVideoSessionCreateInfoKHR-pVideoProfile-10836
If `pVideoProfile->videoCodecOperation` specifies an encode operation, the `pNext` chain of this structure includes a `VkVideoEncodeSessionIntraRefreshCreateInfoKHR` structure, and its `intraRefreshMode` member is not `VK_VIDEO_ENCODE_INTRA_REFRESH_MODE_NONE_KHR`, then `intraRefreshMode` **must** specify one of the bits included in `VkVideoEncodeIntraRefreshCapabilitiesKHR::intraRefreshModes`, as returned by `vkGetPhysicalDeviceVideoCapabilitiesKHR` for the video profile specified by `pVideoProfile`
- VUID-VkVideoSessionCreateInfoKHR-pStdHeaderVersion-07190
`pStdHeaderVersion->extensionName` **must** match `VkVideoCapabilitiesKHR::stdHeaderVersion.extensionName`, as returned by `vkGetPhysicalDeviceVideoCapabilitiesKHR` for the video profile specified by `pVideoProfile`
- VUID-VkVideoSessionCreateInfoKHR-pStdHeaderVersion-07191
`pStdHeaderVersion->specVersion` **must** be less than or equal to `VkVideoCapabilitiesKHR::stdHeaderVersion.specVersion`, as returned by `vkGetPhysicalDeviceVideoCapabilitiesKHR` for the video profile specified by `pVideoProfile`
- VUID-VkVideoSessionCreateInfoKHR-pVideoProfile-10793
If `pVideoProfile->videoCodecOperation` is `VK_VIDEO_CODEC_OPERATION_DECODE_VP9_BIT_KHR`, then the `videoDecodeVP9` feature **must** be enabled
- VUID-VkVideoSessionCreateInfoKHR-pVideoProfile-08251
If `pVideoProfile->videoCodecOperation` is `VK_VIDEO_CODEC_OPERATION_ENCODE_H264_BIT_KHR` and the `pNext` chain of this

structure includes a [VkVideoEncodeH264SessionCreateInfoKHR](#) structure, then its `maxLevelIdc` member **must** be less than or equal to [VkVideoEncodeH264CapabilitiesKHR::maxLevelIdc](#), as returned by [vkGetPhysicalDeviceVideoCapabilitiesKHR](#) for the video profile specified in `pVideoProfile`

- VUID-VkVideoSessionCreateInfoKHR-pVideoProfile-08252

If `pVideoProfile->videoCodecOperation` is [VK_VIDEO_CODEC_OPERATION_ENCODE_H265_BIT_KHR](#) and the `pNext` chain of this structure includes a [VkVideoEncodeH265SessionCreateInfoKHR](#) structure, then its `maxLevelIdc` member **must** be less than or equal to [VkVideoEncodeH265CapabilitiesKHR::maxLevelIdc](#), as returned by [vkGetPhysicalDeviceVideoCapabilitiesKHR](#) for the video profile specified in `pVideoProfile`

- VUID-VkVideoSessionCreateInfoKHR-pVideoProfile-10269

If `pVideoProfile->videoCodecOperation` is [VK_VIDEO_CODEC_OPERATION_ENCODE_AV1_BIT_KHR](#), then the `videoEncodeAV1` feature **must** be enabled

- VUID-VkVideoSessionCreateInfoKHR-pVideoProfile-10270

If `pVideoProfile->videoCodecOperation` is [VK_VIDEO_CODEC_OPERATION_ENCODE_AV1_BIT_KHR](#) and the `pNext` chain of this structure includes a [VkVideoEncodeAV1SessionCreateInfoKHR](#) structure, then its `maxLevel` member **must** be less than or equal to [VkVideoEncodeAV1CapabilitiesKHR::maxLevel](#), as returned by [vkGetPhysicalDeviceVideoCapabilitiesKHR](#) for the video profile specified in `pVideoProfile`

- VUID-VkVideoSessionCreateInfoKHR-pVideoProfile-10923

If the `pVideoProfile->pNext` chain includes a [VkVideoEncodeProfileRgbConversionInfoVALVE](#) structure, then the `videoEncodeRgbConversion` feature **must** be enabled

- VUID-VkVideoSessionCreateInfoKHR-pNext-10924

If a [VkVideoEncodeProfileRgbConversionInfoVALVE](#) structure is included in the `pNext` chain of `pVideoProfile` and [VkVideoEncodeProfileRgbConversionInfoVALVE::performEncodeRgbConversion](#) is enabled, a [VkVideoEncodeSessionRgbConversionCreateInfoVALVE](#) structure **must** be included in the `pNext` chain of [VkVideoSessionCreateInfoKHR](#)

Valid Usage (Implicit)

- VUID-VkVideoSessionCreateInfoKHR-sType-sType

`sType` **must** be [VK_STRUCTURE_TYPE_VIDEO_SESSION_CREATE_INFO_KHR](#)

- VUID-VkVideoSessionCreateInfoKHR-pNext-pNext

Each `pNext` member of any structure (including this one) in the `pNext` chain **must** be either `NULL` or a pointer to a valid instance of [VkVideoEncodeAV1SessionCreateInfoKHR](#), [VkVideoEncodeH264SessionCreateInfoKHR](#), [VkVideoEncodeH265SessionCreateInfoKHR](#), [VkVideoEncodeSessionIntraRefreshCreateInfoKHR](#), or [VkVideoEncodeSessionRgbConversionCreateInfoVALVE](#)

- VUID-VkVideoSessionCreateInfoKHR-sType-unique

The **sType** value of each structure in the **pNext** chain **must** be unique

- VUID-VkVideoSessionCreateInfoKHR-flags-parameter
flags **must** be a valid combination of **VkVideoSessionCreateFlagBitsKHR** values
- VUID-VkVideoSessionCreateInfoKHR-pVideoProfile-parameter
pVideoProfile **must** be a valid pointer to a valid **VkVideoProfileInfoKHR** structure
- VUID-VkVideoSessionCreateInfoKHR-pictureFormat-parameter
pictureFormat **must** be a valid **VkFormat** value
- VUID-VkVideoSessionCreateInfoKHR-referencePictureFormat-parameter
referencePictureFormat **must** be a valid **VkFormat** value
- VUID-VkVideoSessionCreateInfoKHR-pStdHeaderVersion-parameter
pStdHeaderVersion **must** be a valid pointer to a valid **VkExtensionProperties** structure

Bits which **can** be set in **VkVideoSessionCreateInfoKHR::flags** are:

```
// Provided by VK_KHR_video_queue
typedef enum VkVideoSessionCreateFlagBitsKHR {
    VK_VIDEO_SESSION_CREATE_PROTECTED_CONTENT_BIT_KHR = 0x00000001,
    // Provided by VK_KHR_video_encode_queue
    VK_VIDEO_SESSION_CREATE_ALLOW_ENCODE_PARAMETER_OPTIMIZATIONS_BIT_KHR = 0x00000002,
    // Provided by VK_KHR_video_maintenance1
    VK_VIDEO_SESSION_CREATE_INLINE_QUERIES_BIT_KHR = 0x00000004,
    // Provided by VK_KHR_video_encode_quantization_map
    VK_VIDEO_SESSION_CREATE_ALLOW_ENCODE_QUANTIZATION_DELTA_MAP_BIT_KHR = 0x00000008,
    // Provided by VK_KHR_video_encode_quantization_map
    VK_VIDEO_SESSION_CREATE_ALLOW_ENCODE_EMPHASIS_MAP_BIT_KHR = 0x00000010,
    // Provided by VK_KHR_video_decode_queue with VK_KHR_video_maintenance2
    VK_VIDEO_SESSION_CREATE_INLINE_SESSION_PARAMETERS_BIT_KHR = 0x00000020,
} VkVideoSessionCreateFlagBitsKHR;
```

- **VK_VIDEO_SESSION_CREATE_PROTECTED_CONTENT_BIT_KHR** specifies that the video session uses protected video content.
- **VK_VIDEO_SESSION_CREATE_ALLOW_ENCODE_PARAMETER_OPTIMIZATIONS_BIT_KHR** specifies that the implementation is allowed to **override** video session parameters and other codec-specific encoding parameters to optimize video encode operations based on the use case information specified in the **video profile** and the used **video encode quality level**.

NOTE

Not specifying **VK_VIDEO_SESSION_CREATE_ALLOW_ENCODE_PARAMETER_OPTIMIZATIONS_BIT_KHR** does not guarantee that the implementation will not do any codec-specific parameter overrides, as certain overrides are necessary for the correct operation of the video encoder implementation due to limitations to the available encoding tools on that implementation. This flag, however, enables the implementation to apply further optimizing overrides.

- **VK_VIDEO_SESSION_CREATE_INLINE_QUERIES_BIT_KHR** specifies that queries within video

coding scopes using the created video session are [executed inline](#) with video coding operations.

- [VK_VIDEO_SESSION_CREATE_ALLOW_ENCODE_QUANTIZATION_DELTA_MAP_BIT_KHR](#) specifies that the video session **can** be used to encode pictures with [quantization delta maps](#).
- [VK_VIDEO_SESSION_CREATE_ALLOW_ENCODE_EMPHASIS_MAP_BIT_KHR](#) specifies that the video session **can** be used to encode pictures with [emphasis maps](#).
- [VK_VIDEO_SESSION_CREATE_INLINE_SESSION_PARAMETERS_BIT_KHR](#) specifies that the application **can** specify video session parameters inline with video decode operations instead of sourcing them from the bound [video session parameters](#) object.

```
// Provided by VK_KHR_video_queue
typedef VkFlags VkVideoSessionCreateFlagsKHR;
```

[VkVideoSessionCreateFlagsKHR](#) is a bitmask type for setting a mask of zero or more [VkVideoSessionCreateFlagBitsKHR](#).

48.5.2. Destroying a Video Session

To destroy a video session, call:

```
// Provided by VK_KHR_video_queue
void vkDestroyVideoSessionKHR(
    VkDevice                device,
    VkVideoSessionKHR       videoSession,
    const VkAllocationCallbacks* pAllocator);
```

- [device](#) is the logical device that destroys the video session.
- [videoSession](#) is the video session to destroy.
- [pAllocator](#) controls host memory allocation as described in the [Memory Allocation](#) chapter.

Valid Usage

- VUID-vkDestroyVideoSessionKHR-videoSession-07192
All submitted commands that refer to [videoSession](#) **must** have completed execution
- VUID-vkDestroyVideoSessionKHR-videoSession-07193
If [VkAllocationCallbacks](#) were provided when [videoSession](#) was created, a compatible set of callbacks **must** be provided here
- VUID-vkDestroyVideoSessionKHR-videoSession-07194
If no [VkAllocationCallbacks](#) were provided when [videoSession](#) was created, [pAllocator](#) **must** be [NULL](#)

Valid Usage (Implicit)

- VUID-vkDestroyVideoSessionKHR-device-parameter
`device` **must** be a valid `VkDevice` handle
- VUID-vkDestroyVideoSessionKHR-videoSession-parameter
If `videoSession` is not `VK_NULL_HANDLE`, `videoSession` **must** be a valid `VkVideoSessionKHR` handle
- VUID-vkDestroyVideoSessionKHR-pAllocator-parameter
If `pAllocator` is not `NULL`, `pAllocator` **must** be a valid pointer to a valid `VkAllocationCallbacks` structure
- VUID-vkDestroyVideoSessionKHR-videoSession-parent
If `videoSession` is a valid handle, it **must** have been created, allocated, or retrieved from `device`

Host Synchronization

- Host access to `videoSession` **must** be externally synchronized

48.5.3. Video Session Memory Association

After creating a video session object, and before the object **can** be used to record video coding operations into command buffers using it, the application **must** allocate and bind device memory to the video session. Device memory is allocated separately (see [Device Memory](#)) and then associated with the video session.

Video sessions **may** have multiple memory bindings identified by unique unsigned integer values. Appropriate device memory **must** be bound to each such memory binding before using the video session to record command buffer commands with it.

To determine the memory requirements for a video session object, call:

```
// Provided by VK_KHR_video_queue
VkResult vkGetVideoSessionMemoryRequirementsKHR(
    VkDevice          device,
    VkVideoSessionKHR videoSession,
    uint32_t*         pMemoryRequirementsCount,
    VkVideoSessionMemoryRequirementsKHR* pMemoryRequirements);
```

- `device` is the logical device that owns the video session.
- `videoSession` is the video session to query.
- `pMemoryRequirementsCount` is a pointer to an integer related to the number of memory binding requirements available or queried, as described below.
- `pMemoryRequirements` is `NULL` or a pointer to an array of

`VkVideoSessionMemoryRequirementsKHR` structures in which the memory binding requirements of the video session are returned.

If `pMemoryRequirements` is `NULL`, then the number of memory bindings required for the video session is returned in `pMemoryRequirementsCount`. Otherwise, `pMemoryRequirementsCount` **must** point to a variable set by the application to the number of elements in the `pMemoryRequirements` array, and on return the variable is overwritten with the number of memory binding requirements actually written to `pMemoryRequirements`. If `pMemoryRequirementsCount` is less than the number of memory bindings required for the video session, then at most `pMemoryRequirementsCount` elements will be written to `pMemoryRequirements`, and `VK_INCOMPLETE` will be returned, instead of `VK_SUCCESS`, to indicate that not all required memory binding requirements were returned.

Valid Usage (Implicit)

- VUID-vkGetVideoSessionMemoryRequirementsKHR-device-parameter `device` **must** be a valid `VkDevice` handle
- VUID-vkGetVideoSessionMemoryRequirementsKHR-videoSession-parameter `videoSession` **must** be a valid `VkVideoSessionKHR` handle
- VUID-vkGetVideoSessionMemoryRequirementsKHR-pMemoryRequirementsCount-parameter `pMemoryRequirementsCount` **must** be a valid pointer to a `uint32_t` value
- VUID-vkGetVideoSessionMemoryRequirementsKHR-pMemoryRequirements-parameter
If the value referenced by `pMemoryRequirementsCount` is not `0`, and `pMemoryRequirements` is not `NULL`, `pMemoryRequirements` **must** be a valid pointer to an array of `pMemoryRequirementsCount` `VkVideoSessionMemoryRequirementsKHR` structures
- VUID-vkGetVideoSessionMemoryRequirementsKHR-videoSession-parent `videoSession` **must** have been created, allocated, or retrieved from `device`

Return Codes

Success

- `VK_INCOMPLETE`
- `VK_SUCCESS`

Failure

- `VK_ERROR_UNKNOWN`
- `VK_ERROR_VALIDATION_FAILED`

The `VkVideoSessionMemoryRequirementsKHR` structure is defined as:


```
// Provided by VK_KHR_video_queue
typedef struct VkVideoSessionMemoryRequirementsKHR {
    VkStructureType    sType;
    void*              pNext;
    uint32_t           memoryBindIndex;
    VkMemoryRequirements memoryRequirements;
} VkVideoSessionMemoryRequirementsKHR;
```

- **sType** is a [VkStructureType](#) value identifying this structure.
- **pNext** is **NULL** or a pointer to a structure extending this structure.
- **memoryBindIndex** is the index of the memory binding.
- **memoryRequirements** is a [VkMemoryRequirements](#) structure in which the requested memory binding requirements for the binding index specified by **memoryBindIndex** are returned.

Valid Usage (Implicit)

- VUID-VkVideoSessionMemoryRequirementsKHR-sType-sType
sType must be [VK_STRUCTURE_TYPE_VIDEO_SESSION_MEMORY_REQUIREMENTS_KHR](#)
- VUID-VkVideoSessionMemoryRequirementsKHR-pNext-pNext
pNext must be **NULL**

To attach memory to a video session object, call:

```
// Provided by VK_KHR_video_queue
VkResult vkBindVideoSessionMemoryKHR(
    VkDevice                device,
    VkVideoSessionKHR       videoSession,
    uint32_t                bindSessionMemoryInfoCount,
    const VkBindVideoSessionMemoryInfoKHR* pBindSessionMemoryInfos);
```

- **device** is the logical device that owns the video session.
- **videoSession** is the video session to be bound with device memory.
- **bindSessionMemoryInfoCount** is the number of elements in **pBindSessionMemoryInfos**.
- **pBindSessionMemoryInfos** is a pointer to an array of **bindSessionMemoryInfoCount** [VkBindVideoSessionMemoryInfoKHR](#) structures specifying memory regions to be bound to specific memory bindings of the video session.

The valid usage statements below refer to the [VkMemoryRequirements](#) structure corresponding to a specific element of **pBindSessionMemoryInfos**, which is defined as follows:

- If the **memoryBindIndex** member of the element of **pBindSessionMemoryInfos** in question matches the **memoryBindIndex** member of one of the elements returned in **pMemoryRequirements** when [vkGetVideoSessionMemoryRequirementsKHR](#) is called with the same **videoSession** and with

`pMemoryRequirementsCount` equal to `bindSessionMemoryInfoCount`, then the `memoryRequirements` member of that element of `pMemoryRequirements` is the `VkMemoryRequirements` structure corresponding to the element of `pBindSessionMemoryInfos` in question.

- Otherwise the element of `pBindSessionMemoryInfos` in question is said to not have a corresponding `VkMemoryRequirements` structure.

Valid Usage

- VUID-vkBindVideoSessionMemoryKHR-videoSession-07195
The memory binding of `videoSession` identified by the `memoryBindIndex` member of any element of `pBindSessionMemoryInfos` **must** not already be backed by a memory object
- VUID-vkBindVideoSessionMemoryKHR-memoryBindIndex-07196
The `memoryBindIndex` member of each element of `pBindSessionMemoryInfos` **must** be unique within `pBindSessionMemoryInfos`
- VUID-vkBindVideoSessionMemoryKHR-pBindSessionMemoryInfos-07197
Each element of `pBindSessionMemoryInfos` **must** have a corresponding `VkMemoryRequirements` structure
- VUID-vkBindVideoSessionMemoryKHR-pBindSessionMemoryInfos-07198
If an element of `pBindSessionMemoryInfos` has a corresponding `VkMemoryRequirements` structure, then the `memory` member of that element of `pBindSessionMemoryInfos` **must** have been allocated using one of the memory types allowed in the `memoryTypeBits` member of the corresponding `VkMemoryRequirements` structure
- VUID-vkBindVideoSessionMemoryKHR-pBindSessionMemoryInfos-07199
If an element of `pBindSessionMemoryInfos` has a corresponding `VkMemoryRequirements` structure, then the `memoryOffset` member of that element of `pBindSessionMemoryInfos` **must** be an integer multiple of the `alignment` member of the corresponding `VkMemoryRequirements` structure
- VUID-vkBindVideoSessionMemoryKHR-pBindSessionMemoryInfos-07200
If an element of `pBindSessionMemoryInfos` has a corresponding `VkMemoryRequirements` structure, then the `memorySize` member of that element of `pBindSessionMemoryInfos` **must** equal the `size` member of the corresponding `VkMemoryRequirements` structure

Valid Usage (Implicit)

- VUID-vkBindVideoSessionMemoryKHR-device-parameter
`device` **must** be a valid `VkDevice` handle
- VUID-vkBindVideoSessionMemoryKHR-videoSession-parameter
`videoSession` **must** be a valid `VkVideoSessionKHR` handle
- VUID-vkBindVideoSessionMemoryKHR-pBindSessionMemoryInfos-parameter
`pBindSessionMemoryInfos` **must** be a valid pointer to an array of `bindSessionMemoryInfoCount` valid `VkBindVideoSessionMemoryInfoKHR` structures
- VUID-vkBindVideoSessionMemoryKHR-bindSessionMemoryInfoCount-arraylength
`bindSessionMemoryInfoCount` **must** be greater than 0

- VUID-vkBindVideoSessionMemoryKHR-videoSession-parent **videoSession** **must** have been created, allocated, or retrieved from **device**

Host Synchronization

- Host access to **videoSession** **must** be externally synchronized

Return Codes

Success

- [VK_SUCCESS](#)

Failure

- [VK_ERROR_OUT_OF_DEVICE_MEMORY](#)
- [VK_ERROR_OUT_OF_HOST_MEMORY](#)
- [VK_ERROR_UNKNOWN](#)
- [VK_ERROR_VALIDATION_FAILED](#)

The **VkBindVideoSessionMemoryInfoKHR** structure is defined as:

```
// Provided by VK_KHR_video_queue
typedef struct VkBindVideoSessionMemoryInfoKHR {
    VkStructureType    sType;
    const void*        pNext;
    uint32_t           memoryBindIndex;
    VkDeviceMemory      memory;
    VkDeviceSize        memoryOffset;
    VkDeviceSize        memorySize;
} VkBindVideoSessionMemoryInfoKHR;
```

- **sType** is a [VkStructureType](#) value identifying this structure.
- **pNext** is **NULL** or a pointer to a structure extending this structure.
- **memoryBindIndex** is the memory binding index to bind memory to.
- **memory** is the allocated device memory to be bound to the video session's memory binding with index **memoryBindIndex**.
- **memoryOffset** is the start offset of the region of **memory** which is to be bound.
- **memorySize** is the size in bytes of the region of **memory**, starting from **memoryOffset** bytes, to be bound.

Valid Usage

- VUID-VkBindVideoSessionMemoryInfoKHR-memoryOffset-07201
`memoryOffset` **must** be less than the size of `memory`
- VUID-VkBindVideoSessionMemoryInfoKHR-memorySize-07202
`memorySize` **must** be less than or equal to the size of `memory` minus `memoryOffset`

Valid Usage (Implicit)

- VUID-VkBindVideoSessionMemoryInfoKHR-sType-sType
`sType` **must** be `VK_STRUCTURE_TYPE_BIND_VIDEO_SESSION_MEMORY_INFO_KHR`
- VUID-VkBindVideoSessionMemoryInfoKHR-pNext-pNext
`pNext` **must** be `NULL`
- VUID-VkBindVideoSessionMemoryInfoKHR-memory-parameter
`memory` **must** be a valid `VkDeviceMemory` handle

48.6. Video Profile Compatibility

Resources and query pools used with a particular video session **must** be compatible with the `video profile` the video session was created with.

A `VkBuffer` is compatible with a video profile if it was created with the `VkBufferCreateInfo::pNext` chain including a `VkVideoProfileListInfoKHR` structure with its `pProfiles` member containing an element matching the `VkVideoProfileInfoKHR` structure chain describing the video profile, and `VkBufferCreateInfo::usage` including at least one bit specific to video coding usage.

- `VK_BUFFER_USAGE_VIDEO_DECODE_SRC_BIT_KHR`
- `VK_BUFFER_USAGE_VIDEO_DECODE_DST_BIT_KHR`
- `VK_BUFFER_USAGE_VIDEO_ENCODE_SRC_BIT_KHR`
- `VK_BUFFER_USAGE_VIDEO_ENCODE_DST_BIT_KHR`

A `VkBuffer` is also compatible with a video profile if it was created with `VkBufferCreateInfo::flags` including `VK_BUFFER_CREATE_VIDEO_PROFILE_INDEPENDENT_BIT_KHR`.

A `VkImage` is compatible with a video profile if it was created with the `VkImageCreateInfo::pNext` chain including a `VkVideoProfileListInfoKHR` structure with its `pProfiles` member containing an element matching the `VkVideoProfileInfoKHR` structure chain describing the video profile, and `VkImageCreateInfo::usage` including at least one bit specific to video coding usage.

- `VK_IMAGE_USAGE_VIDEO_DECODE_SRC_BIT_KHR`
- `VK_IMAGE_USAGE_VIDEO_DECODE_DST_BIT_KHR`
- `VK_IMAGE_USAGE_VIDEO_DECODE_DPB_BIT_KHR`
- `VK_IMAGE_USAGE_VIDEO_ENCODE_SRC_BIT_KHR`

- [VK_IMAGE_USAGE_VIDEO_ENCODE_DST_BIT_KHR](#)
- [VK_IMAGE_USAGE_VIDEO_ENCODE_DPB_BIT_KHR](#)
- [VK_IMAGE_USAGE_VIDEO_ENCODE_QUANTIZATION_DELTA_MAP_BIT_KHR](#)
- [VK_IMAGE_USAGE_VIDEO_ENCODE_EMPHASIS_MAP_BIT_KHR](#)

A [VkImage](#) is also compatible with a video profile if all of the following conditions are true for the [VkImageCreateInfo](#) structure the image was created with:

- [VkImageCreateInfo::flags](#) includes [VK_IMAGE_CREATE_VIDEO_PROFILE_INDEPENDENT_BIT_KHR](#).
- The list of [VkVideoFormatPropertiesKHR](#) structures, obtained by calling [vkGetPhysicalDeviceVideoFormatPropertiesKHR](#) with [VkPhysicalDeviceVideoFormatInfoKHR::imageUsage](#) equal to the [VkImageCreateInfo::usage](#) the image was created with and the [VkPhysicalDeviceVideoFormatInfoKHR::pNext](#) chain including a [VkVideoProfileListInfoKHR](#) structure with its [pProfiles](#) member containing a single array element specifying the [VkVideoProfileInfoKHR](#) structure chain describing the video profile in question, contains an element for which all of the following conditions are true with respect to the [VkImageCreateInfo](#) structure the image was created with:
 - [VkImageCreateInfo::format](#) equals [VkVideoFormatPropertiesKHR::format](#).
 - [VkImageCreateInfo::flags](#) only contains [VK_IMAGE_CREATE_VIDEO_PROFILE_INDEPENDENT_BIT_KHR](#) and/or bits also set in [VkVideoFormatPropertiesKHR::imageCreateFlags](#).

NOTE

Specifying [VK_IMAGE_CREATE_VIDEO_PROFILE_INDEPENDENT_BIT_KHR](#) when creating [decode output pictures](#) or [encode input pictures](#) is always supported when the [videoMaintenance1](#) feature is enabled, regardless of the supported [VkImageCreateFlags](#) reported in [VkVideoFormatPropertiesKHR::imageCreateFlags](#). Accordingly, implementations **should** not report [VK_IMAGE_CREATE_VIDEO_PROFILE_INDEPENDENT_BIT_KHR](#) in [VkVideoFormatPropertiesKHR::imageCreateFlags](#) for any video format.

- [VkImageCreateInfo::imageType](#) equals [VkVideoFormatPropertiesKHR::imageType](#).
- [VkImageCreateInfo::tiling](#) equals [VkVideoFormatPropertiesKHR::imageTiling](#).
- [VkImageCreateInfo::usage](#) only contains bits also set in [VkVideoFormatPropertiesKHR::imageUsageFlags](#), or [VkImageCreateInfo::flags](#) includes [VK_IMAGE_CREATE_EXTENDED_USAGE_BIT](#).

NOTE

While some of these rules allow creating buffer or image resources that **may** be compatible with any video profile, applications **should** still prefer to include the specific video profiles the buffer or image resource is expected to be used with (through a [VkVideoProfileListInfoKHR](#) structure included in the [pNext](#) chain of the corresponding create info structure) whenever the information about the complete set of video profiles is available at resource creation time, to enable the implementation to optimize the created resource for the specific use case. In the absence of that information, the implementation **may** have to make conservative

decisions about the memory requirements or representation of the resource.

A [VkImageView](#) is compatible with a video profile if the [VkImage](#) it was created from is also compatible with that video profile.

A [VkQueryPool](#) is compatible with a video profile if it was created with the [VkQueryPoolCreateInfo::pNext](#) chain including a [VkVideoProfileInfoKHR](#) structure chain describing the same video profile, and [VkQueryPoolCreateInfo::queryType](#) having one of the following values:

- [VK_QUERY_TYPE_RESULT_STATUS_ONLY_KHR](#)
- [VK_QUERY_TYPE_VIDEO_ENCODE_FEEDBACK_KHR](#)

48.7. Video Session Parameters

Video session parameters objects **can** store preprocessed codec-specific parameters used with a compatible video session, and enable reducing the number of parameters needed to be provided and processed by the implementation while recording video coding operations into command buffers.

Parameters stored in such objects are *immutable* to facilitate the concurrent use of the stored parameters in multiple threads. At the same time, new parameters **can** be added to existing objects using the [vkUpdateVideoSessionParametersKHR](#) command.

In order to support concurrent use of the stored immutable parameters while also allowing the video session parameters object to be extended with new parameters, each video session parameters object maintains an *update sequence counter* that is set to 0 at object creation time and **must** be incremented by each subsequent update operation.

Certain video sequences that adhere to particular video compression standards permit updating previously supplied parameters. If a parameter update is necessary, the application has the following options:

- Cache the set of parameters on the application side and create a new video session parameters object adding all the parameters with appropriate changes, as necessary; or
- Create a new video session parameters object providing only the updated parameters and the previously used object as the template, which ensures that parameters not specified at creation time will be copied unmodified from the template object.

The actual types of parameters that **can** be stored and the capacity for individual parameter types, and the methods of initializing, updating, and referring to individual parameters are specific to the video codec operation the video session parameters object was created with.

- For [VK_VIDEO_CODEC_OPERATION_DECODE_H264_BIT_KHR](#) these are defined in the [H.264 Decode Parameter Sets](#) section.
- For [VK_VIDEO_CODEC_OPERATION_DECODE_H265_BIT_KHR](#) these are defined in the [H.265 Decode Parameter Sets](#) section.
- For [VK_VIDEO_CODEC_OPERATION_DECODE_VP9_BIT_KHR](#) there are no defined parameter sets and therefore do not use video session parameters objects.

- For [VK_VIDEO_CODEC_OPERATION_DECODE_AV1_BIT_KHR](#) these are defined in the [AV1 Decode Parameter Sets](#) section.
- For [VK_VIDEO_CODEC_OPERATION_ENCODE_H264_BIT_KHR](#) these are defined in the [H.264 Encode Parameter Sets](#) section.
- For [VK_VIDEO_CODEC_OPERATION_ENCODE_H265_BIT_KHR](#) these are defined in the [H.265 Encode Parameter Sets](#) section.
- For [VK_VIDEO_CODEC_OPERATION_ENCODE_AV1_BIT_KHR](#) these are defined in the [AV1 Encode Parameter Sets](#) section.

Video session parameters objects created with an encode operation are further specialized based on the [video encode quality level](#) the video session parameters are used with, as implementations **may** apply different sets of [parameter overrides](#) depending on the used quality level. This enables implementations to store the potentially optimized set of parameters in these objects, further limiting the necessary processing required while recording video encode operations into command buffers.

Video session parameters are represented by [VkVideoSessionParametersKHR](#) handles:

```
// Provided by VK_KHR_video_queue
VK_DEFINE_NON_DISPATCHABLE_HANDLE(VkVideoSessionParametersKHR)
```

48.7.1. Creating Video Session Parameters

To create a video session parameters object, call:

```
// Provided by VK_KHR_video_queue
VkResult vkCreateVideoSessionParametersKHR(
    VkDevice device,
    const VkVideoSessionParametersCreateInfoKHR* pCreateInfo,
    const VkAllocationCallbacks* pAllocator,
    VkVideoSessionParametersKHR* pVideoSessionParameters);
```

- [device](#) is the logical device that creates the video session parameters object.
- [pCreateInfo](#) is a pointer to [VkVideoSessionParametersCreateInfoKHR](#) structure containing parameters to be used to create the video session parameters object.
- [pAllocator](#) controls host memory allocation as described in the [Memory Allocation](#) chapter.
- [pVideoSessionParameters](#) is a pointer to a [VkVideoSessionParametersKHR](#) handle in which the resulting video session parameters object is returned.

The resulting video session parameters object is said to be created with the video codec operation [pCreateInfo->videoSession](#) was created with.

Video session parameters objects created with an encode operation are always created with respect to a [video encode quality level](#). By default, the created video session parameters objects are created with quality level zero, unless otherwise specified by including a

VkVideoEncodeQualityLevelInfoKHR structure in the pCreateInfo->pNext chain, in which case the video session parameters object is created with the quality level specified in VkVideoEncodeQualityLevelInfoKHR::qualityLevel.

If pCreateInfo->videoSessionParametersTemplate is not VK_NULL_HANDLE, then it will be used as a template for constructing the new video session parameters object. This happens by first adding any parameters according to the additional creation parameters provided in the pCreateInfo->pNext chain, followed by adding any parameters from the template object that have a key that does not match the key of any of the already added parameters.

For video session parameters objects created with an encode operation, the template object specified in pCreateInfo->videoSessionParametersTemplate **must** have been created with the same video encode quality level as the newly created object.

NOTE

This means that codec-specific parameters stored in video session parameters objects **can** only be reused across different video encode quality levels by re-specifying them, as previously created video session parameters against other quality levels **cannot** be used as template because the original codec-specific parameters (before the implementation **may** have applied parameter overrides) **may** no longer be available in them for the purposes of constructing the derived object.

Video session parameters objects are only compatible with quantization maps if they are created with pCreateInfo->flags including VK_VIDEO_SESSION_PARAMETERS_CREATE_QUANTIZATION_MAP_COMPATIBLE_BIT_KHR.

Video session parameters objects created with VK_VIDEO_SESSION_PARAMETERS_CREATE_QUANTIZATION_MAP_COMPATIBLE_BIT_KHR against a video session object that was created with VK_VIDEO_SESSION_CREATE_ALLOW_ENCODE_QUANTIZATION_DELTA_MAP_BIT_KHR or VK_VIDEO_SESSION_CREATE_ALLOW_ENCODE_EMPHASIS_MAP_BIT_KHR are created with a specific compatible quantization map texel size specified in the quantizationMapTexelSize member of the VkVideoEncodeQuantizationMapSessionParametersCreateInfoKHR structure included in the pNext chain of pCreateInfo.

NOTE

This means that the quantization map texel size that such a video session parameters object is compatible with is fixed for the lifetime of the object. Applications have to create separate video session parameters objects to use different quantization map texel sizes with a single video session object. This is necessary because the used quantization map texel size may affect the parameter overrides the implementation has to perform and thus the final values of the used codec-specific parameters.

For video session parameters objects created with VK_VIDEO_SESSION_PARAMETERS_CREATE_QUANTIZATION_MAP_COMPATIBLE_BIT_KHR, the template object specified in pCreateInfo->videoSessionParametersTemplate **must** also have been created with VK_VIDEO_SESSION_PARAMETERS_CREATE_QUANTIZATION_MAP_COMPATIBLE_BIT_KHR and the

same compatible quantization map texel size specified in `VkVideoEncodeQuantizationMapSessionParametersCreateInfoKHR::quantizationMapTexelSize`.

NOTE

This means that codec-specific parameters stored in video session parameters objects **can** only be reused with different quantization map texel sizes by re-specifying them, as previously created video session parameters against other quantization map texel sizes **cannot** be used as template because the original codec-specific parameters (before the implementation **may** have applied [parameter overrides](#)) **may** no longer be available in them for the purposes of constructing the derived object.

For video session parameters objects created without `VK_VIDEO_SESSION_PARAMETERS_CREATE_QUANTIZATION_MAP_COMPATIBLE_BIT_KHR`, the template object specified in `pCreateInfo->videoSessionParametersTemplate` **must** also have been created without `VK_VIDEO_SESSION_PARAMETERS_CREATE_QUANTIZATION_MAP_COMPATIBLE_BIT_KHR`.

If `pCreateInfo->videoSession` was created with the video codec operation `VK_VIDEO_CODEC_OPERATION_DECODE_H264_BIT_KHR`, then the created video session parameters object will initially contain the following sets of parameter entries:

- `StdVideoH264SequenceParameterSet` structures representing [H.264 SPS](#) entries, as follows:
 - If the `pParametersAddInfo` member of the `VkVideoDecodeH264SessionParametersCreateInfoKHR` structure provided in the `pCreateInfo->pNext` chain is not `NULL`, then the set of `StdVideoH264SequenceParameterSet` entries specified in `pParametersAddInfo->pStdSPSs` are added first;
 - If `pCreateInfo->videoSessionParametersTemplate` is not `VK_NULL_HANDLE`, then each `StdVideoH264SequenceParameterSet` entry stored in it is copied to the created video session parameters object if the created object does not already contain such an entry with the same `seq_parameter_set_id`.
- `StdVideoH264PictureParameterSet` structures representing [H.264 PPS](#) entries, as follows:
 - If the `pParametersAddInfo` member of the `VkVideoDecodeH264SessionParametersCreateInfoKHR` structure provided in the `pCreateInfo->pNext` chain is not `NULL`, then the set of `StdVideoH264PictureParameterSet` entries specified in `pParametersAddInfo->pStdPPSs` are added first;
 - If `pCreateInfo->videoSessionParametersTemplate` is not `VK_NULL_HANDLE`, then each `StdVideoH264PictureParameterSet` entry stored in it is copied to the created video session parameters object if the created object does not already contain such an entry with the same `seq_parameter_set_id` and `pic_parameter_set_id`.

If `pCreateInfo->videoSession` was created with the video codec operation `VK_VIDEO_CODEC_OPERATION_DECODE_H265_BIT_KHR`, then the created video session parameters object will initially contain the following sets of parameter entries:

- `StdVideoH265VideoParameterSet` structures representing [H.265 VPS](#) entries, as follows:
 - If the `pParametersAddInfo` member of the

`VkVideoDecodeH265SessionParametersCreateInfoKHR` structure provided in the `pCreateInfo->pNext` chain is not `NULL`, then the set of `StdVideoH265VideoParameterSet` entries specified in `pParametersAddInfo->pStdVPSS` are added first;

- If `pCreateInfo->videoSessionParametersTemplate` is not `VK_NULL_HANDLE`, then each `StdVideoH265VideoParameterSet` entry stored in it is copied to the created video session parameters object if the created object does not already contain such an entry with the same `vps_video_parameter_set_id`.
- `StdVideoH265SequenceParameterSet` structures representing `H.265 SPS` entries, as follows:
 - If the `pParametersAddInfo` member of the `VkVideoDecodeH265SessionParametersCreateInfoKHR` structure provided in the `pCreateInfo->pNext` chain is not `NULL`, then the set of `StdVideoH265SequenceParameterSet` entries specified in `pParametersAddInfo->pStdSPSS` are added first;
 - If `pCreateInfo->videoSessionParametersTemplate` is not `VK_NULL_HANDLE`, then each `StdVideoH265SequenceParameterSet` entry stored in it is copied to the created video session parameters object if the created object does not already contain such an entry with the same `sps_video_parameter_set_id` and `sps_seq_parameter_set_id`.
- `StdVideoH265PictureParameterSet` structures representing `H.265 PPS` entries, as follows:
 - If the `pParametersAddInfo` member of the `VkVideoDecodeH265SessionParametersCreateInfoKHR` structure provided in the `pCreateInfo->pNext` chain is not `NULL`, then the set of `StdVideoH265PictureParameterSet` entries specified in `pParametersAddInfo->pStdPPSS` are added first;
 - If `pCreateInfo->videoSessionParametersTemplate` is not `VK_NULL_HANDLE`, then each `StdVideoH265PictureParameterSet` entry stored in it is copied to the created video session parameters object if the created object does not already contain such an entry with the same `sps_video_parameter_set_id`, `pps_seq_parameter_set_id`, and `pps_pic_parameter_set_id`.

If `pCreateInfo->videoSession` was created with the video codec operation `VK_VIDEO_CODEC_OPERATION_DECODE_AV1_BIT_KHR`, then the created video session parameters object will contain a single `AV1 sequence header` represented by a `StdVideoAV1SequenceHeader` structure specified through the `pStdSequenceHeader` member of the `VkVideoDecodeAV1SessionParametersCreateInfoKHR` structure provided in the `pCreateInfo->pNext` chain. As such video session parameters objects **can** only contain a single `AV1 sequence header`, it is not possible to use a previously created object as a template or subsequently update the created video session parameters object.

If `pCreateInfo->videoSession` was created with the video codec operation `VK_VIDEO_CODEC_OPERATION_ENCODE_H264_BIT_KHR`, then the created video session parameters object will initially contain the following sets of parameter entries:

- `StdVideoH264SequenceParameterSet` structures representing `H.264 SPS` entries, as follows:
 - If the `pParametersAddInfo` member of the `VkVideoEncodeH264SessionParametersCreateInfoKHR` structure provided in the `pCreateInfo->pNext` chain is not `NULL`, then the set of `StdVideoH264SequenceParameterSet` entries specified in `pParametersAddInfo->pStdSPSS` are added first;
 - If `pCreateInfo->videoSessionParametersTemplate` is not `VK_NULL_HANDLE`, then each

`StdVideoH264SequenceParameterSet` entry stored in it is copied to the created video session parameters object if the created object does not already contain such an entry with the same `seq_parameter_set_id`.

- `StdVideoH264PictureParameterSet` structures representing [H.264 PPS](#) entries, as follows:
 - If the `pParametersAddInfo` member of the `VkVideoEncodeH264SessionParametersCreateInfoKHR` structure provided in the `pCreateInfo->pNext` chain is not `NULL`, then the set of `StdVideoH264PictureParameterSet` entries specified in `pParametersAddInfo->pStdPPSs` are added first;
 - If `pCreateInfo->videoSessionParametersTemplate` is not `VK_NULL_HANDLE`, then each `StdVideoH264PictureParameterSet` entry stored in it is copied to the created video session parameters object if the created object does not already contain such an entry with the same `seq_parameter_set_id` and `pic_parameter_set_id`.

If `pCreateInfo->videoSession` was created with the video codec operation `VK_VIDEO_CODEC_OPERATION_ENCODE_H265_BIT_KHR`, then the created video session parameters object will initially contain the following sets of parameter entries:

- `StdVideoH265VideoParameterSet` structures representing [H.265 VPS](#) entries, as follows:
 - If the `pParametersAddInfo` member of the `VkVideoEncodeH265SessionParametersCreateInfoKHR` structure provided in the `pCreateInfo->pNext` chain is not `NULL`, then the set of `StdVideoH265VideoParameterSet` entries specified in `pParametersAddInfo->pStdVPSs` are added first;
 - If `pCreateInfo->videoSessionParametersTemplate` is not `VK_NULL_HANDLE`, then each `StdVideoH265VideoParameterSet` entry stored in it is copied to the created video session parameters object if the created object does not already contain such an entry with the same `vps_video_parameter_set_id`.
- `StdVideoH265SequenceParameterSet` structures representing [H.265 SPS](#) entries, as follows:
 - If the `pParametersAddInfo` member of the `VkVideoEncodeH265SessionParametersCreateInfoKHR` structure provided in the `pCreateInfo->pNext` chain is not `NULL`, then the set of `StdVideoH265SequenceParameterSet` entries specified in `pParametersAddInfo->pStdSPSs` are added first;
 - If `pCreateInfo->videoSessionParametersTemplate` is not `VK_NULL_HANDLE`, then each `StdVideoH265SequenceParameterSet` entry stored in it is copied to the created video session parameters object if the created object does not already contain such an entry with the same `sps_video_parameter_set_id` and `sps_seq_parameter_set_id`.
- `StdVideoH265PictureParameterSet` structures representing [H.265 PPS](#) entries, as follows:
 - If the `pParametersAddInfo` member of the `VkVideoEncodeH265SessionParametersCreateInfoKHR` structure provided in the `pCreateInfo->pNext` chain is not `NULL`, then the set of `StdVideoH265PictureParameterSet` entries specified in `pParametersAddInfo->pStdPPSs` are added first;
 - If `pCreateInfo->videoSessionParametersTemplate` is not `VK_NULL_HANDLE`, then each `StdVideoH265PictureParameterSet` entry stored in it is copied to the created video session parameters object if the created object does not already contain such an entry with the same `sps_video_parameter_set_id`, `pps_seq_parameter_set_id`, and `pps_pic_parameter_set_id`.

If `pCreateInfo->videoSession` was created with the video codec operation `VK_VIDEO_CODEC_OPERATION_ENCODE_AV1_BIT_KHR`, then the created video session parameters object will contain a single `AV1 sequence header` specified through the members of the `VkVideoEncodeAV1SessionParametersCreateInfoKHR` structure provided in the `pCreateInfo->pNext` chain. As such video session parameters objects **can** only contain a single `AV1 sequence header`, it is not possible to use a previously created object as a template or subsequently update the created video session parameters object.

In case of video session parameters objects created with a video encode operation, implementations **may** return the `VK_ERROR_INVALID_VIDEO_STD_PARAMETERS_KHR` error if any of the specified Video Std parameters do not adhere to the syntactic or semantic requirements of the used video compression standard, or if values derived from parameters according to the rules defined by the used video compression standard do not adhere to the capabilities of the video compression standard or the implementation.

NOTE	Applications should not rely on the <code>VK_ERROR_INVALID_VIDEO_STD_PARAMETERS_KHR</code> error being returned by any command as a means to verify Video Std parameters, as implementations are not required to report the error in any specific set of cases.
------	--

Valid Usage (Implicit)

- `VUID-vkCreateVideoSessionParametersKHR-device-parameter`
`device` **must** be a valid `VkDevice` handle
- `VUID-vkCreateVideoSessionParametersKHR-pCreateInfo-parameter`
`pCreateInfo` **must** be a valid pointer to a valid `VkVideoSessionParametersCreateInfoKHR` structure
- `VUID-vkCreateVideoSessionParametersKHR-pAllocator-parameter`
If `pAllocator` is not `NULL`, `pAllocator` **must** be a valid pointer to a valid `VkAllocationCallbacks` structure
- `VUID-vkCreateVideoSessionParametersKHR-pVideoSessionParameters-parameter`
`pVideoSessionParameters` **must** be a valid pointer to a `VkVideoSessionParametersKHR` handle
- `VUID-vkCreateVideoSessionParametersKHR-device-queuecount`
The device **must** have been created with at least `1` queue

Return Codes

Success

- `VK_SUCCESS`

Failure

- `VK_ERROR_INITIALIZATION_FAILED`
- `VK_ERROR_INVALID_VIDEO_STD_PARAMETERS_KHR`

- [VK_ERROR_OUT_OF_DEVICE_MEMORY](#)
- [VK_ERROR_OUT_OF_HOST_MEMORY](#)
- [VK_ERROR_UNKNOWN](#)
- [VK_ERROR_VALIDATION_FAILED](#)

The [VkVideoSessionParametersCreateInfoKHR](#) structure is defined as:

```
// Provided by VK_KHR_video_queue
typedef struct VkVideoSessionParametersCreateInfoKHR {
    VkStructureType          sType;
    const void*              pNext;
    VkVideoSessionParametersCreateFlagsKHR flags;
    VkVideoSessionParametersKHR videoSessionParametersTemplate;
    VkVideoSessionKHR         videoSession;
} VkVideoSessionParametersCreateInfoKHR;
```

- [sType](#) is a [VkStructureType](#) value identifying this structure.
- [pNext](#) is [NULL](#) or a pointer to a structure extending this structure.
- [flags](#) is a bitmask of [VkVideoSessionParametersCreateFlagBitsKHR](#) specifying create flags.
- [videoSessionParametersTemplate](#) is [VK_NULL_HANDLE](#) or a valid handle to a [VkVideoSessionParametersKHR](#) object used as a template for constructing the new video session parameters object.
- [videoSession](#) is the video session object against which the video session parameters object is going to be created.

Limiting values are defined below that are referenced by the relevant valid usage statements of this structure.

- If [videoSession](#) was created with the codec operation [VK_VIDEO_CODEC_OPERATION_DECODE_H264_BIT_KHR](#), then let [StdVideoH264SequenceParameterSet](#) [spsAddList\[\]](#) be the list of [H.264 SPS](#) entries to add to the created video session parameters object, defined as follows:
 - If the [pParametersAddInfo](#) member of the [VkVideoDecodeH264SessionParametersCreateInfoKHR](#) structure provided in the [pNext](#) chain is not [NULL](#), then the set of [StdVideoH264SequenceParameterSet](#) entries specified in [pParametersAddInfo->pStdSPSs](#) are added to [spsAddList](#);
 - If [videoSessionParametersTemplate](#) is not [VK_NULL_HANDLE](#), then each [StdVideoH264SequenceParameterSet](#) entry stored in it with [seq_parameter_set_id](#) not matching any of the entries already in [spsAddList](#) is added to [spsAddList](#).
- If [videoSession](#) was created with the codec operation [VK_VIDEO_CODEC_OPERATION_DECODE_H264_BIT_KHR](#), then let [StdVideoH264PictureParameterSet](#) [ppsAddList\[\]](#) be the list of [H.264 PPS](#) entries to add to the created video session parameters object, defined as follows:

- If the `pParametersAddInfo` member of the `VkVideoDecodeH264SessionParametersCreateInfoKHR` structure provided in the `pNext` chain is not `NULL`, then the set of `StdVideoH264PictureParameterSet` entries specified in `pParametersAddInfo->pStdPPSs` are added to `ppsAddList`;
- If `videoSessionParametersTemplate` is not `VK_NULL_HANDLE`, then each `StdVideoH264PictureParameterSet` entry stored in it with `seq_parameter_set_id` or `pic_parameter_set_id` not matching any of the entries already in `ppsAddList` is added to `ppsAddList`.
- If `videoSession` was created with the codec operation `VK_VIDEO_CODEC_OPERATION_DECODE_H265_BIT_KHR`, then let `StdVideoH265VideoParameterSet vpsAddList[]` be the list of `H.265 VPS` entries to add to the created video session parameters object, defined as follows:
 - If the `pParametersAddInfo` member of the `VkVideoDecodeH265SessionParametersCreateInfoKHR` structure provided in the `pNext` chain is not `NULL`, then the set of `StdVideoH265VideoParameterSet` entries specified in `pParametersAddInfo->pStdVPSs` are added to `vpsAddList`;
 - If `videoSessionParametersTemplate` is not `VK_NULL_HANDLE`, then each `StdVideoH265VideoParameterSet` entry stored in it with `vps_video_parameter_set_id` not matching any of the entries already in `vpsAddList` is added to `vpsAddList`.
- If `videoSession` was created with the codec operation `VK_VIDEO_CODEC_OPERATION_DECODE_H265_BIT_KHR`, then let `StdVideoH265SequenceParameterSet spsAddList[]` be the list of `H.265 SPS` entries to add to the created video session parameters object, defined as follows:
 - If the `pParametersAddInfo` member of the `VkVideoDecodeH265SessionParametersCreateInfoKHR` structure provided in the `pNext` chain is not `NULL`, then the set of `StdVideoH265SequenceParameterSet` entries specified in `pParametersAddInfo->pStdSPSs` are added to `spsAddList`;
 - If `videoSessionParametersTemplate` is not `VK_NULL_HANDLE`, then each `StdVideoH265SequenceParameterSet` entry stored in it with `sps_video_parameter_set_id` or `sps_seq_parameter_set_id` not matching any of the entries already in `spsAddList` is added to `spsAddList`.
- If `videoSession` was created with the codec operation `VK_VIDEO_CODEC_OPERATION_DECODE_H265_BIT_KHR`, then let `StdVideoH265PictureParameterSet ppsAddList[]` be the list of `H.265 PPS` entries to add to the created video session parameters object, defined as follows:
 - If the `pParametersAddInfo` member of the `VkVideoDecodeH265SessionParametersCreateInfoKHR` structure provided in the `pNext` chain is not `NULL`, then the set of `StdVideoH265PictureParameterSet` entries specified in `pParametersAddInfo->pStdPPSs` are added to `ppsAddList`;
 - If `videoSessionParametersTemplate` is not `VK_NULL_HANDLE`, then each `StdVideoH265PictureParameterSet` entry stored in it with `sps_video_parameter_set_id`, `pps_seq_parameter_set_id`, or `pps_pic_parameter_set_id` not matching any of the entries already in `ppsAddList` is added to `ppsAddList`.

- If `videoSession` was created with an encode operation, then let `uint32_t qualityLevel` be the `video encode quality level` of the created video session parameters object, defined as follows:
 - If the `pNext` chain of this structure includes a `VkVideoEncodeQualityLevelInfoKHR` structure, then `qualityLevel` is equal to `VkVideoEncodeQualityLevelInfoKHR::qualityLevel`.
 - Otherwise `qualityLevel` is 0
- If `videoSession` was created with the codec operation `VK_VIDEO_CODEC_OPERATION_ENCODE_H264_BIT_KHR`, then let `StdVideoH264SequenceParameterSet spsAddList[]` be the list of `H.264 SPS` entries to add to the created video session parameters object, defined as follows:
 - If the `pParametersAddInfo` member of the `VkVideoEncodeH264SessionParametersCreateInfoKHR` structure provided in the `pNext` chain is not `NULL`, then the set of `StdVideoH264SequenceParameterSet` entries specified in `pParametersAddInfo->pStdSPSs` are added to `spsAddList`;
 - If `videoSessionParametersTemplate` is not `VK_NULL_HANDLE`, then each `StdVideoH264SequenceParameterSet` entry stored in it with `seq_parameter_set_id` not matching any of the entries already in `spsAddList` is added to `spsAddList`.
- If `videoSession` was created with the codec operation `VK_VIDEO_CODEC_OPERATION_ENCODE_H264_BIT_KHR`, then let `StdVideoH264PictureParameterSet ppsAddList[]` be the list of `H.264 PPS` entries to add to the created video session parameters object, defined as follows:
 - If the `pParametersAddInfo` member of the `VkVideoEncodeH264SessionParametersCreateInfoKHR` structure provided in the `pNext` chain is not `NULL`, then the set of `StdVideoH264PictureParameterSet` entries specified in `pParametersAddInfo->pStdPPSs` are added to `ppsAddList`;
 - If `videoSessionParametersTemplate` is not `VK_NULL_HANDLE`, then each `StdVideoH264PictureParameterSet` entry stored in it with `seq_parameter_set_id` or `pic_parameter_set_id` not matching any of the entries already in `ppsAddList` is added to `ppsAddList`.
- If `videoSession` was created with the codec operation `VK_VIDEO_CODEC_OPERATION_ENCODE_H265_BIT_KHR`, then let `StdVideoH265VideoParameterSet vpsAddList[]` be the list of `H.265 VPS` entries to add to the created video session parameters object, defined as follows:
 - If the `pParametersAddInfo` member of the `VkVideoEncodeH265SessionParametersCreateInfoKHR` structure provided in the `pNext` chain is not `NULL`, then the set of `StdVideoH265VideoParameterSet` entries specified in `pParametersAddInfo->pStdVPSs` are added to `vpsAddList`;
 - If `videoSessionParametersTemplate` is not `VK_NULL_HANDLE`, then each `StdVideoH265VideoParameterSet` entry stored in it with `vps_video_parameter_set_id` not matching any of the entries already in `vpsAddList` is added to `vpsAddList`.
- If `videoSession` was created with the codec operation `VK_VIDEO_CODEC_OPERATION_ENCODE_H265_BIT_KHR`, then let `StdVideoH265SequenceParameterSet spsAddList[]` be the list of `H.265 SPS` entries to add to the created video session parameters object, defined as follows:

- If the `pParametersAddInfo` member of the `VkVideoEncodeH265SessionParametersCreateInfoKHR` structure provided in the `pNext` chain is not `NULL`, then the set of `StdVideoH265SequenceParameterSet` entries specified in `pParametersAddInfo->pStdSPSs` are added to `spsAddList`;
- If `videoSessionParametersTemplate` is not `VK_NULL_HANDLE`, then each `StdVideoH265SequenceParameterSet` entry stored in it with `sps_video_parameter_set_id` or `sps_seq_parameter_set_id` not matching any of the entries already in `spsAddList` is added to `spsAddList`.
- If `videoSession` was created with the codec operation `VK_VIDEO_CODEC_OPERATION_ENCODE_H265_BIT_KHR`, then let `StdVideoH265PictureParameterSet ppsAddList[]` be the list of `H.265 PPS` entries to add to the created video session parameters object, defined as follows:
 - If the `pParametersAddInfo` member of the `VkVideoEncodeH265SessionParametersCreateInfoKHR` structure provided in the `pNext` chain is not `NULL`, then the set of `StdVideoH265PictureParameterSet` entries specified in `pParametersAddInfo->pStdPPSs` are added to `ppsAddList`;
 - If `videoSessionParametersTemplate` is not `VK_NULL_HANDLE`, then each `StdVideoH265PictureParameterSet` entry stored in it with `sps_video_parameter_set_id`, `pps_seq_parameter_set_id`, or `pps_pic_parameter_set_id` not matching any of the entries already in `ppsAddList` is added to `ppsAddList`.

Valid Usage

- VUID-VkVideoSessionParametersCreateInfoKHR-videoSessionParametersTemplate-04855
If `videoSessionParametersTemplate` is not `VK_NULL_HANDLE`, it **must** have been created against `videoSession`
- VUID-VkVideoSessionParametersCreateInfoKHR-videoSessionParametersTemplate-08310
If `videoSessionParametersTemplate` is not `VK_NULL_HANDLE` and `videoSession` was created with an encode operation, then `qualityLevel` **must** equal the `video encode quality` level `videoSessionParametersTemplate` was created with
- VUID-VkVideoSessionParametersCreateInfoKHR-flags-10271
If `flags` includes `VK_VIDEO_SESSION_PARAMETERS_CREATE_QUANTIZATION_MAP_COMPATIBLE_BIT_KHR`, then `videoSession` **must** have been created with `VK_VIDEO_SESSION_CREATE_ALLOW_ENCODE_QUANTIZATION_DELTA_MAP_BIT_KHR` or `VK_VIDEO_SESSION_CREATE_ALLOW_ENCODE_EMPHASIS_MAP_BIT_KHR`
- VUID-VkVideoSessionParametersCreateInfoKHR-flags-10272
If `flags` includes `VK_VIDEO_SESSION_PARAMETERS_CREATE_QUANTIZATION_MAP_COMPATIBLE_BIT_KHR`, then the `pNext` chain **must** include a `VkVideoEncodeQuantizationMapSessionParametersCreateInfoKHR` structure
- VUID-VkVideoSessionParametersCreateInfoKHR-flags-10273
If `flags` includes `VK_VIDEO_SESSION_PARAMETERS_CREATE_QUANTIZATION_MAP_COMPATIBLE_BIT_KHR`

R and videoSession was created with VK_VIDEO_SESSION_CREATE_ALLOW_ENCODE_QUANTIZATION_DELTA_MAP_BIT_KHR, then the list of video format properties supported for the image usage flag VK_IMAGE_USAGE_VIDEO_ENCODE_QUANTIZATION_DELTA_MAP_BIT_KHR **must** have an element for which VkVideoFormatQuantizationMapPropertiesKHR::quantizationMapTexelSize equals the quantizationMapTexelSize member of the VkVideoEncodeQuantizationMapSessionParametersCreateInfoKHR structure included in the pNext chain

- VUID-VkVideoSessionParametersCreateInfoKHR-flags-10274

If flags includes VK_VIDEO_SESSION_PARAMETERS_CREATE_QUANTIZATION_MAP_COMPATIBLE_BIT_KHR and videoSession was created with VK_VIDEO_SESSION_CREATE_ALLOW_ENCODE_EMPHASIS_MAP_BIT_KHR, then the list of video format properties supported for the image usage flag VK_IMAGE_USAGE_VIDEO_ENCODE_EMPHASIS_MAP_BIT_KHR **must** have an element for which VkVideoFormatQuantizationMapPropertiesKHR::quantizationMapTexelSize equals the quantizationMapTexelSize member of the VkVideoEncodeQuantizationMapSessionParametersCreateInfoKHR structure included in the pNext chain

- VUID-VkVideoSessionParametersCreateInfoKHR-videoSessionParametersTemplate-10275

If videoSessionParametersTemplate is not VK_NULL_HANDLE and flags includes VK_VIDEO_SESSION_PARAMETERS_CREATE_QUANTIZATION_MAP_COMPATIBLE_BIT_KHR, then videoSessionParametersTemplate **must** have been created with VK_VIDEO_SESSION_PARAMETERS_CREATE_QUANTIZATION_MAP_COMPATIBLE_BIT_KHR

- VUID-VkVideoSessionParametersCreateInfoKHR-videoSessionParametersTemplate-10276

If videoSessionParametersTemplate is not VK_NULL_HANDLE and flags includes VK_VIDEO_SESSION_PARAMETERS_CREATE_QUANTIZATION_MAP_COMPATIBLE_BIT_KHR, then videoSessionParametersTemplate **must** have been created with the same quantization map texel size as the one specified in the quantizationMapTexelSize member of the VkVideoEncodeQuantizationMapSessionParametersCreateInfoKHR structure included in the pNext chain

- VUID-VkVideoSessionParametersCreateInfoKHR-videoSessionParametersTemplate-10277

If videoSessionParametersTemplate is not VK_NULL_HANDLE and flags does not include VK_VIDEO_SESSION_PARAMETERS_CREATE_QUANTIZATION_MAP_COMPATIBLE_BIT_KHR, then videoSessionParametersTemplate **must** have been created without VK_VIDEO_SESSION_PARAMETERS_CREATE_QUANTIZATION_MAP_COMPATIBLE_BIT_KHR

- VUID-VkVideoSessionParametersCreateInfoKHR-videoSession-07203

If videoSession was created with the video codec operation VK_VIDEO_CODEC_OPERATION_DECODE_H264_BIT_KHR, then the pNext chain **must** include a VkVideoDecodeH264SessionParametersCreateInfoKHR structure

- VUID-VkVideoSessionParametersCreateInfoKHR-videoSession-07204

If videoSession was created with the video codec operation VK_VIDEO_CODEC_OPERATION_DECODE_H264_BIT_KHR, then the number of elements of

`spsAddList` **must** be less than or equal to the `maxStdSPSCount` specified in the `VkVideoDecodeH264SessionParametersCreateInfoKHR` structure included in the `pNext` chain

- VUID-VkVideoSessionParametersCreateInfoKHR-videoSession-07205

If `videoSession` was created with the video codec operation `VK_VIDEO_CODEC_OPERATION_DECODE_H264_BIT_KHR`, then the number of elements of `ppsAddList` **must** be less than or equal to the `maxStdPPSCount` specified in the `VkVideoDecodeH264SessionParametersCreateInfoKHR` structure included in the `pNext` chain

- VUID-VkVideoSessionParametersCreateInfoKHR-videoSession-07206

If `videoSession` was created with the video codec operation `VK_VIDEO_CODEC_OPERATION_DECODE_H265_BIT_KHR`, then the `pNext` chain **must** include a `VkVideoDecodeH265SessionParametersCreateInfoKHR` structure

- VUID-VkVideoSessionParametersCreateInfoKHR-videoSession-07207

If `videoSession` was created with the video codec operation `VK_VIDEO_CODEC_OPERATION_DECODE_H265_BIT_KHR`, then the number of elements of `vpsAddList` **must** be less than or equal to the `maxStdVPSCount` specified in the `VkVideoDecodeH265SessionParametersCreateInfoKHR` structure included in the `pNext` chain

- VUID-VkVideoSessionParametersCreateInfoKHR-videoSession-07208

If `videoSession` was created with the video codec operation `VK_VIDEO_CODEC_OPERATION_DECODE_H265_BIT_KHR`, then the number of elements of `spsAddList` **must** be less than or equal to the `maxStdSPSCount` specified in the `VkVideoDecodeH265SessionParametersCreateInfoKHR` structure included in the `pNext` chain

- VUID-VkVideoSessionParametersCreateInfoKHR-videoSession-07209

If `videoSession` was created with the video codec operation `VK_VIDEO_CODEC_OPERATION_DECODE_H265_BIT_KHR`, then the number of elements of `ppsAddList` **must** be less than or equal to the `maxStdPPSCount` specified in the `VkVideoDecodeH265SessionParametersCreateInfoKHR` structure included in the `pNext` chain

- VUID-VkVideoSessionParametersCreateInfoKHR-videoSession-10794

`videoSession` **must** not have been created with the codec operation `VK_VIDEO_CODEC_OPERATION_DECODE_VP9_BIT_KHR`

- VUID-VkVideoSessionParametersCreateInfoKHR-videoSession-09258

If `videoSession` was created with the video codec operation `VK_VIDEO_CODEC_OPERATION_DECODE_AV1_BIT_KHR`, then `videoSessionParametersTemplate` **must** be `VK_NULL_HANDLE`

- VUID-VkVideoSessionParametersCreateInfoKHR-videoSession-09259

If `videoSession` was created with the video codec operation `VK_VIDEO_CODEC_OPERATION_DECODE_AV1_BIT_KHR`, then the `pNext` chain **must** include a `VkVideoDecodeAV1SessionParametersCreateInfoKHR` structure

- VUID-VkVideoSessionParametersCreateInfoKHR-videoSession-07210

If `videoSession` was created with the video codec operation

[VK_VIDEO_CODEC_OPERATION_ENCODE_H264_BIT_KHR](#), then the `pNext` chain **must** include a [VkVideoEncodeH264SessionParametersCreateInfoKHR](#) structure

- VUID-VkVideoSessionParametersCreateInfoKHR-videoSession-04839

If `videoSession` was created with the video codec operation [VK_VIDEO_CODEC_OPERATION_ENCODE_H264_BIT_KHR](#), then the number of elements of `spsAddList` **must** be less than or equal to the `maxStdSPSCount` specified in the [VkVideoEncodeH264SessionParametersCreateInfoKHR](#) structure included in the `pNext` chain

- VUID-VkVideoSessionParametersCreateInfoKHR-videoSession-04840

If `videoSession` was created with the video codec operation [VK_VIDEO_CODEC_OPERATION_ENCODE_H264_BIT_KHR](#), then the number of elements of `ppsAddList` **must** be less than or equal to the `maxStdPPSCount` specified in the [VkVideoEncodeH264SessionParametersCreateInfoKHR](#) structure included in the `pNext` chain

- VUID-VkVideoSessionParametersCreateInfoKHR-videoSession-07211

If `videoSession` was created with the video codec operation [VK_VIDEO_CODEC_OPERATION_ENCODE_H265_BIT_KHR](#), then the `pNext` chain **must** include a [VkVideoEncodeH265SessionParametersCreateInfoKHR](#) structure

- VUID-VkVideoSessionParametersCreateInfoKHR-videoSession-04841

If `videoSession` was created with the video codec operation [VK_VIDEO_CODEC_OPERATION_ENCODE_H265_BIT_KHR](#), then the number of elements of `vpsAddList` **must** be less than or equal to the `maxStdVPSCount` specified in the [VkVideoEncodeH265SessionParametersCreateInfoKHR](#) structure included in the `pNext` chain

- VUID-VkVideoSessionParametersCreateInfoKHR-videoSession-04842

If `videoSession` was created with the video codec operation [VK_VIDEO_CODEC_OPERATION_ENCODE_H265_BIT_KHR](#), then the number of elements of `spsAddList` **must** be less than or equal to the `maxStdSPSCount` specified in the [VkVideoEncodeH265SessionParametersCreateInfoKHR](#) structure included in the `pNext` chain

- VUID-VkVideoSessionParametersCreateInfoKHR-videoSession-04843

If `videoSession` was created with the video codec operation [VK_VIDEO_CODEC_OPERATION_ENCODE_H265_BIT_KHR](#), then the number of elements of `ppsAddList` **must** be less than or equal to the `maxStdPPSCount` specified in the [VkVideoEncodeH265SessionParametersCreateInfoKHR](#) structure included in the `pNext` chain

- VUID-VkVideoSessionParametersCreateInfoKHR-videoSession-08319

If `videoSession` was created with the video codec operation [VK_VIDEO_CODEC_OPERATION_ENCODE_H265_BIT_KHR](#), then `num_tile_columns_minus1` **must** be less than [VkVideoEncodeH265CapabilitiesKHR::maxTiles.width](#), as returned by [vkGetPhysicalDeviceVideoCapabilitiesKHR](#) for the video profile `videoSession` was created with, for each element of `ppsAddList`

- VUID-VkVideoSessionParametersCreateInfoKHR-videoSession-08320

If `videoSession` was created with the video codec operation [VK_VIDEO_CODEC_OPERATION_ENCODE_H265_BIT_KHR](#), then `num_tile_rows_minus1` **must**

be less than `VkVideoEncodeH265CapabilitiesKHR::maxTiles.height`, as returned by `vkGetPhysicalDeviceVideoCapabilitiesKHR` for the video profile `videoSession` was created with, for each element of `ppsAddList`

- VUID-VkVideoSessionParametersCreateInfoKHR-videoSession-10278

If `videoSession` was created with the video codec operation `VK_VIDEO_CODEC_OPERATION_ENCODE_AV1_BIT_KHR`, then `videoSessionParametersTemplate` **must** be `VK_NULL_HANDLE`

- VUID-VkVideoSessionParametersCreateInfoKHR-videoSession-10279

If `videoSession` was created with the video codec operation `VK_VIDEO_CODEC_OPERATION_ENCODE_AV1_BIT_KHR`, then the `pNext` chain **must** include a `VkVideoEncodeAV1SessionParametersCreateInfoKHR` structure

- VUID-VkVideoSessionParametersCreateInfoKHR-videoSession-10280

If `videoSession` was created with the video codec operation `VK_VIDEO_CODEC_OPERATION_ENCODE_AV1_BIT_KHR`, then the `stdOperatingPointCount` member of the `VkVideoEncodeAV1SessionParametersCreateInfoKHR` structure included in the `pNext` chain **must** be less than or equal to `VkVideoEncodeAV1CapabilitiesKHR::maxOperatingPoints`, as returned by `vkGetPhysicalDeviceVideoCapabilitiesKHR` for the video profile `videoSession` was created with

Valid Usage (Implicit)

- VUID-VkVideoSessionParametersCreateInfoKHR-sType-sType

`sType` **must** be `VK_STRUCTURE_TYPE_VIDEO_SESSION_PARAMETERS_CREATE_INFO_KHR`

- VUID-VkVideoSessionParametersCreateInfoKHR-pNext-pNext

Each `pNext` member of any structure (including this one) in the `pNext` chain **must** be either `NULL` or a pointer to a valid instance of `VkVideoDecodeAV1SessionParametersCreateInfoKHR`, `VkVideoDecodeH264SessionParametersCreateInfoKHR`, `VkVideoDecodeH265SessionParametersCreateInfoKHR`, `VkVideoEncodeAV1SessionParametersCreateInfoKHR`, `VkVideoEncodeH264SessionParametersCreateInfoKHR`, `VkVideoEncodeH265SessionParametersCreateInfoKHR`, `VkVideoEncodeQualityLevelInfoKHR`, or `VkVideoEncodeQuantizationMapSessionParametersCreateInfoKHR`

- VUID-VkVideoSessionParametersCreateInfoKHR-sType-unique

The `sType` value of each structure in the `pNext` chain **must** be unique

- VUID-VkVideoSessionParametersCreateInfoKHR-flags-parameter

`flags` **must** be a valid combination of `VkVideoSessionParametersCreateFlagBitsKHR` values

- VUID-VkVideoSessionParametersCreateInfoKHR-videoSessionParametersTemplate-parameter

If `videoSessionParametersTemplate` is not `VK_NULL_HANDLE`, `videoSessionParametersTemplate` **must** be a valid `VkVideoSessionParametersKHR` handle

- VUID-VkVideoSessionParametersCreateInfoKHR-videoSession-parameter
`videoSession` **must** be a valid `VkVideoSessionKHR` handle
- VUID-VkVideoSessionParametersCreateInfoKHR-commonparent
Both of `videoSession`, and `videoSessionParametersTemplate` that are valid handles of non-ignored parameters **must** have been created, allocated, or retrieved from the same `VkDevice`

Bits which **can** be set in `VkVideoSessionParametersCreateInfoKHR::flags` are:

```
// Provided by VK_KHR_video_encode_quantization_map
typedef enum VkVideoSessionParametersCreateFlagBitsKHR {
    // Provided by VK_KHR_video_encode_quantization_map
    VK_VIDEO_SESSION_PARAMETERS_CREATE_QUANTIZATION_MAP_COMPATIBLE_BIT_KHR =
0x00000001,
} VkVideoSessionParametersCreateFlagBitsKHR;
```

- `VK_VIDEO_SESSION_PARAMETERS_CREATE_QUANTIZATION_MAP_COMPATIBLE_BIT_KHR` specifies that the created video session parameters object **can** be used with `quantization maps`.

```
// Provided by VK_KHR_video_queue
typedef VkFlags VkVideoSessionParametersCreateFlagsKHR;
```

`VkVideoSessionParametersCreateFlagsKHR` is a bitmask type for setting a mask of zero or more `VkVideoSessionParametersCreateFlagBitsKHR`.

The `VkVideoEncodeQuantizationMapSessionParametersCreateInfoKHR` structure is defined as:

```
// Provided by VK_KHR_video_encode_quantization_map
typedef struct VkVideoEncodeQuantizationMapSessionParametersCreateInfoKHR {
    VkStructureType    sType;
    const void*        pNext;
    VkExtent2D         quantizationMapTexelSize;
} VkVideoEncodeQuantizationMapSessionParametersCreateInfoKHR;
```

- `sType` is a `VkStructureType` value identifying this structure.
- `pNext` is `NULL` or a pointer to a structure extending this structure.
- `quantizationMapTexelSize` specifies the `quantization map texel size` a video session parameters object created with `VK_VIDEO_SESSION_PARAMETERS_CREATE_QUANTIZATION_MAP_COMPATIBLE_BIT_KHR` is compatible with.

Valid Usage (Implicit)

- VUID-VkVideoEncodeQuantizationMapSessionParametersCreateInfoKHR-sType-sType

`sType` **must** be
`VK_STRUCTURE_TYPE_VIDEO_ENCODE_QUANTIZATION_MAP_SESSION_PARAMETERS_CREATE_INFO_KHR`

Structure Chaining

Extends the structure

- `VkVideoSessionParametersCreateInfoKHR`

48.7.2. Destroying Video Session Parameters

To destroy a video session parameters object, call:

```
// Provided by VK_KHR_video_queue
void vkDestroyVideoSessionParametersKHR(
    VkDevice                device,
    VkVideoSessionParametersKHR videoSessionParameters,
    const VkAllocationCallbacks* pAllocator);
```

- `device` is the logical device that destroys the video session parameters object.
- `videoSessionParameters` is the video session parameters object to destroy.
- `pAllocator` controls host memory allocation as described in the [Memory Allocation](#) chapter.

Valid Usage

- VUID-vkDestroyVideoSessionParametersKHR-videoSessionParameters-07212
All submitted commands that refer to `videoSessionParameters` **must** have completed execution
- VUID-vkDestroyVideoSessionParametersKHR-videoSessionParameters-07213
If `VkAllocationCallbacks` were provided when `videoSessionParameters` was created, a compatible set of callbacks **must** be provided here
- VUID-vkDestroyVideoSessionParametersKHR-videoSessionParameters-07214
If no `VkAllocationCallbacks` were provided when `videoSessionParameters` was created, `pAllocator` **must** be `NULL`

Valid Usage (Implicit)

- VUID-vkDestroyVideoSessionParametersKHR-device-parameter
`device` **must** be a valid `VkDevice` handle
- VUID-vkDestroyVideoSessionParametersKHR-videoSessionParameters-parameter
If `videoSessionParameters` is not `VK_NULL_HANDLE`, `videoSessionParameters` **must** be a valid `VkVideoSessionParametersKHR` handle

- VUID-vkDestroyVideoSessionParametersKHR-pAllocator-parameter
If `pAllocator` is not `NULL`, `pAllocator` **must** be a valid pointer to a valid `VkAllocationCallbacks` structure
- VUID-vkDestroyVideoSessionParametersKHR-videoSessionParameters-parent
If `videoSessionParameters` is a valid handle, it **must** have been created, allocated, or retrieved from `device`

Host Synchronization

- Host access to `videoSessionParameters` **must** be externally synchronized

48.7.3. Updating Video Session Parameters

To update video session parameters object with new parameters, call:

```
// Provided by VK_KHR_video_queue
VkResult vkUpdateVideoSessionParametersKHR(
    VkDevice device,
    VkVideoSessionParametersKHR videoSessionParameters,
    const VkVideoSessionParametersUpdateInfoKHR* pUpdateInfo);
```

- `device` is the logical device that updates the video session parameters.
- `videoSessionParameters` is the video session parameters object to update.
- `pUpdateInfo` is a pointer to a `VkVideoSessionParametersUpdateInfoKHR` structure specifying the parameter update information.

After a successful call to this command, the `update sequence counter` of `videoSessionParameters` is changed to the value specified in `pUpdateInfo->updateSequenceCount`.

NOTE

As each update issued to a video session parameters object needs to specify the next available update sequence count value, concurrent updates of the same video session parameters object are inherently disallowed. However, recording video coding operations to command buffers referring to parameters previously added to the video session parameters object is allowed, even if there is a concurrent update in progress adding some new entries to the object.

If `videoSessionParameters` was created with the video codec operation `VK_VIDEO_CODEC_OPERATION_DECODE_H264_BIT_KHR` and the `pUpdateInfo->pNext` chain includes a `VkVideoDecodeH264SessionParametersAddInfoKHR` structure, then this command adds the following parameter entries to `videoSessionParameters`:

- The `H.264 SPS` entries specified in `VkVideoDecodeH264SessionParametersAddInfoKHR::pStdSPSs`.
- The `H.264 PPS` entries specified in `VkVideoDecodeH264SessionParametersAddInfoKHR`

::pStdPPSs.

If `videoSessionParameters` was created with the video codec operation `VK_VIDEO_CODEC_OPERATION_DECODE_H265_BIT_KHR` and the `pUpdateInfo->pNext` chain includes a `VkVideoDecodeH265SessionParametersAddInfoKHR` structure, then this command adds the following parameter entries to `videoSessionParameters`:

- The H.265 VPS entries specified in `VkVideoDecodeH265SessionParametersAddInfoKHR::pStdVPSs`.
- The H.265 SPS entries specified in `VkVideoDecodeH265SessionParametersAddInfoKHR::pStdSPSs`.
- The H.265 PPS entries specified in `VkVideoDecodeH265SessionParametersAddInfoKHR::pStdPPSs`.

If `videoSessionParameters` was created with the video codec operation `VK_VIDEO_CODEC_OPERATION_ENCODE_H264_BIT_KHR` and the `pUpdateInfo->pNext` chain includes a `VkVideoEncodeH264SessionParametersAddInfoKHR` structure, then this command adds the following parameter entries to `videoSessionParameters`:

- The H.264 SPS entries specified in `VkVideoEncodeH264SessionParametersAddInfoKHR::pStdSPSs`.
- The H.264 PPS entries specified in `VkVideoEncodeH264SessionParametersAddInfoKHR::pStdPPSs`.

If `videoSessionParameters` was created with the video codec operation `VK_VIDEO_CODEC_OPERATION_ENCODE_H265_BIT_KHR` and the `pUpdateInfo->pNext` chain includes a `VkVideoEncodeH265SessionParametersAddInfoKHR` structure, then this command adds the following parameter entries to `videoSessionParameters`:

- The H.265 VPS entries specified in `VkVideoEncodeH265SessionParametersAddInfoKHR::pStdVPSs`.
- The H.265 SPS entries specified in `VkVideoEncodeH265SessionParametersAddInfoKHR::pStdSPSs`.
- The H.265 PPS entries specified in `VkVideoEncodeH265SessionParametersAddInfoKHR::pStdPPSs`.

In case of video session parameters objects created with a video encode operation, implementations **may** return the `VK_ERROR_INVALID_VIDEO_STD_PARAMETERS_KHR` error if any of the specified Video Std parameters do not adhere to the syntactic or semantic requirements of the used video compression standard, or if values derived from parameters according to the rules defined by the used video compression standard do not adhere to the capabilities of the video compression standard or the implementation.

NOTE

Applications **should** not rely on the `VK_ERROR_INVALID_VIDEO_STD_PARAMETERS_KHR` error being returned by any command as a means to verify Video Std parameters, as implementations are not required to report the error in any specific set of cases.

Valid Usage

- VUID-vkUpdateVideoSessionParametersKHR-pUpdateInfo-07215
`pUpdateInfo->updateSequenceCount` **must** equal the current `update sequence counter` of `videoSessionParameters` plus one
- VUID-vkUpdateVideoSessionParametersKHR-videoSessionParameters-07216
If `videoSessionParameters` was created with the video codec operation `VK_VIDEO_CODEC_OPERATION_DECODE_H264_BIT_KHR` and the `pNext` chain of `pUpdateInfo` includes a `VkVideoDecodeH264SessionParametersAddInfoKHR` structure, then `videoSessionParameters` **must** not already contain a `StdVideoH264SequenceParameterSet` entry with `seq_parameter_set_id` matching any of the elements of `VkVideoDecodeH264SessionParametersAddInfoKHR::pStdSPSs`
- VUID-vkUpdateVideoSessionParametersKHR-videoSessionParameters-07217
If `videoSessionParameters` was created with the video codec operation `VK_VIDEO_CODEC_OPERATION_DECODE_H264_BIT_KHR`, then the number of `StdVideoH264SequenceParameterSet` entries already stored in it plus the value of the `stdSPSCount` member of the `VkVideoDecodeH264SessionParametersAddInfoKHR` structure included in the `pUpdateInfo->pNext` chain **must** be less than or equal to the `VkVideoDecodeH264SessionParametersCreateInfoKHR::maxStdSPSCount` `videoSessionParameters` was created with
- VUID-vkUpdateVideoSessionParametersKHR-videoSessionParameters-07218
If `videoSessionParameters` was created with the video codec operation `VK_VIDEO_CODEC_OPERATION_DECODE_H264_BIT_KHR` and the `pNext` chain of `pUpdateInfo` includes a `VkVideoDecodeH264SessionParametersAddInfoKHR` structure, then `videoSessionParameters` **must** not already contain a `StdVideoH264PictureParameterSet` entry with both `seq_parameter_set_id` and `pic_parameter_set_id` matching any of the elements of `VkVideoDecodeH264SessionParametersAddInfoKHR::pStdPPSs`
- VUID-vkUpdateVideoSessionParametersKHR-videoSessionParameters-07219
If `videoSessionParameters` was created with the video codec operation `VK_VIDEO_CODEC_OPERATION_DECODE_H264_BIT_KHR`, then the number of `StdVideoH264PictureParameterSet` entries already stored in it plus the value of the `stdPPSCount` member of the `VkVideoDecodeH264SessionParametersAddInfoKHR` structure included in the `pUpdateInfo->pNext` chain **must** be less than or equal to the `VkVideoDecodeH264SessionParametersCreateInfoKHR::maxStdPPSCount` `videoSessionParameters` was created with
- VUID-vkUpdateVideoSessionParametersKHR-videoSessionParameters-07220
If `videoSessionParameters` was created with the video codec operation `VK_VIDEO_CODEC_OPERATION_DECODE_H265_BIT_KHR` and the `pNext` chain of `pUpdateInfo` includes a `VkVideoDecodeH265SessionParametersAddInfoKHR` structure, then `videoSessionParameters` **must** not already contain a `StdVideoH265VideoParameterSet` entry with `vps_video_parameter_set_id` matching any of the elements of `VkVideoDecodeH265SessionParametersAddInfoKHR::pStdVPSs`
- VUID-vkUpdateVideoSessionParametersKHR-videoSessionParameters-07221
If `videoSessionParameters` was created with the video codec operation `VK_VIDEO_CODEC_OPERATION_DECODE_H265_BIT_KHR`, then the number of

`StdVideoH265VideoParameterSet` entries already stored in it plus the value of the `stdVPSCount` member of the `VkVideoDecodeH265SessionParametersAddInfoKHR` structure included in the `pUpdateInfo->pNext` chain **must** be less than or equal to the `VkVideoDecodeH265SessionParametersCreateInfoKHR::maxStdVPSCount` `videoSessionParameters` was created with

- VUID-vkUpdateVideoSessionParametersKHR-videoSessionParameters-07222

If `videoSessionParameters` was created with the video codec operation `VK_VIDEO_CODEC_OPERATION_DECODE_H265_BIT_KHR` and the `pNext` chain of `pUpdateInfo` includes a `VkVideoDecodeH265SessionParametersAddInfoKHR` structure, then `videoSessionParameters` **must** not already contain a `StdVideoH265SequenceParameterSet` entry with both `sps_video_parameter_set_id` and `sps_seq_parameter_set_id` matching any of the elements of `VkVideoDecodeH265SessionParametersAddInfoKHR::pStdSPSs`

- VUID-vkUpdateVideoSessionParametersKHR-videoSessionParameters-07223

If `videoSessionParameters` was created with the video codec operation `VK_VIDEO_CODEC_OPERATION_DECODE_H265_BIT_KHR`, then the number of `StdVideoH265SequenceParameterSet` entries already stored in it plus the value of the `stdSPSCount` member of the `VkVideoDecodeH265SessionParametersAddInfoKHR` structure included in the `pUpdateInfo->pNext` chain **must** be less than or equal to the `VkVideoDecodeH265SessionParametersCreateInfoKHR::maxStdSPSCount` `videoSessionParameters` was created with

- VUID-vkUpdateVideoSessionParametersKHR-videoSessionParameters-07224

If `videoSessionParameters` was created with the video codec operation `VK_VIDEO_CODEC_OPERATION_DECODE_H265_BIT_KHR` and the `pNext` chain of `pUpdateInfo` includes a `VkVideoDecodeH265SessionParametersAddInfoKHR` structure, then `videoSessionParameters` **must** not already contain a `StdVideoH265PictureParameterSet` entry with `sps_video_parameter_set_id`, `pps_seq_parameter_set_id`, and `pps_pic_parameter_set_id` all matching any of the elements of `VkVideoDecodeH265SessionParametersAddInfoKHR::pStdPPSs`

- VUID-vkUpdateVideoSessionParametersKHR-videoSessionParameters-07225

If `videoSessionParameters` was created with the video codec operation `VK_VIDEO_CODEC_OPERATION_DECODE_H265_BIT_KHR`, then the number of `StdVideoH265PictureParameterSet` entries already stored in it plus the value of the `stdPPSCount` member of the `VkVideoDecodeH265SessionParametersAddInfoKHR` structure included in the `pUpdateInfo->pNext` chain **must** be less than or equal to the `VkVideoDecodeH265SessionParametersCreateInfoKHR::maxStdPPSCount` `videoSessionParameters` was created with

- VUID-vkUpdateVideoSessionParametersKHR-videoSessionParameters-09260

`videoSessionParameters` **must** not have been created with the video codec operation `VK_VIDEO_CODEC_OPERATION_DECODE_AV1_BIT_KHR`

- VUID-vkUpdateVideoSessionParametersKHR-videoSessionParameters-07226

If `videoSessionParameters` was created with the video codec operation `VK_VIDEO_CODEC_OPERATION_ENCODE_H264_BIT_KHR` and the `pNext` chain of `pUpdateInfo` includes a `VkVideoEncodeH264SessionParametersAddInfoKHR` structure, then `videoSessionParameters` **must** not already contain a `StdVideoH264SequenceParameterSet` entry with `seq_parameter_set_id` matching any of the elements of

VkVideoEncodeH264SessionParametersAddInfoKHR::pStdSPSs

- VUID-vkUpdateVideoSessionParametersKHR-videoSessionParameters-06441

If `videoSessionParameters` was created with the video codec operation `VK_VIDEO_CODEC_OPERATION_ENCODE_H264_BIT_KHR`, then the number of `StdVideoH264SequenceParameterSet` entries already stored in it plus the value of the `stdSPSCount` member of the `VkVideoEncodeH264SessionParametersAddInfoKHR` structure included in the `pUpdateInfo->pNext` chain **must** be less than or equal to the `VkVideoEncodeH264SessionParametersCreateInfoKHR::maxStdSPSCount` `videoSessionParameters` was created with

- VUID-vkUpdateVideoSessionParametersKHR-videoSessionParameters-07227

If `videoSessionParameters` was created with the video codec operation `VK_VIDEO_CODEC_OPERATION_ENCODE_H264_BIT_KHR` and the `pNext` chain of `pUpdateInfo` includes a `VkVideoEncodeH264SessionParametersAddInfoKHR` structure, then `videoSessionParameters` **must** not already contain a `StdVideoH264PictureParameterSet` entry with both `seq_parameter_set_id` and `pic_parameter_set_id` matching any of the elements of `VkVideoEncodeH264SessionParametersAddInfoKHR::pStdPPSs`

- VUID-vkUpdateVideoSessionParametersKHR-videoSessionParameters-06442

If `videoSessionParameters` was created with the video codec operation `VK_VIDEO_CODEC_OPERATION_ENCODE_H264_BIT_KHR`, then the number of `StdVideoH264PictureParameterSet` entries already stored in it plus the value of the `stdPPSCount` member of the `VkVideoEncodeH264SessionParametersAddInfoKHR` structure included in the `pUpdateInfo->pNext` chain **must** be less than or equal to the `VkVideoEncodeH264SessionParametersCreateInfoKHR::maxStdPPSCount` `videoSessionParameters` was created with

- VUID-vkUpdateVideoSessionParametersKHR-videoSessionParameters-07228

If `videoSessionParameters` was created with the video codec operation `VK_VIDEO_CODEC_OPERATION_ENCODE_H265_BIT_KHR` and the `pNext` chain of `pUpdateInfo` includes a `VkVideoEncodeH265SessionParametersAddInfoKHR` structure, then `videoSessionParameters` **must** not already contain a `StdVideoH265VideoParameterSet` entry with `vps_video_parameter_set_id` matching any of the elements of `VkVideoEncodeH265SessionParametersAddInfoKHR::pStdVPSs`

- VUID-vkUpdateVideoSessionParametersKHR-videoSessionParameters-06443

If `videoSessionParameters` was created with the video codec operation `VK_VIDEO_CODEC_OPERATION_ENCODE_H265_BIT_KHR`, then the number of `StdVideoH265VideoParameterSet` entries already stored in it plus the value of the `stdVPSCount` member of the `VkVideoEncodeH265SessionParametersAddInfoKHR` structure included in the `pUpdateInfo->pNext` chain **must** be less than or equal to the `VkVideoEncodeH265SessionParametersCreateInfoKHR::maxStdVPSCount` `videoSessionParameters` was created with

- VUID-vkUpdateVideoSessionParametersKHR-videoSessionParameters-07229

If `videoSessionParameters` was created with the video codec operation `VK_VIDEO_CODEC_OPERATION_ENCODE_H265_BIT_KHR` and the `pNext` chain of `pUpdateInfo` includes a `VkVideoEncodeH265SessionParametersAddInfoKHR` structure, then `videoSessionParameters` **must** not already contain a `StdVideoH265SequenceParameterSet` entry with both `sps_video_parameter_set_id` and `sps_seq_parameter_set_id` matching any

of the elements of `VkVideoEncodeH265SessionParametersAddInfoKHR::pStdSPSs`

- VUID-vkUpdateVideoSessionParametersKHR-videoSessionParameters-06444

If `videoSessionParameters` was created with the video codec operation `VK_VIDEO_CODEC_OPERATION_ENCODE_H265_BIT_KHR`, then the number of `StdVideoH265SequenceParameterSet` entries already stored in it plus the value of the `stdSPSCount` member of the `VkVideoEncodeH265SessionParametersAddInfoKHR` structure included in the `pUpdateInfo->pNext` chain **must** be less than or equal to the `VkVideoEncodeH265SessionParametersCreateInfoKHR::maxStdSPSCount` `videoSessionParameters` was created with

- VUID-vkUpdateVideoSessionParametersKHR-videoSessionParameters-07230

If `videoSessionParameters` was created with the video codec operation `VK_VIDEO_CODEC_OPERATION_ENCODE_H265_BIT_KHR` and the `pNext` chain of `pUpdateInfo` includes a `VkVideoEncodeH265SessionParametersAddInfoKHR` structure, then `videoSessionParameters` **must** not already contain a `StdVideoH265PictureParameterSet` entry with `sps_video_parameter_set_id`, `pps_seq_parameter_set_id`, and `pps_pic_parameter_set_id` all matching any of the elements of `VkVideoEncodeH265SessionParametersAddInfoKHR::pStdPPSs`

- VUID-vkUpdateVideoSessionParametersKHR-videoSessionParameters-06445

If `videoSessionParameters` was created with the video codec operation `VK_VIDEO_CODEC_OPERATION_ENCODE_H265_BIT_KHR`, then the number of `StdVideoH265PictureParameterSet` entries already stored in it plus the value of the `stdPPSCount` member of the `VkVideoEncodeH265SessionParametersAddInfoKHR` structure included in the `pUpdateInfo->pNext` chain **must** be less than or equal to the `VkVideoEncodeH265SessionParametersCreateInfoKHR::maxStdPPSCount` `videoSessionParameters` was created with

- VUID-vkUpdateVideoSessionParametersKHR-videoSessionParameters-08321

If `videoSessionParameters` was created with the video codec operation `VK_VIDEO_CODEC_OPERATION_ENCODE_H265_BIT_KHR` and the `pNext` chain of `pUpdateInfo` includes a `VkVideoEncodeH265SessionParametersAddInfoKHR` structure, then `num_tile_columns_minus1` **must** be less than `VkVideoEncodeH265CapabilitiesKHR::maxTiles.width`, as returned by `vkGetPhysicalDeviceVideoCapabilitiesKHR` for the video profile `videoSessionParameters` was created with, for each element of `VkVideoEncodeH265SessionParametersAddInfoKHR::pStdPPSs`

- VUID-vkUpdateVideoSessionParametersKHR-videoSessionParameters-08322

If `videoSessionParameters` was created with the video codec operation `VK_VIDEO_CODEC_OPERATION_ENCODE_H265_BIT_KHR` and the `pNext` chain of `pUpdateInfo` includes a `VkVideoEncodeH265SessionParametersAddInfoKHR` structure, then `num_tile_rows_minus1` **must** be less than `VkVideoEncodeH265CapabilitiesKHR::maxTiles.height`, as returned by `vkGetPhysicalDeviceVideoCapabilitiesKHR` for the video profile `videoSessionParameters` was created with, for each element of `VkVideoEncodeH265SessionParametersAddInfoKHR::pStdPPSs`

- VUID-vkUpdateVideoSessionParametersKHR-videoSessionParameters-10281

`videoSessionParameters` **must** not have been created with the video codec operation `VK_VIDEO_CODEC_OPERATION_ENCODE_AV1_BIT_KHR`

Valid Usage (Implicit)

- VUID-vkUpdateVideoSessionParametersKHR-device-parameter **device** **must** be a valid [VkDevice](#) handle
- VUID-vkUpdateVideoSessionParametersKHR-videoSessionParameters-parameter **videoSessionParameters** **must** be a valid [VkVideoSessionParametersKHR](#) handle
- VUID-vkUpdateVideoSessionParametersKHR-pUpdateInfo-parameter **pUpdateInfo** **must** be a valid pointer to a valid [VkVideoSessionParametersUpdateInfoKHR](#) structure
- VUID-vkUpdateVideoSessionParametersKHR-videoSessionParameters-parent **videoSessionParameters** **must** have been created, allocated, or retrieved from **device**

Return Codes

Success

- [VK_SUCCESS](#)

Failure

- [VK_ERROR_INVALID_VIDEO_STD_PARAMETERS_KHR](#)
- [VK_ERROR_OUT_OF_DEVICE_MEMORY](#)
- [VK_ERROR_OUT_OF_HOST_MEMORY](#)
- [VK_ERROR_UNKNOWN](#)
- [VK_ERROR_VALIDATION_FAILED](#)

The [VkVideoSessionParametersUpdateInfoKHR](#) structure is defined as:

```
// Provided by VK_KHR_video_queue
typedef struct VkVideoSessionParametersUpdateInfoKHR {
    VkStructureType    sType;
    const void*        pNext;
    uint32_t           updateSequenceCount;
} VkVideoSessionParametersUpdateInfoKHR;
```

- **sType** is a [VkStructureType](#) value identifying this structure.
- **pNext** is [NULL](#) or a pointer to a structure extending this structure.
- **updateSequenceCount** is the new [update sequence count](#) to set for the video session parameters object.

Valid Usage (Implicit)

- VUID-VkVideoSessionParametersUpdateInfoKHR-sType-sType

sType must be `VK_STRUCTURE_TYPE_VIDEO_SESSION_PARAMETERS_UPDATE_INFO_KHR`

- `VOID-VkVideoSessionParametersUpdateInfoKHR-pNext-pNext`

Each **pNext** member of any structure (including this one) in the **pNext** chain must be either **NULL** or a pointer to a valid instance of `VkVideoDecodeH264SessionParametersAddInfoKHR`, `VkVideoDecodeH265SessionParametersAddInfoKHR`, `VkVideoEncodeH264SessionParametersAddInfoKHR`, or `VkVideoEncodeH265SessionParametersAddInfoKHR`

- `VOID-VkVideoSessionParametersUpdateInfoKHR-sType-unique`

The **sType** value of each structure in the **pNext** chain must be unique

48.8. Video Coding Scope

Applications **can** record video coding commands for a video session only within a video coding scope.

To begin a video coding scope, call:

```
// Provided by VK_KHR_video_queue
void vkCmdBeginVideoCodingKHR(
    VkCommandBuffer                commandBuffer,
    const VkVideoBeginCodingInfoKHR* pBeginInfo);
```

- **commandBuffer** is the command buffer in which to record the command.
- **pBeginInfo** is a pointer to a `VkVideoBeginCodingInfoKHR` structure specifying the parameters of the video coding scope, including the video session and video session parameters object to use.

After beginning a video coding scope, the video session object specified in **pBeginInfo->videoSession** is *bound* to the command buffer, and the command buffer is ready to record video coding operations. Similarly, if **pBeginInfo->videoSessionParameters** is not `VK_NULL_HANDLE`, it is also *bound* to the command buffer, and video coding operations **can** refer to the codec-specific parameters stored in it.

This command also establishes the set of *bound reference picture resources* that **can** be used as *reconstructed pictures* or *reference pictures* within the video coding scope. Each element of this set consists of a *video picture resource* and the *DPB slot* index associated with it, if there is one.

The set of bound reference picture resources is immutable within a video coding scope, however, the DPB slot index associated with any of the bound reference picture resources **can** change during the video coding scope in response to video coding operations.

The `VkVideoReferenceSlotInfoKHR` structures provided as the elements of **pBeginInfo->ReferenceSlots** are interpreted by this command as follows:

- If **slotIndex** is non-negative and **pPictureResource** is not **NULL**, then the *video picture resource* defined by the `VkVideoPictureResourceInfoKHR` structure pointed to by **pPictureResource** is

added to the set of bound reference picture resources and is associated with the DPB slot index specified in `slotIndex`.

- If `slotIndex` is non-negative and `pPictureResource` is `NULL`, then the DPB slot with index `slotIndex` is `deactivated` by this command.
- If `slotIndex` is negative and `pPictureResource` is not `NULL`, then the `video picture resource` defined by the `VkVideoPictureResourceInfoKHR` structure pointed to by `pPictureResource` is added to the set of bound reference picture resources without an associated DPB slot. Such a picture resource **can** be subsequently used as a `reconstructed picture` to associate it with a DPB slot.
- If `slotIndex` is negative and `pPictureResource` is `NULL`, then the element is ignored.

NOTE

It is possible for multiple bound reference picture resources to be associated with the same DPB slot index, or for a single bound reference picture to refer to multiple separate reference pictures. For example, in case of an `H.264 decode profile` with `interlaced frame support` a single DPB slot can refer to two separate pictures for the top and bottom fields. Depending on the picture layout used by the `H.264 decode profile`, the following special cases **may** arise:

- If the picture layout is `VK_VIDEO_DECODE_H264_PICTURE_LAYOUT_INTERLACED_INTERLEAVED_LINES_BIT_KHR`, then the top and bottom field pictures are physically co-located in the same video picture resource with even scanlines corresponding to the top field and odd scanlines corresponding to the bottom field, respectively.
- If the picture layout is `VK_VIDEO_DECODE_H264_PICTURE_LAYOUT_INTERLACED_SEPARATE_PLANES_BIT_KHR`, then the top and bottom field pictures are stored in separate video picture resources (in separate subregions of the same image layer, in separate layers of the same image, or in entirely separate images), hence two elements of `VkVideoBeginCodingInfoKHR::pReferenceSlots` **can** contain the same `slotIndex` but specify different video picture resources in their `pPictureResource` members.

All non-negative `slotIndex` values specified in the elements of `pBeginInfo->pReferenceSlots` **must** identify DPB slots of the video session that are in the `active state` at the time this command is executed on the device.

NOTE

The application does not have to specify an entry in `pBeginInfo->pReferenceSlots` corresponding to all active DPB slots of the video session, but only for those which are intended to be used in the video coding scope. This way the application can avoid any potential runtime cost associated with binding the corresponding picture resources to the command buffer.

In case of a video encode session, the application is also responsible for providing information about the current `rate control state` configured for the video session by including an instance of the `VkVideoEncodeRateControlInfoKHR` structure in the `pNext` chain of `pBeginInfo`. If no `VkVideoEncodeRateControlInfoKHR` is included, then the presence of an empty `VkVideoEncodeRateControlInfoKHR` structure is implied which indicates that the current `rate control mode` is `VK_VIDEO_ENCODE_RATE_CONTROL_MODE_DEFAULT_KHR`. The specified state

must **match** the effective rate control state configured for the video session at the time the recorded command is executed on the device.

NOTE

Including an instance of the [VkVideoEncodeRateControlInfoKHR](#) structure in the `pNext` chain of `pBeginInfo` does not change the rate control state configured for the video session, but only specifies the expected rate control state configured at the time the recorded command is executed on the device which allows the implementation to have information about the configured rate control state at command buffer recording time. In order to change the current rate control state of a video session, the application has to issue an appropriate [vkCmdControlVideoCodingKHR](#) command as described in the [Video Coding Control](#) and [Rate Control State](#) sections.

Valid Usage

- VUID-vkCmdBeginVideoCodingKHR-commandBuffer-11760
The [VkCommandPool](#) that `commandBuffer` was allocated from **must** have been created with the same queue family index that `pBeginInfo->videoSession` was created with
- VUID-vkCmdBeginVideoCodingKHR-None-07232
There **must** be no [active](#) queries
- VUID-vkCmdBeginVideoCodingKHR-commandBuffer-07233
If `commandBuffer` is an unprotected command buffer and `protectedNoFault` is not supported, then `pBeginInfo->videoSession` **must** not have been created with [VK_VIDEO_SESSION_CREATE_PROTECTED_CONTENT_BIT_KHR](#)
- VUID-vkCmdBeginVideoCodingKHR-commandBuffer-07234
If `commandBuffer` is a protected command buffer and `protectedNoFault` is not supported, then `pBeginInfo->videoSession` **must** have been created with [VK_VIDEO_SESSION_CREATE_PROTECTED_CONTENT_BIT_KHR](#)
- VUID-vkCmdBeginVideoCodingKHR-commandBuffer-07235
If `commandBuffer` is an unprotected command buffer, `protectedNoFault` is not supported, and the `pPictureResource` member of any element of `pBeginInfo->pReferenceSlots` is not `NULL`, then `pPictureResource->imageViewBinding` for that element **must** not specify an image view created from a protected image
- VUID-vkCmdBeginVideoCodingKHR-commandBuffer-07236
If `commandBuffer` is a protected command buffer `protectedNoFault` is not supported, and the `pPictureResource` member of any element of `pBeginInfo->pReferenceSlots` is not `NULL`, then `pPictureResource->imageViewBinding` for that element **must** specify an image view created from a protected image
- VUID-vkCmdBeginVideoCodingKHR-slotIndex-07239
If the `slotIndex` member of any element of `pBeginInfo->pReferenceSlots` is not negative, then it **must** specify the index of a DPB slot that is in the [active state](#) in `pBeginInfo->videoSession` at the time the command is executed on the device
- VUID-vkCmdBeginVideoCodingKHR-pPictureResource-07265
Each video picture resource specified by any non-`NULL` `pPictureResource` member specified

in the elements of `pBeginInfo->pReferenceSlots` for which `slotIndex` is not negative **must match** one of the video picture resources currently associated with the DPB slot index of `pBeginInfo->videoSession` specified by `slotIndex` at the time the command is executed on the device

- VUID-vkCmdBeginVideoCodingKHR-pBeginInfo-08253

If `pBeginInfo->videoSession` was created with a video encode operation and the `pNext` chain of `pBeginInfo` does not include an instance of the `VkVideoEncodeRateControlInfoKHR` structure, then the `rate control mode` configured for `pBeginInfo->videoSession` at the time the command is executed on the device **must** be `VK_VIDEO_ENCODE_RATE_CONTROL_MODE_DEFAULT_KHR`

- VUID-vkCmdBeginVideoCodingKHR-pBeginInfo-08254

If `pBeginInfo->videoSession` was created with a video encode operation and the `pNext` chain of `pBeginInfo` includes an instance of the `VkVideoEncodeRateControlInfoKHR` structure, then it **must match** the rate control state configured for `pBeginInfo->videoSession` at the time the command is executed on the device

- VUID-vkCmdBeginVideoCodingKHR-pBeginInfo-08255

If `pBeginInfo->videoSession` was created with the video codec operation `VK_VIDEO_CODEC_OPERATION_ENCODE_H264_BIT_KHR`, the current `rate control mode` is not `VK_VIDEO_ENCODE_RATE_CONTROL_MODE_DEFAULT_KHR` or `VK_VIDEO_ENCODE_RATE_CONTROL_MODE_DISABLED_BIT_KHR`, and `VkVideoEncodeH264CapabilitiesKHR::requiresGopRemainingFrames` is `VK_TRUE`, as returned by `vkGetPhysicalDeviceVideoCapabilitiesKHR` for the video profile the `pBeginInfo->videoSession` was created with, then the `pNext` chain of `pBeginInfo` **must** include an instance of the `VkVideoEncodeH264GopRemainingFrameInfoKHR` with its `useGopRemainingFrames` member set to `VK_TRUE`

- VUID-vkCmdBeginVideoCodingKHR-pBeginInfo-08256

If `pBeginInfo->videoSession` was created with the video codec operation `VK_VIDEO_CODEC_OPERATION_ENCODE_H265_BIT_KHR`, the current `rate control mode` is not `VK_VIDEO_ENCODE_RATE_CONTROL_MODE_DEFAULT_KHR` or `VK_VIDEO_ENCODE_RATE_CONTROL_MODE_DISABLED_BIT_KHR`, and `VkVideoEncodeH265CapabilitiesKHR::requiresGopRemainingFrames` is `VK_TRUE`, as returned by `vkGetPhysicalDeviceVideoCapabilitiesKHR` for the video profile the `pBeginInfo->videoSession` was created with, then the `pNext` chain of `pBeginInfo` **must** include an instance of the `VkVideoEncodeH265GopRemainingFrameInfoKHR` with its `useGopRemainingFrames` member set to `VK_TRUE`

- VUID-vkCmdBeginVideoCodingKHR-pBeginInfo-10282

If `pBeginInfo->videoSession` was created with the video codec operation `VK_VIDEO_CODEC_OPERATION_ENCODE_AV1_BIT_KHR`, the current `rate control mode` is not `VK_VIDEO_ENCODE_RATE_CONTROL_MODE_DEFAULT_KHR` or `VK_VIDEO_ENCODE_RATE_CONTROL_MODE_DISABLED_BIT_KHR`, and `VkVideoEncodeAV1CapabilitiesKHR::requiresGopRemainingFrames` is `VK_TRUE`, as returned by `vkGetPhysicalDeviceVideoCapabilitiesKHR` for the video profile the `pBeginInfo->videoSession` was created with, then the `pNext` chain of `pBeginInfo` **must** include an instance of the `VkVideoEncodeAV1GopRemainingFrameInfoKHR` with its `useGopRemainingFrames` member set to `VK_TRUE`

Valid Usage (Implicit)

- VUID-vkCmdBeginVideoCodingKHR-commandBuffer-parameter
`commandBuffer` **must** be a valid `VkCommandBuffer` handle
- VUID-vkCmdBeginVideoCodingKHR-pBeginInfo-parameter
`pBeginInfo` **must** be a valid pointer to a valid `VkVideoBeginCodingInfoKHR` structure
- VUID-vkCmdBeginVideoCodingKHR-commandBuffer-recording
`commandBuffer` **must** be in the `recording` state
- VUID-vkCmdBeginVideoCodingKHR-commandBuffer-cmdpool
The `VkCommandPool` that `commandBuffer` was allocated from **must** support `VK_QUEUE_VIDEO_DECODE_BIT_KHR`, or `VK_QUEUE_VIDEO_ENCODE_BIT_KHR` operations
- VUID-vkCmdBeginVideoCodingKHR-renderpass
This command **must** only be called outside of a render pass instance
- VUID-vkCmdBeginVideoCodingKHR-suspended
This command **must** not be called between suspended render pass instances
- VUID-vkCmdBeginVideoCodingKHR-videocoding
This command **must** only be called outside of a video coding scope
- VUID-vkCmdBeginVideoCodingKHR-bufferlevel
`commandBuffer` **must** be a primary `VkCommandBuffer`

Host Synchronization

- Host access to `commandBuffer` **must** be externally synchronized
- Host access to the `VkCommandPool` that `commandBuffer` was allocated from **must** be externally synchronized

Command Properties

Command Buffer Levels	Render Pass Scope	Video Coding Scope	Supported Queue Types	Command Type
Primary	Outside	Outside	VK_QUEUE_VIDEO_DECODE_BIT_KHR VK_QUEUE_VIDEO_ENCODE_BIT_KHR	Action State

Conditional Rendering

vkCmdBeginVideoCodingKHR is not affected by [conditional rendering](#)

The [VkVideoBeginCodingInfoKHR](#) structure is defined as:

```
// Provided by VK_KHR_video_queue
typedef struct VkVideoBeginCodingInfoKHR {
    VkStructureType           sType;
    const void*               pNext;
    VkVideoBeginCodingFlagsKHR flags;
    VkVideoSessionKHR         videoSession;
    VkVideoSessionParametersKHR videoSessionParameters;
    uint32_t                  referenceSlotCount;
    const VkVideoReferenceSlotInfoKHR* pReferenceSlots;
} VkVideoBeginCodingInfoKHR;
```

- `sType` is a [VkStructureType](#) value identifying this structure.
- `pNext` is `NULL` or a pointer to a structure extending this structure.
- `flags` is reserved for future use.
- `videoSession` is the video session object to be bound for the processing of the video commands.
- `videoSessionParameters` is `VK_NULL_HANDLE` or a handle of a [VkVideoSessionParametersKHR](#) object to be used for the processing of the video commands. If `VK_NULL_HANDLE`, then no video session parameters object is bound for the duration of the video coding scope.
- `referenceSlotCount` is the number of elements in the `pReferenceSlots` array.
- `pReferenceSlots` is a pointer to an array of [VkVideoReferenceSlotInfoKHR](#) structures specifying the information used to determine the set of [bound reference picture resources](#) for the video coding scope and their initial association with [DPB slot](#) indices.

Limiting values are defined below that are referenced by the relevant valid usage statements of this structure.

- Let `VkOffset2D codedOffsetGranularity` be the minimum alignment requirement for the coded offset of video picture resources. Unless otherwise defined, the value of the `x` and `y` members of `codedOffsetGranularity` are 0.
 - If `videoSession` was created with an [H.264 decode profile](#) with a [VkVideoDecodeH264ProfileInfoKHR::pictureLayout](#) of `VK_VIDEO_DECODE_H264_PICTURE_LAYOUT_INTERLACED_SEPARATE_PLANES_BIT_KHR`, then `codedOffsetGranularity` is equal to `VkVideoDecodeH264CapabilitiesKHR::fieldOffsetGranularity`, as returned by [vkGetPhysicalDeviceVideoCapabilitiesKHR](#) for that video profile.

Valid Usage

- VUID-VkVideoBeginCodingInfoKHR-videoSession-07237
`videoSession` **must** have memory bound to all of its memory bindings returned by `vkGetVideoSessionMemoryRequirementsKHR` for `videoSession`
- VUID-VkVideoBeginCodingInfoKHR-slotIndex-04856
Each non-negative `VkVideoReferenceSlotInfoKHR::slotIndex` specified in the elements of `pReferenceSlots` **must** be less than the `VkVideoSessionCreateInfoKHR::maxDpbSlots` specified when `videoSession` was created
- VUID-VkVideoBeginCodingInfoKHR-pPictureResource-07238
Each video picture resource corresponding to any non-NULL `pPictureResource` member specified in the elements of `pReferenceSlots` **must** be `unique` within `pReferenceSlots`
- VUID-VkVideoBeginCodingInfoKHR-pPictureResource-07240
If the `pPictureResource` member of any element of `pReferenceSlots` is not `NULL`, then the image view specified in `pPictureResource->imageViewBinding` for that element **must** be `compatible` with the video profile `videoSession` was created with
- VUID-VkVideoBeginCodingInfoKHR-pPictureResource-07241
If the `pPictureResource` member of any element of `pReferenceSlots` is not `NULL`, then the format of the image view specified in `pPictureResource->imageViewBinding` for that element **must** match the `VkVideoSessionCreateInfoKHR::referencePictureFormat` `videoSession` was created with
- VUID-VkVideoBeginCodingInfoKHR-pPictureResource-07242
If the `pPictureResource` member of any element of `pReferenceSlots` is not `NULL`, then its `codedOffset` member **must** be an integer multiple of `codedOffsetGranularity`
- VUID-VkVideoBeginCodingInfoKHR-pPictureResource-07243
If the `pPictureResource` member of any element of `pReferenceSlots` is not `NULL`, then its `codedExtent` member **must** be between `minCodedExtent` and `maxCodedExtent`, inclusive, `videoSession` was created with
- VUID-VkVideoBeginCodingInfoKHR-flags-07244
If `VkVideoCapabilitiesKHR::flags` does not include `VK_VIDEO_CAPABILITY_SEPARATE_REFERENCE_IMAGES_BIT_KHR`, as returned by `vkGetPhysicalDeviceVideoCapabilitiesKHR` for the video profile `videoSession` was created with, then `pPictureResource->imageViewBinding` of all elements of `pReferenceSlots` with a non-NULL `pPictureResource` member **must** specify image views created from the same image
- VUID-VkVideoBeginCodingInfoKHR-slotIndex-07245
If `videoSession` was created with a decode operation and the `slotIndex` member of any element of `pReferenceSlots` is not negative, then the image view specified in `pPictureResource->imageViewBinding` for that element **must** have been created with the `VK_IMAGE_USAGE_VIDEO_DECODE_DPB_BIT_KHR` usage flag set
- VUID-VkVideoBeginCodingInfoKHR-slotIndex-07246
If `videoSession` was created with an encode operation and the `slotIndex` member of any element of `pReferenceSlots` is not negative, then the image view specified in `pPictureResource->imageViewBinding` for that element **must** have been created with the

[VK_IMAGE_USAGE_VIDEO_ENCODE_DPB_BIT_KHR](#) usage flag set

- VUID-VkVideoBeginCodingInfoKHR-videoSession-07247
If [videoSession](#) was created with the video codec operation [VK_VIDEO_CODEC_OPERATION_DECODE_H264_BIT_KHR](#), then [videoSessionParameters](#) **must** not be [VK_NULL_HANDLE](#), unless the [videoMaintenance2](#) feature is enabled
- VUID-VkVideoBeginCodingInfoKHR-videoSession-07248
If [videoSession](#) was created with the video codec operation [VK_VIDEO_CODEC_OPERATION_DECODE_H265_BIT_KHR](#), then [videoSessionParameters](#) **must** not be [VK_NULL_HANDLE](#), unless the [videoMaintenance2](#) feature is enabled
- VUID-VkVideoBeginCodingInfoKHR-videoSession-09261
If [videoSession](#) was created with the video codec operation [VK_VIDEO_CODEC_OPERATION_DECODE_AV1_BIT_KHR](#), then [videoSessionParameters](#) **must** not be [VK_NULL_HANDLE](#), unless the [videoMaintenance2](#) feature is enabled
- VUID-VkVideoBeginCodingInfoKHR-videoSession-07249
If [videoSession](#) was created with the video codec operation [VK_VIDEO_CODEC_OPERATION_ENCODE_H264_BIT_KHR](#), then [videoSessionParameters](#) **must** not be [VK_NULL_HANDLE](#)
- VUID-VkVideoBeginCodingInfoKHR-videoSession-07250
If [videoSession](#) was created with the video codec operation [VK_VIDEO_CODEC_OPERATION_ENCODE_H265_BIT_KHR](#), then [videoSessionParameters](#) **must** not be [VK_NULL_HANDLE](#)
- VUID-VkVideoBeginCodingInfoKHR-videoSession-10283
If [videoSession](#) was created with the video codec operation [VK_VIDEO_CODEC_OPERATION_ENCODE_AV1_BIT_KHR](#), then [videoSessionParameters](#) **must** not be [VK_NULL_HANDLE](#)
- VUID-VkVideoBeginCodingInfoKHR-videoSessionParameters-04857
If [videoSessionParameters](#) is not [VK_NULL_HANDLE](#), it **must** have been created with [videoSession](#) specified in [VkVideoSessionParametersCreateInfoKHR::videoSession](#)

Valid Usage (Implicit)

- VUID-VkVideoBeginCodingInfoKHR-sType-sType
[sType](#) **must** be [VK_STRUCTURE_TYPE_VIDEO_BEGIN_CODING_INFO_KHR](#)
- VUID-VkVideoBeginCodingInfoKHR-pNext-pNext
Each [pNext](#) member of any structure (including this one) in the [pNext](#) chain **must** be either [NULL](#) or a pointer to a valid instance of [VkVideoEncodeAV1GopRemainingFrameInfoKHR](#), [VkVideoEncodeAV1RateControlInfoKHR](#), [VkVideoEncodeH264GopRemainingFrameInfoKHR](#), [VkVideoEncodeH264RateControlInfoKHR](#), [VkVideoEncodeH265GopRemainingFrameInfoKHR](#), [VkVideoEncodeH265RateControlInfoKHR](#), or [VkVideoEncodeRateControlInfoKHR](#)
- VUID-VkVideoBeginCodingInfoKHR-sType-unique
The [sType](#) value of each structure in the [pNext](#) chain **must** be unique

- VUID-VkVideoBeginCodingInfoKHR-flags-zero bitmask
flags **must** be 0
- VUID-VkVideoBeginCodingInfoKHR-videoSession-parameter
videoSession **must** be a valid [VkVideoSessionKHR](#) handle
- VUID-VkVideoBeginCodingInfoKHR-videoSessionParameters-parameter
If **videoSessionParameters** is not [VK_NULL_HANDLE](#), **videoSessionParameters** **must** be a valid [VkVideoSessionParametersKHR](#) handle
- VUID-VkVideoBeginCodingInfoKHR-pReferenceSlots-parameter
If **referenceSlotCount** is not 0, **pReferenceSlots** **must** be a valid pointer to an array of **referenceSlotCount** valid [VkVideoReferenceSlotInfoKHR](#) structures
- VUID-VkVideoBeginCodingInfoKHR-commonparent
Both of **videoSession**, and **videoSessionParameters** that are valid handles of non-ignored parameters **must** have been created, allocated, or retrieved from the same [VkDevice](#)

```
// Provided by VK_KHR_video_queue
typedef VkFlags VkVideoBeginCodingFlagsKHR;
```

[VkVideoBeginCodingFlagsKHR](#) is a bitmask type for setting a mask, but is currently reserved for future use.

The [VkVideoReferenceSlotInfoKHR](#) structure is defined as:

```
// Provided by VK_KHR_video_queue
typedef struct VkVideoReferenceSlotInfoKHR {
    VkStructureType          sType;
    const void*              pNext;
    int32_t                  slotIndex;
    const VkVideoPictureResourceInfoKHR* pPictureResource;
} VkVideoReferenceSlotInfoKHR;
```

- **sType** is a [VkStructureType](#) value identifying this structure.
- **pNext** is [NULL](#) or a pointer to a structure extending this structure.
- **slotIndex** is the index of the [DPB slot](#) or a negative integer value.
- **pPictureResource** is [NULL](#) or a pointer to a [VkVideoPictureResourceInfoKHR](#) structure describing the [video picture resource](#) associated with the DPB slot index specified by **slotIndex**.

Valid Usage (Implicit)

- VUID-VkVideoReferenceSlotInfoKHR-sType-sType
sType **must** be [VK_STRUCTURE_TYPE_VIDEO_REFERENCE_SLOT_INFO_KHR](#)
- VUID-VkVideoReferenceSlotInfoKHR-pNext-pNext
Each **pNext** member of any structure (including this one) in the **pNext** chain **must** be either

`NULL` or a pointer to a valid instance of `VkVideoDecodeAV1DpbSlotInfoKHR`, `VkVideoDecodeH264DpbSlotInfoKHR`, `VkVideoDecodeH265DpbSlotInfoKHR`, `VkVideoEncodeAV1DpbSlotInfoKHR`, `VkVideoEncodeH264DpbSlotInfoKHR`, `VkVideoEncodeH265DpbSlotInfoKHR`, or `VkVideoReferenceIntraRefreshInfoKHR`

- VUID-VkVideoReferenceSlotInfoKHR-sType-unique
The `sType` value of each structure in the `pNext` chain **must** be unique
- VUID-VkVideoReferenceSlotInfoKHR-pPictureResource-parameter
If `pPictureResource` is not `NULL`, `pPictureResource` **must** be a valid pointer to a valid `VkVideoPictureResourceInfoKHR` structure

To end a video coding scope, call:

```
// Provided by VK_KHR_video_queue
void vkCmdEndVideoCodingKHR(
    VkCommandBuffer          commandBuffer,
    const VkVideoEndCodingInfoKHR* pEndCodingInfo);
```

- `commandBuffer` is the command buffer in which to record the command.
- `pEndCodingInfo` is a pointer to a `VkVideoEndCodingInfoKHR` structure specifying the parameters for ending the video coding scope.

After ending a video coding scope, the video session object, the optional video session parameters object, and all `reference picture resources` previously bound by the corresponding `vkCmdBeginVideoCodingKHR` command are *unbound*.

Valid Usage

- VUID-vkCmdEndVideoCodingKHR-None-07251
There **must** be no `active` queries

Valid Usage (Implicit)

- VUID-vkCmdEndVideoCodingKHR-commandBuffer-parameter
`commandBuffer` **must** be a valid `VkCommandBuffer` handle
- VUID-vkCmdEndVideoCodingKHR-pEndCodingInfo-parameter
`pEndCodingInfo` **must** be a valid pointer to a valid `VkVideoEndCodingInfoKHR` structure
- VUID-vkCmdEndVideoCodingKHR-commandBuffer-recording
`commandBuffer` **must** be in the `recording state`
- VUID-vkCmdEndVideoCodingKHR-commandBuffer-cmdpool
The `VkCommandPool` that `commandBuffer` was allocated from **must** support `VK_QUEUE_VIDEO_DECODE_BIT_KHR`, or `VK_QUEUE_VIDEO_ENCODE_BIT_KHR` operations
- VUID-vkCmdEndVideoCodingKHR-renderpass

This command **must** only be called outside of a render pass instance

- VUID-vkCmdEndVideoCodingKHR-suspended

This command **must** not be called between suspended render pass instances

- VUID-vkCmdEndVideoCodingKHR-videocoding

This command **must** only be called inside of a video coding scope

- VUID-vkCmdEndVideoCodingKHR-bufferlevel

`commandBuffer` **must** be a primary `VkCommandBuffer`

Host Synchronization

- Host access to `commandBuffer` **must** be externally synchronized
- Host access to the `VkCommandPool` that `commandBuffer` was allocated from **must** be externally synchronized

Command Properties

Command Buffer Levels	Render Pass Scope	Video Coding Scope	Supported Queue Types	Command Type
Primary	Outside	Inside	VK_QUEUE_VIDEO_DECODE_BIT_KHR VK_QUEUE_VIDEO_ENCODE_BIT_KHR	Action State

Conditional Rendering

`vkCmdEndVideoCodingKHR` is not affected by [conditional rendering](#)

The `VkVideoEndCodingInfoKHR` structure is defined as:

```
// Provided by VK_KHR_video_queue
typedef struct VkVideoEndCodingInfoKHR {
    VkStructureType    sType;
    const void*        pNext;
    VkVideoEndCodingFlagsKHR flags;
} VkVideoEndCodingInfoKHR;
```

- `sType` is a `VkStructureType` value identifying this structure.
- `pNext` is `NULL` or a pointer to a structure extending this structure.

- **flags** is reserved for future use.

Valid Usage (Implicit)

- VUID-VkVideoEndCodingInfoKHR-sType-sType
sType **must** be [VK_STRUCTURE_TYPE_VIDEO_END_CODING_INFO_KHR](#)
- VUID-VkVideoEndCodingInfoKHR-pNext-pNext
pNext **must** be `NULL`
- VUID-VkVideoEndCodingInfoKHR-flags-zero bitmask
flags **must** be `0`

```
// Provided by VK_KHR_video_queue
typedef VkFlags VkVideoEndCodingFlagsKHR;
```

VkVideoEndCodingFlagsKHR is a bitmask type for setting a mask, but is currently reserved for future use.

48.9. Video Coding Control

To apply dynamic controls to the bound video session object, call:

```
// Provided by VK_KHR_video_queue
void vkCmdControlVideoCodingKHR(
    VkCommandBuffer                commandBuffer,
    const VkVideoCodingControlInfoKHR* pCodingControlInfo);
```

- **commandBuffer** is the command buffer in which to record the command.
- **pCodingControlInfo** is a pointer to a [VkVideoCodingControlInfoKHR](#) structure specifying the control parameters.

The control parameters provided in this call are applied to the video session at the time the command executes on the device and are in effect until a subsequent call to this command with the same video session bound changes the corresponding control parameters.

A newly created video session **must** be reset before performing video coding operations using it by including [VK_VIDEO_CODING_CONTROL_RESET_BIT_KHR](#) in **pCodingControlInfo->flags**. The reset operation also returns all DPB slots of the video session to the [inactive state](#). Correspondingly, any DPB slot index associated with the [bound reference picture resources](#) is removed.

For encode sessions, the reset operation returns [rate control](#) configuration to implementation default settings and sets the [video encode quality level](#) to zero.

After video coding operations are performed using a video session, the reset operation **can** be used to return the video session to the same *initial* state as after the reset of a newly created video session. This **can** be used, for example, when different video sequences are needed to be processed

with the same video session object.

If `pCodingControlInfo->flags` includes `VK_VIDEO_CODING_CONTROL_ENCODE_RATE_CONTROL_BIT_KHR`, then the command replaces the `rate control` configuration maintained by the video session with the configuration specified in the `VkVideoEncodeRateControlInfoKHR` structure included in the `pCodingControlInfo->pNext` chain.

If `pCodingControlInfo->flags` includes `VK_VIDEO_CODING_CONTROL_ENCODE_QUALITY_LEVEL_BIT_KHR`, then the command changes the current `video encode quality level` to the value specified in the `qualityLevel` member of the `VkVideoEncodeQualityLevelInfoKHR` structure included in the `pCodingControlInfo->pNext` chain.

Valid Usage

- VUID-vkCmdControlVideoCodingKHR-flags-07017
If `pCodingControlInfo->flags` does not include `VK_VIDEO_CODING_CONTROL_RESET_BIT_KHR`, then the bound video session **must** not be in `uninitialized` state at the time the command is executed on the device
- VUID-vkCmdControlVideoCodingKHR-pCodingControlInfo-08243
If the bound video session was not created with an encode operation, then `pCodingControlInfo->flags` **must** not include `VK_VIDEO_CODING_CONTROL_ENCODE_RATE_CONTROL_BIT_KHR` or `VK_VIDEO_CODING_CONTROL_ENCODE_QUALITY_LEVEL_BIT_KHR`

Valid Usage (Implicit)

- VUID-vkCmdControlVideoCodingKHR-commandBuffer-parameter
`commandBuffer` **must** be a valid `VkCommandBuffer` handle
- VUID-vkCmdControlVideoCodingKHR-pCodingControlInfo-parameter
`pCodingControlInfo` **must** be a valid pointer to a valid `VkVideoCodingControlInfoKHR` structure
- VUID-vkCmdControlVideoCodingKHR-commandBuffer-recording
`commandBuffer` **must** be in the `recording` state
- VUID-vkCmdControlVideoCodingKHR-commandBuffer-cmdpool
The `VkCommandPool` that `commandBuffer` was allocated from **must** support `VK_QUEUE_VIDEO_DECODE_BIT_KHR`, or `VK_QUEUE_VIDEO_ENCODE_BIT_KHR` operations
- VUID-vkCmdControlVideoCodingKHR-renderpass
This command **must** only be called outside of a render pass instance
- VUID-vkCmdControlVideoCodingKHR-suspended
This command **must** not be called between suspended render pass instances
- VUID-vkCmdControlVideoCodingKHR-videocoding
This command **must** only be called inside of a video coding scope
- VUID-vkCmdControlVideoCodingKHR-bufferlevel

`commandBuffer` **must** be a primary `VkCommandBuffer`

Host Synchronization

- Host access to `commandBuffer` **must** be externally synchronized
- Host access to the `VkCommandPool` that `commandBuffer` was allocated from **must** be externally synchronized

Command Properties

Command Buffer Levels	Render Pass Scope	Video Coding Scope	Supported Queue Types	Command Type
Primary	Outside	Inside	VK_QUEUE_VIDEO_DECODE_BIT_KHR VK_QUEUE_VIDEO_ENCODE_BIT_KHR	Action

Conditional Rendering

`vkCmdControlVideoCodingKHR` is not affected by [conditional rendering](#)

The `VkVideoCodingControlInfoKHR` structure is defined as:

```
// Provided by VK_KHR_video_queue
typedef struct VkVideoCodingControlInfoKHR {
    VkStructureType    sType;
    const void*        pNext;
    VkVideoCodingControlFlagsKHR flags;
} VkVideoCodingControlInfoKHR;
```

- `sType` is a `VkStructureType` value identifying this structure.
- `pNext` is `NULL` or a pointer to a structure extending this structure.
- `flags` is a bitmask of `VkVideoCodingControlFlagsKHR` specifying control flags.

Valid Usage

- VUID-VkVideoCodingControlInfoKHR-flags-07018
If `flags` includes `VK_VIDEO_CODING_CONTROL_ENCODE_RATE_CONTROL_BIT_KHR`, then the `pNext` chain **must** include a `VkVideoEncodeRateControlInfoKHR` structure

- VUID-VkVideoCodingControlInfoKHR-flags-08349

If **flags** includes [VK_VIDEO_CODING_CONTROL_ENCODE_QUALITY_LEVEL_BIT_KHR](#), then the **pNext** chain **must** include a [VkVideoEncodeQualityLevelInfoKHR](#) structure

Valid Usage (Implicit)

- VUID-VkVideoCodingControlInfoKHR-sType-sType
sType **must** be [VK_STRUCTURE_TYPE_VIDEO_CODING_CONTROL_INFO_KHR](#)
- VUID-VkVideoCodingControlInfoKHR-pNext-pNext
Each **pNext** member of any structure (including this one) in the **pNext** chain **must** be either **NULL** or a pointer to a valid instance of [VkVideoEncodeAV1RateControlInfoKHR](#), [VkVideoEncodeH264RateControlInfoKHR](#), [VkVideoEncodeH265RateControlInfoKHR](#), [VkVideoEncodeQualityLevelInfoKHR](#), or [VkVideoEncodeRateControlInfoKHR](#)
- VUID-VkVideoCodingControlInfoKHR-sType-unique
The **sType** value of each structure in the **pNext** chain **must** be unique
- VUID-VkVideoCodingControlInfoKHR-flags-parameter
flags **must** be a valid combination of [VkVideoCodingControlFlagBitsKHR](#) values
- VUID-VkVideoCodingControlInfoKHR-flags-requiredbitmask
flags **must** not be 0

Bits which **can** be set in [VkVideoCodingControlInfoKHR::flags](#), specifying the video coding control parameters to be modified, are:

```
// Provided by VK_KHR_video_queue
typedef enum VkVideoCodingControlFlagBitsKHR {
    VK_VIDEO_CODING_CONTROL_RESET_BIT_KHR = 0x00000001,
    // Provided by VK_KHR_video_encode_queue
    VK_VIDEO_CODING_CONTROL_ENCODE_RATE_CONTROL_BIT_KHR = 0x00000002,
    // Provided by VK_KHR_video_encode_queue
    VK_VIDEO_CODING_CONTROL_ENCODE_QUALITY_LEVEL_BIT_KHR = 0x00000004,
} VkVideoCodingControlFlagBitsKHR;
```

- [VK_VIDEO_CODING_CONTROL_RESET_BIT_KHR](#) specifies a request for the bound video session to be reset before other coding control parameters are applied.
- [VK_VIDEO_CODING_CONTROL_ENCODE_RATE_CONTROL_BIT_KHR](#) specifies that the coding control parameters include video encode rate control parameters (see [VkVideoEncodeRateControlInfoKHR](#)).
- [VK_VIDEO_CODING_CONTROL_ENCODE_QUALITY_LEVEL_BIT_KHR](#) specifies that the coding control parameters include video encode quality level parameters (see [VkVideoEncodeQualityLevelInfoKHR](#)).


```
// Provided by VK_KHR_video_queue
typedef VkFlags VkVideoCodingControlFlagsKHR;
```

`VkVideoCodingControlFlagsKHR` is a bitmask type for setting a mask of zero or more `VkVideoCodingControlFlagBitsKHR`.

48.10. Inline Queries

If a video session was created with `VK_VIDEO_SESSION_CREATE_INLINE_QUERIES_BIT_KHR`, beginning queries using commands such as `vkCmdBeginQuery` within a video coding scope is not allowed. Instead, queries are executed inline by including an instance of the `VkVideoInlineQueryInfoKHR` structure in the `pNext` chain of the parameters of one of the video coding commands, with its `queryPool` member set to a valid `VkQueryPool` handle.

The `VkVideoInlineQueryInfoKHR` structure is defined as:

```
// Provided by VK_KHR_video_maintenance1
typedef struct VkVideoInlineQueryInfoKHR {
    VkStructureType    sType;
    const void*        pNext;
    VkQueryPool         queryPool;
    uint32_t            firstQuery;
    uint32_t            queryCount;
} VkVideoInlineQueryInfoKHR;
```

- `sType` is a `VkStructureType` value identifying this structure.
- `pNext` is `NULL` or a pointer to a structure extending this structure.
- `queryPool` is `VK_NULL_HANDLE` or a valid handle to a `VkQueryPool` object that will manage the results of the queries.
- `firstQuery` is the query index within the query pool that will contain the query results for the first video coding operation. The query results of subsequent video coding operations will be contained by subsequent query indices.
- `queryCount` is the number of queries to execute.

NOTE

In practice, if `queryPool` is not `VK_NULL_HANDLE`, then `queryCount` will always have to match the number of video coding operations issued by the video coding command this structure is specified to, meaning that using inline queries in a video coding command will always execute a query for each issued video coding operation.

This structure **can** be included in the `pNext` chain of the input parameter structure of video coding commands.

- In the `pNext` chain of the `pDecodeInfo` parameter of the `vkCmdDecodeVideoKHR` command to execute a query for each video decode operation issued by the command.

- In the `pNext` chain of the `pEncodeInfo` parameter of the `vkCmdEncodeVideoKHR` command to execute a query for each video encode operation issued by the command.

Valid Usage

- VUID-VkVideoInlineQueryInfoKHR-queryPool-08372
If `queryPool` is not `VK_NULL_HANDLE`, then `firstQuery` **must** be less than the number of queries in `queryPool`
- VUID-VkVideoInlineQueryInfoKHR-queryPool-08373
If `queryPool` is not `VK_NULL_HANDLE`, then the sum of `firstQuery` and `queryCount` **must** be less than or equal to the number of queries in `queryPool`

Valid Usage (Implicit)

- VUID-VkVideoInlineQueryInfoKHR-sType-sType
`sType` **must** be `VK_STRUCTURE_TYPE_VIDEO_INLINE_QUERY_INFO_KHR`
- VUID-VkVideoInlineQueryInfoKHR-queryPool-parameter
If `queryPool` is not `VK_NULL_HANDLE`, `queryPool` **must** be a valid `VkQueryPool` handle

Structure Chaining

Extends the structures

- `VkVideoDecodeInfoKHR`
- `VkVideoEncodeInfoKHR`

48.11. Video Decode Operations

Video decode operations consume compressed video data from a video bitstream buffer and zero or more reference pictures, and produce a *decode output picture* and an optional *reconstructed picture*.

NOTE

Such decode output pictures can be shared with the *Decoded Picture Buffer*, and can also be used as the *input* of video encode operations, with graphics or compute operations, or with *Window System Integration* APIs, depending on the capabilities of the implementation.

Video decode operations **may** access the following resources in the `VK_PIPELINE_STAGE_2_VIDEO_DECODE_BIT_KHR` stage:

- The source video bitstream buffer range and the image subregions corresponding to the list of *active reference pictures* with access `VK_ACCESS_2_VIDEO_DECODE_READ_BIT_KHR`.
- The image subregions corresponding to the target *decode output picture* and *reconstructed picture* with access `VK_ACCESS_2_VIDEO_DECODE_WRITE_BIT_KHR`.

The image subresource of each [video picture resource](#) accessed by the video decode operation is specified using a corresponding [VkVideoPictureResourceInfoKHR](#) structure. Each such image subresource **must** be in the appropriate image layout as follows:

- If the image subresource is used in the video decode operation only as [decode output picture](#), then it **must** be in the [VK_IMAGE_LAYOUT_VIDEO_DECODE_DST_KHR](#) layout , unless the [unifiedImageLayoutsVideo](#) feature is enabled, in which case it **may** be in the [VK_IMAGE_LAYOUT_GENERAL](#) layout .
- If the image subresource is used in the video decode operation both as [decode output picture](#) and [reconstructed picture](#), then it **must** be in the [VK_IMAGE_LAYOUT_VIDEO_DECODE_DPB_KHR](#) layout , unless the [unifiedImageLayoutsVideo](#) feature is enabled, in which case it **may** be in the [VK_IMAGE_LAYOUT_GENERAL](#) layout .
- If the image subresource is used in the video decode operation only as [reconstructed picture](#), then it **must** be in the [VK_IMAGE_LAYOUT_VIDEO_DECODE_DPB_KHR](#) layout , unless the [unifiedImageLayoutsVideo](#) feature is enabled, in which case it **may** be in the [VK_IMAGE_LAYOUT_GENERAL](#) layout .
- If the image subresource is used in the video decode operation as a [reference picture](#), then it **must** be in the [VK_IMAGE_LAYOUT_VIDEO_DECODE_DPB_KHR](#) layout , unless the [unifiedImageLayoutsVideo](#) feature is enabled, in which case it **may** be in the [VK_IMAGE_LAYOUT_GENERAL](#) layout .

A video decode operation **may** complete unsuccessfully. In this case the [decode output picture](#) will have undefined contents. Similarly, if [reference picture setup](#) is requested, the [reconstructed picture](#) will also have undefined contents, and the activated DPB slot will have an [invalid picture reference](#).

48.11.1. Codec-Specific Semantics

The following aspects of video decode operations are codec-specific:

- The interpretation of the contents of the source video bitstream buffer range.
- The construction and interpretation of the list of [active reference pictures](#) and the interpretation of the picture data referred to by the corresponding image subregions.
- The construction and interpretation of information related to the [decode output picture](#) and the generation of picture data to the corresponding image subregion.
- The decision on [reference picture setup](#).
- The construction and interpretation of information related to the optional [reconstructed picture](#) and the generation of picture data to the corresponding image subregion.

These codec-specific behaviors are defined for each video codec operation separately.

- If the used video codec operation is [VK_VIDEO_CODEC_OPERATION_DECODE_H264_BIT_KHR](#), then the codec-specific aspects of the video decoding process are performed as defined in the [H.264 Decode Operations](#) section.
- If the used video codec operation is [VK_VIDEO_CODEC_OPERATION_DECODE_H265_BIT_KHR](#), then the codec-specific aspects of the video decoding process are performed as defined in the

[H.265 Decode Operations](#) section.

- If the used video codec operation is [VK_VIDEO_CODEC_OPERATION_DECODE_VP9_BIT_KHR](#), then the codec-specific aspects of the video decoding process are performed as defined in the [VP9 Decode Operations](#) section.
- If the used video codec operation is [VK_VIDEO_CODEC_OPERATION_DECODE_AV1_BIT_KHR](#), then the codec-specific aspects of the video decoding process are performed as defined in the [AV1 Decode Operations](#) section.

48.11.2. Video Decode Operation Steps

Each video decode operation performs the following steps in the [VK_PIPELINE_STAGE_2_VIDEO_DECODE_BIT_KHR](#) stage:

1. Reads the encoded video data from the source video bitstream buffer range.
2. Performs picture reconstruction of the encoded video data according to the [codec-specific semantics](#), applying any prediction data read from the [active reference pictures](#) in the process;
3. Writes the decoded picture data to the [decode output picture](#), and optionally to the [reconstructed picture](#), if one is specified and is different from the decode output picture, according to the [codec-specific semantics](#);
4. If [reference picture setup](#) is requested, the [DPB slot index](#) specified in the [reconstructed picture information](#) is [activated](#) with the [reconstructed picture](#).

When [reconstructed picture information](#) is provided, the specified [DPB slot index](#) is associated with the corresponding [bound reference picture resource](#), regardless of whether [reference picture setup](#) is requested.

48.11.3. Capabilities

When calling [vkGetPhysicalDeviceVideoCapabilitiesKHR](#) with [pVideoProfile->videoCodecOperation](#) specifying a decode operation, the [VkVideoDecodeCapabilitiesKHR](#) structure **must** be included in the [pNext](#) chain of the [VkVideoCapabilitiesKHR](#) structure to retrieve capabilities specific to video decoding.

The [VkVideoDecodeCapabilitiesKHR](#) structure is defined as:

```
// Provided by VK_KHR_video_decode_queue
typedef struct VkVideoDecodeCapabilitiesKHR {
    VkStructureType      sType;
    void*                 pNext;
    VkVideoDecodeCapabilityFlagsKHR flags;
} VkVideoDecodeCapabilitiesKHR;
```

- [sType](#) is a [VkStructureType](#) value identifying this structure.
- [pNext](#) is [NULL](#) or a pointer to a structure extending this structure.
- [flags](#) is a bitmask of [VkVideoDecodeCapabilityFlagBitsKHR](#) describing the supported video

decoding capabilities.

Valid Usage (Implicit)

- VUID-VkVideoDecodeCapabilitiesKHR-sType-sType
sType must be [VK_STRUCTURE_TYPE_VIDEO_DECODE_CAPABILITIES_KHR](#)

Structure Chaining

Extends the structure

- [VkVideoCapabilitiesKHR](#)

Bits which **may** be set in [VkVideoDecodeCapabilitiesKHR::flags](#), indicating the decoding capabilities supported, are:

```
// Provided by VK_KHR_video_decode_queue
typedef enum VkVideoDecodeCapabilityFlagBitsKHR {
    VK_VIDEO_DECODE_CAPABILITY_DPB_AND_OUTPUT_COINCIDE_BIT_KHR = 0x00000001,
    VK_VIDEO_DECODE_CAPABILITY_DPB_AND_OUTPUT_DISTINCT_BIT_KHR = 0x00000002,
} VkVideoDecodeCapabilityFlagBitsKHR;
```

- [VK_VIDEO_DECODE_CAPABILITY_DPB_AND_OUTPUT_COINCIDE_BIT_KHR](#) specifies support for using the same video picture resource as the [reconstructed picture](#) and [decode output picture](#) in a video decode operation.
- [VK_VIDEO_DECODE_CAPABILITY_DPB_AND_OUTPUT_DISTINCT_BIT_KHR](#) specifies support for using distinct video picture resources as the [reconstructed picture](#) and [decode output picture](#) in a video decode operation.

NOTE

Some video profiles allow using distinct video picture resources as the reconstructed picture and decode output picture in specific video decode operations even when the video decode profile does not support [VK_VIDEO_DECODE_CAPABILITY_DPB_AND_OUTPUT_DISTINCT_BIT_KHR](#). Even if the implementation only reports coincide, the decode output picture for [film grain](#) enabled frames must be a different video picture resource from the reconstructed picture because film grain is applied outside of the coding loop.

Implementations are only **required** to support one of [VK_VIDEO_DECODE_CAPABILITY_DPB_AND_OUTPUT_COINCIDE_BIT_KHR](#) and [VK_VIDEO_DECODE_CAPABILITY_DPB_AND_OUTPUT_DISTINCT_BIT_KHR](#). Accordingly, applications **should** handle both cases to maximize portability.

NOTE

If both [VK_VIDEO_DECODE_CAPABILITY_DPB_AND_OUTPUT_COINCIDE_BIT_KHR](#) and [VK_VIDEO_DECODE_CAPABILITY_DPB_AND_OUTPUT_DISTINCT_BIT_KHR](#) are supported, an application can choose to create separate images for decode DPB and

decode output. E.g. in cases when linear tiling is preferred (and supported) for the decode output picture and the DPB requires optimal tiling, this avoids the need for a separate copy at the expense of additional memory bandwidth requirements during decoding.

```
// Provided by VK_KHR_video_decode_queue
typedef VkFlags VkVideoDecodeCapabilityFlagsKHR;
```

`VkVideoDecodeCapabilityFlagsKHR` is a bitmask type for setting a mask of zero or more `VkVideoDecodeCapabilityFlagBitsKHR`.

48.11.4. Video Decode Commands

To launch video decode operations, call:

```
// Provided by VK_KHR_video_decode_queue
void vkCmdDecodeVideoKHR(
    VkCommandBuffer          commandBuffer,
    const VkVideoDecodeInfoKHR* pDecodeInfo);
```

- `commandBuffer` is the command buffer in which to record the command.
- `pDecodeInfo` is a pointer to a `VkVideoDecodeInfoKHR` structure specifying the parameters of the video decode operations.

Each call issues one or more video decode operations. The implicit parameter `opCount` corresponds to the number of video decode operations issued by the command. After calling this command, the `active query index` of each `active` query is incremented by `opCount`.

Currently each call to this command results in the issue of a single video decode operation.

If the bound video session was created with `VK_VIDEO_SESSION_CREATE_INLINE_QUERIES_BIT_KHR` and the `pNext` chain of `pDecodeInfo` includes a `VkVideoInlineQueryInfoKHR` structure with its `queryPool` member specifying a valid `VkQueryPool` handle, then this command will execute a query for each video decode operation issued by it.

Active Reference Picture Information

The list of `active reference pictures` used by a video decode operation is a list of image subregions used as the source of `reference picture` data and related parameters, and is derived from the `VkVideoReferenceSlotInfoKHR` structures provided as the elements of the `pDecodeInfo->pReferenceSlots` array. For each element of `pDecodeInfo->pReferenceSlots`, one or more elements are added to the active reference picture list, as defined by the `codec-specific semantics`. Each element of this list contains the following information:

- The image subregion within the image subresource `referred` to by the `video picture resource` used as the reference picture.

- The [DPB slot](#) index the reference picture is associated with.
- The codec-specific reference information related to the reference picture.

Reconstructed Picture Information

Information related to the optional [reconstructed picture](#) used by a video decode operation is derived from the [VkVideoReferenceSlotInfoKHR](#) structure pointed to by [pDecodeInfo->pSetupReferenceSlot](#), if not [NULL](#), as defined by the [codec-specific semantics](#), and consists of the following:

- The image subregion within the image subresource [referred](#) to by the [video picture resource](#) used as the reconstructed picture.
- The [DPB slot](#) index to use for picture reconstruction.
- The codec-specific reference information related to the reconstructed picture.

Specifying a valid [VkVideoReferenceSlotInfoKHR](#) structure in [pDecodeInfo->pSetupReferenceSlot](#) is always required, unless the video session was created with [VkVideoSessionCreateInfoKHR::maxDpbSlots](#) equal to zero. However, the DPB slot identified by [pDecodeInfo->pSetupReferenceSlot->slotIndex](#) is only [activated](#) with the [reconstructed picture](#) specified in [pDecodeInfo->pSetupReferenceSlot->pPictureResource](#) if reference picture setup is requested according to the [codec-specific semantics](#).

If reconstructed picture information is specified, and [pDecodeInfo->pSetupReferenceSlot->pPictureResource](#) refers to a [video picture resource](#) different than that of the [decode output picture](#), but reference picture setup is not requested, the contents of the [video picture resource](#) corresponding to the reconstructed picture will be undefined after the video decode operation.

NOTE

Some implementations may always output the reconstructed picture or use it as temporary storage during the video decode operation even when the reconstructed picture is not marked for future reference.

Decode Output Picture Information

Information related to the [decode output picture](#) used by a video decode operation is derived from [pDecodeInfo->dstPictureResource](#) and any codec-specific parameters provided in the [pDecodeInfo->pNext](#) chain, as defined by the [codec-specific semantics](#), and consists of the following:

- The image subregion within the image subresource [referred](#) to by the [video picture resource](#) used as the decode output picture.
- The codec-specific picture information related to the decode output picture.

Several limiting values are defined below that are referenced by the relevant valid usage statements of this command.

- Let [uint32_t activeReferencePictureCount](#) be the size of the list of active reference pictures used by the video decode operation. Unless otherwise defined, [activeReferencePictureCount](#) is set to the value of [pDecodeInfo->referenceSlotCount](#).
 - If the bound video session was created with an [H.264 decode profile](#), then let

`activeReferencePictureCount` be the value of `pDecodeInfo->referenceSlotCount` plus the number of elements of the `pDecodeInfo->pReferenceSlots` array that have a `VkVideoDecodeH264DpbSlotInfoKHR` structure included in their `pNext` chain with both `pStdReferenceInfo->flags.top_field_flag` and `pStdReferenceInfo->flags.bottom_field_flag` set.

NOTE

This means that the elements of `pDecodeInfo->pReferenceSlots` that include both a top and bottom field reference are counted as two separate active reference pictures, as described in the [active reference picture list construction rules for H.264 decode operations](#).

- Let `VkOffset2D codedOffsetGranularity` be the minimum alignment requirement for the coded offset of video picture resources. Unless otherwise defined, the value of the `x` and `y` members of `codedOffsetGranularity` are 0.
 - If the bound video session was created with an [H.264 decode profile](#) with a `VkVideoDecodeH264ProfileInfoKHR::pictureLayout` of `VK_VIDEO_DECODE_H264_PICTURE_LAYOUT_INTERLACED_SEPARATE_PLANES_BIT_KHR`, then `codedOffsetGranularity` is equal to `VkVideoDecodeH264CapabilitiesKHR::fieldOffsetGranularity`, as returned by `vkGetPhysicalDeviceVideoCapabilitiesKHR` for that video profile.
- Let `uint32_t dpbFrameUseCount[]` be an array of size `maxDpbSlots`, where `maxDpbSlots` is the `VkVideoSessionCreateInfoKHR::maxDpbSlots` the bound video session was created with, with each element indicating the number of times a frame associated with the corresponding DPB slot index is referred to by the video coding operation. Let the initial value of each element of the array be 0.
 - If `pDecodeInfo->pSetupReferenceSlot` is not `NULL`, then `dpbFrameUseCount[i]` is incremented by one, where `i` equals `pDecodeInfo->pSetupReferenceSlot->slotIndex`. If the bound video session object was created with an [H.264 decode profile](#), then `dpbFrameUseCount[i]` is decremented by one if either `pStdReferenceInfo->flags.top_field_flag` or `pStdReferenceInfo->flags.bottom_field_flag` is set in the `VkVideoDecodeH264DpbSlotInfoKHR` structure in the `pDecodeInfo->pSetupReferenceSlot->pNext` chain.
 - For each element of `pDecodeInfo->pReferenceSlots`, `dpbFrameUseCount[i]` is incremented by one, where `i` equals the `slotIndex` member of the corresponding element. If the bound video session object was created with an [H.264 decode profile](#), then `dpbFrameUseCount[i]` is decremented by one if either `pStdReferenceInfo->flags.top_field_flag` or `pStdReferenceInfo->flags.bottom_field_flag` is set in the `VkVideoDecodeH264DpbSlotInfoKHR` structure in the `pNext` chain of the corresponding element of `pDecodeInfo->pReferenceSlots`.
- Let `uint32_t dpbTopFieldUseCount[]` and `uint32_t dpbBottomFieldUseCount[]` be arrays of size `maxDpbSlots`, where `maxDpbSlots` is the `VkVideoSessionCreateInfoKHR::maxDpbSlots` the bound video session was created with, with each element indicating the number of times the top field or the bottom field, respectively, associated with the corresponding DPB slot index is referred to by the video coding operation. Let the initial value of each element of the arrays be 0.
 - If the bound video session object was created with an [H.264 decode profile](#) and `pDecodeInfo-`

>pSetupReferenceSlot is not NULL, then perform the following:

- If `pStdReferenceInfo->flags.top_field_flag` is set in the `VkVideoDecodeH264DpbSlotInfoKHR` structure in the `pDecodeInfo->pSetupReferenceSlot->pNext` chain, then `dpbTopFieldUseCount[i]` is incremented by one, where `i` equals `pDecodeInfo->pSetupReferenceSlot->slotIndex`.
 - If `pStdReferenceInfo->flags.bottom_field_flag` is set in the `VkVideoDecodeH264DpbSlotInfoKHR` structure in the `pDecodeInfo->pSetupReferenceSlot->pNext` chain, then `dpbBottomFieldUseCount[i]` is incremented by one, where `i` equals `pDecodeInfo->pSetupReferenceSlot->slotIndex`.
- If the bound video session object was created with an `H.264 decode profile`, then perform the following for each element of `pDecodeInfo->pReferenceSlots`:
 - If `pStdReferenceInfo->flags.top_field_flag` is set in the `VkVideoDecodeH264DpbSlotInfoKHR` structure in the `pNext` chain of the element, then `dpbTopFieldUseCount[i]` is incremented by one, where `i` equals the `slotIndex` member of the element.
 - If `pStdReferenceInfo->flags.bottom_field_flag` is set in the `VkVideoDecodeH264DpbSlotInfoKHR` structure in the `pNext` chain of the element, then `dpbBottomFieldUseCount[i]` is incremented by one, where `i` equals the `slotIndex` member of the element.

Valid Usage

- VUID-vkCmdDecodeVideoKHR-None-08249
The bound video session **must** have been created with a decode operation
- VUID-vkCmdDecodeVideoKHR-None-07011
The bound video session **must** not be in `uninitialized` state at the time the command is executed on the device
- VUID-vkCmdDecodeVideoKHR-opCount-07134
For each `active` query, the `active query index` corresponding to the query type of that query plus `opCount` **must** be less than or equal to the `last activatable query index` corresponding to the query type of that query plus one
- VUID-vkCmdDecodeVideoKHR-pNext-08365
If the bound video session was created with `VK_VIDEO_SESSION_CREATE_INLINE_QUERIES_BIT_KHR`, and the `pNext` chain of `pDecodeInfo` includes a `VkVideoInlineQueryInfoKHR` structure with its `queryPool` member specifying a valid `VkQueryPool` handle, then `VkVideoInlineQueryInfoKHR::queryCount` **must** equal `opCount`
- VUID-vkCmdDecodeVideoKHR-pNext-08366
If the bound video session was created with `VK_VIDEO_SESSION_CREATE_INLINE_QUERIES_BIT_KHR`, and the `pNext` chain of `pDecodeInfo` includes a `VkVideoInlineQueryInfoKHR` structure with its `queryPool` member specifying a valid `VkQueryPool` handle, then all the queries used by the command, as specified by the `VkVideoInlineQueryInfoKHR` structure, **must** be *unavailable*

- VUID-vkCmdDecodeVideoKHR-queryType-08367
If the bound video session was created with `VK_VIDEO_SESSION_CREATE_INLINE_QUERIES_BIT_KHR`, then the `queryType` used to create the `queryPool` specified in the `VkVideoInlineQueryInfoKHR` structure included in the `pNext` chain of `pDecodeInfo` **must** be `VK_QUERY_TYPE_RESULT_STATUS_ONLY_KHR`
- VUID-vkCmdDecodeVideoKHR-queryPool-08368
If the bound video session was created with `VK_VIDEO_SESSION_CREATE_INLINE_QUERIES_BIT_KHR`, then the `queryPool` specified in the `VkVideoInlineQueryInfoKHR` structure included in the `pNext` chain of `pDecodeInfo` **must** have been created with a `VkVideoProfileInfoKHR` structure included in the `pNext` chain of `VkQueryPoolCreateInfo` identical to the one specified in `VkVideoSessionCreateInfoKHR::pVideoProfile` the bound video session was created with
- VUID-vkCmdDecodeVideoKHR-queryType-08369
If the bound video session was created with `VK_VIDEO_SESSION_CREATE_INLINE_QUERIES_BIT_KHR`, and the `queryType` used to create the `queryPool` specified in the `VkVideoInlineQueryInfoKHR` structure included in the `pNext` chain of `pDecodeInfo` is `VK_QUERY_TYPE_RESULT_STATUS_ONLY_KHR`, then the `VkCommandPool` that `commandBuffer` was allocated from **must** have been created with a queue family index that supports `result status queries`, as indicated by `VkQueueFamilyQueryResultStatusPropertiesKHR::queryResultStatusSupport`
- VUID-vkCmdDecodeVideoKHR-pDecodeInfo-07135
`pDecodeInfo->srcBuffer` **must** be `compatible` with the video profile the bound video session was created with
- VUID-vkCmdDecodeVideoKHR-commandBuffer-07136
If `commandBuffer` is an unprotected command buffer and `protectedNoFault` is not supported, then `pDecodeInfo->srcBuffer` **must** not be a protected buffer
- VUID-vkCmdDecodeVideoKHR-pDecodeInfo-07138
`pDecodeInfo->srcBufferOffset` **must** be an integer multiple of `VkVideoCapabilitiesKHR::minBitstreamBufferOffsetAlignment`, as returned by `vkGetPhysicalDeviceVideoCapabilitiesKHR` for the video profile the bound video session was created with
- VUID-vkCmdDecodeVideoKHR-pDecodeInfo-07139
`pDecodeInfo->srcBufferRange` **must** be an integer multiple of `VkVideoCapabilitiesKHR::minBitstreamBufferSizeAlignment`, as returned by `vkGetPhysicalDeviceVideoCapabilitiesKHR` for the video profile the bound video session was created with
- VUID-vkCmdDecodeVideoKHR-pDecodeInfo-07140
If `pDecodeInfo->pSetupReferenceSlot` is not `NULL` and `VkVideoDecodeCapabilitiesKHR::flags` does not include `VK_VIDEO_DECODE_CAPABILITY_DPB_AND_OUTPUT_COINCIDE_BIT_KHR`, as returned by `vkGetPhysicalDeviceVideoCapabilitiesKHR` for the video profile the bound video session was created with, then the video picture resources specified by `pDecodeInfo->dstPictureResource` and `pDecodeInfo->pSetupReferenceSlot->pPictureResource` **must** not `match`
- VUID-vkCmdDecodeVideoKHR-pDecodeInfo-07141

If `pDecodeInfo->pSetupReferenceSlot` is not `NULL` and none of the following is true:

- `VkVideoDecodeCapabilitiesKHR::flags` includes `VK_VIDEO_DECODE_CAPABILITY_DPB_AND_OUTPUT_DISTINCT_BIT_KHR`, as returned by `vkGetPhysicalDeviceVideoCapabilitiesKHR` for the video profile the bound video session was created with
- the bound video session was created with the video codec operation `VK_VIDEO_CODEC_OPERATION_DECODE_AV1_BIT_KHR` and `VkVideoDecodeAV1ProfileInfoKHR::filmGrainSupport` set to `VK_TRUE`, and `film grain` is enabled for the decoded picture

then the video picture resources specified by `pDecodeInfo->dstPictureResource` and `pDecodeInfo->pSetupReferenceSlot->pPictureResource` **must match**

- VUID-vkCmdDecodeVideoKHR-pDecodeInfo-07142
`pDecodeInfo->dstPictureResource.imageViewBinding` **must** be `compatible` with the video profile the bound video session was created with
- VUID-vkCmdDecodeVideoKHR-pDecodeInfo-07143
The format of `pDecodeInfo->dstPictureResource.imageViewBinding` **must** match the `VkVideoSessionCreateInfoKHR::pictureFormat` the bound video session was created with
- VUID-vkCmdDecodeVideoKHR-pDecodeInfo-07144
`pDecodeInfo->dstPictureResource.codedOffset` **must** be an integer multiple of `codedOffsetGranularity`
- VUID-vkCmdDecodeVideoKHR-pDecodeInfo-07145
`pDecodeInfo->dstPictureResource.codedExtent` **must** be between `minCodedExtent` and `maxCodedExtent`, inclusive, the bound video session was created with
- VUID-vkCmdDecodeVideoKHR-pDecodeInfo-07146
`pDecodeInfo->dstPictureResource.imageViewBinding` **must** have been created with the `VK_IMAGE_USAGE_VIDEO_DECODE_DST_BIT_KHR` usage flag set
- VUID-vkCmdDecodeVideoKHR-commandBuffer-07147
If `commandBuffer` is an unprotected command buffer and `protectedNoFault` is not supported, then `pDecodeInfo->dstPictureResource.imageViewBinding` **must** not have been created from a protected image
- VUID-vkCmdDecodeVideoKHR-commandBuffer-07148
If `commandBuffer` is a protected command buffer and `protectedNoFault` is not supported, then `pDecodeInfo->dstPictureResource.imageViewBinding` **must** have been created from a protected image
- VUID-vkCmdDecodeVideoKHR-pDecodeInfo-08376
`pDecodeInfo->pSetupReferenceSlot` **must** not be `NULL` unless the bound video session was created with `VkVideoSessionCreateInfoKHR::maxDpbSlots` equal to zero
- VUID-vkCmdDecodeVideoKHR-pDecodeInfo-07170
If `pDecodeInfo->pSetupReferenceSlot` is not `NULL`, then `pDecodeInfo->pSetupReferenceSlot->slotIndex` **must** be less than the `VkVideoSessionCreateInfoKHR::maxDpbSlots` specified when the bound video session was created
- VUID-vkCmdDecodeVideoKHR-pDecodeInfo-07173

If `pDecodeInfo->pSetupReferenceSlot` is not `NULL`, then `pDecodeInfo->pSetupReferenceSlot->pPictureResource->codedOffset` **must** be an integer multiple of `codedOffsetGranularity`

- VUID-vkCmdDecodeVideoKHR-pDecodeInfo-07149

If `pDecodeInfo->pSetupReferenceSlot` is not `NULL`, then `pDecodeInfo->pSetupReferenceSlot->pPictureResource` **must match** one of the `bound reference picture resource`

- VUID-vkCmdDecodeVideoKHR-activeReferencePictureCount-07150

`activeReferencePictureCount` **must** be less than or equal to the `VkVideoSessionCreateInfoKHR::maxActiveReferencePictures` specified when the bound video session was created

- VUID-vkCmdDecodeVideoKHR-slotIndex-07256

The `slotIndex` member of each element of `pDecodeInfo->pReferenceSlots` **must** be less than the `VkVideoSessionCreateInfoKHR::maxDpbSlots` specified when the bound video session was created

- VUID-vkCmdDecodeVideoKHR-codedOffset-07257

The `codedOffset` member of the `VkVideoPictureResourceInfoKHR` structure pointed to by the `pPictureResource` member of each element of `pDecodeInfo->pReferenceSlots` **must** be an integer multiple of `codedOffsetGranularity`

- VUID-vkCmdDecodeVideoKHR-pDecodeInfo-07151

The `pPictureResource` member of each element of `pDecodeInfo->pReferenceSlots` **must match** one of the `bound reference picture resource` associated with the DPB slot index specified in the `slotIndex` member of that element

- VUID-vkCmdDecodeVideoKHR-pDecodeInfo-07264

Each video picture resource corresponding to the `pPictureResource` member specified in the elements of `pDecodeInfo->pReferenceSlots` **must** be `unique` within `pDecodeInfo->pReferenceSlots`

- VUID-vkCmdDecodeVideoKHR-dpbFrameUseCount-07176

All elements of `dpbFrameUseCount` **must** be less than or equal to `1`

- VUID-vkCmdDecodeVideoKHR-dpbTopFieldUseCount-07177

All elements of `dpbTopFieldUseCount` **must** be less than or equal to `1`

- VUID-vkCmdDecodeVideoKHR-dpbBottomFieldUseCount-07178

All elements of `dpbBottomFieldUseCount` **must** be less than or equal to `1`

- VUID-vkCmdDecodeVideoKHR-pDecodeInfo-10801

If `pDecodeInfo->pSetupReferenceSlot` is `NULL` or `pDecodeInfo->pSetupReferenceSlot->pPictureResource` does not `refer` to the same image subresource as `pDecodeInfo->dstPictureResource`, then the image subresource `referred` to by `pDecodeInfo->dstPictureResource` **must** be in the `VK_IMAGE_LAYOUT_VIDEO_DECODE_DST_KHR` layout at the time the video decode operation is executed on the device, unless the `unifiedImageLayoutsVideo` feature is enabled, in which case it **may** be in the `VK_IMAGE_LAYOUT_GENERAL` layout

- VUID-vkCmdDecodeVideoKHR-pDecodeInfo-10802

If `pDecodeInfo->pSetupReferenceSlot` is not `NULL` and `pDecodeInfo->pSetupReferenceSlot->pPictureResource` `refers` to the same image subresource as `pDecodeInfo->dstPictureResource`, then the image subresource `referred` to by `pDecodeInfo->`

`>dstPictureResource` **must** be in the `VK_IMAGE_LAYOUT_VIDEO_DECODE_DPB_KHR` layout at the time the video decode operation is executed on the device , unless the `unifiedImageLayoutsVideo` feature is enabled, in which case it **may** be in the `VK_IMAGE_LAYOUT_GENERAL` layout

- VUID-vkCmdDecodeVideoKHR-pDecodeInfo-10803

If `pDecodeInfo->pSetupReferenceSlot` is not `NULL`, then the image subresource `referred` to by `pDecodeInfo->pSetupReferenceSlot->pPictureResource` **must** be in the `VK_IMAGE_LAYOUT_VIDEO_DECODE_DPB_KHR` layout at the time the video decode operation is executed on the device , unless the `unifiedImageLayoutsVideo` feature is enabled, in which case it **may** be in the `VK_IMAGE_LAYOUT_GENERAL` layout

- VUID-vkCmdDecodeVideoKHR-pPictureResource-10804

The image subresource `referred` to by the `pPictureResource` member of each element of `pDecodeInfo->pReferenceSlots` **must** be in the `VK_IMAGE_LAYOUT_VIDEO_DECODE_DPB_KHR` layout at the time the video decode operation is executed on the device , unless the `unifiedImageLayoutsVideo` feature is enabled, in which case it **may** be in the `VK_IMAGE_LAYOUT_GENERAL` layout

- VUID-vkCmdDecodeVideoKHR-pNext-07152

If the bound video session was created with the video codec operation `VK_VIDEO_CODEC_OPERATION_DECODE_H264_BIT_KHR`, then the `pNext` chain of `pDecodeInfo` **must** include a `VkVideoDecodeH264PictureInfoKHR` structure

- VUID-vkCmdDecodeVideoKHR-None-07258

If the bound video session was created with the video codec operation `VK_VIDEO_CODEC_OPERATION_DECODE_H264_BIT_KHR` but was not created with `interlaced frame support`, then the `decode output picture` **must** represent a frame

- VUID-vkCmdDecodeVideoKHR-pSliceOffsets-07153

If the bound video session was created with the video codec operation `VK_VIDEO_CODEC_OPERATION_DECODE_H264_BIT_KHR`, then all elements of the `pSliceOffsets` member of the `VkVideoDecodeH264PictureInfoKHR` structure included in the `pNext` chain of `pDecodeInfo` **must** be less than `pDecodeInfo->srcBufferRange`

- VUID-vkCmdDecodeVideoKHR-None-10400

If the bound video session was created with the video codec operation `VK_VIDEO_CODEC_OPERATION_DECODE_H264_BIT_KHR`, then there **must** be a bound video session parameters object if any of the following conditions are not met:

- the bound video session was created with `VK_VIDEO_SESSION_CREATE_INLINE_SESSION_PARAMETERS_BIT_KHR`
- the `pNext` chain of `pDecodeInfo` includes a `VkVideoDecodeH264InlineSessionParametersInfoKHR` structure
- the `pStdSPS` member of the `VkVideoDecodeH264InlineSessionParametersInfoKHR` structure included in the `pNext` chain of `pDecodeInfo` is not `NULL`
- the `pStdPPS` member of the `VkVideoDecodeH264InlineSessionParametersInfoKHR` structure included in the `pNext` chain of `pDecodeInfo` is not `NULL`

- VUID-vkCmdDecodeVideoKHR-StdVideoH264SequenceParameterSet-07154

If the bound video session was created with the video codec operation

`VK_VIDEO_CODEC_OPERATION_DECODE_H264_BIT_KHR`, then the bound video session parameters object **must** contain a `StdVideoH264SequenceParameterSet` entry with `seq_parameter_set_id` matching `StdVideoDecodeH264PictureInfo::seq_parameter_set_id` that is provided in the `pStdPictureInfo` member of the `VkVideoDecodeH264PictureInfoKHR` structure included in the `pNext` chain of `pDecodeInfo`, unless the bound video session was created with `VK_VIDEO_SESSION_CREATE_INLINE_SESSION_PARAMETERS_BIT_KHR` and the `pNext` chain of `pDecodeInfo` includes a `VkVideoDecodeH264InlineSessionParametersInfoKHR` structure, and its `pStdSPS` member is not equal to `NULL`

- VUID-vkCmdDecodeVideoKHR-pNext-10401

If the bound video session was created with the video codec operation `VK_VIDEO_CODEC_OPERATION_DECODE_H264_BIT_KHR` and with `VK_VIDEO_SESSION_CREATE_INLINE_SESSION_PARAMETERS_BIT_KHR`, and the `pNext` chain of `pDecodeInfo` includes a `VkVideoDecodeH264InlineSessionParametersInfoKHR` structure with a non-`NULL` `pStdSPS` member, then `pStdSPS->seq_parameter_set_id` **must** equal `StdVideoDecodeH264PictureInfo::seq_parameter_set_id` provided in the `pStdPictureInfo` member of the `VkVideoDecodeH264PictureInfoKHR` structure included in the `pNext` chain of `pDecodeInfo`

- VUID-vkCmdDecodeVideoKHR-StdVideoH264PictureParameterSet-07155

If the bound video session was created with the video codec operation `VK_VIDEO_CODEC_OPERATION_DECODE_H264_BIT_KHR`, then the bound video session parameters object **must** contain a `StdVideoH264PictureParameterSet` entry with `seq_parameter_set_id` and `pic_parameter_set_id` matching `StdVideoDecodeH264PictureInfo::seq_parameter_set_id` and `StdVideoDecodeH264PictureInfo::pic_parameter_set_id`, respectively, that are provided in the `pStdPictureInfo` member of the `VkVideoDecodeH264PictureInfoKHR` structure included in the `pNext` chain of `pDecodeInfo`, unless the bound video session was created with `VK_VIDEO_SESSION_CREATE_INLINE_SESSION_PARAMETERS_BIT_KHR` and the `pNext` chain of `pDecodeInfo` includes a `VkVideoDecodeH264InlineSessionParametersInfoKHR` structure, and its `pStdPPS` member is not equal to `NULL`

- VUID-vkCmdDecodeVideoKHR-pNext-10402

If the bound video session was created with the video codec operation `VK_VIDEO_CODEC_OPERATION_DECODE_H264_BIT_KHR` and with `VK_VIDEO_SESSION_CREATE_INLINE_SESSION_PARAMETERS_BIT_KHR`, and the `pNext` chain of `pDecodeInfo` includes a `VkVideoDecodeH264InlineSessionParametersInfoKHR` structure with a non-`NULL` `pStdPPS` member, then `pStdPPS->seq_parameter_set_id` and `pStdPPS->pic_parameter_set_id` **must** equal `StdVideoDecodeH264PictureInfo::seq_parameter_set_id` and `StdVideoDecodeH264PictureInfo::pic_parameter_set_id`, respectively, provided in the `pStdPictureInfo` member of the `VkVideoDecodeH264PictureInfoKHR` structure included in the `pNext` chain of `pDecodeInfo`

- VUID-vkCmdDecodeVideoKHR-pDecodeInfo-07156

If the bound video session was created with the video codec operation `VK_VIDEO_CODEC_OPERATION_DECODE_H264_BIT_KHR` and `pDecodeInfo->pSetupReferenceSlot` is not `NULL`, then the `pNext` chain of `pDecodeInfo->pSetupReferenceSlot` **must** include a `VkVideoDecodeH264DpbSlotInfoKHR` structure

- VUID-vkCmdDecodeVideoKHR-pDecodeInfo-07259

If the bound video session was created with the video codec operation `VK_VIDEO_CODEC_OPERATION_DECODE_H264_BIT_KHR` but was not created with `interlaced frame support`, and `pDecodeInfo->pSetupReferenceSlot` is not `NULL`, then the `reconstructed picture` **must** represent a frame

- VUID-vkCmdDecodeVideoKHR-pNext-07157

If the bound video session was created with the video codec operation `VK_VIDEO_CODEC_OPERATION_DECODE_H264_BIT_KHR`, then the `pNext` chain of each element of `pDecodeInfo->pReferenceSlots` **must** include a `VkVideoDecodeH264DpbSlotInfoKHR` structure

- VUID-vkCmdDecodeVideoKHR-pDecodeInfo-07260

If the bound video session was created with the video codec operation `VK_VIDEO_CODEC_OPERATION_DECODE_H264_BIT_KHR` but was not created with `interlaced frame support`, then each `active reference picture` corresponding to the elements of `pDecodeInfo->pReferenceSlots` **must** represent a frame

- VUID-vkCmdDecodeVideoKHR-pDecodeInfo-07261

If the bound video session was created with the video codec operation `VK_VIDEO_CODEC_OPERATION_DECODE_H264_BIT_KHR`, `pDecodeInfo->pSetupReferenceSlot` is not `NULL`, and the `decode output picture` represents a frame, then the `reconstructed picture` **must** also represent a frame

- VUID-vkCmdDecodeVideoKHR-pDecodeInfo-07262

If the bound video session was created with the video codec operation `VK_VIDEO_CODEC_OPERATION_DECODE_H264_BIT_KHR`, `pDecodeInfo->pSetupReferenceSlot` is not `NULL`, and the `decode output picture` represents a top field, then the `reconstructed picture` **must** also represent a top field

- VUID-vkCmdDecodeVideoKHR-pDecodeInfo-07263

If the bound video session was created with the video codec operation `VK_VIDEO_CODEC_OPERATION_DECODE_H264_BIT_KHR`, `pDecodeInfo->pSetupReferenceSlot` is not `NULL`, and the `decode output picture` represents a bottom field, then the `reconstructed picture` **must** also represent a bottom field

- VUID-vkCmdDecodeVideoKHR-pDecodeInfo-07266

If the bound video session was created with the video codec operation `VK_VIDEO_CODEC_OPERATION_DECODE_H264_BIT_KHR` and an `active reference picture` corresponding to any element of `pDecodeInfo->pReferenceSlots` represents a frame, then the DPB slot index of the bound video session specified by the `slotIndex` member of that element **must** be currently associated with a frame picture `matching` the video picture resource specified by the `pPictureResource` member of the same element at the time the command is executed on the device

- VUID-vkCmdDecodeVideoKHR-pDecodeInfo-07267

If the bound video session was created with the video codec operation `VK_VIDEO_CODEC_OPERATION_DECODE_H264_BIT_KHR` and an `active reference picture` corresponding to any element of `pDecodeInfo->pReferenceSlots` represents a top field, then the DPB slot index of the bound video session specified by the `slotIndex` member of that element **must** be currently associated with a top field picture `matching` the video picture resource specified by the `pPictureResource` member of the same element at the time the command is executed on the device

- VUID-vkCmdDecodeVideoKHR-pDecodeInfo-07268

If the bound video session was created with the video codec operation [VK_VIDEO_CODEC_OPERATION_DECODE_H264_BIT_KHR](#) and an [active reference picture](#) corresponding to any element of [pDecodeInfo->pReferenceSlots](#) represents a bottom field, then the DPB slot index of the bound video session specified by the [slotIndex](#) member of that element **must** be currently associated with a bottom field picture [matching](#) the video picture resource specified by the [pPictureResource](#) member of the same element at the time the command is executed on the device

- VUID-vkCmdDecodeVideoKHR-pNext-07158

If the bound video session was created with the video codec operation [VK_VIDEO_CODEC_OPERATION_DECODE_H265_BIT_KHR](#), then the [pNext](#) chain of [pDecodeInfo](#) **must** include a [VkVideoDecodeH265PictureInfoKHR](#) structure

- VUID-vkCmdDecodeVideoKHR-pSliceSegmentOffsets-07159

If the bound video session was created with the video codec operation [VK_VIDEO_CODEC_OPERATION_DECODE_H265_BIT_KHR](#), then all elements of the [pSliceSegmentOffsets](#) member of the [VkVideoDecodeH265PictureInfoKHR](#) structure included in the [pNext](#) chain of [pDecodeInfo](#) **must** be less than [pDecodeInfo->srcBufferRange](#)

- VUID-vkCmdDecodeVideoKHR-None-10403

If the bound video session was created with the video codec operation [VK_VIDEO_CODEC_OPERATION_DECODE_H265_BIT_KHR](#), then there **must** be a bound video session parameters object if any of the following conditions are not met:

- the bound video session was created with [VK_VIDEO_SESSION_CREATE_INLINE_SESSION_PARAMETERS_BIT_KHR](#)
- the [pNext](#) chain of [pDecodeInfo](#) includes a [VkVideoDecodeH265InlineSessionParametersInfoKHR](#) structure
- the [pStdVPS](#) member of the [VkVideoDecodeH265InlineSessionParametersInfoKHR](#) structure included in the [pNext](#) chain of [pDecodeInfo](#) is not [NULL](#)
- the [pStdSPS](#) member of the [VkVideoDecodeH265InlineSessionParametersInfoKHR](#) structure included in the [pNext](#) chain of [pDecodeInfo](#) is not [NULL](#)
- the [pStdPPS](#) member of the [VkVideoDecodeH265InlineSessionParametersInfoKHR](#) structure included in the [pNext](#) chain of [pDecodeInfo](#) is not [NULL](#)

- VUID-vkCmdDecodeVideoKHR-StdVideoH265VideoParameterSet-07160

If the bound video session was created with the video codec operation [VK_VIDEO_CODEC_OPERATION_DECODE_H265_BIT_KHR](#), then the bound video session parameters object **must** contain a [StdVideoH265VideoParameterSet](#) entry with [vps_video_parameter_set_id](#) matching [StdVideoDecodeH265PictureInfo::sps_video_parameter_set_id](#) that is provided in the [pStdPictureInfo](#) member of the [VkVideoDecodeH265PictureInfoKHR](#) structure included in the [pNext](#) chain of [pDecodeInfo](#), unless the bound video session was created with [VK_VIDEO_SESSION_CREATE_INLINE_SESSION_PARAMETERS_BIT_KHR](#) and the [pNext](#) chain of [pDecodeInfo](#) includes a [VkVideoDecodeH265InlineSessionParametersInfoKHR](#) structure, and its [pStdVPS](#) member is not equal to [NULL](#)

- VUID-vkCmdDecodeVideoKHR-pNext-10404

If the bound video session was created with the video codec operation

`VK_VIDEO_CODEC_OPERATION_DECODE_H265_BIT_KHR` and with `VK_VIDEO_SESSION_CREATE_INLINE_SESSION_PARAMETERS_BIT_KHR`, and the `pNext` chain of `pDecodeInfo` includes a `VkVideoDecodeH265InlineSessionParametersInfoKHR` structure with a non-NULL `pStdVPS` member, then `pStdVPS->vps_video_parameter_set_id` **must** equal `StdVideoDecodeH265PictureInfo::sps_video_parameter_set_id` provided in the `pStdPictureInfo` member of the `VkVideoDecodeH265PictureInfoKHR` structure included in the `pNext` chain of `pDecodeInfo`

- VUID-vkCmdDecodeVideoKHR-StdVideoH265SequenceParameterSet-07161

If the bound video session was created with the video codec operation `VK_VIDEO_CODEC_OPERATION_DECODE_H265_BIT_KHR`, then the bound video session parameters object **must** contain a `StdVideoH265SequenceParameterSet` entry with `sps_video_parameter_set_id` and `sps_seq_parameter_set_id` matching `StdVideoDecodeH265PictureInfo::sps_video_parameter_set_id` and `StdVideoDecodeH265PictureInfo::pps_seq_parameter_set_id`, respectively, that are provided in the `pStdPictureInfo` member of the `VkVideoDecodeH265PictureInfoKHR` structure included in the `pNext` chain of `pDecodeInfo`, unless the bound video session was created with `VK_VIDEO_SESSION_CREATE_INLINE_SESSION_PARAMETERS_BIT_KHR` and the `pNext` chain of `pDecodeInfo` includes a `VkVideoDecodeH265InlineSessionParametersInfoKHR` structure, and its `pStdSPS` member is not equal to `NULL`

- VUID-vkCmdDecodeVideoKHR-pNext-10405

If the bound video session was created with the video codec operation `VK_VIDEO_CODEC_OPERATION_DECODE_H265_BIT_KHR` and with `VK_VIDEO_SESSION_CREATE_INLINE_SESSION_PARAMETERS_BIT_KHR`, and the `pNext` chain of `pDecodeInfo` includes a `VkVideoDecodeH265InlineSessionParametersInfoKHR` structure with a non-NULL `pStdSPS` member, then `pStdSPS->sps_video_parameter_set_id` and `pStdSPS->sps_seq_parameter_set_id` **must** equal `StdVideoDecodeH265PictureInfo::sps_video_parameter_set_id` and `StdVideoDecodeH265PictureInfo::pps_seq_parameter_set_id`, respectively, provided in the `pStdPictureInfo` member of the `VkVideoDecodeH265PictureInfoKHR` structure included in the `pNext` chain of `pDecodeInfo`

- VUID-vkCmdDecodeVideoKHR-StdVideoH265PictureParameterSet-07162

If the bound video session was created with the video codec operation `VK_VIDEO_CODEC_OPERATION_DECODE_H265_BIT_KHR`, then the bound video session parameters object **must** contain a `StdVideoH265PictureParameterSet` entry with `sps_video_parameter_set_id`, `pps_seq_parameter_set_id`, and `pps_pic_parameter_set_id` matching `StdVideoDecodeH265PictureInfo::sps_video_parameter_set_id`, `StdVideoDecodeH265PictureInfo::pps_seq_parameter_set_id`, and `StdVideoDecodeH265PictureInfo::pps_pic_parameter_set_id`, respectively, that are provided in the `pStdPictureInfo` member of the `VkVideoDecodeH265PictureInfoKHR` structure included in the `pNext` chain of `pDecodeInfo`, unless the bound video session was created with `VK_VIDEO_SESSION_CREATE_INLINE_SESSION_PARAMETERS_BIT_KHR` and the `pNext` chain of `pDecodeInfo` includes a `VkVideoDecodeH265InlineSessionParametersInfoKHR` structure, and its `pStdPPS` member is not equal to `NULL`

- VUID-vkCmdDecodeVideoKHR-pNext-10406

If the bound video session was created with the video codec operation

VK_VIDEO_CODEC_OPERATION_DECODE_H265_BIT_KHR and with VK_VIDEO_SESSION_CREATE_INLINE_SESSION_PARAMETERS_BIT_KHR, and the pNext chain of pDecodeInfo includes a VkVideoDecodeH265InlineSessionParametersInfoKHR structure with a non-NULL pStdPPS member, then pStdPPS->sps_video_parameter_set_id, pStdPPS->pps_seq_parameter_set_id, and pStdPPS->pps_pic_parameter_set_id must equal StdVideoDecodeH265PictureInfo::sps_video_parameter_set_id, StdVideoDecodeH265PictureInfo::pps_seq_parameter_set_id, and StdVideoDecodeH265PictureInfo::pps_pic_parameter_set_id, respectively, provided in the pStdPictureInfo member of the VkVideoDecodeH265PictureInfoKHR structure included in the pNext chain of pDecodeInfo

- VUID-vkCmdDecodeVideoKHR-pDecodeInfo-07163

If the bound video session was created with the video codec operation VK_VIDEO_CODEC_OPERATION_DECODE_H265_BIT_KHR and pDecodeInfo->pSetupReferenceSlot is not NULL, then the pNext chain of pDecodeInfo->pSetupReferenceSlot must include a VkVideoDecodeH265DpbSlotInfoKHR structure

- VUID-vkCmdDecodeVideoKHR-pNext-07164

If the bound video session was created with the video codec operation VK_VIDEO_CODEC_OPERATION_DECODE_H265_BIT_KHR, then the pNext chain of each element of pDecodeInfo->pReferenceSlots must include a VkVideoDecodeH265DpbSlotInfoKHR structure

- VUID-vkCmdDecodeVideoKHR-pNext-10805

If the bound video session was created with the video codec operation VK_VIDEO_CODEC_OPERATION_DECODE_VP9_BIT_KHR, then the pNext chain of pDecodeInfo must include a VkVideoDecodeVP9PictureInfoKHR structure

- VUID-vkCmdDecodeVideoKHR-uncompressedHeaderOffset-10806

If the bound video session was created with the video codec operation VK_VIDEO_CODEC_OPERATION_DECODE_VP9_BIT_KHR, then the uncompressedHeaderOffset member of the VkVideoDecodeVP9PictureInfoKHR structure included in the pNext chain of pDecodeInfo must be less than pDecodeInfo->srcBufferRange

- VUID-vkCmdDecodeVideoKHR-compressedHeaderOffset-10807

If the bound video session was created with the video codec operation VK_VIDEO_CODEC_OPERATION_DECODE_VP9_BIT_KHR, then the compressedHeaderOffset member of the VkVideoDecodeVP9PictureInfoKHR structure included in the pNext chain of pDecodeInfo must be less than pDecodeInfo->srcBufferRange

- VUID-vkCmdDecodeVideoKHR-tilesOffset-10808

If the bound video session was created with the video codec operation VK_VIDEO_CODEC_OPERATION_DECODE_VP9_BIT_KHR, then the tilesOffset member of the VkVideoDecodeVP9PictureInfoKHR structure included in the pNext chain of pDecodeInfo must be less than pDecodeInfo->srcBufferRange

- VUID-vkCmdDecodeVideoKHR-referenceNameSlotIndices-10809

If the bound video session was created with the video codec operation VK_VIDEO_CODEC_OPERATION_DECODE_VP9_BIT_KHR, then each element of the referenceNameSlotIndices array member of the VkVideoDecodeVP9PictureInfoKHR structure included in the pNext chain of pDecodeInfo must either be negative or must equal the slotIndex member of one of the elements of pDecodeInfo->pReferenceSlots

- VUID-vkCmdDecodeVideoKHR-slotIndex-10810

If the bound video session was created with the video codec operation `VK_VIDEO_CODEC_OPERATION_DECODE_VP9_BIT_KHR`, then the `slotIndex` member of each element of `pDecodeInfo->pReferenceSlots` **must** equal one of the elements of the `referenceNameSlotIndices` array member of the `VkVideoDecodeVP9PictureInfoKHR` structure included in the `pNext` chain of `pDecodeInfo`

- VUID-vkCmdDecodeVideoKHR-filmGrainSupport-09248

If the bound video session was created with the video codec operation `VK_VIDEO_CODEC_OPERATION_DECODE_AV1_BIT_KHR` and `VkVideoDecodeAV1ProfileInfoKHR::filmGrainSupport` set to `VK_FALSE`, then `film grain` **must** not be enabled for the decoded picture

- VUID-vkCmdDecodeVideoKHR-pDecodeInfo-09249

If the bound video session was created with the video codec operation `VK_VIDEO_CODEC_OPERATION_DECODE_AV1_BIT_KHR`, `pDecodeInfo->pSetupReferenceSlot` is not `NULL`, and `film grain` is enabled for the decoded picture, then the video picture resources specified by `pDecodeInfo->dstPictureResource` and `pDecodeInfo->pSetupReferenceSlot->pPictureResource` **must** not `match`

- VUID-vkCmdDecodeVideoKHR-pNext-09250

If the bound video session was created with the video codec operation `VK_VIDEO_CODEC_OPERATION_DECODE_AV1_BIT_KHR`, then the `pNext` chain of `pDecodeInfo` **must** include a `VkVideoDecodeAV1PictureInfoKHR` structure

- VUID-vkCmdDecodeVideoKHR-frameHeaderOffset-09251

If the bound video session was created with the video codec operation `VK_VIDEO_CODEC_OPERATION_DECODE_AV1_BIT_KHR`, then the `frameHeaderOffset` member of the `VkVideoDecodeAV1PictureInfoKHR` structure included in the `pNext` chain of `pDecodeInfo` **must** be less than `pDecodeInfo->srcBufferRange`

- VUID-vkCmdDecodeVideoKHR-pTileOffsets-09253

If the bound video session was created with the video codec operation `VK_VIDEO_CODEC_OPERATION_DECODE_AV1_BIT_KHR`, then all elements of the `pTileOffsets` member of the `VkVideoDecodeAV1PictureInfoKHR` structure included in the `pNext` chain of `pDecodeInfo` **must** be less than `pDecodeInfo->srcBufferRange`

- VUID-vkCmdDecodeVideoKHR-pTileOffsets-09252

If the bound video session was created with the video codec operation `VK_VIDEO_CODEC_OPERATION_DECODE_AV1_BIT_KHR`, then for each element `i` of the `pTileOffsets` and `pTileSizes` members of the `VkVideoDecodeAV1PictureInfoKHR` structure included in the `pNext` chain of `pDecodeInfo` the sum of `pTileOffsets[i]` and `pTileSizes[i]` **must** be less than or equal to `pDecodeInfo->srcBufferRange`

- VUID-vkCmdDecodeVideoKHR-pDecodeInfo-09254

If the bound video session was created with the video codec operation `VK_VIDEO_CODEC_OPERATION_DECODE_AV1_BIT_KHR` and `pDecodeInfo->pSetupReferenceSlot` is not `NULL`, then the `pNext` chain of `pDecodeInfo->pSetupReferenceSlot` **must** include a `VkVideoDecodeAV1DpbSlotInfoKHR` structure

- VUID-vkCmdDecodeVideoKHR-pNext-09255

If the bound video session was created with the video codec operation `VK_VIDEO_CODEC_OPERATION_DECODE_AV1_BIT_KHR`, then the `pNext` chain of each

element of `pDecodeInfo->pReferenceSlots` **must** include a `VkVideoDecodeAV1DpbSlotInfoKHR` structure

- VUID-vkCmdDecodeVideoKHR-referenceNameSlotIndices-09262

If the bound video session was created with the video codec operation `VK_VIDEO_CODEC_OPERATION_DECODE_AV1_BIT_KHR`, then each element of the `referenceNameSlotIndices` array member of the `VkVideoDecodeAV1PictureInfoKHR` structure included in the `pNext` chain of `pDecodeInfo` **must** either be negative or **must** equal the `slotIndex` member of one of the elements of `pDecodeInfo->pReferenceSlots`

- VUID-vkCmdDecodeVideoKHR-slotIndex-09263

If the bound video session was created with the video codec operation `VK_VIDEO_CODEC_OPERATION_DECODE_AV1_BIT_KHR`, then the `slotIndex` member of each element of `pDecodeInfo->pReferenceSlots` **must** equal one of the elements of the `referenceNameSlotIndices` array member of the `VkVideoDecodeAV1PictureInfoKHR` structure included in the `pNext` chain of `pDecodeInfo`

- VUID-vkCmdDecodeVideoKHR-None-10407

If the bound video session was created with the video codec operation `VK_VIDEO_CODEC_OPERATION_DECODE_AV1_BIT_KHR`, then there **must** be a bound video session parameters object if any of the following conditions are not met:

- the bound video session was created with `VK_VIDEO_SESSION_CREATE_INLINE_SESSION_PARAMETERS_BIT_KHR`
- the `pNext` chain of `pDecodeInfo` includes a `VkVideoDecodeAV1InlineSessionParametersInfoKHR` structure
- the `pStdSequenceHeader` member of the `VkVideoDecodeAV1InlineSessionParametersInfoKHR` structure included in the `pNext` chain of `pDecodeInfo` is not `NULL`

Valid Usage (Implicit)

- VUID-vkCmdDecodeVideoKHR-commandBuffer-parameter

`commandBuffer` **must** be a valid `VkCommandBuffer` handle

- VUID-vkCmdDecodeVideoKHR-pDecodeInfo-parameter

`pDecodeInfo` **must** be a valid pointer to a valid `VkVideoDecodeInfoKHR` structure

- VUID-vkCmdDecodeVideoKHR-commandBuffer-recording

`commandBuffer` **must** be in the `recording` state

- VUID-vkCmdDecodeVideoKHR-commandBuffer-cmdpool

The `VkCommandPool` that `commandBuffer` was allocated from **must** support `VK_QUEUE_VIDEO_DECODE_BIT_KHR` operations

- VUID-vkCmdDecodeVideoKHR-renderpass

This command **must** only be called outside of a render pass instance

- VUID-vkCmdDecodeVideoKHR-suspended

This command **must** not be called between suspended render pass instances

- VUID-vkCmdDecodeVideoKHR-videocoding

This command **must** only be called inside of a video coding scope

- VUID-vkCmdDecodeVideoKHR-bufferlevel
commandBuffer **must** be a primary **VkCommandBuffer**

Host Synchronization

- Host access to **commandBuffer** **must** be externally synchronized
- Host access to the **VkCommandPool** that **commandBuffer** was allocated from **must** be externally synchronized

Command Properties

Command Buffer Levels	Render Pass Scope	Video Coding Scope	Supported Queue Types	Command Type
Primary	Outside	Inside	VK_QUEUE_VIDEO_DECODE_BIT_KHR	Action

Conditional Rendering

vkCmdDecodeVideoKHR is not affected by [conditional rendering](#)

The **VkVideoDecodeInfoKHR** structure is defined as:

```
// Provided by VK_KHR_video_decode_queue
typedef struct VkVideoDecodeInfoKHR {
    VkStructureType      sType;
    const void*          pNext;
    VkVideoDecodeFlagsKHR flags;
    VkBuffer              srcBuffer;
    VkDeviceSize          srcBufferOffset;
    VkDeviceSize          srcBufferRange;
    VkVideoPictureResourceInfoKHR dstPictureResource;
    const VkVideoReferenceSlotInfoKHR* pSetupReferenceSlot;
    uint32_t              referenceSlotCount;
    const VkVideoReferenceSlotInfoKHR* pReferenceSlots;
} VkVideoDecodeInfoKHR;
```

- **sType** is a **VkStructureType** value identifying this structure.
- **pNext** is **NULL** or a pointer to a structure extending this structure.
- **flags** is reserved for future use.

- `srcBuffer` is the source video bitstream buffer to read the encoded bitstream from.
- `srcBufferOffset` is the starting offset in bytes from the start of `srcBuffer` to read the encoded bitstream from.
- `srcBufferRange` is the size in bytes of the encoded bitstream to decode from `srcBuffer`, starting from `srcBufferOffset`.
- `dstPictureResource` is the video picture resource to use as the [decode output picture](#).
- `pSetupReferenceSlot` is `NULL` or a pointer to a [VkVideoReferenceSlotInfoKHR](#) structure specifying the [reconstructed picture information](#).
- `referenceSlotCount` is the number of elements in the `pReferenceSlots` array.
- `pReferenceSlots` is `NULL` or a pointer to an array of [VkVideoReferenceSlotInfoKHR](#) structures describing the DPB slots and corresponding [reference picture](#) resources to use in this video decode operation (the set of [active reference pictures](#)).

Valid Usage

- VUID-VkVideoDecodeInfoKHR-srcBuffer-07165
`srcBuffer` **must** have been created with the [VK_BUFFER_USAGE_VIDEO_DECODE_SRC_BIT_KHR](#) usage flag set
- VUID-VkVideoDecodeInfoKHR-srcBufferOffset-07166
`srcBufferOffset` **must** be less than the size of `srcBuffer`
- VUID-VkVideoDecodeInfoKHR-srcBufferRange-07167
`srcBufferRange` **must** be less than or equal to the size of `srcBuffer` minus `srcBufferOffset`
- VUID-VkVideoDecodeInfoKHR-pSetupReferenceSlot-07168
If `pSetupReferenceSlot` is not `NULL`, then its `slotIndex` member **must** not be negative
- VUID-VkVideoDecodeInfoKHR-pSetupReferenceSlot-07169
If `pSetupReferenceSlot` is not `NULL`, then its `pPictureResource` **must** not be `NULL`
- VUID-VkVideoDecodeInfoKHR-slotIndex-07171
The `slotIndex` member of each element of `pReferenceSlots` **must** not be negative
- VUID-VkVideoDecodeInfoKHR-pPictureResource-07172
The `pPictureResource` member of each element of `pReferenceSlots` **must** not be `NULL`

Valid Usage (Implicit)

- VUID-VkVideoDecodeInfoKHR-sType-sType
`sType` **must** be [VK_STRUCTURE_TYPE_VIDEO_DECODE_INFO_KHR](#)
- VUID-VkVideoDecodeInfoKHR-pNext-pNext
Each `pNext` member of any structure (including this one) in the `pNext` chain **must** be either `NULL` or a pointer to a valid instance of [VkVideoDecodeAV1InlineSessionParametersInfoKHR](#), [VkVideoDecodeAV1PictureInfoKHR](#), [VkVideoDecodeH264InlineSessionParametersInfoKHR](#), [VkVideoDecodeH264PictureInfoKHR](#),

[VkVideoDecodeH265InlineSessionParametersInfoKHR](#),
[VkVideoDecodeH265PictureInfoKHR](#), [VkVideoDecodeVP9PictureInfoKHR](#), or
[VkVideoInlineQueryInfoKHR](#)

- VUID-VkVideoDecodeInfoKHR-sType-unique
The **sType** value of each structure in the **pNext** chain **must** be unique
- VUID-VkVideoDecodeInfoKHR-flags-zero bitmask
flags **must** be 0
- VUID-VkVideoDecodeInfoKHR-srcBuffer-parameter
srcBuffer **must** be a valid [VkBuffer](#) handle
- VUID-VkVideoDecodeInfoKHR-dstPictureResource-parameter
dstPictureResource **must** be a valid [VkVideoPictureResourceInfoKHR](#) structure
- VUID-VkVideoDecodeInfoKHR-pSetupReferenceSlot-parameter
If **pSetupReferenceSlot** is not NULL, **pSetupReferenceSlot** **must** be a valid pointer to a valid [VkVideoReferenceSlotInfoKHR](#) structure
- VUID-VkVideoDecodeInfoKHR-pReferenceSlots-parameter
If **referenceSlotCount** is not 0, **pReferenceSlots** **must** be a valid pointer to an array of **referenceSlotCount** valid [VkVideoReferenceSlotInfoKHR](#) structures

```
// Provided by VK_KHR_video_decode_queue
typedef VkFlags VkVideoDecodeFlagsKHR;
```

[VkVideoDecodeFlagsKHR](#) is a bitmask type for setting a mask, but is currently reserved for future use.

48.12. H.264 Decode Operations

Video decode operations using an [H.264 decode profile](#) **can** be used to decode elementary video stream sequences compliant to the [ITU-T H.264 Specification](#).

NOTE

Refer to the [Preamble](#) for information on how the Khronos Intellectual Property Rights Policy relates to normative references to external materials not created by Khronos.

This process is performed according to the [video decode operation steps](#) with the codec-specific semantics defined in section 8 of the [ITU-T H.264 Specification](#) as follows:

- Syntax elements, derived values, and other parameters are applied from the following structures:
 - The [StdVideoH264SequenceParameterSet](#) structure corresponding to the [active SPS](#) specifying the [H.264 sequence parameter set](#).
 - The [StdVideoH264PictureParameterSet](#) structure corresponding to the [active PPS](#) specifying the [H.264 picture parameter set](#).
 - The [StdVideoDecodeH264PictureInfo](#) structure specifying the [H.264 picture information](#).

- The `StdVideoDecodeH264ReferenceInfo` structures specifying the H.264 reference information corresponding to the optional reconstructed picture and any active reference pictures.
- The contents of the provided video bitstream buffer range are interpreted as defined in the H.264 Decode Bitstream Data Access section.
- Picture data in the video picture resources corresponding to the used active reference pictures, decode output picture, and optional reconstructed picture is accessed as defined in the H.264 Decode Picture Data Access section.
- The decision on reference picture setup is made according to the parameters specified in the H.264 picture information.

If the parameters and the bitstream adhere to the syntactic and semantic requirements defined in the corresponding sections of the ITU-T H.264 Specification, as described above, and the DPB slots associated with the active reference pictures all refer to valid picture references, then the video decode operation will complete successfully. Otherwise, the video decode operation **may** complete unsuccessfully.

48.12.1. H.264 Decode Bitstream Data Access

If the target decode output picture is a frame, then the video bitstream buffer range **should** contain a VCL NAL unit comprised of the slice headers and data of a picture representing an entire frame, as defined in sections 7.3.3 and 7.3.4, and this data is interpreted as defined in sections 7.4.3 and 7.4.4 of the ITU-T H.264 Specification, respectively.

If the target decode output picture is a field, then the video bitstream buffer range should contain a VCL NAL unit comprised of the slice headers and data of a picture representing a field, as defined in sections 7.3.3 and 7.3.4, and this data is interpreted as defined in sections 7.4.3 and 7.4.4 of the ITU-T H.264 Specification, respectively.

The offsets provided in `VkVideoDecodeH264PictureInfoKHR::pSliceOffsets` **should** specify the starting offsets corresponding to each slice header within the video bitstream buffer range.

48.12.2. H.264 Decode Picture Data Access

The effective `imageOffset` and `imageExtent` corresponding to a decode output picture, reference picture, or reconstructed picture used in video decode operations with an H.264 decode profile are defined as follows:

- `imageOffset` is `(codedOffset.x,codedOffset.y)` and `imageExtent` is `(codedExtent.width, codedExtent.height)`, if the picture represents a frame.
- `imageOffset` is `(codedOffset.x,codedOffset.y)` and `imageExtent` is `(codedExtent.width, codedExtent.height)`, if the picture represents a field and the picture layout of the used H.264 decode profile is `VK_VIDEO_DECODE_H264_PICTURE_LAYOUT_INTERLACED_INTERLEAVED_LINES_BIT_KHR`.
- `imageOffset` is `(codedOffset.x,codedOffset.y)` and `imageExtent` is `(codedExtent.width, codedExtent.height / 2)`, if the picture represents a field and the picture layout of the used H.264 decode profile is `VK_VIDEO_DECODE_H264_PICTURE_LAYOUT_INTERLACED_SEPARATE_PLANES_BIT_KHR`.

Where `codedOffset` and `codedExtent` are the members of the `VkVideoPictureResourceInfoKHR` structure corresponding to the picture.

However, accesses to image data within a video picture resource happen at the granularity indicated by `VkVideoCapabilitiesKHR::pictureAccessGranularity`, as returned by `vkGetPhysicalDeviceVideoCapabilitiesKHR` for the used video profile. This means that the complete image subregion accessed by video coding operations using an H.264 decode profile for the video picture resource is defined as the set of texels within the coordinate range:

$([startX, endX), [startY, endY))$

Where:

- `startX` equals `imageOffset.x` rounded down to the nearest integer multiple of `pictureAccessGranularity.width`;
- `endX` equals `imageOffset.x + imageExtent.width` rounded up to the nearest integer multiple of `pictureAccessGranularity.width` and clamped to the width of the image subresource referred to by the corresponding `VkVideoPictureResourceInfoKHR` structure;
- `startY` equals `imageOffset.y` rounded down to the nearest integer multiple of `pictureAccessGranularity.height`;
- `endY` equals `imageOffset.y + imageExtent.height` rounded up to the nearest integer multiple of `pictureAccessGranularity.height` and clamped to the height of the image subresource referred to by the corresponding `VkVideoPictureResourceInfoKHR` structure.

In case of video decode operations using an H.264 decode profile, any access to a picture at the coordinates (x, y) , as defined by the ITU-T H.264 Specification, is an access to the image subresource referred to by the corresponding `VkVideoPictureResourceInfoKHR` structure at the texel coordinates specified below:

- (x, y) , if the accessed picture represents a frame.
- $(x, y \times 2)$, if the accessed picture represents a top field and the picture layout of the used H.264 decode profile is `VK_VIDEO_DECODE_H264_PICTURE_LAYOUT_INTERLACED_INTERLEAVED_LINES_BIT_KHR`.
- $(x, y \times 2 + 1)$, if the accessed picture represents a bottom field and the picture layout of the used H.264 decode profile is `VK_VIDEO_DECODE_H264_PICTURE_LAYOUT_INTERLACED_INTERLEAVED_LINES_BIT_KHR`.
- (x, y) , if the accessed picture represents a top field and the picture layout of the used H.264 decode profile is `VK_VIDEO_DECODE_H264_PICTURE_LAYOUT_INTERLACED_SEPARATE_PLANES_BIT_KHR`.
- $(codedOffset.x + x, codedOffset.y + y)$, if the accessed picture represents a bottom field and the picture layout of the used H.264 decode profile is `VK_VIDEO_DECODE_H264_PICTURE_LAYOUT_INTERLACED_SEPARATE_PLANES_BIT_KHR`.

Where `codedOffset` is the member of the corresponding `VkVideoPictureResourceInfoKHR` structure.

48.12.3. H.264 Decode Profile

A video profile supporting H.264 video decode operations is specified by setting `VkVideoProfileInfoKHR::videoCodecOperation` to `VK_VIDEO_CODEC_OPERATION_DECODE_H264_BIT_KHR` and adding a `VkVideoDecodeH264ProfileInfoKHR` structure to the `VkVideoProfileInfoKHR::pNext` chain.

The `VkVideoDecodeH264ProfileInfoKHR` structure is defined as:

```
// Provided by VK_KHR_video_decode_h264
typedef struct VkVideoDecodeH264ProfileInfoKHR {
    VkStructureType              sType;
    const void*                  pNext;
    StdVideoH264ProfileIdc       stdProfileIdc;
    VkVideoDecodeH264PictureLayoutFlagBitsKHR pictureLayout;
} VkVideoDecodeH264ProfileInfoKHR;
```

- `sType` is a `VkStructureType` value identifying this structure.
- `pNext` is `NULL` or a pointer to a structure extending this structure.
- `stdProfileIdc` is a `StdVideoH264ProfileIdc` value specifying the H.264 codec profile IDC, where enum constant `STD_VIDEO_H264_PROFILE_IDC_BASELINE` identifies the Constrained Baseline profile as defined in A.2.1.1 of the [ITU-T H.264 Specification](#), and all other values correspond to profiles defined in section A.2 of the [ITU-T H.264 Specification](#).
- `pictureLayout` is a `VkVideoDecodeH264PictureLayoutFlagBitsKHR` value specifying the picture layout used by the H.264 video sequence to be decoded.

Valid Usage (Implicit)

- VUID-VkVideoDecodeH264ProfileInfoKHR-sType-sType
`sType` must be `VK_STRUCTURE_TYPE_VIDEO_DECODE_H264_PROFILE_INFO_KHR`
- VUID-VkVideoDecodeH264ProfileInfoKHR-pictureLayout-parameter
If `pictureLayout` is not `0`, `pictureLayout` must be a valid `VkVideoDecodeH264PictureLayoutFlagBitsKHR` value

Structure Chaining

Extends the structures

- [VkQueryPoolCreateInfo](#)
- [VkVideoProfileInfoKHR](#)

The H.264 video decode picture layout flags are defined as follows:


```
// Provided by VK_KHR_video_decode_h264
typedef enum VkVideoDecodeH264PictureLayoutFlagBitsKHR {
    VK_VIDEO_DECODE_H264_PICTURE_LAYOUT_PROGRESSIVE_KHR = 0,
    VK_VIDEO_DECODE_H264_PICTURE_LAYOUT_INTERLACED_INTERLEAVED_LINES_BIT_KHR =
0x00000001,
    VK_VIDEO_DECODE_H264_PICTURE_LAYOUT_INTERLACED_SEPARATE_PLANES_BIT_KHR =
0x00000002,
} VkVideoDecodeH264PictureLayoutFlagBitsKHR;
```

- [VK_VIDEO_DECODE_H264_PICTURE_LAYOUT_PROGRESSIVE_KHR](#) specifies support for progressive content. This flag has the value `0`.
- [VK_VIDEO_DECODE_H264_PICTURE_LAYOUT_INTERLACED_INTERLEAVED_LINES_BIT_KHR](#) specifies support for or use of a picture layout for interlaced content where all lines belonging to the top field are decoded to the even-numbered lines within the picture resource, and all lines belonging to the bottom field are decoded to the odd-numbered lines within the picture resource.
- [VK_VIDEO_DECODE_H264_PICTURE_LAYOUT_INTERLACED_SEPARATE_PLANES_BIT_KHR](#) specifies support for or use of a picture layout for interlaced content where all lines belonging to a field are grouped together in a single image subregion, and the two fields comprising the frame **can** be stored in separate image subregions of the same image subresource or in separate image subresources.

```
// Provided by VK_KHR_video_decode_h264
typedef VkFlags VkVideoDecodeH264PictureLayoutFlagsKHR;
```

[VkVideoDecodeH264PictureLayoutFlagsKHR](#) is a bitmask type for setting a mask of zero or more [VkVideoDecodeH264PictureLayoutFlagBitsKHR](#).

48.12.4. H.264 Decode Capabilities

When calling [vkGetPhysicalDeviceVideoCapabilitiesKHR](#) to query the capabilities for an [H.264 decode profile](#), the [VkVideoCapabilitiesKHR::pNext](#) chain **must** include a [VkVideoDecodeH264CapabilitiesKHR](#) structure that will be filled with the profile-specific capabilities.

The [VkVideoDecodeH264CapabilitiesKHR](#) structure is defined as:

```
// Provided by VK_KHR_video_decode_h264
typedef struct VkVideoDecodeH264CapabilitiesKHR {
    VkStructureType      sType;
    void*                pNext;
    StdVideoH264LevelIdc maxLevelIdc;
    VkOffset2D           fieldOffsetGranularity;
} VkVideoDecodeH264CapabilitiesKHR;
```

- `sType` is a [VkStructureType](#) value identifying this structure.

- `pNext` is `NULL` or a pointer to a structure extending this structure.
- `maxLevelIdc` is a `StdVideoH264LevelIdc` value indicating the maximum H.264 level supported by the profile, where enum constant `STD_VIDEO_H264_LEVEL_IDC_<major>_<minor>` identifies H.264 level `<major>.<minor>` as defined in section A.3 of the [ITU-T H.264 Specification](#).
- `fieldOffsetGranularity` is the minimum alignment for `VkVideoPictureResourceInfoKHR::codedOffset` specified for a [video picture resource](#) when using the picture layout `VK_VIDEO_DECODE_H264_PICTURE_LAYOUT_INTERLACED_SEPARATE_PLANES_BIT_KHR`.

Valid Usage (Implicit)

- VUID-VkVideoDecodeH264CapabilitiesKHR-sType-sType `sType` must be `VK_STRUCTURE_TYPE_VIDEO_DECODE_H264_CAPABILITIES_KHR`

Structure Chaining

Extends the structure

- [VkVideoCapabilitiesKHR](#)

48.12.5. H.264 Decode Parameter Sets

[Video session parameters](#) objects created with the video codec operation `VK_VIDEO_CODEC_OPERATION_DECODE_H264_BIT_KHR` can contain the following types of parameters:

H.264 Sequence Parameter Sets (SPS)

Represented by `StdVideoH264SequenceParameterSet` structures and interpreted as follows:

- `reserved1` and `reserved2` are used only for padding purposes and are otherwise ignored;
- `seq_parameter_set_id` is used as the key of the SPS entry;
- `level_idc` is one of the enum constants `STD_VIDEO_H264_LEVEL_IDC_<major>_<minor>` identifying the H.264 level `<major>.<minor>` as defined in section A.3 of the [ITU-T H.264 Specification](#);
- `pOffsetForRefFrame` is a pointer to an array of `num_ref_frames_in_pic_order_cnt_cycle` number of signed integers specifying the elements of the `offset_for_ref_frame` array, as defined in section 7.4.2.1.1 of the [ITU-T H.264 Specification](#);
- if `flags.seq_scaling_matrix_present_flag` is set, then the `StdVideoH264ScalingLists` structure pointed to by `pScalingLists` is interpreted as follows:
 - `scaling_list_present_mask` is a bitmask where bit index `i` corresponds to `seq_scaling_list_present_flag[i]` as defined in section 7.4.2.1 of the [ITU-T H.264 Specification](#);
 - `use_default_scaling_matrix_mask` is a bitmask where bit index `i` corresponds to `UseDefaultScalingMatrix4x4Flag[i]`, when `i < 6`, or corresponds to

`UseDefaultScalingMatrix8x8Flag[i-6]`, otherwise, as defined in section 7.3.2.1 of the [ITU-T H.264 Specification](#);

- `ScalingList4x4` and `ScalingList8x8` correspond to the identically named syntax elements defined in section 7.3.2.1 of the [ITU-T H.264 Specification](#);
- if `flags.vui_parameters_present_flag` is set, then `pSequenceParameterSetVui` is a pointer to a `StdVideoH264SequenceParameterSetVui` structure that is interpreted as follows:
 - `reserved1` is used only for padding purposes and is otherwise ignored;
 - `flags.color_description_present_flag` is interpreted as the value of `colour_description_present_flag`, as defined in section E.2.1 of the [ITU-T H.264 Specification](#);

NOTE

The name of `colour_description_present_flag` was misspelled in the Video Std header.

- if `flags.nal_hrd_parameters_present_flag` or `flags.vcl_hrd_parameters_present_flag` is set, then the `StdVideoH264HrdParameters` structure pointed to by `pHrdParameters` is interpreted as follows:
 - `reserved1` is used only for padding purposes and is otherwise ignored;
 - all other members of `StdVideoH264HrdParameters` are interpreted as defined in section E.2.2 of the [ITU-T H.264 Specification](#);
- all other members of `StdVideoH264SequenceParameterSetVui` are interpreted as defined in section E.2.1 of the [ITU-T H.264 Specification](#);
- all other members of `StdVideoH264SequenceParameterSet` are interpreted as defined in section 7.4.2.1 of the [ITU-T H.264 Specification](#).

H.264 Picture Parameter Sets (PPS)

Represented by `StdVideoH264PictureParameterSet` structures and interpreted as follows:

- the pair constructed from `seq_parameter_set_id` and `pic_parameter_set_id` is used as the key of the PPS entry;
- if `flags.pic_scaling_matrix_present_flag` is set, then the `StdVideoH264ScalingLists` structure pointed to by `pScalingLists` is interpreted as follows:
 - `scaling_list_present_mask` is a bitmask where bit index `i` corresponds to `pic_scaling_list_present_flag[i]` as defined in section 7.4.2.2 of the [ITU-T H.264 Specification](#);
 - `use_default_scaling_matrix_mask` is a bitmask where bit index `i` corresponds to `UseDefaultScalingMatrix4x4Flag[i]`, when `i < 6`, or corresponds to `UseDefaultScalingMatrix8x8Flag[i-6]`, otherwise, as defined in section 7.3.2.2 of the [ITU-T H.264 Specification](#);
 - `ScalingList4x4` and `ScalingList8x8` correspond to the identically named syntax elements defined in section 7.3.2.2 of the [ITU-T H.264 Specification](#);

- all other members of `StdVideoH264PictureParameterSet` are interpreted as defined in section 7.4.2.2 of the [ITU-T H.264 Specification](#).

When a `video session parameters` object is created with the codec operation `VK_VIDEO_CODEC_OPERATION_DECODE_H264_BIT_KHR`, the `VkVideoSessionParametersCreateInfoKHR::pNext` chain **must** include a `VkVideoDecodeH264SessionParametersCreateInfoKHR` structure specifying the capacity and initial contents of the object.

The `VkVideoDecodeH264SessionParametersCreateInfoKHR` structure is defined as:

```
// Provided by VK_KHR_video_decode_h264
typedef struct VkVideoDecodeH264SessionParametersCreateInfoKHR {
    VkStructureType          sType;
    const void*              pNext;
    uint32_t                 maxStdSPSCount;
    uint32_t                 maxStdPPSCount;
    const VkVideoDecodeH264SessionParametersAddInfoKHR* pParametersAddInfo;
} VkVideoDecodeH264SessionParametersCreateInfoKHR;
```

- `sType` is a `VkStructureType` value identifying this structure.
- `pNext` is `NULL` or a pointer to a structure extending this structure.
- `maxStdSPSCount` is the maximum number of `H.264 SPS` entries the created `VkVideoSessionParametersKHR` **can** contain.
- `maxStdPPSCount` is the maximum number of `H.264 PPS` entries the created `VkVideoSessionParametersKHR` **can** contain.
- `pParametersAddInfo` is `NULL` or a pointer to a `VkVideoDecodeH264SessionParametersAddInfoKHR` structure specifying H.264 parameters to add upon object creation.

Valid Usage (Implicit)

- `VUID-VkVideoDecodeH264SessionParametersCreateInfoKHR-sType-sType`
`sType` **must** be `VK_STRUCTURE_TYPE_VIDEO_DECODE_H264_SESSION_PARAMETERS_CREATE_INFO_KHR`
- `VUID-VkVideoDecodeH264SessionParametersCreateInfoKHR-pParametersAddInfo-parameter`
If `pParametersAddInfo` is not `NULL`, `pParametersAddInfo` **must** be a valid pointer to a valid `VkVideoDecodeH264SessionParametersAddInfoKHR` structure

Structure Chaining

Extends the structure

- `VkVideoSessionParametersCreateInfoKHR`

The `VkVideoDecodeH264SessionParametersAddInfoKHR` structure is defined as:

```
// Provided by VK_KHR_video_decode_h264
typedef struct VkVideoDecodeH264SessionParametersAddInfoKHR {
    VkStructureType           sType;
    const void*               pNext;
    uint32_t                  stdSPSCount;
    const StdVideoH264SequenceParameterSet* pStdSPSs;
    uint32_t                  stdPPSCount;
    const StdVideoH264PictureParameterSet* pStdPPSs;
} VkVideoDecodeH264SessionParametersAddInfoKHR;
```

- `sType` is a `VkStructureType` value identifying this structure.
- `pNext` is `NULL` or a pointer to a structure extending this structure.
- `stdSPSCount` is the number of elements in the `pStdSPSs` array.
- `pStdSPSs` is a pointer to an array of `StdVideoH264SequenceParameterSet` structures describing the H.264 SPS entries to add.
- `stdPPSCount` is the number of elements in the `pStdPPSs` array.
- `pStdPPSs` is a pointer to an array of `StdVideoH264PictureParameterSet` structures describing the H.264 PPS entries to add.

This structure **can** be specified in the following places:

- In the `pParametersAddInfo` member of the `VkVideoDecodeH264SessionParametersCreateInfoKHR` structure specified in the `pNext` chain of `VkVideoSessionParametersCreateInfoKHR` used to create a `video session parameters` object. In this case, if the video codec operation the video session parameters object is created with is `VK_VIDEO_CODEC_OPERATION_DECODE_H264_BIT_KHR`, then it defines the set of initial parameters to add to the created object (see [Creating Video Session Parameters](#)).
- In the `pNext` chain of `VkVideoSessionParametersUpdateInfoKHR`. In this case, if the video codec operation the `video session parameters` object to be updated was created with is `VK_VIDEO_CODEC_OPERATION_DECODE_H264_BIT_KHR`, then it defines the set of parameters to add to it (see [Updating Video Session Parameters](#)).

Valid Usage

- VUID-VkVideoDecodeH264SessionParametersAddInfoKHR-None-04825
The `seq_parameter_set_id` member of each `StdVideoH264SequenceParameterSet` structure specified in the elements of `pStdSPSs` **must** be unique within `pStdSPSs`
- VUID-VkVideoDecodeH264SessionParametersAddInfoKHR-None-04826
The pair constructed from the `seq_parameter_set_id` and `pic_parameter_set_id` members of each `StdVideoH264PictureParameterSet` structure specified in the elements of `pStdPPSs` **must** be unique within `pStdPPSs`

Valid Usage (Implicit)

- `VUID-VkVideoDecodeH264SessionParametersAddInfoKHR-sType-sType`
`sType` **must** be `VK_STRUCTURE_TYPE_VIDEO_DECODE_H264_SESSION_PARAMETERS_ADD_INFO_KHR`
- `VUID-VkVideoDecodeH264SessionParametersAddInfoKHR-pStdSPSs-parameter`
If `stdSPSCount` is not 0, `pStdSPSs` **must** be a valid pointer to an array of `stdSPSCount` `StdVideoH264SequenceParameterSet` values
- `VUID-VkVideoDecodeH264SessionParametersAddInfoKHR-pStdPPSs-parameter`
If `stdPPSCount` is not 0, `pStdPPSs` **must** be a valid pointer to an array of `stdPPSCount` `StdVideoH264PictureParameterSet` values

Structure Chaining

Extends the structure

- `VkVideoSessionParametersUpdateInfoKHR`

Inline Parameter Sets

In case of `video sessions` created with the video codec operation `VK_VIDEO_CODEC_OPERATION_DECODE_H264_BIT_KHR` and with `VK_VIDEO_SESSION_CREATE_INLINE_SESSION_PARAMETERS_BIT_KHR`, the application **can** also specify the active parameter sets *inline* by including an instance of the `VkVideoDecodeH264InlineSessionParametersInfoKHR` structure in the `pNext` chain of `VkVideoDecodeInfoKHR`.

The `VkVideoDecodeH264InlineSessionParametersInfoKHR` structure is defined as:

```
// Provided by VK_KHR_video_decode_h264 with VK_KHR_video_maintenance2
typedef struct VkVideoDecodeH264InlineSessionParametersInfoKHR {
    VkStructureType    sType;
    const void*        pNext;
    const StdVideoH264SequenceParameterSet* pStdSPS;
    const StdVideoH264PictureParameterSet*  pStdPPS;
} VkVideoDecodeH264InlineSessionParametersInfoKHR;
```

- `sType` is a `VkStructureType` value identifying this structure.
- `pNext` is `NULL` or a pointer to a structure extending this structure.
- `pStdSPS` is `NULL` or a pointer to an instance of the `StdVideoH264SequenceParameterSet` structure describing the *active H.264 SPS*.
- `pStdPPS` is `NULL` or a pointer to an instance of the `StdVideoH264PictureParameterSet` structure describing the *active H.264 PPS*.

If `pStdSPS` or `pStdPPS` is not `NULL`, the issued video decode operations will use the parameter sets specified by them, respectively, instead of the corresponding parameter sets being sourced from the bound video session parameters object.

Valid Usage (Implicit)

- `VOID-VkVideoDecodeH264InlineSessionParametersInfoKHR-sType-sType`
`sType` must be `VK_STRUCTURE_TYPE_VIDEO_DECODE_H264_INLINE_SESSION_PARAMETERS_INFO_KHR`
- `VOID-VkVideoDecodeH264InlineSessionParametersInfoKHR-pStdSPS-parameter`
If `pStdSPS` is not `NULL`, `pStdSPS` must be a valid pointer to a valid `StdVideoH264SequenceParameterSet` value
- `VOID-VkVideoDecodeH264InlineSessionParametersInfoKHR-pStdPPS-parameter`
If `pStdPPS` is not `NULL`, `pStdPPS` must be a valid pointer to a valid `StdVideoH264PictureParameterSet` value

Structure Chaining

Extends the structure

- `VkVideoDecodeInfoKHR`

48.12.6. H.264 Decoding Parameters

The `VkVideoDecodeH264PictureInfoKHR` structure is defined as:

```
// Provided by VK_KHR_video_decode_h264
typedef struct VkVideoDecodeH264PictureInfoKHR {
    VkStructureType    sType;
    const void*        pNext;
    const StdVideoDecodeH264PictureInfo* pStdPictureInfo;
    uint32_t           sliceCount;
    const uint32_t*     pSliceOffsets;
} VkVideoDecodeH264PictureInfoKHR;
```

- `sType` is a `VkStructureType` value identifying this structure.
- `pNext` is `NULL` or a pointer to a structure extending this structure.
- `pStdPictureInfo` is a pointer to a `StdVideoDecodeH264PictureInfo` structure specifying [H.264 picture information](#).
- `sliceCount` is the number of elements in `pSliceOffsets`.
- `pSliceOffsets` is a pointer to an array of `sliceCount` offsets specifying the start offset of the slices of the picture within the video bitstream buffer range specified in `VkVideoDecodeInfoKHR`.

This structure is specified in the `pNext` chain of the `VkVideoDecodeInfoKHR` structure passed to

[vkCmdDecodeVideoKHR](#) to specify the codec-specific picture information for an [H.264 decode operation](#).

Decode Output Picture Information

When this structure is specified in the [pNext](#) chain of the [VkVideoDecodeInfoKHR](#) structure passed to [vkCmdDecodeVideoKHR](#), the information related to the [decode output picture](#) is defined as follows:

- If [pStdPictureInfo->flags.field_pic_flag](#) is not set, then the picture represents a frame.
- If [pStdPictureInfo->flags.field_pic_flag](#) is set, then the picture represents a field. Specifically:
 - If [pStdPictureInfo->flags.bottom_field_flag](#) is not set, then the picture represents the top field of the frame.
 - If [pStdPictureInfo->flags.bottom_field_flag](#) is set, then the picture represents the bottom field of the frame.
- The image subregion used is determined according to the [H.264 Decode Picture Data Access](#) section.
- The decode output picture is associated with the [H.264 picture information](#) provided in [pStdPictureInfo](#).

Std Picture Information

The members of the [StdVideoDecodeH264PictureInfo](#) structure pointed to by [pStdPictureInfo](#) are interpreted as follows:

- [reserved1](#) and [reserved2](#) are used only for padding purposes and are otherwise ignored;
- [flags.is_intra](#) as defined in section 3.73 of the [ITU-T H.264 Specification](#);
- [flags.is_reference](#) as defined in section 3.136 of the [ITU-T H.264 Specification](#);
- [flags.complementary_field_pair](#) as defined in section 3.35 of the [ITU-T H.264 Specification](#);
- [seq_parameter_set_id](#) and [pic_parameter_set_id](#) are used to identify the active parameter sets, as described below;
- all other members are interpreted as defined in section 7.4.3 of the [ITU-T H.264 Specification](#).

Reference picture setup is controlled by the value of [StdVideoDecodeH264PictureInfo::flags.is_reference](#). If it is set and a [reconstructed picture](#) is specified, then the latter is used as the target of picture reconstruction to [activate](#) the [DPB slot](#) specified in [pDecodeInfo->pSetupReferenceSlot->slotIndex](#). If [StdVideoDecodeH264PictureInfo::flags.is_reference](#) is not set, but a [reconstructed picture](#) is specified, then the corresponding picture reference associated with the [DPB slot](#) is invalidated, as described in the [DPB Slot States](#) section.

Active Parameter Sets

The members of the [StdVideoDecodeH264PictureInfo](#) structure pointed to by [pStdPictureInfo](#) are used to select the active parameter sets to use from the specified [inline parameter sets](#) or from the bound video session parameters object, as follows:

- The *active SPS* is the [SPS](#) identified by the key specified in [StdVideoDecodeH264PictureInfo](#)

`::seq_parameter_set_id`.

- The *active PPS* is the `PPS` identified by the key specified by the pair constructed from `StdVideoDecodeH264PictureInfo::seq_parameter_set_id` and `StdVideoDecodeH264PictureInfo::pic_parameter_set_id`.

If the bound video session was created with `VK_VIDEO_SESSION_CREATE_INLINE_SESSION_PARAMETERS_BIT_KHR` and any of the active parameter sets are specified `inline`, then the corresponding inline parameter set is used. Otherwise, the parameter set in question is sourced from the bound video session parameters object.

Valid Usage (Implicit)

- `VOID-VkVideoDecodeH264PictureInfoKHR-sType-sType`
`sType` **must** be `VK_STRUCTURE_TYPE_VIDEO_DECODE_H264_PICTURE_INFO_KHR`
- `VOID-VkVideoDecodeH264PictureInfoKHR-pStdPictureInfo-parameter`
`pStdPictureInfo` **must** be a valid pointer to a valid `StdVideoDecodeH264PictureInfo` value
- `VOID-VkVideoDecodeH264PictureInfoKHR-pSliceOffsets-parameter`
`pSliceOffsets` **must** be a valid pointer to an array of `sliceCount uint32_t` values
- `VOID-VkVideoDecodeH264PictureInfoKHR-sliceCount-arraylength`
`sliceCount` **must** be greater than 0

Structure Chaining

Extends the structure

- `VkVideoDecodeInfoKHR`

The `VkVideoDecodeH264DpbSlotInfoKHR` structure is defined as:

```
// Provided by VK_KHR_video_decode_h264
typedef struct VkVideoDecodeH264DpbSlotInfoKHR {
    VkStructureType    sType;
    const void*        pNext;
    const StdVideoDecodeH264ReferenceInfo* pStdReferenceInfo;
} VkVideoDecodeH264DpbSlotInfoKHR;
```

- `sType` is a `VkStructureType` value identifying this structure.
- `pNext` is `NULL` or a pointer to a structure extending this structure.
- `pStdReferenceInfo` is a pointer to a `StdVideoDecodeH264ReferenceInfo` structure specifying [H.264 reference information](#).

This structure is specified in the `pNext` chain of `VkVideoDecodeInfoKHR::pSetupReferenceSlot`, if not `NULL`, and the `pNext` chain of the elements of `VkVideoDecodeInfoKHR::pReferenceSlots` to specify the codec-specific reference picture information for an [H.264 decode operation](#).

Active Reference Picture Information

When this structure is specified in the `pNext` chain of the elements of `VkVideoDecodeInfoKHR::pReferenceSlots`, one or two elements are added to the list of [active reference pictures](#) used by the video decode operation for each element of `VkVideoDecodeInfoKHR::pReferenceSlots` as follows:

- If neither `pStdReferenceInfo->flags.top_field_flag` nor `pStdReferenceInfo->flags.bottom_field_flag` is set, then the picture is added as a frame reference to the list of active reference pictures.
- If `pStdReferenceInfo->flags.top_field_flag` is set, then the picture is added as a top field reference to the list of active reference pictures.
- If `pStdReferenceInfo->flags.bottom_field_flag` is set, then the picture is added as a bottom field reference to the list of active reference pictures.
- For each added reference picture, the corresponding image subregion used is determined according to the [H.264 Decode Picture Data Access](#) section.
- Each added reference picture is associated with the [DPB slot](#) index specified in the `slotIndex` member of the corresponding element of `VkVideoDecodeInfoKHR::pReferenceSlots`.
- Each added reference picture is associated with the [H.264 reference information](#) provided in `pStdReferenceInfo`.

NOTE

When both the top and bottom field of an interlaced frame currently associated with a DPB slot is intended to be used as an active reference picture and both fields are stored in the same image subregion (which is the case when using `VK_VIDEO_DECODE_H264_PICTURE_LAYOUT_INTERLACED_INTERLEAVED_LINES_BIT_KHR` which stores the two fields at even and odd scanlines of the same image subregion), both references have to be provided through a single `VkVideoReferenceSlotInfoKHR` structure that has both `flags.top_field_flag` and `flags.bottom_field_flag` set in the `StdVideoDecodeH264ReferenceInfo` structure pointed to by the `pStdReferenceInfo` member of the `VkVideoDecodeH264DpbSlotInfoKHR` structure included in the corresponding `VkVideoReferenceSlotInfoKHR` structure's `pNext` chain. However, this approach can only be used when both fields are stored in the same image subregion. If that is not the case (e.g. when using `VK_VIDEO_DECODE_H264_PICTURE_LAYOUT_INTERLACED_SEPARATE_PLANES_BIT_KHR` which requires separate `codedOffset` values for the two fields and also allows storing the two fields of a frame in separate image layers or entirely separate images), then a separate `VkVideoReferenceSlotInfoKHR` structure needs to be provided for referencing the two fields, each only setting one of `flags.top_field_flag` or `flags.bottom_field_flag`, and providing the appropriate video picture resource information in `VkVideoReferenceSlotInfoKHR::pPictureResource`.

Reconstructed Picture Information

When this structure is specified in the `pNext` chain of `VkVideoDecodeInfoKHR::pSetupReferenceSlot`, the information related to the [reconstructed picture](#) is defined as follows:

- If neither `pStdReferenceInfo->flags.top_field_flag` nor `pStdReferenceInfo->flags.bottom_field_flag` is set, then the picture represents a frame.
- If `pStdReferenceInfo->flags.top_field_flag` is set, then the picture represents a field, specifically, the top field of the frame.
- If `pStdReferenceInfo->flags.bottom_field_flag` is set, then the picture represents a field, specifically, the bottom field of the frame.
- The image subregion used is determined according to the [H.264 Decode Picture Data Access](#) section.
- If [reference picture setup](#) is requested, then the reconstructed picture is used to [activate](#) the [DPB slot](#) with the index specified in `VkVideoDecodeInfoKHR::pSetupReferenceSlot->slotIndex`.
- The reconstructed picture is associated with the [H.264 reference information](#) provided in `pStdReferenceInfo`.

Std Reference Information

The members of the `StdVideoDecodeH264ReferenceInfo` structure pointed to by `pStdReferenceInfo` are interpreted as follows:

- `flags.top_field_flag` is used to indicate whether the reference is used as top field reference;
- `flags.bottom_field_flag` is used to indicate whether the reference is used as bottom field reference;
- `flags.used_for_long_term_reference` is used to indicate whether the picture is marked as “used for long-term reference” as defined in section 8.2.5.1 of the [ITU-T H.264 Specification](#);
- `flags.is_non_existing` is used to indicate whether the picture is marked as “non-existing” as defined in section 8.2.5.2 of the [ITU-T H.264 Specification](#);
- all other members are interpreted as defined in section 8.2 of the [ITU-T H.264 Specification](#).

Valid Usage (Implicit)

- `VUID-VkVideoDecodeH264DpbSlotInfoKHR-sType-sType` `sType` **must** be `VK_STRUCTURE_TYPE_VIDEO_DECODE_H264_DPB_SLOT_INFO_KHR`
- `VUID-VkVideoDecodeH264DpbSlotInfoKHR-pStdReferenceInfo-parameter` `pStdReferenceInfo` **must** be a valid pointer to a valid `StdVideoDecodeH264ReferenceInfo` value

Structure Chaining

Extends the structure

- [VkVideoReferenceSlotInfoKHR](#)

48.12.7. H.264 Decode Requirements

This section describes the **required** H.264 decoding capabilities for physical devices that have at least one queue family that supports the video codec operation [VK_VIDEO_CODEC_OPERATION_DECODE_H264_BIT_KHR](#), as returned by [vkGetPhysicalDeviceQueueFamilyProperties2](#) in [VkQueueFamilyVideoPropertiesKHR::videoCodecOperations](#).

Table 57. Required *Video Std Header Versions*

Video Std Header Name	Version
vulkan_video_codec_h264std_decode	1.0.0

Table 58. Required Video Capabilities

Video Capability	Requirement	Requirement Type ¹
VkVideoCapabilitiesKHR		
flags	-	min
minBitstreamBufferOffsetAlignment	4096	max
minBitstreamBufferSizeAlignment	4096	max
pictureAccessGranularity	(64,64)	max
minCodedExtent	-	max
maxCodedExtent	-	min
maxDpbSlots	0	min
maxActiveReferencePictures	0	min
VkVideoDecodeCapabilitiesKHR		
flags	VK_VIDEO_DECODE_CAPABILITY_DPB_AND_OUTPUT_COINCIDE_BIT_KHR or VK_VIDEO_DECODE_CAPABILITY_DPB_AND_OUTPUT_DISTINCT_BIT_KHR	min
VkVideoDecodeH264CapabilitiesKHR		
maxLevelIdc	STD_VIDEO_H264_LEVEL_IDC_1_0	min

Video Capability	Requirement	Requirement Type ¹
<code>fieldOffsetGranularity</code>	(0,0) except for profiles using VK_VIDEO_DECODE_H264_PICTURE_LAYOUT_INTERLACED_SEPARATE_PLANES_BIT_KHR	implementation-dependent

1

The **Requirement Type** column specifies the requirement is either the minimum value all implementations **must** support, the maximum value all implementations **must** support, or the exact value all implementations **must** support. For bitmasks a minimum value is the least bits all implementations **must** set, but they **may** have additional bits set beyond this minimum.

48.13. H.265 Decode Operations

Video decode operations using an [H.265 decode profile](#) **can** be used to decode elementary video stream sequences compliant to the [ITU-T H.265 Specification](#).

NOTE

Refer to the [Preamble](#) for information on how the Khronos Intellectual Property Rights Policy relates to normative references to external materials not created by Khronos.

This process is performed according to the [video decode operation steps](#) with the codec-specific semantics defined in section 8 of [ITU-T H.265 Specification](#):

- Syntax elements, derived values, and other parameters are applied from the following structures:
 - The `StdVideoH265VideoParameterSet` structure corresponding to the [active VPS](#) specifying the [H.265 video parameter set](#).
 - The `StdVideoH265SequenceParameterSet` structure corresponding to the [active SPS](#) specifying the [H.265 sequence parameter set](#).
 - The `StdVideoH265PictureParameterSet` structure corresponding to the [active PPS](#) specifying the [H.265 picture parameter set](#).
 - The `StdVideoDecodeH265PictureInfo` structure specifying the [H.265 picture information](#).
 - The `StdVideoDecodeH265ReferenceInfo` structures specifying the [H.265 reference information](#) corresponding to the optional [reconstructed picture](#) and any [active reference pictures](#).
- The contents of the provided video bitstream buffer range are interpreted as defined in the [H.265 Decode Bitstream Data Access](#) section.
- Picture data in the [video picture resources](#) corresponding to the used [active reference pictures](#), [decode output picture](#), and optional [reconstructed picture](#) is accessed as defined in the [H.265 Decode Picture Data Access](#) section.

- The decision on [reference picture setup](#) is made according to the parameters specified in the [H.265 picture information](#).

If the parameters and the bitstream adhere to the syntactic and semantic requirements defined in the corresponding sections of the [ITU-T H.265 Specification](#), as described above, and the [DPB slots](#) associated with the [active reference pictures](#) all refer to [valid picture references](#), then the video decode operation will complete successfully. Otherwise, the video decode operation **may** complete [unsuccessfully](#).

48.13.1. H.265 Decode Bitstream Data Access

The video bitstream buffer range **should** contain a VCL NAL unit comprised of the slice segment headers and data of a picture representing a frame, as defined in sections 7.3.6 and 7.3.8, and this data is interpreted as defined in sections 7.4.7 and 7.4.9 of the [ITU-T H.265 Specification](#), respectively.

The offsets provided in [VkVideoDecodeH265PictureInfoKHR::pSliceSegmentOffsets](#) **should** specify the starting offsets corresponding to each slice segment header within the video bitstream buffer range.

48.13.2. H.265 Decode Picture Data Access

Accesses to image data within a video picture resource happen at the granularity indicated by [VkVideoCapabilitiesKHR::pictureAccessGranularity](#), as returned by [vkGetPhysicalDeviceVideoCapabilitiesKHR](#) for the used [video profile](#). Accordingly, the complete image subregion of a [decode output picture](#), [reference picture](#), or [reconstructed picture](#) accessed by video coding operations using an [H.265 decode profile](#) is defined as the set of texels within the coordinate range:

$([0, \text{endX}), [0, \text{endY}))$

Where:

- `endX` equals `codedExtent.width` rounded up to the nearest integer multiple of `pictureAccessGranularity.width` and clamped to the width of the image subresource [referred](#) to by the corresponding [VkVideoPictureResourceInfoKHR](#) structure;
- `endY` equals `codedExtent.height` rounded up to the nearest integer multiple of `pictureAccessGranularity.height` and clamped to the height of the image subresource [referred](#) to by the corresponding [VkVideoPictureResourceInfoKHR](#) structure;

Where `codedExtent` is the member of the [VkVideoPictureResourceInfoKHR](#) structure corresponding to the picture.

In case of video decode operations using an [H.265 decode profile](#), any access to a picture at the coordinates (x, y) , as defined by the [ITU-T H.265 Specification](#), is an access to the image subresource [referred](#) to by the corresponding [VkVideoPictureResourceInfoKHR](#) structure at the texel coordinates (x, y) .

48.13.3. H.265 Decode Profile

A video profile supporting H.265 video decode operations is specified by setting `VkVideoProfileInfoKHR::videoCodecOperation` to `VK_VIDEO_CODEC_OPERATION_DECODE_H265_BIT_KHR` and adding a `VkVideoDecodeH265ProfileInfoKHR` structure to the `VkVideoProfileInfoKHR::pNext` chain.

The `VkVideoDecodeH265ProfileInfoKHR` structure is defined as:

```
// Provided by VK_KHR_video_decode_h265
typedef struct VkVideoDecodeH265ProfileInfoKHR {
    VkStructureType    sType;
    const void*        pNext;
    StdVideoH265ProfileIdc stdProfileIdc;
} VkVideoDecodeH265ProfileInfoKHR;
```

- `sType` is a `VkStructureType` value identifying this structure.
- `pNext` is `NULL` or a pointer to a structure extending this structure.
- `stdProfileIdc` is a `StdVideoH265ProfileIdc` value specifying the H.265 codec profile IDC, as defined in section A.3 of the [ITU-T H.265 Specification](#).

Valid Usage (Implicit)

- VUID-VkVideoDecodeH265ProfileInfoKHR-sType-sType
`sType` must be `VK_STRUCTURE_TYPE_VIDEO_DECODE_H265_PROFILE_INFO_KHR`

Structure Chaining

Extends the structures

- `VkQueryPoolCreateInfo`
- `VkVideoProfileInfoKHR`

48.13.4. H.265 Decode Capabilities

When calling `vkGetPhysicalDeviceVideoCapabilitiesKHR` to query the capabilities for an H.265 decode profile, the `VkVideoCapabilitiesKHR::pNext` chain must include a `VkVideoDecodeH265CapabilitiesKHR` structure that will be filled with the profile-specific capabilities.

The `VkVideoDecodeH265CapabilitiesKHR` structure is defined as:


```
// Provided by VK_KHR_video_decode_h265
typedef struct VkVideoDecodeH265CapabilitiesKHR {
    VkStructureType    sType;
    void*              pNext;
    StdVideoH265LevelIdc    maxLevelIdc;
} VkVideoDecodeH265CapabilitiesKHR;
```

- `sType` is a `VkStructureType` value identifying this structure.
- `pNext` is `NULL` or a pointer to a structure extending this structure.
- `maxLevelIdc` is a `StdVideoH265LevelIdc` value indicating the maximum H.265 level supported by the profile, where enum constant `STD_VIDEO_H265_LEVEL_IDC_<major>_<minor>` identifies H.265 level `<major>.<minor>` as defined in section A.4 of the [ITU-T H.265 Specification](#).

Valid Usage (Implicit)

- VUID-VkVideoDecodeH265CapabilitiesKHR-sType-sType
`sType` must be `VK_STRUCTURE_TYPE_VIDEO_DECODE_H265_CAPABILITIES_KHR`

Structure Chaining

Extends the structure

- `VkVideoCapabilitiesKHR`

48.13.5. H.265 Decode Parameter Sets

Video session parameters objects created with the video codec operation `VK_VIDEO_CODEC_OPERATION_DECODE_H265_BIT_KHR` can contain the following types of parameters:

H.265 Video Parameter Sets (VPS)

Represented by `StdVideoH265VideoParameterSet` structures and interpreted as follows:

- `reserved1`, `reserved2`, and `reserved3` are used only for padding purposes and are otherwise ignored;
- `vps_video_parameter_set_id` is used as the key of the VPS entry;
- the `max_latency_increase_plus1`, `max_dec_pic_buffering_minus1`, and `max_num_reorder_pics` members of the `StdVideoH265DecPicBufMgr` structure pointed to by `pDecPicBufMgr` correspond to `vps_max_latency_increase_plus1`, `vps_max_dec_pic_buffering_minus1`, and `vps_max_num_reorder_pics`, respectively, as defined in section 7.4.3.1 of the [ITU-T H.265 Specification](#);
- the `StdVideoH265HrdParameters` structure pointed to by `pHrdParameters` is interpreted as

follows:

- `reserved` is used only for padding purposes and is otherwise ignored;
- `flags.fixed_pic_rate_general_flag` is a bitmask where bit index `i` corresponds to `fixed_pic_rate_general_flag[i]` as defined in section E.3.2 of the [ITU-T H.265 Specification](#);
- `flags.fixed_pic_rate_within_cvs_flag` is a bitmask where bit index `i` corresponds to `fixed_pic_rate_within_cvs_flag[i]` as defined in section E.3.2 of the [ITU-T H.265 Specification](#);
- `flags.low_delay_hrd_flag` is a bitmask where bit index `i` corresponds to `low_delay_hrd_flag[i]` as defined in section E.3.2 of the [ITU-T H.265 Specification](#);
- if `flags.nal_hrd_parameters_present_flag` is set, then `pSubLayerHrdParametersNal` is a pointer to an array of `vps_max_sub_layers_minus1 + 1` number of `StdVideoH265SubLayerHrdParameters` structures where `vps_max_sub_layers_minus1` is the corresponding member of the encompassing `StdVideoH265VideoParameterSet` structure and each element is interpreted as follows:
 - `cbr_flag` is a bitmask where bit index `i` corresponds to `cbr_flag[i]` as defined in section E.3.3 of the [ITU-T H.265 Specification](#);
 - all other members of the `StdVideoH265SubLayerHrdParameters` structure are interpreted as defined in section E.3.3 of the [ITU-T H.265 Specification](#);
- if `flags.vcl_hrd_parameters_present_flag` is set, then `pSubLayerHrdParametersVcl` is a pointer to an array of `vps_max_sub_layers_minus1 + 1` number of `StdVideoH265SubLayerHrdParameters` structures where `vps_max_sub_layers_minus1` is the corresponding member of the encompassing `StdVideoH265VideoParameterSet` structure and each element is interpreted as follows:
 - `cbr_flag` is a bitmask where bit index `i` corresponds to `cbr_flag[i]` as defined in section E.3.3 of the [ITU-T H.265 Specification](#);
 - all other members of the `StdVideoH265SubLayerHrdParameters` structure are interpreted as defined in section E.3.3 of the [ITU-T H.265 Specification](#);
- all other members of `StdVideoH265HrdParameters` are interpreted as defined in section E.3.2 of the [ITU-T H.265 Specification](#);
- the `StdVideoH265ProfileTierLevel` structure pointed to by `pProfileTierLevel` are interpreted as follows:
 - `general_level_idc` is one of the enum constants `STD_VIDEO_H265_LEVEL_IDC_<major>_<minor>` identifying the H.265 level `<major>.<minor>` as defined in section A.4 of the [ITU-T H.265 Specification](#);
 - all other members of `StdVideoH265ProfileTierLevel` are interpreted as defined in section 7.4.4 of the [ITU-T H.265 Specification](#);
- all other members of `StdVideoH265VideoParameterSet` are interpreted as defined in section 7.4.3.1 of the [ITU-T H.265 Specification](#).

H.265 Sequence Parameter Sets (SPS)

Represented by `StdVideoH265SequenceParameterSet` structures and interpreted as follows:

- `reserved1` and `reserved2` are used only for padding purposes and are otherwise ignored;
- the pair constructed from `sps_video_parameter_set_id` and `sps_seq_parameter_set_id` is used as the key of the SPS entry;
- the `StdVideoH265ProfileTierLevel` structure pointed to by `pProfileTierLevel` are interpreted as follows:
 - `general_level_idc` is one of the enum constants `STD_VIDEO_H265_LEVEL_IDC_<major>_<minor>` identifying the H.265 level `<major>.<minor>` as defined in section A.4 of the [ITU-T H.265 Specification](#);
 - all other members of `StdVideoH265ProfileTierLevel` are interpreted as defined in section 7.4.4 of the [ITU-T H.265 Specification](#);
- the `max_latency_increase_plus1`, `max_dec_pic_buffering_minus1`, and `max_num_reorder_pics` members of the `StdVideoH265DecPicBufMgr` structure pointed to by `pDecPicBufMgr` correspond to `sps_max_latency_increase_plus1`, `sps_max_dec_pic_buffering_minus1`, and `sps_max_num_reorder_pics`, respectively, as defined in section 7.4.3.2 of the [ITU-T H.265 Specification](#);
- if `flags.sps_scaling_list_data_present_flag` is set, then the `StdVideoH265ScalingLists` structure pointed to by `pScalingLists` is interpreted as follows:
 - `ScalingList4x4`, `ScalingList8x8`, `ScalingList16x16`, and `ScalingList32x32` correspond to `ScalingList[0]`, `ScalingList[1]`, `ScalingList[2]`, and `ScalingList[3]`, respectively, as defined in section 7.3.4 of the [ITU-T H.265 Specification](#);
 - `ScalingListDCCoef16x16` and `ScalingListDCCoef32x32` correspond to `scaling_list_dc_coef_minus8[0]` and `scaling_list_dc_coef_minus8[1]`, respectively, as defined in section 7.3.4 of the [ITU-T H.265 Specification](#);
- `pShortTermRefPicSet` is a pointer to an array of `num_short_term_ref_pic_sets` number of `StdVideoH265ShortTermRefPicSet` structures where each element is interpreted as follows:
 - `reserved1`, `reserved2`, and `reserved3` are used only for padding purposes and are otherwise ignored;
 - `used_by_curr_pic_flag` is a bitmask where bit index `i` corresponds to `used_by_curr_pic_flag[i]` as defined in section 7.4.8 of the [ITU-T H.265 Specification](#);
 - `use_delta_flag` is a bitmask where bit index `i` corresponds to `use_delta_flag[i]` as defined in section 7.4.8 of the [ITU-T H.265 Specification](#);
 - `used_by_curr_pic_s0_flag` is a bitmask where bit index `i` corresponds to `used_by_curr_pic_s0_flag[i]` as defined in section 7.4.8 of the [ITU-T H.265 Specification](#);
 - `used_by_curr_pic_s1_flag` is a bitmask where bit index `i` corresponds to `used_by_curr_pic_s1_flag[i]` as defined in section 7.4.8 of the [ITU-T H.265 Specification](#);
 - all other members of `StdVideoH265ShortTermRefPicSet` are interpreted as defined in section 7.4.8 of the [ITU-T H.265 Specification](#);
- if `flags.long_term_ref_pics_present_flag` is set then the `StdVideoH265LongTermRefPicsSps` structure pointed to by `pLongTermRefPicsSps` is interpreted as follows:

- `used_by_curr_pic_lt_sps_flag` is a bitmask where bit index `i` corresponds to `used_by_curr_pic_lt_sps_flag[i]` as defined in section 7.4.3.2 of the [ITU-T H.265 Specification](#);
- all other members of `StdVideoH265LongTermRefPicsSps` are interpreted as defined in section 7.4.3.2 of the [ITU-T H.265 Specification](#);
- if `flags.vui_parameters_present_flag` is set, then the `StdVideoH265SequenceParameterSetVui` structure pointed to by `pSequenceParameterSetVui` is interpreted as follows:
 - `reserved1`, `reserved2`, and `reserved3` are used only for padding purposes and are otherwise ignored;
 - the `StdVideoH265HrdParameters` structure pointed to by `pHrdParameters` is interpreted as follows:
 - `flags.fixed_pic_rate_general_flag` is a bitmask where bit index `i` corresponds to `fixed_pic_rate_general_flag[i]` as defined in section E.3.2 of the [ITU-T H.265 Specification](#);
 - `flags.fixed_pic_rate_within_cvs_flag` is a bitmask where bit index `i` corresponds to `fixed_pic_rate_within_cvs_flag[i]` as defined in section E.3.2 of the [ITU-T H.265 Specification](#);
 - `flags.low_delay_hrd_flag` is a bitmask where bit index `i` corresponds to `low_delay_hrd_flag[i]` as defined in section E.3.2 of the [ITU-T H.265 Specification](#);
 - if `flags.nal_hrd_parameters_present_flag` is set, then `pSubLayerHrdParametersNal` is a pointer to an array of `sps_max_sub_layers_minus1 + 1` number of `StdVideoH265SubLayerHrdParameters` structures where `sps_max_sub_layers_minus1` is the corresponding member of the encompassing `StdVideoH265SequenceParameterSet` structure and each element is interpreted as follows:
 - `cbr_flag` is a bitmask where bit index `i` corresponds to `cbr_flag[i]` as defined in section E.3.3 of the [ITU-T H.265 Specification](#);
 - all other members of the `StdVideoH265SubLayerHrdParameters` structure are interpreted as defined in section E.3.3 of the [ITU-T H.265 Specification](#);
 - if `flags.vcl_hrd_parameters_present_flag` is set, then `pSubLayerHrdParametersVcl` is a pointer to an array of `sps_max_sub_layers_minus1 + 1` number of `StdVideoH265SubLayerHrdParameters` structures where `sps_max_sub_layers_minus1` is the corresponding member of the encompassing `StdVideoH265SequenceParameterSet` structure and each element is interpreted as follows:
 - `cbr_flag` is a bitmask where bit index `i` corresponds to `cbr_flag[i]` as defined in section E.3.3 of the [ITU-T H.265 Specification](#);
 - all other members of the `StdVideoH265SubLayerHrdParameters` structure are interpreted as defined in section E.3.3 of the [ITU-T H.265 Specification](#);
 - all other members of `StdVideoH265HrdParameters` are interpreted as defined in section E.3.2 of the [ITU-T H.265 Specification](#);
 - all other members of `pSequenceParameterSetVui` are interpreted as defined in section E.3.1 of the [ITU-T H.265 Specification](#);

- if `flags.sps_palette_predictor_initializer_present_flag` is set, then the `PredictorPaletteEntries` member of the `StdVideoH265PredictorPaletteEntries` structure pointed to by `pPredictorPaletteEntries` is interpreted as defined in section 7.4.9.13 of the [ITU-T H.265 Specification](#);
- all other members of `StdVideoH265SequenceParameterSet` are interpreted as defined in section 7.4.3.1 of the [ITU-T H.265 Specification](#).

H.265 Picture Parameter Sets (PPS)

Represented by `StdVideoH265PictureParameterSet` structures and interpreted as follows:

- `reserved1`, `reserved2`, and `reserved3` are used only for padding purposes and are otherwise ignored;
- the triplet constructed from `sps_video_parameter_set_id`, `pps_seq_parameter_set_id`, and `pps_pic_parameter_set_id` is used as the key of the PPS entry;
- if `flags.pps_scaling_list_data_present_flag` is set, then the `StdVideoH265ScalingLists` structure pointed to by `pScalingLists` is interpreted as follows:
 - `ScalingList4x4`, `ScalingList8x8`, `ScalingList16x16`, and `ScalingList32x32` correspond to `ScalingList[0]`, `ScalingList[1]`, `ScalingList[2]`, and `ScalingList[3]`, respectively, as defined in section 7.3.4 of the [ITU-T H.265 Specification](#);
 - `ScalingListDCCoef16x16` and `ScalingListDCCoef32x32` correspond to `scaling_list_dc_coef_minus8[0]` and `scaling_list_dc_coef_minus8[1]`, respectively, as defined in section 7.3.4 of the [ITU-T H.265 Specification](#);
- if `flags.pps_palette_predictor_initializer_present_flag` is set, then the `PredictorPaletteEntries` member of the `StdVideoH265PredictorPaletteEntries` structure pointed to by `pPredictorPaletteEntries` is interpreted as defined in section 7.4.9.13 of the [ITU-T H.265 Specification](#);
- all other members of `StdVideoH265PictureParameterSet` are interpreted as defined in section 7.4.3.3 of the [ITU-T H.265 Specification](#).

When a `video session parameters` object is created with the codec operation `VK_VIDEO_CODEC_OPERATION_DECODE_H265_BIT_KHR`, the `VkVideoSessionParametersCreateInfoKHR::pNext` chain **must** include a `VkVideoDecodeH265SessionParametersCreateInfoKHR` structure specifying the capacity and initial contents of the object.

The `VkVideoDecodeH265SessionParametersCreateInfoKHR` structure is defined as:


```
// Provided by VK_KHR_video_decode_h265
typedef struct VkVideoDecodeH265SessionParametersCreateInfoKHR {
    VkStructureType          sType;
    const void*              pNext;
    uint32_t                  maxStdVPSCount;
    uint32_t                  maxStdSPSCount;
    uint32_t                  maxStdPPSCount;
    const VkVideoDecodeH265SessionParametersAddInfoKHR* pParametersAddInfo;
} VkVideoDecodeH265SessionParametersCreateInfoKHR;
```

- **sType** is a [VkStructureType](#) value identifying this structure.
- **pNext** is **NULL** or a pointer to a structure extending this structure.
- **maxStdVPSCount** is the maximum number of [H.265 VPS](#) entries the created [VkVideoSessionParametersKHR](#) **can** contain.
- **maxStdSPSCount** is the maximum number of [H.265 SPS](#) entries the created [VkVideoSessionParametersKHR](#) **can** contain.
- **maxStdPPSCount** is the maximum number of [H.265 PPS](#) entries the created [VkVideoSessionParametersKHR](#) **can** contain.
- **pParametersAddInfo** is **NULL** or a pointer to a [VkVideoDecodeH265SessionParametersAddInfoKHR](#) structure specifying H.265 parameters to add upon object creation.

Valid Usage (Implicit)

- VUID-VkVideoDecodeH265SessionParametersCreateInfoKHR-sType-sType **must** be [VK_STRUCTURE_TYPE_VIDEO_DECODE_H265_SESSION_PARAMETERS_CREATE_INFO_KHR](#)
- VUID-VkVideoDecodeH265SessionParametersCreateInfoKHR-pParametersAddInfo-parameter
If **pParametersAddInfo** is not **NULL**, **pParametersAddInfo** **must** be a valid pointer to a valid [VkVideoDecodeH265SessionParametersAddInfoKHR](#) structure

Structure Chaining

Extends the structure

- [VkVideoSessionParametersCreateInfoKHR](#)

The [VkVideoDecodeH265SessionParametersAddInfoKHR](#) structure is defined as:


```
// Provided by VK_KHR_video_decode_h265
typedef struct VkVideoDecodeH265SessionParametersAddInfoKHR {
    VkStructureType          sType;
    const void*              pNext;
    uint32_t                 stdVPSCount;
    const StdVideoH265VideoParameterSet* pStdVPSSs;
    uint32_t                 stdSPSCount;
    const StdVideoH265SequenceParameterSet* pStdSPSSs;
    uint32_t                 stdPPSCount;
    const StdVideoH265PictureParameterSet* pStdPPSSs;
} VkVideoDecodeH265SessionParametersAddInfoKHR;
```

- `sType` is a `VkStructureType` value identifying this structure.
- `pNext` is `NULL` or a pointer to a structure extending this structure.
- `stdVPSCount` is the number of elements in the `pStdVPSSs` array.
- `pStdVPSSs` is a pointer to an array of `StdVideoH265VideoParameterSet` structures describing the H.265 VPS entries to add.
- `stdSPSCount` is the number of elements in the `pStdSPSSs` array.
- `pStdSPSSs` is a pointer to an array of `StdVideoH265SequenceParameterSet` structures describing the H.265 SPS entries to add.
- `stdPPSCount` is the number of elements in the `pStdPPSSs` array.
- `pStdPPSSs` is a pointer to an array of `StdVideoH265PictureParameterSet` structures describing the H.265 PPS entries to add.

This structure **can** be specified in the following places:

- In the `pParametersAddInfo` member of the `VkVideoDecodeH265SessionParametersCreateInfoKHR` structure specified in the `pNext` chain of `VkVideoSessionParametersCreateInfoKHR` used to create a `video session parameters` object. In this case, if the video codec operation the video session parameters object is created with is `VK_VIDEO_CODEC_OPERATION_DECODE_H265_BIT_KHR`, then it defines the set of initial parameters to add to the created object (see [Creating Video Session Parameters](#)).
- In the `pNext` chain of `VkVideoSessionParametersUpdateInfoKHR`. In this case, if the video codec operation the `video session parameters` object to be updated was created with is `VK_VIDEO_CODEC_OPERATION_DECODE_H265_BIT_KHR`, then it defines the set of parameters to add to it (see [Updating Video Session Parameters](#)).

Valid Usage

- VUID-VkVideoDecodeH265SessionParametersAddInfoKHR-None-04833
The `vps_video_parameter_set_id` member of each `StdVideoH265VideoParameterSet` structure specified in the elements of `pStdVPSSs` **must** be unique within `pStdVPSSs`
- VUID-VkVideoDecodeH265SessionParametersAddInfoKHR-None-04834
The pair constructed from the `sps_video_parameter_set_id` and `sps_seq_parameter_set_id`

members of each `StdVideoH265SequenceParameterSet` structure specified in the elements of `pStdSPSs` **must** be unique within `pStdSPSs`

- VUID-VkVideoDecodeH265SessionParametersAddInfoKHR-None-04835

The triplet constructed from the `sps_video_parameter_set_id`, `pps_seq_parameter_set_id`, and `pps_pic_parameter_set_id` members of each `StdVideoH265PictureParameterSet` structure specified in the elements of `pStdPPSs` **must** be unique within `pStdPPSs`

Valid Usage (Implicit)

- VUID-VkVideoDecodeH265SessionParametersAddInfoKHR-sType-sType **must** be `VK_STRUCTURE_TYPE_VIDEO_DECODE_H265_SESSION_PARAMETERS_ADD_INFO_KHR`
- VUID-VkVideoDecodeH265SessionParametersAddInfoKHR-pStdVPSSs-parameter
If `stdVPSCount` is not 0, `pStdVPSSs` **must** be a valid pointer to an array of `stdVPSCount` `StdVideoH265VideoParameterSet` values
- VUID-VkVideoDecodeH265SessionParametersAddInfoKHR-pStdSPSSs-parameter
If `stdSPSCount` is not 0, `pStdSPSSs` **must** be a valid pointer to an array of `stdSPSCount` `StdVideoH265SequenceParameterSet` values
- VUID-VkVideoDecodeH265SessionParametersAddInfoKHR-pStdPPSSs-parameter
If `stdPPSCount` is not 0, `pStdPPSSs` **must** be a valid pointer to an array of `stdPPSCount` `StdVideoH265PictureParameterSet` values

Structure Chaining

Extends the structure

- `VkVideoSessionParametersUpdateInfoKHR`

Inline Parameter Sets

In case of `video sessions` created with the video codec operation `VK_VIDEO_CODEC_OPERATION_DECODE_H265_BIT_KHR` and with `VK_VIDEO_SESSION_CREATE_INLINE_SESSION_PARAMETERS_BIT_KHR`, the application **can** also specify the active parameter sets *inline* by including an instance of the `VkVideoDecodeH265InlineSessionParametersInfoKHR` structure in the `pNext` chain of `VkVideoDecodeInfoKHR`.

The `VkVideoDecodeH265InlineSessionParametersInfoKHR` structure is defined as:


```
// Provided by VK_KHR_video_decode_h265 with VK_KHR_video_maintenance2
typedef struct VkVideoDecodeH265InlineSessionParametersInfoKHR {
    VkStructureType          sType;
    const void*              pNext;
    const StdVideoH265VideoParameterSet* pStdVPS;
    const StdVideoH265SequenceParameterSet* pStdSPS;
    const StdVideoH265PictureParameterSet* pStdPPS;
} VkVideoDecodeH265InlineSessionParametersInfoKHR;
```

- **sType** is a **VkStructureType** value identifying this structure.
- **pNext** is **NULL** or a pointer to a structure extending this structure.
- **pStdVPS** is **NULL** or a pointer to an instance of the **StdVideoH265VideoParameterSet** structure describing the **active H.265 VPS**.
- **pStdSPS** is **NULL** or a pointer to an instance of the **StdVideoH265SequenceParameterSet** structure describing the **active H.265 SPS**.
- **pStdPPS** is **NULL** or a pointer to an instance of the **StdVideoH265PictureParameterSet** structure describing the **active H.265 PPS**.

If **pStdVPS**, **pStdSPS**, or **pStdPPS** is not **NULL**, the issued video decode operations will use the parameter sets specified by them, respectively, instead of the corresponding active parameter sets being sourced from the bound video session parameters object.

Valid Usage (Implicit)

- VUID-VkVideoDecodeH265InlineSessionParametersInfoKHR-sType-sType **must** be **VK_STRUCTURE_TYPE_VIDEO_DECODE_H265_INLINE_SESSION_PARAMETERS_INFO_KHR**
- VUID-VkVideoDecodeH265InlineSessionParametersInfoKHR-pStdVPS-parameter
If **pStdVPS** is not **NULL**, **pStdVPS** **must** be a valid pointer to a valid **StdVideoH265VideoParameterSet** value
- VUID-VkVideoDecodeH265InlineSessionParametersInfoKHR-pStdSPS-parameter
If **pStdSPS** is not **NULL**, **pStdSPS** **must** be a valid pointer to a valid **StdVideoH265SequenceParameterSet** value
- VUID-VkVideoDecodeH265InlineSessionParametersInfoKHR-pStdPPS-parameter
If **pStdPPS** is not **NULL**, **pStdPPS** **must** be a valid pointer to a valid **StdVideoH265PictureParameterSet** value

Structure Chaining

Extends the structure

- **VkVideoDecodeInfoKHR**

48.13.6. H.265 Decoding Parameters

The `VkVideoDecodeH265PictureInfoKHR` structure is defined as:

```
// Provided by VK_KHR_video_decode_h265
typedef struct VkVideoDecodeH265PictureInfoKHR {
    VkStructureType          sType;
    const void*              pNext;
    const StdVideoDecodeH265PictureInfo* pStdPictureInfo;
    uint32_t                 sliceSegmentCount;
    const uint32_t*          pSliceSegmentOffsets;
} VkVideoDecodeH265PictureInfoKHR;
```

- `sType` is a `VkStructureType` value identifying this structure.
- `pNext` is `NULL` or a pointer to a structure extending this structure.
- `pStdPictureInfo` is a pointer to a `StdVideoDecodeH265PictureInfo` structure specifying [H.265 picture information](#).
- `sliceSegmentCount` is the number of elements in `pSliceSegmentOffsets`.
- `pSliceSegmentOffsets` is a pointer to an array of `sliceSegmentCount` offsets specifying the start offset of the slice segments of the picture within the video bitstream buffer range specified in `VkVideoDecodeInfoKHR`.

This structure is specified in the `pNext` chain of the `VkVideoDecodeInfoKHR` structure passed to `vkCmdDecodeVideoKHR` to specify the codec-specific picture information for an [H.265 decode operation](#).

Decode Output Picture Information

When this structure is specified in the `pNext` chain of the `VkVideoDecodeInfoKHR` structure passed to `vkCmdDecodeVideoKHR`, the information related to the [decode output picture](#) is defined as follows:

- The image subregion used is determined according to the [H.265 Decode Picture Data Access](#) section.
- The decode output picture is associated with the [H.265 picture information](#) provided in `pStdPictureInfo`.

Std Picture Information

The members of the `StdVideoDecodeH265PictureInfo` structure pointed to by `pStdPictureInfo` are interpreted as follows:

- `reserved` is used only for padding purposes and is otherwise ignored;
- `flags.IrapPicFlag` as defined in section 3.73 of the [ITU-T H.265 Specification](#);
- `flags.IdrPicFlag` as defined in section 3.67 of the [ITU-T H.265 Specification](#);
- `flags.IsReference` as defined in section 3.132 of the [ITU-T H.265 Specification](#);
- `sps_video_parameter_set_id`, `pps_seq_parameter_set_id`, and `pps_pic_parameter_set_id` are

used to identify the active parameter sets, as described below;

- `PicOrderCntVal` as defined in section 8.3.1 of the [ITU-T H.265 Specification](#);
- `NumBitsForSTRefPicSetInSlice` is the number of bits used in `st_ref_pic_set` when `short_term_ref_pic_set_sps_flag` is 0, or 0 otherwise, as defined in sections 7.4.7 and 7.4.8 of the [ITU-T H.265 Specification](#);
- `NumDeltaPocsOfRefRpsIdx` is the value of `NumDeltaPocs[RefRpsIdx]` when `short_term_ref_pic_set_sps_flag` is 1, or 0 otherwise, as defined in sections 7.4.7 and 7.4.8 of the [ITU-T H.265 Specification](#);
- `RefPicSetStCurrBefore`, `RefPicSetStCurrAfter`, and `RefPicSetLtCurr` are interpreted as defined in section 8.3.2 of the [ITU-T H.265 Specification](#) where each element of these arrays either identifies an [active reference picture](#) using its [DPB slot](#) index or contains the value `STD_VIDEO_H265_NO_REFERENCE_PICTURE` to indicate “no reference picture”;
- all other members are interpreted as defined in section 8.3.2 of the [ITU-T H.265 Specification](#).

Reference picture setup is controlled by the value of `StdVideoDecodeH265PictureInfo::flags.IsReference`. If it is set and a [reconstructed picture](#) is specified, then the latter is used as the target of picture reconstruction to [activate](#) the corresponding [DPB slot](#). If `StdVideoDecodeH265PictureInfo::flags.IsReference` is not set, but a [reconstructed picture](#) is specified, then the corresponding picture reference associated with the [DPB slot](#) is invalidated, as described in the [DPB Slot States](#) section.

Active Parameter Sets

The members of the `StdVideoDecodeH265PictureInfo` structure pointed to by `pStdPictureInfo` are used to select the active parameter sets to use from the specified [inline parameter sets](#) or from the bound video session parameters object, as follows:

- The *active VPS* is the [VPS](#) identified by the key specified in `StdVideoDecodeH265PictureInfo::sps_video_parameter_set_id`.
- The *active SPS* is the [SPS](#) identified by the key specified by the pair constructed from `StdVideoDecodeH265PictureInfo::sps_video_parameter_set_id` and `StdVideoDecodeH265PictureInfo::pps_seq_parameter_set_id`.
- The *active PPS* is the [PPS](#) identified by the key specified by the triplet constructed from `StdVideoDecodeH265PictureInfo::sps_video_parameter_set_id`, `StdVideoDecodeH265PictureInfo::pps_seq_parameter_set_id`, and `StdVideoDecodeH265PictureInfo::pps_pic_parameter_set_id`.

If the bound video session was created with [VK_VIDEO_SESSION_CREATE_INLINE_SESSION_PARAMETERS_BIT_KHR](#) and any of the active parameter sets are specified [inline](#), then the corresponding inline parameter set is used. Otherwise, the parameter set in question is sourced from the bound video session parameters object.

Valid Usage (Implicit)

- `VUID-VkVideoDecodeH265PictureInfoKHR-sType-sType`
`sType` must be [VK_STRUCTURE_TYPE_VIDEO_DECODE_H265_PICTURE_INFO_KHR](#)
- `VUID-VkVideoDecodeH265PictureInfoKHR-pStdPictureInfo-parameter`

`pStdPictureInfo` **must** be a valid pointer to a valid `StdVideoDecodeH265PictureInfo` value

- `VOID-VkVideoDecodeH265PictureInfoKHR-pSliceSegmentOffsets-parameter`
`pSliceSegmentOffsets` **must** be a valid pointer to an array of `sliceSegmentCount uint32_t` values
- `VOID-VkVideoDecodeH265PictureInfoKHR-sliceSegmentCount-arraylength`
`sliceSegmentCount` **must** be greater than 0

Structure Chaining

Extends the structure

- `VkVideoDecodeInfoKHR`

The `VkVideoDecodeH265DpbSlotInfoKHR` structure is defined as:

```
// Provided by VK_KHR_video_decode_h265
typedef struct VkVideoDecodeH265DpbSlotInfoKHR {
    VkStructureType    sType;
    const void*        pNext;
    const StdVideoDecodeH265ReferenceInfo* pStdReferenceInfo;
} VkVideoDecodeH265DpbSlotInfoKHR;
```

- `sType` is a `VkStructureType` value identifying this structure.
- `pNext` is `NULL` or a pointer to a structure extending this structure.
- `pStdReferenceInfo` is a pointer to a `StdVideoDecodeH265ReferenceInfo` structure specifying reference picture information described in section 8.3 of the [ITU-T H.265 Specification](#).

This structure is specified in the `pNext` chain of `VkVideoDecodeInfoKHR::pSetupReferenceSlot`, if not `NULL`, and the `pNext` chain of the elements of `VkVideoDecodeInfoKHR::pReferenceSlots` to specify the codec-specific reference picture information for an [H.265 decode operation](#).

Active Reference Picture Information

When this structure is specified in the `pNext` chain of the elements of `VkVideoDecodeInfoKHR::pReferenceSlots`, one element is added to the list of [active reference pictures](#) used by the video decode operation for each element of `VkVideoDecodeInfoKHR::pReferenceSlots` as follows:

- The image subregion used is determined according to the [H.265 Decode Picture Data Access](#) section.
- The reference picture is associated with the [DPB slot](#) index specified in the `slotIndex` member of the corresponding element of `VkVideoDecodeInfoKHR::pReferenceSlots`.
- The reference picture is associated with the [H.265 reference information](#) provided in `pStdReferenceInfo`.

Reconstructed Picture Information

When this structure is specified in the `pNext` chain of `VkVideoDecodeInfoKHR::pSetupReferenceSlot`, the information related to the **reconstructed picture** is defined as follows:

- The image subregion used is determined according to the [H.265 Decode Picture Data Access](#) section.
- If **reference picture setup** is requested, then the reconstructed picture is used to **activate** the **DPB slot** with the index specified in `VkVideoDecodeInfoKHR::pSetupReferenceSlot->slotIndex`.
- The reconstructed picture is associated with the **H.265 reference information** provided in `pStdReferenceInfo`.

Std Reference Information

The members of the `StdVideoDecodeH265ReferenceInfo` structure pointed to by `pStdReferenceInfo` are interpreted as follows:

- `flags.used_for_long_term_reference` is used to indicate whether the picture is marked as “used for long-term reference” as defined in section 8.3.2 of the [ITU-T H.265 Specification](#);
- `flags.unused_for_reference` is used to indicate whether the picture is marked as “unused for reference” as defined in section 8.3.2 of the [ITU-T H.265 Specification](#);
- all other members are interpreted as defined in section 8.3 of the [ITU-T H.265 Specification](#).

Valid Usage (Implicit)

- VUID-VkVideoDecodeH265DpbSlotInfoKHR-sType-sType `sType` **must** be `VK_STRUCTURE_TYPE_VIDEO_DECODE_H265_DPB_SLOT_INFO_KHR`
- VUID-VkVideoDecodeH265DpbSlotInfoKHR-pStdReferenceInfo-parameter `pStdReferenceInfo` **must** be a valid pointer to a valid `StdVideoDecodeH265ReferenceInfo` value

Structure Chaining

Extends the structure

- `VkVideoReferenceSlotInfoKHR`

48.13.7. H.265 Decode Requirements

This section describes the **required** H.265 decoding capabilities for physical devices that have at least one queue family that supports the video codec operation `VK_VIDEO_CODEC_OPERATION_DECODE_H265_BIT_KHR`, as returned by `vkGetPhysicalDeviceQueueFamilyProperties2` in `VkQueueFamilyVideoPropertiesKHR::videoCodecOperations`.

Table 59. Required *Video Std Header Versions*

Video Std Header Name	Version
vulkan_video_codec_h265std_decode	1.0.0

Table 60. Required Video Capabilities

Video Capability	Requirement	Requirement Type ¹
VkVideoCapabilitiesKHR		
flags	-	min
minBitstreamBufferOffsetAlignment	4096	max
minBitstreamBufferSizeAlignment	4096	max
pictureAccessGranularity	(64,64)	max
minCodedExtent	-	max
maxCodedExtent	-	min
maxDpbSlots	0	min
maxActiveReferencePictures	0	min
VkVideoDecodeCapabilitiesKHR		
flags	VK_VIDEO_DECODE_CAPABILITY_DPB_AND_OUTPUT_COINCIDE_BIT_KHR or VK_VIDEO_DECODE_CAPABILITY_DPB_AND_OUTPUT_DISTINCT_BIT_KHR	min
VkVideoDecodeH265CapabilitiesKHR		
maxLevelIdc	STD_VIDEO_H265_LEVEL_IDC_1_0	min

1

The **Requirement Type** column specifies the requirement is either the minimum value all implementations **must** support, the maximum value all implementations **must** support, or the exact value all implementations **must** support. For bitmasks a minimum value is the least bits all implementations **must** set, but they **may** have additional bits set beyond this minimum.

48.14. VP9 Decode Operations

Video decode operations using an [VP9 decode profile](#) can be used to decode elementary video stream sequences compliant with the [VP9 Specification](#).

NOTE

Refer to the [Preamble](#) for information on how the Khronos Intellectual Property Rights Policy relates to normative references to external materials not created by

This process is performed according to the [video decode operation steps](#) with the codec-specific semantics defined in section 8 of the [VP9 Specification](#):

- Syntax elements, derived values, and other parameters are applied from the [StdVideoDecodeVP9PictureInfo](#) structure specifying the [VP9 picture information](#).
- The contents of the provided video bitstream buffer range are interpreted as defined in the [VP9 Decode Bitstream Data Access](#) section.
- Picture data in the [video picture resources](#) corresponding to the used [active reference pictures](#), [decode output picture](#), and optional [reconstructed picture](#) is accessed as defined in the [VP9 Decode Picture Data Access](#) section.
- The decision on [reference picture setup](#) is made according to the parameters specified in the [VP9 picture information](#).

If the parameters and the bitstream adhere to the syntactic and semantic requirements defined in the corresponding sections of the [VP9 Specification](#), as described above, and the [DPB slots](#) associated with the [active reference pictures](#) all refer to [valid picture references](#), then the video decode operation will complete successfully. Otherwise, the video decode operation **may** complete [unsuccessfully](#).

48.14.1. VP9 Decode Bitstream Data Access

The video bitstream buffer range **should** contain the bitstream that represents an entire frame, as defined in section 6.1, and this data is interpreted as defined in section 7.1 of the [VP9 Specification](#), respectively.

The offset specified in [VkVideoDecodeVP9PictureInfoKHR::uncompressedHeaderOffset](#) **should** specify the starting offset of the uncompressed header of the frame, as defined in section 6.2 of the [VP9 Specification](#).

The offset specified in [VkVideoDecodeVP9PictureInfoKHR::compressedHeaderOffset](#) **should** specify the starting offset of the compressed header of the frame, as defined in section 6.3 of the [VP9 Specification](#).

The offset specified in [VkVideoDecodeVP9PictureInfoKHR::tilesOffset](#) **should** specify the starting offset of the frame tile data, as defined in section 6.4 of the [VP9 Specification](#).

48.14.2. VP9 Decode Picture Data Access

Accesses to image data within a video picture resource happen at the granularity indicated by [VkVideoCapabilitiesKHR::pictureAccessGranularity](#), as returned by [vkGetPhysicalDeviceVideoCapabilitiesKHR](#) for the used [video profile](#). Accordingly, the complete image subregion of a [decode output picture](#), [reference picture](#), or [reconstructed picture](#) accessed by video coding operations using an [VP9 decode profile](#) is defined as the set of texels within the coordinate range:

([0,endX), [0,endY))

Where:

- endX equals `codedExtent.width` rounded up to the nearest integer multiple of `pictureAccessGranularity.width` and clamped to the width of the image subresource referred to by the corresponding `VkVideoPictureResourceInfoKHR` structure;
- endY equals `codedExtent.height` rounded up to the nearest integer multiple of `pictureAccessGranularity.height` and clamped to the height of the image subresource referred to by the corresponding `VkVideoPictureResourceInfoKHR` structure;

Where `codedExtent` is the member of the `VkVideoPictureResourceInfoKHR` structure corresponding to the picture.

In case of video decode operations using an `VP9 decode profile`, any access to a picture at the coordinates (x,y), as defined by the `VP9 Specification`, is an access to the image subresource referred to by the corresponding `VkVideoPictureResourceInfoKHR` structure at the texel coordinates (x,y).

48.14.3. VP9 Reference Names and Semantics

Individual reference frames used in the decoding process have different semantics, as defined in section 7.4.12 of the `VP9 Specification`. The VP9 semantics associated with a reference picture are indicated by the corresponding enumeration constant defined in the Video Std enumeration type `StdVideoVP9ReferenceName`:

- `STD_VIDEO_VP9_REFERENCE_NAME_INTRA_FRAME` identifies the reference used for intra coding (`INTRA_FRAME`), as defined in sections 2 and 8.5.1 of the `VP9 Specification`.
- All other enumeration constants refer to backward or forward references used for inter coding, as defined in sections 2 and 8.5.2 of the `VP9 Specification`:
 - `STD_VIDEO_VP9_REFERENCE_NAME_LAST_FRAME` identifies the `LAST_FRAME` reference
 - `STD_VIDEO_VP9_REFERENCE_NAME_GOLDEN_FRAME` identifies the `GOLDEN_FRAME` reference
 - `STD_VIDEO_VP9_REFERENCE_NAME_ALTREF_FRAME` identifies the `ALTREF_FRAME` reference

These enumeration constants are not directly used in any APIs but are used to indirectly index into certain Video Std and Vulkan API parameter arrays.

48.14.4. VP9 Decode Profile

A video profile supporting VP9 video decode operations is specified by setting `VkVideoProfileInfoKHR::videoCodecOperation` to `VK_VIDEO_CODEC_OPERATION_DECODE_VP9_BIT_KHR` and adding a `VkVideoDecodeVP9ProfileInfoKHR` structure to the `VkVideoProfileInfoKHR::pNext` chain.

The `VkVideoDecodeVP9ProfileInfoKHR` structure is defined as:


```
// Provided by VK_KHR_video_decode_vp9
typedef struct VkVideoDecodeVP9ProfileInfoKHR {
    VkStructureType    sType;
    const void*        pNext;
    StdVideoVP9Profile  stdProfile;
} VkVideoDecodeVP9ProfileInfoKHR;
```

- `sType` is a `VkStructureType` value identifying this structure.
- `pNext` is `NULL` or a pointer to a structure extending this structure.
- `stdProfile` is a `StdVideoVP9Profile` value specifying the VP9 codec profile, as defined in section 7.2 of the [VP9 Specification](#).

Valid Usage (Implicit)

- VUID-VkVideoDecodeVP9ProfileInfoKHR-sType-sType
`sType` **must** be `VK_STRUCTURE_TYPE_VIDEO_DECODE_VP9_PROFILE_INFO_KHR`

Structure Chaining

Extends the structures

- [VkQueryPoolCreateInfo](#)
- [VkVideoProfileInfoKHR](#)

48.14.5. VP9 Decode Capabilities

When calling [vkGetPhysicalDeviceVideoCapabilitiesKHR](#) to query the capabilities for an [VP9 decode profile](#), the `VkVideoCapabilitiesKHR::pNext` chain **must** include a `VkVideoDecodeVP9CapabilitiesKHR` structure that will be filled with the profile-specific capabilities.

The `VkVideoDecodeVP9CapabilitiesKHR` structure is defined as:

```
// Provided by VK_KHR_video_decode_vp9
typedef struct VkVideoDecodeVP9CapabilitiesKHR {
    VkStructureType    sType;
    void*              pNext;
    StdVideoVP9Level    maxLevel;
} VkVideoDecodeVP9CapabilitiesKHR;
```

- `sType` is a `VkStructureType` value identifying this structure.
- `pNext` is `NULL` or a pointer to a structure extending this structure.
- `maxLevel` is a `StdVideoVP9Level` value specifying the maximum VP9 level supported by the profile, as defined in section A.1 of the [VP9 Specification](#).

Valid Usage (Implicit)

- VUID-VkVideoDecodeVP9CapabilitiesKHR-sType-sType
sType must be VK_STRUCTURE_TYPE_VIDEO_DECODE_VP9_CAPABILITIES_KHR

Structure Chaining

Extends the structure

- [VkVideoCapabilitiesKHR](#)

48.14.6. VP9 Decoding Parameters

The [VkVideoDecodeVP9PictureInfoKHR](#) structure is defined as:

```
// Provided by VK_KHR_video_decode_vp9
typedef struct VkVideoDecodeVP9PictureInfoKHR {
    VkStructureType          sType;
    const void*              pNext;
    const StdVideoDecodeVP9PictureInfo* pStdPictureInfo;
    int32_t                  referenceNameSlotIndices
[VK_MAX_VIDEO_VP9_REFERENCES_PER_FRAME_KHR];
    uint32_t                  uncompressedHeaderOffset;
    uint32_t                  compressedHeaderOffset;
    uint32_t                  tilesOffset;
} VkVideoDecodeVP9PictureInfoKHR;
```

- sType is a [VkStructureType](#) value identifying this structure.
- pNext is NULL or a pointer to a structure extending this structure.
- pStdPictureInfo is a pointer to a [StdVideoDecodeVP9PictureInfo](#) structure specifying [VP9 picture information](#).
- referenceNameSlotIndices is an array of three ([VK_MAX_VIDEO_VP9_REFERENCES_PER_FRAME_KHR](#), which is equal to the Video Std definition [STD_VIDEO_VP9_REFS_PER_FRAME](#)) signed integer values specifying the index of the [DPB slot](#) or a negative integer value for each [VP9 reference name](#) used for inter coding. In particular, the DPB slot index for the VP9 reference name [frame](#) is specified in [referenceNameSlotIndices\[frame - STD_VIDEO_VP9_REFERENCE_NAME_LAST_FRAME\]](#).
- uncompressedHeaderOffset is the byte offset of the uncompressed frame header, as defined in section 6.2 of the [VP9 Specification](#).
- compressedHeaderOffset is the byte offset of the compressed frame header, as defined in section 6.3 of the [VP9 Specification](#).
- tilesOffset is the byte offset of the frame tile data, as defined in section 6.4 of the [VP9 Specification](#).

This structure is specified in the `pNext` chain of the `VkVideoDecodeInfoKHR` structure passed to `vkCmdDecodeVideoKHR` to specify the codec-specific picture information for an `VP9 decode operation`.

Decode Output Picture Information

When this structure is specified in the `pNext` chain of the `VkVideoDecodeInfoKHR` structure passed to `vkCmdDecodeVideoKHR`, the information related to the `decode output picture` is defined as follows:

- The image subregion used is determined according to the `VP9 Decode Picture Data Access` section.
- The decode output picture is associated with the `VP9 picture information` provided in `pStdPictureInfo`.

Std Picture Information

The members of the `StdVideoDecodeVP9PictureInfo` structure pointed to by `pStdPictureInfo` are interpreted as follows:

- `flags.reserved` and `reserved1` are used only for padding purposes and are otherwise ignored;
- `ref_frame_sign_bias_mask` is a bitmask where bit index `i` corresponds to `ref_frame_sign_bias[i]` as defined in section 7.2 of the `VP9 Specification`;
- the `StdVideoVP9ColorConfig` structure pointed to by `pColorConfig` is interpreted as follows:
 - `flags.reserved` and `reserved1` are used only for padding purposes and are otherwise ignored;
 - all other members of `StdVideoVP9ColorConfig` are interpreted as defined in sections 6.2, 6.2.2, and 7.2.2 of the `VP9 Specification`;
- the `StdVideoVP9LoopFilter` structure pointed to by `pLoopFilter` is interpreted as follows:
 - `flags.reserved` is used only for padding purposes and is otherwise ignored;
 - `update_ref_delta` is a bitmask where bit index `i` is interpreted as the value of `update_ref_delta` corresponding to element `i` of `loop_filter_ref_deltas` as defined in section 7.2.8 of the `VP9 Specification`;
 - `update_mode_delta` is a bitmask where bit index `i` is interpreted as the value of `update_mode_delta` corresponding to element `i` of `loop_filter_mode_deltas` as defined in section 7.2.8 of the `VP9 Specification`;
 - all other members of `StdVideoVP9LoopFilter` are interpreted as defined in section 7.2.8 of the `VP9 Specification`;

NOTE

If the syntax elements corresponding to `loop_filter_ref_deltas` and `loop_filter_mode_deltas` are not present, the application should specify the previous values, as defined in section 7.2.8 of the `VP9 Specification`.

- if `flags.segmentation_enabled` is set, then the `StdVideoVP9Segmentation` structure pointed to by `pSegmentation` is interpreted as follows:
 - `flags.reserved` is used only for padding purposes and is otherwise ignored;

- the elements of **FeatureEnabled** are bitmasks where bit index *j* of element *i* corresponds to **FeatureEnabled[i][j]** as defined in section 6.2.11 of the [VP9 Specification](#);
- **FeatureData** is interpreted as defined in section 6.2.11 of the [VP9 Specification](#);
- all other members of **StdVideoVP9Segmentation** are interpreted as defined in section 7.2.10 of the [VP9 Specification](#);
- all other members are interpreted as defined in section 7.2 of the [VP9 Specification](#).

Reference picture setup is controlled by the value of **StdVideoDecodeVP9PictureInfo::refresh_frame_flags**. If it is not zero and a **reconstructed picture** is specified, then the latter is used as the target of picture reconstruction to **activate** the **DPB slot** specified in **pDecodeInfo->pSetupReferenceSlot->slotIndex**. If **StdVideoDecodeVP9PictureInfo::refresh_frame_flags** is zero, but a **reconstructed picture** is specified, then the corresponding picture reference associated with the **DPB slot** is invalidated, as described in the [DPB Slot States](#) section.

Valid Usage (Implicit)

- VUID-VkVideoDecodeVP9PictureInfoKHR-sType-sType **sType** **must** be [VK_STRUCTURE_TYPE_VIDEO_DECODE_VP9_PICTURE_INFO_KHR](#)
- VUID-VkVideoDecodeVP9PictureInfoKHR-pStdPictureInfo-parameter **pStdPictureInfo** **must** be a valid pointer to a valid **StdVideoDecodeVP9PictureInfo** value

Structure Chaining

Extends the structure

- [VkVideoDecodeInfoKHR](#)

NOTE

VP9 decode operations do not need any std reference information to be specified for the active reference pictures and the optional reconstructed picture. Accordingly, no DPB slot info structure exists in the API that would need to be chained to the corresponding [VkVideoReferenceSlotInfoKHR](#) structures and no **StdVideoDecodeVP9ReferenceInfo** structure exists in the VP9 Video Std Headers.

[VK_MAX_VIDEO_VP9_REFERENCES_PER_FRAME_KHR](#) is the length of the array of DPB slot or VP9 reference names passed in [VkVideoDecodeVP9PictureInfoKHR::referenceNameSlotIndices](#).

```
#define VK_MAX_VIDEO_VP9_REFERENCES_PER_FRAME_KHR 3U
```

48.14.7. VP9 Decode Requirements

This section describes the **required** VP9 decoding capabilities for physical devices that have at least one queue family that supports the video codec operation [VK_VIDEO_CODEC_OPERATION_DECODE_VP9_BIT_KHR](#), as returned by [vkGetPhysicalDeviceQueueFamilyProperties2](#) in [VkQueueFamilyVideoPropertiesKHR](#)

::videoCodecOperations.

Table 61. Required *Video Std Header Versions*

Video Std Header Name	Version
vulkan_video_codec_vp9std_decode	1.0.0

Table 62. Required Video Capabilities

Video Capability	Requirement	Requirement Type ¹
VkVideoCapabilitiesKHR		
flags	-	min
minBitstreamBufferOffsetAlignment	4096	max
minBitstreamBufferSizeAlignment	4096	max
pictureAccessGranularity	(64,64)	max
minCodedExtent	-	max
maxCodedExtent	-	min
maxDpbSlots	0	min
maxActiveReferencePictures	0	min
VkVideoDecodeCapabilitiesKHR		
flags	VK_VIDEO_DECODE_C APABILITY_DPB_AND _OUTPUT_COINCIDE_ BIT_KHR or VK_VIDEO_DECODE_C APABILITY_DPB_AND _OUTPUT_DISTINCT_ BIT_KHR	min
VkVideoDecodeVP9CapabilitiesKHR		
maxLevel	STD_VIDEO_VP9_LEVEL_2 _0	min

1

The **Requirement Type** column specifies the requirement is either the minimum value all implementations **must** support, the maximum value all implementations **must** support, or the exact value all implementations **must** support. For bitmasks a minimum value is the least bits all implementations **must** set, but they **may** have additional bits set beyond this minimum.

48.15. AV1 Decode Operations

Video decode operations using an [AV1 decode profile](#) **can** be used to decode elementary video stream sequences compliant with the [AV1 Specification](#).

NOTE

Refer to the [Preamble](#) for information on how the Khronos Intellectual Property Rights Policy relates to normative references to external materials not created by Khronos.

This process is performed according to the [video decode operation steps](#) with the codec-specific semantics defined in section 7 of the [AV1 Specification](#):

- Syntax elements, derived values, and other parameters are applied from the following structures:
 - The `StdVideoAV1SequenceHeader` structure stored in the bound video session parameters object specifying the [active sequence header](#).
 - The `StdVideoDecodeAV1PictureInfo` structure specifying the [AV1 picture information](#).
 - The `StdVideoDecodeAV1ReferenceInfo` structures specifying the [AV1 reference information](#) corresponding to the optional [reconstructed picture](#) and any [active reference pictures](#).
- The contents of the provided video bitstream buffer range are interpreted as defined in the [AV1 Decode Bitstream Data Access](#) section.
- Picture data in the [video picture resources](#) corresponding to the used [active reference pictures](#), [decode output picture](#), and optional [reconstructed picture](#) is accessed as defined in the [AV1 Decode Picture Data Access](#) section.
- The decision on [reference picture setup](#) is made according to the parameters specified in the [AV1 picture information](#).

If the parameters and the bitstream adhere to the syntactic and semantic requirements defined in the corresponding sections of the [AV1 Specification](#), as described above, and the [DPB slots](#) associated with the [active reference pictures](#) all refer to [valid picture references](#), then the video decode operation will complete successfully. Otherwise, the video decode operation **may** complete [unsuccessfully](#).

48.15.1. AV1 Decode Bitstream Data Access

The video bitstream buffer range **should** contain one or more frame OBUs, comprised of a frame header OBU and tile group OBU, that together represent an entire frame, as defined in sections 5.10, 5.9, and 5.11, and this data is interpreted as defined in sections 6.9, 6.8, and 6.10 of the [AV1 Specification](#), respectively.

The offset specified in `VkVideoDecodeAV1PictureInfoKHR::frameHeaderOffset` **should** specify the starting offset of the frame header OBU of the frame.

NOTE

When the tiles of the frame are encoded into multiple tile groups, each frame OBU has a separate frame header OBU but their content is expected to match per the requirements of the [AV1 Specification](#). Accordingly, the offset specified in `frameHeaderOffset` **can** be the offset of any of the otherwise identical frame header OBUs when multiple tile groups are present.

The offsets and sizes provided in `VkVideoDecodeAV1PictureInfoKHR::pTileOffsets` and `VkVideoDecodeAV1PictureInfoKHR::pTileSizes`, respectively, **should** specify the starting offsets and

sizes corresponding to each tile within the video bitstream buffer range.

48.15.2. AV1 Decode Picture Data Access

Accesses to image data within a video picture resource happen at the granularity indicated by `VkVideoCapabilitiesKHR::pictureAccessGranularity`, as returned by `vkGetPhysicalDeviceVideoCapabilitiesKHR` for the used `video profile`. Accordingly, the complete image subregion of a `decode output picture`, `reference picture`, or `reconstructed picture` accessed by video coding operations using an `AV1 decode profile` is defined as the set of texels within the coordinate range:

$([0, \text{endX}), [0, \text{endY}))$

Where:

- `endX` equals `codedExtent.width` rounded up to the nearest integer multiple of `pictureAccessGranularity.width` and clamped to the width of the image subresource `referred` to by the corresponding `VkVideoPictureResourceInfoKHR` structure;
- `endY` equals `codedExtent.height` rounded up to the nearest integer multiple of `pictureAccessGranularity.height` and clamped to the height of the image subresource `referred` to by the corresponding `VkVideoPictureResourceInfoKHR` structure;

Where `codedExtent` is the member of the `VkVideoPictureResourceInfoKHR` structure corresponding to the picture.

In case of video decode operations using an `AV1 decode profile`, any access to a picture at the coordinates (x, y) , as defined by the `AV1 Specification`, is an access to the image subresource `referred` to by the corresponding `VkVideoPictureResourceInfoKHR` structure at the texel coordinates (x, y) .

48.15.3. AV1 Reference Names and Semantics

Individual reference frames used in the decoding process have different semantics, as defined in section 6.10.24 of the `AV1 Specification`. The AV1 semantics associated with a reference picture are indicated by the corresponding enumeration constant defined in the Video Std enumeration type `StdVideoAV1ReferenceName`:

- `STD_VIDEO_AV1_REFERENCE_NAME_INTRA_FRAME` identifies the reference used for intra coding (`INTRA_FRAME`), as defined in sections 2 and 7.11.2 of the `AV1 Specification`.
- All other enumeration constants refer to backward or forward references used for inter coding, as defined in sections 2 and 7.11.3 of the `AV1 Specification`:
 - `STD_VIDEO_AV1_REFERENCE_NAME_LAST_FRAME` identifies the `LAST_FRAME` reference
 - `STD_VIDEO_AV1_REFERENCE_NAME_LAST2_FRAME` identifies the `LAST2_FRAME` reference
 - `STD_VIDEO_AV1_REFERENCE_NAME_LAST3_FRAME` identifies the `LAST3_FRAME` reference
 - `STD_VIDEO_AV1_REFERENCE_NAME_GOLDEN_FRAME` identifies the `GOLDEN_FRAME` reference
 - `STD_VIDEO_AV1_REFERENCE_NAME_BWDREF_FRAME` identifies the `BWDREF_FRAME` reference

- `STD_VIDEO_AV1_REFERENCE_NAME_ALTREF2_FRAME` identifies the `ALTREF2_FRAME` reference
- `STD_VIDEO_AV1_REFERENCE_NAME_ALTREF_FRAME` identifies the `ALTREF_FRAME` reference

These enumeration constants are not directly used in any APIs but are used to indirectly index into certain Video Std and Vulkan API parameter arrays.

48.15.4. AV1 Decode Profile

A video profile supporting AV1 video decode operations is specified by setting `VkVideoProfileInfoKHR::videoCodecOperation` to `VK_VIDEO_CODEC_OPERATION_DECODE_AV1_BIT_KHR` and adding a `VkVideoDecodeAV1ProfileInfoKHR` structure to the `VkVideoProfileInfoKHR::pNext` chain.

The `VkVideoDecodeAV1ProfileInfoKHR` structure is defined as:

```
// Provided by VK_KHR_video_decode_av1
typedef struct VkVideoDecodeAV1ProfileInfoKHR {
    VkStructureType    sType;
    const void*        pNext;
    StdVideoAV1Profile  stdProfile;
    VkBool32           filmGrainSupport;
} VkVideoDecodeAV1ProfileInfoKHR;
```

- **sType** is a [VkStructureType](#) value identifying this structure.
- **pNext** is **NULL** or a pointer to a structure extending this structure.
- **stdProfile** is a [StdVideoAV1Profile](#) value specifying the AV1 codec profile, as defined in section A.2 of the [AV1 Specification](#).
- **filmGrainSupport** specifies whether AV1 film grain, as defined in section 7.8.3 of the [AV1 Specification](#), **can** be used with the video profile. When this member is [VK_TRUE](#), video session objects created against the video profile will be able to decode pictures that have [film grain](#) enabled.

NOTE

Enabling `filmGrainSupport` **may** increase the memory requirements of video sessions and/or video picture resources on some implementations.

Valid Usage (Implicit)

- `VUID-VkVideoDecodeAV1ProfileInfoKHR-sType-sType`
`sType` must be `VK_STRUCTURE_TYPE_VIDEO_DECODE_AV1_PROFILE_INFO_KHR`

Structure Chaining

Extends the structures

- `VkQueryPoolCreateInfo`

- [VkVideoProfileInfoKHR](#)

48.15.5. AV1 Decode Capabilities

When calling [vkGetPhysicalDeviceVideoCapabilitiesKHR](#) to query the capabilities for an [AV1 decode profile](#), the [VkVideoCapabilitiesKHR::pNext](#) chain **must** include a [VkVideoDecodeAV1CapabilitiesKHR](#) structure that will be filled with the profile-specific capabilities.

The [VkVideoDecodeAV1CapabilitiesKHR](#) structure is defined as:

```
// Provided by VK_KHR_video_decode_av1
typedef struct VkVideoDecodeAV1CapabilitiesKHR {
    VkStructureType    sType;
    void*              pNext;
    StdVideoAV1Level    maxLevel;
} VkVideoDecodeAV1CapabilitiesKHR;
```

- [sType](#) is a [VkStructureType](#) value identifying this structure.
- [pNext](#) is [NULL](#) or a pointer to a structure extending this structure.
- [maxLevel](#) is a [StdVideoAV1Level](#) value specifying the maximum AV1 level supported by the profile, as defined in section A.3 of the [AV1 Specification](#).

Valid Usage (Implicit)

- VUID-VkVideoDecodeAV1CapabilitiesKHR-sType-sType
[sType](#) **must** be [VK_STRUCTURE_TYPE_VIDEO_DECODE_AV1_CAPABILITIES_KHR](#)

Structure Chaining

Extends the structure

- [VkVideoCapabilitiesKHR](#)

48.15.6. AV1 Decode Parameter Sets

[Video session parameters](#) objects created with the video codec operation [VK_VIDEO_CODEC_OPERATION_DECODE_AV1_BIT_KHR](#) contain a single instance of the following parameter set:

AV1 Sequence Header

Represented by [StdVideoAV1SequenceHeader](#) structures and interpreted as follows:

- [flags.reserved](#) and [reserved1](#) are used only for padding purposes and are otherwise ignored;

- the `StdVideoAV1ColorConfig` structure pointed to by `pColorConfig` is interpreted as follows:
 - `flags.reserved` and `reserved1` are used only for padding purposes and are otherwise ignored;
 - all other members of `StdVideoAV1ColorConfig` are interpreted as defined in section 6.4.2 of the [AV1 Specification](#);
- if `flags.timing_info_present_flag` is set, then the `StdVideoAV1TimingInfo` structure pointed to by `pTimingInfo` is interpreted as follows:
 - `flags.reserved` is used only for padding purposes and is otherwise ignored;
 - all other members of `StdVideoAV1TimingInfo` are interpreted as defined in section 6.4.3 of the [AV1 Specification](#);
- all other members of `StdVideoAV1SequenceHeader` are interpreted as defined in section 6.4 of the [AV1 Specification](#).

When a `video session parameters` object is created with the codec operation `VK_VIDEO_CODEC_OPERATION_DECODE_AV1_BIT_KHR`, the `VkVideoSessionParametersCreateInfoKHR::pNext` chain **must** include a `VkVideoDecodeAV1SessionParametersCreateInfoKHR` structure specifying the contents of the object.

The `VkVideoDecodeAV1SessionParametersCreateInfoKHR` structure is defined as:

```
// Provided by VK_KHR_video_decode_av1
typedef struct VkVideoDecodeAV1SessionParametersCreateInfoKHR {
    VkStructureType    sType;
    const void*        pNext;
    const StdVideoAV1SequenceHeader* pStdSequenceHeader;
} VkVideoDecodeAV1SessionParametersCreateInfoKHR;
```

- `sType` is a `VkStructureType` value identifying this structure.
- `pNext` is `NULL` or a pointer to a structure extending this structure.
- `pStdSequenceHeader` is a pointer to a `StdVideoAV1SequenceHeader` structure describing the [AV1 sequence header](#) entry to store in the created object.

NOTE

As AV1 video session parameters objects will only ever contain a single AV1 sequence header, this has to be specified at object creation time and such video session parameters objects cannot be updated using the `vkUpdateVideoSessionParametersKHR` command. When a new AV1 sequence header is decoded from the input video bitstream the application needs to create a new video session parameters object to store it.

Valid Usage (Implicit)

- VOID-VkVideoDecodeAV1SessionParametersCreateInfoKHR-sType-sType `sType` **must** be `VK_STRUCTURE_TYPE_VIDEO_DECODE_AV1_SESSION_PARAMETERS_CREATE_INFO_KHR`

- VUID-VkVideoDecodeAV1SessionParametersCreateInfoKHR-pStdSequenceHeader-parameter
pStdSequenceHeader **must** be a valid pointer to a valid **StdVideoAV1SequenceHeader** value

Structure Chaining

Extends the structure

- [VkVideoSessionParametersCreateInfoKHR](#)

Inline Parameter Sets

In case of [video sessions](#) created with the video codec operation [VK_VIDEO_CODEC_OPERATION_DECODE_AV1_BIT_KHR](#) and with [VK_VIDEO_SESSION_CREATE_INLINE_SESSION_PARAMETERS_BIT_KHR](#), the application **can** also specify the active [sequence header](#) *inline* by including an instance of the [VkVideoDecodeAV1InlineSessionParametersInfoKHR](#) structure in the **pNext** chain of [VkVideoDecodeInfoKHR](#).

The [VkVideoDecodeAV1InlineSessionParametersInfoKHR](#) structure is defined as:

```
// Provided by VK_KHR_video_decode_av1 with VK_KHR_video_maintenance2
typedef struct VkVideoDecodeAV1InlineSessionParametersInfoKHR {
    VkStructureType          sType;
    const void*              pNext;
    const StdVideoAV1SequenceHeader* pStdSequenceHeader;
} VkVideoDecodeAV1InlineSessionParametersInfoKHR;
```

- **sType** is a [VkStructureType](#) value identifying this structure.
- **pNext** is **NULL** or a pointer to a structure extending this structure.
- **pStdSequenceHeader** is **NULL** or a pointer to an instance of the [StdVideoAV1SequenceHeader](#) structure describing the [active AV1 sequence header](#).

If **pStdSequenceHeader** is not **NULL**, the issued video decode operations will use the specified sequence header parameters instead of the active sequence header being sourced from the bound video session parameters object.

Valid Usage (Implicit)

- VUID-VkVideoDecodeAV1InlineSessionParametersInfoKHR-sType-sType
sType **must** be [VK_STRUCTURE_TYPE_VIDEO_DECODE_AV1_INLINE_SESSION_PARAMETERS_INFO_KHR](#)
- VUID-VkVideoDecodeAV1InlineSessionParametersInfoKHR-pStdSequenceHeader-parameter
 If **pStdSequenceHeader** is not **NULL**, **pStdSequenceHeader** **must** be a valid pointer to a valid

Structure Chaining

Extends the structure

- [VkVideoDecodeInfoKHR](#)

48.15.7. AV1 Decoding Parameters

The [VkVideoDecodeAV1PictureInfoKHR](#) structure is defined as:

```
// Provided by VK_KHR_video_decode_av1
typedef struct VkVideoDecodeAV1PictureInfoKHR {
    VkStructureType          sType;
    const void*              pNext;
    const StdVideoDecodeAV1PictureInfo* pStdPictureInfo;
    int32_t                  referenceNameSlotIndices
[VK_MAX_VIDEO_AV1_REFERENCES_PER_FRAME_KHR];
    uint32_t                 frameHeaderOffset;
    uint32_t                 tileCount;
    const uint32_t*          pTileOffsets;
    const uint32_t*          pTileSizes;
} VkVideoDecodeAV1PictureInfoKHR;
```

- [sType](#) is a [VkStructureType](#) value identifying this structure.
- [pNext](#) is `NULL` or a pointer to a structure extending this structure.
- [pStdPictureInfo](#) is a pointer to a [StdVideoDecodeAV1PictureInfo](#) structure specifying [AV1 picture information](#).
- [referenceNameSlotIndices](#) is an array of seven ([VK_MAX_VIDEO_AV1_REFERENCES_PER_FRAME_KHR](#), which is equal to the Video Std definition [STD_VIDEO_AV1_REFS_PER_FRAME](#)) signed integer values specifying the index of the [DPB slot](#) or a negative integer value for each [AV1 reference name](#) used for inter coding. In particular, the DPB slot index for the AV1 reference name [frame](#) is specified in [referenceNameSlotIndices\[frame - STD_VIDEO_AV1_REFERENCE_NAME_LAST_FRAME\]](#).
- [frameHeaderOffset](#) is the byte offset of the AV1 frame header OBU, as defined in section 5.9 of the [AV1 Specification](#), within the video bitstream buffer range specified in [VkVideoDecodeInfoKHR](#).
- [tileCount](#) is the number of elements in [pTileOffsets](#) and [pTileSizes](#).
- [pTileOffsets](#) is a pointer to an array of [tileCount](#) integers specifying the byte offset of the tiles of the picture within the video bitstream buffer range specified in [VkVideoDecodeInfoKHR](#).
- [pTileSizes](#) is a pointer to an array of [tileCount](#) integers specifying the byte size of the tiles of the picture within the video bitstream buffer range specified in [VkVideoDecodeInfoKHR](#).

This structure is specified in the [pNext](#) chain of the [VkVideoDecodeInfoKHR](#) structure passed to

[vkCmdDecodeVideoKHR](#) to specify the codec-specific picture information for an [AV1 decode operation](#).

Decode Output Picture Information

When this structure is specified in the [pNext](#) chain of the [VkVideoDecodeInfoKHR](#) structure passed to [vkCmdDecodeVideoKHR](#), the information related to the [decode output picture](#) is defined as follows:

- The image subregion used is determined according to the [AV1 Decode Picture Data Access](#) section.
- The decode output picture is associated with the [AV1 picture information](#) provided in [pStdPictureInfo](#).

Std Picture Information

The members of the [StdVideoDecodeAV1PictureInfo](#) structure pointed to by [pStdPictureInfo](#) are interpreted as follows:

- [flags.reserved](#), [reserved1](#), and [reserved2](#) are used only for padding purposes and are otherwise ignored;
- [flags.apply_grain](#) indicates that film grain is enabled for the decoded picture, as defined in section 6.8.20 of the [AV1 Specification](#);
- [OrderHint](#), [OrderHints](#), and [expectedFrameId](#) are interpreted as defined in section 6.8.2 of the [AV1 Specification](#);
- the [StdVideoAV1TileInfo](#) structure pointed to by [pTileInfo](#) is interpreted as follows:
 - [flags.reserved](#) and [reserved1](#) are used only for padding purposes and are otherwise ignored;
 - [pMiColStarts](#) is a pointer to an array of [TileCols](#) number of unsigned integers that corresponds to [MiColStarts](#) defined in section 6.8.14 of the [AV1 Specification](#);
 - [pMiRowStarts](#) is a pointer to an array of [TileRows](#) number of unsigned integers that corresponds to [MiRowStarts](#) defined in section 6.8.14 of the [AV1 Specification](#);

NOTE

Historically some applications incorrectly specified the values in [pMiColStarts](#) and [pMiRowStarts](#) in terms of superblocks instead of mode info blocks, therefore it is recommended for implementations to ignore the values specified in [pMiColStarts](#) and [pMiRowStarts](#). Instead, the values should be calculated based on [flags.uniform_tile_spacing_flag](#), [pWidthInSbsMinus1](#), [pHeightInSbsMinus1](#), the [sequence header](#) parameter [flags.use_128x128_superblock](#), and the coded extent of the decoded picture.

- [pWidthInSbsMinus1](#) is a pointer to an array of [TileCols](#) number of unsigned integers that corresponds to [width_in_sbs_minus_1](#) defined in section 6.8.14 of the [AV1 Specification](#);
- [pHeightInSbsMinus1](#) is a pointer to an array of [TileRows](#) number of unsigned integers that corresponds to [height_in_sbs_minus_1](#) defined in section 6.8.14 of the [AV1 Specification](#);
- all other members of [StdVideoAV1TileInfo](#) are interpreted as defined in section 6.8.14 of

the [AV1 Specification](#);

- the `StdVideoAV1Quantization` structure pointed to by `pQuantization` is interpreted as follows:
 - `flags.reserved` is used only for padding purposes and is otherwise ignored;
 - all other members of `StdVideoAV1Quantization` are interpreted as defined in section 6.8.11 of the [AV1 Specification](#);
- if `flags.segmentation_enabled` is set, then the `StdVideoAV1Segmentation` structure pointed to by `pSegmentation` is interpreted as follows:
 - the elements of `FeatureEnabled` are bitmasks where bit index *j* of element *i* corresponds to `FeatureEnabled[i][j]` as defined in section 5.9.14 of the [AV1 Specification](#);
 - `FeatureData` is interpreted as defined in section 5.9.14 of the [AV1 Specification](#);
- the `StdVideoAV1LoopFilter` structure pointed to by `pLoopFilter` is interpreted as follows:
 - `flags.reserved` is used only for padding purposes and is otherwise ignored;
 - `update_ref_delta` is a bitmask where bit index *i* is interpreted as the value of `update_ref_delta` corresponding to element *i* of `loop_filter_ref_deltas` as defined in section 6.8.10 of the [AV1 Specification](#);
 - `update_mode_delta` is a bitmask where bit index *i* is interpreted as the value of `update_mode_delta` corresponding to element *i* of `loop_filter_mode_deltas` as defined in section 6.8.10 of the [AV1 Specification](#);
 - all other members of `StdVideoAV1LoopFilter` are interpreted as defined in section 6.8.10 of the [AV1 Specification](#);

NOTE

If the syntax elements corresponding to `loop_filter_ref_deltas` and `loop_filter_mode_deltas` are not present or otherwise defined according to section 5.9.11 of the [AV1 Specification](#), the application should specify the previous values, as defined in section 6.8.10 of the [AV1 Specification](#).

- if `flags.enable_cdef` is set in the [active sequence header](#), then the members of the `StdVideoAV1CDEF` structure pointed to by `pCDEF` are interpreted as follows:
 - `cdef_y_sec_strength` and `cdef_uv_sec_strength` are the bitstream values of the corresponding syntax elements defined in section 5.9.19 of the [AV1 Specification](#);
 - all other members of `StdVideoAV1CDEF` are interpreted as defined in section 6.10.14 of the [AV1 Specification](#);
- if `flags.UsesLr` is set in the [active sequence header](#), then the `StdVideoAV1LoopRestoration` structure pointed to by `pLoopRestoration` is interpreted as follows:
 - `LoopRestorationSize[plane]` is interpreted as $\log_2(\text{size}) - 5$, where `size` is the value of `LoopRestorationSize[plane]` as defined in section 6.10.15 of the [AV1 Specification](#).
 - all other members of `StdVideoAV1LoopRestoration` are defined as in section 6.10.15 of the [AV1 Specification](#);
- the members of the `StdVideoAV1GlobalMotion` structure pointed to by `pGlobalMotion` are interpreted as defined in section 7.10 of the [AV1 Specification](#);
- if `flags.film_grain_params_present` is set in the [active sequence header](#), then the

`StdVideoAV1FilmGrain` structure pointed to by `pFilmGrain` is interpreted as follows:

- `flags.reserved` is used only for padding purposes and is otherwise ignored;
- all other members of `StdVideoAV1FilmGrain` are interpreted as defined in section 6.8.20 of the [AV1 Specification](#);
- all other members are interpreted as defined in section 6.8 of the [AV1 Specification](#).

When [film grain is enabled](#) for the decoded frame, the `flags.update_grain` and `film_grain_params_ref_idx` values specified in `StdVideoAV1FilmGrain` are ignored by AV1 decode operations and the `load_grain_params` function, as defined in section 6.8.20 of the [AV1 Specification](#), is not executed. Instead, the application is responsible for specifying the effective film grain parameters for the frame in `StdVideoAV1FilmGrain`.

When [film grain is enabled](#) for the decoded frame, the application is required to specify a different decode output picture resource in `VkVideoDecodeInfoKHR::dstPictureResource` compared to the reconstructed picture specified in `VkVideoDecodeInfoKHR::pSetupReferenceSlot->pPictureResource` even if the implementation does not report support for `VK_VIDEO_DECODE_CAPABILITY_DPB_AND_OUTPUT_DISTINCT_BIT_KHR` in `VkVideoDecodeCapabilitiesKHR::flags` for the video decode profile.

Reference picture setup is controlled by the value of `StdVideoDecodeAV1PictureInfo::refresh_frame_flags`. If it is not zero and a [reconstructed picture](#) is specified, then the latter is used as the target of picture reconstruction to [activate](#) the [DPB slot](#) specified in `pDecodeInfo->pSetupReferenceSlot->slotIndex`. If `StdVideoDecodeAV1PictureInfo::refresh_frame_flags` is zero, but a [reconstructed picture](#) is specified, then the corresponding picture reference associated with the [DPB slot](#) is invalidated, as described in the [DPB Slot States](#) section.

Active Parameter Sets

The *active sequence header* is the [AV1 sequence header](#) stored in the bound video session parameters object , unless the bound video session was created with `VK_VIDEO_SESSION_CREATE_INLINE_SESSION_PARAMETERS_BIT_KHR` and the active sequence header is specified [inline](#). .

Valid Usage (Implicit)

- VUID-VkVideoDecodeAV1PictureInfoKHR-sType-sType
`sType` **must** be `VK_STRUCTURE_TYPE_VIDEO_DECODE_AV1_PICTURE_INFO_KHR`
- VUID-VkVideoDecodeAV1PictureInfoKHR-pStdPictureInfo-parameter
`pStdPictureInfo` **must** be a valid pointer to a valid `StdVideoDecodeAV1PictureInfo` value
- VUID-VkVideoDecodeAV1PictureInfoKHR-pTileOffsets-parameter
`pTileOffsets` **must** be a valid pointer to an array of `tileCount uint32_t` values
- VUID-VkVideoDecodeAV1PictureInfoKHR-pTileSizes-parameter
`pTileSizes` **must** be a valid pointer to an array of `tileCount uint32_t` values
- VUID-VkVideoDecodeAV1PictureInfoKHR-tileCount-arraylength
`tileCount` **must** be greater than 0

Structure Chaining

Extends the structure

- [VkVideoDecodeInfoKHR](#)

[VK_MAX_VIDEO_AV1_REFERENCES_PER_FRAME_KHR](#) is the length of the array of DPB slot or AV1 reference names passed in [VkVideoDecodeAV1PictureInfoKHR::referenceNameSlotIndices](#).

```
#define VK_MAX_VIDEO_AV1_REFERENCES_PER_FRAME_KHR 7U
```

The [VkVideoDecodeAV1DpbSlotInfoKHR](#) structure is defined as:

```
// Provided by VK_KHR_video_decode_av1
typedef struct VkVideoDecodeAV1DpbSlotInfoKHR {
    VkStructureType          sType;
    const void*              pNext;
    const StdVideoDecodeAV1ReferenceInfo* pStdReferenceInfo;
} VkVideoDecodeAV1DpbSlotInfoKHR;
```

- [sType](#) is a [VkStructureType](#) value identifying this structure.
- [pNext](#) is [NULL](#) or a pointer to a structure extending this structure.
- [pStdReferenceInfo](#) is a pointer to a [StdVideoDecodeAV1ReferenceInfo](#) structure specifying [AV1 reference information](#).

This structure is specified in the [pNext](#) chain of [VkVideoDecodeInfoKHR::pSetupReferenceSlot](#), if not [NULL](#), and the [pNext](#) chain of the elements of [VkVideoDecodeInfoKHR::pReferenceSlots](#) to specify the codec-specific reference picture information for an [AV1 decode operation](#).

Active Reference Picture Information

When this structure is specified in the [pNext](#) chain of the elements of [VkVideoDecodeInfoKHR::pReferenceSlots](#), one element is added to the list of [active reference pictures](#) used by the video decode operation for each element of [VkVideoDecodeInfoKHR::pReferenceSlots](#) as follows:

- The image subregion used is determined according to the [AV1 Decode Picture Data Access](#) section.
- The reference picture is associated with the [DPB slot](#) index specified in the [slotIndex](#) member of the corresponding element of [VkVideoDecodeInfoKHR::pReferenceSlots](#).
- The reference picture is associated with the [AV1 reference information](#) provided in [pStdReferenceInfo](#).

Reconstructed Picture Information

When this structure is specified in the [pNext](#) chain of [VkVideoDecodeInfoKHR::pSetupReferenceSlot](#), the information related to the [reconstructed picture](#) is defined as follows:

- The image subregion used is determined according to the [AV1 Decode Picture Data Access](#) section.
- If [reference picture setup](#) is requested, then the reconstructed picture is used to [activate](#) the [DPB slot](#) with the index specified in `VkVideoDecodeInfoKHR::pSetupReferenceSlot->slotIndex`.
- The reconstructed picture is associated with the [AV1 reference information](#) provided in `pStdReferenceInfo`.

Std Reference Information

The members of the `StdVideoDecodeAV1ReferenceInfo` structure pointed to by `pStdReferenceInfo` are interpreted as follows:

- `flags.reserved` and `reserved1` are used only for padding purposes and are otherwise ignored;
- `flags.disable_frame_end_update_cdf` is interpreted as defined in section 6.8.2 of the [AV1 Specification](#);
- `flags.segmentation_enabled` is interpreted as defined in section 6.8.13 of the [AV1 Specification](#);
- `frame_type` is interpreted as defined in section 6.8.2 of the [AV1 Specification](#);

NOTE

The `frame_type` member is defined with the type `uint8_t`, but it takes the same values defined in the `StdVideoAV1FrameType` enumeration type as `StdVideoDecodeAV1PictureInfo::frame_type`.

- `RefFrameSignBias` is a bitmask where bit index `i` corresponds to `RefFrameSignBias[i]` as defined in section 6.8.2 of the [AV1 Specification](#);
- `OrderHint` is interpreted as defined in section 6.8.2 of the [AV1 Specification](#);
- `SavedOrderHints` is interpreted as defined in section 7.20 of the [AV1 Specification](#).

NOTE

When the AV1 reference information is provided for the reconstructed picture, certain parameters (e.g. `frame_type`) are specified both in the [AV1 picture information](#) and in the AV1 reference information. This is necessary because unlike the AV1 picture information, which is only used for the purposes of the video decode operation in question, the AV1 reference information specified for the reconstructed picture **may** be associated with the activated DPB slot, meaning that some implementations **may** maintain it as part of the [reference picture metadata](#) corresponding to the video picture resource associated with the DPB slot. When the AV1 reference information is provided for an active reference picture, the specified parameters correspond to the parameters specified when the DPB slot was activated (set up) with the reference picture, as usual, in order to communicate these parameters for implementations that do not maintain any subset of these parameters as part of the DPB slot's [reference picture metadata](#).

Valid Usage (Implicit)

- VUID-VkVideoDecodeAV1DpbSlotInfoKHR-sType-sType
`sType` **must** be `VK_STRUCTURE_TYPE_VIDEO_DECODE_AV1_DPB_SLOT_INFO_KHR`
- VUID-VkVideoDecodeAV1DpbSlotInfoKHR-pStdReferenceInfo-parameter
`pStdReferenceInfo` **must** be a valid pointer to a valid `StdVideoDecodeAV1ReferenceInfo` value

Structure Chaining

Extends the structure

- `VkVideoReferenceSlotInfoKHR`

48.15.8. AV1 Decode Requirements

This section describes the **required** AV1 decoding capabilities for physical devices that have at least one queue family that supports the video codec operation `VK_VIDEO_CODEC_OPERATION_DECODE_AV1_BIT_KHR`, as returned by `vkGetPhysicalDeviceQueueFamilyProperties2` in `VkQueueFamilyVideoPropertiesKHR::videoCodecOperations`.

Table 63. Required *Video Std Header Versions*

Video Std Header Name	Version
<code>vulkan_video_codec_av1std_decode</code>	1.0.0

Table 64. Required Video Capabilities

Video Capability	Requirement	Requirement Type ¹
<code>VkVideoCapabilitiesKHR</code>		
<code>flags</code>	-	min
<code>minBitstreamBufferOffsetAlignment</code>	4096	max
<code>minBitstreamBufferSizeAlignment</code>	4096	max
<code>pictureAccessGranularity</code>	(64,64)	max
<code>minCodedExtent</code>	-	max
<code>maxCodedExtent</code>	-	min
<code>maxDpbSlots</code>	0	min
<code>maxActiveReferencePictures</code>	0	min
<code>VkVideoDecodeCapabilitiesKHR</code>		

Video Capability	Requirement	Requirement Type ¹
flags	VK_VIDEO_DECODE_CAPABILITY_DPB_AND_OUTPUT_COINCIDE_BIT_KHR or VK_VIDEO_DECODE_CAPABILITY_DPB_AND_OUTPUT_DISTINCT_BIT_KHR	min
VkVideoDecodeAV1CapabilitiesKHR		
maxLevel	STD_VIDEO_AV1_LEVEL_2_0	min

1

The **Requirement Type** column specifies the requirement is either the minimum value all implementations **must** support, the maximum value all implementations **must** support, or the exact value all implementations **must** support. For bitmasks a minimum value is the least bits all implementations **must** set, but they **may** have additional bits set beyond this minimum.

48.16. Video Encode Operations

Video encode operations consume an *encode input picture* and zero or more reference pictures, and produce compressed video data to a video bitstream buffer and an optional *reconstructed picture*.

NOTE

Such encode input pictures can be used as the *output* of video decode operations, with graphics or compute operations, or with *Window System Integration* APIs, depending on the capabilities of the implementation.

Video encode operations **may** access the following resources in the *VK_PIPELINE_STAGE_2_VIDEO_ENCODE_BIT_KHR* stage:

- The image subregions corresponding to the source *encode input picture* and *active reference pictures* with access *VK_ACCESS_2_VIDEO_ENCODE_READ_BIT_KHR*.
- The destination video bitstream buffer range and the optional *reconstructed picture* with access *VK_ACCESS_2_VIDEO_ENCODE_WRITE_BIT_KHR*.
- The image subregion corresponding to a *quantization map* used in the video encode operation with access *VK_ACCESS_2_VIDEO_ENCODE_READ_BIT_KHR*.

The image subresource of each *video picture resource* accessed by the video encode operation is specified using a corresponding *VkVideoPictureResourceInfoKHR* structure. Each such image subresource **must** be in the appropriate image layout as follows:

- If the image subresource is used in the video encode operation as an *encode input picture*, then it **must** be in the *VK_IMAGE_LAYOUT_VIDEO_ENCODE_SRC_KHR* layout, unless the *unifiedImageLayoutsVideo* feature is enabled, in which case it **may** be in the

[VK_IMAGE_LAYOUT_GENERAL](#) layout .

- If the image subresource is used in the video encode operation as a [reconstructed picture](#) or [reference picture](#), then it **must** be in the [VK_IMAGE_LAYOUT_VIDEO_ENCODE_DPB_KHR](#) layout , unless the [unifiedImageLayoutsVideo](#) feature is enabled, in which case it **may** be in the [VK_IMAGE_LAYOUT_GENERAL](#) layout .
- If the image subresource is used in the video encode operation as a [quantization map](#), then it **must** be in the [VK_IMAGE_LAYOUT_VIDEO_ENCODE_QUANTIZATION_MAP_KHR](#) layout , unless the [unifiedImageLayoutsVideo](#) feature is enabled, in which case it **may** be in the [VK_IMAGE_LAYOUT_GENERAL](#) layout .

A video encode operation **may** complete unsuccessfully. In this case the target video bitstream buffer will have undefined contents. Similarly, if [reference picture setup](#) is requested, the [reconstructed-picture](#) will also have undefined contents, and the activated DPB slot will have an [invalid picture reference](#).

If a video encode operation completes successfully and the codec-specific parameters provided by the application adhere to the syntactic and semantic requirements defined in the corresponding video compression standard, then the target video bitstream buffer will contain compressed video data after the execution of the video encode operation according to the respective [codec-specific semantics](#).

48.16.1. Codec-Specific Semantics

The following aspects of video encode operations are codec-specific:

- The compressed video data written to the target video bitstream buffer range.
- The construction and interpretation of the list of [active reference pictures](#) and the interpretation of the picture data referred to by the corresponding image subregions.
- The construction and interpretation of information related to the [encode input picture](#) and the interpretation of the picture data referred to by the corresponding image subregion.
- The decision on [reference picture setup](#).
- The construction and interpretation of information related to the optional [reconstructed picture](#) and the generation of picture data to the corresponding image subregion.
- Certain aspects of [rate control](#).

These codec-specific behaviors are defined for each video codec operation separately.

- If the used video codec operation is [VK_VIDEO_CODEC_OPERATION_ENCODE_H264_BIT_KHR](#), then the codec-specific aspects of the video encoding process are performed as defined in the [H.264 Encode Operations](#) section.
- If the used video codec operation is [VK_VIDEO_CODEC_OPERATION_ENCODE_H265_BIT_KHR](#), then the codec-specific aspects of the video encoding process are performed as defined in the [H.265 Encode Operations](#) section.
- If the used video codec operation is [VK_VIDEO_CODEC_OPERATION_ENCODE_AV1_BIT_KHR](#), then the codec-specific aspects of the video encoding process are performed as defined in the

Video Encode Parameter Overrides

Implementations supporting video encode operations for any particular video codec operation often support only a subset of the available encoding tools defined by the corresponding video compression standards. Accordingly, certain implementation-dependent limitations **may** apply to codec-specific parameters provided through the structures defined in the Video Std headers corresponding to the used video codec operation.

Exposing all of these restrictions on particular codec-specific parameter values or combinations thereof in the form of application-queryable capabilities is impractical, hence this specification allows implementations to *override* the value of any of the codec-specific parameters, unless otherwise specified, as long as all of the following conditions are met:

- If the application-provided codec-specific parameters adhere to the syntactic and semantic requirements and rules defined by the used video compression standard, and thus would be usable to produce a video bitstream compliant with that standard, then the codec-specific parameters resulting from the process of implementation overrides **must** also adhere to the same requirements and rules, and any video bitstream produced using the overridden parameters **must** also be compliant.
- The overridden codec-specific parameter values **must** not have an impact on the codec-independent behaviors defined for video encode operations.
- The implementation **must** not override any codec-specific parameters specified to a command that **may** cause application-provided codec-specific parameters specified to subsequent commands to no longer adhere to the semantic requirements and rules defined by the used video compression standard, unless the implementation also overrides those parameters to adhere to any such requirements and rules.
- The overridden codec-specific parameter values **must** not have an impact on the codec-specific picture data access semantics.
- The overridden codec-specific parameter values **may** change the contents of the codec-specific bitstream elements produced by video encode operations or otherwise retrieved by the application (e.g. using the [vkGetEncodedVideoSessionParametersKHR](#) command) but **must** still adhere to the codec-specific semantics defined for that video codec operation, including, but not limited to, the number, type, and order of the encoded codec-specific bitstream elements.

Besides codec-specific parameter overrides performed for implementation-dependent reasons, applications **can** enable the implementation to apply additional [optimizing overrides](#) that **may** improve the efficiency or performance of video encoding operations. However, implementations **must** meet the conditions listed above even in case of such optimizing overrides.

NOTE

Unless the application opts in for optimizing overrides, implementations are not expected to override any of the codec-specific parameters, except when such overrides are necessary for the correct operation of video encoder implementation due to limitations to the available encoding tools on that implementation.

48.16.2. Video Encode Operation Steps

Each video encode operation performs the following steps in the `VK_PIPELINE_STAGE_2_VIDEO_ENCODE_BIT_KHR` stage:

1. Reads the input picture data from the `encode input picture`;
2. Determine derived encoding quality parameters according to the `codec-specific semantics` and the current `rate control` state;
3. Compresses the input picture data according to the `codec-specific semantics`, applying any prediction data read from the `active reference pictures` and rate control restrictions in the process;
4. Writes the encoded bitstream data to the destination video bitstream buffer range;
5. Performs picture reconstruction of the encoded video data according to the `codec-specific semantics`, applying any prediction data read from the `active reference pictures` in the process, if a `reconstructed picture` is specified and `reference picture setup` is requested;
6. If `reference picture setup` is requested, the `DPB slot index` specified in the `reconstructed picture information` is `activated` with the `reconstructed picture`;
7. Writes the reconstructed picture data to the `reconstructed picture`, if one is specified, according to the `codec-specific semantics`.

When `reconstructed picture information` is provided, the specified `DPB slot` index is associated with the corresponding `bound reference picture resource`, regardless of whether `reference picture setup` is requested.

48.16.3. Capabilities

When calling `vkGetPhysicalDeviceVideoCapabilitiesKHR` with `pVideoProfile->videoCodecOperation` specifying an encode operation, the `VkVideoEncodeCapabilitiesKHR` structure **must** be included in the `pNext` chain of the `VkVideoCapabilitiesKHR` structure to retrieve capabilities specific to video encoding.

The `VkVideoEncodeCapabilitiesKHR` structure is defined as:

```
// Provided by VK_KHR_video_encode_queue
typedef struct VkVideoEncodeCapabilitiesKHR {
    VkStructureType    sType;
    void*              pNext;
    VkVideoEncodeCapabilityFlagsKHR flags;
    VkVideoEncodeRateControlModeFlagsKHR rateControlModes;
    uint32_t            maxRateControlLayers;
    uint64_t            maxBitrate;
    uint32_t            maxQualityLevels;
    VkExtent2D          encodeInputPictureGranularity;
    VkVideoEncodeFeedbackFlagsKHR supportedEncodeFeedbackFlags;
} VkVideoEncodeCapabilitiesKHR;
```


- `sType` is a `VkStructureType` value identifying this structure.
- `pNext` is `NULL` or a pointer to a structure extending this structure.
- `flags` is a bitmask of `VkVideoEncodeCapabilityFlagBitsKHR` describing supported encoding features.
- `rateControlModes` is a bitmask of `VkVideoEncodeRateControlModeFlagBitsKHR` indicating supported `rate control modes`.
- `maxRateControlLayers` indicates the maximum number of `rate control layers` supported.
- `maxBitrate` indicates the maximum supported bitrate.
- `maxQualityLevels` indicates the number of discrete `video encode quality levels` supported. Implementations **must** support at least one quality level.
- `encodeInputPictureGranularity` indicates the granularity at which `encode input picture` data is encoded and **may** indicate a texel granularity up to the size of the largest supported codec-specific coding block. This capability does not impose any valid usage constraints on the application, however, depending on the contents of the encode input picture, it **may** have effects on the encoded bitstream, as described in more detail below.
- `supportedEncodeFeedbackFlags` is a bitmask of `VkVideoEncodeFeedbackFlagBitsKHR` values specifying the supported flags for `video encode feedback queries`.

Implementations **must** include support for at least `VK_VIDEO_ENCODE_FEEDBACK_BITSTREAM_BUFFER_OFFSET_BIT_KHR` and `VK_VIDEO_ENCODE_FEEDBACK_BITSTREAM_BYTES_WRITTEN_BIT_KHR` in `supportedEncodeFeedbackFlags`.

`encodeInputPictureGranularity` provides information about the way `encode input picture` data is used as input to video encode operations. In particular, some implementations **may** not be able to limit the set of texels used to encode the output video bitstream to the image subregion specified in the `VkVideoPictureResourceInfoKHR` structure corresponding to the encode input picture (i.e. to the resolution of the image data to encode specified in its `codedExtent` member).

NOTE

For example, the application requests the coded extent to be 1920x1080, but the implementation is only able to source the encode input picture data at the granularity of the codec-specific coding block size which is 16x16 pixels (or as otherwise indicated in `encodeInputPictureGranularity`). In this example, the content is horizontally aligned with the coding block size, but not vertically aligned with it. Thus encoding of the last row of coding blocks will be impacted by the contents of the input image at texel rows 1080 to 1087 (the latter being the next row which is vertically aligned with the coding block size, assuming a zero-based texel row index).

If `codedExtent` rounded up to the next integer multiple of `encodeInputPictureGranularity` is greater than the extent of the image subresource specified for the `encode input picture`, then the texel values corresponding to texel coordinates outside of the bounds of the image subresource **may** be undefined. However, implementations **should** use well-defined default values for such texels in order to maximize the encoding efficiency for the last coding block row/column, and/or to ensure consistent encoding results across repeated encoding of the same input content. Nonetheless, the

values used for such texels **must** not have an effect on whether the video encode operation produces a compliant bitstream, and **must** not have any other effects on the encoded picture data beyond what **may** otherwise result from using these texel values as input to any compression algorithm, as defined in the used video compression standard.

NOTE

While not required, it is generally a good practice for applications to make sure that the image subresource used for the encode input picture has an extent that is an integer multiple of the codec-specific coding block size (or at least `encodeInputPictureGranularity`) and that this padding area is filled with known values in order to improve encoding efficiency, portability, and reproducibility.

Valid Usage (Implicit)

- `VUID-VkVideoEncodeCapabilitiesKHR-sType-sType`
`sType` **must** be `VK_STRUCTURE_TYPE_VIDEO_ENCODE_CAPABILITIES_KHR`

Structure Chaining

Extends the structure

- `VkVideoCapabilitiesKHR`

Bits which **may** be set in `VkVideoEncodeCapabilitiesKHR::flags`, indicating the encoding tools supported, are:

```
// Provided by VK_KHR_video_encode_queue
typedef enum VkVideoEncodeCapabilityFlagBitsKHR {
    VK_VIDEO_ENCODE_CAPABILITY_PRECEDING_EXTERNALLY_ENCODED_BYTES_BIT_KHR =
0x00000001,
    VK_VIDEO_ENCODE_CAPABILITY_INSUFFICIENT_BITSTREAM_BUFFER_RANGE_DETECTION_BIT_KHR =
0x00000002,
    // Provided by VK_KHR_video_encode_quantization_map
    VK_VIDEO_ENCODE_CAPABILITY_QUANTIZATION_DELTA_MAP_BIT_KHR = 0x00000004,
    // Provided by VK_KHR_video_encode_quantization_map
    VK_VIDEO_ENCODE_CAPABILITY_EMPHASIS_MAP_BIT_KHR = 0x00000008,
} VkVideoEncodeCapabilityFlagBitsKHR;
```

- `VK_VIDEO_ENCODE_CAPABILITY_PRECEDING_EXTERNALLY_ENCODED_BYTES_BIT_KHR` specifies that the implementation supports the use of `VkVideoEncodeInfoKHR::precedingExternallyEncodedBytes`.
- `VK_VIDEO_ENCODE_CAPABILITY_INSUFFICIENT_BITSTREAM_BUFFER_RANGE_DETECTION_BIT_KHR` specifies that the implementation is able to detect and report when the destination video bitstream buffer range provided by the application is not sufficiently large to fit the encoded bitstream data produced by a video encode operation by reporting the `VK_QUERY_RESULT_STATUS_INSUFFICIENT_BITSTREAM_BUFFER_RANGE_KHR` query result status code.

NOTE

Some implementations **may** not be able to reliably detect insufficient bitstream buffer range conditions in all situations. Such implementations will not report support for the `VK_VIDEO_ENCODE_CAPABILITY_INSUFFICIENT_BITSTREAM_BUFFER_RANGE_DETECTION_BIT_KHR` encode capability flag for the video profile, but **may** still report the `VK_QUERY_RESULT_STATUS_INSUFFICIENT_BITSTREAM_BUFFER_RANGE_KHR` query result status code in certain cases. Applications **should** always check for the specific query result status code `VK_QUERY_RESULT_STATUS_INSUFFICIENT_BITSTREAM_BUFFER_RANGE_KHR` even when this encode capability flag is not supported by the implementation for the video profile in question. However, applications **must** not assume that a different negative query result status code indicating an unsuccessful completion of a video encode operation is not the result of an insufficient bitstream buffer condition unless this encode capability flag is supported.

- `VK_VIDEO_ENCODE_CAPABILITY_QUANTIZATION_DELTA_MAP_BIT_KHR` specifies support for using quantization delta maps.
- `VK_VIDEO_ENCODE_CAPABILITY_EMPHASIS_MAP_BIT_KHR` specifies support for using emphasis maps.

```
// Provided by VK_KHR_video_encode_queue
typedef VkFlags VkVideoEncodeCapabilityFlagsKHR;
```

`VkVideoEncodeCapabilityFlagsKHR` is a bitmask type for setting a mask of zero or more `VkVideoEncodeCapabilityFlagBitsKHR`.

48.16.4. Video Encode Quality Levels

Implementations **can** support more than one video encode quality levels for a video encode profile, which control the number and type of implementation-specific encoding tools and algorithms utilized in the encoding process.

NOTE

Generally, using higher video encode quality levels **may** produce higher quality video streams at the cost of additional processing time. However, as the final quality of an encoded picture depends on the contents of the `encode input picture`, the contents of the `active reference pictures`, the codec-specific encode parameters, and the particular implementation-specific tools used corresponding to the individual video encode quality levels, there are no guarantees that using a higher video encode quality level will always produce a higher quality encoded picture for any given set of inputs.

To query properties for a specific video encode quality level supported by a video encode profile, call:


```
// Provided by VK_KHR_video_encode_queue
VkResult vkGetPhysicalDeviceVideoEncodeQualityLevelPropertiesKHR(
    VkPhysicalDevice          physicalDevice,
    const VkPhysicalDeviceVideoEncodeQualityLevelInfoKHR* pQualityLevelInfo,
    VkVideoEncodeQualityLevelPropertiesKHR* pQualityLevelProperties);
```

- **physicalDevice** is the physical device to query the video encode quality level properties for.
- **pQualityLevelInfo** is a pointer to a [VkPhysicalDeviceVideoEncodeQualityLevelInfoKHR](#) structure specifying the video encode profile and quality level to query properties for.
- **pQualityLevelProperties** is a pointer to a [VkVideoEncodeQualityLevelPropertiesKHR](#) structure in which the properties are returned.

Valid Usage

- VUID-vkGetPhysicalDeviceVideoEncodeQualityLevelPropertiesKHR-pQualityLevelInfo-08257
If **pQualityLevelInfo->pVideoProfile->videoCodecOperation** is [VK_VIDEO_CODEC_OPERATION_ENCODE_H264_BIT_KHR](#), then the **pNext** chain of **pQualityLevelProperties** **must** include a [VkVideoEncodeH264QualityLevelPropertiesKHR](#) structure
- VUID-vkGetPhysicalDeviceVideoEncodeQualityLevelPropertiesKHR-pQualityLevelInfo-08258
If **pQualityLevelInfo->pVideoProfile->videoCodecOperation** is [VK_VIDEO_CODEC_OPERATION_ENCODE_H265_BIT_KHR](#), then the **pNext** chain of **pQualityLevelProperties** **must** include a [VkVideoEncodeH265QualityLevelPropertiesKHR](#) structure
- VUID-vkGetPhysicalDeviceVideoEncodeQualityLevelPropertiesKHR-pQualityLevelInfo-10305
If **pQualityLevelInfo->pVideoProfile->videoCodecOperation** is [VK_VIDEO_CODEC_OPERATION_ENCODE_AV1_BIT_KHR](#), then the **pNext** chain of **pQualityLevelProperties** **must** include a [VkVideoEncodeAV1QualityLevelPropertiesKHR](#) structure

Valid Usage (Implicit)

- VUID-vkGetPhysicalDeviceVideoEncodeQualityLevelPropertiesKHR-physicalDevice-parameter
physicalDevice **must** be a valid [VkPhysicalDevice](#) handle
- VUID-vkGetPhysicalDeviceVideoEncodeQualityLevelPropertiesKHR-pQualityLevelInfo-parameter
pQualityLevelInfo **must** be a valid pointer to a valid [VkPhysicalDeviceVideoEncodeQualityLevelInfoKHR](#) structure
- VUID-vkGetPhysicalDeviceVideoEncodeQualityLevelPropertiesKHR-

pQualityLevelProperties-parameter

pQualityLevelProperties must be a valid pointer to a **VkVideoEncodeQualityLevelPropertiesKHR** structure

Return Codes

Success

- **VK_SUCCESS**

Failure

- **VK_ERROR_OUT_OF_DEVICE_MEMORY**
- **VK_ERROR_OUT_OF_HOST_MEMORY**
- **VK_ERROR_UNKNOWN**
- **VK_ERROR_VALIDATION_FAILED**
- **VK_ERROR_VIDEO_PICTURE_LAYOUT_NOT_SUPPORTED_KHR**
- **VK_ERROR_VIDEO_PROFILE_CODEC_NOT_SUPPORTED_KHR**
- **VK_ERROR_VIDEO_PROFILE_FORMAT_NOT_SUPPORTED_KHR**
- **VK_ERROR_VIDEO_PROFILE_OPERATION_NOT_SUPPORTED_KHR**

The **VkPhysicalDeviceVideoEncodeQualityLevelInfoKHR** structure is defined as:

```
// Provided by VK_KHR_video_encode_queue
typedef struct VkPhysicalDeviceVideoEncodeQualityLevelInfoKHR {
    VkStructureType      sType;
    const void*          pNext;
    const VkVideoProfileInfoKHR* pVideoProfile;
    uint32_t             qualityLevel;
} VkPhysicalDeviceVideoEncodeQualityLevelInfoKHR;
```

- **sType** is a **VkStructureType** value identifying this structure.
- **pNext** is **NULL** or a pointer to a structure extending this structure.
- **pVideoProfile** is a pointer to a **VkVideoProfileInfoKHR** structure specifying the video profile to query the video encode quality level properties for.
- **qualityLevel** is the video encode quality level to query properties for.

Valid Usage

- VUID-VkPhysicalDeviceVideoEncodeQualityLevelInfoKHR-pVideoProfile-08259 **pVideoProfile** must be a **supported video profile**
- VUID-VkPhysicalDeviceVideoEncodeQualityLevelInfoKHR-pVideoProfile-08260 **pVideoProfile->videoCodecOperation** must specify an encode operation

- VUID-VkPhysicalDeviceVideoEncodeQualityLevelInfoKHR-qualityLevel-08261
`qualityLevel` **must** be less than `VkVideoEncodeCapabilitiesKHR::maxQualityLevels`, as returned by `vkGetPhysicalDeviceVideoCapabilitiesKHR` for the video profile specified in `pVideoProfile`

Valid Usage (Implicit)

- VUID-VkPhysicalDeviceVideoEncodeQualityLevelInfoKHR-sType-sType
`sType` **must** be `VK_STRUCTURE_TYPE_PHYSICAL_DEVICE_VIDEO_ENCODE_QUALITY_LEVEL_INFO_KHR`
- VUID-VkPhysicalDeviceVideoEncodeQualityLevelInfoKHR-pNext-pNext
`pNext` **must** be `NULL`
- VUID-VkPhysicalDeviceVideoEncodeQualityLevelInfoKHR-pVideoProfile-parameter
`pVideoProfile` **must** be a valid pointer to a valid `VkVideoProfileInfoKHR` structure

The `VkVideoEncodeQualityLevelPropertiesKHR` structure is defined as:

```
// Provided by VK_KHR_video_encode_queue
typedef struct VkVideoEncodeQualityLevelPropertiesKHR {
    VkStructureType    sType;
    void*              pNext;
    VkVideoEncodeRateControlModeFlagBitsKHR preferredRateControlMode;
    uint32_t           preferredRateControlLayerCount;
} VkVideoEncodeQualityLevelPropertiesKHR;
```

- `sType` is a `VkStructureType` value identifying this structure.
- `pNext` is `NULL` or a pointer to a structure extending this structure.
- `preferredRateControlMode` is a `VkVideoEncodeRateControlModeFlagBitsKHR` value indicating the preferred `rate control mode` to use with the video encode quality level.
- `preferredRateControlLayerCount` indicates the preferred number of `rate control layers` to use with the video encode quality level.

Valid Usage (Implicit)

- VUID-VkVideoEncodeQualityLevelPropertiesKHR-sType-sType
`sType` **must** be `VK_STRUCTURE_TYPE_VIDEO_ENCODE_QUALITY_LEVEL_PROPERTIES_KHR`
- VUID-VkVideoEncodeQualityLevelPropertiesKHR-pNext-pNext
Each `pNext` member of any structure (including this one) in the `pNext` chain **must** be either `NULL` or a pointer to a valid instance of `VkVideoEncodeAV1QualityLevelPropertiesKHR`, `VkVideoEncodeH264QualityLevelPropertiesKHR`, or `VkVideoEncodeH265QualityLevelPropertiesKHR`
- VUID-VkVideoEncodeQualityLevelPropertiesKHR-sType-unique

The **sType** value of each structure in the **pNext** chain **must** be unique

The **VkVideoEncodeQualityLevelInfoKHR** structure is defined as:

```
// Provided by VK_KHR_video_encode_queue
typedef struct VkVideoEncodeQualityLevelInfoKHR {
    VkStructureType    sType;
    const void*        pNext;
    uint32_t           qualityLevel;
} VkVideoEncodeQualityLevelInfoKHR;
```

- **sType** is a **VkStructureType** value identifying this structure.
- **pNext** is **NULL** or a pointer to a structure extending this structure.
- **qualityLevel** is the used video encode quality level.

This structure **can** be specified in the following places:

- In the **pNext** chain of **VkVideoSessionParametersCreateInfoKHR** to specify the video encode quality level to use for a video session parameters object created for a video encode session. If no instance of this structure is included in the **pNext** chain of **VkVideoSessionParametersCreateInfoKHR**, then the video session parameters object is created with a video encode quality level of zero.
- In the **pNext** chain of **VkVideoCodingControlInfoKHR** to change the video encode quality level state of the bound video session.

Valid Usage

- VUID-VkVideoEncodeQualityLevelInfoKHR-qualityLevel-08311
qualityLevel **must** be less than **VkVideoEncodeCapabilitiesKHR::maxQualityLevels**, as returned by **vkGetPhysicalDeviceVideoCapabilitiesKHR** for the used video profile

Valid Usage (Implicit)

- VUID-VkVideoEncodeQualityLevelInfoKHR-sType-sType
sType **must** be **VK_STRUCTURE_TYPE_VIDEO_ENCODE_QUALITY_LEVEL_INFO_KHR**

Structure Chaining

Extends the structures

- **VkVideoCodingControlInfoKHR**
- **VkVideoSessionParametersCreateInfoKHR**

48.16.5. Retrieving Encoded Session Parameters

Any codec-specific parameters stored in video session parameters objects **may** need to be separately encoded and included in the final video bitstream data, depending on the used video compression standard. In such cases the application **must** call the [vkGetEncodedVideoSessionParametersKHR](#) command to retrieve the encoded parameter data from the used video session parameters object in order to be able to produce a compliant video bitstream.

NOTE

This is needed because implementations **may** have changed some of the codec-specific parameters stored in the video session parameters object, as defined in the [Video Encode Parameter Overrides](#) section. In addition, the [vkGetEncodedVideoSessionParametersKHR](#) command enables the application to retrieve the encoded parameter data without having to encode these codec-specific parameters manually.

Encoded parameter data **can** be retrieved from a video session parameters object created with a video encode operation using the command:

```
// Provided by VK_KHR_video_encode_queue
VkResult vkGetEncodedVideoSessionParametersKHR(
    VkDevice          device,
    const VkVideoEncodeSessionParametersGetInfoKHR* pVideoSessionParametersInfo,
    VkVideoEncodeSessionParametersFeedbackInfoKHR* pFeedbackInfo,
    size_t*           pDataSize,
    void*             pData);
```

- `device` is the logical device that owns the video session parameters object.
- `pVideoSessionParametersInfo` is a pointer to a [VkVideoEncodeSessionParametersGetInfoKHR](#) structure specifying the parameters of the encoded parameter data to retrieve.
- `pFeedbackInfo` is either `NULL` or a pointer to a [VkVideoEncodeSessionParametersFeedbackInfoKHR](#) structure in which feedback about the requested parameter data is returned.
- `pDataSize` is a pointer to a `size_t` value related to the amount of encode parameter data returned, as described below.
- `pData` is either `NULL` or a pointer to a buffer to write the encoded parameter data to.

If `pData` is `NULL`, then the size of the encoded parameter data, in bytes, that **can** be retrieved is returned in `pDataSize`. Otherwise, `pDataSize` **must** point to a variable set by the application to the size of the buffer, in bytes, pointed to by `pData`, and on return the variable is overwritten with the number of bytes actually written to `pData`. If `pDataSize` is less than the size of the encoded parameter data that **can** be retrieved, then no data will be written to `pData`, zero will be written to `pDataSize`, and [VK_INCOMPLETE](#) will be returned instead of [VK_SUCCESS](#), to indicate that no encoded parameter data was returned.

If `pFeedbackInfo` is not `NULL` then the members of the

[VkVideoEncodeSessionParametersFeedbackInfoKHR](#) structure and any additional structures included in its `pNext` chain that are applicable to the video session parameters object specified in `pVideoSessionParametersInfo->videoSessionParameters` will be filled with feedback about the requested parameter data on all successful calls to this command.

NOTE

This includes the cases when `pData` is `NULL` or when `VK_INCOMPLETE` is returned by the command, and enables the application to determine whether the implementation `override` any of the requested video session parameters without actually needing to retrieve the encoded parameter data itself.

NOTE

This query does not behave consistently with the behavior described in [Opaque Binary Data Results](#), for historical reasons.

If the amount of data available is larger than the passed `pDataSize`, the query returns a `VK_INCOMPLETE` success status instead of a `VK_ERROR_NOT_ENOUGH_SPACE_KHR` error status, and writes zero to `pDataSize`.

Valid Usage

- VUID-vkGetEncodedVideoSessionParametersKHR-pVideoSessionParametersInfo-08359 `pVideoSessionParametersInfo->videoSessionParameters` **must** have been created with an encode operation
- VUID-vkGetEncodedVideoSessionParametersKHR-pVideoSessionParametersInfo-08262 If `pVideoSessionParametersInfo->videoSessionParameters` was created with the video codec operation `VK_VIDEO_CODEC_OPERATION_ENCODE_H264_BIT_KHR`, then the `pNext` chain of `pVideoSessionParametersInfo` **must** include a `VkVideoEncodeH264SessionParametersGetInfoKHR` structure
- VUID-vkGetEncodedVideoSessionParametersKHR-pVideoSessionParametersInfo-08263 If `pVideoSessionParametersInfo->videoSessionParameters` was created with the video codec operation `VK_VIDEO_CODEC_OPERATION_ENCODE_H264_BIT_KHR`, then for the `VkVideoEncodeH264SessionParametersGetInfoKHR` structure included in the `pNext` chain of `pVideoSessionParametersInfo`, if its `writeStdSPS` member is `VK_TRUE`, then `pVideoSessionParametersInfo->videoSessionParameters` **must** contain a `StdVideoH264SequenceParameterSet` entry with `seq_parameter_set_id` matching `VkVideoEncodeH264SessionParametersGetInfoKHR::stdSPSId`
- VUID-vkGetEncodedVideoSessionParametersKHR-pVideoSessionParametersInfo-08264 If `pVideoSessionParametersInfo->videoSessionParameters` was created with the video codec operation `VK_VIDEO_CODEC_OPERATION_ENCODE_H264_BIT_KHR`, then for the `VkVideoEncodeH264SessionParametersGetInfoKHR` structure included in the `pNext` chain of `pVideoSessionParametersInfo`, if its `writeStdPPS` member is `VK_TRUE`, then `pVideoSessionParametersInfo->videoSessionParameters` **must** contain a `StdVideoH264PictureParameterSet` entry with `seq_parameter_set_id` and `pic_parameter_set_id` matching `VkVideoEncodeH264SessionParametersGetInfoKHR::stdSPSId` and `VkVideoEncodeH264SessionParametersGetInfoKHR::stdPPSId`, respectively
- VUID-vkGetEncodedVideoSessionParametersKHR-pVideoSessionParametersInfo-08265

If `pVideoSessionParametersInfo->videoSessionParameters` was created with the video codec operation `VK_VIDEO_CODEC_OPERATION_ENCODE_H265_BIT_KHR`, then the `pNext` chain of `pVideoSessionParametersInfo` **must** include a `VkVideoEncodeH265SessionParametersGetInfoKHR` structure

- VUID-vkGetEncodedVideoSessionParametersKHR-pVideoSessionParametersInfo-08266
If `pVideoSessionParametersInfo->videoSessionParameters` was created with the video codec operation `VK_VIDEO_CODEC_OPERATION_ENCODE_H265_BIT_KHR`, then for the `VkVideoEncodeH265SessionParametersGetInfoKHR` structure included in the `pNext` chain of `pVideoSessionParametersInfo`, if its `writeStdVPS` member is `VK_TRUE`, then `pVideoSessionParametersInfo->videoSessionParameters` **must** contain a `StdVideoH265VideoParameterSet` entry with `vps_video_parameter_set_id` matching `VkVideoEncodeH265SessionParametersGetInfoKHR::stdVPSId`
- VUID-vkGetEncodedVideoSessionParametersKHR-pVideoSessionParametersInfo-08267
If `pVideoSessionParametersInfo->videoSessionParameters` was created with the video codec operation `VK_VIDEO_CODEC_OPERATION_ENCODE_H265_BIT_KHR`, then for the `VkVideoEncodeH265SessionParametersGetInfoKHR` structure included in the `pNext` chain of `pVideoSessionParametersInfo`, if its `writeStdSPS` member is `VK_TRUE`, then `pVideoSessionParametersInfo->videoSessionParameters` **must** contain a `StdVideoH265SequenceParameterSet` entry with `sps_video_parameter_set_id` and `sps_seq_parameter_set_id` matching `VkVideoEncodeH265SessionParametersGetInfoKHR::stdVPSId` and `VkVideoEncodeH265SessionParametersGetInfoKHR::stdSPSId`, respectively
- VUID-vkGetEncodedVideoSessionParametersKHR-pVideoSessionParametersInfo-08268
If `pVideoSessionParametersInfo->videoSessionParameters` was created with the video codec operation `VK_VIDEO_CODEC_OPERATION_ENCODE_H265_BIT_KHR`, then for the `VkVideoEncodeH265SessionParametersGetInfoKHR` structure included in the `pNext` chain of `pVideoSessionParametersInfo`, if its `writeStdPPS` member is `VK_TRUE`, then `pVideoSessionParametersInfo->videoSessionParameters` **must** contain a `StdVideoH265PictureParameterSet` entry with `sps_video_parameter_set_id`, `pps_seq_parameter_set_id`, and `pps_pic_parameter_set_id` matching `VkVideoEncodeH265SessionParametersGetInfoKHR::stdVPSId`, `VkVideoEncodeH265SessionParametersGetInfoKHR::stdSPSId`, and `VkVideoEncodeH265SessionParametersGetInfoKHR::stdPPSId`, respectively

Valid Usage (Implicit)

- VUID-vkGetEncodedVideoSessionParametersKHR-device-parameter
`device` **must** be a valid `VkDevice` handle
- VUID-vkGetEncodedVideoSessionParametersKHR-pVideoSessionParametersInfo-parameter
`pVideoSessionParametersInfo` **must** be a valid pointer to a valid `VkVideoEncodeSessionParametersGetInfoKHR` structure
- VUID-vkGetEncodedVideoSessionParametersKHR-pFeedbackInfo-parameter
If `pFeedbackInfo` is not `NULL`, `pFeedbackInfo` **must** be a valid pointer to a `VkVideoEncodeSessionParametersFeedbackInfoKHR` structure

- VUID-vkGetEncodedVideoSessionParametersKHR-pDataSize-parameter
`pDataSize` **must** be a valid pointer to a `size_t` value
- VUID-vkGetEncodedVideoSessionParametersKHR-pData-parameter
If the value referenced by `pDataSize` is not 0, and `pData` is not `NULL`, `pData` **must** be a valid pointer to an array of `pDataSize` bytes

Return Codes

Success

- `VK_INCOMPLETE`
- `VK_SUCCESS`

Failure

- `VK_ERROR_OUT_OF_DEVICE_MEMORY`
- `VK_ERROR_OUT_OF_HOST_MEMORY`
- `VK_ERROR_UNKNOWN`
- `VK_ERROR_VALIDATION_FAILED`

The `VkVideoEncodeSessionParametersGetInfoKHR` structure is defined as:

```
// Provided by VK_KHR_video_encode_queue
typedef struct VkVideoEncodeSessionParametersGetInfoKHR {
    VkStructureType    sType;
    const void*        pNext;
    VkVideoSessionParametersKHR    videoSessionParameters;
} VkVideoEncodeSessionParametersGetInfoKHR;
```

- `sType` is a `VkStructureType` value identifying this structure.
- `pNext` is `NULL` or a pointer to a structure extending this structure.
- `videoSessionParameters` is the `VkVideoSessionParametersKHR` object to retrieve encoded parameter data from.

Depending on the used video encode operation, additional codec-specific structures **may** need to be included in the `pNext` chain of this structure to identify the specific video session parameters to retrieve encoded parameter data for, as described in the corresponding sections.

Valid Usage (Implicit)

- VUID-VkVideoEncodeSessionParametersGetInfoKHR-sType-sType
`sType` **must** be `VK_STRUCTURE_TYPE_VIDEO_ENCODE_SESSION_PARAMETERS_GET_INFO_KHR`
- VUID-VkVideoEncodeSessionParametersGetInfoKHR-pNext-pNext
Each `pNext` member of any structure (including this one) in the `pNext` chain **must** be either

NULL or a pointer to a valid instance of [VkVideoEncodeH264SessionParametersGetInfoKHR](#) or [VkVideoEncodeH265SessionParametersGetInfoKHR](#)

- VUID-VkVideoEncodeSessionParametersGetInfoKHR-sType-unique
The **sType** value of each structure in the **pNext** chain **must** be unique
- VUID-VkVideoEncodeSessionParametersGetInfoKHR-videoSessionParameters-parameter
videoSessionParameters **must** be a valid [VkVideoSessionParametersKHR](#) handle

The [VkVideoEncodeSessionParametersFeedbackInfoKHR](#) structure is defined as:

```
// Provided by VK_KHR_video_encode_queue
typedef struct VkVideoEncodeSessionParametersFeedbackInfoKHR {
    VkStructureType    sType;
    void*              pNext;
    VkBool32           hasOverrides;
} VkVideoEncodeSessionParametersFeedbackInfoKHR;
```

- **sType** is a [VkStructureType](#) value identifying this structure.
- **pNext** is NULL or a pointer to a structure extending this structure.
- **hasOverrides** indicates whether any of the requested parameter data were [overridden](#) by the implementation.

Depending on the used video encode operation, additional codec-specific structures **can** be included in the **pNext** chain of this structure to capture codec-specific feedback information about the requested parameter data, as described in the corresponding sections.

Valid Usage (Implicit)

- VUID-VkVideoEncodeSessionParametersFeedbackInfoKHR-sType-sType
sType **must** be [VK_STRUCTURE_TYPE_VIDEO_ENCODE_SESSION_PARAMETERS_FEEDBACK_INFO_KHR](#)
- VUID-VkVideoEncodeSessionParametersFeedbackInfoKHR-pNext-pNext
Each **pNext** member of any structure (including this one) in the **pNext** chain **must** be either NULL or a pointer to a valid instance of [VkVideoEncodeH264SessionParametersFeedbackInfoKHR](#) or [VkVideoEncodeH265SessionParametersFeedbackInfoKHR](#)
- VUID-VkVideoEncodeSessionParametersFeedbackInfoKHR-sType-unique
The **sType** value of each structure in the **pNext** chain **must** be unique

48.16.6. Video Encode Commands

To launch video encode operations, call:


```
// Provided by VK_KHR_video_encode_queue
void vkCmdEncodeVideoKHR(
    VkCommandBuffer                      commandBuffer,
    const VkVideoEncodeInfoKHR*          pEncodeInfo);
```

- `commandBuffer` is the command buffer in which to record the command.
- `pEncodeInfo` is a pointer to a `VkVideoEncodeInfoKHR` structure specifying the parameters of the video encode operations.

Each call issues one or more video encode operations. The implicit parameter `opCount` corresponds to the number of video encode operations issued by the command. After calling this command, the `active query index` of each `active` query is incremented by `opCount`.

Currently each call to this command results in the issue of a single video encode operation.

If the bound video session was created with `VK_VIDEO_SESSION_CREATE_INLINE_QUERIES_BIT_KHR` and the `pNext` chain of `pEncodeInfo` includes a `VkVideoInlineQueryInfoKHR` structure with its `queryPool` member specifying a valid `VkQueryPool` handle, then this command will execute a query for each video encode operation issued by it.

Active Reference Picture Information

The list of `active reference pictures` used by a video encode operation is a list of image subregions used as the source of `reference picture` data and related parameters, and is derived from the `VkVideoReferenceSlotInfoKHR` structures provided as the elements of the `pEncodeInfo->pReferenceSlots` array. For each element of `pEncodeInfo->pReferenceSlots`, one or more elements are added to the active reference picture list, as defined by the `codec-specific semantics`. Each element of this list contains the following information:

- The image subregion within the image subresource `referred` to by the `video picture resource` used as the reference picture.
- The `DPB slot` index the reference picture is associated with.
- The codec-specific reference information related to the reference picture.

Reconstructed Picture Information

Information related to the optional `reconstructed picture` used by a video encode operation is derived from the `VkVideoReferenceSlotInfoKHR` structure pointed to by `pEncodeInfo->pSetupReferenceSlot`, if not `NULL`, as defined by the `codec-specific semantics`, and consists of the following:

- The image subregion within the image subresource `referred` to by the `video picture resource` used as the reconstructed picture.
- The `DPB slot` index to use for picture reconstruction.
- The codec-specific reference information related to the reconstructed picture.

Specifying a valid `VkVideoReferenceSlotInfoKHR` structure in `pEncodeInfo->pSetupReferenceSlot` is

always required, unless the video session was created with `VkVideoSessionCreateInfoKHR::maxDpbSlots` equal to zero. However, the DPB slot identified by `pEncodeInfo->pSetupReferenceSlot->slotIndex` is only **activated** with the **reconstructed picture** specified in `pEncodeInfo->pSetupReferenceSlot->pPictureResource` if reference picture setup is requested according to the **codec-specific semantics**.

If reconstructed picture information is specified, but reference picture setup is not requested, according to the codec-specific semantics, the contents of the **video picture resource** corresponding to the reconstructed picture will be undefined after the video encode operation.

NOTE

Some implementations may always output the reconstructed picture or use it as temporary storage during the video encode operation even when the reconstructed picture is not marked for future reference.

Encode Input Picture Information

Information related to the **encode input picture** used by a video encode operation is derived from `pEncodeInfo->srcPictureResource` and any codec-specific parameters provided in the `pEncodeInfo->pNext` chain, as defined by the **codec-specific semantics**, and consists of the following:

- The image subregion within the image subresource **referred** to by the **video picture resource** used as the encode input picture.
- The codec-specific picture information related to the encoded picture.

Several limiting values are defined below that are referenced by the relevant valid usage statements of this command.

- Let `uint32_t activeReferencePictureCount` be the size of the list of active reference pictures used by the video encode operation. Unless otherwise defined, `activeReferencePictureCount` is set to the value of `pEncodeInfo->referenceSlotCount`.
- Let `VkOffset2D codedOffsetGranularity` be the minimum alignment requirement for the coded offset of video picture resources. Unless otherwise defined, the value of the `x` and `y` members of `codedOffsetGranularity` are 0.
- Let `uint32_t dpbFrameUseCount[]` be an array of size `maxDpbSlots`, where `maxDpbSlots` is the `VkVideoSessionCreateInfoKHR::maxDpbSlots` the bound video session was created with, with each element indicating the number of times a frame associated with the corresponding DPB slot index is referred to by the video coding operation. Let the initial value of each element of the array be 0.
 - If `pEncodeInfo->pSetupReferenceSlot` is not `NULL`, then `dpbFrameUseCount[i]` is incremented by one, where `i` equals `pEncodeInfo->pSetupReferenceSlot->slotIndex`.
 - For each element of `pEncodeInfo->pReferenceSlots`, `dpbFrameUseCount[i]` is incremented by one, where `i` equals the `slotIndex` member of the corresponding element.
- If there is a bound video session parameters object created with `VK_VIDEO_SESSION_PARAMETERS_CREATE_QUANTIZATION_MAP_COMPATIBLE_BIT_KHR`, then let `VkExtent2D quantizationMapTexelSize` be the **quantization map texel size** the bound video session parameters object was created with.

- Let `VkExtent2D maxCodingBlockSize` be the maximum codec-specific coding block size that **may** be used by the video encode operation.
 - If the bound video session object was created with an `H.264 encode profile`, then let `maxCodingBlockSize` be equal to the size of an H.264 macroblock, i.e. `{16,16}`.
 - If the bound video session object was created with an `H.265 encode profile`, then let `maxCodingBlockSize` be equal to the maximum H.265 coding block size that **may** be used by the video encode operation derived as the maximum of the CTB sizes corresponding to the `VkVideoEncodeH265CtbSizeFlagBitsKHR` bits set in `VkVideoEncodeH265CapabilitiesKHR::ctbSizes`, as returned by `vkGetPhysicalDeviceVideoCapabilitiesKHR` for the video profile the bound video session was created with.
 - If the bound video session object was created with an `AV1 encode profile`, then let `maxCodingBlockSize` be equal to the maximum AV1 superblock size that **may** be used by the video encode operation derived as the maximum of the superblock sizes corresponding to the `VkVideoEncodeAV1SuperblockSizeFlagBitsKHR` bits set in `VkVideoEncodeAV1CapabilitiesKHR::superblockSizes`, as returned by `vkGetPhysicalDeviceVideoCapabilitiesKHR` for the video profile the bound video session was created with.
 - Otherwise, `maxCodingBlockSize` is undefined.
- If `maxCodingBlockSize` is defined, then let `VkExtent2D minCodingBlockExtent` be the coded extent of the `encode input picture` expressed in terms of codec-specific coding blocks, assuming the maximum size of such coding blocks, as defined by `maxCodingBlockSize`, calculated from the value of the `codedExtent` member of `pEncodeInfo->srcPictureResource` as follows:
 - `minCodingBlockExtent.width = (codedExtent.width / maxCodingBlockSize.width - 1) * maxCodingBlockSize.width`
 - `minCodingBlockExtent.height = (codedExtent.height / maxCodingBlockSize.height - 1) * maxCodingBlockSize.height`
- If the bound video session object was created with an `H.264 encode profile`, then:
 - Let `StdVideoH264PictureType h264PictureType` be the picture type of the encoded picture set to the value of `pStdPictureInfo->primary_pic_type` specified in the `VkVideoEncodeH264PictureInfoKHR` structure included in the `pEncodeInfo->pNext` chain.
 - Let `StdVideoH264PictureType h264L0PictureTypes[]` and `StdVideoH264PictureType h264L1PictureTypes[]` be the picture types of the reference pictures in the L0 and L1 reference lists, respectively. If `pStdPictureInfo->pRefLists` specified in the `VkVideoEncodeH264PictureInfoKHR` structure included in the `pEncodeInfo->pNext` chain is not `NULL`, then for each reference index specified in the elements of the `pStdPictureInfo->pRefLists->RefPicList0` and `pStdPictureInfo->pRefLists->RefPicList1` arrays, if the reference index is not `STD_VIDEO_H264_NO_REFERENCE_PICTURE`, `pStdReferenceInfo->primary_pic_type` is added to `h264L0PictureTypes` or `h264L1PictureTypes`, respectively, where `pStdReferenceInfo` is the member of the `VkVideoEncodeH264DpbSlotInfoKHR` structure included in the `pNext` chain of the element of `pEncodeInfo->pReferenceSlots` for which `slotIndex` equals the reference index in question.
- If the bound video session was created with the video codec operation `VK_VIDEO_CODEC_OPERATION_ENCODE_H264_BIT_KHR` and with the `intra refresh mode`

VK_VIDEO_ENCODE_INTRA_REFRESH_MODE_PER_PICTURE_PARTITION_BIT_KHR, pEncodeInfo->flags includes VK_VIDEO_ENCODE_INTRA_REFRESH_BIT_KHR, and the pNext chain of pEncodeInfo includes a VkVideoEncodeIntraRefreshInfoKHR structure, then let uint32_t intraRefreshH264SliceIndex be the intra refresh index specified in VkVideoEncodeIntraRefreshInfoKHR::intraRefreshIndex. Otherwise intraRefreshH264SliceIndex is not defined.

- If the bound video session object was created with an H.265 encode profile, then:
 - Let StdVideoH265PictureType h265PictureType be the picture type of the encoded picture set to the value of pStdPictureInfo->pic_type specified in the VkVideoEncodeH265PictureInfoKHR structure included in the pEncodeInfo->pNext chain.
 - Let StdVideoH265PictureType h265L0PictureTypes[] and StdVideoH265PictureType h265L1PictureTypes[] be the picture types of the reference pictures in the L0 and L1 reference lists, respectively. If pStdPictureInfo->pRefLists specified in the VkVideoEncodeH265PictureInfoKHR structure included in the pEncodeInfo->pNext chain is not NULL, then for each reference index specified in the elements of the pStdPictureInfo->pRefLists->RefPicList0 and pStdPictureInfo->pRefLists->RefPicList1 arrays, if the reference index is not STD_VIDEO_H265_NO_REFERENCE_PICTURE, pStdReferenceInfo->pic_type is added to h265L0PictureTypes or h265L1PictureTypes, respectively, where pStdReferenceInfo is the member of the VkVideoEncodeH265DpbSlotInfoKHR structure included in the pNext chain of the element of pEncodeInfo->pReferenceSlots for which slotIndex equals the reference index in question.
- If the bound video session was created with the video codec operation VK_VIDEO_CODEC_OPERATION_ENCODE_H265_BIT_KHR and with the intra refresh mode VK_VIDEO_ENCODE_INTRA_REFRESH_MODE_PER_PICTURE_PARTITION_BIT_KHR, pEncodeInfo->flags includes VK_VIDEO_ENCODE_INTRA_REFRESH_BIT_KHR, and the pNext chain of pEncodeInfo includes a VkVideoEncodeIntraRefreshInfoKHR structure, then let uint32_t intraRefreshH265SliceSegmentIndex be the intra refresh index specified in VkVideoEncodeIntraRefreshInfoKHR::intraRefreshIndex. Otherwise intraRefreshH265SliceSegmentIndex is not defined.
- If the bound video session object was created with an AV1 encode profile, then:
 - If the primaryReferenceCdfOnly member of the VkVideoEncodeAV1PictureInfoKHR structure included in the pEncodeInfo->pNext chain is set to VK_TRUE, then let int32_t cdfOnlyReferenceIndex be the value of VkVideoEncodeAV1PictureInfoKHR::pStdPictureInfo->primary_ref_frame.
 - Otherwise let int32_t cdfOnlyReferenceIndex be -1.

Valid Usage

- VUID-vkCmdEncodeVideoKHR-None-08250
The bound video session **must** have been created with an encode operation
- VUID-vkCmdEncodeVideoKHR-None-07012
The bound video session **must** not be in uninitialized state at the time the command is executed on the device
- VUID-vkCmdEncodeVideoKHR-None-08318

If there is a bound video session parameters object, then it **must** have been created with the currently set [video encode quality level](#) for the bound video session at the time the command is executed on the device

- VUID-vkCmdEncodeVideoKHR-opCount-07174

For each [active](#) query, the [active query index](#) corresponding to the query type of that query plus [opCount](#) **must** be less than or equal to the [last activatable query index](#) corresponding to the query type of that query plus one

- VUID-vkCmdEncodeVideoKHR-pNext-08360

If the bound video session was created with [VK_VIDEO_SESSION_CREATE_INLINE_QUERIES_BIT_KHR](#), and the [pNext](#) chain of [pEncodeInfo](#) includes a [VkVideoInlineQueryInfoKHR](#) structure with its [queryPool](#) member specifying a valid [VkQueryPool](#) handle, then [VkVideoInlineQueryInfoKHR::queryCount](#) **must** equal [opCount](#)

- VUID-vkCmdEncodeVideoKHR-pNext-08361

If the bound video session was created with [VK_VIDEO_SESSION_CREATE_INLINE_QUERIES_BIT_KHR](#), and the [pNext](#) chain of [pEncodeInfo](#) includes a [VkVideoInlineQueryInfoKHR](#) structure with its [queryPool](#) member specifying a valid [VkQueryPool](#) handle, then all the queries used by the command, as specified by the [VkVideoInlineQueryInfoKHR](#) structure, **must** be *unavailable*

- VUID-vkCmdEncodeVideoKHR-queryType-08362

If the bound video session was created with [VK_VIDEO_SESSION_CREATE_INLINE_QUERIES_BIT_KHR](#), then the [queryType](#) used to create the [queryPool](#) specified in the [VkVideoInlineQueryInfoKHR](#) structure included in the [pNext](#) chain of [pEncodeInfo](#) **must** be [VK_QUERY_TYPE_RESULT_STATUS_ONLY_KHR](#) or [VK_QUERY_TYPE_VIDEO_ENCODE_FEEDBACK_KHR](#)

- VUID-vkCmdEncodeVideoKHR-queryPool-08363

If the bound video session was created with [VK_VIDEO_SESSION_CREATE_INLINE_QUERIES_BIT_KHR](#), then the [queryPool](#) specified in the [VkVideoInlineQueryInfoKHR](#) structure included in the [pNext](#) chain of [pEncodeInfo](#) **must** have been created with a [VkVideoProfileInfoKHR](#) structure included in the [pNext](#) chain of [VkQueryPoolCreateInfo](#) identical to the one specified in [VkVideoSessionCreateInfoKHR::pVideoProfile](#) the bound video session was created with

- VUID-vkCmdEncodeVideoKHR-queryType-08364

If the bound video session was created with [VK_VIDEO_SESSION_CREATE_INLINE_QUERIES_BIT_KHR](#), and the [queryType](#) used to create the [queryPool](#) specified in the [VkVideoInlineQueryInfoKHR](#) structure included in the [pNext](#) chain of [pEncodeInfo](#) is [VK_QUERY_TYPE_RESULT_STATUS_ONLY_KHR](#), then the [VkCommandPool](#) that [commandBuffer](#) was allocated from **must** have been created with a queue family index that supports [result status queries](#), as indicated by [VkQueueFamilyQueryResultStatusPropertiesKHR::queryResultStatusSupport](#)

- VUID-vkCmdEncodeVideoKHR-pEncodeInfo-08201

[pEncodeInfo->dstBuffer](#) **must** be [compatible](#) with the video profile the bound video session was created with

- VUID-vkCmdEncodeVideoKHR-commandBuffer-08202

If [commandBuffer](#) is an unprotected command buffer and [protectedNoFault](#) is not supported,

then `pEncodeInfo->dstBuffer` **must** not be a protected buffer

- VUID-vkCmdEncodeVideoKHR-commandBuffer-08203

If `commandBuffer` is a protected command buffer and `protectedNoFault` is not supported, then `pEncodeInfo->dstBuffer` **must** be a protected buffer

- VUID-vkCmdEncodeVideoKHR-pEncodeInfo-08204

`pEncodeInfo->dstBufferOffset` **must** be an integer multiple of `VkVideoCapabilitiesKHR::minBitstreamBufferOffsetAlignment`, as returned by `vkGetPhysicalDeviceVideoCapabilitiesKHR` for the video profile the bound video session was created with

- VUID-vkCmdEncodeVideoKHR-pEncodeInfo-08205

`pEncodeInfo->dstBufferRange` **must** be an integer multiple of `VkVideoCapabilitiesKHR::minBitstreamBufferSizeAlignment`, as returned by `vkGetPhysicalDeviceVideoCapabilitiesKHR` for the video profile the bound video session was created with

- VUID-vkCmdEncodeVideoKHR-pEncodeInfo-08206

`pEncodeInfo->srcPictureResource.imageViewBinding` **must** be `compatible` with the video profile the bound video session was created with

- VUID-vkCmdEncodeVideoKHR-pEncodeInfo-08207

The format of `pEncodeInfo->srcPictureResource.imageViewBinding` **must** match the `VkVideoSessionCreateInfoKHR::pictureFormat` the bound video session was created with

- VUID-vkCmdEncodeVideoKHR-pEncodeInfo-08208

`pEncodeInfo->srcPictureResource.codedOffset` **must** be an integer multiple of `codedOffsetGranularity`

- VUID-vkCmdEncodeVideoKHR-pEncodeInfo-08209

`pEncodeInfo->srcPictureResource.codedExtent` **must** be between `minCodedExtent` and `maxCodedExtent`, inclusive, the bound video session was created with

- VUID-vkCmdEncodeVideoKHR-pEncodeInfo-08210

`pEncodeInfo->srcPictureResource.imageViewBinding` **must** have been created with the `VK_IMAGE_USAGE_VIDEO_ENCODE_SRC_BIT_KHR` usage flag set

- VUID-vkCmdEncodeVideoKHR-commandBuffer-08211

If `commandBuffer` is an unprotected command buffer and `protectedNoFault` is not supported, then `pEncodeInfo->srcPictureResource.imageViewBinding` **must** not have been created from a protected image

- VUID-vkCmdEncodeVideoKHR-pEncodeInfo-08377

`pEncodeInfo->pSetupReferenceSlot` **must** not be `NULL` unless the bound video session was created with `VkVideoSessionCreateInfoKHR::maxDpbSlots` equal to zero

- VUID-vkCmdEncodeVideoKHR-pEncodeInfo-08213

If `pEncodeInfo->pSetupReferenceSlot` is not `NULL`, then `pEncodeInfo->pSetupReferenceSlot->slotIndex` **must** be less than the `VkVideoSessionCreateInfoKHR::maxDpbSlots` specified when the bound video session was created

- VUID-vkCmdEncodeVideoKHR-pEncodeInfo-08214

If `pEncodeInfo->pSetupReferenceSlot` is not `NULL`, then `pEncodeInfo->pSetupReferenceSlot->pPictureResource->codedOffset` **must** be an integer multiple of `codedOffsetGranularity`

- VUID-vkCmdEncodeVideoKHR-pEncodeInfo-08215
If `pEncodeInfo->pSetupReferenceSlot` is not `NULL`, then `pEncodeInfo->pSetupReferenceSlot->pPictureResource` **must** match one of the bound reference picture resource
- VUID-vkCmdEncodeVideoKHR-activeReferencePictureCount-08216
`activeReferencePictureCount` **must** be less than or equal to the `VkVideoSessionCreateInfoKHR::maxActiveReferencePictures` specified when the bound video session was created
- VUID-vkCmdEncodeVideoKHR-slotIndex-08217
The `slotIndex` member of each element of `pEncodeInfo->pReferenceSlots` **must** be less than the `VkVideoSessionCreateInfoKHR::maxDpbSlots` specified when the bound video session was created
- VUID-vkCmdEncodeVideoKHR-codedOffset-08218
The `codedOffset` member of the `VkVideoPictureResourceInfoKHR` structure pointed to by the `pPictureResource` member of each element of `pEncodeInfo->pReferenceSlots` **must** be an integer multiple of `codedOffsetGranularity`
- VUID-vkCmdEncodeVideoKHR-pPictureResource-08219
The `pPictureResource` member of each element of `pEncodeInfo->pReferenceSlots` **must** match one of the bound reference picture resource associated with the DPB slot index specified in the `slotIndex` member of that element
- VUID-vkCmdEncodeVideoKHR-pPictureResource-08220
Each video picture resource corresponding to the `pPictureResource` member specified in the elements of `pEncodeInfo->pReferenceSlots` **must** be unique within `pEncodeInfo->pReferenceSlots`
- VUID-vkCmdEncodeVideoKHR-dpbFrameUseCount-08221
All elements of `dpbFrameUseCount` **must** be less than or equal to 1
- VUID-vkCmdEncodeVideoKHR-pEncodeInfo-10811
The image subresource referred to by `pEncodeInfo->srcPictureResource` **must** be in the `VK_IMAGE_LAYOUT_VIDEO_ENCODE_SRC_KHR` layout at the time the video encode operation is executed on the device , unless the `unifiedImageLayoutsVideo` feature is enabled, in which case it **may** be in the `VK_IMAGE_LAYOUT_GENERAL` layout
- VUID-vkCmdEncodeVideoKHR-pEncodeInfo-10812
If `pEncodeInfo->pSetupReferenceSlot` is not `NULL`, then the image subresource referred to by `pEncodeInfo->pSetupReferenceSlot->pPictureResource` **must** be in the `VK_IMAGE_LAYOUT_VIDEO_ENCODE_DPB_KHR` layout at the time the video encode operation is executed on the device , unless the `unifiedImageLayoutsVideo` feature is enabled, in which case it **may** be in the `VK_IMAGE_LAYOUT_GENERAL` layout
- VUID-vkCmdEncodeVideoKHR-pPictureResource-10813
The image subresource referred to by the `pPictureResource` member of each element of `pEncodeInfo->pReferenceSlots` **must** be in the `VK_IMAGE_LAYOUT_VIDEO_ENCODE_DPB_KHR` layout at the time the video encode operation is executed on the device , unless the `unifiedImageLayoutsVideo` feature is enabled, in which case it **may** be in the `VK_IMAGE_LAYOUT_GENERAL` layout
- VUID-vkCmdEncodeVideoKHR-pEncodeInfo-10306
If `pEncodeInfo->flags` includes

VK_VIDEO_ENCODE_WITH_QUANTIZATION_DELTA_MAP_BIT_KHR, then the bound video session **must** have been created with VK_VIDEO_SESSION_CREATE_ALLOW_ENCODE_QUANTIZATION_DELTA_MAP_BIT_KHR

- VUID-vkCmdEncodeVideoKHR-pEncodeInfo-10307

If `pEncodeInfo->flags` includes VK_VIDEO_ENCODE_WITH_EMPHASIS_MAP_BIT_KHR, then the bound video session **must** have been created with VK_VIDEO_SESSION_CREATE_ALLOW_ENCODE_EMPHASIS_MAP_BIT_KHR

- VUID-vkCmdEncodeVideoKHR-pEncodeInfo-10308

If the current rate control mode is VK_VIDEO_ENCODE_RATE_CONTROL_MODE_DEFAULT_KHR or VK_VIDEO_ENCODE_RATE_CONTROL_MODE_DISABLED_BIT_KHR, then `pEncodeInfo->flags` **must** not include VK_VIDEO_ENCODE_WITH_EMPHASIS_MAP_BIT_KHR

- VUID-vkCmdEncodeVideoKHR-pEncodeInfo-10309

If `pEncodeInfo->flags` includes VK_VIDEO_ENCODE_WITH_QUANTIZATION_DELTA_MAP_BIT_KHR or VK_VIDEO_ENCODE_WITH_EMPHASIS_MAP_BIT_KHR, then the `pNext` chain of `pEncodeInfo` **must** include a `VkVideoEncodeQuantizationMapInfoKHR` structure with its `quantizationMap` member specifying a valid `VkImageView` handle

- VUID-vkCmdEncodeVideoKHR-pEncodeInfo-10310

If `pEncodeInfo->flags` includes VK_VIDEO_ENCODE_WITH_QUANTIZATION_DELTA_MAP_BIT_KHR or VK_VIDEO_ENCODE_WITH_EMPHASIS_MAP_BIT_KHR, then the `VkImageView` specified by the `quantizationMap` member of the `VkVideoEncodeQuantizationMapInfoKHR` structure included in the `pNext` chain **must** be compatible with the video profile the bound video session was created with

- VUID-vkCmdEncodeVideoKHR-pEncodeInfo-10311

If `pEncodeInfo->flags` includes VK_VIDEO_ENCODE_WITH_QUANTIZATION_DELTA_MAP_BIT_KHR, then the `VkImageView` specified by the `quantizationMap` member of the `VkVideoEncodeQuantizationMapInfoKHR` structure included in the `pNext` chain of `pEncodeInfo` **must** have been created with the VK_IMAGE_USAGE_VIDEO_ENCODE_QUANTIZATION_DELTA_MAP_BIT_KHR usage flag set

- VUID-vkCmdEncodeVideoKHR-pEncodeInfo-10312

If `pEncodeInfo->flags` includes VK_VIDEO_ENCODE_WITH_EMPHASIS_MAP_BIT_KHR, then the `VkImageView` specified by the `quantizationMap` member of the `VkVideoEncodeQuantizationMapInfoKHR` structure included in the `pNext` chain of `pEncodeInfo` **must** have been created with the VK_IMAGE_USAGE_VIDEO_ENCODE_EMPHASIS_MAP_BIT_KHR usage flag set

- VUID-vkCmdEncodeVideoKHR-pNext-10313

If an instance of the `VkVideoEncodeQuantizationMapInfoKHR` structure is included in the `pNext` chain of `pEncodeInfo`, its `quantizationMap` member is not VK_NULL_HANDLE, `commandBuffer` is an unprotected command buffer, and `protectedNoFault` is not supported, then `VkVideoEncodeQuantizationMapInfoKHR::quantizationMap` **must** not have been created from a protected image

- VUID-vkCmdEncodeVideoKHR-pNext-10314

If an instance of the `VkVideoEncodeQuantizationMapInfoKHR` structure is included in the

`pNext` chain of `pEncodeInfo` and its `quantizationMap` member is not `VK_NULL_HANDLE`, then the image subresource range referenced by `quantizationMap` **must** be in the `VK_IMAGE_LAYOUT_VIDEO_ENCODE_QUANTIZATION_MAP_KHR` layout at the time the video encode operation is executed on the device, unless the `unifiedImageLayoutsVideo` feature is enabled, in which case it **may** be in the `VK_IMAGE_LAYOUT_GENERAL` layout

- VUID-vkCmdEncodeVideoKHR-pNext-10315

If an instance of the `VkVideoEncodeQuantizationMapInfoKHR` structure is included in the `pNext` chain of `pEncodeInfo` and its `quantizationMap` member is not `VK_NULL_HANDLE`, and there is a bound video session parameters object, then the bound video session parameters object **must** have been created with `VK_VIDEO_SESSION_PARAMETERS_CREATE_QUANTIZATION_MAP_COMPATIBLE_BIT_KHR`

- VUID-vkCmdEncodeVideoKHR-pNext-10316

If an instance of the `VkVideoEncodeQuantizationMapInfoKHR` structure is included in the `pNext` chain of `pEncodeInfo`, its `quantizationMap` member is not `VK_NULL_HANDLE`, and there is a bound video session parameters object created with `VK_VIDEO_SESSION_PARAMETERS_CREATE_QUANTIZATION_MAP_COMPATIBLE_BIT_KHR`, then `quantizationMapExtent` **must** equal `pEncodeInfo->srcPictureResource.codedExtent / quantizationMapTexelSize`

- VUID-vkCmdEncodeVideoKHR-pEncodeInfo-10837

If `pEncodeInfo->flags` includes `VK_VIDEO_ENCODE_INTRA_REFRESH_BIT_KHR`, then the `intra refresh mode` the bound video session was created with **must** not be `VK_VIDEO_ENCODE_INTRA_REFRESH_MODE_NONE_KHR`

- VUID-vkCmdEncodeVideoKHR-pEncodeInfo-10838

If `pEncodeInfo->flags` includes `VK_VIDEO_ENCODE_INTRA_REFRESH_BIT_KHR`, then `pEncodeInfo->activeReferencePictureCount` **must** be less than or equal to `VkVideoEncodeIntraRefreshCapabilitiesKHR::maxIntraRefreshActiveReferencePictures`, as returned by `vkGetPhysicalDeviceVideoCapabilitiesKHR` for the video profile the bound video session was created with

- VUID-vkCmdEncodeVideoKHR-pEncodeInfo-10839

If `pEncodeInfo->flags` includes `VK_VIDEO_ENCODE_INTRA_REFRESH_BIT_KHR`, then the `pNext` chain of `pEncodeInfo` **must** include a `VkVideoEncodeIntraRefreshInfoKHR` structure

- VUID-vkCmdEncodeVideoKHR-pEncodeInfo-10840

If `pEncodeInfo->flags` includes `VK_VIDEO_ENCODE_INTRA_REFRESH_BIT_KHR`, then the `intraRefreshCycleDuration` member of the `VkVideoEncodeIntraRefreshInfoKHR` structure included in the `pNext` chain of `pEncodeInfo` **must** not be zero

- VUID-vkCmdEncodeVideoKHR-pEncodeInfo-10841

If `pEncodeInfo->flags` includes `VK_VIDEO_ENCODE_INTRA_REFRESH_BIT_KHR`, then the `intraRefreshIndex` member of the `VkVideoEncodeIntraRefreshInfoKHR` structure included in the `pNext` chain of `pEncodeInfo` **must** be less than `VkVideoEncodeIntraRefreshInfoKHR::intraRefreshCycleDuration`

- VUID-vkCmdEncodeVideoKHR-pNext-10842

If the `pNext` chain of any element of `pEncodeInfo->pReferenceSlots` includes a `VkVideoReferenceIntraRefreshInfoKHR` structure with a non-zero `dirtyIntraRefreshRegions` member, then `pEncodeInfo->flags` **must** include

VK_VIDEO_ENCODE_INTRA_REFRESH_BIT_KHR

- VUID-vkCmdEncodeVideoKHR-pNext-10843

If the `pNext` chain of any element of `pEncodeInfo->pReferenceSlots` includes a `VkVideoReferenceIntraRefreshInfoKHR` structure with a non-zero `dirtyIntraRefreshRegions` member, then for each such element `dirtyIntraRefreshRegions` **must** equal `intraRefreshCycleDuration` minus `intraRefreshIndex` where `intraRefreshCycleDuration` and `intraRefreshIndex` are the members of the `VkVideoEncodeIntraRefreshInfoKHR` structure included in the `pNext` chain of `pEncodeInfo`

- VUID-vkCmdEncodeVideoKHR-pNext-10844

If the `pNext` chain of `pEncodeInfo` includes a `VkVideoEncodeIntraRefreshInfoKHR` structure, then its `intraRefreshCycleDuration` member **must** be zero or **must** be between 2 and `VkVideoEncodeIntraRefreshCapabilitiesKHR::maxIntraRefreshCycleDuration`, as returned by `vkGetPhysicalDeviceVideoCapabilitiesKHR` for the video profile the bound video session was created with

- VUID-vkCmdEncodeVideoKHR-pNext-08225

If the bound video session was created with the video codec operation `VK_VIDEO_CODEC_OPERATION_ENCODE_H264_BIT_KHR`, then the `pNext` chain of `pEncodeInfo` **must** include a `VkVideoEncodeH264PictureInfoKHR` structure

- VUID-vkCmdEncodeVideoKHR-StdVideoH264SequenceParameterSet-08226

If the bound video session was created with the video codec operation `VK_VIDEO_CODEC_OPERATION_ENCODE_H264_BIT_KHR`, then the bound video session parameters object **must** contain a `StdVideoH264SequenceParameterSet` entry with `seq_parameter_set_id` matching `StdVideoEncodeH264PictureInfo::seq_parameter_set_id` that is provided in the `pStdPictureInfo` member of the `VkVideoEncodeH264PictureInfoKHR` structure included in the `pNext` chain of `pEncodeInfo`

- VUID-vkCmdEncodeVideoKHR-StdVideoH264PictureParameterSet-08227

If the bound video session was created with the video codec operation `VK_VIDEO_CODEC_OPERATION_ENCODE_H264_BIT_KHR`, then the bound video session parameters object **must** contain a `StdVideoH264PictureParameterSet` entry with `seq_parameter_set_id` and `pic_parameter_set_id` matching `StdVideoEncodeH264PictureInfo::seq_parameter_set_id` and `StdVideoEncodeH264PictureInfo::pic_parameter_set_id`, respectively, that are provided in the `pStdPictureInfo` member of the `VkVideoEncodeH264PictureInfoKHR` structure included in the `pNext` chain of `pEncodeInfo`

- VUID-vkCmdEncodeVideoKHR-pEncodeInfo-08228

If the bound video session was created with the video codec operation `VK_VIDEO_CODEC_OPERATION_ENCODE_H264_BIT_KHR` and `pEncodeInfo->pSetupReferenceSlot` is not `NULL`, then the `pNext` chain of `pEncodeInfo->pSetupReferenceSlot` **must** include a `VkVideoEncodeH264DpbSlotInfoKHR` structure

- VUID-vkCmdEncodeVideoKHR-pNext-08229

If the bound video session was created with the video codec operation `VK_VIDEO_CODEC_OPERATION_ENCODE_H264_BIT_KHR`, then the `pNext` chain of each element of `pEncodeInfo->pReferenceSlots` **must** include a `VkVideoEncodeH264DpbSlotInfoKHR` structure

- VUID-vkCmdEncodeVideoKHR-constantQp-08269

If the bound video session was created with the video codec operation

VK_VIDEO_CODEC_OPERATION_ENCODE_H264_BIT_KHR and the current rate control mode is not VK_VIDEO_ENCODE_RATE_CONTROL_MODE_DISABLED_BIT_KHR, then VkVideoEncodeH264NaluSliceInfoKHR::constantQp **must** be zero for each element of the pNaluSliceEntries member of the VkVideoEncodeH264PictureInfoKHR structure included in the pNext chain of pEncodeInfo

- VUID-vkCmdEncodeVideoKHR-constantQp-08270

If the bound video session was created with the video codec operation VK_VIDEO_CODEC_OPERATION_ENCODE_H264_BIT_KHR and the current rate control mode is VK_VIDEO_ENCODE_RATE_CONTROL_MODE_DISABLED_BIT_KHR, then VkVideoEncodeH264NaluSliceInfoKHR::constantQp **must** be between VkVideoEncodeH264CapabilitiesKHR::minQp and VkVideoEncodeH264CapabilitiesKHR::maxQp, as returned by vkGetPhysicalDeviceVideoCapabilitiesKHR for the video profile the bound video session was created with, for each element of the pNaluSliceEntries member of the VkVideoEncodeH264PictureInfoKHR structure included in the pNext chain of pEncodeInfo

- VUID-vkCmdEncodeVideoKHR-constantQp-08271

If the bound video session was created with the video codec operation VK_VIDEO_CODEC_OPERATION_ENCODE_H264_BIT_KHR and VkVideoEncodeH264CapabilitiesKHR::flags does not include VK_VIDEO_ENCODE_H264_CAPABILITY_PER_SLICE_CONSTANT_QP_BIT_KHR, as returned by vkGetPhysicalDeviceVideoCapabilitiesKHR for the video profile the bound video session was created with, then VkVideoEncodeH264NaluSliceInfoKHR::constantQp **must** have the same value for each element of the pNaluSliceEntries member of the VkVideoEncodeH264PictureInfoKHR structure included in the pNext chain of pEncodeInfo

- VUID-vkCmdEncodeVideoKHR-naluSliceEntryCount-08302

If the bound video session was created with the video codec operation VK_VIDEO_CODEC_OPERATION_ENCODE_H264_BIT_KHR, then the naluSliceEntryCount member of the VkVideoEncodeH264PictureInfoKHR structure included in the pNext chain of pEncodeInfo **must** be less than or equal to minCodingBlockExtent.width multiplied by minCodingBlockExtent.height

- VUID-vkCmdEncodeVideoKHR-naluSliceEntryCount-08312

If the bound video session was created with the video codec operation VK_VIDEO_CODEC_OPERATION_ENCODE_H264_BIT_KHR and VkVideoEncodeH264CapabilitiesKHR::flags does not include VK_VIDEO_ENCODE_H264_CAPABILITY_ROW_UNALIGNED_SLICE_BIT_KHR, as returned by vkGetPhysicalDeviceVideoCapabilitiesKHR for the video profile the bound video session was created with, then the naluSliceEntryCount member of the VkVideoEncodeH264PictureInfoKHR structure included in the pNext chain of pEncodeInfo **must** be less than or equal to minCodingBlockExtent.height

- VUID-vkCmdEncodeVideoKHR-pEncodeInfo-10845

If the bound video session was created with the video codec operation VK_VIDEO_CODEC_OPERATION_ENCODE_H264_BIT_KHR and with an intra refresh mode other than VK_VIDEO_ENCODE_INTRA_REFRESH_MODE_PER_PICTURE_PARTITION_BIT_KHR, pEncodeInfo->flags includes VK_VIDEO_ENCODE_INTRA_REFRESH_BIT_KHR, and VkVideoEncodeIntraRefreshCapabilitiesKHR::partitionIndependentIntraRefreshRegions is

VK_FALSE, as returned by vkGetPhysicalDeviceVideoCapabilitiesKHR for the video profile the bound video session was created with, then the naluSliceEntryCount member of the VkVideoEncodeH264PictureInfoKHR structure included in the pNext chain of pEncodeInfo **must** equal 1

- VUID-vkCmdEncodeVideoKHR-pEncodeInfo-10846

If the bound video session was created with the video codec operation VK_VIDEO_CODEC_OPERATION_ENCODE_H264_BIT_KHR and with the intra refresh mode VK_VIDEO_ENCODE_INTRA_REFRESH_MODE_PER_PICTURE_PARTITION_BIT_KHR, and pEncodeInfo->flags includes VK_VIDEO_ENCODE_INTRA_REFRESH_BIT_KHR, then the naluSliceEntryCount member of the VkVideoEncodeH264PictureInfoKHR structure included in the pNext chain of pEncodeInfo **must** equal the intraRefreshCycleDuration member of the VkVideoEncodeIntraRefreshInfoKHR structure included in the pNext chain of pEncodeInfo

- VUID-vkCmdEncodeVideoKHR-intraRefreshH264SliceIndex-10847

If intraRefreshH264SliceIndex is defined, then pNaluSliceEntries[intraRefreshH264SliceIndex].pStdSliceHeader->slice_type **must** be STD_VIDEO_H264_SLICE_TYPE_I in the VkVideoEncodeH264PictureInfoKHR structure included in the pNext chain of pEncodeInfo

- VUID-vkCmdEncodeVideoKHR-pEncodeInfo-10848

If the bound video session was created with the video codec operation VK_VIDEO_CODEC_OPERATION_ENCODE_H264_BIT_KHR and with the intra refresh mode VK_VIDEO_ENCODE_INTRA_REFRESH_MODE_PER_PICTURE_PARTITION_BIT_KHR, pEncodeInfo->flags includes VK_VIDEO_ENCODE_INTRA_REFRESH_BIT_KHR, and VkVideoEncodeIntraRefreshCapabilitiesKHR::nonRectangularIntraRefreshRegions is VK_FALSE, as returned by vkGetPhysicalDeviceVideoCapabilitiesKHR for the video profile the bound video session was created with, then the naluSliceEntryCount member of the VkVideoEncodeH264PictureInfoKHR structure included in the pNext chain of pEncodeInfo **must** be less than or equal to minCodingBlockExtent.height

- VUID-vkCmdEncodeVideoKHR-h264PictureType-10849

If the bound video session was created with the video codec operation VK_VIDEO_CODEC_OPERATION_ENCODE_H264_BIT_KHR, h264PictureType is STD_VIDEO_H264_PICTURE_TYPE_B, and VkVideoEncodeH264CapabilitiesKHR::flags, as returned by vkGetPhysicalDeviceVideoCapabilitiesKHR for the video profile the bound video session was created with, does not include VK_VIDEO_ENCODE_H264_CAPABILITY_B_PICTURE_INTRA_REFRESH_BIT_KHR, then pEncodeInfo->flags **must** not include VK_VIDEO_ENCODE_INTRA_REFRESH_BIT_KHR

- VUID-vkCmdEncodeVideoKHR-flags-10850

If the bound video session was created with the video codec operation VK_VIDEO_CODEC_OPERATION_ENCODE_H264_BIT_KHR and VkVideoEncodeH264CapabilitiesKHR::flags, as returned by vkGetPhysicalDeviceVideoCapabilitiesKHR for the video profile the bound video session was created with, does not include VK_VIDEO_ENCODE_H264_CAPABILITY_DIFFERENT_SLICE_TYPE_BIT_KHR, then pNaluSliceEntries[i].pStdSliceHeader->slice_type **must** be identical for all elements i of the pNaluSliceEntries member of the VkVideoEncodeH264PictureInfoKHR structure included in the pNext chain of pEncodeInfo, except for element index i equal to

`intraRefreshH264SliceIndex`, if `intraRefreshH264SliceIndex` is defined

- VUID-vkCmdEncodeVideoKHR-pNext-08352

If the bound video session was created with the video codec operation `VK_VIDEO_CODEC_OPERATION_ENCODE_H264_BIT_KHR`, the `pNext` chain of `pEncodeInfo` includes a `VkVideoEncodeH264PictureInfoKHR` structure, and `pEncodeInfo->referenceSlotCount` is greater than zero, then `VkVideoEncodeH264PictureInfoKHR::pStdPictureInfo->pRefLists` **must** not be `NULL`

- VUID-vkCmdEncodeVideoKHR-pNext-08339

If the bound video session was created with the video codec operation `VK_VIDEO_CODEC_OPERATION_ENCODE_H264_BIT_KHR`, the `pNext` chain of `pEncodeInfo` includes a `VkVideoEncodeH264PictureInfoKHR` structure, and `VkVideoEncodeH264PictureInfoKHR::pStdPictureInfo->pRefLists` is not `NULL`, then each element of the `RefPicList0` and `RefPicList1` array members of the `StdVideoEncodeH264ReferenceListsInfo` structure pointed to by `VkVideoEncodeH264PictureInfoKHR::pStdPictureInfo->pRefLists` **must** either be `STD_VIDEO_H264_NO_REFERENCE_PICTURE` or **must** equal the `slotIndex` member of one of the elements of `pEncodeInfo->pReferenceSlots`

- VUID-vkCmdEncodeVideoKHR-pNext-08353

If the bound video session was created with the video codec operation `VK_VIDEO_CODEC_OPERATION_ENCODE_H264_BIT_KHR`, the `pNext` chain of `pEncodeInfo` includes a `VkVideoEncodeH264PictureInfoKHR` structure, and `pEncodeInfo->referenceSlotCount` is greater than zero, then the `slotIndex` member of each element of `pEncodeInfo->pReferenceSlots` **must** equal one of the elements of the `RefPicList0` or `RefPicList1` array members of the `StdVideoEncodeH264ReferenceListsInfo` structure pointed to by `VkVideoEncodeH264PictureInfoKHR::pStdPictureInfo->pRefLists`

- VUID-vkCmdEncodeVideoKHR-maxPPictureL0ReferenceCount-08340

If the bound video session was created with the video codec operation `VK_VIDEO_CODEC_OPERATION_ENCODE_H264_BIT_KHR` and `VkVideoEncodeH264CapabilitiesKHR::maxPPictureL0ReferenceCount` is zero, as returned by `vkGetPhysicalDeviceVideoCapabilitiesKHR` for the video profile the bound video session was created with, then `h264PictureType` and each element of `h264L0PictureTypes` and `h264L1PictureTypes` **must** not be `STD_VIDEO_H264_PICTURE_TYPE_P`

- VUID-vkCmdEncodeVideoKHR-maxBPictureL0ReferenceCount-08341

If the bound video session was created with the video codec operation `VK_VIDEO_CODEC_OPERATION_ENCODE_H264_BIT_KHR` and `VkVideoEncodeH264CapabilitiesKHR::maxBPictureL0ReferenceCount` and `VkVideoEncodeH264CapabilitiesKHR::maxL1ReferenceCount` are both zero, as returned by `vkGetPhysicalDeviceVideoCapabilitiesKHR` for the video profile the bound video session was created with, then `h264PictureType` and each element of `h264L0PictureTypes` and `h264L1PictureTypes` **must** not be `STD_VIDEO_H264_PICTURE_TYPE_B`

- VUID-vkCmdEncodeVideoKHR-flags-08342

If the bound video session was created with the video codec operation `VK_VIDEO_CODEC_OPERATION_ENCODE_H264_BIT_KHR` and `VkVideoEncodeH264CapabilitiesKHR::flags` does not include `VK_VIDEO_ENCODE_H264_CAPABILITY_B_FRAME_IN_L0_LIST_BIT_KHR`, as returned by

[vkGetPhysicalDeviceVideoCapabilitiesKHR](#) for the video profile the bound video session was created with, then each element of [h264L0PictureTypes](#) **must** not be [STD_VIDEO_H264_PICTURE_TYPE_B](#)

- VUID-vkCmdEncodeVideoKHR-flags-08343

If the bound video session was created with the video codec operation [VK_VIDEO_CODEC_OPERATION_ENCODE_H264_BIT_KHR](#) and [VkVideoEncodeH264CapabilitiesKHR::flags](#) does not include [VK_VIDEO_ENCODE_H264_CAPABILITY_B_FRAME_IN_L1_LIST_BIT_KHR](#), as returned by [vkGetPhysicalDeviceVideoCapabilitiesKHR](#) for the video profile the bound video session was created with, then each element of [h264L1PictureTypes](#) **must** not be [STD_VIDEO_H264_PICTURE_TYPE_B](#)

- VUID-vkCmdEncodeVideoKHR-pNext-08230

If the bound video session was created with the video codec operation [VK_VIDEO_CODEC_OPERATION_ENCODE_H265_BIT_KHR](#), then the [pNext](#) chain of [pEncodeInfo](#) **must** include a [VkVideoEncodeH265PictureInfoKHR](#) structure

- VUID-vkCmdEncodeVideoKHR-StdVideoH265VideoParameterSet-08231

If the bound video session was created with the video codec operation [VK_VIDEO_CODEC_OPERATION_ENCODE_H265_BIT_KHR](#), then the bound video session parameters object **must** contain a [StdVideoH265VideoParameterSet](#) entry with [vps_video_parameter_set_id](#) matching [StdVideoEncodeH265PictureInfo::sps_video_parameter_set_id](#) that is provided in the [pStdPictureInfo](#) member of the [VkVideoEncodeH265PictureInfoKHR](#) structure included in the [pNext](#) chain of [pEncodeInfo](#)

- VUID-vkCmdEncodeVideoKHR-StdVideoH265SequenceParameterSet-08232

If the bound video session was created with the video codec operation [VK_VIDEO_CODEC_OPERATION_ENCODE_H265_BIT_KHR](#), then the bound video session parameters object **must** contain a [StdVideoH265SequenceParameterSet](#) entry with [sps_video_parameter_set_id](#) and [sps_seq_parameter_set_id](#) matching [StdVideoEncodeH265PictureInfo::sps_video_parameter_set_id](#) and [StdVideoEncodeH265PictureInfo::pps_seq_parameter_set_id](#), respectively, that are provided in the [pStdPictureInfo](#) member of the [VkVideoEncodeH265PictureInfoKHR](#) structure included in the [pNext](#) chain of [pEncodeInfo](#)

- VUID-vkCmdEncodeVideoKHR-StdVideoH265PictureParameterSet-08233

If the bound video session was created with the video codec operation [VK_VIDEO_CODEC_OPERATION_ENCODE_H265_BIT_KHR](#), then the bound video session parameters object **must** contain a [StdVideoH265PictureParameterSet](#) entry with [sps_video_parameter_set_id](#), [pps_seq_parameter_set_id](#), and [pps_pic_parameter_set_id](#) matching [StdVideoEncodeH265PictureInfo::sps_video_parameter_set_id](#), [StdVideoEncodeH265PictureInfo::pps_seq_parameter_set_id](#), and [StdVideoEncodeH265PictureInfo::pps_pic_parameter_set_id](#), respectively, that are provided in the [pStdPictureInfo](#) member of the [VkVideoEncodeH265PictureInfoKHR](#) structure included in the [pNext](#) chain of [pEncodeInfo](#)

- VUID-vkCmdEncodeVideoKHR-pEncodeInfo-08234

If the bound video session was created with the video codec operation [VK_VIDEO_CODEC_OPERATION_ENCODE_H265_BIT_KHR](#) and [pEncodeInfo->pSetupReferenceSlot](#) is not [NULL](#), then the [pNext](#) chain of [pEncodeInfo->pSetupReferenceSlot](#)

must include a [VkVideoEncodeH265DpbSlotInfoKHR](#) structure

- VUID-vkCmdEncodeVideoKHR-pNext-08235

If the bound video session was created with the video codec operation [VK_VIDEO_CODEC_OPERATION_ENCODE_H265_BIT_KHR](#), then the [pNext](#) chain of each element of [pEncodeInfo->pReferenceSlots](#) **must** include a [VkVideoEncodeH265DpbSlotInfoKHR](#) structure

- VUID-vkCmdEncodeVideoKHR-constantQp-08272

If the bound video session was created with the video codec operation [VK_VIDEO_CODEC_OPERATION_ENCODE_H265_BIT_KHR](#) and the current [rate control mode](#) is not [VK_VIDEO_ENCODE_RATE_CONTROL_MODE_DISABLED_BIT_KHR](#), then [VkVideoEncodeH265NaluSliceSegmentInfoKHR::constantQp](#) **must** be zero for each element of the [pNaluSliceSegmentEntries](#) member of the [VkVideoEncodeH265PictureInfoKHR](#) structure included in the [pNext](#) chain of [pEncodeInfo](#)

- VUID-vkCmdEncodeVideoKHR-constantQp-08273

If the bound video session was created with the video codec operation [VK_VIDEO_CODEC_OPERATION_ENCODE_H265_BIT_KHR](#) and the current [rate control mode](#) is [VK_VIDEO_ENCODE_RATE_CONTROL_MODE_DISABLED_BIT_KHR](#), then [VkVideoEncodeH265NaluSliceSegmentInfoKHR::constantQp](#) **must** be between [VkVideoEncodeH265CapabilitiesKHR::minQp](#) and [VkVideoEncodeH265CapabilitiesKHR::maxQp](#), as returned by [vkGetPhysicalDeviceVideoCapabilitiesKHR](#) for the video profile the bound video session was created with, for each element of the [pNaluSliceSegmentEntries](#) member of the [VkVideoEncodeH265PictureInfoKHR](#) structure included in the [pNext](#) chain of [pEncodeInfo](#)

- VUID-vkCmdEncodeVideoKHR-constantQp-08274

If the bound video session was created with the video codec operation [VK_VIDEO_CODEC_OPERATION_ENCODE_H265_BIT_KHR](#) and [VkVideoEncodeH265CapabilitiesKHR::flags](#) does not include [VK_VIDEO_ENCODE_H265_CAPABILITY_PER_SLICE_SEGMENT_CONSTANT_QP_BIT_KHR](#), as returned by [vkGetPhysicalDeviceVideoCapabilitiesKHR](#) for the video profile the bound video session was created with, then [VkVideoEncodeH265NaluSliceSegmentInfoKHR::constantQp](#) **must** have the same value for each element of the [pNaluSliceSegmentEntries](#) member of the [VkVideoEncodeH264PictureInfoKHR](#) structure included in the [pNext](#) chain of [pEncodeInfo](#)

- VUID-vkCmdEncodeVideoKHR-naluSliceSegmentEntryCount-08307

If the bound video session was created with the video codec operation [VK_VIDEO_CODEC_OPERATION_ENCODE_H265_BIT_KHR](#), then the [naluSliceSegmentEntryCount](#) member of the [VkVideoEncodeH265PictureInfoKHR](#) structure included in the [pNext](#) chain of [pEncodeInfo](#) **must** be less than or equal to [minCodingBlockExtent.width](#) multiplied by [minCodingBlockExtent.height](#)

- VUID-vkCmdEncodeVideoKHR-naluSliceSegmentEntryCount-08313

If the bound video session was created with the video codec operation [VK_VIDEO_CODEC_OPERATION_ENCODE_H265_BIT_KHR](#) and [VkVideoEncodeH265CapabilitiesKHR::flags](#) does not include [VK_VIDEO_ENCODE_H265_CAPABILITY_ROW_UNALIGNED_SLICE_SEGMENT_BIT_KHR](#), as returned by [vkGetPhysicalDeviceVideoCapabilitiesKHR](#) for the video profile the bound

video session was created with, then the `naluSliceSegmentEntryCount` member of the `VkVideoEncodeH265PictureInfoKHR` structure included in the `pNext` chain of `pEncodeInfo` **must** be less than or equal to `minCodingBlockExtent.height`

- VUID-vkCmdEncodeVideoKHR-pEncodeInfo-10851

If the bound video session was created with the video codec operation `VK_VIDEO_CODEC_OPERATION_ENCODE_H265_BIT_KHR` and with an `intra refresh mode` other than

`VK_VIDEO_ENCODE_INTRA_REFRESH_MODE_PER_PICTURE_PARTITION_BIT_KHR`,

`pEncodeInfo->flags` includes `VK_VIDEO_ENCODE_INTRA_REFRESH_BIT_KHR`, and

`VkVideoEncodeIntraRefreshCapabilitiesKHR::partitionIndependentIntraRefreshRegions` is

`VK_FALSE`, as returned by `vkGetPhysicalDeviceVideoCapabilitiesKHR` for the video profile

the bound video session was created with, then the `naluSliceSegmentEntryCount` member

of the `VkVideoEncodeH265PictureInfoKHR` structure included in the `pNext` chain of

`pEncodeInfo` **must** equal 1

- VUID-vkCmdEncodeVideoKHR-pEncodeInfo-10852

If the bound video session was created with the video codec operation

`VK_VIDEO_CODEC_OPERATION_ENCODE_H265_BIT_KHR` and with the `intra refresh mode`

`VK_VIDEO_ENCODE_INTRA_REFRESH_MODE_PER_PICTURE_PARTITION_BIT_KHR`, and

`pEncodeInfo->flags` includes `VK_VIDEO_ENCODE_INTRA_REFRESH_BIT_KHR`, then the

`naluSliceSegmentEntryCount` member of the `VkVideoEncodeH265PictureInfoKHR` structure

included in the `pNext` chain of `pEncodeInfo` **must** equal

`VkVideoEncodeIntraRefreshInfoKHR::intraRefreshCycleDuration`

- VUID-vkCmdEncodeVideoKHR-intraRefreshH265SliceSegmentIndex-10853

If `intraRefreshH265SliceSegmentIndex` is defined, then `pNaluSliceSegmentEntries`

[`intraRefreshH265SliceSegmentIndex`].`pStdSliceSegmentHeader->slice_type` **must** be

`STD_VIDEO_H265_SLICE_TYPE_I` in the `VkVideoEncodeH265PictureInfoKHR` structure

included in the `pNext` chain of `pEncodeInfo`

- VUID-vkCmdEncodeVideoKHR-pEncodeInfo-10854

If the bound video session was created with the video codec operation

`VK_VIDEO_CODEC_OPERATION_ENCODE_H265_BIT_KHR` and with the `intra refresh mode`

`VK_VIDEO_ENCODE_INTRA_REFRESH_MODE_PER_PICTURE_PARTITION_BIT_KHR`,

`pEncodeInfo->flags` includes `VK_VIDEO_ENCODE_INTRA_REFRESH_BIT_KHR`, and

`VkVideoEncodeIntraRefreshCapabilitiesKHR::nonRectangularIntraRefreshRegions` is

`VK_FALSE`, as returned by `vkGetPhysicalDeviceVideoCapabilitiesKHR` for the video profile

the bound video session was created with, then the `naluSliceSegmentEntryCount` member

of the `VkVideoEncodeH265PictureInfoKHR` structure included in the `pNext` chain of

`pEncodeInfo` **must** be less than or equal to `minCodingBlockExtent.height`

- VUID-vkCmdEncodeVideoKHR-h265PictureType-10855

If the bound video session was created with the video codec operation

`VK_VIDEO_CODEC_OPERATION_ENCODE_H265_BIT_KHR`, `h265PictureType` is

`STD_VIDEO_H265_PICTURE_TYPE_B`, and `VkVideoEncodeH265CapabilitiesKHR::flags`, as

returned by `vkGetPhysicalDeviceVideoCapabilitiesKHR` for the video profile the bound

video session was created with, does not include

`VK_VIDEO_ENCODE_H265_CAPABILITY_B_PICTURE_INTRA_REFRESH_BIT_KHR`, then

`pEncodeInfo->flags` **must** not include `VK_VIDEO_ENCODE_INTRA_REFRESH_BIT_KHR`

- VUID-vkCmdEncodeVideoKHR-flags-10856

If the bound video session was created with the video codec operation `VK_VIDEO_CODEC_OPERATION_ENCODE_H265_BIT_KHR` and `VkVideoEncodeH265CapabilitiesKHR::flags`, as returned by `vkGetPhysicalDeviceVideoCapabilitiesKHR` for the used video profile, does not include `VK_VIDEO_ENCODE_H265_CAPABILITY_DIFFERENT_SLICE_SEGMENT_TYPE_BIT_KHR`, then `pNaluSliceSegmentEntries[i].pStdSliceSegmentHeader->slice_type` **must** be identical for all elements `i` of the `pNaluSliceSegmentEntries` member of the `VkVideoEncodeH265PictureInfoKHR` structure included in the `pNext` chain of `pEncodeInfo`, except for element index `i` equal to `intraRefreshH265SliceSegmentIndex`, if `intraRefreshH265SliceSegmentIndex` is defined

- VUID-vkCmdEncodeVideoKHR-pNext-08354

If the bound video session was created with the video codec operation `VK_VIDEO_CODEC_OPERATION_ENCODE_H265_BIT_KHR`, the `pNext` chain of `pEncodeInfo` includes a `VkVideoEncodeH265PictureInfoKHR` structure, and `pEncodeInfo->referenceSlotCount` is greater than zero, then `VkVideoEncodeH265PictureInfoKHR::pStdPictureInfo->pRefLists` **must** not be `NULL`

- VUID-vkCmdEncodeVideoKHR-pNext-08344

If the bound video session was created with the video codec operation `VK_VIDEO_CODEC_OPERATION_ENCODE_H265_BIT_KHR`, the `pNext` chain of `pEncodeInfo` includes a `VkVideoEncodeH265PictureInfoKHR` structure, and `VkVideoEncodeH265PictureInfoKHR::pStdPictureInfo->pRefLists` is not `NULL`, then each element of the `RefPicList0` and `RefPicList1` array members of the `StdVideoEncodeH265ReferenceListsInfo` structure pointed to by `VkVideoEncodeH265PictureInfoKHR::pStdPictureInfo->pRefLists` **must** either be `STD_VIDEO_H265_NO_REFERENCE_PICTURE` or **must** equal the `slotIndex` member of one of the elements of `pEncodeInfo->pReferenceSlots`

- VUID-vkCmdEncodeVideoKHR-pNext-08355

If the bound video session was created with the video codec operation `VK_VIDEO_CODEC_OPERATION_ENCODE_H265_BIT_KHR`, the `pNext` chain of `pEncodeInfo` includes a `VkVideoEncodeH265PictureInfoKHR` structure, and `pEncodeInfo->referenceSlotCount` is greater than zero, then the `slotIndex` member of each element of `pEncodeInfo->pReferenceSlots` **must** equal one of the elements of the `RefPicList0` or `RefPicList1` array members of the `StdVideoEncodeH265ReferenceListsInfo` structure pointed to by `VkVideoEncodeH265PictureInfoKHR::pStdPictureInfo->pRefLists`

- VUID-vkCmdEncodeVideoKHR-maxPPictureL0ReferenceCount-08345

If the bound video session was created with the video codec operation `VK_VIDEO_CODEC_OPERATION_ENCODE_H265_BIT_KHR` and `VkVideoEncodeH265CapabilitiesKHR::maxPPictureL0ReferenceCount` is zero, as returned by `vkGetPhysicalDeviceVideoCapabilitiesKHR` for the video profile the bound video session was created with, then `h265PictureType` and each element of `h265L0PictureTypes` and `h265L1PictureTypes` **must** not be `STD_VIDEO_H265_PICTURE_TYPE_P`

- VUID-vkCmdEncodeVideoKHR-maxBPictureL0ReferenceCount-08346

If the bound video session was created with the video codec operation `VK_VIDEO_CODEC_OPERATION_ENCODE_H265_BIT_KHR` and `VkVideoEncodeH265CapabilitiesKHR::maxBPictureL0ReferenceCount` and

`VkVideoEncodeH265CapabilitiesKHR::maxL1ReferenceCount` are both zero, as returned by `vkGetPhysicalDeviceVideoCapabilitiesKHR` for the video profile the bound video session was created with, then `h265PictureType` and each element of `h265L0PictureTypes` and `h265L1PictureTypes` **must** not be `STD_VIDEO_H265_PICTURE_TYPE_B`

- VUID-vkCmdEncodeVideoKHR-flags-08347

If the bound video session was created with the video codec operation `VK_VIDEO_CODEC_OPERATION_ENCODE_H265_BIT_KHR` and `VkVideoEncodeH265CapabilitiesKHR::flags` does not include `VK_VIDEO_ENCODE_H265_CAPABILITY_B_FRAME_IN_L0_LIST_BIT_KHR`, as returned by `vkGetPhysicalDeviceVideoCapabilitiesKHR` for the video profile the bound video session was created with, then each element of `h265L0PictureTypes` **must** not be `STD_VIDEO_H264_PICTURE_TYPE_B`

- VUID-vkCmdEncodeVideoKHR-flags-08348

If the bound video session was created with the video codec operation `VK_VIDEO_CODEC_OPERATION_ENCODE_H265_BIT_KHR` and `VkVideoEncodeH265CapabilitiesKHR::flags` does not include `VK_VIDEO_ENCODE_H265_CAPABILITY_B_FRAME_IN_L1_LIST_BIT_KHR`, as returned by `vkGetPhysicalDeviceVideoCapabilitiesKHR` for the video profile the bound video session was created with, then each element of `h265L1PictureTypes` **must** not be `STD_VIDEO_H265_PICTURE_TYPE_B`

- VUID-vkCmdEncodeVideoKHR-pNext-10317

If the bound video session was created with the video codec operation `VK_VIDEO_CODEC_OPERATION_ENCODE_AV1_BIT_KHR`, then the `pNext` chain of `pEncodeInfo` **must** include a `VkVideoEncodeAV1PictureInfoKHR` structure

- VUID-vkCmdEncodeVideoKHR-pEncodeInfo-10318

If the bound video session was created with the video codec operation `VK_VIDEO_CODEC_OPERATION_ENCODE_AV1_BIT_KHR` and `pEncodeInfo->pSetupReferenceSlot` is not `NULL`, then the `pNext` chain of `pEncodeInfo->pSetupReferenceSlot` **must** include a `VkVideoEncodeAV1DpbSlotInfoKHR` structure

- VUID-vkCmdEncodeVideoKHR-pNext-10319

If the bound video session was created with the video codec operation `VK_VIDEO_CODEC_OPERATION_ENCODE_AV1_BIT_KHR`, then the `pNext` chain of each element of `pEncodeInfo->pReferenceSlots` **must** include a `VkVideoEncodeAV1DpbSlotInfoKHR` structure

- VUID-vkCmdEncodeVideoKHR-constantQIndex-10320

If the bound video session was created with the video codec operation `VK_VIDEO_CODEC_OPERATION_ENCODE_AV1_BIT_KHR` and the current `rate control mode` is not `VK_VIDEO_ENCODE_RATE_CONTROL_MODE_DISABLED_BIT_KHR`, then the `constantQIndex` member of the `VkVideoEncodeAV1PictureInfoKHR` structure included in the `pNext` chain of `pEncodeInfo` **must** be zero

- VUID-vkCmdEncodeVideoKHR-constantQIndex-10321

If the bound video session was created with the video codec operation `VK_VIDEO_CODEC_OPERATION_ENCODE_AV1_BIT_KHR` and the current `rate control mode` is `VK_VIDEO_ENCODE_RATE_CONTROL_MODE_DISABLED_BIT_KHR`, then the `constantQIndex` member of the `VkVideoEncodeAV1PictureInfoKHR` structure included in

the `pNext` chain of `pEncodeInfo` **must** be between `VkVideoEncodeAV1CapabilitiesKHR::minQIndex` and `VkVideoEncodeAV1CapabilitiesKHR::maxQIndex`, as returned by `vkGetPhysicalDeviceVideoCapabilitiesKHR` for the video profile the bound video session was created with

- VUID-vkCmdEncodeVideoKHR-flags-10322

If the bound video session was created with the video codec operation `VK_VIDEO_CODEC_OPERATION_ENCODE_AV1_BIT_KHR` and `VkVideoEncodeAV1CapabilitiesKHR::flags` does not include `VK_VIDEO_ENCODE_AV1_CAPABILITY_FRAME_SIZE_OVERRIDE_BIT_KHR`, as returned by `vkGetPhysicalDeviceVideoCapabilitiesKHR` for the video profile the bound video session was created with, then `VkVideoEncodeAV1PictureInfoKHR::pStdPictureInfo->flags.frame_size_override_flag` **must** be zero for the `VkVideoEncodeAV1PictureInfoKHR` structure included in the `pNext` chain of `pEncodeInfo`

- VUID-vkCmdEncodeVideoKHR-flags-10323

If the bound video session was created with the video codec operation `VK_VIDEO_CODEC_OPERATION_ENCODE_AV1_BIT_KHR` and `VkVideoEncodeAV1CapabilitiesKHR::flags` does not include `VK_VIDEO_ENCODE_AV1_CAPABILITY_FRAME_SIZE_OVERRIDE_BIT_KHR`, as returned by `vkGetPhysicalDeviceVideoCapabilitiesKHR` for the video profile the bound video session was created with, then `pEncodeInfo->srcPictureResource.codedExtent.width` **must** equal `StdVideoAV1SequenceHeader::max_frame_width_minus_1 + 1` of the `active AV1 sequence header`

- VUID-vkCmdEncodeVideoKHR-flags-10324

If the bound video session was created with the video codec operation `VK_VIDEO_CODEC_OPERATION_ENCODE_AV1_BIT_KHR` and `VkVideoEncodeAV1CapabilitiesKHR::flags` does not include `VK_VIDEO_ENCODE_AV1_CAPABILITY_FRAME_SIZE_OVERRIDE_BIT_KHR`, as returned by `vkGetPhysicalDeviceVideoCapabilitiesKHR` for the video profile the bound video session was created with, then `pEncodeInfo->srcPictureResource.codedExtent.height` **must** equal `StdVideoAV1SequenceHeader::max_frame_height_minus_1 + 1` of the `active AV1 sequence header`

- VUID-vkCmdEncodeVideoKHR-flags-10325

If the bound video session was created with the video codec operation `VK_VIDEO_CODEC_OPERATION_ENCODE_AV1_BIT_KHR` and `VkVideoEncodeAV1CapabilitiesKHR::flags` does not include `VK_VIDEO_ENCODE_AV1_CAPABILITY_MOTION_VECTOR_SCALING_BIT_KHR`, as returned by `vkGetPhysicalDeviceVideoCapabilitiesKHR` for the video profile the bound video session was created with, then for each element `i` of `pEncodeInfo->pReferenceSlots` `pEncodeInfo->pReferenceSlots[i].pPictureResource->codedExtent` **must** match `pEncodeInfo->srcPictureResource.codedExtent`

- VUID-vkCmdEncodeVideoKHR-predictionMode-10326

If the bound video session was created with the video codec operation `VK_VIDEO_CODEC_OPERATION_ENCODE_AV1_BIT_KHR` and the `predictionMode` member of the `VkVideoEncodeAV1PictureInfoKHR` structure included in the `pNext` chain of `pEncodeInfo` is `VK_VIDEO_ENCODE_AV1_PREDICTION_MODE_INTRA_ONLY_KHR`, then `VkVideoEncodeAV1PictureInfoKHR::pStdPictureInfo->frame_type` **must** be `STD_VIDEO_AV1_FRAME_TYPE_KEY` or `STD_VIDEO_AV1_FRAME_TYPE_INTRA_ONLY`

- VUID-vkCmdEncodeVideoKHR-pStdPictureInfo-10327

If the bound video session was created with the video codec operation `VK_VIDEO_CODEC_OPERATION_ENCODE_AV1_BIT_KHR` and `pStdPictureInfo->frame_type` for the `pStdPictureInfo` member of the `VkVideoEncodeAV1PictureInfoKHR` structure included in the `pNext` chain of `pEncodeInfo` is `STD_VIDEO_AV1_FRAME_TYPE_KEY` or `STD_VIDEO_AV1_FRAME_TYPE_INTRA_ONLY`, then `VkVideoEncodeAV1PictureInfoKHR::predictionMode` **must** be `VK_VIDEO_ENCODE_AV1_PREDICTION_MODE_INTRA_ONLY_KHR`

- VUID-vkCmdEncodeVideoKHR-maxSingleReferenceCount-10328

If the bound video session was created with the video codec operation `VK_VIDEO_CODEC_OPERATION_ENCODE_AV1_BIT_KHR` and `VkVideoEncodeAV1CapabilitiesKHR::maxSingleReferenceCount` is zero, as returned by `vkGetPhysicalDeviceVideoCapabilitiesKHR` for the video profile the bound video session was created with, then the `predictionMode` member of the `VkVideoEncodeAV1PictureInfoKHR` structure included in the `pNext` chain of `pEncodeInfo` **must** not be `VK_VIDEO_ENCODE_AV1_PREDICTION_MODE_SINGLE_REFERENCE_KHR`

- VUID-vkCmdEncodeVideoKHR-predictionMode-10329

If the bound video session was created with the video codec operation `VK_VIDEO_CODEC_OPERATION_ENCODE_AV1_BIT_KHR` and the `predictionMode` member of the `VkVideoEncodeAV1PictureInfoKHR` structure included in the `pNext` chain of `pEncodeInfo` is `VK_VIDEO_ENCODE_AV1_PREDICTION_MODE_SINGLE_REFERENCE_KHR`, then there **must** be at least one non-negative element of `VkVideoEncodeAV1PictureInfoKHR::referenceNameSlotIndices` with element index `i` that does not equal `cdfOnlyReferenceIndex` and for which bit index `i` is set in `VkVideoEncodeAV1CapabilitiesKHR::singleReferenceNameMask`, as returned by `vkGetPhysicalDeviceVideoCapabilitiesKHR` for the video profile the bound video session was created with

- VUID-vkCmdEncodeVideoKHR-maxUnidirectionalCompoundReferenceCount-10330

If the bound video session was created with the video codec operation `VK_VIDEO_CODEC_OPERATION_ENCODE_AV1_BIT_KHR` and `VkVideoEncodeAV1CapabilitiesKHR::maxUnidirectionalCompoundReferenceCount` is zero, as returned by `vkGetPhysicalDeviceVideoCapabilitiesKHR` for the video profile the bound video session was created with, then the `predictionMode` member of the `VkVideoEncodeAV1PictureInfoKHR` structure included in the `pNext` chain of `pEncodeInfo` **must** not be `VK_VIDEO_ENCODE_AV1_PREDICTION_MODE_UNIDIRECTIONAL_COMPOUND_KHR`

- VUID-vkCmdEncodeVideoKHR-predictionMode-10331

If the bound video session was created with the video codec operation `VK_VIDEO_CODEC_OPERATION_ENCODE_AV1_BIT_KHR` and the `predictionMode` member of the `VkVideoEncodeAV1PictureInfoKHR` structure included in the `pNext` chain of `pEncodeInfo` is `VK_VIDEO_ENCODE_AV1_PREDICTION_MODE_UNIDIRECTIONAL_COMPOUND_KHR`, then there **must** be at least two non-negative elements of `VkVideoEncodeAV1PictureInfoKHR::referenceNameSlotIndices` with element indices `i` and `j` where $(i,j) \in \{(0,1),(0,2),(0,3),(4,6)\}$, such that neither element equals `cdfOnlyReferenceIndex` and for which bit indices `i` and `j` are set in `VkVideoEncodeAV1CapabilitiesKHR::unidirectionalCompoundReferenceNameMask`,

as returned by [vkGetPhysicalDeviceVideoCapabilitiesKHR](#) for the video profile the bound video session was created with

- VUID-vkCmdEncodeVideoKHR-maxBidirectionalCompoundReferenceCount-10332

If the bound video session was created with the video codec operation [VK_VIDEO_CODEC_OPERATION_ENCODE_AV1_BIT_KHR](#) and [VkVideoEncodeAV1CapabilitiesKHR::maxBidirectionalCompoundReferenceCount](#) is zero, as returned by [vkGetPhysicalDeviceVideoCapabilitiesKHR](#) for the video profile the bound video session was created with, then the [predictionMode](#) member of the [VkVideoEncodeAV1PictureInfoKHR](#) structure included in the [pNext](#) chain of [pEncodeInfo](#) **must** not be [VK_VIDEO_ENCODE_AV1_PREDICTION_MODE_BIDIRECTIONAL_COMPOUND_KHR](#)

- VUID-vkCmdEncodeVideoKHR-predictionMode-10333

If the bound video session was created with the video codec operation [VK_VIDEO_CODEC_OPERATION_ENCODE_AV1_BIT_KHR](#) and the [predictionMode](#) member of the [VkVideoEncodeAV1PictureInfoKHR](#) structure included in the [pNext](#) chain of [pEncodeInfo](#) is [VK_VIDEO_ENCODE_AV1_PREDICTION_MODE_BIDIRECTIONAL_COMPOUND_KHR](#), then there **must** be at least two non-negative elements of [VkVideoEncodeAV1PictureInfoKHR::referenceNameSlotIndices](#) with element indices $i \in \{0,1,2,3\}$ and $j \in \{4,5,6\}$, respectively, such that neither element equals [cdfOnlyReferenceIndex](#), and for which bit indices i and j are set in [VkVideoEncodeAV1CapabilitiesKHR::bidirectionalCompoundReferenceNameMask](#), as returned by [vkGetPhysicalDeviceVideoCapabilitiesKHR](#) for the video profile the bound video session was created with

- VUID-vkCmdEncodeVideoKHR-predictionMode-10857

If the bound video session was created with the video codec operation [VK_VIDEO_CODEC_OPERATION_ENCODE_AV1_BIT_KHR](#), the [predictionMode](#) member of the [VkVideoEncodeAV1PictureInfoKHR](#) structure included in the [pNext](#) chain of [pEncodeInfo](#) is [VK_VIDEO_ENCODE_AV1_PREDICTION_MODE_UNIDIRECTIONAL_COMPOUND_KHR](#) or [VK_VIDEO_ENCODE_AV1_PREDICTION_MODE_BIDIRECTIONAL_COMPOUND_KHR](#), and [VkVideoEncodeAV1CapabilitiesKHR::flags](#), as returned by [vkGetPhysicalDeviceVideoCapabilitiesKHR](#) for the video profile the bound video session was created with, does not include [VK_VIDEO_ENCODE_AV1_CAPABILITY_COMPOUND_PREDICTION_INTRA_REFRESH_BIT_KHR](#), then [pEncodeInfo->flags](#) **must** not include [VK_VIDEO_ENCODE_INTRA_REFRESH_BIT_KHR](#)

- VUID-vkCmdEncodeVideoKHR-referenceNameSlotIndices-10334

If the bound video session was created with the video codec operation [VK_VIDEO_CODEC_OPERATION_ENCODE_AV1_BIT_KHR](#), then each element of the [referenceNameSlotIndices](#) array member of the [VkVideoEncodeAV1PictureInfoKHR](#) structure included in the [pNext](#) chain of [pEncodeInfo](#) **must** either be negative or **must** equal the [slotIndex](#) member of one of the elements of [pEncodeInfo->pReferenceSlots](#)

- VUID-vkCmdEncodeVideoKHR-slotIndex-10335

If the bound video session was created with the video codec operation [VK_VIDEO_CODEC_OPERATION_ENCODE_AV1_BIT_KHR](#), then the [slotIndex](#) member of each element of [pEncodeInfo->pReferenceSlots](#) **must** equal one of the elements of the

`referenceNameSlotIndices` array member of the `VkVideoEncodeAV1PictureInfoKHR` structure included in the `pNext` chain of `pEncodeInfo`

- VUID-vkCmdEncodeVideoKHR-pExtensionHeader-10336

If the bound video session was created with the video codec operation `VK_VIDEO_CODEC_OPERATION_ENCODE_AV1_BIT_KHR` and the `pExtensionHeader` member of `VkVideoEncodeAV1PictureInfoKHR::pStdPictureInfo` for the `VkVideoEncodeAV1PictureInfoKHR` structure included in the `pNext` chain of `pEncodeInfo` is not `NULL`, then `pExtensionHeader->temporal_id` **must** be less than `VkVideoEncodeAV1CapabilitiesKHR::maxTemporalLayerCount`, as returned by `vkGetPhysicalDeviceVideoCapabilitiesKHR` for the video profile the bound video session was created with

- VUID-vkCmdEncodeVideoKHR-pExtensionHeader-10337

If the bound video session was created with the video codec operation `VK_VIDEO_CODEC_OPERATION_ENCODE_AV1_BIT_KHR` and the `pExtensionHeader` member of `VkVideoEncodeAV1PictureInfoKHR::pStdPictureInfo` for the `VkVideoEncodeAV1PictureInfoKHR` structure included in the `pNext` chain of `pEncodeInfo` is not `NULL`, then `pExtensionHeader->spatial_id` **must** be less than `VkVideoEncodeAV1CapabilitiesKHR::maxSpatialLayerCount`, as returned by `vkGetPhysicalDeviceVideoCapabilitiesKHR` for the video profile the bound video session was created with

- VUID-vkCmdEncodeVideoKHR-pEncodeInfo-10338

If the bound video session was created with the video codec operation `VK_VIDEO_CODEC_OPERATION_ENCODE_AV1_BIT_KHR` and `pEncodeInfo->pSetupReferenceSlot` is not `NULL`, then the `pExtensionHeader` member of `VkVideoEncodeAV1DpbSlotInfoKHR::pStdReferenceInfo` for the `VkVideoEncodeAV1DpbSlotInfoKHR` structure included in the `pNext` chain of `pEncodeInfo->pSetupReferenceSlot` and the `pExtensionHeader` member of `VkVideoEncodeAV1PictureInfoKHR::pStdPictureInfo` for the `VkVideoEncodeAV1PictureInfoKHR` structure included in the `pNext` chain of `pEncodeInfo` **must** both be `NULL` or not `NULL`

- VUID-vkCmdEncodeVideoKHR-pEncodeInfo-10339

If the bound video session was created with the video codec operation `VK_VIDEO_CODEC_OPERATION_ENCODE_AV1_BIT_KHR`, `pEncodeInfo->pSetupReferenceSlot` is not `NULL`, and the `pExtensionHeader` member of `VkVideoEncodeAV1DpbSlotInfoKHR::pStdReferenceInfo` for the `VkVideoEncodeAV1DpbSlotInfoKHR` structure included in the `pNext` chain of `pEncodeInfo->pSetupReferenceSlot` is not `NULL`, then `pExtensionHeader->temporal_id` **must** equal `pStdPictureInfo->pExtensionHeader->temporal_id` in the `VkVideoEncodeAV1PictureInfoKHR` structure included in the `pNext` chain of `pEncodeInfo`

- VUID-vkCmdEncodeVideoKHR-pEncodeInfo-10340

If the bound video session was created with the video codec operation `VK_VIDEO_CODEC_OPERATION_ENCODE_AV1_BIT_KHR`, `pEncodeInfo->pSetupReferenceSlot` is not `NULL`, and the `pExtensionHeader` member of `VkVideoEncodeAV1DpbSlotInfoKHR::pStdReferenceInfo` for the `VkVideoEncodeAV1DpbSlotInfoKHR` structure included in the `pNext` chain of `pEncodeInfo->pSetupReferenceSlot` is not `NULL`, then `pExtensionHeader->spatial_id` **must** equal

`pStdPictureInfo->pExtensionHeader->spatial_id` in the `VkVideoEncodeAV1PictureInfoKHR` structure included in the `pNext` chain of `pEncodeInfo`

- VUID-vkCmdEncodeVideoKHR-pExtensionHeader-10341

If the bound video session was created with the video codec operation `VK_VIDEO_CODEC_OPERATION_ENCODE_AV1_BIT_KHR` and the `pExtensionHeader` member of `VkVideoEncodeAV1DpbSlotInfoKHR::pStdReferenceInfo` for any of the `VkVideoEncodeAV1DpbSlotInfoKHR` structures included in the `pNext` chain of any element of `pEncodeInfo->pReferenceSlots` is not `NULL`, then `pExtensionHeader->temporal_id` **must** be less than `VkVideoEncodeAV1CapabilitiesKHR::maxTemporalLayerCount`, as returned by `vkGetPhysicalDeviceVideoCapabilitiesKHR` for the video profile the bound video session was created with

- VUID-vkCmdEncodeVideoKHR-pExtensionHeader-10342

If the bound video session was created with the video codec operation `VK_VIDEO_CODEC_OPERATION_ENCODE_AV1_BIT_KHR` and the `pExtensionHeader` member of `VkVideoEncodeAV1DpbSlotInfoKHR::pStdReferenceInfo` for any of the `VkVideoEncodeAV1DpbSlotInfoKHR` structures included in the `pNext` chain of any element of `pEncodeInfo->pReferenceSlots` is not `NULL`, then `pExtensionHeader->spatial_id` **must** be less than `VkVideoEncodeAV1CapabilitiesKHR::maxSpatialLayerCount`, as returned by `vkGetPhysicalDeviceVideoCapabilitiesKHR` for the video profile the bound video session was created with

- VUID-vkCmdEncodeVideoKHR-pTileInfo-10343

If the bound video session was created with the video codec operation `VK_VIDEO_CODEC_OPERATION_ENCODE_AV1_BIT_KHR` and the `pTileInfo` member of `VkVideoEncodeAV1PictureInfoKHR::pStdPictureInfo` for the `VkVideoEncodeAV1PictureInfoKHR` structure included in the `pNext` chain of `pEncodeInfo` is not `NULL`, then `pTileInfo->TileCols` **must** be greater than 0

- VUID-vkCmdEncodeVideoKHR-pTileInfo-10344

If the bound video session was created with the video codec operation `VK_VIDEO_CODEC_OPERATION_ENCODE_AV1_BIT_KHR` and the `pTileInfo` member of `VkVideoEncodeAV1PictureInfoKHR::pStdPictureInfo` for the `VkVideoEncodeAV1PictureInfoKHR` structure included in the `pNext` chain of `pEncodeInfo` is not `NULL`, then `pTileInfo->TileRows` **must** be greater than 0

- VUID-vkCmdEncodeVideoKHR-pTileInfo-10345

If the bound video session was created with the video codec operation `VK_VIDEO_CODEC_OPERATION_ENCODE_AV1_BIT_KHR` and the `pTileInfo` member of `VkVideoEncodeAV1PictureInfoKHR::pStdPictureInfo` for the `VkVideoEncodeAV1PictureInfoKHR` structure included in the `pNext` chain of `pEncodeInfo` is not `NULL`, then `pTileInfo->TileCols` **must** be less than or equal to `VkVideoEncodeAV1CapabilitiesKHR::maxTiles.width`, as returned by `vkGetPhysicalDeviceVideoCapabilitiesKHR` for the video profile the bound video session was created with

- VUID-vkCmdEncodeVideoKHR-pTileInfo-10346

If the bound video session was created with the video codec operation `VK_VIDEO_CODEC_OPERATION_ENCODE_AV1_BIT_KHR` and the `pTileInfo` member of `VkVideoEncodeAV1PictureInfoKHR::pStdPictureInfo` for the

`VkVideoEncodeAV1PictureInfoKHR` structure included in the `pNext` chain of `pEncodeInfo` is not `NULL`, then `pTileInfo->TileRows` **must** be less than or equal to `VkVideoEncodeAV1CapabilitiesKHR::maxTiles.height`, as returned by `vkGetPhysicalDeviceVideoCapabilitiesKHR` for the video profile the bound video session was created with

- VUID-vkCmdEncodeVideoKHR-pTileInfo-10347

If the bound video session was created with the video codec operation `VK_VIDEO_CODEC_OPERATION_ENCODE_AV1_BIT_KHR` and the `pTileInfo` member of `VkVideoEncodeAV1PictureInfoKHR::pStdPictureInfo` for the `VkVideoEncodeAV1PictureInfoKHR` structure included in the `pNext` chain of `pEncodeInfo` is not `NULL`, then `pEncodeInfo->srcPictureResource.codedExtent.width / pTileInfo->TileCols` **must** be between `VkVideoEncodeAV1CapabilitiesKHR::minTileSize.width` and `VkVideoEncodeAV1CapabilitiesKHR::maxTileSize.width`, inclusive, as returned by `vkGetPhysicalDeviceVideoCapabilitiesKHR` for the video profile the bound video session was created with

- VUID-vkCmdEncodeVideoKHR-pTileInfo-10348

If the bound video session was created with the video codec operation `VK_VIDEO_CODEC_OPERATION_ENCODE_AV1_BIT_KHR` and the `pTileInfo` member of `VkVideoEncodeAV1PictureInfoKHR::pStdPictureInfo` for the `VkVideoEncodeAV1PictureInfoKHR` structure included in the `pNext` chain of `pEncodeInfo` is not `NULL`, then `pEncodeInfo->srcPictureResource.codedExtent.height / pTileInfo->TileRows` **must** be between `VkVideoEncodeAV1CapabilitiesKHR::minTileSize.height` and `VkVideoEncodeAV1CapabilitiesKHR::maxTileSize.height`, inclusive, as returned by `vkGetPhysicalDeviceVideoCapabilitiesKHR` for the video profile the bound video session was created with

- VUID-vkCmdEncodeVideoKHR-pStdPictureInfo-10349

If the bound video session was created with the video codec operation `VK_VIDEO_CODEC_OPERATION_ENCODE_AV1_BIT_KHR`, then `VkVideoEncodeAV1PictureInfoKHR::pStdPictureInfo->flags.segmentation_enabled` for the `VkVideoEncodeAV1PictureInfoKHR` structure included in the `pNext` chain of `pEncodeInfo` **must** be zero

- VUID-vkCmdEncodeVideoKHR-pStdPictureInfo-10350

If the bound video session was created with the video codec operation `VK_VIDEO_CODEC_OPERATION_ENCODE_AV1_BIT_KHR`, then `VkVideoEncodeAV1PictureInfoKHR::pStdPictureInfo->pSegmentation` for the `VkVideoEncodeAV1PictureInfoKHR` structure included in the `pNext` chain of `pEncodeInfo` **must** be `NULL`

Valid Usage (Implicit)

- VUID-vkCmdEncodeVideoKHR-commandBuffer-parameter
`commandBuffer` **must** be a valid `VkCommandBuffer` handle
- VUID-vkCmdEncodeVideoKHR-pEncodeInfo-parameter
`pEncodeInfo` **must** be a valid pointer to a valid `VkVideoEncodeInfoKHR` structure

- VUID-vkCmdEncodeVideoKHR-commandBuffer-recording
`commandBuffer` **must** be in the [recording state](#)
- VUID-vkCmdEncodeVideoKHR-commandBuffer-cmdpool
The `VkCommandPool` that `commandBuffer` was allocated from **must** support [VK_QUEUE_VIDEO_ENCODE_BIT_KHR](#) operations
- VUID-vkCmdEncodeVideoKHR-renderpass
This command **must** only be called outside of a render pass instance
- VUID-vkCmdEncodeVideoKHR-suspended
This command **must** not be called between suspended render pass instances
- VUID-vkCmdEncodeVideoKHR-videocoding
This command **must** only be called inside of a video coding scope
- VUID-vkCmdEncodeVideoKHR-bufferlevel
`commandBuffer` **must** be a primary `VkCommandBuffer`

Host Synchronization

- Host access to `commandBuffer` **must** be externally synchronized
- Host access to the `VkCommandPool` that `commandBuffer` was allocated from **must** be externally synchronized

Command Properties

Command Buffer Levels	Render Pass Scope	Video Coding Scope	Supported Queue Types	Command Type
Primary	Outside	Inside	VK_QUEUE_VIDEO_ENCODE_BIT_KHR	Action

Conditional Rendering

`vkCmdEncodeVideoKHR` is not affected by [conditional rendering](#)

The `VkVideoEncodeInfoKHR` structure is defined as:


```
// Provided by VK_KHR_video_encode_queue
typedef struct VkVideoEncodeInfoKHR {
    VkStructureType          sType;
    const void*              pNext;
    VkVideoEncodeFlagsKHR    flags;
    VkBuffer                  dstBuffer;
    VkDeviceSize              dstBufferOffset;
    VkDeviceSize              dstBufferRange;
    VkVideoPictureResourceInfoKHR srcPictureResource;
    const VkVideoReferenceSlotInfoKHR* pSetupReferenceSlot;
    uint32_t                  referenceSlotCount;
    const VkVideoReferenceSlotInfoKHR* pReferenceSlots;
    uint32_t                  precedingExternallyEncodedBytes;
} VkVideoEncodeInfoKHR;
```

- `sType` is a `VkStructureType` value identifying this structure.
- `pNext` is a pointer to a structure extending this structure.
- `flags` is a bitmask of `VkVideoEncodeFlagBitsKHR` indicating video encode command flags.
- `dstBuffer` is the destination video bitstream buffer to write the encoded bitstream to.
- `dstBufferOffset` is the starting offset in bytes from the start of `dstBuffer` to write the encoded bitstream to.
- `dstBufferRange` is the maximum bitstream size in bytes that **can** be written to `dstBuffer`, starting from `dstBufferOffset`.
- `srcPictureResource` is the video picture resource to use as the `encode input picture`.
- `pSetupReferenceSlot` is `NULL` or a pointer to a `VkVideoReferenceSlotInfoKHR` structure specifying the `reconstructed picture information`.
- `referenceSlotCount` is the number of elements in the `pReferenceSlots` array.
- `pReferenceSlots` is `NULL` or a pointer to an array of `VkVideoReferenceSlotInfoKHR` structures describing the DPB slots and corresponding `reference picture` resources to use in this video encode operation (the set of `active reference pictures`).
- `precedingExternallyEncodedBytes` is the number of bytes externally encoded by the application to the video bitstream and is used to update the internal state of the implementation's `rate control` algorithm to account for the bitrate budget consumed by these externally encoded bytes.

Valid Usage

- VUID-VkVideoEncodeInfoKHR-dstBuffer-08236
`dstBuffer` **must** have been created with the `VK_BUFFER_USAGE_VIDEO_ENCODE_DST_BIT_KHR` usage flag set
- VUID-VkVideoEncodeInfoKHR-dstBufferOffset-08237
`dstBufferOffset` **must** be less than the size of `dstBuffer`
- VUID-VkVideoEncodeInfoKHR-dstBufferRange-08238

`dstBufferRange` **must** be less than or equal to the size of `dstBuffer` minus `dstBufferOffset`

- VUID-VkVideoEncodeInfoKHR-pSetupReferenceSlot-08239
If `pSetupReferenceSlot` is not `NULL`, then its `slotIndex` member **must** not be negative
- VUID-VkVideoEncodeInfoKHR-pSetupReferenceSlot-08240
If `pSetupReferenceSlot` is not `NULL`, then its `pPictureResource` **must** not be `NULL`
- VUID-VkVideoEncodeInfoKHR-slotIndex-08241
The `slotIndex` member of each element of `pReferenceSlots` **must** not be negative
- VUID-VkVideoEncodeInfoKHR-pPictureResource-08242
The `pPictureResource` member of each element of `pReferenceSlots` **must** not be `NULL`

Valid Usage (Implicit)

- VUID-VkVideoEncodeInfoKHR-sType-sType
`sType` **must** be `VK_STRUCTURE_TYPE_VIDEO_ENCODE_INFO_KHR`
- VUID-VkVideoEncodeInfoKHR-pNext-pNext
Each `pNext` member of any structure (including this one) in the `pNext` chain **must** be either `NULL` or a pointer to a valid instance of `VkVideoEncodeAV1PictureInfoKHR`, `VkVideoEncodeH264PictureInfoKHR`, `VkVideoEncodeH265PictureInfoKHR`, `VkVideoEncodeIntraRefreshInfoKHR`, `VkVideoEncodeQuantizationMapInfoKHR`, or `VkVideoInlineQueryInfoKHR`
- VUID-VkVideoEncodeInfoKHR-sType-unique
The `sType` value of each structure in the `pNext` chain **must** be unique
- VUID-VkVideoEncodeInfoKHR-flags-parameter
`flags` **must** be a valid combination of `VkVideoEncodeFlagBitsKHR` values
- VUID-VkVideoEncodeInfoKHR-dstBuffer-parameter
`dstBuffer` **must** be a valid `VkBuffer` handle
- VUID-VkVideoEncodeInfoKHR-srcPictureResource-parameter
`srcPictureResource` **must** be a valid `VkVideoPictureResourceInfoKHR` structure
- VUID-VkVideoEncodeInfoKHR-pSetupReferenceSlot-parameter
If `pSetupReferenceSlot` is not `NULL`, `pSetupReferenceSlot` **must** be a valid pointer to a valid `VkVideoReferenceSlotInfoKHR` structure
- VUID-VkVideoEncodeInfoKHR-pReferenceSlots-parameter
If `referenceSlotCount` is not `0`, `pReferenceSlots` **must** be a valid pointer to an array of `referenceSlotCount` valid `VkVideoReferenceSlotInfoKHR` structures

Bits which **can** be set in `VkVideoEncodeInfoKHR::flags`, specifying video encode flags, are:


```
// Provided by VK_KHR_video_encode_quantization_map
typedef enum VkVideoEncodeFlagBitsKHR {
    // Provided by VK_KHR_video_encode_intra_refresh
    VK_VIDEO_ENCODE_INTRA_REFRESH_BIT_KHR = 0x00000004,
    // Provided by VK_KHR_video_encode_quantization_map
    VK_VIDEO_ENCODE_WITH_QUANTIZATION_DELTA_MAP_BIT_KHR = 0x00000001,
    // Provided by VK_KHR_video_encode_quantization_map
    VK_VIDEO_ENCODE_WITH_EMPHASIS_MAP_BIT_KHR = 0x00000002,
} VkVideoEncodeFlagBitsKHR;
```

- [VK_VIDEO_ENCODE_WITH_QUANTIZATION_DELTA_MAP_BIT_KHR](#) specifies the use of a [quantization delta map](#) in the issued [video encode operations](#).
- [VK_VIDEO_ENCODE_WITH_EMPHASIS_MAP_BIT_KHR](#) specifies the use of an [emphasis map](#) in the issued [video encode operations](#).
- [VK_VIDEO_ENCODE_INTRA_REFRESH_BIT_KHR](#) enables [intra refresh](#) for the encoded picture.

```
// Provided by VK_KHR_video_encode_queue
typedef VkFlags VkVideoEncodeFlagsKHR;
```

[VkVideoEncodeFlagsKHR](#) is a bitmask type for setting a mask of zero or more [VkVideoEncodeFlagBitsKHR](#).

48.17. Video Encode Intra Refresh

Encoding a picture with intra refresh enables encoding a subset of the coding blocks produced for an [encode input picture](#) with intra prediction.

NOTE

This enables the application to perform a decoder refresh through a series of pictures instead of a single picture. In conjunction with [restricting reference picture prediction](#), this enables avoiding error propagation across refresh cycles without introducing sudden spikes in the bitrate. This is achieved by amortizing the bitstream consumption of the refresh across a series of subsequent pictures.

An *intra refresh cycle* is a series of encode operations using intra refresh that contain at least one encode operation for any subregion of the coded extent that encoded the subregion with intra prediction.

The *intra refresh cycle duration* is the number of encode operations in an intra refresh cycle.

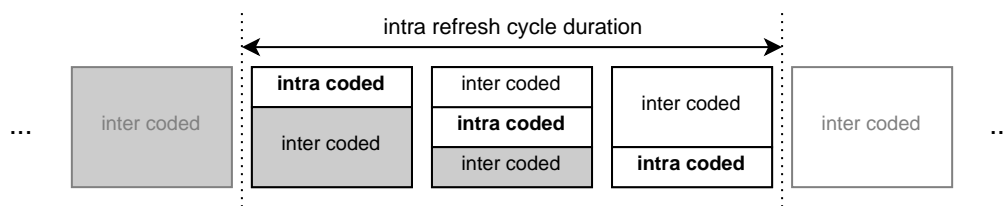


Figure 39. Intra refresh cycle duration

For the purposes of performing an intra refresh cycle, the coded extent is divided into a set of *intra refresh regions*. The number of intra refresh regions for a given intra refresh cycle equals the intra refresh cycle duration.

Implementations **may** partition the coded extent into intra refresh regions in an implementation-specific manner, unless otherwise specified. The following is true for the resulting set of intra refresh regions:

- Each intra refresh region encompasses entire coding blocks.
- Any intra refresh region **may** be non-rectangular.
- Some intra refresh regions **may** be empty.
- The union of intra refresh regions of a given partitioning covers the entire coded extent.

NOTE

While intra refresh regions are generally disjoint, there may be overlap between distinct intra refresh regions of a given partitioning in order to accommodate for any filtering that may need to be applied across coding blocks of neighboring intra refresh regions.

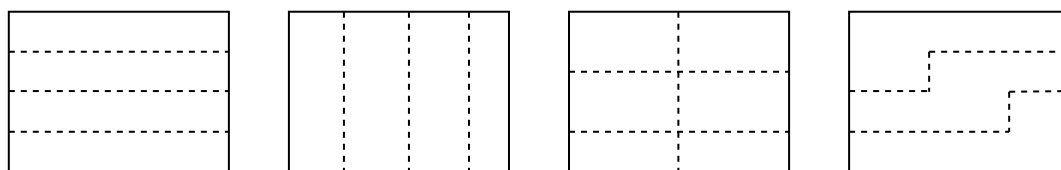


Figure 40. Examples of picture partitioning into intra refresh regions

An intra refresh cycle is performed by encoding subsequent pictures with intra refresh, each encoding subsequent intra refresh regions using intra prediction. This inherently defines an ordering of encode operations within an intra refresh cycle. Therefore each encode operation in an intra refresh cycle has an *intra refresh index* that provides the following information:

- The intra refresh index of an encode operation using intra refresh is the ordinal index of the intra refresh region being encoded using intra prediction.

- The intra refresh index of an encode operation using intra refresh inherently tells the number of intra refresh regions already refreshed by previous encode operations of the intra refresh cycle.

NOTE

For AV1 encoding, applications should consider setting the `error_resilient_mode` flag for the first frame encoded as part of the intra refresh cycle in order to avoid any error propagation of CDF data.

An intra refresh region of a picture encoded using intra refresh is considered *clean* once the encode operation within the intra refresh cycle that encoded that intra refresh region using intra prediction is complete. Otherwise, the intra refresh region is considered *dirty*.

The number of *dirty intra refresh regions* of a picture encoded using intra refresh is always one less than the difference between the intra refresh cycle duration and the intra refresh index used to encode that picture.

NOTE

As the intra refresh cycle progresses, each subsequent picture encoded with intra refresh will have fewer dirty intra refresh regions. Consequently, the final encode operation of the intra refresh cycle will produce an encoded picture with no more dirty intra refresh regions.

48.17.1. Intra Refresh Capabilities

When calling `vkGetPhysicalDeviceVideoCapabilitiesKHR` with `pVideoProfile->videoCodecOperation` specifying an encode operation, the `VkVideoEncodeIntraRefreshCapabilitiesKHR` structure **can** be included in the `pNext` chain of the `VkVideoCapabilitiesKHR` structure to retrieve capabilities specific to video encode intra refresh.

The `VkVideoEncodeIntraRefreshCapabilitiesKHR` structure is defined as:

```
// Provided by VK_KHR_video_encode_intra_refresh
typedef struct VkVideoEncodeIntraRefreshCapabilitiesKHR {
    VkStructureType    sType;
    void*              pNext;
    VkVideoEncodeIntraRefreshModeFlagsKHR  intraRefreshModes;
    uint32_t           maxIntraRefreshCycleDuration;
    uint32_t           maxIntraRefreshActiveReferencePictures;
    VkBool32           partitionIndependentIntraRefreshRegions;
    VkBool32           nonRectangularIntraRefreshRegions;
} VkVideoEncodeIntraRefreshCapabilitiesKHR;
```

- `sType` is a `VkStructureType` value identifying this structure.
- `pNext` is `NULL` or a pointer to a structure extending this structure.
- `intraRefreshModes` is a bitmask of `VkVideoEncodeIntraRefreshModeFlagBitsKHR` values indicating the set of supported [intra refresh modes](#).
- `maxIntraRefreshCycleDuration` specifies the maximum supported [intra refresh cycle duration](#).

- `maxIntraRefreshActiveReferencePictures` is the maximum number of [active reference pictures](#) when encoding pictures with [intra refresh](#) enabled. This capability indicates additional restrictions beyond the maximum number of [active reference pictures](#) supported by the video profile, as reported in `VkVideoCapabilitiesKHR::maxActiveReferencePictures` and the maximum requested at video session creation time in `VkVideoSessionCreateInfoKHR::maxActiveReferencePictures`.
- `partitionIndependentIntraRefreshRegions` specifies whether the implementation supports intra refresh regions that are independent of the picture partitioning used during encoding. If it is `VK_TRUE`, then pictures **can** be encoded with multiple picture partitions, independent of the used intra refresh mode. Otherwise, pictures **cannot** be encoded with multiple picture partitions with any intra refresh mode other than `VK_VIDEO_ENCODE_INTRA_REFRESH_MODE_PER_PICTURE_PARTITION_BIT_KHR`.

NOTE

This capability is only indicative for [AV1 encode profiles](#) and does not impose any restrictions on the application as implementations may change the application requested picture partitioning according to implementation-specific restrictions.

- `nonRectangularIntraRefreshRegions` specifies whether the implementation supports non-rectangular intra refresh regions.

NOTE

If this capability is not supported, then using per picture partition intra refresh may impose additional restrictions on the number of picture partitions a picture can be encoded with.

Valid Usage (Implicit)

- `VOID-VkVideoEncodeIntraRefreshCapabilitiesKHR-sType-sType` **must** be `VK_STRUCTURE_TYPE_VIDEO_ENCODE_INTRA_REFRESH_CAPABILITIES_KHR`

Structure Chaining

Extends the structure

- [VkVideoCapabilitiesKHR](#)

48.17.2. Intra Refresh Modes

The intra refresh modes are defined with the following enums:


```
// Provided by VK_KHR_video_encode_intra_refresh
typedef enum VkVideoEncodeIntraRefreshModeFlagBitsKHR {
    VK_VIDEO_ENCODE_INTRA_REFRESH_MODE_NONE_KHR = 0,
    VK_VIDEO_ENCODE_INTRA_REFRESH_MODE_PER_PICTURE_PARTITION_BIT_KHR = 0x00000001,
    VK_VIDEO_ENCODE_INTRA_REFRESH_MODE_BLOCK_BASED_BIT_KHR = 0x00000002,
    VK_VIDEO_ENCODE_INTRA_REFRESH_MODE_BLOCK_ROW_BASED_BIT_KHR = 0x00000004,
    VK_VIDEO_ENCODE_INTRA_REFRESH_MODE_BLOCK_COLUMN_BASED_BIT_KHR = 0x00000008,
} VkVideoEncodeIntraRefreshModeFlagBitsKHR;
```

- [VK_VIDEO_ENCODE_INTRA_REFRESH_MODE_NONE_KHR](#) specifies that intra refresh **must** not be used.
- [VK_VIDEO_ENCODE_INTRA_REFRESH_MODE_PER_PICTURE_PARTITION_BIT_KHR](#) specifies the use of *per picture partition intra refresh*. In this mode each intra refresh region *i* corresponds to the encoded picture partition *i*.
- [VK_VIDEO_ENCODE_INTRA_REFRESH_MODE_BLOCK_BASED_BIT_KHR](#) specifies the use of any *block-based intra refresh*. In this mode each intra refresh region encompasses a set of coding blocks, independent of encoded picture partitions but without any additional guarantees on the granularity at which the picture is split into intra refresh regions. When using this mode, the set of coding blocks comprising the intra refresh regions and the direction of intra refresh are implementation-defined.
- [VK_VIDEO_ENCODE_INTRA_REFRESH_MODE_BLOCK_ROW_BASED_BIT_KHR](#) specifies the use of *block-row-based intra refresh*. This mode is a block-based intra refresh mode where each intra refresh region encompasses a set of coding block rows.
- [VK_VIDEO_ENCODE_INTRA_REFRESH_MODE_BLOCK_COLUMN_BASED_BIT_KHR](#) specifies the use of *block-column-based intra refresh*. This mode is a block-based intra refresh mode where each intra refresh region encompasses a set of coding block columns.

Implementations reporting support for
[VK_VIDEO_ENCODE_INTRA_REFRESH_MODE_BLOCK_ROW_BASED_BIT_KHR](#) and/or
[VK_VIDEO_ENCODE_INTRA_REFRESH_MODE_BLOCK_COLUMN_BASED_BIT_KHR](#) in
[VkVideoEncodeIntraRefreshCapabilitiesKHR::intraRefreshModes](#) are also **required** to report support
for [VK_VIDEO_ENCODE_INTRA_REFRESH_MODE_BLOCK_BASED_BIT_KHR](#).

NOTE

Both block-row-based and block-column-based intra refresh are just specific types of block-based intra refresh that provide additional guarantees about the granularity at which the picture is split into intra refresh regions, therefore implementations supporting either block-row-based or block-column-based intra refresh inherently support block-based intra refresh. Applications can use [VK_VIDEO_ENCODE_INTRA_REFRESH_MODE_BLOCK_BASED_BIT_KHR](#) on such implementations when they do not have any preference for a more specific block-based mode and would rather leave the decision about the division into intra refresh regions to the implementation.


```
// Provided by VK_KHR_video_encode_intra_refresh
typedef VkFlags VkVideoEncodeIntraRefreshModeFlagsKHR;
```

`VkVideoEncodeIntraRefreshModeFlagsKHR` is a bitmask type for setting a mask of zero or more `VkVideoEncodeIntraRefreshModeFlagBitsKHR`.

The used intra refresh mode is selected at [video session creation time](#) by including an instance of the `VkVideoEncodeSessionIntraRefreshCreateInfoKHR` structure in the `pNext` chain of the `VkVideoSessionCreateInfoKHR` structure and specifying one of the supported intra refresh modes, as returned in `VkVideoEncodeIntraRefreshCapabilitiesKHR::intraRefreshModes`, in its `intraRefreshMode` member.

The `VkVideoEncodeSessionIntraRefreshCreateInfoKHR` structure is defined as:

```
// Provided by VK_KHR_video_encode_intra_refresh
typedef struct VkVideoEncodeSessionIntraRefreshCreateInfoKHR {
    VkStructureType              sType;
    const void*                  pNext;
    VkVideoEncodeIntraRefreshModeFlagBitsKHR intraRefreshMode;
} VkVideoEncodeSessionIntraRefreshCreateInfoKHR;
```

- `sType` is a `VkStructureType` value identifying this structure.
- `pNext` is `NULL` or a pointer to a structure extending this structure.
- `intraRefreshMode` is a `VkVideoEncodeIntraRefreshModeFlagBitsKHR` specifying the used [intra refresh mode](#).

Valid Usage (Implicit)

- VUID-VkVideoEncodeSessionIntraRefreshCreateInfoKHR-sType-sType `sType` must be `VK_STRUCTURE_TYPE_VIDEO_ENCODE_SESSION_INTRA_REFRESH_CREATE_INFO_KHR`
- VUID-VkVideoEncodeSessionIntraRefreshCreateInfoKHR-intraRefreshMode-parameter If `intraRefreshMode` is not `0`, `intraRefreshMode` must be a valid `VkVideoEncodeIntraRefreshModeFlagBitsKHR` value

Structure Chaining

Extends the structure

- `VkVideoSessionCreateInfoKHR`

48.17.3. Encoding Pictures with Intra Refresh

If the video encode operation is issued with the `VK_VIDEO_ENCODE_INTRA_REFRESH_BIT_KHR`

flag, the picture will be encoded with intra refresh, resulting in the [intra refresh region](#) identified by the specified [intra refresh index](#) to be encoded with intra prediction.

Intra refresh parameters are specified to video encode operations by including an instance of the [VkVideoEncodeIntraRefreshInfoKHR](#) structure in the [pNext](#) chain of the [VkVideoEncodeInfoKHR](#) structure specified to the video encode command.

The [VkVideoEncodeIntraRefreshInfoKHR](#) structure is defined as:

```
// Provided by VK_KHR_video_encode_intra_refresh
typedef struct VkVideoEncodeIntraRefreshInfoKHR {
    VkStructureType    sType;
    const void*        pNext;
    uint32_t            intraRefreshCycleDuration;
    uint32_t            intraRefreshIndex;
} VkVideoEncodeIntraRefreshInfoKHR;
```

- [sType](#) is a [VkStructureType](#) value identifying this structure.
- [pNext](#) is `NULL` or a pointer to a structure extending this structure.
- [intraRefreshCycleDuration](#) is the used [intra refresh cycle duration](#).
- [intraRefreshIndex](#) is the [intra refresh index](#) of the encoded picture.

Valid Usage (Implicit)

- VUID-VkVideoEncodeIntraRefreshInfoKHR-sType-sType
[sType](#) must be [VK_STRUCTURE_TYPE_VIDEO_ENCODE_INTRA_REFRESH_INFO_KHR](#)

Structure Chaining

Extends the structure

- [VkVideoEncodeInfoKHR](#)

48.17.4. Referencing Pictures Encoded with Intra Refresh

When using pictures encoded with intra refresh as an [active reference picture](#) in a video encode operation, applications **may** want to limit the set of [intra refresh regions](#) of the reference picture that are used to predict samples of the encoded picture to exclude [dirty intra refresh regions](#) of the reference picture in question.

NOTE

This enables the application to avoid error propagation from previous refresh cycles by only using already refreshed (clean) intra refresh regions for sample prediction.

In order to limit the set of [intra refresh regions](#) of an [active reference picture](#) used for sample

prediction, the application **must** specify an instance of the [VkVideoReferenceIntraRefreshInfoKHR](#) structure in the **pNext** chain of the [VkVideoReferenceSlotInfoKHR](#) structure specifying the active reference picture in question.

The [VkVideoReferenceIntraRefreshInfoKHR](#) structure is defined as:

```
// Provided by VK_KHR_video_encode_intra_refresh
typedef struct VkVideoReferenceIntraRefreshInfoKHR {
    VkStructureType    sType;
    const void*        pNext;
    uint32_t           dirtyIntraRefreshRegions;
} VkVideoReferenceIntraRefreshInfoKHR;
```

- **sType** is a [VkStructureType](#) value identifying this structure.
- **pNext** is **NULL** or a pointer to a structure extending this structure.
- **dirtyIntraRefreshRegions** is the number of [dirty intra refresh regions](#) in the reference picture.

Valid Usage (Implicit)

- VUID-VkVideoReferenceIntraRefreshInfoKHR-sType-sType
sType **must** be [VK_STRUCTURE_TYPE_VIDEO_REFERENCE_INTRA_REFRESH_INFO_KHR](#)

Structure Chaining

Extends the structure

- [VkVideoReferenceSlotInfoKHR](#)

In order to use active reference pictures with a non-zero number of dirty intra refresh regions and therefore limit sample prediction to clean intra refresh regions, the currently encoded picture **must** be encoded with intra refresh enabled.

When limiting sample prediction to clean intra refresh regions of a reference picture with a non-zero number of [dirty intra refresh regions](#), the number of dirty intra refresh regions **must** equal the used [intra refresh cycle duration](#) minus the [intra refresh index](#) of the encoded picture.

NOTE

This has the practical effect that pictures can only reference the previous picture within the intra refresh cycle or pictures outside of the intra refresh cycle.

Given an [active reference picture](#) with **dirtyIntraRefreshRegions** number of [dirty intra refresh regions](#) and an [intra refresh cycle duration](#) of **intraRefreshCycleDuration**, the samples within intra refresh region index *i* of the encoded picture are allowed to be predicted by samples within intra refresh region index *j* of the active reference picture in question if and only if any of the following conditions are true:

- The picture is encoded with [VK_VIDEO_ENCODE_INTRA_REFRESH_BIT_KHR](#) and *i* is greater

than the `intraRefreshIndex` of the encoded picture.

- The picture is encoded with `VK_VIDEO_ENCODE_INTRA_REFRESH_BIT_KHR`, `i` is less than the `intraRefreshIndex` of the encoded picture, and `j` is less than the difference of `intraRefreshCycleDuration` and `dirtyIntraRefreshRegions`.

NOTE

Even if a particular intra refresh region is allowed to be used for sample prediction, as defined above, implementations may not always support sample prediction from the given intra refresh region.

Some implementations may only support sample prediction from a single set of intra refresh regions across the entire set of active reference pictures. For example, when encoding a picture with two active reference pictures, one with no dirty intra refresh regions, and one with some dirty intra refresh regions, sample prediction may not happen from those intra refresh regions of the first active reference picture which are marked dirty in the second active reference picture.

Other implementations may have the additional restriction that the set of intra refresh regions to use for sample prediction across the entire set of active reference pictures is implied from the intra refresh index of the currently encoded picture, further restricting the set of intra refresh regions that such implementations can use for sample prediction. For example, when encoding a picture with intra refresh using an active reference picture that has no dirty intra refresh regions, sample prediction may not happen from intra refresh regions of the active reference picture which have an index greater than or equal to the currently encoded picture's intra refresh index, even though those intra refresh regions were not marked as dirty.

None of these implementation limitations will have an effect on application behavior from the perspective of correctness, but they may negatively impact the encoding efficiency.

48.18. Video Encode Rate Control

The size of the encoded bitstream data produced by video encode operations is a function of the following set of constraints:

- The capabilities of the compression algorithms defined and employed by the used video compression standard;
- Restrictions imposed by the selected `video profile` according to the rules defined by the used video compression standard;
- Further restrictions imposed by the `capabilities` supported by the implementation for the selected `video profile`;
- The image data in the `encode input picture` and the set of `active reference pictures` (as these affect the effectiveness of the compression algorithms employed by the video encode operations);
- The set of codec-specific and codec-independent encoding parameters provided by the

application.

These also inherently define the set of decoder capabilities required for reconstructing and processing the picture data in the encoded bitstream.

Video coding uses *bitrate* as the quantitative metric associated with encoded bitstream data size which expresses the rate at which video bitstream data **can** be transferred or processed, measured in number of bits per second. This bitrate is both a function of the encoded bitstream data size of the encoded pictures as well as the *frame rate* used by the video sequence.

Rate control algorithms are used by video encode operations to enable adjusting encoding parameters to achieve a target bitrate, or otherwise directly or indirectly control the bitrate of the generated video bitstream data. These algorithms are usually not defined by the used video compression standard, although some video compression standards do provide non-normative guidelines for implementations.

Accordingly, this specification does not mandate implementations to produce identical encoded bitstream data outputs in response to video encode operations, however, it does define a set of codec-independent and codec-specific parameters that enable the application to control the behavior of the rate control algorithms supported by the implementation. Some of these parameters guarantee certain implementation behavior while others provide guidance for implementations to apply various rate control heuristics.

NOTE

Applications need to make sure that they configure rate control parameters appropriately and that they follow the promises made to the implementation through parameters providing guidance for the implementation's rate control algorithms and heuristics in order to be able to get the desired rate control behavior and to be able to hit the set bitrate targets. In addition, the behavior of rate control may also differ across implementations even if the capabilities of the used video profile match between those implementations. This may happen due to implementations applying different rate control algorithms or heuristics internally, and thus even the same set of guidance parameter values may have different effects on the rate control behavior across implementations.

48.18.1. Rate Control Modes

After a video session is reset to the [initial state](#), the default behavior and parameters of video encode rate control are entirely implementation-dependent and the application **cannot** affect the bitrate or quality parameters of the encoded bitstream data produced by video encode operations unless the application changes the rate control configuration of the video session, as described in the [Video Coding Control](#) section.

For each supported [video profile](#), the implementation **may** expose a set of *rate control modes* that are available for use by the application when encoding bitstreams targeting that video profile. These modes allow using different rate control algorithms that fall into one of the following two categories:

1. Per-operation rate control

2. Stream-level rate control

In case of *per-operation rate control*, the bitrate of the generated video bitstream data is indirectly controlled by quality, size, or other encoding parameters specified by the application for each individual video encode operation.

In case of *stream-level rate control*, the application **can** directly specify target bitrates besides other encoding parameters to control the behavior of the rate control algorithm used by the implementation across multiple video encode operations.

The rate control modes are defined with the following enums:

```
// Provided by VK_KHR_video_encode_queue
typedef enum VkVideoEncodeRateControlModeFlagBitsKHR {
    VK_VIDEO_ENCODE_RATE_CONTROL_MODE_DEFAULT_KHR = 0,
    VK_VIDEO_ENCODE_RATE_CONTROL_MODE_DISABLED_BIT_KHR = 0x00000001,
    VK_VIDEO_ENCODE_RATE_CONTROL_MODE_CBR_BIT_KHR = 0x00000002,
    VK_VIDEO_ENCODE_RATE_CONTROL_MODE_VBR_BIT_KHR = 0x00000004,
} VkVideoEncodeRateControlModeFlagBitsKHR;
```

- [VK_VIDEO_ENCODE_RATE_CONTROL_MODE_DEFAULT_KHR](#) specifies the use of implementation-specific rate control.
- [VK_VIDEO_ENCODE_RATE_CONTROL_MODE_DISABLED_BIT_KHR](#) specifies that rate control is disabled and the application will specify per-operation rate control parameters controlling the encoding quality. In this mode implementations will encode pictures independently of the output bitrate of prior video encode operations.
 - When using an [H.264 encode profile](#), implementations will use the QP value specified in [VkVideoEncodeH264NaluSliceInfoKHR::constantQp](#) to control the quality of the encoded picture.
 - When using an [H.265 encode profile](#), implementations will use the QP value specified in [VkVideoEncodeH265NaluSliceSegmentInfoKHR::constantQp](#) to control the quality of the encoded picture.
 - When using an [AV1 encode profile](#), implementations will use the quantizer index value specified in [VkVideoEncodeAV1PictureInfoKHR::constantQIndex](#) to control the quality of the encoded picture.
- [VK_VIDEO_ENCODE_RATE_CONTROL_MODE_CBR_BIT_KHR](#) specifies the use of constant bitrate (CBR) rate control mode. In this mode the implementation will attempt to produce the encoded bitstream at a constant bitrate while conforming to the constraints of other rate control parameters.
- [VK_VIDEO_ENCODE_RATE_CONTROL_MODE_VBR_BIT_KHR](#) specifies the use of variable bitrate (VBR) rate control mode. In this mode the implementation will produce the encoded bitstream at a variable bitrate according to the constraints of other rate control parameters.


```
// Provided by VK_KHR_video_encode_queue
typedef VkFlags VkVideoEncodeRateControlModeFlagsKHR;
```

`VkVideoEncodeRateControlModeFlagsKHR` is a bitmask type for setting a mask of zero or more `VkVideoEncodeRateControlModeFlagBitsKHR`.

48.18.2. Leaky Bucket Model

Video encoding implementations use the *leaky bucket model* for stream-level rate control. The leaky bucket is a concept referring to the interface between the video encoder and the consumer (for example, a network connection), where the video encoder produces encoded bitstream data corresponding to the encoded pictures and adds them in the leaky bucket while its content are drained by the consumer.

Analogously, a similar leaky bucket is considered to exist at the input interface of a video decoder, into which encoded bitstream data is continuously added and is subsequently consumed by the video decoder. It is desirable to avoid overflowing or underflowing this leaky bucket because:

- In case of an underflow, the video decoder will be unable to consume encoded bitstream data in order to decode pictures (and optionally display them).
- In case of an overflow, the leaky bucket will be unable to accommodate more encoded bitstream data and such data **may** need to be thrown away, leading to the loss of the corresponding encoded pictures.

These requirements **can** be satisfied by imposing various constraints on the encoder-side leaky bucket to avoid its overflow or underflow, depending on the used rate control algorithm and codec parameters. However, enumerating these constraints is outside the scope of this specification.

The term *virtual buffer* is often used as an alternative to refer to the leaky bucket.

This virtual buffer model is defined by the following parameters:

- The bitrate (**R**) at which the encoded bitstream is expected to be processed.
- The size (**B**) of the virtual buffer.
- The initial occupancy (**F**) of the virtual buffer.

In this model the virtual buffer is used to smooth out fluctuations in the bitrate of the encoded bitstream over time without experiencing buffer overflow or underflow, as long as the bitrate of the encoded stream does not diverge from the target bitrate for extended periods of time.

This buffering **may** inherently impose a processing delay, as the goal of the model is to enable decoders maintain a consistent processing rate of an encoded bitstream with varying data rate.

The initial or start-up delay (**D**) is computed as:

$$D = F / R$$

NOTE

Applications need to configure the virtual buffer with sufficient size to avoid or minimize buffer overflows and underflows while also keeping it small enough to meet their latency goals.

48.18.3. Rate Control Layers

Some video compression standards and [video profiles](#) allow associating encoded pictures with specific *video coding layers*. The name, identification, and semantics associated with such video coding layers are defined by the corresponding video compression standards.

Analogously, stream-level rate control **can** be configured to use one or more *rate control layers*:

- When a single rate control layer is configured, it is applied to all encoded pictures, regardless of the picture's video coding layer. In this case the distribution of the available bitrate budget across video coding layers is implementation-dependent.
- When multiple rate control layers are configured, each rate control layer is applied to the corresponding video coding layer, i.e. only across encoded pictures pertaining to the corresponding video coding layer.

Individual rate control layers are identified using *layer indices* between zero and **N-1**, where **N** is the number of active rate control layers.

Rate control layers are only applicable when using [stream-level rate control modes](#).

48.18.4. Rate Control State

Rate control state is maintained by the implementation in the [video session](#) objects and its parameters are specified using an instance of the `VkVideoEncodeRateControlInfoKHR` structure. The complete rate control state of a video session is defined by the following set of parameters:

- The values of the members of the `VkVideoEncodeRateControlInfoKHR` structure used to configure the rate control state.
- The values of the members of any `VkVideoEncodeRateControlLayerInfoKHR` structures specified in `VkVideoEncodeRateControlInfoKHR::pLayers` used to configure the state of individual [rate control layers](#).
- If the video session was created with an [H.264 encode profile](#):
 - The values of the members of the `VkVideoEncodeH264RateControlInfoKHR` structure, if one is specified in the `pNext` chain of the `VkVideoEncodeRateControlInfoKHR` used to configure the rate control state.
 - The values of the members of any `VkVideoEncodeH264RateControlLayerInfoKHR` structures included in the `pNext` chain of a `VkVideoEncodeRateControlLayerInfoKHR` structure used to configure the state of a rate control layer.
- If the video session was created with an [H.265 encode profile](#):
 - The values of the members of the `VkVideoEncodeH265RateControlInfoKHR` structure, if one is specified in the `pNext` chain of the `VkVideoEncodeRateControlInfoKHR` used to configure the rate control state.

- The values of the members of any [VkVideoEncodeH265RateControlLayerInfoKHR](#) structures included in the [pNext](#) chain of a [VkVideoEncodeRateControlLayerInfoKHR](#) structure used to configure the state of a rate control layer.
- If the video session was created with an [AV1 encode profile](#):
 - The values of the members of the [VkVideoEncodeAV1RateControlInfoKHR](#) structure, if one is specified in the [pNext](#) chain of the [VkVideoEncodeRateControlInfoKHR](#) used to configure the rate control state.
 - The values of the members of any [VkVideoEncodeAV1RateControlLayerInfoKHR](#) structures included in the [pNext](#) chain of a [VkVideoEncodeRateControlLayerInfoKHR](#) structure used to configure the state of a rate control layer.

Two rate control states match if all the parameters listed above match between them.

The [VkVideoEncodeRateControlInfoKHR](#) structure is defined as:

```
// Provided by VK_KHR_video_encode_queue
typedef struct VkVideoEncodeRateControlInfoKHR {
    VkStructureType          sType;
    const void*              pNext;
    VkVideoEncodeRateControlFlagsKHR    flags;
    VkVideoEncodeRateControlModeFlagBitsKHR    rateControlMode;
    uint32_t                 layerCount;
    const VkVideoEncodeRateControlLayerInfoKHR* pLayers;
    uint32_t                 virtualBufferSizeInMs;
    uint32_t                 initialVirtualBufferSizeInMs;
} VkVideoEncodeRateControlInfoKHR;
```

- [sType](#) is a [VkStructureType](#) value identifying this structure.
- [pNext](#) is [NULL](#) or a pointer to a structure extending this structure.
- [flags](#) is reserved for future use.
- [rateControlMode](#) is a [VkVideoEncodeRateControlModeFlagBitsKHR](#) value specifying the [rate control mode](#).
- [layerCount](#) specifies the number of [rate control layers](#) to use.
- [pLayers](#) is a pointer to an array of [layerCount](#) [VkVideoEncodeRateControlLayerInfoKHR](#) structures, each specifying the rate control configuration of the corresponding rate control layer.
- [virtualBufferSizeInMs](#) is the size in milliseconds of the virtual buffer used by the implementation's rate control algorithm for the [leaky bucket model](#), with respect to the average bitrate of the stream calculated by summing the values of the [averageBitrate](#) members of the [pLayers](#) array.
- [initialVirtualBufferSizeInMs](#) is the initial occupancy in milliseconds of the virtual buffer used by the implementation's rate control algorithm for the [leaky bucket model](#).

If [layerCount](#) is zero then the values of [virtualBufferSizeInMs](#) and [initialVirtualBufferSizeInMs](#) are

ignored.

This structure **can** be specified in the following places:

- In the **pNext** chain of [VkVideoBeginCodingInfoKHR](#) to specify the current rate control state expected to be configured when beginning a [video coding scope](#).
- In the **pNext** chain of [VkVideoCodingControlInfoKHR](#) to change the rate control configuration of the bound video session.

Including this structure in the **pNext** chain of [VkVideoCodingControlInfoKHR](#) and including [VK_VIDEO_CODING_CONTROL_ENCODE_RATE_CONTROL_BIT_KHR](#) in [VkVideoCodingControlInfoKHR::flags](#) enables updating the rate control configuration of the bound video session. This replaces the entire rate control configuration of the bound video session and **may** reset the state of all enabled rate control layers to an initial state according to the codec-specific rate control semantics defined in the corresponding sections listed below.

When **layerCount** is greater than one, multiple [rate control layers](#) are configured, and each rate control layer is applied to the corresponding video coding layer identified by the index of the corresponding element of **pLayer**.

- If the video session was created with the video codec operation [VK_VIDEO_CODEC_OPERATION_ENCODE_H264_BIT_KHR](#), then this index specifies the H.264 temporal layer ID of the video coding layer the rate control layer is applied to.
- If the video session was created with the video codec operation [VK_VIDEO_CODEC_OPERATION_ENCODE_H265_BIT_KHR](#), then this index specifies the H.265 temporal ID of the video coding layer the rate control layer is applied to.
- If the video session was created with the video codec operation [VK_VIDEO_CODEC_OPERATION_ENCODE_AV1_BIT_KHR](#), then this index specifies the AV1 temporal ID of the temporal layer the rate control layer is applied to.

Additional structures providing codec-specific rate control parameters **can** be included in the **pNext** chain of [VkVideoCodingControlInfoKHR](#) depending on the [video profile](#) the bound video session was created. For further details see:

- [Video Coding Control](#)
- [H.264 Encode Rate Control](#)
- [H.265 Encode Rate Control](#)
- [AV1 Encode Rate Control](#)

The new rate control configuration takes effect when the corresponding [vkCmdControlVideoCodingKHR](#) is executed on the device, and only impacts video encode operations that follow in execution order.

Valid Usage

- VUID-VkVideoEncodeRateControlInfoKHR-rateControlMode-08248

If **rateControlMode** is [VK_VIDEO_ENCODE_RATE_CONTROL_MODE_DEFAULT_KHR](#) or

VK_VIDEO_ENCODE_RATE_CONTROL_MODE_DISABLED_BIT_KHR, then **layerCount** must be 0

- VUID-VkVideoEncodeRateControlInfoKHR-rateControlMode-08275
If **rateControlMode** is VK_VIDEO_ENCODE_RATE_CONTROL_MODE_CBR_BIT_KHR or VK_VIDEO_ENCODE_RATE_CONTROL_MODE_VBR_BIT_KHR, then **layerCount** must be greater than 0
- VUID-VkVideoEncodeRateControlInfoKHR-rateControlMode-08244
If **rateControlMode** is not VK_VIDEO_ENCODE_RATE_CONTROL_MODE_DEFAULT_KHR, then it must specify one of the bits included in **VkVideoEncodeCapabilitiesKHR::rateControlModes**, as returned by **vkGetPhysicalDeviceVideoCapabilitiesKHR** for the used video profile
- VUID-VkVideoEncodeRateControlInfoKHR-layerCount-08245
layerCount member must be less than or equal to **VkVideoEncodeCapabilitiesKHR::maxRateControlLayers**, as returned by **vkGetPhysicalDeviceVideoCapabilitiesKHR** for the used video profile
- VUID-VkVideoEncodeRateControlInfoKHR-pLayers-08276
For each element of **pLayers**, its **averageBitrate** member must be between 1 and **VkVideoEncodeCapabilitiesKHR::maxBitrate**, as returned by **vkGetPhysicalDeviceVideoCapabilitiesKHR** for the used video profile
- VUID-VkVideoEncodeRateControlInfoKHR-pLayers-08277
For each element of **pLayers**, its **maxBitrate** member must be between 1 and **VkVideoEncodeCapabilitiesKHR::maxBitrate**, as returned by **vkGetPhysicalDeviceVideoCapabilitiesKHR** for the used video profile
- VUID-VkVideoEncodeRateControlInfoKHR-rateControlMode-08356
If **rateControlMode** is VK_VIDEO_ENCODE_RATE_CONTROL_MODE_CBR_BIT_KHR, then for each element of **pLayers**, its **averageBitrate** member must equal its **maxBitrate** member
- VUID-VkVideoEncodeRateControlInfoKHR-rateControlMode-08278
If **rateControlMode** is VK_VIDEO_ENCODE_RATE_CONTROL_MODE_VBR_BIT_KHR, then for each element of **pLayers**, its **averageBitrate** member must be less than or equal to its **maxBitrate** member
- VUID-VkVideoEncodeRateControlInfoKHR-layerCount-08357
If **layerCount** is not zero, then **virtualBufferSizeInMs** must be greater than zero
- VUID-VkVideoEncodeRateControlInfoKHR-layerCount-08358
If **layerCount** is not zero, then **initialVirtualBufferSizeInMs** must be less than or equal to **virtualBufferSizeInMs**
- VUID-VkVideoEncodeRateControlInfoKHR-videoCodecOperation-07022
If the **videoCodecOperation** of the used video profile is VK_VIDEO_CODEC_OPERATION_ENCODE_H264_BIT_KHR, the **pNext** chain this structure is included in also includes an instance of the **VkVideoEncodeH264RateControlInfoKHR** structure, and **layerCount** is greater than 1, then **layerCount** must equal **VkVideoEncodeH264RateControlInfoKHR::temporalLayerCount**
- VUID-VkVideoEncodeRateControlInfoKHR-videoCodecOperation-07025
If the **videoCodecOperation** of the used video profile is

`VK_VIDEO_CODEC_OPERATION_ENCODE_H265_BIT_KHR`, the `pNext` chain this structure is included in also includes an instance of the `VkVideoEncodeH265RateControlInfoKHR` structure, and `layerCount` is greater than 1, then `layerCount` **must** equal `VkVideoEncodeH265RateControlInfoKHR::subLayerCount`

- VUID-VkVideoEncodeRateControlInfoKHR-videoCodecOperation-10351

If the `videoCodecOperation` of the used video profile is `VK_VIDEO_CODEC_OPERATION_ENCODE_AV1_BIT_KHR`, the `pNext` chain this structure is included in also includes an instance of the `VkVideoEncodeAV1RateControlInfoKHR` structure, and `layerCount` is greater than 1, then `layerCount` **must** equal `VkVideoEncodeAV1RateControlInfoKHR::temporalLayerCount`

Valid Usage (Implicit)

- VUID-VkVideoEncodeRateControlInfoKHR-sType-sType
`sType` **must** be `VK_STRUCTURE_TYPE_VIDEO_ENCODE_RATE_CONTROL_INFO_KHR`
- VUID-VkVideoEncodeRateControlInfoKHR-flags-zero bitmask
`flags` **must** be 0
- VUID-VkVideoEncodeRateControlInfoKHR-rateControlMode-parameter
If `rateControlMode` is not 0, `rateControlMode` **must** be a valid `VkVideoEncodeRateControlModeFlagBitsKHR` value
- VUID-VkVideoEncodeRateControlInfoKHR-pLayers-parameter
If `layerCount` is not 0, `pLayers` **must** be a valid pointer to an array of `layerCount` valid `VkVideoEncodeRateControlLayerInfoKHR` structures

Structure Chaining

Extends the structures

- `VkVideoBeginCodingInfoKHR`
- `VkVideoCodingControlInfoKHR`

```
// Provided by VK_KHR_video_encode_queue
typedef VkFlags VkVideoEncodeRateControlFlagsKHR;
```

`VkVideoEncodeRateControlFlagsKHR` is a bitmask type for setting a mask, but currently reserved for future use.

Rate Control Layer State

The configuration of individual rate control layers is specified using an instance of the `VkVideoEncodeRateControlLayerInfoKHR` structure.

The `VkVideoEncodeRateControlLayerInfoKHR` structure is defined as:


```
// Provided by VK_KHR_video_encode_queue
typedef struct VkVideoEncodeRateControlLayerInfoKHR {
    VkStructureType    sType;
    const void*        pNext;
    uint64_t           averageBitrate;
    uint64_t           maxBitrate;
    uint32_t           frameRateNumerator;
    uint32_t           frameRateDenominator;
} VkVideoEncodeRateControlLayerInfoKHR;
```

- `sType` is a `VkStructureType` value identifying this structure.
- `pNext` is a pointer to a structure extending this structure.
- `averageBitrate` is the average `bitrate` to be targeted by the implementation's rate control algorithm.
- `maxBitrate` is the peak `bitrate` to be targeted by the implementation's rate control algorithm.
- `frameRateNumerator` is the numerator of the frame rate assumed by the implementation's rate control algorithm.
- `frameRateDenominator` is the denominator of the frame rate assumed by the implementation's rate control algorithm.

NOTE

The ability of the implementation's rate control algorithm to be able to match the requested average and/or peak bitrates **may** be limited by the set of other codec-independent and codec-specific rate control parameters specified by the application, the input content, as well as the application conforming to the rate control guidance provided to the implementation, as described [earlier](#).

Additional structures providing codec-specific rate control parameters **can** be included in the `pNext` chain of `VkVideoEncodeRateControlLayerInfoKHR` depending on the `video profile` the bound video session was created with. For further details see:

- [Video Coding Control](#)
- [H.264 Encode Rate Control](#)
- [H.265 Encode Rate Control](#)
- [AV1 Encode Rate Control](#)

Valid Usage

- VUID-VkVideoEncodeRateControlLayerInfoKHR-frameRateNumerator-08350
`frameRateNumerator` **must** be greater than zero
- VUID-VkVideoEncodeRateControlLayerInfoKHR-frameRateDenominator-08351
`frameRateDenominator` **must** be greater than zero

Valid Usage (Implicit)

- VUID-VkVideoEncodeRateControlLayerInfoKHR-sType-sType
sType **must** be `VK_STRUCTURE_TYPE_VIDEO_ENCODE_RATE_CONTROL_LAYER_INFO_KHR`
- VUID-VkVideoEncodeRateControlLayerInfoKHR-pNext-pNext
Each pNext member of any structure (including this one) in the pNext chain **must** be either `NULL` or a pointer to a valid instance of `VkVideoEncodeAV1RateControlLayerInfoKHR`, `VkVideoEncodeH264RateControlLayerInfoKHR`, or `VkVideoEncodeH265RateControlLayerInfoKHR`
- VUID-VkVideoEncodeRateControlLayerInfoKHR-sType-unique
The sType value of each structure in the pNext chain **must** be unique

48.19. Video Encode Quantization Maps

Quantization maps are `VkImage` objects that are used in video encode operations to control the relative quantization parameter values across the encoded picture. Each texel in the quantization map controls the relative quantization parameter values used to encode the corresponding rectangular block of texels in the [encode input picture](#).

The size of the rectangular block of texels each quantization map texel covers is referred to as the *quantization map texel size*.

The extent of the image subresource used as a quantization map when encoding a picture with a coded extent of (`width,height`) thus has to be at least ($\lceil \text{width} / \text{texelSize.width} \rceil$, $\lceil \text{height} / \text{texelSize.height} \rceil$), where `texelSize` is the used quantization map texel size.

In particular, the quantization map texel at location (`x,y`) contains relative quantization parameter values used when encoding the `texelSize` sized rectangular block of the [encode input picture](#) starting at the texel location (`x × texelSize.width, y × texelSize.height`).

The quantization map texel size does not always match the size of the codec-specific coding blocks used during encoding. Furthermore, some video compression standards allow the size of the codec-specific coding blocks to vary across the encoded picture. In order to accommodate for such mismatches between the granularity at which quantization parameters are stored in quantization maps and the granularity at which they are applied to codec-specific coding blocks during encoding, the following mapping rules are applied to define the quantization map texel value corresponding to a given codec-specific coding block with a size (`width,height`) at the texel location (`x,y`) in the [encode input picture](#):

- If the size of the codec-specific coding block matches the used quantization map texel size, then the fetched quantization map value corresponding to the codec-specific coding block is the texel value at the texel location (`x / texelSize.width, y / texelSize.height`).
- If the size of the codec-specific coding block is smaller than the used quantization map texel size, then the fetched quantization map value corresponding to the codec-specific coding block is the texel value at the texel location ($\lceil x / \text{texelSize.width} \rceil$, $\lceil y / \text{texelSize.height} \rceil$).
- If the size of the codec-specific coding block is larger than the used quantization map texel size,

then the fetched quantization map value corresponding to the codec-specific coding block **may** be any value determined as the linear interpolation of the quantization map texel values in the subregion starting at texel location ($x / \text{texelSize.width}, y / \text{texelSize.height}$) with a size ($\lceil \text{width} / \text{texelSize.width} \rceil, \lceil \text{height} / \text{texelSize.height} \rceil$).

The actual control parameters stored in the quantization map depend on its type. This specification supports the following types of quantization maps:

- [Quantization delta maps](#)
- [Emphasis maps](#)

48.19.1. Quantization Delta Maps

Quantization delta maps contain values that directly affect the codec-specific quantization parameter values used to encode the corresponding block of the [encode input picture](#).

Quantization delta maps **can** be used in conjunction with any [rate control mode](#), including [VK_VIDEO_ENCODE_RATE_CONTROL_MODE_DISABLED_BIT_KHR](#).

Due to their codec-specific nature, they are described in more detail in the corresponding codec-specific section for video encode operations that support them. In particular:

- The behavior of quantization delta maps used with an [H.264 encode profile](#) is described in the [H.264 Encode Quantization](#) and [H.264 QP Delta Maps](#) sections.
- The behavior of quantization delta maps used with an [H.265 encode profile](#) is described in the [H.265 Encode Quantization](#) and [H.265 QP Delta Maps](#) sections.
- The behavior of quantization delta maps used with an [AV1 encode profile](#) is described in the [AV1 Encode Quantization](#) and [AV1 Quantizer Index Delta Maps](#) sections.

This specification does not support quantization delta maps for any other video encode operation.

48.19.2. Emphasis Maps

Emphasis maps contain values that indirectly affect the codec-specific quantization parameter values used to encode the corresponding block of the [encode input picture](#).

The texels of emphasis maps contain values that provide input to the encoder implementation about the relative importance (emphasis) of regions of the encoded pictures in order to enable the implementation's rate control algorithm to allocate more bitrate budget for regions of the encoded picture with higher emphasis values than to those with lower emphasis values.

Emphasis maps **can** only be used when the current [rate control mode](#) configured for the video session is not [VK_VIDEO_ENCODE_RATE_CONTROL_MODE_DEFAULT_KHR](#) or [VK_VIDEO_ENCODE_RATE_CONTROL_MODE_DISABLED_BIT_KHR](#).

As these emphasis values only control the otherwise implementation-specific behavior of the used rate control algorithm, this specification does not impose additional restrictions on implementations beyond the ones outlined in the corresponding codec-specific sections describing quantization behavior:

- The behavior of emphasis maps used with an [H.264 encode profile](#) is described in the [H.264 Encode Quantization](#) section.
- The behavior of emphasis maps used with an [H.265 encode profile](#) is described in the [H.265 Encode Quantization](#) section.
- The behavior of emphasis maps used with an [AV1 encode profile](#) is described in the [AV1 Encode Quantization](#) section.

This specification does not support emphasis maps for any other video encode operation.

Emphasis maps always have single channel unsigned normalized integer formats and implementations are **required** to support the [VK_FORMAT_R8_UNORM](#) format for emphasis maps, as reported in [VkVideoFormatPropertiesKHR::format](#), when the video encode profile supports [VK_VIDEO_ENCODE_CAPABILITY_EMPHASIS_MAP_BIT_KHR](#).

48.19.3. Quantization Map Capabilities

When calling [vkGetPhysicalDeviceVideoCapabilitiesKHR](#) with [pVideoProfile->videoCodecOperation](#) specifying an encode operation, the [VkVideoEncodeQuantizationMapCapabilitiesKHR](#) structure **can** be included in the [pNext](#) chain of the [VkVideoCapabilitiesKHR](#) structure to retrieve capabilities specific to video encode quantization maps.

The [VkVideoEncodeQuantizationMapCapabilitiesKHR](#) structure is defined as:

```
// Provided by VK_KHR_video_encode_quantization_map
typedef struct VkVideoEncodeQuantizationMapCapabilitiesKHR {
    VkStructureType    sType;
    void*              pNext;
    VkExtent2D         maxQuantizationMapExtent;
} VkVideoEncodeQuantizationMapCapabilitiesKHR;
```

- [sType](#) is a [VkStructureType](#) value identifying this structure.
- [pNext](#) is [NULL](#) or a pointer to a structure extending this structure.
- [maxQuantizationMapExtent](#) indicates the maximum supported width and height of quantization maps.

Valid Usage (Implicit)

- VUID-VkVideoEncodeQuantizationMapCapabilitiesKHR-sType-sType [sType](#) **must** be [VK_STRUCTURE_TYPE_VIDEO_ENCODE_QUANTIZATION_MAP_CAPABILITIES_KHR](#)

Structure Chaining

Extends the structure

- [VkVideoCapabilitiesKHR](#)

When calling [vkGetPhysicalDeviceVideoCapabilitiesKHR](#) to query the capabilities of an [H.264 encode profile](#), the [VkVideoEncodeH264QuantizationMapCapabilitiesKHR](#) structure **can** be included in the [pNext](#) chain of the [VkVideoCapabilitiesKHR](#) structure to retrieve additional video encode quantization map capabilities specific to H.264 encode profiles.

The [VkVideoEncodeH264QuantizationMapCapabilitiesKHR](#) structure is defined as:

```
// Provided by VK_KHR_video_encode_h264 with VK_KHR_video_encode_quantization_map
typedef struct VkVideoEncodeH264QuantizationMapCapabilitiesKHR {
    VkStructureType    sType;
    void*              pNext;
    int32_t             minQpDelta;
    int32_t             maxQpDelta;
} VkVideoEncodeH264QuantizationMapCapabilitiesKHR;
```

- [sType](#) is a [VkStructureType](#) value identifying this structure.
- [pNext](#) is [NULL](#) or a pointer to a structure extending this structure.
- [minQpDelta](#) indicates the minimum QP delta value supported for [H.264 QP delta maps](#).
- [maxQpDelta](#) indicates the maximum QP delta value supported for [H.264 QP delta maps](#).

Valid Usage (Implicit)

- VUID-VkVideoEncodeH264QuantizationMapCapabilitiesKHR-sType-sType [sType](#) **must** be [VK_STRUCTURE_TYPE_VIDEO_ENCODE_H264_QUANTIZATION_MAP_CAPABILITIES_KHR](#)

Structure Chaining

Extends the structure

- [VkVideoCapabilitiesKHR](#)

When calling [vkGetPhysicalDeviceVideoCapabilitiesKHR](#) to query the capabilities of an [H.265 encode profile](#), the [VkVideoEncodeH265QuantizationMapCapabilitiesKHR](#) structure **can** be included in the [pNext](#) chain of the [VkVideoCapabilitiesKHR](#) structure to retrieve additional video encode quantization map capabilities specific to H.265 encode profiles.

The [VkVideoEncodeH265QuantizationMapCapabilitiesKHR](#) structure is defined as:


```
// Provided by VK_KHR_video_encode_h265 with VK_KHR_video_encode_quantization_map
typedef struct VkVideoEncodeH265QuantizationMapCapabilitiesKHR {
    VkStructureType    sType;
    void*              pNext;
    int32_t             minQpDelta;
    int32_t             maxQpDelta;
} VkVideoEncodeH265QuantizationMapCapabilitiesKHR;
```

- `sType` is a [VkStructureType](#) value identifying this structure.
- `pNext` is `NULL` or a pointer to a structure extending this structure.
- `minQpDelta` indicates the minimum QP delta value supported for [H.265 QP delta maps](#).
- `maxQpDelta` indicates the maximum QP delta value supported for [H.265 QP delta maps](#).

Valid Usage (Implicit)

- VUID-VkVideoEncodeH265QuantizationMapCapabilitiesKHR-sType-sType `sType` must be [VK_STRUCTURE_TYPE_VIDEO_ENCODE_H265_QUANTIZATION_MAP_CAPABILITIES_KHR](#)

Structure Chaining

Extends the structure

- [VkVideoCapabilitiesKHR](#)

When calling [vkGetPhysicalDeviceVideoCapabilitiesKHR](#) to query the capabilities of an [AV1 encode profile](#), the [VkVideoEncodeAV1QuantizationMapCapabilitiesKHR](#) structure **can** be included in the `pNext` chain of the [VkVideoCapabilitiesKHR](#) structure to retrieve additional video encode quantization map capabilities specific to AV1 encode profiles.

The [VkVideoEncodeAV1QuantizationMapCapabilitiesKHR](#) structure is defined as:

```
// Provided by VK_KHR_video_encode_av1 with VK_KHR_video_encode_quantization_map
typedef struct VkVideoEncodeAV1QuantizationMapCapabilitiesKHR {
    VkStructureType    sType;
    void*              pNext;
    int32_t             minQIndexDelta;
    int32_t             maxQIndexDelta;
} VkVideoEncodeAV1QuantizationMapCapabilitiesKHR;
```

- `sType` is a [VkStructureType](#) value identifying this structure.
- `pNext` is `NULL` or a pointer to a structure extending this structure.
- `minQIndexDelta` indicates the minimum quantizer index delta value supported for [AV1 quantizer index delta maps](#).

- `maxQIndexDelta` indicates the maximum quantizer index delta value supported for [AV1 quantizer index delta maps](#).

Valid Usage (Implicit)

- `VUID-VkVideoEncodeAV1QuantizationMapCapabilitiesKHR-sType-sType` `sType` must be `VK_STRUCTURE_TYPE_VIDEO_ENCODE_AV1_QUANTIZATION_MAP_CAPABILITIES_KHR`

Structure Chaining

Extends the structure

- [VkVideoCapabilitiesKHR](#)

48.19.4. Quantization Map Format Properties

When calling [vkGetPhysicalDeviceVideoFormatPropertiesKHR](#), the [VkVideoFormatQuantizationMapPropertiesKHR](#) structure **can** be included in the `pNext` chain of the [VkVideoFormatPropertiesKHR](#) structure to retrieve video format properties specific to video encode quantization maps.

The [VkVideoFormatQuantizationMapPropertiesKHR](#) structure is defined as:

```
// Provided by VK_KHR_video_encode_quantization_map
typedef struct VkVideoFormatQuantizationMapPropertiesKHR {
    VkStructureType    sType;
    void*              pNext;
    VkExtent2D         quantizationMapTexelSize;
} VkVideoFormatQuantizationMapPropertiesKHR;
```

- `sType` is a [VkStructureType](#) value identifying this structure.
- `pNext` is `NULL` or a pointer to a structure extending this structure.
- `quantizationMapTexelSize` indicates the [quantization map texel size](#) of the video format, i.e. the number of pixels corresponding to each quantization map texel.

The values returned in this structure are only defined if the allowed image usage flags returned in [VkVideoFormatPropertiesKHR::imageUsageFlags](#) for this video format include [VK_IMAGE_USAGE_VIDEO_ENCODE_QUANTIZATION_DELTA_MAP_BIT_KHR](#) or [VK_IMAGE_USAGE_VIDEO_ENCODE_EMPHASIS_MAP_BIT_KHR](#).

Implementations **may** support multiple quantization map texel sizes for a particular video format which is indicated by [vkGetPhysicalDeviceVideoFormatPropertiesKHR](#) returning multiple entries with different `quantizationMapTexelSize` values.

Valid Usage (Implicit)

- `VUID-VkVideoFormatQuantizationMapPropertiesKHR-sType-sType` `sType` must be `VK_STRUCTURE_TYPE_VIDEO_FORMAT_QUANTIZATION_MAP_PROPERTIES_KHR`

Structure Chaining

Extends the structure

- `VkVideoFormatPropertiesKHR`

When calling `vkGetPhysicalDeviceVideoFormatPropertiesKHR`, the `VkVideoFormatH265QuantizationMapPropertiesKHR` structure **can** be included in the `pNext` chain of the `VkVideoFormatPropertiesKHR` structure to retrieve video format properties specific to video encode quantization maps used with an [H.265 encode profile](#).

The `VkVideoFormatH265QuantizationMapPropertiesKHR` structure is defined as:

```
// Provided by VK_KHR_video_encode_h265 with VK_KHR_video_encode_quantization_map
typedef struct VkVideoFormatH265QuantizationMapPropertiesKHR {
    VkStructureType    sType;
    void*              pNext;
    VkVideoEncodeH265CtbSizeFlagsKHR compatibleCtbSizes;
} VkVideoFormatH265QuantizationMapPropertiesKHR;
```

- `sType` is a `VkStructureType` value identifying this structure.
- `pNext` is `NULL` or a pointer to a structure extending this structure.
- `compatibleCtbSizes` is a bitmask of `VkVideoEncodeH265CtbSizeFlagBitsKHR` indicating the CTB sizes that quantization maps using this video format are compatible with.

NOTE

The value of `compatibleCtbSizes` does not limit the use of the specific quantization map format, but does limit the implementation in being able to encode pictures with CTB sizes not included in `compatibleCtbSizes` but otherwise supported by the used video profile, as indicated by `VkVideoEncodeH265CapabilitiesKHR::ctbSizes`. In particular, using smaller [quantization map texel sizes](#) may prevent implementations from encoding with larger CTB sizes which may have a negative impact on the efficiency of the encoder.

The values returned in this structure are only defined if the allowed image usage flags returned in `VkVideoFormatPropertiesKHR::imageUsageFlags` for this video format include `VK_IMAGE_USAGE_VIDEO_ENCODE_QUANTIZATION_DELTA_MAP_BIT_KHR` or `VK_IMAGE_USAGE_VIDEO_ENCODE_EMPHASIS_MAP_BIT_KHR`.

Valid Usage (Implicit)

- VUID-VkVideoFormatH265QuantizationMapPropertiesKHR-sType-sType must be VK_STRUCTURE_TYPE_VIDEO_FORMAT_H265_QUANTIZATION_MAP_PROPERTIES_KHR

Structure Chaining

Extends the structure

- [VkVideoFormatPropertiesKHR](#)

When calling [vkGetPhysicalDeviceVideoFormatPropertiesKHR](#), the [VkVideoFormatAV1QuantizationMapPropertiesKHR](#) structure **can** be included in the **pNext** chain of the [VkVideoFormatPropertiesKHR](#) structure to retrieve video format properties specific to video encode quantization maps used with an [AV1 encode profile](#).

The [VkVideoFormatAV1QuantizationMapPropertiesKHR](#) structure is defined as:

```
// Provided by VK_KHR_video_encode_av1 with VK_KHR_video_encode_quantization_map
typedef struct VkVideoFormatAV1QuantizationMapPropertiesKHR {
    VkStructureType    sType;
    void*              pNext;
    VkVideoEncodeAV1SuperblockSizeFlagsKHR compatibleSuperblockSizes;
} VkVideoFormatAV1QuantizationMapPropertiesKHR;
```

- **sType** is a [VkStructureType](#) value identifying this structure.
- **pNext** is **NULL** or a pointer to a structure extending this structure.
- **compatibleSuperblockSizes** is a bitmask of [VkVideoEncodeAV1SuperblockSizeFlagBitsKHR](#) indicating the AV1 superblock sizes that quantization maps using this video format are compatible with.

NOTE

The value of **compatibleSuperblockSizes** does not limit the use of the specific quantization map format, but does limit the implementation in being able to encode pictures with superblock sizes not included in **compatibleSuperblockSizes** but otherwise supported by the used video profile, as indicated by [VkVideoEncodeAV1CapabilitiesKHR::superblockSizes](#). In particular, using smaller [quantization map texel sizes](#) may prevent implementations from encoding with larger superblock sizes which may have a negative impact on the efficiency of the encoder.

The values returned in this structure are only defined if the allowed image usage flags returned in [VkVideoFormatPropertiesKHR::imageUsageFlags](#) for this video format include [VK_IMAGE_USAGE_VIDEO_ENCODE_QUANTIZATION_DELTA_MAP_BIT_KHR](#) or [VK_IMAGE_USAGE_VIDEO_ENCODE_EMPHASIS_MAP_BIT_KHR](#).

Valid Usage (Implicit)

- VUID-VkVideoFormatAV1QuantizationMapPropertiesKHR-sType-sType **must** be `VK_STRUCTURE_TYPE_VIDEO_FORMAT_AV1_QUANTIZATION_MAP_PROPERTIES_KHR`

Structure Chaining

Extends the structure

- `VkVideoFormatPropertiesKHR`

48.19.5. Encoding with Quantization Maps

The `VkVideoEncodeQuantizationMapInfoKHR` structure **can** be included in the `pNext` chain of the `VkVideoEncodeInfoKHR` structure passed to the `vkCmdEncodeVideoKHR` command to specify the quantization map used by the issued video encode operations.

The `VkVideoEncodeQuantizationMapInfoKHR` structure is defined as:

```
// Provided by VK_KHR_video_encode_quantization_map
typedef struct VkVideoEncodeQuantizationMapInfoKHR {
    VkStructureType    sType;
    const void*        pNext;
    VkImageView         quantizationMap;
    VkExtent2D         quantizationMapExtent;
} VkVideoEncodeQuantizationMapInfoKHR;
```

- `sType` is a `VkStructureType` value identifying this structure.
- `pNext` is `NULL` or a pointer to a structure extending this structure.
- `quantizationMap` specifies the image view to use as the quantization map.
- `quantizationMapExtent` specifies the extent of the image subregion of `quantizationMap` to use as the quantization map starting at offset (0,0).

Valid Usage

- VUID-VkVideoEncodeQuantizationMapInfoKHR-quantizationMapExtent-10352 `quantizationMapExtent.width` **must** be less than or equal to the width of `quantizationMap`
- VUID-VkVideoEncodeQuantizationMapInfoKHR-quantizationMapExtent-10353 `quantizationMapExtent.height` **must** be less than or equal to the height of `quantizationMap`

Valid Usage (Implicit)

- VUID-VkVideoEncodeQuantizationMapInfoKHR-sType-sType
`sType` must be `VK_STRUCTURE_TYPE_VIDEO_ENCODE_QUANTIZATION_MAP_INFO_KHR`
- VUID-VkVideoEncodeQuantizationMapInfoKHR-quantizationMap-parameter
If `quantizationMap` is not `VK_NULL_HANDLE`, `quantizationMap` must be a valid `VkImageView` handle

Structure Chaining

Extends the structure

- `VkVideoEncodeInfoKHR`

48.20. Video Encode R'G'B' Conversion

R'G'B' to Y'C_BC_R conversion performs the following operations to the `encode input picture` before video coding:

- `R'G'B' Range Compression`
- `R'G'B' Model Conversion`
- `R'G'B' Chroma Subsampling and Quantization`

48.20.1. R'G'B' Conversion Capabilities

When calling `vkGetPhysicalDeviceVideoCapabilitiesKHR` with `pVideoProfile->videoCodecOperation` specifying an encode operation, the `VkVideoEncodeRgbConversionCapabilitiesVALVE` structure **can** be included in the `pNext` chain of the `VkVideoCapabilitiesKHR` structure to retrieve capabilities specific to video encode R'G'B' conversion.

The `VkVideoEncodeRgbConversionCapabilitiesVALVE` structure is defined as:

```
// Provided by VK_VALVE_video_encode_rgb_conversion
typedef struct VkVideoEncodeRgbConversionCapabilitiesVALVE {
    VkStructureType    sType;
    void*              pNext;
    VkVideoEncodeRgbModelConversionFlagsVALVE    rgbModels;
    VkVideoEncodeRgbRangeCompressionFlagsVALVE  rgbRanges;
    VkVideoEncodeRgbChromaOffsetFlagsVALVE      xChromaOffsets;
    VkVideoEncodeRgbChromaOffsetFlagsVALVE      yChromaOffsets;
} VkVideoEncodeRgbConversionCapabilitiesVALVE;
```

- `sType` is a `VkStructureType` value identifying this structure.
- `pNext` is `NULL` or a pointer to a structure extending this structure.

- `rgbModels` is a bitmask of `VkVideoEncodeRgbModelConversionFlagBitsVALVE` describing supported [model conversions](#) for video encode R'G'B' conversion.
- `rgbRanges` is a bitmask of `VkVideoEncodeRgbRangeCompressionFlagBitsVALVE` describing supported [range compressions](#) for video encode R'G'B' conversion.
- `xChromaOffsets` is a bitmask of `VkVideoEncodeRgbChromaOffsetFlagBitsVALVE` describing supported offsets of the output location of the downsampled chroma component on the X axis for video encode R'G'B' conversion.
- `yChromaOffsets` is a bitmask of `VkVideoEncodeRgbChromaOffsetFlagBitsVALVE` describing supported offsets of the output location of the downsampled chroma component on the Y axis for video encode R'G'B' conversion.

Valid Usage (Implicit)

- VUID-VkVideoEncodeRgbConversionCapabilitiesVALVE-sType-sType **must** be `VK_STRUCTURE_TYPE_VIDEO_ENCODE_RGB_CONVERSION_CAPABILITIES_VALVE`

Structure Chaining

Extends the structure

- `VkVideoCapabilitiesKHR`

R'G'B' Range Compression

The video encode R'G'B' range compression to be applied to color component values of the [encode input picture](#) before video coding is defined by the `rgbRange` member of the `VkVideoEncodeSessionRgbConversionCreateInfoVALVE` structure.

The `VkVideoEncodeRgbRangeCompressionFlagBitsVALVE` enum describes whether color components are encoded using the full range of numerical values or whether values are reserved for headroom and foot room:

```
// Provided by VK_VALVE_video_encode_rgb_conversion
typedef enum VkVideoEncodeRgbRangeCompressionFlagBitsVALVE {
    VK_VIDEO_ENCODE_RGB_RANGE_COMPRESSION_FULL_RANGE_BIT_VALVE = 0x00000001,
    VK_VIDEO_ENCODE_RGB_RANGE_COMPRESSION_NARROW_RANGE_BIT_VALVE = 0x00000002,
} VkVideoEncodeRgbRangeCompressionFlagBitsVALVE;
```

- `VK_VIDEO_ENCODE_RGB_RANGE_COMPRESSION_FULL_RANGE_BIT_VALVE` specifies the following transformations are applied:

$$Y' = C'_{rgb} [G]$$

$$C_B = C'_{rgb} [B] - \frac{2^{(n-1)}}{(2^n) - 1}$$

$$C_R = C'_{rgb} [R] - \frac{2^{(n-1)}}{(2^n) - 1}$$

NOTE

These formulae correspond to the “full range” encoding in the “Quantization schemes” chapter of the [Khronos Data Format Specification](#).

Should any future amendments be made to the ITU specifications from which these equations are derived, the formulae used by Vulkan **may** also be updated to maintain parity.

- [VK_VIDEO_ENCODE_RGB_RANGE_COMPRESSION_NARROW_RANGE_BIT_VALVE](#) specifies the following transformations are applied:

$$Y' = \frac{C'_{rgb} [G] \times (2^n - 1) - 16 \times 2^{n-8}}{219 \times 2^{n-8}}$$

$$C_B = \frac{C'_{rgb} [B] \times (2^n - 1) - 128 \times 2^{n-8}}{224 \times 2^{n-8}}$$

$$C_R = \frac{C'_{rgb} [R] \times (2^n - 1) - 128 \times 2^{n-8}}{224 \times 2^{n-8}}$$

NOTE

These formulae correspond to the “narrow range” encoding in the “Quantization schemes” chapter of the [Khronos Data Format Specification](#).

Unlike [sampler Y'C_BC_R range expansion](#), no precision guarantees are made for video encode R'G'B' range compression.

- n is the bit-depth of the components in the bound video session's [pictureFormat](#).

NOTE

Video encode R'G'B' range compression transformations have the inverse definition of the [sampler Y'C_BC_R range expansion](#) transformations.

```
// Provided by VK_VALVE_video_encode_rgb_conversion
typedef VkFlags VkVideoEncodeRgbRangeCompressionFlagsVALVE;
```

[VkVideoEncodeRgbRangeCompressionFlagsVALVE](#) is a bitmask type for setting a mask of zero or more [VkVideoEncodeRgbRangeCompressionFlagBitsVALVE](#).

R'G'B' Model Conversion

The range-compressed values are converted between color models, according to the color model conversion specified in the [rgbModel](#) member of the [VkVideoEncodeSessionRgbConversionCreateInfoVALVE](#) structure.

[VkVideoEncodeRgbModelConversionFlagBitsVALVE](#) defines the conversion from the [encode input picture](#)'s color model to the encode color model.

```
// Provided by VK_VALVE_video_encode_rgb_conversion
typedef enum VkVideoEncodeRgbModelConversionFlagBitsVALVE {
    VK_VIDEO_ENCODE_RGB_MODEL_CONVERSION_RGB_IDENTITY_BIT_VALVE = 0x00000001,
    VK_VIDEO_ENCODE_RGB_MODEL_CONVERSION_YCBCR_IDENTITY_BIT_VALVE = 0x00000002,
    VK_VIDEO_ENCODE_RGB_MODEL_CONVERSION_YCBCR_709_BIT_VALVE = 0x00000004,
    VK_VIDEO_ENCODE_RGB_MODEL_CONVERSION_YCBCR_601_BIT_VALVE = 0x00000008,
    VK_VIDEO_ENCODE_RGB_MODEL_CONVERSION_YCBCR_2020_BIT_VALVE = 0x00000010,
} VkVideoEncodeRgbModelConversionFlagBitsVALVE;
```

- [VK_VIDEO_ENCODE_RGB_MODEL_CONVERSION_RGB_IDENTITY_BIT_VALVE](#) specifies the color components are not modified by the color model conversion since they are assumed to represent the desired color model for video coding; R'G'B' range compression is applied to the components.
- [VK_VIDEO_ENCODE_RGB_MODEL_CONVERSION_YCBCR_IDENTITY_BIT_VALVE](#) specifies the color components are not modified by the color model conversion are assumed to be treated as though in Y'C_BC_R form; video encode R'G'B' range compression and video encode R'G'B' chroma subsampling is also ignored.
- [VK_VIDEO_ENCODE_RGB_MODEL_CONVERSION_YCBCR_709_BIT_VALVE](#) specifies the color components are transformed from an R'G'B' representation to a Y'C_BC_R representation as described in the “BT.709 Y'C_BC_R conversion” section of the [Khronos Data Format Specification](#).
- [VK_VIDEO_ENCODE_RGB_MODEL_CONVERSION_YCBCR_601_BIT_VALVE](#) specifies the color components are transformed from an R'G'B' representation to a Y'C_BC_R representation as described in the “BT.601 Y'C_BC_R conversion” section of the [Khronos Data Format Specification](#).
- [VK_VIDEO_ENCODE_RGB_MODEL_CONVERSION_YCBCR_2020_BIT_VALVE](#) specifies the color components are transformed from an R'G'B' representation to a Y'C_BC_R representation as described in the “BT.2020 Y'C_BC_R conversion” section of the [Khronos Data Format Specification](#).

NOTE Video encode R'G'B' model conversion transformations have the inverse definition of [sampler Y'C_BC_R model conversion](#) transformations.

NOTE The video encode R'G'B' model conversion step does not apply any transfer function, only converting from R'G'B' to Y'C_BC_R using the primaries of the specified [rgbModel](#) color model.

```
// Provided by VK_VALVE_video_encode_rgb_conversion
typedef VkFlags VkVideoEncodeRgbModelConversionFlagsVALVE;
```

[VkVideoEncodeRgbModelConversionFlagsVALVE](#) is a bitmask type for setting a mask of zero or more [VkVideoEncodeRgbModelConversionFlagBitsVALVE](#).

R'G'B' Chroma Subsampling and Quantization

The model-converted values are chroma subsampled and quantized, according to the `chromaSubsampling`, `lumaBitDepth` and `chromaBitDepth` values specified by the bound video session.

The `VkVideoEncodeRgbChromaOffsetFlagBitsVALVE` enum defines the location of downsampled chroma component samples relative to the luma samples for video encode R'G'B' conversion, and is defined as:

```
// Provided by VK_VALVE_video_encode_rgb_conversion
typedef enum VkVideoEncodeRgbChromaOffsetFlagBitsVALVE {
    VK_VIDEO_ENCODE_RGB_CHROMA_OFFSET_COSITED_EVEN_BIT_VALVE = 0x00000001,
    VK_VIDEO_ENCODE_RGB_CHROMA_OFFSET_MIDPOINT_BIT_VALVE = 0x00000002,
} VkVideoEncodeRgbChromaOffsetFlagBitsVALVE;
```

- `VK_VIDEO_ENCODE_RGB_CHROMA_OFFSET_COSITED_EVEN_BIT_VALVE` specifies that downsampled chroma samples are aligned with luma samples with even coordinates.
- `VK_VIDEO_ENCODE_RGB_CHROMA_OFFSET_MIDPOINT_BIT_VALVE` specifies that downsampled chroma samples are located half way between each even luma sample and the nearest higher odd luma sample.

The output location of downsampled chroma components are specified by the `xChromaOffset` and `yChromaOffset` values of the `VkVideoEncodeSessionRgbConversionCreateInfoVALVE` structure:

Chroma subsampling is described in more detail in the [Chroma Reconstruction](#) section.

```
// Provided by VK_VALVE_video_encode_rgb_conversion
typedef VkFlags VkVideoEncodeRgbChromaOffsetFlagsVALVE;
```

`VkVideoEncodeRgbChromaOffsetFlagsVALVE` is a bitmask type for setting a mask of zero or more `VkVideoEncodeRgbChromaOffsetFlagBitsVALVE`.

48.20.2. Encoding Pictures with R'G'B' Conversion

A video profile supporting video encode R'G'B' conversion is specified by an `pVideoProfile->videoCodecOperation` specifying an encode operation and including a `VkVideoEncodeProfileRgbConversionInfoVALVE` structure in the `pNext` chain of the `VkVideoProfileInfoKHR` structure and enabling `performEncodeRgbConversion`.

The `VkVideoEncodeProfileRgbConversionInfoVALVE` structure is defined as:

```
// Provided by VK_VALVE_video_encode_rgb_conversion
typedef struct VkVideoEncodeProfileRgbConversionInfoVALVE {
    VkStructureType    sType;
    const void*        pNext;
    VkBool32           performEncodeRgbConversion;
} VkVideoEncodeProfileRgbConversionInfoVALVE;
```


- `sType` is a `VkStructureType` value identifying this structure.
- `pNext` is `NULL` or a pointer to a structure extending this structure.
- `performEncodeRgbConversion` is a boolean value indicating whether video encode R'G'B' conversion will be used for the encode operation.

Valid Usage (Implicit)

- VUID-VkVideoEncodeProfileRgbConversionInfoVALVE-sType-sType `sType` must be `VK_STRUCTURE_TYPE_VIDEO_ENCODE_PROFILE_RGB_CONVERSION_INFO_VALVE`

Structure Chaining

Extends the structure

- `VkVideoProfileInfoKHR`

The `VkVideoEncodeSessionRgbConversionCreateInfoVALVE` structure **can** be included in the `pNext` chain of the `VkVideoSessionCreateInfoKHR` to specify the R'G'B' conversion parameters used by the issued video encode operations of the video session.

The `VkVideoEncodeSessionRgbConversionCreateInfoVALVE` structure is defined as:

```
// Provided by VK_VALVE_video_encode_rgb_conversion
typedef struct VkVideoEncodeSessionRgbConversionCreateInfoVALVE {
    VkStructureType    sType;
    const void*        pNext;
    VkVideoEncodeRgbModelConversionFlagBitsVALVE    rgbModel;
    VkVideoEncodeRgbRangeCompressionFlagBitsVALVE    rgbRange;
    VkVideoEncodeRgbChromaOffsetFlagBitsVALVE    xChromaOffset;
    VkVideoEncodeRgbChromaOffsetFlagBitsVALVE    yChromaOffset;
} VkVideoEncodeSessionRgbConversionCreateInfoVALVE;
```

- `sType` is a `VkStructureType` value identifying this structure.
- `pNext` is `NULL` or a pointer to a structure extending this structure.
- `rgbModel` is the used `R'G'B' model conversion` for the R'G'B' conversion.
- `rgbRange` is the used `R'G'B' range compression` for the R'G'B' conversion.
- `xChromaOffset` describes the output location of downsampled chroma components in the x dimension for the R'G'B' conversion.
- `yChromaOffset` describes the output location of downsampled chroma components in the y dimension for the R'G'B' conversion.

Valid Usage

- VUID-VkVideoEncodeSessionRgbConversionCreateInfoVALVE-rgbModel-10930
`rgbModel` **must** only be a bit set in `VkVideoEncodeRgbConversionCapabilitiesVALVE::rgbModels` as returned by `vkGetPhysicalDeviceVideoCapabilitiesKHR` with `VkVideoEncodeRgbConversionCapabilitiesVALVE` in the `pNext` chain of `VkVideoCapabilitiesKHR` with the given `pVideoProfile`
- VUID-VkVideoEncodeSessionRgbConversionCreateInfoVALVE-rgbRange-10931
`rgbRange` **must** only be a bit set in `VkVideoEncodeRgbConversionCapabilitiesVALVE::rgbRanges` as returned by `vkGetPhysicalDeviceVideoCapabilitiesKHR` with `VkVideoEncodeRgbConversionCapabilitiesVALVE` in the `pNext` chain of `VkVideoCapabilitiesKHR` with the given `pVideoProfile`
- VUID-VkVideoEncodeSessionRgbConversionCreateInfoVALVE-xChromaOffset-10932
`xChromaOffset` **must** only be a bit set in `VkVideoEncodeRgbConversionCapabilitiesVALVE::xChromaOffsets` as returned by `vkGetPhysicalDeviceVideoCapabilitiesKHR` with `VkVideoEncodeRgbConversionCapabilitiesVALVE` in the `pNext` chain of `VkVideoCapabilitiesKHR` with the given `pVideoProfile`
- VUID-VkVideoEncodeSessionRgbConversionCreateInfoVALVE-yChromaOffset-10933
`yChromaOffset` **must** only be a bit set in `VkVideoEncodeRgbConversionCapabilitiesVALVE::yChromaOffsets` as returned by `vkGetPhysicalDeviceVideoCapabilitiesKHR` with `VkVideoEncodeRgbConversionCapabilitiesVALVE` in the `pNext` chain of `VkVideoCapabilitiesKHR` with the given `pVideoProfile`

Valid Usage (Implicit)

- VUID-VkVideoEncodeSessionRgbConversionCreateInfoVALVE-sType-sType
`sType` **must** be `VK_STRUCTURE_TYPE_VIDEO_ENCODE_SESSION_RGB_CONVERSION_CREATE_INFO_VALVE`
- VUID-VkVideoEncodeSessionRgbConversionCreateInfoVALVE-rgbModel-parameter
`rgbModel` **must** be a valid `VkVideoEncodeRgbModelConversionFlagBitsVALVE` value
- VUID-VkVideoEncodeSessionRgbConversionCreateInfoVALVE-rgbRange-parameter
`rgbRange` **must** be a valid `VkVideoEncodeRgbRangeCompressionFlagBitsVALVE` value
- VUID-VkVideoEncodeSessionRgbConversionCreateInfoVALVE-xChromaOffset-parameter
`xChromaOffset` **must** be a valid `VkVideoEncodeRgbChromaOffsetFlagBitsVALVE` value
- VUID-VkVideoEncodeSessionRgbConversionCreateInfoVALVE-yChromaOffset-parameter
`yChromaOffset` **must** be a valid `VkVideoEncodeRgbChromaOffsetFlagBitsVALVE` value

Structure Chaining

Extends the structure

- `VkVideoSessionCreateInfoKHR`

48.21. H.264 Encode Operations

Video encode operations using an [H.264 encode profile](#) **can** be used to encode elementary video stream sequences compliant to the [ITU-T H.264 Specification](#).

NOTE

Refer to the [Preamble](#) for information on how the Khronos Intellectual Property Rights Policy relates to normative references to external materials not created by Khronos.

This process is performed according to the [video encode operation steps](#) with the codec-specific semantics defined in section 8 of the [ITU-T H.264 Specification](#) as follows:

- Syntax elements, derived values, and other parameters are applied from the following structures:
 - The `StdVideoH264SequenceParameterSet` structure corresponding to the [active SPS](#) specifying the [H.264 sequence parameter set](#).
 - The `StdVideoH264PictureParameterSet` structure corresponding to the [active PPS](#) specifying the [H.264 picture parameter set](#).
 - The `StdVideoEncodeH264PictureInfo` structure specifying the [H.264 picture information](#).
 - The `StdVideoEncodeH264SliceHeader` structures specifying the [H.264 slice header parameters](#) for each encoded H.264 slice.
 - The `StdVideoEncodeH264ReferenceInfo` structures specifying the [H.264 reference information](#) corresponding to the optional [reconstructed picture](#) and any [active reference pictures](#).
- The encoded bitstream data is written to the destination video bitstream buffer range as defined in the [H.264 Encode Bitstream Data Access](#) section.
- Picture data in the [video picture resources](#) corresponding to the used [encode input picture](#), [active reference pictures](#), and optional [reconstructed picture](#) is accessed as defined in the [H.264 Encode Picture Data Access](#) section.
- The decision on [reference picture setup](#) is made according to the parameters specified in the [H.264 picture information](#).

If the parameters adhere to the syntactic and semantic requirements defined in the corresponding sections of the [ITU-T H.264 Specification](#), as described above, and the [DPB slots](#) associated with the [active reference pictures](#) all refer to [valid picture references](#), then the video encode operation will complete successfully. Otherwise, the video encode operation **may** complete [unsuccessfully](#).

48.21.1. H.264 Encode Parameter Overrides

Implementations **may** override, unless otherwise specified, any of the H.264 encode parameters specified in the following Video Std structures:

- `StdVideoH264SequenceParameterSet`
- `StdVideoH264PictureParameterSet`
- `StdVideoEncodeH264PictureInfo`

- `StdVideoEncodeH264SliceHeader`
- `StdVideoEncodeH264ReferenceInfo`

All such H.264 encode parameter overrides **must** fulfill the conditions defined in the [Video Encode Parameter Overrides](#) section.

In addition, implementations **must** not override any of the following H.264 encode parameters:

- `StdVideoEncodeH264PictureInfo::primary_pic_type`
- `StdVideoEncodeH264SliceHeader::slice_type`

If the `videoMaintenance2` feature is enabled, implementations **must** not override any of the following H.264 encode parameters:

- the following parameters specified in `StdVideoH264SequenceParameterSet`:
 - `flags.vui_parameters_present_flag`
 - `profile_idc`
 - `level_idc`
 - `chroma_format_idc`
- the following parameters specified in the `StdVideoH264SequenceParameterSetVui` structure pointed to by `StdVideoH264SequenceParameterSet::pSequenceParameterSetVui`:
 - `flags.aspect_ratio_info_present_flag`
 - `flags.overscan_info_present_flag`
 - `flags.overscan_appropriate_flag`
 - `flags.video_signal_type_present_flag`
 - `flags.video_full_range_flag`
 - `flags.color_description_present_flag`
 - `flags.chroma_loc_info_present_flag`
 - `flags.timing_info_present_flag`
 - `flags.fixed_frame_rate_flag`
 - `aspect_ratio_idc`
 - `sar_width`
 - `sar_height`
 - `video_format`
 - `colour_primaries`
 - `transfer_characteristics`
 - `matrix_coefficients`
 - `num_units_in_tick`
 - `time_scale`

- `chroma_sample_loc_type_top_field`
- `chroma_sample_loc_type_bottom_field`

In case of H.264 encode parameters stored in [video session parameters](#) objects, applications need to use the `vkGetEncodedVideoSessionParametersKHR` command to determine whether any implementation overrides happened. If the query indicates that implementation overrides were applied, then the application needs to retrieve and use the encoded H.264 parameter sets in the bitstream in order to be able to produce a compliant H.264 video bitstream using the H.264 encode parameters stored in the video session parameters object.

In case of any H.264 encode parameters stored in the encoded bitstream produced by video encode operations, if the implementation supports the [VK_VIDEO_ENCODE_FEEDBACK_BITSTREAM_HAS_OVERRIDES_BIT_KHR](#) [video encode feedback query](#) flag, the application **can** use such queries to retrieve feedback about whether any implementation overrides have been applied to those H.264 encode parameters.

48.21.2. H.264 Encode Bitstream Data Access

Each video encode operation writes one or more VCL NAL units comprising of slice headers and data of the encoded picture, in the format defined in sections 7.3.3 and 7.3.4, according to the semantics defined in sections 7.4.3 and 7.4.4 of the [ITU-T H.264 Specification](#), respectively. The number of VCL NAL units written is specified by `VkVideoEncodeH264PictureInfoKHR::naluSliceEntryCount`.

In addition, if `VkVideoEncodeH264PictureInfoKHR::generatePrefixNalu` is [VK_TRUE](#) for the video encode operation, then an additional prefix NAL unit is written before each VCL NAL unit corresponding to individual slices in the format defined in section 7.3.2.12, according to the semantics defined in section 7.4.2.12 of the [ITU-T H.264 Specification](#), respectively.

48.21.3. H.264 Encode Picture Data Access

Accesses to image data within a video picture resource happen at the granularity indicated by `VkVideoCapabilitiesKHR::pictureAccessGranularity`, as returned by `vkGetPhysicalDeviceVideoCapabilitiesKHR` for the used [video profile](#). Accordingly, the complete image subregion of a [encode input picture](#), [reference picture](#), or [reconstructed picture](#) accessed by video coding operations using an [H.264 encode profile](#) is defined as the set of texels within the coordinate range:

$([0, \text{endX}), [0, \text{endY}))$

Where:

- `endX` equals `codedExtent.width` rounded up to the nearest integer multiple of `pictureAccessGranularity.width` and clamped to the width of the image subresource [referred](#) to by the corresponding `VkVideoPictureResourceInfoKHR` structure;
- `endY` equals `codedExtent.height` rounded up to the nearest integer multiple of `pictureAccessGranularity.height` and clamped to the height of the image subresource [referred](#)

to by the corresponding [VkVideoPictureResourceInfoKHR](#) structure;

Where `codedExtent` is the member of the [VkVideoPictureResourceInfoKHR](#) structure corresponding to the picture.

In case of video encode operations using an [H.264 encode profile](#), any access to a picture at the coordinates (x,y), as defined by the [ITU-T H.264 Specification](#), is an access to the image subresource [referred](#) to by the corresponding [VkVideoPictureResourceInfoKHR](#) structure at the texel coordinates (x,y).

Implementations **may** choose not to access some or all texels within particular [reference pictures](#) available to a video encode operation (e.g. due to [video encode parameter overrides](#) restricting the effective set of used reference pictures, or if the encoding algorithm chooses not to use certain subregions of the reference picture data for sample prediction).

48.21.4. H.264 Frame, Picture, and Slice

H.264 pictures are partitioned into slices, as defined in section 6.3 of the [ITU-T H.264 Specification](#).

For the purposes of this specification, the H.264 slices comprising a picture are referred to as the *picture partitions* of the picture.

Video encode operations using an [H.264 encode profile](#) **can** encode slices of different types, as defined in section 7.4.3 of the [ITU-T H.264 Specification](#), by specifying the corresponding enumeration constant value in `StdVideoEncodeH264SliceHeader::slice_type` in the [H.264 slice header parameters](#) from the Video Std enumeration type `StdVideoH264SliceType`:

- `STD_VIDEO_H264_SLICE_TYPE_P` indicates that the slice is a *P slice* as defined in section 3.109 of the [ITU-T H.264 Specification](#).
- `STD_VIDEO_H264_SLICE_TYPE_B` indicates that the slice is a *B slice* as defined in section 3.9 of the [ITU-T H.264 Specification](#).
- `STD_VIDEO_H264_SLICE_TYPE_I` indicates that the slice is an *I slice* as defined in section 3.66 of the [ITU-T H.264 Specification](#).

Pictures constructed from such slices **can** be of different types, as defined in section 7.4.2.4 of the [ITU-T H.264 Specification](#). Video encode operations using an [H.264 encode profile](#) **can** encode pictures of a specific type by specifying the corresponding enumeration constant value in `StdVideoEncodeH264PictureInfo::primary_pic_type` in the [H.264 picture information](#) from the Video Std enumeration type `StdVideoH264PictureType`:

- `STD_VIDEO_H264_PICTURE_TYPE_P` indicates that the picture is a *P picture*. A frame consisting of a P picture is also referred to as a *P frame*.
- `STD_VIDEO_H264_PICTURE_TYPE_B` indicates that the picture is a *B picture*. A frame consisting of a B picture is also referred to as a *B frame*.
- `STD_VIDEO_H264_PICTURE_TYPE_I` indicates that the picture is an *I picture*. A frame consisting of an I picture is also referred to as an *I frame*.
- `STD_VIDEO_H264_PICTURE_TYPE_IDR` indicates that the picture is a special type of I picture called an *IDR picture* as defined in section 3.69 of the [ITU-T H.264 Specification](#). A frame consisting of an

IDR picture is also referred to as an *IDR frame*.

48.21.5. H.264 Coding Blocks

H.264 encode supports a single type of coding block called a *macroblock*, as defined in section 3.84 of the [ITU-T H.264 Specification](#).

48.21.6. H.264 Encode Profile

A video profile supporting H.264 video encode operations is specified by setting `VkVideoProfileInfoKHR::videoCodecOperation` to `VK_VIDEO_CODEC_OPERATION_ENCODE_H264_BIT_KHR` and adding a `VkVideoEncodeH264ProfileInfoKHR` structure to the `VkVideoProfileInfoKHR::pNext` chain.

The `VkVideoEncodeH264ProfileInfoKHR` structure is defined as:

```
// Provided by VK_KHR_video_encode_h264
typedef struct VkVideoEncodeH264ProfileInfoKHR {
    VkStructureType    sType;
    const void*        pNext;
    StdVideoH264ProfileIdc stdProfileIdc;
} VkVideoEncodeH264ProfileInfoKHR;
```

- `sType` is a `VkStructureType` value identifying this structure.
- `pNext` is `NULL` or a pointer to a structure extending this structure.
- `stdProfileIdc` is a `StdVideoH264ProfileIdc` value specifying the H.264 codec profile IDC, where enum constant `STD_VIDEO_H264_PROFILE_IDC_BASELINE` identifies the Constrained Baseline profile as defined in A.2.1.1 of the [ITU-T H.264 Specification](#), and all other values correspond to profiles defined in section A.2 of the [ITU-T H.264 Specification](#).

Valid Usage (Implicit)

- VUID-VkVideoEncodeH264ProfileInfoKHR-sType-sType
`sType` must be `VK_STRUCTURE_TYPE_VIDEO_ENCODE_H264_PROFILE_INFO_KHR`

Structure Chaining

Extends the structures

- [VkQueryPoolCreateInfo](#)
- [VkVideoProfileInfoKHR](#)

48.21.7. H.264 Encode Capabilities

When calling `vkGetPhysicalDeviceVideoCapabilitiesKHR` to query the capabilities for an [H.264](#)

encode profile, the `VkVideoCapabilitiesKHR::pNext` chain **must** include a `VkVideoEncodeH264CapabilitiesKHR` structure that will be filled with the profile-specific capabilities.

The `VkVideoEncodeH264CapabilitiesKHR` structure is defined as:

```
// Provided by VK_KHR_video_encode_h264
typedef struct VkVideoEncodeH264CapabilitiesKHR {
    VkStructureType          sType;
    void*                    pNext;
    VkVideoEncodeH264CapabilityFlagsKHR flags;
    StdVideoH264LevelIdc     maxLevelIdc;
    uint32_t                 maxSliceCount;
    uint32_t                 maxPPictureL0ReferenceCount;
    uint32_t                 maxBPictureL0ReferenceCount;
    uint32_t                 maxL1ReferenceCount;
    uint32_t                 maxTemporalLayerCount;
    VkBool32                 expectDyadicTemporalLayerPattern;
    int32_t                  minQp;
    int32_t                  maxQp;
    VkBool32                 prefersGopRemainingFrames;
    VkBool32                 requiresGopRemainingFrames;
    VkVideoEncodeH264StdFlagsKHR stdSyntaxFlags;
} VkVideoEncodeH264CapabilitiesKHR;
```

- `sType` is a `VkStructureType` value identifying this structure.
- `pNext` is `NULL` or a pointer to a structure extending this structure.
- `flags` is a bitmask of `VkVideoEncodeH264CapabilityFlagBitsKHR` indicating supported H.264 encoding capabilities.
- `maxLevelIdc` is a `StdVideoH264LevelIdc` value indicating the maximum H.264 level supported by the profile, where enum constant `STD_VIDEO_H264_LEVEL_IDC_<major>_<minor>` identifies H.264 level `<major>.<minor>` as defined in section A.3 of the [ITU-T H.264 Specification](#).
- `maxSliceCount` indicates the maximum number of slices that **can** be encoded for a single picture. Further restrictions **may** apply to the number of slices that **can** be encoded for a single picture depending on other capabilities and codec-specific rules.
- `maxPPictureL0ReferenceCount` indicates the maximum number of reference pictures the implementation supports in the reference list L0 for [P pictures](#).

NOTE

As implementations **may** [override](#) the reference lists, `maxPPictureL0ReferenceCount` does not limit the number of elements that the application **can** specify in the L0 reference list for P pictures. However, if `maxPPictureL0ReferenceCount` is zero, then the use of P pictures is not allowed.

- `maxBPictureL0ReferenceCount` indicates the maximum number of reference pictures the implementation supports in the reference list L0 for [B pictures](#).
- `maxL1ReferenceCount` indicates the maximum number of reference pictures the implementation supports in the reference list L1 if encoding of [B pictures](#) is supported.

NOTE

As implementations **may** **override** the reference lists, `maxBPictureL0ReferenceCount` and `maxL1ReferenceCount` does not limit the number of elements that the application **can** specify in the L0 and L1 reference lists for B pictures. However, if `maxBPictureL0ReferenceCount` and `maxL1ReferenceCount` are both zero, then the use of B pictures is not allowed.

- `maxTemporalLayerCount` indicates the maximum number of H.264 temporal layers supported by the implementation.
- `expectDyadicTemporalLayerPattern` indicates that the implementation's rate control algorithms expect the application to use a **dyadic temporal layer pattern** when encoding multiple temporal layers.
- `minQp` indicates the minimum QP value supported.
- `maxQp` indicates the maximum QP value supported.
- `prefersGopRemainingFrames` indicates that the implementation's rate control algorithm prefers the application to specify the number of frames of each type **remaining** in the current **group of pictures** when beginning a **video coding scope**.
- `requiresGopRemainingFrames` indicates that the implementation's rate control algorithm requires the application to specify the number of frames of each type **remaining** in the current **group of pictures** when beginning a **video coding scope**.
- `stdSyntaxFlags` is a bitmask of `VkVideoEncodeH264StdFlagBitsKHR` indicating capabilities related to H.264 syntax elements.

Valid Usage (Implicit)

- VUID-VkVideoEncodeH264CapabilitiesKHR-sType-sType
`sType` **must** be `VK_STRUCTURE_TYPE_VIDEO_ENCODE_H264_CAPABILITIES_KHR`

Structure Chaining

Extends the structure

- `VkVideoCapabilitiesKHR`

Bits which **may** be set in `VkVideoEncodeH264CapabilitiesKHR::flags`, indicating the H.264 encoding capabilities supported, are:


```
// Provided by VK_KHR_video_encode_h264
typedef enum VkVideoEncodeH264CapabilityFlagBitsKHR {
    VK_VIDEO_ENCODE_H264_CAPABILITY_HRD_COMPLIANCE_BIT_KHR = 0x00000001,
    VK_VIDEO_ENCODE_H264_CAPABILITY_PREDICTION_WEIGHT_TABLE_GENERATED_BIT_KHR =
0x00000002,
    VK_VIDEO_ENCODE_H264_CAPABILITY_ROW_UNALIGNED_SLICE_BIT_KHR = 0x00000004,
    VK_VIDEO_ENCODE_H264_CAPABILITY_DIFFERENT_SLICE_TYPE_BIT_KHR = 0x00000008,
    VK_VIDEO_ENCODE_H264_CAPABILITY_B_FRAME_IN_L0_LIST_BIT_KHR = 0x00000010,
    VK_VIDEO_ENCODE_H264_CAPABILITY_B_FRAME_IN_L1_LIST_BIT_KHR = 0x00000020,
    VK_VIDEO_ENCODE_H264_CAPABILITY_PER_PICTURE_TYPE_MIN_MAX_QP_BIT_KHR = 0x00000040,
    VK_VIDEO_ENCODE_H264_CAPABILITY_PER_SLICE_CONSTANT_QP_BIT_KHR = 0x00000080,
    VK_VIDEO_ENCODE_H264_CAPABILITY_GENERATE_PREFIX_NALU_BIT_KHR = 0x00000100,
    // Provided by VK_KHR_video_encode_h264 with VK_KHR_video_encode_intra_refresh
    VK_VIDEO_ENCODE_H264_CAPABILITY_B_PICTURE_INTRA_REFRESH_BIT_KHR = 0x00000400,
    // Provided by VK_KHR_video_encode_h264 with VK_KHR_video_encode_quantization_map
    VK_VIDEO_ENCODE_H264_CAPABILITY_MB_QP_DIFF_WRAPAROUND_BIT_KHR = 0x00000200,
} VkVideoEncodeH264CapabilityFlagBitsKHR;
```

- [VK_VIDEO_ENCODE_H264_CAPABILITY_HRD_COMPLIANCE_BIT_KHR](#) specifies whether the implementation **may** be able to generate HRD compliant bitstreams if any of the [nal_hrd_parameters_present_flag](#) or [vcl_hrd_parameters_present_flag](#) members of [StdVideoH264SpsVuiFlags](#) are set to 1 in the [active SPS](#).
- [VK_VIDEO_ENCODE_H264_CAPABILITY_PREDICTION_WEIGHT_TABLE_GENERATED_BIT_KHR](#) specifies that if [StdVideoH264PpsFlags::weighted_pred_flag](#) is set to 1 or [StdVideoH264PictureParameterSet::weighted_bipred_idc](#) is set to [STD_VIDEO_H264_WEIGHTED_BIPRED_IDC_EXPLICIT](#) in the [active PPS](#) when encoding a [P picture](#) or [B picture](#), respectively, then the implementation is able to internally decide syntax for [pred_weight_table](#), as defined in section 7.4.3.2 of the [ITU-T H.264 Specification](#), and the application is not **required** to provide a weight table in the [H.264 slice header parameters](#).
- [VK_VIDEO_ENCODE_H264_CAPABILITY_ROW_UNALIGNED_SLICE_BIT_KHR](#) specifies that each slice in a frame with multiple slices may begin or finish at any offset in a macroblock row. If not supported, all slices in the frame **must** begin at the start of a macroblock row (and hence each slice **must** finish at the end of a macroblock row). When a picture is encoded with [intra refresh](#), encoding non-rectangular slices also requires: support for the [VkVideoEncodeIntraRefreshCapabilitiesKHR::nonRectangularIntraRefreshRegions](#) capability.
- [VK_VIDEO_ENCODE_H264_CAPABILITY_DIFFERENT_SLICE_TYPE_BIT_KHR](#) specifies that when a frame is encoded with multiple slices, the implementation allows encoding each slice with a different [StdVideoEncodeH264SliceHeader::slice_type](#) specified in the [H.264 slice header parameters](#). If not supported, all slices of the frame **must** be encoded with the same [slice_type](#) which corresponds to the picture type of the frame. There is one exception to this rule: if the picture is encoded with the [intra refresh mode](#) [VK_VIDEO_ENCODE_INTRA_REFRESH_MODE_PER_PICTURE_PARTITION_BIT_KHR](#), then the currently refreshed slice **must** specify the [slice_type](#) [STD_VIDEO_H264_SLICE_TYPE_I](#) and **can** differ from the [slice_type](#) of the other slices regardless of whether [VK_VIDEO_ENCODE_H264_CAPABILITY_DIFFERENT_SLICE_TYPE_BIT_KHR](#) is supported.
- [VK_VIDEO_ENCODE_H264_CAPABILITY_B_FRAME_IN_L0_LIST_BIT_KHR](#) specifies support for

using a [B frame](#) as L0 reference, as specified in [StdVideoEncodeH264ReferenceListsInfo::RefPicList0](#) in the [H.264 picture information](#).

- [VK_VIDEO_ENCODE_H264_CAPABILITY_B_FRAME_IN_L1_LIST_BIT_KHR](#) specifies support for using a [B frame](#) as L1 reference, as specified in [StdVideoEncodeH264ReferenceListsInfo::RefPicList1](#) in the [H.264 picture information](#).
- [VK_VIDEO_ENCODE_H264_CAPABILITY_PER_PICTURE_TYPE_MIN_MAX_QP_BIT_KHR](#) specifies support for specifying different QP values in the members of [VkVideoEncodeH264QpKHR](#).
- [VK_VIDEO_ENCODE_H264_CAPABILITY_PER_SLICE_CONSTANT_QP_BIT_KHR](#) specifies support for specifying different constant QP values for each slice.
- [VK_VIDEO_ENCODE_H264_CAPABILITY_GENERATE_PREFIX_NALU_BIT_KHR](#) specifies support for generating prefix NAL units by setting [VkVideoEncodeH264PictureInfoKHR::generatePrefixNalu](#) to [VK_TRUE](#).
- [VK_VIDEO_ENCODE_H264_CAPABILITY_MB_QP_DIFF_WRAPAROUND_BIT_KHR](#) indicates support for wraparound during the calculation of the QP values of subsequently encoded macroblocks, as defined in equation 7-37 of the [ITU-T H.264 Specification](#). If not supported, equation 7-37 of the [ITU-T H.264 Specification](#) is effectively reduced to the following:

$$QP_Y = QP_{Y,PREV} + mb_qp_delta$$

NOTE

The effect of this is that the maximum QP difference across subsequent macroblocks is limited to the $[-(26 + QpBdOffset_Y / 2), 25 + QpBdOffset_Y / 2]$ range.

- [VK_VIDEO_ENCODE_H264_CAPABILITY_B_PICTURE_INTRA_REFRESH_BIT_KHR](#) indicates support for encoding [B pictures](#) with [intra refresh](#) enabled.

```
// Provided by VK_KHR_video_encode_h264
typedef VkFlags VkVideoEncodeH264CapabilityFlagsKHR;
```

[VkVideoEncodeH264CapabilityFlagsKHR](#) is a bitmask type for setting a mask of zero or more [VkVideoEncodeH264CapabilityFlagBitsKHR](#).

Bits which **may** be set in [VkVideoEncodeH264CapabilitiesKHR::stdSyntaxFlags](#), indicating the capabilities related to the H.264 syntax elements, are:


```
// Provided by VK_KHR_video_encode_h264
typedef enum VkVideoEncodeH264StdFlagBitsKHR {
    VK_VIDEO_ENCODE_H264_STD_SEPARATE_COLOR_PLANE_FLAG_SET_BIT_KHR = 0x00000001,
    VK_VIDEO_ENCODE_H264_STD_QPPRIME_Y_ZERO_TRANSFORM_BYPASS_FLAG_SET_BIT_KHR =
0x00000002,
    VK_VIDEO_ENCODE_H264_STD_SCALING_MATRIX_PRESENT_FLAG_SET_BIT_KHR = 0x00000004,
    VK_VIDEO_ENCODE_H264_STD_CHROMA_QP_INDEX_OFFSET_BIT_KHR = 0x00000008,
    VK_VIDEO_ENCODE_H264_STD_SECOND_CHROMA_QP_INDEX_OFFSET_BIT_KHR = 0x00000010,
    VK_VIDEO_ENCODE_H264_STD_PIC_INIT_QP_MINUS26_BIT_KHR = 0x00000020,
    VK_VIDEO_ENCODE_H264_STD_WEIGHTED_PRED_FLAG_SET_BIT_KHR = 0x00000040,
    VK_VIDEO_ENCODE_H264_STD_WEIGHTED_BIPRED_IDC_EXPLICIT_BIT_KHR = 0x00000080,
    VK_VIDEO_ENCODE_H264_STD_WEIGHTED_BIPRED_IDC_IMPLICIT_BIT_KHR = 0x00000100,
    VK_VIDEO_ENCODE_H264_STD_TRANSFORM_8X8_MODE_FLAG_SET_BIT_KHR = 0x00000200,
    VK_VIDEO_ENCODE_H264_STD_DIRECT_SPATIAL_MV_PRED_FLAG_UNSET_BIT_KHR = 0x00000400,
    VK_VIDEO_ENCODE_H264_STD_ENTROPY_CODING_MODE_FLAG_UNSET_BIT_KHR = 0x00000800,
    VK_VIDEO_ENCODE_H264_STD_ENTROPY_CODING_MODE_FLAG_SET_BIT_KHR = 0x00001000,
    VK_VIDEO_ENCODE_H264_STD_DIRECT_8X8_INFERENCE_FLAG_UNSET_BIT_KHR = 0x00002000,
    VK_VIDEO_ENCODE_H264_STD_CONSTRAINED_INTRA_PRED_FLAG_SET_BIT_KHR = 0x00004000,
    VK_VIDEO_ENCODE_H264_STD_DEBLOCKING_FILTER_DISABLED_BIT_KHR = 0x00008000,
    VK_VIDEO_ENCODE_H264_STD_DEBLOCKING_FILTER_ENABLED_BIT_KHR = 0x00010000,
    VK_VIDEO_ENCODE_H264_STD_DEBLOCKING_FILTER_PARTIAL_BIT_KHR = 0x00020000,
    VK_VIDEO_ENCODE_H264_STD_SLICE_QP_DELTA_BIT_KHR = 0x00080000,
    VK_VIDEO_ENCODE_H264_STD_DIFFERENT_SLICE_QP_DELTA_BIT_KHR = 0x00100000,
} VkVideoEncodeH264StdFlagBitsKHR;
```

- [VK_VIDEO_ENCODE_H264_STD_SEPARATE_COLOR_PLANE_FLAG_SET_BIT_KHR](#) specifies whether the implementation supports using the application-provided value for [StdVideoH264SpsFlags::separate_colour_plane_flag](#) in the [SPS](#) when that value is 1.
- [VK_VIDEO_ENCODE_H264_STD_QPPRIME_Y_ZERO_TRANSFORM_BYPASS_FLAG_SET_BIT_KHR](#) specifies whether the implementation supports using the application-provided value for [StdVideoH264SpsFlags::qpprime_y_zero_transform_bypass_flag](#) in the [SPS](#) when that value is 1.
- [VK_VIDEO_ENCODE_H264_STD_SCALING_MATRIX_PRESENT_FLAG_SET_BIT_KHR](#) specifies whether the implementation supports using the application-provided values for [StdVideoH264SpsFlags::seq_scaling_matrix_present_flag](#) in the [SPS](#) and [StdVideoH264PpsFlags::pic_scaling_matrix_present_flag](#) in the [PPS](#) when any of those values are 1.
- [VK_VIDEO_ENCODE_H264_STD_CHROMA_QP_INDEX_OFFSET_BIT_KHR](#) specifies whether the implementation supports using the application-provided value for [StdVideoH264PictureParameterSet::chroma_qp_index_offset](#) in the [PPS](#) when that value is non-zero.
- [VK_VIDEO_ENCODE_H264_STD_SECOND_CHROMA_QP_INDEX_OFFSET_BIT_KHR](#) specifies whether the implementation supports using the application-provided value for [StdVideoH264PictureParameterSet::second_chroma_qp_index_offset](#) in the [PPS](#) when that value is non-zero.
- [VK_VIDEO_ENCODE_H264_STD_PIC_INIT_QP_MINUS26_BIT_KHR](#) specifies whether the implementation supports using the application-provided value for [StdVideoH264PictureParameterSet::pic_init_qp_minus26](#) in the [PPS](#) when that value is non-zero.

- `VK_VIDEO_ENCODE_H264_STD_WEIGHTED_PRED_FLAG_SET_BIT_KHR` specifies whether the implementation supports using the application-provided value for `StdVideoH264PpsFlags::weighted_pred_flag` in the PPS when that value is 1.
- `VK_VIDEO_ENCODE_H264_STD_WEIGHTED_BIPRED_IDC_EXPLICIT_BIT_KHR` specifies whether the implementation supports using the application-provided value for `StdVideoH264PictureParameterSet::weighted_bipred_idc` in the PPS when that value is `STD_VIDEO_H264_WEIGHTED_BIPRED_IDC_EXPLICIT`.
- `VK_VIDEO_ENCODE_H264_STD_WEIGHTED_BIPRED_IDC_IMPLICIT_BIT_KHR` specifies whether the implementation supports using the application-provided value for `StdVideoH264PictureParameterSet::weighted_bipred_idc` in the PPS when that value is `STD_VIDEO_H264_WEIGHTED_BIPRED_IDC_IMPLICIT`.
- `VK_VIDEO_ENCODE_H264_STD_TRANSFORM_8X8_MODE_FLAG_SET_BIT_KHR` specifies whether the implementation supports using the application-provided value for `StdVideoH264PpsFlags::transform_8x8_mode_flag` in the PPS when that value is 1.
- `VK_VIDEO_ENCODE_H264_STD_DIRECT_SPATIAL_MV_PRED_FLAG_UNSET_BIT_KHR` specifies whether the implementation supports using the application-provided value for `StdVideoEncodeH264SliceHeaderFlags::direct_spatial_mv_pred_flag` in the H.264 slice header parameters when that value is 0.
- `VK_VIDEO_ENCODE_H264_STD_ENTROPY_CODING_MODE_FLAG_UNSET_BIT_KHR` specifies whether the implementation supports CAVLC entropy coding, as defined in section 9.2 of the ITU-T H.264 Specification, and thus supports using the application-provided value for `StdVideoH264PpsFlags::entropy_coding_mode_flag` in the PPS when that value is 0.
- `VK_VIDEO_ENCODE_H264_STD_ENTROPY_CODING_MODE_FLAG_SET_BIT_KHR` specifies whether the implementation supports CABAC entropy coding, as defined in section 9.3 of the ITU-T H.264 Specification, and thus supports using the application-provided value for `StdVideoH264PpsFlags::entropy_coding_mode_flag` in the PPS when that value is 1.
- `VK_VIDEO_ENCODE_H264_STD_DIRECT_8X8_INFERENCE_FLAG_UNSET_BIT_KHR` specifies whether the implementation supports using the application-provided value for `StdVideoH264SpsFlags::direct_8x8_inference_flag` in the SPS when that value is 0.
- `VK_VIDEO_ENCODE_H264_STD_CONSTRAINED_INTRA_PRED_FLAG_SET_BIT_KHR` specifies whether the implementation supports using the application-provided value for `StdVideoH264PpsFlags::constrained_intra_pred_flag` in the PPS when that value is 1.
- `VK_VIDEO_ENCODE_H264_STD_DEBLOCKING_FILTER_DISABLED_BIT_KHR` specifies whether the implementation supports using the application-provided value for `StdVideoEncodeH264SliceHeader::disable_deblocking_filter_idc` in the H.264 slice header parameters when that value is `STD_VIDEO_H264_DISABLE_DEBLOCKING_FILTER_IDC_DISABLED`.
- `VK_VIDEO_ENCODE_H264_STD_DEBLOCKING_FILTER_ENABLED_BIT_KHR` specifies whether the implementation supports using the application-provided value for `StdVideoEncodeH264SliceHeader::disable_deblocking_filter_idc` in the H.264 slice header parameters when that value is `STD_VIDEO_H264_DISABLE_DEBLOCKING_FILTER_IDC_ENABLED`.
- `VK_VIDEO_ENCODE_H264_STD_DEBLOCKING_FILTER_PARTIAL_BIT_KHR` specifies whether the implementation supports using the application-provided value for `StdVideoEncodeH264SliceHeader::disable_deblocking_filter_idc` in the H.264 slice header parameters when that value is 1.

parameters when that value is `STD_VIDEO_H264_DISABLE_DEBLOCKING_FILTER_IDC_PARTIAL`.

- `VK_VIDEO_ENCODE_H264_STD_SLICE_QP_DELTA_BIT_KHR` specifies whether the implementation supports using the application-provided value for `StdVideoEncodeH264SliceHeader::slice_qp_delta` in the H.264 slice header parameters when that value is identical across the slices of the encoded frame.
- `VK_VIDEO_ENCODE_H264_STD_DIFFERENT_SLICE_QP_DELTA_BIT_KHR` specifies whether the implementation supports using the application-provided value for `StdVideoEncodeH264SliceHeader::slice_qp_delta` in the H.264 slice header parameters when that value is different across the slices of the encoded frame.

These capability flags provide information to the application about specific H.264 syntax element values that the implementation supports without having to `override` them and do not otherwise restrict the values that the application **can** specify for any of the mentioned H.264 syntax elements.

```
// Provided by VK_KHR_video_encode_h264
typedef VkFlags VkVideoEncodeH264StdFlagsKHR;
```

`VkVideoEncodeH264StdFlagsKHR` is a bitmask type for setting a mask of zero or more `VkVideoEncodeH264StdFlagBitsKHR`.

48.21.8. H.264 Encode Quality Level Properties

When calling `vkGetPhysicalDeviceVideoEncodeQualityLevelPropertiesKHR` with `pVideoProfile->videoCodecOperation` specified as `VK_VIDEO_CODEC_OPERATION_ENCODE_H264_BIT_KHR`, the `VkVideoEncodeH264QualityLevelPropertiesKHR` structure **must** be included in the `pNext` chain of the `VkVideoEncodeQualityLevelPropertiesKHR` structure to retrieve additional video encode quality level properties specific to H.264 encoding.

The `VkVideoEncodeH264QualityLevelPropertiesKHR` structure is defined as:

```
// Provided by VK_KHR_video_encode_h264
typedef struct VkVideoEncodeH264QualityLevelPropertiesKHR {
    VkStructureType    sType;
    void*              pNext;
    VkVideoEncodeH264RateControlFlagsKHR preferredRateControlFlags;
    uint32_t            preferredGopFrameCount;
    uint32_t            preferredIdrPeriod;
    uint32_t            preferredConsecutiveBFrameCount;
    uint32_t            preferredTemporalLayerCount;
    VkVideoEncodeH264QpKHR preferredConstantQp;
    uint32_t            preferredMaxL0ReferenceCount;
    uint32_t            preferredMaxL1ReferenceCount;
    VkBool32            preferredStdEntropyCodingModeFlag;
} VkVideoEncodeH264QualityLevelPropertiesKHR;
```

- `sType` is a `VkStructureType` value identifying this structure.

- `pNext` is `NULL` or a pointer to a structure extending this structure.
- `preferredRateControlFlags` is a bitmask of `VkVideoEncodeH264RateControlFlagBitsKHR` values indicating the preferred flags to use for `VkVideoEncodeH264RateControlInfoKHR::flags`.
- `preferredGopFrameCount` indicates the preferred value to use for `VkVideoEncodeH264RateControlInfoKHR::gopFrameCount`.
- `preferredIdrPeriod` indicates the preferred value to use for `VkVideoEncodeH264RateControlInfoKHR::idrPeriod`.
- `preferredConsecutiveBFrameCount` indicates the preferred value to use for `VkVideoEncodeH264RateControlInfoKHR::consecutiveBFrameCount`.
- `preferredTemporalLayerCount` indicates the preferred value to use for `VkVideoEncodeH264RateControlInfoKHR::temporalLayerCount`.
- `preferredConstantQp` indicates the preferred values to use for `VkVideoEncodeH264NaluSliceInfoKHR::constantQp` for each picture type when using rate control mode `VK_VIDEO_ENCODE_RATE_CONTROL_MODE_DISABLED_BIT_KHR`.
- `preferredMaxL0ReferenceCount` indicates the preferred maximum number of reference pictures to use in the reference list L0.
- `preferredMaxL1ReferenceCount` indicates the preferred maximum number of reference pictures to use in the reference list L1.
- `preferredStdEntropyCodingModeFlag` indicates the preferred value to use for `entropy_coding_mode_flag` in `StdVideoH264PpsFlags`.

Valid Usage (Implicit)

- `VOID-VkVideoEncodeH264QualityLevelPropertiesKHR-sType-sType` `sType` must be `VK_STRUCTURE_TYPE_VIDEO_ENCODE_H264_QUALITY_LEVEL_PROPERTIES_KHR`

Structure Chaining

Extends the structure

- `VkVideoEncodeQualityLevelPropertiesKHR`

48.21.9. H.264 Encode Session

Additional parameters can be specified when creating a video session with an H.264 encode profile by including an instance of the `VkVideoEncodeH264SessionCreateInfoKHR` structure in the `pNext` chain of `VkVideoSessionCreateInfoKHR`.

The `VkVideoEncodeH264SessionCreateInfoKHR` structure is defined as:


```
// Provided by VK_KHR_video_encode_h264
typedef struct VkVideoEncodeH264SessionCreateInfoKHR {
    VkStructureType    sType;
    const void*        pNext;
    VkBool32           useMaxLevelIdc;
    StdVideoH264LevelIdc maxLevelIdc;
} VkVideoEncodeH264SessionCreateInfoKHR;
```

- `sType` is a `VkStructureType` value identifying this structure.
- `pNext` is `NULL` or a pointer to a structure extending this structure.
- `useMaxLevelIdc` indicates whether the value of `maxLevelIdc` should be used by the implementation. When it is `VK_FALSE`, the implementation ignores the value of `maxLevelIdc` and uses the value of `VkVideoEncodeH264CapabilitiesKHR::maxLevelIdc`, as reported by `vkGetPhysicalDeviceVideoCapabilitiesKHR` for the video profile.
- `maxLevelIdc` is a `StdVideoH264LevelIdc` value specifying the upper bound on the H.264 level for the video bitstreams produced by the created video session, where enum constant `STD_VIDEO_H264_LEVEL_IDC_<major>_<minor>` identifies H.264 level `<major>.<minor>` as defined in section A.3 of the [ITU-T H.264 Specification](#).

Valid Usage (Implicit)

- VUID-VkVideoEncodeH264SessionCreateInfoKHR-sType-sType
`sType` must be `VK_STRUCTURE_TYPE_VIDEO_ENCODE_H264_SESSION_CREATE_INFO_KHR`

Structure Chaining

Extends the structure

- `VkVideoSessionCreateInfoKHR`

48.21.10. H.264 Encode Parameter Sets

Video session parameters objects created with the video codec operation `VK_VIDEO_CODEC_OPERATION_ENCODE_H264_BIT_KHR` can contain the following types of parameters:

H.264 Sequence Parameter Sets (SPS)

Represented by `StdVideoH264SequenceParameterSet` structures and interpreted as follows:

- `reserved1` and `reserved2` are used only for padding purposes and are otherwise ignored;
- `seq_parameter_set_id` is used as the key of the SPS entry;
- `level_idc` is one of the enum constants `STD_VIDEO_H264_LEVEL_IDC_<major>_<minor>` identifying

the H.264 level <major>.<minor> as defined in section A.3 of the [ITU-T H.264 Specification](#);

- `pOffsetForRefFrame` is a pointer to an array of `num_ref_frames_in_pic_order_cnt_cycle` number of signed integers specifying the elements of the `offset_for_ref_frame` array, as defined in section 7.4.2.1.1 of the [ITU-T H.264 Specification](#);
- if `flags.seq_scaling_matrix_present_flag` is set, then the `StdVideoH264ScalingLists` structure pointed to by `pScalingLists` is interpreted as follows:
 - `scaling_list_present_mask` is a bitmask where bit index `i` corresponds to `seq_scaling_list_present_flag[i]` as defined in section 7.4.2.1 of the [ITU-T H.264 Specification](#);
 - `use_default_scaling_matrix_mask` is a bitmask where bit index `i` corresponds to `UseDefaultScalingMatrix4x4Flag[i]`, when `i < 6`, or corresponds to `UseDefaultScalingMatrix8x8Flag[i-6]`, otherwise, as defined in section 7.3.2.1 of the [ITU-T H.264 Specification](#);
 - `ScalingList4x4` and `ScalingList8x8` correspond to the identically named syntax elements defined in section 7.3.2.1 of the [ITU-T H.264 Specification](#);
- if `flags.vui_parameters_present_flag` is set, then `pSequenceParameterSetVui` is a pointer to a `StdVideoH264SequenceParameterSetVui` structure that is interpreted as follows:
 - `reserved1` is used only for padding purposes and is otherwise ignored;
 - `flags.color_description_present_flag` is interpreted as the value of `colour_description_present_flag`, as defined in section E.2.1 of the [ITU-T H.264 Specification](#);

NOTE

The name of `colour_description_present_flag` was misspelled in the Video Std header.

- if `flags.nal_hrd_parameters_present_flag` or `flags.vcl_hrd_parameters_present_flag` is set, then the `StdVideoH264HrdParameters` structure pointed to by `pHrdParameters` is interpreted as follows:
 - `reserved1` is used only for padding purposes and is otherwise ignored;
 - all other members of `StdVideoH264HrdParameters` are interpreted as defined in section E.2.2 of the [ITU-T H.264 Specification](#);
- all other members of `StdVideoH264SequenceParameterSetVui` are interpreted as defined in section E.2.1 of the [ITU-T H.264 Specification](#);
- all other members of `StdVideoH264SequenceParameterSet` are interpreted as defined in section 7.4.2.1 of the [ITU-T H.264 Specification](#).

H.264 Picture Parameter Sets (PPS)

Represented by `StdVideoH264PictureParameterSet` structures and interpreted as follows:

- the pair constructed from `seq_parameter_set_id` and `pic_parameter_set_id` is used as the key of the PPS entry;

- if `flags.pic_scaling_matrix_present_flag` is set, then the `StdVideoH264ScalingLists` structure pointed to by `pScalingLists` is interpreted as follows:
 - `scaling_list_present_mask` is a bitmask where bit index `i` corresponds to `pic_scaling_list_present_flag[i]` as defined in section 7.4.2.2 of the [ITU-T H.264 Specification](#);
 - `use_default_scaling_matrix_mask` is a bitmask where bit index `i` corresponds to `UseDefaultScalingMatrix4x4Flag[i]`, when `i < 6`, or corresponds to `UseDefaultScalingMatrix8x8Flag[i-6]`, otherwise, as defined in section 7.3.2.2 of the [ITU-T H.264 Specification](#);
 - `ScalingList4x4` and `ScalingList8x8` correspond to the identically named syntax elements defined in section 7.3.2.2 of the [ITU-T H.264 Specification](#);
- all other members of `StdVideoH264PictureParameterSet` are interpreted as defined in section 7.4.2.2 of the [ITU-T H.264 Specification](#).

Implementations **may** override any of these parameters according to the semantics defined in the [Video Encode Parameter Overrides](#) section before storing the resulting H.264 parameter sets into the video session parameters object. Applications need to use the [vkGetEncodedVideoSessionParametersKHR](#) command to determine whether any implementation overrides happened and to retrieve the encoded H.264 parameter sets in order to be able to produce a compliant H.264 video bitstream.

Such H.264 parameter set overrides **may** also have cascading effects on the implementation overrides applied to the encoded bitstream produced by video encode operations. If the implementation supports the [VK_VIDEO_ENCODE_FEEDBACK_BITSTREAM_HAS_OVERRIDES_BIT_KHR](#) video encode feedback query flag, then the application **can** use such queries to retrieve feedback about whether any implementation overrides have been applied to the encoded bitstream.

When a [video session parameters](#) object is created with the codec operation [VK_VIDEO_CODEC_OPERATION_ENCODE_H264_BIT_KHR](#), the `VkVideoSessionParametersCreateInfoKHR::pNext` chain **must** include a `VkVideoEncodeH264SessionParametersCreateInfoKHR` structure specifying the capacity and initial contents of the object.

The `VkVideoEncodeH264SessionParametersCreateInfoKHR` structure is defined as:

```
// Provided by VK_KHR_video_encode_h264
typedef struct VkVideoEncodeH264SessionParametersCreateInfoKHR {
    VkStructureType          sType;
    const void*              pNext;
    uint32_t                 maxStdSPSCount;
    uint32_t                 maxStdPPSCount;
    const VkVideoEncodeH264SessionParametersAddInfoKHR* pParametersAddInfo;
} VkVideoEncodeH264SessionParametersCreateInfoKHR;
```

- `sType` is a [VkStructureType](#) value identifying this structure.

- `pNext` is `NULL` or a pointer to a structure extending this structure.
- `maxStdSPSCount` is the maximum number of `H.264 SPS` entries the created `VkVideoSessionParametersKHR` can contain.
- `maxStdPPSCount` is the maximum number of `H.264 PPS` entries the created `VkVideoSessionParametersKHR` can contain.
- `pParametersAddInfo` is `NULL` or a pointer to a `VkVideoEncodeH264SessionParametersAddInfoKHR` structure specifying H.264 parameters to add upon object creation.

Valid Usage (Implicit)

- `VOID-VkVideoEncodeH264SessionParametersCreateInfoKHR-sType-sType` must be `VK_STRUCTURE_TYPE_VIDEO_ENCODE_H264_SESSION_PARAMETERS_CREATE_INFO_KHR`
- `VOID-VkVideoEncodeH264SessionParametersCreateInfoKHR-pParametersAddInfo-parameter`
If `pParametersAddInfo` is not `NULL`, `pParametersAddInfo` must be a valid pointer to a valid `VkVideoEncodeH264SessionParametersAddInfoKHR` structure

Structure Chaining

Extends the structure

- `VkVideoSessionParametersCreateInfoKHR`

The `VkVideoEncodeH264SessionParametersAddInfoKHR` structure is defined as:

```
// Provided by VK_KHR_video_encode_h264
typedef struct VkVideoEncodeH264SessionParametersAddInfoKHR {
    VkStructureType    sType;
    const void*         pNext;
    uint32_t            stdSPSCount;
    const StdVideoH264SequenceParameterSet* pStdSPSs;
    uint32_t            stdPPSCount;
    const StdVideoH264PictureParameterSet* pStdPPSs;
} VkVideoEncodeH264SessionParametersAddInfoKHR;
```

- `sType` is a `VkStructureType` value identifying this structure.
- `pNext` is `NULL` or a pointer to a structure extending this structure.
- `stdSPSCount` is the number of elements in the `pStdSPSs` array.
- `pStdSPSs` is a pointer to an array of `StdVideoH264SequenceParameterSet` structures describing the `H.264 SPS` entries to add.
- `stdPPSCount` is the number of elements in the `pStdPPSs` array.

- `pStdPPSs` is a pointer to an array of `StdVideoH264PictureParameterSet` structures describing the H.264 PPS entries to add.

This structure **can** be specified in the following places:

- In the `pParametersAddInfo` member of the `VkVideoEncodeH264SessionParametersCreateInfoKHR` structure specified in the `pNext` chain of `VkVideoSessionParametersCreateInfoKHR` used to create a `video session parameters` object. In this case, if the video codec operation the video session parameters object is created with is `VK_VIDEO_CODEC_OPERATION_ENCODE_H264_BIT_KHR`, then it defines the set of initial parameters to add to the created object (see [Creating Video Session Parameters](#)).
- In the `pNext` chain of `VkVideoSessionParametersUpdateInfoKHR`. In this case, if the video codec operation the `video session parameters` object to be updated was created with is `VK_VIDEO_CODEC_OPERATION_ENCODE_H264_BIT_KHR`, then it defines the set of parameters to add to it (see [Updating Video Session Parameters](#)).

Valid Usage

- VUID-VkVideoEncodeH264SessionParametersAddInfoKHR-None-04837
The `seq_parameter_set_id` member of each `StdVideoH264SequenceParameterSet` structure specified in the elements of `pStdSPSs` **must** be unique within `pStdSPSs`
- VUID-VkVideoEncodeH264SessionParametersAddInfoKHR-None-04838
The pair constructed from the `seq_parameter_set_id` and `pic_parameter_set_id` members of each `StdVideoH264PictureParameterSet` structure specified in the elements of `pStdPPSs` **must** be unique within `pStdPPSs`

Valid Usage (Implicit)

- VUID-VkVideoEncodeH264SessionParametersAddInfoKHR-sType-sType
`sType` **must** be `VK_STRUCTURE_TYPE_VIDEO_ENCODE_H264_SESSION_PARAMETERS_ADD_INFO_KHR`
- VUID-VkVideoEncodeH264SessionParametersAddInfoKHR-pStdSPSs-parameter
If `stdSPSCount` is not 0, and `pStdSPSs` is not NULL, `pStdSPSs` **must** be a valid pointer to an array of `stdSPSCount` `StdVideoH264SequenceParameterSet` values
- VUID-VkVideoEncodeH264SessionParametersAddInfoKHR-pStdPPSs-parameter
If `stdPPSCount` is not 0, and `pStdPPSs` is not NULL, `pStdPPSs` **must** be a valid pointer to an array of `stdPPSCount` `StdVideoH264PictureParameterSet` values

Structure Chaining

Extends the structure

- `VkVideoSessionParametersUpdateInfoKHR`

The `VkVideoEncodeH264SessionParametersGetInfoKHR` structure is defined as:

```
// Provided by VK_KHR_video_encode_h264
typedef struct VkVideoEncodeH264SessionParametersGetInfoKHR {
    VkStructureType    sType;
    const void*        pNext;
    VkBool32           writeStdSPS;
    VkBool32           writeStdPPS;
    uint32_t           stdSPSId;
    uint32_t           stdPPSId;
} VkVideoEncodeH264SessionParametersGetInfoKHR;
```

- `sType` is a `VkStructureType` value identifying this structure.
- `pNext` is `NULL` or a pointer to a structure extending this structure.
- `writeStdSPS` indicates whether the encoded H.264 sequence parameter set identified by `stdSPSId` is requested to be retrieved.
- `writeStdPPS` indicates whether the encoded H.264 picture parameter set identified by the pair constructed from `stdSPSId` and `stdPPSId` is requested to be retrieved.
- `stdSPSId` specifies the H.264 sequence parameter set ID used to identify the retrieved H.264 sequence and/or picture parameter set(s).
- `stdPPSId` specifies the H.264 picture parameter set ID used to identify the retrieved H.264 picture parameter set when `writeStdPPS` is `VK_TRUE`.

When this structure is specified in the `pNext` chain of the `VkVideoEncodeSessionParametersGetInfoKHR` structure passed to `vkGetEncodedVideoSessionParametersKHR`, the command will write encoded parameter data to the output buffer in the following order:

1. The H.264 sequence parameter set identified by `stdSPSId`, if `writeStdSPS` is `VK_TRUE`.
2. The H.264 picture parameter set identified by the pair constructed from `stdSPSId` and `stdPPSId`, if `writeStdPPS` is `VK_TRUE`.

Valid Usage

- VUID-VkVideoEncodeH264SessionParametersGetInfoKHR-writeStdSPS-08279
At least one of `writeStdSPS` and `writeStdPPS` must be `VK_TRUE`

Valid Usage (Implicit)

- VUID-VkVideoEncodeH264SessionParametersGetInfoKHR-sType-sType
`sType` must be `VK_STRUCTURE_TYPE_VIDEO_ENCODE_H264_SESSION_PARAMETERS_GET_INFO_KHR`

Structure Chaining

Extends the structure

- [VkVideoEncodeSessionParametersGetInfoKHR](#)

The [VkVideoEncodeH264SessionParametersFeedbackInfoKHR](#) structure is defined as:

```
// Provided by VK_KHR_video_encode_h264
typedef struct VkVideoEncodeH264SessionParametersFeedbackInfoKHR {
    VkStructureType    sType;
    void*              pNext;
    VkBool32           hasStdSPSOverrides;
    VkBool32           hasStdPPSOverrides;
} VkVideoEncodeH264SessionParametersFeedbackInfoKHR;
```

- `sType` is a [VkStructureType](#) value identifying this structure.
- `pNext` is `NULL` or a pointer to a structure extending this structure.
- `hasStdSPSOverrides` indicates whether any of the parameters of the requested [H.264 sequence parameter set](#), if one was requested via [VkVideoEncodeH264SessionParametersGetInfoKHR::writeStdSPS](#), were [overridden](#) by the implementation.
- `hasStdPPSOverrides` indicates whether any of the parameters of the requested [H.264 picture parameter set](#), if one was requested via [VkVideoEncodeH264SessionParametersGetInfoKHR::writeStdPPS](#), were [overridden](#) by the implementation.

Valid Usage (Implicit)

- VUID-VkVideoEncodeH264SessionParametersFeedbackInfoKHR-sType-sType `sType` must be [VK_STRUCTURE_TYPE_VIDEO_ENCODE_H264_SESSION_PARAMETERS_FEEDBACK_INFO_KHR](#)

Structure Chaining

Extends the structure

- [VkVideoEncodeSessionParametersFeedbackInfoKHR](#)

48.21.11. H.264 Encoding Parameters

The [VkVideoEncodeH264PictureInfoKHR](#) structure is defined as:


```
// Provided by VK_KHR_video_encode_h264
typedef struct VkVideoEncodeH264PictureInfoKHR {
    VkStructureType          sType;
    const void*              pNext;
    uint32_t                 naluSliceEntryCount;
    const VkVideoEncodeH264NaluSliceInfoKHR* pNaluSliceEntries;
    const StdVideoEncodeH264PictureInfo*    pStdPictureInfo;
    VkBool32                 generatePrefixNalu;
} VkVideoEncodeH264PictureInfoKHR;
```

- `sType` is a `VkStructureType` value identifying this structure.
- `pNext` is `NULL` or a pointer to a structure extending this structure.
- `naluSliceEntryCount` is the number of elements in `pNaluSliceEntries`.
- `pNaluSliceEntries` is a pointer to an array of `naluSliceEntryCount` `VkVideoEncodeH264NaluSliceInfoKHR` structures specifying the parameters of the individual H.264 slices to encode for the input picture.
- `pStdPictureInfo` is a pointer to a `StdVideoEncodeH264PictureInfo` structure specifying [H.264 picture information](#).
- `generatePrefixNalu` controls whether prefix NALUs are generated before slice NALUs into the target bitstream, as defined in sections 7.3.2.12 and 7.4.2.12 of the [ITU-T H.264 Specification](#).

This structure is specified in the `pNext` chain of the `VkVideoEncodeInfoKHR` structure passed to `vkCmdEncodeVideoKHR` to specify the codec-specific picture information for an [H.264 encode operation](#).

Encode Input Picture Information

When this structure is specified in the `pNext` chain of the `VkVideoEncodeInfoKHR` structure passed to `vkCmdEncodeVideoKHR`, the information related to the [encode input picture](#) is defined as follows:

- The image subregion used is determined according to the [H.264 Encode Picture Data Access](#) section.
- The encode input picture is associated with the [H.264 picture information](#) provided in `pStdPictureInfo`.

Std Picture Information

The members of the `StdVideoEncodeH264PictureInfo` structure pointed to by `pStdPictureInfo` are interpreted as follows:

- `flags.reserved` and `reserved1` are used only for padding purposes and are otherwise ignored;
- `flags.IdrPicFlag` as defined in section 7.4.1 of the [ITU-T H.264 Specification](#);
- `flags.is_reference` as defined in section 3.136 of the [ITU-T H.264 Specification](#);
- `seq_parameter_set_id` and `pic_parameter_set_id` are used to identify the active parameter sets, as described below;

- `primary_pic_type` as defined in section 7.4.2 of the [ITU-T H.264 Specification](#);
- `PicOrderCnt` as defined in section 8.2 of the [ITU-T H.264 Specification](#);
- `temporal_id` as defined in section G.7.4.1.1 of the [ITU-T H.264 Specification](#);
- if `pRefLists` is not `NULL`, then it is a pointer to a `StdVideoEncodeH264ReferenceListsInfo` structure that is interpreted as follows:
 - `flags.reserved` is used only for padding purposes and is otherwise ignored;
 - `ref_pic_list_modification_flag_l0` and `ref_pic_list_modification_flag_l1` as defined in section 7.4.3.1 of the [ITU-T H.264 Specification](#);
 - `num_ref_idx_l0_active_minus1` and `num_ref_idx_l1_active_minus1` as defined in section 7.4.3 of the [ITU-T H.264 Specification](#);
 - `RefPicList0` and `RefPicList1` as defined in section 8.2.4 of the [ITU-T H.264 Specification](#) where each element of these arrays either identifies an [active reference picture](#) using its [DPB slot](#) index or contains the value `STD_VIDEO_H264_NO_REFERENCE_PICTURE` to indicate “no reference picture”;
 - if `refList0ModOpCount` is not zero, then `pRefList0ModOperations` is a pointer to an array of `refList0ModOpCount` number of `StdVideoEncodeH264RefListModEntry` structures specifying the modification parameters for the reference list L0 as defined in section 7.4.3.1 of the [ITU-T H.264 Specification](#);
 - if `refList1ModOpCount` is not zero, then `pRefList1ModOperations` is a pointer to an array of `refList1ModOpCount` number of `StdVideoEncodeH264RefListModEntry` structures specifying the modification parameters for the reference list L1 as defined in section 7.4.3.1 of the [ITU-T H.264 Specification](#);
 - if `refPicMarkingOpCount` is not zero, then `refPicMarkingOperations` is a pointer to an array of `refPicMarkingOpCount` number of `StdVideoEncodeH264RefPicMarkingEntry` structures specifying the reference picture marking parameters as defined in section 7.4.3.3 of the [ITU-T H.264 Specification](#);
- all other members are interpreted as defined in section 7.4.3 of the [ITU-T H.264 Specification](#).

Reference picture setup is controlled by the value of `StdVideoEncodeH264PictureInfo::flags.is_reference`. If it is set and a [reconstructed picture](#) is specified, then the latter is used as the target of picture reconstruction to [activate](#) the [DPB slot](#) specified in `pEncodeInfo->pSetupReferenceSlot->slotIndex`. If `StdVideoEncodeH264PictureInfo::flags.is_reference` is not set, but a [reconstructed picture](#) is specified, then the corresponding picture reference associated with the [DPB slot](#) is invalidated, as described in the [DPB Slot States](#) section.

Active Parameter Sets

The members of the `StdVideoEncodeH264PictureInfo` structure pointed to by `pStdPictureInfo` are used to select the active parameter sets to use from the bound video session parameters object, as follows:

- The *active SPS* is the [SPS](#) identified by the key specified in `StdVideoEncodeH264PictureInfo::seq_parameter_set_id`.
- The *active PPS* is the [PPS](#) identified by the key specified by the pair constructed from `StdVideoEncodeH264PictureInfo::seq_parameter_set_id` and `StdVideoEncodeH264PictureInfo`

`::pic_parameter_set_id.`

H.264 encoding uses *explicit weighted sample prediction* for a slice, as defined in section 8.4.2.3 of the [ITU-T H.264 Specification](#), if any of the following conditions are true for the active `PPS` and the `pStdSliceHeader` member of the corresponding element of `pNaluSliceEntries`:

- `pStdSliceHeader->slice_type` is `STD_VIDEO_H264_SLICE_TYPE_P` and `weighted_pred_flag` is enabled in the active PPS.
- `pStdSliceHeader->slice_type` is `STD_VIDEO_H264_SLICE_TYPE_B` and `weighted_bipred_idc` in the active PPS equals `STD_VIDEO_H264_WEIGHTED_BIPRED_IDC_EXPLICIT`.

Valid Usage

- VUID-VkVideoEncodeH264PictureInfoKHR-naluSliceEntryCount-08301
`naluSliceEntryCount` **must** be between 1 and `VkVideoEncodeH264CapabilitiesKHR::maxSliceCount`, inclusive, as returned by `vkGetPhysicalDeviceVideoCapabilitiesKHR` for the used video profile
- VUID-VkVideoEncodeH264PictureInfoKHR-flags-08304
If `VkVideoEncodeH264CapabilitiesKHR::flags`, as returned by `vkGetPhysicalDeviceVideoCapabilitiesKHR` for the used video profile, does not include `VK_VIDEO_ENCODE_H264_CAPABILITY_GENERATE_PREFIX_NALU_BIT_KHR`, then `generatePrefixNalu` **must** be `VK_FALSE`
- VUID-VkVideoEncodeH264PictureInfoKHR-flags-08314
If `VkVideoEncodeH264CapabilitiesKHR::flags`, as returned by `vkGetPhysicalDeviceVideoCapabilitiesKHR` for the used video profile, does not include `VK_VIDEO_ENCODE_H264_CAPABILITY_PREDICTION_WEIGHT_TABLE_GENERATED_BIT_KHR` and the slice corresponding to any element of `pNaluSliceEntries` uses *explicit weighted sample prediction*, then `VkVideoEncodeH264NaluSliceInfoKHR::pStdSliceHeader->pWeightTable` **must** not be `NULL` for that element of `pNaluSliceEntries`

Valid Usage (Implicit)

- VUID-VkVideoEncodeH264PictureInfoKHR-sType-sType
`sType` **must** be `VK_STRUCTURE_TYPE_VIDEO_ENCODE_H264_PICTURE_INFO_KHR`
- VUID-VkVideoEncodeH264PictureInfoKHR-pNaluSliceEntries-parameter
`pNaluSliceEntries` **must** be a valid pointer to an array of `naluSliceEntryCount` valid `VkVideoEncodeH264NaluSliceInfoKHR` structures
- VUID-VkVideoEncodeH264PictureInfoKHR-pStdPictureInfo-parameter
`pStdPictureInfo` **must** be a valid pointer to a valid `StdVideoEncodeH264PictureInfo` value
- VUID-VkVideoEncodeH264PictureInfoKHR-naluSliceEntryCount-arraylength
`naluSliceEntryCount` **must** be greater than 0

Structure Chaining

Extends the structure

- [VkVideoEncodeInfoKHR](#)

The [VkVideoEncodeH264NaluSliceInfoKHR](#) structure is defined as:

```
// Provided by VK_KHR_video_encode_h264
typedef struct VkVideoEncodeH264NaluSliceInfoKHR {
    VkStructureType          sType;
    const void*              pNext;
    int32_t                  constantQp;
    const StdVideoEncodeH264SliceHeader* pStdSliceHeader;
} VkVideoEncodeH264NaluSliceInfoKHR;
```

- `sType` is a [VkStructureType](#) value identifying this structure.
- `pNext` is `NULL` or a pointer to a structure extending this structure.
- `constantQp` is the QP to use for the slice if the current [rate control mode](#) configured for the video session is [VK_VIDEO_ENCODE_RATE_CONTROL_MODE_DISABLED_BIT_KHR](#).
- `pStdSliceHeader` is a pointer to a [StdVideoEncodeH264SliceHeader](#) structure specifying [H.264 slice header parameters](#) for the slice.

Std Slice Header Parameters

The members of the [StdVideoEncodeH264SliceHeader](#) structure pointed to by `pStdSliceHeader` are interpreted as follows:

- `flags.reserved` and `reserved1` are used only for padding purposes and are otherwise ignored;
- if `pWeightTable` is not `NULL`, then it is a pointer to a [StdVideoEncodeH264WeightTable](#) that is interpreted as follows:
 - `flags.reserved` is used only for padding purposes and is otherwise ignored;
 - all other members of [StdVideoEncodeH264WeightTable](#) are interpreted as defined in section 7.4.3.2 of the [ITU-T H.264 Specification](#);
- all other members are interpreted as defined in section 7.4.3 of the [ITU-T H.264 Specification](#).

Valid Usage (Implicit)

- VUID-VkVideoEncodeH264NaluSliceInfoKHR-sType-sType
`sType` **must** be [VK_STRUCTURE_TYPE_VIDEO_ENCODE_H264_NALU_SLICE_INFO_KHR](#)
- VUID-VkVideoEncodeH264NaluSliceInfoKHR-pNext-pNext
`pNext` **must** be `NULL`
- VUID-VkVideoEncodeH264NaluSliceInfoKHR-pStdSliceHeader-parameter
`pStdSliceHeader` **must** be a valid pointer to a valid [StdVideoEncodeH264SliceHeader](#) value

The [VkVideoEncodeH264DpbSlotInfoKHR](#) structure is defined as:

```
// Provided by VK_KHR_video_encode_h264
typedef struct VkVideoEncodeH264DpbSlotInfoKHR {
    VkStructureType          sType;
    const void*              pNext;
    const StdVideoEncodeH264ReferenceInfo* pStdReferenceInfo;
} VkVideoEncodeH264DpbSlotInfoKHR;
```

- `sType` is a [VkStructureType](#) value identifying this structure.
- `pNext` is `NULL` or a pointer to a structure extending this structure.
- `pStdReferenceInfo` is a pointer to a [StdVideoEncodeH264ReferenceInfo](#) structure specifying [H.264 reference information](#).

This structure is specified in the `pNext` chain of [VkVideoEncodeInfoKHR::pSetupReferenceSlot](#), if not `NULL`, and the `pNext` chain of the elements of [VkVideoEncodeInfoKHR::pReferenceSlots](#) to specify the codec-specific reference picture information for an [H.264 encode operation](#).

Active Reference Picture Information

When this structure is specified in the `pNext` chain of the elements of [VkVideoEncodeInfoKHR::pReferenceSlots](#), one element is added to the list of [active reference pictures](#) used by the video encode operation for each element of [VkVideoEncodeInfoKHR::pReferenceSlots](#) as follows:

- The image subregion used is determined according to the [H.264 Encode Picture Data Access](#) section.
- The reference picture is associated with the [DPB slot](#) index specified in the `slotIndex` member of the corresponding element of [VkVideoEncodeInfoKHR::pReferenceSlots](#).
- The reference picture is associated with the [H.264 reference information](#) provided in `pStdReferenceInfo`.

Reconstructed Picture Information

When this structure is specified in the `pNext` chain of [VkVideoEncodeInfoKHR::pSetupReferenceSlot](#), the information related to the [reconstructed picture](#) is defined as follows:

- The image subregion used is determined according to the [H.264 Encode Picture Data Access](#) section.
- If [reference picture setup](#) is requested, then the reconstructed picture is used to [activate](#) the [DPB slot](#) with the index specified in [VkVideoEncodeInfoKHR::pSetupReferenceSlot->slotIndex](#).
- The reconstructed picture is associated with the [H.264 reference information](#) provided in `pStdReferenceInfo`.

Std Reference Information

The members of the [StdVideoEncodeH264ReferenceInfo](#) structure pointed to by `pStdReferenceInfo` are interpreted as follows:

- `flags.reserved` is used only for padding purposes and is otherwise ignored;
- `flags.used_for_long_term_reference` is used to indicate whether the picture is marked as “used for long-term reference” as defined in section 8.2.5.1 of the [ITU-T H.264 Specification](#);
- `primary_pic_type` as defined in section 7.4.2 of the [ITU-T H.264 Specification](#);
- `long_term_pic_num` and `long_term_frame_idx` as defined in section 7.4.3 of the [ITU-T H.264 Specification](#);
- `temporal_id` as defined in section G.7.4.1.1 of the [ITU-T H.264 Specification](#);
- all other members are interpreted as defined in section 8.2 of the [ITU-T H.264 Specification](#).

Valid Usage (Implicit)

- `VUID-VkVideoEncodeH264DpbSlotInfoKHR-sType-sType`
`sType` **must** be `VK_STRUCTURE_TYPE_VIDEO_ENCODE_H264_DPB_SLOT_INFO_KHR`
- `VUID-VkVideoEncodeH264DpbSlotInfoKHR-pStdReferenceInfo-parameter`
`pStdReferenceInfo` **must** be a valid pointer to a valid `StdVideoEncodeH264ReferenceInfo` value

Structure Chaining

Extends the structure

- `VkVideoReferenceSlotInfoKHR`

48.21.12. H.264 Encode Rate Control

Group of Pictures

In case of H.264 encoding it is common practice to follow a regular pattern of different picture types in display order when encoding subsequent frames. This pattern is referred to as the *group of pictures* (GOP).

A regular GOP is defined by the following parameters:

- The number of frames in the GOP;
- The number of consecutive B frames between I and/or P frames in display order.

Frame types in a regular GOP follow each other in display order according to the following algorithm:

1. The first frame is always an I or an IDR frame.
2. This is followed by a number of consecutive B frames, as defined above.
3. If the number of frames in the GOP is not reached yet, then the next frame is a P frame and the algorithm continues from step 2.

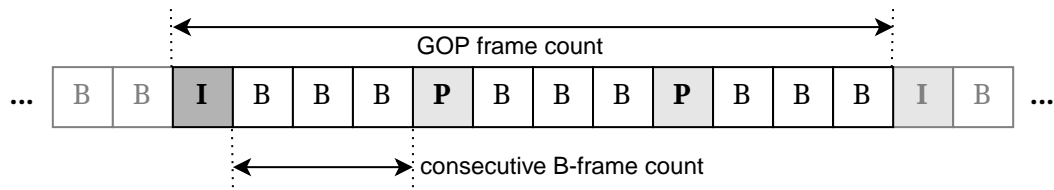


Figure 41. H.264 regular GOP starting with an I frame

When **IDR frames** are used in a video sequence, the *IDR period* refers to the distance between subsequent IDR frames.

It is also typical for H.264 encoding to use specific reference picture usage patterns across the frames of the GOP. The two most common reference patterns used are as follows:

Flat Reference Pattern

- Each P frame uses the last non-B frame, in display order, as reference.
- Each B frame uses the last non-B frame, in display order, as its forward reference, and uses the next non-B frame, in display order, as its backward reference.

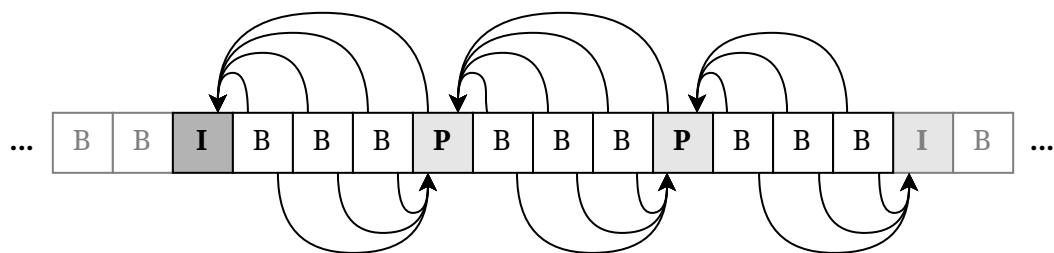
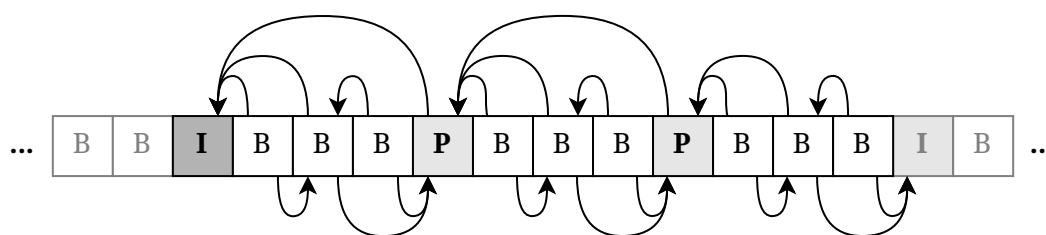


Figure 42. H.264 flat reference pattern

Dyadic Reference Pattern

- Each P frame uses the last non-B frame, in display order, as reference.
- The following algorithm is applied to the sequence of consecutive B frames between I and/or P frames in display order:
 1. The B frame in the middle of this sequence uses the frame preceding the sequence as its forward reference, and uses the frame following the sequence as its backward reference.
 2. The algorithm is executed recursively for the following frame sequences:
 - The B frames of the original sequence preceding the frame in the middle, if any.
 - The B frames of the original sequence following the frame in the middle, if any.



Text is not SVG - cannot display

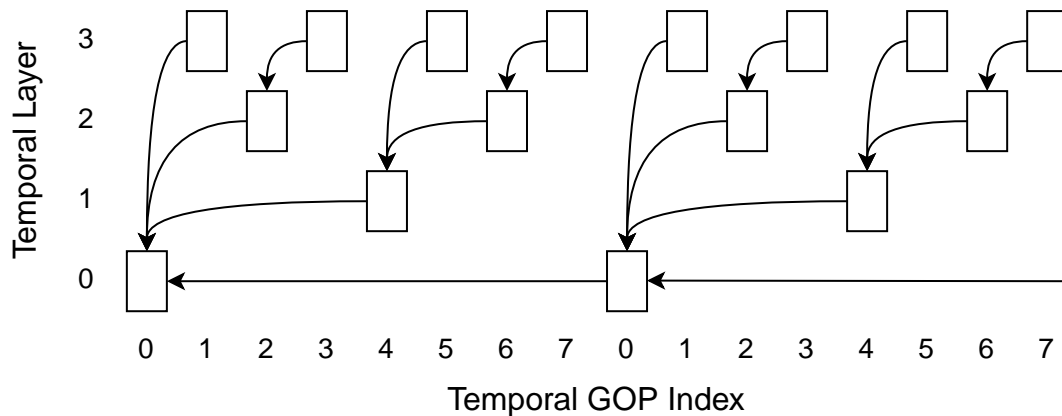
Figure 43. H.264 dyadic reference pattern

The application **can** provide guidance to the implementation's rate control algorithm about the structure of the GOP used by the application. Any such guidance about the GOP and its structure does not mandate that specific GOP structure to be used by the application, as the picture type of individual encoded pictures is still application-controlled, however, any deviation from the provided guidance **may** result in undesired rate control behavior including, but not limited, to the implementation not being able to conform to the expected average or target bitrates, or other rate control parameters specified by the application.

When an H.264 encode session is used to encode multiple temporal layers, it is also common practice to follow a regular pattern for the H.264 temporal ID for the encoded pictures in display order when encoding subsequent frames. This pattern is referred to as the *temporal GOP*. The most common temporal layer pattern used is as follows:

Dyadic Temporal Layer Pattern

- The number of frames in the temporal GOP is 2^{n-1} , where n is the number of temporal layers.
- The i^{th} frame in the temporal GOP uses temporal ID t , if and only if the index of the least significant bit set in i equals $n-t-1$, except for the first frame, which is the only frame in the temporal GOP using temporal ID zero.
- The i^{th} frame in the temporal GOP uses the r^{th} frame as reference, where r is calculated from i by clearing the least significant bit set in it, except for the first frame in the temporal GOP, which uses the first frame of the previous temporal GOP, if any, as reference.



Text is not SVG - cannot display

Figure 44. H.264 dyadic temporal layer pattern

NOTE

Multi-layer rate control and multi-layer coding are typically used for streaming cases where low latency is expected, hence B pictures with backward prediction are usually not used.

The `VkVideoEncodeH264RateControlInfoKHR` structure is defined as:

```
// Provided by VK_KHR_video_encode_h264
typedef struct VkVideoEncodeH264RateControlInfoKHR {
    VkStructureType          sType;
    const void*              pNext;
    VkVideoEncodeH264RateControlFlagsKHR flags;
    uint32_t                  gopFrameCount;
    uint32_t                  idrPeriod;
    uint32_t                  consecutiveBFrameCount;
    uint32_t                  temporalLayerCount;
} VkVideoEncodeH264RateControlInfoKHR;
```

- `sType` is a `VkStructureType` value identifying this structure.
- `pNext` is `NULL` or a pointer to a structure extending this structure.
- `flags` is a bitmask of `VkVideoEncodeH264RateControlFlagBitsKHR` specifying H.264 rate control flags.
- `gopFrameCount` is the number of frames within a [group of pictures \(GOP\)](#) intended to be used by the application. If it is 0, the rate control algorithm **may** assume an implementation-dependent GOP length. If it is `UINT32_MAX`, the GOP length is treated as infinite.
- `idrPeriod` is the interval, in terms of number of frames, between two [IDR frames](#) (see [IDR period](#)). If it is 0, the rate control algorithm **may** assume an implementation-dependent IDR period. If it is `UINT32_MAX`, the IDR period is treated as infinite.
- `consecutiveBFrameCount` is the number of consecutive B frames between I and/or P frames within

the [GOP](#).

- [temporalLayerCount](#) specifies the number of H.264 temporal layers that the application intends to use.

When an instance of this structure is included in the [pNext](#) chain of the [VkVideoCodingControlInfoKHR](#) structure passed to the [vkCmdControlVideoCodingKHR](#) command, and [VkVideoCodingControlInfoKHR::flags](#) includes [VK_VIDEO_CODING_CONTROL_ENCODE_RATE_CONTROL_BIT_KHR](#), the parameters in this structure are used as guidance for the implementation's rate control algorithm (see [Video Coding Control](#)).

If [VkVideoCodingControlInfoKHR::flags](#) includes [VK_VIDEO_ENCODE_H264_RATE_CONTROL_ATTEMPT_HRD_COMPLIANCE_BIT_KHR](#), then the rate control state is reset to an initial state to meet HRD compliance requirements. Otherwise the new rate control state **may** be applied without a reset depending on the implementation and the specified rate control parameters.

NOTE

It would be possible to infer the picture type to be used when encoding a frame, on the basis of the values provided for [consecutiveBFrameCount](#), [idrPeriod](#), and [gopFrameCount](#), but this inferred picture type will not be used by implementations to override the picture type provided to the video encode operation.

Valid Usage

- VUID-VkVideoEncodeH264RateControlInfoKHR-flags-08280
If [VkVideoEncodeH264CapabilitiesKHR::flags](#), as returned by [vkGetPhysicalDeviceVideoCapabilitiesKHR](#) for the used video profile, does not include [VK_VIDEO_ENCODE_H264_CAPABILITY_HRD_COMPLIANCE_BIT_KHR](#), then [flags](#) **must** not contain [VK_VIDEO_ENCODE_H264_RATE_CONTROL_ATTEMPT_HRD_COMPLIANCE_BIT_KHR](#)
- VUID-VkVideoEncodeH264RateControlInfoKHR-flags-08281
If [VkVideoEncodeH264RateControlInfoKHR::flags](#) contains [VK_VIDEO_ENCODE_H264_RATE_CONTROL_REFERENCE_PATTERN_FLAT_BIT_KHR](#) or [VK_VIDEO_ENCODE_H264_RATE_CONTROL_REFERENCE_PATTERN_DYADIC_BIT_KHR](#), then it **must** also contain [VK_VIDEO_ENCODE_H264_RATE_CONTROL_REGULAR_GOP_BIT_KHR](#)
- VUID-VkVideoEncodeH264RateControlInfoKHR-flags-08282
If [VkVideoEncodeH264RateControlInfoKHR::flags](#) contains [VK_VIDEO_ENCODE_H264_RATE_CONTROL_REFERENCE_PATTERN_FLAT_BIT_KHR](#), then it **must** not also contain [VK_VIDEO_ENCODE_H264_RATE_CONTROL_REFERENCE_PATTERN_DYADIC_BIT_KHR](#)
- VUID-VkVideoEncodeH264RateControlInfoKHR-flags-08283
If [flags](#) contains [VK_VIDEO_ENCODE_H264_RATE_CONTROL_REGULAR_GOP_BIT_KHR](#), then [gopFrameCount](#) **must** be greater than 0
- VUID-VkVideoEncodeH264RateControlInfoKHR-idrPeriod-08284
If [idrPeriod](#) is not 0, then it **must** be greater than or equal to [gopFrameCount](#)

- VUID-VkVideoEncodeH264RateControlInfoKHR-consecutiveBFrameCount-08285
If `consecutiveBFrameCount` is not 0, then it **must** be less than `gopFrameCount`

Valid Usage (Implicit)

- VUID-VkVideoEncodeH264RateControlInfoKHR-sType-sType
`sType` **must** be `VK_STRUCTURE_TYPE_VIDEO_ENCODE_H264_RATE_CONTROL_INFO_KHR`
- VUID-VkVideoEncodeH264RateControlInfoKHR-flags-parameter
`flags` **must** be a valid combination of `VkVideoEncodeH264RateControlFlagBitsKHR` values

Structure Chaining

Extends the structures

- `VkVideoBeginCodingInfoKHR`
- `VkVideoCodingControlInfoKHR`

Bits which **can** be set in `VkVideoEncodeH264RateControlInfoKHR::flags`, specifying H.264 rate control flags, are:

```
// Provided by VK_KHR_video_encode_h264
typedef enum VkVideoEncodeH264RateControlFlagBitsKHR {
    VK_VIDEO_ENCODE_H264_RATE_CONTROL_ATTEMPT_HRD_COMPLIANCE_BIT_KHR = 0x00000001,
    VK_VIDEO_ENCODE_H264_RATE_CONTROL_REGULAR_GOP_BIT_KHR = 0x00000002,
    VK_VIDEO_ENCODE_H264_RATE_CONTROL_REFERENCE_PATTERN_FLAT_BIT_KHR = 0x00000004,
    VK_VIDEO_ENCODE_H264_RATE_CONTROL_REFERENCE_PATTERN_DYADIC_BIT_KHR = 0x00000008,
    VK_VIDEO_ENCODE_H264_RATE_CONTROL_TEMPORAL_LAYER_PATTERN_DYADIC_BIT_KHR =
    0x00000010,
} VkVideoEncodeH264RateControlFlagBitsKHR;
```

- `VK_VIDEO_ENCODE_H264_RATE_CONTROL_ATTEMPT_HRD_COMPLIANCE_BIT_KHR` specifies that rate control **should** attempt to produce an HRD compliant bitstream, as defined in annex C of the [ITU-T H.264 Specification](#).
- `VK_VIDEO_ENCODE_H264_RATE_CONTROL_REGULAR_GOP_BIT_KHR` specifies that the application intends to use a [regular GOP structure](#) according to the parameters specified in the `gopFrameCount`, `idrPeriod`, and `consecutiveBFrameCount` members of the `VkVideoEncodeH264RateControlInfoKHR` structure.
- `VK_VIDEO_ENCODE_H264_RATE_CONTROL_REFERENCE_PATTERN_FLAT_BIT_KHR` specifies that the application intends to follow a [flat reference pattern](#) in the GOP.
- `VK_VIDEO_ENCODE_H264_RATE_CONTROL_REFERENCE_PATTERN_DYADIC_BIT_KHR` specifies that the application intends to follow a [dyadic reference pattern](#) in the GOP.
- `VK_VIDEO_ENCODE_H264_RATE_CONTROL_TEMPORAL_LAYER_PATTERN_DYADIC_BIT_KHR` specifies that the application intends to follow a [dyadic temporal layer pattern](#).


```
// Provided by VK_KHR_video_encode_h264
typedef VkFlags VkVideoEncodeH264RateControlFlagsKHR;
```

`VkVideoEncodeH264RateControlFlagsKHR` is a bitmask type for setting a mask of zero or more `VkVideoEncodeH264RateControlFlagBitsKHR`.

Rate Control Layers

The `VkVideoEncodeH264RateControlLayerInfoKHR` structure is defined as:

```
// Provided by VK_KHR_video_encode_h264
typedef struct VkVideoEncodeH264RateControlLayerInfoKHR {
    VkStructureType          sType;
    const void*              pNext;
    VkBool32                 useMinQp;
    VkVideoEncodeH264QpKHR   minQp;
    VkBool32                 useMaxQp;
    VkVideoEncodeH264QpKHR   maxQp;
    VkBool32                 useMaxFrameSize;
    VkVideoEncodeH264FrameSizeKHR maxFrameSize;
} VkVideoEncodeH264RateControlLayerInfoKHR;
```

- `sType` is a `VkStructureType` value identifying this structure.
- `pNext` is `NULL` or a pointer to a structure extending this structure.
- `useMinQp` indicates whether the QP values determined by rate control will be clamped to the lower bounds on the QP values specified in `minQp`.
- `minQp` specifies the lower bounds on the QP values, for each picture type, that the implementation's rate control algorithm will use when `useMinQp` is `VK_TRUE`.
- `useMaxQp` indicates whether the QP values determined by rate control will be clamped to the upper bounds on the QP values specified in `maxQp`.
- `maxQp` specifies the upper bounds on the QP values, for each picture type, that the implementation's rate control algorithm will use when `useMaxQp` is `VK_TRUE`.
- `useMaxFrameSize` indicates whether the implementation's rate control algorithm **should** use the values specified in `maxFrameSize` as the upper bounds on the encoded frame size for each picture type.
- `maxFrameSize` specifies the upper bounds on the encoded frame size, for each picture type, when `useMaxFrameSize` is `VK_TRUE`.

When used, the values in `minQp` and `maxQp` guarantee that the effective QP values used by the implementation will respect those lower and upper bounds, respectively. However, limiting the range of QP values that the implementation is able to use will also limit the capabilities of the implementation's rate control algorithm to comply to other constraints. In particular, the implementation **may** not be able to comply to the following:

- The average and/or peak `bitrate` values to be used for the encoded bitstream specified in the

`averageBitrate` and `maxBitrate` members of the `VkVideoEncodeRateControlLayerInfoKHR` structure.

- The upper bounds on the encoded frame size, for each picture type, specified in the `maxFrameSize` member of `VkVideoEncodeH264RateControlLayerInfoKHR`.

NOTE

In general, applications need to configure rate control parameters appropriately in order to be able to get the desired rate control behavior, as described in the [Video Encode Rate Control](#) section.

When an instance of this structure is included in the `pNext` chain of a `VkVideoEncodeRateControlLayerInfoKHR` structure specified in one of the elements of the `players` array member of the `VkVideoEncodeRateControlInfoKHR` structure passed to the `vkCmdControlVideoCodingKHR` command, `VkVideoCodingControlInfoKHR::flags` includes `VK_VIDEO_CODING_CONTROL_ENCODE_RATE_CONTROL_BIT_KHR`, and the bound video session was created with the video codec operation `VK_VIDEO_CODEC_OPERATION_ENCODE_H264_BIT_KHR`, it specifies the H.264-specific rate control parameters of the rate control layer corresponding to that element of `players`.

Valid Usage

- VUID-VkVideoEncodeH264RateControlLayerInfoKHR-useMinQp-08286
If `useMinQp` is `VK_TRUE`, then the `qpI`, `qpP`, and `qpB` members of `minQp` **must** all be between `VkVideoEncodeH264CapabilitiesKHR::minQp` and `VkVideoEncodeH264CapabilitiesKHR::maxQp`, as returned by `vkGetPhysicalDeviceVideoCapabilitiesKHR` for the used video profile
- VUID-VkVideoEncodeH264RateControlLayerInfoKHR-useMaxQp-08287
If `useMaxQp` is `VK_TRUE`, then the `qpI`, `qpP`, and `qpB` members of `maxQp` **must** all be between `VkVideoEncodeH264CapabilitiesKHR::minQp` and `VkVideoEncodeH264CapabilitiesKHR::maxQp`, as returned by `vkGetPhysicalDeviceVideoCapabilitiesKHR` for the used video profile
- VUID-VkVideoEncodeH264RateControlLayerInfoKHR-useMinQp-08288
If `useMinQp` is `VK_TRUE` and `VkVideoEncodeH264CapabilitiesKHR::flags`, as returned by `vkGetPhysicalDeviceVideoCapabilitiesKHR` for the used video profile, does not include `VK_VIDEO_ENCODE_H264_CAPABILITY_PER_PICTURE_TYPE_MIN_MAX_QP_BIT_KHR`, then the `qpI`, `qpP`, and `qpB` members of `minQp` **must** all specify the same value
- VUID-VkVideoEncodeH264RateControlLayerInfoKHR-useMaxQp-08289
If `useMaxQp` is `VK_TRUE` and `VkVideoEncodeH264CapabilitiesKHR::flags`, as returned by `vkGetPhysicalDeviceVideoCapabilitiesKHR` for the used video profile, does not include `VK_VIDEO_ENCODE_H264_CAPABILITY_PER_PICTURE_TYPE_MIN_MAX_QP_BIT_KHR`, then the `qpI`, `qpP`, and `qpB` members of `maxQp` **must** all specify the same value
- VUID-VkVideoEncodeH264RateControlLayerInfoKHR-useMinQp-08374
If `useMinQp` and `useMaxQp` are both `VK_TRUE`, then the `qpI`, `qpP`, and `qpB` members of `minQp` **must** all be less than or equal to the respective members of `maxQp`

Valid Usage (Implicit)

- `VUID-VkVideoEncodeH264RateControlLayerInfoKHR-sType-sType` `sType` **must** be `VK_STRUCTURE_TYPE_VIDEO_ENCODE_H264_RATE_CONTROL_LAYER_INFO_KHR`
- `VUID-VkVideoEncodeH264RateControlLayerInfoKHR-minQp-parameter` `minQp` **must** be a valid `VkVideoEncodeH264QpKHR` structure
- `VUID-VkVideoEncodeH264RateControlLayerInfoKHR-maxQp-parameter` `maxQp` **must** be a valid `VkVideoEncodeH264QpKHR` structure
- `VUID-VkVideoEncodeH264RateControlLayerInfoKHR-maxFrameSize-parameter` `maxFrameSize` **must** be a valid `VkVideoEncodeH264FrameSizeKHR` structure

Structure Chaining

Extends the structure

- `VkVideoEncodeRateControlLayerInfoKHR`

The `VkVideoEncodeH264QpKHR` structure is defined as:

```
// Provided by VK_KHR_video_encode_h264
typedef struct VkVideoEncodeH264QpKHR {
    int32_t    qpI;
    int32_t    qpP;
    int32_t    qpB;
} VkVideoEncodeH264QpKHR;
```

- `qpI` is the QP to be used for `I` pictures.
- `qpP` is the QP to be used for `P` pictures.
- `qpB` is the QP to be used for `B` pictures.

The `VkVideoEncodeH264FrameSizeKHR` structure is defined as:

```
// Provided by VK_KHR_video_encode_h264
typedef struct VkVideoEncodeH264FrameSizeKHR {
    uint32_t    frameISize;
    uint32_t    framePSize;
    uint32_t    frameBSize;
} VkVideoEncodeH264FrameSizeKHR;
```

- `frameISize` is the size in bytes to be used for `I` pictures.
- `framePSize` is the size in bytes to be used for `P` pictures.
- `frameBSize` is the size in bytes to be used for `B` pictures.

GOP Remaining Frames

Besides session level rate control configuration, the application **can** specify the number of frames per frame type remaining in the [group of pictures \(GOP\)](#).

The `VkVideoEncodeH264GopRemainingFrameInfoKHR` structure is defined as:

```
// Provided by VK_KHR_video_encode_h264
typedef struct VkVideoEncodeH264GopRemainingFrameInfoKHR {
    VkStructureType    sType;
    const void*        pNext;
    VkBool32           useGopRemainingFrames;
    uint32_t            gopRemainingI;
    uint32_t            gopRemainingP;
    uint32_t            gopRemainingB;
} VkVideoEncodeH264GopRemainingFrameInfoKHR;
```

- `sType` is a `VkStructureType` value identifying this structure.
- `pNext` is `NULL` or a pointer to a structure extending this structure.
- `useGopRemainingFrames` indicates whether the implementation's rate control algorithm **should** use the values specified in `gopRemainingI`, `gopRemainingP`, and `gopRemainingB`. If `useGopRemainingFrames` is `VK_FALSE`, then the values of `gopRemainingI`, `gopRemainingP`, and `gopRemainingB` are ignored.
- `gopRemainingI` specifies the number of [I frames](#) the implementation's rate control algorithm **should** assume to be remaining in the [GOP](#) prior to executing the video encode operation.
- `gopRemainingP` specifies the number of [P frames](#) the implementation's rate control algorithm **should** assume to be remaining in the [GOP](#) prior to executing the video encode operation.
- `gopRemainingB` specifies the number of [B frames](#) the implementation's rate control algorithm **should** assume to be remaining in the [GOP](#) prior to executing the video encode operation.

Setting `useGopRemainingFrames` to `VK_TRUE` and including this structure in the `pNext` chain of `VkVideoBeginCodingInfoKHR` is only mandatory if the `VkVideoEncodeH264CapabilitiesKHR::requiresGopRemainingFrames` reported for the used [video profile](#) is `VK_TRUE`. However, implementations **may** use these remaining frame counts, when specified, even when it is not required. In particular, when the application does not use a [regular GOP structure](#), these values **may** provide additional guidance for the implementation's rate control algorithm.

The `VkVideoEncodeH264CapabilitiesKHR::prefersGopRemainingFrames` capability is also used to indicate that the implementation's rate control algorithm **may** operate more accurately if the application specifies the remaining frame counts using this structure.

As with other rate control guidance values, if the effective order and number of frames encoded by the application are not in line with the remaining frame counts specified in this structure at any given point, then the behavior of the implementation's rate control algorithm **may** deviate from the one expected by the application.

Valid Usage (Implicit)

- VUID-VkVideoEncodeH264GopRemainingFrameInfoKHR-sType-sType must be VK_STRUCTURE_TYPE_VIDEO_ENCODE_H264_GOP_REMAINING_FRAME_INFO_KHR

Structure Chaining

Extends the structure

- [VkVideoBeginCodingInfoKHR](#)

H.264 QP Delta Maps

Quantization delta maps used with an [H.264 encode profile](#) are referred to as *QP delta maps* and their texels contain integer values representing QP delta values that are applied in the process of determining the [quantization parameters](#) of the encoded picture.

Accordingly, H.264 QP delta maps always have single channel integer formats, as reported in [VkVideoFormatPropertiesKHR::format](#).

When the [rate control mode](#) is [VK_VIDEO_ENCODE_RATE_CONTROL_MODE_DISABLED_BIT_KHR](#), the QP delta values are added to the per slice constant QP values that, in effect, enable the application to explicitly control the used QP values at the granularity of the used [quantization map texel size](#).

For all other [rate control modes](#), the QP delta values **can** be used to offset the QP values that the rate control algorithm would otherwise produce.

H.264 Encode Quantization

Performing H.264 encode operations involves the process of assigning QP values to individual H.264 macroblocks. This process depends on the used [rate control mode](#), as well as other encode and rate control parameters, as described below:

- If the configured rate control mode is [VK_VIDEO_ENCODE_RATE_CONTROL_MODE_DEFAULT_KHR](#), then the QP value is initialized by the implementation-specific default rate control algorithm.
 - If the video encode operation is issued with a [quantization delta map](#), the QP delta value corresponding to the macroblock, as [fetched from the quantization map](#), is added to the previously determined QP value. If the fetched QP delta value falls outside the supported QP delta value range reported in the [minQpDelta](#) and [maxQpDelta](#) members of [VkVideoEncodeH264QuantizationMapCapabilitiesKHR](#), then the QP value used for the macroblock becomes undefined.
- If the configured rate control mode is [VK_VIDEO_ENCODE_RATE_CONTROL_MODE_DISABLED_BIT_KHR](#), then the QP value is initialized from the constant QP value specified for the [H.264 slice](#) the macroblock is part of.

- If the video encode operation is issued with a [quantization delta map](#), the QP delta value corresponding to the macroblock, as [fetched from the quantization map](#), is added to the previously determined QP value. If the fetched QP delta value falls outside the supported QP delta value range reported in the [minQpDelta](#) and [maxQpDelta](#) members of [VkVideoEncodeH264QuantizationMapCapabilitiesKHR](#), then the QP value used for the macroblock becomes undefined.
- If the configured rate control mode is not [VK_VIDEO_ENCODE_RATE_CONTROL_MODE_DEFAULT_KHR](#) or [VK_VIDEO_ENCODE_RATE_CONTROL_MODE_DISABLED_BIT_KHR](#), then the QP value is initialized by the corresponding rate control algorithm.
 - If the video encode operation is issued with a [quantization delta map](#), the QP delta value corresponding to the macroblock, as [fetched from the quantization map](#), is added to the previously determined QP value. If the fetched QP delta value falls outside the supported QP delta value range reported in the [minQpDelta](#) and [maxQpDelta](#) members of [VkVideoEncodeH264QuantizationMapCapabilitiesKHR](#), then the QP value used for the macroblock becomes undefined.
 - If the video encode operation is issued with an [emphasis map](#), the rate control will adjust the QP value based on the emphasis value corresponding to the macroblock, as [fetched from the quantization map](#), according to the following equation:

$$QP_{\text{new}} = f(QP_{\text{prev}}, e)$$

Where QP_{new} is the resulting QP value, QP_{prev} is the previously determined QP value, e is the emphasis value corresponding to the macroblock, and f is an implementation-defined function for which the following implication is true:

$$e_1 < e_2 \Rightarrow f(QP, e_1) \geq f(QP, e_2)$$

NOTE

This means that lower emphasis values will result in higher QP values, whereas higher emphasis values will result in lower QP values, but the function is not strictly decreasing with respect to the input emphasis value for a given input QP value.

- If clamping to minimum QP values is enabled in the applied rate control layer, then the QP value is clamped to the corresponding minimum QP value.
- If clamping to maximum QP values is enabled in the applied rate control layer, then the QP value is clamped to the corresponding maximum QP value.
- If [VK_VIDEO_ENCODE_H264_CAPABILITY_MB_QP_DIFF_WRAPAROUND_BIT_KHR](#) is not supported, then the determined QP value is clamped in such a way that the [mb_qp_delta](#) value of the encoded macroblock complies to the [modified version](#) of equation 7-37 of the [ITU-T H.264 Specification](#).

NOTE

The effect of this is that the maximum QP difference across subsequent macroblocks is limited to the $[-(26 + QpBdOffset_Y / 2), 25 + QpBdOffset_Y / 2]$ range and only has an observable change in behavior when the video encode operation is issued with a [QP delta map](#).

- In all cases, the final QP value is clamped to the QP value range supported by the video profile, as reported in the `minQp` and `maxQp` members of `VkVideoEncodeH264CapabilitiesKHR`.

48.21.13. H.264 Encode Requirements

This section described the **required** H.264 encoding capabilities for physical devices that have at least one queue family that supports the video codec operation `VK_VIDEO_CODEC_OPERATION_ENCODE_H264_BIT_KHR`, as returned by `vkGetPhysicalDeviceQueueFamilyProperties2` in `VkQueueFamilyVideoPropertiesKHR::videoCodecOperations`.

Table 65. Required *Video Std Header Versions*

Video Std Header Name	Version
<code>vulkan_video_codec_h264std_encode</code>	1.0.0

Table 66. Required Video Capabilities

Video Capability	Requirement	Requirement Type ¹
VkVideoCapabilitiesKHR		
<code>flags</code>	-	min
<code>minBitstreamBufferOffsetAlignment</code>	4096	max
<code>minBitstreamBufferSizeAlignment</code>	4096	max
<code>pictureAccessGranularity</code>	(64,64)	max
<code>minCodedExtent</code>	-	max
<code>maxCodedExtent</code>	-	min
<code>maxDpbSlots</code>	0	min
<code>maxActiveReferencePictures</code>	0	min
VkVideoEncodeCapabilitiesKHR		
<code>flags</code>	-	min
<code>rateControlModes</code>	<code>VK_VIDEO_ENCODE_RATE_CONTROL_MODE_DISABLED_BIT_KHR</code> ⁴	min
<code>maxBitrate</code>	64000	min
<code>maxQualityLevels</code>	1	min
<code>encodeInputPictureGranularity</code>	(64,64)	max

Video Capability	Requirement	Requirement Type ¹
supportedEncodeFeedbackFlags	VK_VIDEO_ENCODE_FEEDBACK_BIT_STREAM_BUFFER_OFFSET_BIT_KHR VK_VIDEO_ENCODE_FEEDBACK_BIT_STREAM_BYTES_WRITTEN_BIT_KHR	min
VkVideoEncodeH264CapabilitiesKHR		
flags	-	min
maxLevelIdc	STD_VIDEO_H264_LEVEL_IDC_1_0	min
maxSliceCount	1	min
maxPPictureL0ReferenceCount	0	min
maxBPictureL0ReferenceCount	0	min
maxL1ReferenceCount	0	min
maxTemporalLayerCount	1	min
expectDyadicTemporalLayerPattern	-	implementation-dependent
minQp	-	max
maxQp	-	min
prefersGopRemainingFrames	-	implementation-dependent
requiresGopRemainingFrames	-	implementation-dependent
stdSyntaxFlags	-	min
VkVideoEncodeQuantizationMapCapabilitiesKHR		
maxQuantizationMapExtent	- ²	min
VkVideoEncodeH264QuantizationMapCapabilitiesKHR		
minQpDelta	- ³	max
maxQpDelta	- ³	min
VkVideoEncodeIntraRefreshCapabilitiesKHR		
intraRefreshModes	0	min
maxIntraRefreshCycleDuration	2 ⁵	min
maxIntraRefreshActiveReferencePictures	1 ⁵	min

Video Capability	Requirement	Requirement Type ¹
<code>partitionIndependentIntraRefreshRegions</code>	-	implementation-dependent
<code>nonRectangularIntraRefreshRegions</code>	-	implementation-dependent

1

The **Requirement Type** column specifies the requirement is either the minimum value all implementations **must** support, the maximum value all implementations **must** support, or the exact value all implementations **must** support. For bitmasks a minimum value is the least bits all implementations **must** set, but they **may** have additional bits set beyond this minimum.

2

If `VkVideoCapabilitiesKHR::flags` includes `VK_VIDEO_ENCODE_CAPABILITY_QUANTIZATION_DELTA_MAP_BIT_KHR` or `VK_VIDEO_ENCODE_CAPABILITY_EMPHASIS_MAP_BIT_KHR`, then the `width` and `height` members of `maxQuantizationMapExtent` **must** be greater than zero.

3

If `VkVideoCapabilitiesKHR::flags` includes `VK_VIDEO_ENCODE_CAPABILITY_QUANTIZATION_DELTA_MAP_BIT_KHR`, then `maxQpDelta` **must** be greater than `minQpDelta`.

4

If the `videoMaintenance2` feature is supported.

5

If `VkVideoEncodeIntraRefreshCapabilitiesKHR::intraRefreshModes` is not zero.

48.22. H.265 Encode Operations

Video encode operations using an [H.265 encode profile](#) **can** be used to encode elementary video stream sequences compliant to the [ITU-T H.265 Specification](#).

NOTE

Refer to the [Preamble](#) for information on how the Khronos Intellectual Property Rights Policy relates to normative references to external materials not created by Khronos.

This process is performed according to the [video encode operation steps](#) with the codec-specific semantics defined in section 8 of the [ITU-T H.265 Specification](#) as follows:

- Syntax elements, derived values, and other parameters are applied from the following structures:
 - The `StdVideoH265VideoParameterSet` structure corresponding to the [active VPS](#) specifying the [H.265 video parameter set](#).

- The `StdVideoH265SequenceParameterSet` structure corresponding to the [active SPS](#) specifying the [H.265 sequence parameter set](#).
- The `StdVideoH265PictureParameterSet` structure corresponding to the [active PPS](#) specifying the [H.265 picture parameter set](#).
- The `StdVideoEncodeH265PictureInfo` structure specifying the [H.265 picture information](#).
- The `StdVideoEncodeH265SliceSegmentHeader` structures specifying the [H.265 slice segment header parameters](#) for each encoded H.265 slice segment.
- The `StdVideoEncodeH265ReferenceInfo` structures specifying the [H.265 reference information](#) corresponding to the optional [reconstructed picture](#) and any [active reference pictures](#).
- The encoded bitstream data is written to the destination video bitstream buffer range as defined in the [H.265 Encode Bitstream Data Access](#) section.
- Picture data in the [video picture resources](#) corresponding to the used [encode input picture](#), [active reference pictures](#), and optional [reconstructed picture](#) is accessed as defined in the [H.265 Encode Picture Data Access](#) section.
- The decision on [reference picture setup](#) is made according to the parameters specified in the [H.265 picture information](#).

If the parameters adhere to the syntactic and semantic requirements defined in the corresponding sections of the [ITU-T H.265 Specification](#), as described above, and the [DPB slots](#) associated with the [active reference pictures](#) all refer to [valid picture references](#), then the video encode operation will complete successfully. Otherwise, the video encode operation **may** complete [unsuccessfully](#).

48.22.1. H.265 Encode Parameter Overrides

Implementations **may** override, unless otherwise specified, any of the H.265 encode parameters specified in the following Video Std structures:

- `StdVideoH265VideoParameterSet`
- `StdVideoH265SequenceParameterSet`
- `StdVideoH265PictureParameterSet`
- `StdVideoEncodeH265PictureInfo`
- `StdVideoEncodeH265SliceSegmentHeader`
- `StdVideoEncodeH265ReferenceInfo`

All such H.265 encode parameter overrides **must** fulfill the conditions defined in the [Video Encode Parameter Overrides](#) section.

In addition, implementations **must** not override any of the following H.265 encode parameters:

- `StdVideoEncodeH265PictureInfo::pic_type`
- `StdVideoEncodeH265SliceSegmentHeader::slice_type`

If the `videoMaintenance2` feature is enabled, implementations **must** not override any of the following H.265 encode parameters:

- the following parameters specified in the `StdVideoH265ProfileTierLevel` structure pointed to by `StdVideoH265VideoParameterSet::pProfileTierLevel` and `StdVideoH265SequenceParameterSet::pProfileTierLevel`:
 - `flags.general_tier_flag`
 - `flags.general_progressive_source_flag`, if set to 1
 - `flags.general_interlaced_source_flag`, if set to 0
 - `flags.general_frame_only_constraint_flag`
 - `general_profile_idc`
 - `general_level_idc`
- the following parameters specified in `StdVideoH265SequenceParameterSet`:
 - `chroma_format_idc`
- the following parameters specified in the `StdVideoH265SequenceParameterSetVui` structure pointed to by `StdVideoH265SequenceParameterSet::pSequenceParameterSetVui`:
 - `flags.aspect_ratio_info_present_flag`
 - `flags.overscan_info_present_flag`
 - `flags.overscan_appropriate_flag`
 - `flags.video_signal_type_present_flag`
 - `flags.video_full_range_flag`
 - `flags.colour_description_present_flag`
 - `flags.chroma_loc_info_present_flag`
 - `flags.neutral_chroma_indication_flag`
 - `flags.field_seq_flag`
 - `flags.frame_field_info_present_flag`
 - `flags.default_display_window_flag`
 - `flags.vui_timing_info_present_flag`
 - `flags.vui_poc_proportional_to_timing_flag`
 - `aspect_ratio_idc`
 - `sar_width`
 - `sar_height`
 - `video_format`
 - `colour_primaries`
 - `transfer_characteristics`
 - `matrix_coeffs`
 - `chroma_sample_loc_type_top_field`
 - `chroma_sample_loc_type_bottom_field`

- `def_disp_win_left_offset`
- `def_disp_win_right_offset`
- `def_disp_win_top_offset`
- `def_disp_win_bottom_offset`
- `vui_num_units_in_tick`
- `vui_time_scale`
- `vui_num_ticks_poc_diff_one_minus1`

In case of a [video session parameters](#) object created with [VK_VIDEO_SESSION_PARAMETERS_CREATE_QUANTIZATION_MAP_COMPATIBLE_BIT_KHR](#), the following H.265 [SPS](#) and [PPS](#) parameters **may** be overridden by the implementation according to the [quantization map texel size](#) the video session parameters object was created with:

- `StdVideoH265SequenceParameterSet::log2_min_luma_coding_block_size_minus3`
- `StdVideoH265SequenceParameterSet::log2_diff_max_min_luma_coding_block_size`
- `StdVideoH265SequenceParameterSet::log2_min_pcm_luma_coding_block_size_minus3`
- `StdVideoH265SequenceParameterSet::log2_diff_max_min_pcm_luma_coding_block_size`
- `StdVideoH265PictureParameterSet::diff_cu_qp_delta_depth`

This **may** be necessary in order to limit the set of H.265 coding unit and coding tree unit sizes used during picture encoding to those that are supported by the implementation when using the specific quantization map texel size.

In case of H.265 encode parameters stored in [video session parameters](#) objects, applications need to use the [vkGetEncodedVideoSessionParametersKHR](#) command to determine whether any implementation overrides happened. If the query indicates that implementation overrides were applied, then the application needs to retrieve and use the encoded H.265 parameter sets in the bitstream in order to be able to produce a compliant H.265 video bitstream using the H.265 encode parameters stored in the video session parameters object.

In case of any H.265 encode parameters stored in the encoded bitstream produced by video encode operations, if the implementation supports the [VK_VIDEO_ENCODE_FEEDBACK_BITSTREAM_HAS_OVERRIDES_BIT_KHR](#) [video encode feedback query](#) flag, the application **can** use such queries to retrieve feedback about whether any implementation overrides have been applied to those H.265 encode parameters.

48.22.2. H.265 Encode Bitstream Data Access

Each video encode operation writes one or more VCL NAL units comprising of slice segment headers and data of the encoded picture, in the format defined in sections 7.3.6 and 7.3.8, according to the semantics defined in sections 7.4.7 and 7.4.9 of the [ITU-T H.265 Specification](#), respectively. The number of VCL NAL units written is specified by `VkVideoEncodeH265PictureInfoKHR::naluSliceSegmentEntryCount`.

48.22.3. H.265 Encode Picture Data Access

Accesses to image data within a video picture resource happen at the granularity indicated by `VkVideoCapabilitiesKHR::pictureAccessGranularity`, as returned by `vkGetPhysicalDeviceVideoCapabilitiesKHR` for the used video profile. Accordingly, the complete image subregion of a `encode input picture`, `reference picture`, or `reconstructed picture` accessed by video coding operations using an `H.265 encode profile` is defined as the set of texels within the coordinate range:

$$([0, \text{endX}), [0, \text{endY}))$$

Where:

- `endX` equals `codedExtent.width` rounded up to the nearest integer multiple of `pictureAccessGranularity.width` and clamped to the width of the image subresource referred to by the corresponding `VkVideoPictureResourceInfoKHR` structure;
- `endY` equals `codedExtent.height` rounded up to the nearest integer multiple of `pictureAccessGranularity.height` and clamped to the height of the image subresource referred to by the corresponding `VkVideoPictureResourceInfoKHR` structure;

Where `codedExtent` is the member of the `VkVideoPictureResourceInfoKHR` structure corresponding to the picture.

In case of video encode operations using an `H.265 encode profile`, any access to a picture at the coordinates `(x,y)`, as defined by the `ITU-T H.265 Specification`, is an access to the image subresource referred to by the corresponding `VkVideoPictureResourceInfoKHR` structure at the texel coordinates `(x,y)`.

Implementations **may** choose not to access some or all texels within particular `reference pictures` available to a video encode operation (e.g. due to `video encode parameter overrides` restricting the effective set of used reference pictures, or if the encoding algorithm chooses not to use certain subregions of the reference picture data for sample prediction).

48.22.4. H.265 Frame, Picture, Slice Segments, and Tiles

H.265 pictures consist of one or more slices, slice segments, and tiles, as defined in section 6.3.1 of the `ITU-T H.265 Specification`.

For the purposes of this specification, the H.265 slice segments comprising a picture are referred to as the *picture partitions* of the picture.

Video encode operations using an `H.265 encode profile` **can** encode slice segments of different types, as defined in section 7.4.7.1 of the `ITU-T H.265 Specification`, by specifying the corresponding enumeration constant value in `StdVideoEncodeH265SliceSegmentHeader::slice_type` in the `H.265 slice segment header parameters` from the Video Std enumeration type `StdVideoH265SliceType`:

- `STD_VIDEO_H265_SLICE_TYPE_B` indicates that the slice segment is part of a *B slice* as defined in section 3.12 of the `ITU-T H.265 Specification`.

- `STD_VIDEO_H265_SLICE_TYPE_P` indicates that the slice segment is part of a *P slice* as defined in section 3.111 of the [ITU-T H.265 Specification](#).
- `STD_VIDEO_H265_SLICE_TYPE_I` indicates that the slice segment is part of an *I slice* as defined in section 3.74 of the [ITU-T H.265 Specification](#).

Pictures constructed from such slice segments **can** be of different types, as defined in section 7.4.3.5 of the [ITU-T H.265 Specification](#). Video encode operations using an [H.265 encode profile](#) **can** encode pictures of a specific type by specifying the corresponding enumeration constant value in `StdVideoEncodeH265PictureInfo::pic_type` in the [H.265 picture information](#) from the Video Std enumeration type `StdVideoH265PictureType`:

- `STD_VIDEO_H265_PICTURE_TYPE_P` indicates that the picture is a *P picture*. A frame consisting of a P picture is also referred to as a *P frame*.
- `STD_VIDEO_H265_PICTURE_TYPE_B` indicates that the picture is a *B picture*. A frame consisting of a B picture is also referred to as a *B frame*.
- `STD_VIDEO_H265_PICTURE_TYPE_I` indicates that the picture is an *I picture*. A frame consisting of an I picture is also referred to as an *I frame*.
- `STD_VIDEO_H265_PICTURE_TYPE_IDR` indicates that the picture is a special type of I picture called an *IDR picture* as defined in section 3.67 of the [ITU-T H.265 Specification](#). A frame consisting of an IDR picture is also referred to as an *IDR frame*.

48.22.5. H.265 Coding Blocks

H.265 encode supports two types of coding blocks:

- *Coding tree unit*, as defined in section 3.35 of the [ITU-T H.265 Specification](#).
- *Coding unit*, as defined in section 3.36 of the [ITU-T H.265 Specification](#).

48.22.6. H.265 Encode Profile

A video profile supporting H.265 video encode operations is specified by setting `VkVideoProfileInfoKHR::videoCodecOperation` to `VK_VIDEO_CODEC_OPERATION_ENCODE_H265_BIT_KHR` and adding a `VkVideoEncodeH265ProfileInfoKHR` structure to the `VkVideoProfileInfoKHR::pNext` chain.

The `VkVideoEncodeH265ProfileInfoKHR` structure is defined as:

```
// Provided by VK_KHR_video_encode_h265
typedef struct VkVideoEncodeH265ProfileInfoKHR {
    VkStructureType    sType;
    const void*        pNext;
    StdVideoH265ProfileIdc stdProfileIdc;
} VkVideoEncodeH265ProfileInfoKHR;
```

- `sType` is a `VkStructureType` value identifying this structure.
- `pNext` is `NULL` or a pointer to a structure extending this structure.

- `stdProfileIdc` is a `StdVideoH265ProfileIdc` value specifying the H.265 codec profile IDC, as defined in section A.3 of the [ITU-T H.265 Specification](#).

Valid Usage (Implicit)

- `VUID-VkVideoEncodeH265ProfileInfoKHR-sType-sType`
`sType` **must** be `VK_STRUCTURE_TYPE_VIDEO_ENCODE_H265_PROFILE_INFO_KHR`

Structure Chaining

Extends the structures

- [VkQueryPoolCreateInfo](#)
- [VkVideoProfileInfoKHR](#)

48.22.7. H.265 Encode Capabilities

When calling [vkGetPhysicalDeviceVideoCapabilitiesKHR](#) to query the capabilities for an [H.265 encode profile](#), the `VkVideoCapabilitiesKHR::pNext` chain **must** include a `VkVideoEncodeH265CapabilitiesKHR` structure that will be filled with the profile-specific capabilities.

The `VkVideoEncodeH265CapabilitiesKHR` structure is defined as:

```
// Provided by VK_KHR_video_encode_h265
typedef struct VkVideoEncodeH265CapabilitiesKHR {
    VkStructureType    sType;
    void*              pNext;
    VkVideoEncodeH265CapabilityFlagsKHR    flags;
    StdVideoH265LevelIdc    maxLevelIdc;
    uint32_t           maxSliceSegmentCount;
    VkExtent2D          maxTiles;
    VkVideoEncodeH265CtbSizeFlagsKHR        ctbSizes;
    VkVideoEncodeH265TransformBlockSizeFlagsKHR    transformBlockSizes;
    uint32_t           maxPPictureL0ReferenceCount;
    uint32_t           maxBPictureL0ReferenceCount;
    uint32_t           maxL1ReferenceCount;
    uint32_t           maxSubLayerCount;
    VkBool32
    expectDyadicTemporalSubLayerPattern;
    int32_t            minQp;
    int32_t            maxQp;
    VkBool32           prefersGopRemainingFrames;
    VkBool32           requiresGopRemainingFrames;
    VkVideoEncodeH265StdFlagsKHR            stdSyntaxFlags;
} VkVideoEncodeH265CapabilitiesKHR;
```

- `sType` is a `VkStructureType` value identifying this structure.

- `pNext` is `NULL` or a pointer to a structure extending this structure.
- `flags` is a bitmask of `VkVideoEncodeH265CapabilityFlagBitsKHR` indicating supported H.265 encoding capabilities.
- `maxLevelIdc` is a `StdVideoH265LevelIdc` value indicating the maximum H.265 level supported by the profile, where enum constant `STD_VIDEO_H265_LEVEL_IDC_<major>_<minor>` identifies H.265 level `<major>.<minor>` as defined in section A.4 of the [ITU-T H.265 Specification](#).
- `maxSliceSegmentCount` indicates the maximum number of slice segments that **can** be encoded for a single picture. Further restrictions **may** apply to the number of slice segments that **can** be encoded for a single picture depending on other capabilities and codec-specific rules.
- `maxTiles` indicates the maximum number of H.265 tile columns and rows, as defined in sections 3.175 and 3.176 of the [ITU-T H.265 Specification](#) that **can** be encoded for a single picture. Further restrictions **may** apply to the number of H.265 tiles that **can** be encoded for a single picture depending on other capabilities and codec-specific rules.
- `ctbSizes` is a bitmask of `VkVideoEncodeH265CtbSizeFlagBitsKHR` describing the supported CTB sizes.
- `transformBlockSizes` is a bitmask of `VkVideoEncodeH265TransformBlockSizeFlagBitsKHR` describing the supported transform block sizes.
- `maxPPictureL0ReferenceCount` indicates the maximum number of reference pictures the implementation supports in the reference list L0 for [P pictures](#).

NOTE

As implementations **may** [override](#) the reference lists, `maxPPictureL0ReferenceCount` does not limit the number of elements that the application **can** specify in the L0 reference list for P pictures. However, if `maxPPictureL0ReferenceCount` is zero, then the use of P pictures is not allowed. In case of H.265 encoding, pictures **can** be encoded using only forward prediction even if P pictures are not supported, as the [ITU-T H.265 Specification](#) supports *generalized P & B frames* (also known as low delay B frames) whereas B frames **can** refer to past frames through both the L0 and L1 reference lists.

- `maxBPictureL0ReferenceCount` indicates the maximum number of reference pictures the implementation supports in the reference list L0 for [B pictures](#).
- `maxL1ReferenceCount` indicates the maximum number of reference pictures the implementation supports in the reference list L1 if encoding of [B pictures](#) is supported.

NOTE

As implementations **may** [override](#) the reference lists, `maxBPictureL0ReferenceCount` and `maxL1ReferenceCount` does not limit the number of elements that the application **can** specify in the L0 and L1 reference lists for B pictures. However, if `maxBPictureL0ReferenceCount` and `maxL1ReferenceCount` are both zero, then the use of B pictures is not allowed.

- `maxSubLayerCount` indicates the maximum number of H.265 sub-layers supported by the implementation.
- `expectDyadicTemporalSubLayerPattern` indicates that the implementation's rate control algorithms expect the application to use a [dyadic temporal sub-layer pattern](#) when encoding

multiple temporal sub-layers.

- **minQp** indicates the minimum QP value supported.
- **maxQp** indicates the maximum QP value supported.
- **prefersGopRemainingFrames** indicates that the implementation's rate control algorithm prefers the application to specify the number of frames of each type **remaining** in the current **group of pictures** when beginning a **video coding scope**.
- **requiresGopRemainingFrames** indicates that the implementation's rate control algorithm requires the application to specify the number of frames of each type **remaining** in the current **group of pictures** when beginning a **video coding scope**.
- **stdSyntaxFlags** is a bitmask of **VkVideoEncodeH265StdFlagBitsKHR** indicating capabilities related to H.265 syntax elements.

Valid Usage (Implicit)

- VUID-VkVideoEncodeH265CapabilitiesKHR-sType-sType
sType must be **VK_STRUCTURE_TYPE_VIDEO_ENCODE_H265_CAPABILITIES_KHR**

Structure Chaining

Extends the structure

- **VkVideoCapabilitiesKHR**

Bits which **may** be set in **VkVideoEncodeH265CapabilitiesKHR::flags**, indicating the H.265 encoding capabilities supported, are:


```
// Provided by VK_KHR_video_encode_h265
typedef enum VkVideoEncodeH265CapabilityFlagBitsKHR {
    VK_VIDEO_ENCODE_H265_CAPABILITY_HRD_COMPLIANCE_BIT_KHR = 0x00000001,
    VK_VIDEO_ENCODE_H265_CAPABILITY_PREDICTION_WEIGHT_TABLE_GENERATED_BIT_KHR =
0x00000002,
    VK_VIDEO_ENCODE_H265_CAPABILITY_ROW_UNALIGNED_SLICE_SEGMENT_BIT_KHR = 0x00000004,
    VK_VIDEO_ENCODE_H265_CAPABILITY_DIFFERENT_SLICE_SEGMENT_TYPE_BIT_KHR = 0x00000008,
    VK_VIDEO_ENCODE_H265_CAPABILITY_B_FRAME_IN_L0_LIST_BIT_KHR = 0x00000010,
    VK_VIDEO_ENCODE_H265_CAPABILITY_B_FRAME_IN_L1_LIST_BIT_KHR = 0x00000020,
    VK_VIDEO_ENCODE_H265_CAPABILITY_PER_PICTURE_TYPE_MIN_MAX_QP_BIT_KHR = 0x00000040,
    VK_VIDEO_ENCODE_H265_CAPABILITY_PER_SLICE_SEGMENT_CONSTANT_QP_BIT_KHR =
0x00000080,
    VK_VIDEO_ENCODE_H265_CAPABILITY_MULTIPLE_TILES_PER_SLICE_SEGMENT_BIT_KHR =
0x00000100,
    VK_VIDEO_ENCODE_H265_CAPABILITY_MULTIPLE_SLICE_SEGMENTS_PER_TILE_BIT_KHR =
0x00000200,
    // Provided by VK_KHR_video_encode_h265 with VK_KHR_video_encode_intra_refresh
    VK_VIDEO_ENCODE_H265_CAPABILITY_B_PICTURE_INTRA_REFRESH_BIT_KHR = 0x00000800,
    // Provided by VK_KHR_video_encode_h265 with VK_KHR_video_encode_quantization_map
    VK_VIDEO_ENCODE_H265_CAPABILITY_CU_QP_DIFF_WRAPAROUND_BIT_KHR = 0x00000400,
} VkVideoEncodeH265CapabilityFlagBitsKHR;
```

- [VK_VIDEO_ENCODE_H265_CAPABILITY_HRD_COMPLIANCE_BIT_KHR](#) specifies whether the implementation **may** be able to generate HRD compliant bitstreams if any of the [nal_hrd_parameters_present_flag](#), [vcl_hrd_parameters_present_flag](#), or [sub_pic_hrd_params_present_flag](#) members of [StdVideoH265HrdFlags](#) are set to 1 in the HRD parameters of the [active VPS](#) or [active SPS](#), or if [StdVideoH265SpsVuiFlags::vui_hrd_parameters_present_flag](#) is set to 1 in the [active SPS](#).
- [VK_VIDEO_ENCODE_H265_CAPABILITY_PREDICTION_WEIGHT_TABLE_GENERATED_BIT_KHR](#) specifies that if the [weighted_pred_flag](#) or the [weighted_bipred_flag](#) member of [StdVideoH265PpsFlags](#) is set to 1 in the [active PPS](#) when encoding a [P picture](#) or [B picture](#), respectively, then the implementation is able to internally decide syntax for [pred_weight_table](#), as defined in section 7.4.7.3 of the [ITU-T H.265 Specification](#), and the application is not **required** to provide a weight table in the [H.265 slice segment header parameters](#).
- [VK_VIDEO_ENCODE_H265_CAPABILITY_ROW_UNALIGNED_SLICE_SEGMENT_BIT_KHR](#) specifies that each slice segment in a frame with a single or multiple tiles per slice may begin or finish at any offset in a CTB row. If not supported, all slice segments in such a frame **must** begin at the start of a CTB row (and hence each slice segment **must** finish at the end of a CTB row). Also indicates that each slice segment in a frame with multiple slices per tile may begin or finish at any offset within the enclosing tile's CTB row. If not supported, slice segments in such a frame **must** begin at the start of the enclosing tile's CTB row (and hence each slice segment **must** finish at the end of the enclosing tile's CTB row). When a picture is encoded with [intra refresh](#), encoding non-rectangular slice segments also requires: support for the [VkVideoEncodeIntraRefreshCapabilitiesKHR::nonRectangularIntraRefreshRegions](#) capability.
- [VK_VIDEO_ENCODE_H265_CAPABILITY_DIFFERENT_SLICE_SEGMENT_TYPE_BIT_KHR](#) specifies that when a frame is encoded with multiple slice segments, the implementation allows encoding each slice segment with a different [StdVideoEncodeH265SliceSegmentHeader::slice_type](#) specified

in the [H.265 slice segment header parameters](#). If not supported, all slice segments of the frame **must** be encoded with the same [slice_type](#) which corresponds to the picture type of the frame. There is one exception to this rule: if the picture is encoded with the [intra refresh mode](#) [VK_VIDEO_ENCODE_INTRA_REFRESH_MODE_PER_PICTURE_PARTITION_BIT_KHR](#), then the currently refreshed slice segment **must** specify the [slice_type](#) [STD_VIDEO_H265_SLICE_TYPE_I](#) and **can** differ from the [slice_type](#) of the other slice segments regardless of whether [VK_VIDEO_ENCODE_H265_CAPABILITY_DIFFERENT_SLICE_SEGMENT_TYPE_BIT_KHR](#) is supported.

- [VK_VIDEO_ENCODE_H265_CAPABILITY_B_FRAME_IN_L0_LIST_BIT_KHR](#) specifies support for using a [B frame](#) as L0 reference, as specified in [StdVideoEncodeH265ReferenceListsInfo::RefPicList0](#) in the [H.265 picture information](#).
- [VK_VIDEO_ENCODE_H265_CAPABILITY_B_FRAME_IN_L1_LIST_BIT_KHR](#) specifies support for using a [B frame](#) as L1 reference, as specified in [StdVideoEncodeH265ReferenceListsInfo::RefPicList1](#) in the [H.265 picture information](#).
- [VK_VIDEO_ENCODE_H265_CAPABILITY_PER_PICTURE_TYPE_MIN_MAX_QP_BIT_KHR](#) specifies support for specifying different QP values in the members of [VkVideoEncodeH265QpKHR](#).
- [VK_VIDEO_ENCODE_H265_CAPABILITY_PER_SLICE_SEGMENT_CONSTANT_QP_BIT_KHR](#) specifies support for specifying different constant QP values for each slice segment.
- [VK_VIDEO_ENCODE_H265_CAPABILITY_MULTIPLE_TILES_PER_SLICE_SEGMENT_BIT_KHR](#) specifies whether encoding multiple tiles per slice segment, as defined in section 6.3.1 of the [ITU-T H.265 Specification](#), is supported. If this capability flag is not present, then the implementation is only able to encode a single tile for each slice segment.
- [VK_VIDEO_ENCODE_H265_CAPABILITY_MULTIPLE_SLICE_SEGMENTS_PER_TILE_BIT_KHR](#) specifies whether encoding multiple slice segments per tile, as defined in section 6.3.1 of the [ITU-T H.265 Specification](#), is supported. If this capability flag is not present, then the implementation is only able to encode a single slice segment for each tile.
- [VK_VIDEO_ENCODE_H265_CAPABILITY_CU_QP_DIFF_WRAPAROUND_BIT_KHR](#) indicates support for wraparound during the calculation of the QP values of subsequently encoded coding units, as defined in section 7.4.9.14 of the [ITU-T H.265 Specification](#). If not supported, equation 8-283 of the [ITU-T H.265 Specification](#) is effectively reduced to the following:

$$Qp_Y = qP_{Y_PRED} + CuQpDeltaVal$$

NOTE

The effect of this is that the maximum QP difference across subsequent coding units is limited to the $[-(26 + QpBdOffset_Y / 2), 25 + QpBdOffset_Y / 2]$ range.

- [VK_VIDEO_ENCODE_H265_CAPABILITY_B_PICTURE_INTRA_REFRESH_BIT_KHR](#) indicates support for encoding [B pictures](#) with [intra refresh](#) enabled.

```
// Provided by VK_KHR_video_encode_h265
typedef VkFlags VkVideoEncodeH265CapabilityFlagsKHR;
```

[VkVideoEncodeH265CapabilityFlagsKHR](#) is a bitmask type for setting a mask of zero or more [VkVideoEncodeH265CapabilityFlagBitsKHR](#).

Bits which **may** be set in `VkVideoEncodeH265CapabilitiesKHR::stdSyntaxFlags`, indicating the capabilities related to the H.265 syntax elements, are:

```
// Provided by VK_KHR_video_encode_h265
typedef enum VkVideoEncodeH265StdFlagBitsKHR {
    VK_VIDEO_ENCODE_H265_STD_SEPARATE_COLOR_PLANE_FLAG_SET_BIT_KHR = 0x00000001,
    VK_VIDEO_ENCODE_H265_STD_SAMPLE_ADAPTIVE_OFFSET_ENABLED_FLAG_SET_BIT_KHR =
0x00000002,
    VK_VIDEO_ENCODE_H265_STD_SCALING_LIST_DATA_PRESENT_FLAG_SET_BIT_KHR = 0x00000004,
    VK_VIDEO_ENCODE_H265_STD_PCM_ENABLED_FLAG_SET_BIT_KHR = 0x00000008,
    VK_VIDEO_ENCODE_H265_STD_SPS_TEMPORAL_MVP_ENABLED_FLAG_SET_BIT_KHR = 0x00000010,
    VK_VIDEO_ENCODE_H265_STD_INIT_QP_MINUS26_BIT_KHR = 0x00000020,
    VK_VIDEO_ENCODE_H265_STD_WEIGHTED_PRED_FLAG_SET_BIT_KHR = 0x00000040,
    VK_VIDEO_ENCODE_H265_STD_WEIGHTED_BIPRED_FLAG_SET_BIT_KHR = 0x00000080,
    VK_VIDEO_ENCODE_H265_STD_LOG2_PARALLEL_MERGE_LEVEL_MINUS2_BIT_KHR = 0x00000100,
    VK_VIDEO_ENCODE_H265_STD_SIGN_DATA_HIDING_ENABLED_FLAG_SET_BIT_KHR = 0x00000200,
    VK_VIDEO_ENCODE_H265_STD_TRANSFORM_SKIP_ENABLED_FLAG_SET_BIT_KHR = 0x00000400,
    VK_VIDEO_ENCODE_H265_STD_TRANSFORM_SKIP_ENABLED_FLAG_UNSET_BIT_KHR = 0x00000800,
    VK_VIDEO_ENCODE_H265_STD_PPS_SLICE_CHROMA_QP_OFFSETS_PRESENT_FLAG_SET_BIT_KHR =
0x00001000,
    VK_VIDEO_ENCODE_H265_STD_TRANSQUANT_BYPASS_ENABLED_FLAG_SET_BIT_KHR = 0x00002000,
    VK_VIDEO_ENCODE_H265_STD_CONSTRAINED_INTRA_PRED_FLAG_SET_BIT_KHR = 0x00004000,
    VK_VIDEO_ENCODE_H265_STD_ENTROPY_CODING_SYNC_ENABLED_FLAG_SET_BIT_KHR =
0x00008000,
    VK_VIDEO_ENCODE_H265_STD_DEBLOCKING_FILTER_OVERRIDE_ENABLED_FLAG_SET_BIT_KHR =
0x00010000,
    VK_VIDEO_ENCODE_H265_STD_DEPENDENT_SLICE_SEGMENTS_ENABLED_FLAG_SET_BIT_KHR =
0x00020000,
    VK_VIDEO_ENCODE_H265_STD_DEPENDENT_SLICE_SEGMENT_FLAG_SET_BIT_KHR = 0x00040000,
    VK_VIDEO_ENCODE_H265_STD_SLICE_QP_DELTA_BIT_KHR = 0x00080000,
    VK_VIDEO_ENCODE_H265_STD_DIFFERENT_SLICE_QP_DELTA_BIT_KHR = 0x00100000,
} VkVideoEncodeH265StdFlagBitsKHR;
```

- `VK_VIDEO_ENCODE_H265_STD_SEPARATE_COLOR_PLANE_FLAG_SET_BIT_KHR` specifies whether the implementation supports using the application-provided value for `StdVideoH265SpsFlags::separate_colour_plane_flag` in the `SPS` when that value is 1.
- `VK_VIDEO_ENCODE_H265_STD_SAMPLE_ADAPTIVE_OFFSET_ENABLED_FLAG_SET_BIT_KHR` specifies whether the implementation supports using the application-provided value for `StdVideoH265SpsFlags::sample_adaptive_offset_enabled_flag` in the `SPS` when that value is 1.
- `VK_VIDEO_ENCODE_H265_STD_SCALING_LIST_DATA_PRESENT_FLAG_SET_BIT_KHR` specifies whether the implementation supports using the application-provided value for the `scaling_list_enabled_flag` and `sps_scaling_list_data_present_flag` members of `StdVideoH265SpsFlags` in the `SPS`, and the application-provided value for `StdVideoH265PpsFlags::pps_scaling_list_data_present_flag` in the `PPS` when those values are 1.
- `VK_VIDEO_ENCODE_H265_STD_PCM_ENABLED_FLAG_SET_BIT_KHR` specifies whether the implementation supports using the application-provided value for `StdVideoH265SpsFlags::pcm_enable_flag` in the `SPS` when that value is 1.

- `VK_VIDEO_ENCODE_H265_STD_SPS_TEMPORAL_MVP_ENABLED_FLAG_SET_BIT_KHR` specifies whether the implementation supports using the application-provided value for `StdVideoH265SpsFlags::sps_temporal_mvp_enabled_flag` in the SPS when that value is 1.
- `VK_VIDEO_ENCODE_H265_STD_INIT_QP_MINUS26_BIT_KHR` specifies whether the implementation supports using the application-provided value for `StdVideoH265PictureParameterSet::init_qp_minus26` in the PPS when that value is non-zero.
- `VK_VIDEO_ENCODE_H265_STD_WEIGHTED_PRED_FLAG_SET_BIT_KHR` specifies whether the implementation supports using the application-provided value for `StdVideoH265PpsFlags::weighted_pred_flag` in the PPS when that value is 1.
- `VK_VIDEO_ENCODE_H265_STD_WEIGHTED_BIPRED_FLAG_SET_BIT_KHR` specifies whether the implementation supports using the application-provided value for `StdVideoH265PpsFlags::weighted_bipred_flag` in the PPS when that value is 1.
- `VK_VIDEO_ENCODE_H265_STD_LOG2_PARALLEL_MERGE_LEVEL_MINUS2_BIT_KHR` specifies whether the implementation supports using the application-provided value for `StdVideoH265PictureParameterSet::log2_parallel_merge_level_minus2` in the PPS when that value is non-zero.
- `VK_VIDEO_ENCODE_H265_STD_SIGN_DATA_HIDING_ENABLED_FLAG_SET_BIT_KHR` specifies whether the implementation supports using the application-provided value for `StdVideoH265PpsFlags::sign_data_hiding_enabled_flag` in the PPS when that value is 1.
- `VK_VIDEO_ENCODE_H265_STD_TRANSFORM_SKIP_ENABLED_FLAG_SET_BIT_KHR` specifies whether the implementation supports using the application-provided value for `StdVideoH265PpsFlags::transform_skip_enabled_flag` in the PPS when that value is 1.
- `VK_VIDEO_ENCODE_H265_STD_TRANSFORM_SKIP_ENABLED_FLAG_UNSET_BIT_KHR` specifies whether the implementation supports using the application-provided value for `StdVideoH265PpsFlags::transform_skip_enabled_flag` in the PPS when that value is 0.
- `VK_VIDEO_ENCODE_H265_STD_PPS_SLICE_CHROMA_QP_OFFSETS_PRESENT_FLAG_SET_BIT_KHR` specifies whether the implementation supports using the application-provided value for `StdVideoH265PpsFlags::pps_slice_chroma_qp_offsets_present_flag` in the PPS when that value is 1.
- `VK_VIDEO_ENCODE_H265_STD_TRANSQUANT_BYPASS_ENABLED_FLAG_SET_BIT_KHR` specifies whether the implementation supports using the application-provided value for `StdVideoH265PpsFlags::transquant_bypass_enabled_flag` in the PPS when that value is 1.
- `VK_VIDEO_ENCODE_H265_STD_CONSTRAINED_INTRA_PRED_FLAG_SET_BIT_KHR` specifies whether the implementation supports using the application-provided value for `StdVideoH265PpsFlags::constrained_intra_pred_flag` in the PPS when that value is 1.
- `VK_VIDEO_ENCODE_H265_STD_ENTROPY_CODING_SYNC_ENABLED_FLAG_SET_BIT_KHR` specifies whether the implementation supports using the application-provided value for `StdVideoH265PpsFlags::entropy_coding_sync_enabled_flag` in the PPS when that value is 1.
- `VK_VIDEO_ENCODE_H265_STD_DEBLOCKING_FILTER_OVERRIDE_ENABLED_FLAG_SET_BIT_KHR` specifies whether the implementation supports using the application-provided value for `StdVideoH265PpsFlags::deblocking_filter_override_enabled_flag` in the PPS when that value is 1.
- `VK_VIDEO_ENCODE_H265_STD_DEPENDENT_SLICE_SEGMENTS_ENABLED_FLAG_SET_BIT_KHR` specifies whether the implementation supports using the application-provided value for `StdVideoH265PpsFlags::dependent_slice_segments_enabled_flag` in the PPS when that value is 1.

- [VK_VIDEO_ENCODE_H265_STD_DEPENDENT_SLICE_SEGMENT_FLAG_SET_BIT_KHR](#) specifies whether the implementation supports using the application-provided value for [StdVideoEncodeH265SliceSegmentHeader::dependent_slice_segment_flag](#) in the [H.265 slice segment header parameters](#) when that value is 1.
- [VK_VIDEO_ENCODE_H265_STD_SLICE_QP_DELTA_BIT_KHR](#) specifies whether the implementation supports using the application-provided value for [StdVideoEncodeH265SliceSegmentHeader::slice_qp_delta](#) in the [H.265 slice segment header parameters](#) when that value is identical across the slice segments of the encoded frame.
- [VK_VIDEO_ENCODE_H265_STD_DIFFERENT_SLICE_QP_DELTA_BIT_KHR](#) specifies whether the implementation supports using the application-provided value for [StdVideoEncodeH265SliceSegmentHeader::slice_qp_delta](#) in the [H.265 slice segment header parameters](#) when that value is different across the slice segments of the encoded frame.

These capability flags provide information to the application about specific H.265 syntax element values that the implementation supports without having to [override](#) them and do not otherwise restrict the values that the application **can** specify for any of the mentioned H.265 syntax elements.

```
// Provided by VK_KHR_video_encode_h265
typedef VkFlags VkVideoEncodeH265StdFlagsKHR;
```

[VkVideoEncodeH265StdFlagsKHR](#) is a bitmask type for setting a mask of zero or more [VkVideoEncodeH265StdFlagBitsKHR](#).

Bits which **may** be set in [VkVideoEncodeH265CapabilitiesKHR::ctbSizes](#), indicating the CTB sizes supported by the implementation, are:

```
// Provided by VK_KHR_video_encode_h265
typedef enum VkVideoEncodeH265CtbSizeFlagBitsKHR {
    VK_VIDEO_ENCODE_H265_CTB_SIZE_16_BIT_KHR = 0x00000001,
    VK_VIDEO_ENCODE_H265_CTB_SIZE_32_BIT_KHR = 0x00000002,
    VK_VIDEO_ENCODE_H265_CTB_SIZE_64_BIT_KHR = 0x00000004,
} VkVideoEncodeH265CtbSizeFlagBitsKHR;
```

- [VK_VIDEO_ENCODE_H265_CTB_SIZE_16_BIT_KHR](#) specifies that a CTB size of 16x16 is supported.
- [VK_VIDEO_ENCODE_H265_CTB_SIZE_32_BIT_KHR](#) specifies that a CTB size of 32x32 is supported.
- [VK_VIDEO_ENCODE_H265_CTB_SIZE_64_BIT_KHR](#) specifies that a CTB size of 64x64 is supported.

```
// Provided by VK_KHR_video_encode_h265
typedef VkFlags VkVideoEncodeH265CtbSizeFlagsKHR;
```

[VkVideoEncodeH265CtbSizeFlagsKHR](#) is a bitmask type for setting a mask of zero or more

[VkVideoEncodeH265CtbSizeFlagBitsKHR](#).

Implementations **must** support at least one of [VkVideoEncodeH265CtbSizeFlagBitsKHR](#).

Bits which **may** be set in [VkVideoEncodeH265CapabilitiesKHR::transformBlockSizes](#), indicating the transform block sizes supported by the implementation, are:

```
// Provided by VK_KHR_video_encode_h265
typedef enum VkVideoEncodeH265TransformBlockSizeFlagBitsKHR {
    VK_VIDEO_ENCODE_H265_TRANSFORM_BLOCK_SIZE_4_BIT_KHR = 0x00000001,
    VK_VIDEO_ENCODE_H265_TRANSFORM_BLOCK_SIZE_8_BIT_KHR = 0x00000002,
    VK_VIDEO_ENCODE_H265_TRANSFORM_BLOCK_SIZE_16_BIT_KHR = 0x00000004,
    VK_VIDEO_ENCODE_H265_TRANSFORM_BLOCK_SIZE_32_BIT_KHR = 0x00000008,
} VkVideoEncodeH265TransformBlockSizeFlagBitsKHR;
```

- [VK_VIDEO_ENCODE_H265_TRANSFORM_BLOCK_SIZE_4_BIT_KHR](#) specifies that a transform block size of 4x4 is supported.
- [VK_VIDEO_ENCODE_H265_TRANSFORM_BLOCK_SIZE_8_BIT_KHR](#) specifies that a transform block size of 8x8 is supported.
- [VK_VIDEO_ENCODE_H265_TRANSFORM_BLOCK_SIZE_16_BIT_KHR](#) specifies that a transform block size of 16x16 is supported.
- [VK_VIDEO_ENCODE_H265_TRANSFORM_BLOCK_SIZE_32_BIT_KHR](#) specifies that a transform block size of 32x32 is supported.

```
// Provided by VK_KHR_video_encode_h265
typedef VkFlags VkVideoEncodeH265TransformBlockSizeFlagsKHR;
```

[VkVideoEncodeH265TransformBlockSizeFlagsKHR](#) is a bitmask type for setting a mask of zero or more [VkVideoEncodeH265TransformBlockSizeFlagBitsKHR](#).

Implementations **must** support at least one of [VkVideoEncodeH265TransformBlockSizeFlagBitsKHR](#).

48.22.8. H.265 Encode Quality Level Properties

When calling [vkGetPhysicalDeviceVideoEncodeQualityLevelPropertiesKHR](#) with [pVideoProfile->videoCodecOperation](#) specified as [VK_VIDEO_CODEC_OPERATION_ENCODE_H265_BIT_KHR](#), the [VkVideoEncodeH265QualityLevelPropertiesKHR](#) structure **must** be included in the [pNext](#) chain of the [VkVideoEncodeQualityLevelPropertiesKHR](#) structure to retrieve additional video encode quality level properties specific to H.265 encoding.

The [VkVideoEncodeH265QualityLevelPropertiesKHR](#) structure is defined as:


```
// Provided by VK_KHR_video_encode_h265
typedef struct VkVideoEncodeH265QualityLevelPropertiesKHR {
    VkStructureType          sType;
    void*                    pNext;
    VkVideoEncodeH265RateControlFlagsKHR preferredRateControlFlags;
    uint32_t                 preferredGopFrameCount;
    uint32_t                 preferredIdrPeriod;
    uint32_t                 preferredConsecutiveBFrameCount;
    uint32_t                 preferredSubLayerCount;
    VkVideoEncodeH265QpKHR   preferredConstantQp;
    uint32_t                 preferredMaxL0ReferenceCount;
    uint32_t                 preferredMaxL1ReferenceCount;
} VkVideoEncodeH265QualityLevelPropertiesKHR;
```

- `sType` is a `VkStructureType` value identifying this structure.
- `pNext` is `NULL` or a pointer to a structure extending this structure.
- `preferredRateControlFlags` is a bitmask of `VkVideoEncodeH265RateControlFlagBitsKHR` values indicating the preferred flags to use for `VkVideoEncodeH265RateControlInfoKHR::flags`.
- `preferredGopFrameCount` indicates the preferred value to use for `VkVideoEncodeH265RateControlInfoKHR::gopFrameCount`.
- `preferredIdrPeriod` indicates the preferred value to use for `VkVideoEncodeH265RateControlInfoKHR::idrPeriod`.
- `preferredConsecutiveBFrameCount` indicates the preferred value to use for `VkVideoEncodeH265RateControlInfoKHR::consecutiveBFrameCount`.
- `preferredSubLayerCount` indicates the preferred value to use for `VkVideoEncodeH265RateControlInfoKHR::subLayerCount`.
- `preferredConstantQp` indicates the preferred values to use for `VkVideoEncodeH265NaluSliceSegmentInfoKHR::constantQp` for each picture type when using rate control mode `VK_VIDEO_ENCODE_RATE_CONTROL_MODE_DISABLED_BIT_KHR`.
- `preferredMaxL0ReferenceCount` indicates the preferred maximum number of reference pictures to use in the reference list L0.
- `preferredMaxL1ReferenceCount` indicates the preferred maximum number of reference pictures to use in the reference list L1.

Valid Usage (Implicit)

- VUID-VkVideoEncodeH265QualityLevelPropertiesKHR-sType-sType `sType` must be `VK_STRUCTURE_TYPE_VIDEO_ENCODE_H265_QUALITY_LEVEL_PROPERTIES_KHR`

Structure Chaining

Extends the structure

- [VkVideoEncodeQualityLevelPropertiesKHR](#)

48.22.9. H.265 Encode Session

Additional parameters can be specified when creating a video session with an H.265 encode profile by including an instance of the [VkVideoEncodeH265SessionCreateInfoKHR](#) structure in the [pNext](#) chain of [VkVideoSessionCreateInfoKHR](#).

The [VkVideoEncodeH265SessionCreateInfoKHR](#) structure is defined as:

```
// Provided by VK_KHR_video_encode_h265
typedef struct VkVideoEncodeH265SessionCreateInfoKHR {
    VkStructureType    sType;
    const void*        pNext;
    VkBool32           useMaxLevelIdc;
    StdVideoH265LevelIdc maxLevelIdc;
} VkVideoEncodeH265SessionCreateInfoKHR;
```

- [sType](#) is a [VkStructureType](#) value identifying this structure.
- [pNext](#) is [NULL](#) or a pointer to a structure extending this structure.
- [useMaxLevelIdc](#) indicates whether the value of [maxLevelIdc](#) should be used by the implementation. When it is [VK_FALSE](#), the implementation ignores the value of [maxLevelIdc](#) and uses the value of [VkVideoEncodeH265CapabilitiesKHR::maxLevelIdc](#), as reported by [vkGetPhysicalDeviceVideoCapabilitiesKHR](#) for the video profile.
- [maxLevelIdc](#) is a [StdVideoH265LevelIdc](#) value specifying the upper bound on the H.265 level for the video bitstreams produced by the created video session, where enum constant [STD_VIDEO_H265_LEVEL_IDC_<major>_<minor>](#) identifies H.265 level [<major>.<minor>](#) as defined in section A.4 of the [ITU-T H.265 Specification](#).

Valid Usage (Implicit)

- VUID-VkVideoEncodeH265SessionCreateInfoKHR-sType-sType [sType](#) must be [VK_STRUCTURE_TYPE_VIDEO_ENCODE_H265_SESSION_CREATE_INFO_KHR](#)

Structure Chaining

Extends the structure

- [VkVideoSessionCreateInfoKHR](#)

48.22.10. H.265 Encode Parameter Sets

Video session parameters objects created with the video codec operation `VK_VIDEO_CODEC_OPERATION_ENCODE_H265_BIT_KHR` can contain the following types of parameters:

H.265 Video Parameter Sets (VPS)

Represented by `StdVideoH265VideoParameterSet` structures and interpreted as follows:

- `reserved1`, `reserved2`, and `reserved3` are used only for padding purposes and are otherwise ignored;
- `vps_video_parameter_set_id` is used as the key of the VPS entry;
- the `max_latency_increase_plus1`, `max_dec_pic_buffering_minus1`, and `max_num_reorder_pics` members of the `StdVideoH265DecPicBufMgr` structure pointed to by `pDecPicBufMgr` correspond to `vps_max_latency_increase_plus1`, `vps_max_dec_pic_buffering_minus1`, and `vps_max_num_reorder_pics`, respectively, as defined in section 7.4.3.1 of the [ITU-T H.265 Specification](#);
- the `StdVideoH265HrdParameters` structure pointed to by `pHrdParameters` is interpreted as follows:
 - `reserved` is used only for padding purposes and is otherwise ignored;
 - `flags.fixed_pic_rate_general_flag` is a bitmask where bit index `i` corresponds to `fixed_pic_rate_general_flag[i]` as defined in section E.3.2 of the [ITU-T H.265 Specification](#);
 - `flags.fixed_pic_rate_within_cvs_flag` is a bitmask where bit index `i` corresponds to `fixed_pic_rate_within_cvs_flag[i]` as defined in section E.3.2 of the [ITU-T H.265 Specification](#);
 - `flags.low_delay_hrd_flag` is a bitmask where bit index `i` corresponds to `low_delay_hrd_flag[i]` as defined in section E.3.2 of the [ITU-T H.265 Specification](#);
 - if `flags.nal_hrd_parameters_present_flag` is set, then `pSubLayerHrdParametersNal` is a pointer to an array of `vps_max_sub_layers_minus1 + 1` number of `StdVideoH265SubLayerHrdParameters` structures where `vps_max_sub_layers_minus1` is the corresponding member of the encompassing `StdVideoH265VideoParameterSet` structure and each element is interpreted as follows:
 - `cbr_flag` is a bitmask where bit index `i` corresponds to `cbr_flag[i]` as defined in section E.3.3 of the [ITU-T H.265 Specification](#);
 - all other members of the `StdVideoH265SubLayerHrdParameters` structure are interpreted as defined in section E.3.3 of the [ITU-T H.265 Specification](#);
 - if `flags.vcl_hrd_parameters_present_flag` is set, then `pSubLayerHrdParametersVcl` is a pointer to an array of `vps_max_sub_layers_minus1 + 1` number of `StdVideoH265SubLayerHrdParameters` structures where `vps_max_sub_layers_minus1` is the corresponding member of the encompassing `StdVideoH265VideoParameterSet` structure and each element is interpreted as follows:

- `cbr_flag` is a bitmask where bit index `i` corresponds to `cbr_flag[i]` as defined in section E.3.3 of the [ITU-T H.265 Specification](#);
- all other members of the `StdVideoH265SubLayerHrdParameters` structure are interpreted as defined in section E.3.3 of the [ITU-T H.265 Specification](#);
- all other members of `StdVideoH265HrdParameters` are interpreted as defined in section E.3.2 of the [ITU-T H.265 Specification](#);
- the `StdVideoH265ProfileTierLevel` structure pointed to by `pProfileTierLevel` are interpreted as follows:
 - `general_level_idc` is one of the enum constants `STD_VIDEO_H265_LEVEL_IDC_<major>_<minor>` identifying the H.265 level `<major>.<minor>` as defined in section A.4 of the [ITU-T H.265 Specification](#);
 - all other members of `StdVideoH265ProfileTierLevel` are interpreted as defined in section 7.4.4 of the [ITU-T H.265 Specification](#);
- all other members of `StdVideoH265VideoParameterSet` are interpreted as defined in section 7.4.3.1 of the [ITU-T H.265 Specification](#).

H.265 Sequence Parameter Sets (SPS)

Represented by `StdVideoH265SequenceParameterSet` structures and interpreted as follows:

- `reserved1` and `reserved2` are used only for padding purposes and are otherwise ignored;
- the pair constructed from `sps_video_parameter_set_id` and `sps_seq_parameter_set_id` is used as the key of the SPS entry;
- the `StdVideoH265ProfileTierLevel` structure pointed to by `pProfileTierLevel` are interpreted as follows:
 - `general_level_idc` is one of the enum constants `STD_VIDEO_H265_LEVEL_IDC_<major>_<minor>` identifying the H.265 level `<major>.<minor>` as defined in section A.4 of the [ITU-T H.265 Specification](#);
 - all other members of `StdVideoH265ProfileTierLevel` are interpreted as defined in section 7.4.4 of the [ITU-T H.265 Specification](#);
- the `max_latency_increase_plus1`, `max_dec_pic_buffering_minus1`, and `max_num_reorder_pics` members of the `StdVideoH265DecPicBufMgr` structure pointed to by `pDecPicBufMgr` correspond to `sps_max_latency_increase_plus1`, `sps_max_dec_pic_buffering_minus1`, and `sps_max_num_reorder_pics`, respectively, as defined in section 7.4.3.2 of the [ITU-T H.265 Specification](#);
- if `flags.sps_scaling_list_data_present_flag` is set, then the `StdVideoH265ScalingLists` structure pointed to by `pScalingLists` is interpreted as follows:
 - `ScalingList4x4`, `ScalingList8x8`, `ScalingList16x16`, and `ScalingList32x32` correspond to `ScalingList[0]`, `ScalingList[1]`, `ScalingList[2]`, and `ScalingList[3]`, respectively, as defined in section 7.3.4 of the [ITU-T H.265 Specification](#);
 - `ScalingListDCCoef16x16` and `ScalingListDCCoef32x32` correspond to `scaling_list_dc_coef_minus8[0]` and `scaling_list_dc_coef_minus8[1]`, respectively, as

defined in section 7.3.4 of the [ITU-T H.265 Specification](#);

- `pShortTermRefPicSet` is a pointer to an array of `num_short_term_ref_pic_sets` number of `StdVideoH265ShortTermRefPicSet` structures where each element is interpreted as follows:
 - `reserved1`, `reserved2`, and `reserved3` are used only for padding purposes and are otherwise ignored;
 - `used_by_curr_pic_flag` is a bitmask where bit index `i` corresponds to `used_by_curr_pic_flag[i]` as defined in section 7.4.8 of the [ITU-T H.265 Specification](#);
 - `use_delta_flag` is a bitmask where bit index `i` corresponds to `use_delta_flag[i]` as defined in section 7.4.8 of the [ITU-T H.265 Specification](#);
 - `used_by_curr_pic_s0_flag` is a bitmask where bit index `i` corresponds to `used_by_curr_pic_s0_flag[i]` as defined in section 7.4.8 of the [ITU-T H.265 Specification](#);
 - `used_by_curr_pic_s1_flag` is a bitmask where bit index `i` corresponds to `used_by_curr_pic_s1_flag[i]` as defined in section 7.4.8 of the [ITU-T H.265 Specification](#);
 - all other members of `StdVideoH265ShortTermRefPicSet` are interpreted as defined in section 7.4.8 of the [ITU-T H.265 Specification](#);
- if `flags.long_term_ref_pics_present_flag` is set then the `StdVideoH265LongTermRefPicsSps` structure pointed to by `pLongTermRefPicsSps` is interpreted as follows:
 - `used_by_curr_pic_lt_sps_flag` is a bitmask where bit index `i` corresponds to `used_by_curr_pic_lt_sps_flag[i]` as defined in section 7.4.3.2 of the [ITU-T H.265 Specification](#);
 - all other members of `StdVideoH265LongTermRefPicsSps` are interpreted as defined in section 7.4.3.2 of the [ITU-T H.265 Specification](#);
- if `flags.vui_parameters_present_flag` is set, then the `StdVideoH265SequenceParameterSetVui` structure pointed to by `pSequenceParameterSetVui` is interpreted as follows:
 - `reserved1`, `reserved2`, and `reserved3` are used only for padding purposes and are otherwise ignored;
 - the `StdVideoH265HrdParameters` structure pointed to by `pHrdParameters` is interpreted as follows:
 - `flags.fixed_pic_rate_general_flag` is a bitmask where bit index `i` corresponds to `fixed_pic_rate_general_flag[i]` as defined in section E.3.2 of the [ITU-T H.265 Specification](#);
 - `flags.fixed_pic_rate_within_cvs_flag` is a bitmask where bit index `i` corresponds to `fixed_pic_rate_within_cvs_flag[i]` as defined in section E.3.2 of the [ITU-T H.265 Specification](#);
 - `flags.low_delay_hrd_flag` is a bitmask where bit index `i` corresponds to `low_delay_hrd_flag[i]` as defined in section E.3.2 of the [ITU-T H.265 Specification](#);
 - if `flags.nal_hrd_parameters_present_flag` is set, then `pSubLayerHrdParametersNal` is a pointer to an array of `sps_max_sub_layers_minus1 + 1` number of `StdVideoH265SubLayerHrdParameters` structures where `sps_max_sub_layers_minus1` is the corresponding member of the encompassing `StdVideoH265SequenceParameterSet` structure and each element is interpreted as follows:

- `cbr_flag` is a bitmask where bit index `i` corresponds to `cbr_flag[i]` as defined in section E.3.3 of the [ITU-T H.265 Specification](#);
- all other members of the `StdVideoH265SubLayerHrdParameters` structure are interpreted as defined in section E.3.3 of the [ITU-T H.265 Specification](#);
- if `flags.vcl_hrd_parameters_present_flag` is set, then `pSubLayerHrdParametersVcl` is a pointer to an array of `sps_max_sub_layers_minus1 + 1` number of `StdVideoH265SubLayerHrdParameters` structures where `sps_max_sub_layers_minus1` is the corresponding member of the encompassing `StdVideoH265SequenceParameterSet` structure and each element is interpreted as follows:
 - `cbr_flag` is a bitmask where bit index `i` corresponds to `cbr_flag[i]` as defined in section E.3.3 of the [ITU-T H.265 Specification](#);
 - all other members of the `StdVideoH265SubLayerHrdParameters` structure are interpreted as defined in section E.3.3 of the [ITU-T H.265 Specification](#);
 - all other members of `StdVideoH265HrdParameters` are interpreted as defined in section E.3.2 of the [ITU-T H.265 Specification](#);
- all other members of `pSequenceParameterSetVui` are interpreted as defined in section E.3.1 of the [ITU-T H.265 Specification](#);
- if `flags.sps_palette_predictor_initializer_present_flag` is set, then the `PredictorPaletteEntries` member of the `StdVideoH265PredictorPaletteEntries` structure pointed to by `pPredictorPaletteEntries` is interpreted as defined in section 7.4.9.13 of the [ITU-T H.265 Specification](#);
- all other members of `StdVideoH265SequenceParameterSet` are interpreted as defined in section 7.4.3.1 of the [ITU-T H.265 Specification](#).

H.265 Picture Parameter Sets (PPS)

Represented by `StdVideoH265PictureParameterSet` structures and interpreted as follows:

- `reserved1`, `reserved2`, and `reserved3` are used only for padding purposes and are otherwise ignored;
- the triplet constructed from `sps_video_parameter_set_id`, `pps_seq_parameter_set_id`, and `pps_pic_parameter_set_id` is used as the key of the PPS entry;
- if `flags.pps_scaling_list_data_present_flag` is set, then the `StdVideoH265ScalingLists` structure pointed to by `pScalingLists` is interpreted as follows:
 - `ScalingList4x4`, `ScalingList8x8`, `ScalingList16x16`, and `ScalingList32x32` correspond to `ScalingList[0]`, `ScalingList[1]`, `ScalingList[2]`, and `ScalingList[3]`, respectively, as defined in section 7.3.4 of the [ITU-T H.265 Specification](#);
 - `ScalingListDCCoef16x16` and `ScalingListDCCoef32x32` correspond to `scaling_list_dc_coef_minus8[0]` and `scaling_list_dc_coef_minus8[1]`, respectively, as defined in section 7.3.4 of the [ITU-T H.265 Specification](#);
- if `flags.pps_palette_predictor_initializer_present_flag` is set, then the `PredictorPaletteEntries` member of the `StdVideoH265PredictorPaletteEntries` structure

pointed to by `pPredictorPaletteEntries` is interpreted as defined in section 7.4.9.13 of the [ITU-T H.265 Specification](#);

- all other members of `StdVideoH265PictureParameterSet` are interpreted as defined in section 7.4.3.3 of the [ITU-T H.265 Specification](#).

Implementations **may** override any of these parameters according to the semantics defined in the [Video Encode Parameter Overrides](#) section before storing the resulting H.265 parameter sets into the video session parameters object. Applications need to use the `vkGetEncodedVideoSessionParametersKHR` command to determine whether any implementation overrides happened and to retrieve the encoded H.265 parameter sets in order to be able to produce a compliant H.265 video bitstream.

Such H.265 parameter set overrides **may** also have cascading effects on the implementation overrides applied to the encoded bitstream produced by video encode operations. If the implementation supports the `VK_VIDEO_ENCODE_FEEDBACK_BITSTREAM_HAS_OVERRIDES_BIT_KHR` video encode feedback query flag, then the application **can** use such queries to retrieve feedback about whether any implementation overrides have been applied to the encoded bitstream.

When a video session parameters object is created with the codec operation `VK_VIDEO_CODEC_OPERATION_ENCODE_H265_BIT_KHR`, the `VkVideoSessionParametersCreateInfoKHR::pNext` chain **must** include a `VkVideoEncodeH265SessionParametersCreateInfoKHR` structure specifying the capacity and initial contents of the object.

The `VkVideoEncodeH265SessionParametersCreateInfoKHR` structure is defined as:

```
// Provided by VK_KHR_video_encode_h265
typedef struct VkVideoEncodeH265SessionParametersCreateInfoKHR {
    VkStructureType          sType;
    const void*              pNext;
    uint32_t                 maxStdVPSCount;
    uint32_t                 maxStdSPSCount;
    uint32_t                 maxStdPPSCount;
    const VkVideoEncodeH265SessionParametersAddInfoKHR* pParametersAddInfo;
} VkVideoEncodeH265SessionParametersCreateInfoKHR;
```

- `sType` is a `VkStructureType` value identifying this structure.
- `pNext` is `NULL` or a pointer to a structure extending this structure.
- `maxStdVPSCount` is the maximum number of H.265 VPS entries the created `VkVideoSessionParametersKHR` **can** contain.
- `maxStdSPSCount` is the maximum number of H.265 SPS entries the created `VkVideoSessionParametersKHR` **can** contain.
- `maxStdPPSCount` is the maximum number of H.265 PPS entries the created `VkVideoSessionParametersKHR` **can** contain.
- `pParametersAddInfo` is `NULL` or a pointer to a `VkVideoEncodeH265SessionParametersAddInfoKHR`

structure specifying H.265 parameters to add upon object creation.

Valid Usage (Implicit)

- `VUID-VkVideoEncodeH265SessionParametersCreateInfoKHR-sType-sType` **must** be `VK_STRUCTURE_TYPE_VIDEO_ENCODE_H265_SESSION_PARAMETERS_CREATE_INFO_KHR`
- `VUID-VkVideoEncodeH265SessionParametersCreateInfoKHR-pParametersAddInfo-parameter`
If `pParametersAddInfo` is not `NULL`, `pParametersAddInfo` **must** be a valid pointer to a valid `VkVideoEncodeH265SessionParametersAddInfoKHR` structure

Structure Chaining

Extends the structure

- `VkVideoSessionParametersCreateInfoKHR`

The `VkVideoEncodeH265SessionParametersAddInfoKHR` structure is defined as:

```
// Provided by VK_KHR_video_encode_h265
typedef struct VkVideoEncodeH265SessionParametersAddInfoKHR {
    VkStructureType    sType;
    const void*        pNext;
    uint32_t           stdVPSCount;
    const StdVideoH265VideoParameterSet* pStdVPSSs;
    uint32_t           stdSPSCount;
    const StdVideoH265SequenceParameterSet* pStdSPSs;
    uint32_t           stdPPSCount;
    const StdVideoH265PictureParameterSet* pStdPPSs;
} VkVideoEncodeH265SessionParametersAddInfoKHR;
```

- `sType` is a `VkStructureType` value identifying this structure.
- `pNext` is `NULL` or a pointer to a structure extending this structure.
- `stdVPSCount` is the number of elements in the `pStdVPSSs` array.
- `pStdVPSSs` is a pointer to an array of `StdVideoH265VideoParameterSet` structures describing the H.265 VPS entries to add.
- `stdSPSCount` is the number of elements in the `pStdSPSs` array.
- `pStdSPSs` is a pointer to an array of `StdVideoH265SequenceParameterSet` structures describing the H.265 SPS entries to add.
- `stdPPSCount` is the number of elements in the `pStdPPSs` array.
- `pStdPPSs` is a pointer to an array of `StdVideoH265PictureParameterSet` structures describing the

[H.265 PPS](#) entries to add.

This structure **can** be specified in the following places:

- In the `pParametersAddInfo` member of the `VkVideoEncodeH265SessionParametersCreateInfoKHR` structure specified in the `pNext` chain of `VkVideoSessionParametersCreateInfoKHR` used to create a `video session parameters` object. In this case, if the video codec operation the video session parameters object is created with is `VK_VIDEO_CODEC_OPERATION_ENCODE_H265_BIT_KHR`, then it defines the set of initial parameters to add to the created object (see [Creating Video Session Parameters](#)).
- In the `pNext` chain of `VkVideoSessionParametersUpdateInfoKHR`. In this case, if the video codec operation the `video session parameters` object to be updated was created with is `VK_VIDEO_CODEC_OPERATION_ENCODE_H265_BIT_KHR`, then it defines the set of parameters to add to it (see [Updating Video Session Parameters](#)).

Valid Usage (Implicit)

- VUID-VkVideoEncodeH265SessionParametersAddInfoKHR-sType-sType `sType` **must** be `VK_STRUCTURE_TYPE_VIDEO_ENCODE_H265_SESSION_PARAMETERS_ADD_INFO_KHR`
- VUID-VkVideoEncodeH265SessionParametersAddInfoKHR-pStdVPSSs-parameter
If `stdVPSCount` is not `0`, and `pStdVPSSs` is not `NULL`, `pStdVPSSs` **must** be a valid pointer to an array of `stdVPSCount` `StdVideoH265VideoParameterSet` values
- VUID-VkVideoEncodeH265SessionParametersAddInfoKHR-pStdSPSSs-parameter
If `stdSPSCount` is not `0`, and `pStdSPSSs` is not `NULL`, `pStdSPSSs` **must** be a valid pointer to an array of `stdSPSCount` `StdVideoH265SequenceParameterSet` values
- VUID-VkVideoEncodeH265SessionParametersAddInfoKHR-pStdPPSSs-parameter
If `stdPPSCount` is not `0`, and `pStdPPSSs` is not `NULL`, `pStdPPSSs` **must** be a valid pointer to an array of `stdPPSCount` `StdVideoH265PictureParameterSet` values

Structure Chaining

Extends the structure

- [VkVideoSessionParametersUpdateInfoKHR](#)

Valid Usage

- VUID-VkVideoEncodeH265SessionParametersAddInfoKHR-None-06438
The `vps_video_parameter_set_id` member of each `StdVideoH265VideoParameterSet` structure specified in the elements of `pStdVPSSs` **must** be unique within `pStdVPSSs`
- VUID-VkVideoEncodeH265SessionParametersAddInfoKHR-None-06439
The pair constructed from the `sps_video_parameter_set_id` and `sps_seq_parameter_set_id` members of each `StdVideoH265SequenceParameterSet` structure specified in the elements of

pStdSPSs must be unique within **pStdSPSs**

- VUID-VkVideoEncodeH265SessionParametersAddInfoKHR-None-06440

The triplet constructed from the **sps_video_parameter_set_id**, **pps_seq_parameter_set_id**, and **pps_pic_parameter_set_id** members of each **StdVideoH265PictureParameterSet** structure specified in the elements of **pStdPPSs must** be unique within **pStdPPSs**

The **VkVideoEncodeH265SessionParametersGetInfoKHR** structure is defined as:

```
// Provided by VK_KHR_video_encode_h265
typedef struct VkVideoEncodeH265SessionParametersGetInfoKHR {
    VkStructureType    sType;
    const void*        pNext;
    VkBool32           writeStdVPS;
    VkBool32           writeStdSPS;
    VkBool32           writeStdPPS;
    uint32_t           stdVPSId;
    uint32_t           stdSPSId;
    uint32_t           stdPPSId;
} VkVideoEncodeH265SessionParametersGetInfoKHR;
```

- **sType** is a **VkStructureType** value identifying this structure.
- **pNext** is **NULL** or a pointer to a structure extending this structure.
- **writeStdVPS** indicates whether the encoded **H.265 video parameter set** identified by **stdVPSId** is requested to be retrieved.
- **writeStdSPS** indicates whether the encoded **H.265 sequence parameter set** identified by the pair constructed from **stdVPSId** and **stdSPSId** is requested to be retrieved.
- **writeStdPPS** indicates whether the encoded **H.265 picture parameter set** identified by the triplet constructed from **stdVPSId**, **stdSPSId**, and **stdPPSId** is requested to be retrieved.
- **stdVPSId** specifies the H.265 video parameter set ID used to identify the retrieved H.265 video, sequence, and/or picture parameter set(s).
- **stdSPSId** specifies the H.265 sequence parameter set ID used to identify the retrieved H.265 sequence and/or picture parameter set(s) when **writeStdSPS** and/or **writeStdPPS** is **VK_TRUE**.
- **stdPPSId** specifies the H.265 picture parameter set ID used to identify the retrieved H.265 picture parameter set when **writeStdPPS** is **VK_TRUE**.

When this structure is specified in the **pNext** chain of the **VkVideoEncodeSessionParametersGetInfoKHR** structure passed to **vkGetEncodedVideoSessionParametersKHR**, the command will write encoded parameter data to the output buffer in the following order:

1. The **H.265 video parameter set** identified by **stdVPSId**, if **writeStdVPS** is **VK_TRUE**.
2. The **H.265 sequence parameter set** identified by the pair constructed from **stdVPSId** and **stdSPSId**, if **writeStdSPS** is **VK_TRUE**.
3. The **H.265 picture parameter set** identified by the triplet constructed from **stdVPSId**, **stdSPSId**,

and `stdPPSId`, if `writeStdPPS` is `VK_TRUE`.

Valid Usage

- VUID-VkVideoEncodeH265SessionParametersGetInfoKHR-writeStdVPS-08290
At least one of `writeStdVPS`, `writeStdSPS`, and `writeStdPPS` must be `VK_TRUE`

Valid Usage (Implicit)

- VUID-VkVideoEncodeH265SessionParametersGetInfoKHR-sType-sType
`sType` must be `VK_STRUCTURE_TYPE_VIDEO_ENCODE_H265_SESSION_PARAMETERS_GET_INFO_KHR`

Structure Chaining

Extends the structure

- `VkVideoEncodeSessionParametersGetInfoKHR`

The `VkVideoEncodeH265SessionParametersFeedbackInfoKHR` structure is defined as:

```
// Provided by VK_KHR_video_encode_h265
typedef struct VkVideoEncodeH265SessionParametersFeedbackInfoKHR {
    VkStructureType    sType;
    void*              pNext;
    VkBool32           hasStdVPSOverrides;
    VkBool32           hasStdSPSOverrides;
    VkBool32           hasStdPPSOverrides;
} VkVideoEncodeH265SessionParametersFeedbackInfoKHR;
```

- `sType` is a `VkStructureType` value identifying this structure.
- `pNext` is `NULL` or a pointer to a structure extending this structure.
- `hasStdVPSOverrides` indicates whether any of the parameters of the requested H.265 video parameter set, if one was requested via `VkVideoEncodeH265SessionParametersGetInfoKHR::writeStdVPS`, were overridden by the implementation.
- `hasStdSPSOverrides` indicates whether any of the parameters of the requested H.265 sequence parameter set, if one was requested via `VkVideoEncodeH265SessionParametersGetInfoKHR::writeStdSPS`, were overridden by the implementation.
- `hasStdPPSOverrides` indicates whether any of the parameters of the requested H.265 picture parameter set, if one was requested via `VkVideoEncodeH265SessionParametersGetInfoKHR::writeStdPPS`, were overridden by the implementation.

Valid Usage (Implicit)

- VUID-VkVideoEncodeH265SessionParametersFeedbackInfoKHR-sType-sType must be VK_STRUCTURE_TYPE_VIDEO_ENCODE_H265_SESSION_PARAMETERS_FEEDBACK_INFO_KHR

Structure Chaining

Extends the structure

- [VkVideoEncodeSessionParametersFeedbackInfoKHR](#)

48.22.11. H.265 Encoding Parameters

The [VkVideoEncodeH265PictureInfoKHR](#) structure is defined as:

```
// Provided by VK_KHR_video_encode_h265
typedef struct VkVideoEncodeH265PictureInfoKHR {
    VkStructureType    sType;
    const void*        pNext;
    uint32_t            naluSliceSegmentEntryCount;
    const VkVideoEncodeH265NaluSliceSegmentInfoKHR* pNaluSliceSegmentEntries;
    const StdVideoEncodeH265PictureInfo* pStdPictureInfo;
} VkVideoEncodeH265PictureInfoKHR;
```

- `sType` is a [VkStructureType](#) value identifying this structure.
- `pNext` is `NULL` or a pointer to a structure extending this structure.
- `naluSliceSegmentEntryCount` is the number of elements in `pNaluSliceSegmentEntries`.
- `pNaluSliceSegmentEntries` is a pointer to an array of `naluSliceSegmentEntryCount` [VkVideoEncodeH265NaluSliceSegmentInfoKHR](#) structures specifying the parameters of the individual H.265 slice segments to encode for the input picture.
- `pStdPictureInfo` is a pointer to a [StdVideoEncodeH265PictureInfo](#) structure specifying [H.265 picture information](#).

This structure is specified in the `pNext` chain of the [VkVideoEncodeInfoKHR](#) structure passed to [vkCmdEncodeVideoKHR](#) to specify the codec-specific picture information for an [H.265 encode operation](#).

Encode Input Picture Information

When this structure is specified in the `pNext` chain of the [VkVideoEncodeInfoKHR](#) structure passed to [vkCmdEncodeVideoKHR](#), the information related to the [encode input picture](#) is defined as follows:

- The image subregion used is determined according to the [H.265 Encode Picture Data Access](#)

section.

- The encode input picture is associated with the [H.265 picture information](#) provided in `pStdPictureInfo`.

Std Picture Information

The members of the `StdVideoEncodeH265PictureInfo` structure pointed to by `pStdPictureInfo` are interpreted as follows:

- `flags.reserved` and `reserved1` are used only for padding purposes and are otherwise ignored;
- `flags.is_reference` as defined in section 3.132 of the [ITU-T H.265 Specification](#);
- `flags.IrapPicFlag` as defined in section 3.73 of the [ITU-T H.265 Specification](#);
- `flags.used_for_long_term_reference` is used to indicate whether the picture is marked as “used for long-term reference” as defined in section 8.3.2 of the [ITU-T H.265 Specification](#);
- `flags.discardable_flag` and `cross_layer_bla_flag` as defined in section F.7.4.7.1 of the [ITU-T H.265 Specification](#);
- `pic_type` as defined in section 7.4.3.5 of the [ITU-T H.265 Specification](#);
- `sps_video_parameter_set_id`, `pps_seq_parameter_set_id`, and `pps_pic_parameter_set_id` are used to identify the active parameter sets, as described below;
- `PicOrderCntVal` as defined in section 8.3.1 of the [ITU-T H.265 Specification](#);
- `TemporalId` as defined in section 7.4.2.2 of the [ITU-T H.265 Specification](#);
- if `pRefLists` is not `NULL`, then it is a pointer to a `StdVideoEncodeH265ReferenceListsInfo` structure that is interpreted as follows:
 - `flags.reserved` is used only for padding purposes and is otherwise ignored;
 - `ref_pic_list_modification_flag_l0` and `ref_pic_list_modification_flag_l1` as defined in section 7.4.7.2 of the [ITU-T H.265 Specification](#);
 - `num_ref_idx_l0_active_minus1` and `num_ref_idx_l1_active_minus1` as defined in section 7.4.7.1 of the [ITU-T H.265 Specification](#);
 - `RefPicList0` and `RefPicList1` as defined in section 8.3.4 of the [ITU-T H.265 Specification](#) where each element of these arrays either identifies an [active reference picture](#) using its [DPB slot](#) index or contains the value `STD_VIDEO_H265_NO_REFERENCE_PICTURE` to indicate “no reference picture”;
 - `list_entry_l0` and `list_entry_l1` as defined in section 7.4.7.2 of the [ITU-T H.265 Specification](#);
- if `flags.short_term_ref_pic_set_sps_flag` is set, then the `StdVideoH265ShortTermRefPicSet` structure pointed to by `pShortTermRefPicSet` is interpreted as defined for the elements of the `pShortTermRefPicSet` array specified in [H.265 sequence parameter sets](#).
- if `flags.long_term_ref_pics_present_flag` is set in the [active SPS](#), then the `StdVideoEncodeH265LongTermRefPics` structure pointed to by `pLongTermRefPics` is interpreted as follows:
 - `used_by_curr_pic_lt_flag` is a bitmask where bit index `i` corresponds to `used_by_curr_pic_lt_flag[i]` as defined in section 7.4.7.1 of the [ITU-T H.265 Specification](#);

- all other members of `StdVideoEncodeH265LongTermRefPics` are interpreted as defined in section 7.4.7.1 of the [ITU-T H.265 Specification](#);
- all other members are interpreted as defined in section 7.4.7.1 of the [ITU-T H.265 Specification](#).

Reference picture setup is controlled by the value of `StdVideoEncodeH265PictureInfo::flags.is_reference`. If it is set and a [reconstructed picture](#) is specified, then the latter is used as the target of picture reconstruction to [activate](#) the [DPB slot](#) specified in `pEncodeInfo->pSetupReferenceSlot->slotIndex`. If `StdVideoEncodeH265PictureInfo::flags.is_reference` is not set, but a [reconstructed picture](#) is specified, then the corresponding picture reference associated with the [DPB slot](#) is invalidated, as described in the [DPB Slot States](#) section.

Active Parameter Sets

The members of the `StdVideoEncodeH265PictureInfo` structure pointed to by `pStdPictureInfo` are used to select the active parameter sets to use from the bound video session parameters object, as follows:

- The *active VPS* is the [VPS](#) identified by the key specified in `StdVideoEncodeH265PictureInfo::sps_video_parameter_set_id`.
- The *active SPS* is the [SPS](#) identified by the key specified by the pair constructed from `StdVideoEncodeH265PictureInfo::sps_video_parameter_set_id` and `StdVideoEncodeH265PictureInfo::pps_seq_parameter_set_id`.
- The *active PPS* is the [PPS](#) identified by the key specified by the triplet constructed from `StdVideoEncodeH265PictureInfo::sps_video_parameter_set_id`, `StdVideoEncodeH265PictureInfo::pps_seq_parameter_set_id`, and `StdVideoEncodeH265PictureInfo::pps_pic_parameter_set_id`.

H.265 encoding uses *explicit weighted sample prediction* for a slice segment, as defined in section 8.5.3.3.4 of the [ITU-T H.265 Specification](#), if any of the following conditions are true for the active [PPS](#) and the `pStdSliceSegmentHeader` member of the corresponding element of `pNaluSliceSegmentEntries`:

- `pStdSliceSegmentHeader->slice_type` is `STD_VIDEO_H265_SLICE_TYPE_P` and `weighted_pred_flag` is enabled in the active PPS.
- `pStdSliceSegmentHeader->slice_type` is `STD_VIDEO_H265_SLICE_TYPE_B` and `weighted_bipred_flag` is enabled in the active PPS.

The number of H.265 tiles, as defined in section 3.174 of the [ITU-T H.265 Specification](#), is derived from the `num_tile_columns_minus1` and `num_tile_rows_minus1` members of the active [PPS](#) as follows:

$$(\text{num_tile_columns_minus1} + 1) \times (\text{num_tile_rows_minus1} + 1)$$

Valid Usage

- `VOID-VkVideoEncodeH265PictureInfoKHR-naluSliceSegmentEntryCount-08306` `naluSliceSegmentEntryCount` **must** be between 1 and `VkVideoEncodeH265CapabilitiesKHR::maxSliceSegmentCount`, inclusive, as returned by

[vkGetPhysicalDeviceVideoCapabilitiesKHR](#) for the used video profile

- VUID-VkVideoEncodeH265PictureInfoKHR-flags-08323

If [VkVideoEncodeH265CapabilitiesKHR::flags](#), as returned by [vkGetPhysicalDeviceVideoCapabilitiesKHR](#) for the used video profile, does not include [VK_VIDEO_ENCODE_H265_CAPABILITY_MULTIPLE_TILES_PER_SLICE_SEGMENT_BIT_KHR](#), then [naluSliceSegmentEntryCount](#) **must** be greater than or equal to the number of H.265 tiles in the picture

- VUID-VkVideoEncodeH265PictureInfoKHR-flags-08324

If [VkVideoEncodeH265CapabilitiesKHR::flags](#), as returned by [vkGetPhysicalDeviceVideoCapabilitiesKHR](#) for the used video profile, does not include [VK_VIDEO_ENCODE_H265_CAPABILITY_MULTIPLE_SLICE_SEGMENTS_PER_TILE_BIT_KHR](#), then [naluSliceSegmentEntryCount](#) **must** be less than or equal to the number of H.265 tiles in the picture

- VUID-VkVideoEncodeH265PictureInfoKHR-flags-08316

If [VkVideoEncodeH265CapabilitiesKHR::flags](#), as returned by [vkGetPhysicalDeviceVideoCapabilitiesKHR](#) for the used video profile, does not include [VK_VIDEO_ENCODE_H265_CAPABILITY_PREDICTION_WEIGHT_TABLE_GENERATED_BIT_KHR](#) and the slice segment corresponding to any element of [pNaluSliceSegmentEntries](#) uses [explicit weighted sample prediction](#), then [VkVideoEncodeH265NaluSliceSegmentInfoKHR::pStdSliceSegmentHeader->pWeightTable](#) **must** not be [NULL](#) for that element of [pNaluSliceSegmentEntries](#)

Valid Usage (Implicit)

- VUID-VkVideoEncodeH265PictureInfoKHR-sType-sType

[sType](#) **must** be [VK_STRUCTURE_TYPE_VIDEO_ENCODE_H265_PICTURE_INFO_KHR](#)

- VUID-VkVideoEncodeH265PictureInfoKHR-pNaluSliceSegmentEntries-parameter

[pNaluSliceSegmentEntries](#) **must** be a valid pointer to an array of [naluSliceSegmentEntryCount](#) valid [VkVideoEncodeH265NaluSliceSegmentInfoKHR](#) structures

- VUID-VkVideoEncodeH265PictureInfoKHR-pStdPictureInfo-parameter

[pStdPictureInfo](#) **must** be a valid pointer to a valid [StdVideoEncodeH265PictureInfo](#) value

- VUID-VkVideoEncodeH265PictureInfoKHR-naluSliceSegmentEntryCount-arraylength

[naluSliceSegmentEntryCount](#) **must** be greater than 0

Structure Chaining

Extends the structure

- [VkVideoEncodeInfoKHR](#)

The [VkVideoEncodeH265NaluSliceSegmentInfoKHR](#) structure is defined as:


```
// Provided by VK_KHR_video_encode_h265
typedef struct VkVideoEncodeH265NaluSliceSegmentInfoKHR {
    VkStructureType          sType;
    const void*              pNext;
    int32_t                  constantQp;
    const StdVideoEncodeH265SliceSegmentHeader* pStdSliceSegmentHeader;
} VkVideoEncodeH265NaluSliceSegmentInfoKHR;
```

- `sType` is a `VkStructureType` value identifying this structure.
- `pNext` is `NULL` or a pointer to a structure extending this structure.
- `constantQp` is the QP to use for the slice segment if the current `rate control mode` configured for the video session is `VK_VIDEO_ENCODE_RATE_CONTROL_MODE_DISABLED_BIT_KHR`.
- `pStdSliceSegmentHeader` is a pointer to a `StdVideoEncodeH265SliceSegmentHeader` structure specifying `H.265 slice segment header parameters` for the slice segment.

Std Slice Segment Header Parameters

The members of the `StdVideoEncodeH265SliceSegmentHeader` structure pointed to by `pStdSliceSegmentHeader` are interpreted as follows:

- `flags.reserved` and `reserved1` are used only for padding purposes and are otherwise ignored;
- if `pWeightTable` is not `NULL`, then it is a pointer to a `StdVideoEncodeH265WeightTable` that is interpreted as follows:
 - `flags.luma_weight_l0_flag`, `flags.chroma_weight_l0_flag`, `flags.luma_weight_l1_flag`, and `flags.chroma_weight_l1_flag` are bitmasks where bit index `i` corresponds to `luma_weight_l0_flag[i]`, `chroma_weight_l0_flag[i]`, `luma_weight_l1_flag[i]`, and `chroma_weight_l1_flag[i]`, respectively, as defined in section 7.4.7.3 of the `ITU-T H.265 Specification`;
 - all other members of `StdVideoEncodeH265WeightTable` are interpreted as defined in section 7.4.7.3 of the `ITU-T H.265 Specification`;
- all other members are interpreted as defined in section 7.4.7.1 of the `ITU-T H.265 Specification`.

Valid Usage (Implicit)

- VUID-VkVideoEncodeH265NaluSliceSegmentInfoKHR-sType-sType
`sType` **must** be `VK_STRUCTURE_TYPE_VIDEO_ENCODE_H265_NALU_SLICE_SEGMENT_INFO_KHR`
- VUID-VkVideoEncodeH265NaluSliceSegmentInfoKHR-pNext-pNext
`pNext` **must** be `NULL`
- VUID-VkVideoEncodeH265NaluSliceSegmentInfoKHR-pStdSliceSegmentHeader-parameter
`pStdSliceSegmentHeader` **must** be a valid pointer to a valid `StdVideoEncodeH265SliceSegmentHeader` value

The [VkVideoEncodeH265DpbSlotInfoKHR](#) structure is defined as:

```
// Provided by VK_KHR_video_encode_h265
typedef struct VkVideoEncodeH265DpbSlotInfoKHR {
    VkStructureType          sType;
    const void*              pNext;
    const StdVideoEncodeH265ReferenceInfo* pStdReferenceInfo;
} VkVideoEncodeH265DpbSlotInfoKHR;
```

- `sType` is a [VkStructureType](#) value identifying this structure.
- `pNext` is `NULL` or a pointer to a structure extending this structure.
- `pStdReferenceInfo` is a pointer to a [StdVideoEncodeH265ReferenceInfo](#) structure specifying [H.265 reference information](#).

This structure is specified in the `pNext` chain of [VkVideoEncodeInfoKHR::pSetupReferenceSlot](#), if not `NULL`, and the `pNext` chain of the elements of [VkVideoEncodeInfoKHR::pReferenceSlots](#) to specify the codec-specific reference picture information for an [H.265 encode operation](#).

Active Reference Picture Information

When this structure is specified in the `pNext` chain of the elements of [VkVideoEncodeInfoKHR::pReferenceSlots](#), one element is added to the list of [active reference pictures](#) used by the video encode operation for each element of [VkVideoEncodeInfoKHR::pReferenceSlots](#) as follows:

- The image subregion used is determined according to the [H.265 Encode Picture Data Access](#) section.
- The reference picture is associated with the [DPB slot](#) index specified in the `slotIndex` member of the corresponding element of [VkVideoEncodeInfoKHR::pReferenceSlots](#).
- The reference picture is associated with the [H.265 reference information](#) provided in `pStdReferenceInfo`.

Reconstructed Picture Information

When this structure is specified in the `pNext` chain of [VkVideoEncodeInfoKHR::pSetupReferenceSlot](#), the information related to the [reconstructed picture](#) is defined as follows:

- The image subregion used is determined according to the [H.265 Encode Picture Data Access](#) section.
- If [reference picture setup](#) is requested, then the reconstructed picture is used to [activate](#) the [DPB slot](#) with the index specified in [VkVideoEncodeInfoKHR::pSetupReferenceSlot->slotIndex](#).
- The reconstructed picture is associated with the [H.265 reference information](#) provided in `pStdReferenceInfo`.

Std Reference Information

The members of the [StdVideoEncodeH265ReferenceInfo](#) structure pointed to by `pStdReferenceInfo` are interpreted as follows:

- `flags.reserved` is used only for padding purposes and is otherwise ignored;
- `flags.used_for_long_term_reference` is used to indicate whether the picture is marked as “used for long-term reference” as defined in section 8.3.2 of the [ITU-T H.265 Specification](#);
- `flags.unused_for_reference` is used to indicate whether the picture is marked as “unused for reference” as defined in section 8.3.2 of the [ITU-T H.265 Specification](#);
- `pic_type` as defined in section 7.4.3.5 of the [ITU-T H.265 Specification](#);
- `PicOrderCntVal` as defined in section 8.3.1 of the [ITU-T H.265 Specification](#);
- `TemporalId` as defined in section 7.4.2.2 of the [ITU-T H.265 Specification](#).

Valid Usage (Implicit)

- `VUID-VkVideoEncodeH265DpbSlotInfoKHR-sType-sType`
`sType` **must** be `VK_STRUCTURE_TYPE_VIDEO_ENCODE_H265_DPB_SLOT_INFO_KHR`
- `VUID-VkVideoEncodeH265DpbSlotInfoKHR-pStdReferenceInfo-parameter`
`pStdReferenceInfo` **must** be a valid pointer to a valid `StdVideoEncodeH265ReferenceInfo` value

Structure Chaining

Extends the structure

- [VkVideoReferenceSlotInfoKHR](#)

48.22.12. H.265 Encode Rate Control

Group of Pictures

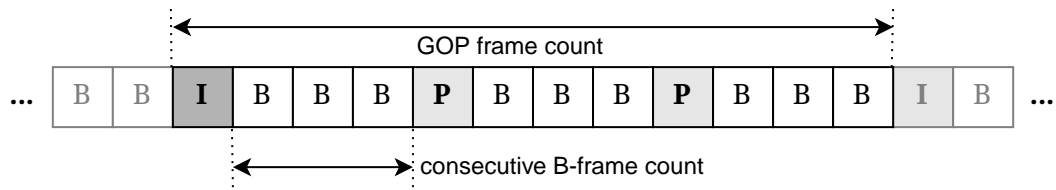
In case of H.265 encoding it is common practice to follow a regular pattern of different picture types in display order when encoding subsequent frames. This pattern is referred to as the *group of pictures* (GOP).

A regular GOP is defined by the following parameters:

- The number of frames in the GOP;
- The number of consecutive B frames between I and/or P frames in display order.

Frame types in a regular GOP follow each other in display order according to the following algorithm:

1. The first frame is always an I or an IDR frame.
2. This is followed by a number of consecutive B frames, as defined above.
3. If the number of frames in the GOP is not reached yet, then the next frame is a P frame and the algorithm continues from step 2.



Text is not SVG - cannot display

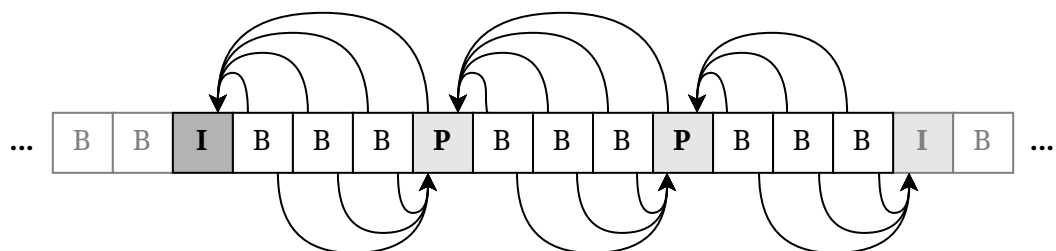
Figure 45. H.265 regular GOP starting with an I frame

When **IDR frames** are used in a video sequence, the *IDR period* refers to the distance between subsequent IDR frames.

It is also typical for H.265 encoding to use specific reference picture usage patterns across the frames of the GOP. The two most common reference patterns used are as follows:

Flat Reference Pattern

- Each P frame uses the last non-B frame, in display order, as reference.
- Each B frame uses the last non-B frame, in display order, as its forward reference, and uses the next non-B frame, in display order, as its backward reference.

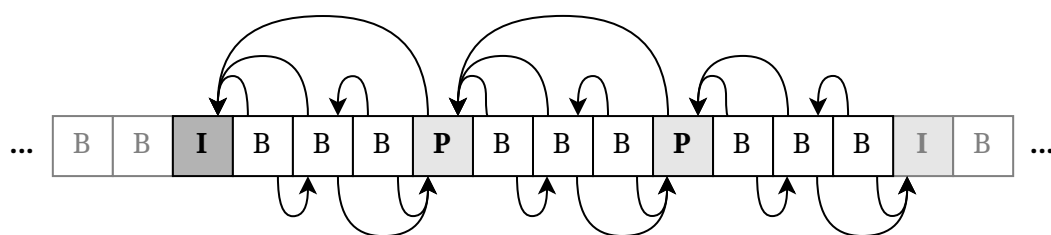


Text is not SVG - cannot display

Figure 46. H.265 flat reference pattern

Dyadic Reference Pattern

- Each P frame uses the last non-B frame, in display order, as reference.
- The following algorithm is applied to the sequence of consecutive B frames between I and/or P frames in display order:
 1. The B frame in the middle of this sequence uses the frame preceding the sequence as its forward reference, and uses the frame following the sequence as its backward reference.
 2. The algorithm is executed recursively for the following frame sequences:
 - The B frames of the original sequence preceding the frame in the middle, if any.
 - The B frames of the original sequence following the frame in the middle, if any.



Text is not SVG - cannot display

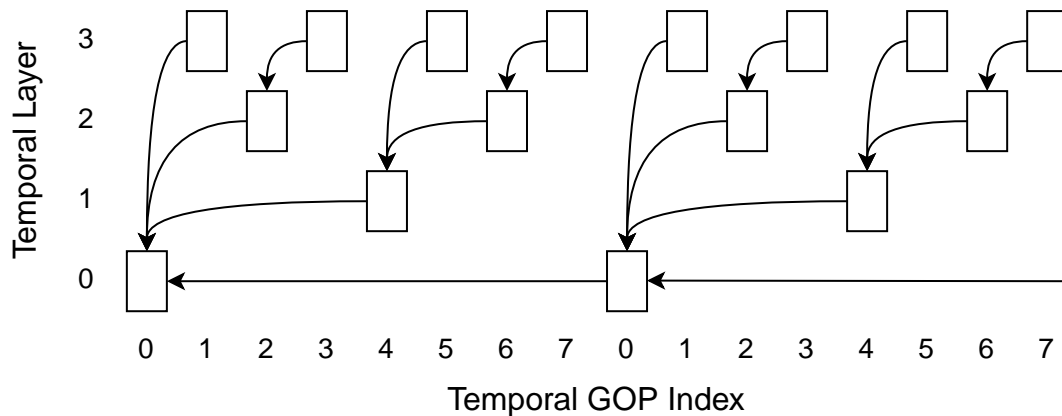
Figure 47. H.265 dyadic reference pattern

The application **can** provide guidance to the implementation's rate control algorithm about the structure of the GOP used by the application. Any such guidance about the GOP and its structure does not mandate that specific GOP structure to be used by the application, as the picture type of individual encoded pictures is still application-controlled, however, any deviation from the provided guidance **may** result in undesired rate control behavior including, but not limited, to the implementation not being able to conform to the expected average or target bitrates, or other rate control parameters specified by the application.

When an H.265 encode session is used to encode multiple temporal sub-layers, it is also common practice to follow a regular pattern for the H.265 temporal ID for the encoded pictures in display order when encoding subsequent frames. This pattern is referred to as the *temporal GOP*. The most common temporal layer pattern used is as follows:

Dyadic Temporal Sub-Layer Pattern

- The number of frames in the temporal GOP is 2^{n-1} , where n is the number of temporal sub-layers.
- The i^{th} frame in the temporal GOP uses temporal ID t , if and only if the index of the least significant bit set in i equals $n-t-1$, except for the first frame, which is the only frame in the temporal GOP using temporal ID zero.
- The i^{th} frame in the temporal GOP uses the r^{th} frame as reference, where r is calculated from i by clearing the least significant bit set in it, except for the first frame in the temporal GOP, which uses the first frame of the previous temporal GOP, if any, as reference.



Text is not SVG - cannot display

Figure 48. H.265 dyadic temporal sub-layer pattern

NOTE

Multi-layer rate control and multi-layer coding are typically used for streaming cases where low latency is expected, hence B pictures with backward prediction are usually not used.

The `VkVideoEncodeH265RateControlInfoKHR` structure is defined as:

```
// Provided by VK_KHR_video_encode_h265
typedef struct VkVideoEncodeH265RateControlInfoKHR {
    VkStructureType             sType;
    const void*                 pNext;
    VkVideoEncodeH265RateControlFlagsKHR flags;
    uint32_t                    gopFrameCount;
    uint32_t                    idrPeriod;
    uint32_t                    consecutiveBFrameCount;
    uint32_t                    subLayerCount;
} VkVideoEncodeH265RateControlInfoKHR;
```

- `sType` is a `VkStructureType` value identifying this structure.
- `pNext` is `NULL` or a pointer to a structure extending this structure.
- `flags` is a bitmask of `VkVideoEncodeH265RateControlFlagBitsKHR` specifying H.265 rate control flags.
- `gopFrameCount` is the number of frames within a [group of pictures \(GOP\)](#) intended to be used by the application. If it is 0, the rate control algorithm **may** assume an implementation-dependent GOP length. If it is `UINT32_MAX`, the GOP length is treated as infinite.
- `idrPeriod` is the interval, in terms of number of frames, between two [IDR frames](#) (see [IDR period](#)). If it is 0, the rate control algorithm **may** assume an implementation-dependent IDR period. If it is `UINT32_MAX`, the IDR period is treated as infinite.
- `consecutiveBFrameCount` is the number of consecutive B frames between I and/or P frames within

the [GOP](#).

- [subLayerCount](#) specifies the number of H.265 sub-layers that the application intends to use.

When an instance of this structure is included in the [pNext](#) chain of the [VkVideoCodingControlInfoKHR](#) structure passed to the [vkCmdControlVideoCodingKHR](#) command, and [VkVideoCodingControlInfoKHR::flags](#) includes [VK_VIDEO_CODING_CONTROL_ENCODE_RATE_CONTROL_BIT_KHR](#), the parameters in this structure are used as guidance for the implementation's rate control algorithm (see [Video Coding Control](#)).

If [VkVideoCodingControlInfoKHR::flags](#) includes [VK_VIDEO_ENCODE_H265_RATE_CONTROL_ATTEMPT_HRD_COMPLIANCE_BIT_KHR](#), then the rate control state is reset to an initial state to meet HRD compliance requirements. Otherwise the new rate control state **may** be applied without a reset depending on the implementation and the specified rate control parameters.

NOTE

It would be possible to infer the picture type to be used when encoding a frame, on the basis of the values provided for [consecutiveBFrameCount](#), [idrPeriod](#), and [gopFrameCount](#), but this inferred picture type will not be used by implementations to override the picture type provided to the video encode operation.

Valid Usage

- VUID-VkVideoEncodeH265RateControlInfoKHR-flags-08291

If [VkVideoEncodeH265CapabilitiesKHR::flags](#), as returned by [vkGetPhysicalDeviceVideoCapabilitiesKHR](#) for the used video profile, does not include [VK_VIDEO_ENCODE_H265_CAPABILITY_HRD_COMPLIANCE_BIT_KHR](#), then [flags](#) **must** not contain [VK_VIDEO_ENCODE_H265_RATE_CONTROL_ATTEMPT_HRD_COMPLIANCE_BIT_KHR](#)

- VUID-VkVideoEncodeH265RateControlInfoKHR-flags-08292

If [VkVideoEncodeH265RateControlInfoKHR::flags](#) contains [VK_VIDEO_ENCODE_H265_RATE_CONTROL_REFERENCE_PATTERN_FLAT_BIT_KHR](#) or [VK_VIDEO_ENCODE_H265_RATE_CONTROL_REFERENCE_PATTERN_DYADIC_BIT_KHR](#), then it **must** also contain [VK_VIDEO_ENCODE_H265_RATE_CONTROL_REGULAR_GOP_BIT_KHR](#)

- VUID-VkVideoEncodeH265RateControlInfoKHR-flags-08293

If [VkVideoEncodeH265RateControlInfoKHR::flags](#) contains [VK_VIDEO_ENCODE_H265_RATE_CONTROL_REFERENCE_PATTERN_FLAT_BIT_KHR](#), then it **must** not also contain [VK_VIDEO_ENCODE_H265_RATE_CONTROL_REFERENCE_PATTERN_DYADIC_BIT_KHR](#)

- VUID-VkVideoEncodeH265RateControlInfoKHR-flags-08294

If [flags](#) contains [VK_VIDEO_ENCODE_H265_RATE_CONTROL_REGULAR_GOP_BIT_KHR](#), then [gopFrameCount](#) **must** be greater than 0

- VUID-VkVideoEncodeH265RateControlInfoKHR-idrPeriod-08295

If [idrPeriod](#) is not 0, then it **must** be greater than or equal to [gopFrameCount](#)

- VUID-VkVideoEncodeH265RateControlInfoKHR-consecutiveBFrameCount-08296
If `consecutiveBFrameCount` is not 0, then it **must** be less than `gopFrameCount`

Valid Usage (Implicit)

- VUID-VkVideoEncodeH265RateControlInfoKHR-sType-sType
`sType` **must** be `VK_STRUCTURE_TYPE_VIDEO_ENCODE_H265_RATE_CONTROL_INFO_KHR`
- VUID-VkVideoEncodeH265RateControlInfoKHR-flags-parameter
`flags` **must** be a valid combination of `VkVideoEncodeH265RateControlFlagBitsKHR` values

Structure Chaining

Extends the structures

- `VkVideoBeginCodingInfoKHR`
- `VkVideoCodingControlInfoKHR`

Bits which **can** be set in `VkVideoEncodeH265RateControlInfoKHR::flags`, specifying H.265 rate control flags, are:

```
// Provided by VK_KHR_video_encode_h265
typedef enum VkVideoEncodeH265RateControlFlagBitsKHR {
    VK_VIDEO_ENCODE_H265_RATE_CONTROL_ATTEMPT_HRD_COMPLIANCE_BIT_KHR = 0x00000001,
    VK_VIDEO_ENCODE_H265_RATE_CONTROL_REGULAR_GOP_BIT_KHR = 0x00000002,
    VK_VIDEO_ENCODE_H265_RATE_CONTROL_REFERENCE_PATTERN_FLAT_BIT_KHR = 0x00000004,
    VK_VIDEO_ENCODE_H265_RATE_CONTROL_REFERENCE_PATTERN_DYADIC_BIT_KHR = 0x00000008,
    VK_VIDEO_ENCODE_H265_RATE_CONTROL_TEMPORAL_SUB_LAYER_PATTERN_DYADIC_BIT_KHR =
    0x00000010,
} VkVideoEncodeH265RateControlFlagBitsKHR;
```

- `VK_VIDEO_ENCODE_H265_RATE_CONTROL_ATTEMPT_HRD_COMPLIANCE_BIT_KHR` specifies that rate control **should** attempt to produce an HRD compliant bitstream, as defined in annex C of the [ITU-T H.265 Specification](#).
- `VK_VIDEO_ENCODE_H265_RATE_CONTROL_REGULAR_GOP_BIT_KHR` specifies that the application intends to use a [regular GOP structure](#) according to the parameters specified in the `gopFrameCount`, `idrPeriod`, and `consecutiveBFrameCount` members of the `VkVideoEncodeH265RateControlInfoKHR` structure.
- `VK_VIDEO_ENCODE_H265_RATE_CONTROL_REFERENCE_PATTERN_FLAT_BIT_KHR` specifies that the application intends to follow a [flat reference pattern](#) in the GOP.
- `VK_VIDEO_ENCODE_H265_RATE_CONTROL_REFERENCE_PATTERN_DYADIC_BIT_KHR` specifies that the application intends to follow a [dyadic reference pattern](#) in the GOP.
- `VK_VIDEO_ENCODE_H265_RATE_CONTROL_TEMPORAL_SUB_LAYER_PATTERN_DYADIC_BIT_KHR` specifies that the application intends to follow a [dyadic temporal sub-layer pattern](#).


```
// Provided by VK_KHR_video_encode_h265
typedef VkFlags VkVideoEncodeH265RateControlFlagsKHR;
```

`VkVideoEncodeH265RateControlFlagsKHR` is a bitmask type for setting a mask of zero or more `VkVideoEncodeH265RateControlFlagBitsKHR`.

Rate Control Layers

The `VkVideoEncodeH265RateControlLayerInfoKHR` structure is defined as:

```
// Provided by VK_KHR_video_encode_h265
typedef struct VkVideoEncodeH265RateControlLayerInfoKHR {
    VkStructureType          sType;
    const void*              pNext;
    VkBool32                 useMinQp;
    VkVideoEncodeH265QpKHR   minQp;
    VkBool32                 useMaxQp;
    VkVideoEncodeH265QpKHR   maxQp;
    VkBool32                 useMaxFrameSize;
    VkVideoEncodeH265FrameSizeKHR maxFrameSize;
} VkVideoEncodeH265RateControlLayerInfoKHR;
```

- `sType` is a `VkStructureType` value identifying this structure.
- `pNext` is `NULL` or a pointer to a structure extending this structure.
- `useMinQp` indicates whether the QP values determined by rate control will be clamped to the lower bounds on the QP values specified in `minQp`.
- `minQp` specifies the lower bounds on the QP values, for each picture type, that the implementation's rate control algorithm will use when `useMinQp` is `VK_TRUE`.
- `useMaxQp` indicates whether the QP values determined by rate control will be clamped to the upper bounds on the QP values specified in `maxQp`.
- `maxQp` specifies the upper bounds on the QP values, for each picture type, that the implementation's rate control algorithm will use when `useMaxQp` is `VK_TRUE`.
- `useMaxFrameSize` indicates whether the implementation's rate control algorithm **should** use the values specified in `maxFrameSize` as the upper bounds on the encoded frame size for each picture type.
- `maxFrameSize` specifies the upper bounds on the encoded frame size, for each picture type, when `useMaxFrameSize` is `VK_TRUE`.

When used, the values in `minQp` and `maxQp` guarantee that the effective QP values used by the implementation will respect those lower and upper bounds, respectively. However, limiting the range of QP values that the implementation is able to use will also limit the capabilities of the implementation's rate control algorithm to comply to other constraints. In particular, the implementation **may** not be able to comply to the following:

- The average and/or peak `bitrate` values to be used for the encoded bitstream specified in the

`averageBitrate` and `maxBitrate` members of the `VkVideoEncodeRateControlLayerInfoKHR` structure.

- The upper bounds on the encoded frame size, for each picture type, specified in the `maxFrameSize` member of `VkVideoEncodeH265RateControlLayerInfoKHR`.

NOTE

In general, applications need to configure rate control parameters appropriately in order to be able to get the desired rate control behavior, as described in the [Video Encode Rate Control](#) section.

When an instance of this structure is included in the `pNext` chain of a `VkVideoEncodeRateControlLayerInfoKHR` structure specified in one of the elements of the `players` array member of the `VkVideoEncodeRateControlInfoKHR` structure passed to the `vkCmdControlVideoCodingKHR` command, `VkVideoCodingControlInfoKHR::flags` includes `VK_VIDEO_CODING_CONTROL_ENCODE_RATE_CONTROL_BIT_KHR`, and the bound video session was created with the video codec operation `VK_VIDEO_CODEC_OPERATION_ENCODE_H265_BIT_KHR`, it specifies the H.265-specific rate control parameters of the rate control layer corresponding to that element of `players`.

Valid Usage

- VUID-VkVideoEncodeH265RateControlLayerInfoKHR-useMinQp-08297
If `useMinQp` is `VK_TRUE`, then the `qpI`, `qpP`, and `qpB` members of `minQp` **must** all be between `VkVideoEncodeH265CapabilitiesKHR::minQp` and `VkVideoEncodeH265CapabilitiesKHR::maxQp`, as returned by `vkGetPhysicalDeviceVideoCapabilitiesKHR` for the used video profile
- VUID-VkVideoEncodeH265RateControlLayerInfoKHR-useMaxQp-08298
If `useMaxQp` is `VK_TRUE`, then the `qpI`, `qpP`, and `qpB` members of `maxQp` **must** all be between `VkVideoEncodeH265CapabilitiesKHR::minQp` and `VkVideoEncodeH265CapabilitiesKHR::maxQp`, as returned by `vkGetPhysicalDeviceVideoCapabilitiesKHR` for the used video profile
- VUID-VkVideoEncodeH265RateControlLayerInfoKHR-useMinQp-08299
If `useMinQp` is `VK_TRUE` and `VkVideoEncodeH265CapabilitiesKHR::flags`, as returned by `vkGetPhysicalDeviceVideoCapabilitiesKHR` for the used video profile, does not include `VK_VIDEO_ENCODE_H265_CAPABILITY_PER_PICTURE_TYPE_MIN_MAX_QP_BIT_KHR`, then the `qpI`, `qpP`, and `qpB` members of `minQp` **must** all specify the same value
- VUID-VkVideoEncodeH265RateControlLayerInfoKHR-useMaxQp-08300
If `useMaxQp` is `VK_TRUE` and `VkVideoEncodeH265CapabilitiesKHR::flags`, as returned by `vkGetPhysicalDeviceVideoCapabilitiesKHR` for the used video profile, does not include `VK_VIDEO_ENCODE_H265_CAPABILITY_PER_PICTURE_TYPE_MIN_MAX_QP_BIT_KHR`, then the `qpI`, `qpP`, and `qpB` members of `maxQp` **must** all specify the same value
- VUID-VkVideoEncodeH265RateControlLayerInfoKHR-useMinQp-08375
If `useMinQp` and `useMaxQp` are both `VK_TRUE`, then the `qpI`, `qpP`, and `qpB` members of `minQp` **must** all be less than or equal to the respective members of `maxQp`

Valid Usage (Implicit)

- VUID-VkVideoEncodeH265RateControlLayerInfoKHR-sType-sType **must** be `VK_STRUCTURE_TYPE_VIDEO_ENCODE_H265_RATE_CONTROL_LAYER_INFO_KHR`
- VUID-VkVideoEncodeH265RateControlLayerInfoKHR-minQp-parameter `minQp` **must** be a valid `VkVideoEncodeH265QpKHR` structure
- VUID-VkVideoEncodeH265RateControlLayerInfoKHR-maxQp-parameter `maxQp` **must** be a valid `VkVideoEncodeH265QpKHR` structure
- VUID-VkVideoEncodeH265RateControlLayerInfoKHR-maxFrameSize-parameter `maxFrameSize` **must** be a valid `VkVideoEncodeH265FrameSizeKHR` structure

Structure Chaining

Extends the structure

- `VkVideoEncodeRateControlLayerInfoKHR`

The `VkVideoEncodeH265QpKHR` structure is defined as:

```
// Provided by VK_KHR_video_encode_h265
typedef struct VkVideoEncodeH265QpKHR {
    int32_t    qpI;
    int32_t    qpP;
    int32_t    qpB;
} VkVideoEncodeH265QpKHR;
```

- `qpI` is the QP to be used for `I` pictures.
- `qpP` is the QP to be used for `P` pictures.
- `qpB` is the QP to be used for `B` pictures.

The `VkVideoEncodeH265FrameSizeKHR` structure is defined as:

```
// Provided by VK_KHR_video_encode_h265
typedef struct VkVideoEncodeH265FrameSizeKHR {
    uint32_t    frameISize;
    uint32_t    framePSize;
    uint32_t    frameBSize;
} VkVideoEncodeH265FrameSizeKHR;
```

- `frameISize` is the size in bytes to be used for `I` frames.
- `framePSize` is the size in bytes to be used for `P` frames.
- `frameBSize` is the size in bytes to be used for `B` frames.

GOP Remaining Frames

Besides session level rate control configuration, the application **can** specify the number of frames per frame type remaining in the [group of pictures \(GOP\)](#).

The `VkVideoEncodeH265GopRemainingFrameInfoKHR` structure is defined as:

```
// Provided by VK_KHR_video_encode_h265
typedef struct VkVideoEncodeH265GopRemainingFrameInfoKHR {
    VkStructureType    sType;
    const void*        pNext;
    VkBool32           useGopRemainingFrames;
    uint32_t            gopRemainingI;
    uint32_t            gopRemainingP;
    uint32_t            gopRemainingB;
} VkVideoEncodeH265GopRemainingFrameInfoKHR;
```

- `sType` is a `VkStructureType` value identifying this structure.
- `pNext` is `NULL` or a pointer to a structure extending this structure.
- `useGopRemainingFrames` indicates whether the implementation's rate control algorithm **should** use the values specified in `gopRemainingI`, `gopRemainingP`, and `gopRemainingB`. If `useGopRemainingFrames` is `VK_FALSE`, then the values of `gopRemainingI`, `gopRemainingP`, and `gopRemainingB` are ignored.
- `gopRemainingI` specifies the number of [I frames](#) the implementation's rate control algorithm **should** assume to be remaining in the [GOP](#) prior to executing the video encode operation.
- `gopRemainingP` specifies the number of [P frames](#) the implementation's rate control algorithm **should** assume to be remaining in the [GOP](#) prior to executing the video encode operation.
- `gopRemainingB` specifies the number of [B frames](#) the implementation's rate control algorithm **should** assume to be remaining in the [GOP](#) prior to executing the video encode operation.

Setting `useGopRemainingFrames` to `VK_TRUE` and including this structure in the `pNext` chain of `VkVideoBeginCodingInfoKHR` is only mandatory if the `VkVideoEncodeH265CapabilitiesKHR::requiresGopRemainingFrames` reported for the used [video profile](#) is `VK_TRUE`. However, implementations **may** use these remaining frame counts, when specified, even when it is not required. In particular, when the application does not use a [regular GOP structure](#), these values **may** provide additional guidance for the implementation's rate control algorithm.

The `VkVideoEncodeH265CapabilitiesKHR::prefersGopRemainingFrames` capability is also used to indicate that the implementation's rate control algorithm **may** operate more accurately if the application specifies the remaining frame counts using this structure.

As with other rate control guidance values, if the effective order and number of frames encoded by the application are not in line with the remaining frame counts specified in this structure at any given point, then the behavior of the implementation's rate control algorithm **may** deviate from the one expected by the application.

Valid Usage (Implicit)

- VUID-VkVideoEncodeH265GopRemainingFrameInfoKHR-sType-sType must be VK_STRUCTURE_TYPE_VIDEO_ENCODE_H265_GOP_REMAINING_FRAME_INFO_KHR

Structure Chaining

Extends the structure

- [VkVideoBeginCodingInfoKHR](#)

H.265 QP Delta Maps

Quantization delta maps used with an [H.265 encode profile](#) are referred to as *QP delta maps* and their texels contain integer values representing QP delta values that are applied in the process of determining the [quantization parameters](#) of the encoded picture.

Accordingly, H.265 QP delta maps always have single channel integer formats, as reported in [VkVideoFormatPropertiesKHR::format](#).

When the [rate control mode](#) is [VK_VIDEO_ENCODE_RATE_CONTROL_MODE_DISABLED_BIT_KHR](#), the QP delta values are added to the per slice segment constant QP values that, in effect, enable the application to explicitly control the used QP values at the granularity of the used [quantization map texel size](#).

For all other [rate control modes](#), the QP delta values **can** be used to offset the QP values that the rate control algorithm would otherwise produce.

H.265 Encode Quantization

Performing H.265 encode operations involves the process of assigning QP values to individual H.265 coding units. This process depends on the used [rate control mode](#), as well as other encode and rate control parameters, as described below:

- If the configured rate control mode is [VK_VIDEO_ENCODE_RATE_CONTROL_MODE_DEFAULT_KHR](#), then the QP value is initialized by the implementation-specific default rate control algorithm.
 - If the video encode operation is issued with a [quantization delta map](#), the QP delta value corresponding to the coding unit, as [fetched from the quantization map](#), is added to the previously determined QP value. If the fetched QP delta value falls outside the supported QP delta value range reported in the [minQpDelta](#) and [maxQpDelta](#) members of [VkVideoEncodeH265QuantizationMapCapabilitiesKHR](#), then the QP value used for the coding unit becomes undefined.
- If the configured rate control mode is [VK_VIDEO_ENCODE_RATE_CONTROL_MODE_DISABLED_BIT_KHR](#), then the QP value is initialized from the constant QP value specified for the [H.265 slice segment](#) the coding unit is

part of.

- If the video encode operation is issued with a [quantization delta map](#), the QP delta value corresponding to the coding unit, as [fetched from the quantization map](#), is added to the previously determined QP value. If the fetched QP delta value falls outside the supported QP delta value range reported in the [minQpDelta](#) and [maxQpDelta](#) members of [VkVideoEncodeH265QuantizationMapCapabilitiesKHR](#), then the QP value used for the coding unit becomes undefined.
- If the configured rate control mode is not [VK_VIDEO_ENCODE_RATE_CONTROL_MODE_DEFAULT_KHR](#) or [VK_VIDEO_ENCODE_RATE_CONTROL_MODE_DISABLED_BIT_KHR](#), then the QP value is initialized by the corresponding rate control algorithm.
 - If the video encode operation is issued with a [quantization delta map](#), the QP delta value corresponding to the coding unit, as [fetched from the quantization map](#), is added to the previously determined QP value. If the fetched QP delta value falls outside the supported QP delta value range reported in the [minQpDelta](#) and [maxQpDelta](#) members of [VkVideoEncodeH265QuantizationMapCapabilitiesKHR](#), then the QP value used for the coding unit becomes undefined.
 - If the video encode operation is issued with an [emphasis map](#), the rate control will adjust the QP value based on the emphasis value corresponding to the coding unit, as [fetched from the quantization map](#), according to the following equation:

$$QP_{\text{new}} = f(QP_{\text{prev}}, e)$$

Where QP_{new} is the resulting QP value, QP_{prev} is the previously determined QP value, e is the emphasis value corresponding to the coding unit, and f is an implementation-defined function for which the following implication is true:

$$e_1 < e_2 \Rightarrow f(QP, e_1) \geq f(QP, e_2)$$

NOTE

This means that lower emphasis values will result in higher QP values, whereas higher emphasis values will result in lower QP values, but the function is not strictly decreasing with respect to the input emphasis value for a given input QP value.

- If clamping to minimum QP values is enabled in the applied rate control layer, then the QP value is clamped to the corresponding minimum QP value.
- If clamping to maximum QP values is enabled in the applied rate control layer, then the QP value is clamped to the corresponding maximum QP value.
- If [VK_VIDEO_ENCODE_H265_CAPABILITY_CU_QP_DIFF_WRAPAROUND_BIT_KHR](#) is not supported, then the determined QP value is clamped in such a way that the [CuQpDeltaVal](#) value of the encoded coding unit complies to the [modified version](#) of equation 8-283 of the [ITU-T H.265 Specification](#).

NOTE

The effect of this is that the maximum QP difference across subsequent coding units is limited to the $[-(26 + QpBdOffset_Y / 2), 25 + QpBdOffset_Y / 2]$ range and only has an observable change in behavior when the video encode operation is

issued with a [QP delta map](#).

- In all cases, the final QP value is clamped to the QP value range supported by the video profile, as reported in the `minQp` and `maxQp` members of [VkVideoEncodeH265CapabilitiesKHR](#).

48.22.13. H.265 Encode Requirements

This section described the **required** H.265 encoding capabilities for physical devices that have at least one queue family that supports the video codec operation [VK_VIDEO_CODEC_OPERATION_ENCODE_H265_BIT_KHR](#), as returned by [vkGetPhysicalDeviceQueueFamilyProperties2](#) in [VkQueueFamilyVideoPropertiesKHR::videoCodecOperations](#).

Table 67. Required [Video Std Header Versions](#)

Video Std Header Name	Version
vulkan_video_codec_h265std_encode	1.0.0

Table 68. Required Video Capabilities

Video Capability	Requirement	Requirement Type ¹
VkVideoCapabilitiesKHR		
flags	-	min
minBitstreamBufferOffsetAlignment	4096	max
minBitstreamBufferSizeAlignment	4096	max
pictureAccessGranularity	(64,64)	max
minCodedExtent	-	max
maxCodedExtent	-	min
maxDpbSlots	0	min
maxActiveReferencePictures	0	min
VkVideoEncodeCapabilitiesKHR		
flags	-	min
rateControlModes	VK_VIDEO_ENCODE_RATE_CONTROL_MODE_DISABLED_BIT_KHR ⁴	min
maxBitrate	128000	min
maxQualityLevels	1	min
encodeInputPictureGranularity	(64,64)	max

Video Capability	Requirement	Requirement Type ¹
supportedEncodeFeedbackFlags	VK_VIDEO_ENCODE_FEEDBACK_BIT_STREAM_BUFFER_OFFSET_BIT_KHR VK_VIDEO_ENCODE_FEEDBACK_BIT_STREAM_BYTES_WRITTEN_BIT_KHR	min
VkVideoEncodeH265CapabilitiesKHR		
flags	-	min
maxLevelIdc	STD_VIDEO_H265_LEVEL_IDC_1_0	min
maxSliceSegmentCount	1	min
maxTiles	(1,1)	min
ctbSizes	at least one bit set	implementation-dependent
transformBlockSizes	at least one bit set	implementation-dependent
maxPPictureL0ReferenceCount	0	min
maxBPictureL0ReferenceCount	0	min
maxL1ReferenceCount	0	min
maxSubLayerCount	1	min
expectDyadicTemporalSubLayerPattern	-	implementation-dependent
minQp	-	max
maxQp	-	min
prefersGopRemainingFrames	-	implementation-dependent
requiresGopRemainingFrames	-	implementation-dependent
stdSyntaxFlags	-	min
VkVideoEncodeQuantizationMapCapabilitiesKHR		
maxQuantizationMapExtent	- ²	min
VkVideoEncodeH265QuantizationMapCapabilitiesKHR		
minQpDelta	- ³	max
maxQpDelta	- ³	min

Video Capability	Requirement	Requirement Type ¹
VkVideoEncodeIntraRefreshCapabilitiesKHR		
<code>intraRefreshModes</code>	0	min
<code>maxIntraRefreshCycleDuration</code>	2 ⁵	min
<code>maxIntraRefreshActiveReferencePictures</code>	1 ⁵	min
<code>partitionIndependentIntraRefreshRegions</code>	-	implementation-dependent
<code>nonRectangularIntraRefreshRegions</code>	-	implementation-dependent

1

The **Requirement Type** column specifies the requirement is either the minimum value all implementations **must** support, the maximum value all implementations **must** support, or the exact value all implementations **must** support. For bitmasks a minimum value is the least bits all implementations **must** set, but they **may** have additional bits set beyond this minimum.

2

If `VkVideoCapabilitiesKHR::flags` includes `VK_VIDEO_ENCODE_CAPABILITY_QUANTIZATION_DELTA_MAP_BIT_KHR` or `VK_VIDEO_ENCODE_CAPABILITY_EMPHASIS_MAP_BIT_KHR`, then the `width` and `height` members of `maxQuantizationMapExtent` **must** be greater than zero.

3

If `VkVideoCapabilitiesKHR::flags` includes `VK_VIDEO_ENCODE_CAPABILITY_QUANTIZATION_DELTA_MAP_BIT_KHR`, then `maxQpDelta` **must** be greater than `minQpDelta`.

4

If the `videoMaintenance2` feature is supported.

5

If `VkVideoEncodeIntraRefreshCapabilitiesKHR::intraRefreshModes` is not zero.

48.23. AV1 Encode Operations

Video encode operations using an [AV1 encode profile](#) **can** be used to encode elementary video stream sequences compliant with the [AV1 Specification](#).

NOTE

Refer to the [Preamble](#) for information on how the Khronos Intellectual Property Rights Policy relates to normative references to external materials not created by Khronos.

This process is performed according to the [video encode operation steps](#) with the codec-specific semantics defined in section 7 of the [AV1 Specification](#):

- Syntax elements, derived values, and other parameters are applied from the following structures:
 - The `StdVideoAV1SequenceHeader` structure, the optional `StdVideoEncodeAV1DecoderModelInfo` structure, and the optional array of `StdVideoEncodeAV10peratingPointInfo` structures stored in the bound video session parameters object specifying the [active sequence header](#).
 - The `StdVideoEncodeAV1PictureInfo` structure specifying the [AV1 picture information](#).
 - The `StdVideoEncodeAV1ReferenceInfo` structures specifying the [AV1 reference information](#) corresponding to the optional [reconstructed picture](#) and any [active reference pictures](#).
 - The encoded bitstream data is written to the destination video bitstream buffer range as defined in the [AV1 Encode Bitstream Data Access](#) section.
 - Picture data in the [video picture resources](#) corresponding to the used [encode input picture](#), [active reference pictures](#), and optional [reconstructed picture](#) is accessed as defined in the [AV1 Encode Picture Data Access](#) section.
- The decision on [reference picture setup](#) is made according to the parameters specified in the [AV1 picture information](#).

If the parameters adhere to the syntactic and semantic requirements defined in the corresponding sections of the [AV1 Specification](#), as described above, and the [DPB slots](#) associated with the [active reference pictures](#) all refer to [valid picture references](#), then the video encode operation will complete successfully. Otherwise, the video encode operation **may** complete [unsuccessfully](#).

48.23.1. AV1 Encode Parameter Overrides

Implementations **may** override, unless otherwise specified, any of the AV1 encode parameters specified in the following Video Std structures:

- `StdVideoAV1SequenceHeader`
- `StdVideoEncodeAV1DecoderModelInfo`
- `StdVideoEncodeAV10peratingPointInfo`
- `StdVideoEncodeAV1PictureInfo`
- `StdVideoEncodeAV1ReferenceInfo`

All such AV1 encode parameter overrides **must** fulfill the conditions defined in the [Video Encode Parameter Overrides](#) section.

In addition, implementations **must** not override any of the following AV1 encode parameters:

- the following parameters specified in `StdVideoAV1SequenceHeader`:
 - `flags.still_picture`
 - `flags.enable_order_hint`
 - `flags.frame_id_numbers_present_flag`
 - `flags.film_grain_params_present`
 - `flags.timing_info_present_flag`

- `flags.initial_display_delay_present_flag`
- `delta_frame_id_length_minus_2`
- `additional_frame_id_length_minus_1`
- `order_hint_bits_minus_1`
- the following parameters specified in the `StdVideoAV1ColorConfig` structure pointed to by `StdVideoAV1SequenceHeader::pColorConfig`:
 - `flags.mono_chrome`
 - `flags.color_range`
 - `BitDepth`
 - `subsampling_x`
 - `subsampling_y`
 - `color_primaries`
 - `transfer_characteristics`
 - `matrix_coefficients`
 - `chroma_sample_position`
- the following parameters specified in the `StdVideoAV1TimingInfo` structure pointed to by `StdVideoAV1SequenceHeader::pTimingInfo`:
 - `flags.equal_picture_interval`
 - `num_units_in_display_tick`
 - `time_scale`
 - `num_ticks_per_picture_minus_1`
- the parameters specified in `StdVideoEncodeAV1DecoderModelInfo`
- the parameters specified in `StdVideoEncodeAV10peratingPointInfo`
- the following parameters specified in `StdVideoEncodeAV1PictureInfo`:
 - `flags.show_frame`
 - `flags.showable_frame`
 - `frame_type`
 - `frame_presentation_time`
 - `current_frame_id`
 - `order_hint`
 - `refresh_frame_flags`
 - `render_width_minus_1`
 - `render_height_minus_1`
 - `ref_order_hint`
 - `ref_frame_idx`

- `delta_frame_id_minus_1`
- the following parameters specified in the `StdVideoEncodeAV1ExtensionHeader` structure pointed to by `StdVideoEncodeAV1PictureInfo::pExtensionHeader` when `VkVideoEncodeAV1PictureInfoKHR::generateOBUExtensionHeader` is set to `VK_TRUE`:
 - `temporal_id`
 - `spatial_id`

If `VkVideoEncodeAV1PictureInfoKHR::primaryReferenceCdfOnly` is set to `VK_TRUE` for a video encode operation, the implementation will not override `StdVideoEncodeAV1PictureInfo::primary_ref_frame`.

NOTE

Implementations supporting the `VK_VIDEO_ENCODE_AV1_STD_PRIMARY_REF_FRAME_BIT_KHR` AV1 syntax element capability reported in `VkVideoEncodeAV1CapabilitiesKHR::stdSyntaxFlags` also guarantee the use of the application-specified value for `StdVideoEncodeAV1PictureInfo::primary_ref_frame`. While support for `VK_VIDEO_ENCODE_AV1_STD_PRIMARY_REF_FRAME_BIT_KHR` guarantees that the implementation will not override the application-specified `primary_ref_frame`, it does not mandate the implementation to use the reference picture indicated by `primary_ref_frame` for sample prediction as implementations can always decide to use only a subset of the application-specified reference pictures for sample prediction. This means that implementations supporting `VK_VIDEO_ENCODE_AV1_STD_PRIMARY_REF_FRAME_BIT_KHR` may end up using the reference picture indicated by `primary_ref_frame` only for CDF data reference even if the application did not set `VkVideoEncodeAV1PictureInfoKHR::primaryReferenceCdfOnly` to `VK_TRUE`.

If `VkVideoEncodeAV1CapabilitiesKHR::codedPictureAlignment` is not equal to `{8,8}` for the used video profile, implementations will override the coded picture's resolution and parameters related to the width and height in the following manner:

- Let `w` and `h` be the `codedExtent.width` and `codedExtent.height` of the `VkVideoPictureResourceInfoKHR` structure corresponding to the encode input picture, rounded up to the nearest integer multiple of 8.
- Let `aW` and `aH` be `w` and `h` rounded up to the nearest integer multiple of `codedPictureAlignment.width` and `codedPictureAlignment.height` respectively.
- If `w` equals `aW`, no override will occur. Otherwise the coded width will be `aW`.
- If `h` equals `aH`, no override will occur. Otherwise the coded height will be `aH`.

NOTE

The AV1 specification codes all resolutions to an 8x8 alignment, but supports unaligned resolutions through implicit cropping. Thus, if the original coded extent, aligned to 8x8, meets the implementation required alignment, no override needs to occur. Otherwise, the implementation cannot code the requested coded extent, so the final resolution in the bitstream is overridden to be aligned to the implementation required alignment.

For example, consider an implementation that is only able to output bitstreams that

are 16x16 aligned (as indicated by [VkVideoEncodeAV1CapabilitiesKHR::codedPictureAlignment](#)). If an application requests the coded extent to be 1920x1080, the resulting bitstream will be 1920x1088. On the other hand, a request of 1920x1082 will result in no override, since the 8x8 alignment of this resolution (1920x1088) is 16x16 aligned.

In case of a [video session parameters](#) object created with [VK_VIDEO_SESSION_PARAMETERS_CREATE_QUANTIZATION_MAP_COMPATIBLE_BIT_KHR](#), the following [AV1 sequence header](#) parameters **may** be overridden by the implementation according to the [quantization map texel size](#) the video session parameters object was created with:

- [StdVideoAV1SequenceHeader::flags.use_128x128_superblock](#)

This **may** be necessary to change the AV1 superblock size used during encoding to be compatible with the used quantization map texel size.

In case of AV1 encode parameters stored in [video session parameters](#) objects, applications need to use the [vkGetEncodedVideoSessionParametersKHR](#) command to determine whether any implementation overrides happened. If the query indicates that implementation overrides were applied, then the application needs to retrieve and use the encoded AV1 sequence header in the bitstream in order to be able to produce a compliant AV1 video bitstream using the AV1 encode parameters stored in the video session parameters object.

In case of any AV1 encode parameters stored in the encoded bitstream produced by video encode operations, if the implementation supports the [VK_VIDEO_ENCODE_FEEDBACK_BITSTREAM_HAS_OVERRIDES_BIT_KHR](#) [video encode feedback query](#) flag, the application **can** use such queries to retrieve feedback about whether any implementation overrides have been applied to those AV1 encode parameters.

48.23.2. AV1 Encode Bitstream Data Access

Each video encode operation writes either:

- A single OBU with [obu_type](#) equal to [OBU_FRAME](#) comprising of the frame header and tile data of the encoded picture, or
- An OBU with [obu_type](#) equal to [OBU_FRAME_HEADER](#) encapsulating the frame header of the encoded picture, followed by one or more OBUs with [obu_type](#) equal to [OBU_TILE_GROUP](#) comprising of the tile data of the encoded picture.

In addition, if [VkVideoEncodeAV1PictureInfoKHR::generateObuExtensionHeader](#) is set to [VK_TRUE](#) for the video encode operation, then OBU extension headers are included in the generated bitstream as defined in sections 5.3.1, 5.3.2, and 5.3.3 of the [AV1 Specification](#).

48.23.3. AV1 Encode Picture Data Access

Accesses to image data within a video picture resource happen at the granularity indicated by [VkVideoCapabilitiesKHR::pictureAccessGranularity](#), as returned by [vkGetPhysicalDeviceVideoCapabilitiesKHR](#) for the used [video profile](#). Accordingly, the complete image subregion of a [encode input picture](#), [reference picture](#), or [reconstructed picture](#) accessed by

video coding operations using an [AV1 encode profile](#) is defined as the set of texels within the coordinate range:

$([0, \text{endX}), [0, \text{endY}))$

Where:

- `endX` equals `codedExtent.width` rounded up to the nearest integer multiple of `pictureAccessGranularity.width` and clamped to the width of the image subresource [referred](#) to by the corresponding [VkVideoPictureResourceInfoKHR](#) structure;
- `endY` equals `codedExtent.height` rounded up to the nearest integer multiple of `pictureAccessGranularity.height` and clamped to the height of the image subresource [referred](#) to by the corresponding [VkVideoPictureResourceInfoKHR](#) structure;

Where `codedExtent` is the member of the [VkVideoPictureResourceInfoKHR](#) structure corresponding to the picture.

In case of video encode operations using an [AV1 encode profile](#), any access to a picture at the coordinates (x,y) , as defined by the [AV1 Specification](#), is an access to the image subresource [referred](#) to by the corresponding [VkVideoPictureResourceInfoKHR](#) structure at the texel coordinates (x,y) .

Implementations **may** choose not to access some or all texels within particular [reference pictures](#) available to a video encode operation (e.g. due to [video encode parameter overrides](#) restricting the effective set of used reference pictures, or if the encoding algorithm chooses not to use certain subregions of the reference picture data for sample prediction).

48.23.4. AV1 Reference Names and Semantics

Individual reference frames used in the encoding process have different semantics, as defined in section 6.10.24 of the [AV1 Specification](#). The AV1 semantics associated with a reference picture is indicated by the corresponding enumeration constant defined in the Video Std enumeration type `StdVideoAV1ReferenceName`:

- `STD_VIDEO_AV1_REFERENCE_NAME_INTRA_FRAME` identifies the reference used for intra coding (`INTRA_FRAME`), as defined in sections 2 and 7.11.2 of the [AV1 Specification](#).
- All other enumeration constants refer to backward or forward references used for inter coding, as defined in sections 2 and 7.11.3 of the [AV1 Specification](#):
 - `STD_VIDEO_AV1_REFERENCE_NAME_LAST_FRAME` identifies the `LAST_FRAME` reference
 - `STD_VIDEO_AV1_REFERENCE_NAME_LAST2_FRAME` identifies the `LAST2_FRAME` reference
 - `STD_VIDEO_AV1_REFERENCE_NAME_LAST3_FRAME` identifies the `LAST3_FRAME` reference
 - `STD_VIDEO_AV1_REFERENCE_NAME_GOLDEN_FRAME` identifies the `GOLDEN_FRAME` reference
 - `STD_VIDEO_AV1_REFERENCE_NAME_BWDREF_FRAME` identifies the `BWDREF_FRAME` reference
 - `STD_VIDEO_AV1_REFERENCE_NAME_ALTREF2_FRAME` identifies the `ALTREF2_FRAME` reference
 - `STD_VIDEO_AV1_REFERENCE_NAME_ALTREF_FRAME` identifies the `ALTREF_FRAME` reference

These enumeration constants are not directly used in any APIs but are used to indirectly index into certain Video Std and Vulkan API parameter arrays.

48.23.5. AV1 Prediction Modes

AV1 encoding supports multiple types of prediction modes, as described in section 6.10.24 of the [AV1 Specification](#).

Possible AV1 encode prediction modes are as follows:

```
// Provided by VK_KHR_video_encode_av1
typedef enum VkVideoEncodeAV1PredictionModeKHR {
    VK_VIDEO_ENCODE_AV1_PREDICTION_MODE_INTRA_ONLY_KHR = 0,
    VK_VIDEO_ENCODE_AV1_PREDICTION_MODE_SINGLE_REFERENCE_KHR = 1,
    VK_VIDEO_ENCODE_AV1_PREDICTION_MODE_UNIDIRECTIONAL_COMPOUND_KHR = 2,
    VK_VIDEO_ENCODE_AV1_PREDICTION_MODE_BIDIRECTIONAL_COMPOUND_KHR = 3,
} VkVideoEncodeAV1PredictionModeKHR;
```

- [VK_VIDEO_ENCODE_AV1_PREDICTION_MODE_INTRA_ONLY_KHR](#) specifies the use of *intra-only prediction mode*, used when encoding AV1 frames of type [STD_VIDEO_AV1_FRAME_TYPE_KEY](#) or [STD_VIDEO_AV1_FRAME_TYPE_INTRA_ONLY](#).
- [VK_VIDEO_ENCODE_AV1_PREDICTION_MODE_SINGLE_REFERENCE_KHR](#) specifies the use of *single reference prediction mode*, used when encoding AV1 frames of type [STD_VIDEO_AV1_FRAME_TYPE_INTER](#) or [STD_VIDEO_AV1_FRAME_TYPE_SWITCH](#) with [reference_select](#), as defined in section 6.8.23 of the [AV1 Specification](#), equal to 0. When using this prediction mode, the application **must** specify a reference picture for at least one [AV1 reference name](#) in [VkVideoEncodeAV1PictureInfoKHR::referenceNameSlotIndices](#) that is supported by the implementation, as reported in [VkVideoEncodeAV1CapabilitiesKHR::singleReferenceNameMask](#).
- [VK_VIDEO_ENCODE_AV1_PREDICTION_MODE_UNIDIRECTIONAL_COMPOUND_KHR](#) specifies the use of *unidirectional compound prediction mode*, used when encoding AV1 frames of type [STD_VIDEO_AV1_FRAME_TYPE_INTER](#) or [STD_VIDEO_AV1_FRAME_TYPE_SWITCH](#) with [reference_select](#), as defined in section 6.8.23 of the [AV1 Specification](#), equal to 1, and both [reference names](#) used for prediction are from the same reference frame group, as defined in section 6.10.24 of the [AV1 Specification](#). When using this prediction mode, the application **must** specify a reference picture for at least two [AV1 reference names](#) in [VkVideoEncodeAV1PictureInfoKHR::referenceNameSlotIndices](#) that is supported by the implementation, as reported in [VkVideoEncodeAV1CapabilitiesKHR::unidirectionalCompoundReferenceNameMask](#), where those two reference names are one of the allowed pairs of reference names, as defined in section 5.11.25 of the [AV1 Specification](#), listed below:
 - [LAST_FRAME](#) and [LAST2_FRAME](#),
 - [LAST_FRAME](#) and [LAST3_FRAME](#),
 - [LAST_FRAME](#) and [GOLDEN_FRAME](#), or
 - [BWDREF_FRAME](#) and [ALTREF_FRAME](#).
- [VK_VIDEO_ENCODE_AV1_PREDICTION_MODE_BIDIRECTIONAL_COMPOUND_KHR](#) specifies the use of *bidirectional compound prediction mode*, used when encoding AV1 frames of type

STD_VIDEO_AV1_FRAME_TYPE_INTER or STD_VIDEO_AV1_FRAME_TYPE_SWITCH with `reference_select`, as defined in section 6.8.23 of the [AV1 Specification](#), equal to 1, and the two [reference names](#) used for prediction are from different reference frame groups, as defined in section 6.10.24 of the [AV1 Specification](#). When using this prediction mode, the application **must** specify a reference picture for at least one [AV1 reference name](#) from each reference frame group in `VkVideoEncodeAV1PictureInfoKHR::referenceNameSlotIndices` that is supported by the implementation, as reported in `VkVideoEncodeAV1CapabilitiesKHR::bidirectionalCompoundReferenceNameMask`.

The effective prediction mode used to encode individual AV1 mode info blocks **may** use simpler prediction modes than the one set by the application for the frame, as allowed by the [AV1 Specification](#), in particular:

- Frames encoded with single reference prediction mode **may** contain mode info blocks encoded with intra-only prediction mode.
- Frames encoded with unidirectional compound prediction mode **may** contain mode info blocks encoded with intra-only or single reference prediction mode.
- Frames encoded with bidirectional compound prediction mode **may** contain mode info blocks encoded with intra-only, single reference, or unidirectional compound prediction mode.

48.23.6. AV1 Frame and Tile

AV1 frames are partitioned into tiles, as defined in section 2 of the [AV1 Specification](#).

For the purposes of this specification, the AV1 tiles comprising a frame are referred to as the *picture partitions* of the frame.

48.23.7. AV1 Coding Blocks

AV1 encode supports two types of coding blocks, as defined in section 2 of the [AV1 Specification](#):

- *Superblock*.
- *Mode info block*.

48.23.8. AV1 Encode Profile

A video profile supporting AV1 video encode operations is specified by setting `VkVideoProfileInfoKHR::videoCodecOperation` to `VK_VIDEO_CODEC_OPERATION_ENCODE_AV1_BIT_KHR` and adding a `VkVideoEncodeAV1ProfileInfoKHR` structure to the `VkVideoProfileInfoKHR::pNext` chain.

The `VkVideoEncodeAV1ProfileInfoKHR` structure is defined as:


```
// Provided by VK_KHR_video_encode_av1
typedef struct VkVideoEncodeAV1ProfileInfoKHR {
    VkStructureType    sType;
    const void*        pNext;
    StdVideoAV1Profile  stdProfile;
} VkVideoEncodeAV1ProfileInfoKHR;
```

- `sType` is a `VkStructureType` value identifying this structure.
- `pNext` is `NULL` or a pointer to a structure extending this structure.
- `stdProfile` is a `StdVideoAV1Profile` value specifying the AV1 codec profile, as defined in section A.2 of the [AV1 Specification](#).

Valid Usage (Implicit)

- VUID-VkVideoEncodeAV1ProfileInfoKHR-sType-sType
`sType` **must** be `VK_STRUCTURE_TYPE_VIDEO_ENCODE_AV1_PROFILE_INFO_KHR`

Structure Chaining

Extends the structures

- [VkQueryPoolCreateInfo](#)
- [VkVideoProfileInfoKHR](#)

48.23.9. AV1 Encode Capabilities

When calling [vkGetPhysicalDeviceVideoCapabilitiesKHR](#) to query the capabilities for an [AV1 encode profile](#), the `VkVideoCapabilitiesKHR::pNext` chain **must** include a [VkVideoEncodeAV1CapabilitiesKHR](#) structure that will be filled with the profile-specific capabilities.

The [VkVideoEncodeAV1CapabilitiesKHR](#) structure is defined as:


```
// Provided by VK_KHR_video_encode_av1
typedef struct VkVideoEncodeAV1CapabilitiesKHR {
    VkStructureType          sType;
    void*                    pNext;
    VkVideoEncodeAV1CapabilityFlagsKHR flags;
    StdVideoAV1Level         maxLevel;
    VkExtent2D               codedPictureAlignment;
    VkExtent2D               maxTiles;
    VkExtent2D               minTileSize;
    VkExtent2D               maxTileSize;
    VkVideoEncodeAV1SuperblockSizeFlagsKHR superblockSizes;
    uint32_t                 maxSingleReferenceCount;
    uint32_t                 singleReferenceNameMask;
    uint32_t                 maxUnidirectionalCompoundReferenceCount;
    maxUnidirectionalCompoundGroup1ReferenceCount;
    uint32_t                 unidirectionalCompoundReferenceNameMask;
    uint32_t                 maxBidirectionalCompoundReferenceCount;
    uint32_t                 maxBidirectionalCompoundGroup1ReferenceCount;
    uint32_t                 maxBidirectionalCompoundGroup2ReferenceCount;
    uint32_t                 bidirectionalCompoundReferenceNameMask;
    uint32_t                 maxTemporalLayerCount;
    uint32_t                 maxSpatialLayerCount;
    uint32_t                 maxOperatingPoints;
    uint32_t                 minQIndex;
    uint32_t                 maxQIndex;
    VkBool32                 prefersGopRemainingFrames;
    VkBool32                 requiresGopRemainingFrames;
    VkVideoEncodeAV1StdFlagsKHR stdSyntaxFlags;
} VkVideoEncodeAV1CapabilitiesKHR;
```

- `sType` is a `VkStructureType` value identifying this structure.
- `pNext` is `NULL` or a pointer to a structure extending this structure.
- `flags` is a bitmask of `VkVideoEncodeAV1CapabilityFlagBitsKHR` indicating supported AV1 encoding capabilities.
- `maxLevel` is a `StdVideoAV1Level` value indicating the maximum AV1 level supported by the profile, as defined in section A.3 of the [AV1 Specification](#).
- `codedPictureAlignment` indicates the alignment at which the implementation will code pictures. This capability does not impose any valid usage constraints on the application. However, depending on the `codedExtent` of the encode input picture resource, this capability **may** result in a change of the resolution of the encoded picture, as described in more detail below.
- `maxTiles` indicates the maximum number of AV1 tile columns and rows the implementation supports.
- `minTileSize` indicates the minimum extent of individual AV1 tiles the implementation supports.

- **maxTileSize** indicates the maximum extent of individual AV1 tiles the implementation supports.
- **superblockSizes** is a bitmask of **VkVideoEncodeAV1SuperblockSizeFlagBitsKHR** values indicating the supported AV1 superblock sizes.
- **maxSingleReferenceCount** indicates the maximum number of reference pictures the implementation supports when using **single reference prediction mode**.
- **singleReferenceNameMask** is a bitmask of supported **AV1 reference names** when using **single reference prediction mode**.
- **maxUnidirectionalCompoundReferenceCount** indicates the maximum number of reference pictures the implementation supports when using **unidirectional compound prediction mode**.
- **maxUnidirectionalCompoundGroup1ReferenceCount** indicates the maximum number of reference pictures the implementation supports when using **unidirectional compound prediction mode** from reference frame group 1, as defined in section 6.10.24 of the **AV1 Specification**.
- **unidirectionalCompoundReferenceNameMask** is a bitmask of supported **AV1 reference names** when using **unidirectional compound prediction mode**.
- **maxBidirectionalCompoundReferenceCount** indicates the maximum number of reference pictures the implementation supports when using **bidirectional compound prediction mode**.
- **maxBidirectionalCompoundGroup1ReferenceCount** indicates the maximum number of reference pictures the implementation supports when using **bidirectional compound prediction mode** from reference frame group 1, as defined in section 6.10.24 of the **AV1 Specification**.
- **maxBidirectionalCompoundGroup2ReferenceCount** indicates the maximum number of reference pictures the implementation supports when using **bidirectional compound prediction mode** from reference frame group 2, as defined in section 6.10.24 of the **AV1 Specification**.
- **bidirectionalCompoundReferenceNameMask** is a bitmask of supported **AV1 reference names** when using **bidirectional compound prediction mode**.
- **maxTemporalLayerCount** indicates the maximum number of AV1 temporal layers supported by the implementation.
- **maxSpatialLayerCount** indicates the maximum number of AV1 spatial layers supported by the implementation.
- **maxOperatingPoints** indicates the maximum number of AV1 operating points supported by the implementation.
- **minQIndex** indicates the minimum quantizer index value supported.
- **maxQIndex** indicates the maximum quantizer index value supported.
- **prefersGopRemainingFrames** indicates that the implementation's rate control algorithm prefers the application to specify the number of frames in each **AV1 rate control group remaining** in the current **group of pictures** when beginning a **video coding scope**.
- **requiresGopRemainingFrames** indicates that the implementation's rate control algorithm requires the application to specify the number of frames in each **AV1 rate control group remaining** in the current **group of pictures** when beginning a **video coding scope**.
- **stdSyntaxFlags** is a bitmask of **VkVideoEncodeAV1StdFlagBitsKHR** indicating capabilities related to AV1 syntax elements.

`singleReferenceNameMask`, `unidirectionalCompoundReferenceNameMask`, and `bidirectionalCompoundReferenceNameMask` are encoded such that when bit index `i` is set, it indicates support for the AV1 reference name `STD_VIDEO_AV1_REFERENCE_NAME_LAST_FRAME + i`.

NOTE

These masks indicate which elements of the `referenceNameSlotIndices` member of `VkVideoEncodeAV1PictureInfoKHR` are supported to be used by the implementation. It is important to note that both the bits of these masks and the elements of `referenceNameSlotIndices` are indexed such that the first value specifies the support bit and DPB slot index, respectively, for the AV1 reference name `STD_VIDEO_AV1_REFERENCE_NAME_LAST_FRAME` (i.e. there is no bit or element for `STD_VIDEO_AV1_REFERENCE_NAME_INTRA_FRAME`).

`codedPictureAlignment` provides information about implementation limitations to encode arbitrary resolutions. In particular, some implementations **may** not be able to generate bitstreams aligned to the requirements of the AV1 Specification (8x8). In such cases, the implementation **may** override the width and height of the bitstream, in order to produce a bitstream compliant to the AV1 Specification. If such an override occurs, the encoded resolution of the coded picture is enlarged, with the texel values used for the texel coordinates outside of the bounds of the `codedExtent` of the encode input picture resource being first governed by the rules regarding the `encode input picture granularity`. Any texel values outside of the region described by the encode input picture granularity are implementation-defined. Implementations **should** use well-defined values to minimize impact on the produced encoded content.

NOTE

This capability does not impose additional application requirements. However, these overrides change the effective resolution of the bitstream and add padding pixels. Applications sensitive to such overrides **can** use this capability and the corresponding `override behavior` to compute the cropping needed to reproduce the original input of the encoding and transmit it in a side channel (i.e. by using cropping fields available in a container). Additionally, applications **can** explicitly consider this alignment in their coded extent, to avoid implementation-defined texel values being included in the encoded content.

Valid Usage (Implicit)

- VUID-VkVideoEncodeAV1CapabilitiesKHR-sType-sType
`sType` must be `VK_STRUCTURE_TYPE_VIDEO_ENCODE_AV1_CAPABILITIES_KHR`

Structure Chaining

Extends the structure

- `VkVideoCapabilitiesKHR`

Bits which **may** be set in `VkVideoEncodeAV1CapabilitiesKHR::flags`, indicating the AV1 encoding capabilities supported, are:


```
// Provided by VK_KHR_video_encode_av1
typedef enum VkVideoEncodeAV1CapabilityFlagBitsKHR {
    VK_VIDEO_ENCODE_AV1_CAPABILITY_PER_RATE_CONTROL_GROUP_MIN_MAX_Q_INDEX_BIT_KHR =
0x00000001,
    VK_VIDEO_ENCODE_AV1_CAPABILITY_GENERATE_OBU_EXTENSION_HEADER_BIT_KHR = 0x00000002,
    VK_VIDEO_ENCODE_AV1_CAPABILITY_PRIMARY_REFERENCE_CDF_ONLY_BIT_KHR = 0x00000004,
    VK_VIDEO_ENCODE_AV1_CAPABILITY_FRAME_SIZE_OVERRIDE_BIT_KHR = 0x00000008,
    VK_VIDEO_ENCODE_AV1_CAPABILITY_MOTION_VECTOR_SCALING_BIT_KHR = 0x00000010,
    // Provided by VK_KHR_video_encode_av1 with VK_KHR_video_encode_intra_refresh
    VK_VIDEO_ENCODE_AV1_CAPABILITY_COMPOUND_PREDICTION_INTRA_REFRESH_BIT_KHR =
0x00000020,
} VkVideoEncodeAV1CapabilityFlagBitsKHR;
```

- [VK_VIDEO_ENCODE_AV1_CAPABILITY_PER_RATE_CONTROL_GROUP_MIN_MAX_Q_INDEX_BIT_KHR](#) specifies support for specifying different quantizer index values in the members of [VkVideoEncodeAV1QIndexKHR](#).
- [VK_VIDEO_ENCODE_AV1_CAPABILITY_GENERATE_OBU_EXTENSION_HEADER_BIT_KHR](#) specifies support for generating OBU extension headers, as defined in section 5.3.3 of the [AV1 Specification](#).
- [VK_VIDEO_ENCODE_AV1_CAPABILITY_PRIMARY_REFERENCE_CDF_ONLY_BIT_KHR](#) specifies support for using the primary reference frame indicated by the value of [StdVideoEncodeAV1PictureInfo::primary_ref_frame](#) in the [AV1 picture information](#) only for CDF data reference, as defined in section 6.8.2 of the [AV1 Specification](#).
- [VK_VIDEO_ENCODE_AV1_CAPABILITY_FRAME_SIZE_OVERRIDE_BIT_KHR](#) specifies support for encoding a picture with a frame size different from the maximum frame size defined in the [active AV1 sequence header](#). If this capability is not supported, then [frame_size_override_flag](#) **must** not be set in the [AV1 picture information](#) of the encoded frame and the coded extent of the [encode input picture](#) **must** match the maximum coded extent allowed by the [active AV1 sequence header](#), i.e. ([max_frame_width_minus_1](#) + 1, [max_frame_height_minus_1](#) + 1).
- [VK_VIDEO_ENCODE_AV1_CAPABILITY_MOTION_VECTOR_SCALING_BIT_KHR](#) specifies support for motion vector scaling, as defined in section 7.11.3.3 of the [AV1 Specification](#). If this capability is not supported, then the coded extent of all [active reference pictures](#) **must** match the coded extent of the [encode input picture](#). This capability **may** only be supported by a video profile when [VK_VIDEO_ENCODE_AV1_CAPABILITY_FRAME_SIZE_OVERRIDE_BIT_KHR](#) is also supported.
- [VK_VIDEO_ENCODE_AV1_CAPABILITY_COMPOUND_PREDICTION_INTRA_REFRESH_BIT_KHR](#) indicates support for encoding frames using [unidirectional or bidirectional compound prediction mode](#) with [intra refresh](#) enabled.

```
// Provided by VK_KHR_video_encode_av1
typedef VkFlags VkVideoEncodeAV1CapabilityFlagsKHR;
```

[VkVideoEncodeAV1CapabilityFlagsKHR](#) is a bitmask type for setting a mask of zero or more [VkVideoEncodeAV1CapabilityFlagBitsKHR](#).

Bits which **may** be set in `VkVideoEncodeAV1CapabilitiesKHR::stdSyntaxFlags`, indicating the capabilities related to the AV1 syntax elements, are:

```
// Provided by VK_KHR_video_encode_av1
typedef enum VkVideoEncodeAV1StdFlagBitsKHR {
    VK_VIDEO_ENCODE_AV1_STD_UNIFORM_TILE_SPACING_FLAG_SET_BIT_KHR = 0x00000001,
    VK_VIDEO_ENCODE_AV1_STD_SKIP_MODE_PRESENT_UNSET_BIT_KHR = 0x00000002,
    VK_VIDEO_ENCODE_AV1_STD_PRIMARY_REF_FRAME_BIT_KHR = 0x00000004,
    VK_VIDEO_ENCODE_AV1_STD_DELTA_Q_BIT_KHR = 0x00000008,
} VkVideoEncodeAV1StdFlagBitsKHR;
```

- `VK_VIDEO_ENCODE_AV1_STD_UNIFORM_TILE_SPACING_FLAG_SET_BIT_KHR` specifies whether the implementation supports using the application-provided value for `StdVideoAV1TileInfoFlags::uniform_tile_spacing_flag` in the AV1 tile parameters when that value is 1, regardless of the coded extent of the `encode input picture` and the number of tile columns and rows requested in the `TileCols` and `TileRows` members of `StdVideoAV1TileInfo`.
- `VK_VIDEO_ENCODE_AV1_STD_SKIP_MODE_PRESENT_UNSET_BIT_KHR` specifies whether the implementation supports using the application-provided value for `StdVideoEncodeAV1PictureInfoFlags::skip_mode_present` when that value is 0.
- `VK_VIDEO_ENCODE_AV1_STD_PRIMARY_REF_FRAME_BIT_KHR` specifies whether the implementation supports using the application-provided value for `StdVideoEncodeAV1PictureInfo::primary_ref_frame`.
- `VK_VIDEO_ENCODE_AV1_STD_DELTA_Q_BIT_KHR` specifies whether the implementation supports using the application-provided values for the `DeltaQYDc`, `DeltaQUdc`, `DeltaQUAc`, `DeltaQVDc`, and `DeltaQVAc` members of `StdVideoAV1Quantization`.

These capability flags provide information to the application about specific AV1 syntax element values that the implementation supports without having to `override` them and do not otherwise restrict the values that the application **can** specify for any of the mentioned AV1 syntax elements.

```
// Provided by VK_KHR_video_encode_av1
typedef VkFlags VkVideoEncodeAV1StdFlagsKHR;
```

`VkVideoEncodeAV1StdFlagsKHR` is a bitmask type for setting a mask of zero or more `VkVideoEncodeAV1StdFlagBitsKHR`.

Bits which **may** be set in `VkVideoEncodeAV1CapabilitiesKHR::superblockSizes`, indicating the superblock sizes supported by the implementation, are:

```
// Provided by VK_KHR_video_encode_av1
typedef enum VkVideoEncodeAV1SuperblockSizeFlagBitsKHR {
    VK_VIDEO_ENCODE_AV1_SUPERBLOCK_SIZE_64_BIT_KHR = 0x00000001,
    VK_VIDEO_ENCODE_AV1_SUPERBLOCK_SIZE_128_BIT_KHR = 0x00000002,
} VkVideoEncodeAV1SuperblockSizeFlagBitsKHR;
```


- [VK_VIDEO_ENCODE_AV1_SUPERBLOCK_SIZE_64_BIT_KHR](#) specifies that a superblock size of 64x64 is supported.
- [VK_VIDEO_ENCODE_AV1_SUPERBLOCK_SIZE_128_BIT_KHR](#) specifies that a superblock size of 128x128 is supported.

```
// Provided by VK_KHR_video_encode_av1
typedef VkFlags VkVideoEncodeAV1SuperblockSizeFlagsKHR;
```

[VkVideoEncodeAV1SuperblockSizeFlagsKHR](#) is a bitmask type for setting a mask of zero or more [VkVideoEncodeAV1SuperblockSizeFlagBitsKHR](#).

Implementations **must** support at least one of [VkVideoEncodeAV1SuperblockSizeFlagBitsKHR](#).

48.23.10. AV1 Encode Quality Level Properties

When calling [vkGetPhysicalDeviceVideoEncodeQualityLevelPropertiesKHR](#) with [pVideoProfile->videoCodecOperation](#) specified as [VK_VIDEO_CODEC_OPERATION_ENCODE_AV1_BIT_KHR](#), the [VkVideoEncodeAV1QualityLevelPropertiesKHR](#) structure **must** be included in the [pNext](#) chain of the [VkVideoEncodeQualityLevelPropertiesKHR](#) structure to retrieve additional video encode quality level properties specific to AV1 encoding.

The [VkVideoEncodeAV1QualityLevelPropertiesKHR](#) structure is defined as:


```

// Provided by VK_KHR_video_encode_av1
typedef struct VkVideoEncodeAV1QualityLevelPropertiesKHR {
    VkStructureType          sType;
    void*                    pNext;
    VkVideoEncodeAV1RateControlFlagsKHR preferredRateControlFlags;
    uint32_t                 preferredGopFrameCount;
    uint32_t                 preferredKeyFramePeriod;
    uint32_t                 preferredConsecutiveBipredictiveFrameCount;
    uint32_t                 preferredTemporalLayerCount;
    VkVideoEncodeAV1QIndexKHR preferredConstantQIndex;
    uint32_t                 preferredMaxSingleReferenceCount;
    uint32_t                 preferredSingleReferenceNameMask;
    uint32_t
preferredMaxUnidirectionalCompoundReferenceCount;
    uint32_t
preferredMaxUnidirectionalCompoundGroup1ReferenceCount;
    uint32_t
preferredUnidirectionalCompoundReferenceNameMask;
    uint32_t
preferredMaxBidirectionalCompoundReferenceCount;
    uint32_t
preferredMaxBidirectionalCompoundGroup1ReferenceCount;
    uint32_t
preferredMaxBidirectionalCompoundGroup2ReferenceCount;
    uint32_t
preferredBidirectionalCompoundReferenceNameMask;
} VkVideoEncodeAV1QualityLevelPropertiesKHR;

```

- `sType` is a `VkStructureType` value identifying this structure.
- `pNext` is `NULL` or a pointer to a structure extending this structure.
- `preferredRateControlFlags` is a bitmask of `VkVideoEncodeAV1RateControlFlagBitsKHR` values indicating the preferred flags to use for `VkVideoEncodeAV1RateControlInfoKHR::flags`.
- `preferredGopFrameCount` indicates the preferred value to use for `VkVideoEncodeAV1RateControlInfoKHR::gopFrameCount`.
- `preferredKeyFramePeriod` indicates the preferred value to use for `VkVideoEncodeAV1RateControlInfoKHR::keyFramePeriod`.
- `preferredConsecutiveBipredictiveFrameCount` indicates the preferred value to use for `VkVideoEncodeAV1RateControlInfoKHR::consecutiveBipredictiveFrameCount`.
- `preferredTemporalLayerCount` indicates the preferred value to use for `VkVideoEncodeAV1RateControlInfoKHR::temporalLayerCount`.
- `preferredConstantQIndex` indicates the preferred value to use for `VkVideoEncodeAV1PictureInfoKHR::constantQIndex` when using `rate control mode VK_VIDEO_ENCODE_RATE_CONTROL_MODE_DISABLED_BIT_KHR`.
- `preferredMaxSingleReferenceCount` indicates the preferred maximum number of reference pictures to use with `single reference prediction mode`.

- `preferredSingleReferenceNameMask` is a bitmask of preferred [AV1 reference names](#) when using [single reference prediction mode](#).
- `preferredMaxUnidirectionalCompoundReferenceCount` indicates the preferred maximum number of reference pictures to use with [unidirectional compound prediction mode](#).
- `preferredMaxUnidirectionalCompoundGroup1ReferenceCount` indicates the preferred maximum number of reference pictures to use with [unidirectional compound prediction mode](#) from reference frame group 1, as defined in section 6.10.24 of the [AV1 Specification](#).
- `preferredUnidirectionalCompoundReferenceNameMask` is a bitmask of preferred [AV1 reference names](#) when using [unidirectional compound prediction mode](#).
- `preferredMaxBidirectionalCompoundReferenceCount` indicates the preferred maximum number of reference pictures to use with [bidirectional compound prediction mode](#).
- `preferredMaxBidirectionalCompoundGroup1ReferenceCount` indicates the preferred maximum number of reference pictures to use with [bidirectional compound prediction mode](#) from reference frame group 1, as defined in section 6.10.24 of the [AV1 Specification](#).
- `preferredMaxBidirectionalCompoundGroup2ReferenceCount` indicates the preferred maximum number of reference pictures to use with [bidirectional compound prediction mode](#) from reference frame group 2, as defined in section 6.10.24 of the [AV1 Specification](#).
- `preferredBidirectionalCompoundReferenceNameMask` is a bitmask of preferred [AV1 reference names](#) when using [bidirectional compound prediction mode](#).

`preferredSingleReferenceNameMask`, `preferredUnidirectionalCompoundReferenceNameMask`, and `preferredBidirectionalCompoundReferenceNameMask` are encoded such that when bit index *i* is set, it indicates preference for using the [AV1 reference name](#) `STD_VIDEO_AV1_REFERENCE_NAME_LAST_FRAME + i`.

Valid Usage (Implicit)

- `VOID-VkVideoEncodeAV1QualityLevelPropertiesKHR-sType-sType` **must** be `VK_STRUCTURE_TYPE_VIDEO_ENCODE_AV1_QUALITY_LEVEL_PROPERTIES_KHR`

Structure Chaining

Extends the structure

- [VkVideoEncodeQualityLevelPropertiesKHR](#)

48.23.11. AV1 Encode Session

Additional parameters can be specified when creating a video session with an AV1 encode profile by including an instance of the [VkVideoEncodeAV1SessionCreateInfoKHR](#) structure in the `pNext` chain of [VkVideoSessionCreateInfoKHR](#).

The [VkVideoEncodeAV1SessionCreateInfoKHR](#) structure is defined as:


```
// Provided by VK_KHR_video_encode_av1
typedef struct VkVideoEncodeAV1SessionCreateInfoKHR {
    VkStructureType    sType;
    const void*        pNext;
    VkBool32           useMaxLevel;
    StdVideoAV1Level    maxLevel;
} VkVideoEncodeAV1SessionCreateInfoKHR;
```

- `sType` is a `VkStructureType` value identifying this structure.
- `pNext` is `NULL` or a pointer to a structure extending this structure.
- `useMaxLevel` indicates whether the value of `maxLevel` should be used by the implementation. When it is set to `VK_FALSE`, the implementation ignores the value of `maxLevel` and uses the value of `VkVideoEncodeAV1CapabilitiesKHR::maxLevel`, as reported by `vkGetPhysicalDeviceVideoCapabilitiesKHR` for the video profile.
- `maxLevel` is a `StdVideoAV1Level` value specifying the upper bound on the AV1 level for the video bitstreams produced by the created video session.

Valid Usage (Implicit)

- VUID-VkVideoEncodeAV1SessionCreateInfoKHR-sType-sType
`sType` must be `VK_STRUCTURE_TYPE_VIDEO_ENCODE_AV1_SESSION_CREATE_INFO_KHR`

Structure Chaining

Extends the structure

- `VkVideoSessionCreateInfoKHR`

48.23.12. AV1 Encode Parameter Sets

Video session parameters objects created with the video codec operation `VK_VIDEO_CODEC_OPERATION_ENCODE_AV1_BIT_KHR` contain a single instance of the following parameter set:

AV1 Sequence Header

Represented by `StdVideoAV1SequenceHeader` structures and interpreted as follows:

- `flags.reserved` and `reserved1` are used only for padding purposes and are otherwise ignored;
- the `StdVideoAV1ColorConfig` structure pointed to by `pColorConfig` is interpreted as follows:
 - `flags.reserved` and `reserved1` are used only for padding purposes and are otherwise ignored;
 - all other members of `StdVideoAV1ColorConfig` are interpreted as defined in section 6.4.2 of

the [AV1 Specification](#);

- if `flags.timing_info_present_flag` is set, then the `StdVideoAV1TimingInfo` structure pointed to by `pTimingInfo` is interpreted as follows:
 - `flags.reserved` is used only for padding purposes and is otherwise ignored;
 - all other members of `StdVideoAV1TimingInfo` are interpreted as defined in section 6.4.3 of the [AV1 Specification](#);
- all other members of `StdVideoAV1SequenceHeader` are interpreted as defined in section 6.4 of the [AV1 Specification](#).

When `StdVideoAV1SequenceHeader::flags.timing_info_present_flag` is set, the AV1 sequence header **can** be amended with AV1 decoder model information, represented by a `StdVideoEncodeAV1DecoderModelInfo` structure and interpreted as follows:

- `reserved1` is used only for padding purposes and is otherwise ignored;
- all other members of `StdVideoEncodeAV1DecoderModelInfo` are interpreted as defined in section 6.4.4 of the [AV1 Specification](#).

When `StdVideoAV1SequenceHeader::flags.reduced_still_picture_header` is not set, the AV1 sequence header **can** be amended with AV1 operating point information, represented by an array of `StdVideoEncodeAV10operatingPointInfo` structures and interpreted as follows:

- `flags.reserved` is used only for padding purposes and is otherwise ignored;
- all other members of `StdVideoEncodeAV10operatingPointInfo` are interpreted as the corresponding element of the respective arrays defined in section 6.4 of the [AV1 Specification](#).

Implementations **may** override any of these parameters according to the semantics defined in the [Video Encode Parameter Overrides](#) section before storing the resulting AV1 sequence header into the video session parameters object. Applications need to use the `vkGetEncodedVideoSessionParametersKHR` command to determine whether any implementation overrides happened and to retrieve the encoded AV1 sequence header in order to be able to produce a compliant AV1 video bitstream.

The encoded AV1 sequence header retrieved using the `vkGetEncodedVideoSessionParametersKHR` command is encoded as a single OBU with `obu_type` equal to `OBU_SEQUENCE_HEADER`, as defined in section 5.3 of the [AV1 Specification](#).

Such AV1 sequence header overrides **may** also have cascading effects on the implementation overrides applied to the encoded bitstream produced by video encode operations. If the implementation supports the `VK_VIDEO_ENCODE_FEEDBACK_BITSTREAM_HAS_OVERRIDES_BIT_KHR` video encode feedback query flag, then the application **can** use such queries to retrieve feedback about whether any implementation overrides have been applied to the encoded bitstream.

When a `video session parameters` object is created with the codec operation `VK_VIDEO_CODEC_OPERATION_ENCODE_AV1_BIT_KHR`, the `VkVideoSessionParametersCreateInfoKHR::pNext` chain **must** include a `VkVideoEncodeAV1SessionParametersCreateInfoKHR` structure specifying the contents of the object.

The `VkVideoEncodeAV1SessionParametersCreateInfoKHR` structure is defined as:

```
// Provided by VK_KHR_video_encode_av1
typedef struct VkVideoEncodeAV1SessionParametersCreateInfoKHR {
    VkStructureType          sType;
    const void*              pNext;
    const StdVideoAV1SequenceHeader* pStdSequenceHeader;
    const StdVideoEncodeAV1DecoderModelInfo* pStdDecoderModelInfo;
    uint32_t                 stdOperatingPointCount;
    const StdVideoEncodeAV1OperatingPointInfo* pStdOperatingPoints;
} VkVideoEncodeAV1SessionParametersCreateInfoKHR;
```

- `sType` is a `VkStructureType` value identifying this structure.
- `pNext` is `NULL` or a pointer to a structure extending this structure.
- `pStdSequenceHeader` is a pointer to a `StdVideoAV1SequenceHeader` structure describing parameters of the [AV1 sequence header](#) entry to store in the created object.
- `pStdDecoderModelInfo` is `NULL` or a pointer to a `StdVideoEncodeAV1DecoderModelInfo` structure specifying the [AV1 decoder model information](#) to store in the created object.
- `stdOperatingPointCount` is the number of elements in the `pStdOperatingPoints` array.
- `pStdOperatingPoints` is `NULL` or a pointer to an array of `stdOperatingPointCount` number of `StdVideoEncodeAV1OperatingPointInfo` structures specifying the [AV1 operating point information](#) to store in the created object. Each element `i` specifies the parameter values corresponding to element `i` of the syntax elements defined in section 6.4 of the [AV1 Specification](#).

Valid Usage

- VUID-VkVideoEncodeAV1SessionParametersCreateInfoKHR-pStdSequenceHeader-10288
`pStdSequenceHeader->flags.film_grain_params_present` **must** be zero

Valid Usage (Implicit)

- VUID-VkVideoEncodeAV1SessionParametersCreateInfoKHR-sType-sType
`sType` **must** be `VK_STRUCTURE_TYPE_VIDEO_ENCODE_AV1_SESSION_PARAMETERS_CREATE_INFO_KHR`
- VUID-VkVideoEncodeAV1SessionParametersCreateInfoKHR-pStdSequenceHeader-parameter
`pStdSequenceHeader` **must** be a valid pointer to a valid `StdVideoAV1SequenceHeader` value
- VUID-VkVideoEncodeAV1SessionParametersCreateInfoKHR-pStdDecoderModelInfo-parameter
If `pStdDecoderModelInfo` is not `NULL`, `pStdDecoderModelInfo` **must** be a valid pointer to a valid `StdVideoEncodeAV1DecoderModelInfo` value
- VUID-VkVideoEncodeAV1SessionParametersCreateInfoKHR-pStdOperatingPoints-parameter

If `stdOperatingPointCount` is not 0, and `pStdOperatingPoints` is not NULL, `pStdOperatingPoints` **must** be a valid pointer to an array of `stdOperatingPointCount` `StdVideoEncodeAV10peratingPointInfo` values

Structure Chaining

Extends the structure

- `VkVideoSessionParametersCreateInfoKHR`

48.23.13. AV1 Encoding Parameters

The `VkVideoEncodeAV1PictureInfoKHR` structure is defined as:

```
// Provided by VK_KHR_video_encode_av1
typedef struct VkVideoEncodeAV1PictureInfoKHR {
    VkStructureType          sType;
    const void*              pNext;
    VkVideoEncodeAV1PredictionModeKHR predictionMode;
    VkVideoEncodeAV1RateControlGroupKHR rateControlGroup;
    uint32_t                 constantQIndex;
    const StdVideoEncodeAV1PictureInfo* pStdPictureInfo;
    int32_t                  referenceNameSlotIndices
[VK_MAX_VIDEO_AV1_REFERENCES_PER_FRAME_KHR];
    VkBool32                 primaryReferenceCdfOnly;
    VkBool32                 generateOBUExtensionHeader;
} VkVideoEncodeAV1PictureInfoKHR;
```

- `sType` is a `VkStructureType` value identifying this structure.
- `pNext` is NULL or a pointer to a structure extending this structure.
- `predictionMode` specifies the `AV1 prediction mode` to use for the encoded frame.
- `rateControlGroup` specifies the `AV1 rate control group` to use for the encoded frame when the current `rate control mode` is not `VK_VIDEO_ENCODE_RATE_CONTROL_MODE_DISABLED_BIT_KHR`. Otherwise it is ignored.
- `constantQIndex` is the quantizer index to use for the encoded frame if the current `rate control mode` configured for the video session is `VK_VIDEO_ENCODE_RATE_CONTROL_MODE_DISABLED_BIT_KHR`.
- `pStdPictureInfo` is a pointer to a `StdVideoEncodeAV1PictureInfo` structure specifying `AV1 picture information`.
- `referenceNameSlotIndices` is an array of seven (`VK_MAX_VIDEO_AV1_REFERENCES_PER_FRAME_KHR`, which is equal to the Video Std definition `STD_VIDEO_AV1_REFS_PER_FRAME`) signed integer values specifying the index of the `DPB slot` or a negative integer value for each `AV1 reference name` used for inter coding. In particular, the DPB slot index for the AV1 reference name `frame` is specified in `referenceNameSlotIndices`

[frame - STD_VIDEO_AV1_REFERENCE_NAME_LAST_FRAME].

- `primaryReferenceCdfOnly` controls whether the primary reference frame indicated by the value of `pStdPictureInfo->primary_ref_frame` is used only for CDF data reference, as defined in sections 6.8.2 of the [AV1 Specification](#). If set to `VK_TRUE`, then the primary reference frame's picture data will not be used for sample prediction.
- `generateObuExtensionHeader` controls whether OBU extension headers are generated into the target bitstream, as defined in sections 5.3.1, 5.3.2, and 5.3.3 of the [AV1 Specification](#).

This structure is specified in the `pNext` chain of the `VkVideoEncodeInfoKHR` structure passed to `vkCmdEncodeVideoKHR` to specify the codec-specific picture information for an [AV1 encode operation](#).

Encode Input Picture Information

When this structure is specified in the `pNext` chain of the `VkVideoEncodeInfoKHR` structure passed to `vkCmdEncodeVideoKHR`, the information related to the [encode input picture](#) is defined as follows:

- The image subregion used is determined according to the [AV1 Encode Picture Data Access](#) section.
- The encode input picture is associated with the [AV1 picture information](#) provided in `pStdPictureInfo`.

Std Picture Information

The members of the `StdVideoEncodeAV1PictureInfo` structure pointed to by `pStdPictureInfo` are interpreted as follows:

- `flags.reserved` and `reserved1` are used only for padding purposes and are otherwise ignored;
- `pSegmentation` **must** be `NULL`

NOTE

AV1 segmentation is currently not supported in video encode operations. Accordingly, the application needs to set `flags.segmentation_enabled` to 0 and `pSegmentation` to `NULL`.

- `pTileInfo` is `NULL` or a pointer to a `StdVideoAV1TileInfo` structure specifying [AV1 tile parameters](#);
- the `StdVideoAV1Quantization` structure pointed to by `pQuantization` is interpreted as follows:
 - `flags.reserved` is used only for padding purposes and is otherwise ignored;
 - all other members of `StdVideoAV1Quantization` are interpreted as defined in section 6.8.11 of the [AV1 Specification](#);
- the `StdVideoAV1LoopFilter` structure pointed to by `pLoopFilter` is interpreted as follows:
 - `flags.reserved` is used only for padding purposes and is otherwise ignored;
 - `update_ref_delta` is a bitmask where bit index `i` is interpreted as the value of `update_ref_delta` corresponding to element `i` of `loop_filter_ref_deltas` as defined in section 6.8.10 of the [AV1 Specification](#);

- `update_mode_delta` is a bitmask where bit index `i` is interpreted as the value of `update_mode_delta` corresponding to element `i` of `loop_filter_mode_deltas` as defined in section 6.8.10 of the [AV1 Specification](#);
- all other members of `StdVideoAV1LoopFilter` are interpreted as defined in section 6.8.10 of the [AV1 Specification](#);
- if `flags.enable_cdef` is set in the [active sequence header](#), then the members of the `StdVideoAV1CDEF` structure pointed to by `pCDEF` are interpreted as follows:
 - `cdef_y_sec_strength` and `cdef_uv_sec_strength` are the bitstream values of the corresponding syntax elements defined in section 5.9.19 of the [AV1 Specification](#);
 - all other members of `StdVideoAV1CDEF` are interpreted as defined in section 6.10.14 of the [AV1 Specification](#);
- if `flags.UsesLr` is set in the [active sequence header](#), then the `StdVideoAV1LoopRestoration` structure pointed to by `pLoopRestoration` is interpreted as follows:
 - `LoopRestorationSize[plane]` is interpreted as $\log_2(\text{size}) - 5$, where `size` is the value of `LoopRestorationSize[plane]` as defined in section 6.10.15 of the [AV1 Specification](#);
 - all other members of `StdVideoAV1LoopRestoration` are defined as in section 6.10.15 of the [AV1 Specification](#);
- the members of the `StdVideoAV1GlobalMotion` structure pointed to by `pGlobalMotion` are interpreted as defined in section 7.10 of the [AV1 Specification](#);
- `pExtensionHeader` is `NULL` or a pointer to a `StdVideoEncodeAV1ExtensionHeader` structure whose `temporal_id` and `spatial_id` members specify the temporal and spatial layer ID of the reference frame, respectively (these IDs are encoded into the OBU extension header if `VkVideoEncodeAV1PictureInfoKHR::generateObuExtensionHeader` is set to `VK_TRUE` for the encode operation);
- if `flags.buffer_removal_time_present_flag` is set, then `pBufferRemovalTimes` is a pointer to an array of `N` number of unsigned integer values specifying the elements of the `buffer_removal_time` array, as defined in section 6.8.2 of the [AV1 Specification](#), where `N` is the number of operating points specified for the [active sequence header](#) through `VkVideoEncodeAV1SessionParametersCreateInfoKHR::stdOperatingPointCount`;
- all other members are interpreted as defined in section 6.8 of the [AV1 Specification](#).

Reference picture setup is controlled by the value of `StdVideoEncodeAV1PictureInfo::refresh_frame_flags`. If it is not zero and a [reconstructed picture](#) is specified, then the latter is used as the target of picture reconstruction to [activate](#) the [DPB slot](#) specified in `pEncodeInfo->pSetupReferenceSlot->slotIndex`. If `StdVideoEncodeAV1PictureInfo::refresh_frame_flags` is zero, but a [reconstructed picture](#) is specified, then the corresponding picture reference associated with the [DPB slot](#) is invalidated, as described in the [DPB Slot States](#) section.

Std Tile Parameters

Specifying AV1 tile parameters is optional. If `StdVideoEncodeAV1PictureInfo::pTileInfo` is `NULL`, then the implementation determines the values of AV1 tile parameters defined in section 6.8.14 of the [AV1 Specification](#) in an implementation-dependent manner. If `StdVideoEncodeAV1PictureInfo::pTileInfo` is not `NULL`, then the members of the `StdVideoAV1TileInfo` structure pointed to by `StdVideoEncodeAV1PictureInfo::pTileInfo` are

interpreted as follows:

- `flags.reserved` and `reserved1` are used only for padding purposes and are otherwise ignored;
- `TileCols` and `TileRows` specify the number of tile columns and tile rows as defined in section 6.8.14 of the [AV1 Specification](#);
- `tile_size_bytes_minus_1` is ignored, as its value, as defined in section 6.8.14 of the [AV1 Specification](#), is determined as the result of the encoding process;
- `pMiColStarts` and `pMiRowStarts` are ignored, as the elements of the `MiColStarts` and `MiRowStarts` arrays defined in section 6.8.14 of the [AV1 Specification](#) are determined by the implementation based on the tile widths and heights determined by the implementation or specified through the `pWidthInSbsMinus1` and `pHeightInSbsMinus1` arrays, respectively;
- `pWidthInSbsMinus1` is `NULL` or a pointer to an array of `TileCols` number of unsigned integers that corresponds to `width_in_sbs_minus_1` defined in section 6.8.14 of the [AV1 Specification](#);
- `pHeightInSbsMinus1` is `NULL` or is a pointer to an array of `TileRows` number of unsigned integers that corresponds to `height_in_sbs_minus_1` defined in section 6.8.14 of the [AV1 Specification](#);
- all other members of `StdVideoAV1TileInfo` are interpreted as defined in section 6.8.14 of the [AV1 Specification](#).

If `flags.uniform_tile_spacing_flag` is set, then `pWidthInSbsMinus1` and `pHeightInSbsMinus1` are ignored.

If `flags.uniform_tile_spacing_flag` is not set and `pWidthInSbsMinus1` is `NULL`, then the width of individual tile columns is determined in an implementation-dependent manner.

If `flags.uniform_tile_spacing_flag` is not set and `pHeightInSbsMinus1` is `NULL`, then the height of individual tile rows is determined in an implementation-dependent manner.

NOTE

In general, implementations are expected to respect the application-specified AV1 tile parameters. However, as implementations may have restrictions on the combination of tile column and row counts, and tile widths and heights with respect to the extent of the encoded frame beyond the restrictions specified in the [AV1 Specification](#) and this specification (through video profile capabilities), certain parameter combinations may require the implementation to [override](#) them in order to conform to such implementation-specific limitations.

Active Parameter Sets

The *active sequence header* is the [AV1 sequence header](#) stored in the bound video session parameters object.

Valid Usage

- VUID-VkVideoEncodeAV1PictureInfoKHR-flags-10289
If `VkVideoEncodeAV1CapabilitiesKHR::flags`, as returned by `vkGetPhysicalDeviceVideoCapabilitiesKHR` for the used video profile, does not include `VK_VIDEO_ENCODE_AV1_CAPABILITY_PRIMARY_REFERENCE_CDF_ONLY_BIT_KHR`, then `primaryReferenceCdfOnly` must be `VK_FALSE`

- VUID-VkVideoEncodeAV1PictureInfoKHR-primaryReferenceCdfOnly-10290
If `primaryReferenceCdfOnly` is set to `VK_TRUE`, then `pStdPictureInfo->primary_ref_frame` **must** be less than `VK_MAX_VIDEO_AV1_REFERENCES_PER_FRAME_KHR`
- VUID-VkVideoEncodeAV1PictureInfoKHR-pStdPictureInfo-10291
If `pStdPictureInfo->primary_ref_frame` is less than `VK_MAX_VIDEO_AV1_REFERENCES_PER_FRAME_KHR`, then `referenceNameSlotIndices[pStdPictureInfo->primary_ref_frame]` **must** not be negative
- VUID-VkVideoEncodeAV1PictureInfoKHR-flags-10292
If `VkVideoEncodeAV1CapabilitiesKHR::flags`, as returned by `vkGetPhysicalDeviceVideoCapabilitiesKHR` for the used video profile, does not include `VK_VIDEO_ENCODE_AV1_CAPABILITY_GENERATE_OBU_EXTENSION_HEADER_BIT_KHR`, then `generateObuExtensionHeader` **must** be `VK_FALSE`
- VUID-VkVideoEncodeAV1PictureInfoKHR-generateObuExtensionHeader-10293
If `generateObuExtensionHeader` is set to `VK_TRUE`, then `pStdPictureInfo->pExtensionHeader` **must** not be `NULL`

Valid Usage (Implicit)

- VUID-VkVideoEncodeAV1PictureInfoKHR-sType-sType
`sType` **must** be `VK_STRUCTURE_TYPE_VIDEO_ENCODE_AV1_PICTURE_INFO_KHR`
- VUID-VkVideoEncodeAV1PictureInfoKHR-predictionMode-parameter
`predictionMode` **must** be a valid `VkVideoEncodeAV1PredictionModeKHR` value
- VUID-VkVideoEncodeAV1PictureInfoKHR-rateControlGroup-parameter
`rateControlGroup` **must** be a valid `VkVideoEncodeAV1RateControlGroupKHR` value
- VUID-VkVideoEncodeAV1PictureInfoKHR-pStdPictureInfo-parameter
`pStdPictureInfo` **must** be a valid pointer to a valid `StdVideoEncodeAV1PictureInfo` value

Structure Chaining

Extends the structure

- `VkVideoEncodeInfoKHR`

The `VkVideoEncodeAV1DpbSlotInfoKHR` structure is defined as:

```
// Provided by VK_KHR_video_encode_av1
typedef struct VkVideoEncodeAV1DpbSlotInfoKHR {
    VkStructureType             sType;
    const void*                 pNext;
    const StdVideoEncodeAV1ReferenceInfo* pStdReferenceInfo;
} VkVideoEncodeAV1DpbSlotInfoKHR;
```

- `sType` is a `VkStructureType` value identifying this structure.

- `pNext` is `NULL` or a pointer to a structure extending this structure.
- `pStdReferenceInfo` is a pointer to a `StdVideoEncodeAV1ReferenceInfo` structure specifying [AV1 reference information](#).

This structure is specified in the `pNext` chain of `VkVideoEncodeInfoKHR::pSetupReferenceSlot`, if not `NULL`, and the `pNext` chain of the elements of `VkVideoEncodeInfoKHR::pReferenceSlots` to specify the codec-specific reference picture information for an [AV1 encode operation](#).

Active Reference Picture Information

When this structure is specified in the `pNext` chain of the elements of `VkVideoEncodeInfoKHR::pReferenceSlots`, one element is added to the list of [active reference pictures](#) used by the video encode operation for each element of `VkVideoEncodeInfoKHR::pReferenceSlots` as follows:

- The image subregion used is determined according to the [AV1 Encode Picture Data Access](#) section.
- The reference picture is associated with the [DPB slot](#) index specified in the `slotIndex` member of the corresponding element of `VkVideoEncodeInfoKHR::pReferenceSlots`.
- The reference picture is associated with the [AV1 reference information](#) provided in `pStdReferenceInfo`.

Reconstructed Picture Information

When this structure is specified in the `pNext` chain of `VkVideoEncodeInfoKHR::pSetupReferenceSlot`, the information related to the [reconstructed picture](#) is defined as follows:

- The image subregion used is determined according to the [AV1 Encode Picture Data Access](#) section.
- If [reference picture setup](#) is requested, then the reconstructed picture is used to [activate](#) the [DPB slot](#) with the index specified in `VkVideoEncodeInfoKHR::pSetupReferenceSlot->slotIndex`.
- The reconstructed picture is associated with the [AV1 reference information](#) provided in `pStdReferenceInfo`.

Std Reference Information

The members of the `StdVideoEncodeAV1ReferenceInfo` structure pointed to by `pStdReferenceInfo` are interpreted as follows:

- `flags.reserved` and `reserved1` are used only for padding purposes and are otherwise ignored;
- `flags.disable_frame_end_update_cdf` is interpreted as defined in section 6.8.2 of the [AV1 Specification](#);
- `flags.segmentation_enabled` is interpreted as defined in section 6.8.13 of the [AV1 Specification](#);
- `RefFrameId` is interpreted as the element of the `RefFrameId` array defined in section 6.8.2 of the [AV1 Specification](#) corresponding to the reference frame;
- `frame_type` is interpreted as defined in section 6.8.2 of the [AV1 Specification](#);
- `OrderHint` is interpreted as defined in section 6.8.2 of the [AV1 Specification](#);

- `pExtensionHeader` is `NULL` or a pointer to a `StdVideoEncodeAV1ExtensionHeader` structure whose `temporal_id` and `spatial_id` members specify the temporal and spatial layer ID of the reference frame, respectively.

Valid Usage (Implicit)

- `VUID-VkVideoEncodeAV1DpbSlotInfoKHR-sType-sType`
`sType` **must** be `VK_STRUCTURE_TYPE_VIDEO_ENCODE_AV1_DPB_SLOT_INFO_KHR`
- `VUID-VkVideoEncodeAV1DpbSlotInfoKHR-pStdReferenceInfo-parameter`
`pStdReferenceInfo` **must** be a valid pointer to a valid `StdVideoEncodeAV1ReferenceInfo` value

Structure Chaining

Extends the structure

- `VkVideoReferenceSlotInfoKHR`

48.23.14. AV1 Encode Rate Control

Group of Pictures

In case of AV1 encoding it is common practice to follow a regular pattern of frame types and prediction directions in display order when encoding subsequent frames. This pattern is referred to as the *group of pictures* (GOP).

The [AV1 Specification](#), unlike some other video compression standards, does not restrict the direction in display order of the referenced frames based on the used frame type or [AV1 prediction mode](#). Accordingly, this specification introduces the concept of *rate control groups* for which the application **can** specify separate rate control configuration parameters. When encoding a frame, the application specifies the rate control group the encoded frame belongs to through a `VkVideoEncodeAV1RateControlGroupKHR` value in `VkVideoEncodeAV1PictureInfoKHR::rateControlGroup`. This value is then used by the implementation's rate control algorithm to determine which rate control configuration parameters apply to it.

Possible AV1 encode rate control groups are as follows:

```
// Provided by VK_KHR_video_encode_av1
typedef enum VkVideoEncodeAV1RateControlGroupKHR {
    VK_VIDEO_ENCODE_AV1_RATE_CONTROL_GROUP_INTRA_KHR = 0,
    VK_VIDEO_ENCODE_AV1_RATE_CONTROL_GROUP_PREDICTIVE_KHR = 1,
    VK_VIDEO_ENCODE_AV1_RATE_CONTROL_GROUP_BIPREDICTIVE_KHR = 2,
} VkVideoEncodeAV1RateControlGroupKHR;
```

- `VK_VIDEO_ENCODE_AV1_RATE_CONTROL_GROUP_INTRA_KHR` **should** be specified when encoding AV1 frames that use intra-only prediction (e.g. when encoding AV1 frames of type `STD_VIDEO_AV1_FRAME_TYPE_KEY` or `STD_VIDEO_AV1_FRAME_TYPE_INTRA_ONLY`).

- `VK_VIDEO_ENCODE_AV1_RATE_CONTROL_GROUP_PREDICTIVE_KHR` **should** be specified when encoding AV1 frames that only have forward references in display order.
- `VK_VIDEO_ENCODE_AV1_RATE_CONTROL_GROUP_BIPREDICTIVE_KHR` **should** be specified when encoding AV1 frames that have backward references in display order.

NOTE

While the application can specify any rate control group for any frame, regardless of the frame type, prediction mode, or prediction direction, specifying a rate control group that does not reflect the prediction direction used by the encoded frame may result in unexpected behavior of the implementation's rate control algorithm.

A regular GOP is defined by the following parameters:

- The number of frames in the GOP;
- The number of consecutive frames encoded with `VK_VIDEO_ENCODE_AV1_RATE_CONTROL_GROUP_BIPREDICTIVE_KHR` between frames encoded with other rate control groups in display order.

Frame types in a regular GOP follow each other in display order according to the following algorithm:

1. The first frame is always a frame encoded with `VK_VIDEO_ENCODE_AV1_RATE_CONTROL_GROUP_INTRA_KHR`.
2. This is followed by a number of consecutive frames encoded with `VK_VIDEO_ENCODE_AV1_RATE_CONTROL_GROUP_BIPREDICTIVE_KHR`.
3. If the number of frames in the GOP is not reached yet, then the next frame is a frame encoded with `VK_VIDEO_ENCODE_AV1_RATE_CONTROL_GROUP_PREDICTIVE_KHR` and the algorithm continues from step 2.

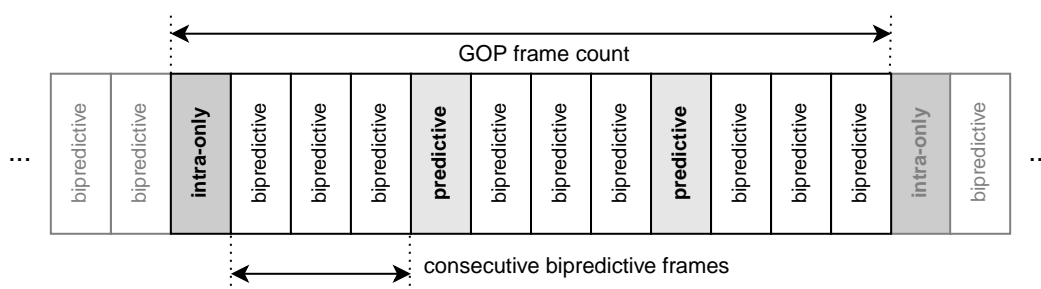


Figure 49. AV1 regular GOP starting with an intra-only frame

When frames with the AV1 frame type `STD_VIDEO_AV1_FRAME_TYPE_KEY` are used in a video sequence, the *key frame period* refers to the distance between subsequent frames with the AV1 frame type `STD_VIDEO_AV1_FRAME_TYPE_KEY`.

It is also typical for AV1 encoding to use specific reference picture usage patterns across the frames of the GOP. The two most common reference patterns used are as follows:

Flat Reference Pattern

- Each frame encoded with [VK_VIDEO_ENCODE_AV1_RATE_CONTROL_GROUP_PREDICTIVE_KHR](#) refers to the last frame that was not encoded using [VK_VIDEO_ENCODE_AV1_RATE_CONTROL_GROUP_BIPREDICTIVE_KHR](#), in display order, as its forward reference.
- Each frame encoded with [VK_VIDEO_ENCODE_AV1_RATE_CONTROL_GROUP_BIPREDICTIVE_KHR](#) refers to the last frame that was not encoded with [VK_VIDEO_ENCODE_AV1_RATE_CONTROL_GROUP_BIPREDICTIVE_KHR](#), in display order, as its forward reference, and refers to the next frame that was not encoded with [VK_VIDEO_ENCODE_AV1_RATE_CONTROL_GROUP_BIPREDICTIVE_KHR](#), in display order, as its backward reference.

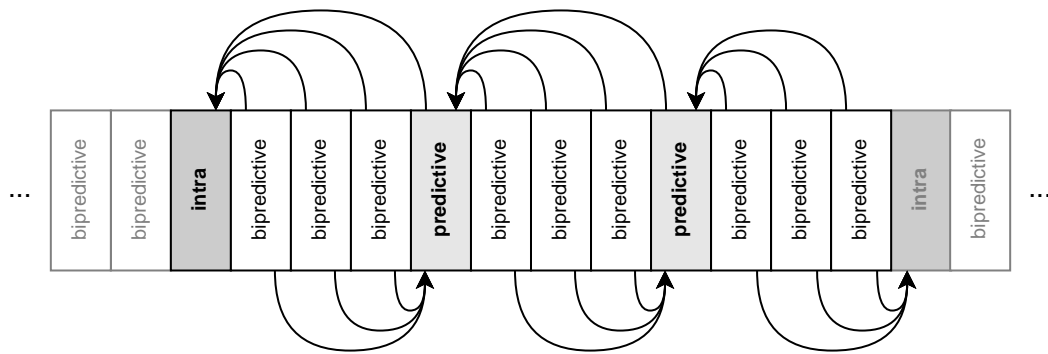


Figure 50. AV1 flat reference pattern

Dyadic Reference Pattern

- Each frame encoded with [VK_VIDEO_ENCODE_AV1_RATE_CONTROL_GROUP_PREDICTIVE_KHR](#) refers to the last frame that was not encoded with [VK_VIDEO_ENCODE_AV1_RATE_CONTROL_GROUP_BIPREDICTIVE_KHR](#), in display order, as its forward reference.
- The following algorithm is applied to the sequence of consecutive frames encoded with [VK_VIDEO_ENCODE_AV1_RATE_CONTROL_GROUP_BIPREDICTIVE_KHR](#) between frames using other [rate control groups](#) in display order:
 - The frame in the middle of this sequence uses the frame preceding the sequence as its forward reference, and uses the frame following the sequence as its backward reference.
 - The algorithm is executed recursively for the following frame sequences:
 - The frames of the original sequence preceding the frame in the middle, if any.
 - The frames of the original sequence following the frame in the middle, if any.

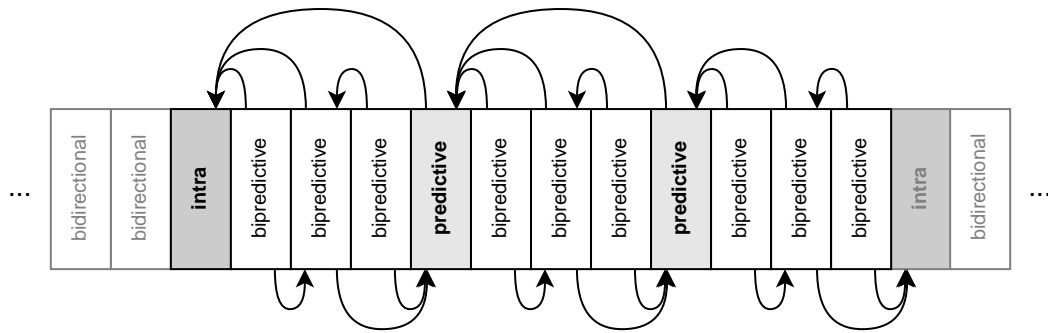


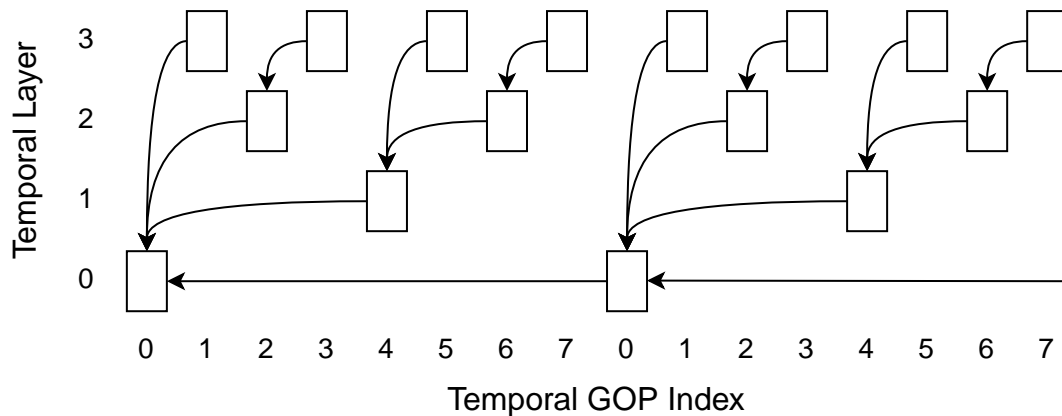
Figure 51. AV1 dyadic reference pattern

The application **can** provide guidance to the implementation's rate control algorithm about the structure of the GOP used by the application. Any such guidance about the GOP and its structure does not mandate that specific GOP structure to be used by the application, as the frame type and the selected [rate control group](#) is still application-controlled, however, any deviation from the provided guidance **may** result in undesired rate control behavior including, but not limited, to the implementation not being able to conform to the expected average or target bitrates, or other rate control parameters specified by the application.

When an AV1 encode session is used to encode multiple temporal layers, it is also common practice to follow a regular pattern for the AV1 temporal ID for the encoded frames in display order when encoding subsequent frames. This pattern is referred to as the *temporal GOP*. The most common temporal layer pattern used is as follows:

Dyadic Temporal Layer Pattern

- The number of frames in the temporal GOP is 2^{n-1} , where n is the number of temporal layers.
- The i^{th} frame in the temporal GOP uses temporal ID t , if and only if the index of the least significant bit set in i equals $n-t-1$, except for the first frame, which is the only frame in the temporal GOP using temporal ID zero.
- The i^{th} frame in the temporal GOP uses the r^{th} frame as reference, where r is calculated from i by clearing the least significant bit set in it, except for the first frame in the temporal GOP, which uses the first frame of the previous temporal GOP, if any, as reference.



Text is not SVG - cannot display

Figure 52. AV1 dyadic temporal layer pattern

NOTE

Multi-layer rate control and multi-layer coding are typically used for streaming cases where low latency is expected, hence frames usually do not use backward references in display order.

The `VkVideoEncodeAV1RateControlInfoKHR` structure is defined as:

```
// Provided by VK_KHR_video_encode_av1
typedef struct VkVideoEncodeAV1RateControlInfoKHR {
    VkStructureType          sType;
    const void*              pNext;
    VkVideoEncodeAV1RateControlFlagsKHR flags;
    uint32_t                 gopFrameCount;
    uint32_t                 keyFramePeriod;
    uint32_t                 consecutiveBipredictiveFrameCount;
    uint32_t                 temporalLayerCount;
} VkVideoEncodeAV1RateControlInfoKHR;
```

- `sType` is a `VkStructureType` value identifying this structure.
- `pNext` is `NULL` or a pointer to a structure extending this structure.
- `flags` is a bitmask of `VkVideoEncodeAV1RateControlFlagBitsKHR` specifying AV1 rate control flags.
- `gopFrameCount` is the number of frames within a [group of pictures \(GOP\)](#) intended to be used by the application. If it is set to 0, the rate control algorithm **may** assume an implementation-dependent GOP length. If it is set to `UINT32_MAX`, the GOP length is treated as infinite.
- `keyFramePeriod` is the interval, in terms of number of frames, between two frames with the AV1 frame type `STD_VIDEO_AV1_FRAME_TYPE_KEY` (see [key frame period](#)). If it is set to 0, the rate control algorithm **may** assume an implementation-dependent key frame period. If it is set to `UINT32_MAX`, the key frame period is treated as infinite.

- **consecutiveBipredictiveFrameCount** is the number of consecutive frames encoded with **VK_VIDEO_ENCODE_AV1_RATE_CONTROL_GROUP_BIPREDICTIVE_KHR** between frames encoded with other **rate control groups** within the **GOP**.
- **temporalLayerCount** specifies the number of AV1 temporal layers that the application intends to use.

When an instance of this structure is included in the **pNext** chain of the **VkVideoCodingControlInfoKHR** structure passed to the **vkCmdControlVideoCodingKHR** command, and **VkVideoCodingControlInfoKHR::flags** includes **VK_VIDEO_CODING_CONTROL_ENCODE_RATE_CONTROL_BIT_KHR**, the parameters in this structure are used as guidance for the implementation's rate control algorithm (see **Video Coding Control**).

Valid Usage

- VUID-VkVideoEncodeAV1RateControlInfoKHR-flags-10294
If **flags** contains **VK_VIDEO_ENCODE_AV1_RATE_CONTROL_REFERENCE_PATTERN_FLAT_BIT_KHR** or **VK_VIDEO_ENCODE_AV1_RATE_CONTROL_REFERENCE_PATTERN_DYADIC_BIT_KHR**, then it **must** also contain **VK_VIDEO_ENCODE_AV1_RATE_CONTROL_REGULAR_GOP_BIT_KHR**
- VUID-VkVideoEncodeAV1RateControlInfoKHR-flags-10295
If **flags** contains **VK_VIDEO_ENCODE_AV1_RATE_CONTROL_REFERENCE_PATTERN_FLAT_BIT_KHR**, then it **must** not also contain **VK_VIDEO_ENCODE_AV1_RATE_CONTROL_REFERENCE_PATTERN_DYADIC_BIT_KHR**
- VUID-VkVideoEncodeAV1RateControlInfoKHR-flags-10296
If **flags** contains **VK_VIDEO_ENCODE_AV1_RATE_CONTROL_REGULAR_GOP_BIT_KHR**, then **gopFrameCount** **must** be greater than 0
- VUID-VkVideoEncodeAV1RateControlInfoKHR-keyFramePeriod-10297
If **keyFramePeriod** is not 0, then it **must** be greater than or equal to **gopFrameCount**
- VUID-VkVideoEncodeAV1RateControlInfoKHR-consecutiveBipredictiveFrameCount-10298
If **consecutiveBipredictiveFrameCount** is not 0, then it **must** be less than **gopFrameCount**
- VUID-VkVideoEncodeAV1RateControlInfoKHR-temporalLayerCount-10299
temporalLayerCount **must** be less than or equal to **VkVideoEncodeAV1CapabilitiesKHR::maxTemporalLayerCount**, as returned by **vkGetPhysicalDeviceVideoCapabilitiesKHR** for the used video profile

Valid Usage (Implicit)

- VUID-VkVideoEncodeAV1RateControlInfoKHR-sType-sType
sType **must** be **VK_STRUCTURE_TYPE_VIDEO_ENCODE_AV1_RATE_CONTROL_INFO_KHR**
- VUID-VkVideoEncodeAV1RateControlInfoKHR-flags-parameter
flags **must** be a valid combination of **VkVideoEncodeAV1RateControlFlagBitsKHR** values

Structure Chaining

Extends the structures

- [VkVideoBeginCodingInfoKHR](#)
- [VkVideoCodingControlInfoKHR](#)

Bits which **can** be set in [VkVideoEncodeAV1RateControlInfoKHR::flags](#), specifying AV1 rate control flags, are:

```
// Provided by VK_KHR_video_encode_av1
typedef enum VkVideoEncodeAV1RateControlFlagBitsKHR {
    VK_VIDEO_ENCODE_AV1_RATE_CONTROL_REGULAR_GOP_BIT_KHR = 0x00000001,
    VK_VIDEO_ENCODE_AV1_RATE_CONTROL_TEMPORAL_LAYER_PATTERN_DYADIC_BIT_KHR =
0x00000002,
    VK_VIDEO_ENCODE_AV1_RATE_CONTROL_REFERENCE_PATTERN_FLAT_BIT_KHR = 0x00000004,
    VK_VIDEO_ENCODE_AV1_RATE_CONTROL_REFERENCE_PATTERN_DYADIC_BIT_KHR = 0x00000008,
} VkVideoEncodeAV1RateControlFlagBitsKHR;
```

- [VK_VIDEO_ENCODE_AV1_RATE_CONTROL_REGULAR_GOP_BIT_KHR](#) specifies that the application intends to use a [regular GOP structure](#) according to the parameters specified in the [gopFrameCount](#) and [keyFramePeriod](#) members of the [VkVideoEncodeAV1RateControlInfoKHR](#) structure.
- [VK_VIDEO_ENCODE_AV1_RATE_CONTROL_TEMPORAL_LAYER_PATTERN_DYADIC_BIT_KHR](#) specifies that the application intends to follow a [dyadic temporal layer pattern](#).
- [VK_VIDEO_ENCODE_AV1_RATE_CONTROL_REFERENCE_PATTERN_FLAT_BIT_KHR](#) specifies that the application intends to follow a [flat reference pattern](#) in the GOP.
- [VK_VIDEO_ENCODE_AV1_RATE_CONTROL_REFERENCE_PATTERN_DYADIC_BIT_KHR](#) specifies that the application intends to follow a [dyadic reference pattern](#) in the GOP.

```
// Provided by VK_KHR_video_encode_av1
typedef VkFlags VkVideoEncodeAV1RateControlFlagsKHR;
```

[VkVideoEncodeAV1RateControlFlagsKHR](#) is a bitmask type for setting a mask of zero or more [VkVideoEncodeAV1RateControlFlagBitsKHR](#).

Rate Control Layers

The [VkVideoEncodeAV1RateControlLayerInfoKHR](#) structure is defined as:


```
// Provided by VK_KHR_video_encode_av1
typedef struct VkVideoEncodeAV1RateControlLayerInfoKHR {
    VkStructureType      sType;
    const void*          pNext;
    VkBool32              useMinQIndex;
    VkVideoEncodeAV1QIndexKHR minQIndex;
    VkBool32              useMaxQIndex;
    VkVideoEncodeAV1QIndexKHR maxQIndex;
    VkBool32              useMaxFrameSize;
    VkVideoEncodeAV1FrameSizeKHR maxFrameSize;
} VkVideoEncodeAV1RateControlLayerInfoKHR;
```

- `sType` is a `VkStructureType` value identifying this structure.
- `pNext` is `NULL` or a pointer to a structure extending this structure.
- `useMinQIndex` indicates whether the quantizer index values determined by rate control will be clamped to the lower bounds on the quantizer index values specified in `minQIndex`.
- `minQIndex` specifies the lower bounds on the quantizer index values, for each `rate control group`, that the implementation's rate control algorithm will use when `useMinQIndex` is set to `VK_TRUE`.
- `useMaxQIndex` indicates whether the quantizer index values determined by rate control will be clamped to the upper bounds on the quantizer index values specified in `maxQIndex`.
- `maxQIndex` specifies the upper bounds on the quantizer index values, for each `rate control group`, that the implementation's rate control algorithm will use when `useMaxQIndex` is set to `VK_TRUE`.
- `useMaxFrameSize` indicates whether the implementation's rate control algorithm **should** use the values specified in `maxFrameSize` as the upper bounds on the encoded frame size for each `rate control group`.
- `maxFrameSize` specifies the upper bounds on the encoded frame size, for each `rate control group`, when `useMaxFrameSize` is set to `VK_TRUE`.

When used, the values in `minQIndex` and `maxQIndex` guarantee that the effective quantizer index values used by the implementation will respect those lower and upper bounds, respectively. However, limiting the range of quantizer index values that the implementation is able to use will also limit the capabilities of the implementation's rate control algorithm to comply to other constraints. In particular, the implementation **may** not be able to comply to the following:

- The average and/or peak `bitrate` values to be used for the encoded bitstream specified in the `averageBitrate` and `maxBitrate` members of the `VkVideoEncodeRateControlLayerInfoKHR` structure.
- The upper bounds on the encoded frame size, for each `rate control group`, specified in the `maxFrameSize` member of `VkVideoEncodeAV1RateControlLayerInfoKHR`.

NOTE

In general, applications need to configure rate control parameters appropriately in order to be able to get the desired rate control behavior, as described in the [Video Encode Rate Control](#) section.

When an instance of this structure is included in the `pNext` chain of a

`VkVideoEncodeRateControlLayerInfoKHR` structure specified in one of the elements of the `players` array member of the `VkVideoEncodeRateControlInfoKHR` structure passed to the `vkCmdControlVideoCodingKHR` command, `VkVideoCodingControlInfoKHR::flags` includes `VK_VIDEO_CODING_CONTROL_ENCODE_RATE_CONTROL_BIT_KHR`, and the bound video session was created with the video codec operation `VK_VIDEO_CODEC_OPERATION_ENCODE_AV1_BIT_KHR`, it specifies the AV1-specific rate control parameters of the rate control layer corresponding to that element of `pLayers`.

Valid Usage

- VUID-VkVideoEncodeAV1RateControlLayerInfoKHR-useMinQIndex-10300
If `useMinQIndex` is `VK_TRUE`, then the `intraQIndex`, `predictiveQIndex`, and `bipredictiveQIndex` members of `minQIndex` **must** all be between `VkVideoEncodeAV1CapabilitiesKHR::minQIndex` and `VkVideoEncodeAV1CapabilitiesKHR::maxQIndex`, as returned by `vkGetPhysicalDeviceVideoCapabilitiesKHR` for the used video profile
- VUID-VkVideoEncodeAV1RateControlLayerInfoKHR-useMinQIndex-10301
If `useMinQIndex` is `VK_TRUE` and `VkVideoEncodeAV1CapabilitiesKHR::flags`, as returned by `vkGetPhysicalDeviceVideoCapabilitiesKHR` for the used video profile, does not include `VK_VIDEO_ENCODE_AV1_CAPABILITY_PER_RATE_CONTROL_GROUP_MIN_MAX_Q_INDEX_BIT_KHR`, then the `intraQIndex`, `predictiveQIndex`, and `bipredictiveQIndex` members of `minQIndex` **must** all specify the same value
- VUID-VkVideoEncodeAV1RateControlLayerInfoKHR-useMaxQIndex-10302
If `useMaxQIndex` is `VK_TRUE`, then the `intraQIndex`, `predictiveQIndex`, and `bipredictiveQIndex` members of `maxQIndex` **must** all be between `VkVideoEncodeAV1CapabilitiesKHR::minQIndex` and `VkVideoEncodeAV1CapabilitiesKHR::maxQIndex`, as returned by `vkGetPhysicalDeviceVideoCapabilitiesKHR` for the used video profile
- VUID-VkVideoEncodeAV1RateControlLayerInfoKHR-useMaxQIndex-10303
If `useMaxQIndex` is `VK_TRUE` and `VkVideoEncodeAV1CapabilitiesKHR::flags`, as returned by `vkGetPhysicalDeviceVideoCapabilitiesKHR` for the used video profile, does not include `VK_VIDEO_ENCODE_AV1_CAPABILITY_PER_RATE_CONTROL_GROUP_MIN_MAX_Q_INDEX_BIT_KHR`, then the `intraQIndex`, `predictiveQIndex`, and `bipredictiveQIndex` members of `maxQIndex` **must** all specify the same value
- VUID-VkVideoEncodeAV1RateControlLayerInfoKHR-useMinQIndex-10304
If `useMinQIndex` and `useMaxQIndex` are both `VK_TRUE`, then the `intraQIndex`, `predictiveQIndex`, and `bipredictiveQIndex` members of `minQIndex` **must** all be less than or equal to the respective members of `maxQIndex`

Valid Usage (Implicit)

- VUID-VkVideoEncodeAV1RateControlLayerInfoKHR-sType-sType
`sType` **must** be `VK_STRUCTURE_TYPE_VIDEO_ENCODE_AV1_RATE_CONTROL_LAYER_INFO_KHR`

- VUID-VkVideoEncodeAV1RateControlLayerInfoKHR-minQIndex-parameter **minQIndex** **must** be a valid [VkVideoEncodeAV1QIndexKHR](#) structure
- VUID-VkVideoEncodeAV1RateControlLayerInfoKHR-maxQIndex-parameter **maxQIndex** **must** be a valid [VkVideoEncodeAV1QIndexKHR](#) structure
- VUID-VkVideoEncodeAV1RateControlLayerInfoKHR-maxFrameSize-parameter **maxFrameSize** **must** be a valid [VkVideoEncodeAV1FrameSizeKHR](#) structure

Structure Chaining

Extends the structure

- [VkVideoEncodeRateControlLayerInfoKHR](#)

The [VkVideoEncodeAV1QIndexKHR](#) structure is defined as:

```
// Provided by VK_KHR_video_encode_av1
typedef struct VkVideoEncodeAV1QIndexKHR {
    uint32_t    intraQIndex;
    uint32_t    predictiveQIndex;
    uint32_t    bipredictiveQIndex;
} VkVideoEncodeAV1QIndexKHR;
```

- **intraQIndex** is the quantizer index to be used for frames encoded with [VK_VIDEO_ENCODE_AV1_RATE_CONTROL_GROUP_INTRA_KHR](#).
- **predictiveQIndex** is the quantizer index to be used for frames encoded with [VK_VIDEO_ENCODE_AV1_RATE_CONTROL_GROUP_PREDICTIVE_KHR](#).
- **bipredictiveQIndex** is the quantizer index to be used for frames encoded with [VK_VIDEO_ENCODE_AV1_RATE_CONTROL_GROUP_BIPREDICTIVE_KHR](#).

The [VkVideoEncodeAV1FrameSizeKHR](#) structure is defined as:

```
// Provided by VK_KHR_video_encode_av1
typedef struct VkVideoEncodeAV1FrameSizeKHR {
    uint32_t    intraFrameSize;
    uint32_t    predictiveFrameSize;
    uint32_t    bipredictiveFrameSize;
} VkVideoEncodeAV1FrameSizeKHR;
```

- **intraFrameSize** is the size in bytes to be used for frames encoded with [VK_VIDEO_ENCODE_AV1_RATE_CONTROL_GROUP_INTRA_KHR](#).
- **predictiveFrameSize** is the size in bytes to be used for frames encoded with [VK_VIDEO_ENCODE_AV1_RATE_CONTROL_GROUP_PREDICTIVE_KHR](#).
- **bipredictiveFrameSize** is the size in bytes to be used for frames encoded with [VK_VIDEO_ENCODE_AV1_RATE_CONTROL_GROUP_BIPREDICTIVE_KHR](#).

GOP Remaining Frames

Besides session level rate control configuration, the application **can** specify the number of frames per frame type remaining in the [group of pictures \(GOP\)](#).

The `VkVideoEncodeAV1GopRemainingFrameInfoKHR` structure is defined as:

```
// Provided by VK_KHR_video_encode_av1
typedef struct VkVideoEncodeAV1GopRemainingFrameInfoKHR {
    VkStructureType    sType;
    const void*        pNext;
    VkBool32           useGopRemainingFrames;
    uint32_t            gopRemainingIntra;
    uint32_t            gopRemainingPredictive;
    uint32_t            gopRemainingBipredictive;
} VkVideoEncodeAV1GopRemainingFrameInfoKHR;
```

- `sType` is a `VkStructureType` value identifying this structure.
- `pNext` is `NULL` or a pointer to a structure extending this structure.
- `useGopRemainingFrames` indicates whether the implementation's rate control algorithm **should** use the values specified in `gopRemainingIntra`, `gopRemainingPredictive`, and `gopRemainingBipredictive`. If `useGopRemainingFrames` is `VK_FALSE`, then the values of `gopRemainingIntra`, `gopRemainingPredictive`, and `gopRemainingBipredictive` are ignored.
- `gopRemainingIntra` specifies the number of frames encoded with `VK_VIDEO_ENCODE_AV1_RATE_CONTROL_GROUP_INTRA_KHR` the implementation's rate control algorithm **should** assume to be remaining in the [GOP](#) prior to executing the next video encode operation.
- `gopRemainingPredictive` specifies the number of frames encoded with `VK_VIDEO_ENCODE_AV1_RATE_CONTROL_GROUP_PREDICTIVE_KHR` the implementation's rate control algorithm **should** assume to be remaining in the [GOP](#) prior to executing the next video encode operation.
- `gopRemainingBipredictive` specifies the number of frames encoded with `VK_VIDEO_ENCODE_AV1_RATE_CONTROL_GROUP_BIPREDICTIVE_KHR` the implementation's rate control algorithm **should** assume to be remaining in the [GOP](#) prior to executing the next video encode operation.

Setting `useGopRemainingFrames` to `VK_TRUE` and including this structure in the `pNext` chain of `VkVideoBeginCodingInfoKHR` is only mandatory if the `VkVideoEncodeAV1CapabilitiesKHR::requiresGopRemainingFrames` reported for the used [video profile](#) is `VK_TRUE`. However, implementations **may** use these remaining frame counts, when specified, even when it is not required. In particular, when the application does not use a [regular GOP structure](#), these values **may** provide additional guidance for the implementation's rate control algorithm.

The `VkVideoEncodeAV1CapabilitiesKHR::prefersGopRemainingFrames` capability is also used to indicate that the implementation's rate control algorithm **may** operate more accurately if the application specifies the remaining frame counts using this structure.

As with other rate control guidance values, if the effective order and number of frames encoded by the application are not in line with the remaining frame counts specified in this structure at any given point, then the behavior of the implementation's rate control algorithm **may** deviate from the one expected by the application.

Valid Usage (Implicit)

- `VOID-VkVideoEncodeAV1GopRemainingFrameInfoKHR-sType-sType` must be `VK_STRUCTURE_TYPE_VIDEO_ENCODE_AV1_GOP_REMAINING_FRAME_INFO_KHR`

Structure Chaining

Extends the structure

- `VkVideoBeginCodingInfoKHR`

AV1 Quantizer Index Delta Maps

Quantization delta maps used with an [AV1 encode profile](#) are referred to as *quantizer index delta maps* and their texels contain integer values representing quantizer index delta values that are applied in the process of determining the [quantizer indices](#) of the encoded picture.

Accordingly, AV1 quantizer index delta maps always have single channel integer formats, as reported in `VkVideoFormatPropertiesKHR::format`.

When the [rate control mode](#) is `VK_VIDEO_ENCODE_RATE_CONTROL_MODE_DISABLED_BIT_KHR`, the quantizer index delta values are added to the constant quantizer index value that, in effect, enable the application to explicitly control the used quantizer index values at the granularity of the used [quantization map texel size](#).

For all other [rate control modes](#), the quantizer index delta values **can** be used to offset the quantizer index values that the rate control algorithm would otherwise produce.

AV1 Encode Quantization

Performing AV1 encode operations involves the process of assigning quantizer index values to individual AV1 mode info blocks. This process depends on the used [rate control mode](#), as well as other encode and rate control parameters, as described below:

- If the configured rate control mode is `VK_VIDEO_ENCODE_RATE_CONTROL_MODE_DEFAULT_KHR`, then the quantizer index value is initialized by the implementation-specific default rate control algorithm.
 - If the video encode operation is issued with a [quantization delta map](#), the quantizer index delta value corresponding to the mode info block, as [fetched from the quantization map](#), is added to the previously determined quantizer index value. If the fetched quantizer index delta value falls outside the supported quantizer index delta value range reported in the

`minQIndexDelta` and `maxQIndexDelta` members of `VkVideoEncodeAV1QuantizationMapCapabilitiesKHR`, then the quantizer index value used for the mode info block becomes undefined.

- If the configured rate control mode is `VK_VIDEO_ENCODE_RATE_CONTROL_MODE_DISABLED_BIT_KHR`, then the quantizer index value is initialized from the constant quantizer index value specified for the encoded frame.
 - If the video encode operation is issued with a [quantization delta map](#), the quantizer index delta value corresponding to the mode info block, as [fetched from the quantization map](#), is added to the previously determined quantizer index value. If the fetched quantizer index delta value falls outside the supported quantizer index delta value range reported in the `minQIndexDelta` and `maxQIndexDelta` members of `VkVideoEncodeAV1QuantizationMapCapabilitiesKHR`, then the quantizer index value used for the mode info block becomes undefined.
- If the configured rate control mode is not `VK_VIDEO_ENCODE_RATE_CONTROL_MODE_DEFAULT_KHR` or `VK_VIDEO_ENCODE_RATE_CONTROL_MODE_DISABLED_BIT_KHR`, then the quantizer index value is initialized by the corresponding rate control algorithm.
 - If the video encode operation is issued with a [quantization delta map](#), the quantizer index delta value corresponding to the mode info block, as [fetched from the quantization map](#), is added to the previously determined quantizer index value. If the fetched quantizer index delta value falls outside the supported quantizer index delta value range reported in the `minQIndexDelta` and `maxQIndexDelta` members of `VkVideoEncodeAV1QuantizationMapCapabilitiesKHR`, then the quantizer index value used for the mode info block becomes undefined.
 - If the video encode operation is issued with an [emphasis map](#), the rate control will adjust the quantizer index value based on the emphasis value corresponding to the mode info block, as [fetched from the quantization map](#), according to the following equation:

$$QIndex_{new} = f(QIndex_{prev}, e)$$

Where $QIndex_{new}$ is the resulting quantizer index value, $QIndex_{prev}$ is the previously determined quantizer index value, e is the emphasis value corresponding to the macroblock, and f is an implementation-defined function for which the following implication is true:

$$e_1 < e_2 \Rightarrow f(QIndex, e_1) \geq f(QIndex, e_2)$$

NOTE

This means that lower emphasis values will result in higher quantizer index values, whereas higher emphasis values will result in lower quantizer index values, but the function is not strictly decreasing with respect to the input emphasis value for a given input quantizer index value.

- If clamping to minimum quantizer index values is enabled in the applied rate control layer, then the quantizer index value is clamped to the corresponding minimum quantizer index value.
- If clamping to maximum quantizer index values is enabled in the applied rate control layer,

then the quantizer index value is clamped to the corresponding maximum quantizer index value.

- In all cases, the final quantizer index value is clamped to the minimum and maximum quantizer index values supported by the video profile.

48.23.15. AV1 Encode Requirements

This section described the **required** AV1 encoding capabilities for physical devices that have at least one queue family that supports the video codec operation `VK_VIDEO_CODEC_OPERATION_ENCODE_AV1_BIT_KHR`, as returned by `vkGetPhysicalDeviceQueueFamilyProperties2` in `VkQueueFamilyVideoPropertiesKHR::videoCodecOperations`.

Table 69. Required *Video Std Header Versions*

Video Std Header Name	Version
<code>vulkan_video_codec_av1std_encode</code>	1.0.0

Table 70. Required *Video Capabilities*

Video Capability	Requirement	Requirement Type ¹
VkVideoCapabilitiesKHR		
<code>flags</code>	-	min
<code>minBitstreamBufferOffsetAlignment</code>	4096	max
<code>minBitstreamBufferSizeAlignment</code>	4096	max
<code>pictureAccessGranularity</code>	(64,64)	max
<code>minCodedExtent</code>	-	max
<code>maxCodedExtent</code>	-	min
<code>maxDpbSlots</code>	0	min
<code>maxActiveReferencePictures</code>	0	min
VkVideoEncodeCapabilitiesKHR		
<code>flags</code>	-	min
<code>rateControlModes</code>	<code>VK_VIDEO_ENCODE_RATE_CONTROL_MODE_DISABLED_BIT_KHR</code> ⁸	min
<code>maxBitrate</code>	5529600	min
<code>maxQualityLevels</code>	1	min
<code>encodeInputPictureGranularity</code>	(64,64)	max

Video Capability	Requirement	Requirement Type ¹
supportedEncodeFeedbackFlags	VK_VIDEO_ENCODE_FEEDBACK_BITSTREAM_BUFFER_OFFSET_BIT_KHR VK_VIDEO_ENCODE_FEEDBACK_BITSTREAM_BYTES_WRITTEN_BIT_KHR	min
VkVideoEncodeAV1CapabilitiesKHR		
flags	-	min
codedPictureAlignment	(8,8)	min
maxTiles	1	min
minTileSize	-	max
maxTileSize	-	min
maxLevel	STD_VIDEO_AV1_LEVEL_2_0	min
superblockSizes	at least one bit set	implementation-dependent
maxSingleReferenceCount	0	min
singleReferenceNameMask	- ²	min
maxUnidirectionalCompoundReferenceCount	0 ³	min
maxUnidirectionalCompoundGroup1ReferenceCount	0 ^{3,4}	min
unidirectionalCompoundReferenceNameMask	- ²	min
maxBidirectionalCompoundReferenceCount	0 ³	min
maxBidirectionalCompoundGroup1ReferenceCount	0 ^{3,5}	min
maxBidirectionalCompoundGroup2ReferenceCount	0 ^{3,5}	min
bidirectionalCompoundReferenceNameMask	- ²	min
maxTemporalLayerCount	1	min
maxSpatialLayerCount	1	min
maxOperatingPoints	0	min
minQIndex	-	max
maxQIndex	-	min
prefersGopRemainingFrames	-	implementation-dependent
requiresGopRemainingFrames	-	implementation-dependent

Video Capability	Requirement	Requirement Type ¹
<code>stdSyntaxFlags</code>	-	min
VkVideoEncodeQuantizationMapCapabilitiesKHR		
<code>maxQuantizationMapExtent</code>	- ⁶	min
VkVideoEncodeAV1QuantizationMapCapabilitiesKHR		
<code>minQIndexDelta</code>	- ⁷	max
<code>maxQIndexDelta</code>	- ⁷	min
VkVideoEncodeIntraRefreshCapabilitiesKHR		
<code>intraRefreshModes</code>	0	min
<code>maxIntraRefreshCycleDuration</code>	2 ⁹	min
<code>maxIntraRefreshActiveReferencePictures</code>	1 ⁹	min
<code>partitionIndependentIntraRefreshRegions</code>	-	implementation-dependent
<code>nonRectangularIntraRefreshRegions</code>	-	implementation-dependent

1

The **Requirement Type** column specifies the requirement is either the minimum value all implementations **must** support, the maximum value all implementations **must** support, or the exact value all implementations **must** support. For bitmasks a minimum value is the least bits all implementations **must** set, but they **may** have additional bits set beyond this minimum.

2

These masks **must** only have bits set in the least significant `VK_MAX_VIDEO_AV1_REFERENCES_PER_FRAME_KHR` bits (bit index *i* indicates support for the AV1 reference name `STD_VIDEO_AV1_REFERENCE_NAME_LAST_FRAME + i` when using the corresponding AV1 prediction mode), and **must** have at least as many bits set in any `*ReferenceNameMask` capability as the value of the corresponding `max*ReferenceCount` capability.

3

If greater than zero, it **must** be at least 2.

4

`maxUnidirectionalCompoundGroup1ReferenceCount` **must** be less than or equal to `maxUnidirectionalCompoundReferenceCount`

5

The sum of `maxBidirectionalCompoundGroup1ReferenceCount` and `maxBidirectionalCompoundGroup2ReferenceCount` **must** be greater than or equal to `maxBidirectionalCompoundReferenceCount`

6

If `VkVideoCapabilitiesKHR::flags` includes `VK_VIDEO_ENCODE_CAPABILITY_QUANTIZATION_DELTA_MAP_BIT_KHR` or `VK_VIDEO_ENCODE_CAPABILITY_EMPHASIS_MAP_BIT_KHR`, then the `width` and `height` members of `maxQuantizationMapExtent` **must** be greater than zero.

7

If `VkVideoCapabilitiesKHR::flags` includes `VK_VIDEO_ENCODE_CAPABILITY_QUANTIZATION_DELTA_MAP_BIT_KHR`, then `maxQIndexDelta` **must** be greater than `minQIndexDelta`.

8

If the `videoMaintenance2` feature is supported.

9

If `VkVideoEncodeIntraRefreshCapabilitiesKHR::intraRefreshModes` is not zero.

Chapter 49. Optical Flow

49.1. Optical Flow Queues

`VK_NV_optical_flow` adds an optical flow queue type bit `VK_QUEUE_OPTICAL_FLOW_BIT_NV` to `VkQueueFlagBits`. Optical flow operations are supported by queues with an advertised queue capability of `VK_QUEUE_OPTICAL_FLOW_BIT_NV`. As in the case of other queue types, an application **must** use `vkGetPhysicalDeviceQueueFamilyProperties` to query whether the physical device has support for the Optical Flow Queue. When the implementation reports the `VK_QUEUE_OPTICAL_FLOW_BIT_NV` bit for a queue family, it advertises general support for Vulkan queue operations described in [Devices and Queues](#).

49.2. Optical Flow Image Formats

To enumerate the supported image formats for a specific optical flow usage, call:

```
// Provided by VK_NV_optical_flow
VkResult vkGetPhysicalDeviceOpticalFlowImageFormatsNV(
    VkPhysicalDevice          physicalDevice,
    const VkOpticalFlowImageFormatInfoNV* pOpticalFlowImageFormatInfo,
    uint32_t*                 pFormatCount,
    VkOpticalFlowImageFormatPropertiesNV* pImageFormatProperties);
```

- `physicalDevice` is the physical device being queried.
- `pOpticalFlowImageFormatInfo` is a pointer to a `VkOpticalFlowImageFormatInfoNV` structure specifying the optical flow usage for which information is returned.
- `pFormatCount` is a pointer to an integer related to the number of optical flow properties available or queried, as described below.
- `pImageFormatProperties` is a pointer to an array of `VkOpticalFlowImageFormatPropertiesNV` structures in which supported formats and image parameters are returned.

If `pImageFormatProperties` is `NULL`, then the number of optical flow properties supported for the given `physicalDevice` is returned in `pFormatCount`. Otherwise, `pFormatCount` **must** point to a variable set by the application to the number of elements in the `pImageFormatProperties` array, and on return the variable is overwritten with the number of values actually written to `pImageFormatProperties`. If the value of `pFormatCount` is less than the number of optical flow properties supported, at most `pFormatCount` values will be written to `pImageFormatProperties`, and `VK_INCOMPLETE` will be returned instead of `VK_SUCCESS`, to indicate that not all the available values were returned.

Before creating an image to be used as an optical flow frame, obtain the supported image creation parameters by querying with `vkGetPhysicalDeviceFormatProperties2` and `vkGetPhysicalDeviceImageFormatProperties2` using one of the reported formats and adding `VkOpticalFlowImageFormatInfoNV` to the `pNext` chain of `VkPhysicalDeviceImageFormatInfo2`.

When querying the parameters with `vkGetPhysicalDeviceImageFormatProperties2` for images used

for optical flow operations, the `VkOpticalFlowImageFormatsNV::usage` field **must** contain one or more of the bits defined in `VkOpticalFlowUsageFlagBitsNV`.

Valid Usage (Implicit)

- VUID-vkGetPhysicalDeviceOpticalFlowImageFormatsNV-physicalDevice-parameter `physicalDevice` **must** be a valid `VkPhysicalDevice` handle
- VUID-vkGetPhysicalDeviceOpticalFlowImageFormatsNV-pOpticalFlowImageFormatInfo-parameter `pOpticalFlowImageFormatInfo` **must** be a valid pointer to a valid `VkOpticalFlowImageFormatInfoNV` structure
- VUID-vkGetPhysicalDeviceOpticalFlowImageFormatsNV-pFormatCount-parameter `pFormatCount` **must** be a valid pointer to a `uint32_t` value
- VUID-vkGetPhysicalDeviceOpticalFlowImageFormatsNV-pImageFormatProperties-parameter
If the value referenced by `pFormatCount` is not `0`, and `pImageFormatProperties` is not `NULL`, `pImageFormatProperties` **must** be a valid pointer to an array of `pFormatCount` `VkOpticalFlowImageFormatPropertiesNV` structures

Return Codes

Success

- `VK_INCOMPLETE`
- `VK_SUCCESS`

Failure

- `VK_ERROR_EXTENSION_NOT_PRESENT`
- `VK_ERROR_FORMAT_NOT_SUPPORTED`
- `VK_ERROR_INITIALIZATION_FAILED`
- `VK_ERROR_UNKNOWN`
- `VK_ERROR_VALIDATION_FAILED`

NOTE

`VK_FORMAT_B8G8R8A8_UNORM`, `VK_FORMAT_R8_UNORM` and `VK_FORMAT_G8_B8R8_2PLANE_420_UNORM` are initially supported for images with optical usage `VK_OPTICAL_FLOW_USAGE_INPUT_BIT_NV`.

`VK_FORMAT_R16G16_SFIXED5_NV` is initially supported for images with optical flow usage `VK_OPTICAL_FLOW_USAGE_OUTPUT_BIT_NV`, `VK_OPTICAL_FLOW_USAGE_HINT_BIT_NV` and `VK_OPTICAL_FLOW_USAGE_GLOBAL_FLOW_BIT_NV`.

`VK_FORMAT_R8_UINT` and `VK_FORMAT_R32_UINT` are initially supported for images with optical flow usage `VK_OPTICAL_FLOW_USAGE_COST_BIT_NV`. It is

recommended to use [VK_FORMAT_R8_UINT](#) because of the lower bandwidth.

The [VkOpticalFlowImageFormatInfoNV](#) structure is defined as:

```
// Provided by VK_NV_optical_flow
typedef struct VkOpticalFlowImageFormatInfoNV {
    VkStructureType    sType;
    const void*        pNext;
    VkOpticalFlowUsageFlagsNV  usage;
} VkOpticalFlowImageFormatInfoNV;
```

- **sType** is a [VkStructureType](#) value identifying this structure.
- **pNext** is `NULL` or a pointer to a structure extending this structure.
- **usage** is a bitmask of [VkOpticalFlowUsageFlagBitsNV](#) describing the intended optical flow usage of the image.

Valid Usage (Implicit)

- VUID-VkOpticalFlowImageFormatInfoNV-sType-sType
sType must be [VK_STRUCTURE_TYPE_OPTICAL_FLOW_IMAGE_FORMAT_INFO_NV](#)
- VUID-VkOpticalFlowImageFormatInfoNV-usage-parameter
usage must be a valid combination of [VkOpticalFlowUsageFlagBitsNV](#) values
- VUID-VkOpticalFlowImageFormatInfoNV-usage-requiredbitmask
usage must not be `0`

Structure Chaining

Extends the structures

- [VkImageCreateInfo](#)
- [VkPhysicalDeviceImageFormatInfo2](#)

Bits which **can** be set in [VkOpticalFlowImageFormatInfoNV::usage](#), controlling optical flow usage, are:


```
// Provided by VK_NV_optical_flow
typedef enum VkOpticalFlowUsageFlagBitsNV {
    VK_OPTICAL_FLOW_USAGE_UNKNOWN_NV = 0,
    VK_OPTICAL_FLOW_USAGE_INPUT_BIT_NV = 0x00000001,
    VK_OPTICAL_FLOW_USAGE_OUTPUT_BIT_NV = 0x00000002,
    VK_OPTICAL_FLOW_USAGE_HINT_BIT_NV = 0x00000004,
    VK_OPTICAL_FLOW_USAGE_COST_BIT_NV = 0x00000008,
    VK_OPTICAL_FLOW_USAGE_GLOBAL_FLOW_BIT_NV = 0x00000010,
} VkOpticalFlowUsageFlagBitsNV;
```

- [VK_OPTICAL_FLOW_USAGE_INPUT_BIT_NV](#) specifies that the image **can** be used as input or reference frame for an optical flow operation.
- [VK_OPTICAL_FLOW_USAGE_OUTPUT_BIT_NV](#) specifies that the image **can** be used as output flow vector map for an optical flow operation.
- [VK_OPTICAL_FLOW_USAGE_HINT_BIT_NV](#) specifies that the image **can** be used as hint flow vector map for an optical flow operation.
- [VK_OPTICAL_FLOW_USAGE_COST_BIT_NV](#) specifies that the image **can** be used as output cost map for an optical flow operation.
- [VK_OPTICAL_FLOW_USAGE_GLOBAL_FLOW_BIT_NV](#) specifies that the image **can** be used as global flow vector for an optical flow operation.

```
// Provided by VK_NV_optical_flow
typedef VkFlags    VkOpticalFlowUsageFlagsNV;
```

[VkOpticalFlowUsageFlagsNV](#) is a bitmask type for setting a mask of zero or more [VkOpticalFlowUsageFlagBitsNV](#).

The [VkOpticalFlowImageFormatPropertiesNV](#) structure is defined as:

```
// Provided by VK_NV_optical_flow
typedef struct VkOpticalFlowImageFormatPropertiesNV {
    VkStructureType    sType;
    void*              pNext;
    VkFormat            format;
} VkOpticalFlowImageFormatPropertiesNV;
```

- [sType](#) is a [VkStructureType](#) value identifying this structure.
- [pNext](#) is [NULL](#) or a pointer to a structure extending this structure.
- [format](#) is a [VkFormat](#) that specifies the format that can be used with the specified optical flow image usages.

Valid Usage (Implicit)

- VUID-VkOpticalFlowImageFormatPropertiesNV-sType-sType
sType must be [VK_STRUCTURE_TYPE_OPTICAL_FLOW_IMAGE_FORMAT_PROPERTIES_NV](#)
- VUID-VkOpticalFlowImageFormatPropertiesNV-pNext-pNext
pNext must be [NULL](#)

49.3. Optical Flow Session

49.3.1. Optical Flow Session Object

Optical flow session objects are abstracted and represented by [VkOpticalFlowSessionNV](#) handles:

```
// Provided by VK_NV_optical_flow
VK_DEFINE_NON_DISPATCHABLE_HANDLE(VkOpticalFlowSessionNV)
```

Creating an Optical Flow Session

To create an optical flow session object, call:

```
// Provided by VK_NV_optical_flow
VkResult vkCreateOpticalFlowSessionNV(
    VkDevice                                device,
    const VkOpticalFlowSessionCreateInfoNV* pCreateInfo,
    const VkAllocationCallbacks*           pAllocator,
    VkOpticalFlowSessionNV*                 pSession);
```

- **device** is the logical device that creates the optical flow session object.
- **pCreateInfo** is a pointer to a [VkOpticalFlowSessionCreateInfoNV](#) structure containing parameters specifying the creation of the optical flow session.
- **pAllocator** controls host memory allocation as described in the [Memory Allocation](#) chapter.
- **pSession** is a pointer to a [VkOpticalFlowSessionNV](#) handle specifying the optical flow session object which will be created by this function when it returns [VK_SUCCESS](#)

Valid Usage (Implicit)

- VUID-vkCreateOpticalFlowSessionNV-device-parameter
device must be a valid [VkDevice](#) handle
- VUID-vkCreateOpticalFlowSessionNV-pCreateInfo-parameter
pCreateInfo must be a valid pointer to a valid [VkOpticalFlowSessionCreateInfoNV](#) structure
- VUID-vkCreateOpticalFlowSessionNV-pAllocator-parameter

If `pAllocator` is not `NULL`, `pAllocator` **must** be a valid pointer to a valid `VkAllocationCallbacks` structure

- `VUID-vkCreateOpticalFlowSessionNV-pSession-parameter`
`pSession` **must** be a valid pointer to a `VkOpticalFlowSessionNV` handle
- `VUID-vkCreateOpticalFlowSessionNV-device-queuecount`
The device **must** have been created with at least `1` queue

Return Codes

Success

- `VK_SUCCESS`

Failure

- `VK_ERROR_INITIALIZATION_FAILED`
- `VK_ERROR_OUT_OF_HOST_MEMORY`
- `VK_ERROR_UNKNOWN`
- `VK_ERROR_VALIDATION_FAILED`

The `VkOpticalFlowSessionCreateInfoNV` structure is defined as:

```
// Provided by VK_NV_optical_flow
typedef struct VkOpticalFlowSessionCreateInfoNV {
    VkStructureType    sType;
    void*              pNext;
    uint32_t           width;
    uint32_t           height;
    VkFormat            imageFormat;
    VkFormat            flowVectorFormat;
    VkFormat            costFormat;
    VkOpticalFlowGridSizeFlagsNV outputGridSize;
    VkOpticalFlowGridSizeFlagsNV hintGridSize;
    VkOpticalFlowPerformanceLevelNV performanceLevel;
    VkOpticalFlowSessionCreateFlagsNV flags;
} VkOpticalFlowSessionCreateInfoNV;
```

- `sType` is a `VkStructureType` value identifying this structure.
- `pNext` is `NULL` or a pointer to a structure extending this structure.
- `width` is the width in pixels of the input or reference frame to be bound to this optical flow session.
- `height` is the height in pixels of the input or reference frame to be bound to this optical flow session.
- `imageFormat` is the `VkFormat` of the input and reference frame to be bound to this optical flow session.

- **flowVectorFormat** is the **VkFormat** of the flow vector maps (output or hint) to be bound to this optical flow session.
- **costFormat** is the **VkFormat** of the cost maps to be bound to this optical flow session.
- **outputGridSize** is exactly one bit of **VkOpticalFlowGridSizeFlagsNV** specifying the grid size of the output flow and cost maps to be bound to this optical flow session. The size of the output flow and cost maps is determined by **VkOpticalFlowSessionCreateInfoNV::width** and **VkOpticalFlowSessionCreateInfoNV::height** divided by **VkOpticalFlowSessionCreateInfoNV::outputGridSize**.
- **hintGridSize** is one exactly bit of **VkOpticalFlowGridSizeFlagsNV** specifying the grid size of the hint flow vector maps to be bound to this optical flow session. The size of the hint maps is determined by **VkOpticalFlowSessionCreateInfoNV::width** and **VkOpticalFlowSessionCreateInfoNV::height** divided by **VkOpticalFlowSessionCreateInfoNV::hintGridSize**.
- **performanceLevel** is the **VkOpticalFlowPerformanceLevelNV** used for this optical flow session.
- **flags** are the **VkOpticalFlowSessionCreateFlagsNV** used for this optical flow session.

Valid Usage

- VUID-VkOpticalFlowSessionCreateInfoNV-width-07581
width **must** be greater than or equal to **VkPhysicalDeviceOpticalFlowPropertiesNV::minWidth** and less than or equal to **VkPhysicalDeviceOpticalFlowPropertiesNV::maxWidth**
- VUID-VkOpticalFlowSessionCreateInfoNV-height-07582
height **must** be greater than or equal to **VkPhysicalDeviceOpticalFlowPropertiesNV::minHeight** and less than or equal to **VkPhysicalDeviceOpticalFlowPropertiesNV::maxHeight**
- VUID-VkOpticalFlowSessionCreateInfoNV-imageFormat-07583
imageFormat **must** be one of the formats returned by **vkGetPhysicalDeviceOpticalFlowImageFormatsNV** for **VK_OPTICAL_FLOW_USAGE_INPUT_BIT_NV**
- VUID-VkOpticalFlowSessionCreateInfoNV-flowVectorFormat-07584
flowVectorFormat **must** be one of the formats returned by **vkGetPhysicalDeviceOpticalFlowImageFormatsNV** for **VK_OPTICAL_FLOW_USAGE_OUTPUT_BIT_NV**
- VUID-VkOpticalFlowSessionCreateInfoNV-costFormat-07585
costFormat **must** be one of the formats returned by **vkGetPhysicalDeviceOpticalFlowImageFormatsNV** for **VK_OPTICAL_FLOW_USAGE_COST_BIT_NV** if **VK_OPTICAL_FLOW_SESSION_CREATE_ENABLE_COST_BIT_NV** is set in **flags**
- VUID-VkOpticalFlowSessionCreateInfoNV-outputGridSize-07586
outputGridSize **must** be exactly one of the bits reported in **VkPhysicalDeviceOpticalFlowPropertiesNV::supportedOutputGridSizes**
- VUID-VkOpticalFlowSessionCreateInfoNV-hintGridSize-07587
hintGridSize **must** be exactly one of the bits reported in **VkPhysicalDeviceOpticalFlowPropertiesNV::supportedHintGridSizes** if **VK_OPTICAL_FLOW_SESSION_CREATE_ENABLE_HINT_BIT_NV** is set in **flags**

- VUID-VkOpticalFlowSessionCreateInfoNV-flags-07588
VK_OPTICAL_FLOW_SESSION_CREATE_ENABLE_HINT_BIT_NV **must** not be set in **flags** if VkPhysicalDeviceOpticalFlowPropertiesNV::hintSupported is VK_FALSE
- VUID-VkOpticalFlowSessionCreateInfoNV-flags-07589
VK_OPTICAL_FLOW_SESSION_CREATE_ENABLE_COST_BIT_NV **must** not be set in **flags** if VkPhysicalDeviceOpticalFlowPropertiesNV::costSupported is VK_FALSE
- VUID-VkOpticalFlowSessionCreateInfoNV-flags-07590
VK_OPTICAL_FLOW_SESSION_CREATE_ENABLE_GLOBAL_FLOW_BIT_NV **must** not be set in **flags** if VkPhysicalDeviceOpticalFlowPropertiesNV::globalFlowSupported is VK_FALSE
- VUID-VkOpticalFlowSessionCreateInfoNV-flags-07591
VK_OPTICAL_FLOW_SESSION_CREATE_ALLOW_REGIONS_BIT_NV **must** not be set in **flags** if VkPhysicalDeviceOpticalFlowPropertiesNV::maxNumRegionsOfInterest is 0
- VUID-VkOpticalFlowSessionCreateInfoNV-flags-07592
VK_OPTICAL_FLOW_SESSION_CREATE_BOTH DIRECTIONS_BIT_NV **must** not be set in **flags** if VkPhysicalDeviceOpticalFlowPropertiesNV::bidirectionalFlowSupported is VK_FALSE

Valid Usage (Implicit)

- VUID-VkOpticalFlowSessionCreateInfoNV-sType-sType
sType **must** be VK_STRUCTURE_TYPE_OPTICAL_FLOW_SESSION_CREATE_INFO_NV
- VUID-VkOpticalFlowSessionCreateInfoNV-pNext-pNext
pNext **must** be NULL or a pointer to a valid instance of VkOpticalFlowSessionCreatePrivateDataInfoNV
- VUID-VkOpticalFlowSessionCreateInfoNV-sType-unique
The **sType** value of each structure in the **pNext** chain **must** be unique
- VUID-VkOpticalFlowSessionCreateInfoNV-imageFormat-parameter
imageFormat **must** be a valid VkFormat value
- VUID-VkOpticalFlowSessionCreateInfoNV-flowVectorFormat-parameter
flowVectorFormat **must** be a valid VkFormat value
- VUID-VkOpticalFlowSessionCreateInfoNV-costFormat-parameter
If **costFormat** is not 0, **costFormat** **must** be a valid VkFormat value
- VUID-VkOpticalFlowSessionCreateInfoNV-outputGridSize-parameter
outputGridSize **must** be a valid combination of VkOpticalFlowGridSizeFlagBitsNV values
- VUID-VkOpticalFlowSessionCreateInfoNV-outputGridSize-requiredbitmask
outputGridSize **must** not be 0
- VUID-VkOpticalFlowSessionCreateInfoNV-hintGridSize-parameter
hintGridSize **must** be a valid combination of VkOpticalFlowGridSizeFlagBitsNV values
- VUID-VkOpticalFlowSessionCreateInfoNV-performanceLevel-parameter
If **performanceLevel** is not 0, **performanceLevel** **must** be a valid VkOpticalFlowPerformanceLevelNV value
- VUID-VkOpticalFlowSessionCreateInfoNV-flags-parameter

flags must be a valid combination of [VkOpticalFlowSessionCreateFlagBitsNV](#) values

The [VkOpticalFlowSessionCreatePrivateDataInfoNV](#) structure is for NV internal use only and is defined as:

```
// Provided by VK_NV_optical_flow
typedef struct VkOpticalFlowSessionCreatePrivateDataInfoNV {
    VkStructureType    sType;
    void*              pNext;
    uint32_t           id;
    uint32_t           size;
    const void*        pPrivateData;
} VkOpticalFlowSessionCreatePrivateDataInfoNV;
```

- **sType** is a [VkStructureType](#) value identifying this structure.
- **pNext** is `NULL` or a pointer to a structure extending this structure.
- **id** is an identifier for data which is passed at a memory location specified in [VkOpticalFlowSessionCreatePrivateDataInfoNV::pPrivateData](#).
- **size** is the size of data in bytes which is passed at a memory location specified in [VkOpticalFlowSessionCreatePrivateDataInfoNV::pPrivateData](#).
- **pPrivateData** is a pointer to NV internal data.

Valid Usage (Implicit)

- VUID-VkOpticalFlowSessionCreatePrivateDataInfoNV-sType-sType **must** be [VK_STRUCTURE_TYPE_OPTICAL_FLOW_SESSION_CREATE_PRIVATE_DATA_INFO_NV](#)
- VUID-VkOpticalFlowSessionCreatePrivateDataInfoNV-pPrivateData-parameter **pPrivateData** must be a pointer value

Structure Chaining

Extends the structure

- [VkOpticalFlowSessionCreateInfoNV](#)

Optical flow vectors are generated block-wise, one vector for each block of NxN pixels (referred to as grid).

Bits which can be set in [VkOpticalFlowSessionCreateInfoNV::outputGridSize](#) and [VkOpticalFlowSessionCreateInfoNV::hintGridSize](#), or which are returned in [VkPhysicalDeviceOpticalFlowPropertiesNV::supportedOutputGridSizes](#) and [VkPhysicalDeviceOpticalFlowPropertiesNV::supportedHintGridSizes](#) controlling optical flow grid sizes, are:


```
// Provided by VK_NV_optical_flow
typedef enum VkOpticalFlowGridSizeFlagBitsNV {
    VK_OPTICAL_FLOW_GRID_SIZE_UNKNOWN_NV = 0,
    VK_OPTICAL_FLOW_GRID_SIZE_1X1_BIT_NV = 0x00000001,
    VK_OPTICAL_FLOW_GRID_SIZE_2X2_BIT_NV = 0x00000002,
    VK_OPTICAL_FLOW_GRID_SIZE_4X4_BIT_NV = 0x00000004,
    VK_OPTICAL_FLOW_GRID_SIZE_8X8_BIT_NV = 0x00000008,
} VkOpticalFlowGridSizeFlagBitsNV;
```

- [VK_OPTICAL_FLOW_GRID_SIZE_1X1_BIT_NV](#) specifies that grid is 1x1 pixel.
- [VK_OPTICAL_FLOW_GRID_SIZE_2X2_BIT_NV](#) specifies that grid is 2x2 pixel.
- [VK_OPTICAL_FLOW_GRID_SIZE_4X4_BIT_NV](#) specifies that grid is 4x4 pixel.
- [VK_OPTICAL_FLOW_GRID_SIZE_8X8_BIT_NV](#) specifies that grid is 8x8 pixel.

```
// Provided by VK_NV_optical_flow
typedef VkFlags    VkOpticalFlowGridSizeFlagsNV;
```

[VkOpticalFlowGridSizeFlagsNV](#) is a bitmask type for setting a mask of zero or more [VkOpticalFlowGridSizeFlagBitsNV](#).

Optical flow exposes performance levels which the application **can** choose based on the desired performance and quality requirement.

The optical flow performance level types are defined with the following:

```
// Provided by VK_NV_optical_flow
typedef enum VkOpticalFlowPerformanceLevelNV {
    VK_OPTICAL_FLOW_PERFORMANCE_LEVEL_UNKNOWN_NV = 0,
    VK_OPTICAL_FLOW_PERFORMANCE_LEVEL_SLOW_NV = 1,
    VK_OPTICAL_FLOW_PERFORMANCE_LEVEL_MEDIUM_NV = 2,
    VK_OPTICAL_FLOW_PERFORMANCE_LEVEL_FAST_NV = 3,
} VkOpticalFlowPerformanceLevelNV;
```

- [VK_OPTICAL_FLOW_PERFORMANCE_LEVEL_SLOW_NV](#) is a level with slower performance but higher quality.
- [VK_OPTICAL_FLOW_PERFORMANCE_LEVEL_MEDIUM_NV](#) is a level with medium performance and medium quality.
- [VK_OPTICAL_FLOW_PERFORMANCE_LEVEL_FAST_NV](#) is a preset with higher performance but lower quality.

Bits which **can** be set in [VkOpticalFlowSessionCreateInfoNV::flags](#), controlling optical flow session operations, are:


```
// Provided by VK_NV_optical_flow
typedef enum VkOpticalFlowSessionCreateFlagBitsNV {
    VK_OPTICAL_FLOW_SESSION_CREATE_ENABLE_HINT_BIT_NV = 0x00000001,
    VK_OPTICAL_FLOW_SESSION_CREATE_ENABLE_COST_BIT_NV = 0x00000002,
    VK_OPTICAL_FLOW_SESSION_CREATE_ENABLE_GLOBAL_FLOW_BIT_NV = 0x00000004,
    VK_OPTICAL_FLOW_SESSION_CREATE_ALLOW_REGIONS_BIT_NV = 0x00000008,
    VK_OPTICAL_FLOW_SESSION_CREATE_BOTH DIRECTIONS_BIT_NV = 0x00000010,
} VkOpticalFlowSessionCreateFlagBitsNV;
```

- [VK_OPTICAL_FLOW_SESSION_CREATE_ENABLE_HINT_BIT_NV](#) specifies that a [VkImageView](#) with external flow vectors will be used as hints in performing the motion search and **must** be bound to [VK_OPTICAL_FLOW_SESSION_BINDING_POINT_HINT_NV](#).
- [VK_OPTICAL_FLOW_SESSION_CREATE_ENABLE_COST_BIT_NV](#) specifies that the cost for the forward flow is generated in a [VkImageView](#) which **must** be bound to [VK_OPTICAL_FLOW_SESSION_BINDING_POINT_COST_NV](#). Additionally, if [VK_OPTICAL_FLOW_SESSION_CREATE_BOTH DIRECTIONS_BIT_NV](#) is also set, the cost for backward flow is generated in a [VkImageView](#) which **must** be bound to [VK_OPTICAL_FLOW_SESSION_BINDING_POINT_BACKWARD_COST_NV](#). The cost is the confidence level of the flow vector for each grid in the frame. The Cost implies how (in)accurate the flow vector is. Higher cost value implies the flow vector to be less accurate and vice-versa.
- [VK_OPTICAL_FLOW_SESSION_CREATE_ENABLE_GLOBAL_FLOW_BIT_NV](#) specifies that a global flow vector is estimated from forward flow in a single pixel [VkImageView](#) which **must** be bound to [VK_OPTICAL_FLOW_SESSION_BINDING_POINT_GLOBAL_FLOW_NV](#).
- [VK_OPTICAL_FLOW_SESSION_CREATE_ALLOW_REGIONS_BIT_NV](#) specifies that regions of interest **can** be specified in [VkOpticalFlowExecuteInfoNV](#).
- [VK_OPTICAL_FLOW_SESSION_CREATE_BOTH DIRECTIONS_BIT_NV](#) specifies that backward flow is generated in addition to forward flow which is always generated.

[VkOpticalFlowSessionCreateFlagsNV](#) is a bitmask type for setting a mask of zero or more [VkOpticalFlowSessionCreateFlagBitsNV](#).

```
// Provided by VK_NV_optical_flow
typedef VkFlags    VkOpticalFlowSessionCreateFlagsNV;
```

Destroying an Optical Flow Session

To destroy an optical flow session object, call:

```
// Provided by VK_NV_optical_flow
void vkDestroyOpticalFlowSessionNV(
    VkDevice                device,
    VkOpticalFlowSessionNV  session,
    const VkAllocationCallbacks* pAllocator);
```


- **device** is the device that was used for the creation of the optical flow session.
- **session** is the optical flow session to be destroyed.
- **pAllocator** controls host memory allocation as described in the [Memory Allocation](#) chapter.

Valid Usage (Implicit)

- VUID-vkDestroyOpticalFlowSessionNV-device-parameter **device** **must** be a valid [VkDevice](#) handle
- VUID-vkDestroyOpticalFlowSessionNV-session-parameter **session** **must** be a valid [VkOpticalFlowSessionNV](#) handle
- VUID-vkDestroyOpticalFlowSessionNV-pAllocator-parameter
If **pAllocator** is not **NULL**, **pAllocator** **must** be a valid pointer to a valid [VkAllocationCallbacks](#) structure
- VUID-vkDestroyOpticalFlowSessionNV-session-parent **session** **must** have been created, allocated, or retrieved from **device**

49.3.2. Binding Vulkan Image Views to an Optical Flow Session

To bind a Vulkan image to an optical flow session object, call:

```
// Provided by VK_NV_optical_flow
VkResult vkBindOpticalFlowSessionImageNV(
    VkDevice          device,
    VkOpticalFlowSessionNV session,
    VkOpticalFlowSessionBindingPointNV bindingPoint,
    VkImageView        view,
    VkImageLayout      layout);
```

- **device** is the device which owns the optical flow session object **session**.
- **session** is the optical flow session object to which the image view is to be bound.
- **bindingPoint** specifies the binding point [VkOpticalFlowSessionBindingPointNV](#) to which the image view is bound.
- **view** is a [VkImageView](#) to be bound.
- **layout** **must** specify the layout that the image subresources accessible from **view** will be in at the time the optical flow vectors are calculated with [vkCmdOpticalFlowExecuteNV](#) on a [VkDevice](#).

Valid Usage (Implicit)

- VUID-vkBindOpticalFlowSessionImageNV-device-parameter **device** **must** be a valid [VkDevice](#) handle
- VUID-vkBindOpticalFlowSessionImageNV-session-parameter **session** **must** be a valid [VkOpticalFlowSessionNV](#) handle

- VUID-vkBindOpticalFlowSessionImageNV-bindingPoint-parameter
bindingPoint **must** be a valid [VkOpticalFlowSessionBindingPointNV](#) value
- VUID-vkBindOpticalFlowSessionImageNV-view-parameter
If **view** is not [VK_NULL_HANDLE](#), **view** **must** be a valid [VkImageView](#) handle
- VUID-vkBindOpticalFlowSessionImageNV-layout-parameter
layout **must** be a valid [VkImageLayout](#) value
- VUID-vkBindOpticalFlowSessionImageNV-session-parent
session **must** have been created, allocated, or retrieved from **device**
- VUID-vkBindOpticalFlowSessionImageNV-view-parent
If **view** is a valid handle, it **must** have been created, allocated, or retrieved from **device**

Return Codes

Success

- [VK_SUCCESS](#)

Failure

- [VK_ERROR_INITIALIZATION_FAILED](#)
- [VK_ERROR_OUT_OF_HOST_MEMORY](#)
- [VK_ERROR_UNKNOWN](#)
- [VK_ERROR_VALIDATION_FAILED](#)

The optical flow session binding points are defined with the following:

```
// Provided by VK_NV_optical_flow
typedef enum VkOpticalFlowSessionBindingPointNV {
    VK_OPTICAL_FLOW_SESSION_BINDING_POINT_UNKNOWN_NV = 0,
    VK_OPTICAL_FLOW_SESSION_BINDING_POINT_INPUT_NV = 1,
    VK_OPTICAL_FLOW_SESSION_BINDING_POINT_REFERENCE_NV = 2,
    VK_OPTICAL_FLOW_SESSION_BINDING_POINT_HINT_NV = 3,
    VK_OPTICAL_FLOW_SESSION_BINDING_POINT_FLOW_VECTOR_NV = 4,
    VK_OPTICAL_FLOW_SESSION_BINDING_POINT_BACKWARD_FLOW_VECTOR_NV = 5,
    VK_OPTICAL_FLOW_SESSION_BINDING_POINT_COST_NV = 6,
    VK_OPTICAL_FLOW_SESSION_BINDING_POINT_BACKWARD_COST_NV = 7,
    VK_OPTICAL_FLOW_SESSION_BINDING_POINT_GLOBAL_FLOW_NV = 8,
} VkOpticalFlowSessionBindingPointNV;
```

- [VK_OPTICAL_FLOW_SESSION_BINDING_POINT_INPUT_NV](#) specifies the binding point for the input frame.
- [VK_OPTICAL_FLOW_SESSION_BINDING_POINT_REFERENCE_NV](#) specifies the binding point for the input reference frame.
- [VK_OPTICAL_FLOW_SESSION_BINDING_POINT_HINT_NV](#) specifies the binding point for the optional external hint flow vectors.

- [VK_OPTICAL_FLOW_SESSION_BINDING_POINT_FLOW_VECTOR_NV](#) specifies the binding point for output flow vectors of default forward flow calculation.
- [VK_OPTICAL_FLOW_SESSION_BINDING_POINT_BACKWARD_FLOW_VECTOR_NV](#) specifies the binding point for the optional output flow vector map of optional backward flow calculation.
- [VK_OPTICAL_FLOW_SESSION_BINDING_POINT_COST_NV](#) specifies the binding point for the optional output cost map of default forward flow calculation.
- [VK_OPTICAL_FLOW_SESSION_BINDING_POINT_BACKWARD_COST_NV](#) specifies the binding point for the optional output cost map of optional backward flow calculation.
- [VK_OPTICAL_FLOW_SESSION_BINDING_POINT_GLOBAL_FLOW_NV](#) specifies the binding point for the optional global flow value of default forward flow calculation.

49.3.3. Optical Flow Execution

Default direction of flow estimation is forward which calculates the optical flow from input frame to reference frame. Optionally backward flow estimation can be additionally calculated. An output flow vector (Vx, Vy) means that current pixel (x, y) of input frame can be found at location (x+Vx, y+Vy) in reference frame. A backward flow vector (Vx, Vy) means that current pixel (x, y) of reference frame can be found at location (x+Vx, y+Vy) in input frame.

To calculate optical flow vectors from two input frames, call:

```
// Provided by VK_NV_optical_flow
void vkCmdOpticalFlowExecuteNV(
    VkCommandBuffer                commandBuffer,
    VkOpticalFlowSessionNV         session,
    const VkOpticalFlowExecuteInfoNV* pExecuteInfo);
```

- `commandBuffer` is the command buffer into which the command will be recorded.
- `session` is the optical flow session object on which this command is operating.
- `pExecuteInfo` Info is a pointer to a [VkOpticalFlowExecuteInfoNV](#).

Valid Usage (Implicit)

- VUID-vkCmdOpticalFlowExecuteNV-commandBuffer-parameter `commandBuffer` **must** be a valid [VkCommandBuffer](#) handle
- VUID-vkCmdOpticalFlowExecuteNV-session-parameter `session` **must** be a valid [VkOpticalFlowSessionNV](#) handle
- VUID-vkCmdOpticalFlowExecuteNV-pExecuteInfo-parameter `pExecuteInfo` **must** be a valid pointer to a valid [VkOpticalFlowExecuteInfoNV](#) structure
- VUID-vkCmdOpticalFlowExecuteNV-commandBuffer-recording `commandBuffer` **must** be in the [recording state](#)
- VUID-vkCmdOpticalFlowExecuteNV-commandBuffer-cmdpool The `VkCommandPool` that `commandBuffer` was allocated from **must** support

VK_QUEUE_OPTICAL_FLOW_BIT_NV operations

- VUID-vkCmdOpticalFlowExecuteNV-renderpass

This command **must** only be called outside of a render pass instance

- VUID-vkCmdOpticalFlowExecuteNV-suspended

This command **must** not be called between suspended render pass instances

- VUID-vkCmdOpticalFlowExecuteNV-videocoding

This command **must** only be called outside of a video coding scope

- VUID-vkCmdOpticalFlowExecuteNV-commonparent

Both of **commandBuffer**, and **session** **must** have been created, allocated, or retrieved from the same **VkDevice**

Host Synchronization

- Host access to the **VkCommandPool** that **commandBuffer** was allocated from **must** be externally synchronized

Command Properties

Command Buffer Levels	Render Pass Scope	Video Coding Scope	Supported Queue Types	Command Type
Primary Secondary	Outside	Outside	VK_QUEUE_OPTICAL_FLOW_BIT_NV	Action

Conditional Rendering

vkCmdOpticalFlowExecuteNV is not affected by **conditional rendering**

The **VkOpticalFlowExecuteInfoNV** structure is defined as:

```
// Provided by VK_NV_optical_flow
typedef struct VkOpticalFlowExecuteInfoNV {
    VkStructureType    sType;
    void*              pNext;
    VkOpticalFlowExecuteFlagsNV flags;
    uint32_t           regionCount;
    const VkRect2D*    pRegions;
} VkOpticalFlowExecuteInfoNV;
```

- **sType** is a **VkStructureType** value identifying this structure.
- **pNext** is **NULL** or a pointer to a structure extending this structure.

- **flags** are the [VkOpticalFlowExecuteFlagsNV](#) used for this command.
- **regionCount** is the number of regions of interest specified in **pRegions**.
- **pRegions** is a pointer to **regionCount** [VkRect2D](#) regions of interest.

Valid Usage

- VUID-VkOpticalFlowExecuteInfoNV-regionCount-07593
regionCount **must** be 0 if [VK_OPTICAL_FLOW_SESSION_CREATE_ALLOW_REGIONS_BIT_NV](#) was not set for [VkOpticalFlowSessionNV](#) on which this command is operating

Valid Usage (Implicit)

- VUID-VkOpticalFlowExecuteInfoNV-sType-sType
sType **must** be [VK_STRUCTURE_TYPE_OPTICAL_FLOW_EXECUTE_INFO_NV](#)
- VUID-VkOpticalFlowExecuteInfoNV-pNext-pNext
pNext **must** be `NULL`
- VUID-VkOpticalFlowExecuteInfoNV-flags-parameter
flags **must** be a valid combination of [VkOpticalFlowExecuteFlagBitsNV](#) values
- VUID-VkOpticalFlowExecuteInfoNV-pRegions-parameter
 If **regionCount** is not 0, **pRegions** **must** be a valid pointer to an array of **regionCount** [VkRect2D](#) structures

Bits which **can** be set in [VkOpticalFlowExecuteInfoNV::flags](#), controlling optical flow execution, are:

```
// Provided by VK_NV_optical_flow
typedef enum VkOpticalFlowExecuteFlagBitsNV {
    VK_OPTICAL_FLOW_EXECUTE_DISABLE_TEMPORAL_HINTS_BIT_NV = 0x00000001,
} VkOpticalFlowExecuteFlagBitsNV;
```

- [VK_OPTICAL_FLOW_EXECUTE_DISABLE_TEMPORAL_HINTS_BIT_NV](#) specifies that temporal hints from previously generated flow vectors are not used. If temporal hints are enabled, optical flow vectors from previous [vkCmdOpticalFlowExecuteNV](#) call are automatically used as hints for the current [vkCmdOpticalFlowExecuteNV](#) call, to take advantage of temporal correlation in a video sequence. Temporal hints should be disabled if there is a-priori knowledge of no temporal correlation (e.g. a scene change, independent successive frame pairs).

[VkOpticalFlowExecuteFlagsNV](#) is a bitmask type for setting a mask of zero or more [VkOpticalFlowExecuteFlagBitsNV](#).


```
// Provided by VK_NV_optical_flow  
typedef VkFlags    VkOpticalFlowExecuteFlagsNV;
```


Chapter 50. Execution Graphs

Execution graphs provide a way for applications to dispatch multiple operations dynamically from a single initial command on the host. To achieve this, a new execution graph pipeline is provided, that links together multiple shaders or pipelines which each describe one or more operations that can be dispatched within the execution graph. Each linked pipeline or shader describes an *execution node* within the graph, which **can** be dispatched dynamically from another shader within the same graph. This allows applications to describe much richer execution topologies at a finer granularity than would typically be possible with API commands alone.

50.1. Pipeline Creation

To create execution graph pipelines, call:

```
// Provided by VK_AMD_shader_enqueue
VkResult vkCreateExecutionGraphPipelinesAMD(
    VkDevice                device,
    VkPipelineCache         pipelineCache,
    uint32_t                createInfoCount,
    const VkExecutionGraphPipelineCreateInfoAMD* pCreateInfos,
    const VkAllocationCallbacks* pAllocator,
    VkPipeline*              pPipelines);
```

- **device** is the logical device that creates the execution graph pipelines.
- **pipelineCache** is either `VK_NULL_HANDLE`, indicating that pipeline caching is disabled; or the handle of a valid `pipeline cache` object, in which case use of that cache is enabled for the duration of the command. The implementation **must** not access this object outside of the duration of this command.
- **createInfoCount** is the length of the **pCreateInfos** and **pPipelines** arrays.
- **pCreateInfos** is a pointer to an array of `VkExecutionGraphPipelineCreateInfoAMD` structures.
- **pAllocator** controls host memory allocation as described in the [Memory Allocation](#) chapter.
- **pPipelines** is a pointer to an array of `VkPipeline` handles in which the resulting execution graph pipeline objects are returned.

Pipelines are created and returned as described for [Multiple Pipeline Creation](#).

Valid Usage

- VUID-vkCreateExecutionGraphPipelinesAMD-shaderEnqueue-09124
The **shaderEnqueue** feature **must** be enabled
- VUID-vkCreateExecutionGraphPipelinesAMD-flags-09125
If the **flags** member of any element of **pCreateInfos** contains the `VK_PIPELINE_CREATE_DERIVATIVE_BIT` flag, and the **basePipelineIndex** member of that same element is not `-1`, **basePipelineIndex** **must** be less than the index into **pCreateInfos**

that corresponds to that element

- VUID-vkCreateExecutionGraphPipelinesAMD-X-flags-09126

If the **flags** member of any element of **pCreateInfo**s contains the **VK_PIPELINE_CREATE_DERIVATIVE_BIT** flag, the base pipeline **must** have been created with the **VK_PIPELINE_CREATE_ALLOW_DERIVATIVES_BIT** flag set

- VUID-vkCreateExecutionGraphPipelinesAMD-X-pipelineCache-09127

If **pipelineCache** was created with **VK_PIPELINE_CACHE_CREATE_EXTERNALLY_SYNCHRONIZED_BIT**, host access to **pipelineCache** **must** be externally synchronized

- VUID-vkCreateExecutionGraphPipelinesAMD-X-pNext-09616

If **VkPipelineBinaryInfoKHR::binaryCount** is not 0 for any element of **pCreateInfo**s, **pipelineCache** **must** be **VK_NULL_HANDLE**

- VUID-vkCreateExecutionGraphPipelinesAMD-X-pNext-09617

If a **VkPipelineCreateFlags2CreateInfoKHR** structure with the **VK_PIPELINE_CREATE_2_CAPTURE_DATA_BIT_KHR** flag set is included in the **pNext** chain of any element of **pCreateInfo**s, **pipelineCache** **must** be **VK_NULL_HANDLE**

- VUID-vkCreateExecutionGraphPipelinesAMD-X-binaryCount-09620

If **VkPipelineBinaryInfoKHR::binaryCount** is not 0 for any element of **pCreateInfo**s, **VK_PIPELINE_CREATION_FEEDBACK_APPLICATION_PIPELINE_CACHE_HIT_BIT** **must** not be set in the **flags** of that element

- VUID-vkCreateExecutionGraphPipelinesAMD-X-binaryCount-09621

If **VkPipelineBinaryInfoKHR::binaryCount** is not 0 for any element of **pCreateInfo**s, **VK_PIPELINE_CREATION_FEEDBACK_BASE_PIPELINE_ACCELERATION_BIT** **must** not be set in the **flags** of that element

- VUID-vkCreateExecutionGraphPipelinesAMD-X-binaryCount-09622

If **VkPipelineBinaryInfoKHR::binaryCount** is not 0 for any element of **pCreateInfo**s, **VK_PIPELINE_CREATE_FAIL_ON_PIPELINE_COMPILE_REQUIRED_BIT_EXT** **must** not be set in the **flags** of that element

- VUID-vkCreateExecutionGraphPipelinesAMD-X-pCreateInfo-11414

If any element of **pCreateInfo**s sets **VK_PIPELINE_CREATE_2_DESCRIPTOR_HEAP_BIT_EXT** and includes embedded sampler mappings, there **must** be less than $(\text{maxSamplerAllocationCount} - (\text{minSamplerHeapReservedRangeWithEmbedded} / \text{samplerDescriptorSize}))$ **VkSampler** objects currently created on the device

- VUID-vkCreateExecutionGraphPipelinesAMD-X-pCreateInfo-11429

If any element of **pCreateInfo**s sets **VK_PIPELINE_CREATE_2_DESCRIPTOR_HEAP_BIT_EXT** and includes embedded sampler mappings, this command **must** not cause the total number of unique embedded samplers in pipelines and shaders on this device to exceed **maxDescriptorHeapEmbeddedSamplers**

Valid Usage (Implicit)

- VUID-vkCreateExecutionGraphPipelinesAMD-X-device-parameter **device** **must** be a valid **VkDevice** handle

- VUID-vkCreateExecutionGraphPipelinesAMD-X-pipelineCache-parameter
If `pipelineCache` is not `VK_NULL_HANDLE`, `pipelineCache` **must** be a valid `VkPipelineCache` handle
- VUID-vkCreateExecutionGraphPipelinesAMD-X-pCreateInfos-parameter
`pCreateInfos` **must** be a valid pointer to an array of `createInfoCount` valid `VkExecutionGraphPipelineCreateInfoAMD-X` structures
- VUID-vkCreateExecutionGraphPipelinesAMD-X-pAllocator-parameter
If `pAllocator` is not `NULL`, `pAllocator` **must** be a valid pointer to a valid `VkAllocationCallbacks` structure
- VUID-vkCreateExecutionGraphPipelinesAMD-X-pPipelines-parameter
`pPipelines` **must** be a valid pointer to an array of `createInfoCount` `VkPipeline` handles
- VUID-vkCreateExecutionGraphPipelinesAMD-X-createInfoCount-arraylength
`createInfoCount` **must** be greater than `0`
- VUID-vkCreateExecutionGraphPipelinesAMD-X-pipelineCache-parent
If `pipelineCache` is a valid handle, it **must** have been created, allocated, or retrieved from device

Return Codes

Success

- `VK_PIPELINE_COMPILE_REQUIRED_EXT`
- `VK_SUCCESS`

Failure

- `VK_ERROR_OUT_OF_DEVICE_MEMORY`
- `VK_ERROR_OUT_OF_HOST_MEMORY`
- `VK_ERROR_UNKNOWN`
- `VK_ERROR_VALIDATION_FAILED`

The `VkExecutionGraphPipelineCreateInfoAMD-X` structure is defined as:


```
// Provided by VK_AMD_shader_enqueue
typedef struct VkExecutionGraphPipelineCreateInfoAMD {
    VkStructureType           sType;
    const void*               pNext;
    VkPipelineCreateFlags     flags;
    uint32_t                  stageCount;
    const VkPipelineShaderStageCreateInfo* pStages;
    const VkPipelineLibraryCreateInfoKHR* pLibraryInfo;
    VkPipelineLayout          layout;
    VkPipeline                 basePipelineHandle;
    int32_t                   basePipelineIndex;
} VkExecutionGraphPipelineCreateInfoAMD;
```

- `sType` is a [VkStructureType](#) value identifying this structure.
- `pNext` is `NULL` or a pointer to a structure extending this structure.
- `flags` is a bitmask of [VkPipelineCreateFlagBits](#) specifying how the pipeline will be generated.
- `stageCount` is the number of entries in the `pStages` array.
- `pStages` is a pointer to an array of `stageCount` [VkPipelineShaderStageCreateInfo](#) structures describing the set of the shader stages to be included in the execution graph pipeline.
- `pLibraryInfo` is a pointer to a [VkPipelineLibraryCreateInfoKHR](#) structure defining pipeline libraries to include.
- `layout` is the description of binding locations used by both the pipeline and descriptor sets used with the pipeline. The implementation **must** not access this object outside of the duration of the command this structure is passed to.
- `basePipelineHandle` is a pipeline to derive from
- `basePipelineIndex` is an index into the `pCreateInfos` parameter to use as a pipeline to derive from

The parameters `basePipelineHandle` and `basePipelineIndex` are described in more detail in [Pipeline Derivatives](#).

Each shader stage provided when creating an execution graph pipeline (including those in libraries) is associated with a name and an index, determined by the inclusion or omission of a [VkPipelineShaderStageNodeCreateInfoAMD](#) structure in its `pNext` chain. For any graphics pipeline libraries, only the name and index of the vertex or mesh shader stage is linked directly to the graph as a node - other shader stages in the pipeline will be executed after those shader stages as normal. Task shaders cannot be included in a graphics pipeline used for a draw node.

In addition to the shader name and index, an internal “node index” is also generated for each node, which can be queried with [vkGetExecutionGraphPipelineNodeIndexAMD](#), and is used exclusively for initial dispatch of an execution graph.

Valid Usage

- VUID-VkExecutionGraphPipelineCreateInfoAMD-None-09497

If the `pNext` chain does not include a `VkPipelineCreateFlags2CreateInfo` structure, `flags` **must** be a valid combination of `VkPipelineCreateFlagBits` values

- VUID-VkExecutionGraphPipelineCreateInfoAMD-flags-07984
If `flags` contains the `VK_PIPELINE_CREATE_DERIVATIVE_BIT` flag, and `basePipelineIndex` is -1, `basePipelineHandle` **must** be a valid execution graph `VkPipeline` handle
- VUID-VkExecutionGraphPipelineCreateInfoAMD-flags-07985
If `flags` contains the `VK_PIPELINE_CREATE_DERIVATIVE_BIT` flag, and `basePipelineHandle` is `VK_NULL_HANDLE`, `basePipelineIndex` **must** be a valid index into the calling command's `pCreateInfos` parameter
- VUID-VkExecutionGraphPipelineCreateInfoAMD-flags-07986
If `flags` contains the `VK_PIPELINE_CREATE_DERIVATIVE_BIT` flag, `basePipelineIndex` **must** be -1 or `basePipelineHandle` **must** be `VK_NULL_HANDLE`
- VUID-VkExecutionGraphPipelineCreateInfoAMD-layout-07987
If a push constant block is declared in a shader and `layout` is not `VK_NULL_HANDLE`, a push constant range in `layout` **must** match the shader stage
- VUID-VkExecutionGraphPipelineCreateInfoAMD-layout-10069
If a push constant block is declared in a shader and `layout` is not `VK_NULL_HANDLE`, the block must be contained inside the push constant range in `layout` that matches the stage
- VUID-VkExecutionGraphPipelineCreateInfoAMD-layout-07988
If a `resource variable` is declared in a shader and `layout` is not `VK_NULL_HANDLE`, the corresponding descriptor set in `layout` **must** match the shader stage
- VUID-VkExecutionGraphPipelineCreateInfoAMD-layout-07990
If a `resource variable` is declared in a shader, `layout` is not `VK_NULL_HANDLE`, and the descriptor type is not `VK_DESCRIPTOR_TYPE_MUTABLE_EXT`, the corresponding descriptor set in `layout` **must** match the descriptor type
- VUID-VkExecutionGraphPipelineCreateInfoAMD-layout-07991
If a `resource variable` is declared in a shader as an array and `layout` is not `VK_NULL_HANDLE`, the corresponding descriptor binding used to create `layout` **must** have a `descriptorCount` that is greater than or equal to the length of the array
- VUID-VkExecutionGraphPipelineCreateInfoAMD-None-10391
If a `resource variables` is declared in a shader as an array of descriptors, then the descriptor type of that variable **must** not be `VK_DESCRIPTOR_TYPE_INLINE_UNIFORM_BLOCK`
- VUID-VkExecutionGraphPipelineCreateInfoAMD-flags-11798
If `shader64BitIndexing` feature is not enabled, `flags` **must** not contain `VK_PIPELINE_CREATE_2_64_BIT_INDEXING_BIT_EXT`
- VUID-VkExecutionGraphPipelineCreateInfoAMD-pipelineCreationCacheControl-02878
If the `pipelineCreationCacheControl` feature is not enabled, `flags` **must** not include `VK_PIPELINE_CREATE_FAIL_ON_PIPELINE_COMPILE_REQUIRED_BIT` nor `VK_PIPELINE_CREATE_EARLY_RETURN_ON_FAILURE_BIT`
- VUID-VkExecutionGraphPipelineCreateInfoAMD-pipelineProtectedAccess-07368
If the `pipelineProtectedAccess` feature is not enabled, `flags` **must** not include `VK_PIPELINE_CREATE_NO_PROTECTED_ACCESS_BIT` nor

VK_PIPELINE_CREATE_PROTECTED_ACCESS_ONLY_BIT

- VUID-VkExecutionGraphPipelineCreateInfoAMD-flags-07369
flags must not include both `VK_PIPELINE_CREATE_NO_PROTECTED_ACCESS_BIT` and `VK_PIPELINE_CREATE_PROTECTED_ACCESS_ONLY_BIT`
- VUID-VkExecutionGraphPipelineCreateInfoAMD-flags-11311
If `VkPipelineCreateFlags2CreateInfoKHR::flags` includes `VK_PIPELINE_CREATE_2_DESCRIPTOR_HEAP_BIT_EXT`, **layout must** be `VK_NULL_HANDLE`
- VUID-VkExecutionGraphPipelineCreateInfoAMD-flags-11312
If `VkPipelineCreateFlags2CreateInfoKHR::flags` includes `VK_PIPELINE_CREATE_2_DESCRIPTOR_HEAP_BIT_EXT`, all shader variables in the **shader resource interface** with a **DescriptorSet** and **Binding** decoration **must** have a mapping declared in `VkShaderDescriptorSetAndBindingMappingInfoEXT::pMappings`
- VUID-VkExecutionGraphPipelineCreateInfoAMD-flags-03365
flags must not include `VK_PIPELINE_CREATE_RAY_TRACING_NO_NULL_ANY_HIT_SHADERS_BIT_KHR`
- VUID-VkExecutionGraphPipelineCreateInfoAMD-flags-03366
flags must not include `VK_PIPELINE_CREATE_RAY_TRACING_NO_NULL_CLOSEST_HIT_SHADERS_BIT_KHR`
- VUID-VkExecutionGraphPipelineCreateInfoAMD-flags-03367
flags must not include `VK_PIPELINE_CREATE_RAY_TRACING_NO_NULL_MISS_SHADERS_BIT_KHR`
- VUID-VkExecutionGraphPipelineCreateInfoAMD-flags-03368
flags must not include `VK_PIPELINE_CREATE_RAY_TRACING_NO_NULL_INTERSECTION_SHADERS_BIT_KHR`
- VUID-VkExecutionGraphPipelineCreateInfoAMD-flags-03369
flags must not include `VK_PIPELINE_CREATE_RAY_TRACING_SKIP_TRIANGLES_BIT_KHR`
- VUID-VkExecutionGraphPipelineCreateInfoAMD-flags-03370
flags must not include `VK_PIPELINE_CREATE_RAY_TRACING_SKIP_AABBS_BIT_KHR`
- VUID-VkExecutionGraphPipelineCreateInfoAMD-flags-03576
flags must not include `VK_PIPELINE_CREATE_RAY_TRACING_SHADER_GROUP_HANDLE_CAPTURE_REPLAY_BIT_KHR`
- VUID-VkExecutionGraphPipelineCreateInfoAMD-flags-04945
flags must not include `VK_PIPELINE_CREATE_RAY_TRACING_ALLOW_MOTION_BIT_NV`
- VUID-VkExecutionGraphPipelineCreateInfoAMD-flags-09007
If the `VkPhysicalDeviceDeviceGeneratedCommandsComputeFeaturesNV::deviceGeneratedComputePipelines` feature is not enabled, **flags must** not include `VK_PIPELINE_CREATE_INDIRECT_BINDABLE_BIT_NV`
- VUID-VkExecutionGraphPipelineCreateInfoAMD-flags-09008
If **flags** includes `VK_PIPELINE_CREATE_INDIRECT_BINDABLE_BIT_NV`, then the **pNext chain must** include a pointer to a valid instance of

[VkComputePipelineIndirectBufferInfoNV](#) specifying the address where the pipeline's metadata will be saved

- VUID-VkExecutionGraphPipelineCreateInfoAMDFlags-11007
If **flags** includes [VK_PIPELINE_CREATE_2_INDIRECT_BINDABLE_BIT_EXT](#), then the [VkPhysicalDeviceDeviceGeneratedCommandsFeaturesEXT::deviceGeneratedCommands](#) feature **must** be enabled
- VUID-VkExecutionGraphPipelineCreateInfoAMDStage-09128
The **stage** member of any element of **pStages** **must** be [VK_SHADER_STAGE_COMPUTE_BIT](#)
- VUID-VkExecutionGraphPipelineCreateInfoAMDpStages-09129
The shader code for the entry point identified by each element of **pStages** and the rest of the state identified by this structure **must** adhere to the pipeline linking rules described in the [Shader Interfaces](#) chapter
- VUID-VkExecutionGraphPipelineCreateInfoAMDLayout-09130
If **layout** is not [VK_NULL_HANDLE](#), it **must** be [consistent](#) with the layout of the shaders specified in **pStages**
- VUID-VkExecutionGraphPipelineCreateInfoAMDpLibraryInfo-09131
If **pLibraryInfo** is not [NULL](#) and **layout** is not [VK_NULL_HANDLE](#), each element of **pLibraryInfo->pLibraries** **must** have been created with a **layout** that is compatible with the **layout** in this pipeline
- VUID-VkExecutionGraphPipelineCreateInfoAMDLayout-09132
If **layout** is not [VK_NULL_HANDLE](#), the number of resources in **layout** accessible to each shader stage that is used by the pipeline **must** be less than or equal to [VkPhysicalDeviceLimits::maxPerStageResources](#)
- VUID-VkExecutionGraphPipelineCreateInfoAMDpLibraryInfo-09133
If **pLibraryInfo** is not [NULL](#), each element of **pLibraryInfo->pLibraries** **must** be either a compute pipeline, an execution graph pipeline, or a graphics pipeline
- VUID-VkExecutionGraphPipelineCreateInfoAMDpLibraryInfo-10181
If **pLibraryInfo** is not [NULL](#), each element of **pLibraryInfo->pLibraries** that is a compute pipeline or a graphics pipeline **must** have been created with [VK_PIPELINE_CREATE_2_EXECUTION_GRAPH_BIT_AMD](#) set
- VUID-VkExecutionGraphPipelineCreateInfoAMDShaderMeshEnqueue-10182
If the **shaderMeshEnqueue** feature is not enabled, and **pLibraryInfo->pLibraries** is not [NULL](#), **pLibraryInfo->pLibraries** **must** not contain any graphics pipelines
- VUID-VkExecutionGraphPipelineCreateInfoAMDpLibraryInfo-10183
Any element of **pLibraryInfo->pLibraries** identifying a graphics pipeline **must** have been created with [all possible state subsets](#)
- VUID-VkExecutionGraphPipelineCreateInfoAMDNone-09134
There **must** be no two nodes in the pipeline that share both the same shader name and index, as specified by [VkPipelineShaderStageNodeCreateInfoAMD](#)
- VUID-VkExecutionGraphPipelineCreateInfoAMDNone-09135
There **must** be no two nodes in the pipeline that share the same shader name and have input payload declarations with different sizes
- VUID-VkExecutionGraphPipelineCreateInfoAMDNone-09136

There **must** be no two nodes in the pipeline that share the same name but have different execution models

- VUID-VkExecutionGraphPipelineCreateInfoAMD-09137
There **must** be no two nodes in the pipeline that share the same name where one includes **CoalescedInputCountAMD** and the other does not
- VUID-VkExecutionGraphPipelineCreateInfoAMD-09138
There **must** be no two nodes in the pipeline that share the same name where one includes **StaticNumWorkgroupsAMD** and the other does not
- VUID-VkExecutionGraphPipelineCreateInfoAMD-PayloadNodeNameAMD-09139
If an output payload declared in any shader in the pipeline has a **PayloadNodeNameAMD** decoration with a **Node Name** that matches the shader name of any other node in the graph, the size of the output payload **must** match the size of the input payload in the matching node
- VUID-VkExecutionGraphPipelineCreateInfoAMD-flags-10184
If **flags** does not include **VK_PIPELINE_CREATE_LIBRARY_BIT_KHR**, and an output payload declared in any shader in the pipeline does not have a **PayloadNodeSparseArrayAMD** decoration, there **must** be a node in the graph corresponding to every index from 0 to its **PayloadNodeArraySizeAMD** decoration
- VUID-VkExecutionGraphPipelineCreateInfoAMD-flags-12334
flags **must** not include **VK_PIPELINE_CREATE_NO_PROTECTED_ACCESS_BIT** nor **VK_PIPELINE_CREATE_PROTECTED_ACCESS_ONLY_BIT**
- VUID-VkExecutionGraphPipelineCreateInfoAMD-flags-11271
If **VkPipelineCreateFlags2CreateInfoKHR::flags** includes **VK_PIPELINE_CREATE_2_DESCRIPTOR_HEAP_BIT_EXT**, all libraries linked to this pipeline **must** also have that flag set
- VUID-VkExecutionGraphPipelineCreateInfoAMD-flags-11272
If **VkPipelineCreateFlags2CreateInfoKHR::flags** does not include **VK_PIPELINE_CREATE_2_DESCRIPTOR_HEAP_BIT_EXT**, all libraries linked to this pipeline **must** also not have that flag set
- VUID-VkExecutionGraphPipelineCreateInfoAMD-None-11363
If **VkPipelineCreateFlags2CreateInfoKHR::flags** does not include **VK_PIPELINE_CREATE_2_DESCRIPTOR_HEAP_BIT_EXT**, **layout** **must** not be **VK_NULL_HANDLE**

Valid Usage (Implicit)

- VUID-VkExecutionGraphPipelineCreateInfoAMD-sType-sType
sType **must** be **VK_STRUCTURE_TYPE_EXECUTION_GRAPH_PIPELINE_CREATE_INFO_AMD**
- VUID-VkExecutionGraphPipelineCreateInfoAMD-pNext-pNext
Each **pNext** member of any structure (including this one) in the **pNext** chain **must** be either **NULL** or a pointer to a valid instance of **VkPipelineCompilerControlCreateInfoAMD** or **VkPipelineCreationFeedbackCreateInfo**

- `VUID-VkExecutionGraphPipelineCreateInfoAMD-sType-unique`
The `sType` value of each structure in the `pNext` chain **must** be unique
- `VUID-VkExecutionGraphPipelineCreateInfoAMD-pStages-parameter`
If `stageCount` is not `0`, and `pStages` is not `NULL`, `pStages` **must** be a valid pointer to an array of `stageCount` valid `VkPipelineShaderStageCreateInfo` structures
- `VUID-VkExecutionGraphPipelineCreateInfoAMD-pLibraryInfo-parameter`
If `pLibraryInfo` is not `NULL`, `pLibraryInfo` **must** be a valid pointer to a valid `VkPipelineLibraryCreateInfoKHR` structure
- `VUID-VkExecutionGraphPipelineCreateInfoAMD-layout-parameter`
If `layout` is not `VK_NULL_HANDLE`, `layout` **must** be a valid `VkPipelineLayout` handle
- `VUID-VkExecutionGraphPipelineCreateInfoAMD-commonparent`
Both of `basePipelineHandle`, and `layout` that are valid handles of non-ignored parameters **must** have been created, allocated, or retrieved from the same `VkDevice`

`VK_SHADER_INDEX_UNUSED_AMD` is a special shader index used to indicate that the created node does not override the index. In this case, the shader index is determined through other means. It is defined as:

```
#define VK_SHADER_INDEX_UNUSED_AMD    (~0U)
```

The `VkPipelineShaderStageNodeCreateInfoAMD` structure is defined as:

```
// Provided by VK_AMD_shader_enqueue
typedef struct VkPipelineShaderStageNodeCreateInfoAMD {
    VkStructureType    sType;
    const void*        pNext;
    const char*        pName;
    uint32_t           index;
} VkPipelineShaderStageNodeCreateInfoAMD;
```

- `sType` is a `VkStructureType` value identifying this structure.
- `pNext` is `NULL` or a pointer to a structure extending this structure.
- `pName` is the shader name to use when creating a node in an execution graph. If `pName` is `NULL`, the name of the entry point specified in SPIR-V is used as the shader name.
- `index` is the shader index to use when creating a node in an execution graph. If `index` is `VK_SHADER_INDEX_UNUSED_AMD` then the original index is used, either as specified by the `ShaderIndexAMD` execution mode, or `0` if that too is not specified.

When included in the `pNext` chain of a `VkPipelineShaderStageCreateInfo` structure, this structure specifies the shader name and shader index of a node when creating an execution graph pipeline. If this structure is omitted, the shader name is set to the name of the entry point in SPIR-V and the shader index is set to `0`.

When dispatching a node from another shader, the name is fixed at pipeline creation, but the index

can be set dynamically. By associating multiple shaders with the same name but different indexes, applications can dynamically select different nodes to execute. Applications **must** ensure each node has a unique name and index.

NOTE

Shaders with the same name **must** be of the same type - e.g. a compute and graphics shader, or even two compute shaders where one is coalescing and the other is not, cannot share the same name.

Valid Usage (Implicit)

- VUID-VkPipelineShaderStageNodeCreateInfoAMD-sType-sType **must** be `VK_STRUCTURE_TYPE_PIPELINE_SHADER_STAGE_NODE_CREATE_INFO_AMD`
- VUID-VkPipelineShaderStageNodeCreateInfoAMD-pName-parameter
If `pName` is not `NULL`, `pName` **must** be a null-terminated UTF-8 string

Structure Chaining

Extends the structure

- `VkPipelineShaderStageCreateInfo`

To query the internal node index for a particular node in an execution graph, call:

```
// Provided by VK_AMD_shader_enqueue
VkResult vkGetExecutionGraphPipelineNodeIndexAMD(
    VkDevice          device,
    VkPipeline        executionGraph,
    const VkPipelineShaderStageNodeCreateInfoAMD* pNodeInfo,
    uint32_t*         pNodeIndex);
```

- `device` is the logical device that `executionGraph` was created on.
- `executionGraph` is the execution graph pipeline to query the internal node index for.
- `pNodeInfo` is a pointer to a `VkPipelineShaderStageNodeCreateInfoAMD` structure identifying the name and index of the node to query.
- `pNodeIndex` is the returned internal node index of the identified node.

Once this function returns, the contents of `pNodeIndex` contain the internal node index of the identified node.

Valid Usage

- VUID-vkGetExecutionGraphPipelineNodeIndexAMD-pNodeInfo-09140
`pNodeInfo->pName` **must** not be `NULL`

- VUID-vkGetExecutionGraphPipelineNodeIndexAMD-pNodeInfo-09141
`pNodeInfo->index` **must** not be `VK_SHADER_INDEX_UNUSED_AMD`
- VUID-vkGetExecutionGraphPipelineNodeIndexAMD-executionGraph-09142
There **must** be a node in `executionGraph` with a shader name and index equal to `pNodeInfo->pName` and `pNodeInfo->index`

Valid Usage (Implicit)

- VUID-vkGetExecutionGraphPipelineNodeIndexAMD-device-parameter
`device` **must** be a valid `VkDevice` handle
- VUID-vkGetExecutionGraphPipelineNodeIndexAMD-executionGraph-parameter
`executionGraph` **must** be a valid `VkPipeline` handle
- VUID-vkGetExecutionGraphPipelineNodeIndexAMD-pNodeInfo-parameter
`pNodeInfo` **must** be a valid pointer to a valid `VkPipelineShaderStageNodeCreateInfoAMD` structure
- VUID-vkGetExecutionGraphPipelineNodeIndexAMD-pNodeIndex-parameter
`pNodeIndex` **must** be a valid pointer to a `uint32_t` value
- VUID-vkGetExecutionGraphPipelineNodeIndexAMD-executionGraph-parent
`executionGraph` **must** have been created, allocated, or retrieved from `device`

Return Codes

Success

- `VK_SUCCESS`

Failure

- `VK_ERROR_OUT_OF_HOST_MEMORY`
- `VK_ERROR_UNKNOWN`
- `VK_ERROR_VALIDATION_FAILED`

50.2. Initializing Scratch Memory

Implementations **may** need scratch memory to manage dispatch queues or similar when executing a pipeline graph, and this is explicitly managed by the application.

To query the scratch space required to dispatch an execution graph, call:


```
// Provided by VK_AMD_shader_enqueue
VkResult vkGetExecutionGraphPipelineScratchSizeAMD(
    VkDevice device,
    VkPipeline executionGraph,
    VkExecutionGraphPipelineScratchSizeAMD* pSizeInfo);
```

- **device** is the logical device that **executionGraph** was created on.
- **executionGraph** is the execution graph pipeline to query the scratch space for.
- **pSizeInfo** is a pointer to a **VkExecutionGraphPipelineScratchSizeAMD** structure that will contain the required scratch size.

After this function returns, information about the scratch space required will be returned in **pSizeInfo**.

Valid Usage (Implicit)

- VUID-vkGetExecutionGraphPipelineScratchSizeAMD-device-parameter **device** **must** be a valid **VkDevice** handle
- VUID-vkGetExecutionGraphPipelineScratchSizeAMD-executionGraph-parameter **executionGraph** **must** be a valid **VkPipeline** handle
- VUID-vkGetExecutionGraphPipelineScratchSizeAMD-pSizeInfo-parameter **pSizeInfo** **must** be a valid pointer to a **VkExecutionGraphPipelineScratchSizeAMD** structure
- VUID-vkGetExecutionGraphPipelineScratchSizeAMD-executionGraph-parent **executionGraph** **must** have been created, allocated, or retrieved from **device**

Return Codes

Success

- **VK_SUCCESS**

Failure

- **VK_ERROR_OUT_OF_HOST_MEMORY**
- **VK_ERROR_UNKNOWN**
- **VK_ERROR_VALIDATION_FAILED**

The **VkExecutionGraphPipelineScratchSizeAMD** structure is defined as:


```
// Provided by VK_AMD_shader_enqueue
typedef struct VkExecutionGraphPipelineScratchSizeAMD {
    VkStructureType    sType;
    void*              pNext;
    VkDeviceSize        minSize;
    VkDeviceSize        maxSize;
    VkDeviceSize        sizeGranularity;
} VkExecutionGraphPipelineScratchSizeAMD;
```

- **sType** is a **VkStructureType** value identifying this structure.
- **pNext** is **NULL** or a pointer to a structure extending this structure.
- **minSize** indicates the minimum scratch space required for dispatching the queried execution graph.
- **maxSize** indicates the maximum scratch space that can be used for dispatching the queried execution graph.
- **sizeGranularity** indicates the granularity at which the scratch space can be increased from **minSize**.

Applications **can** use any amount of scratch memory greater than **minSize** for dispatching a graph, however only the values equal to **minSize** + an integer multiple of **sizeGranularity** will be used. Greater values **may** result in higher performance, up to **maxSize** which indicates the most memory that an implementation can use effectively.

Valid Usage (Implicit)

- VUID-VkExecutionGraphPipelineScratchSizeAMD-sType-sType **must** be **VK_STRUCTURE_TYPE_EXECUTION_GRAPH_PIPELINE_SCRATCH_SIZE_AMD**

To initialize scratch memory for a particular execution graph, call:

```
// Provided by VK_AMD_shader_enqueue
void vkCmdInitializeGraphScratchMemoryAMD(
    VkCommandBuffer          commandBuffer,
    VkPipeline                executionGraph,
    VkDeviceAddress          scratch,
    VkDeviceSize              scratchSize);
```

- **commandBuffer** is the command buffer into which the command will be recorded.
- **executionGraph** is the execution graph pipeline to initialize the scratch memory for.
- **scratch** is the address of scratch memory to be initialized.
- **scratchSize** is a range in bytes of scratch memory to be initialized.

This command **must** be called before using `scratch` to dispatch the bound execution graph pipeline.

Execution of this command **may** modify any memory locations in the range [`scratch`,`scratch` + `scratchSize`). Accesses to this memory range are performed in the `VK_PIPELINE_STAGE_2_COMPUTE_SHADER_BIT` pipeline stage with the `VK_ACCESS_2_SHADER_STORAGE_READ_BIT` and `VK_ACCESS_2_SHADER_STORAGE_WRITE_BIT` access flags.

If any portion of `scratch` is modified by any command other than `vkCmdDispatchGraphAMD`, `vkCmdDispatchGraphIndirectAMD`, `vkCmdDispatchGraphIndirectCountAMD`, or `vkCmdInitializeGraphScratchMemoryAMD` with the same execution graph, it **must** be reinitialized for the execution graph again before dispatching against it.

Valid Usage

- VUID-vkCmdInitializeGraphScratchMemoryAMD-scratch-10185
`scratch` **must** be the device address of an allocated memory range at least as large as `scratchSize`
- VUID-vkCmdInitializeGraphScratchMemoryAMD-scratchSize-10186
`scratchSize` **must** be greater than or equal to `VkExecutionGraphPipelineScratchSizeAMD::minSize` returned by `vkGetExecutionGraphPipelineScratchSizeAMD` for the bound execution graph pipeline
- VUID-vkCmdInitializeGraphScratchMemoryAMD-scratch-09144
`scratch` **must** be a multiple of 64

Valid Usage (Implicit)

- VUID-vkCmdInitializeGraphScratchMemoryAMD-commandBuffer-parameter
`commandBuffer` **must** be a valid `VkCommandBuffer` handle
- VUID-vkCmdInitializeGraphScratchMemoryAMD-executionGraph-parameter
`executionGraph` **must** be a valid `VkPipeline` handle
- VUID-vkCmdInitializeGraphScratchMemoryAMD-scratch-parameter
`scratch` **must** be a valid `VkDeviceAddress` value
- VUID-vkCmdInitializeGraphScratchMemoryAMD-commandBuffer-recording
`commandBuffer` **must** be in the `recording state`
- VUID-vkCmdInitializeGraphScratchMemoryAMD-commandBuffer-cmdpool
The `VkCommandPool` that `commandBuffer` was allocated from **must** support `VK_QUEUE_COMPUTE_BIT`, or `VK_QUEUE_GRAPHICS_BIT` operations
- VUID-vkCmdInitializeGraphScratchMemoryAMD-suspended
This command **must** not be called between suspended render pass instances
- VUID-vkCmdInitializeGraphScratchMemoryAMD-videocoding
This command **must** only be called outside of a video coding scope
- VUID-vkCmdInitializeGraphScratchMemoryAMD-bufferlevel

`commandBuffer` **must** be a primary `VkCommandBuffer`

- `VUID-vkCmdInitializeGraphScratchMemoryAMD-commonparent`
Both of `commandBuffer`, and `executionGraph` **must** have been created, allocated, or retrieved from the same `VkDevice`

Host Synchronization

- Host access to the `VkCommandPool` that `commandBuffer` was allocated from **must** be externally synchronized

Command Properties

Command Buffer Levels	Render Pass Scope	Video Coding Scope	Supported Queue Types	Command Type
Primary	Both	Outside	VK_QUEUE_COMPUTE_BIT VK_QUEUE_GRAPHICS_BIT HICS_BIT	Action

Conditional Rendering

`vkCmdInitializeGraphScratchMemoryAMD` is not affected by [conditional rendering](#)

50.3. Dispatching a Graph

Initial dispatch of an execution graph is done from the host in the same way as any other command, and **can** be used in a similar way to compute dispatch commands, with indirect variants available.

To record an execution graph dispatch, call:

```
// Provided by VK_AMD_shader_enqueue
void vkCmdDispatchGraphAMD(
    VkCommandBuffer          commandBuffer,
    VkDeviceAddress          scratch,
    VkDeviceSize             scratchSize,
    const VkDispatchGraphCountInfoAMD* pCountInfo);
```

- `commandBuffer` is the command buffer into which the command will be recorded.
- `scratch` is the address of scratch memory to be used.
- `scratchSize` is a range in bytes of scratch memory to be used.

- **pCountInfo** is a host pointer to a **VkDispatchGraphCountInfoAMD** structure defining the nodes which will be initially executed.

When this command is executed, the nodes specified in **pCountInfo** are executed. Nodes executed as part of this command are not implicitly synchronized in any way against each other once they are dispatched. There are no rasterization order guarantees between separately dispatched graphics nodes, though individual primitives within a single dispatch do adhere to rasterization order. Draw calls executed before or after the execution graph also execute relative to each graphics node with respect to rasterization order.

For this command, all device/host pointers in substructures are treated as host pointers and read only during host execution of this command. Once this command returns, no reference to the original pointers is retained.

Execution of this command **may** modify any memory locations in the range [**scratch**,**scratch** + **scratchSize**). Accesses to this memory range are performed in the **VK_PIPELINE_STAGE_2_COMPUTE_SHADER_BIT** pipeline stage with the **VK_ACCESS_2_SHADER_STORAGE_READ_BIT** and **VK_ACCESS_2_SHADER_STORAGE_WRITE_BIT** access flags.

This command **captures command buffer state** for mesh nodes similarly to draw commands.

Valid Usage

- VUID-vkCmdDispatchGraphAMD-magFilter-04553
If a **VkSampler** created with **magFilter** or **minFilter** equal to **VK_FILTER_LINEAR**, **reductionMode** equal to **VK_SAMPLER_REDUCTION_MODE_WEIGHTED_AVERAGE**, and **compareEnable** equal to **VK_FALSE** is used to sample a **VkImageView** as a result of this command, then the image view's **format features** **must** contain **VK_FORMAT_FEATURE_SAMPLED_IMAGE_FILTER_LINEAR_BIT**
- VUID-vkCmdDispatchGraphAMD-magFilter-09598
If a **VkSampler** created with **magFilter** or **minFilter** equal to **VK_FILTER_LINEAR** and **reductionMode** equal to either **VK_SAMPLER_REDUCTION_MODE_MIN** or **VK_SAMPLER_REDUCTION_MODE_MAX** is used to sample a **VkImageView** as a result of this command, then the image view's **format features** **must** contain **VK_FORMAT_FEATURE_SAMPLED_IMAGE_FILTER_MINMAX_BIT**
- VUID-vkCmdDispatchGraphAMD-mipmapMode-04770
If a **VkSampler** created with **mipmapMode** equal to **VK_SAMPLER_MIPMAP_MODE_LINEAR**, **reductionMode** equal to **VK_SAMPLER_REDUCTION_MODE_WEIGHTED_AVERAGE**, and **compareEnable** equal to **VK_FALSE** is used to sample a **VkImageView** as a result of this command, then the image view's **format features** **must** contain **VK_FORMAT_FEATURE_SAMPLED_IMAGE_FILTER_LINEAR_BIT**
- VUID-vkCmdDispatchGraphAMD-mipmapMode-09599
If a **VkSampler** created with **mipmapMode** equal to **VK_SAMPLER_MIPMAP_MODE_LINEAR** and **reductionMode** equal to either **VK_SAMPLER_REDUCTION_MODE_MIN** or **VK_SAMPLER_REDUCTION_MODE_MAX** is used to sample a **VkImageView** as a result of this command, then the image view's **format features** **must** contain

VK_FORMAT_FEATURE_SAMPLED_IMAGE_FILTER_MINMAX_BIT

- VUID-vkCmdDispatchGraphAMD-unnormlizedCoordinates-09635

If a `VkSampler` created with `unnormlizedCoordinates` equal to `VK_TRUE` is used to sample a `VkImageView` as a result of this command, then the image view's `levelCount` and `layerCount` **must** be 1

- VUID-vkCmdDispatchGraphAMD-None-08609

If a `VkSampler` created with `unnormlizedCoordinates` equal to `VK_TRUE` is used to sample a `VkImageView` as a result of this command, then the image view's `viewType` **must** be `VK_IMAGE_VIEW_TYPE_1D` or `VK_IMAGE_VIEW_TYPE_2D`

- VUID-vkCmdDispatchGraphAMD-None-08610

If a `VkSampler` created with `unnormlizedCoordinates` equal to `VK_TRUE` is used to sample a `VkImageView` as a result of this command, then the sampler **must** not be used with any of the SPIR-V `OpImageSample*` or `OpImageSparseSample*` instructions with `ImplicitLod`, `Dref` or `Proj` in their name

- VUID-vkCmdDispatchGraphAMD-None-08611

If a `VkSampler` created with `unnormlizedCoordinates` equal to `VK_TRUE` is used to sample a `VkImageView` as a result of this command, then the sampler **must** not be used with any of the SPIR-V `OpImageSample*` or `OpImageSparseSample*` instructions that includes a LOD bias or any offset values

- VUID-vkCmdDispatchGraphAMD-None-06479

If a `VkImageView` is sampled with `depth comparison`, the image view's `format features` **must** contain `VK_FORMAT_FEATURE_2_SAMPLED_IMAGE_DEPTH_COMPARISON_BIT`

- VUID-vkCmdDispatchGraphAMD-None-02691

If a `VkImageView` is accessed using atomic operations as a result of this command, then the image view's `format features` **must** contain `VK_FORMAT_FEATURE_STORAGE_IMAGE_ATOMIC_BIT`

- VUID-vkCmdDispatchGraphAMD-None-07888

If a `VK_DESCRIPTOR_TYPE_STORAGE_TEXEL_BUFFER` descriptor is accessed using atomic operations as a result of this command, then the storage texel buffer's `format features` **must** contain `VK_FORMAT_FEATURE_STORAGE_TEXEL_BUFFER_ATOMIC_BIT`

- VUID-vkCmdDispatchGraphAMD-None-02692

If a `VkImageView` is sampled with `VK_FILTER_CUBIC_EXT` as a result of this command, then the image view's `format features` **must** contain `VK_FORMAT_FEATURE_SAMPLED_IMAGE_FILTER_CUBIC_BIT_EXT`

- VUID-vkCmdDispatchGraphAMD-None-02693

If the `VK_EXT_filter_cubic` extension is not enabled and any `VkImageView` is sampled with `VK_FILTER_CUBIC_EXT` as a result of this command, it **must** not have a `VkImageViewType` of `VK_IMAGE_VIEW_TYPE_3D`, `VK_IMAGE_VIEW_TYPE_CUBE`, or `VK_IMAGE_VIEW_TYPE_CUBE_ARRAY`

- VUID-vkCmdDispatchGraphAMD-filterCubic-02694

Any `VkImageView` being sampled with `VK_FILTER_CUBIC_EXT` as a result of this command **must** have a `VkImageViewType` and format that supports cubic filtering, as specified by `VkFilterCubicImageViewImageFormatPropertiesEXT::filterCubic` returned by `vkGetPhysicalDeviceImageFormatProperties2`

- VUID-vkCmdDispatchGraphAMD-filterCubicMinmax-02695
Any `VkImageView` being sampled with `VK_FILTER_CUBIC_EXT` with a reduction mode of either `VK_SAMPLER_REDUCTION_MODE_MIN` or `VK_SAMPLER_REDUCTION_MODE_MAX` as a result of this command **must** have a `VkImageViewType` and format that supports cubic filtering together with minmax filtering, as specified by `VkFilterCubicImageViewImageFormatPropertiesEXT::filterCubicMinmax` returned by `vkGetPhysicalDeviceImageFormatProperties2`
- VUID-vkCmdDispatchGraphAMD-cubicRangeClamp-09212
If the `cubicRangeClamp` feature is not enabled, then any `VkImageView` being sampled with `VK_FILTER_CUBIC_EXT` as a result of this command **must** not have a `VkSamplerReductionModeCreateInfo::reductionMode` equal to `VK_SAMPLER_REDUCTION_MODE_WEIGHTED_AVERAGE_RANGECLAMP_QCOM`
- VUID-vkCmdDispatchGraphAMD-reductionMode-09213
Any `VkImageView` being sampled with a `VkSamplerReductionModeCreateInfo::reductionMode` equal to `VK_SAMPLER_REDUCTION_MODE_WEIGHTED_AVERAGE_RANGECLAMP_QCOM` as a result of this command **must** sample with `VK_FILTER_CUBIC_EXT`
- VUID-vkCmdDispatchGraphAMD-selectableCubicWeights-09214
If the `selectableCubicWeights` feature is not enabled, then any `VkImageView` being sampled with `VK_FILTER_CUBIC_EXT` as a result of this command **must** have `VkSamplerCubicWeightsCreateInfoQCOM::cubicWeights` equal to `VK_CUBIC_FILTER_WEIGHTS_CATMULL_ROM_QCOM`
- VUID-vkCmdDispatchGraphAMD-flags-02696
Any `VkImage` created with a `VkImageCreateInfo::flags` containing `VK_IMAGE_CREATE_CORNER_SAMPLED_BIT_NV` sampled as a result of this command **must** only be sampled using a `VkSamplerAddressMode` of `VK_SAMPLER_ADDRESS_MODE_CLAMP_TO_EDGE`
- VUID-vkCmdDispatchGraphAMD-OpTypeImage-07027
For any `VkImageView` being written as a storage image where the image format field of the `OpTypeImage` is `Unknown`, the view's `format features` **must** contain `VK_FORMAT_FEATURE_2_STORAGE_WRITE_WITHOUT_FORMAT_BIT`
- VUID-vkCmdDispatchGraphAMD-OpTypeImage-07028
For any `VkImageView` being read as a storage image where the image format field of the `OpTypeImage` is `Unknown`, the view's `format features` **must** contain `VK_FORMAT_FEATURE_2_STORAGE_READ_WITHOUT_FORMAT_BIT`
- VUID-vkCmdDispatchGraphAMD-OpTypeImage-07029
For any `VkBufferView` being written as a storage texel buffer where the image format field of the `OpTypeImage` is `Unknown`, the view's `buffer features` **must** contain `VK_FORMAT_FEATURE_2_STORAGE_WRITE_WITHOUT_FORMAT_BIT`
- VUID-vkCmdDispatchGraphAMD-OpTypeImage-07030
Any `VkBufferView` being read as a storage texel buffer where the image format field of the `OpTypeImage` is `Unknown` then the view's `buffer features` **must** contain `VK_FORMAT_FEATURE_2_STORAGE_READ_WITHOUT_FORMAT_BIT`
- VUID-vkCmdDispatchGraphAMD-None-08600

If a [a bound shader](#) was created with a pipeline layout and statically uses a set n , a descriptor set **must** have been bound to n at the same pipeline bind point, with layouts compatible for set n with the layout(s) used to create the shader, as described in [Pipeline Layout Compatibility](#)

- VUID-vkCmdDispatchGraphAMDNone-08601

If a [a bound shader](#) was created with a pipeline layout or specified push constant ranges and statically uses a push constant value, that value **must** have been set for the same pipeline bind point, with push constant ranges that are [compatible](#) with the push constant range used to create the shader

- VUID-vkCmdDispatchGraphAMDNone-10068

For each array of resources that is used by a [bound shader](#), the indices used to access members of the array **must** be less than the descriptor count for the identified binding in the descriptor sets used by this command

- VUID-vkCmdDispatchGraphAMDNone-08114

Descriptors in each bound descriptor set, specified via [vkCmdBindDescriptorSets](#), **must** be valid if they are accessed as described by [descriptor validity](#) by the [VkPipeline](#) bound to the pipeline bind point used by this command and the bound [VkPipeline](#) was not created with [VK_PIPELINE_CREATE_DESCRIPTOR_BUFFER_BIT_EXT](#)

- VUID-vkCmdDispatchGraphAMD-imageLayout-00344

If an image descriptor is accessed by a shader, the [VkImageLayout](#) **must** match the subresource accessible from the [VkImageView](#) as defined by the [image layout matching rules](#)

- VUID-vkCmdDispatchGraphAMDNone-08115

If the descriptors used by the [VkPipeline](#) bound to the pipeline bind point were specified via [vkCmdBindDescriptorSets](#), the bound [VkPipeline](#) **must** have been created without [VK_PIPELINE_CREATE_DESCRIPTOR_BUFFER_BIT_EXT](#)

- VUID-vkCmdDispatchGraphAMDNone-08116

Descriptors in bound descriptor buffers, specified via [vkCmdSetDescriptorBufferOffsetsEXT](#), **must** be valid if they are dynamically used by the [VkPipeline](#) bound to the pipeline bind point used by this command and the bound [VkPipeline](#) was created with [VK_PIPELINE_CREATE_DESCRIPTOR_BUFFER_BIT_EXT](#)

- VUID-vkCmdDispatchGraphAMDNone-08604

Descriptors in bound descriptor buffers, specified via [vkCmdSetDescriptorBufferOffsetsEXT](#), **must** be valid if they are dynamically used by any [VkShaderEXT](#) bound to a stage corresponding to the pipeline bind point used by this command

- VUID-vkCmdDispatchGraphAMDNone-08117

If the descriptors used by the [VkPipeline](#) bound to the pipeline bind point were specified via [vkCmdSetDescriptorBufferOffsetsEXT](#), the bound [VkPipeline](#) **must** have been created with [VK_PIPELINE_CREATE_DESCRIPTOR_BUFFER_BIT_EXT](#)

- VUID-vkCmdDispatchGraphAMDNone-08119

If a descriptor is dynamically used with a [VkPipeline](#) created with [VK_PIPELINE_CREATE_DESCRIPTOR_BUFFER_BIT_EXT](#), the descriptor memory **must** be resident

- VUID-vkCmdDispatchGraphAMD-None-08605
If a descriptor is dynamically used with a [VkShaderEXT](#) created with a [VkDescriptorSetLayout](#) that was created with [VK_DESCRIPTOR_SET_LAYOUT_CREATE_DESCRIPTOR_BUFFER_BIT_EXT](#), the descriptor memory **must** be resident
- VUID-vkCmdDispatchGraphAMD-None-08606
If the [shaderObject](#) feature is not enabled, a valid pipeline **must** be bound to the pipeline bind point used by this command
- VUID-vkCmdDispatchGraphAMD-None-08608
If a pipeline is bound to the pipeline bind point used by this command, there **must** not have been any calls to dynamic state setting commands for any state specified statically in the [VkPipeline](#) object bound to the pipeline bind point used by this command, since that pipeline was bound
- VUID-vkCmdDispatchGraphAMD-uniformBuffers-06935
If any stage of the [VkPipeline](#) object bound to the pipeline bind point used by this command accesses a uniform buffer, and that stage was created without enabling either [VK_PIPELINE_ROBUSTNESS_BUFFER_BEHAVIOR_ROBUST_BUFFER_ACCESS](#) or [VK_PIPELINE_ROBUSTNESS_BUFFER_BEHAVIOR_ROBUST_BUFFER_ACCESS_2](#) for [uniformBuffers](#), and the [robustBufferAccess](#) feature is not enabled, that stage **must** not access values outside of the range of the buffer as specified in the descriptor set bound to the same pipeline bind point
- VUID-vkCmdDispatchGraphAMD-None-08612
If the [robustBufferAccess](#) feature is not enabled, and any [VkShaderEXT](#) bound to a stage corresponding to the pipeline bind point used by this command accesses a uniform buffer, it **must** not access values outside of the range of the buffer as specified in the descriptor set bound to the same pipeline bind point
- VUID-vkCmdDispatchGraphAMD-storageBuffers-06936
If any stage of the [VkPipeline](#) object bound to the pipeline bind point used by this command accesses a storage buffer, and that stage was created without enabling either [VK_PIPELINE_ROBUSTNESS_BUFFER_BEHAVIOR_ROBUST_BUFFER_ACCESS](#) or [VK_PIPELINE_ROBUSTNESS_BUFFER_BEHAVIOR_ROBUST_BUFFER_ACCESS_2](#) for [storageBuffers](#), and the [robustBufferAccess](#) feature is not enabled, that stage **must** not access values outside of the range of the buffer as specified in the descriptor set bound to the same pipeline bind point
- VUID-vkCmdDispatchGraphAMD-None-08613
If the [robustBufferAccess](#) feature is not enabled, and any [VkShaderEXT](#) bound to a stage corresponding to the pipeline bind point used by this command accesses a storage buffer, it **must** not access values outside of the range of the buffer as specified in the descriptor set bound to the same pipeline bind point
- VUID-vkCmdDispatchGraphAMD-commandBuffer-02707
If [commandBuffer](#) is an unprotected command buffer and [protectedNoFault](#) is not supported, any resource accessed by [bound shaders](#) **must** not be a protected resource
- VUID-vkCmdDispatchGraphAMD-viewType-07752
If a [VkImageView](#) is accessed as a result of this command, then the image view's [viewType](#) **must** match the [Dim](#) operand of the [OpTypeImage](#) as described in [Compatibility Between](#)

SPIR-V Image Dimensions and Vulkan ImageView Types

- VUID-vkCmdDispatchGraphAMDFormat-07753
If a [VkImageView](#) or [VkBufferView](#) is accessed as a result of this command, then the [numeric type](#) of the view's [format](#) and the [Sampled Type](#) operand of the [OpTypeImage](#) **must** match
- VUID-vkCmdDispatchGraphAMDFormat-OpImageWrite-08795
If a [VkImageView](#) created with a format other than [VK_FORMAT_A8_UNORM](#) is accessed using [OpImageWrite](#) as a result of this command, then the [Type](#) of the [Texel](#) operand of that instruction **must** have at least as many components as the image view's format
- VUID-vkCmdDispatchGraphAMDFormat-OpImageWrite-08796
If a [VkImageView](#) created with the format [VK_FORMAT_A8_UNORM](#) is accessed using [OpImageWrite](#) as a result of this command, then the [Type](#) of the [Texel](#) operand of that instruction **must** have four components
- VUID-vkCmdDispatchGraphAMDFormat-OpImageWrite-04469
If a [VkBufferView](#) is accessed using [OpImageWrite](#) as a result of this command, then the [Type](#) of the [Texel](#) operand of that instruction **must** have at least as many components as the buffer view's format
- VUID-vkCmdDispatchGraphAMDFormat-SampledType-04470
If a [VkImageView](#) with a [VkFormat](#) that has a 64-bit component width is accessed as a result of this command, the [SampledType](#) of the [OpTypeImage](#) operand of that instruction **must** have a [Width](#) of 64
- VUID-vkCmdDispatchGraphAMDFormat-SampledType-04471
If a [VkImageView](#) with a [VkFormat](#) that has a component width less than 64-bit is accessed as a result of this command, the [SampledType](#) of the [OpTypeImage](#) operand of that instruction **must** have a [Width](#) of 32
- VUID-vkCmdDispatchGraphAMDFormat-SampledType-04472
If a [VkBufferView](#) with a [VkFormat](#) that has a 64-bit component width is accessed as a result of this command, the [SampledType](#) of the [OpTypeImage](#) operand of that instruction **must** have a [Width](#) of 64
- VUID-vkCmdDispatchGraphAMDFormat-SampledType-04473
If a [VkBufferView](#) with a [VkFormat](#) that has a component width less than 64-bit is accessed as a result of this command, the [SampledType](#) of the [OpTypeImage](#) operand of that instruction **must** have a [Width](#) of 32
- VUID-vkCmdDispatchGraphAMDFormat-sparseImageInt64Atomics-04474
If the [sparseImageInt64Atomics](#) feature is not enabled, [VkImage](#) objects created with the [VK_IMAGE_CREATE_SPARSE_RESIDENCY_BIT](#) flag **must** not be accessed by atomic instructions through an [OpTypeImage](#) with a [SampledType](#) with a [Width](#) of 64 by this command
- VUID-vkCmdDispatchGraphAMDFormat-sparseImageInt64Atomics-04475
If the [sparseImageInt64Atomics](#) feature is not enabled, [VkBuffer](#) objects created with the [VK_BUFFER_CREATE_SPARSE_RESIDENCY_BIT](#) flag **must** not be accessed by atomic instructions through an [OpTypeImage](#) with a [SampledType](#) with a [Width](#) of 64 by this command

- VUID-vkCmdDispatchGraphAMD-X-OpImageSampleWeightedQCOM-06971
If `OpImageSampleWeightedQCOM` is used to sample a `VkImageView` as a result of this command, then the image view's `format features` **must** contain `VK_FORMAT_FEATURE_2_WEIGHT_SAMPLED_IMAGE_BIT_QCOM`
- VUID-vkCmdDispatchGraphAMD-X-OpImageSampleWeightedQCOM-06972
If `OpImageSampleWeightedQCOM` uses a `VkImageView` as a sample weight image as a result of this command, then the image view's `format features` **must** contain `VK_FORMAT_FEATURE_2_WEIGHT_IMAGE_BIT_QCOM`
- VUID-vkCmdDispatchGraphAMD-X-OpImageBoxFilterQCOM-06973
If `OpImageBoxFilterQCOM` is used to sample a `VkImageView` as a result of this command, then the image view's `format features` **must** contain `VK_FORMAT_FEATURE_2_BOX_FILTER_SAMPLED_BIT_QCOM`
- VUID-vkCmdDispatchGraphAMD-X-OpImageBlockMatchSSDQCOM-06974
If `OpImageBlockMatchSSDQCOM` is used to read from an `VkImageView` as a result of this command, then the image view's `format features` **must** contain `VK_FORMAT_FEATURE_2_BLOCK_MATCHING_BIT_QCOM`
- VUID-vkCmdDispatchGraphAMD-X-OpImageBlockMatchSADQCOM-06975
If `OpImageBlockMatchSADQCOM` is used to read from an `VkImageView` as a result of this command, then the image view's `format features` **must** contain `VK_FORMAT_FEATURE_2_BLOCK_MATCHING_BIT_QCOM`
- VUID-vkCmdDispatchGraphAMD-X-OpImageBlockMatchSADQCOM-06976
If `OpImageBlockMatchSADQCOM` or `OpImageBlockMatchSSDQCOM` is used to read from a reference image as result of this command, then the specified reference coordinates **must** not fail `integer texel coordinate validation`
- VUID-vkCmdDispatchGraphAMD-X-OpImageSampleWeightedQCOM-06977
If `OpImageSampleWeightedQCOM`, `OpImageBoxFilterQCOM`, `OpImageBlockMatchWindowSSDQCOM`, `OpImageBlockMatchWindowSADQCOM`, `OpImageBlockMatchGatherSSDQCOM`, `OpImageBlockMatchGatherSADQCOM`, `OpImageBlockMatchSSDQCOM`, or `OpImageBlockMatchSADQCOM` uses a `VkSampler` as a result of this command, then the sampler **must** have been created with `VK_SAMPLER_CREATE_IMAGE_PROCESSING_BIT_QCOM`
- VUID-vkCmdDispatchGraphAMD-X-OpImageSampleWeightedQCOM-06978
If any command other than `OpImageSampleWeightedQCOM`, `OpImageBoxFilterQCOM`, `OpImageBlockMatchWindowSSDQCOM`, `OpImageBlockMatchWindowSADQCOM`, `OpImageBlockMatchGatherSSDQCOM`, `OpImageBlockMatchGatherSADQCOM`, `OpImageBlockMatchSSDQCOM`, or `OpImageBlockMatchSADQCOM` uses a `VkSampler` as a result of this command, then the sampler **must** not have been created with `VK_SAMPLER_CREATE_IMAGE_PROCESSING_BIT_QCOM`
- VUID-vkCmdDispatchGraphAMD-X-OpImageBlockMatchWindow-09215
If a `OpImageBlockMatchWindow*QCOM` or `OpImageBlockMatchGather*QCOM` instruction is used to read from an `VkImageView` as a result of this command, then the image view's `format features` **must** contain `VK_FORMAT_FEATURE_2_BLOCK_MATCHING_BIT_QCOM`
- VUID-vkCmdDispatchGraphAMD-X-OpImageBlockMatchWindow-09216
If a `OpImageBlockMatchWindow*QCOM` or `OpImageBlockMatchGather*QCOM` instruction is used to read from an `VkImageView` as a result of this command, then the image view's format

must be a single-component format

- VUID-vkCmdDispatchGraphAMD-X-OpImageBlockMatchWindow-09217

If a `OpImageBlockMatchWindow*QCOM` or `OpImageBlockMatchGather*QCOM` read from a reference image as result of this command, then the specified reference coordinates **must** not fail [integer texel coordinate validation](#)

- VUID-vkCmdDispatchGraphAMD-X-None-07288

Any shader invocation executed by this command **must** [terminate](#)

- VUID-vkCmdDispatchGraphAMD-X-None-09600

If a descriptor with type equal to any of [VK_DESCRIPTOR_TYPE_SAMPLE_WEIGHT_IMAGE_QCOM](#), [VK_DESCRIPTOR_TYPE_BLOCK_MATCH_IMAGE_QCOM](#), [VK_DESCRIPTOR_TYPE_SAMPLED_IMAGE](#), [VK_DESCRIPTOR_TYPE_STORAGE_IMAGE](#), or [VK_DESCRIPTOR_TYPE_INPUT_ATTACHMENT](#) is accessed as a result of this command, all image subresources identified by that descriptor **must** be in the image layout identified when the descriptor was written

- VUID-vkCmdDispatchGraphAMD-X-commandBuffer-10746

The `VkDeviceMemory` object allocated from a `VkMemoryHeap` with the [VK_MEMORY_HEAP_TILE_MEMORY_BIT_QCOM](#) property that is bound to a resource accessed as a result of this command **must** be the active bound [bound tile memory object](#) in `commandBuffer`

- VUID-vkCmdDispatchGraphAMD-X-None-10678

If this command is recorded inside a [tile shading render pass](#) instance, the stages corresponding to the pipeline bind point used by this command **must** only include [VK_SHADER_STAGE_VERTEX_BIT](#), [VK_SHADER_STAGE_FRAGMENT_BIT](#), and/or [VK_SHADER_STAGE_COMPUTE_BIT](#)

- VUID-vkCmdDispatchGraphAMD-X-None-10679

If this command is recorded where [per-tile execution model](#) is enabled, there **must** be no access to any image while the image was be transitioned to the [VK_IMAGE_LAYOUT_ATTACHMENT_FEEDBACK_LOOP_OPTIMAL_EXT](#) layout

- VUID-vkCmdDispatchGraphAMD-X-pDescription-09900

If a [VK_DESCRIPTOR_TYPE_TENSOR_ARM](#) descriptor is accessed as a result of this command, then the underlying `VkTensorARM` object **must** have been created with the [VK_TENSOR_USAGE_SHADER_BIT_ARM](#) usage flag set

- VUID-vkCmdDispatchGraphAMD-X-dimensionCount-09905

If a [VK_DESCRIPTOR_TYPE_TENSOR_ARM](#) descriptor is accessed as a result of this command, then the `Rank` of the `OpTypeTensorARM` of the tensor resource variable **must** be equal to the `dimensionCount` provided via `VkTensorCreateInfoARM::pDescription` when creating the underlying `VkTensorARM` object

- VUID-vkCmdDispatchGraphAMD-X-OpTypeTensorARM-09906

If a [VK_DESCRIPTOR_TYPE_TENSOR_ARM](#) descriptor is accessed as a result of this command, then the element type of the `OpTypeTensorARM` of the tensor resource variable **must** be [compatible](#) with the `VkFormat` of the `VkTensorViewARM` used for the access

- VUID-vkCmdDispatchGraphAMD-X-None-11297

If a pipeline is bound to the pipeline bind point used by this command, or shader is bound

to a shader stage used by this command, and it was created with a [descriptor mapping](#) using [VK_DESCRIPTOR_MAPPING_SOURCE_HEAP_WITH_PUSH_INDEX_EXT](#), [VK_DESCRIPTOR_MAPPING_SOURCE_HEAP_WITH_SHADER_RECORD_INDEX_EXT](#), [VK_DESCRIPTOR_MAPPING_SOURCE_HEAP_WITH_INDIRECT_INDEX_ARRAY_EXT](#), or [VK_DESCRIPTOR_MAPPING_SOURCE_HEAP_WITH_INDIRECT_INDEX_EXT](#), and a shader accesses a [OpTypeStruct](#) decorated with [Block](#) or [BufferBlock](#) using that mapping, the calculated offset for the resource heap **must** be a multiple of [bufferDescriptorAlignment](#)

- VUID-vkCmdDispatchGraphAMD-None-11298

If a pipeline is bound to the pipeline bind point used by this command, or shader is bound to a shader stage used by this command, and it was created with a [descriptor mapping](#) using [VK_DESCRIPTOR_MAPPING_SOURCE_HEAP_WITH_PUSH_INDEX_EXT](#), [VK_DESCRIPTOR_MAPPING_SOURCE_HEAP_WITH_SHADER_RECORD_INDEX_EXT](#), [VK_DESCRIPTOR_MAPPING_SOURCE_HEAP_WITH_INDIRECT_INDEX_ARRAY_EXT](#), or [VK_DESCRIPTOR_MAPPING_SOURCE_HEAP_WITH_INDIRECT_INDEX_EXT](#), and a shader accesses an [OpTypeImage](#) or [OpTypeSampledImage](#) using that mapping, the calculated offset for the resource heap **must** be a multiple of [imageDescriptorAlignment](#)

- VUID-vkCmdDispatchGraphAMD-None-11299

If a pipeline is bound to the pipeline bind point used by this command, or shader is bound to a shader stage used by this command, and it was created with a [descriptor mapping](#) using [VK_DESCRIPTOR_MAPPING_SOURCE_HEAP_WITH_PUSH_INDEX_EXT](#), [VK_DESCRIPTOR_MAPPING_SOURCE_HEAP_WITH_SHADER_RECORD_INDEX_EXT](#), [VK_DESCRIPTOR_MAPPING_SOURCE_HEAP_WITH_INDIRECT_INDEX_ARRAY_EXT](#), or [VK_DESCRIPTOR_MAPPING_SOURCE_HEAP_WITH_INDIRECT_INDEX_EXT](#), and a shader accesses an [OpTypeSampler](#) or [OpTypeSampledImage](#) using that mapping, the calculated offset for the sampler heap **must** be a multiple of [samplerDescriptorAlignment](#)

- VUID-vkCmdDispatchGraphAMD-None-11397

If a pipeline is bound to the pipeline bind point used by this command, or shader is bound to a shader stage used by this command, and it was created with a [descriptor mapping](#) using [VK_DESCRIPTOR_MAPPING_SOURCE_HEAP_WITH_PUSH_INDEX_EXT](#), [VK_DESCRIPTOR_MAPPING_SOURCE_HEAP_WITH_SHADER_RECORD_INDEX_EXT](#), [VK_DESCRIPTOR_MAPPING_SOURCE_HEAP_WITH_INDIRECT_INDEX_ARRAY_EXT](#), or [VK_DESCRIPTOR_MAPPING_SOURCE_HEAP_WITH_INDIRECT_INDEX_EXT](#), and a shader accesses an [OpTypeTensorARM](#) using that mapping, the calculated offset for the resource heap **must** be a multiple of [tensorDescriptorAlignment](#)

- VUID-vkCmdDispatchGraphAMD-None-11300

If a pipeline is bound to the pipeline bind point used by this command, or shader is bound to a shader stage used by this command, and it was created with a [descriptor mapping](#) using [VK_DESCRIPTOR_MAPPING_SOURCE_HEAP_WITH_INDIRECT_INDEX_ARRAY_EXT](#) or [VK_DESCRIPTOR_MAPPING_SOURCE_HEAP_WITH_INDIRECT_INDEX_EXT](#), and a shader accesses a resource using that mapping, the value of the address at the expected location in push data **must** be a multiple of 4

- VUID-vkCmdDispatchGraphAMD-None-11301

If a pipeline is bound to the pipeline bind point used by this command, or shader is bound to a shader stage used by this command, and it was created with a [descriptor mapping](#) using [VK_DESCRIPTOR_MAPPING_SOURCE_HEAP_WITH_INDIRECT_INDEX_ARRAY_EXT](#) or [VK_DESCRIPTOR_MAPPING_SOURCE_HEAP_WITH_INDIRECT_INDEX_EXT](#), and a shader

accesses a resource using that mapping, the value of the address at the expected location in push data **must** be a valid [VkDeviceAddress](#) backed by physical memory at every offset specified by each mapping

- VUID-vkCmdDispatchGraphAMD-None-11302

If a pipeline is bound to the pipeline bind point used by this command, or shader is bound to a shader stage used by this command, and it was created with a [descriptor mapping](#) using [VK_DESCRIPTOR_MAPPING_SOURCE_PUSH_ADDRESS_EXT](#), and a shader accesses a resource using that mapping, the value of the address at the expected location in push data **must** be a valid [VkDeviceAddress](#)

- VUID-vkCmdDispatchGraphAMD-None-11304

If a pipeline is bound to the pipeline bind point used by this command, or shader is bound to a shader stage used by this command, and it was created with a [descriptor mapping](#) using [VK_DESCRIPTOR_MAPPING_SOURCE_INDIRECT_ADDRESS_EXT](#), and a shader accesses a resource using that mapping, the value of the address at the expected location in push data **must** be a multiple of 8

- VUID-vkCmdDispatchGraphAMD-None-11305

If a pipeline is bound to the pipeline bind point used by this command, or shader is bound to a shader stage used by this command, and it was created with a [descriptor mapping](#) using [VK_DESCRIPTOR_MAPPING_SOURCE_INDIRECT_ADDRESS_EXT](#), and a shader accesses a resource using that mapping, the value of the address at the expected location in push data **must** be a valid [VkDeviceAddress](#) backed by physical memory at every offset specified by each mapping

- VUID-vkCmdDispatchGraphAMD-None-11306

If a pipeline is bound to the pipeline bind point used by this command, or shader is bound to a shader stage used by this command, and it was created with a [descriptor mapping](#) using [VK_DESCRIPTOR_MAPPING_SOURCE_INDIRECT_ADDRESS_EXT](#), and a shader accesses a resource using that mapping, the value of the address pointed to by the address in push data **must** be a valid [VkDeviceAddress](#)

- VUID-vkCmdDispatchGraphAMD-None-11308

For each [descriptor heap](#) that is statically used by a [bound shader](#), either directly or via a [descriptor mapping](#), a valid descriptor heap **must** be bound

- VUID-vkCmdDispatchGraphAMD-None-11309

If a [bound shader](#) was created as a [VkShaderEXT](#) with the [VK_SHADER_CREATE_DESCRIPTOR_HEAP_BIT_EXT](#) flag or as part of a pipeline with the [VK_PIPELINE_CREATE_2_DESCRIPTOR_HEAP_BIT_EXT](#) flag, execution of this command **must** not result in any descriptor read accessing data outside of the user range of the respective heap bound by [vkCmdBind*HeapEXT](#) commands

- VUID-vkCmdDispatchGraphAMD-None-11372

If any stage of the [VkPipeline](#) object bound to the pipeline bind point used by this command accesses a uniform buffer or uniform texel buffer through a descriptor in the bound resource heap, that stage was created without enabling either [VK_PIPELINE_ROBUSTNESS_BUFFER_BEHAVIOR_ROBUST_BUFFER_ACCESS](#) or [VK_PIPELINE_ROBUSTNESS_BUFFER_BEHAVIOR_ROBUST_BUFFER_ACCESS_2](#) for [uniformBuffers](#), the [robustBufferAccess2](#) feature is not enabled, and the [robustBufferAccess](#) feature is not enabled, that stage **must** not access values outside of the range of the

descriptor specified via [VkDeviceAddressRangeKHR](#) when the descriptor was written

- VUID-vkCmdDispatchGraphAMD-None-11373

If any stage of the [VkPipeline](#) object bound to the pipeline bind point used by this command accesses a storage buffer or storage texel buffer through a descriptor in the bound resource heap, that stage was created without enabling either [VK_PIPELINE_ROBUSTNESS_BUFFER_BEHAVIOR_ROBUST_BUFFER_ACCESS](#) or [VK_PIPELINE_ROBUSTNESS_BUFFER_BEHAVIOR_ROBUST_BUFFER_ACCESS_2](#) for [storageBuffers](#), the [robustBufferAccess2](#) feature is not enabled, and the [robustBufferAccess](#) feature is not enabled, that stage **must** not access values outside of the range of the descriptor specified by [VkDeviceAddressRangeKHR](#) when the descriptor was written

- VUID-vkCmdDispatchGraphAMD-None-11374

If the [robustBufferAccess2](#) feature is not enabled, the [robustBufferAccess](#) feature is not enabled, and any [VkShaderEXT](#) bound to a stage corresponding to the pipeline bind point used by this command accesses a uniform buffer, uniform texel buffer, storage buffer, or storage texel buffer, that shader **must** not access values outside of the range of the buffer as specified by [VkDeviceAddressRangeKHR](#) when the descriptor was written

- VUID-vkCmdDispatchGraphAMD-pBindInfo-11375

If any [bound shader](#) uses an embedded sampler via a [descriptor mapping](#), the value of [pBindInfo->reservedRangeSize](#) set for [vkCmdBindSamplerHeapEXT](#) **must** be greater than or equal to [minSamplerHeapReservedRangeWithEmbedded](#)

- VUID-vkCmdDispatchGraphAMD-None-11376

If a [bound shader](#) was created as a [VkShaderEXT](#) with the [VK_SHADER_CREATE_DESCRIPTOR_HEAP_BIT_EXT](#) flag or as part of a pipeline with the [VK_PIPELINE_CREATE_2_DESCRIPTOR_HEAP_BIT_EXT](#) flag, and that shader statically uses a push constant value, that value **must** have been set by [vkCmdPushDataEXT](#)

- VUID-vkCmdDispatchGraphAMD-None-11398

If a [bound shader](#) was created with a [descriptor mapping](#) using [VK_DESCRIPTOR_MAPPING_SOURCE_PUSH_DATA_EXT](#), [VK_DESCRIPTOR_MAPPING_SOURCE_PUSH_ADDRESS_EXT](#), [VK_DESCRIPTOR_MAPPING_SOURCE_SHADER_RECORD_DATA_EXT](#), [VK_DESCRIPTOR_MAPPING_SOURCE_SHADER_RECORD_ADDRESS_EXT](#), [VK_DESCRIPTOR_MAPPING_SOURCE_RESOURCE_HEAP_DATA_EXT](#), or [VK_DESCRIPTOR_MAPPING_SOURCE_INDIRECT_ADDRESS_EXT](#), and a shader accesses a resource using that mapping, the access **must** not be [out of bounds](#)

- VUID-vkCmdDispatchGraphAMD-None-11437

If a pipeline is bound to the pipeline bind point used by this command, or shader is bound to a shader stage used by this command, and it was created with a [descriptor mapping](#) using [VK_DESCRIPTOR_MAPPING_SOURCE_HEAP_WITH_INDIRECT_INDEX_ARRAY_EXT](#), [VK_DESCRIPTOR_MAPPING_SOURCE_HEAP_WITH_INDIRECT_INDEX_EXT](#), or [VK_DESCRIPTOR_MAPPING_SOURCE_INDIRECT_ADDRESS_EXT](#), and a shader accesses a resource using that mapping, the buffer from which the address in push data was queried **must** have been created with the [VK_BUFFER_USAGE_UNIFORM_BUFFER_BIT](#) usage flag set

- VUID-vkCmdDispatchGraphAMD-None-11438

If a pipeline is bound to the pipeline bind point used by this command, or shader is bound

to a shader stage used by this command, and it was created with a [descriptor mapping](#) using [VK_DESCRIPTOR_MAPPING_SOURCE_PUSH_ADDRESS_EXT](#), [VK_DESCRIPTOR_MAPPING_SOURCE_SHADER_RECORD_ADDRESS_EXT](#), or [VK_DESCRIPTOR_MAPPING_SOURCE_INDIRECT_ADDRESS_EXT](#), and a shader accesses a uniform buffer using that mapping, the address that the uniform buffer is mapped to **must** have been queried from a buffer created with the [VK_BUFFER_USAGE_UNIFORM_BUFFER_BIT](#) usage flag set

- VUID-vkCmdDispatchGraphAMDNone-11441

If a pipeline is bound to the pipeline bind point used by this command, or shader is bound to a shader stage used by this command, and it was created with a [descriptor mapping](#) using [VK_DESCRIPTOR_MAPPING_SOURCE_PUSH_ADDRESS_EXT](#), [VK_DESCRIPTOR_MAPPING_SOURCE_SHADER_RECORD_ADDRESS_EXT](#), or [VK_DESCRIPTOR_MAPPING_SOURCE_INDIRECT_ADDRESS_EXT](#), and a shader accesses a uniform buffer using that mapping, the address that the uniform buffer is mapped to **must** be aligned to [minUniformBufferOffsetAlignment](#)

- VUID-vkCmdDispatchGraphAMDNone-11439

If a pipeline is bound to the pipeline bind point used by this command, or shader is bound to a shader stage used by this command, and it was created with a [descriptor mapping](#) using [VK_DESCRIPTOR_MAPPING_SOURCE_PUSH_ADDRESS_EXT](#), [VK_DESCRIPTOR_MAPPING_SOURCE_SHADER_RECORD_ADDRESS_EXT](#), or [VK_DESCRIPTOR_MAPPING_SOURCE_INDIRECT_ADDRESS_EXT](#), and a shader accesses a storage buffer using that mapping, the address that the storage buffer is mapped to **must** have been queried from a buffer created with the [VK_BUFFER_USAGE_STORAGE_BUFFER_BIT](#) usage flag set

- VUID-vkCmdDispatchGraphAMDNone-11442

If a pipeline is bound to the pipeline bind point used by this command, or shader is bound to a shader stage used by this command, and it was created with a [descriptor mapping](#) using [VK_DESCRIPTOR_MAPPING_SOURCE_PUSH_ADDRESS_EXT](#), [VK_DESCRIPTOR_MAPPING_SOURCE_SHADER_RECORD_ADDRESS_EXT](#), or [VK_DESCRIPTOR_MAPPING_SOURCE_INDIRECT_ADDRESS_EXT](#), and a shader accesses a storage buffer using that mapping, the address that the storage buffer is mapped to **must** be aligned to [minStorageBufferOffsetAlignment](#)

- VUID-vkCmdDispatchGraphAMDNone-11485

If a pipeline is bound to the pipeline bind point used by this command, or shader is bound to a shader stage used by this command, and it was created with a [descriptor mapping](#) using [VK_DESCRIPTOR_MAPPING_SOURCE_PUSH_ADDRESS_EXT](#), [VK_DESCRIPTOR_MAPPING_SOURCE_SHADER_RECORD_ADDRESS_EXT](#), or [VK_DESCRIPTOR_MAPPING_SOURCE_INDIRECT_ADDRESS_EXT](#), and a shader accesses an acceleration structure using that mapping, the address that the acceleration structure is mapped to **must** be an acceleration structure address retrieved from a [VkAccelerationStructureKHR](#) object via [vkGetAccelerationStructureDeviceAddressKHR](#) or handle retrieved from a [VkAccelerationStructureNV](#) object via [vkGetAccelerationStructureHandleNV](#)

- VUID-vkCmdDispatchGraphAMDIndex-11450

If a shader uses a sampler descriptor to sample an image as a result of this command, and that sampler descriptor uses a custom border color with an index defined by

`VkSamplerCustomBorderColorIndexCreateInfoEXT`, the value of `VkSamplerCustomBorderColorIndexCreateInfoEXT::index` **must** have been registered before this command was recorded, and still be registered during the sampling operation, with an identically defined color

- VUID-vkCmdDispatchGraphAMD-protectedNoFault-11455

If `protectedNoFault` is not supported, a pipeline is bound to the pipeline bind point used by this command, or a shader is bound to a shader stage used by this command, and it was created with a `descriptor mapping` using `VK_DESCRIPTOR_MAPPING_SOURCE_PUSH_ADDRESS_EXT`, `VK_DESCRIPTOR_MAPPING_SOURCE_SHADER_RECORD_ADDRESS_EXT`, or `VK_DESCRIPTOR_MAPPING_SOURCE_INDIRECT_ADDRESS_EXT`, the address that the resource is mapped to **must** have been queried from a buffer created without the `VK_BUFFER_CREATE_PROTECTED_BIT` create flag set

- VUID-vkCmdDispatchGraphAMD-protectedNoFault-11456

If `protectedNoFault` is not supported, a pipeline is bound to the pipeline bind point used by this command, or a shader is bound to a shader stage used by this command, and it was created with a `descriptor mapping` using `VK_DESCRIPTOR_MAPPING_SOURCE_HEAP_WITH_INDIRECT_INDEX_EXT` or `VK_DESCRIPTOR_MAPPING_SOURCE_HEAP_WITH_INDIRECT_INDEX_ARRAY_EXT`, the address of the indirect memory **must** have been queried from a buffer created without the `VK_BUFFER_CREATE_PROTECTED_BIT` create flag set

- VUID-vkCmdDispatchGraphAMD-commandBuffer-09181

`commandBuffer` **must** not be a protected command buffer

- VUID-vkCmdDispatchGraphAMD-commandBuffer-09182

`commandBuffer` **must** be a primary command buffer

- VUID-vkCmdDispatchGraphAMD-scratch-10192

`scratch` **must** be the device address of an allocated memory range at least as large as `scratchSize`

- VUID-vkCmdDispatchGraphAMD-scratchSize-10193

`scratchSize` **must** be greater than or equal to `VkExecutionGraphPipelineScratchSizeAMD::minSize` returned by `vkGetExecutionGraphPipelineScratchSizeAMD` for the bound execution graph pipeline

- VUID-vkCmdDispatchGraphAMD-scratch-09184

`scratch` **must** be a device address within a `VkBuffer` created with the `VK_BUFFER_USAGE_EXECUTION_GRAPH_SCRATCH_BIT_AMD` or `VK_BUFFER_USAGE_2_EXECUTION_GRAPH_SCRATCH_BIT_AMD` usage flags set

- VUID-vkCmdDispatchGraphAMD-scratch-10194

The device memory range [`scratch`,`scratchSize`] **must** have been initialized with `vkCmdInitializeGraphScratchMemoryAMD` using the bound execution graph pipeline, and not modified after that by anything other than another execution graph dispatch command

- VUID-vkCmdDispatchGraphAMD-maxComputeWorkGroupCount-09186

Execution of this command **must** not cause a node to be dispatched with a larger number of workgroups than that specified by either a `MaxNumWorkgroupsAMD` decoration in the

dispatched node or `maxComputeWorkGroupCount`

- VUID-vkCmdDispatchGraphAMD-mxExecutionGraphShaderPayloadCount-09187
Execution of this command **must** not cause any shader to initialize more than `maxExecutionGraphShaderPayloadCount` output payloads
- VUID-vkCmdDispatchGraphAMD-NodeMaxPayloadsAMD-09188
Execution of this command **must** not cause any shader that declares `NodeMaxPayloadsAMD` to initialize more output payloads than specified by the max number of payloads for that decoration. This requirement applies to each `NodeMaxPayloadsAMD` decoration separately
- VUID-vkCmdDispatchGraphAMD-None-10195
If the bound execution graph pipeline includes draw nodes, this command **must** be called within a render pass instance that is compatible with the graphics pipeline used to create each of those nodes
- VUID-vkCmdDispatchGraphAMD-pCountInfo-09145
`pCountInfo->infos` **must** be a host pointer to a memory allocation at least as large as the product of `count` and `stride`
- VUID-vkCmdDispatchGraphAMD-infos-09146
Host memory locations at indexes in the range [`infos`, `infos` + (`count*stride`)), at a granularity of `stride` **must** contain valid `VkDispatchGraphInfoAMD` structures in the first 24 bytes
- VUID-vkCmdDispatchGraphAMD-pCountInfo-09147
For each `VkDispatchGraphInfoAMD` structure in `pCountInfo->infos`, `payloads` **must** be a host pointer to a memory allocation at least as large as the product of `payloadCount` and `payloadStride`
- VUID-vkCmdDispatchGraphAMD-pCountInfo-09148
For each `VkDispatchGraphInfoAMD` structure in `pCountInfo->infos`, `nodeIndex` **must** be a valid node index in the bound execution graph pipeline, as returned by `vkGetExecutionGraphPipelineNodeIndexAMD`
- VUID-vkCmdDispatchGraphAMD-pCountInfo-09149
For each `VkDispatchGraphInfoAMD` structure in `pCountInfo->infos`, host memory locations at indexes in the range [`payloads`, `payloads` + (`payloadCount * payloadStride`)), at a granularity of `payloadStride` **must** contain a payload matching the size of the input payload expected by the node in `nodeIndex` in the first bytes

Valid Usage (Implicit)

- VUID-vkCmdDispatchGraphAMD-commandBuffer-parameter
`commandBuffer` **must** be a valid `VkCommandBuffer` handle
- VUID-vkCmdDispatchGraphAMD-scratch-parameter
`scratch` **must** be a valid `VkDeviceAddress` value
- VUID-vkCmdDispatchGraphAMD-pCountInfo-parameter
`pCountInfo` **must** be a valid pointer to a valid `VkDispatchGraphCountInfoAMD` structure
- VUID-vkCmdDispatchGraphAMD-commandBuffer-recording

`commandBuffer` **must** be in the [recording state](#)

- VUID-vkCmdDispatchGraphAMD-commandBuffer-cmdpool

The `VkCommandPool` that `commandBuffer` was allocated from **must** support [VK_QUEUE_COMPUTE_BIT](#), or [VK_QUEUE_GRAPHICS_BIT](#) operations

- VUID-vkCmdDispatchGraphAMD-suspended

This command **must** not be called between suspended render pass instances

- VUID-vkCmdDispatchGraphAMD-videocoding

This command **must** only be called outside of a video coding scope

- VUID-vkCmdDispatchGraphAMD-bufferlevel

`commandBuffer` **must** be a primary `VkCommandBuffer`

Host Synchronization

- Host access to the `VkCommandPool` that `commandBuffer` was allocated from **must** be externally synchronized

Command Properties

Command Buffer Levels	Render Pass Scope	Video Coding Scope	Supported Queue Types	Command Type
Primary	Both	Outside	VK_QUEUE_COMPUTE_BIT VK_QUEUE_GRAPHICS_BIT	Action

Conditional Rendering

`vkCmdDispatchGraphAMD` is affected by [conditional rendering](#)

To record an execution graph dispatch with node and payload parameters read on device, call:

```
// Provided by VK_AMD_shader_enqueue
void vkCmdDispatchGraphIndirectAMD(
    VkCommandBuffer          commandBuffer,
    VkDeviceAddress          scratch,
    VkDeviceSize             scratchSize,
    const VkDispatchGraphCountInfoAMD* pCountInfo);
```

- `commandBuffer` is the command buffer into which the command will be recorded.
- `scratch` is the address of scratch memory to be used.

- `scratchSize` is a range in bytes of scratch memory to be used.
- `pCountInfo` is a host pointer to a `VkDispatchGraphCountInfoAMD` structure defining the nodes which will be initially executed.

When this command is executed, the nodes specified in `pCountInfo` are executed. Nodes executed as part of this command are not implicitly synchronized in any way against each other once they are dispatched. There are no rasterization order guarantees between separately dispatched graphics nodes, though individual primitives within a single dispatch do adhere to rasterization order. Draw calls executed before or after the execution graph also execute relative to each graphics node with respect to rasterization order.

For this command, all device/host pointers in substructures are treated as device pointers and read during device execution of this command. The allocation and contents of these pointers only needs to be valid during device execution. All of these addresses will be read in the `VK_PIPELINE_STAGE_2_COMPUTE_SHADER_BIT` pipeline stage with the `VK_ACCESS_2_SHADER_STORAGE_READ_BIT` access flag.

Execution of this command **may** modify any memory locations in the range [`scratch`, `scratch` + `scratchSize`). Accesses to this memory range are performed in the `VK_PIPELINE_STAGE_2_COMPUTE_SHADER_BIT` pipeline stage with the `VK_ACCESS_2_SHADER_STORAGE_READ_BIT` and `VK_ACCESS_2_SHADER_STORAGE_WRITE_BIT` access flags.

This command `captures command buffer state` for mesh nodes similarly to draw commands.

Valid Usage

- VUID-vkCmdDispatchGraphIndirectAMD-magFilter-04553
If a `VkSampler` created with `magFilter` or `minFilter` equal to `VK_FILTER_LINEAR`, `reductionMode` equal to `VK_SAMPLER_REDUCTION_MODE_WEIGHTED_AVERAGE`, and `compareEnable` equal to `VK_FALSE` is used to sample a `VkImageView` as a result of this command, then the image view's `format features` **must** contain `VK_FORMAT_FEATURE_SAMPLED_IMAGE_FILTER_LINEAR_BIT`
- VUID-vkCmdDispatchGraphIndirectAMD-magFilter-09598
If a `VkSampler` created with `magFilter` or `minFilter` equal to `VK_FILTER_LINEAR` and `reductionMode` equal to either `VK_SAMPLER_REDUCTION_MODE_MIN` or `VK_SAMPLER_REDUCTION_MODE_MAX` is used to sample a `VkImageView` as a result of this command, then the image view's `format features` **must** contain `VK_FORMAT_FEATURE_SAMPLED_IMAGE_FILTER_MINMAX_BIT`
- VUID-vkCmdDispatchGraphIndirectAMD-mipmapMode-04770
If a `VkSampler` created with `mipmapMode` equal to `VK_SAMPLER_MIPMAP_MODE_LINEAR`, `reductionMode` equal to `VK_SAMPLER_REDUCTION_MODE_WEIGHTED_AVERAGE`, and `compareEnable` equal to `VK_FALSE` is used to sample a `VkImageView` as a result of this command, then the image view's `format features` **must** contain `VK_FORMAT_FEATURE_SAMPLED_IMAGE_FILTER_LINEAR_BIT`
- VUID-vkCmdDispatchGraphIndirectAMD-mipmapMode-09599
If a `VkSampler` created with `mipmapMode` equal to `VK_SAMPLER_MIPMAP_MODE_LINEAR`

and `reductionMode` equal to either `VK_SAMPLER_REDUCTION_MODE_MIN` or `VK_SAMPLER_REDUCTION_MODE_MAX` is used to sample a `VkImageView` as a result of this command, then the image view's `format features` **must** contain `VK_FORMAT_FEATURE_SAMPLED_IMAGE_FILTER_MINMAX_BIT`

- VUID-vkCmdDispatchGraphIndirectAMD-unnormlizedCoordinates-09635

If a `VkSampler` created with `unnormlizedCoordinates` equal to `VK_TRUE` is used to sample a `VkImageView` as a result of this command, then the image view's `levelCount` and `layerCount` **must** be 1

- VUID-vkCmdDispatchGraphIndirectAMD-None-08609

If a `VkSampler` created with `unnormlizedCoordinates` equal to `VK_TRUE` is used to sample a `VkImageView` as a result of this command, then the image view's `viewType` **must** be `VK_IMAGE_VIEW_TYPE_1D` or `VK_IMAGE_VIEW_TYPE_2D`

- VUID-vkCmdDispatchGraphIndirectAMD-None-08610

If a `VkSampler` created with `unnormlizedCoordinates` equal to `VK_TRUE` is used to sample a `VkImageView` as a result of this command, then the sampler **must** not be used with any of the SPIR-V `OpImageSample*` or `OpImageSparseSample*` instructions with `ImplicitLod`, `Dref` or `Proj` in their name

- VUID-vkCmdDispatchGraphIndirectAMD-None-08611

If a `VkSampler` created with `unnormlizedCoordinates` equal to `VK_TRUE` is used to sample a `VkImageView` as a result of this command, then the sampler **must** not be used with any of the SPIR-V `OpImageSample*` or `OpImageSparseSample*` instructions that includes a LOD bias or any offset values

- VUID-vkCmdDispatchGraphIndirectAMD-None-06479

If a `VkImageView` is sampled with `depth comparison`, the image view's `format features` **must** contain `VK_FORMAT_FEATURE_2_SAMPLED_IMAGE_DEPTH_COMPARISON_BIT`

- VUID-vkCmdDispatchGraphIndirectAMD-None-02691

If a `VkImageView` is accessed using atomic operations as a result of this command, then the image view's `format features` **must** contain `VK_FORMAT_FEATURE_STORAGE_IMAGE_ATOMIC_BIT`

- VUID-vkCmdDispatchGraphIndirectAMD-None-07888

If a `VK_DESCRIPTOR_TYPE_STORAGE_TEXEL_BUFFER` descriptor is accessed using atomic operations as a result of this command, then the storage texel buffer's `format features` **must** contain `VK_FORMAT_FEATURE_STORAGE_TEXEL_BUFFER_ATOMIC_BIT`

- VUID-vkCmdDispatchGraphIndirectAMD-None-02692

If a `VkImageView` is sampled with `VK_FILTER_CUBIC_EXT` as a result of this command, then the image view's `format features` **must** contain `VK_FORMAT_FEATURE_SAMPLED_IMAGE_FILTER_CUBIC_BIT_EXT`

- VUID-vkCmdDispatchGraphIndirectAMD-None-02693

If the `VK_EXT_filter_cubic` extension is not enabled and any `VkImageView` is sampled with `VK_FILTER_CUBIC_EXT` as a result of this command, it **must** not have a `VkImageViewType` of `VK_IMAGE_VIEW_TYPE_3D`, `VK_IMAGE_VIEW_TYPE_CUBE`, or `VK_IMAGE_VIEW_TYPE_CUBE_ARRAY`

- VUID-vkCmdDispatchGraphIndirectAMD-filterCubic-02694

Any `VkImageView` being sampled with `VK_FILTER_CUBIC_EXT` as a result of this

command **must** have a `VkImageViewType` and format that supports cubic filtering, as specified by `VkFilterCubicImageViewImageFormatPropertiesEXT::filterCubic` returned by `vkGetPhysicalDeviceImageFormatProperties2`

- VUID-vkCmdDispatchGraphIndirectAMD-filterCubicMinmax-02695

Any `VkImageView` being sampled with `VK_FILTER_CUBIC_EXT` with a reduction mode of either `VK_SAMPLER_REDUCTION_MODE_MIN` or `VK_SAMPLER_REDUCTION_MODE_MAX` as a result of this command **must** have a `VkImageViewType` and format that supports cubic filtering together with minmax filtering, as specified by `VkFilterCubicImageViewImageFormatPropertiesEXT::filterCubicMinmax` returned by `vkGetPhysicalDeviceImageFormatProperties2`

- VUID-vkCmdDispatchGraphIndirectAMD-cubicRangeClamp-09212

If the `cubicRangeClamp` feature is not enabled, then any `VkImageView` being sampled with `VK_FILTER_CUBIC_EXT` as a result of this command **must** not have a `VkSamplerReductionModeCreateInfo::reductionMode` equal to `VK_SAMPLER_REDUCTION_MODE_WEIGHTED_AVERAGE_RANGECLAMP_QCOM`

- VUID-vkCmdDispatchGraphIndirectAMD-reductionMode-09213

Any `VkImageView` being sampled with a `VkSamplerReductionModeCreateInfo::reductionMode` equal to `VK_SAMPLER_REDUCTION_MODE_WEIGHTED_AVERAGE_RANGECLAMP_QCOM` as a result of this command **must** sample with `VK_FILTER_CUBIC_EXT`

- VUID-vkCmdDispatchGraphIndirectAMD-selectableCubicWeights-09214

If the `selectableCubicWeights` feature is not enabled, then any `VkImageView` being sampled with `VK_FILTER_CUBIC_EXT` as a result of this command **must** have `VkSamplerCubicWeightsCreateInfoQCOM::cubicWeights` equal to `VK_CUBIC_FILTER_WEIGHTS_CATMULL_ROM_QCOM`

- VUID-vkCmdDispatchGraphIndirectAMD-flags-02696

Any `VkImage` created with a `VkImageCreateInfo::flags` containing `VK_IMAGE_CREATE_CORNER_SAMPLED_BIT_NV` sampled as a result of this command **must** only be sampled using a `VkSamplerAddressMode` of `VK_SAMPLER_ADDRESS_MODE_CLAMP_TO_EDGE`

- VUID-vkCmdDispatchGraphIndirectAMD-OpTypeImage-07027

For any `VkImageView` being written as a storage image where the image format field of the `OpTypeImage` is `Unknown`, the view's `format features` **must** contain `VK_FORMAT_FEATURE_2_STORAGE_WRITE_WITHOUT_FORMAT_BIT`

- VUID-vkCmdDispatchGraphIndirectAMD-OpTypeImage-07028

For any `VkImageView` being read as a storage image where the image format field of the `OpTypeImage` is `Unknown`, the view's `format features` **must** contain `VK_FORMAT_FEATURE_2_STORAGE_READ_WITHOUT_FORMAT_BIT`

- VUID-vkCmdDispatchGraphIndirectAMD-OpTypeImage-07029

For any `VkBufferView` being written as a storage texel buffer where the image format field of the `OpTypeImage` is `Unknown`, the view's `buffer features` **must** contain `VK_FORMAT_FEATURE_2_STORAGE_WRITE_WITHOUT_FORMAT_BIT`

- VUID-vkCmdDispatchGraphIndirectAMD-OpTypeImage-07030

Any `VkBufferView` being read as a storage texel buffer where the image format field of

the `OpTypeImage` is `Unknown` then the view's `buffer features` **must** contain `VK_FORMAT_FEATURE_2_STORAGE_READ_WITHOUT_FORMAT_BIT`

- VUID-vkCmdDispatchGraphIndirectAMD-None-08600
If a `bound shader` was created with a pipeline layout and statically uses a set `n`, a descriptor set **must** have been bound to `n` at the same pipeline bind point, with layouts compatible for set `n` with the layout(s) used to create the shader, as described in [Pipeline Layout Compatibility](#)
- VUID-vkCmdDispatchGraphIndirectAMD-None-08601
If a `bound shader` was created with a pipeline layout or specified push constant ranges and statically uses a push constant value, that value **must** have been set for the same pipeline bind point, with push constant ranges that are `compatible` with the push constant range used to create the shader
- VUID-vkCmdDispatchGraphIndirectAMD-None-10068
For each array of resources that is used by a `bound shader`, the indices used to access members of the array **must** be less than the descriptor count for the identified binding in the descriptor sets used by this command
- VUID-vkCmdDispatchGraphIndirectAMD-None-08114
Descriptors in each bound descriptor set, specified via `vkCmdBindDescriptorSets`, **must** be valid if they are accessed as described by `descriptor validity` by the `VkPipeline` bound to the pipeline bind point used by this command and the bound `VkPipeline` was not created with `VK_PIPELINE_CREATE_DESCRIPTOR_BUFFER_BIT_EXT`
- VUID-vkCmdDispatchGraphIndirectAMD-imageLayout-00344
If an image descriptor is accessed by a shader, the `VkImageLayout` **must** match the subresource accessible from the `VkImageView` as defined by the `image layout matching rules`
- VUID-vkCmdDispatchGraphIndirectAMD-None-08115
If the descriptors used by the `VkPipeline` bound to the pipeline bind point were specified via `vkCmdBindDescriptorSets`, the bound `VkPipeline` **must** have been created without `VK_PIPELINE_CREATE_DESCRIPTOR_BUFFER_BIT_EXT`
- VUID-vkCmdDispatchGraphIndirectAMD-None-08116
Descriptors in bound descriptor buffers, specified via `vkCmdSetDescriptorBufferOffsetsEXT`, **must** be valid if they are dynamically used by the `VkPipeline` bound to the pipeline bind point used by this command and the bound `VkPipeline` was created with `VK_PIPELINE_CREATE_DESCRIPTOR_BUFFER_BIT_EXT`
- VUID-vkCmdDispatchGraphIndirectAMD-None-08604
Descriptors in bound descriptor buffers, specified via `vkCmdSetDescriptorBufferOffsetsEXT`, **must** be valid if they are dynamically used by any `VkShaderEXT` bound to a stage corresponding to the pipeline bind point used by this command
- VUID-vkCmdDispatchGraphIndirectAMD-None-08117
If the descriptors used by the `VkPipeline` bound to the pipeline bind point were specified via `vkCmdSetDescriptorBufferOffsetsEXT`, the bound `VkPipeline` **must** have been created with `VK_PIPELINE_CREATE_DESCRIPTOR_BUFFER_BIT_EXT`
- VUID-vkCmdDispatchGraphIndirectAMD-None-08119

If a descriptor is dynamically used with a [VkPipeline](#) created with [VK_PIPELINE_CREATE_DESCRIPTOR_BUFFER_BIT_EXT](#), the descriptor memory **must** be resident

- VUID-vkCmdDispatchGraphIndirectAMD-None-08605

If a descriptor is dynamically used with a [VkShaderEXT](#) created with a [VkDescriptorSetLayout](#) that was created with [VK_DESCRIPTOR_SET_LAYOUT_CREATE_DESCRIPTOR_BUFFER_BIT_EXT](#), the descriptor memory **must** be resident

- VUID-vkCmdDispatchGraphIndirectAMD-None-08606

If the [shaderObject](#) feature is not enabled, a valid pipeline **must** be bound to the pipeline bind point used by this command

- VUID-vkCmdDispatchGraphIndirectAMD-None-08608

If a pipeline is bound to the pipeline bind point used by this command, there **must** not have been any calls to dynamic state setting commands for any state specified statically in the [VkPipeline](#) object bound to the pipeline bind point used by this command, since that pipeline was bound

- VUID-vkCmdDispatchGraphIndirectAMD-uniformBuffers-06935

If any stage of the [VkPipeline](#) object bound to the pipeline bind point used by this command accesses a uniform buffer, and that stage was created without enabling either [VK_PIPELINE_ROBUSTNESS_BUFFER_BEHAVIOR_ROBUST_BUFFER_ACCESS](#) or [VK_PIPELINE_ROBUSTNESS_BUFFER_BEHAVIOR_ROBUST_BUFFER_ACCESS_2](#) for [uniformBuffers](#), and the [robustBufferAccess](#) feature is not enabled, that stage **must** not access values outside of the range of the buffer as specified in the descriptor set bound to the same pipeline bind point

- VUID-vkCmdDispatchGraphIndirectAMD-None-08612

If the [robustBufferAccess](#) feature is not enabled, and any [VkShaderEXT](#) bound to a stage corresponding to the pipeline bind point used by this command accesses a uniform buffer, it **must** not access values outside of the range of the buffer as specified in the descriptor set bound to the same pipeline bind point

- VUID-vkCmdDispatchGraphIndirectAMD-storageBuffers-06936

If any stage of the [VkPipeline](#) object bound to the pipeline bind point used by this command accesses a storage buffer, and that stage was created without enabling either [VK_PIPELINE_ROBUSTNESS_BUFFER_BEHAVIOR_ROBUST_BUFFER_ACCESS](#) or [VK_PIPELINE_ROBUSTNESS_BUFFER_BEHAVIOR_ROBUST_BUFFER_ACCESS_2](#) for [storageBuffers](#), and the [robustBufferAccess](#) feature is not enabled, that stage **must** not access values outside of the range of the buffer as specified in the descriptor set bound to the same pipeline bind point

- VUID-vkCmdDispatchGraphIndirectAMD-None-08613

If the [robustBufferAccess](#) feature is not enabled, and any [VkShaderEXT](#) bound to a stage corresponding to the pipeline bind point used by this command accesses a storage buffer, it **must** not access values outside of the range of the buffer as specified in the descriptor set bound to the same pipeline bind point

- VUID-vkCmdDispatchGraphIndirectAMD-commandBuffer-02707

If [commandBuffer](#) is an unprotected command buffer and [protectedNoFault](#) is not supported, any resource accessed by [bound shaders](#) **must** not be a protected resource

- VUID-vkCmdDispatchGraphIndirectAMD- viewType-07752
If a [VkImageView](#) is accessed as a result of this command, then the image view's **viewType** **must** match the **Dim** operand of the **OpTypeImage** as described in [Compatibility Between SPIR-V Image Dimensions and Vulkan ImageView Types](#)
- VUID-vkCmdDispatchGraphIndirectAMD- format-07753
If a [VkImageView](#) or [VkBufferView](#) is accessed as a result of this command, then the **numeric type** of the view's **format** and the **Sampled Type** operand of the **OpTypeImage** **must** match
- VUID-vkCmdDispatchGraphIndirectAMD- OpImageWrite-08795
If a [VkImageView](#) created with a format other than [VK_FORMAT_A8_UNORM](#) is accessed using **OpImageWrite** as a result of this command, then the **Type** of the **Texel** operand of that instruction **must** have at least as many components as the image view's format
- VUID-vkCmdDispatchGraphIndirectAMD- OpImageWrite-08796
If a [VkImageView](#) created with the format [VK_FORMAT_A8_UNORM](#) is accessed using **OpImageWrite** as a result of this command, then the **Type** of the **Texel** operand of that instruction **must** have four components
- VUID-vkCmdDispatchGraphIndirectAMD- OpImageWrite-04469
If a [VkBufferView](#) is accessed using **OpImageWrite** as a result of this command, then the **Type** of the **Texel** operand of that instruction **must** have at least as many components as the buffer view's format
- VUID-vkCmdDispatchGraphIndirectAMD- SampledType-04470
If a [VkImageView](#) with a [VkFormat](#) that has a 64-bit component width is accessed as a result of this command, the **SampledType** of the **OpTypeImage** operand of that instruction **must** have a **Width** of 64
- VUID-vkCmdDispatchGraphIndirectAMD- SampledType-04471
If a [VkImageView](#) with a [VkFormat](#) that has a component width less than 64-bit is accessed as a result of this command, the **SampledType** of the **OpTypeImage** operand of that instruction **must** have a **Width** of 32
- VUID-vkCmdDispatchGraphIndirectAMD- SampledType-04472
If a [VkBufferView](#) with a [VkFormat](#) that has a 64-bit component width is accessed as a result of this command, the **SampledType** of the **OpTypeImage** operand of that instruction **must** have a **Width** of 64
- VUID-vkCmdDispatchGraphIndirectAMD- SampledType-04473
If a [VkBufferView](#) with a [VkFormat](#) that has a component width less than 64-bit is accessed as a result of this command, the **SampledType** of the **OpTypeImage** operand of that instruction **must** have a **Width** of 32
- VUID-vkCmdDispatchGraphIndirectAMD- sparseImageInt64Atomics-04474
If the **sparseImageInt64Atomics** feature is not enabled, [VkImage](#) objects created with the [VK_IMAGE_CREATE_SPARSE_RESIDENCY_BIT](#) flag **must** not be accessed by atomic instructions through an **OpTypeImage** with a **SampledType** with a **Width** of 64 by this command
- VUID-vkCmdDispatchGraphIndirectAMD- sparseImageInt64Atomics-04475
If the **sparseImageInt64Atomics** feature is not enabled, [VkBuffer](#) objects created with the [VK_BUFFER_CREATE_SPARSE_RESIDENCY_BIT](#) flag **must** not be accessed by atomic

instructions through an `OpTypeImage` with a `SampledType` with a `Width` of 64 by this command

- VUID-vkCmdDispatchGraphIndirectAMD-OpImageSampleWeightedQCOM-06971
If `OpImageSampleWeightedQCOM` is used to sample a `VkImageView` as a result of this command, then the image view's `format features` **must** contain `VK_FORMAT_FEATURE_2_WEIGHT_SAMPLED_IMAGE_BIT_QCOM`
- VUID-vkCmdDispatchGraphIndirectAMD-OpImageSampleWeightedQCOM-06972
If `OpImageSampleWeightedQCOM` uses a `VkImageView` as a sample weight image as a result of this command, then the image view's `format features` **must** contain `VK_FORMAT_FEATURE_2_WEIGHT_IMAGE_BIT_QCOM`
- VUID-vkCmdDispatchGraphIndirectAMD-OpImageBoxFilterQCOM-06973
If `OpImageBoxFilterQCOM` is used to sample a `VkImageView` as a result of this command, then the image view's `format features` **must** contain `VK_FORMAT_FEATURE_2_BOX_FILTER_SAMPLED_BIT_QCOM`
- VUID-vkCmdDispatchGraphIndirectAMD-OpImageBlockMatchSSDQCOM-06974
If `OpImageBlockMatchSSDQCOM` is used to read from an `VkImageView` as a result of this command, then the image view's `format features` **must** contain `VK_FORMAT_FEATURE_2_BLOCK_MATCHING_BIT_QCOM`
- VUID-vkCmdDispatchGraphIndirectAMD-OpImageBlockMatchSADQCOM-06975
If `OpImageBlockMatchSADQCOM` is used to read from an `VkImageView` as a result of this command, then the image view's `format features` **must** contain `VK_FORMAT_FEATURE_2_BLOCK_MATCHING_BIT_QCOM`
- VUID-vkCmdDispatchGraphIndirectAMD-OpImageBlockMatchSADQCOM-06976
If `OpImageBlockMatchSADQCOM` or `OpImageBlockMatchSSDQCOM` is used to read from a reference image as result of this command, then the specified reference coordinates **must** not fail `integer texel coordinate validation`
- VUID-vkCmdDispatchGraphIndirectAMD-OpImageSampleWeightedQCOM-06977
If `OpImageSampleWeightedQCOM`, `OpImageBoxFilterQCOM`, `OpImageBlockMatchWindowSSDQCOM`, `OpImageBlockMatchWindowSADQCOM`, `OpImageBlockMatchGatherSSDQCOM`, `OpImageBlockMatchGatherSADQCOM`, `OpImageBlockMatchSSDQCOM`, or `OpImageBlockMatchSADQCOM` uses a `VkSampler` as a result of this command, then the sampler **must** have been created with `VK_SAMPLER_CREATE_IMAGE_PROCESSING_BIT_QCOM`
- VUID-vkCmdDispatchGraphIndirectAMD-OpImageSampleWeightedQCOM-06978
If any command other than `OpImageSampleWeightedQCOM`, `OpImageBoxFilterQCOM`, `OpImageBlockMatchWindowSSDQCOM`, `OpImageBlockMatchWindowSADQCOM`, `OpImageBlockMatchGatherSSDQCOM`, `OpImageBlockMatchGatherSADQCOM`, `OpImageBlockMatchSSDQCOM`, or `OpImageBlockMatchSADQCOM` uses a `VkSampler` as a result of this command, then the sampler **must** not have been created with `VK_SAMPLER_CREATE_IMAGE_PROCESSING_BIT_QCOM`
- VUID-vkCmdDispatchGraphIndirectAMD-OpImageBlockMatchWindow-09215
If a `OpImageBlockMatchWindow*QCOM` or `OpImageBlockMatchGather*QCOM` instruction is used to read from an `VkImageView` as a result of this command, then the image view's `format features` **must** contain `VK_FORMAT_FEATURE_2_BLOCK_MATCHING_BIT_QCOM`
- VUID-vkCmdDispatchGraphIndirectAMD-OpImageBlockMatchWindow-09216

If a `OpImageBlockMatchWindow*QCOM` or `OpImageBlockMatchGather*QCOM` instruction is used to read from an `VkImageView` as a result of this command, then the image view's format **must** be a single-component format

- VUID-vkCmdDispatchGraphIndirectAMD-OpImageBlockMatchWindow-09217
If a `OpImageBlockMatchWindow*QCOM` or `OpImageBlockMatchGather*QCOM` read from a reference image as result of this command, then the specified reference coordinates **must** not fail `integer texel coordinate validation`
- VUID-vkCmdDispatchGraphIndirectAMD-None-07288
Any shader invocation executed by this command **must** `terminate`
- VUID-vkCmdDispatchGraphIndirectAMD-None-09600
If a descriptor with type equal to any of `VK_DESCRIPTOR_TYPE_SAMPLE_WEIGHT_IMAGE_QCOM`, `VK_DESCRIPTOR_TYPE_BLOCK_MATCH_IMAGE_QCOM`, `VK_DESCRIPTOR_TYPE_SAMPLED_IMAGE`, `VK_DESCRIPTOR_TYPE_STORAGE_IMAGE`, or `VK_DESCRIPTOR_TYPE_INPUT_ATTACHMENT` is accessed as a result of this command, all image subresources identified by that descriptor **must** be in the image layout identified when the descriptor was written
- VUID-vkCmdDispatchGraphIndirectAMD-commandBuffer-10746
The `VkDeviceMemory` object allocated from a `VkMemoryHeap` with the `VK_MEMORY_HEAP_TILE_MEMORY_BIT_QCOM` property that is bound to a resource accessed as a result of this command **must** be the active bound `bound tile memory object` in `commandBuffer`
- VUID-vkCmdDispatchGraphIndirectAMD-None-10678
If this command is recorded inside a `tile shading render pass` instance, the stages corresponding to the pipeline bind point used by this command **must** only include `VK_SHADER_STAGE_VERTEX_BIT`, `VK_SHADER_STAGE_FRAGMENT_BIT`, and/or `VK_SHADER_STAGE_COMPUTE_BIT`
- VUID-vkCmdDispatchGraphIndirectAMD-None-10679
If this command is recorded where `per-tile execution model` is enabled, there **must** be no access to any image while the image was be transitioned to the `VK_IMAGE_LAYOUT_ATTACHMENT_FEEDBACK_LOOP_OPTIMAL_EXT` layout
- VUID-vkCmdDispatchGraphIndirectAMD-pDescription-09900
If a `VK_DESCRIPTOR_TYPE_TENSOR_ARM` descriptor is accessed as a result of this command, then the underlying `VkTensorARM` object **must** have been created with the `VK_TENSOR_USAGE_SHADER_BIT_ARM` usage flag set
- VUID-vkCmdDispatchGraphIndirectAMD-dimensionCount-09905
If a `VK_DESCRIPTOR_TYPE_TENSOR_ARM` descriptor is accessed as a result of this command, then the `Rank` of the `OpTypeTensorARM` of the tensor resource variable **must** be equal to the `dimensionCount` provided via `VkTensorCreateInfoARM::pDescription` when creating the underlying `VkTensorARM` object
- VUID-vkCmdDispatchGraphIndirectAMD-OpTypeTensorARM-09906
If a `VK_DESCRIPTOR_TYPE_TENSOR_ARM` descriptor is accessed as a result of this command, then the element type of the `OpTypeTensorARM` of the tensor resource variable **must** be `compatible` with the `VkFormat` of the `VkTensorViewARM` used for the access

- VUID-vkCmdDispatchGraphIndirectAMD-None-11297
 If a pipeline is bound to the pipeline bind point used by this command, or shader is bound to a shader stage used by this command, and it was created with a [descriptor mapping](#) using [VK_DESCRIPTOR_MAPPING_SOURCE_HEAP_WITH_PUSH_INDEX_EXT](#), [VK_DESCRIPTOR_MAPPING_SOURCE_HEAP_WITH_SHADER_RECORD_INDEX_EXT](#), [VK_DESCRIPTOR_MAPPING_SOURCE_HEAP_WITH_INDIRECT_INDEX_ARRAY_EXT](#), or [VK_DESCRIPTOR_MAPPING_SOURCE_HEAP_WITH_INDIRECT_INDEX_EXT](#), and a shader accesses a [OpTypeStruct](#) decorated with [Block](#) or [BufferBlock](#) using that mapping, the calculated offset for the resource heap **must** be a multiple of [bufferDescriptorAlignment](#)
- VUID-vkCmdDispatchGraphIndirectAMD-None-11298
 If a pipeline is bound to the pipeline bind point used by this command, or shader is bound to a shader stage used by this command, and it was created with a [descriptor mapping](#) using [VK_DESCRIPTOR_MAPPING_SOURCE_HEAP_WITH_PUSH_INDEX_EXT](#), [VK_DESCRIPTOR_MAPPING_SOURCE_HEAP_WITH_SHADER_RECORD_INDEX_EXT](#), [VK_DESCRIPTOR_MAPPING_SOURCE_HEAP_WITH_INDIRECT_INDEX_ARRAY_EXT](#), or [VK_DESCRIPTOR_MAPPING_SOURCE_HEAP_WITH_INDIRECT_INDEX_EXT](#), and a shader accesses an [OpTypeImage](#) or [OpTypeSampledImage](#) using that mapping, the calculated offset for the resource heap **must** be a multiple of [imageDescriptorAlignment](#)
- VUID-vkCmdDispatchGraphIndirectAMD-None-11299
 If a pipeline is bound to the pipeline bind point used by this command, or shader is bound to a shader stage used by this command, and it was created with a [descriptor mapping](#) using [VK_DESCRIPTOR_MAPPING_SOURCE_HEAP_WITH_PUSH_INDEX_EXT](#), [VK_DESCRIPTOR_MAPPING_SOURCE_HEAP_WITH_SHADER_RECORD_INDEX_EXT](#), [VK_DESCRIPTOR_MAPPING_SOURCE_HEAP_WITH_INDIRECT_INDEX_ARRAY_EXT](#), or [VK_DESCRIPTOR_MAPPING_SOURCE_HEAP_WITH_INDIRECT_INDEX_EXT](#), and a shader accesses an [OpTypeSampler](#) or [OpTypeSampledImage](#) using that mapping, the calculated offset for the sampler heap **must** be a multiple of [samplerDescriptorAlignment](#)
- VUID-vkCmdDispatchGraphIndirectAMD-None-11397
 If a pipeline is bound to the pipeline bind point used by this command, or shader is bound to a shader stage used by this command, and it was created with a [descriptor mapping](#) using [VK_DESCRIPTOR_MAPPING_SOURCE_HEAP_WITH_PUSH_INDEX_EXT](#), [VK_DESCRIPTOR_MAPPING_SOURCE_HEAP_WITH_SHADER_RECORD_INDEX_EXT](#), [VK_DESCRIPTOR_MAPPING_SOURCE_HEAP_WITH_INDIRECT_INDEX_ARRAY_EXT](#), or [VK_DESCRIPTOR_MAPPING_SOURCE_HEAP_WITH_INDIRECT_INDEX_EXT](#), and a shader accesses an [OpTypeTensorARM](#) using that mapping, the calculated offset for the resource heap **must** be a multiple of [tensorDescriptorAlignment](#)
- VUID-vkCmdDispatchGraphIndirectAMD-None-11300
 If a pipeline is bound to the pipeline bind point used by this command, or shader is bound to a shader stage used by this command, and it was created with a [descriptor mapping](#) using [VK_DESCRIPTOR_MAPPING_SOURCE_HEAP_WITH_INDIRECT_INDEX_ARRAY_EXT](#) or [VK_DESCRIPTOR_MAPPING_SOURCE_HEAP_WITH_INDIRECT_INDEX_EXT](#), and a shader accesses a resource using that mapping, the value of the address at the expected location in push data **must** be a multiple of 4
- VUID-vkCmdDispatchGraphIndirectAMD-None-11301
 If a pipeline is bound to the pipeline bind point used by this command, or shader is bound to a shader stage used by this command, and it was created with a [descriptor mapping](#)

using [VK_DESCRIPTOR_MAPPING_SOURCE_HEAP_WITH_INDIRECT_INDEX_ARRAY_EXT](#) or [VK_DESCRIPTOR_MAPPING_SOURCE_HEAP_WITH_INDIRECT_INDEX_EXT](#), and a shader accesses a resource using that mapping, the value of the address at the expected location in push data **must** be a valid [VkDeviceAddress](#) backed by physical memory at every offset specified by each mapping

- VUID-vkCmdDispatchGraphIndirectAMD-None-11302

If a pipeline is bound to the pipeline bind point used by this command, or shader is bound to a shader stage used by this command, and it was created with a [descriptor mapping](#) using [VK_DESCRIPTOR_MAPPING_SOURCE_PUSH_ADDRESS_EXT](#), and a shader accesses a resource using that mapping, the value of the address at the expected location in push data **must** be a valid [VkDeviceAddress](#)

- VUID-vkCmdDispatchGraphIndirectAMD-None-11304

If a pipeline is bound to the pipeline bind point used by this command, or shader is bound to a shader stage used by this command, and it was created with a [descriptor mapping](#) using [VK_DESCRIPTOR_MAPPING_SOURCE_INDIRECT_ADDRESS_EXT](#), and a shader accesses a resource using that mapping, the value of the address at the expected location in push data **must** be a multiple of 8

- VUID-vkCmdDispatchGraphIndirectAMD-None-11305

If a pipeline is bound to the pipeline bind point used by this command, or shader is bound to a shader stage used by this command, and it was created with a [descriptor mapping](#) using [VK_DESCRIPTOR_MAPPING_SOURCE_INDIRECT_ADDRESS_EXT](#), and a shader accesses a resource using that mapping, the value of the address at the expected location in push data **must** be a valid [VkDeviceAddress](#) backed by physical memory at every offset specified by each mapping

- VUID-vkCmdDispatchGraphIndirectAMD-None-11306

If a pipeline is bound to the pipeline bind point used by this command, or shader is bound to a shader stage used by this command, and it was created with a [descriptor mapping](#) using [VK_DESCRIPTOR_MAPPING_SOURCE_INDIRECT_ADDRESS_EXT](#), and a shader accesses a resource using that mapping, the value of the address pointed to by the address in push data **must** be a valid [VkDeviceAddress](#)

- VUID-vkCmdDispatchGraphIndirectAMD-None-11308

For each [descriptor heap](#) that is statically used by a [bound shader](#), either directly or via a [descriptor mapping](#), a valid descriptor heap **must** be bound

- VUID-vkCmdDispatchGraphIndirectAMD-None-11309

If a [bound shader](#) was created as a [VkShaderEXT](#) with the [VK_SHADER_CREATE_DESCRIPTOR_HEAP_BIT_EXT](#) flag or as part of a pipeline with the [VK_PIPELINE_CREATE_2_DESCRIPTOR_HEAP_BIT_EXT](#) flag, execution of this command **must** not result in any descriptor read accessing data outside of the user range of the respective heap bound by [vkCmdBind*HeapsEXT](#) commands

- VUID-vkCmdDispatchGraphIndirectAMD-None-11372

If any stage of the [VkPipeline](#) object bound to the pipeline bind point used by this command accesses a uniform buffer or uniform texel buffer through a descriptor in the bound resource heap, that stage was created without enabling either [VK_PIPELINE_ROBUSTNESS_BUFFER_BEHAVIOR_ROBUST_BUFFER_ACCESS](#) or [VK_PIPELINE_ROBUSTNESS_BUFFER_BEHAVIOR_ROBUST_BUFFER_ACCESS_2](#)

`uniformBuffers`, the `robustBufferAccess2` feature is not enabled, and the `robustBufferAccess` feature is not enabled, that stage **must** not access values outside of the range of the descriptor specified via `VkDeviceAddressRangeKHR` when the descriptor was written

- VUID-vkCmdDispatchGraphIndirectAMD-None-11373

If any stage of the `VkPipeline` object bound to the pipeline bind point used by this command accesses a storage buffer or storage texel buffer through a descriptor in the bound resource heap, that stage was created without enabling either `VK_PIPELINE_ROBUSTNESS_BUFFER_BEHAVIOR_ROBUST_BUFFER_ACCESS` or `VK_PIPELINE_ROBUSTNESS_BUFFER_BEHAVIOR_ROBUST_BUFFER_ACCESS_2` for `storageBuffers`, the `robustBufferAccess2` feature is not enabled, and the `robustBufferAccess` feature is not enabled, that stage **must** not access values outside of the range of the descriptor specified by `VkDeviceAddressRangeKHR` when the descriptor was written

- VUID-vkCmdDispatchGraphIndirectAMD-None-11374

If the `robustBufferAccess2` feature is not enabled, the `robustBufferAccess` feature is not enabled, and any `VkShaderEXT` bound to a stage corresponding to the pipeline bind point used by this command accesses a uniform buffer, uniform texel buffer, storage buffer, or storage texel buffer, that shader **must** not access values outside of the range of the buffer as specified by `VkDeviceAddressRangeKHR` when the descriptor was written

- VUID-vkCmdDispatchGraphIndirectAMD-pBindInfo-11375

If any `bound shader` uses an embedded sampler via a `descriptor mapping`, the value of `pBindInfo->reservedRangeSize` set for `vkCmdBindSamplerHeapEXT` **must** be greater than or equal to `minSamplerHeapReservedRangeWithEmbedded`

- VUID-vkCmdDispatchGraphIndirectAMD-None-11376

If a `bound shader` was created as a `VkShaderEXT` with the `VK_SHADER_CREATE_DESCRIPTOR_HEAP_BIT_EXT` flag or as part of a pipeline with the `VK_PIPELINE_CREATE_2_DESCRIPTOR_HEAP_BIT_EXT` flag, and that shader statically uses a push constant value, that value **must** have been set by `vkCmdPushDataEXT`

- VUID-vkCmdDispatchGraphIndirectAMD-None-11398

If a `bound shader` was created with a `descriptor mapping` using `VK_DESCRIPTOR_MAPPING_SOURCE_PUSH_DATA_EXT`, `VK_DESCRIPTOR_MAPPING_SOURCE_PUSH_ADDRESS_EXT`, `VK_DESCRIPTOR_MAPPING_SOURCE_SHADER_RECORD_DATA_EXT`, `VK_DESCRIPTOR_MAPPING_SOURCE_SHADER_RECORD_ADDRESS_EXT`, `VK_DESCRIPTOR_MAPPING_SOURCE_RESOURCE_HEAP_DATA_EXT`, or `VK_DESCRIPTOR_MAPPING_SOURCE_INDIRECT_ADDRESS_EXT`, and a shader accesses a resource using that mapping, the access **must** not be `out of bounds`

- VUID-vkCmdDispatchGraphIndirectAMD-None-11437

If a pipeline is bound to the pipeline bind point used by this command, or shader is bound to a shader stage used by this command, and it was created with a `descriptor mapping` using `VK_DESCRIPTOR_MAPPING_SOURCE_HEAP_WITH_INDIRECT_INDEX_ARRAY_EXT`, `VK_DESCRIPTOR_MAPPING_SOURCE_HEAP_WITH_INDIRECT_INDEX_EXT`, or `VK_DESCRIPTOR_MAPPING_SOURCE_INDIRECT_ADDRESS_EXT`, and a shader accesses a resource using that mapping, the buffer from which the address in push data was queried **must** have been created with the `VK_BUFFER_USAGE_UNIFORM_BUFFER_BIT` usage flag set

- VUID-vkCmdDispatchGraphIndirectAMD-None-11438

If a pipeline is bound to the pipeline bind point used by this command, or shader is bound to a shader stage used by this command, and it was created with a [descriptor mapping](#) using [VK_DESCRIPTOR_MAPPING_SOURCE_PUSH_ADDRESS_EXT](#), [VK_DESCRIPTOR_MAPPING_SOURCE_SHADER_RECORD_ADDRESS_EXT](#), or [VK_DESCRIPTOR_MAPPING_SOURCE_INDIRECT_ADDRESS_EXT](#), and a shader accesses a uniform buffer using that mapping, the address that the uniform buffer is mapped to **must** have been queried from a buffer created with the [VK_BUFFER_USAGE_UNIFORM_BUFFER_BIT](#) usage flag set

- VUID-vkCmdDispatchGraphIndirectAMD-None-11441

If a pipeline is bound to the pipeline bind point used by this command, or shader is bound to a shader stage used by this command, and it was created with a [descriptor mapping](#) using [VK_DESCRIPTOR_MAPPING_SOURCE_PUSH_ADDRESS_EXT](#), [VK_DESCRIPTOR_MAPPING_SOURCE_SHADER_RECORD_ADDRESS_EXT](#), or [VK_DESCRIPTOR_MAPPING_SOURCE_INDIRECT_ADDRESS_EXT](#), and a shader accesses a uniform buffer using that mapping, the address that the uniform buffer is mapped to **must** be aligned to [minUniformBufferOffsetAlignment](#)

- VUID-vkCmdDispatchGraphIndirectAMD-None-11439

If a pipeline is bound to the pipeline bind point used by this command, or shader is bound to a shader stage used by this command, and it was created with a [descriptor mapping](#) using [VK_DESCRIPTOR_MAPPING_SOURCE_PUSH_ADDRESS_EXT](#), [VK_DESCRIPTOR_MAPPING_SOURCE_SHADER_RECORD_ADDRESS_EXT](#), or [VK_DESCRIPTOR_MAPPING_SOURCE_INDIRECT_ADDRESS_EXT](#), and a shader accesses a storage buffer using that mapping, the address that the storage buffer is mapped to **must** have been queried from a buffer created with the [VK_BUFFER_USAGE_STORAGE_BUFFER_BIT](#) usage flag set

- VUID-vkCmdDispatchGraphIndirectAMD-None-11442

If a pipeline is bound to the pipeline bind point used by this command, or shader is bound to a shader stage used by this command, and it was created with a [descriptor mapping](#) using [VK_DESCRIPTOR_MAPPING_SOURCE_PUSH_ADDRESS_EXT](#), [VK_DESCRIPTOR_MAPPING_SOURCE_SHADER_RECORD_ADDRESS_EXT](#), or [VK_DESCRIPTOR_MAPPING_SOURCE_INDIRECT_ADDRESS_EXT](#), and a shader accesses a storage buffer using that mapping, the address that the storage buffer is mapped to **must** be aligned to [minStorageBufferOffsetAlignment](#)

- VUID-vkCmdDispatchGraphIndirectAMD-None-11485

If a pipeline is bound to the pipeline bind point used by this command, or shader is bound to a shader stage used by this command, and it was created with a [descriptor mapping](#) using [VK_DESCRIPTOR_MAPPING_SOURCE_PUSH_ADDRESS_EXT](#), [VK_DESCRIPTOR_MAPPING_SOURCE_SHADER_RECORD_ADDRESS_EXT](#), or [VK_DESCRIPTOR_MAPPING_SOURCE_INDIRECT_ADDRESS_EXT](#), and a shader accesses an acceleration structure using that mapping, the address that the acceleration structure is mapped to **must** be an acceleration structure address retrieved from a [VkAccelerationStructureKHR](#) object via [vkGetAccelerationStructureDeviceAddressKHR](#) or handle retrieved from a [VkAccelerationStructureNV](#) object via [vkGetAccelerationStructureHandleNV](#)

- VUID-vkCmdDispatchGraphIndirectAMD-index-11450

If a shader uses a sampler descriptor to sample an image as a result of this command, and that sampler descriptor uses a custom border color with an index defined by [VkSamplerCustomBorderColorIndexCreateInfoEXT](#), the value of [VkSamplerCustomBorderColorIndexCreateInfoEXT::index](#) **must** have been registered before this command was recorded, and still be registered during the sampling operation, with an identically defined color

- VUID-vkCmdDispatchGraphIndirectAMD-proTECTEDNoFault-11455
If **protectedNoFault** is not supported, a pipeline is bound to the pipeline bind point used by this command, or a shader is bound to a shader stage used by this command, and it was created with a [descriptor mapping](#) using [VK_DESCRIPTOR_MAPPING_SOURCE_PUSH_ADDRESS_EXT](#), [VK_DESCRIPTOR_MAPPING_SOURCE_SHADER_RECORD_ADDRESS_EXT](#), or [VK_DESCRIPTOR_MAPPING_SOURCE_INDIRECT_ADDRESS_EXT](#), the address that the resource is mapped to **must** have been queried from a buffer created without the [VK_BUFFER_CREATE_PROTECTED_BIT](#) create flag set
- VUID-vkCmdDispatchGraphIndirectAMD-proTECTEDNoFault-11456
If **protectedNoFault** is not supported, a pipeline is bound to the pipeline bind point used by this command, or a shader is bound to a shader stage used by this command, and it was created with a [descriptor mapping](#) using [VK_DESCRIPTOR_MAPPING_SOURCE_HEAP_WITH_INDIRECT_INDEX_EXT](#) or [VK_DESCRIPTOR_MAPPING_SOURCE_HEAP_WITH_INDIRECT_INDEX_ARRAY_EXT](#), the address of the indirect memory **must** have been queried from a buffer created without the [VK_BUFFER_CREATE_PROTECTED_BIT](#) create flag set
- VUID-vkCmdDispatchGraphIndirectAMD-commandBuffer-09181
commandBuffer **must** not be a protected command buffer
- VUID-vkCmdDispatchGraphIndirectAMD-commandBuffer-09182
commandBuffer **must** be a primary command buffer
- VUID-vkCmdDispatchGraphIndirectAMD-scratch-10192
scratch **must** be the device address of an allocated memory range at least as large as **scratchSize**
- VUID-vkCmdDispatchGraphIndirectAMD-scratchSize-10193
scratchSize **must** be greater than or equal to [VkExecutionGraphPipelineScratchSizeAMD::minSize](#) returned by [vkGetExecutionGraphPipelineScratchSizeAMD](#) for the bound execution graph pipeline
- VUID-vkCmdDispatchGraphIndirectAMD-scratch-09184
scratch **must** be a device address within a [VkBuffer](#) created with the [VK_BUFFER_USAGE_EXECUTION_GRAPH_SCRATCH_BIT_AMD](#) or [VK_BUFFER_USAGE_2_EXECUTION_GRAPH_SCRATCH_BIT_AMD](#) usage flags set
- VUID-vkCmdDispatchGraphIndirectAMD-scratch-10194
The device memory range [**scratch**,**scratch** **scratchSize**] **must** have been initialized with [vkCmdInitializeGraphScratchMemoryAMD](#) using the bound execution graph pipeline, and not modified after that by anything other than another execution graph dispatch command
- VUID-vkCmdDispatchGraphIndirectAMD-maxComputeWorkGroupCount-09186

Execution of this command **must** not cause a node to be dispatched with a larger number of workgroups than that specified by either a `MaxNumWorkgroupsAMD` decoration in the dispatched node or `maxComputeWorkGroupCount`

- VUID-vkCmdDispatchGraphIndirectAMD-mxExecutionGraphShaderPayloadCount-09187

Execution of this command **must** not cause any shader to initialize more than `maxExecutionGraphShaderPayloadCount` output payloads

- VUID-vkCmdDispatchGraphIndirectAMD-NodeMaxPayloadsAMD-09188

Execution of this command **must** not cause any shader that declares `NodeMaxPayloadsAMD` to initialize more output payloads than specified by the max number of payloads for that decoration. This requirement applies to each `NodeMaxPayloadsAMD` decoration separately

- VUID-vkCmdDispatchGraphIndirectAMD-None-10195

If the bound execution graph pipeline includes draw nodes, this command **must** be called within a render pass instance that is compatible with the graphics pipeline used to create each of those nodes

- VUID-vkCmdDispatchGraphIndirectAMD-pCountInfo-09150

`pCountInfo->infos` **must** be a device pointer to a memory allocation at least as large as the product of `count` and `stride` when this command is executed on the device

- VUID-vkCmdDispatchGraphIndirectAMD-pCountInfo-09151

`pCountInfo->infos` **must** be a device address within a `VkBuffer` created with the `VK_BUFFER_USAGE_INDIRECT_BUFFER_BIT` usage flag set

- VUID-vkCmdDispatchGraphIndirectAMD-pCountInfo-09152

`pCountInfo->infos` **must** be a multiple of `executionGraphDispatchAddressAlignment`

- VUID-vkCmdDispatchGraphIndirectAMD-infos-09153

Device memory locations at indexes in the range `[infos, infos + (count*stride))`, at a granularity of `stride` **must** contain valid `VkDispatchGraphInfoAMD` structures in the first 24 bytes when this command is executed on the device

- VUID-vkCmdDispatchGraphIndirectAMD-pCountInfo-09154

For each `VkDispatchGraphInfoAMD` structure in `pCountInfo->infos`, `payloads` **must** be a device pointer to a memory allocation at least as large as the product of `payloadCount` and `payloadStride` when this command is executed on the device

- VUID-vkCmdDispatchGraphIndirectAMD-pCountInfo-09155

For each `VkDispatchGraphInfoAMD` structure in `pCountInfo->infos`, `payloads` **must** be a device address within a `VkBuffer` created with the `VK_BUFFER_USAGE_INDIRECT_BUFFER_BIT` usage flag set

- VUID-vkCmdDispatchGraphIndirectAMD-pCountInfo-09156

For each `VkDispatchGraphInfoAMD` structure in `pCountInfo->infos`, `payloads` **must** be a multiple of `executionGraphDispatchAddressAlignment`

- VUID-vkCmdDispatchGraphIndirectAMD-pCountInfo-09157

For each `VkDispatchGraphInfoAMD` structure in `pCountInfo->infos`, `nodeIndex` **must** be a valid node index in the bound execution graph pipeline, as returned by `vkGetExecutionGraphPipelineNodeIndexAMD` when this command is executed on the device

- VUID-vkCmdDispatchGraphIndirectAMD-pCountInfo-09158

For each [VkDispatchGraphInfoAMD](#) structure in `pCountInfo->infos`, device memory locations at indexes in the range [`payloads`, `payloads + (payloadCount * payloadStride)`], at a granularity of `payloadStride` **must** contain a payload matching the size of the input payload expected by the node in `nodeIndex` in the first bytes when this command is executed on the device

Valid Usage (Implicit)

- VUID-vkCmdDispatchGraphIndirectAMD-commandBuffer-parameter
`commandBuffer` **must** be a valid [VkCommandBuffer](#) handle
- VUID-vkCmdDispatchGraphIndirectAMD-scratch-parameter
`scratch` **must** be a valid [VkDeviceAddress](#) value
- VUID-vkCmdDispatchGraphIndirectAMD-pCountInfo-parameter
`pCountInfo` **must** be a valid pointer to a valid [VkDispatchGraphCountInfoAMD](#) structure
- VUID-vkCmdDispatchGraphIndirectAMD-commandBuffer-recording
`commandBuffer` **must** be in the [recording state](#)
- VUID-vkCmdDispatchGraphIndirectAMD-commandBuffer-cmdpool
The [VkCommandPool](#) that `commandBuffer` was allocated from **must** support [VK_QUEUE_COMPUTE_BIT](#), or [VK_QUEUE_GRAPHICS_BIT](#) operations
- VUID-vkCmdDispatchGraphIndirectAMD-suspended
This command **must** not be called between suspended render pass instances
- VUID-vkCmdDispatchGraphIndirectAMD-videocoding
This command **must** only be called outside of a video coding scope
- VUID-vkCmdDispatchGraphIndirectAMD-bufferlevel
`commandBuffer` **must** be a primary [VkCommandBuffer](#)

Host Synchronization

- Host access to the [VkCommandPool](#) that `commandBuffer` was allocated from **must** be externally synchronized

Command Properties

Command Buffer Levels	Render Pass Scope	Video Coding Scope	Supported Queue Types	Command Type
Primary	Both	Outside	VK_QUEUE_COMPUTE_BIT VK_QUEUE_GRAPHICS_BIT	Action

Conditional Rendering

vkCmdDispatchGraphIndirectAMD is affected by [conditional rendering](#)

To record an execution graph dispatch with all parameters read on device, call:

```
// Provided by VK_AMD_shader_enqueue
void vkCmdDispatchGraphIndirectCountAMD(
    VkCommandBuffer                commandBuffer,
    VkDeviceAddress                 scratch,
    VkDeviceSize                   scratchSize,
    VkDeviceAddress                 countInfo);
```

- `commandBuffer` is the command buffer into which the command will be recorded.
- `scratch` is the address of scratch memory to be used.
- `scratchSize` is a range in bytes of scratch memory to be used.
- `countInfo` is a device address of a [VkDispatchGraphCountInfoAMD](#) structure defining the nodes which will be initially executed.

When this command is executed, the nodes specified in `countInfo` are executed. Nodes executed as part of this command are not implicitly synchronized in any way against each other once they are dispatched.

For this command, all pointers in substructures are treated as device pointers and read during device execution of this command. The allocation and contents of these pointers only needs to be valid during device execution. All of these addresses will be read in the [VK_PIPELINE_STAGE_2_COMPUTE_SHADER_BIT](#) pipeline stage with the [VK_ACCESS_2_SHADER_STORAGE_READ_BIT](#) access flag.

Execution of this command **may** modify any memory locations in the range [`scratch`, `scratch + scratchSize`). Accesses to this memory range are performed in the [VK_PIPELINE_STAGE_2_COMPUTE_SHADER_BIT](#) pipeline stage with the [VK_ACCESS_2_SHADER_STORAGE_READ_BIT](#) and [VK_ACCESS_2_SHADER_STORAGE_WRITE_BIT](#) access flags.

Valid Usage

- VUID-vkCmdDispatchGraphIndirectCountAMD-magFilter-04553
If a [VkSampler](#) created with `magFilter` or `minFilter` equal to [VK_FILTER_LINEAR](#), `reductionMode` equal to [VK_SAMPLER_REDUCTION_MODE_WEIGHTED_AVERAGE](#), and `compareEnable` equal to [VK_FALSE](#) is used to sample a [VkImageView](#) as a result of this command, then the image view's `format features` **must** contain [VK_FORMAT_FEATURE_SAMPLED_IMAGE_FILTER_LINEAR_BIT](#)
- VUID-vkCmdDispatchGraphIndirectCountAMD-magFilter-09598
If a [VkSampler](#) created with `magFilter` or `minFilter` equal to [VK_FILTER_LINEAR](#) and

`reductionMode` equal to either `VK_SAMPLER_REDUCTION_MODE_MIN` or `VK_SAMPLER_REDUCTION_MODE_MAX` is used to sample a `VkImageView` as a result of this command, then the image view's `format features` **must** contain `VK_FORMAT_FEATURE_SAMPLED_IMAGE_FILTER_MINMAX_BIT`

- VUID-vkCmdDispatchGraphIndirectCountAMD-mipmapMode-04770

If a `VkSampler` created with `mipmapMode` equal to `VK_SAMPLER_MIPMAP_MODE_LINEAR`, `reductionMode` equal to `VK_SAMPLER_REDUCTION_MODE_WEIGHTED_AVERAGE`, and `compareEnable` equal to `VK_FALSE` is used to sample a `VkImageView` as a result of this command, then the image view's `format features` **must** contain `VK_FORMAT_FEATURE_SAMPLED_IMAGE_FILTER_LINEAR_BIT`

- VUID-vkCmdDispatchGraphIndirectCountAMD-mipmapMode-09599

If a `VkSampler` created with `mipmapMode` equal to `VK_SAMPLER_MIPMAP_MODE_LINEAR` and `reductionMode` equal to either `VK_SAMPLER_REDUCTION_MODE_MIN` or `VK_SAMPLER_REDUCTION_MODE_MAX` is used to sample a `VkImageView` as a result of this command, then the image view's `format features` **must** contain `VK_FORMAT_FEATURE_SAMPLED_IMAGE_FILTER_MINMAX_BIT`

- VUID-vkCmdDispatchGraphIndirectCountAMD-unnormalizedCoordinates-09635

If a `VkSampler` created with `unnormalizedCoordinates` equal to `VK_TRUE` is used to sample a `VkImageView` as a result of this command, then the image view's `levelCount` and `layerCount` **must** be 1

- VUID-vkCmdDispatchGraphIndirectCountAMD-None-08609

If a `VkSampler` created with `unnormalizedCoordinates` equal to `VK_TRUE` is used to sample a `VkImageView` as a result of this command, then the image view's `viewType` **must** be `VK_IMAGE_VIEW_TYPE_1D` or `VK_IMAGE_VIEW_TYPE_2D`

- VUID-vkCmdDispatchGraphIndirectCountAMD-None-08610

If a `VkSampler` created with `unnormalizedCoordinates` equal to `VK_TRUE` is used to sample a `VkImageView` as a result of this command, then the sampler **must** not be used with any of the SPIR-V `OpImageSample*` or `OpImageSparseSample*` instructions with `ImplicitLod`, `Dref` or `Proj` in their name

- VUID-vkCmdDispatchGraphIndirectCountAMD-None-08611

If a `VkSampler` created with `unnormalizedCoordinates` equal to `VK_TRUE` is used to sample a `VkImageView` as a result of this command, then the sampler **must** not be used with any of the SPIR-V `OpImageSample*` or `OpImageSparseSample*` instructions that includes a LOD bias or any offset values

- VUID-vkCmdDispatchGraphIndirectCountAMD-None-06479

If a `VkImageView` is sampled with `depth comparison`, the image view's `format features` **must** contain `VK_FORMAT_FEATURE_2_SAMPLED_IMAGE_DEPTH_COMPARISON_BIT`

- VUID-vkCmdDispatchGraphIndirectCountAMD-None-02691

If a `VkImageView` is accessed using atomic operations as a result of this command, then the image view's `format features` **must** contain `VK_FORMAT_FEATURE_STORAGE_IMAGE_ATOMIC_BIT`

- VUID-vkCmdDispatchGraphIndirectCountAMD-None-07888

If a `VK_DESCRIPTOR_TYPE_STORAGE_TEXEL_BUFFER` descriptor is accessed using atomic operations as a result of this command, then the storage texel buffer's `format features`

must contain `VK_FORMAT_FEATURE_STORAGE_TEXEL_BUFFER_ATOMIC_BIT`

- VUID-vkCmdDispatchGraphIndirectCountAMD-None-02692

If a `VkImageView` is sampled with `VK_FILTER_CUBIC_EXT` as a result of this command, then the image view's format features **must** contain `VK_FORMAT_FEATURE_SAMPLED_IMAGE_FILTER_CUBIC_BIT_EXT`

- VUID-vkCmdDispatchGraphIndirectCountAMD-None-02693

If the `VK_EXT_filter_cubic` extension is not enabled and any `VkImageView` is sampled with `VK_FILTER_CUBIC_EXT` as a result of this command, it **must** not have a `VkImageViewType` of `VK_IMAGE_VIEW_TYPE_3D`, `VK_IMAGE_VIEW_TYPE_CUBE`, or `VK_IMAGE_VIEW_TYPE_CUBE_ARRAY`

- VUID-vkCmdDispatchGraphIndirectCountAMD-filterCubic-02694

Any `VkImageView` being sampled with `VK_FILTER_CUBIC_EXT` as a result of this command **must** have a `VkImageViewType` and format that supports cubic filtering, as specified by `VkFilterCubicImageViewImageFormatPropertiesEXT::filterCubic` returned by `vkGetPhysicalDeviceImageFormatProperties2`

- VUID-vkCmdDispatchGraphIndirectCountAMD-filterCubicMinmax-02695

Any `VkImageView` being sampled with `VK_FILTER_CUBIC_EXT` with a reduction mode of either `VK_SAMPLER_REDUCTION_MODE_MIN` or `VK_SAMPLER_REDUCTION_MODE_MAX` as a result of this command **must** have a `VkImageViewType` and format that supports cubic filtering together with minmax filtering, as specified by `VkFilterCubicImageViewImageFormatPropertiesEXT::filterCubicMinmax` returned by `vkGetPhysicalDeviceImageFormatProperties2`

- VUID-vkCmdDispatchGraphIndirectCountAMD-cubicRangeClamp-09212

If the `cubicRangeClamp` feature is not enabled, then any `VkImageView` being sampled with `VK_FILTER_CUBIC_EXT` as a result of this command **must** not have a `VkSamplerReductionModeCreateInfo::reductionMode` equal to `VK_SAMPLER_REDUCTION_MODE_WEIGHTED_AVERAGE_RANGECLAMP_QCOM`

- VUID-vkCmdDispatchGraphIndirectCountAMD-reductionMode-09213

Any `VkImageView` being sampled with a `VkSamplerReductionModeCreateInfo::reductionMode` equal to `VK_SAMPLER_REDUCTION_MODE_WEIGHTED_AVERAGE_RANGECLAMP_QCOM` as a result of this command **must** sample with `VK_FILTER_CUBIC_EXT`

- VUID-vkCmdDispatchGraphIndirectCountAMD-selectableCubicWeights-09214

If the `selectableCubicWeights` feature is not enabled, then any `VkImageView` being sampled with `VK_FILTER_CUBIC_EXT` as a result of this command **must** have `VkSamplerCubicWeightsCreateInfoQCOM::cubicWeights` equal to `VK_CUBIC_FILTER_WEIGHTS_CATMULL_ROM_QCOM`

- VUID-vkCmdDispatchGraphIndirectCountAMD-flags-02696

Any `VkImage` created with a `VkImageCreateInfo::flags` containing `VK_IMAGE_CREATE_CORNER_SAMPLED_BIT_NV` sampled as a result of this command **must** only be sampled using a `VkSamplerAddressMode` of `VK_SAMPLER_ADDRESS_MODE_CLAMP_TO_EDGE`

- VUID-vkCmdDispatchGraphIndirectCountAMD-OpTypeImage-07027

For any `VkImageView` being written as a storage image where the image format field of

the `OpTypeImage` is `Unknown`, the view's `format features` **must** contain `VK_FORMAT_FEATURE_2_STORAGE_WRITE_WITHOUT_FORMAT_BIT`

- VUID-vkCmdDispatchGraphIndirectCountAMD-OpTypeImage-07028
For any `VkImageView` being read as a storage image where the image format field of the `OpTypeImage` is `Unknown`, the view's `format features` **must** contain `VK_FORMAT_FEATURE_2_STORAGE_READ_WITHOUT_FORMAT_BIT`
- VUID-vkCmdDispatchGraphIndirectCountAMD-OpTypeImage-07029
For any `VkBufferView` being written as a storage texel buffer where the image format field of the `OpTypeImage` is `Unknown`, the view's `buffer features` **must** contain `VK_FORMAT_FEATURE_2_STORAGE_WRITE_WITHOUT_FORMAT_BIT`
- VUID-vkCmdDispatchGraphIndirectCountAMD-OpTypeImage-07030
Any `VkBufferView` being read as a storage texel buffer where the image format field of the `OpTypeImage` is `Unknown` then the view's `buffer features` **must** contain `VK_FORMAT_FEATURE_2_STORAGE_READ_WITHOUT_FORMAT_BIT`
- VUID-vkCmdDispatchGraphIndirectCountAMD-None-08600
If a `bound shader` was created with a pipeline layout and statically uses a set n , a descriptor set **must** have been bound to n at the same pipeline bind point, with layouts compatible for set n with the layout(s) used to create the shader, as described in [Pipeline Layout Compatibility](#)
- VUID-vkCmdDispatchGraphIndirectCountAMD-None-08601
If a `bound shader` was created with a pipeline layout or specified push constant ranges and statically uses a push constant value, that value **must** have been set for the same pipeline bind point, with push constant ranges that are `compatible` with the push constant range used to create the shader
- VUID-vkCmdDispatchGraphIndirectCountAMD-None-10068
For each array of resources that is used by a `bound shader`, the indices used to access members of the array **must** be less than the descriptor count for the identified binding in the descriptor sets used by this command
- VUID-vkCmdDispatchGraphIndirectCountAMD-None-08114
Descriptors in each bound descriptor set, specified via `vkCmdBindDescriptorSets`, **must** be valid if they are accessed as described by `descriptor validity` by the `VkPipeline` bound to the pipeline bind point used by this command and the bound `VkPipeline` was not created with `VK_PIPELINE_CREATE_DESCRIPTOR_BUFFER_BIT_EXT`
- VUID-vkCmdDispatchGraphIndirectCountAMD-imageLayout-00344
If an image descriptor is accessed by a shader, the `VkImageLayout` **must** match the subresource accessible from the `VkImageView` as defined by the `image layout matching rules`
- VUID-vkCmdDispatchGraphIndirectCountAMD-None-08115
If the descriptors used by the `VkPipeline` bound to the pipeline bind point were specified via `vkCmdBindDescriptorSets`, the bound `VkPipeline` **must** have been created without `VK_PIPELINE_CREATE_DESCRIPTOR_BUFFER_BIT_EXT`
- VUID-vkCmdDispatchGraphIndirectCountAMD-None-08116
Descriptors in bound descriptor buffers, specified via `vkCmdSetDescriptorBufferOffsetsEXT`, **must** be valid if they are dynamically used by the

[VkPipeline](#) bound to the pipeline bind point used by this command and the bound [VkPipeline](#) was created with [VK_PIPELINE_CREATE_DESCRIPTOR_BUFFER_BIT_EXT](#)

- VUID-vkCmdDispatchGraphIndirectCountAMD-None-08604
Descriptors in bound descriptor buffers, specified via [vkCmdSetDescriptorBufferOffsetsEXT](#), **must** be valid if they are dynamically used by any [VkShaderEXT](#) bound to a stage corresponding to the pipeline bind point used by this command
- VUID-vkCmdDispatchGraphIndirectCountAMD-None-08117
If the descriptors used by the [VkPipeline](#) bound to the pipeline bind point were specified via [vkCmdSetDescriptorBufferOffsetsEXT](#), the bound [VkPipeline](#) **must** have been created with [VK_PIPELINE_CREATE_DESCRIPTOR_BUFFER_BIT_EXT](#)
- VUID-vkCmdDispatchGraphIndirectCountAMD-None-08119
If a descriptor is dynamically used with a [VkPipeline](#) created with [VK_PIPELINE_CREATE_DESCRIPTOR_BUFFER_BIT_EXT](#), the descriptor memory **must** be resident
- VUID-vkCmdDispatchGraphIndirectCountAMD-None-08605
If a descriptor is dynamically used with a [VkShaderEXT](#) created with a [VkDescriptorSetLayout](#) that was created with [VK_DESCRIPTOR_SET_LAYOUT_CREATE_DESCRIPTOR_BUFFER_BIT_EXT](#), the descriptor memory **must** be resident
- VUID-vkCmdDispatchGraphIndirectCountAMD-None-08606
If the [shaderObject](#) feature is not enabled, a valid pipeline **must** be bound to the pipeline bind point used by this command
- VUID-vkCmdDispatchGraphIndirectCountAMD-None-08608
If a pipeline is bound to the pipeline bind point used by this command, there **must** not have been any calls to dynamic state setting commands for any state specified statically in the [VkPipeline](#) object bound to the pipeline bind point used by this command, since that pipeline was bound
- VUID-vkCmdDispatchGraphIndirectCountAMD-uniformBuffers-06935
If any stage of the [VkPipeline](#) object bound to the pipeline bind point used by this command accesses a uniform buffer, and that stage was created without enabling either [VK_PIPELINE_ROBUSTNESS_BUFFER_BEHAVIOR_ROBUST_BUFFER_ACCESS](#) or [VK_PIPELINE_ROBUSTNESS_BUFFER_BEHAVIOR_ROBUST_BUFFER_ACCESS_2](#) for [uniformBuffers](#), and the [robustBufferAccess](#) feature is not enabled, that stage **must** not access values outside of the range of the buffer as specified in the descriptor set bound to the same pipeline bind point
- VUID-vkCmdDispatchGraphIndirectCountAMD-None-08612
If the [robustBufferAccess](#) feature is not enabled, and any [VkShaderEXT](#) bound to a stage corresponding to the pipeline bind point used by this command accesses a uniform buffer, it **must** not access values outside of the range of the buffer as specified in the descriptor set bound to the same pipeline bind point
- VUID-vkCmdDispatchGraphIndirectCountAMD-storageBuffers-06936
If any stage of the [VkPipeline](#) object bound to the pipeline bind point used by this command accesses a storage buffer, and that stage was created without enabling either

VK_PIPELINE_ROBUSTNESS_BUFFER_BEHAVIOR_ROBUST_BUFFER_ACCESS or
VK_PIPELINE_ROBUSTNESS_BUFFER_BEHAVIOR_ROBUST_BUFFER_ACCESS_2 for
storageBuffers, and the robustBufferAccess feature is not enabled, that stage **must** not
access values outside of the range of the buffer as specified in the descriptor set bound to
the same pipeline bind point

- VUID-vkCmdDispatchGraphIndirectCountAMD-None-08613
If the robustBufferAccess feature is not enabled, and any VkShaderEXT bound to a stage
corresponding to the pipeline bind point used by this command accesses a storage buffer,
it **must** not access values outside of the range of the buffer as specified in the descriptor
set bound to the same pipeline bind point
- VUID-vkCmdDispatchGraphIndirectCountAMD-commandBuffer-02707
If commandBuffer is an unprotected command buffer and protectedNoFault is not supported,
any resource accessed by bound shaders **must** not be a protected resource
- VUID-vkCmdDispatchGraphIndirectCountAMD-viewType-07752
If a VkImageView is accessed as a result of this command, then the image view's viewType
must match the Dim operand of the OpTypeImage as described in Compatibility Between
SPIR-V Image Dimensions and Vulkan ImageView Types
- VUID-vkCmdDispatchGraphIndirectCountAMD-format-07753
If a VkImageView or VkBufferView is accessed as a result of this command, then the
numeric type of the view's format and the Sampled Type operand of the OpTypeImage **must**
match
- VUID-vkCmdDispatchGraphIndirectCountAMD-OpImageWrite-08795
If a VkImageView created with a format other than VK_FORMAT_A8_UNORM is accessed
using OpImageWrite as a result of this command, then the Type of the Texel operand of that
instruction **must** have at least as many components as the image view's format
- VUID-vkCmdDispatchGraphIndirectCountAMD-OpImageWrite-08796
If a VkImageView created with the format VK_FORMAT_A8_UNORM is accessed using
OpImageWrite as a result of this command, then the Type of the Texel operand of that
instruction **must** have four components
- VUID-vkCmdDispatchGraphIndirectCountAMD-OpImageWrite-04469
If a VkBufferView is accessed using OpImageWrite as a result of this command, then the
Type of the Texel operand of that instruction **must** have at least as many components as
the buffer view's format
- VUID-vkCmdDispatchGraphIndirectCountAMD-SampledType-04470
If a VkImageView with a VkFormat that has a 64-bit component width is accessed as a
result of this command, the SampledType of the OpTypeImage operand of that instruction
must have a Width of 64
- VUID-vkCmdDispatchGraphIndirectCountAMD-SampledType-04471
If a VkImageView with a VkFormat that has a component width less than 64-bit is
accessed as a result of this command, the SampledType of the OpTypeImage operand of that
instruction **must** have a Width of 32
- VUID-vkCmdDispatchGraphIndirectCountAMD-SampledType-04472
If a VkBufferView with a VkFormat that has a 64-bit component width is accessed as a
result of this command, the SampledType of the OpTypeImage operand of that instruction

must have a **Width** of 64

- VUID-vkCmdDispatchGraphIndirectCountAMD-SampledType-04473

If a **VkBufferView** with a **VkFormat** that has a component width less than 64-bit is accessed as a result of this command, the **SampledType** of the **OpTypeImage** operand of that instruction **must** have a **Width** of 32

- VUID-vkCmdDispatchGraphIndirectCountAMD-sparseImageInt64Atomics-04474

If the **sparseImageInt64Atomics** feature is not enabled, **VkImage** objects created with the **VK_IMAGE_CREATE_SPARSE_RESIDENCY_BIT** flag **must** not be accessed by atomic instructions through an **OpTypeImage** with a **SampledType** with a **Width** of 64 by this command

- VUID-vkCmdDispatchGraphIndirectCountAMD-sparseImageInt64Atomics-04475

If the **sparseImageInt64Atomics** feature is not enabled, **VkBuffer** objects created with the **VK_BUFFER_CREATE_SPARSE_RESIDENCY_BIT** flag **must** not be accessed by atomic instructions through an **OpTypeImage** with a **SampledType** with a **Width** of 64 by this command

- VUID-vkCmdDispatchGraphIndirectCountAMD-OpImageSampleWeightedQCOM-06971

If **OpImageSampleWeightedQCOM** is used to sample a **VkImageView** as a result of this command, then the image view's **format features** **must** contain **VK_FORMAT_FEATURE_2_WEIGHT_SAMPLED_IMAGE_BIT_QCOM**

- VUID-vkCmdDispatchGraphIndirectCountAMD-OpImageSampleWeightedQCOM-06972

If **OpImageSampleWeightedQCOM** uses a **VkImageView** as a sample weight image as a result of this command, then the image view's **format features** **must** contain **VK_FORMAT_FEATURE_2_WEIGHT_IMAGE_BIT_QCOM**

- VUID-vkCmdDispatchGraphIndirectCountAMD-OpImageBoxFilterQCOM-06973

If **OpImageBoxFilterQCOM** is used to sample a **VkImageView** as a result of this command, then the image view's **format features** **must** contain **VK_FORMAT_FEATURE_2_BOX_FILTER_SAMPLED_BIT_QCOM**

- VUID-vkCmdDispatchGraphIndirectCountAMD-OpImageBlockMatchSSDQCOM-06974

If **OpImageBlockMatchSSDQCOM** is used to read from an **VkImageView** as a result of this command, then the image view's **format features** **must** contain **VK_FORMAT_FEATURE_2_BLOCK_MATCHING_BIT_QCOM**

- VUID-vkCmdDispatchGraphIndirectCountAMD-OpImageBlockMatchSADQCOM-06975

If **OpImageBlockMatchSADQCOM** is used to read from an **VkImageView** as a result of this command, then the image view's **format features** **must** contain **VK_FORMAT_FEATURE_2_BLOCK_MATCHING_BIT_QCOM**

- VUID-vkCmdDispatchGraphIndirectCountAMD-OpImageBlockMatchSADQCOM-06976

If **OpImageBlockMatchSADQCOM** or **OpImageBlockMatchSSDQCOM** is used to read from a reference image as result of this command, then the specified reference coordinates **must** not fail **integer texel coordinate validation**

- VUID-vkCmdDispatchGraphIndirectCountAMD-OpImageSampleWeightedQCOM-06977

If **OpImageSampleWeightedQCOM**, **OpImageBoxFilterQCOM**, **OpImageBlockMatchWindowSSDQCOM**, **OpImageBlockMatchWindowSADQCOM**, **OpImageBlockMatchGatherSSDQCOM**, **OpImageBlockMatchGatherSADQCOM**, **OpImageBlockMatchSSDQCOM**, or **OpImageBlockMatchSADQCOM** uses a **VkSampler** as a result of this command, then the sampler **must** have been created

with [VK_SAMPLER_CREATE_IMAGE_PROCESSING_BIT_QCOM](#)

- VUID-vkCmdDispatchGraphIndirectCountAMD-OpImageSampleWeightedQCOM-06978
If any command other than [OpImageSampleWeightedQCOM](#), [OpImageBoxFilterQCOM](#), [OpImageBlockMatchWindowSSDQCOM](#), [OpImageBlockMatchWindowSADQCOM](#), [OpImageBlockMatchGatherSSDQCOM](#), [OpImageBlockMatchGatherSADQCOM](#), [OpImageBlockMatchSSDQCOM](#), or [OpImageBlockMatchSADQCOM](#) uses a [VkSampler](#) as a result of this command, then the sampler **must** not have been created with [VK_SAMPLER_CREATE_IMAGE_PROCESSING_BIT_QCOM](#)
- VUID-vkCmdDispatchGraphIndirectCountAMD-OpImageBlockMatchWindow-09215
If a [OpImageBlockMatchWindow*QCOM](#) or [OpImageBlockMatchGather*QCOM](#) instruction is used to read from an [VkImageView](#) as a result of this command, then the image view's [format features](#) **must** contain [VK_FORMAT_FEATURE_2_BLOCK_MATCHING_BIT_QCOM](#)
- VUID-vkCmdDispatchGraphIndirectCountAMD-OpImageBlockMatchWindow-09216
If a [OpImageBlockMatchWindow*QCOM](#) or [OpImageBlockMatchGather*QCOM](#) instruction is used to read from an [VkImageView](#) as a result of this command, then the image view's format **must** be a single-component format
- VUID-vkCmdDispatchGraphIndirectCountAMD-OpImageBlockMatchWindow-09217
If a [OpImageBlockMatchWindow*QCOM](#) or [OpImageBlockMatchGather*QCOM](#) read from a reference image as result of this command, then the specified reference coordinates **must** not fail [integer texel coordinate validation](#)
- VUID-vkCmdDispatchGraphIndirectCountAMD-None-07288
Any shader invocation executed by this command **must** [terminate](#)
- VUID-vkCmdDispatchGraphIndirectCountAMD-None-09600
If a descriptor with type equal to any of [VK_DESCRIPTOR_TYPE_SAMPLE_WEIGHT_IMAGE_QCOM](#), [VK_DESCRIPTOR_TYPE_BLOCK_MATCH_IMAGE_QCOM](#), [VK_DESCRIPTOR_TYPE_SAMPLED_IMAGE](#), [VK_DESCRIPTOR_TYPE_STORAGE_IMAGE](#), or [VK_DESCRIPTOR_TYPE_INPUT_ATTACHMENT](#) is accessed as a result of this command, all image subresources identified by that descriptor **must** be in the image layout identified when the descriptor was written
- VUID-vkCmdDispatchGraphIndirectCountAMD-commandBuffer-10746
The [VkDeviceMemory](#) object allocated from a [VkMemoryHeap](#) with the [VK_MEMORY_HEAP_TILE_MEMORY_BIT_QCOM](#) property that is bound to a resource accessed as a result of this command **must** be the active bound [bound tile memory object](#) in [commandBuffer](#)
- VUID-vkCmdDispatchGraphIndirectCountAMD-None-10678
If this command is recorded inside a [tile shading render pass](#) instance, the stages corresponding to the pipeline bind point used by this command **must** only include [VK_SHADER_STAGE_VERTEX_BIT](#), [VK_SHADER_STAGE_FRAGMENT_BIT](#), and/or [VK_SHADER_STAGE_COMPUTE_BIT](#)
- VUID-vkCmdDispatchGraphIndirectCountAMD-None-10679
If this command is recorded where [per-tile execution model](#) is enabled, there **must** be no access to any image while the image was be transitioned to the [VK_IMAGE_LAYOUT_ATTACHMENT_FEEDBACK_LOOP_OPTIMAL_EXT](#) layout

- VUID-vkCmdDispatchGraphIndirectCountAMD-pDescription-09900
If a `VK_DESCRIPTOR_TYPE_TENSOR_ARM` descriptor is accessed as a result of this command, then the underlying `VkTensorARM` object **must** have been created with the `VK_TENSOR_USAGE_SHADER_BIT_ARM` usage flag set
- VUID-vkCmdDispatchGraphIndirectCountAMD-dimensionCount-09905
If a `VK_DESCRIPTOR_TYPE_TENSOR_ARM` descriptor is accessed as a result of this command, then the `Rank` of the `OpTypeTensorARM` of the tensor resource variable **must** be equal to the `dimensionCount` provided via `VkTensorCreateInfoARM::pDescription` when creating the underlying `VkTensorARM` object
- VUID-vkCmdDispatchGraphIndirectCountAMD-OpTypeTensorARM-09906
If a `VK_DESCRIPTOR_TYPE_TENSOR_ARM` descriptor is accessed as a result of this command, then the element type of the `OpTypeTensorARM` of the tensor resource variable **must** be `compatible` with the `VkFormat` of the `VkTensorViewARM` used for the access
- VUID-vkCmdDispatchGraphIndirectCountAMD-None-11297
If a pipeline is bound to the pipeline bind point used by this command, or shader is bound to a shader stage used by this command, and it was created with a `descriptor mapping` using `VK_DESCRIPTOR_MAPPING_SOURCE_HEAP_WITH_PUSH_INDEX_EXT`, `VK_DESCRIPTOR_MAPPING_SOURCE_HEAP_WITH_SHADER_RECORD_INDEX_EXT`, `VK_DESCRIPTOR_MAPPING_SOURCE_HEAP_WITH_INDIRECT_INDEX_ARRAY_EXT`, or `VK_DESCRIPTOR_MAPPING_SOURCE_HEAP_WITH_INDIRECT_INDEX_EXT`, and a shader accesses a `OpTypeStruct` decorated with `Block` or `BufferBlock` using that mapping, the calculated offset for the resource heap **must** be a multiple of `bufferDescriptorAlignment`
- VUID-vkCmdDispatchGraphIndirectCountAMD-None-11298
If a pipeline is bound to the pipeline bind point used by this command, or shader is bound to a shader stage used by this command, and it was created with a `descriptor mapping` using `VK_DESCRIPTOR_MAPPING_SOURCE_HEAP_WITH_PUSH_INDEX_EXT`, `VK_DESCRIPTOR_MAPPING_SOURCE_HEAP_WITH_SHADER_RECORD_INDEX_EXT`, `VK_DESCRIPTOR_MAPPING_SOURCE_HEAP_WITH_INDIRECT_INDEX_ARRAY_EXT`, or `VK_DESCRIPTOR_MAPPING_SOURCE_HEAP_WITH_INDIRECT_INDEX_EXT`, and a shader accesses an `OpTypeImage` or `OpTypeSampledImage` using that mapping, the calculated offset for the resource heap **must** be a multiple of `imageDescriptorAlignment`
- VUID-vkCmdDispatchGraphIndirectCountAMD-None-11299
If a pipeline is bound to the pipeline bind point used by this command, or shader is bound to a shader stage used by this command, and it was created with a `descriptor mapping` using `VK_DESCRIPTOR_MAPPING_SOURCE_HEAP_WITH_PUSH_INDEX_EXT`, `VK_DESCRIPTOR_MAPPING_SOURCE_HEAP_WITH_SHADER_RECORD_INDEX_EXT`, `VK_DESCRIPTOR_MAPPING_SOURCE_HEAP_WITH_INDIRECT_INDEX_ARRAY_EXT`, or `VK_DESCRIPTOR_MAPPING_SOURCE_HEAP_WITH_INDIRECT_INDEX_EXT`, and a shader accesses an `OpTypeSampler` or `OpTypeSampledImage` using that mapping, the calculated offset for the sampler heap **must** be a multiple of `samplerDescriptorAlignment`
- VUID-vkCmdDispatchGraphIndirectCountAMD-None-11397
If a pipeline is bound to the pipeline bind point used by this command, or shader is bound to a shader stage used by this command, and it was created with a `descriptor mapping` using `VK_DESCRIPTOR_MAPPING_SOURCE_HEAP_WITH_PUSH_INDEX_EXT`, `VK_DESCRIPTOR_MAPPING_SOURCE_HEAP_WITH_SHADER_RECORD_INDEX_EXT`,

[VK_DESCRIPTOR_MAPPING_SOURCE_HEAP_WITH_INDIRECT_INDEX_ARRAY_EXT](#), or [VK_DESCRIPTOR_MAPPING_SOURCE_HEAP_WITH_INDIRECT_INDEX_EXT](#), and a shader accesses an [OpTypeTensorARM](#) using that mapping, the calculated offset for the resource heap **must** be a multiple of [tensorDescriptorAlignment](#)

- VUID-vkCmdDispatchGraphIndirectCountAMD-None-11300

If a pipeline is bound to the pipeline bind point used by this command, or shader is bound to a shader stage used by this command, and it was created with a [descriptor mapping](#) using [VK_DESCRIPTOR_MAPPING_SOURCE_HEAP_WITH_INDIRECT_INDEX_ARRAY_EXT](#) or [VK_DESCRIPTOR_MAPPING_SOURCE_HEAP_WITH_INDIRECT_INDEX_EXT](#), and a shader accesses a resource using that mapping, the value of the address at the expected location in push data **must** be a multiple of 4

- VUID-vkCmdDispatchGraphIndirectCountAMD-None-11301

If a pipeline is bound to the pipeline bind point used by this command, or shader is bound to a shader stage used by this command, and it was created with a [descriptor mapping](#) using [VK_DESCRIPTOR_MAPPING_SOURCE_HEAP_WITH_INDIRECT_INDEX_ARRAY_EXT](#) or [VK_DESCRIPTOR_MAPPING_SOURCE_HEAP_WITH_INDIRECT_INDEX_EXT](#), and a shader accesses a resource using that mapping, the value of the address at the expected location in push data **must** be a valid [VkDeviceAddress](#) backed by physical memory at every offset specified by each mapping

- VUID-vkCmdDispatchGraphIndirectCountAMD-None-11302

If a pipeline is bound to the pipeline bind point used by this command, or shader is bound to a shader stage used by this command, and it was created with a [descriptor mapping](#) using [VK_DESCRIPTOR_MAPPING_SOURCE_PUSH_ADDRESS_EXT](#), and a shader accesses a resource using that mapping, the value of the address at the expected location in push data **must** be a valid [VkDeviceAddress](#)

- VUID-vkCmdDispatchGraphIndirectCountAMD-None-11304

If a pipeline is bound to the pipeline bind point used by this command, or shader is bound to a shader stage used by this command, and it was created with a [descriptor mapping](#) using [VK_DESCRIPTOR_MAPPING_SOURCE_INDIRECT_ADDRESS_EXT](#), and a shader accesses a resource using that mapping, the value of the address at the expected location in push data **must** be a multiple of 8

- VUID-vkCmdDispatchGraphIndirectCountAMD-None-11305

If a pipeline is bound to the pipeline bind point used by this command, or shader is bound to a shader stage used by this command, and it was created with a [descriptor mapping](#) using [VK_DESCRIPTOR_MAPPING_SOURCE_INDIRECT_ADDRESS_EXT](#), and a shader accesses a resource using that mapping, the value of the address at the expected location in push data **must** be a valid [VkDeviceAddress](#) backed by physical memory at every offset specified by each mapping

- VUID-vkCmdDispatchGraphIndirectCountAMD-None-11306

If a pipeline is bound to the pipeline bind point used by this command, or shader is bound to a shader stage used by this command, and it was created with a [descriptor mapping](#) using [VK_DESCRIPTOR_MAPPING_SOURCE_INDIRECT_ADDRESS_EXT](#), and a shader accesses a resource using that mapping, the value of the address pointed to by the address in push data **must** be a valid [VkDeviceAddress](#)

- VUID-vkCmdDispatchGraphIndirectCountAMD-None-11308

For each [descriptor heap](#) that is statically used by a [bound shader](#), either directly or via a [descriptor mapping](#), a valid descriptor heap **must** be bound

- VUID-vkCmdDispatchGraphIndirectCountAMD-None-11309

If a [bound shader](#) was created as a [VkShaderEXT](#) with the [VK_SHADER_CREATE_DESCRIPTOR_HEAP_BIT_EXT](#) flag or as part of a pipeline with the [VK_PIPELINE_CREATE_2_DESCRIPTOR_HEAP_BIT_EXT](#) flag, execution of this command **must** not result in any descriptor read accessing data outside of the user range of the respective heap bound by [vkCmdBind*HeapEXT](#) commands

- VUID-vkCmdDispatchGraphIndirectCountAMD-None-11372

If any stage of the [VkPipeline](#) object bound to the pipeline bind point used by this command accesses a uniform buffer or uniform texel buffer through a descriptor in the bound resource heap, that stage was created without enabling either [VK_PIPELINE_ROBUSTNESS_BUFFER_BEHAVIOR_ROBUST_BUFFER_ACCESS](#) or [VK_PIPELINE_ROBUSTNESS_BUFFER_BEHAVIOR_ROBUST_BUFFER_ACCESS_2](#) for [uniformBuffers](#), the [robustBufferAccess2](#) feature is not enabled, and the [robustBufferAccess](#) feature is not enabled, that stage **must** not access values outside of the range of the descriptor specified via [VkDeviceAddressRangeKHR](#) when the descriptor was written

- VUID-vkCmdDispatchGraphIndirectCountAMD-None-11373

If any stage of the [VkPipeline](#) object bound to the pipeline bind point used by this command accesses a storage buffer or storage texel buffer through a descriptor in the bound resource heap, that stage was created without enabling either [VK_PIPELINE_ROBUSTNESS_BUFFER_BEHAVIOR_ROBUST_BUFFER_ACCESS](#) or [VK_PIPELINE_ROBUSTNESS_BUFFER_BEHAVIOR_ROBUST_BUFFER_ACCESS_2](#) for [storageBuffers](#), the [robustBufferAccess2](#) feature is not enabled, and the [robustBufferAccess](#) feature is not enabled, that stage **must** not access values outside of the range of the descriptor specified by [VkDeviceAddressRangeKHR](#) when the descriptor was written

- VUID-vkCmdDispatchGraphIndirectCountAMD-None-11374

If the [robustBufferAccess2](#) feature is not enabled, the [robustBufferAccess](#) feature is not enabled, and any [VkShaderEXT](#) bound to a stage corresponding to the pipeline bind point used by this command accesses a uniform buffer, uniform texel buffer, storage buffer, or storage texel buffer, that shader **must** not access values outside of the range of the buffer as specified by [VkDeviceAddressRangeKHR](#) when the descriptor was written

- VUID-vkCmdDispatchGraphIndirectCountAMD-pBindInfo-11375

If any [bound shader](#) uses an embedded sampler via a [descriptor mapping](#), the value of [pBindInfo->reservedRangeSize](#) set for [vkCmdBindSamplerHeapEXT](#) **must** be greater than or equal to [minSamplerHeapReservedRangeWithEmbedded](#)

- VUID-vkCmdDispatchGraphIndirectCountAMD-None-11376

If a [bound shader](#) was created as a [VkShaderEXT](#) with the [VK_SHADER_CREATE_DESCRIPTOR_HEAP_BIT_EXT](#) flag or as part of a pipeline with the [VK_PIPELINE_CREATE_2_DESCRIPTOR_HEAP_BIT_EXT](#) flag, and that shader statically uses a push constant value, that value **must** have been set by [vkCmdPushDataEXT](#)

- VUID-vkCmdDispatchGraphIndirectCountAMD-None-11398

If a [bound shader](#) was created with a [descriptor mapping](#) using [VK_DESCRIPTOR_MAPPING_SOURCE_PUSH_DATA_EXT](#), [VK_DESCRIPTOR_MAPPING_SOURCE_PUSH_ADDRESS_EXT](#),

VK_DESCRIPTOR_MAPPING_SOURCE_SHADER_RECORD_DATA_EXT,
VK_DESCRIPTOR_MAPPING_SOURCE_SHADER_RECORD_ADDRESS_EXT,
VK_DESCRIPTOR_MAPPING_SOURCE_RESOURCE_HEAP_DATA_EXT, or
VK_DESCRIPTOR_MAPPING_SOURCE_INDIRECT_ADDRESS_EXT, and a shader accesses a resource using that mapping, the access **must** not be out of bounds

- VUID-vkCmdDispatchGraphIndirectCountAMD-None-11437

If a pipeline is bound to the pipeline bind point used by this command, or shader is bound to a shader stage used by this command, and it was created with a descriptor mapping using VK_DESCRIPTOR_MAPPING_SOURCE_HEAP_WITH_INDIRECT_INDEX_ARRAY_EXT, VK_DESCRIPTOR_MAPPING_SOURCE_HEAP_WITH_INDIRECT_INDEX_EXT, or VK_DESCRIPTOR_MAPPING_SOURCE_INDIRECT_ADDRESS_EXT, and a shader accesses a resource using that mapping, the buffer from which the address in push data was queried **must** have been created with the VK_BUFFER_USAGE_UNIFORM_BUFFER_BIT usage flag set

- VUID-vkCmdDispatchGraphIndirectCountAMD-None-11438

If a pipeline is bound to the pipeline bind point used by this command, or shader is bound to a shader stage used by this command, and it was created with a descriptor mapping using VK_DESCRIPTOR_MAPPING_SOURCE_PUSH_ADDRESS_EXT, VK_DESCRIPTOR_MAPPING_SOURCE_SHADER_RECORD_ADDRESS_EXT, or VK_DESCRIPTOR_MAPPING_SOURCE_INDIRECT_ADDRESS_EXT, and a shader accesses a uniform buffer using that mapping, the address that the uniform buffer is mapped to **must** have been queried from a buffer created with the VK_BUFFER_USAGE_UNIFORM_BUFFER_BIT usage flag set

- VUID-vkCmdDispatchGraphIndirectCountAMD-None-11441

If a pipeline is bound to the pipeline bind point used by this command, or shader is bound to a shader stage used by this command, and it was created with a descriptor mapping using VK_DESCRIPTOR_MAPPING_SOURCE_PUSH_ADDRESS_EXT, VK_DESCRIPTOR_MAPPING_SOURCE_SHADER_RECORD_ADDRESS_EXT, or VK_DESCRIPTOR_MAPPING_SOURCE_INDIRECT_ADDRESS_EXT, and a shader accesses a uniform buffer using that mapping, the address that the uniform buffer is mapped to **must** be aligned to minUniformBufferOffsetAlignment

- VUID-vkCmdDispatchGraphIndirectCountAMD-None-11439

If a pipeline is bound to the pipeline bind point used by this command, or shader is bound to a shader stage used by this command, and it was created with a descriptor mapping using VK_DESCRIPTOR_MAPPING_SOURCE_PUSH_ADDRESS_EXT, VK_DESCRIPTOR_MAPPING_SOURCE_SHADER_RECORD_ADDRESS_EXT, or VK_DESCRIPTOR_MAPPING_SOURCE_INDIRECT_ADDRESS_EXT, and a shader accesses a storage buffer using that mapping, the address that the storage buffer is mapped to **must** have been queried from a buffer created with the VK_BUFFER_USAGE_STORAGE_BUFFER_BIT usage flag set

- VUID-vkCmdDispatchGraphIndirectCountAMD-None-11442

If a pipeline is bound to the pipeline bind point used by this command, or shader is bound to a shader stage used by this command, and it was created with a descriptor mapping using VK_DESCRIPTOR_MAPPING_SOURCE_PUSH_ADDRESS_EXT, VK_DESCRIPTOR_MAPPING_SOURCE_SHADER_RECORD_ADDRESS_EXT, or VK_DESCRIPTOR_MAPPING_SOURCE_INDIRECT_ADDRESS_EXT, and a shader accesses a

storage buffer using that mapping, the address that the storage buffer is mapped to **must** be aligned to `minStorageBufferOffsetAlignment`

- VUID-vkCmdDispatchGraphIndirectCountAMD-None-11485

If a pipeline is bound to the pipeline bind point used by this command, or shader is bound to a shader stage used by this command, and it was created with a [descriptor mapping](#) using `VK_DESCRIPTOR_MAPPING_SOURCE_PUSH_ADDRESS_EXT`, `VK_DESCRIPTOR_MAPPING_SOURCE_SHADER_RECORD_ADDRESS_EXT`, or `VK_DESCRIPTOR_MAPPING_SOURCE_INDIRECT_ADDRESS_EXT`, and a shader accesses an acceleration structure using that mapping, the address that the acceleration structure is mapped to **must** be an acceleration structure address retrieved from a `VkAccelerationStructureKHR` object via `vkGetAccelerationStructureDeviceAddressKHR` or handle retrieved from a `VkAccelerationStructureNV` object via `vkGetAccelerationStructureHandleNV`

- VUID-vkCmdDispatchGraphIndirectCountAMD-index-11450

If a shader uses a sampler descriptor to sample an image as a result of this command, and that sampler descriptor uses a custom border color with an index defined by `VkSamplerCustomBorderColorIndexCreateInfoEXT`, the value of `VkSamplerCustomBorderColorIndexCreateInfoEXT::index` **must** have been registered before this command was recorded, and still be registered during the sampling operation, with an identically defined color

- VUID-vkCmdDispatchGraphIndirectCountAMD-protectedNoFault-11455

If `protectedNoFault` is not supported, a pipeline is bound to the pipeline bind point used by this command, or a shader is bound to a shader stage used by this command, and it was created with a [descriptor mapping](#) using `VK_DESCRIPTOR_MAPPING_SOURCE_PUSH_ADDRESS_EXT`, `VK_DESCRIPTOR_MAPPING_SOURCE_SHADER_RECORD_ADDRESS_EXT`, or `VK_DESCRIPTOR_MAPPING_SOURCE_INDIRECT_ADDRESS_EXT`, the address that the resource is mapped to **must** have been queried from a buffer created without the `VK_BUFFER_CREATE_PROTECTED_BIT` create flag set

- VUID-vkCmdDispatchGraphIndirectCountAMD-protectedNoFault-11456

If `protectedNoFault` is not supported, a pipeline is bound to the pipeline bind point used by this command, or a shader is bound to a shader stage used by this command, and it was created with a [descriptor mapping](#) using `VK_DESCRIPTOR_MAPPING_SOURCE_HEAP_WITH_INDIRECT_INDEX_EXT` or `VK_DESCRIPTOR_MAPPING_SOURCE_HEAP_WITH_INDIRECT_INDEX_ARRAY_EXT`, the address of the indirect memory **must** have been queried from a buffer created without the `VK_BUFFER_CREATE_PROTECTED_BIT` create flag set

- VUID-vkCmdDispatchGraphIndirectCountAMD-commandBuffer-09181

`commandBuffer` **must** not be a protected command buffer

- VUID-vkCmdDispatchGraphIndirectCountAMD-commandBuffer-09182

`commandBuffer` **must** be a primary command buffer

- VUID-vkCmdDispatchGraphIndirectCountAMD-scratch-10192

`scratch` **must** be the device address of an allocated memory range at least as large as `scratchSize`

- VUID-vkCmdDispatchGraphIndirectCountAMD-scratchSize-10193

`scratchSize` **must** be greater than or equal to `VkExecutionGraphPipelineScratchSizeAMD::minSize` returned by `vkGetExecutionGraphPipelineScratchSizeAMD` for the bound execution graph pipeline

- VUID-vkCmdDispatchGraphIndirectCountAMD-scratch-09184
`scratch` **must** be a device address within a `VkBuffer` created with the `VK_BUFFER_USAGE_EXECUTION_GRAPH_SCRATCH_BIT_AMD` or `VK_BUFFER_USAGE_2_EXECUTION_GRAPH_SCRATCH_BIT_AMD` usage flags set
- VUID-vkCmdDispatchGraphIndirectCountAMD-scratch-10194
The device memory range [`scratch`,`scratch`
`scratchSize`] **must** have been initialized with `vkCmdInitializeGraphScratchMemoryAMD` using the bound execution graph pipeline, and not modified after that by anything other than another execution graph dispatch command
- VUID-vkCmdDispatchGraphIndirectCountAMD-maxComputeWorkGroupCount-09186
Execution of this command **must** not cause a node to be dispatched with a larger number of workgroups than that specified by either a `MaxNumWorkgroupsAMD` decoration in the dispatched node or `maxComputeWorkGroupCount`
- VUID-vkCmdDispatchGraphIndirectCountAMD-maxExecutionGraphShaderPayloadCount-09187
Execution of this command **must** not cause any shader to initialize more than `maxExecutionGraphShaderPayloadCount` output payloads
- VUID-vkCmdDispatchGraphIndirectCountAMD-NodeMaxPayloadsAMD-09188
Execution of this command **must** not cause any shader that declares `NodeMaxPayloadsAMD` to initialize more output payloads than specified by the max number of payloads for that decoration. This requirement applies to each `NodeMaxPayloadsAMD` decoration separately
- VUID-vkCmdDispatchGraphIndirectCountAMD-None-10195
If the bound execution graph pipeline includes draw nodes, this command **must** be called within a render pass instance that is compatible with the graphics pipeline used to create each of those nodes
- VUID-vkCmdDispatchGraphIndirectCountAMD-countInfo-09159
`countInfo` **must** be a device pointer to a memory allocation containing a valid `VkDispatchGraphCountInfoAMD` structure when this command is executed on the device
- VUID-vkCmdDispatchGraphIndirectCountAMD-countInfo-09160
`countInfo` **must** be a device address within a `VkBuffer` created with the `VK_BUFFER_USAGE_INDIRECT_BUFFER_BIT` usage flag set
- VUID-vkCmdDispatchGraphIndirectCountAMD-countInfo-09161
`countInfo` **must** be a multiple of `executionGraphDispatchAddressAlignment`
- VUID-vkCmdDispatchGraphIndirectCountAMD-countInfo-09162
`countInfo->infos` **must** be a device pointer to a memory allocation at least as large as the product of `count` and `stride` when this command is executed on the device
- VUID-vkCmdDispatchGraphIndirectCountAMD-countInfo-09163
`countInfo->infos` **must** be a device address within a `VkBuffer` created with the `VK_BUFFER_USAGE_INDIRECT_BUFFER_BIT` usage flag set

- VUID-vkCmdDispatchGraphIndirectCountAMDCountInfo-09164
`countInfo->infos` **must** be a multiple of `executionGraphDispatchAddressAlignment`
- VUID-vkCmdDispatchGraphIndirectCountAMDCountInfos-09165
Device memory locations at indexes in the range [`infos`, `infos + (count*stride)`), at a granularity of `stride` **must** contain valid `VkDispatchGraphInfoAMDCount` structures in the first 24 bytes when this command is executed on the device
- VUID-vkCmdDispatchGraphIndirectCountAMDCountInfo-09166
For each `VkDispatchGraphInfoAMDCount` structure in `countInfo->infos`, `payloads` **must** be a device pointer to a memory allocation at least as large as the product of `payloadCount` and `payloadStride` when this command is executed on the device
- VUID-vkCmdDispatchGraphIndirectCountAMDCountInfo-09167
For each `VkDispatchGraphInfoAMDCount` structure in `countInfo->infos`, `payloads` **must** be a device address within a `VkBuffer` created with the `VK_BUFFER_USAGE_INDIRECT_BUFFER_BIT` usage flag set
- VUID-vkCmdDispatchGraphIndirectCountAMDCountInfo-09168
For each `VkDispatchGraphInfoAMDCount` structure in `countInfo->infos`, `payloads` **must** be a multiple of `executionGraphDispatchAddressAlignment`
- VUID-vkCmdDispatchGraphIndirectCountAMDCountInfo-09169
For each `VkDispatchGraphInfoAMDCount` structure in `countInfo->infos`, `nodeIndex` **must** be a valid node index in the bound execution graph pipeline, as returned by `vkGetExecutionGraphPipelineNodeIndexAMDCount` when this command is executed on the device
- VUID-vkCmdDispatchGraphIndirectCountAMDCountInfo-09170
For each `VkDispatchGraphInfoAMDCount` structure in `countInfo->infos`, device memory locations at indexes in the range [`payloads`, `payloads + (payloadCount * payloadStride)`), at a granularity of `payloadStride` **must** contain a payload matching the size of the input payload expected by the node in `nodeIndex` in the first bytes when this command is executed on the device

Valid Usage (Implicit)

- VUID-vkCmdDispatchGraphIndirectCountAMDCountCommandBuffer-parameter
`commandBuffer` **must** be a valid `VkCommandBuffer` handle
- VUID-vkCmdDispatchGraphIndirectCountAMDCountScratch-parameter
`scratch` **must** be a valid `VkDeviceAddress` value
- VUID-vkCmdDispatchGraphIndirectCountAMDCountCountInfo-parameter
`countInfo` **must** be a valid `VkDeviceAddress` value
- VUID-vkCmdDispatchGraphIndirectCountAMDCountCommandBuffer-recording
`commandBuffer` **must** be in the `recording` state
- VUID-vkCmdDispatchGraphIndirectCountAMDCountCommandBuffer-cmdpool
The `VkCommandPool` that `commandBuffer` was allocated from **must** support `VK_QUEUE_COMPUTE_BIT`, or `VK_QUEUE_GRAPHICS_BIT` operations

- VUID-vkCmdDispatchGraphIndirectCountAMD-suspended
This command **must** not be called between suspended render pass instances
- VUID-vkCmdDispatchGraphIndirectCountAMD-videocoding
This command **must** only be called outside of a video coding scope
- VUID-vkCmdDispatchGraphIndirectCountAMD-bufferlevel
`commandBuffer` **must** be a primary `VkCommandBuffer`

Host Synchronization

- Host access to the `VkCommandPool` that `commandBuffer` was allocated from **must** be externally synchronized

Command Properties

Command Buffer Levels	Render Pass Scope	Video Coding Scope	Supported Queue Types	Command Type
Primary	Both	Outside	VK_QUEUE_COMPUTE_BIT VK_QUEUE_GRAPHICS_BIT HICS_BIT	Action

Conditional Rendering

`vkCmdDispatchGraphIndirectCountAMD` is affected by [conditional rendering](#)

The `VkDeviceOrHostAddressConstAMD` union is defined as:

```
// Provided by VK_AMD_shader_enqueue
typedef union VkDeviceOrHostAddressConstAMD {
    VkDeviceAddress    deviceAddress;
    const void*        hostAddress;
} VkDeviceOrHostAddressConstAMD;
```

- `deviceAddress` is a buffer device address as returned by the `vkGetBufferDeviceAddressKHR` command.
- `hostAddress` is a const host memory address.

The `VkDispatchGraphCountInfoAMD` structure is defined as:


```
// Provided by VK_AMD_shader_enqueue
typedef struct VkDispatchGraphCountInfoAMD {
    uint32_t count;
    VkDeviceOrHostAddressConstAMDX infos;
    uint64_t stride;
} VkDispatchGraphCountInfoAMD;
```

- **count** is the number of dispatches to perform.
- **infos** is the device or host address of a flat array of **VkDispatchGraphInfoAMD** structures
- **stride** is the byte stride between successive **VkDispatchGraphInfoAMD** structures in **infos**

Whether **infos** is consumed as a device or host pointer is defined by the command this structure is used in.

The **VkDispatchGraphInfoAMD** structure is defined as:

```
// Provided by VK_AMD_shader_enqueue
typedef struct VkDispatchGraphInfoAMD {
    uint32_t nodeIndex;
    uint32_t payloadCount;
    VkDeviceOrHostAddressConstAMDX payloads;
    uint64_t payloadStride;
} VkDispatchGraphInfoAMD;
```

- **nodeIndex** is the index of a node in an execution graph to be dispatched.
- **payloadCount** is the number of payloads to dispatch for the specified node.
- **payloads** is a device or host address pointer to a flat array of payloads with size equal to the product of **payloadCount** and **payloadStride**
- **payloadStride** is the byte stride between successive payloads in **payloads**

Whether **payloads** is consumed as a device or host pointer is defined by the command this structure is used in.

Valid Usage

- VUID-VkDispatchGraphInfoAMD-payloadCount-09171
payloadCount **must** be no greater than **maxExecutionGraphShaderPayloadCount**

50.4. Shader Enqueue

Compute shaders in an execution graph **can** use the **OpInitializeNodePayloadsAMD** to initialize nodes for dispatch. Any node payload initialized in this way will be enqueued for dispatch once the shader is done writing to the payload. As compilers **may** be conservative when making this determination, shaders **can** further call **OpFinalizeNodePayloadsAMD** to guarantee that the payload is

no longer being written.

The **Node Name** operand of the **PayloadNodeNameAMD** decoration on a payload identifies the shader name of the node to be enqueued, and the **Shader Index** operand of **OpInitializeNodePayloadsAMD** identifies the shader index. A node identified in this way is dispatched as described in the following sections.

50.4.1. Compute Nodes

Compute shaders added as nodes to an execution graph are executed differently based on the presence or absence of the **StaticNumWorkgroupsAMD** or **CoalescingAMD** execution modes.

Dispatching a compute shader node that does not declare either the **StaticNumWorkgroupsAMD** or **CoalescingAMD** execution mode will execute a number of workgroups in each dimension specified by the first 12 bytes of the payload, interpreted as a **VkDispatchIndirectCommand**. The same payload will be broadcast to each workgroup in the same dispatch. Additional values in the payload are have no effect on execution.

Dispatching a compute shader node with the **StaticNumWorkgroupsAMD** execution mode will execute workgroups in each dimension according to the **x**, **y**, and **z size** operands to the **StaticNumWorkgroupsAMD** execution mode. The same payload will be broadcast to each workgroup in the same dispatch. Any values in the payload have no effect on execution.

Dispatching a compute shader node with the **CoalescingAMD** execution mode will enqueue a single invocation for execution. Implementations **may** combine multiple such dispatches into the same workgroup, up to the size of the workgroup. The number of invocations coalesced into a given workgroup in this way **can** be queried via the **CoalescedInputCountAMD** built-in. Any values in the payload have no effect on execution.

50.4.2. Mesh Nodes

Graphics pipelines added as nodes to an execution graph are executed in a manner similar to a **vkCmdDrawMeshTasksIndirectEXT**, using the same payloads as compute shaders, but capturing some state from the command buffer.

When an execution graph dispatch is recorded into a command buffer, it captures the following dynamic state for use with draw nodes:

- **VK_DYNAMIC_STATE_VIEWPORT**
- **VK_DYNAMIC_STATE_SCISSOR**
- **VK_DYNAMIC_STATE_LINE_WIDTH**
- **VK_DYNAMIC_STATE_DEPTH_BIAS**
- **VK_DYNAMIC_STATE_BLEND_CONSTANTS**
- **VK_DYNAMIC_STATE_DEPTH_BOUNDS**
- **VK_DYNAMIC_STATE_VIEWPORT_WITH_COUNT**
- **VK_DYNAMIC_STATE_SCISSOR_WITH_COUNT**

- [VK_DYNAMIC_STATE_FRAGMENT_SHADING_RATE_KHR](#)

Other state is not captured, and graphics pipelines **must** not be created with other dynamic states when used as a library in an execution graph pipeline.

Chapter 51. External Compute Queues

External compute queues are used to join compatible external APIs to a [VkDevice](#), allowing workloads submitted through these external APIs to be executed simultaneously to workloads submitted through Vulkan.

External compute queues are represented by [VkExternalComputeQueueNV](#) handles:

```
// Provided by VK_NV_external_compute_queue
VK_DEFINE_HANDLE(VkExternalComputeQueueNV)
```

To create an external compute queue for use by compatible external APIs call:

```
// Provided by VK_NV_external_compute_queue
VkResult vkCreateExternalComputeQueueNV(
    VkDevice device,
    const VkExternalComputeQueueCreateInfoNV* pCreateInfo,
    const VkAllocationCallbacks* pAllocator,
    VkExternalComputeQueueNV* pExternalQueue);
```

- [device](#) is the [VkDevice](#) that the external queue will be a part of.
- [pCreateInfo](#) is a pointer to a [VkExternalComputeQueueCreateInfoNV](#) structure specifying configuration info for creating the external queue.
- [pAllocator](#) controls host memory allocation as described in the [Memory Allocation](#) chapter.
- [pExternalQueue](#) is a pointer to a [VkExternalComputeQueueNV](#) object that will be filled with the handle for the created external queue.

Valid Usage (Implicit)

- VUID-vkCreateExternalComputeQueueNV-device-parameter [device](#) **must** be a valid [VkDevice](#) handle
- VUID-vkCreateExternalComputeQueueNV-pCreateInfo-parameter [pCreateInfo](#) **must** be a valid pointer to a valid [VkExternalComputeQueueCreateInfoNV](#) structure
- VUID-vkCreateExternalComputeQueueNV-pAllocator-parameter
If [pAllocator](#) is not [NULL](#), [pAllocator](#) **must** be a valid pointer to a valid [VkAllocationCallbacks](#) structure
- VUID-vkCreateExternalComputeQueueNV-pExternalQueue-parameter [pExternalQueue](#) **must** be a valid pointer to a [VkExternalComputeQueueNV](#) handle
- VUID-vkCreateExternalComputeQueueNV-device-queuecount
The device **must** have been created with at least [1](#) queue

Return Codes

Success

- [VK_SUCCESS](#)

Failure

- [VK_ERROR_OUT_OF_HOST_MEMORY](#)
- [VK_ERROR_TOO_MANY_OBJECTS](#)
- [VK_ERROR_UNKNOWN](#)
- [VK_ERROR_VALIDATION_FAILED](#)

To destroy a previously created external compute queue call:

```
// Provided by VK_NV_external_compute_queue
void vkDestroyExternalComputeQueueNV(
    VkDevice          device,
    VkExternalComputeQueueNV externalQueue,
    const VkAllocationCallbacks* pAllocator);
```

- **device** is the logical device that destroys the external queue.
- **externalQueue** is the [VkExternalComputeQueueNV](#) to destroy.
- **pAllocator** controls host memory allocation as described in the [Memory Allocation](#) chapter.

Valid Usage (Implicit)

- VUID-vkDestroyExternalComputeQueueNV-device-parameter **device** **must** be a valid [VkDevice](#) handle
- VUID-vkDestroyExternalComputeQueueNV-externalQueue-parameter **externalQueue** **must** be a valid [VkExternalComputeQueueNV](#) handle
- VUID-vkDestroyExternalComputeQueueNV-pAllocator-parameter
If **pAllocator** is not **NULL**, **pAllocator** **must** be a valid pointer to a valid [VkAllocationCallbacks](#) structure
- VUID-vkDestroyExternalComputeQueueNV-externalQueue-parent **externalQueue** **must** have been created, allocated, or retrieved from **device**

To query the implementation-specific data that must be passed to compatible external APIs during their initialization process call:


```
// Provided by VK_NV_external_compute_queue
void vkGetExternalComputeQueueDataNV(
    VkExternalComputeQueueNV          externalQueue,
    VkExternalComputeQueueDataParamsNV* params,
    void*                              pData);
```

- `externalQueue` is the [VkExternalComputeQueueNV](#) to query the data for.
- `params` is a pointer to a [VkExternalComputeQueueDataParamsNV](#) structure specifying parameters required for retrieval of the implementation-specific data.
- `pData` is a pointer to application-allocated memory in which the requested data will be returned.

Valid Usage

- VUID-vkGetExternalComputeQueueDataNV-pData-08134
`pData` **must** be at least the size specified by the `externalDataSize` field in the [VkPhysicalDeviceExternalComputeQueuePropertiesNV](#) structure

Valid Usage (Implicit)

- VUID-vkGetExternalComputeQueueDataNV-externalQueue-parameter
`externalQueue` **must** be a valid [VkExternalComputeQueueNV](#) handle
- VUID-vkGetExternalComputeQueueDataNV-params-parameter
`params` **must** be a valid pointer to a [VkExternalComputeQueueDataParamsNV](#) structure
- VUID-vkGetExternalComputeQueueDataNV-pData-parameter
`pData` **must** be a pointer value

The [VkExternalComputeQueueDeviceCreateInfoNV](#) structure is defined as:

```
// Provided by VK_NV_external_compute_queue
typedef struct VkExternalComputeQueueDeviceCreateInfoNV {
    VkStructureType    sType;
    const void*        pNext;
    uint32_t           reservedExternalQueues;
} VkExternalComputeQueueDeviceCreateInfoNV;
```

- `sType` is a [VkStructureType](#) value identifying this structure.
- `pNext` is `NULL` or a pointer to a structure extending this structure.
- `reservedExternalQueues` is the maximum number of external queues an application **can** create at once. This **must** be less than or equal to the `maxExternalQueues` value reported by [VkPhysicalDeviceExternalComputeQueuePropertiesNV](#)

Valid Usage (Implicit)

- VUID-VkExternalComputeQueueDeviceCreateInfoNV-sType-sType **must** be `VK_STRUCTURE_TYPE_EXTERNAL_COMPUTE_QUEUE_DEVICE_CREATE_INFO_NV`

Structure Chaining

Extends the structure

- `VkDeviceCreateInfo`

The `VkExternalComputeQueueCreateInfoNV` structure is defined as:

```
// Provided by VK_NV_external_compute_queue
typedef struct VkExternalComputeQueueCreateInfoNV {
    VkStructureType    sType;
    const void*        pNext;
    VkQueue             preferredQueue;
} VkExternalComputeQueueCreateInfoNV;
```

- `sType` is a `VkStructureType` value identifying this structure.
- `pNext` is `NULL` or a pointer to a structure extending this structure.
- `preferredQueue` is a `VkQueue` supporting graphics commands.

When creating a `VkExternalComputeQueueNV`, the `preferredQueue` field is a strong scheduling hint as to which `VkQueue` Vulkan graphics workloads will be submitted to with the expectation that execution will overlap with execution of work submitted by the external API.

Valid Usage (Implicit)

- VUID-VkExternalComputeQueueCreateInfoNV-sType-sType `sType` **must** be `VK_STRUCTURE_TYPE_EXTERNAL_COMPUTE_QUEUE_CREATE_INFO_NV`
- VUID-VkExternalComputeQueueCreateInfoNV-pNext-pNext `pNext` **must** be `NULL`
- VUID-VkExternalComputeQueueCreateInfoNV-preferredQueue-parameter `preferredQueue` **must** be a valid `VkQueue` handle

The `VkExternalComputeQueueDataParamsNV` structure is defined as:


```
// Provided by VK_NV_external_compute_queue
typedef struct VkExternalComputeQueueDataParamsNV {
    VkStructureType    sType;
    const void*        pNext;
    uint32_t           deviceIndex;
} VkExternalComputeQueueDataParamsNV;
```

- `sType` is a `VkStructureType` value identifying this structure.
- `pNext` is `NULL` or a pointer to a structure extending this structure.
- `deviceIndex` is the index of the device within a device group that the data is being queried for. This is ignored if device groups are not utilized.

Valid Usage (Implicit)

- VUID-VkExternalComputeQueueDataParamsNV-sType-sType
`sType` **must** be `VK_STRUCTURE_TYPE_EXTERNAL_COMPUTE_QUEUE_DATA_PARAMS_NV`
- VUID-VkExternalComputeQueueDataParamsNV-pNext-pNext
`pNext` **must** be `NULL`

The `VkPhysicalDeviceExternalComputeQueuePropertiesNV` structure is defined as:

```
// Provided by VK_NV_external_compute_queue
typedef struct VkPhysicalDeviceExternalComputeQueuePropertiesNV {
    VkStructureType    sType;
    void*              pNext;
    uint32_t           externalDataSize;
    uint32_t           maxExternalQueues;
} VkPhysicalDeviceExternalComputeQueuePropertiesNV;
```

- `sType` is a `VkStructureType` value identifying this structure.
- `pNext` is `NULL` or a pointer to a structure extending this structure.
- `externalDataSize` is the minimum size of the memory allocation that applications **can** pass to `vkGetExternalComputeQueueDataNV`.
- `maxExternalQueues` is the maximum number of external queues that an application can create.

Valid Usage (Implicit)

- VUID-VkPhysicalDeviceExternalComputeQueuePropertiesNV-sType-sType
`sType` **must** be `VK_STRUCTURE_TYPE_PHYSICAL_DEVICE_EXTERNAL_COMPUTE_QUEUE_PROPERTIES_NV`

Structure Chaining

Extends the structure

- [VkPhysicalDeviceProperties2](#)

Chapter 52. Data graphs

Data graph pipelines encapsulate computational graphs that operate on whole resources (e.g. tensors). The [graph operations](#) that form these computational graphs are executed by [graph processing engines](#).

52.1. Pipeline Creation

To create data graph pipelines, call:

```
// Provided by VK_ARM_data_graph
VkResult vkCreateDataGraphPipelinesARM(
    VkDevice                device,
    VkDeferredOperationKHR  deferredOperation,
    VkPipelineCache         pipelineCache,
    uint32_t                createInfoCount,
    const VkDataGraphPipelineCreateInfoARM* pCreateInfos,
    const VkAllocationCallbacks* pAllocator,
    VkPipeline*             pPipelines);
```

- **device** is the logical device that creates the data graph pipelines.
- **deferredOperation** is [VK_NULL_HANDLE](#) or the handle of a valid [VkDeferredOperationKHR](#) [request deferral](#) object for this command.
- **pipelineCache** is either [VK_NULL_HANDLE](#), indicating that pipeline caching is disabled; or the handle of a valid [pipeline cache](#) object, in which case use of that cache is enabled for the duration of the command.
- **createInfoCount** is the length of the **pCreateInfos** and **pPipelines** arrays.
- **pCreateInfos** is a pointer to an array of [VkDataGraphPipelineCreateInfoARM](#) structures.
- **pAllocator** controls host memory allocation as described in the [Memory Allocation](#) chapter.
- **pPipelines** is a pointer to an array of [VkPipeline](#) handles in which the resulting data graph pipelines objects are returned.

The implementation will create a pipeline in each element of **pPipelines** from the corresponding element of **pCreateInfos**. If the creation of any pipeline fails, that pipeline will be set to [VK_NULL_HANDLE](#).

Valid Usage

- VUID-vkCreateDataGraphPipelinesARM-dataGraph-09760
The **dataGraph** feature **must** be enabled
- VUID-vkCreateDataGraphPipelinesARM-device-09927
device **must** support at least one queue family with the [VK_QUEUE_DATA_GRAPH_BIT_ARM](#) capability

- VUID-vkCreateDataGraphPipelinesARM-deferredOperation-09761
`deferredOperation` **must** be `VK_NULL_HANDLE`
- VUID-vkCreateDataGraphPipelinesARM-deferredOperation-09916
If `deferredOperation` is not `VK_NULL_HANDLE`, the `flags` member of elements of `pCreateInfo` **must** not include `VK_PIPELINE_CREATE_EARLY_RETURN_ON_FAILURE_BIT`
- VUID-vkCreateDataGraphPipelinesARM-pNext-09928
If at least one of the `VkDataGraphPipelineCreateInfoARM` includes a `VkDataGraphPipelineIdentifierCreateInfoARM` structure in its `pNext` chain then `pipelineCache` **must** not be `VK_NULL_HANDLE`
- VUID-vkCreateDataGraphPipelinesARM-pipelineCache-09762
If `pipelineCache` was created with `VK_PIPELINE_CACHE_CREATE_EXTERNALLY_SYNCHRONIZED_BIT`, host access to `pipelineCache` **must** be externally synchronized

Valid Usage (Implicit)

- VUID-vkCreateDataGraphPipelinesARM-device-parameter
`device` **must** be a valid `VkDevice` handle
- VUID-vkCreateDataGraphPipelinesARM-deferredOperation-parameter
If `deferredOperation` is not `VK_NULL_HANDLE`, `deferredOperation` **must** be a valid `VkDeferredOperationKHR` handle
- VUID-vkCreateDataGraphPipelinesARM-pipelineCache-parameter
If `pipelineCache` is not `VK_NULL_HANDLE`, `pipelineCache` **must** be a valid `VkPipelineCache` handle
- VUID-vkCreateDataGraphPipelinesARM-pCreateInfo-parameter
`pCreateInfo` **must** be a valid pointer to an array of `createInfoCount` valid `VkDataGraphPipelineCreateInfoARM` structures
- VUID-vkCreateDataGraphPipelinesARM-pAllocator-parameter
If `pAllocator` is not `NULL`, `pAllocator` **must** be a valid pointer to a valid `VkAllocationCallbacks` structure
- VUID-vkCreateDataGraphPipelinesARM-pPipelines-parameter
`pPipelines` **must** be a valid pointer to an array of `createInfoCount` `VkPipeline` handles
- VUID-vkCreateDataGraphPipelinesARM-device-queuecount
The device **must** have been created with at least `1` queue
- VUID-vkCreateDataGraphPipelinesARM-createInfoCount-arraylength
`createInfoCount` **must** be greater than `0`
- VUID-vkCreateDataGraphPipelinesARM-deferredOperation-parent
If `deferredOperation` is a valid handle, it **must** have been created, allocated, or retrieved from `device`
- VUID-vkCreateDataGraphPipelinesARM-pipelineCache-parent
If `pipelineCache` is a valid handle, it **must** have been created, allocated, or retrieved from `device`

Return Codes

Success

- [VK_PIPELINE_COMPILE_REQUIRED_EXT](#)
- [VK_SUCCESS](#)

Failure

- [VK_ERROR_OUT_OF_DEVICE_MEMORY](#)
- [VK_ERROR_OUT_OF_HOST_MEMORY](#)
- [VK_ERROR_UNKNOWN](#)
- [VK_ERROR_VALIDATION_FAILED](#)

The [VkDataGraphPipelineCreateInfoARM](#) structure is defined as:

```
// Provided by VK_ARM_data_graph
typedef struct VkDataGraphPipelineCreateInfoARM {
    VkStructureType          sType;
    const void*              pNext;
    VkPipelineCreateFlags2   flags;
    VkPipelineLayout         layout;
    uint32_t                 resourceInfoCount;
    const VkDataGraphPipelineResourceInfoARM* pResourceInfos;
} VkDataGraphPipelineCreateInfoARM;
```

- [sType](#) is a [VkStructureType](#) value identifying this structure.
- [pNext](#) is [NULL](#) or a pointer to a structure extending this structure.
- [flags](#) is a bitmask of [VkPipelineCreateFlagBits2KHR](#) specifying how the pipeline will be generated.
- [layout](#) is the description of binding locations used by both the pipeline and descriptor sets used with the pipeline.
- [resourceInfoCount](#) is the length of the [pResourceInfos](#) array.
- [pResourceInfos](#) is a pointer to an array of [VkDataGraphPipelineResourceInfoARM](#) structures.

Applications **can** create a data graph pipeline entirely from data present in a pipeline cache. This is done by including a [VkDataGraphPipelineIdentifierCreateInfoARM](#) structure in the [pNext](#) chain. If the required data is not found in the pipeline cache, creating the data graph pipeline is not possible and the implementation **must** fail as specified by [VK_PIPELINE_CREATE_FAIL_ON_PIPELINE_COMPILE_REQUIRED_BIT](#).

Applications **can** create a data graph pipeline without providing a pipeline cache or shader module by invoking one of the models provided by the implementation. This is done by including [VkDataGraphPipelineBuiltinModelCreateInfoQCOM](#) in the [pNext](#) chain.

When an identifier or built-in model is used to create a data graph pipeline, implementations **may**

fail pipeline creation with [VK_PIPELINE_COMPILE_REQUIRED](#) for any reason.

The data graph engines for this pipeline **can** be selected by including a [VkDataGraphProcessingEngineCreateInfoARM](#) to the [pNext](#) chain of this structure. Otherwise, [VK_PHYSICAL_DEVICE_DATA_GRAPH_PROCESSING_ENGINE_TYPE_DEFAULT_ARM](#) will be used as the sole data graph engine.

The data graph operations that this pipeline uses **must** be supported for the data graph engines selected for this pipeline as retrieved by [vkGetPhysicalDeviceQueueFamilyDataGraphPropertiesARM](#).

Valid Usage

- VUID-VkDataGraphPipelineCreateInfoARM-pNext-09977

One and only one of the following structures **must** be included in the [pNext](#) chain:

- [VkDataGraphPipelineShaderModuleCreateInfoARM](#)
- [VkDataGraphPipelineIdentifierCreateInfoARM](#)
- [VkDataGraphPipelineBuiltinModelCreateInfoQCOM](#)
- [VkDataGraphPipelineSingleNodeCreateInfoARM](#)

- VUID-VkDataGraphPipelineCreateInfoARM-flags-09764

[flags](#) **may** only contain [VK_PIPELINE_CREATE_2_NO_PROTECTED_ACCESS_BIT_EXT](#), [VK_PIPELINE_CREATE_2_PROTECTED_ACCESS_ONLY_BIT_EXT](#), [VK_PIPELINE_CREATE_2_DISABLE_OPTIMIZATION_BIT](#), [VK_PIPELINE_CREATE_2_DESCRIPTOR_BUFFER_BIT_EXT](#), [VK_PIPELINE_CREATE_2_FAIL_ON_PIPELINE_COMPILE_REQUIRED_BIT_KHR](#) or [VK_PIPELINE_CREATE_2_EARLY_RETURN_ON_FAILURE_BIT_KHR](#)

- VUID-VkDataGraphPipelineCreateInfoARM-flags-09848

If [flags](#) contains [VK_PIPELINE_CREATE_2_PROTECTED_ACCESS_ONLY_BIT_EXT](#) then a [VkDataGraphPipelineNeuralStatisticsCreateInfoARM](#) structure **must** not be included in the [pNext](#) chain.

- VUID-VkDataGraphPipelineCreateInfoARM-layout-09767

[layout](#) **must** have been created with [pushConstantRangeCount](#) equal to 0 and [pPushConstantRanges](#) equal to [NULL](#)

- VUID-VkDataGraphPipelineCreateInfoARM-dataGraphUpdateAfterBind-09768

If the [dataGraphUpdateAfterBind](#) feature is not enabled, [layout](#) must not use any [VkDescriptorSetLayout](#) object created with the [VK_DESCRIPTOR_SET_LAYOUT_CREATE_UPDATE_AFTER_BIND_POOL_BIT](#) bit set

- VUID-VkDataGraphPipelineCreateInfoARM-dataGraphDescriptorBuffer-09885

If the [dataGraphDescriptorBuffer](#) feature is not enabled, [flags](#) **must** not contain [VK_PIPELINE_CREATE_2_DESCRIPTOR_BUFFER_BIT_EXT](#)

- VUID-VkDataGraphPipelineCreateInfoARM-layout-09769

If a [VkDataGraphPipelineShaderModuleCreateInfoARM](#) structure is included in the [pNext](#) chain and a [resource variable](#) is declared in the shader module, the corresponding descriptor binding used to create [layout](#) **must** have a [descriptorType](#) that corresponds to

the type of the [resource variable](#)

- VUID-VkDataGraphPipelineCreateInfoARM-None-11840

If a [VkDataGraphPipelineIdentifierCreateInfoARM](#) or a [VkDataGraphPipelineBuiltinModelCreateInfoQCOM](#) structure is included in the [pNext](#) chain, then [flags](#) **must** contain [VK_PIPELINE_CREATE_2_FAIL_ON_PIPELINE_COMPILE_REQUIRED_BIT](#)

- VUID-VkDataGraphPipelineCreateInfoARM-None-12363

If a [VkDataGraphPipelineIdentifierCreateInfoARM](#) or a [VkDataGraphPipelineBuiltinModelCreateInfoQCOM](#) structure is included in the [pNext](#) chain, then [resourceInfoCount](#) **must** be 0

- VUID-VkDataGraphPipelineCreateInfoARM-resourceInfoCount-12364

If [resourceInfoCount](#) is equal to 0, then [pResourceInfos](#) **must** equal [NULL](#)

- VUID-VkDataGraphPipelineCreateInfoARM-None-12365

If neither a [VkDataGraphPipelineIdentifierCreateInfoARM](#) nor a [VkDataGraphPipelineBuiltinModelCreateInfoQCOM](#) structure are included in the [pNext](#) chain, then [resourceInfoCount](#) **must** be greater than 0

- VUID-VkDataGraphPipelineCreateInfoARM-dataGraphShaderModule-09886

If the [dataGraphShaderModule](#) feature is not enabled, a [VkDataGraphPipelineShaderModuleCreateInfoARM](#) structure **must** not be included in the [pNext](#) chain

- VUID-VkDataGraphPipelineCreateInfoARM-layout-09934

If a [VkDataGraphPipelineShaderModuleCreateInfoARM](#) structure is included in the [pNext](#) chain and an array [resource variable](#) is declared in the shader module, the corresponding descriptor binding used to create [layout](#) **must** have a [descriptorCount](#) that is greater than or equal to the length of the array

- VUID-VkDataGraphPipelineCreateInfoARM-pipelineCreationCacheControl-09871

If the [pipelineCreationCacheControl](#) feature is not enabled, [flags](#) **must** not include [VK_PIPELINE_CREATE_2_FAIL_ON_PIPELINE_COMPILE_REQUIRED_BIT_KHR](#) or [VK_PIPELINE_CREATE_2_EARLY_RETURN_ON_FAILURE_BIT_KHR](#)

- VUID-VkDataGraphPipelineCreateInfoARM-pSetLayouts-09770

The descriptor set layouts in [VkPipelineLayoutCreateInfo::pSetLayouts](#) used to create [layout](#) **must** not include any [VkDescriptorSetLayoutBinding](#) whose descriptor type is [VK_DESCRIPTOR_TYPE_MUTABLE_EXT](#)

- VUID-VkDataGraphPipelineCreateInfoARM-pipelineProtectedAccess-09772

If the [pipelineProtectedAccess](#) feature is not enabled, [flags](#) **must** not include [VK_PIPELINE_CREATE_2_NO_PROTECTED_ACCESS_BIT_EXT](#) or [VK_PIPELINE_CREATE_2_PROTECTED_ACCESS_ONLY_BIT_EXT](#)

- VUID-VkDataGraphPipelineCreateInfoARM-flags-09773

[flags](#) **must** not include both [VK_PIPELINE_CREATE_2_NO_PROTECTED_ACCESS_BIT_EXT](#) and [VK_PIPELINE_CREATE_2_PROTECTED_ACCESS_ONLY_BIT_EXT](#)

- VUID-VkDataGraphPipelineCreateInfoARM-pNext-09804

If the [pNext](#) chain includes an [VkPipelineCreationFeedbackCreateInfo](#) structure, then its [pipelineStageCreationFeedbackCount](#) **must** be 0

- VUID-VkDataGraphPipelineCreateInfoARM-pNext-09948

If a `VkDataGraphProcessingEngineCreateInfoARM` structure is included in the `pNext` chain, each member of `pProcessingEngines` **must** be identical to an `VkQueueFamilyDataGraphPropertiesARM::engine` retrieved from `vkGetPhysicalDeviceQueueFamilyDataGraphPropertiesARM` with the `physicalDevice` that was used to create `device`

- VUID-VkDataGraphPipelineCreateInfoARM-pNext-09949

If a `VkDataGraphProcessingEngineCreateInfoARM` structure is not included in the `pNext` chain, `VK_PHYSICAL_DEVICE_DATA_GRAPH_PROCESSING_ENGINE_TYPE_DEFAULT_ARM` **must** be set in an `VkQueueFamilyDataGraphPropertiesARM::engine` retrieved from `vkGetPhysicalDeviceQueueFamilyDataGraphPropertiesARM` with the `physicalDevice` that was used to create `device`

Valid Usage (Implicit)

- VUID-VkDataGraphPipelineCreateInfoARM-sType-sType

`sType` **must** be `VK_STRUCTURE_TYPE_DATA_GRAPH_PIPELINE_CREATE_INFO_ARM`

- VUID-VkDataGraphPipelineCreateInfoARM-pNext-pNext

Each `pNext` member of any structure (including this one) in the `pNext` chain **must** be either `NULL` or a pointer to a valid instance of `VkDataGraphPipelineBuiltinModelCreateInfoQCOM`, `VkDataGraphPipelineCompilerControlCreateInfoARM`, `VkDataGraphPipelineIdentifierCreateInfoARM`, `VkDataGraphPipelineNeuralStatisticsCreateInfoARM`, `VkDataGraphPipelineOpticalFlowCreateInfoARM`, `VkDataGraphPipelineShaderModuleCreateInfoARM`, `VkDataGraphPipelineSingleNodeCreateInfoARM`, `VkDataGraphProcessingEngineCreateInfoARM`, `VkPipelineCreationFeedbackCreateInfo`, or `VkShaderModuleCreateInfo`

- VUID-VkDataGraphPipelineCreateInfoARM-sType-unique

The `sType` value of each structure in the `pNext` chain **must** be unique

- VUID-VkDataGraphPipelineCreateInfoARM-flags-parameter

`flags` **must** be a valid combination of `VkPipelineCreateFlagBits2` values

- VUID-VkDataGraphPipelineCreateInfoARM-layout-parameter

`layout` **must** be a valid `VkPipelineLayout` handle

- VUID-VkDataGraphPipelineCreateInfoARM-pResourceInfos-parameter

If `resourceInfoCount` is not 0, `pResourceInfos` **must** be a valid pointer to an array of `resourceInfoCount` valid `VkDataGraphPipelineResourceInfoARM` structures

The `VkDataGraphPipelineShaderModuleCreateInfoARM` structure is defined as:


```
// Provided by VK_ARM_data_graph
typedef struct VkDataGraphPipelineShaderModuleCreateInfoARM {
    VkStructureType          sType;
    const void*              pNext;
    VkShaderModule           module;
    const char*              pName;
    const VkSpecializationInfo* pSpecializationInfo;
    uint32_t                 constantCount;
    const VkDataGraphPipelineConstantARM* pConstants;
} VkDataGraphPipelineShaderModuleCreateInfoARM;
```

- **sType** is a [VkStructureType](#) value identifying this structure.
- **pNext** is **NULL** or a pointer to a structure extending this structure.
- **module** is optionally a [VkShaderModule](#) object containing the description of the graph.
- **pName** is a pointer to a null-terminated UTF-8 string specifying the graph entry point name for this pipeline.
- **pSpecializationInfo** is a pointer to a [VkSpecializationInfo](#) structure as described in [Specialization Constants](#), or **NULL**.
- **constantCount** is the length of the **pConstants** array.
- **pConstants** is a pointer to an array of [VkDataGraphPipelineConstantARM](#) structures.

If **module** is not [VK_NULL_HANDLE](#), the pipeline's graph is defined by **module**. If **module** is [VK_NULL_HANDLE](#), the pipeline's graph is defined by the chained [VkShaderModuleCreateInfo](#).

Valid Usage

- VUID-VkDataGraphPipelineShaderModuleCreateInfoARM-dataGraphSpecializationConstants-09849
If the **dataGraphSpecializationConstants** feature is not enabled then **pSpecializationInfo** **must** be **NULL** and **module** **must** not contain any **OpSpec*** instructions
- VUID-VkDataGraphPipelineShaderModuleCreateInfoARM-pName-09872
pName **must** be the name of an **OpGraphEntryPointARM** in **module**
- VUID-VkDataGraphPipelineShaderModuleCreateInfoARM-pNext-09873
If the **pNext** chain includes a [VkShaderModuleCreateInfo](#) structure, then **module** **must** be [VK_NULL_HANDLE](#)
- VUID-VkDataGraphPipelineShaderModuleCreateInfoARM-pNext-09874
If the **pNext** chain does not include a [VkShaderModuleCreateInfo](#) structure, then **module** **must** be a valid [VkShaderModule](#)

Valid Usage (Implicit)

- VUID-VkDataGraphPipelineShaderModuleCreateInfoARM-sType-sType

sType **must** be
[VK_STRUCTURE_TYPE_DATA_GRAPH_PIPELINE_SHADER_MODULE_CREATE_INFO_ARM](#)

- VUID-VkDataGraphPipelineShaderModuleCreateInfoARM-module-parameter
If **module** is not [VK_NULL_HANDLE](#), **module** **must** be a valid [VkShaderModule](#) handle
- VUID-VkDataGraphPipelineShaderModuleCreateInfoARM-pName-parameter
pName **must** be a null-terminated UTF-8 string
- VUID-VkDataGraphPipelineShaderModuleCreateInfoARM-pSpecializationInfo-parameter
If **pSpecializationInfo** is not [NULL](#), **pSpecializationInfo** **must** be a valid pointer to a valid [VkSpecializationInfo](#) structure
- VUID-VkDataGraphPipelineShaderModuleCreateInfoARM-pConstants-parameter
If **constantCount** is not 0, and **pConstants** is not [NULL](#), **pConstants** **must** be a valid pointer to an array of **constantCount** valid [VkDataGraphPipelineConstantARM](#) structures

Structure Chaining

Extends the structure

- [VkDataGraphPipelineCreateInfoARM](#)

The [VkDataGraphPipelineIdentifierCreateInfoARM](#) structure is defined as:

```
// Provided by VK_ARM_data_graph
typedef struct VkDataGraphPipelineIdentifierCreateInfoARM {
    VkStructureType    sType;
    const void*        pNext;
    uint32_t           identifierSize;
    const uint8_t*      pIdentifier;
} VkDataGraphPipelineIdentifierCreateInfoARM;
```

- **sType** is a [VkStructureType](#) value identifying this structure.
- **pNext** is [NULL](#) or a pointer to a structure extending this structure.
- **identifierSize** is the size in bytes of the identifier data accessible via **pIdentifier**.
- **pIdentifier** is a pointer to **identifierSize** bytes of data that describe the pipeline being created.

The **pIdentifier** **can** be retrieved from the device by calling [vkGetDataGraphPipelinePropertiesARM](#) and searching the results for a [VkDataGraphPipelinePropertyQueryResultARM](#) structure with **property** set to [VK_DATA_GRAPH_PIPELINE_PROPERTY_IDENTIFIER_ARM](#).

Valid Usage (Implicit)

- VUID-VkDataGraphPipelineIdentifierCreateInfoARM-sType-sType
sType **must** be
[VK_STRUCTURE_TYPE_DATA_GRAPH_PIPELINE_IDENTIFIER_CREATE_INFO_ARM](#)

- VUID-VkDataGraphPipelineIdentifierCreateInfoARM-pIdentifier-parameter **pIdentifier** **must** be a valid pointer to an array of **identifierSize uint8_t** values
- VUID-VkDataGraphPipelineIdentifierCreateInfoARM-identifierSize-arraylength **identifierSize** **must** be greater than 0

Structure Chaining

Extends the structure

- [VkDataGraphPipelineCreateInfoARM](#)

The **VkDataGraphPipelineBuiltinModelCreateInfoQCOM** structure is defined as:

```
// Provided by VK_QCOM_data_graph_model
typedef struct VkDataGraphPipelineBuiltinModelCreateInfoQCOM {
    VkStructureType          sType;
    const void*              pNext;
    const VkPhysicalDeviceDataGraphOperationSupportARM* pOperation;
} VkDataGraphPipelineBuiltinModelCreateInfoQCOM;
```

- **sType** is a [VkStructureType](#) value identifying this structure.
- **pNext** is **NULL** or a pointer to a structure extending this structure.
- **pOperation** is a [VkPhysicalDeviceDataGraphOperationSupportARM](#) specifying the built-in operation.

The **pipelineCache** is ignored for the creation of this pipeline.

Applications **can** specify arguments to the built-in operation named in **pOperation** with [VkDataGraphPipelineCompilerControlCreateInfoARM](#).

Applications **should** verify that the **pVendorOptions**, **layout**, and other state included with this pipeline creation are compatible with the **pOperation**. Implementations **may** fail if any state is not compatible and return [VK_PIPELINE_COMPILE_REQUIRED](#).

NOTE

Built-in models are defined by the provider of the model, therefore Vulkan does not define model compatibility. The application should refer to the provider of the built-in model for guidance on compatibility.

Valid Usage

- VUID-VkDataGraphPipelineBuiltinModelCreateInfoQCOM-pOperation-11842

All members of **pOperation** **must** be identical to a [VkQueueFamilyDataGraphPropertiesARM::operation](#) retrieved from [vkGetPhysicalDeviceQueueFamilyDataGraphPropertiesARM](#) with the **physicalDevice** that was used to create **device** and paired in the retrieved results with a

`VkQueueFamilyDataGraphPropertiesARM::engine` identical to an element of `VkDataGraphProcessingEngineCreateInfoARM::pProcessingEngines` provided in the `pNext` chain

Valid Usage (Implicit)

- VUID-VkDataGraphPipelineBuiltinModelCreateInfoQCOM-sType-sType `sType` **must** be `VK_STRUCTURE_TYPE_DATA_GRAPH_PIPELINE_BUILTIN_MODEL_CREATE_INFO_QCOM`
- VUID-VkDataGraphPipelineBuiltinModelCreateInfoQCOM-pOperation-parameter `pOperation` **must** be a valid pointer to a valid `VkPhysicalDeviceDataGraphOperationSupportARM` structure

Structure Chaining

Extends the structure

- `VkDataGraphPipelineCreateInfoARM`

The `VkDataGraphPipelineCompilerControlCreateInfoARM` structure is defined as:

```
// Provided by VK_ARM_data_graph
typedef struct VkDataGraphPipelineCompilerControlCreateInfoARM {
    VkStructureType    sType;
    const void*        pNext;
    const char*        pVendorOptions;
} VkDataGraphPipelineCompilerControlCreateInfoARM;
```

- `sType` is a `VkStructureType` value identifying this structure.
- `pNext` is `NULL` or a pointer to a structure extending this structure.
- `pVendorOptions` is a null-terminated UTF-8 string specifying implementation-specific options that affect the creation of a data graph pipeline.

Valid Usage (Implicit)

- VUID-VkDataGraphPipelineCompilerControlCreateInfoARM-sType-sType `sType` **must** be `VK_STRUCTURE_TYPE_DATA_GRAPH_PIPELINE_COMPILER_CONTROL_CREATE_INFO_ARM`
- VUID-VkDataGraphPipelineCompilerControlCreateInfoARM-pVendorOptions-parameter `pVendorOptions` **must** be a null-terminated UTF-8 string

Structure Chaining

Extends the structure

- [VkDataGraphPipelineCreateInfoARM](#)

The [VkDataGraphPipelineConstantARM](#) structure is defined as:

```
// Provided by VK_ARM_data_graph
typedef struct VkDataGraphPipelineConstantARM {
    VkStructureType    sType;
    const void*        pNext;
    uint32_t           id;
    const void*        pConstantData;
} VkDataGraphPipelineConstantARM;
```

- [sType](#) is a [VkStructureType](#) value identifying this structure.
- [pNext](#) is a pointer to a structure extending this structure.
- [id](#) is the unique identifier of the graph constant this structure describes.
- [pConstantData](#) is a pointer to the data for this graph constant.

The size and layout of the data pointed to by [pConstantData](#) is specified by a specific structure in the [pNext](#) chain for each type of graph constant.

For graph constants of tensor type, the layout of the data is specified by a [VkTensorDescriptionARM](#) structure. The data **must** be laid out according to the following members of this structure:

- [VkTensorDescriptionARM::tiling](#)
- [VkTensorDescriptionARM::format](#)
- [VkTensorDescriptionARM::dimensionCount](#)
- [VkTensorDescriptionARM::pDimensions](#)
- [VkTensorDescriptionARM::pStrides](#)

The presence of a [VkDataGraphPipelineConstantTensorSemiStructuredSparsityInfoARM](#) structure in the [pNext](#) chain has no impact on the expected layout of the data pointed to by [pConstantData](#).

Valid Usage

- VUID-VkDataGraphPipelineConstantARM-pNext-09775
If the [pNext](#) chain of this structure includes one or more [VkDataGraphPipelineConstantTensorSemiStructuredSparsityInfoARM](#) structures then it **must** also include a [VkTensorDescriptionARM](#) structure
- VUID-VkDataGraphPipelineConstantARM-pNext-09776
If the [pNext](#) chain of this structure includes one or more

`VkDataGraphPipelineConstantTensorSemiStructuredSparsityInfoARM` structures then, for each structure, `VkDataGraphPipelineConstantTensorSemiStructuredSparsityInfoARM::dimension` **must** be less than `VkTensorDescriptionARM::dimensionCount`

- VUID-VkDataGraphPipelineConstantARM-pNext-09777

If the `pNext` chain of this structure includes a `VkDataGraphPipelineConstantTensorSemiStructuredSparsityInfoARM` structure then, for each structure, `VkTensorDescriptionARM::pDimensions` [`VkDataGraphPipelineConstantTensorSemiStructuredSparsityInfoARM::dimension`] **must** be a multiple of `VkDataGraphPipelineConstantTensorSemiStructuredSparsityInfoARM::groupSize`

- VUID-VkDataGraphPipelineConstantARM-pNext-09870

If the `pNext` chain of this structure includes multiple `VkDataGraphPipelineConstantTensorSemiStructuredSparsityInfoARM` structures then no two structures **may** have their `VkDataGraphPipelineConstantTensorSemiStructuredSparsityInfoARM::dimension` member set to the same value

- VUID-VkDataGraphPipelineConstantARM-id-09850

If the `pNext` chain of this structure includes a `VkTensorDescriptionARM` structure, then its `usage` member **must** contain `VK_TENSOR_USAGE_DATA_GRAPH_BIT_ARM`

- VUID-VkDataGraphPipelineConstantARM-pNext-09917

If the `pNext` chain of this structure includes a `VkTensorDescriptionARM` structure, then its `tiling` member **must** be `VK_TENSOR_TILING_LINEAR_ARM`

Valid Usage (Implicit)

- VUID-VkDataGraphPipelineConstantARM-sType-sType

`sType` **must** be `VK_STRUCTURE_TYPE_DATA_GRAPH_PIPELINE_CONSTANT_ARM`

- VUID-VkDataGraphPipelineConstantARM-pNext-pNext

Each `pNext` member of any structure (including this one) in the `pNext` chain **must** be either `NULL` or a pointer to a valid instance of `VkDataGraphPipelineConstantTensorSemiStructuredSparsityInfoARM` or `VkTensorDescriptionARM`

- VUID-VkDataGraphPipelineConstantARM-sType-unique

The `sType` value of each structure in the `pNext` chain **must** be unique, with the exception of structures of type `VkDataGraphPipelineConstantTensorSemiStructuredSparsityInfoARM`

- VUID-VkDataGraphPipelineConstantARM-pConstantData-parameter

`pConstantData` **must** be a pointer value

The `VkDataGraphPipelineConstantTensorSemiStructuredSparsityInfoARM` structure is defined as:


```
// Provided by VK_ARM_data_graph with VK_ARM_tensors
typedef struct VkDataGraphPipelineConstantTensorSemiStructuredSparsityInfoARM {
    VkStructureType    sType;
    const void*        pNext;
    uint32_t           dimension;
    uint32_t           zeroCount;
    uint32_t           groupSize;
} VkDataGraphPipelineConstantTensorSemiStructuredSparsityInfoARM;
```

- **sType** is a [VkStructureType](#) value identifying this structure.
- **pNext** is **NULL** or a pointer to a structure extending this structure.
- **dimension** is the dimension of the tensor along which its data is sparse.
- **zeroCount** is the number of tensor elements that **must** be zero in every group of **groupSize** elements.
- **groupSize** is the number of tensor elements in a group.

NOTE

This extension does not provide applications with a way of knowing which combinations of **dimension**, **zeroCount**, and **groupSize** an implementation **can** take advantage of. Providing sparsity information for a graph constant is always valid and recommended, regardless of the specific combinations an implementation **can** take advantage of. When they **can** not take advantage of the sparsity information, implementations will ignore it and treat the data as dense.

Valid Usage (Implicit)

- VUID-VkDataGraphPipelineConstantTensorSemiStructuredSparsityInfoARM-sType-sType **must** be [VK_STRUCTURE_TYPE_DATA_GRAPH_PIPELINE_CONSTANT_TENSOR_SEMI_STRUCTURED_SPARSITY_INFO_ARM](#)

Structure Chaining

Extends the structure

- [VkDataGraphPipelineConstantARM](#)

The [VkDataGraphPipelineResourceInfoARM](#) structure is defined as:


```
// Provided by VK_ARM_data_graph
typedef struct VkDataGraphPipelineResourceInfoARM {
    VkStructureType    sType;
    const void*        pNext;
    uint32_t           descriptorSet;
    uint32_t           binding;
    uint32_t           arrayElement;
} VkDataGraphPipelineResourceInfoARM;
```

- **sType** is a **VkStructureType** value identifying this structure.
- **pNext** is **NULL** or a pointer to a structure extending this structure.
- **descriptorSet** is the descriptor set number of the resource being described.
- **binding** is the binding number of the resource being described.
- **arrayElement** is the element in the resource array if **descriptorSet** and **binding** identifies an array of resources or **0** otherwise.

Valid Usage

- VUID-VkDataGraphPipelineResourceInfoARM-descriptorSet-09851
If the **pNext** chain of this structure includes a **VkTensorDescriptionARM** structure, then its **usage** **must** contain **VK_TENSOR_USAGE_DATA_GRAPH_BIT_ARM**
- VUID-VkDataGraphPipelineResourceInfoARM-descriptorSet-09962
If **descriptorSet** and **binding** identify an image resource or an array of image resources, then a **VkDataGraphPipelineResourceInfoImageLayoutARM** structure **must** be included in the **pNext** chain , unless the **unifiedImageLayouts** feature is enabled

Valid Usage (Implicit)

- VUID-VkDataGraphPipelineResourceInfoARM-sType-sType
sType **must** be **VK_STRUCTURE_TYPE_DATA_GRAPH_PIPELINE_RESOURCE_INFO_ARM**
- VUID-VkDataGraphPipelineResourceInfoARM-pNext-pNext
Each **pNext** member of any structure (including this one) in the **pNext** chain **must** be either **NULL** or a pointer to a valid instance of **VkDataGraphPipelineResourceInfoImageLayoutARM** or **VkTensorDescriptionARM**
- VUID-VkDataGraphPipelineResourceInfoARM-sType-unique
The **sType** value of each structure in the **pNext** chain **must** be unique

The **VkDataGraphPipelineResourceInfoImageLayoutARM** structure is defined as:


```
// Provided by VK_ARM_data_graph_optical_flow
typedef struct VkDataGraphPipelineResourceInfoImageLayoutARM {
    VkStructureType    sType;
    const void*        pNext;
    VkImageLayout      layout;
} VkDataGraphPipelineResourceInfoImageLayoutARM;
```

- **sType** is a [VkStructureType](#) value identifying this structure.
- **pNext** is **NULL** or a pointer to a structure extending this structure.
- **layout** specifies the layout that the image subresource accessible from the view provided as a graph pipeline resource **must** be in at the time where the graph pipeline being created is dispatched.

Valid Usage (Implicit)

- VUID-VkDataGraphPipelineResourceInfoImageLayoutARM-sType-sType **must** be [VK_STRUCTURE_TYPE_DATA_GRAPH_PIPELINE_RESOURCE_INFO_IMAGE_LAYOUT_ARM](#)
- VUID-VkDataGraphPipelineResourceInfoImageLayoutARM-layout-parameter **layout must** be a valid [VkImageLayout](#) value

Structure Chaining

Extends the structure

- [VkDataGraphPipelineResourceInfoARM](#)

The [VkDataGraphPipelineSingleNodeCreateInfoARM](#) structure is defined as:

```
// Provided by VK_ARM_data_graph_optical_flow
typedef struct VkDataGraphPipelineSingleNodeCreateInfoARM {
    VkStructureType    sType;
    void*              pNext;
    VkDataGraphPipelineNodeTypeARM    nodeType;
    uint32_t           connectionCount;
    const VkDataGraphPipelineSingleNodeConnectionARM* pConnections;
} VkDataGraphPipelineSingleNodeCreateInfoARM;
```

- **sType** is a [VkStructureType](#) value identifying this structure.
- **pNext** is **NULL** or a pointer to a structure extending this structure.
- **nodeType** is a [VkDataGraphPipelineNodeTypeARM](#) describing the type of this node.
- **connectionCount** is the length of the **pConnections** array.
- **pConnections** is a pointer to an array of **connectionCount**

VkDataGraphPipelineSingleNodeConnectionARM structures.

Valid Usage

- VUID-VkDataGraphPipelineSingleNodeCreateInfoARM-nodeType-09963
If `nodeType` is `VK_DATA_GRAPH_PIPELINE_NODE_TYPE_OPTICAL_FLOW_ARM`, then a `VkDataGraphPipelineOpticalFlowCreateInfoARM` structure **must** be included in the `pNext` chain of this structure
- VUID-VkDataGraphPipelineSingleNodeCreateInfoARM-nodeType-09978
If `nodeType` is `VK_DATA_GRAPH_PIPELINE_NODE_TYPE_OPTICAL_FLOW_ARM`, then one and only `VkDataGraphPipelineSingleNodeConnectionARM` structure **must** be present in the `pConnections` array for each of the following values of its `connection` member:
 - `VK_DATA_GRAPH_PIPELINE_NODE_CONNECTION_TYPE_OPTICAL_FLOW_INPUT_ARM`
 - `VK_DATA_GRAPH_PIPELINE_NODE_CONNECTION_TYPE_OPTICAL_FLOW_REFERENCE_ARM`
 - `VK_DATA_GRAPH_PIPELINE_NODE_CONNECTION_TYPE_OPTICAL_FLOW_FLOW_VECTOR_ARM`
- VUID-VkDataGraphPipelineSingleNodeCreateInfoARM-nodeType-09979
If `nodeType` is `VK_DATA_GRAPH_PIPELINE_NODE_TYPE_OPTICAL_FLOW_ARM` and `VkDataGraphPipelineOpticalFlowCreateInfoARM::hintGridSize` is not 0, then one and only `VkDataGraphPipelineSingleNodeConnectionARM` structure whose `connection` member is `VK_DATA_GRAPH_PIPELINE_NODE_CONNECTION_TYPE_OPTICAL_FLOW_HINT_ARM` **must** be present in the `pConnections` array

Valid Usage (Implicit)

- VUID-VkDataGraphPipelineSingleNodeCreateInfoARM-sType-sType
`sType` **must** be `VK_STRUCTURE_TYPE_DATA_GRAPH_PIPELINE_SINGLE_NODE_CREATE_INFO_ARM`
- VUID-VkDataGraphPipelineSingleNodeCreateInfoARM-nodeType-parameter
`nodeType` **must** be a valid `VkDataGraphPipelineNodeTypeARM` value
- VUID-VkDataGraphPipelineSingleNodeCreateInfoARM-pConnections-parameter
`pConnections` **must** be a valid pointer to an array of `connectionCount` valid `VkDataGraphPipelineSingleNodeConnectionARM` structures
- VUID-VkDataGraphPipelineSingleNodeCreateInfoARM-connectionCount-arraylength
`connectionCount` **must** be greater than 0

Structure Chaining

Extends the structure

- `VkDataGraphPipelineCreateInfoARM`

Possible values of [VkDataGraphPipelineNodeTypeARM](#), specifying the type of a data graph pipeline node, are:

```
// Provided by VK_ARM_data_graph_optical_flow
typedef enum VkDataGraphPipelineNodeTypeARM {
    // Provided by VK_ARM_data_graph_optical_flow
    VK_DATA_GRAPH_PIPELINE_NODE_TYPE_OPTICAL_FLOW_ARM = 1000631000,
} VkDataGraphPipelineNodeTypeARM;
```

- [VK_DATA_GRAPH_PIPELINE_NODE_TYPE_OPTICAL_FLOW_ARM](#) corresponds to an [optical flow node](#).

The [VkDataGraphPipelineSingleNodeConnectionARM](#) structure is defined as:

```
// Provided by VK_ARM_data_graph_optical_flow
typedef struct VkDataGraphPipelineSingleNodeConnectionARM {
    VkStructureType          sType;
    void*                    pNext;
    uint32_t                 set;
    uint32_t                 binding;
    VkDataGraphPipelineNodeConnectionTypeARM connection;
} VkDataGraphPipelineSingleNodeConnectionARM;
```

- [sType](#) is a [VkStructureType](#) value identifying this structure.
- [pNext](#) is `NULL` or a pointer to a structure extending this structure.
- [set](#) is the descriptor set number of the graph pipeline layout resource to be connected to this connection point.
- [binding](#) is the binding number of the graph pipeline layout resource to be connected to this connection point.
- [connection](#) is a [VkDataGraphPipelineNodeConnectionTypeARM](#) specifying the connection point to link to a graph pipeline layout resource.

Valid Usage (Implicit)

- VUID-VkDataGraphPipelineSingleNodeConnectionARM-sType-sType **must** be [VK_STRUCTURE_TYPE_DATA_GRAPH_PIPELINE_SINGLE_NODE_CONNECTION_ARM](#)
- VUID-VkDataGraphPipelineSingleNodeConnectionARM-pNext-pNext **must** be `NULL`
- VUID-VkDataGraphPipelineSingleNodeConnectionARM-connection-parameter **connection** **must** be a valid [VkDataGraphPipelineNodeConnectionTypeARM](#) value

Possible values of [VkDataGraphPipelineNodeConnectionTypeARM](#), specifying the connection points of a data graph pipeline node, are:


```
// Provided by VK_ARM_data_graph_optical_flow
typedef enum VkDataGraphPipelineNodeConnectionTypeARM {
    // Provided by VK_ARM_data_graph_optical_flow
    VK_DATA_GRAPH_PIPELINE_NODE_CONNECTION_TYPE_OPTICAL_FLOW_INPUT_ARM = 1000631000,
    // Provided by VK_ARM_data_graph_optical_flow
    VK_DATA_GRAPH_PIPELINE_NODE_CONNECTION_TYPE_OPTICAL_FLOW_REFERENCE_ARM =
1000631001,
    // Provided by VK_ARM_data_graph_optical_flow
    VK_DATA_GRAPH_PIPELINE_NODE_CONNECTION_TYPE_OPTICAL_FLOW_HINT_ARM = 1000631002,
    // Provided by VK_ARM_data_graph_optical_flow
    VK_DATA_GRAPH_PIPELINE_NODE_CONNECTION_TYPE_OPTICAL_FLOW_FLOW_VECTOR_ARM =
1000631003,
    // Provided by VK_ARM_data_graph_optical_flow
    VK_DATA_GRAPH_PIPELINE_NODE_CONNECTION_TYPE_OPTICAL_FLOW_COST_ARM = 1000631004,
} VkDataGraphPipelineNodeConnectionTypeARM;
```

- [VK_DATA_GRAPH_PIPELINE_NODE_CONNECTION_TYPE_OPTICAL_FLOW_INPUT_ARM](#) specifies the connection point for the input image of an optical flow node.
- [VK_DATA_GRAPH_PIPELINE_NODE_CONNECTION_TYPE_OPTICAL_FLOW_REFERENCE_ARM](#) specifies the connection point for the input reference image of an optical flow node.
- [VK_DATA_GRAPH_PIPELINE_NODE_CONNECTION_TYPE_OPTICAL_FLOW_HINT_ARM](#) specifies the connection point for the optional external hint flow vector map of an optical flow node.
- [VK_DATA_GRAPH_PIPELINE_NODE_CONNECTION_TYPE_OPTICAL_FLOW_FLOW_VECTOR_ARM](#) specifies the connection point for the output flow vector map of an optical flow node.
- [VK_DATA_GRAPH_PIPELINE_NODE_CONNECTION_TYPE_OPTICAL_FLOW_COST_ARM](#) specifies the connection point for the optional output cost map of an optical flow node.

The [VkDataGraphPipelineNeuralStatisticsCreateInfoARM](#) structure is defined as:

```
// Provided by VK_ARM_data_graph_neural_accelerator_statistics
typedef struct VkDataGraphPipelineNeuralStatisticsCreateInfoARM {
    VkStructureType    sType;
    const void*        pNext;
    VkBool32           allowNeuralStatistics;
} VkDataGraphPipelineNeuralStatisticsCreateInfoARM;
```

- [sType](#) is a [VkStructureType](#) value identifying this structure.
- [pNext](#) is [NULL](#) or a pointer to a structure extending this structure.
- [allowNeuralStatistics](#) specifies whether sessions for the newly created pipeline **may** enable neural statistics reporting.

Valid Usage (Implicit)

- VUID-VkDataGraphPipelineNeuralStatisticsCreateInfoARM-sType-sType
[sType](#) **must** be

be

Structure Chaining

Extends the structure

- [VkDataGraphPipelineCreateInfoARM](#)

52.2. Sessions

Graph pipelines execute within *data graph pipeline sessions* that provide a context for their execution as well as binding points for the memory they need (e.g. transient storage).

Graph pipeline sessions are represented by [VkDataGraphPipelineSessionARM](#) handles:

```
// Provided by VK_ARM_data_graph
VK_DEFINE_NON_DISPATCHABLE_HANDLE(VkDataGraphPipelineSessionARM)
```

To create a data graph pipeline session, call

```
// Provided by VK_ARM_data_graph
VkResult vkCreateDataGraphPipelineSessionARM(
    VkDevice device,
    const VkDataGraphPipelineSessionCreateInfoARM* pCreateInfo,
    const VkAllocationCallbacks* pAllocator,
    VkDataGraphPipelineSessionARM* pSession);
```

- [device](#) is the logical device that creates the data graph pipeline session.
- [pCreateInfo](#) is a pointer to a [VkDataGraphPipelineSessionCreateInfoARM](#) structure.
- [pAllocator](#) controls host memory allocation as described in the [Memory Allocation](#) chapter.
- [pSession](#) is a pointer to a [VkDataGraphPipelineSessionARM](#) handle in which the resulting data graph pipeline session object is returned.

Valid Usage (Implicit)

- VUID-vkCreateDataGraphPipelineSessionARM-device-parameter [device](#) **must** be a valid [VkDevice](#) handle
- VUID-vkCreateDataGraphPipelineSessionARM-pCreateInfo-parameter [pCreateInfo](#) **must** be a valid pointer to a valid [VkDataGraphPipelineSessionCreateInfoARM](#) structure
- VUID-vkCreateDataGraphPipelineSessionARM-pAllocator-parameter If [pAllocator](#) is not `NULL`, [pAllocator](#) **must** be a valid pointer to a valid [VkAllocationCallbacks](#) structure

- VUID-vkCreateDataGraphPipelineSessionARM-pSession-parameter
pSession **must** be a valid pointer to a [VkDataGraphPipelineSessionARM](#) handle
- VUID-vkCreateDataGraphPipelineSessionARM-device-queuecount
The device **must** have been created with at least **1** queue

Return Codes

Success

- [VK_SUCCESS](#)

Failure

- [VK_ERROR_OUT_OF_DEVICE_MEMORY](#)
- [VK_ERROR_OUT_OF_HOST_MEMORY](#)
- [VK_ERROR_UNKNOWN](#)
- [VK_ERROR_VALIDATION_FAILED](#)

The [VkDataGraphPipelineSessionCreateInfoARM](#) structure is defined as:

```
// Provided by VK_ARM_data_graph
typedef struct VkDataGraphPipelineSessionCreateInfoARM {
    VkStructureType          sType;
    const void*              pNext;
    VkDataGraphPipelineSessionCreateFlagsARM flags;
    VkPipeline               dataGraphPipeline;
} VkDataGraphPipelineSessionCreateInfoARM;
```

- **sType** is a [VkStructureType](#) value identifying this structure.
- **pNext** is [NULL](#) or a pointer to a structure extending this structure.
- **flags** is a bitmask of [VkDataGraphPipelineSessionCreateFlagBitsARM](#) describing additional parameters of the session.
- **dataGraphPipeline** is the [VkPipeline](#) handle of the data graph pipeline for which a session is being created.

Valid Usage

- VUID-VkDataGraphPipelineSessionCreateInfoARM-dataGraphPipeline-09781
dataGraphPipeline **must** have been obtained via a call to [vkCreateDataGraphPipelinesARM](#)
- VUID-VkDataGraphPipelineSessionCreateInfoARM-protectedMemory-09782
If the **protectedMemory** feature is not enabled, **flags** **must** not contain [VK_DATA_GRAPH_PIPELINE_SESSION_CREATE_PROTECTED_BIT_ARM](#)
- VUID-VkDataGraphPipelineSessionCreateInfoARM-pNext-09852
A [VkDataGraphPipelineSessionNeuralStatisticsCreateInfoARM](#) structure **may** only be

included in the `pNext` chain if and only if a `VkDataGraphPipelineNeuralStatisticsCreateInfoARM` structure whose `allowNeuralStatistics` member was `VK_TRUE` was included in the `pNext` chain of the `VkDataGraphPipelineCreateInfoARM` structure used to create `dataGraphPipeline`

- VUID-VkDataGraphPipelineSessionCreateInfoARM-flags-09853
If `flags` contains `VK_DATA_GRAPH_PIPELINE_SESSION_CREATE_PROTECTED_BIT_ARM` then a `VkDataGraphPipelineNeuralStatisticsCreateInfoARM` structure **must** not be included in the `pNext` chain

Valid Usage (Implicit)

- VUID-VkDataGraphPipelineSessionCreateInfoARM-sType-sType
`sType` **must** be `VK_STRUCTURE_TYPE_DATA_GRAPH_PIPELINE_SESSION_CREATE_INFO_ARM`
- VUID-VkDataGraphPipelineSessionCreateInfoARM-pNext-pNext
`pNext` **must** be `NULL` or a pointer to a valid instance of `VkDataGraphPipelineSessionNeuralStatisticsCreateInfoARM`
- VUID-VkDataGraphPipelineSessionCreateInfoARM-sType-unique
The `sType` value of each structure in the `pNext` chain **must** be unique
- VUID-VkDataGraphPipelineSessionCreateInfoARM-flags-parameter
`flags` **must** be a valid combination of `VkDataGraphPipelineSessionCreateFlagBitsARM` values
- VUID-VkDataGraphPipelineSessionCreateInfoARM-dataGraphPipeline-parameter
`dataGraphPipeline` **must** be a valid `VkPipeline` handle

Bits which **can** be set in `VkDataGraphPipelineSessionCreateInfoARM::flags`, specifying additional parameters of a data graph pipeline session, are:

```
// Provided by VK_ARM_data_graph
// Flag bits for VkDataGraphPipelineSessionCreateFlagBitsARM
typedef VkFlags64 VkDataGraphPipelineSessionCreateFlagBitsARM;
static const VkDataGraphPipelineSessionCreateFlagBitsARM
VK_DATA_GRAPH_PIPELINE_SESSION_CREATE_PROTECTED_BIT_ARM = 0x00000001ULL;
// Provided by VK_ARM_data_graph_optical_flow
static const VkDataGraphPipelineSessionCreateFlagBitsARM
VK_DATA_GRAPH_PIPELINE_SESSION_CREATE_OPTICAL_FLOW_CACHE_BIT_ARM = 0x00000002ULL;
```

- `VK_DATA_GRAPH_PIPELINE_SESSION_CREATE_PROTECTED_BIT_ARM` specifies that the data graph pipeline session is backed by protected memory.
- `VK_DATA_GRAPH_PIPELINE_SESSION_CREATE_OPTICAL_FLOW_CACHE_BIT_ARM` specifies that the data graph pipeline session has a cache for optical flow operations. Enabling the cache is required for the implementation to use temporal hints.


```
// Provided by VK_ARM_data_graph
typedef VkFlags64 VkDataGraphPipelineSessionCreateFlagsARM;
```

`VkDataGraphPipelineSessionCreateFlagsARM` is a bitmask type for setting a mask of zero or more `VkDataGraphPipelineSessionCreateFlagBitsARM`.

```
// Provided by VK_ARM_data_graph_neural_accelerator_statistics
typedef struct VkDataGraphPipelineSessionNeuralStatisticsCreateInfoARM {
    VkStructureType          sType;
    const void*              pNext;
    VkNeuralAcceleratorStatisticsModeARM mode;
} VkDataGraphPipelineSessionNeuralStatisticsCreateInfoARM;
```

- `sType` is a `VkStructureType` value identifying this structure.
- `pNext` is `NULL` or a pointer to a structure extending this structure.
- `mode` is a `VkNeuralAcceleratorStatisticsModeARM` specifying the neural statistics mode for the session being created.

Valid Usage (Implicit)

- VUID-VkDataGraphPipelineSessionNeuralStatisticsCreateInfoARM-sType-sType `sType` must be `VK_STRUCTURE_TYPE_DATA_GRAPH_PIPELINE_SESSION_NEURAL_STATISTICS_CREATE_INFO_ARM`
- VUID-VkDataGraphPipelineSessionNeuralStatisticsCreateInfoARM-mode-parameter `mode` must be a valid `VkNeuralAcceleratorStatisticsModeARM` value

Structure Chaining

Extends the structure

- `VkDataGraphPipelineSessionCreateInfoARM`

The available values for `VkNeuralAcceleratorStatisticsModeARM` are:

```
// Provided by VK_ARM_data_graph_neural_accelerator_statistics
typedef enum VkNeuralAcceleratorStatisticsModeARM {
    VK_NEURAL_ACCELERATOR_STATISTICS_MODE_DISABLED_ARM = 0,
    VK_NEURAL_ACCELERATOR_STATISTICS_MODE_STATISTICS0_ARM = 1,
    VK_NEURAL_ACCELERATOR_STATISTICS_MODE_STATISTICS1_ARM = 2,
} VkNeuralAcceleratorStatisticsModeARM;
```

- `VK_NEURAL_ACCELERATOR_STATISTICS_MODE_DISABLED_ARM` specifies that neural

accelerator statistics are disabled.

- `VK_NEURAL_ACCELERATOR_STATISTICS_MODE_STATISTICS0_ARM` specifies the `statistics0` mode of operation.
- `VK_NEURAL_ACCELERATOR_STATISTICS_MODE_STATISTICS1_ARM` specifies the `statistics1` mode of operation.

To determine the bind point requirements for a data graph pipeline session, call:

```
// Provided by VK_ARM_data_graph
VkResult vkGetDataGraphPipelineSessionBindPointRequirementsARM(
    VkDevice device,
    const VkDataGraphPipelineSessionBindPointRequirementsInfoARM* pInfo,
    uint32_t* pBindPointRequirementCount,
    VkDataGraphPipelineSessionBindPointRequirementARM* pBindPointRequirements);
```

- `device` is the logical device that owns the data graph pipeline session.
- `pInfo` is a pointer to a `VkDataGraphPipelineSessionBindPointRequirementsInfoARM` structure containing parameters for the bind point requirements query.
- `pBindPointRequirementCount` is a pointer to an integer related to the number of bind point available or queried, as described below.
- `pBindPointRequirements` is either `NULL` or a pointer to an array of `VkDataGraphPipelineSessionBindPointRequirementARM` structures.

If `pBindPointRequirements` is `NULL`, then the number of bind points associated with the data graph pipeline session is returned in `pBindPointRequirementCount`. Otherwise, `pBindPointRequirementCount` **must** point to a variable set by the user to the number of elements in the `pBindPointRequirements` array, and on return the variable is overwritten with the number of structures actually written to `pBindPointRequirements`. If `pBindPointRequirementCount` is less than the number of bind points associated with the data graph pipeline session, at most `pBindPointRequirementCount` structures will be written, and `VK_INCOMPLETE` will be returned instead of `VK_SUCCESS`, to indicate that not all the required bind points were returned.

Valid Usage

- VUID-vkGetDataGraphPipelineSessionBindPointRequirementsARM-session-09783
The `session` member of `pInfo` **must** have been created with `device`

Valid Usage (Implicit)

- VUID-vkGetDataGraphPipelineSessionBindPointRequirementsARM-device-parameter `device` **must** be a valid `VkDevice` handle
- VUID-vkGetDataGraphPipelineSessionBindPointRequirementsARM-pInfo-parameter `pInfo` **must** be a valid pointer to a valid `VkDataGraphPipelineSessionBindPointRequirementsInfoARM` structure

- VUID-vkGetDataGraphPipelineSessionBindPointRequirementsARM-pBindPointRequirementCount-parameter
pBindPointRequirementCount **must** be a valid pointer to a uint32_t value
- VUID-vkGetDataGraphPipelineSessionBindPointRequirementsARM-pBindPointRequirements-parameter
If the value referenced by pBindPointRequirementCount is not 0, and pBindPointRequirements is not NULL, pBindPointRequirements **must** be a valid pointer to an array of pBindPointRequirementCount VkDataGraphPipelineSessionBindPointRequirementARM structures

Return Codes

Success

- VK_INCOMPLETE
- VK_SUCCESS

Failure

- VK_ERROR_OUT_OF_DEVICE_MEMORY
- VK_ERROR_OUT_OF_HOST_MEMORY
- VK_ERROR_UNKNOWN
- VK_ERROR_VALIDATION_FAILED

```
// Provided by VK_ARM_data_graph
typedef struct VkDataGraphPipelineSessionBindPointRequirementsInfoARM {
    VkStructureType      sType;
    const void*          pNext;
    VkDataGraphPipelineSessionARM session;
} VkDataGraphPipelineSessionBindPointRequirementsInfoARM;
```

- sType is a VkStructureType value identifying this structure.
- pNext is NULL or a pointer to a structure extending this structure.
- session is a VkDataGraphPipelineSessionARM specifying the data graph pipeline session whose bind point requirements are being queried.

Valid Usage (Implicit)

- VUID-VkDataGraphPipelineSessionBindPointRequirementsInfoARM-sType-sType
sType **must** be VK_STRUCTURE_TYPE_DATA_GRAPH_PIPELINE_SESSION_BIND_POINT_REQUIREMENTS_INFO_ARM
- VUID-VkDataGraphPipelineSessionBindPointRequirementsInfoARM-pNext-pNext
pNext **must** be NULL

- VUID-VkDataGraphPipelineSessionBindPointRequirementsInfoARM-session-parameter **session** **must** be a valid [VkDataGraphPipelineSessionARM](#) handle

```
// Provided by VK_ARM_data_graph
typedef struct VkDataGraphPipelineSessionBindPointRequirementARM {
    VkStructureType          sType;
    void*                    pNext;
    VkDataGraphPipelineSessionBindPointARM    bindPoint;
    VkDataGraphPipelineSessionBindPointTypeARM bindPointType;
    uint32_t                 numObjects;
} VkDataGraphPipelineSessionBindPointRequirementARM;
```

- **sType** is a [VkStructureType](#) value identifying this structure.
- **pNext** is **NULL** or a pointer to a structure extending this structure.
- **bindPoint** is a [VkDataGraphPipelineSessionBindPointARM](#) specifying the data graph pipeline session bind point being required.
- **bindPointType** is a [VkDataGraphPipelineSessionBindPointTypeARM](#) specifying the type of object required for **bindPoint**.
- **numObjects** is the number of objects required for **bindPoint**.

Implementations **must** always return 1 for **numObjects** if **bindPoint** is one of the following bind points:

- [VK_DATA_GRAPH_PIPELINE_SESSION_BIND_POINT_TRANSIENT_ARM](#)
- [VK_DATA_GRAPH_PIPELINE_SESSION_BIND_POINT_NEURAL_ACCELERATOR_STATISTICS_ARM](#)

Valid Usage (Implicit)

- VUID-VkDataGraphPipelineSessionBindPointRequirementARM-sType-sType **must** be [VK_STRUCTURE_TYPE_DATA_GRAPH_PIPELINE_SESSION_BIND_POINT_REQUIREMENT_ARM](#)
- VUID-VkDataGraphPipelineSessionBindPointRequirementARM-pNext-pNext **must** be **NULL**

Possible values of [VkDataGraphPipelineSessionBindPointARM](#), specifying the bind point of a data graph pipeline session, are:


```
// Provided by VK_ARM_data_graph
typedef enum VkDataGraphPipelineSessionBindPointARM {
    VK_DATA_GRAPH_PIPELINE_SESSION_BIND_POINT_TRANSIENT_ARM = 0,
    // Provided by VK_ARM_data_graph_optical_flow
    VK_DATA_GRAPH_PIPELINE_SESSION_BIND_POINT_OPTICAL_FLOW_CACHE_ARM = 1000631001,
    // Provided by VK_ARM_data_graph_neural_accelerator_statistics
    VK_DATA_GRAPH_PIPELINE_SESSION_BIND_POINT_NEURAL_ACCELERATOR_STATISTICS_ARM =
1000676000,
} VkDataGraphPipelineSessionBindPointARM;
```

- [VK_DATA_GRAPH_PIPELINE_SESSION_BIND_POINT_TRANSIENT_ARM](#) corresponds to the transient data produced and consumed during one dispatch of a data graph pipeline in a data graph pipeline session. This transient data is never reused by subsequent dispatches and can safely be clobbered once a [vkCmdDispatchDataGraphARM](#) command completes execution.
- [VK_DATA_GRAPH_PIPELINE_SESSION_BIND_POINT_OPTICAL_FLOW_CACHE_ARM](#) corresponds to the cache for [optical flow operations](#).
- [VK_DATA_GRAPH_PIPELINE_SESSION_BIND_POINT_NEURAL_ACCELERATOR_STATISTICS_ARM](#) corresponds to neural statistics data produced during one dispatch of a data graph pipeline in a data graph pipeline session.

Possible values of [VkDataGraphPipelineSessionBindPointTypeARM](#), specifying the type of a bind point of a data graph pipeline session, are:

```
// Provided by VK_ARM_data_graph
typedef enum VkDataGraphPipelineSessionBindPointTypeARM {
    VK_DATA_GRAPH_PIPELINE_SESSION_BIND_POINT_TYPE_MEMORY_ARM = 0,
} VkDataGraphPipelineSessionBindPointTypeARM;
```

- [VK_DATA_GRAPH_PIPELINE_SESSION_BIND_POINT_TYPE_MEMORY_ARM](#) corresponds to a memory allocation.

To determine the memory requirements for a data graph pipeline session, call:

```
// Provided by VK_ARM_data_graph
void vkGetDataGraphPipelineSessionMemoryRequirementsARM(
    VkDevice device,
    const VkDataGraphPipelineSessionMemoryRequirementsInfoARM* pInfo,
    VkMemoryRequirements2* pMemoryRequirements);
```

- [device](#) is the logical device that owns the data graph pipeline session.
- [pInfo](#) is a pointer to a [VkDataGraphPipelineSessionMemoryRequirementsInfoARM](#) structure containing parameters for the memory requirements query.
- [pMemoryRequirements](#) is a pointer to a [VkMemoryRequirements2](#) structure in which the memory requirements of the data graph pipeline session object are returned.

Valid Usage

- VUID-vkGetDataGraphPipelineSessionMemoryRequirementsARM-session-09950
The `session` member of `pInfo` **must** have been created with `device`
- VUID-vkGetDataGraphPipelineSessionMemoryRequirementsARM-bindPoint-09784
The `bindPoint` member of `pInfo` **must** have been returned as part of a `VkDataGraphPipelineSessionBindPointRequirementARM` whose `bindPointType` member is `VK_DATA_GRAPH_PIPELINE_SESSION_BIND_POINT_TYPE_MEMORY_ARM` by a prior call to `vkGetDataGraphPipelineSessionBindPointRequirementsARM` for the `session` member of `pInfo`

Valid Usage (Implicit)

- VUID-vkGetDataGraphPipelineSessionMemoryRequirementsARM-device-parameter
`device` **must** be a valid `VkDevice` handle
- VUID-vkGetDataGraphPipelineSessionMemoryRequirementsARM-pInfo-parameter
`pInfo` **must** be a valid pointer to a valid `VkDataGraphPipelineSessionMemoryRequirementsInfoARM` structure
- VUID-vkGetDataGraphPipelineSessionMemoryRequirementsARM-pMemoryRequirements-parameter
`pMemoryRequirements` **must** be a valid pointer to a `VkMemoryRequirements2` structure

The `VkDataGraphPipelineSessionMemoryRequirementsInfoARM` structure is defined as:

```
// Provided by VK_ARM_data_graph
typedef struct VkDataGraphPipelineSessionMemoryRequirementsInfoARM {
    VkStructureType          sType;
    const void*              pNext;
    VkDataGraphPipelineSessionARM session;
    VkDataGraphPipelineSessionBindPointARM bindPoint;
    uint32_t                 objectIndex;
} VkDataGraphPipelineSessionMemoryRequirementsInfoARM;
```

- `sType` is a `VkStructureType` value identifying this structure.
- `pNext` is `NULL` or a pointer to a structure extending this structure.
- `session` is the data graph pipeline session to query.
- `bindPoint` is the bind point of a data graph pipeline session for which memory requirements are being queried.
- `objectIndex` is the index of the object whose memory requirements are being queried.

Valid Usage

- VUID-VkDataGraphPipelineSessionMemoryRequirementsInfoARM-objectIndex-09855
`objectIndex` **must** be less than the number of objects returned by `vkGetDataGraphPipelineSessionBindPointRequirementsARM` via `VkDataGraphPipelineSessionBindPointRequirementARM::numObjects` with `VkDataGraphPipelineSessionMemoryRequirementsInfoARM::bindPoint` equal to `bindPoint`

Valid Usage (Implicit)

- VUID-VkDataGraphPipelineSessionMemoryRequirementsInfoARM-sType-sType
`sType` **must** be `VK_STRUCTURE_TYPE_DATA_GRAPH_PIPELINE_SESSION_MEMORY_REQUIREMENTS_INFO_ARM`
- VUID-VkDataGraphPipelineSessionMemoryRequirementsInfoARM-pNext-pNext
`pNext` **must** be `NULL`
- VUID-VkDataGraphPipelineSessionMemoryRequirementsInfoARM-session-parameter
`session` **must** be a valid `VkDataGraphPipelineSessionARM` handle
- VUID-VkDataGraphPipelineSessionMemoryRequirementsInfoARM-bindPoint-parameter
`bindPoint` **must** be a valid `VkDataGraphPipelineSessionBindPointARM` value

To attach memory to a data graph pipeline session object, call:

```
// Provided by VK_ARM_data_graph
VkResult vkBindDataGraphPipelineSessionMemoryARM(
    VkDevice device,
    uint32_t bindInfoCount,
    const VkBindDataGraphPipelineSessionMemoryInfoARM* pBindInfos);
```

- `device` is the logical device that owns the data graph pipeline session and memory.
- `bindInfoCount` is the length of the `pBindInfos` array.
- `pBindInfos` is a pointer to an array of `VkBindDataGraphPipelineSessionMemoryInfoARM` structures describing graph pipeline sessions and memory to bind.

Valid Usage (Implicit)

- VUID-vkBindDataGraphPipelineSessionMemoryARM-device-parameter
`device` **must** be a valid `VkDevice` handle
- VUID-vkBindDataGraphPipelineSessionMemoryARM-pBindInfos-parameter
`pBindInfos` **must** be a valid pointer to an array of `bindInfoCount` valid `VkBindDataGraphPipelineSessionMemoryInfoARM` structures
- VUID-vkBindDataGraphPipelineSessionMemoryARM-bindInfoCount-arraylength

`bindInfoCount` **must** be greater than 0

Return Codes

Success

- `VK_SUCCESS`

Failure

- `VK_ERROR_OUT_OF_DEVICE_MEMORY`
- `VK_ERROR_OUT_OF_HOST_MEMORY`
- `VK_ERROR_UNKNOWN`
- `VK_ERROR_VALIDATION_FAILED`

The `VkBindDataGraphPipelineSessionMemoryInfoARM` structure is defined as:

```
// Provided by VK_ARM_data_graph
typedef struct VkBindDataGraphPipelineSessionMemoryInfoARM {
    VkStructureType          sType;
    const void*              pNext;
    VkDataGraphPipelineSessionARM session;
    VkDataGraphPipelineSessionBindPointARM bindPoint;
    uint32_t                 objectIndex;
    VkDeviceMemory            memory;
    VkDeviceSize              memoryOffset;
} VkBindDataGraphPipelineSessionMemoryInfoARM;
```

- `sType` is a `VkStructureType` value identifying this structure.
- `pNext` is `NULL` or a pointer to a structure extending this structure.
- `session` is the data graph pipeline session to be attached to memory.
- `bindPoint` is the data graph pipeline session bind point to which `memory` is to be attached.
- `objectIndex` is the index of the object for `bindPoint` at which `memory` is to be attached.
- `memory` is a `VkDeviceMemory` object describing the device memory to attach.
- `memoryOffset` is the start offset of the region of `memory` which is to be bound to the data graph pipeline session.

Valid Usage

- VUID-VkBindDataGraphPipelineSessionMemoryInfoARM-session-09785
`session` **must** not have been bound to a memory object for `bindPoint`
- VUID-VkBindDataGraphPipelineSessionMemoryInfoARM-bindPoint-09786
`bindPoint` **must** have been returned as part of a `VkDataGraphPipelineSessionBindPointRequirementARM` whose `bindPointType` member is

`VK_DATA_GRAPH_PIPELINE_SESSION_BIND_POINT_TYPE_MEMORY_ARM` by a prior call to `vkGetDataGraphPipelineSessionMemoryRequirementsARM` for `session`

- VUID-VkBindDataGraphPipelineSessionMemoryInfoARM-memoryOffset-09787
`memoryOffset` **must** be less than the size of `memory`
- VUID-VkBindDataGraphPipelineSessionMemoryInfoARM-memory-09788
`memory` must have been allocated using one of the memory types allowed in the `memoryTypeBits` member of the `VkMemoryRequirements` structure returned from a call to `vkGetDataGraphPipelineSessionMemoryRequirementsARM` with `session`
- VUID-VkBindDataGraphPipelineSessionMemoryInfoARM-memoryOffset-09789
`memoryOffset` **must** be an integer multiple of the `alignment` member of the `VkMemoryRequirements` structure returned from a call to `vkGetDataGraphPipelineSessionMemoryRequirementsARM` with `session`
- VUID-VkBindDataGraphPipelineSessionMemoryInfoARM-size-09790
The `size` member of the `VkMemoryRequirements` structure returned from a call to `vkGetDataGraphPipelineSessionMemoryRequirementsARM` with `session` **must** be less than or equal to the size of `memory` minus `memoryOffset`
- VUID-VkBindDataGraphPipelineSessionMemoryInfoARM-session-09791
If `session` was created with the `VK_DATA_GRAPH_PIPELINE_SESSION_CREATE_PROTECTED_BIT_ARM` bit set, the session **must** be bound to a memory object allocated with a memory type that reports `VK_MEMORY_PROPERTY_PROTECTED_BIT`
- VUID-VkBindDataGraphPipelineSessionMemoryInfoARM-session-09792
If `session` was created with the `VK_DATA_GRAPH_PIPELINE_SESSION_CREATE_PROTECTED_BIT_ARM` bit not set, the session **must** not be bound to a memory object allocated with a memory type that reports `VK_MEMORY_PROPERTY_PROTECTED_BIT`
- VUID-VkBindDataGraphPipelineSessionMemoryInfoARM-objectIndex-09805
`objectIndex` **must** be less than the value of `numObjects` returned by `vkGetDataGraphPipelineSessionBindPointRequirementsARM` for `bindPoint`

Valid Usage (Implicit)

- VUID-VkBindDataGraphPipelineSessionMemoryInfoARM-sType-sType
`sType` **must** be `VK_STRUCTURE_TYPE_BIND_DATA_GRAPH_PIPELINE_SESSION_MEMORY_INFO_ARM`
- VUID-VkBindDataGraphPipelineSessionMemoryInfoARM-pNext-pNext
`pNext` **must** be `NULL`
- VUID-VkBindDataGraphPipelineSessionMemoryInfoARM-session-parameter
`session` **must** be a valid `VkDataGraphPipelineSessionARM` handle
- VUID-VkBindDataGraphPipelineSessionMemoryInfoARM-bindPoint-parameter
`bindPoint` **must** be a valid `VkDataGraphPipelineSessionBindPointARM` value
- VUID-VkBindDataGraphPipelineSessionMemoryInfoARM-memory-parameter

memory must be a valid [VkDeviceMemory](#) handle

- VUID-VkBindDataGraphPipelineSessionMemoryInfoARM-commonparent
Both of **memory**, and **session** must have been created, allocated, or retrieved from the same [VkDevice](#)

To destroy a data graph pipeline session, call:

```
// Provided by VK_ARM_data_graph
void vkDestroyDataGraphPipelineSessionARM(
    VkDevice                device,
    VkDataGraphPipelineSessionARM session,
    const VkAllocationCallbacks* pAllocator);
```

- **device** is the logical device that destroys the data graph pipeline session.
- **session** is the handle of the data graph pipeline session to destroy.
- **pAllocator** controls host memory allocation as described in the [Memory Allocation](#) chapter.

Valid Usage

- VUID-vkDestroyDataGraphPipelineSessionARM-session-09793
All submitted commands that refer to **session** must have completed execution
- VUID-vkDestroyDataGraphPipelineSessionARM-session-09794
If **VkAllocationCallbacks** were provided when **session** was created, a compatible set of callbacks must be provided here
- VUID-vkDestroyDataGraphPipelineSessionARM-session-09795
If no **VkAllocationCallbacks** were provided when **session** was created, **pAllocator** must be **NULL**

Valid Usage (Implicit)

- VUID-vkDestroyDataGraphPipelineSessionARM-device-parameter
device must be a valid [VkDevice](#) handle
- VUID-vkDestroyDataGraphPipelineSessionARM-session-parameter
session must be a valid [VkDataGraphPipelineSessionARM](#) handle
- VUID-vkDestroyDataGraphPipelineSessionARM-pAllocator-parameter
If **pAllocator** is not **NULL**, **pAllocator** must be a valid pointer to a valid [VkAllocationCallbacks](#) structure
- VUID-vkDestroyDataGraphPipelineSessionARM-session-parent
session must have been created, allocated, or retrieved from **device**

Host Synchronization

- Host access to **session** **must** be externally synchronized

52.3. Dispatch

To record a data graph pipeline dispatch, call:

```
// Provided by VK_ARM_data_graph
void vkCmdDispatchDataGraphARM(
    VkCommandBuffer                commandBuffer,
    VkDataGraphPipelineSessionARM  session,
    const VkDataGraphPipelineDispatchInfoARM* pInfo);
```

- **commandBuffer** is the command buffer into which the command will be recorded.
- **session** is the **VkDataGraphPipelineSessionARM** that data graph pipeline being dispatched will use.
- **pInfo** is **NULL** or a pointer to a **VkDataGraphPipelineDispatchInfoARM** structure.

Valid Usage

- VUID-vkCmdDispatchDataGraphARM-session-09796
For each of the session bind point requirements returned by **vkGetDataGraphPipelineSessionBindPointRequirementsARM** for **session**, **VkDataGraphPipelineSessionBindPointRequirementARM::numObjects** objects **must** have been bound to **session**
- VUID-vkCmdDispatchDataGraphARM-dataGraphPipeline-09951
The **VkPipeline** bound to the pipeline bind point used by this command **must** be identical to the **dataGraphPipeline** used to create **session**
- VUID-vkCmdDispatchDataGraphARM-None-09797
For each set *n* that is statically used by a bound data graph pipeline, a descriptor set **must** have been bound to *n* at the same pipeline bind point, with a **VkPipelineLayout** that is compatible for set *n*, with the **VkPipelineLayout** used to create the current **VkPipeline**, as described in **Pipeline Layout Compatibility**
- VUID-vkCmdDispatchDataGraphARM-None-09935
Descriptors in each bound descriptor set, specified via **vkCmdBindDescriptorSets**, **must** be valid as described by **descriptor validity** if they are statically used by the **VkPipeline** bound to the pipeline bind point used by this command and the bound **VkPipeline** was not created with **VK_PIPELINE_CREATE_DESCRIPTOR_BUFFER_BIT_EXT**
- VUID-vkCmdDispatchDataGraphARM-None-09936
If the descriptors used by the **VkPipeline** bound to the pipeline bind point were specified via **vkCmdBindDescriptorSets**, the bound **VkPipeline** **must** have been created without **VK_PIPELINE_CREATE_DESCRIPTOR_BUFFER_BIT_EXT**

- VUID-vkCmdDispatchDataGraphARM-None-09937
Descriptors in bound descriptor buffers, specified via [vkCmdSetDescriptorBufferOffsetsEXT](#), **must** be valid if they are dynamically used by the [VkPipeline](#) bound to the pipeline bind point used by this command and the bound [VkPipeline](#) was created with [VK_PIPELINE_CREATE_DESCRIPTOR_BUFFER_BIT_EXT](#)
- VUID-vkCmdDispatchDataGraphARM-None-09938
If the descriptors used by the [VkPipeline](#) bound to the pipeline bind point were specified via [vkCmdSetDescriptorBufferOffsetsEXT](#), the bound [VkPipeline](#) **must** have been created with [VK_PIPELINE_CREATE_DESCRIPTOR_BUFFER_BIT_EXT](#)
- VUID-vkCmdDispatchDataGraphARM-None-09939
If a descriptor is dynamically used with a [VkPipeline](#) created with [VK_PIPELINE_CREATE_DESCRIPTOR_BUFFER_BIT_EXT](#), the descriptor memory **must** be resident
- VUID-vkCmdDispatchDataGraphARM-None-09799
A valid data graph pipeline **must** be bound to the [VK_PIPELINE_BIND_POINT_DATA_GRAPH_ARM](#) pipeline bind point used by this command
- VUID-vkCmdDispatchDataGraphARM-pDescription-09930
If a [VK_DESCRIPTOR_TYPE_TENSOR_ARM](#) descriptor is accessed as a result of this command, then the underlying [VkTensorARM](#) object **must** have been created with a [VkTensorCreateInfoARM::pDescription](#) whose [usage](#) member contained [VK_TENSOR_USAGE_DATA_GRAPH_BIT_ARM](#)
- VUID-vkCmdDispatchDataGraphARM-pipeline-09940
If the [VkPipeline](#) bound to the pipeline bind point used by this command was created with a [VkDataGraphProcessingEngineCreateInfoARM](#) structure in the [pNext](#) chain of [VkDataGraphPipelineCreateInfoARM](#) that included a foreign data graph processing engine in its [pProcessingEngines](#) member, then all [VK_DESCRIPTOR_TYPE_TENSOR_ARM](#) descriptors accessed as a result of this command **must** be [VkTensorARM](#) objects that have been bound to memory allocated with [VkExportMemoryAllocateInfo::handleTypes](#) with set bits that are a subset of the bits in [VkQueueFamilyDataGraphProcessingEnginePropertiesARM::foreignMemoryHandleTypes](#) structure queried via [vkGetPhysicalDeviceQueueFamilyDataGraphProcessingEnginePropertiesARM](#) with a [queueFamilyIndex](#) matching the one the command pool used to create [commandBuffer](#) was created for and an identical [engineType](#), for all the foreign data graph processing engines that were part of the [VkDataGraphProcessingEngineCreateInfoARM](#) used to create the [VkPipeline](#)
- VUID-vkCmdDispatchDataGraphARM-pNext-09952
If the [VkPipeline](#) bound to the pipeline bind point used by this command was created with a [VkDataGraphProcessingEngineCreateInfoARM](#) structure in the [pNext](#) chain of [VkDataGraphPipelineCreateInfoARM](#) that included a foreign data graph processing engine in its [pProcessingEngines](#) member, then all [session](#) bound memory **must** have been allocated with [VkExportMemoryAllocateInfo::handleTypes](#) with set bits that are a subset of the bits in [VkQueueFamilyDataGraphProcessingEnginePropertiesARM::foreignMemoryHandleTypes](#) structure queried via

`vkGetPhysicalDeviceQueueFamilyDataGraphProcessingEnginePropertiesARM` with a `queueFamilyIndex` matching the one the command pool used to create `commandBuffer` was created for and an identical `engineType`, for all the foreign data graph processing engines that were part of the `VkDataGraphProcessingEngineCreateInfoARM` used to create the `VkPipeline`

- VUID-vkCmdDispatchDataGraphARM-commandBuffer-09800

If `commandBuffer` is an unprotected command buffer and `protectedNoFault` is not supported, any resource accessed by bound data graph pipelines **must** not be a protected resource

- VUID-vkCmdDispatchDataGraphARM-commandBuffer-09801

If `commandBuffer` is a protected command buffer and `protectedNoFault` is not supported, any resource written to by the `VkPipeline` object bound to the bind point used by this command **must** not be an unprotected resource

- VUID-vkCmdDispatchDataGraphARM-commandBuffer-09941

All the operations used by the bound data graph pipeline **must** be supported on the queue family for which the command pool out of which `commandBuffer` was allocated, as reported by `vkGetPhysicalDeviceQueueFamilyDataGraphPropertiesARM`

- VUID-vkCmdDispatchDataGraphARM-pInfo-09964

If `pInfo` is not `NULL` and its `pNext` chain includes a `VkDataGraphPipelineOpticalFlowDispatchInfoARM` structure, then the `flags` member of that latter structure **must** not contain `VK_DATA_GRAPH_OPTICAL_FLOW_EXECUTE_INPUT_UNCHANGED_BIT_ARM`, `VK_DATA_GRAPH_OPTICAL_FLOW_EXECUTE_REFERENCE_UNCHANGED_BIT_ARM`, `VK_DATA_GRAPH_OPTICAL_FLOW_EXECUTE_INPUT_IS_PREVIOUS_REFERENCE_BIT_ARM`, or `VK_DATA_GRAPH_OPTICAL_FLOW_EXECUTE_REFERENCE_IS_PREVIOUS_INPUT_BIT_ARM` if `session` was not created with `VK_DATA_GRAPH_PIPELINE_SESSION_CREATE_OPTICAL_FLOW_CACHE_BIT_ARM`

- VUID-vkCmdDispatchDataGraphARM-nodeType-09980

If the `VkPipeline` bound to the `VK_PIPELINE_BIND_POINT_DATA_GRAPH_ARM` pipeline bind point was not created with a `VkDataGraphPipelineSingleNodeCreateInfoARM` structure whose `nodeType` member is `VK_DATA_GRAPH_PIPELINE_NODE_TYPE_OPTICAL_FLOW_ARM` included in the `pNext` chain of `VkDataGraphPipelineCreateInfoARM`, then a `VkDataGraphPipelineOpticalFlowDispatchInfoARM` structure **must** not be included in the `pNext` chain of `pInfo`

- VUID-vkCmdDispatchDataGraphARM-nodeType-09981

If the `VkPipeline` bound to the `VK_PIPELINE_BIND_POINT_DATA_GRAPH_ARM` pipeline bind point was created with a `VkDataGraphPipelineSingleNodeCreateInfoARM` structure whose `nodeType` member is `VK_DATA_GRAPH_PIPELINE_NODE_TYPE_OPTICAL_FLOW_ARM` included in the `pNext` chain of `VkDataGraphPipelineCreateInfoARM`, then all image subresources that are accessed via a connection point in `VkDataGraphPipelineSingleNodeCreateInfoARM::pConnections` **must** be in the layout specified by the `layout` member of the `VkDataGraphPipelineResourceInfoImageLayoutARM` that extends the `VkDataGraphPipelineResourceInfoARM` structure whose `descriptorSet` and `binding`

members match the **set** and **binding** members of the [VkDataGraphPipelineSingleNodeConnectionARM](#) structure for the connection point , unless the **unifiedImageLayouts** feature is enabled, in which case they **may** be in the [VK_IMAGE_LAYOUT_GENERAL](#) layout

Valid Usage (Implicit)

- VUID-vkCmdDispatchDataGraphARM-commandBuffer-parameter **commandBuffer** **must** be a valid [VkCommandBuffer](#) handle
- VUID-vkCmdDispatchDataGraphARM-session-parameter **session** **must** be a valid [VkDataGraphPipelineSessionARM](#) handle
- VUID-vkCmdDispatchDataGraphARM-pInfo-parameter
If **pInfo** is not **NULL**, **pInfo** **must** be a valid pointer to a valid [VkDataGraphPipelineDispatchInfoARM](#) structure
- VUID-vkCmdDispatchDataGraphARM-commandBuffer-recording **commandBuffer** **must** be in the **recording state**
- VUID-vkCmdDispatchDataGraphARM-commandBuffer-cmdpool
The [VkCommandPool](#) that **commandBuffer** was allocated from **must** support [VK_QUEUE_DATA_GRAPH_BIT_ARM](#) operations
- VUID-vkCmdDispatchDataGraphARM-renderpass
This command **must** only be called outside of a render pass instance
- VUID-vkCmdDispatchDataGraphARM-suspended
This command **must** not be called between suspended render pass instances
- VUID-vkCmdDispatchDataGraphARM-videocoding
This command **must** only be called outside of a video coding scope
- VUID-vkCmdDispatchDataGraphARM-commonparent
Both of **commandBuffer**, and **session** **must** have been created, allocated, or retrieved from the same [VkDevice](#)

Host Synchronization

- Host access to **commandBuffer** **must** be externally synchronized
- Host access to the [VkCommandPool](#) that **commandBuffer** was allocated from **must** be externally synchronized

Command Properties

Command Buffer Levels	Render Pass Scope	Video Coding Scope	Supported Queue Types	Command Type
Primary Secondary	Outside	Outside	VK_QUEUE_DATA_GRAPH_BIT_ARM	Action

Conditional Rendering

vkCmdDispatchDataGraphARM is affected by [conditional rendering](#)

The [VkDataGraphPipelineDispatchInfoARM](#) structure is defined as:

```
// Provided by VK_ARM_data_graph
typedef struct VkDataGraphPipelineDispatchInfoARM {
    VkStructureType          sType;
    void*                    pNext;
    VkDataGraphPipelineDispatchFlagsARM flags;
} VkDataGraphPipelineDispatchInfoARM;
```

- **sType** is a [VkStructureType](#) value identifying this structure.
- **pNext** is **NULL** or a pointer to a structure extending this structure.
- **flags** is a bitmask of [VkDataGraphPipelineDispatchFlagBitsARM](#) describing additional parameters of the dispatch.

Valid Usage (Implicit)

- VUID-VkDataGraphPipelineDispatchInfoARM-sType-sType
sType must be [VK_STRUCTURE_TYPE_DATA_GRAPH_PIPELINE_DISPATCH_INFO_ARM](#)
- VUID-VkDataGraphPipelineDispatchInfoARM-pNext-pNext
pNext must be **NULL** or a pointer to a valid instance of [VkDataGraphPipelineOpticalFlowDispatchInfoARM](#)
- VUID-VkDataGraphPipelineDispatchInfoARM-sType-unique
The **sType** value of each structure in the **pNext** chain **must** be unique
- VUID-VkDataGraphPipelineDispatchInfoARM-flags-zero-bitmask
flags must be 0

Bits which **can** be set in [VkDataGraphPipelineDispatchInfoARM::flags](#), specifying additional parameters of a data graph pipeline dispatch, are:


```
// Provided by VK_ARM_data_graph
// Flag bits for VkDataGraphPipelineDispatchFlagBitsARM
typedef VkFlags64 VkDataGraphPipelineDispatchFlagBitsARM;
```

```
// Provided by VK_ARM_data_graph
typedef VkFlags64 VkDataGraphPipelineDispatchFlagsARM;
```

`VkDataGraphPipelineDispatchFlagsARM` is a bitmask type for setting a mask of zero or more `VkDataGraphPipelineDispatchFlagBitsARM`.

52.4. Properties

To query the properties of a data graph pipeline that can be obtained, call:

```
// Provided by VK_ARM_data_graph
VkResult vkGetDataGraphPipelineAvailablePropertiesARM(
    VkDevice device,
    const VkDataGraphPipelineInfoARM* pPipelineInfo,
    uint32_t* pPropertiesCount,
    VkDataGraphPipelinePropertyARM* pProperties);
```

- `device` is the logical device that created the data graph pipeline.
- `pPipelineInfo` is a `VkDataGraphPipelineInfoARM` that describes the `VkPipeline` being queried.
- `pPropertiesCount` is a pointer to an integer related to the number of properties available or queried, as described below.
- `pProperties` is either `NULL` or a pointer to an array of `VkDataGraphPipelinePropertyARM` enums.

If `pProperties` is `NULL`, then the number of properties associated with the data graph pipeline is returned in `pPropertiesCount`. Otherwise, `pPropertiesCount` **must** point to a variable set by the user to the number of elements in the `pProperties` array, and on return the variable is overwritten with the number of enums actually written to `pProperties`. If `pPropertiesCount` is less than the number of properties associated with the data graph pipeline, at most `pPropertiesCount` structures will be written, and `VK_INCOMPLETE` will be returned instead of `VK_SUCCESS`, to indicate that not all the available properties were returned.

Valid Usage

- VUID-vkGetDataGraphPipelineAvailablePropertiesARM-dataGraphPipeline-09888
The `dataGraphPipeline` member of `pPipelineInfo` **must** have been created with `device`

Valid Usage (Implicit)

- VUID-vkGetDataGraphPipelineAvailablePropertiesARM-device-parameter **device** **must** be a valid [VkDevice](#) handle
- VUID-vkGetDataGraphPipelineAvailablePropertiesARM-pPipelineInfo-parameter **pPipelineInfo** **must** be a valid pointer to a valid [VkDataGraphPipelineInfoARM](#) structure
- VUID-vkGetDataGraphPipelineAvailablePropertiesARM-pPropertiesCount-parameter **pPropertiesCount** **must** be a valid pointer to a [uint32_t](#) value
- VUID-vkGetDataGraphPipelineAvailablePropertiesARM-pProperties-parameter
If the value referenced by **pPropertiesCount** is not 0, and **pProperties** is not **NULL**, **pProperties** **must** be a valid pointer to an array of **pPropertiesCount** [VkDataGraphPipelinePropertyARM](#) values

Return Codes

Success

- [VK_INCOMPLETE](#)
- [VK_SUCCESS](#)

Failure

- [VK_ERROR_OUT_OF_DEVICE_MEMORY](#)
- [VK_ERROR_OUT_OF_HOST_MEMORY](#)
- [VK_ERROR_UNKNOWN](#)
- [VK_ERROR_VALIDATION_FAILED](#)

To query properties of a data graph pipeline, call:

```
// Provided by VK_ARM_data_graph
VkResult vkGetDataGraphPipelinePropertiesARM(
    VkDevice device,
    const VkDataGraphPipelineInfoARM* pPipelineInfo,
    uint32_t propertiesCount,
    VkDataGraphPipelinePropertyQueryResultARM* pProperties);
```

- **device** is the logical device that created the data graph pipeline.
- **pPipelineInfo** is a [VkDataGraphPipelineInfoARM](#) that describes the [VkPipeline](#) being queried.
- **propertiesCount** is the length of the **pProperties** array.
- **pProperties** is a pointer to an array of [VkDataGraphPipelinePropertyQueryResultARM](#) structures.

Valid Usage

- VUID-vkGetDataGraphPipelinePropertiesARM-dataGraphPipeline-09802
The `dataGraphPipeline` member of `pPipelineInfo` **must** have been created with `device`
- VUID-vkGetDataGraphPipelinePropertiesARM-pProperties-09889
There **must** not be two or more structures in the `pProperties` array with the same `VkDataGraphPipelinePropertyQueryResultARM::property`
- VUID-vkGetDataGraphPipelinePropertiesARM-pProperties-09856
If `pProperties` includes a `VkDataGraphPipelinePropertyQueryResultARM` whose `property` member is `VK_DATA_GRAPH_PIPELINE_PROPERTY_NEURAL_ACCELERATOR_STATISTICS_INFO_ARM` then `dataGraphPipeline` **must** have been created with a `VkDataGraphPipelineNeuralStatisticsCreateInfoARM` whose `allowNeuralStatistics` member was `VK_TRUE` included in the `pNext` chain of `VkDataGraphPipelineCreateInfoARM`.

Valid Usage (Implicit)

- VUID-vkGetDataGraphPipelinePropertiesARM-device-parameter
`device` **must** be a valid `VkDevice` handle
- VUID-vkGetDataGraphPipelinePropertiesARM-pPipelineInfo-parameter
`pPipelineInfo` **must** be a valid pointer to a valid `VkDataGraphPipelineInfoARM` structure
- VUID-vkGetDataGraphPipelinePropertiesARM-pProperties-parameter
`pProperties` **must** be a valid pointer to an array of `propertiesCount` `VkDataGraphPipelinePropertyQueryResultARM` structures
- VUID-vkGetDataGraphPipelinePropertiesARM-propertiesCount-arraylength
`propertiesCount` **must** be greater than `0`

Return Codes

Success

- `VK_INCOMPLETE`
- `VK_SUCCESS`

Failure

- `VK_ERROR_OUT_OF_DEVICE_MEMORY`
- `VK_ERROR_OUT_OF_HOST_MEMORY`
- `VK_ERROR_UNKNOWN`
- `VK_ERROR_VALIDATION_FAILED`

The `VkDataGraphPipelineInfoARM` structure is defined as:


```
// Provided by VK_ARM_data_graph
typedef struct VkDataGraphPipelineInfoARM {
    VkStructureType    sType;
    const void*        pNext;
    VkPipeline         dataGraphPipeline;
} VkDataGraphPipelineInfoARM;
```

- `sType` is a `VkStructureType` value identifying this structure.
- `pNext` is `NULL` or a pointer to a structure extending this structure.
- `dataGraphPipeline` is a `VkPipeline` handle.

Valid Usage

- VUID-VkDataGraphPipelineInfoARM-dataGraphPipeline-09803
`dataGraphPipeline` **must** have been created with `vkCreateDataGraphPipelinesARM`

Valid Usage (Implicit)

- VUID-VkDataGraphPipelineInfoARM-sType-sType
`sType` **must** be `VK_STRUCTURE_TYPE_DATA_GRAPH_PIPELINE_INFO_ARM`
- VUID-VkDataGraphPipelineInfoARM-pNext-pNext
`pNext` **must** be `NULL`
- VUID-VkDataGraphPipelineInfoARM-dataGraphPipeline-parameter
`dataGraphPipeline` **must** be a valid `VkPipeline` handle

The `VkDataGraphPipelinePropertyQueryResultARM` structure is defined as:

```
// Provided by VK_ARM_data_graph
typedef struct VkDataGraphPipelinePropertyQueryResultARM {
    VkStructureType    sType;
    void*              pNext;
    VkDataGraphPipelinePropertyARM    property;
    VkBool32           isText;
    size_t             dataSize;
    void*              pData;
} VkDataGraphPipelinePropertyQueryResultARM;
```

- `sType` is a `VkStructureType` value identifying this structure.
- `pNext` is `NULL` or a pointer to a structure extending this structure.
- `property` is a `VkDataGraphPipelinePropertyARM` specifying the property of the data graph pipeline being queried.
- `isText` specifies whether the returned data is text or opaque data. If `isText` is `VK_TRUE` then the

data returned in `pData` is text and guaranteed to be a null-terminated UTF-8 string.

- `dataSize` is an integer related to the size, in bytes, of the data, as described below.
- `pData` is either `NULL` or a pointer to a block of memory into which the implementation will return the property data.

If `pData` is `NULL`, then the size, in bytes, of the property data is returned in `dataSize`. Otherwise, `dataSize` must be the size of the buffer, in bytes, pointed to by `pData` and on return `dataSize` is overwritten with the number of bytes of data actually written to `pData` including any trailing NUL character. If `dataSize` is less than the size, in bytes, of the property data, at most `dataSize` bytes of data will be written to `pData`, and `VK_INCOMPLETE` will be returned by `vkGetDataGraphPipelinePropertiesARM` instead of `VK_SUCCESS`, to indicate that not all the available property data was returned. If `isText` is `VK_TRUE` and `pData` is not `NULL` and `dataSize` is not zero, the last byte written to `pData` will be a NUL character.

Valid Usage (Implicit)

- `VUID-VkDataGraphPipelinePropertyQueryResultARM-sType-sType`
`sType` **must** be `VK_STRUCTURE_TYPE_DATA_GRAPH_PIPELINE_PROPERTY_QUERY_RESULT_ARM`
- `VUID-VkDataGraphPipelinePropertyQueryResultARM-pNext-pNext`
`pNext` **must** be `NULL`
- `VUID-VkDataGraphPipelinePropertyQueryResultARM-property-parameter`
`property` **must** be a valid `VkDataGraphPipelinePropertyARM` value
- `VUID-VkDataGraphPipelinePropertyQueryResultARM-pData-parameter`
If `dataSize` is not 0, and `pData` is not `NULL`, `pData` **must** be a valid pointer to an array of `dataSize` bytes

Possible values of `VkDataGraphPipelinePropertyQueryResultARM::property`, specifying the property of the data graph pipeline being queried, are:

```
// Provided by VK_ARM_data_graph
typedef enum VkDataGraphPipelinePropertyARM {
    VK_DATA_GRAPH_PIPELINE_PROPERTY_CREATION_LOG_ARM = 0,
    VK_DATA_GRAPH_PIPELINE_PROPERTY_IDENTIFIER_ARM = 1,
    // Provided by VK_ARM_data_graph_neural_accelerator_statistics
    VK_DATA_GRAPH_PIPELINE_PROPERTY_NEURAL_ACCELERATOR_DEBUG_DATABASE_ARM =
1000676000,
    // Provided by VK_ARM_data_graph_neural_accelerator_statistics
    VK_DATA_GRAPH_PIPELINE_PROPERTY_NEURAL_ACCELERATOR_STATISTICS_INFO_ARM =
1000676001,
} VkDataGraphPipelinePropertyARM;
```

- `VK_DATA_GRAPH_PIPELINE_PROPERTY_CREATION_LOG_ARM` corresponds to a human-readable log produced during the creation of a data graph pipeline. It **may** contain information about errors encountered during the creation or other information generally useful for

debugging. This property **can** be queried for any data graph pipeline.

- [VK_DATA_GRAPH_PIPELINE_PROPERTY_IDENTIFIER_ARM](#) corresponds to an opaque identifier for the data graph pipeline. It **can** be used to create a graph pipeline from a pipeline cache without the need to provide any creation data beyond the identifier, using a [VkDataGraphPipelineIdentifierCreateInfoARM](#) structure.
- [VK_DATA_GRAPH_PIPELINE_PROPERTY_NEURAL_ACCELERATOR_DEBUG_DATABASE_ARM](#) corresponds to opaque debug information that **can** be queried for any data graph pipeline.
- [VK_DATA_GRAPH_PIPELINE_PROPERTY_NEURAL_ACCELERATOR_STATISTICS_INFO_ARM](#) corresponds to opaque information about neural statistics that **can** be queried for any data graph pipeline that was created with a [VkDataGraphPipelineSessionNeuralStatisticsCreateInfoARM](#) structure whose `allowNeuralStatistics` was `VK_TRUE` included in the `pNext` chain of [VkDataGraphPipelineCreateInfoARM](#).

52.5. Processing Engines

Data graph pipelines execute on one or more *data graph processing engines*. Each queue family of a [VkPhysicalDevice](#) that supports [VK_QUEUE_DATA_GRAPH_BIT_ARM](#) **may** provide access to processing engines. Processing engines **may** be *foreign*. Foreign processing engines require the use of external memory and semaphores to exchange data and synchronize with data graph pipelines that target them. Each processing engine **may** support a selection of [graph operations](#). There exists a *default processing engine* that enables implementations to support some operations without tying support to specific processing engines. This allows implementations to avoid being specific about the processing engines that they use internally or to remove the necessity for applications to choose the specific processing engine used to execute a given set of operations.

To query the properties of a data graph processing engine for a specific queue family of a physical device, call:

```
// Provided by VK_ARM_data_graph
void vkGetPhysicalDeviceQueueFamilyDataGraphProcessingEnginePropertiesARM(
    VkPhysicalDevice          physicalDevice,
    const VkPhysicalDeviceQueueFamilyDataGraphProcessingEngineInfoARM*
    pQueueFamilyDataGraphProcessingEngineInfo,
    VkQueueFamilyDataGraphProcessingEnginePropertiesARM*
    pQueueFamilyDataGraphProcessingEngineProperties);
```

- `physicalDevice` is the physical device to query.
- `pQueueFamilyDataGraphProcessingEngineInfo` is a pointer to a [VkPhysicalDeviceQueueFamilyDataGraphProcessingEngineInfoARM](#) structure that specifies the data graph processing engine and queue family to query.
- `pQueueFamilyDataGraphProcessingEngineProperties` is a pointer to a [VkQueueFamilyDataGraphProcessingEnginePropertiesARM](#) structure in which the queries properties are returned.

Valid Usage (Implicit)

- VUID-vkGetPhysicalDeviceQueueFamilyDataGraphProcessingEnginePropertiesARM-physicalDevice-parameter
physicalDevice must be a valid [VkPhysicalDevice](#) handle
- VUID-vkGetPhysicalDeviceQueueFamilyDataGraphProcessingEnginePropertiesARM-pQueueFamilyDataGraphProcessingEngineInfo-parameter
pQueueFamilyDataGraphProcessingEngineInfo must be a valid pointer to a valid [VkPhysicalDeviceQueueFamilyDataGraphProcessingEngineInfoARM](#) structure
- VUID-vkGetPhysicalDeviceQueueFamilyDataGraphProcessingEnginePropertiesARM-pQueueFamilyDataGraphProcessingEngineProperties-parameter
pQueueFamilyDataGraphProcessingEngineProperties must be a valid pointer to a [VkQueueFamilyDataGraphProcessingEnginePropertiesARM](#) structure

The [VkPhysicalDeviceQueueFamilyDataGraphProcessingEngineInfoARM](#) structure is defined as:

```
// Provided by VK_ARM_data_graph
typedef struct VkPhysicalDeviceQueueFamilyDataGraphProcessingEngineInfoARM {
    VkStructureType          sType;
    const void*              pNext;
    uint32_t                 queueFamilyIndex;
    VkPhysicalDeviceDataGraphProcessingEngineTypeARM engineType;
} VkPhysicalDeviceQueueFamilyDataGraphProcessingEngineInfoARM;
```

- **sType** is a [VkStructureType](#) value identifying this structure.
- **pNext** is `NULL` or a pointer to a structure extending this structure.
- **queueFamilyIndex** specifies the queue family being queried.
- **engineType** is a [VkPhysicalDeviceDataGraphProcessingEngineTypeARM](#) specifying the engine type whose properties are being queried.

Valid Usage (Implicit)

- VUID-VkPhysicalDeviceQueueFamilyDataGraphProcessingEngineInfoARM-sType-sType
sType must be [VK_STRUCTURE_TYPE_PHYSICAL_DEVICE_QUEUE_FAMILY_DATA_GRAPH_PROCESSING_ENGINE_INFO_ARM](#)
- VUID-VkPhysicalDeviceQueueFamilyDataGraphProcessingEngineInfoARM-pNext-pNext
pNext must be `NULL`
- VUID-VkPhysicalDeviceQueueFamilyDataGraphProcessingEngineInfoARM-engineType-parameter
engineType must be a valid [VkPhysicalDeviceDataGraphProcessingEngineTypeARM](#) value

The [VkQueueFamilyDataGraphProcessingEnginePropertiesARM](#) structure is defined as:


```
// Provided by VK_ARM_data_graph
typedef struct VkQueueFamilyDataGraphProcessingEnginePropertiesARM {
    VkStructureType          sType;
    void*                    pNext;
    VkExternalSemaphoreHandleTypeFlags  foreignSemaphoreHandleTypes;
    VkExternalMemoryHandleTypeFlags    foreignMemoryHandleTypes;
} VkQueueFamilyDataGraphProcessingEnginePropertiesARM;
```

- **sType** is a [VkStructureType](#) value identifying this structure.
- **pNext** is **NULL** or a pointer to a structure extending this structure.
- **foreignSemaphoreHandleTypes** is a [VkExternalSemaphoreHandleTypeFlags](#) that describes the external semaphore handle types supported by a foreign data graph processing engine.
- **foreignMemoryHandleTypes** is a [VkExternalMemoryHandleTypeFlags](#) that describes the external memory handle types supported by a foreign data graph processing engine.

Valid Usage (Implicit)

- VUID-VkQueueFamilyDataGraphProcessingEnginePropertiesARM-sType-sType **must** be [VK_STRUCTURE_TYPE_QUEUE_FAMILY_DATA_GRAPH_PROCESSING_ENGINE_PROPERTIES_ARM](#)
- VUID-VkQueueFamilyDataGraphProcessingEnginePropertiesARM-pNext-pNext **must** be **NULL**

The [VkPhysicalDeviceDataGraphProcessingEngineARM](#) structure is defined as:

```
// Provided by VK_ARM_data_graph
typedef struct VkPhysicalDeviceDataGraphProcessingEngineARM {
    VkPhysicalDeviceDataGraphProcessingEngineTypeARM  type;
    VkBool32                                           isForeign;
} VkPhysicalDeviceDataGraphProcessingEngineARM;
```

- **type** is a [VkPhysicalDeviceDataGraphProcessingEngineTypeARM](#) that specifies the type of the processing engine.
- **isForeign** specifies whether the processing engine is foreign.

The defined data graph processing engines are:


```
// Provided by VK_ARM_data_graph
typedef enum VkPhysicalDeviceDataGraphProcessingEngineTypeARM {
    VK_PHYSICAL_DEVICE_DATA_GRAPH_PROCESSING_ENGINE_TYPE_DEFAULT_ARM = 0,
    // Provided by VK_QCOM_data_graph_model
    VK_PHYSICAL_DEVICE_DATA_GRAPH_PROCESSING_ENGINE_TYPE_NEURAL_QCOM = 1000629000,
    // Provided by VK_QCOM_data_graph_model
    VK_PHYSICAL_DEVICE_DATA_GRAPH_PROCESSING_ENGINE_TYPE_COMPUTE_QCOM = 1000629001,
} VkPhysicalDeviceDataGraphProcessingEngineTypeARM;
```

- `VK_PHYSICAL_DEVICE_DATA_GRAPH_PROCESSING_ENGINE_TYPE_DEFAULT_ARM` corresponds to the default data graph processing engine.
- `VK_PHYSICAL_DEVICE_DATA_GRAPH_PROCESSING_ENGINE_TYPE_NEURAL_QCOM` specifies an engine that specializes in neural processing.
- `VK_PHYSICAL_DEVICE_DATA_GRAPH_PROCESSING_ENGINE_TYPE_COMPUTE_QCOM` specifies an engine that uses compute processing to execute data graphs.

The `VkDataGraphProcessingEngineCreateInfoARM` structure is defined as:

```
// Provided by VK_ARM_data_graph
typedef struct VkDataGraphProcessingEngineCreateInfoARM {
    VkStructureType                sType;
    const void*                    pNext;
    uint32_t                       processingEngineCount;
    VkPhysicalDeviceDataGraphProcessingEngineARM* pProcessingEngines;
} VkDataGraphProcessingEngineCreateInfoARM;
```

- `sType` is a `VkStructureType` value identifying this structure.
- `pNext` is `NULL` or a pointer to a structure extending this structure.
- `processingEngineCount` is the number of elements in `pProcessingEngines`.
- `pProcessingEngines` is a pointer to an array of `processingEngineCount` `VkPhysicalDeviceDataGraphProcessingEngineARM` structures.

Valid Usage

- VUID-VkDataGraphProcessingEngineCreateInfoARM-dataGraph-09953
The `dataGraph` feature **must** be enabled
- VUID-VkDataGraphProcessingEngineCreateInfoARM-pProcessingEngines-09918
`pProcessingEngines` **must** not contain identical `VkPhysicalDeviceDataGraphProcessingEngineARM` structures
- VUID-VkDataGraphProcessingEngineCreateInfoARM-pProcessingEngines-09956
For each element of `pProcessingEngines`, its `type` member **must** be a valid `VkPhysicalDeviceDataGraphProcessingEngineTypeARM` value
- VUID-VkDataGraphProcessingEngineCreateInfoARM-pProcessingEngines-11843

If any element of `pProcessingEngines` has a `type` of `VK_PHYSICAL_DEVICE_DATA_GRAPH_PROCESSING_ENGINE_TYPE_NEURAL_QCOM` or `VK_PHYSICAL_DEVICE_DATA_GRAPH_PROCESSING_ENGINE_TYPE_COMPUTE_QCOM` and `isForeign` set to `VK_TRUE`, `processingEngineCount` **must** equal 1

- VUID-VkDataGraphProcessingEngineCreateInfoARM-pProcessingEngines-11844

If any element of `pProcessingEngines` has a `type` of `VK_PHYSICAL_DEVICE_DATA_GRAPH_PROCESSING_ENGINE_TYPE_NEURAL_QCOM` or `VK_PHYSICAL_DEVICE_DATA_GRAPH_PROCESSING_ENGINE_TYPE_COMPUTE_QCOM`, the `dataGraphModel` feature **must** be enabled

Valid Usage (Implicit)

- VUID-VkDataGraphProcessingEngineCreateInfoARM-sType-sType `sType` **must** be `VK_STRUCTURE_TYPE_DATA_GRAPH_PROCESSING_ENGINE_CREATE_INFO_ARM`
- VUID-VkDataGraphProcessingEngineCreateInfoARM-pProcessingEngines-parameter `pProcessingEngines` **must** be a valid pointer to an array of `processingEngineCount` `VkPhysicalDeviceDataGraphProcessingEngineARM` structures
- VUID-VkDataGraphProcessingEngineCreateInfoARM-processingEngineCount-arraylength `processingEngineCount` **must** be greater than 0

Structure Chaining

Extends the structures

- `VkCommandPoolCreateInfo`
- `VkDataGraphPipelineCreateInfoARM`
- `VkDescriptorPoolCreateInfo`

52.6. Operations

Data graph processing engines execute *data graph operations*. Operations **may** be of a fixed-function nature, configurable or not, or **may**, for example, be provided as part of a SPIR-V extended instruction set.

To query the data graph processing engines and operations they support for a specific queue family of a physical device, call:


```
// Provided by VK_ARM_data_graph
VkResult vkGetPhysicalDeviceQueueFamilyDataGraphPropertiesARM(
    VkPhysicalDevice          physicalDevice,
    uint32_t                  queueFamilyIndex,
    uint32_t*                  pQueueFamilyDataGraphPropertyCount,
    VkQueueFamilyDataGraphPropertiesARM* pQueueFamilyDataGraphProperties);
```

- `physicalDevice` is the physical device to query.
- `queueFamilyIndex` is the index of the queue family being queried.
- `pQueueFamilyDataGraphPropertyCount` is a pointer to an integer related to the number of properties available or queried.
- `pQueueFamilyDataGraphProperties` is either `NULL` or a pointer to an array of `VkQueueFamilyDataGraphPropertiesARM` structures.

If `pQueueFamilyDataGraphProperties` is `NULL`, then the number of properties available is returned in `pQueueFamilyDataGraphPropertyCount`. Otherwise, `pQueueFamilyDataGraphPropertyCount` **must** point to a variable set by the application to the number of elements in the `pQueueFamilyDataGraphProperties` array, and on return the variable is overwritten with the number of structures actually written to `pQueueFamilyDataGraphProperties`. If `pQueueFamilyDataGraphPropertyCount` is less than the number of properties available, at most `pQueueFamilyDataGraphPropertyCount` structures will be written, and `VK_INCOMPLETE` will be returned instead of `VK_SUCCESS`, to indicate that not all the available properties were returned.

If the `dataGraphModel` feature is supported, the implementation **must** return at least one property with `engine` type `VK_PHYSICAL_DEVICE_DATA_GRAPH_PROCESSING_ENGINE_TYPE_NEURAL_QCOM` or `VK_PHYSICAL_DEVICE_DATA_GRAPH_PROCESSING_ENGINE_TYPE_COMPUTE_QCOM`.

Valid Usage (Implicit)

- VUID-vkGetPhysicalDeviceQueueFamilyDataGraphPropertiesARM-physicalDevice-parameter
`physicalDevice` **must** be a valid `VkPhysicalDevice` handle
- VUID-vkGetPhysicalDeviceQueueFamilyDataGraphPropertiesARM-pQueueFamilyDataGraphPropertyCount-parameter
`pQueueFamilyDataGraphPropertyCount` **must** be a valid pointer to a `uint32_t` value
- VUID-vkGetPhysicalDeviceQueueFamilyDataGraphPropertiesARM-pQueueFamilyDataGraphProperties-parameter
If the value referenced by `pQueueFamilyDataGraphPropertyCount` is not `0`, and `pQueueFamilyDataGraphProperties` is not `NULL`, `pQueueFamilyDataGraphProperties` **must** be a valid pointer to an array of `pQueueFamilyDataGraphPropertyCount` `VkQueueFamilyDataGraphPropertiesARM` structures

Return Codes

Success

- [VK_INCOMPLETE](#)
- [VK_SUCCESS](#)

Failure

- [VK_ERROR_OUT_OF_DEVICE_MEMORY](#)
- [VK_ERROR_OUT_OF_HOST_MEMORY](#)
- [VK_ERROR_UNKNOWN](#)
- [VK_ERROR_VALIDATION_FAILED](#)

The [VkQueueFamilyDataGraphPropertiesARM](#) structure is defined as:

```
// Provided by VK_ARM_data_graph
typedef struct VkQueueFamilyDataGraphPropertiesARM {
    VkStructureType          sType;
    void*                    pNext;
    VkPhysicalDeviceDataGraphProcessingEngineARM engine;
    VkPhysicalDeviceDataGraphOperationSupportARM operation;
} VkQueueFamilyDataGraphPropertiesARM;
```

- [sType](#) is a [VkStructureType](#) value identifying this structure.
- [pNext](#) is [NULL](#) or a pointer to a structure extending this structure.
- [engine](#) is a [VkPhysicalDeviceDataGraphProcessingEngineARM](#) structure describing a data graph processing engine.
- [operation](#) is a [VkPhysicalDeviceDataGraphOperationSupportARM](#) structure describing one or more operations supported by a data graph processing engine.

Valid Usage (Implicit)

- VUID-VkQueueFamilyDataGraphPropertiesARM-sType-sType
[sType](#) **must** be [VK_STRUCTURE_TYPE_QUEUE_FAMILY_DATA_GRAPH_PROPERTIES_ARM](#)
- VUID-VkQueueFamilyDataGraphPropertiesARM-pNext-pNext
[pNext](#) **must** be [NULL](#)

The [VkPhysicalDeviceDataGraphOperationSupportARM](#) structure is defined as:


```
// Provided by VK_ARM_data_graph
typedef struct VkPhysicalDeviceDataGraphOperationSupportARM {
    VkPhysicalDeviceDataGraphOperationTypeARM    operationType;
    char                                          name
[VK_MAX_PHYSICAL_DEVICE_DATA_GRAPH_OPERATION_SET_NAME_SIZE_ARM];
    uint32_t                                     version;
} VkPhysicalDeviceDataGraphOperationSupportARM;
```

- `sType` is a [VkStructureType](#) value identifying this structure.
- `pNext` is `NULL` or a pointer to a structure extending this structure.
- `operationType` is a [VkPhysicalDeviceDataGraphOperationTypeARM](#) enum specifying the type of the operation whose support is being described.
- `name` is a pointer to a null-terminated UTF-8 string specifying the name of the operation whose support is being described.
- `version` is an integer specifying the version of the operation whose support is being described.

[VK_MAX_PHYSICAL_DEVICE_DATA_GRAPH_OPERATION_SET_NAME_SIZE_ARM](#) is the length in `char` values of an array containing the name of a data graph operation, as returned in [VkPhysicalDeviceDataGraphOperationSupportARM::name](#).

```
#define VK_MAX_PHYSICAL_DEVICE_DATA_GRAPH_OPERATION_SET_NAME_SIZE_ARM 128U
```

The defined data graph operations are:

```
// Provided by VK_ARM_data_graph
typedef enum VkPhysicalDeviceDataGraphOperationTypeARM {
    VK_PHYSICAL_DEVICE_DATA_GRAPH_OPERATION_TYPE_SPIRV_EXTENDED_INSTRUCTION_SET_ARM =
0,
    // Provided by VK_QCOM_data_graph_model
    VK_PHYSICAL_DEVICE_DATA_GRAPH_OPERATION_TYPE_NEURAL_MODEL_QCOM = 1000629000,
    // Provided by VK_QCOM_data_graph_model
    VK_PHYSICAL_DEVICE_DATA_GRAPH_OPERATION_TYPE_BUILTIN_MODEL_QCOM = 1000629001,
    // Provided by VK_ARM_data_graph_optical_flow
    VK_PHYSICAL_DEVICE_DATA_GRAPH_OPERATION_TYPE_OPTICAL_FLOW_ARM = 1000631000,
} VkPhysicalDeviceDataGraphOperationTypeARM;
```

- [VK_PHYSICAL_DEVICE_DATA_GRAPH_OPERATION_TYPE_SPIRV_EXTENDED_INSTRUCTION_SET_ARM](#) corresponds to operations provided by a SPIR-V extended instruction set.
- [VK_PHYSICAL_DEVICE_DATA_GRAPH_OPERATION_TYPE_NEURAL_MODEL_QCOM](#) specifies an operation that executes neural models provided by the application.
- [VK_PHYSICAL_DEVICE_DATA_GRAPH_OPERATION_TYPE_BUILTIN_MODEL_QCOM](#) specifies an operation that executes specialized built-in models provided by the implementation.
- [VK_PHYSICAL_DEVICE_DATA_GRAPH_OPERATION_TYPE_OPTICAL_FLOW_ARM](#) corresponds to

fixed-function optical flow as defined by [VK_ARM_data_graph_optical_flow](#).

To query the properties of a data graph processing engine and operation set combination for a specific queue family of a physical device, call:

```
// Provided by VK_ARM_data_graph_instruction_set_tosa, VK_ARM_data_graph_optical_flow
VkResult vkGetPhysicalDeviceQueueFamilyDataGraphEngineOperationPropertiesARM(
    VkPhysicalDevice          physicalDevice,
    uint32_t                  queueFamilyIndex,
    const VkQueueFamilyDataGraphPropertiesARM* pQueueFamilyDataGraphProperties,
    VkBaseOutStructure*       pProperties);
```

- **physicalDevice** is the physical device to query.
- **queueFamilyIndex** is the index of the queue family being queried.
- **pQueueFamilyDataGraphProperties** is a pointer to a [VkQueueFamilyDataGraphPropertiesARM](#) structure that selects the processing engine and operation set for which the properties are queried.
- **pProperties** is a pointer to a structure in which the properties are returned.

Valid property queries for specific engines and operations

Engine	Operation Type	Operation Name	Operation Version	Property structure
Any	Any	TOSA.XXXXXX.X where X is a digit between 0 and 9	Any	VkQueueFamilyDataGraphTOSAPropertiesARM
Any	Any	OpticalFlow	Any	VkQueueFamilyDataGraphOpticalFlowPropertiesARM

Valid Usage

- VUID-vkGetPhysicalDeviceQueueFamilyDataGraphEngineOperationPropertiesARM-pQueueFamilyDataGraphProperties-09957
The [VkQueueFamilyDataGraphPropertiesARM](#) structure pointed to by **pQueueFamilyDataGraphProperties** **must** have been obtained by a prior call to [vkGetPhysicalDeviceQueueFamilyDataGraphPropertiesARM](#) with the same **physicalDevice** and **queueFamilyIndex**
- VUID-vkGetPhysicalDeviceQueueFamilyDataGraphEngineOperationPropertiesARM-pProperties-09958
pProperties **must** be a valid structure of the appropriate type as defined in [Valid property queries for specific engines and operations](#)

Valid Usage (Implicit)

- VUID-vkGetPhysicalDeviceQueueFamilyDataGraphEngineOperationPropertiesARM-physicalDevice-parameter
`physicalDevice` **must** be a valid `VkPhysicalDevice` handle
- VUID-vkGetPhysicalDeviceQueueFamilyDataGraphEngineOperationPropertiesARM-pQueueFamilyDataGraphProperties-parameter
`pQueueFamilyDataGraphProperties` **must** be a valid pointer to a valid `VkQueueFamilyDataGraphPropertiesARM` structure

Return Codes

Success

- `VK_SUCCESS`

Failure

- `VK_ERROR_OUT_OF_DEVICE_MEMORY`
- `VK_ERROR_OUT_OF_HOST_MEMORY`
- `VK_ERROR_UNKNOWN`
- `VK_ERROR_VALIDATION_FAILED`

52.6.1. Data Graph Operations Requirements

Physical devices that support the `dataGraphShaderModule` feature **must** support an operation whose `VkPhysicalDeviceDataGraphOperationSupportARM::operationType` is `VK_PHYSICAL_DEVICE_DATA_GRAPH_OPERATION_TYPE_SPIRV_EXTENDED_INSTRUCTION_SET_ARM` and `name` and `version` are as described in the following table for at least one processing engine in at least one queue family when specific extensions are supported at a specific version:

Extension	Extension specification version	Operation name	Operation version
<code>VK_ARM_data_graph_instruction_set_tosa</code>	1	<code>TOSA.001000.1</code>	0

Physical devices that support `VK_ARM_data_graph_optical_flow` **must** support the following `VkPhysicalDeviceDataGraphOperationSupportARM` for at least one processing engine in at least one queue family:

- `operationType`: `VK_PHYSICAL_DEVICE_DATA_GRAPH_OPERATION_TYPE_OPTICAL_FLOW_ARM`
- `name`: `OpticalFlow`
- `version`: 1

52.6.2. TOSA

The `VkQueueFamilyDataGraphTOSAPropertiesARM` structure is defined as:

```
// Provided by VK_ARM_data_graph_instruction_set_tosa
typedef struct VkQueueFamilyDataGraphTOSAPropertiesARM {
    VkStructureType          sType;
    void*                    pNext;
    uint32_t                 profileCount;
    const VkDataGraphTOSANameQualityARM* pProfiles;
    uint32_t                 extensionCount;
    const VkDataGraphTOSANameQualityARM* pExtensions;
    VkDataGraphTOSALevelARM  level;
} VkQueueFamilyDataGraphTOSAPropertiesARM;
```

- `sType` is a `VkStructureType` value identifying this structure.
- `pNext` is `NULL` or a pointer to a structure extending this structure.
- `profileCount` is the length of the `pProfiles` array.
- `pProfiles` is a pointer to an array of `VkDataGraphTOSANameQualityARM` structures describing the TOSA profiles supported.
- `extensionCount` is the length of the `pExtensions` array.
- `pExtensions` is a pointer to an array of `VkDataGraphTOSANameQualityARM` structures describing the TOSA extensions supported.
- `level` is a `VkDataGraphTOSALevelARM` describing the TOSA level supported.

Valid Usage (Implicit)

- VUID-VkQueueFamilyDataGraphTOSAPropertiesARM-sType-sType `sType` **must** be `VK_STRUCTURE_TYPE_QUEUE_FAMILY_DATA_GRAPH_TOSA_PROPERTIES_ARM`
- VUID-VkQueueFamilyDataGraphTOSAPropertiesARM-pNext-pNext `pNext` **must** be `NULL`

The `VkDataGraphTOSANameQualityARM` structure is defined as:

```
// Provided by VK_ARM_data_graph_instruction_set_tosa
typedef struct VkDataGraphTOSANameQualityARM {
    char                name[VK_MAX_DATA_GRAPH_TOSA_NAME_SIZE_ARM];
    VkDataGraphTOSAQualityFlagsARM  qualityFlags;
} VkDataGraphTOSANameQualityARM;
```

- `name` is a pointer to a null-terminated UTF-8 string specifying the name of the TOSA profile or extension.

- **qualityLevel** is a [VkDataGraphTOSAQualityFlagsARM](#) describing the quality of the support for the TOSA profile or extension.

[VK_MAX_DATA_GRAPH_TOSA_NAME_SIZE_ARM](#) is the length in **char** values of an array containing the name of a data graph TOSA profile or extension, as returned in [VkDataGraphTOSANameQualityARM::name](#).

```
#define VK_MAX_DATA_GRAPH_TOSA_NAME_SIZE_ARM 128U
```

Bits which **can** be set in [VkDataGraphTOSANameQualityARM::qualityLevel](#), describing the quality of a TOSA profile or extension, are:

```
// Provided by VK_ARM_data_graph_instruction_set_tosa
typedef enum VkDataGraphTOSAQualityFlagBitsARM {
    VK_DATA_GRAPH_TOSA_QUALITY_ACCELERATED_ARM = 0x00000001,
    VK_DATA_GRAPH_TOSA_QUALITY_CONFORMANT_ARM = 0x00000002,
    VK_DATA_GRAPH_TOSA_QUALITY_EXPERIMENTAL_ARM = 0x00000004,
    VK_DATA_GRAPH_TOSA_QUALITY_DEPRECATED_ARM = 0x00000008,
} VkDataGraphTOSAQualityFlagBitsARM;
```

- [VK_DATA_GRAPH_TOSA_QUALITY_ACCELERATED_ARM](#) specifies that the implementation of the TOSA profile or extension is accelerated.
- [VK_DATA_GRAPH_TOSA_QUALITY_CONFORMANT_ARM](#) specifies that the implementation of the TOSA profile or extension is conformant.
- [VK_DATA_GRAPH_TOSA_QUALITY_EXPERIMENTAL_ARM](#) specifies that the TOSA profile or extension is experimental.
- [VK_DATA_GRAPH_TOSA_QUALITY_DEPRECATED_ARM](#) specifies that the TOSA profile or extension is deprecated.

```
// Provided by VK_ARM_data_graph_instruction_set_tosa
typedef VkFlags    VkDataGraphTOSAQualityFlagsARM;
```

[VkDataGraphTOSAQualityFlagsARM](#) is a bitmask type for setting a mask of zero or more [VkDataGraphTOSAQualityFlagBitsARM](#).

The defined data graph TOSA levels are:

```
// Provided by VK_ARM_data_graph_instruction_set_tosa
typedef enum VkDataGraphTOSALevelARM {
    VK_DATA_GRAPH_TOSA_LEVEL_NONE_ARM = 0,
    VK_DATA_GRAPH_TOSA_LEVEL_8K_ARM = 1,
} VkDataGraphTOSALevelARM;
```

- [VK_DATA_GRAPH_TOSA_LEVEL_NONE_ARM](#) corresponds to the none TOSA level, as described

in the TOSA specification.

- [VK_DATA_GRAPH_TOSA_LEVEL_8K_ARM](#) corresponds to the 8K TOSA level, as described in the TOSA specification.

52.6.3. Optical flow

An optical flow fixed-function node in a graph calculates the forward optical flow between an input image and a reference image. An output flow vector (V_x , V_y) means that current pixel (x , y) of the input image can be found at location $(x+V_x, y+V_y)$ in the reference image.

An optical flow fixed function nodes have the following [graph node connection points](#):

- [VK_DATA_GRAPH_PIPELINE_NODE_CONNECTION_TYPE_OPTICAL_FLOW_INPUT_ARM](#)
- [VK_DATA_GRAPH_PIPELINE_NODE_CONNECTION_TYPE_OPTICAL_FLOW_REFERENCE_ARM](#)
- [VK_DATA_GRAPH_PIPELINE_NODE_CONNECTION_TYPE_OPTICAL_FLOW_HINT_ARM](#)
- [VK_DATA_GRAPH_PIPELINE_NODE_CONNECTION_TYPE_OPTICAL_FLOW_FLOW_VECTOR_ARM](#)
- [VK_DATA_GRAPH_PIPELINE_NODE_CONNECTION_TYPE_OPTICAL_FLOW_COST_ARM](#)

The [VkQueueFamilyDataGraphOpticalFlowPropertiesARM](#) structure is defined as:

```
// Provided by VK_ARM_data_graph_optical_flow
typedef struct VkQueueFamilyDataGraphOpticalFlowPropertiesARM {
    VkStructureType      sType;
    void*                pNext;
    VkDataGraphOpticalFlowGridSizeFlagsARM supportedOutputGridSizes;
    VkDataGraphOpticalFlowGridSizeFlagsARM supportedHintGridSizes;
    VkBool32             hintSupported;
    VkBool32             costSupported;
    uint32_t             minWidth;
    uint32_t             minHeight;
    uint32_t             maxWidth;
    uint32_t             maxHeight;
} VkQueueFamilyDataGraphOpticalFlowPropertiesARM;
```

- [sType](#) is a [VkStructureType](#) value identifying this structure.
- [pNext](#) is `NULL` or a pointer to a structure extending this structure.
- [supportedOutputGridSizes](#) are the supported [VkDataGraphOpticalFlowGridSizeFlagsARM](#) which **can** be specified in [VkDataGraphPipelineOpticalFlowCreateInfoARM::outputGridSize](#).
- [supportedHintGridSizes](#) are the supported [VkDataGraphOpticalFlowGridSizeFlagsARM](#) which **can** be specified in [VkDataGraphPipelineOpticalFlowCreateInfoARM::hintGridSize](#).
- [hintSupported](#) is a boolean describing whether using hint flow vector map is supported in an optical flow graph pipeline.
- [costSupported](#) is a boolean describing whether cost map generation is supported in an optical flow graph pipeline.

- `minWidth` is the minimum width in pixels for images used in an optical flow graph pipeline.
- `minHeight` is the minimum height in pixels for images used in an optical flow graph pipeline.
- `maxWidth` is the maximum width in pixels for images used in an optical flow graph pipeline.
- `maxHeight` is the maximum height in pixels for images used in an optical flow graph pipeline.

Valid Usage (Implicit)

- `VOID-VkQueueFamilyDataGraphOpticalFlowPropertiesARM-sType-sType` **must** be `VK_STRUCTURE_TYPE_QUEUE_FAMILY_DATA_GRAPH_OPTICAL_FLOW_PROPERTIES_ARM`
- `VOID-VkQueueFamilyDataGraphOpticalFlowPropertiesARM-pNext-pNext` **must** be `NULL`

Image formats

To enumerate the supported image formats for a specific data graph optical flow usage, call:

```
// Provided by VK_ARM_data_graph_optical_flow
VkResult vkGetPhysicalDeviceQueueFamilyDataGraphOpticalFlowImageFormatsARM(
    VkPhysicalDevice          physicalDevice,
    uint32_t                  queueFamilyIndex,
    const VkQueueFamilyDataGraphPropertiesARM* pQueueFamilyDataGraphProperties,
    const VkDataGraphOpticalFlowImageFormatInfoARM* pOpticalFlowImageFormatInfo,
    uint32_t*                  pFormatCount,
    VkDataGraphOpticalFlowImageFormatPropertiesARM* pImageFormatProperties);
```

- `physicalDevice` is the physical device being queried.
- `queueFamilyIndex` is the index of the queue family being queried.
- `pQueueFamilyDataGraphProperties` is a pointer to a `VkQueueFamilyDataGraphPropertiesARM` structure that selects the processing engine and operation set for which the properties are queried.
- `pOpticalFlowImageFormatInfo` is a pointer to a `VkDataGraphOpticalFlowImageFormatInfoARM` structure specifying the optical flow usage for which information is returned.
- `pFormatCount` is a pointer to an integer related to the number of optical flow properties available or queried, as described below.
- `pImageFormatProperties` is a pointer to an array of `VkDataGraphOpticalFlowImageFormatPropertiesARM` structures in which supported formats and image parameters are returned.

If `pImageFormatProperties` is `NULL`, then the number of optical flow properties supported for the given `physicalDevice` is returned in `pFormatCount`. Otherwise, `pFormatCount` **must** point to a variable set by the user to the number of elements in the `pImageFormatProperties` array, and on return the variable is overwritten with the number of values actually written to `pImageFormatProperties`. If the

value of `pFormatCount` is less than the number of optical flow properties supported, at most `pFormatCount` values will be written to `pImageFormatProperties`, and `VK_INCOMPLETE` will be returned instead of `VK_SUCCESS`, to indicate that not all the available values were returned. Before creating an image to be used as an optical flow image, obtain the supported image creation parameters by querying with `vkGetPhysicalDeviceFormatProperties2` and `vkGetPhysicalDeviceImageFormatProperties2` using one of the reported formats and adding `VkDataGraphOpticalFlowImageFormatInfoARM` to the `pNext` chain of `VkPhysicalDeviceImageFormatInfo2`. When querying the parameters with `vkGetPhysicalDeviceImageFormatProperties2` for images used for optical flow operations, the `VkDataGraphOpticalFlowImageFormatInfoARM::usage` field should contain one or more of the bits defined in `VkDataGraphOpticalFlowImageUsageFlagBitsARM`.

Valid Usage

- VUID-vkGetPhysicalDeviceQueueFamilyDataGraphOpticalFlowImageFormatsARM-pQueueFamilyDataGraphProperties-09965
`pQueueFamilyDataGraphProperties` **must** point to a structure whose `operation` member has its `name` member equal to `OpticalFlow`

Valid Usage (Implicit)

- VUID-vkGetPhysicalDeviceQueueFamilyDataGraphOpticalFlowImageFormatsARM-physicalDevice-parameter
`physicalDevice` **must** be a valid `VkPhysicalDevice` handle
- VUID-vkGetPhysicalDeviceQueueFamilyDataGraphOpticalFlowImageFormatsARM-pQueueFamilyDataGraphProperties-parameter
`pQueueFamilyDataGraphProperties` **must** be a valid pointer to a valid `VkQueueFamilyDataGraphPropertiesARM` structure
- VUID-vkGetPhysicalDeviceQueueFamilyDataGraphOpticalFlowImageFormatsARM-pOpticalFlowImageFormatInfo-parameter
`pOpticalFlowImageFormatInfo` **must** be a valid pointer to a valid `VkDataGraphOpticalFlowImageFormatInfoARM` structure
- VUID-vkGetPhysicalDeviceQueueFamilyDataGraphOpticalFlowImageFormatsARM-pFormatCount-parameter
`pFormatCount` **must** be a valid pointer to a `uint32_t` value
- VUID-vkGetPhysicalDeviceQueueFamilyDataGraphOpticalFlowImageFormatsARM-pImageFormatProperties-parameter
If the value referenced by `pFormatCount` is not 0, and `pImageFormatProperties` is not NULL, `pImageFormatProperties` **must** be a valid pointer to an array of `pFormatCount` `VkDataGraphOpticalFlowImageFormatPropertiesARM` structures

Return Codes

Success

- [VK_INCOMPLETE](#)
- [VK_SUCCESS](#)

Failure

- [VK_ERROR_EXTENSION_NOT_PRESENT](#)
- [VK_ERROR_FORMAT_NOT_SUPPORTED](#)
- [VK_ERROR_INITIALIZATION_FAILED](#)
- [VK_ERROR_UNKNOWN](#)
- [VK_ERROR_VALIDATION_FAILED](#)

NOTE

[VK_FORMAT_B8G8R8A8_UNORM](#), [VK_FORMAT_R8G8B8A8_UNORM](#), [VK_FORMAT_R8G8B8_UNORM](#), [VK_FORMAT_B8G8R8_UNORM](#), [VK_FORMAT_R8_UNORM](#), and [VK_FORMAT_B10G11R11_UFLOAT_PACK32](#) are initially supported for images with optical flow usage [VK_DATA_GRAPH_OPTICAL_FLOW_IMAGE_USAGE_INPUT_BIT_ARM](#).

[VK_FORMAT_R16G16_SFLOAT](#) is initially supported for images with optical flow usage [VK_DATA_GRAPH_OPTICAL_FLOW_IMAGE_USAGE_OUTPUT_BIT_ARM](#) and [VK_DATA_GRAPH_OPTICAL_FLOW_IMAGE_USAGE_HINT_BIT_ARM](#).

[VK_FORMAT_R16_UINT](#) is initially supported for images with optical flow usage [VK_DATA_GRAPH_OPTICAL_FLOW_IMAGE_USAGE_COST_BIT_ARM](#).

The [VkDataGraphOpticalFlowImageFormatInfoARM](#) structure is defined as:

```
// Provided by VK_ARM_data_graph_optical_flow
typedef struct VkDataGraphOpticalFlowImageFormatInfoARM {
    VkStructureType          sType;
    const void*              pNext;
    VkDataGraphOpticalFlowImageUsageFlagsARM usage;
} VkDataGraphOpticalFlowImageFormatInfoARM;
```

- **sType** is a [VkStructureType](#) value identifying this structure.
- **pNext** is [NULL](#) or a pointer to a structure extending this structure.
- **usage** is a bitmask of [VkDataGraphOpticalFlowImageUsageFlagBitsARM](#) describing the intended optical flow usage of the image.

Valid Usage (Implicit)

- VUID-VkDataGraphOpticalFlowImageFormatInfoARM-sType-sType

`sType` **must** be
`VK_STRUCTURE_TYPE_DATA_GRAPH_OPTICAL_FLOW_IMAGE_FORMAT_INFO_ARM`

- VUID-VkDataGraphOpticalFlowImageFormatInfoARM-usage-parameter
`usage` **must** be a valid combination of `VkDataGraphOpticalFlowImageUsageFlagBitsARM` values
- VUID-VkDataGraphOpticalFlowImageFormatInfoARM-usage-requiredbitmask
`usage` **must** not be `0`

Structure Chaining

Extends the structures

- `VkImageCreateInfo`
- `VkPhysicalDeviceImageFormatInfo2`

Bits which **can** be set in `VkDataGraphOpticalFlowImageFormatInfoARM::usage`, controlling optical flow usage, are:

```
// Provided by VK_ARM_data_graph_optical_flow
typedef enum VkDataGraphOpticalFlowImageUsageFlagBitsARM {
    VK_DATA_GRAPH_OPTICAL_FLOW_IMAGE_USAGE_UNKNOWN_ARM = 0,
    VK_DATA_GRAPH_OPTICAL_FLOW_IMAGE_USAGE_INPUT_BIT_ARM = 0x00000001,
    VK_DATA_GRAPH_OPTICAL_FLOW_IMAGE_USAGE_OUTPUT_BIT_ARM = 0x00000002,
    VK_DATA_GRAPH_OPTICAL_FLOW_IMAGE_USAGE_HINT_BIT_ARM = 0x00000004,
    VK_DATA_GRAPH_OPTICAL_FLOW_IMAGE_USAGE_COST_BIT_ARM = 0x00000008,
} VkDataGraphOpticalFlowImageUsageFlagBitsARM;
```

- `VK_DATA_GRAPH_OPTICAL_FLOW_IMAGE_USAGE_INPUT_BIT_ARM` specifies that the image **can** be used as input or reference image for an optical flow operation.
- `VK_DATA_GRAPH_OPTICAL_FLOW_IMAGE_USAGE_OUTPUT_BIT_ARM` specifies that the image **can** be used as output flow vector map for an optical flow operation.
- `VK_DATA_GRAPH_OPTICAL_FLOW_IMAGE_USAGE_HINT_BIT_ARM` specifies that the image **can** be used as hint flow vector map for an optical flow operation.
- `VK_DATA_GRAPH_OPTICAL_FLOW_IMAGE_USAGE_COST_BIT_ARM` specifies that the image **can** be used as output cost map for an optical flow operation.

```
// Provided by VK_ARM_data_graph_optical_flow
typedef VkFlags    VkDataGraphOpticalFlowImageUsageFlagsARM;
```

`VkDataGraphOpticalFlowImageUsageFlagsARM` is a bitmask type for setting a mask of zero or more `VkDataGraphOpticalFlowImageUsageFlagBitsARM`.

The `VkDataGraphOpticalFlowImageFormatPropertiesARM` structure is defined as:


```
// Provided by VK_ARM_data_graph_optical_flow
typedef struct VkDataGraphOpticalFlowImageFormatPropertiesARM {
    VkStructureType    sType;
    void*              pNext;
    VkFormat            format;
} VkDataGraphOpticalFlowImageFormatPropertiesARM;
```

- **sType** is a **VkStructureType** value identifying this structure.
- **pNext** is **NULL** or a pointer to a structure extending this structure.
- **format** is a **VkFormat** that specifies the format that **can** be used with the specified optical flow image usages.

Valid Usage (Implicit)

- VUID-VkDataGraphOpticalFlowImageFormatPropertiesARM-sType-sType **must** be **VK_STRUCTURE_TYPE_DATA_GRAPH_OPTICAL_FLOW_IMAGE_FORMAT_PROPERTIES_ARM**
- VUID-VkDataGraphOpticalFlowImageFormatPropertiesARM-pNext-pNext **pNext must** be **NULL**

Pipeline creation

The **VkDataGraphPipelineOpticalFlowCreateInfoARM** structure is defined as:

```
// Provided by VK_ARM_data_graph_optical_flow
typedef struct VkDataGraphPipelineOpticalFlowCreateInfoARM {
    VkStructureType    sType;
    void*              pNext;
    uint32_t            width;
    uint32_t            height;
    VkFormat            imageFormat;
    VkFormat            flowVectorFormat;
    VkFormat            costFormat;
    VkDataGraphOpticalFlowGridSizeFlagsARM outputGridSize;
    VkDataGraphOpticalFlowGridSizeFlagsARM hintGridSize;
    VkDataGraphOpticalFlowPerformanceLevelARM performanceLevel;
    VkDataGraphOpticalFlowCreateFlagsARM    flags;
} VkDataGraphPipelineOpticalFlowCreateInfoARM;
```

- **sType** is a **VkStructureType** value identifying this structure.
- **pNext** is **NULL** or a pointer to a structure extending this structure.
- **width** is the width in pixels of the input or reference image to be bound to this optical flow pipeline.

- **height** is the height in pixels of the input or reference image to be bound to this optical flow pipeline.
- **imageFormat** is the **VkFormat** of the input and reference image to be bound to this optical flow pipeline.
- **flowVectorFormat** is the **VkFormat** of the flow vector maps (output or hint) to be bound to this optical flow pipeline.
- **costFormat** is the **VkFormat** of the cost maps to be bound to this optical flow pipeline.
- **outputGridSize** is exactly one bit of **VkDataGraphOpticalFlowGridSizeFlagsARM** specifying the grid size of the output flow and cost maps to be bound to this optical flow pipeline. The size of the output flow and cost maps is a function of the input image dimensions and **outputGridSize** and is calculated as follows:

$$\text{OutputWidth} = \lceil \text{width} / \text{OutputGridWidth} \rceil$$

$$\text{OutputHeight} = \lceil \text{height} / \text{OutputGridHeight} \rceil$$
 where **OutputGridWidth** and **OutputGridHeight** are determined by **outputGridSize**.
- **hintGridSize** is one exactly bit of **VkDataGraphOpticalFlowGridSizeFlagsARM** specifying the grid size of the hint flow vector map to be bound to this optical flow pipeline. The size of the hint maps is a function of the input image dimensions and **hintGridSize** and is calculated as follows:

$$\text{HintWidth} = \lceil \text{width} / \text{HintGridWidth} \rceil$$

$$\text{HintHeight} = \lceil \text{height} / \text{HintGridHeight} \rceil$$
 where **HintGridWidth** and **HintGridHeight** are determined by **hintGridSize**.
- **performanceLevel** is the **VkDataGraphOpticalFlowPerformanceLevelARM** used for this optical flow pipeline.
- **flags** are the **VkDataGraphOpticalFlowCreateFlagsARM** used for this optical flow pipeline.

Valid Usage

- VUID-VkDataGraphPipelineOpticalFlowCreateInfoARM-width-09966
width **must** be greater than or equal to **VkQueueFamilyDataGraphOpticalFlowPropertiesARM::minWidth** and less than or equal to **VkQueueFamilyDataGraphOpticalFlowPropertiesARM::maxWidth**
- VUID-VkDataGraphPipelineOpticalFlowCreateInfoARM-height-09967
height **must** be greater than or equal to **VkQueueFamilyDataGraphOpticalFlowPropertiesARM::minHeight** and less than or equal to **VkQueueFamilyDataGraphOpticalFlowPropertiesARM::maxHeight**
- VUID-VkDataGraphPipelineOpticalFlowCreateInfoARM-imageFormat-09968
imageFormat **must** be one of the formats returned by **vkGetPhysicalDeviceQueueFamilyDataGraphOpticalFlowImageFormatsARM** for **VK_DATA_GRAPH_OPTICAL_FLOW_IMAGE_USAGE_INPUT_BIT_ARM**
- VUID-VkDataGraphPipelineOpticalFlowCreateInfoARM-flowVectorFormat-09969
flowVectorFormat **must** be one of the formats returned by **vkGetPhysicalDeviceQueueFamilyDataGraphOpticalFlowImageFormatsARM** for **VK_DATA_GRAPH_OPTICAL_FLOW_IMAGE_USAGE_OUTPUT_BIT_ARM**
- VUID-VkDataGraphPipelineOpticalFlowCreateInfoARM-costFormat-09970

`costFormat` **must** be one of the formats returned by `vkGetPhysicalDeviceQueueFamilyDataGraphOpticalFlowImageFormatsARM` for `VK_DATA_GRAPH_OPTICAL_FLOW_IMAGE_USAGE_COST_BIT_ARM` if `VK_DATA_GRAPH_OPTICAL_FLOW_CREATE_ENABLE_COST_BIT_ARM` is set in `flags`

- VUID-VkDataGraphPipelineOpticalFlowCreateInfoARM-outputGridSize-09971
`outputGridSize` **must** be exactly one of the bits reported in `VkQueueFamilyDataGraphOpticalFlowPropertiesARM::supportedOutputGridSizes`
- VUID-VkDataGraphPipelineOpticalFlowCreateInfoARM-hintGridSize-09972
`hintGridSize` **must** be 0 or exactly one of the bits reported in `VkQueueFamilyDataGraphOpticalFlowPropertiesARM::supportedHintGridSizes` if `VK_DATA_GRAPH_OPTICAL_FLOW_CREATE_ENABLE_HINT_BIT_ARM` is set in `flags`
- VUID-VkDataGraphPipelineOpticalFlowCreateInfoARM-hintGridSize-09973
`hintGridSize` **must** be the same as `outputGridSize` if `hintGridSize` is not 0
- VUID-VkDataGraphPipelineOpticalFlowCreateInfoARM-flags-09974
`VK_DATA_GRAPH_OPTICAL_FLOW_CREATE_ENABLE_HINT_BIT_ARM` **must** not be set in `flags` if `VkQueueFamilyDataGraphOpticalFlowPropertiesARM::hintSupported` is `VK_FALSE`
- VUID-VkDataGraphPipelineOpticalFlowCreateInfoARM-flags-09975
`VK_DATA_GRAPH_OPTICAL_FLOW_CREATE_ENABLE_COST_BIT_ARM` **must** not be set in `flags` if `VkQueueFamilyDataGraphOpticalFlowPropertiesARM::costSupported` is `VK_FALSE`

Valid Usage (Implicit)

- VUID-VkDataGraphPipelineOpticalFlowCreateInfoARM-sType-sType
`sType` **must** be `VK_STRUCTURE_TYPE_DATA_GRAPH_PIPELINE_OPTICAL_FLOW_CREATE_INFO_ARM`
- VUID-VkDataGraphPipelineOpticalFlowCreateInfoARM-imageFormat-parameter
`imageFormat` **must** be a valid `VkFormat` value
- VUID-VkDataGraphPipelineOpticalFlowCreateInfoARM-flowVectorFormat-parameter
`flowVectorFormat` **must** be a valid `VkFormat` value
- VUID-VkDataGraphPipelineOpticalFlowCreateInfoARM-costFormat-parameter
If `costFormat` is not 0, `costFormat` **must** be a valid `VkFormat` value
- VUID-VkDataGraphPipelineOpticalFlowCreateInfoARM-performanceLevel-parameter
If `performanceLevel` is not 0, `performanceLevel` **must** be a valid `VkDataGraphOpticalFlowPerformanceLevelARM` value
- VUID-VkDataGraphPipelineOpticalFlowCreateInfoARM-flags-parameter
`flags` **must** be a valid combination of `VkDataGraphOpticalFlowCreateFlagBitsARM` values

Structure Chaining

Extends the structure

- `VkDataGraphPipelineCreateInfoARM`

Optical flow vectors are generated block-wise, one vector for each block of NxN pixels (referred to as grid). Bits which **can** be set in [VkDataGraphPipelineOpticalFlowCreateInfoARM::outputGridSize](#) and [VkDataGraphPipelineOpticalFlowCreateInfoARM::hintGridSize](#), or which are returned in [VkQueueFamilyDataGraphOpticalFlowPropertiesARM::supportedOutputGridSizes](#) and [VkQueueFamilyDataGraphOpticalFlowPropertiesARM::supportedHintGridSizes](#) controlling optical flow grid sizes, are:

```
// Provided by VK_ARM_data_graph_optical_flow
typedef enum VkDataGraphOpticalFlowGridSizeFlagBitsARM {
    VK_DATA_GRAPH_OPTICAL_FLOW_GRID_SIZE_UNKNOWN_ARM = 0,
    VK_DATA_GRAPH_OPTICAL_FLOW_GRID_SIZE_1X1_BIT_ARM = 0x00000001,
    VK_DATA_GRAPH_OPTICAL_FLOW_GRID_SIZE_2X2_BIT_ARM = 0x00000002,
    VK_DATA_GRAPH_OPTICAL_FLOW_GRID_SIZE_4X4_BIT_ARM = 0x00000004,
    VK_DATA_GRAPH_OPTICAL_FLOW_GRID_SIZE_8X8_BIT_ARM = 0x00000008,
} VkDataGraphOpticalFlowGridSizeFlagBitsARM;
```

- [VK_DATA_GRAPH_OPTICAL_FLOW_GRID_SIZE_1X1_BIT_ARM](#) specifies that grid is 1x1 pixel.
- [VK_DATA_GRAPH_OPTICAL_FLOW_GRID_SIZE_2X2_BIT_ARM](#) specifies that grid is 2x2 pixel.
- [VK_DATA_GRAPH_OPTICAL_FLOW_GRID_SIZE_4X4_BIT_ARM](#) specifies that grid is 4x4 pixel.
- [VK_DATA_GRAPH_OPTICAL_FLOW_GRID_SIZE_8X8_BIT_ARM](#) specifies that grid is 8x8 pixel.

```
// Provided by VK_ARM_data_graph_optical_flow
typedef VkFlags    VkDataGraphOpticalFlowGridSizeFlagsARM;
```

[VkDataGraphOpticalFlowGridSizeFlagsARM](#) is a bitmask type for setting a mask of zero or more [VkDataGraphOpticalFlowGridSizeFlagBitsARM](#).

Optical flow exposes performance levels which the user can choose based on the desired performance and quality requirement. The optical flow performance level types are defined with the following:

```
// Provided by VK_ARM_data_graph_optical_flow
typedef enum VkDataGraphOpticalFlowPerformanceLevelARM {
    VK_DATA_GRAPH_OPTICAL_FLOW_PERFORMANCE_LEVEL_UNKNOWN_ARM = 0,
    VK_DATA_GRAPH_OPTICAL_FLOW_PERFORMANCE_LEVEL_SLOW_ARM = 1,
    VK_DATA_GRAPH_OPTICAL_FLOW_PERFORMANCE_LEVEL_MEDIUM_ARM = 2,
    VK_DATA_GRAPH_OPTICAL_FLOW_PERFORMANCE_LEVEL_FAST_ARM = 3,
} VkDataGraphOpticalFlowPerformanceLevelARM;
```

- [VK_DATA_GRAPH_OPTICAL_FLOW_PERFORMANCE_LEVEL_SLOW_ARM](#) is a level with slower performance but higher quality.
- [VK_DATA_GRAPH_OPTICAL_FLOW_PERFORMANCE_LEVEL_MEDIUM_ARM](#) is a level with medium performance and medium quality.
- [VK_DATA_GRAPH_OPTICAL_FLOW_PERFORMANCE_LEVEL_FAST_ARM](#) is a preset with higher

performance but lower quality.

Bits which **can** be set in `VkDataGraphPipelineOpticalFlowCreateInfoARM::flags`, controlling optical flow pipeline operations, are:

```
// Provided by VK_ARM_data_graph_optical_flow
typedef enum VkDataGraphOpticalFlowCreateFlagBitsARM {
    VK_DATA_GRAPH_OPTICAL_FLOW_CREATE_ENABLE_HINT_BIT_ARM = 0x00000001,
    VK_DATA_GRAPH_OPTICAL_FLOW_CREATE_ENABLE_COST_BIT_ARM = 0x00000002,
    VK_DATA_GRAPH_OPTICAL_FLOW_CREATE_RESERVED_30_BIT_ARM = 0x40000000,
} VkDataGraphOpticalFlowCreateFlagBitsARM;
```

- `VK_DATA_GRAPH_OPTICAL_FLOW_CREATE_ENABLE_HINT_BIT_ARM` specifies that a `VkImageView` with external flow vector map will be used as hints in performing the motion search and **must** be connected to `VK_DATA_GRAPH_PIPELINE_NODE_CONNECTION_TYPE_OPTICAL_FLOW_HINT_ARM`.
- `VK_DATA_GRAPH_OPTICAL_FLOW_CREATE_ENABLE_COST_BIT_ARM` specifies that the cost for the forward flow is generated in a `VkImageView` which **must** be connected to `VK_DATA_GRAPH_PIPELINE_NODE_CONNECTION_TYPE_OPTICAL_FLOW_COST_ARM`. The cost is the confidence level of the flow vector for each grid in the image. The cost implies how (in)accurate the flow vector is. Higher cost value implies the flow vector to be less accurate and vice-versa.

`VkDataGraphOpticalFlowCreateFlagsARM` is a bitmask type for setting a mask of zero or more `VkDataGraphOpticalFlowCreateFlagBitsARM`.

```
// Provided by VK_ARM_data_graph_optical_flow
typedef VkFlags    VkDataGraphOpticalFlowCreateFlagsARM;
```

Pipeline dispatch

The `VkDataGraphPipelineOpticalFlowDispatchInfoARM` structure is defined as:

```
// Provided by VK_ARM_data_graph_optical_flow
typedef struct VkDataGraphPipelineOpticalFlowDispatchInfoARM {
    VkStructureType    sType;
    void*              pNext;
    VkDataGraphOpticalFlowExecuteFlagsARM    flags;
    uint32_t            meanFlowL1NormHint;
} VkDataGraphPipelineOpticalFlowDispatchInfoARM;
```

- `sType` is a `VkStructureType` value identifying this structure.
- `pNext` is `NULL` or a pointer to a structure extending this structure.
- `flags` are the `VkDataGraphOpticalFlowExecuteFlagsARM` used for this command.
- `meanFlowL1NormHint` is an integer used to hint to the implementation that the mean L1 norm of

flow vectors is expected to be centered around this value (in number of pixels of the input image). The implementation may use this value to influence how flow vectors are computed. Different values may result in different flow vectors and will affect the cost of computing the flow vectors. A value of 0 means that the application does not wish to provide a hint.

Valid Usage

- VUID-VkDataGraphPipelineOpticalFlowDispatchInfoARM-meanFlowL1NormHint-09976 `meanFlowL1NormHint`, when different from 0, **must** be less than or equal to the maximum of the width or height of the input image provided at pipeline creation time via `VkDataGraphPipelineOpticalFlowCreateInfoARM::width` or `VkDataGraphPipelineOpticalFlowCreateInfoARM::height`, respectively

Valid Usage (Implicit)

- VUID-VkDataGraphPipelineOpticalFlowDispatchInfoARM-sType-sType `sType` **must** be `VK_STRUCTURE_TYPE_DATA_GRAPH_PIPELINE_OPTICAL_FLOW_DISPATCH_INFO_ARM`
- VUID-VkDataGraphPipelineOpticalFlowDispatchInfoARM-flags-parameter `flags` **must** be a valid combination of `VkDataGraphOpticalFlowExecuteFlagBitsARM` values

Structure Chaining

Extends the structure

- `VkDataGraphPipelineDispatchInfoARM`

Bits which **can** be set in `VkDataGraphPipelineOpticalFlowDispatchInfoARM::flags`, controlling optical flow execution, are:

```
// Provided by VK_ARM_data_graph_optical_flow
typedef enum VkDataGraphOpticalFlowExecuteFlagBitsARM {
    VK_DATA_GRAPH_OPTICAL_FLOW_EXECUTE_DISABLE_TEMPORAL_HINTS_BIT_ARM = 0x00000001,
    VK_DATA_GRAPH_OPTICAL_FLOW_EXECUTE_INPUT_UNCHANGED_BIT_ARM = 0x00000002,
    VK_DATA_GRAPH_OPTICAL_FLOW_EXECUTE_REFERENCE_UNCHANGED_BIT_ARM = 0x00000004,
    VK_DATA_GRAPH_OPTICAL_FLOW_EXECUTE_INPUT_IS_PREVIOUS_REFERENCE_BIT_ARM =
0x00000008,
    VK_DATA_GRAPH_OPTICAL_FLOW_EXECUTE_REFERENCE_IS_PREVIOUS_INPUT_BIT_ARM =
0x00000010,
} VkDataGraphOpticalFlowExecuteFlagBitsARM;
```

- `VK_DATA_GRAPH_OPTICAL_FLOW_EXECUTE_DISABLE_TEMPORAL_HINTS_BIT_ARM` specifies that temporal hints from previously generated flow vector map are not used. If temporal hints are enabled, the optical flow vector map from previous `vkCmdDispatchDataGraphARM` calls in

the same graph pipeline session **may** be automatically used as hints for the current `vkCmdDispatchDataGraphARM` call, to take advantage of temporal correlation in a video sequence. Temporal hints should be disabled if there is a-priori knowledge of no temporal correlation (e.g. a scene change, independent successive image pairs).

- `VK_DATA_GRAPH_OPTICAL_FLOW_EXECUTE_INPUT_UNCHANGED_BIT_ARM` specifies that the contents of the input image are the same as in the previously executed `vkCmdDispatchDataGraphARM` call in the same graph pipeline session.
- `VK_DATA_GRAPH_OPTICAL_FLOW_EXECUTE_REFERENCE_UNCHANGED_BIT_ARM` specifies that the contents of the reference image are the same as in the previously executed `vkCmdDispatchDataGraphARM` call in the same graph pipeline session.
- `VK_DATA_GRAPH_OPTICAL_FLOW_EXECUTE_INPUT_IS_PREVIOUS_REFERENCE_BIT_ARM` specifies that the contents of the input image are the same as the contents of the reference image in the previously executed `vkCmdDispatchDataGraphARM` call in the same graph pipeline session.
- `VK_DATA_GRAPH_OPTICAL_FLOW_EXECUTE_REFERENCE_IS_PREVIOUS_INPUT_BIT_ARM` specifies that the contents of the reference image are the same as the contents of the input image in the previously executed `vkCmdDispatchDataGraphARM` call in the same graph pipeline session.

`VkDataGraphOpticalFlowExecuteFlagsARM` is a bitmask type for setting a mask of zero or more `VkDataGraphOpticalFlowExecuteFlagBitsARM`.

```
// Provided by VK_ARM_data_graph_optical_flow
typedef VkFlags    VkDataGraphOpticalFlowExecuteFlagsARM;
```


Chapter 53. Extending Vulkan

New functionality **may** be added to Vulkan via either new extensions or new versions of the core, or new versions of an extension in some cases.

This chapter describes how Vulkan is versioned, how compatibility is affected between different versions, and compatibility rules that are followed by the Vulkan Working Group.

53.1. Functionality Levels

Functionality in Vulkan is divided into several different levels; global, instance-level, physical-device-level, and device-level.

- [VkInstance](#) and any objects created from a [VkInstance](#) other than [VkPhysicalDevice](#) are instance-level.
- [VkPhysicalDevice](#) is the only physical-device-level object.
- [VkDevice](#) and any objects created from a [VkDevice](#) are device-level.

The level of a command is the same as the level of its first parameter - if the first parameter is not a [dispatchable handle](#), it is a global command. Different levels of functionality **may** be advertised in different ways.

53.2. Instance and Device Versions

Starting with Vulkan 1.1, there are separate versions advertised for the Vulkan instance, and for each device supported on the system. This allows a system with multiple devices to advertise all devices at their full capabilities, even if those devices do not support the same version of Vulkan.

The instance version indicates which global and instance-level functionality is supported, while each device version indicates the physical-device-level and device-level functionality supported.

The instance version **can** be queried by calling [vkEnumerateInstanceVersion](#). Querying for this function via [vkGetInstanceProcAddr](#) will return [NULL](#) on implementations that only support Vulkan 1.0 functionality.

The device version **can** be queried by calling [vkGetPhysicalDeviceProperties](#) or [vkGetPhysicalDeviceProperties2](#), and is returned in [VkPhysicalDeviceProperties::apiVersion](#), encoded as described in [Version Numbers](#).

53.3. Core Versions

The Vulkan Specification is regularly updated with bug fixes and clarifications. Occasionally new functionality is added to the core and at some point it is expected that there will be a desire to perform a large, breaking change to the API. In order to indicate to developers how and when these changes are made to the specification, and to provide a way to identify each set of changes, the Vulkan API maintains a version number.

53.3.1. Version Numbers

The Vulkan version number comprises four parts indicating the variant, major, minor and patch version of the Vulkan API Specification.

The *variant* indicates the variant of the Vulkan API supported by the implementation. This is always 0 for the Vulkan API.

NOTE

A non-zero variant indicates the API is a variant of the Vulkan API and applications will typically need to be modified to run against it. The variant field was a later addition to the version number, added in version 1.2.175 of the Specification. As Vulkan uses variant 0, this change is fully backwards compatible with the previous version number format for Vulkan implementations. New version number macros have been added for this change and the old macros marked as legacy. For existing applications using the older format and macros, an implementation with non-zero variant will decode as a very high Vulkan version. The high version number should be detectable by applications performing suitable version checking.

The *major version* indicates a significant change in the API, which will encompass a wholly new version of the specification.

The *minor version* indicates the incorporation of new functionality into the core specification.

The *patch version* indicates bug fixes, clarifications, and language improvements have been incorporated into the specification.

Compatibility guarantees made about versions of the API sharing any of the same version numbers are documented in [Core Versions](#)

The version number is used in several places in the API. In each such use, the version numbers are packed into a 32-bit integer as follows:

- The variant is a 3-bit integer packed into bits 31-29.
- The major version is a 7-bit integer packed into bits 28-22.
- The minor version number is a 10-bit integer packed into bits 21-12.
- The patch version number is a 12-bit integer packed into bits 11-0.

VK_API_VERSION_VARIANT extracts the API variant number from a packed version number:

```
// Provided by VK_VERSION_1_0
#define VK_API_VERSION_VARIANT(version) ((uint32_t)(version) >> 29U)
```

VK_API_VERSION_MAJOR extracts the API major version number from a packed version number:

```
// Provided by VK_VERSION_1_0
#define VK_API_VERSION_MAJOR(version) (((uint32_t)(version) >> 22U) & 0x7FU)
```


VK_VERSION_MAJOR extracts the API major version number from a packed version number:

WARNING

This functionality is superseded by [Vulkan Version 1.0](#). See [Legacy Functionality](#) for more information.

```
// Provided by VK_VERSION_1_0
#define VK_VERSION_MAJOR(version) ((uint32_t)(version) >> 22U)
```

VK_API_VERSION_MINOR extracts the API minor version number from a packed version number:

```
// Provided by VK_VERSION_1_0
#define VK_API_VERSION_MINOR(version) (((uint32_t)(version) >> 12U) & 0x3FFU)
```

VK_VERSION_MINOR extracts the API minor version number from a packed version number:

WARNING

This functionality is superseded by [Vulkan Version 1.0](#). See [Legacy Functionality](#) for more information.

```
// Provided by VK_VERSION_1_0
#define VK_VERSION_MINOR(version) (((uint32_t)(version) >> 12U) & 0x3FFU)
```

VK_API_VERSION_PATCH extracts the API patch version number from a packed version number:

```
// Provided by VK_VERSION_1_0
#define VK_API_VERSION_PATCH(version) ((uint32_t)(version) & 0xFFFU)
```

VK_VERSION_PATCH extracts the API patch version number from a packed version number:

WARNING

This functionality is superseded by [Vulkan Version 1.0](#). See [Legacy Functionality](#) for more information.

```
// Provided by VK_VERSION_1_0
#define VK_VERSION_PATCH(version) ((uint32_t)(version) & 0xFFFU)
```

VK_MAKE_API_VERSION constructs an API version number.

```
// Provided by VK_VERSION_1_0
#define VK_MAKE_API_VERSION(variant, major, minor, patch) \
    (((uint32_t)(variant)) << 29U) | (((uint32_t)(major)) << 22U) | \
    (((uint32_t)(minor)) << 12U) | ((uint32_t)(patch)))
```

- **variant** is the variant number.

- **major** is the major version number.
- **minor** is the minor version number.
- **patch** is the patch version number.

VK_MAKE_VERSION constructs an API version number.

WARNING

This functionality is superseded by [Vulkan Version 1.0](#). See [Legacy Functionality](#) for more information.

```
// Provided by VK_VERSION_1_0
#define VK_MAKE_VERSION(major, minor, patch) \
    (((uint32_t)(major)) << 22U) | (((uint32_t)(minor)) << 12U) | \
    ((uint32_t)(patch)))
```

- **major** is the major version number.
- **minor** is the minor version number.
- **patch** is the patch version number.

VK_API_VERSION_1_0 returns the API version number for Vulkan 1.0.0.

```
// Provided by VK_VERSION_1_0
// Vulkan 1.0 version number
#define VK_API_VERSION_1_0 VK_MAKE_API_VERSION(0, 1, 0, 0)// Patch version should
always be set to 0
```

VK_API_VERSION_1_1 returns the API version number for Vulkan 1.1.0.

```
// Provided by VK_VERSION_1_1
// Vulkan 1.1 version number
#define VK_API_VERSION_1_1 VK_MAKE_API_VERSION(0, 1, 1, 0)// Patch version should
always be set to 0
```

VK_API_VERSION_1_2 returns the API version number for Vulkan 1.2.0.

```
// Provided by VK_VERSION_1_2
// Vulkan 1.2 version number
#define VK_API_VERSION_1_2 VK_MAKE_API_VERSION(0, 1, 2, 0)// Patch version should
always be set to 0
```

VK_API_VERSION_1_3 returns the API version number for Vulkan 1.3.0.


```
// Provided by VK_VERSION_1_3
// Vulkan 1.3 version number
#define VK_API_VERSION_1_3 VK_MAKE_API_VERSION(0, 1, 3, 0)// Patch version should
always be set to 0
```

VK_API_VERSION_1_4 returns the API version number for Vulkan 1.4.0.

```
// Provided by VK_VERSION_1_4
// Vulkan 1.4 version number
#define VK_API_VERSION_1_4 VK_MAKE_API_VERSION(0, 1, 4, 0)// Patch version should
always be set to 0
```

53.4. Layers

When a layer is enabled, it inserts itself into the call chain for Vulkan commands the layer is interested in. Layers **can** be used for a variety of tasks that extend the base behavior of Vulkan beyond what is required by the specification - such as call logging, tracing, validation, or providing additional extensions.

NOTE

For example, an implementation is not expected to check that the value of enums used by the application fall within allowed ranges. Instead, a validation layer would do those checks and flag issues. This avoids a performance penalty during production use of the application because those layers would not be enabled in production.

NOTE

Vulkan layers **may** wrap object handles (i.e. return a different handle value to the application than that generated by the implementation). This is generally discouraged, as it increases the probability of incompatibilities with new extensions. The validation layers wrap handles in order to track the proper use and destruction of each object. See the [“Architecture of the Vulkan Loader Interfaces”](#) document for additional information.

To query the available layers, call:

```
// Provided by VK_VERSION_1_0
VkResult vkEnumerateInstanceLayerProperties(
    uint32_t*                pPropertyCount,
    VkLayerProperties*        pProperties);
```

- **pPropertyCount** is a pointer to an integer related to the number of layer properties available or queried, as described below.
- **pProperties** is either **NULL** or a pointer to an array of **VkLayerProperties** structures.

If **pProperties** is **NULL**, then the number of layer properties available is returned in **pPropertyCount**.

Otherwise, `pPropertyCount` **must** point to a variable set by the application to the number of elements in the `pProperties` array, and on return the variable is overwritten with the number of structures actually written to `pProperties`. If `pPropertyCount` is less than the number of layer properties available, at most `pPropertyCount` structures will be written, and `VK_INCOMPLETE` will be returned instead of `VK_SUCCESS`, to indicate that not all the available properties were returned.

The list of available layers may change at any time due to actions outside of the Vulkan implementation, so two calls to `vkEnumerateInstanceLayerProperties` with the same parameters **may** return different results, or retrieve different `pPropertyCount` values or `pProperties` contents. Once an instance has been created, the layers enabled for that instance will continue to be enabled and valid for the lifetime of that instance, even if some of them become unavailable for future instances.

Valid Usage (Implicit)

- VUID-vkEnumerateInstanceLayerProperties-pPropertyCount-parameter
`pPropertyCount` **must** be a valid pointer to a `uint32_t` value
- VUID-vkEnumerateInstanceLayerProperties-pProperties-parameter
If the value referenced by `pPropertyCount` is not 0, and `pProperties` is not `NULL`, `pProperties` **must** be a valid pointer to an array of `pPropertyCount` `VkLayerProperties` structures

Return Codes

Success

- `VK_INCOMPLETE`
- `VK_SUCCESS`

Failure

- `VK_ERROR_OUT_OF_DEVICE_MEMORY`
- `VK_ERROR_OUT_OF_HOST_MEMORY`
- `VK_ERROR_UNKNOWN`
- `VK_ERROR_VALIDATION_FAILED`

The `VkLayerProperties` structure is defined as:

```
// Provided by VK_VERSION_1_0
typedef struct VkLayerProperties {
    char        layerName[VK_MAX_EXTENSION_NAME_SIZE];
    uint32_t    specVersion;
    uint32_t    implementationVersion;
    char        description[VK_MAX_DESCRIPTION_SIZE];
} VkLayerProperties;
```

- `layerName` is an array of `VK_MAX_EXTENSION_NAME_SIZE` `char` containing a null-terminated

UTF-8 string which is the name of the layer. Use this name in the `ppEnabledLayerNames` array passed in the `VkInstanceCreateInfo` structure to enable this layer for an instance.

- `specVersion` is the Vulkan version the layer was written to, encoded as described in [Version Numbers](#).
- `implementationVersion` is the version of this layer. It is an integer, increasing with backward compatible changes.
- `description` is an array of `VK_MAX_DESCRIPTION_SIZE` `char` containing a null-terminated UTF-8 string which provides additional details that **can** be used by the application to identify the layer.

`VK_MAX_EXTENSION_NAME_SIZE` is the length in `char` values of an array containing a layer or extension name string, as returned in `VkLayerProperties::layerName`, `VkExtensionProperties::extensionName`, and other queries.

```
#define VK_MAX_EXTENSION_NAME_SIZE    256U
```

`VK_MAX_DESCRIPTION_SIZE` is the length in `char` values of an array containing a string with additional descriptive information about a query, as returned in `VkLayerProperties::description` and other queries.

```
#define VK_MAX_DESCRIPTION_SIZE      256U
```

To enable a layer, the name of the layer **should** be added to the `ppEnabledLayerNames` member of `VkInstanceCreateInfo` when creating a `VkInstance`.

Loader implementations **may** provide mechanisms outside the Vulkan API for enabling specific layers. Layers enabled through such a mechanism are *implicitly enabled*, while layers enabled by including the layer name in the `ppEnabledLayerNames` member of `VkInstanceCreateInfo` are *explicitly enabled*. Implicitly enabled layers are loaded before explicitly enabled layers, such that implicitly enabled layers are closer to the application, and explicitly enabled layers are closer to the driver. Except where otherwise specified, implicitly enabled and explicitly enabled layers differ only in the way they are enabled, and the order in which they are loaded. Explicitly enabling a layer that is implicitly enabled results in this layer being loaded as an implicitly enabled layer; it has no additional effect.

To enumerate device layers, call:

WARNING

This functionality is superseded by [Vulkan Version 1.0](#). See [Legacy Functionality](#) for more information.

```
// Provided by VK_VERSION_1_0
VkResult vkEnumerateDeviceLayerProperties(
    VkPhysicalDevice          physicalDevice,
    uint32_t*                 pPropertyCount,
    VkLayerProperties*         pProperties);
```


- `physicalDevice` is the physical device that will be queried.
- `pPropertyCount` is a pointer to an integer related to the number of layer properties available or queried.
- `pProperties` is either `NULL` or a pointer to an array of `VkLayerProperties` structures.

If `pProperties` is `NULL`, then the number of layer properties available is returned in `pPropertyCount`. Otherwise, `pPropertyCount` **must** point to a variable set by the application to the number of elements in the `pProperties` array, and on return the variable is overwritten with the number of structures actually written to `pProperties`. If `pPropertyCount` is less than the number of layer properties available, at most `pPropertyCount` structures will be written, and `VK_INCOMPLETE` will be returned instead of `VK_SUCCESS`, to indicate that not all the available properties were returned.

The list of layers enumerated by `vkEnumerateDeviceLayerProperties` **must** be exactly the sequence of layers enabled for the instance. The members of `VkLayerProperties` for each enumerated layer **must** be the same as the properties when the layer was enumerated by `vkEnumerateInstanceLayerProperties`.

NOTE

Due to platform details on Android, `vkEnumerateDeviceLayerProperties` may be called with `physicalDevice` equal to `NULL` during layer discovery. This behavior will only be observed by layer implementations, and not the underlying Vulkan driver.

Valid Usage (Implicit)

- VUID-vkEnumerateDeviceLayerProperties-physicalDevice-parameter `physicalDevice` **must** be a valid `VkPhysicalDevice` handle
- VUID-vkEnumerateDeviceLayerProperties-pPropertyCount-parameter `pPropertyCount` **must** be a valid pointer to a `uint32_t` value
- VUID-vkEnumerateDeviceLayerProperties-pProperties-parameter
If the value referenced by `pPropertyCount` is not 0, and `pProperties` is not `NULL`, `pProperties` **must** be a valid pointer to an array of `pPropertyCount` `VkLayerProperties` structures

Return Codes

Success

- `VK_INCOMPLETE`
- `VK_SUCCESS`

Failure

- `VK_ERROR_OUT_OF_DEVICE_MEMORY`
- `VK_ERROR_OUT_OF_HOST_MEMORY`
- `VK_ERROR_UNKNOWN`
- `VK_ERROR_VALIDATION_FAILED`

The `ppEnabledLayerNames` and `enabledLayerCount` members of `VkDeviceCreateInfo` are legacy and their values **must** be ignored by implementations. However, for compatibility, only an empty list of layers or a list that exactly matches the sequence enabled at instance creation time are valid, and validation layers **should** issue diagnostics for other cases.

Regardless of the enabled layer list provided in `VkDeviceCreateInfo`, the sequence of layers active for a device will be exactly the sequence of layers enabled when the parent instance was created.

53.5. Extensions

Extensions **may** define new Vulkan commands, structures, and enumerants. For compilation purposes, the interfaces defined by registered extensions, including new structures and enumerants as well as function pointer types for new commands, are defined in the Khronos-supplied `vulkan_core.h` together with the core API. However, commands defined by extensions **may** not be available for static linking - in which case function pointers to these commands **should** be queried at runtime as described in [Command Function Pointers](#). Extensions **may** be provided by layers as well as by a Vulkan implementation.

Because extensions **may** extend or change the behavior of the Vulkan API, extension authors **should** add support for their extensions to the Khronos validation layers. This is especially important for new commands whose parameters have been wrapped by the validation layers. See the “[Architecture of the Vulkan Loader Interfaces](#)” document for additional information.

NOTE

To enable an instance extension, the name of the extension **can** be added to the `ppEnabledExtensionNames` member of `VkInstanceCreateInfo` when creating a `VkInstance`.

To enable a device extension, the name of the extension **can** be added to the `ppEnabledExtensionNames` member of `VkDeviceCreateInfo` when creating a `VkDevice`.

Physical-Device-Level functionality does not have any enabling mechanism and **can** be used as long as the `VkPhysicalDevice` supports the device extension as determined by `vkEnumerateDeviceExtensionProperties`.

Enabling an extension (with no further use of that extension) does not change the behavior of functionality exposed by the core Vulkan API or any other extension, other than making valid the use of the commands, enums and structures defined by that extension.

Valid Usage sections for individual commands and structures do not currently contain which extensions have to be enabled in order to make their use valid, although they might do so in the future. It is defined only in the [Valid Usage for Extensions](#) section.

53.5.1. Instance Extensions

Instance extensions add new [global or instance-level functionality](#) to the API, outside of the core specification. Instance extensions **may** also add [physical-device-level functionality](#).

To query the available instance extensions, call:

```
// Provided by VK_VERSION_1_0
VkResult vkEnumerateInstanceExtensionProperties(
    const char*          pLayerName,
    uint32_t*            pPropertyCount,
    VkExtensionProperties* pProperties);
```

- `pLayerName` is either `NULL` or a pointer to a null-terminated UTF-8 string naming the layer to retrieve extensions from.
- `pPropertyCount` is a pointer to an integer related to the number of extension properties available or queried, as described below.
- `pProperties` is either `NULL` or a pointer to an array of `VkExtensionProperties` structures.

When `pLayerName` parameter is `NULL`, only extensions provided by the Vulkan implementation or by implicitly enabled layers are returned. When `pLayerName` is the name of a layer, the instance extensions provided by that layer are returned.

If `pProperties` is `NULL`, then the number of extensions properties available is returned in `pPropertyCount`. Otherwise, `pPropertyCount` **must** point to a variable set by the application to the number of elements in the `pProperties` array, and on return the variable is overwritten with the number of structures actually written to `pProperties`. If `pPropertyCount` is less than the number of extension properties available, at most `pPropertyCount` structures will be written, and `VK_INCOMPLETE` will be returned instead of `VK_SUCCESS`, to indicate that not all the available properties were returned.

Because the list of available layers may change externally between calls to `vkEnumerateInstanceExtensionProperties`, two calls may retrieve different results if a `pLayerName` is available in one call but not in another. The extensions supported by a layer may also change between two calls, e.g. if the layer implementation is replaced by a different version between those calls.

Implementations **must** not advertise any pair of extensions that cannot be enabled together due to behavioral differences, or any extension that cannot be enabled against the advertised version.

Valid Usage (Implicit)

- VUID-vkEnumerateInstanceExtensionProperties-pLayerName-parameter
If `pLayerName` is not `NULL`, `pLayerName` **must** be a null-terminated UTF-8 string
- VUID-vkEnumerateInstanceExtensionProperties-pPropertyCount-parameter
`pPropertyCount` **must** be a valid pointer to a `uint32_t` value
- VUID-vkEnumerateInstanceExtensionProperties-pProperties-parameter
If the value referenced by `pPropertyCount` is not `0`, and `pProperties` is not `NULL`, `pProperties` **must** be a valid pointer to an array of `pPropertyCount` `VkExtensionProperties` structures

Return Codes

Success

- [VK_INCOMPLETE](#)
- [VK_SUCCESS](#)

Failure

- [VK_ERROR_LAYER_NOT_PRESENT](#)
- [VK_ERROR_OUT_OF_DEVICE_MEMORY](#)
- [VK_ERROR_OUT_OF_HOST_MEMORY](#)
- [VK_ERROR_UNKNOWN](#)
- [VK_ERROR_VALIDATION_FAILED](#)

53.5.2. Device Extensions

Device extensions add new [device-level functionality](#) to the API, outside of the core specification. If Vulkan 1.1 or [VK_KHR_get_physical_device_properties2](#) is required by the extension, it **may** also add new [physical-device-level functionality](#).

To query the extensions available to a given physical device, call:

```
// Provided by VK_VERSION_1_0
VkResult vkEnumerateDeviceExtensionProperties(
    VkPhysicalDevice      physicalDevice,
    const char*           pLayerName,
    uint32_t*             pPropertyCount,
    VkExtensionProperties* pProperties);
```

- [physicalDevice](#) is the physical device that will be queried.
- [pLayerName](#) is either `NULL` or a pointer to a null-terminated UTF-8 string naming the layer to retrieve extensions from.
- [pPropertyCount](#) is a pointer to an integer related to the number of extension properties available or queried, and is treated in the same fashion as the [vkEnumerateInstanceExtensionProperties::pPropertyCount](#) parameter.
- [pProperties](#) is either `NULL` or a pointer to an array of [VkExtensionProperties](#) structures.

When [pLayerName](#) parameter is `NULL`, only extensions provided by the Vulkan implementation or by implicitly enabled layers are returned. When [pLayerName](#) is the name of a layer, the device extensions provided by that layer are returned.

Implementations **must** not advertise any pair of extensions that cannot be enabled together due to behavioral differences, or any extension that cannot be enabled against the advertised version.

If the [VK_KHR_ray_tracing_pipeline](#) extension is advertised as supported by this query, the

VK_KHR_pipeline_library extension **must** also be supported.

If the VK_EXT_descriptor_heap extension is advertised as supported by this query, the VK_KHR_shader_untyped_pointers extension **must** also be supported.

Implementations claiming support for the Roadmap 2022 profile **must** advertise the VK_KHR_global_priority extension in pProperties.

Implementations claiming support for the Roadmap 2024 profile **must** advertise the following extensions in pProperties:

- VK_KHR_dynamic_rendering_local_read
- VK_KHR_load_store_op_none
- VK_KHR_shader_quad_control
- VK_KHR_shader_maximal_reconvergence
- VK_KHR_shader_subgroup_uniform_control_flow
- VK_KHR_shader_subgroup_rotate
- VK_KHR_shader_float_controls2
- VK_KHR_shader_expect_assume
- VK_KHR_line_rasterization
- VK_KHR_vertex_attribute_divisor
- VK_KHR_index_type_uint8
- VK_KHR_map_memory2
- VK_KHR_maintenance5
- VK_KHR_push_descriptor

NOTE

Due to platform details on Android, vkEnumerateDeviceExtensionProperties may be called with physicalDevice equal to NULL during layer discovery. This behavior will only be observed by layer implementations, and not the underlying Vulkan driver.

Valid Usage (Implicit)

- VUID-vkEnumerateDeviceExtensionProperties-physicalDevice-parameter physicalDevice **must** be a valid VkPhysicalDevice handle
- VUID-vkEnumerateDeviceExtensionProperties-pLayerName-parameter
If pLayerName is not NULL, pLayerName **must** be a null-terminated UTF-8 string
- VUID-vkEnumerateDeviceExtensionProperties-pPropertyCount-parameter
pPropertyCount **must** be a valid pointer to a uint32_t value
- VUID-vkEnumerateDeviceExtensionProperties-pProperties-parameter
If the value referenced by pPropertyCount is not 0, and pProperties is not NULL, pProperties **must** be a valid pointer to an array of pPropertyCount VkExtensionProperties structures

Return Codes

Success

- [VK_INCOMPLETE](#)
- [VK_SUCCESS](#)

Failure

- [VK_ERROR_LAYER_NOT_PRESENT](#)
- [VK_ERROR_OUT_OF_DEVICE_MEMORY](#)
- [VK_ERROR_OUT_OF_HOST_MEMORY](#)
- [VK_ERROR_UNKNOWN](#)
- [VK_ERROR_VALIDATION_FAILED](#)

The [VkExtensionProperties](#) structure is defined as:

```
// Provided by VK_VERSION_1_0
typedef struct VkExtensionProperties {
    char          extensionName[VK_MAX_EXTENSION_NAME_SIZE];
    uint32_t      specVersion;
} VkExtensionProperties;
```

- [extensionName](#) is an array of [VK_MAX_EXTENSION_NAME_SIZE](#) [char](#) containing a null-terminated UTF-8 string which is the name of the extension.
- [specVersion](#) is the version of this extension. It is an integer, incremented with backward compatible changes.

53.6. Extension Dependencies

Some extensions are dependent on other extensions, or on specific core API versions, to function. To enable extensions with dependencies, any *required extensions* **must** also be enabled through the same API mechanisms when creating an instance with [vkCreateInstance](#) or a device with [vkCreateDevice](#). Each extension which has such dependencies documents them in the [appendix summarizing that extension](#).

If an extension is supported (as queried by [vkEnumerateInstanceExtensionProperties](#) or [vkEnumerateDeviceExtensionProperties](#)), then *required extensions* of that extension **must** also be supported for the same instance or physical device.

Any device extension that has an instance extension dependency that is not enabled by [vkCreateInstance](#) is considered to be unsupported, hence it **must** not be returned by [vkEnumerateDeviceExtensionProperties](#) for any [VkPhysicalDevice](#) child of the instance. Instance extensions do not have dependencies on device extensions.

If a required extension has been [promoted](#) to another extension or to a core API version, then as a

general rule, the dependency is also satisfied by the promoted extension or core version. This will be true so long as any features required by the original extension are also required or enabled by the promoted extension or core version. However, in some cases an extension is promoted while making some of its features optional in the promoted extension or core version. In this case, the dependency **may** not be satisfied. The only way to be certain is to look at the descriptions of the original dependency and the promoted version in the [Layers & Extensions](#) and [Core Revisions](#) appendices.

NOTE

There is metadata in `vk.xml` describing some aspects of promotion, especially `requires`, `promotedto` and `deprecatedby` attributes of `<extension>` tags. However, the metadata does not yet fully describe this scenario. In the future, we may extend the XML schema to describe the full set of extensions and versions satisfying a dependency. As discussed in more detail for [Promotion](#) below, when an extension is promoted it does not mean that a mechanical substitution of an extension API by the corresponding promoted API will work in exactly the same fashion; be supported at runtime; or even exist.

53.7. Compatibility Guarantees (Informative)

This section is marked as informal as there is no binding responsibility on implementations of the Vulkan API - these guarantees are however a contract between the Vulkan Working Group and developers using this Specification.

53.7.1. Core Versions

Each of the [major](#), [minor](#), and [patch versions](#) of the Vulkan specification provide different compatibility guarantees.

Patch Versions

A difference in the patch version indicates that a set of bug fixes or clarifications have been made to the Specification. Informative enums returned by Vulkan commands that will not affect the runtime behavior of a valid application may be added in a patch version (e.g. [VkVendorId](#)).

The specification's patch version is strictly increasing for a given major version of the specification; any change to a specification as described above will result in the patch version being increased by 1. Patch versions are applied to all minor versions, even if a given minor version is not affected by the provoking change.

Specifications with different patch versions but the same major and minor version are *fully compatible* with each other - such that a valid application written against one will work with an implementation of another.

NOTE

If a patch version includes a bug fix or clarification that could have a significant impact on developer expectations, these will be highlighted in the change log. Generally the Vulkan Working Group tries to avoid these kinds of changes, instead fixing them in either an extension or core version.

Minor Versions

Changes in the minor version of the specification indicate that new functionality has been added to the core specification. This will usually include new interfaces in the header, and **may** also include behavior changes and bug fixes. Core functionality **may** be marked as legacy in a minor version, but will not be obsoleted or removed.

The specification's minor version is strictly increasing for a given major version of the specification; any change to a specification as described above will result in the minor version being increased by 1. Changes that can be accommodated in a patch version will not increase the minor version.

Specifications with a lower minor version are *backwards compatible* with an implementation of a specification with a higher minor version for core functionality and extensions issued with the KHR vendor tag. Vendor and multi-vendor extensions are not guaranteed to remain functional across minor versions, though in general they are with few exceptions - see [Obsolescence](#) for more information.

Major Versions

A difference in the major version of specifications indicates a large set of changes which will likely include interface changes, behavioral changes, removal of [legacy functionality](#), and the modification, addition, or replacement of other functionality.

The specification's major version is monotonically increasing; any change to the specification as described above will result in the major version being increased. Changes that can be accommodated in a patch or minor version will not increase the major version.

The Vulkan Working Group intends to only issue a new major version of the Specification in order to realize significant improvements to the Vulkan API that will necessarily require breaking compatibility.

A new major version will likely include a wholly new version of the specification to be issued - which could include an overhaul of the versioning semantics for the minor and patch versions. The patch and minor versions of a specification are therefore not meaningful across major versions. If a major version of the specification includes similar versioning semantics, it is expected that the patch and the minor version will be reset to 0 for that major version.

53.7.2. Extensions

A KHR extension **must** be able to be enabled alongside any other KHR extension, and for any minor or patch version of the core Specification beyond the minimum version it requires. A multi-vendor extension **should** be able to be enabled alongside any KHR extension or other multi-vendor extension, and for any minor or patch version of the core Specification beyond the minimum version it requires. A vendor extension **should** be able to be enabled alongside any KHR extension, multi-vendor extension, or other vendor extension from the same vendor, and for any minor or patch version of the core Specification beyond the minimum version it requires. A vendor extension **may** be able to be enabled alongside vendor extensions from another vendor.

The one other exception to this is if a vendor or multi-vendor extension is [made obsolete](#) by either a

core version or another extension, which will be highlighted in the [extension appendix](#).

Promotion

Extensions, or features of an extension, **may** be promoted to a new [core version of the API](#), or a newer extension which an equal or greater number of implementors are in favor of.

NOTE

Structure and enumerated types defined in extensions that were promoted to core in a later version of Vulkan are defined in terms of the equivalent Vulkan core interfaces in that version and its successors. This affects the Vulkan Specification, the Vulkan header files, and the corresponding XML Registry.

When extension functionality is promoted, minor changes **may** be introduced, limited to the following:

- Naming
- Non-intrusive parameter changes
- [Feature advertisement/enablement](#)
- Combining structure parameters into larger structures
- Author ID suffixes changed or removed

NOTE

If extension functionality is promoted, there is no guarantee of direct compatibility, however it should require little effort to port code from the original feature to the promoted one.

The Vulkan Working Group endeavors to ensure that larger changes are marked as either [deprecated](#) or [obsoleted](#) as appropriate, and can do so retroactively if necessary.

Extensions that are promoted are listed as being promoted in their extension appendices, with reference to where they were promoted to.

When an extension is promoted, any backwards compatibility aliases which exist in the extension will **not** be promoted.

NOTE

As a hypothetical example, if the [VK_KHR_surface](#) extension were promoted to part of a future core version, the [VK_COLOR_SPACE_SRGB_NONLINEAR_KHR](#) token defined by that extension would be promoted to [VK_COLOR_SPACE_SRGB_NONLINEAR](#). However, the [VK_COLORSPACE_SRGB_NONLINEAR_KHR](#) token aliases [VK_COLOR_SPACE_SRGB_NONLINEAR_KHR](#). The [VK_COLORSPACE_SRGB_NONLINEAR_KHR](#) would not be promoted, because it is a backwards compatibility alias that exists only due to a naming mistake when the extension was initially published.

Deprecation

Extensions **may** be marked as [deprecated](#) when they are no longer intended to be used by applications under certain conditions. Generally, a new feature will become available to solve the

use case in another extension or core version of the API, but it is not guaranteed.

NOTE

Features that are intended to replace deprecated functionality have no guarantees of compatibility, and applications may require drastic modification in order to make use of the new features.

Extensions that are deprecated are listed as being deprecated in their extension appendices, with an explanation of the deprecation and any related features that are relevant.

Obsolescence

Occasionally, an extension will be marked as obsolete if a new version of the core API or a new extension is fundamentally incompatible with it. An obsoleted extension **must** not be used with the extension or core version that obsoleted it.

Extensions that are obsoleted are listed as being obsoleted in their extension appendices, with reference to what they were obsoleted by.

Aliases

When an extension is promoted or deprecated by a newer feature, some or all of its functionality **may** be replicated into the newer feature. Rather than duplication of all the documentation and definitions, the specification instead identifies the identical commands and types as *aliases* of one another. Each alias is mentioned together with the definition it aliases, with the older aliases marked as “equivalents”. Each alias of the same command has identical behavior, and each alias of the same type has identical meaning - they can be used interchangeably in an application with no compatibility issues.

NOTE

For promoted types, the aliased extension type is semantically identical to the new core type. The C99 headers simply `typedef` the older aliases to the promoted types.

For promoted command aliases, however, there are two separate command definitions, due to the fact that the C99 ABI has no way to alias command definitions without resorting to macros. Calling either command will produce identical behavior within the bounds of the specification, and should still invoke the same path in the implementation. Debug tools may use separate commands with different debug behavior; to write the appropriate command name to an output log, for instance.

Special Use Extensions

Some extensions exist only to support a specific purpose or specific class of application. These are referred to as “special use extensions”. Use of these extensions in applications not meeting the special use criteria is not recommended.

Special use cases are restricted, and only those defined below are used to describe extensions:

Table 71. Extension Special Use Cases

Special Use	XML Tag	Full Description
CAD support	cadsupport	Extension is intended to support specialized functionality used by CAD/CAM applications.
D3D support	d3demulation	Extension is intended to support D3D emulation layers, and applications ported from D3D, by adding functionality specific to D3D.
Developer tools	devtools	Extension is intended to support developer tools such as capture-replay libraries.
Debugging tools	debugging	Extension is intended for use by applications when debugging.
OpenGL / ES support	glesemulation	Extension is intended to support OpenGL and/or OpenGL ES emulation layers, and applications ported from those APIs, by adding functionality specific to those APIs.

Special use extensions are identified in the metadata for each such extension in the [Layers & Extensions](#) appendix, using the name in the “Special Use” column above.

Special use extensions are also identified in `vk.xml` with the short name in “XML Tag” column above, as described in the “API Extensions (`extension` tag)” section of the [registry schema documentation](#).

Chapter 54. Features

Features advertise additional functionality which **can** be enabled in the API. If a feature is *supported* by a physical device, it **must** be *enabled* when creating a [VkDevice](#) in order to use its associated functionality with that [VkDevice](#). If a feature is *unsupported*, that functionality **cannot** be used with that [VkDevice](#).

NOTE

Features are reported via the extensible structure [VkPhysicalDeviceFeatures2](#), which was added in the [VK_KHR_get_physical_device_properties2](#) extension and included in Vulkan 1.1. When new features are added in future Vulkan versions or extensions, each extension **should** introduce one new feature structure, if needed. This structure **can** be added to the [pNext](#) chain of the [VkPhysicalDeviceFeatures2](#) structure.

For convenience, new core versions of Vulkan **may** introduce new unified feature structures for features promoted from extensions. At the same time, the extension’s original feature structure (if any) is also promoted to the core API, and is an alias of the extension’s structure. This results in multiple names for the same feature: in the original extension’s feature structure and the promoted structure alias, in the unified feature structure. When a feature was implicitly supported and enabled in the extension, but an explicit name was added during promotion, then the extension itself acts as an alias for the feature as listed in the table below.

All aliases of the same feature in the core API **must** be reported consistently: either all **must** be reported as supported, or none of them. When a promoted extension is available, any corresponding feature aliases **must** be supported.

Table 72. Extension Feature Aliases

Extension	Feature(s)
VK_KHR_shader_draw_parameters	shaderDrawParameters
VK_KHR_draw_indirect_count	drawIndirectCount
VK_KHR_sampler_mirror_clamp_to_edge	samplerMirrorClampToEdge
VK_EXT_descriptor_indexing	descriptorIndexing
VK_EXT_sampler_filter_minmax	samplerFilterMinmax
VK_EXT_shader_viewport_index_layer	shaderOutputViewportIndex , shaderOutputLayer
VK_KHR_push_descriptor	pushDescriptor

To query supported features, call:

WARNING

This functionality is superseded by [vkGetPhysicalDeviceFeatures2](#). See [Legacy Functionality](#) for more information.


```
// Provided by VK_VERSION_1_0
void vkGetPhysicalDeviceFeatures(
    VkPhysicalDevice          physicalDevice,
    VkPhysicalDeviceFeatures* pFeatures);
```

- **physicalDevice** is the physical device from which to query the supported features.
- **pFeatures** is a pointer to a **VkPhysicalDeviceFeatures** structure in which the physical device features are returned. For each feature, a value of **VK_TRUE** specifies that the feature is supported on this physical device, and **VK_FALSE** specifies that the feature is not supported.

Valid Usage (Implicit)

- VUID-vkGetPhysicalDeviceFeatures-physicalDevice-parameter **physicalDevice** **must** be a valid **VkPhysicalDevice** handle
- VUID-vkGetPhysicalDeviceFeatures-pFeatures-parameter **pFeatures** **must** be a valid pointer to a **VkPhysicalDeviceFeatures** structure

Fine-grained features used by a logical device **must** be enabled at **VkDevice** creation time. If a feature is enabled that the physical device does not support, **VkDevice** creation will fail and return **VK_ERROR_FEATURE_NOT_PRESENT**.

The fine-grained features are enabled by passing a pointer to the **VkPhysicalDeviceFeatures** structure via the **pEnabledFeatures** member of the **VkDeviceCreateInfo** structure that is passed into the **vkCreateDevice** call. If a member of **pEnabledFeatures** is **VK_TRUE** or **VK_FALSE**, then the device will be created with the indicated feature enabled or disabled, respectively. Features **can** also be enabled by using the **VkPhysicalDeviceFeatures2** structure.

If an application wishes to enable all features supported by a device, it **can** simply pass in the **VkPhysicalDeviceFeatures** structure that was previously returned by **vkGetPhysicalDeviceFeatures**. To disable an individual feature, the application **can** set the desired member to **VK_FALSE** in the same structure. Setting **pEnabledFeatures** to **NULL** and not including a **VkPhysicalDeviceFeatures2** in the **pNext** chain of **VkDeviceCreateInfo** is equivalent to setting all members of the structure to **VK_FALSE**.

NOTE

Some features, such as **robustBufferAccess**, **may** incur a runtime performance cost. Application writers **should** carefully consider the implications of enabling all supported features.

To query supported features defined by the core or extensions, call:

```
// Provided by VK_VERSION_1_1
void vkGetPhysicalDeviceFeatures2(
    VkPhysicalDevice          physicalDevice,
    VkPhysicalDeviceFeatures2* pFeatures);
```



```
// Provided by VK_KHR_get_physical_device_properties2
// Equivalent to vkGetPhysicalDeviceFeatures2
void vkGetPhysicalDeviceFeatures2KHR(
    VkPhysicalDevice          physicalDevice,
    VkPhysicalDeviceFeatures2* pFeatures);
```

- **physicalDevice** is the physical device from which to query the supported features.
- **pFeatures** is a pointer to a **VkPhysicalDeviceFeatures2** structure in which the physical device features are returned.

Each structure in **pFeatures** and its **pNext** chain contains members corresponding to fine-grained features. Each structure in **pFeatures** and its **pNext** chain contains **VkBool32** members corresponding to fine-grained features. Each such member is returned with a **VK_TRUE** value indicating that feature is supported on this physical device, or a **VK_FALSE** value indicating it is unsupported.

Valid Usage (Implicit)

- VUID-vkGetPhysicalDeviceFeatures2-physicalDevice-parameter **physicalDevice** **must** be a valid **VkPhysicalDevice** handle
- VUID-vkGetPhysicalDeviceFeatures2-pFeatures-parameter **pFeatures** **must** be a valid pointer to a **VkPhysicalDeviceFeatures2** structure

The **VkPhysicalDeviceFeatures2** structure is defined as:

```
// Provided by VK_VERSION_1_1
typedef struct VkPhysicalDeviceFeatures2 {
    VkStructureType    sType;
    void*              pNext;
    VkPhysicalDeviceFeatures  features;
} VkPhysicalDeviceFeatures2;
```

```
// Provided by VK_KHR_get_physical_device_properties2
// Equivalent to VkPhysicalDeviceFeatures2
typedef VkPhysicalDeviceFeatures2 VkPhysicalDeviceFeatures2KHR;
```

- **sType** is a **VkStructureType** value identifying this structure.
- **pNext** is **NULL** or a pointer to a structure extending this structure.
- **features** is a **VkPhysicalDeviceFeatures** structure describing the fine-grained features of the Vulkan 1.0 API.

The **pNext** chain of this structure is used to extend the structure with features defined by extensions. This structure **can** be used in **vkGetPhysicalDeviceFeatures2** or **can** be included in the **pNext** chain of a **VkDeviceCreateInfo** structure, in which case it controls which features are enabled in lieu of

pEnabledFeatures.

Valid Usage (Implicit)

- VUID-VkPhysicalDeviceFeatures2-sType-sType
sType **must** be [VK_STRUCTURE_TYPE_PHYSICAL_DEVICE_FEATURES_2](#)

Structure Chaining

Extends the structure

- [VkDeviceCreateInfo](#)

The [VkPhysicalDeviceFeatures](#) structure is defined as:

```
// Provided by VK_VERSION_1_0
typedef struct VkPhysicalDeviceFeatures {
    VkBool32    robustBufferAccess;
    VkBool32    fullDrawIndexUint32;
    VkBool32    imageCubeArray;
    VkBool32    independentBlend;
    VkBool32    geometryShader;
    VkBool32    tessellationShader;
    VkBool32    sampleRateShading;
    VkBool32    dualSrcBlend;
    VkBool32    logicOp;
    VkBool32    multiDrawIndirect;
    VkBool32    drawIndirectFirstInstance;
    VkBool32    depthClamp;
    VkBool32    depthBiasClamp;
    VkBool32    fillModeNonSolid;
    VkBool32    depthBounds;
    VkBool32    wideLines;
    VkBool32    largePoints;
    VkBool32    alphaToOne;
    VkBool32    multiViewport;
    VkBool32    samplerAnisotropy;
    VkBool32    textureCompressionETC2;
    VkBool32    textureCompressionASTC_LDR;
    VkBool32    textureCompressionBC;
    VkBool32    occlusionQueryPrecise;
    VkBool32    pipelineStatisticsQuery;
    VkBool32    vertexPipelineStoresAndAtomics;
    VkBool32    fragmentStoresAndAtomics;
    VkBool32    shaderTessellationAndGeometryPointSize;
    VkBool32    shaderImageGatherExtended;
    VkBool32    shaderStorageImageExtendedFormats;
    VkBool32    shaderStorageImageMultisample;
```



```

VkBool32    shaderStorageImageReadWithoutFormat;
VkBool32    shaderStorageImageWriteWithoutFormat;
VkBool32    shaderUniformBufferArrayDynamicIndexing;
VkBool32    shaderSampledImageArrayDynamicIndexing;
VkBool32    shaderStorageBufferArrayDynamicIndexing;
VkBool32    shaderStorageImageArrayDynamicIndexing;
VkBool32    shaderClipDistance;
VkBool32    shaderCullDistance;
VkBool32    shaderFloat64;
VkBool32    shaderInt64;
VkBool32    shaderInt16;
VkBool32    shaderResourceResidency;
VkBool32    shaderResourceMinLod;
VkBool32    sparseBinding;
VkBool32    sparseResidencyBuffer;
VkBool32    sparseResidencyImage2D;
VkBool32    sparseResidencyImage3D;
VkBool32    sparseResidency2Samples;
VkBool32    sparseResidency4Samples;
VkBool32    sparseResidency8Samples;
VkBool32    sparseResidency16Samples;
VkBool32    sparseResidencyAliased;
VkBool32    variableMultisampleRate;
VkBool32    inheritedQueries;
} VkPhysicalDeviceFeatures;

```

This structure describes the following features:

- **robustBufferAccess** enables **Robust Buffer Access** guarantees for shader buffer accesses.
- **fullDrawIndexUint32** specifies the full 32-bit range of indices is supported for indexed draw calls when using a **VkIndexType** of **VK_INDEX_TYPE_UINT32**. **maxDrawIndexedIndexValue** is the maximum index value that **may** be used (aside from the primitive restart index, which is always $2^{32}-1$ when the **VkIndexType** is **VK_INDEX_TYPE_UINT32**). If this feature is supported, **maxDrawIndexedIndexValue** **must** be $2^{32}-1$; otherwise it **must** be no smaller than $2^{24}-1$. See **maxDrawIndexedIndexValue**.
- **imageCubeArray** specifies whether image views with a **VkImageViewType** of **VK_IMAGE_VIEW_TYPE_CUBE_ARRAY** **can** be created, and that the corresponding **SampledCubeArray** and **ImageCubeArray** SPIR-V capabilities **can** be used in shader code.
- **independentBlend** specifies whether the **VkPipelineColorBlendAttachmentState** settings are controlled independently per-attachment. If this feature is not enabled, the **VkPipelineColorBlendAttachmentState** settings for all color attachments **must** be identical. Otherwise, a different **VkPipelineColorBlendAttachmentState** **can** be provided for each bound color attachment.
- **geometryShader** specifies whether geometry shaders are supported. If this feature is not enabled, the **VK_SHADER_STAGE_GEOMETRY_BIT** and **VK_PIPELINE_STAGE_GEOMETRY_SHADER_BIT** enum values **must** not be used. This also specifies whether shader modules **can** declare the **Geometry** capability.

- **tessellationShader** specifies whether tessellation control and evaluation shaders are supported. If this feature is not enabled, the **VK_SHADER_STAGE_TESSELLATION_CONTROL_BIT**, **VK_SHADER_STAGE_TESSELLATION_EVALUATION_BIT**, **VK_PIPELINE_STAGE_TESSELLATION_CONTROL_SHADER_BIT**, **VK_PIPELINE_STAGE_TESSELLATION_EVALUATION_SHADER_BIT**, and **VK_STRUCTURE_TYPE_PIPELINE_TESSELLATION_STATE_CREATE_INFO** enum values **must** not be used. This also specifies whether shader modules **can** declare the **Tessellation** capability.
- **sampleRateShading** specifies whether **Sample Shading** and multisample interpolation are supported. If this feature is not enabled, the **sampleShadingEnable** member of the **VkPipelineMultisampleStateCreateInfo** structure **must** be **VK_FALSE** and the **minSampleShading** member is ignored. This also specifies whether shader modules **can** declare the **SampleRateShading** capability.
- **dualSrcBlend** specifies whether blend operations which take two sources are supported. If this feature is not enabled, the **VK_BLEND_FACTOR_SRC1_COLOR**, **VK_BLEND_FACTOR_ONE_MINUS_SRC1_COLOR**, **VK_BLEND_FACTOR_SRC1_ALPHA**, and **VK_BLEND_FACTOR_ONE_MINUS_SRC1_ALPHA** enum values **must** not be used as source or destination blending factors. See **Dual-Source Blending**.
- **logicOp** specifies whether logic operations are supported. If this feature is not enabled, the **logicOpEnable** member of the **VkPipelineColorBlendStateCreateInfo** structure **must** be **VK_FALSE**, and the **logicOp** member is ignored.
- **multiDrawIndirect** specifies whether multiple draw indirect is supported. If this feature is not enabled, the **drawCount** parameter to the **vkCmdDrawIndirect** and **vkCmdDrawIndexedIndirect** commands **must** be 0 or 1. The **maxDrawIndirectCount** member of the **VkPhysicalDeviceLimits** structure **must** also be 1 if this feature is not supported. See **maxDrawIndirectCount**.
- **drawIndirectFirstInstance** specifies whether indirect drawing calls support the **firstInstance** parameter. If this feature is not enabled, the **firstInstance** member of all **VkDrawIndirectCommand** and **VkDrawIndexedIndirectCommand** structures that are provided to the **vkCmdDrawIndirect** and **vkCmdDrawIndexedIndirect** commands **must** be 0.
- **depthClamp** specifies whether depth clamping is supported. If this feature is not enabled, the **depthClampEnable** member of the **VkPipelineRasterizationStateCreateInfo** structure **must** be **VK_FALSE**. Otherwise, setting **depthClampEnable** to **VK_TRUE** will enable depth clamping.
- **depthBiasClamp** specifies whether depth bias clamping is supported. If this feature is not enabled, the **depthBiasClamp** member of the **VkPipelineRasterizationStateCreateInfo** structure **must** be 0.0 unless the **VK_DYNAMIC_STATE_DEPTH_BIAS** dynamic state is enabled, in which case the **depthBiasClamp** parameter to **vkCmdSetDepthBias** **must** be 0.0.
- **fillModeNonSolid** specifies whether point and wireframe fill modes are supported. If this feature is not enabled, the **VK_POLYGON_MODE_POINT** and **VK_POLYGON_MODE_LINE** enum values **must** not be used.
- **depthBounds** specifies whether depth bounds tests are supported. If this feature is not enabled, the **depthBoundsTestEnable** member of the **VkPipelineDepthStencilStateCreateInfo** structure **must** be **VK_FALSE** unless the **VK_DYNAMIC_STATE_DEPTH_BOUNDS_TEST_ENABLE** dynamic state is enabled, in which case the **depthBoundsTestEnable** parameter to **vkCmdSetDepthBoundsTestEnable** **must** be **VK_FALSE**. When **depthBoundsTestEnable** is **VK_FALSE**, the **minDepthBounds** and **maxDepthBounds** members of the

`VkPipelineDepthStencilStateCreateInfo` structure are ignored.

- `wideLines` specifies whether lines with width other than 1.0 are supported. If this feature is not enabled, the `lineWidth` member of the `VkPipelineRasterizationStateCreateInfo` structure **must** be 1.0 unless the `VK_DYNAMIC_STATE_LINE_WIDTH` dynamic state is enabled, in which case the `lineWidth` parameter to `vkCmdSetLineWidth` **must** be 1.0. When this feature is supported, the range and granularity of supported line widths are indicated by the `lineWidthRange` and `lineWidthGranularity` members of the `VkPhysicalDeviceLimits` structure, respectively.
- `largePoints` specifies whether points with size greater than 1.0 are supported. If this feature is not enabled, only a point size of 1.0 written by a shader is supported. The range and granularity of supported point sizes are indicated by the `pointSizeRange` and `pointSizeGranularity` members of the `VkPhysicalDeviceLimits` structure, respectively.
- `alphaToOne` specifies whether the implementation is able to replace the alpha value of the fragment shader color output in the `Multisample Coverage` fragment operation. If this feature is not enabled, then the `alphaToOneEnable` member of the `VkPipelineMultisampleStateCreateInfo` structure **must** be `VK_FALSE`. Otherwise setting `alphaToOneEnable` to `VK_TRUE` will enable alpha-to-one behavior.
- `multiViewport` specifies whether more than one viewport is supported. If this feature is not enabled:
 - The `viewportCount` and `scissorCount` members of the `VkPipelineViewportStateCreateInfo` structure **must** be 1.
 - The `firstViewport` and `viewportCount` parameters to the `vkCmdSetViewport` command **must** be 0 and 1, respectively.
 - The `firstScissor` and `scissorCount` parameters to the `vkCmdSetScissor` command **must** be 0 and 1, respectively.
 - The `exclusiveScissorCount` member of the `VkPipelineViewportExclusiveScissorStateCreateInfoNV` structure **must** be 0 or 1.
 - The `firstExclusiveScissor` and `exclusiveScissorCount` parameters to the `vkCmdSetExclusiveScissorNV` command **must** be 0 and 1, respectively.
- `samplerAnisotropy` specifies whether anisotropic filtering is supported. If this feature is not enabled, the `anisotropyEnable` member of the `VkSamplerCreateInfo` structure **must** be `VK_FALSE`.
- `textureCompressionETC2` specifies whether all of the ETC2 and EAC compressed texture formats are supported. If this feature is enabled, then the `VK_FORMAT_FEATURE_SAMPLED_IMAGE_BIT`, `VK_FORMAT_FEATURE_BLIT_SRC_BIT` and `VK_FORMAT_FEATURE_SAMPLED_IMAGE_FILTER_LINEAR_BIT` features **must** be supported in `optimalTilingFeatures` for the following formats:
 - `VK_FORMAT_ETC2_R8G8B8_UNORM_BLOCK`
 - `VK_FORMAT_ETC2_R8G8B8_SRGB_BLOCK`
 - `VK_FORMAT_ETC2_R8G8B8A1_UNORM_BLOCK`
 - `VK_FORMAT_ETC2_R8G8B8A1_SRGB_BLOCK`
 - `VK_FORMAT_ETC2_R8G8B8A8_UNORM_BLOCK`

- `VK_FORMAT_ETC2_R8G8B8A8_SRGB_BLOCK`
- `VK_FORMAT_EAC_R11_UNORM_BLOCK`
- `VK_FORMAT_EAC_R11_SNORM_BLOCK`
- `VK_FORMAT_EAC_R11G11_UNORM_BLOCK`
- `VK_FORMAT_EAC_R11G11_SNORM_BLOCK`

To query for additional properties, or if the feature is not enabled, `vkGetPhysicalDeviceFormatProperties` and `vkGetPhysicalDeviceImageFormatProperties` **can** be used to check for supported properties of individual formats as normal.

- `textureCompressionASTC_LDR` specifies whether all of the ASTC LDR compressed texture formats are supported. If this feature is enabled, then the `VK_FORMAT_FEATURE_SAMPLED_IMAGE_BIT`, `VK_FORMAT_FEATURE_BLIT_SRC_BIT` and `VK_FORMAT_FEATURE_SAMPLED_IMAGE_FILTER_LINEAR_BIT` features **must** be supported in `optimalTilingFeatures` for the following formats:

- `VK_FORMAT_ASTC_4x4_UNORM_BLOCK`
- `VK_FORMAT_ASTC_4x4_SRGB_BLOCK`
- `VK_FORMAT_ASTC_5x4_UNORM_BLOCK`
- `VK_FORMAT_ASTC_5x4_SRGB_BLOCK`
- `VK_FORMAT_ASTC_5x5_UNORM_BLOCK`
- `VK_FORMAT_ASTC_5x5_SRGB_BLOCK`
- `VK_FORMAT_ASTC_6x5_UNORM_BLOCK`
- `VK_FORMAT_ASTC_6x5_SRGB_BLOCK`
- `VK_FORMAT_ASTC_6x6_UNORM_BLOCK`
- `VK_FORMAT_ASTC_6x6_SRGB_BLOCK`
- `VK_FORMAT_ASTC_8x5_UNORM_BLOCK`
- `VK_FORMAT_ASTC_8x5_SRGB_BLOCK`
- `VK_FORMAT_ASTC_8x6_UNORM_BLOCK`
- `VK_FORMAT_ASTC_8x6_SRGB_BLOCK`
- `VK_FORMAT_ASTC_8x8_UNORM_BLOCK`
- `VK_FORMAT_ASTC_8x8_SRGB_BLOCK`
- `VK_FORMAT_ASTC_10x5_UNORM_BLOCK`
- `VK_FORMAT_ASTC_10x5_SRGB_BLOCK`
- `VK_FORMAT_ASTC_10x6_UNORM_BLOCK`
- `VK_FORMAT_ASTC_10x6_SRGB_BLOCK`
- `VK_FORMAT_ASTC_10x8_UNORM_BLOCK`
- `VK_FORMAT_ASTC_10x8_SRGB_BLOCK`
- `VK_FORMAT_ASTC_10x10_UNORM_BLOCK`

- `VK_FORMAT_ASTC_10x10_SRGB_BLOCK`
- `VK_FORMAT_ASTC_12x10_UNORM_BLOCK`
- `VK_FORMAT_ASTC_12x10_SRGB_BLOCK`
- `VK_FORMAT_ASTC_12x12_UNORM_BLOCK`
- `VK_FORMAT_ASTC_12x12_SRGB_BLOCK`

To query for additional properties, or if the feature is not enabled, `vkGetPhysicalDeviceFormatProperties` and `vkGetPhysicalDeviceImageFormatProperties` **can** be used to check for supported properties of individual formats as normal.

- `textureCompressionBC` specifies whether all of the BC compressed texture formats are supported. If this feature is enabled, then the `VK_FORMAT_FEATURE_SAMPLED_IMAGE_BIT`, `VK_FORMAT_FEATURE_BLIT_SRC_BIT` and `VK_FORMAT_FEATURE_SAMPLED_IMAGE_FILTER_LINEAR_BIT` features **must** be supported in `optimalTilingFeatures` for the following formats:

- `VK_FORMAT_BC1_RGB_UNORM_BLOCK`
- `VK_FORMAT_BC1_RGB_SRGB_BLOCK`
- `VK_FORMAT_BC1_RGBA_UNORM_BLOCK`
- `VK_FORMAT_BC1_RGBA_SRGB_BLOCK`
- `VK_FORMAT_BC2_UNORM_BLOCK`
- `VK_FORMAT_BC2_SRGB_BLOCK`
- `VK_FORMAT_BC3_UNORM_BLOCK`
- `VK_FORMAT_BC3_SRGB_BLOCK`
- `VK_FORMAT_BC4_UNORM_BLOCK`
- `VK_FORMAT_BC4_SNORM_BLOCK`
- `VK_FORMAT_BC5_UNORM_BLOCK`
- `VK_FORMAT_BC5_SNORM_BLOCK`
- `VK_FORMAT_BC6H_UFLOAT_BLOCK`
- `VK_FORMAT_BC6H_SFLOAT_BLOCK`
- `VK_FORMAT_BC7_UNORM_BLOCK`
- `VK_FORMAT_BC7_SRGB_BLOCK`

To query for additional properties, or if the feature is not enabled, `vkGetPhysicalDeviceFormatProperties` and `vkGetPhysicalDeviceImageFormatProperties` **can** be used to check for supported properties of individual formats as normal.

- `occlusionQueryPrecise` specifies whether occlusion queries returning actual sample counts are supported. Occlusion queries are created in a `VkQueryPool` by specifying the `queryType` of `VK_QUERY_TYPE_OCCLUSION` in the `VkQueryPoolCreateInfo` structure which is passed to `vkCreateQueryPool`. If this feature is enabled, queries of this type **can** enable `VK_QUERY_CONTROL_PRECISE_BIT` in the `flags` parameter to `vkCmdBeginQuery`. If this feature

is not supported, the implementation supports only boolean occlusion queries. When any samples are passed, boolean queries will return a non-zero result value, otherwise a result value of zero is returned. When this feature is enabled and `VK_QUERY_CONTROL_PRECISE_BIT` is set, occlusion queries will report the actual number of samples passed.

- `pipelineStatisticsQuery` specifies whether the pipeline statistics queries are supported. If this feature is not enabled, queries of type `VK_QUERY_TYPE_PIPELINE_STATISTICS` **cannot** be created, and none of the `VkQueryPipelineStatisticFlagBits` bits **can** be set in the `pipelineStatistics` member of the `VkQueryPoolCreateInfo` structure.
- `vertexPipelineStoresAndAtomics` specifies whether storage buffers and images support stores and atomic operations in the vertex, tessellation, and geometry shader stages. If this feature is not enabled, all storage image, storage texel buffer, and storage buffer variables used by these stages in shader modules **must** be decorated with the `NonWritable` decoration (or the `readonly` memory qualifier in GLSL).
- `fragmentStoresAndAtomics` specifies whether storage buffers and images support stores and atomic operations in the fragment shader stage. If this feature is not enabled, all storage image, storage texel buffer, and storage buffer variables used by the fragment stage in shader modules **must** be decorated with the `NonWritable` decoration (or the `readonly` memory qualifier in GLSL).
- `shaderTessellationAndGeometryPointSize` specifies whether the `PointSize` built-in decoration is available in the tessellation control, tessellation evaluation, and geometry shader stages. If this feature is not enabled, members decorated with the `PointSize` built-in decoration **must** not be read from or written to and all points written from a tessellation or geometry shader will have a size of 1.0. This also specifies whether shader modules **can** declare the `TessellationPointSize` capability for tessellation control and evaluation shaders, or if the shader modules **can** declare the `GeometryPointSize` capability for geometry shaders. An implementation supporting this feature **must** also support one or both of the `tessellationShader` or `geometryShader` features.
- `shaderImageGatherExtended` specifies whether the extended set of image gather instructions are available in shader code. If this feature is not enabled, the `OpImage*Gather` instructions do not support the `Offset` and `ConstOffsets` operands. This also specifies whether shader modules **can** declare the `ImageGatherExtended` capability.
- `shaderStorageImageExtendedFormats` specifies whether all the “storage image extended formats” below are supported; if this feature is supported, then the `VK_FORMAT_FEATURE_STORAGE_IMAGE_BIT` **must** be supported in `optimalTilingFeatures` for the following formats:
 - `VK_FORMAT_R16G16_SFLOAT`
 - `VK_FORMAT_B10G11R11_UFLOAT_PACK32`
 - `VK_FORMAT_R16_SFLOAT`
 - `VK_FORMAT_R16G16B16A16_UNORM`
 - `VK_FORMAT_A2B10G10R10_UNORM_PACK32`
 - `VK_FORMAT_R16G16_UNORM`
 - `VK_FORMAT_R8G8_UNORM`
 - `VK_FORMAT_R16_UNORM`
 - `VK_FORMAT_R8_UNORM`

- `VK_FORMAT_R16G16B16A16_SNORM`
- `VK_FORMAT_R16G16_SNORM`
- `VK_FORMAT_R8G8_SNORM`
- `VK_FORMAT_R16_SNORM`
- `VK_FORMAT_R8_SNORM`
- `VK_FORMAT_R16G16_SINT`
- `VK_FORMAT_R8G8_SINT`
- `VK_FORMAT_R16_SINT`
- `VK_FORMAT_R8_SINT`
- `VK_FORMAT_A2B10G10R10_UINT_PACK32`
- `VK_FORMAT_R16G16_UINT`
- `VK_FORMAT_R8G8_UINT`
- `VK_FORMAT_R16_UINT`
- `VK_FORMAT_R8_UINT`

NOTE

`shaderStorageImageExtendedFormats` feature only adds a guarantee of format support, which is specified for the whole physical device. Therefore enabling or disabling the feature via `vkCreateDevice` has no practical effect.

To query for additional properties, or if the feature is not supported, `vkGetPhysicalDeviceFormatProperties` and `vkGetPhysicalDeviceImageFormatProperties` **can** be used to check for supported properties of individual formats, as usual rules allow.

`VK_FORMAT_R32G32_UINT`, `VK_FORMAT_R32G32_SINT`, and `VK_FORMAT_R32G32_SFLOAT` from `StorageImageExtendedFormats` SPIR-V capability, are already covered by core Vulkan **mandatory format support**.

- `shaderStorageImageMultisample` specifies whether multisampled storage images are supported. If this feature is not enabled, images that are created with the `VK_IMAGE_USAGE_STORAGE_BIT` usage flag set **must** be created with `samples` equal to `VK_SAMPLE_COUNT_1_BIT`. This also specifies whether shader modules **can** declare the `StorageImageMultisample` and `ImageMSArray` capabilities.
- `shaderStorageImageReadWithoutFormat` specifies whether storage images and storage texel buffers require a format qualifier to be specified when reading. `shaderStorageImageReadWithoutFormat` applies only to formats listed in the **storage without format** list.
- `shaderStorageImageWriteWithoutFormat` specifies whether storage images and storage texel buffers require a format qualifier to be specified when writing. `shaderStorageImageWriteWithoutFormat` applies only to formats listed in the **storage without format** list.
- `shaderUniformBufferArrayDynamicIndexing` specifies whether arrays of uniform buffers **can** be indexed by integer expressions that are dynamically uniform within either the subgroup or the

invocation group in shader code. If this feature is not enabled, resources with a descriptor type of `VK_DESCRIPTOR_TYPE_UNIFORM_BUFFER` or `VK_DESCRIPTOR_TYPE_UNIFORM_BUFFER_DYNAMIC` **must** be indexed only by constant integral expressions when aggregated into arrays in shader code. This also specifies whether shader modules **can** declare the `UniformBufferArrayDynamicIndexing` capability.

- `shaderSampledImageArrayDynamicIndexing` specifies whether arrays of samplers or sampled images **can** be indexed by integer expressions that are dynamically uniform within either the subgroup or the invocation group in shader code. If this feature is not enabled, resources with a descriptor type of `VK_DESCRIPTOR_TYPE_SAMPLER`, `VK_DESCRIPTOR_TYPE_COMBINED_IMAGE_SAMPLER`, or `VK_DESCRIPTOR_TYPE_SAMPLED_IMAGE` **must** be indexed only by constant integral expressions when aggregated into arrays in shader code. This also specifies whether shader modules **can** declare the `SampledImageArrayDynamicIndexing` capability.
- `shaderStorageBufferArrayDynamicIndexing` specifies whether arrays of storage buffers **can** be indexed by integer expressions that are dynamically uniform within either the subgroup or the invocation group in shader code. If this feature is not enabled, resources with a descriptor type of `VK_DESCRIPTOR_TYPE_STORAGE_BUFFER` or `VK_DESCRIPTOR_TYPE_STORAGE_BUFFER_DYNAMIC` **must** be indexed only by constant integral expressions when aggregated into arrays in shader code. This also specifies whether shader modules **can** declare the `StorageBufferArrayDynamicIndexing` capability.
- `shaderStorageImageArrayDynamicIndexing` specifies whether arrays of storage images **can** be indexed by integer expressions that are dynamically uniform within either the subgroup or the invocation group in shader code. If this feature is not enabled, resources with a descriptor type of `VK_DESCRIPTOR_TYPE_STORAGE_IMAGE` **must** be indexed only by constant integral expressions when aggregated into arrays in shader code. This also specifies whether shader modules **can** declare the `StorageImageArrayDynamicIndexing` capability.
- `shaderClipDistance` specifies whether clip distances are supported in shader code. If this feature is not enabled, any members decorated with the `ClipDistance` built-in decoration **must** not be read from or written to in shader modules. This also specifies whether shader modules **can** declare the `ClipDistance` capability.
- `shaderCullDistance` specifies whether cull distances are supported in shader code. If this feature is not enabled, any members decorated with the `CullDistance` built-in decoration **must** not be read from or written to in shader modules. This also specifies whether shader modules **can** declare the `CullDistance` capability.
- `shaderFloat64` specifies whether 64-bit floats (doubles) are supported in shader code. If this feature is not enabled, 64-bit floating-point types **must** not be used in shader code. This also specifies whether shader modules **can** declare the `Float64` capability. Declaring and using 64-bit floats is enabled for all storage classes that SPIR-V allows with the `Float64` capability.
- `shaderInt64` specifies whether 64-bit integers (signed and unsigned) are supported in shader code. If this feature is not enabled, 64-bit integer types **must** not be used in shader code. This also specifies whether shader modules **can** declare the `Int64` capability. Declaring and using 64-bit integers is enabled for all storage classes that SPIR-V allows with the `Int64` capability.
- `shaderInt16` specifies whether 16-bit integers (signed and unsigned) are supported in shader code. If this feature is not enabled, 16-bit integer types **must** not be used in shader code. This also specifies whether shader modules **can** declare the `Int16` capability. However, this only

enables a subset of the storage classes that SPIR-V allows for the **Int16** SPIR-V capability: Declaring and using 16-bit integers in the **Private**, **Workgroup** (for non-Block variables), and **Function** storage classes is enabled, while declaring them in the interface storage classes (e.g., **UniformConstant**, **Uniform**, **StorageBuffer**, **Input**, **Output**, and **PushConstant**) is not enabled.

- **shaderResourceResidency** specifies whether image operations that return resource residency information are supported in shader code. If this feature is not enabled, the **OpImageSparse*** instructions **must** not be used in shader code. This also specifies whether shader modules **can** declare the **SparseResidency** capability. The feature requires at least one of the **sparseResidency*** features to be supported.
- **shaderResourceMinLod** specifies whether image operations specifying the minimum resource LOD are supported in shader code. If this feature is not enabled, the **MinLod** image operand **must** not be used in shader code. This also specifies whether shader modules **can** declare the **MinLod** capability.
- **sparseBinding** specifies whether resource memory **can** be managed at opaque sparse block level instead of at the object level. If this feature is not enabled, resource memory **must** be bound only on a per-object basis using the **vkBindBufferMemory** and **vkBindImageMemory** commands. In this case, buffers and images **must** not be created with **VK_BUFFER_CREATE_SPARSE_BINDING_BIT** and **VK_IMAGE_CREATE_SPARSE_BINDING_BIT** set in the **flags** member of the **VkBufferCreateInfo** and **VkImageCreateInfo** structures, respectively. Otherwise resource memory **can** be managed as described in [Sparse Resource Features](#).
- **sparseResidencyBuffer** specifies whether the device **can** access partially resident buffers. If this feature is not enabled, buffers **must** not be created with **VK_BUFFER_CREATE_SPARSE_RESIDENCY_BIT** set in the **flags** member of the **VkBufferCreateInfo** structure.
- **sparseResidencyImage2D** specifies whether the device **can** access partially resident 2D images with 1 sample per pixel. If this feature is not enabled, images with an **imageType** of **VK_IMAGE_TYPE_2D** and **samples** set to **VK_SAMPLE_COUNT_1_BIT** **must** not be created with **VK_IMAGE_CREATE_SPARSE_RESIDENCY_BIT** set in the **flags** member of the **VkImageCreateInfo** structure.
- **sparseResidencyImage3D** specifies whether the device **can** access partially resident 3D images. If this feature is not enabled, images with an **imageType** of **VK_IMAGE_TYPE_3D** **must** not be created with **VK_IMAGE_CREATE_SPARSE_RESIDENCY_BIT** set in the **flags** member of the **VkImageCreateInfo** structure.
- **sparseResidency2Samples** specifies whether the physical device **can** access partially resident 2D images with 2 samples per pixel. If this feature is not enabled, images with an **imageType** of **VK_IMAGE_TYPE_2D** and **samples** set to **VK_SAMPLE_COUNT_2_BIT** **must** not be created with **VK_IMAGE_CREATE_SPARSE_RESIDENCY_BIT** set in the **flags** member of the **VkImageCreateInfo** structure.
- **sparseResidency4Samples** specifies whether the physical device **can** access partially resident 2D images with 4 samples per pixel. If this feature is not enabled, images with an **imageType** of **VK_IMAGE_TYPE_2D** and **samples** set to **VK_SAMPLE_COUNT_4_BIT** **must** not be created with **VK_IMAGE_CREATE_SPARSE_RESIDENCY_BIT** set in the **flags** member of the **VkImageCreateInfo** structure.
- **sparseResidency8Samples** specifies whether the physical device **can** access partially resident 2D

images with 8 samples per pixel. If this feature is not enabled, images with an `imageType` of `VK_IMAGE_TYPE_2D` and `samples` set to `VK_SAMPLE_COUNT_8_BIT` **must** not be created with `VK_IMAGE_CREATE_SPARSE_RESIDENCY_BIT` set in the `flags` member of the `VkImageCreateInfo` structure.

- `sparseResidency16Samples` specifies whether the physical device **can** access partially resident 2D images with 16 samples per pixel. If this feature is not enabled, images with an `imageType` of `VK_IMAGE_TYPE_2D` and `samples` set to `VK_SAMPLE_COUNT_16_BIT` **must** not be created with `VK_IMAGE_CREATE_SPARSE_RESIDENCY_BIT` set in the `flags` member of the `VkImageCreateInfo` structure.
- `sparseResidencyAliased` specifies whether the physical device **can** correctly access data aliased into multiple locations. If this feature is not enabled, the `VK_BUFFER_CREATE_SPARSE_ALIASED_BIT` and `VK_IMAGE_CREATE_SPARSE_ALIASED_BIT` enum values **must** not be used in `flags` members of the `VkBufferCreateInfo` and `VkImageCreateInfo` structures, respectively.
- `variableMultisampleRate` specifies whether all pipelines that will be bound to a command buffer during a subpass which uses no attachments **must** have the same value for `VkPipelineMultisampleStateCreateInfo::rasterizationSamples`. If set to `VK_TRUE`, the implementation supports variable multisample rates in a subpass which uses no attachments. If set to `VK_FALSE`, then all pipelines bound in such a subpass **must** have the same multisample rate. This has no effect in situations where a subpass uses any attachments.
- `inheritedQueries` specifies whether a secondary command buffer **may** be executed while a query is active.

The `VkPhysicalDeviceVulkan11Features` structure is defined as:

```
// Provided by VK_VERSION_1_2
typedef struct VkPhysicalDeviceVulkan11Features {
    VkStructureType    sType;
    void*              pNext;
    VkBool32           storageBuffer16BitAccess;
    VkBool32           uniformAndStorageBuffer16BitAccess;
    VkBool32           storagePushConstant16;
    VkBool32           storageInputOutput16;
    VkBool32           multiview;
    VkBool32           multiviewGeometryShader;
    VkBool32           multiviewTessellationShader;
    VkBool32           variablePointersStorageBuffer;
    VkBool32           variablePointers;
    VkBool32           protectedMemory;
    VkBool32           samplerYcbcrConversion;
    VkBool32           shaderDrawParameters;
} VkPhysicalDeviceVulkan11Features;
```

This structure describes the following features:

- `sType` is a `VkStructureType` value identifying this structure.

- `pNext` is `NULL` or a pointer to a structure extending this structure.
- `storageBuffer16BitAccess` specifies whether objects in the `StorageBuffer`, `ShaderRecordBufferKHR`, or `PhysicalStorageBuffer` storage class with the `Block` decoration **can** have 16-bit integer and 16-bit floating-point members. If this feature is not enabled, 16-bit integer or 16-bit floating-point members **must** not be used in such objects unless `storageBuffer8BitAccess` or `uniformAndStorageBuffer8BitAccess` are enabled or they are accessed in 32-bit multiples if `shaderUntypedPointers` is enabled. This also specifies whether shader modules **can** declare the `StorageBuffer16BitAccess` capability.
- `uniformAndStorageBuffer16BitAccess` specifies whether objects in the `Uniform` storage class with the `Block` decoration **can** have 16-bit integer and 16-bit floating-point members. If this feature is not enabled, 16-bit integer or 16-bit floating-point members **must** not be used in such objects unless `uniformAndStorageBuffer8BitAccess` are enabled or they are accessed in 32-bit multiples if `shaderUntypedPointers` is enabled. This also specifies whether shader modules **can** declare the `UniformAndStorageBuffer16BitAccess` capability.
- `storagePushConstant16` specifies whether objects in the `PushConstant` storage class **can** have 16-bit integer and 16-bit floating-point members. If this feature is not enabled, 16-bit integer or floating-point members **must** not be used in such objects unless `storagePushConstant8` are enabled or they are accessed in 32-bit multiples if `shaderUntypedPointers` is enabled. This also specifies whether shader modules **can** declare the `StoragePushConstant16` capability.
- `storageInputOutput16` specifies whether objects in the `Input` and `Output` storage classes **can** have 16-bit integer and 16-bit floating-point members. If this feature is not enabled, 16-bit integer or 16-bit floating-point members **must** not be used in such objects. This also specifies whether shader modules **can** declare the `StorageInputOutput16` capability.
- `multiview` specifies whether the implementation supports multiview rendering within a render pass. If this feature is not enabled, the view mask of each subpass **must** always be zero.
- `multiviewGeometryShader` specifies whether the implementation supports multiview rendering within a render pass, with `geometry shaders`. If this feature is not enabled, then a pipeline compiled against a subpass with a non-zero view mask **must** not include a geometry shader.
- `multiviewTessellationShader` specifies whether the implementation supports multiview rendering within a render pass, with `tessellation shaders`. If this feature is not enabled, then a pipeline compiled against a subpass with a non-zero view mask **must** not include any tessellation shaders.
- `variablePointersStorageBuffer` specifies whether the implementation supports the SPIR-V `VariablePointersStorageBuffer` capability. When this feature is not enabled, shader modules **must** not declare the `SPV_KHR_variable_pointers` extension or the `VariablePointersStorageBuffer` capability.
- `variablePointers` specifies whether the implementation supports the SPIR-V `VariablePointers` capability. When this feature is not enabled, shader modules **must** not declare the `VariablePointers` capability.
- `protectedMemory` specifies whether `protected memory` is supported.
- `samplerYcbcrConversion` specifies whether the implementation supports `sampler Y'CBCR conversion`. If `samplerYcbcrConversion` is `VK_FALSE`, sampler Y'C_BC_R conversion is not supported, and samplers using sampler Y'C_BC_R conversion **must** not be used.

- `shaderDrawParameters` specifies whether the implementation supports the SPIR-V `DrawParameters` capability. When this feature is not enabled, shader modules **must** not declare the `SPV_KHR_shader_draw_parameters` extension or the `DrawParameters` capability.

If the `VkPhysicalDeviceVulkan11Features` structure is included in the `pNext` chain of the `VkPhysicalDeviceFeatures2` structure passed to `vkGetPhysicalDeviceFeatures2`, it is filled in to indicate whether each corresponding feature is supported. If the application wishes to use a `VkDevice` with any features described by `VkPhysicalDeviceVulkan11Features`, it **must** add an instance of the structure, with the desired feature members set to `VK_TRUE`, to the `pNext` chain of `VkDeviceCreateInfo` when creating the `VkDevice`.

Valid Usage (Implicit)

- VUID-VkPhysicalDeviceVulkan11Features-sType-sType
`sType` **must** be `VK_STRUCTURE_TYPE_PHYSICAL_DEVICE_VULKAN_1_1_FEATURES`

Structure Chaining

Extends the structures

- `VkDeviceCreateInfo`
- `VkPhysicalDeviceFeatures2`

The `VkPhysicalDeviceVulkan12Features` structure is defined as:

```
// Provided by VK_VERSION_1_2
typedef struct VkPhysicalDeviceVulkan12Features {
    VkStructureType    sType;
    void*              pNext;
    VkBool32           samplerMirrorClampToEdge;
    VkBool32           drawIndirectCount;
    VkBool32           storageBuffer8BitAccess;
    VkBool32           uniformAndStorageBuffer8BitAccess;
    VkBool32           storagePushConstant8;
    VkBool32           shaderBufferInt64Atomics;
    VkBool32           shaderSharedInt64Atomics;
    VkBool32           shaderFloat16;
    VkBool32           shaderInt8;
    VkBool32           descriptorIndexing;
    VkBool32           shaderInputAttachmentArrayDynamicIndexing;
    VkBool32           shaderUniformTexelBufferArrayDynamicIndexing;
    VkBool32           shaderStorageTexelBufferArrayDynamicIndexing;
    VkBool32           shaderUniformBufferArrayNonUniformIndexing;
    VkBool32           shaderSampledImageArrayNonUniformIndexing;
    VkBool32           shaderStorageBufferArrayNonUniformIndexing;
    VkBool32           shaderStorageImageArrayNonUniformIndexing;
    VkBool32           shaderInputAttachmentArrayNonUniformIndexing;
```



```

VkBool32    shaderUniformTexelBufferArrayNonUniformIndexing;
VkBool32    shaderStorageTexelBufferArrayNonUniformIndexing;
VkBool32    descriptorBindingUniformBufferUpdateAfterBind;
VkBool32    descriptorBindingSampledImageUpdateAfterBind;
VkBool32    descriptorBindingStorageImageUpdateAfterBind;
VkBool32    descriptorBindingStorageBufferUpdateAfterBind;
VkBool32    descriptorBindingUniformTexelBufferUpdateAfterBind;
VkBool32    descriptorBindingStorageTexelBufferUpdateAfterBind;
VkBool32    descriptorBindingUpdateUnusedWhilePending;
VkBool32    descriptorBindingPartiallyBound;
VkBool32    descriptorBindingVariableDescriptorCount;
VkBool32    runtimeDescriptorArray;
VkBool32    samplerFilterMinmax;
VkBool32    scalarBlockLayout;
VkBool32    imagelessFramebuffer;
VkBool32    uniformBufferStandardLayout;
VkBool32    shaderSubgroupExtendedTypes;
VkBool32    separateDepthStencilLayouts;
VkBool32    hostQueryReset;
VkBool32    timelineSemaphore;
VkBool32    bufferDeviceAddress;
VkBool32    bufferDeviceAddressCaptureReplay;
VkBool32    bufferDeviceAddressMultiDevice;
VkBool32    vulkanMemoryModel;
VkBool32    vulkanMemoryModelDeviceScope;
VkBool32    vulkanMemoryModelAvailabilityVisibilityChains;
VkBool32    shaderOutputViewportIndex;
VkBool32    shaderOutputLayer;
VkBool32    subgroupBroadcastDynamicId;
} VkPhysicalDeviceVulkan12Features;

```

This structure describes the following features:

- **sType** is a [VkStructureType](#) value identifying this structure.
- **pNext** is `NULL` or a pointer to a structure extending this structure.
- **samplerMirrorClampToEdge** indicates whether the implementation supports the [VK_SAMPLER_ADDRESS_MODE_MIRROR_CLAMP_TO_EDGE](#) sampler address mode. If this feature is not enabled, the [VK_SAMPLER_ADDRESS_MODE_MIRROR_CLAMP_TO_EDGE](#) sampler address mode **must** not be used.
- **drawIndirectCount** indicates whether the implementation supports the [vkCmdDrawIndirectCount](#) and [vkCmdDrawIndexedIndirectCount](#) functions. If this feature is not enabled, these functions **must** not be used.
- **storageBuffer8BitAccess** indicates whether objects in the [StorageBuffer](#), [ShaderRecordBufferKHR](#), or [PhysicalStorageBuffer](#) storage class with the **Block** decoration **can** have 8-bit integer members. If this feature is not enabled, 8-bit integer members **must** not be used in such objects unless [shaderUntypedPointer](#) is enabled and they are accessed in 32-bit multiples or 16-bit multiples if [storageBuffer16BitAccess](#) is enabled. This also indicates whether shader modules

can declare the `StorageBuffer8BitAccess` capability.

- `uniformAndStorageBuffer8BitAccess` indicates whether objects in the `Uniform` storage class with the `Block` decoration **can** have 8-bit integer members. If this feature is not enabled, 8-bit integer members **must** not be used in such objects unless `shaderUntypedPointers` is enabled and they are accessed in 32-bit multiples or 16-bit multiples if `uniformAndStorageBuffer16BitAccess` is enabled. This also indicates whether shader modules **can** declare the `UniformAndStorageBuffer8BitAccess` capability.
- `storagePushConstant8` indicates whether objects in the `PushConstant` storage class **can** have 8-bit integer members. If this feature is not enabled, 8-bit integer members **must** not be used in such objects unless `shaderUntypedPointers` is enabled and they are accessed in 32-bit multiples or 16-bit multiples if `storagePushConstant16` is enabled. This also indicates whether shader modules **can** declare the `StoragePushConstant8` capability.
- `shaderBufferInt64Atomics` indicates whether shaders **can** perform 64-bit unsigned and signed integer atomic operations on buffers.
- `shaderSharedInt64Atomics` indicates whether shaders **can** perform 64-bit unsigned and signed integer atomic operations on shared and payload memory.
- `shaderFloat16` indicates whether 16-bit floats (halves) are supported in shader code. This also indicates whether shader modules **can** declare the `Float16` capability. However, this only enables a subset of the storage classes that SPIR-V allows for the `Float16` SPIR-V capability: Declaring and using 16-bit floats in the `Private`, `Workgroup` (for non-Block variables), and `Function` storage classes is enabled, while declaring them in the interface storage classes (e.g., `UniformConstant`, `Uniform`, `StorageBuffer`, `Input`, `Output`, and `PushConstant`) is not enabled.
- `shaderInt8` indicates whether 8-bit integers (signed and unsigned) are supported in shader code. This also indicates whether shader modules **can** declare the `Int8` capability. However, this only enables a subset of the storage classes that SPIR-V allows for the `Int8` SPIR-V capability: Declaring and using 8-bit integers in the `Private`, `Workgroup` (for non-Block variables), and `Function` storage classes is enabled, while declaring them in the interface storage classes (e.g., `UniformConstant`, `Uniform`, `StorageBuffer`, `Input`, `Output`, and `PushConstant`) is not enabled.
- `descriptorIndexing` indicates whether the implementation supports the minimum set of descriptor indexing features as described in the [Feature Requirements](#) section. Enabling this feature when `vkCreateDevice` is called does not imply the other minimum descriptor indexing features are also enabled. Those other descriptor indexing features **must** be enabled individually as needed by the application.
- `shaderInputAttachmentArrayDynamicIndexing` indicates whether arrays of input attachments **can** be indexed by integer expressions that are dynamically uniform within either the subgroup or the invocation group in shader code. If this feature is not enabled, resources with a descriptor type of `VK_DESCRIPTOR_TYPE_INPUT_ATTACHMENT` **must** be indexed only by constant integral expressions when aggregated into arrays in shader code. This also indicates whether shader modules **can** declare the `InputAttachmentArrayDynamicIndexing` capability.
- `shaderUniformTexelBufferArrayDynamicIndexing` indicates whether arrays of uniform texel buffers **can** be indexed by integer expressions that are dynamically uniform within either the subgroup or the invocation group in shader code. If this feature is not enabled, resources with a descriptor type of `VK_DESCRIPTOR_TYPE_UNIFORM_TEXEL_BUFFER` **must** be indexed only by constant integral expressions when aggregated into arrays in shader code. This also indicates

whether shader modules **can** declare the `UniformTexelBufferArrayDynamicIndexing` capability.

- `shaderStorageTexelBufferArrayDynamicIndexing` indicates whether arrays of storage texel buffers **can** be indexed by integer expressions that are dynamically uniform within either the subgroup or the invocation group in shader code. If this feature is not enabled, resources with a descriptor type of `VK_DESCRIPTOR_TYPE_STORAGE_TEXEL_BUFFER` **must** be indexed only by constant integral expressions when aggregated into arrays in shader code. This also indicates whether shader modules **can** declare the `StorageTexelBufferArrayDynamicIndexing` capability.
- `shaderUniformBufferArrayNonUniformIndexing` indicates whether arrays of uniform buffers **can** be indexed by non-uniform integer expressions in shader code. If this feature is not enabled, resources with a descriptor type of `VK_DESCRIPTOR_TYPE_UNIFORM_BUFFER` or `VK_DESCRIPTOR_TYPE_UNIFORM_BUFFER_DYNAMIC` **must** not be indexed by non-uniform integer expressions when aggregated into arrays in shader code. This also indicates whether shader modules **can** declare the `UniformBufferArrayNonUniformIndexing` capability.
- `shaderSampledImageArrayNonUniformIndexing` indicates whether arrays of samplers or sampled images **can** be indexed by non-uniform integer expressions in shader code. If this feature is not enabled, resources with a descriptor type of `VK_DESCRIPTOR_TYPE_SAMPLER`, `VK_DESCRIPTOR_TYPE_COMBINED_IMAGE_SAMPLER`, or `VK_DESCRIPTOR_TYPE_SAMPLED_IMAGE` **must** not be indexed by non-uniform integer expressions when aggregated into arrays in shader code. This also indicates whether shader modules **can** declare the `SampledImageArrayNonUniformIndexing` capability.
- `shaderStorageBufferArrayNonUniformIndexing` indicates whether arrays of storage buffers **can** be indexed by non-uniform integer expressions in shader code. If this feature is not enabled, resources with a descriptor type of `VK_DESCRIPTOR_TYPE_STORAGE_BUFFER` or `VK_DESCRIPTOR_TYPE_STORAGE_BUFFER_DYNAMIC` **must** not be indexed by non-uniform integer expressions when aggregated into arrays in shader code. This also indicates whether shader modules **can** declare the `StorageBufferArrayNonUniformIndexing` capability.
- `shaderStorageImageArrayNonUniformIndexing` indicates whether arrays of storage images **can** be indexed by non-uniform integer expressions in shader code. If this feature is not enabled, resources with a descriptor type of `VK_DESCRIPTOR_TYPE_STORAGE_IMAGE` **must** not be indexed by non-uniform integer expressions when aggregated into arrays in shader code. This also indicates whether shader modules **can** declare the `StorageImageArrayNonUniformIndexing` capability.
- `shaderInputAttachmentArrayNonUniformIndexing` indicates whether arrays of input attachments **can** be indexed by non-uniform integer expressions in shader code. If this feature is not enabled, resources with a descriptor type of `VK_DESCRIPTOR_TYPE_INPUT_ATTACHMENT` **must** not be indexed by non-uniform integer expressions when aggregated into arrays in shader code. This also indicates whether shader modules **can** declare the `InputAttachmentArrayNonUniformIndexing` capability.
- `shaderUniformTexelBufferArrayNonUniformIndexing` indicates whether arrays of uniform texel buffers **can** be indexed by non-uniform integer expressions in shader code. If this feature is not enabled, resources with a descriptor type of `VK_DESCRIPTOR_TYPE_UNIFORM_TEXEL_BUFFER` **must** not be indexed by non-uniform integer expressions when aggregated into arrays in shader code. This also indicates whether shader modules **can** declare the `UniformTexelBufferArrayNonUniformIndexing` capability.
- `shaderStorageTexelBufferArrayNonUniformIndexing` indicates whether arrays of storage texel

buffers **can** be indexed by non-uniform integer expressions in shader code. If this feature is not enabled, resources with a descriptor type of `VK_DESCRIPTOR_TYPE_STORAGE_TEXEL_BUFFER` **must** not be indexed by non-uniform integer expressions when aggregated into arrays in shader code. This also indicates whether shader modules **can** declare the `StorageTexelBufferArrayNonUniformIndexing` capability.

- `descriptorBindingUniformBufferUpdateAfterBind` indicates whether the implementation supports updating uniform buffer descriptors after a set is bound. If this feature is not enabled, `VK_DESCRIPTOR_BINDING_UPDATE_AFTER_BIND_BIT` **must** not be used with `VK_DESCRIPTOR_TYPE_UNIFORM_BUFFER`.
- `descriptorBindingSampledImageUpdateAfterBind` indicates whether the implementation supports updating sampled image descriptors after a set is bound. If this feature is not enabled, `VK_DESCRIPTOR_BINDING_UPDATE_AFTER_BIND_BIT` **must** not be used with `VK_DESCRIPTOR_TYPE_SAMPLER`, `VK_DESCRIPTOR_TYPE_COMBINED_IMAGE_SAMPLER`, or `VK_DESCRIPTOR_TYPE_SAMPLED_IMAGE`.
- `descriptorBindingStorageImageUpdateAfterBind` indicates whether the implementation supports updating storage image descriptors after a set is bound. If this feature is not enabled, `VK_DESCRIPTOR_BINDING_UPDATE_AFTER_BIND_BIT` **must** not be used with `VK_DESCRIPTOR_TYPE_STORAGE_IMAGE`.
- `descriptorBindingStorageBufferUpdateAfterBind` indicates whether the implementation supports updating storage buffer descriptors after a set is bound. If this feature is not enabled, `VK_DESCRIPTOR_BINDING_UPDATE_AFTER_BIND_BIT` **must** not be used with `VK_DESCRIPTOR_TYPE_STORAGE_BUFFER`.
- `descriptorBindingUniformTexelBufferUpdateAfterBind` indicates whether the implementation supports updating uniform texel buffer descriptors after a set is bound. If this feature is not enabled, `VK_DESCRIPTOR_BINDING_UPDATE_AFTER_BIND_BIT` **must** not be used with `VK_DESCRIPTOR_TYPE_UNIFORM_TEXEL_BUFFER`.
- `descriptorBindingStorageTexelBufferUpdateAfterBind` indicates whether the implementation supports updating storage texel buffer descriptors after a set is bound. If this feature is not enabled, `VK_DESCRIPTOR_BINDING_UPDATE_AFTER_BIND_BIT` **must** not be used with `VK_DESCRIPTOR_TYPE_STORAGE_TEXEL_BUFFER`.
- `descriptorBindingUpdateUnusedWhilePending` indicates whether the implementation supports updating descriptors while the set is in use. If this feature is not enabled, `VK_DESCRIPTOR_BINDING_UPDATE_UNUSED_WHILE_PENDING_BIT` **must** not be used.
- `descriptorBindingPartiallyBound` indicates whether the implementation supports statically using a descriptor set binding in which some descriptors are not valid. If this feature is not enabled, `VK_DESCRIPTOR_BINDING_PARTIALLY_BOUND_BIT` **must** not be used.
- `descriptorBindingVariableDescriptorCount` indicates whether the implementation supports descriptor sets with a variable-sized last binding. If this feature is not enabled, `VK_DESCRIPTOR_BINDING_VARIABLE_DESCRIPTOR_COUNT_BIT` **must** not be used.
- `runtimeDescriptorArray` indicates whether the implementation supports the SPIR-V `RuntimeDescriptorArray` capability. If this feature is not enabled, descriptors **must** not be declared in runtime arrays.
- `samplerFilterMinmax` indicates whether the implementation supports a minimum set of required

formats supporting min/max filtering as defined by the `filterMinmaxSingleComponentFormats` property minimum requirements. If this feature is not enabled, then `VkSamplerReductionModeCreateInfo` **must** only use `VK_SAMPLER_REDUCTION_MODE_WEIGHTED_AVERAGE`.

- `scalarBlockLayout` indicates that the implementation supports the layout of resource blocks in shaders using `scalar alignment`.
- `imagelessFramebuffer` indicates that the implementation supports specifying the image view for attachments at render pass begin time via `VkRenderPassAttachmentBeginInfo`.
- `uniformBufferStandardLayout` indicates that the implementation supports the same layouts for uniform buffers as for storage and other kinds of buffers. See `Standard Buffer Layout`.
- `shaderSubgroupExtendedTypes` is a boolean specifying whether subgroup operations can use 8-bit integer, 16-bit integer, 64-bit integer, 16-bit floating-point, and vectors of these types in `group operations` with `subgroup scope`, if the implementation supports the types.
- `separateDepthStencilLayouts` indicates whether the implementation supports a `VkImageMemoryBarrier` for a depth/stencil image with only one of `VK_IMAGE_ASPECT_DEPTH_BIT` or `VK_IMAGE_ASPECT_STENCIL_BIT` set, and whether `VK_IMAGE_LAYOUT_DEPTH_ATTACHMENT_OPTIMAL`, `VK_IMAGE_LAYOUT_DEPTH_READ_ONLY_OPTIMAL`, `VK_IMAGE_LAYOUT_STENCIL_ATTACHMENT_OPTIMAL`, or `VK_IMAGE_LAYOUT_STENCIL_READ_ONLY_OPTIMAL` can be used.
- `hostQueryReset` indicates that the implementation supports resetting queries from the host with `vkResetQueryPool`.
- `timelineSemaphore` indicates whether semaphores created with a `VkSemaphoreType` of `VK_SEMAPHORE_TYPE_TIMELINE` are supported.
- `bufferDeviceAddress` indicates that the implementation supports accessing buffer memory in shaders as storage buffers via an address queried from `vkGetBufferDeviceAddress`.
- `bufferDeviceAddressCaptureReplay` indicates that the implementation supports saving and reusing buffer and device addresses, e.g. for trace capture and replay.
- `bufferDeviceAddressMultiDevice` indicates that the implementation supports the `bufferDeviceAddress`, `rayTracingPipeline` and `rayQuery` features for logical devices created with multiple physical devices. If this feature is not supported, buffer and acceleration structure addresses **must** not be queried on a logical device created with more than one physical device.
- `vulkanMemoryModel` indicates whether shader modules **can** declare the `VulkanMemoryModel` capability.
- `vulkanMemoryModelDeviceScope` indicates whether the Vulkan Memory Model can use `Device` scope synchronization. This also indicates whether shader modules **can** declare the `VulkanMemoryModelDeviceScope` capability.
- `vulkanMemoryModelAvailabilityVisibilityChains` indicates whether the Vulkan Memory Model can use `availability and visibility chains` with more than one element.
- `shaderOutputViewportIndex` indicates whether the implementation supports the `ShaderViewportIndex` SPIR-V capability enabling variables decorated with the `ViewportIndex` built-in to be exported from mesh, vertex or tessellation evaluation shaders. If this feature is not

enabled, the `ViewportIndex` built-in decoration **must** not be used on outputs in mesh, vertex or tessellation evaluation shaders.

- `shaderOutputLayer` indicates whether the implementation supports the `ShaderLayer` SPIR-V capability enabling variables decorated with the `Layer` built-in to be exported from mesh, vertex or tessellation evaluation shaders. If this feature is not enabled, the `Layer` built-in decoration **must** not be used on outputs in mesh, vertex or tessellation evaluation shaders.
- If `subgroupBroadcastDynamicId` is `VK_TRUE`, the “Id” operand of `OpGroupNonUniformBroadcast` **can** be dynamically uniform within a subgroup, and the “Index” operand of `OpGroupNonUniformQuadBroadcast` **can** be dynamically uniform within the derivative group. If it is `VK_FALSE`, these operands **must** be constants.

If the `VkPhysicalDeviceVulkan12Features` structure is included in the `pNext` chain of the `VkPhysicalDeviceFeatures2` structure passed to `vkGetPhysicalDeviceFeatures2`, it is filled in to indicate whether each corresponding feature is supported. If the application wishes to use a `VkDevice` with any features described by `VkPhysicalDeviceVulkan12Features`, it **must** add an instance of the structure, with the desired feature members set to `VK_TRUE`, to the `pNext` chain of `VkDeviceCreateInfo` when creating the `VkDevice`.

Valid Usage (Implicit)

- VUID-VkPhysicalDeviceVulkan12Features-sType-sType
`sType` **must** be `VK_STRUCTURE_TYPE_PHYSICAL_DEVICE_VULKAN_1_2_FEATURES`

Structure Chaining

Extends the structures

- `VkDeviceCreateInfo`
- `VkPhysicalDeviceFeatures2`

The `VkPhysicalDeviceVulkan13Features` structure is defined as:


```
// Provided by VK_VERSION_1_3
typedef struct VkPhysicalDeviceVulkan13Features {
    VkStructureType    sType;
    void*              pNext;
    VkBool32           robustImageAccess;
    VkBool32           inlineUniformBlock;
    VkBool32           descriptorBindingInlineUniformBlockUpdateAfterBind;
    VkBool32           pipelineCreationCacheControl;
    VkBool32           privateData;
    VkBool32           shaderDemoteToHelperInvocation;
    VkBool32           shaderTerminateInvocation;
    VkBool32           subgroupSizeControl;
    VkBool32           computeFullSubgroups;
    VkBool32           synchronization2;
    VkBool32           textureCompressionASTC_HDR;
    VkBool32           shaderZeroInitializeWorkgroupMemory;
    VkBool32           dynamicRendering;
    VkBool32           shaderIntegerDotProduct;
    VkBool32           maintenance4;
} VkPhysicalDeviceVulkan13Features;
```

This structure describes the following features:

- **sType** is a [VkStructureType](#) value identifying this structure.
- **pNext** is **NULL** or a pointer to a structure extending this structure.
- **robustImageAccess** enables [Robust Image Access](#) guarantees for shader image accesses.
- **inlineUniformBlock** indicates whether the implementation supports inline uniform block descriptors. If this feature is not enabled, [VK_DESCRIPTOR_TYPE_INLINE_UNIFORM_BLOCK](#) **must** not be used.
- **descriptorBindingInlineUniformBlockUpdateAfterBind** indicates whether the implementation supports updating inline uniform block descriptors after a set is bound. If this feature is not enabled, [VK_DESCRIPTOR_BINDING_UPDATE_AFTER_BIND_BIT](#) **must** not be used with [VK_DESCRIPTOR_TYPE_INLINE_UNIFORM_BLOCK](#).
- **pipelineCreationCacheControl** indicates that the implementation supports:
 - The following **can** be used in [Vk*PipelineCreateInfo::flags](#):
 - [VK_PIPELINE_CREATE_FAIL_ON_PIPELINE_COMPILE_REQUIRED_BIT](#)
 - [VK_PIPELINE_CREATE_EARLY_RETURN_ON_FAILURE_BIT](#)
 - The following **can** be used in [VkPipelineCacheCreateInfo::flags](#):
 - [VK_PIPELINE_CACHE_CREATE_EXTERNALLY_SYNCHRONIZED_BIT](#)
- **privateData** indicates whether the implementation supports private data. See [Private Data](#).
- **shaderDemoteToHelperInvocation** indicates whether the implementation supports the SPIR-V [DemoteToHelperInvocationEXT](#) capability.
- **shaderTerminateInvocation** specifies whether the implementation supports SPIR-V modules that

use the `SPV_KHR_terminate_invocation` extension.

- `subgroupSizeControl` indicates whether the implementation supports controlling shader subgroup sizes via the `VK_PIPELINE_SHADER_STAGE_CREATE_ALLOW_VARYING_SUBGROUP_SIZE_BIT` flag and the `VkPipelineShaderStageRequiredSubgroupSizeCreateInfo` structure.
- `computeFullSubgroups` indicates whether the implementation supports requiring full subgroups in compute, mesh, or task shaders via the `VK_PIPELINE_SHADER_STAGE_CREATE_REQUIRE_FULL_SUBGROUPS_BIT` flag.
- `synchronization2` indicates whether the implementation supports the new set of synchronization commands introduced in `VK_KHR_synchronization2`.
- `textureCompressionASTC_HDR` indicates whether all of the ASTC HDR compressed texture formats are supported. If this feature is enabled, then the `VK_FORMAT_FEATURE_SAMPLED_IMAGE_BIT`, `VK_FORMAT_FEATURE_BLIT_SRC_BIT` and `VK_FORMAT_FEATURE_SAMPLED_IMAGE_FILTER_LINEAR_BIT` features **must** be supported in `optimalTilingFeatures` for the following formats:
 - `VK_FORMAT_ASTC_4x4_SFLOAT_BLOCK`
 - `VK_FORMAT_ASTC_5x4_SFLOAT_BLOCK`
 - `VK_FORMAT_ASTC_5x5_SFLOAT_BLOCK`
 - `VK_FORMAT_ASTC_6x5_SFLOAT_BLOCK`
 - `VK_FORMAT_ASTC_6x6_SFLOAT_BLOCK`
 - `VK_FORMAT_ASTC_8x5_SFLOAT_BLOCK`
 - `VK_FORMAT_ASTC_8x6_SFLOAT_BLOCK`
 - `VK_FORMAT_ASTC_8x8_SFLOAT_BLOCK`
 - `VK_FORMAT_ASTC_10x5_SFLOAT_BLOCK`
 - `VK_FORMAT_ASTC_10x6_SFLOAT_BLOCK`
 - `VK_FORMAT_ASTC_10x8_SFLOAT_BLOCK`
 - `VK_FORMAT_ASTC_10x10_SFLOAT_BLOCK`
 - `VK_FORMAT_ASTC_12x10_SFLOAT_BLOCK`
 - `VK_FORMAT_ASTC_12x12_SFLOAT_BLOCK`

To query for additional properties, or if the feature is not enabled, `vkGetPhysicalDeviceFormatProperties` and `vkGetPhysicalDeviceImageFormatProperties` **can** be used to check for supported properties of individual formats as normal.

- `shaderZeroInitializeWorkgroupMemory` specifies whether the implementation supports initializing a variable in Workgroup storage class.
- `dynamicRendering` specifies that the implementation supports dynamic render pass instances using the `vkCmdBeginRendering` command.
- `shaderIntegerDotProduct` specifies whether shader modules **can** declare the `DotProductInputAllKHR`, `DotProductInput4x8BitKHR`, `DotProductInput4x8BitPackedKHR` and

`DotProductKHR` capabilities.

- `maintenance4` indicates that the implementation supports the following:
 - The application **may** destroy a `VkPipelineLayout` object immediately after using it to create another object.
 - `LocalSizeId` **can** be used as an alternative to `LocalSize` to specify the local workgroup size with specialization constants.
 - Images created with identical creation parameters will always have the same alignment requirements.
 - The size memory requirement of a buffer or image is never greater than that of another buffer or image created with a greater or equal size.
 - Push constants do not have to be initialized before they are dynamically accessed.
 - The interface matching rules allow a larger output vector to match with a smaller input vector, with additional values being discarded.

If the `VkPhysicalDeviceVulkan13Features` structure is included in the `pNext` chain of the `VkPhysicalDeviceFeatures2` structure passed to `vkGetPhysicalDeviceFeatures2`, it is filled in to indicate whether each corresponding feature is supported. If the application wishes to use a `VkDevice` with any features described by `VkPhysicalDeviceVulkan13Features`, it **must** add an instance of the structure, with the desired feature members set to `VK_TRUE`, to the `pNext` chain of `VkDeviceCreateInfo` when creating the `VkDevice`.

Valid Usage (Implicit)

- VUID-VkPhysicalDeviceVulkan13Features-sType-sType
`sType` **must** be `VK_STRUCTURE_TYPE_PHYSICAL_DEVICE_VULKAN_1_3_FEATURES`

Structure Chaining

Extends the structures

- `VkDeviceCreateInfo`
- `VkPhysicalDeviceFeatures2`

The `VkPhysicalDeviceVulkan14Features` structure is defined as:


```
// Provided by VK_VERSION_1_4
typedef struct VkPhysicalDeviceVulkan14Features {
    VkStructureType    sType;
    void*              pNext;
    VkBool32           globalPriorityQuery;
    VkBool32           shaderSubgroupRotate;
    VkBool32           shaderSubgroupRotateClustered;
    VkBool32           shaderFloatControls2;
    VkBool32           shaderExpectAssume;
    VkBool32           rectangularLines;
    VkBool32           bresenhamLines;
    VkBool32           smoothLines;
    VkBool32           stippledRectangularLines;
    VkBool32           stippledBresenhamLines;
    VkBool32           stippledSmoothLines;
    VkBool32           vertexAttributeInstanceRateDivisor;
    VkBool32           vertexAttributeInstanceRateZeroDivisor;
    VkBool32           indexTypeUint8;
    VkBool32           dynamicRenderingLocalRead;
    VkBool32           maintenance5;
    VkBool32           maintenance6;
    VkBool32           pipelineProtectedAccess;
    VkBool32           pipelineRobustness;
    VkBool32           hostImageCopy;
    VkBool32           pushDescriptor;
} VkPhysicalDeviceVulkan14Features;
```

This structure describes the following features:

- **sType** is a **VkStructureType** value identifying this structure.
- **pNext** is **NULL** or a pointer to a structure extending this structure.
- **globalPriorityQuery** indicates whether the implementation supports the ability to query global queue priorities.
- **shaderSubgroupRotate** specifies whether shader modules **can** declare the **GroupNonUniformRotateKHR** capability.
- **shaderSubgroupRotateClustered** specifies whether shader modules **can** use the **ClusterSize** operand to **OpGroupNonUniformRotateKHR**.
- **shaderFloatControls2** specifies whether shader modules **can** declare the **FloatControls2** capability.
- **shaderExpectAssume** specifies whether shader modules **can** declare the **ExpectAssumeKHR** capability.
- **rectangularLines** indicates whether the implementation supports **rectangular line rasterization**.
- **bresenhamLines** indicates whether the implementation supports **Bresenham-style line rasterization**.
- **smoothLines** indicates whether the implementation supports **smooth line rasterization**.

- `stippledRectangularLines` indicates whether the implementation supports `stippled line rasterization` with `VK_LINE_RASTERIZATION_MODE_RECTANGULAR` lines.
- `stippledBresenhamLines` indicates whether the implementation supports `stippled line rasterization` with `VK_LINE_RASTERIZATION_MODE_BRESENHAM` lines.
- `stippledSmoothLines` indicates whether the implementation supports `stippled line rasterization` with `VK_LINE_RASTERIZATION_MODE_RECTANGULAR_SMOOTH` lines.
- `vertexAttributeInstanceRateDivisor` specifies whether vertex attribute fetching may be repeated in the case of instanced rendering.
- `vertexAttributeInstanceRateZeroDivisor` specifies whether a zero value for `VkVertexInputBindingDivisorDescriptionEXT::divisor` is supported.
- `indexTypeUint8` indicates that `VK_INDEX_TYPE_UINT8` can be used with `vkCmdBindIndexBuffer2` and `vkCmdBindIndexBuffer`.
- `dynamicRenderingLocalRead` specifies that the implementation supports local reads inside dynamic render pass instances using the `vkCmdBeginRendering` command.
- `maintenance5` indicates that the implementation supports the following:
 - The ability to expose support for the optional format `VK_FORMAT_A1B5G5R5_UNORM_PACK16`.
 - The ability to expose support for the optional format `VK_FORMAT_A8_UNORM`.
 - A property to indicate that multisample coverage operations are performed after sample counting in `EarlyFragmentTests` mode.
 - Creating a `VkBufferView` with a subset of the associated `VkBuffer` usage using `VkBufferUsageFlags2CreateInfo`.
 - A new function `vkCmdBindIndexBuffer2`, allowing a range of memory to be bound as an index buffer.
 - `vkGetDeviceProcAddr` will return `NULL` for function pointers of core functions for versions higher than the version requested by the application.
 - `vkCmdBindVertexBuffers2` supports using `VK_WHOLE_SIZE` in the `pSizes` parameter.
 - If `PointSize` is not written, a default value of `1.0` is used for the size of points.
 - `VkShaderModuleCreateInfo` can be added as a chained structure to pipeline creation via `VkPipelineShaderStageCreateInfo`, rather than having to create a shader module.
 - A function `vkGetRenderingAreaGranularity` to query the optimal render area for a dynamic rendering instance.
 - A property to indicate that depth/stencil texturing operations with `VK_COMPONENT_SWIZZLE_ONE` have defined behavior.
 - `vkGetDeviceImageSubresourceLayout` allows an application to perform a `vkGetImageSubresourceLayout` query without having to create an image.
 - `VK_REMAINING_ARRAY_LAYERS` as the `layerCount` member of `VkImageSubresourceLayers`.
 - A property to indicate whether `PointSize` controls the final rasterization of polygons if `polygon mode` is `VK_POLYGON_MODE_POINT`.

- Two properties to indicate the non-strict line rasterization algorithm used.
- Two new flags words `VkPipelineCreateFlagBits2` and `VkBufferUsageFlagBits2`.
- Physical-device-level functions **can** now be called with any value in the valid range for a type beyond the defined enumerants, such that applications can avoid checking individual features, extensions, or versions before querying supported properties of a particular enumerant.
- Copies between images of any type are allowed, with 1D images treated as 2D images with a height of 1.
- `maintenance6` indicates that the implementation supports the following:
 - `VK_NULL_HANDLE` **can** be used when binding an index buffer
 - `VkBindMemoryStatus` **can** be included in the `pNext` chain of the `VkBindBufferMemoryInfo` and `VkBindImageMemoryInfo` structures, enabling applications to retrieve `VkResult` values for individual memory binding operations.
 - `VkPhysicalDeviceMaintenance6Properties::blockTexelViewCompatibleMultipleLayers` property to indicate that the implementation supports creating image views with `VK_IMAGE_CREATE_BLOCK_TEXEL_VIEW_COMPATIBLE_BIT` where the `layerCount` member of `subresourceRange` is greater than 1.
 - `VkPhysicalDeviceMaintenance6Properties::maxCombinedImageSamplerDescriptorCount` property which indicates the maximum descriptor size required for any format that requires a sampler $Y'C_B C_R$ conversion supported by the implementation.
 - A `VkPhysicalDeviceMaintenance6Properties::fragmentShadingRateClampCombinerInputs` property which indicates whether the implementation clamps the inputs to fragment shading rate combiner operations.
- `pipelineProtectedAccess` indicates whether the implementation supports specifying protected access on individual pipelines.
- `pipelineRobustness` indicates that robustness **can** be requested on a per-pipeline-stage granularity.
- `hostImageCopy` indicates that the implementation supports copying from host memory to images using the `vkCopyMemoryToImage` command, copying from images to host memory using the `vkCopyImageToMemory` command, and copying between images using the `vkCopyImageToImage` command.
- `pushDescriptor` indicates that the implementation supports push descriptors.

If the `VkPhysicalDeviceVulkan14Features` structure is included in the `pNext` chain of the `VkPhysicalDeviceFeatures2` structure passed to `vkGetPhysicalDeviceFeatures2`, it is filled in to indicate whether each corresponding feature is supported. If the application wishes to use a `VkDevice` with any features described by `VkPhysicalDeviceVulkan14Features`, it **must** add an instance of the structure, with the desired feature members set to `VK_TRUE`, to the `pNext` chain of `VkDeviceCreateInfo` when creating the `VkDevice`.

Valid Usage (Implicit)

- `VALID-VkPhysicalDeviceVulkan14Features-sType-sType`

sType must be `VK_STRUCTURE_TYPE_PHYSICAL_DEVICE_VULKAN_1_4_FEATURES`

Structure Chaining

Extends the structures

- `VkDeviceCreateInfo`
- `VkPhysicalDeviceFeatures2`

The `VkPhysicalDeviceVariablePointersFeatures` structure is defined as:

```
// Provided by VK_VERSION_1_1
typedef struct VkPhysicalDeviceVariablePointersFeatures {
    VkStructureType    sType;
    void*              pNext;
    VkBool32           variablePointersStorageBuffer;
    VkBool32           variablePointers;
} VkPhysicalDeviceVariablePointersFeatures;
```

```
// Provided by VK_VERSION_1_1
// Equivalent to VkPhysicalDeviceVariablePointersFeatures
typedef VkPhysicalDeviceVariablePointersFeatures
VkPhysicalDeviceVariablePointerFeatures;
```

```
// Provided by VK_KHR_variable_pointers
// Equivalent to VkPhysicalDeviceVariablePointersFeatures
typedef VkPhysicalDeviceVariablePointersFeatures
VkPhysicalDeviceVariablePointersFeaturesKHR;
```

```
// Provided by VK_KHR_variable_pointers
// Equivalent to VkPhysicalDeviceVariablePointersFeatures
typedef VkPhysicalDeviceVariablePointersFeatures
VkPhysicalDeviceVariablePointerFeaturesKHR;
```

This structure describes the following features:

- **sType** is a `VkStructureType` value identifying this structure.
- **pNext** is `NULL` or a pointer to a structure extending this structure.
- **variablePointersStorageBuffer** specifies whether the implementation supports the SPIR-V `VariablePointersStorageBuffer` capability. When this feature is not enabled, shader modules **must** not declare the `SPV_KHR_variable_pointers` extension or the `VariablePointersStorageBuffer` capability.

- `variablePointers` specifies whether the implementation supports the SPIR-V `VariablePointers` capability. When this feature is not enabled, shader modules **must** not declare the `VariablePointers` capability.

If the `VkPhysicalDeviceVariablePointersFeatures` structure is included in the `pNext` chain of the `VkPhysicalDeviceFeatures2` structure passed to `vkGetPhysicalDeviceFeatures2`, it is filled in to indicate whether each corresponding feature is supported. If the application wishes to use a `VkDevice` with any features described by `VkPhysicalDeviceVariablePointersFeatures`, it **must** add an instance of the structure, with the desired feature members set to `VK_TRUE`, to the `pNext` chain of `VkDeviceCreateInfo` when creating the `VkDevice`.

Valid Usage

- VUID-VkPhysicalDeviceVariablePointersFeatures-variablePointers-01431
If `variablePointers` is enabled then `variablePointersStorageBuffer` **must** also be enabled

Valid Usage (Implicit)

- VUID-VkPhysicalDeviceVariablePointersFeatures-sType-sType **must** be `VK_STRUCTURE_TYPE_PHYSICAL_DEVICE_VARIABLE_POINTERS_FEATURES`

Structure Chaining

Extends the structures

- `VkDeviceCreateInfo`
- `VkPhysicalDeviceFeatures2`

The `VkPhysicalDeviceMultiviewFeatures` structure is defined as:

```
// Provided by VK_VERSION_1_1
typedef struct VkPhysicalDeviceMultiviewFeatures {
    VkStructureType    sType;
    void*              pNext;
    VkBool32           multiview;
    VkBool32           multiviewGeometryShader;
    VkBool32           multiviewTessellationShader;
} VkPhysicalDeviceMultiviewFeatures;
```

```
// Provided by VK_KHR_multiview
// Equivalent to VkPhysicalDeviceMultiviewFeatures
typedef VkPhysicalDeviceMultiviewFeatures VkPhysicalDeviceMultiviewFeaturesKHR;
```


This structure describes the following features:

- **sType** is a [VkStructureType](#) value identifying this structure.
- **pNext** is **NULL** or a pointer to a structure extending this structure.
- **multiview** specifies whether the implementation supports multiview rendering within a render pass. If this feature is not enabled, the view mask of each subpass **must** always be zero.
- **multiviewGeometryShader** specifies whether the implementation supports multiview rendering within a render pass, with [geometry shaders](#). If this feature is not enabled, then a pipeline compiled against a subpass with a non-zero view mask **must** not include a geometry shader.
- **multiviewTessellationShader** specifies whether the implementation supports multiview rendering within a render pass, with [tessellation shaders](#). If this feature is not enabled, then a pipeline compiled against a subpass with a non-zero view mask **must** not include any tessellation shaders.

If the [VkPhysicalDeviceMultiviewFeatures](#) structure is included in the **pNext** chain of the [VkPhysicalDeviceFeatures2](#) structure passed to [vkGetPhysicalDeviceFeatures2](#), it is filled in to indicate whether each corresponding feature is supported. If the application wishes to use a [VkDevice](#) with any features described by [VkPhysicalDeviceMultiviewFeatures](#), it **must** add an instance of the structure, with the desired feature members set to [VK_TRUE](#), to the **pNext** chain of [VkDeviceCreateInfo](#) when creating the [VkDevice](#).

Valid Usage

- VUID-VkPhysicalDeviceMultiviewFeatures-multiviewGeometryShader-00580
If **multiviewGeometryShader** is enabled then **multiview** **must** also be enabled
- VUID-VkPhysicalDeviceMultiviewFeatures-multiviewTessellationShader-00581
If **multiviewTessellationShader** is enabled then **multiview** **must** also be enabled

Valid Usage (Implicit)

- VUID-VkPhysicalDeviceMultiviewFeatures-sType-sType
sType **must** be [VK_STRUCTURE_TYPE_PHYSICAL_DEVICE_MULTIVIEW_FEATURES](#)

Structure Chaining

Extends the structures

- [VkDeviceCreateInfo](#)
- [VkPhysicalDeviceFeatures2](#)

The [VkPhysicalDeviceShaderAtomicFloatFeaturesEXT](#) structure is defined as:


```
// Provided by VK_EXT_shader_atomic_float
typedef struct VkPhysicalDeviceShaderAtomicFloatFeaturesEXT {
    VkStructureType    sType;
    void*              pNext;
    VkBool32           shaderBufferFloat32Atomics;
    VkBool32           shaderBufferFloat32AtomicAdd;
    VkBool32           shaderBufferFloat64Atomics;
    VkBool32           shaderBufferFloat64AtomicAdd;
    VkBool32           shaderSharedFloat32Atomics;
    VkBool32           shaderSharedFloat32AtomicAdd;
    VkBool32           shaderSharedFloat64Atomics;
    VkBool32           shaderSharedFloat64AtomicAdd;
    VkBool32           shaderImageFloat32Atomics;
    VkBool32           shaderImageFloat32AtomicAdd;
    VkBool32           sparseImageFloat32Atomics;
    VkBool32           sparseImageFloat32AtomicAdd;
} VkPhysicalDeviceShaderAtomicFloatFeaturesEXT;
```

This structure describes the following features:

- **sType** is a **VkStructureType** value identifying this structure.
- **pNext** is **NULL** or a pointer to a structure extending this structure.
- **shaderBufferFloat32Atomics** indicates whether shaders **can** perform 32-bit floating-point load, store, and exchange atomic operations on storage buffers.
- **shaderBufferFloat32AtomicAdd** indicates whether shaders **can** perform 32-bit floating-point add atomic operations on storage buffers.
- **shaderBufferFloat64Atomics** indicates whether shaders **can** perform 64-bit floating-point load, store, and exchange atomic operations on storage buffers.
- **shaderBufferFloat64AtomicAdd** indicates whether shaders **can** perform 64-bit floating-point add atomic operations on storage buffers.
- **shaderSharedFloat32Atomics** indicates whether shaders **can** perform 32-bit floating-point load, store, and exchange atomic operations on shared and payload memory.
- **shaderSharedFloat32AtomicAdd** indicates whether shaders **can** perform 32-bit floating-point add atomic operations on shared and payload memory.
- **shaderSharedFloat64Atomics** indicates whether shaders **can** perform 64-bit floating-point load, store, and exchange atomic operations on shared and payload memory.
- **shaderSharedFloat64AtomicAdd** indicates whether shaders **can** perform 64-bit floating-point add atomic operations on shared and payload memory.
- **shaderImageFloat32Atomics** indicates whether shaders **can** perform 32-bit floating-point load, store, and exchange atomic image operations.
- **shaderImageFloat32AtomicAdd** indicates whether shaders **can** perform 32-bit floating-point add atomic image operations.
- **sparseImageFloat32Atomics** indicates whether 32-bit floating-point load, store, and exchange

atomic operations **can** be used on sparse images.

- `sparseImageFloat32AtomicAdd` indicates whether 32-bit floating-point add atomic operations **can** be used on sparse images.

If the `VkPhysicalDeviceShaderAtomicFloatFeaturesEXT` structure is included in the `pNext` chain of the `VkPhysicalDeviceFeatures2` structure passed to `vkGetPhysicalDeviceFeatures2`, it is filled in to indicate whether each corresponding feature is supported. If the application wishes to use a `VkDevice` with any features described by `VkPhysicalDeviceShaderAtomicFloatFeaturesEXT`, it **must** add an instance of the structure, with the desired feature members set to `VK_TRUE`, to the `pNext` chain of `VkDeviceCreateInfo` when creating the `VkDevice`.

Valid Usage (Implicit)

- VUID-VkPhysicalDeviceShaderAtomicFloatFeaturesEXT-sType-sType `sType` **must** be `VK_STRUCTURE_TYPE_PHYSICAL_DEVICE_SHADER_ATOMIC_FLOAT_FEATURES_EXT`

Structure Chaining

Extends the structures

- `VkDeviceCreateInfo`
- `VkPhysicalDeviceFeatures2`

The `VkPhysicalDeviceShaderAtomicFloat2FeaturesEXT` structure is defined as:

```
// Provided by VK_EXT_shader_atomic_float2
typedef struct VkPhysicalDeviceShaderAtomicFloat2FeaturesEXT {
    VkStructureType    sType;
    void*              pNext;
    VkBool32           shaderBufferFloat16Atomics;
    VkBool32           shaderBufferFloat16AtomicAdd;
    VkBool32           shaderBufferFloat16AtomicMinMax;
    VkBool32           shaderBufferFloat32AtomicMinMax;
    VkBool32           shaderBufferFloat64AtomicMinMax;
    VkBool32           shaderSharedFloat16Atomics;
    VkBool32           shaderSharedFloat16AtomicAdd;
    VkBool32           shaderSharedFloat16AtomicMinMax;
    VkBool32           shaderSharedFloat32AtomicMinMax;
    VkBool32           shaderSharedFloat64AtomicMinMax;
    VkBool32           shaderImageFloat32AtomicMinMax;
    VkBool32           sparseImageFloat32AtomicMinMax;
} VkPhysicalDeviceShaderAtomicFloat2FeaturesEXT;
```

This structure describes the following features:

- `sType` is a `VkStructureType` value identifying this structure.
- `pNext` is `NULL` or a pointer to a structure extending this structure.
- `shaderBufferFloat16Atomics` indicates whether shaders **can** perform 16-bit floating-point load, store, and exchange atomic operations on storage buffers.
- `shaderBufferFloat16AtomicAdd` indicates whether shaders **can** perform 16-bit floating-point add atomic operations on storage buffers.
- `shaderBufferFloat16AtomicMinMax` indicates whether shaders **can** perform 16-bit floating-point min and max atomic operations on storage buffers.
- `shaderBufferFloat32AtomicMinMax` indicates whether shaders **can** perform 32-bit floating-point min and max atomic operations on storage buffers.
- `shaderBufferFloat64AtomicMinMax` indicates whether shaders **can** perform 64-bit floating-point min and max atomic operations on storage buffers.
- `shaderSharedFloat16Atomics` indicates whether shaders **can** perform 16-bit floating-point load, store, and exchange atomic operations on shared and payload memory.
- `shaderSharedFloat16AtomicAdd` indicates whether shaders **can** perform 16-bit floating-point add atomic operations on shared and payload memory.
- `shaderSharedFloat16AtomicMinMax` indicates whether shaders **can** perform 16-bit floating-point min and max atomic operations on shared and payload memory.
- `shaderSharedFloat32AtomicMinMax` indicates whether shaders **can** perform 32-bit floating-point min and max atomic operations on shared and payload memory.
- `shaderSharedFloat64AtomicMinMax` indicates whether shaders **can** perform 64-bit floating-point min and max atomic operations on shared and payload memory.
- `shaderImageFloat32AtomicMinMax` indicates whether shaders **can** perform 32-bit floating-point min and max atomic image operations.
- `sparseImageFloat32AtomicMinMax` indicates whether 32-bit floating-point min and max atomic operations **can** be used on sparse images.

If the `VkPhysicalDeviceShaderAtomicFloat2FeaturesEXT` structure is included in the `pNext` chain of the `VkPhysicalDeviceFeatures2` structure passed to `vkGetPhysicalDeviceFeatures2`, it is filled in to indicate whether each corresponding feature is supported. If the application wishes to use a `VkDevice` with any features described by `VkPhysicalDeviceShaderAtomicFloat2FeaturesEXT`, it **must** add an instance of the structure, with the desired feature members set to `VK_TRUE`, to the `pNext` chain of `VkDeviceCreateInfo` when creating the `VkDevice`.

Valid Usage (Implicit)

- VUID-VkPhysicalDeviceShaderAtomicFloat2FeaturesEXT-sType-sType `sType` **must** be `VK_STRUCTURE_TYPE_PHYSICAL_DEVICE_SHADER_ATOMIC_FLOAT_2_FEATURES_EXT`

Structure Chaining

Extends the structures

- [VkDeviceCreateInfo](#)
- [VkPhysicalDeviceFeatures2](#)

The [VkPhysicalDeviceShaderAtomicInt64Features](#) structure is defined as:

```
// Provided by VK_VERSION_1_2
typedef struct VkPhysicalDeviceShaderAtomicInt64Features {
    VkStructureType    sType;
    void*              pNext;
    VkBool32           shaderBufferInt64Atomics;
    VkBool32           shaderSharedInt64Atomics;
} VkPhysicalDeviceShaderAtomicInt64Features;
```

```
// Provided by VK_KHR_shader_atomic_int64
// Equivalent to VkPhysicalDeviceShaderAtomicInt64Features
typedef VkPhysicalDeviceShaderAtomicInt64Features
VkPhysicalDeviceShaderAtomicInt64FeaturesKHR;
```

This structure describes the following features:

- **sType** is a [VkStructureType](#) value identifying this structure.
- **pNext** is **NULL** or a pointer to a structure extending this structure.
- **shaderBufferInt64Atomics** indicates whether shaders **can** perform 64-bit unsigned and signed integer atomic operations on buffers.
- **shaderSharedInt64Atomics** indicates whether shaders **can** perform 64-bit unsigned and signed integer atomic operations on shared and payload memory.

If the [VkPhysicalDeviceShaderAtomicInt64Features](#) structure is included in the **pNext** chain of the [VkPhysicalDeviceFeatures2](#) structure passed to [vkGetPhysicalDeviceFeatures2](#), it is filled in to indicate whether each corresponding feature is supported. If the application wishes to use a [VkDevice](#) with any features described by [VkPhysicalDeviceShaderAtomicInt64Features](#), it **must** add an instance of the structure, with the desired feature members set to **VK_TRUE**, to the **pNext** chain of [VkDeviceCreateInfo](#) when creating the [VkDevice](#).

Valid Usage (Implicit)

- VUID-VkPhysicalDeviceShaderAtomicInt64Features-sType-sType
sType **must** be [VK_STRUCTURE_TYPE_PHYSICAL_DEVICE_SHADER_ATOMIC_INT64_FEATURES](#)

Structure Chaining

Extends the structures

- [VkDeviceCreateInfo](#)
- [VkPhysicalDeviceFeatures2](#)

The [VkPhysicalDeviceShaderImageAtomicInt64FeaturesEXT](#) structure is defined as:

```
// Provided by VK_EXT_shader_image_atomic_int64
typedef struct VkPhysicalDeviceShaderImageAtomicInt64FeaturesEXT {
    VkStructureType    sType;
    void*              pNext;
    VkBool32           shaderImageInt64Atomics;
    VkBool32           sparseImageInt64Atomics;
} VkPhysicalDeviceShaderImageAtomicInt64FeaturesEXT;
```

This structure describes the following features:

- `sType` is a [VkStructureType](#) value identifying this structure.
- `pNext` is `NULL` or a pointer to a structure extending this structure.
- `shaderImageInt64Atomics` indicates whether shaders **can** support 64-bit unsigned and signed integer atomic operations on images.
- `sparseImageInt64Atomics` indicates whether 64-bit integer atomics **can** be used on sparse images.

If the [VkPhysicalDeviceShaderAtomicInt64FeaturesEXT](#) structure is included in the `pNext` chain of the [VkPhysicalDeviceFeatures2](#) structure passed to [vkGetPhysicalDeviceFeatures2](#), it is filled in to indicate whether each corresponding feature is supported. If the application wishes to use a [VkDevice](#) with any features described by [VkPhysicalDeviceShaderAtomicInt64FeaturesEXT](#), it **must** add an instance of the structure, with the desired feature members set to `VK_TRUE`, to the `pNext` chain of [VkDeviceCreateInfo](#) when creating the [VkDevice](#).

Valid Usage (Implicit)

- VUID-VkPhysicalDeviceShaderImageAtomicInt64FeaturesEXT-sType-sType **must** be `VK_STRUCTURE_TYPE_PHYSICAL_DEVICE_SHADER_IMAGE_ATOMIC_INT64_FEATURES_EXT`

Structure Chaining

Extends the structures

- [VkDeviceCreateInfo](#)
- [VkPhysicalDeviceFeatures2](#)

The `VkPhysicalDevice8BitStorageFeatures` structure is defined as:

```
// Provided by VK_VERSION_1_2
typedef struct VkPhysicalDevice8BitStorageFeatures {
    VkStructureType    sType;
    void*              pNext;
    VkBool32           storageBuffer8BitAccess;
    VkBool32           uniformAndStorageBuffer8BitAccess;
    VkBool32           storagePushConstant8;
} VkPhysicalDevice8BitStorageFeatures;
```

```
// Provided by VK_KHR_8bit_storage
// Equivalent to VkPhysicalDevice8BitStorageFeatures
typedef VkPhysicalDevice8BitStorageFeatures VkPhysicalDevice8BitStorageFeaturesKHR;
```

This structure describes the following features:

- `sType` is a `VkStructureType` value identifying this structure.
- `pNext` is `NULL` or a pointer to a structure extending this structure.
- `storageBuffer8BitAccess` indicates whether objects in the `StorageBuffer`, `ShaderRecordBufferKHR`, or `PhysicalStorageBuffer` storage class with the `Block` decoration **can** have 8-bit integer members. If this feature is not enabled, 8-bit integer members **must** not be used in such objects unless `shaderUntypedPointer` is enabled and they are accessed in 32-bit multiples or 16-bit multiples if `storageBuffer16BitAccess` is enabled. This also indicates whether shader modules **can** declare the `StorageBuffer8BitAccess` capability.
- `uniformAndStorageBuffer8BitAccess` indicates whether objects in the `Uniform` storage class with the `Block` decoration **can** have 8-bit integer members. If this feature is not enabled, 8-bit integer members **must** not be used in such objects unless `shaderUntypedPointers` is enabled and they are accessed in 32-bit multiples or 16-bit multiples if `uniformAndStorageBuffer16BitAccess` is enabled. This also indicates whether shader modules **can** declare the `UniformAndStorageBuffer8BitAccess` capability.
- `storagePushConstant8` indicates whether objects in the `PushConstant` storage class **can** have 8-bit integer members. If this feature is not enabled, 8-bit integer members **must** not be used in such objects unless `shaderUntypedPointers` is enabled and they are accessed in 32-bit multiples or 16-bit multiples if `storagePushConstant16` is enabled. This also indicates whether shader modules **can** declare the `StoragePushConstant8` capability.

If the `VkPhysicalDevice8BitStorageFeatures` structure is included in the `pNext` chain of the `VkPhysicalDeviceFeatures2` structure passed to `vkGetPhysicalDeviceFeatures2`, it is filled in to indicate whether each corresponding feature is supported. If the application wishes to use a `VkDevice` with any features described by `VkPhysicalDevice8BitStorageFeatures`, it **must** add an instance of the structure, with the desired feature members set to `VK_TRUE`, to the `pNext` chain of `VkDeviceCreateInfo` when creating the `VkDevice`.

Valid Usage (Implicit)

- VUID-VkPhysicalDevice8BitStorageFeatures-sType-sType
sType must be [VK_STRUCTURE_TYPE_PHYSICAL_DEVICE_8BIT_STORAGE_FEATURES](#)

Structure Chaining

Extends the structures

- [VkDeviceCreateInfo](#)
- [VkPhysicalDeviceFeatures2](#)

The [VkPhysicalDevice16BitStorageFeatures](#) structure is defined as:

```
// Provided by VK_VERSION_1_1
typedef struct VkPhysicalDevice16BitStorageFeatures {
    VkStructureType    sType;
    void*              pNext;
    VkBool32           storageBuffer16BitAccess;
    VkBool32           uniformAndStorageBuffer16BitAccess;
    VkBool32           storagePushConstant16;
    VkBool32           storageInputOutput16;
} VkPhysicalDevice16BitStorageFeatures;
```

```
// Provided by VK_KHR_16bit_storage
// Equivalent to VkPhysicalDevice16BitStorageFeatures
typedef VkPhysicalDevice16BitStorageFeatures VkPhysicalDevice16BitStorageFeaturesKHR;
```

This structure describes the following features:

- **sType** is a [VkStructureType](#) value identifying this structure.
- **pNext** is **NULL** or a pointer to a structure extending this structure.
- **storageBuffer16BitAccess** specifies whether objects in the **StorageBuffer**, **ShaderRecordBufferKHR**, or **PhysicalStorageBuffer** storage class with the **Block** decoration **can** have 16-bit integer and 16-bit floating-point members. If this feature is not enabled, 16-bit integer or 16-bit floating-point members **must** not be used in such objects unless **storageBuffer8BitAccess** or **uniformAndStorageBuffer8BitAccess** are enabled or they are accessed in 32-bit multiples if **shaderUntypedPointers** is enabled. This also specifies whether shader modules **can** declare the **StorageBuffer16BitAccess** capability.
- **uniformAndStorageBuffer16BitAccess** specifies whether objects in the **Uniform** storage class with the **Block** decoration **can** have 16-bit integer and 16-bit floating-point members. If this feature is not enabled, 16-bit integer or 16-bit floating-point members **must** not be used in such objects unless **uniformAndStorageBuffer8BitAccess** are enabled or they are accessed in 32-bit multiples if

`shaderUntypedPointers` is enabled. This also specifies whether shader modules **can** declare the `UniformAndStorageBuffer16BitAccess` capability.

- `storagePushConstant16` specifies whether objects in the `PushConstant` storage class **can** have 16-bit integer and 16-bit floating-point members. If this feature is not enabled, 16-bit integer or floating-point members **must** not be used in such objects unless `storagePushConstant8` are enabled or they are accessed in 32-bit multiples if `shaderUntypedPointers` is enabled. This also specifies whether shader modules **can** declare the `StoragePushConstant16` capability.
- `storageInputOutput16` specifies whether objects in the `Input` and `Output` storage classes **can** have 16-bit integer and 16-bit floating-point members. If this feature is not enabled, 16-bit integer or 16-bit floating-point members **must** not be used in such objects. This also specifies whether shader modules **can** declare the `StorageInputOutput16` capability.

If the `VkPhysicalDevice16BitStorageFeatures` structure is included in the `pNext` chain of the `VkPhysicalDeviceFeatures2` structure passed to `vkGetPhysicalDeviceFeatures2`, it is filled in to indicate whether each corresponding feature is supported. If the application wishes to use a `VkDevice` with any features described by `VkPhysicalDevice16BitStorageFeatures`, it **must** add an instance of the structure, with the desired feature members set to `VK_TRUE`, to the `pNext` chain of `VkDeviceCreateInfo` when creating the `VkDevice`.

Valid Usage (Implicit)

- VUID-VkPhysicalDevice16BitStorageFeatures-sType-sType
`sType` **must** be `VK_STRUCTURE_TYPE_PHYSICAL_DEVICE_16BIT_STORAGE_FEATURES`

Structure Chaining

Extends the structures

- `VkDeviceCreateInfo`
- `VkPhysicalDeviceFeatures2`

The `VkPhysicalDeviceShaderFloat16Int8Features` structure is defined as:

```
// Provided by VK_VERSION_1_2
typedef struct VkPhysicalDeviceShaderFloat16Int8Features {
    VkStructureType    sType;
    void*              pNext;
    VkBool32           shaderFloat16;
    VkBool32           shaderInt8;
} VkPhysicalDeviceShaderFloat16Int8Features;
```



```
// Provided by VK_KHR_shader_float16_int8
// Equivalent to VkPhysicalDeviceShaderFloat16Int8Features
typedef VkPhysicalDeviceShaderFloat16Int8Features
VkPhysicalDeviceShaderFloat16Int8FeaturesKHR;
```

```
// Provided by VK_KHR_shader_float16_int8
// Equivalent to VkPhysicalDeviceShaderFloat16Int8Features
typedef VkPhysicalDeviceShaderFloat16Int8Features
VkPhysicalDeviceFloat16Int8FeaturesKHR;
```

This structure describes the following features:

- **sType** is a [VkStructureType](#) value identifying this structure.
- **pNext** is **NULL** or a pointer to a structure extending this structure.
- **shaderFloat16** indicates whether 16-bit floats (halves) are supported in shader code. This also indicates whether shader modules **can** declare the **Float16** capability. However, this only enables a subset of the storage classes that SPIR-V allows for the **Float16** SPIR-V capability: Declaring and using 16-bit floats in the **Private**, **Workgroup** (for non-Block variables), and **Function** storage classes is enabled, while declaring them in the interface storage classes (e.g., **UniformConstant**, **Uniform**, **StorageBuffer**, **Input**, **Output**, and **PushConstant**) is not enabled.
- **shaderInt8** indicates whether 8-bit integers (signed and unsigned) are supported in shader code. This also indicates whether shader modules **can** declare the **Int8** capability. However, this only enables a subset of the storage classes that SPIR-V allows for the **Int8** SPIR-V capability: Declaring and using 8-bit integers in the **Private**, **Workgroup** (for non-Block variables), and **Function** storage classes is enabled, while declaring them in the interface storage classes (e.g., **UniformConstant**, **Uniform**, **StorageBuffer**, **Input**, **Output**, and **PushConstant**) is not enabled.

If the [VkPhysicalDeviceShaderFloat16Int8Features](#) structure is included in the **pNext** chain of the [VkPhysicalDeviceFeatures2](#) structure passed to [vkGetPhysicalDeviceFeatures2](#), it is filled in to indicate whether each corresponding feature is supported. If the application wishes to use a [VkDevice](#) with any features described by [VkPhysicalDeviceShaderFloat16Int8Features](#), it **must** add an instance of the structure, with the desired feature members set to **VK_TRUE**, to the **pNext** chain of [VkDeviceCreateInfo](#) when creating the [VkDevice](#).

Valid Usage (Implicit)

- VUID-VkPhysicalDeviceShaderFloat16Int8Features-sType-sType **must** be [VK_STRUCTURE_TYPE_PHYSICAL_DEVICE_SHADER_FLOAT16_INT8_FEATURES](#)

Structure Chaining

Extends the structures

- [VkDeviceCreateInfo](#)
- [VkPhysicalDeviceFeatures2](#)

The [VkPhysicalDeviceShaderClockFeaturesKHR](#) structure is defined as:

```
// Provided by VK_KHR_shader_clock
typedef struct VkPhysicalDeviceShaderClockFeaturesKHR {
    VkStructureType    sType;
    void*              pNext;
    VkBool32           shaderSubgroupClock;
    VkBool32           shaderDeviceClock;
} VkPhysicalDeviceShaderClockFeaturesKHR;
```

This structure describes the following features:

- **sType** is a [VkStructureType](#) value identifying this structure.
- **pNext** is `NULL` or a pointer to a structure extending this structure.
- **shaderSubgroupClock** indicates whether shaders **can** perform **Subgroup** scoped clock reads.
- **shaderDeviceClock** indicates whether shaders **can** perform **Device** scoped clock reads.

If the [VkPhysicalDeviceShaderClockFeaturesKHR](#) structure is included in the **pNext** chain of the [VkPhysicalDeviceFeatures2](#) structure passed to [vkGetPhysicalDeviceFeatures2](#), it is filled in to indicate whether each corresponding feature is supported. If the application wishes to use a [VkDevice](#) with any features described by [VkPhysicalDeviceShaderClockFeaturesKHR](#), it **must** add an instance of the structure, with the desired feature members set to `VK_TRUE`, to the **pNext** chain of [VkDeviceCreateInfo](#) when creating the [VkDevice](#).

Valid Usage (Implicit)

- VUID-VkPhysicalDeviceShaderClockFeaturesKHR-sType-sType **must** be `VK_STRUCTURE_TYPE_PHYSICAL_DEVICE_SHADER_CLOCK_FEATURES_KHR`

Structure Chaining

Extends the structures

- [VkDeviceCreateInfo](#)
- [VkPhysicalDeviceFeatures2](#)

The `VkPhysicalDeviceSamplerYcbcrConversionFeatures` structure is defined as:

```
// Provided by VK_VERSION_1_1
typedef struct VkPhysicalDeviceSamplerYcbcrConversionFeatures {
    VkStructureType    sType;
    void*              pNext;
    VkBool32           samplerYcbcrConversion;
} VkPhysicalDeviceSamplerYcbcrConversionFeatures;
```

```
// Provided by VK_KHR_sampler_ycbcr_conversion
// Equivalent to VkPhysicalDeviceSamplerYcbcrConversionFeatures
typedef VkPhysicalDeviceSamplerYcbcrConversionFeatures
VkPhysicalDeviceSamplerYcbcrConversionFeaturesKHR;
```

This structure describes the following feature:

- `sType` is a `VkStructureType` value identifying this structure.
- `pNext` is `NULL` or a pointer to a structure extending this structure.
- `samplerYcbcrConversion` specifies whether the implementation supports `sampler Y'CBCR conversion`. If `samplerYcbcrConversion` is `VK_FALSE`, sampler Y'C_BC_R conversion is not supported, and samplers using sampler Y'C_BC_R conversion **must** not be used.

If the `VkPhysicalDeviceSamplerYcbcrConversionFeatures` structure is included in the `pNext` chain of the `VkPhysicalDeviceFeatures2` structure passed to `vkGetPhysicalDeviceFeatures2`, it is filled in to indicate whether each corresponding feature is supported. If the application wishes to use a `VkDevice` with any features described by `VkPhysicalDeviceSamplerYcbcrConversionFeatures`, it **must** add an instance of the structure, with the desired feature members set to `VK_TRUE`, to the `pNext` chain of `VkDeviceCreateInfo` when creating the `VkDevice`.

Valid Usage (Implicit)

- VUID-VkPhysicalDeviceSamplerYcbcrConversionFeatures-sType-sType `sType` **must** be `VK_STRUCTURE_TYPE_PHYSICAL_DEVICE_SAMPLER_YCBCR_CONVERSION_FEATURES`

Structure Chaining

Extends the structures

- `VkDeviceCreateInfo`
- `VkPhysicalDeviceFeatures2`

The `VkPhysicalDeviceProtectedMemoryFeatures` structure is defined as:


```
// Provided by VK_VERSION_1_1
typedef struct VkPhysicalDeviceProtectedMemoryFeatures {
    VkStructureType    sType;
    void*              pNext;
    VkBool32           protectedMemory;
} VkPhysicalDeviceProtectedMemoryFeatures;
```

This structure describes the following feature:

- `sType` is a `VkStructureType` value identifying this structure.
- `pNext` is `NULL` or a pointer to a structure extending this structure.
- `protectedMemory` specifies whether `protected memory` is supported.

If the `VkPhysicalDeviceProtectedMemoryFeatures` structure is included in the `pNext` chain of the `VkPhysicalDeviceFeatures2` structure passed to `vkGetPhysicalDeviceFeatures2`, it is filled in to indicate whether each corresponding feature is supported. If the application wishes to use a `VkDevice` with any features described by `VkPhysicalDeviceProtectedMemoryFeatures`, it **must** add an instance of the structure, with the desired feature members set to `VK_TRUE`, to the `pNext` chain of `VkDeviceCreateInfo` when creating the `VkDevice`.

Valid Usage (Implicit)

- VUID-VkPhysicalDeviceProtectedMemoryFeatures-sType-sType `sType` must be `VK_STRUCTURE_TYPE_PHYSICAL_DEVICE_PROTECTED_MEMORY_FEATURES`

Structure Chaining

Extends the structures

- `VkDeviceCreateInfo`
- `VkPhysicalDeviceFeatures2`

The `VkPhysicalDeviceBlendOperationAdvancedFeaturesEXT` structure is defined as:

```
// Provided by VK_EXT_blend_operation_advanced
typedef struct VkPhysicalDeviceBlendOperationAdvancedFeaturesEXT {
    VkStructureType    sType;
    void*              pNext;
    VkBool32           advancedBlendCoherentOperations;
} VkPhysicalDeviceBlendOperationAdvancedFeaturesEXT;
```

This structure describes the following feature:

- `sType` is a `VkStructureType` value identifying this structure.
- `pNext` is `NULL` or a pointer to a structure extending this structure.
- `advancedBlendCoherentOperations` specifies whether blending using `advanced blend operations` is guaranteed to execute atomically and in `primitive order`. If this is `VK_TRUE`, `VK_ACCESS_COLOR_ATTACHMENT_READ_NONCOHERENT_BIT_EXT` is treated the same as `VK_ACCESS_COLOR_ATTACHMENT_READ_BIT`, and advanced blending needs no additional synchronization over basic blending. If this is `VK_FALSE`, then memory dependencies are required to guarantee order between two advanced blending operations that occur on the same sample.

If the `VkPhysicalDeviceBlendOperationAdvancedFeaturesEXT` structure is included in the `pNext` chain of the `VkPhysicalDeviceFeatures2` structure passed to `vkGetPhysicalDeviceFeatures2`, it is filled in to indicate whether each corresponding feature is supported. If the application wishes to use a `VkDevice` with any features described by `VkPhysicalDeviceBlendOperationAdvancedFeaturesEXT`, it **must** add an instance of the structure, with the desired feature members set to `VK_TRUE`, to the `pNext` chain of `VkDeviceCreateInfo` when creating the `VkDevice`.

Valid Usage (Implicit)

- VUID-VkPhysicalDeviceBlendOperationAdvancedFeaturesEXT-sType-sType `sType` **must** be `VK_STRUCTURE_TYPE_PHYSICAL_DEVICE_BLEND_OPERATION_ADVANCED_FEATURES_EXT`

Structure Chaining

Extends the structures

- `VkDeviceCreateInfo`
- `VkPhysicalDeviceFeatures2`

The `VkPhysicalDeviceConditionalRenderingFeaturesEXT` structure is defined as:

```
// Provided by VK_EXT_conditional_rendering
typedef struct VkPhysicalDeviceConditionalRenderingFeaturesEXT {
    VkStructureType    sType;
    void*               pNext;
    VkBool32            conditionalRendering;
    VkBool32            inheritedConditionalRendering;
} VkPhysicalDeviceConditionalRenderingFeaturesEXT;
```

This structure describes the following features:

- `sType` is a `VkStructureType` value identifying this structure.
- `pNext` is `NULL` or a pointer to a structure extending this structure.

- `conditionalRendering` specifies whether conditional rendering is supported.
- `inheritedConditionalRendering` specifies whether a secondary command buffer **can** be executed while conditional rendering is active in the primary command buffer.

If the `VkPhysicalDeviceConditionalRenderingFeaturesEXT` structure is included in the `pNext` chain of the `VkPhysicalDeviceFeatures2` structure passed to `vkGetPhysicalDeviceFeatures2`, it is filled in to indicate whether each corresponding feature is supported. If the application wishes to use a `VkDevice` with any features described by `VkPhysicalDeviceConditionalRenderingFeaturesEXT`, it **must** add an instance of the structure, with the desired feature members set to `VK_TRUE`, to the `pNext` chain of `VkDeviceCreateInfo` when creating the `VkDevice`.

Valid Usage (Implicit)

- VUID-VkPhysicalDeviceConditionalRenderingFeaturesEXT-sType-sType **must** be `VK_STRUCTURE_TYPE_PHYSICAL_DEVICE_CONDITIONAL_RENDERING_FEATURES_EXT`

Structure Chaining

Extends the structures

- `VkDeviceCreateInfo`
- `VkPhysicalDeviceFeatures2`

The `VkPhysicalDeviceShaderDrawParametersFeatures` structure is defined as:

```
// Provided by VK_VERSION_1_1
typedef struct VkPhysicalDeviceShaderDrawParametersFeatures {
    VkStructureType    sType;
    void*              pNext;
    VkBool32           shaderDrawParameters;
} VkPhysicalDeviceShaderDrawParametersFeatures;
```

```
// Provided by VK_VERSION_1_1
// Equivalent to VkPhysicalDeviceShaderDrawParametersFeatures
typedef VkPhysicalDeviceShaderDrawParametersFeatures
VkPhysicalDeviceShaderDrawParameterFeatures;
```

This structure describes the following feature:

- `sType` is a `VkStructureType` value identifying this structure.
- `pNext` is `NULL` or a pointer to a structure extending this structure.
- `shaderDrawParameters` specifies whether the implementation supports the SPIR-V `DrawParameters` capability. When this feature is not enabled, shader modules **must** not declare the

SPV_KHR_shader_draw_parameters extension or the DrawParameters capability.

If the `VkPhysicalDeviceShaderDrawParametersFeatures` structure is included in the `pNext` chain of the `VkPhysicalDeviceFeatures2` structure passed to `vkGetPhysicalDeviceFeatures2`, it is filled in to indicate whether each corresponding feature is supported. If the application wishes to use a `VkDevice` with any features described by `VkPhysicalDeviceShaderDrawParametersFeatures`, it **must** add an instance of the structure, with the desired feature members set to `VK_TRUE`, to the `pNext` chain of `VkDeviceCreateInfo` when creating the `VkDevice`.

Valid Usage (Implicit)

- VUID-VkPhysicalDeviceShaderDrawParametersFeatures-sType-sType **must** be `VK_STRUCTURE_TYPE_PHYSICAL_DEVICE_SHADER_DRAW_PARAMETERS_FEATURES`

Structure Chaining

Extends the structures

- `VkDeviceCreateInfo`
- `VkPhysicalDeviceFeatures2`

The `VkPhysicalDeviceMeshShaderFeaturesNV` structure is defined as:

```
// Provided by VK_NV_mesh_shader
typedef struct VkPhysicalDeviceMeshShaderFeaturesNV {
    VkStructureType    sType;
    void*              pNext;
    VkBool32           taskShader;
    VkBool32           meshShader;
} VkPhysicalDeviceMeshShaderFeaturesNV;
```

This structure describes the following features:

- `sType` is a `VkStructureType` value identifying this structure.
- `pNext` is `NULL` or a pointer to a structure extending this structure.
- `taskShader` specifies whether task shaders are supported. If this feature is not enabled, the `VK_SHADER_STAGE_TASK_BIT_NV` and `VK_PIPELINE_STAGE_TASK_SHADER_BIT_NV` enum values **must** not be used.
- `meshShader` specifies whether mesh shaders are supported. If this feature is not enabled, the `VK_SHADER_STAGE_MESH_BIT_NV` and `VK_PIPELINE_STAGE_MESH_SHADER_BIT_NV` enum values **must** not be used.

If the `VkPhysicalDeviceMeshShaderFeaturesNV` structure is included in the `pNext` chain of the `VkPhysicalDeviceFeatures2` structure passed to `vkGetPhysicalDeviceFeatures2`, it is filled in to

indicate whether each corresponding feature is supported. If the application wishes to use a [VkDevice](#) with any features described by [VkPhysicalDeviceMeshShaderFeaturesNV](#), it **must** add an instance of the structure, with the desired feature members set to [VK_TRUE](#), to the [pNext](#) chain of [VkDeviceCreateInfo](#) when creating the [VkDevice](#).

Valid Usage (Implicit)

- VUID-VkPhysicalDeviceMeshShaderFeaturesNV-sType-sType [sType](#) **must** be [VK_STRUCTURE_TYPE_PHYSICAL_DEVICE_MESH_SHADER_FEATURES_NV](#)

Structure Chaining

Extends the structures

- [VkDeviceCreateInfo](#)
- [VkPhysicalDeviceFeatures2](#)

The [VkPhysicalDeviceMeshShaderFeaturesEXT](#) structure is defined as:

```
// Provided by VK_EXT_mesh_shader
typedef struct VkPhysicalDeviceMeshShaderFeaturesEXT {
    VkStructureType    sType;
    void*              pNext;
    VkBool32           taskShader;
    VkBool32           meshShader;
    VkBool32           multiviewMeshShader;
    VkBool32           primitiveFragmentShadingRateMeshShader;
    VkBool32           meshShaderQueries;
} VkPhysicalDeviceMeshShaderFeaturesEXT;
```

- [sType](#) is a [VkStructureType](#) value identifying this structure.
- [pNext](#) is [NULL](#) or a pointer to a structure extending this structure.
- [taskShader](#) specifies whether task shaders are supported. If this feature is not enabled, the [VK_SHADER_STAGE_TASK_BIT_EXT](#) and [VK_PIPELINE_STAGE_TASK_SHADER_BIT_EXT](#) enum values **must** not be used.
- [meshShader](#) specifies whether mesh shaders are supported. If this feature is not enabled, the [VK_SHADER_STAGE_MESH_BIT_EXT](#) and [VK_PIPELINE_STAGE_MESH_SHADER_BIT_EXT](#) enum values **must** not be used.
- [multiviewMeshShader](#) specifies whether the implementation supports [multiview](#) rendering within a render pass, with mesh shaders. If this feature is not enabled, then a pipeline compiled against a subpass with a non-zero view mask **must** not include a mesh shader.
- [primitiveFragmentShadingRateMeshShader](#) indicates that the implementation supports the [primitive fragment shading rate](#) in mesh shaders.
- [meshShaderQueries](#) indicates that the implementation supports creating query pools using the

`VK_QUERY_TYPE_MESH_PRIMITIVES_GENERATED_EXT` query type and statistic queries containing the `VK_QUERY_PIPELINE_STATISTIC_TASK_SHADER_INVOCATIONS_BIT_EXT` and `VK_QUERY_PIPELINE_STATISTIC_MESH_SHADER_INVOCATIONS_BIT_EXT` flags

If the `VkPhysicalDeviceMeshShaderFeaturesEXT` structure is included in the `pNext` chain of the `VkPhysicalDeviceFeatures2` structure passed to `vkGetPhysicalDeviceFeatures2`, it is filled in to indicate whether each corresponding feature is supported. If the application wishes to use a `VkDevice` with any features described by `VkPhysicalDeviceMeshShaderFeaturesEXT`, it **must** add an instance of the structure, with the desired feature members set to `VK_TRUE`, to the `pNext` chain of `VkDeviceCreateInfo` when creating the `VkDevice`.

The corresponding features of the `VkPhysicalDeviceMeshShaderFeaturesNV` structure **must** match those in `VkPhysicalDeviceMeshShaderFeaturesEXT`.

Valid Usage

- VUID-VkPhysicalDeviceMeshShaderFeaturesEXT-multiviewMeshShader-07032
If `multiviewMeshShader` is enabled then `VkPhysicalDeviceMultiviewFeaturesKHR::multiview` **must** also be enabled
- VUID-VkPhysicalDeviceMeshShaderFeaturesEXT-primitiveFragmentShadingRateMeshShader-07033
If `primitiveFragmentShadingRateMeshShader` is enabled then `VkPhysicalDeviceFragmentShadingRateFeaturesKHR::primitiveFragmentShadingRate` **must** also be enabled

Valid Usage (Implicit)

- VUID-VkPhysicalDeviceMeshShaderFeaturesEXT-sType-sType
`sType` **must** be `VK_STRUCTURE_TYPE_PHYSICAL_DEVICE_MESH_SHADER_FEATURES_EXT`

Structure Chaining

Extends the structures

- `VkDeviceCreateInfo`
- `VkPhysicalDeviceFeatures2`

The `VkPhysicalDeviceMemoryDecompressionFeaturesEXT` structure is defined as:


```
// Provided by VK_EXT_memory_decompression
typedef struct VkPhysicalDeviceMemoryDecompressionFeaturesEXT {
    VkStructureType    sType;
    void*              pNext;
    VkBool32            memoryDecompression;
} VkPhysicalDeviceMemoryDecompressionFeaturesEXT;
```

```
// Provided by VK_NV_memory_decompression
// Equivalent to VkPhysicalDeviceMemoryDecompressionFeaturesEXT
typedef VkPhysicalDeviceMemoryDecompressionFeaturesEXT
VkPhysicalDeviceMemoryDecompressionFeaturesNV;
```

This structure describes the following features:

- `sType` is a `VkStructureType` value identifying this structure.
- `pNext` is `NULL` or a pointer to a structure extending this structure.
- `memoryDecompression` indicates whether memory decompression is supported.

If the `VkPhysicalDeviceMemoryDecompressionFeaturesEXT` structure is included in the `pNext` chain of the `VkPhysicalDeviceFeatures2` structure passed to `vkGetPhysicalDeviceFeatures2`, it is filled in to indicate whether each corresponding feature is supported. If the application wishes to use a `VkDevice` with any features described by `VkPhysicalDeviceMemoryDecompressionFeaturesEXT`, it **must** add an instance of the structure, with the desired feature members set to `VK_TRUE`, to the `pNext` chain of `VkDeviceCreateInfo` when creating the `VkDevice`.

Valid Usage (Implicit)

- VUID-VkPhysicalDeviceMemoryDecompressionFeaturesEXT-sType-sType `sType` **must** be `VK_STRUCTURE_TYPE_PHYSICAL_DEVICE_MEMORY_DECOMPRESSION_FEATURES_EXT`

Structure Chaining

Extends the structures

- `VkDeviceCreateInfo`
- `VkPhysicalDeviceFeatures2`

The `VkPhysicalDeviceDescriptorIndexingFeatures` structure is defined as:


```
// Provided by VK_VERSION_1_2
typedef struct VkPhysicalDeviceDescriptorIndexingFeatures {
    VkStructureType    sType;
    void*              pNext;
    VkBool32           shaderInputAttachmentArrayDynamicIndexing;
    VkBool32           shaderUniformTexelBufferArrayDynamicIndexing;
    VkBool32           shaderStorageTexelBufferArrayDynamicIndexing;
    VkBool32           shaderUniformBufferArrayNonUniformIndexing;
    VkBool32           shaderSampledImageArrayNonUniformIndexing;
    VkBool32           shaderStorageBufferArrayNonUniformIndexing;
    VkBool32           shaderStorageImageArrayNonUniformIndexing;
    VkBool32           shaderInputAttachmentArrayNonUniformIndexing;
    VkBool32           shaderUniformTexelBufferArrayNonUniformIndexing;
    VkBool32           shaderStorageTexelBufferArrayNonUniformIndexing;
    VkBool32           descriptorBindingUniformBufferUpdateAfterBind;
    VkBool32           descriptorBindingSampledImageUpdateAfterBind;
    VkBool32           descriptorBindingStorageImageUpdateAfterBind;
    VkBool32           descriptorBindingStorageBufferUpdateAfterBind;
    VkBool32           descriptorBindingUniformTexelBufferUpdateAfterBind;
    VkBool32           descriptorBindingStorageTexelBufferUpdateAfterBind;
    VkBool32           descriptorBindingUpdateUnusedWhilePending;
    VkBool32           descriptorBindingPartiallyBound;
    VkBool32           descriptorBindingVariableDescriptorCount;
    VkBool32           runtimeDescriptorArray;
} VkPhysicalDeviceDescriptorIndexingFeatures;
```

```
// Provided by VK_EXT_descriptor_indexing
// Equivalent to VkPhysicalDeviceDescriptorIndexingFeatures
typedef VkPhysicalDeviceDescriptorIndexingFeatures
VkPhysicalDeviceDescriptorIndexingFeaturesEXT;
```

This structure describes the following features:

- **sType** is a [VkStructureType](#) value identifying this structure.
- **pNext** is **NULL** or a pointer to a structure extending this structure.
- **shaderInputAttachmentArrayDynamicIndexing** indicates whether arrays of input attachments **can** be indexed by integer expressions that are dynamically uniform within either the subgroup or the invocation group in shader code. If this feature is not enabled, resources with a descriptor type of [VK_DESCRIPTOR_TYPE_INPUT_ATTACHMENT](#) **must** be indexed only by constant integral expressions when aggregated into arrays in shader code. This also indicates whether shader modules **can** declare the **InputAttachmentArrayDynamicIndexing** capability.
- **shaderUniformTexelBufferArrayDynamicIndexing** indicates whether arrays of uniform texel buffers **can** be indexed by integer expressions that are dynamically uniform within either the subgroup or the invocation group in shader code. If this feature is not enabled, resources with a descriptor type of [VK_DESCRIPTOR_TYPE_UNIFORM_TEXEL_BUFFER](#) **must** be indexed only by constant integral expressions when aggregated into arrays in shader code. This also indicates

whether shader modules **can** declare the `UniformTexelBufferArrayDynamicIndexing` capability.

- `shaderStorageTexelBufferArrayDynamicIndexing` indicates whether arrays of storage texel buffers **can** be indexed by integer expressions that are dynamically uniform within either the subgroup or the invocation group in shader code. If this feature is not enabled, resources with a descriptor type of `VK_DESCRIPTOR_TYPE_STORAGE_TEXEL_BUFFER` **must** be indexed only by constant integral expressions when aggregated into arrays in shader code. This also indicates whether shader modules **can** declare the `StorageTexelBufferArrayDynamicIndexing` capability.
- `shaderUniformBufferArrayNonUniformIndexing` indicates whether arrays of uniform buffers **can** be indexed by non-uniform integer expressions in shader code. If this feature is not enabled, resources with a descriptor type of `VK_DESCRIPTOR_TYPE_UNIFORM_BUFFER` or `VK_DESCRIPTOR_TYPE_UNIFORM_BUFFER_DYNAMIC` **must** not be indexed by non-uniform integer expressions when aggregated into arrays in shader code. This also indicates whether shader modules **can** declare the `UniformBufferArrayNonUniformIndexing` capability.
- `shaderSampledImageArrayNonUniformIndexing` indicates whether arrays of samplers or sampled images **can** be indexed by non-uniform integer expressions in shader code. If this feature is not enabled, resources with a descriptor type of `VK_DESCRIPTOR_TYPE_SAMPLER`, `VK_DESCRIPTOR_TYPE_COMBINED_IMAGE_SAMPLER`, or `VK_DESCRIPTOR_TYPE_SAMPLED_IMAGE` **must** not be indexed by non-uniform integer expressions when aggregated into arrays in shader code. This also indicates whether shader modules **can** declare the `SampledImageArrayNonUniformIndexing` capability.
- `shaderStorageBufferArrayNonUniformIndexing` indicates whether arrays of storage buffers **can** be indexed by non-uniform integer expressions in shader code. If this feature is not enabled, resources with a descriptor type of `VK_DESCRIPTOR_TYPE_STORAGE_BUFFER` or `VK_DESCRIPTOR_TYPE_STORAGE_BUFFER_DYNAMIC` **must** not be indexed by non-uniform integer expressions when aggregated into arrays in shader code. This also indicates whether shader modules **can** declare the `StorageBufferArrayNonUniformIndexing` capability.
- `shaderStorageImageArrayNonUniformIndexing` indicates whether arrays of storage images **can** be indexed by non-uniform integer expressions in shader code. If this feature is not enabled, resources with a descriptor type of `VK_DESCRIPTOR_TYPE_STORAGE_IMAGE` **must** not be indexed by non-uniform integer expressions when aggregated into arrays in shader code. This also indicates whether shader modules **can** declare the `StorageImageArrayNonUniformIndexing` capability.
- `shaderInputAttachmentArrayNonUniformIndexing` indicates whether arrays of input attachments **can** be indexed by non-uniform integer expressions in shader code. If this feature is not enabled, resources with a descriptor type of `VK_DESCRIPTOR_TYPE_INPUT_ATTACHMENT` **must** not be indexed by non-uniform integer expressions when aggregated into arrays in shader code. This also indicates whether shader modules **can** declare the `InputAttachmentArrayNonUniformIndexing` capability.
- `shaderUniformTexelBufferArrayNonUniformIndexing` indicates whether arrays of uniform texel buffers **can** be indexed by non-uniform integer expressions in shader code. If this feature is not enabled, resources with a descriptor type of `VK_DESCRIPTOR_TYPE_UNIFORM_TEXEL_BUFFER` **must** not be indexed by non-uniform integer expressions when aggregated into arrays in shader code. This also indicates whether shader modules **can** declare the `UniformTexelBufferArrayNonUniformIndexing` capability.
- `shaderStorageTexelBufferArrayNonUniformIndexing` indicates whether arrays of storage texel

buffers **can** be indexed by non-uniform integer expressions in shader code. If this feature is not enabled, resources with a descriptor type of `VK_DESCRIPTOR_TYPE_STORAGE_TEXEL_BUFFER` **must** not be indexed by non-uniform integer expressions when aggregated into arrays in shader code. This also indicates whether shader modules **can** declare the `StorageTexelBufferArrayNonUniformIndexing` capability.

- `descriptorBindingUniformBufferUpdateAfterBind` indicates whether the implementation supports updating uniform buffer descriptors after a set is bound. If this feature is not enabled, `VK_DESCRIPTOR_BINDING_UPDATE_AFTER_BIND_BIT` **must** not be used with `VK_DESCRIPTOR_TYPE_UNIFORM_BUFFER`.
- `descriptorBindingSampledImageUpdateAfterBind` indicates whether the implementation supports updating sampled image descriptors after a set is bound. If this feature is not enabled, `VK_DESCRIPTOR_BINDING_UPDATE_AFTER_BIND_BIT` **must** not be used with `VK_DESCRIPTOR_TYPE_SAMPLER`, `VK_DESCRIPTOR_TYPE_COMBINED_IMAGE_SAMPLER`, or `VK_DESCRIPTOR_TYPE_SAMPLED_IMAGE`.
- `descriptorBindingStorageImageUpdateAfterBind` indicates whether the implementation supports updating storage image descriptors after a set is bound. If this feature is not enabled, `VK_DESCRIPTOR_BINDING_UPDATE_AFTER_BIND_BIT` **must** not be used with `VK_DESCRIPTOR_TYPE_STORAGE_IMAGE`.
- `descriptorBindingStorageBufferUpdateAfterBind` indicates whether the implementation supports updating storage buffer descriptors after a set is bound. If this feature is not enabled, `VK_DESCRIPTOR_BINDING_UPDATE_AFTER_BIND_BIT` **must** not be used with `VK_DESCRIPTOR_TYPE_STORAGE_BUFFER`.
- `descriptorBindingUniformTexelBufferUpdateAfterBind` indicates whether the implementation supports updating uniform texel buffer descriptors after a set is bound. If this feature is not enabled, `VK_DESCRIPTOR_BINDING_UPDATE_AFTER_BIND_BIT` **must** not be used with `VK_DESCRIPTOR_TYPE_UNIFORM_TEXEL_BUFFER`.
- `descriptorBindingStorageTexelBufferUpdateAfterBind` indicates whether the implementation supports updating storage texel buffer descriptors after a set is bound. If this feature is not enabled, `VK_DESCRIPTOR_BINDING_UPDATE_AFTER_BIND_BIT` **must** not be used with `VK_DESCRIPTOR_TYPE_STORAGE_TEXEL_BUFFER`.
- `descriptorBindingUpdateUnusedWhilePending` indicates whether the implementation supports updating descriptors while the set is in use. If this feature is not enabled, `VK_DESCRIPTOR_BINDING_UPDATE_UNUSED_WHILE_PENDING_BIT` **must** not be used.
- `descriptorBindingPartiallyBound` indicates whether the implementation supports statically using a descriptor set binding in which some descriptors are not valid. If this feature is not enabled, `VK_DESCRIPTOR_BINDING_PARTIALLY_BOUND_BIT` **must** not be used.
- `descriptorBindingVariableDescriptorCount` indicates whether the implementation supports descriptor sets with a variable-sized last binding. If this feature is not enabled, `VK_DESCRIPTOR_BINDING_VARIABLE_DESCRIPTOR_COUNT_BIT` **must** not be used.
- `runtimeDescriptorArray` indicates whether the implementation supports the SPIR-V `RuntimeDescriptorArray` capability. If this feature is not enabled, descriptors **must** not be declared in runtime arrays.

If the `VkPhysicalDeviceDescriptorIndexingFeatures` structure is included in the `pNext` chain of the

[VkPhysicalDeviceFeatures2](#) structure passed to [vkGetPhysicalDeviceFeatures2](#), it is filled in to indicate whether each corresponding feature is supported. If the application wishes to use a [VkDevice](#) with any features described by [VkPhysicalDeviceDescriptorIndexingFeatures](#), it **must** add an instance of the structure, with the desired feature members set to [VK_TRUE](#), to the [pNext](#) chain of [VkDeviceCreateInfo](#) when creating the [VkDevice](#).

Valid Usage (Implicit)

- VUID-VkPhysicalDeviceDescriptorIndexingFeatures-sType-sType **must** be [VK_STRUCTURE_TYPE_PHYSICAL_DEVICE_DESCRIPTOR_INDEXING_FEATURES](#)

Structure Chaining

Extends the structures

- [VkDeviceCreateInfo](#)
- [VkPhysicalDeviceFeatures2](#)

The [VkPhysicalDeviceCopyMemoryIndirectFeaturesNV](#) structure is defined as:

```
// Provided by VK_NV_copy_memory_indirect
typedef struct VkPhysicalDeviceCopyMemoryIndirectFeaturesNV {
    VkStructureType    sType;
    void*              pNext;
    VkBool32           indirectCopy;
} VkPhysicalDeviceCopyMemoryIndirectFeaturesNV;
```

This structure describes the following features:

- [sType](#) is a [VkStructureType](#) value identifying this structure.
- [pNext](#) is [NULL](#) or a pointer to a structure extending this structure.
- [indirectCopy](#) indicates whether [indirect memory to memory or, memory to image copies](#) are supported.

If the [VkPhysicalDeviceCopyMemoryIndirectFeaturesNV](#) structure is included in the [pNext](#) chain of the [VkPhysicalDeviceFeatures2](#) structure passed to [vkGetPhysicalDeviceFeatures2](#), it is filled in to indicate whether each corresponding feature is supported. If the application wishes to use a [VkDevice](#) with any features described by [VkPhysicalDeviceCopyMemoryIndirectFeaturesNV](#), it **must** add an instance of the structure, with the desired feature members set to [VK_TRUE](#), to the [pNext](#) chain of [VkDeviceCreateInfo](#) when creating the [VkDevice](#).

Valid Usage (Implicit)

- VUID-VkPhysicalDeviceCopyMemoryIndirectFeaturesNV-sType-sType

`sType` must be
`VK_STRUCTURE_TYPE_PHYSICAL_DEVICE_COPY_MEMORY_INDIRECT_FEATURES_NV`

Structure Chaining

Extends the structures

- `VkDeviceCreateInfo`
- `VkPhysicalDeviceFeatures2`

The `VkPhysicalDeviceCopyMemoryIndirectFeaturesKHR` structure is defined as:

```
// Provided by VK_KHR_copy_memory_indirect
typedef struct VkPhysicalDeviceCopyMemoryIndirectFeaturesKHR {
    VkStructureType    sType;
    void*              pNext;
    VkBool32           indirectMemoryCopy;
    VkBool32           indirectMemoryToImageCopy;
} VkPhysicalDeviceCopyMemoryIndirectFeaturesKHR;
```

This structure describes the following features:

- `sType` is a `VkStructureType` value identifying this structure.
- `pNext` is `NULL` or a pointer to a structure extending this structure.
- `indirectMemoryCopy` indicates whether `indirect memory to memory copies` are supported.
- `indirectMemoryToImageCopy` indicates whether `indirect memory to image copies` are supported.

If the `VkPhysicalDeviceCopyMemoryIndirectFeaturesKHR` structure is included in the `pNext` chain of the `VkPhysicalDeviceFeatures2` structure passed to `vkGetPhysicalDeviceFeatures2`, it is filled in to indicate whether each corresponding feature is supported. If the application wishes to use a `VkDevice` with any features described by `VkPhysicalDeviceCopyMemoryIndirectFeaturesKHR`, it **must** add an instance of the structure, with the desired feature members set to `VK_TRUE`, to the `pNext` chain of `VkDeviceCreateInfo` when creating the `VkDevice`.

Valid Usage (Implicit)

- VUID-VkPhysicalDeviceCopyMemoryIndirectFeaturesKHR-sType-sType
`sType` must be
`VK_STRUCTURE_TYPE_PHYSICAL_DEVICE_COPY_MEMORY_INDIRECT_FEATURES_KHR`

Structure Chaining

Extends the structures

- `VkDeviceCreateInfo`

- [VkPhysicalDeviceFeatures2](#)

The [VkPhysicalDeviceVertexAttributeDivisorFeatures](#) structure is defined as:

```
// Provided by VK_VERSION_1_4
typedef struct VkPhysicalDeviceVertexAttributeDivisorFeatures {
    VkStructureType    sType;
    void*              pNext;
    VkBool32           vertexAttributeInstanceRateDivisor;
    VkBool32           vertexAttributeInstanceRateZeroDivisor;
} VkPhysicalDeviceVertexAttributeDivisorFeatures;
```

```
// Provided by VK_KHR_vertex_attribute_divisor
// Equivalent to VkPhysicalDeviceVertexAttributeDivisorFeatures
typedef VkPhysicalDeviceVertexAttributeDivisorFeatures
VkPhysicalDeviceVertexAttributeDivisorFeaturesKHR;
```

```
// Provided by VK_EXT_vertex_attribute_divisor
// Equivalent to VkPhysicalDeviceVertexAttributeDivisorFeatures
typedef VkPhysicalDeviceVertexAttributeDivisorFeatures
VkPhysicalDeviceVertexAttributeDivisorFeaturesEXT;
```

This structure describes the following features:

- **sType** is a [VkStructureType](#) value identifying this structure.
- **pNext** is **NULL** or a pointer to a structure extending this structure.
- **vertexAttributeInstanceRateDivisor** specifies whether vertex attribute fetching may be repeated in the case of instanced rendering.
- **vertexAttributeInstanceRateZeroDivisor** specifies whether a zero value for [VkVertexInputBindingDivisorDescriptionEXT::divisor](#) is supported.

If the [VkPhysicalDeviceVertexAttributeDivisorFeatures](#) structure is included in the **pNext** chain of the [VkPhysicalDeviceFeatures2](#) structure passed to [vkGetPhysicalDeviceFeatures2](#), it is filled in to indicate whether each corresponding feature is supported. If the application wishes to use a [VkDevice](#) with any features described by [VkPhysicalDeviceVertexAttributeDivisorFeatures](#), it **must** add an instance of the structure, with the desired feature members set to **VK_TRUE**, to the **pNext** chain of [VkDeviceCreateInfo](#) when creating the [VkDevice](#).

Valid Usage (Implicit)

- VUID-VkPhysicalDeviceVertexAttributeDivisorFeatures-sType-sType **must** be [VK_STRUCTURE_TYPE_PHYSICAL_DEVICE_VERTEX_ATTRIBUTE_DIVISOR_FEATURES](#)

Structure Chaining

Extends the structures

- [VkDeviceCreateInfo](#)
- [VkPhysicalDeviceFeatures2](#)

The [VkPhysicalDeviceASTCDecodeFeaturesEXT](#) structure is defined as:

```
// Provided by VK_EXT_astc_decode_mode
typedef struct VkPhysicalDeviceASTCDecodeFeaturesEXT {
    VkStructureType    sType;
    void*              pNext;
    VkBool32           decodeModeSharedExponent;
} VkPhysicalDeviceASTCDecodeFeaturesEXT;
```

This structure describes the following feature:

- [sType](#) is a [VkStructureType](#) value identifying this structure.
- [pNext](#) is `NULL` or a pointer to a structure extending this structure.
- [decodeModeSharedExponent](#) indicates whether the implementation supports decoding ASTC compressed formats to [VK_FORMAT_E5B9G9R9_UFLOAT_PACK32](#) internal precision.

If the [VkPhysicalDeviceASTCDecodeFeaturesEXT](#) structure is included in the [pNext](#) chain of the [VkPhysicalDeviceFeatures2](#) structure passed to [vkGetPhysicalDeviceFeatures2](#), it is filled in to indicate whether each corresponding feature is supported. If the application wishes to use a [VkDevice](#) with any features described by [VkPhysicalDeviceASTCDecodeFeaturesEXT](#), it **must** add an instance of the structure, with the desired feature members set to [VK_TRUE](#), to the [pNext](#) chain of [VkDeviceCreateInfo](#) when creating the [VkDevice](#).

Valid Usage (Implicit)

- VUID-VkPhysicalDeviceASTCDecodeFeaturesEXT-sType-sType
[sType](#) **must** be [VK_STRUCTURE_TYPE_PHYSICAL_DEVICE_ASTC_DECODE_FEATURES_EXT](#)

Structure Chaining

Extends the structures

- [VkDeviceCreateInfo](#)
- [VkPhysicalDeviceFeatures2](#)

The [VkPhysicalDeviceTransformFeedbackFeaturesEXT](#) structure is defined as:


```
// Provided by VK_EXT_transform_feedback
typedef struct VkPhysicalDeviceTransformFeedbackFeaturesEXT {
    VkStructureType    sType;
    void*              pNext;
    VkBool32            transformFeedback;
    VkBool32            geometryStreams;
} VkPhysicalDeviceTransformFeedbackFeaturesEXT;
```

This structure describes the following features:

- **sType** is a **VkStructureType** value identifying this structure.
- **pNext** is **NULL** or a pointer to a structure extending this structure.
- **transformFeedback** indicates whether the implementation supports transform feedback and shader modules **can** declare the **TransformFeedback** capability.
- **geometryStreams** indicates whether the implementation supports the **GeometryStreams** SPIR-V capability.

If the **VkPhysicalDeviceTransformFeedbackFeaturesEXT** structure is included in the **pNext** chain of the **VkPhysicalDeviceFeatures2** structure passed to **vkGetPhysicalDeviceFeatures2**, it is filled in to indicate whether each corresponding feature is supported. If the application wishes to use a **VkDevice** with any features described by **VkPhysicalDeviceTransformFeedbackFeaturesEXT**, it **must** add an instance of the structure, with the desired feature members set to **VK_TRUE**, to the **pNext** chain of **VkDeviceCreateInfo** when creating the **VkDevice**.

Valid Usage (Implicit)

- VUID-VkPhysicalDeviceTransformFeedbackFeaturesEXT-sType-sType **must** be **VK_STRUCTURE_TYPE_PHYSICAL_DEVICE_TRANSFORM_FEEDBACK_FEATURES_EXT**

Structure Chaining

Extends the structures

- **VkDeviceCreateInfo**
- **VkPhysicalDeviceFeatures2**

The **VkPhysicalDeviceVulkanMemoryModelFeatures** structure is defined as:


```
// Provided by VK_VERSION_1_2
typedef struct VkPhysicalDeviceVulkanMemoryModelFeatures {
    VkStructureType    sType;
    void*              pNext;
    VkBool32           vulkanMemoryModel;
    VkBool32           vulkanMemoryModelDeviceScope;
    VkBool32           vulkanMemoryModelAvailabilityVisibilityChains;
} VkPhysicalDeviceVulkanMemoryModelFeatures;
```

```
// Provided by VK_KHR_vulkan_memory_model
// Equivalent to VkPhysicalDeviceVulkanMemoryModelFeatures
typedef VkPhysicalDeviceVulkanMemoryModelFeatures
VkPhysicalDeviceVulkanMemoryModelFeaturesKHR;
```

This structure describes the following features:

- **sType** is a **VkStructureType** value identifying this structure.
- **pNext** is **NULL** or a pointer to a structure extending this structure.
- **vulkanMemoryModel** indicates whether shader modules **can** declare the **VulkanMemoryModel** capability.
- **vulkanMemoryModelDeviceScope** indicates whether the Vulkan Memory Model can use **Device** scope synchronization. This also indicates whether shader modules **can** declare the **VulkanMemoryModelDeviceScope** capability.
- **vulkanMemoryModelAvailabilityVisibilityChains** indicates whether the Vulkan Memory Model can use **availability and visibility chains** with more than one element.

If the **VkPhysicalDeviceVulkanMemoryModelFeaturesKHR** structure is included in the **pNext** chain of the **VkPhysicalDeviceFeatures2** structure passed to **vkGetPhysicalDeviceFeatures2**, it is filled in to indicate whether each corresponding feature is supported. If the application wishes to use a **VkDevice** with any features described by **VkPhysicalDeviceVulkanMemoryModelFeaturesKHR**, it **must** add an instance of the structure, with the desired feature members set to **VK_TRUE**, to the **pNext** chain of **VkDeviceCreateInfo** when creating the **VkDevice**.

Valid Usage (Implicit)

- VUID-VkPhysicalDeviceVulkanMemoryModelFeatures-sType-sType **must** be **VK_STRUCTURE_TYPE_PHYSICAL_DEVICE_VULKAN_MEMORY_MODEL_FEATURES**

Structure Chaining

Extends the structures

- **VkDeviceCreateInfo**

- [VkPhysicalDeviceFeatures2](#)

The `VkPhysicalDeviceInlineUniformBlockFeatures` structure is defined as:

```
// Provided by VK_VERSION_1_3
typedef struct VkPhysicalDeviceInlineUniformBlockFeatures {
    VkStructureType    sType;
    void*              pNext;
    VkBool32           inlineUniformBlock;
    VkBool32           descriptorBindingInlineUniformBlockUpdateAfterBind;
} VkPhysicalDeviceInlineUniformBlockFeatures;
```

```
// Provided by VK_EXT_inline_uniform_block
// Equivalent to VkPhysicalDeviceInlineUniformBlockFeatures
typedef VkPhysicalDeviceInlineUniformBlockFeatures
VkPhysicalDeviceInlineUniformBlockFeaturesEXT;
```

This structure describes the following features:

- `sType` is a `VkStructureType` value identifying this structure.
- `pNext` is `NULL` or a pointer to a structure extending this structure.
- `inlineUniformBlock` indicates whether the implementation supports inline uniform block descriptors. If this feature is not enabled, `VK_DESCRIPTOR_TYPE_INLINE_UNIFORM_BLOCK` **must** not be used.
- `descriptorBindingInlineUniformBlockUpdateAfterBind` indicates whether the implementation supports updating inline uniform block descriptors after a set is bound. If this feature is not enabled, `VK_DESCRIPTOR_BINDING_UPDATE_AFTER_BIND_BIT` **must** not be used with `VK_DESCRIPTOR_TYPE_INLINE_UNIFORM_BLOCK`.

If the `VkPhysicalDeviceInlineUniformBlockFeatures` structure is included in the `pNext` chain of the `VkPhysicalDeviceFeatures2` structure passed to `vkGetPhysicalDeviceFeatures2`, it is filled in to indicate whether each corresponding feature is supported. If the application wishes to use a `VkDevice` with any features described by `VkPhysicalDeviceInlineUniformBlockFeatures`, it **must** add an instance of the structure, with the desired feature members set to `VK_TRUE`, to the `pNext` chain of `VkDeviceCreateInfo` when creating the `VkDevice`.

Valid Usage (Implicit)

- VUID-VkPhysicalDeviceInlineUniformBlockFeatures-sType-sType `sType` **must** be `VK_STRUCTURE_TYPE_PHYSICAL_DEVICE_INLINE_UNIFORM_BLOCK_FEATURES`

Structure Chaining

Extends the structures

- [VkDeviceCreateInfo](#)
- [VkPhysicalDeviceFeatures2](#)

The [VkPhysicalDeviceRepresentativeFragmentTestFeaturesNV](#) structure is defined as:

```
// Provided by VK_NV_representative_fragment_test
typedef struct VkPhysicalDeviceRepresentativeFragmentTestFeaturesNV {
    VkStructureType    sType;
    void*              pNext;
    VkBool32           representativeFragmentTest;
} VkPhysicalDeviceRepresentativeFragmentTestFeaturesNV;
```

This structure describes the following feature:

- [sType](#) is a [VkStructureType](#) value identifying this structure.
- [pNext](#) is `NULL` or a pointer to a structure extending this structure.
- [representativeFragmentTest](#) indicates whether the implementation supports the representative fragment test. See [Representative Fragment Test](#).

If the [VkPhysicalDeviceRepresentativeFragmentTestFeaturesNV](#) structure is included in the [pNext](#) chain of the [VkPhysicalDeviceFeatures2](#) structure passed to [vkGetPhysicalDeviceFeatures2](#), it is filled in to indicate whether each corresponding feature is supported. If the application wishes to use a [VkDevice](#) with any features described by [VkPhysicalDeviceRepresentativeFragmentTestFeaturesNV](#), it **must** add an instance of the structure, with the desired feature members set to `VK_TRUE`, to the [pNext](#) chain of [VkDeviceCreateInfo](#) when creating the [VkDevice](#).

Valid Usage (Implicit)

- VUID-VkPhysicalDeviceRepresentativeFragmentTestFeaturesNV-sType-sType [sType](#) **must** be [VK_STRUCTURE_TYPE_PHYSICAL_DEVICE_REPRESENTATIVE_FRAGMENT_TEST_FEATURES_NV](#)

Structure Chaining

Extends the structures

- [VkDeviceCreateInfo](#)
- [VkPhysicalDeviceFeatures2](#)

The `VkPhysicalDeviceExclusiveScissorFeaturesNV` structure is defined as:

```
// Provided by VK_NV_scissor_exclusive
typedef struct VkPhysicalDeviceExclusiveScissorFeaturesNV {
    VkStructureType    sType;
    void*              pNext;
    VkBool32           exclusiveScissor;
} VkPhysicalDeviceExclusiveScissorFeaturesNV;
```

This structure describes the following feature:

- `sType` is a `VkStructureType` value identifying this structure.
- `pNext` is `NULL` or a pointer to a structure extending this structure.
- `exclusiveScissor` indicates that the implementation supports the exclusive scissor test.

See [Exclusive Scissor Test](#) for more information.

If the `VkPhysicalDeviceExclusiveScissorFeaturesNV` structure is included in the `pNext` chain of the `VkPhysicalDeviceFeatures2` structure passed to `vkGetPhysicalDeviceFeatures2`, it is filled in to indicate whether each corresponding feature is supported. If the application wishes to use a `VkDevice` with any features described by `VkPhysicalDeviceExclusiveScissorFeaturesNV`, it **must** add an instance of the structure, with the desired feature members set to `VK_TRUE`, to the `pNext` chain of `VkDeviceCreateInfo` when creating the `VkDevice`.

Valid Usage (Implicit)

- VUID-VkPhysicalDeviceExclusiveScissorFeaturesNV-sType-sType `sType` **must** be `VK_STRUCTURE_TYPE_PHYSICAL_DEVICE_EXCLUSIVE_SCISSOR_FEATURES_NV`

Structure Chaining

Extends the structures

- `VkDeviceCreateInfo`
- `VkPhysicalDeviceFeatures2`

The `VkPhysicalDeviceCornerSampledImageFeaturesNV` structure is defined as:

```
// Provided by VK_NV_corner_sampled_image
typedef struct VkPhysicalDeviceCornerSampledImageFeaturesNV {
    VkStructureType    sType;
    void*              pNext;
    VkBool32           cornerSampledImage;
} VkPhysicalDeviceCornerSampledImageFeaturesNV;
```


This structure describes the following feature:

- `sType` is a `VkStructureType` value identifying this structure.
- `pNext` is `NULL` or a pointer to a structure extending this structure.
- `cornerSampledImage` specifies whether images can be created with a `VkImageCreateInfo::flags` containing `VK_IMAGE_CREATE_CORNER_SAMPLED_BIT_NV`. See [Corner-Sampled Images](#).

If the `VkPhysicalDeviceCornerSampledImageFeaturesNV` structure is included in the `pNext` chain of the `VkPhysicalDeviceFeatures2` structure passed to `vkGetPhysicalDeviceFeatures2`, it is filled in to indicate whether each corresponding feature is supported. If the application wishes to use a `VkDevice` with any features described by `VkPhysicalDeviceCornerSampledImageFeaturesNV`, it **must** add an instance of the structure, with the desired feature members set to `VK_TRUE`, to the `pNext` chain of `VkDeviceCreateInfo` when creating the `VkDevice`.

Valid Usage (Implicit)

- VUID-VkPhysicalDeviceCornerSampledImageFeaturesNV-sType-sType `sType` **must** be `VK_STRUCTURE_TYPE_PHYSICAL_DEVICE_CORNER_SAMPLED_IMAGE_FEATURES_NV`

Structure Chaining

Extends the structures

- `VkDeviceCreateInfo`
- `VkPhysicalDeviceFeatures2`

The `VkPhysicalDeviceComputeShaderDerivativesFeaturesKHR` structure is defined as:

```
// Provided by VK_KHR_compute_shader_derivatives
typedef struct VkPhysicalDeviceComputeShaderDerivativesFeaturesKHR {
    VkStructureType    sType;
    void*              pNext;
    VkBool32           computeDerivativeGroupQuads;
    VkBool32           computeDerivativeGroupLinear;
} VkPhysicalDeviceComputeShaderDerivativesFeaturesKHR;
```

```
// Provided by VK_NV_compute_shader_derivatives
// Equivalent to VkPhysicalDeviceComputeShaderDerivativesFeaturesKHR
typedef VkPhysicalDeviceComputeShaderDerivativesFeaturesKHR
VkPhysicalDeviceComputeShaderDerivativesFeaturesNV;
```

This structure describes the following features:

- `sType` is a `VkStructureType` value identifying this structure.

- `pNext` is `NULL` or a pointer to a structure extending this structure.
- `computeDerivativeGroupQuads` indicates that the implementation supports the `ComputeDerivativeGroupQuadsKHR` SPIR-V capability.
- `computeDerivativeGroupLinear` indicates that the implementation supports the `ComputeDerivativeGroupLinearKHR` SPIR-V capability.

See [Quad shader scope](#) for more information.

If the `VkPhysicalDeviceComputeShaderDerivativesFeaturesKHR` structure is included in the `pNext` chain of the `VkPhysicalDeviceFeatures2` structure passed to `vkGetPhysicalDeviceFeatures2`, it is filled in to indicate whether each corresponding feature is supported. If the application wishes to use a `VkDevice` with any features described by `VkPhysicalDeviceComputeShaderDerivativesFeaturesKHR`, it **must** add an instance of the structure, with the desired feature members set to `VK_TRUE`, to the `pNext` chain of `VkDeviceCreateInfo` when creating the `VkDevice`.

Valid Usage (Implicit)

- VUID-VkPhysicalDeviceComputeShaderDerivativesFeaturesKHR-sType-sType `sType` **must** be `VK_STRUCTURE_TYPE_PHYSICAL_DEVICE_COMPUTE_SHADER_DERIVATIVES_FEATURES_KHR`

Structure Chaining

Extends the structures

- `VkDeviceCreateInfo`
- `VkPhysicalDeviceFeatures2`

The `VkPhysicalDeviceFragmentShaderBarycentricFeaturesKHR` structure is defined as:

```
// Provided by VK_KHR_fragment_shader_barycentric
typedef struct VkPhysicalDeviceFragmentShaderBarycentricFeaturesKHR {
    VkStructureType    sType;
    void*              pNext;
    VkBool32           fragmentShaderBarycentric;
} VkPhysicalDeviceFragmentShaderBarycentricFeaturesKHR;
```

```
// Provided by VK_NV_fragment_shader_barycentric
// Equivalent to VkPhysicalDeviceFragmentShaderBarycentricFeaturesKHR
typedef VkPhysicalDeviceFragmentShaderBarycentricFeaturesKHR
VkPhysicalDeviceFragmentShaderBarycentricFeaturesNV;
```

This structure describes the following feature:

- `sType` is a `VkStructureType` value identifying this structure.
- `pNext` is `NULL` or a pointer to a structure extending this structure.
- `fragmentShaderBarycentric` indicates that the implementation supports the `BaryCoordKHR` and `BaryCoordNoPerspKHR` SPIR-V fragment shader built-ins and supports the `PerVertexKHR` SPIR-V decoration on fragment shader input variables.

See [Barycentric Interpolation](#) for more information.

If the `VkPhysicalDeviceFragmentShaderBarycentricFeaturesKHR` structure is included in the `pNext` chain of the `VkPhysicalDeviceFeatures2` structure passed to `vkGetPhysicalDeviceFeatures2`, it is filled in to indicate whether each corresponding feature is supported. If the application wishes to use a `VkDevice` with any features described by `VkPhysicalDeviceFragmentShaderBarycentricFeaturesKHR`, it **must** add an instance of the structure, with the desired feature members set to `VK_TRUE`, to the `pNext` chain of `VkDeviceCreateInfo` when creating the `VkDevice`.

Valid Usage (Implicit)

- VUID-VkPhysicalDeviceFragmentShaderBarycentricFeaturesKHR-sType-sType **must** be `VK_STRUCTURE_TYPE_PHYSICAL_DEVICE_FRAGMENT_SHADER_BARYCENTRIC_FEATURES_KHR`

Structure Chaining

Extends the structures

- `VkDeviceCreateInfo`
- `VkPhysicalDeviceFeatures2`

The `VkPhysicalDeviceShaderImageFootprintFeaturesNV` structure is defined as:

```
// Provided by VK_NV_shader_image_footprint
typedef struct VkPhysicalDeviceShaderImageFootprintFeaturesNV {
    VkStructureType    sType;
    void*              pNext;
    VkBool32           imageFootprint;
} VkPhysicalDeviceShaderImageFootprintFeaturesNV;
```

This structure describes the following feature:

- `sType` is a `VkStructureType` value identifying this structure.
- `pNext` is `NULL` or a pointer to a structure extending this structure.
- `imageFootprint` specifies whether the implementation supports the `ImageFootprintNV` SPIR-V capability.

See [Texel Footprint Evaluation](#) for more information.

If the `VkPhysicalDeviceShaderImageFootprintFeaturesNV` structure is included in the `pNext` chain of the `VkPhysicalDeviceFeatures2` structure passed to `vkGetPhysicalDeviceFeatures2`, it is filled in to indicate whether each corresponding feature is supported. If the application wishes to use a `VkDevice` with any features described by `VkPhysicalDeviceShaderImageFootprintFeaturesNV`, it **must** add an instance of the structure, with the desired feature members set to `VK_TRUE`, to the `pNext` chain of `VkDeviceCreateInfo` when creating the `VkDevice`.

Valid Usage (Implicit)

- VUID-VkPhysicalDeviceShaderImageFootprintFeaturesNV-sType-sType **must** be `VK_STRUCTURE_TYPE_PHYSICAL_DEVICE_SHADER_IMAGE_FOOTPRINT_FEATURES_NV`

Structure Chaining

Extends the structures

- `VkDeviceCreateInfo`
- `VkPhysicalDeviceFeatures2`

The `VkPhysicalDeviceShadingRateImageFeaturesNV` structure is defined as:

```
// Provided by VK_NV_shading_rate_image
typedef struct VkPhysicalDeviceShadingRateImageFeaturesNV {
    VkStructureType    sType;
    void*              pNext;
    VkBool32           shadingRateImage;
    VkBool32           shadingRateCoarseSampleOrder;
} VkPhysicalDeviceShadingRateImageFeaturesNV;
```

This structure describes the following features:

- `sType` is a `VkStructureType` value identifying this structure.
- `pNext` is `NULL` or a pointer to a structure extending this structure.
- `shadingRateImage` indicates that the implementation supports the use of a shading rate image to derive an effective shading rate for fragment processing. It also indicates that the implementation supports the `ShadingRateNV` SPIR-V execution mode.
- `shadingRateCoarseSampleOrder` indicates that the implementation supports an application-configurable ordering of coverage samples in fragments larger than one pixel.

See [Shading Rate Image](#) for more information.

If the `VkPhysicalDeviceShadingRateImageFeaturesNV` structure is included in the `pNext` chain of the

`VkPhysicalDeviceFeatures2` structure passed to `vkGetPhysicalDeviceFeatures2`, it is filled in to indicate whether each corresponding feature is supported. If the application wishes to use a `VkDevice` with any features described by `VkPhysicalDeviceShadingRateImageFeaturesNV`, it **must** add an instance of the structure, with the desired feature members set to `VK_TRUE`, to the `pNext` chain of `VkDeviceCreateInfo` when creating the `VkDevice`.

Valid Usage (Implicit)

- `VUID-VkPhysicalDeviceShadingRateImageFeaturesNV-sType-sType`
`sType` **must** be `VK_STRUCTURE_TYPE_PHYSICAL_DEVICE_SHADING_RATE_IMAGE_FEATURES_NV`

Structure Chaining

Extends the structures

- `VkDeviceCreateInfo`
- `VkPhysicalDeviceFeatures2`

The `VkPhysicalDeviceFragmentDensityMapFeaturesEXT` structure is defined as:

```
// Provided by VK_EXT_fragment_density_map
typedef struct VkPhysicalDeviceFragmentDensityMapFeaturesEXT {
    VkStructureType    sType;
    void*              pNext;
    VkBool32           fragmentDensityMap;
    VkBool32           fragmentDensityMapDynamic;
    VkBool32           fragmentDensityMapNonSubsampledImages;
} VkPhysicalDeviceFragmentDensityMapFeaturesEXT;
```

This structure describes the following features:

- `sType` is a `VkStructureType` value identifying this structure.
- `pNext` is `NULL` or a pointer to a structure extending this structure.
- `fragmentDensityMap` specifies whether the implementation supports render passes with a fragment density map attachment. If this feature is not enabled and the `pNext` chain of `VkRenderPassCreateInfo` includes a `VkRenderPassFragmentDensityMapCreateInfoEXT` structure, `fragmentDensityMapAttachment` **must** be `VK_ATTACHMENT_UNUSED`.
- `fragmentDensityMapDynamic` specifies whether the implementation supports dynamic fragment density map image views. If this feature is not enabled, `VK_IMAGE_VIEW_CREATE_FRAGMENT_DENSITY_MAP_DYNAMIC_BIT_EXT` **must** not be included in `VkImageViewCreateInfo::flags`.
- `fragmentDensityMapNonSubsampledImages` specifies whether the implementation supports regular non-subsampled image attachments with fragment density map render passes. If this feature is

not enabled, render passes with a [fragment density map attachment](#) **must** only have [subsampled attachments](#) bound.

If the [VkPhysicalDeviceFragmentDensityMapFeaturesEXT](#) structure is included in the [pNext](#) chain of the [VkPhysicalDeviceFeatures2](#) structure passed to [vkGetPhysicalDeviceFeatures2](#), it is filled in to indicate whether each corresponding feature is supported. If the application wishes to use a [VkDevice](#) with any features described by [VkPhysicalDeviceFragmentDensityMapFeaturesEXT](#), it **must** add an instance of the structure, with the desired feature members set to [VK_TRUE](#), to the [pNext](#) chain of [VkDeviceCreateInfo](#) when creating the [VkDevice](#).

Valid Usage (Implicit)

- VUID-VkPhysicalDeviceFragmentDensityMapFeaturesEXT-sType-sType [sType](#) **must** be [VK_STRUCTURE_TYPE_PHYSICAL_DEVICE_FRAGMENT_DENSITY_MAP_FEATURES_EXT](#)

Structure Chaining

Extends the structures

- [VkDeviceCreateInfo](#)
- [VkPhysicalDeviceFeatures2](#)

The [VkPhysicalDeviceFragmentDensityMap2FeaturesEXT](#) structure is defined as:

```
// Provided by VK_EXT_fragment_density_map2
typedef struct VkPhysicalDeviceFragmentDensityMap2FeaturesEXT {
    VkStructureType    sType;
    void*               pNext;
    VkBool32            fragmentDensityMapDeferred;
} VkPhysicalDeviceFragmentDensityMap2FeaturesEXT;
```

This structure describes the following feature:

- [sType](#) is a [VkStructureType](#) value identifying this structure.
- [pNext](#) is [NULL](#) or a pointer to a structure extending this structure.
- [fragmentDensityMapDeferred](#) specifies whether the implementation supports deferred reads of fragment density map image views. If this feature is not enabled, [VK_IMAGE_VIEW_CREATE_FRAGMENT_DENSITY_MAP_DEFERRED_BIT_EXT](#) **must** not be included in [VkImageViewCreateInfo::flags](#).

If the [VkPhysicalDeviceFragmentDensityMap2FeaturesEXT](#) structure is included in the [pNext](#) chain of the [VkPhysicalDeviceFeatures2](#) structure passed to [vkGetPhysicalDeviceFeatures2](#), it is filled in to indicate whether each corresponding feature is supported. If the application wishes to use a [VkDevice](#) with any features described by [VkPhysicalDeviceFragmentDensityMap2FeaturesEXT](#), it **must**

add an instance of the structure, with the desired feature members set to `VK_TRUE`, to the `pNext` chain of `VkDeviceCreateInfo` when creating the `VkDevice`.

Valid Usage (Implicit)

- `VUID-VkPhysicalDeviceFragmentDensityMap2FeaturesEXT-sType-sType`
`sType` must be `VK_STRUCTURE_TYPE_PHYSICAL_DEVICE_FRAGMENT_DENSITY_MAP_2_FEATURES_EXT`

Structure Chaining

Extends the structures

- `VkDeviceCreateInfo`
- `VkPhysicalDeviceFeatures2`

The `VkPhysicalDeviceFragmentDensityMapOffsetFeaturesEXT` structure is defined as:

```
// Provided by VK_EXT_fragment_density_map_offset
typedef struct VkPhysicalDeviceFragmentDensityMapOffsetFeaturesEXT {
    VkStructureType    sType;
    void*              pNext;
    VkBool32           fragmentDensityMapOffset;
} VkPhysicalDeviceFragmentDensityMapOffsetFeaturesEXT;
```

```
// Provided by VK_QCOM_fragment_density_map_offset
// Equivalent to VkPhysicalDeviceFragmentDensityMapOffsetFeaturesEXT
typedef VkPhysicalDeviceFragmentDensityMapOffsetFeaturesEXT
VkPhysicalDeviceFragmentDensityMapOffsetFeaturesQCOM;
```

This structure describes the following feature:

- `sType` is a `VkStructureType` value identifying this structure.
- `pNext` is `NULL` or a pointer to a structure extending this structure.
- `fragmentDensityMapOffset` specifies whether the implementation supports `fragment density map offsets`

If the `VkPhysicalDeviceFragmentDensityMapOffsetFeaturesEXT` structure is included in the `pNext` chain of the `VkPhysicalDeviceFeatures2` structure passed to `vkGetPhysicalDeviceFeatures2`, it is filled in to indicate whether each corresponding feature is supported. If the application wishes to use a `VkDevice` with any features described by `VkPhysicalDeviceFragmentDensityMapOffsetFeaturesEXT`, it **must** add an instance of the structure, with the desired feature members set to `VK_TRUE`, to the `pNext` chain of `VkDeviceCreateInfo` when creating the `VkDevice`.

Valid Usage (Implicit)

- VUID-VkPhysicalDeviceFragmentDensityMapOffsetFeaturesEXT-sType-sType must be VK_STRUCTURE_TYPE_PHYSICAL_DEVICE_FRAGMENT_DENSITY_MAP_OFFSET_FEATURES_EXT

Structure Chaining

Extends the structures

- [VkDeviceCreateInfo](#)
- [VkPhysicalDeviceFeatures2](#)

The [VkPhysicalDeviceFragmentDensityMapLayeredFeaturesVALVE](#) structure is defined as:

```
// Provided by VK_VALVE_fragment_density_map_layered
typedef struct VkPhysicalDeviceFragmentDensityMapLayeredFeaturesVALVE {
    VkStructureType    sType;
    void*              pNext;
    VkBool32           fragmentDensityMapLayered;
} VkPhysicalDeviceFragmentDensityMapLayeredFeaturesVALVE;
```

This structure describes the following feature:

- [sType](#) is a [VkStructureType](#) value identifying this structure.
- [pNext](#) is [NULL](#) or a pointer to a structure extending this structure.
- [fragmentDensityMapLayered](#) specifies whether the implementation supports layered fragment density maps.

If the [VkPhysicalDeviceFragmentDensityMapLayeredFeaturesVALVE](#) structure is included in the [pNext](#) chain of the [VkPhysicalDeviceFeatures2](#) structure passed to [vkGetPhysicalDeviceFeatures2](#), it is filled in to indicate whether each corresponding feature is supported. If the application wishes to use a [VkDevice](#) with any features described by [VkPhysicalDeviceFragmentDensityMapLayeredFeaturesVALVE](#), it **must** add an instance of the structure, with the desired feature members set to [VK_TRUE](#), to the [pNext](#) chain of [VkDeviceCreateInfo](#) when creating the [VkDevice](#).

Valid Usage (Implicit)

- VUID-VkPhysicalDeviceFragmentDensityMapLayeredFeaturesVALVE-sType-sType must be VK_STRUCTURE_TYPE_PHYSICAL_DEVICE_FRAGMENT_DENSITY_MAP_LAYERED_FEATURES_VALVE

Structure Chaining

Extends the structures

- [VkDeviceCreateInfo](#)
- [VkPhysicalDeviceFeatures2](#)

The [VkPhysicalDeviceInvocationMaskFeaturesHUAWEI](#) structure is defined as:

```
// Provided by VK_HUAWEI_invocation_mask
typedef struct VkPhysicalDeviceInvocationMaskFeaturesHUAWEI {
    VkStructureType    sType;
    void*              pNext;
    VkBool32           invocationMask;
} VkPhysicalDeviceInvocationMaskFeaturesHUAWEI;
```

This structure describes the following feature:

- [sType](#) is a [VkStructureType](#) value identifying this structure.
- [pNext](#) is `NULL` or a pointer to a structure extending this structure.
- [invocationMask](#) indicates that the implementation supports the use of an invocation mask image to optimize the ray dispatch.

If the [VkPhysicalDeviceInvocationMaskFeaturesHUAWEI](#) structure is included in the [pNext](#) chain of the [VkPhysicalDeviceFeatures2](#) structure passed to [vkGetPhysicalDeviceFeatures2](#), it is filled in to indicate whether each corresponding feature is supported. If the application wishes to use a [VkDevice](#) with any features described by [VkPhysicalDeviceInvocationMaskFeaturesHUAWEI](#), it **must** add an instance of the structure, with the desired feature members set to `VK_TRUE`, to the [pNext](#) chain of [VkDeviceCreateInfo](#) when creating the [VkDevice](#).

Valid Usage (Implicit)

- `VOID-VkPhysicalDeviceInvocationMaskFeaturesHUAWEI-sType-sType` **must** be `VK_STRUCTURE_TYPE_PHYSICAL_DEVICE_INVOCATION_MASK_FEATURES_HUAWEI`

Structure Chaining

Extends the structures

- [VkDeviceCreateInfo](#)
- [VkPhysicalDeviceFeatures2](#)

The [VkPhysicalDeviceScalarBlockLayoutFeatures](#) structure is defined as:


```
// Provided by VK_VERSION_1_2
typedef struct VkPhysicalDeviceScalarBlockLayoutFeatures {
    VkStructureType    sType;
    void*              pNext;
    VkBool32           scalarBlockLayout;
} VkPhysicalDeviceScalarBlockLayoutFeatures;
```

```
// Provided by VK_EXT_scalar_block_layout
// Equivalent to VkPhysicalDeviceScalarBlockLayoutFeatures
typedef VkPhysicalDeviceScalarBlockLayoutFeatures
VkPhysicalDeviceScalarBlockLayoutFeaturesEXT;
```

This structure describes the following feature:

- `sType` is a `VkStructureType` value identifying this structure.
- `pNext` is `NULL` or a pointer to a structure extending this structure.
- `scalarBlockLayout` indicates that the implementation supports the layout of resource blocks in shaders using `scalar alignment`.

If the `VkPhysicalDeviceScalarBlockLayoutFeatures` structure is included in the `pNext` chain of the `VkPhysicalDeviceFeatures2` structure passed to `vkGetPhysicalDeviceFeatures2`, it is filled in to indicate whether each corresponding feature is supported. If the application wishes to use a `VkDevice` with any features described by `VkPhysicalDeviceScalarBlockLayoutFeatures`, it **must** add an instance of the structure, with the desired feature members set to `VK_TRUE`, to the `pNext` chain of `VkDeviceCreateInfo` when creating the `VkDevice`.

Valid Usage (Implicit)

- VUID-VkPhysicalDeviceScalarBlockLayoutFeatures-sType-sType
`sType` **must** be `VK_STRUCTURE_TYPE_PHYSICAL_DEVICE_SCALAR_BLOCK_LAYOUT_FEATURES`

Structure Chaining

Extends the structures

- `VkDeviceCreateInfo`
- `VkPhysicalDeviceFeatures2`

The `VkPhysicalDeviceUniformBufferStandardLayoutFeatures` structure is defined as:


```
// Provided by VK_VERSION_1_2
typedef struct VkPhysicalDeviceUniformBufferStandardLayoutFeatures {
    VkStructureType    sType;
    void*              pNext;
    VkBool32           uniformBufferStandardLayout;
} VkPhysicalDeviceUniformBufferStandardLayoutFeatures;
```

```
// Provided by VK_KHR_uniform_buffer_standard_layout
// Equivalent to VkPhysicalDeviceUniformBufferStandardLayoutFeatures
typedef VkPhysicalDeviceUniformBufferStandardLayoutFeatures
VkPhysicalDeviceUniformBufferStandardLayoutFeaturesKHR;
```

This structure describes the following feature:

- **sType** is a [VkStructureType](#) value identifying this structure.
- **pNext** is **NULL** or a pointer to a structure extending this structure.
- **uniformBufferStandardLayout** indicates that the implementation supports the same layouts for uniform buffers as for storage and other kinds of buffers. See [Standard Buffer Layout](#).

If the [VkPhysicalDeviceUniformBufferStandardLayoutFeatures](#) structure is included in the **pNext** chain of the [VkPhysicalDeviceFeatures2](#) structure passed to [vkGetPhysicalDeviceFeatures2](#), it is filled in to indicate whether each corresponding feature is supported. If the application wishes to use a [VkDevice](#) with any features described by [VkPhysicalDeviceUniformBufferStandardLayoutFeatures](#), it **must** add an instance of the structure, with the desired feature members set to **VK_TRUE**, to the **pNext** chain of [VkDeviceCreateInfo](#) when creating the [VkDevice](#).

Valid Usage (Implicit)

- VUID-VkPhysicalDeviceUniformBufferStandardLayoutFeatures-sType-sType **must** be [VK_STRUCTURE_TYPE_PHYSICAL_DEVICE_UNIFORM_BUFFER_STANDARD_LAYOUT_FEATURES](#)

Structure Chaining

Extends the structures

- [VkDeviceCreateInfo](#)
- [VkPhysicalDeviceFeatures2](#)

The [VkPhysicalDeviceDepthClipEnableFeaturesEXT](#) structure is defined as:


```
// Provided by VK_EXT_depth_clip_enable
typedef struct VkPhysicalDeviceDepthClipEnableFeaturesEXT {
    VkStructureType    sType;
    void*              pNext;
    VkBool32           depthClipEnable;
} VkPhysicalDeviceDepthClipEnableFeaturesEXT;
```

This structure describes the following feature:

- **sType** is a [VkStructureType](#) value identifying this structure.
- **pNext** is **NULL** or a pointer to a structure extending this structure.
- **depthClipEnable** indicates that the implementation supports setting the depth clipping operation explicitly via the [VkPipelineRasterizationDepthClipStateCreateInfoEXT](#) pipeline state. Otherwise depth clipping is only enabled when [VkPipelineRasterizationStateCreateInfo::depthClampEnable](#) is **VK_FALSE**.

If the [VkPhysicalDeviceDepthClipEnableFeaturesEXT](#) structure is included in the **pNext** chain of the [VkPhysicalDeviceFeatures2](#) structure passed to [vkGetPhysicalDeviceFeatures2](#), it is filled in to indicate whether each corresponding feature is supported. If the application wishes to use a [VkDevice](#) with any features described by [VkPhysicalDeviceDepthClipEnableFeaturesEXT](#), it **must** add an instance of the structure, with the desired feature members set to **VK_TRUE**, to the **pNext** chain of [VkDeviceCreateInfo](#) when creating the [VkDevice](#).

Valid Usage (Implicit)

- VUID-VkPhysicalDeviceDepthClipEnableFeaturesEXT-sType-sType **must** be [VK_STRUCTURE_TYPE_PHYSICAL_DEVICE_DEPTH_CLIP_ENABLE_FEATURES_EXT](#)

Structure Chaining

Extends the structures

- [VkDeviceCreateInfo](#)
- [VkPhysicalDeviceFeatures2](#)

The [VkPhysicalDeviceMemoryPriorityFeaturesEXT](#) structure is defined as:

```
// Provided by VK_EXT_memory_priority
typedef struct VkPhysicalDeviceMemoryPriorityFeaturesEXT {
    VkStructureType    sType;
    void*              pNext;
    VkBool32           memoryPriority;
} VkPhysicalDeviceMemoryPriorityFeaturesEXT;
```


This structure describes the following feature:

- `sType` is a `VkStructureType` value identifying this structure.
- `pNext` is `NULL` or a pointer to a structure extending this structure.
- `memoryPriority` indicates that the implementation supports memory priorities specified at memory allocation time via `VkMemoryPriorityAllocateInfoEXT`.

If the `VkPhysicalDeviceMemoryPriorityFeaturesEXT` structure is included in the `pNext` chain of the `VkPhysicalDeviceFeatures2` structure passed to `vkGetPhysicalDeviceFeatures2`, it is filled in to indicate whether each corresponding feature is supported. If the application wishes to use a `VkDevice` with any features described by `VkPhysicalDeviceMemoryPriorityFeaturesEXT`, it **must** add an instance of the structure, with the desired feature members set to `VK_TRUE`, to the `pNext` chain of `VkDeviceCreateInfo` when creating the `VkDevice`.

Valid Usage (Implicit)

- VUID-VkPhysicalDeviceMemoryPriorityFeaturesEXT-sType-sType `sType` **must** be `VK_STRUCTURE_TYPE_PHYSICAL_DEVICE_MEMORY_PRIORITY_FEATURES_EXT`

Structure Chaining

Extends the structures

- `VkDeviceCreateInfo`
- `VkPhysicalDeviceFeatures2`

The `VkPhysicalDeviceBufferDeviceAddressFeatures` structure is defined as:

```
// Provided by VK_VERSION_1_2
typedef struct VkPhysicalDeviceBufferDeviceAddressFeatures {
    VkStructureType    sType;
    void*              pNext;
    VkBool32           bufferDeviceAddress;
    VkBool32           bufferDeviceAddressCaptureReplay;
    VkBool32           bufferDeviceAddressMultiDevice;
} VkPhysicalDeviceBufferDeviceAddressFeatures;
```

```
// Provided by VK_KHR_buffer_device_address
// Equivalent to VkPhysicalDeviceBufferDeviceAddressFeatures
typedef VkPhysicalDeviceBufferDeviceAddressFeatures
VkPhysicalDeviceBufferDeviceAddressFeaturesKHR;
```

This structure describes the following features:

- `sType` is a `VkStructureType` value identifying this structure.
- `pNext` is `NULL` or a pointer to a structure extending this structure.
- `bufferDeviceAddress` indicates that the implementation supports accessing buffer memory in shaders as storage buffers via an address queried from `vkGetBufferDeviceAddress`.
- `bufferDeviceAddressCaptureReplay` indicates that the implementation supports saving and reusing buffer and device addresses, e.g. for trace capture and replay.
- `bufferDeviceAddressMultiDevice` indicates that the implementation supports the `bufferDeviceAddress`, `rayTracingPipeline` and `rayQuery` features for logical devices created with multiple physical devices. If this feature is not supported, buffer and acceleration structure addresses **must** not be queried on a logical device created with more than one physical device.

NOTE

`bufferDeviceAddressMultiDevice` exists to allow certain legacy platforms to be able to support `bufferDeviceAddress` without needing to support shared GPU virtual addresses for multi-device configurations.

See `vkGetBufferDeviceAddress` for more information.

If the `VkPhysicalDeviceBufferDeviceAddressFeatures` structure is included in the `pNext` chain of the `VkPhysicalDeviceFeatures2` structure passed to `vkGetPhysicalDeviceFeatures2`, it is filled in to indicate whether each corresponding feature is supported. If the application wishes to use a `VkDevice` with any features described by `VkPhysicalDeviceBufferDeviceAddressFeatures`, it **must** add an instance of the structure, with the desired feature members set to `VK_TRUE`, to the `pNext` chain of `VkDeviceCreateInfo` when creating the `VkDevice`.

Valid Usage (Implicit)

- VUID-VkPhysicalDeviceBufferDeviceAddressFeatures-sType-sType `sType` **must** be `VK_STRUCTURE_TYPE_PHYSICAL_DEVICE_BUFFER_DEVICE_ADDRESS_FEATURES`

Structure Chaining

Extends the structures

- `VkDeviceCreateInfo`
- `VkPhysicalDeviceFeatures2`

The `VkPhysicalDeviceBufferDeviceAddressFeaturesEXT` structure is defined as:


```
// Provided by VK_EXT_buffer_device_address
typedef struct VkPhysicalDeviceBufferDeviceAddressFeaturesEXT {
    VkStructureType    sType;
    void*              pNext;
    VkBool32            bufferDeviceAddress;
    VkBool32            bufferDeviceAddressCaptureReplay;
    VkBool32            bufferDeviceAddressMultiDevice;
} VkPhysicalDeviceBufferDeviceAddressFeaturesEXT;
```

```
// Provided by VK_EXT_buffer_device_address
// Equivalent to VkPhysicalDeviceBufferDeviceAddressFeaturesEXT
typedef VkPhysicalDeviceBufferDeviceAddressFeaturesEXT
VkPhysicalDeviceBufferAddressFeaturesEXT;
```

This structure describes the following features:

- **sType** is a **VkStructureType** value identifying this structure.
- **pNext** is **NULL** or a pointer to a structure extending this structure.
- **bufferDeviceAddress** indicates that the implementation supports accessing buffer memory in shaders as storage buffers via an address queried from **vkGetBufferDeviceAddressEXT**.
- **bufferDeviceAddressCaptureReplay** indicates that the implementation supports saving and reusing buffer addresses, e.g. for trace capture and replay.
- **bufferDeviceAddressMultiDevice** indicates that the implementation supports the **bufferDeviceAddress** feature for logical devices created with multiple physical devices. If this feature is not supported, buffer addresses **must** not be queried on a logical device created with more than one physical device.

If the **VkPhysicalDeviceBufferDeviceAddressFeaturesEXT** structure is included in the **pNext** chain of the **VkPhysicalDeviceFeatures2** structure passed to **vkGetPhysicalDeviceFeatures2**, it is filled in to indicate whether each corresponding feature is supported. If the application wishes to use a **VkDevice** with any features described by **VkPhysicalDeviceBufferDeviceAddressFeaturesEXT**, it **must** add an instance of the structure, with the desired feature members set to **VK_TRUE**, to the **pNext** chain of **VkDeviceCreateInfo** when creating the **VkDevice**.

NOTE

The **VkPhysicalDeviceBufferDeviceAddressFeaturesEXT** structure has the same members as the **VkPhysicalDeviceBufferDeviceAddressFeatures** structure, but the functionality indicated by the members is expressed differently. The features indicated by the **VkPhysicalDeviceBufferDeviceAddressFeatures** structure requires additional flags to be passed at memory allocation time, and the capture and replay mechanism is built around opaque capture addresses for buffer and memory objects.

Valid Usage (Implicit)

- VUID-VkPhysicalDeviceBufferDeviceAddressFeaturesEXT-sType-sType must be VK_STRUCTURE_TYPE_PHYSICAL_DEVICE_BUFFER_DEVICE_ADDRESS_FEATURES_EXT

Structure Chaining

Extends the structures

- [VkDeviceCreateInfo](#)
- [VkPhysicalDeviceFeatures2](#)

The [VkPhysicalDeviceDedicatedAllocationImageAliasingFeaturesNV](#) structure is defined as:

```
// Provided by VK_NV_dedicated_allocation_image_aliasing
typedef struct VkPhysicalDeviceDedicatedAllocationImageAliasingFeaturesNV {
    VkStructureType    sType;
    void*              pNext;
    VkBool32           dedicatedAllocationImageAliasing;
} VkPhysicalDeviceDedicatedAllocationImageAliasingFeaturesNV;
```

This structure describes the following feature:

- [sType](#) is a [VkStructureType](#) value identifying this structure.
- [pNext](#) is `NULL` or a pointer to a structure extending this structure.
- [dedicatedAllocationImageAliasing](#) indicates that the implementation supports aliasing of compatible image objects on a dedicated allocation.

If the [VkPhysicalDeviceDedicatedAllocationImageAliasingFeaturesNV](#) structure is included in the [pNext](#) chain of the [VkPhysicalDeviceFeatures2](#) structure passed to [vkGetPhysicalDeviceFeatures2](#), it is filled in to indicate whether each corresponding feature is supported. If the application wishes to use a [VkDevice](#) with any features described by [VkPhysicalDeviceDedicatedAllocationImageAliasingFeaturesNV](#), it **must** add an instance of the structure, with the desired feature members set to [VK_TRUE](#), to the [pNext](#) chain of [VkDeviceCreateInfo](#) when creating the [VkDevice](#).

Valid Usage (Implicit)

- VUID-VkPhysicalDeviceDedicatedAllocationImageAliasingFeaturesNV-sType-sType must be VK_STRUCTURE_TYPE_PHYSICAL_DEVICE_DEDICATED_ALLOCATION_IMAGE_ALIASING_FEATURES_NV

Structure Chaining

Extends the structures

- [VkDeviceCreateInfo](#)
- [VkPhysicalDeviceFeatures2](#)

The [VkPhysicalDeviceImagelessFramebufferFeatures](#) structure is defined as:

```
// Provided by VK_VERSION_1_2
typedef struct VkPhysicalDeviceImagelessFramebufferFeatures {
    VkStructureType    sType;
    void*              pNext;
    VkBool32           imagelessFramebuffer;
} VkPhysicalDeviceImagelessFramebufferFeatures;
```

```
// Provided by VK_KHR_imageless_framebuffer
// Equivalent to VkPhysicalDeviceImagelessFramebufferFeatures
typedef VkPhysicalDeviceImagelessFramebufferFeatures
VkPhysicalDeviceImagelessFramebufferFeaturesKHR;
```

This structure describes the following feature:

- [sType](#) is a [VkStructureType](#) value identifying this structure.
- [pNext](#) is `NULL` or a pointer to a structure extending this structure.
- [imagelessFramebuffer](#) indicates that the implementation supports specifying the image view for attachments at render pass begin time via [VkRenderPassAttachmentBeginInfo](#).

If the [VkPhysicalDeviceImagelessFramebufferFeatures](#) structure is included in the [pNext](#) chain of the [VkPhysicalDeviceFeatures2](#) structure passed to [vkGetPhysicalDeviceFeatures2](#), it is filled in to indicate whether each corresponding feature is supported. If the application wishes to use a [VkDevice](#) with any features described by [VkPhysicalDeviceImagelessFramebufferFeatures](#), it **must** add an instance of the structure, with the desired feature members set to `VK_TRUE`, to the [pNext](#) chain of [VkDeviceCreateInfo](#) when creating the [VkDevice](#).

Valid Usage (Implicit)

- VUID-VkPhysicalDeviceImagelessFramebufferFeatures-sType-sType **must** be [VK_STRUCTURE_TYPE_PHYSICAL_DEVICE_IMAGELESS_FRAMEBUFFER_FEATURES](#)

Structure Chaining

Extends the structures

- [VkDeviceCreateInfo](#)
- [VkPhysicalDeviceFeatures2](#)

The [VkPhysicalDeviceFragmentShaderInterlockFeaturesEXT](#) structure is defined as:

```
// Provided by VK_EXT_fragment_shader_interlock
typedef struct VkPhysicalDeviceFragmentShaderInterlockFeaturesEXT {
    VkStructureType    sType;
    void*              pNext;
    VkBool32           fragmentShaderSampleInterlock;
    VkBool32           fragmentShaderPixelInterlock;
    VkBool32           fragmentShaderShadingRateInterlock;
} VkPhysicalDeviceFragmentShaderInterlockFeaturesEXT;
```

This structure describes the following features:

- [sType](#) is a [VkStructureType](#) value identifying this structure.
- [pNext](#) is `NULL` or a pointer to a structure extending this structure.
- [fragmentShaderSampleInterlock](#) indicates that the implementation supports the [FragmentShaderSampleInterlockEXT](#) SPIR-V capability.
- [fragmentShaderPixelInterlock](#) indicates that the implementation supports the [FragmentShaderPixelInterlockEXT](#) SPIR-V capability.
- [fragmentShaderShadingRateInterlock](#) indicates that the implementation supports the [FragmentShaderShadingRateInterlockEXT](#) SPIR-V capability.

If the [VkPhysicalDeviceFragmentShaderInterlockFeaturesEXT](#) structure is included in the [pNext](#) chain of the [VkPhysicalDeviceFeatures2](#) structure passed to [vkGetPhysicalDeviceFeatures2](#), it is filled in to indicate whether each corresponding feature is supported. If the application wishes to use a [VkDevice](#) with any features described by [VkPhysicalDeviceFragmentShaderInterlockFeaturesEXT](#), it **must** add an instance of the structure, with the desired feature members set to [VK_TRUE](#), to the [pNext](#) chain of [VkDeviceCreateInfo](#) when creating the [VkDevice](#).

Valid Usage (Implicit)

- VUID-VkPhysicalDeviceFragmentShaderInterlockFeaturesEXT-sType-sType [sType](#) **must** be [VK_STRUCTURE_TYPE_PHYSICAL_DEVICE_FRAGMENT_SHADER_INTERLOCK_FEATURES_EXT](#)

Structure Chaining

Extends the structures

- [VkDeviceCreateInfo](#)
- [VkPhysicalDeviceFeatures2](#)

The [VkPhysicalDeviceCooperativeMatrixFeaturesNV](#) structure is defined as:

```
// Provided by VK_NV_cooperative_matrix
typedef struct VkPhysicalDeviceCooperativeMatrixFeaturesNV {
    VkStructureType    sType;
    void*              pNext;
    VkBool32           cooperativeMatrix;
    VkBool32           cooperativeMatrixRobustBufferAccess;
} VkPhysicalDeviceCooperativeMatrixFeaturesNV;
```

This structure describes the following features:

- [sType](#) is a [VkStructureType](#) value identifying this structure.
- [pNext](#) is `NULL` or a pointer to a structure extending this structure.
- [cooperativeMatrix](#) indicates that the implementation supports the [CooperativeMatrixNV](#) SPIR-V capability.
- [cooperativeMatrixRobustBufferAccess](#) indicates that the implementation supports implementation supports [robust buffer access](#) for SPIR-V [OpCooperativeMatrixLoadNV](#) and [OpCooperativeMatrixStoreNV](#) instructions.

If the [VkPhysicalDeviceCooperativeMatrixFeaturesNV](#) structure is included in the [pNext](#) chain of the [VkPhysicalDeviceFeatures2](#) structure passed to [vkGetPhysicalDeviceFeatures2](#), it is filled in to indicate whether each corresponding feature is supported. If the application wishes to use a [VkDevice](#) with any features described by [VkPhysicalDeviceCooperativeMatrixFeaturesNV](#), it **must** add an instance of the structure, with the desired feature members set to [VK_TRUE](#), to the [pNext](#) chain of [VkDeviceCreateInfo](#) when creating the [VkDevice](#).

Valid Usage (Implicit)

- VUID-VkPhysicalDeviceCooperativeMatrixFeaturesNV-sType-sType [sType](#) **must** be [VK_STRUCTURE_TYPE_PHYSICAL_DEVICE_COOPERATIVE_MATRIX_FEATURES_NV](#)

Structure Chaining

Extends the structures

- [VkDeviceCreateInfo](#)

- [VkPhysicalDeviceFeatures2](#)

The `VkPhysicalDeviceCooperativeMatrixFeaturesKHR` structure is defined as:

```
// Provided by VK_KHR_cooperative_matrix
typedef struct VkPhysicalDeviceCooperativeMatrixFeaturesKHR {
    VkStructureType    sType;
    void*              pNext;
    VkBool32           cooperativeMatrix;
    VkBool32           cooperativeMatrixRobustBufferAccess;
} VkPhysicalDeviceCooperativeMatrixFeaturesKHR;
```

This structure describes the following features:

- `sType` is a [VkStructureType](#) value identifying this structure.
- `pNext` is `NULL` or a pointer to a structure extending this structure.
- `cooperativeMatrix` indicates that the implementation supports the `CooperativeMatrixKHR` SPIR-V capability.
- `cooperativeMatrixRobustBufferAccess` indicates that the implementation supports [robust buffer access](#) for SPIR-V `OpCooperativeMatrixLoadKHR` and `OpCooperativeMatrixStoreKHR` instructions.

If the `VkPhysicalDeviceCooperativeMatrixFeaturesKHR` structure is included in the `pNext` chain of the [VkPhysicalDeviceFeatures2](#) structure passed to [vkGetPhysicalDeviceFeatures2](#), it is filled in to indicate whether each corresponding feature is supported. If the application wishes to use a [VkDevice](#) with any features described by `VkPhysicalDeviceCooperativeMatrixFeaturesKHR`, it **must** add an instance of the structure, with the desired feature members set to `VK_TRUE`, to the `pNext` chain of `VkDeviceCreateInfo` when creating the [VkDevice](#).

Valid Usage (Implicit)

- VUID-VkPhysicalDeviceCooperativeMatrixFeaturesKHR-sType-sType `sType` **must** be `VK_STRUCTURE_TYPE_PHYSICAL_DEVICE_COOPERATIVE_MATRIX_FEATURES_KHR`

Structure Chaining

Extends the structures

- [VkDeviceCreateInfo](#)
- [VkPhysicalDeviceFeatures2](#)

The `VkPhysicalDeviceCooperativeMatrixConversionFeaturesQCOM` structure is defined as:


```
// Provided by VK_QCOM_cooperative_matrix_conversion
typedef struct VkPhysicalDeviceCooperativeMatrixConversionFeaturesQCOM {
    VkStructureType    sType;
    void*              pNext;
    VkBool32            cooperativeMatrixConversion;
} VkPhysicalDeviceCooperativeMatrixConversionFeaturesQCOM;
```

This structure describes the following features:

- `sType` is a `VkStructureType` value identifying this structure.
- `pNext` is `NULL` or a pointer to a structure extending this structure.
- `cooperativeMatrixConversion` indicates that the implementation supports the `CooperativeMatrixConversionQCOM` SPIR-V capability.

If the `VkPhysicalDeviceCooperativeMatrixConversionFeaturesQCOM` structure is included in the `pNext` chain of the `VkPhysicalDeviceFeatures2` structure passed to `vkGetPhysicalDeviceFeatures2`, it is filled in to indicate whether each corresponding feature is supported. If the application wishes to use a `VkDevice` with any features described by `VkPhysicalDeviceCooperativeMatrixConversionFeaturesQCOM`, it **must** add an instance of the structure, with the desired feature members set to `VK_TRUE`, to the `pNext` chain of `VkDeviceCreateInfo` when creating the `VkDevice`.

Valid Usage (Implicit)

- VUID-VkPhysicalDeviceCooperativeMatrixConversionFeaturesQCOM-sType-sType `sType` **must** be `VK_STRUCTURE_TYPE_PHYSICAL_DEVICE_COOPERATIVE_MATRIX_CONVERSION_FEATURES_QCOM`

Structure Chaining

Extends the structures

- `VkDeviceCreateInfo`
- `VkPhysicalDeviceFeatures2`

The `VkPhysicalDeviceCooperativeMatrix2FeaturesNV` structure is defined as:


```
// Provided by VK_NV_cooperative_matrix2
typedef struct VkPhysicalDeviceCooperativeMatrix2FeaturesNV {
    VkStructureType    sType;
    void*              pNext;
    VkBool32           cooperativeMatrixWorkgroupScope;
    VkBool32           cooperativeMatrixFlexibleDimensions;
    VkBool32           cooperativeMatrixReductions;
    VkBool32           cooperativeMatrixConversions;
    VkBool32           cooperativeMatrixPerElementOperations;
    VkBool32           cooperativeMatrixTensorAddressing;
    VkBool32           cooperativeMatrixBlockLoads;
} VkPhysicalDeviceCooperativeMatrix2FeaturesNV;
```

This structure describes the following features:

- `sType` is a `VkStructureType` value identifying this structure.
- `pNext` is `NULL` or a pointer to a structure extending this structure.
- `cooperativeMatrixWorkgroupScope` indicates that the implementation supports workgroup scope cooperative matrices.
- `cooperativeMatrixFlexibleDimensions` indicates that the implementation supports cooperative matrix sizes that are a multiple of the granularity advertised in `VkCooperativeMatrixFlexibleDimensionsPropertiesNV`.
- `cooperativeMatrixReductions` indicates that the implementation supports the `CooperativeMatrixReductionsNV` SPIR-V capability. This allows performing (row, column, 2x2, or all element) reductions on matrices.
- `cooperativeMatrixConversions` indicates that the implementation supports the `CooperativeMatrixConversionsNV` SPIR-V capability. This allows converting accumulator matrices to A or B matrices.
- `cooperativeMatrixPerElementOperations` indicates that the implementation supports the `CooperativeMatrixPerElementOperationsNV` SPIR-V capability. This allows performing element-wise operations on matrix elements using a callback function.
- `cooperativeMatrixTensorAddressing` indicates that the implementation supports the `TensorAddressingNV` and `CooperativeMatrixTensorAddressingNV` SPIR-V capabilities. This allows using tensor layout and tensor view types for matrix loads and stores.
- `cooperativeMatrixBlockLoads` indicates that the implementation supports the `CooperativeMatrixBlockLoadsNV` SPIR-V capability. This allows setting block size for loads and using a callback function to decode block elements.

If the `VkPhysicalDeviceCooperativeMatrix2FeaturesNV` structure is included in the `pNext` chain of the `VkPhysicalDeviceFeatures2` structure passed to `vkGetPhysicalDeviceFeatures2`, it is filled in to indicate whether each corresponding feature is supported. If the application wishes to use a `VkDevice` with any features described by `VkPhysicalDeviceCooperativeMatrix2FeaturesNV`, it **must** add an instance of the structure, with the desired feature members set to `VK_TRUE`, to the `pNext` chain of `VkDeviceCreateInfo` when creating the `VkDevice`.

Valid Usage (Implicit)

- VUID-VkPhysicalDeviceCooperativeMatrix2FeaturesNV-sType-sType must be VK_STRUCTURE_TYPE_PHYSICAL_DEVICE_COOPERATIVE_MATRIX_2_FEATURES_NV

Structure Chaining

Extends the structures

- [VkDeviceCreateInfo](#)
- [VkPhysicalDeviceFeatures2](#)

The [VkPhysicalDeviceCooperativeVectorFeaturesNV](#) structure is defined as:

```
// Provided by VK_NV_cooperative_vector
typedef struct VkPhysicalDeviceCooperativeVectorFeaturesNV {
    VkStructureType    sType;
    void*              pNext;
    VkBool32           cooperativeVector;
    VkBool32           cooperativeVectorTraining;
} VkPhysicalDeviceCooperativeVectorFeaturesNV;
```

This structure describes the following features:

- [sType](#) is a [VkStructureType](#) value identifying this structure.
- [pNext](#) is `NULL` or a pointer to a structure extending this structure.
- [cooperativeVector](#) indicates that the implementation supports the [CooperativeVectorNV](#) SPIR-V capability.
- [cooperativeVectorTraining](#) indicates that the implementation supports the [CooperativeVectorTrainingNV](#) SPIR-V capability.

If the [VkPhysicalDeviceCooperativeVectorFeaturesNV](#) structure is included in the [pNext](#) chain of the [VkPhysicalDeviceFeatures2](#) structure passed to [vkGetPhysicalDeviceFeatures2](#), it is filled in to indicate whether each corresponding feature is supported. If the application wishes to use a [VkDevice](#) with any features described by [VkPhysicalDeviceCooperativeVectorFeaturesNV](#), it **must** add an instance of the structure, with the desired feature members set to `VK_TRUE`, to the [pNext](#) chain of [VkDeviceCreateInfo](#) when creating the [VkDevice](#).

Valid Usage (Implicit)

- VUID-VkPhysicalDeviceCooperativeVectorFeaturesNV-sType-sType must be VK_STRUCTURE_TYPE_PHYSICAL_DEVICE_COOPERATIVE_VECTOR_FEATURES_NV

Structure Chaining

Extends the structures

- [VkDeviceCreateInfo](#)
- [VkPhysicalDeviceFeatures2](#)

The [VkPhysicalDeviceShaderLongVectorFeaturesEXT](#) structure is defined as:

```
// Provided by VK_EXT_shader_long_vector
typedef struct VkPhysicalDeviceShaderLongVectorFeaturesEXT {
    VkStructureType    sType;
    void*              pNext;
    VkBool32           longVector;
} VkPhysicalDeviceShaderLongVectorFeaturesEXT;
```

This structure describes the following features:

- [sType](#) is a [VkStructureType](#) value identifying this structure.
- [pNext](#) is `NULL` or a pointer to a structure extending this structure.
- [longVector](#) indicates that the implementation supports the [LongVectorEXT](#) SPIR-V capability.

If the [VkPhysicalDeviceShaderLongVectorFeaturesEXT](#) structure is included in the [pNext](#) chain of the [VkPhysicalDeviceFeatures2](#) structure passed to [vkGetPhysicalDeviceFeatures2](#), it is filled in to indicate whether each corresponding feature is supported. If the application wishes to use a [VkDevice](#) with any features described by [VkPhysicalDeviceShaderLongVectorFeaturesEXT](#), it **must** add an instance of the structure, with the desired feature members set to [VK_TRUE](#), to the [pNext](#) chain of [VkDeviceCreateInfo](#) when creating the [VkDevice](#).

Valid Usage (Implicit)

- VUID-VkPhysicalDeviceShaderLongVectorFeaturesEXT-sType-sType [sType](#) **must** be [VK_STRUCTURE_TYPE_PHYSICAL_DEVICE_SHADER_LONG_VECTOR_FEATURES_EXT](#)

Structure Chaining

Extends the structures

- [VkDeviceCreateInfo](#)
- [VkPhysicalDeviceFeatures2](#)

The [VkPhysicalDeviceYcbcrImageArraysFeaturesEXT](#) structure is defined as:


```
// Provided by VK_EXT_ycbcr_image_arrays
typedef struct VkPhysicalDeviceYcbcrImageArraysFeaturesEXT {
    VkStructureType    sType;
    void*              pNext;
    VkBool32           ycbcrImageArrays;
} VkPhysicalDeviceYcbcrImageArraysFeaturesEXT;
```

This structure describes the following feature:

- `sType` is a `VkStructureType` value identifying this structure.
- `pNext` is `NULL` or a pointer to a structure extending this structure.
- `ycbcrImageArrays` indicates that the implementation supports creating images with a format that requires `YCBCR conversion` and has multiple array layers.

If the `VkPhysicalDeviceYcbcrImageArraysFeaturesEXT` structure is included in the `pNext` chain of the `VkPhysicalDeviceFeatures2` structure passed to `vkGetPhysicalDeviceFeatures2`, it is filled in to indicate whether each corresponding feature is supported. If the application wishes to use a `VkDevice` with any features described by `VkPhysicalDeviceYcbcrImageArraysFeaturesEXT`, it **must** add an instance of the structure, with the desired feature members set to `VK_TRUE`, to the `pNext` chain of `VkDeviceCreateInfo` when creating the `VkDevice`.

Valid Usage (Implicit)

- `VUID-VkPhysicalDeviceYcbcrImageArraysFeaturesEXT-sType-sType`
`sType` **must** be `VK_STRUCTURE_TYPE_PHYSICAL_DEVICE_YCBCR_IMAGE_ARRAYS_FEATURES_EXT`

Structure Chaining

Extends the structures

- `VkDeviceCreateInfo`
- `VkPhysicalDeviceFeatures2`

The `VkPhysicalDeviceShaderSubgroupExtendedTypesFeatures` structure is defined as:

```
// Provided by VK_VERSION_1_2
typedef struct VkPhysicalDeviceShaderSubgroupExtendedTypesFeatures {
    VkStructureType    sType;
    void*              pNext;
    VkBool32           shaderSubgroupExtendedTypes;
} VkPhysicalDeviceShaderSubgroupExtendedTypesFeatures;
```



```
// Provided by VK_KHR_shader_subgroup_extended_types
// Equivalent to VkPhysicalDeviceShaderSubgroupExtendedTypesFeatures
typedef VkPhysicalDeviceShaderSubgroupExtendedTypesFeatures
VkPhysicalDeviceShaderSubgroupExtendedTypesFeaturesKHR;
```

This structure describes the following feature:

- **sType** is a [VkStructureType](#) value identifying this structure.
- **pNext** is **NULL** or a pointer to a structure extending this structure.
- **shaderSubgroupExtendedTypes** is a boolean specifying whether subgroup operations can use 8-bit integer, 16-bit integer, 64-bit integer, 16-bit floating-point, and vectors of these types in [group operations](#) with [subgroup scope](#), if the implementation supports the types.

If the [VkPhysicalDeviceShaderSubgroupExtendedTypesFeatures](#) structure is included in the **pNext** chain of the [VkPhysicalDeviceFeatures2](#) structure passed to [vkGetPhysicalDeviceFeatures2](#), it is filled in to indicate whether each corresponding feature is supported. If the application wishes to use a [VkDevice](#) with any features described by [VkPhysicalDeviceShaderSubgroupExtendedTypesFeatures](#), it **must** add an instance of the structure, with the desired feature members set to **VK_TRUE**, to the **pNext** chain of [VkDeviceCreateInfo](#) when creating the [VkDevice](#).

Valid Usage (Implicit)

- VUID-VkPhysicalDeviceShaderSubgroupExtendedTypesFeatures-sType-sType **must** be [VK_STRUCTURE_TYPE_PHYSICAL_DEVICE_SHADER_SUBGROUP_EXTENDED_TYPES_FEATURES](#)

Structure Chaining

Extends the structures

- [VkDeviceCreateInfo](#)
- [VkPhysicalDeviceFeatures2](#)

The [VkPhysicalDeviceHostQueryResetFeatures](#) structure is defined as:

```
// Provided by VK_VERSION_1_2
typedef struct VkPhysicalDeviceHostQueryResetFeatures {
    VkStructureType    sType;
    void*              pNext;
    VkBool32           hostQueryReset;
} VkPhysicalDeviceHostQueryResetFeatures;
```



```
// Provided by VK_EXT_host_query_reset
// Equivalent to VkPhysicalDeviceHostQueryResetFeatures
typedef VkPhysicalDeviceHostQueryResetFeatures
VkPhysicalDeviceHostQueryResetFeaturesEXT;
```

This structure describes the following feature:

- **sType** is a [VkStructureType](#) value identifying this structure.
- **pNext** is **NULL** or a pointer to a structure extending this structure.
- **hostQueryReset** indicates that the implementation supports resetting queries from the host with [vkResetQueryPool](#).

If the [VkPhysicalDeviceHostQueryResetFeatures](#) structure is included in the **pNext** chain of the [VkPhysicalDeviceFeatures2](#) structure passed to [vkGetPhysicalDeviceFeatures2](#), it is filled in to indicate whether each corresponding feature is supported. If the application wishes to use a [VkDevice](#) with any features described by [VkPhysicalDeviceHostQueryResetFeatures](#), it **must** add an instance of the structure, with the desired feature members set to [VK_TRUE](#), to the **pNext** chain of [VkDeviceCreateInfo](#) when creating the [VkDevice](#).

Valid Usage (Implicit)

- VUID-VkPhysicalDeviceHostQueryResetFeatures-sType-sType
sType must be [VK_STRUCTURE_TYPE_PHYSICAL_DEVICE_HOST_QUERY_RESET_FEATURES](#)

Structure Chaining

Extends the structures

- [VkDeviceCreateInfo](#)
- [VkPhysicalDeviceFeatures2](#)

The [VkPhysicalDeviceShaderIntegerFunctions2FeaturesINTEL](#) structure is defined as:

```
// Provided by VK_INTEL_shader_integer_functions2
typedef struct VkPhysicalDeviceShaderIntegerFunctions2FeaturesINTEL {
    VkStructureType    sType;
    void*              pNext;
    VkBool32           shaderIntegerFunctions2;
} VkPhysicalDeviceShaderIntegerFunctions2FeaturesINTEL;
```

This structure describes the following feature:

- **sType** is a [VkStructureType](#) value identifying this structure.
- **pNext** is **NULL** or a pointer to a structure extending this structure.

- `shaderIntegerFunctions2` indicates that the implementation supports the `IntegerFunctions2INTEL` SPIR-V capability.

If the `VkPhysicalDeviceShaderIntegerFunctions2FeaturesINTELfeatures` structure is included in the `pNext` chain of the `VkPhysicalDeviceFeatures2` structure passed to `vkGetPhysicalDeviceFeatures2`, it is filled in to indicate whether each corresponding feature is supported. If the application wishes to use a `VkDevice` with any features described by `VkPhysicalDeviceShaderIntegerFunctions2FeaturesINTELfeatures`., it **must** add an instance of the structure, with the desired feature members set to `VK_TRUE`, to the `pNext` chain of `VkDeviceCreateInfo` when creating the `VkDevice`.

Valid Usage (Implicit)

- `VUID-VkPhysicalDeviceShaderIntegerFunctions2FeaturesINTEL-sType-sType` `sType` must be `VK_STRUCTURE_TYPE_PHYSICAL_DEVICE_SHADER_INTEGER_FUNCTIONS_2_FEATURES_INTEL`

Structure Chaining

Extends the structures

- `VkDeviceCreateInfo`
- `VkPhysicalDeviceFeatures2`

The `VkPhysicalDeviceCoverageReductionModeFeaturesNV` structure is defined as:

```
// Provided by VK_NV_coverage_reduction_mode
typedef struct VkPhysicalDeviceCoverageReductionModeFeaturesNV {
    VkStructureType    sType;
    void*              pNext;
    VkBool32           coverageReductionMode;
} VkPhysicalDeviceCoverageReductionModeFeaturesNV;
```

This structure describes the following feature:

- `sType` is a `VkStructureType` value identifying this structure.
- `pNext` is `NULL` or a pointer to a structure extending this structure.
- `coverageReductionMode` indicates whether the implementation supports coverage reduction modes. See [Coverage Reduction](#).

If the `VkPhysicalDeviceCoverageReductionModeFeaturesNV` structure is included in the `pNext` chain of the `VkPhysicalDeviceFeatures2` structure passed to `vkGetPhysicalDeviceFeatures2`, it is filled in to indicate whether each corresponding feature is supported. If the application wishes to use a `VkDevice` with any features described by `VkPhysicalDeviceCoverageReductionModeFeaturesNV`, it **must**

add an instance of the structure, with the desired feature members set to `VK_TRUE`, to the `pNext` chain of `VkDeviceCreateInfo` when creating the `VkDevice`.

Valid Usage (Implicit)

- `VUID-VkPhysicalDeviceCoverageReductionModeFeaturesNV-sType-sType`
`sType` must be `VK_STRUCTURE_TYPE_PHYSICAL_DEVICE_COVERAGE_REDUCTION_MODE_FEATURES_NV`

Structure Chaining

Extends the structures

- `VkDeviceCreateInfo`
- `VkPhysicalDeviceFeatures2`

The `VkPhysicalDeviceTimelineSemaphoreFeatures` structure is defined as:

```
// Provided by VK_VERSION_1_2
typedef struct VkPhysicalDeviceTimelineSemaphoreFeatures {
    VkStructureType    sType;
    void*              pNext;
    VkBool32           timelineSemaphore;
} VkPhysicalDeviceTimelineSemaphoreFeatures;
```

```
// Provided by VK_KHR_timeline_semaphore
// Equivalent to VkPhysicalDeviceTimelineSemaphoreFeatures
typedef VkPhysicalDeviceTimelineSemaphoreFeatures
VkPhysicalDeviceTimelineSemaphoreFeaturesKHR;
```

This structure describes the following feature:

- `sType` is a `VkStructureType` value identifying this structure.
- `pNext` is `NULL` or a pointer to a structure extending this structure.
- `timelineSemaphore` indicates whether semaphores created with a `VkSemaphoreType` of `VK_SEMAPHORE_TYPE_TIMELINE` are supported.

If the `VkPhysicalDeviceTimelineSemaphoreFeatures` structure is included in the `pNext` chain of the `VkPhysicalDeviceFeatures2` structure passed to `vkGetPhysicalDeviceFeatures2`, it is filled in to indicate whether each corresponding feature is supported. If the application wishes to use a `VkDevice` with any features described by `VkPhysicalDeviceTimelineSemaphoreFeatures`, it **must** add an instance of the structure, with the desired feature members set to `VK_TRUE`, to the `pNext` chain of `VkDeviceCreateInfo` when creating the `VkDevice`.

Valid Usage (Implicit)

- VUID-VkPhysicalDeviceTimelineSemaphoreFeatures-sType-sType must be VK_STRUCTURE_TYPE_PHYSICAL_DEVICE_TIMELINE_SEMAPHORE_FEATURES

Structure Chaining

Extends the structures

- [VkDeviceCreateInfo](#)
- [VkPhysicalDeviceFeatures2](#)

The [VkPhysicalDeviceInternallySynchronizedQueuesFeaturesKHR](#) structure is defined as:

```
// Provided by VK_KHR_internally_synchronized_queues
typedef struct VkPhysicalDeviceInternallySynchronizedQueuesFeaturesKHR {
    VkStructureType    sType;
    void*              pNext;
    VkBool32           internallySynchronizedQueues;
} VkPhysicalDeviceInternallySynchronizedQueuesFeaturesKHR;
```

This structure describes the following feature:

- [sType](#) is a [VkStructureType](#) value identifying this structure.
- [pNext](#) is `NULL` or a pointer to a structure extending this structure.
- [internallySynchronizedQueues](#) indicates that [VK_DEVICE_QUEUE_CREATE_INTERNALLY_SYNCHRONIZED_BIT_KHR](#) can be used to make queues internally synchronized.

If the [VkPhysicalDeviceInternallySynchronizedQueuesFeaturesKHR](#) structure is included in the [pNext](#) chain of the [VkPhysicalDeviceFeatures2](#) structure passed to [vkGetPhysicalDeviceFeatures2](#), it is filled in to indicate whether each corresponding feature is supported. If the application wishes to use a [VkDevice](#) with any features described by [VkPhysicalDeviceInternallySynchronizedQueuesFeaturesKHR](#), it **must** add an instance of the structure, with the desired feature members set to [VK_TRUE](#), to the [pNext](#) chain of [VkDeviceCreateInfo](#) when creating the [VkDevice](#).

Valid Usage (Implicit)

- VUID-VkPhysicalDeviceInternallySynchronizedQueuesFeaturesKHR-sType-sType must be VK_STRUCTURE_TYPE_PHYSICAL_DEVICE_INTERNALLY_SYNCHRONIZED_QUEUES_FEATURES_KHR

Structure Chaining

Extends the structures

- [VkDeviceCreateInfo](#)
- [VkPhysicalDeviceFeatures2](#)

The [VkPhysicalDeviceExternalMemoryScreenBufferFeaturesQNX](#) structure is defined as:

```
// Provided by VK_QNX_external_memory_screen_buffer
typedef struct VkPhysicalDeviceExternalMemoryScreenBufferFeaturesQNX {
    VkStructureType    sType;
    void*              pNext;
    VkBool32           screenBufferImport;
} VkPhysicalDeviceExternalMemoryScreenBufferFeaturesQNX;
```

The members of the [VkPhysicalDeviceExternalMemoryScreenBufferFeaturesQNX](#) structure describe the following features:

- [screenBufferImport](#) indicates whether QNX Screen buffer import functionality is supported. If [screenBufferImport](#) is [VK_TRUE](#), [VkDeviceMemory](#) supports importing [_screen_buffer](#) from applications. In this case, the application is responsible for the resource management of the [_screen_buffer](#).

Table 73. Functionality Supported for QNX Screen Buffer Features

Features	Functionality
screenBufferImport	VkImportScreenBufferInfoQNX
Always supported ¹	vkGetScreenBufferPropertiesQNX , VkScreenBufferPropertiesQNX , VkScreenBufferFormatPropertiesQNX , VkExternalFormatQNX

1

Functionality in this row is always available.

The [Functionality supported for QNX Screen buffer features](#) table summarizes the functionality enabled by the [VkPhysicalDeviceExternalMemoryScreenBufferFeaturesQNX](#) structure. Each entry in the body of the table summarizes the functionality that **can** be used when the given features are supported and enabled. This summarizes Valid Usage statements that are added elsewhere in this specification.

If the [VkPhysicalDeviceExternalMemoryScreenBufferFeaturesQNX](#) structure is included in the [pNext](#) chain of the [VkPhysicalDeviceFeatures2](#) structure passed to [vkGetPhysicalDeviceFeatures2](#), it is filled in to indicate whether each corresponding feature is supported. If the application wishes to use a [VkDevice](#) with any features described by [VkPhysicalDeviceExternalMemoryScreenBufferFeaturesQNX](#), it **must** add an instance of the structure,

with the desired feature members set to `VK_TRUE`, to the `pNext` chain of `VkDeviceCreateInfo` when creating the `VkDevice`.

Valid Usage (Implicit)

- `VUID-VkPhysicalDeviceExternalMemoryScreenBufferFeaturesQNX-sType-sType` `sType` must be `VK_STRUCTURE_TYPE_PHYSICAL_DEVICE_EXTERNAL_MEMORY_SCREEN_BUFFER_FEATURES_QNX`

Structure Chaining

Extends the structures

- `VkDeviceCreateInfo`
- `VkPhysicalDeviceFeatures2`

The `VkPhysicalDeviceIndexTypeUint8Features` structure is defined as:

```
// Provided by VK_VERSION_1_4
typedef struct VkPhysicalDeviceIndexTypeUint8Features {
    VkStructureType    sType;
    void*              pNext;
    VkBool32           indexTypeUint8;
} VkPhysicalDeviceIndexTypeUint8Features;
```

```
// Provided by VK_KHR_index_type_uint8
// Equivalent to VkPhysicalDeviceIndexTypeUint8Features
typedef VkPhysicalDeviceIndexTypeUint8Features
VkPhysicalDeviceIndexTypeUint8FeaturesKHR;
```

```
// Provided by VK_EXT_index_type_uint8
// Equivalent to VkPhysicalDeviceIndexTypeUint8Features
typedef VkPhysicalDeviceIndexTypeUint8Features
VkPhysicalDeviceIndexTypeUint8FeaturesEXT;
```

This structure describes the following feature:

- `sType` is a `VkStructureType` value identifying this structure.
- `pNext` is `NULL` or a pointer to a structure extending this structure.
- `indexTypeUint8` indicates that `VK_INDEX_TYPE_UINT8` can be used with `vkCmdBindIndexBuffer2` and `vkCmdBindIndexBuffer`.

If the `VkPhysicalDeviceIndexTypeUint8Features` structure is included in the `pNext` chain of the `VkPhysicalDeviceFeatures2` structure passed to `vkGetPhysicalDeviceFeatures2`, it is filled in to indicate whether each corresponding feature is supported. If the application wishes to use a `VkDevice` with any features described by `VkPhysicalDeviceIndexTypeUint8Features`, it **must** add an instance of the structure, with the desired feature members set to `VK_TRUE`, to the `pNext` chain of `VkDeviceCreateInfo` when creating the `VkDevice`.

Valid Usage (Implicit)

- `VUID-VkPhysicalDeviceIndexTypeUint8Features-sType-sType`
`sType` **must** be `VK_STRUCTURE_TYPE_PHYSICAL_DEVICE_INDEX_TYPE_UINT8_FEATURES`

Structure Chaining

Extends the structures

- `VkDeviceCreateInfo`
- `VkPhysicalDeviceFeatures2`

The `VkPhysicalDevicePrimitiveTopologyListRestartFeaturesEXT` structure is defined as:

```
// Provided by VK_EXT_primitive_topology_list_restart
typedef struct VkPhysicalDevicePrimitiveTopologyListRestartFeaturesEXT {
    VkStructureType    sType;
    void*              pNext;
    VkBool32           primitiveTopologyListRestart;
    VkBool32           primitiveTopologyPatchListRestart;
} VkPhysicalDevicePrimitiveTopologyListRestartFeaturesEXT;
```

This structure describes the following features:

- `sType` is a `VkStructureType` value identifying this structure.
- `pNext` is `NULL` or a pointer to a structure extending this structure.
- `primitiveTopologyListRestart` indicates that list type primitives, `VK_PRIMITIVE_TOPOLOGY_POINT_LIST`, `VK_PRIMITIVE_TOPOLOGY_LINE_LIST`, `VK_PRIMITIVE_TOPOLOGY_TRIANGLE_LIST`, `VK_PRIMITIVE_TOPOLOGY_LINE_LIST_WITH_ADJACENCY` and `VK_PRIMITIVE_TOPOLOGY_TRIANGLE_LIST_WITH_ADJACENCY`, **can** use the primitive restart index value in index buffers.
- `primitiveTopologyPatchListRestart` indicates that the `VK_PRIMITIVE_TOPOLOGY_PATCH_LIST` topology **can** use the primitive restart index value in index buffers.

If the `VkPhysicalDevicePrimitiveTopologyListRestartFeaturesEXT` structure is included in the `pNext` chain of the `VkPhysicalDeviceFeatures2` structure passed to `vkGetPhysicalDeviceFeatures2`, it is filled in to indicate whether each corresponding feature is supported. If the application wishes to

use a [VkDevice](#) with any features described by [VkPhysicalDevicePrimitiveTopologyListRestartFeaturesEXT](#), it **must** add an instance of the structure, with the desired feature members set to [VK_TRUE](#), to the [pNext](#) chain of [VkDeviceCreateInfo](#) when creating the [VkDevice](#).

Valid Usage (Implicit)

- VUID-VkPhysicalDevicePrimitiveTopologyListRestartFeaturesEXT-sType-sType [sType](#) **must** be [VK_STRUCTURE_TYPE_PHYSICAL_DEVICE_PRIMITIVE_TOPOLOGY_LIST_RESTART_FEATURES_EXT](#)

Structure Chaining

Extends the structures

- [VkDeviceCreateInfo](#)
- [VkPhysicalDeviceFeatures2](#)

The [VkPhysicalDeviceShaderSMBuiltinsFeaturesNV](#) structure is defined as:

```
// Provided by VK_NV_shader_sm_builtins
typedef struct VkPhysicalDeviceShaderSMBuiltinsFeaturesNV {
    VkStructureType    sType;
    void*              pNext;
    VkBool32           shaderSMBuiltins;
} VkPhysicalDeviceShaderSMBuiltinsFeaturesNV;
```

This structure describes the following feature:

- [sType](#) is a [VkStructureType](#) value identifying this structure.
- [pNext](#) is [NULL](#) or a pointer to a structure extending this structure.
- [shaderSMBuiltins](#) indicates whether the implementation supports the SPIR-V [ShaderSMBuiltinsNV](#) capability.

If the [VkPhysicalDeviceShaderSMBuiltinsFeaturesNV](#) structure is included in the [pNext](#) chain of the [VkPhysicalDeviceFeatures2](#) structure passed to [vkGetPhysicalDeviceFeatures2](#), it is filled in to indicate whether each corresponding feature is supported. If the application wishes to use a [VkDevice](#) with any features described by [VkPhysicalDeviceShaderSMBuiltinsFeaturesNV](#), it **must** add an instance of the structure, with the desired feature members set to [VK_TRUE](#), to the [pNext](#) chain of [VkDeviceCreateInfo](#) when creating the [VkDevice](#).

Valid Usage (Implicit)

- VUID-VkPhysicalDeviceShaderSMBuiltinsFeaturesNV-sType-sType

`sType` must be
`VK_STRUCTURE_TYPE_PHYSICAL_DEVICE_SHADER_SM_BUILTINS_FEATURES_NV`

Structure Chaining

Extends the structures

- [VkDeviceCreateInfo](#)
- [VkPhysicalDeviceFeatures2](#)

The `VkPhysicalDeviceSeparateDepthStencilLayoutsFeatures` structure is defined as:

```
// Provided by VK_VERSION_1_2
typedef struct VkPhysicalDeviceSeparateDepthStencilLayoutsFeatures {
    VkStructureType    sType;
    void*              pNext;
    VkBool32           separateDepthStencilLayouts;
} VkPhysicalDeviceSeparateDepthStencilLayoutsFeatures;
```

```
// Provided by VK_KHR_separate_depth_stencil_layouts
// Equivalent to VkPhysicalDeviceSeparateDepthStencilLayoutsFeatures
typedef VkPhysicalDeviceSeparateDepthStencilLayoutsFeatures
VkPhysicalDeviceSeparateDepthStencilLayoutsFeaturesKHR;
```

This structure describes the following feature:

- `sType` is a `VkStructureType` value identifying this structure.
- `pNext` is `NULL` or a pointer to a structure extending this structure.
- `separateDepthStencilLayouts` indicates whether the implementation supports a `VkImageMemoryBarrier` for a depth/stencil image with only one of `VK_IMAGE_ASPECT_DEPTH_BIT` or `VK_IMAGE_ASPECT_STENCIL_BIT` set, and whether `VK_IMAGE_LAYOUT_DEPTH_ATTACHMENT_OPTIMAL`, `VK_IMAGE_LAYOUT_DEPTH_READ_ONLY_OPTIMAL`, `VK_IMAGE_LAYOUT_STENCIL_ATTACHMENT_OPTIMAL`, or `VK_IMAGE_LAYOUT_STENCIL_READ_ONLY_OPTIMAL` can be used.

If the `VkPhysicalDeviceSeparateDepthStencilLayoutsFeatures` structure is included in the `pNext` chain of the `VkPhysicalDeviceFeatures2` structure passed to `vkGetPhysicalDeviceFeatures2`, it is filled in to indicate whether each corresponding feature is supported. If the application wishes to use a `VkDevice` with any features described by `VkPhysicalDeviceSeparateDepthStencilLayoutsFeatures`, it **must** add an instance of the structure, with the desired feature members set to `VK_TRUE`, to the `pNext` chain of `VkDeviceCreateInfo` when creating the `VkDevice`.

Valid Usage (Implicit)

- VUID-VkPhysicalDeviceSeparateDepthStencilLayoutsFeatures-sType-sType must be VK_STRUCTURE_TYPE_PHYSICAL_DEVICE_SEPARATE_DEPTH_STENCIL_LAYOUTS_FEATURES

Structure Chaining

Extends the structures

- [VkDeviceCreateInfo](#)
- [VkPhysicalDeviceFeatures2](#)

The [VkPhysicalDevicePipelineExecutablePropertiesFeaturesKHR](#) structure is defined as:

```
// Provided by VK_KHR_pipeline_executable_properties
typedef struct VkPhysicalDevicePipelineExecutablePropertiesFeaturesKHR {
    VkStructureType    sType;
    void*              pNext;
    VkBool32           pipelineExecutableInfo;
} VkPhysicalDevicePipelineExecutablePropertiesFeaturesKHR;
```

This structure describes the following feature:

- [sType](#) is a [VkStructureType](#) value identifying this structure.
- [pNext](#) is [NULL](#) or a pointer to a structure extending this structure.
- [pipelineExecutableInfo](#) indicates that the implementation supports reporting properties and statistics about the pipeline executables associated with a compiled pipeline.

If the [VkPhysicalDevicePipelineExecutablePropertiesFeaturesKHR](#) structure is included in the [pNext](#) chain of the [VkPhysicalDeviceFeatures2](#) structure passed to [vkGetPhysicalDeviceFeatures2](#), it is filled in to indicate whether each corresponding feature is supported. If the application wishes to use a [VkDevice](#) with any features described by [VkPhysicalDevicePipelineExecutablePropertiesFeaturesKHR](#), it **must** add an instance of the structure, with the desired feature members set to [VK_TRUE](#), to the [pNext](#) chain of [VkDeviceCreateInfo](#) when creating the [VkDevice](#).

Valid Usage (Implicit)

- VUID-VkPhysicalDevicePipelineExecutablePropertiesFeaturesKHR-sType-sType must be VK_STRUCTURE_TYPE_PHYSICAL_DEVICE_PIPELINE_EXECUTABLE_PROPERTIES_FEATURES_KHR

Structure Chaining

Extends the structures

- [VkDeviceCreateInfo](#)
- [VkPhysicalDeviceFeatures2](#)

The [VkPhysicalDeviceShaderDemoteToHelperInvocationFeatures](#) structure is defined as:

```
// Provided by VK_VERSION_1_3
typedef struct VkPhysicalDeviceShaderDemoteToHelperInvocationFeatures {
    VkStructureType    sType;
    void*              pNext;
    VkBool32           shaderDemoteToHelperInvocation;
} VkPhysicalDeviceShaderDemoteToHelperInvocationFeatures;
```

```
// Provided by VK_EXT_shader_demote_to_helper_invocation
// Equivalent to VkPhysicalDeviceShaderDemoteToHelperInvocationFeatures
typedef VkPhysicalDeviceShaderDemoteToHelperInvocationFeatures
VkPhysicalDeviceShaderDemoteToHelperInvocationFeaturesEXT;
```

This structure describes the following feature:

- [sType](#) is a [VkStructureType](#) value identifying this structure.
- [pNext](#) is `NULL` or a pointer to a structure extending this structure.
- [shaderDemoteToHelperInvocation](#) indicates whether the implementation supports the SPIR-V [DemoteToHelperInvocationEXT](#) capability.

If the [VkPhysicalDeviceShaderDemoteToHelperInvocationFeatures](#) structure is included in the [pNext](#) chain of the [VkPhysicalDeviceFeatures2](#) structure passed to [vkGetPhysicalDeviceFeatures2](#), it is filled in to indicate whether each corresponding feature is supported. If the application wishes to use a [VkDevice](#) with any features described by [VkPhysicalDeviceShaderDemoteToHelperInvocationFeatures](#), it **must** add an instance of the structure, with the desired feature members set to `VK_TRUE`, to the [pNext](#) chain of [VkDeviceCreateInfo](#) when creating the [VkDevice](#).

Valid Usage (Implicit)

- VUID-VkPhysicalDeviceShaderDemoteToHelperInvocationFeatures-sType-sType [sType](#) **must** be `VK_STRUCTURE_TYPE_PHYSICAL_DEVICE_SHADER_DEMOTE_TO_HELPER_INVOCATION_FEATURES`

Structure Chaining

Extends the structures

- [VkDeviceCreateInfo](#)
- [VkPhysicalDeviceFeatures2](#)

The [VkPhysicalDeviceTexelBufferAlignmentFeaturesEXT](#) structure is defined as:

```
// Provided by VK_EXT_texel_buffer_alignment
typedef struct VkPhysicalDeviceTexelBufferAlignmentFeaturesEXT {
    VkStructureType    sType;
    void*              pNext;
    VkBool32           texelBufferAlignment;
} VkPhysicalDeviceTexelBufferAlignmentFeaturesEXT;
```

This structure describes the following feature:

- [sType](#) is a [VkStructureType](#) value identifying this structure.
- [pNext](#) is `NULL` or a pointer to a structure extending this structure.
- [texelBufferAlignment](#) indicates whether the implementation uses more specific alignment requirements advertised in [VkPhysicalDeviceTexelBufferAlignmentProperties](#) rather than [VkPhysicalDeviceLimits::minTexelBufferOffsetAlignment](#).

If the [VkPhysicalDeviceTexelBufferAlignmentFeaturesEXT](#) structure is included in the [pNext](#) chain of the [VkPhysicalDeviceFeatures2](#) structure passed to [vkGetPhysicalDeviceFeatures2](#), it is filled in to indicate whether each corresponding feature is supported. If the application wishes to use a [VkDevice](#) with any features described by [VkPhysicalDeviceTexelBufferAlignmentFeaturesEXT](#), it **must** add an instance of the structure, with the desired feature members set to `VK_TRUE`, to the [pNext](#) chain of [VkDeviceCreateInfo](#) when creating the [VkDevice](#).

Valid Usage (Implicit)

- VUID-VkPhysicalDeviceTexelBufferAlignmentFeaturesEXT-sType-sType [sType](#) **must** be [VK_STRUCTURE_TYPE_PHYSICAL_DEVICE_TEXEL_BUFFER_ALIGNMENT_FEATURES_EXT](#)

Structure Chaining

Extends the structures

- [VkDeviceCreateInfo](#)
- [VkPhysicalDeviceFeatures2](#)

The [VkPhysicalDeviceAttachmentFeedbackLoopDynamicStateFeaturesEXT](#) structure is defined as:


```
// Provided by VK_EXT_attachment_feedback_loop_dynamic_state
typedef struct VkPhysicalDeviceAttachmentFeedbackLoopDynamicStateFeaturesEXT {
    VkStructureType    sType;
    void*              pNext;
    VkBool32           attachmentFeedbackLoopDynamicState;
} VkPhysicalDeviceAttachmentFeedbackLoopDynamicStateFeaturesEXT;
```

This structure describes the following features:

- `sType` is a `VkStructureType` value identifying this structure.
- `pNext` is `NULL` or a pointer to a structure extending this structure.
- `attachmentFeedbackLoopDynamicState` specifies whether dynamic feedback loops are supported.

If the `VkPhysicalDeviceAttachmentFeedbackLoopDynamicStateFeaturesEXT` structure is included in the `pNext` chain of the `VkPhysicalDeviceFeatures2` structure passed to `vkGetPhysicalDeviceFeatures2`, it is filled in to indicate whether each corresponding feature is supported. If the application wishes to use a `VkDevice` with any features described by `VkPhysicalDeviceAttachmentFeedbackLoopDynamicStateFeaturesEXT`, it **must** add an instance of the structure, with the desired feature members set to `VK_TRUE`, to the `pNext` chain of `VkDeviceCreateInfo` when creating the `VkDevice`.

Valid Usage (Implicit)

- VUID-VkPhysicalDeviceAttachmentFeedbackLoopDynamicStateFeaturesEXT-sType-sType `sType` **must** be `VK_STRUCTURE_TYPE_PHYSICAL_DEVICE_ATTACHMENT_FEEDBACK_LOOP_DYNAMIC_STATE_FEATURES_EXT`

Structure Chaining

Extends the structures

- `VkDeviceCreateInfo`
- `VkPhysicalDeviceFeatures2`

The `VkPhysicalDeviceLegacyVertexAttributesFeaturesEXT` structure is defined as:

```
// Provided by VK_EXT_legacy_vertex_attributes
typedef struct VkPhysicalDeviceLegacyVertexAttributesFeaturesEXT {
    VkStructureType    sType;
    void*              pNext;
    VkBool32           legacyVertexAttributes;
} VkPhysicalDeviceLegacyVertexAttributesFeaturesEXT;
```


This structure describes the following features:

- `sType` is a `VkStructureType` value identifying this structure.
- `pNext` is `NULL` or a pointer to a structure extending this structure.
- `legacyVertexAttributes` specifies whether compatibility features for vertex attributes are supported when using dynamic vertex input state.

If the `VkPhysicalDeviceLegacyVertexAttributesFeaturesEXT` structure is included in the `pNext` chain of the `VkPhysicalDeviceFeatures2` structure passed to `vkGetPhysicalDeviceFeatures2`, it is filled in to indicate whether each corresponding feature is supported. If the application wishes to use a `VkDevice` with any features described by `VkPhysicalDeviceLegacyVertexAttributesFeaturesEXT`, it **must** add an instance of the structure, with the desired feature members set to `VK_TRUE`, to the `pNext` chain of `VkDeviceCreateInfo` when creating the `VkDevice`.

Valid Usage (Implicit)

- VUID-VkPhysicalDeviceLegacyVertexAttributesFeaturesEXT-sType-sType `sType` **must** be `VK_STRUCTURE_TYPE_PHYSICAL_DEVICE_LEGACY_VERTEX_ATTRIBUTES_FEATURES_EXT`

Structure Chaining

Extends the structures

- `VkDeviceCreateInfo`
- `VkPhysicalDeviceFeatures2`

The `VkPhysicalDeviceTextureCompressionASTC_HDRFeatures` structure is defined as:

```
// Provided by VK_VERSION_1_3
typedef struct VkPhysicalDeviceTextureCompressionASTC_HDRFeatures {
    VkStructureType    sType;
    void*              pNext;
    VkBool32           textureCompressionASTC_HDR;
} VkPhysicalDeviceTextureCompressionASTC_HDRFeatures;
```

```
// Provided by VK_EXT_texture_compression_astc_hdr
// Equivalent to VkPhysicalDeviceTextureCompressionASTC_HDRFeatures
typedef VkPhysicalDeviceTextureCompressionASTC_HDRFeatures
VkPhysicalDeviceTextureCompressionASTC_HDRFeaturesEXT;
```

This structure describes the following feature:

- `sType` is a `VkStructureType` value identifying this structure.

- `pNext` is `NULL` or a pointer to a structure extending this structure.
- `textureCompressionASTC_HDR` indicates whether all of the ASTC HDR compressed texture formats are supported. If this feature is enabled, then the `VK_FORMAT_FEATURE_SAMPLED_IMAGE_BIT`, `VK_FORMAT_FEATURE_BLIT_SRC_BIT` and `VK_FORMAT_FEATURE_SAMPLED_IMAGE_FILTER_LINEAR_BIT` features **must** be supported in `optimalTilingFeatures` for the following formats:
 - `VK_FORMAT_ASTC_4x4_SFLOAT_BLOCK`
 - `VK_FORMAT_ASTC_5x4_SFLOAT_BLOCK`
 - `VK_FORMAT_ASTC_5x5_SFLOAT_BLOCK`
 - `VK_FORMAT_ASTC_6x5_SFLOAT_BLOCK`
 - `VK_FORMAT_ASTC_6x6_SFLOAT_BLOCK`
 - `VK_FORMAT_ASTC_8x5_SFLOAT_BLOCK`
 - `VK_FORMAT_ASTC_8x6_SFLOAT_BLOCK`
 - `VK_FORMAT_ASTC_8x8_SFLOAT_BLOCK`
 - `VK_FORMAT_ASTC_10x5_SFLOAT_BLOCK`
 - `VK_FORMAT_ASTC_10x6_SFLOAT_BLOCK`
 - `VK_FORMAT_ASTC_10x8_SFLOAT_BLOCK`
 - `VK_FORMAT_ASTC_10x10_SFLOAT_BLOCK`
 - `VK_FORMAT_ASTC_12x10_SFLOAT_BLOCK`
 - `VK_FORMAT_ASTC_12x12_SFLOAT_BLOCK`

To query for additional properties, or if the feature is not enabled, `vkGetPhysicalDeviceFormatProperties` and `vkGetPhysicalDeviceImageFormatProperties` **can** be used to check for supported properties of individual formats as normal.

If the `VkPhysicalDeviceTextureCompressionASTCHDRFeatures` structure is included in the `pNext` chain of the `VkPhysicalDeviceFeatures2` structure passed to `vkGetPhysicalDeviceFeatures2`, it is filled in to indicate whether each corresponding feature is supported. If the application wishes to use a `VkDevice` with any features described by `VkPhysicalDeviceTextureCompressionASTCHDRFeatures`, it **must** add an instance of the structure, with the desired feature members set to `VK_TRUE`, to the `pNext` chain of `VkDeviceCreateInfo` when creating the `VkDevice`.

Valid Usage (Implicit)

- VUID-VkPhysicalDeviceTextureCompressionASTCHDRFeatures-sType-sType **must** be `VK_STRUCTURE_TYPE_PHYSICAL_DEVICE_TEXTURE_COMPRESSION_ASTC_HDR_FEATURES`

Structure Chaining

Extends the structures

- [VkDeviceCreateInfo](#)
- [VkPhysicalDeviceFeatures2](#)

The [VkPhysicalDeviceTextureCompressionASTC3DFeaturesEXT](#) structure is defined as:

```
// Provided by VK_EXT_texture_compression_astc_3d
typedef struct VkPhysicalDeviceTextureCompressionASTC3DFeaturesEXT {
    VkStructureType    sType;
    void*              pNext;
    VkBool32           textureCompressionASTC_3D;
} VkPhysicalDeviceTextureCompressionASTC3DFeaturesEXT;
```

This structure describes the following feature:

- [sType](#) is a [VkStructureType](#) value identifying this structure.
- [pNext](#) is `NULL` or a pointer to a structure extending this structure.
- [textureCompressionASTC_3D](#) indicates whether all of the ASTC 3D compressed texture formats are supported. If this feature is enabled, then the [VK_FORMAT_FEATURE_SAMPLED_IMAGE_BIT](#), [VK_FORMAT_FEATURE_BLIT_SRC_BIT](#) and [VK_FORMAT_FEATURE_SAMPLED_IMAGE_FILTER_LINEAR_BIT](#) features **must** be supported in [optimalTilingFeatures](#) for the following formats:
 - [VK_FORMAT_ASTC_3x3x3_UNORM_BLOCK_EXT](#)
 - [VK_FORMAT_ASTC_3x3x3_SRGB_BLOCK_EXT](#)
 - [VK_FORMAT_ASTC_3x3x3_SFLOAT_BLOCK_EXT](#)
 - [VK_FORMAT_ASTC_4x3x3_UNORM_BLOCK_EXT](#)
 - [VK_FORMAT_ASTC_4x3x3_SRGB_BLOCK_EXT](#)
 - [VK_FORMAT_ASTC_4x3x3_SFLOAT_BLOCK_EXT](#)
 - [VK_FORMAT_ASTC_4x4x3_UNORM_BLOCK_EXT](#)
 - [VK_FORMAT_ASTC_4x4x3_SRGB_BLOCK_EXT](#)
 - [VK_FORMAT_ASTC_4x4x3_SFLOAT_BLOCK_EXT](#)
 - [VK_FORMAT_ASTC_4x4x4_UNORM_BLOCK_EXT](#)
 - [VK_FORMAT_ASTC_4x4x4_SRGB_BLOCK_EXT](#)
 - [VK_FORMAT_ASTC_4x4x4_SFLOAT_BLOCK_EXT](#)
 - [VK_FORMAT_ASTC_5x4x4_UNORM_BLOCK_EXT](#)
 - [VK_FORMAT_ASTC_5x4x4_SRGB_BLOCK_EXT](#)
 - [VK_FORMAT_ASTC_5x4x4_SFLOAT_BLOCK_EXT](#)

- `VK_FORMAT_ASTC_5x5x4_UNORM_BLOCK_EXT`
- `VK_FORMAT_ASTC_5x5x4_SRGB_BLOCK_EXT`
- `VK_FORMAT_ASTC_5x5x4_SFLOAT_BLOCK_EXT`
- `VK_FORMAT_ASTC_5x5x5_UNORM_BLOCK_EXT`
- `VK_FORMAT_ASTC_5x5x5_SRGB_BLOCK_EXT`
- `VK_FORMAT_ASTC_5x5x5_SFLOAT_BLOCK_EXT`
- `VK_FORMAT_ASTC_6x5x5_UNORM_BLOCK_EXT`
- `VK_FORMAT_ASTC_6x5x5_SRGB_BLOCK_EXT`
- `VK_FORMAT_ASTC_6x5x5_SFLOAT_BLOCK_EXT`
- `VK_FORMAT_ASTC_6x6x5_UNORM_BLOCK_EXT`
- `VK_FORMAT_ASTC_6x6x5_SRGB_BLOCK_EXT`
- `VK_FORMAT_ASTC_6x6x5_SFLOAT_BLOCK_EXT`
- `VK_FORMAT_ASTC_6x6x6_UNORM_BLOCK_EXT`
- `VK_FORMAT_ASTC_6x6x6_SRGB_BLOCK_EXT`
- `VK_FORMAT_ASTC_6x6x6_SFLOAT_BLOCK_EXT`

If the `VkPhysicalDeviceTextureCompressionASTC3DFeatures` structure is included in the `pNext` chain of the `VkPhysicalDeviceFeatures2` structure passed to `vkGetPhysicalDeviceFeatures2`, it is filled in to indicate whether each corresponding feature is supported. If the application wishes to use a `VkDevice` with any features described by `VkPhysicalDeviceTextureCompressionASTC3DFeatures`, it **must** add an instance of the structure, with the desired feature members set to `VK_TRUE`, to the `pNext` chain of `VkDeviceCreateInfo` when creating the `VkDevice`.

Valid Usage (Implicit)

- `VUID-VkPhysicalDeviceTextureCompressionASTC3DFeaturesEXT-sType-sType`
`sType` **must** be `VK_STRUCTURE_TYPE_PHYSICAL_DEVICE_TEXTURE_COMPRESSION_ASTC_3D_FEATURES_EXT`

Structure Chaining

Extends the structures

- `VkDeviceCreateInfo`
- `VkPhysicalDeviceFeatures2`

The `VkPhysicalDeviceLineRasterizationFeatures` structure is defined as:


```
// Provided by VK_VERSION_1_4
typedef struct VkPhysicalDeviceLineRasterizationFeatures {
    VkStructureType    sType;
    void*              pNext;
    VkBool32           rectangularLines;
    VkBool32           bresenhamLines;
    VkBool32           smoothLines;
    VkBool32           stippledRectangularLines;
    VkBool32           stippledBresenhamLines;
    VkBool32           stippledSmoothLines;
} VkPhysicalDeviceLineRasterizationFeatures;
```

```
// Provided by VK_KHR_line_rasterization
// Equivalent to VkPhysicalDeviceLineRasterizationFeatures
typedef VkPhysicalDeviceLineRasterizationFeatures
VkPhysicalDeviceLineRasterizationFeaturesKHR;
```

```
// Provided by VK_EXT_line_rasterization
// Equivalent to VkPhysicalDeviceLineRasterizationFeatures
typedef VkPhysicalDeviceLineRasterizationFeatures
VkPhysicalDeviceLineRasterizationFeaturesEXT;
```

This structure describes the following features:

- **sType** is a [VkStructureType](#) value identifying this structure.
- **pNext** is `NULL` or a pointer to a structure extending this structure.
- **rectangularLines** indicates whether the implementation supports [rectangular line rasterization](#).
- **bresenhamLines** indicates whether the implementation supports [Bresenham-style line rasterization](#).
- **smoothLines** indicates whether the implementation supports [smooth line rasterization](#).
- **stippledRectangularLines** indicates whether the implementation supports [stippled line rasterization](#) with [VK_LINE_RASTERIZATION_MODE_RECTANGULAR](#) lines.
- **stippledBresenhamLines** indicates whether the implementation supports [stippled line rasterization](#) with [VK_LINE_RASTERIZATION_MODE_BRESENHAM](#) lines.
- **stippledSmoothLines** indicates whether the implementation supports [stippled line rasterization](#) with [VK_LINE_RASTERIZATION_MODE_RECTANGULAR_SMOOTH](#) lines.

If the [VkPhysicalDeviceLineRasterizationFeatures](#) structure is included in the **pNext** chain of the [VkPhysicalDeviceFeatures2](#) structure passed to [vkGetPhysicalDeviceFeatures2](#), it is filled in to indicate whether each corresponding feature is supported. If the application wishes to use a [VkDevice](#) with any features described by [VkPhysicalDeviceLineRasterizationFeatures](#), it **must** add an instance of the structure, with the desired feature members set to [VK_TRUE](#), to the **pNext** chain of [VkDeviceCreateInfo](#) when creating the [VkDevice](#).

Valid Usage (Implicit)

- VUID-VkPhysicalDeviceLineRasterizationFeatures-sType-sType must be VK_STRUCTURE_TYPE_PHYSICAL_DEVICE_LINE_RASTERIZATION_FEATURES

Structure Chaining

Extends the structures

- [VkDeviceCreateInfo](#)
- [VkPhysicalDeviceFeatures2](#)

The [VkPhysicalDeviceSubgroupSizeControlFeatures](#) structure is defined as:

```
// Provided by VK_VERSION_1_3
typedef struct VkPhysicalDeviceSubgroupSizeControlFeatures {
    VkStructureType    sType;
    void*              pNext;
    VkBool32           subgroupSizeControl;
    VkBool32           computeFullSubgroups;
} VkPhysicalDeviceSubgroupSizeControlFeatures;
```

```
// Provided by VK_EXT_subgroup_size_control
// Equivalent to VkPhysicalDeviceSubgroupSizeControlFeatures
typedef VkPhysicalDeviceSubgroupSizeControlFeatures
VkPhysicalDeviceSubgroupSizeControlFeaturesEXT;
```

This structure describes the following features:

- [sType](#) is a [VkStructureType](#) value identifying this structure.
- [pNext](#) is [NULL](#) or a pointer to a structure extending this structure.
- [subgroupSizeControl](#) indicates whether the implementation supports controlling shader subgroup sizes via the [VK_PIPELINE_SHADER_STAGE_CREATE_ALLOW_VARYING_SUBGROUP_SIZE_BIT](#) flag and the [VkPipelineShaderStageRequiredSubgroupSizeCreateInfo](#) structure.
- [computeFullSubgroups](#) indicates whether the implementation supports requiring full subgroups in compute, mesh, or task shaders via the [VK_PIPELINE_SHADER_STAGE_CREATE_REQUIRE_FULL_SUBGROUPS_BIT](#) flag.

If the [VkPhysicalDeviceSubgroupSizeControlFeatures](#) structure is included in the [pNext](#) chain of the [VkPhysicalDeviceFeatures2](#) structure passed to [vkGetPhysicalDeviceFeatures2](#), it is filled in to indicate whether each corresponding feature is supported. If the application wishes to use a

[VkDevice](#) with any features described by [VkPhysicalDeviceSubgroupSizeControlFeatures](#), it **must** add an instance of the structure, with the desired feature members set to [VK_TRUE](#), to the [pNext](#) chain of [VkDeviceCreateInfo](#) when creating the [VkDevice](#).

NOTE

The [VkPhysicalDeviceSubgroupSizeControlFeaturesEXT](#) structure was added in version 2 of the [VK_EXT_subgroup_size_control](#) extension. Version 1 implementations of this extension will not fill out the features structure but applications may assume that both [subgroupSizeControl](#) and [computeFullSubgroups](#) are supported if the extension is supported. (See also the [Feature Requirements](#) section.) Applications are advised to add a [VkPhysicalDeviceSubgroupSizeControlFeaturesEXT](#) structure to the [pNext](#) chain of [VkDeviceCreateInfo](#) to enable the features regardless of the version of the extension supported by the implementation. If the implementation only supports version 1, it will safely ignore the [VkPhysicalDeviceSubgroupSizeControlFeaturesEXT](#) structure.

Vulkan 1.3 implementations always support the features structure.

Valid Usage (Implicit)

- VUID-VkPhysicalDeviceSubgroupSizeControlFeatures-sType-sType **must** be [VK_STRUCTURE_TYPE_PHYSICAL_DEVICE_SUBGROUP_SIZE_CONTROL_FEATURES](#)

Structure Chaining

Extends the structures

- [VkDeviceCreateInfo](#)
- [VkPhysicalDeviceFeatures2](#)

The [VkPhysicalDeviceCoherentMemoryFeaturesAMD](#) structure is defined as:

```
// Provided by VK_AMD_device_coherent_memory
typedef struct VkPhysicalDeviceCoherentMemoryFeaturesAMD {
    VkStructureType    sType;
    void*              pNext;
    VkBool32           deviceCoherentMemory;
} VkPhysicalDeviceCoherentMemoryFeaturesAMD;
```

This structure describes the following feature:

- [sType](#) is a [VkStructureType](#) value identifying this structure.
- [pNext](#) is [NULL](#) or a pointer to a structure extending this structure.
- [deviceCoherentMemory](#) indicates that the implementation supports [device coherent memory](#).

If the `VkPhysicalDeviceCoherentMemoryFeaturesAMD` structure is included in the `pNext` chain of the `VkPhysicalDeviceFeatures2` structure passed to `vkGetPhysicalDeviceFeatures2`, it is filled in to indicate whether each corresponding feature is supported. If the application wishes to use a `VkDevice` with any features described by `VkPhysicalDeviceCoherentMemoryFeaturesAMD`, it **must** add an instance of the structure, with the desired feature members set to `VK_TRUE`, to the `pNext` chain of `VkDeviceCreateInfo` when creating the `VkDevice`.

Valid Usage (Implicit)

- `VUID-VkPhysicalDeviceCoherentMemoryFeaturesAMD-sType-sType` **must** be `VK_STRUCTURE_TYPE_PHYSICAL_DEVICE_COHERENT_MEMORY_FEATURES_AMD`

Structure Chaining

Extends the structures

- `VkDeviceCreateInfo`
- `VkPhysicalDeviceFeatures2`

The `VkPhysicalDeviceAccelerationStructureFeaturesKHR` structure is defined as:

```
// Provided by VK_KHR_acceleration_structure
typedef struct VkPhysicalDeviceAccelerationStructureFeaturesKHR {
    VkStructureType    sType;
    void*              pNext;
    VkBool32           accelerationStructure;
    VkBool32           accelerationStructureCaptureReplay;
    VkBool32           accelerationStructureIndirectBuild;
    VkBool32           accelerationStructureHostCommands;
    VkBool32           descriptorBindingAccelerationStructureUpdateAfterBind;
} VkPhysicalDeviceAccelerationStructureFeaturesKHR;
```

This structure describes the following features:

- `sType` is a `VkStructureType` value identifying this structure.
- `pNext` is `NULL` or a pointer to a structure extending this structure.
- `accelerationStructure` indicates whether the implementation supports the acceleration structure functionality. See [Acceleration Structures](#).
- `accelerationStructureCaptureReplay` indicates whether the implementation supports saving and reusing acceleration structure device addresses, e.g. for trace capture and replay.
- `accelerationStructureIndirectBuild` indicates whether the implementation supports indirect acceleration structure build commands, e.g. `vkCmdBuildAccelerationStructuresIndirectKHR`.
- `accelerationStructureHostCommands` indicates whether the implementation supports host side

acceleration structure commands, e.g. [vkBuildAccelerationStructuresKHR](#), [vkCopyAccelerationStructureKHR](#), [vkCopyAccelerationStructureToMemoryKHR](#), [vkCopyMemoryToAccelerationStructureKHR](#), [vkWriteAccelerationStructuresPropertiesKHR](#).

- [descriptorBindingAccelerationStructureUpdateAfterBind](#) indicates whether the implementation supports updating acceleration structure descriptors after a set is bound. If this feature is not enabled, [VK_DESCRIPTOR_BINDING_UPDATE_AFTER_BIND_BIT](#) **must** not be used with [VK_DESCRIPTOR_TYPE_ACCELERATION_STRUCTURE_KHR](#).

If the [VkPhysicalDeviceAccelerationStructureFeaturesKHR](#) structure is included in the [pNext](#) chain of the [VkPhysicalDeviceFeatures2](#) structure passed to [vkGetPhysicalDeviceFeatures2](#), it is filled in to indicate whether each corresponding feature is supported. If the application wishes to use a [VkDevice](#) with any features described by [VkPhysicalDeviceAccelerationStructureFeaturesKHR](#), it **must** add an instance of the structure, with the desired feature members set to [VK_TRUE](#), to the [pNext](#) chain of [VkDeviceCreateInfo](#) when creating the [VkDevice](#).

Valid Usage (Implicit)

- [VK_STRUCTURE_TYPE_PHYSICAL_DEVICE_ACCELERATION_STRUCTURE_FEATURES_KHR](#) [sType](#) **must** be

Structure Chaining

Extends the structures

- [VkDeviceCreateInfo](#)
- [VkPhysicalDeviceFeatures2](#)

The [VkPhysicalDeviceRayTracingPipelineFeaturesKHR](#) structure is defined as:

```
// Provided by VK_KHR_ray_tracing_pipeline
typedef struct VkPhysicalDeviceRayTracingPipelineFeaturesKHR {
    VkStructureType    sType;
    void*              pNext;
    VkBool32           rayTracingPipeline;
    VkBool32           rayTracingPipelineShaderGroupHandleCaptureReplay;
    VkBool32           rayTracingPipelineShaderGroupHandleCaptureReplayMixed;
    VkBool32           rayTracingPipelineTraceRaysIndirect;
    VkBool32           rayTraversalPrimitiveCulling;
} VkPhysicalDeviceRayTracingPipelineFeaturesKHR;
```

This structure describes the following features:

- [sType](#) is a [VkStructureType](#) value identifying this structure.
- [pNext](#) is [NULL](#) or a pointer to a structure extending this structure.

- `rayTracingPipeline` indicates whether the implementation supports the ray tracing pipeline functionality. See [Ray Tracing](#).
- `rayTracingPipelineShaderGroupHandleCaptureReplay` indicates whether the implementation supports saving and reusing shader group handles, e.g. for trace capture and replay.
- `rayTracingPipelineShaderGroupHandleCaptureReplayMixed` indicates whether the implementation supports reuse of shader group handles being arbitrarily mixed with creation of non-reused shader group handles. If this is `VK_FALSE`, all reused shader group handles **must** be specified before any non-reused handles **may** be created.
- `rayTracingPipelineTraceRaysIndirect` indicates whether the implementation supports indirect ray tracing commands, e.g. `vkCmdTraceRaysIndirectKHR`.
- `rayTraversalPrimitiveCulling` indicates whether the implementation supports [primitive culling during ray traversal](#).

If the `VkPhysicalDeviceRayTracingPipelineFeaturesKHR` structure is included in the `pNext` chain of the `VkPhysicalDeviceFeatures2` structure passed to `vkGetPhysicalDeviceFeatures2`, it is filled in to indicate whether each corresponding feature is supported. If the application wishes to use a `VkDevice` with any features described by `VkPhysicalDeviceRayTracingPipelineFeaturesKHR`, it **must** add an instance of the structure, with the desired feature members set to `VK_TRUE`, to the `pNext` chain of `VkDeviceCreateInfo` when creating the `VkDevice`.

Valid Usage

- VUID-VkPhysicalDeviceRayTracingPipelineFeaturesKHR-rayTracingPipelineShaderGroupHandleCaptureReplayMixed-03575
If `rayTracingPipelineShaderGroupHandleCaptureReplayMixed` is `VK_TRUE`, `rayTracingPipelineShaderGroupHandleCaptureReplay` **must** also be `VK_TRUE`

Valid Usage (Implicit)

- VUID-VkPhysicalDeviceRayTracingPipelineFeaturesKHR-sType-sType
`sType` **must** be `VK_STRUCTURE_TYPE_PHYSICAL_DEVICE_RAY_TRACING_PIPELINE_FEATURES_KHR`

Structure Chaining

Extends the structures

- `VkDeviceCreateInfo`
- `VkPhysicalDeviceFeatures2`

The `VkPhysicalDeviceRayQueryFeaturesKHR` structure is defined as:


```
// Provided by VK_KHR_ray_query
typedef struct VkPhysicalDeviceRayQueryFeaturesKHR {
    VkStructureType    sType;
    void*              pNext;
    VkBool32           rayQuery;
} VkPhysicalDeviceRayQueryFeaturesKHR;
```

This structure describes the following feature:

- `sType` is a `VkStructureType` value identifying this structure.
- `pNext` is `NULL` or a pointer to a structure extending this structure.
- `rayQuery` indicates whether the implementation supports ray query (`OpRayQueryProceedKHR`) functionality.

If the `VkPhysicalDeviceRayQueryFeaturesKHR` structure is included in the `pNext` chain of the `VkPhysicalDeviceFeatures2` structure passed to `vkGetPhysicalDeviceFeatures2`, it is filled in to indicate whether each corresponding feature is supported. If the application wishes to use a `VkDevice` with any features described by `VkPhysicalDeviceRayQueryFeaturesKHR`, it **must** add an instance of the structure, with the desired feature members set to `VK_TRUE`, to the `pNext` chain of `VkDeviceCreateInfo` when creating the `VkDevice`.

Valid Usage (Implicit)

- VUID-VkPhysicalDeviceRayQueryFeaturesKHR-sType-sType
`sType` **must** be `VK_STRUCTURE_TYPE_PHYSICAL_DEVICE_RAY_QUERY_FEATURES_KHR`

Structure Chaining

Extends the structures

- `VkDeviceCreateInfo`
- `VkPhysicalDeviceFeatures2`

The `VkPhysicalDeviceRayTracingMaintenance1FeaturesKHR` structure is defined as:

```
// Provided by VK_KHR_ray_tracing_maintenance1
typedef struct VkPhysicalDeviceRayTracingMaintenance1FeaturesKHR {
    VkStructureType    sType;
    void*              pNext;
    VkBool32           rayTracingMaintenance1;
    VkBool32           rayTracingPipelineTraceRaysIndirect2;
} VkPhysicalDeviceRayTracingMaintenance1FeaturesKHR;
```

This structure describes the following features:

- `sType` is a `VkStructureType` value identifying this structure.
- `pNext` is `NULL` or a pointer to a structure extending this structure.
- `rayTracingMaintenance1` indicates that the implementation supports the following:
 - The `CullMaskKHR` SPIR-V builtin using the `SPV_KHR_ray_cull_mask` SPIR-V extension.
 - Additional acceleration structure property queries: `VK_QUERY_TYPE_ACCELERATION_STRUCTURE_SERIALIZATION_BOTTOM_LEVEL_POINTER_S_KHR` and `VK_QUERY_TYPE_ACCELERATION_STRUCTURE_SIZE_KHR`.
 - A new access flag `VK_ACCESS_2_SHADER_BINDING_TABLE_READ_BIT_KHR`.
 - A new pipeline stage flag bit `VK_PIPELINE_STAGE_2_ACCELERATION_STRUCTURE_COPY_BIT_KHR`.
- `rayTracingPipelineTraceRaysIndirect2` indicates whether the implementation supports the extended indirect ray tracing command `vkCmdTraceRaysIndirect2KHR`.

If the `VkPhysicalDeviceRayTracingMaintenance1FeaturesKHR` structure is included in the `pNext` chain of the `VkPhysicalDeviceFeatures2` structure passed to `vkGetPhysicalDeviceFeatures2`, it is filled in to indicate whether each corresponding feature is supported. If the application wishes to use a `VkDevice` with any features described by `VkPhysicalDeviceRayTracingMaintenance1FeaturesKHR`, it **must** add an instance of the structure, with the desired feature members set to `VK_TRUE`, to the `pNext` chain of `VkDeviceCreateInfo` when creating the `VkDevice`.

Valid Usage (Implicit)

- VUID-VkPhysicalDeviceRayTracingMaintenance1FeaturesKHR-sType-sType **must** be `VK_STRUCTURE_TYPE_PHYSICAL_DEVICE_RAY_TRACING_MAINTENANCE_1_FEATURES_KHR`

Structure Chaining

Extends the structures

- `VkDeviceCreateInfo`
- `VkPhysicalDeviceFeatures2`

The `VkPhysicalDeviceVideoEncodeQuantizationMapFeaturesKHR` structure is defined as:

```
// Provided by VK_KHR_video_encode_quantization_map
typedef struct VkPhysicalDeviceVideoEncodeQuantizationMapFeaturesKHR {
    VkStructureType    sType;
    void*              pNext;
    VkBool32           videoEncodeQuantizationMap;
} VkPhysicalDeviceVideoEncodeQuantizationMapFeaturesKHR;
```


This structure describes the following features:

- `sType` is a `VkStructureType` value identifying this structure.
- `pNext` is `NULL` or a pointer to a structure extending this structure.
- `videoEncodeQuantizationMap` indicates that the implementation supports `video encode quantization maps`.

NOTE

Support for `videoEncodeQuantizationMap` does not indicate that all video encode profiles support quantization maps. Support for quantization maps for any specific video encode profile is subject to video-profile-specific capabilities.

If the `VkPhysicalDeviceVideoEncodeQuantizationMapFeaturesKHR` structure is included in the `pNext` chain of the `VkPhysicalDeviceFeatures2` structure passed to `vkGetPhysicalDeviceFeatures2`, it is filled in to indicate whether each corresponding feature is supported. If the application wishes to use a `VkDevice` with any features described by `VkPhysicalDeviceVideoEncodeQuantizationMapFeaturesKHR`, it **must** add an instance of the structure, with the desired feature members set to `VK_TRUE`, to the `pNext` chain of `VkDeviceCreateInfo` when creating the `VkDevice`.

Valid Usage (Implicit)

- VUID-VkPhysicalDeviceVideoEncodeQuantizationMapFeaturesKHR-sType-sType `sType` **must** be `VK_STRUCTURE_TYPE_PHYSICAL_DEVICE_VIDEO_ENCODE_QUANTIZATION_MAP_FEATURES_KHR`

Structure Chaining

Extends the structures

- `VkDeviceCreateInfo`
- `VkPhysicalDeviceFeatures2`

The `VkPhysicalDeviceVideoEncodeIntraRefreshFeaturesKHR` structure is defined as:

```
// Provided by VK_KHR_video_encode_intra_refresh
typedef struct VkPhysicalDeviceVideoEncodeIntraRefreshFeaturesKHR {
    VkStructureType    sType;
    void*              pNext;
    VkBool32           videoEncodeIntraRefresh;
} VkPhysicalDeviceVideoEncodeIntraRefreshFeaturesKHR;
```

This structure describes the following features:

- `sType` is a `VkStructureType` value identifying this structure.

- `pNext` is `NULL` or a pointer to a structure extending this structure.
- `videoEncodeIntraRefresh` specifies that the implementation supports [video encode intra refresh](#).

NOTE

Support for `videoEncodeIntraRefresh` does not indicate that all video encode profiles support intra refresh. Support for intra refresh for any specific video encode profile is subject to video-profile-specific capabilities.

If the `VkPhysicalDeviceVideoEncodeIntraRefreshFeaturesKHR` structure is included in the `pNext` chain of the `VkPhysicalDeviceFeatures2` structure passed to `vkGetPhysicalDeviceFeatures2`, it is filled in to indicate whether each corresponding feature is supported. If the application wishes to use a `VkDevice` with any features described by `VkPhysicalDeviceVideoEncodeIntraRefreshFeaturesKHR`, it **must** add an instance of the structure, with the desired feature members set to `VK_TRUE`, to the `pNext` chain of `VkDeviceCreateInfo` when creating the `VkDevice`.

Valid Usage (Implicit)

- `VOID-VkPhysicalDeviceVideoEncodeIntraRefreshFeaturesKHR-sType-sType`
`sType` **must** be `VK_STRUCTURE_TYPE_PHYSICAL_DEVICE_VIDEO_ENCODE_INTRA_REFRESH_FEATURES_KHR`

Structure Chaining

Extends the structures

- `VkDeviceCreateInfo`
- `VkPhysicalDeviceFeatures2`

The `VkPhysicalDeviceVideoEncodeRgbConversionFeaturesVALVE` structure is defined as:

```
// Provided by VK_VALVE_video_encode_rgb_conversion
typedef struct VkPhysicalDeviceVideoEncodeRgbConversionFeaturesVALVE {
    VkStructureType    sType;
    void*              pNext;
    VkBool32           videoEncodeRgbConversion;
} VkPhysicalDeviceVideoEncodeRgbConversionFeaturesVALVE;
```

This structure describes the following features:

- `sType` is a `VkStructureType` value identifying this structure.
- `pNext` is `NULL` or a pointer to a structure extending this structure.
- `videoEncodeRgbConversion` specifies that the implementation supports [video encode RGB conversion](#).

If the `VkPhysicalDeviceVideoEncodeRgbConversionFeaturesVALVE` structure is included in the `pNext`

chain of the [VkPhysicalDeviceFeatures2](#) structure passed to [vkGetPhysicalDeviceFeatures2](#), it is filled in to indicate whether each corresponding feature is supported. If the application wishes to use a [VkDevice](#) with any features described by [VkPhysicalDeviceVideoEncodeRgbConversionFeaturesVALVE](#), it **must** add an instance of the structure, with the desired feature members set to [VK_TRUE](#), to the [pNext](#) chain of [VkDeviceCreateInfo](#) when creating the [VkDevice](#).

Valid Usage (Implicit)

- [VUID-VkPhysicalDeviceVideoEncodeRgbConversionFeaturesVALVE-sType-sType](#) **must** be [VK_STRUCTURE_TYPE_PHYSICAL_DEVICE_VIDEO_ENCODE_RGB_CONVERSION_FEATURES_VALVE](#)

Structure Chaining

Extends the structures

- [VkDeviceCreateInfo](#)
- [VkPhysicalDeviceFeatures2](#)

The [VkPhysicalDeviceVideoMaintenance1FeaturesKHR](#) structure is defined as:

```
// Provided by VK_KHR_video_maintenance1
typedef struct VkPhysicalDeviceVideoMaintenance1FeaturesKHR {
    VkStructureType    sType;
    void*               pNext;
    VkBool32            videoMaintenance1;
} VkPhysicalDeviceVideoMaintenance1FeaturesKHR;
```

This structure describes the following features:

- [sType](#) is a [VkStructureType](#) value identifying this structure.
- [pNext](#) is [NULL](#) or a pointer to a structure extending this structure.
- [videoMaintenance1](#) indicates that the implementation supports the following:
 - The new buffer creation flag [VK_BUFFER_CREATE_VIDEO_PROFILE_INDEPENDENT_BIT_KHR](#).
 - The new image creation flag [VK_IMAGE_CREATE_VIDEO_PROFILE_INDEPENDENT_BIT_KHR](#).
 - The new video session creation flag [VK_VIDEO_SESSION_CREATE_INLINE_QUERIES_BIT_KHR](#).

If the [VkPhysicalDeviceVideoMaintenance1FeaturesKHR](#) structure is included in the [pNext](#) chain of the [VkPhysicalDeviceFeatures2](#) structure passed to [vkGetPhysicalDeviceFeatures2](#), it is filled in to indicate whether each corresponding feature is supported. If the application wishes to use a

[VkDevice](#) with any features described by [VkPhysicalDeviceVideoMaintenance1FeaturesKHR](#), it **must** add an instance of the structure, with the desired feature members set to [VK_TRUE](#), to the [pNext](#) chain of [VkDeviceCreateInfo](#) when creating the [VkDevice](#).

Valid Usage (Implicit)

- [VUID-VkPhysicalDeviceVideoMaintenance1FeaturesKHR-sType-sType](#) **must** be [VK_STRUCTURE_TYPE_PHYSICAL_DEVICE_VIDEO_MAINTENANCE_1_FEATURES_KHR](#)

Structure Chaining

Extends the structures

- [VkDeviceCreateInfo](#)
- [VkPhysicalDeviceFeatures2](#)

The [VkPhysicalDeviceVideoMaintenance2FeaturesKHR](#) structure is defined as:

```
// Provided by VK_KHR_video_maintenance2
typedef struct VkPhysicalDeviceVideoMaintenance2FeaturesKHR {
    VkStructureType    sType;
    void*              pNext;
    VkBool32           videoMaintenance2;
} VkPhysicalDeviceVideoMaintenance2FeaturesKHR;
```

This structure describes the following features:

- [sType](#) is a [VkStructureType](#) value identifying this structure.
- [pNext](#) is [NULL](#) or a pointer to a structure extending this structure.
- [videoMaintenance2](#) specifies that the implementation supports the following:
 - Support for issuing [video coding control](#) commands against video decode sessions without a bound video session parameters object.
 - The new video session creation flag [VK_VIDEO_SESSION_CREATE_INLINE_SESSION_PARAMETERS_BIT_KHR](#) for video decode sessions.
 - Required support for the [rate control mode](#) [VK_VIDEO_ENCODE_RATE_CONTROL_MODE_DISABLED_BIT_KHR](#) for the following video encode profiles:
 - [H.264 encode profiles](#);
 - [H.265 encode profiles](#);
 - [AV1 encode profiles](#).

- Additional guarantees on Video Std parameters used with video encode profiles that the implementations support without the need to [override](#) them.

If the `VkPhysicalDeviceVideoMaintenance2FeaturesKHR` structure is included in the `pNext` chain of the `VkPhysicalDeviceFeatures2` structure passed to `vkGetPhysicalDeviceFeatures2`, it is filled in to indicate whether each corresponding feature is supported. If the application wishes to use a `VkDevice` with any features described by `VkPhysicalDeviceVideoMaintenance2FeaturesKHR`, it **must** add an instance of the structure, with the desired feature members set to `VK_TRUE`, to the `pNext` chain of `VkDeviceCreateInfo` when creating the `VkDevice`.

Valid Usage (Implicit)

- VUID-VkPhysicalDeviceVideoMaintenance2FeaturesKHR-sType-sType `sType` **must** be `VK_STRUCTURE_TYPE_PHYSICAL_DEVICE_VIDEO_MAINTENANCE_2_FEATURES_KHR`

Structure Chaining

Extends the structures

- `VkDeviceCreateInfo`
- `VkPhysicalDeviceFeatures2`

The `VkPhysicalDeviceVideoEncodeAV1FeaturesKHR` structure is defined as:

```
// Provided by VK_KHR_video_encode_av1
typedef struct VkPhysicalDeviceVideoEncodeAV1FeaturesKHR {
    VkStructureType    sType;
    void*              pNext;
    VkBool32           videoEncodeAV1;
} VkPhysicalDeviceVideoEncodeAV1FeaturesKHR;
```

This structure describes the following features:

- `sType` is a `VkStructureType` value identifying this structure.
- `pNext` is `NULL` or a pointer to a structure extending this structure.
- `videoEncodeAV1` indicates that the implementation supports [AV1 encode operations](#).

If the `VkPhysicalDeviceVideoEncodeAV1FeaturesKHR` structure is included in the `pNext` chain of the `VkPhysicalDeviceFeatures2` structure passed to `vkGetPhysicalDeviceFeatures2`, it is filled in to indicate whether each corresponding feature is supported. If the application wishes to use a `VkDevice` with any features described by `VkPhysicalDeviceVideoEncodeAV1FeaturesKHR`, it **must** add an instance of the structure, with the desired feature members set to `VK_TRUE`, to the `pNext` chain of `VkDeviceCreateInfo` when creating the `VkDevice`.

Valid Usage (Implicit)

- VUID-VkPhysicalDeviceVideoEncodeAV1FeaturesKHR-sType-sType **must** be `VK_STRUCTURE_TYPE_PHYSICAL_DEVICE_VIDEO_ENCODE_AV1_FEATURES_KHR`

Structure Chaining

Extends the structures

- `VkDeviceCreateInfo`
- `VkPhysicalDeviceFeatures2`

The `VkPhysicalDeviceVideoDecodeVP9FeaturesKHR` structure is defined as:

```
// Provided by VK_KHR_video_decode_vp9
typedef struct VkPhysicalDeviceVideoDecodeVP9FeaturesKHR {
    VkStructureType    sType;
    void*              pNext;
    VkBool32           videoDecodeVP9;
} VkPhysicalDeviceVideoDecodeVP9FeaturesKHR;
```

This structure describes the following features:

- `sType` is a `VkStructureType` value identifying this structure.
- `pNext` is `NULL` or a pointer to a structure extending this structure.
- `videoDecodeVP9` specifies that the implementation supports `VP9 decode operations`.

If the `VkPhysicalDeviceVideoDecodeVP9FeaturesKHR` structure is included in the `pNext` chain of the `VkPhysicalDeviceFeatures2` structure passed to `vkGetPhysicalDeviceFeatures2`, it is filled in to indicate whether each corresponding feature is supported. If the application wishes to use a `VkDevice` with any features described by `VkPhysicalDeviceVideoDecodeVP9FeaturesKHR`, it **must** add an instance of the structure, with the desired feature members set to `VK_TRUE`, to the `pNext` chain of `VkDeviceCreateInfo` when creating the `VkDevice`.

Valid Usage (Implicit)

- VUID-VkPhysicalDeviceVideoDecodeVP9FeaturesKHR-sType-sType **must** be `VK_STRUCTURE_TYPE_PHYSICAL_DEVICE_VIDEO_DECODE_VP9_FEATURES_KHR`

Structure Chaining

Extends the structures

- [VkDeviceCreateInfo](#)
- [VkPhysicalDeviceFeatures2](#)

The [VkPhysicalDeviceExtendedDynamicStateFeaturesEXT](#) structure is defined as:

```
// Provided by VK_EXT_extended_dynamic_state
typedef struct VkPhysicalDeviceExtendedDynamicStateFeaturesEXT {
    VkStructureType    sType;
    void*              pNext;
    VkBool32           extendedDynamicState;
} VkPhysicalDeviceExtendedDynamicStateFeaturesEXT;
```

This structure describes the following feature:

- [sType](#) is a [VkStructureType](#) value identifying this structure.
- [pNext](#) is `NULL` or a pointer to a structure extending this structure.
- [extendedDynamicState](#) indicates that the implementation supports the following dynamic states:
 - [VK_DYNAMIC_STATE_CULL_MODE](#)
 - [VK_DYNAMIC_STATE_FRONT_FACE](#)
 - [VK_DYNAMIC_STATE_PRIMITIVE_TOPOLOGY](#)
 - [VK_DYNAMIC_STATE_VIEWPORT_WITH_COUNT](#)
 - [VK_DYNAMIC_STATE_SCISSOR_WITH_COUNT](#)
 - [VK_DYNAMIC_STATE_VERTEX_INPUT_BINDING_STRIDE](#)
 - [VK_DYNAMIC_STATE_DEPTH_TEST_ENABLE](#)
 - [VK_DYNAMIC_STATE_DEPTH_WRITE_ENABLE](#)
 - [VK_DYNAMIC_STATE_DEPTH_COMPARE_OP](#)
 - [VK_DYNAMIC_STATE_DEPTH_BOUNDS_TEST_ENABLE](#)
 - [VK_DYNAMIC_STATE_STENCIL_TEST_ENABLE](#)
 - [VK_DYNAMIC_STATE_STENCIL_OP](#)

If the [VkPhysicalDeviceExtendedDynamicStateFeaturesEXT](#) structure is included in the [pNext](#) chain of the [VkPhysicalDeviceFeatures2](#) structure passed to [vkGetPhysicalDeviceFeatures2](#), it is filled in to indicate whether each corresponding feature is supported. If the application wishes to use a [VkDevice](#) with any features described by [VkPhysicalDeviceExtendedDynamicStateFeaturesEXT](#), it **must** add an instance of the structure, with the desired feature members set to [VK_TRUE](#), to the [pNext](#) chain of [VkDeviceCreateInfo](#) when creating the [VkDevice](#).

Valid Usage (Implicit)

- VUID-VkPhysicalDeviceExtendedDynamicStateFeaturesEXT-sType-sType must be VK_STRUCTURE_TYPE_PHYSICAL_DEVICE_EXTENDED_DYNAMIC_STATE_FEATURES_EXT

Structure Chaining

Extends the structures

- [VkDeviceCreateInfo](#)
- [VkPhysicalDeviceFeatures2](#)

The [VkPhysicalDeviceExtendedDynamicState2FeaturesEXT](#) structure is defined as:

```
// Provided by VK_EXT_extended_dynamic_state2
typedef struct VkPhysicalDeviceExtendedDynamicState2FeaturesEXT {
    VkStructureType    sType;
    void*              pNext;
    VkBool32           extendedDynamicState2;
    VkBool32           extendedDynamicState2LogicOp;
    VkBool32           extendedDynamicState2PatchControlPoints;
} VkPhysicalDeviceExtendedDynamicState2FeaturesEXT;
```

This structure describes the following features:

- [sType](#) is a [VkStructureType](#) value identifying this structure.
- [pNext](#) is `NULL` or a pointer to a structure extending this structure.
- [extendedDynamicState2](#) indicates that the implementation supports the following dynamic states:
 - [VK_DYNAMIC_STATE_DEPTH_BIAS_ENABLE](#)
 - [VK_DYNAMIC_STATE_PRIMITIVE_RESTART_ENABLE](#)
 - [VK_DYNAMIC_STATE_RASTERIZER_DISCARD_ENABLE](#)
- [extendedDynamicState2LogicOp](#) indicates that the implementation supports the following dynamic state:
 - [VK_DYNAMIC_STATE_LOGIC_OP_EXT](#)
- [extendedDynamicState2PatchControlPoints](#) indicates that the implementation supports the following dynamic state:
 - [VK_DYNAMIC_STATE_PATCH_CONTROL_POINTS_EXT](#)

If the [VkPhysicalDeviceExtendedDynamicState2FeaturesEXT](#) structure is included in the [pNext](#) chain of the [VkPhysicalDeviceFeatures2](#) structure passed to [vkGetPhysicalDeviceFeatures2](#), it is filled in to indicate whether each corresponding feature is supported. If the application wishes to use a

[VkDevice](#) with any features described by [VkPhysicalDeviceExtendedDynamicState2FeaturesEXT](#), it **must** add an instance of the structure, with the desired feature members set to [VK_TRUE](#), to the [pNext](#) chain of [VkDeviceCreateInfo](#) when creating the [VkDevice](#).

Valid Usage (Implicit)

- VUID-VkPhysicalDeviceExtendedDynamicState2FeaturesEXT-sType-sType [sType](#) **must** be [VK_STRUCTURE_TYPE_PHYSICAL_DEVICE_EXTENDED_DYNAMIC_STATE_2_FEATURES_EXT](#)

Structure Chaining

Extends the structures

- [VkDeviceCreateInfo](#)
- [VkPhysicalDeviceFeatures2](#)

The [VkPhysicalDeviceExtendedDynamicState3FeaturesEXT](#) structure is defined as:


```
// Provided by VK_EXT_extended_dynamic_state3
typedef struct VkPhysicalDeviceExtendedDynamicState3FeaturesEXT {
    VkStructureType    sType;
    void*              pNext;
    VkBool32           extendedDynamicState3TessellationDomainOrigin;
    VkBool32           extendedDynamicState3DepthClampEnable;
    VkBool32           extendedDynamicState3PolygonMode;
    VkBool32           extendedDynamicState3RasterizationSamples;
    VkBool32           extendedDynamicState3SampleMask;
    VkBool32           extendedDynamicState3AlphaToCoverageEnable;
    VkBool32           extendedDynamicState3AlphaToOneEnable;
    VkBool32           extendedDynamicState3LogicOpEnable;
    VkBool32           extendedDynamicState3ColorBlendEnable;
    VkBool32           extendedDynamicState3ColorBlendEquation;
    VkBool32           extendedDynamicState3ColorWriteMask;
    VkBool32           extendedDynamicState3RasterizationStream;
    VkBool32           extendedDynamicState3ConservativeRasterizationMode;
    VkBool32           extendedDynamicState3ExtraPrimitiveOverestimationSize;
    VkBool32           extendedDynamicState3DepthClipEnable;
    VkBool32           extendedDynamicState3SampleLocationsEnable;
    VkBool32           extendedDynamicState3ColorBlendAdvanced;
    VkBool32           extendedDynamicState3ProvokingVertexMode;
    VkBool32           extendedDynamicState3LineRasterizationMode;
    VkBool32           extendedDynamicState3LineStippleEnable;
    VkBool32           extendedDynamicState3DepthClipNegativeOneToOne;
    VkBool32           extendedDynamicState3ViewportWScalingEnable;
    VkBool32           extendedDynamicState3ViewportSwizzle;
    VkBool32           extendedDynamicState3CoverageToColorEnable;
    VkBool32           extendedDynamicState3CoverageToColorLocation;
    VkBool32           extendedDynamicState3CoverageModulationMode;
    VkBool32           extendedDynamicState3CoverageModulationTableEnable;
    VkBool32           extendedDynamicState3CoverageModulationTable;
    VkBool32           extendedDynamicState3CoverageReductionMode;
    VkBool32           extendedDynamicState3RepresentativeFragmentTestEnable;
    VkBool32           extendedDynamicState3ShadingRateImageEnable;
} VkPhysicalDeviceExtendedDynamicState3FeaturesEXT;
```

This structure describes the following features:

- **sType** is a **VkStructureType** value identifying this structure.
- **pNext** is **NULL** or a pointer to a structure extending this structure.
- **extendedDynamicState3TessellationDomainOrigin** indicates that the implementation supports the following dynamic state:
 - **VK_DYNAMIC_STATE_TESSELLATION_DOMAIN_ORIGIN_EXT**
- **extendedDynamicState3DepthClampEnable** indicates that the implementation supports the following dynamic state:
 - **VK_DYNAMIC_STATE_DEPTH_CLAMP_ENABLE_EXT**

- `extendedDynamicState3PolygonMode` indicates that the implementation supports the following dynamic state:
 - `VK_DYNAMIC_STATE_POLYGON_MODE_EXT`
- `extendedDynamicState3RasterizationSamples` indicates that the implementation supports the following dynamic state:
 - `VK_DYNAMIC_STATE_RASTERIZATION_SAMPLES_EXT`
- `extendedDynamicState3SampleMask` indicates that the implementation supports the following dynamic state:
 - `VK_DYNAMIC_STATE_SAMPLE_MASK_EXT`
- `extendedDynamicState3AlphaToCoverageEnable` indicates that the implementation supports the following dynamic state:
 - `VK_DYNAMIC_STATE_ALPHA_TO_COVERAGE_ENABLE_EXT`
- `extendedDynamicState3AlphaToOneEnable` indicates that the implementation supports the following dynamic state:
 - `VK_DYNAMIC_STATE_ALPHA_TO_ONE_ENABLE_EXT`
- `extendedDynamicState3LogicOpEnable` indicates that the implementation supports the following dynamic state:
 - `VK_DYNAMIC_STATE_LOGIC_OP_ENABLE_EXT`
- `extendedDynamicState3ColorBlendEnable` indicates that the implementation supports the following dynamic state:
 - `VK_DYNAMIC_STATE_COLOR_BLEND_ENABLE_EXT`
- `extendedDynamicState3ColorBlendEquation` indicates that the implementation supports the following dynamic state:
 - `VK_DYNAMIC_STATE_COLOR_BLEND_EQUATION_EXT`
- `extendedDynamicState3ColorWriteMask` indicates that the implementation supports the following dynamic state:
 - `VK_DYNAMIC_STATE_COLOR_WRITE_MASK_EXT`
- `extendedDynamicState3RasterizationStream` indicates that the implementation supports the following dynamic state:
 - `VK_DYNAMIC_STATE_RASTERIZATION_STREAM_EXT`
- `extendedDynamicState3ConservativeRasterizationMode` indicates that the implementation supports the following dynamic state:
 - `VK_DYNAMIC_STATE_CONSERVATIVE_RASTERIZATION_MODE_EXT`
- `extendedDynamicState3ExtraPrimitiveOverestimationSize` indicates that the implementation supports the following dynamic state:
 - `VK_DYNAMIC_STATE_EXTRA_PRIMITIVE_OVERESTIMATION_SIZE_EXT`
- `extendedDynamicState3DepthClipEnable` indicates that the implementation supports the following dynamic state:

- [VK_DYNAMIC_STATE_DEPTH_CLIP_ENABLE_EXT](#)
- `extendedDynamicState3SampleLocationsEnable` indicates that the implementation supports the following dynamic state:
 - [VK_DYNAMIC_STATE_SAMPLE_LOCATIONS_ENABLE_EXT](#)
- `extendedDynamicState3ColorBlendAdvanced` indicates that the implementation supports the following dynamic state:
 - [VK_DYNAMIC_STATE_COLOR_BLEND_ADVANCED_EXT](#)
- `extendedDynamicState3ProvokingVertexMode` indicates that the implementation supports the following dynamic state:
 - [VK_DYNAMIC_STATE_PROVOKING_VERTEX_MODE_EXT](#)
- `extendedDynamicState3LineRasterizationMode` indicates that the implementation supports the following dynamic state:
 - [VK_DYNAMIC_STATE_LINE_RASTERIZATION_MODE_EXT](#)
- `extendedDynamicState3LineStippleEnable` indicates that the implementation supports the following dynamic state:
 - [VK_DYNAMIC_STATE_LINE_STIPPLE_ENABLE_EXT](#)
- `extendedDynamicState3DepthClipNegativeOneToOne` indicates that the implementation supports the following dynamic state:
 - [VK_DYNAMIC_STATE_DEPTH_CLIP_NEGATIVE_ONE_TO_ONE_EXT](#)
- `extendedDynamicState3ViewportWScalingEnable` indicates that the implementation supports the following dynamic state:
 - [VK_DYNAMIC_STATE_VIEWPORT_W_SCALING_ENABLE_NV](#)
- `extendedDynamicState3ViewportSwizzle` indicates that the implementation supports the following dynamic state:
 - [VK_DYNAMIC_STATE_VIEWPORT_SWIZZLE_NV](#)
- `extendedDynamicState3CoverageToColorEnable` indicates that the implementation supports the following dynamic state:
 - [VK_DYNAMIC_STATE_COVERAGE_TO_COLOR_ENABLE_NV](#)
- `extendedDynamicState3CoverageToColorLocation` indicates that the implementation supports the following dynamic state:
 - [VK_DYNAMIC_STATE_COVERAGE_TO_COLOR_LOCATION_NV](#)
- `extendedDynamicState3CoverageModulationMode` indicates that the implementation supports the following dynamic state:
 - [VK_DYNAMIC_STATE_COVERAGE_MODULATION_MODE_NV](#)
- `extendedDynamicState3CoverageModulationTableEnable` indicates that the implementation supports the following dynamic state:
 - [VK_DYNAMIC_STATE_COVERAGE_MODULATION_TABLE_ENABLE_NV](#)
- `extendedDynamicState3CoverageModulationTable` indicates that the implementation supports the

following dynamic state:

- [VK_DYNAMIC_STATE_COVERAGE_MODULATION_TABLE_NV](#)
- [extendedDynamicState3CoverageReductionMode](#) indicates that the implementation supports the following dynamic state:
 - [VK_DYNAMIC_STATE_COVERAGE_REDUCTION_MODE_NV](#)
- [extendedDynamicState3RepresentativeFragmentTestEnable](#) indicates that the implementation supports the following dynamic state:
 - [VK_DYNAMIC_STATE_REPRESENTATIVE_FRAGMENT_TEST_ENABLE_NV](#)
- [extendedDynamicState3ShadingRateImageEnable](#) indicates that the implementation supports the following dynamic state:
 - [VK_DYNAMIC_STATE_SHADING_RATE_IMAGE_ENABLE_NV](#)

If the [VkPhysicalDeviceExtendedDynamicState3FeaturesEXT](#) structure is included in the [pNext](#) chain of the [VkPhysicalDeviceFeatures2](#) structure passed to [vkGetPhysicalDeviceFeatures2](#), it is filled in to indicate whether each corresponding feature is supported. If the application wishes to use a [VkDevice](#) with any features described by [VkPhysicalDeviceExtendedDynamicState3FeaturesEXT](#), it **must** add an instance of the structure, with the desired feature members set to [VK_TRUE](#), to the [pNext](#) chain of [VkDeviceCreateInfo](#) when creating the [VkDevice](#).

Valid Usage (Implicit)

- VUID-VkPhysicalDeviceExtendedDynamicState3FeaturesEXT-sType-sType **must** be [VK_STRUCTURE_TYPE_PHYSICAL_DEVICE_EXTENDED_DYNAMIC_STATE_3_FEATURES_EXT](#)

Structure Chaining

Extends the structures

- [VkDeviceCreateInfo](#)
- [VkPhysicalDeviceFeatures2](#)

The [VkPhysicalDeviceDeviceGeneratedCommandsFeaturesNV](#) structure is defined as:

```
// Provided by VK_NV_device_generated_commands
typedef struct VkPhysicalDeviceDeviceGeneratedCommandsFeaturesNV {
    VkStructureType    sType;
    void*              pNext;
    VkBool32           deviceGeneratedCommands;
} VkPhysicalDeviceDeviceGeneratedCommandsFeaturesNV;
```

This structure describes the following feature:

- `sType` is a `VkStructureType` value identifying this structure.
- `pNext` is `NULL` or a pointer to a structure extending this structure.
- `deviceGeneratedCommands` indicates whether the implementation supports functionality to generate commands on the device. See [Device-Generated Commands](#).

If the `VkPhysicalDeviceDeviceGeneratedCommandsFeaturesNV` structure is included in the `pNext` chain of the `VkPhysicalDeviceFeatures2` structure passed to `vkGetPhysicalDeviceFeatures2`, it is filled in to indicate whether each corresponding feature is supported. If the application wishes to use a `VkDevice` with any features described by `VkPhysicalDeviceDeviceGeneratedCommandsFeaturesNV`, it **must** add an instance of the structure, with the desired feature members set to `VK_TRUE`, to the `pNext` chain of `VkDeviceCreateInfo` when creating the `VkDevice`.

Valid Usage (Implicit)

- VUID-VkPhysicalDeviceDeviceGeneratedCommandsFeaturesNV-sType-sType `sType` **must** be `VK_STRUCTURE_TYPE_PHYSICAL_DEVICE_DEVICE_GENERATED_COMMANDS_FEATURES_NV`

Structure Chaining

Extends the structures

- `VkDeviceCreateInfo`
- `VkPhysicalDeviceFeatures2`

The `VkPhysicalDeviceDeviceGeneratedCommandsComputeFeaturesNV` structure is defined as:

```
// Provided by VK_NV_device_generated_commands_compute
typedef struct VkPhysicalDeviceDeviceGeneratedCommandsComputeFeaturesNV {
    VkStructureType    sType;
    void*              pNext;
    VkBool32           deviceGeneratedCompute;
    VkBool32           deviceGeneratedComputePipelines;
    VkBool32           deviceGeneratedComputeCaptureReplay;
} VkPhysicalDeviceDeviceGeneratedCommandsComputeFeaturesNV;
```

This structure describes the following features:

- `sType` is a `VkStructureType` value identifying this structure.
- `pNext` is `NULL` or a pointer to a structure extending this structure.
- `deviceGeneratedCompute` indicates whether the implementation supports functionality to generate dispatch commands and push constants for the compute pipeline on the device. See [Device-Generated Commands](#).

- `deviceGeneratedComputePipelines` indicates whether the implementation supports functionality to generate commands to bind compute pipelines on the device. See [Device-Generated Commands](#).
- `deviceGeneratedComputeCaptureReplay` indicates whether the implementation supports functionality to capture compute pipeline address and reuse later for replay in [Device-Generated Commands](#).

If the `VkPhysicalDeviceDeviceGeneratedCommandsComputeFeaturesNV` structure is included in the `pNext` chain of the `VkPhysicalDeviceFeatures2` structure passed to `vkGetPhysicalDeviceFeatures2`, it is filled in to indicate whether each corresponding feature is supported. If the application wishes to use a `VkDevice` with any features described by `VkPhysicalDeviceDeviceGeneratedCommandsComputeFeaturesNV`, it **must** add an instance of the structure, with the desired feature members set to `VK_TRUE`, to the `pNext` chain of `VkDeviceCreateInfo` when creating the `VkDevice`.

Valid Usage (Implicit)

- `VUID-VkPhysicalDeviceDeviceGeneratedCommandsComputeFeaturesNV-sType-sType` **must** be `VK_STRUCTURE_TYPE_PHYSICAL_DEVICE_DEVICE_GENERATED_COMMANDS_COMPUTE_FEATURES_NV`

Structure Chaining

Extends the structures

- `VkDeviceCreateInfo`
- `VkPhysicalDeviceFeatures2`

The `VkPhysicalDeviceDeviceGeneratedCommandsFeaturesEXT` structure is defined as:

```
// Provided by VK_EXT_device_generated_commands
typedef struct VkPhysicalDeviceDeviceGeneratedCommandsFeaturesEXT {
    VkStructureType    sType;
    void*              pNext;
    VkBool32           deviceGeneratedCommands;
    VkBool32           dynamicGeneratedPipelineLayout;
} VkPhysicalDeviceDeviceGeneratedCommandsFeaturesEXT;
```

This structure describes the following features:

- `sType` is a `VkStructureType` value identifying this structure.
- `pNext` is `NULL` or a pointer to a structure extending this structure.
- `deviceGeneratedCommands` indicates whether the implementation supports functionality to generate commands on the device.

- `dynamicGeneratedPipelineLayout` indicates the implementation allows the `pipelineLayout` member of `VkIndirectCommandsLayoutCreateInfoEXT` to be `VK_NULL_HANDLE` and `VkPipelineLayoutCreateInfo` can be chained off those structures' `pNext` instead.

If the `VkPhysicalDeviceDeviceGeneratedCommandsFeaturesEXT` structure is included in the `pNext` chain of the `VkPhysicalDeviceFeatures2` structure passed to `vkGetPhysicalDeviceFeatures2`, it is filled in to indicate whether each corresponding feature is supported. If the application wishes to use a `VkDevice` with any features described by `VkPhysicalDeviceDeviceGeneratedCommandsFeaturesEXT`, it **must** add an instance of the structure, with the desired feature members set to `VK_TRUE`, to the `pNext` chain of `VkDeviceCreateInfo` when creating the `VkDevice`.

Valid Usage (Implicit)

- VUID-VkPhysicalDeviceDeviceGeneratedCommandsFeaturesEXT-sType-sType **must** be `VK_STRUCTURE_TYPE_PHYSICAL_DEVICE_DEVICE_GENERATED_COMMANDS_FEATURES_EXT`

Structure Chaining

Extends the structures

- `VkDeviceCreateInfo`
- `VkPhysicalDeviceFeatures2`

The `VkPhysicalDeviceDiagnosticsConfigFeaturesNV` structure is defined as:

```
// Provided by VK_NV_device_diagnostics_config
typedef struct VkPhysicalDeviceDiagnosticsConfigFeaturesNV {
    VkStructureType    sType;
    void*              pNext;
    VkBool32           diagnosticsConfig;
} VkPhysicalDeviceDiagnosticsConfigFeaturesNV;
```

This structure describes the following feature:

- `sType` is a `VkStructureType` value identifying this structure.
- `pNext` is `NULL` or a pointer to a structure extending this structure.
- `diagnosticsConfig` indicates whether the implementation supports the ability to configure diagnostic tools.

If the `VkPhysicalDeviceDiagnosticsConfigFeaturesNV` structure is included in the `pNext` chain of the `VkPhysicalDeviceFeatures2` structure passed to `vkGetPhysicalDeviceFeatures2`, it is filled in to indicate whether each corresponding feature is supported. If the application wishes to use a `VkDevice` with any features described by `VkPhysicalDeviceDiagnosticsConfigFeaturesNV`, it **must** add

an instance of the structure, with the desired feature members set to [VK_TRUE](#), to the [pNext](#) chain of [VkDeviceCreateInfo](#) when creating the [VkDevice](#).

Valid Usage (Implicit)

- [VUID-VkPhysicalDeviceDiagnosticsConfigFeaturesNV-sType-sType](#)
[sType](#) must be [VK_STRUCTURE_TYPE_PHYSICAL_DEVICE_DIAGNOSTICS_CONFIG_FEATURES_NV](#)

Structure Chaining

Extends the structures

- [VkDeviceCreateInfo](#)
- [VkPhysicalDeviceFeatures2](#)

The [VkPhysicalDeviceClusterAccelerationStructureFeaturesNV](#) structure is defined as:

```
// Provided by VK_NV_cluster_acceleration_structure
typedef struct VkPhysicalDeviceClusterAccelerationStructureFeaturesNV {
    VkStructureType    sType;
    void*              pNext;
    VkBool32           clusterAccelerationStructure;
} VkPhysicalDeviceClusterAccelerationStructureFeaturesNV;
```

This structure describes the following feature:

- [sType](#) is a [VkStructureType](#) value identifying this structure.
- [pNext](#) is [NULL](#) or a pointer to a structure extending this structure.
- [clusterAccelerationStructure](#) indicates whether the implementation supports the ability to generate and trace cluster acceleration structures.

If the [VkPhysicalDeviceClusterAccelerationStructureFeaturesNV](#) structure is included in the [pNext](#) chain of the [VkPhysicalDeviceFeatures2](#) structure passed to [vkGetPhysicalDeviceFeatures2](#), it is filled in to indicate whether each corresponding feature is supported. If the application wishes to use a [VkDevice](#) with any features described by [VkPhysicalDeviceClusterAccelerationStructureFeaturesNV](#), it **must** add an instance of the structure, with the desired feature members set to [VK_TRUE](#), to the [pNext](#) chain of [VkDeviceCreateInfo](#) when creating the [VkDevice](#).

Valid Usage (Implicit)

- [VUID-VkPhysicalDeviceClusterAccelerationStructureFeaturesNV-sType-sType](#)
[sType](#) must be [VK_STRUCTURE_TYPE_PHYSICAL_DEVICE_CLUSTER_ACCELERATION_STRUCTURE_FEATU](#)

Structure Chaining

Extends the structures

- [VkDeviceCreateInfo](#)
- [VkPhysicalDeviceFeatures2](#)

The [VkPhysicalDevicePartitionedAccelerationStructureFeaturesNV](#) structure is defined as:

```
// Provided by VK_NV_partitioned_acceleration_structure
typedef struct VkPhysicalDevicePartitionedAccelerationStructureFeaturesNV {
    VkStructureType    sType;
    void*              pNext;
    VkBool32           partitionedAccelerationStructure;
} VkPhysicalDevicePartitionedAccelerationStructureFeaturesNV;
```

This structure describes the following feature:

- [sType](#) is a [VkStructureType](#) value identifying this structure.
- [pNext](#) is `NULL` or a pointer to a structure extending this structure.
- [partitionedAccelerationStructure](#) indicates whether the implementation supports the ability to generate top level partitioned acceleration structures.

If the [VkPhysicalDevicePartitionedAccelerationStructureFeaturesNV](#) structure is included in the [pNext](#) chain of the [VkPhysicalDeviceFeatures2](#) structure passed to [vkGetPhysicalDeviceFeatures2](#), it is filled in to indicate whether each corresponding feature is supported. If the application wishes to use a [VkDevice](#) with any features described by [VkPhysicalDevicePartitionedAccelerationStructureFeaturesNV](#), it **must** add an instance of the structure, with the desired feature members set to `VK_TRUE`, to the [pNext](#) chain of [VkDeviceCreateInfo](#) when creating the [VkDevice](#).

Valid Usage (Implicit)

- `VOID-VkPhysicalDevicePartitionedAccelerationStructureFeaturesNV-sType-sType` **must** be `VK_STRUCTURE_TYPE_PHYSICAL_DEVICE_PARTITIONED_ACCELERATION_STRUCTURE_FEATURES_NV`

Structure Chaining

Extends the structures

- [VkDeviceCreateInfo](#)

- [VkPhysicalDeviceFeatures2](#)

The [VkPhysicalDeviceDeviceMemoryReportFeaturesEXT](#) structure is defined as:

```
// Provided by VK_EXT_device_memory_report
typedef struct VkPhysicalDeviceDeviceMemoryReportFeaturesEXT {
    VkStructureType    sType;
    void*              pNext;
    VkBool32           deviceMemoryReport;
} VkPhysicalDeviceDeviceMemoryReportFeaturesEXT;
```

This structure describes the following feature:

- [sType](#) is a [VkStructureType](#) value identifying this structure.
- [pNext](#) is `NULL` or a pointer to a structure extending this structure.
- [deviceMemoryReport](#) indicates whether the implementation supports the ability to register device memory report callbacks.

If the [VkPhysicalDeviceDeviceMemoryReportFeaturesEXT](#) structure is included in the [pNext](#) chain of the [VkPhysicalDeviceFeatures2](#) structure passed to [vkGetPhysicalDeviceFeatures2](#), it is filled in to indicate whether each corresponding feature is supported. If the application wishes to use a [VkDevice](#) with any features described by [VkPhysicalDeviceDeviceMemoryReportFeaturesEXT](#), it **must** add an instance of the structure, with the desired feature members set to [VK_TRUE](#), to the [pNext](#) chain of [VkDeviceCreateInfo](#) when creating the [VkDevice](#).

Valid Usage (Implicit)

- VUID-VkPhysicalDeviceDeviceMemoryReportFeaturesEXT-sType-sType [sType](#) **must** be [VK_STRUCTURE_TYPE_PHYSICAL_DEVICE_DEVICE_MEMORY_REPORT_FEATURES_EXT](#)

Structure Chaining

Extends the structures

- [VkDeviceCreateInfo](#)
- [VkPhysicalDeviceFeatures2](#)

The [VkPhysicalDeviceGlobalPriorityQueryFeatures](#) structure is defined as:


```
// Provided by VK_VERSION_1_4
typedef struct VkPhysicalDeviceGlobalPriorityQueryFeatures {
    VkStructureType    sType;
    void*              pNext;
    VkBool32           globalPriorityQuery;
} VkPhysicalDeviceGlobalPriorityQueryFeatures;
```

```
// Provided by VK_KHR_global_priority
// Equivalent to VkPhysicalDeviceGlobalPriorityQueryFeatures
typedef VkPhysicalDeviceGlobalPriorityQueryFeatures
VkPhysicalDeviceGlobalPriorityQueryFeaturesKHR;
```

```
// Provided by VK_EXT_global_priority_query
// Equivalent to VkPhysicalDeviceGlobalPriorityQueryFeatures
typedef VkPhysicalDeviceGlobalPriorityQueryFeatures
VkPhysicalDeviceGlobalPriorityQueryFeaturesEXT;
```

This structure describes the following feature:

- **sType** is a [VkStructureType](#) value identifying this structure.
- **pNext** is **NULL** or a pointer to a structure extending this structure.
- **globalPriorityQuery** indicates whether the implementation supports the ability to query global queue priorities.

If the [VkPhysicalDeviceGlobalPriorityQueryFeatures](#) structure is included in the **pNext** chain of the [VkPhysicalDeviceFeatures2](#) structure passed to [vkGetPhysicalDeviceFeatures2](#), it is filled in to indicate whether each corresponding feature is supported. If the application wishes to use a [VkDevice](#) with any features described by [VkPhysicalDeviceGlobalPriorityQueryFeatures](#), it **must** add an instance of the structure, with the desired feature members set to [VK_TRUE](#), to the **pNext** chain of [VkDeviceCreateInfo](#) when creating the [VkDevice](#).

Valid Usage (Implicit)

- VUID-VkPhysicalDeviceGlobalPriorityQueryFeatures-sType-sType **must** be [VK_STRUCTURE_TYPE_PHYSICAL_DEVICE_GLOBAL_PRIORITY_QUERY_FEATURES](#)

Structure Chaining

Extends the structures

- [VkDeviceCreateInfo](#)
- [VkPhysicalDeviceFeatures2](#)

The `VkPhysicalDevicePipelineCreationCacheControlFeatures` structure is defined as:

```
// Provided by VK_VERSION_1_3
typedef struct VkPhysicalDevicePipelineCreationCacheControlFeatures {
    VkStructureType    sType;
    void*              pNext;
    VkBool32           pipelineCreationCacheControl;
} VkPhysicalDevicePipelineCreationCacheControlFeatures;
```

```
// Provided by VK_EXT_pipeline_creation_cache_control
// Equivalent to VkPhysicalDevicePipelineCreationCacheControlFeatures
typedef VkPhysicalDevicePipelineCreationCacheControlFeatures
VkPhysicalDevicePipelineCreationCacheControlFeaturesEXT;
```

This structure describes the following feature:

- `sType` is a `VkStructureType` value identifying this structure.
- `pNext` is `NULL` or a pointer to a structure extending this structure.
- `pipelineCreationCacheControl` indicates that the implementation supports:
 - The following **can** be used in `Vk*PipelineCreateInfo::flags`:
 - `VK_PIPELINE_CREATE_FAIL_ON_PIPELINE_COMPILE_REQUIRED_BIT`
 - `VK_PIPELINE_CREATE_EARLY_RETURN_ON_FAILURE_BIT`
 - The following **can** be used in `VkPipelineCacheCreateInfo::flags`:
 - `VK_PIPELINE_CACHE_CREATE_EXTERNALLY_SYNCHRONIZED_BIT`

If the `VkPhysicalDevicePipelineCreationCacheControlFeatures` structure is included in the `pNext` chain of the `VkPhysicalDeviceFeatures2` structure passed to `vkGetPhysicalDeviceFeatures2`, it is filled in to indicate whether each corresponding feature is supported. If the application wishes to use a `VkDevice` with any features described by `VkPhysicalDevicePipelineCreationCacheControlFeatures`, it **must** add an instance of the structure, with the desired feature members set to `VK_TRUE`, to the `pNext` chain of `VkDeviceCreateInfo` when creating the `VkDevice`.

Valid Usage (Implicit)

- VUID-VkPhysicalDevicePipelineCreationCacheControlFeatures-sType-sType **must** be `VK_STRUCTURE_TYPE_PHYSICAL_DEVICE_PIPELINE_CREATION_CACHE_CONTROL_FEATURES`

Structure Chaining

Extends the structures

- [VkDeviceCreateInfo](#)
- [VkPhysicalDeviceFeatures2](#)

The [VkPhysicalDeviceZeroInitializeWorkgroupMemoryFeatures](#) structure is defined as:

```
// Provided by VK_VERSION_1_3
typedef struct VkPhysicalDeviceZeroInitializeWorkgroupMemoryFeatures {
    VkStructureType    sType;
    void*              pNext;
    VkBool32           shaderZeroInitializeWorkgroupMemory;
} VkPhysicalDeviceZeroInitializeWorkgroupMemoryFeatures;
```

```
// Provided by VK_KHR_zero_initialize_workgroup_memory
// Equivalent to VkPhysicalDeviceZeroInitializeWorkgroupMemoryFeatures
typedef VkPhysicalDeviceZeroInitializeWorkgroupMemoryFeatures
VkPhysicalDeviceZeroInitializeWorkgroupMemoryFeaturesKHR;
```

This structure describes the following feature:

- [sType](#) is a [VkStructureType](#) value identifying this structure.
- [pNext](#) is [NULL](#) or a pointer to a structure extending this structure.
- [shaderZeroInitializeWorkgroupMemory](#) specifies whether the implementation supports initializing a variable in Workgroup storage class.

If the [VkPhysicalDeviceZeroInitializeWorkgroupMemoryFeatures](#) structure is included in the [pNext](#) chain of the [VkPhysicalDeviceFeatures2](#) structure passed to [vkGetPhysicalDeviceFeatures2](#), it is filled in to indicate whether each corresponding feature is supported. If the application wishes to use a [VkDevice](#) with any features described by [VkPhysicalDeviceZeroInitializeWorkgroupMemoryFeatures](#), it **must** add an instance of the structure, with the desired feature members set to [VK_TRUE](#), to the [pNext](#) chain of [VkDeviceCreateInfo](#) when creating the [VkDevice](#).

Valid Usage (Implicit)

- VUID-VkPhysicalDeviceZeroInitializeWorkgroupMemoryFeatures-sType-sType [sType](#) **must** be [VK_STRUCTURE_TYPE_PHYSICAL_DEVICE_ZERO_INITIALIZE_WORKGROUP_MEMORY_FEATURES](#)

Structure Chaining

Extends the structures

- [VkDeviceCreateInfo](#)
- [VkPhysicalDeviceFeatures2](#)

The [VkPhysicalDevicePrivateDataFeatures](#) structure is defined as:

```
// Provided by VK_VERSION_1_3
typedef struct VkPhysicalDevicePrivateDataFeatures {
    VkStructureType    sType;
    void*              pNext;
    VkBool32           privateData;
} VkPhysicalDevicePrivateDataFeatures;
```

```
// Provided by VK_EXT_private_data
// Equivalent to VkPhysicalDevicePrivateDataFeatures
typedef VkPhysicalDevicePrivateDataFeatures VkPhysicalDevicePrivateDataFeaturesEXT;
```

This structure describes the following feature:

- `sType` is a [VkStructureType](#) value identifying this structure.
- `pNext` is `NULL` or a pointer to a structure extending this structure.
- `privateData` indicates whether the implementation supports private data. See [Private Data](#).

If the [VkPhysicalDevicePrivateDataFeatures](#) structure is included in the `pNext` chain of the [VkPhysicalDeviceFeatures2](#) structure passed to [vkGetPhysicalDeviceFeatures2](#), it is filled in to indicate whether each corresponding feature is supported. If the application wishes to use a [VkDevice](#) with any features described by [VkPhysicalDevicePrivateDataFeatures](#), it **must** add an instance of the structure, with the desired feature members set to `VK_TRUE`, to the `pNext` chain of [VkDeviceCreateInfo](#) when creating the [VkDevice](#).

Valid Usage (Implicit)

- VUID-VkPhysicalDevicePrivateDataFeatures-sType-sType
`sType` **must** be `VK_STRUCTURE_TYPE_PHYSICAL_DEVICE_PRIVATE_DATA_FEATURES`

Structure Chaining

Extends the structures

- [VkDeviceCreateInfo](#)
- [VkPhysicalDeviceFeatures2](#)

The `VkPhysicalDeviceShaderSubgroupUniformControlFlowFeaturesKHR` structure is defined as:

```
// Provided by VK_KHR_shader_subgroup_uniform_control_flow
typedef struct VkPhysicalDeviceShaderSubgroupUniformControlFlowFeaturesKHR {
    VkStructureType    sType;
    void*              pNext;
    VkBool32           shaderSubgroupUniformControlFlow;
} VkPhysicalDeviceShaderSubgroupUniformControlFlowFeaturesKHR;
```

This structure describes the following feature:

- `sType` is a `VkStructureType` value identifying this structure.
- `pNext` is `NULL` or a pointer to a structure extending this structure.
- `shaderSubgroupUniformControlFlow` specifies whether the implementation supports the shader execution mode `SubgroupUniformControlFlowKHR`

If the `VkPhysicalDeviceShaderSubgroupUniformControlFlowFeaturesKHR` structure is included in the `pNext` chain of the `VkPhysicalDeviceFeatures2` structure passed to `vkGetPhysicalDeviceFeatures2`, it is filled in to indicate whether each corresponding feature is supported. If the application wishes to use a `VkDevice` with any features described by `VkPhysicalDeviceShaderSubgroupUniformControlFlowFeaturesKHR`, it **must** add an instance of the structure, with the desired feature members set to `VK_TRUE`, to the `pNext` chain of `VkDeviceCreateInfo` when creating the `VkDevice`.

Valid Usage (Implicit)

- VUID-VkPhysicalDeviceShaderSubgroupUniformControlFlowFeaturesKHR-sType-sType `sType` **must** be `VK_STRUCTURE_TYPE_PHYSICAL_DEVICE_SHADER_SUBGROUP_UNIFORM_CONTROL_FLOW_FEATURES_KHR`

Structure Chaining

Extends the structures

- `VkDeviceCreateInfo`
- `VkPhysicalDeviceFeatures2`

The `VkPhysicalDeviceRobustness2FeaturesKHR` structure is defined as:


```
// Provided by VK_KHR_robustness2
typedef struct VkPhysicalDeviceRobustness2FeaturesKHR {
    VkStructureType    sType;
    void*              pNext;
    VkBool32           robustBufferAccess2;
    VkBool32           robustImageAccess2;
    VkBool32           nullDescriptor;
} VkPhysicalDeviceRobustness2FeaturesKHR;
```

```
// Provided by VK_EXT_robustness2
// Equivalent to VkPhysicalDeviceRobustness2FeaturesKHR
typedef VkPhysicalDeviceRobustness2FeaturesKHR VkPhysicalDeviceRobustness2FeaturesEXT;
```

This structure describes the following features:

- `sType` is a `VkStructureType` value identifying this structure.
- `pNext` is `NULL` or a pointer to a structure extending this structure.
- `robustBufferAccess2` enables [Robust Buffer Access 2](#) guarantees for shader buffer accesses.
- `robustImageAccess2` enables [Robust Image Access 2](#) guarantees for shader image accesses.
- `nullDescriptor` indicates whether descriptors **can** be written with a `VK_NULL_HANDLE` resource or view, which are considered valid to access and act as if the descriptor were bound to nothing.

If the `VkPhysicalDeviceRobustness2FeaturesKHR` structure is included in the `pNext` chain of the `VkPhysicalDeviceFeatures2` structure passed to `vkGetPhysicalDeviceFeatures2`, it is filled in to indicate whether each corresponding feature is supported. If the application wishes to use a `VkDevice` with any features described by `VkPhysicalDeviceRobustness2FeaturesKHR`, it **must** add an instance of the structure, with the desired feature members set to `VK_TRUE`, to the `pNext` chain of `VkDeviceCreateInfo` when creating the `VkDevice`.

Valid Usage

- VUID-VkPhysicalDeviceRobustness2FeaturesKHR-robustBufferAccess2-04000
If `robustBufferAccess2` is enabled then `robustBufferAccess` **must** also be enabled

Valid Usage (Implicit)

- VUID-VkPhysicalDeviceRobustness2FeaturesKHR-sType-sType
`sType` **must** be `VK_STRUCTURE_TYPE_PHYSICAL_DEVICE_ROBUSTNESS_2_FEATURES_KHR`

Structure Chaining

Extends the structures

- [VkDeviceCreateInfo](#)
- [VkPhysicalDeviceFeatures2](#)

The [VkPhysicalDeviceImageRobustnessFeatures](#) structure is defined as:

```
// Provided by VK_VERSION_1_3
typedef struct VkPhysicalDeviceImageRobustnessFeatures {
    VkStructureType    sType;
    void*              pNext;
    VkBool32           robustImageAccess;
} VkPhysicalDeviceImageRobustnessFeatures;
```

```
// Provided by VK_EXT_image_robustness
// Equivalent to VkPhysicalDeviceImageRobustnessFeatures
typedef VkPhysicalDeviceImageRobustnessFeatures
VkPhysicalDeviceImageRobustnessFeaturesEXT;
```

This structure describes the following feature:

- [sType](#) is a [VkStructureType](#) value identifying this structure.
- [pNext](#) is [NULL](#) or a pointer to a structure extending this structure.
- [robustImageAccess](#) enables [Robust Image Access](#) guarantees for shader image accesses.

If the [VkPhysicalDeviceImageRobustnessFeatures](#) structure is included in the [pNext](#) chain of the [VkPhysicalDeviceFeatures2](#) structure passed to [vkGetPhysicalDeviceFeatures2](#), it is filled in to indicate whether each corresponding feature is supported. If the application wishes to use a [VkDevice](#) with any features described by [VkPhysicalDeviceImageRobustnessFeatures](#), it **must** add an instance of the structure, with the desired feature members set to [VK_TRUE](#), to the [pNext](#) chain of [VkDeviceCreateInfo](#) when creating the [VkDevice](#).

Valid Usage (Implicit)

- VUID-VkPhysicalDeviceImageRobustnessFeatures-sType-sType
[sType](#) **must** be [VK_STRUCTURE_TYPE_PHYSICAL_DEVICE_IMAGE_ROBUSTNESS_FEATURES](#)

Structure Chaining

Extends the structures

- [VkDeviceCreateInfo](#)

- [VkPhysicalDeviceFeatures2](#)

The [VkPhysicalDeviceShaderTerminateInvocationFeatures](#) structure is defined as:

```
// Provided by VK_VERSION_1_3
typedef struct VkPhysicalDeviceShaderTerminateInvocationFeatures {
    VkStructureType    sType;
    void*              pNext;
    VkBool32           shaderTerminateInvocation;
} VkPhysicalDeviceShaderTerminateInvocationFeatures;
```

```
// Provided by VK_KHR_shader_terminate_invocation
// Equivalent to VkPhysicalDeviceShaderTerminateInvocationFeatures
typedef VkPhysicalDeviceShaderTerminateInvocationFeatures
VkPhysicalDeviceShaderTerminateInvocationFeaturesKHR;
```

This structure describes the following feature:

- [sType](#) is a [VkStructureType](#) value identifying this structure.
- [pNext](#) is `NULL` or a pointer to a structure extending this structure.
- [shaderTerminateInvocation](#) specifies whether the implementation supports SPIR-V modules that use the [SPV_KHR_terminate_invocation](#) extension.

If the [VkPhysicalDeviceShaderTerminateInvocationFeatures](#) structure is included in the [pNext](#) chain of the [VkPhysicalDeviceFeatures2](#) structure passed to [vkGetPhysicalDeviceFeatures2](#), it is filled in to indicate whether each corresponding feature is supported. If the application wishes to use a [VkDevice](#) with any features described by [VkPhysicalDeviceShaderTerminateInvocationFeatures](#), it **must** add an instance of the structure, with the desired feature members set to [VK_TRUE](#), to the [pNext](#) chain of [VkDeviceCreateInfo](#) when creating the [VkDevice](#).

Valid Usage (Implicit)

- VUID-VkPhysicalDeviceShaderTerminateInvocationFeatures-sType-sType [sType](#) **must** be [VK_STRUCTURE_TYPE_PHYSICAL_DEVICE_SHADER_TERMINATE_INVOCATION_FEATURES](#)

Structure Chaining

Extends the structures

- [VkDeviceCreateInfo](#)
- [VkPhysicalDeviceFeatures2](#)

The `VkPhysicalDeviceCustomBorderColorFeaturesEXT` structure is defined as:

```
// Provided by VK_EXT_custom_border_color
typedef struct VkPhysicalDeviceCustomBorderColorFeaturesEXT {
    VkStructureType    sType;
    void*              pNext;
    VkBool32           customBorderColors;
    VkBool32           customBorderColorWithoutFormat;
} VkPhysicalDeviceCustomBorderColorFeaturesEXT;
```

This structure describes the following features:

- `sType` is a `VkStructureType` value identifying this structure.
- `pNext` is `NULL` or a pointer to a structure extending this structure.
- `customBorderColors` indicates that the implementation supports providing a `borderColor` value with one of the following values at sampler creation time:
 - `VK_BORDER_COLOR_FLOAT_CUSTOM_EXT`
 - `VK_BORDER_COLOR_INT_CUSTOM_EXT`
- `customBorderColorWithoutFormat` indicates that explicit formats are not required for custom border colors and the value of the `format` member of the `VkSamplerCustomBorderColorCreateInfoEXT` structure **may** be `VK_FORMAT_UNDEFINED`. If this feature bit is not set, applications **must** provide the `VkFormat` of the image view(s) being sampled by this sampler in the `format` member of the `VkSamplerCustomBorderColorCreateInfoEXT` structure.

If the `VkPhysicalDeviceCustomBorderColorFeaturesEXT` structure is included in the `pNext` chain of the `VkPhysicalDeviceFeatures2` structure passed to `vkGetPhysicalDeviceFeatures2`, it is filled in to indicate whether each corresponding feature is supported. If the application wishes to use a `VkDevice` with any features described by `VkPhysicalDeviceCustomBorderColorFeaturesEXT`, it **must** add an instance of the structure, with the desired feature members set to `VK_TRUE`, to the `pNext` chain of `VkDeviceCreateInfo` when creating the `VkDevice`.

Valid Usage (Implicit)

- VUID-VkPhysicalDeviceCustomBorderColorFeaturesEXT-sType-sType `sType` **must** be `VK_STRUCTURE_TYPE_PHYSICAL_DEVICE_CUSTOM_BORDER_COLOR_FEATURES_EXT`

Structure Chaining

Extends the structures

- `VkDeviceCreateInfo`
- `VkPhysicalDeviceFeatures2`

The `VkPhysicalDeviceBorderColorSwizzleFeaturesEXT` structure is defined as:

```
// Provided by VK_EXT_border_color_swizzle
typedef struct VkPhysicalDeviceBorderColorSwizzleFeaturesEXT {
    VkStructureType    sType;
    void*              pNext;
    VkBool32           borderColorSwizzle;
    VkBool32           borderColorSwizzleFromImage;
} VkPhysicalDeviceBorderColorSwizzleFeaturesEXT;
```

This structure describes the following features:

- `sType` is a `VkStructureType` value identifying this structure.
- `pNext` is `NULL` or a pointer to a structure extending this structure.
- `borderColorSwizzle` indicates that defined values are returned by sampled image operations when used with a sampler that uses a `VK_BORDER_COLOR_FLOAT_OPAQUE_BLACK`, `VK_BORDER_COLOR_INT_OPAQUE_BLACK`, `VK_BORDER_COLOR_FLOAT_CUSTOM_EXT`, or `VK_BORDER_COLOR_INT_CUSTOM_EXT` `borderColor` and an image view that uses a non-identity component mapping, when either `borderColorSwizzleFromImage` is enabled or the `VkSamplerBorderColorComponentMappingCreateInfoEXT` is specified.
- `borderColorSwizzleFromImage` indicates that the implementation will return the correct border color values from sampled image operations under the conditions expressed above, without the application having to specify the border color component mapping when creating the sampler object. If this feature bit is not set, applications **can** chain a `VkSamplerBorderColorComponentMappingCreateInfoEXT` structure when creating samplers for use with image views that do not have an identity swizzle and, when those samplers are combined with image views using the same component mapping, sampled image operations that use opaque black or custom border colors will return the correct border color values.

If the `VkPhysicalDeviceBorderColorSwizzleFeaturesEXT` structure is included in the `pNext` chain of the `VkPhysicalDeviceFeatures2` structure passed to `vkGetPhysicalDeviceFeatures2`, it is filled in to indicate whether each corresponding feature is supported. If the application wishes to use a `VkDevice` with any features described by `VkPhysicalDeviceBorderColorSwizzleFeaturesEXT`, it **must** add an instance of the structure, with the desired feature members set to `VK_TRUE`, to the `pNext` chain of `VkDeviceCreateInfo` when creating the `VkDevice`.

Valid Usage (Implicit)

- VUID-VkPhysicalDeviceBorderColorSwizzleFeaturesEXT-sType-sType `sType` **must** be `VK_STRUCTURE_TYPE_PHYSICAL_DEVICE_BORDER_COLOR_SWIZZLE_FEATURES_EXT`

Structure Chaining

Extends the structures

- [VkDeviceCreateInfo](#)
- [VkPhysicalDeviceFeatures2](#)

The [VkPhysicalDevicePortabilitySubsetFeaturesKHR](#) structure is defined as:

```
// Provided by VK_KHR_portability_subset
typedef struct VkPhysicalDevicePortabilitySubsetFeaturesKHR {
    VkStructureType    sType;
    void*              pNext;
    VkBool32           constantAlphaColorBlendFactors;
    VkBool32           events;
    VkBool32           imageViewFormatReinterpretation;
    VkBool32           imageViewFormatSwizzle;
    VkBool32           imageView2DOn3DImage;
    VkBool32           multisampleArrayImage;
    VkBool32           mutableComparisonSamplers;
    VkBool32           pointPolygons;
    VkBool32           samplerMipLodBias;
    VkBool32           separateStencilMaskRef;
    VkBool32           shaderSampleRateInterpolationFunctions;
    VkBool32           tessellationIsolines;
    VkBool32           tessellationPointMode;
    VkBool32           triangleFans;
    VkBool32           vertexAttributeAccessBeyondStride;
} VkPhysicalDevicePortabilitySubsetFeaturesKHR;
```

This structure describes the following features:

- **sType** is a [VkStructureType](#) value identifying this structure.
- **pNext** is `NULL` or a pointer to a structure extending this structure.
- **constantAlphaColorBlendFactors** indicates whether this implementation supports constant *alpha Blend Factors* used as source or destination *color Blending*.
- **events** indicates whether this implementation supports synchronization using [Events](#).
- **imageViewFormatReinterpretation** indicates whether this implementation supports a [VkImageView](#) being created with a texel format containing a different number of components, or a different number of bits in each component, than the texel format of the underlying [VkImage](#).
- **imageViewFormatSwizzle** indicates whether this implementation supports remapping format components using [VkImageViewCreateInfo::components](#).
- **imageView2DOn3DImage** indicates whether this implementation supports a [VkImage](#) being created with the `VK_IMAGE_CREATE_2D_ARRAY_COMPATIBLE_BIT` flag set, permitting a 2D or 2D array image view to be created on a 3D [VkImage](#).

- `multisampleArrayImage` indicates whether this implementation supports a `VkImage` being created as a 2D array with multiple samples per texel.
- `mutableComparisonSamplers` indicates whether this implementation allows descriptors with comparison samplers to be `updated`.
- `pointPolygons` indicates whether this implementation supports `Rasterization` using a `point Polygon Mode`.
- `samplerMipLodBias` indicates whether this implementation supports setting a `mipmap LOD bias value` when `creating a sampler`.
- `separateStencilMaskRef` indicates whether this implementation supports separate front and back `Stencil Test` reference values.
- `shaderSampleRateInterpolationFunctions` indicates whether this implementation supports fragment shaders which use the `InterpolationFunction` capability and the extended instructions `InterpolateAtCentroid`, `InterpolateAtOffset`, and `InterpolateAtSample` from the `GLSL.std.450` extended instruction set. This member is only meaningful if the `sampleRateShading` feature is supported.
- `tessellationIsolines` indicates whether this implementation supports `isoline output` from the `Tessellation` stage of a graphics pipeline. This member is only meaningful if the `tessellationShader` feature is supported.
- `tessellationPointMode` indicates whether this implementation supports `point output` from the `Tessellation` stage of a graphics pipeline. This member is only meaningful if the `tessellationShader` feature is supported.
- `triangleFans` indicates whether this implementation supports `Triangle Fans` primitive topology.
- `vertexAttributeAccessBeyondStride` indicates whether this implementation supports accessing a vertex input attribute beyond the stride of the corresponding vertex input binding.

If the `VkPhysicalDevicePortabilitySubsetFeaturesKHR` structure is included in the `pNext` chain of the `VkPhysicalDeviceFeatures2` structure passed to `vkGetPhysicalDeviceFeatures2`, it is filled in to indicate whether each corresponding feature is supported. If the application wishes to use a `VkDevice` with any features described by `VkPhysicalDevicePortabilitySubsetFeaturesKHR`, it **must** add an instance of the structure, with the desired feature members set to `VK_TRUE`, to the `pNext` chain of `VkDeviceCreateInfo` when creating the `VkDevice`.

Valid Usage (Implicit)

- VUID-VkPhysicalDevicePortabilitySubsetFeaturesKHR-sType-sType `sType` **must** be `VK_STRUCTURE_TYPE_PHYSICAL_DEVICE_PORTABILITY_SUBSET_FEATURES_KHR`

Structure Chaining

Extends the structures

- `VkDeviceCreateInfo`

- [VkPhysicalDeviceFeatures2](#)

The [VkPhysicalDevicePerformanceQueryFeaturesKHR](#) structure is defined as:

```
// Provided by VK_KHR_performance_query
typedef struct VkPhysicalDevicePerformanceQueryFeaturesKHR {
    VkStructureType    sType;
    void*              pNext;
    VkBool32           performanceCounterQueryPools;
    VkBool32           performanceCounterMultipleQueryPools;
} VkPhysicalDevicePerformanceQueryFeaturesKHR;
```

This structure describes the following features:

- [sType](#) is a [VkStructureType](#) value identifying this structure.
- [pNext](#) is `NULL` or a pointer to a structure extending this structure.
- [performanceCounterQueryPools](#) indicates whether the implementation supports performance counter query pools.
- [performanceCounterMultipleQueryPools](#) indicates whether the implementation supports using multiple performance query pools in a primary command buffer and secondary command buffers executed within it.

If the [VkPhysicalDevicePerformanceQueryFeaturesKHR](#) structure is included in the [pNext](#) chain of the [VkPhysicalDeviceFeatures2](#) structure passed to [vkGetPhysicalDeviceFeatures2](#), it is filled in to indicate whether each corresponding feature is supported. If the application wishes to use a [VkDevice](#) with any features described by [VkPhysicalDevicePerformanceQueryFeaturesKHR](#), it **must** add an instance of the structure, with the desired feature members set to [VK_TRUE](#), to the [pNext](#) chain of [VkDeviceCreateInfo](#) when creating the [VkDevice](#).

Valid Usage (Implicit)

- VUID-VkPhysicalDevicePerformanceQueryFeaturesKHR-sType-sType [sType](#) **must** be [VK_STRUCTURE_TYPE_PHYSICAL_DEVICE_PERFORMANCE_QUERY_FEATURES_KHR](#)

Structure Chaining

Extends the structures

- [VkDeviceCreateInfo](#)
- [VkPhysicalDeviceFeatures2](#)

The [VkPhysicalDevice4444FormatsFeaturesEXT](#) structure is defined as:


```
// Provided by VK_EXT_4444_formats
typedef struct VkPhysicalDevice4444FormatsFeaturesEXT {
    VkStructureType    sType;
    void*              pNext;
    VkBool32           formatA4R4G4B4;
    VkBool32           formatA4B4G4R4;
} VkPhysicalDevice4444FormatsFeaturesEXT;
```

This structure describes the following features:

- **sType** is a [VkStructureType](#) value identifying this structure.
- **pNext** is `NULL` or a pointer to a structure extending this structure.
- **formatA4R4G4B4** indicates that the implementation **must** support using a [VkFormat](#) of `VK_FORMAT_A4R4G4B4_UNORM_PACK16_EXT` with at least the following [VkFormatFeatureFlagBits](#):
 - `VK_FORMAT_FEATURE_SAMPLED_IMAGE_BIT`
 - `VK_FORMAT_FEATURE_BLIT_SRC_BIT`
 - `VK_FORMAT_FEATURE_SAMPLED_IMAGE_FILTER_LINEAR_BIT`
- **formatA4B4G4R4** indicates that the implementation **must** support using a [VkFormat](#) of `VK_FORMAT_A4B4G4R4_UNORM_PACK16_EXT` with at least the following [VkFormatFeatureFlagBits](#):
 - `VK_FORMAT_FEATURE_SAMPLED_IMAGE_BIT`
 - `VK_FORMAT_FEATURE_BLIT_SRC_BIT`
 - `VK_FORMAT_FEATURE_SAMPLED_IMAGE_FILTER_LINEAR_BIT`

If the `VkPhysicalDevice4444FormatsFeaturesEXT` structure is included in the **pNext** chain of the `VkPhysicalDeviceFeatures2` structure passed to `vkGetPhysicalDeviceFeatures2`, it is filled in to indicate whether each corresponding feature is supported. If the application wishes to use a [VkDevice](#) with any features described by `VkPhysicalDevice4444FormatsFeaturesEXT`, it **must** add an instance of the structure, with the desired feature members set to `VK_TRUE`, to the **pNext** chain of `VkDeviceCreateInfo` when creating the [VkDevice](#).

Valid Usage (Implicit)

- VUID-VkPhysicalDevice4444FormatsFeaturesEXT-sType-sType
sType **must** be `VK_STRUCTURE_TYPE_PHYSICAL_DEVICE_4444_FORMATS_FEATURES_EXT`

Structure Chaining

Extends the structures

- [VkDeviceCreateInfo](#)
- [VkPhysicalDeviceFeatures2](#)

NOTE

Although the formats defined by the [VK_EXT_4444_formats](#) extension were promoted to Vulkan 1.3 as optional formats, the [VkPhysicalDevice4444FormatsFeaturesEXT](#) structure was not promoted to Vulkan 1.3.

The [VkPhysicalDeviceMutableDescriptorTypeFeaturesEXT](#) structure is defined as:

WARNING

This functionality is superseded by [VK_EXT_descriptor_heap](#). See [Legacy Functionality](#) for more information.

```
// Provided by VK_EXT_mutable_descriptor_type
typedef struct VkPhysicalDeviceMutableDescriptorTypeFeaturesEXT {
    VkStructureType    sType;
    void*              pNext;
    VkBool32           mutableDescriptorType;
} VkPhysicalDeviceMutableDescriptorTypeFeaturesEXT;
```

```
// Provided by VK_VALVE_mutable_descriptor_type
// Equivalent to VkPhysicalDeviceMutableDescriptorTypeFeaturesEXT
typedef VkPhysicalDeviceMutableDescriptorTypeFeaturesEXT
VkPhysicalDeviceMutableDescriptorTypeFeaturesVALVE;
```

This structure describes the following feature:

- **sType** is a [VkStructureType](#) value identifying this structure.
- **pNext** is **NULL** or a pointer to a structure extending this structure.
- **mutableDescriptorType** indicates that the implementation **must** support using the [VkDescriptorType](#) of [VK_DESCRIPTOR_TYPE_MUTABLE_EXT](#) with at least the following descriptor types, where any combination of the types **must** be supported:
 - [VK_DESCRIPTOR_TYPE_SAMPLED_IMAGE](#)
 - [VK_DESCRIPTOR_TYPE_STORAGE_IMAGE](#)
 - [VK_DESCRIPTOR_TYPE_UNIFORM_TEXEL_BUFFER](#)
 - [VK_DESCRIPTOR_TYPE_STORAGE_TEXEL_BUFFER](#)
 - [VK_DESCRIPTOR_TYPE_UNIFORM_BUFFER](#)
 - [VK_DESCRIPTOR_TYPE_STORAGE_BUFFER](#)
- Additionally, **mutableDescriptorType** indicates that:
 - Non-uniform descriptor indexing **must** be supported if all descriptor types in a [VkMutableDescriptorTypeListEXT](#) for [VK_DESCRIPTOR_TYPE_MUTABLE_EXT](#) have the corresponding non-uniform indexing features enabled in [VkPhysicalDeviceDescriptorIndexingFeatures](#).
 - [VK_DESCRIPTOR_BINDING_UPDATE_AFTER_BIND_BIT](#) with **descriptorType** of [VK_DESCRIPTOR_TYPE_MUTABLE_EXT](#) relaxes the list of required descriptor types to the descriptor types which have the corresponding update-after-bind feature enabled in

[VkPhysicalDeviceDescriptorIndexingFeatures](#).

- Dynamically uniform descriptor indexing **must** be supported if all descriptor types in a [VkMutableDescriptorTypeListEXT](#) for [VK_DESCRIPTOR_TYPE_MUTABLE_EXT](#) have the corresponding dynamic indexing features enabled.
- [VK_DESCRIPTOR_SET_LAYOUT_CREATE_HOST_ONLY_POOL_BIT_EXT](#) **must** be supported.
- [VK_DESCRIPTOR_POOL_CREATE_HOST_ONLY_BIT_EXT](#) **must** be supported.

If the [VkPhysicalDeviceMutableDescriptorTypeFeaturesEXT](#) structure is included in the [pNext](#) chain of the [VkPhysicalDeviceFeatures2](#) structure passed to [vkGetPhysicalDeviceFeatures2](#), it is filled in to indicate whether each corresponding feature is supported. If the application wishes to use a [VkDevice](#) with any features described by [VkPhysicalDeviceMutableDescriptorTypeFeaturesEXT](#), it **must** add an instance of the structure, with the desired feature members set to [VK_TRUE](#), to the [pNext](#) chain of [VkDeviceCreateInfo](#) when creating the [VkDevice](#).

Valid Usage (Implicit)

- VUID-VkPhysicalDeviceMutableDescriptorTypeFeaturesEXT-sType-sType **must** be [VK_STRUCTURE_TYPE_PHYSICAL_DEVICE_MUTABLE_DESCRIPTOR_TYPE_FEATURES_EXT](#)

Structure Chaining

Extends the structures

- [VkDeviceCreateInfo](#)
- [VkPhysicalDeviceFeatures2](#)

The [VkPhysicalDeviceDepthClipControlFeaturesEXT](#) structure is defined as:

```
// Provided by VK_EXT_depth_clip_control
typedef struct VkPhysicalDeviceDepthClipControlFeaturesEXT {
    VkStructureType    sType;
    void*              pNext;
    VkBool32           depthClipControl;
} VkPhysicalDeviceDepthClipControlFeaturesEXT;
```

This structure describes the following feature:

- [sType](#) is a [VkStructureType](#) value identifying this structure.
- [pNext](#) is [NULL](#) or a pointer to a structure extending this structure.
- [depthClipControl](#) indicates that the implementation supports setting [VkPipelineViewportDepthClipControlCreateInfoEXT::negativeOneToOne](#) to [VK_TRUE](#).

If the [VkPhysicalDeviceDepthClipControlFeaturesEXT](#) structure is included in the [pNext](#) chain of the

`VkPhysicalDeviceFeatures2` structure passed to `vkGetPhysicalDeviceFeatures2`, it is filled in to indicate whether each corresponding feature is supported. If the application wishes to use a `VkDevice` with any features described by `VkPhysicalDeviceDepthClipControlFeaturesEXT`, it **must** add an instance of the structure, with the desired feature members set to `VK_TRUE`, to the `pNext` chain of `VkDeviceCreateInfo` when creating the `VkDevice`.

Valid Usage (Implicit)

- `VUID-VkPhysicalDeviceDepthClipControlFeaturesEXT-sType-sType`
`sType` **must** be `VK_STRUCTURE_TYPE_PHYSICAL_DEVICE_DEPTH_CLIP_CONTROL_FEATURES_EXT`

Structure Chaining

Extends the structures

- `VkDeviceCreateInfo`
- `VkPhysicalDeviceFeatures2`

The `VkPhysicalDeviceDepthClampControlFeaturesEXT` structure is defined as:

```
// Provided by VK_EXT_depth_clamp_control
typedef struct VkPhysicalDeviceDepthClampControlFeaturesEXT {
    VkStructureType    sType;
    void*              pNext;
    VkBool32           depthClampControl;
} VkPhysicalDeviceDepthClampControlFeaturesEXT;
```

This structure describes the following feature:

- `sType` is a `VkStructureType` value identifying this structure.
- `pNext` is `NULL` or a pointer to a structure extending this structure.
- `depthClampControl` indicates that the implementation supports setting `VkPipelineViewportDepthClampControlCreateInfoEXT::depthClampMode` to `VK_DEPTH_CLAMP_MODE_USER_DEFINED_RANGE_EXT`.

If the `VkPhysicalDeviceDepthClampControlFeaturesEXT` structure is included in the `pNext` chain of the `VkPhysicalDeviceFeatures2` structure passed to `vkGetPhysicalDeviceFeatures2`, it is filled in to indicate whether each corresponding feature is supported. If the application wishes to use a `VkDevice` with any features described by `VkPhysicalDeviceDepthClampControlFeaturesEXT`, it **must** add an instance of the structure, with the desired feature members set to `VK_TRUE`, to the `pNext` chain of `VkDeviceCreateInfo` when creating the `VkDevice`.

Valid Usage (Implicit)

- VUID-VkPhysicalDeviceDepthClampControlFeaturesEXT-sType-sType **must** be `VK_STRUCTURE_TYPE_PHYSICAL_DEVICE_DEPTH_CLAMP_CONTROL_FEATURES_EXT`

Structure Chaining

Extends the structures

- [VkDeviceCreateInfo](#)
- [VkPhysicalDeviceFeatures2](#)

The `VkPhysicalDeviceWorkgroupMemoryExplicitLayoutFeaturesKHR` structure is defined as:

```
// Provided by VK_KHR_workgroup_memory_explicit_layout
typedef struct VkPhysicalDeviceWorkgroupMemoryExplicitLayoutFeaturesKHR {
    VkStructureType    sType;
    void*              pNext;
    VkBool32           workgroupMemoryExplicitLayout;
    VkBool32           workgroupMemoryExplicitLayoutScalarBlockLayout;
    VkBool32           workgroupMemoryExplicitLayout8BitAccess;
    VkBool32           workgroupMemoryExplicitLayout16BitAccess;
} VkPhysicalDeviceWorkgroupMemoryExplicitLayoutFeaturesKHR;
```

This structure describes the following features:

- `sType` is a `VkStructureType` value identifying this structure.
- `pNext` is `NULL` or a pointer to a structure extending this structure.
- `workgroupMemoryExplicitLayout` indicates whether the implementation supports the SPIR-V `WorkgroupMemoryExplicitLayoutKHR` capability.
- `workgroupMemoryExplicitLayoutScalarBlockLayout` indicates whether the implementation supports scalar alignment for laying out Workgroup Blocks.
- `workgroupMemoryExplicitLayout8BitAccess` indicates whether objects in the `Workgroup` storage class with the `Block` decoration **can** have 8-bit integer members. If this feature is not enabled, 8-bit integer members **must** not be used in such objects. This also indicates whether shader modules **can** declare the `WorkgroupMemoryExplicitLayout8BitAccessKHR` capability.
- `workgroupMemoryExplicitLayout16BitAccess` indicates whether objects in the `Workgroup` storage class with the `Block` decoration **can** have 16-bit integer and 16-bit floating-point members. If this feature is not enabled, 16-bit integer or 16-bit floating-point members **must** not be used in such objects. This also indicates whether shader modules **can** declare the `WorkgroupMemoryExplicitLayout16BitAccessKHR` capability.

If the `VkPhysicalDeviceWorkgroupMemoryExplicitLayoutFeaturesKHR` structure is included in the `pNext`

chain of the [VkPhysicalDeviceFeatures2](#) structure passed to [vkGetPhysicalDeviceFeatures2](#), it is filled in to indicate whether each corresponding feature is supported. If the application wishes to use a [VkDevice](#) with any features described by [VkPhysicalDeviceWorkgroupMemoryExplicitLayoutFeaturesKHR](#), it **must** add an instance of the structure, with the desired feature members set to [VK_TRUE](#), to the [pNext](#) chain of [VkDeviceCreateInfo](#) when creating the [VkDevice](#).

Valid Usage (Implicit)

- VUID-VkPhysicalDeviceWorkgroupMemoryExplicitLayoutFeaturesKHR-sType-sType **must** be [VK_STRUCTURE_TYPE_PHYSICAL_DEVICE_WORKGROUP_MEMORY_EXPLICIT_LAYOUT_FEATURES_KHR](#)

Structure Chaining

Extends the structures

- [VkDeviceCreateInfo](#)
- [VkPhysicalDeviceFeatures2](#)

The [VkPhysicalDeviceSynchronization2Features](#) structure is defined as:

```
// Provided by VK_VERSION_1_3
typedef struct VkPhysicalDeviceSynchronization2Features {
    VkStructureType    sType;
    void*              pNext;
    VkBool32           synchronization2;
} VkPhysicalDeviceSynchronization2Features;
```

```
// Provided by VK_KHR_synchronization2
// Equivalent to VkPhysicalDeviceSynchronization2Features
typedef VkPhysicalDeviceSynchronization2Features
VkPhysicalDeviceSynchronization2FeaturesKHR;
```

This structure describes the following feature:

- [sType](#) is a [VkStructureType](#) value identifying this structure.
- [pNext](#) is [NULL](#) or a pointer to a structure extending this structure.
- [synchronization2](#) indicates whether the implementation supports the new set of synchronization commands introduced in [VK_KHR_synchronization2](#).

If the [VkPhysicalDeviceSynchronization2Features](#) structure is included in the [pNext](#) chain of the [VkPhysicalDeviceFeatures2](#) structure passed to [vkGetPhysicalDeviceFeatures2](#), it is filled in to

indicate whether each corresponding feature is supported. If the application wishes to use a [VkDevice](#) with any features described by [VkPhysicalDeviceSynchronization2Features](#), it **must** add an instance of the structure, with the desired feature members set to [VK_TRUE](#), to the [pNext](#) chain of [VkDeviceCreateInfo](#) when creating the [VkDevice](#).

Valid Usage (Implicit)

- VUID-VkPhysicalDeviceSynchronization2Features-sType-sType [sType](#) **must** be [VK_STRUCTURE_TYPE_PHYSICAL_DEVICE_SYNCHRONIZATION_2_FEATURES](#)

Structure Chaining

Extends the structures

- [VkDeviceCreateInfo](#)
- [VkPhysicalDeviceFeatures2](#)

The [VkPhysicalDeviceVertexInputDynamicStateFeaturesEXT](#) structure is defined as:

```
// Provided by VK_EXT_vertex_input_dynamic_state
typedef struct VkPhysicalDeviceVertexInputDynamicStateFeaturesEXT {
    VkStructureType    sType;
    void*              pNext;
    VkBool32           vertexInputDynamicState;
} VkPhysicalDeviceVertexInputDynamicStateFeaturesEXT;
```

This structure describes the following feature:

- [sType](#) is a [VkStructureType](#) value identifying this structure.
- [pNext](#) is [NULL](#) or a pointer to a structure extending this structure.
- [vertexInputDynamicState](#) indicates that the implementation supports the following dynamic states:
 - [VK_DYNAMIC_STATE_VERTEX_INPUT_EXT](#)

If the [VkPhysicalDeviceVertexInputDynamicStateFeaturesEXT](#) structure is included in the [pNext](#) chain of the [VkPhysicalDeviceFeatures2](#) structure passed to [vkGetPhysicalDeviceFeatures2](#), it is filled in to indicate whether each corresponding feature is supported. If the application wishes to use a [VkDevice](#) with any features described by [VkPhysicalDeviceVertexInputDynamicStateFeaturesEXT](#), it **must** add an instance of the structure, with the desired feature members set to [VK_TRUE](#), to the [pNext](#) chain of [VkDeviceCreateInfo](#) when creating the [VkDevice](#).

Valid Usage (Implicit)

- VUID-VkPhysicalDeviceVertexInputDynamicStateFeaturesEXT-sType-sType

`sType` must be
`VK_STRUCTURE_TYPE_PHYSICAL_DEVICE_VERTEX_INPUT_DYNAMIC_STATE_FEATURES_EXT`

Structure Chaining

Extends the structures

- `VkDeviceCreateInfo`
- `VkPhysicalDeviceFeatures2`

The `VkPhysicalDevicePrimitivesGeneratedQueryFeaturesEXT` structure is defined as:

```
// Provided by VK_EXT_primitives_generated_query
typedef struct VkPhysicalDevicePrimitivesGeneratedQueryFeaturesEXT {
    VkStructureType    sType;
    void*              pNext;
    VkBool32           primitivesGeneratedQuery;
    VkBool32           primitivesGeneratedQueryWithRasterizerDiscard;
    VkBool32           primitivesGeneratedQueryWithNonZeroStreams;
} VkPhysicalDevicePrimitivesGeneratedQueryFeaturesEXT;
```

This structure describes the following features:

- `sType` is a `VkStructureType` value identifying this structure.
- `pNext` is `NULL` or a pointer to a structure extending this structure.
- `primitivesGeneratedQuery` indicates whether the implementation supports the `VK_QUERY_TYPE_PRIMITIVES_GENERATED_EXT` query type.
- `primitivesGeneratedQueryWithRasterizerDiscard` indicates whether the implementation supports this query when `rasterization discard` is enabled.
- `primitivesGeneratedQueryWithNonZeroStreams` indicates whether the implementation supports this query with a non-zero index in `vkCmdBeginQueryIndexedEXT`.

If the `VkPhysicalDevicePrimitivesGeneratedQueryFeaturesEXT` structure is included in the `pNext` chain of the `VkPhysicalDeviceFeatures2` structure passed to `vkGetPhysicalDeviceFeatures2`, it is filled in to indicate whether each corresponding feature is supported. If the application wishes to use a `VkDevice` with any features described by `VkPhysicalDevicePrimitivesGeneratedQueryFeaturesEXT`, it **must** add an instance of the structure, with the desired feature members set to `VK_TRUE`, to the `pNext` chain of `VkDeviceCreateInfo` when creating the `VkDevice`.

Valid Usage (Implicit)

- VUID-VkPhysicalDevicePrimitivesGeneratedQueryFeaturesEXT-sType-sType
`sType` must be
`VK_STRUCTURE_TYPE_PHYSICAL_DEVICE_PRIMITIVES_GENERATED_QUERY_FEATURES_`

Structure Chaining

Extends the structures

- [VkDeviceCreateInfo](#)
- [VkPhysicalDeviceFeatures2](#)

The [VkPhysicalDeviceFragmentShadingRateFeaturesKHR](#) structure is defined as:

```
// Provided by VK_KHR_fragment_shading_rate
typedef struct VkPhysicalDeviceFragmentShadingRateFeaturesKHR {
    VkStructureType    sType;
    void*              pNext;
    VkBool32           pipelineFragmentShadingRate;
    VkBool32           primitiveFragmentShadingRate;
    VkBool32           attachmentFragmentShadingRate;
} VkPhysicalDeviceFragmentShadingRateFeaturesKHR;
```

This structure describes the following features:

- [sType](#) is a [VkStructureType](#) value identifying this structure.
- [pNext](#) is `NULL` or a pointer to a structure extending this structure.
- [pipelineFragmentShadingRate](#) indicates that the implementation supports the [pipeline fragment shading rate](#).
- [primitiveFragmentShadingRate](#) indicates that the implementation supports the [primitive fragment shading rate](#).
- [attachmentFragmentShadingRate](#) indicates that the implementation supports the [attachment fragment shading rate](#).

If the [VkPhysicalDeviceFragmentShadingRateFeaturesKHR](#) structure is included in the [pNext](#) chain of the [VkPhysicalDeviceFeatures2](#) structure passed to [vkGetPhysicalDeviceFeatures2](#), it is filled in to indicate whether each corresponding feature is supported. If the application wishes to use a [VkDevice](#) with any features described by [VkPhysicalDeviceFragmentShadingRateFeaturesKHR](#), it **must** add an instance of the structure, with the desired feature members set to `VK_TRUE`, to the [pNext](#) chain of [VkDeviceCreateInfo](#) when creating the [VkDevice](#).

Valid Usage (Implicit)

- `VOID-VkPhysicalDeviceFragmentShadingRateFeaturesKHR-sType-sType` **must** be `VK_STRUCTURE_TYPE_PHYSICAL_DEVICE_FRAGMENT_SHADING_RATE_FEATURES_KHR`

Structure Chaining

Extends the structures

- [VkDeviceCreateInfo](#)
- [VkPhysicalDeviceFeatures2](#)

The [VkPhysicalDeviceLegacyDitheringFeaturesEXT](#) structure is defined as:

```
// Provided by VK_EXT_legacy_dithering
typedef struct VkPhysicalDeviceLegacyDitheringFeaturesEXT {
    VkStructureType    sType;
    void*              pNext;
    VkBool32           legacyDithering;
} VkPhysicalDeviceLegacyDitheringFeaturesEXT;
```

This structure describes the following feature:

- [sType](#) is a [VkStructureType](#) value identifying this structure.
- [pNext](#) is `NULL` or a pointer to a structure extending this structure.
- [legacyDithering](#) indicates whether the implementation supports [Legacy Dithering](#).

If the [VkPhysicalDeviceLegacyDitheringFeaturesEXT](#) structure is included in the [pNext](#) chain of the [VkPhysicalDeviceFeatures2](#) structure passed to [vkGetPhysicalDeviceFeatures2](#), it is filled in to indicate whether each corresponding feature is supported. If the application wishes to use a [VkDevice](#) with any features described by [VkPhysicalDeviceLegacyDitheringFeaturesEXT](#), it **must** add an instance of the structure, with the desired feature members set to [VK_TRUE](#), to the [pNext](#) chain of [VkDeviceCreateInfo](#) when creating the [VkDevice](#).

Valid Usage (Implicit)

- VUID-VkPhysicalDeviceLegacyDitheringFeaturesEXT-sType-sType [sType](#) **must** be [VK_STRUCTURE_TYPE_PHYSICAL_DEVICE_LEGACY_DITHERING_FEATURES_EXT](#)

Structure Chaining

Extends the structures

- [VkDeviceCreateInfo](#)
- [VkPhysicalDeviceFeatures2](#)

The [VkPhysicalDeviceFragmentShadingRateEnumsFeaturesNV](#) structure is defined as:


```
// Provided by VK_NV_fragment_shading_rate_enums
typedef struct VkPhysicalDeviceFragmentShadingRateEnumsFeaturesNV {
    VkStructureType    sType;
    void*              pNext;
    VkBool32           fragmentShadingRateEnums;
    VkBool32           supersampleFragmentShadingRates;
    VkBool32           noInvocationFragmentShadingRates;
} VkPhysicalDeviceFragmentShadingRateEnumsFeaturesNV;
```

This structure describes the following features:

- `sType` is a `VkStructureType` value identifying this structure.
- `pNext` is `NULL` or a pointer to a structure extending this structure.
- `fragmentShadingRateEnums` indicates that the implementation supports specifying fragment shading rates using the `VkFragmentShadingRateNV` enumerated type.
- `supersampleFragmentShadingRates` indicates that the implementation supports fragment shading rate enum values indicating more than one invocation per fragment.
- `noInvocationFragmentShadingRates` indicates that the implementation supports a fragment shading rate enum value indicating that no fragment shaders should be invoked when that shading rate is used.

If the `VkPhysicalDeviceFragmentShadingRateEnumsFeaturesNV` structure is included in the `pNext` chain of the `VkPhysicalDeviceFeatures2` structure passed to `vkGetPhysicalDeviceFeatures2`, it is filled in to indicate whether each corresponding feature is supported. If the application wishes to use a `VkDevice` with any features described by `VkPhysicalDeviceFragmentShadingRateEnumsFeaturesNV`, it **must** add an instance of the structure, with the desired feature members set to `VK_TRUE`, to the `pNext` chain of `VkDeviceCreateInfo` when creating the `VkDevice`.

Valid Usage (Implicit)

- VUID-VkPhysicalDeviceFragmentShadingRateEnumsFeaturesNV-sType-sType `sType` **must** be `VK_STRUCTURE_TYPE_PHYSICAL_DEVICE_FRAGMENT_SHADING_RATE_ENUMS_FEATURES_NV`

Structure Chaining

Extends the structures

- `VkDeviceCreateInfo`
- `VkPhysicalDeviceFeatures2`

The `VkPhysicalDeviceShaderUntypedPointersFeaturesKHR` structure is defined as:


```
// Provided by VK_KHR_shader_untyped_pointers
typedef struct VkPhysicalDeviceShaderUntypedPointersFeaturesKHR {
    VkStructureType    sType;
    void*              pNext;
    VkBool32           shaderUntypedPointers;
} VkPhysicalDeviceShaderUntypedPointersFeaturesKHR;
```

The members of `VkPhysicalDeviceShaderUntypedPointersFeaturesKHR` describe the following features:

- `shaderUntypedPointers` specifies whether shader modules **can** declare the `UntypedPointersKHR` capability and untyped pointers in any [explicitly laid out storage class](#).

If the `VkPhysicalDeviceShaderUntypedPointersFeaturesKHR` structure is included in the `pNext` chain of `VkPhysicalDeviceFeatures2`, it is filled with values indicating whether the features are supported. `VkPhysicalDeviceShaderUntypedPointersFeaturesKHR` **can** also be included in the `pNext` chain of `VkDeviceCreateInfo` to enable the features.

Valid Usage (Implicit)

- VUID-VkPhysicalDeviceShaderUntypedPointersFeaturesKHR-sType-sType **must** be `VK_STRUCTURE_TYPE_PHYSICAL_DEVICE_SHADER_UNTYPED_POINTERS_FEATURES_KHR`

Structure Chaining

Extends the structures

- `VkDeviceCreateInfo`
- `VkPhysicalDeviceFeatures2`

The `VkPhysicalDeviceInheritedViewportScissorFeaturesNV` structure is defined as:

```
// Provided by VK_NV_inherited_viewport_scissor
typedef struct VkPhysicalDeviceInheritedViewportScissorFeaturesNV {
    VkStructureType    sType;
    void*              pNext;
    VkBool32           inheritedViewportScissor2D;
} VkPhysicalDeviceInheritedViewportScissorFeaturesNV;
```

This structure describes the following feature:

- `sType` is a `VkStructureType` value identifying this structure.
- `pNext` is `NULL` or a pointer to a structure extending this structure.
- `inheritedViewportScissor2D` indicates whether secondary command buffers can inherit most of the dynamic state affected by `VK_DYNAMIC_STATE_VIEWPORT_WITH_COUNT`,

VK_DYNAMIC_STATE_SCISSOR_WITH_COUNT, VK_DYNAMIC_STATE_DISCARD_RECTANGLE_EXT, VK_DYNAMIC_STATE_DISCARD_RECTANGLE_ENABLE_EXT, VK_DYNAMIC_STATE_DISCARD_RECTANGLE_MODE_EXT, VK_DYNAMIC_STATE_VIEWPORT or VK_DYNAMIC_STATE_SCISSOR, from a primary command buffer.

If the `VkPhysicalDeviceInheritedViewportScissorFeaturesNV` structure is included in the `pNext` chain of the `VkPhysicalDeviceFeatures2` structure passed to `vkGetPhysicalDeviceFeatures2`, it is filled in to indicate whether each corresponding feature is supported. If the application wishes to use a `VkDevice` with any features described by `VkPhysicalDeviceInheritedViewportScissorFeaturesNV`, it **must** add an instance of the structure, with the desired feature members set to `VK_TRUE`, to the `pNext` chain of `VkDeviceCreateInfo` when creating the `VkDevice`.

Valid Usage (Implicit)

- VUID-VkPhysicalDeviceInheritedViewportScissorFeaturesNV-sType-sType **must** be `VK_STRUCTURE_TYPE_PHYSICAL_DEVICE_INHERITED_VIEWPORT_SCISSOR_FEATURES_NV`

Structure Chaining

Extends the structures

- `VkDeviceCreateInfo`
- `VkPhysicalDeviceFeatures2`

The `VkPhysicalDevicePipelineProtectedAccessFeatures` structure is defined as:

```
// Provided by VK_VERSION_1_4
typedef struct VkPhysicalDevicePipelineProtectedAccessFeatures {
    VkStructureType    sType;
    void*              pNext;
    VkBool32           pipelineProtectedAccess;
} VkPhysicalDevicePipelineProtectedAccessFeatures;
```

```
// Provided by VK_EXT_pipeline_protected_access
// Equivalent to VkPhysicalDevicePipelineProtectedAccessFeatures
typedef VkPhysicalDevicePipelineProtectedAccessFeatures
VkPhysicalDevicePipelineProtectedAccessFeaturesEXT;
```

This structure describes the following feature:

- `sType` is a `VkStructureType` value identifying this structure.
- `pNext` is `NULL` or a pointer to a structure extending this structure.

- `pipelineProtectedAccess` indicates whether the implementation supports specifying protected access on individual pipelines.

If the `VkPhysicalDevicePipelineProtectedAccessFeatures` structure is included in the `pNext` chain of the `VkPhysicalDeviceFeatures2` structure passed to `vkGetPhysicalDeviceFeatures2`, it is filled in to indicate whether each corresponding feature is supported. If the application wishes to use a `VkDevice` with any features described by `VkPhysicalDevicePipelineProtectedAccessFeatures`, it **must** add an instance of the structure, with the desired feature members set to `VK_TRUE`, to the `pNext` chain of `VkDeviceCreateInfo` when creating the `VkDevice`.

Valid Usage (Implicit)

- VUID-VkPhysicalDevicePipelineProtectedAccessFeatures-sType-sType **must** be `VK_STRUCTURE_TYPE_PHYSICAL_DEVICE_PIPELINE_PROTECTED_ACCESS_FEATURES`

Structure Chaining

Extends the structures

- `VkDeviceCreateInfo`
- `VkPhysicalDeviceFeatures2`

The `VkPhysicalDeviceYcbcr2Plane444FormatsFeaturesEXT` structure is defined as:

```
// Provided by VK_EXT_ycbcr_2plane_444_formats
typedef struct VkPhysicalDeviceYcbcr2Plane444FormatsFeaturesEXT {
    VkStructureType    sType;
    void*              pNext;
    VkBool32           ycbcr2plane444Formats;
} VkPhysicalDeviceYcbcr2Plane444FormatsFeaturesEXT;
```

This structure describes the following feature:

- `sType` is a `VkStructureType` value identifying this structure.
- `pNext` is `NULL` or a pointer to a structure extending this structure.
- `ycbcr2plane444Formats` indicates that the implementation supports querying format features for, and using, the following 2-plane 444 Y'C_BC_R formats:
 - `VK_FORMAT_G8_B8R8_2PLANE_444_UNORM`
 - `VK_FORMAT_G10X6_B10X6R10X6_2PLANE_444_UNORM_3PACK16`
 - `VK_FORMAT_G12X4_B12X4R12X4_2PLANE_444_UNORM_3PACK16`
 - `VK_FORMAT_G16_B16R16_2PLANE_444_UNORM`

If the `VkPhysicalDeviceYcbcr2Plane444FormatsFeaturesEXT` structure is included in the `pNext` chain of

the `VkPhysicalDeviceFeatures2` structure passed to `vkGetPhysicalDeviceFeatures2`, it is filled in to indicate whether each corresponding feature is supported. If the application wishes to use a `VkDevice` with any features described by `VkPhysicalDeviceYcbcr2Plane444FormatsFeaturesEXT`, it **must** add an instance of the structure, with the desired feature members set to `VK_TRUE`, to the `pNext` chain of `VkDeviceCreateInfo` when creating the `VkDevice`.

Valid Usage (Implicit)

- VUID-VkPhysicalDeviceYcbcr2Plane444FormatsFeaturesEXT-sType-sType **must** be `VK_STRUCTURE_TYPE_PHYSICAL_DEVICE_YCBCR_2_PLANE_444_FORMATS_FEATURES_EXT`

Structure Chaining

Extends the structures

- `VkDeviceCreateInfo`
- `VkPhysicalDeviceFeatures2`

NOTE

Although the formats defined by the `VK_EXT_ycbcr_2plane_444_formats` were promoted to Vulkan 1.3 as optional formats, the `VkPhysicalDeviceYcbcr2Plane444FormatsFeaturesEXT` structure was not promoted to Vulkan 1.3.

The `VkPhysicalDeviceColorWriteEnableFeaturesEXT` structure is defined as:

```
// Provided by VK_EXT_color_write_enable
typedef struct VkPhysicalDeviceColorWriteEnableFeaturesEXT {
    VkStructureType    sType;
    void*              pNext;
    VkBool32           colorWriteEnable;
} VkPhysicalDeviceColorWriteEnableFeaturesEXT;
```

This structure describes the following feature:

- `sType` is a `VkStructureType` value identifying this structure.
- `pNext` is `NULL` or a pointer to a structure extending this structure.
- `colorWriteEnable` indicates that the implementation supports the dynamic state `VK_DYNAMIC_STATE_COLOR_WRITE_ENABLE_EXT`.

If the `VkPhysicalDeviceColorWriteEnableFeaturesEXT` structure is included in the `pNext` chain of the `VkPhysicalDeviceFeatures2` structure passed to `vkGetPhysicalDeviceFeatures2`, it is filled in to indicate whether each corresponding feature is supported. If the application wishes to use a `VkDevice` with any features described by `VkPhysicalDeviceColorWriteEnableFeaturesEXT`, it **must** add

an instance of the structure, with the desired feature members set to [VK_TRUE](#), to the [pNext](#) chain of [VkDeviceCreateInfo](#) when creating the [VkDevice](#).

Valid Usage (Implicit)

- [VUID-VkPhysicalDeviceColorWriteEnableFeaturesEXT-sType-sType](#) [sType](#) must be [VK_STRUCTURE_TYPE_PHYSICAL_DEVICE_COLOR_WRITE_ENABLE_FEATURES_EXT](#)

Structure Chaining

Extends the structures

- [VkDeviceCreateInfo](#)
- [VkPhysicalDeviceFeatures2](#)

The [VkPhysicalDevicePipelinePropertiesFeaturesEXT](#) structure is defined as:

```
// Provided by VK_EXT_pipeline_properties
typedef struct VkPhysicalDevicePipelinePropertiesFeaturesEXT {
    VkStructureType    sType;
    void*              pNext;
    VkBool32           pipelinePropertiesIdentifier;
} VkPhysicalDevicePipelinePropertiesFeaturesEXT;
```

This structure describes the following feature:

- [sType](#) is a [VkStructureType](#) value identifying this structure.
- [pNext](#) is [NULL](#) or a pointer to a structure extending this structure.
- [pipelinePropertiesIdentifier](#) indicates that the implementation supports querying a unique pipeline identifier.

If the [VkPhysicalDevicePipelinePropertiesFeaturesEXT](#) structure is included in the [pNext](#) chain of the [VkPhysicalDeviceFeatures2](#) structure passed to [vkGetPhysicalDeviceFeatures2](#), it is filled in to indicate whether each corresponding feature is supported. If the application wishes to use a [VkDevice](#) with any features described by [VkPhysicalDevicePipelinePropertiesFeaturesEXT](#), it **must** add an instance of the structure, with the desired feature members set to [VK_TRUE](#), to the [pNext](#) chain of [VkDeviceCreateInfo](#) when creating the [VkDevice](#).

Valid Usage (Implicit)

- [VUID-VkPhysicalDevicePipelinePropertiesFeaturesEXT-sType-sType](#) [sType](#) must be [VK_STRUCTURE_TYPE_PHYSICAL_DEVICE_PIPELINE_PROPERTIES_FEATURES_EXT](#)

Structure Chaining

Extends the structures

- [VkDeviceCreateInfo](#)
- [VkPhysicalDeviceFeatures2](#)

The [VkPhysicalDeviceProvokingVertexFeaturesEXT](#) structure is defined as:

```
// Provided by VK_EXT_provoking_vertex
typedef struct VkPhysicalDeviceProvokingVertexFeaturesEXT {
    VkStructureType    sType;
    void*              pNext;
    VkBool32           provokingVertexLast;
    VkBool32           transformFeedbackPreservesProvokingVertex;
} VkPhysicalDeviceProvokingVertexFeaturesEXT;
```

This structure describes the following features:

- [sType](#) is a [VkStructureType](#) value identifying this structure.
- [pNext](#) is [NULL](#) or a pointer to a structure extending this structure.
- [provokingVertexLast](#) indicates whether the implementation supports the [VK_PROVOKING_VERTEX_MODE_LAST_VERTEX_EXT](#) [provoking vertex mode](#) for flat shading.
- [transformFeedbackPreservesProvokingVertex](#) indicates that the order of vertices within each primitive written by transform feedback will preserve the provoking vertex. This does not apply to triangle fan primitives when [transformFeedbackPreservesTriangleFanProvokingVertex](#) is [VK_FALSE](#). [transformFeedbackPreservesProvokingVertex](#) **must** be [VK_FALSE](#) when the [VK_EXT_transform_feedback](#) extension is not supported.

If the [VkPhysicalDeviceProvokingVertexFeaturesEXT](#) structure is included in the [pNext](#) chain of the [VkPhysicalDeviceFeatures2](#) structure passed to [vkGetPhysicalDeviceFeatures2](#), it is filled in to indicate whether each corresponding feature is supported. If the application wishes to use a [VkDevice](#) with any features described by [VkPhysicalDeviceProvokingVertexFeaturesEXT](#), it **must** add an instance of the structure, with the desired feature members set to [VK_TRUE](#), to the [pNext](#) chain of [VkDeviceCreateInfo](#) when creating the [VkDevice](#).

When [VkPhysicalDeviceProvokingVertexFeaturesEXT](#) is in the [pNext](#) chain of [VkDeviceCreateInfo](#) but the [transformFeedback](#) feature is not enabled, the value of [transformFeedbackPreservesProvokingVertex](#) is ignored.

Valid Usage (Implicit)

- VUID-VkPhysicalDeviceProvokingVertexFeaturesEXT-sType-sType **must** be [VK_STRUCTURE_TYPE_PHYSICAL_DEVICE_PROVOKING_VERTEX_FEATURES_EXT](#)

Structure Chaining

Extends the structures

- [VkDeviceCreateInfo](#)
- [VkPhysicalDeviceFeatures2](#)

The [VkPhysicalDeviceDescriptorBufferFeaturesEXT](#) structure is defined as:

WARNING

This functionality is superseded by [VK_EXT_descriptor_heap](#). See [Legacy Functionality](#) for more information.

```
// Provided by VK_EXT_descriptor_buffer
typedef struct VkPhysicalDeviceDescriptorBufferFeaturesEXT {
    VkStructureType    sType;
    void*              pNext;
    VkBool32           descriptorBuffer;
    VkBool32           descriptorBufferCaptureReplay;
    VkBool32           descriptorBufferImageLayoutIgnored;
    VkBool32           descriptorBufferPushDescriptors;
} VkPhysicalDeviceDescriptorBufferFeaturesEXT;
```

This structure describes the following feature:

- **sType** is a [VkStructureType](#) value identifying this structure.
- **pNext** is `NULL` or a pointer to a structure extending this structure.
- **descriptorBuffer** indicates that the implementation supports putting shader-accessible descriptors directly in memory.
- **descriptorBufferCaptureReplay** indicates that the implementation supports capture and replay when using descriptor buffers. If this is [VK_TRUE](#), all resources created with [VK_BUFFER_CREATE_DESCRIPTOR_BUFFER_CAPTURE_REPLAY_BIT_EXT](#), [VK_IMAGE_CREATE_DESCRIPTOR_BUFFER_CAPTURE_REPLAY_BIT_EXT](#), [VK_IMAGE_VIEW_CREATE_DESCRIPTOR_BUFFER_CAPTURE_REPLAY_BIT_EXT](#), [VK_TENSOR_CREATE_DESCRIPTOR_BUFFER_CAPTURE_REPLAY_BIT_ARM](#), [VK_TENSOR_VIEW_CREATE_DESCRIPTOR_BUFFER_CAPTURE_REPLAY_BIT_ARM](#), [VK_SAMPLER_CREATE_DESCRIPTOR_BUFFER_CAPTURE_REPLAY_BIT_EXT](#), or [VK_ACCELERATION_STRUCTURE_CREATE_DESCRIPTOR_BUFFER_CAPTURE_REPLAY_BIT_EXT](#) **must** be created before resources of the same types without those flags.
- **descriptorBufferImageLayoutIgnored** indicates that the implementation will ignore **imageLayout** in [VkDescriptorImageInfo](#) when calling [vkGetDescriptorEXT](#).
- **descriptorBufferPushDescriptors** indicates that the implementation supports using push descriptors with descriptor buffers.

If the [VkPhysicalDeviceDescriptorBufferFeaturesEXT](#) structure is included in the **pNext** chain of the [VkPhysicalDeviceFeatures2](#) structure passed to [vkGetPhysicalDeviceFeatures2](#), it is filled in to

indicate whether each corresponding feature is supported. If the application wishes to use a [VkDevice](#) with any features described by [VkPhysicalDeviceDescriptorBufferFeaturesEXT](#), it **must** add an instance of the structure, with the desired feature members set to [VK_TRUE](#), to the [pNext](#) chain of [VkDeviceCreateInfo](#) when creating the [VkDevice](#).

Valid Usage (Implicit)

- [VUID-VkPhysicalDeviceDescriptorBufferFeaturesEXT-sType-sType](#)
[sType](#) **must** be [VK_STRUCTURE_TYPE_PHYSICAL_DEVICE_DESCRIPTOR_BUFFER_FEATURES_EXT](#)

Structure Chaining

Extends the structures

- [VkDeviceCreateInfo](#)
- [VkPhysicalDeviceFeatures2](#)

The [VkPhysicalDeviceDescriptorBufferTensorFeaturesARM](#) structure is defined as:

```
// Provided by VK_EXT_descriptor_buffer with VK_ARM_tensors
typedef struct VkPhysicalDeviceDescriptorBufferTensorFeaturesARM {
    VkStructureType    sType;
    void*              pNext;
    VkBool32           descriptorBufferTensorDescriptors;
} VkPhysicalDeviceDescriptorBufferTensorFeaturesARM;
```

This structure describes the following features:

- [sType](#) is a [VkStructureType](#) value identifying this structure.
- [pNext](#) is [NULL](#) or a pointer to a structure extending this structure.
- [descriptorBufferTensorDescriptors](#) indicates that the implementation supports putting shader-accessible tensor descriptors directly in memory.

If the [VkPhysicalDeviceDescriptorBufferTensorFeaturesARM](#) structure is included in the [pNext](#) chain of the [VkPhysicalDeviceFeatures2](#) structure passed to [vkGetPhysicalDeviceFeatures2](#), it is filled in to indicate whether each corresponding feature is supported. If the application wishes to use a [VkDevice](#) with any features described by [VkPhysicalDeviceDescriptorBufferTensorFeaturesARM](#), it **must** add an instance of the structure, with the desired feature members set to [VK_TRUE](#), to the [pNext](#) chain of [VkDeviceCreateInfo](#) when creating the [VkDevice](#).

Valid Usage (Implicit)

- [VUID-VkPhysicalDeviceDescriptorBufferTensorFeaturesARM-sType-sType](#)
[sType](#) **must** be

Structure Chaining

Extends the structures

- [VkDeviceCreateInfo](#)
- [VkPhysicalDeviceFeatures2](#)

The [VkPhysicalDevicePageableDeviceLocalMemoryFeaturesEXT](#) structure is defined as:

```
// Provided by VK_EXT_pageable_device_local_memory
typedef struct VkPhysicalDevicePageableDeviceLocalMemoryFeaturesEXT {
    VkStructureType    sType;
    void*              pNext;
    VkBool32           pageableDeviceLocalMemory;
} VkPhysicalDevicePageableDeviceLocalMemoryFeaturesEXT;
```

This structure describes the following feature:

- [sType](#) is a [VkStructureType](#) value identifying this structure.
- [pNext](#) is `NULL` or a pointer to a structure extending this structure.
- [pageableDeviceLocalMemory](#) indicates that the implementation supports pageable device-local memory and **may** transparently move device-local memory allocations to host-local memory to better share device-local memory with other applications.

If the [VkPhysicalDevicePageableDeviceLocalMemoryFeaturesEXT](#) structure is included in the [pNext](#) chain of the [VkPhysicalDeviceFeatures2](#) structure passed to [vkGetPhysicalDeviceFeatures2](#), it is filled in to indicate whether each corresponding feature is supported. If the application wishes to use a [VkDevice](#) with any features described by [VkPhysicalDevicePageableDeviceLocalMemoryFeaturesEXT](#), it **must** add an instance of the structure, with the desired feature members set to [VK_TRUE](#), to the [pNext](#) chain of [VkDeviceCreateInfo](#) when creating the [VkDevice](#).

Valid Usage (Implicit)

- VUID-VkPhysicalDevicePageableDeviceLocalMemoryFeaturesEXT-sType-sType [sType](#) **must** be [VK_STRUCTURE_TYPE_PHYSICAL_DEVICE_PAGEABLE_DEVICE_LOCAL_MEMORY_FEATURES_EXT](#)

Structure Chaining

Extends the structures

- [VkDeviceCreateInfo](#)
- [VkPhysicalDeviceFeatures2](#)

The [VkPhysicalDeviceMultiDrawFeaturesEXT](#) structure is defined as:

```
// Provided by VK_EXT_multi_draw
typedef struct VkPhysicalDeviceMultiDrawFeaturesEXT {
    VkStructureType    sType;
    void*              pNext;
    VkBool32           multiDraw;
} VkPhysicalDeviceMultiDrawFeaturesEXT;
```

This structure describes the following features:

- [sType](#) is a [VkStructureType](#) value identifying this structure.
- [pNext](#) is `NULL` or a pointer to a structure extending this structure.
- [multiDraw](#) indicates that the implementation supports [vkCmdDrawMultiEXT](#) and [vkCmdDrawMultiIndexedEXT](#).

If the [VkPhysicalDeviceMultiDrawFeaturesEXT](#) structure is included in the [pNext](#) chain of the [VkPhysicalDeviceFeatures2](#) structure passed to [vkGetPhysicalDeviceFeatures2](#), it is filled in to indicate whether each corresponding feature is supported. If the application wishes to use a [VkDevice](#) with any features described by [VkPhysicalDeviceMultiDrawFeaturesEXT](#), it **must** add an instance of the structure, with the desired feature members set to [VK_TRUE](#), to the [pNext](#) chain of [VkDeviceCreateInfo](#) when creating the [VkDevice](#).

Valid Usage (Implicit)

- VUID-VkPhysicalDeviceMultiDrawFeaturesEXT-sType-sType
[sType](#) **must** be [VK_STRUCTURE_TYPE_PHYSICAL_DEVICE_MULTI_DRAW_FEATURES_EXT](#)

Structure Chaining

Extends the structures

- [VkDeviceCreateInfo](#)
- [VkPhysicalDeviceFeatures2](#)

The [VkPhysicalDeviceRayTracingMotionBlurFeaturesNV](#) structure is defined as:


```
// Provided by VK_NV_ray_tracing_motion_blur
typedef struct VkPhysicalDeviceRayTracingMotionBlurFeaturesNV {
    VkStructureType    sType;
    void*              pNext;
    VkBool32           rayTracingMotionBlur;
    VkBool32           rayTracingMotionBlurPipelineTraceRaysIndirect;
} VkPhysicalDeviceRayTracingMotionBlurFeaturesNV;
```

This structure describes the following features:

- `sType` is a `VkStructureType` value identifying this structure.
- `pNext` is `NULL` or a pointer to a structure extending this structure.
- `rayTracingMotionBlur` indicates whether the implementation supports the motion blur feature.
- `rayTracingMotionBlurPipelineTraceRaysIndirect` indicates whether the implementation supports indirect ray tracing commands with the motion blur feature enabled.

If the `VkPhysicalDeviceRayTracingMotionBlurFeaturesNV` structure is included in the `pNext` chain of the `VkPhysicalDeviceFeatures2` structure passed to `vkGetPhysicalDeviceFeatures2`, it is filled in to indicate whether each corresponding feature is supported. If the application wishes to use a `VkDevice` with any features described by `VkPhysicalDeviceRayTracingMotionBlurFeaturesNV`, it **must** add an instance of the structure, with the desired feature members set to `VK_TRUE`, to the `pNext` chain of `VkDeviceCreateInfo` when creating the `VkDevice`.

Valid Usage (Implicit)

- VUID-VkPhysicalDeviceRayTracingMotionBlurFeaturesNV-sType-sType **must** be `VK_STRUCTURE_TYPE_PHYSICAL_DEVICE_RAY_TRACING_MOTION_BLUR_FEATURES_NV`

Structure Chaining

Extends the structures

- `VkDeviceCreateInfo`
- `VkPhysicalDeviceFeatures2`

The `VkPhysicalDeviceRayTracingLinearSweptSpheresFeaturesNV` structure is defined as:


```
// Provided by VK_NV_ray_tracing_linear_swept_spheres
typedef struct VkPhysicalDeviceRayTracingLinearSweptSpheresFeaturesNV {
    VkStructureType    sType;
    void*              pNext;
    VkBool32           spheres;
    VkBool32           linearSweptSpheres;
} VkPhysicalDeviceRayTracingLinearSweptSpheresFeaturesNV;
```

This structure describes the following features:

- `sType` is a `VkStructureType` value identifying this structure.
- `pNext` is `NULL` or a pointer to a structure extending this structure.
- `spheres` indicates whether the implementation supports sphere primitives in ray tracing.
- `linearSweptSpheres` indicates whether the implementation supports linear swept sphere primitives in ray tracing.

If the `VkPhysicalDeviceRayTracingLinearSweptSpheresFeaturesNV` structure is included in the `pNext` chain of the `VkPhysicalDeviceFeatures2` structure passed to `vkGetPhysicalDeviceFeatures2`, it is filled in to indicate whether each corresponding feature is supported. If the application wishes to use a `VkDevice` with any features described by `VkPhysicalDeviceRayTracingLinearSweptSpheresFeaturesNV`, it **must** add an instance of the structure, with the desired feature members set to `VK_TRUE`, to the `pNext` chain of `VkDeviceCreateInfo` when creating the `VkDevice`.

Valid Usage (Implicit)

- VUID-VkPhysicalDeviceRayTracingLinearSweptSpheresFeaturesNV-sType-sType `sType` must be `VK_STRUCTURE_TYPE_PHYSICAL_DEVICE_RAY_TRACING_LINEAR_SWEPT_SPHERES_FEATURES_NV`

Structure Chaining

Extends the structures

- `VkDeviceCreateInfo`
- `VkPhysicalDeviceFeatures2`

The `VkPhysicalDeviceOpacityMicromapFeaturesEXT` structure is defined as:


```
// Provided by VK_EXT_opacity_micromap
typedef struct VkPhysicalDeviceOpacityMicromapFeaturesEXT {
    VkStructureType    sType;
    void*              pNext;
    VkBool32            micromap;
    VkBool32            micromapCaptureReplay;
    VkBool32            micromapHostCommands;
} VkPhysicalDeviceOpacityMicromapFeaturesEXT;
```

This structure describes the following feature:

- **sType** is a [VkStructureType](#) value identifying this structure.
- **pNext** is **NULL** or a pointer to a structure extending this structure.
- **micromap** indicates whether the implementation supports the micromap array feature.
- **micromapCaptureReplay** indicates whether the implementation supports capture and replay of addresses for micromap arrays.
- **micromapHostCommands** indicates whether the implementation supports host side micromap array commands.

If the [VkPhysicalDeviceOpacityMicromapFeaturesEXT](#) structure is included in the **pNext** chain of the [VkPhysicalDeviceFeatures2](#) structure passed to [vkGetPhysicalDeviceFeatures2](#), it is filled in to indicate whether each corresponding feature is supported. If the application wishes to use a [VkDevice](#) with any features described by [VkPhysicalDeviceOpacityMicromapFeaturesEXT](#), it **must** add an instance of the structure, with the desired feature members set to [VK_TRUE](#), to the **pNext** chain of [VkDeviceCreateInfo](#) when creating the [VkDevice](#).

Valid Usage (Implicit)

- VUID-VkPhysicalDeviceOpacityMicromapFeaturesEXT-sType-sType **must** be [VK_STRUCTURE_TYPE_PHYSICAL_DEVICE_OPACITY_MICROMAP_FEATURES_EXT](#)

Structure Chaining

Extends the structures

- [VkDeviceCreateInfo](#)
- [VkPhysicalDeviceFeatures2](#)

The [VkPhysicalDeviceDisplacementMicromapFeaturesNV](#) structure is defined as:


```
// Provided by VK_NV_displacement_micromap
typedef struct VkPhysicalDeviceDisplacementMicromapFeaturesNV {
    VkStructureType    sType;
    void*              pNext;
    VkBool32           displacementMicromap;
} VkPhysicalDeviceDisplacementMicromapFeaturesNV;
```

This structure describes the following feature:

- **sType** is a [VkStructureType](#) value identifying this structure.
- **pNext** is **NULL** or a pointer to a structure extending this structure.
- **displacementMicromap** indicates whether the implementation supports the displacement micromap feature.

If the [VkPhysicalDeviceDisplacementMicromapFeaturesNV](#) structure is included in the **pNext** chain of the [VkPhysicalDeviceFeatures2](#) structure passed to [vkGetPhysicalDeviceFeatures2](#), it is filled in to indicate whether each corresponding feature is supported. If the application wishes to use a [VkDevice](#) with any features described by [VkPhysicalDeviceDisplacementMicromapFeaturesNV](#), it **must** add an instance of the structure, with the desired feature members set to **VK_TRUE**, to the **pNext** chain of [VkDeviceCreateInfo](#) when creating the [VkDevice](#).

Valid Usage (Implicit)

- VUID-VkPhysicalDeviceDisplacementMicromapFeaturesNV-sType-sType **must** be [VK_STRUCTURE_TYPE_PHYSICAL_DEVICE_DISPLACEMENT_MICROMAP_FEATURES_NV](#)

Structure Chaining

Extends the structures

- [VkDeviceCreateInfo](#)
- [VkPhysicalDeviceFeatures2](#)

The [VkPhysicalDeviceRayTracingValidationFeaturesNV](#) structure is defined as:

```
// Provided by VK_NV_ray_tracing_validation
typedef struct VkPhysicalDeviceRayTracingValidationFeaturesNV {
    VkStructureType    sType;
    void*              pNext;
    VkBool32           rayTracingValidation;
} VkPhysicalDeviceRayTracingValidationFeaturesNV;
```

This structure describes the following feature:

- `sType` is a `VkStructureType` value identifying this structure.
- `pNext` is `NULL` or a pointer to a structure extending this structure.
- `rayTracingValidation` indicates whether the implementation supports the ray tracing validation feature.

If the `VkPhysicalDeviceRayTracingValidationFeaturesNV` structure is included in the `pNext` chain of the `VkPhysicalDeviceFeatures2` structure passed to `vkGetPhysicalDeviceFeatures2`, it is filled in to indicate whether each corresponding feature is supported. If the application wishes to use a `VkDevice` with any features described by `VkPhysicalDeviceRayTracingValidationFeaturesNV`, it **must** add an instance of the structure, with the desired feature members set to `VK_TRUE`, to the `pNext` chain of `VkDeviceCreateInfo` when creating the `VkDevice`.

Valid Usage (Implicit)

- VUID-VkPhysicalDeviceRayTracingValidationFeaturesNV-sType-sType **must** be `VK_STRUCTURE_TYPE_PHYSICAL_DEVICE_RAY_TRACING_VALIDATION_FEATURES_NV`

Structure Chaining

Extends the structures

- `VkDeviceCreateInfo`
- `VkPhysicalDeviceFeatures2`

The `VkPhysicalDeviceZeroInitializeDeviceMemoryFeaturesEXT` structure is defined as:

```
// Provided by VK_EXT_zero_initialize_device_memory
typedef struct VkPhysicalDeviceZeroInitializeDeviceMemoryFeaturesEXT {
    VkStructureType    sType;
    void*              pNext;
    VkBool32           zeroInitializeDeviceMemory;
} VkPhysicalDeviceZeroInitializeDeviceMemoryFeaturesEXT;
```

This structure describes the following features:

- `sType` is a `VkStructureType` value identifying this structure.
- `pNext` is `NULL` or a pointer to a structure extending this structure.
- `zeroInitializeDeviceMemory` indicates that the implementation supports zeroing memory allocations using a user-specified flag.

If the `VkPhysicalDeviceZeroInitializeDeviceMemoryFeaturesEXT` structure is included in the `pNext` chain of the `VkPhysicalDeviceFeatures2` structure passed to `vkGetPhysicalDeviceFeatures2`, it is filled in to indicate whether each corresponding feature is supported. If the application wishes to use a `VkDevice` with any features described by

`VkPhysicalDeviceZeroInitializeDeviceMemoryFeaturesEXT`, it **must** add an instance of the structure, with the desired feature members set to `VK_TRUE`, to the `pNext` chain of `VkDeviceCreateInfo` when creating the `VkDevice`.

Valid Usage (Implicit)

- `VUID-VkPhysicalDeviceZeroInitializeDeviceMemoryFeaturesEXT-sType-sType` `sType` **must** be `VK_STRUCTURE_TYPE_PHYSICAL_DEVICE_ZERO_INITIALIZE_DEVICE_MEMORY_FEATURES_EXT`

Structure Chaining

Extends the structures

- `VkDeviceCreateInfo`
- `VkPhysicalDeviceFeatures2`

The `VkPhysicalDeviceSubpassShadingFeaturesHUAWEI` structure is defined as:

```
// Provided by VK_HUAWEI_subpass_shading
typedef struct VkPhysicalDeviceSubpassShadingFeaturesHUAWEI {
    VkStructureType    sType;
    void*              pNext;
    VkBool32           subpassShading;
} VkPhysicalDeviceSubpassShadingFeaturesHUAWEI;
```

This structure describes the following feature:

- `sType` is a `VkStructureType` value identifying this structure.
- `pNext` is `NULL` or a pointer to a structure extending this structure.
- `subpassShading` specifies whether subpass shading is supported.

If the `VkPhysicalDeviceSubpassShadingFeaturesHUAWEI` structure is included in the `pNext` chain of the `VkPhysicalDeviceFeatures2` structure passed to `vkGetPhysicalDeviceFeatures2`, it is filled in to indicate whether each corresponding feature is supported. If the application wishes to use a `VkDevice` with any features described by `VkPhysicalDeviceSubpassShadingFeaturesHUAWEI`, it **must** add an instance of the structure, with the desired feature members set to `VK_TRUE`, to the `pNext` chain of `VkDeviceCreateInfo` when creating the `VkDevice`.

Valid Usage (Implicit)

- `VUID-VkPhysicalDeviceSubpassShadingFeaturesHUAWEI-sType-sType` `sType` **must** be `VK_STRUCTURE_TYPE_PHYSICAL_DEVICE_SUBPASS_SHADING_FEATURES_HUAWEI`

Structure Chaining

Extends the structures

- [VkDeviceCreateInfo](#)
- [VkPhysicalDeviceFeatures2](#)

The [VkPhysicalDeviceExternalMemoryRDMAFeaturesNV](#) structure is defined as:

```
// Provided by VK_NV_external_memory_rdma
typedef struct VkPhysicalDeviceExternalMemoryRDMAFeaturesNV {
    VkStructureType    sType;
    void*              pNext;
    VkBool32           externalMemoryRDMA;
} VkPhysicalDeviceExternalMemoryRDMAFeaturesNV;
```

This structure describes the following feature:

- [sType](#) is a [VkStructureType](#) value identifying this structure.
- [pNext](#) is `NULL` or a pointer to a structure extending this structure.
- [externalMemoryRDMA](#) indicates whether the implementation has support for the [VK_MEMORY_PROPERTY_RDMA_CAPABLE_BIT_NV](#) memory property and the [VK_EXTERNAL_MEMORY_HANDLE_TYPE_RDMA_ADDRESS_BIT_NV](#) external memory handle type.

If the [VkPhysicalDeviceExternalMemoryRDMAFeaturesNV](#) structure is included in the [pNext](#) chain of the [VkPhysicalDeviceFeatures2](#) structure passed to [vkGetPhysicalDeviceFeatures2](#), it is filled in to indicate whether each corresponding feature is supported. If the application wishes to use a [VkDevice](#) with any features described by [VkPhysicalDeviceExternalMemoryRDMAFeaturesNV](#), it **must** add an instance of the structure, with the desired feature members set to [VK_TRUE](#), to the [pNext](#) chain of [VkDeviceCreateInfo](#) when creating the [VkDevice](#).

Valid Usage (Implicit)

- VUID-VkPhysicalDeviceExternalMemoryRDMAFeaturesNV-sType-sType [sType](#) **must** be [VK_STRUCTURE_TYPE_PHYSICAL_DEVICE_EXTERNAL_MEMORY_RDMA_FEATURES_NV](#)

Structure Chaining

Extends the structures

- [VkDeviceCreateInfo](#)
- [VkPhysicalDeviceFeatures2](#)

The `VkPhysicalDevicePresentIdFeaturesKHR` structure is defined as:

```
// Provided by VK_KHR_present_id
typedef struct VkPhysicalDevicePresentIdFeaturesKHR {
    VkStructureType    sType;
    void*              pNext;
    VkBool32           presentId;
} VkPhysicalDevicePresentIdFeaturesKHR;
```

This structure describes the following feature:

- `sType` is a `VkStructureType` value identifying this structure.
- `pNext` is `NULL` or a pointer to a structure extending this structure.
- `presentId` indicates that the implementation supports specifying present ID values in the `VkPresentIdKHR` extension to the `VkPresentInfoKHR` struct.

If the `VkPhysicalDevicePresentIdFeaturesKHR` structure is included in the `pNext` chain of the `VkPhysicalDeviceFeatures2` structure passed to `vkGetPhysicalDeviceFeatures2`, it is filled in to indicate whether each corresponding feature is supported. If the application wishes to use a `VkDevice` with any features described by `VkPhysicalDevicePresentIdFeaturesKHR`, it **must** add an instance of the structure, with the desired feature members set to `VK_TRUE`, to the `pNext` chain of `VkDeviceCreateInfo` when creating the `VkDevice`.

Valid Usage (Implicit)

- VUID-VkPhysicalDevicePresentIdFeaturesKHR-sType-sType
`sType` **must** be `VK_STRUCTURE_TYPE_PHYSICAL_DEVICE_PRESENT_ID_FEATURES_KHR`

Structure Chaining

Extends the structures

- `VkDeviceCreateInfo`
- `VkPhysicalDeviceFeatures2`

The `VkPhysicalDevicePresentId2FeaturesKHR` structure is defined as:

```
// Provided by VK_KHR_present_id2
typedef struct VkPhysicalDevicePresentId2FeaturesKHR {
    VkStructureType    sType;
    void*              pNext;
    VkBool32           presentId2;
} VkPhysicalDevicePresentId2FeaturesKHR;
```

This structure describes the following feature:

- `sType` is a `VkStructureType` value identifying this structure.
- `pNext` is `NULL` or a pointer to a structure extending this structure.
- `presentId2` indicates that the implementation supports specifying present ID values in the `VkPresentId2KHR` extension to the `VkPresentInfoKHR` struct.

If the `VkPhysicalDevicePresentId2FeaturesKHR` structure is included in the `pNext` chain of the `VkPhysicalDeviceFeatures2` structure passed to `vkGetPhysicalDeviceFeatures2`, it is filled in to indicate whether each corresponding feature is supported. If the application wishes to use a `VkDevice` with any features described by `VkPhysicalDevicePresentId2FeaturesKHR`, it **must** add an instance of the structure, with the desired feature members set to `VK_TRUE`, to the `pNext` chain of `VkDeviceCreateInfo` when creating the `VkDevice`.

Valid Usage (Implicit)

- VUID-VkPhysicalDevicePresentId2FeaturesKHR-sType-sType
`sType` **must** be `VK_STRUCTURE_TYPE_PHYSICAL_DEVICE_PRESENT_ID_2_FEATURES_KHR`

Structure Chaining

Extends the structures

- `VkDeviceCreateInfo`
- `VkPhysicalDeviceFeatures2`

The `VkPhysicalDevicePresentWaitFeaturesKHR` structure is defined as:

```
// Provided by VK_KHR_present_wait
typedef struct VkPhysicalDevicePresentWaitFeaturesKHR {
    VkStructureType    sType;
    void*              pNext;
    VkBool32           presentWait;
} VkPhysicalDevicePresentWaitFeaturesKHR;
```

This structure describes the following feature:

- `sType` is a `VkStructureType` value identifying this structure.
- `pNext` is `NULL` or a pointer to a structure extending this structure.
- `presentWait` indicates that the implementation supports `vkWaitForPresentKHR`.

If the `VkPhysicalDevicePresentWaitFeaturesKHR` structure is included in the `pNext` chain of the `VkPhysicalDeviceFeatures2` structure passed to `vkGetPhysicalDeviceFeatures2`, it is filled in to indicate whether each corresponding feature is supported. If the application wishes to use a `VkDevice` with any features described by `VkPhysicalDevicePresentWaitFeaturesKHR`, it **must** add an instance of the structure, with the desired feature members set to `VK_TRUE`, to the `pNext` chain of `VkDeviceCreateInfo` when creating the `VkDevice`.

Valid Usage (Implicit)

- VUID-VkPhysicalDevicePresentWaitFeaturesKHR-sType-sType
`sType` must be `VK_STRUCTURE_TYPE_PHYSICAL_DEVICE_PRESENT_WAIT_FEATURES_KHR`

Structure Chaining

Extends the structures

- `VkDeviceCreateInfo`
- `VkPhysicalDeviceFeatures2`

The `VkPhysicalDevicePresentWait2FeaturesKHR` structure is defined as:

```
// Provided by VK_KHR_present_wait2
typedef struct VkPhysicalDevicePresentWait2FeaturesKHR {
    VkStructureType    sType;
    void*              pNext;
    VkBool32           presentWait2;
} VkPhysicalDevicePresentWait2FeaturesKHR;
```

This structure describes the following feature:

- `sType` is a `VkStructureType` value identifying this structure.
- `pNext` is `NULL` or a pointer to a structure extending this structure.
- `presentWait2` indicates that the implementation supports `vkWaitForPresent2KHR`.

If the `VkPhysicalDevicePresentWait2FeaturesKHR` structure is included in the `pNext` chain of the `VkPhysicalDeviceFeatures2` structure passed to `vkGetPhysicalDeviceFeatures2`, it is filled in to indicate whether each corresponding feature is supported. If the application wishes to use a `VkDevice` with any features described by `VkPhysicalDevicePresentWait2FeaturesKHR`, it **must** add an instance of the structure, with the desired feature members set to `VK_TRUE`, to the `pNext` chain of `VkDeviceCreateInfo` when creating the `VkDevice`.

Valid Usage (Implicit)

- VUID-VkPhysicalDevicePresentWait2FeaturesKHR-sType-sType
`sType` must be `VK_STRUCTURE_TYPE_PHYSICAL_DEVICE_PRESENT_WAIT_2_FEATURES_KHR`

Structure Chaining

Extends the structures

- [VkDeviceCreateInfo](#)
- [VkPhysicalDeviceFeatures2](#)

The [VkPhysicalDeviceUnifiedImageLayoutsFeaturesKHR](#) structure is defined as:

```
// Provided by VK_KHR_unified_image_layouts
typedef struct VkPhysicalDeviceUnifiedImageLayoutsFeaturesKHR {
    VkStructureType    sType;
    void*              pNext;
    VkBool32           unifiedImageLayouts;
    VkBool32           unifiedImageLayoutsVideo;
} VkPhysicalDeviceUnifiedImageLayoutsFeaturesKHR;
```

This structure describes the following feature:

- [sType](#) is a [VkStructureType](#) value identifying this structure.
- [pNext](#) is `NULL` or a pointer to a structure extending this structure.
- [unifiedImageLayouts](#) specifies whether usage of [VK_IMAGE_LAYOUT_GENERAL](#), where valid, incurs no loss in efficiency. Additionally, it indicates whether it **can** be used in place of [VK_IMAGE_LAYOUT_ATTACHMENT_FEEDBACK_LOOP_OPTIMAL_EXT](#).
- [unifiedImageLayoutsVideo](#) specifies whether [VK_IMAGE_LAYOUT_GENERAL](#) can be used in place of any of the following image layouts with no loss in efficiency.
 - [VK_IMAGE_LAYOUT_VIDEO_DECODE_DST_KHR](#)
 - [VK_IMAGE_LAYOUT_VIDEO_DECODE_SRC_KHR](#)
 - [VK_IMAGE_LAYOUT_VIDEO_DECODE_DPB_KHR](#)
 - [VK_IMAGE_LAYOUT_VIDEO_ENCODE_DST_KHR](#)
 - [VK_IMAGE_LAYOUT_VIDEO_ENCODE_SRC_KHR](#)
 - [VK_IMAGE_LAYOUT_VIDEO_ENCODE_DPB_KHR](#)
 - [VK_IMAGE_LAYOUT_VIDEO_ENCODE_QUANTIZATION_MAP_KHR](#)

If the [VkPhysicalDeviceUnifiedImageLayoutsFeaturesKHR](#) structure is included in the [pNext](#) chain of the [VkPhysicalDeviceFeatures2](#) structure passed to [vkGetPhysicalDeviceFeatures2](#), it is filled in to indicate whether each corresponding feature is supported. If the application wishes to use a [VkDevice](#) with any features described by [VkPhysicalDeviceUnifiedImageLayoutsFeaturesKHR](#), it **must** add an instance of the structure, with the desired feature members set to [VK_TRUE](#), to the [pNext](#) chain of [VkDeviceCreateInfo](#) when creating the [VkDevice](#).

Valid Usage (Implicit)

- VUID-VkPhysicalDeviceUnifiedImageLayoutsFeaturesKHR-sType-must-be-VK_STRUCTURE_TYPE_PHYSICAL_DEVICE_UNIFIED_IMAGE_LAYOUTS_FEATURES_KHR

Structure Chaining

Extends the structures

- [VkDeviceCreateInfo](#)
- [VkPhysicalDeviceFeatures2](#)

The [VkPhysicalDeviceHostImageCopyFeatures](#) structure is defined as:

```
// Provided by VK_VERSION_1_4
typedef struct VkPhysicalDeviceHostImageCopyFeatures {
    VkStructureType    sType;
    void*              pNext;
    VkBool32           hostImageCopy;
} VkPhysicalDeviceHostImageCopyFeatures;
```

```
// Provided by VK_EXT_host_image_copy
// Equivalent to VkPhysicalDeviceHostImageCopyFeatures
typedef VkPhysicalDeviceHostImageCopyFeatures
VkPhysicalDeviceHostImageCopyFeaturesEXT;
```

This structure describes the following feature:

- [sType](#) is a [VkStructureType](#) value identifying this structure.
- [pNext](#) is `NULL` or a pointer to a structure extending this structure.
- [hostImageCopy](#) indicates that the implementation supports copying from host memory to images using the [vkCopyMemoryToImage](#) command, copying from images to host memory using the [vkCopyImageToMemory](#) command, and copying between images using the [vkCopyImageToImage](#) command.

If the [VkPhysicalDeviceHostImageCopyFeatures](#) structure is included in the [pNext](#) chain of the [VkPhysicalDeviceFeatures2](#) structure passed to [vkGetPhysicalDeviceFeatures2](#), it is filled in to indicate whether each corresponding feature is supported. If the application wishes to use a [VkDevice](#) with any features described by [VkPhysicalDeviceHostImageCopyFeatures](#), it **must** add an instance of the structure, with the desired feature members set to [VK_TRUE](#), to the [pNext](#) chain of [VkDeviceCreateInfo](#) when creating the [VkDevice](#).

Valid Usage (Implicit)

- VUID-VkPhysicalDeviceHostImageCopyFeatures-sType-sType
`sType` must be `VK_STRUCTURE_TYPE_PHYSICAL_DEVICE_HOST_IMAGE_COPY_FEATURES`

Structure Chaining

Extends the structures

- `VkDeviceCreateInfo`
- `VkPhysicalDeviceFeatures2`

The `VkPhysicalDevicePresentTimingFeaturesEXT` structure is defined as:

```
// Provided by VK_EXT_present_timing
typedef struct VkPhysicalDevicePresentTimingFeaturesEXT {
    VkStructureType    sType;
    void*              pNext;
    VkBool32           presentTiming;
    VkBool32           presentAtAbsoluteTime;
    VkBool32           presentAtRelativeTime;
} VkPhysicalDevicePresentTimingFeaturesEXT;
```

This structure describes the following feature:

- `sType` is a `VkStructureType` value identifying this structure.
- `pNext` is `NULL` or a pointer to a structure extending this structure.
- `presentTiming` indicates that the implementation supports `vkGetPastPresentationTimingEXT`.
- `presentAtAbsoluteTime` indicates that the implementation supports specifying absolute target present times.
- `presentAtRelativeTime` indicates that the implementation supports specifying relative target present times.

If the `VkPhysicalDevicePresentTimingFeaturesEXT` structure is included in the `pNext` chain of the `VkPhysicalDeviceFeatures2` structure passed to `vkGetPhysicalDeviceFeatures2`, it is filled in to indicate whether each corresponding feature is supported. If the application wishes to use a `VkDevice` with any features described by `VkPhysicalDevicePresentTimingFeaturesEXT`, it **must** add an instance of the structure, with the desired feature members set to `VK_TRUE`, to the `pNext` chain of `VkDeviceCreateInfo` when creating the `VkDevice`.

Valid Usage (Implicit)

- VUID-VkPhysicalDevicePresentTimingFeaturesEXT-sType-sType
`sType` must be

Structure Chaining

Extends the structures

- [VkDeviceCreateInfo](#)
- [VkPhysicalDeviceFeatures2](#)

The [VkPhysicalDevicePresentBarrierFeaturesNV](#) structure is defined as:

```
// Provided by VK_NV_present_barrier
typedef struct VkPhysicalDevicePresentBarrierFeaturesNV {
    VkStructureType    sType;
    void*              pNext;
    VkBool32           presentBarrier;
} VkPhysicalDevicePresentBarrierFeaturesNV;
```

This structure describes the following feature:

- [sType](#) is a [VkStructureType](#) value identifying this structure.
- [pNext](#) is `NULL` or a pointer to a structure extending this structure.
- [presentBarrier](#) indicates that the implementation supports the present barrier feature.

If the [VkPhysicalDevicePresentBarrierFeaturesNV](#) structure is included in the [pNext](#) chain of the [VkPhysicalDeviceFeatures2](#) structure passed to [vkGetPhysicalDeviceFeatures2](#), it is filled in to indicate whether each corresponding feature is supported. If the application wishes to use a [VkDevice](#) with any features described by [VkPhysicalDevicePresentBarrierFeaturesNV](#), it **must** add an instance of the structure, with the desired feature members set to [VK_TRUE](#), to the [pNext](#) chain of [VkDeviceCreateInfo](#) when creating the [VkDevice](#).

Valid Usage (Implicit)

- VUID-VkPhysicalDevicePresentBarrierFeaturesNV-sType-sType [sType](#) **must** be [VK_STRUCTURE_TYPE_PHYSICAL_DEVICE_PRESENT_BARRIER_FEATURES_NV](#)

Structure Chaining

Extends the structures

- [VkDeviceCreateInfo](#)
- [VkPhysicalDeviceFeatures2](#)

The `VkPhysicalDeviceShaderFmaFeaturesKHR` structure is defined as:

```
// Provided by VK_KHR_shader_fma
typedef struct VkPhysicalDeviceShaderFmaFeaturesKHR {
    VkStructureType    sType;
    void*              pNext;
    VkBool32           shaderFmaFloat16;
    VkBool32           shaderFmaFloat32;
    VkBool32           shaderFmaFloat64;
} VkPhysicalDeviceShaderFmaFeaturesKHR;
```

This structure describes the following feature:

- `sType` is a `VkStructureType` value identifying this structure.
- `pNext` is `NULL` or a pointer to a structure extending this structure.
- `shaderFmaFloat16` indicates whether the implementation supports `OpFmaKHR` for Float16 types in shaders.
- `shaderFmaFloat32` indicates whether the implementation supports `OpFmaKHR` for Float32 types in shaders.
- `shaderFmaFloat64` indicates whether the implementation supports `OpFmaKHR` for Float64 types in shaders.

If the `VkPhysicalDeviceShaderFmaFeaturesKHR` structure is included in the `pNext` chain of the `VkPhysicalDeviceFeatures2` structure passed to `vkGetPhysicalDeviceFeatures2`, it is filled in to indicate whether each corresponding feature is supported. If the application wishes to use a `VkDevice` with any features described by `VkPhysicalDeviceShaderFmaFeaturesKHR`, it **must** add an instance of the structure, with the desired feature members set to `VK_TRUE`, to the `pNext` chain of `VkDeviceCreateInfo` when creating the `VkDevice`.

Valid Usage (Implicit)

- VUID-VkPhysicalDeviceShaderFmaFeaturesKHR-sType-sType
`sType` **must** be `VK_STRUCTURE_TYPE_PHYSICAL_DEVICE_SHADER_FMA_FEATURES_KHR`

Structure Chaining

Extends the structures

- `VkDeviceCreateInfo`
- `VkPhysicalDeviceFeatures2`

The `VkPhysicalDeviceShaderIntegerDotProductFeatures` structure is defined as:


```
// Provided by VK_VERSION_1_3
typedef struct VkPhysicalDeviceShaderIntegerDotProductFeatures {
    VkStructureType    sType;
    void*              pNext;
    VkBool32           shaderIntegerDotProduct;
} VkPhysicalDeviceShaderIntegerDotProductFeatures;
```

```
// Provided by VK_KHR_shader_integer_dot_product
// Equivalent to VkPhysicalDeviceShaderIntegerDotProductFeatures
typedef VkPhysicalDeviceShaderIntegerDotProductFeatures
VkPhysicalDeviceShaderIntegerDotProductFeaturesKHR;
```

This structure describes the following feature:

- `sType` is a `VkStructureType` value identifying this structure.
- `pNext` is `NULL` or a pointer to a structure extending this structure.
- `shaderIntegerDotProduct` specifies whether shader modules **can** declare the `DotProductInputAllKHR`, `DotProductInput4x8BitKHR`, `DotProductInput4x8BitPackedKHR` and `DotProductKHR` capabilities.

If the `VkPhysicalDeviceShaderIntegerDotProductFeatures` structure is included in the `pNext` chain of the `VkPhysicalDeviceFeatures2` structure passed to `vkGetPhysicalDeviceFeatures2`, it is filled in to indicate whether each corresponding feature is supported. If the application wishes to use a `VkDevice` with any features described by `VkPhysicalDeviceShaderIntegerDotProductFeatures`, it **must** add an instance of the structure, with the desired feature members set to `VK_TRUE`, to the `pNext` chain of `VkDeviceCreateInfo` when creating the `VkDevice`.

Valid Usage (Implicit)

- VUID-VkPhysicalDeviceShaderIntegerDotProductFeatures-sType-sType `sType` **must** be `VK_STRUCTURE_TYPE_PHYSICAL_DEVICE_SHADER_INTEGER_DOT_PRODUCT_FEATURES`

Structure Chaining

Extends the structures

- `VkDeviceCreateInfo`
- `VkPhysicalDeviceFeatures2`

The `VkPhysicalDeviceMaintenance4Features` structure is defined as:


```
// Provided by VK_VERSION_1_3
typedef struct VkPhysicalDeviceMaintenance4Features {
    VkStructureType    sType;
    void*              pNext;
    VkBool32           maintenance4;
} VkPhysicalDeviceMaintenance4Features;
```

```
// Provided by VK_KHR_maintenance4
// Equivalent to VkPhysicalDeviceMaintenance4Features
typedef VkPhysicalDeviceMaintenance4Features VkPhysicalDeviceMaintenance4FeaturesKHR;
```

This structure describes the following feature:

- **sType** is a [VkStructureType](#) value identifying this structure.
- **pNext** is **NULL** or a pointer to a structure extending this structure.
- **maintenance4** indicates that the implementation supports the following:
 - The application **may** destroy a [VkPipelineLayout](#) object immediately after using it to create another object.
 - **LocalSizeId** **can** be used as an alternative to **LocalSize** to specify the local workgroup size with specialization constants.
 - Images created with identical creation parameters will always have the same alignment requirements.
 - The size memory requirement of a buffer or image is never greater than that of another buffer or image created with a greater or equal size.
 - Push constants do not have to be initialized before they are dynamically accessed.
 - The interface matching rules allow a larger output vector to match with a smaller input vector, with additional values being discarded.

If the [VkPhysicalDeviceMaintenance4Features](#) structure is included in the **pNext** chain of the [VkPhysicalDeviceFeatures2](#) structure passed to [vkGetPhysicalDeviceFeatures2](#), it is filled in to indicate whether each corresponding feature is supported. If the application wishes to use a [VkDevice](#) with any features described by [VkPhysicalDeviceMaintenance4Features](#), it **must** add an instance of the structure, with the desired feature members set to [VK_TRUE](#), to the **pNext** chain of [VkDeviceCreateInfo](#) when creating the [VkDevice](#).

Valid Usage (Implicit)

- VUID-VkPhysicalDeviceMaintenance4Features-sType-sType
sType **must** be [VK_STRUCTURE_TYPE_PHYSICAL_DEVICE_MAINTENANCE_4_FEATURES](#)

Structure Chaining

Extends the structures

- [VkDeviceCreateInfo](#)
- [VkPhysicalDeviceFeatures2](#)

The [VkPhysicalDeviceMaintenance5Features](#) structure is defined as:

```
// Provided by VK_VERSION_1_4
typedef struct VkPhysicalDeviceMaintenance5Features {
    VkStructureType    sType;
    void*              pNext;
    VkBool32           maintenance5;
} VkPhysicalDeviceMaintenance5Features;
```

```
// Provided by VK_KHR_maintenance5
// Equivalent to VkPhysicalDeviceMaintenance5Features
typedef VkPhysicalDeviceMaintenance5Features VkPhysicalDeviceMaintenance5FeaturesKHR;
```

This structure describes the following feature:

- **sType** is a [VkStructureType](#) value identifying this structure.
- **pNext** is **NULL** or a pointer to a structure extending this structure.
- **maintenance5** indicates that the implementation supports the following:
 - The ability to expose support for the optional format [VK_FORMAT_A1B5G5R5_UNORM_PACK16](#).
 - The ability to expose support for the optional format [VK_FORMAT_A8_UNORM](#).
 - A property to indicate that multisample coverage operations are performed after sample counting in EarlyFragmentTests mode.
 - Creating a [VkBufferView](#) with a subset of the associated [VkBuffer](#) usage using [VkBufferUsageFlags2CreateInfo](#).
 - A new function [vkCmdBindIndexBuffer2](#), allowing a range of memory to be bound as an index buffer.
 - [vkGetDeviceProcAddr](#) will return **NULL** for function pointers of core functions for versions higher than the version requested by the application.
 - [vkCmdBindVertexBuffers2](#) supports using [VK_WHOLE_SIZE](#) in the **pSizes** parameter.
 - If **PointSize** is not written, a default value of **1.0** is used for the size of points.
 - [VkShaderModuleCreateInfo](#) **can** be added as a chained structure to pipeline creation via [VkPipelineShaderStageCreateInfo](#), rather than having to create a shader module.
 - A function [vkGetRenderingAreaGranularity](#) to query the optimal render area for a dynamic

rendering instance.

- A property to indicate that depth/stencil texturing operations with `VK_COMPONENT_SWIZZLE_ONE` have defined behavior.
- `vkGetDeviceImageSubresourceLayout` allows an application to perform a `vkGetImageSubresourceLayout` query without having to create an image.
- `VK_REMAINING_ARRAY_LAYERS` as the `layerCount` member of `VkImageSubresourceLayers`.
- A property to indicate whether `PointSize` controls the final rasterization of polygons if `polygon mode` is `VK_POLYGON_MODE_POINT`.
- Two properties to indicate the non-strict line rasterization algorithm used.
- Two new flags words `VkPipelineCreateFlagBits2` and `VkBufferUsageFlagBits2`.
- Physical-device-level functions **can** now be called with any value in the valid range for a type beyond the defined enumerants, such that applications can avoid checking individual features, extensions, or versions before querying supported properties of a particular enumerant.
- Copies between images of any type are allowed, with 1D images treated as 2D images with a height of 1.

If the `VkPhysicalDeviceMaintenance5Features` structure is included in the `pNext` chain of the `VkPhysicalDeviceFeatures2` structure passed to `vkGetPhysicalDeviceFeatures2`, it is filled in to indicate whether each corresponding feature is supported. If the application wishes to use a `VkDevice` with any features described by `VkPhysicalDeviceMaintenance5Features`, it **must** add an instance of the structure, with the desired feature members set to `VK_TRUE`, to the `pNext` chain of `VkDeviceCreateInfo` when creating the `VkDevice`.

Valid Usage (Implicit)

- VUID-VkPhysicalDeviceMaintenance5Features-sType-sType
`sType` **must** be `VK_STRUCTURE_TYPE_PHYSICAL_DEVICE_MAINTENANCE_5_FEATURES`

Structure Chaining

Extends the structures

- `VkDeviceCreateInfo`
- `VkPhysicalDeviceFeatures2`

The `VkPhysicalDeviceMaintenance6Features` structure is defined as:


```
// Provided by VK_VERSION_1_4
typedef struct VkPhysicalDeviceMaintenance6Features {
    VkStructureType    sType;
    void*              pNext;
    VkBool32            maintenance6;
} VkPhysicalDeviceMaintenance6Features;
```

```
// Provided by VK_KHR_maintenance6
// Equivalent to VkPhysicalDeviceMaintenance6Features
typedef VkPhysicalDeviceMaintenance6Features VkPhysicalDeviceMaintenance6FeaturesKHR;
```

This structure describes the following feature:

- **sType** is a [VkStructureType](#) value identifying this structure.
- **pNext** is **NULL** or a pointer to a structure extending this structure.
- **maintenance6** indicates that the implementation supports the following:
 - **VK_NULL_HANDLE** can be used when binding an index buffer
 - **VkBindMemoryStatus** can be included in the **pNext** chain of the [VkBindBufferMemoryInfo](#) and [VkBindImageMemoryInfo](#) structures, enabling applications to retrieve [VkResult](#) values for individual memory binding operations.
 - [VkPhysicalDeviceMaintenance6Properties::blockTexelViewCompatibleMultipleLayers](#) property to indicate that the implementation supports creating image views with **VK_IMAGE_CREATE_BLOCK_TEXEL_VIEW_COMPATIBLE_BIT** where the **layerCount** member of **subresourceRange** is greater than 1.
 - [VkPhysicalDeviceMaintenance6Properties::maxCombinedImageSamplerDescriptorCount](#) property which indicates the maximum descriptor size required for any format that requires a sampler Y'C_BC_R conversion supported by the implementation.
 - A [VkPhysicalDeviceMaintenance6Properties::fragmentShadingRateClampCombinerInputs](#) property which indicates whether the implementation clamps the inputs to fragment shading rate combiner operations.

If the [VkPhysicalDeviceMaintenance6Features](#) structure is included in the **pNext** chain of the [VkPhysicalDeviceFeatures2](#) structure passed to [vkGetPhysicalDeviceFeatures2](#), it is filled in to indicate whether each corresponding feature is supported. If the application wishes to use a [VkDevice](#) with any features described by [VkPhysicalDeviceMaintenance6Features](#), it **must** add an instance of the structure, with the desired feature members set to **VK_TRUE**, to the **pNext** chain of [VkDeviceCreateInfo](#) when creating the [VkDevice](#).

Valid Usage (Implicit)

- VUID-VkPhysicalDeviceMaintenance6Features-sType-sType
sType must be **VK_STRUCTURE_TYPE_PHYSICAL_DEVICE_MAINTENANCE_6_FEATURES**

Structure Chaining

Extends the structures

- [VkDeviceCreateInfo](#)
- [VkPhysicalDeviceFeatures2](#)

The [VkPhysicalDeviceMaintenance7FeaturesKHR](#) structure is defined as:

```
// Provided by VK_KHR_maintenance7
typedef struct VkPhysicalDeviceMaintenance7FeaturesKHR {
    VkStructureType    sType;
    void*              pNext;
    VkBool32           maintenance7;
} VkPhysicalDeviceMaintenance7FeaturesKHR;
```

This structure describes the following feature:

- **sType** is a [VkStructureType](#) value identifying this structure.
- **pNext** is `NULL` or a pointer to a structure extending this structure.
- **maintenance7** indicates that the implementation supports the following:
 - The [VK_RENDERING_CONTENTS_INLINE_BIT_KHR](#) and [VK_SUBPASS_CONTENTS_INLINE_AND_SECONDARY_COMMAND_BUFFERS_KHR](#) flags **can** be used to record commands in render pass instances both inline and in secondary command buffers executed with [vkCmdExecuteCommands](#) for dynamic rendering and legacy render passes respectively.
 - Querying information regarding the underlying devices in environments where the Vulkan implementation is provided through layered implementations. This is done by chaining [VkPhysicalDeviceLayeredApiPropertiesListKHR](#) to [VkPhysicalDeviceProperties2](#).
 - New limits which indicate the maximum total count of dynamic uniform buffers and dynamic storage buffers that **can** be included in a pipeline layout.
 - 32-bit timestamp queries **must** wrap on overflow
 - A property that indicates whether a fragment shading rate attachment can have a size that is too small to cover a specified render area.
 - A property that indicates support for writing to one aspect of a depth/stencil attachment without performing a read-modify-write operation on the other aspect

If the [VkPhysicalDeviceMaintenance7FeaturesKHR](#) structure is included in the **pNext** chain of the [VkPhysicalDeviceFeatures2](#) structure passed to [vkGetPhysicalDeviceFeatures2](#), it is filled in to indicate whether each corresponding feature is supported. If the application wishes to use a [VkDevice](#) with any features described by [VkPhysicalDeviceMaintenance7FeaturesKHR](#), it **must** add an instance of the structure, with the desired feature members set to `VK_TRUE`, to the **pNext** chain of [VkDeviceCreateInfo](#) when creating the [VkDevice](#).

Valid Usage (Implicit)

- VUID-VkPhysicalDeviceMaintenance7FeaturesKHR-sType-must-be
sType must be
VK_STRUCTURE_TYPE_PHYSICAL_DEVICE_MAINTENANCE_7_FEATURES_KHR

Structure Chaining

Extends the structures

- [VkDeviceCreateInfo](#)
- [VkPhysicalDeviceFeatures2](#)

The [VkPhysicalDeviceMaintenance8FeaturesKHR](#) structure is defined as:

```
// Provided by VK_KHR_maintenance8
typedef struct VkPhysicalDeviceMaintenance8FeaturesKHR {
    VkStructureType    sType;
    void*              pNext;
    VkBool32           maintenance8;
} VkPhysicalDeviceMaintenance8FeaturesKHR;
```

This structure describes the following feature:

- [sType](#) is a [VkStructureType](#) value identifying this structure.
- [pNext](#) is `NULL` or a pointer to a structure extending this structure.
- [maintenance8](#) indicates that the implementation supports the following:
 - Allow copies between depth/stencil and “matching” color attachments
 - Allow [dstCache](#) in [vkMergePipelineCaches](#) to be implicitly synchronized.
 - Require src/dst sync scopes to work when doing queue family ownership transfers
 - Support [Offset](#) (as an alternative to [ConstOffset](#)) image operand in texture sampling and fetch operations
 - Use the SPIR-V definition of `OpSRem` and `OpSMod`, making these operations produce well-defined results for negative operands
 - Loosen layer restrictions when blitting from 3D images to other image types
 - Add space for an additional 64 access flags for use with [VkMemoryBarrier2](#), [VkBufferMemoryBarrier2](#), and [VkImageMemoryBarrier2](#)

If the [VkPhysicalDeviceMaintenance8FeaturesKHR](#) structure is included in the [pNext](#) chain of the [VkPhysicalDeviceFeatures2](#) structure passed to [vkGetPhysicalDeviceFeatures2](#), it is filled in to indicate whether each corresponding feature is supported. If the application wishes to use a [VkDevice](#) with any features described by [VkPhysicalDeviceMaintenance8FeaturesKHR](#), it **must** add an

instance of the structure, with the desired feature members set to [VK_TRUE](#), to the [pNext](#) chain of [VkDeviceCreateInfo](#) when creating the [VkDevice](#).

Valid Usage (Implicit)

- [VUID-VkPhysicalDeviceMaintenance8FeaturesKHR-sType-sType](#)
[sType](#) must be [VK_STRUCTURE_TYPE_PHYSICAL_DEVICE_MAINTENANCE_8_FEATURES_KHR](#)

Structure Chaining

Extends the structures

- [VkDeviceCreateInfo](#)
- [VkPhysicalDeviceFeatures2](#)

The [VkPhysicalDeviceMaintenance9FeaturesKHR](#) structure is defined as:

```
// Provided by VK_KHR_maintenance9
typedef struct VkPhysicalDeviceMaintenance9FeaturesKHR {
    VkStructureType    sType;
    void*              pNext;
    VkBool32            maintenance9;
} VkPhysicalDeviceMaintenance9FeaturesKHR;
```

This structure describes the following feature:

- [sType](#) is a [VkStructureType](#) value identifying this structure.
- [pNext](#) is [NULL](#) or a pointer to a structure extending this structure.
- [maintenance9](#) indicates that the implementation supports the following:
 - The restriction that certain bitfield SPIR-V instructions only operate on 32-bit integers is relaxed.
 - The value returned when a vertex shader reads an unbound vertex attribute is defined by way of the [defaultVertexAttributeValue](#) property.
 - A new [VkQueryPoolCreateFlagBits::VK_QUERY_POOL_CREATE_RESET_BIT_KHR](#) flag **can** be used to initialize all queries in query pool to the reset state on creation.
 - [vkCmdSetEvent2](#) **may** not provide a dependency other than the event src stage mask.
 - The effects of image memory barriers and image layout transitions on 3D images created with [VK_IMAGE_CREATE_2D_ARRAY_COMPATIBLE_BIT](#) are limited to only those slices specified in [VkImageSubresourceRange](#)
 - A device **can** be created with no queues. This can be used for compiling pipelines or shaders for the purpose of filling pipeline caches.

- Queue family ownership transfers are no longer required for buffers and linear images. For optimally tiled images, a new physical device query is added to check if resources created with `VK_SHARING_MODE_EXCLUSIVE` can automatically transfer ownership between two queue families.
- `image2DViewOf3DSparse` enables 2D views of 3D sparse images.

If the `VkPhysicalDeviceMaintenance9FeaturesKHR` structure is included in the `pNext` chain of the `VkPhysicalDeviceFeatures2` structure passed to `vkGetPhysicalDeviceFeatures2`, it is filled in to indicate whether each corresponding feature is supported. If the application wishes to use a `VkDevice` with any features described by `VkPhysicalDeviceMaintenance9FeaturesKHR`, it **must** add an instance of the structure, with the desired feature members set to `VK_TRUE`, to the `pNext` chain of `VkDeviceCreateInfo` when creating the `VkDevice`.

Valid Usage (Implicit)

- `VOID-VkPhysicalDeviceMaintenance9FeaturesKHR-sType-sType` **must** be `VK_STRUCTURE_TYPE_PHYSICAL_DEVICE_MAINTENANCE_9_FEATURES_KHR`

Structure Chaining

Extends the structures

- `VkDeviceCreateInfo`
- `VkPhysicalDeviceFeatures2`

The `VkPhysicalDeviceMaintenance10FeaturesKHR` structure is defined as:

```
// Provided by VK_KHR_maintenance10
typedef struct VkPhysicalDeviceMaintenance10FeaturesKHR {
    VkStructureType    sType;
    void*              pNext;
    VkBool32           maintenance10;
} VkPhysicalDeviceMaintenance10FeaturesKHR;
```

This structure describes the following feature:

- `sType` is a `VkStructureType` value identifying this structure.
- `pNext` is `NULL` or a pointer to a structure extending this structure.
- `maintenance10` indicates that the implementation supports the following:
 - New image format feature bits that indicate support for copying depth or stencil aspects using non-graphics queue families
 - If `vkCmdSetSampleMaskEXT` is called with `pSampleMask` set to `NULL`, it is treated as if the mask has all bits set to 1.

- Add [vkCmdEndRendering2KHR](#) as an extensible version of [vkCmdEndRendering](#)
- Add input attachment information to dynamic rendering
- Require that vertex inputs follow sRGB encoding when those formats are used, instead of being underspecified.
- Add a query to determine if sRGB images are resolved in nonlinear or linear space by default
- Add an optional feature to allow applications to override the default sRGB resolve behavior
- Add resolve mode and depth-stencil resolve support to [vkCmdResolveImage2](#) to bring it in-line with render pass attachment resolves

If the [VkPhysicalDeviceMaintenance10FeaturesKHR](#) structure is included in the [pNext](#) chain of the [VkPhysicalDeviceFeatures2](#) structure passed to [vkGetPhysicalDeviceFeatures2](#), it is filled in to indicate whether each corresponding feature is supported. If the application wishes to use a [VkDevice](#) with any features described by [VkPhysicalDeviceMaintenance10FeaturesKHR](#), it **must** add an instance of the structure, with the desired feature members set to [VK_TRUE](#), to the [pNext](#) chain of [VkDeviceCreateInfo](#) when creating the [VkDevice](#).

Valid Usage (Implicit)

- VUID-VkPhysicalDeviceMaintenance10FeaturesKHR-sType-sType **must** be [VK_STRUCTURE_TYPE_PHYSICAL_DEVICE_MAINTENANCE_10_FEATURES_KHR](#)

Structure Chaining

Extends the structures

- [VkDeviceCreateInfo](#)
- [VkPhysicalDeviceFeatures2](#)

The [VkPhysicalDeviceMaintenance11FeaturesKHR](#) structure is defined as:

```
// Provided by VK_KHR_maintenance11
typedef struct VkPhysicalDeviceMaintenance11FeaturesKHR {
    VkStructureType    sType;
    void*              pNext;
    VkBool32           maintenance11;
} VkPhysicalDeviceMaintenance11FeaturesKHR;
```

This structure describes the following feature:

- [sType](#) is a [VkStructureType](#) value identifying this structure.
- [pNext](#) is [NULL](#) or a pointer to a structure extending this structure.

- `maintenance11` indicates that the implementation supports the following:
 - `VK_IMAGE_CREATE_ALIAS_SINGLE_LAYER_DESCRIPTOR_BIT_KHR`
 - The depth clipping state of the pipeline is well defined when the pipeline is created without `VK_DYNAMIC_STATE_DEPTH_CLIP_ENABLE_EXT` being set and the `VkPipelineRasterizationDepthClipStateCreateInfoEXT` structure is not present
 - `VK_SHADER_CREATE_INDEPENDENT_SETS_BIT_KHR`
 - Allow `queueFamilyIndexCount` of 1 in `VkBufferCreateInfo`, `VkImageCreateInfo`, `VkPhysicalDeviceImageDrmFormatModifierInfoEXT`, `VkTensorCreateInfoARM` when `sharingMode` is `VK_SHARING_MODE_CONCURRENT`
 - Require `minImageTransferGranularity` to be (1,1,1) even on transfer-only queues and add `optimalImageTransferGranularity` queue family property to communicate the performance bump for copies not aligned to the optimal granularity
 - When copying between a buffer and an image on a transfer-only queue, do not require `bufferOffset` to be a multiple of 4

If the `VkPhysicalDeviceMaintenance11FeaturesKHR` structure is included in the `pNext` chain of the `VkPhysicalDeviceFeatures2` structure passed to `vkGetPhysicalDeviceFeatures2`, it is filled in to indicate whether each corresponding feature is supported. If the application wishes to use a `VkDevice` with any features described by `VkPhysicalDeviceMaintenance11FeaturesKHR`, it **must** add an instance of the structure, with the desired feature members set to `VK_TRUE`, to the `pNext` chain of `VkDeviceCreateInfo` when creating the `VkDevice`.

Valid Usage (Implicit)

- VUID-VkPhysicalDeviceMaintenance11FeaturesKHR-sType-sType `sType` must be `VK_STRUCTURE_TYPE_PHYSICAL_DEVICE_MAINTENANCE_11_FEATURES_KHR`

Structure Chaining

Extends the structures

- `VkDeviceCreateInfo`
- `VkPhysicalDeviceFeatures2`

The `VkPhysicalDeviceDynamicRenderingFeatures` structure is defined as:

```
// Provided by VK_VERSION_1_3
typedef struct VkPhysicalDeviceDynamicRenderingFeatures {
    VkStructureType    sType;
    void*              pNext;
    VkBool32           dynamicRendering;
} VkPhysicalDeviceDynamicRenderingFeatures;
```



```
// Provided by VK_KHR_dynamic_rendering
// Equivalent to VkPhysicalDeviceDynamicRenderingFeatures
typedef VkPhysicalDeviceDynamicRenderingFeatures
VkPhysicalDeviceDynamicRenderingFeaturesKHR;
```

This structure describes the following feature:

- **sType** is a [VkStructureType](#) value identifying this structure.
- **pNext** is **NULL** or a pointer to a structure extending this structure.
- **dynamicRendering** specifies that the implementation supports dynamic render pass instances using the [vkCmdBeginRendering](#) command.

If the [VkPhysicalDeviceDynamicRenderingFeatures](#) structure is included in the **pNext** chain of the [VkPhysicalDeviceFeatures2](#) structure passed to [vkGetPhysicalDeviceFeatures2](#), it is filled in to indicate whether each corresponding feature is supported. If the application wishes to use a [VkDevice](#) with any features described by [VkPhysicalDeviceDynamicRenderingFeatures](#), it **must** add an instance of the structure, with the desired feature members set to **VK_TRUE**, to the **pNext** chain of [VkDeviceCreateInfo](#) when creating the [VkDevice](#).

Valid Usage (Implicit)

- VUID-VkPhysicalDeviceDynamicRenderingFeatures-sType-sType **must** be [VK_STRUCTURE_TYPE_PHYSICAL_DEVICE_DYNAMIC_RENDERING_FEATURES](#)

Structure Chaining

Extends the structures

- [VkDeviceCreateInfo](#)
- [VkPhysicalDeviceFeatures2](#)

The [VkPhysicalDeviceCustomResolveFeaturesEXT](#) structure is defined as:

```
// Provided by VK_EXT_custom_resolve
typedef struct VkPhysicalDeviceCustomResolveFeaturesEXT {
    VkStructureType    sType;
    void*              pNext;
    VkBool32           customResolve;
} VkPhysicalDeviceCustomResolveFeaturesEXT;
```

This structure describes the following feature:

- **sType** is a [VkStructureType](#) value identifying this structure.

- `pNext` is `NULL` or a pointer to a structure extending this structure.
- `customResolve` specifies that the implementation supports render pass resolves using shaders.

If the `VkPhysicalDeviceCustomResolveFeaturesEXT` structure is included in the `pNext` chain of the `VkPhysicalDeviceFeatures2` structure passed to `vkGetPhysicalDeviceFeatures2`, it is filled in to indicate whether each corresponding feature is supported. If the application wishes to use a `VkDevice` with any features described by `VkPhysicalDeviceCustomResolveFeaturesEXT`, it **must** add an instance of the structure, with the desired feature members set to `VK_TRUE`, to the `pNext` chain of `VkDeviceCreateInfo` when creating the `VkDevice`.

Valid Usage (Implicit)

- VUID-VkPhysicalDeviceCustomResolveFeaturesEXT-sType-sType **must** be `VK_STRUCTURE_TYPE_PHYSICAL_DEVICE_CUSTOM_RESOLVE_FEATURES_EXT`

Structure Chaining

Extends the structures

- `VkDeviceCreateInfo`
- `VkPhysicalDeviceFeatures2`

The `VkPhysicalDeviceRGBA10X6FormatsFeaturesEXT` structure is defined as:

```
// Provided by VK_EXT_rgba10x6_formats
typedef struct VkPhysicalDeviceRGBA10X6FormatsFeaturesEXT {
    VkStructureType    sType;
    void*              pNext;
    VkBool32           formatRgba10x6WithoutYCbCrSampler;
} VkPhysicalDeviceRGBA10X6FormatsFeaturesEXT;
```

This structure describes the following feature:

- `sType` is a `VkStructureType` value identifying this structure.
- `pNext` is `NULL` or a pointer to a structure extending this structure.
- `formatRgba10x6WithoutYCbCrSampler` indicates that `VK_FORMAT_R10X6G10X6B10X6A10X6_UNORM_4PACK16` can be used with a `VkImageView` with `subresourceRange.aspectMask` equal to `VK_IMAGE_ASPECT_COLOR_BIT` without a `sampler Y'CBCR` conversion enabled.

If the `VkPhysicalDeviceRGBA10X6FormatsFeaturesEXT` structure is included in the `pNext` chain of the `VkPhysicalDeviceFeatures2` structure passed to `vkGetPhysicalDeviceFeatures2`, it is filled in to indicate whether each corresponding feature is supported. If the application wishes to use a `VkDevice` with any features described by `VkPhysicalDeviceRGBA10X6FormatsFeaturesEXT`, it **must** add

an instance of the structure, with the desired feature members set to [VK_TRUE](#), to the [pNext](#) chain of [VkDeviceCreateInfo](#) when creating the [VkDevice](#).

Valid Usage (Implicit)

- [VUID-VkPhysicalDeviceRGBA10X6FormatsFeaturesEXT-sType-sType](#) [sType](#) must be [VK_STRUCTURE_TYPE_PHYSICAL_DEVICE_RGBA10X6_FORMATS_FEATURES_EXT](#)

Structure Chaining

Extends the structures

- [VkDeviceCreateInfo](#)
- [VkPhysicalDeviceFeatures2](#)

The [VkPhysicalDevicePipelineRobustnessFeatures](#) structure is defined as:

```
// Provided by VK_VERSION_1_4
typedef struct VkPhysicalDevicePipelineRobustnessFeatures {
    VkStructureType    sType;
    void*              pNext;
    VkBool32           pipelineRobustness;
} VkPhysicalDevicePipelineRobustnessFeatures;
```

```
// Provided by VK_EXT_pipeline_robustness
// Equivalent to VkPhysicalDevicePipelineRobustnessFeatures
typedef VkPhysicalDevicePipelineRobustnessFeatures
VkPhysicalDevicePipelineRobustnessFeaturesEXT;
```

This structure describes the following feature:

- [sType](#) is a [VkStructureType](#) value identifying this structure.
- [pNext](#) is [NULL](#) or a pointer to a structure extending this structure.
- [pipelineRobustness](#) indicates that robustness **can** be requested on a per-pipeline-stage granularity.

NOTE

Enabling the [pipelineRobustness](#) feature may, on some platforms, incur a minor performance cost when the [robustBufferAccess](#) feature is not enabled, even for pipelines which do not make use of any robustness features. If robustness is not needed, the [pipelineRobustness](#) feature should not be enabled by an application.

If the [VkPhysicalDevicePipelineRobustnessFeatures](#) structure is included in the [pNext](#) chain of the [VkPhysicalDeviceFeatures2](#) structure passed to [vkGetPhysicalDeviceFeatures2](#), it is filled in to

indicate whether each corresponding feature is supported. If the application wishes to use a [VkDevice](#) with any features described by [VkPhysicalDevicePipelineRobustnessFeatures](#), it **must** add an instance of the structure, with the desired feature members set to [VK_TRUE](#), to the [pNext](#) chain of [VkDeviceCreateInfo](#) when creating the [VkDevice](#).

Valid Usage (Implicit)

- VUID-VkPhysicalDevicePipelineRobustnessFeatures-sType-sType **must** be [VK_STRUCTURE_TYPE_PHYSICAL_DEVICE_PIPELINE_ROBUSTNESS_FEATURES](#)

Structure Chaining

Extends the structures

- [VkDeviceCreateInfo](#)
- [VkPhysicalDeviceFeatures2](#)

The [VkPhysicalDeviceImageViewMinLodFeaturesEXT](#) structure is defined as:

```
// Provided by VK_EXT_image_view_min_lod
typedef struct VkPhysicalDeviceImageViewMinLodFeaturesEXT {
    VkStructureType    sType;
    void*              pNext;
    VkBool32           minLod;
} VkPhysicalDeviceImageViewMinLodFeaturesEXT;
```

This structure describes the following feature:

- [sType](#) is a [VkStructureType](#) value identifying this structure.
- [pNext](#) is [NULL](#) or a pointer to a structure extending this structure.
- [minLod](#) indicates whether the implementation supports clamping the minimum LOD value during [Image Level\(s\) Selection](#), [Texel Gathering](#) and [Integer Texel Coordinate Operations](#) with a given [VkImageView](#) by [VkImageViewMinLodCreateInfoEXT::minLod](#).

If the [VkPhysicalDeviceImageViewMinLodFeaturesEXT](#) structure is included in the [pNext](#) chain of the [VkPhysicalDeviceFeatures2](#) structure passed to [vkGetPhysicalDeviceFeatures2](#), it is filled in to indicate whether each corresponding feature is supported. If the application wishes to use a [VkDevice](#) with any features described by [VkPhysicalDeviceImageViewMinLodFeaturesEXT](#), it **must** add an instance of the structure, with the desired feature members set to [VK_TRUE](#), to the [pNext](#) chain of [VkDeviceCreateInfo](#) when creating the [VkDevice](#).

Valid Usage (Implicit)

- VUID-VkPhysicalDeviceImageViewMinLodFeaturesEXT-sType-sType

`sType` must be
`VK_STRUCTURE_TYPE_PHYSICAL_DEVICE_IMAGE_VIEW_MIN_LOD_FEATURES_EXT`

Structure Chaining

Extends the structures

- [VkDeviceCreateInfo](#)
- [VkPhysicalDeviceFeatures2](#)

The `VkPhysicalDeviceRasterizationOrderAttachmentAccessFeaturesEXT` structure is defined as:

```
// Provided by VK_EXT_rasterization_order_attachment_access
typedef struct VkPhysicalDeviceRasterizationOrderAttachmentAccessFeaturesEXT {
    VkStructureType    sType;
    void*              pNext;
    VkBool32           rasterizationOrderColorAttachmentAccess;
    VkBool32           rasterizationOrderDepthAttachmentAccess;
    VkBool32           rasterizationOrderStencilAttachmentAccess;
} VkPhysicalDeviceRasterizationOrderAttachmentAccessFeaturesEXT;
```

```
// Provided by VK_ARM_rasterization_order_attachment_access
// Equivalent to VkPhysicalDeviceRasterizationOrderAttachmentAccessFeaturesEXT
typedef VkPhysicalDeviceRasterizationOrderAttachmentAccessFeaturesEXT
VkPhysicalDeviceRasterizationOrderAttachmentAccessFeaturesARM;
```

This structure describes the following features:

- `sType` is a [VkStructureType](#) value identifying this structure.
- `pNext` is `NULL` or a pointer to a structure extending this structure.
- `rasterizationOrderColorAttachmentAccess` indicates that rasterization order access to color and input attachments is supported by the implementation.
- `rasterizationOrderDepthAttachmentAccess` indicates that rasterization order access to the depth aspect of depth/stencil and input attachments is supported by the implementation.
- `rasterizationOrderStencilAttachmentAccess` indicates that rasterization order access to the stencil aspect of depth/stencil and input attachments is supported by the implementation.

If the `VkPhysicalDeviceRasterizationOrderAttachmentAccessFeaturesEXT` structure is included in the `pNext` chain of the [VkPhysicalDeviceFeatures2](#) structure passed to [vkGetPhysicalDeviceFeatures2](#), it is filled in to indicate whether each corresponding feature is supported. If the application wishes to use a [VkDevice](#) with any features described by `VkPhysicalDeviceRasterizationOrderAttachmentAccessFeaturesEXT`, it **must** add an instance of the structure, with the desired feature members set to `VK_TRUE`, to the `pNext` chain of [VkDeviceCreateInfo](#) when creating the [VkDevice](#).

Valid Usage (Implicit)

- VUID-VkPhysicalDeviceRasterizationOrderAttachmentAccessFeaturesEXT-sType-sType **must** be `VK_STRUCTURE_TYPE_PHYSICAL_DEVICE_RASTERIZATION_ORDER_ATTACHMENT_ACCESS_FEATURES_EXT`

Structure Chaining

Extends the structures

- [VkDeviceCreateInfo](#)
- [VkPhysicalDeviceFeatures2](#)

The [VkPhysicalDeviceSubpassMergeFeedbackFeaturesEXT](#) structure is defined as:

```
// Provided by VK_EXT_subpass_merge_feedback
typedef struct VkPhysicalDeviceSubpassMergeFeedbackFeaturesEXT {
    VkStructureType    sType;
    void*              pNext;
    VkBool32           subpassMergeFeedback;
} VkPhysicalDeviceSubpassMergeFeedbackFeaturesEXT;
```

This structure describes the following feature:

- `sType` is a [VkStructureType](#) value identifying this structure.
- `pNext` is `NULL` or a pointer to a structure extending this structure.
- `subpassMergeFeedback` indicates whether the implementation supports feedback of subpass merging.

If the [VkPhysicalDeviceSubpassMergeFeedbackFeaturesEXT](#) structure is included in the `pNext` chain of the [VkPhysicalDeviceFeatures2](#) structure passed to [vkGetPhysicalDeviceFeatures2](#), it is filled in to indicate whether each corresponding feature is supported. If the application wishes to use a [VkDevice](#) with any features described by [VkPhysicalDeviceSubpassMergeFeedbackFeaturesEXT](#), it **must** add an instance of the structure, with the desired feature members set to `VK_TRUE`, to the `pNext` chain of [VkDeviceCreateInfo](#) when creating the [VkDevice](#).

Valid Usage (Implicit)

- VUID-VkPhysicalDeviceSubpassMergeFeedbackFeaturesEXT-sType-sType **must** be `VK_STRUCTURE_TYPE_PHYSICAL_DEVICE_SUBPASS_MERGE_FEEDBACK_FEATURES_EXT`

Structure Chaining

Extends the structures

- [VkDeviceCreateInfo](#)
- [VkPhysicalDeviceFeatures2](#)

The [VkPhysicalDeviceLinearColorAttachmentFeaturesNV](#) structure is defined as:

```
// Provided by VK_NV_linear_color_attachment
typedef struct VkPhysicalDeviceLinearColorAttachmentFeaturesNV {
    VkStructureType    sType;
    void*              pNext;
    VkBool32           linearColorAttachment;
} VkPhysicalDeviceLinearColorAttachmentFeaturesNV;
```

This structure describes the following feature:

- [sType](#) is a [VkStructureType](#) value identifying this structure.
- [pNext](#) is `NULL` or a pointer to a structure extending this structure.
- [linearColorAttachment](#) indicates whether the implementation supports renderable [Linear Color Attachment](#)

If the [VkPhysicalDeviceLinearColorAttachmentFeaturesNV](#) structure is included in the [pNext](#) chain of the [VkPhysicalDeviceFeatures2](#) structure passed to [vkGetPhysicalDeviceFeatures2](#), it is filled in to indicate whether each corresponding feature is supported. If the application wishes to use a [VkDevice](#) with any features described by [VkPhysicalDeviceLinearColorAttachmentFeaturesNV](#), it **must** add an instance of the structure, with the desired feature members set to `VK_TRUE`, to the [pNext](#) chain of [VkDeviceCreateInfo](#) when creating the [VkDevice](#).

Valid Usage (Implicit)

- `VOID-VkPhysicalDeviceLinearColorAttachmentFeaturesNV-sType-sType` **must** be `VK_STRUCTURE_TYPE_PHYSICAL_DEVICE_LINEAR_COLOR_ATTACHMENT_FEATURES_NV`

Structure Chaining

Extends the structures

- [VkDeviceCreateInfo](#)
- [VkPhysicalDeviceFeatures2](#)

The [VkPhysicalDeviceAttachmentFeedbackLoopLayoutFeaturesEXT](#) structure is defined as:


```
// Provided by VK_EXT_attachment_feedback_loop_layout
typedef struct VkPhysicalDeviceAttachmentFeedbackLoopLayoutFeaturesEXT {
    VkStructureType    sType;
    void*              pNext;
    VkBool32           attachmentFeedbackLoopLayout;
} VkPhysicalDeviceAttachmentFeedbackLoopLayoutFeaturesEXT;
```

This structure describes the following feature:

- `sType` is a `VkStructureType` value identifying this structure.
- `pNext` is `NULL` or a pointer to a structure extending this structure.
- `attachmentFeedbackLoopLayout` indicates whether the implementation supports using `VK_IMAGE_LAYOUT_ATTACHMENT_FEEDBACK_LOOP_OPTIMAL_EXT` image layout for images created with the `VK_IMAGE_USAGE_ATTACHMENT_FEEDBACK_LOOP_BIT_EXT` usage flag set.

Valid Usage (Implicit)

- VUID-VkPhysicalDeviceAttachmentFeedbackLoopLayoutFeaturesEXT-sType-sType `must` be `VK_STRUCTURE_TYPE_PHYSICAL_DEVICE_ATTACHMENT_FEEDBACK_LOOP_LAYOUT_FEATURES_EXT`

Structure Chaining

Extends the structures

- `VkDeviceCreateInfo`
- `VkPhysicalDeviceFeatures2`

The `VkPhysicalDeviceNestedCommandBufferFeaturesEXT` structure is defined as:

```
// Provided by VK_EXT_nested_command_buffer
typedef struct VkPhysicalDeviceNestedCommandBufferFeaturesEXT {
    VkStructureType    sType;
    void*              pNext;
    VkBool32           nestedCommandBuffer;
    VkBool32           nestedCommandBufferRendering;
    VkBool32           nestedCommandBufferSimultaneousUse;
} VkPhysicalDeviceNestedCommandBufferFeaturesEXT;
```

This structure describes the following features:

- `nestedCommandBuffer` indicates the implementation supports nested command buffers, which allows `Secondary Command Buffers` to execute other `Secondary Command Buffers`.

- `nestedCommandBufferRendering` indicates that it is valid to call `vkCmdExecuteCommands` inside a `Secondary Command Buffer` recorded with `VK_COMMAND_BUFFER_USAGE_RENDER_PASS_CONTINUE_BIT`.
- `nestedCommandBufferSimultaneousUse` indicates that the implementation supports nested command buffers with command buffers that are recorded with `VK_COMMAND_BUFFER_USAGE_SIMULTANEOUS_USE_BIT`.

If the `VkPhysicalDeviceNestedCommandBufferFeaturesEXT` structure is included in the `pNext` chain of the `VkPhysicalDeviceFeatures2` structure passed to `vkGetPhysicalDeviceFeatures2`, it is filled in to indicate whether each corresponding feature is supported. If the application wishes to use a `VkDevice` with any features described by `VkPhysicalDeviceNestedCommandBufferFeaturesEXT`, it **must** add an instance of the structure, with the desired feature members set to `VK_TRUE`, to the `pNext` chain of `VkDeviceCreateInfo` when creating the `VkDevice`.

Valid Usage (Implicit)

- VUID-VkPhysicalDeviceNestedCommandBufferFeaturesEXT-sType-sType `sType` must be `VK_STRUCTURE_TYPE_PHYSICAL_DEVICE_NESTED_COMMAND_BUFFER_FEATURES_EXT`

Structure Chaining

Extends the structures

- `VkDeviceCreateInfo`
- `VkPhysicalDeviceFeatures2`

The `VkPhysicalDeviceGraphicsPipelineLibraryFeaturesEXT` structure is defined as:

```
// Provided by VK_EXT_graphics_pipeline_library
typedef struct VkPhysicalDeviceGraphicsPipelineLibraryFeaturesEXT {
    VkStructureType    sType;
    void*              pNext;
    VkBool32           graphicsPipelineLibrary;
} VkPhysicalDeviceGraphicsPipelineLibraryFeaturesEXT;
```

This structure describes the following feature:

- `sType` is a `VkStructureType` value identifying this structure.
- `pNext` is `NULL` or a pointer to a structure extending this structure.
- `graphicsPipelineLibrary` indicates that the implementation supports `graphics pipeline libraries`.

If the `VkPhysicalDeviceGraphicsPipelineLibraryFeaturesEXT` structure is included in the `pNext` chain of the `VkPhysicalDeviceFeatures2` structure passed to `vkGetPhysicalDeviceFeatures2`, it is filled in to indicate whether each corresponding feature is supported. If the application wishes to use a

[VkDevice](#) with any features described by [VkPhysicalDeviceGraphicsPipelineLibraryFeaturesEXT](#), it **must** add an instance of the structure, with the desired feature members set to [VK_TRUE](#), to the [pNext](#) chain of [VkDeviceCreateInfo](#) when creating the [VkDevice](#).

Valid Usage (Implicit)

- [VK_STRUCTURE_TYPE_PHYSICAL_DEVICE_GRAPHICS_PIPELINE_LIBRARY_FEATURES_EXT](#) [sType](#) **must** be [VK_STRUCTURE_TYPE_PHYSICAL_DEVICE_GRAPHICS_PIPELINE_LIBRARY_FEATURES_EXT](#)

Structure Chaining

Extends the structures

- [VkDeviceCreateInfo](#)
- [VkPhysicalDeviceFeatures2](#)

The [VkPhysicalDevicePipelineBinaryFeaturesKHR](#) structure is defined as:

```
// Provided by VK_KHR_pipeline_binary
typedef struct VkPhysicalDevicePipelineBinaryFeaturesKHR {
    VkStructureType    sType;
    void*              pNext;
    VkBool32           pipelineBinaries;
} VkPhysicalDevicePipelineBinaryFeaturesKHR;
```

This structure describes the following feature:

- [sType](#) is a [VkStructureType](#) value identifying this structure.
- [pNext](#) is [NULL](#) or a pointer to a structure extending this structure.
- [pipelineBinaries](#) indicates that the implementation supports [Pipeline Binaries](#).

If the [VkPhysicalDevicePipelineBinaryFeaturesKHR](#) structure is included in the [pNext](#) chain of the [VkPhysicalDeviceFeatures2](#) structure passed to [vkGetPhysicalDeviceFeatures2](#), it is filled in to indicate whether each corresponding feature is supported. If the application wishes to use a [VkDevice](#) with any features described by [VkPhysicalDevicePipelineBinaryFeaturesKHR](#), it **must** add an instance of the structure, with the desired feature members set to [VK_TRUE](#), to the [pNext](#) chain of [VkDeviceCreateInfo](#) when creating the [VkDevice](#).

Valid Usage (Implicit)

- [VK_STRUCTURE_TYPE_PHYSICAL_DEVICE_PIPELINE_BINARY_FEATURES_KHR](#) [sType](#) **must** be [VK_STRUCTURE_TYPE_PHYSICAL_DEVICE_PIPELINE_BINARY_FEATURES_KHR](#)

Structure Chaining

Extends the structures

- [VkDeviceCreateInfo](#)
- [VkPhysicalDeviceFeatures2](#)

The [VkPhysicalDeviceMultisampledRenderToSingleSampledFeaturesEXT](#) structure is defined as:

```
// Provided by VK_EXT_multisampled_render_to_single_sampled
typedef struct VkPhysicalDeviceMultisampledRenderToSingleSampledFeaturesEXT {
    VkStructureType    sType;
    void*              pNext;
    VkBool32           multisampledRenderToSingleSampled;
} VkPhysicalDeviceMultisampledRenderToSingleSampledFeaturesEXT;
```

This structure describes the following features:

- [sType](#) is a [VkStructureType](#) value identifying this structure.
- [pNext](#) is `NULL` or a pointer to a structure extending this structure.
- [multisampledRenderToSingleSampled](#) indicates that the implementation supports multisampled rendering to single-sampled render pass attachments.

If the [VkPhysicalDeviceMultisampledRenderToSingleSampledFeaturesEXT](#) structure is included in the [pNext](#) chain of the [VkPhysicalDeviceFeatures2](#) structure passed to [vkGetPhysicalDeviceFeatures2](#), it is filled in to indicate whether each corresponding feature is supported. If the application wishes to use a [VkDevice](#) with any features described by [VkPhysicalDeviceMultisampledRenderToSingleSampledFeaturesEXT](#), it **must** add an instance of the structure, with the desired feature members set to [VK_TRUE](#), to the [pNext](#) chain of [VkDeviceCreateInfo](#) when creating the [VkDevice](#).

Valid Usage (Implicit)

- VUID-VkPhysicalDeviceMultisampledRenderToSingleSampledFeaturesEXT-sType-sType [sType](#) **must** be [VK_STRUCTURE_TYPE_PHYSICAL_DEVICE_MULTISAMPLED_RENDER_TO_SINGLE_SAMPLED_FEATURES_EXT](#)

Structure Chaining

Extends the structures

- [VkDeviceCreateInfo](#)
- [VkPhysicalDeviceFeatures2](#)

The `VkPhysicalDeviceImage2DViewOf3DFeaturesEXT` structure is defined as:

```
// Provided by VK_EXT_image_2d_view_of_3d
typedef struct VkPhysicalDeviceImage2DViewOf3DFeaturesEXT {
    VkStructureType    sType;
    void*              pNext;
    VkBool32           image2DViewOf3D;
    VkBool32           sampler2DViewOf3D;
} VkPhysicalDeviceImage2DViewOf3DFeaturesEXT;
```

This structure describes the following features:

- `sType` is a `VkStructureType` value identifying this structure.
- `pNext` is `NULL` or a pointer to a structure extending this structure.
- `image2DViewOf3D` indicates that the implementation supports using a 2D view of a 3D image in a descriptor of type `VK_DESCRIPTOR_TYPE_STORAGE_IMAGE` if the image is created using `VK_IMAGE_CREATE_2D_VIEW_COMPATIBLE_BIT_EXT`.
- `sampler2DViewOf3D` indicates that the implementation supports using a 2D view of a 3D image in a descriptor of type `VK_DESCRIPTOR_TYPE_SAMPLED_IMAGE` or `VK_DESCRIPTOR_TYPE_COMBINED_IMAGE_SAMPLER` if the image is created using `VK_IMAGE_CREATE_2D_VIEW_COMPATIBLE_BIT_EXT`.

If the `VkPhysicalDeviceImage2DViewOf3DFeaturesEXT` structure is included in the `pNext` chain of the `VkPhysicalDeviceFeatures2` structure passed to `vkGetPhysicalDeviceFeatures2`, it is filled in to indicate whether each corresponding feature is supported. If the application wishes to use a `VkDevice` with any features described by `VkPhysicalDeviceImage2DViewOf3DFeaturesEXT`, it **must** add an instance of the structure, with the desired feature members set to `VK_TRUE`, to the `pNext` chain of `VkDeviceCreateInfo` when creating the `VkDevice`.

Valid Usage (Implicit)

- VUID-VkPhysicalDeviceImage2DViewOf3DFeaturesEXT-sType-sType `sType` **must** be `VK_STRUCTURE_TYPE_PHYSICAL_DEVICE_IMAGE_2D_VIEW_OF_3D_FEATURES_EXT`

Structure Chaining

Extends the structures

- `VkDeviceCreateInfo`
- `VkPhysicalDeviceFeatures2`

The `VkPhysicalDeviceImageSlicedViewOf3DFeaturesEXT` structure is defined as:


```
// Provided by VK_EXT_image_sliced_view_of_3d
typedef struct VkPhysicalDeviceImageSlicedViewOf3DFeaturesEXT {
    VkStructureType    sType;
    void*              pNext;
    VkBool32           imageSlicedViewOf3D;
} VkPhysicalDeviceImageSlicedViewOf3DFeaturesEXT;
```

The members of the `VkPhysicalDeviceImageSlicedViewOf3DFeaturesEXT` structure describe the following features:

- `imageSlicedViewOf3D` indicates that the implementation supports using a sliced view of a 3D image in a descriptor of type `VK_DESCRIPTOR_TYPE_STORAGE_IMAGE` by using a `VkImageViewSlicedCreateInfoEXT` structure when creating the view.

If the `VkPhysicalDeviceImageSlicedViewOf3DFeaturesEXT` structure is included in the `pNext` chain of the `VkPhysicalDeviceFeatures2` structure passed to `vkGetPhysicalDeviceFeatures2`, it is filled in to indicate whether each corresponding feature is supported. If the application wishes to use a `VkDevice` with any features described by `VkPhysicalDeviceImageSlicedViewOf3DFeaturesEXT`, it **must** add an instance of the structure, with the desired feature members set to `VK_TRUE`, to the `pNext` chain of `VkDeviceCreateInfo` when creating the `VkDevice`.

Valid Usage (Implicit)

- VUID-VkPhysicalDeviceImageSlicedViewOf3DFeaturesEXT-sType-sType `sType` **must** be `VK_STRUCTURE_TYPE_PHYSICAL_DEVICE_IMAGE_SLICED_VIEW_OF_3D_FEATURES_EXT`

Structure Chaining

Extends the structures

- `VkDeviceCreateInfo`
- `VkPhysicalDeviceFeatures2`

The `VkPhysicalDeviceImageCompressionControlFeaturesEXT` structure is defined as:

```
// Provided by VK_EXT_image_compression_control
typedef struct VkPhysicalDeviceImageCompressionControlFeaturesEXT {
    VkStructureType    sType;
    void*              pNext;
    VkBool32           imageCompressionControl;
} VkPhysicalDeviceImageCompressionControlFeaturesEXT;
```

This structure describes the following feature:

- `sType` is a `VkStructureType` value identifying this structure.
- `pNext` is `NULL` or a pointer to a structure extending this structure.
- `imageCompressionControl` indicates that the implementation supports providing controls for image compression at image creation time.

If the `VkPhysicalDeviceImageCompressionControlFeaturesEXT` structure is included in the `pNext` chain of the `VkPhysicalDeviceFeatures2` structure passed to `vkGetPhysicalDeviceFeatures2`, it is filled in to indicate whether each corresponding feature is supported. If the application wishes to use a `VkDevice` with any features described by `VkPhysicalDeviceImageCompressionControlFeaturesEXT`, it **must** add an instance of the structure, with the desired feature members set to `VK_TRUE`, to the `pNext` chain of `VkDeviceCreateInfo` when creating the `VkDevice`.

Valid Usage (Implicit)

- VUID-VkPhysicalDeviceImageCompressionControlFeaturesEXT-sType-sType **must** be `VK_STRUCTURE_TYPE_PHYSICAL_DEVICE_IMAGE_COMPRESSION_CONTROL_FEATURES_EXT`

Structure Chaining

Extends the structures

- `VkDeviceCreateInfo`
- `VkPhysicalDeviceFeatures2`

The `VkPhysicalDeviceImageCompressionControlSwapchainFeaturesEXT` structure is defined as:

```
// Provided by VK_EXT_image_compression_control_swapchain
typedef struct VkPhysicalDeviceImageCompressionControlSwapchainFeaturesEXT {
    VkStructureType    sType;
    void*              pNext;
    VkBool32           imageCompressionControlSwapchain;
} VkPhysicalDeviceImageCompressionControlSwapchainFeaturesEXT;
```

This structure describes the following feature:

- `sType` is a `VkStructureType` value identifying this structure.
- `pNext` is `NULL` or a pointer to a structure extending this structure.
- `imageCompressionControlSwapchain` indicates that the implementation supports controlling image controls per swapchain and querying image compression properties per surface.

If the `VkPhysicalDeviceImageCompressionControlSwapchainFeaturesEXT` structure is included in the `pNext` chain of the `VkPhysicalDeviceFeatures2` structure passed to `vkGetPhysicalDeviceFeatures2`, it is filled in to indicate whether each corresponding feature is supported. If the application wishes to

use a [VkDevice](#) with any features described by [VkPhysicalDeviceImageCompressionControlSwapchainFeaturesEXT](#), it **must** add an instance of the structure, with the desired feature members set to [VK_TRUE](#), to the [pNext](#) chain of [VkDeviceCreateInfo](#) when creating the [VkDevice](#).

Valid Usage (Implicit)

- VUID-VkPhysicalDeviceImageCompressionControlSwapchainFeaturesEXT-sType-sType [sType](#) **must** be [VK_STRUCTURE_TYPE_PHYSICAL_DEVICE_IMAGE_COMPRESSION_CONTROL_SWAPCHAIN_FEATURES_EXT](#)

Structure Chaining

Extends the structures

- [VkDeviceCreateInfo](#)
- [VkPhysicalDeviceFeatures2](#)

The [VkPhysicalDeviceRayTracingPositionFetchFeaturesKHR](#) structure is defined as:

```
// Provided by VK_KHR_ray_tracing_position_fetch
typedef struct VkPhysicalDeviceRayTracingPositionFetchFeaturesKHR {
    VkStructureType    sType;
    void*              pNext;
    VkBool32           rayTracingPositionFetch;
} VkPhysicalDeviceRayTracingPositionFetchFeaturesKHR;
```

This structure describes the following feature:

- [sType](#) is a [VkStructureType](#) value identifying this structure.
- [pNext](#) is [NULL](#) or a pointer to a structure extending this structure.
- [rayTracingPositionFetch](#) indicates that the implementation supports fetching the object space vertex positions of a hit triangle.

If the [VkPhysicalDeviceRayTracingPositionFetchFeaturesKHR](#) structure is included in the [pNext](#) chain of the [VkPhysicalDeviceFeatures2](#) structure passed to [vkGetPhysicalDeviceFeatures2](#), it is filled in to indicate whether each corresponding feature is supported. If the application wishes to use a [VkDevice](#) with any features described by [VkPhysicalDeviceRayTracingPositionFetchFeaturesKHR](#), it **must** add an instance of the structure, with the desired feature members set to [VK_TRUE](#), to the [pNext](#) chain of [VkDeviceCreateInfo](#) when creating the [VkDevice](#).

Valid Usage (Implicit)

- VUID-VkPhysicalDeviceRayTracingPositionFetchFeaturesKHR-sType-sType

`sType` must be
`VK_STRUCTURE_TYPE_PHYSICAL_DEVICE_RAY_TRACING_POSITION_FETCH_FEATURES_KHR`

Structure Chaining

Extends the structures

- `VkDeviceCreateInfo`
- `VkPhysicalDeviceFeatures2`

The `VkPhysicalDeviceShaderFloatControls2Features` structure is defined as:

```
// Provided by VK_VERSION_1_4
typedef struct VkPhysicalDeviceShaderFloatControls2Features {
    VkStructureType    sType;
    void*              pNext;
    VkBool32           shaderFloatControls2;
} VkPhysicalDeviceShaderFloatControls2Features;
```

```
// Provided by VK_KHR_shader_float_controls2
// Equivalent to VkPhysicalDeviceShaderFloatControls2Features
typedef VkPhysicalDeviceShaderFloatControls2Features
VkPhysicalDeviceShaderFloatControls2FeaturesKHR;
```

This structure describes the following feature:

- `sType` is a `VkStructureType` value identifying this structure.
- `pNext` is `NULL` or a pointer to a structure extending this structure.
- `shaderFloatControls2` specifies whether shader modules **can** declare the `FloatControls2` capability.

If the `VkPhysicalDeviceShaderFloatControls2Features` structure is included in the `pNext` chain of the `VkPhysicalDeviceFeatures2` structure passed to `vkGetPhysicalDeviceFeatures2`, it is filled in to indicate whether each corresponding feature is supported. If the application wishes to use a `VkDevice` with any features described by `VkPhysicalDeviceShaderFloatControls2Features`, it **must** add an instance of the structure, with the desired feature members set to `VK_TRUE`, to the `pNext` chain of `VkDeviceCreateInfo` when creating the `VkDevice`.

Valid Usage (Implicit)

- VUID-VkPhysicalDeviceShaderFloatControls2Features-sType-sType
`sType` must be
`VK_STRUCTURE_TYPE_PHYSICAL_DEVICE_SHADER_FLOAT_CONTROLS_2_FEATURES`

Structure Chaining

Extends the structures

- [VkDeviceCreateInfo](#)
- [VkPhysicalDeviceFeatures2](#)

The [VkPhysicalDeviceShaderEarlyAndLateFragmentTestsFeaturesAMD](#) structure is defined as:

```
// Provided by VK_AMD_shader_early_and_late_fragment_tests
typedef struct VkPhysicalDeviceShaderEarlyAndLateFragmentTestsFeaturesAMD {
    VkStructureType    sType;
    void*              pNext;
    VkBool32           shaderEarlyAndLateFragmentTests;
} VkPhysicalDeviceShaderEarlyAndLateFragmentTestsFeaturesAMD;
```

This structure describes the following feature:

- [sType](#) is a [VkStructureType](#) value identifying this structure.
- [pNext](#) is `NULL` or a pointer to a structure extending this structure.
- [shaderEarlyAndLateFragmentTests](#) indicates whether the implementation supports the [EarlyAndLateFragmentTestsAMD Execution Mode](#).

If the [VkPhysicalDeviceShaderEarlyAndLateFragmentTestsFeaturesAMD](#) structure is included in the [pNext](#) chain of the [VkPhysicalDeviceFeatures2](#) structure passed to [vkGetPhysicalDeviceFeatures2](#), it is filled in to indicate whether each corresponding feature is supported. If the application wishes to use a [VkDevice](#) with any features described by [VkPhysicalDeviceShaderEarlyAndLateFragmentTestsFeaturesAMD](#), it **must** add an instance of the structure, with the desired feature members set to [VK_TRUE](#), to the [pNext](#) chain of [VkDeviceCreateInfo](#) when creating the [VkDevice](#).

Valid Usage (Implicit)

- VUID-VkPhysicalDeviceShaderEarlyAndLateFragmentTestsFeaturesAMD-sType-sType [sType](#) **must** be [VK_STRUCTURE_TYPE_PHYSICAL_DEVICE_SHADER_EARLY_AND_LATE_FRAGMENT_TESTS_FEATURES_AMD](#)

Structure Chaining

Extends the structures

- [VkDeviceCreateInfo](#)
- [VkPhysicalDeviceFeatures2](#)

The `VkPhysicalDeviceAntiLagFeaturesAMD` structure is defined as:

```
// Provided by VK_AMD_anti_lag
typedef struct VkPhysicalDeviceAntiLagFeaturesAMD {
    VkStructureType    sType;
    void*              pNext;
    VkBool32           antiLag;
} VkPhysicalDeviceAntiLagFeaturesAMD;
```

This structure describes the following feature:

- `sType` is a `VkStructureType` value identifying this structure.
- `pNext` is `NULL` or a pointer to a structure extending this structure.
- `antiLag` indicates whether the implementation supports AMD Radeon™ Anti-Lag functionality. The `antiLag` feature only supports a single GPU and **must** not be enabled if `VkDeviceGroupDeviceCreateInfo::physicalDeviceCount` is greater than 1.

If the `VkPhysicalDeviceAntiLagFeaturesAMD` structure is included in the `pNext` chain of the `VkPhysicalDeviceFeatures2` structure passed to `vkGetPhysicalDeviceFeatures2`, it is filled in to indicate whether each corresponding feature is supported. If the application wishes to use a `VkDevice` with any features described by `VkPhysicalDeviceAntiLagFeaturesAMD`, it **must** add an instance of the structure, with the desired feature members set to `VK_TRUE`, to the `pNext` chain of `VkDeviceCreateInfo` when creating the `VkDevice`.

Valid Usage (Implicit)

- VUID-VkPhysicalDeviceAntiLagFeaturesAMD-sType-sType
`sType` **must** be `VK_STRUCTURE_TYPE_PHYSICAL_DEVICE_ANTI_LAG_FEATURES_AMD`

Structure Chaining

Extends the structures

- `VkDeviceCreateInfo`
- `VkPhysicalDeviceFeatures2`

The `VkPhysicalDeviceNonSeamlessCubeMapFeaturesEXT` structure is defined as:

```
// Provided by VK_EXT_non_seamless_cube_map
typedef struct VkPhysicalDeviceNonSeamlessCubeMapFeaturesEXT {
    VkStructureType    sType;
    void*              pNext;
    VkBool32           nonSeamlessCubeMap;
} VkPhysicalDeviceNonSeamlessCubeMapFeaturesEXT;
```


This structure describes the following feature:

- `sType` is a `VkStructureType` value identifying this structure.
- `pNext` is `NULL` or a pointer to a structure extending this structure.
- `nonSeamlessCubeMap` indicates that the implementation supports `VK_SAMPLER_CREATE_NON_SEAMLESS_CUBE_MAP_BIT_EXT`.

If the `VkPhysicalDeviceNonSeamlessCubeMapFeaturesEXT` structure is included in the `pNext` chain of the `VkPhysicalDeviceFeatures2` structure passed to `vkGetPhysicalDeviceFeatures2`, it is filled in to indicate whether each corresponding feature is supported. If the application wishes to use a `VkDevice` with any features described by `VkPhysicalDeviceNonSeamlessCubeMapFeaturesEXT`, it **must** add an instance of the structure, with the desired feature members set to `VK_TRUE`, to the `pNext` chain of `VkDeviceCreateInfo` when creating the `VkDevice`.

Valid Usage (Implicit)

- `VUID-VkPhysicalDeviceNonSeamlessCubeMapFeaturesEXT-sType-sType`
`sType` **must** be `VK_STRUCTURE_TYPE_PHYSICAL_DEVICE_NON_SEAMLESS_CUBE_MAP_FEATURES_EXT`

Structure Chaining

Extends the structures

- `VkDeviceCreateInfo`
- `VkPhysicalDeviceFeatures2`

The `VkPhysicalDeviceShaderModuleIdentifierFeaturesEXT` structure is defined as:

```
// Provided by VK_EXT_shader_module_identifier
typedef struct VkPhysicalDeviceShaderModuleIdentifierFeaturesEXT {
    VkStructureType    sType;
    void*              pNext;
    VkBool32           shaderModuleIdentifier;
} VkPhysicalDeviceShaderModuleIdentifierFeaturesEXT;
```

This structure describes the following feature:

- `sType` is a `VkStructureType` value identifying this structure.
- `pNext` is `NULL` or a pointer to a structure extending this structure.
- `shaderModuleIdentifier` indicates whether the implementation supports querying an identifier of a `VkShaderModule` or `VkShaderModuleCreateInfo` structure, and creating pipelines from identifiers only.

If the `VkPhysicalDeviceShaderModuleIdentifierFeaturesEXT` structure is included in the `pNext` chain of

the `VkPhysicalDeviceFeatures2` structure passed to `vkGetPhysicalDeviceFeatures2`, it is filled in to indicate whether each corresponding feature is supported. If the application wishes to use a `VkDevice` with any features described by `VkPhysicalDeviceShaderModuleIdentifierFeaturesEXT`, it **must** add an instance of the structure, with the desired feature members set to `VK_TRUE`, to the `pNext` chain of `VkDeviceCreateInfo` when creating the `VkDevice`.

Valid Usage (Implicit)

- VUID-VkPhysicalDeviceShaderModuleIdentifierFeaturesEXT-sType-sType `sType` **must** be `VK_STRUCTURE_TYPE_PHYSICAL_DEVICE_SHADER_MODULE_IDENTIFIER_FEATURES_EXT`

Structure Chaining

Extends the structures

- `VkDeviceCreateInfo`
- `VkPhysicalDeviceFeatures2`

The `VkPhysicalDeviceTilePropertiesFeaturesQCOM` structure is defined as:

```
// Provided by VK_QCOM_tile_properties
typedef struct VkPhysicalDeviceTilePropertiesFeaturesQCOM {
    VkStructureType    sType;
    void*              pNext;
    VkBool32           tileProperties;
} VkPhysicalDeviceTilePropertiesFeaturesQCOM;
```

This structure describes the following features:

- `sType` is a `VkStructureType` value identifying this structure.
- `pNext` is `NULL` or a pointer to a structure extending this structure.
- `tileProperties` indicates that the implementation supports queries for returning tile properties.

If the `VkPhysicalDeviceTilePropertiesFeaturesQCOM` structure is included in the `pNext` chain of the `VkPhysicalDeviceFeatures2` structure passed to `vkGetPhysicalDeviceFeatures2`, it is filled in to indicate whether each corresponding feature is supported. If the application wishes to use a `VkDevice` with any features described by `VkPhysicalDeviceTilePropertiesFeaturesQCOM`, it **must** add an instance of the structure, with the desired feature members set to `VK_TRUE`, to the `pNext` chain of `VkDeviceCreateInfo` when creating the `VkDevice`.

Valid Usage (Implicit)

- VUID-VkPhysicalDeviceTilePropertiesFeaturesQCOM-sType-sType

`sType` must be
`VK_STRUCTURE_TYPE_PHYSICAL_DEVICE_TILE_PROPERTIES_FEATURES_QCOM`

Structure Chaining

Extends the structures

- `VkDeviceCreateInfo`
- `VkPhysicalDeviceFeatures2`

The `VkPhysicalDeviceImageProcessingFeaturesQCOM` structure is defined as:

```
// Provided by VK_QCOM_image_processing
typedef struct VkPhysicalDeviceImageProcessingFeaturesQCOM {
    VkStructureType    sType;
    void*              pNext;
    VkBool32           textureSampleWeighted;
    VkBool32           textureBoxFilter;
    VkBool32           textureBlockMatch;
} VkPhysicalDeviceImageProcessingFeaturesQCOM;
```

This structure describes the following features:

- `sType` is a `VkStructureType` value identifying this structure.
- `pNext` is `NULL` or a pointer to a structure extending this structure.
- `textureSampleWeighted` indicates that the implementation supports shader modules that declare the `TextureSampleWeightedQCOM` capability.
- `textureBoxFilter` indicates that the implementation supports shader modules that declare the `TextureBoxFilterQCOM` capability.
- `textureBlockMatch` indicates that the implementation supports shader modules that declare the `TextureBlockMatchQCOM` capability.

If the `VkPhysicalDeviceImageProcessingFeaturesQCOM` structure is included in the `pNext` chain of the `VkPhysicalDeviceFeatures2` structure passed to `vkGetPhysicalDeviceFeatures2`, it is filled in to indicate whether each corresponding feature is supported. If the application wishes to use a `VkDevice` with any features described by `VkPhysicalDeviceImageProcessingFeaturesQCOM`, it **must** add an instance of the structure, with the desired feature members set to `VK_TRUE`, to the `pNext` chain of `VkDeviceCreateInfo` when creating the `VkDevice`.

Valid Usage (Implicit)

- VUID-VkPhysicalDeviceImageProcessingFeaturesQCOM-sType-sType

`sType` must be
`VK_STRUCTURE_TYPE_PHYSICAL_DEVICE_IMAGE_PROCESSING_FEATURES_QCOM`

Structure Chaining

Extends the structures

- [VkDeviceCreateInfo](#)
- [VkPhysicalDeviceFeatures2](#)

The [VkPhysicalDeviceImageProcessing2FeaturesQCOM](#) structure is defined as:

```
// Provided by VK_QCOM_image_processing2
typedef struct VkPhysicalDeviceImageProcessing2FeaturesQCOM {
    VkStructureType    sType;
    void*              pNext;
    VkBool32           textureBlockMatch2;
} VkPhysicalDeviceImageProcessing2FeaturesQCOM;
```

This structure describes the following features:

- [sType](#) is a [VkStructureType](#) value identifying this structure.
- [pNext](#) is `NULL` or a pointer to a structure extending this structure.
- [textureBlockMatch2](#) indicates that the implementation supports shader modules that declare the [TextureBlockMatch2QCOM](#) capability.

If the [VkPhysicalDeviceImageProcessing2FeaturesQCOM](#) structure is included in the [pNext](#) chain of the [VkPhysicalDeviceFeatures2](#) structure passed to [vkGetPhysicalDeviceFeatures2](#), it is filled in to indicate whether each corresponding feature is supported. If the application wishes to use a [VkDevice](#) with any features described by [VkPhysicalDeviceImageProcessing2FeaturesQCOM](#), it **must** add an instance of the structure, with the desired feature members set to [VK_TRUE](#), to the [pNext](#) chain of [VkDeviceCreateInfo](#) when creating the [VkDevice](#).

Valid Usage (Implicit)

- VUID-VkPhysicalDeviceImageProcessing2FeaturesQCOM-sType-sType [sType](#) **must** be [VK_STRUCTURE_TYPE_PHYSICAL_DEVICE_IMAGE_PROCESSING_2_FEATURES_QCOM](#)

Structure Chaining

Extends the structures

- [VkDeviceCreateInfo](#)
- [VkPhysicalDeviceFeatures2](#)

The [VkPhysicalDeviceDepthClampZeroOneFeaturesKHR](#) structure is defined as:


```
// Provided by VK_KHR_depth_clamp_zero_one
typedef struct VkPhysicalDeviceDepthClampZeroOneFeaturesKHR {
    VkStructureType    sType;
    void*              pNext;
    VkBool32           depthClampZeroOne;
} VkPhysicalDeviceDepthClampZeroOneFeaturesKHR;
```

```
// Provided by VK_EXT_depth_clamp_zero_one
// Equivalent to VkPhysicalDeviceDepthClampZeroOneFeaturesKHR
typedef VkPhysicalDeviceDepthClampZeroOneFeaturesKHR
VkPhysicalDeviceDepthClampZeroOneFeaturesEXT;
```

This structure describes the following feature:

- `sType` is a `VkStructureType` value identifying this structure.
- `pNext` is `NULL` or a pointer to a structure extending this structure.
- `depthClampZeroOne` indicates that the implementation supports clamping the depth to a range of 0 to 1.

If the `VkPhysicalDeviceDepthClampZeroOneFeaturesKHR` structure is included in the `pNext` chain of the `VkPhysicalDeviceFeatures2` structure passed to `vkGetPhysicalDeviceFeatures2`, it is filled in to indicate whether each corresponding feature is supported. If the application wishes to use a `VkDevice` with any features described by `VkPhysicalDeviceDepthClampZeroOneFeaturesKHR`, it **must** add an instance of the structure, with the desired feature members set to `VK_TRUE`, to the `pNext` chain of `VkDeviceCreateInfo` when creating the `VkDevice`.

Valid Usage (Implicit)

- VUID-VkPhysicalDeviceDepthClampZeroOneFeaturesKHR-sType-sType `sType` **must** be `VK_STRUCTURE_TYPE_PHYSICAL_DEVICE_DEPTH_CLAMP_ZERO_ONE_FEATURES_KHR`

Structure Chaining

Extends the structures

- `VkDeviceCreateInfo`
- `VkPhysicalDeviceFeatures2`

The `VkPhysicalDeviceShaderTileImageFeaturesEXT` structure is defined as:


```
// Provided by VK_EXT_shader_tile_image
typedef struct VkPhysicalDeviceShaderTileImageFeaturesEXT {
    VkStructureType    sType;
    void*              pNext;
    VkBool32            shaderTileImageColorReadAccess;
    VkBool32            shaderTileImageDepthReadAccess;
    VkBool32            shaderTileImageStencilReadAccess;
} VkPhysicalDeviceShaderTileImageFeaturesEXT;
```

The members of the `VkPhysicalDeviceShaderTileImageFeaturesEXT` structure describe the following features:

- `sType` is a `VkStructureType` value identifying this structure.
- `pNext` is `NULL` or a pointer to a structure extending this structure.
- `shaderTileImageColorReadAccess` indicates that the implementation supports the `TileImageColorReadAccessEXT` SPIR-V capability.
- `shaderTileImageDepthReadAccess` indicates that the implementation supports the `TileImageDepthReadAccessEXT` SPIR-V capability.
- `shaderTileImageStencilReadAccess` indicates that the implementation supports the `TileImageStencilReadAccessEXT` SPIR-V capability.

If the `VkPhysicalDeviceShaderTileImageFeaturesEXT` structure is included in the `pNext` chain of the `VkPhysicalDeviceFeatures2` structure passed to `vkGetPhysicalDeviceFeatures2`, it is filled in to indicate whether each corresponding feature is supported. If the application wishes to use a `VkDevice` with any features described by `VkPhysicalDeviceShaderTileImageFeaturesEXT`, it **must** add an instance of the structure, with the desired feature members set to `VK_TRUE`, to the `pNext` chain of `VkDeviceCreateInfo` when creating the `VkDevice`.

Valid Usage (Implicit)

- VUID-VkPhysicalDeviceShaderTileImageFeaturesEXT-sType-sType `sType` **must** be `VK_STRUCTURE_TYPE_PHYSICAL_DEVICE_SHADER_TILE_IMAGE_FEATURES_EXT`

Structure Chaining

Extends the structures

- `VkDeviceCreateInfo`
- `VkPhysicalDeviceFeatures2`

The `VkPhysicalDeviceDepthBiasControlFeaturesEXT` structure is defined as:


```
// Provided by VK_EXT_depth_bias_control
typedef struct VkPhysicalDeviceDepthBiasControlFeaturesEXT {
    VkStructureType    sType;
    void*              pNext;
    VkBool32            depthBiasControl;
    VkBool32            leastRepresentableValueForceUnormRepresentation;
    VkBool32            floatRepresentation;
    VkBool32            depthBiasExact;
} VkPhysicalDeviceDepthBiasControlFeaturesEXT;
```

This structure describes the following feature:

- `sType` is a `VkStructureType` value identifying this structure.
- `pNext` is `NULL` or a pointer to a structure extending this structure.
- `depthBiasControl` indicates whether the implementation supports the `vkCmdSetDepthBias2EXT` command and the `VkDepthBiasRepresentationInfoEXT` structure.
- `leastRepresentableValueForceUnormRepresentation` indicates whether the implementation supports using the `VK_DEPTH_BIAS_REPRESENTATION_LEAST_REPRESENTABLE_VALUE_FORCE_UNORM_EXT` depth bias representation.
- `floatRepresentation` indicates whether the implementation supports using the `VK_DEPTH_BIAS_REPRESENTATION_FLOAT_EXT` depth bias representation.
- `depthBiasExact` indicates whether the implementation supports forcing depth bias to not be scaled to ensure a minimum resolvable difference using `VkDepthBiasRepresentationInfoEXT::depthBiasExact`.

Valid Usage (Implicit)

- VUID-VkPhysicalDeviceDepthBiasControlFeaturesEXT-sType-sType `sType` must be `VK_STRUCTURE_TYPE_PHYSICAL_DEVICE_DEPTH_BIAS_CONTROL_FEATURES_EXT`

Structure Chaining

Extends the structures

- `VkDeviceCreateInfo`
- `VkPhysicalDeviceFeatures2`

The `VkPhysicalDeviceAddressBindingReportFeaturesEXT` structure is defined as:


```
// Provided by VK_EXT_device_address_binding_report
typedef struct VkPhysicalDeviceAddressBindingReportFeaturesEXT {
    VkStructureType    sType;
    void*              pNext;
    VkBool32           reportAddressBinding;
} VkPhysicalDeviceAddressBindingReportFeaturesEXT;
```

This structure describes the following feature:

- `sType` is a `VkStructureType` value identifying this structure.
- `pNext` is `NULL` or a pointer to a structure extending this structure.
- `reportAddressBinding` indicates whether this implementation supports reporting the binding of GPU virtual address ranges to Vulkan objects.

If the `VkPhysicalDeviceAddressBindingReportFeaturesEXT` structure is included in the `pNext` chain of the `VkPhysicalDeviceFeatures2` structure passed to `vkGetPhysicalDeviceFeatures2`, it is filled in to indicate whether each corresponding feature is supported. If the application wishes to use a `VkDevice` with any features described by `VkPhysicalDeviceAddressBindingReportFeaturesEXT`, it **must** add an instance of the structure, with the desired feature members set to `VK_TRUE`, to the `pNext` chain of `VkDeviceCreateInfo` when creating the `VkDevice`.

Valid Usage (Implicit)

- `VUID-VkPhysicalDeviceAddressBindingReportFeaturesEXT-sType-sType`
`sType` **must** be `VK_STRUCTURE_TYPE_PHYSICAL_DEVICE_ADDRESS_BINDING_REPORT_FEATURES_EXT`

Structure Chaining

Extends the structures

- `VkDeviceCreateInfo`
- `VkPhysicalDeviceFeatures2`

The `VkPhysicalDeviceOpticalFlowFeaturesNV` structure is defined as:

```
// Provided by VK_NV_optical_flow
typedef struct VkPhysicalDeviceOpticalFlowFeaturesNV {
    VkStructureType    sType;
    void*              pNext;
    VkBool32           opticalFlow;
} VkPhysicalDeviceOpticalFlowFeaturesNV;
```

This structure describes the following feature:

- `sType` is a `VkStructureType` value identifying this structure.
- `pNext` is `NULL` or a pointer to a structure extending this structure.
- `opticalFlow` indicates whether the implementation supports optical flow.

If the `VkPhysicalDeviceOpticalFlowFeaturesNV` structure is included in the `pNext` chain of the `VkPhysicalDeviceFeatures2` structure passed to `vkGetPhysicalDeviceFeatures2`, it is filled in to indicate whether each corresponding feature is supported. If the application wishes to use a `VkDevice` with any features described by `VkPhysicalDeviceOpticalFlowFeaturesNV`, it **must** add an instance of the structure, with the desired feature members set to `VK_TRUE`, to the `pNext` chain of `VkDeviceCreateInfo` when creating the `VkDevice`.

Valid Usage (Implicit)

- VUID-VkPhysicalDeviceOpticalFlowFeaturesNV-sType-sType
`sType` **must** be `VK_STRUCTURE_TYPE_PHYSICAL_DEVICE_OPTICAL_FLOW_FEATURES_NV`

Structure Chaining

Extends the structures

- `VkDeviceCreateInfo`
- `VkPhysicalDeviceFeatures2`

The `VkPhysicalDeviceFaultFeaturesEXT` structure is defined as:

```
// Provided by VK_EXT_device_fault
typedef struct VkPhysicalDeviceFaultFeaturesEXT {
    VkStructureType    sType;
    void*              pNext;
    VkBool32           deviceFault;
    VkBool32           deviceFaultVendorBinary;
} VkPhysicalDeviceFaultFeaturesEXT;
```

This structure describes the following features:

- `deviceFault` indicates that the implementation supports the reporting of device fault information.
- `deviceFaultVendorBinary` indicates that the implementation supports the generation of vendor-specific binary crash dumps. These may provide additional information when imported into vendor-specific external tools.

If the `VkPhysicalDeviceFaultFeaturesEXT` structure is included in the `pNext` chain of the `VkPhysicalDeviceFeatures2` structure passed to `vkGetPhysicalDeviceFeatures2`, it is filled in to indicate whether each corresponding feature is supported. If the application wishes to use a `VkDevice` with any features described by `VkPhysicalDeviceFaultFeaturesEXT`, it **must** add an instance

of the structure, with the desired feature members set to [VK_TRUE](#), to the [pNext](#) chain of [VkDeviceCreateInfo](#) when creating the [VkDevice](#).

Valid Usage (Implicit)

- [VUID-VkPhysicalDeviceFaultFeaturesEXT-sType-sType](#)
[sType](#) **must** be [VK_STRUCTURE_TYPE_PHYSICAL_DEVICE_FAULT_FEATURES_EXT](#)

Structure Chaining

Extends the structures

- [VkDeviceCreateInfo](#)
- [VkPhysicalDeviceFeatures2](#)

The [VkPhysicalDeviceFaultFeaturesKHR](#) structure is defined as:

```
// Provided by VK_KHR_device_fault
typedef struct VkPhysicalDeviceFaultFeaturesKHR {
    VkStructureType    sType;
    void*              pNext;
    VkBool32           deviceFault;
    VkBool32           deviceFaultVendorBinary;
    VkBool32           deviceFaultReportMasked;
    VkBool32           deviceFaultDeviceLostOnMasked;
} VkPhysicalDeviceFaultFeaturesKHR;
```

This structure describes the following features:

- [deviceFault](#) indicates that the implementation supports the reporting of device fault information.
- [deviceFaultVendorBinary](#) indicates that the implementation supports the generation of vendor-specific binary crash dumps. These **may** provide additional information when imported into vendor-specific external tools.
- [deviceFaultReportMasked](#) indicates that the implementation supports masked faults in normal operation (ie. automatically recovered by the driver internally without the application receiving a [VK_ERROR_DEVICE_LOST](#) error) which **may** be reported via this extension even if they did not result in a [VK_ERROR_DEVICE_LOST](#) condition being returned to the application.
- [deviceFaultDeviceLostOnMasked](#) indicates that the implementation supports returning [VK_ERROR_DEVICE_LOST](#) for faults that would be normally be masked.

In exceptional circumstances, some implementations **may** mask faults and attempt to recover from an error. In such circumstances, the device is not lost and further work can be submitted to the device. When such faults occur, the contents of all resources being written to at the time of the fault are undefined.

If the `VkPhysicalDeviceFaultFeaturesKHR` structure is included in the `pNext` chain of the `VkPhysicalDeviceFeatures2` structure passed to `vkGetPhysicalDeviceFeatures2`, it is filled in to indicate whether each corresponding feature is supported. If the application wishes to use a `VkDevice` with any features described by `VkPhysicalDeviceFaultFeaturesKHR`, it **must** add an instance of the structure, with the desired feature members set to `VK_TRUE`, to the `pNext` chain of `VkDeviceCreateInfo` when creating the `VkDevice`.

Valid Usage (Implicit)

- VUID-VkPhysicalDeviceFaultFeaturesKHR-sType-sType
`sType` **must** be `VK_STRUCTURE_TYPE_PHYSICAL_DEVICE_FAULT_FEATURES_KHR`

Structure Chaining

Extends the structures

- `VkDeviceCreateInfo`
- `VkPhysicalDeviceFeatures2`

The `VkPhysicalDevicePipelineLibraryGroupHandlesFeaturesEXT` structure is defined as:

```
// Provided by VK_EXT_pipeline_library_group_handles
typedef struct VkPhysicalDevicePipelineLibraryGroupHandlesFeaturesEXT {
    VkStructureType    sType;
    void*              pNext;
    VkBool32           pipelineLibraryGroupHandles;
} VkPhysicalDevicePipelineLibraryGroupHandlesFeaturesEXT;
```

This structure describes the following features:

- `pipelineLibraryGroupHandles` indicates whether the implementation supports querying group handles directly from a ray tracing pipeline library, and guarantees bitwise identical group handles for such libraries when linked into other pipelines.

If the `VkPhysicalDevicePipelineLibraryGroupHandlesFeaturesEXT` structure is included in the `pNext` chain of the `VkPhysicalDeviceFeatures2` structure passed to `vkGetPhysicalDeviceFeatures2`, it is filled in to indicate whether each corresponding feature is supported. If the application wishes to use a `VkDevice` with any features described by `VkPhysicalDevicePipelineLibraryGroupHandlesFeaturesEXT`, it **must** add an instance of the structure, with the desired feature members set to `VK_TRUE`, to the `pNext` chain of `VkDeviceCreateInfo` when creating the `VkDevice`.

Valid Usage (Implicit)

- VUID-VkPhysicalDevicePipelineLibraryGroupHandlesFeaturesEXT-sType-sType
`sType` **must** be

VK_STRUCTURE_TYPE_PHYSICAL_DEVICE_PIPELINE_LIBRARY_GROUP_HANDLES_FEATURES_EXT

Structure Chaining

Extends the structures

- [VkDeviceCreateInfo](#)
- [VkPhysicalDeviceFeatures2](#)

The [VkPhysicalDeviceShaderObjectFeaturesEXT](#) structure is defined as:

```
// Provided by VK_EXT_shader_object
typedef struct VkPhysicalDeviceShaderObjectFeaturesEXT {
    VkStructureType    sType;
    void*              pNext;
    VkBool32           shaderObject;
} VkPhysicalDeviceShaderObjectFeaturesEXT;
```

This structure describes the following feature:

- [shaderObject](#) indicates whether the implementation supports [shader objects](#).

If the [VkPhysicalDeviceShaderObjectFeaturesEXT](#) structure is included in the [pNext](#) chain of the [VkPhysicalDeviceFeatures2](#) structure passed to [vkGetPhysicalDeviceFeatures2](#), it is filled in to indicate whether each corresponding feature is supported. If the application wishes to use a [VkDevice](#) with any features described by [VkPhysicalDeviceShaderObjectFeaturesEXT](#), it **must** add an instance of the structure, with the desired feature members set to [VK_TRUE](#), to the [pNext](#) chain of [VkDeviceCreateInfo](#) when creating the [VkDevice](#).

Valid Usage (Implicit)

- VUID-VkPhysicalDeviceShaderObjectFeaturesEXT-sType-sType [sType](#) **must** be [VK_STRUCTURE_TYPE_PHYSICAL_DEVICE_SHADER_OBJECT_FEATURES_EXT](#)

Structure Chaining

Extends the structures

- [VkDeviceCreateInfo](#)
- [VkPhysicalDeviceFeatures2](#)

The [VkPhysicalDeviceTensorFeaturesARM](#) structure is defined as:


```
// Provided by VK_ARM_tensors
typedef struct VkPhysicalDeviceTensorFeaturesARM {
    VkStructureType    sType;
    void*              pNext;
    VkBool32           tensorNonPacked;
    VkBool32           shaderTensorAccess;
    VkBool32           shaderStorageTensorArrayDynamicIndexing;
    VkBool32           shaderStorageTensorArrayNonUniformIndexing;
    VkBool32           descriptorBindingStorageTensorUpdateAfterBind;
    VkBool32           tensors;
} VkPhysicalDeviceTensorFeaturesARM;
```

The members of the `VkPhysicalDeviceTensorFeaturesARM` structure describe the following features:

- `tensorNonPacked` indicates whether the implementation supports the creation of tensors that are not packed tensors.
- `shaderTensorAccess` indicates whether shader modules **can** declare the `TensorsARM` capability.
- `shaderStorageBufferArrayDynamicIndexing` indicates whether arrays of storage tensors **can** be indexed by dynamically uniform integer expressions in shader code. If this feature is not enabled, resources with a descriptor type of `VK_DESCRIPTOR_TYPE_TENSOR_ARM` **must** be indexed only by constant integral expressions when aggregated into arrays in shader code. This also indicates whether shader modules **can** declare the `StorageTensorArrayDynamicIndexingARM` capability.
- `shaderStorageTensorArrayNonUniformIndexing` indicates whether arrays of storage tensors **can** be indexed by non-uniform integer expressions in shader code. If this feature is not enabled, resources with a descriptor type of `VK_DESCRIPTOR_TYPE_TENSOR_ARM` **must** not be indexed by non-uniform integer expressions when aggregated into arrays in shader code. This also indicates whether shader modules **can** declare the `StorageTensorArrayNonUniformIndexingARM` capability.
- `descriptorBindingStorageTensorUpdateAfterBind` indicates whether the implementation supports updating storage tensor descriptors after a set is bound. If this feature is not enabled, `VK_DESCRIPTOR_BINDING_UPDATE_AFTER_BIND_BIT` **must** not be used with `VK_DESCRIPTOR_TYPE_TENSOR_ARM`.
- `tensors` indicates whether the implementation supports tensor resources.

If the `VkPhysicalDeviceTensorFeaturesARM` structure is included in the `pNext` chain of the `VkPhysicalDeviceFeatures2` structure passed to `vkGetPhysicalDeviceFeatures2`, it is filled in to indicate whether each corresponding feature is supported. If the application wishes to use a `VkDevice` with any features described by `VkPhysicalDeviceTensorFeaturesARM`, it **must** add an instance of the structure, with the desired feature members set to `VK_TRUE`, to the `pNext` chain of `VkDeviceCreateInfo` when creating the `VkDevice`.

Valid Usage (Implicit)

- VUID-VkPhysicalDeviceTensorFeaturesARM-sType-sType

sType must be `VK_STRUCTURE_TYPE_PHYSICAL_DEVICE_TENSOR_FEATURES_ARM`

Structure Chaining

Extends the structures

- `VkDeviceCreateInfo`
- `VkPhysicalDeviceFeatures2`

The `VkPhysicalDeviceShaderCoreBuiltinsFeaturesARM` structure is defined as:

```
// Provided by VK_ARM_shader_core_builtins
typedef struct VkPhysicalDeviceShaderCoreBuiltinsFeaturesARM {
    VkStructureType    sType;
    void*              pNext;
    VkBool32           shaderCoreBuiltins;
} VkPhysicalDeviceShaderCoreBuiltinsFeaturesARM;
```

This structure describes the following feature:

- **sType** is a `VkStructureType` value identifying this structure.
- **pNext** is `NULL` or a pointer to a structure extending this structure.
- **shaderCoreBuiltins** indicates whether the implementation supports the SPIR-V `CoreBuiltinsARM` capability.

If the `VkPhysicalDeviceShaderCoreBuiltinsFeaturesARM` structure is included in the **pNext** chain of the `VkPhysicalDeviceFeatures2` structure passed to `vkGetPhysicalDeviceFeatures2`, it is filled in to indicate whether each corresponding feature is supported. If the application wishes to use a `VkDevice` with any features described by `VkPhysicalDeviceShaderCoreBuiltinsFeaturesARM`, it **must** add an instance of the structure, with the desired feature members set to `VK_TRUE`, to the **pNext** chain of `VkDeviceCreateInfo` when creating the `VkDevice`.

Valid Usage (Implicit)

- VUID-VkPhysicalDeviceShaderCoreBuiltinsFeaturesARM-sType-sType **sType** must be `VK_STRUCTURE_TYPE_PHYSICAL_DEVICE_SHADER_CORE_BUILTINS_FEATURES_ARM`

Structure Chaining

Extends the structures

- `VkDeviceCreateInfo`
- `VkPhysicalDeviceFeatures2`

The `VkPhysicalDeviceFrameBoundaryFeaturesEXT` structure is defined as:

```
// Provided by VK_EXT_frame_boundary
typedef struct VkPhysicalDeviceFrameBoundaryFeaturesEXT {
    VkStructureType    sType;
    void*              pNext;
    VkBool32           frameBoundary;
} VkPhysicalDeviceFrameBoundaryFeaturesEXT;
```

This structure describes the following feature:

- `sType` is a `VkStructureType` value identifying this structure.
- `pNext` is `NULL` or a pointer to a structure extending this structure.
- `frameBoundary` indicates whether the implementation supports frame boundary information.

If the `VkPhysicalDeviceFrameBoundaryFeaturesEXT` structure is included in the `pNext` chain of the `VkPhysicalDeviceFeatures2` structure passed to `vkGetPhysicalDeviceFeatures2`, it is filled in to indicate whether each corresponding feature is supported. If the application wishes to use a `VkDevice` with any features described by `VkPhysicalDeviceFrameBoundaryFeaturesEXT`, it **must** add an instance of the structure, with the desired feature members set to `VK_TRUE`, to the `pNext` chain of `VkDeviceCreateInfo` when creating the `VkDevice`.

Valid Usage (Implicit)

- VUID-VkPhysicalDeviceFrameBoundaryFeaturesEXT-sType-sType **must** be `VK_STRUCTURE_TYPE_PHYSICAL_DEVICE_FRAME_BOUNDARY_FEATURES_EXT`

Structure Chaining

Extends the structures

- `VkDeviceCreateInfo`
- `VkPhysicalDeviceFeatures2`

The `VkPhysicalDeviceSwapchainMaintenance1FeaturesKHR` structure is defined as:

```
// Provided by VK_KHR_swapchain_maintenance1
typedef struct VkPhysicalDeviceSwapchainMaintenance1FeaturesKHR {
    VkStructureType    sType;
    void*              pNext;
    VkBool32           swapchainMaintenance1;
} VkPhysicalDeviceSwapchainMaintenance1FeaturesKHR;
```



```
// Provided by VK_EXT_swapchain_maintenance1
// Equivalent to VkPhysicalDeviceSwapchainMaintenance1FeaturesKHR
typedef VkPhysicalDeviceSwapchainMaintenance1FeaturesKHR
VkPhysicalDeviceSwapchainMaintenance1FeaturesEXT;
```

This structure describes the following feature:

- **sType** is a [VkStructureType](#) value identifying this structure.
- **pNext** is **NULL** or a pointer to a structure extending this structure.
- **swapchainMaintenance1** indicates that the implementation supports the following:
 - [VkSwapchainPresentFenceInfoKHR](#), specifying a fence that is signaled when the resources associated with a present operation **can** be safely destroyed.
 - [VkSwapchainPresentModesCreateInfoKHR](#) and [VkSwapchainPresentModeInfoKHR](#), allowing the swapchain to switch present modes without a need for recreation.
 - [VkSwapchainPresentScalingCreateInfoKHR](#), specifying the scaling behavior of the swapchain in presence of window resizing.
 - The [VK_SWAPCHAIN_CREATE_DEFERRED_MEMORY_ALLOCATION_BIT_KHR](#) flag, allowing the implementation to defer the allocation of swapchain image memory until first acquisition.
 - [vkReleaseSwapchainImagesKHR](#), allowing acquired swapchain images to be released without presenting them.

If the [VkPhysicalDeviceSwapchainMaintenance1FeaturesKHR](#) structure is included in the **pNext** chain of the [VkPhysicalDeviceFeatures2](#) structure passed to [vkGetPhysicalDeviceFeatures2](#), it is filled in to indicate whether each corresponding feature is supported. If the application wishes to use a [VkDevice](#) with any features described by [VkPhysicalDeviceSwapchainMaintenance1FeaturesKHR](#), it **must** add an instance of the structure, with the desired feature members set to [VK_TRUE](#), to the **pNext** chain of [VkDeviceCreateInfo](#) when creating the [VkDevice](#).

Valid Usage (Implicit)

- VUID-VkPhysicalDeviceSwapchainMaintenance1FeaturesKHR-sType-sType **must** be [VK_STRUCTURE_TYPE_PHYSICAL_DEVICE_SWAPCHAIN_MAINTENANCE_1_FEATURES_KHR](#)

Structure Chaining

Extends the structures

- [VkDeviceCreateInfo](#)
- [VkPhysicalDeviceFeatures2](#)

The `VkPhysicalDevicePresentModeFifoLatestReadyFeaturesKHR` structure is defined as:

```
// Provided by VK_KHR_present_mode_fifo_latest_ready
typedef struct VkPhysicalDevicePresentModeFifoLatestReadyFeaturesKHR {
    VkStructureType    sType;
    void*              pNext;
    VkBool32           presentModeFifoLatestReady;
} VkPhysicalDevicePresentModeFifoLatestReadyFeaturesKHR;
```

```
// Provided by VK_EXT_present_mode_fifo_latest_ready
// Equivalent to VkPhysicalDevicePresentModeFifoLatestReadyFeaturesKHR
typedef VkPhysicalDevicePresentModeFifoLatestReadyFeaturesKHR
VkPhysicalDevicePresentModeFifoLatestReadyFeaturesEXT;
```

- `sType` is a `VkStructureType` value identifying this structure.
- `pNext` is `NULL` or a pointer to a structure extending this structure.
- `presentModeFifoLatestReady` specifies whether the implementation supports the `VK_PRESENT_MODE_FIFO_LATEST_READY_KHR` present mode.

If the `VkPhysicalDevicePresentModeFifoLatestReadyFeaturesKHR` structure is included in the `pNext` chain of the `VkPhysicalDeviceFeatures2` structure passed to `vkGetPhysicalDeviceFeatures2`, it is filled in to indicate whether each corresponding feature is supported. If the application wishes to use a `VkDevice` with any features described by `VkPhysicalDevicePresentModeFifoLatestReadyFeaturesKHR`, it **must** add an instance of the structure, with the desired feature members set to `VK_TRUE`, to the `pNext` chain of `VkDeviceCreateInfo` when creating the `VkDevice`.

Valid Usage (Implicit)

- VUID-VkPhysicalDevicePresentModeFifoLatestReadyFeaturesKHR-sType-sType `sType` **must** be `VK_STRUCTURE_TYPE_PHYSICAL_DEVICE_PRESENT_MODE_FIFO_LATEST_READY_FEATURES_KHR`

Structure Chaining

Extends the structures

- `VkDeviceCreateInfo`
- `VkPhysicalDeviceFeatures2`

The `VkPhysicalDeviceDynamicRenderingUnusedAttachmentsFeaturesEXT` structure is defined as:


```
// Provided by VK_EXT_dynamic_rendering_unused_attachments
typedef struct VkPhysicalDeviceDynamicRenderingUnusedAttachmentsFeaturesEXT {
    VkStructureType    sType;
    void*              pNext;
    VkBool32           dynamicRenderingUnusedAttachments;
} VkPhysicalDeviceDynamicRenderingUnusedAttachmentsFeaturesEXT;
```

This structure describes the following feature:

- `sType` is a `VkStructureType` value identifying this structure.
- `pNext` is `NULL` or a pointer to a structure extending this structure.
- `dynamicRenderingUnusedAttachments` indicates that the implementation supports binding graphics pipelines within a render pass instance where any pipeline `VkPipelineRenderingCreateInfo::pColorAttachmentFormats` element with a format other than `VK_FORMAT_UNDEFINED` is allowed with a corresponding `VkRenderingInfo::pColorAttachments` element with an `imageView` equal to `VK_NULL_HANDLE`, or any pipeline `VkPipelineRenderingCreateInfo::pColorAttachmentFormats` element with a `VK_FORMAT_UNDEFINED` format is allowed with a corresponding `VkRenderingInfo::pColorAttachments` element with a non-`VK_NULL_HANDLE` `imageView`. Also a `VkPipelineRenderingCreateInfo::depthAttachmentFormat` other than `VK_FORMAT_UNDEFINED` is allowed with a `VK_NULL_HANDLE` `VkRenderingInfo::pDepthAttachment`, or a `VkPipelineRenderingCreateInfo::depthAttachmentFormat` of `VK_FORMAT_UNDEFINED` is allowed with a non-`VK_NULL_HANDLE` `VkRenderingInfo::pDepthAttachment`. Also a `VkPipelineRenderingCreateInfo::stencilAttachmentFormat` other than `VK_FORMAT_UNDEFINED` is allowed with a `VK_NULL_HANDLE` `VkRenderingInfo::pStencilAttachment`, or a `VkPipelineRenderingCreateInfo::stencilAttachmentFormat` of `VK_FORMAT_UNDEFINED` is allowed with a non-`VK_NULL_HANDLE` `VkRenderingInfo::pStencilAttachment`. Any writes to a `VkRenderingInfo::pColorAttachments`, `VkRenderingInfo::pDepthAttachment`, or `VkRenderingInfo::pStencilAttachment` with `VK_NULL_HANDLE` are discarded.

If the `VkPhysicalDeviceDynamicRenderingUnusedAttachmentsFeaturesEXT` structure is included in the `pNext` chain of the `VkPhysicalDeviceFeatures2` structure passed to `vkGetPhysicalDeviceFeatures2`, it is filled in to indicate whether each corresponding feature is supported. If the application wishes to use a `VkDevice` with any features described by `VkPhysicalDeviceDynamicRenderingUnusedAttachmentsFeaturesEXT`, it **must** add an instance of the structure, with the desired feature members set to `VK_TRUE`, to the `pNext` chain of `VkDeviceCreateInfo` when creating the `VkDevice`.

Valid Usage (Implicit)

- VUID-VkPhysicalDeviceDynamicRenderingUnusedAttachmentsFeaturesEXT-sType-sType **must** be `VK_STRUCTURE_TYPE_PHYSICAL_DEVICE_DYNAMIC_RENDERING_UNUSED_ATTACHMENTS_FEATURES_EXT`

Structure Chaining

Extends the structures

- [VkDeviceCreateInfo](#)
- [VkPhysicalDeviceFeatures2](#)

The [VkPhysicalDeviceRayTracingInvocationReorderFeaturesEXT](#) structure is defined as:

```
// Provided by VK_EXT_ray_tracing_invocation_reorder
typedef struct VkPhysicalDeviceRayTracingInvocationReorderFeaturesEXT {
    VkStructureType    sType;
    void*              pNext;
    VkBool32           rayTracingInvocationReorder;
} VkPhysicalDeviceRayTracingInvocationReorderFeaturesEXT;
```

This structure describes the following feature:

- [sType](#) is a [VkStructureType](#) value identifying this structure.
- [pNext](#) is `NULL` or a pointer to a structure extending this structure.
- [rayTracingInvocationReorder](#) indicates that the implementation supports [SPV_EXT_shader_invocation_reorder](#).

If the [VkPhysicalDeviceRayTracingInvocationReorderFeaturesEXT](#) structure is included in the [pNext](#) chain of the [VkPhysicalDeviceFeatures2](#) structure passed to [vkGetPhysicalDeviceFeatures2](#), it is filled in to indicate whether each corresponding feature is supported. If the application wishes to use a [VkDevice](#) with any features described by [VkPhysicalDeviceRayTracingInvocationReorderFeaturesEXT](#), it **must** add an instance of the structure, with the desired feature members set to [VK_TRUE](#), to the [pNext](#) chain of [VkDeviceCreateInfo](#) when creating the [VkDevice](#).

Valid Usage (Implicit)

- VUID-VkPhysicalDeviceRayTracingInvocationReorderFeaturesEXT-sType-sType [sType](#) **must** be [VK_STRUCTURE_TYPE_PHYSICAL_DEVICE_RAY_TRACING_INVOCATION_REORDER_FEATURES_EXT](#)

Structure Chaining

Extends the structures

- [VkDeviceCreateInfo](#)
- [VkPhysicalDeviceFeatures2](#)

The `VkPhysicalDeviceRayTracingInvocationReorderFeaturesNV` structure is defined as:

```
// Provided by VK_NV_ray_tracing_invocation_reorder
typedef struct VkPhysicalDeviceRayTracingInvocationReorderFeaturesNV {
    VkStructureType    sType;
    void*              pNext;
    VkBool32           rayTracingInvocationReorder;
} VkPhysicalDeviceRayTracingInvocationReorderFeaturesNV;
```

This structure describes the following feature:

- `sType` is a `VkStructureType` value identifying this structure.
- `pNext` is `NULL` or a pointer to a structure extending this structure.
- `rayTracingInvocationReorder` indicates that the implementation supports `SPV_NV_shader_invocation_reorder`.

If the `VkPhysicalDeviceRayTracingInvocationReorderFeaturesNV` structure is included in the `pNext` chain of the `VkPhysicalDeviceFeatures2` structure passed to `vkGetPhysicalDeviceFeatures2`, it is filled in to indicate whether each corresponding feature is supported. If the application wishes to use a `VkDevice` with any features described by `VkPhysicalDeviceRayTracingInvocationReorderFeaturesNV`, it **must** add an instance of the structure, with the desired feature members set to `VK_TRUE`, to the `pNext` chain of `VkDeviceCreateInfo` when creating the `VkDevice`.

Valid Usage (Implicit)

- VUID-VkPhysicalDeviceRayTracingInvocationReorderFeaturesNV-sType-sType `sType` must be `VK_STRUCTURE_TYPE_PHYSICAL_DEVICE_RAY_TRACING_INVOCATION_REORDER_FEATURES_NV`

Structure Chaining

Extends the structures

- `VkDeviceCreateInfo`
- `VkPhysicalDeviceFeatures2`

The `VkPhysicalDeviceExtendedSparseAddressSpaceFeaturesNV` structure is defined as:


```
// Provided by VK_NV_extended_sparse_address_space
typedef struct VkPhysicalDeviceExtendedSparseAddressSpaceFeaturesNV {
    VkStructureType    sType;
    void*              pNext;
    VkBool32           extendedSparseAddressSpace;
} VkPhysicalDeviceExtendedSparseAddressSpaceFeaturesNV;
```

This structure describes the following feature:

- `sType` is a `VkStructureType` value identifying this structure.
- `pNext` is `NULL` or a pointer to a structure extending this structure.
- `extendedSparseAddressSpace` indicates that the implementation supports allowing certain usages of sparse memory resources to exceed `VkPhysicalDeviceLimits::sparseAddressSpaceSize`. See `VkPhysicalDeviceExtendedSparseAddressSpacePropertiesNV`.

If the `VkPhysicalDeviceExtendedSparseAddressSpaceFeaturesNV` structure is included in the `pNext` chain of the `VkPhysicalDeviceFeatures2` structure passed to `vkGetPhysicalDeviceFeatures2`, it is filled in to indicate whether each corresponding feature is supported. If the application wishes to use a `VkDevice` with any features described by `VkPhysicalDeviceExtendedSparseAddressSpaceFeaturesNV`, it **must** add an instance of the structure, with the desired feature members set to `VK_TRUE`, to the `pNext` chain of `VkDeviceCreateInfo` when creating the `VkDevice`.

Valid Usage (Implicit)

- VUID-VkPhysicalDeviceExtendedSparseAddressSpaceFeaturesNV-sType-sType `sType` must be `VK_STRUCTURE_TYPE_PHYSICAL_DEVICE_EXTENDED_SPARSE_ADDRESS_SPACE_FEATURES_NV`

Structure Chaining

Extends the structures

- `VkDeviceCreateInfo`
- `VkPhysicalDeviceFeatures2`

The `VkPhysicalDeviceMultiviewPerViewViewportsFeaturesQCOM` structure is defined as:


```
// Provided by VK_QCOM_multiview_per_view_viewports
typedef struct VkPhysicalDeviceMultiviewPerViewViewportsFeaturesQCOM {
    VkStructureType    sType;
    void*              pNext;
    VkBool32           multiviewPerViewViewports;
} VkPhysicalDeviceMultiviewPerViewViewportsFeaturesQCOM;
```

This structure describes the following features:

- **multiviewPerViewViewports** indicates that the implementation supports multiview per-view viewports.

If the **VkPhysicalDeviceMultiviewPerViewViewportsFeaturesQCOM** structure is included in the **pNext** chain of the **VkPhysicalDeviceFeatures2** structure passed to **vkGetPhysicalDeviceFeatures2**, it is filled in to indicate whether each corresponding feature is supported. If the application wishes to use a **VkDevice** with any features described by **VkPhysicalDeviceMultiviewPerViewViewportsFeaturesQCOM**, it **must** add an instance of the structure, with the desired feature members set to **VK_TRUE**, to the **pNext** chain of **VkDeviceCreateInfo** when creating the **VkDevice**.

Valid Usage (Implicit)

- VUID-VkPhysicalDeviceMultiviewPerViewViewportsFeaturesQCOM-sType-sType **must** be **VK_STRUCTURE_TYPE_PHYSICAL_DEVICE_MULTIVIEW_PER_VIEW_VIEWPORTS_FEATURES_QCOM**

Structure Chaining

Extends the structures

- **VkDeviceCreateInfo**
- **VkPhysicalDeviceFeatures2**

The **VkPhysicalDeviceMultiviewPerViewRenderAreasFeaturesQCOM** structure is defined as:

```
// Provided by VK_QCOM_multiview_per_view_render_areas
typedef struct VkPhysicalDeviceMultiviewPerViewRenderAreasFeaturesQCOM {
    VkStructureType    sType;
    void*              pNext;
    VkBool32           multiviewPerViewRenderAreas;
} VkPhysicalDeviceMultiviewPerViewRenderAreasFeaturesQCOM;
```

This structure describes the following features:

- `multiviewPerViewRenderAreas` indicates that the implementation supports multiview per-view render areas.

If the `VkPhysicalDeviceMultiviewPerViewRenderAreasFeaturesQCOM` structure is included in the `pNext` chain of the `VkPhysicalDeviceFeatures2` structure passed to `vkGetPhysicalDeviceFeatures2`, it is filled in to indicate whether each corresponding feature is supported. If the application wishes to use a `VkDevice` with any features described by `VkPhysicalDeviceMultiviewPerViewRenderAreasFeaturesQCOM`, it **must** add an instance of the structure, with the desired feature members set to `VK_TRUE`, to the `pNext` chain of `VkDeviceCreateInfo` when creating the `VkDevice`.

Valid Usage (Implicit)

- `VUID-VkPhysicalDeviceMultiviewPerViewRenderAreasFeaturesQCOM-sType-sType` `sType` must be `VK_STRUCTURE_TYPE_PHYSICAL_DEVICE_MULTIVIEW_PER_VIEW_RENDER_AREAS_FEATURES_QCOM`

Structure Chaining

Extends the structures

- `VkDeviceCreateInfo`
- `VkPhysicalDeviceFeatures2`

The `VkPhysicalDeviceClusterCullingShaderFeaturesHUAWEI` structure is defined as:

```
// Provided by VK_HUAWEI_cluster_culling_shader
typedef struct VkPhysicalDeviceClusterCullingShaderFeaturesHUAWEI {
    VkStructureType    sType;
    void*              pNext;
    VkBool32            clusterCullingShader;
    VkBool32            multiviewClusterCullingShader;
} VkPhysicalDeviceClusterCullingShaderFeaturesHUAWEI;
```

- `sType` is a `VkStructureType` value identifying this structure.
- `pNext` is `NULL` or a pointer to a structure extending this structure.
- `clusterCullingShader` specifies whether cluster culling shader is supported.
- `multiviewClusterCullingShader` specifies whether multiview is supported.

If the `VkPhysicalDeviceClusterCullingShaderFeaturesHUAWEI` structure is included in the `pNext` chain of the `VkPhysicalDeviceFeatures2` structure passed to `vkGetPhysicalDeviceFeatures2`, it is filled in to indicate whether each corresponding feature is supported. If the application wishes to use a `VkDevice` with any features described by `VkPhysicalDeviceClusterCullingShaderFeaturesHUAWEI`, it **must** add an instance of the structure, with the desired feature members set to `VK_TRUE`, to the

`pNext` chain of `VkDeviceCreateInfo` when creating the `VkDevice`.

Valid Usage (Implicit)

- VUID-VkPhysicalDeviceClusterCullingShaderFeaturesHUAWEI-sType-sType `sType` must be `VK_STRUCTURE_TYPE_PHYSICAL_DEVICE_CLUSTER_CULLING_SHADER_FEATURES_HUAWEI`

Structure Chaining

Extends the structures

- `VkDeviceCreateInfo`
- `VkPhysicalDeviceFeatures2`

To query whether a Cluster Culling Shader supports the per-cluster shading rate feature, include a `VkPhysicalDeviceClusterCullingShaderVrsFeaturesHUAWEI` structure in the `pNext` chain of the `VkPhysicalDeviceClusterCullingShaderFeaturesHUAWEI` structure. This structure is defined as:

```
// Provided by VK_HUAWEI_cluster_culling_shader
typedef struct VkPhysicalDeviceClusterCullingShaderVrsFeaturesHUAWEI {
    VkStructureType    sType;
    void*              pNext;
    VkBool32           clusterShadingRate;
} VkPhysicalDeviceClusterCullingShaderVrsFeaturesHUAWEI;
```

- `sType` is a `VkStructureType` value identifying this structure.
- `pNext` is `NULL` or a pointer to a structure extending this structure.
- `clusterShadingRate` specifies whether per-cluster shading rates is supported.

Valid Usage (Implicit)

- VUID-VkPhysicalDeviceClusterCullingShaderVrsFeaturesHUAWEI-sType-sType `sType` must be `VK_STRUCTURE_TYPE_PHYSICAL_DEVICE_CLUSTER_CULLING_SHADER_VRS_FEATURES_HUAWEI`

Structure Chaining

Extends the structure

- `VkPhysicalDeviceClusterCullingShaderFeaturesHUAWEI`

The `VkPhysicalDeviceHdrVividFeaturesHUAWEI` structure is defined as:

```
// Provided by VK_HUAWEI_hdr_vivid
typedef struct VkPhysicalDeviceHdrVividFeaturesHUAWEI {
    VkStructureType    sType;
    void*              pNext;
    VkBool32           hdrVivid;
} VkPhysicalDeviceHdrVividFeaturesHUAWEI;
```

- `sType` is a `VkStructureType` value identifying this structure.
- `pNext` is `NULL` or a pointer to a structure extending this structure.
- `hdrVivid` specifies whether HDR Vivid metadata is supported.

If the `VkPhysicalDeviceHdrVividFeaturesHUAWEI` structure is included in the `pNext` chain of the `VkPhysicalDeviceFeatures2` structure passed to `vkGetPhysicalDeviceFeatures2`, it is filled in to indicate whether each corresponding feature is supported. If the application wishes to use a `VkDevice` with any features described by `VkPhysicalDeviceHdrVividFeaturesHUAWEI`, it **must** add an instance of the structure, with the desired feature members set to `VK_TRUE`, to the `pNext` chain of `VkDeviceCreateInfo` when creating the `VkDevice`.

Valid Usage (Implicit)

- VUID-VkPhysicalDeviceHdrVividFeaturesHUAWEI-sType-sType
`sType` **must** be `VK_STRUCTURE_TYPE_PHYSICAL_DEVICE_HDR_VIVID_FEATURES_HUAWEI`

Structure Chaining

Extends the structures

- `VkDeviceCreateInfo`
- `VkPhysicalDeviceFeatures2`

The `VkPhysicalDeviceShaderQueueFeaturesAMD` structure is defined as:

```
// Provided by VK_AMD_shader_enqueue
typedef struct VkPhysicalDeviceShaderQueueFeaturesAMD {
    VkStructureType    sType;
    void*              pNext;
    VkBool32           shaderQueue;
    VkBool32           shaderMeshQueue;
} VkPhysicalDeviceShaderQueueFeaturesAMD;
```

This structure describes the following feature:

- `shaderQueue` indicates whether the implementation supports `execution graphs`.

- `shaderMeshEnqueue` indicates whether the implementation supports `mesh nodes in execution graphs`.

If the `VkPhysicalDeviceShaderEnqueueFeaturesAMD` structure is included in the `pNext` chain of the `VkPhysicalDeviceFeatures2` structure passed to `vkGetPhysicalDeviceFeatures2`, it is filled in to indicate whether each corresponding feature is supported. If the application wishes to use a `VkDevice` with any features described by `VkPhysicalDeviceShaderEnqueueFeaturesAMD`, it **must** add an instance of the structure, with the desired feature members set to `VK_TRUE`, to the `pNext` chain of `VkDeviceCreateInfo` when creating the `VkDevice`.

Valid Usage (Implicit)

- VUID-VkPhysicalDeviceShaderEnqueueFeaturesAMD-sType-sType `sType` **must** be `VK_STRUCTURE_TYPE_PHYSICAL_DEVICE_SHADER_ENQUEUE_FEATURES_AMD`

Structure Chaining

Extends the structures

- `VkDeviceCreateInfo`
- `VkPhysicalDeviceFeatures2`

The `VkPhysicalDeviceCubicClampFeaturesQCOM` structure is defined as:

```
// Provided by VK_QCOM_filter_cubic_clamp
typedef struct VkPhysicalDeviceCubicClampFeaturesQCOM {
    VkStructureType    sType;
    void*              pNext;
    VkBool32           cubicRangeClamp;
} VkPhysicalDeviceCubicClampFeaturesQCOM;
```

This structure describes the following features:

- `cubicRangeClamp` indicates that the implementation supports cubic filtering in combination with a `texel range clamp`.

If the `VkPhysicalDeviceCubicClampFeaturesQCOM` structure is included in the `pNext` chain of the `VkPhysicalDeviceFeatures2` structure passed to `vkGetPhysicalDeviceFeatures2`, it is filled in to indicate whether each corresponding feature is supported. If the application wishes to use a `VkDevice` with any features described by `VkPhysicalDeviceCubicClampFeaturesQCOM`, it **must** add an instance of the structure, with the desired feature members set to `VK_TRUE`, to the `pNext` chain of `VkDeviceCreateInfo` when creating the `VkDevice`.

Valid Usage (Implicit)

- VUID-VkPhysicalDeviceCubicClampFeaturesQCOM-sType-sType **must** be `VK_STRUCTURE_TYPE_PHYSICAL_DEVICE_CUBIC_CLAMP_FEATURES_QCOM`

Structure Chaining

Extends the structures

- `VkDeviceCreateInfo`
- `VkPhysicalDeviceFeatures2`

The `VkPhysicalDeviceYcbcrDegammaFeaturesQCOM` structure is defined as:

```
// Provided by VK_QCOM_ycbcr_degamma
typedef struct VkPhysicalDeviceYcbcrDegammaFeaturesQCOM {
    VkStructureType    sType;
    void*              pNext;
    VkBool32           ycbcrDegamma;
} VkPhysicalDeviceYcbcrDegammaFeaturesQCOM;
```

This structure describes the following features:

- `sType` is a `VkStructureType` value identifying this structure.
- `pNext` is `NULL` or a pointer to a structure extending this structure.
- `ycbcrDegamma` indicates whether the implementation supports `Y'CBCR` degamma.

If the `VkPhysicalDeviceYcbcrDegammaFeaturesQCOM` structure is included in the `pNext` chain of the `VkPhysicalDeviceFeatures2` structure passed to `vkGetPhysicalDeviceFeatures2`, it is filled in to indicate whether each corresponding feature is supported. If the application wishes to use a `VkDevice` with any features described by `VkPhysicalDeviceYcbcrDegammaFeaturesQCOM`, it **must** add an instance of the structure, with the desired feature members set to `VK_TRUE`, to the `pNext` chain of `VkDeviceCreateInfo` when creating the `VkDevice`.

Valid Usage (Implicit)

- VUID-VkPhysicalDeviceYcbcrDegammaFeaturesQCOM-sType-sType **must** be `VK_STRUCTURE_TYPE_PHYSICAL_DEVICE_YCBCR_DEGAMMA_FEATURES_QCOM`

Structure Chaining

Extends the structures

- [VkDeviceCreateInfo](#)
- [VkPhysicalDeviceFeatures2](#)

The [VkPhysicalDeviceCubicWeightsFeaturesQCOM](#) structure is defined as:

```
// Provided by VK_QCOM_filter_cubic_weights
typedef struct VkPhysicalDeviceCubicWeightsFeaturesQCOM {
    VkStructureType    sType;
    void*              pNext;
    VkBool32           selectableCubicWeights;
} VkPhysicalDeviceCubicWeightsFeaturesQCOM;
```

This structure describes the following feature:

- [selectableCubicWeights](#) indicates that the implementation supports the selection of filter cubic weights.

If the [VkPhysicalDeviceCubicWeightsFeaturesQCOM](#) structure is included in the [pNext](#) chain of the [VkPhysicalDeviceFeatures2](#) structure passed to [vkGetPhysicalDeviceFeatures2](#), it is filled in to indicate whether each corresponding feature is supported. If the application wishes to use a [VkDevice](#) with any features described by [VkPhysicalDeviceCubicWeightsFeaturesQCOM](#), it **must** add an instance of the structure, with the desired feature members set to [VK_TRUE](#), to the [pNext](#) chain of [VkDeviceCreateInfo](#) when creating the [VkDevice](#).

Valid Usage (Implicit)

- VUID-VkPhysicalDeviceCubicWeightsFeaturesQCOM-sType-sType [sType](#) **must** be [VK_STRUCTURE_TYPE_PHYSICAL_DEVICE_CUBIC_WEIGHTS_FEATURES_QCOM](#)

Structure Chaining

Extends the structures

- [VkDeviceCreateInfo](#)
- [VkPhysicalDeviceFeatures2](#)

The [VkPhysicalDeviceDescriptorPoolOverallocationFeaturesNV](#) structure is defined as:


```
// Provided by VK_NV_descriptor_pool_overallocation
typedef struct VkPhysicalDeviceDescriptorPoolOverallocationFeaturesNV {
    VkStructureType    sType;
    void*              pNext;
    VkBool32            descriptorPoolOverallocation;
} VkPhysicalDeviceDescriptorPoolOverallocationFeaturesNV;
```

This structure describes the following feature:

- `sType` is a `VkStructureType` value identifying this structure.
- `pNext` is `NULL` or a pointer to a structure extending this structure.
- `descriptorPoolOverallocation` indicates that the implementation allows the application to opt into descriptor pool overallocation by creating the descriptor pool with `VK_DESCRIPTOR_POOL_CREATE_ALLOW_OVERALLOCATION_SETS_BIT_NV` and/or `VK_DESCRIPTOR_POOL_CREATE_ALLOW_OVERALLOCATION_POOLS_BIT_NV` flags.

If the `VkPhysicalDeviceDescriptorPoolOverallocationFeaturesNV` structure is included in the `pNext` chain of the `VkPhysicalDeviceFeatures2` structure passed to `vkGetPhysicalDeviceFeatures2`, it is filled in to indicate whether each corresponding feature is supported. If the application wishes to use a `VkDevice` with any features described by `VkPhysicalDeviceDescriptorPoolOverallocationFeaturesNV`, it **must** add an instance of the structure, with the desired feature members set to `VK_TRUE`, to the `pNext` chain of `VkDeviceCreateInfo` when creating the `VkDevice`.

Valid Usage (Implicit)

- VUID-VkPhysicalDeviceDescriptorPoolOverallocationFeaturesNV-sType-sType `sType` **must** be `VK_STRUCTURE_TYPE_PHYSICAL_DEVICE_DESCRIPTOR_POOL_OVERALLOCATION_FEATURES_NV`

Structure Chaining

Extends the structures

- `VkDeviceCreateInfo`
- `VkPhysicalDeviceFeatures2`

The `VkPhysicalDevicePerStageDescriptorSetFeaturesNV` structure is defined as:


```
// Provided by VK_NV_per_stage_descriptor_set
typedef struct VkPhysicalDevicePerStageDescriptorSetFeaturesNV {
    VkStructureType    sType;
    void*              pNext;
    VkBool32           perStageDescriptorSet;
    VkBool32           dynamicPipelineLayout;
} VkPhysicalDevicePerStageDescriptorSetFeaturesNV;
```

This structure describes the following feature:

- `sType` is a `VkStructureType` value identifying this structure.
- `pNext` is `NULL` or a pointer to a structure extending this structure.
- `perStageDescriptorSet` indicates that the implementation allows the `VK_DESCRIPTOR_SET_LAYOUT_CREATE_PER_STAGE_BIT_NV` descriptor set layout creation flag to be used so the bindings are specified per-stage rather than across all stages.
- `dynamicPipelineLayout` indicates the implementation allows the `layout` member of `VkBindDescriptorSetsInfo`, `VkPushConstantsInfo`, `VkPushDescriptorSetInfo`, `VkPushDescriptorSetWithTemplateInfo`, `VkSetDescriptorBufferOffsetsInfoEXT` and `VkBindDescriptorBufferEmbeddedSamplersInfoEXT` to be `VK_NULL_HANDLE` and `VkPipelineLayoutCreateInfo` can be chained off those structures' `pNext` instead.

If the `VkPhysicalDevicePerStageDescriptorSetFeaturesNV` structure is included in the `pNext` chain of the `VkPhysicalDeviceFeatures2` structure passed to `vkGetPhysicalDeviceFeatures2`, it is filled in to indicate whether each corresponding feature is supported. If the application wishes to use a `VkDevice` with any features described by `VkPhysicalDevicePerStageDescriptorSetFeaturesNV`, it **must** add an instance of the structure, with the desired feature members set to `VK_TRUE`, to the `pNext` chain of `VkDeviceCreateInfo` when creating the `VkDevice`.

Valid Usage (Implicit)

- VUID-VkPhysicalDevicePerStageDescriptorSetFeaturesNV-sType-sType `sType` **must** be `VK_STRUCTURE_TYPE_PHYSICAL_DEVICE_PER_STAGE_DESCRIPTOR_SET_FEATURES_NV`

Structure Chaining

Extends the structures

- `VkDeviceCreateInfo`
- `VkPhysicalDeviceFeatures2`

The `VkPhysicalDeviceCudaKernelLaunchFeaturesNV` structure is defined as:


```
// Provided by VK_NV_cuda_kernel_launch
typedef struct VkPhysicalDeviceCudaKernelLaunchFeaturesNV {
    VkStructureType    sType;
    void*              pNext;
    VkBool32           cudaKernelLaunchFeatures;
} VkPhysicalDeviceCudaKernelLaunchFeaturesNV;
```

This structure describes the following features:

- `cudaKernelLaunchFeatures` is non-zero if cuda kernel launch is supported.

If the `VkPhysicalDeviceCudaKernelLaunchFeaturesNV` structure is included in the `pNext` chain of the `VkPhysicalDeviceFeatures2` structure passed to `vkGetPhysicalDeviceFeatures2`, it is filled in to indicate whether each corresponding feature is supported. If the application wishes to use a `VkDevice` with any features described by `VkPhysicalDeviceCudaKernelLaunchFeaturesNV`, it **must** add an instance of the structure, with the desired feature members set to `VK_TRUE`, to the `pNext` chain of `VkDeviceCreateInfo` when creating the `VkDevice`.

Valid Usage (Implicit)

- VUID-VkPhysicalDeviceCudaKernelLaunchFeaturesNV-sType-sType `sType` **must** be `VK_STRUCTURE_TYPE_PHYSICAL_DEVICE_CUDA_KERNEL_LAUNCH_FEATURES_NV`

Structure Chaining

Extends the structures

- `VkDeviceCreateInfo`
- `VkPhysicalDeviceFeatures2`

The `VkPhysicalDeviceShaderMaximalReconvergenceFeaturesKHR` structure is defined as:

```
// Provided by VK_KHR_shader_maximal_reconvergence
typedef struct VkPhysicalDeviceShaderMaximalReconvergenceFeaturesKHR {
    VkStructureType    sType;
    void*              pNext;
    VkBool32           shaderMaximalReconvergence;
} VkPhysicalDeviceShaderMaximalReconvergenceFeaturesKHR;
```

This structure describes the following feature:

- `sType` is a `VkStructureType` value identifying this structure.
- `pNext` is `NULL` or a pointer to a structure extending this structure.
- `shaderMaximalReconvergence` specifies whether the implementation supports the shader

execution mode `MaximallyReconvergesKHR`

If the `VkPhysicalDevicePrivateDataFeaturesEXT` structure is included in the `pNext` chain of the `VkPhysicalDeviceFeatures2` structure passed to `vkGetPhysicalDeviceFeatures2`, it is filled in to indicate whether each corresponding feature is supported. If the application wishes to use a `VkDevice` with any features described by `VkPhysicalDevicePrivateDataFeaturesEXT`, it **must** add an instance of the structure, with the desired feature members set to `VK_TRUE`, to the `pNext` chain of `VkDeviceCreateInfo` when creating the `VkDevice`.

Valid Usage (Implicit)

- VUID-VkPhysicalDeviceShaderMaximalReconvergenceFeaturesKHR-sType-sType **must** be `VK_STRUCTURE_TYPE_PHYSICAL_DEVICE_SHADER_MAXIMAL_RECONVERGENCE_FEATURES_KHR`

Structure Chaining

Extends the structures

- `VkDeviceCreateInfo`
- `VkPhysicalDeviceFeatures2`

The `VkPhysicalDeviceExternalFormatResolveFeaturesANDROID` structure is defined as:

```
// Provided by VK_ANDROID_external_format_resolve
typedef struct VkPhysicalDeviceExternalFormatResolveFeaturesANDROID {
    VkStructureType    sType;
    void*              pNext;
    VkBool32           externalFormatResolve;
} VkPhysicalDeviceExternalFormatResolveFeaturesANDROID;
```

- `sType` is a `VkStructureType` value identifying this structure.
- `pNext` is `NULL` or a pointer to a structure extending this structure.
- `externalFormatResolve` specifies whether external format resolves are supported.

If the `VkPhysicalDeviceExternalFormatResolveFeaturesANDROID` structure is included in the `pNext` chain of the `VkPhysicalDeviceFeatures2` structure passed to `vkGetPhysicalDeviceFeatures2`, it is filled in to indicate whether each corresponding feature is supported. If the application wishes to use a `VkDevice` with any features described by `VkPhysicalDeviceExternalFormatResolveFeaturesANDROID`, it **must** add an instance of the structure, with the desired feature members set to `VK_TRUE`, to the `pNext` chain of `VkDeviceCreateInfo` when creating the `VkDevice`.

Valid Usage (Implicit)

- VUID-VkPhysicalDeviceExternalFormatResolveFeaturesANDROID-sType-sType must be VK_STRUCTURE_TYPE_PHYSICAL_DEVICE_EXTERNAL_FORMAT_RESOLVE_FEATURES_ANDROID

Structure Chaining

Extends the structures

- [VkDeviceCreateInfo](#)
- [VkPhysicalDeviceFeatures2](#)

The [VkPhysicalDeviceTileShadingFeaturesQCOM](#) structure is defined as:

```
// Provided by VK_QCOM_tile_shading
typedef struct VkPhysicalDeviceTileShadingFeaturesQCOM {
    VkStructureType    sType;
    void*              pNext;
    VkBool32           tileShading;
    VkBool32           tileShadingFragmentStage;
    VkBool32           tileShadingColorAttachments;
    VkBool32           tileShadingDepthAttachments;
    VkBool32           tileShadingStencilAttachments;
    VkBool32           tileShadingInputAttachments;
    VkBool32           tileShadingSampledAttachments;
    VkBool32           tileShadingPerTileDraw;
    VkBool32           tileShadingPerTileDispatch;
    VkBool32           tileShadingDispatchTile;
    VkBool32           tileShadingApron;
    VkBool32           tileShadingAnisotropicApron;
    VkBool32           tileShadingAtomicOps;
    VkBool32           tileShadingImageProcessing;
} VkPhysicalDeviceTileShadingFeaturesQCOM;
```

This structure describes the following features:

- [tileShading](#) indicates that the implementation supports [tile shading render pass](#) instances.
- [tileShadingFragmentStage](#) indicates that the implementation supports tile shading in the fragment stage.
- [tileShadingColorAttachments](#) indicates that the implementation supports access to color attachments in a tile shader.
- [tileShadingDepthAttachments](#) indicates that the implementation supports access to depth aspect of depth stencil attachments.

- `tileShadingStencilAttachments` indicates that the implementation supports access to stencil aspect of depth stencil attachments.
- `tileShadingInputAttachments` indicates that the implementation supports access to input attachments.
- `tileShadingSampledAttachments` indicates that the implementation supports access to sampling of tile attachments.
- `tileShadingPerTileDraw` indicates that the implementation supports the recording of `VkCmdDraw*` commands when `per-tile execution model` is enabled.
- `tileShadingPerTileDispatch` indicates that the implementation supports the recording of `VkCmdDispatch*` commands within those regions of a command buffer where the `per-tile execution model` is enabled.
- `tileShadingDispatchTile` indicates that the implementation supports the recording of `VkCmdDispatchTileQCOM` commands.
- `tileShadingApron` indicates that the implementation supports `VkRenderPassTileShadingCreateInfoQCOM::apronSize` value other than (0,0). See [Tiling Aprons](#) for more information.
- `tileShadingAnisotropicApron` indicates that the implementation supports `VkRenderPassTileShadingCreateInfoQCOM::apronSize` set to a value where `apronSize.width` differs from `apronSize.height`.
- `tileShadingAtomicOps` indicates that the implementation supports atomic operations on [tile attachment variables](#).
- `tileShadingImageProcessing` indicates that the implementation supports [image processing operations](#) with tile attachments.

If the `VkPhysicalDeviceTileShadingFeaturesQCOM` structure is included in the `pNext` chain of the `VkPhysicalDeviceFeatures2` structure passed to `vkGetPhysicalDeviceFeatures2`, it is filled in to indicate whether each corresponding feature is supported. If the application wishes to use a `VkDevice` with any features described by `VkPhysicalDeviceTileShadingFeaturesQCOM`, it **must** add an instance of the structure, with the desired feature members set to `VK_TRUE`, to the `pNext` chain of `VkDeviceCreateInfo` when creating the `VkDevice`.

Valid Usage (Implicit)

- `VOID-VkPhysicalDeviceTileShadingFeaturesQCOM-sType-sType` **must** be `VK_STRUCTURE_TYPE_PHYSICAL_DEVICE_TILE_SHADING_FEATURES_QCOM`

Structure Chaining

Extends the structures

- [VkDeviceCreateInfo](#)
- [VkPhysicalDeviceFeatures2](#)

The `VkPhysicalDeviceSchedulingControlsFeaturesARM` structure is defined as:

```
// Provided by VK_ARM_scheduling_controls
typedef struct VkPhysicalDeviceSchedulingControlsFeaturesARM {
    VkStructureType    sType;
    void*              pNext;
    VkBool32           schedulingControls;
} VkPhysicalDeviceSchedulingControlsFeaturesARM;
```

This structure describes the following features:

- `schedulingControls` indicates that the implementation supports scheduling controls.

If the `VkPhysicalDeviceSchedulingControlsFeaturesARM` structure is included in the `pNext` chain of the `VkPhysicalDeviceFeatures2` structure passed to `vkGetPhysicalDeviceFeatures2`, it is filled in to indicate whether each corresponding feature is supported. If the application wishes to use a `VkDevice` with any features described by `VkPhysicalDeviceSchedulingControlsFeaturesARM`, it **must** add an instance of the structure, with the desired feature members set to `VK_TRUE`, to the `pNext` chain of `VkDeviceCreateInfo` when creating the `VkDevice`.

Valid Usage (Implicit)

- VUID-VkPhysicalDeviceSchedulingControlsFeaturesARM-sType-sType **must** be `VK_STRUCTURE_TYPE_PHYSICAL_DEVICE_SCHEDULING_CONTROLS_FEATURES_ARM`

Structure Chaining

Extends the structures

- `VkDeviceCreateInfo`
- `VkPhysicalDeviceFeatures2`

The `VkPhysicalDeviceRelaxedLineRasterizationFeaturesIMG` structure is defined as:

```
// Provided by VK_IMG_relaxed_line_rasterization
typedef struct VkPhysicalDeviceRelaxedLineRasterizationFeaturesIMG {
    VkStructureType    sType;
    void*              pNext;
    VkBool32           relaxedLineRasterization;
} VkPhysicalDeviceRelaxedLineRasterizationFeaturesIMG;
```

This structure describes the following feature:

- `sType` is a `VkStructureType` value identifying this structure.

- `pNext` is `NULL` or a pointer to a structure extending this structure.
- `relaxedLineRasterization` indicates that the implementation supports relaxed line rasterization control.

If the `VkPhysicalDeviceRelaxedLineRasterizationFeaturesIMG` structure is included in the `pNext` chain of the `VkPhysicalDeviceFeatures2` structure passed to `vkGetPhysicalDeviceFeatures2`, it is filled in to indicate whether each corresponding feature is supported. If the application wishes to use a `VkDevice` with any features described by `VkPhysicalDeviceRelaxedLineRasterizationFeaturesIMG`, it **must** add an instance of the structure, with the desired feature members set to `VK_TRUE`, to the `pNext` chain of `VkDeviceCreateInfo` when creating the `VkDevice`.

Valid Usage (Implicit)

- VUID-VkPhysicalDeviceRelaxedLineRasterizationFeaturesIMG-sType-sType **must** be `VK_STRUCTURE_TYPE_PHYSICAL_DEVICE_RELAXED_LINE_RASTERIZATION_FEATURES_IMG`

Structure Chaining

Extends the structures

- `VkDeviceCreateInfo`
- `VkPhysicalDeviceFeatures2`

The `VkPhysicalDeviceRenderPassStripedFeaturesARM` structure is defined as:

```
// Provided by VK_ARM_render_pass_striped
typedef struct VkPhysicalDeviceRenderPassStripedFeaturesARM {
    VkStructureType    sType;
    void*              pNext;
    VkBool32           renderPassStriped;
} VkPhysicalDeviceRenderPassStripedFeaturesARM;
```

The members of the `VkPhysicalDeviceRenderPassStripedFeaturesARM` structure describe the following features:

- `sType` is a `VkStructureType` value identifying this structure.
- `pNext` is `NULL` or a pointer to a structure extending this structure.
- `renderPassStriped` indicates that striped rendering is supported by the implementation.

If the `VkPhysicalDeviceRenderPassStripedFeaturesARM` structure is included in the `pNext` chain of the `VkPhysicalDeviceFeatures2` structure passed to `vkGetPhysicalDeviceFeatures2`, it is filled in to indicate whether each corresponding feature is supported. If the application wishes to use a `VkDevice` with any features described by `VkPhysicalDeviceRenderPassStripedFeaturesARM`, it **must**

add an instance of the structure, with the desired feature members set to `VK_TRUE`, to the `pNext` chain of `VkDeviceCreateInfo` when creating the `VkDevice`.

Valid Usage (Implicit)

- `VUID-VkPhysicalDeviceRenderPassStripedFeaturesARM-sType-sType` `sType` must be `VK_STRUCTURE_TYPE_PHYSICAL_DEVICE_RENDER_PASS_STRIPED_FEATURES_ARM`

Structure Chaining

Extends the structures

- `VkDeviceCreateInfo`
- `VkPhysicalDeviceFeatures2`

The `VkPhysicalDeviceShaderSubgroupRotateFeatures` structure is defined as:

```
// Provided by VK_VERSION_1_4
typedef struct VkPhysicalDeviceShaderSubgroupRotateFeatures {
    VkStructureType    sType;
    void*              pNext;
    VkBool32           shaderSubgroupRotate;
    VkBool32           shaderSubgroupRotateClustered;
} VkPhysicalDeviceShaderSubgroupRotateFeatures;
```

```
// Provided by VK_KHR_shader_subgroup_rotate
// Equivalent to VkPhysicalDeviceShaderSubgroupRotateFeatures
typedef VkPhysicalDeviceShaderSubgroupRotateFeatures
VkPhysicalDeviceShaderSubgroupRotateFeaturesKHR;
```

- `sType` is a `VkStructureType` value identifying this structure.
- `pNext` is `NULL` or a pointer to a structure extending this structure.
- `shaderSubgroupRotate` specifies whether shader modules **can** declare the `GroupNonUniformRotateKHR` capability.
- `shaderSubgroupRotateClustered` specifies whether shader modules **can** use the `ClusterSize` operand to `OpGroupNonUniformRotateKHR`.

If the `VkPhysicalDeviceShaderSubgroupRotateFeatures` structure is included in the `pNext` chain of the `VkPhysicalDeviceFeatures2` structure passed to `vkGetPhysicalDeviceFeatures2`, it is filled in to indicate whether each corresponding feature is supported. If the application wishes to use a `VkDevice` with any features described by `VkPhysicalDeviceShaderSubgroupRotateFeatures`, it **must** add an instance of the structure, with the desired feature members set to `VK_TRUE`, to the `pNext`

chain of [VkDeviceCreateInfo](#) when creating the [VkDevice](#).

Valid Usage (Implicit)

- VUID-VkPhysicalDeviceShaderSubgroupRotateFeatures-sType-sType **must** be [VK_STRUCTURE_TYPE_PHYSICAL_DEVICE_SHADER_SUBGROUP_ROTATE_FEATURES](#)

Structure Chaining

Extends the structures

- [VkDeviceCreateInfo](#)
- [VkPhysicalDeviceFeatures2](#)

The [VkPhysicalDeviceShaderExpectAssumeFeatures](#) structure is defined as:

```
// Provided by VK_VERSION_1_4
typedef struct VkPhysicalDeviceShaderExpectAssumeFeatures {
    VkStructureType    sType;
    void*              pNext;
    VkBool32           shaderExpectAssume;
} VkPhysicalDeviceShaderExpectAssumeFeatures;
```

```
// Provided by VK_KHR_shader_expect_assume
// Equivalent to VkPhysicalDeviceShaderExpectAssumeFeatures
typedef VkPhysicalDeviceShaderExpectAssumeFeatures
VkPhysicalDeviceShaderExpectAssumeFeaturesKHR;
```

- **sType** is a [VkStructureType](#) value identifying this structure.
- **pNext** is **NULL** or a pointer to a structure extending this structure.
- **shaderExpectAssume** specifies whether shader modules **can** declare the **ExpectAssumeKHR** capability.

If the [VkPhysicalDeviceShaderExpectAssumeFeatures](#) structure is included in the **pNext** chain of the [VkPhysicalDeviceFeatures2](#) structure passed to [vkGetPhysicalDeviceFeatures2](#), it is filled in to indicate whether each corresponding feature is supported. If the application wishes to use a [VkDevice](#) with any features described by [VkPhysicalDeviceShaderExpectAssumeFeatures](#), it **must** add an instance of the structure, with the desired feature members set to [VK_TRUE](#), to the **pNext** chain of [VkDeviceCreateInfo](#) when creating the [VkDevice](#).

Valid Usage (Implicit)

- `VUID-VkPhysicalDeviceShaderExpectAssumeFeatures-sType-sType` `sType` must be `VK_STRUCTURE_TYPE_PHYSICAL_DEVICE_SHADER_EXPECT_ASSUME_FEATURES`

Structure Chaining

Extends the structures

- `VkDeviceCreateInfo`
- `VkPhysicalDeviceFeatures2`

The `VkPhysicalDeviceDynamicRenderingLocalReadFeatures` structure is defined as:

```
// Provided by VK_VERSION_1_4
typedef struct VkPhysicalDeviceDynamicRenderingLocalReadFeatures {
    VkStructureType    sType;
    void*              pNext;
    VkBool32           dynamicRenderingLocalRead;
} VkPhysicalDeviceDynamicRenderingLocalReadFeatures;
```

```
// Provided by VK_KHR_dynamic_rendering_local_read
// Equivalent to VkPhysicalDeviceDynamicRenderingLocalReadFeatures
typedef VkPhysicalDeviceDynamicRenderingLocalReadFeatures
VkPhysicalDeviceDynamicRenderingLocalReadFeaturesKHR;
```

This structure describes the following feature:

- `sType` is a `VkStructureType` value identifying this structure.
- `pNext` is `NULL` or a pointer to a structure extending this structure.
- `dynamicRenderingLocalRead` specifies that the implementation supports local reads inside dynamic render pass instances using the `vkCmdBeginRendering` command.

If the `VkPhysicalDeviceDynamicRenderingLocalReadFeatures` structure is included in the `pNext` chain of the `VkPhysicalDeviceFeatures2` structure passed to `vkGetPhysicalDeviceFeatures2`, it is filled in to indicate whether each corresponding feature is supported. If the application wishes to use a `VkDevice` with any features described by `VkPhysicalDeviceDynamicRenderingLocalReadFeatures`, it **must** add an instance of the structure, with the desired feature members set to `VK_TRUE`, to the `pNext` chain of `VkDeviceCreateInfo` when creating the `VkDevice`.

Valid Usage (Implicit)

- VUID-VkPhysicalDeviceDynamicRenderingLocalReadFeatures-sType-sType **must** be `VK_STRUCTURE_TYPE_PHYSICAL_DEVICE_DYNAMIC_RENDERING_LOCAL_READ_FEATURES`

Structure Chaining

Extends the structures

- [VkDeviceCreateInfo](#)
- [VkPhysicalDeviceFeatures2](#)

The `VkPhysicalDeviceShaderQuadControlFeaturesKHR` structure is defined as:

```
// Provided by VK_KHR_shader_quad_control
typedef struct VkPhysicalDeviceShaderQuadControlFeaturesKHR {
    VkStructureType    sType;
    void*              pNext;
    VkBool32           shaderQuadControl;
} VkPhysicalDeviceShaderQuadControlFeaturesKHR;
```

This structure describes the following features:

- `shaderQuadControl` indicates whether the implementation supports shaders with the `QuadControlKHR` capability.

If the `VkPhysicalDeviceShaderQuadControlFeaturesKHR` structure is included in the `pNext` chain of the `VkPhysicalDeviceFeatures2` structure passed to `vkGetPhysicalDeviceFeatures2`, it is filled in to indicate whether each corresponding feature is supported. If the application wishes to use a `VkDevice` with any features described by `VkPhysicalDeviceShaderQuadControlFeaturesKHR`, it **must** add an instance of the structure, with the desired feature members set to `VK_TRUE`, to the `pNext` chain of `VkDeviceCreateInfo` when creating the `VkDevice`.

Valid Usage (Implicit)

- VUID-VkPhysicalDeviceShaderQuadControlFeaturesKHR-sType-sType **must** be `VK_STRUCTURE_TYPE_PHYSICAL_DEVICE_SHADER_QUAD_CONTROL_FEATURES_KHR`

Structure Chaining

Extends the structures

- [VkDeviceCreateInfo](#)
- [VkPhysicalDeviceFeatures2](#)

The [VkPhysicalDeviceShaderBfloat16FeaturesKHR](#) structure is defined as:

```
// Provided by VK_KHR_shader_bfloat16
typedef struct VkPhysicalDeviceShaderBfloat16FeaturesKHR {
    VkStructureType    sType;
    void*              pNext;
    VkBool32           shaderBFloat16Type;
    VkBool32           shaderBFloat16DotProduct;
    VkBool32           shaderBFloat16CooperativeMatrix;
} VkPhysicalDeviceShaderBfloat16FeaturesKHR;
```

This structure describes the following features:

- [shaderBFloat16Type](#) indicates whether the implementation supports shaders with the [BFloat16TypeKHR](#) capability.
- [shaderBFloat16DotProduct](#) indicates whether the implementation supports shaders with the [BFloat16DotProductKHR](#) capability.
- [shaderBFloat16CooperativeMatrix](#) indicates whether the implementation supports shaders with the [BFloat16CooperativeMatrixKHR](#) capability.

If the [VkPhysicalDeviceShaderBfloat16FeaturesKHR](#) structure is included in the [pNext](#) chain of the [VkPhysicalDeviceFeatures2](#) structure passed to [vkGetPhysicalDeviceFeatures2](#), it is filled in to indicate whether each corresponding feature is supported. If the application wishes to use a [VkDevice](#) with any features described by [VkPhysicalDeviceShaderBfloat16FeaturesKHR](#), it **must** add an instance of the structure, with the desired feature members set to [VK_TRUE](#), to the [pNext](#) chain of [VkDeviceCreateInfo](#) when creating the [VkDevice](#).

Valid Usage (Implicit)

- VUID-VkPhysicalDeviceShaderBfloat16FeaturesKHR-sType-sType **must** be [VK_STRUCTURE_TYPE_PHYSICAL_DEVICE_SHADER_BFLOAT16_FEATURES_KHR](#)

Structure Chaining

Extends the structures

- [VkDeviceCreateInfo](#)

- [VkPhysicalDeviceFeatures2](#)

The [VkPhysicalDeviceMapMemoryPlacedFeaturesEXT](#) structure is defined as:

```
// Provided by VK_EXT_map_memory_placed
typedef struct VkPhysicalDeviceMapMemoryPlacedFeaturesEXT {
    VkStructureType    sType;
    void*              pNext;
    VkBool32           memoryMapPlaced;
    VkBool32           memoryMapRangePlaced;
    VkBool32           memoryUnmapReserve;
} VkPhysicalDeviceMapMemoryPlacedFeaturesEXT;
```

This structure describes the following features:

- [memoryMapPlaced](#) indicates that the implementation supports placing memory maps at application-specified virtual addresses.
- [memoryMapRangePlaced](#) indicates that the implementation supports placing memory maps of a subrange of a memory object at application-specified virtual addresses.
- [memoryUnmapReserve](#) indicates that the implementation supports leaving the memory range reserved when unmapping a memory object.

If the [VkPhysicalDeviceMapMemoryPlacedFeaturesEXT](#) structure is included in the [pNext](#) chain of the [VkPhysicalDeviceFeatures2](#) structure passed to [vkGetPhysicalDeviceFeatures2](#), it is filled in to indicate whether each corresponding feature is supported. If the application wishes to use a [VkDevice](#) with any features described by [VkPhysicalDeviceMapMemoryPlacedFeaturesEXT](#), it **must** add an instance of the structure, with the desired feature members set to [VK_TRUE](#), to the [pNext](#) chain of [VkDeviceCreateInfo](#) when creating the [VkDevice](#).

Valid Usage (Implicit)

- VUID-VkPhysicalDeviceMapMemoryPlacedFeaturesEXT-sType-sType [sType](#) **must** be [VK_STRUCTURE_TYPE_PHYSICAL_DEVICE_MAP_MEMORY_PLACED_FEATURES_EXT](#)

Structure Chaining

Extends the structures

- [VkDeviceCreateInfo](#)
- [VkPhysicalDeviceFeatures2](#)

The [VkPhysicalDeviceShaderAtomicFloat16VectorFeaturesNV](#) structure is defined as:


```
// Provided by VK_NV_shader_atomic_float16_vector
typedef struct VkPhysicalDeviceShaderAtomicFloat16VectorFeaturesNV {
    VkStructureType    sType;
    void*              pNext;
    VkBool32           shaderFloat16VectorAtomics;
} VkPhysicalDeviceShaderAtomicFloat16VectorFeaturesNV;
```

This structure describes the following features:

- `sType` is a `VkStructureType` value identifying this structure.
- `pNext` is `NULL` or a pointer to a structure extending this structure.
- `shaderFloat16VectorAtomics` indicates whether shaders **can** perform 16-bit floating-point, 2- and 4-component vector atomic operations.

If the `VkPhysicalDeviceShaderAtomicFloat16VectorFeaturesNV` structure is included in the `pNext` chain of the `VkPhysicalDeviceFeatures2` structure passed to `vkGetPhysicalDeviceFeatures2`, it is filled in to indicate whether each corresponding feature is supported. If the application wishes to use a `VkDevice` with any features described by `VkPhysicalDeviceShaderAtomicFloat16VectorFeaturesNV`, it **must** add an instance of the structure, with the desired feature members set to `VK_TRUE`, to the `pNext` chain of `VkDeviceCreateInfo` when creating the `VkDevice`.

Valid Usage (Implicit)

- VUID-VkPhysicalDeviceShaderAtomicFloat16VectorFeaturesNV-sType-sType `sType` must be `VK_STRUCTURE_TYPE_PHYSICAL_DEVICE_SHADER_ATOMIC_FLOAT16_VECTOR_FEATURES_NV`

Structure Chaining

Extends the structures

- `VkDeviceCreateInfo`
- `VkPhysicalDeviceFeatures2`

The `VkPhysicalDevicePipelineOpacityMicromapFeaturesARM` structure is defined as:

```
// Provided by VK_ARM_pipeline_opacity_micromap
typedef struct VkPhysicalDevicePipelineOpacityMicromapFeaturesARM {
    VkStructureType    sType;
    void*              pNext;
    VkBool32           pipelineOpacityMicromap;
} VkPhysicalDevicePipelineOpacityMicromapFeaturesARM;
```


This structure describes the following features:

- **sType** is a [VkStructureType](#) value identifying this structure.
- **pNext** is **NULL** or a pointer to a structure extending this structure.
- **pipelineOpacityMicromap** indicates if a pipeline **can** declare if it can be used with an acceleration structure referencing an opacity micromap, or not.

If the [VkPhysicalDevicePipelineOpacityMicromapFeaturesARM](#) structure is included in the **pNext** chain of the [VkPhysicalDeviceFeatures2](#) structure passed to [vkGetPhysicalDeviceFeatures2](#), it is filled in to indicate whether each corresponding feature is supported. If the application wishes to use a [VkDevice](#) with any features described by [VkPhysicalDevicePipelineOpacityMicromapFeaturesARM](#), it **must** add an instance of the structure, with the desired feature members set to **VK_TRUE**, to the **pNext** chain of [VkDeviceCreateInfo](#) when creating the [VkDevice](#).

Valid Usage (Implicit)

- VUID-VkPhysicalDevicePipelineOpacityMicromapFeaturesARM-sType-sType **must** be [VK_STRUCTURE_TYPE_PHYSICAL_DEVICE_PIPELINE_OPACITY_MICROMAP_FEATURES_ARM](#)

Structure Chaining

Extends the structures

- [VkDeviceCreateInfo](#)
- [VkPhysicalDeviceFeatures2](#)

The [VkPhysicalDeviceRawAccessChainsFeaturesNV](#) structure is defined as:

```
// Provided by VK_NV_raw_access_chains
typedef struct VkPhysicalDeviceRawAccessChainsFeaturesNV {
    VkStructureType    sType;
    void*              pNext;
    VkBool32           shaderRawAccessChains;
} VkPhysicalDeviceRawAccessChainsFeaturesNV;
```

This structure describes the following feature:

- **sType** is a [VkStructureType](#) value identifying this structure.
- **pNext** is **NULL** or a pointer to a structure extending this structure.
- **shaderRawAccessChains** specifies whether shader modules **can** declare the **RawAccessChainsNV** capability.

If the [VkPhysicalDeviceRawAccessChainsFeaturesNV](#) structure is included in the **pNext** chain of the

[VkPhysicalDeviceFeatures2](#) structure passed to [vkGetPhysicalDeviceFeatures2](#), it is filled in to indicate whether each corresponding feature is supported. If the application wishes to use a [VkDevice](#) with any features described by [VkPhysicalDeviceRawAccessChainsFeaturesNV](#), it **must** add an instance of the structure, with the desired feature members set to [VK_TRUE](#), to the [pNext](#) chain of [VkDeviceCreateInfo](#) when creating the [VkDevice](#).

Valid Usage (Implicit)

- VUID-VkPhysicalDeviceRawAccessChainsFeaturesNV-sType-sType **must** be [VK_STRUCTURE_TYPE_PHYSICAL_DEVICE_RAW_ACCESS_CHAINS_FEATURES_NV](#)

Structure Chaining

Extends the structures

- [VkDeviceCreateInfo](#)
- [VkPhysicalDeviceFeatures2](#)

The [VkPhysicalDeviceCommandBufferInheritanceFeaturesNV](#) structure is defined as:

```
// Provided by VK_NV_command_buffer_inheritance
typedef struct VkPhysicalDeviceCommandBufferInheritanceFeaturesNV {
    VkStructureType    sType;
    void*              pNext;
    VkBool32           commandBufferInheritance;
} VkPhysicalDeviceCommandBufferInheritanceFeaturesNV;
```

This structure describes the following feature:

- [sType](#) is a [VkStructureType](#) value identifying this structure.
- [pNext](#) is [NULL](#) or a pointer to a structure extending this structure.
- [commandBufferInheritance](#) indicates that command buffers executed in a queue inherit graphics and compute state from the previously executed command buffer in that queue.

If the [VkPhysicalDeviceCommandBufferInheritanceFeaturesNV](#) structure is included in the [pNext](#) chain of the [VkPhysicalDeviceFeatures2](#) structure passed to [vkGetPhysicalDeviceFeatures2](#), it is filled in to indicate whether each corresponding feature is supported. If the application wishes to use a [VkDevice](#) with any features described by [VkPhysicalDeviceCommandBufferInheritanceFeaturesNV](#), it **must** add an instance of the structure, with the desired feature members set to [VK_TRUE](#), to the [pNext](#) chain of [VkDeviceCreateInfo](#) when creating the [VkDevice](#).

Valid Usage (Implicit)

- VUID-VkPhysicalDeviceCommandBufferInheritanceFeaturesNV-sType-sType

`sType` **must** be
`VK_STRUCTURE_TYPE_PHYSICAL_DEVICE_COMMAND_BUFFER_INHERITANCE_FEATURES_NV`

Structure Chaining

Extends the structures

- `VkDeviceCreateInfo`
- `VkPhysicalDeviceFeatures2`

The `VkPhysicalDeviceImageAlignmentControlFeaturesMESA` structure is defined as:

```
// Provided by VK_MESA_image_alignment_control
typedef struct VkPhysicalDeviceImageAlignmentControlFeaturesMESA {
    VkStructureType    sType;
    void*              pNext;
    VkBool32           imageAlignmentControl;
} VkPhysicalDeviceImageAlignmentControlFeaturesMESA;
```

This structure describes the following feature:

- `sType` is a `VkStructureType` value identifying this structure.
- `pNext` is `NULL` or a pointer to a structure extending this structure.
- `imageAlignmentControl` specifies that `VkImageAlignmentControlCreateInfoMESA` **can** be chained in `VkImageCreateInfo`

If the `VkPhysicalDeviceImageAlignmentControlFeaturesMESA` structure is included in the `pNext` chain of the `VkPhysicalDeviceFeatures2` structure passed to `vkGetPhysicalDeviceFeatures2`, it is filled in to indicate whether each corresponding feature is supported. If the application wishes to use a `VkDevice` with any features described by `VkPhysicalDeviceImageAlignmentControlFeaturesMESA`, it **must** add an instance of the structure, with the desired feature members set to `VK_TRUE`, to the `pNext` chain of `VkDeviceCreateInfo` when creating the `VkDevice`.

Valid Usage (Implicit)

- VUID-VkPhysicalDeviceImageAlignmentControlFeaturesMESA-sType-sType `sType` **must** be `VK_STRUCTURE_TYPE_PHYSICAL_DEVICE_IMAGE_ALIGNMENT_CONTROL_FEATURES_MESA`

Structure Chaining

Extends the structures

- [VkDeviceCreateInfo](#)
- [VkPhysicalDeviceFeatures2](#)

The [VkPhysicalDeviceShaderReplicatedCompositesFeaturesEXT](#) structure is defined as:

```
// Provided by VK_EXT_shader_replicated_composites
typedef struct VkPhysicalDeviceShaderReplicatedCompositesFeaturesEXT {
    VkStructureType    sType;
    void*              pNext;
    VkBool32           shaderReplicatedComposites;
} VkPhysicalDeviceShaderReplicatedCompositesFeaturesEXT;
```

- [sType](#) is a [VkStructureType](#) value identifying this structure.
- [pNext](#) is [NULL](#) or a pointer to a structure extending this structure.
- [shaderReplicatedComposites](#) specifies whether shader modules **can** declare the [ReplicatedCompositesEXT](#) capability.

If the [VkPhysicalDeviceShaderReplicatedCompositesFeaturesEXT](#) structure is included in the [pNext](#) chain of the [VkPhysicalDeviceFeatures2](#) structure passed to [vkGetPhysicalDeviceFeatures2](#), it is filled in to indicate whether each corresponding feature is supported. If the application wishes to use a [VkDevice](#) with any features described by [VkPhysicalDeviceShaderReplicatedCompositesFeaturesEXT](#), it **must** add an instance of the structure, with the desired feature members set to [VK_TRUE](#), to the [pNext](#) chain of [VkDeviceCreateInfo](#) when creating the [VkDevice](#).

Valid Usage (Implicit)

- VUID-VkPhysicalDeviceShaderReplicatedCompositesFeaturesEXT-sType-sType [sType](#) **must** be [VK_STRUCTURE_TYPE_PHYSICAL_DEVICE_SHADER_REPLICATED_COMPOSITES_FEATURES_EXT](#)

Structure Chaining

Extends the structures

- [VkDeviceCreateInfo](#)
- [VkPhysicalDeviceFeatures2](#)

The [VkPhysicalDeviceShaderRelaxedExtendedInstructionFeaturesKHR](#) structure is defined as:


```
// Provided by VK_KHR_shader_relaxed_extended_instruction
typedef struct VkPhysicalDeviceShaderRelaxedExtendedInstructionFeaturesKHR {
    VkStructureType    sType;
    void*              pNext;
    VkBool32           shaderRelaxedExtendedInstruction;
} VkPhysicalDeviceShaderRelaxedExtendedInstructionFeaturesKHR;
```

This structure describes the following feature:

- `sType` is a `VkStructureType` value identifying this structure.
- `pNext` is `NULL` or a pointer to a structure extending this structure.
- `shaderRelaxedExtendedInstruction` specifies whether the implementation supports SPIR-V modules that use the `SPV_KHR_relaxed_extended_instruction` extension.

If the `VkPhysicalDeviceShaderRelaxedExtendedInstructionFeaturesKHR` structure is included in the `pNext` chain of the `VkPhysicalDeviceFeatures2` structure passed to `vkGetPhysicalDeviceFeatures2`, it is filled in to indicate whether each corresponding feature is supported. If the application wishes to use a `VkDevice` with any features described by `VkPhysicalDeviceShaderRelaxedExtendedInstructionFeaturesKHR`, it **must** add an instance of the structure, with the desired feature members set to `VK_TRUE`, to the `pNext` chain of `VkDeviceCreateInfo` when creating the `VkDevice`.

Valid Usage (Implicit)

- VUID-VkPhysicalDeviceShaderRelaxedExtendedInstructionFeaturesKHR-sType-sType `sType` **must** be `VK_STRUCTURE_TYPE_PHYSICAL_DEVICE_SHADER_RELAXED_EXTENDED_INSTRUCTION_FEATURES_KHR`

Structure Chaining

Extends the structures

- `VkDeviceCreateInfo`
- `VkPhysicalDeviceFeatures2`

The `VkPhysicalDeviceDenseGeometryFormatFeaturesAMD` structure is defined as:

```
// Provided by VK_AMD_dense_geometry_format
typedef struct VkPhysicalDeviceDenseGeometryFormatFeaturesAMD {
    VkStructureType    sType;
    void*              pNext;
    VkBool32           denseGeometryFormat;
} VkPhysicalDeviceDenseGeometryFormatFeaturesAMD;
```


This structure describes the following feature:

- **sType** is a [VkStructureType](#) value identifying this structure.
- **pNext** is **NULL** or a pointer to a structure extending this structure.
- **denseGeometryFormat** specifies whether the implementation supports DGF1 compressed geometry data.

If the [VkPhysicalDeviceDenseGeometryFormatFeaturesAMD](#) structure is included in the **pNext** chain of the [VkPhysicalDeviceFeatures2](#) structure passed to [vkGetPhysicalDeviceFeatures2](#), it is filled in to indicate whether each corresponding feature is supported. If the application wishes to use a [VkDevice](#) with any features described by [VkPhysicalDeviceDenseGeometryFormatFeaturesAMD](#), it **must** add an instance of the structure, with the desired feature members set to **VK_TRUE**, to the **pNext** chain of [VkDeviceCreateInfo](#) when creating the [VkDevice](#).

Valid Usage (Implicit)

- VUID-VkPhysicalDeviceDenseGeometryFormatFeaturesAMD-sType-sType **must** be [VK_STRUCTURE_TYPE_PHYSICAL_DEVICE_DENSE_GEOMETRY_FORMAT_FEATURES_AMD_X](#)

Structure Chaining

Extends the structures

- [VkDeviceCreateInfo](#)
- [VkPhysicalDeviceFeatures2](#)

The [VkPhysicalDeviceVertexAttributeRobustnessFeaturesEXT](#) structure is defined as:

```
// Provided by VK_EXT_vertex_attribute_robustness
typedef struct VkPhysicalDeviceVertexAttributeRobustnessFeaturesEXT {
    VkStructureType    sType;
    void*              pNext;
    VkBool32           vertexAttributeRobustness;
} VkPhysicalDeviceVertexAttributeRobustnessFeaturesEXT;
```

This structure describes the following feature:

- **sType** is a [VkStructureType](#) value identifying this structure.
- **pNext** is **NULL** or a pointer to a structure extending this structure.
- **vertexAttributeRobustness** indicates that vertex shaders **can** read vertex attribute locations that have no vertex attribute description and the value returned is (0,0,0,0) or (0,0,0,1).

If the [VkPhysicalDeviceVertexAttributeRobustnessFeaturesEXT](#) structure is included in the **pNext**

chain of the [VkPhysicalDeviceFeatures2](#) structure passed to [vkGetPhysicalDeviceFeatures2](#), it is filled in to indicate whether each corresponding feature is supported. If the application wishes to use a [VkDevice](#) with any features described by [VkPhysicalDeviceVertexAttributeRobustnessFeaturesEXT](#), it **must** add an instance of the structure, with the desired feature members set to [VK_TRUE](#), to the [pNext](#) chain of [VkDeviceCreateInfo](#) when creating the [VkDevice](#).

Valid Usage (Implicit)

- [VUID-VkPhysicalDeviceVertexAttributeRobustnessFeaturesEXT-sType-sType](#) **must** be [VK_STRUCTURE_TYPE_PHYSICAL_DEVICE_VERTEX_ATTRIBUTE_ROBUSTNESS_FEATURES_EXT](#)

Structure Chaining

Extends the structures

- [VkDeviceCreateInfo](#)
- [VkPhysicalDeviceFeatures2](#)

The [VkPhysicalDeviceTileMemoryHeapFeaturesQCOM](#) structure is defined as:

```
// Provided by VK_QCOM_tile_memory_heap
typedef struct VkPhysicalDeviceTileMemoryHeapFeaturesQCOM {
    VkStructureType    sType;
    void*              pNext;
    VkBool32           tileMemoryHeap;
} VkPhysicalDeviceTileMemoryHeapFeaturesQCOM;
```

This structure describes the following features:

- [sType](#) is a [VkStructureType](#) value identifying this structure.
- [pNext](#) is [NULL](#) or a pointer to a structure extending this structure.
- [tileMemoryHeap](#) indicates whether the implementation supports tile memory heap functionality.

If the [VkPhysicalDeviceTileMemoryHeapFeaturesQCOM](#) structure is included in the [pNext](#) chain of the [VkPhysicalDeviceFeatures2](#) structure passed to [vkGetPhysicalDeviceFeatures2](#), it is filled in to indicate whether each corresponding feature is supported. If the application wishes to use a [VkDevice](#) with any features described by [VkPhysicalDeviceTileMemoryHeapFeaturesQCOM](#), it **must** add an instance of the structure, with the desired feature members set to [VK_TRUE](#), to the [pNext](#) chain of [VkDeviceCreateInfo](#) when creating the [VkDevice](#).

Valid Usage (Implicit)

- VUID-VkPhysicalDeviceTileMemoryHeapFeaturesQCOM-sType-sType **must** be `VK_STRUCTURE_TYPE_PHYSICAL_DEVICE_TILE_MEMORY_HEAP_FEATURES_QCOM`

Structure Chaining

Extends the structures

- `VkDeviceCreateInfo`
- `VkPhysicalDeviceFeatures2`

The `VkPhysicalDevicePresentMeteringFeaturesNV` structure is defined as:

```
// Provided by VK_NV_present_metering
typedef struct VkPhysicalDevicePresentMeteringFeaturesNV {
    VkStructureType    sType;
    void*              pNext;
    VkBool32           presentMetering;
} VkPhysicalDevicePresentMeteringFeaturesNV;
```

This structure describes the following features:

- `sType` is a `VkStructureType` value identifying this structure.
- `pNext` is `NULL` or a pointer to a structure extending this structure.
- `presentMetering` indicates whether the implementation supports present metering capability.

If the `VkPhysicalDevicePresentMeteringFeaturesNV` structure is included in the `pNext` chain of the `VkPhysicalDeviceFeatures2` structure passed to `vkGetPhysicalDeviceFeatures2`, it is filled in to indicate whether each corresponding feature is supported. If the application wishes to use a `VkDevice` with any features described by `VkPhysicalDevicePresentMeteringFeaturesNV`, it **must** add an instance of the structure, with the desired feature members set to `VK_TRUE`, to the `pNext` chain of `VkDeviceCreateInfo` when creating the `VkDevice`.

Valid Usage (Implicit)

- VUID-VkPhysicalDevicePresentMeteringFeaturesNV-sType-sType **must** be `VK_STRUCTURE_TYPE_PHYSICAL_DEVICE_PRESENT_METERING_FEATURES_NV`

Structure Chaining

Extends the structures

- [VkDeviceCreateInfo](#)
- [VkPhysicalDeviceFeatures2](#)

The [VkPhysicalDeviceShaderUniformBufferUnsignedArrayFeaturesEXT](#) structure is defined as:

```
// Provided by VK_EXT_shader_uniform_buffer_unsigned_array
typedef struct VkPhysicalDeviceShaderUniformBufferUnsignedArrayFeaturesEXT {
    VkStructureType    sType;
    void*              pNext;
    VkBool32           shaderUniformBufferUnsignedArray;
} VkPhysicalDeviceShaderUniformBufferUnsignedArrayFeaturesEXT;
```

This structure describes the following feature:

- [sType](#) is a [VkStructureType](#) value identifying this structure.
- [pNext](#) is `NULL` or a pointer to a structure extending this structure.
- [shaderUniformBufferUnsignedArray](#) indicates that the implementation supports declaring the last member of a uniform buffer block as an unsigned array.

If the [VkPhysicalDeviceShaderUniformBufferUnsignedArrayFeaturesEXT](#) structure is included in the [pNext](#) chain of the [VkPhysicalDeviceFeatures2](#) structure passed to [vkGetPhysicalDeviceFeatures2](#), it is filled in to indicate whether each corresponding feature is supported. If the application wishes to use a [VkDevice](#) with any features described by [VkPhysicalDeviceShaderUniformBufferUnsignedArrayFeaturesEXT](#), it **must** add an instance of the structure, with the desired feature members set to [VK_TRUE](#), to the [pNext](#) chain of [VkDeviceCreateInfo](#) when creating the [VkDevice](#).

Valid Usage (Implicit)

- VUID-VkPhysicalDeviceShaderUniformBufferUnsignedArrayFeaturesEXT-sType-sType [sType](#) **must** be [VK_STRUCTURE_TYPE_PHYSICAL_DEVICE_SHADER_UNIFORM_BUFFER_UNSIGNED_ARRAY_FEATURES_EXT](#)

Structure Chaining

Extends the structures

- [VkDeviceCreateInfo](#)
- [VkPhysicalDeviceFeatures2](#)

The `VkPhysicalDeviceFormatPackFeaturesARM` structure is defined as:

```
// Provided by VK_ARM_format_pack
typedef struct VkPhysicalDeviceFormatPackFeaturesARM {
    VkStructureType    sType;
    void*              pNext;
    VkBool32           formatPack;
} VkPhysicalDeviceFormatPackFeaturesARM;
```

This structure describes the following feature:

- `formatPack` indicates that the implementation **must** support using a `VkFormat` of `VK_FORMAT_R10X6_UINT_PACK16_ARM`, `VK_FORMAT_R10X6G10X6_UINT_2PACK16_ARM`, `VK_FORMAT_R10X6G10X6B10X6A10X6_UINT_4PACK16_ARM`, `VK_FORMAT_R12X4_UINT_PACK16_ARM`, `VK_FORMAT_R12X4G12X4_UINT_2PACK16_ARM`, `VK_FORMAT_R12X4G12X4B12X4A12X4_UINT_4PACK16_ARM`, `VK_FORMAT_R14X2_UINT_PACK16_ARM`, `VK_FORMAT_R14X2G14X2_UINT_2PACK16_ARM`, and `VK_FORMAT_R14X2G14X2B14X2A14X2_UINT_4PACK16_ARM`, with at least the following `VkFormatFeatureFlagBits`:
 - `VK_FORMAT_FEATURE_SAMPLED_IMAGE_BIT`
 - `VK_FORMAT_FEATURE_TRANSFER_SRC_BIT`
 - `VK_FORMAT_FEATURE_TRANSFER_DST_BIT`

If the `VkPhysicalDeviceFormatPackFeaturesARM` structure is included in the `pNext` chain of the `VkPhysicalDeviceFeatures2` structure passed to `vkGetPhysicalDeviceFeatures2`, it is filled in to indicate whether each corresponding feature is supported. If the application wishes to use a `VkDevice` with any features described by `VkPhysicalDeviceFormatPackFeaturesARM`, it **must** add an instance of the structure, with the desired feature members set to `VK_TRUE`, to the `pNext` chain of `VkDeviceCreateInfo` when creating the `VkDevice`.

Valid Usage (Implicit)

- VUID-VkPhysicalDeviceFormatPackFeaturesARM-sType-sType
`sType` **must** be `VK_STRUCTURE_TYPE_PHYSICAL_DEVICE_FORMAT_PACK_FEATURES_ARM`

Structure Chaining

Extends the structures

- `VkDeviceCreateInfo`
- `VkPhysicalDeviceFeatures2`

The `VkPhysicalDevicePrimitiveRestartIndexFeaturesEXT` structure is defined as:


```
// Provided by VK_EXT_primitive_restart_index
typedef struct VkPhysicalDevicePrimitiveRestartIndexFeaturesEXT {
    VkStructureType    sType;
    void*              pNext;
    VkBool32           primitiveRestartIndex;
} VkPhysicalDevicePrimitiveRestartIndexFeaturesEXT;
```

- `sType` is a `VkStructureType` value identifying this structure.
- `pNext` is `NULL` or a pointer to a structure extending this structure.
- `primitiveRestartIndex` specifies whether the index for primitive restart can be set

If the `VkPhysicalDevicePrimitiveRestartIndexFeaturesEXT` structure is included in the `pNext` chain of the `VkPhysicalDeviceFeatures2` structure passed to `vkGetPhysicalDeviceFeatures2`, it is filled in to indicate whether each corresponding feature is supported. If the application wishes to use a `VkDevice` with any features described by `VkPhysicalDevicePrimitiveRestartIndexFeaturesEXT`, it **must** add an instance of the structure, with the desired feature members set to `VK_TRUE`, to the `pNext` chain of `VkDeviceCreateInfo` when creating the `VkDevice`.

Valid Usage (Implicit)

- VUID-VkPhysicalDevicePrimitiveRestartIndexFeaturesEXT-sType-sType `sType` **must** be `VK_STRUCTURE_TYPE_PHYSICAL_DEVICE_PRIMITIVE_RESTART_INDEX_FEATURES_EXT`

Structure Chaining

Extends the structures

- `VkDeviceCreateInfo`
- `VkPhysicalDeviceFeatures2`

The `VkPhysicalDeviceDataGraphFeaturesARM` structure is defined as:

```
// Provided by VK_ARM_data_graph
typedef struct VkPhysicalDeviceDataGraphFeaturesARM {
    VkStructureType    sType;
    void*              pNext;
    VkBool32           dataGraph;
    VkBool32           dataGraphUpdateAfterBind;
    VkBool32           dataGraphSpecializationConstants;
    VkBool32           dataGraphDescriptorBuffer;
    VkBool32           dataGraphShaderModule;
} VkPhysicalDeviceDataGraphFeaturesARM;
```

- `sType` is a `VkStructureType` value identifying this structure.

- `pNext` is `NULL` or a pointer to a structure extending this structure.
- `dataGraph` specifies whether data graph pipelines **can** be used.
- `dataGraphUpdateAfterBind` specifies whether data graph pipelines **can** be created with a `VkPipelineLayout` that uses one or more `VkDescriptorSetLayout` objects created with the `VK_DESCRIPTOR_SET_LAYOUT_CREATE_UPDATE_AFTER_BIND_POOL_BIT` bit set.
- `dataGraphSpecializationConstants` specifies whether data graph pipelines **can** be created from shader modules that use specialization constants.
- `dataGraphDescriptorBuffer` specifies whether data graph pipelines **can** use descriptor buffers.
- `dataGraphShaderModule` specifies whether data graph pipelines **can** be created from a shader module.

If the `VkPhysicalDeviceDataGraphFeaturesARM` structure is included in the `pNext` chain of the `VkPhysicalDeviceFeatures2` structure passed to `vkGetPhysicalDeviceFeatures2`, it is filled in to indicate whether each corresponding feature is supported. If the application wishes to use a `VkDevice` with any features described by `VkPhysicalDeviceDataGraphFeaturesARM`, it **must** add an instance of the structure, with the desired feature members set to `VK_TRUE`, to the `pNext` chain of `VkDeviceCreateInfo` when creating the `VkDevice`.

Valid Usage (Implicit)

- VUID-VkPhysicalDeviceDataGraphFeaturesARM-sType-sType
`sType` **must** be `VK_STRUCTURE_TYPE_PHYSICAL_DEVICE_DATA_GRAPH_FEATURES_ARM`

Structure Chaining

Extends the structures

- `VkDeviceCreateInfo`
- `VkPhysicalDeviceFeatures2`

The `VkPhysicalDeviceDataGraphModelFeaturesQCOM` structure is defined as:

```
// Provided by VK_QCOM_data_graph_model
typedef struct VkPhysicalDeviceDataGraphModelFeaturesQCOM {
    VkStructureType    sType;
    void*              pNext;
    VkBool32           dataGraphModel;
} VkPhysicalDeviceDataGraphModelFeaturesQCOM;
```

- `sType` is a `VkStructureType` value identifying this structure.
- `pNext` is `NULL` or a pointer to a structure extending this structure.
- `dataGraphModel` specifies whether the functionality defined by this extension is available, and guarantees that the implementation supports a data graph queue family with at least one of the

following engine types:

- `VK_PHYSICAL_DEVICE_DATA_GRAPH_PROCESSING_ENGINE_TYPE_NEURAL_QCOM`
- `VK_PHYSICAL_DEVICE_DATA_GRAPH_PROCESSING_ENGINE_TYPE_COMPUTE_QCOM`

If the `VkPhysicalDeviceDataGraphModelFeaturesQCOM` structure is included in the `pNext` chain of the `VkPhysicalDeviceFeatures2` structure passed to `vkGetPhysicalDeviceFeatures2`, it is filled in to indicate whether each corresponding feature is supported. If the application wishes to use a `VkDevice` with any features described by `VkPhysicalDeviceDataGraphModelFeaturesQCOM`, it **must** add an instance of the structure, with the desired feature members set to `VK_TRUE`, to the `pNext` chain of `VkDeviceCreateInfo` when creating the `VkDevice`.

Valid Usage (Implicit)

- `VUID-VkPhysicalDeviceDataGraphModelFeaturesQCOM-sType-sType`
`sType` **must** be `VK_STRUCTURE_TYPE_PHYSICAL_DEVICE_DATA_GRAPH_MODEL_FEATURES_QCOM`

Structure Chaining

Extends the structures

- `VkDeviceCreateInfo`
- `VkPhysicalDeviceFeatures2`

The `VkPhysicalDeviceShaderFloat8FeaturesEXT` structure is defined as:

```
// Provided by VK_EXT_shader_float8
typedef struct VkPhysicalDeviceShaderFloat8FeaturesEXT {
    VkStructureType    sType;
    void*              pNext;
    VkBool32           shaderFloat8;
    VkBool32           shaderFloat8CooperativeMatrix;
} VkPhysicalDeviceShaderFloat8FeaturesEXT;
```

This structure describes the following features:

- `sType` is a `VkStructureType` value identifying this structure.
- `pNext` is `NULL` or a pointer to a structure extending this structure.
- `shaderFloat8` indicates whether the implementation supports shaders with the `Float8EXT` capability.
- `shaderFloat8CooperativeMatrix` indicates whether the implementation supports shaders with the `Float8CooperativeMatrixEXT` capability.

If the `VkPhysicalDeviceShaderFloat8FeaturesEXT` structure is included in the `pNext` chain of the

`VkPhysicalDeviceFeatures2` structure passed to `vkGetPhysicalDeviceFeatures2`, it is filled in to indicate whether each corresponding feature is supported. If the application wishes to use a `VkDevice` with any features described by `VkPhysicalDeviceShaderFloat8FeaturesEXT`, it **must** add an instance of the structure, with the desired feature members set to `VK_TRUE`, to the `pNext` chain of `VkDeviceCreateInfo` when creating the `VkDevice`.

Valid Usage (Implicit)

- `VUID-VkPhysicalDeviceShaderFloat8FeaturesEXT-sType-sType`
`sType` **must** be `VK_STRUCTURE_TYPE_PHYSICAL_DEVICE_SHADER_FLOAT8_FEATURES_EXT`

Structure Chaining

Extends the structures

- `VkDeviceCreateInfo`
- `VkPhysicalDeviceFeatures2`

The `VkPhysicalDeviceQueuePerfHintFeaturesQCOM` structure is defined as:

```
// Provided by VK_QCOM_queue_perf_hint
typedef struct VkPhysicalDeviceQueuePerfHintFeaturesQCOM {
    VkStructureType    sType;
    void*              pNext;
    VkBool32           queuePerfHint;
} VkPhysicalDeviceQueuePerfHintFeaturesQCOM;
```

This structure describes the following features:

- `sType` is a `VkStructureType` value identifying this structure.
- `pNext` is `NULL` or a pointer to a structure extending this structure.
- `queuePerfHint` specifies whether the implementation supports setting `queue perf hints`.

If the `VkPhysicalDeviceQueuePerfHintFeaturesQCOM` structure is included in the `pNext` chain of the `VkPhysicalDeviceFeatures2` structure passed to `vkGetPhysicalDeviceFeatures2`, it is filled in to indicate whether each corresponding feature is supported. If the application wishes to use a `VkDevice` with any features described by `VkPhysicalDeviceQueuePerfHintFeaturesQCOM`, it **must** add an instance of the structure, with the desired feature members set to `VK_TRUE`, to the `pNext` chain of `VkDeviceCreateInfo` when creating the `VkDevice`.

Valid Usage (Implicit)

- `VUID-VkPhysicalDeviceQueuePerfHintFeaturesQCOM-sType-sType`
`sType` **must** be

Structure Chaining

Extends the structures

- [VkDeviceCreateInfo](#)
- [VkPhysicalDeviceFeatures2](#)

The [VkPhysicalDeviceShader64BitIndexingFeaturesEXT](#) structure is defined as:

```
// Provided by VK_EXT_shader_64bit_indexing
typedef struct VkPhysicalDeviceShader64BitIndexingFeaturesEXT {
    VkStructureType    sType;
    void*              pNext;
    VkBool32           shader64BitIndexing;
} VkPhysicalDeviceShader64BitIndexingFeaturesEXT;
```

This structure describes the following features:

- [sType](#) is a [VkStructureType](#) value identifying this structure.
- [pNext](#) is `NULL` or a pointer to a structure extending this structure.
- [shader64BitIndexing](#) indicates that the implementation supports [using 64-bit address calculations](#) for indexing cooperative matrices, cooperative vectors, storage buffers, and physical storage buffers.

If the [VkPhysicalDeviceShader64BitIndexingFeaturesEXT](#) structure is included in the [pNext](#) chain of the [VkPhysicalDeviceFeatures2](#) structure passed to [vkGetPhysicalDeviceFeatures2](#), it is filled in to indicate whether each corresponding feature is supported. If the application wishes to use a [VkDevice](#) with any features described by [VkPhysicalDeviceShader64BitIndexingFeaturesEXT](#), it **must** add an instance of the structure, with the desired feature members set to `VK_TRUE`, to the [pNext](#) chain of [VkDeviceCreateInfo](#) when creating the [VkDevice](#).

Valid Usage (Implicit)

- VUID-VkPhysicalDeviceShader64BitIndexingFeaturesEXT-sType-sType [sType](#) **must** be [VK_STRUCTURE_TYPE_PHYSICAL_DEVICE_SHADER_64_BIT_INDEXING_FEATURES_EXT](#)

Structure Chaining

Extends the structures

- [VkDeviceCreateInfo](#)
- [VkPhysicalDeviceFeatures2](#)

The `VkPhysicalDeviceShaderSubgroupPartitionedFeaturesEXT` structure is defined as:

```
// Provided by VK_EXT_shader_subgroup_partitioned
typedef struct VkPhysicalDeviceShaderSubgroupPartitionedFeaturesEXT {
    VkStructureType    sType;
    void*              pNext;
    VkBool32           shaderSubgroupPartitioned;
} VkPhysicalDeviceShaderSubgroupPartitionedFeaturesEXT;
```

This structure describes the following features:

- `sType` is a `VkStructureType` value identifying this structure.
- `pNext` is `NULL` or a pointer to a structure extending this structure.
- `shaderSubgroupPartitioned` indicates that the implementation supports `VK_SUBGROUP_FEATURE_PARTITIONED_BIT_EXT`.

If the `VkPhysicalDeviceShaderSubgroupPartitionedFeaturesEXT` structure is included in the `pNext` chain of the `VkPhysicalDeviceFeatures2` structure passed to `vkGetPhysicalDeviceFeatures2`, it is filled in to indicate whether each corresponding feature is supported. If the application wishes to use a `VkDevice` with any features described by `VkPhysicalDeviceShaderSubgroupPartitionedFeaturesEXT`, it **must** add an instance of the structure, with the desired feature members set to `VK_TRUE`, to the `pNext` chain of `VkDeviceCreateInfo` when creating the `VkDevice`.

Valid Usage (Implicit)

- VUID-VkPhysicalDeviceShaderSubgroupPartitionedFeaturesEXT-sType-sType `sType` must be `VK_STRUCTURE_TYPE_PHYSICAL_DEVICE_SHADER_SUBGROUP_PARTITIONED_FEATURES_EXT`

Structure Chaining

Extends the structures

- `VkDeviceCreateInfo`
- `VkPhysicalDeviceFeatures2`

The `VkPhysicalDevicePerformanceCountersByRegionFeaturesARM` structure is defined as:


```
// Provided by VK_ARM_performance_counters_by_region
typedef struct VkPhysicalDevicePerformanceCountersByRegionFeaturesARM {
    VkStructureType    sType;
    void*              pNext;
    VkBool32           performanceCountersByRegion;
} VkPhysicalDevicePerformanceCountersByRegionFeaturesARM;
```

This structure describes the following features:

- `sType` is a `VkStructureType` value identifying this structure.
- `pNext` is `NULL` or a pointer to a structure extending this structure.
- `performanceCountersByRegion` specifies whether the implementation supports capture of per region performance counters.

See [security model](#) for additional guarantees made by implementations that expose this feature.

If the `VkPhysicalDevicePerformanceCountersByRegionFeaturesARM` structure is included in the `pNext` chain of the `VkPhysicalDeviceFeatures2` structure passed to `vkGetPhysicalDeviceFeatures2`, it is filled in to indicate whether each corresponding feature is supported. If the application wishes to use a `VkDevice` with any features described by `VkPhysicalDevicePerformanceCountersByRegionFeaturesARM`, it **must** add an instance of the structure, with the desired feature members set to `VK_TRUE`, to the `pNext` chain of `VkDeviceCreateInfo` when creating the `VkDevice`.

Valid Usage (Implicit)

- VUID-VkPhysicalDevicePerformanceCountersByRegionFeaturesARM-sType-sType `sType` **must** be `VK_STRUCTURE_TYPE_PHYSICAL_DEVICE_PERFORMANCE_COUNTERS_BY_REGION_FEATURES_ARM`

Structure Chaining

Extends the structures

- `VkDeviceCreateInfo`
- `VkPhysicalDeviceFeatures2`

The `VkPhysicalDeviceComputeOccupancyPriorityFeaturesNV` structure is defined as:


```
// Provided by VK_NV_compute_occupancy_priority
typedef struct VkPhysicalDeviceComputeOccupancyPriorityFeaturesNV {
    VkStructureType    sType;
    void*              pNext;
    VkBool32           computeOccupancyPriority;
} VkPhysicalDeviceComputeOccupancyPriorityFeaturesNV;
```

This structure describes the following features:

- `sType` is a `VkStructureType` value identifying this structure.
- `pNext` is `NULL` or a pointer to a structure extending this structure.
- `computeOccupancyPriority` is true if compute occupancy priority is supported.

If the `VkPhysicalDeviceComputeOccupancyPriorityFeaturesNV` structure is included in the `pNext` chain of the `VkPhysicalDeviceFeatures2` structure passed to `vkGetPhysicalDeviceFeatures2`, it is filled in to indicate whether each corresponding feature is supported. If the application wishes to use a `VkDevice` with any features described by `VkPhysicalDeviceComputeOccupancyPriorityFeaturesNV`, it **must** add an instance of the structure, with the desired feature members set to `VK_TRUE`, to the `pNext` chain of `VkDeviceCreateInfo` when creating the `VkDevice`.

Valid Usage (Implicit)

- VUID-VkPhysicalDeviceComputeOccupancyPriorityFeaturesNV-sType-sType `sType` must be `VK_STRUCTURE_TYPE_PHYSICAL_DEVICE_COMPUTE_OCCUPANCY_PRIORITY_FEATURES_NV`

Structure Chaining

Extends the structures

- `VkDeviceCreateInfo`
- `VkPhysicalDeviceFeatures2`

The `VkPhysicalDevicePushConstantBankFeaturesNV` structure is defined as:

```
// Provided by VK_NV_push_constant_bank
typedef struct VkPhysicalDevicePushConstantBankFeaturesNV {
    VkStructureType    sType;
    void*              pNext;
    VkBool32           pushConstantBank;
} VkPhysicalDevicePushConstantBankFeaturesNV;
```

This structure describes the following features:

- `sType` is a `VkStructureType` value identifying this structure.
- `pNext` is `NULL` or a pointer to a structure extending this structure.
- `pushConstantBank` indicates whether push constant bank functionality is supported.

If the `VkPhysicalDevicePushConstantBankFeaturesNV` structure is included in the `pNext` chain of the `VkPhysicalDeviceFeatures2` structure passed to `vkGetPhysicalDeviceFeatures2`, it is filled in to indicate whether each corresponding feature is supported. If the application wishes to use a `VkDevice` with any features described by `VkPhysicalDevicePushConstantBankFeaturesNV`, it **must** add an instance of the structure, with the desired feature members set to `VK_TRUE`, to the `pNext` chain of `VkDeviceCreateInfo` when creating the `VkDevice`.

Valid Usage (Implicit)

- VUID-VkPhysicalDevicePushConstantBankFeaturesNV-sType-sType `sType` must be `VK_STRUCTURE_TYPE_PHYSICAL_DEVICE_PUSH_CONSTANT_BANK_FEATURES_NV`

Structure Chaining

Extends the structures

- `VkDeviceCreateInfo`
- `VkPhysicalDeviceFeatures2`

The `VkPhysicalDeviceDescriptorHeapFeaturesEXT` structure is defined as:

```
// Provided by VK_EXT_descriptor_heap
typedef struct VkPhysicalDeviceDescriptorHeapFeaturesEXT {
    VkStructureType    sType;
    void*              pNext;
    VkBool32           descriptorHeap;
    VkBool32           descriptorHeapCaptureReplay;
} VkPhysicalDeviceDescriptorHeapFeaturesEXT;
```

- `sType` is a `VkStructureType` value identifying this structure.
- `pNext` is `NULL` or a pointer to a structure extending this structure.
- `descriptorHeap` specifies whether `descriptor heaps` can be used.
- `descriptorHeapCaptureReplay` specifies whether `heap descriptors` can be captured and replayed.

If the `VkPhysicalDeviceDescriptorHeapFeaturesEXT` structure is included in the `pNext` chain of the `VkPhysicalDeviceFeatures2` structure passed to `vkGetPhysicalDeviceFeatures2`, it is filled in to indicate whether each corresponding feature is supported. If the application wishes to use a `VkDevice` with any features described by `VkPhysicalDeviceDescriptorHeapFeaturesEXT`, it **must** add an instance of the structure, with the desired feature members set to `VK_TRUE`, to the `pNext` chain of

[VkDeviceCreateInfo](#) when creating the [VkDevice](#).

Valid Usage (Implicit)

- [VK_STRUCTURE_TYPE_PHYSICAL_DEVICE_DESCRIPTOR_HEAP_FEATURES_EXT](#) [sType](#) must be [VK_STRUCTURE_TYPE_PHYSICAL_DEVICE_DESCRIPTOR_HEAP_FEATURES_EXT](#)

Structure Chaining

Extends the structures

- [VkDeviceCreateInfo](#)
- [VkPhysicalDeviceFeatures2](#)

The [VkPhysicalDeviceShaderMixedFloatDotProductFeaturesVALVE](#) structure is defined as:

```
// Provided by VK_VALVE_shader_mixed_float_dot_product
typedef struct VkPhysicalDeviceShaderMixedFloatDotProductFeaturesVALVE {
    VkStructureType    sType;
    void*              pNext;
    VkBool32           shaderMixedFloatDotProductFloat16AccFloat32;
    VkBool32           shaderMixedFloatDotProductFloat16AccFloat16;
    VkBool32           shaderMixedFloatDotProductBFloat16Acc;
    VkBool32           shaderMixedFloatDotProductFloat8AccFloat32;
} VkPhysicalDeviceShaderMixedFloatDotProductFeaturesVALVE;
```

- [sType](#) is a [VkStructureType](#) value identifying this structure.
- [pNext](#) is `NULL` or a pointer to a structure extending this structure.
- [shaderMixedFloatDotProductFloat16AccFloat32](#) indicates whether the implementation supports shaders with the [DotProductFloat16AccFloat32VALVE](#) capability.
- [shaderMixedFloatDotProductFloat16AccFloat16](#) indicates whether the implementation supports shaders with the [DotProductFloat16AccFloat16VALVE](#) capability.
- [shaderMixedFloatDotProductBFloat16Acc](#) indicates whether the implementation supports shaders with the [DotProductBFloat16AccVALVE](#) capability.
- [shaderMixedFloatDotProductFloat8AccFloat32](#) indicates whether the implementation supports shaders with the [DotProductFloat8AccFloat32VALVE](#) capability.

If the [VkPhysicalDeviceShaderMixedFloatDotProductFeaturesVALVE](#) structure is included in the [pNext](#) chain of the [VkPhysicalDeviceFeatures2](#) structure passed to [vkGetPhysicalDeviceFeatures2](#), it is filled in to indicate whether each corresponding feature is supported. If the application wishes to use a [VkDevice](#) with any features described by [VkPhysicalDeviceShaderMixedFloatDotProductFeaturesVALVE](#), it **must** add an instance of the structure, with the desired feature members set to [VK_TRUE](#), to the [pNext](#) chain of [VkDeviceCreateInfo](#) when

creating the [VkDevice](#).

Valid Usage (Implicit)

- VUID-VkPhysicalDeviceShaderMixedFloatDotProductFeaturesVALVE-sType-sType must be [VK_STRUCTURE_TYPE_PHYSICAL_DEVICE_SHADER_MIXED_FLOAT_DOT_PRODUCT_FEATURES_VALVE](#)

Structure Chaining

Extends the structures

- [VkDeviceCreateInfo](#)
- [VkPhysicalDeviceFeatures2](#)

The [VkPhysicalDeviceShaderInstrumentationFeaturesARM](#) structure is defined as:

```
// Provided by VK_ARM_shader_instrumentation
typedef struct VkPhysicalDeviceShaderInstrumentationFeaturesARM {
    VkStructureType    sType;
    void*              pNext;
    VkBool32            shaderInstrumentation;
} VkPhysicalDeviceShaderInstrumentationFeaturesARM;
```

- [sType](#) is a [VkStructureType](#) value identifying this structure.
- [pNext](#) is [NULL](#) or a pointer to a structure extending this structure.
- [shaderInstrumentation](#) specifies whether shader instrumentation is supported.

If the [VkPhysicalDeviceShaderInstrumentationFeaturesARM](#) structure is included in the [pNext](#) chain of the [VkPhysicalDeviceFeatures2](#) structure passed to [vkGetPhysicalDeviceFeatures2](#), it is filled in to indicate whether each corresponding feature is supported. If the application wishes to use a [VkDevice](#) with any features described by [VkPhysicalDeviceShaderInstrumentationFeaturesARM](#), it **must** add an instance of the structure, with the desired feature members set to [VK_TRUE](#), to the [pNext](#) chain of [VkDeviceCreateInfo](#) when creating the [VkDevice](#).

Valid Usage (Implicit)

- VUID-VkPhysicalDeviceShaderInstrumentationFeaturesARM-sType-sType must be [VK_STRUCTURE_TYPE_PHYSICAL_DEVICE_SHADER_INSTRUMENTATION_FEATURES_ARM](#)

Structure Chaining

Extends the structures

- [VkDeviceCreateInfo](#)
- [VkPhysicalDeviceFeatures2](#)

The [VkPhysicalDeviceDeviceAddressCommandsFeaturesKHR](#) structure is defined as:

```
// Provided by VK_KHR_device_address_commands
typedef struct VkPhysicalDeviceDeviceAddressCommandsFeaturesKHR {
    VkStructureType    sType;
    void*              pNext;
    VkBool32           deviceAddressCommands;
} VkPhysicalDeviceDeviceAddressCommandsFeaturesKHR;
```

This structure describes the following feature:

- [sType](#) is a [VkStructureType](#) value identifying this structure.
- [pNext](#) is `NULL` or a pointer to a structure extending this structure.
- [deviceAddressCommands](#) specifies whether the implementation supports commands taking a [VkDeviceAddress](#) that would otherwise take a [VkBuffer](#) object.

If the [VkPhysicalDeviceDeviceAddressCommandsFeaturesKHR](#) structure is included in the [pNext](#) chain of the [VkPhysicalDeviceFeatures2](#) structure passed to [vkGetPhysicalDeviceFeatures2](#), it is filled in to indicate whether each corresponding feature is supported. If the application wishes to use a [VkDevice](#) with any features described by [VkPhysicalDeviceDeviceAddressCommandsFeaturesKHR](#), it **must** add an instance of the structure, with the desired feature members set to `VK_TRUE`, to the [pNext](#) chain of [VkDeviceCreateInfo](#) when creating the [VkDevice](#).

Valid Usage (Implicit)

- `VOID-VkPhysicalDeviceDeviceAddressCommandsFeaturesKHR-sType-sType` **must** be `VK_STRUCTURE_TYPE_PHYSICAL_DEVICE_DEVICE_ADDRESS_COMMANDS_FEATURES_KHR`

Structure Chaining

Extends the structures

- [VkDeviceCreateInfo](#)
- [VkPhysicalDeviceFeatures2](#)

The [VkPhysicalDeviceShaderConstantDataFeaturesKHR](#) structure is defined as:


```
// Provided by VK_KHR_shader_constant_data
typedef struct VkPhysicalDeviceShaderConstantDataFeaturesKHR {
    VkStructureType    sType;
    void*              pNext;
    VkBool32           shaderConstantData;
} VkPhysicalDeviceShaderConstantDataFeaturesKHR;
```

This structure describes the following feature:

- `sType` is a `VkStructureType` value identifying this structure.
- `pNext` is `NULL` or a pointer to a structure extending this structure.
- `shaderConstantData` specifies whether the implementation supports SPIR-V modules that use the `VK_KHR_shader_constant_data` extension.

If the `VkPhysicalDeviceShaderConstantDataFeaturesKHR` structure is included in the `pNext` chain of the `VkPhysicalDeviceFeatures2` structure passed to `vkGetPhysicalDeviceFeatures2`, it is filled in to indicate whether each corresponding feature is supported. If the application wishes to use a `VkDevice` with any features described by `VkPhysicalDeviceShaderConstantDataFeaturesKHR`, it **must** add an instance of the structure, with the desired feature members set to `VK_TRUE`, to the `pNext` chain of `VkDeviceCreateInfo` when creating the `VkDevice`.

Valid Usage (Implicit)

- `VUID-VkPhysicalDeviceShaderConstantDataFeaturesKHR-sType-sType`
`sType` **must** be `VK_STRUCTURE_TYPE_PHYSICAL_DEVICE_SHADER_CONSTANT_DATA_FEATURES_KHR`

Structure Chaining

Extends the structures

- `VkDeviceCreateInfo`
- `VkPhysicalDeviceFeatures2`

The `VkPhysicalDeviceShaderAbortFeaturesKHR` structure is defined as:

```
// Provided by VK_KHR_shader_abort
typedef struct VkPhysicalDeviceShaderAbortFeaturesKHR {
    VkStructureType    sType;
    void*              pNext;
    VkBool32           shaderAbort;
} VkPhysicalDeviceShaderAbortFeaturesKHR;
```

This structure describes the following feature:

- `sType` is a `VkStructureType` value identifying this structure.
- `pNext` is `NULL` or a pointer to a structure extending this structure.
- `shaderAbort` specifies whether shaders **can** declare the `AbortKHR` capability.

If the `VkPhysicalDeviceShaderAbortFeaturesKHR` structure is included in the `pNext` chain of the `VkPhysicalDeviceFeatures2` structure passed to `vkGetPhysicalDeviceFeatures2`, it is filled in to indicate whether each corresponding feature is supported. If the application wishes to use a `VkDevice` with any features described by `VkPhysicalDeviceShaderAbortFeaturesKHR`, it **must** add an instance of the structure, with the desired feature members set to `VK_TRUE`, to the `pNext` chain of `VkDeviceCreateInfo` when creating the `VkDevice`.

Valid Usage (Implicit)

- VUID-VkPhysicalDeviceShaderAbortFeaturesKHR-sType-sType `sType` **must** be `VK_STRUCTURE_TYPE_PHYSICAL_DEVICE_SHADER_ABORT_FEATURES_KHR`

Structure Chaining

Extends the structures

- `VkDeviceCreateInfo`
- `VkPhysicalDeviceFeatures2`

The `VkPhysicalDeviceDataGraphOpticalFlowFeaturesARM` structure is defined as:

```
// Provided by VK_ARM_data_graph_optical_flow
typedef struct VkPhysicalDeviceDataGraphOpticalFlowFeaturesARM {
    VkStructureType    sType;
    void*              pNext;
    VkBool32           dataGraphOpticalFlow;
} VkPhysicalDeviceDataGraphOpticalFlowFeaturesARM;
```

This structure describes the following feature: * `sType` is a `VkStructureType` value identifying this structure. * `pNext` is `NULL` or a pointer to a structure extending this structure. * `dataGraphOpticalFlow` indicates whether the implementation supports optical flow graph pipelines.

If the `VkPhysicalDeviceDataGraphOpticalFlowFeaturesARM` structure is included in the `pNext` chain of the `VkPhysicalDeviceFeatures2` structure passed to `vkGetPhysicalDeviceFeatures2`, it is filled in to indicate whether each corresponding feature is supported. If the application wishes to use a `VkDevice` with any features described by `VkPhysicalDeviceDataGraphOpticalFlowFeaturesARM`, it **must** add an instance of the structure, with the desired feature members set to `VK_TRUE`, to the `pNext` chain of `VkDeviceCreateInfo` when creating the `VkDevice`.

Valid Usage (Implicit)

- VUID-VkPhysicalDeviceDataGraphOpticalFlowFeaturesARM-sType-sType **must** be `VK_STRUCTURE_TYPE_PHYSICAL_DEVICE_DATA_GRAPH_OPTICAL_FLOW_FEATURES_ARM`

Structure Chaining

Extends the structures

- `VkDeviceCreateInfo`
- `VkPhysicalDeviceFeatures2`

The `VkPhysicalDeviceDataGraphNeuralAcceleratorStatisticsFeaturesARM` structure is defined as:

```
// Provided by VK_ARM_data_graph_neural_accelerator_statistics
typedef struct VkPhysicalDeviceDataGraphNeuralAcceleratorStatisticsFeaturesARM {
    VkStructureType    sType;
    void*              pNext;
    VkBool32           dataGraphNeuralAcceleratorStatistics;
} VkPhysicalDeviceDataGraphNeuralAcceleratorStatisticsFeaturesARM;
```

- `sType` is a `VkStructureType` value identifying this structure.
- `pNext` is `NULL` or a pointer to a structure extending this structure.
- `dataGraphNeuralAcceleratorStatistics` indicates that the implementation supports gathering neural accelerator statistics for data graphs.

If the `VkPhysicalDeviceDataGraphNeuralAcceleratorStatisticsFeaturesARM` structure is included in the `pNext` chain of the `VkPhysicalDeviceFeatures2` structure passed to `vkGetPhysicalDeviceFeatures2`, it is filled in to indicate whether each corresponding feature is supported. If the application wishes to use a `VkDevice` with any features described by `VkPhysicalDeviceDataGraphNeuralAcceleratorStatisticsFeaturesARM`, it **must** add an instance of the structure, with the desired feature members set to `VK_TRUE`, to the `pNext` chain of `VkDeviceCreateInfo` when creating the `VkDevice`.

Valid Usage (Implicit)

- VUID-VkPhysicalDeviceDataGraphNeuralAcceleratorStatisticsFeaturesARM-sType-sType **must** be `VK_STRUCTURE_TYPE_PHYSICAL_DEVICE_DATA_GRAPH_NEURAL_ACCELERATOR_STATISTICS_FEATURES_ARM`

Structure Chaining

Extends the structures

- [VkDeviceCreateInfo](#)
- [VkPhysicalDeviceFeatures2](#)

54.1. Feature Requirements

All Vulkan graphics implementations **must** support the following features:

- If Vulkan 1.0 is supported, [robustBufferAccess](#) **must** be supported if [VK_KHR_portability_subset](#) is not advertised
- If Vulkan 1.1 is supported, the following features **must** be supported:
 - [multiview](#)
 - [storageBuffer16BitAccess](#) if [uniformAndStorageBuffer16BitAccess](#) is supported
 - [shaderDrawParameters](#) if [VK_KHR_shader_draw_parameters](#) is supported
- If Vulkan 1.2 is supported, the following features **must** be supported:
 - [subgroupBroadcastDynamicId](#)
 - [imagelessFramebuffer](#)
 - [uniformBufferStandardLayout](#)
 - [shaderSubgroupExtendedTypes](#)
 - [separateDepthStencilLayouts](#)
 - [hostQueryReset](#)
 - [timelineSemaphore](#)
 - [samplerMirrorClampToEdge](#) if [VK_KHR_sampler_mirror_clamp_to_edge](#) is supported
 - [drawIndirectCount](#) if [VK_KHR_draw_indirect_count](#) is supported
 - [storageBuffer8BitAccess](#) if [uniformAndStorageBuffer8BitAccess](#) is supported
 - [shaderInt64](#) if [shaderSharedInt64Atomics](#) or [shaderBufferInt64Atomics](#) are supported
 - [descriptorIndexing](#) if [VK_EXT_descriptor_indexing](#) is supported
 - [shaderSampledImageArrayDynamicIndexing](#) if [descriptorIndexing](#) is supported
 - [shaderStorageBufferArrayDynamicIndexing](#) if [descriptorIndexing](#) is supported
 - [shaderUniformTexelBufferArrayDynamicIndexing](#) if [descriptorIndexing](#) is supported
 - [shaderStorageTexelBufferArrayDynamicIndexing](#) if [descriptorIndexing](#) is supported
 - [shaderSampledImageArrayNonUniformIndexing](#) if [descriptorIndexing](#) is supported
 - [shaderStorageBufferArrayNonUniformIndexing](#) if [descriptorIndexing](#) is supported
 - [shaderUniformTexelBufferArrayNonUniformIndexing](#) if [descriptorIndexing](#) is supported

- descriptorBindingSampledImageUpdateAfterBind if descriptorIndexing is supported
- descriptorBindingStorageImageUpdateAfterBind if descriptorIndexing is supported
- descriptorBindingStorageBufferUpdateAfterBind if descriptorIndexing is supported
- descriptorBindingUniformTexelBufferUpdateAfterBind if descriptorIndexing is supported
- descriptorBindingStorageTexelBufferUpdateAfterBind if descriptorIndexing is supported
- descriptorBindingUpdateUnusedWhilePending if descriptorIndexing is supported
- descriptorBindingPartiallyBound if descriptorIndexing is supported
- runtimeDescriptorArray if descriptorIndexing is supported
- shaderOutputViewportIndex if VK_EXT_shader_viewport_index_layer is supported
- shaderOutputLayer if VK_EXT_shader_viewport_index_layer is supported
- samplerFilterMinmax if VK_EXT_sampler_filter_minmax is supported
- If Vulkan 1.3 is supported, the following features **must** be supported:
 - shaderTerminateInvocation
 - shaderDemoteToHelperInvocation
 - privateData
 - pipelineCreationCacheControl
 - synchronization2
 - shaderZeroInitializeWorkgroupMemory
 - robustImageAccess
 - subgroupSizeControl
 - computeFullSubgroups
 - dynamicRendering
 - shaderIntegerDotProduct
 - maintenance4
 - vulkanMemoryModel
 - vulkanMemoryModelDeviceScope
 - inlineUniformBlock
 - bufferDeviceAddress
 - descriptorBindingInlineUniformBlockUpdateAfterBind if VK_EXT_descriptor_indexing or descriptorIndexing are supported
- If Vulkan 1.4 is supported, the following features **must** be supported:
 - fullDrawIndexUint32
 - imageCubeArray
 - independentBlend
 - sampleRateShading

- drawIndirectFirstInstance
- depthClamp
- depthBiasClamp
- samplerAnisotropy
- fragmentStoresAndAtomics
- shaderStorageImageExtendedFormats
- shaderUniformBufferArrayDynamicIndexing
- shaderSampledImageArrayDynamicIndexing
- shaderStorageBufferArrayDynamicIndexing
- shaderStorageImageArrayDynamicIndexing
- shaderImageGatherExtended
- shaderInt16
- largePoints
- samplerYcbcrConversion
- storageBuffer16BitAccess
- variablePointers
- variablePointersStorageBuffer
- samplerMirrorClampToEdge
- scalarBlockLayout
- shaderUniformTexelBufferArrayDynamicIndexing
- shaderStorageTexelBufferArrayDynamicIndexing
- shaderInt8
- storageBuffer8BitAccess
- globalPriorityQuery
- shaderSubgroupRotate
- shaderSubgroupRotateClustered
- shaderFloatControls2
- shaderExpectAssume
- bresenhamLines
- vertexAttributeInstanceRateDivisor
- indexTypeUint8
- maintenance5
- pushDescriptor
- dynamicRenderingLocalRead
- maintenance6

- `pipelineRobustness`
- `pipelineProtectedAccess` if `protectedMemory` is supported
- If `VK_KHR_dynamic_rendering` is supported, `dynamicRendering` **must** be supported
- If `VK_KHR_multiview` is supported, `multiview` **must** be supported
- If `VK_KHR_shader_float16_int8` is supported, at least one of `shaderFloat16` or `shaderInt8` **must** be supported
- If `VK_KHR_16bit_storage` is supported, `storageBuffer16BitAccess` **must** be supported
- If `VK_KHR_imageless_framebuffer` is supported, `imagelessFramebuffer` **must** be supported
- If `VK_KHR_performance_query` is supported, `performanceCounterQueryPools` **must** be supported
- If `VK_KHR_variable_pointers` is supported, `variablePointersStorageBuffer` **must** be supported
- If `VK_KHR_shader_bfloat16` is supported, the following features **must** be supported:
 - `shaderBFloat16Type`
 - at least one of `shaderBFloat16CooperativeMatrix` or `shaderBFloat16DotProduct`
- If `VK_KHR_sampler_ycbcr_conversion` is supported, `samplerYcbcrConversion` **must** be supported
- If `VK_KHR_shader_subgroup_extended_types` is supported, `shaderSubgroupExtendedTypes` **must** be supported
- If `VK_KHR_8bit_storage` is supported, `storageBuffer8BitAccess` **must** be supported
- If `VK_KHR_shader_atomic_int64` is supported, `shaderBufferInt64Atomics` **must** be supported
- If `VK_KHR_shader_clock` is supported, `shaderSubgroupClock` **must** be supported
- If `VK_KHR_global_priority` is supported, `globalPriorityQuery` **must** be supported
- If `VK_KHR_timeline_semaphore` is supported, `timelineSemaphore` **must** be supported
- If `VK_KHR_vulkan_memory_model` is supported, `vulkanMemoryModel` **must** be supported
- If `VK_KHR_shader_terminate_invocation` is supported, `shaderTerminateInvocation` **must** be supported
- If `VK_KHR_fragment_shading_rate` is supported, `pipelineFragmentShadingRate` **must** be supported
- If `VK_KHR_shader_constant_data` is supported, `shaderConstantData` **must** be supported
- If `VK_KHR_dynamic_rendering_local_read` is supported, `dynamicRenderingLocalRead` **must** be supported
- If `VK_KHR_shader_abort` is supported, `shaderAbort` **must** be supported
- If `VK_KHR_shader_quad_control` is supported, `shaderQuadControl` **must** be supported
- If `VK_KHR_separate_depth_stencil_layouts` is supported, `separateDepthStencilLayouts` **must** be supported
- If `VK_KHR_present_wait` is supported, `presentWait` **must** be supported
- If `VK_KHR_uniform_buffer_standard_layout` is supported, `uniformBufferStandardLayout` **must** be supported
- If `VK_KHR_buffer_device_address` is supported, `bufferDeviceAddress` **must** be supported

- If `VK_KHR_pipeline_executable_properties` is supported, `pipelineExecutableInfo` **must** be supported
- If `VK_KHR_shader_integer_dot_product` is supported, `shaderIntegerDotProduct` **must** be supported
- If `VK_KHR_present_id` is supported, `presentId` **must** be supported
- If `VK_KHR_synchronization2` is supported, `synchronization2` **must** be supported
- If `VK_KHR_device_address_commands` is supported, `deviceAddressCommands` **must** be supported
- If `VK_KHR_fragment_shader_barycentric` is supported, `fragmentShaderBarycentric` **must** be supported
- If `VK_KHR_shader_subgroup_uniform_control_flow` is supported, `shaderSubgroupUniformControlFlow` **must** be supported
- If `VK_KHR_zero_initialize_workgroup_memory` is supported, `shaderZeroInitializeWorkgroupMemory` **must** be supported
- If `VK_KHR_workgroup_memory_explicit_layout` is supported, `workgroupMemoryExplicitLayout` **must** be supported
- If `VK_KHR_ray_tracing_maintenance1` is supported, `rayTracingMaintenance1` **must** be supported
- If `VK_KHR_shader_untyped_pointers` is supported, `shaderUntypedPointers` **must** be supported
- If `VK_KHR_maintenance4` is supported, `maintenance4` **must** be supported
- If `VK_KHR_shader_subgroup_rotate` is supported, `shaderSubgroupRotate` **must** be supported
- If `VK_KHR_shader_maximal_reconvergence` is supported, `shaderMaximalReconvergence` **must** be supported
- If `VK_KHR_maintenance5` is supported, `maintenance5` **must** be supported
- If `VK_KHR_present_id2` is supported, `presentId2` **must** be supported
- If `VK_KHR_present_wait2` is supported, `presentWait2` **must** be supported
- If `VK_KHR_ray_tracing_position_fetch` is supported, `rayTracingPositionFetch` **must** be supported
- If `VK_KHR_pipeline_binary` is supported, `pipelineBinaries` **must** be supported
- If `VK_KHR_swapchain_maintenance1` is supported, `swapchainMaintenance1` **must** be supported
- If `VK_KHR_internally_synchronized_queues` is supported, `internallySynchronizedQueues` **must** be supported
- If `VK_KHR_cooperative_matrix` is supported, `cooperativeMatrix` **must** be supported
- If `VK_KHR_compute_shader_derivatives` is supported, `computeDerivativeGroupLinear` **must** be supported
- If `VK_KHR_video_encode_av1` is supported, `videoEncodeAV1` **must** be supported
- If `VK_KHR_video_decode_vp9` is supported, `videoDecodeVP9` **must** be supported
- If `VK_KHR_video_maintenance1` is supported, `videoMaintenance1` **must** be supported
- If `VK_KHR_vertex_attribute_divisor` is supported, `vertexAttributeInstanceRateDivisor` **must** be supported
- If `VK_KHR_unified_image_layouts` is supported, `unifiedImageLayouts` **must** be supported

- If `VK_KHR_shader_float_controls2` is supported, `shaderFloatControls2` **must** be supported
- If `VK_KHR_index_type_uint8` is supported, `indexTypeUint8` **must** be supported
- If `VK_KHR_line_rasterization` is supported, at least one of `rectangularLines`, `bresenhamLines`, `smoothLines`, `stippledRectangularLines`, `stippledBresenhamLines`, or `stippledSmoothLines` **must** be supported
- If `VK_KHR_shader_expect_assume` is supported, `shaderExpectAssume` **must** be supported
- If `VK_KHR_maintenance6` is supported, `maintenance6` **must** be supported
- If `VK_KHR_copy_memory_indirect` is supported, `indirectMemoryCopy` **must** be supported
- If `VK_KHR_video_encode_intra_refresh` is supported, `videoEncodeIntraRefresh` **must** be supported
- If `VK_KHR_video_encode_quantization_map` is supported, `videoEncodeQuantizationMap` **must** be supported
- If `VK_KHR_shader_relaxed_extended_instruction` is supported, `shaderRelaxedExtendedInstruction` **must** be supported
- If `VK_KHR_maintenance7` is supported, `maintenance7` **must** be supported
- If `VK_KHR_device_fault` is supported, `deviceFault` **must** be supported
- If `VK_KHR_maintenance8` is supported, `maintenance8` **must** be supported
- If `VK_KHR_shader_fma` is supported, `shaderFmaFloat32` **must** be supported
- If `VK_KHR_maintenance9` is supported, `maintenance9` **must** be supported
- If `VK_KHR_video_maintenance2` is supported, `videoMaintenance2` **must** be supported
- If `VK_KHR_depth_clamp_zero_one` is supported, `depthClampZeroOne` **must** be supported
- If `VK_KHR_robustness2` is supported, at least one of `robustBufferAccess2`, `robustImageAccess2`, or `nullDescriptor` **must** be supported
- If `VK_KHR_present_mode_fifo_latest_ready` is supported, `presentModeFifoLatestReady` **must** be supported
- If `VK_KHR_maintenance10` is supported, `maintenance10` **must** be supported
- If `VK_KHR_maintenance11` is supported, `maintenance11` **must** be supported
- If `VK_EXT_transform_feedback` is supported, `transformFeedback` **must** be supported
- If `VK_NV_corner_sampled_image` is supported, `cornerSampledImage` **must** be supported
- If `VK_EXT_texture_compression_astc_hdr` is supported, `textureCompressionASTC_HDR` **must** be supported
- If `VK_EXT_pipeline_robustness` is supported, `pipelineRobustness` **must** be supported
- If `VK_EXT_conditional_rendering` is supported, `conditionalRendering` **must** be supported
- If `VK_EXT_depth_clip_enable` is supported, `depthClipEnable` **must** be supported
- If `VK_IMG_relaxed_line_rasterization` is supported, `relaxedLineRasterization` **must** be supported
- If `VK_AMD_shader_enqueue` is supported, the following features **must** be supported:
 - `shaderEnqueue`
 - `shaderMeshEnqueue` if `VK_EXT_mesh_shader` is supported

- If `VK_EXT_descriptor_heap` is supported, `descriptorHeap` **must** be supported
- If `VK_EXT_inline_uniform_block` is supported, the following features **must** be supported:
 - `inlineUniformBlock`
 - `descriptorBindingInlineUniformBlockUpdateAfterBind` if `VK_EXT_descriptor_indexing` is supported, or if Vulkan 1.2 and `descriptorIndexing` are supported
- If `VK_NV_shader_sm_builtins` is supported, `shaderSMBuiltins` **must** be supported
- If `VK_EXT_descriptor_indexing` is supported, the following features **must** be supported:
 - `shaderSampledImageArrayDynamicIndexing`
 - `shaderStorageBufferArrayDynamicIndexing`
 - `shaderUniformTexelBufferArrayDynamicIndexing`
 - `shaderStorageTexelBufferArrayDynamicIndexing`
 - `shaderSampledImageArrayNonUniformIndexing`
 - `shaderStorageBufferArrayNonUniformIndexing`
 - `shaderUniformTexelBufferArrayNonUniformIndexing`
 - `descriptorBindingSampledImageUpdateAfterBind`
 - `descriptorBindingStorageImageUpdateAfterBind`
 - `descriptorBindingStorageBufferUpdateAfterBind`
 - `descriptorBindingUniformTexelBufferUpdateAfterBind`
 - `descriptorBindingStorageTexelBufferUpdateAfterBind`
 - `descriptorBindingUpdateUnusedWhilePending`
 - `descriptorBindingPartiallyBound`
 - `runtimeDescriptorArray`
- If `VK_NV_shading_rate_image` is supported, `shadingRateImage` **must** be supported
- If `VK_NV_representative_fragment_test` is supported, `representativeFragmentTest` **must** be supported
- If `VK_QCOM_cooperative_matrix_conversion` is supported, `cooperativeMatrixConversion` **must** be supported
- If `VK_EXT_vertex_attribute_divisor` is supported, `vertexAttributeInstanceRateDivisor` **must** be supported
- If `VK_NV_compute_shader_derivatives` is supported, at least one of `computeDerivativeGroupQuads` or `computeDerivativeGroupLinear` **must** be supported
- If `VK_NV_mesh_shader` is supported, `VkPhysicalDeviceMeshShaderFeaturesNV::meshShader` **must** be supported
- If `VK_NV_shader_image_footprint` is supported, `imageFootprint` **must** be supported
- If `VK_NV_scissor_exclusive` is supported, `exclusiveScissor` **must** be supported
- If `VK_EXT_present_timing` is supported, `presentTiming` **must** be supported

- If `VK_INTEL_shader_integer_functions2` is supported, `shaderIntegerFunctions2` **must** be supported
- If `VK_EXT_fragment_density_map` is supported, `fragmentDensityMap` **must** be supported
- If `VK_EXT_scalar_block_layout` is supported, `scalarBlockLayout` **must** be supported
- If `VK_EXT_subgroup_size_control` is supported, the following features **must** be supported:
 - `subgroupSizeControl`
 - `computeFullSubgroups`
- If `VK_AMD_device_coherent_memory` is supported, `deviceCoherentMemory` **must** be supported
- If `VK_EXT_shader_image_atomic_int64` is supported, the following features **must** be supported:
 - `shaderInt64`
 - `shaderImageInt64Atomics`
- If `VK_EXT_memory_priority` is supported, `memoryPriority` **must** be supported
- If `VK_NV_dedicated_allocation_image_aliasing` is supported, `dedicatedAllocationImageAliasing` **must** be supported
- If `VK_EXT_buffer_device_address` is supported, `VkPhysicalDeviceBufferDeviceAddressFeaturesEXT::bufferDeviceAddress` **must** be supported
- If `VK_NV_cooperative_matrix` is supported, `VkPhysicalDeviceCooperativeMatrixFeaturesNV::cooperativeMatrix` **must** be supported
- If `VK_NV_coverage_reduction_mode` is supported, `coverageReductionMode` **must** be supported
- If `VK_EXT_fragment_shader_interlock` is supported, at least one of `fragmentShaderSampleInterlock`, `fragmentShaderPixelInterlock`, or `fragmentShaderShadingRateInterlock` **must** be supported
- If `VK_EXT_ycbcr_image_arrays` is supported, `ycbcrImageArrays` **must** be supported
- If `VK_EXT_provoking_vertex` is supported, `provokingVertexLast` **must** be supported
- If `VK_EXT_line_rasterization` is supported, at least one of `rectangularLines`, `bresenhamLines`, `smoothLines`, `stippledRectangularLines`, `stippledBresenhamLines`, or `stippledSmoothLines` **must** be supported
- If `VK_EXT_shader_atomic_float` is supported, the following features **must** be supported:
 - at least one of `shaderBufferFloat32Atomics`, `shaderBufferFloat32AtomicAdd`, `shaderBufferFloat64Atomics`, `shaderBufferFloat64AtomicAdd`, `shaderSharedFloat32Atomics`, `shaderSharedFloat32AtomicAdd`, `shaderSharedFloat64Atomics`, `shaderSharedFloat64AtomicAdd`, `shaderImageFloat32Atomics`, or `shaderImageFloat32AtomicAdd`
 - `shaderImageFloat32Atomics` if `sparseImageFloat32Atomics` is supported
 - `shaderImageFloat32AtomicAdd` if `sparseImageFloat32AtomicAdd` is supported
- If `VK_EXT_host_query_reset` is supported, `hostQueryReset` **must** be supported
- If `VK_EXT_index_type_uint8` is supported, `indexTypeUint8` **must** be supported
- If `VK_EXT_extended_dynamic_state` is supported, `extendedDynamicState` **must** be supported
- If `VK_EXT_host_image_copy` is supported, `hostImageCopy` **must** be supported
- If `VK_EXT_map_memory_placed` is supported, `memoryMapPlaced` **must** be supported

- If `VK_EXT_shader_atomic_float2` is supported, the following features **must** be supported:
 - at least one of `shaderBufferFloat16Atomics`, `shaderBufferFloat16AtomicAdd`, `shaderBufferFloat16AtomicMinMax`, `shaderBufferFloat32AtomicMinMax`, `shaderBufferFloat64AtomicMinMax`, `shaderSharedFloat16Atomics`, `shaderSharedFloat16AtomicAdd`, `shaderSharedFloat16AtomicMinMax`, `shaderSharedFloat32AtomicMinMax`, `shaderSharedFloat64AtomicMinMax`, or `shaderImageFloat32AtomicMinMax`
 - `shaderImageFloat32AtomicMinMax` if `sparseImageFloat32AtomicMinMax` is supported
- If `VK_EXT_swapchain_maintenance1` is supported, `swapchainMaintenance1` **must** be supported
- If `VK_EXT_shader_demote_to_helper_invocation` is supported, `shaderDemoteToHelperInvocation` **must** be supported
- If `VK_NV_device_generated_commands` is supported, `VkPhysicalDeviceDeviceGeneratedCommandsFeaturesNV::deviceGeneratedCommands` **must** be supported
- If `VK_NV_inherited_viewport_scissor` is supported, `inheritedViewportScissor2D` **must** be supported
- If `VK_EXT_texel_buffer_alignment` is supported, `texelBufferAlignment` **must** be supported
- If `VK_EXT_depth_bias_control` is supported, `depthBiasControl` **must** be supported
- If `VK_EXT_device_memory_report` is supported, `deviceMemoryReport` **must** be supported
- If `VK_EXT_robustness2` is supported, at least one of `robustBufferAccess2`, `robustImageAccess2`, or `nullDescriptor` **must** be supported
- If `VK_EXT_custom_border_color` is supported, `customBorderColors` **must** be supported
- If `VK_EXT_texture_compression_astc_3d` is supported, `textureCompressionASTC_3D` **must** be supported
- If `VK_NV_present_barrier` is supported, `presentBarrier` **must** be supported
- If `VK_EXT_private_data` is supported, `privateData` **must** be supported
- If `VK_EXT_pipeline_creation_cache_control` is supported, `pipelineCreationCacheControl` **must** be supported
- If `VK_NV_device_diagnostics_config` is supported, `diagnosticsConfig` **must** be supported
- If `VK_QCOM_queue_perf_hint` is supported, `queuePerfHint` **must** be supported
- If `VK_NV_cuda_kernel_launch` is supported, `cudaKernelLaunchFeatures` **must** be supported
- If `VK_QCOM_tile_shading` is supported, the following features **must** be supported:
 - `tileShading`
 - `tileShadingFragmentStage`
 - `tileShadingPerTileDispatch`
 - `tileShadingAtomicOps`
 - `tileShadingColorAttachments`
 - `tileShadingPerTileDraw`
 - `tileShadingDepthAttachments`

- `tileShadingStencilAttachments`
- `tileShadingInputAttachments`
- `tileShadingSampledAttachments`
- If `VK_EXT_descriptor_buffer` is supported, `descriptorBuffer` **must** be supported
- If `VK_EXT_graphics_pipeline_library` is supported, `graphicsPipelineLibrary` **must** be supported
- If `VK_AMD_shader_early_and_late_fragment_tests` is supported, `shaderEarlyAndLateFragmentTests` **must** be supported
- If `VK_NV_fragment_shading_rate_enums` is supported, `fragmentShadingRateEnums` **must** be supported
- If `VK_NV_ray_tracing_motion_blur` is supported, `rayTracingMotionBlur` **must** be supported
- If `VK_EXT_ycbcr_2plane_444_formats` is supported, `ycbcr2plane444Formats` **must** be supported
- If `VK_EXT_fragment_density_map2` is supported, `fragmentDensityMapDeferred` **must** be supported
- If `VK_EXT_image_robustness` is supported, `robustImageAccess` **must** be supported
- If `VK_EXT_image_compression_control` is supported, `imageCompressionControl` **must** be supported
- If `VK_EXT_attachment_feedback_loop_layout` is supported, `attachmentFeedbackLoopLayout` **must** be supported
- If `VK_EXT_4444_formats` is supported, `formatA4R4G4B4` **must** be supported
- If `VK_EXT_device_fault` is supported, `deviceFault` **must** be supported
- If `VK_EXT_rgba10x6_formats` is supported, `formatRgba10x6WithoutYCbCrSampler` **must** be supported
- If `VK_VALVE_mutable_descriptor_type` is supported, `mutableDescriptorType` **must** be supported
- If `VK_EXT_vertex_input_dynamic_state` is supported, `vertexInputDynamicState` **must** be supported
- If `VK_EXT_device_address_binding_report` is supported, `reportAddressBinding` **must** be supported
- If `VK_EXT_depth_clip_control` is supported, `depthClipControl` **must** be supported
- If `VK_EXT_primitive_topology_list_restart` is supported, `primitiveTopologyListRestart` **must** be supported
- If `VK_EXT_present_mode_fifo_latest_ready` is supported, `presentModeFifoLatestReady` **must** be supported
- If `VK_HUAWEI_subpass_shading` is supported, `subpassShading` **must** be supported
- If `VK_HUAWEI_invocation_mask` is supported, `invocationMask` **must** be supported
- If `VK_NV_external_memory_rdma` is supported, `externalMemoryRDMA` **must** be supported
- If `VK_EXT_pipeline_properties` is supported, `pipelinePropertiesIdentifier` **must** be supported
- If `VK_EXT_frame_boundary` is supported, `frameBoundary` **must** be supported
- If `VK_EXT_multisampled_render_to_single_sampled` is supported, `multisampledRenderToSingleSampled` **must** be supported
- If `VK_EXT_extended_dynamic_state2` is supported, `extendedDynamicState2` **must** be supported
- If `VK_EXT_color_write_enable` is supported, `colorWriteEnable` **must** be supported
- If `VK_EXT_primitives_generated_query` is supported, `primitivesGeneratedQuery` **must** be supported

- If `VK_EXT_global_priority_query` is supported, `globalPriorityQuery` **must** be supported
- If `VK_VALVE_video_encode_rgb_conversion` is supported, `videoEncodeRgbConversion` **must** be supported
- If `VK_EXT_image_view_min_lod` is supported, `minLod` **must** be supported
- If `VK_EXT_multi_draw` is supported, `multiDraw` **must** be supported
- If `VK_EXT_image_2d_view_of_3d` is supported, `image2DViewOf3D` **must** be supported
- If `VK_EXT_shader_tile_image` is supported, `shaderTileImageColorReadAccess` **must** be supported
- If `VK_EXT_opacity_micromap` is supported, `micromap` **must** be supported
- If `VK_NV_displacement_micromap` is supported, `displacementMicromap` **must** be supported
- If `VK_HUAWEI_cluster_culling_shader` is supported, `clusterCullingShader` **must** be supported
- If `VK_EXT_border_color_swizzle` is supported, `borderColorSwizzle` **must** be supported
- If `VK_EXT_pageable_device_local_memory` is supported, `pageableDeviceLocalMemory` **must** be supported
- If `VK_ARM_scheduling_controls` is supported, `schedulingControls` **must** be supported
- If `VK_EXT_image_sliced_view_of_3d` is supported, `imageSlicedViewOf3D` **must** be supported
- If `VK_VALVE_descriptor_set_host_mapping` is supported, `descriptorSetHostMapping` **must** be supported
- If `VK_EXT_depth_clamp_zero_one` is supported, `depthClampZeroOne` **must** be supported
- If `VK_EXT_non_seamless_cube_map` is supported, `nonSeamlessCubeMap` **must** be supported
- If `VK_ARM_render_pass_striped` is supported, `renderPassStriped` **must** be supported
- If `VK_QCOM_fragment_density_map_offset` is supported, `fragmentDensityMapOffset` **must** be supported
- If `VK_NV_copy_memory_indirect` is supported, `indirectCopy` **must** be supported
- If `VK_NV_memory_decompression` is supported, `memoryDecompression` **must** be supported
- If `VK_NV_device_generated_commands_compute` is supported, `deviceGeneratedCompute` **must** be supported
- If `VK_NV_ray_tracing_linear_swept_spheres` is supported, at least one of `spheres` or `linearSweptSpheres` **must** be supported
- If `VK_NV_linear_color_attachment` is supported, `linearColorAttachment` **must** be supported
- If `VK_EXT_image_compression_control_swapchain` is supported, `imageCompressionControlSwapchain` **must** be supported
- If `VK_QCOM_image_processing` is supported, the following features **must** be supported:
 - `textureSampleWeighted`
 - `textureBlockMatch`
 - `textureBoxFilter`
- If `VK_EXT_nested_command_buffer` is supported, `nestedCommandBuffer` **must** be supported
- If `VK_EXT_extended_dynamic_state3` is supported, the following features **must** be supported:

- `tessellationShader` if `extendedDynamicState3TessellationDomainOrigin` is supported
- `depthClamp` if `extendedDynamicState3DepthClampEnable` is supported
- `fillModeNonSolid` if `extendedDynamicState3PolygonMode` is supported
- `alphaToOne` if `extendedDynamicState3AlphaToOneEnable` is supported
- `logicOp` if `extendedDynamicState3LogicOpEnable` is supported
- `geometryStreams` if `VK_EXT_transform_feedback` and `extendedDynamicState3RasterizationStream` are supported
- If `VK_EXT_subpass_merge_feedback` is supported, `subpassMergeFeedback` **must** be supported
- If `VK_ARM_tensors` is supported, `tensors` **must** be supported
- If `VK_EXT_shader_module_identifier` is supported, `shaderModuleIdentifier` **must** be supported
- If `VK_NV_optical_flow` is supported, `opticalFlow` **must** be supported
- If `VK_EXT_legacy_dithering` is supported, `legacyDithering` **must** be supported
- If `VK_EXT_pipeline_protected_access` is supported, `pipelineProtectedAccess` **must** be supported
- If `VK_ANDROID_external_format_resolve` is supported, `externalFormatResolve` **must** be supported
- If `VK_AMD_anti_lag` is supported, `antiLag` **must** be supported
- If `VK_AMDX_dense_geometry_format` is supported, `denseGeometryFormat` **must** be supported
- If `VK_EXT_shader_object` is supported, `shaderObject` **must** be supported
- If `VK_QCOM_tile_properties` is supported, `tileProperties` **must** be supported
- If `VK_SEC_amigo_profiling` is supported, `amigoProfiling` **must** be supported
- If `VK_QCOM_multiview_per_view_viewports` is supported, `multiviewPerViewViewports` **must** be supported
- If `VK_NV_ray_tracing_invocation_reorder` is supported, `VkPhysicalDeviceRayTracingInvocationReorderFeaturesNV::rayTracingInvocationReorder` **must** be supported
- If `VK_NV_cooperative_vector` is supported, `cooperativeVector` **must** be supported
- If `VK_NV_extended_sparse_address_space` is supported, `extendedSparseAddressSpace` **must** be supported
- If `VK_EXT_mutable_descriptor_type` is supported, `mutableDescriptorType` **must** be supported
- If `VK_EXT_legacy_vertex_attributes` is supported, `legacyVertexAttributes` **must** be supported
- If `VK_ARM_shader_core_builtins` is supported, `shaderCoreBuiltins` **must** be supported
- If `VK_EXT_pipeline_library_group_handles` is supported, `pipelineLibraryGroupHandles` **must** be supported
- If `VK_EXT_dynamic_rendering_unused_attachments` is supported, `dynamicRenderingUnusedAttachments` **must** be supported
- If `VK_ARM_data_graph` is supported, `dataGraph` **must** be supported
- If `VK_QCOM_multiview_per_view_render_areas` is supported, `multiviewPerViewRenderAreas` **must** be supported

- If `VK_NV_per_stage_descriptor_set` is supported, `perStageDescriptorSet` **must** be supported
- If `VK_QCOM_image_processing2` is supported, `textureBlockMatch2` **must** be supported
- If `VK_QCOM_filter_cubic_weights` is supported, `selectableCubicWeights` **must** be supported
- If `VK_QCOM_ycbcr_degama` is supported, `ycbcrDegamma` **must** be supported
- If `VK_QCOM_filter_cubic_clamp` is supported, `cubicRangeClamp` **must** be supported
- If `VK_EXT_attachment_feedback_loop_dynamic_state` is supported, `attachmentFeedbackLoopDynamicState` **must** be supported
- If `VK_QNX_external_memory_screen_buffer` is supported, `screenBufferImport` **must** be supported
- If `VK_NV_descriptor_pool_overallocation` is supported, `descriptorPoolOverallocation` **must** be supported
- If `VK_QCOM_tile_memory_heap` is supported, `tileMemoryHeap` **must** be supported
- If `VK_EXT_memory_decompression` is supported, `memoryDecompression` **must** be supported
- If `VK_NV_raw_access_chains` is supported, `shaderRawAccessChains` **must** be supported
- If `VK_NV_command_buffer_inheritance` is supported, `commandBufferInheritance` **must** be supported
- If `VK_NV_shader_atomic_float16_vector` is supported, `shaderFloat16VectorAtomics` **must** be supported
- If `VK_EXT_shader_replicated_composites` is supported, `shaderReplicatedComposites` **must** be supported
- If `VK_EXT_shader_float8` is supported, `shaderFloat8` **must** be supported
- If `VK_NV_ray_tracing_validation` is supported, `rayTracingValidation` **must** be supported
- If `VK_NV_cluster_acceleration_structure` is supported, `clusterAccelerationStructure` **must** be supported
- If `VK_NV_partitioned_acceleration_structure` is supported, `partitionedAccelerationStructure` **must** be supported
- If `VK_EXT_device_generated_commands` is supported, `deviceGeneratedCommands` **must** be supported
- If `VK_MESA_image_alignment_control` is supported, `imageAlignmentControl` **must** be supported
- If `VK_NV_push_constant_bank` is supported, `pushConstantBank` **must** be supported
- If `VK_EXT_ray_tracing_invocation_reorder` is supported, `rayTracingInvocationReorder` **must** be supported
- If `VK_EXT_depth_clamp_control` is supported, `depthClampControl` **must** be supported
- If `VK_HUAWEI_hdr_vivid` is supported, `hdrVivid` **must** be supported
- If `VK_NV_cooperative_matrix2` is supported, at least one of `cooperativeMatrixWorkgroupScope`, `cooperativeMatrixFlexibleDimensions`, `cooperativeMatrixReductions`, `cooperativeMatrixConversions`, `cooperativeMatrixPerElementOperations`, `cooperativeMatrixTensorAddressing`, or `cooperativeMatrixBlockLoads` **must** be supported
- If `VK_ARM_pipeline_opacity_micromap` is supported, `pipelineOpacityMicromap` **must** be supported
- If `VK_ARM_performance_counters_by_region` is supported, `performanceCountersByRegion` **must** be supported

- If `VK_ARM_shader_instrumentation` is supported, `shaderInstrumentation` **must** be supported
- If `VK_EXT_vertex_attribute_robustness` is supported, `vertexAttributeRobustness` **must** be supported
- If `VK_ARM_format_pack` is supported, `formatPack` **must** be supported
- If `VK_VALVE_fragment_density_map_layered` is supported, `fragmentDensityMapLayered` **must** be supported
- If `VK_NV_present_metering` is supported, `presentMetering` **must** be supported
- If `VK_EXT_fragment_density_map_offset` is supported, `fragmentDensityMapOffset` **must** be supported
- If `VK_EXT_zero_initialize_device_memory` is supported, `zeroInitializeDeviceMemory` **must** be supported
- If `VK_EXT_shader_64bit_indexing` is supported, `shader64BitIndexing` **must** be supported
- If `VK_EXT_custom_resolve` is supported, `customResolve` **must** be supported
- If `VK_QCOM_data_graph_model` is supported, `VkPhysicalDeviceDataGraphModelFeaturesQCOM::dataGraphModel` **must** be supported
- If `VK_ARM_data_graph_optical_flow` is supported, `dataGraphOpticalFlow` **must** be supported
- If `VK_EXT_shader_long_vector` is supported, the following features **must** be supported:
 - `longVector`
 - `scalarBlockLayout`
 - `workgroupMemoryExplicitLayoutScalarBlockLayout` if `VK_KHR_workgroup_memory_explicit_layout` is supported
- If `VK_SEC_pipeline_cache_incremental_mode` is supported, `pipelineCacheIncrementalMode` **must** be supported
- If `VK_EXT_shader_uniform_buffer_unsized_array` is supported, `shaderUniformBufferUnsizedArray` **must** be supported
- If `VK_NV_compute_occupancy_priority` is supported, `computeOccupancyPriority` **must** be supported
- If `VK_EXT_shader_subgroup_partitioned` is supported, `shaderSubgroupPartitioned` **must** be supported
- If `VK_VALVE_shader_mixed_float_dot_product` is supported, `shaderMixedFloatDotProductFloat16AccFloat32` **must** be supported
- If `VK_SEC_throttle_hint` is supported, `throttleHint` **must** be supported
- If `VK_ARM_data_graph_neural_accelerator_statistics` is supported, `dataGraphNeuralAcceleratorStatistics` **must** be supported
- If `VK_EXT_primitive_restart_index` is supported, `primitiveRestartIndex` **must** be supported
- If `VK_KHR_acceleration_structure` is supported, the following features **must** be supported:
 - `accelerationStructure`
 - `bufferDeviceAddress`
 - `descriptorBindingAccelerationStructureUpdateAfterBind`

- `descriptorIndexing` if Vulkan 1.2 is supported
- If `VK_KHR_ray_tracing_pipeline` is supported, the following features **must** be supported:
 - `rayTracingPipeline`
 - `rayTracingPipelineTraceRaysIndirect`
 - `rayTraversalPrimitiveCulling` if `VK_KHR_ray_query` is supported
- If `VK_KHR_ray_query` is supported, `rayQuery` **must** be supported
- If `VK_EXT_mesh_shader` is supported, the following features **must** be supported:
 - `taskShader`
 - `meshShader`
 - `primitiveFragmentShadingRate` if `VK_KHR_fragment_shading_rate` and `primitiveFragmentShadingRateMeshShader` are supported
- `VK_KHR_fragment_shading_rate` if the `primitiveFragmentShadingRateMeshShader` feature is supported.
- `VK_EXT_transform_feedback`, if the `extendedDynamicState3RasterizationStream` feature is supported.
- `VK_EXT_conservative_rasterization` extension, if the `extendedDynamicState3ConservativeRasterizationMode` feature is supported.
- `VK_EXT_conservative_rasterization` extension, if the `extendedDynamicState3ExtraPrimitiveOverestimationSize` feature is supported.
- `VK_EXT_sample_locations` extension, if the `extendedDynamicState3SampleLocationsEnable` feature is supported.
- `VK_EXT_blend_operation_advanced` extension, if the `extendedDynamicState3ColorBlendAdvanced` feature is supported.
- `VK_EXT_provoking_vertex`, if the `extendedDynamicState3ProvokingVertexMode` feature is supported.
- Vulkan 1.4 or the `VK_KHR_line_rasterization` extension or the `VK_EXT_line_rasterization` extension, if the `extendedDynamicState3LineRasterizationMode` feature is supported.
- `VK_KHR_line_rasterization` or `VK_EXT_line_rasterization` extension, if the `extendedDynamicState3LineStippleEnable` feature is supported.
- `VK_EXT_depth_clip_control`, if the `extendedDynamicState3DepthClipNegativeOneToOne` feature is supported.
- `VK_NV_clip_space_w_scaling` extension, if the `extendedDynamicState3ViewportWScalingEnable` feature is supported.
- `VK_NV_viewport_swizzle` extension, if the `extendedDynamicState3ViewportSwizzle` feature is supported.
- `VK_NV_fragment_coverage_to_color` extension, if the `extendedDynamicState3CoverageToColorEnable` feature is supported.
- `VK_NV_fragment_coverage_to_color` extension, if the `extendedDynamicState3CoverageToColorLocation` feature is supported.

- `VK_NV_framebuffer_mixed_samples` extension, if the `extendedDynamicState3CoverageModulationMode` feature is supported.
- `VK_NV_framebuffer_mixed_samples` extension, if the `extendedDynamicState3CoverageModulationTableEnable` feature is supported.
- `VK_NV_framebuffer_mixed_samples` extension, if the `extendedDynamicState3CoverageModulationTable` feature is supported.
- `VK_NV_coverage_reduction_mode`, if the `extendedDynamicState3CoverageReductionMode` feature is supported.
- `VK_NV_representative_fragment_test`, if the `extendedDynamicState3RepresentativeFragmentTestEnable` feature is supported.
- `VK_NV_shading_rate_image`, if the `extendedDynamicState3ShadingRateImageEnable` feature is supported.
- If Vulkan 1.4 is supported, at least one queue family is reported by `vkGetPhysicalDeviceQueueFamilyProperties` that includes the `VK_QUEUE_GRAPHICS_BIT` flag, and no additional queue families are reported that support the `VK_QUEUE_TRANSFER_BIT` flag, the `hostImageCopy` feature **must** be supported.

All other features defined in the Specification are **optional**.

NOTE

Applications running on Vulkan implementations advertising a `VkPhysicalDeviceDriverProperties::conformanceVersion` less than 1.4.4.0 should be aware that the `formatRgba10x6WithoutYCbCrSampler` feature may not be supported despite `VK_EXT_rgba10x6_formats` being advertised.

54.2. Roadmap Milestone Features

54.2.1. Roadmap 2022

Implementations that claim support for the `Roadmap 2022` milestone **must** support the following features:

- `fullDrawIndexUint32`
- `imageCubeArray`
- `independentBlend`
- `sampleRateShading`
- `drawIndirectFirstInstance`
- `depthClamp`
- `depthBiasClamp`
- `samplerAnisotropy`
- `occlusionQueryPrecise`
- `fragmentStoresAndAtomics`

- `shaderStorageImageExtendedFormats`
- `shaderUniformBufferArrayDynamicIndexing`
- `shaderSampledImageArrayDynamicIndexing`
- `shaderStorageBufferArrayDynamicIndexing`
- `shaderStorageImageArrayDynamicIndexing`
- `samplerYcbcrConversion`
- `samplerMirrorClampToEdge`
- `descriptorIndexing`
- `shaderUniformTexelBufferArrayDynamicIndexing`
- `shaderStorageTexelBufferArrayDynamicIndexing`
- `shaderUniformBufferArrayNonUniformIndexing`
- `shaderSampledImageArrayNonUniformIndexing`
- `shaderStorageBufferArrayNonUniformIndexing`
- `shaderStorageImageArrayNonUniformIndexing`
- `shaderUniformTexelBufferArrayNonUniformIndexing`
- `shaderStorageTexelBufferArrayNonUniformIndexing`
- `descriptorBindingSampledImageUpdateAfterBind`
- `descriptorBindingStorageImageUpdateAfterBind`
- `descriptorBindingStorageBufferUpdateAfterBind`
- `descriptorBindingUniformTexelBufferUpdateAfterBind`
- `descriptorBindingStorageTexelBufferUpdateAfterBind`
- `descriptorBindingUpdateUnusedWhilePending`
- `descriptorBindingPartiallyBound`
- `descriptorBindingVariableDescriptorCount`
- `runtimeDescriptorArray`
- `scalarBlockLayout`

54.2.2. Roadmap 2024

Implementations that claim support for the [Roadmap 2024](#) milestone **must** support the following features:

- `multiDrawIndirect`
- `shaderImageGatherExtended`
- `shaderDrawParameters`
- `shaderInt8`
- `shaderInt16`

- `shaderFloat16`
- `storageBuffer16BitAccess`
- `storageBuffer8BitAccess`

54.2.3. Roadmap 2026

Implementations that claim support for the [Roadmap 2026](#) milestone **must** support the following features:

- `hostImageCopy`
- `robustBufferAccess2`
- `robustImageAccess2`
- `nullDescriptor`

Chapter 55. Limits

Limits are implementation-dependent minimums, maximums, and other device characteristics that an application **may** need to be aware of.

NOTE

Limits are reported via the basic [VkPhysicalDeviceLimits](#) structure as well as the extensible structure [VkPhysicalDeviceProperties2](#), which was added in [VK_KHR_get_physical_device_properties2](#) and included in Vulkan 1.1. When limits are added in future Vulkan versions or extensions, each extension **should** introduce one new limit structure, if needed. This structure **can** be added to the [pNext](#) chain of the [VkPhysicalDeviceProperties2](#) structure.

The [VkPhysicalDeviceLimits](#) structure is defined as:

```
// Provided by VK_VERSION_1_0
typedef struct VkPhysicalDeviceLimits {
    uint32_t          maxImageDimension1D;
    uint32_t          maxImageDimension2D;
    uint32_t          maxImageDimension3D;
    uint32_t          maxImageDimensionCube;
    uint32_t          maxImageArrayLayers;
    uint32_t          maxTexelBufferElements;
    uint32_t          maxUniformBufferRange;
    uint32_t          maxStorageBufferRange;
    uint32_t          maxPushConstantsSize;
    uint32_t          maxMemoryAllocationCount;
    uint32_t          maxSamplerAllocationCount;
    VkDeviceSize      bufferImageGranularity;
    VkDeviceSize      sparseAddressSpaceSize;
    uint32_t          maxBoundDescriptorSets;
    uint32_t          maxPerStageDescriptorSamplers;
    uint32_t          maxPerStageDescriptorUniformBuffers;
    uint32_t          maxPerStageDescriptorStorageBuffers;
    uint32_t          maxPerStageDescriptorSampledImages;
    uint32_t          maxPerStageDescriptorStorageImages;
    uint32_t          maxPerStageDescriptorInputAttachments;
    uint32_t          maxPerStageResources;
    uint32_t          maxDescriptorSetSamplers;
    uint32_t          maxDescriptorSetUniformBuffers;
    uint32_t          maxDescriptorSetUniformBuffersDynamic;
    uint32_t          maxDescriptorSetStorageBuffers;
    uint32_t          maxDescriptorSetStorageBuffersDynamic;
    uint32_t          maxDescriptorSetSampledImages;
    uint32_t          maxDescriptorSetStorageImages;
    uint32_t          maxDescriptorSetInputAttachments;
    uint32_t          maxVertexInputAttributes;
    uint32_t          maxVertexInputBindings;
    uint32_t          maxVertexInputAttributeOffset;
    uint32_t          maxVertexInputBindingStride;
```


uint32_t	maxVertexOutputComponents;
uint32_t	maxTessellationGenerationLevel;
uint32_t	maxTessellationPatchSize;
uint32_t	maxTessellationControlPerVertexInputComponents;
uint32_t	maxTessellationControlPerVertexOutputComponents;
uint32_t	maxTessellationControlPerPatchOutputComponents;
uint32_t	maxTessellationControlTotalOutputComponents;
uint32_t	maxTessellationEvaluationInputComponents;
uint32_t	maxTessellationEvaluationOutputComponents;
uint32_t	maxGeometryShaderInvocations;
uint32_t	maxGeometryInputComponents;
uint32_t	maxGeometryOutputComponents;
uint32_t	maxGeometryOutputVertices;
uint32_t	maxGeometryTotalOutputComponents;
uint32_t	maxFragmentInputComponents;
uint32_t	maxFragmentOutputAttachments;
uint32_t	maxFragmentDualSrcAttachments;
uint32_t	maxFragmentCombinedOutputResources;
uint32_t	maxComputeSharedMemorySize;
uint32_t	maxComputeWorkGroupCount[3];
uint32_t	maxComputeWorkGroupInvocations;
uint32_t	maxComputeWorkGroupSize[3];
uint32_t	subPixelPrecisionBits;
uint32_t	subTexelPrecisionBits;
uint32_t	mipmapPrecisionBits;
uint32_t	maxDrawIndexedIndexValue;
uint32_t	maxDrawIndirectCount;
float	maxSamplerLodBias;
float	maxSamplerAnisotropy;
uint32_t	maxViewports;
uint32_t	maxViewportDimensions[2];
float	viewportBoundsRange[2];
uint32_t	viewportSubPixelBits;
size_t	minMemoryMapAlignment;
VkDeviceSize	minTexelBufferOffsetAlignment;
VkDeviceSize	minUniformBufferOffsetAlignment;
VkDeviceSize	minStorageBufferOffsetAlignment;
int32_t	minTexelOffset;
uint32_t	maxTexelOffset;
int32_t	minTexelGatherOffset;
uint32_t	maxTexelGatherOffset;
float	minInterpolationOffset;
float	maxInterpolationOffset;
uint32_t	subPixelInterpolationOffsetBits;
uint32_t	maxFramebufferWidth;
uint32_t	maxFramebufferHeight;
uint32_t	maxFramebufferLayers;
VkSampleCountFlags	framebufferColorSampleCounts;
VkSampleCountFlags	framebufferDepthSampleCounts;
VkSampleCountFlags	framebufferStencilSampleCounts;
VkSampleCountFlags	framebufferNoAttachmentsSampleCounts;


```

uint32_t      maxColorAttachments;
VkSampleCountFlags sampledImageColorSampleCounts;
VkSampleCountFlags sampledImageIntegerSampleCounts;
VkSampleCountFlags sampledImageDepthSampleCounts;
VkSampleCountFlags sampledImageStencilSampleCounts;
VkSampleCountFlags storageImageSampleCounts;
uint32_t      maxSampleMaskWords;
VkBool32      timestampComputeAndGraphics;
float         timestampPeriod;
uint32_t      maxClipDistances;
uint32_t      maxCullDistances;
uint32_t      maxCombinedClipAndCullDistances;
uint32_t      discreteQueuePriorities;
float         pointSizeRange[2];
float         lineWidthRange[2];
float         pointSizeGranularity;
float         lineWidthGranularity;
VkBool32      strictLines;
VkBool32      standardSampleLocations;
VkDeviceSize  optimalBufferCopyOffsetAlignment;
VkDeviceSize  optimalBufferCopyRowPitchAlignment;
VkDeviceSize  nonCoherentAtomSize;
} VkPhysicalDeviceLimits;

```

The `VkPhysicalDeviceLimits` are properties of the physical device. These are available in the `limits` member of the `VkPhysicalDeviceProperties` structure which is returned from `vkGetPhysicalDeviceProperties`.

- `maxImageDimension1D` is the largest dimension (`width`) that is guaranteed to be supported for all images created with an `imageType` of `VK_IMAGE_TYPE_1D`. Some combinations of image parameters (format, usage, etc.) **may** allow support for larger dimensions, which **can** be queried using `vkGetPhysicalDeviceImageFormatProperties`.
- `maxImageDimension2D` is the largest dimension (`width` or `height`) that is guaranteed to be supported for all images created with an `imageType` of `VK_IMAGE_TYPE_2D` and without `VK_IMAGE_CREATE_CUBE_COMPATIBLE_BIT` set in `flags`. Some combinations of image parameters (format, usage, etc.) **may** allow support for larger dimensions, which **can** be queried using `vkGetPhysicalDeviceImageFormatProperties`.
- `maxImageDimension3D` is the largest dimension (`width`, `height`, or `depth`) that is guaranteed to be supported for all images created with an `imageType` of `VK_IMAGE_TYPE_3D`. Some combinations of image parameters (format, usage, etc.) **may** allow support for larger dimensions, which **can** be queried using `vkGetPhysicalDeviceImageFormatProperties`.
- `maxImageDimensionCube` is the largest dimension (`width` or `height`) that is guaranteed to be supported for all images created with an `imageType` of `VK_IMAGE_TYPE_2D` and with `VK_IMAGE_CREATE_CUBE_COMPATIBLE_BIT` set in `flags`. Some combinations of image parameters (format, usage, etc.) **may** allow support for larger dimensions, which **can** be queried using `vkGetPhysicalDeviceImageFormatProperties`.
- `maxImageArrayLayers` is the maximum number of layers (`arrayLayers`) for an image.

- `maxTexelBufferElements` is the maximum number of addressable texels for a buffer view created on a buffer which was created with the `VK_BUFFER_USAGE_UNIFORM_TEXEL_BUFFER_BIT` or `VK_BUFFER_USAGE_STORAGE_TEXEL_BUFFER_BIT` usage flag set.
- `maxUniformBufferRange` is the maximum value that **can** be specified in the `range` member of a `VkDescriptorBufferInfo` structure passed to `vkUpdateDescriptorSets` for descriptors of type `VK_DESCRIPTOR_TYPE_UNIFORM_BUFFER` or `VK_DESCRIPTOR_TYPE_UNIFORM_BUFFER_DYNAMIC`.
- `maxStorageBufferRange` is the maximum value that **can** be specified in the `range` member of a `VkDescriptorBufferInfo` structure passed to `vkUpdateDescriptorSets` for descriptors of type `VK_DESCRIPTOR_TYPE_STORAGE_BUFFER` or `VK_DESCRIPTOR_TYPE_STORAGE_BUFFER_DYNAMIC`. If the `shader64BitIndexing` feature is enabled, this limit does not apply.
- `maxPushConstantsSize` is the maximum size, in bytes, of the pool of push constant memory. For each of the push constant ranges indicated by the `pPushConstantRanges` member of the `VkPipelineLayoutCreateInfo` structure, `(offset + size)` **must** be less than or equal to this limit.
- `maxMemoryAllocationCount` is the maximum number of device memory allocations, as created by `vkAllocateMemory`, which **can** simultaneously exist.
- `maxSamplerAllocationCount` is the maximum number of sampler objects, as created by `vkCreateSampler`, which **can** simultaneously exist on a device. If the `descriptorHeap` feature is enabled and the application intends to use embedded samplers, the number advertised here is effectively reduced by the quotient of `minSamplerHeapReservedRangeWithEmbedded` divided by `samplerDescriptorSize`, to provide storage for embedded samplers when switching to heaps. If embedded samplers are not used, this can be ignored.
- `bufferImageGranularity` is the granularity, in bytes, at which buffer or linear image resources, linear or optimal tensor resources, and optimal image resources **can** be bound to adjacent offsets in the same `VkDeviceMemory` object without aliasing. See [Buffer-Image Granularity](#) for more details.
- `sparseAddressSpaceSize` is the total amount of address space available, in bytes, for sparse memory resources. This is an upper bound on the sum of the sizes of all sparse resources, regardless of whether any memory is bound to them. If the `extendedSparseAddressSpace` feature is enabled, then the difference between `extendedSparseAddressSpaceSize` and `sparseAddressSpaceSize` can also be used, by `VkImage` created with the `usage` member of `VkImageCreateInfo` only containing bits in `extendedSparseImageUsageFlags` and `VkBuffer` created with the `usage` member of `VkBufferCreateInfo` only containing bits in `extendedSparseBufferUsageFlags`.
- `maxBoundDescriptorSets` is the maximum number of descriptor sets that **can** be simultaneously used by a pipeline. See [Descriptor Sets](#).
- `maxPerStageDescriptorSamplers` is the maximum number of samplers that **can** be accessible to a single shader stage in a pipeline layout. Descriptors with a type of `VK_DESCRIPTOR_TYPE_SAMPLER` or `VK_DESCRIPTOR_TYPE_COMBINED_IMAGE_SAMPLER` count against this limit. Only descriptors in descriptor set layouts created without the `VK_DESCRIPTOR_SET_LAYOUT_CREATE_UPDATE_AFTER_BIND_POOL_BIT` bit set count against this limit. A descriptor is accessible to a shader stage when the `stageFlags` member of the `VkDescriptorSetLayoutBinding` structure has the bit for that shader stage set. See [Sampler](#) and

Combined Image Sampler.

- **maxPerStageDescriptorUniformBuffers** is the maximum number of uniform buffers that **can** be accessible to a single shader stage in a pipeline layout. Descriptors with a type of [VK_DESCRIPTOR_TYPE_UNIFORM_BUFFER](#) or [VK_DESCRIPTOR_TYPE_UNIFORM_BUFFER_DYNAMIC](#) count against this limit. Only descriptors in descriptor set layouts created without the [VK_DESCRIPTOR_SET_LAYOUT_CREATE_UPDATE_AFTER_BIND_POOL_BIT](#) bit set count against this limit. A descriptor is accessible to a shader stage when the **stageFlags** member of the [VkDescriptorSetLayoutBinding](#) structure has the bit for that shader stage set. See [Uniform Buffer](#) and [Dynamic Uniform Buffer](#).
- **maxPerStageDescriptorStorageBuffers** is the maximum number of storage buffers that **can** be accessible to a single shader stage in a pipeline layout. Descriptors with a type of [VK_DESCRIPTOR_TYPE_STORAGE_BUFFER](#) or [VK_DESCRIPTOR_TYPE_STORAGE_BUFFER_DYNAMIC](#) count against this limit. Only descriptors in descriptor set layouts created without the [VK_DESCRIPTOR_SET_LAYOUT_CREATE_UPDATE_AFTER_BIND_POOL_BIT](#) bit set count against this limit. A descriptor is accessible to a pipeline shader stage when the **stageFlags** member of the [VkDescriptorSetLayoutBinding](#) structure has the bit for that shader stage set. See [Storage Buffer](#) and [Dynamic Storage Buffer](#).
- **maxPerStageDescriptorSampledImages** is the maximum number of sampled images that **can** be accessible to a single shader stage in a pipeline layout. Descriptors with a type of [VK_DESCRIPTOR_TYPE_COMBINED_IMAGE_SAMPLER](#), [VK_DESCRIPTOR_TYPE_SAMPLED_IMAGE](#), or [VK_DESCRIPTOR_TYPE_UNIFORM_TEXEL_BUFFER](#) count against this limit. Only descriptors in descriptor set layouts created without the [VK_DESCRIPTOR_SET_LAYOUT_CREATE_UPDATE_AFTER_BIND_POOL_BIT](#) bit set count against this limit. A descriptor is accessible to a pipeline shader stage when the **stageFlags** member of the [VkDescriptorSetLayoutBinding](#) structure has the bit for that shader stage set. See [Combined Image Sampler](#), [Sampled Image](#), and [Uniform Texel Buffer](#).
- **maxPerStageDescriptorStorageImages** is the maximum number of storage images that **can** be accessible to a single shader stage in a pipeline layout. Descriptors with a type of [VK_DESCRIPTOR_TYPE_STORAGE_IMAGE](#), or [VK_DESCRIPTOR_TYPE_STORAGE_TEXEL_BUFFER](#) count against this limit. Only descriptors in descriptor set layouts created without the [VK_DESCRIPTOR_SET_LAYOUT_CREATE_UPDATE_AFTER_BIND_POOL_BIT](#) bit set count against this limit. A descriptor is accessible to a pipeline shader stage when the **stageFlags** member of the [VkDescriptorSetLayoutBinding](#) structure has the bit for that shader stage set. See [Storage Image](#), and [Storage Texel Buffer](#).
- **maxPerStageDescriptorInputAttachments** is the maximum number of input attachments that **can** be accessible to a single shader stage in a pipeline layout, as well as the maximum usable input attachment index. Descriptors with a type of [VK_DESCRIPTOR_TYPE_INPUT_ATTACHMENT](#) count against this limit. Only descriptors in descriptor set layouts created without the [VK_DESCRIPTOR_SET_LAYOUT_CREATE_UPDATE_AFTER_BIND_POOL_BIT](#) bit set count against this limit. A descriptor is accessible to a pipeline shader stage when the **stageFlags** member of the [VkDescriptorSetLayoutBinding](#) structure has the bit for that shader stage set. These are only supported for the fragment stage. See [Input Attachment](#).

NOTE

maxPerStageDescriptorInputAttachments was originally only intended to limit the

number of attachments per stage, not the number of available input indices across all shaders in a render pass. The input indices were allowed to be semi arbitrary for render pass objects, or fully arbitrary for dynamic rendering, however some implementations have fixed limits for them. Applications already exist that exceed this limit, and they will continue to work where they already did, but will fail to render on some platforms. For forward looking applications, this can be worked around by either making careful use of index remapping with [VkRenderingInputAttachmentIndexInfo](#) for dynamic rendering, or splitting a subpass with too many input attachments into multiple subpasses.

- **maxPerStageResources** is the maximum number of resources that **can** be accessible to a single shader stage in a pipeline layout. Descriptors with a type of [VK_DESCRIPTOR_TYPE_COMBINED_IMAGE_SAMPLER](#), [VK_DESCRIPTOR_TYPE_SAMPLED_IMAGE](#), [VK_DESCRIPTOR_TYPE_STORAGE_IMAGE](#), [VK_DESCRIPTOR_TYPE_UNIFORM_TEXEL_BUFFER](#), [VK_DESCRIPTOR_TYPE_STORAGE_TEXEL_BUFFER](#), [VK_DESCRIPTOR_TYPE_UNIFORM_BUFFER](#), [VK_DESCRIPTOR_TYPE_STORAGE_BUFFER](#), [VK_DESCRIPTOR_TYPE_UNIFORM_BUFFER_DYNAMIC](#), [VK_DESCRIPTOR_TYPE_STORAGE_BUFFER_DYNAMIC](#), or [VK_DESCRIPTOR_TYPE_INPUT_ATTACHMENT](#) count against this limit. Only descriptors in descriptor set layouts created without the [VK_DESCRIPTOR_SET_LAYOUT_CREATE_UPDATE_AFTER_BIND_POOL_BIT](#) bit set count against this limit. For the fragment shader stage the framebuffer color attachments also count against this limit.
- **maxDescriptorSetSamplers** is the maximum number of samplers that **can** be included in a pipeline layout. Descriptors with a type of [VK_DESCRIPTOR_TYPE_SAMPLER](#) or [VK_DESCRIPTOR_TYPE_COMBINED_IMAGE_SAMPLER](#) count against this limit. Only descriptors in descriptor set layouts created without the [VK_DESCRIPTOR_SET_LAYOUT_CREATE_UPDATE_AFTER_BIND_POOL_BIT](#) bit set count against this limit. See [Sampler](#) and [Combined Image Sampler](#).
- **maxDescriptorSetUniformBuffers** is the maximum number of uniform buffers that **can** be included in a pipeline layout. Descriptors with a type of [VK_DESCRIPTOR_TYPE_UNIFORM_BUFFER](#) or [VK_DESCRIPTOR_TYPE_UNIFORM_BUFFER_DYNAMIC](#) count against this limit. Only descriptors in descriptor set layouts created without the [VK_DESCRIPTOR_SET_LAYOUT_CREATE_UPDATE_AFTER_BIND_POOL_BIT](#) bit set count against this limit. See [Uniform Buffer](#) and [Dynamic Uniform Buffer](#).
- **maxDescriptorSetUniformBuffersDynamic** is the maximum number of dynamic uniform buffers that **can** be included in a pipeline layout. Descriptors with a type of [VK_DESCRIPTOR_TYPE_UNIFORM_BUFFER_DYNAMIC](#) count against this limit. Only descriptors in descriptor set layouts created without the [VK_DESCRIPTOR_SET_LAYOUT_CREATE_UPDATE_AFTER_BIND_POOL_BIT](#) bit set count against this limit. See [Dynamic Uniform Buffer](#).
- **maxDescriptorSetStorageBuffers** is the maximum number of storage buffers that **can** be included in a pipeline layout. Descriptors with a type of [VK_DESCRIPTOR_TYPE_STORAGE_BUFFER](#) or [VK_DESCRIPTOR_TYPE_STORAGE_BUFFER_DYNAMIC](#) count against this limit. Only descriptors

in descriptor set layouts created without the [VK_DESCRIPTOR_SET_LAYOUT_CREATE_UPDATE_AFTER_BIND_POOL_BIT](#) bit set count against this limit. See [Storage Buffer](#) and [Dynamic Storage Buffer](#).

- [maxDescriptorSetStorageBuffersDynamic](#) is the maximum number of dynamic storage buffers that **can** be included in a pipeline layout. Descriptors with a type of [VK_DESCRIPTOR_TYPE_STORAGE_BUFFER_DYNAMIC](#) count against this limit. Only descriptors in descriptor set layouts created without the [VK_DESCRIPTOR_SET_LAYOUT_CREATE_UPDATE_AFTER_BIND_POOL_BIT](#) bit set count against this limit. See [Dynamic Storage Buffer](#).
- [maxDescriptorSetSampledImages](#) is the maximum number of sampled images that **can** be included in a pipeline layout. Descriptors with a type of [VK_DESCRIPTOR_TYPE_COMBINED_IMAGE_SAMPLER](#), [VK_DESCRIPTOR_TYPE_SAMPLED_IMAGE](#), or [VK_DESCRIPTOR_TYPE_UNIFORM_TEXEL_BUFFER](#) count against this limit. Only descriptors in descriptor set layouts created without the [VK_DESCRIPTOR_SET_LAYOUT_CREATE_UPDATE_AFTER_BIND_POOL_BIT](#) bit set count against this limit. See [Combined Image Sampler](#), [Sampled Image](#), and [Uniform Texel Buffer](#).
- [maxDescriptorSetStorageImages](#) is the maximum number of storage images that **can** be included in a pipeline layout. Descriptors with a type of [VK_DESCRIPTOR_TYPE_STORAGE_IMAGE](#), or [VK_DESCRIPTOR_TYPE_STORAGE_TEXEL_BUFFER](#) count against this limit. Only descriptors in descriptor set layouts created without the [VK_DESCRIPTOR_SET_LAYOUT_CREATE_UPDATE_AFTER_BIND_POOL_BIT](#) bit set count against this limit. See [Storage Image](#), and [Storage Texel Buffer](#).
- [maxDescriptorSetInputAttachments](#) is the maximum number of input attachments that **can** be included in a pipeline layout. Descriptors with a type of [VK_DESCRIPTOR_TYPE_INPUT_ATTACHMENT](#) count against this limit. Only descriptors in descriptor set layouts created without the [VK_DESCRIPTOR_SET_LAYOUT_CREATE_UPDATE_AFTER_BIND_POOL_BIT](#) bit set count against this limit. See [Input Attachment](#).
- [maxVertexInputAttributes](#) is the maximum number of vertex input attributes that **can** be specified for a graphics pipeline. These are described in the array of [VkVertexInputAttributeDescription](#) structures that are provided at graphics pipeline creation time via the [pVertexAttributeDescriptions](#) member of the [VkPipelineVertexInputStateCreateInfo](#) structure. See [Vertex Attributes](#) and [Vertex Input Description](#).
- [maxVertexInputBindings](#) is the maximum number of vertex buffers that **can** be specified for providing vertex attributes to a graphics pipeline. These are described in the array of [VkVertexInputBindingDescription](#) structures that are provided at graphics pipeline creation time via the [pVertexBindingDescriptions](#) member of the [VkPipelineVertexInputStateCreateInfo](#) structure. The [binding](#) member of [VkVertexInputBindingDescription](#) **must** be less than this limit. See [Vertex Input Description](#).
- [maxVertexInputAttributeOffset](#) is the maximum vertex input attribute offset that **can** be added to the vertex input binding stride. The [offset](#) member of the [VkVertexInputAttributeDescription](#) structure **must** be less than or equal to this limit. See [Vertex Input Description](#).
- [maxVertexInputBindingStride](#) is the maximum vertex input binding stride that **can** be specified in a vertex input binding. The [stride](#) member of the [VkVertexInputBindingDescription](#) structure **must** be less than or equal to this limit. See [Vertex Input Description](#).

- `maxVertexOutputComponents` is the maximum number of components of output variables which **can** be output by a vertex shader. See [Vertex Shaders](#).
- `maxTessellationGenerationLevel` is the maximum tessellation generation level supported by the fixed-function tessellation primitive generator. See [Tessellation](#).
- `maxTessellationPatchSize` is the maximum patch size, in vertices, of patches that **can** be processed by the tessellation control shader and tessellation primitive generator. The `patchControlPoints` member of the [VkPipelineTessellationStateCreateInfo](#) structure specified at pipeline creation time and the value provided in the `OutputVertices` execution mode of shader modules **must** be less than or equal to this limit. See [Tessellation](#).
- `maxTessellationControlPerVertexInputComponents` is the maximum number of components of input variables which **can** be provided as per-vertex inputs to the tessellation control shader stage.
- `maxTessellationControlPerVertexOutputComponents` is the maximum number of components of per-vertex output variables which **can** be output from the tessellation control shader stage.
- `maxTessellationControlPerPatchOutputComponents` is the maximum number of components of per-patch output variables which **can** be output from the tessellation control shader stage.
- `maxTessellationControlTotalOutputComponents` is the maximum total number of components of per-vertex and per-patch output variables which **can** be output from the tessellation control shader stage.
- `maxTessellationEvaluationInputComponents` is the maximum number of components of input variables which **can** be provided as per-vertex inputs to the tessellation evaluation shader stage.
- `maxTessellationEvaluationOutputComponents` is the maximum number of components of per-vertex output variables which **can** be output from the tessellation evaluation shader stage.
- `maxGeometryShaderInvocations` is the maximum invocation count supported for instanced geometry shaders. The value provided in the `Invocations` execution mode of shader modules **must** be less than or equal to this limit. See [Geometry Shading](#).
- `maxGeometryInputComponents` is the maximum number of components of input variables which **can** be provided as inputs to the geometry shader stage.
- `maxGeometryOutputComponents` is the maximum number of components of output variables which **can** be output from the geometry shader stage.
- `maxGeometryOutputVertices` is the maximum number of vertices which **can** be emitted by any geometry shader.
- `maxGeometryTotalOutputComponents` is the maximum total number of components of output variables, across all emitted vertices, which **can** be output from the geometry shader stage.
- `maxFragmentInputComponents` is the maximum number of components of input variables which **can** be provided as inputs to the fragment shader stage.
- `maxFragmentOutputAttachments` is the maximum number of output attachments which **can** be written to by the fragment shader stage.
- `maxFragmentDualSrcAttachments` is the maximum number of output attachments which **can** be written to by the fragment shader stage when blending is enabled and one of the dual source

blend modes is in use. See [Dual-Source Blending](#) and `dualSrcBlend`.

- `maxFragmentCombinedOutputResources` is the total number of storage buffers, storage images, and output `Location` decorated color attachments (described in [Fragment Output Interface](#)) which **can** be used in the fragment shader stage.
- `maxComputeSharedMemorySize` is the maximum total storage size, in bytes, available for variables declared with the `Workgroup` storage class in shader modules (or with the `shared` storage qualifier in GLSL) in the compute shader stage.
- `maxComputeWorkGroupCount[3]` is the maximum number of local workgroups that **can** be dispatched by a single dispatching command. These three values represent the maximum number of local workgroups for the X, Y, and Z dimensions, respectively. The workgroup count parameters to the dispatching commands **must** be less than or equal to the corresponding limit. See [Dispatching Commands](#).
- `maxComputeWorkGroupInvocations` is the maximum total number of compute shader invocations in a single local workgroup. The product of the X, Y, and Z sizes, as specified by the `LocalSize` or `LocalSizeId` execution mode in shader modules or by the object decorated by the `WorkgroupSize` decoration, **must** be less than or equal to this limit.
- `maxComputeWorkGroupSize[3]` is the maximum size of a local compute workgroup, per dimension. These three values represent the maximum local workgroup size in the X, Y, and Z dimensions, respectively. The `x`, `y`, and `z` sizes, as specified by the `LocalSize` or `LocalSizeId` execution mode or by the object decorated by the `WorkgroupSize` decoration in shader modules, **must** be less than or equal to the corresponding limit.
- `subPixelPrecisionBits` is the number of bits of subpixel precision in framebuffer coordinates x_f and y_f . See [Rasterization](#).
- `subTexelPrecisionBits` is the number of bits of precision in the division along an axis of an image used for minification and magnification filters. $2^{\text{subTexelPrecisionBits}}$ is the actual number of divisions along each axis of the image represented. Sub-texel values calculated during image sampling will snap to these locations when generating the filtered results.
- `mipmapPrecisionBits` is the number of bits of division that the LOD calculation for mipmap fetching get snapped to when determining the contribution from each mip level to the mip filtered results. $2^{\text{mipmapPrecisionBits}}$ is the actual number of divisions.
- `maxDrawIndexedIndexValue` is the maximum index value that **can** be used for indexed draw calls when using 32-bit indices. This excludes the primitive restart index value of 0xFFFFFFFF. See [fullDrawIndexUint32](#).
- `maxDrawIndirectCount` is the maximum draw count that is supported for indirect drawing calls. See [multiDrawIndirect](#).
- `maxSamplerLodBias` is the maximum absolute sampler LOD bias. The sum of the `mipLodBias` member of the `VkSamplerCreateInfo` structure and the `Bias` operand of image sampling operations in shader modules (or 0 if no `Bias` operand is provided to an image sampling operation) are clamped to the range `[-maxSamplerLodBias, +maxSamplerLodBias]`. See [\[samplers-mipLodBias\]](#).
- `maxSamplerAnisotropy` is the maximum degree of sampler anisotropy. The maximum degree of anisotropic filtering used for an image sampling operation is the minimum of the `maxAnisotropy` member of the `VkSamplerCreateInfo` structure and this limit. See [\[samplers-maxAnisotropy\]](#).

- `maxViewports` is the maximum number of active viewports. The `viewportCount` member of the `VkPipelineViewportStateCreateInfo` structure that is provided at pipeline creation **must** be less than or equal to this limit.
- `maxViewportDimensions[2]` are the maximum viewport dimensions in the X (width) and Y (height) dimensions, respectively. The maximum viewport dimensions **must** be greater than or equal to the largest image which **can** be created and used as a framebuffer attachment. See [Controlling the Viewport](#).
- `viewportBoundsRange[2]` is the [minimum, maximum] range that the corners of a viewport **must** be contained in. This range **must** be at least $[-2 \times \text{size}, 2 \times \text{size} - 1]$, where `size` = $\max(\text{maxViewportDimensions}[0], \text{maxViewportDimensions}[1])$. See [Controlling the Viewport](#).

NOTE

The wide range of values required for `viewportBoundsRange` allows the viewport to be arbitrarily shifted relative to the output render target while still partially overlapping. However, the minimum range required to achieve this would actually be $[-\text{size} + 1, 2 \times \text{size} - 1]$. As these limits in implementations are typically simple power-of-two values, the specification reflects this convention, rounding the lower bound accordingly.

- `viewportSubPixelBits` is the number of bits of subpixel precision for viewport bounds. The subpixel precision that floating-point viewport bounds are interpreted at is given by this limit.
- `minMemoryMapAlignment` is the minimum **required** alignment, in bytes, of host visible memory allocations within the host address space. When mapping a memory allocation with `vkMapMemory`, subtracting `offset` bytes from the returned pointer will always produce an integer multiple of this limit. See [Host Access to Device Memory Objects](#). The value **must** be a power of two.
- `minTexelBufferOffsetAlignment` is the minimum **required** alignment, in bytes, for the `offset` member of the `VkBufferViewCreateInfo` structure for texel buffers. The value **must** be a power of two. This limit is equivalent to the maximum of the `uniformTexelBufferOffsetAlignmentBytes` and `storageTexelBufferOffsetAlignmentBytes` members of `VkPhysicalDeviceTexelBufferAlignmentProperties`, but smaller alignment is **optionally** allowed by `storageTexelBufferOffsetSingleTexelAlignment` and `uniformTexelBufferOffsetSingleTexelAlignment`. For single texel alignment, a format has an alignment requirement which is the size of a single component if the size of the format is a multiple of three bytes, otherwise, it is the size of the format itself. The effective alignment requirement is the minimum of the per-format alignment and `uniformTexelBufferOffsetAlignmentBytes` or `storageTexelBufferOffsetAlignmentBytes` depending on the descriptor type. If the `texelBufferAlignment` feature is not enabled, the effective alignment requirement for any format is `minTexelBufferOffsetAlignment`. `VkBufferViewCreateInfo::offset` **must** be a multiple of this value.
- `minUniformBufferOffsetAlignment` is the minimum **required** alignment, in bytes, for the `offset` member of the `VkDescriptorBufferInfo` structure for uniform buffers. When a descriptor of type `VK_DESCRIPTOR_TYPE_UNIFORM_BUFFER` or `VK_DESCRIPTOR_TYPE_UNIFORM_BUFFER_DYNAMIC` is updated, the `offset` **must** be an integer multiple of this limit. Similarly, dynamic offsets for uniform buffers **must** be multiples of this limit. The value **must** be a power of two.

- `minStorageBufferOffsetAlignment` is the minimum **required** alignment, in bytes, for the `offset` member of the `VkDescriptorBufferInfo` structure for storage buffers. When a descriptor of type `VK_DESCRIPTOR_TYPE_STORAGE_BUFFER` or `VK_DESCRIPTOR_TYPE_STORAGE_BUFFER_DYNAMIC` is updated, the `offset` **must** be an integer multiple of this limit. Similarly, dynamic offsets for storage buffers **must** be multiples of this limit. The value **must** be a power of two.
- `minTexelOffset` is the minimum offset value for the `Offset` or `ConstOffset` image operand of any of the `OpImageSample*` or `OpImageFetch*` image instructions.
- `maxTexelOffset` is the maximum offset value for the `Offset` or `ConstOffset` image operand of any of the `OpImageSample*` or `OpImageFetch*` image instructions.
- `minTexelGatherOffset` is the minimum offset value for the `Offset`, `ConstOffset`, or `ConstOffsets` image operands of any of the `OpImage*Gather` image instructions.
- `maxTexelGatherOffset` is the maximum offset value for the `Offset`, `ConstOffset`, or `ConstOffsets` image operands of any of the `OpImage*Gather` image instructions.
- `minInterpolationOffset` is the base minimum (inclusive) negative offset value for the `Offset` operand of the `InterpolateAtOffset` extended instruction.
- `maxInterpolationOffset` is the base maximum (inclusive) positive offset value for the `Offset` operand of the `InterpolateAtOffset` extended instruction.
- `subPixelInterpolationOffsetBits` is the number of fractional bits that the `x` and `y` offsets to the `InterpolateAtOffset` extended instruction **may** be rounded to as fixed-point values.
- `maxFramebufferWidth` is the maximum width for a framebuffer. The `width` member of the `VkFramebufferCreateInfo` structure **must** be less than or equal to this limit.
- `maxFramebufferHeight` is the maximum height for a framebuffer. The `height` member of the `VkFramebufferCreateInfo` structure **must** be less than or equal to this limit.
- `maxFramebufferLayers` is the maximum layer count for a layered framebuffer. The `layers` member of the `VkFramebufferCreateInfo` structure **must** be less than or equal to this limit.
- `framebufferColorSampleCounts` is a bitmask¹ of `VkSampleCountFlagBits` indicating the color sample counts that are supported for all framebuffer color attachments with floating- or fixed-point formats. For color attachments with integer formats, see `framebufferIntegerColorSampleCounts`.
- `framebufferDepthSampleCounts` is a bitmask¹ of `VkSampleCountFlagBits` indicating the supported depth sample counts for all framebuffer depth/stencil attachments, when the format includes a depth component.
- `framebufferStencilSampleCounts` is a bitmask¹ of `VkSampleCountFlagBits` indicating the supported stencil sample counts for all framebuffer depth/stencil attachments, when the format includes a stencil component.
- `framebufferNoAttachmentsSampleCounts` is a bitmask¹ of `VkSampleCountFlagBits` indicating the supported sample counts for a `subpass which uses no attachments`.
- `maxColorAttachments` is the maximum number of color attachments that **can** be used by a subpass in a render pass. The `colorAttachmentCount` member of the `VkSubpassDescription` or `VkSubpassDescription2` structure **must** be less than or equal to this limit.

- `sampledImageColorSampleCounts` is a bitmask¹ of `VkSampleCountFlagBits` indicating the sample counts supported for all 2D images created with `VK_IMAGE_TILING_OPTIMAL`, the `VK_IMAGE_USAGE_SAMPLED_BIT` usage flag set, and a non-integer color format.
- `sampledImageIntegerSampleCounts` is a bitmask¹ of `VkSampleCountFlagBits` indicating the sample counts supported for all 2D images created with `VK_IMAGE_TILING_OPTIMAL`, the `VK_IMAGE_USAGE_SAMPLED_BIT` usage flag set, and an integer color format.
- `sampledImageDepthSampleCounts` is a bitmask¹ of `VkSampleCountFlagBits` indicating the sample counts supported for all 2D images created with `VK_IMAGE_TILING_OPTIMAL`, the `VK_IMAGE_USAGE_SAMPLED_BIT` usage flag set, and a depth format.
- `sampledImageStencilSampleCounts` is a bitmask¹ of `VkSampleCountFlagBits` indicating the sample counts supported for all 2D images created with `VK_IMAGE_TILING_OPTIMAL`, the `VK_IMAGE_USAGE_SAMPLED_BIT` usage flag set, and a stencil format.
- `storageImageSampleCounts` is a bitmask¹ of `VkSampleCountFlagBits` indicating the sample counts supported for all 2D images created with `VK_IMAGE_TILING_OPTIMAL`, and the `VK_IMAGE_USAGE_STORAGE_BIT` usage flag set.
- `maxSampleMaskWords` is the maximum number of array elements of a variable decorated with the `SampleMask` built-in decoration.
- `timestampComputeAndGraphics` specifies support for timestamps on all graphics and compute queues. If this limit is `VK_TRUE`, all queues that advertise the `VK_QUEUE_GRAPHICS_BIT` or `VK_QUEUE_COMPUTE_BIT` in the `VkQueueFamilyProperties::queueFlags` support `VkQueueFamilyProperties::timestampValidBits` of at least 36. See [Timestamp Queries](#).
- `timestampPeriod` is the number of nanoseconds **required** for a timestamp query to be incremented by 1. See [Timestamp Queries](#).
- `maxClipDistances` is the maximum number of clip distances that **can** be used in a single shader stage. The size of any array declared with the `ClipDistance` built-in decoration in a shader module **must** be less than or equal to this limit.
- `maxCullDistances` is the maximum number of cull distances that **can** be used in a single shader stage. The size of any array declared with the `CullDistance` built-in decoration in a shader module **must** be less than or equal to this limit.
- `maxCombinedClipAndCullDistances` is the maximum combined number of clip and cull distances that **can** be used in a single shader stage. The sum of the sizes of all arrays declared with the `ClipDistance` and `CullDistance` built-in decoration used by a single shader stage in a shader module **must** be less than or equal to this limit.
- `discreteQueuePriorities` is the number of discrete priorities that **can** be assigned to a queue based on the value of each member of `VkDeviceQueueCreateInfo::pQueuePriorities`. This **must** be at least 2, and levels **must** be spread evenly over the range, with at least one level at 1.0, and another at 0.0. See [Queue Priority](#).
- `pointSizeRange[2]` is the range `[minimum,maximum]` of supported sizes for points. Values written to variables decorated with the `PointSize` built-in decoration are clamped to this range.
- `lineWidthRange[2]` is the range `[minimum,maximum]` of supported widths for lines. Values specified by the `lineWidth` member of the `VkPipelineRasterizationStateCreateInfo` or the `lineWidth` parameter to `vkCmdSetLineWidth` are clamped to this range.

- **pointSizeGranularity** is the granularity of supported point sizes. Not all point sizes in the range defined by **pointSizeRange** are supported. This limit specifies the granularity (or increment) between successive supported point sizes.
- **lineWidthGranularity** is the granularity of supported line widths. Not all line widths in the range defined by **lineWidthRange** are supported. This limit specifies the granularity (or increment) between successive supported line widths.
- **strictLines** specifies whether lines are rasterized according to the preferred method of rasterization. If set to **VK_FALSE**, lines **may** be rasterized under a relaxed set of rules. If set to **VK_TRUE**, lines are rasterized as per the strict definition. See [Basic Line Segment Rasterization](#).
- **standardSampleLocations** specifies whether rasterization uses the standard sample locations as documented in [Multisampling](#). If set to **VK_TRUE**, the implementation uses the documented sample locations. If set to **VK_FALSE**, the implementation **may** use different sample locations.
- **optimalBufferCopyOffsetAlignment** is the optimal buffer offset alignment in bytes for [vkCmdCopyBufferToImage2](#), [vkCmdCopyBufferToImage](#), [vkCmdCopyImageToBuffer2](#), and [vkCmdCopyImageToBuffer](#). This value is also the optimal host memory offset alignment in bytes for [vkCopyMemoryToImage](#) and [vkCopyImageToMemory](#). The per texel alignment requirements are enforced, but applications **should** use the optimal alignment for optimal performance and power use. The value **must** be a power of two.
- **optimalBufferCopyRowPitchAlignment** is the optimal buffer row pitch alignment in bytes for [vkCmdCopyBufferToImage2](#), [vkCmdCopyBufferToImage](#), [vkCmdCopyImageToBuffer2](#), and [vkCmdCopyImageToBuffer](#). This value is also the optimal host memory row pitch alignment in bytes for [vkCopyMemoryToImage](#) and [vkCopyImageToMemory](#). Row pitch is the number of bytes between texels with the same X coordinate in adjacent rows (Y coordinates differ by one). The per texel alignment requirements are enforced, but applications **should** use the optimal alignment for optimal performance and power use. The value **must** be a power of two.
- **nonCoherentAtomSize** is the size and alignment in bytes that bounds concurrent access to [host-mapped device memory](#). The value **must** be a power of two.

1

For all bitmasks of [VkSampleCountFlagBits](#), the sample count limits defined above represent the minimum supported sample counts for each image type. Individual images **may** support additional sample counts, which are queried using [vkGetPhysicalDeviceImageFormatProperties](#) as described in [Supported Sample Counts](#).

Bits which **may** be set in the sample count limits returned by [VkPhysicalDeviceLimits](#), as well as in other queries and structures representing image sample counts, are:


```
// Provided by VK_VERSION_1_0
typedef enum VkSampleCountFlagBits {
    VK_SAMPLE_COUNT_1_BIT = 0x00000001,
    VK_SAMPLE_COUNT_2_BIT = 0x00000002,
    VK_SAMPLE_COUNT_4_BIT = 0x00000004,
    VK_SAMPLE_COUNT_8_BIT = 0x00000008,
    VK_SAMPLE_COUNT_16_BIT = 0x00000010,
    VK_SAMPLE_COUNT_32_BIT = 0x00000020,
    VK_SAMPLE_COUNT_64_BIT = 0x00000040,
} VkSampleCountFlagBits;
```

- [VK_SAMPLE_COUNT_1_BIT](#) specifies an image with one sample per pixel.
- [VK_SAMPLE_COUNT_2_BIT](#) specifies an image with 2 samples per pixel.
- [VK_SAMPLE_COUNT_4_BIT](#) specifies an image with 4 samples per pixel.
- [VK_SAMPLE_COUNT_8_BIT](#) specifies an image with 8 samples per pixel.
- [VK_SAMPLE_COUNT_16_BIT](#) specifies an image with 16 samples per pixel.
- [VK_SAMPLE_COUNT_32_BIT](#) specifies an image with 32 samples per pixel.
- [VK_SAMPLE_COUNT_64_BIT](#) specifies an image with 64 samples per pixel.

```
// Provided by VK_VERSION_1_0
typedef VkFlags VkSampleCountFlags;
```

[VkSampleCountFlags](#) is a bitmask type for setting a mask of zero or more [VkSampleCountFlagBits](#).

The [VkPhysicalDevicePushDescriptorProperties](#) structure is defined as:

```
// Provided by VK_VERSION_1_4
typedef struct VkPhysicalDevicePushDescriptorProperties {
    VkStructureType    sType;
    void*              pNext;
    uint32_t           maxPushDescriptors;
} VkPhysicalDevicePushDescriptorProperties;
```

```
// Provided by VK_KHR_push_descriptor
// Equivalent to VkPhysicalDevicePushDescriptorProperties
typedef VkPhysicalDevicePushDescriptorProperties
VkPhysicalDevicePushDescriptorPropertiesKHR;
```

- [sType](#) is a [VkStructureType](#) value identifying this structure.
- [pNext](#) is [NULL](#) or a pointer to a structure extending this structure.
- [maxPushDescriptors](#) is the maximum number of descriptors that **can** be used in a descriptor set layout created with [VK_DESCRIPTOR_SET_LAYOUT_CREATE_PUSH_DESCRIPTOR_BIT](#) set.

If the `VkPhysicalDevicePushDescriptorProperties` structure is included in the `pNext` chain of the `VkPhysicalDeviceProperties2` structure passed to `vkGetPhysicalDeviceProperties2`, it is filled in with each corresponding implementation-dependent property.

Valid Usage (Implicit)

- `VOID-VkPhysicalDevicePushDescriptorProperties-sType-sType` must be `VK_STRUCTURE_TYPE_PHYSICAL_DEVICE_PUSH_DESCRIPTOR_PROPERTIES`

Structure Chaining

Extends the structure

- `VkPhysicalDeviceProperties2`

The `VkPhysicalDeviceMultiviewProperties` structure is defined as:

```
// Provided by VK_VERSION_1_1
typedef struct VkPhysicalDeviceMultiviewProperties {
    VkStructureType    sType;
    void*              pNext;
    uint32_t            maxMultiviewViewCount;
    uint32_t            maxMultiviewInstanceIndex;
} VkPhysicalDeviceMultiviewProperties;
```

```
// Provided by VK_KHR_multiview
// Equivalent to VkPhysicalDeviceMultiviewProperties
typedef VkPhysicalDeviceMultiviewProperties VkPhysicalDeviceMultiviewPropertiesKHR;
```

- `sType` is a `VkStructureType` value identifying this structure.
- `pNext` is `NULL` or a pointer to a structure extending this structure.
- `maxMultiviewViewCount` is one greater than the maximum view index that **can** be used in a subpass.
- `maxMultiviewInstanceIndex` is the maximum valid value of instance index allowed to be generated by a drawing command recorded within a subpass of a multiview render pass instance.

If the `VkPhysicalDeviceMultiviewProperties` structure is included in the `pNext` chain of the `VkPhysicalDeviceProperties2` structure passed to `vkGetPhysicalDeviceProperties2`, it is filled in with each corresponding implementation-dependent property.

Valid Usage (Implicit)

- VUID-VkPhysicalDeviceMultiviewProperties-sType-sType
sType must be [VK_STRUCTURE_TYPE_PHYSICAL_DEVICE_MULTIVIEW_PROPERTIES](#)

Structure Chaining

Extends the structure

- [VkPhysicalDeviceProperties2](#)

The [VkPhysicalDeviceFloatControlsProperties](#) structure is defined as:

```
// Provided by VK_VERSION_1_2
typedef struct VkPhysicalDeviceFloatControlsProperties {
    VkStructureType    sType;
    void*              pNext;
    VkShaderFloatControlsIndependence  denormBehaviorIndependence;
    VkShaderFloatControlsIndependence  roundingModeIndependence;
    VkBool32           shaderSignedZeroInfNanPreserveFloat16;
    VkBool32           shaderSignedZeroInfNanPreserveFloat32;
    VkBool32           shaderSignedZeroInfNanPreserveFloat64;
    VkBool32           shaderDenormPreserveFloat16;
    VkBool32           shaderDenormPreserveFloat32;
    VkBool32           shaderDenormPreserveFloat64;
    VkBool32           shaderDenormFlushToZeroFloat16;
    VkBool32           shaderDenormFlushToZeroFloat32;
    VkBool32           shaderDenormFlushToZeroFloat64;
    VkBool32           shaderRoundingModeRTEFloat16;
    VkBool32           shaderRoundingModeRTEFloat32;
    VkBool32           shaderRoundingModeRTEFloat64;
    VkBool32           shaderRoundingModeRTZFloat16;
    VkBool32           shaderRoundingModeRTZFloat32;
    VkBool32           shaderRoundingModeRTZFloat64;
} VkPhysicalDeviceFloatControlsProperties;
```

```
// Provided by VK_KHR_shader_float_controls
// Equivalent to VkPhysicalDeviceFloatControlsProperties
typedef VkPhysicalDeviceFloatControlsProperties
VkPhysicalDeviceFloatControlsPropertiesKHR;
```

- **sType** is a [VkStructureType](#) value identifying this structure.
- **pNext** is `NULL` or a pointer to a structure extending this structure.
- **denormBehaviorIndependence** is a [VkShaderFloatControlsIndependence](#) value indicating whether, and how, denorm behavior can be set independently for different bit widths.

- `roundingModeIndependence` is a `VkShaderFloatControlsIndependence` value indicating whether, and how, rounding modes can be set independently for different bit widths.
- `shaderSignedZeroInfNanPreserveFloat16` is a boolean value indicating whether sign of a zero, Nans and $\pm\infty$ **can** be preserved in 16-bit floating-point computations. It also indicates whether the `SignedZeroInfNanPreserve` execution mode **can** be used for 16-bit floating-point types.
- `shaderSignedZeroInfNanPreserveFloat32` is a boolean value indicating whether sign of a zero, Nans and $\pm\infty$ **can** be preserved in 32-bit floating-point computations. It also indicates whether the `SignedZeroInfNanPreserve` execution mode **can** be used for 32-bit floating-point types.
- `shaderSignedZeroInfNanPreserveFloat64` is a boolean value indicating whether sign of a zero, Nans and $\pm\infty$ **can** be preserved in 64-bit floating-point computations. It also indicates whether the `SignedZeroInfNanPreserve` execution mode **can** be used for 64-bit floating-point types.
- `shaderDenormPreserveFloat16` is a boolean value indicating whether denormals **can** be preserved in 16-bit floating-point computations. It also indicates whether the `DenormPreserve` execution mode **can** be used for 16-bit floating-point types.
- `shaderDenormPreserveFloat32` is a boolean value indicating whether denormals **can** be preserved in 32-bit floating-point computations. It also indicates whether the `DenormPreserve` execution mode **can** be used for 32-bit floating-point types.
- `shaderDenormPreserveFloat64` is a boolean value indicating whether denormals **can** be preserved in 64-bit floating-point computations. It also indicates whether the `DenormPreserve` execution mode **can** be used for 64-bit floating-point types.
- `shaderDenormFlushToZeroFloat16` is a boolean value indicating whether denormals **can** be flushed to zero in 16-bit floating-point computations. It also indicates whether the `DenormFlushToZero` execution mode **can** be used for 16-bit floating-point types.
- `shaderDenormFlushToZeroFloat32` is a boolean value indicating whether denormals **can** be flushed to zero in 32-bit floating-point computations. It also indicates whether the `DenormFlushToZero` execution mode **can** be used for 32-bit floating-point types.
- `shaderDenormFlushToZeroFloat64` is a boolean value indicating whether denormals **can** be flushed to zero in 64-bit floating-point computations. It also indicates whether the `DenormFlushToZero` execution mode **can** be used for 64-bit floating-point types.
- `shaderRoundingModeRTEFloat16` is a boolean value indicating whether an implementation supports the round-to-nearest-even rounding mode for 16-bit floating-point arithmetic and conversion instructions. It also indicates whether the `RoundingModeRTE` execution mode **can** be used for 16-bit floating-point types.
- `shaderRoundingModeRTEFloat32` is a boolean value indicating whether an implementation supports the round-to-nearest-even rounding mode for 32-bit floating-point arithmetic and conversion instructions. It also indicates whether the `RoundingModeRTE` execution mode **can** be used for 32-bit floating-point types.
- `shaderRoundingModeRTEFloat64` is a boolean value indicating whether an implementation supports the round-to-nearest-even rounding mode for 64-bit floating-point arithmetic and conversion instructions. It also indicates whether the `RoundingModeRTE` execution mode **can** be used for 64-bit floating-point types.
- `shaderRoundingModeRTZFloat16` is a boolean value indicating whether an implementation supports the round-towards-zero rounding mode for 16-bit floating-point arithmetic and

conversion instructions. It also indicates whether the `RoundingModeRTZ` execution mode **can** be used for 16-bit floating-point types.

- `shaderRoundingModeRTZFloat32` is a boolean value indicating whether an implementation supports the round-towards-zero rounding mode for 32-bit floating-point arithmetic and conversion instructions. It also indicates whether the `RoundingModeRTZ` execution mode **can** be used for 32-bit floating-point types.
- `shaderRoundingModeRTZFloat64` is a boolean value indicating whether an implementation supports the round-towards-zero rounding mode for 64-bit floating-point arithmetic and conversion instructions. It also indicates whether the `RoundingModeRTZ` execution mode **can** be used for 64-bit floating-point types.

If the `VkPhysicalDeviceFloatControlsProperties` structure is included in the `pNext` chain of the `VkPhysicalDeviceProperties2` structure passed to `vkGetPhysicalDeviceProperties2`, it is filled in with each corresponding implementation-dependent property.

Valid Usage (Implicit)

- VUID-VkPhysicalDeviceFloatControlsProperties-sType-sType
`sType` **must** be `VK_STRUCTURE_TYPE_PHYSICAL_DEVICE_FLOAT_CONTROLS_PROPERTIES`

Structure Chaining

Extends the structure

- `VkPhysicalDeviceProperties2`

Values which **may** be returned in the `denormBehaviorIndependence` and `roundingModeIndependence` fields of `VkPhysicalDeviceFloatControlsProperties` are:

```
// Provided by VK_VERSION_1_2
typedef enum VkShaderFloatControlsIndependence {
    VK_SHADER_FLOAT_CONTROLS_INDEPENDENCE_32_BIT_ONLY = 0,
    VK_SHADER_FLOAT_CONTROLS_INDEPENDENCE_ALL = 1,
    VK_SHADER_FLOAT_CONTROLS_INDEPENDENCE_NONE = 2,
    // Provided by VK_KHR_shader_float_controls
    VK_SHADER_FLOAT_CONTROLS_INDEPENDENCE_32_BIT_ONLY_KHR =
VK_SHADER_FLOAT_CONTROLS_INDEPENDENCE_32_BIT_ONLY,
    // Provided by VK_KHR_shader_float_controls
    VK_SHADER_FLOAT_CONTROLS_INDEPENDENCE_ALL_KHR =
VK_SHADER_FLOAT_CONTROLS_INDEPENDENCE_ALL,
    // Provided by VK_KHR_shader_float_controls
    VK_SHADER_FLOAT_CONTROLS_INDEPENDENCE_NONE_KHR =
VK_SHADER_FLOAT_CONTROLS_INDEPENDENCE_NONE,
} VkShaderFloatControlsIndependence;
```



```
// Provided by VK_KHR_shader_float_controls
// Equivalent to VkShaderFloatControlsIndependence
typedef VkShaderFloatControlsIndependence VkShaderFloatControlsIndependenceKHR;
```

- [VK_SHADER_FLOAT_CONTROLS_INDEPENDENCE_32_BIT_ONLY](#) specifies that shader float controls for 32-bit floating-point **can** be set independently; other bit widths **must** be set identically to each other.
- [VK_SHADER_FLOAT_CONTROLS_INDEPENDENCE_ALL](#) specifies that shader float controls for all bit widths **can** be set independently.
- [VK_SHADER_FLOAT_CONTROLS_INDEPENDENCE_NONE](#) specifies that shader float controls for all bit widths **must** be set identically.

The [VkPhysicalDeviceDiscardRectanglePropertiesEXT](#) structure is defined as:

```
// Provided by VK_EXT_discard_rectangles
typedef struct VkPhysicalDeviceDiscardRectanglePropertiesEXT {
    VkStructureType    sType;
    void*              pNext;
    uint32_t           maxDiscardRectangles;
} VkPhysicalDeviceDiscardRectanglePropertiesEXT;
```

- [sType](#) is a [VkStructureType](#) value identifying this structure.
- [pNext](#) is `NULL` or a pointer to a structure extending this structure.
- [maxDiscardRectangles](#) is the maximum number of active discard rectangles that **can** be specified.

If the [VkPhysicalDeviceDiscardRectanglePropertiesEXT](#) structure is included in the [pNext](#) chain of the [VkPhysicalDeviceProperties2](#) structure passed to [vkGetPhysicalDeviceProperties2](#), it is filled in with each corresponding implementation-dependent property.

Valid Usage (Implicit)

- VUID-VkPhysicalDeviceDiscardRectanglePropertiesEXT-sType-sType [sType](#) **must** be [VK_STRUCTURE_TYPE_PHYSICAL_DEVICE_DISCARD_RECTANGLE_PROPERTIES_EXT](#)

Structure Chaining

Extends the structure

- [VkPhysicalDeviceProperties2](#)

The [VkPhysicalDeviceSampleLocationsPropertiesEXT](#) structure is defined as:


```
// Provided by VK_EXT_sample_locations
typedef struct VkPhysicalDeviceSampleLocationsPropertiesEXT {
    VkStructureType    sType;
    void*              pNext;
    VkSampleCountFlags sampleLocationSampleCounts;
    VkExtent2D         maxSampleLocationGridSize;
    float              sampleLocationCoordinateRange[2];
    uint32_t           sampleLocationSubPixelBits;
    VkBool32           variableSampleLocations;
} VkPhysicalDeviceSampleLocationsPropertiesEXT;
```

- `sType` is a `VkStructureType` value identifying this structure.
- `pNext` is `NULL` or a pointer to a structure extending this structure.
- `sampleLocationSampleCounts` is a bitmask of `VkSampleCountFlagBits` indicating the sample counts supporting custom sample locations.
- `maxSampleLocationGridSize` is the maximum size of the pixel grid in which sample locations **can** vary that is supported for all sample counts in `sampleLocationSampleCounts`.
- `sampleLocationCoordinateRange[2]` is the range of supported sample location coordinates.
- `sampleLocationSubPixelBits` is the number of bits of subpixel precision for sample locations.
- `variableSampleLocations` specifies whether the sample locations used by all pipelines that will be bound to a command buffer during a subpass **must** match. If set to `VK_TRUE`, the implementation supports variable sample locations in a subpass. If set to `VK_FALSE`, then the sample locations **must** stay constant in each subpass.

If the `VkPhysicalDeviceSampleLocationsPropertiesEXT` structure is included in the `pNext` chain of the `VkPhysicalDeviceProperties2` structure passed to `vkGetPhysicalDeviceProperties2`, it is filled in with each corresponding implementation-dependent property.

Valid Usage (Implicit)

- VUID-VkPhysicalDeviceSampleLocationsPropertiesEXT-sType-sType `sType` **must** be `VK_STRUCTURE_TYPE_PHYSICAL_DEVICE_SAMPLE_LOCATIONS_PROPERTIES_EXT`

Structure Chaining

Extends the structure

- `VkPhysicalDeviceProperties2`

The `VkPhysicalDeviceLegacyVertexAttributesPropertiesEXT` structure is defined as:


```
// Provided by VK_EXT_legacy_vertex_attributes
typedef struct VkPhysicalDeviceLegacyVertexAttributesPropertiesEXT {
    VkStructureType    sType;
    void*              pNext;
    VkBool32           nativeUnalignedPerformance;
} VkPhysicalDeviceLegacyVertexAttributesPropertiesEXT;
```

This structure describes the following features:

- **sType** is a [VkStructureType](#) value identifying this structure.
- **pNext** is **NULL** or a pointer to a structure extending this structure.
- **nativeUnalignedPerformance** specifies whether unaligned vertex fetches do not incur significant performance penalties as compared to aligned fetches.

If the [VkPhysicalDeviceLegacyVertexAttributesPropertiesEXT](#) structure is included in the **pNext** chain of the [VkPhysicalDeviceFeatures2](#) structure passed to [vkGetPhysicalDeviceFeatures2](#), it is filled in to indicate whether each corresponding feature is supported. If the application wishes to use a [VkDevice](#) with any features described by [VkPhysicalDeviceLegacyVertexAttributesPropertiesEXT](#), it **must** add an instance of the structure, with the desired feature members set to **VK_TRUE**, to the **pNext** chain of [VkDeviceCreateInfo](#) when creating the [VkDevice](#).

Valid Usage (Implicit)

- VUID-VkPhysicalDeviceLegacyVertexAttributesPropertiesEXT-sType-sType **must** be [VK_STRUCTURE_TYPE_PHYSICAL_DEVICE_LEGACY_VERTEX_ATTRIBUTES_PROPERTIES_EXT](#)

Structure Chaining

Extends the structure

- [VkPhysicalDeviceProperties2](#)

The [VkPhysicalDeviceExternalMemoryHostPropertiesEXT](#) structure is defined as:

```
// Provided by VK_EXT_external_memory_host
typedef struct VkPhysicalDeviceExternalMemoryHostPropertiesEXT {
    VkStructureType    sType;
    void*              pNext;
    VkDeviceSize        minImportedHostPointerAlignment;
} VkPhysicalDeviceExternalMemoryHostPropertiesEXT;
```

- **sType** is a [VkStructureType](#) value identifying this structure.

- `pNext` is `NULL` or a pointer to a structure extending this structure.
- `minImportedHostPointerAlignment` is the minimum **required** alignment, in bytes, for the base address and size of host pointers that **can** be imported to a Vulkan memory object. The value **must** be a power of two.

If the `VkPhysicalDeviceExternalMemoryHostPropertiesEXT` structure is included in the `pNext` chain of the `VkPhysicalDeviceProperties2` structure passed to `vkGetPhysicalDeviceProperties2`, it is filled in with each corresponding implementation-dependent property.

Valid Usage (Implicit)

- VUID-VkPhysicalDeviceExternalMemoryHostPropertiesEXT-sType-sType `sType` **must** be `VK_STRUCTURE_TYPE_PHYSICAL_DEVICE_EXTERNAL_MEMORY_HOST_PROPERTIES_EXT`

Structure Chaining

Extends the structure

- `VkPhysicalDeviceProperties2`

The `VkPhysicalDeviceMultiviewPerViewAttributesPropertiesNVX` structure is defined as:

```
// Provided by VK_NVX_multiview_per_view_attributes
typedef struct VkPhysicalDeviceMultiviewPerViewAttributesPropertiesNVX {
    VkStructureType    sType;
    void*              pNext;
    VkBool32           perViewPositionAllComponents;
} VkPhysicalDeviceMultiviewPerViewAttributesPropertiesNVX;
```

- `sType` is a `VkStructureType` value identifying this structure.
- `pNext` is `NULL` or a pointer to a structure extending this structure.
- `perViewPositionAllComponents` is `VK_TRUE` if the implementation supports per-view position values that differ in components other than the X component.

If the `VkPhysicalDeviceMultiviewPerViewAttributesPropertiesNVX` structure is included in the `pNext` chain of the `VkPhysicalDeviceProperties2` structure passed to `vkGetPhysicalDeviceProperties2`, it is filled in with each corresponding implementation-dependent property.

Valid Usage (Implicit)

- VUID-VkPhysicalDeviceMultiviewPerViewAttributesPropertiesNVX-sType-sType `sType` **must** be `VK_STRUCTURE_TYPE_PHYSICAL_DEVICE_MULTIVIEW_PER_VIEW_ATTRIBUTES_PROPERTIES_NVX`

Structure Chaining

Extends the structure

- [VkPhysicalDeviceProperties2](#)

The `VkPhysicalDevicePointClippingProperties` structure is defined as:

```
// Provided by VK_VERSION_1_1
typedef struct VkPhysicalDevicePointClippingProperties {
    VkStructureType    sType;
    void*              pNext;
    VkPointClippingBehavior pointClippingBehavior;
} VkPhysicalDevicePointClippingProperties;
```

```
// Provided by VK_KHR_maintenance2
// Equivalent to VkPhysicalDevicePointClippingProperties
typedef VkPhysicalDevicePointClippingProperties
VkPhysicalDevicePointClippingPropertiesKHR;
```

- `sType` is a [VkStructureType](#) value identifying this structure.
- `pNext` is `NULL` or a pointer to a structure extending this structure.
- `pointClippingBehavior` is a [VkPointClippingBehavior](#) value specifying the point clipping behavior supported by the implementation.

If the `VkPhysicalDevicePointClippingProperties` structure is included in the `pNext` chain of the [VkPhysicalDeviceProperties2](#) structure passed to [vkGetPhysicalDeviceProperties2](#), it is filled in with each corresponding implementation-dependent property.

Valid Usage (Implicit)

- VUID-VkPhysicalDevicePointClippingProperties-sType-sType
`sType` must be `VK_STRUCTURE_TYPE_PHYSICAL_DEVICE_POINT_CLIPPING_PROPERTIES`

Structure Chaining

Extends the structure

- [VkPhysicalDeviceProperties2](#)

The `VkPhysicalDeviceSubgroupProperties` structure is defined as:


```
// Provided by VK_VERSION_1_1
typedef struct VkPhysicalDeviceSubgroupProperties {
    VkStructureType      sType;
    void*                pNext;
    uint32_t             subgroupSize;
    VkShaderStageFlags   supportedStages;
    VkSubgroupFeatureFlags supportedOperations;
    VkBool32             quadOperationsInAllStages;
} VkPhysicalDeviceSubgroupProperties;
```

- `sType` is a `VkStructureType` value identifying this structure.
- `pNext` is `NULL` or a pointer to a structure extending this structure.
- `subgroupSize` is the default number of invocations in each subgroup. `subgroupSize` is at least 1 if any of the physical device's queues support `VK_QUEUE_GRAPHICS_BIT` or `VK_QUEUE_COMPUTE_BIT`. `subgroupSize` is a power-of-two.
- `supportedStages` is a bitfield of `VkShaderStageFlagBits` describing the shader stages that `group operations` with `subgroup scope` are supported in. `supportedStages` will have the `VK_SHADER_STAGE_COMPUTE_BIT` bit set if any of the physical device's queues support `VK_QUEUE_COMPUTE_BIT`.
- `supportedOperations` is a bitmask of `VkSubgroupFeatureFlagBits` specifying the sets of `group operations` with `subgroup scope` supported on this device. `supportedOperations` will have the `VK_SUBGROUP_FEATURE_BASIC_BIT` bit set if any of the physical device's queues support `VK_QUEUE_GRAPHICS_BIT` or `VK_QUEUE_COMPUTE_BIT`.
- `quadOperationsInAllStages` is a boolean specifying whether `quad group operations` are available in all stages, or are restricted to fragment and compute stages.

If the `VkPhysicalDeviceSubgroupProperties` structure is included in the `pNext` chain of the `VkPhysicalDeviceProperties2` structure passed to `vkGetPhysicalDeviceProperties2`, it is filled in with each corresponding implementation-dependent property.

If `supportedOperations` includes `VK_SUBGROUP_FEATURE_QUAD_BIT`, or the `shaderSubgroupUniformControlFlow` feature is enabled, `subgroupSize` **must** be greater than or equal to 4.

If the `shaderQuadControl` feature is supported, `supportedOperations` **must** include `VK_SUBGROUP_FEATURE_QUAD_BIT`.

If `VK_KHR_shader_subgroup_rotate` is supported, and the implementation advertises support with a `VkExtensionProperties::specVersion` greater than or equal to 2, and the `shaderSubgroupRotate` feature is supported, `VK_SUBGROUP_FEATURE_ROTATE_BIT` **must** be returned in `VkPhysicalDeviceVulkan11Properties::subgroupSupportedOperations` and `VkPhysicalDeviceSubgroupProperties::supportedOperations`. If `VK_KHR_shader_subgroup_rotate` is supported, and the implementation advertises support with a `VkExtensionProperties::specVersion` greater than or equal to 2, and the `shaderSubgroupRotateClustered` feature is supported, `VK_SUBGROUP_FEATURE_ROTATE_CLUSTERED_BIT` **must** be returned in `VkPhysicalDeviceVulkan11Properties::subgroupSupportedOperations` and

VkPhysicalDeviceSubgroupProperties::supportedOperations.

If Vulkan 1.4 is supported, VK_SUBGROUP_FEATURE_ROTATE_BIT and VK_SUBGROUP_FEATURE_ROTATE_CLUSTERED_BIT must be returned in VkPhysicalDeviceSubgroupProperties::supportedOperations and VkPhysicalDeviceVulkan11Properties::subgroupSupportedOperations

NOTE

VK_SUBGROUP_FEATURE_ROTATE_BIT and VK_SUBGROUP_FEATURE_ROTATE_CLUSTERED_BIT were added in version 2 of the VK_KHR_shader_subgroup_rotate extension, after the initial release, so there are implementations that do not advertise these bits. Applications should use the shaderSubgroupRotate and shaderSubgroupRotateClustered features to determine and enable support. These bits are advertised here for consistency and for future dependencies.

If the shaderSubgroupPartitioned feature is supported, supportedOperations must include VK_SUBGROUP_FEATURE_PARTITIONED_BIT_EXT.

Valid Usage (Implicit)

- VUID-VkPhysicalDeviceSubgroupProperties-sType-sType sType must be VK_STRUCTURE_TYPE_PHYSICAL_DEVICE_SUBGROUP_PROPERTIES

Structure Chaining

Extends the structure

- VkPhysicalDeviceProperties2

Bits which can be set in VkPhysicalDeviceSubgroupProperties::supportedOperations and VkPhysicalDeviceVulkan11Properties::subgroupSupportedOperations to specify supported group operations with subgroup scope are:


```

// Provided by VK_VERSION_1_1
typedef enum VkSubgroupFeatureFlagBits {
    VK_SUBGROUP_FEATURE_BASIC_BIT = 0x00000001,
    VK_SUBGROUP_FEATURE_VOTE_BIT = 0x00000002,
    VK_SUBGROUP_FEATURE_ARITHMETIC_BIT = 0x00000004,
    VK_SUBGROUP_FEATURE_BALLOT_BIT = 0x00000008,
    VK_SUBGROUP_FEATURE_SHUFFLE_BIT = 0x00000010,
    VK_SUBGROUP_FEATURE_SHUFFLE_RELATIVE_BIT = 0x00000020,
    VK_SUBGROUP_FEATURE_CLUSTERED_BIT = 0x00000040,
    VK_SUBGROUP_FEATURE_QUAD_BIT = 0x00000080,
    // Provided by VK_VERSION_1_4
    VK_SUBGROUP_FEATURE_ROTATE_BIT = 0x00000200,
    // Provided by VK_VERSION_1_4
    VK_SUBGROUP_FEATURE_ROTATE_CLUSTERED_BIT = 0x00000400,
    // Provided by VK_EXT_shader_subgroup_partitioned
    VK_SUBGROUP_FEATURE_PARTITIONED_BIT_EXT = 0x00000100,
    // Provided by VK_NV_shader_subgroup_partitioned
    VK_SUBGROUP_FEATURE_PARTITIONED_BIT_NV = VK_SUBGROUP_FEATURE_PARTITIONED_BIT_EXT,
    // Provided by VK_KHR_shader_subgroup_rotate
    VK_SUBGROUP_FEATURE_ROTATE_BIT_KHR = VK_SUBGROUP_FEATURE_ROTATE_BIT,
    // Provided by VK_KHR_shader_subgroup_rotate
    VK_SUBGROUP_FEATURE_ROTATE_CLUSTERED_BIT_KHR =
VK_SUBGROUP_FEATURE_ROTATE_CLUSTERED_BIT,
} VkSubgroupFeatureFlagBits;

```

- **VK_SUBGROUP_FEATURE_BASIC_BIT** specifies the device will accept SPIR-V shader modules containing the **GroupNonUniform** capability.
- **VK_SUBGROUP_FEATURE_VOTE_BIT** specifies the device will accept SPIR-V shader modules containing the **GroupNonUniformVote** capability.
- **VK_SUBGROUP_FEATURE_ARITHMETIC_BIT** specifies the device will accept SPIR-V shader modules containing the **GroupNonUniformArithmetic** capability.
- **VK_SUBGROUP_FEATURE_BALLOT_BIT** specifies the device will accept SPIR-V shader modules containing the **GroupNonUniformBallot** capability.
- **VK_SUBGROUP_FEATURE_SHUFFLE_BIT** specifies the device will accept SPIR-V shader modules containing the **GroupNonUniformShuffle** capability.
- **VK_SUBGROUP_FEATURE_SHUFFLE_RELATIVE_BIT** specifies the device will accept SPIR-V shader modules containing the **GroupNonUniformShuffleRelative** capability.
- **VK_SUBGROUP_FEATURE_CLUSTERED_BIT** specifies the device will accept SPIR-V shader modules containing the **GroupNonUniformClustered** capability.
- **VK_SUBGROUP_FEATURE_QUAD_BIT** specifies the device will accept SPIR-V shader modules containing the **GroupNonUniformQuad** capability.
- **VK_SUBGROUP_FEATURE_PARTITIONED_BIT_EXT** specifies the device will accept SPIR-V shader modules containing the **GroupNonUniformPartitionedEXT** capability.
- **VK_SUBGROUP_FEATURE_ROTATE_BIT** specifies the device will accept SPIR-V shader modules containing the **GroupNonUniformRotateKHR** capability.

- [VK_SUBGROUP_FEATURE_ROTATE_CLUSTERED_BIT](#) specifies the device will accept SPIR-V shader modules that use the [ClusterSize](#) operand to [OpGroupNonUniformRotateKHR](#).

```
// Provided by VK_VERSION_1_1
typedef VkFlags VkSubgroupFeatureFlags;
```

[VkSubgroupFeatureFlags](#) is a bitmask type for setting a mask of zero or more [VkSubgroupFeatureFlagBits](#).

The [VkPhysicalDeviceSubgroupSizeControlProperties](#) structure is defined as:

```
// Provided by VK_VERSION_1_3
typedef struct VkPhysicalDeviceSubgroupSizeControlProperties {
    VkStructureType    sType;
    void*              pNext;
    uint32_t           minSubgroupSize;
    uint32_t           maxSubgroupSize;
    uint32_t           maxComputeWorkgroupSubgroups;
    VkShaderStageFlags requiredSubgroupSizeStages;
} VkPhysicalDeviceSubgroupSizeControlProperties;
```

```
// Provided by VK_EXT_subgroup_size_control
// Equivalent to VkPhysicalDeviceSubgroupSizeControlProperties
typedef VkPhysicalDeviceSubgroupSizeControlProperties
VkPhysicalDeviceSubgroupSizeControlPropertiesEXT;
```

- [sType](#) is a [VkStructureType](#) value identifying this structure.
- [pNext](#) is [NULL](#) or a pointer to a structure extending this structure.
- [minSubgroupSize](#) is the minimum subgroup size supported by this device. [minSubgroupSize](#) is at least one if any of the physical device's queues support [VK_QUEUE_GRAPHICS_BIT](#) or [VK_QUEUE_COMPUTE_BIT](#). [minSubgroupSize](#) is a power-of-two. [minSubgroupSize](#) is less than or equal to [maxSubgroupSize](#). [minSubgroupSize](#) is less than or equal to [subgroupSize](#).
- [maxSubgroupSize](#) is the maximum subgroup size supported by this device. [maxSubgroupSize](#) is at least one if any of the physical device's queues support [VK_QUEUE_GRAPHICS_BIT](#) or [VK_QUEUE_COMPUTE_BIT](#). [maxSubgroupSize](#) is a power-of-two. [maxSubgroupSize](#) is greater than or equal to [minSubgroupSize](#). [maxSubgroupSize](#) is greater than or equal to [subgroupSize](#).
- [maxComputeWorkgroupSubgroups](#) is the maximum number of subgroups supported by the implementation within a workgroup.
- [requiredSubgroupSizeStages](#) is a bitfield of what shader stages support having a required subgroup size specified.

If the [VkPhysicalDeviceSubgroupSizeControlProperties](#) structure is included in the [pNext](#) chain of the [VkPhysicalDeviceProperties2](#) structure passed to [vkGetPhysicalDeviceProperties2](#), it is filled in with each corresponding implementation-dependent property.

If `VkPhysicalDeviceSubgroupProperties::supportedOperations` includes `VK_SUBGROUP_FEATURE_QUAD_BIT`, `minSubgroupSize` must be greater than or equal to 4.

Valid Usage (Implicit)

- `VUID-VkPhysicalDeviceSubgroupSizeControlProperties-sType-sType` must be `VK_STRUCTURE_TYPE_PHYSICAL_DEVICE_SUBGROUP_SIZE_CONTROL_PROPERTIES`

Structure Chaining

Extends the structure

- `VkPhysicalDeviceProperties2`

The `VkPhysicalDeviceBlendOperationAdvancedPropertiesEXT` structure is defined as:

```
// Provided by VK_EXT_blend_operation_advanced
typedef struct VkPhysicalDeviceBlendOperationAdvancedPropertiesEXT {
    VkStructureType    sType;
    void*              pNext;
    uint32_t            advancedBlendMaxColorAttachments;
    VkBool32           advancedBlendIndependentBlend;
    VkBool32           advancedBlendNonPremultipliedSrcColor;
    VkBool32           advancedBlendNonPremultipliedDstColor;
    VkBool32           advancedBlendCorrelatedOverlap;
    VkBool32           advancedBlendAllOperations;
} VkPhysicalDeviceBlendOperationAdvancedPropertiesEXT;
```

- `sType` is a `VkStructureType` value identifying this structure.
- `pNext` is `NULL` or a pointer to a structure extending this structure.
- `advancedBlendMaxColorAttachments` is one greater than the highest color attachment index that can be used in a render pass instance, for a pipeline that uses an advanced blend operation.
- `advancedBlendIndependentBlend` specifies whether advanced blend operations can vary per-attachment.
- `advancedBlendNonPremultipliedSrcColor` specifies whether the source color can be treated as non-premultiplied. If this is `VK_FALSE`, then `VkPipelineColorBlendAdvancedStateCreateInfoEXT::srcPremultiplied` must be `VK_TRUE`.
- `advancedBlendNonPremultipliedDstColor` specifies whether the destination color can be treated as non-premultiplied. If this is `VK_FALSE`, then `VkPipelineColorBlendAdvancedStateCreateInfoEXT::dstPremultiplied` must be `VK_TRUE`.
- `advancedBlendCorrelatedOverlap` specifies whether the overlap mode can be treated as correlated. If this is `VK_FALSE`, then `VkPipelineColorBlendAdvancedStateCreateInfoEXT::blendOverlap` must be `VK_BLEND_OVERLAP_UNCORRELATED_EXT`.

- `advancedBlendAllOperations` specifies whether all advanced blend operation enums are supported. See the valid usage of `VkPipelineColorBlendAttachmentState`.

If the `VkPhysicalDeviceBlendOperationAdvancedPropertiesEXT` structure is included in the `pNext` chain of the `VkPhysicalDeviceProperties2` structure passed to `vkGetPhysicalDeviceProperties2`, it is filled in with each corresponding implementation-dependent property.

Valid Usage (Implicit)

- VUID-VkPhysicalDeviceBlendOperationAdvancedPropertiesEXT-sType-sType `sType` must be `VK_STRUCTURE_TYPE_PHYSICAL_DEVICE_BLEND_OPERATION_ADVANCED_PROPERTIES_EXT`

Structure Chaining

Extends the structure

- `VkPhysicalDeviceProperties2`

The `VkPhysicalDeviceVertexAttributeDivisorPropertiesEXT` structure is defined as:

```
// Provided by VK_EXT_vertex_attribute_divisor
typedef struct VkPhysicalDeviceVertexAttributeDivisorPropertiesEXT {
    VkStructureType    sType;
    void*              pNext;
    uint32_t            maxVertexAttribDivisor;
} VkPhysicalDeviceVertexAttributeDivisorPropertiesEXT;
```

- `sType` is a `VkStructureType` value identifying this structure.
- `pNext` is `NULL` or a pointer to a structure extending this structure.
- `maxVertexAttribDivisor` is the maximum value of the number of instances that will repeat the value of vertex attribute data when instanced rendering is enabled.

If the `VkPhysicalDeviceVertexAttributeDivisorPropertiesEXT` structure is included in the `pNext` chain of the `VkPhysicalDeviceProperties2` structure passed to `vkGetPhysicalDeviceProperties2`, it is filled in with each corresponding implementation-dependent property.

Valid Usage (Implicit)

- VUID-VkPhysicalDeviceVertexAttributeDivisorPropertiesEXT-sType-sType `sType` must be `VK_STRUCTURE_TYPE_PHYSICAL_DEVICE_VERTEX_ATTRIBUTE_DIVISOR_PROPERTIES_EXT`

Structure Chaining

Extends the structure

- [VkPhysicalDeviceProperties2](#)

The [VkPhysicalDeviceVertexAttributeDivisorProperties](#) structure is defined as:

```
// Provided by VK_VERSION_1_4
typedef struct VkPhysicalDeviceVertexAttributeDivisorProperties {
    VkStructureType    sType;
    void*              pNext;
    uint32_t           maxVertexAttribDivisor;
    VkBool32           supportsNonZeroFirstInstance;
} VkPhysicalDeviceVertexAttributeDivisorProperties;
```

```
// Provided by VK_KHR_vertex_attribute_divisor
// Equivalent to VkPhysicalDeviceVertexAttributeDivisorProperties
typedef VkPhysicalDeviceVertexAttributeDivisorProperties
VkPhysicalDeviceVertexAttributeDivisorPropertiesKHR;
```

- [sType](#) is a [VkStructureType](#) value identifying this structure.
- [pNext](#) is [NULL](#) or a pointer to a structure extending this structure.
- [maxVertexAttribDivisor](#) is the maximum value of the number of instances that will repeat the value of vertex attribute data when instanced rendering is enabled.
- [supportsNonZeroFirstInstance](#) specifies whether a non-zero value for the [firstInstance](#) parameter of [drawing commands](#) is supported when [VkVertexInputBindingDivisorDescription::divisor](#) is not 1.

If the [VkPhysicalDeviceVertexAttributeDivisorProperties](#) structure is included in the [pNext](#) chain of the [VkPhysicalDeviceProperties2](#) structure passed to [vkGetPhysicalDeviceProperties2](#), it is filled in with each corresponding implementation-dependent property.

Valid Usage (Implicit)

- VUID-VkPhysicalDeviceVertexAttributeDivisorProperties-sType-sType [sType](#) must be [VK_STRUCTURE_TYPE_PHYSICAL_DEVICE_VERTEX_ATTRIBUTE_DIVISOR_PROPERTIES](#)

Structure Chaining

Extends the structure

- [VkPhysicalDeviceProperties2](#)

The `VkPhysicalDeviceSamplerFilterMinmaxProperties` structure is defined as:

```
// Provided by VK_VERSION_1_2
typedef struct VkPhysicalDeviceSamplerFilterMinmaxProperties {
    VkStructureType    sType;
    void*              pNext;
    VkBool32           filterMinmaxSingleComponentFormats;
    VkBool32           filterMinmaxImageComponentMapping;
} VkPhysicalDeviceSamplerFilterMinmaxProperties;
```

```
// Provided by VK_EXT_sampler_filter_minmax
// Equivalent to VkPhysicalDeviceSamplerFilterMinmaxProperties
typedef VkPhysicalDeviceSamplerFilterMinmaxProperties
VkPhysicalDeviceSamplerFilterMinmaxPropertiesEXT;
```

- `sType` is a `VkStructureType` value identifying this structure.
- `pNext` is `NULL` or a pointer to a structure extending this structure.
- `filterMinmaxSingleComponentFormats` is a boolean value indicating whether a minimum set of required formats support min/max filtering.
- `filterMinmaxImageComponentMapping` is a boolean value indicating whether the implementation supports non-identity component mapping of the image when doing min/max filtering.

If the `VkPhysicalDeviceSamplerFilterMinmaxProperties` structure is included in the `pNext` chain of the `VkPhysicalDeviceProperties2` structure passed to `vkGetPhysicalDeviceProperties2`, it is filled in with each corresponding implementation-dependent property.

If `filterMinmaxSingleComponentFormats` is `VK_TRUE`, the following formats **must** support the `VK_FORMAT_FEATURE_SAMPLED_IMAGE_FILTER_MINMAX_BIT` feature with `VK_IMAGE_TILING_OPTIMAL`, if they support `VK_FORMAT_FEATURE_SAMPLED_IMAGE_BIT`:

- `VK_FORMAT_R8_UNORM`
- `VK_FORMAT_R8_SNORM`
- `VK_FORMAT_R16_UNORM`
- `VK_FORMAT_R16_SNORM`
- `VK_FORMAT_R16_SFLOAT`
- `VK_FORMAT_R32_SFLOAT`
- `VK_FORMAT_D16_UNORM`
- `VK_FORMAT_X8_D24_UNORM_PACK32`
- `VK_FORMAT_D32_SFLOAT`
- `VK_FORMAT_D16_UNORM_S8_UINT`
- `VK_FORMAT_D24_UNORM_S8_UINT`

- [VK_FORMAT_D32_SFLOAT_S8_UINT](#)

If the format is a depth/stencil format, this bit only specifies that the depth aspect (not the stencil aspect) of an image of this format supports min/max filtering, and that min/max filtering of the depth aspect is supported when depth compare is disabled in the sampler.

If `filterMinmaxImageComponentMapping` is [VK_FALSE](#) the component mapping of the image view used with min/max filtering **must** have been created with the `r` component set to the [identity swizzle](#). Only the `r` component of the sampled image value is defined; reading other component values results in poison. If `filterMinmaxImageComponentMapping` is [VK_TRUE](#) this restriction does not apply and image component mapping works as normal.

Valid Usage (Implicit)

- VUID-VkPhysicalDeviceSamplerFilterMinmaxProperties-sType-sType **must** be [VK_STRUCTURE_TYPE_PHYSICAL_DEVICE_SAMPLER_FILTER_MINMAX_PROPERTIES](#)

Structure Chaining

Extends the structure

- [VkPhysicalDeviceProperties2](#)

The `VkPhysicalDeviceProtectedMemoryProperties` structure is defined as:

```
// Provided by VK_VERSION_1_1
typedef struct VkPhysicalDeviceProtectedMemoryProperties {
    VkStructureType    sType;
    void*              pNext;
    VkBool32           protectedNoFault;
} VkPhysicalDeviceProtectedMemoryProperties;
```

- `sType` is a [VkStructureType](#) value identifying this structure.
- `pNext` is `NULL` or a pointer to a structure extending this structure.
- `protectedNoFault` specifies how an implementation behaves when an application attempts to write to unprotected memory in a protected queue operation, read from protected memory in an unprotected queue operation, or perform a query in a protected queue operation. If this limit is [VK_TRUE](#), such writes will be discarded or have undefined values written; reads and queries will return poison. If this limit is [VK_FALSE](#), applications **must** not perform these operations. See [Protected Memory Access Rules](#) for more information.

If the `VkPhysicalDeviceProtectedMemoryProperties` structure is included in the `pNext` chain of the [VkPhysicalDeviceProperties2](#) structure passed to [vkGetPhysicalDeviceProperties2](#), it is filled in with each corresponding implementation-dependent property.

Valid Usage (Implicit)

- `VUID-VkPhysicalDeviceProtectedMemoryProperties-sType-sType` **must** be `VK_STRUCTURE_TYPE_PHYSICAL_DEVICE_PROTECTED_MEMORY_PROPERTIES`

Structure Chaining

Extends the structure

- `VkPhysicalDeviceProperties2`

The `VkPhysicalDeviceMaintenance3Properties` structure is defined as:

```
// Provided by VK_VERSION_1_1
typedef struct VkPhysicalDeviceMaintenance3Properties {
    VkStructureType    sType;
    void*              pNext;
    uint32_t           maxPerSetDescriptors;
    VkDeviceSize       maxMemoryAllocationSize;
} VkPhysicalDeviceMaintenance3Properties;
```

```
// Provided by VK_KHR_maintenance3
// Equivalent to VkPhysicalDeviceMaintenance3Properties
typedef VkPhysicalDeviceMaintenance3Properties
VkPhysicalDeviceMaintenance3PropertiesKHR;
```

- `sType` is a `VkStructureType` value identifying this structure.
- `pNext` is `NULL` or a pointer to a structure extending this structure.
- `maxPerSetDescriptors` is a maximum number of descriptors (summed over all descriptor types) in a single descriptor set that is guaranteed to satisfy any implementation-dependent constraints on the size of a descriptor set itself. Applications **can** query whether a descriptor set that goes beyond this limit is supported using `vkGetDescriptorSetLayoutSupport`.
- `maxMemoryAllocationSize` is the maximum size of a memory allocation that **can** be created, even if there is more space available in the heap. If `VkMemoryAllocateInfo::allocationSize` is larger the error `VK_ERROR_OUT_OF_DEVICE_MEMORY` may be returned.

If the `VkPhysicalDeviceMaintenance3Properties` structure is included in the `pNext` chain of the `VkPhysicalDeviceProperties2` structure passed to `vkGetPhysicalDeviceProperties2`, it is filled in with each corresponding implementation-dependent property.

Valid Usage (Implicit)

- VUID-VkPhysicalDeviceMaintenance3Properties-sType-sType
sType must be [VK_STRUCTURE_TYPE_PHYSICAL_DEVICE_MAINTENANCE_3_PROPERTIES](#)

Structure Chaining

Extends the structure

- [VkPhysicalDeviceProperties2](#)

The [VkPhysicalDeviceMaintenance4Properties](#) structure is defined as:

```
// Provided by VK_VERSION_1_3
typedef struct VkPhysicalDeviceMaintenance4Properties {
    VkStructureType    sType;
    void*              pNext;
    VkDeviceSize        maxBufferSize;
} VkPhysicalDeviceMaintenance4Properties;
```

```
// Provided by VK_KHR_maintenance4
// Equivalent to VkPhysicalDeviceMaintenance4Properties
typedef VkPhysicalDeviceMaintenance4Properties
VkPhysicalDeviceMaintenance4PropertiesKHR;
```

- **sType** is a [VkStructureType](#) value identifying this structure.
- **pNext** is **NULL** or a pointer to a structure extending this structure.
- **maxBufferSize** is the maximum size [VkBuffer](#) that **can** be created.

If the [VkPhysicalDeviceMaintenance4Properties](#) structure is included in the **pNext** chain of the [VkPhysicalDeviceProperties2](#) structure passed to [vkGetPhysicalDeviceProperties2](#), it is filled in with each corresponding implementation-dependent property.

Valid Usage (Implicit)

- VUID-VkPhysicalDeviceMaintenance4Properties-sType-sType
sType must be [VK_STRUCTURE_TYPE_PHYSICAL_DEVICE_MAINTENANCE_4_PROPERTIES](#)

Structure Chaining

Extends the structure

- [VkPhysicalDeviceProperties2](#)

The `VkPhysicalDeviceMaintenance5Properties` structure is defined as:

```
// Provided by VK_VERSION_1_4
typedef struct VkPhysicalDeviceMaintenance5Properties {
    VkStructureType    sType;
    void*              pNext;
    VkBool32           earlyFragmentMultisampleCoverageAfterSampleCounting;
    VkBool32           earlyFragmentSampleMaskTestBeforeSampleCounting;
    VkBool32           depthStencilSwizzleOneSupport;
    VkBool32           polygonModePointSize;
    VkBool32           nonStrictSinglePixelWideLinesUseParallelogram;
    VkBool32           nonStrictWideLinesUseParallelogram;
} VkPhysicalDeviceMaintenance5Properties;
```

```
// Provided by VK_KHR_maintenance5
// Equivalent to VkPhysicalDeviceMaintenance5Properties
typedef VkPhysicalDeviceMaintenance5Properties
VkPhysicalDeviceMaintenance5PropertiesKHR;
```

- `sType` is a `VkStructureType` value identifying this structure.
- `pNext` is `NULL` or a pointer to a structure extending this structure.
- `earlyFragmentMultisampleCoverageAfterSampleCounting` is a boolean value indicating whether the `fragment shading` and `multisample coverage` operations are performed after `sample counting` for `fragment shaders` with `EarlyFragmentTests` execution mode.
- `earlyFragmentSampleMaskTestBeforeSampleCounting` is a boolean value indicating whether the `sample mask test` operation is performed before `sample counting` for `fragment shaders` using the `EarlyFragmentTests` execution mode.
- `depthStencilSwizzleOneSupport` is a boolean indicating that depth/stencil texturing operations with `VK_COMPONENT_SWIZZLE_ONE` have defined behavior.
- `polygonModePointSize` is a boolean value indicating whether the point size of the final rasterization of polygons with `VK_POLYGON_MODE_POINT` is controlled by `PointSize`.
- `nonStrictSinglePixelWideLinesUseParallelogram` is a boolean value indicating whether non-strict lines with a width of 1.0 are rasterized as parallelograms or using Bresenham's algorithm.
- `nonStrictWideLinesUseParallelogram` is a boolean value indicating whether non-strict lines with a width greater than 1.0 are rasterized as parallelograms or using Bresenham's algorithm.

If the `VkPhysicalDeviceMaintenance5Properties` structure is included in the `pNext` chain of the `VkPhysicalDeviceProperties2` structure passed to `vkGetPhysicalDeviceProperties2`, it is filled in with each corresponding implementation-dependent property.

Valid Usage (Implicit)

- VUID-VkPhysicalDeviceMaintenance5Properties-sType-sType

sType must be [VK_STRUCTURE_TYPE_PHYSICAL_DEVICE_MAINTENANCE_5_PROPERTIES](#)

Structure Chaining

Extends the structure

- [VkPhysicalDeviceProperties2](#)

The [VkPhysicalDeviceMaintenance6Properties](#) structure is defined as:

```
// Provided by VK_VERSION_1_4
typedef struct VkPhysicalDeviceMaintenance6Properties {
    VkStructureType    sType;
    void*              pNext;
    VkBool32           blockTexelViewCompatibleMultipleLayers;
    uint32_t           maxCombinedImageSamplerDescriptorCount;
    VkBool32           fragmentShadingRateClampCombinerInputs;
} VkPhysicalDeviceMaintenance6Properties;
```

```
// Provided by VK_KHR_maintenance6
// Equivalent to VkPhysicalDeviceMaintenance6Properties
typedef VkPhysicalDeviceMaintenance6Properties
VkPhysicalDeviceMaintenance6PropertiesKHR;
```

- **sType** is a [VkStructureType](#) value identifying this structure.
- **pNext** is `NULL` or a pointer to a structure extending this structure.
- **blockTexelViewCompatibleMultipleLayers** is a boolean value indicating that an implementation supports creating image views with [VK_IMAGE_CREATE_BLOCK_TEXEL_VIEW_COMPATIBLE_BIT](#) where the **layerCount** member of **subresourceRange** is greater than 1.
- **maxCombinedImageSamplerDescriptorCount** is the maximum number of combined image sampler descriptors that the implementation uses to access any of the [formats that require a sampler Y'C_BC_R conversion](#) supported by the implementation.
- **fragmentShadingRateClampCombinerInputs** is a boolean value indicating that an implementation clamps the inputs to [combiner operations](#).

If the [VkPhysicalDeviceMaintenance6Properties](#) structure is included in the **pNext** chain of the [VkPhysicalDeviceProperties2](#) structure passed to [vkGetPhysicalDeviceProperties2](#), it is filled in with each corresponding implementation-dependent property.

Valid Usage (Implicit)

- VUID-VkPhysicalDeviceMaintenance6Properties-sType-sType

sType must be [VK_STRUCTURE_TYPE_PHYSICAL_DEVICE_MAINTENANCE_6_PROPERTIES](#)

Structure Chaining

Extends the structure

- [VkPhysicalDeviceProperties2](#)

The [VkPhysicalDeviceMaintenance7PropertiesKHR](#) structure is defined as:

```
// Provided by VK_KHR_maintenance7
typedef struct VkPhysicalDeviceMaintenance7PropertiesKHR {
    VkStructureType    sType;
    void*              pNext;
    VkBool32           robustFragmentShadingRateAttachmentAccess;
    VkBool32           separateDepthStencilAttachmentAccess;
    uint32_t           maxDescriptorSetTotalUniformBuffersDynamic;
    uint32_t           maxDescriptorSetTotalStorageBuffersDynamic;
    uint32_t           maxDescriptorSetTotalBuffersDynamic;
    uint32_t           maxDescriptorSetUpdateAfterBindTotalUniformBuffersDynamic;
    uint32_t           maxDescriptorSetUpdateAfterBindTotalStorageBuffersDynamic;
    uint32_t           maxDescriptorSetUpdateAfterBindTotalBuffersDynamic;
} VkPhysicalDeviceMaintenance7PropertiesKHR;
```

- **sType** is a [VkStructureType](#) value identifying this structure.
- **pNext** is `NULL` or a pointer to a structure extending this structure.
- **robustFragmentShadingRateAttachmentAccess** indicates whether the scaled size of a fragment shading rate attachment **can** be less than the size of the render area. If **robustFragmentShadingRateAttachmentAccess** is [VK_FALSE](#), the size of the attachment multiplied by the texel size **must** be greater than or equal to the size of the render area. If it is [VK_TRUE](#) and the fragment shading rate attachment was created with [VkImageSubresourceRange::baseMipLevel](#) equal to 0, the scaled size **can** be smaller than the render area, with missing shading rates defined by [out of bounds behavior](#).
- **separateDepthStencilAttachmentAccess** indicates support for writing to one aspect of a depth/stencil attachment without performing read-modify-write operations on the other aspect. If this property is [VK_TRUE](#), writes to one aspect **must** not result in read-modify-write operations on the other aspect. If [VK_FALSE](#), writes to one aspect **may** result in writes to the other aspect as defined by [render pass load operations](#), [render pass store operations](#) and [render pass resolve operations](#).
- **maxDescriptorSetTotalUniformBuffersDynamic** is the maximum total count of dynamic uniform buffers that **can** be included in a pipeline layout. Descriptors with a type of [VK_DESCRIPTOR_TYPE_UNIFORM_BUFFER_DYNAMIC](#) count against this limit. Only descriptors in descriptor set layouts created without the [VK_DESCRIPTOR_SET_LAYOUT_CREATE_UPDATE_AFTER_BIND_POOL_BIT](#) bit set count against this limit. See [Dynamic Uniform Buffer](#).

- `maxDescriptorSetTotalStorageBuffersDynamic` is the maximum total count of dynamic storage buffers that **can** be included in a pipeline layout. Descriptors with a type of `VK_DESCRIPTOR_TYPE_STORAGE_BUFFER_DYNAMIC` count against this limit. Only descriptors in descriptor set layouts created without the `VK_DESCRIPTOR_SET_LAYOUT_CREATE_UPDATE_AFTER_BIND_POOL_BIT` bit set count against this limit. See [Dynamic Storage Buffer](#).
- `maxDescriptorSetTotalBuffersDynamic` is the maximum total count of dynamic uniform buffers and storage buffers that **can** be included in a pipeline layout. Descriptors with a type of `VK_DESCRIPTOR_TYPE_UNIFORM_BUFFER_DYNAMIC` or `VK_DESCRIPTOR_TYPE_STORAGE_BUFFER_DYNAMIC` count against this limit. Only descriptors in descriptor set layouts created without the `VK_DESCRIPTOR_SET_LAYOUT_CREATE_UPDATE_AFTER_BIND_POOL_BIT` bit set count against this limit.
- `maxDescriptorSetUpdateAfterBindTotalUniformBuffersDynamic` is similar to `maxDescriptorSetTotalUniformBuffersDynamic` but counts descriptors from descriptor sets created with or without the `VK_DESCRIPTOR_SET_LAYOUT_CREATE_UPDATE_AFTER_BIND_POOL_BIT` bit set.
- `maxDescriptorSetUpdateAfterBindTotalStorageBuffersDynamic` is similar to `maxDescriptorSetTotalStorageBuffersDynamic` but counts descriptors from descriptor sets created with or without the `VK_DESCRIPTOR_SET_LAYOUT_CREATE_UPDATE_AFTER_BIND_POOL_BIT` bit set.
- `maxDescriptorSetUpdateAfterBindTotalBuffersDynamic` is similar to `maxDescriptorSetTotalBuffersDynamic` but counts descriptors from descriptor sets created with or without the `VK_DESCRIPTOR_SET_LAYOUT_CREATE_UPDATE_AFTER_BIND_POOL_BIT` bit set. While an application **can** allocate dynamic storage buffer descriptors from a pool created with the `VK_DESCRIPTOR_SET_LAYOUT_CREATE_UPDATE_AFTER_BIND_POOL_BIT`, bindings for these descriptors **must** not be present in any descriptor set layout that includes bindings created with `VK_DESCRIPTOR_BINDING_UPDATE_AFTER_BIND_BIT`.

If the `VkPhysicalDeviceMaintenance7PropertiesKHR` structure is included in the `pNext` chain of the `VkPhysicalDeviceProperties2` structure passed to `vkGetPhysicalDeviceProperties2`, it is filled in with each corresponding implementation-dependent property.

Valid Usage (Implicit)

- `VUID-VkPhysicalDeviceMaintenance7PropertiesKHR-sType-sType` **must** be `VK_STRUCTURE_TYPE_PHYSICAL_DEVICE_MAINTENANCE_7_PROPERTIES_KHR`

Structure Chaining

Extends the structure

- `VkPhysicalDeviceProperties2`

The `VkPhysicalDeviceLayeredApiPropertiesListKHR` structure is defined as:

```
// Provided by VK_KHR_maintenance7
typedef struct VkPhysicalDeviceLayeredApiPropertiesListKHR {
    VkStructureType      sType;
    void*                pNext;
    uint32_t             layeredApiCount;
    VkPhysicalDeviceLayeredApiPropertiesKHR* pLayeredApis;
} VkPhysicalDeviceLayeredApiPropertiesListKHR;
```

- `sType` is a `VkStructureType` value identifying this structure.
- `pNext` is `NULL` or a pointer to a structure extending this structure.
- `layeredApiCount` is an integer related to the number of layered implementations underneath the Vulkan physical device, as described below.
- `pLayeredApis` is a pointer to an array of `VkPhysicalDeviceLayeredApiPropertiesKHR` in which information regarding the layered implementations underneath the Vulkan physical device are returned.

If `pLayeredApis` is `NULL`, then the number of layered implementations that are underneath the top-most Vulkan physical device (i.e. the one returned by `vkGetPhysicalDeviceProperties2`) is returned in `layeredApiCount`. Otherwise, `layeredApiCount` **must** be set by the application to the number of elements in the `pLayeredApis` array, and on return is overwritten with the number of values actually written to `pLayeredApis`. If the value of `layeredApiCount` is less than the number of layered implementations underneath the Vulkan physical device, at most `layeredApiCount` values will be written to `pLayeredApis`. An implementation that is not a layer will return 0 in `layeredApiCount`.

In the presence of multiple layered implementations, each element of `pLayeredApis` corresponds to an API implementation that is implemented on top of the API at the previous index. If there are layered implementations underneath a non-Vulkan implementation, they may not be visible in this query as the corresponding APIs may lack such a query.

If the `VkPhysicalDeviceLayeredApiPropertiesListKHR` structure is included in the `pNext` chain of the `VkPhysicalDeviceProperties2` structure passed to `vkGetPhysicalDeviceProperties2`, it is filled in with each corresponding implementation-dependent property.

Valid Usage (Implicit)

- VUID-VkPhysicalDeviceLayeredApiPropertiesListKHR-sType-sType `sType` **must** be `VK_STRUCTURE_TYPE_PHYSICAL_DEVICE_LAYERED_API_PROPERTIES_LIST_KHR`
- VUID-VkPhysicalDeviceLayeredApiPropertiesListKHR-pLayeredApis-parameter If `layeredApiCount` is not 0, and `pLayeredApis` is not `NULL`, `pLayeredApis` **must** be a valid pointer to an array of `layeredApiCount` `VkPhysicalDeviceLayeredApiPropertiesKHR` structures

Structure Chaining

Extends the structure

- [VkPhysicalDeviceProperties2](#)

The [VkPhysicalDeviceLayeredApiPropertiesKHR](#) structure is defined as:

```
// Provided by VK_KHR_maintenance7
typedef struct VkPhysicalDeviceLayeredApiPropertiesKHR {
    VkStructureType      sType;
    void*                pNext;
    uint32_t             vendorID;
    uint32_t             deviceID;
    VkPhysicalDeviceLayeredApiKHR    layeredAPI;
    char                 deviceName[VK_MAX_PHYSICAL_DEVICE_NAME_SIZE];
} VkPhysicalDeviceLayeredApiPropertiesKHR;
```

- `sType` is a [VkStructureType](#) value identifying this structure.
- `pNext` is `NULL` or a pointer to a structure extending this structure.
- `vendorID` is a unique identifier for the vendor of the layered implementation.
- `deviceID` is a unique identifier for the layered implementation among devices available from the vendor.
- `layeredAPI` is a [VkPhysicalDeviceLayeredApiKHR](#) specifying the API implemented by the layered implementation.
- `deviceName` is an array of `VK_MAX_PHYSICAL_DEVICE_NAME_SIZE` `char` containing a null-terminated UTF-8 string which is the name of the device.

If `layeredAPI` is `VK_PHYSICAL_DEVICE_LAYERED_API_VULKAN_KHR`, additional Vulkan-specific information can be queried by including the [VkPhysicalDeviceLayeredApiVulkanPropertiesKHR](#) structure in the `pNext` chain. Otherwise if such a structure is included in the `pNext` chain, it is ignored.

Valid Usage (Implicit)

- VUID-VkPhysicalDeviceLayeredApiPropertiesKHR-sType-sType `sType` **must** be `VK_STRUCTURE_TYPE_PHYSICAL_DEVICE_LAYERED_API_PROPERTIES_KHR`
- VUID-VkPhysicalDeviceLayeredApiPropertiesKHR-pNext-pNext `pNext` **must** be `NULL` or a pointer to a valid instance of [VkPhysicalDeviceLayeredApiVulkanPropertiesKHR](#)
- VUID-VkPhysicalDeviceLayeredApiPropertiesKHR-sType-unique The `sType` value of each structure in the `pNext` chain **must** be unique

The list of possible API implementations of a layered implementation underneath the Vulkan physical device, as returned in `VkPhysicalDeviceLayeredApiPropertiesKHR::layeredAPI`, are:

```
// Provided by VK_KHR_maintenance7
typedef enum VkPhysicalDeviceLayeredApiKHR {
    VK_PHYSICAL_DEVICE_LAYERED_API_VULKAN_KHR = 0,
    VK_PHYSICAL_DEVICE_LAYERED_API_D3D12_KHR = 1,
    VK_PHYSICAL_DEVICE_LAYERED_API_METAL_KHR = 2,
    VK_PHYSICAL_DEVICE_LAYERED_API_OPENGL_KHR = 3,
    VK_PHYSICAL_DEVICE_LAYERED_API_OPENGL_ES_KHR = 4,
} VkPhysicalDeviceLayeredApiKHR;
```

- `VK_PHYSICAL_DEVICE_LAYERED_API_VULKAN_KHR` - the device implements the Vulkan API.
- `VK_PHYSICAL_DEVICE_LAYERED_API_D3D12_KHR` - the device implements the D3D12 API.
- `VK_PHYSICAL_DEVICE_LAYERED_API_METAL_KHR` - the device implements the Metal API.
- `VK_PHYSICAL_DEVICE_LAYERED_API_OPENGL_KHR` - the device implements the OpenGL API.
- `VK_PHYSICAL_DEVICE_LAYERED_API_OPENGL_ES_KHR` - the device implements the OpenGL ES API.

The `VkPhysicalDeviceLayeredApiVulkanPropertiesKHR` structure is defined as:

```
// Provided by VK_KHR_maintenance7
typedef struct VkPhysicalDeviceLayeredApiVulkanPropertiesKHR {
    VkStructureType      sType;
    void*                pNext;
    VkPhysicalDeviceProperties2 properties;
} VkPhysicalDeviceLayeredApiVulkanPropertiesKHR;
```

- `sType` is a `VkStructureType` value identifying this structure.
- `pNext` is `NULL` or a pointer to a structure extending this structure.
- `properties` is a `VkPhysicalDeviceProperties2` in which properties of the underlying layered Vulkan implementation are returned.

The implementation **must** zero-fill the contents of `properties.properties.limits` and `properties.properties.sparseProperties`.

Valid Usage

- VUID-VkPhysicalDeviceLayeredApiVulkanPropertiesKHR-pNext-10011
Only `VkPhysicalDeviceDriverProperties` and `VkPhysicalDeviceIDProperties` are allowed in the `pNext` chain of `properties`

Valid Usage (Implicit)

- VUID-VkPhysicalDeviceLayeredApiVulkanPropertiesKHR-sType-sType must be VK_STRUCTURE_TYPE_PHYSICAL_DEVICE_LAYERED_API_VULKAN_PROPERTIES_KHR

Structure Chaining

Extends the structure

- [VkPhysicalDeviceLayeredApiPropertiesKHR](#)

The [VkPhysicalDeviceMaintenance9PropertiesKHR](#) structure is defined as:

```
// Provided by VK_KHR_maintenance9
typedef struct VkPhysicalDeviceMaintenance9PropertiesKHR {
    VkStructureType    sType;
    void*              pNext;
    VkBool32           image2DViewOf3DSparse;
    VkDefaultVertexAttributeValueKHR defaultVertexAttributeValue;
} VkPhysicalDeviceMaintenance9PropertiesKHR;
```

- [sType](#) is a [VkStructureType](#) value identifying this structure.
- [pNext](#) is `NULL` or a pointer to a structure extending this structure.
- If the [image2DViewOf3D](#) feature is enabled, [image2DViewOf3DSparse](#) indicates whether the implementation supports binding a slice of a sparse 3D image to a 2D image view.
- [defaultVertexAttributeValue](#) is a [VkDefaultVertexAttributeValueKHR](#) that indicates what value the implementation will return when the vertex shader reads unbound vertex attributes. Unbound attributes are those that have no corresponding [VkVertexInputAttributeDescription::location](#) defined in the bound graphics pipeline or no corresponding [VkVertexInputAttributeDescription2EXT::location](#) set by the most recent call to [vkCmdSetVertexInputEXT](#) when the state is dynamic .

If the [VkPhysicalDeviceMaintenance9PropertiesKHR](#) structure is included in the [pNext](#) chain of the [VkPhysicalDeviceProperties2](#) structure passed to [vkGetPhysicalDeviceProperties2](#), it is filled in with each corresponding implementation-dependent property.

Valid Usage (Implicit)

- VUID-VkPhysicalDeviceMaintenance9PropertiesKHR-sType-sType must be VK_STRUCTURE_TYPE_PHYSICAL_DEVICE_MAINTENANCE_9_PROPERTIES_KHR

Structure Chaining

Extends the structure

- [VkPhysicalDeviceProperties2](#)

The possible values returned by the implementation when the vertex shader reads an unbound vertex attribute are:

```
// Provided by VK_KHR_maintenance9
typedef enum VkDefaultVertexAttributeValueKHR {
    VK_DEFAULT_VERTEX_ATTRIBUTE_VALUE_ZERO_ZERO_ZERO_ZERO_KHR = 0,
    VK_DEFAULT_VERTEX_ATTRIBUTE_VALUE_ZERO_ZERO_ZERO_ONE_KHR = 1,
} VkDefaultVertexAttributeValueKHR;
```

- [VK_DEFAULT_VERTEX_ATTRIBUTE_VALUE_ZERO_ZERO_ZERO_ZERO_KHR](#) - the value read for an unbound vertex attribute is (0,0,0,0).
- [VK_DEFAULT_VERTEX_ATTRIBUTE_VALUE_ZERO_ZERO_ZERO_ONE_KHR](#) - the value read for an unbound vertex attribute is (0,0,0,1).

The [VkPhysicalDeviceMaintenance10PropertiesKHR](#) structure is defined as:

```
// Provided by VK_KHR_maintenance10
typedef struct VkPhysicalDeviceMaintenance10PropertiesKHR {
    VkStructureType    sType;
    void*              pNext;
    VkBool32           rgba40paqueBlackSwizzled;
    VkBool32           resolveSrgbFormatAppliesTransferFunction;
    VkBool32           resolveSrgbFormatSupportsTransferFunctionControl;
} VkPhysicalDeviceMaintenance10PropertiesKHR;
```

- [sType](#) is a [VkStructureType](#) value identifying this structure.
- [pNext](#) is [NULL](#) or a pointer to a structure extending this structure.
- [rgba40paqueBlackSwizzled](#) indicates whether correct swizzling is applied to the opaque black border color when using either the [VK_FORMAT_B4G4R4A4_UNORM_PACK16](#) or [VK_FORMAT_R4G4B4A4_UNORM_PACK16](#) format. If it is [VK_TRUE](#), the implementation will correctly produce an opaque black border color with these formats. If it is [VK_FALSE](#), the implementation **may** swap the first channel with the alpha channel for the border color when sampling.
- [resolveSrgbFormatAppliesTransferFunction](#) indicates whether resolving a multi-sampled sRGB format to single-sampled sRGB by a weighted average converts the samples to linear before averaging. This applies to both attachment resolves in a render pass and standalone resolve commands. If [VK_TRUE](#), implementation always converts to linear before averaging unless overridden. If [VK_FALSE](#), implementation never converts to linear before averaging unless overridden.

- `resolveSrgbFormatSupportsTransferFunctionControl` indicates whether the implementation supports overriding the default behavior in `resolveSrgbFormatAppliesTransferFunction` in render passes and `vkCmdResolveImage2`.

Implementations supporting `maintenance10` **should** set `resolveSrgbFormatAppliesTransferFunction` to `VK_TRUE`.

If the `VkPhysicalDeviceMaintenance10PropertiesKHR` structure is included in the `pNext` chain of the `VkPhysicalDeviceProperties2` structure passed to `vkGetPhysicalDeviceProperties2`, it is filled in with each corresponding implementation-dependent property.

Valid Usage (Implicit)

- VUID-VkPhysicalDeviceMaintenance10PropertiesKHR-sType-sType **must** be `VK_STRUCTURE_TYPE_PHYSICAL_DEVICE_MAINTENANCE_10_PROPERTIES_KHR`

Structure Chaining

Extends the structure

- `VkPhysicalDeviceProperties2`

The `VkPhysicalDeviceMeshShaderPropertiesNV` structure is defined as:

```
// Provided by VK_NV_mesh_shader
typedef struct VkPhysicalDeviceMeshShaderPropertiesNV {
    VkStructureType    sType;
    void*              pNext;
    uint32_t           maxDrawMeshTasksCount;
    uint32_t           maxTaskWorkGroupInvocations;
    uint32_t           maxTaskWorkGroupSize[3];
    uint32_t           maxTaskTotalMemorySize;
    uint32_t           maxTaskOutputCount;
    uint32_t           maxMeshWorkGroupInvocations;
    uint32_t           maxMeshWorkGroupSize[3];
    uint32_t           maxMeshTotalMemorySize;
    uint32_t           maxMeshOutputVertices;
    uint32_t           maxMeshOutputPrimitives;
    uint32_t           maxMeshMultiviewViewCount;
    uint32_t           meshOutputPerVertexGranularity;
    uint32_t           meshOutputPerPrimitiveGranularity;
} VkPhysicalDeviceMeshShaderPropertiesNV;
```

- `sType` is a `VkStructureType` value identifying this structure.
- `pNext` is `NULL` or a pointer to a structure extending this structure.

- `maxDrawMeshTasksCount` is the maximum number of local workgroups that **can** be launched by a single draw mesh tasks command. See [Programmable Mesh Shading](#).
- `maxTaskWorkGroupInvocations` is the maximum total number of task shader invocations in a single local workgroup. The product of the X, Y, and Z sizes, as specified by the `LocalSize` or `LocalSizeId` execution mode in shader modules or by the object decorated by the `WorkgroupSize` decoration, **must** be less than or equal to this limit.
- `maxTaskWorkGroupSize[3]` is the maximum size of a local task workgroup. These three values represent the maximum local workgroup size in the X, Y, and Z dimensions, respectively. The `x`, `y`, and `z` sizes, as specified by the `LocalSize` or `LocalSizeId` execution mode or by the object decorated by the `WorkgroupSize` decoration in shader modules, **must** be less than or equal to the corresponding limit.
- `maxTaskTotalMemorySize` is the maximum number of bytes that the task shader can use in total for shared and output memory combined.
- `maxTaskOutputCount` is the maximum number of output tasks a single task shader workgroup can emit.
- `maxMeshWorkGroupInvocations` is the maximum total number of mesh shader invocations in a single local workgroup. The product of the X, Y, and Z sizes, as specified by the `LocalSize` or `LocalSizeId` execution mode in shader modules or by the object decorated by the `WorkgroupSize` decoration, **must** be less than or equal to this limit.
- `maxMeshWorkGroupSize[3]` is the maximum size of a local mesh workgroup. These three values represent the maximum local workgroup size in the X, Y, and Z dimensions, respectively. The `x`, `y`, and `z` sizes, as specified by the `LocalSize` or `LocalSizeId` execution mode or by the object decorated by the `WorkgroupSize` decoration in shader modules, **must** be less than or equal to the corresponding limit.
- `maxMeshTotalMemorySize` is the maximum number of bytes that the mesh shader can use in total for shared and output memory combined.
- `maxMeshOutputVertices` is the maximum number of vertices a mesh shader output can store.
- `maxMeshOutputPrimitives` is the maximum number of primitives a mesh shader output can store.
- `maxMeshMultiviewViewCount` is the maximum number of multiview views a mesh shader can use.
- `meshOutputPerVertexGranularity` is the granularity with which mesh vertex outputs are allocated. The value can be used to compute the memory size used by the mesh shader, which **must** be less than or equal to `maxMeshTotalMemorySize`.
- `meshOutputPerPrimitiveGranularity` is the granularity with which mesh outputs qualified as per-primitive are allocated. The value can be used to compute the memory size used by the mesh shader, which **must** be less than or equal to `maxMeshTotalMemorySize`.

If the `VkPhysicalDeviceMeshShaderPropertiesNV` structure is included in the `pNext` chain of the `VkPhysicalDeviceProperties2` structure passed to `vkGetPhysicalDeviceProperties2`, it is filled in with each corresponding implementation-dependent property.

Valid Usage (Implicit)

- `VUID-VkPhysicalDeviceMeshShaderPropertiesNV-sType-sType`

`sType` must be
`VK_STRUCTURE_TYPE_PHYSICAL_DEVICE_MESH_SHADER_PROPERTIES_NV`

Structure Chaining

Extends the structure

- [VkPhysicalDeviceProperties2](#)

The `VkPhysicalDeviceMeshShaderPropertiesEXT` structure is defined as:

```
// Provided by VK_EXT_mesh_shader
typedef struct VkPhysicalDeviceMeshShaderPropertiesEXT {
    VkStructureType    sType;
    void*              pNext;
    uint32_t            maxTaskWorkGroupTotalCount;
    uint32_t            maxTaskWorkGroupCount[3];
    uint32_t            maxTaskWorkGroupInvocations;
    uint32_t            maxTaskWorkGroupSize[3];
    uint32_t            maxTaskPayloadSize;
    uint32_t            maxTaskSharedMemorySize;
    uint32_t            maxTaskPayloadAndSharedMemorySize;
    uint32_t            maxMeshWorkGroupTotalCount;
    uint32_t            maxMeshWorkGroupCount[3];
    uint32_t            maxMeshWorkGroupInvocations;
    uint32_t            maxMeshWorkGroupSize[3];
    uint32_t            maxMeshSharedMemorySize;
    uint32_t            maxMeshPayloadAndSharedMemorySize;
    uint32_t            maxMeshOutputMemorySize;
    uint32_t            maxMeshPayloadAndOutputMemorySize;
    uint32_t            maxMeshOutputComponents;
    uint32_t            maxMeshOutputVertices;
    uint32_t            maxMeshOutputPrimitives;
    uint32_t            maxMeshOutputLayers;
    uint32_t            maxMeshMultiviewViewCount;
    uint32_t            meshOutputPerVertexGranularity;
    uint32_t            meshOutputPerPrimitiveGranularity;
    uint32_t            maxPreferredTaskWorkGroupInvocations;
    uint32_t            maxPreferredMeshWorkGroupInvocations;
    VkBool32            prefersLocalInvocationVertexOutput;
    VkBool32            prefersLocalInvocationPrimitiveOutput;
    VkBool32            prefersCompactVertexOutput;
    VkBool32            prefersCompactPrimitiveOutput;
} VkPhysicalDeviceMeshShaderPropertiesEXT;
```

The members of the `VkPhysicalDeviceMeshShaderPropertiesEXT` structure describe the following implementation-dependent limits:

- `sType` is a `VkStructureType` value identifying this structure.
- `pNext` is `NULL` or a pointer to a structure extending this structure.
- `maxTaskWorkGroupTotalCount` is the maximum number of local workgroups that **can** be launched for a task shader by a `mesh tasks drawing command`.
- `maxTaskWorkGroupCount`[3] is the maximum number of local workgroups that **can** be launched for a task shader in each dimension by a `mesh tasks drawing command`. These three values represent the maximum number of local workgroups for the X, Y, and Z dimensions, respectively. The workgroup count parameters to the drawing commands **must** be less than or equal to the corresponding limit. The product of these dimensions **must** be less than or equal to `maxTaskWorkGroupTotalCount`.
- `maxTaskWorkGroupInvocations` is the maximum total number of task shader invocations in a single local workgroup. The product of the X, Y, and Z sizes, as specified by the `LocalSize` or `LocalSizeId` execution mode in shader modules or by the object decorated by the `WorkgroupSize` decoration, **must** be less than or equal to this limit.
- `maxTaskWorkGroupSize`[3] is the maximum size of a local workgroup for a task shader in each dimension. These three values represent the maximum local workgroup size in the X, Y, and Z dimensions, respectively. The `x`, `y`, and `z` sizes, as specified by the `LocalSize` or `LocalSizeId` execution mode or by the object decorated by the `WorkgroupSize` decoration in shader modules, **must** be less than or equal to the corresponding limit.
- `maxTaskPayloadSize` is the maximum total storage size, in bytes, available for variables declared with the `TaskPayloadWorkgroupEXT` storage class in shader modules in the task shader stage.
- `maxTaskSharedMemorySize` is the maximum total storage size, in bytes, available for variables declared with the `Workgroup` storage class in shader modules in the task shader stage.
- `maxTaskPayloadAndSharedMemorySize` is the maximum total storage size, in bytes, available for variables that are declared with the `TaskPayloadWorkgroupEXT` or `Workgroup` storage class, in shader modules in the task shader stage.
- `maxMeshWorkGroupTotalCount` is the maximum number of local workgroups that **can** be launched for a mesh shader, either directly by a `mesh tasks drawing command`, or emitted by a single task shader workgroup.
- `maxMeshWorkGroupCount`[3] is the maximum number of local workgroups that **can** be launched for a mesh shader in each dimension, either directly by a `mesh tasks drawing command`, or emitted by a single task shader workgroup. These three values represent the maximum number of local output tasks for the X, Y, and Z dimensions, respectively. The workgroup count parameters to the `OpEmitMeshTasksEXT` **must** be less than or equal to the corresponding limit. The product of these dimensions **must** be less than or equal to `maxMeshWorkGroupTotalCount`.
- `maxMeshWorkGroupInvocations` is the maximum total number of mesh shader invocations in a single local workgroup. The product of the X, Y, and Z sizes, as specified by the `LocalSize` or `LocalSizeId` execution mode in shader modules or by the object decorated by the `WorkgroupSize` decoration, **must** be less than or equal to this limit.
- `maxMeshWorkGroupSize`[3] is the maximum size of a local workgroup for a mesh shader in each dimension. These three values represent the maximum local workgroup size in the X, Y, and Z dimensions, respectively. The `x`, `y`, and `z` sizes, as specified by the `LocalSize` or `LocalSizeId` execution mode or by the object decorated by the `WorkgroupSize` decoration in shader modules,

must be less than or equal to the corresponding limit.

- **maxMeshSharedMemorySize** is the maximum total storage size, in bytes, available for variables declared with the **Workgroup** storage class in shader modules in the mesh shader stage.
- **maxMeshPayloadAndSharedMemorySize** is the maximum total storage size, in bytes, available for variables that are declared with the **TaskPayloadWorkgroupEXT** or **Workgroup** storage class in shader modules in the mesh shader stage.
- **maxMeshOutputMemorySize** is the maximum total storage size, in bytes, available for output variables in shader modules in the mesh shader stage, according to the formula in [Mesh Shader Output](#).
- **maxMeshPayloadAndOutputMemorySize** is the maximum total storage size, in bytes, available for variables that are declared with the **TaskPayloadWorkgroupEXT** storage class, or output variables in shader modules in the mesh shader stage, according to the formula in [Mesh Shader Output](#).
- **maxMeshOutputComponents** is the maximum number of components of output variables which **can** be output from the mesh shader stage.
- **maxMeshOutputVertices** is the maximum number of vertices which **can** be emitted by a single mesh shader workgroup.
- **maxMeshOutputPrimitives** is the maximum number of primitives which **can** be emitted by a single mesh shader workgroup.
- **maxMeshOutputLayers** is one greater than the maximum layer index that **can** be output from the mesh shader stage.
- **maxMeshMultiviewViewCount** is one greater than the maximum view index that **can** be used by any mesh shader.
- **meshOutputPerVertexGranularity** is the granularity of vertex allocation. The number of output vertices allocated for the mesh shader stage is padded to a multiple of this number. The value can be used to calculate the required storage size for output variables in shader modules in the mesh shader stage, which **must** be less than or equal to **maxMeshOutputMemorySize**.
- **meshOutputPerPrimitiveGranularity** is the granularity of primitive allocation. The number of output primitives allocated for the mesh shader stage is padded to a multiple of this number. The value can be used to calculate the required storage size for output variables in shader modules in the mesh shader stage, which **must** be less than or equal to **maxMeshOutputMemorySize**.
- **maxPreferredTaskWorkGroupInvocations** is the maximum number of task shader invocations in a single workgroup that is preferred by the implementation for optimal performance. The value is guaranteed to be a multiple of a supported subgroup size for the task shader stage.
- **maxPreferredMeshWorkGroupInvocations** is the maximum number of mesh shader invocations in a single workgroup that is preferred by the implementation for optimal performance. The value is guaranteed to be a multiple of a supported subgroup size for the mesh shader stage.
- **prefersLocalInvocationVertexOutput** specifies whether writes to the vertex output array in a mesh shader yield best performance when the array index matches **LocalInvocationIndex**.
- **prefersLocalInvocationPrimitiveOutput** specifies whether writes to the primitive output array in a mesh shader yield best performance when the array index matches **LocalInvocationIndex**.
- **prefersCompactVertexOutput** specifies whether output vertices should be compacted after custom

culling in the mesh shader for best performance, otherwise keeping the vertices at their original location may be better.

- `prefersCompactPrimitiveOutput` specifies whether output primitives should be compacted after custom culling in the mesh shader for best performance, otherwise the use of `CullPrimitiveEXT` may be better.

If the `VkPhysicalDeviceMeshShaderPropertiesEXT` structure is included in the `pNext` chain of `VkPhysicalDeviceProperties2`, it is filled with the implementation-dependent limits.

Valid Usage (Implicit)

- VUID-VkPhysicalDeviceMeshShaderPropertiesEXT-sType-sType `sType` must be `VK_STRUCTURE_TYPE_PHYSICAL_DEVICE_MESH_SHADER_PROPERTIES_EXT`

Structure Chaining

Extends the structure

- `VkPhysicalDeviceProperties2`

The `VkPhysicalDeviceDescriptorIndexingProperties` structure is defined as:


```
// Provided by VK_VERSION_1_2
typedef struct VkPhysicalDeviceDescriptorIndexingProperties {
    VkStructureType    sType;
    void*              pNext;
    uint32_t           maxUpdateAfterBindDescriptorsInAllPools;
    VkBool32           shaderUniformBufferArrayNonUniformIndexingNative;
    VkBool32           shaderSampledImageArrayNonUniformIndexingNative;
    VkBool32           shaderStorageBufferArrayNonUniformIndexingNative;
    VkBool32           shaderStorageImageArrayNonUniformIndexingNative;
    VkBool32           shaderInputAttachmentArrayNonUniformIndexingNative;
    VkBool32           robustBufferAccessUpdateAfterBind;
    VkBool32           quadDivergentImplicitLod;
    uint32_t           maxPerStageDescriptorUpdateAfterBindSamplers;
    uint32_t           maxPerStageDescriptorUpdateAfterBindUniformBuffers;
    uint32_t           maxPerStageDescriptorUpdateAfterBindStorageBuffers;
    uint32_t           maxPerStageDescriptorUpdateAfterBindSampledImages;
    uint32_t           maxPerStageDescriptorUpdateAfterBindStorageImages;
    uint32_t           maxPerStageDescriptorUpdateAfterBindInputAttachments;
    uint32_t           maxPerStageUpdateAfterBindResources;
    uint32_t           maxDescriptorSetUpdateAfterBindSamplers;
    uint32_t           maxDescriptorSetUpdateAfterBindUniformBuffers;
    uint32_t           maxDescriptorSetUpdateAfterBindUniformBuffersDynamic;
    uint32_t           maxDescriptorSetUpdateAfterBindStorageBuffers;
    uint32_t           maxDescriptorSetUpdateAfterBindStorageBuffersDynamic;
    uint32_t           maxDescriptorSetUpdateAfterBindSampledImages;
    uint32_t           maxDescriptorSetUpdateAfterBindStorageImages;
    uint32_t           maxDescriptorSetUpdateAfterBindInputAttachments;
} VkPhysicalDeviceDescriptorIndexingProperties;
```

```
// Provided by VK_EXT_descriptor_indexing
// Equivalent to VkPhysicalDeviceDescriptorIndexingProperties
typedef VkPhysicalDeviceDescriptorIndexingProperties
VkPhysicalDeviceDescriptorIndexingPropertiesEXT;
```

- **sType** is a **VkStructureType** value identifying this structure.
- **pNext** is **NULL** or a pointer to a structure extending this structure.
- **maxUpdateAfterBindDescriptorsInAllPools** is the maximum number of descriptors (summed over all descriptor types) that **can** be created across all pools that are created with the **VK_DESCRIPTOR_POOL_CREATE_UPDATE_AFTER_BIND_BIT** bit set. Pool creation **may** fail when this limit is exceeded, or when the space this limit represents is unable to satisfy a pool creation due to fragmentation.
- **shaderUniformBufferArrayNonUniformIndexingNative** is a boolean value indicating whether uniform buffer descriptors natively support non-uniform indexing. If this is **VK_FALSE**, then a single dynamic instance of an instruction that non-uniformly indexes an array of uniform buffers **may** execute multiple times in order to access all the descriptors.

- `shaderSampledImageArrayNonUniformIndexingNative` is a boolean value indicating whether sampler and image descriptors natively support non-uniform indexing. If this is `VK_FALSE`, then a single dynamic instance of an instruction that non-uniformly indexes an array of samplers or images **may** execute multiple times in order to access all the descriptors.
- `shaderStorageBufferArrayNonUniformIndexingNative` is a boolean value indicating whether storage buffer descriptors natively support non-uniform indexing. If this is `VK_FALSE`, then a single dynamic instance of an instruction that non-uniformly indexes an array of storage buffers **may** execute multiple times in order to access all the descriptors.
- `shaderStorageImageArrayNonUniformIndexingNative` is a boolean value indicating whether storage image descriptors natively support non-uniform indexing. If this is `VK_FALSE`, then a single dynamic instance of an instruction that non-uniformly indexes an array of storage images **may** execute multiple times in order to access all the descriptors.
- `shaderInputAttachmentArrayNonUniformIndexingNative` is a boolean value indicating whether input attachment descriptors natively support non-uniform indexing. If this is `VK_FALSE`, then a single dynamic instance of an instruction that non-uniformly indexes an array of input attachments **may** execute multiple times in order to access all the descriptors.
- `robustBufferAccessUpdateAfterBind` is a boolean value indicating whether `robustBufferAccess` **can** be enabled on a device simultaneously with `descriptorBindingUniformBufferUpdateAfterBind`, `descriptorBindingStorageBufferUpdateAfterBind`, `descriptorBindingUniformTexelBufferUpdateAfterBind`, and/or `descriptorBindingStorageTexelBufferUpdateAfterBind`. If this is `VK_FALSE`, then either `robustBufferAccess` **must** be disabled or all of these update-after-bind features **must** be disabled. Similarly, if this property is `VK_FALSE`, robustness **must** not be enabled through the `VkPipelineRobustnessCreateInfo` mechanism.
- `quadDivergentImplicitLod` is a boolean value indicating whether implicit LOD calculations for image operations have well-defined results when the image and/or sampler objects used for the instruction are not uniform within a quad. See [Derivative Image Operations](#).
- `maxPerStageDescriptorUpdateAfterBindSamplers` is similar to `maxPerStageDescriptorSamplers` but counts descriptors from descriptor sets created with or without the `VK_DESCRIPTOR_SET_LAYOUT_CREATE_UPDATE_AFTER_BIND_POOL_BIT` bit set.
- `maxPerStageDescriptorUpdateAfterBindUniformBuffers` is similar to `maxPerStageDescriptorUniformBuffers` but counts descriptors from descriptor sets created with or without the `VK_DESCRIPTOR_SET_LAYOUT_CREATE_UPDATE_AFTER_BIND_POOL_BIT` bit set.
- `maxPerStageDescriptorUpdateAfterBindStorageBuffers` is similar to `maxPerStageDescriptorStorageBuffers` but counts descriptors from descriptor sets created with or without the `VK_DESCRIPTOR_SET_LAYOUT_CREATE_UPDATE_AFTER_BIND_POOL_BIT` bit set.
- `maxPerStageDescriptorUpdateAfterBindSampledImages` is similar to `maxPerStageDescriptorSampledImages` but counts descriptors from descriptor sets created with or without the `VK_DESCRIPTOR_SET_LAYOUT_CREATE_UPDATE_AFTER_BIND_POOL_BIT` bit set.
- `maxPerStageDescriptorUpdateAfterBindStorageImages` is similar to `maxPerStageDescriptorStorageImages` but counts descriptors from descriptor sets created with or without the `VK_DESCRIPTOR_SET_LAYOUT_CREATE_UPDATE_AFTER_BIND_POOL_BIT` bit set.
- `maxPerStageDescriptorUpdateAfterBindInputAttachments` is similar to

`maxPerStageDescriptorInputAttachments` but counts descriptors from descriptor sets created with or without the `VK_DESCRIPTOR_SET_LAYOUT_CREATE_UPDATE_AFTER_BIND_POOL_BIT` bit set.

- `maxPerStageUpdateAfterBindResources` is similar to `maxPerStageResources` but counts descriptors from descriptor sets created with or without the `VK_DESCRIPTOR_SET_LAYOUT_CREATE_UPDATE_AFTER_BIND_POOL_BIT` bit set.
- `maxDescriptorSetUpdateAfterBindSamplers` is similar to `maxDescriptorSetSamplers` but counts descriptors from descriptor sets created with or without the `VK_DESCRIPTOR_SET_LAYOUT_CREATE_UPDATE_AFTER_BIND_POOL_BIT` bit set.
- `maxDescriptorSetUpdateAfterBindUniformBuffers` is similar to `maxDescriptorSetUniformBuffers` but counts descriptors from descriptor sets created with or without the `VK_DESCRIPTOR_SET_LAYOUT_CREATE_UPDATE_AFTER_BIND_POOL_BIT` bit set.
- `maxDescriptorSetUpdateAfterBindUniformBuffersDynamic` is similar to `maxDescriptorSetUniformBuffersDynamic` but counts descriptors from descriptor sets created with or without the `VK_DESCRIPTOR_SET_LAYOUT_CREATE_UPDATE_AFTER_BIND_POOL_BIT` bit set. While an application **can** allocate dynamic uniform buffer descriptors from a pool created with the `VK_DESCRIPTOR_SET_LAYOUT_CREATE_UPDATE_AFTER_BIND_POOL_BIT`, bindings for these descriptors **must** not be present in any descriptor set layout that includes bindings created with `VK_DESCRIPTOR_BINDING_UPDATE_AFTER_BIND_BIT`.
- `maxDescriptorSetUpdateAfterBindStorageBuffers` is similar to `maxDescriptorSetStorageBuffers` but counts descriptors from descriptor sets created with or without the `VK_DESCRIPTOR_SET_LAYOUT_CREATE_UPDATE_AFTER_BIND_POOL_BIT` bit set.
- `maxDescriptorSetUpdateAfterBindStorageBuffersDynamic` is similar to `maxDescriptorSetStorageBuffersDynamic` but counts descriptors from descriptor sets created with or without the `VK_DESCRIPTOR_SET_LAYOUT_CREATE_UPDATE_AFTER_BIND_POOL_BIT` bit set. While an application **can** allocate dynamic storage buffer descriptors from a pool created with the `VK_DESCRIPTOR_SET_LAYOUT_CREATE_UPDATE_AFTER_BIND_POOL_BIT`, bindings for these descriptors **must** not be present in any descriptor set layout that includes bindings created with `VK_DESCRIPTOR_BINDING_UPDATE_AFTER_BIND_BIT`.
- `maxDescriptorSetUpdateAfterBindSampledImages` is similar to `maxDescriptorSetSampledImages` but counts descriptors from descriptor sets created with or without the `VK_DESCRIPTOR_SET_LAYOUT_CREATE_UPDATE_AFTER_BIND_POOL_BIT` bit set.
- `maxDescriptorSetUpdateAfterBindStorageImages` is similar to `maxDescriptorSetStorageImages` but counts descriptors from descriptor sets created with or without the `VK_DESCRIPTOR_SET_LAYOUT_CREATE_UPDATE_AFTER_BIND_POOL_BIT` bit set.
- `maxDescriptorSetUpdateAfterBindInputAttachments` is similar to `maxDescriptorSetInputAttachments` but counts descriptors from descriptor sets created with or without the `VK_DESCRIPTOR_SET_LAYOUT_CREATE_UPDATE_AFTER_BIND_POOL_BIT` bit set.

If the `VkPhysicalDeviceDescriptorIndexingProperties` structure is included in the `pNext` chain of the `VkPhysicalDeviceProperties2` structure passed to `vkGetPhysicalDeviceProperties2`, it is filled in with each corresponding implementation-dependent property.

Valid Usage (Implicit)

- VUID-VkPhysicalDeviceDescriptorIndexingProperties-sType-sType must be VK_STRUCTURE_TYPE_PHYSICAL_DEVICE_DESCRIPTOR_INDEXING_PROPERTIES

Structure Chaining

Extends the structure

- [VkPhysicalDeviceProperties2](#)

The [VkPhysicalDeviceInlineUniformBlockProperties](#) structure is defined as:

```
// Provided by VK_VERSION_1_3
typedef struct VkPhysicalDeviceInlineUniformBlockProperties {
    VkStructureType    sType;
    void*              pNext;
    uint32_t           maxInlineUniformBlockSize;
    uint32_t           maxPerStageDescriptorInlineUniformBlocks;
    uint32_t           maxPerStageDescriptorUpdateAfterBindInlineUniformBlocks;
    uint32_t           maxDescriptorSetInlineUniformBlocks;
    uint32_t           maxDescriptorSetUpdateAfterBindInlineUniformBlocks;
} VkPhysicalDeviceInlineUniformBlockProperties;
```

```
// Provided by VK_EXT_inline_uniform_block
// Equivalent to VkPhysicalDeviceInlineUniformBlockProperties
typedef VkPhysicalDeviceInlineUniformBlockProperties
VkPhysicalDeviceInlineUniformBlockPropertiesEXT;
```

- [sType](#) is a [VkStructureType](#) value identifying this structure.
- [pNext](#) is [NULL](#) or a pointer to a structure extending this structure.
- [maxInlineUniformBlockSize](#) is the maximum size in bytes of an [inline uniform block](#) binding.
- [maxPerStageDescriptorInlineUniformBlocks](#) is the maximum number of inline uniform block bindings that **can** be accessible to a single shader stage in a pipeline layout. Descriptor bindings with a descriptor type of [VK_DESCRIPTOR_TYPE_INLINE_UNIFORM_BLOCK](#) count against this limit. Only descriptor bindings in descriptor set layouts created without the [VK_DESCRIPTOR_SET_LAYOUT_CREATE_UPDATE_AFTER_BIND_POOL_BIT](#) bit set count against this limit.
- [maxPerStageDescriptorUpdateAfterBindInlineUniformBlocks](#) is similar to [maxPerStageDescriptorInlineUniformBlocks](#) but counts descriptor bindings from descriptor sets created with or without the [VK_DESCRIPTOR_SET_LAYOUT_CREATE_UPDATE_AFTER_BIND_POOL_BIT](#) bit set.

- `maxDescriptorSetInlineUniformBlocks` is the maximum number of inline uniform block bindings that **can** be included in descriptor bindings in a pipeline layout across all pipeline shader stages and descriptor set numbers. Descriptor bindings with a descriptor type of `VK_DESCRIPTOR_TYPE_INLINE_UNIFORM_BLOCK` count against this limit. Only descriptor bindings in descriptor set layouts created without the `VK_DESCRIPTOR_SET_LAYOUT_CREATE_UPDATE_AFTER_BIND_POOL_BIT` bit set count against this limit.
- `maxDescriptorSetUpdateAfterBindInlineUniformBlocks` is similar to `maxDescriptorSetInlineUniformBlocks` but counts descriptor bindings from descriptor sets created with or without the `VK_DESCRIPTOR_SET_LAYOUT_CREATE_UPDATE_AFTER_BIND_POOL_BIT` bit set.

If the `VkPhysicalDeviceInlineUniformBlockProperties` structure is included in the `pNext` chain of the `VkPhysicalDeviceProperties2` structure passed to `vkGetPhysicalDeviceProperties2`, it is filled in with each corresponding implementation-dependent property.

Valid Usage (Implicit)

- VUID-VkPhysicalDeviceInlineUniformBlockProperties-sType-sType `sType` must be `VK_STRUCTURE_TYPE_PHYSICAL_DEVICE_INLINE_UNIFORM_BLOCK_PROPERTIES`

Structure Chaining

Extends the structure

- `VkPhysicalDeviceProperties2`

The `VkPhysicalDeviceConservativeRasterizationPropertiesEXT` structure is defined as:

```
// Provided by VK_EXT_conservative_rasterization
typedef struct VkPhysicalDeviceConservativeRasterizationPropertiesEXT {
    VkStructureType    sType;
    void*              pNext;
    float               primitiveOverestimationSize;
    float               maxExtraPrimitiveOverestimationSize;
    float               extraPrimitiveOverestimationSizeGranularity;
    VkBool32            primitiveUnderestimation;
    VkBool32            conservativePointAndLineRasterization;
    VkBool32            degenerateTrianglesRasterized;
    VkBool32            degenerateLinesRasterized;
    VkBool32            fullyCoveredFragmentShaderInputVariable;
    VkBool32            conservativeRasterizationPostDepthCoverage;
} VkPhysicalDeviceConservativeRasterizationPropertiesEXT;
```

- `sType` is a `VkStructureType` value identifying this structure.

- `pNext` is `NULL` or a pointer to a structure extending this structure.
- `primitiveOverestimationSize` is the size in pixels the generating primitive is increased at each of its edges during conservative rasterization overestimation mode. Even with a size of 0.0, conservative rasterization overestimation rules still apply and if any part of the pixel rectangle is covered by the generating primitive, fragments are generated for the entire pixel. However implementations **may** make the pixel coverage area even more conservative by increasing the size of the generating primitive.
- `maxExtraPrimitiveOverestimationSize` is the maximum size in pixels of extra overestimation the implementation supports in the pipeline state. A value of 0.0 means the implementation does not support any additional overestimation of the generating primitive during conservative rasterization. A value above 0.0 allows the application to further increase the size of the generating primitive during conservative rasterization overestimation.
- `extraPrimitiveOverestimationSizeGranularity` is the granularity of extra overestimation that can be specified in the pipeline state between 0.0 and `maxExtraPrimitiveOverestimationSize` inclusive. A value of 0.0 means the implementation can use the smallest representable non-zero value in the screen space pixel fixed-point grid.
- `primitiveUnderestimation` is `VK_TRUE` if the implementation supports the `VK_CONSERVATIVE_RASTERIZATION_MODE_UNDERESTIMATE_EXT` conservative rasterization mode in addition to `VK_CONSERVATIVE_RASTERIZATION_MODE_OVERESTIMATE_EXT`. Otherwise the implementation only supports `VK_CONSERVATIVE_RASTERIZATION_MODE_OVERESTIMATE_EXT`.
- `conservativePointAndLineRasterization` is `VK_TRUE` if the implementation supports conservative rasterization of point and line primitives as well as triangle primitives. Otherwise the implementation only supports triangle primitives.
- `degenerateTrianglesRasterized` is `VK_FALSE` if the implementation culls primitives generated from triangles that become zero area after they are quantized to the fixed-point rasterization pixel grid. `degenerateTrianglesRasterized` is `VK_TRUE` if these primitives are not culled and the provoking vertex attributes and depth value are used for the fragments. The primitive area calculation is done on the primitive generated from the clipped triangle if applicable. Zero area primitives are backfacing and the application **can** enable backface culling if desired.
- `degenerateLinesRasterized` is `VK_FALSE` if the implementation culls lines that become zero length after they are quantized to the fixed-point rasterization pixel grid. `degenerateLinesRasterized` is `VK_TRUE` if zero length lines are not culled and the provoking vertex attributes and depth value are used for the fragments.
- `fullyCoveredFragmentShaderInputVariable` is `VK_TRUE` if the implementation supports the SPIR-V builtin fragment shader input variable `FullyCoveredEXT` specifying that conservative rasterization is enabled and the fragment area is fully covered by the generating primitive.
- `conservativeRasterizationPostDepthCoverage` is `VK_TRUE` if the implementation supports conservative rasterization with the `PostDepthCoverage` execution mode enabled. Otherwise the `PostDepthCoverage` execution mode **must** not be used when conservative rasterization is enabled.

If the `VkPhysicalDeviceConservativeRasterizationPropertiesEXT` structure is included in the `pNext` chain of the `VkPhysicalDeviceProperties2` structure passed to `vkGetPhysicalDeviceProperties2`, it is

filled in with each corresponding implementation-dependent property.

Valid Usage (Implicit)

- VUID-VkPhysicalDeviceConservativeRasterizationPropertiesEXT-sType-sType **must** be `VK_STRUCTURE_TYPE_PHYSICAL_DEVICE_CONSERVATIVE_RASTERIZATION_PROPERTIES_EXT`

Structure Chaining

Extends the structure

- `VkPhysicalDeviceProperties2`

The `VkPhysicalDeviceFragmentDensityMapPropertiesEXT` structure is defined as:

```
// Provided by VK_EXT_fragment_density_map
typedef struct VkPhysicalDeviceFragmentDensityMapPropertiesEXT {
    VkStructureType    sType;
    void*              pNext;
    VkExtent2D         minFragmentDensityTexelSize;
    VkExtent2D         maxFragmentDensityTexelSize;
    VkBool32           fragmentDensityInvocations;
} VkPhysicalDeviceFragmentDensityMapPropertiesEXT;
```

- `sType` is a `VkStructureType` value identifying this structure.
- `pNext` is `NULL` or a pointer to a structure extending this structure.
- `minFragmentDensityTexelSize` is the minimum `fragment density texel size`.
- `maxFragmentDensityTexelSize` is the maximum fragment density texel size.
- `fragmentDensityInvocations` specifies whether the implementation **may** invoke additional fragment shader invocations for each covered sample.

If the `VkPhysicalDeviceFragmentDensityMapPropertiesEXT` structure is included in the `pNext` chain of the `VkPhysicalDeviceProperties2` structure passed to `vkGetPhysicalDeviceProperties2`, it is filled in with each corresponding implementation-dependent property.

Valid Usage (Implicit)

- VUID-VkPhysicalDeviceFragmentDensityMapPropertiesEXT-sType-sType **must** be `VK_STRUCTURE_TYPE_PHYSICAL_DEVICE_FRAGMENT_DENSITY_MAP_PROPERTIES_EXT`

Structure Chaining

Extends the structure

- [VkPhysicalDeviceProperties2](#)

The [VkPhysicalDeviceFragmentDensityMap2PropertiesEXT](#) structure is defined as:

```
// Provided by VK_EXT_fragment_density_map2
typedef struct VkPhysicalDeviceFragmentDensityMap2PropertiesEXT {
    VkStructureType    sType;
    void*              pNext;
    VkBool32           subsampledLoads;
    VkBool32           subsampledCoarseReconstructionEarlyAccess;
    uint32_t           maxSubsampledArrayLayers;
    uint32_t           maxDescriptorSetSubsampledSamplers;
} VkPhysicalDeviceFragmentDensityMap2PropertiesEXT;
```

- [sType](#) is a [VkStructureType](#) value identifying this structure.
- [pNext](#) is `NULL` or a pointer to a structure extending this structure.
- [subsampledLoads](#) specifies if performing image data read with load operations on subsampled attachments will be resampled to the fragment density of the render pass
- [subsampledCoarseReconstructionEarlyAccess](#) specifies if performing image data read with samplers created with [flags](#) containing [VK_SAMPLER_CREATE_SUBSAMPLED_COARSE_RECONSTRUCTION_BIT_EXT](#) in fragment shader will trigger additional reads during [VK_PIPELINE_STAGE_VERTEX_SHADER_BIT](#)
- [maxSubsampledArrayLayers](#) is the maximum number of [VkImageView](#) array layers for usages supporting subsampled samplers
- [maxDescriptorSetSubsampledSamplers](#) is the maximum number of subsampled samplers that **can** be included in a [VkPipelineLayout](#)

If the [VkPhysicalDeviceFragmentDensityMap2PropertiesEXT](#) structure is included in the [pNext](#) chain of the [VkPhysicalDeviceProperties2](#) structure passed to [vkGetPhysicalDeviceProperties2](#), it is filled in with each corresponding implementation-dependent property.

Valid Usage (Implicit)

- VUID-VkPhysicalDeviceFragmentDensityMap2PropertiesEXT-sType-sType [sType](#) must be [VK_STRUCTURE_TYPE_PHYSICAL_DEVICE_FRAGMENT_DENSITY_MAP_2_PROPERTIES_EXT](#)

Structure Chaining

Extends the structure

- [VkPhysicalDeviceProperties2](#)

The `VkPhysicalDeviceFragmentDensityMapOffsetPropertiesEXT` structure is defined as:

```
// Provided by VK_EXT_fragment_density_map_offset
typedef struct VkPhysicalDeviceFragmentDensityMapOffsetPropertiesEXT {
    VkStructureType    sType;
    void*              pNext;
    VkExtent2D         fragmentDensityOffsetGranularity;
} VkPhysicalDeviceFragmentDensityMapOffsetPropertiesEXT;
```

```
// Provided by VK_QCOM_fragment_density_map_offset
// Equivalent to VkPhysicalDeviceFragmentDensityMapOffsetPropertiesEXT
typedef VkPhysicalDeviceFragmentDensityMapOffsetPropertiesEXT
VkPhysicalDeviceFragmentDensityMapOffsetPropertiesQCOM;
```

- `sType` is a [VkStructureType](#) value identifying this structure.
- `pNext` is `NULL` or a pointer to a structure extending this structure.
- `fragmentDensityOffsetGranularity` is the granularity for [fragment density offsets](#).

If the `VkPhysicalDeviceFragmentDensityMapOffsetPropertiesEXT` structure is included in the `pNext` chain of the [VkPhysicalDeviceProperties2](#) structure passed to [vkGetPhysicalDeviceProperties2](#), it is filled in with each corresponding implementation-dependent property.

Valid Usage (Implicit)

- VUID-VkPhysicalDeviceFragmentDensityMapOffsetPropertiesEXT-sType-sType `sType` must be `VK_STRUCTURE_TYPE_PHYSICAL_DEVICE_FRAGMENT_DENSITY_MAP_OFFSET_PROPERTIES_EXT`

Structure Chaining

Extends the structure

- [VkPhysicalDeviceProperties2](#)

The `VkPhysicalDeviceFragmentDensityMapLayeredPropertiesVALVE` structure is defined as:


```
// Provided by VK_VALVE_fragment_density_map_layered
typedef struct VkPhysicalDeviceFragmentDensityMapLayeredPropertiesVALVE {
    VkStructureType    sType;
    void*              pNext;
    uint32_t           maxFragmentDensityMapLayers;
} VkPhysicalDeviceFragmentDensityMapLayeredPropertiesVALVE;
```

- `sType` is a `VkStructureType` value identifying this structure.
- `pNext` is `NULL` or a pointer to a structure extending this structure.
- `maxFragmentDensityMapLayers` is the maximum number of layers to use with a layered fragment density map.

If the `VkPhysicalDeviceFragmentDensityMapLayeredPropertiesVALVE` structure is included in the `pNext` chain of the `VkPhysicalDeviceProperties2` structure passed to `vkGetPhysicalDeviceProperties2`, it is filled in with each corresponding implementation-dependent property.

Valid Usage (Implicit)

- VUID-VkPhysicalDeviceFragmentDensityMapLayeredPropertiesVALVE-sType-sType `sType` must be `VK_STRUCTURE_TYPE_PHYSICAL_DEVICE_FRAGMENT_DENSITY_MAP_LAYERED_PROPERTIES_VALVE`

Structure Chaining

Extends the structure

- `VkPhysicalDeviceProperties2`

The `VkPhysicalDeviceTileMemoryHeapPropertiesQCOM` structure is defined as:

```
// Provided by VK_QCOM_tile_memory_heap
typedef struct VkPhysicalDeviceTileMemoryHeapPropertiesQCOM {
    VkStructureType    sType;
    void*              pNext;
    VkBool32           queueSubmitBoundary;
    VkBool32           tileBufferTransfers;
} VkPhysicalDeviceTileMemoryHeapPropertiesQCOM;
```

- `sType` is a `VkStructureType` value identifying this structure.
- `pNext` is `NULL` or a pointer to a structure extending this structure.
- `queueSubmitBoundary` is a boolean describing if tile memory becomes undefined at a queue submit boundary instead of the default command buffer submission batch boundary.
- `tileBufferTransfers` is a boolean describing if buffers bound to tile memory support transfer

operations.

If the `VkPhysicalDeviceTileMemoryHeapPropertiesQCOM` structure is included in the `pNext` chain of the `VkPhysicalDeviceProperties2` structure passed to `vkGetPhysicalDeviceProperties2`, it is filled in with each corresponding implementation-dependent property.

Valid Usage (Implicit)

- `VOID-VkPhysicalDeviceTileMemoryHeapPropertiesQCOM-sType-sType` must be `VK_STRUCTURE_TYPE_PHYSICAL_DEVICE_TILE_MEMORY_HEAP_PROPERTIES_QCOM`

Structure Chaining

Extends the structure

- `VkPhysicalDeviceProperties2`

The `VkPhysicalDeviceShaderCorePropertiesAMD` structure is defined as:

```
// Provided by VK_AMD_shader_core_properties
typedef struct VkPhysicalDeviceShaderCorePropertiesAMD {
    VkStructureType    sType;
    void*              pNext;
    uint32_t           shaderEngineCount;
    uint32_t           shaderArraysPerEngineCount;
    uint32_t           computeUnitsPerShaderArray;
    uint32_t           simdPerComputeUnit;
    uint32_t           wavefrontsPerSimd;
    uint32_t           wavefrontSize;
    uint32_t           sgprsPerSimd;
    uint32_t           minSgprAllocation;
    uint32_t           maxSgprAllocation;
    uint32_t           sgprAllocationGranularity;
    uint32_t           vgprsPerSimd;
    uint32_t           minVgprAllocation;
    uint32_t           maxVgprAllocation;
    uint32_t           vgprAllocationGranularity;
} VkPhysicalDeviceShaderCorePropertiesAMD;
```

- `sType` is a `VkStructureType` value identifying this structure.
- `pNext` is `NULL` or a pointer to a structure extending this structure.
- `shaderEngineCount` is an unsigned integer value indicating the number of shader engines found inside the shader core of the physical device.
- `shaderArraysPerEngineCount` is an unsigned integer value indicating the number of shader arrays inside a shader engine. Each shader array has its own scan converter, set of compute units, and

a render back end (color and depth attachments). Shader arrays within a shader engine share shader processor input (wave launcher) and shader export (export buffer) units. Currently, a shader engine can have one or two shader arrays.

- `computeUnitsPerShaderArray` is an unsigned integer value indicating the physical number of compute units within a shader array. The active number of compute units in a shader array **may** be lower. A compute unit houses a set of SIMDs along with a sequencer module and a local data store.
- `simdPerComputeUnit` is an unsigned integer value indicating the number of SIMDs inside a compute unit. Each SIMD processes a single instruction at a time.
- `wavefrontSize` is an unsigned integer value indicating the maximum size of a subgroup.
- `sgprsPerSimd` is an unsigned integer value indicating the number of physical Scalar General-Purpose Registers (SGPRs) per SIMD.
- `minSgprAllocation` is an unsigned integer value indicating the minimum number of SGPRs allocated for a wave.
- `maxSgprAllocation` is an unsigned integer value indicating the maximum number of SGPRs allocated for a wave.
- `sgprAllocationGranularity` is an unsigned integer value indicating the granularity of SGPR allocation for a wave.
- `vgprsPerSimd` is an unsigned integer value indicating the number of physical Vector General-Purpose Registers (VGPRs) per SIMD.
- `minVgprAllocation` is an unsigned integer value indicating the minimum number of VGPRs allocated for a wave.
- `maxVgprAllocation` is an unsigned integer value indicating the maximum number of VGPRs allocated for a wave.
- `vgprAllocationGranularity` is an unsigned integer value indicating the granularity of VGPR allocation for a wave.

If the `VkPhysicalDeviceShaderCorePropertiesAMD` structure is included in the `pNext` chain of the `VkPhysicalDeviceProperties2` structure passed to `vkGetPhysicalDeviceProperties2`, it is filled in with each corresponding implementation-dependent property.

Valid Usage (Implicit)

- `VUID-VkPhysicalDeviceShaderCorePropertiesAMD-sType-sType` **must** be `VK_STRUCTURE_TYPE_PHYSICAL_DEVICE_SHADER_CORE_PROPERTIES_AMD`

Structure Chaining

Extends the structure

- `VkPhysicalDeviceProperties2`

The `VkPhysicalDeviceShaderCoreProperties2AMD` structure is defined as:

```
// Provided by VK_AMD_shader_core_properties2
typedef struct VkPhysicalDeviceShaderCoreProperties2AMD {
    VkStructureType          sType;
    void*                    pNext;
    VkShaderCorePropertiesFlagsAMD  shaderCoreFeatures;
    uint32_t                 activeComputeUnitCount;
} VkPhysicalDeviceShaderCoreProperties2AMD;
```

- `sType` is a `VkStructureType` value identifying this structure.
- `pNext` is `NULL` or a pointer to a structure extending this structure.
- `shaderCoreFeatures` is a bitmask of `VkShaderCorePropertiesFlagBitsAMD` indicating the set of features supported by the shader core.
- `activeComputeUnitCount` is an unsigned integer value indicating the number of compute units that have been enabled.

If the `VkPhysicalDeviceShaderCoreProperties2AMD` structure is included in the `pNext` chain of the `VkPhysicalDeviceProperties2` structure passed to `vkGetPhysicalDeviceProperties2`, it is filled in with each corresponding implementation-dependent property.

Valid Usage (Implicit)

- VUID-VkPhysicalDeviceShaderCoreProperties2AMD-sType-sType `sType` must be `VK_STRUCTURE_TYPE_PHYSICAL_DEVICE_SHADER_CORE_PROPERTIES_2_AMD`

Structure Chaining

Extends the structure

- `VkPhysicalDeviceProperties2`

Bits for this type **may** be defined by future extensions, or new versions of the `VK_AMD_shader_core_properties2` extension. Possible values of the `flags` member of `VkShaderCorePropertiesFlagsAMD` are:

```
// Provided by VK_AMD_shader_core_properties2
typedef enum VkShaderCorePropertiesFlagBitsAMD {
} VkShaderCorePropertiesFlagBitsAMD;
```

```
// Provided by VK_AMD_shader_core_properties2
typedef VkFlags VkShaderCorePropertiesFlagsAMD;
```


[VkShaderCorePropertiesFlagsAMD](#) is a bitmask type for providing zero or more [VkShaderCorePropertiesFlagBitsAMD](#).

The [VkPhysicalDeviceDepthStencilResolveProperties](#) structure is defined as:

```
// Provided by VK_VERSION_1_2
typedef struct VkPhysicalDeviceDepthStencilResolveProperties {
    VkStructureType    sType;
    void*              pNext;
    VkResolveModeFlags supportedDepthResolveModes;
    VkResolveModeFlags supportedStencilResolveModes;
    VkBool32           independentResolveNone;
    VkBool32           independentResolve;
} VkPhysicalDeviceDepthStencilResolveProperties;
```

```
// Provided by VK_KHR_depth_stencil_resolve
// Equivalent to VkPhysicalDeviceDepthStencilResolveProperties
typedef VkPhysicalDeviceDepthStencilResolveProperties
VkPhysicalDeviceDepthStencilResolvePropertiesKHR;
```

- [sType](#) is a [VkStructureType](#) value identifying this structure.
- [pNext](#) is [NULL](#) or a pointer to a structure extending this structure.
- [supportedDepthResolveModes](#) is a bitmask of [VkResolveModeFlagBits](#) indicating the set of supported depth resolve modes. [VK_RESOLVE_MODE_SAMPLE_ZERO_BIT](#) **must** be included in the set but implementations **may** support additional modes.
- [supportedStencilResolveModes](#) is a bitmask of [VkResolveModeFlagBits](#) indicating the set of supported stencil resolve modes. [VK_RESOLVE_MODE_SAMPLE_ZERO_BIT](#) **must** be included in the set but implementations **may** support additional modes. [VK_RESOLVE_MODE_AVERAGE_BIT](#) **must** not be included in the set.
- [independentResolveNone](#) is [VK_TRUE](#) if the implementation supports setting the depth and stencil resolve modes to different values when one of those modes is [VK_RESOLVE_MODE_NONE](#). Otherwise the implementation only supports setting both modes to the same value.
- [independentResolve](#) is [VK_TRUE](#) if the implementation supports all combinations of the supported depth and stencil resolve modes, including setting either depth or stencil resolve mode to [VK_RESOLVE_MODE_NONE](#). An implementation that supports [independentResolve](#) **must** also support [independentResolveNone](#).

If the [VkPhysicalDeviceDepthStencilResolveProperties](#) structure is included in the [pNext](#) chain of the [VkPhysicalDeviceProperties2](#) structure passed to [vkGetPhysicalDeviceProperties2](#), it is filled in with each corresponding implementation-dependent property.

Valid Usage (Implicit)

- VUID-VkPhysicalDeviceDepthStencilResolveProperties-sType-sType

`sType` must be
`VK_STRUCTURE_TYPE_PHYSICAL_DEVICE_DEPTH_STENCIL_RESOLVE_PROPERTIES`

Structure Chaining

Extends the structure

- [VkPhysicalDeviceProperties2](#)

The `VkPhysicalDevicePerformanceQueryPropertiesKHR` structure is defined as:

```
// Provided by VK_KHR_performance_query
typedef struct VkPhysicalDevicePerformanceQueryPropertiesKHR {
    VkStructureType    sType;
    void*              pNext;
    VkBool32           allowCommandBufferQueryCopies;
} VkPhysicalDevicePerformanceQueryPropertiesKHR;
```

- `sType` is a [VkStructureType](#) value identifying this structure.
- `pNext` is `NULL` or a pointer to a structure extending this structure.
- `allowCommandBufferQueryCopies` is `VK_TRUE` if the performance query pools are allowed to be used with [vkCmdCopyQueryPoolResults](#).

If the `VkPhysicalDevicePerformanceQueryPropertiesKHR` structure is included in the `pNext` chain of the [VkPhysicalDeviceProperties2](#) structure passed to [vkGetPhysicalDeviceProperties2](#), it is filled in with each corresponding implementation-dependent property.

Valid Usage (Implicit)

- VUID-VkPhysicalDevicePerformanceQueryPropertiesKHR-sType-sType
`sType` must be
`VK_STRUCTURE_TYPE_PHYSICAL_DEVICE_PERFORMANCE_QUERY_PROPERTIES_KHR`

Structure Chaining

Extends the structure

- [VkPhysicalDeviceProperties2](#)

The `VkPhysicalDeviceShadingRateImagePropertiesNV` structure is defined as:


```
// Provided by VK_NV_shading_rate_image
typedef struct VkPhysicalDeviceShadingRateImagePropertiesNV {
    VkStructureType    sType;
    void*              pNext;
    VkExtent2D         shadingRateTexelSize;
    uint32_t           shadingRatePaletteSize;
    uint32_t           shadingRateMaxCoarseSamples;
} VkPhysicalDeviceShadingRateImagePropertiesNV;
```

- `sType` is a `VkStructureType` value identifying this structure.
- `pNext` is `NULL` or a pointer to a structure extending this structure.
- `shadingRateTexelSize` indicates the width and height of the portion of the framebuffer corresponding to each texel in the shading rate image.
- `shadingRatePaletteSize` indicates the maximum number of palette entries supported for the shading rate image.
- `shadingRateMaxCoarseSamples` specifies the maximum number of coverage samples supported in a single fragment. If the product of the fragment size derived from the base shading rate and the number of coverage samples per pixel exceeds this limit, the final shading rate will be adjusted so that its product does not exceed the limit.

If the `VkPhysicalDeviceShadingRateImagePropertiesNV` structure is included in the `pNext` chain of the `VkPhysicalDeviceProperties2` structure passed to `vkGetPhysicalDeviceProperties2`, it is filled in with each corresponding implementation-dependent property.

These properties are related to the [shading rate image](#) feature.

Valid Usage (Implicit)

- VUID-VkPhysicalDeviceShadingRateImagePropertiesNV-sType-sType `sType` must be `VK_STRUCTURE_TYPE_PHYSICAL_DEVICE_SHADING_RATE_IMAGE_PROPERTIES_NV`

Structure Chaining

Extends the structure

- `VkPhysicalDeviceProperties2`

The `VkPhysicalDeviceMemoryDecompressionPropertiesEXT` structure is defined as:


```
// Provided by VK_EXT_memory_decompression
typedef struct VkPhysicalDeviceMemoryDecompressionPropertiesEXT {
    VkStructureType          sType;
    void*                    pNext;
    VkMemoryDecompressionMethodFlagsEXT decompressionMethods;
    uint64_t                 maxDecompressionIndirectCount;
} VkPhysicalDeviceMemoryDecompressionPropertiesEXT;
```

```
// Provided by VK_NV_memory_decompression
// Equivalent to VkPhysicalDeviceMemoryDecompressionPropertiesEXT
typedef VkPhysicalDeviceMemoryDecompressionPropertiesEXT
VkPhysicalDeviceMemoryDecompressionPropertiesNV;
```

- `sType` is a `VkStructureType` value identifying this structure.
- `pNext` is `NULL` or a pointer to a structure extending this structure.
- `decompressionMethods` is a bitmask of `VkMemoryDecompressionMethodFlagBitsEXT` specifying memory decompression methods supported by the implementation.
- `maxDecompressionIndirectCount` specifies the maximum supported count value identified by either `vkCmdDecompressMemoryIndirectCountEXT::maxDecompressionCount` or the value specified in `vkCmdDecompressMemoryIndirectCountEXT::indirectCommandsCountAddress`

If `memoryDecompression` feature is supported, `decompressionMethods` **must** have at least one bit set.

If the `VkPhysicalDeviceMemoryDecompressionPropertiesEXT` structure is included in the `pNext` chain of the `VkPhysicalDeviceProperties2` structure passed to `vkGetPhysicalDeviceProperties2`, it is filled in with each corresponding implementation-dependent property.

Valid Usage (Implicit)

- VUID-VkPhysicalDeviceMemoryDecompressionPropertiesEXT-sType-sType `sType` **must** be `VK_STRUCTURE_TYPE_PHYSICAL_DEVICE_MEMORY_DECOMPRESSION_PROPERTIES_EXT`

Structure Chaining

Extends the structure

- `VkPhysicalDeviceProperties2`

The `VkPhysicalDeviceTransformFeedbackPropertiesEXT` structure is defined as:


```
// Provided by VK_EXT_transform_feedback
typedef struct VkPhysicalDeviceTransformFeedbackPropertiesEXT {
    VkStructureType    sType;
    void*              pNext;
    uint32_t           maxTransformFeedbackStreams;
    uint32_t           maxTransformFeedbackBuffers;
    VkDeviceSize        maxTransformFeedbackBufferSize;
    uint32_t           maxTransformFeedbackStreamDataSize;
    uint32_t           maxTransformFeedbackBufferDataSize;
    uint32_t           maxTransformFeedbackBufferDataStride;
    VkBool32           transformFeedbackQueries;
    VkBool32           transformFeedbackStreamsLinesTriangles;
    VkBool32           transformFeedbackRasterizationStreamSelect;
    VkBool32           transformFeedbackDraw;
} VkPhysicalDeviceTransformFeedbackPropertiesEXT;
```

- `sType` is a `VkStructureType` value identifying this structure.
- `pNext` is `NULL` or a pointer to a structure extending this structure.
- `maxTransformFeedbackStreams` is the maximum number of vertex streams that can be output from geometry shaders declared with the `GeometryStreams` capability. If the implementation does not support `VkPhysicalDeviceTransformFeedbackFeaturesEXT::geometryStreams` then `maxTransformFeedbackStreams` **must** be 1.
- `maxTransformFeedbackBuffers` is the maximum number of transform feedback buffers that can be bound for capturing shader outputs from the last `pre-rasterization shader stage`.
- `maxTransformFeedbackBufferSize` is the maximum size that can be specified when binding a buffer for transform feedback in `vkCmdBindTransformFeedbackBuffersEXT`.
- `maxTransformFeedbackStreamDataSize` is the maximum amount of data in bytes for each vertex that captured to one or more transform feedback buffers associated with a specific vertex stream.
- `maxTransformFeedbackBufferDataSize` is the maximum amount of data in bytes for each vertex that can be captured to a specific transform feedback buffer.
- `maxTransformFeedbackBufferDataStride` is the maximum stride between each capture of vertex data to the buffer.
- `transformFeedbackQueries` is `VK_TRUE` if the implementation supports the `VK_QUERY_TYPE_TRANSFORM_FEEDBACK_STREAM_EXT` query type. `transformFeedbackQueries` is `VK_FALSE` if queries of this type **cannot** be created.
- `transformFeedbackStreamsLinesTriangles` is `VK_TRUE` if the implementation supports the geometry shader `OpExecutionMode` of `OutputLineStrip` and `OutputTriangleStrip` in addition to `OutputPoints` when more than one vertex stream is output. If `transformFeedbackStreamsLinesTriangles` is `VK_FALSE` the implementation only supports an `OpExecutionMode` of `OutputPoints` when more than one vertex stream is output from the geometry shader.
- `transformFeedbackRasterizationStreamSelect` is `VK_TRUE` if the implementation supports the `GeometryStreams` SPIR-V capability and the application can use

`VkPipelineRasterizationStateStreamCreateInfoEXT` to modify which vertex stream output is used for rasterization. Otherwise vertex stream `0` **must** always be used for rasterization.

- `transformFeedbackDraw` is `VK_TRUE` if the implementation supports the `vkCmdDrawIndirectByteCountEXT` function otherwise the function **must** not be called.

If the `VkPhysicalDeviceTransformFeedbackPropertiesEXT` structure is included in the `pNext` chain of the `VkPhysicalDeviceProperties2` structure passed to `vkGetPhysicalDeviceProperties2`, it is filled in with each corresponding implementation-dependent property.

Valid Usage (Implicit)

- VUID-VkPhysicalDeviceTransformFeedbackPropertiesEXT-sType-sType **must** be `VK_STRUCTURE_TYPE_PHYSICAL_DEVICE_TRANSFORM_FEEDBACK_PROPERTIES_EXT`

Structure Chaining

Extends the structure

- `VkPhysicalDeviceProperties2`

The `VkPhysicalDeviceCopyMemoryIndirectPropertiesNV` structure is defined as:

```
// Provided by VK_KHR_copy_memory_indirect
typedef struct VkPhysicalDeviceCopyMemoryIndirectPropertiesKHR {
    VkStructureType    sType;
    void*              pNext;
    VkQueueFlags        supportedQueues;
} VkPhysicalDeviceCopyMemoryIndirectPropertiesKHR;
```

```
// Provided by VK_NV_copy_memory_indirect
// Equivalent to VkPhysicalDeviceCopyMemoryIndirectPropertiesKHR
typedef VkPhysicalDeviceCopyMemoryIndirectPropertiesKHR
VkPhysicalDeviceCopyMemoryIndirectPropertiesNV;
```

- `sType` is a `VkStructureType` value identifying this structure.
- `pNext` is `NULL` or a pointer to a structure extending this structure.
- `supportedQueues` is a bitmask of `VkQueueFlagBits` indicating the types of queues on which `indirect copy commands` are supported. If a queue family supports any of the bits set in `supportedQueues`, then it **must** support at least one `indirect copy command`.

If the `indirectMemoryCopy` or `indirectMemoryToImageCopy` feature is supported, `supportedQueues` **must** return at least one supported queue type.

If the `VkPhysicalDeviceCopyMemoryIndirectPropertiesKHR` structure is included in the `pNext` chain of

the `VkPhysicalDeviceProperties2` structure passed to `vkGetPhysicalDeviceProperties2`, it is filled in with each corresponding implementation-dependent property.

Valid Usage (Implicit)

- `VUID-VkPhysicalDeviceCopyMemoryIndirectPropertiesKHR-sType-sType`
`sType` must be `VK_STRUCTURE_TYPE_PHYSICAL_DEVICE_COPY_MEMORY_INDIRECT_PROPERTIES_KHR`

Structure Chaining

Extends the structure

- `VkPhysicalDeviceProperties2`

The `VkPhysicalDeviceRayTracingPropertiesNV` structure is defined as:

```
// Provided by VK_NV_ray_tracing
typedef struct VkPhysicalDeviceRayTracingPropertiesNV {
    VkStructureType    sType;
    void*              pNext;
    uint32_t           shaderGroupHandleSize;
    uint32_t           maxRecursionDepth;
    uint32_t           maxShaderGroupStride;
    uint32_t           shaderGroupBaseAlignment;
    uint64_t           maxGeometryCount;
    uint64_t           maxInstanceCount;
    uint64_t           maxTriangleCount;
    uint32_t           maxDescriptorSetAccelerationStructures;
} VkPhysicalDeviceRayTracingPropertiesNV;
```

- `sType` is a `VkStructureType` value identifying this structure.
- `pNext` is `NULL` or a pointer to a structure extending this structure.
- `shaderGroupHandleSize` is the size in bytes of the shader header.
- `maxRecursionDepth` is the maximum number of levels of recursion allowed in a trace command.
- `maxShaderGroupStride` is the maximum stride in bytes allowed between shader groups in the shader binding table.
- `shaderGroupBaseAlignment` is the **required** alignment in bytes for the base of the shader binding table.
- `maxGeometryCount` is the maximum number of geometries in the bottom level acceleration structure.
- `maxInstanceCount` is the maximum number of instances in the top level acceleration structure.
- `maxTriangleCount` is the maximum number of triangles in all geometries in the bottom level

acceleration structure.

- `maxDescriptorSetAccelerationStructures` is the maximum number of acceleration structure descriptors that are allowed in a descriptor set.

Due to the fact that the geometry, instance, and triangle counts are specified at acceleration structure creation as 32-bit values, `maxGeometryCount`, `maxInstanceCount`, and `maxTriangleCount` **must** not exceed $2^{32}-1$.

If the `VkPhysicalDeviceRayTracingPropertiesNV` structure is included in the `pNext` chain of the `VkPhysicalDeviceProperties2` structure passed to `vkGetPhysicalDeviceProperties2`, it is filled in with each corresponding implementation-dependent property.

Limits specified by this structure **must** match those specified with the same name in `VkPhysicalDeviceAccelerationStructurePropertiesKHR` and `VkPhysicalDeviceRayTracingPipelinePropertiesKHR`.

Valid Usage (Implicit)

- VUID-VkPhysicalDeviceRayTracingPropertiesNV-sType-sType
`sType` **must** be `VK_STRUCTURE_TYPE_PHYSICAL_DEVICE_RAY_TRACING_PROPERTIES_NV`

Structure Chaining

Extends the structure

- `VkPhysicalDeviceProperties2`

The `VkPhysicalDeviceAccelerationStructurePropertiesKHR` structure is defined as:

```
// Provided by VK_KHR_acceleration_structure
typedef struct VkPhysicalDeviceAccelerationStructurePropertiesKHR {
    VkStructureType    sType;
    void*              pNext;
    uint64_t           maxGeometryCount;
    uint64_t           maxInstanceCount;
    uint64_t           maxPrimitiveCount;
    uint32_t           maxPerStageDescriptorAccelerationStructures;
    uint32_t           maxPerStageDescriptorUpdateAfterBindAccelerationStructures;
    uint32_t           maxDescriptorSetAccelerationStructures;
    uint32_t           maxDescriptorSetUpdateAfterBindAccelerationStructures;
    uint32_t           minAccelerationStructureScratchOffsetAlignment;
} VkPhysicalDeviceAccelerationStructurePropertiesKHR;
```

- `sType` is a `VkStructureType` value identifying this structure.
- `pNext` is `NULL` or a pointer to a structure extending this structure.
- `maxGeometryCount` is the maximum number of geometries in the bottom level acceleration

structure.

- **maxInstanceCount** is the maximum number of instances in the top level acceleration structure.
- **maxPrimitiveCount** is the maximum number of triangles or AABBs in all geometries in the bottom level acceleration structure.
- **maxPerStageDescriptorAccelerationStructures** is the maximum number of acceleration structure bindings that **can** be accessible to a single shader stage in a pipeline layout. Descriptor bindings with a descriptor type of **VK_DESCRIPTOR_TYPE_ACCELERATION_STRUCTURE_KHR** count against this limit. Only descriptor bindings in descriptor set layouts created without the **VK_DESCRIPTOR_SET_LAYOUT_CREATE_UPDATE_AFTER_BIND_POOL_BIT** bit set count against this limit.
- **maxPerStageDescriptorUpdateAfterBindAccelerationStructures** is similar to **maxPerStageDescriptorAccelerationStructures** but counts descriptor bindings from descriptor sets created with or without the **VK_DESCRIPTOR_SET_LAYOUT_CREATE_UPDATE_AFTER_BIND_POOL_BIT** bit set.
- **maxDescriptorSetAccelerationStructures** is the maximum number of acceleration structure descriptors that **can** be included in descriptor bindings in a pipeline layout across all pipeline shader stages and descriptor set numbers. Descriptor bindings with a descriptor type of **VK_DESCRIPTOR_TYPE_ACCELERATION_STRUCTURE_KHR** count against this limit. Only descriptor bindings in descriptor set layouts created without the **VK_DESCRIPTOR_SET_LAYOUT_CREATE_UPDATE_AFTER_BIND_POOL_BIT** bit set count against this limit.
- **maxDescriptorSetUpdateAfterBindAccelerationStructures** is similar to **maxDescriptorSetAccelerationStructures** but counts descriptor bindings from descriptor sets created with or without the **VK_DESCRIPTOR_SET_LAYOUT_CREATE_UPDATE_AFTER_BIND_POOL_BIT** bit set.
- **minAccelerationStructureScratchOffsetAlignment** is the minimum **required** alignment, in bytes, for scratch data passed in to an acceleration structure build command. The value **must** be a power of two.

Due to the fact that the geometry, instance, and primitive counts are specified at acceleration structure creation as 32-bit values, **maxGeometryCount**, **maxInstanceCount**, and **maxPrimitiveCount** **must** not exceed $2^{32}-1$.

If the **VkPhysicalDeviceAccelerationStructurePropertiesKHR** structure is included in the **pNext** chain of the **VkPhysicalDeviceProperties2** structure passed to **vkGetPhysicalDeviceProperties2**, it is filled in with each corresponding implementation-dependent property.

Limits specified by this structure **must** match those specified with the same name in **VkPhysicalDeviceRayTracingPropertiesNV**.

Valid Usage (Implicit)

- **VOID-VkPhysicalDeviceAccelerationStructurePropertiesKHR-sType-sType** **must** be **VK_STRUCTURE_TYPE_PHYSICAL_DEVICE_ACCELERATION_STRUCTURE_PROPERTIES_KH**

Structure Chaining

Extends the structure

- [VkPhysicalDeviceProperties2](#)

The [VkPhysicalDeviceRayTracingPipelinePropertiesKHR](#) structure is defined as:

```
// Provided by VK_KHR_ray_tracing_pipeline
typedef struct VkPhysicalDeviceRayTracingPipelinePropertiesKHR {
    VkStructureType    sType;
    void*              pNext;
    uint32_t           shaderGroupHandleSize;
    uint32_t           maxRayRecursionDepth;
    uint32_t           maxShaderGroupStride;
    uint32_t           shaderGroupBaseAlignment;
    uint32_t           shaderGroupHandleCaptureReplaySize;
    uint32_t           maxRayDispatchInvocationCount;
    uint32_t           shaderGroupHandleAlignment;
    uint32_t           maxRayHitAttributeSize;
} VkPhysicalDeviceRayTracingPipelinePropertiesKHR;
```

- `sType` is a [VkStructureType](#) value identifying this structure.
- `pNext` is `NULL` or a pointer to a structure extending this structure.
- `shaderGroupHandleSize` is the size in bytes of the shader header.
- `maxRayRecursionDepth` is the maximum number of levels of ray recursion allowed in a trace command.
- `maxShaderGroupStride` is the maximum stride in bytes allowed between shader groups in the shader binding table.
- `shaderGroupBaseAlignment` is the **required** alignment in bytes for the base of the shader binding table.
- `shaderGroupHandleCaptureReplaySize` is the number of bytes for the information required to do capture and replay for shader group handles.
- `maxRayDispatchInvocationCount` is the maximum number of ray generation shader invocations which **may** be produced by a single [vkCmdTraceRaysIndirectKHR](#) or [vkCmdTraceRaysKHR](#) command.
- `shaderGroupHandleAlignment` is the **required** alignment in bytes for each entry in a shader binding table. The value **must** be a power of two.
- `maxRayHitAttributeSize` is the maximum size in bytes for a ray attribute structure

If the [VkPhysicalDeviceRayTracingPipelinePropertiesKHR](#) structure is included in the `pNext` chain of the [VkPhysicalDeviceProperties2](#) structure passed to [vkGetPhysicalDeviceProperties2](#), it is filled in

with each corresponding implementation-dependent property.

Limits specified by this structure **must** match those specified with the same name in [VkPhysicalDeviceRayTracingPropertiesNV](#).

Valid Usage (Implicit)

- VUID-VkPhysicalDeviceRayTracingPipelinePropertiesKHR-sType-sType **must** be [VK_STRUCTURE_TYPE_PHYSICAL_DEVICE_RAY_TRACING_PIPELINE_PROPERTIES_KHR](#)

Structure Chaining

Extends the structure

- [VkPhysicalDeviceProperties2](#)

The [VkPhysicalDeviceCooperativeMatrixPropertiesNV](#) structure is defined as:

```
// Provided by VK_NV_cooperative_matrix
typedef struct VkPhysicalDeviceCooperativeMatrixPropertiesNV {
    VkStructureType    sType;
    void*              pNext;
    VkShaderStageFlags cooperativeMatrixSupportedStages;
} VkPhysicalDeviceCooperativeMatrixPropertiesNV;
```

- **sType** is a [VkStructureType](#) value identifying this structure.
- **pNext** is `NULL` or a pointer to a structure extending this structure.
- **cooperativeMatrixSupportedStages** is a bitfield of [VkShaderStageFlagBits](#) describing the shader stages that cooperative matrix instructions are supported in. **cooperativeMatrixSupportedStages** will have the [VK_SHADER_STAGE_COMPUTE_BIT](#) bit set if any of the physical device's queues support [VK_QUEUE_COMPUTE_BIT](#).

If the [VkPhysicalDeviceCooperativeMatrixPropertiesNV](#) structure is included in the **pNext** chain of the [VkPhysicalDeviceProperties2](#) structure passed to [vkGetPhysicalDeviceProperties2](#), it is filled in with each corresponding implementation-dependent property.

Valid Usage (Implicit)

- VUID-VkPhysicalDeviceCooperativeMatrixPropertiesNV-sType-sType **must** be [VK_STRUCTURE_TYPE_PHYSICAL_DEVICE_COOPERATIVE_MATRIX_PROPERTIES_NV](#)

Structure Chaining

Extends the structure

- [VkPhysicalDeviceProperties2](#)

The `VkPhysicalDeviceCooperativeMatrixPropertiesKHR` structure is defined as:

```
// Provided by VK_KHR_cooperative_matrix
typedef struct VkPhysicalDeviceCooperativeMatrixPropertiesKHR {
    VkStructureType      sType;
    void*                pNext;
    VkShaderStageFlags   cooperativeMatrixSupportedStages;
} VkPhysicalDeviceCooperativeMatrixPropertiesKHR;
```

- `sType` is a [VkStructureType](#) value identifying this structure.
- `pNext` is `NULL` or a pointer to a structure extending this structure.
- `cooperativeMatrixSupportedStages` is a bitfield of [VkShaderStageFlagBits](#) describing the shader stages that cooperative matrix instructions are supported in. `cooperativeMatrixSupportedStages` will have the [VK_SHADER_STAGE_COMPUTE_BIT](#) bit set if any of the physical device's queues support [VK_QUEUE_COMPUTE_BIT](#).

`cooperativeMatrixSupportedStages` **must** not have any bits other than [VK_SHADER_STAGE_COMPUTE_BIT](#) set.

If the `VkPhysicalDeviceCooperativeMatrixPropertiesKHR` structure is included in the `pNext` chain of the [VkPhysicalDeviceProperties2](#) structure passed to [vkGetPhysicalDeviceProperties2](#), it is filled in with each corresponding implementation-dependent property.

Valid Usage (Implicit)

- VUID-VkPhysicalDeviceCooperativeMatrixPropertiesKHR-sType-sType `sType` **must** be [VK_STRUCTURE_TYPE_PHYSICAL_DEVICE_COOPERATIVE_MATRIX_PROPERTIES_KHR](#)

Structure Chaining

Extends the structure

- [VkPhysicalDeviceProperties2](#)

The `VkPhysicalDeviceCooperativeMatrix2PropertiesNV` structure is defined as:


```
// Provided by VK_NV_cooperative_matrix2
typedef struct VkPhysicalDeviceCooperativeMatrix2PropertiesNV {
    VkStructureType    sType;
    void*              pNext;
    uint32_t            cooperativeMatrixWorkgroupScopeMaxWorkgroupSize;
    uint32_t            cooperativeMatrixFlexibleDimensionsMaxDimension;
    uint32_t            cooperativeMatrixWorkgroupScopeReservedSharedMemory;
} VkPhysicalDeviceCooperativeMatrix2PropertiesNV;
```

- `sType` is a `VkStructureType` value identifying this structure.
- `pNext` is `NULL` or a pointer to a structure extending this structure.
- `cooperativeMatrixWorkgroupScopeMaxWorkgroupSize` is the maximum number of invocations in a workgroup when the module uses `OpTypeCooperativeMatrixKHR` with `Scope` equal to `Workgroup`.
- `cooperativeMatrixFlexibleDimensionsMaxDimension` is the maximum supported dimension for cooperative matrix types when the `cooperativeMatrixFlexibleDimensions` feature is enabled.
- `cooperativeMatrixWorkgroupScopeReservedSharedMemory` is the number of bytes of shared memory reserved for the implementation when the module uses `OpTypeCooperativeMatrixKHR` with `Scope` equal to `Workgroup`.

If the `VkPhysicalDeviceCooperativeMatrix2PropertiesNV` structure is included in the `pNext` chain of the `VkPhysicalDeviceProperties2` structure passed to `vkGetPhysicalDeviceProperties2`, it is filled in with each corresponding implementation-dependent property.

Valid Usage (Implicit)

- VUID-VkPhysicalDeviceCooperativeMatrix2PropertiesNV-sType-sType `sType` must be `VK_STRUCTURE_TYPE_PHYSICAL_DEVICE_COOPERATIVE_MATRIX_2_PROPERTIES_NV`

Structure Chaining

Extends the structure

- `VkPhysicalDeviceProperties2`

The `VkPhysicalDeviceCooperativeVectorPropertiesNV` structure is defined as:


```
// Provided by VK_NV_cooperative_vector
typedef struct VkPhysicalDeviceCooperativeVectorPropertiesNV {
    VkStructureType    sType;
    void*              pNext;
    VkShaderStageFlags cooperativeVectorSupportedStages;
    VkBool32           cooperativeVectorTrainingFloat16Accumulation;
    VkBool32           cooperativeVectorTrainingFloat32Accumulation;
    uint32_t           maxCooperativeVectorComponents;
} VkPhysicalDeviceCooperativeVectorPropertiesNV;
```

- `sType` is a `VkStructureType` value identifying this structure.
- `pNext` is `NULL` or a pointer to a structure extending this structure.
- `cooperativeVectorSupportedStages` is a bitfield of `VkShaderStageFlagBits` describing the shader stages that cooperative vector instructions are supported in. `cooperativeVectorSupportedStages` will have the `VK_SHADER_STAGE_COMPUTE_BIT` bit set if any of the physical device's queues support `VK_QUEUE_COMPUTE_BIT`.
- `cooperativeVectorTrainingFloat16Accumulation` is `VK_TRUE` if the implementation supports cooperative vector training functions accumulating 16-bit floating-point results.
- `cooperativeVectorTrainingFloat32Accumulation` is `VK_TRUE` if the implementation supports cooperative vector training functions accumulating 32-bit floating-point results.
- `maxCooperativeVectorComponents` indicates the maximum number of components that **can** be in a cooperative vector.

If the `VkPhysicalDeviceCooperativeVectorPropertiesNV` structure is included in the `pNext` chain of the `VkPhysicalDeviceProperties2` structure passed to `vkGetPhysicalDeviceProperties2`, it is filled in with each corresponding implementation-dependent property.

Valid Usage (Implicit)

- VUID-VkPhysicalDeviceCooperativeVectorPropertiesNV-sType-sType `sType` must be `VK_STRUCTURE_TYPE_PHYSICAL_DEVICE_COOPERATIVE_VECTOR_PROPERTIES_NV`

Structure Chaining

Extends the structure

- `VkPhysicalDeviceProperties2`

The `VkPhysicalDeviceShaderLongVectorPropertiesEXT` structure is defined as:


```
// Provided by VK_EXT_shader_long_vector
typedef struct VkPhysicalDeviceShaderLongVectorPropertiesEXT {
    VkStructureType    sType;
    void*              pNext;
    uint32_t           maxVectorComponents;
} VkPhysicalDeviceShaderLongVectorPropertiesEXT;
```

- `sType` is a `VkStructureType` value identifying this structure.
- `pNext` is `NULL` or a pointer to a structure extending this structure.
- `maxVectorComponents` indicates the maximum number of components that **can** be in a vector type.

If the `VkPhysicalDeviceShaderLongVectorPropertiesEXT` structure is included in the `pNext` chain of the `VkPhysicalDeviceProperties2` structure passed to `vkGetPhysicalDeviceProperties2`, it is filled in with each corresponding implementation-dependent property.

Valid Usage (Implicit)

- VUID-VkPhysicalDeviceShaderLongVectorPropertiesEXT-sType-sType `sType` must be `VK_STRUCTURE_TYPE_PHYSICAL_DEVICE_SHADER_LONG_VECTOR_PROPERTIES_EXT`

Structure Chaining

Extends the structure

- `VkPhysicalDeviceProperties2`

The `VkPhysicalDeviceShaderSMBuiltinsPropertiesNV` structure is defined as:

```
// Provided by VK_NV_shader_sm_builtins
typedef struct VkPhysicalDeviceShaderSMBuiltinsPropertiesNV {
    VkStructureType    sType;
    void*              pNext;
    uint32_t            shaderSMCount;
    uint32_t            shaderWarpsPerSM;
} VkPhysicalDeviceShaderSMBuiltinsPropertiesNV;
```

- `sType` is a `VkStructureType` value identifying this structure.
- `pNext` is `NULL` or a pointer to a structure extending this structure.
- `shaderSMCount` is the number of SMs on the device.
- `shaderWarpsPerSM` is the maximum number of simultaneously executing warps on an SM.

If the `VkPhysicalDeviceShaderSMBuiltinsPropertiesNV` structure is included in the `pNext` chain of the

[VkPhysicalDeviceProperties2](#) structure passed to [vkGetPhysicalDeviceProperties2](#), it is filled in with each corresponding implementation-dependent property.

Valid Usage (Implicit)

- [VUID-VkPhysicalDeviceShaderSMBuiltinsPropertiesNV-sType-sType](#)
[sType](#) **must** be [VK_STRUCTURE_TYPE_PHYSICAL_DEVICE_SHADER_SM_BUILTINS_PROPERTIES_NV](#)

Structure Chaining

Extends the structure

- [VkPhysicalDeviceProperties2](#)

The [VkPhysicalDeviceTexelBufferAlignmentProperties](#) structure is defined as:

```
// Provided by VK_VERSION_1_3
typedef struct VkPhysicalDeviceTexelBufferAlignmentProperties {
    VkStructureType    sType;
    void*              pNext;
    VkDeviceSize        storageTexelBufferOffsetAlignmentBytes;
    VkBool32            storageTexelBufferOffsetSingleTexelAlignment;
    VkDeviceSize        uniformTexelBufferOffsetAlignmentBytes;
    VkBool32            uniformTexelBufferOffsetSingleTexelAlignment;
} VkPhysicalDeviceTexelBufferAlignmentProperties;
```

```
// Provided by VK_EXT_texel_buffer_alignment
// Equivalent to VkPhysicalDeviceTexelBufferAlignmentProperties
typedef VkPhysicalDeviceTexelBufferAlignmentProperties
VkPhysicalDeviceTexelBufferAlignmentPropertiesEXT;
```

- [sType](#) is a [VkStructureType](#) value identifying this structure.
- [pNext](#) is [NULL](#) or a pointer to a structure extending this structure.
- [storageTexelBufferOffsetAlignmentBytes](#) is a byte alignment that is sufficient for a storage texel buffer of any format. The value **must** be a power of two.
- [storageTexelBufferOffsetSingleTexelAlignment](#) indicates whether single texel alignment is sufficient for a storage texel buffer of any format.
- [uniformTexelBufferOffsetAlignmentBytes](#) is a byte alignment that is sufficient for a uniform texel buffer of any format. The value **must** be a power of two.
- [uniformTexelBufferOffsetSingleTexelAlignment](#) indicates whether single texel alignment is sufficient for a uniform texel buffer of any format.

If the `VkPhysicalDeviceTexelBufferAlignmentProperties` structure is included in the `pNext` chain of the `VkPhysicalDeviceProperties2` structure passed to `vkGetPhysicalDeviceProperties2`, it is filled in with each corresponding implementation-dependent property.

If the single texel alignment property is `VK_FALSE`, then the buffer view's offset **must** be aligned to the corresponding byte alignment value. If the single texel alignment property is `VK_TRUE`, then the buffer view's offset **must** be aligned to the lesser of the corresponding byte alignment value or the size of a single texel, based on `VkBufferViewCreateInfo::format`. If the size of a single texel is a multiple of three bytes, then the size of a single component of the format is used instead.

These limits **must** not advertise a larger alignment than the **required** maximum minimum value of `VkPhysicalDeviceLimits::minTexelBufferOffsetAlignment`, for any format that supports use as a texel buffer.

Valid Usage (Implicit)

- `VOID-VkPhysicalDeviceTexelBufferAlignmentProperties-sType-sType` **must** be `VK_STRUCTURE_TYPE_PHYSICAL_DEVICE_TEXEL_BUFFER_ALIGNMENT_PROPERTIES`

Structure Chaining

Extends the structure

- `VkPhysicalDeviceProperties2`

The `VkPhysicalDeviceTimelineSemaphoreProperties` structure is defined as:

```
// Provided by VK_VERSION_1_2
typedef struct VkPhysicalDeviceTimelineSemaphoreProperties {
    VkStructureType    sType;
    void*              pNext;
    uint64_t           maxTimelineSemaphoreValueDifference;
} VkPhysicalDeviceTimelineSemaphoreProperties;
```

```
// Provided by VK_KHR_timeline_semaphore
// Equivalent to VkPhysicalDeviceTimelineSemaphoreProperties
typedef VkPhysicalDeviceTimelineSemaphoreProperties
VkPhysicalDeviceTimelineSemaphorePropertiesKHR;
```

- `sType` is a `VkStructureType` value identifying this structure.
- `pNext` is `NULL` or a pointer to a structure extending this structure.
- `maxTimelineSemaphoreValueDifference` indicates the maximum difference allowed by the implementation between the current value of a timeline semaphore and any pending signal or

wait operations.

If the `VkPhysicalDeviceTimelineSemaphoreProperties` structure is included in the `pNext` chain of the `VkPhysicalDeviceProperties2` structure passed to `vkGetPhysicalDeviceProperties2`, it is filled in with each corresponding implementation-dependent property.

Valid Usage (Implicit)

- `VOID-VkPhysicalDeviceTimelineSemaphoreProperties-sType-sType` must be `VK_STRUCTURE_TYPE_PHYSICAL_DEVICE_TIMELINE_SEMAPHORE_PROPERTIES`

Structure Chaining

Extends the structure

- `VkPhysicalDeviceProperties2`

The `VkPhysicalDeviceLineRasterizationProperties` structure is defined as:

```
// Provided by VK_VERSION_1_4
typedef struct VkPhysicalDeviceLineRasterizationProperties {
    VkStructureType    sType;
    void*              pNext;
    uint32_t           lineSubPixelPrecisionBits;
} VkPhysicalDeviceLineRasterizationProperties;
```

```
// Provided by VK_KHR_line_rasterization
// Equivalent to VkPhysicalDeviceLineRasterizationProperties
typedef VkPhysicalDeviceLineRasterizationProperties
VkPhysicalDeviceLineRasterizationPropertiesKHR;
```

```
// Provided by VK_EXT_line_rasterization
// Equivalent to VkPhysicalDeviceLineRasterizationProperties
typedef VkPhysicalDeviceLineRasterizationProperties
VkPhysicalDeviceLineRasterizationPropertiesEXT;
```

- `sType` is a `VkStructureType` value identifying this structure.
- `pNext` is `NULL` or a pointer to a structure extending this structure.
- `lineSubPixelPrecisionBits` is the number of bits of subpixel precision in framebuffer coordinates x_f and y_f when rasterizing `line segments`.

If the `VkPhysicalDeviceLineRasterizationProperties` structure is included in the `pNext` chain of the

[VkPhysicalDeviceProperties2](#) structure passed to [vkGetPhysicalDeviceProperties2](#), it is filled in with each corresponding implementation-dependent property.

Valid Usage (Implicit)

- [VUID-VkPhysicalDeviceLineRasterizationProperties-sType-sType](#) **must** be [VK_STRUCTURE_TYPE_PHYSICAL_DEVICE_LINE_RASTERIZATION_PROPERTIES](#)

Structure Chaining

Extends the structure

- [VkPhysicalDeviceProperties2](#)

The [VkPhysicalDeviceRobustness2PropertiesKHR](#) structure is defined as:

```
// Provided by VK_KHR_robustness2
typedef struct VkPhysicalDeviceRobustness2PropertiesKHR {
    VkStructureType    sType;
    void*              pNext;
    VkDeviceSize        robustStorageBufferAccessSizeAlignment;
    VkDeviceSize        robustUniformBufferAccessSizeAlignment;
} VkPhysicalDeviceRobustness2PropertiesKHR;
```

```
// Provided by VK_EXT_robustness2
// Equivalent to VkPhysicalDeviceRobustness2PropertiesKHR
typedef VkPhysicalDeviceRobustness2PropertiesKHR
VkPhysicalDeviceRobustness2PropertiesEXT;
```

- **sType** is a [VkStructureType](#) value identifying this structure.
- **pNext** is [NULL](#) or a pointer to a structure extending this structure.
- **robustStorageBufferAccessSizeAlignment** is the number of bytes that the range of a storage buffer descriptor is rounded up to when used for bounds-checking when the [robustBufferAccess2](#) feature is enabled. This value **must** be either 1 or 4.
- **robustUniformBufferAccessSizeAlignment** is the number of bytes that the range of a uniform buffer descriptor is rounded up to when used for bounds-checking when the [robustBufferAccess2](#) feature is enabled. This value **must** be a power of two in the range [1, 256].

If the [VkPhysicalDeviceRobustness2PropertiesKHR](#) structure is included in the **pNext** chain of the [VkPhysicalDeviceProperties2](#) structure passed to [vkGetPhysicalDeviceProperties2](#), it is filled in with each corresponding implementation-dependent property.

Valid Usage (Implicit)

- VUID-VkPhysicalDeviceRobustness2PropertiesKHR-sType-sType must be VK_STRUCTURE_TYPE_PHYSICAL_DEVICE_ROBUSTNESS_2_PROPERTIES_KHR

Structure Chaining

Extends the structure

- [VkPhysicalDeviceProperties2](#)

The [VkPhysicalDeviceDeviceGeneratedCommandsPropertiesNV](#) structure is defined as:

```
// Provided by VK_NV_device_generated_commands
typedef struct VkPhysicalDeviceDeviceGeneratedCommandsPropertiesNV {
    VkStructureType    sType;
    void*              pNext;
    uint32_t           maxGraphicsShaderGroupCount;
    uint32_t           maxIndirectSequenceCount;
    uint32_t           maxIndirectCommandsTokenCount;
    uint32_t           maxIndirectCommandsStreamCount;
    uint32_t           maxIndirectCommandsTokenOffset;
    uint32_t           maxIndirectCommandsStreamStride;
    uint32_t           minSequencesCountBufferOffsetAlignment;
    uint32_t           minSequencesIndexBufferOffsetAlignment;
    uint32_t           minIndirectCommandsBufferOffsetAlignment;
} VkPhysicalDeviceDeviceGeneratedCommandsPropertiesNV;
```

- [sType](#) is a [VkStructureType](#) value identifying this structure.
- [pNext](#) is `NULL` or a pointer to a structure extending this structure.
- [maxGraphicsShaderGroupCount](#) is the maximum number of shader groups in [VkGraphicsPipelineShaderGroupsCreateInfoNV](#).
- [maxIndirectSequenceCount](#) is the maximum number of sequences in [VkGeneratedCommandsInfoNV](#) and in [VkGeneratedCommandsMemoryRequirementsInfoNV](#).
- [maxIndirectCommandsTokenCount](#) is the maximum number of tokens in [VkIndirectCommandsLayoutCreateInfoNV](#).
- [maxIndirectCommandsStreamCount](#) is the maximum number of streams in [VkIndirectCommandsLayoutCreateInfoNV](#).
- [maxIndirectCommandsTokenOffset](#) is the maximum offset in [VkIndirectCommandsLayoutTokenNV](#).
- [maxIndirectCommandsStreamStride](#) is the maximum stream stride in [VkIndirectCommandsLayoutCreateInfoNV](#).
- [minSequencesCountBufferOffsetAlignment](#) is the minimum alignment for memory addresses

which **can** be used in [VkGeneratedCommandsInfoNV](#).

- [minSequencesIndexBufferOffsetAlignment](#) is the minimum alignment for memory addresses which **can** be used in [VkGeneratedCommandsInfoNV](#).
- [minIndirectCommandsBufferOffsetAlignment](#) is the minimum alignment for memory addresses used in [VkIndirectCommandsStreamNV](#), and as preprocess buffer in [VkGeneratedCommandsInfoNV](#).

If the [VkPhysicalDeviceDeviceGeneratedCommandsPropertiesNV](#) structure is included in the **pNext** chain of the [VkPhysicalDeviceProperties2](#) structure passed to [vkGetPhysicalDeviceProperties2](#), it is filled in with each corresponding implementation-dependent property.

Valid Usage (Implicit)

- VUID-VkPhysicalDeviceDeviceGeneratedCommandsPropertiesNV-sType-sType **must** be [VK_STRUCTURE_TYPE_PHYSICAL_DEVICE_DEVICE_GENERATED_COMMANDS_PROPERTIES_NV](#)

Structure Chaining

Extends the structure

- [VkPhysicalDeviceProperties2](#)

The [VkPhysicalDeviceDeviceGeneratedCommandsPropertiesEXT](#) structure is defined as:

```
// Provided by VK_EXT_device_generated_commands
typedef struct VkPhysicalDeviceDeviceGeneratedCommandsPropertiesEXT {
    VkStructureType           sType;
    void*                     pNext;
    uint32_t                  maxIndirectPipelineCount;
    uint32_t                  maxIndirectShaderObjectCount;
    uint32_t                  maxIndirectSequenceCount;
    uint32_t                  maxIndirectCommandsTokenCount;
    uint32_t                  maxIndirectCommandsTokenOffset;
    uint32_t                  maxIndirectCommandsIndirectStride;
    VkIndirectCommandsInputModeFlagsEXT supportedIndirectCommandsInputModes;
    VkShaderStageFlags        supportedIndirectCommandsShaderStages;
    VkShaderStageFlags
supportedIndirectCommandsShaderStagesPipelineBinding;
    VkShaderStageFlags
supportedIndirectCommandsShaderStagesShaderBinding;
    VkBool32                  deviceGeneratedCommandsTransformFeedback;
    VkBool32
deviceGeneratedCommandsMultiDrawIndirectCount;
} VkPhysicalDeviceDeviceGeneratedCommandsPropertiesEXT;
```


- `sType` is a `VkStructureType` value identifying this structure.
- `pNext` is `NULL` or a pointer to a structure extending this structure.
- `maxIndirectPipelineCount` is the maximum number of pipelines passed to `vkCreateIndirectExecutionSetEXT`.
- `maxIndirectShaderObjectCount` is the maximum number of shader objects passed to `vkCreateIndirectExecutionSetEXT`. If this value is zero, binding shader objects indirectly is not supported.
- `maxIndirectSequenceCount` is the maximum number of sequences in `VkGeneratedCommandsInfoEXT` and in `VkGeneratedCommandsMemoryRequirementsInfoEXT`.
- `maxIndirectCommandsTokenCount` is the maximum number of tokens in `VkIndirectCommandsLayoutCreateInfoEXT`.
- `maxIndirectCommandsTokenOffset` is the maximum offset in `VkIndirectCommandsLayoutTokenEXT`.
- `maxIndirectCommandsIndirectStride` is the maximum stream stride in `VkIndirectCommandsLayoutCreateInfoEXT`.
- `supportedIndirectCommandsInputModes` indicates the supported input modes.
- `supportedIndirectCommandsShaderStages` indicates the stages which **can** be used to generate indirect commands. Implementations are required to support, at minimum: `VK_SHADER_STAGE_VERTEX_BIT`, `VK_SHADER_STAGE_FRAGMENT_BIT`, `VK_SHADER_STAGE_COMPUTE_BIT`.
- `supportedIndirectCommandsShaderStagesPipelineBinding` indicates the stages which **can** be used within indirect execution sets for indirectly binding shader stages using pipelines.
- `supportedIndirectCommandsShaderStagesShaderBinding` indicates the stages which **can** be used within indirect execution sets for indirectly binding shader stages using shader objects.
- `deviceGeneratedCommandsTransformFeedback` indicates whether the implementation supports interactions with `VK_EXT_transform_feedback` for pipelines not created with `VK_PIPELINE_CREATE_2_INDIRECT_BINDABLE_BIT_EXT`.
- `deviceGeneratedCommandsMultiDrawIndirectCount` indicates whether the implementation supports COUNT variants of multi-draw indirect tokens.

If the `VkPhysicalDeviceDeviceGeneratedCommandsPropertiesEXT` structure is included in the `pNext` chain of the `VkPhysicalDeviceProperties2` structure passed to `vkGetPhysicalDeviceProperties2`, it is filled in with each corresponding implementation-dependent property.

Valid Usage (Implicit)

- `VOID-VkPhysicalDeviceDeviceGeneratedCommandsPropertiesEXT-sType-sType`
`sType` must be `VK_STRUCTURE_TYPE_PHYSICAL_DEVICE_DEVICE_GENERATED_COMMANDS_PROPERTIES_EXT`

Structure Chaining

Extends the structure

- [VkPhysicalDeviceProperties2](#)

The `VkPhysicalDevicePortabilitySubsetPropertiesKHR` structure is defined as:

```
// Provided by VK_KHR_portability_subset
typedef struct VkPhysicalDevicePortabilitySubsetPropertiesKHR {
    VkStructureType    sType;
    void*              pNext;
    uint32_t           minVertexInputBindingStrideAlignment;
} VkPhysicalDevicePortabilitySubsetPropertiesKHR;
```

- `sType` is a [VkStructureType](#) value identifying this structure.
- `pNext` is `NULL` or a pointer to a structure extending this structure.
- `minVertexInputBindingStrideAlignment` indicates the minimum alignment for vertex input strides. [VkVertexInputBindingDescription::stride](#) **must** be a multiple of, and at least as large as, this value. The value **must** be a power of two.

If the `VkPhysicalDevicePortabilitySubsetPropertiesKHR` structure is included in the `pNext` chain of the [VkPhysicalDeviceProperties2](#) structure passed to [vkGetPhysicalDeviceProperties2](#), it is filled in with each corresponding implementation-dependent property.

Valid Usage (Implicit)

- VUID-VkPhysicalDevicePortabilitySubsetPropertiesKHR-sType-sType `sType` **must** be `VK_STRUCTURE_TYPE_PHYSICAL_DEVICE_PORTABILITY_SUBSET_PROPERTIES_KHR`

Structure Chaining

Extends the structure

- [VkPhysicalDeviceProperties2](#)

The `VkPhysicalDevicePartitionedAccelerationStructurePropertiesNV` structure is defined as:


```
// Provided by VK_NV_partitioned_acceleration_structure
typedef struct VkPhysicalDevicePartitionedAccelerationStructurePropertiesNV {
    VkStructureType    sType;
    void*              pNext;
    uint32_t           maxPartitionCount;
} VkPhysicalDevicePartitionedAccelerationStructurePropertiesNV;
```

- `sType` is a `VkStructureType` value identifying this structure.
- `pNext` is `NULL` or a pointer to a structure extending this structure.
- `maxPartitionCount` indicates the maximum number of partitions allowed in a partitioned acceleration structure.

If the `VkPhysicalDevicePartitionedAccelerationStructurePropertiesNV` structure is included in the `pNext` chain of the `VkPhysicalDeviceProperties2` structure passed to `vkGetPhysicalDeviceProperties2`, it is filled in with each corresponding implementation-dependent property.

Valid Usage (Implicit)

- VUID-VkPhysicalDevicePartitionedAccelerationStructurePropertiesNV-sType-sType `sType` must be `VK_STRUCTURE_TYPE_PHYSICAL_DEVICE_PARTITIONED_ACCELERATION_STRUCTURE_PROPERTIES_NV`

Structure Chaining

Extends the structure

- `VkPhysicalDeviceProperties2`

The `VkPhysicalDeviceClusterAccelerationStructurePropertiesNV` structure is defined as:

```
// Provided by VK_NV_cluster_acceleration_structure
typedef struct VkPhysicalDeviceClusterAccelerationStructurePropertiesNV {
    VkStructureType    sType;
    void*              pNext;
    uint32_t           maxVerticesPerCluster;
    uint32_t           maxTrianglesPerCluster;
    uint32_t           clusterScratchByteAlignment;
    uint32_t           clusterByteAlignment;
    uint32_t           clusterTemplateByteAlignment;
    uint32_t           clusterBottomLevelByteAlignment;
    uint32_t           clusterTemplateBoundsByteAlignment;
    uint32_t           maxClusterGeometryIndex;
} VkPhysicalDeviceClusterAccelerationStructurePropertiesNV;
```


- `sType` is a `VkStructureType` value identifying this structure.
- `pNext` is `NULL` or a pointer to a structure extending this structure.
- `maxVerticesPerCluster` indicates the maximum number of unique vertices that **can** be specified in the index buffer for a cluster.
- `maxTrianglesPerCluster` indicates the maximum number of triangles in a cluster.
- `clusterScratchByteAlignment` indicates the alignment required for scratch memory used in building or moving cluster acceleration structures.
- `clusterByteAlignment` indicates the alignment of buffers when building cluster acceleration structures.
- `clusterTemplateByteAlignment` indicates the alignment of buffers when building cluster templates.
- `clusterBottomLevelByteAlignment` indicates the alignment of buffers when building bottom level acceleration structures.
- `clusterTemplateBoundsByteAlignment` indicates the alignment of `VkClusterAccelerationStructureBuildTriangleClusterTemplateInfoNV::instantiationBoundingBoxLimit`.
- `maxClusterGeometryIndex` indicates the maximum geometry index possible for a triangle in an cluster acceleration structures.

If the `VkPhysicalDeviceClusterAccelerationStructurePropertiesNV` structure is included in the `pNext` chain of the `VkPhysicalDeviceProperties2` structure passed to `vkGetPhysicalDeviceProperties2`, it is filled in with each corresponding implementation-dependent property.

Valid Usage (Implicit)

- VUID-VkPhysicalDeviceClusterAccelerationStructurePropertiesNV-sType-sType `sType` must be `VK_STRUCTURE_TYPE_PHYSICAL_DEVICE_CLUSTER_ACCELERATION_STRUCTURE_PROPERTIES_NV`

Structure Chaining

Extends the structure

- `VkPhysicalDeviceProperties2`

The `VkPhysicalDeviceFragmentShadingRatePropertiesKHR` structure is defined as:


```
// Provided by VK_KHR_fragment_shading_rate
typedef struct VkPhysicalDeviceFragmentShadingRatePropertiesKHR {
    VkStructureType    sType;
    void*              pNext;
    VkExtent2D         minFragmentShadingRateAttachmentTexelSize;
    VkExtent2D         maxFragmentShadingRateAttachmentTexelSize;
    uint32_t           maxFragmentShadingRateAttachmentTexelSizeAspectRatio;
    VkBool32           primitiveFragmentShadingRateWithMultipleViewports;
    VkBool32           layeredShadingRateAttachments;
    VkBool32           fragmentShadingRateNonTrivialCombinerOps;
    VkExtent2D         maxFragmentSize;
    uint32_t           maxFragmentSizeAspectRatio;
    uint32_t           maxFragmentShadingRateCoverageSamples;
    VkSampleCountFlagBits maxFragmentShadingRateRasterizationSamples;
    VkBool32           fragmentShadingRateWithShaderDepthStencilWrites;
    VkBool32           fragmentShadingRateWithSampleMask;
    VkBool32           fragmentShadingRateWithShaderSampleMask;
    VkBool32           fragmentShadingRateWithConservativeRasterization;
    VkBool32           fragmentShadingRateWithFragmentShaderInterlock;
    VkBool32           fragmentShadingRateWithCustomSampleLocations;
    VkBool32           fragmentShadingRateStrictMultiplyCombiner;
} VkPhysicalDeviceFragmentShadingRatePropertiesKHR;
```

- `sType` is a `VkStructureType` value identifying this structure.
- `pNext` is `NULL` or a pointer to a structure extending this structure.
- `minFragmentShadingRateAttachmentTexelSize` indicates minimum supported width and height of the portion of the framebuffer corresponding to each texel in a fragment shading rate attachment. Each value **must** be less than or equal to the values in `maxFragmentShadingRateAttachmentTexelSize`. Each value **must** be a power-of-two. It **must** be (0,0) if the `attachmentFragmentShadingRate` feature is not supported.
- `maxFragmentShadingRateAttachmentTexelSize` indicates maximum supported width and height of the portion of the framebuffer corresponding to each texel in a fragment shading rate attachment. Each value **must** be greater than or equal to the values in `minFragmentShadingRateAttachmentTexelSize`. Each value **must** be a power-of-two. It **must** be (0,0) if the `attachmentFragmentShadingRate` feature is not supported.
- `maxFragmentShadingRateAttachmentTexelSizeAspectRatio` indicates the maximum ratio between the width and height of the portion of the framebuffer corresponding to each texel in a fragment shading rate attachment. `maxFragmentShadingRateAttachmentTexelSizeAspectRatio` **must** be a power-of-two value, and **must** be less than or equal to $\frac{\max(\maxFragmentShadingRateAttachmentTexelSize.width}{\minFragmentShadingRateAttachmentTexelSize.height}, \frac{\maxFragmentShadingRateAttachmentTexelSize.height}{\minFragmentShadingRateAttachmentTexelSize.width})$. It **must** be 0 if the `attachmentFragmentShadingRate` feature is not supported.
- `primitiveFragmentShadingRateWithMultipleViewports` specifies whether the `primitive fragment shading rate` **can** be used when multiple viewports are used. If this value is `VK_FALSE`, only a

single viewport **must** be used, and applications **must** not write to the `ViewportMaskNV` or `ViewportIndex` built-in when setting `PrimitiveShadingRateKHR`. It **must** be `VK_FALSE` if the `shaderOutputViewportIndex` feature, the `VK_EXT_shader_viewport_index_layer` extension, or the `geometryShader` feature is not supported, or if the `primitiveFragmentShadingRate` feature is not supported.

- `layeredShadingRateAttachments` specifies whether a shading rate attachment image view **can** be created with multiple layers. If this value is `VK_FALSE`, when creating an image view with a `usage` that includes `VK_IMAGE_USAGE_FRAGMENT_SHADING_RATE_ATTACHMENT_BIT_KHR`, `layerCount` **must** be 1. It **must** be `VK_FALSE` if the `multiview` feature, the `shaderOutputViewportIndex` feature, the `VK_EXT_shader_viewport_index_layer` extension, or the `geometryShader` feature is not supported, or if the `attachmentFragmentShadingRate` feature is not supported.
- `fragmentShadingRateNonTrivialCombinerOps` specifies whether `VkFragmentShadingRateCombinerOpKHR` enums other than `VK_FRAGMENT_SHADING_RATE_COMBINER_OP_KEEP_KHR` or `VK_FRAGMENT_SHADING_RATE_COMBINER_OP_REPLACE_KHR` **can** be used. It **must** be `VK_FALSE` unless either the `primitiveFragmentShadingRate` or `attachmentFragmentShadingRate` feature is supported.
- `maxFragmentSize` indicates the maximum supported width and height of a fragment. Its `width` and `height` members **must** both be power-of-two values. This limit is purely informational, and is not validated.
- `maxFragmentSizeAspectRatio` indicates the maximum ratio between the width and height of a fragment. `maxFragmentSizeAspectRatio` **must** be a power-of-two value, and **must** be less than or equal to the maximum of the `width` and `height` members of `maxFragmentSize`. This limit is purely informational, and is not validated.
- `maxFragmentShadingRateCoverageSamples` specifies the maximum number of coverage samples supported in a single fragment. `maxFragmentShadingRateCoverageSamples` **must** be less than or equal to the product of the `width` and `height` members of `maxFragmentSize`, and the sample count reported by `maxFragmentShadingRateRasterizationSamples`. `maxFragmentShadingRateCoverageSamples` **must** be less than or equal to `maxSampleMaskWords` × 32 if `fragmentShadingRateWithShaderSampleMask` is supported. This limit is purely informational, and is not validated.
- `maxFragmentShadingRateRasterizationSamples` is a `VkSampleCountFlagBits` value specifying the maximum sample rate supported when a fragment covers multiple pixels. This limit is purely informational, and is not validated.
- `fragmentShadingRateWithShaderDepthStencilWrites` specifies whether the implementation supports writing `FragDepth` or `FragStencilRefEXT` from a fragment shader for multi-pixel fragments. If this value is `VK_FALSE`, writing to those built-ins will clamp the fragment shading rate to (1,1).
- `fragmentShadingRateWithSampleMask` specifies whether the implementation supports setting valid bits of `VkPipelineMultisampleStateCreateInfo::pSampleMask` to 0 for multi-pixel fragments. If this value is `VK_FALSE`, zeroing valid bits in the sample mask will clamp the fragment shading rate to (1,1).
- `fragmentShadingRateWithShaderSampleMask` specifies whether the implementation supports

reading or writing `SampleMask` for multi-pixel fragments. If this value is `VK_FALSE`, using that built-in will clamp the fragment shading rate to (1,1).

- `fragmentShadingRateWithConservativeRasterization` specifies whether `conservative rasterization` is supported for multi-pixel fragments. It **must** be `VK_FALSE` if `VK_EXT_conservative_rasterization` is not supported. If this value is `VK_FALSE`, using `conservative rasterization` will clamp the fragment shading rate to (1,1).
- `fragmentShadingRateWithFragmentShaderInterlock` specifies whether `fragment shader interlock` is supported for multi-pixel fragments. It **must** be `VK_FALSE` if `VK_EXT_fragment_shader_interlock` is not supported. If this value is `VK_FALSE`, using `fragment shader interlock` will clamp the fragment shading rate to (1,1).
- `fragmentShadingRateWithCustomSampleLocations` specifies whether `custom sample locations` are supported for multi-pixel fragments. It **must** be `VK_FALSE` if `VK_EXT_sample_locations` is not supported. If this value is `VK_FALSE`, using `custom sample locations` will clamp the fragment shading rate to (1,1).
- `fragmentShadingRateStrictMultiplyCombiner` specifies whether `VK_FRAGMENT_SHADING_RATE_COMBINER_OP_MUL_KHR` accurately performs a multiplication or not. Implementations where this value is `VK_FALSE` will instead combine rates with an addition. If `fragmentShadingRateNonTrivialCombinerOps` is `VK_FALSE`, implementations **must** report this as `VK_FALSE`. If `fragmentShadingRateNonTrivialCombinerOps` is `VK_TRUE`, implementations **should** report this as `VK_TRUE`.

NOTE

Multiplication of the combiner rates using the fragment width/height in linear space is equivalent to an addition of those values in log2 space. Some implementations inadvertently implemented an addition in linear space due to unclear requirements originating outside of this specification. This resulted in `fragmentShadingRateStrictMultiplyCombiner` being added. Fortunately, this only affects situations where a rate of 1 in either dimension is combined with another rate of 1. All other combinations result in the exact same result as if multiplication was performed in linear space due to the clamping logic, and the fact that both the sum and product of 2 and 2 are equal. In many cases, this limit will not affect the correct operation of applications.

If the `VkPhysicalDeviceFragmentShadingRatePropertiesKHR` structure is included in the `pNext` chain of the `VkPhysicalDeviceProperties2` structure passed to `vkGetPhysicalDeviceProperties2`, it is filled in with each corresponding implementation-dependent property.

These properties are related to [fragment shading rates](#).

Valid Usage (Implicit)

- `VUID-VkPhysicalDeviceFragmentShadingRatePropertiesKHR-sType-sType` **must** be `VK_STRUCTURE_TYPE_PHYSICAL_DEVICE_FRAGMENT_SHADING_RATE_PROPERTIES_KHR`

Structure Chaining

Extends the structure

- [VkPhysicalDeviceProperties2](#)

The `VkPhysicalDeviceFragmentShadingRateEnumsPropertiesNV` structure is defined as:

```
// Provided by VK_NV_fragment_shading_rate_enums
typedef struct VkPhysicalDeviceFragmentShadingRateEnumsPropertiesNV {
    VkStructureType      sType;
    void*                pNext;
    VkSampleCountFlagBits maxFragmentShadingRateInvocationCount;
} VkPhysicalDeviceFragmentShadingRateEnumsPropertiesNV;
```

- `sType` is a [VkStructureType](#) value identifying this structure.
- `pNext` is `NULL` or a pointer to a structure extending this structure.
- `maxFragmentShadingRateInvocationCount` is a [VkSampleCountFlagBits](#) value indicating the maximum number of fragment shader invocations per fragment supported in pipeline, primitive, and attachment fragment shading rates.

If the `VkPhysicalDeviceFragmentShadingRateEnumsPropertiesNV` structure is included in the `pNext` chain of the [VkPhysicalDeviceProperties2](#) structure passed to [vkGetPhysicalDeviceProperties2](#), it is filled in with each corresponding implementation-dependent property.

These properties are related to [fragment shading rates](#).

Valid Usage (Implicit)

- VUID-VkPhysicalDeviceFragmentShadingRateEnumsPropertiesNV-sType-sType `sType` must be [VK_STRUCTURE_TYPE_PHYSICAL_DEVICE_FRAGMENT_SHADING_RATE_ENUMS_PROPERTIES_NV](#)

Structure Chaining

Extends the structure

- [VkPhysicalDeviceProperties2](#)

The `VkPhysicalDeviceCustomBorderColorPropertiesEXT` structure is defined as:


```
// Provided by VK_EXT_custom_border_color
typedef struct VkPhysicalDeviceCustomBorderColorPropertiesEXT {
    VkStructureType    sType;
    void*              pNext;
    uint32_t           maxCustomBorderColorSamplers;
} VkPhysicalDeviceCustomBorderColorPropertiesEXT;
```

- `maxCustomBorderColorSamplers` indicates the maximum number of samplers with custom border colors which **can** simultaneously exist on a device.

If the `VkPhysicalDeviceCustomBorderColorPropertiesEXT` structure is included in the `pNext` chain of the `VkPhysicalDeviceProperties2` structure passed to `vkGetPhysicalDeviceProperties2`, it is filled in with each corresponding implementation-dependent property.

Valid Usage (Implicit)

- VUID-VkPhysicalDeviceCustomBorderColorPropertiesEXT-sType-sType **must** be `VK_STRUCTURE_TYPE_PHYSICAL_DEVICE_CUSTOM_BORDER_COLOR_PROPERTIES_EXT`

Structure Chaining

Extends the structure

- `VkPhysicalDeviceProperties2`

The `VkPhysicalDeviceProvokingVertexPropertiesEXT` structure is defined as:

```
// Provided by VK_EXT_provoking_vertex
typedef struct VkPhysicalDeviceProvokingVertexPropertiesEXT {
    VkStructureType    sType;
    void*              pNext;
    VkBool32           provokingVertexModePerPipeline;
    VkBool32           transformFeedbackPreservesTriangleFanProvokingVertex;
} VkPhysicalDeviceProvokingVertexPropertiesEXT;
```

- `sType` is a `VkStructureType` value identifying this structure.
- `pNext` is `NULL` or a pointer to a structure extending this structure.
- `provokingVertexModePerPipeline` indicates whether the implementation supports graphics pipelines with different provoking vertex modes within the same render pass instance.
- `transformFeedbackPreservesTriangleFanProvokingVertex` indicates whether the implementation can preserve the provoking vertex order when writing triangle fan vertices to transform feedback.

If the `VkPhysicalDeviceProvokingVertexPropertiesEXT` structure is included in the `pNext` chain of the

[VkPhysicalDeviceProperties2](#) structure passed to [vkGetPhysicalDeviceProperties2](#), it is filled in with each corresponding implementation-dependent property.

Valid Usage (Implicit)

- VUID-VkPhysicalDeviceProvokingVertexPropertiesEXT-sType-sType **must** be [VK_STRUCTURE_TYPE_PHYSICAL_DEVICE_PROVOKING_VERTEX_PROPERTIES_EXT](#)

Structure Chaining

Extends the structure

- [VkPhysicalDeviceProperties2](#)

The [VkPhysicalDeviceDescriptorBufferPropertiesEXT](#) structure is defined as:

WARNING

This functionality is superseded by [VK_EXT_descriptor_heap](#). See [Legacy Functionality](#) for more information.


```
// Provided by VK_EXT_descriptor_buffer
typedef struct VkPhysicalDeviceDescriptorBufferPropertiesEXT {
    VkStructureType    sType;
    void*              pNext;
    VkBool32           combinedImageSamplerDescriptorSingleArray;
    VkBool32           bufferlessPushDescriptors;
    VkBool32           allowSamplerImageViewPostSubmitCreation;
    VkDeviceSize        descriptorBufferOffsetAlignment;
    uint32_t           maxDescriptorBufferBindings;
    uint32_t           maxResourceDescriptorBufferBindings;
    uint32_t           maxSamplerDescriptorBufferBindings;
    uint32_t           maxEmbeddedImmutableSamplerBindings;
    uint32_t           maxEmbeddedImmutableSamplers;
    size_t             bufferCaptureReplayDescriptorDataSize;
    size_t             imageCaptureReplayDescriptorDataSize;
    size_t             imageViewCaptureReplayDescriptorDataSize;
    size_t             samplerCaptureReplayDescriptorDataSize;
    size_t             accelerationStructureCaptureReplayDescriptorDataSize;
    size_t             samplerDescriptorSize;
    size_t             combinedImageSamplerDescriptorSize;
    size_t             sampledImageDescriptorSize;
    size_t             storageImageDescriptorSize;
    size_t             uniformTexelBufferDescriptorSize;
    size_t             robustUniformTexelBufferDescriptorSize;
    size_t             storageTexelBufferDescriptorSize;
    size_t             robustStorageTexelBufferDescriptorSize;
    size_t             uniformBufferDescriptorSize;
    size_t             robustUniformBufferDescriptorSize;
    size_t             storageBufferDescriptorSize;
    size_t             robustStorageBufferDescriptorSize;
    size_t             inputAttachmentDescriptorSize;
    size_t             accelerationStructureDescriptorSize;
    VkDeviceSize        maxSamplerDescriptorBufferRange;
    VkDeviceSize        maxResourceDescriptorBufferRange;
    VkDeviceSize        samplerDescriptorBufferAddressSpaceSize;
    VkDeviceSize        resourceDescriptorBufferAddressSpaceSize;
    VkDeviceSize        descriptorBufferAddressSpaceSize;
} VkPhysicalDeviceDescriptorBufferPropertiesEXT;
```

- `sType` is a `VkStructureType` value identifying this structure.
- `pNext` is `NULL` or a pointer to a structure extending this structure.
- `combinedImageSamplerDescriptorSingleArray` indicates that the implementation does not require an array of `VK_DESCRIPTOR_TYPE_COMBINED_IMAGE_SAMPLER` descriptors to be written into a descriptor buffer as an array of image descriptors, immediately followed by an array of sampler descriptors.
- `bufferlessPushDescriptors` indicates that the implementation does not require a buffer created with the `VK_BUFFER_USAGE_PUSH_DESCRIPTOR_BUFFER_BIT_EXT` usage flag set to be bound when using push descriptors.

- `allowSamplerImageViewPostSubmitCreation` indicates that the implementation does not restrict when the `VkSampler` or `VkImageView` objects used to retrieve descriptor data **can** be created in relation to command buffer submission. If this value is `VK_FALSE`, then the application **must** create any `VkSampler` or `VkImageView` objects whose descriptor data is accessed during the execution of a command buffer, before the `vkQueueSubmit` , or `vkQueueSubmit2`, call that submits that command buffer.
- `descriptorBufferOffsetAlignment` indicates the **required** alignment in bytes when setting offsets into the descriptor buffer.
- `maxDescriptorBufferBindings` indicates the maximum number of descriptor buffer bindings.
- `maxResourceDescriptorBufferBindings` indicates the maximum number of descriptor buffer bindings with `VK_BUFFER_USAGE_RESOURCE_DESCRIPTOR_BUFFER_BIT_EXT` that **can** be used.
- `maxSamplerDescriptorBufferBindings` indicates the maximum number of descriptor buffer bindings with `VK_BUFFER_USAGE_SAMPLER_DESCRIPTOR_BUFFER_BIT_EXT` that **can** be used.
- `maxEmbeddedImmutableSamplerBindings` indicates the maximum number of embedded immutable sampler sets that **can** be bound.
- `maxEmbeddedImmutableSamplers` indicates the maximum number of unique immutable samplers in descriptor set layouts created with `VK_DESCRIPTOR_SET_LAYOUT_CREATE_EMBEDDED_IMMUTABLE_SAMPLERS_BIT_EXT`, and pipeline layouts created from them, which **can** simultaneously exist on a device.
- `bufferCaptureReplayDescriptorDataSize` indicates the maximum size in bytes of the opaque data used for capture and replay with buffers.
- `imageCaptureReplayDescriptorDataSize` indicates the maximum size in bytes of the opaque data used for capture and replay with images.
- `imageViewCaptureReplayDescriptorDataSize` indicates the maximum size in bytes of the opaque data used for capture and replay with image views.
- `samplerCaptureReplayDescriptorDataSize` indicates the maximum size in bytes of the opaque data used for capture and replay with samplers.
- `accelerationStructureCaptureReplayDescriptorDataSize` indicates the maximum size in bytes of the opaque data used for capture and replay with acceleration structures.
- `samplerDescriptorSize` indicates the size in bytes of a `VK_DESCRIPTOR_TYPE_SAMPLER` descriptor.
- `combinedImageSamplerDescriptorSize` indicates the size in bytes of a `VK_DESCRIPTOR_TYPE_COMBINED_IMAGE_SAMPLER` descriptor.
- `sampledImageDescriptorSize` indicates the size in bytes of a `VK_DESCRIPTOR_TYPE_SAMPLED_IMAGE` descriptor.
- `storageImageDescriptorSize` indicates the size in bytes of a `VK_DESCRIPTOR_TYPE_STORAGE_IMAGE` descriptor.
- `uniformTexelBufferDescriptorSize` indicates the size in bytes of a `VK_DESCRIPTOR_TYPE_UNIFORM_TEXEL_BUFFER` descriptor if the `robustBufferAccess` feature is not enabled.
- `robustUniformTexelBufferDescriptorSize` indicates the size in bytes of a

`VK_DESCRIPTOR_TYPE_UNIFORM_TEXEL_BUFFER` descriptor if the `robustBufferAccess` feature is enabled.

- `storageTexelBufferDescriptorSize` indicates the size in bytes of a `VK_DESCRIPTOR_TYPE_STORAGE_TEXEL_BUFFER` descriptor if the `robustBufferAccess` feature is not enabled.
- `robustStorageTexelBufferDescriptorSize` indicates the size in bytes of a `VK_DESCRIPTOR_TYPE_STORAGE_TEXEL_BUFFER` descriptor if the `robustBufferAccess` feature is enabled.
- `uniformBufferDescriptorSize` indicates the size in bytes of a `VK_DESCRIPTOR_TYPE_UNIFORM_BUFFER` descriptor.
- `robustUniformBufferDescriptorSize` indicates the size in bytes of a `VK_DESCRIPTOR_TYPE_UNIFORM_BUFFER` descriptor if the `robustBufferAccess` feature is enabled.
- `storageBufferDescriptorSize` indicates the size in bytes of a `VK_DESCRIPTOR_TYPE_STORAGE_BUFFER` descriptor.
- `robustStorageBufferDescriptorSize` indicates the size in bytes of a `VK_DESCRIPTOR_TYPE_STORAGE_BUFFER` descriptor if the `robustBufferAccess` feature is enabled.
- `inputAttachmentDescriptorSize` indicates the size in bytes of a `VK_DESCRIPTOR_TYPE_INPUT_ATTACHMENT` descriptor.
- `accelerationStructureDescriptorSize` indicates the size in bytes of a `VK_DESCRIPTOR_TYPE_ACCELERATION_STRUCTURE_KHR` or `VK_DESCRIPTOR_TYPE_ACCELERATION_STRUCTURE_NV` descriptor.
- `maxSamplerDescriptorBufferRange` indicates the maximum range in bytes from the address of a sampler descriptor buffer binding that is accessible to a shader.
- `maxResourceDescriptorBufferRange` indicates the maximum range in bytes from the address of a resource descriptor buffer binding that is accessible to a shader.
- `samplerDescriptorBufferAddressSpaceSize` indicates the total size in bytes of the address space available for descriptor buffers created with the `VK_BUFFER_USAGE_SAMPLER_DESCRIPTOR_BUFFER_BIT_EXT` usage flag set.
- `resourceDescriptorBufferAddressSpaceSize` indicates the total size in bytes of the address space available for descriptor buffers created with the `VK_BUFFER_USAGE_RESOURCE_DESCRIPTOR_BUFFER_BIT_EXT` usage flag set.
- `descriptorBufferAddressSpaceSize` indicates the total size in bytes of the address space available for descriptor buffers created with both the `VK_BUFFER_USAGE_SAMPLER_DESCRIPTOR_BUFFER_BIT_EXT` and `VK_BUFFER_USAGE_RESOURCE_DESCRIPTOR_BUFFER_BIT_EXT` usage flags set.

A descriptor binding with type `VK_DESCRIPTOR_TYPE_MUTABLE_EXT` has a descriptor size which is implied by the descriptor types included in the `VkMutableDescriptorTypeCreateInfoEXT::pDescriptorTypes` list. The descriptor size is equal to the maximum size of any descriptor type included in the `pDescriptorTypes` list.

As there is no way to request robust and non-robust descriptors separately, or specify robust/non-robust descriptors in the set layout, if the `robustBufferAccess` feature is enabled then robust descriptors are always used.

If the `VkPhysicalDeviceDescriptorBufferPropertiesEXT` structure is included in the `pNext` chain of the `VkPhysicalDeviceProperties2` structure passed to `vkGetPhysicalDeviceProperties2`, it is filled in with each corresponding implementation-dependent property.

Valid Usage (Implicit)

- VUID-VkPhysicalDeviceDescriptorBufferPropertiesEXT-sType-sType `sType` must be `VK_STRUCTURE_TYPE_PHYSICAL_DEVICE_DESCRIPTOR_BUFFER_PROPERTIES_EXT`

Structure Chaining

Extends the structure

- `VkPhysicalDeviceProperties2`

The `VkPhysicalDeviceDescriptorBufferDensityMapPropertiesEXT` structure is defined as:

WARNING

This functionality is superseded by `VK_EXT_descriptor_heap`. See [Legacy Functionality](#) for more information.

```
// Provided by VK_EXT_descriptor_buffer with VK_EXT_fragment_density_map
typedef struct VkPhysicalDeviceDescriptorBufferDensityMapPropertiesEXT {
    VkStructureType    sType;
    void*              pNext;
    size_t              combinedImageSamplerDensityMapDescriptorSize;
} VkPhysicalDeviceDescriptorBufferDensityMapPropertiesEXT;
```

- `sType` is a `VkStructureType` value identifying this structure.
- `pNext` is `NULL` or a pointer to a structure extending this structure.
- `combinedImageSamplerDensityMapDescriptorSize` indicates the size in bytes of a `VK_DESCRIPTOR_TYPE_COMBINED_IMAGE_SAMPLER` descriptor when creating the descriptor with `VK_SAMPLER_CREATE_SUBSAMPLED_BIT_EXT` set.

If the `VkPhysicalDeviceDescriptorBufferDensityMapPropertiesEXT` structure is included in the `pNext` chain of the `VkPhysicalDeviceProperties2` structure passed to `vkGetPhysicalDeviceProperties2`, it is filled in with each corresponding implementation-dependent property.

Valid Usage (Implicit)

- VUID-VkPhysicalDeviceDescriptorBufferDensityMapPropertiesEXT-sType-sType

`sType` must be
`VK_STRUCTURE_TYPE_PHYSICAL_DEVICE_DESCRIPTOR_BUFFER_DENSITY_MAP_PROPERTIES_EXT`

Structure Chaining

Extends the structure

- `VkPhysicalDeviceProperties2`

The `VkPhysicalDeviceDescriptorBufferTensorPropertiesARM` structure is defined as:

```
// Provided by VK_EXT_descriptor_buffer with VK_ARM_tensors
typedef struct VkPhysicalDeviceDescriptorBufferTensorPropertiesARM {
    VkStructureType    sType;
    void*              pNext;
    size_t              tensorCaptureReplayDescriptorDataSize;
    size_t              tensorViewCaptureReplayDescriptorDataSize;
    size_t              tensorDescriptorSize;
} VkPhysicalDeviceDescriptorBufferTensorPropertiesARM;
```

- `sType` is a `VkStructureType` value identifying this structure.
- `pNext` is `NULL` or a pointer to a structure extending this structure.
- `tensorCaptureReplayDescriptorDataSize` indicates the maximum size in bytes of the opaque data used for capture and replay with tensors.
- `tensorViewCaptureReplayDescriptorDataSize` indicates the maximum size in bytes of the opaque data used for capture and replay with tensor views.
- `tensorDescriptorSize` indicates the size in bytes of a `VK_DESCRIPTOR_TYPE_TENSOR_ARM` descriptor.

If the `VkPhysicalDeviceDescriptorBufferTensorPropertiesARM` structure is included in the `pNext` chain of the `VkPhysicalDeviceProperties2` structure passed to `vkGetPhysicalDeviceProperties2`, it is filled in with each corresponding implementation-dependent property.

Valid Usage (Implicit)

- `VOID-VkPhysicalDeviceDescriptorBufferTensorPropertiesARM-sType-sType`
`sType` must be
`VK_STRUCTURE_TYPE_PHYSICAL_DEVICE_DESCRIPTOR_BUFFER_TENSOR_PROPERTIES_ARM`

Structure Chaining

Extends the structure

- [VkPhysicalDeviceProperties2](#)

The `VkPhysicalDeviceHostImageCopyProperties` structure is defined as:

```
// Provided by VK_VERSION_1_4
typedef struct VkPhysicalDeviceHostImageCopyProperties {
    VkStructureType    sType;
    void*              pNext;
    uint32_t           copySrcLayoutCount;
    VkImageLayout*     pCopySrcLayouts;
    uint32_t           copyDstLayoutCount;
    VkImageLayout*     pCopyDstLayouts;
    uint8_t            optimalTilingLayoutUUID[VK_UUID_SIZE];
    VkBool32           identicalMemoryTypeRequirements;
} VkPhysicalDeviceHostImageCopyProperties;
```

```
// Provided by VK_EXT_host_image_copy
// Equivalent to VkPhysicalDeviceHostImageCopyProperties
typedef VkPhysicalDeviceHostImageCopyProperties
VkPhysicalDeviceHostImageCopyPropertiesEXT;
```

- `sType` is a [VkStructureType](#) value identifying this structure.
- `pNext` is `NULL` or a pointer to a structure extending this structure.
- `copySrcLayoutCount` is an integer related to the number of image layouts for host copies from images available or queried, as described below.
- `pCopySrcLayouts` is a pointer to an array of [VkImageLayout](#) in which supported image layouts for use with host copy operations from images are returned.
- `copyDstLayoutCount` is an integer related to the number of image layouts for host copies to images available or queried, as described below.
- `pCopyDstLayouts` is a pointer to an array of [VkImageLayout](#) in which supported image layouts for use with host copy operations to images are returned.
- `optimalTilingLayoutUUID` is an array of `VK_UUID_SIZE` `uint8_t` values representing a universally unique identifier for the implementation's swizzling layout of images created with `VK_IMAGE_TILING_OPTIMAL`.
- `identicalMemoryTypeRequirements` indicates that specifying the `VK_IMAGE_USAGE_HOST_TRANSFER_BIT` flag in `VkImageCreateInfo::usage` does not affect the memory type requirements of the image.

If the `VkPhysicalDeviceHostImageCopyProperties` structure is included in the `pNext` chain of the

`VkPhysicalDeviceProperties2` structure passed to `vkGetPhysicalDeviceProperties2`, it is filled in with each corresponding implementation-dependent property.

If `pCopyDstLayouts` is `NULL`, then the number of image layouts that are supported in `VkCopyMemoryToImageInfo::dstImageLayout` and `VkCopyImageToImageInfo::dstImageLayout` is returned in `copyDstLayoutCount`. Otherwise, `copyDstLayoutCount` **must** be set by the application to the number of elements in the `pCopyDstLayouts` array, and on return is overwritten with the number of values actually written to `pCopyDstLayouts`. If the value of `copyDstLayoutCount` is less than the number of image layouts that are supported, at most `copyDstLayoutCount` values will be written to `pCopyDstLayouts`. The implementation **must** include the `VK_IMAGE_LAYOUT_GENERAL` image layout in `pCopyDstLayouts`. If the `unifiedImageLayouts` feature is supported, the implementation **must** include all the image layouts that are interchangeable with `VK_IMAGE_LAYOUT_GENERAL` in `pCopyDstLayouts`.

If `pCopySrcLayouts` is `NULL`, then the number of image layouts that are supported in `VkCopyImageToMemoryInfo::srcImageLayout` and `VkCopyImageToImageInfo::srcImageLayout` is returned in `copySrcLayoutCount`. Otherwise, `copySrcLayoutCount` **must** be set by the application to the number of elements in the `pCopySrcLayouts` array, and on return is overwritten with the number of values actually written to `pCopySrcLayouts`. If the value of `copySrcLayoutCount` is less than the number of image layouts that are supported, at most `copySrcLayoutCount` values will be written to `pCopySrcLayouts`. The implementation **must** include the `VK_IMAGE_LAYOUT_GENERAL` image layout in `pCopySrcLayouts`. If the `unifiedImageLayouts` feature is supported, the implementation **must** include all the image layouts that are interchangeable with `VK_IMAGE_LAYOUT_GENERAL` in `pCopySrcLayouts`.

The `optimalTilingLayoutUUID` value can be used to ensure compatible data layouts when using the `VK_HOST_IMAGE_COPY_MEMCPY_BIT` flag in `vkCopyMemoryToImage` and `vkCopyImageToMemory`.

Valid Usage (Implicit)

- VUID-VkPhysicalDeviceHostImageCopyProperties-sType-sType **must** be `VK_STRUCTURE_TYPE_PHYSICAL_DEVICE_HOST_IMAGE_COPY_PROPERTIES`
- VUID-VkPhysicalDeviceHostImageCopyProperties-pCopySrcLayouts-parameter
If `copySrcLayoutCount` is not 0, and `pCopySrcLayouts` is not `NULL`, `pCopySrcLayouts` **must** be a valid pointer to an array of `copySrcLayoutCount` `VkImageLayout` values
- VUID-VkPhysicalDeviceHostImageCopyProperties-pCopyDstLayouts-parameter
If `copyDstLayoutCount` is not 0, and `pCopyDstLayouts` is not `NULL`, `pCopyDstLayouts` **must** be a valid pointer to an array of `copyDstLayoutCount` `VkImageLayout` values

Structure Chaining

Extends the structure

- `VkPhysicalDeviceProperties2`

The `VkPhysicalDeviceSubpassShadingPropertiesHUAWEI` structure is defined as:

```
// Provided by VK_HUAWEI_subpass_shading
typedef struct VkPhysicalDeviceSubpassShadingPropertiesHUAWEI {
    VkStructureType    sType;
    void*              pNext;
    uint32_t           maxSubpassShadingWorkgroupSizeAspectRatio;
} VkPhysicalDeviceSubpassShadingPropertiesHUAWEI;
```

- `sType` is a `VkStructureType` value identifying this structure.
- `pNext` is `NULL` or a pointer to a structure extending this structure.
- `maxSubpassShadingWorkgroupSizeAspectRatio` indicates the maximum ratio between the width and height of the portion of the subpass shading shader workgroup size. `maxSubpassShadingWorkgroupSizeAspectRatio` **must** be a power-of-two value, and **must** be less than or equal to $\max(\text{WorkgroupSize.x} / \text{WorkgroupSize.y}, \text{WorkgroupSize.y} / \text{WorkgroupSize.x})$.

If the `VkPhysicalDeviceSubpassShadingPropertiesHUAWEI` structure is included in the `pNext` chain of the `VkPhysicalDeviceProperties2` structure passed to `vkGetPhysicalDeviceProperties2`, it is filled in with each corresponding implementation-dependent property.

Valid Usage (Implicit)

- `VOID-VkPhysicalDeviceSubpassShadingPropertiesHUAWEI-sType-sType` **must** be `VK_STRUCTURE_TYPE_PHYSICAL_DEVICE_SUBPASS_SHADING_PROPERTIES_HUAWEI`

Structure Chaining

Extends the structure

- `VkPhysicalDeviceProperties2`

The `VkPhysicalDeviceMultiDrawPropertiesEXT` structure is defined as:

```
// Provided by VK_EXT_multi_draw
typedef struct VkPhysicalDeviceMultiDrawPropertiesEXT {
    VkStructureType    sType;
    void*              pNext;
    uint32_t           maxMultiDrawCount;
} VkPhysicalDeviceMultiDrawPropertiesEXT;
```

The members of the `VkPhysicalDeviceMultiDrawPropertiesEXT` structure describe the following features:

- `maxMultiDrawCount` indicates the maximum number of draw calls which **can** be batched into a

single multidraw.

If the `VkPhysicalDeviceMultiDrawPropertiesEXT` structure is included in the `pNext` chain of the `VkPhysicalDeviceProperties2` structure passed to `vkGetPhysicalDeviceProperties2`, it is filled in with each corresponding implementation-dependent property.

Valid Usage (Implicit)

- VUID-VkPhysicalDeviceMultiDrawPropertiesEXT-sType-sType
`sType` must be `VK_STRUCTURE_TYPE_PHYSICAL_DEVICE_MULTI_DRAW_PROPERTIES_EXT`

Structure Chaining

Extends the structure

- `VkPhysicalDeviceProperties2`

The `VkPhysicalDeviceNestedCommandBufferPropertiesEXT` structure is defined as:

```
// Provided by VK_EXT_nested_command_buffer
typedef struct VkPhysicalDeviceNestedCommandBufferPropertiesEXT {
    VkStructureType    sType;
    void*              pNext;
    uint32_t           maxCommandBufferNestingLevel;
} VkPhysicalDeviceNestedCommandBufferPropertiesEXT;
```

The members of the `VkPhysicalDeviceNestedCommandBufferPropertiesEXT` structure describe the following features:

- `maxCommandBufferNestingLevel` indicates the maximum nesting level of calls to `vkCmdExecuteCommands` from `Secondary Command Buffers`. A `maxCommandBufferNestingLevel` of `UINT32_MAX` means there is no limit to the nesting level.

If the `VkPhysicalDeviceNestedCommandBufferPropertiesEXT` structure is included in the `pNext` chain of the `VkPhysicalDeviceProperties2` structure passed to `vkGetPhysicalDeviceProperties2`, it is filled in with each corresponding implementation-dependent property.

Valid Usage (Implicit)

- VUID-VkPhysicalDeviceNestedCommandBufferPropertiesEXT-sType-sType
`sType` must be `VK_STRUCTURE_TYPE_PHYSICAL_DEVICE_NESTED_COMMAND_BUFFER_PROPERTIES_EXT`

Structure Chaining

Extends the structure

- [VkPhysicalDeviceProperties2](#)

The [VkPhysicalDeviceGraphicsPipelineLibraryPropertiesEXT](#) structure is defined as:

```
// Provided by VK_EXT_graphics_pipeline_library
typedef struct VkPhysicalDeviceGraphicsPipelineLibraryPropertiesEXT {
    VkStructureType    sType;
    void*              pNext;
    VkBool32           graphicsPipelineLibraryFastLinking;
    VkBool32           graphicsPipelineLibraryIndependentInterpolationDecoration;
} VkPhysicalDeviceGraphicsPipelineLibraryPropertiesEXT;
```

- [graphicsPipelineLibraryFastLinking](#) indicates whether fast linking of graphics pipelines is supported. If it is [VK_TRUE](#), creating a graphics pipeline entirely from pipeline libraries without [VK_PIPELINE_CREATE_LINK_TIME_OPTIMIZATION_BIT_EXT](#) is comparable in cost to recording a command in a command buffer.
- [graphicsPipelineLibraryIndependentInterpolationDecoration](#) indicates whether [NoPerspective](#) and [Flat](#) interpolation decorations in the last vertex processing stage and the fragment shader are required to match when using graphics pipeline libraries. If it is [VK_TRUE](#), the interpolation decorations do not need to match. If it is [VK_FALSE](#), these decorations **must** either be present in both stages or neither stage in order for a given interface variable to match.

If the [VkPhysicalDeviceGraphicsPipelineLibraryPropertiesEXT](#) structure is included in the [pNext](#) chain of the [VkPhysicalDeviceProperties2](#) structure passed to [vkGetPhysicalDeviceProperties2](#), it is filled in with each corresponding implementation-dependent property.

Valid Usage (Implicit)

- VUID-VkPhysicalDeviceGraphicsPipelineLibraryPropertiesEXT-sType-sType [sType](#) **must** be [VK_STRUCTURE_TYPE_PHYSICAL_DEVICE_GRAPHICS_PIPELINE_LIBRARY_PROPERTIES_EXT](#)

Structure Chaining

Extends the structure

- [VkPhysicalDeviceProperties2](#)

The [VkPhysicalDeviceFragmentShaderBarycentricPropertiesKHR](#) structure is defined as:


```
// Provided by VK_KHR_fragment_shader_barycentric
typedef struct VkPhysicalDeviceFragmentShaderBarycentricPropertiesKHR {
    VkStructureType    sType;
    void*              pNext;
    VkBool32           triStripVertexOrderIndependentOfProvokingVertex;
} VkPhysicalDeviceFragmentShaderBarycentricPropertiesKHR;
```

- When the [provoking vertex mode](#) is [VK_PROVOKING_VERTEX_MODE_LAST_VERTEX_EXT](#), and the primitive order is odd in a triangle strip, the ordering of vertices is defined in [last vertex table](#). [triStripVertexOrderIndependentOfProvokingVertex](#) equal to [VK_TRUE](#) indicates that the implementation ignores this and uses the vertex order defined by [VK_PROVOKING_VERTEX_MODE_FIRST_VERTEX_EXT](#) instead.

If the [VkPhysicalDeviceFragmentShaderBarycentricPropertiesKHR](#) structure is included in the [pNext](#) chain of the [VkPhysicalDeviceProperties2](#) structure passed to [vkGetPhysicalDeviceProperties2](#), it is filled in with each corresponding implementation-dependent property.

Valid Usage (Implicit)

- [VK_STRUCTURE_TYPE_PHYSICAL_DEVICE_FRAGMENT_SHADER_BARYCENTRIC_PROPERTIES_KHR](#) must be [VK_STRUCTURE_TYPE_PHYSICAL_DEVICE_FRAGMENT_SHADER_BARYCENTRIC_PROPERTIES_KHR](#)

Structure Chaining

Extends the structure

- [VkPhysicalDeviceProperties2](#)

The [VkPhysicalDeviceShaderModuleIdentifierPropertiesEXT](#) structure is defined as:

```
// Provided by VK_EXT_shader_module_identifier
typedef struct VkPhysicalDeviceShaderModuleIdentifierPropertiesEXT {
    VkStructureType    sType;
    void*              pNext;
    uint8_t            shaderModuleIdentifierAlgorithmUUID[VK_UUID_SIZE];
} VkPhysicalDeviceShaderModuleIdentifierPropertiesEXT;
```

The members of the [VkPhysicalDeviceShaderModuleIdentifierPropertiesEXT](#) structure describe the following:

- [shaderModuleIdentifierAlgorithmUUID](#) is an array of [VK_UUID_SIZE](#) [uint8_t](#) values which uniquely represents the algorithm used to compute an identifier in [vkGetShaderModuleIdentifierEXT](#) and [vkGetShaderModuleCreateInfoIdentifierEXT](#). Implementations **should** not change this value in different driver versions if the algorithm used

to compute an identifier is the same.

NOTE

The algorithm UUID may be the same in different ICDs if the algorithms are guaranteed to produce the same results. This may happen in driver stacks which support different kinds of hardware with shared code.

Khronos' conformance testing can not guarantee that `shaderModuleIdentifierAlgorithmUUID` values are actually unique, so implementors should make their own best efforts to ensure that their UUID is unlikely to conflict with other implementations which may use a different algorithm. In particular, hard-coded values which easily conflict, such as all-0 bits, **should** never be used. Hard-coded values are acceptable if best effort is ensured that the value will not accidentally conflict.

If the `VkPhysicalDeviceShaderModuleIdentifierPropertiesEXT` structure is included in the `pNext` chain of the `VkPhysicalDeviceProperties2` structure passed to `vkGetPhysicalDeviceProperties2`, it is filled in with each corresponding implementation-dependent property.

Valid Usage (Implicit)

- VUID-VkPhysicalDeviceShaderModuleIdentifierPropertiesEXT-sType-sType must be `VK_STRUCTURE_TYPE_PHYSICAL_DEVICE_SHADER_MODULE_IDENTIFIER_PROPERTIES_EXT`

Structure Chaining

Extends the structure

- `VkPhysicalDeviceProperties2`

The `VkPhysicalDevicePipelineRobustnessProperties` structure is defined as:

```
// Provided by VK_VERSION_1_4
typedef struct VkPhysicalDevicePipelineRobustnessProperties {
    VkStructureType           sType;
    void*                     pNext;
    VkPipelineRobustnessBufferBehavior defaultRobustnessStorageBuffers;
    VkPipelineRobustnessBufferBehavior defaultRobustnessUniformBuffers;
    VkPipelineRobustnessBufferBehavior defaultRobustnessVertexInputs;
    VkPipelineRobustnessImageBehavior defaultRobustnessImages;
} VkPhysicalDevicePipelineRobustnessProperties;
```



```
// Provided by VK_EXT_pipeline_robustness
// Equivalent to VkPhysicalDevicePipelineRobustnessProperties
typedef VkPhysicalDevicePipelineRobustnessProperties
VkPhysicalDevicePipelineRobustnessPropertiesEXT;
```

- **sType** is a **VkStructureType** value identifying this structure.
- **pNext** is **NULL** or a pointer to a structure extending this structure.
- **defaultRobustnessStorageBuffers** describes the behavior of out of bounds accesses made to storage buffers when no robustness features are enabled
- **defaultRobustnessUniformBuffers** describes the behavior of out of bounds accesses made to uniform buffers when no robustness features are enabled
- **defaultRobustnessVertexInputs** describes the behavior of out of bounds accesses made to vertex input attributes when no robustness features are enabled
- **defaultRobustnessImages** describes the behavior of out of bounds accesses made to images when no robustness features are enabled

Some implementations of Vulkan may be able to guarantee that certain types of accesses are always performed with robustness even when the Vulkan API's robustness features are not explicitly enabled.

Even when an implementation reports that accesses to a given resource type are robust by default, it remains invalid to make an out of bounds access without requesting the appropriate robustness feature.

If the **VkPhysicalDevicePipelineRobustnessProperties** structure is included in the **pNext** chain of the **VkPhysicalDeviceProperties2** structure passed to **vkGetPhysicalDeviceProperties2**, it is filled in with each corresponding implementation-dependent property.

Valid Usage (Implicit)

- VUID-VkPhysicalDevicePipelineRobustnessProperties-sType-sType **must** be **VK_STRUCTURE_TYPE_PHYSICAL_DEVICE_PIPELINE_ROBUSTNESS_PROPERTIES**

Structure Chaining

Extends the structure

- **VkPhysicalDeviceProperties2**

The **VkPhysicalDeviceExtendedDynamicState3PropertiesEXT** structure is defined as:


```
// Provided by VK_EXT_extended_dynamic_state3
typedef struct VkPhysicalDeviceExtendedDynamicState3PropertiesEXT {
    VkStructureType    sType;
    void*              pNext;
    VkBool32           dynamicPrimitiveTopologyUnrestricted;
} VkPhysicalDeviceExtendedDynamicState3PropertiesEXT;
```

- `dynamicPrimitiveTopologyUnrestricted` indicates that the implementation allows `vkCmdSetPrimitiveTopology` to use a different [primitive topology class](#) to the one specified in the active graphics pipeline.

If the `VkPhysicalDeviceExtendedDynamicState3PropertiesEXT` structure is included in the `pNext` chain of the `VkPhysicalDeviceProperties2` structure passed to `vkGetPhysicalDeviceProperties2`, it is filled in with each corresponding implementation-dependent property.

Valid Usage (Implicit)

- VUID-VkPhysicalDeviceExtendedDynamicState3PropertiesEXT-sType-sType `sType` must be `VK_STRUCTURE_TYPE_PHYSICAL_DEVICE_EXTENDED_DYNAMIC_STATE_3_PROPERTIES_EXT`

Structure Chaining

Extends the structure

- [VkPhysicalDeviceProperties2](#)

The `VkPhysicalDeviceOpticalFlowPropertiesNV` structure is defined as:

```
// Provided by VK_NV_optical_flow
typedef struct VkPhysicalDeviceOpticalFlowPropertiesNV {
    VkStructureType    sType;
    void*              pNext;
    VkOpticalFlowGridSizeFlagsNV supportedOutputGridSizes;
    VkOpticalFlowGridSizeFlagsNV supportedHintGridSizes;
    VkBool32           hintSupported;
    VkBool32           costSupported;
    VkBool32           bidirectionalFlowSupported;
    VkBool32           globalFlowSupported;
    uint32_t           minWidth;
    uint32_t           minHeight;
    uint32_t           maxWidth;
    uint32_t           maxHeight;
    uint32_t           maxNumRegionsOfInterest;
} VkPhysicalDeviceOpticalFlowPropertiesNV;
```


- **sType** is a [VkStructureType](#) value identifying this structure.
- **pNext** is `NULL` or a pointer to a structure extending this structure.
- **supportedOutputGridSizes** are the supported [VkOpticalFlowGridSizeFlagsNV](#) which can be specified in [VkOpticalFlowSessionCreateInfoNV::outputGridSize](#).
- **supportedHintGridSizes** are the supported [VkOpticalFlowGridSizeFlagsNV](#) which can be specified in [VkOpticalFlowSessionCreateInfoNV::hintGridSize](#).
- **hintSupported** is a boolean describing whether using hint flow vector map is supported in an optical flow session.
- **costSupported** is a boolean describing whether cost map generation is supported in an optical flow session.
- **bidirectionalFlowSupported** is a boolean describing whether bi-directional flow generation is supported in an optical flow session.
- **globalFlowSupported** is a boolean describing whether global flow vector map generation is supported in an optical flow session.
- **minWidth** is the minimum width in pixels for images used in an optical flow session.
- **minHeight** is the minimum height in pixels for images used in an optical flow session.
- **maxWidth** is the maximum width in pixels for images used in an optical flow session.
- **maxHeight** is the maximum height in pixels for images used in an optical flow session.
- **maxNumRegionsOfInterest** is the maximum number of regions of interest which can be used in an optical flow session. If this **maxNumRegionsOfInterest** is 0, regions of interest are not supported in an optical flow session.

If the [VkPhysicalDeviceOpticalFlowPropertiesNV](#) structure is included in the **pNext** chain of the [VkPhysicalDeviceProperties2](#) structure passed to [vkGetPhysicalDeviceProperties2](#), it is filled in with each corresponding implementation-dependent property.

Valid Usage (Implicit)

- `VUID-VkPhysicalDeviceOpticalFlowPropertiesNV-sType-sType`
sType **must** be [VK_STRUCTURE_TYPE_PHYSICAL_DEVICE_OPTICAL_FLOW_PROPERTIES_NV](#)

Structure Chaining

Extends the structure

- [VkPhysicalDeviceProperties2](#)

The [VkPhysicalDeviceOpacityMicromapPropertiesEXT](#) structure is defined as:


```
// Provided by VK_EXT_opacity_micromap
typedef struct VkPhysicalDeviceOpacityMicromapPropertiesEXT {
    VkStructureType    sType;
    void*              pNext;
    uint32_t           maxOpacity2StateSubdivisionLevel;
    uint32_t           maxOpacity4StateSubdivisionLevel;
} VkPhysicalDeviceOpacityMicromapPropertiesEXT;
```

- `sType` is a `VkStructureType` value identifying this structure.
- `pNext` is `NULL` or a pointer to a structure extending this structure.
- `maxOpacity2StateSubdivisionLevel` is the maximum allowed `subdivisionLevel` when `format` is `VK_OPACITY_MICROMAP_FORMAT_2_STATE_EXT`
- `maxOpacity4StateSubdivisionLevel` is the maximum allowed `subdivisionLevel` when `format` is `VK_OPACITY_MICROMAP_FORMAT_4_STATE_EXT`

If the `VkPhysicalDeviceOpacityMicromapPropertiesEXT` structure is included in the `pNext` chain of the `VkPhysicalDeviceProperties2` structure passed to `vkGetPhysicalDeviceProperties2`, it is filled in with each corresponding implementation-dependent property.

Valid Usage (Implicit)

- VUID-VkPhysicalDeviceOpacityMicromapPropertiesEXT-sType-sType `sType` must be `VK_STRUCTURE_TYPE_PHYSICAL_DEVICE_OPACITY_MICROMAP_PROPERTIES_EXT`

Structure Chaining

Extends the structure

- `VkPhysicalDeviceProperties2`

The `VkPhysicalDeviceDisplacementMicromapPropertiesNV` structure is defined as:

```
// Provided by VK_NV_displacement_micromap
typedef struct VkPhysicalDeviceDisplacementMicromapPropertiesNV {
    VkStructureType    sType;
    void*              pNext;
    uint32_t           maxDisplacementMicromapSubdivisionLevel;
} VkPhysicalDeviceDisplacementMicromapPropertiesNV;
```

- `sType` is a `VkStructureType` value identifying this structure.
- `pNext` is `NULL` or a pointer to a structure extending this structure.
- `maxDisplacementMicromapSubdivisionLevel` is the maximum allowed `subdivisionLevel` for displacement micromaps.

If the `VkPhysicalDeviceDisplacementMicromapPropertiesNV` structure is included in the `pNext` chain of the `VkPhysicalDeviceProperties2` structure passed to `vkGetPhysicalDeviceProperties2`, it is filled in with each corresponding implementation-dependent property.

Valid Usage (Implicit)

- `VUID-VkPhysicalDeviceDisplacementMicromapPropertiesNV-sType-sType` `sType` must be `VK_STRUCTURE_TYPE_PHYSICAL_DEVICE_DISPLACEMENT_MICROMAP_PROPERTIES_NV`

Structure Chaining

Extends the structure

- `VkPhysicalDeviceProperties2`

The `VkPhysicalDeviceShaderCoreBuiltinsPropertiesARM` structure is defined as:

```
// Provided by VK_ARM_shader_core_builtins
typedef struct VkPhysicalDeviceShaderCoreBuiltinsPropertiesARM {
    VkStructureType    sType;
    void*              pNext;
    uint64_t           shaderCoreMask;
    uint32_t           shaderCoreCount;
    uint32_t           shaderWarpsPerCore;
} VkPhysicalDeviceShaderCoreBuiltinsPropertiesARM;
```

- `sType` is a `VkStructureType` value identifying this structure.
- `pNext` is `NULL` or a pointer to a structure extending this structure.
- `shaderCoreMask` is a bitfield where each bit set represents the presence of a shader core whose ID is the bit position. The highest ID for any shader core on the device is the position of the most significant bit set.
- `shaderCoreCount` is the number of shader cores on the device.
- `shaderWarpsPerCore` is the maximum number of simultaneously executing warps on a shader core.

If the `VkPhysicalDeviceShaderCoreBuiltinsPropertiesARM` structure is included in the `pNext` chain of the `VkPhysicalDeviceProperties2` structure passed to `vkGetPhysicalDeviceProperties2`, it is filled in with each corresponding implementation-dependent property.

Valid Usage (Implicit)

- `VUID-VkPhysicalDeviceShaderCoreBuiltinsPropertiesARM-sType-sType` `sType` must be

Structure Chaining

Extends the structure

- [VkPhysicalDeviceProperties2](#)

Values which **may** be returned in the `rayTracingInvocationReorderReorderingHint` field of `VkPhysicalDeviceRayTracingInvocationReorderPropertiesEXT` or `VkPhysicalDeviceRayTracingInvocationReorderPropertiesNV` are:

```
// Provided by VK_EXT_ray_tracing_invocation_reorder
typedef enum VkRayTracingInvocationReorderModeEXT {
    VK_RAY_TRACING_INVOCATION_REORDER_MODE_NONE_EXT = 0,
    VK_RAY_TRACING_INVOCATION_REORDER_MODE_REORDER_EXT = 1,
    // Provided by VK_NV_ray_tracing_invocation_reorder
    VK_RAY_TRACING_INVOCATION_REORDER_MODE_NONE_NV =
VK_RAY_TRACING_INVOCATION_REORDER_MODE_NONE_EXT,
    // Provided by VK_NV_ray_tracing_invocation_reorder
    VK_RAY_TRACING_INVOCATION_REORDER_MODE_REORDER_NV =
VK_RAY_TRACING_INVOCATION_REORDER_MODE_REORDER_EXT,
} VkRayTracingInvocationReorderModeEXT;
```

```
// Provided by VK_NV_ray_tracing_invocation_reorder
// Equivalent to VkRayTracingInvocationReorderModeEXT
typedef VkRayTracingInvocationReorderModeEXT VkRayTracingInvocationReorderModeNV;
```

- `VK_RAY_TRACING_INVOCATION_REORDER_MODE_NONE_EXT` specifies that the implementation does not reorder at reorder calls.
- `VK_RAY_TRACING_INVOCATION_REORDER_MODE_REORDER_EXT` specifies that the implementation **may** reorder at reorder calls.

The `VkPhysicalDeviceRayTracingInvocationReorderPropertiesEXT` structure is defined as:

```
// Provided by VK_EXT_ray_tracing_invocation_reorder
typedef struct VkPhysicalDeviceRayTracingInvocationReorderPropertiesEXT {
    VkStructureType          sType;
    void*                    pNext;
    VkRayTracingInvocationReorderModeEXT rayTracingInvocationReorderReorderingHint;
    uint32_t                 maxShaderBindingTableRecordIndex;
} VkPhysicalDeviceRayTracingInvocationReorderPropertiesEXT;
```

- `sType` is a `VkStructureType` value identifying this structure.
- `pNext` is `NULL` or a pointer to a structure extending this structure.

- `rayTracingInvocationReorderReorderingHint` is a hint indicating if the implementation **may** reorder at the reorder calls.
- `maxShaderBindingTableRecordIndex` is the maximum shader binding table record index allowed to be passed in to `OpHitObjectSetShaderBindingTableRecordIndexEXT`

If `rayTracingInvocationReorderReorderingHint` is `VK_RAY_TRACING_INVOCATION_REORDER_MODE_REORDER_EXT` there **must** exist conditions under which the ordered set of invocations before a reorder instruction is different than the ordered set of invocations after the reorder instruction. The ordering of a set of invocations is determined by the `SubgroupId` of an invocation's subgroup and the `SubgroupInvocationId` of an invocation within that subgroup.

The reorder instructions are:

- `OpReorderThreadWithHintEXT`
- `OpReorderThreadWithHitObjectEXT`
- `OpHitObjectReorderExecuteShaderEXT`
- `OpHitObjectTraceReorderExecuteEXT`
- `OpHitObjectTraceMotionReorderExecuteEXT`

NOTE

Because the extension changes how hits are managed there is a compatibility reason to expose the extension even when an implementation does not have sorting active.

If the `VkPhysicalDeviceRayTracingInvocationReorderPropertiesEXT` structure is included in the `pNext` chain of the `VkPhysicalDeviceProperties2` structure passed to `vkGetPhysicalDeviceProperties2`, it is filled in with each corresponding implementation-dependent property.

Valid Usage (Implicit)

- VUID-VkPhysicalDeviceRayTracingInvocationReorderPropertiesEXT-sType-sType **must** be `VK_STRUCTURE_TYPE_PHYSICAL_DEVICE_RAY_TRACING_INVOCATION_REORDER_PROPERTIES_EXT`

Structure Chaining

Extends the structure

- `VkPhysicalDeviceProperties2`

The `VkPhysicalDeviceRayTracingInvocationReorderPropertiesNV` structure is defined as:


```
// Provided by VK_NV_ray_tracing_invocation_reorder
typedef struct VkPhysicalDeviceRayTracingInvocationReorderPropertiesNV {
    VkStructureType    sType;
    void*              pNext;
    VkRayTracingInvocationReorderModeEXT rayTracingInvocationReorderReorderingHint;
} VkPhysicalDeviceRayTracingInvocationReorderPropertiesNV;
```

- `sType` is a `VkStructureType` value identifying this structure.
- `pNext` is `NULL` or a pointer to a structure extending this structure.
- `rayTracingInvocationReorderReorderingHint` is a hint indicating if the implementation will actually reorder at the reorder calls.

NOTE

Because the extension changes how hits are managed there is a compatibility reason to expose the extension even when an implementation does not have sorting active.

If the `VkPhysicalDeviceRayTracingInvocationReorderPropertiesNV` structure is included in the `pNext` chain of the `VkPhysicalDeviceProperties2` structure passed to `vkGetPhysicalDeviceProperties2`, it is filled in with each corresponding implementation-dependent property.

Valid Usage (Implicit)

- `VOID-VkPhysicalDeviceRayTracingInvocationReorderPropertiesNV-sType-sType` **must** be `VK_STRUCTURE_TYPE_PHYSICAL_DEVICE_RAY_TRACING_INVOCATION_REORDER_PROPERTIES_NV`

Structure Chaining

Extends the structure

- `VkPhysicalDeviceProperties2`

The `VkPhysicalDeviceClusterCullingShaderPropertiesHUAWEI` structure is defined as:

```
// Provided by VK_HUAWEI_cluster_culling_shader
typedef struct VkPhysicalDeviceClusterCullingShaderPropertiesHUAWEI {
    VkStructureType    sType;
    void*              pNext;
    uint32_t           maxWorkGroupCount[3];
    uint32_t           maxWorkGroupSize[3];
    uint32_t           maxOutputClusterCount;
    VkDeviceSize       indirectBufferOffsetAlignment;
} VkPhysicalDeviceClusterCullingShaderPropertiesHUAWEI;
```


- `sType` is a `VkStructureType` value identifying this structure.
- `pNext` is `NULL` or a pointer to a structure extending this structure.
- `maxWorkGroupCount`[3] is the maximum number of local workgroups that can be launched by a single command. These three value represent the maximum local workgroup count in the X, Y, and Z dimensions, respectively. In the current implementation, the values of Y and Z are both implicitly set as one. `groupCountX` of `DrawCluster` command **must** be less than or equal to `maxWorkGroupCount`[0].
- `maxWorkGroupSize`[3] is the maximum size of a local workgroup. These three value represent the maximum local workgroup size in the X, Y, and Z dimensions, respectively. The x, y, and z sizes, as specified by the `LocalSize` or `LocalSizeId` execution mode or by the object decorated by the `WorkgroupSize` decoration in shader modules, **must** be less than or equal to the corresponding limit. In the current implementation, the maximum workgroup size of the X dimension is 32, the others are 1.
- `maxOutputClusterCount` is the maximum number of output cluster a single cluster culling shader workgroup can emit.
- `indirectBufferOffsetAlignment` indicates the alignment for cluster drawing command buffer stride. `vkCmdDrawClusterIndirectHUAWEI::offset` **must** be a multiple of this value.

If the `VkPhysicalDeviceClusterCullingShaderPropertiesHUAWEI` structure is included in the `pNext` chain of the `VkPhysicalDeviceProperties2` structure passed to `vkGetPhysicalDeviceProperties2`, it is filled in with each corresponding implementation-dependent property.

Valid Usage (Implicit)

- VUID-VkPhysicalDeviceClusterCullingShaderPropertiesHUAWEI-sType-sType **must** be `VK_STRUCTURE_TYPE_PHYSICAL_DEVICE_CLUSTER_CULLING_SHADER_PROPERTIES_HUAWEI`

Structure Chaining

Extends the structure

- `VkPhysicalDeviceProperties2`

The `VkPhysicalDeviceShaderCorePropertiesARM` structure is defined as:


```
// Provided by VK_ARM_shader_core_properties
typedef struct VkPhysicalDeviceShaderCorePropertiesARM {
    VkStructureType    sType;
    void*              pNext;
    uint32_t           pixelRate;
    uint32_t           texelRate;
    uint32_t           fmaRate;
} VkPhysicalDeviceShaderCorePropertiesARM;
```

- **sType** is a [VkStructureType](#) value identifying this structure.
- **pNext** is **NULL** or a pointer to a structure extending this structure.
- **pixelRate** is an unsigned integer value indicating the maximum number of pixels output per clock per shader core.
- **texelRate** is an unsigned integer value indicating the maximum number of texels per clock per shader core.
- **fmaRate** is an unsigned integer value indicating the maximum number of single-precision fused multiply-add operations per clock per shader core.

If a throughput rate cannot be determined on the physical device, the value **0** will be returned for that rate.

If the [VkPhysicalDeviceShaderCorePropertiesARM](#) structure is included in the **pNext** chain of the [VkPhysicalDeviceProperties2](#) structure passed to [vkGetPhysicalDeviceProperties2](#), it is filled in with each corresponding implementation-dependent property.

Valid Usage (Implicit)

- VUID-VkPhysicalDeviceShaderCorePropertiesARM-sType-sType **must** be [VK_STRUCTURE_TYPE_PHYSICAL_DEVICE_SHADER_CORE_PROPERTIES_ARM](#)

Structure Chaining

Extends the structure

- [VkPhysicalDeviceProperties2](#)

The [VkPhysicalDeviceShaderObjectPropertiesEXT](#) structure is defined as:


```
// Provided by VK_EXT_shader_object
typedef struct VkPhysicalDeviceShaderObjectPropertiesEXT {
    VkStructureType    sType;
    void*              pNext;
    uint8_t            shaderBinaryUUID[VK_UUID_SIZE];
    uint32_t            shaderBinaryVersion;
} VkPhysicalDeviceShaderObjectPropertiesEXT;
```

- `sType` is a [VkStructureType](#) value identifying this structure.
- `pNext` is `NULL` or a pointer to a structure extending this structure.
- `shaderBinaryUUID` is an array of [VK_UUID_SIZE](#) `uint8_t` values representing a universally unique identifier for one or more implementations whose shader binaries are guaranteed to be compatible with each other.
- `shaderBinaryVersion` is an unsigned integer incremented to represent backwards compatible differences between implementations with the same `shaderBinaryUUID`.

The purpose and usage of the values of this structure are described in greater detail in [Binary Shader Compatibility](#).

If the `VkPhysicalDeviceShaderObjectPropertiesEXT` structure is included in the `pNext` chain of the `VkPhysicalDeviceProperties2` structure passed to `vkGetPhysicalDeviceProperties2`, it is filled in with each corresponding implementation-dependent property.

Valid Usage (Implicit)

- `VK_STRUCTURE_TYPE_PHYSICAL_DEVICE_SHADER_OBJECT_PROPERTIES_EXT` `sType` must be `VK_STRUCTURE_TYPE_PHYSICAL_DEVICE_SHADER_OBJECT_PROPERTIES_EXT`

Structure Chaining

Extends the structure

- [VkPhysicalDeviceProperties2](#)

The `VkPhysicalDeviceShaderEnqueuePropertiesAMD` structure is defined as:


```
// Provided by VK_AMD_shader_enqueue
typedef struct VkPhysicalDeviceShaderQueuePropertiesAMD {
    VkStructureType    sType;
    void*              pNext;
    uint32_t           maxExecutionGraphDepth;
    uint32_t           maxExecutionGraphShaderOutputNodes;
    uint32_t           maxExecutionGraphShaderPayloadSize;
    uint32_t           maxExecutionGraphShaderPayloadCount;
    uint32_t           executionGraphDispatchAddressAlignment;
    uint32_t           maxExecutionGraphWorkgroupCount[3];
    uint32_t           maxExecutionGraphWorkgroups;
} VkPhysicalDeviceShaderQueuePropertiesAMD;
```

The members of the `VkPhysicalDeviceShaderQueuePropertiesAMD` structure describe the following limits:

- `sType` is a `VkStructureType` value identifying this structure.
- `pNext` is `NULL` or a pointer to a structure extending this structure.
- `maxExecutionGraphDepth` defines the maximum node chain depth in the graph. The dispatched node is at depth 1 and the node enqueued by it is at depth 2, and so on. If a node enqueues itself, each recursive enqueue increases the depth by 1 as well.
- `maxExecutionGraphShaderOutputNodes` specifies the maximum number of unique nodes that can be dispatched from a single shader, and **must** be at least 256.
- `maxExecutionGraphShaderPayloadSize` specifies the maximum total size of payload declarations in a shader. For any payload declarations that share resources, indicated by `NodeSharesPayloadLimitsWithAMD` decorations, the maximum size of each set of shared payload declarations is taken. The sum of each shared set's maximum size and the size of each unshared payload is counted against this limit.
- `maxExecutionGraphShaderPayloadCount` specifies the maximum number of output payloads that can be initialized in a single workgroup.
- `executionGraphDispatchAddressAlignment` specifies the alignment of non-scratch `VkDeviceAddress` arguments consumed by graph dispatch commands.
- `maxExecutionGraphWorkgroupCount[3]` is the maximum number of local workgroups that a shader **can** be dispatched with in X, Y, and Z dimensions, respectively.
- `maxExecutionGraphWorkgroups` is the total number of local workgroups that a shader **can** be dispatched with.

If the `VkPhysicalDeviceShaderQueuePropertiesAMD` structure is included in the `pNext` chain of the `VkPhysicalDeviceProperties2` structure passed to `vkGetPhysicalDeviceProperties2`, it is filled in with each corresponding implementation-dependent property.

Valid Usage (Implicit)

- VUID-VkPhysicalDeviceShaderQueuePropertiesAMD-sType-sType

`sType` **must** be
`VK_STRUCTURE_TYPE_PHYSICAL_DEVICE_SHADER_ENQUEUE_PROPERTIES_AMD`

Structure Chaining

Extends the structure

- `VkPhysicalDeviceProperties2`

The `VkPhysicalDeviceExtendedSparseAddressSpacePropertiesNV` structure is defined as:

```
// Provided by VK_NV_extended_sparse_address_space
typedef struct VkPhysicalDeviceExtendedSparseAddressSpacePropertiesNV {
    VkStructureType    sType;
    void*              pNext;
    VkDeviceSize        extendedSparseAddressSpaceSize;
    VkImageUsageFlags   extendedSparseImageUsageFlags;
    VkBufferUsageFlags  extendedSparseBufferUsageFlags;
} VkPhysicalDeviceExtendedSparseAddressSpacePropertiesNV;
```

- `sType` is a `VkStructureType` value identifying this structure.
- `pNext` is `NULL` or a pointer to a structure extending this structure.
- `extendedSparseAddressSpaceSize` is the total amount of address space available, in bytes, for sparse memory resources of all usages if the `extendedSparseAddressSpace` feature is enabled. This **must** be greater than or equal to `VkPhysicalDeviceLimits::sparseAddressSpaceSize`, and the difference in space **must** only be used with usages allowed below. This is an upper bound on the sum of the sizes of all sparse resources, regardless of whether any memory is bound to them.
- `extendedSparseImageUsageFlags` is a bitmask of `VkImageUsageFlagBits` of usages which **may** allow an implementation to use the full `extendedSparseAddressSpaceSize` space.
- `extendedSparseBufferUsageFlags` is a bitmask of `VkBufferUsageFlagBits` of usages which **may** allow an implementation to use the full `extendedSparseAddressSpaceSize` space.

If the `VkPhysicalDeviceExtendedSparseAddressSpacePropertiesNV` structure is included in the `pNext` chain of the `VkPhysicalDeviceProperties2` structure passed to `vkGetPhysicalDeviceProperties2`, it is filled in with each corresponding implementation-dependent property.

Valid Usage (Implicit)

- VUID-VkPhysicalDeviceExtendedSparseAddressSpacePropertiesNV-sType-sType `sType` **must** be
`VK_STRUCTURE_TYPE_PHYSICAL_DEVICE_EXTENDED_SPARSE_ADDRESS_SPACE_PROPERTIES_NV`

Structure Chaining

Extends the structure

- [VkPhysicalDeviceProperties2](#)

The [VkPhysicalDeviceCudaKernelLaunchPropertiesNV](#) structure is defined as:

```
// Provided by VK_NV_cuda_kernel_launch
typedef struct VkPhysicalDeviceCudaKernelLaunchPropertiesNV {
    VkStructureType    sType;
    void*              pNext;
    uint32_t            computeCapabilityMinor;
    uint32_t            computeCapabilityMajor;
} VkPhysicalDeviceCudaKernelLaunchPropertiesNV;
```

The members of the [VkPhysicalDeviceCudaKernelLaunchPropertiesNV](#) structure describe the following features:

- [computeCapabilityMinor](#) indicates the minor version number of the compute code.
- [computeCapabilityMajor](#) indicates the major version number of the compute code.

If the [VkPhysicalDeviceCudaKernelLaunchPropertiesNV](#) structure is included in the [pNext](#) chain of the [VkPhysicalDeviceProperties2](#) structure passed to [vkGetPhysicalDeviceProperties2](#), it is filled in with each corresponding implementation-dependent property.

Valid Usage (Implicit)

- VUID-VkPhysicalDeviceCudaKernelLaunchPropertiesNV-sType-sType [sType](#) must be [VK_STRUCTURE_TYPE_PHYSICAL_DEVICE_CUDA_KERNEL_LAUNCH_PROPERTIES_NV](#)

Structure Chaining

Extends the structure

- [VkPhysicalDeviceProperties2](#)

The [VkPhysicalDevicePushConstantBankPropertiesNV](#) structure is defined as:


```
// Provided by VK_NV_push_constant_bank
typedef struct VkPhysicalDevicePushConstantBankPropertiesNV {
    VkStructureType    sType;
    void*              pNext;
    uint32_t            maxGraphicsPushConstantBanks;
    uint32_t            maxComputePushConstantBanks;
    uint32_t            maxGraphicsPushDataBanks;
    uint32_t            maxComputePushDataBanks;
} VkPhysicalDevicePushConstantBankPropertiesNV;
```

This structure describes the following implementation-dependent limits:

- `sType` is a `VkStructureType` value identifying this structure.
- `pNext` is `NULL` or a pointer to a structure extending this structure.
- `maxGraphicsPushConstantBanks` indicates the maximum number of push constant banks supported for graphics pipelines when used with non-descriptor heap scenarios.
- `maxComputePushConstantBanks` indicates the maximum number of push constant banks supported for compute pipelines when used with non-descriptor heap scenarios.
- `maxGraphicsPushDataBanks` indicates the maximum number of push data banks supported for graphics pipelines when using descriptor heaps.
- `maxComputePushDataBanks` indicates the maximum number of push data banks supported for compute pipelines when using descriptor heaps.

If the `VkPhysicalDevicePushConstantBankPropertiesNV` structure is included in the `pNext` chain of the `VkPhysicalDeviceProperties2` structure passed to `vkGetPhysicalDeviceProperties2`, it is filled in with each corresponding implementation-dependent property.

NOTE

The number of banks available for descriptor heap usage (`maxGraphicsPushDataBanks` and `maxComputePushDataBanks`) is equal or greater than the number of banks available for non-descriptor heap usage (`maxGraphicsPushConstantBanks` and `maxComputePushConstantBanks`).

For graphics shaders, both descriptor heap and non-descriptor heap limits are greater than 1. For compute shaders, the number of banks is equal to or greater than 1.

Valid Usage (Implicit)

- VUID-VkPhysicalDevicePushConstantBankPropertiesNV-sType-sType `must` be `VK_STRUCTURE_TYPE_PHYSICAL_DEVICE_PUSH_CONSTANT_BANK_PROPERTIES_NV`

Structure Chaining

Extends the structure

- [VkPhysicalDeviceProperties2](#)

The [VkPhysicalDeviceExternalFormatResolvePropertiesANDROID](#) structure is defined as:

```
// Provided by VK_ANDROID_external_format_resolve
typedef struct VkPhysicalDeviceExternalFormatResolvePropertiesANDROID {
    VkStructureType    sType;
    void*              pNext;
    VkBool32           nullColorAttachmentWithExternalFormatResolve;
    VkChromaLocation    externalFormatResolveChromaOffsetX;
    VkChromaLocation    externalFormatResolveChromaOffsetY;
} VkPhysicalDeviceExternalFormatResolvePropertiesANDROID;
```

- [sType](#) is a [VkStructureType](#) value identifying this structure.
- [pNext](#) is `NULL` or a pointer to a structure extending this structure.
- [nullColorAttachmentWithExternalFormatResolve](#) indicates that there **must** be no color attachment image when performing external format resolves if it is [VK_TRUE](#).
- [externalFormatResolveChromaOffsetX](#) indicates the [VkChromaLocation](#) that an implementation uses in the X axis for accesses to an external format image as a resolve attachment. This **must** be consistent between external format resolves and load operations from external format resolve attachments to color attachments when [nullColorAttachmentWithExternalFormatResolve](#) is [VK_TRUE](#).
- [externalFormatResolveChromaOffsetY](#) indicates the [VkChromaLocation](#) that an implementation uses in the Y axis for accesses to an external format image as a resolve attachment. This **must** be consistent between external format resolves and load operations from external format resolve attachments to color attachments when [nullColorAttachmentWithExternalFormatResolve](#) is [VK_TRUE](#).

If the [VkPhysicalDeviceExternalFormatResolvePropertiesANDROID](#) structure is included in the [pNext](#) chain of the [VkPhysicalDeviceProperties2](#) structure passed to [vkGetPhysicalDeviceProperties2](#), it is filled in with each corresponding implementation-dependent property.

Valid Usage (Implicit)

- `VOID-VkPhysicalDeviceExternalFormatResolvePropertiesANDROID-sType-sType`
[sType](#) **must** be [VK_STRUCTURE_TYPE_PHYSICAL_DEVICE_EXTERNAL_FORMAT_RESOLVE_PROPERTIES_ANDROID](#)

Structure Chaining

Extends the structure

- [VkPhysicalDeviceProperties2](#)

The `VkPhysicalDevicePipelineBinaryPropertiesKHR` structure is defined as:

```
// Provided by VK_KHR_pipeline_binary
typedef struct VkPhysicalDevicePipelineBinaryPropertiesKHR {
    VkStructureType    sType;
    void*              pNext;
    VkBool32           pipelineBinaryInternalCache;
    VkBool32           pipelineBinaryInternalCacheControl;
    VkBool32           pipelineBinaryPrefersInternalCache;
    VkBool32           pipelineBinaryPrecompiledInternalCache;
    VkBool32           pipelineBinaryCompressedData;
} VkPhysicalDevicePipelineBinaryPropertiesKHR;
```

- `sType` is a `VkStructureType` value identifying this structure.
- `pNext` is `NULL` or a pointer to a structure extending this structure.
- `pipelineBinaryInternalCache` specifies that the implementation maintains a pipeline cache internal to the implementation. If this is `VK_TRUE`, applications **can** create pipeline binaries with only a pipeline create info, and in this case, an implementation **may** be able to create a pipeline binary directly without application needing to capture the binary itself.
- `pipelineBinaryInternalCacheControl` specifies whether the driver's internal cache **can** be disabled. If this property is `VK_TRUE` `VkDevicePipelineBinaryInternalCacheControlKHR::disableInternalCache` **can** be used to disable the driver's internal cache, allowing an application to take full control of both memory and disk usage.
- `pipelineBinaryPrefersInternalCache` specifies that the implementation prefers to maintain an internal cache, and applications **should** not store pipeline binaries in their own on-disk caches to avoid increased on-disk storage requirements. Applications are encouraged to only store pipeline keys instead, and aim to create pipeline binaries from key alone on subsequent runs of the application.
- `pipelineBinaryPrecompiledInternalCache` specifies that the implementation **may** have pipeline binaries in its internal cache, which is populated without the application ever having generated that pipeline itself. Applications **can** attempt to create binaries without extracting pipeline binary data from the pipeline prior for a set of pipeline keys, including from previous runs of the application.
- `pipelineBinaryCompressedData` specifies that the binary data is already compressed and so applications **should** not attempt to compress it.

NOTE These properties tend to be platform specific and may change depending on external configuration which is outside the scope of this specification. These properties are intended to guide applications when implementations have

dedicated caching solutions available. In particular, if the `pipelineBinaryPrefersInternalCache` limit is exposed, relying on the internal cache may provide some advantage compared to an application-specific solution. An application with its own dedicated solution may still use its own caching system even with this limit exposed.

If the `VkPhysicalDevicePipelineBinaryPropertiesKHR` structure is included in the `pNext` chain of the `VkPhysicalDeviceProperties2` structure passed to `vkGetPhysicalDeviceProperties2`, it is filled in with each corresponding implementation-dependent property.

Valid Usage (Implicit)

- `VOID-VkPhysicalDevicePipelineBinaryPropertiesKHR-sType-sType` must be `VK_STRUCTURE_TYPE_PHYSICAL_DEVICE_PIPELINE_BINARY_PROPERTIES_KHR`

Structure Chaining

Extends the structure

- `VkPhysicalDeviceProperties2`

The `VkPhysicalDeviceRenderPassStripedPropertiesARM` structure is defined as:

```
// Provided by VK_ARM_render_pass_striped
typedef struct VkPhysicalDeviceRenderPassStripedPropertiesARM {
    VkStructureType    sType;
    void*              pNext;
    VkExtent2D         renderPassStripeGranularity;
    uint32_t           maxRenderPassStripes;
} VkPhysicalDeviceRenderPassStripedPropertiesARM;
```

The members of the `VkPhysicalDeviceRenderPassStripedPropertiesARM` structure describe the following limits:

- `sType` is a `VkStructureType` value identifying this structure.
- `pNext` is `NULL` or a pointer to a structure extending this structure.
- `renderPassStripeGranularity` indicates the minimum supported granularity of striped render pass regions.
- `maxRenderPassStripes` indicates the maximum number of stripes supported in striped rendering.

If the `VkPhysicalDeviceRenderPassStripedPropertiesARM` structure is included in the `pNext` chain of the `VkPhysicalDeviceProperties2` structure passed to `vkGetPhysicalDeviceProperties2`, it is filled in with each corresponding implementation-dependent property.

Valid Usage (Implicit)

- VUID-VkPhysicalDeviceRenderPassStripedPropertiesARM-sType-sType must be VK_STRUCTURE_TYPE_PHYSICAL_DEVICE_RENDER_PASS_STRIPED_PROPERTIES_ARM

Structure Chaining

Extends the structure

- [VkPhysicalDeviceProperties2](#)

The [VkPhysicalDeviceComputeShaderDerivativesPropertiesKHR](#) structure is defined as:

```
// Provided by VK_KHR_compute_shader_derivatives
typedef struct VkPhysicalDeviceComputeShaderDerivativesPropertiesKHR {
    VkStructureType    sType;
    void*              pNext;
    VkBool32           meshAndTaskShaderDerivatives;
} VkPhysicalDeviceComputeShaderDerivativesPropertiesKHR;
```

The members of the [VkPhysicalDeviceComputeShaderDerivativesPropertiesKHR](#) structure describe the following:

- [meshAndTaskShaderDerivatives](#) indicates whether the mesh and task shader stages support the [ComputeDerivativeGroupQuadsKHR](#) and [ComputeDerivativeGroupLinearKHR](#) SPIR-V capabilities.

If the [VkPhysicalDeviceComputeShaderDerivativesPropertiesKHR](#) structure is included in the [pNext](#) chain of the [VkPhysicalDeviceProperties2](#) structure passed to [vkGetPhysicalDeviceProperties2](#), it is filled in with each corresponding implementation-dependent property.

Valid Usage (Implicit)

- VUID-VkPhysicalDeviceComputeShaderDerivativesPropertiesKHR-sType-sType must be VK_STRUCTURE_TYPE_PHYSICAL_DEVICE_COMPUTE_SHADER_DERIVATIVES_PROPERTIES_KHR

Structure Chaining

Extends the structure

- [VkPhysicalDeviceProperties2](#)

The [VkPhysicalDeviceMapMemoryPlacedPropertiesEXT](#) structure is defined as:


```
// Provided by VK_EXT_map_memory_placed
typedef struct VkPhysicalDeviceMapMemoryPlacedPropertiesEXT {
    VkStructureType    sType;
    void*              pNext;
    VkDeviceSize        minPlacedMemoryMapAlignment;
} VkPhysicalDeviceMapMemoryPlacedPropertiesEXT;
```

The members of the `VkPhysicalDeviceMapMemoryPlacedPropertiesEXT` structure describe the following:

- `minPlacedMemoryMapAlignment` is the minimum alignment required for memory object offsets and virtual address ranges when using placed memory mapping.

If the `VkPhysicalDeviceMapMemoryPlacedPropertiesEXT` structure is included in the `pNext` chain of the `VkPhysicalDeviceProperties2` structure passed to `vkGetPhysicalDeviceProperties2`, it is filled in with each corresponding implementation-dependent property.

Valid Usage (Implicit)

- VUID-VkPhysicalDeviceMapMemoryPlacedPropertiesEXT-sType-sType `must` be `VK_STRUCTURE_TYPE_PHYSICAL_DEVICE_MAP_MEMORY_PLACED_PROPERTIES_EXT`

Structure Chaining

Extends the structure

- `VkPhysicalDeviceProperties2`

The `VkPhysicalDeviceImageAlignmentControlPropertiesMESA` structure is defined as:

```
// Provided by VK_MESA_image_alignment_control
typedef struct VkPhysicalDeviceImageAlignmentControlPropertiesMESA {
    VkStructureType    sType;
    void*              pNext;
    uint32_t            supportedImageAlignmentMask;
} VkPhysicalDeviceImageAlignmentControlPropertiesMESA;
```

The members of the `VkPhysicalDeviceImageAlignmentControlPropertiesMESA` structure describe the following:

- `supportedImageAlignmentMask` is a bitwise-or of all potentially supported image alignments for a given physical device when using `VK_IMAGE_TILING_OPTIMAL`. If a given alignment is supported, the application **can** request an image to have that alignment. A given set of image creation parameters **may** support a subset of these alignments. To determine if a particular alignment is supported for a given set of image creation parameters, check

VkMemoryRequirements::alignment
VkImageAlignmentControlCreateInfoMESA.

after

chaining

in

If the `VkPhysicalDeviceImageAlignmentControlPropertiesMESA` structure is included in the `pNext` chain of the `VkPhysicalDeviceProperties2` structure passed to `vkGetPhysicalDeviceProperties2`, it is filled in with each corresponding implementation-dependent property.

Valid Usage (Implicit)

- VUID-VkPhysicalDeviceImageAlignmentControlPropertiesMESA-sType-sType
`sType` must be `VK_STRUCTURE_TYPE_PHYSICAL_DEVICE_IMAGE_ALIGNMENT_CONTROL_PROPERTIES_MESA`

Structure Chaining

Extends the structure

- `VkPhysicalDeviceProperties2`

The `VkPhysicalDeviceTileShadingPropertiesQCOM` structure is defined as:

```
// Provided by VK_QCOM_tile_shading
typedef struct VkPhysicalDeviceTileShadingPropertiesQCOM {
    VkStructureType    sType;
    void*              pNext;
    uint32_t            maxApronSize;
    VkBool32            preferNonCoherent;
    VkExtent2D          tileGranularity;
    VkExtent2D          maxTileShadingRate;
} VkPhysicalDeviceTileShadingPropertiesQCOM;
```

- `sType` is a `VkStructureType` value identifying this structure
- `pNext` is `NULL` or a pointer to a structure extending this structure.
- `maxApronSize` is the maximum value supported which can be specified for `VkRenderPassTileShadingCreateInfoQCOM::apronSize` or `width` and `height`.
- `preferNonCoherent` indicates that the implementation prefers tile attachments declared in shaders with the `NonCoherentTileAttachmentReadQCOM` decoration. Use of the decoration **may** offer performance or power advantages.
- `tileGranularity` provides a guarantee on the granularity of each tile. Each tile will have dimensions that are a multiple of this granularity in width and height.
- `maxTileShadingRate` is the maximum value of `TileShadingRateQCOM` and **must** be a power of 2.

If the `VkPhysicalDeviceTileShadingPropertiesQCOM` structure is included in the `pNext` chain of the `VkPhysicalDeviceProperties2` structure passed to `vkGetPhysicalDeviceProperties2`, it is filled in with

each corresponding implementation-dependent property.

Valid Usage (Implicit)

- VUID-VkPhysicalDeviceTileShadingPropertiesQCOM-sType-sType **must** be `VK_STRUCTURE_TYPE_PHYSICAL_DEVICE_TILE_SHADING_PROPERTIES_QCOM`

Structure Chaining

Extends the structure

- [VkPhysicalDeviceProperties2](#)

The `VkPhysicalDeviceFaultPropertiesKHR` structure is defined as:

```
// Provided by VK_KHR_device_fault
typedef struct VkPhysicalDeviceFaultPropertiesKHR {
    VkStructureType    sType;
    void*              pNext;
    uint32_t           maxDeviceFaultCount;
} VkPhysicalDeviceFaultPropertiesKHR;
```

The members of the `VkPhysicalDeviceFaultPropertiesKHR` structure describe the following:

- `maxDeviceFaultCount` is the maximum number of instances of [VkDeviceFaultInfoKHR](#) that will be retained by the implementation. This **must** be greater than or equal to 1. If the application does not retrieve fault reports and overflow occurs, the oldest fault reports will be overwritten by the most recent record.

If the `VkPhysicalDeviceFaultPropertiesKHR` structure is included in the `pNext` chain of the [VkPhysicalDeviceProperties2](#) structure passed to [vkGetPhysicalDeviceProperties2](#), it is filled in with each corresponding implementation-dependent property.

Valid Usage (Implicit)

- VUID-VkPhysicalDeviceFaultPropertiesKHR-sType-sType **must** be `VK_STRUCTURE_TYPE_PHYSICAL_DEVICE_FAULT_PROPERTIES_KHR`

Structure Chaining

Extends the structure

- [VkPhysicalDeviceProperties2](#)

The `VkPhysicalDeviceTensorPropertiesARM` structure is defined as:

```
// Provided by VK_ARM_tensors
typedef struct VkPhysicalDeviceTensorPropertiesARM {
    VkStructureType      sType;
    void*                pNext;
    uint32_t             maxTensorDimensionCount;
    uint64_t             maxTensorElements;
    uint64_t             maxPerDimensionTensorElements;
    int64_t              maxTensorStride;
    uint64_t             maxTensorSize;
    uint32_t             maxTensorShaderAccessArrayLength;
    uint32_t             maxTensorShaderAccessSize;
    uint32_t             maxDescriptorSetStorageTensors;
    uint32_t             maxPerStageDescriptorSetStorageTensors;
    uint32_t             maxDescriptorSetUpdateAfterBindStorageTensors;
    uint32_t             maxPerStageDescriptorUpdateAfterBindStorageTensors;
    VkBool32             shaderStorageTensorArrayNonUniformIndexingNative;
    VkShaderStageFlags   shaderTensorSupportedStages;
} VkPhysicalDeviceTensorPropertiesARM;
```

- `sType` is a `VkStructureType` value identifying this structure.
- `pNext` is `NULL` or a pointer to a structure extending this structure.
- `maxTensorDimensionCount` is the maximum number of dimensions that can be specified in the `dimensionCount` member of `VkTensorDescriptionARM`.
- `maxTensorElements` is the maximum number of data elements in a created tensor as specified in the `VkTensorDescriptionARM` of `VkTensorCreateInfoARM`. The number of data elements in a tensor is computed as the product of `pDimensions[i]` for all $0 \leq i \leq \text{dimensionCount}-1$.
- `maxPerDimensionTensorElements` is the maximum number of data elements alongside any dimension of a tensor.
- `maxTensorStride` is the maximum value for a tensor stride that can be used in `VkTensorDescriptionARM::pStrides`.
- `maxTensorSize` is the maximum size, in bytes, of a tensor.
- `maxTensorShaderAccessArrayLength` is the maximum number of elements in an array returned by `OpTensorReadARM` or consumed by `OpTensorWriteARM`.
- `maxTensorShaderAccessSize` is the maximum size in bytes of the data that can be read from a tensor with `OpTensorReadARM` or written to a tensor with `OpTensorWriteARM`.
- `maxDescriptorSetStorageTensors` is the maximum number of tensors that **can** be included in descriptor bindings in a pipeline layout across all pipeline shader stages and descriptor set numbers. Descriptors with a type of `VK_DESCRIPTOR_TYPE_TENSOR_ARM` count against this limit.
- `maxPerStageDescriptorSetStorageTensors` is the maximum number of tensors that **can** be accessible to a single shader stage in a pipeline layout. Descriptors with a type of `VK_DESCRIPTOR_TYPE_TENSOR_ARM` count against this limit. A descriptor is accessible to a

pipeline shader stage when the `stageFlags` member of the `VkDescriptorSetLayoutBinding` structure has the bit for that shader stage set.

- `maxDescriptorSetUpdateAfterBindStorageTensors` is similar to `maxDescriptorSetStorageTensors` but counts descriptors from descriptor sets created with or without the `VK_DESCRIPTOR_SET_LAYOUT_CREATE_UPDATE_AFTER_BIND_POOL_BIT` bit set.
- `maxPerStageDescriptorUpdateAfterBindStorageTensors` is similar to `maxPerStageDescriptorSetStorageTensors` but counts descriptors from descriptor sets created with or without the `VK_DESCRIPTOR_SET_LAYOUT_CREATE_UPDATE_AFTER_BIND_POOL_BIT` bit set.
- `shaderStorageTensorArrayNonUniformIndexingNative` is a boolean value indicating whether storage tensor descriptors natively support nonuniform indexing. If this is `VK_FALSE`, then a single dynamic instance of an instruction that nonuniformly indexes an array of storage buffers may execute multiple times in order to access all the descriptors.
- `shaderTensorSupportedStages` is a bitfield of `VkShaderStageFlagBits` describing the shader stages that **can** access tensor resources. `shaderTensorSupportedStages` will have the `VK_SHADER_STAGE_COMPUTE_BIT` bit set if any of the physical device's queues support `VK_QUEUE_COMPUTE_BIT`.

If the `VkPhysicalDeviceTensorPropertiesARM` structure is included in the `pNext` chain of the `VkPhysicalDeviceProperties2` structure passed to `vkGetPhysicalDeviceProperties2`, it is filled in with each corresponding implementation-dependent property.

Valid Usage (Implicit)

- VUID-VkPhysicalDeviceTensorPropertiesARM-sType-sType `sType` **must** be `VK_STRUCTURE_TYPE_PHYSICAL_DEVICE_TENSOR_PROPERTIES_ARM`

Structure Chaining

Extends the structure

- `VkPhysicalDeviceProperties2`

The `VkPhysicalDeviceQueuePerfHintPropertiesQCOM` structure is defined as:

```
// Provided by VK_QCOM_queue_perf_hint
typedef struct VkPhysicalDeviceQueuePerfHintPropertiesQCOM {
    VkStructureType    sType;
    void*              pNext;
    VkQueueFlags        supportedQueues;
} VkPhysicalDeviceQueuePerfHintPropertiesQCOM;
```

The members of the `VkPhysicalDeviceQueuePerfHintPropertiesQCOM` structure describe the following:

- `supportedQueues` is a bitmask of `VkQueueFlagBits` indicating the types of queues on which `setting`

[perf hints](#) are supported.

If the [queuePerfHint](#) feature is supported by [physicalDevice](#), [supportedQueues](#) **must** return at least one supported queue type.

If the [VkPhysicalDeviceQueuePerfHintPropertiesQCOM](#) structure is included in the [pNext](#) chain of the [VkPhysicalDeviceProperties2](#) structure passed to [vkGetPhysicalDeviceProperties2](#), it is filled in with each corresponding implementation-dependent property.

Valid Usage (Implicit)

- [VUID-VkPhysicalDeviceQueuePerfHintPropertiesQCOM-sType-sType](#) **must** be [VK_STRUCTURE_TYPE_PHYSICAL_DEVICE_QUEUE_PERF_HINT_PROPERTIES_QCOM](#)

Structure Chaining

Extends the structure

- [VkPhysicalDeviceProperties2](#)

The [VkPhysicalDevicePerformanceCountersByRegionPropertiesARM](#) structure is defined as:

```
// Provided by VK_ARM_performance_counters_by_region
typedef struct VkPhysicalDevicePerformanceCountersByRegionPropertiesARM {
    VkStructureType    sType;
    void*              pNext;
    uint32_t            maxPerRegionPerformanceCounters;
    VkExtent2D          performanceCounterRegionSize;
    uint32_t            rowStrideAlignment;
    uint32_t            regionAlignment;
    VkBool32            identityTransformOrder;
} VkPhysicalDevicePerformanceCountersByRegionPropertiesARM;
```

The members of the [VkPhysicalDevicePerformanceCountersByRegionPropertiesARM](#) structure describe the following:

- [maxPerRegionPerformanceCounters](#) is the maximum number of performance counters that **can** be captured per region.
- [performanceCounterRegionSize](#) is the width and height of each region for which performance counters **can** be captured.
- [rowStrideAlignment](#) indicates the minimum row alignment for by region counters.
- [regionAlignment](#) indicates the alignment between each region's counter values.
- [identityTransformOrder](#) is a boolean value indicating whether per region counters are output in framebuffer-space order.

If the `VkPhysicalDevicePerformanceCountersByRegionPropertiesARM` structure is included in the `pNext` chain of the `VkPhysicalDeviceProperties2` structure passed to `vkGetPhysicalDeviceProperties2`, it is filled in with each corresponding implementation-dependent property.

Valid Usage (Implicit)

- `VOID-VkPhysicalDevicePerformanceCountersByRegionPropertiesARM-sType-sType` must be `VK_STRUCTURE_TYPE_PHYSICAL_DEVICE_PERFORMANCE_COUNTERS_BY_REGION_PROPERTIES_ARM`

Structure Chaining

Extends the structure

- `VkPhysicalDeviceProperties2`

The `VkPhysicalDeviceDescriptorHeapPropertiesEXT` structure is defined as:

```
// Provided by VK_EXT_descriptor_heap
typedef struct VkPhysicalDeviceDescriptorHeapPropertiesEXT {
    VkStructureType    sType;
    void*              pNext;
    VkDeviceSize        samplerHeapAlignment;
    VkDeviceSize        resourceHeapAlignment;
    VkDeviceSize        maxSamplerHeapSize;
    VkDeviceSize        maxResourceHeapSize;
    VkDeviceSize        minSamplerHeapReservedRange;
    VkDeviceSize        minSamplerHeapReservedRangeWithEmbedded;
    VkDeviceSize        minResourceHeapReservedRange;
    VkDeviceSize        samplerDescriptorSize;
    VkDeviceSize        imageDescriptorSize;
    VkDeviceSize        bufferDescriptorSize;
    VkDeviceSize        samplerDescriptorAlignment;
    VkDeviceSize        imageDescriptorAlignment;
    VkDeviceSize        bufferDescriptorAlignment;
    VkDeviceSize        maxPushDataSize;
    size_t              imageCaptureReplayOpaqueDataSize;
    uint32_t            maxDescriptorHeapEmbeddedSamplers;
    uint32_t            samplerYcbcrConversionCount;
    VkBool32            sparseDescriptorHeaps;
    VkBool32            protectedDescriptorHeaps;
} VkPhysicalDeviceDescriptorHeapPropertiesEXT;
```

- `sType` is a `VkStructureType` value identifying this structure.
- `pNext` is `NULL` or a pointer to a structure extending this structure.

- `samplerHeapAlignment` specifies the required alignment of the `heapRange->address` member of `VkBindHeapInfoEXT` for binding sampler heaps. It must be a power-of-two value.
- `resourceHeapAlignment` specifies the required alignment of the `heapRange->address` member of `VkBindHeapInfoEXT` for binding resource heaps. It must be a power-of-two value.
- `maxSamplerHeapSize` describes maximum value of the `size` member of `VkDeviceAddressRangeKHR` for binding sampler heaps, including the reservation, when embedded samplers are used.
- `maxResourceHeapSize` describes maximum value of the `size` member of `VkDeviceAddressRangeKHR` for binding resource heaps, including the reservation.
- `minSamplerHeapReservedRange` specifies the minimum amount of data that the implementation needs to be reserved within the bound sampler heap range when embedded samplers are not used.
- `minSamplerHeapReservedRangeWithEmbedded` specifies the minimum amount of data that the implementation needs to be reserved within the bound sampler heap range when embedded samplers are used.
- `minResourceHeapReservedRange` specifies the minimum amount of data that the implementation needs to be reserved within the bound resource heap range.
- `samplerDescriptorSize` specifies the size of sampler descriptors written by `vkWriteSamplerDescriptorsEXT`. It **must** be a power-of-two value.
- `imageDescriptorSize` specifies the maximum size of image and texel buffer descriptors written by `vkWriteResourceDescriptorsEXT`. It **must** be a power-of-two value.
- `bufferDescriptorSize` specifies the maximum size of unformatted buffer descriptors or acceleration structures written by `vkWriteResourceDescriptorsEXT`. It **must** be a power-of-two value.
- `samplerDescriptorAlignment` specifies the required alignment of sampler descriptors within a sampler heap. It must be a power-of-two value, and less than or equal to `samplerDescriptorSize`.
- `imageDescriptorAlignment` specifies the required alignment of image descriptors within a resource heap. It must be a power-of-two value, and less than or equal to `imageDescriptorSize`.
- `bufferDescriptorAlignment` specifies the required alignment of buffer descriptors within a resource heap. It must be a power-of-two value, and less than or equal to `bufferDescriptorSize`.
- `maxPushDataSize` specifies the maximum total size of all push data.
- `imageCaptureReplayOpaqueDataSize` specifies the size of the opaque capture/replay data for an image.
- `maxDescriptorHeapEmbeddedSamplers` specifies the maximum number of unique embedded samplers across all pipelines.
- `samplerYcbcrConversionCount` specifies the number of sampler descriptors required for any sampler using YC_BC_R conversion.
- `sparseDescriptorHeaps` specifies whether descriptor heaps can be backed by sparse memory or not. If this value is `VK_FALSE`, buffers cannot be specified as both sparse and having descriptor heap usage.
- `protectedDescriptorHeaps` specifies whether descriptor heaps can be used with protected

submissions or not. If this value is `VK_FALSE`, buffers cannot be specified as both protected and having descriptor heap usage.

If the `VkPhysicalDeviceDescriptorHeapPropertiesEXT` structure is included in the `pNext` chain of the `VkPhysicalDeviceProperties2` structure passed to `vkGetPhysicalDeviceProperties2`, it is filled in with each corresponding implementation-dependent property.

Valid Usage (Implicit)

- `VUID-VkPhysicalDeviceDescriptorHeapPropertiesEXT-sType-sType`
`sType` must be `VK_STRUCTURE_TYPE_PHYSICAL_DEVICE_DESCRIPTOR_HEAP_PROPERTIES_EXT`

Structure Chaining

Extends the structure

- `VkPhysicalDeviceProperties2`

The `VkPhysicalDeviceDescriptorHeapTensorPropertiesARM` structure is defined as:

```
// Provided by VK_EXT_descriptor_heap with VK_ARM_tensors
typedef struct VkPhysicalDeviceDescriptorHeapTensorPropertiesARM {
    VkStructureType    sType;
    void*              pNext;
    VkDeviceSize        tensorDescriptorSize;
    VkDeviceSize        tensorDescriptorAlignment;
    size_t              tensorCaptureReplayOpaqueDataSize;
} VkPhysicalDeviceDescriptorHeapTensorPropertiesARM;
```

- `sType` is a `VkStructureType` value identifying this structure.
- `pNext` is `NULL` or a pointer to a structure extending this structure.
- `tensorDescriptorSize` specifies the maximum size of tensor descriptors written by `vkWriteResourceDescriptorsEXT`.
- `tensorDescriptorAlignment` specifies the required alignment of tensor descriptors within a resource heap. It must be a power-of-two value, and less than or equal to `tensorDescriptorSize`.
- `tensorCaptureReplayOpaqueDataSize` specifies the size of the opaque capture/replay data for an tensor.

If the `VkPhysicalDeviceDescriptorHeapTensorPropertiesARM` structure is included in the `pNext` chain of the `VkPhysicalDeviceProperties2` structure passed to `vkGetPhysicalDeviceProperties2`, it is filled in with each corresponding implementation-dependent property.

Valid Usage (Implicit)

- VUID-VkPhysicalDeviceDescriptorHeapTensorPropertiesARM-sType-sType must be VK_STRUCTURE_TYPE_PHYSICAL_DEVICE_DESCRIPTOR_HEAP_TENSOR_PROPERTIES_ARM

Structure Chaining

Extends the structure

- [VkPhysicalDeviceProperties2](#)

The [VkPhysicalDeviceShaderInstrumentationPropertiesARM](#) structure is defined as:

```
// Provided by VK_ARM_shader_instrumentation
typedef struct VkPhysicalDeviceShaderInstrumentationPropertiesARM {
    VkStructureType    sType;
    void*              pNext;
    uint32_t           numMetrics;
    VkBool32           perBasicBlockGranularity;
} VkPhysicalDeviceShaderInstrumentationPropertiesARM;
```

The members of the [VkPhysicalDeviceShaderInstrumentationPropertiesARM](#) structure describe the following:

- [sType](#) is a [VkStructureType](#) value identifying this structure.
- [pNext](#) is [NULL](#) or a pointer to a structure extending this structure.
- [numMetrics](#) is the number of shader instrumentation metrics supported.
- [perBasicBlockGranularity](#) is a boolean value indicating whether shader instrumentation metrics are returned per basic block. If this is [VK_FALSE](#), then all metrics for the shader are reported as basic block index 0.

If the [VkPhysicalDeviceShaderInstrumentationPropertiesARM](#) structure is included in the [pNext](#) chain of the [VkPhysicalDeviceProperties2](#) structure passed to [vkGetPhysicalDeviceProperties2](#), it is filled in with each corresponding implementation-dependent property.

Valid Usage (Implicit)

- VUID-VkPhysicalDeviceShaderInstrumentationPropertiesARM-sType-sType must be VK_STRUCTURE_TYPE_PHYSICAL_DEVICE_SHADER_INSTRUMENTATION_PROPERTIES_ARM

Structure Chaining

Extends the structure

- [VkPhysicalDeviceProperties2](#)

The `VkPhysicalDeviceShaderAbortPropertiesKHR` structure is defined as:

```
// Provided by VK_KHR_shader_abort
typedef struct VkPhysicalDeviceShaderAbortPropertiesKHR {
    VkStructureType    sType;
    void*              pNext;
    uint64_t           maxShaderAbortMessageSize;
} VkPhysicalDeviceShaderAbortPropertiesKHR;
```

The `VkPhysicalDeviceShaderAbortPropertiesKHR` structure describes the following:

- `maxShaderAbortMessageSize` indicates the maximum size of a shader abort message that the application **can** specify.

If the `VkPhysicalDeviceShaderAbortPropertiesKHR` structure is included in the `pNext` chain of the `VkPhysicalDeviceProperties2` structure passed to `vkGetPhysicalDeviceProperties2`, it is filled in with each corresponding implementation-dependent property.

Valid Usage (Implicit)

- VUID-VkPhysicalDeviceShaderAbortPropertiesKHR-sType-sType `sType` **must** be `VK_STRUCTURE_TYPE_PHYSICAL_DEVICE_SHADER_ABORT_PROPERTIES_KHR`

Structure Chaining

Extends the structure

- [VkPhysicalDeviceProperties2](#)

55.1. Limit Requirements

The following table specifies the **required** minimum/maximum for all Vulkan graphics implementations. Where a limit corresponds to a fine-grained device feature which is **optional**, the feature name is listed with two **required** limits, one when the feature is supported and one when it is not supported. If an implementation supports a feature, the limits reported are the same whether or not the feature is enabled.

Table 74. Required Limit Types

Type	Limit	Feature
uint32_t	maxImageDimension1D	-
uint32_t	maxImageDimension2D	-
uint32_t	maxImageDimension3D	-
uint32_t	maxImageDimensionCube	-
uint32_t	maxImageArrayLayers	-
uint32_t	maxTexelBufferElements	-
uint32_t	maxUniformBufferRange	-
uint32_t	maxStorageBufferRange	-
uint32_t	maxPushConstantsSize	-
uint32_t	maxMemoryAllocationCount	-
uint32_t	maxSamplerAllocationCount	-
VkDeviceSize	bufferImageGranularity	-
VkDeviceSize	sparseAddressSpaceSize	sparseBinding
uint32_t	maxBoundDescriptorSets	-
uint32_t	maxPerStageDescriptorSamplers	-
uint32_t	maxPerStageDescriptorUniformBuffers	-
uint32_t	maxPerStageDescriptorStorageBuffers	-
uint32_t	maxPerStageDescriptorSampledImages	-
uint32_t	maxPerStageDescriptorStorageImages	-
uint32_t	maxPerStageDescriptorInputAttachments	-
uint32_t	maxPerStageResources	-
uint32_t	maxDescriptorSetSamplers	-
uint32_t	maxDescriptorSetUniformBuffers	-
uint32_t	maxDescriptorSetUniformBuffersDynamic	-
uint32_t	maxDescriptorSetStorageBuffers	-
uint32_t	maxDescriptorSetStorageBuffersDynamic	-
uint32_t	maxDescriptorSetSampledImages	-
uint32_t	maxDescriptorSetStorageImages	-
uint32_t	maxDescriptorSetInputAttachments	-
uint32_t	maxVertexInputAttributes	-
uint32_t	maxVertexInputBindings	-
uint32_t	maxVertexInputAttributeOffset	-
uint32_t	maxVertexInputBindingStride	-

Type	Limit	Feature
uint32_t	maxVertexOutputComponents	-
uint32_t	maxTessellationGenerationLevel	tessellationShader
uint32_t	maxTessellationPatchSize	tessellationShader
uint32_t	maxTessellationControlPerVertexInputComponents	tessellationShader
uint32_t	maxTessellationControlPerVertexOutputComponents	tessellationShader
uint32_t	maxTessellationControlPerPatchOutputComponents	tessellationShader
uint32_t	maxTessellationControlTotalOutputComponents	tessellationShader
uint32_t	maxTessellationEvaluationInputComponents	tessellationShader
uint32_t	maxTessellationEvaluationOutputComponents	tessellationShader
uint32_t	maxGeometryShaderInvocations	geometryShader
uint32_t	maxGeometryInputComponents	geometryShader
uint32_t	maxGeometryOutputComponents	geometryShader
uint32_t	maxGeometryOutputVertices	geometryShader
uint32_t	maxGeometryTotalOutputComponents	geometryShader
uint32_t	maxFragmentInputComponents	-
uint32_t	maxFragmentOutputAttachments	-
uint32_t	maxFragmentDualSrcAttachments	dualSrcBlend
uint32_t	maxFragmentCombinedOutputResources	-
uint32_t	maxComputeSharedMemorySize	-
3 × uint32_t	maxComputeWorkGroupCount	-
uint32_t	maxComputeWorkGroupInvocations	-
3 × uint32_t	maxComputeWorkGroupSize	-
uint32_t	subPixelPrecisionBits	-
uint32_t	subTexelPrecisionBits	-
uint32_t	mipmapPrecisionBits	-
uint32_t	maxDrawIndexedIndexValue	fullDrawIndexUint32
uint32_t	maxDrawIndirectCount	multiDrawIndirect
float	maxSamplerLodBias	-
float	maxSamplerAnisotropy	samplerAnisotropy
uint32_t	maxViewports	multiViewport
2 × uint32_t	maxViewportDimensions	-
2 × float	viewportBoundsRange	-
uint32_t	viewportSubPixelBits	-
size_t	minMemoryMapAlignment	-
VkDeviceSize	minTexelBufferOffsetAlignment	-

Type	Limit	Feature
VkDeviceSize	minUniformBufferOffsetAlignment	-
VkDeviceSize	minStorageBufferOffsetAlignment	-
int32_t	minTexelOffset	-
uint32_t	maxTexelOffset	-
int32_t	minTexelGatherOffset	shaderImageGatherExtended
uint32_t	maxTexelGatherOffset	shaderImageGatherExtended
float	minInterpolationOffset	sampleRateShading
float	maxInterpolationOffset	sampleRateShading
uint32_t	subPixelInterpolationOffsetBits	sampleRateShading
uint32_t	maxFramebufferWidth	-
uint32_t	maxFramebufferHeight	-
uint32_t	maxFramebufferLayers	-
VkSampleCountFlags	framebufferColorSampleCounts	-
VkSampleCountFlags	framebufferIntegerColorSampleCounts	-
VkSampleCountFlags	framebufferDepthSampleCounts	-
VkSampleCountFlags	framebufferStencilSampleCounts	-
VkSampleCountFlags	framebufferNoAttachmentsSampleCounts	-
uint32_t	maxColorAttachments	-
VkSampleCountFlags	sampledImageColorSampleCounts	-
VkSampleCountFlags	sampledImageIntegerSampleCounts	-
VkSampleCountFlags	sampledImageDepthSampleCounts	-
VkSampleCountFlags	sampledImageStencilSampleCounts	-
VkSampleCountFlags	storageImageSampleCounts	shaderStorageImageMultisample
uint32_t	maxSampleMaskWords	-
VkBool32	timestampComputeAndGraphics	-
float	timestampPeriod	-
uint32_t	maxClipDistances	shaderClipDistance

Type	Limit	Feature
uint32_t	maxCullDistances	shaderCullDistance
uint32_t	maxCombinedClipAndCullDistances	shaderCullDistance
uint32_t	discreteQueuePriorities	-
2 × float	pointSizeRange	largePoints
2 × float	lineWidthRange	wideLines
float	pointSizeGranularity	largePoints
float	lineWidthGranularity	wideLines
VkBool32	strictLines	-
VkBool32	standardSampleLocations	-
VkDeviceSize	optimalBufferCopyOffsetAlignment	-
VkDeviceSize	optimalBufferCopyRowPitchAlignment	-
VkDeviceSize	nonCoherentAtomSize	-
uint32_t	maxDiscardRectangles	VK_EXT_discard_rectangles
VkBool32	filterMinmaxSingleComponentFormats	samplerFilterMinmax VK_EXT_sampler_filter_minmax
VkBool32	filterMinmaxImageComponentMapping	samplerFilterMinmax VK_EXT_sampler_filter_minmax
VkDeviceSize	maxBufferSize	maintenance4
float	primitiveOverestimationSize	VK_EXT_conservative_rasterization
VkBool32	maxExtraPrimitiveOverestimationSize	VK_EXT_conservative_rasterization
float	extraPrimitiveOverestimationSizeGranularity	VK_EXT_conservative_rasterization
VkBool32	degenerateTriangleRasterized	VK_EXT_conservative_rasterization
float	degenerateLinesRasterized	VK_EXT_conservative_rasterization
VkBool32	fullyCoveredFragmentShaderInputVariable	VK_EXT_conservative_rasterization
VkBool32	conservativeRasterizationPostDepthCoverage	VK_EXT_conservative_rasterization
uint32_t	maxUpdateAfterBindDescriptorsInAllPools	descriptorIndexing
VkBool32	shaderUniformBufferArrayNonUniformIndexingNative	-
VkBool32	shaderSampledImageArrayNonUniformIndexingNative	-
VkBool32	shaderStorageBufferArrayNonUniformIndexingNative	-

Type	Limit	Feature
VkBool32	shaderStorageImageArrayNonUniformIndexingNative	-
VkBool32	shaderInputAttachmentArrayNonUniformIndexingNative	-
uint32_t	maxPerStageDescriptorUpdateAfterBindSamplers	descriptorIndexing
uint32_t	maxPerStageDescriptorUpdateAfterBindUniformBuffers	descriptorIndexing
uint32_t	maxPerStageDescriptorUpdateAfterBindStorageBuffers	descriptorIndexing
uint32_t	maxPerStageDescriptorUpdateAfterBindSampledImages	descriptorIndexing
uint32_t	maxPerStageDescriptorUpdateAfterBindStorageImages	descriptorIndexing
uint32_t	maxPerStageDescriptorUpdateAfterBindInputAttachments	descriptorIndexing
uint32_t	maxPerStageUpdateAfterBindResources	descriptorIndexing
uint32_t	maxDescriptorSetUpdateAfterBindSamplers	descriptorIndexing
uint32_t	maxDescriptorSetUpdateAfterBindUniformBuffers	descriptorIndexing
uint32_t	maxDescriptorSetUpdateAfterBindUniformBuffersDynamic	descriptorIndexing
uint32_t	maxDescriptorSetUpdateAfterBindStorageBuffers	descriptorIndexing
uint32_t	maxDescriptorSetUpdateAfterBindStorageBuffersDynamic	descriptorIndexing
uint32_t	maxDescriptorSetUpdateAfterBindSampledImages	descriptorIndexing
uint32_t	maxDescriptorSetUpdateAfterBindStorageImages	descriptorIndexing
uint32_t	maxDescriptorSetUpdateAfterBindInputAttachments	descriptorIndexing
uint32_t	maxInlineUniformBlockSize	inlineUniformBlock
uint32_t	maxPerStageDescriptorInlineUniformBlocks	inlineUniformBlock
uint32_t	maxPerStageDescriptorUpdateAfterBindInlineUniformBlocks	inlineUniformBlock
uint32_t	maxDescriptorSetInlineUniformBlocks	inlineUniformBlock
uint32_t	maxDescriptorSetUpdateAfterBindInlineUniformBlocks	inlineUniformBlock
uint32_t	maxInlineUniformTotalSize	inlineUniformBlock
uint32_t	maxVertexAttribDivisor	Vulkan 1.4, VK_KHR_vertex_attribute_divisor, VK_EXT_vertex_attribute_divisor
uint32_t	VkPhysicalDeviceMeshShaderPropertiesNV::maxDrawMeshTasksCount	VK_NV_mesh_shader

Type	Limit	Feature
uint32_t	VkPhysicalDeviceMeshShaderPropertiesNV::maxTaskWorkGroupInvocations	VK_NV_mesh_shader
3 × uint32_t	VkPhysicalDeviceMeshShaderPropertiesNV::maxTaskWorkGroupSize	VK_NV_mesh_shader
uint32_t	VkPhysicalDeviceMeshShaderPropertiesNV::maxTaskTotalMemorySize	VK_NV_mesh_shader
uint32_t	VkPhysicalDeviceMeshShaderPropertiesNV::maxTaskOutputCount	VK_NV_mesh_shader
uint32_t	VkPhysicalDeviceMeshShaderPropertiesNV::maxMeshWorkGroupInvocations	VK_NV_mesh_shader
3 × uint32_t	VkPhysicalDeviceMeshShaderPropertiesNV::maxMeshWorkGroupSize	VK_NV_mesh_shader
uint32_t	VkPhysicalDeviceMeshShaderPropertiesNV::maxMeshTotalMemorySize	VK_NV_mesh_shader
uint32_t	VkPhysicalDeviceMeshShaderPropertiesNV::maxMeshOutputVertices	VK_NV_mesh_shader
uint32_t	VkPhysicalDeviceMeshShaderPropertiesNV::maxMeshOutputPrimitives	VK_NV_mesh_shader
uint32_t	VkPhysicalDeviceMeshShaderPropertiesNV::maxMeshMultiviewViewCount	VK_NV_mesh_shader
uint32_t	VkPhysicalDeviceMeshShaderPropertiesNV::meshOutputPerVertexGranularity	VK_NV_mesh_shader
uint32_t	VkPhysicalDeviceMeshShaderPropertiesNV::meshOutputPerPrimitiveGranularity	VK_NV_mesh_shader
uint32_t	VkPhysicalDeviceMeshShaderPropertiesEXT::maxTaskWorkGroupTotalCount	VK_EXT_mesh_shader
3 × uint32_t	VkPhysicalDeviceMeshShaderPropertiesEXT::maxTaskWorkGroupCount	VK_EXT_mesh_shader
uint32_t	VkPhysicalDeviceMeshShaderPropertiesEXT::maxTaskWorkGroupInvocations	VK_EXT_mesh_shader
3 × uint32_t	VkPhysicalDeviceMeshShaderPropertiesEXT::maxTaskWorkGroupSize	VK_EXT_mesh_shader
uint32_t	VkPhysicalDeviceMeshShaderPropertiesEXT::maxTaskPayloadSize	VK_EXT_mesh_shader
uint32_t	VkPhysicalDeviceMeshShaderPropertiesEXT::maxTaskSharedMemorySize	VK_EXT_mesh_shader
uint32_t	VkPhysicalDeviceMeshShaderPropertiesEXT::maxTaskPayloadAndSharedMemorySize	VK_EXT_mesh_shader
uint32_t	VkPhysicalDeviceMeshShaderPropertiesEXT::maxMeshWorkGroupTotalCount	VK_EXT_mesh_shader
3 × uint32_t	VkPhysicalDeviceMeshShaderPropertiesEXT::maxMeshWorkGroupCount	VK_EXT_mesh_shader

Type	Limit	Feature
uint32_t	VkPhysicalDeviceMeshShaderPropertiesEXT::maxMeshWorkGroupInvocations	VK_EXT_mesh_shader
3 × uint32_t	VkPhysicalDeviceMeshShaderPropertiesEXT::maxMeshWorkGroupSize	VK_EXT_mesh_shader
uint32_t	VkPhysicalDeviceMeshShaderPropertiesEXT::maxMeshSharedMemorySize	VK_EXT_mesh_shader
uint32_t	VkPhysicalDeviceMeshShaderPropertiesEXT::maxMeshPayloadAndSharedMemorySize	VK_EXT_mesh_shader
uint32_t	VkPhysicalDeviceMeshShaderPropertiesEXT::maxMeshOutputMemorySize	VK_EXT_mesh_shader
uint32_t	VkPhysicalDeviceMeshShaderPropertiesEXT::maxMeshPayloadAndOutputMemorySize	VK_EXT_mesh_shader
uint32_t	VkPhysicalDeviceMeshShaderPropertiesEXT::maxMeshOutputComponents	VK_EXT_mesh_shader
uint32_t	VkPhysicalDeviceMeshShaderPropertiesEXT::maxMeshOutputVertices	VK_EXT_mesh_shader
uint32_t	VkPhysicalDeviceMeshShaderPropertiesEXT::maxMeshOutputPrimitives	VK_EXT_mesh_shader
uint32_t	VkPhysicalDeviceMeshShaderPropertiesEXT::maxMeshOutputLayers	VK_EXT_mesh_shader
uint32_t	VkPhysicalDeviceMeshShaderPropertiesEXT::maxMeshMultiviewViewCount	VK_EXT_mesh_shader
uint32_t	VkPhysicalDeviceMeshShaderPropertiesEXT::meshOutputPerVertexGranularity	VK_EXT_mesh_shader
uint32_t	VkPhysicalDeviceMeshShaderPropertiesEXT::meshOutputPerPrimitiveGranularity	VK_EXT_mesh_shader
uint32_t	VkPhysicalDeviceMeshShaderPropertiesEXT::maxPreferredTaskWorkGroupInvocations	VK_EXT_mesh_shader
uint32_t	VkPhysicalDeviceMeshShaderPropertiesEXT::maxPreferredMeshWorkGroupInvocations	VK_EXT_mesh_shader
VkBool32	VkPhysicalDeviceMeshShaderPropertiesEXT::prefersLocalInvocationVertexOutput	VK_EXT_mesh_shader
VkBool32	VkPhysicalDeviceMeshShaderPropertiesEXT::prefersLocalInvocationPrimitiveOutput	VK_EXT_mesh_shader
VkBool32	VkPhysicalDeviceMeshShaderPropertiesEXT::prefersCompactVertexOutput	VK_EXT_mesh_shader
VkBool32	VkPhysicalDeviceMeshShaderPropertiesEXT::prefersCompactPrimitiveOutput	VK_EXT_mesh_shader
uint32_t	maxTransformFeedbackStreams	VK_EXT_transform_feedback
uint32_t	maxTransformFeedbackBuffers	VK_EXT_transform_feedback
VkDeviceSize	maxTransformFeedbackBufferSize	VK_EXT_transform_feedback
uint32_t	maxTransformFeedbackStreamDataSize	VK_EXT_transform_feedback

Type	Limit	Feature
uint32_t	maxTransformFeedbackBufferDataSize	VK_EXT_transform_feedback
uint32_t	maxTransformFeedbackBufferDataStride	VK_EXT_transform_feedback
VkBool32	transformFeedbackQueries	VK_EXT_transform_feedback
VkBool32	transformFeedbackStreamsLinesTriangles	VK_EXT_transform_feedback
VkBool32	transformFeedbackRasterizationStreamSelect	VK_EXT_transform_feedback
VkBool32	transformFeedbackDraw	VK_EXT_transform_feedback
VkExtent2D	minFragmentDensityTexelSize	fragmentDensityMap
VkExtent2D	maxFragmentDensityTexelSize	fragmentDensityMap
VkBool32	fragmentDensityInvocations	fragmentDensityMap
VkBool32	subsampledLoads	VK_EXT_fragment_density_map 2
VkBool32	subsampledCoarseReconstructionEarlyAccess	VK_EXT_fragment_density_map 2
uint32_t	maxSubsampledArrayLayers	VK_EXT_fragment_density_map 2
uint32_t	maxDescriptorSetSubsampledSamplers	VK_EXT_fragment_density_map 2
VkExtent2D	fragmentDensityOffsetGranularity	fragmentDensityMapOffset
uint32_t	maxFragmentDensityMapLayers	fragmentDensityMapLayered
uint32_t	maxGeometryCount	VK_NV_ray_tracing, VK_KHR_acceleration_structure
uint32_t	maxInstanceCount	VK_NV_ray_tracing, VK_KHR_acceleration_structure
uint32_t	maxVerticesPerCluster	clusterAccelerationStructure
uint32_t	maxTrianglesPerCluster	clusterAccelerationStructure
uint32_t	clusterScratchByteAlignment	clusterAccelerationStructure
uint32_t	clusterByteAlignment	clusterAccelerationStructure
uint32_t	clusterTemplateByteAlignment	clusterAccelerationStructure
uint32_t	clusterBottomLevelByteAlignment	clusterAccelerationStructure
uint32_t	clusterTemplateBoundsByteAlignment	clusterAccelerationStructure
uint32_t	maxClusterGeometryIndex	clusterAccelerationStructure

Type	Limit	Feature
uint32_t	shaderGroupHandleSize	VK_NV_ray_tracing, VK_KHR_ray_tracing_pipeline
uint32_t	maxShaderGroupStride	VK_NV_ray_tracing, VK_KHR_ray_tracing_pipeline
uint32_t	shaderGroupBaseAlignment	VK_NV_ray_tracing, VK_KHR_ray_tracing_pipeline
uint32_t	maxRecursionDepth	VK_NV_ray_tracing
uint32_t	maxTriangleCount	VK_NV_ray_tracing
uint32_t	maxPerStageDescriptorAccelerationStructures	VK_KHR_acceleration_structu re
uint32_t	maxPerStageDescriptorUpdateAfterBindAccelerati onStructures	VK_KHR_acceleration_structu re
uint32_t	maxDescriptorSetAccelerationStructures	VK_NV_ray_tracing, VK_KHR_acceleration_structu re
uint32_t	maxDescriptorSetUpdateAfterBindAccelerationStr uctures	VK_KHR_acceleration_structu re
uint32_t	minAccelerationStructureScratchOffsetAlignment	VK_KHR_acceleration_structu re
uint32_t	maxRayRecursionDepth	VK_KHR_ray_tracing_pipeline
uint32_t	shaderGroupHandleCaptureReplaySize	VK_KHR_ray_tracing_pipeline
uint32_t	maxRayDispatchInvocationCount	VK_KHR_ray_tracing_pipeline
uint32_t	shaderGroupHandleAlignment	VK_KHR_ray_tracing_pipeline
uint32_t	maxRayHitAttributeSize	VK_KHR_ray_tracing_pipeline
uint32_t	maxPartitionCount	partitionedAccelerationStru cture
uint64_t	maxTimelineSemaphoreValueDifference	timelineSemaphore
uint32_t	lineSubPixelPrecisionBits	Vulkan 1.4, VK_KHR_line_rasterization, VK_EXT_line_rasterization
uint32_t	maxCustomBorderColorSamplers	VK_EXT_custom_border_color
VkDeviceSize	robustStorageBufferAccessSizeAlignment	VK_EXT_robustness2, VK_KHR_robustness2
VkDeviceSize	robustUniformBufferAccessSizeAlignment	VK_EXT_robustness2, VK_KHR_robustness2
2 × uint32_t	minFragmentShadingRateAttachmentTexelSize	attachmentFragmentShadingRa te
2 × uint32_t	maxFragmentShadingRateAttachmentTexelSize	attachmentFragmentShadingRa te
uint32_t	maxFragmentShadingRateAttachmentTexelSizeAspec tRatio	attachmentFragmentShadingRa te
VkBool32	primitiveFragmentShadingRateWithMultipleViewpo rts	primitiveFragmentShadingRat e

Type	Limit	Feature
VkBool32	layeredShadingRateAttachments	attachmentFragmentShadingRate
VkBool32	fragmentShadingRateNonTrivialCombinerOps	pipelineFragmentShadingRate
2 × uint32_t	maxFragmentSize	pipelineFragmentShadingRate
uint32_t	maxFragmentSizeAspectRatio	pipelineFragmentShadingRate
uint32_t	maxFragmentShadingRateCoverageSamples	pipelineFragmentShadingRate
VkSampleCountFlagBits	maxFragmentShadingRateRasterizationSamples	pipelineFragmentShadingRate
VkBool32	fragmentShadingRateWithShaderDepthStencilWrites	pipelineFragmentShadingRate
VkBool32	fragmentShadingRateWithSampleMask	pipelineFragmentShadingRate
VkBool32	fragmentShadingRateWithShaderSampleMask	pipelineFragmentShadingRate
VkBool32	fragmentShadingRateWithConservativeRasterization	pipelineFragmentShadingRate
VkBool32	fragmentShadingRateWithFragmentShaderInterlock	pipelineFragmentShadingRate
VkBool32	fragmentShadingRateWithCustomSampleLocations	pipelineFragmentShadingRate
VkBool32	fragmentShadingRateStrictMultiplyCombiner	pipelineFragmentShadingRate
VkSampleCountFlagBits	maxFragmentShadingRateInvocationCount	supersampleFragmentShadingRates
VkBool32	combinedImageSamplerDescriptorSingleArray	VK_EXT_descriptor_buffer
VkBool32	bufferlessPushDescriptors	VK_EXT_descriptor_buffer
VkBool32	allowSamplerImageViewPostSubmitCreation	VK_EXT_descriptor_buffer
VkDeviceSize	descriptorBufferOffsetAlignment	VK_EXT_descriptor_buffer
uint32_t	maxDescriptorBufferBindings	VK_EXT_descriptor_buffer
uint32_t	maxResourceDescriptorBufferBindings	VK_EXT_descriptor_buffer
uint32_t	maxSamplerDescriptorBufferBindings	VK_EXT_descriptor_buffer
uint32_t	maxEmbeddedImmutableSamplerBindings	VK_EXT_descriptor_buffer
uint32_t	maxEmbeddedImmutableSamplers	VK_EXT_descriptor_buffer
size_t	bufferCaptureReplayDescriptorDataSize	VK_EXT_descriptor_buffer
size_t	imageCaptureReplayDescriptorDataSize	VK_EXT_descriptor_buffer
size_t	imageViewCaptureReplayDescriptorDataSize	VK_EXT_descriptor_buffer
size_t	samplerCaptureReplayDescriptorDataSize	VK_EXT_descriptor_buffer
size_t	accelerationStructureCaptureReplayDescriptorDataSize	VK_EXT_descriptor_buffer
size_t	samplerDescriptorSize	VK_EXT_descriptor_buffer
size_t	combinedImageSamplerDescriptorSize	VK_EXT_descriptor_buffer
size_t	sampledImageDescriptorSize	VK_EXT_descriptor_buffer
size_t	storageImageDescriptorSize	VK_EXT_descriptor_buffer

Type	Limit	Feature
size_t	uniformTexelBufferDescriptorSize	VK_EXT_descriptor_buffer
size_t	robustUniformTexelBufferDescriptorSize	VK_EXT_descriptor_buffer
size_t	storageTexelBufferDescriptorSize	VK_EXT_descriptor_buffer
size_t	robustStorageTexelBufferDescriptorSize	VK_EXT_descriptor_buffer
size_t	uniformBufferDescriptorSize	VK_EXT_descriptor_buffer
size_t	robustUniformBufferDescriptorSize	VK_EXT_descriptor_buffer
size_t	storageBufferDescriptorSize	VK_EXT_descriptor_buffer
size_t	robustStorageBufferDescriptorSize	VK_EXT_descriptor_buffer
size_t	inputAttachmentDescriptorSize	VK_EXT_descriptor_buffer
size_t	accelerationStructureDescriptorSize	VK_EXT_descriptor_buffer
VkDeviceSize	maxSamplerDescriptorBufferRange	VK_EXT_descriptor_buffer
VkDeviceSize	maxResourceDescriptorBufferRange	VK_EXT_descriptor_buffer
VkDeviceSize	samplerDescriptorBufferAddressSpaceSize	VK_EXT_descriptor_buffer
VkDeviceSize	resourceDescriptorBufferAddressSpaceSize	VK_EXT_descriptor_buffer
VkDeviceSize	descriptorBufferAddressSpaceSize	VK_EXT_descriptor_buffer
size_t	combinedImageSamplerDensityMapDescriptorSize	VK_EXT_descriptor_buffer
uint32_t	maxSubpassShadingWorkgroupSizeAspectRatio	subpassShading
VkBool32	graphicsPipelineLibraryFastLinking	graphicsPipelineLibrary
VkBool32	graphicsPipelineLibraryIndependentInterpolationDecoration	graphicsPipelineLibrary
VkBool32	triStripVertexOrderIndependentOfProvokingVertex	-
uint32_t	maxWeightFilterPhases	textureSampleWeighted
2 × uint32_t	maxWeightFilterDimension	textureSampleWeighted
2 × uint32_t	maxBlockMatchRegion	textureBlockMatch
2 × uint32_t	maxBoxFilterBlockSize	textureBoxFilter
VkBool32	dynamicPrimitiveTopologyUnrestricted	VK_EXT_extended_dynamic_state3
uint32_t	maxOpacity2StateSubdivisionLevel	VK_EXT_opacity_micromap
uint32_t	maxOpacity4StateSubdivisionLevel	VK_EXT_opacity_micromap
uint64_t	maxDecompressionIndirectCount	VK_NV_memory_decompression, VK_EXT_memory_decompression
3 × uint32_t	maxWorkGroupCount	VK_HUAWEI_cluster_culling_shader
3 × uint32_t	maxWorkGroupSize	VK_HUAWEI_cluster_culling_shader
uint32_t	maxOutputClusterCount	VK_HUAWEI_cluster_culling_shader

Type	Limit	Feature
VkDeviceSize	indirectBufferOffsetAlignment	VK_HUAWEI_cluster_culling_shader
uint32_t	maxExecutionGraphDepth	shaderEnqueue
uint32_t	maxExecutionGraphShaderOutputNodes	shaderEnqueue
uint32_t	maxExecutionGraphShaderPayloadSize	shaderEnqueue
uint32_t	maxExecutionGraphShaderPayloadCount	shaderEnqueue
uint32_t	executionGraphDispatchAddressAlignment	shaderEnqueue
uint32_t	maxExecutionGraphVertexBufferBindings	shaderEnqueue
3 × uint32_t	maxExecutionGraphWorkgroupCount	shaderEnqueue
uint32_t	maxExecutionGraphWorkgroups	shaderEnqueue
uint32_t	maxIndirectShaderObjectCount	shaderObject
VkDeviceSize	extendedSparseAddressSpaceSize	sparseBinding, extendedSparseAddressSpace
uint32_t	supportedImageAlignmentMask	imageAlignmentControl
VkBool32	separateDepthStencilAttachmentAccess	maintenance7
uint32_t	maxDescriptorSetTotalUniformBuffersDynamic	maintenance7
uint32_t	maxDescriptorSetTotalStorageBuffersDynamic	maintenance7
uint32_t	maxDescriptorSetTotalBuffersDynamic	maintenance7
uint32_t	maxDescriptorSetUpdateAfterBindTotalUniformBuffersDynamic	maintenance7
uint32_t	maxDescriptorSetUpdateAfterBindTotalStorageBuffersDynamic	maintenance7
uint32_t	maxDescriptorSetUpdateAfterBindTotalBuffersDynamic	maintenance7
uint32_t	cooperativeMatrixWorkgroupScopeMaxWorkgroupSize	cooperativeMatrixWorkgroupScope
uint32_t	cooperativeMatrixFlexibleDimensionsMaxDimension	cooperativeMatrixFlexibleDimensions
uint32_t	cooperativeMatrixWorkgroupScopeReservedSharedMemory	cooperativeMatrixWorkgroupScope
VkBool32	shaderSignedZeroInfNanPreserveFloat16	shaderFloat16
VkBool32	cooperativeVectorTrainingFloat16Accumulation	-
VkBool32	cooperativeVectorTrainingFloat32Accumulation	-
VkQueueFlags	VkPhysicalDeviceQueuePerfHintPropertiesQCOM::supportedQueues	queuePerfHint
uint32_t	maxApronSize	tileShadingApron
VkBool32	preferNonCoherent	tileShading
2 × uint32_t	tileGranularity	tileShading
2 × uint32_t	maxTileShadingRate	tileShadingDispatchTile

Type	Limit	Feature
uint32_t	maxShaderBindingTableRecordIndex	VK_EXT_ray_tracing_invocation_reorder
VkBool32	resolveSrgbFormatAppliesTransferFunction	maintenance10
VkBool32	resolveSrgbFormatSupportsTransferFunctionControl	maintenance10
VkDeviceSize	samplerHeapAlignment	descriptorHeap
VkDeviceSize	resourceHeapAlignment	descriptorHeap
VkDeviceSize	maxSamplerHeapSize	descriptorHeap
VkDeviceSize	maxResourceHeapSize	descriptorHeap
VkDeviceSize	minSamplerHeapReservedRange	descriptorHeap
VkDeviceSize	minSamplerHeapReservedRangeWithEmbedded	descriptorHeap
VkDeviceSize	minResourceHeapReservedRange	descriptorHeap
VkDeviceSize	samplerDescriptorSize	descriptorHeap
VkDeviceSize	imageDescriptorSize	descriptorHeap
VkDeviceSize	bufferDescriptorSize	descriptorHeap
VkDeviceSize	samplerDescriptorAlignment	descriptorHeap
VkDeviceSize	imageDescriptorAlignment	descriptorHeap
VkDeviceSize	bufferDescriptorAlignment	descriptorHeap
VkDeviceSize	maxPushDataSize	descriptorHeap
size_t	imageCaptureReplayOpaqueDataSize	descriptorHeap
uint32_t	maxDescriptorHeapEmbeddedSamplers	descriptorHeap
uint32_t	samplerYcbcrConversionCount	descriptorHeap
uint32_t	sparseDescriptorHeaps	descriptorHeap
uint32_t	protectedDescriptorHeaps	descriptorHeap
uint32_t	numMetrics	shaderInstrumentation
VkBool32	perBasicBlockGranularity	shaderInstrumentation
uint64_t	maxShaderAbortMessageSize	shaderAbort
uint32_t	maxDeviceFaultCount	VK_KHR_device_fault

Table 75. Required Limits

Limit	Unsupported Limit	Supported Limit	Limit Type ¹
maxImageDimension1D	-	4096 (Vulkan Core) 8192 (Vulkan Roadmap 2022, Vulkan 1.4)	min

Limit	Unsupport ed Limit	Supported Limit	Limit Type ¹
maxImageDimension2D	-	4096 (Vulkan Core) 8192 (Vulkan Roadmap 2022, Vulkan 1.4)	min
maxImageDimension3D	-	256 (Vulkan Core) 512 (Vulkan 1.4)	min
maxImageDimensionCube	-	4096 (Vulkan Core) 8192 (Vulkan Roadmap 2022, Vulkan 1.4)	min
maxImageArrayLayers	-	256 (Vulkan Core) 2048 (Vulkan Roadmap 2022, Vulkan 1.4)	min
maxTexelBufferElements	-	65536	min
maxUniformBufferRange	-	16384 (Vulkan Core) 65536 (Vulkan Roadmap 2022, Vulkan 1.4)	min
maxStorageBufferRange	-	2 ²⁷	min
maxPushConstantsSize	-	128 (Vulkan Core) 256 (Vulkan 1.4)	min
maxMemoryAllocationCount	-	4096	min
maxSamplerAllocationCount	-	4000	min
bufferImageGranularity	-	131072 (Vulkan Core) 4096 (Vulkan Roadmap 2022, Vulkan 1.4)	max
sparseAddressSpaceSize	0	2 ³¹	min
maxBoundDescriptorSets	-	4 (Vulkan Core) 7 (Vulkan Roadmap 2024, Vulkan 1.4)	min
maxPerStageDescriptorSamplers	-	16 (Vulkan Core) 64 (Vulkan Roadmap 2022)	min

Limit	Unsupport ed Limit	Supported Limit	Limit Type ¹
maxPerStageDescriptorUniformBuffers	-	12 (Vulkan Core) 15 (Vulkan Roadmap 2022, Vulkan 1.4) 200 (Vulkan Roadmap 2026)	min
maxPerStageDescriptorStorageBuffers	-	4 (Vulkan Core) 30 (Vulkan Roadmap 2022) 200 (Vulkan Roadmap 2026)	min
maxPerStageDescriptorSampledImages	-	16 (Vulkan Core) 200 (Vulkan Roadmap 2022)	min
maxPerStageDescriptorStorageImages	-	4 (Vulkan Core) 16 (Vulkan Roadmap 2022)	min
maxPerStageDescriptorInputAttachments	-	4 8 (Vulkan Roadmap 2026)	min
maxPerStageResources	-	128 ² (Vulkan Core) 200 (Vulkan Roadmap 2022, Vulkan 1.4)	min
maxDescriptorSetSamplers	-	96 ⁸ (Vulkan Core) 576 (Vulkan Roadmap 2022)	min, $n \times$ PerStage
maxDescriptorSetUniformBuffers	-	72 ⁸ (Vulkan Core) 90 (Vulkan Roadmap 2022, Vulkan 1.4) 1800 (Vulkan Roadmap 2026)	min, $n \times$ PerStage
maxDescriptorSetUniformBuffersDynamic	-	8	min
maxDescriptorSetStorageBuffers	-	24 ⁸ (Vulkan Core) 96 (Vulkan Roadmap 2022, Vulkan 1.4) 1800 (Vulkan Roadmap 2026)	min, $n \times$ PerStage
maxDescriptorSetStorageBuffersDynamic	-	4	min

Limit	Unsupport ed Limit	Supported Limit	Limit Type ¹
maxDescriptorSetTotalUniformBuffersDynamic	-	maxDescriptorSetUniformBuffersDynamic	min
maxDescriptorSetTotalStorageBuffersDynamic	-	maxDescriptorSetStorageBuffersDynamic	min
maxDescriptorSetTotalBuffersDynamic	-	maxDescriptorSetUniformBuffersDynamic + maxDescriptorSetStorageBuffersDynamic	min
maxDescriptorSetSampledImages	-	96 ⁸ (Vulkan Core) 1800 (Vulkan Roadmap 2022)	min, $n \times$ PerStage
maxDescriptorSetStorageImages	-	24 ⁸ (Vulkan Core) 144 (Vulkan Roadmap 2022, Vulkan 1.4)	min, $n \times$ PerStage
maxDescriptorSetInputAttachments	-	4 8 (Vulkan Roadmap 2026)	min
maxVertexInputAttributes	-	16	min
maxVertexInputBindings	-	16 ¹⁰	min
maxVertexInputAttributeOffset	-	2047	min
maxVertexInputBindingStride	-	2048	min
maxVertexOutputComponents	-	64 124 (Vulkan Roadmap 2026)	min
maxTessellationGenerationLevel	0	64	min
maxTessellationPatchSize	0	32	min
maxTessellationControlPerVertexInputComponents	0	64 128 (Vulkan Roadmap 2026)	min
maxTessellationControlPerVertexOutputComponents	0	64 128 (Vulkan Roadmap 2026)	min
maxTessellationControlPerPatchOutputComponents	0	120	min
maxTessellationControlTotalOutputComponents	0	2048 4096 (Vulkan Roadmap 2026)	min

Limit	Unsupport ed Limit	Supported Limit	Limit Type ¹
maxTessellationEvaluationInputComponents	0	64 128 (Vulkan Roadmap 2026)	min
maxTessellationEvaluationOutputComponents	0	64 128 (Vulkan Roadmap 2026)	min
maxGeometryShaderInvocations	0	32	min
maxGeometryInputComponents	0	64	min
maxGeometryOutputComponents	0	64 128 (Vulkan Roadmap 2026)	min
maxGeometryOutputVertices	0	256	min
maxGeometryTotalOutputComponents	0	1024	min
maxFragmentInputComponents	-	64 112 (Vulkan Roadmap 2026)	min
maxFragmentOutputAttachments	-	4 8 (Vulkan Roadmap 2026)	min
maxFragmentDualSrcAttachments	0	1	min
maxFragmentCombinedOutputResources	-	4 (Vulkan Core) 16 (Vulkan Roadmap 2022, Vulkan 1.4)	min
maxComputeSharedMemorySize	-	16384 32768 (Vulkan Roadmap 2026)	min
maxComputeWorkGroupCount	-	(65535,65535,65535)	min
maxComputeWorkGroupInvocations	-	128 (Vulkan Core) 256 (Vulkan Roadmap 2022, Vulkan 1.4)	min
maxComputeWorkGroupSize	-	(128,128,64) (Vulkan Core) (256,256,64) (Vulkan Roadmap 2022, Vulkan 1.4)	min

Limit	Unsupport ed Limit	Supported Limit	Limit Type ¹
subgroupSize	-	1/4 (Vulkan Core) 4 (Vulkan Roadmap 2022)	min
subgroupSupportedStages	-	VK_SHADER_STAGE_COMPUTE_BIT (Vulkan Core) VK_SHADER_STAGE_COMPUTE_BIT VK_SHADER_STAGE_FRAGMENT_BIT (Vulkan Roadmap 2022)	bitfield
subgroupSupportedOperations	-	VK_SUBGROUP_FEATURE_BASIC_BIT (Vulkan Core) VK_SUBGROUP_FEATURE_BASIC_BIT VK_SUBGROUP_FEATURE_VOTE_BIT VK_SUBGROUP_FEATURE_ARITHMETIC_BIT VK_SUBGROUP_FEATURE_BALLOT_BIT VK_SUBGROUP_FEATURE_SHUFFLE_BIT VK_SUBGROUP_FEATURE_SHUFFLE_RELATIVE_BIT VK_SUBGROUP_FEATURE_QUAD_BIT (Vulkan Roadmap 2022)	bitfield
shaderSignedZeroInfNanPreserveFloat16	-	- (Vulkan Core) VK_TRUE (Vulkan Roadmap 2022, Vulkan 1.4)	Boolean

Limit	Unsupport ed Limit	Supported Limit	Limit Type ¹
shaderSignedZeroInfNanPreserveFloat32	-	- (Vulkan Core) VK_TRUE (Vulkan Roadmap 2022, Vulkan 1.4)	Boolean
shaderRoundingModeRTEFloat16	-	VK_FALSE (Vulkan Core) VK_TRUE (Vulkan Roadmap 2024)	Boolean
shaderRoundingModeRTEFloat32	-	VK_FALSE (Vulkan Core) VK_TRUE (Vulkan Roadmap 2024)	Boolean
maxSubgroupSize	-	- (Vulkan Core) 4 (Vulkan Roadmap 2022)	min
subPixelPrecisionBits	-	4 8 (Vulkan Roadmap 2026)	min
subTexelPrecisionBits	-	4 (Vulkan Core) 8 (Vulkan Roadmap 2022, Vulkan 1.4)	min
mipmapPrecisionBits	-	4 (Vulkan Core) 6 (Vulkan Roadmap 2022, Vulkan 1.4)	min
maxDrawIndexedIndexValue	$2^{24}-1$	$2^{32}-1$	min
maxDrawIndirectCount	1	$2^{16}-1$	min
maxSamplerLodBias	-	2 (Vulkan Core) 14 (Vulkan Roadmap 2022, Vulkan 1.4)	min
maxSamplerAnisotropy	1	16	min
maxViewports	1	16	min

Limit	Unsupport ed Limit	Supported Limit	Limit Type ¹
maxViewportDimensions ³	-	(4096,4096) (Vulkan Core) (7680,7680) (Vulkan 1.4) (8192,8192) (Vulkan Roadmap 2026)	min
viewportBoundsRange ⁴	-	(-8192,8191) (Vulkan Core) (-15360,15359) (Vulkan 1.4)	(max,min)
viewportSubPixelBits	-	0	min
minMemoryMapAlignment	-	64	min
minTexelBufferOffsetAlignment	-	256	max
minUniformBufferOffsetAlignment	-	256	max
minStorageBufferOffsetAlignment	-	256	max
minTexelOffset	-	-8	max
maxTexelOffset	-	7	min
minTexelGatherOffset	0	-8	max
maxTexelGatherOffset	0	7	min
minInterpolationOffset	0.0	-0.5 ⁵	max
maxInterpolationOffset	0.0	0.5 - (1 ULP) ⁵	min
subPixelInterpolationOffsetBits	0	4 ⁵	min
maxFramebufferWidth	-	4096 (Vulkan Core) 7680 (Vulkan 1.4) 8192 (Vulkan Roadmap 2026)	min
maxFramebufferHeight	-	4096 (Vulkan Core) 7680 (Vulkan 1.4) 8192 (Vulkan Roadmap 2026)	min
maxFramebufferLayers	-	256	min
framebufferColorSampleCounts	-	(VK_SAMPLE_COU NT_1_BIT VK_SAMPLE_COUN T_4_BIT)	min
framebufferIntegerColorSampleCounts	-	(VK_SAMPLE_COU NT_1_BIT)	min

Limit	Unsupport ed Limit	Supported Limit	Limit Type ¹
framebufferDepthSampleCounts	-	(VK_SAMPLE_COUNT_1_BIT VK_SAMPLE_COUNT_4_BIT)	min
framebufferStencilSampleCounts	-	(VK_SAMPLE_COUNT_1_BIT VK_SAMPLE_COUNT_4_BIT)	min
framebufferNoAttachmentsSampleCounts	-	(VK_SAMPLE_COUNT_1_BIT VK_SAMPLE_COUNT_4_BIT)	min
maxColorAttachments	-	4 (Vulkan Core) 7 (Vulkan Roadmap 2022) 8 (Vulkan Roadmap 2024, Vulkan 1.4)	min
sampledImageColorSampleCounts	-	(VK_SAMPLE_COUNT_1_BIT VK_SAMPLE_COUNT_4_BIT)	min
sampledImageIntegerSampleCounts	-	VK_SAMPLE_COUNT_1_BIT	min
sampledImageDepthSampleCounts	-	(VK_SAMPLE_COUNT_1_BIT VK_SAMPLE_COUNT_4_BIT)	min
sampledImageStencilSampleCounts	-	(VK_SAMPLE_COUNT_1_BIT VK_SAMPLE_COUNT_4_BIT)	min
storageImageSampleCounts	VK_SAMPLE_COUNT_1_BIT	(VK_SAMPLE_COUNT_1_BIT VK_SAMPLE_COUNT_4_BIT)	min
maxSampleMaskWords	-	1	min
timestampComputeAndGraphics	-	- (Vulkan Core) VK_TRUE (Vulkan Roadmap 2024, Vulkan 1.4)	Boolean

Limit	Unsupport ed Limit	Supported Limit	Limit Type ¹
timestampPeriod	-	-	duration
maxClipDistances	0	8	min
maxCullDistances	0	8	min
maxCombinedClipAndCullDistances	0	8	min
discreteQueuePriorities	-	2	min
pointSizeRange	(1.0,1.0)	(1.0,64.0 - ULP) ⁶ (Vulkan Core) (1.0,256.0 - pointSizeGranulari ty) (Vulkan 1.4)	(max,min)
lineWidthRange	(1.0,1.0)	(1.0,8.0 - ULP) ⁷	(max,min)
pointSizeGranularity	0.0	1.0 ⁶ (Vulkan Core) 0.125 (Vulkan Roadmap 2022, Vulkan 1.4)	max, fixed point increment
lineWidthGranularity	0.0	1.0 ⁷ (Vulkan Core) 0.5 (Vulkan Roadmap 2022, Vulkan 1.4)	max, fixed point increment
strictLines	-	-	implementatio n-dependent
standardSampleLocations	-	- (Vulkan Core) VK_TRUE (Vulkan Roadmap 2022, Vulkan 1.4)	Boolean
optimalBufferCopyOffsetAlignment	-	-	recommendati on
optimalBufferCopyRowPitchAlignment	-	-	recommendati on
nonCoherentAtomSize	-	256	max
maxPushDescriptors	-	32	min
maxMultiviewViewCount	-	6	min
maxMultiviewInstanceIndex	-	2 ²⁷ -1	min
maxDiscardRectangles	0	4	min
sampleLocationSampleCounts	-	VK_SAMPLE_COUN T_4_BIT	min
maxSampleLocationGridSize	-	(1,1)	min

Limit	Unsupport ed Limit	Supported Limit	Limit Type ¹
sampleLocationCoordinateRange	-	(0.0, 0.9375)	(max,min)
sampleLocationSubPixelBits	-	4	min
variableSampleLocations	-	VK_FALSE	implementatio n-dependent
nativeUnalignedPerformance	-	VK_FALSE	implementatio n-dependent
minImportedHostPointerAlignment	-	65536	max
perViewPositionAllComponents	-	-	implementatio n-dependent
filterMinmaxSingleComponentFormats	-	-	implementatio n-dependent
filterMinmaxImageComponentMapping	-	-	implementatio n-dependent
advancedBlendMaxColorAttachments	-	1	min
advancedBlendIndependentBlend	-	VK_FALSE	implementatio n-dependent
advancedBlendNonPremultipliedSrcColor	-	VK_FALSE	implementatio n-dependent
advancedBlendNonPremultipliedDstColor	-	VK_FALSE	implementatio n-dependent
advancedBlendCorrelatedOverlap	-	VK_FALSE	implementatio n-dependent
advancedBlendAllOperations	-	VK_FALSE	implementatio n-dependent
maxPerSetDescriptors	-	1024	min
maxMemoryAllocationSize	-	2 ³⁰	min
maxBufferSize	-	2 ³⁰	min
primitiveOverestimationSize	-	0.0	min
maxExtraPrimitiveOverestimationSize	-	0.0	min
extraPrimitiveOverestimationSizeGranularity	-	0.0	min
primitiveUnderestimation	-	VK_FALSE	implementatio n-dependent
conservativePointAndLineRasterization	-	VK_FALSE	implementatio n-dependent
degenerateTrianglesRasterized	-	VK_FALSE	implementatio n-dependent

Limit	Unsupport ed Limit	Supported Limit	Limit Type ¹
degenerateLinesRasterized	-	VK_FALSE	implementatio n-dependent
fullyCoveredFragmentShaderInputVariable	-	VK_FALSE	implementatio n-dependent
conservativeRasterizationPostDepthCoverage	-	VK_FALSE	implementatio n-dependent
maxUpdateAfterBindDescriptorsInAllPools	0	500000	min
shaderUniformBufferArrayNonUniformIndexingNative	-	VK_FALSE	implementatio n-dependent
shaderSampledImageArrayNonUniformIndexingNative	-	VK_FALSE	implementatio n-dependent
shaderStorageBufferArrayNonUniformIndexingNative	-	VK_FALSE	implementatio n-dependent
shaderStorageImageArrayNonUniformIndexingNative	-	VK_FALSE	implementatio n-dependent
shaderInputAttachmentArrayNonUniformIndexingNative	-	VK_FALSE	implementatio n-dependent
maxPerStageDescriptorUpdateAfterBindSamplers	0 ⁹	500000 ⁹	min
maxPerStageDescriptorUpdateAfterBindUniformBuffers	0 ⁹	12 ⁹	min
maxPerStageDescriptorUpdateAfterBindStorageBuffers	0 ⁹	500000 ⁹	min
maxPerStageDescriptorUpdateAfterBindSampledImages	0 ⁹	500000 ⁹	min
maxPerStageDescriptorUpdateAfterBindStorageImages	0 ⁹	500000 ⁹	min
maxPerStageDescriptorUpdateAfterBindInputAttachments	0 ⁹	4 ⁹ (Vulkan Core) 7 (Vulkan Roadmap 2022)	min
maxPerStageUpdateAfterBindResources	0 ⁹	500000 ⁹	min
maxDescriptorSetUpdateAfterBindSamplers	0 ⁹	500000 ⁹	min
maxDescriptorSetUpdateAfterBindUniformBuffers	0 ⁹	72 ^{8 9}	min, $n \times$ PerStage
maxDescriptorSetUpdateAfterBindUniformBuffersDynamic	0 ⁹	8 ⁹	min
maxDescriptorSetUpdateAfterBindStorageBuffers	0 ⁹	500000 ⁹	min
maxDescriptorSetUpdateAfterBindStorageBuffersDynamic	0 ⁹	4 ⁹	min

Limit	Unsupport ed Limit	Supported Limit	Limit Type ¹
maxDescriptorSetUpdateAfterBindTotalUniformBuff ersDynamic	0 ⁹	maxDescriptorSetUp dateAfterBindUnifo rmBuffersDynamic	min
maxDescriptorSetUpdateAfterBindTotalStorageBuff ersDynamic	0 ⁹	maxDescriptorSetUp dateAfterBindStora geBuffersDynamic	min
maxDescriptorSetUpdateAfterBindTotalBuffersDyna mic	0 ⁹	maxDescriptorSetUp dateAfterBindUnifo rmBuffersDynamic + maxDescriptorSetUp dateAfterBindStora geBuffersDynamic	min
maxDescriptorSetUpdateAfterBindSampledImages	0 ⁹	500000 ⁹	min
maxDescriptorSetUpdateAfterBindStorageImages	0 ⁹	500000 ⁹	min
maxDescriptorSetUpdateAfterBindInputAttachments	0 ⁹	4 ⁹	min
maxInlineUniformBlockSize	-	256	min
maxPerStageDescriptorInlineUniformBlocks	-	4	min
maxPerStageDescriptorUpdateAfterBindInlineUnifo rmBlocks	-	4	min
maxDescriptorSetInlineUniformBlocks	-	4	min
maxDescriptorSetUpdateAfterBindInlineUniformBlo cks	-	4	min
maxInlineUniformTotalSize	-	256	min
maxVertexAttribDivisor	-	2 ¹⁶ -1	min
VkPhysicalDeviceMeshShaderPropertiesNV::maxD rawMeshTasksCount	-	2 ¹⁶ -1	min
VkPhysicalDeviceMeshShaderPropertiesNV::maxT askWorkGroupInvocations	-	32	min
VkPhysicalDeviceMeshShaderPropertiesNV::maxT askWorkGroupSize	-	(32,1,1)	min
VkPhysicalDeviceMeshShaderPropertiesNV::maxT askTotalMemorySize	-	16384	min
VkPhysicalDeviceMeshShaderPropertiesNV::maxT askOutputCount	-	2 ¹⁶ -1	min
VkPhysicalDeviceMeshShaderPropertiesNV::maxM eshWorkGroupInvocations	-	32	min
VkPhysicalDeviceMeshShaderPropertiesNV::maxM eshWorkGroupSize	-	(32,1,1)	min
VkPhysicalDeviceMeshShaderPropertiesNV::maxM eshTotalMemorySize	-	16384	min

Limit	Unsupport ed Limit	Supported Limit	Limit Type ¹
VkPhysicalDeviceMeshShaderPropertiesNV::maxMeshOutputVertices	-	256	min
VkPhysicalDeviceMeshShaderPropertiesNV::maxMeshOutputPrimitives	-	256	min
VkPhysicalDeviceMeshShaderPropertiesNV::maxMeshMultiviewViewCount	-	1	min
VkPhysicalDeviceMeshShaderPropertiesNV::meshOutputPerVertexGranularity	-	-	implementation-dependent
VkPhysicalDeviceMeshShaderPropertiesNV::meshOutputPerPrimitiveGranularity	-	-	implementation-dependent
VkPhysicalDeviceMeshShaderPropertiesEXT::maxTaskWorkGroupTotalCount	-	2 ²²	min
VkPhysicalDeviceMeshShaderPropertiesEXT::maxTaskWorkGroupCount	-	(65535,65535,65535)	min
VkPhysicalDeviceMeshShaderPropertiesEXT::maxTaskWorkGroupInvocations	-	128	min
VkPhysicalDeviceMeshShaderPropertiesEXT::maxTaskWorkGroupSize	-	(128,128,128)	min
VkPhysicalDeviceMeshShaderPropertiesEXT::maxTaskPayloadSize	-	16384	min
VkPhysicalDeviceMeshShaderPropertiesEXT::maxTaskSharedMemorySize	-	32768	min
VkPhysicalDeviceMeshShaderPropertiesEXT::maxTaskPayloadAndSharedMemorySize	-	32768	min
VkPhysicalDeviceMeshShaderPropertiesEXT::maxMeshWorkGroupTotalCount	-	2 ²²	min
VkPhysicalDeviceMeshShaderPropertiesEXT::maxMeshWorkGroupCount	-	(65535,65535,65535)	min
VkPhysicalDeviceMeshShaderPropertiesEXT::maxMeshWorkGroupInvocations	-	128	min
VkPhysicalDeviceMeshShaderPropertiesEXT::maxMeshWorkGroupSize	-	(128,128,128)	min
VkPhysicalDeviceMeshShaderPropertiesEXT::maxMeshSharedMemorySize	-	28672	min
VkPhysicalDeviceMeshShaderPropertiesEXT::maxMeshPayloadAndSharedMemorySize	-	28672	min
VkPhysicalDeviceMeshShaderPropertiesEXT::maxMeshOutputMemorySize	-	32768	min
VkPhysicalDeviceMeshShaderPropertiesEXT::maxMeshPayloadAndOutputMemorySize	-	48128	min

Limit	Unsupport ed Limit	Supported Limit	Limit Type ¹
VkPhysicalDeviceMeshShaderPropertiesEXT::max MeshOutputComponents	-	128	min
VkPhysicalDeviceMeshShaderPropertiesEXT::max MeshOutputVertices	-	256	min
VkPhysicalDeviceMeshShaderPropertiesEXT::max MeshOutputPrimitives	-	256	min
VkPhysicalDeviceMeshShaderPropertiesEXT::max MeshOutputLayers	-	8	min
VkPhysicalDeviceMeshShaderPropertiesEXT::max MeshMultiviewViewCount	-	1	min
VkPhysicalDeviceMeshShaderPropertiesEXT::mes hOutputPerVertexGranularity	0	32	max
VkPhysicalDeviceMeshShaderPropertiesEXT::mes hOutputPerPrimitiveGranularity	0	32	max
VkPhysicalDeviceMeshShaderPropertiesEXT::max PreferredTaskWorkGroupInvocations	-	-	implementatio n-dependent
VkPhysicalDeviceMeshShaderPropertiesEXT::max PreferredMeshWorkGroupInvocations	-	-	implementatio n-dependent
VkPhysicalDeviceMeshShaderPropertiesEXT::pre fersLocalInvocationVertexOutput	-	-	implementatio n-dependent
VkPhysicalDeviceMeshShaderPropertiesEXT::pre fersLocalInvocationPrimitiveOutput	-	-	implementatio n-dependent
VkPhysicalDeviceMeshShaderPropertiesEXT::pre fersCompactVertexOutput	-	-	implementatio n-dependent
VkPhysicalDeviceMeshShaderPropertiesEXT::pre fersCompactPrimitiveOutput	-	-	implementatio n-dependent
maxTransformFeedbackStreams	-	1	min
maxTransformFeedbackBuffers	-	1	min
maxTransformFeedbackBufferSize	-	2 ²⁷	min
maxTransformFeedbackStreamDataSize	-	512	min
maxTransformFeedbackBufferDataSize	-	512	min
maxTransformFeedbackBufferDataStride	-	512	min
transformFeedbackQueries	-	VK_FALSE	implementatio n-dependent
transformFeedbackStreamsLinesTriangles	-	VK_FALSE	implementatio n-dependent
transformFeedbackRasterizationStreamSelect	-	VK_FALSE	implementatio n-dependent

Limit	Unsupport ed Limit	Supported Limit	Limit Type ¹
transformFeedbackDraw	-	VK_FALSE	implementatio n-dependent
minFragmentDensityTexelSize	-	(1,1)	min
maxFragmentDensityTexelSize	-	(1,1)	min
fragmentDensityInvocations	-	-	implementatio n-dependent
subsampledLoads	VK_TRUE	VK_FALSE	implementatio n-dependent
subsampledCoarseReconstructionEarlyAccess	VK_FALSE	VK_FALSE	implementatio n-dependent
maxSubsampledArrayLayers	2	2	min
maxDescriptorSetSubsampledSamplers	1	1	min
fragmentDensityOffsetGranularity	-	(1024,1024)	max
maxFragmentDensityMapLayers	-	(2)	max
VkPhysicalDeviceRayTracingPropertiesNV::shade rGroupHandleSize	-	16	min
VkPhysicalDeviceRayTracingPropertiesNV::maxRe cursionDepth	-	31	min
VkPhysicalDeviceRayTracingPipelinePropertiesK HR::shaderGroupHandleSize	-	32	exact
VkPhysicalDeviceRayTracingPipelinePropertiesK HR::maxRayRecursionDepth	-	1	min
maxShaderGroupStride	-	4096	min
shaderGroupBaseAlignment	-	64	max
maxGeometryCount	-	2 ²⁴ -1	min
maxInstanceCount	-	2 ²⁴ -1	min
maxTriangleCount	-	2 ²⁹ -1	min
maxPrimitiveCount	-	2 ²⁹ -1	min
maxPerStageDescriptorAccelerationStructures	-	16	min
maxPerStageDescriptorUpdateAfterBindAcceleratio nStructures	-	500000 ⁹	min
maxVerticesPerCluster	-	256	min
maxTrianglesPerCluster	-	256	min
clusterScratchByteAlignment	-	256	max
clusterByteAlignment	-	128	max
clusterTemplateByteAlignment	-	32	max

Limit	Unsupport ed Limit	Supported Limit	Limit Type ¹
clusterBottomLevelByteAlignment	-	256	max
clusterTemplateBoundsByteAlignment	-	32	max
maxClusterGeometryIndex	-	$2^{24}-1$	min
maxDescriptorSetAccelerationStructures	-	16	min
maxDescriptorSetUpdateAfterBindAccelerationStructures	-	500000 ⁹	min
minAccelerationStructureScratchOffsetAlignment	-	256	max
shaderGroupHandleCaptureReplaySize	-	64	max
maxRayDispatchInvocationCount	-	2^{30}	min
shaderGroupHandleAlignment	-	32	max
maxRayHitAttributeSize	-	32	min
maxPartitionCount	-	$2^{24}-1$	min
maxTimelineSemaphoreValueDifference	-	$2^{31}-1$	min
lineSubPixelPrecisionBits	-	4	min
maxGraphicsShaderGroupCount	-	2^{12}	min
maxIndirectCommandsStreamCount + (for NV extension)	-	2^{12}	min
maxIndirectCommandsStreamStride	-	2048	min
minIndirectCommandsBufferOffsetAlignment	-	256	max
minSequencesCountBufferOffsetAlignment	-	256	max
minSequencesIndexBufferOffsetAlignment	-	256	max
maxIndirectSequenceCount	-	2^{20}	min
maxIndirectCommandsTokenCount	-	16	min
maxIndirectCommandsTokenOffset	-	2047	min
maxIndirectPipelineCount	-	2^{12}	min
deviceGeneratedCommandsTransformFeedback	-	false	implementation-dependent
deviceGeneratedCommandsMultiDrawIndirectCount	-	false	implementation-dependent
maxIndirectShaderObjectCount	0	2^{12}	implementation-dependent
maxIndirectCommandsIndirectStride	-	2048	min

Limit	Unsupport ed Limit	Supported Limit	Limit Type ¹
supportedIndirectCommandsInputModes	-	VK_INDIRECT_COMMANDS_INPUT_MODE_VULKAN_INDEX_BUFFER_EXT	min
supportedIndirectCommandsShaderStages	-	(VK_SHADER_STAGE_COMPUTE_BIT VK_SHADER_STAGE_VERTEX_BIT VK_SHADER_STAGE_FRAGMENT_BIT)	min
supportedIndirectCommandsShaderStagesPipelineBinding	-	0	min
supportedIndirectCommandsShaderStagesShaderBinding	-	0	min
maxCustomBorderColorSamplers	-	32	min
robustStorageBufferAccessSizeAlignment	-	4	max
robustUniformBufferAccessSizeAlignment	-	256	max
minFragmentShadingRateAttachmentTexelSize	(0,0)	(32,32)	max
maxFragmentShadingRateAttachmentTexelSize	(0,0)	(8,8)	min
maxFragmentShadingRateAttachmentTexelSizeAspectRatio	0	1	min
primitiveFragmentShadingRateWithMultipleViewports	VK_FALSE	VK_FALSE	implementation-dependent
layeredShadingRateAttachments	VK_FALSE	VK_FALSE	implementation-dependent
fragmentShadingRateNonTrivialCombinerOps	-	VK_FALSE	implementation-dependent
maxFragmentSize	-	(2,2)	min
maxFragmentSizeAspectRatio	-	2	min
maxFragmentShadingRateCoverageSamples	-	16	min
maxFragmentShadingRateRasterizationSamples	-	VK_SAMPLE_COUNT_4_BIT	min
fragmentShadingRateWithShaderDepthStencilWrites	-	VK_FALSE	implementation-dependent
fragmentShadingRateWithSampleMask	-	VK_FALSE	implementation-dependent

Limit	Unsupport ed Limit	Supported Limit	Limit Type ¹
fragmentShadingRateWithShaderSampleMask	-	VK_FALSE	implementatio n-dependent
fragmentShadingRateWithConservativeRasterization	-	VK_FALSE	implementatio n-dependent
fragmentShadingRateWithFragmentShaderInterlock	-	VK_FALSE	implementatio n-dependent
fragmentShadingRateWithCustomSampleLocations	-	VK_FALSE	implementatio n-dependent
fragmentShadingRateStrictMultiplyCombiner	-	VK_FALSE	implementatio n-dependent
maxFragmentShadingRateInvocationCount	-	VK_SAMPLE_COUN T_4_BIT	min
combinedImageSamplerDescriptorSingleArray	-	VK_FALSE	implementatio n-dependent
bufferlessPushDescriptors	-	VK_FALSE	implementatio n-dependent
allowSamplerImageViewPostSubmitCreation	-	VK_FALSE	implementatio n-dependent
descriptorBufferOffsetAlignment	-	256	max
maxDescriptorBufferBindings	-	3	min
maxResourceDescriptorBufferBindings	-	1	min
maxSamplerDescriptorBufferBindings	-	1	min
maxEmbeddedImmutableSamplerBindings	-	1	min
maxEmbeddedImmutableSamplers	-	2032	min
bufferCaptureReplayDescriptorDataSize	-	64	max
imageCaptureReplayDescriptorDataSize	-	64	max
imageViewCaptureReplayDescriptorDataSize	-	64	max
samplerCaptureReplayDescriptorDataSize	-	64	max
accelerationStructureCaptureReplayDescriptorDataSize	-	64	max
samplerDescriptorSize	-	256	max
combinedImageSamplerDescriptorSize	-	256	max
sampledImageDescriptorSize	-	256	max
storageImageDescriptorSize	-	256	max
uniformTexelBufferDescriptorSize	-	256	max
robustUniformTexelBufferDescriptorSize	-	256	max

Limit	Unsupport ed Limit	Supported Limit	Limit Type ¹
storageTexelBufferDescriptorSize	-	256	max
robustStorageTexelBufferDescriptorSize	-	256	max
uniformBufferDescriptorSize	-	256	max
robustUniformBufferDescriptorSize	-	256	max
storageBufferDescriptorSize	-	256	max
robustStorageBufferDescriptorSize	-	256	max
inputAttachmentDescriptorSize	-	256	max
accelerationStructureDescriptorSize	-	256	max
maxSamplerDescriptorBufferRange	-	$2^{11} \times$ samplerDescriptorS ize	min
maxResourceDescriptorBufferRange	-	$(2^{20} - 2^{15}) \times$ maxResourceDescrip torSize ¹²	min
samplerDescriptorBufferAddressSpaceSize	-	2^{27}	min
resourceDescriptorBufferAddressSpaceSize	-	2^{27}	min
descriptorBufferAddressSpaceSize	-	2^{27}	min
combinedImageSamplerDensityMapDescriptorSize	-	256	max
maxSubpassShadingWorkgroupSizeAspectRatio	0	1	min
maxMultiDrawCount	-	1024	min
maxCommandBufferNestingLevel	-	1	min
graphicsPipelineLibraryFastLinking	-	VK_FALSE	implementatio n-dependent
graphicsPipelineLibraryIndependentInterpolation Decoration	-	VK_FALSE	implementatio n-dependent
triStripVertexOrderIndependentOfProvokingVertex	-	VK_FALSE	implementatio n-dependent
maxWeightFilterPhases	-	1024	min
maxWeightFilterDimension	-	(64,64)	min
maxBlockMatchRegion	-	(64,64)	min
maxBoxFilterBlockSize	-	(64,64)	min
dynamicPrimitiveTopologyUnrestricted	-	-	implementatio n-dependent
maxOpacity2StateSubdivisionLevel	-	3	min
maxOpacity4StateSubdivisionLevel	-	3	min

Limit	Unsupport ed Limit	Supported Limit	Limit Type ¹
maxDecompressionIndirectCount	1	2 ¹⁶ -1	min
maxWorkGroupCount	-	(65536,1,1)	min
maxWorkGroupSize	-	(32,1,1)	min
maxOutputClusterCount	-	1024	min
indirectBufferOffsetAlignment	-	-	implementatio n-dependent
maxExecutionGraphDepth	-	32	min
maxExecutionGraphShaderOutputNodes	-	256	min
maxExecutionGraphShaderPayloadSize	-	32768	min
maxExecutionGraphShaderPayloadCount	-	256	min
executionGraphDispatchAddressAlignment	-	4	max
maxExecutionGraphVertexBufferBindings	-	1024	min
maxExecutionGraphWorkgroupCount	-	(65535,65535,65535)	min
maxExecutionGraphWorkgroups	-	2 ²⁴ -1	min
extendedSparseAddressSpaceSize	0	sparseAddressSpaceSize	min
renderPassStripeGranularity	-	(64,64)	max
maxRenderPassStripes	-	32	min
minPlacedMemoryMapAlignment	-	65536	max
supportedImageAlignmentMask	-	1	min
separateDepthStencilAttachmentAccess	VK_FALSE	-	implementatio n-dependent
cooperativeMatrixWorkgroupScopeMaxWorkgroupSize	-	subgroupSize × 2	min
cooperativeMatrixFlexibleDimensionsMaxDimension	-	256	min
cooperativeMatrixWorkgroupScopeReservedSharedMemory	-	maxComputeSharedMemorySize / 2	max
maxCooperativeVectorComponents	-	128	min
maxVectorComponents	-	1024	min
VkPhysicalDeviceQueuePerfHintPropertiesQCOM::supportedQueues	-	VK_QUEUE_GRAPHICS_BIT VK_QUEUE_COMPUTE_BIT	bitfield
maxApronSize	-	1	min

Limit	Unsupport ed Limit	Supported Limit	Limit Type ¹
preferNonCoherent	-	-	implementatio n-dependent
tileGranularity	-	(16,16)	min
maxTileShadingRate	-	(8,8)	min
maxTensorDimensionCount	-	4	min
maxTensorElements	-	65536	min
maxPerDimensionTensorElements	-	65536	min
maxTensorStride	-	65536	min
maxTensorSize	-	65536	min
maxTensorShaderAccessArrayLength	-	4	min
maxTensorShaderAccessSize	-	4	min
maxDescriptorSetStorageTensors	-	16	min
maxPerStageDescriptorSetStorageTensors	-	16	min
maxDescriptorSetUpdateAfterBindStorageTensors	0	500000	min
maxPerStageDescriptorUpdateAfterBindStorageTensors	0	500000	min
shaderTensorSupportedStages	-	VK_SHADER_STAGE_COMPUTE_BIT	bitfield
maxShaderBindingTableRecordIndex	-	2 ²⁸ -1	min
resolveSrgbFormatAppliesTransferFunction	-	-	implementatio n-dependent
resolveSrgbFormatSupportsTransferFunctionControl	VK_FALSE	VK_FALSE	min
samplerHeapAlignment	-	65536	max
resourceHeapAlignment	-	65536	max
maxSamplerHeapSize	-	max(4000 × samplerDescriptorSize + minSamplerHeapReservedRange, 2048 × samplerDescriptorSize + minSamplerHeapReservedRangeWithEmbedded)	min

Limit	Unsupport ed Limit	Supported Limit	Limit Type ¹
maxResourceHeapSize	-	$(2^{20} - 2^{15}) \times \max(\text{imageDescriptorSize}, \text{bufferDescriptorSize}) + \text{minResourceHeapReservedRange}$	min
minSamplerHeapReservedRange	-	$96 \times \text{samplerDescriptorSize}$	max
minSamplerHeapReservedRangeWithEmbedded	-	$2048 \times \text{samplerDescriptorSize}$	max
minResourceHeapReservedRange	-	$2^{15} \times \max(\text{imageDescriptorSize}, \text{bufferDescriptorSize})$	max
samplerDescriptorSize	-	32	max
imageDescriptorSize	-	64	max
bufferDescriptorSize	-	128	max
samplerDescriptorAlignment	-	32	max
imageDescriptorAlignment	-	64	max
bufferDescriptorAlignment	-	128	max
maxPushDataSize	-	256	min
maxDescriptorHeapEmbeddedSamplers	-	2032	min
samplerYcbcrConversionCount	-	3	max
imageCaptureReplayOpaqueDataSize	-	-	implementation-dependent
numMetrics	-	1	min
perBasicBlockGranularity	-	VK_FALSE	max
maxShaderAbortMessageSize	0	65536	min
maxDeviceFaultCount	0	1	min

1

The **Limit Type** column specifies the limit is either the minimum limit all implementations **must** support, the maximum limit all implementations **must** support, or the exact value all implementations **must** support. For bitmasks a minimum limit is the least bits all implementations **must** set, but they **may** have additional bits set beyond this minimum.

2

The `maxPerStageResources` **must** be at least the smallest of the following:

- the sum of the `maxPerStageDescriptorUniformBuffers`, `maxPerStageDescriptorStorageBuffers`, `maxPerStageDescriptorSampledImages`, `maxPerStageDescriptorStorageImages`, `maxPerStageDescriptorInputAttachments`, `maxColorAttachments` limits, or
- 128.

It **may** not be possible to reach this limit in every stage.

3

See `maxViewportDimensions` for the **required** relationship to other limits.

4

See `viewportBoundsRange` for the **required** relationship to other limits.

5

The values `minInterpolationOffset` and `maxInterpolationOffset` describe the closed interval of supported interpolation offsets: `[minInterpolationOffset, maxInterpolationOffset]`. The ULP is determined by `subPixelInterpolationOffsetBits`. If `subPixelInterpolationOffsetBits` is 4, this provides increments of $(1/2^4) = 0.0625$, and thus the range of supported interpolation offsets would be `[-0.5, 0.4375]`.

6

The point size ULP is determined by `pointSizeGranularity`. If the `pointSizeGranularity` is 0.125, the range of supported point sizes **must** be at least `[1.0, 63.875]`.

7

The line width ULP is determined by `lineWidthGranularity`. If the `lineWidthGranularity` is 0.0625, the range of supported line widths **must** be at least `[1.0, 7.9375]`.

8

The minimum `maxDescriptorSet*` limit is n times the corresponding *specification* minimum `maxPerStageDescriptor*` limit, where n is the number of shader stages supported by the `VkPhysicalDevice`. If all shader stages are supported, $n = 6$ (vertex, tessellation control, tessellation evaluation, geometry, fragment, compute).

9

The `UpdateAfterBind` descriptor limits **must** each be greater than or equal to the corresponding `non-UpdateAfterBind` limit.

10

If the `VK_KHR_portability_subset` extension is enabled, the required minimum value of `maxVertexInputBindings` is 8.

12

`maxResourceDescriptorSize` is defined as the maximum value of `storageImageDescriptorSize`, `sampledImageDescriptorSize`, `robustUniformTexelBufferDescriptorSize`,

robustStorageTexelBufferDescriptorSize,
robustStorageBufferDescriptorSize,
accelerationStructureDescriptorSize.

robustUniformBufferDescriptorSize,
inputAttachmentDescriptorSize, and

55.2. Additional Multisampling Capabilities

To query additional multisampling capabilities which **may** be supported for a specific sample count, beyond the minimum capabilities described for [Limits](#) above, call:

```
// Provided by VK_EXT_sample_locations
void vkGetPhysicalDeviceMultisamplePropertiesEXT(
    VkPhysicalDevice          physicalDevice,
    VkSampleCountFlagBits     samples,
    VkMultisamplePropertiesEXT* pMultisampleProperties);
```

- **physicalDevice** is the physical device from which to query the additional multisampling capabilities.
- **samples** is a [VkSampleCountFlagBits](#) value specifying the sample count to query capabilities for.
- **pMultisampleProperties** is a pointer to a [VkMultisamplePropertiesEXT](#) structure in which information about additional multisampling capabilities specific to the sample count is returned.

Valid Usage (Implicit)

- VUID-vkGetPhysicalDeviceMultisamplePropertiesEXT-physicalDevice-parameter **physicalDevice** **must** be a valid [VkPhysicalDevice](#) handle
- VUID-vkGetPhysicalDeviceMultisamplePropertiesEXT-samples-parameter **samples** **must** be a valid [VkSampleCountFlagBits](#) value
- VUID-vkGetPhysicalDeviceMultisamplePropertiesEXT-pMultisampleProperties-parameter **pMultisampleProperties** **must** be a valid pointer to a [VkMultisamplePropertiesEXT](#) structure

The [VkMultisamplePropertiesEXT](#) structure is defined as

```
// Provided by VK_EXT_sample_locations
typedef struct VkMultisamplePropertiesEXT {
    VkStructureType    sType;
    void*              pNext;
    VkExtent2D         maxSampleLocationGridSize;
} VkMultisamplePropertiesEXT;
```

- **sType** is a [VkStructureType](#) value identifying this structure.
- **pNext** is [NULL](#) or a pointer to a structure extending this structure.

- `maxSampleLocationGridSize` is the maximum size of the pixel grid in which sample locations **can** vary.

Valid Usage (Implicit)

- VUID-VkMultisamplePropertiesEXT-sType-sType
`sType` **must** be `VK_STRUCTURE_TYPE_MULTISAMPLE_PROPERTIES_EXT`
- VUID-VkMultisamplePropertiesEXT-pNext-pNext
`pNext` **must** be `NULL`

If the sample count for which additional multisampling capabilities are requested using `vkGetPhysicalDeviceMultisamplePropertiesEXT` is set in `sampleLocationSampleCounts` the `width` and `height` members of `VkMultisamplePropertiesEXT::maxSampleLocationGridSize` **must** be greater than or equal to the corresponding members of `maxSampleLocationGridSize`, respectively, otherwise both members **must** be 0.

55.3. Milestone Limits

55.3.1. Roadmap 2022

Implementations that claim support for the [Roadmap 2022](#) milestone **must** satisfy the following additional limit requirements:

Limit	Supported Limit	Limit Type ¹
<code>maxImageDimension1D</code>	8192	min
<code>maxImageDimension2D</code>	8192	min
<code>maxImageDimensionCube</code>	8192	min
<code>maxImageArrayLayers</code>	2048	min
<code>maxUniformBufferRange</code>	65536	min
<code>bufferImageGranularity</code>	4096	max
<code>maxPerStageDescriptorSamplers</code>	64	min
<code>maxPerStageDescriptorUniformBuffers</code>	15	min
<code>maxPerStageDescriptorStorageBuffers</code>	30	min
<code>maxPerStageDescriptorSampledImages</code>	200	min
<code>maxPerStageDescriptorStorageImages</code>	16	min
<code>maxPerStageResources</code>	200	min
<code>maxDescriptorSetSamplers</code>	576	min
<code>maxDescriptorSetUniformBuffers</code>	90	min
<code>maxDescriptorSetStorageBuffers</code>	96	min
<code>maxDescriptorSetSampledImages</code>	1800	min

Limit	Supported Limit	Limit Type ¹
maxDescriptorSetStorageImages	144	min
maxFragmentCombinedOutputResources	16	min
maxComputeWorkGroupInvocations	256	min
maxComputeWorkGroupSize	(256,256,64)	min
subTexelPrecisionBits	8	min
mipmapPrecisionBits	6	min
maxSamplerLodBias	14	min
pointSizeGranularity	0.125	max
lineWidthGranularity	0.5	max
standardSampleLocations	VK_TRUE	Boolean
maxColorAttachments	7	min
subgroupSize	4	min
subgroupSupportedStages	VK_SHADER_STAGE_COMPUTE_BIT VK_SHADER_STAGE_FRAGMENT_BIT	bitfield
subgroupSupportedOperations	VK_SUBGROUP_FEATURE_BASIC_BIT VK_SUBGROUP_FEATURE_VOTE_BIT VK_SUBGROUP_FEATURE_ARITHMETIC_BIT VK_SUBGROUP_FEATURE_BALLOT_BIT VK_SUBGROUP_FEATURE_SHUFFLE_BIT VK_SUBGROUP_FEATURE_SHUFFLE_RELATIVE_BIT VK_SUBGROUP_FEATURE_QUAD_BIT	bitfield
shaderSignedZeroInfNanPreserveFloat16	VK_TRUE	Boolean
shaderSignedZeroInfNanPreserveFloat32	VK_TRUE	Boolean
maxSubgroupSize	4	min
maxPerStageDescriptorUpdateAfterBindInputAttachments	7	min

55.3.2. Roadmap 2024

Implementations that claim support for the [Roadmap 2024](#) milestone **must** satisfy the following additional limit requirements:

Limit	Supported Limit	Limit Type ¹
shaderRoundingModeRTEFloat16	VK_TRUE	Boolean
shaderRoundingModeRTEFloat32	VK_TRUE	Boolean
timestampComputeAndGraphics	VK_TRUE	Boolean
maxColorAttachments	8	min
maxBoundDescriptorSets	7	min

55.3.3. Roadmap 2026

Implementations that claim support for the [Roadmap 2026](#) milestone **must** satisfy the following additional limit requirements:

Limit	Supported Limit	Limit Type ¹
maxPerStageDescriptorUniformBuffers	200	min
maxPerStageDescriptorStorageBuffers	200	min
maxPerStageDescriptorInputAttachments	8	min
maxDescriptorSetUniformBuffers	1800	min
maxDescriptorSetStorageBuffers	1800	min
maxDescriptorSetInputAttachments	8	min
maxVertexOutputComponents	124	min
maxTessellationControlPerVertexInputComponents	128	min
maxTessellationControlPerVertexOutputComponents	128	min
maxTessellationControlTotalOutputComponents	4096	min
maxTessellationEvaluationInputComponents	128	min
maxTessellationEvaluationOutputComponents	128	min
maxGeometryOutputComponents	128	min
maxFragmentInputComponents	112	min
maxFragmentOutputAttachments	8	min
maxComputeSharedMemorySize	32768	min
subPixelPrecisionBits	8	min
maxViewportDimensions.width	8192	min
maxViewportDimensions.height	8192	min
maxFramebufferWidth	8192	min

Limit	Supported Limit	Limit Type ¹
maxFramebufferHeight	8192	min

Chapter 56. Formats

Supported buffer and image formats **may** vary across implementations. A minimum set of format features are guaranteed, but others **must** be explicitly queried before use to ensure they are supported by the implementation.

The features for the set of formats ([VkFormat](#)) supported by the implementation are queried individually using the [vkGetPhysicalDeviceFormatProperties](#) command.

56.1. Format Definition

The following image formats **can** be passed to, and **may** be returned from Vulkan commands. The memory required to store each format is discussed with that format, and also summarized in the [Representation and Texel Block Size](#) section and the [Compatible formats](#) table.

```
// Provided by VK_VERSION_1_0
typedef enum VkFormat {
    VK_FORMAT_UNDEFINED = 0,
    VK_FORMAT_R4G4_UNORM_PACK8 = 1,
    VK_FORMAT_R4G4B4A4_UNORM_PACK16 = 2,
    VK_FORMAT_B4G4R4A4_UNORM_PACK16 = 3,
    VK_FORMAT_R5G6B5_UNORM_PACK16 = 4,
    VK_FORMAT_B5G6R5_UNORM_PACK16 = 5,
    VK_FORMAT_R5G5B5A1_UNORM_PACK16 = 6,
    VK_FORMAT_B5G5R5A1_UNORM_PACK16 = 7,
    VK_FORMAT_A1R5G5B5_UNORM_PACK16 = 8,
    VK_FORMAT_R8_UNORM = 9,
    VK_FORMAT_R8_SNORM = 10,
    VK_FORMAT_R8_USCALED = 11,
    VK_FORMAT_R8_SSCALED = 12,
    VK_FORMAT_R8_UINT = 13,
    VK_FORMAT_R8_SINT = 14,
    VK_FORMAT_R8_SRGB = 15,
    VK_FORMAT_R8G8_UNORM = 16,
    VK_FORMAT_R8G8_SNORM = 17,
    VK_FORMAT_R8G8_USCALED = 18,
    VK_FORMAT_R8G8_SSCALED = 19,
    VK_FORMAT_R8G8_UINT = 20,
    VK_FORMAT_R8G8_SINT = 21,
    VK_FORMAT_R8G8_SRGB = 22,
    VK_FORMAT_R8G8B8_UNORM = 23,
    VK_FORMAT_R8G8B8_SNORM = 24,
    VK_FORMAT_R8G8B8_USCALED = 25,
    VK_FORMAT_R8G8B8_SSCALED = 26,
    VK_FORMAT_R8G8B8_UINT = 27,
    VK_FORMAT_R8G8B8_SINT = 28,
    VK_FORMAT_R8G8B8_SRGB = 29,
    VK_FORMAT_B8G8R8_UNORM = 30,
    VK_FORMAT_B8G8R8_SNORM = 31,
```



```
VK_FORMAT_B8G8R8_USCALED = 32,  
VK_FORMAT_B8G8R8_SSCALED = 33,  
VK_FORMAT_B8G8R8_UINT = 34,  
VK_FORMAT_B8G8R8_SINT = 35,  
VK_FORMAT_B8G8R8_SRGB = 36,  
VK_FORMAT_R8G8B8A8_UNORM = 37,  
VK_FORMAT_R8G8B8A8_SNORM = 38,  
VK_FORMAT_R8G8B8A8_USCALED = 39,  
VK_FORMAT_R8G8B8A8_SSCALED = 40,  
VK_FORMAT_R8G8B8A8_UINT = 41,  
VK_FORMAT_R8G8B8A8_SINT = 42,  
VK_FORMAT_R8G8B8A8_SRGB = 43,  
VK_FORMAT_B8G8R8A8_UNORM = 44,  
VK_FORMAT_B8G8R8A8_SNORM = 45,  
VK_FORMAT_B8G8R8A8_USCALED = 46,  
VK_FORMAT_B8G8R8A8_SSCALED = 47,  
VK_FORMAT_B8G8R8A8_UINT = 48,  
VK_FORMAT_B8G8R8A8_SINT = 49,  
VK_FORMAT_B8G8R8A8_SRGB = 50,  
VK_FORMAT_A8B8G8R8_UNORM_PACK32 = 51,  
VK_FORMAT_A8B8G8R8_SNORM_PACK32 = 52,  
VK_FORMAT_A8B8G8R8_USCALED_PACK32 = 53,  
VK_FORMAT_A8B8G8R8_SSCALED_PACK32 = 54,  
VK_FORMAT_A8B8G8R8_UINT_PACK32 = 55,  
VK_FORMAT_A8B8G8R8_SINT_PACK32 = 56,  
VK_FORMAT_A8B8G8R8_SRGB_PACK32 = 57,  
VK_FORMAT_A2R10G10B10_UNORM_PACK32 = 58,  
VK_FORMAT_A2R10G10B10_SNORM_PACK32 = 59,  
VK_FORMAT_A2R10G10B10_USCALED_PACK32 = 60,  
VK_FORMAT_A2R10G10B10_SSCALED_PACK32 = 61,  
VK_FORMAT_A2R10G10B10_UINT_PACK32 = 62,  
VK_FORMAT_A2R10G10B10_SINT_PACK32 = 63,  
VK_FORMAT_A2B10G10R10_UNORM_PACK32 = 64,  
VK_FORMAT_A2B10G10R10_SNORM_PACK32 = 65,  
VK_FORMAT_A2B10G10R10_USCALED_PACK32 = 66,  
VK_FORMAT_A2B10G10R10_SSCALED_PACK32 = 67,  
VK_FORMAT_A2B10G10R10_UINT_PACK32 = 68,  
VK_FORMAT_A2B10G10R10_SINT_PACK32 = 69,  
VK_FORMAT_R16_UNORM = 70,  
VK_FORMAT_R16_SNORM = 71,  
VK_FORMAT_R16_USCALED = 72,  
VK_FORMAT_R16_SSCALED = 73,  
VK_FORMAT_R16_UINT = 74,  
VK_FORMAT_R16_SINT = 75,  
VK_FORMAT_R16_SFLOAT = 76,  
VK_FORMAT_R16G16_UNORM = 77,  
VK_FORMAT_R16G16_SNORM = 78,  
VK_FORMAT_R16G16_USCALED = 79,  
VK_FORMAT_R16G16_SSCALED = 80,  
VK_FORMAT_R16G16_UINT = 81,  
VK_FORMAT_R16G16_SINT = 82,
```



```
VK_FORMAT_R16G16_SFLOAT = 83,  
VK_FORMAT_R16G16B16_UNORM = 84,  
VK_FORMAT_R16G16B16_SNORM = 85,  
VK_FORMAT_R16G16B16_USCALED = 86,  
VK_FORMAT_R16G16B16_SSCALED = 87,  
VK_FORMAT_R16G16B16_UINT = 88,  
VK_FORMAT_R16G16B16_SINT = 89,  
VK_FORMAT_R16G16B16_SFLOAT = 90,  
VK_FORMAT_R16G16B16A16_UNORM = 91,  
VK_FORMAT_R16G16B16A16_SNORM = 92,  
VK_FORMAT_R16G16B16A16_USCALED = 93,  
VK_FORMAT_R16G16B16A16_SSCALED = 94,  
VK_FORMAT_R16G16B16A16_UINT = 95,  
VK_FORMAT_R16G16B16A16_SINT = 96,  
VK_FORMAT_R16G16B16A16_SFLOAT = 97,  
VK_FORMAT_R32_UINT = 98,  
VK_FORMAT_R32_SINT = 99,  
VK_FORMAT_R32_SFLOAT = 100,  
VK_FORMAT_R32G32_UINT = 101,  
VK_FORMAT_R32G32_SINT = 102,  
VK_FORMAT_R32G32_SFLOAT = 103,  
VK_FORMAT_R32G32B32_UINT = 104,  
VK_FORMAT_R32G32B32_SINT = 105,  
VK_FORMAT_R32G32B32_SFLOAT = 106,  
VK_FORMAT_R32G32B32A32_UINT = 107,  
VK_FORMAT_R32G32B32A32_SINT = 108,  
VK_FORMAT_R32G32B32A32_SFLOAT = 109,  
VK_FORMAT_R64_UINT = 110,  
VK_FORMAT_R64_SINT = 111,  
VK_FORMAT_R64_SFLOAT = 112,  
VK_FORMAT_R64G64_UINT = 113,  
VK_FORMAT_R64G64_SINT = 114,  
VK_FORMAT_R64G64_SFLOAT = 115,  
VK_FORMAT_R64G64B64_UINT = 116,  
VK_FORMAT_R64G64B64_SINT = 117,  
VK_FORMAT_R64G64B64_SFLOAT = 118,  
VK_FORMAT_R64G64B64A64_UINT = 119,  
VK_FORMAT_R64G64B64A64_SINT = 120,  
VK_FORMAT_R64G64B64A64_SFLOAT = 121,  
VK_FORMAT_B10G11R11_UFLOAT_PACK32 = 122,  
VK_FORMAT_E5B9G9R9_UFLOAT_PACK32 = 123,  
VK_FORMAT_D16_UNORM = 124,  
VK_FORMAT_X8_D24_UNORM_PACK32 = 125,  
VK_FORMAT_D32_SFLOAT = 126,  
VK_FORMAT_S8_UINT = 127,  
VK_FORMAT_D16_UNORM_S8_UINT = 128,  
VK_FORMAT_D24_UNORM_S8_UINT = 129,  
VK_FORMAT_D32_SFLOAT_S8_UINT = 130,  
VK_FORMAT_BC1_RGB_UNORM_BLOCK = 131,  
VK_FORMAT_BC1_RGB_SRGB_BLOCK = 132,  
VK_FORMAT_BC1_RGBA_UNORM_BLOCK = 133,
```



```
VK_FORMAT_BC1_RGBA_SRGB_BLOCK = 134,  
VK_FORMAT_BC2_UNORM_BLOCK = 135,  
VK_FORMAT_BC2_SRGB_BLOCK = 136,  
VK_FORMAT_BC3_UNORM_BLOCK = 137,  
VK_FORMAT_BC3_SRGB_BLOCK = 138,  
VK_FORMAT_BC4_UNORM_BLOCK = 139,  
VK_FORMAT_BC4_SNORM_BLOCK = 140,  
VK_FORMAT_BC5_UNORM_BLOCK = 141,  
VK_FORMAT_BC5_SNORM_BLOCK = 142,  
VK_FORMAT_BC6H_UFLOAT_BLOCK = 143,  
VK_FORMAT_BC6H_SFLOAT_BLOCK = 144,  
VK_FORMAT_BC7_UNORM_BLOCK = 145,  
VK_FORMAT_BC7_SRGB_BLOCK = 146,  
VK_FORMAT_ETC2_R8G8B8_UNORM_BLOCK = 147,  
VK_FORMAT_ETC2_R8G8B8_SRGB_BLOCK = 148,  
VK_FORMAT_ETC2_R8G8B8A1_UNORM_BLOCK = 149,  
VK_FORMAT_ETC2_R8G8B8A1_SRGB_BLOCK = 150,  
VK_FORMAT_ETC2_R8G8B8A8_UNORM_BLOCK = 151,  
VK_FORMAT_ETC2_R8G8B8A8_SRGB_BLOCK = 152,  
VK_FORMAT_EAC_R11_UNORM_BLOCK = 153,  
VK_FORMAT_EAC_R11_SNORM_BLOCK = 154,  
VK_FORMAT_EAC_R11G11_UNORM_BLOCK = 155,  
VK_FORMAT_EAC_R11G11_SNORM_BLOCK = 156,  
VK_FORMAT_ASTC_4x4_UNORM_BLOCK = 157,  
VK_FORMAT_ASTC_4x4_SRGB_BLOCK = 158,  
VK_FORMAT_ASTC_5x4_UNORM_BLOCK = 159,  
VK_FORMAT_ASTC_5x4_SRGB_BLOCK = 160,  
VK_FORMAT_ASTC_5x5_UNORM_BLOCK = 161,  
VK_FORMAT_ASTC_5x5_SRGB_BLOCK = 162,  
VK_FORMAT_ASTC_6x5_UNORM_BLOCK = 163,  
VK_FORMAT_ASTC_6x5_SRGB_BLOCK = 164,  
VK_FORMAT_ASTC_6x6_UNORM_BLOCK = 165,  
VK_FORMAT_ASTC_6x6_SRGB_BLOCK = 166,  
VK_FORMAT_ASTC_8x5_UNORM_BLOCK = 167,  
VK_FORMAT_ASTC_8x5_SRGB_BLOCK = 168,  
VK_FORMAT_ASTC_8x6_UNORM_BLOCK = 169,  
VK_FORMAT_ASTC_8x6_SRGB_BLOCK = 170,  
VK_FORMAT_ASTC_8x8_UNORM_BLOCK = 171,  
VK_FORMAT_ASTC_8x8_SRGB_BLOCK = 172,  
VK_FORMAT_ASTC_10x5_UNORM_BLOCK = 173,  
VK_FORMAT_ASTC_10x5_SRGB_BLOCK = 174,  
VK_FORMAT_ASTC_10x6_UNORM_BLOCK = 175,  
VK_FORMAT_ASTC_10x6_SRGB_BLOCK = 176,  
VK_FORMAT_ASTC_10x8_UNORM_BLOCK = 177,  
VK_FORMAT_ASTC_10x8_SRGB_BLOCK = 178,  
VK_FORMAT_ASTC_10x10_UNORM_BLOCK = 179,  
VK_FORMAT_ASTC_10x10_SRGB_BLOCK = 180,  
VK_FORMAT_ASTC_12x10_UNORM_BLOCK = 181,  
VK_FORMAT_ASTC_12x10_SRGB_BLOCK = 182,  
VK_FORMAT_ASTC_12x12_UNORM_BLOCK = 183,  
VK_FORMAT_ASTC_12x12_SRGB_BLOCK = 184,
```



```
// Provided by VK_VERSION_1_1
VK_FORMAT_G8B8G8R8_422_UNORM = 1000156000,
// Provided by VK_VERSION_1_1
VK_FORMAT_B8G8R8G8_422_UNORM = 1000156001,
// Provided by VK_VERSION_1_1
VK_FORMAT_G8_B8_R8_3PLANE_420_UNORM = 1000156002,
// Provided by VK_VERSION_1_1
VK_FORMAT_G8_B8R8_2PLANE_420_UNORM = 1000156003,
// Provided by VK_VERSION_1_1
VK_FORMAT_G8_B8_R8_3PLANE_422_UNORM = 1000156004,
// Provided by VK_VERSION_1_1
VK_FORMAT_G8_B8R8_2PLANE_422_UNORM = 1000156005,
// Provided by VK_VERSION_1_1
VK_FORMAT_G8_B8_R8_3PLANE_444_UNORM = 1000156006,
// Provided by VK_VERSION_1_1
VK_FORMAT_R10X6_UNORM_PACK16 = 1000156007,
// Provided by VK_VERSION_1_1
VK_FORMAT_R10X6G10X6_UNORM_2PACK16 = 1000156008,
// Provided by VK_VERSION_1_1
VK_FORMAT_R10X6G10X6B10X6A10X6_UNORM_4PACK16 = 1000156009,
// Provided by VK_VERSION_1_1
VK_FORMAT_G10X6B10X6G10X6R10X6_422_UNORM_4PACK16 = 1000156010,
// Provided by VK_VERSION_1_1
VK_FORMAT_B10X6G10X6R10X6G10X6_422_UNORM_4PACK16 = 1000156011,
// Provided by VK_VERSION_1_1
VK_FORMAT_G10X6_B10X6_R10X6_3PLANE_420_UNORM_3PACK16 = 1000156012,
// Provided by VK_VERSION_1_1
VK_FORMAT_G10X6_B10X6R10X6_2PLANE_420_UNORM_3PACK16 = 1000156013,
// Provided by VK_VERSION_1_1
VK_FORMAT_G10X6_B10X6_R10X6_3PLANE_422_UNORM_3PACK16 = 1000156014,
// Provided by VK_VERSION_1_1
VK_FORMAT_G10X6_B10X6R10X6_2PLANE_422_UNORM_3PACK16 = 1000156015,
// Provided by VK_VERSION_1_1
VK_FORMAT_G10X6_B10X6_R10X6_3PLANE_444_UNORM_3PACK16 = 1000156016,
// Provided by VK_VERSION_1_1
VK_FORMAT_R12X4_UNORM_PACK16 = 1000156017,
// Provided by VK_VERSION_1_1
VK_FORMAT_R12X4G12X4_UNORM_2PACK16 = 1000156018,
// Provided by VK_VERSION_1_1
VK_FORMAT_R12X4G12X4B12X4A12X4_UNORM_4PACK16 = 1000156019,
// Provided by VK_VERSION_1_1
VK_FORMAT_G12X4B12X4G12X4R12X4_422_UNORM_4PACK16 = 1000156020,
// Provided by VK_VERSION_1_1
VK_FORMAT_B12X4G12X4R12X4G12X4_422_UNORM_4PACK16 = 1000156021,
// Provided by VK_VERSION_1_1
VK_FORMAT_G12X4_B12X4_R12X4_3PLANE_420_UNORM_3PACK16 = 1000156022,
// Provided by VK_VERSION_1_1
VK_FORMAT_G12X4_B12X4R12X4_2PLANE_420_UNORM_3PACK16 = 1000156023,
// Provided by VK_VERSION_1_1
VK_FORMAT_G12X4_B12X4_R12X4_3PLANE_422_UNORM_3PACK16 = 1000156024,
// Provided by VK_VERSION_1_1
```



```
VK_FORMAT_G12X4_B12X4R12X4_2PLANE_422_UNORM_3PACK16 = 1000156025,  
// Provided by VK_VERSION_1_1  
VK_FORMAT_G12X4_B12X4_R12X4_3PLANE_444_UNORM_3PACK16 = 1000156026,  
// Provided by VK_VERSION_1_1  
VK_FORMAT_G16B16G16R16_422_UNORM = 1000156027,  
// Provided by VK_VERSION_1_1  
VK_FORMAT_B16G16R16G16_422_UNORM = 1000156028,  
// Provided by VK_VERSION_1_1  
VK_FORMAT_G16_B16_R16_3PLANE_420_UNORM = 1000156029,  
// Provided by VK_VERSION_1_1  
VK_FORMAT_G16_B16R16_2PLANE_420_UNORM = 1000156030,  
// Provided by VK_VERSION_1_1  
VK_FORMAT_G16_B16_R16_3PLANE_422_UNORM = 1000156031,  
// Provided by VK_VERSION_1_1  
VK_FORMAT_G16_B16R16_2PLANE_422_UNORM = 1000156032,  
// Provided by VK_VERSION_1_1  
VK_FORMAT_G16_B16_R16_3PLANE_444_UNORM = 1000156033,  
// Provided by VK_VERSION_1_3  
VK_FORMAT_G8_B8R8_2PLANE_444_UNORM = 1000330000,  
// Provided by VK_VERSION_1_3  
VK_FORMAT_G10X6_B10X6R10X6_2PLANE_444_UNORM_3PACK16 = 1000330001,  
// Provided by VK_VERSION_1_3  
VK_FORMAT_G12X4_B12X4R12X4_2PLANE_444_UNORM_3PACK16 = 1000330002,  
// Provided by VK_VERSION_1_3  
VK_FORMAT_G16_B16R16_2PLANE_444_UNORM = 1000330003,  
// Provided by VK_VERSION_1_3  
VK_FORMAT_A4R4G4B4_UNORM_PACK16 = 1000340000,  
// Provided by VK_VERSION_1_3  
VK_FORMAT_A4B4G4R4_UNORM_PACK16 = 1000340001,  
// Provided by VK_VERSION_1_3  
VK_FORMAT_ASTC_4x4_SFLOAT_BLOCK = 1000066000,  
// Provided by VK_VERSION_1_3  
VK_FORMAT_ASTC_5x4_SFLOAT_BLOCK = 1000066001,  
// Provided by VK_VERSION_1_3  
VK_FORMAT_ASTC_5x5_SFLOAT_BLOCK = 1000066002,  
// Provided by VK_VERSION_1_3  
VK_FORMAT_ASTC_6x5_SFLOAT_BLOCK = 1000066003,  
// Provided by VK_VERSION_1_3  
VK_FORMAT_ASTC_6x6_SFLOAT_BLOCK = 1000066004,  
// Provided by VK_VERSION_1_3  
VK_FORMAT_ASTC_8x5_SFLOAT_BLOCK = 1000066005,  
// Provided by VK_VERSION_1_3  
VK_FORMAT_ASTC_8x6_SFLOAT_BLOCK = 1000066006,  
// Provided by VK_VERSION_1_3  
VK_FORMAT_ASTC_8x8_SFLOAT_BLOCK = 1000066007,  
// Provided by VK_VERSION_1_3  
VK_FORMAT_ASTC_10x5_SFLOAT_BLOCK = 1000066008,  
// Provided by VK_VERSION_1_3  
VK_FORMAT_ASTC_10x6_SFLOAT_BLOCK = 1000066009,  
// Provided by VK_VERSION_1_3  
VK_FORMAT_ASTC_10x8_SFLOAT_BLOCK = 1000066010,
```



```
// Provided by VK_VERSION_1_3
VK_FORMAT_ASTC_10x10_SFLOAT_BLOCK = 1000066011,
// Provided by VK_VERSION_1_3
VK_FORMAT_ASTC_12x10_SFLOAT_BLOCK = 1000066012,
// Provided by VK_VERSION_1_3
VK_FORMAT_ASTC_12x12_SFLOAT_BLOCK = 1000066013,
// Provided by VK_VERSION_1_4
VK_FORMAT_A1B5G5R5_UNORM_PACK16 = 1000470000,
// Provided by VK_VERSION_1_4
VK_FORMAT_A8_UNORM = 1000470001,
// Provided by VK_IMG_format_pvrtec
VK_FORMAT_PVRTC1_2BPP_UNORM_BLOCK_IMG = 1000054000,
// Provided by VK_IMG_format_pvrtec
VK_FORMAT_PVRTC1_4BPP_UNORM_BLOCK_IMG = 1000054001,
// Provided by VK_IMG_format_pvrtec
VK_FORMAT_PVRTC2_2BPP_UNORM_BLOCK_IMG = 1000054002,
// Provided by VK_IMG_format_pvrtec
VK_FORMAT_PVRTC2_4BPP_UNORM_BLOCK_IMG = 1000054003,
// Provided by VK_IMG_format_pvrtec
VK_FORMAT_PVRTC1_2BPP_SRGB_BLOCK_IMG = 1000054004,
// Provided by VK_IMG_format_pvrtec
VK_FORMAT_PVRTC1_4BPP_SRGB_BLOCK_IMG = 1000054005,
// Provided by VK_IMG_format_pvrtec
VK_FORMAT_PVRTC2_2BPP_SRGB_BLOCK_IMG = 1000054006,
// Provided by VK_IMG_format_pvrtec
VK_FORMAT_PVRTC2_4BPP_SRGB_BLOCK_IMG = 1000054007,
// Provided by VK_EXT_texture_compression_astc_3d
VK_FORMAT_ASTC_3x3x3_UNORM_BLOCK_EXT = 1000288000,
// Provided by VK_EXT_texture_compression_astc_3d
VK_FORMAT_ASTC_3x3x3_SRGB_BLOCK_EXT = 1000288001,
// Provided by VK_EXT_texture_compression_astc_3d
VK_FORMAT_ASTC_3x3x3_SFLOAT_BLOCK_EXT = 1000288002,
// Provided by VK_EXT_texture_compression_astc_3d
VK_FORMAT_ASTC_4x3x3_UNORM_BLOCK_EXT = 1000288003,
// Provided by VK_EXT_texture_compression_astc_3d
VK_FORMAT_ASTC_4x3x3_SRGB_BLOCK_EXT = 1000288004,
// Provided by VK_EXT_texture_compression_astc_3d
VK_FORMAT_ASTC_4x3x3_SFLOAT_BLOCK_EXT = 1000288005,
// Provided by VK_EXT_texture_compression_astc_3d
VK_FORMAT_ASTC_4x4x3_UNORM_BLOCK_EXT = 1000288006,
// Provided by VK_EXT_texture_compression_astc_3d
VK_FORMAT_ASTC_4x4x3_SRGB_BLOCK_EXT = 1000288007,
// Provided by VK_EXT_texture_compression_astc_3d
VK_FORMAT_ASTC_4x4x3_SFLOAT_BLOCK_EXT = 1000288008,
// Provided by VK_EXT_texture_compression_astc_3d
VK_FORMAT_ASTC_4x4x4_UNORM_BLOCK_EXT = 1000288009,
// Provided by VK_EXT_texture_compression_astc_3d
VK_FORMAT_ASTC_4x4x4_SRGB_BLOCK_EXT = 1000288010,
// Provided by VK_EXT_texture_compression_astc_3d
VK_FORMAT_ASTC_4x4x4_SFLOAT_BLOCK_EXT = 1000288011,
// Provided by VK_EXT_texture_compression_astc_3d
```



```

VK_FORMAT_ASTC_5x4x4_UNORM_BLOCK_EXT = 1000288012,
// Provided by VK_EXT_texture_compression_astc_3d
VK_FORMAT_ASTC_5x4x4_SRGB_BLOCK_EXT = 1000288013,
// Provided by VK_EXT_texture_compression_astc_3d
VK_FORMAT_ASTC_5x4x4_SFLOAT_BLOCK_EXT = 1000288014,
// Provided by VK_EXT_texture_compression_astc_3d
VK_FORMAT_ASTC_5x5x4_UNORM_BLOCK_EXT = 1000288015,
// Provided by VK_EXT_texture_compression_astc_3d
VK_FORMAT_ASTC_5x5x4_SRGB_BLOCK_EXT = 1000288016,
// Provided by VK_EXT_texture_compression_astc_3d
VK_FORMAT_ASTC_5x5x4_SFLOAT_BLOCK_EXT = 1000288017,
// Provided by VK_EXT_texture_compression_astc_3d
VK_FORMAT_ASTC_5x5x5_UNORM_BLOCK_EXT = 1000288018,
// Provided by VK_EXT_texture_compression_astc_3d
VK_FORMAT_ASTC_5x5x5_SRGB_BLOCK_EXT = 1000288019,
// Provided by VK_EXT_texture_compression_astc_3d
VK_FORMAT_ASTC_5x5x5_SFLOAT_BLOCK_EXT = 1000288020,
// Provided by VK_EXT_texture_compression_astc_3d
VK_FORMAT_ASTC_6x5x5_UNORM_BLOCK_EXT = 1000288021,
// Provided by VK_EXT_texture_compression_astc_3d
VK_FORMAT_ASTC_6x5x5_SRGB_BLOCK_EXT = 1000288022,
// Provided by VK_EXT_texture_compression_astc_3d
VK_FORMAT_ASTC_6x5x5_SFLOAT_BLOCK_EXT = 1000288023,
// Provided by VK_EXT_texture_compression_astc_3d
VK_FORMAT_ASTC_6x6x5_UNORM_BLOCK_EXT = 1000288024,
// Provided by VK_EXT_texture_compression_astc_3d
VK_FORMAT_ASTC_6x6x5_SRGB_BLOCK_EXT = 1000288025,
// Provided by VK_EXT_texture_compression_astc_3d
VK_FORMAT_ASTC_6x6x5_SFLOAT_BLOCK_EXT = 1000288026,
// Provided by VK_EXT_texture_compression_astc_3d
VK_FORMAT_ASTC_6x6x6_UNORM_BLOCK_EXT = 1000288027,
// Provided by VK_EXT_texture_compression_astc_3d
VK_FORMAT_ASTC_6x6x6_SRGB_BLOCK_EXT = 1000288028,
// Provided by VK_EXT_texture_compression_astc_3d
VK_FORMAT_ASTC_6x6x6_SFLOAT_BLOCK_EXT = 1000288029,
// Provided by VK_ARM_tensors
VK_FORMAT_R8_BOOL_ARM = 1000460000,
// Provided by VK_KHR_shader_bfloat16 with VK_ARM_tensors
VK_FORMAT_R16_SFLOAT_FPENCODING_BFLOAT16_ARM = 1000460001,
// Provided by VK_EXT_shader_float8 with VK_ARM_tensors
VK_FORMAT_R8_SFLOAT_FPENCODING_FLOAT8E4M3_ARM = 1000460002,
// Provided by VK_EXT_shader_float8 with VK_ARM_tensors
VK_FORMAT_R8_SFLOAT_FPENCODING_FLOAT8E5M2_ARM = 1000460003,
// Provided by VK_NV_optical_flow
VK_FORMAT_R16G16_SFIXED5_NV = 1000464000,
// Provided by VK_ARM_format_pack
VK_FORMAT_R10X6_UINT_PACK16_ARM = 1000609000,
// Provided by VK_ARM_format_pack
VK_FORMAT_R10X6G10X6_UINT_2PACK16_ARM = 1000609001,
// Provided by VK_ARM_format_pack
VK_FORMAT_R10X6G10X6B10X6A10X6_UINT_4PACK16_ARM = 1000609002,

```



```

// Provided by VK_ARM_format_pack
VK_FORMAT_R12X4_UINT_PACK16_ARM = 1000609003,
// Provided by VK_ARM_format_pack
VK_FORMAT_R12X4G12X4_UINT_2PACK16_ARM = 1000609004,
// Provided by VK_ARM_format_pack
VK_FORMAT_R12X4G12X4B12X4A12X4_UINT_4PACK16_ARM = 1000609005,
// Provided by VK_ARM_format_pack
VK_FORMAT_R14X2_UINT_PACK16_ARM = 1000609006,
// Provided by VK_ARM_format_pack
VK_FORMAT_R14X2G14X2_UINT_2PACK16_ARM = 1000609007,
// Provided by VK_ARM_format_pack
VK_FORMAT_R14X2G14X2B14X2A14X2_UINT_4PACK16_ARM = 1000609008,
// Provided by VK_ARM_format_pack
VK_FORMAT_R14X2_UNORM_PACK16_ARM = 1000609009,
// Provided by VK_ARM_format_pack
VK_FORMAT_R14X2G14X2_UNORM_2PACK16_ARM = 1000609010,
// Provided by VK_ARM_format_pack
VK_FORMAT_R14X2G14X2B14X2A14X2_UNORM_4PACK16_ARM = 1000609011,
// Provided by VK_ARM_format_pack
VK_FORMAT_G14X2_B14X2R14X2_2PLANE_420_UNORM_3PACK16_ARM = 1000609012,
// Provided by VK_ARM_format_pack
VK_FORMAT_G14X2_B14X2R14X2_2PLANE_422_UNORM_3PACK16_ARM = 1000609013,
// Provided by VK_EXT_texture_compression_astc_hdr
VK_FORMAT_ASTC_4x4_SFLOAT_BLOCK_EXT = VK_FORMAT_ASTC_4x4_SFLOAT_BLOCK,
// Provided by VK_EXT_texture_compression_astc_hdr
VK_FORMAT_ASTC_5x4_SFLOAT_BLOCK_EXT = VK_FORMAT_ASTC_5x4_SFLOAT_BLOCK,
// Provided by VK_EXT_texture_compression_astc_hdr
VK_FORMAT_ASTC_5x5_SFLOAT_BLOCK_EXT = VK_FORMAT_ASTC_5x5_SFLOAT_BLOCK,
// Provided by VK_EXT_texture_compression_astc_hdr
VK_FORMAT_ASTC_6x5_SFLOAT_BLOCK_EXT = VK_FORMAT_ASTC_6x5_SFLOAT_BLOCK,
// Provided by VK_EXT_texture_compression_astc_hdr
VK_FORMAT_ASTC_6x6_SFLOAT_BLOCK_EXT = VK_FORMAT_ASTC_6x6_SFLOAT_BLOCK,
// Provided by VK_EXT_texture_compression_astc_hdr
VK_FORMAT_ASTC_8x5_SFLOAT_BLOCK_EXT = VK_FORMAT_ASTC_8x5_SFLOAT_BLOCK,
// Provided by VK_EXT_texture_compression_astc_hdr
VK_FORMAT_ASTC_8x6_SFLOAT_BLOCK_EXT = VK_FORMAT_ASTC_8x6_SFLOAT_BLOCK,
// Provided by VK_EXT_texture_compression_astc_hdr
VK_FORMAT_ASTC_8x8_SFLOAT_BLOCK_EXT = VK_FORMAT_ASTC_8x8_SFLOAT_BLOCK,
// Provided by VK_EXT_texture_compression_astc_hdr
VK_FORMAT_ASTC_10x5_SFLOAT_BLOCK_EXT = VK_FORMAT_ASTC_10x5_SFLOAT_BLOCK,
// Provided by VK_EXT_texture_compression_astc_hdr
VK_FORMAT_ASTC_10x6_SFLOAT_BLOCK_EXT = VK_FORMAT_ASTC_10x6_SFLOAT_BLOCK,
// Provided by VK_EXT_texture_compression_astc_hdr
VK_FORMAT_ASTC_10x8_SFLOAT_BLOCK_EXT = VK_FORMAT_ASTC_10x8_SFLOAT_BLOCK,
// Provided by VK_EXT_texture_compression_astc_hdr
VK_FORMAT_ASTC_10x10_SFLOAT_BLOCK_EXT = VK_FORMAT_ASTC_10x10_SFLOAT_BLOCK,
// Provided by VK_EXT_texture_compression_astc_hdr
VK_FORMAT_ASTC_12x10_SFLOAT_BLOCK_EXT = VK_FORMAT_ASTC_12x10_SFLOAT_BLOCK,
// Provided by VK_EXT_texture_compression_astc_hdr
VK_FORMAT_ASTC_12x12_SFLOAT_BLOCK_EXT = VK_FORMAT_ASTC_12x12_SFLOAT_BLOCK,
// Provided by VK_KHR_sampler_ycbcr_conversion

```



```

VK_FORMAT_G8B8G8R8_422_UNORM_KHR = VK_FORMAT_G8B8G8R8_422_UNORM,
// Provided by VK_KHR_sampler_ycbcr_conversion
VK_FORMAT_B8G8R8G8_422_UNORM_KHR = VK_FORMAT_B8G8R8G8_422_UNORM,
// Provided by VK_KHR_sampler_ycbcr_conversion
VK_FORMAT_G8_B8_R8_3PLANE_420_UNORM_KHR = VK_FORMAT_G8_B8_R8_3PLANE_420_UNORM,
// Provided by VK_KHR_sampler_ycbcr_conversion
VK_FORMAT_G8_B8R8_2PLANE_420_UNORM_KHR = VK_FORMAT_G8_B8R8_2PLANE_420_UNORM,
// Provided by VK_KHR_sampler_ycbcr_conversion
VK_FORMAT_G8_B8_R8_3PLANE_422_UNORM_KHR = VK_FORMAT_G8_B8_R8_3PLANE_422_UNORM,
// Provided by VK_KHR_sampler_ycbcr_conversion
VK_FORMAT_G8_B8R8_2PLANE_422_UNORM_KHR = VK_FORMAT_G8_B8R8_2PLANE_422_UNORM,
// Provided by VK_KHR_sampler_ycbcr_conversion
VK_FORMAT_G8_B8_R8_3PLANE_444_UNORM_KHR = VK_FORMAT_G8_B8_R8_3PLANE_444_UNORM,
// Provided by VK_KHR_sampler_ycbcr_conversion
VK_FORMAT_R10X6_UNORM_PACK16_KHR = VK_FORMAT_R10X6_UNORM_PACK16,
// Provided by VK_KHR_sampler_ycbcr_conversion
VK_FORMAT_R10X6G10X6_UNORM_2PACK16_KHR = VK_FORMAT_R10X6G10X6_UNORM_2PACK16,
// Provided by VK_KHR_sampler_ycbcr_conversion
VK_FORMAT_R10X6G10X6B10X6A10X6_UNORM_4PACK16_KHR =
VK_FORMAT_R10X6G10X6B10X6A10X6_UNORM_4PACK16,
// Provided by VK_KHR_sampler_ycbcr_conversion
VK_FORMAT_G10X6B10X6G10X6R10X6_422_UNORM_4PACK16_KHR =
VK_FORMAT_G10X6B10X6G10X6R10X6_422_UNORM_4PACK16,
// Provided by VK_KHR_sampler_ycbcr_conversion
VK_FORMAT_B10X6G10X6R10X6G10X6_422_UNORM_4PACK16_KHR =
VK_FORMAT_B10X6G10X6R10X6G10X6_422_UNORM_4PACK16,
// Provided by VK_KHR_sampler_ycbcr_conversion
VK_FORMAT_G10X6_B10X6_R10X6_3PLANE_420_UNORM_3PACK16_KHR =
VK_FORMAT_G10X6_B10X6_R10X6_3PLANE_420_UNORM_3PACK16,
// Provided by VK_KHR_sampler_ycbcr_conversion
VK_FORMAT_G10X6_B10X6R10X6_2PLANE_420_UNORM_3PACK16_KHR =
VK_FORMAT_G10X6_B10X6R10X6_2PLANE_420_UNORM_3PACK16,
// Provided by VK_KHR_sampler_ycbcr_conversion
VK_FORMAT_G10X6_B10X6_R10X6_3PLANE_422_UNORM_3PACK16_KHR =
VK_FORMAT_G10X6_B10X6_R10X6_3PLANE_422_UNORM_3PACK16,
// Provided by VK_KHR_sampler_ycbcr_conversion
VK_FORMAT_G10X6_B10X6R10X6_2PLANE_422_UNORM_3PACK16_KHR =
VK_FORMAT_G10X6_B10X6R10X6_2PLANE_422_UNORM_3PACK16,
// Provided by VK_KHR_sampler_ycbcr_conversion
VK_FORMAT_G10X6_B10X6_R10X6_3PLANE_444_UNORM_3PACK16_KHR =
VK_FORMAT_G10X6_B10X6_R10X6_3PLANE_444_UNORM_3PACK16,
// Provided by VK_KHR_sampler_ycbcr_conversion
VK_FORMAT_R12X4_UNORM_PACK16_KHR = VK_FORMAT_R12X4_UNORM_PACK16,
// Provided by VK_KHR_sampler_ycbcr_conversion
VK_FORMAT_R12X4G12X4_UNORM_2PACK16_KHR = VK_FORMAT_R12X4G12X4_UNORM_2PACK16,
// Provided by VK_KHR_sampler_ycbcr_conversion
VK_FORMAT_R12X4G12X4B12X4A12X4_UNORM_4PACK16_KHR =
VK_FORMAT_R12X4G12X4B12X4A12X4_UNORM_4PACK16,
// Provided by VK_KHR_sampler_ycbcr_conversion
VK_FORMAT_G12X4B12X4G12X4R12X4_422_UNORM_4PACK16_KHR =
VK_FORMAT_G12X4B12X4G12X4R12X4_422_UNORM_4PACK16,

```



```

// Provided by VK_KHR_sampler_ycbcr_conversion
VK_FORMAT_B12X4G12X4R12X4G12X4_422_UNORM_4PACK16_KHR =
VK_FORMAT_B12X4G12X4R12X4G12X4_422_UNORM_4PACK16,
// Provided by VK_KHR_sampler_ycbcr_conversion
VK_FORMAT_G12X4_B12X4_R12X4_3PLANE_420_UNORM_3PACK16_KHR =
VK_FORMAT_G12X4_B12X4_R12X4_3PLANE_420_UNORM_3PACK16,
// Provided by VK_KHR_sampler_ycbcr_conversion
VK_FORMAT_G12X4_B12X4R12X4_2PLANE_420_UNORM_3PACK16_KHR =
VK_FORMAT_G12X4_B12X4R12X4_2PLANE_420_UNORM_3PACK16,
// Provided by VK_KHR_sampler_ycbcr_conversion
VK_FORMAT_G12X4_B12X4_R12X4_3PLANE_422_UNORM_3PACK16_KHR =
VK_FORMAT_G12X4_B12X4_R12X4_3PLANE_422_UNORM_3PACK16,
// Provided by VK_KHR_sampler_ycbcr_conversion
VK_FORMAT_G12X4_B12X4R12X4_2PLANE_422_UNORM_3PACK16_KHR =
VK_FORMAT_G12X4_B12X4R12X4_2PLANE_422_UNORM_3PACK16,
// Provided by VK_KHR_sampler_ycbcr_conversion
VK_FORMAT_G12X4_B12X4_R12X4_3PLANE_444_UNORM_3PACK16_KHR =
VK_FORMAT_G12X4_B12X4_R12X4_3PLANE_444_UNORM_3PACK16,
// Provided by VK_KHR_sampler_ycbcr_conversion
VK_FORMAT_G16B16G16R16_422_UNORM_KHR = VK_FORMAT_G16B16G16R16_422_UNORM,
// Provided by VK_KHR_sampler_ycbcr_conversion
VK_FORMAT_B16G16R16G16_422_UNORM_KHR = VK_FORMAT_B16G16R16G16_422_UNORM,
// Provided by VK_KHR_sampler_ycbcr_conversion
VK_FORMAT_G16_B16_R16_3PLANE_420_UNORM_KHR =
VK_FORMAT_G16_B16_R16_3PLANE_420_UNORM,
// Provided by VK_KHR_sampler_ycbcr_conversion
VK_FORMAT_G16_B16R16_2PLANE_420_UNORM_KHR = VK_FORMAT_G16_B16R16_2PLANE_420_UNORM,
// Provided by VK_KHR_sampler_ycbcr_conversion
VK_FORMAT_G16_B16_R16_3PLANE_422_UNORM_KHR =
VK_FORMAT_G16_B16_R16_3PLANE_422_UNORM,
// Provided by VK_KHR_sampler_ycbcr_conversion
VK_FORMAT_G16_B16R16_2PLANE_422_UNORM_KHR = VK_FORMAT_G16_B16R16_2PLANE_422_UNORM,
// Provided by VK_KHR_sampler_ycbcr_conversion
VK_FORMAT_G16_B16_R16_3PLANE_444_UNORM_KHR =
VK_FORMAT_G16_B16_R16_3PLANE_444_UNORM,
// Provided by VK_EXT_ycbcr_2plane_444_formats
VK_FORMAT_G8_B8R8_2PLANE_444_UNORM_EXT = VK_FORMAT_G8_B8R8_2PLANE_444_UNORM,
// Provided by VK_EXT_ycbcr_2plane_444_formats
VK_FORMAT_G10X6_B10X6R10X6_2PLANE_444_UNORM_3PACK16_EXT =
VK_FORMAT_G10X6_B10X6R10X6_2PLANE_444_UNORM_3PACK16,
// Provided by VK_EXT_ycbcr_2plane_444_formats
VK_FORMAT_G12X4_B12X4R12X4_2PLANE_444_UNORM_3PACK16_EXT =
VK_FORMAT_G12X4_B12X4R12X4_2PLANE_444_UNORM_3PACK16,
// Provided by VK_EXT_ycbcr_2plane_444_formats
VK_FORMAT_G16_B16R16_2PLANE_444_UNORM_EXT = VK_FORMAT_G16_B16R16_2PLANE_444_UNORM,
// Provided by VK_EXT_4444_formats
VK_FORMAT_A4R4G4B4_UNORM_PACK16_EXT = VK_FORMAT_A4R4G4B4_UNORM_PACK16,
// Provided by VK_EXT_4444_formats
VK_FORMAT_A4B4G4R4_UNORM_PACK16_EXT = VK_FORMAT_A4B4G4R4_UNORM_PACK16,
// Provided by VK_NV_optical_flow
// VK_FORMAT_R16G16_S10_5_NV is a legacy alias

```



```

    VK_FORMAT_R16G16_S10_5_NV = VK_FORMAT_R16G16_SF10X5_NV,
    // Provided by VK_KHR_maintenance5
    VK_FORMAT_A1B5G5R5_UNORM_PACK16_KHR = VK_FORMAT_A1B5G5R5_UNORM_PACK16,
    // Provided by VK_KHR_maintenance5
    VK_FORMAT_A8_UNORM_KHR = VK_FORMAT_A8_UNORM,
} VkFormat;

```

- [VK_FORMAT_UNDEFINED](#) specifies that the format is not specified.
- [VK_FORMAT_R4G4_UNORM_PACK8](#) specifies a two-component, 8-bit packed unsigned normalized format that has a 4-bit R component in bits 4..7, and a 4-bit G component in bits 0..3.
- [VK_FORMAT_R4G4B4A4_UNORM_PACK16](#) specifies a four-component, 16-bit packed unsigned normalized format that has a 4-bit R component in bits 12..15, a 4-bit G component in bits 8..11, a 4-bit B component in bits 4..7, and a 4-bit A component in bits 0..3.
- [VK_FORMAT_B4G4R4A4_UNORM_PACK16](#) specifies a four-component, 16-bit packed unsigned normalized format that has a 4-bit B component in bits 12..15, a 4-bit G component in bits 8..11, a 4-bit R component in bits 4..7, and a 4-bit A component in bits 0..3.
- [VK_FORMAT_A4R4G4B4_UNORM_PACK16](#) specifies a four-component, 16-bit packed unsigned normalized format that has a 4-bit A component in bits 12..15, a 4-bit R component in bits 8..11, a 4-bit G component in bits 4..7, and a 4-bit B component in bits 0..3.
- [VK_FORMAT_A4B4G4R4_UNORM_PACK16](#) specifies a four-component, 16-bit packed unsigned normalized format that has a 4-bit A component in bits 12..15, a 4-bit B component in bits 8..11, a 4-bit G component in bits 4..7, and a 4-bit R component in bits 0..3.
- [VK_FORMAT_R5G6B5_UNORM_PACK16](#) specifies a three-component, 16-bit packed unsigned normalized format that has a 5-bit R component in bits 11..15, a 6-bit G component in bits 5..10, and a 5-bit B component in bits 0..4.
- [VK_FORMAT_B5G6R5_UNORM_PACK16](#) specifies a three-component, 16-bit packed unsigned normalized format that has a 5-bit B component in bits 11..15, a 6-bit G component in bits 5..10, and a 5-bit R component in bits 0..4.
- [VK_FORMAT_R5G5B5A1_UNORM_PACK16](#) specifies a four-component, 16-bit packed unsigned normalized format that has a 5-bit R component in bits 11..15, a 5-bit G component in bits 6..10, a 5-bit B component in bits 1..5, and a 1-bit A component in bit 0.
- [VK_FORMAT_B5G5R5A1_UNORM_PACK16](#) specifies a four-component, 16-bit packed unsigned normalized format that has a 5-bit B component in bits 11..15, a 5-bit G component in bits 6..10, a 5-bit R component in bits 1..5, and a 1-bit A component in bit 0.
- [VK_FORMAT_A1R5G5B5_UNORM_PACK16](#) specifies a four-component, 16-bit packed unsigned normalized format that has a 1-bit A component in bit 15, a 5-bit R component in bits 10..14, a 5-bit G component in bits 5..9, and a 5-bit B component in bits 0..4.
- [VK_FORMAT_A1B5G5R5_UNORM_PACK16](#) specifies a four-component, 16-bit packed unsigned normalized format that has a 1-bit A component in bit 15, a 5-bit B component in bits 10..14, a 5-bit G component in bits 5..9, and a 5-bit R component in bits 0..4.
- [VK_FORMAT_A8_UNORM](#) specifies a one-component, 8-bit unsigned normalized format that has a single 8-bit A component.
- [VK_FORMAT_R8_UNORM](#) specifies a one-component, 8-bit unsigned normalized format that has

a single 8-bit R component.

- [VK_FORMAT_R8_SNORM](#) specifies a one-component, 8-bit signed normalized format that has a single 8-bit R component.
- [VK_FORMAT_R8_USCALED](#) specifies a one-component, 8-bit unsigned scaled integer format that has a single 8-bit R component.
- [VK_FORMAT_R8_SSCALED](#) specifies a one-component, 8-bit signed scaled integer format that has a single 8-bit R component.
- [VK_FORMAT_R8_UINT](#) specifies a one-component, 8-bit unsigned integer format that has a single 8-bit R component.
- [VK_FORMAT_R8_SINT](#) specifies a one-component, 8-bit signed integer format that has a single 8-bit R component.
- [VK_FORMAT_R8_SRGB](#) specifies a one-component, 8-bit unsigned normalized format that has a single 8-bit R component stored with sRGB nonlinear encoding.
- [VK_FORMAT_R8G8_UNORM](#) specifies a two-component, 16-bit unsigned normalized format that has an 8-bit R component in byte 0, and an 8-bit G component in byte 1.
- [VK_FORMAT_R8G8_SNORM](#) specifies a two-component, 16-bit signed normalized format that has an 8-bit R component in byte 0, and an 8-bit G component in byte 1.
- [VK_FORMAT_R8G8_USCALED](#) specifies a two-component, 16-bit unsigned scaled integer format that has an 8-bit R component in byte 0, and an 8-bit G component in byte 1.
- [VK_FORMAT_R8G8_SSCALED](#) specifies a two-component, 16-bit signed scaled integer format that has an 8-bit R component in byte 0, and an 8-bit G component in byte 1.
- [VK_FORMAT_R8G8_UINT](#) specifies a two-component, 16-bit unsigned integer format that has an 8-bit R component in byte 0, and an 8-bit G component in byte 1.
- [VK_FORMAT_R8G8_SINT](#) specifies a two-component, 16-bit signed integer format that has an 8-bit R component in byte 0, and an 8-bit G component in byte 1.
- [VK_FORMAT_R8G8_SRGB](#) specifies a two-component, 16-bit unsigned normalized format that has an 8-bit R component stored with sRGB nonlinear encoding in byte 0, and an 8-bit G component stored with sRGB nonlinear encoding in byte 1.
- [VK_FORMAT_R8G8B8_UNORM](#) specifies a three-component, 24-bit unsigned normalized format that has an 8-bit R component in byte 0, an 8-bit G component in byte 1, and an 8-bit B component in byte 2.
- [VK_FORMAT_R8G8B8_SNORM](#) specifies a three-component, 24-bit signed normalized format that has an 8-bit R component in byte 0, an 8-bit G component in byte 1, and an 8-bit B component in byte 2.
- [VK_FORMAT_R8G8B8_USCALED](#) specifies a three-component, 24-bit unsigned scaled format that has an 8-bit R component in byte 0, an 8-bit G component in byte 1, and an 8-bit B component in byte 2.
- [VK_FORMAT_R8G8B8_SSCALED](#) specifies a three-component, 24-bit signed scaled format that has an 8-bit R component in byte 0, an 8-bit G component in byte 1, and an 8-bit B component in byte 2.
- [VK_FORMAT_R8G8B8_UINT](#) specifies a three-component, 24-bit unsigned integer format that

has an 8-bit R component in byte 0, an 8-bit G component in byte 1, and an 8-bit B component in byte 2.

- [VK_FORMAT_R8G8B8_SINT](#) specifies a three-component, 24-bit signed integer format that has an 8-bit R component in byte 0, an 8-bit G component in byte 1, and an 8-bit B component in byte 2.
- [VK_FORMAT_R8G8B8_SRGB](#) specifies a three-component, 24-bit unsigned normalized format that has an 8-bit R component stored with sRGB nonlinear encoding in byte 0, an 8-bit G component stored with sRGB nonlinear encoding in byte 1, and an 8-bit B component stored with sRGB nonlinear encoding in byte 2.
- [VK_FORMAT_B8G8R8_UNORM](#) specifies a three-component, 24-bit unsigned normalized format that has an 8-bit B component in byte 0, an 8-bit G component in byte 1, and an 8-bit R component in byte 2.
- [VK_FORMAT_B8G8R8_SNORM](#) specifies a three-component, 24-bit signed normalized format that has an 8-bit B component in byte 0, an 8-bit G component in byte 1, and an 8-bit R component in byte 2.
- [VK_FORMAT_B8G8R8_USCALED](#) specifies a three-component, 24-bit unsigned scaled format that has an 8-bit B component in byte 0, an 8-bit G component in byte 1, and an 8-bit R component in byte 2.
- [VK_FORMAT_B8G8R8_SSCALED](#) specifies a three-component, 24-bit signed scaled format that has an 8-bit B component in byte 0, an 8-bit G component in byte 1, and an 8-bit R component in byte 2.
- [VK_FORMAT_B8G8R8_UINT](#) specifies a three-component, 24-bit unsigned integer format that has an 8-bit B component in byte 0, an 8-bit G component in byte 1, and an 8-bit R component in byte 2.
- [VK_FORMAT_B8G8R8_SINT](#) specifies a three-component, 24-bit signed integer format that has an 8-bit B component in byte 0, an 8-bit G component in byte 1, and an 8-bit R component in byte 2.
- [VK_FORMAT_B8G8R8_SRGB](#) specifies a three-component, 24-bit unsigned normalized format that has an 8-bit B component stored with sRGB nonlinear encoding in byte 0, an 8-bit G component stored with sRGB nonlinear encoding in byte 1, and an 8-bit R component stored with sRGB nonlinear encoding in byte 2.
- [VK_FORMAT_R8G8B8A8_UNORM](#) specifies a four-component, 32-bit unsigned normalized format that has an 8-bit R component in byte 0, an 8-bit G component in byte 1, an 8-bit B component in byte 2, and an 8-bit A component in byte 3.
- [VK_FORMAT_R8G8B8A8_SNORM](#) specifies a four-component, 32-bit signed normalized format that has an 8-bit R component in byte 0, an 8-bit G component in byte 1, an 8-bit B component in byte 2, and an 8-bit A component in byte 3.
- [VK_FORMAT_R8G8B8A8_USCALED](#) specifies a four-component, 32-bit unsigned scaled format that has an 8-bit R component in byte 0, an 8-bit G component in byte 1, an 8-bit B component in byte 2, and an 8-bit A component in byte 3.
- [VK_FORMAT_R8G8B8A8_SSCALED](#) specifies a four-component, 32-bit signed scaled format that has an 8-bit R component in byte 0, an 8-bit G component in byte 1, an 8-bit B component in byte 2, and an 8-bit A component in byte 3.

- [VK_FORMAT_R8G8B8A8_UINT](#) specifies a four-component, 32-bit unsigned integer format that has an 8-bit R component in byte 0, an 8-bit G component in byte 1, an 8-bit B component in byte 2, and an 8-bit A component in byte 3.
- [VK_FORMAT_R8G8B8A8_SINT](#) specifies a four-component, 32-bit signed integer format that has an 8-bit R component in byte 0, an 8-bit G component in byte 1, an 8-bit B component in byte 2, and an 8-bit A component in byte 3.
- [VK_FORMAT_R8G8B8A8_SRGB](#) specifies a four-component, 32-bit unsigned normalized format that has an 8-bit R component stored with sRGB nonlinear encoding in byte 0, an 8-bit G component stored with sRGB nonlinear encoding in byte 1, an 8-bit B component stored with sRGB nonlinear encoding in byte 2, and an 8-bit A component in byte 3.
- [VK_FORMAT_B8G8R8A8_UNORM](#) specifies a four-component, 32-bit unsigned normalized format that has an 8-bit B component in byte 0, an 8-bit G component in byte 1, an 8-bit R component in byte 2, and an 8-bit A component in byte 3.
- [VK_FORMAT_B8G8R8A8_SNORM](#) specifies a four-component, 32-bit signed normalized format that has an 8-bit B component in byte 0, an 8-bit G component in byte 1, an 8-bit R component in byte 2, and an 8-bit A component in byte 3.
- [VK_FORMAT_B8G8R8A8_USCALED](#) specifies a four-component, 32-bit unsigned scaled format that has an 8-bit B component in byte 0, an 8-bit G component in byte 1, an 8-bit R component in byte 2, and an 8-bit A component in byte 3.
- [VK_FORMAT_B8G8R8A8_SSCALED](#) specifies a four-component, 32-bit signed scaled format that has an 8-bit B component in byte 0, an 8-bit G component in byte 1, an 8-bit R component in byte 2, and an 8-bit A component in byte 3.
- [VK_FORMAT_B8G8R8A8_UINT](#) specifies a four-component, 32-bit unsigned integer format that has an 8-bit B component in byte 0, an 8-bit G component in byte 1, an 8-bit R component in byte 2, and an 8-bit A component in byte 3.
- [VK_FORMAT_B8G8R8A8_SINT](#) specifies a four-component, 32-bit signed integer format that has an 8-bit B component in byte 0, an 8-bit G component in byte 1, an 8-bit R component in byte 2, and an 8-bit A component in byte 3.
- [VK_FORMAT_B8G8R8A8_SRGB](#) specifies a four-component, 32-bit unsigned normalized format that has an 8-bit B component stored with sRGB nonlinear encoding in byte 0, an 8-bit G component stored with sRGB nonlinear encoding in byte 1, an 8-bit R component stored with sRGB nonlinear encoding in byte 2, and an 8-bit A component in byte 3.
- [VK_FORMAT_A8B8G8R8_UNORM_PACK32](#) specifies a four-component, 32-bit packed unsigned normalized format that has an 8-bit A component in bits 24..31, an 8-bit B component in bits 16..23, an 8-bit G component in bits 8..15, and an 8-bit R component in bits 0..7.
- [VK_FORMAT_A8B8G8R8_SNORM_PACK32](#) specifies a four-component, 32-bit packed signed normalized format that has an 8-bit A component in bits 24..31, an 8-bit B component in bits 16..23, an 8-bit G component in bits 8..15, and an 8-bit R component in bits 0..7.
- [VK_FORMAT_A8B8G8R8_USCALED_PACK32](#) specifies a four-component, 32-bit packed unsigned scaled integer format that has an 8-bit A component in bits 24..31, an 8-bit B component in bits 16..23, an 8-bit G component in bits 8..15, and an 8-bit R component in bits 0..7.
- [VK_FORMAT_A8B8G8R8_SSCALED_PACK32](#) specifies a four-component, 32-bit packed signed scaled integer format that has an 8-bit A component in bits 24..31, an 8-bit B component in bits

16..23, an 8-bit G component in bits 8..15, and an 8-bit R component in bits 0..7.

- [VK_FORMAT_A8B8G8R8_UINT_PACK32](#) specifies a four-component, 32-bit packed unsigned integer format that has an 8-bit A component in bits 24..31, an 8-bit B component in bits 16..23, an 8-bit G component in bits 8..15, and an 8-bit R component in bits 0..7.
- [VK_FORMAT_A8B8G8R8_SINT_PACK32](#) specifies a four-component, 32-bit packed signed integer format that has an 8-bit A component in bits 24..31, an 8-bit B component in bits 16..23, an 8-bit G component in bits 8..15, and an 8-bit R component in bits 0..7.
- [VK_FORMAT_A8B8G8R8_SRGB_PACK32](#) specifies a four-component, 32-bit packed unsigned normalized format that has an 8-bit A component in bits 24..31, an 8-bit B component stored with sRGB nonlinear encoding in bits 16..23, an 8-bit G component stored with sRGB nonlinear encoding in bits 8..15, and an 8-bit R component stored with sRGB nonlinear encoding in bits 0..7.
- [VK_FORMAT_A2R10G10B10_UNORM_PACK32](#) specifies a four-component, 32-bit packed unsigned normalized format that has a 2-bit A component in bits 30..31, a 10-bit R component in bits 20..29, a 10-bit G component in bits 10..19, and a 10-bit B component in bits 0..9.
- [VK_FORMAT_A2R10G10B10_SNORM_PACK32](#) specifies a four-component, 32-bit packed signed normalized format that has a 2-bit A component in bits 30..31, a 10-bit R component in bits 20..29, a 10-bit G component in bits 10..19, and a 10-bit B component in bits 0..9.
- [VK_FORMAT_A2R10G10B10_USCALED_PACK32](#) specifies a four-component, 32-bit packed unsigned scaled integer format that has a 2-bit A component in bits 30..31, a 10-bit R component in bits 20..29, a 10-bit G component in bits 10..19, and a 10-bit B component in bits 0..9.
- [VK_FORMAT_A2R10G10B10_SSCALED_PACK32](#) specifies a four-component, 32-bit packed signed scaled integer format that has a 2-bit A component in bits 30..31, a 10-bit R component in bits 20..29, a 10-bit G component in bits 10..19, and a 10-bit B component in bits 0..9.
- [VK_FORMAT_A2R10G10B10_UINT_PACK32](#) specifies a four-component, 32-bit packed unsigned integer format that has a 2-bit A component in bits 30..31, a 10-bit R component in bits 20..29, a 10-bit G component in bits 10..19, and a 10-bit B component in bits 0..9.
- [VK_FORMAT_A2R10G10B10_SINT_PACK32](#) specifies a four-component, 32-bit packed signed integer format that has a 2-bit A component in bits 30..31, a 10-bit R component in bits 20..29, a 10-bit G component in bits 10..19, and a 10-bit B component in bits 0..9.
- [VK_FORMAT_A2B10G10R10_UNORM_PACK32](#) specifies a four-component, 32-bit packed unsigned normalized format that has a 2-bit A component in bits 30..31, a 10-bit B component in bits 20..29, a 10-bit G component in bits 10..19, and a 10-bit R component in bits 0..9.
- [VK_FORMAT_A2B10G10R10_SNORM_PACK32](#) specifies a four-component, 32-bit packed signed normalized format that has a 2-bit A component in bits 30..31, a 10-bit B component in bits 20..29, a 10-bit G component in bits 10..19, and a 10-bit R component in bits 0..9.
- [VK_FORMAT_A2B10G10R10_USCALED_PACK32](#) specifies a four-component, 32-bit packed unsigned scaled integer format that has a 2-bit A component in bits 30..31, a 10-bit B component in bits 20..29, a 10-bit G component in bits 10..19, and a 10-bit R component in bits 0..9.
- [VK_FORMAT_A2B10G10R10_SSCALED_PACK32](#) specifies a four-component, 32-bit packed signed scaled integer format that has a 2-bit A component in bits 30..31, a 10-bit B component in bits 20..29, a 10-bit G component in bits 10..19, and a 10-bit R component in bits 0..9.

- [VK_FORMAT_A2B10G10R10_UINT_PACK32](#) specifies a four-component, 32-bit packed unsigned integer format that has a 2-bit A component in bits 30..31, a 10-bit B component in bits 20..29, a 10-bit G component in bits 10..19, and a 10-bit R component in bits 0..9.
- [VK_FORMAT_A2B10G10R10_SINT_PACK32](#) specifies a four-component, 32-bit packed signed integer format that has a 2-bit A component in bits 30..31, a 10-bit B component in bits 20..29, a 10-bit G component in bits 10..19, and a 10-bit R component in bits 0..9.
- [VK_FORMAT_R16_UNORM](#) specifies a one-component, 16-bit unsigned normalized format that has a single 16-bit R component.
- [VK_FORMAT_R16_SNORM](#) specifies a one-component, 16-bit signed normalized format that has a single 16-bit R component.
- [VK_FORMAT_R16_USCALED](#) specifies a one-component, 16-bit unsigned scaled integer format that has a single 16-bit R component.
- [VK_FORMAT_R16_SSCALED](#) specifies a one-component, 16-bit signed scaled integer format that has a single 16-bit R component.
- [VK_FORMAT_R16_UINT](#) specifies a one-component, 16-bit unsigned integer format that has a single 16-bit R component.
- [VK_FORMAT_R16_SINT](#) specifies a one-component, 16-bit signed integer format that has a single 16-bit R component.
- [VK_FORMAT_R16_SFLOAT](#) specifies a one-component, 16-bit signed floating-point format that has a single 16-bit R component.
- [VK_FORMAT_R16G16_UNORM](#) specifies a two-component, 32-bit unsigned normalized format that has a 16-bit R component in bytes 0..1, and a 16-bit G component in bytes 2..3.
- [VK_FORMAT_R16G16_SNORM](#) specifies a two-component, 32-bit signed normalized format that has a 16-bit R component in bytes 0..1, and a 16-bit G component in bytes 2..3.
- [VK_FORMAT_R16G16_USCALED](#) specifies a two-component, 32-bit unsigned scaled integer format that has a 16-bit R component in bytes 0..1, and a 16-bit G component in bytes 2..3.
- [VK_FORMAT_R16G16_SSCALED](#) specifies a two-component, 32-bit signed scaled integer format that has a 16-bit R component in bytes 0..1, and a 16-bit G component in bytes 2..3.
- [VK_FORMAT_R16G16_UINT](#) specifies a two-component, 32-bit unsigned integer format that has a 16-bit R component in bytes 0..1, and a 16-bit G component in bytes 2..3.
- [VK_FORMAT_R16G16_SINT](#) specifies a two-component, 32-bit signed integer format that has a 16-bit R component in bytes 0..1, and a 16-bit G component in bytes 2..3.
- [VK_FORMAT_R16G16_SFLOAT](#) specifies a two-component, 32-bit signed floating-point format that has a 16-bit R component in bytes 0..1, and a 16-bit G component in bytes 2..3.
- [VK_FORMAT_R16G16B16_UNORM](#) specifies a three-component, 48-bit unsigned normalized format that has a 16-bit R component in bytes 0..1, a 16-bit G component in bytes 2..3, and a 16-bit B component in bytes 4..5.
- [VK_FORMAT_R16G16B16_SNORM](#) specifies a three-component, 48-bit signed normalized format that has a 16-bit R component in bytes 0..1, a 16-bit G component in bytes 2..3, and a 16-bit B component in bytes 4..5.
- [VK_FORMAT_R16G16B16_USCALED](#) specifies a three-component, 48-bit unsigned scaled integer

format that has a 16-bit R component in bytes 0..1, a 16-bit G component in bytes 2..3, and a 16-bit B component in bytes 4..5.

- [VK_FORMAT_R16G16B16_SSCALED](#) specifies a three-component, 48-bit signed scaled integer format that has a 16-bit R component in bytes 0..1, a 16-bit G component in bytes 2..3, and a 16-bit B component in bytes 4..5.
- [VK_FORMAT_R16G16B16_UINT](#) specifies a three-component, 48-bit unsigned integer format that has a 16-bit R component in bytes 0..1, a 16-bit G component in bytes 2..3, and a 16-bit B component in bytes 4..5.
- [VK_FORMAT_R16G16B16_SINT](#) specifies a three-component, 48-bit signed integer format that has a 16-bit R component in bytes 0..1, a 16-bit G component in bytes 2..3, and a 16-bit B component in bytes 4..5.
- [VK_FORMAT_R16G16B16_SFLOAT](#) specifies a three-component, 48-bit signed floating-point format that has a 16-bit R component in bytes 0..1, a 16-bit G component in bytes 2..3, and a 16-bit B component in bytes 4..5.
- [VK_FORMAT_R16G16B16A16_UNORM](#) specifies a four-component, 64-bit unsigned normalized format that has a 16-bit R component in bytes 0..1, a 16-bit G component in bytes 2..3, a 16-bit B component in bytes 4..5, and a 16-bit A component in bytes 6..7.
- [VK_FORMAT_R16G16B16A16_SNORM](#) specifies a four-component, 64-bit signed normalized format that has a 16-bit R component in bytes 0..1, a 16-bit G component in bytes 2..3, a 16-bit B component in bytes 4..5, and a 16-bit A component in bytes 6..7.
- [VK_FORMAT_R16G16B16A16_USCALED](#) specifies a four-component, 64-bit unsigned scaled integer format that has a 16-bit R component in bytes 0..1, a 16-bit G component in bytes 2..3, a 16-bit B component in bytes 4..5, and a 16-bit A component in bytes 6..7.
- [VK_FORMAT_R16G16B16A16_SSCALED](#) specifies a four-component, 64-bit signed scaled integer format that has a 16-bit R component in bytes 0..1, a 16-bit G component in bytes 2..3, a 16-bit B component in bytes 4..5, and a 16-bit A component in bytes 6..7.
- [VK_FORMAT_R16G16B16A16_UINT](#) specifies a four-component, 64-bit unsigned integer format that has a 16-bit R component in bytes 0..1, a 16-bit G component in bytes 2..3, a 16-bit B component in bytes 4..5, and a 16-bit A component in bytes 6..7.
- [VK_FORMAT_R16G16B16A16_SINT](#) specifies a four-component, 64-bit signed integer format that has a 16-bit R component in bytes 0..1, a 16-bit G component in bytes 2..3, a 16-bit B component in bytes 4..5, and a 16-bit A component in bytes 6..7.
- [VK_FORMAT_R16G16B16A16_SFLOAT](#) specifies a four-component, 64-bit signed floating-point format that has a 16-bit R component in bytes 0..1, a 16-bit G component in bytes 2..3, a 16-bit B component in bytes 4..5, and a 16-bit A component in bytes 6..7.
- [VK_FORMAT_R32_UINT](#) specifies a one-component, 32-bit unsigned integer format that has a single 32-bit R component.
- [VK_FORMAT_R32_SINT](#) specifies a one-component, 32-bit signed integer format that has a single 32-bit R component.
- [VK_FORMAT_R32_SFLOAT](#) specifies a one-component, 32-bit signed floating-point format that has a single 32-bit R component.
- [VK_FORMAT_R32G32_UINT](#) specifies a two-component, 64-bit unsigned integer format that has

a 32-bit R component in bytes 0..3, and a 32-bit G component in bytes 4..7.

- [VK_FORMAT_R32G32_SINT](#) specifies a two-component, 64-bit signed integer format that has a 32-bit R component in bytes 0..3, and a 32-bit G component in bytes 4..7.
- [VK_FORMAT_R32G32_SFLOAT](#) specifies a two-component, 64-bit signed floating-point format that has a 32-bit R component in bytes 0..3, and a 32-bit G component in bytes 4..7.
- [VK_FORMAT_R32G32B32_UINT](#) specifies a three-component, 96-bit unsigned integer format that has a 32-bit R component in bytes 0..3, a 32-bit G component in bytes 4..7, and a 32-bit B component in bytes 8..11.
- [VK_FORMAT_R32G32B32_SINT](#) specifies a three-component, 96-bit signed integer format that has a 32-bit R component in bytes 0..3, a 32-bit G component in bytes 4..7, and a 32-bit B component in bytes 8..11.
- [VK_FORMAT_R32G32B32_SFLOAT](#) specifies a three-component, 96-bit signed floating-point format that has a 32-bit R component in bytes 0..3, a 32-bit G component in bytes 4..7, and a 32-bit B component in bytes 8..11.
- [VK_FORMAT_R32G32B32A32_UINT](#) specifies a four-component, 128-bit unsigned integer format that has a 32-bit R component in bytes 0..3, a 32-bit G component in bytes 4..7, a 32-bit B component in bytes 8..11, and a 32-bit A component in bytes 12..15.
- [VK_FORMAT_R32G32B32A32_SINT](#) specifies a four-component, 128-bit signed integer format that has a 32-bit R component in bytes 0..3, a 32-bit G component in bytes 4..7, a 32-bit B component in bytes 8..11, and a 32-bit A component in bytes 12..15.
- [VK_FORMAT_R32G32B32A32_SFLOAT](#) specifies a four-component, 128-bit signed floating-point format that has a 32-bit R component in bytes 0..3, a 32-bit G component in bytes 4..7, a 32-bit B component in bytes 8..11, and a 32-bit A component in bytes 12..15.
- [VK_FORMAT_R64_UINT](#) specifies a one-component, 64-bit unsigned integer format that has a single 64-bit R component.
- [VK_FORMAT_R64_SINT](#) specifies a one-component, 64-bit signed integer format that has a single 64-bit R component.
- [VK_FORMAT_R64_SFLOAT](#) specifies a one-component, 64-bit signed floating-point format that has a single 64-bit R component.
- [VK_FORMAT_R64G64_UINT](#) specifies a two-component, 128-bit unsigned integer format that has a 64-bit R component in bytes 0..7, and a 64-bit G component in bytes 8..15.
- [VK_FORMAT_R64G64_SINT](#) specifies a two-component, 128-bit signed integer format that has a 64-bit R component in bytes 0..7, and a 64-bit G component in bytes 8..15.
- [VK_FORMAT_R64G64_SFLOAT](#) specifies a two-component, 128-bit signed floating-point format that has a 64-bit R component in bytes 0..7, and a 64-bit G component in bytes 8..15.
- [VK_FORMAT_R64G64B64_UINT](#) specifies a three-component, 192-bit unsigned integer format that has a 64-bit R component in bytes 0..7, a 64-bit G component in bytes 8..15, and a 64-bit B component in bytes 16..23.
- [VK_FORMAT_R64G64B64_SINT](#) specifies a three-component, 192-bit signed integer format that has a 64-bit R component in bytes 0..7, a 64-bit G component in bytes 8..15, and a 64-bit B component in bytes 16..23.

- [VK_FORMAT_R64G64B64_SFLOAT](#) specifies a three-component, 192-bit signed floating-point format that has a 64-bit R component in bytes 0..7, a 64-bit G component in bytes 8..15, and a 64-bit B component in bytes 16..23.
- [VK_FORMAT_R64G64B64A64_UINT](#) specifies a four-component, 256-bit unsigned integer format that has a 64-bit R component in bytes 0..7, a 64-bit G component in bytes 8..15, a 64-bit B component in bytes 16..23, and a 64-bit A component in bytes 24..31.
- [VK_FORMAT_R64G64B64A64_SINT](#) specifies a four-component, 256-bit signed integer format that has a 64-bit R component in bytes 0..7, a 64-bit G component in bytes 8..15, a 64-bit B component in bytes 16..23, and a 64-bit A component in bytes 24..31.
- [VK_FORMAT_R64G64B64A64_SFLOAT](#) specifies a four-component, 256-bit signed floating-point format that has a 64-bit R component in bytes 0..7, a 64-bit G component in bytes 8..15, a 64-bit B component in bytes 16..23, and a 64-bit A component in bytes 24..31.
- [VK_FORMAT_B10G11R11_UFLOAT_PACK32](#) specifies a three-component, 32-bit packed unsigned floating-point format that has a 10-bit B component in bits 22..31, an 11-bit G component in bits 11..21, an 11-bit R component in bits 0..10. See [Unsigned 10-Bit Floating-Point Numbers](#) and [Unsigned 11-Bit Floating-Point Numbers](#).
- [VK_FORMAT_E5B9G9R9_UFLOAT_PACK32](#) specifies a three-component, 32-bit packed unsigned floating-point format that has a 5-bit shared exponent in bits 27..31, a 9-bit B component mantissa in bits 18..26, a 9-bit G component mantissa in bits 9..17, and a 9-bit R component mantissa in bits 0..8.
- [VK_FORMAT_D16_UNORM](#) specifies a one-component, 16-bit unsigned normalized format that has a single 16-bit depth component.
- [VK_FORMAT_X8_D24_UNORM_PACK32](#) specifies a two-component, 32-bit format that has 24 unsigned normalized bits in the depth component and, **optionally**, 8 bits that are unused.
- [VK_FORMAT_D32_SFLOAT](#) specifies a one-component, 32-bit signed floating-point format that has 32 bits in the depth component.
- [VK_FORMAT_S8_UINT](#) specifies a one-component, 8-bit unsigned integer format that has 8 bits in the stencil component.
- [VK_FORMAT_D16_UNORM_S8_UINT](#) specifies a two-component, 24-bit format that has 16 unsigned normalized bits in the depth component and 8 unsigned integer bits in the stencil component.
- [VK_FORMAT_D24_UNORM_S8_UINT](#) specifies a two-component, 32-bit packed format that has 8 unsigned integer bits in the stencil component, and 24 unsigned normalized bits in the depth component.
- [VK_FORMAT_D32_SFLOAT_S8_UINT](#) specifies a two-component format that has 32 signed float bits in the depth component and 8 unsigned integer bits in the stencil component. There are **optionally** 24 bits that are unused.
- [VK_FORMAT_BC1_RGB_UNORM_BLOCK](#) specifies a three-component, block-compressed format where each 64-bit compressed texel block encodes a 4×4 rectangle of unsigned normalized RGB texel data. This format has no alpha and is considered opaque.
- [VK_FORMAT_BC1_RGB_SRGB_BLOCK](#) specifies a three-component, block-compressed format where each 64-bit compressed texel block encodes a 4×4 rectangle of unsigned normalized RGB

texel data with sRGB nonlinear encoding. This format has no alpha and is considered opaque.

- [VK_FORMAT_BC1_RGBA_UNORM_BLOCK](#) specifies a four-component, block-compressed format where each 64-bit compressed texel block encodes a 4×4 rectangle of unsigned normalized RGB texel data, and provides 1 bit of alpha.
- [VK_FORMAT_BC1_RGBA_SRGB_BLOCK](#) specifies a four-component, block-compressed format where each 64-bit compressed texel block encodes a 4×4 rectangle of unsigned normalized RGB texel data with sRGB nonlinear encoding, and provides 1 bit of alpha.
- [VK_FORMAT_BC2_UNORM_BLOCK](#) specifies a four-component, block-compressed format where each 128-bit compressed texel block encodes a 4×4 rectangle of unsigned normalized RGBA texel data with the first 64 bits encoding alpha values followed by 64 bits encoding RGB values.
- [VK_FORMAT_BC2_SRGB_BLOCK](#) specifies a four-component, block-compressed format where each 128-bit compressed texel block encodes a 4×4 rectangle of unsigned normalized RGBA texel data with the first 64 bits encoding alpha values followed by 64 bits encoding RGB values with sRGB nonlinear encoding.
- [VK_FORMAT_BC3_UNORM_BLOCK](#) specifies a four-component, block-compressed format where each 128-bit compressed texel block encodes a 4×4 rectangle of unsigned normalized RGBA texel data with the first 64 bits encoding alpha values followed by 64 bits encoding RGB values.
- [VK_FORMAT_BC3_SRGB_BLOCK](#) specifies a four-component, block-compressed format where each 128-bit compressed texel block encodes a 4×4 rectangle of unsigned normalized RGBA texel data with the first 64 bits encoding alpha values followed by 64 bits encoding RGB values with sRGB nonlinear encoding.
- [VK_FORMAT_BC4_UNORM_BLOCK](#) specifies a one-component, block-compressed format where each 64-bit compressed texel block encodes a 4×4 rectangle of unsigned normalized red texel data.
- [VK_FORMAT_BC4_SNORM_BLOCK](#) specifies a one-component, block-compressed format where each 64-bit compressed texel block encodes a 4×4 rectangle of signed normalized red texel data.
- [VK_FORMAT_BC5_UNORM_BLOCK](#) specifies a two-component, block-compressed format where each 128-bit compressed texel block encodes a 4×4 rectangle of unsigned normalized RG texel data with the first 64 bits encoding red values followed by 64 bits encoding green values.
- [VK_FORMAT_BC5_SNORM_BLOCK](#) specifies a two-component, block-compressed format where each 128-bit compressed texel block encodes a 4×4 rectangle of signed normalized RG texel data with the first 64 bits encoding red values followed by 64 bits encoding green values.
- [VK_FORMAT_BC6H_UFLOAT_BLOCK](#) specifies a three-component, block-compressed format where each 128-bit compressed texel block encodes a 4×4 rectangle of unsigned floating-point RGB texel data.
- [VK_FORMAT_BC6H_SFLOAT_BLOCK](#) specifies a three-component, block-compressed format where each 128-bit compressed texel block encodes a 4×4 rectangle of signed floating-point RGB texel data.
- [VK_FORMAT_BC7_UNORM_BLOCK](#) specifies a four-component, block-compressed format where each 128-bit compressed texel block encodes a 4×4 rectangle of unsigned normalized RGBA texel data.
- [VK_FORMAT_BC7_SRGB_BLOCK](#) specifies a four-component, block-compressed format where

each 128-bit compressed texel block encodes a 4×4 rectangle of unsigned normalized RGBA texel data with sRGB nonlinear encoding applied to the RGB components.

- [VK_FORMAT_ETC2_R8G8B8_UNORM_BLOCK](#) specifies a three-component, ETC2 compressed format where each 64-bit compressed texel block encodes a 4×4 rectangle of unsigned normalized RGB texel data. This format has no alpha and is considered opaque.
- [VK_FORMAT_ETC2_R8G8B8_SRGB_BLOCK](#) specifies a three-component, ETC2 compressed format where each 64-bit compressed texel block encodes a 4×4 rectangle of unsigned normalized RGB texel data with sRGB nonlinear encoding. This format has no alpha and is considered opaque.
- [VK_FORMAT_ETC2_R8G8B8A1_UNORM_BLOCK](#) specifies a four-component, ETC2 compressed format where each 64-bit compressed texel block encodes a 4×4 rectangle of unsigned normalized RGB texel data, and provides 1 bit of alpha.
- [VK_FORMAT_ETC2_R8G8B8A1_SRGB_BLOCK](#) specifies a four-component, ETC2 compressed format where each 64-bit compressed texel block encodes a 4×4 rectangle of unsigned normalized RGB texel data with sRGB nonlinear encoding, and provides 1 bit of alpha.
- [VK_FORMAT_ETC2_R8G8B8A8_UNORM_BLOCK](#) specifies a four-component, ETC2 compressed format where each 128-bit compressed texel block encodes a 4×4 rectangle of unsigned normalized RGBA texel data with the first 64 bits encoding alpha values followed by 64 bits encoding RGB values.
- [VK_FORMAT_ETC2_R8G8B8A8_SRGB_BLOCK](#) specifies a four-component, ETC2 compressed format where each 128-bit compressed texel block encodes a 4×4 rectangle of unsigned normalized RGBA texel data with the first 64 bits encoding alpha values followed by 64 bits encoding RGB values with sRGB nonlinear encoding applied.
- [VK_FORMAT_EAC_R11_UNORM_BLOCK](#) specifies a one-component, ETC2 compressed format where each 64-bit compressed texel block encodes a 4×4 rectangle of unsigned normalized red texel data.
- [VK_FORMAT_EAC_R11_SNORM_BLOCK](#) specifies a one-component, ETC2 compressed format where each 64-bit compressed texel block encodes a 4×4 rectangle of signed normalized red texel data.
- [VK_FORMAT_EAC_R11G11_UNORM_BLOCK](#) specifies a two-component, ETC2 compressed format where each 128-bit compressed texel block encodes a 4×4 rectangle of unsigned normalized RG texel data with the first 64 bits encoding red values followed by 64 bits encoding green values.
- [VK_FORMAT_EAC_R11G11_SNORM_BLOCK](#) specifies a two-component, ETC2 compressed format where each 128-bit compressed texel block encodes a 4×4 rectangle of signed normalized RG texel data with the first 64 bits encoding red values followed by 64 bits encoding green values.
- [VK_FORMAT_ASTC_4x4_UNORM_BLOCK](#) specifies a four-component, ASTC compressed format where each 128-bit compressed texel block encodes a 4×4 rectangle of unsigned normalized RGBA texel data.
- [VK_FORMAT_ASTC_4x4_SRGB_BLOCK](#) specifies a four-component, ASTC compressed format where each 128-bit compressed texel block encodes a 4×4 rectangle of unsigned normalized RGBA texel data with sRGB nonlinear encoding applied to the RGB components.
- [VK_FORMAT_ASTC_4x4_SFLOAT_BLOCK](#) specifies a four-component, ASTC compressed format where each 128-bit compressed texel block encodes a 4×4 rectangle of signed floating-point

RGBA texel data.

- [VK_FORMAT_ASTC_5x4_UNORM_BLOCK](#) specifies a four-component, ASTC compressed format where each 128-bit compressed texel block encodes a 5×4 rectangle of unsigned normalized RGBA texel data.
- [VK_FORMAT_ASTC_5x4_SRGB_BLOCK](#) specifies a four-component, ASTC compressed format where each 128-bit compressed texel block encodes a 5×4 rectangle of unsigned normalized RGBA texel data with sRGB nonlinear encoding applied to the RGB components.
- [VK_FORMAT_ASTC_5x4_SFLOAT_BLOCK](#) specifies a four-component, ASTC compressed format where each 128-bit compressed texel block encodes a 5×4 rectangle of signed floating-point RGBA texel data.
- [VK_FORMAT_ASTC_5x5_UNORM_BLOCK](#) specifies a four-component, ASTC compressed format where each 128-bit compressed texel block encodes a 5×5 rectangle of unsigned normalized RGBA texel data.
- [VK_FORMAT_ASTC_5x5_SRGB_BLOCK](#) specifies a four-component, ASTC compressed format where each 128-bit compressed texel block encodes a 5×5 rectangle of unsigned normalized RGBA texel data with sRGB nonlinear encoding applied to the RGB components.
- [VK_FORMAT_ASTC_5x5_SFLOAT_BLOCK](#) specifies a four-component, ASTC compressed format where each 128-bit compressed texel block encodes a 5×5 rectangle of signed floating-point RGBA texel data.
- [VK_FORMAT_ASTC_6x5_UNORM_BLOCK](#) specifies a four-component, ASTC compressed format where each 128-bit compressed texel block encodes a 6×5 rectangle of unsigned normalized RGBA texel data.
- [VK_FORMAT_ASTC_6x5_SRGB_BLOCK](#) specifies a four-component, ASTC compressed format where each 128-bit compressed texel block encodes a 6×5 rectangle of unsigned normalized RGBA texel data with sRGB nonlinear encoding applied to the RGB components.
- [VK_FORMAT_ASTC_6x5_SFLOAT_BLOCK](#) specifies a four-component, ASTC compressed format where each 128-bit compressed texel block encodes a 6×5 rectangle of signed floating-point RGBA texel data.
- [VK_FORMAT_ASTC_6x6_UNORM_BLOCK](#) specifies a four-component, ASTC compressed format where each 128-bit compressed texel block encodes a 6×6 rectangle of unsigned normalized RGBA texel data.
- [VK_FORMAT_ASTC_6x6_SRGB_BLOCK](#) specifies a four-component, ASTC compressed format where each 128-bit compressed texel block encodes a 6×6 rectangle of unsigned normalized RGBA texel data with sRGB nonlinear encoding applied to the RGB components.
- [VK_FORMAT_ASTC_6x6_SFLOAT_BLOCK](#) specifies a four-component, ASTC compressed format where each 128-bit compressed texel block encodes a 6×6 rectangle of signed floating-point RGBA texel data.
- [VK_FORMAT_ASTC_8x5_UNORM_BLOCK](#) specifies a four-component, ASTC compressed format where each 128-bit compressed texel block encodes an 8×5 rectangle of unsigned normalized RGBA texel data.
- [VK_FORMAT_ASTC_8x5_SRGB_BLOCK](#) specifies a four-component, ASTC compressed format where each 128-bit compressed texel block encodes an 8×5 rectangle of unsigned normalized

RGBA texel data with sRGB nonlinear encoding applied to the RGB components.

- [VK_FORMAT_ASTC_8x5_SFLOAT_BLOCK](#) specifies a four-component, ASTC compressed format where each 128-bit compressed texel block encodes a 8×5 rectangle of signed floating-point RGBA texel data.
- [VK_FORMAT_ASTC_8x6_UNORM_BLOCK](#) specifies a four-component, ASTC compressed format where each 128-bit compressed texel block encodes an 8×6 rectangle of unsigned normalized RGBA texel data.
- [VK_FORMAT_ASTC_8x6_SRGB_BLOCK](#) specifies a four-component, ASTC compressed format where each 128-bit compressed texel block encodes an 8×6 rectangle of unsigned normalized RGBA texel data with sRGB nonlinear encoding applied to the RGB components.
- [VK_FORMAT_ASTC_8x6_SFLOAT_BLOCK](#) specifies a four-component, ASTC compressed format where each 128-bit compressed texel block encodes a 8×6 rectangle of signed floating-point RGBA texel data.
- [VK_FORMAT_ASTC_8x8_UNORM_BLOCK](#) specifies a four-component, ASTC compressed format where each 128-bit compressed texel block encodes an 8×8 rectangle of unsigned normalized RGBA texel data.
- [VK_FORMAT_ASTC_8x8_SRGB_BLOCK](#) specifies a four-component, ASTC compressed format where each 128-bit compressed texel block encodes an 8×8 rectangle of unsigned normalized RGBA texel data with sRGB nonlinear encoding applied to the RGB components.
- [VK_FORMAT_ASTC_8x8_SFLOAT_BLOCK](#) specifies a four-component, ASTC compressed format where each 128-bit compressed texel block encodes a 8×8 rectangle of signed floating-point RGBA texel data.
- [VK_FORMAT_ASTC_10x5_UNORM_BLOCK](#) specifies a four-component, ASTC compressed format where each 128-bit compressed texel block encodes a 10×5 rectangle of unsigned normalized RGBA texel data.
- [VK_FORMAT_ASTC_10x5_SRGB_BLOCK](#) specifies a four-component, ASTC compressed format where each 128-bit compressed texel block encodes a 10×5 rectangle of unsigned normalized RGBA texel data with sRGB nonlinear encoding applied to the RGB components.
- [VK_FORMAT_ASTC_10x5_SFLOAT_BLOCK](#) specifies a four-component, ASTC compressed format where each 128-bit compressed texel block encodes a 10×5 rectangle of signed floating-point RGBA texel data.
- [VK_FORMAT_ASTC_10x6_UNORM_BLOCK](#) specifies a four-component, ASTC compressed format where each 128-bit compressed texel block encodes a 10×6 rectangle of unsigned normalized RGBA texel data.
- [VK_FORMAT_ASTC_10x6_SRGB_BLOCK](#) specifies a four-component, ASTC compressed format where each 128-bit compressed texel block encodes a 10×6 rectangle of unsigned normalized RGBA texel data with sRGB nonlinear encoding applied to the RGB components.
- [VK_FORMAT_ASTC_10x6_SFLOAT_BLOCK](#) specifies a four-component, ASTC compressed format where each 128-bit compressed texel block encodes a 10×6 rectangle of signed floating-point RGBA texel data.
- [VK_FORMAT_ASTC_10x8_UNORM_BLOCK](#) specifies a four-component, ASTC compressed format where each 128-bit compressed texel block encodes a 10×8 rectangle of unsigned normalized

RGBA texel data.

- [VK_FORMAT_ASTC_10x8_SRGB_BLOCK](#) specifies a four-component, ASTC compressed format where each 128-bit compressed texel block encodes a 10×8 rectangle of unsigned normalized RGBA texel data with sRGB nonlinear encoding applied to the RGB components.
- [VK_FORMAT_ASTC_10x8_SFLOAT_BLOCK](#) specifies a four-component, ASTC compressed format where each 128-bit compressed texel block encodes a 10×8 rectangle of signed floating-point RGBA texel data.
- [VK_FORMAT_ASTC_10x10_UNORM_BLOCK](#) specifies a four-component, ASTC compressed format where each 128-bit compressed texel block encodes a 10×10 rectangle of unsigned normalized RGBA texel data.
- [VK_FORMAT_ASTC_10x10_SRGB_BLOCK](#) specifies a four-component, ASTC compressed format where each 128-bit compressed texel block encodes a 10×10 rectangle of unsigned normalized RGBA texel data with sRGB nonlinear encoding applied to the RGB components.
- [VK_FORMAT_ASTC_10x10_SFLOAT_BLOCK](#) specifies a four-component, ASTC compressed format where each 128-bit compressed texel block encodes a 10×10 rectangle of signed floating-point RGBA texel data.
- [VK_FORMAT_ASTC_12x10_UNORM_BLOCK](#) specifies a four-component, ASTC compressed format where each 128-bit compressed texel block encodes a 12×10 rectangle of unsigned normalized RGBA texel data.
- [VK_FORMAT_ASTC_12x10_SRGB_BLOCK](#) specifies a four-component, ASTC compressed format where each 128-bit compressed texel block encodes a 12×10 rectangle of unsigned normalized RGBA texel data with sRGB nonlinear encoding applied to the RGB components.
- [VK_FORMAT_ASTC_12x10_SFLOAT_BLOCK](#) specifies a four-component, ASTC compressed format where each 128-bit compressed texel block encodes a 12×10 rectangle of signed floating-point RGBA texel data.
- [VK_FORMAT_ASTC_12x12_UNORM_BLOCK](#) specifies a four-component, ASTC compressed format where each 128-bit compressed texel block encodes a 12×12 rectangle of unsigned normalized RGBA texel data.
- [VK_FORMAT_ASTC_12x12_SRGB_BLOCK](#) specifies a four-component, ASTC compressed format where each 128-bit compressed texel block encodes a 12×12 rectangle of unsigned normalized RGBA texel data with sRGB nonlinear encoding applied to the RGB components.
- [VK_FORMAT_ASTC_12x12_SFLOAT_BLOCK](#) specifies a four-component, ASTC compressed format where each 128-bit compressed texel block encodes a 12×12 rectangle of signed floating-point RGBA texel data.
- [VK_FORMAT_ASTC_3x3x3_UNORM_BLOCK_EXT](#) specifies a four-component, ASTC compressed format where each 128-bit compressed texel block encodes a 3×3×3 cuboid of unsigned normalized RGBA texel data.
- [VK_FORMAT_ASTC_3x3x3_SRGB_BLOCK_EXT](#) specifies a four-component, ASTC compressed format where each 128-bit compressed texel block encodes a 3×3×3 cuboid of unsigned normalized RGBA texel data with sRGB nonlinear encoding applied to the RGB components.
- [VK_FORMAT_ASTC_3x3x3_SFLOAT_BLOCK_EXT](#) specifies a four-component, ASTC compressed format where each 128-bit compressed texel block encodes a 3×3×3 cuboid of signed floating-

point RGBA texel data.

- [VK_FORMAT_ASTC_4x3x3_UNORM_BLOCK_EXT](#) specifies a four-component, ASTC compressed format where each 128-bit compressed texel block encodes a 4×3×3 cuboid of unsigned normalized RGBA texel data.
- [VK_FORMAT_ASTC_4x3x3_SRGB_BLOCK_EXT](#) specifies a four-component, ASTC compressed format where each 128-bit compressed texel block encodes a 4×3×3 cuboid of unsigned normalized RGBA texel data with sRGB nonlinear encoding applied to the RGB components.
- [VK_FORMAT_ASTC_4x3x3_SFLOAT_BLOCK_EXT](#) specifies a four-component, ASTC compressed format where each 128-bit compressed texel block encodes a 4×3×3 cuboid of signed floating-point RGBA texel data.
- [VK_FORMAT_ASTC_4x4x3_UNORM_BLOCK_EXT](#) specifies a four-component, ASTC compressed format where each 128-bit compressed texel block encodes a 4×4×3 cuboid of unsigned normalized RGBA texel data.
- [VK_FORMAT_ASTC_4x4x3_SRGB_BLOCK_EXT](#) specifies a four-component, ASTC compressed format where each 128-bit compressed texel block encodes a 4×4×3 cuboid of unsigned normalized RGBA texel data with sRGB nonlinear encoding applied to the RGB components.
- [VK_FORMAT_ASTC_4x4x3_SFLOAT_BLOCK_EXT](#) specifies a four-component, ASTC compressed format where each 128-bit compressed texel block encodes a 4×4×3 cuboid of signed floating-point RGBA texel data.
- [VK_FORMAT_ASTC_4x4x4_UNORM_BLOCK_EXT](#) specifies a four-component, ASTC compressed format where each 128-bit compressed texel block encodes a 4×4×4 cuboid of unsigned normalized RGBA texel data.
- [VK_FORMAT_ASTC_4x4x4_SRGB_BLOCK_EXT](#) specifies a four-component, ASTC compressed format where each 128-bit compressed texel block encodes a 4×4×4 cuboid of unsigned normalized RGBA texel data with sRGB nonlinear encoding applied to the RGB components.
- [VK_FORMAT_ASTC_4x4x4_SFLOAT_BLOCK_EXT](#) specifies a four-component, ASTC compressed format where each 128-bit compressed texel block encodes a 4×4×4 cuboid of signed floating-point RGBA texel data.
- [VK_FORMAT_ASTC_5x4x4_UNORM_BLOCK_EXT](#) specifies a four-component, ASTC compressed format where each 128-bit compressed texel block encodes a 5×4×4 cuboid of unsigned normalized RGBA texel data.
- [VK_FORMAT_ASTC_5x4x4_SRGB_BLOCK_EXT](#) specifies a four-component, ASTC compressed format where each 128-bit compressed texel block encodes a 5×4×4 cuboid of unsigned normalized RGBA texel data with sRGB nonlinear encoding applied to the RGB components.
- [VK_FORMAT_ASTC_5x4x4_SFLOAT_BLOCK_EXT](#) specifies a four-component, ASTC compressed format where each 128-bit compressed texel block encodes a 5×4×4 cuboid of signed floating-point RGBA texel data.
- [VK_FORMAT_ASTC_5x5x4_UNORM_BLOCK_EXT](#) specifies a four-component, ASTC compressed format where each 128-bit compressed texel block encodes a 5×5×4 cuboid of unsigned normalized RGBA texel data.
- [VK_FORMAT_ASTC_5x5x4_SRGB_BLOCK_EXT](#) specifies a four-component, ASTC compressed format where each 128-bit compressed texel block encodes a 5×5×4 cuboid of unsigned normalized RGBA texel data.

normalized RGBA texel data with sRGB nonlinear encoding applied to the RGB components.

- [VK_FORMAT_ASTC_5x5x4_SFLOAT_BLOCK_EXT](#) specifies a four-component, ASTC compressed format where each 128-bit compressed texel block encodes a 5×5×4 cuboid of signed floating-point RGBA texel data.
- [VK_FORMAT_ASTC_5x5x5_UNORM_BLOCK_EXT](#) specifies a four-component, ASTC compressed format where each 128-bit compressed texel block encodes a 5×5×5 cuboid of unsigned normalized RGBA texel data.
- [VK_FORMAT_ASTC_5x5x5_SRGB_BLOCK_EXT](#) specifies a four-component, ASTC compressed format where each 128-bit compressed texel block encodes a 5×5×5 cuboid of unsigned normalized RGBA texel data with sRGB nonlinear encoding applied to the RGB components.
- [VK_FORMAT_ASTC_5x5x5_SFLOAT_BLOCK_EXT](#) specifies a four-component, ASTC compressed format where each 128-bit compressed texel block encodes a 5×5×5 cuboid of signed floating-point RGBA texel data.
- [VK_FORMAT_ASTC_6x5x5_UNORM_BLOCK_EXT](#) specifies a four-component, ASTC compressed format where each 128-bit compressed texel block encodes a 6×5×5 cuboid of unsigned normalized RGBA texel data.
- [VK_FORMAT_ASTC_6x5x5_SRGB_BLOCK_EXT](#) specifies a four-component, ASTC compressed format where each 128-bit compressed texel block encodes a 6×5×5 cuboid of unsigned normalized RGBA texel data with sRGB nonlinear encoding applied to the RGB components.
- [VK_FORMAT_ASTC_6x5x5_SFLOAT_BLOCK_EXT](#) specifies a four-component, ASTC compressed format where each 128-bit compressed texel block encodes a 6×5×5 cuboid of signed floating-point RGBA texel data.
- [VK_FORMAT_ASTC_6x6x5_UNORM_BLOCK_EXT](#) specifies a four-component, ASTC compressed format where each 128-bit compressed texel block encodes a 6×6×5 cuboid of unsigned normalized RGBA texel data.
- [VK_FORMAT_ASTC_6x6x5_SRGB_BLOCK_EXT](#) specifies a four-component, ASTC compressed format where each 128-bit compressed texel block encodes a 6×6×5 cuboid of unsigned normalized RGBA texel data with sRGB nonlinear encoding applied to the RGB components.
- [VK_FORMAT_ASTC_6x6x5_SFLOAT_BLOCK_EXT](#) specifies a four-component, ASTC compressed format where each 128-bit compressed texel block encodes a 6×6×5 cuboid of signed floating-point RGBA texel data.
- [VK_FORMAT_ASTC_6x6x6_UNORM_BLOCK_EXT](#) specifies a four-component, ASTC compressed format where each 128-bit compressed texel block encodes a 6×6×6 cuboid of unsigned normalized RGBA texel data.
- [VK_FORMAT_ASTC_6x6x6_SRGB_BLOCK_EXT](#) specifies a four-component, ASTC compressed format where each 128-bit compressed texel block encodes a 6×6×6 cuboid of unsigned normalized RGBA texel data with sRGB nonlinear encoding applied to the RGB components.
- [VK_FORMAT_ASTC_6x6x6_SFLOAT_BLOCK_EXT](#) specifies a four-component, ASTC compressed format where each 128-bit compressed texel block encodes a 6×6×6 cuboid of signed floating-point RGBA texel data.
- [VK_FORMAT_G8B8G8R8_422_UNORM](#) specifies a four-component, 32-bit format containing a pair of G components, an R component, and a B component, collectively encoding a 2×1

rectangle of unsigned normalized RGB texel data. One G value is present at each i coordinate, with the B and R values shared across both G values and thus recorded at half the horizontal resolution of the image. This format has an 8-bit G component for the even i coordinate in byte 0, an 8-bit B component in byte 1, an 8-bit G component for the odd i coordinate in byte 2, and an 8-bit R component in byte 3. This format only supports images with a width that is a multiple of two. For the purposes of the constraints on copy extents, this format is treated as a compressed format with a 2×1 compressed texel block.

- [VK_FORMAT_B8G8R8G8_422_UNORM](#) specifies a four-component, 32-bit format containing a pair of G components, an R component, and a B component, collectively encoding a 2×1 rectangle of unsigned normalized RGB texel data. One G value is present at each i coordinate, with the B and R values shared across both G values and thus recorded at half the horizontal resolution of the image. This format has an 8-bit B component in byte 0, an 8-bit G component for the even i coordinate in byte 1, an 8-bit R component in byte 2, and an 8-bit G component for the odd i coordinate in byte 3. This format only supports images with a width that is a multiple of two. For the purposes of the constraints on copy extents, this format is treated as a compressed format with a 2×1 compressed texel block.
- [VK_FORMAT_G8_B8_R8_3PLANE_420_UNORM](#) specifies an unsigned normalized *multi-planar format* that has an 8-bit G component in plane 0, an 8-bit B component in plane 1, and an 8-bit R component in plane 2. The horizontal and vertical dimensions of the R and B planes are halved relative to the image dimensions, and each R and B component is shared with the G components for which $\lfloor i_G \times 0.5 \rfloor = i_B = i_R$ and $\lfloor j_G \times 0.5 \rfloor = j_B = j_R$. The location of each plane when this image is in linear layout can be determined via [vkGetImageSubresourceLayout](#), using [VK_IMAGE_ASPECT_PLANE_0_BIT](#) for the G plane, [VK_IMAGE_ASPECT_PLANE_1_BIT](#) for the B plane, and [VK_IMAGE_ASPECT_PLANE_2_BIT](#) for the R plane. This format only supports images with a width and height that is a multiple of two.
- [VK_FORMAT_G8_B8R8_2PLANE_420_UNORM](#) specifies an unsigned normalized *multi-planar format* that has an 8-bit G component in plane 0, and a two-component, 16-bit BR plane 1 consisting of an 8-bit B component in byte 0 and an 8-bit R component in byte 1. The horizontal and vertical dimensions of the BR plane are halved relative to the image dimensions, and each R and B value is shared with the G components for which $\lfloor i_G \times 0.5 \rfloor = i_B = i_R$ and $\lfloor j_G \times 0.5 \rfloor = j_B = j_R$. The location of each plane when this image is in linear layout can be determined via [vkGetImageSubresourceLayout](#), using [VK_IMAGE_ASPECT_PLANE_0_BIT](#) for the G plane, and [VK_IMAGE_ASPECT_PLANE_1_BIT](#) for the BR plane. This format only supports images with a width and height that is a multiple of two.
- [VK_FORMAT_G8_B8_R8_3PLANE_422_UNORM](#) specifies an unsigned normalized *multi-planar format* that has an 8-bit G component in plane 0, an 8-bit B component in plane 1, and an 8-bit R component in plane 2. The horizontal dimension of the R and B plane is halved relative to the image dimensions, and each R and B value is shared with the G components for which $\lfloor i_G \times 0.5 \rfloor = i_B = i_R$. The location of each plane when this image is in linear layout can be determined via [vkGetImageSubresourceLayout](#), using [VK_IMAGE_ASPECT_PLANE_0_BIT](#) for the G plane, [VK_IMAGE_ASPECT_PLANE_1_BIT](#) for the B plane, and [VK_IMAGE_ASPECT_PLANE_2_BIT](#) for the R plane. This format only supports images with a width that is a multiple of two.
- [VK_FORMAT_G8_B8R8_2PLANE_422_UNORM](#) specifies an unsigned normalized *multi-planar format* that has an 8-bit G component in plane 0, and a two-component, 16-bit BR plane 1 consisting of an 8-bit B component in byte 0 and an 8-bit R component in byte 1. The horizontal

dimension of the BR plane is halved relative to the image dimensions, and each R and B value is shared with the G components for which $\lfloor i_G \times 0.5 \rfloor = i_B = i_R$. The location of each plane when this image is in linear layout can be determined via [vkGetImageSubresourceLayout](#), using [VK_IMAGE_ASPECT_PLANE_0_BIT](#) for the G plane, and [VK_IMAGE_ASPECT_PLANE_1_BIT](#) for the BR plane. This format only supports images with a width that is a multiple of two.

- [VK_FORMAT_G8_B8_R8_3PLANE_444_UNORM](#) specifies an unsigned normalized *multi-planar format* that has an 8-bit G component in plane 0, an 8-bit B component in plane 1, and an 8-bit R component in plane 2. Each plane has the same dimensions and each R, G, and B component contributes to a single texel. The location of each plane when this image is in linear layout can be determined via [vkGetImageSubresourceLayout](#), using [VK_IMAGE_ASPECT_PLANE_0_BIT](#) for the G plane, [VK_IMAGE_ASPECT_PLANE_1_BIT](#) for the B plane, and [VK_IMAGE_ASPECT_PLANE_2_BIT](#) for the R plane.
- [VK_FORMAT_R10X6_UNORM_PACK16](#) specifies a one-component, 16-bit unsigned normalized format that has a single 10-bit R component in the top 10 bits of a 16-bit word, with the bottom 6 bits unused.
- [VK_FORMAT_R10X6G10X6_UNORM_2PACK16](#) specifies a two-component, 32-bit unsigned normalized format that has a 10-bit R component in the top 10 bits of the word in bytes 0..1, and a 10-bit G component in the top 10 bits of the word in bytes 2..3, with the bottom 6 bits of each word unused.
- [VK_FORMAT_R10X6G10X6B10X6A10X6_UNORM_4PACK16](#) specifies a four-component, 64-bit unsigned normalized format that has a 10-bit R component in the top 10 bits of the word in bytes 0..1, a 10-bit G component in the top 10 bits of the word in bytes 2..3, a 10-bit B component in the top 10 bits of the word in bytes 4..5, and a 10-bit A component in the top 10 bits of the word in bytes 6..7, with the bottom 6 bits of each word unused.
- [VK_FORMAT_G10X6B10X6G10X6R10X6_422_UNORM_4PACK16](#) specifies a four-component, 64-bit format containing a pair of G components, an R component, and a B component, collectively encoding a 2×1 rectangle of unsigned normalized RGB texel data. One G value is present at each i coordinate, with the B and R values shared across both G values and thus recorded at half the horizontal resolution of the image. This format has a 10-bit G component for the even i coordinate in the top 10 bits of the word in bytes 0..1, a 10-bit B component in the top 10 bits of the word in bytes 2..3, a 10-bit G component for the odd i coordinate in the top 10 bits of the word in bytes 4..5, and a 10-bit R component in the top 10 bits of the word in bytes 6..7, with the bottom 6 bits of each word unused. This format only supports images with a width that is a multiple of two. For the purposes of the constraints on copy extents, this format is treated as a compressed format with a 2×1 compressed texel block.
- [VK_FORMAT_B10X6G10X6R10X6G10X6_422_UNORM_4PACK16](#) specifies a four-component, 64-bit format containing a pair of G components, an R component, and a B component, collectively encoding a 2×1 rectangle of unsigned normalized RGB texel data. One G value is present at each i coordinate, with the B and R values shared across both G values and thus recorded at half the horizontal resolution of the image. This format has a 10-bit B component in the top 10 bits of the word in bytes 0..1, a 10-bit G component for the even i coordinate in the top 10 bits of the word in bytes 2..3, a 10-bit R component in the top 10 bits of the word in bytes 4..5, and a 10-bit G component for the odd i coordinate in the top 10 bits of the word in bytes 6..7, with the bottom 6 bits of each word unused. This format only supports images with a width that is a multiple of two. For the purposes of the constraints on copy extents, this format is treated as a compressed

format with a 2×1 compressed texel block.

- [VK_FORMAT_G10X6_B10X6_R10X6_3PLANE_420_UNORM_3PACK16](#) specifies an unsigned normalized *multi-planar format* that has a 10-bit G component in the top 10 bits of each 16-bit word of plane 0, a 10-bit B component in the top 10 bits of each 16-bit word of plane 1, and a 10-bit R component in the top 10 bits of each 16-bit word of plane 2, with the bottom 6 bits of each word unused. The horizontal and vertical dimensions of the R and B planes are halved relative to the image dimensions, and each R and B component is shared with the G components for which $\lfloor i_G \times 0.5 \rfloor = i_B = i_R$ and $\lfloor j_G \times 0.5 \rfloor = j_B = j_R$. The location of each plane when this image is in linear layout can be determined via [vkGetImageSubresourceLayout](#), using [VK_IMAGE_ASPECT_PLANE_0_BIT](#) for the G plane, [VK_IMAGE_ASPECT_PLANE_1_BIT](#) for the B plane, and [VK_IMAGE_ASPECT_PLANE_2_BIT](#) for the R plane. This format only supports images with a width and height that is a multiple of two.
- [VK_FORMAT_G10X6_B10X6R10X6_2PLANE_420_UNORM_3PACK16](#) specifies an unsigned normalized *multi-planar format* that has a 10-bit G component in the top 10 bits of each 16-bit word of plane 0, and a two-component, 32-bit BR plane 1 consisting of a 10-bit B component in the top 10 bits of the word in bytes 0..1, and a 10-bit R component in the top 10 bits of the word in bytes 2..3, with the bottom 6 bits of each word unused. The horizontal and vertical dimensions of the BR plane are halved relative to the image dimensions, and each R and B value is shared with the G components for which $\lfloor i_G \times 0.5 \rfloor = i_B = i_R$ and $\lfloor j_G \times 0.5 \rfloor = j_B = j_R$. The location of each plane when this image is in linear layout can be determined via [vkGetImageSubresourceLayout](#), using [VK_IMAGE_ASPECT_PLANE_0_BIT](#) for the G plane, and [VK_IMAGE_ASPECT_PLANE_1_BIT](#) for the BR plane. This format only supports images with a width and height that is a multiple of two.
- [VK_FORMAT_G10X6_B10X6_R10X6_3PLANE_422_UNORM_3PACK16](#) specifies an unsigned normalized *multi-planar format* that has a 10-bit G component in the top 10 bits of each 16-bit word of plane 0, a 10-bit B component in the top 10 bits of each 16-bit word of plane 1, and a 10-bit R component in the top 10 bits of each 16-bit word of plane 2, with the bottom 6 bits of each word unused. The horizontal dimension of the R and B plane is halved relative to the image dimensions, and each R and B value is shared with the G components for which $\lfloor i_G \times 0.5 \rfloor = i_B = i_R$. The location of each plane when this image is in linear layout can be determined via [vkGetImageSubresourceLayout](#), using [VK_IMAGE_ASPECT_PLANE_0_BIT](#) for the G plane, [VK_IMAGE_ASPECT_PLANE_1_BIT](#) for the B plane, and [VK_IMAGE_ASPECT_PLANE_2_BIT](#) for the R plane. This format only supports images with a width that is a multiple of two.
- [VK_FORMAT_G10X6_B10X6R10X6_2PLANE_422_UNORM_3PACK16](#) specifies an unsigned normalized *multi-planar format* that has a 10-bit G component in the top 10 bits of each 16-bit word of plane 0, and a two-component, 32-bit BR plane 1 consisting of a 10-bit B component in the top 10 bits of the word in bytes 0..1, and a 10-bit R component in the top 10 bits of the word in bytes 2..3, with the bottom 6 bits of each word unused. The horizontal dimension of the BR plane is halved relative to the image dimensions, and each R and B value is shared with the G components for which $\lfloor i_G \times 0.5 \rfloor = i_B = i_R$. The location of each plane when this image is in linear layout can be determined via [vkGetImageSubresourceLayout](#), using [VK_IMAGE_ASPECT_PLANE_0_BIT](#) for the G plane, and [VK_IMAGE_ASPECT_PLANE_1_BIT](#) for the BR plane. This format only supports images with a width that is a multiple of two.
- [VK_FORMAT_G10X6_B10X6_R10X6_3PLANE_444_UNORM_3PACK16](#) specifies an unsigned normalized *multi-planar format* that has a 10-bit G component in the top 10 bits of each 16-bit

word of plane 0, a 10-bit B component in the top 10 bits of each 16-bit word of plane 1, and a 10-bit R component in the top 10 bits of each 16-bit word of plane 2, with the bottom 6 bits of each word unused. Each plane has the same dimensions and each R, G, and B component contributes to a single texel. The location of each plane when this image is in linear layout can be determined via [vkGetImageSubresourceLayout](#), using [VK_IMAGE_ASPECT_PLANE_0_BIT](#) for the G plane, [VK_IMAGE_ASPECT_PLANE_1_BIT](#) for the B plane, and [VK_IMAGE_ASPECT_PLANE_2_BIT](#) for the R plane.

- [VK_FORMAT_R12X4_UNORM_PACK16](#) specifies a one-component, 16-bit unsigned normalized format that has a single 12-bit R component in the top 12 bits of a 16-bit word, with the bottom 4 bits unused.
- [VK_FORMAT_R12X4G12X4_UNORM_2PACK16](#) specifies a two-component, 32-bit unsigned normalized format that has a 12-bit R component in the top 12 bits of the word in bytes 0..1, and a 12-bit G component in the top 12 bits of the word in bytes 2..3, with the bottom 4 bits of each word unused.
- [VK_FORMAT_R12X4G12X4B12X4A12X4_UNORM_4PACK16](#) specifies a four-component, 64-bit unsigned normalized format that has a 12-bit R component in the top 12 bits of the word in bytes 0..1, a 12-bit G component in the top 12 bits of the word in bytes 2..3, a 12-bit B component in the top 12 bits of the word in bytes 4..5, and a 12-bit A component in the top 12 bits of the word in bytes 6..7, with the bottom 4 bits of each word unused.
- [VK_FORMAT_G12X4B12X4G12X4R12X4_422_UNORM_4PACK16](#) specifies a four-component, 64-bit format containing a pair of G components, an R component, and a B component, collectively encoding a 2×1 rectangle of unsigned normalized RGB texel data. One G value is present at each *i* coordinate, with the B and R values shared across both G values and thus recorded at half the horizontal resolution of the image. This format has a 12-bit G component for the even *i* coordinate in the top 12 bits of the word in bytes 0..1, a 12-bit B component in the top 12 bits of the word in bytes 2..3, a 12-bit G component for the odd *i* coordinate in the top 12 bits of the word in bytes 4..5, and a 12-bit R component in the top 12 bits of the word in bytes 6..7, with the bottom 4 bits of each word unused. This format only supports images with a width that is a multiple of two. For the purposes of the constraints on copy extents, this format is treated as a compressed format with a 2×1 compressed texel block.
- [VK_FORMAT_B12X4G12X4R12X4G12X4_422_UNORM_4PACK16](#) specifies a four-component, 64-bit format containing a pair of G components, an R component, and a B component, collectively encoding a 2×1 rectangle of unsigned normalized RGB texel data. One G value is present at each *i* coordinate, with the B and R values shared across both G values and thus recorded at half the horizontal resolution of the image. This format has a 12-bit B component in the top 12 bits of the word in bytes 0..1, a 12-bit G component for the even *i* coordinate in the top 12 bits of the word in bytes 2..3, a 12-bit R component in the top 12 bits of the word in bytes 4..5, and a 12-bit G component for the odd *i* coordinate in the top 12 bits of the word in bytes 6..7, with the bottom 4 bits of each word unused. This format only supports images with a width that is a multiple of two. For the purposes of the constraints on copy extents, this format is treated as a compressed format with a 2×1 compressed texel block.
- [VK_FORMAT_G12X4_B12X4_R12X4_3PLANE_420_UNORM_3PACK16](#) specifies an unsigned normalized *multi-planar format* that has a 12-bit G component in the top 12 bits of each 16-bit word of plane 0, a 12-bit B component in the top 12 bits of each 16-bit word of plane 1, and a 12-bit R component in the top 12 bits of each 16-bit word of plane 2, with the bottom 4 bits of each

word unused. The horizontal and vertical dimensions of the R and B planes are halved relative to the image dimensions, and each R and B component is shared with the G components for which $\lfloor i_G \times 0.5 \rfloor = i_B = i_R$ and $\lfloor j_G \times 0.5 \rfloor = j_B = j_R$. The location of each plane when this image is in linear layout can be determined via [vkGetImageSubresourceLayout](#), using [VK_IMAGE_ASPECT_PLANE_0_BIT](#) for the G plane, [VK_IMAGE_ASPECT_PLANE_1_BIT](#) for the B plane, and [VK_IMAGE_ASPECT_PLANE_2_BIT](#) for the R plane. This format only supports images with a width and height that is a multiple of two.

- [VK_FORMAT_G12X4_B12X4R12X4_2PLANE_420_UNORM_3PACK16](#) specifies an unsigned normalized *multi-planar format* that has a 12-bit G component in the top 12 bits of each 16-bit word of plane 0, and a two-component, 32-bit BR plane 1 consisting of a 12-bit B component in the top 12 bits of the word in bytes 0..1, and a 12-bit R component in the top 12 bits of the word in bytes 2..3, with the bottom 4 bits of each word unused. The horizontal and vertical dimensions of the BR plane are halved relative to the image dimensions, and each R and B value is shared with the G components for which $\lfloor i_G \times 0.5 \rfloor = i_B = i_R$ and $\lfloor j_G \times 0.5 \rfloor = j_B = j_R$. The location of each plane when this image is in linear layout can be determined via [vkGetImageSubresourceLayout](#), using [VK_IMAGE_ASPECT_PLANE_0_BIT](#) for the G plane, and [VK_IMAGE_ASPECT_PLANE_1_BIT](#) for the BR plane. This format only supports images with a width and height that is a multiple of two.
- [VK_FORMAT_G12X4_B12X4_R12X4_3PLANE_422_UNORM_3PACK16](#) specifies an unsigned normalized *multi-planar format* that has a 12-bit G component in the top 12 bits of each 16-bit word of plane 0, a 12-bit B component in the top 12 bits of each 16-bit word of plane 1, and a 12-bit R component in the top 12 bits of each 16-bit word of plane 2, with the bottom 4 bits of each word unused. The horizontal dimension of the R and B plane is halved relative to the image dimensions, and each R and B value is shared with the G components for which $\lfloor i_G \times 0.5 \rfloor = i_B = i_R$. The location of each plane when this image is in linear layout can be determined via [vkGetImageSubresourceLayout](#), using [VK_IMAGE_ASPECT_PLANE_0_BIT](#) for the G plane, [VK_IMAGE_ASPECT_PLANE_1_BIT](#) for the B plane, and [VK_IMAGE_ASPECT_PLANE_2_BIT](#) for the R plane. This format only supports images with a width that is a multiple of two.
- [VK_FORMAT_G12X4_B12X4R12X4_2PLANE_422_UNORM_3PACK16](#) specifies an unsigned normalized *multi-planar format* that has a 12-bit G component in the top 12 bits of each 16-bit word of plane 0, and a two-component, 32-bit BR plane 1 consisting of a 12-bit B component in the top 12 bits of the word in bytes 0..1, and a 12-bit R component in the top 12 bits of the word in bytes 2..3, with the bottom 4 bits of each word unused. The horizontal dimension of the BR plane is halved relative to the image dimensions, and each R and B value is shared with the G components for which $\lfloor i_G \times 0.5 \rfloor = i_B = i_R$. The location of each plane when this image is in linear layout can be determined via [vkGetImageSubresourceLayout](#), using [VK_IMAGE_ASPECT_PLANE_0_BIT](#) for the G plane, and [VK_IMAGE_ASPECT_PLANE_1_BIT](#) for the BR plane. This format only supports images with a width that is a multiple of two.
- [VK_FORMAT_G12X4_B12X4_R12X4_3PLANE_444_UNORM_3PACK16](#) specifies an unsigned normalized *multi-planar format* that has a 12-bit G component in the top 12 bits of each 16-bit word of plane 0, a 12-bit B component in the top 12 bits of each 16-bit word of plane 1, and a 12-bit R component in the top 12 bits of each 16-bit word of plane 2, with the bottom 4 bits of each word unused. Each plane has the same dimensions and each R, G, and B component contributes to a single texel. The location of each plane when this image is in linear layout can be determined via [vkGetImageSubresourceLayout](#), using [VK_IMAGE_ASPECT_PLANE_0_BIT](#) for the

G plane, [VK_IMAGE_ASPECT_PLANE_1_BIT](#) for the B plane, and [VK_IMAGE_ASPECT_PLANE_2_BIT](#) for the R plane.

- [VK_FORMAT_G16B16G16R16_422_UNORM](#) specifies a four-component, 64-bit format containing a pair of G components, an R component, and a B component, collectively encoding a 2×1 rectangle of unsigned normalized RGB texel data. One G value is present at each i coordinate, with the B and R values shared across both G values and thus recorded at half the horizontal resolution of the image. This format has a 16-bit G component for the even i coordinate in the word in bytes 0..1, a 16-bit B component in the word in bytes 2..3, a 16-bit G component for the odd i coordinate in the word in bytes 4..5, and a 16-bit R component in the word in bytes 6..7. This format only supports images with a width that is a multiple of two. For the purposes of the constraints on copy extents, this format is treated as a compressed format with a 2×1 compressed texel block.
- [VK_FORMAT_B16G16R16G16_422_UNORM](#) specifies a four-component, 64-bit format containing a pair of G components, an R component, and a B component, collectively encoding a 2×1 rectangle of unsigned normalized RGB texel data. One G value is present at each i coordinate, with the B and R values shared across both G values and thus recorded at half the horizontal resolution of the image. This format has a 16-bit B component in the word in bytes 0..1, a 16-bit G component for the even i coordinate in the word in bytes 2..3, a 16-bit R component in the word in bytes 4..5, and a 16-bit G component for the odd i coordinate in the word in bytes 6..7. This format only supports images with a width that is a multiple of two. For the purposes of the constraints on copy extents, this format is treated as a compressed format with a 2×1 compressed texel block.
- [VK_FORMAT_G16_B16_R16_3PLANE_420_UNORM](#) specifies an unsigned normalized *multi-planar format* that has a 16-bit G component in each 16-bit word of plane 0, a 16-bit B component in each 16-bit word of plane 1, and a 16-bit R component in each 16-bit word of plane 2. The horizontal and vertical dimensions of the R and B planes are halved relative to the image dimensions, and each R and B component is shared with the G components for which $\lfloor i_G \times 0.5 \rfloor = i_B = i_R$ and $\lfloor j_G \times 0.5 \rfloor = j_B = j_R$. The location of each plane when this image is in linear layout can be determined via [vkGetImageSubresourceLayout](#), using [VK_IMAGE_ASPECT_PLANE_0_BIT](#) for the G plane, [VK_IMAGE_ASPECT_PLANE_1_BIT](#) for the B plane, and [VK_IMAGE_ASPECT_PLANE_2_BIT](#) for the R plane. This format only supports images with a width and height that is a multiple of two.
- [VK_FORMAT_G16_B16R16_2PLANE_420_UNORM](#) specifies an unsigned normalized *multi-planar format* that has a 16-bit G component in each 16-bit word of plane 0, and a two-component, 32-bit BR plane 1 consisting of a 16-bit B component in the word in bytes 0..1, and a 16-bit R component in the word in bytes 2..3. The horizontal and vertical dimensions of the BR plane are halved relative to the image dimensions, and each R and B value is shared with the G components for which $\lfloor i_G \times 0.5 \rfloor = i_B = i_R$ and $\lfloor j_G \times 0.5 \rfloor = j_B = j_R$. The location of each plane when this image is in linear layout can be determined via [vkGetImageSubresourceLayout](#), using [VK_IMAGE_ASPECT_PLANE_0_BIT](#) for the G plane, and [VK_IMAGE_ASPECT_PLANE_1_BIT](#) for the BR plane. This format only supports images with a width and height that is a multiple of two.
- [VK_FORMAT_G16_B16_R16_3PLANE_422_UNORM](#) specifies an unsigned normalized *multi-planar format* that has a 16-bit G component in each 16-bit word of plane 0, a 16-bit B component in each 16-bit word of plane 1, and a 16-bit R component in each 16-bit word of plane 2. The horizontal dimension of the R and B plane is halved relative to the image

dimensions, and each R and B value is shared with the G components for which $\lfloor i_G \times 0.5 \rfloor = i_B = i_R$. The location of each plane when this image is in linear layout can be determined via [vkGetImageSubresourceLayout](#), using [VK_IMAGE_ASPECT_PLANE_0_BIT](#) for the G plane, [VK_IMAGE_ASPECT_PLANE_1_BIT](#) for the B plane, and [VK_IMAGE_ASPECT_PLANE_2_BIT](#) for the R plane. This format only supports images with a width that is a multiple of two.

- [VK_FORMAT_G16_B16R16_2PLANE_422_UNORM](#) specifies an unsigned normalized *multi-planar format* that has a 16-bit G component in each 16-bit word of plane 0, and a two-component, 32-bit BR plane 1 consisting of a 16-bit B component in the word in bytes 0..1, and a 16-bit R component in the word in bytes 2..3. The horizontal dimension of the BR plane is halved relative to the image dimensions, and each R and B value is shared with the G components for which $\lfloor i_G \times 0.5 \rfloor = i_B = i_R$. The location of each plane when this image is in linear layout can be determined via [vkGetImageSubresourceLayout](#), using [VK_IMAGE_ASPECT_PLANE_0_BIT](#) for the G plane, and [VK_IMAGE_ASPECT_PLANE_1_BIT](#) for the BR plane. This format only supports images with a width that is a multiple of two.
- [VK_FORMAT_G16_B16_R16_3PLANE_444_UNORM](#) specifies an unsigned normalized *multi-planar format* that has a 16-bit G component in each 16-bit word of plane 0, a 16-bit B component in each 16-bit word of plane 1, and a 16-bit R component in each 16-bit word of plane 2. Each plane has the same dimensions and each R, G, and B component contributes to a single texel. The location of each plane when this image is in linear layout can be determined via [vkGetImageSubresourceLayout](#), using [VK_IMAGE_ASPECT_PLANE_0_BIT](#) for the G plane, [VK_IMAGE_ASPECT_PLANE_1_BIT](#) for the B plane, and [VK_IMAGE_ASPECT_PLANE_2_BIT](#) for the R plane.
- [VK_FORMAT_G8_B8R8_2PLANE_444_UNORM](#) specifies an unsigned normalized *multi-planar format* that has an 8-bit G component in plane 0, and a two-component, 16-bit BR plane 1 consisting of an 8-bit B component in byte 0 and an 8-bit R component in byte 1. Both planes have the same dimensions and each R, G, and B component contributes to a single texel. The location of each plane when this image is in linear layout can be determined via [vkGetImageSubresourceLayout](#), using [VK_IMAGE_ASPECT_PLANE_0_BIT](#) for the G plane, and [VK_IMAGE_ASPECT_PLANE_1_BIT](#) for the BR plane.
- [VK_FORMAT_G10X6_B10X6R10X6_2PLANE_444_UNORM_3PACK16](#) specifies an unsigned normalized *multi-planar format* that has a 10-bit G component in the top 10 bits of each 16-bit word of plane 0, and a two-component, 32-bit BR plane 1 consisting of a 10-bit B component in the top 10 bits of the word in bytes 0..1, and a 10-bit R component in the top 10 bits of the word in bytes 2..3, the bottom 6 bits of each word unused. Both planes have the same dimensions and each R, G, and B component contributes to a single texel. The location of each plane when this image is in linear layout can be determined via [vkGetImageSubresourceLayout](#), using [VK_IMAGE_ASPECT_PLANE_0_BIT](#) for the G plane, and [VK_IMAGE_ASPECT_PLANE_1_BIT](#) for the BR plane.
- [VK_FORMAT_G12X4_B12X4R12X4_2PLANE_444_UNORM_3PACK16](#) specifies an unsigned normalized *multi-planar format* that has a 12-bit G component in the top 12 bits of each 16-bit word of plane 0, and a two-component, 32-bit BR plane 1 consisting of a 12-bit B component in the top 12 bits of the word in bytes 0..1, and a 12-bit R component in the top 12 bits of the word in bytes 2..3, the bottom 4 bits of each word unused. Both planes have the same dimensions and each R, G, and B component contributes to a single texel. The location of each plane when this image is in linear layout can be determined via [vkGetImageSubresourceLayout](#), using

[VK_IMAGE_ASPECT_PLANE_0_BIT](#) for the G plane, and [VK_IMAGE_ASPECT_PLANE_1_BIT](#) for the BR plane.

- [VK_FORMAT_G16_B16R16_2PLANE_444_UNORM](#) specifies an unsigned normalized *multi-planar format* that has a 16-bit G component in each 16-bit word of plane 0, and a two-component, 32-bit BR plane 1 consisting of a 16-bit B component in the word in bytes 0..1, and a 16-bit R component in the word in bytes 2..3. Both planes have the same dimensions and each R, G, and B component contributes to a single texel. The location of each plane when this image is in linear layout can be determined via [vkGetImageSubresourceLayout](#), using [VK_IMAGE_ASPECT_PLANE_0_BIT](#) for the G plane, and [VK_IMAGE_ASPECT_PLANE_1_BIT](#) for the BR plane.
- [VK_FORMAT_PVRTC1_2BPP_UNORM_BLOCK_IMG](#) specifies a four-component, PVRTC compressed format where each 64-bit compressed texel block encodes an 8×4 rectangle of unsigned normalized RGBA texel data.
- [VK_FORMAT_PVRTC1_4BPP_UNORM_BLOCK_IMG](#) specifies a four-component, PVRTC compressed format where each 64-bit compressed texel block encodes a 4×4 rectangle of unsigned normalized RGBA texel data.
- [VK_FORMAT_PVRTC2_2BPP_UNORM_BLOCK_IMG](#) specifies a four-component, PVRTC compressed format where each 64-bit compressed texel block encodes an 8×4 rectangle of unsigned normalized RGBA texel data.
- [VK_FORMAT_PVRTC2_4BPP_UNORM_BLOCK_IMG](#) specifies a four-component, PVRTC compressed format where each 64-bit compressed texel block encodes a 4×4 rectangle of unsigned normalized RGBA texel data.
- [VK_FORMAT_PVRTC1_2BPP_SRGB_BLOCK_IMG](#) specifies a four-component, PVRTC compressed format where each 64-bit compressed texel block encodes an 8×4 rectangle of unsigned normalized RGBA texel data with sRGB nonlinear encoding applied to the RGB components.
- [VK_FORMAT_PVRTC1_4BPP_SRGB_BLOCK_IMG](#) specifies a four-component, PVRTC compressed format where each 64-bit compressed texel block encodes a 4×4 rectangle of unsigned normalized RGBA texel data with sRGB nonlinear encoding applied to the RGB components.
- [VK_FORMAT_PVRTC2_2BPP_SRGB_BLOCK_IMG](#) specifies a four-component, PVRTC compressed format where each 64-bit compressed texel block encodes an 8×4 rectangle of unsigned normalized RGBA texel data with sRGB nonlinear encoding applied to the RGB components.
- [VK_FORMAT_PVRTC2_4BPP_SRGB_BLOCK_IMG](#) specifies a four-component, PVRTC compressed format where each 64-bit compressed texel block encodes a 4×4 rectangle of unsigned normalized RGBA texel data with sRGB nonlinear encoding applied to the RGB components.
- [VK_FORMAT_R16G16_SFIXED5_NV](#) specifies a two-component, 16-bit signed fixed-point format with linear encoding. The components are signed two's-complement integers where the most significant bit specifies the sign bit, the next 10 bits specify the integer value, and the last 5 bits represent the fractional value. The signed 16-bit values **can** be converted to floats in the range [-1024,1023.96875] by dividing the value by 32 (2^5).
- [VK_FORMAT_R10X6_UINT_PACK16_ARM](#) specifies a one-component, 16-bit unsigned integer format that has a single 10-bit R component in the top 10 bits of a 16-bit word, with the bottom 6 bits unused.
- [VK_FORMAT_R10X6G10X6_UINT_2PACK16_ARM](#) specifies a two-component, 32-bit unsigned

integer format that has a 10-bit R component in the top 10 bits of the word in bytes 0..1, and a 10-bit G component in the top 10 bits of the word in bytes 2..3, with the bottom 6 bits of each word unused.

- [VK_FORMAT_R10X6G10X6B10X6A10X6_UINT_4PACK16_ARM](#) specifies a four-component, 64-bit unsigned integer format that has a 10-bit R component in the top 10 bits of the word in bytes 0..1, a 10-bit G component in the top 10 bits of the word in bytes 2..3, a 10-bit B component in the top 10 bits of the word in bytes 4..5, and a 10-bit A component in the top 10 bits of the word in bytes 6..7, with the bottom 6 bits of each word unused.
- [VK_FORMAT_R12X4_UINT_PACK16_ARM](#) specifies a one-component, 16-bit unsigned integer format that has a single 12-bit R component in the top 12 bits of a 16-bit word, with the bottom 4 bits unused.
- [VK_FORMAT_R12X4G12X4_UINT_2PACK16_ARM](#) specifies a two-component, 32-bit unsigned integer format that has a 12-bit R component in the top 12 bits of the word in bytes 0..1, and a 12-bit G component in the top 12 bits of the word in bytes 2..3, with the bottom 4 bits of each word unused.
- [VK_FORMAT_R12X4G12X4B12X4A12X4_UINT_4PACK16_ARM](#) specifies a four-component, 64-bit unsigned integer format that has a 12-bit R component in the top 12 bits of the word in bytes 0..1, a 12-bit G component in the top 12 bits of the word in bytes 2..3, a 12-bit B component in the top 12 bits of the word in bytes 4..5, and a 12-bit A component in the top 12 bits of the word in bytes 6..7, with the bottom 4 bits of each word unused.
- [VK_FORMAT_R14X2_UINT_PACK16_ARM](#) specifies a one-component, 16-bit unsigned integer format that has a single 14-bit R component in the top 14 bits of a 16-bit word, with the bottom 2 bits unused.
- [VK_FORMAT_R14X2G14X2_UINT_2PACK16_ARM](#) specifies a two-component, 32-bit unsigned integer format that has a 14-bit R component in the top 14 bits of the word in bytes 0..1, and a 14-bit G component in the top 14 bits of the word in bytes 2..3, with the bottom 2 bits of each word unused.
- [VK_FORMAT_R14X2G14X2B14X2A14X2_UINT_4PACK16_ARM](#) specifies a four-component, 64-bit unsigned integer format that has a 14-bit R component in the top 14 bits of the word in bytes 0..1, a 14-bit G component in the top 14 bits of the word in bytes 2..3, a 14-bit B component in the top 14 bits of the word in bytes 4..5, and a 14-bit A component in the top 14 bits of the word in bytes 6..7, with the bottom 2 bits of each word unused.
- [VK_FORMAT_R14X2_UNORM_PACK16_ARM](#) specifies a one-component, 16-bit unsigned normalized format that has a single 14-bit R component in the top 14 bits of a 16-bit word, with the bottom 2 bits unused.
- [VK_FORMAT_R14X2G14X2_UNORM_2PACK16_ARM](#) specifies a two-component, 32-bit unsigned normalized format that has a 14-bit R component in the top 14 bits of the word in bytes 0..1, and a 14-bit G component in the top 14 bits of the word in bytes 2..3, with the bottom 2 bits of each word unused.
- [VK_FORMAT_R14X2G14X2B14X2A14X2_UNORM_4PACK16_ARM](#) specifies a four-component, 64-bit unsigned normalized format that has a 14-bit R component in the top 14 bits of the word in bytes 0..1, a 14-bit G component in the top 14 bits of the word in bytes 2..3, a 14-bit B component in the top 14 bits of the word in bytes 4..5, and a 14-bit A component in the top 14 bits of the word in bytes 6..7, with the bottom 2 bits of each word unused.

- [VK_FORMAT_G14X2_B14X2R14X2_2PLANE_420_UNORM_3PACK16_ARM](#) specifies an unsigned normalized *multi-planar format* that has a 14-bit G component in the top 14 bits of each 16-bit word of plane 0, and a two-component, 32-bit BR plane 1 consisting of a 14-bit B component in the top 14 bits of the word in bytes 0..1, and a 14-bit R component in the top 14 bits of the word in bytes 2..3, with the bottom 2 bits of each word unused. The horizontal and vertical dimensions of the BR plane are halved relative to the image dimensions, and each R and B value is shared with the G components for which $\lfloor i_G \times 0.5 \rfloor = i_B = i_R$ and $\lfloor j_G \times 0.5 \rfloor = j_B = j_R$. The location of each plane when this image is in linear layout can be determined via [vkGetImageSubresourceLayout](#), using [VK_IMAGE_ASPECT_PLANE_0_BIT](#) for the G plane, and [VK_IMAGE_ASPECT_PLANE_1_BIT](#) for the BR plane. This format only supports images with a width and height that is a multiple of two.
- [VK_FORMAT_G14X2_B14X2R14X2_2PLANE_422_UNORM_3PACK16_ARM](#) specifies an unsigned normalized *multi-planar format* that has a 14-bit G component in the top 14 bits of each 16-bit word of plane 0, and a two-component, 32-bit BR plane 1 consisting of a 14-bit B component in the top 14 bits of the word in bytes 0..1, and a 14-bit R component in the top 14 bits of the word in bytes 2..3, with the bottom 2 bits of each word unused. The horizontal dimension of the BR plane is halved relative to the image dimensions, and each R and B value is shared with the G components for which $\lfloor i_G \times 0.5 \rfloor = i_B = i_R$. The location of each plane when this image is in linear layout can be determined via [vkGetImageSubresourceLayout](#), using [VK_IMAGE_ASPECT_PLANE_0_BIT](#) for the G plane, and [VK_IMAGE_ASPECT_PLANE_1_BIT](#) for the BR plane. This format only supports images with a width that is a multiple of two.
- [VK_FORMAT_R8_BOOL_ARM](#) specifies a one-component 8-bit boolean format that has a single 8-bit R component. See [8-bit booleans](#).
- [VK_FORMAT_R16_SFLOAT_FPENCODING_BFLOAT16_ARM](#) specifies a one-component, 16-bit signed floating-point format with BFLOAT16 encoding that has a single 16-bit R component.
- [VK_FORMAT_R8_SFLOAT_FPENCODING_FLOAT8E4M3_ARM](#) specifies a one-component, 8-bit signed floating-point format with FLOAT8E4M3 encoding that has a single 8-bit R component.
- [VK_FORMAT_R8_SFLOAT_FPENCODING_FLOAT8E5M2_ARM](#) specifies a one-component, 8-bit signed floating-point format with FLOAT8E5M2 encoding that has a single 8-bit R component.

56.1.1. Compatible Formats of Planes of Multi-Planar Formats

Individual planes of [multi-planar formats](#) are size-compatible with single-plane color formats if they occupy the same number of bits per texel block, and are compatible with those formats if they have the same block extent.

In the following table, individual planes of a *multi-planar* format are compatible with the format listed against the relevant plane index for that multi-planar format, and any format compatible with the listed single-plane format according to [Format Compatibility Classes](#). These planes are also [size-compatible](#) with any format that is [size-compatible](#) with the listed single-plane format.

Table 76. Plane Format Compatibility

Plane	Compatible format for plane	Width relative to the width w of the plane with the largest dimensions	Height relative to the height h of the plane with the largest dimensions
VK_FORMAT_G8_B8_R8_3PLANE_420_UNORM			
0	VK_FORMAT_R8_UNORM	w	h
1	VK_FORMAT_R8_UNORM	$w/2$	$h/2$
2	VK_FORMAT_R8_UNORM	$w/2$	$h/2$
VK_FORMAT_G8_B8R8_2PLANE_420_UNORM			
0	VK_FORMAT_R8_UNORM	w	h
1	VK_FORMAT_R8G8_UNORM	$w/2$	$h/2$
VK_FORMAT_G8_B8_R8_3PLANE_422_UNORM			
0	VK_FORMAT_R8_UNORM	w	h
1	VK_FORMAT_R8_UNORM	$w/2$	h
2	VK_FORMAT_R8_UNORM	$w/2$	h
VK_FORMAT_G8_B8R8_2PLANE_422_UNORM			
0	VK_FORMAT_R8_UNORM	w	h
1	VK_FORMAT_R8G8_UNORM	$w/2$	h
VK_FORMAT_G8_B8_R8_3PLANE_444_UNORM			
0	VK_FORMAT_R8_UNORM	w	h
1	VK_FORMAT_R8_UNORM	w	h
2	VK_FORMAT_R8_UNORM	w	h
VK_FORMAT_G10X6_B10X6_R10X6_3PLANE_420_UNORM_3PACK16			
0	VK_FORMAT_R10X6_UNORM_PACK16	w	h
1	VK_FORMAT_R10X6_UNORM_PACK16	$w/2$	$h/2$
2	VK_FORMAT_R10X6_UNORM_PACK16	$w/2$	$h/2$
VK_FORMAT_G10X6_B10X6R10X6_2PLANE_420_UNORM_3PACK16			
0	VK_FORMAT_R10X6_UNORM_PACK16	w	h
1	VK_FORMAT_R10X6G10X6_UNORM_2PACK16	$w/2$	$h/2$
VK_FORMAT_G10X6_B10X6_R10X6_3PLANE_422_UNORM_3PACK16			
0	VK_FORMAT_R10X6_UNORM_PACK16	w	h
1	VK_FORMAT_R10X6_UNORM_PACK16	$w/2$	h
2	VK_FORMAT_R10X6_UNORM_PACK16	$w/2$	h
VK_FORMAT_G10X6_B10X6R10X6_2PLANE_422_UNORM_3PACK16			

Plane	Compatible format for plane	Width relative to the width w of the plane with the largest dimensions	Height relative to the height h of the plane with the largest dimensions
0	VK_FORMAT_R10X6_UNORM_PACK16	w	h
1	VK_FORMAT_R10X6G10X6_UNORM_2PACK16	$w/2$	h
VK_FORMAT_G10X6_B10X6_R10X6_3PLANE_444_UNORM_3PACK16			
0	VK_FORMAT_R10X6_UNORM_PACK16	w	h
1	VK_FORMAT_R10X6_UNORM_PACK16	w	h
2	VK_FORMAT_R10X6_UNORM_PACK16	w	h
VK_FORMAT_G12X4_B12X4_R12X4_3PLANE_420_UNORM_3PACK16			
0	VK_FORMAT_R12X4_UNORM_PACK16	w	h
1	VK_FORMAT_R12X4_UNORM_PACK16	$w/2$	$h/2$
2	VK_FORMAT_R12X4_UNORM_PACK16	$w/2$	$h/2$
VK_FORMAT_G12X4_B12X4R12X4_2PLANE_420_UNORM_3PACK16			
0	VK_FORMAT_R12X4_UNORM_PACK16	w	h
1	VK_FORMAT_R12X4G12X4_UNORM_2PACK16	$w/2$	$h/2$
VK_FORMAT_G12X4_B12X4_R12X4_3PLANE_422_UNORM_3PACK16			
0	VK_FORMAT_R12X4_UNORM_PACK16	w	h
1	VK_FORMAT_R12X4_UNORM_PACK16	$w/2$	h
2	VK_FORMAT_R12X4_UNORM_PACK16	$w/2$	h
VK_FORMAT_G12X4_B12X4R12X4_2PLANE_422_UNORM_3PACK16			
0	VK_FORMAT_R12X4_UNORM_PACK16	w	h
1	VK_FORMAT_R12X4G12X4_UNORM_2PACK16	$w/2$	h
VK_FORMAT_G12X4_B12X4_R12X4_3PLANE_444_UNORM_3PACK16			
0	VK_FORMAT_R12X4_UNORM_PACK16	w	h
1	VK_FORMAT_R12X4_UNORM_PACK16	w	h
2	VK_FORMAT_R12X4_UNORM_PACK16	w	h
VK_FORMAT_G16_B16_R16_3PLANE_420_UNORM			
0	VK_FORMAT_R16_UNORM	w	h
1	VK_FORMAT_R16_UNORM	$w/2$	$h/2$
2	VK_FORMAT_R16_UNORM	$w/2$	$h/2$
VK_FORMAT_G16_B16R16_2PLANE_420_UNORM			

Plane	Compatible format for plane	Width relative to the width w of the plane with the largest dimensions	Height relative to the height h of the plane with the largest dimensions
0	VK_FORMAT_R16_UNORM	w	h
1	VK_FORMAT_R16G16_UNORM	$w/2$	$h/2$
VK_FORMAT_G16_B16_R16_3PLANE_422_UNORM			
0	VK_FORMAT_R16_UNORM	w	h
1	VK_FORMAT_R16_UNORM	$w/2$	h
2	VK_FORMAT_R16_UNORM	$w/2$	h
VK_FORMAT_G16_B16R16_2PLANE_422_UNORM			
0	VK_FORMAT_R16_UNORM	w	h
1	VK_FORMAT_R16G16_UNORM	$w/2$	h
VK_FORMAT_G16_B16_R16_3PLANE_444_UNORM			
0	VK_FORMAT_R16_UNORM	w	h
1	VK_FORMAT_R16_UNORM	w	h
2	VK_FORMAT_R16_UNORM	w	h
VK_FORMAT_G8_B8R8_2PLANE_444_UNORM			
0	VK_FORMAT_R8_UNORM	w	h
1	VK_FORMAT_R8G8_UNORM	w	h
VK_FORMAT_G10X6_B10X6R10X6_2PLANE_444_UNORM_3PACK16			
0	VK_FORMAT_R10X6_UNORM_PACK16	w	h
1	VK_FORMAT_R10X6G10X6_UNORM_2PACK16	w	h
VK_FORMAT_G12X4_B12X4R12X4_2PLANE_444_UNORM_3PACK16			
0	VK_FORMAT_R12X4_UNORM_PACK16	w	h
1	VK_FORMAT_R12X4G12X4_UNORM_2PACK16	w	h
VK_FORMAT_G16_B16R16_2PLANE_444_UNORM			
0	VK_FORMAT_R16_UNORM	w	h
1	VK_FORMAT_R16G16_UNORM	w	h
VK_FORMAT_G14X2_B14X2R14X2_2PLANE_420_UNORM_3PACK16_ARM			
0	VK_FORMAT_R14X2_UNORM_PACK16_ARM	w	h
1	VK_FORMAT_R14X2G14X2_UNORM_2PACK16_ARM	$w/2$	$h/2$

Plane	Compatible format for plane	Width relative to the width w of the plane with the largest dimensions	Height relative to the height h of the plane with the largest dimensions
VK_FORMAT_G14X2_B14X2R14X2_2PLANE_422_UNORM_3PACK16_ARM			
0	VK_FORMAT_R14X2_UNORM_PACK16_ARM	w	h
1	VK_FORMAT_R14X2G14X2_UNORM_2PACK16_ARM	$w/2$	h

56.1.2. Compatible Formats for Depth-Stencil to/from Color Copies

If the [maintenance8](#) feature is enabled, individual aspects of depth-stencil formats are size-compatible with certain single-component color formats when performing bit-wise copy operations. The following is a complete list of all per-aspect format compatibility relations by size:

- 32-bit depth ([VK_FORMAT_D32_SFLOAT](#), [VK_FORMAT_D32_SFLOAT_S8_UINT](#))
 - [VK_FORMAT_R32_SFLOAT](#), [VK_FORMAT_R32_SINT](#), [VK_FORMAT_R32_UINT](#)
- 24-bit depth ([VK_FORMAT_X8_D24_UNORM_PACK32](#), [VK_FORMAT_D24_UNORM_S8_UINT](#))
 - [VK_FORMAT_R32_SFLOAT](#), [VK_FORMAT_R32_SINT](#), [VK_FORMAT_R32_UINT](#)
- 16-bit depth ([VK_FORMAT_D16_UNORM](#), [VK_FORMAT_D16_UNORM_S8_UINT](#))
 - [VK_FORMAT_R16_SFLOAT](#), [VK_FORMAT_R16_UNORM](#), [VK_FORMAT_R16_SNORM](#), [VK_FORMAT_R16_UINT](#), [VK_FORMAT_R16_SINT](#)
- 8-bit stencil ([VK_FORMAT_S8_UINT](#), [VK_FORMAT_D16_UNORM_S8_UINT](#), [VK_FORMAT_D24_UNORM_S8_UINT](#), [VK_FORMAT_D32_SFLOAT_S8_UINT](#))
 - [VK_FORMAT_R8_UINT](#), [VK_FORMAT_R8_SINT](#), [VK_FORMAT_R8_UNORM](#), [VK_FORMAT_R8_SNORM](#)

56.1.3. Multi-Planar Format Image Aspect

When using [VkImageAspectFlagBits](#) to select a plane of a [multi-planar format](#), the following are the valid options:

- Two planes
 - [VK_IMAGE_ASPECT_PLANE_0_BIT](#)
 - [VK_IMAGE_ASPECT_PLANE_1_BIT](#)
- Three planes
 - [VK_IMAGE_ASPECT_PLANE_0_BIT](#)
 - [VK_IMAGE_ASPECT_PLANE_1_BIT](#)
 - [VK_IMAGE_ASPECT_PLANE_2_BIT](#)

56.1.4. Packed Formats

For the purposes of address alignment when accessing buffer memory containing vertex attribute or texel data, the following formats are considered *packed* - components of the texels or attributes are stored in bitfields packed into one or more 8-, 16-, or 32-bit fundamental data type.

- Packed into 8-bit data types:
 - `VK_FORMAT_R4G4_UNORM_PACK8`
- Packed into 16-bit data types:
 - `VK_FORMAT_R4G4B4A4_UNORM_PACK16`
 - `VK_FORMAT_B4G4R4A4_UNORM_PACK16`
 - `VK_FORMAT_R5G6B5_UNORM_PACK16`
 - `VK_FORMAT_B5G6R5_UNORM_PACK16`
 - `VK_FORMAT_R5G5B5A1_UNORM_PACK16`
 - `VK_FORMAT_B5G5R5A1_UNORM_PACK16`
 - `VK_FORMAT_A1R5G5B5_UNORM_PACK16`
 - `VK_FORMAT_A1B5G5R5_UNORM_PACK16`
 - `VK_FORMAT_R10X6_UNORM_PACK16`
 - `VK_FORMAT_R10X6G10X6_UNORM_2PACK16`
 - `VK_FORMAT_R10X6G10X6B10X6A10X6_UNORM_4PACK16`
 - `VK_FORMAT_G10X6B10X6G10X6R10X6_422_UNORM_4PACK16`
 - `VK_FORMAT_B10X6G10X6R10X6G10X6_422_UNORM_4PACK16`
 - `VK_FORMAT_G10X6_B10X6_R10X6_3PLANE_420_UNORM_3PACK16`
 - `VK_FORMAT_G10X6_B10X6R10X6_2PLANE_420_UNORM_3PACK16`
 - `VK_FORMAT_G10X6_B10X6_R10X6_3PLANE_422_UNORM_3PACK16`
 - `VK_FORMAT_G10X6_B10X6R10X6_2PLANE_422_UNORM_3PACK16`
 - `VK_FORMAT_G10X6_B10X6_R10X6_3PLANE_444_UNORM_3PACK16`
 - `VK_FORMAT_R12X4_UNORM_PACK16`
 - `VK_FORMAT_R12X4G12X4_UNORM_2PACK16`
 - `VK_FORMAT_R12X4G12X4B12X4A12X4_UNORM_4PACK16`
 - `VK_FORMAT_G12X4B12X4G12X4R12X4_422_UNORM_4PACK16`
 - `VK_FORMAT_B12X4G12X4R12X4G12X4_422_UNORM_4PACK16`
 - `VK_FORMAT_G12X4_B12X4_R12X4_3PLANE_420_UNORM_3PACK16`
 - `VK_FORMAT_G12X4_B12X4R12X4_2PLANE_420_UNORM_3PACK16`
 - `VK_FORMAT_G12X4_B12X4_R12X4_3PLANE_422_UNORM_3PACK16`
 - `VK_FORMAT_G12X4_B12X4R12X4_2PLANE_422_UNORM_3PACK16`
 - `VK_FORMAT_G12X4_B12X4_R12X4_3PLANE_444_UNORM_3PACK16`

- VK_FORMAT_G10X6_B10X6R10X6_2PLANE_444_UNORM_3PACK16
- VK_FORMAT_G12X4_B12X4R12X4_2PLANE_444_UNORM_3PACK16
- VK_FORMAT_A4R4G4B4_UNORM_PACK16
- VK_FORMAT_A4B4G4R4_UNORM_PACK16
- VK_FORMAT_R10X6_UINT_PACK16_ARM
- VK_FORMAT_R10X6G10X6_UINT_2PACK16_ARM
- VK_FORMAT_R10X6G10X6B10X6A10X6_UINT_4PACK16_ARM
- VK_FORMAT_R12X4_UINT_PACK16_ARM
- VK_FORMAT_R12X4G12X4_UINT_2PACK16_ARM
- VK_FORMAT_R12X4G12X4B12X4A12X4_UINT_4PACK16_ARM
- VK_FORMAT_R14X2_UINT_PACK16_ARM
- VK_FORMAT_R14X2G14X2_UINT_2PACK16_ARM
- VK_FORMAT_R14X2G14X2B14X2A14X2_UINT_4PACK16_ARM
- VK_FORMAT_R14X2_UNORM_PACK16_ARM
- VK_FORMAT_R14X2G14X2_UNORM_2PACK16_ARM
- VK_FORMAT_R14X2G14X2B14X2A14X2_UNORM_4PACK16_ARM
- VK_FORMAT_G14X2_B14X2R14X2_2PLANE_420_UNORM_3PACK16_ARM
- VK_FORMAT_G14X2_B14X2R14X2_2PLANE_422_UNORM_3PACK16_ARM
- Packed into 32-bit data types:
 - VK_FORMAT_A8B8G8R8_UNORM_PACK32
 - VK_FORMAT_A8B8G8R8_SNORM_PACK32
 - VK_FORMAT_A8B8G8R8_USCALED_PACK32
 - VK_FORMAT_A8B8G8R8_SSCALED_PACK32
 - VK_FORMAT_A8B8G8R8_UINT_PACK32
 - VK_FORMAT_A8B8G8R8_SINT_PACK32
 - VK_FORMAT_A8B8G8R8_SRGB_PACK32
 - VK_FORMAT_A2R10G10B10_UNORM_PACK32
 - VK_FORMAT_A2R10G10B10_SNORM_PACK32
 - VK_FORMAT_A2R10G10B10_USCALED_PACK32
 - VK_FORMAT_A2R10G10B10_SSCALED_PACK32
 - VK_FORMAT_A2R10G10B10_UINT_PACK32
 - VK_FORMAT_A2R10G10B10_SINT_PACK32
 - VK_FORMAT_A2B10G10R10_UNORM_PACK32
 - VK_FORMAT_A2B10G10R10_SNORM_PACK32
 - VK_FORMAT_A2B10G10R10_USCALED_PACK32

- [VK_FORMAT_A2B10G10R10_SSCALED_PACK32](#)
- [VK_FORMAT_A2B10G10R10_UINT_PACK32](#)
- [VK_FORMAT_A2B10G10R10_SINT_PACK32](#)
- [VK_FORMAT_B10G11R11_UFLOAT_PACK32](#)
- [VK_FORMAT_E5B9G9R9_UFLOAT_PACK32](#)
- [VK_FORMAT_X8_D24_UNORM_PACK32](#)

56.1.5. Identification of Formats

A “format” is represented by a single enum value. The name of a format is usually built up by using the following pattern:

```
VK_FORMAT_{component-format|compression-scheme}_{numeric-format}
```

The component-format indicates either the size of the R, G, B, and A components (if they are present) in the case of a color format, or the size of the depth (D) and stencil (S) components (if they are present) in the case of a depth/stencil format (see below). An X indicates a component that is unused, but **may** be present for padding.

Table 77. Interpretation of Numeric Format

Numeric format	Type-Declaration instructions	Numeric type	Description
UNORM	OpTypeFloat	floating-point	The components are unsigned normalized values in the range [0,1]
SNORM	OpTypeFloat	floating-point	The components are signed normalized values in the range [-1,1]
USCALED	OpTypeFloat	floating-point	The components are unsigned integer values that get converted to floating-point in the range $[0, 2^n - 1]$
SSCALED	OpTypeFloat	floating-point	The components are signed integer values that get converted to floating-point in the range $[-2^{n-1}, 2^{n-1} - 1]$
UINT	OpTypeInt	unsigned integer	The components are unsigned integer values in the range $[0, 2^n - 1]$
SINT	OpTypeInt	signed integer	The components are signed integer values in the range $[-2^{n-1}, 2^{n-1} - 1]$
UFLOAT	OpTypeFloat	floating-point	The components are unsigned floating-point numbers (used by packed, shared exponent, and some compressed formats)
SFLOAT	OpTypeFloat	floating-point	The components are signed floating-point numbers
SRGB	OpTypeFloat	floating-point	The R, G, and B components are unsigned normalized values that represent values using sRGB nonlinear encoding, while the A component (if one exists) is a regular unsigned normalized value
SFIXED5	OpTypeInt	scaled signed integer	The components are signed fractional integer values that get converted to floating-point in the range $[-1024, 1023.96875]$
BOOL	OpTypeBool	boolean	The components are booleans
n is the number of bits in the component.			

The suffix **_PACKnn** indicates that the format is packed into an underlying type with **nn** bits. The suffix **_mPACKnn** is a short-hand that indicates that the format has **m** groups of components (which may or may not be stored in separate *planes*) that are each packed into an underlying type with **nn** bits.

The suffix **_BLOCK** indicates that the format is a block-compressed format, with the representation of multiple texels encoded interdependently within a region.

The suffix **_FPENCODING_<encoding>** indicates that the format uses a floating-point encoding, specified by **<encoding>**, that is different from IEEE754.

Table 78. Interpretation of FP Encoding

FP Encoding	Description
FLOAT8E4M3	8-bit signed float with 4-bit mantissa and 3-bit exponent
FLOAT8E5M2	8-bit signed float with 5-bit mantissa and 2-bit exponent
BFLOAT16	16-bit signed float with 7-bit mantissa and 8-bit exponent (a.k.a. "brain float 16")

Table 79. Interpretation of Compression Scheme

Compression scheme	Description
BC	Block Compression. See Block-Compressed Image Formats .
ETC2	Ericsson Texture Compression. See ETC Compressed Image Formats .
EAC	ETC2 Alpha Compression. See ETC Compressed Image Formats .
ASTC	Adaptive Scalable Texture Compression (LDR Profile). See ASTC Compressed Image Formats .

For *multi-planar* images, the components in separate *planes* are separated by underscores, and the number of planes is indicated by the addition of a [_2PLANE](#) or [_3PLANE](#) suffix. Similarly, the separate aspects of depth-stencil formats are separated by underscores, although these are not considered separate planes. Formats are suffixed by [_422](#) to indicate that planes other than the first are reduced in size by a factor of two horizontally or that the R and B values appear at half the horizontal frequency of the G values, [_420](#) to indicate that planes other than the first are reduced in size by a factor of two both horizontally and vertically, and [_444](#) for consistency to indicate that all three planes of a three-planar image are the same size.

NOTE

No common format has a single plane containing both R and B components but does not store these components at reduced horizontal resolution.

56.1.6. Representation and Texel Block Size

Color formats **must** be represented in memory in exactly the form indicated by the format's name. This means that promoting one format to another with more bits per component and/or additional components **must** not occur for color formats. Depth/stencil formats have more relaxed requirements as discussed [below](#).

Each format has a *texel block size*, the number of bytes used to store one *texel block* (a single addressable element of an uncompressed image, or a single compressed block of a compressed image). The texel block size for each format is shown in the [Compatible formats](#) table.

The representation of non-packed formats is that the first component specified in the name of the format is in the lowest memory addresses and the last component specified is in the highest memory addresses. See [Byte Mappings for Non-Packed/Compressed Color Formats](#). The in-memory ordering of bytes within a component is determined by the host endianness.

Table 80. Byte Mappings for Non-Packed/Compressed Color Formats

Bit															
R										X					
9	8	7	6	5	4	3	2	1	0	5	4	3	2	1	0
VK_FORMAT_R12X4_UNORM_PACK16															
R												X			
11	10	9	8	7	6	5	4	3	2	1	0	3	2	1	0
VK_FORMAT_R10X6_UINT_PACK16_ARM															
R										X					
9	8	7	6	5	4	3	2	1	0	5	4	3	2	1	0
VK_FORMAT_R12X4_UINT_PACK16_ARM															
R												X			
11	10	9	8	7	6	5	4	3	2	1	0	3	2	1	0
VK_FORMAT_R14X2_UINT_PACK16_ARM															
R														X	
11	10	9	8	7	6	5	4	3	2	1	0	3	2	1	0

Table 83. Bit Mappings for Packed 32-Bit Formats

Bit																															
31	30	29	28	27	26	25	24	23	22	21	20	19	18	17	16	15	14	13	12	11	10	9	8	7	6	5	4	3	2	1	0
VK_FORMAT_A8B8G8R8*_PACK32																															
A								B								G								R							
7	6	5	4	3	2	1	0	7	6	5	4	3	2	1	0	7	6	5	4	3	2	1	0	7	6	5	4	3	2	1	0
VK_FORMAT_A2R10G10B10*_PACK32																															
A		R										G										B									
1	0	9	8	7	6	5	4	3	2	1	0	9	8	7	6	5	4	3	2	1	0	9	8	7	6	5	4	3	2	1	0
VK_FORMAT_A2B10G10R10*_PACK32																															
A		B										G										R									
1	0	9	8	7	6	5	4	3	2	1	0	9	8	7	6	5	4	3	2	1	0	9	8	7	6	5	4	3	2	1	0
VK_FORMAT_B10G11R11_UFLOAT_PACK32																															
B										G										R											
9	8	7	6	5	4	3	2	1	0	10	9	8	7	6	5	4	3	2	1	0	10	9	8	7	6	5	4	3	2	1	0
VK_FORMAT_E5B9G9R9_UFLOAT_PACK32																															
E					B								G								R										
4	3	2	1	0	8	7	6	5	4	3	2	1	0	8	7	6	5	4	3	2	1	0	8	7	6	5	4	3	2	1	0
VK_FORMAT_X8_D24_UNORM_PACK32																															
X								D																							
7	6	5	4	3	2	1	0	23	22	21	20	19	18	17	16	15	14	13	12	11	10	9	8	7	6	5	4	3	2	1	0

56.1.7. Depth/Stencil Formats

Depth/stencil formats are considered opaque and need not be stored in the exact number of bits per texel or component ordering indicated by the format enum. However, implementations **must** not substitute a different depth or stencil precision than is described in the format (e.g. D16 **must** not be implemented as D24 or D32).

56.1.8. Format Compatibility Classes

Uncompressed color formats are *compatible* with each other if they occupy the same number of bits per texel block as long as neither or both are alpha formats (e.g., [VK_FORMAT_A8_UNORM](#)) . Compressed color formats are compatible with each other if the only difference between them is the [numeric format](#) of the uncompressed texels. Each depth/stencil format is only compatible with itself. In the [following](#) table, all the formats in the same row are compatible. Each format has a defined *texel block extent* specifying how many texels each texel block represents in each dimension.

Table 84. Compatible Formats

Class, Texel Block Size, Texel Block Extent, # Texels/Block	Formats
8-bit Block size 1 byte 1x1x1 block extent 1 texel/block	VK_FORMAT_R8_BOOL_ARM , VK_FORMAT_R8_SFLOAT_FPENCODING_FLOAT8E4M3_ARM , VK_FORMAT_R8_SFLOAT_FPENCODING_FLOAT8E5M2_ARM , VK_FORMAT_R4G4_UNORM_PACK8 , VK_FORMAT_R8_UNORM , VK_FORMAT_R8_SNORM , VK_FORMAT_R8_USCALED , VK_FORMAT_R8_SSCALED , VK_FORMAT_R8_UINT , VK_FORMAT_R8_SINT , VK_FORMAT_R8_SRGB

Class, Texel Block Size, Texel Block Extent, # Texels/Block	Formats
16-bit Block size 2 byte 1x1x1 block extent 1 texel/block	VK_FORMAT_A1B5G5R5_UNORM_PACK16 , VK_FORMAT_R10X6_UNORM_PACK16 , VK_FORMAT_R12X4_UNORM_PACK16 , VK_FORMAT_A4R4G4B4_UNORM_PACK16 , VK_FORMAT_A4B4G4R4_UNORM_PACK16 , VK_FORMAT_R10X6_UINT_PACK16_ARM , VK_FORMAT_R12X4_UINT_PACK16_ARM , VK_FORMAT_R14X2_UINT_PACK16_ARM , VK_FORMAT_R14X2_UNORM_PACK16_ARM , VK_FORMAT_R16_SFLOAT_FPENCODING_BFLOAT16_ARM , VK_FORMAT_R4G4B4A4_UNORM_PACK16 , VK_FORMAT_B4G4R4A4_UNORM_PACK16 , VK_FORMAT_R5G6B5_UNORM_PACK16 , VK_FORMAT_B5G6R5_UNORM_PACK16 , VK_FORMAT_R5G5B5A1_UNORM_PACK16 , VK_FORMAT_B5G5R5A1_UNORM_PACK16 , VK_FORMAT_A1R5G5B5_UNORM_PACK16 , VK_FORMAT_R8G8_UNORM , VK_FORMAT_R8G8_SNORM , VK_FORMAT_R8G8_USCALED , VK_FORMAT_R8G8_SSCALED , VK_FORMAT_R8G8_UINT , VK_FORMAT_R8G8_SINT , VK_FORMAT_R8G8_SRGB , VK_FORMAT_R16_UNORM , VK_FORMAT_R16_SNORM , VK_FORMAT_R16_USCALED , VK_FORMAT_R16_SSCALED , VK_FORMAT_R16_UINT , VK_FORMAT_R16_SINT , VK_FORMAT_R16_SFLOAT
8-bit alpha Block size 1 byte 1x1x1 block extent 1 texel/block	VK_FORMAT_A8_UNORM

Class, Texel Block Size, Texel Block Extent, # Texels/Block	Formats
24-bit Block size 3 byte 1x1x1 block extent 1 texel/block	VK_FORMAT_R8G8B8_UNORM , VK_FORMAT_R8G8B8_SNORM , VK_FORMAT_R8G8B8_USCALED , VK_FORMAT_R8G8B8_SSCALED , VK_FORMAT_R8G8B8_UINT , VK_FORMAT_R8G8B8_SINT , VK_FORMAT_R8G8B8_SRGB , VK_FORMAT_B8G8R8_UNORM , VK_FORMAT_B8G8R8_SNORM , VK_FORMAT_B8G8R8_USCALED , VK_FORMAT_B8G8R8_SSCALED , VK_FORMAT_B8G8R8_UINT , VK_FORMAT_B8G8R8_SINT , VK_FORMAT_B8G8R8_SRGB

Class, Texel Block Size, Texel Block Extent, # Texels/Block	Formats
32-bit Block size 4 byte 1x1x1 block extent 1 texel/block	VK_FORMAT_R10X6G10X6_UNORM_2PACK16 , VK_FORMAT_R12X4G12X4_UNORM_2PACK16 , VK_FORMAT_R16G16_SFIXED5_NV , VK_FORMAT_R10X6G10X6_UINT_2PACK16_ARM , VK_FORMAT_R12X4G12X4_UINT_2PACK16_ARM , VK_FORMAT_R14X2G14X2_UINT_2PACK16_ARM , VK_FORMAT_R14X2G14X2_UNORM_2PACK16_ARM , VK_FORMAT_R8G8B8A8_UNORM , VK_FORMAT_R8G8B8A8_SNORM , VK_FORMAT_R8G8B8A8_USCALED , VK_FORMAT_R8G8B8A8_SSCALED , VK_FORMAT_R8G8B8A8_UINT , VK_FORMAT_R8G8B8A8_SINT , VK_FORMAT_R8G8B8A8_SRGB , VK_FORMAT_B8G8R8A8_UNORM , VK_FORMAT_B8G8R8A8_SNORM , VK_FORMAT_B8G8R8A8_USCALED , VK_FORMAT_B8G8R8A8_SSCALED , VK_FORMAT_B8G8R8A8_UINT , VK_FORMAT_B8G8R8A8_SINT , VK_FORMAT_B8G8R8A8_SRGB , VK_FORMAT_A8B8G8R8_UNORM_PACK32 , VK_FORMAT_A8B8G8R8_SNORM_PACK32 , VK_FORMAT_A8B8G8R8_USCALED_PACK32 , VK_FORMAT_A8B8G8R8_SSCALED_PACK32 , VK_FORMAT_A8B8G8R8_UINT_PACK32 , VK_FORMAT_A8B8G8R8_SINT_PACK32 , VK_FORMAT_A8B8G8R8_SRGB_PACK32 , VK_FORMAT_A2R10G10B10_UNORM_PACK32 , VK_FORMAT_A2R10G10B10_SNORM_PACK32 , VK_FORMAT_A2R10G10B10_USCALED_PACK32 , VK_FORMAT_A2R10G10B10_SSCALED_PACK32 , VK_FORMAT_A2R10G10B10_UINT_PACK32 , VK_FORMAT_A2R10G10B10_SINT_PACK32 , VK_FORMAT_A2B10G10R10_UNORM_PACK32 , VK_FORMAT_A2B10G10R10_SNORM_PACK32 , VK_FORMAT_A2B10G10R10_USCALED_PACK32 , VK_FORMAT_A2B10G10R10_SSCALED_PACK32 , VK_FORMAT_A2B10G10R10_UINT_PACK32 , VK_FORMAT_A2B10G10R10_SINT_PACK32 , VK_FORMAT_R16G16_UNORM , VK_FORMAT_R16G16_SNORM , VK_FORMAT_R16G16_USCALED , VK_FORMAT_R16G16_SSCALED

Class, Texel Block Size, Texel Block Extent, # Texels/Block	Formats
32-bit (continued) Block size 4 byte 1x1x1 block extent 1 texel/block	VK_FORMAT_R16G16_UINT , VK_FORMAT_R16G16_SINT , VK_FORMAT_R16G16_SFLOAT , VK_FORMAT_R32_UINT , VK_FORMAT_R32_SINT , VK_FORMAT_R32_SFLOAT , VK_FORMAT_B10G11R11_UFLOAT_PACK32 , VK_FORMAT_E5B9G9R9_UFLOAT_PACK32
48-bit Block size 6 byte 1x1x1 block extent 1 texel/block	VK_FORMAT_R16G16B16_UNORM , VK_FORMAT_R16G16B16_SNORM , VK_FORMAT_R16G16B16_USCALED , VK_FORMAT_R16G16B16_SSCALED , VK_FORMAT_R16G16B16_UINT , VK_FORMAT_R16G16B16_SINT , VK_FORMAT_R16G16B16_SFLOAT
64-bit Block size 8 byte 1x1x1 block extent 1 texel/block	VK_FORMAT_R16G16B16A16_UNORM , VK_FORMAT_R16G16B16A16_SNORM , VK_FORMAT_R16G16B16A16_USCALED , VK_FORMAT_R16G16B16A16_SSCALED , VK_FORMAT_R16G16B16A16_UINT , VK_FORMAT_R16G16B16A16_SINT , VK_FORMAT_R16G16B16A16_SFLOAT , VK_FORMAT_R32G32_UINT , VK_FORMAT_R32G32_SINT , VK_FORMAT_R32G32_SFLOAT , VK_FORMAT_R64_UINT , VK_FORMAT_R64_SINT , VK_FORMAT_R64_SFLOAT
96-bit Block size 12 byte 1x1x1 block extent 1 texel/block	VK_FORMAT_R32G32B32_UINT , VK_FORMAT_R32G32B32_SINT , VK_FORMAT_R32G32B32_SFLOAT
128-bit Block size 16 byte 1x1x1 block extent 1 texel/block	VK_FORMAT_R32G32B32A32_UINT , VK_FORMAT_R32G32B32A32_SINT , VK_FORMAT_R32G32B32A32_SFLOAT , VK_FORMAT_R64G64_UINT , VK_FORMAT_R64G64_SINT , VK_FORMAT_R64G64_SFLOAT
192-bit Block size 24 byte 1x1x1 block extent 1 texel/block	VK_FORMAT_R64G64B64_UINT , VK_FORMAT_R64G64B64_SINT , VK_FORMAT_R64G64B64_SFLOAT

Class, Texel Block Size, Texel Block Extent, # Texels/Block	Formats
256-bit Block size 32 byte 1x1x1 block extent 1 texel/block	VK_FORMAT_R64G64B64A64_UINT , VK_FORMAT_R64G64B64A64_SINT , VK_FORMAT_R64G64B64A64_SFLOAT
D16 Block size 2 byte 1x1x1 block extent 1 texel/block	VK_FORMAT_D16_UNORM
D24 Block size 4 byte 1x1x1 block extent 1 texel/block	VK_FORMAT_X8_D24_UNORM_PACK32
D32 Block size 4 byte 1x1x1 block extent 1 texel/block	VK_FORMAT_D32_SFLOAT
S8 Block size 1 byte 1x1x1 block extent 1 texel/block	VK_FORMAT_S8_UINT
D16S8 Block size 3 byte 1x1x1 block extent 1 texel/block	VK_FORMAT_D16_UNORM_S8_UINT
D24S8 Block size 4 byte 1x1x1 block extent 1 texel/block	VK_FORMAT_D24_UNORM_S8_UINT
D32S8 Block size 5 byte 1x1x1 block extent 1 texel/block	VK_FORMAT_D32_SFLOAT_S8_UINT
BC1_RGB Block size 8 byte 4x4x1 block extent 16 texel/block	VK_FORMAT_BC1_RGB_UNORM_BLOCK , VK_FORMAT_BC1_RGB_SRGB_BLOCK
BC1_RGBA Block size 8 byte 4x4x1 block extent 16 texel/block	VK_FORMAT_BC1_RGBA_UNORM_BLOCK , VK_FORMAT_BC1_RGBA_SRGB_BLOCK

Class, Texel Block Size, Texel Block Extent, # Texels/Block	Formats
BC2 Block size 16 byte 4x4x1 block extent 16 texel/block	VK_FORMAT_BC2_UNORM_BLOCK , VK_FORMAT_BC2_SRGB_BLOCK
BC3 Block size 16 byte 4x4x1 block extent 16 texel/block	VK_FORMAT_BC3_UNORM_BLOCK , VK_FORMAT_BC3_SRGB_BLOCK
BC4 Block size 8 byte 4x4x1 block extent 16 texel/block	VK_FORMAT_BC4_UNORM_BLOCK , VK_FORMAT_BC4_SNORM_BLOCK
BC5 Block size 16 byte 4x4x1 block extent 16 texel/block	VK_FORMAT_BC5_UNORM_BLOCK , VK_FORMAT_BC5_SNORM_BLOCK
BC6H Block size 16 byte 4x4x1 block extent 16 texel/block	VK_FORMAT_BC6H_UFLOAT_BLOCK , VK_FORMAT_BC6H_SFLOAT_BLOCK
BC7 Block size 16 byte 4x4x1 block extent 16 texel/block	VK_FORMAT_BC7_UNORM_BLOCK , VK_FORMAT_BC7_SRGB_BLOCK
ETC2_RGB Block size 8 byte 4x4x1 block extent 16 texel/block	VK_FORMAT_ETC2_R8G8B8_UNORM_BLOCK , VK_FORMAT_ETC2_R8G8B8_SRGB_BLOCK
ETC2_RGBA Block size 8 byte 4x4x1 block extent 16 texel/block	VK_FORMAT_ETC2_R8G8B8A1_UNORM_BLOCK , VK_FORMAT_ETC2_R8G8B8A1_SRGB_BLOCK
ETC2_EAC_RGBA Block size 16 byte 4x4x1 block extent 16 texel/block	VK_FORMAT_ETC2_R8G8B8A8_UNORM_BLOCK , VK_FORMAT_ETC2_R8G8B8A8_SRGB_BLOCK
EAC_R Block size 8 byte 4x4x1 block extent 16 texel/block	VK_FORMAT_EAC_R11_UNORM_BLOCK , VK_FORMAT_EAC_R11_SNORM_BLOCK

Class, Texel Block Size, Texel Block Extent, # Texels/Block	Formats
EAC_RG Block size 16 byte 4x4x1 block extent 16 texel/block	VK_FORMAT_EAC_R11G11_UNORM_BLOCK , VK_FORMAT_EAC_R11G11_SNORM_BLOCK
ASTC_4x4 Block size 16 byte 4x4x1 block extent 16 texel/block	VK_FORMAT_ASTC_4x4_SFLOAT_BLOCK , VK_FORMAT_ASTC_4x4_UNORM_BLOCK , VK_FORMAT_ASTC_4x4_SRGB_BLOCK
ASTC_5x4 Block size 16 byte 5x4x1 block extent 20 texel/block	VK_FORMAT_ASTC_5x4_SFLOAT_BLOCK , VK_FORMAT_ASTC_5x4_UNORM_BLOCK , VK_FORMAT_ASTC_5x4_SRGB_BLOCK
ASTC_5x5 Block size 16 byte 5x5x1 block extent 25 texel/block	VK_FORMAT_ASTC_5x5_SFLOAT_BLOCK , VK_FORMAT_ASTC_5x5_UNORM_BLOCK , VK_FORMAT_ASTC_5x5_SRGB_BLOCK
ASTC_6x5 Block size 16 byte 6x5x1 block extent 30 texel/block	VK_FORMAT_ASTC_6x5_SFLOAT_BLOCK , VK_FORMAT_ASTC_6x5_UNORM_BLOCK , VK_FORMAT_ASTC_6x5_SRGB_BLOCK
ASTC_6x6 Block size 16 byte 6x6x1 block extent 36 texel/block	VK_FORMAT_ASTC_6x6_SFLOAT_BLOCK , VK_FORMAT_ASTC_6x6_UNORM_BLOCK , VK_FORMAT_ASTC_6x6_SRGB_BLOCK
ASTC_8x5 Block size 16 byte 8x5x1 block extent 40 texel/block	VK_FORMAT_ASTC_8x5_SFLOAT_BLOCK , VK_FORMAT_ASTC_8x5_UNORM_BLOCK , VK_FORMAT_ASTC_8x5_SRGB_BLOCK
ASTC_8x6 Block size 16 byte 8x6x1 block extent 48 texel/block	VK_FORMAT_ASTC_8x6_SFLOAT_BLOCK , VK_FORMAT_ASTC_8x6_UNORM_BLOCK , VK_FORMAT_ASTC_8x6_SRGB_BLOCK
ASTC_8x8 Block size 16 byte 8x8x1 block extent 64 texel/block	VK_FORMAT_ASTC_8x8_SFLOAT_BLOCK , VK_FORMAT_ASTC_8x8_UNORM_BLOCK , VK_FORMAT_ASTC_8x8_SRGB_BLOCK
ASTC_10x5 Block size 16 byte 10x5x1 block extent 50 texel/block	VK_FORMAT_ASTC_10x5_SFLOAT_BLOCK , VK_FORMAT_ASTC_10x5_UNORM_BLOCK , VK_FORMAT_ASTC_10x5_SRGB_BLOCK

Class, Texel Block Size, Texel Block Extent, # Texels/Block	Formats
ASTC_10x6 Block size 16 byte 10x6x1 block extent 60 texel/block	VK_FORMAT_ASTC_10x6_SFLOAT_BLOCK , VK_FORMAT_ASTC_10x6_UNORM_BLOCK , VK_FORMAT_ASTC_10x6_SRGB_BLOCK
ASTC_10x8 Block size 16 byte 10x8x1 block extent 80 texel/block	VK_FORMAT_ASTC_10x8_SFLOAT_BLOCK , VK_FORMAT_ASTC_10x8_UNORM_BLOCK , VK_FORMAT_ASTC_10x8_SRGB_BLOCK
ASTC_10x10 Block size 16 byte 10x10x1 block extent 100 texel/block	VK_FORMAT_ASTC_10x10_SFLOAT_BLOCK , VK_FORMAT_ASTC_10x10_UNORM_BLOCK , VK_FORMAT_ASTC_10x10_SRGB_BLOCK
ASTC_12x10 Block size 16 byte 12x10x1 block extent 120 texel/block	VK_FORMAT_ASTC_12x10_SFLOAT_BLOCK , VK_FORMAT_ASTC_12x10_UNORM_BLOCK , VK_FORMAT_ASTC_12x10_SRGB_BLOCK
ASTC_12x12 Block size 16 byte 12x12x1 block extent 144 texel/block	VK_FORMAT_ASTC_12x12_SFLOAT_BLOCK , VK_FORMAT_ASTC_12x12_UNORM_BLOCK , VK_FORMAT_ASTC_12x12_SRGB_BLOCK
32-bit G8B8G8R8 Block size 4 byte 2x1x1 block extent 1 texel/block	VK_FORMAT_G8B8G8R8_422_UNORM
32-bit B8G8R8G8 Block size 4 byte 2x1x1 block extent 1 texel/block	VK_FORMAT_B8G8R8G8_422_UNORM
8-bit 3-plane 420 Block size 3 byte 1x1x1 block extent 1 texel/block	VK_FORMAT_G8_B8_R8_3PLANE_420_UNORM
8-bit 2-plane 420 Block size 3 byte 1x1x1 block extent 1 texel/block	VK_FORMAT_G8_B8R8_2PLANE_420_UNORM
8-bit 3-plane 422 Block size 3 byte 1x1x1 block extent 1 texel/block	VK_FORMAT_G8_B8_R8_3PLANE_422_UNORM

Class, Texel Block Size, Texel Block Extent, # Texels/Block	Formats
8-bit 2-plane 422 Block size 3 byte 1x1x1 block extent 1 texel/block	VK_FORMAT_G8_B8R8_2PLANE_422_UNORM
8-bit 3-plane 444 Block size 3 byte 1x1x1 block extent 1 texel/block	VK_FORMAT_G8_B8_R8_3PLANE_444_UNORM
64-bit R10G10B10A10 Block size 8 byte 1x1x1 block extent 1 texel/block	VK_FORMAT_R10X6G10X6B10X6A10X6_UNORM_4PACK16 , VK_FORMAT_R10X6G10X6B10X6A10X6_UINT_4PACK16_ARM
64-bit G10B10G10R10 Block size 8 byte 2x1x1 block extent 1 texel/block	VK_FORMAT_G10X6B10X6G10X6R10X6_422_UNORM_4PACK16
64-bit B10G10R10G10 Block size 8 byte 2x1x1 block extent 1 texel/block	VK_FORMAT_B10X6G10X6R10X6G10X6_422_UNORM_4PACK16
10-bit 3-plane 420 Block size 6 byte 1x1x1 block extent 1 texel/block	VK_FORMAT_G10X6_B10X6_R10X6_3PLANE_420_UNORM_3PACK16
10-bit 2-plane 420 Block size 6 byte 1x1x1 block extent 1 texel/block	VK_FORMAT_G10X6_B10X6R10X6_2PLANE_420_UNORM_3PACK16
10-bit 3-plane 422 Block size 6 byte 1x1x1 block extent 1 texel/block	VK_FORMAT_G10X6_B10X6_R10X6_3PLANE_422_UNORM_3PACK16
10-bit 2-plane 422 Block size 6 byte 1x1x1 block extent 1 texel/block	VK_FORMAT_G10X6_B10X6R10X6_2PLANE_422_UNORM_3PACK16
10-bit 3-plane 444 Block size 6 byte 1x1x1 block extent 1 texel/block	VK_FORMAT_G10X6_B10X6_R10X6_3PLANE_444_UNORM_3PACK16

Class, Texel Block Size, Texel Block Extent, # Texels/Block	Formats
64-bit R12G12B12A12 Block size 8 byte 1x1x1 block extent 1 texel/block	VK_FORMAT_R12X4G12X4B12X4A12X4_UNORM_4PACK16 , VK_FORMAT_R12X4G12X4B12X4A12X4_UINT_4PACK16_ARM
64-bit G12B12G12R12 Block size 8 byte 2x1x1 block extent 1 texel/block	VK_FORMAT_G12X4B12X4G12X4R12X4_422_UNORM_4PACK16
64-bit B12G12R12G12 Block size 8 byte 2x1x1 block extent 1 texel/block	VK_FORMAT_B12X4G12X4R12X4G12X4_422_UNORM_4PACK16
12-bit 3-plane 420 Block size 6 byte 1x1x1 block extent 1 texel/block	VK_FORMAT_G12X4_B12X4_R12X4_3PLANE_420_UNORM_3PACK16
12-bit 2-plane 420 Block size 6 byte 1x1x1 block extent 1 texel/block	VK_FORMAT_G12X4_B12X4R12X4_2PLANE_420_UNORM_3PACK16
12-bit 3-plane 422 Block size 6 byte 1x1x1 block extent 1 texel/block	VK_FORMAT_G12X4_B12X4_R12X4_3PLANE_422_UNORM_3PACK16
12-bit 2-plane 422 Block size 6 byte 1x1x1 block extent 1 texel/block	VK_FORMAT_G12X4_B12X4R12X4_2PLANE_422_UNORM_3PACK16
12-bit 3-plane 444 Block size 6 byte 1x1x1 block extent 1 texel/block	VK_FORMAT_G12X4_B12X4_R12X4_3PLANE_444_UNORM_3PACK16
64-bit G16B16G16R16 Block size 8 byte 2x1x1 block extent 1 texel/block	VK_FORMAT_G16B16G16R16_422_UNORM
64-bit B16G16R16G16 Block size 8 byte 2x1x1 block extent 1 texel/block	VK_FORMAT_B16G16R16G16_422_UNORM

Class, Texel Block Size, Texel Block Extent, # Texels/Block	Formats
16-bit 3-plane 420 Block size 6 byte 1x1x1 block extent 1 texel/block	VK_FORMAT_G16_B16_R16_3PLANE_420_UNORM
16-bit 2-plane 420 Block size 6 byte 1x1x1 block extent 1 texel/block	VK_FORMAT_G16_B16R16_2PLANE_420_UNORM
16-bit 3-plane 422 Block size 6 byte 1x1x1 block extent 1 texel/block	VK_FORMAT_G16_B16_R16_3PLANE_422_UNORM
16-bit 2-plane 422 Block size 6 byte 1x1x1 block extent 1 texel/block	VK_FORMAT_G16_B16R16_2PLANE_422_UNORM
16-bit 3-plane 444 Block size 6 byte 1x1x1 block extent 1 texel/block	VK_FORMAT_G16_B16_R16_3PLANE_444_UNORM
PVRTC1_2BPP Block size 8 byte 8x4x1 block extent 1 texel/block	VK_FORMAT_PVRTC1_2BPP_UNORM_BLOCK_IMG , VK_FORMAT_PVRTC1_2BPP_SRGB_BLOCK_IMG
PVRTC1_4BPP Block size 8 byte 4x4x1 block extent 1 texel/block	VK_FORMAT_PVRTC1_4BPP_UNORM_BLOCK_IMG , VK_FORMAT_PVRTC1_4BPP_SRGB_BLOCK_IMG
PVRTC2_2BPP Block size 8 byte 8x4x1 block extent 1 texel/block	VK_FORMAT_PVRTC2_2BPP_UNORM_BLOCK_IMG , VK_FORMAT_PVRTC2_2BPP_SRGB_BLOCK_IMG
PVRTC2_4BPP Block size 8 byte 4x4x1 block extent 1 texel/block	VK_FORMAT_PVRTC2_4BPP_UNORM_BLOCK_IMG , VK_FORMAT_PVRTC2_4BPP_SRGB_BLOCK_IMG
ASTC_3x3x3 Block size 16 byte 3x3x3 block extent 27 texel/block	VK_FORMAT_ASTC_3x3x3_UNORM_BLOCK_EXT , VK_FORMAT_ASTC_3x3x3_SRGB_BLOCK_EXT , VK_FORMAT_ASTC_3x3x3_SFLOAT_BLOCK_EXT

Class, Texel Block Size, Texel Block Extent, # Texels/Block	Formats
ASTC_4x3x3 Block size 16 byte 4x3x3 block extent 36 texel/block	VK_FORMAT_ASTC_4x3x3_UNORM_BLOCK_EXT , VK_FORMAT_ASTC_4x3x3_SRGB_BLOCK_EXT , VK_FORMAT_ASTC_4x3x3_SFLOAT_BLOCK_EXT
ASTC_4x4x3 Block size 16 byte 4x4x3 block extent 48 texel/block	VK_FORMAT_ASTC_4x4x3_UNORM_BLOCK_EXT , VK_FORMAT_ASTC_4x4x3_SRGB_BLOCK_EXT , VK_FORMAT_ASTC_4x4x3_SFLOAT_BLOCK_EXT
ASTC_4x4x4 Block size 16 byte 4x4x4 block extent 64 texel/block	VK_FORMAT_ASTC_4x4x4_UNORM_BLOCK_EXT , VK_FORMAT_ASTC_4x4x4_SRGB_BLOCK_EXT , VK_FORMAT_ASTC_4x4x4_SFLOAT_BLOCK_EXT
ASTC_5x4x4 Block size 16 byte 5x4x4 block extent 80 texel/block	VK_FORMAT_ASTC_5x4x4_UNORM_BLOCK_EXT , VK_FORMAT_ASTC_5x4x4_SRGB_BLOCK_EXT , VK_FORMAT_ASTC_5x4x4_SFLOAT_BLOCK_EXT
ASTC_5x5x4 Block size 16 byte 5x5x4 block extent 100 texel/block	VK_FORMAT_ASTC_5x5x4_UNORM_BLOCK_EXT , VK_FORMAT_ASTC_5x5x4_SRGB_BLOCK_EXT , VK_FORMAT_ASTC_5x5x4_SFLOAT_BLOCK_EXT
ASTC_5x5x5 Block size 16 byte 5x5x5 block extent 125 texel/block	VK_FORMAT_ASTC_5x5x5_UNORM_BLOCK_EXT , VK_FORMAT_ASTC_5x5x5_SRGB_BLOCK_EXT , VK_FORMAT_ASTC_5x5x5_SFLOAT_BLOCK_EXT
ASTC_6x5x5 Block size 16 byte 6x5x5 block extent 150 texel/block	VK_FORMAT_ASTC_6x5x5_UNORM_BLOCK_EXT , VK_FORMAT_ASTC_6x5x5_SRGB_BLOCK_EXT , VK_FORMAT_ASTC_6x5x5_SFLOAT_BLOCK_EXT
ASTC_6x6x5 Block size 16 byte 6x6x5 block extent 180 texel/block	VK_FORMAT_ASTC_6x6x5_UNORM_BLOCK_EXT , VK_FORMAT_ASTC_6x6x5_SRGB_BLOCK_EXT , VK_FORMAT_ASTC_6x6x5_SFLOAT_BLOCK_EXT
ASTC_6x6x6 Block size 16 byte 6x6x6 block extent 216 texel/block	VK_FORMAT_ASTC_6x6x6_UNORM_BLOCK_EXT , VK_FORMAT_ASTC_6x6x6_SRGB_BLOCK_EXT , VK_FORMAT_ASTC_6x6x6_SFLOAT_BLOCK_EXT
8-bit 2-plane 444 Block size 3 byte 1x1x1 block extent 1 texel/block	VK_FORMAT_G8_B8R8_2PLANE_444_UNORM

Class, Texel Block Size, Texel Block Extent, # Texels/Block	Formats
10-bit 2-plane 444 Block size 6 byte 1x1x1 block extent 1 texel/block	VK_FORMAT_G10X6_B10X6R10X6_2PLANE_444_UNORM_3PACK16
12-bit 2-plane 444 Block size 6 byte 1x1x1 block extent 1 texel/block	VK_FORMAT_G12X4_B12X4R12X4_2PLANE_444_UNORM_3PACK16
16-bit 2-plane 444 Block size 6 byte 1x1x1 block extent 1 texel/block	VK_FORMAT_G16_B16R16_2PLANE_444_UNORM
64-bit R14G14B14A14 Block size 8 byte 1x1x1 block extent 1 texel/block	VK_FORMAT_R14X2G14X2B14X2A14X2_UINT_4PACK16_ARM , VK_FORMAT_R14X2G14X2B14X2A14X2_UNORM_4PACK16_ARM
14-bit 2-plane 420 Block size 6 byte 1x1x1 block extent 1 texel/block	VK_FORMAT_G14X2_B14X2R14X2_2PLANE_420_UNORM_3PACK16_ARM
14-bit 2-plane 422 Block size 6 byte 1x1x1 block extent 1 texel/block	VK_FORMAT_G14X2_B14X2R14X2_2PLANE_422_UNORM_3PACK16_ARM

Size Compatibility

Color formats with the same texel block size are considered *size-compatible* as long as neither or both are alpha formats (e.g., [VK_FORMAT_A8_UNORM](#)). If two size-compatible formats have different block extents (i.e. for compressed formats), then an image with size $A \times B \times C$ in one format with a block extent of $a \times b \times c$ can be represented as an image with size $X \times Y \times Z$ in the other format with block extent $x \times y \times z$ at the ratio between the block extents for each format, where

$$\lceil A/a \rceil = \lceil X/x \rceil$$

$$\lceil B/b \rceil = \lceil Y/y \rceil$$

$$\lceil C/c \rceil = \lceil Z/z \rceil$$

NOTE

For example, a 7x3 image in the [VK_FORMAT_ASTC_8x5_UNORM_BLOCK](#) format can be represented as a 1x1 [VK_FORMAT_R64G64_UINT](#) image.

Images created with the [VK_IMAGE_CREATE_BLOCK_TEXEL_VIEW_COMPATIBLE_BIT](#) flag can have size-compatible views created from them to enable access via different size-compatible formats. Image views created in this way will be sized to match the expectations of the block extents noted above.

Copy operations are able to copy between size-compatible formats in different resources to enable manipulation of data in different formats. The extent used in these copy operations always matches the source image, and is resized to the expectations of the block extents noted above for the destination image.

Copy operations between color formats and a depth-stencil are size-compatible as defined by [the list of compatible depth-stencil and color formats](#).

56.2. Format Properties

To query supported format features which are properties of the physical device, call:

WARNING

This functionality is superseded by [vkGetPhysicalDeviceFormatProperties2](#). See [Legacy Functionality](#) for more information.

```
// Provided by VK_VERSION_1_0
void vkGetPhysicalDeviceFormatProperties(
    VkPhysicalDevice          physicalDevice,
    VkFormat                  format,
    VkFormatProperties*       pFormatProperties);
```

- **physicalDevice** is the physical device from which to query the format properties.
- **format** is the format whose properties are queried.
- **pFormatProperties** is a pointer to a [VkFormatProperties](#) structure in which physical device properties for **format** are returned.

Valid Usage

- VUID-vkGetPhysicalDeviceFormatProperties-None-12272

If Vulkan 1.3 is not supported, the **maintenance5** feature is not supported, and the **ycbcr2plane444Formats** feature is not supported, **format** **must** not be [VK_FORMAT_G8_B8R8_2PLANE_444_UNORM](#), [VK_FORMAT_G10X6_B10X6R10X6_2PLANE_444_UNORM_3PACK16](#), [VK_FORMAT_G12X4_B12X4R12X4_2PLANE_444_UNORM_3PACK16](#), or [VK_FORMAT_G16_B16R16_2PLANE_444_UNORM](#)

Valid Usage (Implicit)

- VUID-vkGetPhysicalDeviceFormatProperties-physicalDevice-parameter **physicalDevice** **must** be a valid [VkPhysicalDevice](#) handle
- VUID-vkGetPhysicalDeviceFormatProperties-format-parameter **format** **must** be a valid [VkFormat](#) value
- VUID-vkGetPhysicalDeviceFormatProperties-pFormatProperties-parameter **pFormatProperties** **must** be a valid pointer to a [VkFormatProperties](#) structure

The [VkFormatProperties](#) structure is defined as:

```
// Provided by VK_VERSION_1_0
typedef struct VkFormatProperties {
    VkFormatFeatureFlags    linearTilingFeatures;
    VkFormatFeatureFlags    optimalTilingFeatures;
    VkFormatFeatureFlags    bufferFeatures;
} VkFormatProperties;
```

- **linearTilingFeatures** is a bitmask of [VkFormatFeatureFlagBits](#) specifying features supported by images created with a **tiling** parameter of [VK_IMAGE_TILING_LINEAR](#).
- **optimalTilingFeatures** is a bitmask of [VkFormatFeatureFlagBits](#) specifying features supported by images created with a **tiling** parameter of [VK_IMAGE_TILING_OPTIMAL](#).
- **bufferFeatures** is a bitmask of [VkFormatFeatureFlagBits](#) specifying features supported by buffers.

NOTE

If no format feature flags are supported, the format itself is not supported, and images of that format cannot be created.

If **format** is block-compressed, [requires sampler Y'C_BC_R conversion](#), or is a depth/stencil format then **bufferFeatures** **must** not support any features for the format.

If **format** is not a multi-plane format then **linearTilingFeatures** and **optimalTilingFeatures** **must** not contain [VK_FORMAT_FEATURE_DISJOINT_BIT](#).

Bits which **can** be set in the [VkFormatProperties](#) features **linearTilingFeatures**, **optimalTilingFeatures**, [VkDrmFormatModifierPropertiesEXT::drmFormatModifierTilingFeatures](#), and **bufferFeatures** are:

WARNING

This functionality is superseded by [VkFormatFeatureFlagBits2](#). See [Legacy Functionality](#) for more information.

```
// Provided by VK_VERSION_1_0
typedef enum VkFormatFeatureFlagBits {
    VK_FORMAT_FEATURE_SAMPLED_IMAGE_BIT = 0x00000001,
```



```

VK_FORMAT_FEATURE_STORAGE_IMAGE_BIT = 0x00000002,
VK_FORMAT_FEATURE_STORAGE_IMAGE_ATOMIC_BIT = 0x00000004,
VK_FORMAT_FEATURE_UNIFORM_TEXEL_BUFFER_BIT = 0x00000008,
VK_FORMAT_FEATURE_STORAGE_TEXEL_BUFFER_BIT = 0x00000010,
VK_FORMAT_FEATURE_STORAGE_TEXEL_BUFFER_ATOMIC_BIT = 0x00000020,
VK_FORMAT_FEATURE_VERTEX_BUFFER_BIT = 0x00000040,
VK_FORMAT_FEATURE_COLOR_ATTACHMENT_BIT = 0x00000080,
VK_FORMAT_FEATURE_COLOR_ATTACHMENT_BLEND_BIT = 0x00000100,
VK_FORMAT_FEATURE_DEPTH_STENCIL_ATTACHMENT_BIT = 0x00000200,
VK_FORMAT_FEATURE_BLIT_SRC_BIT = 0x00000400,
VK_FORMAT_FEATURE_BLIT_DST_BIT = 0x00000800,
VK_FORMAT_FEATURE_SAMPLED_IMAGE_FILTER_LINEAR_BIT = 0x00001000,
// Provided by VK_VERSION_1_1
VK_FORMAT_FEATURE_TRANSFER_SRC_BIT = 0x00004000,
// Provided by VK_VERSION_1_1
VK_FORMAT_FEATURE_TRANSFER_DST_BIT = 0x00008000,
// Provided by VK_VERSION_1_1
VK_FORMAT_FEATURE_MIDPOINT_CHROMA_SAMPLES_BIT = 0x00020000,
// Provided by VK_VERSION_1_1
VK_FORMAT_FEATURE_SAMPLED_IMAGE_YCBCR_CONVERSION_LINEAR_FILTER_BIT = 0x00040000,
// Provided by VK_VERSION_1_1

VK_FORMAT_FEATURE_SAMPLED_IMAGE_YCBCR_CONVERSION_SEPARATE_RECONSTRUCTION_FILTER_BIT =
0x00080000,
// Provided by VK_VERSION_1_1

VK_FORMAT_FEATURE_SAMPLED_IMAGE_YCBCR_CONVERSION_CHROMA_RECONSTRUCTION_EXPLICIT_BIT =
0x00100000,
// Provided by VK_VERSION_1_1

VK_FORMAT_FEATURE_SAMPLED_IMAGE_YCBCR_CONVERSION_CHROMA_RECONSTRUCTION_EXPLICIT_FORCEA
BLE_BIT = 0x00200000,
// Provided by VK_VERSION_1_1
VK_FORMAT_FEATURE_DISJOINT_BIT = 0x00400000,
// Provided by VK_VERSION_1_1
VK_FORMAT_FEATURE_COSITED_CHROMA_SAMPLES_BIT = 0x00800000,
// Provided by VK_VERSION_1_2
VK_FORMAT_FEATURE_SAMPLED_IMAGE_FILTER_MINMAX_BIT = 0x00010000,
// Provided by VK_KHR_video_decode_queue
VK_FORMAT_FEATURE_VIDEO_DECODE_OUTPUT_BIT_KHR = 0x02000000,
// Provided by VK_KHR_video_decode_queue
VK_FORMAT_FEATURE_VIDEO_DECODE_DPB_BIT_KHR = 0x04000000,
// Provided by VK_KHR_acceleration_structure
VK_FORMAT_FEATURE_ACCELERATION_STRUCTURE_VERTEX_BUFFER_BIT_KHR = 0x20000000,
// Provided by VK_EXT_filter_cubic
VK_FORMAT_FEATURE_SAMPLED_IMAGE_FILTER_CUBIC_BIT_EXT = 0x00002000,
// Provided by VK_EXT_fragment_density_map
VK_FORMAT_FEATURE_FRAGMENT_DENSITY_MAP_BIT_EXT = 0x01000000,
// Provided by VK_KHR_fragment_shading_rate
VK_FORMAT_FEATURE_FRAGMENT_SHADING_RATE_ATTACHMENT_BIT_KHR = 0x40000000,
// Provided by VK_KHR_video_encode_queue

```



```

VK_FORMAT_FEATURE_VIDEO_ENCODE_INPUT_BIT_KHR = 0x08000000,
// Provided by VK_KHR_video_encode_queue
VK_FORMAT_FEATURE_VIDEO_ENCODE_DPB_BIT_KHR = 0x10000000,
// Provided by VK_IMG_filter_cubic
VK_FORMAT_FEATURE_SAMPLED_IMAGE_FILTER_CUBIC_BIT_IMG =
VK_FORMAT_FEATURE_SAMPLED_IMAGE_FILTER_CUBIC_BIT_EXT,
// Provided by VK_KHR_maintenance1
VK_FORMAT_FEATURE_TRANSFER_SRC_BIT_KHR = VK_FORMAT_FEATURE_TRANSFER_SRC_BIT,
// Provided by VK_KHR_maintenance1
VK_FORMAT_FEATURE_TRANSFER_DST_BIT_KHR = VK_FORMAT_FEATURE_TRANSFER_DST_BIT,
// Provided by VK_EXT_sampler_filter_minmax
VK_FORMAT_FEATURE_SAMPLED_IMAGE_FILTER_MINMAX_BIT_EXT =
VK_FORMAT_FEATURE_SAMPLED_IMAGE_FILTER_MINMAX_BIT,
// Provided by VK_KHR_sampler_ycbcr_conversion
VK_FORMAT_FEATURE_MIDPOINT_CHROMA_SAMPLES_BIT_KHR =
VK_FORMAT_FEATURE_MIDPOINT_CHROMA_SAMPLES_BIT,
// Provided by VK_KHR_sampler_ycbcr_conversion
VK_FORMAT_FEATURE_SAMPLED_IMAGE_YCBCR_CONVERSION_LINEAR_FILTER_BIT_KHR =
VK_FORMAT_FEATURE_SAMPLED_IMAGE_YCBCR_CONVERSION_LINEAR_FILTER_BIT,
// Provided by VK_KHR_sampler_ycbcr_conversion

VK_FORMAT_FEATURE_SAMPLED_IMAGE_YCBCR_CONVERSION_SEPARATE_RECONSTRUCTION_FILTER_BIT_KH
R =
VK_FORMAT_FEATURE_SAMPLED_IMAGE_YCBCR_CONVERSION_SEPARATE_RECONSTRUCTION_FILTER_BIT,
// Provided by VK_KHR_sampler_ycbcr_conversion

VK_FORMAT_FEATURE_SAMPLED_IMAGE_YCBCR_CONVERSION_CHROMA_RECONSTRUCTION_EXPLICIT_BIT_KH
R =
VK_FORMAT_FEATURE_SAMPLED_IMAGE_YCBCR_CONVERSION_CHROMA_RECONSTRUCTION_EXPLICIT_BIT,
// Provided by VK_KHR_sampler_ycbcr_conversion

VK_FORMAT_FEATURE_SAMPLED_IMAGE_YCBCR_CONVERSION_CHROMA_RECONSTRUCTION_EXPLICIT_FORCEA
BLE_BIT_KHR =
VK_FORMAT_FEATURE_SAMPLED_IMAGE_YCBCR_CONVERSION_CHROMA_RECONSTRUCTION_EXPLICIT_FORCEA
BLE_BIT,
// Provided by VK_KHR_sampler_ycbcr_conversion
VK_FORMAT_FEATURE_DISJOINT_BIT_KHR = VK_FORMAT_FEATURE_DISJOINT_BIT,
// Provided by VK_KHR_sampler_ycbcr_conversion
VK_FORMAT_FEATURE_COSITED_CHROMA_SAMPLES_BIT_KHR =
VK_FORMAT_FEATURE_COSITED_CHROMA_SAMPLES_BIT,
} VkFormatFeatureFlagBits;

```

These values all have the same meaning as the equivalently named values for [VkFormatFeatureFlags2](#) and **may** be set in [linearTilingFeatures](#), [optimalTilingFeatures](#), and [VkDrmFormatModifierPropertiesEXT::drmFormatModifierTilingFeatures](#), specifying that the features are supported by [images](#) or [image views](#) or [sampler Y'C_BC_R conversion objects](#) created with the queried [vkGetPhysicalDeviceFormatProperties::format](#):

- [VK_FORMAT_FEATURE_SAMPLED_IMAGE_BIT](#) specifies that an image view **can** be [sampled from](#).

- `VK_FORMAT_FEATURE_STORAGE_IMAGE_BIT` specifies that an image view **can** be used as a storage image.
- `VK_FORMAT_FEATURE_STORAGE_IMAGE_ATOMIC_BIT` specifies that an image view **can** be used as storage image that supports atomic operations.
- `VK_FORMAT_FEATURE_COLOR_ATTACHMENT_BIT` specifies that an image view **can** be used as a framebuffer color attachment and as an input attachment.
- `VK_FORMAT_FEATURE_COLOR_ATTACHMENT_BLEND_BIT` specifies that an image view **can** be used as a framebuffer color attachment that supports blending.
- `VK_FORMAT_FEATURE_DEPTH_STENCIL_ATTACHMENT_BIT` specifies that an image view **can** be used as a framebuffer depth/stencil attachment and as an input attachment.
- `VK_FORMAT_FEATURE_BLIT_SRC_BIT` specifies that an image **can** be used as `srcImage` for the `vkCmdBlitImage2` and `vkCmdBlitImage` commands.
- `VK_FORMAT_FEATURE_BLIT_DST_BIT` specifies that an image **can** be used as `dstImage` for the `vkCmdBlitImage2` and `vkCmdBlitImage` commands.
- `VK_FORMAT_FEATURE_SAMPLED_IMAGE_FILTER_LINEAR_BIT` specifies that if `VK_FORMAT_FEATURE_SAMPLED_IMAGE_BIT` is also set, an image view **can** be used with a sampler that has either of `magFilter` or `minFilter` set to `VK_FILTER_LINEAR`, or `mipmapMode` set to `VK_SAMPLER_MIPMAP_MODE_LINEAR`. If `VK_FORMAT_FEATURE_BLIT_SRC_BIT` is also set, an image can be used as the `srcImage` to `vkCmdBlitImage2` and `vkCmdBlitImage` with a `filter` of `VK_FILTER_LINEAR`. This bit **must** only be exposed for formats that also support the `VK_FORMAT_FEATURE_SAMPLED_IMAGE_BIT` or `VK_FORMAT_FEATURE_BLIT_SRC_BIT`.

If the format being queried is a depth/stencil format, this bit only specifies that the depth aspect (not the stencil aspect) of an image of this format supports linear filtering, and that linear filtering of the depth aspect is supported whether depth compare is enabled in the sampler or not. Where depth comparison is supported it **may** be linear filtered whether this bit is present or not, but where this bit is not present the filtered value **may** be computed in an implementation-dependent manner which differs from the normal rules of linear filtering. The resulting value **must** be in the range [0,1] and **should** be proportional to, or a weighted average of, the number of comparison passes or failures.

- `VK_FORMAT_FEATURE_TRANSFER_SRC_BIT` specifies that an image **can** be used as a source image for `copy commands`. If the application `apiVersion` is Vulkan 1.0 and `VK_KHR_maintenance1` is not supported, `VK_FORMAT_FEATURE_TRANSFER_SRC_BIT` is implied to be set when the format feature flag is not 0.
- `VK_FORMAT_FEATURE_TRANSFER_DST_BIT` specifies that an image **can** be used as a destination image for `copy commands` and `clear commands`. If the application `apiVersion` is Vulkan 1.0 and `VK_KHR_maintenance1` is not supported, `VK_FORMAT_FEATURE_TRANSFER_DST_BIT` is implied to be set when the format feature flag is not 0.
- `VK_FORMAT_FEATURE_SAMPLED_IMAGE_FILTER_MINMAX_BIT` specifies `VkImage` **can** be used as a sampled image with a min or max `VkSamplerReductionMode`. This bit **must** only be exposed for formats that also support the `VK_FORMAT_FEATURE_SAMPLED_IMAGE_BIT`.
- `VK_FORMAT_FEATURE_SAMPLED_IMAGE_FILTER_CUBIC_BIT_EXT` specifies that `VkImage` **can** be used with a sampler that has either of `magFilter` or `minFilter` set to `VK_FILTER_CUBIC_EXT`, or

be the source image for a blit with `filter` set to `VK_FILTER_CUBIC_EXT`. This bit **must** only be exposed for formats that also support the `VK_FORMAT_FEATURE_SAMPLED_IMAGE_BIT`. If the format being queried is a depth/stencil format, this only specifies that the depth aspect is cubic filterable.

- `VK_FORMAT_FEATURE_MIDPOINT_CHROMA_SAMPLES_BIT` specifies that an application **can** define a `sampler Y'CBCR` conversion using this format as a source, and that an image of this format **can** be used with a `VkSamplerYcbcrConversionCreateInfo` `xChromaOffset` and/or `yChromaOffset` of `VK_CHROMA_LOCATION_MIDPOINT`. Otherwise both `xChromaOffset` and `yChromaOffset` **must** be `VK_CHROMA_LOCATION_COSITED_EVEN`. If a format does not incorporate chroma downsampling (it is not a “422” or “420” format) but the implementation supports `sampler Y'CBCR` conversion for this format, the implementation **must** set `VK_FORMAT_FEATURE_MIDPOINT_CHROMA_SAMPLES_BIT`.
- `VK_FORMAT_FEATURE_COSITED_CHROMA_SAMPLES_BIT` specifies that an application **can** define a `sampler Y'CBCR` conversion using this format as a source, and that an image of this format **can** be used with a `VkSamplerYcbcrConversionCreateInfo` `xChromaOffset` and/or `yChromaOffset` of `VK_CHROMA_LOCATION_COSITED_EVEN`. Otherwise both `xChromaOffset` and `yChromaOffset` **must** be `VK_CHROMA_LOCATION_MIDPOINT`. If neither `VK_FORMAT_FEATURE_COSITED_CHROMA_SAMPLES_BIT` nor `VK_FORMAT_FEATURE_MIDPOINT_CHROMA_SAMPLES_BIT` is set, the application **must** not define a `sampler Y'CBCR` conversion using this format as a source.
- `VK_FORMAT_FEATURE_SAMPLED_IMAGE_YCBCR_CONVERSION_LINEAR_FILTER_BIT` specifies that an application **can** define a `sampler Y'CBCR` conversion using this format as a source with `chromaFilter` set to `VK_FILTER_LINEAR`.
- `VK_FORMAT_FEATURE_SAMPLED_IMAGE_YCBCR_CONVERSION_SEPARATE_RECONSTRUCTION_FILTER_BIT` specifies that the format can have different chroma, min, and mag filters.
- `VK_FORMAT_FEATURE_SAMPLED_IMAGE_YCBCR_CONVERSION_CHROMA_RECONSTRUCTION_EXPLICIT_BIT` specifies that reconstruction is explicit, as described in [Chroma Reconstruction](#). If this bit is not present, reconstruction is implicit by default.
- `VK_FORMAT_FEATURE_SAMPLED_IMAGE_YCBCR_CONVERSION_CHROMA_RECONSTRUCTION_EXPLICIT_FORCEABLE_BIT` specifies that reconstruction **can** be forcibly made explicit by setting `VkSamplerYcbcrConversionCreateInfo::forceExplicitReconstruction` to `VK_TRUE`. If the format being queried supports `VK_FORMAT_FEATURE_SAMPLED_IMAGE_YCBCR_CONVERSION_CHROMA_RECONSTRUCTION_EXPLICIT_BIT` it **must** also support `VK_FORMAT_FEATURE_SAMPLED_IMAGE_YCBCR_CONVERSION_CHROMA_RECONSTRUCTION_EXPLICIT_FORCEABLE_BIT`.
- `VK_FORMAT_FEATURE_DISJOINT_BIT` specifies that a multi-planar image **can** have the `VK_IMAGE_CREATE_DISJOINT_BIT` set during image creation. An implementation **must** not set `VK_FORMAT_FEATURE_DISJOINT_BIT` for *single-plane formats*.
- `VK_FORMAT_FEATURE_FRAGMENT_DENSITY_MAP_BIT_EXT` specifies that an image view **can** be used as a fragment density map attachment.
- `VK_FORMAT_FEATURE_FRAGMENT_SHADING_RATE_ATTACHMENT_BIT_KHR` specifies that an image view **can** be used as a [fragment shading rate attachment](#). An implementation **must** not set this feature for formats with a [numeric format](#) other than `UINT`, or set it as a buffer feature.

- [VK_FORMAT_FEATURE_VIDEO_DECODE_OUTPUT_BIT_KHR](#) specifies that an image view with this format **can** be used as a [decode output picture](#) in [video decode operations](#).
- [VK_FORMAT_FEATURE_VIDEO_DECODE_DPB_BIT_KHR](#) specifies that an image view with this format **can** be used as an output [reconstructed picture](#) or an input [reference picture](#) in [video decode operations](#).
- [VK_FORMAT_FEATURE_VIDEO_ENCODE_INPUT_BIT_KHR](#) specifies that an image view with this format **can** be used as an [encode input picture](#) in [video encode operations](#).
- [VK_FORMAT_FEATURE_VIDEO_ENCODE_DPB_BIT_KHR](#) specifies that an image view with this format **can** be used as an output [reconstructed picture](#) or an input [reference picture](#) in [video encode operations](#).

NOTE

Specific [video profiles](#) **may** have additional restrictions on the format and other image creation parameters corresponding to image views used by video coding operations that **can** be enumerated using the [vkGetPhysicalDeviceVideoFormatPropertiesKHR](#) command.

The following bits **may** be set in [bufferFeatures](#), specifying that the features are supported by [buffers](#) or [buffer views](#) created with the queried [vkGetPhysicalDeviceFormatProperties::format](#):

- [VK_FORMAT_FEATURE_UNIFORM_TEXEL_BUFFER_BIT](#) specifies that the format **can** be used to create a buffer view that **can** be bound to a [VK_DESCRIPTOR_TYPE_UNIFORM_TEXEL_BUFFER](#) descriptor.
- [VK_FORMAT_FEATURE_STORAGE_TEXEL_BUFFER_BIT](#) specifies that the format **can** be used to create a buffer view that **can** be bound to a [VK_DESCRIPTOR_TYPE_STORAGE_TEXEL_BUFFER](#) descriptor.
- [VK_FORMAT_FEATURE_STORAGE_TEXEL_BUFFER_ATOMIC_BIT](#) specifies that atomic operations are supported on [VK_DESCRIPTOR_TYPE_STORAGE_TEXEL_BUFFER](#) with this format.
- [VK_FORMAT_FEATURE_VERTEX_BUFFER_BIT](#) specifies that the format **can** be used as a vertex attribute format ([VkVertexInputAttributeDescription::format](#)).
- [VK_FORMAT_FEATURE_ACCELERATION_STRUCTURE_VERTEX_BUFFER_BIT_KHR](#) specifies that the format **can** be used as the vertex format when creating an [acceleration structure](#) ([VkAccelerationStructureGeometryTrianglesDataKHR::vertexFormat](#)). This format **can** also be used as the vertex format in host memory when doing [host acceleration structure](#) builds.

NOTE

[VK_FORMAT_FEATURE_STORAGE_IMAGE_ATOMIC_BIT](#) and [VK_FORMAT_FEATURE_STORAGE_TEXEL_BUFFER_ATOMIC_BIT](#) are only intended to be advertised for single-component formats, since SPIR-V atomic operations require a scalar type.

WARNING

This functionality is superseded by [VkFormatFeatureFlags2](#). See [Legacy Functionality](#) for more information.

```
// Provided by VK_VERSION_1_0
typedef VkFlags VkFormatFeatureFlags;
```


`VkFormatFeatureFlags` is a bitmask type for setting a mask of zero or more `VkFormatFeatureFlagBits`.

To query supported format features which are properties of the physical device, call:

```
// Provided by VK_VERSION_1_1
void vkGetPhysicalDeviceFormatProperties2(
    VkPhysicalDevice          physicalDevice,
    VkFormat                  format,
    VkFormatProperties2*      pFormatProperties);
```

```
// Provided by VK_KHR_get_physical_device_properties2
// Equivalent to vkGetPhysicalDeviceFormatProperties2
void vkGetPhysicalDeviceFormatProperties2KHR(
    VkPhysicalDevice          physicalDevice,
    VkFormat                  format,
    VkFormatProperties2*      pFormatProperties);
```

- `physicalDevice` is the physical device from which to query the format properties.
- `format` is the format whose properties are queried.
- `pFormatProperties` is a pointer to a `VkFormatProperties2` structure in which physical device properties for `format` are returned.

`vkGetPhysicalDeviceFormatProperties2` behaves similarly to `vkGetPhysicalDeviceFormatProperties`, with the ability to return extended information in a `pNext` chain of output structures.

Valid Usage

- VUID-vkGetPhysicalDeviceFormatProperties2-None-12273
If Vulkan 1.3 is not supported, the `maintenance5` feature is not supported, and the `ycbcr2plane444Formats` feature is not supported, `format` **must** not be `VK_FORMAT_G8_B8R8_2PLANE_444_UNORM`,
`VK_FORMAT_G10X6_B10X6R10X6_2PLANE_444_UNORM_3PACK16`,
`VK_FORMAT_G12X4_B12X4R12X4_2PLANE_444_UNORM_3PACK16`, or
`VK_FORMAT_G16_B16R16_2PLANE_444_UNORM`

Valid Usage (Implicit)

- VUID-vkGetPhysicalDeviceFormatProperties2-physicalDevice-parameter
`physicalDevice` **must** be a valid `VkPhysicalDevice` handle
- VUID-vkGetPhysicalDeviceFormatProperties2-format-parameter
`format` **must** be a valid `VkFormat` value
- VUID-vkGetPhysicalDeviceFormatProperties2-pFormatProperties-parameter
`pFormatProperties` **must** be a valid pointer to a `VkFormatProperties2` structure

The `VkFormatProperties2` structure is defined as:

```
// Provided by VK_VERSION_1_1
typedef struct VkFormatProperties2 {
    VkStructureType    sType;
    void*              pNext;
    VkFormatProperties  formatProperties;
} VkFormatProperties2;
```

```
// Provided by VK_KHR_get_physical_device_properties2
// Equivalent to VkFormatProperties2
typedef VkFormatProperties2 VkFormatProperties2KHR;
```

- `sType` is a `VkStructureType` value identifying this structure.
- `pNext` is `NULL` or a pointer to a structure extending this structure.
- `formatProperties` is a `VkFormatProperties` structure describing features supported by the requested format.

Valid Usage (Implicit)

- VUID-VkFormatProperties2-sType-sType
`sType` **must** be `VK_STRUCTURE_TYPE_FORMAT_PROPERTIES_2`
- VUID-VkFormatProperties2-pNext-pNext
Each `pNext` member of any structure (including this one) in the `pNext` chain **must** be either `NULL` or a pointer to a valid instance of `VkDrmFormatModifierPropertiesList2EXT`, `VkDrmFormatModifierPropertiesListEXT`, `VkFormatProperties3`, `VkSubpassResolvePerformanceQueryEXT`, or `VkTensorFormatPropertiesARM`
- VUID-VkFormatProperties2-sType-unique
The `sType` value of each structure in the `pNext` chain **must** be unique

To obtain the list of `Linux DRM format modifiers` compatible with a `VkFormat`, add a `VkDrmFormatModifierPropertiesListEXT` structure to the `pNext` chain of `VkFormatProperties2`.

The `VkDrmFormatModifierPropertiesListEXT` structure is defined as:

```
// Provided by VK_EXT_image_drm_format_modifier
typedef struct VkDrmFormatModifierPropertiesListEXT {
    VkStructureType    sType;
    void*              pNext;
    uint32_t           drmFormatModifierCount;
    VkDrmFormatModifierPropertiesEXT* pDrmFormatModifierProperties;
} VkDrmFormatModifierPropertiesListEXT;
```

- `sType` is a `VkStructureType` value identifying this structure.

- `pNext` is `NULL` or a pointer to a structure extending this structure.
- `drmFormatModifierCount` is an inout parameter related to the number of modifiers compatible with the `format`, as described below.
- `pDrmFormatModifierProperties` is either `NULL` or a pointer to an array of `VkDrmFormatModifierPropertiesEXT` structures.

If `pDrmFormatModifierProperties` is `NULL`, then the function returns in `drmFormatModifierCount` the number of modifiers compatible with the queried `format`. Otherwise, the application **must** set `drmFormatModifierCount` to the length of the array `pDrmFormatModifierProperties`; the function will write at most `drmFormatModifierCount` elements to the array, and will return in `drmFormatModifierCount` the number of elements written.

Among the elements in array `pDrmFormatModifierProperties`, each returned `drmFormatModifier` **must** be unique.

Valid Usage (Implicit)

- VUID-VkDrmFormatModifierPropertiesListEXT-sType-sType
`sType` **must** be `VK_STRUCTURE_TYPE_DRM_FORMAT_MODIFIER_PROPERTIES_LIST_EXT`

Structure Chaining

Extends the structure

- `VkFormatProperties2`

The `VkDrmFormatModifierPropertiesEXT` structure describes properties of a `VkFormat` when that format is combined with a `Linux DRM format modifier`. These properties, like those of `VkFormatProperties2`, are independent of any particular image.

The `VkDrmFormatModifierPropertiesEXT` structure is defined as:

```
// Provided by VK_EXT_image_drm_format_modifier
typedef struct VkDrmFormatModifierPropertiesEXT {
    uint64_t      drmFormatModifier;
    uint32_t      drmFormatModifierPlaneCount;
    VkFormatFeatureFlags  drmFormatModifierTilingFeatures;
} VkDrmFormatModifierPropertiesEXT;
```

- `drmFormatModifier` is a *Linux DRM format modifier*.
- `drmFormatModifierPlaneCount` is the number of *memory planes* in any image created with `format` and `drmFormatModifier`. An image's *memory planecount* is distinct from its *format planecount*, as explained below.
- `drmFormatModifierTilingFeatures` is a bitmask of `VkFormatFeatureFlagBits` that are supported by any image created with `format` and `drmFormatModifier`.

The returned `drmFormatModifierTilingFeatures` **must** contain at least one bit.

The implementation **must** not return `DRM_FORMAT_MOD_INVALID` in `drmFormatModifier`.

An image's *memory planecount* (as returned by `drmFormatModifierPlaneCount`) is distinct from its *format planecount* (in the sense of `multi-planar format`). In `VkImageAspectFlags`, each `VK_IMAGE_ASPECT_MEMORY_PLANE_i_BIT_EXT` represents a *memory plane* and each `VK_IMAGE_ASPECT_PLANE_i_BIT` a *format plane*.

An image's set of *format planes* is an ordered partition of the image's **content** into separable groups of format components. The ordered partition is encoded in the name of each `VkFormat`. For example, `VK_FORMAT_G8_B8R8_2PLANE_420_UNORM` contains two *format planes*; the first plane contains the green component and the second plane contains the blue component and red component. If the format name does not contain `PLANE`, then the format contains a single plane; for example, `VK_FORMAT_R8G8B8A8_UNORM`. Some commands, such as `vkCmdCopyBufferToImage`, do not operate on all format components in the image, but instead operate only on the *format planes* explicitly chosen by the application and operate on each *format plane* independently.

An image's set of *memory planes* is an ordered partition of the image's **memory** rather than the image's **content**. Each *memory plane* is a contiguous range of memory. The union of an image's *memory planes* is not necessarily contiguous.

If an image is `linear`, then the partition is the same for *memory planes* and for *format planes*. Therefore, if the returned `drmFormatModifier` is `DRM_FORMAT_MOD_LINEAR`, then `drmFormatModifierPlaneCount` **must** equal the *format planecount*, and `drmFormatModifierTilingFeatures` **must** be identical to the `VkFormatProperties2::formatProperties.linearTilingFeatures` returned in the same `pNext` chain.

If an image is `non-linear`, then the partition of the image's **memory** into *memory planes* is implementation-specific and **may** be unrelated to the partition of the image's **content** into *format planes*. For example, consider an image whose *format* is `VK_FORMAT_G8_B8_R8_3PLANE_420_UNORM`, *tiling* is `VK_IMAGE_TILING_DRM_FORMAT_MODIFIER_EXT`, whose `drmFormatModifier` is not `DRM_FORMAT_MOD_LINEAR`, and `flags` lacks `VK_IMAGE_CREATE_DISJOINT_BIT`. The image has 3 *format planes*, and commands such `vkCmdCopyBufferToImage` act on each *format plane* independently as if the data of each *format plane* were separable from the data of the other planes. In a straightforward implementation, the implementation **may** store the image's content in 3 adjacent *memory planes* where each *memory plane* corresponds exactly to a *format plane*. However, the implementation **may** also store the image's content in a single *memory plane* where all format components are combined using an implementation-private block-compressed format; or the implementation **may** store the image's content in a collection of 7 adjacent *memory planes* using an implementation-private sharding technique. Because the image is non-linear and non-disjoint, the implementation has much freedom when choosing the image's placement in memory.

The *memory planecount* applies to function parameters and structures only when the API specifies an explicit requirement on `drmFormatModifierPlaneCount`. In all other cases, the *memory planecount* is ignored.

The list of `Linux DRM format modifiers` compatible with a `VkFormat` **can** be obtained by adding a

[VkDrmFormatModifierPropertiesList2EXT](#) structure to the [pNext](#) chain of [VkFormatProperties2](#).

The [VkDrmFormatModifierPropertiesList2EXT](#) structure is defined as:

```
// Provided by VK_EXT_image_drm_format_modifier with VK_KHR_format_feature_flags2 or
VK_VERSION_1_3
typedef struct VkDrmFormatModifierPropertiesList2EXT {
    VkStructureType          sType;
    void*                    pNext;
    uint32_t                 drmFormatModifierCount;
    VkDrmFormatModifierProperties2EXT* pDrmFormatModifierProperties;
} VkDrmFormatModifierPropertiesList2EXT;
```

- [sType](#) is a [VkStructureType](#) value identifying this structure.
- [pNext](#) is [NULL](#) or a pointer to a structure extending this structure.
- [drmFormatModifierCount](#) is an inout parameter related to the number of modifiers compatible with the [format](#), as described below.
- [pDrmFormatModifierProperties](#) is either [NULL](#) or a pointer to an array of [VkDrmFormatModifierProperties2EXT](#) structures.

If [pDrmFormatModifierProperties](#) is [NULL](#), the number of modifiers compatible with the queried [format](#) is returned in [drmFormatModifierCount](#). Otherwise, the application **must** set [drmFormatModifierCount](#) to the length of the array [pDrmFormatModifierProperties](#); the function will write at most [drmFormatModifierCount](#) elements to the array, and will return in [drmFormatModifierCount](#) the number of elements written.

Among the elements in array [pDrmFormatModifierProperties](#), each returned [drmFormatModifier](#) **must** be unique.

Among the elements in array [pDrmFormatModifierProperties](#), the bits reported in [drmFormatModifierTilingFeatures](#) **must** include the bits reported in the corresponding element of [VkDrmFormatModifierPropertiesListEXT::pDrmFormatModifierProperties](#).

Valid Usage (Implicit)

- VUID-VkDrmFormatModifierPropertiesList2EXT-sType-sType
[sType](#) **must** be [VK_STRUCTURE_TYPE_DRM_FORMAT_MODIFIER_PROPERTIES_LIST_2_EXT](#)

Structure Chaining

Extends the structure

- [VkFormatProperties2](#)

The [VkDrmFormatModifierProperties2EXT](#) structure describes properties of a [VkFormat](#) when that format is combined with a [Linux DRM format modifier](#). These properties, like those of

[VkFormatProperties2](#), are independent of any particular image.

The [VkDrmFormatModifierPropertiesEXT](#) structure is defined as:

```
// Provided by VK_EXT_image_drm_format_modifier with VK_KHR_format_feature_flags2 or
VK_VERSION_1_3
typedef struct VkDrmFormatModifierProperties2EXT {
    uint64_t          drmFormatModifier;
    uint32_t          drmFormatModifierPlaneCount;
    VkFormatFeatureFlags2  drmFormatModifierTilingFeatures;
} VkDrmFormatModifierProperties2EXT;
```

- `drmFormatModifier` is a *Linux DRM format modifier*.
- `drmFormatModifierPlaneCount` is the number of *memory planes* in any image created with `format` and `drmFormatModifier`. An image's *memory planecount* is distinct from its *format planecount*, as explained below.
- `drmFormatModifierTilingFeatures` is a bitmask of [VkFormatFeatureFlagBits2](#) that are supported by any image created with `format` and `drmFormatModifier`.

To query supported format extended features which are properties of the physical device, add [VkFormatProperties3](#) structure to the `pNext` chain of [VkFormatProperties2](#).

The [VkFormatProperties3](#) structure is defined as:

```
// Provided by VK_VERSION_1_3
typedef struct VkFormatProperties3 {
    VkStructureType    sType;
    void*              pNext;
    VkFormatFeatureFlags2  linearTilingFeatures;
    VkFormatFeatureFlags2  optimalTilingFeatures;
    VkFormatFeatureFlags2  bufferFeatures;
} VkFormatProperties3;
```

```
// Provided by VK_KHR_format_feature_flags2
// Equivalent to VkFormatProperties3
typedef VkFormatProperties3 VkFormatProperties3KHR;
```

- `linearTilingFeatures` is a bitmask of [VkFormatFeatureFlagBits2](#) specifying features supported by images created with a `tiling` parameter of [VK_IMAGE_TILING_LINEAR](#).
- `optimalTilingFeatures` is a bitmask of [VkFormatFeatureFlagBits2](#) specifying features supported by images created with a `tiling` parameter of [VK_IMAGE_TILING_OPTIMAL](#).
- `bufferFeatures` is a bitmask of [VkFormatFeatureFlagBits2](#) specifying features supported by buffers.

The bits reported in `linearTilingFeatures`, `optimalTilingFeatures` and `bufferFeatures` **must** include

the bits reported in the corresponding fields of `VkFormatProperties2::formatProperties`.

Valid Usage (Implicit)

- VUID-VkFormatProperties3-sType-sType
`sType` must be `VK_STRUCTURE_TYPE_FORMAT_PROPERTIES_3`

Structure Chaining

Extends the structure

- `VkFormatProperties2`

Bits which can be set in the `VkFormatProperties3` features `linearTilingFeatures`, `optimalTilingFeatures`, and `bufferFeatures` are:

```
// Provided by VK_VERSION_1_3
// Flag bits for VkFormatFeatureFlagBits2
typedef VkFlags64 VkFormatFeatureFlagBits2;
static const VkFormatFeatureFlagBits2 VK_FORMAT_FEATURE_2_SAMPLED_IMAGE_BIT =
0x00000001ULL;
static const VkFormatFeatureFlagBits2 VK_FORMAT_FEATURE_2_STORAGE_IMAGE_BIT =
0x00000002ULL;
static const VkFormatFeatureFlagBits2 VK_FORMAT_FEATURE_2_STORAGE_IMAGE_ATOMIC_BIT =
0x00000004ULL;
static const VkFormatFeatureFlagBits2 VK_FORMAT_FEATURE_2_UNIFORM_TEXEL_BUFFER_BIT =
0x00000008ULL;
static const VkFormatFeatureFlagBits2 VK_FORMAT_FEATURE_2_STORAGE_TEXEL_BUFFER_BIT =
0x00000010ULL;
static const VkFormatFeatureFlagBits2
VK_FORMAT_FEATURE_2_STORAGE_TEXEL_BUFFER_ATOMIC_BIT = 0x00000020ULL;
static const VkFormatFeatureFlagBits2 VK_FORMAT_FEATURE_2_VERTEX_BUFFER_BIT =
0x00000040ULL;
static const VkFormatFeatureFlagBits2 VK_FORMAT_FEATURE_2_COLOR_ATTACHMENT_BIT =
0x00000080ULL;
static const VkFormatFeatureFlagBits2 VK_FORMAT_FEATURE_2_COLOR_ATTACHMENT_BLEND_BIT =
0x00000100ULL;
static const VkFormatFeatureFlagBits2 VK_FORMAT_FEATURE_2_DEPTH_STENCIL_ATTACHMENT_BIT
= 0x00000200ULL;
static const VkFormatFeatureFlagBits2 VK_FORMAT_FEATURE_2_BLIT_SRC_BIT =
0x00000400ULL;
static const VkFormatFeatureFlagBits2 VK_FORMAT_FEATURE_2_BLIT_DST_BIT =
0x00000800ULL;
static const VkFormatFeatureFlagBits2
VK_FORMAT_FEATURE_2_SAMPLED_IMAGE_FILTER_LINEAR_BIT = 0x00001000ULL;
static const VkFormatFeatureFlagBits2 VK_FORMAT_FEATURE_2_TRANSFER_SRC_BIT =
0x00004000ULL;
static const VkFormatFeatureFlagBits2 VK_FORMAT_FEATURE_2_TRANSFER_DST_BIT =
```



```

0x00008000ULL;
static const VkFormatFeatureFlagBits2
VK_FORMAT_FEATURE_2_SAMPLED_IMAGE_FILTER_MINMAX_BIT = 0x00010000ULL;
static const VkFormatFeatureFlagBits2 VK_FORMAT_FEATURE_2_MIDPOINT_CHROMA_SAMPLES_BIT
= 0x00020000ULL;
static const VkFormatFeatureFlagBits2
VK_FORMAT_FEATURE_2_SAMPLED_IMAGE_YCBCR_CONVERSION_LINEAR_FILTER_BIT = 0x00040000ULL;
static const VkFormatFeatureFlagBits2
VK_FORMAT_FEATURE_2_SAMPLED_IMAGE_YCBCR_CONVERSION_SEPARATE_RECONSTRUCTION_FILTER_BIT
= 0x00080000ULL;
static const VkFormatFeatureFlagBits2
VK_FORMAT_FEATURE_2_SAMPLED_IMAGE_YCBCR_CONVERSION_CHROMA_RECONSTRUCTION_EXPLICIT_BIT
= 0x00100000ULL;
static const VkFormatFeatureFlagBits2
VK_FORMAT_FEATURE_2_SAMPLED_IMAGE_YCBCR_CONVERSION_CHROMA_RECONSTRUCTION_EXPLICIT_FORC
EABLE_BIT = 0x00200000ULL;
static const VkFormatFeatureFlagBits2 VK_FORMAT_FEATURE_2_DISJOINT_BIT =
0x00400000ULL;
static const VkFormatFeatureFlagBits2 VK_FORMAT_FEATURE_2_COSITED_CHROMA_SAMPLES_BIT =
0x00800000ULL;
static const VkFormatFeatureFlagBits2
VK_FORMAT_FEATURE_2_STORAGE_READ_WITHOUT_FORMAT_BIT = 0x80000000ULL;
static const VkFormatFeatureFlagBits2
VK_FORMAT_FEATURE_2_STORAGE_WRITE_WITHOUT_FORMAT_BIT = 0x100000000ULL;
static const VkFormatFeatureFlagBits2
VK_FORMAT_FEATURE_2_SAMPLED_IMAGE_DEPTH_COMPARISON_BIT = 0x200000000ULL;
// Provided by VK_VERSION_1_3
static const VkFormatFeatureFlagBits2
VK_FORMAT_FEATURE_2_SAMPLED_IMAGE_FILTER_CUBIC_BIT = 0x00002000ULL;
// Provided by VK_VERSION_1_4
static const VkFormatFeatureFlagBits2 VK_FORMAT_FEATURE_2_HOST_IMAGE_TRANSFER_BIT =
0x4000000000000ULL;
// Provided by VK_KHR_video_decode_queue with VK_KHR_format_feature_flags2 or
VK_VERSION_1_3
static const VkFormatFeatureFlagBits2 VK_FORMAT_FEATURE_2_VIDEO_DECODE_OUTPUT_BIT_KHR
= 0x02000000ULL;
// Provided by VK_KHR_video_decode_queue with VK_KHR_format_feature_flags2 or
VK_VERSION_1_3
static const VkFormatFeatureFlagBits2 VK_FORMAT_FEATURE_2_VIDEO_DECODE_DPB_BIT_KHR =
0x04000000ULL;
// Provided by VK_KHR_acceleration_structure with VK_KHR_format_feature_flags2 or
VK_VERSION_1_3
static const VkFormatFeatureFlagBits2
VK_FORMAT_FEATURE_2_ACCELERATION_STRUCTURE_VERTEX_BUFFER_BIT_KHR = 0x200000000ULL;
// Provided by VK_EXT_fragment_density_map with VK_KHR_format_feature_flags2 or
VK_VERSION_1_3
static const VkFormatFeatureFlagBits2 VK_FORMAT_FEATURE_2_FRAGMENT_DENSITY_MAP_BIT_EXT
= 0x01000000ULL;
// Provided by VK_KHR_fragment_shading_rate with VK_KHR_format_feature_flags2 or
VK_VERSION_1_3
static const VkFormatFeatureFlagBits2

```



```

VK_FORMAT_FEATURE_2_FRAGMENT_SHADING_RATE_ATTACHMENT_BIT_KHR = 0x40000000ULL;
// Provided by VK_EXT_host_image_copy
static const VkFormatFeatureFlagBits2 VK_FORMAT_FEATURE_2_HOST_IMAGE_TRANSFER_BIT_EXT
= 0x400000000000ULL;
// Provided by VK_KHR_video_encode_queue with VK_KHR_format_feature_flags2 or
VK_VERSION_1_3
static const VkFormatFeatureFlagBits2 VK_FORMAT_FEATURE_2_VIDEO_ENCODE_INPUT_BIT_KHR =
0x08000000ULL;
// Provided by VK_KHR_video_encode_queue with VK_KHR_format_feature_flags2 or
VK_VERSION_1_3
static const VkFormatFeatureFlagBits2 VK_FORMAT_FEATURE_2_VIDEO_ENCODE_DPB_BIT_KHR =
0x10000000ULL;
// Provided by VK_KHR_format_feature_flags2
static const VkFormatFeatureFlagBits2 VK_FORMAT_FEATURE_2_SAMPLED_IMAGE_BIT_KHR =
0x00000001ULL;
// Provided by VK_KHR_format_feature_flags2
static const VkFormatFeatureFlagBits2 VK_FORMAT_FEATURE_2_STORAGE_IMAGE_BIT_KHR =
0x00000002ULL;
// Provided by VK_KHR_format_feature_flags2
static const VkFormatFeatureFlagBits2 VK_FORMAT_FEATURE_2_STORAGE_IMAGE_ATOMIC_BIT_KHR
= 0x00000004ULL;
// Provided by VK_KHR_format_feature_flags2
static const VkFormatFeatureFlagBits2 VK_FORMAT_FEATURE_2_UNIFORM_TEXEL_BUFFER_BIT_KHR
= 0x00000008ULL;
// Provided by VK_KHR_format_feature_flags2
static const VkFormatFeatureFlagBits2 VK_FORMAT_FEATURE_2_STORAGE_TEXEL_BUFFER_BIT_KHR
= 0x00000010ULL;
// Provided by VK_KHR_format_feature_flags2
static const VkFormatFeatureFlagBits2
VK_FORMAT_FEATURE_2_STORAGE_TEXEL_BUFFER_ATOMIC_BIT_KHR = 0x00000020ULL;
// Provided by VK_KHR_format_feature_flags2
static const VkFormatFeatureFlagBits2 VK_FORMAT_FEATURE_2_VERTEX_BUFFER_BIT_KHR =
0x00000040ULL;
// Provided by VK_KHR_format_feature_flags2
static const VkFormatFeatureFlagBits2 VK_FORMAT_FEATURE_2_COLOR_ATTACHMENT_BIT_KHR =
0x00000080ULL;
// Provided by VK_KHR_format_feature_flags2
static const VkFormatFeatureFlagBits2
VK_FORMAT_FEATURE_2_COLOR_ATTACHMENT_BLEND_BIT_KHR = 0x00000100ULL;
// Provided by VK_KHR_format_feature_flags2
static const VkFormatFeatureFlagBits2
VK_FORMAT_FEATURE_2_DEPTH_STENCIL_ATTACHMENT_BIT_KHR = 0x00000200ULL;
// Provided by VK_KHR_format_feature_flags2
static const VkFormatFeatureFlagBits2 VK_FORMAT_FEATURE_2_BLIT_SRC_BIT_KHR =
0x00000400ULL;
// Provided by VK_KHR_format_feature_flags2
static const VkFormatFeatureFlagBits2 VK_FORMAT_FEATURE_2_BLIT_DST_BIT_KHR =
0x00000800ULL;
// Provided by VK_KHR_format_feature_flags2
static const VkFormatFeatureFlagBits2
VK_FORMAT_FEATURE_2_SAMPLED_IMAGE_FILTER_LINEAR_BIT_KHR = 0x00001000ULL;

```



```

// Provided by VK_KHR_format_feature_flags2
static const VkFormatFeatureFlagBits2 VK_FORMAT_FEATURE_2_TRANSFER_SRC_BIT_KHR =
0x00004000ULL;
// Provided by VK_KHR_format_feature_flags2
static const VkFormatFeatureFlagBits2 VK_FORMAT_FEATURE_2_TRANSFER_DST_BIT_KHR =
0x00008000ULL;
// Provided by VK_KHR_format_feature_flags2
static const VkFormatFeatureFlagBits2
VK_FORMAT_FEATURE_2_MIDPOINT_CHROMA_SAMPLES_BIT_KHR = 0x00020000ULL;
// Provided by VK_KHR_format_feature_flags2
static const VkFormatFeatureFlagBits2
VK_FORMAT_FEATURE_2_SAMPLED_IMAGE_YCBCR_CONVERSION_LINEAR_FILTER_BIT_KHR =
0x00040000ULL;
// Provided by VK_KHR_format_feature_flags2
static const VkFormatFeatureFlagBits2
VK_FORMAT_FEATURE_2_SAMPLED_IMAGE_YCBCR_CONVERSION_SEPARATE_RECONSTRUCTION_FILTER_BIT_
KHR = 0x00080000ULL;
// Provided by VK_KHR_format_feature_flags2
static const VkFormatFeatureFlagBits2
VK_FORMAT_FEATURE_2_SAMPLED_IMAGE_YCBCR_CONVERSION_CHROMA_RECONSTRUCTION_EXPLICIT_BIT_
KHR = 0x00100000ULL;
// Provided by VK_KHR_format_feature_flags2
static const VkFormatFeatureFlagBits2
VK_FORMAT_FEATURE_2_SAMPLED_IMAGE_YCBCR_CONVERSION_CHROMA_RECONSTRUCTION_EXPLICIT_FORC
EABLE_BIT_KHR = 0x00200000ULL;
// Provided by VK_KHR_format_feature_flags2
static const VkFormatFeatureFlagBits2 VK_FORMAT_FEATURE_2_DISJOINT_BIT_KHR =
0x00400000ULL;
// Provided by VK_KHR_format_feature_flags2
static const VkFormatFeatureFlagBits2
VK_FORMAT_FEATURE_2_COSITED_CHROMA_SAMPLES_BIT_KHR = 0x00800000ULL;
// Provided by VK_KHR_format_feature_flags2
static const VkFormatFeatureFlagBits2
VK_FORMAT_FEATURE_2_STORAGE_READ_WITHOUT_FORMAT_BIT_KHR = 0x80000000ULL;
// Provided by VK_KHR_format_feature_flags2
static const VkFormatFeatureFlagBits2
VK_FORMAT_FEATURE_2_STORAGE_WRITE_WITHOUT_FORMAT_BIT_KHR = 0x100000000ULL;
// Provided by VK_KHR_format_feature_flags2
static const VkFormatFeatureFlagBits2
VK_FORMAT_FEATURE_2_SAMPLED_IMAGE_DEPTH_COMPARISON_BIT_KHR = 0x200000000ULL;
// Provided by VK_KHR_format_feature_flags2 with VK_VERSION_1_2 or
VK_EXT_sampler_filter_minmax
static const VkFormatFeatureFlagBits2
VK_FORMAT_FEATURE_2_SAMPLED_IMAGE_FILTER_MINMAX_BIT_KHR = 0x00010000ULL;
// Provided by VK_KHR_format_feature_flags2 with VK_EXT_filter_cubic or
VK_IMG_filter_cubic
static const VkFormatFeatureFlagBits2
VK_FORMAT_FEATURE_2_SAMPLED_IMAGE_FILTER_CUBIC_BIT_EXT = 0x00002000ULL;
// Provided by VK_NV_ray_tracing_linear_swept_spheres
static const VkFormatFeatureFlagBits2
VK_FORMAT_FEATURE_2_ACCELERATION_STRUCTURE_RADIUS_BUFFER_BIT_NV = 0x80000000000000ULL;

```



```

// Provided by VK_NV_linear_color_attachment with VK_KHR_format_feature_flags2 or
VK_VERSION_1_3
static const VkFormatFeatureFlagBits2
VK_FORMAT_FEATURE_2_LINEAR_COLOR_ATTACHMENT_BIT_NV = 0x4000000000ULL;
// Provided by VK_QCOM_image_processing with VK_KHR_format_feature_flags2 or
VK_VERSION_1_3
static const VkFormatFeatureFlagBits2 VK_FORMAT_FEATURE_2_WEIGHT_IMAGE_BIT_QCOM =
0x4000000000ULL;
// Provided by VK_QCOM_image_processing with VK_KHR_format_feature_flags2 or
VK_VERSION_1_3
static const VkFormatFeatureFlagBits2
VK_FORMAT_FEATURE_2_WEIGHT_SAMPLED_IMAGE_BIT_QCOM = 0x8000000000ULL;
// Provided by VK_QCOM_image_processing with VK_KHR_format_feature_flags2 or
VK_VERSION_1_3
static const VkFormatFeatureFlagBits2 VK_FORMAT_FEATURE_2_BLOCK_MATCHING_BIT_QCOM =
0x1000000000ULL;
// Provided by VK_QCOM_image_processing with VK_KHR_format_feature_flags2 or
VK_VERSION_1_3
static const VkFormatFeatureFlagBits2 VK_FORMAT_FEATURE_2_BOX_FILTER_SAMPLED_BIT_QCOM
= 0x2000000000ULL;
// Provided by VK_ARM_tensors
static const VkFormatFeatureFlagBits2 VK_FORMAT_FEATURE_2_TENSOR_SHADER_BIT_ARM =
0x8000000000ULL;
// Provided by VK_ARM_tensors
static const VkFormatFeatureFlagBits2
VK_FORMAT_FEATURE_2_TENSOR_IMAGE_ALIASING_BIT_ARM = 0x8000000000ULL;
// Provided by VK_NV_optical_flow
static const VkFormatFeatureFlagBits2 VK_FORMAT_FEATURE_2_OPTICAL_FLOW_IMAGE_BIT_NV =
0x1000000000ULL;
// Provided by VK_NV_optical_flow
static const VkFormatFeatureFlagBits2 VK_FORMAT_FEATURE_2_OPTICAL_FLOW_VECTOR_BIT_NV =
0x2000000000ULL;
// Provided by VK_NV_optical_flow
static const VkFormatFeatureFlagBits2 VK_FORMAT_FEATURE_2_OPTICAL_FLOW_COST_BIT_NV =
0x4000000000ULL;
// Provided by VK_ARM_data_graph
static const VkFormatFeatureFlagBits2 VK_FORMAT_FEATURE_2_TENSOR_DATA_GRAPH_BIT_ARM =
0x100000000000ULL;
// Provided by VK_KHR_copy_memory_indirect
static const VkFormatFeatureFlagBits2
VK_FORMAT_FEATURE_2_COPY_IMAGE_INDIRECT_DST_BIT_KHR = 0x8000000000000000ULL;
// Provided by VK_KHR_video_encode_quantization_map
static const VkFormatFeatureFlagBits2
VK_FORMAT_FEATURE_2_VIDEO_ENCODE_QUANTIZATION_DELTA_MAP_BIT_KHR = 0x20000000000000ULL;
// Provided by VK_KHR_video_encode_quantization_map
static const VkFormatFeatureFlagBits2
VK_FORMAT_FEATURE_2_VIDEO_ENCODE_EMPHASIS_MAP_BIT_KHR = 0x40000000000000ULL;
// Provided by VK_KHR_maintenance10 with VK_KHR_format_feature_flags2 or
VK_VERSION_1_3
static const VkFormatFeatureFlagBits2
VK_FORMAT_FEATURE_2_DEPTH_COPY_ON_COMPUTE_QUEUE_BIT_KHR = 0x1000000000000000ULL;

```



```

// Provided by VK_KHR_maintenance10 with VK_KHR_format_feature_flags2 or
VK_VERSION_1_3
static const VkFormatFeatureFlagBits2
VK_FORMAT_FEATURE_2_DEPTH_COPY_ON_TRANSFER_QUEUE_BIT_KHR = 0x20000000000000ULL;
// Provided by VK_KHR_maintenance10 with VK_KHR_format_feature_flags2 or
VK_VERSION_1_3
static const VkFormatFeatureFlagBits2
VK_FORMAT_FEATURE_2_STENCIL_COPY_ON_COMPUTE_QUEUE_BIT_KHR = 0x40000000000000ULL;
// Provided by VK_KHR_maintenance10 with VK_KHR_format_feature_flags2 or
VK_VERSION_1_3
static const VkFormatFeatureFlagBits2
VK_FORMAT_FEATURE_2_STENCIL_COPY_ON_TRANSFER_QUEUE_BIT_KHR = 0x80000000000000ULL;
// Provided by VK_ARM_data_graph_optical_flow
static const VkFormatFeatureFlagBits2
VK_FORMAT_FEATURE_2_DATA_GRAPH_OPTICAL_FLOW_IMAGE_BIT_ARM = 0x10000000000000ULL;
// Provided by VK_ARM_data_graph_optical_flow
static const VkFormatFeatureFlagBits2
VK_FORMAT_FEATURE_2_DATA_GRAPH_OPTICAL_FLOW_VECTOR_BIT_ARM = 0x20000000000000ULL;
// Provided by VK_ARM_data_graph_optical_flow
static const VkFormatFeatureFlagBits2
VK_FORMAT_FEATURE_2_DATA_GRAPH_OPTICAL_FLOW_COST_BIT_ARM = 0x40000000000000ULL;

```

```

// Provided by VK_KHR_format_feature_flags2
// Equivalent to VkFormatFeatureFlagBits2
typedef VkFormatFeatureFlagBits2 VkFormatFeatureFlagBits2KHR;

```

The following bits **may** be set in `linearTilingFeatures` and `optimalTilingFeatures`, specifying that the features are supported by `images` or `image views` or `sampler Y'CBCR conversion objects` created with the queried `vkGetPhysicalDeviceFormatProperties2::format`:

- `VK_FORMAT_FEATURE_2_SAMPLED_IMAGE_BIT` specifies that an image view **can** be `sampled from`.
- `VK_FORMAT_FEATURE_2_STORAGE_IMAGE_BIT` specifies that an image view **can** be used as a `storage image`.
- `VK_FORMAT_FEATURE_2_STORAGE_IMAGE_ATOMIC_BIT` specifies that an image view **can** be used as storage image that supports atomic operations.
- `VK_FORMAT_FEATURE_2_COLOR_ATTACHMENT_BIT` specifies that an image view **can** be used as a framebuffer color attachment and as an input attachment.
- `VK_FORMAT_FEATURE_2_COLOR_ATTACHMENT_BLEND_BIT` specifies that an image view **can** be used as a framebuffer color attachment that supports blending.
- `VK_FORMAT_FEATURE_2_DEPTH_STENCIL_ATTACHMENT_BIT` specifies that an image view **can** be used as a framebuffer depth/stencil attachment and as an input attachment.
- `VK_FORMAT_FEATURE_2_BLIT_SRC_BIT` specifies that an image **can** be used as the `srcImage` for `vkCmdBlitImage2` and `vkCmdBlitImage`.
- `VK_FORMAT_FEATURE_2_BLIT_DST_BIT` specifies that an image **can** be used as the `dstImage` for

vkCmdBlitImage2 and vkCmdBlitImage.

- `VK_FORMAT_FEATURE_2_SAMPLED_IMAGE_FILTER_LINEAR_BIT` specifies that if `VK_FORMAT_FEATURE_2_SAMPLED_IMAGE_BIT` is also set, an image view **can** be used with a sampler that has either of `magFilter` or `minFilter` set to `VK_FILTER_LINEAR`, or `mipmapMode` set to `VK_SAMPLER_MIPMAP_MODE_LINEAR`. If `VK_FORMAT_FEATURE_2_BLIT_SRC_BIT` is also set, an image can be used as the `srcImage` for `vkCmdBlitImage2` and `vkCmdBlitImage` with a `filter` of `VK_FILTER_LINEAR`. This bit **must** only be exposed for formats that also support the `VK_FORMAT_FEATURE_2_SAMPLED_IMAGE_BIT` or `VK_FORMAT_FEATURE_2_BLIT_SRC_BIT`.

If the format being queried is a depth/stencil format, this bit only specifies that the depth aspect (not the stencil aspect) of an image of this format supports linear filtering. Where depth comparison is supported it **may** be linear filtered whether this bit is present or not, but where this bit is not present the filtered value **may** be computed in an implementation-dependent manner which differs from the normal rules of linear filtering. The resulting value **must** be in the range [0,1] and **should** be proportional to, or a weighted average of, the number of comparison passes or failures.

- `VK_FORMAT_FEATURE_2_TRANSFER_SRC_BIT` specifies that an image **can** be used as a source image for `copy commands`.
- `VK_FORMAT_FEATURE_2_TRANSFER_DST_BIT` specifies that an image **can** be used as a destination image for `copy commands` and `clear commands`.
- `VK_FORMAT_FEATURE_2_SAMPLED_IMAGE_FILTER_MINMAX_BIT` specifies `VkImage` **can** be used as a sampled image with a min or max `VkSamplerReductionMode`. This bit **must** only be exposed for formats that also support the `VK_FORMAT_FEATURE_2_SAMPLED_IMAGE_BIT`.
- `VK_FORMAT_FEATURE_2_SAMPLED_IMAGE_FILTER_CUBIC_BIT` specifies that `VkImage` **can** be used with a sampler that has either of `magFilter` or `minFilter` set to `VK_FILTER_CUBIC_EXT`, or be the source image for a blit with `filter` set to `VK_FILTER_CUBIC_EXT`. This bit **must** only be exposed for formats that also support the `VK_FORMAT_FEATURE_2_SAMPLED_IMAGE_BIT`. If the format being queried is a depth/stencil format, this only specifies that the depth aspect is cubic filterable.
- `VK_FORMAT_FEATURE_2_MIDPOINT_CHROMA_SAMPLES_BIT` specifies that an application **can** define a `sampler Y'CBCR` conversion using this format as a source, and that an image of this format **can** be used with a `VkSamplerYcbcrConversionCreateInfo` `xChromaOffset` and/or `yChromaOffset` of `VK_CHROMA_LOCATION_MIDPOINT`. Otherwise both `xChromaOffset` and `yChromaOffset` **must** be `VK_CHROMA_LOCATION_COSITED_EVEN`. If a format does not incorporate chroma downsampling (it is not a “422” or “420” format) but the implementation supports sampler `Y'CBCR` conversion for this format, the implementation **must** set `VK_FORMAT_FEATURE_2_MIDPOINT_CHROMA_SAMPLES_BIT`.
- `VK_FORMAT_FEATURE_2_COSITED_CHROMA_SAMPLES_BIT` specifies that an application **can** define a `sampler Y'CBCR` conversion using this format as a source, and that an image of this format **can** be used with a `VkSamplerYcbcrConversionCreateInfo` `xChromaOffset` and/or `yChromaOffset` of `VK_CHROMA_LOCATION_COSITED_EVEN`. Otherwise both `xChromaOffset` and `yChromaOffset` **must** be `VK_CHROMA_LOCATION_MIDPOINT`. If neither `VK_FORMAT_FEATURE_2_COSITED_CHROMA_SAMPLES_BIT` nor `VK_FORMAT_FEATURE_2_MIDPOINT_CHROMA_SAMPLES_BIT` is set, the application **must** not define a `sampler Y'CBCR` conversion using this format as a source.

- `VK_FORMAT_FEATURE_2_SAMPLED_IMAGE_YCBCR_CONVERSION_LINEAR_FILTER_BIT` specifies that an application **can** define a `sampler Y'CBCR conversion` using this format as a source with `chromaFilter` set to `VK_FILTER_LINEAR`.
- `VK_FORMAT_FEATURE_2_SAMPLED_IMAGE_YCBCR_CONVERSION_SEPARATE_RECONSTRUCTION_FILTER_BIT` specifies that the format can have different chroma, min, and mag filters.
- `VK_FORMAT_FEATURE_2_SAMPLED_IMAGE_YCBCR_CONVERSION_CHROMA_RECONSTRUCTION_EXPLICIT_BIT` specifies that reconstruction is explicit, as described in `Chroma Reconstruction`. If this bit is not present, reconstruction is implicit by default.
- `VK_FORMAT_FEATURE_2_SAMPLED_IMAGE_YCBCR_CONVERSION_CHROMA_RECONSTRUCTION_EXPLICIT_FORCEABLE_BIT` specifies that reconstruction **can** be forcibly made explicit by setting `VkSamplerYcbcrConversionCreateInfo::forceExplicitReconstruction` to `VK_TRUE`. If the format `being queried` supports `VK_FORMAT_FEATURE_2_SAMPLED_IMAGE_YCBCR_CONVERSION_CHROMA_RECONSTRUCTION_EXPLICIT_BIT` it **must** also support `VK_FORMAT_FEATURE_2_SAMPLED_IMAGE_YCBCR_CONVERSION_CHROMA_RECONSTRUCTION_EXPLICIT_FORCEABLE_BIT`.
- `VK_FORMAT_FEATURE_2_DISJOINT_BIT` specifies that a multi-planar image **can** have the `VK_IMAGE_CREATE_DISJOINT_BIT` set during image creation. An implementation **must** not set `VK_FORMAT_FEATURE_2_DISJOINT_BIT` for *single-plane formats*.
- `VK_FORMAT_FEATURE_2_FRAGMENT_DENSITY_MAP_BIT_EXT` specifies that an image view **can** be used as a `fragment density map attachment`.
- `VK_FORMAT_FEATURE_2_FRAGMENT_SHADING_RATE_ATTACHMENT_BIT_KHR` specifies that an image view **can** be used as a `fragment shading rate attachment`. An implementation **must** not set this feature for formats with a `numeric format` other than `UINT`, or set it as a buffer feature.
- `VK_FORMAT_FEATURE_2_VIDEO_DECODE_OUTPUT_BIT_KHR` specifies that an image view with this format **can** be used as a `decode output picture` in `video decode operations`.
- `VK_FORMAT_FEATURE_2_VIDEO_DECODE_DPB_BIT_KHR` specifies that an image view with this format **can** be used as an output `reconstructed picture` or an input `reference picture` in `video decode operations`.
- `VK_FORMAT_FEATURE_2_VIDEO_ENCODE_INPUT_BIT_KHR` specifies that an image view with this format **can** be used as an `encode input picture` in `video encode operations`.
- `VK_FORMAT_FEATURE_2_VIDEO_ENCODE_DPB_BIT_KHR` specifies that an image view with this format **can** be used as an output `reconstructed picture` or an input `reference picture` in `video encode operations`.
- `VK_FORMAT_FEATURE_2_DEPTH_COPY_ON_COMPUTE_QUEUE_BIT_KHR` specifies that the depth aspect of this format can be copied using a queue family that supports `VK_QUEUE_COMPUTE_BIT` but does not support `VK_QUEUE_GRAPHICS_BIT`.
- `VK_FORMAT_FEATURE_2_DEPTH_COPY_ON_TRANSFER_QUEUE_BIT_KHR` specifies that the depth aspect of this format can be copied using a queue family that supports `VK_QUEUE_TRANSFER_BIT` but does not support `VK_QUEUE_GRAPHICS_BIT` or `VK_QUEUE_COMPUTE_BIT`.
- `VK_FORMAT_FEATURE_2_STENCIL_COPY_ON_COMPUTE_QUEUE_BIT_KHR` specifies that the

stencil aspect of this format can be copied using a queue family that supports `VK_QUEUE_COMPUTE_BIT` but does not support `VK_QUEUE_GRAPHICS_BIT`.

- `VK_FORMAT_FEATURE_2_STENCIL_COPY_ON_TRANSFER_QUEUE_BIT_KHR` specifies that the stencil aspect of this format can be copied using a queue family that supports `VK_QUEUE_TRANSFER_BIT` but does not support `VK_QUEUE_GRAPHICS_BIT` or `VK_QUEUE_COMPUTE_BIT`.

NOTE

Specific [video profiles](#) **may** have additional restrictions on the format and other image creation parameters corresponding to image views used by video coding operations that **can** be enumerated using the `vkGetPhysicalDeviceVideoFormatPropertiesKHR` command.

- `VK_FORMAT_FEATURE_2_STORAGE_READ_WITHOUT_FORMAT_BIT` specifies that image views or buffer views created with this format **can** be used as [storage images](#) or [storage texel buffers](#) respectively for read operations without specifying a format.
- `VK_FORMAT_FEATURE_2_STORAGE_WRITE_WITHOUT_FORMAT_BIT` specifies that image views or buffer views created with this format **can** be used as [storage images](#) or [storage texel buffers](#) respectively for write operations without specifying a format.
- `VK_FORMAT_FEATURE_2_SAMPLED_IMAGE_DEPTH_COMPARISON_BIT` specifies that image views created with this format **can** be used for depth comparison performed by `OpImage*Dref*` instructions.
- `VK_FORMAT_FEATURE_2_LINEAR_COLOR_ATTACHMENT_BIT_NV` specifies that the format is supported as a renderable [Linear Color Attachment](#). This bit will be set for renderable color formats in the `linearTilingFeatures`. This **must** not be set in the `optimalTilingFeatures` or `bufferFeatures` members.
- `VK_FORMAT_FEATURE_2_WEIGHT_IMAGE_BIT_QCOM` specifies that image views created with this format **can** be used as the [weight image](#) input to [weight image sampling](#) operations.
- `VK_FORMAT_FEATURE_2_WEIGHT_SAMPLED_IMAGE_BIT_QCOM` specifies that image views created with this format **can** be sampled in [weight image sampling](#) operations.
- `VK_FORMAT_FEATURE_2_BLOCK_MATCHING_BIT_QCOM` specifies that image views created with this format **can** be used in [block matching](#) operations.
- `VK_FORMAT_FEATURE_2_BOX_FILTER_SAMPLED_BIT_QCOM` specifies that image views created with this format **can** be sampled in [box filter sampling](#) operations.
- `VK_FORMAT_FEATURE_2_HOST_IMAGE_TRANSFER_BIT` specifies that an image **can** be created with the `VK_IMAGE_USAGE_HOST_TRANSFER_BIT` usage flag set.
- `VK_FORMAT_FEATURE_2_COPY_IMAGE_INDIRECT_DST_BIT_KHR` specifies that a `VkImage` **can** be used as destination for [indirect copies](#).
- `VK_FORMAT_FEATURE_2_VIDEO_ENCODE_QUANTIZATION_DELTA_MAP_BIT_KHR` specifies that an image view with this format **can** be used as a [quantization delta map](#) in [video encode operations](#).
- `VK_FORMAT_FEATURE_2_VIDEO_ENCODE_EMPHASIS_MAP_BIT_KHR` specifies that an image view with this format **can** be used as an [emphasis map](#) in [video encode operations](#).

NOTE

Video encode quantization maps have additional restrictions specific to the video profile they are used with that **can** be enumerated using the `vkGetPhysicalDeviceVideoFormatPropertiesKHR` command.

The following bits **may** be set in `bufferFeatures`, specifying that the features are supported by buffers or buffer views created with the queried `vkGetPhysicalDeviceFormatProperties2::format`:

- `VK_FORMAT_FEATURE_2_UNIFORM_TEXEL_BUFFER_BIT` specifies that the format **can** be used to create a buffer view that **can** be bound to a `VK_DESCRIPTOR_TYPE_UNIFORM_TEXEL_BUFFER` descriptor.
- `VK_FORMAT_FEATURE_2_STORAGE_TEXEL_BUFFER_BIT` specifies that the format **can** be used to create a buffer view that **can** be bound to a `VK_DESCRIPTOR_TYPE_STORAGE_TEXEL_BUFFER` descriptor.
- `VK_FORMAT_FEATURE_2_STORAGE_TEXEL_BUFFER_ATOMIC_BIT` specifies that atomic operations are supported on `VK_DESCRIPTOR_TYPE_STORAGE_TEXEL_BUFFER` with this format.
- `VK_FORMAT_FEATURE_2_VERTEX_BUFFER_BIT` specifies that the format **can** be used as a vertex attribute format (`VkVertexInputAttributeDescription::format`).
- `VK_FORMAT_FEATURE_2_ACCELERATION_STRUCTURE_VERTEX_BUFFER_BIT_KHR` specifies that the format **can** be used as the vertex format when creating an `acceleration structure` (`VkAccelerationStructureGeometryTrianglesDataKHR::vertexFormat`). This format **can** also be used as the vertex format in host memory when doing `host acceleration structure` builds.
- `VK_FORMAT_FEATURE_2_ACCELERATION_STRUCTURE_RADIUS_BUFFER_BIT_NV` specifies that the format **can** be used as the radius format when creating an `acceleration structure` (`VkAccelerationStructureGeometryLinearSweptSpheresDataNV::radiusFormat` or `VkAccelerationStructureGeometrySpheresDataNV::radiusFormat`). This format **can** also be used as the radius format in host memory when doing `host acceleration structure` builds.
- `VK_FORMAT_FEATURE_2_STORAGE_READ_WITHOUT_FORMAT_BIT` specifies that buffer views created with this format **can** be used as `storage texel buffers` for read operations without specifying a format.
- `VK_FORMAT_FEATURE_2_STORAGE_WRITE_WITHOUT_FORMAT_BIT` specifies that buffer views created with this format **can** be used as `storage texel buffers` for write operations without specifying a format.
- `VK_FORMAT_FEATURE_2_OPTICAL_FLOW_IMAGE_BIT_NV` specifies that an image view with this format **can** be used as an input or reference to `optical flow operations`
- `VK_FORMAT_FEATURE_2_OPTICAL_FLOW_VECTOR_BIT_NV` specifies that an image view with this format **can** be used as a flow vector map (either as hint, output or global flow) for `optical flow operations`
- `VK_FORMAT_FEATURE_2_OPTICAL_FLOW_COST_BIT_NV` specifies that an image view with this format **can** be used as an output cost map for `optical flow operations`
- `VK_FORMAT_FEATURE_2_DATA_GRAPH_OPTICAL_FLOW_IMAGE_BIT_ARM` specifies that an image view with this format **can** be used as an input or reference to `optical flow operations`
- `VK_FORMAT_FEATURE_2_DATA_GRAPH_OPTICAL_FLOW_VECTOR_BIT_ARM` specifies that an image view with this format **can** be used as a flow vector map (either as hint, output or global

flow) for [optical flow operations](#)

- [VK_FORMAT_FEATURE_2_DATA_GRAPH_OPTICAL_FLOW_COST_BIT_ARM](#) specifies that an image view with this format **can** be used as an output cost map for [optical flow operations](#)

The [VkTensorFormatPropertiesARM](#) structure describes properties of a [VkFormat](#) when that format is used to describe tensor elements. These properties, like those of [VkFormatProperties2](#), are independent of any particular tensor.

The [VkTensorFormatPropertiesARM](#) structure is defined as:

```
// Provided by VK_ARM_tensors
typedef struct VkTensorFormatPropertiesARM {
    VkStructureType      sType;
    void*                pNext;
    VkFormatFeatureFlags2 optimalTilingTensorFeatures;
    VkFormatFeatureFlags2 linearTilingTensorFeatures;
} VkTensorFormatPropertiesARM;
```

- [sType](#) is a [VkStructureType](#) value identifying this structure.
- [pNext](#) is `NULL` or a pointer to a structure extending this structure.
- [linearTilingTensorFeatures](#) is a bitmask of [VkFormatFeatureFlagBits2](#) specifying features supported by tensors created with a [tiling](#) parameter of [VK_TENSOR_TILING_LINEAR_ARM](#).
- [optimalTilingTensorFeatures](#) is a bitmask of [VkFormatFeatureFlagBits2](#) specifying features supported by tensors created with a [tiling](#) parameter of [VK_TENSOR_TILING_OPTIMAL_ARM](#).

Valid Usage (Implicit)

- VUID-VkTensorFormatPropertiesARM-sType-sType
[sType](#) **must** be [VK_STRUCTURE_TYPE_TENSOR_FORMAT_PROPERTIES_ARM](#)

Structure Chaining

Extends the structure

- [VkFormatProperties2](#)

The following bits **may** be set in [linearTilingTensorFeatures](#) and [optimalTilingTensorFeatures](#), specifying that the features are supported by tensors or tensor views created with the queried [vkGetPhysicalDeviceFormatProperties2::format](#):

- [VK_FORMAT_FEATURE_2_TRANSFER_SRC_BIT](#) specifies that a tensor **can** be used as a source tensor for [copy commands](#).
- [VK_FORMAT_FEATURE_2_TRANSFER_DST_BIT](#) specifies that a tensor **can** be used as a destination tensor for [copy commands](#).

- [VK_FORMAT_FEATURE_2_TENSOR_SHADER_BIT_ARM](#) specifies that a tensor view **can** be used as a [storage tensor](#) in shaders.
- [VK_FORMAT_FEATURE_2_TENSOR_IMAGE_ALIASING_BIT_ARM](#) specifies that a tensor **can** be aliased to an image or that an image **can** be aliased to a tensor.
- [VK_FORMAT_FEATURE_2_TENSOR_DATA_GRAPH_BIT_ARM](#) specifies that a tensor view **can** be used as a [storage tensor](#) with [data graph pipelines](#).

```
// Provided by VK_VERSION_1_3
typedef VkFlags64 VkFormatFeatureFlags2;
```

```
// Provided by VK_KHR_format_feature_flags2
// Equivalent to VkFormatFeatureFlags2
typedef VkFormatFeatureFlags2 VkFormatFeatureFlags2KHR;
```

[VkFormatFeatureFlags2](#) is a bitmask type for setting a mask of zero or more [VkFormatFeatureFlagBits2](#).

To query the performance characteristics of a [subpass resolve](#) operation for an attachment with a [VkFormat](#), add a [VkSubpassResolvePerformanceQueryEXT](#) structure to the [pNext](#) chain of [VkFormatProperties2](#).

The [VkSubpassResolvePerformanceQueryEXT](#) structure is defined as:

```
// Provided by VK_EXT_multisampled_render_to_single_sampled
typedef struct VkSubpassResolvePerformanceQueryEXT {
    VkStructureType    sType;
    void*              pNext;
    VkBool32           optimal;
} VkSubpassResolvePerformanceQueryEXT;
```

- [sType](#) is a [VkStructureType](#) value identifying this structure.
- [pNext](#) is [NULL](#) or a pointer to a structure extending this structure.
- [optimal](#) specifies that a subpass resolve operation is optimally performed.

If [optimal](#) is [VK_FALSE](#) for a [VkFormat](#), using a subpass resolve operation on a multisampled attachment with this format can incur additional costs, including additional memory bandwidth usage and a higher memory footprint. If an attachment with such a format is used in a [multisampled-render-to-single-sampled](#) subpass, the additional memory and memory bandwidth usage can nullify the benefits of using the [VK_EXT_multisampled_render_to_single_sampled](#) extension.

Valid Usage (Implicit)

- VUID-VkSubpassResolvePerformanceQueryEXT-sType-sType
[sType](#) **must** be [VK_STRUCTURE_TYPE_SUBPASS_RESOLVE_PERFORMANCE_QUERY_EXT](#)

Structure Chaining

Extends the structure

- [VkFormatProperties2](#)

56.2.1. Potential Format Features

Some [valid usage conditions](#) depend on the format features supported by a [VkImage](#) whose [VkImageTiling](#) is unknown. In such cases the exact [VkFormatFeatureFlagBits](#) supported by the [VkImage](#) cannot be determined, so the valid usage conditions are expressed in terms of the *potential format features* of the [VkImage](#) format.

The *potential format features* of a [VkFormat](#) are defined as follows:

- The union of [VkFormatFeatureFlagBits](#) and [VkFormatFeatureFlagBits2](#), supported when the [VkImageTiling](#) is [VK_IMAGE_TILING_OPTIMAL](#), [VK_IMAGE_TILING_DRM_FORMAT_MODIFIER_EXT](#), or [VK_IMAGE_TILING_LINEAR](#) if [VkFormat](#) is not [VK_FORMAT_UNDEFINED](#)
- [VkAndroidHardwareBufferFormatPropertiesANDROID::formatFeatures](#) and [VkAndroidHardwareBufferFormatProperties2ANDROID::formatFeatures](#) of a valid external format if [VkFormat](#) is [VK_FORMAT_UNDEFINED](#)
- [VkScreenBufferFormatPropertiesQNX::formatFeatures](#) of a valid external format if [VkFormat](#) is [VK_FORMAT_UNDEFINED](#)

56.3. Required Format Support

Implementations **must** support at least the following set of features on the listed formats. For images, these features **must** be supported for every [VkImageType](#) (including arrayed and cube variants) unless otherwise noted. These features are supported on existing formats without needing to advertise an extension or needing to explicitly enable them. Support for additional functionality beyond the requirements listed here is queried using the [vkGetPhysicalDeviceFormatProperties](#) command.

NOTE

Unless otherwise excluded below, the required formats are supported for all [VkImageCreateFlags](#) values as long as those flag values are otherwise allowed.

The following tables show which feature bits **must** be supported for each format. Formats that are required to support [VK_FORMAT_FEATURE_SAMPLED_IMAGE_BIT](#) **must** also support [VK_FORMAT_FEATURE_TRANSFER_SRC_BIT](#) and [VK_FORMAT_FEATURE_TRANSFER_DST_BIT](#).

Table 85. Key for Format Feature Tables

✓	This feature must be supported on the named format
†	This feature must be supported on at least some of the named formats, with more information in the table where the symbol appears

‡	This feature must be supported with some caveats or preconditions, with more information in the table where the symbol appears
§	This feature must be supported with some caveats or preconditions, with more information in the table where the symbol appears

Table 86. Feature Bits in **optimalTilingFeatures**

VK_FORMAT_FEATURE_TRANSFER_SRC_BIT
VK_FORMAT_FEATURE_TRANSFER_DST_BIT
VK_FORMAT_FEATURE_SAMPLED_IMAGE_BIT
VK_FORMAT_FEATURE_BLIT_SRC_BIT
VK_FORMAT_FEATURE_SAMPLED_IMAGE_FILTER_LINEAR_BIT
VK_FORMAT_FEATURE_STORAGE_IMAGE_BIT
VK_FORMAT_FEATURE_STORAGE_IMAGE_ATOMIC_BIT
VK_FORMAT_FEATURE_COLOR_ATTACHMENT_BIT
VK_FORMAT_FEATURE_BLIT_DST_BIT
VK_FORMAT_FEATURE_COLOR_ATTACHMENT_BLEND_BIT
VK_FORMAT_FEATURE_DEPTH_STENCIL_ATTACHMENT_BIT
VK_FORMAT_FEATURE_SAMPLED_IMAGE_FILTER_MINMAX_BIT
VK_FORMAT_FEATURE_2_COPY_IMAGE_INDIRECT_DST_BIT_KHR

Table 87. Feature Bits in **bufferFeatures**

VK_FORMAT_FEATURE_VERTEX_BUFFER_BIT
VK_FORMAT_FEATURE_UNIFORM_TEXEL_BUFFER_BIT
VK_FORMAT_FEATURE_STORAGE_TEXEL_BUFFER_BIT
VK_FORMAT_FEATURE_STORAGE_TEXEL_BUFFER_ATOMIC_BIT

Table 88. Mandatory Format Support: Sub-Byte Components

[illegible]

Table 89. Mandatory Format Support: 1-3 Byte-Sized Components

[illegible]

VK_FORMAT_R8G8B8_UINT															
VK_FORMAT_R8G8B8_SINT															
VK_FORMAT_R8G8B8_SRGB															
VK_FORMAT_B8G8R8_UNORM															
VK_FORMAT_B8G8R8_SNORM															
VK_FORMAT_B8G8R8_USCALED															
VK_FORMAT_B8G8R8_SSCALED															
VK_FORMAT_B8G8R8_UINT															
VK_FORMAT_B8G8R8_SINT															
VK_FORMAT_B8G8R8_SRGB															
VK_FORMAT_A8_UNORM															
Format features marked with ‡ must be supported for optimalTilingFeatures if the VkPhysicalDevice supports the shaderStorageImageExtendedFormats feature.															

Table 90. Mandatory Format Support: 4 Byte-Sized Components

[illegible]

VK_FORMAT_A8B8G8R8_UINT_PACK32	✓	✓				✓	✓			✓	✓	✓		
VK_FORMAT_A8B8G8R8_SINT_PACK32	✓	✓				✓	✓			✓	✓	✓		
VK_FORMAT_A8B8G8R8_SRGB_PACK32	✓	✓	✓			✓	✓	✓						

Table 91. Mandatory Format Support: 10-, 12-, and 14-Bit Components

[illegible]

VK_FORMAT_R10X6G10X6_UINT_2PACK16_ARM															
VK_FORMAT_R10X6G10X6B10X6A10X6_UINT_4PACK16_ARM															
VK_FORMAT_R12X4_UINT_PACK16_ARM															
VK_FORMAT_R12X4G12X4_UINT_2PACK16_ARM															
VK_FORMAT_R12X4G12X4B12X4A12X4_UINT_4PACK16_ARM															
VK_FORMAT_R14X2_UINT_PACK16_ARM															
VK_FORMAT_R14X2G14X2_UINT_2PACK16_ARM															
VK_FORMAT_R14X2G14X2B14X2A14X2_UINT_4PACK16_ARM															
VK_FORMAT_R14X2_UNORM_PACK16_ARM															
VK_FORMAT_R14X2G14X2_UNORM_2PACK16_ARM															
VK_FORMAT_R14X2G14X2B14X2A14X2_UNORM_4PACK16_ARM															
VK_FORMAT_G14X2_B14X2R14X2_2PLANE_420_UNORM_3PACK16_ARM															
VK_FORMAT_G14X2_B14X2R14X2_2PLANE_422_UNORM_3PACK16_ARM															
Format features marked with ‡ must be supported for optimalTilingFeatures if the VkPhysicalDevice supports the shaderStorageImageExtendedFormats feature.															

Table 92. Mandatory Format Support: 16-bit Components

[illegible]

VK_FORMAT_R16G16B16_UINT														
VK_FORMAT_R16G16B16_SINT														
VK_FORMAT_R16G16B16_SFLOAT														
VK_FORMAT_R16G16B16A16_UNORM				‡						✓				✓
VK_FORMAT_R16G16B16A16_SNORM				‡						✓				✓
VK_FORMAT_R16G16B16A16_USCALED														
VK_FORMAT_R16G16B16A16_SSCALED														
VK_FORMAT_R16G16B16A16_UINT	✓	✓		✓		✓	✓			✓	✓	✓		✓
VK_FORMAT_R16G16B16A16_SINT	✓	✓		✓		✓	✓			✓	✓	✓		✓
VK_FORMAT_R16G16B16A16_SFLOAT	✓	✓	✓	✓	§	✓	✓	✓		✓	✓	✓		✓

Format features marked with ‡ **must** be supported for **optimalTilingFeatures** if the **VkPhysicalDevice** supports the **shaderStorageImageExtendedFormats** feature.

Format features marked with § **must** be supported for **optimalTilingFeatures** if the **VkPhysicalDevice** supports the **shaderFloat16VectorAtomics** feature.

Table 93. Mandatory Format Support: 32-bit Components

VK_FORMAT_FEATURE_2_COPY_IMAGE_INDIRECT_DST_BIT_KHR													
VK_FORMAT_FEATURE_STORAGE_TEXEL_BUFFER_ATOMIC_BIT													
VK_FORMAT_FEATURE_STORAGE_TEXEL_BUFFER_BIT													
VK_FORMAT_FEATURE_UNIFORM_TEXEL_BUFFER_BIT													
VK_FORMAT_FEATURE_VERTEX_BUFFER_BIT													
VK_FORMAT_FEATURE_DEPTH_STENCIL_ATTACHMENT_BIT													
VK_FORMAT_FEATURE_COLOR_ATTACHMENT_BLEND_BIT													
VK_FORMAT_FEATURE_BLIT_DST_BIT													
VK_FORMAT_FEATURE_COLOR_ATTACHMENT_BIT													
VK_FORMAT_FEATURE_STORAGE_IMAGE_ATOMIC_BIT													
VK_FORMAT_FEATURE_STORAGE_IMAGE_BIT													
VK_FORMAT_FEATURE_SAMPLED_IMAGE_FILTER_LINEAR_BIT													
VK_FORMAT_FEATURE_BLIT_SRC_BIT													
VK_FORMAT_FEATURE_SAMPLED_IMAGE_BIT													
Format													
VK_FORMAT_R32_UINT	✓	✓		✓	✓	✓	✓			✓	✓	✓	✓
VK_FORMAT_R32_SINT	✓	✓		✓	✓	✓	✓			✓	✓	✓	✓
VK_FORMAT_R32_SFLOAT	✓	✓		✓	†	✓	✓			✓	✓	✓	✓
VK_FORMAT_R32G32_UINT	✓	✓		✓		✓	✓			✓	✓	✓	✓
VK_FORMAT_R32G32_SINT	✓	✓		✓		✓	✓			✓	✓	✓	✓
VK_FORMAT_R32G32_SFLOAT	✓	✓		✓		✓	✓			✓	✓	✓	✓
VK_FORMAT_R32G32B32_UINT										✓			
VK_FORMAT_R32G32B32_SINT										✓			
VK_FORMAT_R32G32B32_SFLOAT										✓			
VK_FORMAT_R32G32B32A32_UINT	✓	✓		✓		✓	✓			✓	✓	✓	✓
VK_FORMAT_R32G32B32A32_SINT	✓	✓		✓		✓	✓			✓	✓	✓	✓
VK_FORMAT_R32G32B32A32_SFLOAT	✓	✓		✓		✓	✓			✓	✓	✓	✓
Format features marked with † must be supported for optimalTilingFeatures if the VkPhysicalDevice supports the shaderImageFloat32Atomics or the shaderImageFloat32AtomicAdd or the shaderImageFloat32AtomicMinMax feature.													

Table 94. Mandatory Format Support: 64-bit/uneven Components

[illegible]

Table 95. Mandatory Format Support: Depth/Stencil With `VkImageType VK_IMAGE_TYPE_2D`

VK_FORMAT_FEATURE_2_COPY_IMAGE_INDIRECT_DST_BIT_KHR														
VK_FORMAT_FEATURE_STORAGE_TEXEL_BUFFER_ATOMIC_BIT														
VK_FORMAT_FEATURE_STORAGE_TEXEL_BUFFER_BIT														
VK_FORMAT_FEATURE_UNIFORM_TEXEL_BUFFER_BIT														
VK_FORMAT_FEATURE_VERTEX_BUFFER_BIT														
VK_FORMAT_FEATURE_DEPTH_STENCIL_ATTACHMENT_BIT														
VK_FORMAT_FEATURE_COLOR_ATTACHMENT_BLEND_BIT														
VK_FORMAT_FEATURE_BLIT_DST_BIT														
VK_FORMAT_FEATURE_COLOR_ATTACHMENT_BIT														
VK_FORMAT_FEATURE_STORAGE_IMAGE_ATOMIC_BIT														
VK_FORMAT_FEATURE_STORAGE_IMAGE_BIT														
VK_FORMAT_FEATURE_SAMPLED_IMAGE_FILTER_LINEAR_BIT														
VK_FORMAT_FEATURE_BLIT_SRC_BIT														
VK_FORMAT_FEATURE_SAMPLED_IMAGE_BIT														
Format														
VK_FORMAT_D16_UNORM	✓	✓							✓					
VK_FORMAT_X8_D24_UNORM_PACK32									†					
VK_FORMAT_D32_SFLOAT	✓	✓							†					
VK_FORMAT_S8_UINT														
VK_FORMAT_D16_UNORM_S8_UINT														
VK_FORMAT_D24_UNORM_S8_UINT									†					
VK_FORMAT_D32_SFLOAT_S8_UINT									†					
VK_FORMAT_FEATURE_DEPTH_STENCIL_ATTACHMENT_BIT feature must be supported for at least one of VK_FORMAT_X8_D24_UNORM_PACK32 and VK_FORMAT_D32_SFLOAT, and must be supported for at least one of VK_FORMAT_D24_UNORM_S8_UINT and VK_FORMAT_D32_SFLOAT_S8_UINT.														
bufferFeatures must not support any features for these formats														

Table 96. Mandatory Format Support: BC Compressed Formats With `VkImageType` `VK_IMAGE_TYPE_2D` and `VK_IMAGE_TYPE_3D`

VK_FORMAT_FEATURE_2_COPY_IMAGE_INDIRECT_DST_BIT_KHR																												
VK_FORMAT_FEATURE_STORAGE_TEXEL_BUFFER_ATOMIC_BIT																												
VK_FORMAT_FEATURE_STORAGE_TEXEL_BUFFER_BIT																												
VK_FORMAT_FEATURE_UNIFORM_TEXEL_BUFFER_BIT																												
VK_FORMAT_FEATURE_VERTEX_BUFFER_BIT																												
VK_FORMAT_FEATURE_DEPTH_STENCIL_ATTACHMENT_BIT																												
VK_FORMAT_FEATURE_COLOR_ATTACHMENT_BLEND_BIT																												
VK_FORMAT_FEATURE_BLIT_DST_BIT																												
VK_FORMAT_FEATURE_COLOR_ATTACHMENT_BIT																												
VK_FORMAT_FEATURE_STORAGE_IMAGE_ATOMIC_BIT																												
VK_FORMAT_FEATURE_STORAGE_IMAGE_BIT																												
VK_FORMAT_FEATURE_SAMPLED_IMAGE_FILTER_LINEAR_BIT																												
VK_FORMAT_FEATURE_SAMPLED_IMAGE_FILTER_LINEAR_BIT																												
VK_FORMAT_FEATURE_SAMPLED_IMAGE_FILTER_LINEAR_BIT																												
VK_FORMAT_FEATURE_SAMPLED_IMAGE_FILTER_LINEAR_BIT																												
VK_FORMAT_FEATURE_SAMPLED_IMAGE_FILTER_LINEAR_BIT																												
VK_FORMAT_FEATURE_SAMPLED_IMAGE_FILTER_LINEAR_BIT																												
VK_FORMAT_FEATURE_SAMPLED_IMAGE_FILTER_LINEAR_BIT																												
VK_FORMAT_FEATURE_SAMPLED_IMAGE_FILTER_LINEAR_BIT																												
VK_FORMAT_FEATURE_SAMPLED_IMAGE_FILTER_LINEAR_BIT																												
VK_FORMAT_FEATURE_SAMPLED_IMAGE_FILTER_LINEAR_BIT																												
VK_FORMAT_FEATURE_SAMPLED_IMAGE_FILTER_LINEAR_BIT																												
VK_FORMAT_FEATURE_SAMPLED_IMAGE_FILTER_LINEAR_BIT																												
VK_FORMAT_FEATURE_SAMPLED_IMAGE_FILTER_LINEAR_BIT																												
VK_FORMAT_FEATURE_SAMPLED_IMAGE_FILTER_LINEAR_BIT																												
VK_FORMAT_FEATURE_SAMPLED_IMAGE_FILTER_LINEAR_BIT																												
VK_FORMAT_FEATURE_SAMPLED_IMAGE_FILTER_LINEAR_BIT																												
VK_FORMAT_FEATURE_SAMPLED_IMAGE_FILTER_LINEAR_BIT																												
VK_FORMAT_FEATURE_SAMPLED_IMAGE_FILTER_LINEAR_BIT																												
VK_FORMAT_FEATURE_SAMPLED_IMAGE_FILTER_LINEAR_BIT																												
VK_FORMAT_FEATURE_SAMPLED_IMAGE_FILTER_LINEAR_BIT																												
VK_FORMAT_FEATURE_SAMPLED_IMAGE_FILTER_LINEAR_BIT																												
VK_FORMAT_FEATURE_SAMPLED_IMAGE_FILTER_LINEAR_BIT																												
VK_FORMAT_FEATURE_SAMPLED_IMAGE_FILTER_LINEAR_BIT																												
VK_FORMAT_FEATURE_SAMPLED_IMAGE_FILTER_LINEAR_BIT																												
VK_FORMAT_FEATURE_SAMPLED_IMAGE_FILTER_LINEAR_BIT																												
VK_FORMAT_FEATURE_SAMPLED_IMAGE_FILTER_LINEAR_BIT																												
VK_FORMAT_FEATURE_SAMPLED_IMAGE_FILTER_LINEAR_BIT																												
VK_FORMAT_FEATURE_SAMPLED_IMAGE_FILTER_LINEAR_BIT																												
VK_FORMAT_FEATURE_SAMPLED_IMAGE_FILTER_LINEAR_BIT																												
VK_FORMAT_FEATURE_SAMPLED_IMAGE_FILTER_LINEAR_BIT																												
VK_FORMAT_FEATURE_SAMPLED_IMAGE_FILTER_LINEAR_BIT																												
VK_FORMAT_FEATURE_SAMPLED_IMAGE_FILTER_LINEAR_BIT																												
VK_FORMAT_FEATURE_SAMPLED_IMAGE_FILTER_LINEAR_BIT																												
VK_FORMAT_FEATURE_SAMPLED_IMAGE_FILTER_LINEAR_BIT																												
VK_FORMAT_FEATURE_SAMPLED_IMAGE_FILTER_LINEAR_BIT																												
VK_FORMAT_FEATURE_SAMPLED_IMAGE_FILTER_LINEAR_BIT																												
VK_FORMAT_FEATURE_SAMPLED_IMAGE_FILTER_LINEAR_BIT																												
VK_FORMAT_FEATURE_SAMPLED_IMAGE_FILTER_LINEAR_BIT																												
VK_FORMAT_FEATURE_SAMPLED_IMAGE_FILTER_LINEAR_BIT																												
VK_FORMAT_FEATURE_SAMPLED_IMAGE_FILTER_LINEAR_BIT																												
VK_FORMAT_FEATURE_SAMPLED_IMAGE_FILTER_LINEAR_BIT																												
VK_FORMAT_FEATURE_SAMPLED_IMAGE_FILTER_LINEAR_BIT																												
VK_FORMAT_FEATURE_SAMPLED_IMAGE_FILTER_LINEAR_BIT																												
VK_FORMAT_FEATURE_SAMPLED_IMAGE_FILTER_LINEAR_BIT																												
VK_FORMAT_FEATURE_SAMPLED_IMAGE_FILTER_LINEAR_BIT																												
VK_FORMAT_FEATURE_SAMPLED_IMAGE_FILTER_LINEAR_BIT																												
VK_FORMAT_FEATURE_SAMPLED_IMAGE_FILTER_LINEAR_BIT																												
VK_FORMAT_FEATURE_SAMPLED_IMAGE_FILTER_LINEAR_BIT																												
VK_FORMAT_FEATURE_SAMPLED_IMAGE_FILTER_LINEAR_BIT																												
VK_FORMAT_FEATURE_SAMPLED_IMAGE_FILTER_LINEAR_BIT																												
VK_FORMAT_FEATURE_SAMPLED_IMAGE_FILTER_LINEAR_BIT																												
VK_FORMAT_FEATURE_SAMPLED_IMAGE_FILTER_LINEAR_BIT																												
VK_FORMAT_FEATURE_SAMPLED_IMAGE_FILTER_LINEAR_BIT																												
VK_FORMAT_FEATURE_SAMPLED_IMAGE_FILTER_LINEAR_BIT																												
VK_FORMAT_FEATURE_SAMPLED_IMAGE_FILTER_LINEAR_BIT																												
VK_FORMAT_FEATURE_SAMPLED_IMAGE_FILTER_LINEAR_BIT																												
VK_FORMAT_FEATURE_SAMPLED_IMAGE_FILTER_LINEAR_BIT																												
VK_FORMAT_FEATURE_SAMPLED_IMAGE_FILTER_LINEAR_BIT																												
VK_FORMAT_FEATURE_SAMPLED_IMAGE_FILTER_LINEAR_BIT																												
VK_FORMAT_FEATURE_SAMPLED_IMAGE_FILTER_LINEAR_BIT																												
VK_FORMAT_FEATURE_SAMPLED_IMAGE_FILTER_LINEAR_BIT																												
VK_FORMAT_FEATURE_SAMPLED_IMAGE_FILTER_LINEAR_BIT																												
VK_FORMAT_FEATURE_SAMPLED_IMAGE_FILTER_LINEAR_BIT																												
VK_FORMAT_FEATURE_SAMPLED_IMAGE_FILTER_LINEAR_BIT																												
VK_FORMAT_FEATURE_SAMPLED_IMAGE_FILTER_LINEAR_BIT																												
VK_FORMAT_FEATURE_SAMPLED_IMAGE_FILTER_LINEAR_BIT																												
VK_FORMAT_FEATURE_SAMPLED_IMAGE_FILTER_LINEAR_BIT																												
VK_FORMAT_FEATURE_SAMPLED_IMAGE_FILTER_LINEAR_BIT																												
VK_FORMAT_FEATURE_SAMPLED_IMAGE_FILTER_LINEAR_BIT																												
VK_FORMAT_FEATURE_SAMPLED_IMAGE_FILTER_LINEAR_BIT																												
VK_FORMAT_FEATURE_SAMPLED_IMAGE_FILTER_LINEAR_BIT																												
VK_FORMAT_FEATURE_SAMPLED_IMAGE_FILTER_LINEAR_BIT																												
VK_FORMAT_FEATURE_SAMPLED_IMAGE_FILTER_LINEAR_BIT																												
VK_FORMAT_FEATURE_SAMPLED_IMAGE_FILTER_LINEAR_BIT																												
VK_FORMAT_FEATURE_SAMPLED_IMAGE_FILTER_LINEAR_BIT																												
VK_FORMAT_FEATURE_SAMPLED_IMAGE_FILTER_LINEAR_BIT																												
VK_FORMAT_FEATURE_SAMPLED_IMAGE_FILTER_LINEAR_BIT																												
VK_FORMAT_FEATURE_SAMPLED_IMAGE_FILTER_LINEAR_BIT																												
VK_FORMAT_FEATURE_SAMPLED_IMAGE_FILTER_LINEAR_BIT																												
VK_FORMAT_FEATURE_SAMPLED_IMAGE_FILTER_LINEAR_BIT																												
VK_FORMAT_FEATURE_SAMPLED_IMAGE_FILTER_LINEAR_BIT																												
VK_FORMAT_FEATURE_SAMPLED_IMAGE_FILTER_LINEAR_BIT																												
VK_FORMAT_FEATURE_SAMPLED_IMAGE_FILTER_LINEAR_BIT																												
VK_FORMAT_FEATURE_SAMPLED_IMAGE_FILTER_LINEAR_BIT																												
VK_FORMAT_FEATURE_SAMPLED_IMAGE_FILTER_LINEAR_BIT																												
VK_FORMAT_FEATURE_SAMPLED_IMAGE_FILTER_LINEAR_BIT																												
VK_FORMAT_FEATURE_SAMPLED_IMAGE_FILTER_LINEAR_BIT																												
VK_FORMAT_FEATURE_SAMPLED_IMAGE_FILTER_LINEAR_BIT																												
VK_FORMAT_FEATURE_SAMPLED_IMAGE_FILTER_LINEAR_BIT																												
VK_FORMAT_FEATURE_SAMPLED_IMAGE_FILTER_LINEAR_BIT																												
VK_FORMAT_FEATURE_SAMPLED_IMAGE_FILTER_LINEAR_BIT																												
VK_FORMAT_FEATURE_SAMPLED_IMAGE_FILTER_LINEAR_BIT																												
VK_FORMAT_FEATURE_SAMPLED_IMAGE_FILTER_LINEAR_BIT																												
VK_FORMAT_FEATURE_SAMPLED_IMAGE_FILTER_LINEAR_BIT																												
VK_FORMAT_FEATURE_SAMPLED_IMAGE_FILTER_LINEAR_BIT																												
VK_FORMAT_FEATURE_SAMPLED_IMAGE_FILTER_LINEAR_BIT																												
VK_FORMAT_FEATURE_SAMPLED_IMAGE_FILTER_LINEAR_BIT																												
VK_FORMAT_FEATURE_SAMPLED_IMAGE_FILTER_LINEAR_BIT																												
VK_FORMAT_FEATURE_SAMPLED_IMAGE_FILTER_LINEAR_BIT																												
VK_FORMAT_FEATURE_SAMPLED_IMAGE_FILTER_LINEAR_BIT																												
VK_FORMAT_FEATURE_SAMPLED_IMAGE_FILTER_LINEAR_BIT																												
VK_FORMAT_FEATURE_SAMPLED_IMAGE_FILTER_LINEAR_BIT																												
VK_FORMAT_FEATURE_SAMPLED_IMAGE_FILTER_LINEAR_BIT																												
VK_FORMAT_FEATURE_SAMPLED_IMAGE_FILTER_LINEAR_BIT																												
VK_FORMAT_FEATURE_SAMPLED_IMAGE_FILTER_LINEAR_BIT																												
VK_FORMAT_FEATURE_SAMPLED_IMAGE_FILTER_LINEAR_BIT																												
VK_FORMAT_FEATURE_SAMPLED_IMAGE_FILTER_LINEAR_BIT																												

The `VK_FORMAT_FEATURE_SAMPLED_IMAGE_BIT`, `VK_FORMAT_FEATURE_BLIT_SRC_BIT` and `VK_FORMAT_FEATURE_SAMPLED_IMAGE_FILTER_LINEAR_BIT` features **must** be supported in `optimalTilingFeatures` for all the formats in at least one of: this table, [Mandatory Format Support: ETC2 and EAC Compressed Formats With `VkImageType` `VK_IMAGE_TYPE_2D`](#), or [Mandatory Format Support: ASTC LDR Compressed Formats With `VkImageType` `VK_IMAGE_TYPE_2D`](#).

Table 97. Mandatory Format Support: ETC2 and EAC Compressed Formats With `VkImageType`
`VK_IMAGE_TYPE_2D`

[illegible]

Table 98. Mandatory Format Support: ASTC LDR Compressed Formats With `VkImageType`
`VK_IMAGE_TYPE_2D`

VK_FORMAT_FEATURE_2_COPY_IMAGE_INDIRECT_DST_BIT_KHR															
VK_FORMAT_FEATURE_STORAGE_TEXEL_BUFFER_ATOMIC_BIT															
VK_FORMAT_FEATURE_STORAGE_TEXEL_BUFFER_BIT															
VK_FORMAT_FEATURE_UNIFORM_TEXEL_BUFFER_BIT															
VK_FORMAT_FEATURE_VERTEX_BUFFER_BIT															
VK_FORMAT_FEATURE_DEPTH_STENCIL_ATTACHMENT_BIT															
VK_FORMAT_FEATURE_COLOR_ATTACHMENT_BLEND_BIT															
VK_FORMAT_FEATURE_BLIT_DST_BIT															
VK_FORMAT_FEATURE_COLOR_ATTACHMENT_BIT															
VK_FORMAT_FEATURE_STORAGE_IMAGE_ATOMIC_BIT															
VK_FORMAT_FEATURE_STORAGE_IMAGE_BIT															
VK_FORMAT_FEATURE_SAMPLED_IMAGE_FILTER_LINEAR_BIT															
VK_FORMAT_FEATURE_BLIT_SRC_BIT															
VK_FORMAT_FEATURE_SAMPLED_IMAGE_BIT															
Format															
VK_FORMAT_ASTC_4x4_UNORM_BLOCK											†††				
VK_FORMAT_ASTC_4x4_SRGB_BLOCK											†††				
VK_FORMAT_ASTC_5x4_UNORM_BLOCK	†††														
VK_FORMAT_ASTC_5x4_SRGB_BLOCK	†††														
VK_FORMAT_ASTC_5x5_UNORM_BLOCK	†††														
VK_FORMAT_ASTC_5x5_SRGB_BLOCK	†††														
VK_FORMAT_ASTC_6x5_UNORM_BLOCK	†††														
VK_FORMAT_ASTC_6x5_SRGB_BLOCK	†††														
VK_FORMAT_ASTC_6x6_UNORM_BLOCK	†††														
VK_FORMAT_ASTC_6x6_SRGB_BLOCK	†††														
VK_FORMAT_ASTC_8x5_UNORM_BLOCK	†††														
VK_FORMAT_ASTC_8x5_SRGB_BLOCK	†††														
VK_FORMAT_ASTC_8x6_UNORM_BLOCK	†††														
VK_FORMAT_ASTC_8x6_SRGB_BLOCK	†††														
VK_FORMAT_ASTC_8x8_UNORM_BLOCK	†††														
VK_FORMAT_ASTC_8x8_SRGB_BLOCK	†††														
VK_FORMAT_ASTC_10x5_UNORM_BLOCK	†††														

VK_FORMAT_ASTC_10x5_SRGB_BLOCK	†	†	†												
VK_FORMAT_ASTC_10x6_UNORM_BLOCK	†	†	†												
VK_FORMAT_ASTC_10x6_SRGB_BLOCK	†	†	†												
VK_FORMAT_ASTC_10x8_UNORM_BLOCK	†	†	†												
VK_FORMAT_ASTC_10x8_SRGB_BLOCK	†	†	†												
VK_FORMAT_ASTC_10x10_UNORM_BLOCK	†	†	†												
VK_FORMAT_ASTC_10x10_SRGB_BLOCK	†	†	†												
VK_FORMAT_ASTC_12x10_UNORM_BLOCK	†	†	†												
VK_FORMAT_ASTC_12x10_SRGB_BLOCK	†	†	†												
VK_FORMAT_ASTC_12x12_UNORM_BLOCK	†	†	†												
VK_FORMAT_ASTC_12x12_SRGB_BLOCK	†	†	†												
The VK_FORMAT_FEATURE_SAMPLED_IMAGE_BIT , VK_FORMAT_FEATURE_BLIT_SRC_BIT and VK_FORMAT_FEATURE_SAMPLED_IMAGE_FILTER_LINEAR_BIT features must be supported in optimalTilingFeatures for all the formats in at least one of: this table, Mandatory Format Support: BC Compressed Formats With <i>VkImageType</i> VK_IMAGE_TYPE_2D and VK_IMAGE_TYPE_3D , or Mandatory Format Support: ETC2 and EAC Compressed Formats With <i>VkImageType</i> VK_IMAGE_TYPE_2D .															

If cubic filtering is supported, [VK_FORMAT_FEATURE_SAMPLED_IMAGE_FILTER_CUBIC_BIT_EXT](#) **must** be supported for the following image view types:

- [VK_IMAGE_VIEW_TYPE_2D](#)
- [VK_IMAGE_VIEW_TYPE_2D_ARRAY](#)

for the following formats:

- [VK_FORMAT_R4G4_UNORM_PACK8](#)
- [VK_FORMAT_R4G4B4A4_UNORM_PACK16](#)
- [VK_FORMAT_B4G4R4A4_UNORM_PACK16](#)
- [VK_FORMAT_R5G6B5_UNORM_PACK16](#)
- [VK_FORMAT_B5G6R5_UNORM_PACK16](#)
- [VK_FORMAT_R5G5B5A1_UNORM_PACK16](#)
- [VK_FORMAT_B5G5R5A1_UNORM_PACK16](#)
- [VK_FORMAT_A1R5G5B5_UNORM_PACK16](#)
- [VK_FORMAT_R8_UNORM](#)
- [VK_FORMAT_R8_SNORM](#)
- [VK_FORMAT_R8_SRGB](#)
- [VK_FORMAT_R8G8_UNORM](#)
- [VK_FORMAT_R8G8_SNORM](#)

- `VK_FORMAT_R8G8_SRGB`
- `VK_FORMAT_R8G8B8_UNORM`
- `VK_FORMAT_R8G8B8_SNORM`
- `VK_FORMAT_R8G8B8_SRGB`
- `VK_FORMAT_B8G8R8_UNORM`
- `VK_FORMAT_B8G8R8_SNORM`
- `VK_FORMAT_B8G8R8_SRGB`
- `VK_FORMAT_R8G8B8A8_UNORM`
- `VK_FORMAT_R8G8B8A8_SNORM`
- `VK_FORMAT_R8G8B8A8_SRGB`
- `VK_FORMAT_B8G8R8A8_UNORM`
- `VK_FORMAT_B8G8R8A8_SNORM`
- `VK_FORMAT_B8G8R8A8_SRGB`
- `VK_FORMAT_A8B8G8R8_UNORM_PACK32`
- `VK_FORMAT_A8B8G8R8_SNORM_PACK32`
- `VK_FORMAT_A8B8G8R8_SRGB_PACK32`

If ETC compressed formats are supported, `VK_FORMAT_FEATURE_SAMPLED_IMAGE_FILTER_CUBIC_BIT_EXT` **must** be supported for the following image view types:

- `VK_IMAGE_VIEW_TYPE_2D`
- `VK_IMAGE_VIEW_TYPE_2D_ARRAY`

for the following additional formats:

- `VK_FORMAT_ETC2_R8G8B8_UNORM_BLOCK`
- `VK_FORMAT_ETC2_R8G8B8_SRGB_BLOCK`
- `VK_FORMAT_ETC2_R8G8B8A1_UNORM_BLOCK`
- `VK_FORMAT_ETC2_R8G8B8A1_SRGB_BLOCK`
- `VK_FORMAT_ETC2_R8G8B8A8_UNORM_BLOCK`
- `VK_FORMAT_ETC2_R8G8B8A8_SRGB_BLOCK`

If cubic filtering is supported for any other formats, the following image view types **must** be supported for those formats:

- `VK_IMAGE_VIEW_TYPE_2D`
- `VK_IMAGE_VIEW_TYPE_2D_ARRAY`

To be used with `VkImageView` with `subresourceRange.aspectMask` equal to `VK_IMAGE_ASPECT_COLOR_BIT`, sampler Y'C_BC_R conversion **must** be enabled for the following

[illegible]

Formats marked ‡ do not require a sampler Y'C_BC_R conversion for `VK_IMAGE_ASPECT_COLOR_BIT` image views if the `VkPhysicalDeviceRGBA10X6FormatsFeaturesEXT` `::formatRgba10x6WithoutYCbCrSampler` feature is enabled.

Implementations are not required to support the `VK_IMAGE_CREATE_SPARSE_BINDING_BIT`, `VK_IMAGE_CREATE_SPARSE_RESIDENCY_BIT`, or `VK_IMAGE_CREATE_SPARSE_ALIASED_BIT` `VkImageCreateFlags` for the above formats that require sampler Y'C_BC_R conversion. To determine whether the implementation supports sparse image creation flags with these formats use `vkGetPhysicalDeviceImageFormatProperties` or `vkGetPhysicalDeviceImageFormatProperties2`.

`VK_FORMAT_FEATURE_FRAGMENT_DENSITY_MAP_BIT_EXT` **must** be supported for the following formats if the `fragmentDensityMap` feature is enabled:

- `VK_FORMAT_R8G8_UNORM`

`VK_FORMAT_FEATURE_ACCELERATION_STRUCTURE_VERTEX_BUFFER_BIT_KHR` **must** be supported in `bufferFeatures` for the following formats if the `accelerationStructure` feature is supported:

- `VK_FORMAT_R32G32_SFLOAT`
- `VK_FORMAT_R32G32B32_SFLOAT`
- `VK_FORMAT_R16G16_SFLOAT`
- `VK_FORMAT_R16G16B16A16_SFLOAT`
- `VK_FORMAT_R16G16_SNORM`
- `VK_FORMAT_R16G16B16A16_SNORM`

`VK_FORMAT_FEATURE_2_ACCELERATION_STRUCTURE_RADIUS_BUFFER_BIT_NV` **must** be supported in `bufferFeatures` for the following formats if either of the `spheres` or `linearSweptSpheres` feature is supported:

- `VK_FORMAT_R32_SFLOAT`
- `VK_FORMAT_R16_SFLOAT`

`VK_FORMAT_FEATURE_FRAGMENT_SHADING_RATE_ATTACHMENT_BIT_KHR` **must** be supported for the following formats if the `attachmentFragmentShadingRate` feature is supported:

- `VK_FORMAT_R8_UINT`

If the `hostImageCopy` feature is supported and `VK_FORMAT_FEATURE_SAMPLED_IMAGE_BIT` is supported in `optimalTilingFeatures` or `linearTilingFeatures` for a color format, `VK_FORMAT_FEATURE_2_HOST_IMAGE_TRANSFER_BIT` **must** also be supported in `optimalTilingFeatures` or `linearTilingFeatures` respectively.

56.3.1. Formats Without Shader Storage Format

The device-level features for using a storage image or a storage texel buffer with an image format of `Unknown`, `shaderStorageImageReadWithoutFormat` and `shaderStorageImageWriteWithoutFormat`, only

apply to the following formats:

- `VK_FORMAT_R8G8B8A8_UNORM`
- `VK_FORMAT_R8G8B8A8_SNORM`
- `VK_FORMAT_R8G8B8A8_UINT`
- `VK_FORMAT_R8G8B8A8_SINT`
- `VK_FORMAT_R32_UINT`
- `VK_FORMAT_R32_SINT`
- `VK_FORMAT_R32_SFLOAT`
- `VK_FORMAT_R32G32_UINT`
- `VK_FORMAT_R32G32_SINT`
- `VK_FORMAT_R32G32_SFLOAT`
- `VK_FORMAT_R32G32B32A32_UINT`
- `VK_FORMAT_R32G32B32A32_SINT`
- `VK_FORMAT_R32G32B32A32_SFLOAT`
- `VK_FORMAT_R16G16B16A16_UINT`
- `VK_FORMAT_R16G16B16A16_SINT`
- `VK_FORMAT_R16G16B16A16_SFLOAT`
- `VK_FORMAT_R16G16_SFLOAT`
- `VK_FORMAT_B10G11R11_UFLOAT_PACK32`
- `VK_FORMAT_R16_SFLOAT`
- `VK_FORMAT_R16G16B16A16_UNORM`
- `VK_FORMAT_A2B10G10R10_UNORM_PACK32`
- `VK_FORMAT_R16G16_UNORM`
- `VK_FORMAT_R8G8_UNORM`
- `VK_FORMAT_R16_UNORM`
- `VK_FORMAT_R8_UNORM`
- `VK_FORMAT_R16G16B16A16_SNORM`
- `VK_FORMAT_R16G16_SNORM`
- `VK_FORMAT_R8G8_SNORM`
- `VK_FORMAT_R16_SNORM`
- `VK_FORMAT_R8_SNORM`
- `VK_FORMAT_R16G16_SINT`
- `VK_FORMAT_R8G8_SINT`
- `VK_FORMAT_R16_SINT`

- [VK_FORMAT_R8_SINT](#)
- [VK_FORMAT_A2B10G10R10_UINT_PACK32](#)
- [VK_FORMAT_R16G16_UINT](#)
- [VK_FORMAT_R8G8_UINT](#)
- [VK_FORMAT_R16_UINT](#)
- [VK_FORMAT_R8_UINT](#)
- [VK_FORMAT_A8_UNORM](#)

NOTE

This list of formats is the union of required storage formats from [Required Format Support](#) section and formats listed in [shaderStorageImageExtendedFormats](#).

An implementation that supports [VK_FORMAT_FEATURE_STORAGE_IMAGE_BIT](#) for any format from the given list of formats and supports [shaderStorageImageReadWithoutFormat](#) **must** support [VK_FORMAT_FEATURE_2_STORAGE_READ_WITHOUT_FORMAT_BIT](#) for that same format if Vulkan 1.3 or the [VK_KHR_format_feature_flags2](#) extension is supported.

An implementation that supports [VK_FORMAT_FEATURE_STORAGE_IMAGE_BIT](#) for any format from the given list of formats and supports [shaderStorageImageWriteWithoutFormat](#) **must** support [VK_FORMAT_FEATURE_2_STORAGE_WRITE_WITHOUT_FORMAT_BIT](#) for that same format if Vulkan 1.3 or the [VK_KHR_format_feature_flags2](#) extension is supported.

An implementation that does not support either of [VK_FORMAT_FEATURE_2_STORAGE_READ_WITHOUT_FORMAT_BIT](#) or [VK_FORMAT_FEATURE_2_STORAGE_WRITE_WITHOUT_FORMAT_BIT](#) for a format **must** not report support for [VK_FORMAT_FEATURE_STORAGE_IMAGE_BIT](#) or [VK_FORMAT_FEATURE_STORAGE_TEXEL_BUFFER_BIT](#) for that format if it is not listed in the [SPIR-V and Vulkan Image Format Compatibility](#) table.

NOTE

Some older implementations do not follow this restriction. They report support for formats as storage images even though they do not support access without the [Format](#) qualifier and there is no matching [Format](#) token. Such images cannot be either read from or written to.

Drivers which pass Vulkan conformance test suite version 1.3.9.0, or any subsequent version will conform to the requirement above.

56.3.2. Depth Comparison Format Support

If Vulkan 1.3 or the [VK_KHR_format_feature_flags2](#) extension is supported, a depth/stencil format with a depth component supporting [VK_FORMAT_FEATURE_SAMPLED_IMAGE_BIT](#) **must** support [VK_FORMAT_FEATURE_2_SAMPLED_IMAGE_DEPTH_COMPARISON_BIT](#).

56.3.3. Format Feature Dependent Usage Flags

Certain resource usage flags depend on support for the corresponding format feature flag for the format in question. The following tables list the [VkBufferUsageFlagBits](#), [VkImageUsageFlagBits](#) and

[VkTensorUsageFlagBitsARM](#) that have such dependencies, and the format feature flags they depend on. Additional restrictions, including, but not limited to, further required format feature flags specific to the particular use of the resource **may** apply, as described in the respective sections of this specification.

Table 100. Format Feature Dependent Buffer Usage Flags

Buffer usage flag	Required format feature flag
VK_BUFFER_USAGE_UNIFORM_TEXEL_BUFFER_BIT	VK_FORMAT_FEATURE_UNIFORM_TEXEL_BUFFER_BIT
VK_BUFFER_USAGE_STORAGE_TEXEL_BUFFER_BIT	VK_FORMAT_FEATURE_STORAGE_TEXEL_BUFFER_BIT
VK_BUFFER_USAGE_VERTEX_BUFFER_BIT	VK_FORMAT_FEATURE_VERTEX_BUFFER_BIT

Table 101. Format Feature Dependent Image Usage Flags

Image usage flag	Required format feature flag
VK_IMAGE_USAGE_SAMPLED_BIT	VK_FORMAT_FEATURE_SAMPLED_IMAGE_BIT
VK_IMAGE_USAGE_STORAGE_BIT	VK_FORMAT_FEATURE_STORAGE_IMAGE_BIT
VK_IMAGE_USAGE_COLOR_ATTACHMENT_BIT	VK_FORMAT_FEATURE_COLOR_ATTACHMENT_BIT
VK_IMAGE_USAGE_DEPTH_STENCIL_ATTACHMENT_BIT	VK_FORMAT_FEATURE_DEPTH_STENCIL_ATTACHMENT_BIT
VK_IMAGE_USAGE_INPUT_ATTACHMENT_BIT	VK_FORMAT_FEATURE_COLOR_ATTACHMENT_BIT or VK_FORMAT_FEATURE_DEPTH_STENCIL_ATTACHMENT_BIT
VK_IMAGE_USAGE_FRAGMENT_SHADING_RATE_ATTACHMENT_BIT_KHR	VK_FORMAT_FEATURE_FRAGMENT_SHADING_RATE_ATTACHMENT_BIT_KHR
VK_IMAGE_USAGE_VIDEO_DECODE_DST_BIT_KHR	VK_FORMAT_FEATURE_VIDEO_DECODE_OUTPUT_BIT_KHR
VK_IMAGE_USAGE_VIDEO_DECODE_DPB_BIT_KHR	VK_FORMAT_FEATURE_VIDEO_DECODE_DPB_BIT_KHR
VK_IMAGE_USAGE_VIDEO_ENCODE_SRC_BIT_KHR	VK_FORMAT_FEATURE_VIDEO_ENCODE_INPUT_BIT_KHR
VK_IMAGE_USAGE_VIDEO_ENCODE_DPB_BIT_KHR	VK_FORMAT_FEATURE_VIDEO_ENCODE_DPB_BIT_KHR
VK_IMAGE_USAGE_VIDEO_ENCODE_QUANTIZATION_DELTA_MAP_BIT_KHR	VK_FORMAT_FEATURE_2_VIDEO_ENCODE_QUANTIZATION_DELTA_MAP_BIT_KHR
VK_IMAGE_USAGE_VIDEO_ENCODE_EMPHASIS_MAP_BIT_KHR	VK_FORMAT_FEATURE_2_VIDEO_ENCODE_EMPHASIS_MAP_BIT_KHR
VK_IMAGE_USAGE_TENSOR_ALIASING_BIT_ARM	VK_FORMAT_FEATURE_2_TENSOR_IMAGE_ALIASING_BIT_ARM

Table 102. Format feature dependent tensor usage flags

Tensor usage flag	Required format feature flag
VK_TENSOR_USAGE_TRANSFER_SRC_BIT_ARM	VK_FORMAT_FEATURE_2_TRANSFER_SRC_BIT
VK_TENSOR_USAGE_TRANSFER_DST_BIT_ARM	VK_FORMAT_FEATURE_2_TRANSFER_DST_BIT
VK_TENSOR_USAGE_IMAGE_ALIASING_BIT_ARM	VK_FORMAT_FEATURE_2_TENSOR_IMAGE_ALIASING_BIT_ARM
VK_TENSOR_USAGE_SHADER_BIT_ARM	VK_FORMAT_FEATURE_2_TENSOR_SHADER_BIT_ARM
VK_TENSOR_USAGE_DATA_GRAPH_BIT_ARM	VK_FORMAT_FEATURE_2_TENSOR_DATA_GRAPH_BIT_ARM

56.3.4. Tensor Format Support

For tensors, implementations **must** support at least the following set of features on the listed tensor formats.

The following tables show which tensor feature bits **must** be supported for each format.

Table 103. Key for tensor format feature tables

✓	This feature must be supported on the named format
†	This feature must be supported on at least some of the named formats, with more information in the table where the symbol appears

Table 104. Feature bits in **optimalTilingTensorFeatures**

VK_FORMAT_FEATURE_2_TRANSFER_SRC_BIT
VK_FORMAT_FEATURE_2_TRANSFER_DST_BIT
VK_FORMAT_FEATURE_2_TENSOR_SHADER_BIT_ARM

Table 105. Feature bits in **linearTilingTensorFeatures**

VK_FORMAT_FEATURE_2_TRANSFER_SRC_BIT
VK_FORMAT_FEATURE_2_TRANSFER_DST_BIT
VK_FORMAT_FEATURE_2_TENSOR_SHADER_BIT_ARM

Table 106. Mandatory tensor format support

VK_FORMAT_FEATURE_2_TRANSFER_SRC_BIT			
VK_FORMAT_FEATURE_2_TRANSFER_DST_BIT			0
VK_FORMAT_FEATURE_2_TENSOR_SHADER_BIT_ARM		0	
Format	0	0	
VK_FORMAT_UNDEFINED			
VK_FORMAT_R8_BOOL_ARM			
VK_FORMAT_R8_UNORM			
VK_FORMAT_R8_SNORM			
VK_FORMAT_R8_USCALED			
VK_FORMAT_R8_SSCALED			
VK_FORMAT_R8_UINT			
VK_FORMAT_R8_SINT			
VK_FORMAT_R16_UNORM			
VK_FORMAT_R16_SNORM			
VK_FORMAT_R16_USCALED			
VK_FORMAT_R16_SSCALED			
VK_FORMAT_R16_UINT			
VK_FORMAT_R16_SINT			
VK_FORMAT_R16_SFLOAT			
VK_FORMAT_R32_UINT			
VK_FORMAT_R32_SINT			
VK_FORMAT_R32_SFLOAT			
VK_FORMAT_R64_UINT			
VK_FORMAT_R64_SINT			
VK_FORMAT_R64_SFLOAT			

Chapter 57. Additional Capabilities

This chapter describes additional capabilities beyond the minimum capabilities described in the [Limits](#) and [Formats](#) chapters, including:

- [Additional Image Capabilities](#)
- [Additional Buffer Capabilities](#)
- [Optional Semaphore Capabilities](#)
- [Optional Fence Capabilities](#)
- [Timestamp Calibration Capabilities](#)

57.1. Additional Image Capabilities

Additional image capabilities, such as larger dimensions or additional sample counts for certain image types, or additional capabilities for *linear* tiling format images, are described in this section.

To query additional capabilities specific to image types, call:

WARNING This functionality is superseded by [vkGetPhysicalDeviceImageFormatProperties2](#). See [Legacy Functionality](#) for more information.

```
// Provided by VK_VERSION_1_0
VkResult vkGetPhysicalDeviceImageFormatProperties(
    VkPhysicalDevice    physicalDevice,
    VkFormat            format,
    VkImageType         type,
    VkImageTiling       tiling,
    VkImageUsageFlags   usage,
    VkImageCreateFlags   flags,
    VkImageFormatProperties* pImageFormatProperties);
```

- `physicalDevice` is the physical device from which to query the image capabilities.
- `format` is a [VkFormat](#) value specifying the image format, corresponding to [VkImageCreateInfo::format](#).
- `type` is a [VkImageType](#) value specifying the image type, corresponding to [VkImageCreateInfo::imageType](#).
- `tiling` is a [VkImageTiling](#) value specifying the image tiling, corresponding to [VkImageCreateInfo::tiling](#).
- `usage` is a bitmask of [VkImageUsageFlagBits](#) specifying the intended usage of the image, corresponding to [VkImageCreateInfo::usage](#).
- `flags` is a bitmask of [VkImageCreateFlagBits](#) specifying additional parameters of the image, corresponding to [VkImageCreateInfo::flags](#).

- `pImageFormatProperties` is a pointer to a `VkImageFormatProperties` structure in which capabilities are returned.

The `format`, `type`, `tiling`, `usage`, and `flags` parameters correspond to parameters that would be consumed by `vkCreateImage` (as members of `VkImageCreateInfo`).

If `format` is not a supported image format, or if the combination of `format`, `type`, `tiling`, `usage`, and `flags` is not supported for images, then `vkGetPhysicalDeviceImageFormatProperties` returns `VK_ERROR_FORMAT_NOT_SUPPORTED`.

The limitations on an image format that are reported by `vkGetPhysicalDeviceImageFormatProperties` have the following property: if `usage1` and `usage2` of type `VkImageUsageFlags` are such that the bits set in `usage1` are a subset of the bits set in `usage2`, and `flags1` and `flags2` of type `VkImageCreateFlags` are such that the bits set in `flags1` are a subset of the bits set in `flags2`, then the limitations for `usage1` and `flags1` **must** be no more strict than the limitations for `usage2` and `flags2`, for all values of `format`, `type`, and `tiling`.

If the `hostImageCopy` feature is supported, and:

- `usage` includes `VK_IMAGE_USAGE_SAMPLED_BIT`, and
- `flags` does not include any of `VK_IMAGE_CREATE_SPARSE_BINDING_BIT`, `VK_IMAGE_CREATE_SPARSE_RESIDENCY_BIT`, or `VK_IMAGE_CREATE_SPARSE_ALIASED_BIT`

Then the result of calls to `vkGetPhysicalDeviceImageFormatProperties` with identical parameters except for the inclusion of `VK_IMAGE_USAGE_HOST_TRANSFER_BIT` in `usage` **must** be identical.

Valid Usage

- VUID-vkGetPhysicalDeviceImageFormatProperties-tiling-02248
`tiling` **must** not be `VK_IMAGE_TILING_DRM_FORMAT_MODIFIER_EXT`. (Use `vkGetPhysicalDeviceImageFormatProperties2` instead)

Valid Usage (Implicit)

- VUID-vkGetPhysicalDeviceImageFormatProperties-physicalDevice-parameter
`physicalDevice` **must** be a valid `VkPhysicalDevice` handle
- VUID-vkGetPhysicalDeviceImageFormatProperties-format-parameter
`format` **must** be a valid `VkFormat` value
- VUID-vkGetPhysicalDeviceImageFormatProperties-type-parameter
`type` **must** be a valid `VkImageType` value
- VUID-vkGetPhysicalDeviceImageFormatProperties-tiling-parameter
`tiling` **must** be a valid `VkImageTiling` value
- VUID-vkGetPhysicalDeviceImageFormatProperties-usage-parameter
`usage` **must** be a valid combination of `VkImageUsageFlagBits` values
- VUID-vkGetPhysicalDeviceImageFormatProperties-usage-requiredbitmask

`usage` **must** not be 0

- `VOID-vkGetPhysicalDeviceImageFormatProperties-flags-parameter`
`flags` **must** be a valid combination of `VkImageCreateFlagBits` values
- `VOID-vkGetPhysicalDeviceImageFormatProperties-pImageFormatProperties-parameter`
`pImageFormatProperties` **must** be a valid pointer to a `VkImageFormatProperties` structure

Return Codes

Success

- `VK_SUCCESS`

Failure

- `VK_ERROR_FORMAT_NOT_SUPPORTED`
- `VK_ERROR_OUT_OF_DEVICE_MEMORY`
- `VK_ERROR_OUT_OF_HOST_MEMORY`
- `VK_ERROR_UNKNOWN`
- `VK_ERROR_VALIDATION_FAILED`

The `VkImageFormatProperties` structure is defined as:

```
// Provided by VK_VERSION_1_0
typedef struct VkImageFormatProperties {
    VkExtent3D      maxExtent;
    uint32_t        maxMipLevels;
    uint32_t        maxArrayLayers;
    VkSampleCountFlags sampleCounts;
    VkDeviceSize    maxResourceSize;
} VkImageFormatProperties;
```

- `maxExtent` are the maximum image dimensions. See the [Allowed Extent Values](#) section below for how these values are constrained by `type`.
- `maxMipLevels` is the maximum number of mipmap levels. `maxMipLevels` **must** be equal to the number of levels in the complete mipmap chain based on the `maxExtent.width`, `maxExtent.height`, and `maxExtent.depth`, except when one of the following conditions is true, in which case it **may** instead be 1:
 - `vkGetPhysicalDeviceImageFormatProperties::tiling` was `VK_IMAGE_TILING_LINEAR`
 - `VkPhysicalDeviceImageFormatInfo2::tiling` was `VK_IMAGE_TILING_DRM_FORMAT_MODIFIER_EXT`
 - the `VkPhysicalDeviceImageFormatInfo2::pNext` chain included a `VkPhysicalDeviceExternalImageFormatInfo` structure with a handle type included in the `handleTypes` member for which mipmap image support is not required
 - image `format` is one of the [formats that require a sampler Y'C_BC_R conversion](#)

- `flags` contains `VK_IMAGE_CREATE_SUBSAMPLED_BIT_EXT`
- `maxArrayLayers` is the maximum number of array layers. `maxArrayLayers` **must** be no less than `VkPhysicalDeviceLimits::maxImageArrayLayers`, except when one of the following conditions is true, in which case it **may** instead be 1:
 - `tiling` is `VK_IMAGE_TILING_LINEAR`
 - `tiling` is `VK_IMAGE_TILING_OPTIMAL` and `type` is `VK_IMAGE_TYPE_3D`
 - `format` is one of the `formats` that require a sampler Y'C_BC_R conversion
- If `tiling` is `VK_IMAGE_TILING_DRM_FORMAT_MODIFIER_EXT`, then `maxArrayLayers` **must** not be 0.
- `sampleCounts` is a bitmask of `VkSampleCountFlagBits` specifying all the supported sample counts for this image as described [below](#).
- `maxResourceSize` is an upper bound on the total image size in bytes, inclusive of all image subresources. Implementations **may** have an address space limit on total size of a resource, which is advertised by this property. `maxResourceSize` **must** be at least 2^{31} .

NOTE

There is no mechanism to query the size of an image before creating it, to compare that size against `maxResourceSize`. If an application attempts to create an image that exceeds this limit, the creation will fail and `vkCreateImage` will return `VK_ERROR_OUT_OF_DEVICE_MEMORY`. While the advertised limit **must** be at least 2^{31} , it **may** not be possible to create an image that approaches that size, particularly for `VK_IMAGE_TYPE_1D`.

If the combination of parameters to `vkGetPhysicalDeviceImageFormatProperties` is not supported by the implementation for use in `vkCreateImage`, then all members of `VkImageFormatProperties` will be filled with zero.

NOTE

Filling `VkImageFormatProperties` with zero for unsupported formats is an exception to the usual rule that output structures have undefined contents on error. This exception was unintentional, but is preserved for backwards compatibility.

To determine the image capabilities compatible with an external memory handle type, call:

```
// Provided by VK_NV_external_memory_capabilities
VkResult vkGetPhysicalDeviceExternalImageFormatPropertiesNV(
    VkPhysicalDevice      physicalDevice,
    VkFormat               format,
    VkImageType            type,
    VkImageTiling           tiling,
    VkImageUsageFlags       usage,
    VkImageCreateFlags       flags,
    VkExternalMemoryHandleTypeFlagsNV externalHandleType,
    VkExternalImageFormatPropertiesNV* pExternalImageFormatProperties);
```

- `physicalDevice` is the physical device from which to query the image capabilities

- **format** is the image format, corresponding to `VkImageCreateInfo::format`.
- **type** is the image type, corresponding to `VkImageCreateInfo::imageType`.
- **tiling** is the image tiling, corresponding to `VkImageCreateInfo::tiling`.
- **usage** is the intended usage of the image, corresponding to `VkImageCreateInfo::usage`.
- **flags** is a bitmask describing additional parameters of the image, corresponding to `VkImageCreateInfo::flags`.
- **externalHandleType** is either one of the bits from `VkExternalMemoryHandleTypeFlagBitsNV`, or 0.
- **pExternalImageFormatProperties** is a pointer to a `VkExternalImageFormatPropertiesNV` structure in which capabilities are returned.

If **externalHandleType** is 0, **pExternalImageFormatProperties->imageFormatProperties** will return the same values as a call to `vkGetPhysicalDeviceImageFormatProperties`, and the other members of **pExternalImageFormatProperties** will all be 0. Otherwise, they are filled in as described for `VkExternalImageFormatPropertiesNV`.

Valid Usage

- VUID-vkGetPhysicalDeviceExternalImageFormatPropertiesNV-externalHandleType-07721 **externalHandleType** **must** not have more than one bit set

Valid Usage (Implicit)

- VUID-vkGetPhysicalDeviceExternalImageFormatPropertiesNV-physicalDevice-parameter **physicalDevice** **must** be a valid `VkPhysicalDevice` handle
- VUID-vkGetPhysicalDeviceExternalImageFormatPropertiesNV-format-parameter **format** **must** be a valid `VkFormat` value
- VUID-vkGetPhysicalDeviceExternalImageFormatPropertiesNV-type-parameter **type** **must** be a valid `VkImageType` value
- VUID-vkGetPhysicalDeviceExternalImageFormatPropertiesNV-tiling-parameter **tiling** **must** be a valid `VkImageTiling` value
- VUID-vkGetPhysicalDeviceExternalImageFormatPropertiesNV-usage-parameter **usage** **must** be a valid combination of `VkImageUsageFlagBits` values
- VUID-vkGetPhysicalDeviceExternalImageFormatPropertiesNV-usage-requiredbitmask **usage** **must** not be 0
- VUID-vkGetPhysicalDeviceExternalImageFormatPropertiesNV-flags-parameter **flags** **must** be a valid combination of `VkImageCreateFlagBits` values
- VUID-vkGetPhysicalDeviceExternalImageFormatPropertiesNV-externalHandleType-parameter **externalHandleType** **must** be a valid combination of `VkExternalMemoryHandleTypeFlagBitsNV` values

- `VUID-vkGetPhysicalDeviceExternalImageFormatPropertiesNV-pExternalImageFormatProperties-parameter`
`pExternalImageFormatProperties` **must** be a valid pointer to a `VkExternalImageFormatPropertiesNV` structure

Return Codes

Success

- `VK_SUCCESS`

Failure

- `VK_ERROR_FORMAT_NOT_SUPPORTED`
- `VK_ERROR_OUT_OF_DEVICE_MEMORY`
- `VK_ERROR_OUT_OF_HOST_MEMORY`
- `VK_ERROR_UNKNOWN`
- `VK_ERROR_VALIDATION_FAILED`

The `VkExternalImageFormatPropertiesNV` structure is defined as:

```
// Provided by VK_NV_external_memory_capabilities
typedef struct VkExternalImageFormatPropertiesNV {
    VkImageFormatProperties      imageFormatProperties;
    VkExternalMemoryFeatureFlagsNV externalMemoryFeatures;
    VkExternalMemoryHandleTypeFlagsNV exportFromImportedHandleTypes;
    VkExternalMemoryHandleTypeFlagsNV compatibleHandleTypes;
} VkExternalImageFormatPropertiesNV;
```

- `imageFormatProperties` will be filled in as when calling `vkGetPhysicalDeviceImageFormatProperties`, but the values returned **may** vary depending on the external handle type requested.
- `externalMemoryFeatures` is a bitmask of `VkExternalMemoryFeatureFlagBitsNV`, indicating properties of the external memory handle type (`vkGetPhysicalDeviceExternalImageFormatPropertiesNV::externalHandleType`) being queried, or 0 if the external memory handle type is 0.
- `exportFromImportedHandleTypes` is a bitmask of `VkExternalMemoryHandleTypeFlagBitsNV` containing a bit set for every external handle type that **may** be used to create memory from which the handles of the type specified in `vkGetPhysicalDeviceExternalImageFormatPropertiesNV::externalHandleType` **can** be exported, or 0 if the external memory handle type is 0.
- `compatibleHandleTypes` is a bitmask of `VkExternalMemoryHandleTypeFlagBitsNV` containing a bit set for every external handle type that **may** be specified simultaneously with the handle type specified by `vkGetPhysicalDeviceExternalImageFormatPropertiesNV::externalHandleType` when calling `vkAllocateMemory`, or 0 if the external memory handle type is 0. `compatibleHandleTypes`

will always contain `vkGetPhysicalDeviceExternalImageFormatPropertiesNV::externalHandleType`

Bits which **can** be set in `VkExternalImageFormatPropertiesNV::externalMemoryFeatures`, indicating properties of the external memory handle type, are:

```
// Provided by VK_NV_external_memory_capabilities
typedef enum VkExternalMemoryFeatureFlagBitsNV {
    VK_EXTERNAL_MEMORY_FEATURE_DEDICATED_ONLY_BIT_NV = 0x00000001,
    VK_EXTERNAL_MEMORY_FEATURE_EXPORTABLE_BIT_NV = 0x00000002,
    VK_EXTERNAL_MEMORY_FEATURE_IMPORTABLE_BIT_NV = 0x00000004,
} VkExternalMemoryFeatureFlagBitsNV;
```

- `VK_EXTERNAL_MEMORY_FEATURE_DEDICATED_ONLY_BIT_NV` specifies that external memory of the specified type **must** be created as a dedicated allocation when used in the manner specified.
- `VK_EXTERNAL_MEMORY_FEATURE_EXPORTABLE_BIT_NV` specifies that the implementation supports exporting handles of the specified type.
- `VK_EXTERNAL_MEMORY_FEATURE_IMPORTABLE_BIT_NV` specifies that the implementation supports importing handles of the specified type.

```
// Provided by VK_NV_external_memory_capabilities
typedef VkFlags VkExternalMemoryFeatureFlagsNV;
```

`VkExternalMemoryFeatureFlagsNV` is a bitmask type for setting a mask of zero or more `VkExternalMemoryFeatureFlagBitsNV`.

To query additional capabilities specific to image types, call:

```
// Provided by VK_VERSION_1_1
VkResult vkGetPhysicalDeviceImageFormatProperties2(
    VkPhysicalDevice          physicalDevice,
    const VkPhysicalDeviceImageFormatInfo2* pImageFormatInfo,
    VkImageFormatProperties2* pImageFormatProperties);
```

```
// Provided by VK_KHR_get_physical_device_properties2
// Equivalent to vkGetPhysicalDeviceImageFormatProperties2
VkResult vkGetPhysicalDeviceImageFormatProperties2KHR(
    VkPhysicalDevice          physicalDevice,
    const VkPhysicalDeviceImageFormatInfo2* pImageFormatInfo,
    VkImageFormatProperties2* pImageFormatProperties);
```

- `physicalDevice` is the physical device from which to query the image capabilities.
- `pImageFormatInfo` is a pointer to a `VkPhysicalDeviceImageFormatInfo2` structure describing the parameters that would be consumed by `vkCreateImage`.

- `pImageFormatProperties` is a pointer to a `VkImageFormatProperties2` structure in which capabilities are returned.

`vkGetPhysicalDeviceImageFormatProperties2` behaves similarly to `vkGetPhysicalDeviceImageFormatProperties`, with the ability to return extended information in a `pNext` chain of output structures.

If the `pNext` chain of `pImageFormatInfo` includes a `VkVideoProfileListInfoKHR` structure with a `profileCount` member greater than 0, then this command returns format capabilities specific to image types used in conjunction with the specified `video profiles`. In this case, this command will return one of the `video-profile-specific error codes` if any of the profiles specified via `VkVideoProfileListInfoKHR::pProfiles` are not supported. Furthermore, if `VkPhysicalDeviceImageFormatInfo2::usage` includes any image usage flag not supported by the specified `video profiles`, then this command returns `VK_ERROR_IMAGE_USAGE_NOT_SUPPORTED_KHR`.

If the `hostImageCopy` feature is supported, and:

- `pImageFormatInfo->usage` includes `VK_IMAGE_USAGE_SAMPLED_BIT`
- `pImageFormatInfo->flags` does not include either of `VK_IMAGE_CREATE_SPARSE_BINDING_BIT`, `VK_IMAGE_CREATE_SPARSE_RESIDENCY_BIT`, or `VK_IMAGE_CREATE_SPARSE_ALIASED_BIT`
- The `pNext` chain of `pImageFormatInfo` does not include a `VkPhysicalDeviceExternalImageFormatInfo` structure with non-zero `handleType`
- `pImageFormatInfo->tiling` is not `VK_IMAGE_TILING_DRM_FORMAT_MODIFIER_EXT`

Then the result of calls to `vkGetPhysicalDeviceImageFormatProperties2` with identical parameters except for the inclusion of `VK_IMAGE_USAGE_HOST_TRANSFER_BIT` in `pImageFormatInfo->usage` **must** be identical.

Valid Usage

- VUID-vkGetPhysicalDeviceImageFormatProperties2-pNext-01868
If the `pNext` chain of `pImageFormatProperties` includes a `VkAndroidHardwareBufferUsageANDROID` structure, the `pNext` chain of `pImageFormatInfo` **must** include a `VkPhysicalDeviceExternalImageFormatInfo` structure with `handleType` set to `VK_EXTERNAL_MEMORY_HANDLE_TYPE_ANDROID_HARDWARE_BUFFER_BIT_ANDROID`
- VUID-vkGetPhysicalDeviceImageFormatProperties2-pNext-09004
If the `pNext` chain of `pImageFormatProperties` includes a `VkHostImageCopyDevicePerformanceQuery` structure, `pImageFormatInfo->usage` **must** contain `VK_IMAGE_USAGE_HOST_TRANSFER_BIT`

Valid Usage (Implicit)

- VUID-vkGetPhysicalDeviceImageFormatProperties2-physicalDevice-parameter-`physicalDevice` **must** be a valid `VkPhysicalDevice` handle

- VUID-vkGetPhysicalDeviceImageFormatProperties2-pImageFormatInfo-parameter **pImageFormatInfo** **must** be a valid pointer to a valid [VkPhysicalDeviceImageFormatInfo2](#) structure
- VUID-vkGetPhysicalDeviceImageFormatProperties2-pImageFormatProperties-parameter **pImageFormatProperties** **must** be a valid pointer to a [VkImageFormatProperties2](#) structure

Return Codes

Success

- [VK_SUCCESS](#)

Failure

- [VK_ERROR_FORMAT_NOT_SUPPORTED](#)
- [VK_ERROR_IMAGE_USAGE_NOT_SUPPORTED_KHR](#)
- [VK_ERROR_OUT_OF_DEVICE_MEMORY](#)
- [VK_ERROR_OUT_OF_HOST_MEMORY](#)
- [VK_ERROR_UNKNOWN](#)
- [VK_ERROR_VALIDATION_FAILED](#)
- [VK_ERROR_VIDEO_PICTURE_LAYOUT_NOT_SUPPORTED_KHR](#)
- [VK_ERROR_VIDEO_PROFILE_CODEC_NOT_SUPPORTED_KHR](#)
- [VK_ERROR_VIDEO_PROFILE_FORMAT_NOT_SUPPORTED_KHR](#)
- [VK_ERROR_VIDEO_PROFILE_OPERATION_NOT_SUPPORTED_KHR](#)

The [VkPhysicalDeviceImageFormatInfo2](#) structure is defined as:

```
// Provided by VK_VERSION_1_1
typedef struct VkPhysicalDeviceImageFormatInfo2 {
    VkStructureType    sType;
    const void*        pNext;
    VkFormat            format;
    VkImageType         type;
    VkImageTiling        tiling;
    VkImageUsageFlags    usage;
    VkImageCreateFlags    flags;
} VkPhysicalDeviceImageFormatInfo2;
```

```
// Provided by VK_KHR_get_physical_device_properties2
// Equivalent to VkPhysicalDeviceImageFormatInfo2
typedef VkPhysicalDeviceImageFormatInfo2 VkPhysicalDeviceImageFormatInfo2KHR;
```

- **sType** is a [VkStructureType](#) value identifying this structure.

- `pNext` is `NULL` or a pointer to a structure extending this structure. The `pNext` chain of `VkPhysicalDeviceImageFormatInfo2` is used to provide additional image parameters to `vkGetPhysicalDeviceImageFormatProperties2`.
- `format` is a `VkFormat` value indicating the image format, corresponding to `VkImageCreateInfo::format`.
- `type` is a `VkImageType` value indicating the image type, corresponding to `VkImageCreateInfo::imageType`.
- `tiling` is a `VkImageTiling` value indicating the image tiling, corresponding to `VkImageCreateInfo::tiling`.
- `usage` is a bitmask of `VkImageUsageFlagBits` indicating the intended usage of the image, corresponding to `VkImageCreateInfo::usage`.
- `flags` is a bitmask of `VkImageCreateFlagBits` indicating additional parameters of the image, corresponding to `VkImageCreateInfo::flags`.

The members of `VkPhysicalDeviceImageFormatInfo2` correspond to the arguments to `vkGetPhysicalDeviceImageFormatProperties`, with `sType` and `pNext` added for extensibility.

Valid Usage

- VUID-VkPhysicalDeviceImageFormatInfo2-tiling-02249
`tiling` **must** be `VK_IMAGE_TILING_DRM_FORMAT_MODIFIER_EXT` if and only if the `pNext` chain includes `VkPhysicalDeviceImageDrmFormatModifierInfoEXT`
- VUID-VkPhysicalDeviceImageFormatInfo2-tiling-02313
If `tiling` is `VK_IMAGE_TILING_DRM_FORMAT_MODIFIER_EXT` and `flags` contains `VK_IMAGE_CREATE_MUTABLE_FORMAT_BIT`, then the `pNext` chain **must** include a `VkImageFormatListCreateInfo` structure with non-zero `viewFormatCount`

Valid Usage (Implicit)

- VUID-VkPhysicalDeviceImageFormatInfo2-sType-sType
`sType` **must** be `VK_STRUCTURE_TYPE_PHYSICAL_DEVICE_IMAGE_FORMAT_INFO_2`
- VUID-VkPhysicalDeviceImageFormatInfo2-pNext-pNext
Each `pNext` member of any structure (including this one) in the `pNext` chain **must** be either `NULL` or a pointer to a valid instance of `VkDataGraphOpticalFlowImageFormatInfoARM`, `VkImageCompressionControlEXT`, `VkImageFormatListCreateInfo`, `VkImageStencilUsageCreateInfo`, `VkOpticalFlowImageFormatInfoNV`, `VkPhysicalDeviceExternalImageFormatInfo`, `VkPhysicalDeviceImageDrmFormatModifierInfoEXT`, `VkPhysicalDeviceImageViewImageFormatInfoEXT`, or `VkVideoProfileListInfoKHR`
- VUID-VkPhysicalDeviceImageFormatInfo2-sType-unique
The `sType` value of each structure in the `pNext` chain **must** be unique
- VUID-VkPhysicalDeviceImageFormatInfo2-format-parameter
`format` **must** be a valid `VkFormat` value

- VUID-VkPhysicalDeviceImageFormatInfo2-type-parameter **type** must be a valid [VkImageType](#) value
- VUID-VkPhysicalDeviceImageFormatInfo2-tiling-parameter **tiling** must be a valid [VkImageTiling](#) value
- VUID-VkPhysicalDeviceImageFormatInfo2-usage-parameter **usage** must be a valid combination of [VkImageUsageFlagBits](#) values
- VUID-VkPhysicalDeviceImageFormatInfo2-usage-requiredbitmask **usage** must not be 0
- VUID-VkPhysicalDeviceImageFormatInfo2-flags-parameter **flags** must be a valid combination of [VkImageCreateFlagBits](#) values

The [VkImageFormatProperties2](#) structure is defined as:

```
// Provided by VK_VERSION_1_1
typedef struct VkImageFormatProperties2 {
    VkStructureType      sType;
    void*                pNext;
    VkImageFormatProperties imageFormatProperties;
} VkImageFormatProperties2;
```

```
// Provided by VK_KHR_get_physical_device_properties2
// Equivalent to VkImageFormatProperties2
typedef VkImageFormatProperties2 VkImageFormatProperties2KHR;
```

- **sType** is a [VkStructureType](#) value identifying this structure.
- **pNext** is `NULL` or a pointer to a structure extending this structure. The **pNext** chain of [VkImageFormatProperties2](#) is used to allow the specification of additional capabilities to be returned from [vkGetPhysicalDeviceImageFormatProperties2](#).
- **imageFormatProperties** is a [VkImageFormatProperties](#) structure in which capabilities are returned.

If the combination of parameters to [vkGetPhysicalDeviceImageFormatProperties2](#) is not supported by the implementation for use in [vkCreateImage](#), then all members of **imageFormatProperties** will be filled with zero.

NOTE

Filling **imageFormatProperties** with zero for unsupported formats is an exception to the usual rule that output structures have undefined contents on error. This exception was unintentional, but is preserved for backwards compatibility. This exception only applies to **imageFormatProperties**, not **sType**, **pNext**, or any structures chained from **pNext**.

Valid Usage (Implicit)

- VUID-VkImageFormatProperties2-sType-sType
`sType` **must** be `VK_STRUCTURE_TYPE_IMAGE_FORMAT_PROPERTIES_2`
- VUID-VkImageFormatProperties2-pNext-pNext
Each `pNext` member of any structure (including this one) in the `pNext` chain **must** be either `NULL` or a pointer to a valid instance of `VkAndroidHardwareBufferUsageANDROID`, `VkExternalImageFormatProperties`, `VkFilterCubicImageViewImageFormatPropertiesEXT`, `VkHostImageCopyDevicePerformanceQuery`, `VkImageCompressionPropertiesEXT`, `VkNativeBufferUsageOHOS`, `VkSamplerYcbcrConversionImageFormatProperties`, `VkSubsampledImageFormatPropertiesEXT`, or `VkTextureLODGatherFormatPropertiesAMD`
- VUID-VkImageFormatProperties2-sType-unique
The `sType` value of each structure in the `pNext` chain **must** be unique

To determine if texture gather functions that take explicit LOD and/or bias argument values **can** be used with a given image format, add a `VkTextureLODGatherFormatPropertiesAMD` structure to the `pNext` chain of the `VkImageFormatProperties2` structure in a call to `vkGetPhysicalDeviceImageFormatProperties2`.

The `VkTextureLODGatherFormatPropertiesAMD` structure is defined as:

```
// Provided by VK_AMD_texture_gather_bias_lod
typedef struct VkTextureLODGatherFormatPropertiesAMD {
    VkStructureType    sType;
    void*              pNext;
    VkBool32           supportsTextureGatherLODBiasAMD;
} VkTextureLODGatherFormatPropertiesAMD;
```

- `sType` is a `VkStructureType` value identifying this structure.
- `pNext` is `NULL` or a pointer to a structure extending this structure.
- `supportsTextureGatherLODBiasAMD` tells if the image format can be used with texture gather bias/LOD functions, as introduced by the `VK_AMD_texture_gather_bias_lod` extension. This field is set by the implementation. An application-specified value is ignored.

Valid Usage (Implicit)

- VUID-VkTextureLODGatherFormatPropertiesAMD-sType-sType
`sType` **must** be `VK_STRUCTURE_TYPE_TEXTURE_LOD_GATHER_FORMAT_PROPERTIES_AMD`

Structure Chaining

Extends the structure

- [VkImageFormatProperties2](#)

To determine the image capabilities compatible with an external memory handle type, add a [VkPhysicalDeviceExternalImageFormatInfo](#) structure to the [pNext](#) chain of the [VkPhysicalDeviceImageFormatInfo2](#) structure and a [VkExternalImageFormatProperties](#) structure to the [pNext](#) chain of the [VkImageFormatProperties2](#) structure.

The [VkPhysicalDeviceExternalImageFormatInfo](#) structure is defined as:

```
// Provided by VK_VERSION_1_1
typedef struct VkPhysicalDeviceExternalImageFormatInfo {
    VkStructureType          sType;
    const void*              pNext;
    VkExternalMemoryHandleTypeFlagBits handleType;
} VkPhysicalDeviceExternalImageFormatInfo;
```

```
// Provided by VK_KHR_external_memory_capabilities
// Equivalent to VkPhysicalDeviceExternalImageFormatInfo
typedef VkPhysicalDeviceExternalImageFormatInfo
VkPhysicalDeviceExternalImageFormatInfoKHR;
```

- [sType](#) is a [VkStructureType](#) value identifying this structure.
- [pNext](#) is [NULL](#) or a pointer to a structure extending this structure.
- [handleType](#) is a [VkExternalMemoryHandleTypeFlagBits](#) value specifying the memory handle type that will be used with the memory associated with the image.

If [handleType](#) is 0, [vkGetPhysicalDeviceImageFormatProperties2](#) will behave as if [VkPhysicalDeviceExternalImageFormatInfo](#) was not present, and [VkExternalImageFormatProperties](#) will be ignored.

If [handleType](#) is not compatible with the [format](#), [type](#), [tiling](#), [usage](#), and [flags](#) specified in [VkPhysicalDeviceImageFormatInfo2](#), then [vkGetPhysicalDeviceImageFormatProperties2](#) returns [VK_ERROR_FORMAT_NOT_SUPPORTED](#).

Valid Usage (Implicit)

- VUID-VkPhysicalDeviceExternalImageFormatInfo-sType-sType [sType](#) must be [VK_STRUCTURE_TYPE_PHYSICAL_DEVICE_EXTERNAL_IMAGE_FORMAT_INFO](#)
- VUID-VkPhysicalDeviceExternalImageFormatInfo-handleType-parameter If [handleType](#) is not 0, [handleType](#) must be a valid [VkExternalMemoryHandleTypeFlagBits](#)

value

Structure Chaining

Extends the structure

- [VkPhysicalDeviceImageFormatInfo2](#)

Possible values of [VkPhysicalDeviceExternalImageFormatInfo::handleType](#), specifying an external memory handle type, are:

```
// Provided by VK_VERSION_1_1
typedef enum VkExternalMemoryHandleTypeFlagBits {
    VK_EXTERNAL_MEMORY_HANDLE_TYPE_OPAQUE_FD_BIT = 0x00000001,
    VK_EXTERNAL_MEMORY_HANDLE_TYPE_OPAQUE_WIN32_BIT = 0x00000002,
    VK_EXTERNAL_MEMORY_HANDLE_TYPE_OPAQUE_WIN32_KMT_BIT = 0x00000004,
    VK_EXTERNAL_MEMORY_HANDLE_TYPE_D3D11_TEXTURE_BIT = 0x00000008,
    VK_EXTERNAL_MEMORY_HANDLE_TYPE_D3D11_TEXTURE_KMT_BIT = 0x00000010,
    VK_EXTERNAL_MEMORY_HANDLE_TYPE_D3D12_HEAP_BIT = 0x00000020,
    VK_EXTERNAL_MEMORY_HANDLE_TYPE_D3D12_RESOURCE_BIT = 0x00000040,
    // Provided by VK_EXT_external_memory_dma_buf
    VK_EXTERNAL_MEMORY_HANDLE_TYPE_DMA_BUF_BIT_EXT = 0x00000200,
    // Provided by VK_ANDROID_external_memory_android_hardware_buffer
    VK_EXTERNAL_MEMORY_HANDLE_TYPE_ANDROID_HARDWARE_BUFFER_BIT_ANDROID = 0x00000400,
    // Provided by VK_EXT_external_memory_host
    VK_EXTERNAL_MEMORY_HANDLE_TYPE_HOST_ALLOCATION_BIT_EXT = 0x00000080,
    // Provided by VK_EXT_external_memory_host
    VK_EXTERNAL_MEMORY_HANDLE_TYPE_HOST_MAPPED_FOREIGN_MEMORY_BIT_EXT = 0x00000100,
    // Provided by VK_FUCHSIA_external_memory
    VK_EXTERNAL_MEMORY_HANDLE_TYPE_ZIRCON_VMO_BIT_FUCHSIA = 0x00000800,
    // Provided by VK_NV_external_memory_rdma
    VK_EXTERNAL_MEMORY_HANDLE_TYPE_RDMA_ADDRESS_BIT_NV = 0x00001000,
    // Provided by VK_OHOS_external_memory
    VK_EXTERNAL_MEMORY_HANDLE_TYPE_OH_NATIVE_BUFFER_BIT_OHOS = 0x00008000,
    // Provided by VK_QNX_external_memory_screen_buffer
    VK_EXTERNAL_MEMORY_HANDLE_TYPE_SCREEN_BUFFER_BIT_QNX = 0x00004000,
    // Provided by VK_EXT_external_memory_metal
    VK_EXTERNAL_MEMORY_HANDLE_TYPE_MTLBUFFER_BIT_EXT = 0x00010000,
    // Provided by VK_EXT_external_memory_metal
    VK_EXTERNAL_MEMORY_HANDLE_TYPE_MTLTEXTURE_BIT_EXT = 0x00020000,
    // Provided by VK_EXT_external_memory_metal
    VK_EXTERNAL_MEMORY_HANDLE_TYPE_MTLHEAP_BIT_EXT = 0x00040000,
    // Provided by VK_KHR_external_memory_capabilities
    VK_EXTERNAL_MEMORY_HANDLE_TYPE_OPAQUE_FD_BIT_KHR =
VK_EXTERNAL_MEMORY_HANDLE_TYPE_OPAQUE_FD_BIT,
    // Provided by VK_KHR_external_memory_capabilities
    VK_EXTERNAL_MEMORY_HANDLE_TYPE_OPAQUE_WIN32_BIT_KHR =
VK_EXTERNAL_MEMORY_HANDLE_TYPE_OPAQUE_WIN32_BIT,
    // Provided by VK_KHR_external_memory_capabilities
```



```

VK_EXTERNAL_MEMORY_HANDLE_TYPE_OPAQUE_WIN32_KMT_BIT_KHR =
VK_EXTERNAL_MEMORY_HANDLE_TYPE_OPAQUE_WIN32_KMT_BIT,
// Provided by VK_KHR_external_memory_capabilities
VK_EXTERNAL_MEMORY_HANDLE_TYPE_D3D11_TEXTURE_BIT_KHR =
VK_EXTERNAL_MEMORY_HANDLE_TYPE_D3D11_TEXTURE_BIT,
// Provided by VK_KHR_external_memory_capabilities
VK_EXTERNAL_MEMORY_HANDLE_TYPE_D3D11_TEXTURE_KMT_BIT_KHR =
VK_EXTERNAL_MEMORY_HANDLE_TYPE_D3D11_TEXTURE_KMT_BIT,
// Provided by VK_KHR_external_memory_capabilities
VK_EXTERNAL_MEMORY_HANDLE_TYPE_D3D12_HEAP_BIT_KHR =
VK_EXTERNAL_MEMORY_HANDLE_TYPE_D3D12_HEAP_BIT,
// Provided by VK_KHR_external_memory_capabilities
VK_EXTERNAL_MEMORY_HANDLE_TYPE_D3D12_RESOURCE_BIT_KHR =
VK_EXTERNAL_MEMORY_HANDLE_TYPE_D3D12_RESOURCE_BIT,
} VkExternalMemoryHandleTypeFlagBits;

```

```

// Provided by VK_KHR_external_memory_capabilities
// Equivalent to VkExternalMemoryHandleTypeFlagBits
typedef VkExternalMemoryHandleTypeFlagBits VkExternalMemoryHandleTypeFlagBitsKHR;

```

- [VK_EXTERNAL_MEMORY_HANDLE_TYPE_OPAQUE_FD_BIT](#) specifies a POSIX file descriptor handle that has only limited valid usage outside of Vulkan and other compatible APIs. It **must** be compatible with the POSIX system calls [dup](#), [dup2](#), [close](#), and the non-standard system call [dup3](#). Additionally, it **must** be transportable over a socket using an [SCM_RIGHTS](#) control message. It owns a reference to the underlying memory resource represented by its Vulkan memory object.
- [VK_EXTERNAL_MEMORY_HANDLE_TYPE_OPAQUE_WIN32_BIT](#) specifies an NT handle that has only limited valid usage outside of Vulkan and other compatible APIs. It **must** be compatible with the functions [DuplicateHandle](#), [CloseHandle](#), [CompareObjectHandles](#), [GetHandleInformation](#), and [SetHandleInformation](#). It owns a reference to the underlying memory resource represented by its Vulkan memory object.
- [VK_EXTERNAL_MEMORY_HANDLE_TYPE_OPAQUE_WIN32_KMT_BIT](#) specifies a global share handle that has only limited valid usage outside of Vulkan and other compatible APIs. It is not compatible with any native APIs. It does not own a reference to the underlying memory resource represented by its Vulkan memory object, and will therefore become invalid when all Vulkan memory objects associated with it are destroyed.
- [VK_EXTERNAL_MEMORY_HANDLE_TYPE_D3D11_TEXTURE_BIT](#) specifies an NT handle returned by [IDXGIResource1::CreateSharedHandle](#) referring to a Direct3D 10 or 11 texture resource. It owns a reference to the memory used by the Direct3D resource.
- [VK_EXTERNAL_MEMORY_HANDLE_TYPE_D3D11_TEXTURE_KMT_BIT](#) specifies a global share handle returned by [IDXGIResource::GetSharedHandle](#) referring to a Direct3D 10 or 11 texture resource. It does not own a reference to the underlying Direct3D resource, and will therefore become invalid when all Vulkan memory objects and Direct3D resources associated with it are destroyed.
- [VK_EXTERNAL_MEMORY_HANDLE_TYPE_D3D12_HEAP_BIT](#) specifies an NT handle returned by [ID3D12Device::CreateSharedHandle](#) referring to a Direct3D 12 heap resource. It owns a reference

to the resources used by the Direct3D heap.

- [VK_EXTERNAL_MEMORY_HANDLE_TYPE_D3D12_RESOURCE_BIT](#) specifies an NT handle returned by `ID3D12Device::CreateSharedHandle` referring to a Direct3D 12 committed resource. It owns a reference to the memory used by the Direct3D resource.
- [VK_EXTERNAL_MEMORY_HANDLE_TYPE_HOST_ALLOCATION_BIT_EXT](#) specifies a host pointer returned by a host memory allocation command. It does not own a reference to the underlying memory resource, and will therefore become invalid if the host memory is freed.
- [VK_EXTERNAL_MEMORY_HANDLE_TYPE_HOST_MAPPED_FOREIGN_MEMORY_BIT_EXT](#) specifies a host pointer to *host mapped foreign memory*. It does not own a reference to the underlying memory resource, and will therefore become invalid if the foreign memory is unmapped or otherwise becomes no longer available.
- [VK_EXTERNAL_MEMORY_HANDLE_TYPE_DMA_BUF_BIT_EXT](#) is a file descriptor for a Linux `dma_buf`. It owns a reference to the underlying memory resource represented by its Vulkan memory object.
- [VK_EXTERNAL_MEMORY_HANDLE_TYPE_ANDROID_HARDWARE_BUFFER_BIT_ANDROID](#) specifies an `AHardwareBuffer` object defined by the Android NDK. See [Android Hardware Buffers](#) for more details of this handle type.
- [VK_EXTERNAL_MEMORY_HANDLE_TYPE_ZIRCON_VMO_BIT_FUCHSIA](#) is a Zircon handle to a virtual memory object.
- [VK_EXTERNAL_MEMORY_HANDLE_TYPE_RDMA_ADDRESS_BIT_NV](#) is a handle to an allocation accessible by remote devices. It owns a reference to the underlying memory resource represented by its Vulkan memory object.
- [VK_EXTERNAL_MEMORY_HANDLE_TYPE_SCREEN_BUFFER_BIT_QNX](#) specifies a `_screen_buffer` object defined by the QNX SDP. See [QNX Screen Buffer](#) for more details of this handle type.
- [VK_EXTERNAL_MEMORY_HANDLE_TYPE_MTLBUFFER_BIT_EXT](#) is a handle to a `MTLResource` holding a `MTLBuffer`.
- [VK_EXTERNAL_MEMORY_HANDLE_TYPE_MTLTEXTURE_BIT_EXT](#) is a handle to a `MTLResource` holding a `MTLTexture`.
- [VK_EXTERNAL_MEMORY_HANDLE_TYPE_MTLHEAP_BIT_EXT](#) is a handle to a `MTLResource` holding a `MTLHeap`.

Some external memory handle types can only be shared within the same underlying physical device and/or the same driver version, as defined in the following table:

Table 107. External Memory Handle Types Compatibility

Handle type	VkPhysicalDeviceIDProperties::driverUUID	VkPhysicalDeviceIDProperties::deviceUUID
VK_EXTERNAL_MEMORY_HANDLE_TYPE_OPAQUE_FD_BIT	Must match	Must match
VK_EXTERNAL_MEMORY_HANDLE_TYPE_OPAQUE_WIN32_BIT	Must match	Must match
VK_EXTERNAL_MEMORY_HANDLE_TYPE_OPAQUE_WIN32_KMT_BIT	Must match	Must match
VK_EXTERNAL_MEMORY_HANDLE_TYPE_D3D11_TEXTURE_BIT	Must match	Must match
VK_EXTERNAL_MEMORY_HANDLE_TYPE_D3D11_TEXTURE_KMT_BIT	Must match	Must match
VK_EXTERNAL_MEMORY_HANDLE_TYPE_D3D12_HEAP_BIT	Must match	Must match
VK_EXTERNAL_MEMORY_HANDLE_TYPE_D3D12_RESOURCE_BIT	Must match	Must match
VK_EXTERNAL_MEMORY_HANDLE_TYPE_HOST_ALLOCATION_BIT_EXT	No restriction	No restriction
VK_EXTERNAL_MEMORY_HANDLE_TYPE_HOST_MAPPED_FOREIGN_MEMORY_BIT_EXT	No restriction	No restriction
VK_EXTERNAL_MEMORY_HANDLE_TYPE_DMA_BUF_BIT_EXT	No restriction	No restriction
VK_EXTERNAL_MEMORY_HANDLE_TYPE_ANDROID_HARDWARE_BUFFER_BIT_ANDROID	No restriction	No restriction
VK_EXTERNAL_MEMORY_HANDLE_TYPE_ZIRCON_VMO_BIT_FUCHSIA	No restriction	No restriction
VK_EXTERNAL_MEMORY_HANDLE_TYPE_RDMA_ADDRESS_BIT_NV	No restriction	No restriction

VK_EXTERNAL_MEMORY_HANDLE_TYPE_SCREEN_BUFFER_BIT_QNX	No restriction	No restriction
VK_EXTERNAL_MEMORY_HANDLE_TYPE_MTLBUFFER_BIT_EXT	No restriction	Must match
VK_EXTERNAL_MEMORY_HANDLE_TYPE_MTLTEXTURE_BIT_EXT	No restriction	Must match
VK_EXTERNAL_MEMORY_HANDLE_TYPE_MTLHEAP_BIT_EXT	No restriction	Must match

NOTE The above table does not restrict the drivers and devices with which [VK_EXTERNAL_MEMORY_HANDLE_TYPE_HOST_ALLOCATION_BIT_EXT](#) and [VK_EXTERNAL_MEMORY_HANDLE_TYPE_HOST_MAPPED_FOREIGN_MEMORY_BIT_EXT](#) **may** be shared, as these handle types inherently mean memory that does not come from the same device, as they import memory from the host or a foreign device, respectively.

NOTE Even though the above table does not restrict the drivers and devices with which [VK_EXTERNAL_MEMORY_HANDLE_TYPE_DMA_BUF_BIT_EXT](#) **may** be shared, query mechanisms exist in the Vulkan API that prevent the import of incompatible dma-bufs (such as [vkGetMemoryFdPropertiesKHR](#)) and that prevent incompatible usage of dma-bufs (such as [VkPhysicalDeviceExternalBufferInfo](#) and [VkPhysicalDeviceExternalImageFormatInfo](#)).

```
// Provided by VK_VERSION_1_1
typedef VkFlags VkExternalMemoryHandleTypeFlags;
```

```
// Provided by VK_KHR_external_memory_capabilities
// Equivalent to VkExternalMemoryHandleTypeFlags
typedef VkExternalMemoryHandleTypeFlags VkExternalMemoryHandleTypeFlagsKHR;
```

[VkExternalMemoryHandleTypeFlags](#) is a bitmask type for setting a mask of zero or more [VkExternalMemoryHandleTypeFlagBits](#).

The [VkExternalImageFormatProperties](#) structure is defined as:


```
// Provided by VK_VERSION_1_1
typedef struct VkExternalImageFormatProperties {
    VkStructureType      sType;
    void*                pNext;
    VkExternalMemoryProperties externalMemoryProperties;
} VkExternalImageFormatProperties;
```

```
// Provided by VK_KHR_external_memory_capabilities
// Equivalent to VkExternalImageFormatProperties
typedef VkExternalImageFormatProperties VkExternalImageFormatPropertiesKHR;
```

- **sType** is a [VkStructureType](#) value identifying this structure.
- **pNext** is **NULL** or a pointer to a structure extending this structure.
- **externalMemoryProperties** is a [VkExternalMemoryProperties](#) structure specifying various capabilities of the external handle type when used with the specified image creation parameters.

Valid Usage (Implicit)

- VUID-VkExternalImageFormatProperties-sType-sType
sType must be [VK_STRUCTURE_TYPE_EXTERNAL_IMAGE_FORMAT_PROPERTIES](#)

Structure Chaining

Extends the structure

- [VkImageFormatProperties2](#)

The **VkExternalMemoryProperties** structure is defined as:

```
// Provided by VK_VERSION_1_1
typedef struct VkExternalMemoryProperties {
    VkExternalMemoryFeatureFlags      externalMemoryFeatures;
    VkExternalMemoryHandleTypeFlags   exportFromImportedHandleTypes;
    VkExternalMemoryHandleTypeFlags   compatibleHandleTypes;
} VkExternalMemoryProperties;
```

```
// Provided by VK_KHR_external_memory_capabilities
// Equivalent to VkExternalMemoryProperties
typedef VkExternalMemoryProperties VkExternalMemoryPropertiesKHR;
```

- **externalMemoryFeatures** is a bitmask of [VkExternalMemoryFeatureFlagBits](#) specifying the

features of `handleType`.

- `exportFromImportedHandleTypes` is a bitmask of `VkExternalMemoryHandleTypeFlagBits` specifying which types of imported handle `handleType` **can** be exported from.
- `compatibleHandleTypes` is a bitmask of `VkExternalMemoryHandleTypeFlagBits` specifying handle types which **can** be specified at the same time as `handleType` when creating an image compatible with external memory.

`compatibleHandleTypes` **must** include at least `handleType`. Inclusion of a handle type in `compatibleHandleTypes` does not imply the values returned in `VkImageFormatProperties2` will be the same when `VkPhysicalDeviceExternalImageFormatInfo::handleType` is set to that type. The application is responsible for querying the capabilities of all handle types intended for concurrent use in a single image and intersecting them to obtain the compatible set of capabilities.

Bits which **may** be set in `VkExternalMemoryProperties::externalMemoryFeatures`, specifying features of an external memory handle type, are:

```
// Provided by VK_VERSION_1_1
typedef enum VkExternalMemoryFeatureFlagBits {
    VK_EXTERNAL_MEMORY_FEATURE_DEDICATED_ONLY_BIT = 0x00000001,
    VK_EXTERNAL_MEMORY_FEATURE_EXPORTABLE_BIT = 0x00000002,
    VK_EXTERNAL_MEMORY_FEATURE_IMPORTABLE_BIT = 0x00000004,
    // Provided by VK_KHR_external_memory_capabilities
    VK_EXTERNAL_MEMORY_FEATURE_DEDICATED_ONLY_BIT_KHR =
VK_EXTERNAL_MEMORY_FEATURE_DEDICATED_ONLY_BIT,
    // Provided by VK_KHR_external_memory_capabilities
    VK_EXTERNAL_MEMORY_FEATURE_EXPORTABLE_BIT_KHR =
VK_EXTERNAL_MEMORY_FEATURE_EXPORTABLE_BIT,
    // Provided by VK_KHR_external_memory_capabilities
    VK_EXTERNAL_MEMORY_FEATURE_IMPORTABLE_BIT_KHR =
VK_EXTERNAL_MEMORY_FEATURE_IMPORTABLE_BIT,
} VkExternalMemoryFeatureFlagBits;
```

```
// Provided by VK_KHR_external_memory_capabilities
// Equivalent to VkExternalMemoryFeatureFlagBits
typedef VkExternalMemoryFeatureFlagBits VkExternalMemoryFeatureFlagBitsKHR;
```

- `VK_EXTERNAL_MEMORY_FEATURE_DEDICATED_ONLY_BIT` specifies that tensors, images or buffers created with the specified parameters and handle type **must** use the mechanisms defined by `VkMemoryDedicatedRequirements` and `VkMemoryDedicatedAllocateInfo` or `VkMemoryDedicatedAllocateInfoTensorARM` to create (or import) a dedicated allocation for the tensor, image or buffer.
- `VK_EXTERNAL_MEMORY_FEATURE_EXPORTABLE_BIT` specifies that handles of this type **can** be exported from Vulkan memory objects.
- `VK_EXTERNAL_MEMORY_FEATURE_IMPORTABLE_BIT` specifies that handles of this type **can** be imported as Vulkan memory objects.

Because their semantics in external APIs roughly align with that of an image or buffer with a dedicated allocation in Vulkan, implementations are **required** to report [VK_EXTERNAL_MEMORY_FEATURE_DEDICATED_ONLY_BIT](#) for the following external handle types:

- [VK_EXTERNAL_MEMORY_HANDLE_TYPE_D3D11_TEXTURE_BIT](#)
- [VK_EXTERNAL_MEMORY_HANDLE_TYPE_D3D11_TEXTURE_KMT_BIT](#)
- [VK_EXTERNAL_MEMORY_HANDLE_TYPE_D3D12_RESOURCE_BIT](#)
- [VK_EXTERNAL_MEMORY_HANDLE_TYPE_ANDROID_HARDWARE_BUFFER_BIT_ANDROID](#) for images only
- [VK_EXTERNAL_MEMORY_HANDLE_TYPE_SCREEN_BUFFER_BIT_QNX](#) for images only
- [VK_EXTERNAL_MEMORY_HANDLE_TYPE_MTLTEXTURE_BIT_EXT](#)

Implementations **must** not report [VK_EXTERNAL_MEMORY_FEATURE_DEDICATED_ONLY_BIT](#) for buffers with external handle type [VK_EXTERNAL_MEMORY_HANDLE_TYPE_ANDROID_HARDWARE_BUFFER_BIT_ANDROID](#).

Implementations **must** not report [VK_EXTERNAL_MEMORY_FEATURE_DEDICATED_ONLY_BIT](#) for buffers with external handle type [VK_EXTERNAL_MEMORY_HANDLE_TYPE_SCREEN_BUFFER_BIT_QNX](#). Implementations **must** not report [VK_EXTERNAL_MEMORY_FEATURE_DEDICATED_ONLY_BIT](#) for tensors, images or buffers with external handle type [VK_EXTERNAL_MEMORY_HANDLE_TYPE_HOST_ALLOCATION_BIT_EXT](#), or [VK_EXTERNAL_MEMORY_HANDLE_TYPE_HOST_MAPPED_FOREIGN_MEMORY_BIT_EXT](#).

```
// Provided by VK_VERSION_1_1
typedef VkFlags VkExternalMemoryFeatureFlags;
```

```
// Provided by VK_KHR_external_memory_capabilities
// Equivalent to VkExternalMemoryFeatureFlags
typedef VkExternalMemoryFeatureFlags VkExternalMemoryFeatureFlagsKHR;
```

[VkExternalMemoryFeatureFlags](#) is a bitmask type for setting a mask of zero or more [VkExternalMemoryFeatureFlagBits](#).

To query the image capabilities that are compatible with a [Linux DRM format modifier](#), set [VkPhysicalDeviceImageFormatInfo2::tiling](#) to [VK_IMAGE_TILING_DRM_FORMAT_MODIFIER_EXT](#) and add a [VkPhysicalDeviceImageDrmFormatModifierInfoEXT](#) structure to the [pNext](#) chain of [VkPhysicalDeviceImageFormatInfo2](#).

The [VkPhysicalDeviceImageDrmFormatModifierInfoEXT](#) structure is defined as:


```
// Provided by VK_EXT_image_drm_format_modifier
typedef struct VkPhysicalDeviceImageDrmFormatModifierInfoEXT {
    VkStructureType    sType;
    const void*        pNext;
    uint64_t           drmFormatModifier;
    VkSharingMode       sharingMode;
    uint32_t           queueFamilyIndexCount;
    const uint32_t*     pQueueFamilyIndices;
} VkPhysicalDeviceImageDrmFormatModifierInfoEXT;
```

- `sType` is a `VkStructureType` value identifying this structure.
- `pNext` is `NULL` or a pointer to a structure extending this structure.
- `drmFormatModifier` is the image's *Linux DRM format modifier*, corresponding to `VkImageDrmFormatModifierExplicitCreateInfoEXT::drmFormatModifier` or to `VkImageDrmFormatModifierListCreateInfoEXT::pDrmFormatModifiers`.
- `sharingMode` specifies how the image will be accessed by multiple queue families.
- `queueFamilyIndexCount` is the number of entries in the `pQueueFamilyIndices` array.
- `pQueueFamilyIndices` is a pointer to an array of queue families that will access the image. It is ignored if `sharingMode` is not `VK_SHARING_MODE_CONCURRENT`.

If the `drmFormatModifier` is incompatible with the parameters specified in `VkPhysicalDeviceImageFormatInfo2` and its `pNext` chain, then `vkGetPhysicalDeviceImageFormatProperties2` returns `VK_ERROR_FORMAT_NOT_SUPPORTED`. The implementation **must** support the query of any `drmFormatModifier`, including unknown and invalid modifier values.

Valid Usage

- VUID-VkPhysicalDeviceImageDrmFormatModifierInfoEXT-sharingMode-02314
If `sharingMode` is `VK_SHARING_MODE_CONCURRENT`, then `pQueueFamilyIndices` **must** be a valid pointer to an array of `queueFamilyIndexCount` `uint32_t` values
- VUID-VkPhysicalDeviceImageDrmFormatModifierInfoEXT-maintenance11-13351
If the `maintenance11` feature is supported and `sharingMode` is `VK_SHARING_MODE_CONCURRENT`, then `queueFamilyIndexCount` **must** be greater than 0
- VUID-VkPhysicalDeviceImageDrmFormatModifierInfoEXT-sharingMode-02315
If the `maintenance11` feature is not supported and `sharingMode` is `VK_SHARING_MODE_CONCURRENT`, then `queueFamilyIndexCount` **must** be greater than 1
- VUID-VkPhysicalDeviceImageDrmFormatModifierInfoEXT-sharingMode-02316
If `sharingMode` is `VK_SHARING_MODE_CONCURRENT`, each element of `pQueueFamilyIndices` **must** be unique and **must** be less than the `pQueueFamilyPropertyCount` returned by `vkGetPhysicalDeviceQueueFamilyProperties2` for the `physicalDevice` that was used to create `device`

Valid Usage (Implicit)

- VUID-VkPhysicalDeviceImageDrmFormatModifierInfoEXT-sType-sType **must** be `VK_STRUCTURE_TYPE_PHYSICAL_DEVICE_IMAGE_DRM_FORMAT_MODIFIER_INFO_EXT`
- VUID-VkPhysicalDeviceImageDrmFormatModifierInfoEXT-sharingMode-parameter `sharingMode` **must** be a valid `VkSharingMode` value

Structure Chaining

Extends the structure

- `VkPhysicalDeviceImageFormatInfo2`

To determine the number of combined image samplers required to support a `multi-planar format`, add `VkSamplerYcbcrConversionImageFormatProperties` to the `pNext` chain of the `VkImageFormatProperties2` structure in a call to `vkGetPhysicalDeviceImageFormatProperties2`.

The `VkSamplerYcbcrConversionImageFormatProperties` structure is defined as:

```
// Provided by VK_VERSION_1_1
typedef struct VkSamplerYcbcrConversionImageFormatProperties {
    VkStructureType    sType;
    void*              pNext;
    uint32_t           combinedImageSamplerDescriptorCount;
} VkSamplerYcbcrConversionImageFormatProperties;
```

```
// Provided by VK_KHR_sampler_ycbcr_conversion
// Equivalent to VkSamplerYcbcrConversionImageFormatProperties
typedef VkSamplerYcbcrConversionImageFormatProperties
VkSamplerYcbcrConversionImageFormatPropertiesKHR;
```

- `sType` is a `VkStructureType` value identifying this structure.
- `pNext` is `NULL` or a pointer to a structure extending this structure.
- `combinedImageSamplerDescriptorCount` is the number of combined image sampler descriptors that the implementation uses to access the format.

Valid Usage (Implicit)

- VUID-VkSamplerYcbcrConversionImageFormatProperties-sType-sType **must** be `VK_STRUCTURE_TYPE_SAMPLER_YCBCR_CONVERSION_IMAGE_FORMAT_PROPERTIES`

Structure Chaining

Extends the structure

- [VkImageFormatProperties2](#)

`combinedImageSamplerDescriptorCount` is a number between 1 and the number of planes in the format. A descriptor set layout binding with immutable $Y'C_B C_R$ conversion samplers will have a maximum `combinedImageSamplerDescriptorCount` which is the maximum across all formats supported by its samplers of the `combinedImageSamplerDescriptorCount` for each format. Descriptor sets with that layout will internally use that maximum `combinedImageSamplerDescriptorCount` descriptors for each descriptor in the binding. This expanded number of descriptors will be consumed from the descriptor pool when a descriptor set is allocated, and counts towards the `maxDescriptorSetSamplers`, `maxDescriptorSetSampledImages`, `maxPerStageDescriptorSamplers`, and `maxPerStageDescriptorSampledImages` limits.

NOTE

All descriptors in a binding use the same maximum `combinedImageSamplerDescriptorCount` descriptors to allow implementations to use a uniform stride for dynamic indexing of the descriptors in the binding.

For example, consider a descriptor set layout binding with two descriptors and immutable samplers for [multi-planar formats](#) that have `VkSamplerYcbcrConversionImageFormatProperties::combinedImageSamplerDescriptorCount` values of 2 and 3 respectively. There are two descriptors in the binding and the maximum `combinedImageSamplerDescriptorCount` is 3, so descriptor sets with this layout consume 6 descriptors from the descriptor pool. To create a descriptor pool that allows allocating four descriptor sets with this layout, `descriptorCount` must be at least 24.

Instead of querying all the potential formats that the application might use in the descriptor layout, the application **can** use the [VkPhysicalDeviceMaintenance6Properties::maxCombinedImageSamplerDescriptorCount](#) property to determine the maximum descriptor size that will accommodate any and all [formats that require a sampler \$Y'C_B C_R\$ conversion](#) supported by the implementation.

To determine the number of image descriptors required to support a subsampled image created with `VK_IMAGE_CREATE_SUBSAMPLED_BIT_EXT`, add `VkSubsampledImageFormatPropertiesEXT` to the `pNext` chain of the [VkImageFormatProperties2](#) structure in a call to `vkGetPhysicalDeviceImageFormatProperties2`.

The `VkSubsampledImageFormatPropertiesEXT` structure is defined as:


```
// Provided by VK_EXT_descriptor_heap with VK_EXT_fragment_density_map
typedef struct VkSubsampledImageFormatPropertiesEXT {
    VkStructureType    sType;
    const void*        pNext;
    uint32_t           subsampledImageDescriptorCount;
} VkSubsampledImageFormatPropertiesEXT;
```

- `sType` is a `VkStructureType` value identifying this structure.
- `pNext` is `NULL` or a pointer to a structure extending this structure.
- `subsampledImageDescriptorCount` is the number of image descriptors that the implementation uses to access the image.

Valid Usage (Implicit)

- VUID-VkSubsampledImageFormatPropertiesEXT-sType-sType
`sType` **must** be `VK_STRUCTURE_TYPE_SUBSAMPLED_IMAGE_FORMAT_PROPERTIES_EXT`

Structure Chaining

Extends the structure

- `VkImageFormatProperties2`

To obtain optimal Android hardware buffer usage flags for specific image creation parameters, add a `VkAndroidHardwareBufferUsageANDROID` structure to the `pNext` chain of a `VkImageFormatProperties2` structure passed to `vkGetPhysicalDeviceImageFormatProperties2`. This structure is defined as:

```
// Provided by VK_ANDROID_external_memory_android_hardware_buffer
typedef struct VkAndroidHardwareBufferUsageANDROID {
    VkStructureType    sType;
    void*              pNext;
    uint64_t           androidHardwareBufferUsage;
} VkAndroidHardwareBufferUsageANDROID;
```

- `sType` is a `VkStructureType` value identifying this structure.
- `pNext` is `NULL` or a pointer to a structure extending this structure.
- `androidHardwareBufferUsage` returns the Android hardware buffer usage flags.

The `androidHardwareBufferUsage` field **must** include Android hardware buffer usage flags listed in the [AHardwareBuffer Usage Equivalence](#) table when the corresponding Vulkan image usage or image creation flags are included in the `usage` or `flags` fields of `VkPhysicalDeviceImageFormatInfo2`. It **must** include at least one GPU usage flag (`AHARDWAREBUFFER_USAGE_GPU_*`), even if none of the corresponding Vulkan usages or flags are requested.

NOTE

Requiring at least one GPU usage flag ensures that Android hardware buffer memory will be allocated in a memory pool accessible to the Vulkan implementation, and that specializing the memory layout based on usage flags does not prevent it from being compatible with Vulkan. Implementations **may** avoid unnecessary restrictions caused by this requirement by using vendor usage flags to indicate that only the Vulkan uses indicated in [VkImageFormatProperties2](#) are required.

Valid Usage (Implicit)

- VUID-VkAndroidHardwareBufferUsageANDROID-sType-sType
sType must be [VK_STRUCTURE_TYPE_ANDROID_HARDWARE_BUFFER_USAGE_ANDROID](#)

Structure Chaining

Extends the structure

- [VkImageFormatProperties2](#)

To query if using [VK_IMAGE_USAGE_HOST_TRANSFER_BIT](#) has a negative impact on device performance when accessing an image, add [VK_IMAGE_USAGE_HOST_TRANSFER_BIT](#) to [VkPhysicalDeviceImageFormatInfo2::usage](#), and add a [VkHostImageCopyDevicePerformanceQuery](#) structure to the **pNext** chain of a [VkImageFormatProperties2](#) structure passed to [vkGetPhysicalDeviceImageFormatProperties2](#). This structure is defined as:

```
// Provided by VK_VERSION_1_4
typedef struct VkHostImageCopyDevicePerformanceQuery {
    VkStructureType    sType;
    void*              pNext;
    VkBool32           optimalDeviceAccess;
    VkBool32           identicalMemoryLayout;
} VkHostImageCopyDevicePerformanceQuery;
```

```
// Provided by VK_EXT_host_image_copy
// Equivalent to VkHostImageCopyDevicePerformanceQuery
typedef VkHostImageCopyDevicePerformanceQuery
VkHostImageCopyDevicePerformanceQueryEXT;
```

- **sType** is a [VkStructureType](#) value identifying this structure.
- **pNext** is **NULL** or a pointer to a structure extending this structure.
- **optimalDeviceAccess** returns [VK_TRUE](#) if use of host image copy has no adverse effect on device access performance, compared to an image that is created with exact same creation parameters, and bound to the same [VkDeviceMemory](#), except that the [VK_IMAGE_USAGE_HOST_TRANSFER_BIT](#) usage flag is replaced with

`VK_IMAGE_USAGE_TRANSFER_SRC_BIT` and `VK_IMAGE_USAGE_TRANSFER_DST_BIT`.

- `identicalMemoryLayout` returns `VK_TRUE` if use of host image copy has no impact on memory layout compared to an image that is created with exact same creation parameters, and bound to the same `VkDeviceMemory`, except that the `VK_IMAGE_USAGE_HOST_TRANSFER_BIT` usage flag is replaced with `VK_IMAGE_USAGE_TRANSFER_SRC_BIT` and `VK_IMAGE_USAGE_TRANSFER_DST_BIT`.

The implementation **may** return `VK_FALSE` in `optimalDeviceAccess` if `identicalMemoryLayout` is `VK_FALSE`. If `identicalMemoryLayout` is `VK_TRUE`, `optimalDeviceAccess` **must** be `VK_TRUE`.

The implementation **may** return `VK_TRUE` in `optimalDeviceAccess` while `identicalMemoryLayout` is `VK_FALSE`. In this situation, any device performance impact **should** not be measurable.

If `VkPhysicalDeviceImageFormatInfo2::format` is a block-compressed format and `vkGetPhysicalDeviceImageFormatProperties2` returns `VK_SUCCESS`, the implementation **must** return `VK_TRUE` in `optimalDeviceAccess`.

NOTE

Applications can make use of `optimalDeviceAccess` to determine their resource copying strategy. If a resource is expected to be accessed more on device than on the host, and the implementation considers the resource sub-optimally accessed, it is likely better to use device copies instead.

NOTE

Layout not being identical yet still considered optimal for device access could happen if the implementation has different memory layout patterns, some of which are easier to access on the host.

NOTE

The most practical reason for `optimalDeviceAccess` to be `VK_FALSE` is that host image access may disable framebuffer compression where it would otherwise have been enabled. This represents far more efficient host image access since no compression algorithm is required to read or write to the image, but it would impact device access performance. Some implementations may only set `optimalDeviceAccess` to `VK_FALSE` if certain conditions are met, such as specific image usage flags or creation flags.

Valid Usage (Implicit)

- `VUID-VkHostImageCopyDevicePerformanceQuery-sType-sType` **must** be `VK_STRUCTURE_TYPE_HOST_IMAGE_COPY_DEVICE_PERFORMANCE_QUERY`

Structure Chaining

Extends the structure

- `VkImageFormatProperties2`

To determine if cubic filtering can be used with a given image format and a given image view type add a [VkPhysicalDeviceImageViewImageFormatInfoEXT](#) structure to the **pNext** chain of the [VkPhysicalDeviceImageFormatInfo2](#) structure, and a [VkFilterCubicImageViewImageFormatPropertiesEXT](#) structure to the **pNext** chain of the [VkImageFormatProperties2](#) structure.

The [VkPhysicalDeviceImageViewImageFormatInfoEXT](#) structure is defined as:

```
// Provided by VK_EXT_filter_cubic
typedef struct VkPhysicalDeviceImageViewImageFormatInfoEXT {
    VkStructureType    sType;
    void*              pNext;
    VkImageViewType     imageViewType;
} VkPhysicalDeviceImageViewImageFormatInfoEXT;
```

- **sType** is a [VkStructureType](#) value identifying this structure.
- **pNext** is **NULL** or a pointer to a structure extending this structure.
- **imageViewType** is a [VkImageViewType](#) value specifying the type of the image view.

Valid Usage (Implicit)

- VUID-VkPhysicalDeviceImageViewImageFormatInfoEXT-sType-sType **must** be [VK_STRUCTURE_TYPE_PHYSICAL_DEVICE_IMAGE_VIEW_IMAGE_FORMAT_INFO_EXT](#)
- VUID-VkPhysicalDeviceImageViewImageFormatInfoEXT-imageViewType-parameter **imageViewType** **must** be a valid [VkImageViewType](#) value

Structure Chaining

Extends the structure

- [VkPhysicalDeviceImageFormatInfo2](#)

The [VkFilterCubicImageViewImageFormatPropertiesEXT](#) structure is defined as:

```
// Provided by VK_EXT_filter_cubic
typedef struct VkFilterCubicImageViewImageFormatPropertiesEXT {
    VkStructureType    sType;
    void*              pNext;
    VkBool32           filterCubic;
    VkBool32           filterCubicMinmax;
} VkFilterCubicImageViewImageFormatPropertiesEXT;
```

- **sType** is a [VkStructureType](#) value identifying this structure.

- `pNext` is `NULL` or a pointer to a structure extending this structure.
- `filterCubic` tells if image format, image type and image view type **can** be used with cubic filtering. This field is set by the implementation. An application-specified value is ignored.
- `filterCubicMinmax` tells if image format, image type and image view type **can** be used with cubic filtering and minmax filtering. This field is set by the implementation. An application-specified value is ignored.

Valid Usage (Implicit)

- VUID-VkFilterCubicImageViewImageFormatPropertiesEXT-sType-sType **must** be `VK_STRUCTURE_TYPE_FILTER_CUBIC_IMAGE_VIEW_IMAGE_FORMAT_PROPERTIES_EXT`

Structure Chaining

Extends the structure

- `VkImageFormatProperties2`

Valid Usage

- VUID-VkFilterCubicImageViewImageFormatPropertiesEXT-pNext-02627
If the `pNext` chain of the `VkImageFormatProperties2` structure includes a `VkFilterCubicImageViewImageFormatPropertiesEXT` structure, the `pNext` chain of the `VkPhysicalDeviceImageFormatInfo2` structure **must** include a `VkPhysicalDeviceImageViewImageFormatInfoEXT` structure with an `imageViewType` that is compatible with `imageType`

57.1.1. Supported Sample Counts

`vkGetPhysicalDeviceImageFormatProperties` returns a bitmask of `VkSampleCountFlagBits` in `sampleCounts` specifying the supported sample counts for the image parameters.

`sampleCounts` will be `VK_SAMPLE_COUNT_1_BIT` if at least one of the following conditions is true:

- `tiling` is `VK_IMAGE_TILING_LINEAR`
- `type` is not `VK_IMAGE_TYPE_2D`
- `flags` contains `VK_IMAGE_CREATE_CUBE_COMPATIBLE_BIT`
- Neither the `VK_FORMAT_FEATURE_COLOR_ATTACHMENT_BIT` flag nor the `VK_FORMAT_FEATURE_DEPTH_STENCIL_ATTACHMENT_BIT` flag in `VkFormatProperties::optimalTilingFeatures` returned by `vkGetPhysicalDeviceFormatProperties` is set
- `VkPhysicalDeviceExternalImageFormatInfo::handleType` is an external handle type for which multisampled image support is not required.

- **format** is one of the [formats](#) that require a sampler Y'C_BC_R conversion
- **usage** contains [VK_IMAGE_USAGE_FRAGMENT_SHADING_RATE_ATTACHMENT_BIT_KHR](#)
- **usage** contains [VK_IMAGE_USAGE_FRAGMENT_DENSITY_MAP_BIT_EXT](#)

Otherwise, the bits set in **sampleCounts** will be the sample counts supported for the specified values of **usage** and **format**. For each bit set in **usage**, the supported sample counts relate to the limits in [VkPhysicalDeviceLimits](#) as follows:

- If **usage** includes [VK_IMAGE_USAGE_COLOR_ATTACHMENT_BIT](#) and **format** is a floating- or fixed-point color format, a superset of [VkPhysicalDeviceLimits::framebufferColorSampleCounts](#)
- If **usage** includes [VK_IMAGE_USAGE_COLOR_ATTACHMENT_BIT](#) and **format** is an integer format, a superset of [VkPhysicalDeviceVulkan12Properties::framebufferIntegerColorSampleCounts](#)
- If **usage** includes [VK_IMAGE_USAGE_DEPTH_STENCIL_ATTACHMENT_BIT](#), and **format** includes a depth component, a superset of [VkPhysicalDeviceLimits::framebufferDepthSampleCounts](#)
- If **usage** includes [VK_IMAGE_USAGE_DEPTH_STENCIL_ATTACHMENT_BIT](#), and **format** includes a stencil component, a superset of [VkPhysicalDeviceLimits::framebufferStencilSampleCounts](#)
- If **usage** includes [VK_IMAGE_USAGE_SAMPLED_BIT](#), and **format** includes a color component, a superset of [VkPhysicalDeviceLimits::sampledImageColorSampleCounts](#)
- If **usage** includes [VK_IMAGE_USAGE_SAMPLED_BIT](#), and **format** includes a depth component, a superset of [VkPhysicalDeviceLimits::sampledImageDepthSampleCounts](#)
- If **usage** includes [VK_IMAGE_USAGE_SAMPLED_BIT](#), and **format** is an integer format, a superset of [VkPhysicalDeviceLimits::sampledImageIntegerSampleCounts](#)
- If **usage** includes [VK_IMAGE_USAGE_STORAGE_BIT](#), a superset of [VkPhysicalDeviceLimits::storageImageSampleCounts](#)

If multiple bits are set in **usage**, **sampleCounts** will be the intersection of the per-usage values described above.

If none of the bits described above are set in **usage**, then there is no corresponding limit in [VkPhysicalDeviceLimits](#). In this case, **sampleCounts** **must** include at least [VK_SAMPLE_COUNT_1_BIT](#).

57.1.2. Allowed Extent Values Based on Image Type

Implementations **may** support extent values larger than the [required minimum/maximum values](#) for certain types of images. [VkImageFormatProperties::maxExtent](#) for each type is subject to the constraints below.

NOTE

Implementations **must** support images with dimensions up to the [required minimum/maximum values](#) for all types of images. It follows that the query for additional capabilities **must** return extent values that are at least as large as the required values.

For [VK_IMAGE_TYPE_1D](#):

- **maxExtent.width** ≥ [VkPhysicalDeviceLimits::maxImageDimension1D](#)

- `maxExtent.height = 1`
- `maxExtent.depth = 1`

For `VK_IMAGE_TYPE_2D` when `flags` does not contain `VK_IMAGE_CREATE_CUBE_COMPATIBLE_BIT`:

- `maxExtent.width ≥ VkPhysicalDeviceLimits::maxImageDimension2D`
- `maxExtent.height ≥ VkPhysicalDeviceLimits::maxImageDimension2D`
- `maxExtent.depth = 1`

For `VK_IMAGE_TYPE_2D` when `flags` contains `VK_IMAGE_CREATE_CUBE_COMPATIBLE_BIT`:

- `maxExtent.width ≥ VkPhysicalDeviceLimits::maxImageDimensionCube`
- `maxExtent.height ≥ VkPhysicalDeviceLimits::maxImageDimensionCube`
- `maxExtent.depth = 1`

For `VK_IMAGE_TYPE_3D`:

- `maxExtent.width ≥ VkPhysicalDeviceLimits::maxImageDimension3D`
- `maxExtent.height ≥ VkPhysicalDeviceLimits::maxImageDimension3D`
- `maxExtent.depth ≥ VkPhysicalDeviceLimits::maxImageDimension3D`

57.2. Additional Buffer Capabilities

To query the external handle types supported by buffers, call:

```
// Provided by VK_VERSION_1_1
void vkGetPhysicalDeviceExternalBufferProperties(
    VkPhysicalDevice          physicalDevice,
    const VkPhysicalDeviceExternalBufferInfo* pExternalBufferInfo,
    VkExternalBufferProperties* pExternalBufferProperties);
```

```
// Provided by VK_KHR_external_memory_capabilities
// Equivalent to vkGetPhysicalDeviceExternalBufferProperties
void vkGetPhysicalDeviceExternalBufferPropertiesKHR(
    VkPhysicalDevice          physicalDevice,
    const VkPhysicalDeviceExternalBufferInfo* pExternalBufferInfo,
    VkExternalBufferProperties* pExternalBufferProperties);
```

- `physicalDevice` is the physical device from which to query the buffer capabilities.
- `pExternalBufferInfo` is a pointer to a `VkPhysicalDeviceExternalBufferInfo` structure describing the parameters that would be consumed by `vkCreateBuffer`.
- `pExternalBufferProperties` is a pointer to a `VkExternalBufferProperties` structure in which capabilities are returned.

Valid Usage (Implicit)

- VUID-vkGetPhysicalDeviceExternalBufferProperties-physicalDevice-parameter **physicalDevice** must be a valid [VkPhysicalDevice](#) handle
- VUID-vkGetPhysicalDeviceExternalBufferProperties-pExternalBufferInfo-parameter **pExternalBufferInfo** must be a valid pointer to a valid [VkPhysicalDeviceExternalBufferInfo](#) structure
- VUID-vkGetPhysicalDeviceExternalBufferProperties-pExternalBufferProperties-parameter **pExternalBufferProperties** must be a valid pointer to a [VkExternalBufferProperties](#) structure

The [VkPhysicalDeviceExternalBufferInfo](#) structure is defined as:

```
// Provided by VK_VERSION_1_1
typedef struct VkPhysicalDeviceExternalBufferInfo {
    VkStructureType          sType;
    const void*              pNext;
    VkBufferCreateFlags       flags;
    VkBufferUsageFlags        usage;
    VkExternalMemoryHandleTypeFlagBits handleType;
} VkPhysicalDeviceExternalBufferInfo;
```

```
// Provided by VK_KHR_external_memory_capabilities
// Equivalent to VkPhysicalDeviceExternalBufferInfo
typedef VkPhysicalDeviceExternalBufferInfo VkPhysicalDeviceExternalBufferInfoKHR;
```

- **sType** is a [VkStructureType](#) value identifying this structure.
- **pNext** is [NULL](#) or a pointer to a structure extending this structure.
- **flags** is a bitmask of [VkBufferCreateFlagBits](#) describing additional parameters of the buffer, corresponding to [VkBufferCreateInfo::flags](#).
- **usage** is a bitmask of [VkBufferUsageFlagBits](#) describing the intended usage of the buffer, corresponding to [VkBufferCreateInfo::usage](#).
- **handleType** is a [VkExternalMemoryHandleTypeFlagBits](#) value specifying the memory handle type that will be used with the memory associated with the buffer.

Only usage flags representable in [VkBufferUsageFlagBits](#) are returned in this structure's **usage**. If the **pNext** chain includes a [VkBufferUsageFlags2CreateInfo](#) structure, all usage flags of the buffer are returned in [VkBufferUsageFlags2CreateInfo::usage](#).

Valid Usage

- VUID-VkPhysicalDeviceExternalBufferInfo-None-09499

If the **pNext** chain does not include a [VkBufferUsageFlags2CreateInfo](#) structure, **usage** **must** be a valid combination of [VkBufferUsageFlagBits](#) values

- VUID-VkPhysicalDeviceExternalBufferInfo-None-09500

If the **pNext** chain does not include a [VkBufferUsageFlags2CreateInfo](#) structure, **usage** **must** not be 0

Valid Usage (Implicit)

- VUID-VkPhysicalDeviceExternalBufferInfo-sType-sType
sType **must** be [VK_STRUCTURE_TYPE_PHYSICAL_DEVICE_EXTERNAL_BUFFER_INFO](#)
- VUID-VkPhysicalDeviceExternalBufferInfo-pNext-pNext
pNext **must** be **NULL** or a pointer to a valid instance of [VkBufferUsageFlags2CreateInfo](#)
- VUID-VkPhysicalDeviceExternalBufferInfo-sType-unique
The **sType** value of each structure in the **pNext** chain **must** be unique
- VUID-VkPhysicalDeviceExternalBufferInfo-flags-parameter
flags **must** be a valid combination of [VkBufferCreateFlagBits](#) values
- VUID-VkPhysicalDeviceExternalBufferInfo-handleType-parameter
handleType **must** be a valid [VkExternalMemoryHandleTypeFlagBits](#) value

The [VkExternalBufferProperties](#) structure is defined as:

```
// Provided by VK_VERSION_1_1
typedef struct VkExternalBufferProperties {
    VkStructureType      sType;
    void*                pNext;
    VkExternalMemoryProperties externalMemoryProperties;
} VkExternalBufferProperties;
```

```
// Provided by VK_KHR_external_memory_capabilities
// Equivalent to VkExternalBufferProperties
typedef VkExternalBufferProperties VkExternalBufferPropertiesKHR;
```

- **sType** is a [VkStructureType](#) value identifying this structure.
- **pNext** is **NULL** or a pointer to a structure extending this structure.
- **externalMemoryProperties** is a [VkExternalMemoryProperties](#) structure specifying various capabilities of the external handle type when used with the specified buffer creation parameters.

Valid Usage (Implicit)

- VUID-VkExternalBufferProperties-sType-sType

sType must be [VK_STRUCTURE_TYPE_EXTERNAL_BUFFER_PROPERTIES](#)

- [VUID-VkExternalBufferProperties-pNext-pNext](#)

pNext must be [NULL](#)

57.3. Additional Tensor Capabilities

To query the external handle types supported by tensors, call:

```
// Provided by VK_ARM_tensors
void vkGetPhysicalDeviceExternalTensorPropertiesARM(
    VkPhysicalDevice                physicalDevice,
    const VkPhysicalDeviceExternalTensorInfoARM* pExternalTensorInfo,
    VkExternalTensorPropertiesARM*    pExternalTensorProperties);
```

- **physicalDevice** is the physical device from which to query the tensor capabilities.
- **pExternalTensorInfo** is a pointer to a [VkPhysicalDeviceExternalTensorInfoARM](#) structure describing the parameters that would be consumed by [vkCreateTensorARM](#).
- **pExternalTensorProperties** is a pointer to a [VkExternalTensorPropertiesARM](#) structure in which the capabilities are returned.

Valid Usage (Implicit)

- [VUID-vkGetPhysicalDeviceExternalTensorPropertiesARM-physicalDevice-parameter](#)
physicalDevice must be a valid [VkPhysicalDevice](#) handle
- [VUID-vkGetPhysicalDeviceExternalTensorPropertiesARM-pExternalTensorInfo-parameter](#)
pExternalTensorInfo must be a valid pointer to a valid [VkPhysicalDeviceExternalTensorInfoARM](#) structure
- [VUID-vkGetPhysicalDeviceExternalTensorPropertiesARM-pExternalTensorProperties-parameter](#)
pExternalTensorProperties must be a valid pointer to a [VkExternalTensorPropertiesARM](#) structure

The [VkPhysicalDeviceExternalTensorInfoARM](#) structure is defined as:

```
// Provided by VK_ARM_tensors
typedef struct VkPhysicalDeviceExternalTensorInfoARM {
    VkStructureType    sType;
    const void*        pNext;
    VkTensorCreateFlagsARM flags;
    const VkTensorDescriptionARM* pDescription;
    VkExternalMemoryHandleTypeFlagBits handleType;
} VkPhysicalDeviceExternalTensorInfoARM;
```


- **sType** is a [VkStructureType](#) value identifying this structure.
- **pNext** is **NULL** or a pointer to a structure extending this structure.
- **flags** is a bitmask of [VkTensorCreateFlagBitsARM](#) describing additional parameters of the tensor, corresponding to [VkTensorCreateInfoARM::flags](#).
- **pDescription** is a [VkTensorDescriptionARM](#) structure describing the tensor, corresponding to [VkTensorCreateInfoARM::pDescription](#).
- **handleType** is a [VkExternalMemoryHandleTypeFlagBits](#) value specifying the external memory handle type for which capabilities will be returned.

Valid Usage (Implicit)

- VUID-VkPhysicalDeviceExternalTensorInfoARM-sType-sType
sType must be [VK_STRUCTURE_TYPE_PHYSICAL_DEVICE_EXTERNAL_TENSOR_INFO_ARM](#)
- VUID-VkPhysicalDeviceExternalTensorInfoARM-pNext-pNext
pNext must be **NULL**
- VUID-VkPhysicalDeviceExternalTensorInfoARM-flags-parameter
flags must be a valid combination of [VkTensorCreateFlagBitsARM](#) values
- VUID-VkPhysicalDeviceExternalTensorInfoARM-pDescription-parameter
pDescription must be a valid pointer to a valid [VkTensorDescriptionARM](#) structure
- VUID-VkPhysicalDeviceExternalTensorInfoARM-handleType-parameter
handleType must be a valid [VkExternalMemoryHandleTypeFlagBits](#) value

The [VkExternalTensorPropertiesARM](#) structure is defined as:

```
// Provided by VK_ARM_tensors
typedef struct VkExternalTensorPropertiesARM {
    VkStructureType      sType;
    const void*          pNext;
    VkExternalMemoryProperties  externalMemoryProperties;
} VkExternalTensorPropertiesARM;
```

- **sType** is a [VkStructureType](#) value identifying this structure.
- **pNext** is **NULL** or a pointer to a structure extending this structure.
- **externalMemoryProperties** is a [VkExternalMemoryProperties](#) structure specifying various capabilities of the external handle type when used with the specified tensor creation parameters.

Valid Usage (Implicit)

- VUID-VkExternalTensorPropertiesARM-sType-sType
sType must be [VK_STRUCTURE_TYPE_EXTERNAL_TENSOR_PROPERTIES_ARM](#)
- VUID-VkExternalTensorPropertiesARM-pNext-pNext

pNext must be NULL

- VUID-VkExternalTensorPropertiesARM-externalMemoryProperties-parameter-externalMemoryProperties **must** be a valid [VkExternalMemoryProperties](#) structure

57.4. Optional Semaphore Capabilities

Semaphores **may** support import and export of their [payload](#) to external handles. To query the external handle types supported by semaphores, call:

```
// Provided by VK_VERSION_1_1
void vkGetPhysicalDeviceExternalSemaphoreProperties(
    VkPhysicalDevice          physicalDevice,
    const VkPhysicalDeviceExternalSemaphoreInfo* pExternalSemaphoreInfo,
    VkExternalSemaphoreProperties* pExternalSemaphoreProperties);
```

```
// Provided by VK_KHR_external_semaphore_capabilities
// Equivalent to vkGetPhysicalDeviceExternalSemaphoreProperties
void vkGetPhysicalDeviceExternalSemaphorePropertiesKHR(
    VkPhysicalDevice          physicalDevice,
    const VkPhysicalDeviceExternalSemaphoreInfo* pExternalSemaphoreInfo,
    VkExternalSemaphoreProperties* pExternalSemaphoreProperties);
```

- [physicalDevice](#) is the physical device from which to query the semaphore capabilities.
- [pExternalSemaphoreInfo](#) is a pointer to a [VkPhysicalDeviceExternalSemaphoreInfo](#) structure describing the parameters that would be consumed by [vkCreateSemaphore](#).
- [pExternalSemaphoreProperties](#) is a pointer to a [VkExternalSemaphoreProperties](#) structure in which capabilities are returned.

Valid Usage (Implicit)

- VUID-vkGetPhysicalDeviceExternalSemaphoreProperties-physicalDevice-parameter-physicalDevice **must** be a valid [VkPhysicalDevice](#) handle
- VUID-vkGetPhysicalDeviceExternalSemaphoreProperties-pExternalSemaphoreInfo-parameter-pExternalSemaphoreInfo **must** be a valid pointer to a valid [VkPhysicalDeviceExternalSemaphoreInfo](#) structure
- VUID-vkGetPhysicalDeviceExternalSemaphoreProperties-pExternalSemaphoreProperties-parameter-pExternalSemaphoreProperties **must** be a valid pointer to a [VkExternalSemaphoreProperties](#) structure

The [VkPhysicalDeviceExternalSemaphoreInfo](#) structure is defined as:


```
// Provided by VK_VERSION_1_1
typedef struct VkPhysicalDeviceExternalSemaphoreInfo {
    VkStructureType          sType;
    const void*              pNext;
    VkExternalSemaphoreHandleTypeFlagBits handleType;
} VkPhysicalDeviceExternalSemaphoreInfo;
```

```
// Provided by VK_KHR_external_semaphore_capabilities
// Equivalent to VkPhysicalDeviceExternalSemaphoreInfo
typedef VkPhysicalDeviceExternalSemaphoreInfo
VkPhysicalDeviceExternalSemaphoreInfoKHR;
```

- **sType** is a [VkStructureType](#) value identifying this structure.
- **pNext** is **NULL** or a pointer to a structure extending this structure.
- **handleType** is a [VkExternalSemaphoreHandleTypeFlagBits](#) value specifying the external semaphore handle type for which capabilities will be returned.

Valid Usage (Implicit)

- VUID-VkPhysicalDeviceExternalSemaphoreInfo-sType-sType
sType must be [VK_STRUCTURE_TYPE_PHYSICAL_DEVICE_EXTERNAL_SEMAPHORE_INFO](#)
- VUID-VkPhysicalDeviceExternalSemaphoreInfo-pNext-pNext
pNext must be **NULL** or a pointer to a valid instance of [VkSemaphoreCreateInfo](#)
- VUID-VkPhysicalDeviceExternalSemaphoreInfo-sType-unique
The **sType** value of each structure in the **pNext** chain **must** be unique
- VUID-VkPhysicalDeviceExternalSemaphoreInfo-handleType-parameter
handleType must be a valid [VkExternalSemaphoreHandleTypeFlagBits](#) value

Bits which **may** be set in [VkPhysicalDeviceExternalSemaphoreInfo::handleType](#), specifying an external semaphore handle type, are:


```

// Provided by VK_VERSION_1_1
typedef enum VkExternalSemaphoreHandleTypeFlagBits {
    VK_EXTERNAL_SEMAPHORE_HANDLE_TYPE_OPAQUE_FD_BIT = 0x00000001,
    VK_EXTERNAL_SEMAPHORE_HANDLE_TYPE_OPAQUE_WIN32_BIT = 0x00000002,
    VK_EXTERNAL_SEMAPHORE_HANDLE_TYPE_OPAQUE_WIN32_KMT_BIT = 0x00000004,
    VK_EXTERNAL_SEMAPHORE_HANDLE_TYPE_D3D12_FENCE_BIT = 0x00000008,
    VK_EXTERNAL_SEMAPHORE_HANDLE_TYPE_SYNC_FD_BIT = 0x00000010,
    // Provided by VK_FUCHSIA_external_semaphore
    VK_EXTERNAL_SEMAPHORE_HANDLE_TYPE_ZIRCON_EVENT_BIT_FUCHSIA = 0x00000080,
    VK_EXTERNAL_SEMAPHORE_HANDLE_TYPE_D3D11_FENCE_BIT =
VK_EXTERNAL_SEMAPHORE_HANDLE_TYPE_D3D12_FENCE_BIT,
    // Provided by VK_KHR_external_semaphore_capabilities
    VK_EXTERNAL_SEMAPHORE_HANDLE_TYPE_OPAQUE_FD_BIT_KHR =
VK_EXTERNAL_SEMAPHORE_HANDLE_TYPE_OPAQUE_FD_BIT,
    // Provided by VK_KHR_external_semaphore_capabilities
    VK_EXTERNAL_SEMAPHORE_HANDLE_TYPE_OPAQUE_WIN32_BIT_KHR =
VK_EXTERNAL_SEMAPHORE_HANDLE_TYPE_OPAQUE_WIN32_BIT,
    // Provided by VK_KHR_external_semaphore_capabilities
    VK_EXTERNAL_SEMAPHORE_HANDLE_TYPE_OPAQUE_WIN32_KMT_BIT_KHR =
VK_EXTERNAL_SEMAPHORE_HANDLE_TYPE_OPAQUE_WIN32_KMT_BIT,
    // Provided by VK_KHR_external_semaphore_capabilities
    VK_EXTERNAL_SEMAPHORE_HANDLE_TYPE_D3D12_FENCE_BIT_KHR =
VK_EXTERNAL_SEMAPHORE_HANDLE_TYPE_D3D12_FENCE_BIT,
    // Provided by VK_KHR_external_semaphore_capabilities
    VK_EXTERNAL_SEMAPHORE_HANDLE_TYPE_SYNC_FD_BIT_KHR =
VK_EXTERNAL_SEMAPHORE_HANDLE_TYPE_SYNC_FD_BIT,
} VkExternalSemaphoreHandleTypeFlagBits;

```

```

// Provided by VK_KHR_external_semaphore_capabilities
// Equivalent to VkExternalSemaphoreHandleTypeFlagBits
typedef VkExternalSemaphoreHandleTypeFlagBits
VkExternalSemaphoreHandleTypeFlagBitsKHR;

```

- [VK_EXTERNAL_SEMAPHORE_HANDLE_TYPE_OPAQUE_FD_BIT](#) specifies a POSIX file descriptor handle that has only limited valid usage outside of Vulkan and other compatible APIs. It **must** be compatible with the POSIX system calls [dup](#), [dup2](#), [close](#), and the non-standard system call [dup3](#). Additionally, it **must** be transportable over a socket using an [SCM_RIGHTS](#) control message. It owns a reference to the underlying synchronization primitive represented by its Vulkan semaphore object.
- [VK_EXTERNAL_SEMAPHORE_HANDLE_TYPE_OPAQUE_WIN32_BIT](#) specifies an NT handle that has only limited valid usage outside of Vulkan and other compatible APIs. It **must** be compatible with the functions [DuplicateHandle](#), [CloseHandle](#), [CompareObjectHandles](#), [GetHandleInformation](#), and [SetHandleInformation](#). It owns a reference to the underlying synchronization primitive represented by its Vulkan semaphore object.
- [VK_EXTERNAL_SEMAPHORE_HANDLE_TYPE_OPAQUE_WIN32_KMT_BIT](#) specifies a global share handle that has only limited valid usage outside of Vulkan and other compatible APIs. It is not compatible with any native APIs. It does not own a reference to the underlying synchronization

primitive represented by its Vulkan semaphore object, and will therefore become invalid when all Vulkan semaphore objects associated with it are destroyed.

- `VK_EXTERNAL_SEMAPHORE_HANDLE_TYPE_D3D12_FENCE_BIT` specifies an NT handle returned by `ID3D12Device::CreateSharedHandle` referring to a Direct3D 12 fence, or `ID3D11Device5::CreateFence` referring to a Direct3D 11 fence. It owns a reference to the underlying synchronization primitive associated with the Direct3D fence.
- `VK_EXTERNAL_SEMAPHORE_HANDLE_TYPE_D3D11_FENCE_BIT` is an alias of `VK_EXTERNAL_SEMAPHORE_HANDLE_TYPE_D3D12_FENCE_BIT` with the same meaning. It is provided for convenience and code clarity when interacting with D3D11 fences.
- `VK_EXTERNAL_SEMAPHORE_HANDLE_TYPE_SYNC_FD_BIT` specifies a POSIX file descriptor handle to a Linux Sync File or Android Fence object. It can be used with any native API accepting a valid sync file or fence as input. It owns a reference to the underlying synchronization primitive associated with the file descriptor. Implementations which support importing this handle type **must** accept any type of sync or fence FD supported by the native system they are running on.
- `VK_EXTERNAL_SEMAPHORE_HANDLE_TYPE_ZIRCON_EVENT_BIT_FUCHSIA` specifies a handle to a Zircon event object. It can be used with any native API that accepts a Zircon event handle. Zircon event handles are created with `ZX_RIGHTS_BASIC` and `ZX_RIGHTS_SIGNAL` rights. Vulkan on Fuchsia uses only the `ZX_EVENT_SIGNALED` bit when signaling or waiting.

NOTE

Handles of type `VK_EXTERNAL_SEMAPHORE_HANDLE_TYPE_SYNC_FD_BIT` generated by the implementation may represent either Linux Sync Files or Android Fences at the implementation's discretion. Applications **should** only use operations defined for both types of file descriptors, unless they know via means external to Vulkan the type of the file descriptor, or are prepared to deal with the system-defined operation failures resulting from using the wrong type.

Some external semaphore handle types can only be shared within the same underlying physical device and/or the same driver version, as defined in the following table:

Table 108. External Semaphore Handle Types Compatibility

Handle type	VkPhysicalDeviceIDProperties::driverUUID	VkPhysicalDeviceIDProperties::deviceUUID
VK_EXTERNAL_SEMAPHORE_HANDLE_TYPE_OPAQUE_FD_BIT	Must match	Must match
VK_EXTERNAL_SEMAPHORE_HANDLE_TYPE_OPAQUE_WIN32_BIT	Must match	Must match
VK_EXTERNAL_SEMAPHORE_HANDLE_TYPE_OPAQUE_WIN32_KMT_BIT	Must match	Must match
VK_EXTERNAL_SEMAPHORE_HANDLE_TYPE_D3D12_FENCE_BIT	Must match	Must match
VK_EXTERNAL_SEMAPHORE_HANDLE_TYPE_SYNC_FD_BIT	No restriction	No restriction
VK_EXTERNAL_SEMAPHORE_HANDLE_TYPE_ZIRCON_EVENT_BIT_FUCHSIA	No restriction	No restriction

```
// Provided by VK_VERSION_1_1
typedef VkFlags VkExternalSemaphoreHandleTypeFlags;
```

```
// Provided by VK_KHR_external_semaphore_capabilities
// Equivalent to VkExternalSemaphoreHandleTypeFlags
typedef VkExternalSemaphoreHandleTypeFlags VkExternalSemaphoreHandleTypeFlagsKHR;
```

[VkExternalSemaphoreHandleTypeFlags](#) is a bitmask type for setting a mask of zero or more [VkExternalSemaphoreHandleTypeFlagBits](#).

The [VkExternalSemaphoreProperties](#) structure is defined as:

```
// Provided by VK_VERSION_1_1
typedef struct VkExternalSemaphoreProperties {
    VkStructureType           sType;
    void*                     pNext;
    VkExternalSemaphoreHandleTypeFlags exportFromImportedHandleTypes;
    VkExternalSemaphoreHandleTypeFlags compatibleHandleTypes;
    VkExternalSemaphoreFeatureFlags externalSemaphoreFeatures;
} VkExternalSemaphoreProperties;
```



```
// Provided by VK_KHR_external_semaphore_capabilities
// Equivalent to VkExternalSemaphoreProperties
typedef VkExternalSemaphoreProperties VkExternalSemaphorePropertiesKHR;
```

- `sType` is a `VkStructureType` value identifying this structure.
- `pNext` is `NULL` or a pointer to a structure extending this structure.
- `exportFromImportedHandleTypes` is a bitmask of `VkExternalSemaphoreHandleTypeFlagBits` specifying which types of imported handle `handleType` **can** be exported from.
- `compatibleHandleTypes` is a bitmask of `VkExternalSemaphoreHandleTypeFlagBits` specifying handle types which **can** be specified at the same time as `handleType` when creating a semaphore.
- `externalSemaphoreFeatures` is a bitmask of `VkExternalSemaphoreFeatureFlagBits` describing the features of `handleType`.

If `handleType` is not supported by the implementation, then `VkExternalSemaphoreProperties::externalSemaphoreFeatures` will be zero.

Valid Usage (Implicit)

- VUID-VkExternalSemaphoreProperties-sType-sType
`sType` **must** be `VK_STRUCTURE_TYPE_EXTERNAL_SEMAPHORE_PROPERTIES`
- VUID-VkExternalSemaphoreProperties-pNext-pNext
`pNext` **must** be `NULL`

Bits which **may** be set in `VkExternalSemaphoreProperties::externalSemaphoreFeatures`, specifying the features of an external semaphore handle type, are:

```
// Provided by VK_VERSION_1_1
typedef enum VkExternalSemaphoreFeatureFlagBits {
    VK_EXTERNAL_SEMAPHORE_FEATURE_EXPORTABLE_BIT = 0x00000001,
    VK_EXTERNAL_SEMAPHORE_FEATURE_IMPORTABLE_BIT = 0x00000002,
    // Provided by VK_KHR_external_semaphore_capabilities
    VK_EXTERNAL_SEMAPHORE_FEATURE_EXPORTABLE_BIT_KHR =
VK_EXTERNAL_SEMAPHORE_FEATURE_EXPORTABLE_BIT,
    // Provided by VK_KHR_external_semaphore_capabilities
    VK_EXTERNAL_SEMAPHORE_FEATURE_IMPORTABLE_BIT_KHR =
VK_EXTERNAL_SEMAPHORE_FEATURE_IMPORTABLE_BIT,
} VkExternalSemaphoreFeatureFlagBits;
```

```
// Provided by VK_KHR_external_semaphore_capabilities
// Equivalent to VkExternalSemaphoreFeatureFlagBits
typedef VkExternalSemaphoreFeatureFlagBits VkExternalSemaphoreFeatureFlagBitsKHR;
```

- `VK_EXTERNAL_SEMAPHORE_FEATURE_EXPORTABLE_BIT` specifies that handles of this type **can**

be exported from Vulkan semaphore objects.

- [VK_EXTERNAL_SEMAPHORE_FEATURE_IMPORTABLE_BIT](#) specifies that handles of this type **can** be imported as Vulkan semaphore objects.

```
// Provided by VK_VERSION_1_1
typedef VkFlags VkExternalSemaphoreFeatureFlags;
```

```
// Provided by VK_KHR_external_semaphore_capabilities
// Equivalent to VkExternalSemaphoreFeatureFlags
typedef VkExternalSemaphoreFeatureFlags VkExternalSemaphoreFeatureFlagsKHR;
```

[VkExternalSemaphoreFeatureFlags](#) is a bitmask type for setting a mask of zero or more [VkExternalSemaphoreFeatureFlagBits](#).

57.5. Optional Fence Capabilities

Fences **may** support import and export of their [payload](#) to external handles. To query the external handle types supported by fences, call:

```
// Provided by VK_VERSION_1_1
void vkGetPhysicalDeviceExternalFenceProperties(
    VkPhysicalDevice          physicalDevice,
    const VkPhysicalDeviceExternalFenceInfo* pExternalFenceInfo,
    VkExternalFenceProperties* pExternalFenceProperties);
```

```
// Provided by VK_KHR_external_fence_capabilities
// Equivalent to vkGetPhysicalDeviceExternalFenceProperties
void vkGetPhysicalDeviceExternalFencePropertiesKHR(
    VkPhysicalDevice          physicalDevice,
    const VkPhysicalDeviceExternalFenceInfo* pExternalFenceInfo,
    VkExternalFenceProperties* pExternalFenceProperties);
```

- [physicalDevice](#) is the physical device from which to query the fence capabilities.
- [pExternalFenceInfo](#) is a pointer to a [VkPhysicalDeviceExternalFenceInfo](#) structure describing the parameters that would be consumed by [vkCreateFence](#).
- [pExternalFenceProperties](#) is a pointer to a [VkExternalFenceProperties](#) structure in which capabilities are returned.

Valid Usage (Implicit)

- VUID-vkGetPhysicalDeviceExternalFenceProperties-physicalDevice-parameter [physicalDevice](#) **must** be a valid [VkPhysicalDevice](#) handle

- VUID-vkGetPhysicalDeviceExternalFenceProperties-pExternalFenceInfo-parameter **pExternalFenceInfo** **must** be a valid pointer to a valid [VkPhysicalDeviceExternalFenceInfo](#) structure
- VUID-vkGetPhysicalDeviceExternalFenceProperties-pExternalFenceProperties-parameter **pExternalFenceProperties** **must** be a valid pointer to a [VkExternalFenceProperties](#) structure

The [VkPhysicalDeviceExternalFenceInfo](#) structure is defined as:

```
// Provided by VK_VERSION_1_1
typedef struct VkPhysicalDeviceExternalFenceInfo {
    VkStructureType          sType;
    const void*              pNext;
    VkExternalFenceHandleTypeFlagBits handleType;
} VkPhysicalDeviceExternalFenceInfo;
```

```
// Provided by VK_KHR_external_fence_capabilities
// Equivalent to VkPhysicalDeviceExternalFenceInfo
typedef VkPhysicalDeviceExternalFenceInfo VkPhysicalDeviceExternalFenceInfoKHR;
```

- **sType** is a [VkStructureType](#) value identifying this structure.
- **pNext** is **NULL** or a pointer to a structure extending this structure.
- **handleType** is a [VkExternalFenceHandleTypeFlagBits](#) value specifying an external fence handle type for which capabilities will be returned.

NOTE

Handles of type [VK_EXTERNAL_FENCE_HANDLE_TYPE_SYNC_FD_BIT](#) generated by the implementation may represent either Linux Sync Files or Android Fences at the implementation's discretion. Applications **should** only use operations defined for both types of file descriptors, unless they know via means external to Vulkan the type of the file descriptor, or are prepared to deal with the system-defined operation failures resulting from using the wrong type.

Valid Usage (Implicit)

- VUID-VkPhysicalDeviceExternalFenceInfo-sType-sType **sType** **must** be [VK_STRUCTURE_TYPE_PHYSICAL_DEVICE_EXTERNAL_FENCE_INFO](#)
- VUID-VkPhysicalDeviceExternalFenceInfo-pNext-pNext **pNext** **must** be **NULL**
- VUID-VkPhysicalDeviceExternalFenceInfo-handleType-parameter **handleType** **must** be a valid [VkExternalFenceHandleTypeFlagBits](#) value

Bits which **may** be set in

- `VkPhysicalDeviceExternalFenceInfo::handleType`
- `VkExternalFenceProperties::exportFromImportedHandleTypes`
- `VkExternalFenceProperties::compatibleHandleTypes`

indicate external fence handle types, and are:

```
// Provided by VK_VERSION_1_1
typedef enum VkExternalFenceHandleTypeFlagBits {
    VK_EXTERNAL_FENCE_HANDLE_TYPE_OPAQUE_FD_BIT = 0x00000001,
    VK_EXTERNAL_FENCE_HANDLE_TYPE_OPAQUE_WIN32_BIT = 0x00000002,
    VK_EXTERNAL_FENCE_HANDLE_TYPE_OPAQUE_WIN32_KMT_BIT = 0x00000004,
    VK_EXTERNAL_FENCE_HANDLE_TYPE_SYNC_FD_BIT = 0x00000008,
    // Provided by VK_KHR_external_fence_capabilities
    VK_EXTERNAL_FENCE_HANDLE_TYPE_OPAQUE_FD_BIT_KHR =
VK_EXTERNAL_FENCE_HANDLE_TYPE_OPAQUE_FD_BIT,
    // Provided by VK_KHR_external_fence_capabilities
    VK_EXTERNAL_FENCE_HANDLE_TYPE_OPAQUE_WIN32_BIT_KHR =
VK_EXTERNAL_FENCE_HANDLE_TYPE_OPAQUE_WIN32_BIT,
    // Provided by VK_KHR_external_fence_capabilities
    VK_EXTERNAL_FENCE_HANDLE_TYPE_OPAQUE_WIN32_KMT_BIT_KHR =
VK_EXTERNAL_FENCE_HANDLE_TYPE_OPAQUE_WIN32_KMT_BIT,
    // Provided by VK_KHR_external_fence_capabilities
    VK_EXTERNAL_FENCE_HANDLE_TYPE_SYNC_FD_BIT_KHR =
VK_EXTERNAL_FENCE_HANDLE_TYPE_SYNC_FD_BIT,
} VkExternalFenceHandleTypeFlagBits;
```

```
// Provided by VK_KHR_external_fence_capabilities
// Equivalent to VkExternalFenceHandleTypeFlagBits
typedef VkExternalFenceHandleTypeFlagBits VkExternalFenceHandleTypeFlagBitsKHR;
```

- `VK_EXTERNAL_FENCE_HANDLE_TYPE_OPAQUE_FD_BIT` specifies a POSIX file descriptor handle that has only limited valid usage outside of Vulkan and other compatible APIs. It **must** be compatible with the POSIX system calls `dup`, `dup2`, `close`, and the non-standard system call `dup3`. Additionally, it **must** be transportable over a socket using an `SCM_RIGHTS` control message. It owns a reference to the underlying synchronization primitive represented by its Vulkan fence object.
- `VK_EXTERNAL_FENCE_HANDLE_TYPE_OPAQUE_WIN32_BIT` specifies an NT handle that has only limited valid usage outside of Vulkan and other compatible APIs. It **must** be compatible with the functions `DuplicateHandle`, `CloseHandle`, `CompareObjectHandles`, `GetHandleInformation`, and `SetHandleInformation`. It owns a reference to the underlying synchronization primitive represented by its Vulkan fence object.
- `VK_EXTERNAL_FENCE_HANDLE_TYPE_OPAQUE_WIN32_KMT_BIT` specifies a global share handle that has only limited valid usage outside of Vulkan and other compatible APIs. It is not compatible with any native APIs. It does not own a reference to the underlying synchronization primitive represented by its Vulkan fence object, and will therefore become invalid when all Vulkan fence objects associated with it are destroyed.

- [VK_EXTERNAL_FENCE_HANDLE_TYPE_SYNC_FD_BIT](#) specifies a POSIX file descriptor handle to a Linux Sync File or Android Fence. It can be used with any native API accepting a valid sync file or fence as input. It owns a reference to the underlying synchronization primitive associated with the file descriptor. Implementations which support importing this handle type **must** accept any type of sync or fence FD supported by the native system they are running on.

Some external fence handle types can only be shared within the same underlying physical device and/or the same driver version, as defined in the following table:

Table 109. External Fence Handle Types Compatibility

Handle type	VkPhysicalDeviceIDProperties::driverUUID	VkPhysicalDeviceIDProperties::deviceUUID
VK_EXTERNAL_FENCE_HANDLE_TYPE_OPAQUE_FD_BIT	Must match	Must match
VK_EXTERNAL_FENCE_HANDLE_TYPE_OPAQUE_WIN32_BIT	Must match	Must match
VK_EXTERNAL_FENCE_HANDLE_TYPE_OPAQUE_WIN32_KMT_BIT	Must match	Must match
VK_EXTERNAL_FENCE_HANDLE_TYPE_SYNC_FD_BIT	No restriction	No restriction

```
// Provided by VK_VERSION_1_1
typedef VkFlags VkExternalFenceHandleTypeFlags;
```

```
// Provided by VK_KHR_external_fence_capabilities
// Equivalent to VkExternalFenceHandleTypeFlags
typedef VkExternalFenceHandleTypeFlags VkExternalFenceHandleTypeFlagsKHR;
```

[VkExternalFenceHandleTypeFlags](#) is a bitmask type for setting a mask of zero or more [VkExternalFenceHandleTypeFlagBits](#).

The [VkExternalFenceProperties](#) structure is defined as:

```
// Provided by VK_VERSION_1_1
typedef struct VkExternalFenceProperties {
    VkStructureType      sType;
    void*                pNext;
    VkExternalFenceHandleTypeFlags exportFromImportedHandleTypes;
    VkExternalFenceHandleTypeFlags compatibleHandleTypes;
    VkExternalFenceFeatureFlags externalFenceFeatures;
} VkExternalFenceProperties;
```

```
// Provided by VK_KHR_external_fence_capabilities
// Equivalent to VkExternalFenceProperties
typedef VkExternalFenceProperties VkExternalFencePropertiesKHR;
```

- [exportFromImportedHandleTypes](#) is a bitmask of [VkExternalFenceHandleTypeFlagBits](#) indicating which types of imported handle [handleType](#) can be exported from.

- `compatibleHandleTypes` is a bitmask of `VkExternalFenceHandleTypeFlagBits` specifying handle types which **can** be specified at the same time as `handleType` when creating a fence.
- `externalFenceFeatures` is a bitmask of `VkExternalFenceFeatureFlagBits` indicating the features of `handleType`.

If `handleType` is not supported by the implementation, then `VkExternalFenceProperties::externalFenceFeatures` will be zero.

Valid Usage (Implicit)

- VUID-VkExternalFenceProperties-sType-sType
`sType` **must** be `VK_STRUCTURE_TYPE_EXTERNAL_FENCE_PROPERTIES`
- VUID-VkExternalFenceProperties-pNext-pNext
`pNext` **must** be `NULL`

Bits which **may** be set in `VkExternalFenceProperties::externalFenceFeatures`, indicating features of a fence external handle type, are:

```
// Provided by VK_VERSION_1_1
typedef enum VkExternalFenceFeatureFlagBits {
    VK_EXTERNAL_FENCE_FEATURE_EXPORTABLE_BIT = 0x00000001,
    VK_EXTERNAL_FENCE_FEATURE_IMPORTABLE_BIT = 0x00000002,
    // Provided by VK_KHR_external_fence_capabilities
    VK_EXTERNAL_FENCE_FEATURE_EXPORTABLE_BIT_KHR =
VK_EXTERNAL_FENCE_FEATURE_EXPORTABLE_BIT,
    // Provided by VK_KHR_external_fence_capabilities
    VK_EXTERNAL_FENCE_FEATURE_IMPORTABLE_BIT_KHR =
VK_EXTERNAL_FENCE_FEATURE_IMPORTABLE_BIT,
} VkExternalFenceFeatureFlagBits;
```

```
// Provided by VK_KHR_external_fence_capabilities
// Equivalent to VkExternalFenceFeatureFlagBits
typedef VkExternalFenceFeatureFlagBits VkExternalFenceFeatureFlagBitsKHR;
```

- `VK_EXTERNAL_FENCE_FEATURE_EXPORTABLE_BIT` specifies handles of this type **can** be exported from Vulkan fence objects.
- `VK_EXTERNAL_FENCE_FEATURE_IMPORTABLE_BIT` specifies handles of this type **can** be imported to Vulkan fence objects.

```
// Provided by VK_VERSION_1_1
typedef VkFlags VkExternalFenceFeatureFlags;
```



```
// Provided by VK_KHR_external_fence_capabilities
// Equivalent to VkExternalFenceFeatureFlags
typedef VkExternalFenceFeatureFlags VkExternalFenceFeatureFlagsKHR;
```

`VkExternalFenceFeatureFlags` is a bitmask type for setting a mask of zero or more `VkExternalFenceFeatureFlagBits`.

57.6. Timestamp Calibration Capabilities

To query the set of time domains for which a physical device supports timestamp calibration, call:

```
// Provided by VK_KHR_calibrated_timestamps
VkResult vkGetPhysicalDeviceCalibrateableTimeDomainsKHR(
    VkPhysicalDevice          physicalDevice,
    uint32_t*                 pTimeDomainCount,
    VkTimeDomainKHR*          pTimeDomains);
```

```
// Provided by VK_EXT_calibrated_timestamps
// Equivalent to vkGetPhysicalDeviceCalibrateableTimeDomainsKHR
VkResult vkGetPhysicalDeviceCalibrateableTimeDomainsEXT(
    VkPhysicalDevice          physicalDevice,
    uint32_t*                 pTimeDomainCount,
    VkTimeDomainKHR*          pTimeDomains);
```

- `physicalDevice` is the physical device from which to query the set of calibrateable time domains.
- `pTimeDomainCount` is a pointer to an integer related to the number of calibrateable time domains available or queried, as described below.
- `pTimeDomains` is either `NULL` or a pointer to an array of `VkTimeDomainKHR` values, indicating the supported calibrateable time domains.

If `pTimeDomains` is `NULL`, then the number of calibrateable time domains supported for the given `physicalDevice` is returned in `pTimeDomainCount`. Otherwise, `pTimeDomainCount` **must** point to a variable set by the application to the number of elements in the `pTimeDomains` array, and on return the variable is overwritten with the number of values actually written to `pTimeDomains`. If the value of `pTimeDomainCount` is less than the number of calibrateable time domains supported, at most `pTimeDomainCount` values will be written to `pTimeDomains`, and `VK_INCOMPLETE` will be returned instead of `VK_SUCCESS`, to indicate that not all the available time domains were returned.

Valid Usage (Implicit)

- VUID-vkGetPhysicalDeviceCalibrateableTimeDomainsKHR-physicalDevice-parameter `physicalDevice` **must** be a valid `VkPhysicalDevice` handle
- VUID-vkGetPhysicalDeviceCalibrateableTimeDomainsKHR-pTimeDomainCount-parameter

`pTimeDomainCount` **must** be a valid pointer to a `uint32_t` value

- VUID-vkGetPhysicalDeviceCalibrateableTimeDomainsKHR-pTimeDomains-parameter
If the value referenced by `pTimeDomainCount` is not `0`, and `pTimeDomains` is not `NULL`, `pTimeDomains` **must** be a valid pointer to an array of `pTimeDomainCount` `VkTimeDomainKHR` values

Return Codes

Success

- `VK_INCOMPLETE`
- `VK_SUCCESS`

Failure

- `VK_ERROR_OUT_OF_DEVICE_MEMORY`
- `VK_ERROR_OUT_OF_HOST_MEMORY`
- `VK_ERROR_UNKNOWN`
- `VK_ERROR_VALIDATION_FAILED`

Chapter 58. Debugging

To aid developers in tracking down errors in the application's use of Vulkan, particularly in combination with an external debugger or profiler, *debugging extensions* may be available.

The `VkObjectType` enumeration defines values, each of which corresponds to a specific Vulkan handle type. These values **can** be used to associate debug information with a particular type of object through one or more extensions.

```
// Provided by VK_VERSION_1_0
typedef enum VkObjectType {
    VK_OBJECT_TYPE_UNKNOWN = 0,
    VK_OBJECT_TYPE_INSTANCE = 1,
    VK_OBJECT_TYPE_PHYSICAL_DEVICE = 2,
    VK_OBJECT_TYPE_DEVICE = 3,
    VK_OBJECT_TYPE_QUEUE = 4,
    VK_OBJECT_TYPE_SEMAPHORE = 5,
    VK_OBJECT_TYPE_COMMAND_BUFFER = 6,
    VK_OBJECT_TYPE_FENCE = 7,
    VK_OBJECT_TYPE_DEVICE_MEMORY = 8,
    VK_OBJECT_TYPE_BUFFER = 9,
    VK_OBJECT_TYPE_IMAGE = 10,
    VK_OBJECT_TYPE_EVENT = 11,
    VK_OBJECT_TYPE_QUERY_POOL = 12,
    VK_OBJECT_TYPE_BUFFER_VIEW = 13,
    VK_OBJECT_TYPE_IMAGE_VIEW = 14,
    VK_OBJECT_TYPE_SHADER_MODULE = 15,
    VK_OBJECT_TYPE_PIPELINE_CACHE = 16,
    VK_OBJECT_TYPE_PIPELINE_LAYOUT = 17,
    VK_OBJECT_TYPE_RENDER_PASS = 18,
    VK_OBJECT_TYPE_PIPELINE = 19,
    VK_OBJECT_TYPE_DESCRIPTOR_SET_LAYOUT = 20,
    VK_OBJECT_TYPE_SAMPLER = 21,
    VK_OBJECT_TYPE_DESCRIPTOR_POOL = 22,
    VK_OBJECT_TYPE_DESCRIPTOR_SET = 23,
    VK_OBJECT_TYPE_FRAMEBUFFER = 24,
    VK_OBJECT_TYPE_COMMAND_POOL = 25,
// Provided by VK_VERSION_1_1
    VK_OBJECT_TYPE_DESCRIPTOR_UPDATE_TEMPLATE = 1000085000,
// Provided by VK_VERSION_1_1
    VK_OBJECT_TYPE_SAMPLER_YCBCR_CONVERSION = 1000156000,
// Provided by VK_VERSION_1_3
    VK_OBJECT_TYPE_PRIVATE_DATA_SLOT = 1000295000,
// Provided by VK_KHR_surface
    VK_OBJECT_TYPE_SURFACE_KHR = 1000000000,
// Provided by VK_KHR_swapchain
    VK_OBJECT_TYPE_SWAPCHAIN_KHR = 1000001000,
// Provided by VK_KHR_display
    VK_OBJECT_TYPE_DISPLAY_KHR = 1000002000,
// Provided by VK_KHR_display
```



```

VK_OBJECT_TYPE_DISPLAY_MODE_KHR = 1000002001,
// Provided by VK_EXT_debug_report
VK_OBJECT_TYPE_DEBUG_REPORT_CALLBACK_EXT = 1000011000,
// Provided by VK_KHR_video_queue
VK_OBJECT_TYPE_VIDEO_SESSION_KHR = 1000023000,
// Provided by VK_KHR_video_queue
VK_OBJECT_TYPE_VIDEO_SESSION_PARAMETERS_KHR = 1000023001,
// Provided by VK_NVX_binary_import
VK_OBJECT_TYPE_CU_MODULE_NVX = 1000029000,
// Provided by VK_NVX_binary_import
VK_OBJECT_TYPE_CU_FUNCTION_NVX = 1000029001,
// Provided by VK_EXT_debug_utils
VK_OBJECT_TYPE_DEBUG_UTILS_MESSENGER_EXT = 1000128000,
// Provided by VK_KHR_acceleration_structure
VK_OBJECT_TYPE_ACCELERATION_STRUCTURE_KHR = 1000150000,
// Provided by VK_EXT_validation_cache
VK_OBJECT_TYPE_VALIDATION_CACHE_EXT = 1000160000,
// Provided by VK_NV_ray_tracing
VK_OBJECT_TYPE_ACCELERATION_STRUCTURE_NV = 1000165000,
// Provided by VK_INTEL_performance_query
VK_OBJECT_TYPE_PERFORMANCE_CONFIGURATION_INTEL = 1000210000,
// Provided by VK_KHR_deferred_host_operations
VK_OBJECT_TYPE_DEFERRED_OPERATION_KHR = 1000268000,
// Provided by VK_NV_device_generated_commands
VK_OBJECT_TYPE_INDIRECT_COMMANDS_LAYOUT_NV = 1000277000,
#ifdef VK_ENABLE_BETA_EXTENSIONS
// Provided by VK_NV_cuda_kernel_launch
VK_OBJECT_TYPE_CUDA_MODULE_NV = 1000307000,
#endif
#ifdef VK_ENABLE_BETA_EXTENSIONS
// Provided by VK_NV_cuda_kernel_launch
VK_OBJECT_TYPE_CUDA_FUNCTION_NV = 1000307001,
#endif
// Provided by VK_FUCHSIA_buffer_collection
VK_OBJECT_TYPE_BUFFER_COLLECTION_FUCHSIA = 1000366000,
// Provided by VK_EXT_opacity_micromap
VK_OBJECT_TYPE_MICROMAP_EXT = 1000396000,
// Provided by VK_ARM_tensors
VK_OBJECT_TYPE_TENSOR_ARM = 1000460000,
// Provided by VK_ARM_tensors
VK_OBJECT_TYPE_TENSOR_VIEW_ARM = 1000460001,
// Provided by VK_NV_optical_flow
VK_OBJECT_TYPE_OPTICAL_FLOW_SESSION_NV = 1000464000,
// Provided by VK_EXT_shader_object
VK_OBJECT_TYPE_SHADER_EXT = 1000482000,
// Provided by VK_KHR_pipeline_binary
VK_OBJECT_TYPE_PIPELINE_BINARY_KHR = 1000483000,
// Provided by VK_ARM_data_graph
VK_OBJECT_TYPE_DATA_GRAPH_PIPELINE_SESSION_ARM = 1000507000,
// Provided by VK_NV_external_compute_queue
VK_OBJECT_TYPE_EXTERNAL_COMPUTE_QUEUE_NV = 1000556000,

```



```

// Provided by VK_EXT_device_generated_commands
VK_OBJECT_TYPE_INDIRECT_COMMANDS_LAYOUT_EXT = 1000572000,
// Provided by VK_EXT_device_generated_commands
VK_OBJECT_TYPE_INDIRECT_EXECUTION_SET_EXT = 1000572001,
// Provided by VK_ARM_shader_instrumentation
VK_OBJECT_TYPE_SHADER_INSTRUMENTATION_ARM = 1000607000,
// Provided by VK_KHR_descriptor_update_template
VK_OBJECT_TYPE_DESCRIPTOR_UPDATE_TEMPLATE_KHR =
VK_OBJECT_TYPE_DESCRIPTOR_UPDATE_TEMPLATE,
// Provided by VK_KHR_sampler_ycbcr_conversion
VK_OBJECT_TYPE_SAMPLER_YCBCR_CONVERSION_KHR =
VK_OBJECT_TYPE_SAMPLER_YCBCR_CONVERSION,
// Provided by VK_EXT_private_data
VK_OBJECT_TYPE_PRIVATE_DATA_SLOT_EXT = VK_OBJECT_TYPE_PRIVATE_DATA_SLOT,
} VkObjectType;

```

Table 110. **VkObjectType** and Vulkan Handle Relationship

VkObjectType	Vulkan Handle Type
VK_OBJECT_TYPE_UNKNOWN	Unknown/Undefined Handle
VK_OBJECT_TYPE_INSTANCE	VkInstance
VK_OBJECT_TYPE_PHYSICAL_DEVICE	VkPhysicalDevice
VK_OBJECT_TYPE_DEVICE	VkDevice
VK_OBJECT_TYPE_QUEUE	VkQueue
VK_OBJECT_TYPE_SEMAPHORE	VkSemaphore
VK_OBJECT_TYPE_COMMAND_BUFFER	VkCommandBuffer
VK_OBJECT_TYPE_FENCE	VkFence
VK_OBJECT_TYPE_DEVICE_MEMORY	VkDeviceMemory
VK_OBJECT_TYPE_BUFFER	VkBuffer
VK_OBJECT_TYPE_IMAGE	VkImage
VK_OBJECT_TYPE_EVENT	VkEvent
VK_OBJECT_TYPE_QUERY_POOL	VkQueryPool
VK_OBJECT_TYPE_BUFFER_VIEW	VkBufferView
VK_OBJECT_TYPE_IMAGE_VIEW	VkImageView
VK_OBJECT_TYPE_SHADER_MODULE	VkShaderModule
VK_OBJECT_TYPE_PIPELINE_CACHE	VkPipelineCache
VK_OBJECT_TYPE_PIPELINE_LAYOUT	VkPipelineLayout
VK_OBJECT_TYPE_RENDER_PASS	VkRenderPass
VK_OBJECT_TYPE_PIPELINE	VkPipeline
VK_OBJECT_TYPE_DESCRIPTOR_SET_LAYOUT	VkDescriptorSetLayout

VkObjectType	Vulkan Handle Type
VK_OBJECT_TYPE_SAMPLER	VkSampler
VK_OBJECT_TYPE_DESCRIPTOR_POOL	VkDescriptorPool
VK_OBJECT_TYPE_DESCRIPTOR_SET	VkDescriptorSet
VK_OBJECT_TYPE_FRAMEBUFFER	VkFramebuffer
VK_OBJECT_TYPE_COMMAND_POOL	VkCommandPool
VK_OBJECT_TYPE_SAMPLER_YCBCR_CONVERSION	VkSamplerYcbcrConversion
VK_OBJECT_TYPE_DESCRIPTOR_UPDATE_TEMPLATE	VkDescriptorUpdateTemplate
VK_OBJECT_TYPE_PRIVATE_DATA_SLOT	VkPrivateDataSlot
VK_OBJECT_TYPE_SURFACE_KHR	VkSurfaceKHR
VK_OBJECT_TYPE_SWAPCHAIN_KHR	VkSwapchainKHR
VK_OBJECT_TYPE_DISPLAY_KHR	VkDisplayKHR
VK_OBJECT_TYPE_DISPLAY_MODE_KHR	VkDisplayModeKHR
VK_OBJECT_TYPE_DEBUG_REPORT_CALLBACK_EXT	VkDebugReportCallbackEXT
VK_OBJECT_TYPE_VIDEO_SESSION_KHR	VkVideoSessionKHR
VK_OBJECT_TYPE_VIDEO_SESSION_PARAMETERS_KHR	VkVideoSessionParametersKHR
VK_OBJECT_TYPE_DEBUG_UTILS_MESSENGER_EXT	VkDebugUtilsMessengerEXT
VK_OBJECT_TYPE_ACCELERATION_STRUCTURE_KHR	VkAccelerationStructureKHR
VK_OBJECT_TYPE_VALIDATION_CACHE_EXT	VkValidationCacheEXT
VK_OBJECT_TYPE_ACCELERATION_STRUCTURE_NV	VkAccelerationStructureNV
VK_OBJECT_TYPE_PERFORMANCE_CONFIGURATION_INTEL	VkPerformanceConfigurationINTEL
VK_OBJECT_TYPE_DEFERRED_OPERATION_KHR	VkDeferredOperationKHR
VK_OBJECT_TYPE_INDIRECT_COMMANDS_LAYOUT_NV	VkIndirectCommandsLayoutNV
VK_OBJECT_TYPE_INDIRECT_COMMANDS_LAYOUT_EXT	VkIndirectCommandsLayoutEXT
VK_OBJECT_TYPE_INDIRECT_EXECUTION_SET_EXT	VkIndirectExecutionSetEXT

VkObjectType	Vulkan Handle Type
VK_OBJECT_TYPE_BUFFER_COLLECTION_FUCHSIA	VkBufferCollectionFUCHSIA
VK_OBJECT_TYPE_MICROMAP_EXT	VkMicromapEXT
VK_OBJECT_TYPE_OPTICAL_FLOW_SESSION_NV	VkOpticalFlowSessionNV
VK_OBJECT_TYPE_SHADER_EXT	VkShaderEXT
VK_OBJECT_TYPE_TENSOR_ARM	VkTensorARM
VK_OBJECT_TYPE_TENSOR_VIEW_ARM	VkTensorViewARM
VK_OBJECT_TYPE_DATA_GRAPH_PIPELINE_SESSION_ARM	VkDataGraphPipelineSessionARM

If this Specification was generated with any such extensions included, they will be described in the remainder of this chapter.

58.1. Debug Utilities

Vulkan provides flexible debugging utilities for debugging an application.

The [Object Debug Annotation](#) section describes how to associate either a name or binary data with a specific Vulkan object.

The [Queue Labels](#) section describes how to annotate and group the work submitted to a queue.

The [Command Buffer Labels](#) section describes how to associate logical elements of the scene with commands in a [VkCommandBuffer](#).

The [Debug Messengers](#) section describes how to create debug messenger objects associated with an application supplied callback to capture debug messages from a variety of Vulkan components.

58.1.1. Object Debug Annotation

It can be useful for an application to provide its own content relative to a specific Vulkan object.

The following commands allow application developers to associate application-defined information with Vulkan objects. These commands are device-level commands but they **may** reference instance-level objects (such as [VkInstance](#)) and physical device-level objects (such as [VkPhysicalDevice](#)) with a few restrictions:

- The data for the corresponding object **may** still be available after the [VkDevice](#) used in the corresponding API call to set it is destroyed, but access to this data is not guaranteed and should be avoided.
- Subsequent calls to change the data of the same object across multiple [VkDevice](#) objects, **may** result in the data being changed to the most recent version for all [VkDevice](#) objects and not just the [VkDevice](#) used in the most recent API call.

Object Naming

An object can be given an application-defined name by calling:

```
// Provided by VK_EXT_debug_utils
VkResult vkSetDebugUtilsObjectNameEXT(
    VkDevice device,
    const VkDebugUtilsObjectNameInfoEXT* pNameInfo);
```

- **device** is the device that is associated with the named object passed in via **objectHandle**.
- **pNameInfo** is a pointer to a **VkDebugUtilsObjectNameInfoEXT** structure specifying parameters of the name to set on the object.

Valid Usage

- VUID-vkSetDebugUtilsObjectNameEXT-pNameInfo-02587
pNameInfo->objectType **must** not be **VK_OBJECT_TYPE_UNKNOWN**
- VUID-vkSetDebugUtilsObjectNameEXT-pNameInfo-02588
pNameInfo->objectHandle **must** not be **VK_NULL_HANDLE**
- VUID-vkSetDebugUtilsObjectNameEXT-pNameInfo-07872
If **pNameInfo->objectHandle** is the valid handle of an instance-level object, the **VkDevice** identified by **device** **must** be a descendent of the same **VkInstance** as the object identified by **pNameInfo->objectHandle**
- VUID-vkSetDebugUtilsObjectNameEXT-pNameInfo-07873
If **pNameInfo->objectHandle** is the valid handle of a physical-device-level object, the **VkDevice** identified by **device** **must** be a descendant of the same **VkPhysicalDevice** as the object identified by **pNameInfo->objectHandle**
- VUID-vkSetDebugUtilsObjectNameEXT-pNameInfo-07874
If **pNameInfo->objectHandle** is the valid handle of a device-level object, that object **must** be a descendent of the **VkDevice** identified by **device**

Valid Usage (Implicit)

- VUID-vkSetDebugUtilsObjectNameEXT-device-parameter
device **must** be a valid **VkDevice** handle
- VUID-vkSetDebugUtilsObjectNameEXT-pNameInfo-parameter
pNameInfo **must** be a valid pointer to a valid **VkDebugUtilsObjectNameInfoEXT** structure

Host Synchronization

- Host access to **pNameInfo->objectHandle** **must** be externally synchronized

Return Codes

Success

- [VK_SUCCESS](#)

Failure

- [VK_ERROR_OUT_OF_DEVICE_MEMORY](#)
- [VK_ERROR_OUT_OF_HOST_MEMORY](#)
- [VK_ERROR_UNKNOWN](#)
- [VK_ERROR_VALIDATION_FAILED](#)

The [VkDebugUtilsObjectNameInfoEXT](#) structure is defined as:

```
// Provided by VK_EXT_debug_utils
typedef struct VkDebugUtilsObjectNameInfoEXT {
    VkStructureType    sType;
    const void*        pNext;
    VkObjectType        objectType;
    uint64_t            objectHandle;
    const char*         pObjectName;
} VkDebugUtilsObjectNameInfoEXT;
```

- [sType](#) is a [VkStructureType](#) value identifying this structure.
- [pNext](#) is [NULL](#) or a pointer to a structure extending this structure.
- [objectType](#) is a [VkObjectType](#) specifying the type of the object to be named.
- [objectHandle](#) is the object to be named.
- [pObjectName](#) is either [NULL](#) or a null-terminated UTF-8 string specifying the name to apply to [objectHandle](#).

Applications **may** change the name associated with an object simply by calling [vkSetDebugUtilsObjectNameEXT](#) again with a new string. If [pObjectName](#) is either [NULL](#) or an empty string, then any previously set name is removed.

The [graphicsPipelineLibrary](#) feature allows the specification of pipelines without the creation of [VkShaderModule](#) objects beforehand. In order to continue to allow naming these shaders independently, [VkDebugUtilsObjectNameInfoEXT](#) **can** be included in the [pNext](#) chain of [VkPipelineShaderStageCreateInfo](#), which associates a static name with that particular shader.

This structure **can** be included in the [pNext](#) chain of [VkResourceDescriptorInfoEXT](#) or [VkSamplerCreateInfo](#) to label a descriptor or embedded sampler. This structure **may** be ignored when included in the [pNext](#) chain of [VkSamplerCreateInfo](#) when creating a sampler object. The label **must** remain valid while the descriptor is valid; it **may** be discarded if it becomes invalid.

Valid Usage

- VUID-VkDebugUtilsObjectNameInfoEXT-objectType-02589
If `objectType` is `VK_OBJECT_TYPE_UNKNOWN`, `objectHandle` **must** not be `VK_NULL_HANDLE`
- VUID-VkDebugUtilsObjectNameInfoEXT-objectType-02590
If `objectType` is not `VK_OBJECT_TYPE_UNKNOWN`, `objectHandle` **must** be `VK_NULL_HANDLE` or a valid Vulkan handle of the type associated with `objectType` as defined in the `VkObjectType` and `Vulkan Handle Relationship` table

Valid Usage (Implicit)

- VUID-VkDebugUtilsObjectNameInfoEXT-sType-sType
`sType` **must** be `VK_STRUCTURE_TYPE_DEBUG_UTILS_OBJECT_NAME_INFO_EXT`
- VUID-VkDebugUtilsObjectNameInfoEXT-objectType-parameter
`objectType` **must** be a valid `VkObjectType` value
- VUID-VkDebugUtilsObjectNameInfoEXT-pObjectName-parameter
If `pObjectName` is not `NULL`, `pObjectName` **must** be a null-terminated UTF-8 string

Structure Chaining

Extends the structures

- `VkPipelineShaderStageCreateInfo`
- `VkResourceDescriptorInfoEXT`
- `VkSamplerCreateInfo`

Object Data Association

In addition to setting a name for an object, debugging and validation layers **may** have uses for additional binary data on a per-object basis that have no other place in the Vulkan API.

For example, a `VkShaderModule` could have additional debugging data attached to it to aid in offline shader tracing.

Additional data can be attached to an object by calling `vkSetDebugUtilsObjectTagEXT` as defined below.

```
// Provided by VK_EXT_debug_utils
VkResult vkSetDebugUtilsObjectTagEXT(
    VkDevice device,
    const VkDebugUtilsObjectTagInfoEXT* pTagInfo);
```


- **device** is the device that created the object.
- **pTagInfo** is a pointer to a [VkDebugUtilsObjectTagInfoEXT](#) structure specifying parameters of the tag to attach to the object.

Valid Usage

- VUID-vkSetDebugUtilsObjectTagEXT-pNameInfo-07875
If **pNameInfo->objectHandle** is the valid handle of an instance-level object, the [VkDevice](#) identified by **device** **must** be a descendent of the same [VkInstance](#) as the object identified by **pNameInfo->objectHandle**
- VUID-vkSetDebugUtilsObjectTagEXT-pNameInfo-07876
If **pNameInfo->objectHandle** is the valid handle of a physical-device-level object, the [VkDevice](#) identified by **device** **must** be a descendant of the same [VkPhysicalDevice](#) as the object identified by **pNameInfo->objectHandle**
- VUID-vkSetDebugUtilsObjectTagEXT-pNameInfo-07877
If **pNameInfo->objectHandle** is the valid handle of a device-level object, that object **must** be a descendent of the [VkDevice](#) identified by **device**

Valid Usage (Implicit)

- VUID-vkSetDebugUtilsObjectTagEXT-device-parameter
device **must** be a valid [VkDevice](#) handle
- VUID-vkSetDebugUtilsObjectTagEXT-pTagInfo-parameter
pTagInfo **must** be a valid pointer to a valid [VkDebugUtilsObjectTagInfoEXT](#) structure

Return Codes

Success

- [VK_SUCCESS](#)

Failure

- [VK_ERROR_OUT_OF_DEVICE_MEMORY](#)
- [VK_ERROR_OUT_OF_HOST_MEMORY](#)
- [VK_ERROR_UNKNOWN](#)
- [VK_ERROR_VALIDATION_FAILED](#)

The [VkDebugUtilsObjectTagInfoEXT](#) structure is defined as:


```
// Provided by VK_EXT_debug_utils
typedef struct VkDebugUtilsObjectTagInfoEXT {
    VkStructureType    sType;
    const void*        pNext;
    VkObjectType        objectType;
    uint64_t            objectHandle;
    uint64_t            tagName;
    size_t              tagSize;
    const void*        pTag;
} VkDebugUtilsObjectTagInfoEXT;
```

- **sType** is a [VkStructureType](#) value identifying this structure.
- **pNext** is `NULL` or a pointer to a structure extending this structure.
- **objectType** is a [VkObjectType](#) specifying the type of the object to be named.
- **objectHandle** is the object to be tagged.
- **tagName** is a numerical identifier of the tag.
- **tagSize** is the number of bytes of data to attach to the object.
- **pTag** is a pointer to an array of **tagSize** bytes containing the data to be associated with the object.

The **tagName** parameter gives a name or identifier to the type of data being tagged. This can be used by debugging layers to easily filter for only data that can be used by that implementation.

Valid Usage

- VUID-VkDebugUtilsObjectTagInfoEXT-objectType-01908
objectType **must** not be [VK_OBJECT_TYPE_UNKNOWN](#)
- VUID-VkDebugUtilsObjectTagInfoEXT-objectHandle-01910
objectHandle **must** be a valid Vulkan handle of the type associated with **objectType** as defined in the [VkObjectType](#) and [Vulkan Handle Relationship](#) table

Valid Usage (Implicit)

- VUID-VkDebugUtilsObjectTagInfoEXT-sType-sType
sType **must** be [VK_STRUCTURE_TYPE_DEBUG_UTILS_OBJECT_TAG_INFO_EXT](#)
- VUID-VkDebugUtilsObjectTagInfoEXT-pNext-pNext
pNext **must** be `NULL`
- VUID-VkDebugUtilsObjectTagInfoEXT-objectType-parameter
objectType **must** be a valid [VkObjectType](#) value
- VUID-VkDebugUtilsObjectTagInfoEXT-pTag-parameter
pTag **must** be a valid pointer to an array of **tagSize** bytes
- VUID-VkDebugUtilsObjectTagInfoEXT-tagSize-arraylength
tagSize **must** be greater than `0`

Host Synchronization

- Host access to **objectHandle** **must** be externally synchronized

58.1.2. Queue Labels

All Vulkan work is submitted using queues. It is possible for an application to use multiple queues, each containing multiple command buffers, when performing work. It can be useful to identify which queue, or even where in a queue, something has occurred.

To begin identifying a region using a debug label inside a queue, you may use the [vkQueueBeginDebugUtilsLabelEXT](#) command.

Then, when the region of interest has passed, you may end the label region using [vkQueueEndDebugUtilsLabelEXT](#).

Additionally, a single debug label may be inserted at any time using [vkQueueInsertDebugUtilsLabelEXT](#).

A queue debug label region is opened by calling:

```
// Provided by VK_EXT_debug_utils
void vkQueueBeginDebugUtilsLabelEXT(
    VkQueue queue,
    const VkDebugUtilsLabelEXT* pLabelInfo);
```

- **queue** is the queue in which to start a debug label region.
- **pLabelInfo** is a pointer to a [VkDebugUtilsLabelEXT](#) structure specifying parameters of the label region to open.

Valid Usage (Implicit)

- VUID-vkQueueBeginDebugUtilsLabelEXT-queue-parameter
queue **must** be a valid [VkQueue](#) handle
- VUID-vkQueueBeginDebugUtilsLabelEXT-pLabelInfo-parameter
pLabelInfo **must** be a valid pointer to a valid [VkDebugUtilsLabelEXT](#) structure

Host Synchronization

- Host access to **queue** **must** be externally synchronized if it was not created with [VK_DEVICE_QUEUE_CREATE INTERNALLY SYNCHRONIZED_BIT_KHR](#)

Command Properties

Command Buffer Levels	Render Pass Scope	Video Coding Scope	Supported Queue Types	Command Type
-	-	-	Any	-

The `VkDebugUtilsLabelEXT` structure is defined as:

```
// Provided by VK_EXT_debug_utils
typedef struct VkDebugUtilsLabelEXT {
    VkStructureType    sType;
    const void*        pNext;
    const char*        pLabelName;
    float              color[4];
} VkDebugUtilsLabelEXT;
```

- `sType` is a `VkStructureType` value identifying this structure.
- `pNext` is `NULL` or a pointer to a structure extending this structure.
- `pLabelName` is a pointer to a null-terminated UTF-8 string containing the name of the label.
- `color` is an optional RGBA color value that can be associated with the label. A particular implementation **may** choose to ignore this color value. The values contain RGBA values in order, in the range 0.0 to 1.0. If all elements in `color` are 0.0, then it is ignored.

Valid Usage (Implicit)

- VUID-VkDebugUtilsLabelEXT-sType-sType
`sType` **must** be `VK_STRUCTURE_TYPE_DEBUG_UTILS_LABEL_EXT`
- VUID-VkDebugUtilsLabelEXT-pNext-pNext
`pNext` **must** be `NULL`
- VUID-VkDebugUtilsLabelEXT-pLabelName-parameter
`pLabelName` **must** be a null-terminated UTF-8 string

A queue debug label region is closed by calling:

```
// Provided by VK_EXT_debug_utils
void vkQueueEndDebugUtilsLabelEXT(
    VkQueue queue);
```

- `queue` is the queue in which a debug label region should be closed.

The calls to `vkQueueBeginDebugUtilsLabelEXT` and `vkQueueEndDebugUtilsLabelEXT` **must** be matched and balanced.

Valid Usage

- VUID-vkQueueEndDebugUtilsLabelEXT-None-01911
There **must** be an outstanding `vkQueueBeginDebugUtilsLabelEXT` command prior to the `vkQueueEndDebugUtilsLabelEXT` on the queue

Valid Usage (Implicit)

- VUID-vkQueueEndDebugUtilsLabelEXT-queue-parameter
`queue` **must** be a valid `VkQueue` handle

Host Synchronization

- Host access to `queue` **must** be externally synchronized if it was not created with `VK_DEVICE_QUEUE_CREATE INTERNALLY SYNCHRONIZED_BIT_KHR`

Command Properties

Command Buffer Levels	Render Pass Scope	Video Coding Scope	Supported Queue Types	Command Type
-	-	-	Any	-

A single label can be inserted into a queue by calling:

```
// Provided by VK_EXT_debug_utils
void vkQueueInsertDebugUtilsLabelEXT(
    VkQueue queue,
    const VkDebugUtilsLabelEXT* pLabelInfo);
```

- `queue` is the queue into which a debug label will be inserted.
- `pLabelInfo` is a pointer to a `VkDebugUtilsLabelEXT` structure specifying parameters of the label to insert.

Valid Usage (Implicit)

- VUID-vkQueueInsertDebugUtilsLabelEXT-queue-parameter
`queue` **must** be a valid `VkQueue` handle
- VUID-vkQueueInsertDebugUtilsLabelEXT-pLabelInfo-parameter
`pLabelInfo` **must** be a valid pointer to a valid `VkDebugUtilsLabelEXT` structure

Host Synchronization

- Host access to **queue** **must** be externally synchronized if it was not created with [VK_DEVICE_QUEUE_CREATE INTERNALLY SYNCHRONIZED_BIT_KHR](#)

Command Properties

Command Buffer Levels	Render Pass Scope	Video Coding Scope	Supported Queue Types	Command Type
-	-	-	Any	-

58.1.3. Command Buffer Labels

Typical Vulkan applications will submit many command buffers in each frame, with each command buffer containing a large number of individual commands. Being able to logically annotate regions of command buffers that belong together as well as hierarchically subdivide the frame is important to a developer's ability to navigate the commands viewed holistically.

To identify the beginning of a debug label region in a command buffer, [vkCmdBeginDebugUtilsLabelEXT](#) **can** be used as defined below.

To indicate the end of a debug label region in a command buffer, [vkCmdEndDebugUtilsLabelEXT](#) **can** be used.

To insert a single command buffer debug label inside of a command buffer, [vkCmdInsertDebugUtilsLabelEXT](#) **can** be used as defined below.

A command buffer debug label region can be opened by calling:

```
// Provided by VK_EXT_debug_utils
void vkCmdBeginDebugUtilsLabelEXT(
    VkCommandBuffer                commandBuffer,
    const VkDebugUtilsLabelEXT*    pLabelInfo);
```

- **commandBuffer** is the command buffer into which the command is recorded.
- **pLabelInfo** is a pointer to a [VkDebugUtilsLabelEXT](#) structure specifying parameters of the label region to open.

Valid Usage (Implicit)

- VUID-vkCmdBeginDebugUtilsLabelEXT-commandBuffer-parameter **commandBuffer** **must** be a valid [VkCommandBuffer](#) handle
- VUID-vkCmdBeginDebugUtilsLabelEXT-pLabelInfo-parameter **pLabelInfo** **must** be a valid pointer to a valid [VkDebugUtilsLabelEXT](#) structure

- VUID-vkCmdBeginDebugUtilsLabelEXT-commandBuffer-recording
`commandBuffer` **must** be in the [recording state](#)
- VUID-vkCmdBeginDebugUtilsLabelEXT-commandBuffer-cmdpool
The `VkCommandPool` that `commandBuffer` was allocated from **must** support `VK_QUEUE_COMPUTE_BIT`, `VK_QUEUE_GRAPHICS_BIT`, `VK_QUEUE_OPTICAL_FLOW_BIT_NV`, `VK_QUEUE_TRANSFER_BIT`, `VK_QUEUE_VIDEO_DECODE_BIT_KHR`, or `VK_QUEUE_VIDEO_ENCODE_BIT_KHR` operations

Host Synchronization

- Host access to `commandBuffer` **must** be externally synchronized
- Host access to the `VkCommandPool` that `commandBuffer` was allocated from **must** be externally synchronized

Command Properties

Command Buffer Levels	Render Pass Scope	Video Coding Scope	Supported Queue Types	Command Type
Primary Secondary	Both	Both	VK_QUEUE_COMPUTE_BIT VK_QUEUE_GRAPHICS_BIT VK_QUEUE_OPTICAL_FLOW_BIT_NV VK_QUEUE_TRANSFER_BIT VK_QUEUE_VIDEO_DECODE_BIT_KHR VK_QUEUE_VIDEO_ENCODE_BIT_KHR	State

Conditional Rendering

`vkCmdBeginDebugUtilsLabelEXT` is not affected by [conditional rendering](#)

A command buffer label region can be closed by calling:


```
// Provided by VK_EXT_debug_utils
void vkCmdEndDebugUtilsLabelEXT(
    VkCommandBuffer                                commandBuffer);
```

- `commandBuffer` is the command buffer into which the command is recorded.

An application **may** open a debug label region in one command buffer and close it in another, or otherwise split debug label regions across multiple command buffers or multiple queue submissions. When viewed from the linear series of submissions to a single queue, the calls to `vkCmdBeginDebugUtilsLabelEXT` and `vkCmdEndDebugUtilsLabelEXT` **must** be matched and balanced.

There **can** be problems reporting command buffer debug labels during the recording process because command buffers **may** be recorded out of sequence with the resulting execution order. Since the recording order **may** be different, a solitary command buffer **may** have an inconsistent view of the debug label regions by itself. Therefore, if an issue occurs during the recording of a command buffer, and the environment requires returning debug labels, the implementation **may** return only those labels it is aware of. This is true even if the implementation is aware of only the debug labels within the command buffer being actively recorded.

Valid Usage

- VUID-vkCmdEndDebugUtilsLabelEXT-commandBuffer-01912
There **must** be an outstanding `vkCmdBeginDebugUtilsLabelEXT` command prior to the `vkCmdEndDebugUtilsLabelEXT` on the queue that `commandBuffer` is submitted to
- VUID-vkCmdEndDebugUtilsLabelEXT-commandBuffer-01913
If `commandBuffer` is a secondary command buffer, there **must** be an outstanding `vkCmdBeginDebugUtilsLabelEXT` command recorded to `commandBuffer` that has not previously been ended by a call to `vkCmdEndDebugUtilsLabelEXT`

Valid Usage (Implicit)

- VUID-vkCmdEndDebugUtilsLabelEXT-commandBuffer-parameter
`commandBuffer` **must** be a valid `VkCommandBuffer` handle
- VUID-vkCmdEndDebugUtilsLabelEXT-commandBuffer-recording
`commandBuffer` **must** be in the `recording state`
- VUID-vkCmdEndDebugUtilsLabelEXT-commandBuffer-cmdpool
The `VkCommandPool` that `commandBuffer` was allocated from **must** support `VK_QUEUE_COMPUTE_BIT`, `VK_QUEUE_GRAPHICS_BIT`, `VK_QUEUE_OPTICAL_FLOW_BIT_NV`, `VK_QUEUE_TRANSFER_BIT`, `VK_QUEUE_VIDEO_DECODE_BIT_KHR`, or `VK_QUEUE_VIDEO_ENCODE_BIT_KHR` operations

Host Synchronization

- Host access to `commandBuffer` **must** be externally synchronized
- Host access to the `VkCommandPool` that `commandBuffer` was allocated from **must** be externally synchronized

Command Properties

Command Buffer Levels	Render Pass Scope	Video Coding Scope	Supported Queue Types	Command Type
Primary Secondary	Both	Both	VK_QUEUE_COMPUTE_BIT VK_QUEUE_GRAPHICS_BIT VK_QUEUE_OPTICAL_FLOW_BIT_NV VK_QUEUE_TRANSFER_BIT VK_QUEUE_VIDEO_DECODE_BIT_KHR VK_QUEUE_VIDEO_ENCODE_BIT_KHR	State

Conditional Rendering

`vkCmdEndDebugUtilsLabelEXT` is not affected by [conditional rendering](#)

A single debug label can be inserted into a command buffer by calling:

```
// Provided by VK_EXT_debug_utils
void vkCmdInsertDebugUtilsLabelEXT(
    VkCommandBuffer                commandBuffer,
    const VkDebugUtilsLabelEXT*    pLabelInfo);
```

- `commandBuffer` is the command buffer into which the command is recorded.
- `pLabelInfo` is a pointer to a `VkDebugUtilsLabelEXT` structure specifying parameters of the label to insert.

Valid Usage (Implicit)

- VUID-vkCmdInsertDebugUtilsLabelEXT-commandBuffer-parameter **commandBuffer** **must** be a valid [VkCommandBuffer](#) handle
- VUID-vkCmdInsertDebugUtilsLabelEXT-pLabelInfo-parameter **pLabelInfo** **must** be a valid pointer to a valid [VkDebugUtilsLabelEXT](#) structure
- VUID-vkCmdInsertDebugUtilsLabelEXT-commandBuffer-recording **commandBuffer** **must** be in the [recording state](#)
- VUID-vkCmdInsertDebugUtilsLabelEXT-commandBuffer-cmdpool
The [VkCommandPool](#) that **commandBuffer** was allocated from **must** support [VK_QUEUE_COMPUTE_BIT](#), [VK_QUEUE_GRAPHICS_BIT](#), [VK_QUEUE_OPTICAL_FLOW_BIT_NV](#), [VK_QUEUE_TRANSFER_BIT](#), [VK_QUEUE_VIDEO_DECODE_BIT_KHR](#), or [VK_QUEUE_VIDEO_ENCODE_BIT_KHR](#) operations

Host Synchronization

- Host access to **commandBuffer** **must** be externally synchronized
- Host access to the [VkCommandPool](#) that **commandBuffer** was allocated from **must** be externally synchronized

Command Properties

Command Buffer Levels	Render Pass Scope	Video Coding Scope	Supported Queue Types	Command Type
Primary Secondary	Both	Both	VK_QUEUE_COMPUTE_BIT VK_QUEUE_GRAPHICS_BIT VK_QUEUE_OPTICAL_FLOW_BIT_NV VK_QUEUE_TRANSFER_BIT VK_QUEUE_VIDEO_DECODE_BIT_KHR VK_QUEUE_VIDEO_ENCODE_BIT_KHR	State

Conditional Rendering

vkCmdInsertDebugUtilsLabelEXT is not affected by [conditional rendering](#)

58.1.4. Debug Messengers

Vulkan allows an application to register multiple callbacks with any Vulkan component wishing to report debug information. Some callbacks may log the information to a file, others may cause a debug break point or other application-defined behavior. A primary producer of callback messages are the validation layers. An application **can** register callbacks even when no validation layers are enabled, but they will only be called for the Vulkan loader and, if implemented, other layer and driver events.

A `VkDebugUtilsMessengerEXT` is a messenger object which handles passing along debug messages to a provided debug callback.

```
// Provided by VK_EXT_debug_utils
VK_DEFINE_NON_DISPATCHABLE_HANDLE(VkDebugUtilsMessengerEXT)
```

The debug messenger will provide detailed feedback on the application's use of Vulkan when events of interest occur. When an event of interest does occur, the debug messenger will submit a debug message to the debug callback that was provided during its creation. Additionally, the debug messenger is responsible with filtering out debug messages that the callback is not interested in and will only provide desired debug messages.

A debug messenger triggers a debug callback with a debug message when an event of interest occurs. To create a debug messenger which will trigger a debug callback, call:

```
// Provided by VK_EXT_debug_utils
VkResult vkCreateDebugUtilsMessengerEXT(
    VkInstance                instance,
    const VkDebugUtilsMessengerCreateInfoEXT* pCreateInfo,
    const VkAllocationCallbacks* pAllocator,
    VkDebugUtilsMessengerEXT* pMessenger);
```

- `instance` is the instance the messenger will be used with.
- `pCreateInfo` is a pointer to a `VkDebugUtilsMessengerCreateInfoEXT` structure containing the callback pointer, as well as defining conditions under which this messenger will trigger the callback.
- `pAllocator` controls host memory allocation as described in the [Memory Allocation](#) chapter.
- `pMessenger` is a pointer to a `VkDebugUtilsMessengerEXT` handle in which the created object is returned.

Valid Usage (Implicit)

- VUID-vkCreateDebugUtilsMessengerEXT-instance-parameter **instance** **must** be a valid [VkInstance](#) handle
- VUID-vkCreateDebugUtilsMessengerEXT-pCreateInfo-parameter **pCreateInfo** **must** be a valid pointer to a valid [VkDebugUtilsMessengerCreateInfoEXT](#) structure
- VUID-vkCreateDebugUtilsMessengerEXT-pAllocator-parameter
If **pAllocator** is not **NULL**, **pAllocator** **must** be a valid pointer to a valid [VkAllocationCallbacks](#) structure
- VUID-vkCreateDebugUtilsMessengerEXT-pMessenger-parameter
pMessenger **must** be a valid pointer to a [VkDebugUtilsMessengerEXT](#) handle

Return Codes

Success

- [VK_SUCCESS](#)

Failure

- [VK_ERROR_OUT_OF_HOST_MEMORY](#)
- [VK_ERROR_UNKNOWN](#)
- [VK_ERROR_VALIDATION_FAILED](#)

The application **must** ensure that [vkCreateDebugUtilsMessengerEXT](#) is not executed in parallel with any Vulkan command that is also called with **instance** or child of **instance** as the dispatchable argument.

The definition of [VkDebugUtilsMessengerCreateInfoEXT](#) is:

```
// Provided by VK_EXT_debug_utils
typedef struct VkDebugUtilsMessengerCreateInfoEXT {
    VkStructureType             sType;
    const void*                 pNext;
    VkDebugUtilsMessengerCreateFlagsEXT flags;
    VkDebugUtilsMessageSeverityFlagsEXT messageSeverity;
    VkDebugUtilsMessageTypeFlagsEXT messageType;
    PFN_vkDebugUtilsMessengerCallbackEXT pfnUserCallback;
    void*                       pUserData;
} VkDebugUtilsMessengerCreateInfoEXT;
```

- **sType** is a [VkStructureType](#) value identifying this structure.
- **pNext** is **NULL** or a pointer to a structure extending this structure.
- **flags** is **0** and is reserved for future use.

- `messageSeverity` is a bitmask of `VkDebugUtilsMessageSeverityFlagBitsEXT` specifying which severity of event(s) will cause this callback to be called.
- `messageType` is a bitmask of `VkDebugUtilsMessageTypeFlagBitsEXT` specifying which type of event(s) will cause this callback to be called.
- `pfnUserCallback` is the application callback function to call.
- `pUserData` is NULL or an application-defined user data pointer to be passed to the callback.

For each `VkDebugUtilsMessengerEXT` that is created the `VkDebugUtilsMessengerCreateInfoEXT::messageSeverity` and `VkDebugUtilsMessengerCreateInfoEXT::messageType` determine when that `VkDebugUtilsMessengerCreateInfoEXT::pfnUserCallback` is called. The process to determine if the user's `pfnUserCallback` is triggered when an event occurs is as follows:

1. The implementation will perform a bitwise AND of the event's `VkDebugUtilsMessageSeverityFlagBitsEXT` with the `messageSeverity` provided during creation of the `VkDebugUtilsMessengerEXT` object.
 - a. If the value is 0, the message is skipped.
2. The implementation will perform bitwise AND of the event's `VkDebugUtilsMessageTypeFlagBitsEXT` with the `messageType` provided during the creation of the `VkDebugUtilsMessengerEXT` object.
 - a. If the value is 0, the message is skipped.
3. The callback will trigger a debug message for the current event

The callback will come directly from the component that detected the event, unless some other layer intercepts the calls for its own purposes (filter them in a different way, log to a system error log, etc.).

An application **can** receive multiple callbacks if multiple `VkDebugUtilsMessengerEXT` objects are created. A callback will always be executed in the same thread as the originating Vulkan call.

A callback **can** be called from multiple threads simultaneously (if the application is making Vulkan calls from multiple threads).

Valid Usage (Implicit)

- VUID-VkDebugUtilsMessengerCreateInfoEXT-sType-sType
`sType` **must** be `VK_STRUCTURE_TYPE_DEBUG_UTILS_MESSENGER_CREATE_INFO_EXT`
- VUID-VkDebugUtilsMessengerCreateInfoEXT-flags-zeroBitmask
`flags` **must** be 0
- VUID-VkDebugUtilsMessengerCreateInfoEXT-messageSeverity-parameter
`messageSeverity` **must** be a valid combination of `VkDebugUtilsMessageSeverityFlagBitsEXT` values
- VUID-VkDebugUtilsMessengerCreateInfoEXT-messageSeverity-requiredBitmask
`messageSeverity` **must** not be 0
- VUID-VkDebugUtilsMessengerCreateInfoEXT-messageType-parameter

`messageType` **must** be a valid combination of `VkDebugUtilsMessageTypeFlagBitsEXT` values

- `VOID-VkDebugUtilsMessengerCreateInfoEXT-messageType-requiredbitmask`
`messageType` **must** not be 0
- `VOID-VkDebugUtilsMessengerCreateInfoEXT-pfnUserCallback-parameter`
`pfnUserCallback` **must** be a valid `PFN_vkDebugUtilsMessengerCallbackEXT` value

Structure Chaining

Extends the structure

- `VkInstanceCreateInfo`

```
// Provided by VK_EXT_debug_utils
typedef VkFlags VkDebugUtilsMessengerCreateFlagsEXT;
```

`VkDebugUtilsMessengerCreateFlagsEXT` is a bitmask type for setting a mask, but is currently reserved for future use.

Bits which **can** be set in `VkDebugUtilsMessengerCreateInfoEXT::messageSeverity`, specifying event severities which cause a debug messenger to call the callback, are:

```
// Provided by VK_EXT_debug_utils
typedef enum VkDebugUtilsMessageSeverityFlagBitsEXT {
    VK_DEBUG_UTILS_MESSAGE_SEVERITY_VERBOSE_BIT_EXT = 0x00000001,
    VK_DEBUG_UTILS_MESSAGE_SEVERITY_INFO_BIT_EXT = 0x00000010,
    VK_DEBUG_UTILS_MESSAGE_SEVERITY_WARNING_BIT_EXT = 0x00000100,
    VK_DEBUG_UTILS_MESSAGE_SEVERITY_ERROR_BIT_EXT = 0x00001000,
} VkDebugUtilsMessageSeverityFlagBitsEXT;
```

- `VK_DEBUG_UTILS_MESSAGE_SEVERITY_VERBOSE_BIT_EXT` specifies the most verbose output indicating all diagnostic messages from the Vulkan loader, layers, and drivers should be captured.
- `VK_DEBUG_UTILS_MESSAGE_SEVERITY_INFO_BIT_EXT` specifies an informational message such as resource details that may be handy when debugging an application.
- `VK_DEBUG_UTILS_MESSAGE_SEVERITY_WARNING_BIT_EXT` specifies use of Vulkan that **may** expose an application bug. Such cases may not be immediately harmful, such as a fragment shader outputting to a location with no attachment. Other cases **may** point to behavior that is almost certainly bad when unintended such as using an image whose memory has not been filled. In general if you see a warning but you know that the behavior is intended/desired, then simply ignore the warning.
- `VK_DEBUG_UTILS_MESSAGE_SEVERITY_ERROR_BIT_EXT` specifies that the application has violated a valid usage condition of the specification.

NOTE

The values of `VkDebugUtilsMessageSeverityFlagBitsEXT` are sorted based on

severity. The higher the flag value, the more severe the message. This allows for simple boolean operation comparisons when looking at [VkDebugUtilsMessageSeverityFlagBitsEXT](#) values.

For example:

```
if (messageSeverity >=
VK_DEBUG_UTILS_MESSAGE_SEVERITY_WARNING_BIT_EXT) {
    // Do something for warnings and errors
}
```

In addition, space has been left between the enums to allow for later addition of new severities in between the existing values.

```
// Provided by VK_EXT_debug_utils
typedef VkFlags VkDebugUtilsMessageSeverityFlagsEXT;
```

[VkDebugUtilsMessageSeverityFlagsEXT](#) is a bitmask type for setting a mask of zero or more [VkDebugUtilsMessageSeverityFlagBitsEXT](#).

Bits which **can** be set in [VkDebugUtilsMessengerCreateInfoEXT::messageType](#), specifying event types which cause a debug messenger to call the callback, are:

```
// Provided by VK_EXT_debug_utils
typedef enum VkDebugUtilsMessageTypeFlagBitsEXT {
    VK_DEBUG_UTILS_MESSAGE_TYPE_GENERAL_BIT_EXT = 0x00000001,
    VK_DEBUG_UTILS_MESSAGE_TYPE_VALIDATION_BIT_EXT = 0x00000002,
    VK_DEBUG_UTILS_MESSAGE_TYPE_PERFORMANCE_BIT_EXT = 0x00000004,
    // Provided by VK_EXT_device_address_binding_report
    VK_DEBUG_UTILS_MESSAGE_TYPE_DEVICE_ADDRESS_BINDING_BIT_EXT = 0x00000008,
} VkDebugUtilsMessageTypeFlagBitsEXT;
```

- [VK_DEBUG_UTILS_MESSAGE_TYPE_GENERAL_BIT_EXT](#) specifies that some general event has occurred. This is typically a non-specification, non-performance event.
- [VK_DEBUG_UTILS_MESSAGE_TYPE_VALIDATION_BIT_EXT](#) specifies that something has occurred during validation against the Vulkan specification that may indicate invalid behavior.
- [VK_DEBUG_UTILS_MESSAGE_TYPE_PERFORMANCE_BIT_EXT](#) specifies a potentially non-optimal use of Vulkan, e.g. using [vkCmdClearColorImage](#) when setting [VkAttachmentDescription::loadOp](#) to [VK_ATTACHMENT_LOAD_OP_CLEAR](#) would have worked.
- [VK_DEBUG_UTILS_MESSAGE_TYPE_DEVICE_ADDRESS_BINDING_BIT_EXT](#) specifies that the implementation has modified the set of GPU-visible virtual addresses associated with a Vulkan object.


```
// Provided by VK_EXT_debug_utils
typedef VkFlags VkDebugUtilsMessageTypeFlagsEXT;
```

`VkDebugUtilsMessageTypeFlagsEXT` is a bitmask type for setting a mask of zero or more `VkDebugUtilsMessageTypeFlagBitsEXT`.

The prototype for the `VkDebugUtilsMessengerCreateInfoEXT::pfnUserCallback` function implemented by the application is:

```
// Provided by VK_EXT_debug_utils
typedef VkBool32 (*PFN_vkDebugUtilsMessengerCallbackEXT)(
    VkDebugUtilsMessageSeverityFlagBitsEXT    messageSeverity,
    VkDebugUtilsMessageTypeFlagsEXT          messageTypes,
    const VkDebugUtilsMessengerCallbackDataEXT* pCallbackData,
    void*                                     pUserData);
```

- `messageSeverity` specifies the `VkDebugUtilsMessageSeverityFlagBitsEXT` that triggered this callback.
- `messageTypes` is a bitmask of `VkDebugUtilsMessageTypeFlagBitsEXT` specifying which type of event(s) triggered this callback.
- `pCallbackData` contains all the callback related data in the `VkDebugUtilsMessengerCallbackDataEXT` structure.
- `pUserData` is the application-defined user data pointer, equal to the value of `VkDebugUtilsMessengerCreateInfoEXT::pUserData` specified when the `VkDebugUtilsMessengerEXT` object was created.

The callback returns a `VkBool32`, which is interpreted in a layer-specified manner. The application **should** always return `VK_FALSE`. The `VK_TRUE` value is reserved for use in layer development.

Valid Usage

- VUID-PFN_vkDebugUtilsMessengerCallbackEXT-None-04769
The callback **must** not make calls to any Vulkan commands

The definition of `VkDebugUtilsMessengerCallbackDataEXT` is:


```
// Provided by VK_EXT_debug_utils
typedef struct VkDebugUtilsMessengerCallbackDataEXT {
    VkStructureType          sType;
    const void*              pNext;
    VkDebugUtilsMessengerCallbackDataFlagsEXT flags;
    const char*              pMessageIdName;
    int32_t                  messageIdNumber;
    const char*              pMessage;
    uint32_t                 queueLabelCount;
    const VkDebugUtilsLabelEXT* pQueueLabels;
    uint32_t                 cmdBufLabelCount;
    const VkDebugUtilsLabelEXT* pCmdBufLabels;
    uint32_t                 objectCount;
    const VkDebugUtilsObjectNameInfoEXT* pObjects;
} VkDebugUtilsMessengerCallbackDataEXT;
```

- `sType` is a [VkStructureType](#) value identifying this structure.
- `pNext` is `NULL` or a pointer to a structure extending this structure.
- `flags` is `0` and is reserved for future use.
- `pMessageIdName` is `NULL` or a null-terminated UTF-8 string that identifies the particular message ID that is associated with the provided message. If the message corresponds to a validation layer message, then this string will be the VUID.
- `messageIdNumber` is the ID number of the triggering message. If the message corresponds to a validation layer message, then this number is an internal hash of the VUID.
- `pMessage` is `NULL` if `messageTypes` is equal to [VK_DEBUG_UTILS_MESSAGE_TYPE_DEVICE_ADDRESS_BINDING_BIT_EXT](#), or a null-terminated UTF-8 string detailing the trigger conditions. If the message corresponds to a validation layer message, then this will contain the main message with the specification text and link.
- `queueLabelCount` is a count of items contained in the `pQueueLabels` array.
- `pQueueLabels` is `NULL` or a pointer to an array of [VkDebugUtilsLabelEXT](#) active in the current `VkQueue` at the time the callback was triggered. Refer to [Queue Labels](#) for more information.
- `cmdBufLabelCount` is a count of items contained in the `pCmdBufLabels` array.
- `pCmdBufLabels` is `NULL` or a pointer to an array of [VkDebugUtilsLabelEXT](#) active in the current `VkCommandBuffer` at the time the callback was triggered. Refer to [Command Buffer Labels](#) for more information.
- `objectCount` is a count of items contained in the `pObjects` array.
- `pObjects` is a pointer to an array of [VkDebugUtilsObjectNameInfoEXT](#) objects related to the detected issue. The array is roughly in order of importance, but the 0th element is always guaranteed to be the most important object for this message.

NOTE

This structure should only be considered valid during the lifetime of the triggered callback.

Since adding queue and command buffer labels behaves like pushing and popping onto a stack, the order of both `pQueueLabels` and `pCmdBufLabels` is based on the order the labels were defined. The result is that the first label in either `pQueueLabels` or `pCmdBufLabels` will be the first defined (and therefore the oldest) while the last label in each list will be the most recent.

NOTE

`pQueueLabels` will only be non-NULL if one of the objects in `pObjects` can be related directly to a defined `VkQueue` which has had one or more labels associated with it.

Likewise, `pCmdBufLabels` will only be non-NULL if one of the objects in `pObjects` can be related directly to a defined `VkCommandBuffer` which has had one or more labels associated with it. Additionally, while command buffer labels allow for beginning and ending across different command buffers, the debug messaging framework **cannot** guarantee that labels in `pCmdBufLabels` will contain those defined outside of the associated command buffer. This is partially due to the fact that the association of one command buffer with another may not have been defined at the time the debug message is triggered.

Valid Usage (Implicit)

- VUID-VkDebugUtilsMessengerCallbackDataEXT-sType-sType
`sType` **must** be `VK_STRUCTURE_TYPE_DEBUG_UTILS_MESSENGER_CALLBACK_DATA_EXT`
- VUID-VkDebugUtilsMessengerCallbackDataEXT-pNext-pNext
`pNext` **must** be `NULL` or a pointer to a valid instance of `VkDeviceAddressBindingCallbackDataEXT`
- VUID-VkDebugUtilsMessengerCallbackDataEXT-sType-unique
The `sType` value of each structure in the `pNext` chain **must** be unique
- VUID-VkDebugUtilsMessengerCallbackDataEXT-flags-zero bitmask
`flags` **must** be 0
- VUID-VkDebugUtilsMessengerCallbackDataEXT-pMessageIdName-parameter
If `pMessageIdName` is not `NULL`, `pMessageIdName` **must** be a null-terminated UTF-8 string
- VUID-VkDebugUtilsMessengerCallbackDataEXT-pMessage-parameter
If `pMessage` is not `NULL`, `pMessage` **must** be a null-terminated UTF-8 string
- VUID-VkDebugUtilsMessengerCallbackDataEXT-pQueueLabels-parameter
If `queueLabelCount` is not 0, `pQueueLabels` **must** be a valid pointer to an array of `queueLabelCount` valid `VkDebugUtilsLabelEXT` structures
- VUID-VkDebugUtilsMessengerCallbackDataEXT-pCmdBufLabels-parameter
If `cmdBufLabelCount` is not 0, `pCmdBufLabels` **must** be a valid pointer to an array of `cmdBufLabelCount` valid `VkDebugUtilsLabelEXT` structures
- VUID-VkDebugUtilsMessengerCallbackDataEXT-pObjects-parameter
If `objectCount` is not 0, `pObjects` **must** be a valid pointer to an array of `objectCount` valid `VkDebugUtilsObjectNameInfoEXT` structures


```
// Provided by VK_EXT_debug_utils
typedef VkFlags VkDebugUtilsMessengerCallbackDataFlagsEXT;
```

`VkDebugUtilsMessengerCallbackDataFlagsEXT` is a bitmask type for setting a mask, but is currently reserved for future use.

The definition of `VkDeviceAddressBindingCallbackDataEXT` is:

```
// Provided by VK_EXT_device_address_binding_report
typedef struct VkDeviceAddressBindingCallbackDataEXT {
    VkStructureType          sType;
    void*                    pNext;
    VkDeviceAddressBindingFlagsEXT flags;
    VkDeviceAddress          baseAddress;
    VkDeviceSize             size;
    VkDeviceAddressBindingTypeEXT bindingType;
} VkDeviceAddressBindingCallbackDataEXT;
```

- `sType` is a `VkStructureType` value identifying this structure.
- `pNext` is `NULL` or a pointer to a structure extending this structure.
- `flags` is a bitmask of `VkDeviceAddressBindingFlagBitsEXT` specifying additional information about the binding event that caused the callback to be called.
- `baseAddress` is a GPU-accessible virtual address identifying the start of a region of the virtual address space associated with a Vulkan object, as identified by the `pObjects` member of `VkDebugUtilsMessengerCallbackDataEXT`.
- `size` is the size in bytes of a region of GPU-accessible virtual address space.
- `bindingType` is a `VkDeviceAddressBindingTypeEXT` specifying the type of binding event that caused the callback to be called.

If the `reportAddressBinding` feature is enabled and the implementation binds or unbinds a region of virtual address space associated with a Vulkan object, the implementation **must** submit a debug message with the following properties:

- `messageSeverity` equal to `VK_DEBUG_UTILS_MESSAGE_SEVERITY_INFO_BIT_EXT`
- `messageTypes` equal to `VK_DEBUG_UTILS_MESSAGE_TYPE_DEVICE_ADDRESS_BINDING_BIT_EXT`
- `VkDebugUtilsMessengerCallbackDataEXT::pObjects` **must** identify the associated Vulkan object
- `VkDeviceAddressBindingCallbackDataEXT` **must** be included in the `pNext` chain of `VkDebugUtilsMessengerCallbackDataEXT`

These debug messages **must** be emitted both for GPU virtual address space regions that are explicitly bound to a Vulkan object via the `vkBind*Memory/vkBind*Memory2` functions, and for those that are implicitly generated via memory allocation or importing external memory.

An implementation **may** report binding events associated with a Vulkan object via

`VkDebugUtilsMessengerEXT` prior to the object becoming visible to an application via other Vulkan commands. For example, object creation functions **may** report binding events that occur during an objects creation. In such cases, `VkDeviceAddressBindingCallbackDataEXT::flags` **must** include `VK_DEVICE_ADDRESS_BINDING_INTERNAL_OBJECT_BIT_EXT`.

Object handles reported in this manner are not [valid object handles](#), and **must** not be used as an input parameter to any Vulkan command.

Any valid object handle returned by an object creation function **must** match the handle specified via any previously reported binding events associated with the object's creation.

Valid Usage (Implicit)

- VUID-VkDeviceAddressBindingCallbackDataEXT-sType-sType
`sType` **must** be `VK_STRUCTURE_TYPE_DEVICE_ADDRESS_BINDING_CALLBACK_DATA_EXT`
- VUID-VkDeviceAddressBindingCallbackDataEXT-flags-parameter
`flags` **must** be a valid combination of `VkDeviceAddressBindingFlagBitsEXT` values
- VUID-VkDeviceAddressBindingCallbackDataEXT-baseAddress-parameter
`baseAddress` **must** be a valid `VkDeviceAddress` value
- VUID-VkDeviceAddressBindingCallbackDataEXT-bindingType-parameter
`bindingType` **must** be a valid `VkDeviceAddressBindingTypeEXT` value

Structure Chaining

Extends the structure

- `VkDebugUtilsMessengerCallbackDataEXT`

Bits which **can** be set in `VkDeviceAddressBindingCallbackDataEXT::flags` specifying additional information about a binding event are:

```
// Provided by VK_EXT_device_address_binding_report
typedef enum VkDeviceAddressBindingFlagBitsEXT {
    VK_DEVICE_ADDRESS_BINDING_INTERNAL_OBJECT_BIT_EXT = 0x00000001,
} VkDeviceAddressBindingFlagBitsEXT;
```

- `VK_DEVICE_ADDRESS_BINDING_INTERNAL_OBJECT_BIT_EXT` specifies that `VkDeviceAddressBindingCallbackDataEXT` describes a Vulkan object that has not been made visible to the application via a Vulkan command.

```
// Provided by VK_EXT_device_address_binding_report
typedef VkFlags VkDeviceAddressBindingFlagsEXT;
```

`VkDeviceAddressBindingFlagsEXT` is a bitmask type for setting a mask of zero or more

VkDeviceAddressBindingFlagBitsEXT.

The [VkDeviceAddressBindingTypeEXT](#) enum is defined as:

```
// Provided by VK_EXT_device_address_binding_report
typedef enum VkDeviceAddressBindingTypeEXT {
    VK_DEVICE_ADDRESS_BINDING_TYPE_BIND_EXT = 0,
    VK_DEVICE_ADDRESS_BINDING_TYPE_UNBIND_EXT = 1,
} VkDeviceAddressBindingTypeEXT;
```

- [VK_DEVICE_ADDRESS_BINDING_TYPE_BIND_EXT](#) specifies that a new GPU-accessible virtual address range has been bound.
- [VK_DEVICE_ADDRESS_BINDING_TYPE_UNBIND_EXT](#) specifies that a GPU-accessible virtual address range has been unbound.

To intentionally submit a debug message, call:

```
// Provided by VK_EXT_debug_utils
void vkSubmitDebugUtilsMessageEXT(
    VkInstance                                instance,
    VkDebugUtilsMessageSeverityFlagBitsEXT    messageSeverity,
    VkDebugUtilsMessageTypeFlagsEXT           messageTypes,
    const VkDebugUtilsMessengerCallbackDataEXT* pCallbackData);
```

- `instance` is the debug stream's [VkInstance](#).
- `messageSeverity` is a [VkDebugUtilsMessageSeverityFlagBitsEXT](#) value specifying the severity of this event/message.
- `messageTypes` is a bitmask of [VkDebugUtilsMessageTypeFlagBitsEXT](#) specifying which type of event(s) to identify with this message.
- `pCallbackData` contains all the callback related data in the [VkDebugUtilsMessengerCallbackDataEXT](#) structure.

The call will propagate through the layers and generate callback(s) as indicated by the message's flags. The parameters are passed on to the callback in addition to the `pUserData` value that was defined at the time the messenger was registered.

Valid Usage

- VUID-vkSubmitDebugUtilsMessageEXT-objectType-02591
The `objectType` member of each element of `pCallbackData->pObjects` **must** not be [VK_OBJECT_TYPE_UNKNOWN](#)

Valid Usage (Implicit)

- VUID-vkSubmitDebugUtilsMessageEXT-instance-parameter
instance **must** be a valid [VkInstance](#) handle
- VUID-vkSubmitDebugUtilsMessageEXT-messageSeverity-parameter
messageSeverity **must** be a valid [VkDebugUtilsMessageSeverityFlagBitsEXT](#) value
- VUID-vkSubmitDebugUtilsMessageEXT-messageTypes-parameter
messageTypes **must** be a valid combination of [VkDebugUtilsMessageTypeFlagBitsEXT](#) values
- VUID-vkSubmitDebugUtilsMessageEXT-messageTypes-requiredbitmask
messageTypes **must** not be 0
- VUID-vkSubmitDebugUtilsMessageEXT-pCallbackData-parameter
pCallbackData **must** be a valid pointer to a valid [VkDebugUtilsMessengerCallbackDataEXT](#) structure

To destroy a [VkDebugUtilsMessengerEXT](#) object, call:

```
// Provided by VK_EXT_debug_utils
void vkDestroyDebugUtilsMessengerEXT(
    VkInstance          instance,
    VkDebugUtilsMessengerEXT messenger,
    const VkAllocationCallbacks* pAllocator);
```

- **instance** is the instance where the callback was created.
- **messenger** is the [VkDebugUtilsMessengerEXT](#) object to destroy. **messenger** is an externally synchronized object and **must** not be used on more than one thread at a time. This means that **vkDestroyDebugUtilsMessengerEXT** **must** not be called when a callback is active.
- **pAllocator** controls host memory allocation as described in the [Memory Allocation](#) chapter.

Valid Usage

- VUID-vkDestroyDebugUtilsMessengerEXT-messenger-01915
If **VkAllocationCallbacks** were provided when **messenger** was created, a compatible set of callbacks **must** be provided here
- VUID-vkDestroyDebugUtilsMessengerEXT-messenger-01916
If no **VkAllocationCallbacks** were provided when **messenger** was created, **pAllocator** **must** be **NULL**

Valid Usage (Implicit)

- VUID-vkDestroyDebugUtilsMessengerEXT-instance-parameter
instance **must** be a valid [VkInstance](#) handle

- VUID-vkDestroyDebugUtilsMessengerEXT-messenger-parameter
If `messenger` is not `VK_NULL_HANDLE`, `messenger` **must** be a valid `VkDebugUtilsMessengerEXT` handle
- VUID-vkDestroyDebugUtilsMessengerEXT-pAllocator-parameter
If `pAllocator` is not `NULL`, `pAllocator` **must** be a valid pointer to a valid `VkAllocationCallbacks` structure
- VUID-vkDestroyDebugUtilsMessengerEXT-messenger-parent
If `messenger` is a valid handle, it **must** have been created, allocated, or retrieved from `instance`

Host Synchronization

- Host access to `messenger` **must** be externally synchronized

The application **must** ensure that `vkDestroyDebugUtilsMessengerEXT` is not executed in parallel with any Vulkan command that is also called with `instance` or child of `instance` as the dispatchable argument.

58.2. Debug Markers

Debug markers provide a flexible way for debugging and validation layers to receive annotation and debug information.

The [Object Annotation](#) section describes how to associate a name or binary data with a Vulkan object.

The [Command Buffer Markers](#) section describes how to associate logical elements of the scene with commands in the command buffer.

58.2.1. Object Annotation

The commands in this section allow application developers to associate application-defined information with Vulkan objects at will.

An object can be given an application-defined name by calling:

```
// Provided by VK_EXT_debug_marker
VkResult vkDebugMarkerSetObjectNameEXT(
    VkDevice device,
    const VkDebugMarkerObjectNameInfoEXT* pNameInfo);
```

- `device` is the device that created the object.
- `pNameInfo` is a pointer to a `VkDebugMarkerObjectNameInfoEXT` structure specifying the parameters of the name to set on the object.

Valid Usage (Implicit)

- VUID-vkDebugMarkerSetObjectNameEXT-device-parameter **device** **must** be a valid [VkDevice](#) handle
- VUID-vkDebugMarkerSetObjectNameEXT-pNameInfo-parameter **pNameInfo** **must** be a valid pointer to a valid [VkDebugMarkerObjectNameInfoEXT](#) structure

Return Codes

Success

- [VK_SUCCESS](#)

Failure

- [VK_ERROR_OUT_OF_DEVICE_MEMORY](#)
- [VK_ERROR_OUT_OF_HOST_MEMORY](#)
- [VK_ERROR_UNKNOWN](#)
- [VK_ERROR_VALIDATION_FAILED](#)

The [VkDebugMarkerObjectNameInfoEXT](#) structure is defined as:

```
// Provided by VK_EXT_debug_marker
typedef struct VkDebugMarkerObjectNameInfoEXT {
    VkStructureType    sType;
    const void*        pNext;
    VkDebugReportObjectTypeEXT  objectType;
    uint64_t           object;
    const char*        pObjectName;
} VkDebugMarkerObjectNameInfoEXT;
```

- **sType** is a [VkStructureType](#) value identifying this structure.
- **pNext** is [NULL](#) or a pointer to a structure extending this structure.
- **objectType** is a [VkDebugReportObjectTypeEXT](#) specifying the type of the object to be named.
- **object** is the object to be named.
- **pObjectName** is a null-terminated UTF-8 string specifying the name to apply to **object**.

Applications **may** change the name associated with an object simply by calling [vkDebugMarkerSetObjectNameEXT](#) again with a new string. To remove a previously set name, **pObjectName** **should** be an empty string.

Valid Usage

- VUID-VkDebugMarkerObjectNameInfoEXT-objectType-01490
`objectType` **must** not be `VK_DEBUG_REPORT_OBJECT_TYPE_UNKNOWN_EXT`
- VUID-VkDebugMarkerObjectNameInfoEXT-object-01491
`object` **must** not be `VK_NULL_HANDLE`
- VUID-VkDebugMarkerObjectNameInfoEXT-object-01492
`object` **must** be a Vulkan object of the type associated with `objectType` as defined in `VkDebugReportObjectTypeEXT` and [Vulkan Handle Relationship](#)

Valid Usage (Implicit)

- VUID-VkDebugMarkerObjectNameInfoEXT-sType-sType
`sType` **must** be `VK_STRUCTURE_TYPE_DEBUG_MARKER_OBJECT_NAME_INFO_EXT`
- VUID-VkDebugMarkerObjectNameInfoEXT-pNext-pNext
`pNext` **must** be `NULL`
- VUID-VkDebugMarkerObjectNameInfoEXT-objectType-parameter
`objectType` **must** be a valid `VkDebugReportObjectTypeEXT` value
- VUID-VkDebugMarkerObjectNameInfoEXT-pObjectName-parameter
`pObjectName` **must** be a null-terminated UTF-8 string

Host Synchronization

- Host access to `object` **must** be externally synchronized

In addition to setting a name for an object, debugging and validation layers may have uses for additional binary data on a per-object basis that has no other place in the Vulkan API. For example, a `VkShaderModule` could have additional debugging data attached to it to aid in offline shader tracing. To attach data to an object, call:

```
// Provided by VK_EXT_debug_marker
VkResult vkDebugMarkerSetObjectTagEXT(
    VkDevice device,
    const VkDebugMarkerObjectTagInfoEXT* pTagInfo);
```

- `device` is the device that created the object.
- `pTagInfo` is a pointer to a `VkDebugMarkerObjectTagInfoEXT` structure specifying the parameters of the tag to attach to the object.

Valid Usage (Implicit)

- VUID-vkDebugMarkerSetObjectTagEXT-device-parameter **device** must be a valid [VkDevice](#) handle
- VUID-vkDebugMarkerSetObjectTagEXT-pTagInfo-parameter **pTagInfo** must be a valid pointer to a valid [VkDebugMarkerObjectTagInfoEXT](#) structure

Return Codes

Success

- [VK_SUCCESS](#)

Failure

- [VK_ERROR_OUT_OF_DEVICE_MEMORY](#)
- [VK_ERROR_OUT_OF_HOST_MEMORY](#)
- [VK_ERROR_UNKNOWN](#)
- [VK_ERROR_VALIDATION_FAILED](#)

The [VkDebugMarkerObjectTagInfoEXT](#) structure is defined as:

```
// Provided by VK_EXT_debug_marker
typedef struct VkDebugMarkerObjectTagInfoEXT {
    VkStructureType    sType;
    const void*        pNext;
    VkDebugReportObjectTypeEXT objectType;
    uint64_t           object;
    uint64_t           tagName;
    size_t             tagSize;
    const void*        pTag;
} VkDebugMarkerObjectTagInfoEXT;
```

- **sType** is a [VkStructureType](#) value identifying this structure.
- **pNext** is [NULL](#) or a pointer to a structure extending this structure.
- **objectType** is a [VkDebugReportObjectTypeEXT](#) specifying the type of the object to be named.
- **object** is the object to be tagged.
- **tagName** is a numerical identifier of the tag.
- **tagSize** is the number of bytes of data to attach to the object.
- **pTag** is a pointer to an array of **tagSize** bytes containing the data to be associated with the object.

The **tagName** parameter gives a name or identifier to the type of data being tagged. This can be used by debugging layers to easily filter for only data that can be used by that implementation.

Valid Usage

- VUID-VkDebugMarkerObjectTagInfoEXT-objectType-01493
objectType must not be [VK_DEBUG_REPORT_OBJECT_TYPE_UNKNOWN_EXT](#)
- VUID-VkDebugMarkerObjectTagInfoEXT-object-01494
object must not be [VK_NULL_HANDLE](#)
- VUID-VkDebugMarkerObjectTagInfoEXT-object-01495
object must be a Vulkan object of the type associated with **objectType** as defined in [VkDebugReportObjectTypeEXT](#) and [Vulkan Handle Relationship](#)

Valid Usage (Implicit)

- VUID-VkDebugMarkerObjectTagInfoEXT-sType-sType
sType must be [VK_STRUCTURE_TYPE_DEBUG_MARKER_OBJECT_TAG_INFO_EXT](#)
- VUID-VkDebugMarkerObjectTagInfoEXT-pNext-pNext
pNext must be [NULL](#)
- VUID-VkDebugMarkerObjectTagInfoEXT-objectType-parameter
objectType must be a valid [VkDebugReportObjectTypeEXT](#) value
- VUID-VkDebugMarkerObjectTagInfoEXT-pTag-parameter
pTag must be a valid pointer to an array of **tagSize** bytes
- VUID-VkDebugMarkerObjectTagInfoEXT-tagSize-arraylength
tagSize must be greater than [0](#)

Host Synchronization

- Host access to **object** must be externally synchronized

58.2.2. Command Buffer Markers

Typical Vulkan applications will submit many command buffers in each frame, with each command buffer containing a large number of individual commands. Being able to logically annotate regions of command buffers that belong together as well as hierarchically subdivide the frame is important to a developer's ability to navigate the commands viewed holistically.

The marker commands [vkCmdDebugMarkerBeginEXT](#) and [vkCmdDebugMarkerEndEXT](#) define regions of a series of commands that are grouped together, and they can be nested to create a hierarchy. The [vkCmdDebugMarkerInsertEXT](#) command allows insertion of a single label within a command buffer.

A marker region can be opened by calling:


```
// Provided by VK_EXT_debug_marker
void vkCmdDebugMarkerBeginEXT(
    VkCommandBuffer                      commandBuffer,
    const VkDebugMarkerMarkerInfoEXT*    pMarkerInfo);
```

- **commandBuffer** is the command buffer into which the command is recorded.
- **pMarkerInfo** is a pointer to a [VkDebugMarkerMarkerInfoEXT](#) structure specifying the parameters of the marker region to open.

Valid Usage

- VUID-vkCmdDebugMarkerBeginEXT-None-10614
This command **must** not be recorded when [per-tile execution model](#) is enabled

Valid Usage (Implicit)

- VUID-vkCmdDebugMarkerBeginEXT-commandBuffer-parameter
commandBuffer **must** be a valid [VkCommandBuffer](#) handle
- VUID-vkCmdDebugMarkerBeginEXT-pMarkerInfo-parameter
pMarkerInfo **must** be a valid pointer to a valid [VkDebugMarkerMarkerInfoEXT](#) structure
- VUID-vkCmdDebugMarkerBeginEXT-commandBuffer-recording
commandBuffer **must** be in the [recording state](#)
- VUID-vkCmdDebugMarkerBeginEXT-commandBuffer-cmdpool
The [VkCommandPool](#) that **commandBuffer** was allocated from **must** support [VK_QUEUE_COMPUTE_BIT](#), [VK_QUEUE_GRAPHICS_BIT](#), [VK_QUEUE_OPTICAL_FLOW_BIT_NV](#), [VK_QUEUE_TRANSFER_BIT](#), [VK_QUEUE_VIDEO_DECODE_BIT_KHR](#), or [VK_QUEUE_VIDEO_ENCODE_BIT_KHR](#) operations

Host Synchronization

- Host access to **commandBuffer** **must** be externally synchronized
- Host access to the [VkCommandPool](#) that **commandBuffer** was allocated from **must** be externally synchronized

Command Properties

Command Buffer Levels	Render Pass Scope	Video Coding Scope	Supported Queue Types	Command Type
Primary Secondary	Both	Both	VK_QUEUE_COMPUTE_BIT VK_QUEUE_GRAPHICS_BIT VK_QUEUE_OPTICAL_FLOW_BIT_NV VK_QUEUE_TRANSFER_BIT VK_QUEUE_VIDEO_DECODE_BIT_KHR VK_QUEUE_VIDEO_ENCODE_BIT_KHR	State

Conditional Rendering

vkCmdDebugMarkerBeginEXT is not affected by [conditional rendering](#)

The `VkDebugMarkerMarkerInfoEXT` structure is defined as:

```
// Provided by VK_EXT_debug_marker
typedef struct VkDebugMarkerMarkerInfoEXT {
    VkStructureType    sType;
    const void*        pNext;
    const char*        pMarkerName;
    float              color[4];
} VkDebugMarkerMarkerInfoEXT;
```

- `sType` is a `VkStructureType` value identifying this structure.
- `pNext` is `NULL` or a pointer to a structure extending this structure.
- `pMarkerName` is a pointer to a null-terminated UTF-8 string containing the name of the marker.
- `color` is an **optional** RGBA color value that can be associated with the marker. A particular implementation **may** choose to ignore this color value. The values contain RGBA values in order, in the range 0.0 to 1.0. If all elements in `color` are 0.0, then it is ignored.

Valid Usage (Implicit)

- VUID-VkDebugMarkerMarkerInfoEXT-sType-sType
`sType` **must** be `VK_STRUCTURE_TYPE_DEBUG_MARKER_MARKER_INFO_EXT`
- VUID-VkDebugMarkerMarkerInfoEXT-pNext-pNext
`pNext` **must** be `NULL`
- VUID-VkDebugMarkerMarkerInfoEXT-pMarkerName-parameter
`pMarkerName` **must** be a null-terminated UTF-8 string

A marker region can be closed by calling:

```
// Provided by VK_EXT_debug_marker
void vkCmdDebugMarkerEndEXT(
    VkCommandBuffer                      commandBuffer);
```

- `commandBuffer` is the command buffer into which the command is recorded.

An application **may** open a marker region in one command buffer and close it in another, or otherwise split marker regions across multiple command buffers or multiple queue submissions. When viewed from the linear series of submissions to a single queue, the calls to `vkCmdDebugMarkerBeginEXT` and `vkCmdDebugMarkerEndEXT` **must** be matched and balanced.

Valid Usage

- VUID-vkCmdDebugMarkerEndEXT-commandBuffer-01239
There **must** be an outstanding `vkCmdDebugMarkerBeginEXT` command prior to the `vkCmdDebugMarkerEndEXT` on the queue that `commandBuffer` is submitted to
- VUID-vkCmdDebugMarkerEndEXT-commandBuffer-01240
If `commandBuffer` is a secondary command buffer, there **must** be an outstanding `vkCmdDebugMarkerBeginEXT` command recorded to `commandBuffer` that has not previously been ended by a call to `vkCmdDebugMarkerEndEXT`
- VUID-vkCmdDebugMarkerEndEXT-None-10615
This command **must** not be recorded when `per-tile execution model` is enabled

Valid Usage (Implicit)

- VUID-vkCmdDebugMarkerEndEXT-commandBuffer-parameter
`commandBuffer` **must** be a valid `VkCommandBuffer` handle
- VUID-vkCmdDebugMarkerEndEXT-commandBuffer-recording
`commandBuffer` **must** be in the `recording state`
- VUID-vkCmdDebugMarkerEndEXT-commandBuffer-cmdpool
The `VkCommandPool` that `commandBuffer` was allocated from **must** support

VK_QUEUE_COMPUTE_BIT,
VK_QUEUE_OPTICAL_FLOW_BIT_NV,
VK_QUEUE_VIDEO_DECODE_BIT_KHR,
operations

or

VK_QUEUE_GRAPHICS_BIT,
VK_QUEUE_TRANSFER_BIT,
VK_QUEUE_VIDEO_ENCODE_BIT_KHR

Host Synchronization

- Host access to `commandBuffer` **must** be externally synchronized
- Host access to the `VkCommandPool` that `commandBuffer` was allocated from **must** be externally synchronized

Command Properties

Command Buffer Levels	Render Pass Scope	Video Coding Scope	Supported Queue Types	Command Type
Primary Secondary	Both	Both	VK_QUEUE_COMPUTE_BIT VK_QUEUE_GRAPHICS_BIT VK_QUEUE_OPTICAL_FLOW_BIT_NV VK_QUEUE_TRANSFER_BIT VK_QUEUE_VIDEO_DECODE_BIT_KHR VK_QUEUE_VIDEO_ENCODE_BIT_KHR	State

Conditional Rendering

`vkCmdDebugMarkerEndEXT` is not affected by [conditional rendering](#)

A single marker label can be inserted into a command buffer by calling:

```
// Provided by VK_EXT_debug_marker
void vkCmdDebugMarkerInsertEXT(
    VkCommandBuffer          commandBuffer,
    const VkDebugMarkerMarkerInfoEXT* pMarkerInfo);
```


- `commandBuffer` is the command buffer into which the command is recorded.
- `pMarkerInfo` is a pointer to a `VkDebugMarkerMarkerInfoEXT` structure specifying the parameters of the marker to insert.

Valid Usage (Implicit)

- VUID-vkCmdDebugMarkerInsertEXT-commandBuffer-parameter
`commandBuffer` **must** be a valid `VkCommandBuffer` handle
- VUID-vkCmdDebugMarkerInsertEXT-pMarkerInfo-parameter
`pMarkerInfo` **must** be a valid pointer to a valid `VkDebugMarkerMarkerInfoEXT` structure
- VUID-vkCmdDebugMarkerInsertEXT-commandBuffer-recording
`commandBuffer` **must** be in the `recording state`
- VUID-vkCmdDebugMarkerInsertEXT-commandBuffer-cmdpool
The `VkCommandPool` that `commandBuffer` was allocated from **must** support `VK_QUEUE_COMPUTE_BIT`, `VK_QUEUE_GRAPHICS_BIT`, `VK_QUEUE_OPTICAL_FLOW_BIT_NV`, `VK_QUEUE_TRANSFER_BIT`, `VK_QUEUE_VIDEO_DECODE_BIT_KHR`, or `VK_QUEUE_VIDEO_ENCODE_BIT_KHR` operations

Host Synchronization

- Host access to `commandBuffer` **must** be externally synchronized
- Host access to the `VkCommandPool` that `commandBuffer` was allocated from **must** be externally synchronized

Command Properties

Command Buffer Levels	Render Pass Scope	Video Coding Scope	Supported Queue Types	Command Type
Primary Secondary	Both	Both	VK_QUEUE_COMPUTE_BIT VK_QUEUE_GRAPHICS_BIT VK_QUEUE_OPTICAL_FLOW_BIT_NV VK_QUEUE_TRANSFER_BIT VK_QUEUE_VIDEO_DECODE_BIT_KHR VK_QUEUE_VIDEO_ENCODE_BIT_KHR	State

Conditional Rendering

vkCmdDebugMarkerInsertEXT is not affected by [conditional rendering](#)

58.3. Debug Report Callbacks

Debug report callbacks are represented by `VkDebugReportCallbackEXT` handles:

```
// Provided by VK_EXT_debug_report
VK_DEFINE_NON_DISPATCHABLE_HANDLE(VkDebugReportCallbackEXT)
```

Debug report callbacks give more detailed feedback on the application's use of Vulkan when events of interest occur.

To register a debug report callback, an application uses [vkCreateDebugReportCallbackEXT](#).

```
// Provided by VK_EXT_debug_report
VkResult vkCreateDebugReportCallbackEXT(
    VkInstance instance,
    const VkDebugReportCallbackCreateInfoEXT* pCreateInfo,
    const VkAllocationCallbacks* pAllocator,
    VkDebugReportCallbackEXT* pCallback);
```


- **instance** is the instance the callback will be logged on.
- **pCreateInfo** is a pointer to a [VkDebugReportCallbackCreateInfoEXT](#) structure defining the conditions under which this callback will be called.
- **pAllocator** controls host memory allocation as described in the [Memory Allocation](#) chapter.
- **pCallback** is a pointer to a [VkDebugReportCallbackEXT](#) handle in which the created object is returned.

Valid Usage (Implicit)

- VUID-vkCreateDebugReportCallbackEXT-instance-parameter **instance** **must** be a valid [VkInstance](#) handle
- VUID-vkCreateDebugReportCallbackEXT-pCreateInfo-parameter **pCreateInfo** **must** be a valid pointer to a valid [VkDebugReportCallbackCreateInfoEXT](#) structure
- VUID-vkCreateDebugReportCallbackEXT-pAllocator-parameter
If **pAllocator** is not **NULL**, **pAllocator** **must** be a valid pointer to a valid [VkAllocationCallbacks](#) structure
- VUID-vkCreateDebugReportCallbackEXT-pCallback-parameter
pCallback **must** be a valid pointer to a [VkDebugReportCallbackEXT](#) handle

Return Codes

Success

- [VK_SUCCESS](#)

Failure

- [VK_ERROR_OUT_OF_HOST_MEMORY](#)
- [VK_ERROR_UNKNOWN](#)
- [VK_ERROR_VALIDATION_FAILED](#)

The definition of [VkDebugReportCallbackCreateInfoEXT](#) is:

```
// Provided by VK_EXT_debug_report
typedef struct VkDebugReportCallbackCreateInfoEXT {
    VkStructureType    sType;
    const void*        pNext;
    VkDebugReportFlagsEXT flags;
    PFN_vkDebugReportCallbackEXT pfnCallback;
    void*              pUserData;
} VkDebugReportCallbackCreateInfoEXT;
```

- **sType** is a [VkStructureType](#) value identifying this structure.

- `pNext` is `NULL` or a pointer to a structure extending this structure.
- `flags` is a bitmask of `VkDebugReportFlagBitsEXT` specifying which event(s) will cause this callback to be called.
- `pfnCallback` is the application callback function to call.
- `pUserData` is `NULL` or an application-defined user data pointer to be passed to the callback.

For each `VkDebugReportCallbackEXT` that is created the `VkDebugReportCallbackCreateInfoEXT::flags` determine when that `VkDebugReportCallbackCreateInfoEXT::pfnCallback` is called. When an event happens, the implementation will do a bitwise AND of the event's `VkDebugReportFlagBitsEXT` flags to each `VkDebugReportCallbackEXT` object's flags. For each non-zero result the corresponding callback will be called. The callback will come directly from the component that detected the event, unless some other layer intercepts the calls for its own purposes (filter them in a different way, log to a system error log, etc.).

An application **may** receive multiple callbacks if multiple `VkDebugReportCallbackEXT` objects were created. A callback will always be executed in the same thread as the originating Vulkan call.

A callback may be called from multiple threads simultaneously (if the application is making Vulkan calls from multiple threads).

Valid Usage (Implicit)

- VUID-VkDebugReportCallbackCreateInfoEXT-sType-sType
`sType` **must** be `VK_STRUCTURE_TYPE_DEBUG_REPORT_CALLBACK_CREATE_INFO_EXT`
- VUID-VkDebugReportCallbackCreateInfoEXT-flags-parameter
`flags` **must** be a valid combination of `VkDebugReportFlagBitsEXT` values
- VUID-VkDebugReportCallbackCreateInfoEXT-pfnCallback-parameter
`pfnCallback` **must** be a valid `PFN_vkDebugReportCallbackEXT` value

Structure Chaining

Extends the structure

- `VkInstanceCreateInfo`

Bits which **can** be set in `VkDebugReportCallbackCreateInfoEXT::flags`, specifying events which cause a debug report, are:


```
// Provided by VK_EXT_debug_report
typedef enum VkDebugReportFlagBitsEXT {
    VK_DEBUG_REPORT_INFORMATION_BIT_EXT = 0x00000001,
    VK_DEBUG_REPORT_WARNING_BIT_EXT = 0x00000002,
    VK_DEBUG_REPORT_PERFORMANCE_WARNING_BIT_EXT = 0x00000004,
    VK_DEBUG_REPORT_ERROR_BIT_EXT = 0x00000008,
    VK_DEBUG_REPORT_DEBUG_BIT_EXT = 0x00000010,
} VkDebugReportFlagBitsEXT;
```

- [VK_DEBUG_REPORT_ERROR_BIT_EXT](#) specifies that the application has violated a valid usage condition of the specification.
- [VK_DEBUG_REPORT_WARNING_BIT_EXT](#) specifies use of Vulkan that **may** expose an application bug. Such cases may not be immediately harmful, such as a fragment shader outputting to a location with no attachment. Other cases **may** point to behavior that is almost certainly bad when unintended such as using an image whose memory has not been filled. In general if you see a warning but you know that the behavior is intended/desired, then simply ignore the warning.
- [VK_DEBUG_REPORT_PERFORMANCE_WARNING_BIT_EXT](#) specifies a potentially non-optimal use of Vulkan, e.g. using [vkCmdClearColorImage](#) when setting [VkAttachmentDescription::loadOp](#) to [VK_ATTACHMENT_LOAD_OP_CLEAR](#) would have worked.
- [VK_DEBUG_REPORT_INFORMATION_BIT_EXT](#) specifies an informational message such as resource details that may be handy when debugging an application.
- [VK_DEBUG_REPORT_DEBUG_BIT_EXT](#) specifies diagnostic information from the implementation and layers.

```
// Provided by VK_EXT_debug_report
typedef VkFlags VkDebugReportFlagsEXT;
```

[VkDebugReportFlagsEXT](#) is a bitmask type for setting a mask of zero or more [VkDebugReportFlagBitsEXT](#).

The prototype for the [VkDebugReportCallbackCreateInfoEXT::pfnCallback](#) function implemented by the application is:

```
// Provided by VK_EXT_debug_report
typedef VkBool32 (*PFN_vkDebugReportCallbackEXT)(
    VkDebugReportFlagsEXT          flags,
    VkDebugReportObjectTypeEXT     objectType,
    uint64_t                       object,
    size_t                         location,
    int32_t                        messageCode,
    const char*                    pLayerPrefix,
    const char*                    pMessage,
    void*                          pUserData);
```


- **flags** specifies the [VkDebugReportFlagBitsEXT](#) that triggered this callback.
- **objectType** is a [VkDebugReportObjectTypeEXT](#) value specifying the type of object being used or created at the time the event was triggered.
- **object** is the object where the issue was detected. If **objectType** is [VK_DEBUG_REPORT_OBJECT_TYPE_UNKNOWN_EXT](#), **object** is undefined.
- **location** is a component (layer, driver, loader) defined value specifying the *location* of the trigger. This is an **optional** value.
- **messageCode** is a layer-defined value indicating what test triggered this callback.
- **pLayerPrefix** is a null-terminated UTF-8 string that is an abbreviation of the name of the component making the callback. **pLayerPrefix** is only valid for the duration of the callback.
- **pMessage** is a null-terminated UTF-8 string detailing the trigger conditions. **pMessage** is only valid for the duration of the callback.
- **pUserData** is the application-defined user data pointer, equal to the value of [VkDebugReportCallbackCreateInfoEXT::pUserData](#) specified when the [VkDebugReportCallbackEXT](#) object was created.

The callback **must** not call [vkDestroyDebugReportCallbackEXT](#).

The callback returns a [VkBool32](#), which is interpreted in a layer-specified manner. The application **should** always return [VK_FALSE](#). The [VK_TRUE](#) value is reserved for use in layer development.

object **must** be a Vulkan object or [VK_NULL_HANDLE](#). If **objectType** is not [VK_DEBUG_REPORT_OBJECT_TYPE_UNKNOWN_EXT](#) and **object** is not [VK_NULL_HANDLE](#), **object** **must** be a Vulkan object of the corresponding type associated with **objectType** as defined in [VkDebugReportObjectTypeEXT](#) and [Vulkan Handle Relationship](#).

Possible values passed to the **objectType** parameter of the callback function specified by [VkDebugReportCallbackCreateInfoEXT::pfnCallback](#), specifying the type of object handle being reported, are:

```
// Provided by VK_EXT_debug_marker, VK_EXT_debug_report
typedef enum VkDebugReportObjectTypeEXT {
    VK_DEBUG_REPORT_OBJECT_TYPE_UNKNOWN_EXT = 0,
    VK_DEBUG_REPORT_OBJECT_TYPE_INSTANCE_EXT = 1,
    VK_DEBUG_REPORT_OBJECT_TYPE_PHYSICAL_DEVICE_EXT = 2,
    VK_DEBUG_REPORT_OBJECT_TYPE_DEVICE_EXT = 3,
    VK_DEBUG_REPORT_OBJECT_TYPE_QUEUE_EXT = 4,
    VK_DEBUG_REPORT_OBJECT_TYPE_SEMAPHORE_EXT = 5,
    VK_DEBUG_REPORT_OBJECT_TYPE_COMMAND_BUFFER_EXT = 6,
    VK_DEBUG_REPORT_OBJECT_TYPE_FENCE_EXT = 7,
    VK_DEBUG_REPORT_OBJECT_TYPE_DEVICE_MEMORY_EXT = 8,
    VK_DEBUG_REPORT_OBJECT_TYPE_BUFFER_EXT = 9,
    VK_DEBUG_REPORT_OBJECT_TYPE_IMAGE_EXT = 10,
    VK_DEBUG_REPORT_OBJECT_TYPE_EVENT_EXT = 11,
    VK_DEBUG_REPORT_OBJECT_TYPE_QUERY_POOL_EXT = 12,
    VK_DEBUG_REPORT_OBJECT_TYPE_BUFFER_VIEW_EXT = 13,
    VK_DEBUG_REPORT_OBJECT_TYPE_IMAGE_VIEW_EXT = 14,
```



```

VK_DEBUG_REPORT_OBJECT_TYPE_SHADER_MODULE_EXT = 15,
VK_DEBUG_REPORT_OBJECT_TYPE_PIPELINE_CACHE_EXT = 16,
VK_DEBUG_REPORT_OBJECT_TYPE_PIPELINE_LAYOUT_EXT = 17,
VK_DEBUG_REPORT_OBJECT_TYPE_RENDER_PASS_EXT = 18,
VK_DEBUG_REPORT_OBJECT_TYPE_PIPELINE_EXT = 19,
VK_DEBUG_REPORT_OBJECT_TYPE_DESCRIPTOR_SET_LAYOUT_EXT = 20,
VK_DEBUG_REPORT_OBJECT_TYPE_SAMPLER_EXT = 21,
VK_DEBUG_REPORT_OBJECT_TYPE_DESCRIPTOR_POOL_EXT = 22,
VK_DEBUG_REPORT_OBJECT_TYPE_DESCRIPTOR_SET_EXT = 23,
VK_DEBUG_REPORT_OBJECT_TYPE_FRAMEBUFFER_EXT = 24,
VK_DEBUG_REPORT_OBJECT_TYPE_COMMAND_POOL_EXT = 25,
VK_DEBUG_REPORT_OBJECT_TYPE_SURFACE_KHR_EXT = 26,
VK_DEBUG_REPORT_OBJECT_TYPE_SWAPCHAIN_KHR_EXT = 27,
VK_DEBUG_REPORT_OBJECT_TYPE_DEBUG_REPORT_CALLBACK_EXT_EXT = 28,
VK_DEBUG_REPORT_OBJECT_TYPE_DISPLAY_KHR_EXT = 29,
VK_DEBUG_REPORT_OBJECT_TYPE_DISPLAY_MODE_KHR_EXT = 30,
VK_DEBUG_REPORT_OBJECT_TYPE_VALIDATION_CACHE_EXT_EXT = 33,
// Provided by VK_VERSION_1_1 with VK_EXT_debug_report,
VK_KHR_sampler_ycbcr_conversion with VK_EXT_debug_report
    VK_DEBUG_REPORT_OBJECT_TYPE_SAMPLER_YCBCR_CONVERSION_EXT = 1000156000,
// Provided by VK_VERSION_1_1 with VK_EXT_debug_report
    VK_DEBUG_REPORT_OBJECT_TYPE_DESCRIPTOR_UPDATE_TEMPLATE_EXT = 1000085000,
// Provided by VK_EXT_debug_report with VK_NVX_binary_import
    VK_DEBUG_REPORT_OBJECT_TYPE_CU_MODULE_NVX_EXT = 1000029000,
// Provided by VK_EXT_debug_report with VK_NVX_binary_import
    VK_DEBUG_REPORT_OBJECT_TYPE_CU_FUNCTION_NVX_EXT = 1000029001,
// Provided by VK_KHR_acceleration_structure with VK_EXT_debug_report
    VK_DEBUG_REPORT_OBJECT_TYPE_ACCELERATION_STRUCTURE_KHR_EXT = 1000150000,
// Provided by VK_EXT_debug_report with VK_NV_ray_tracing
    VK_DEBUG_REPORT_OBJECT_TYPE_ACCELERATION_STRUCTURE_NV_EXT = 1000165000,
// Provided by VK_EXT_debug_report with VK_NV_cuda_kernel_launch
    VK_DEBUG_REPORT_OBJECT_TYPE_CUDA_MODULE_NV_EXT = 1000307000,
// Provided by VK_EXT_debug_report with VK_NV_cuda_kernel_launch
    VK_DEBUG_REPORT_OBJECT_TYPE_CUDA_FUNCTION_NV_EXT = 1000307001,
// Provided by VK_EXT_debug_report with VK_FUCHSIA_buffer_collection
    VK_DEBUG_REPORT_OBJECT_TYPE_BUFFER_COLLECTION_FUCHSIA_EXT = 1000366000,
// VK_DEBUG_REPORT_OBJECT_TYPE_DEBUG_REPORT_EXT is a legacy alias
    VK_DEBUG_REPORT_OBJECT_TYPE_DEBUG_REPORT_EXT =
VK_DEBUG_REPORT_OBJECT_TYPE_DEBUG_REPORT_CALLBACK_EXT_EXT,
// VK_DEBUG_REPORT_OBJECT_TYPE_VALIDATION_CACHE_EXT is a legacy alias
    VK_DEBUG_REPORT_OBJECT_TYPE_VALIDATION_CACHE_EXT =
VK_DEBUG_REPORT_OBJECT_TYPE_VALIDATION_CACHE_EXT_EXT,
// Provided by VK_KHR_descriptor_update_template with VK_EXT_debug_report
    VK_DEBUG_REPORT_OBJECT_TYPE_DESCRIPTOR_UPDATE_TEMPLATE_KHR_EXT =
VK_DEBUG_REPORT_OBJECT_TYPE_DESCRIPTOR_UPDATE_TEMPLATE_EXT,
// Provided by VK_KHR_sampler_ycbcr_conversion with VK_EXT_debug_report
    VK_DEBUG_REPORT_OBJECT_TYPE_SAMPLER_YCBCR_CONVERSION_KHR_EXT =
VK_DEBUG_REPORT_OBJECT_TYPE_SAMPLER_YCBCR_CONVERSION_EXT,
} VkDebugReportObjectTypeEXT;

```


Table 111. *VkDebugReportObjectTypeEXT* and Vulkan Handle Relationship

VkDebugReportObjectTypeEXT	Vulkan Handle Type
VK_DEBUG_REPORT_OBJECT_TYPE_UNKNOWN_EXT	Unknown/Undefined Handle
VK_DEBUG_REPORT_OBJECT_TYPE_INSTANCE_EXT	VkInstance
VK_DEBUG_REPORT_OBJECT_TYPE_PHYSICAL_DEVICE_EXT	VkPhysicalDevice
VK_DEBUG_REPORT_OBJECT_TYPE_DEVICE_EXTENSION	VkDevice
VK_DEBUG_REPORT_OBJECT_TYPE_QUEUE_EXTENSION	VkQueue
VK_DEBUG_REPORT_OBJECT_TYPE_SEMAPHORE_EXT	VkSemaphore
VK_DEBUG_REPORT_OBJECT_TYPE_COMMAND_BUFFER_EXT	VkCommandBuffer
VK_DEBUG_REPORT_OBJECT_TYPE_FENCE_EXTENSION	VkFence
VK_DEBUG_REPORT_OBJECT_TYPE_DEVICE_MEMORY_EXT	VkDeviceMemory
VK_DEBUG_REPORT_OBJECT_TYPE_BUFFER_EXTENSION	VkBuffer
VK_DEBUG_REPORT_OBJECT_TYPE_IMAGE_EXTENSION	VkImage
VK_DEBUG_REPORT_OBJECT_TYPE_EVENT_EXTENSION	VkEvent
VK_DEBUG_REPORT_OBJECT_TYPE_QUERY_POOL_EXT	VkQueryPool
VK_DEBUG_REPORT_OBJECT_TYPE_BUFFER_VIEW_EXT	VkBufferView
VK_DEBUG_REPORT_OBJECT_TYPE_IMAGE_VIEW_EXT	VkImageView
VK_DEBUG_REPORT_OBJECT_TYPE_SHADER_MODULE_EXT	VkShaderModule
VK_DEBUG_REPORT_OBJECT_TYPE_PIPELINE_CACHE_EXT	VkPipelineCache
VK_DEBUG_REPORT_OBJECT_TYPE_PIPELINE_LAYOUT_EXT	VkPipelineLayout
VK_DEBUG_REPORT_OBJECT_TYPE_RENDER_PASS_EXT	VkRenderPass

VkDebugReportObjectTypeEXT	Vulkan Handle Type
VK_DEBUG_REPORT_OBJECT_TYPE_PIPELINE_EXT	VkPipeline
VK_DEBUG_REPORT_OBJECT_TYPE_DESCRIPTOR_SET_LAYOUT_EXT	VkDescriptorSetLayout
VK_DEBUG_REPORT_OBJECT_TYPE_SAMPLER_EXT	VkSampler
VK_DEBUG_REPORT_OBJECT_TYPE_DESCRIPTOR_POOL_EXT	VkDescriptorPool
VK_DEBUG_REPORT_OBJECT_TYPE_DESCRIPTOR_SET_EXT	VkDescriptorSet
VK_DEBUG_REPORT_OBJECT_TYPE_FRAMEBUFFER_EXT	VkFramebuffer
VK_DEBUG_REPORT_OBJECT_TYPE_COMMAND_POOL_EXT	VkCommandPool
VK_DEBUG_REPORT_OBJECT_TYPE_SURFACE_KHR_EXT	VkSurfaceKHR
VK_DEBUG_REPORT_OBJECT_TYPE_SWAPCHAIN_KHR_EXT	VkSwapchainKHR
VK_DEBUG_REPORT_OBJECT_TYPE_DEBUG_REPORT_CALLBACK_EXT_EXT	VkDebugReportCallbackEXT
VK_DEBUG_REPORT_OBJECT_TYPE_DISPLAY_KHR_EXT	VkDisplayKHR
VK_DEBUG_REPORT_OBJECT_TYPE_DISPLAY_MODE_KHR_EXT	VkDisplayModeKHR
VK_DEBUG_REPORT_OBJECT_TYPE_DESCRIPTOR_UPDATE_TEMPLATE_EXT	VkDescriptorUpdateTemplate

NOTE

The primary expected use of [VK_ERROR_VALIDATION_FAILED_EXT](#) is for validation layer testing to prevent invalid commands from reaching the ICD. It is not expected that an application would see this error code during normal use of the validation layers. If an application returns [VK_TRUE](#) in [VkDebugUtilsMessengerCallbackDataEXT](#), the validation layers will return this error code instead of passing the command down the dispatch chain.

To inject its own messages into the debug stream, call:


```
// Provided by VK_EXT_debug_report
void vkDebugReportMessageEXT(
    VkInstance                instance,
    VkDebugReportFlagsEXT     flags,
    VkDebugReportObjectTypeEXT objectType,
    uint64_t                  object,
    size_t                     location,
    int32_t                    messageCode,
    const char*                pLayerPrefix,
    const char*                pMessage);
```

- **instance** is the debug stream's [VkInstance](#).
- **flags** specifies the [VkDebugReportFlagBitsEXT](#) classification of this event/message.
- **objectType** is a [VkDebugReportObjectTypeEXT](#) specifying the type of object being used or created at the time the event was triggered.
- **object** is the object where the issue was detected. **object** can be [VK_NULL_HANDLE](#) if there is no object associated with the event.
- **location** is an application-defined value.
- **messageCode** is an application-defined value.
- **pLayerPrefix** is the abbreviation of the component making this event/message.
- **pMessage** is a null-terminated UTF-8 string detailing the trigger conditions.

The call will propagate through the layers and generate callback(s) as indicated by the message's flags. The parameters are passed on to the callback in addition to the **pUserData** value that was defined at the time the callback was registered.

Valid Usage

- VUID-vkDebugReportMessageEXT-object-01241
object must be a Vulkan object or [VK_NULL_HANDLE](#)
- VUID-vkDebugReportMessageEXT-objectType-01498
If **objectType** is not [VK_DEBUG_REPORT_OBJECT_TYPE_UNKNOWN_EXT](#) and **object** is not [VK_NULL_HANDLE](#), **object** must be a Vulkan object of the corresponding type associated with **objectType** as defined in [VkDebugReportObjectTypeEXT](#) and [Vulkan Handle Relationship](#)

Valid Usage (Implicit)

- VUID-vkDebugReportMessageEXT-instance-parameter
instance must be a valid [VkInstance](#) handle
- VUID-vkDebugReportMessageEXT-flags-parameter
flags must be a valid combination of [VkDebugReportFlagBitsEXT](#) values
- VUID-vkDebugReportMessageEXT-flags-requiredbitmask

flags must not be 0

- VUID-vkDebugReportMessageEXT-objectType-parameter
objectType must be a valid [VkDebugReportObjectTypeEXT](#) value
- VUID-vkDebugReportMessageEXT-pLayerPrefix-parameter
pLayerPrefix must be a null-terminated UTF-8 string
- VUID-vkDebugReportMessageEXT-pMessage-parameter
pMessage must be a null-terminated UTF-8 string

To destroy a [VkDebugReportCallbackEXT](#) object, call:

```
// Provided by VK_EXT_debug_report
void vkDestroyDebugReportCallbackEXT(
    VkInstance          instance,
    VkDebugReportCallbackEXT callback,
    const VkAllocationCallbacks* pAllocator);
```

- **instance** is the instance where the callback was created.
- **callback** is the [VkDebugReportCallbackEXT](#) object to destroy. **callback** is an externally synchronized object and **must** not be used on more than one thread at a time. This means that [vkDestroyDebugReportCallbackEXT](#) **must** not be called when a callback is active.
- **pAllocator** controls host memory allocation as described in the [Memory Allocation](#) chapter.

Valid Usage

- VUID-vkDestroyDebugReportCallbackEXT-instance-01242
If [VkAllocationCallbacks](#) were provided when **callback** was created, a compatible set of callbacks **must** be provided here
- VUID-vkDestroyDebugReportCallbackEXT-instance-01243
If no [VkAllocationCallbacks](#) were provided when **callback** was created, **pAllocator must** be **NULL**

Valid Usage (Implicit)

- VUID-vkDestroyDebugReportCallbackEXT-instance-parameter
instance must be a valid [VkInstance](#) handle
- VUID-vkDestroyDebugReportCallbackEXT-callback-parameter
If **callback** is not [VK_NULL_HANDLE](#), **callback must** be a valid [VkDebugReportCallbackEXT](#) handle
- VUID-vkDestroyDebugReportCallbackEXT-pAllocator-parameter
If **pAllocator** is not **NULL**, **pAllocator must** be a valid pointer to a valid [VkAllocationCallbacks](#) structure
- VUID-vkDestroyDebugReportCallbackEXT-callback-parent

If `callback` is a valid handle, it **must** have been created, allocated, or retrieved from `instance`

Host Synchronization

- Host access to `callback` **must** be externally synchronized

58.4. Device Loss Debugging

58.4.1. Device Diagnostic Checkpoints

Device execution progress **can** be tracked for the purposes of debugging a device loss by annotating the command stream with application-defined diagnostic checkpoints.

Device diagnostic checkpoints are inserted into the command stream by calling `vkCmdSetCheckpointNV`.

```
// Provided by VK_NV_device_diagnostic_checkpoints
void vkCmdSetCheckpointNV(
    VkCommandBuffer          commandBuffer,
    const void*               pCheckpointMarker);
```

- `commandBuffer` is the command buffer that will receive the marker
- `pCheckpointMarker` is an opaque application-provided value that will be associated with the checkpoint.

Valid Usage (Implicit)

- VUID-vkCmdSetCheckpointNV-commandBuffer-parameter
`commandBuffer` **must** be a valid `VkCommandBuffer` handle
- VUID-vkCmdSetCheckpointNV-commandBuffer-recording
`commandBuffer` **must** be in the `recording` state
- VUID-vkCmdSetCheckpointNV-commandBuffer-cmdpool
The `VkCommandPool` that `commandBuffer` was allocated from **must** support `VK_QUEUE_COMPUTE_BIT`, `VK_QUEUE_GRAPHICS_BIT`, or `VK_QUEUE_TRANSFER_BIT` operations
- VUID-vkCmdSetCheckpointNV-suspended
This command **must** not be called between suspended render pass instances
- VUID-vkCmdSetCheckpointNV-videocoding
This command **must** only be called outside of a video coding scope

Host Synchronization

- Host access to `commandBuffer` **must** be externally synchronized
- Host access to the `VkCommandPool` that `commandBuffer` was allocated from **must** be externally synchronized

Command Properties

Command Buffer Levels	Render Pass Scope	Video Coding Scope	Supported Queue Types	Command Type
Primary Secondary	Both	Outside	VK_QUEUE_COMPUTE_BIT VK_QUEUE_GRAPHICS_BIT VK_QUEUE_TRANSFER_BIT	Action

Conditional Rendering

`vkCmdSetCheckpointNV` is not affected by [conditional rendering](#)

Note that `pCheckpointMarker` is treated as an opaque value. It does not need to be a valid pointer and will not be dereferenced by the implementation.

If the device encounters an error during execution, the implementation will return a `VK_ERROR_DEVICE_LOST` error to the application at some point during host execution. When this happens, the application **can** call `vkGetQueueCheckpointData2NV` to retrieve information on the most recent diagnostic checkpoints that were executed by the device.

```
// Provided by VK_NV_device_diagnostic_checkpoints with VK_VERSION_1_3 or
VK_KHR_synchronization2
void vkGetQueueCheckpointData2NV(
    VkQueue queue,
    uint32_t* pCheckpointDataCount,
    VkCheckpointData2NV* pCheckpointData);
```

- `queue` is the `VkQueue` object the caller would like to retrieve checkpoint data for
- `pCheckpointDataCount` is a pointer to an integer related to the number of checkpoint markers available or queried, as described below.
- `pCheckpointData` is either `NULL` or a pointer to an array of `VkCheckpointData2NV` structures.

If `pCheckpointData` is `NULL`, then the number of checkpoint markers available is returned in

`pCheckpointDataCount`. Otherwise, `pCheckpointDataCount` **must** point to a variable set by the application to the number of elements in the `pCheckpointData` array, and on return the variable is overwritten with the number of structures actually written to `pCheckpointData`.

If `pCheckpointDataCount` is less than the number of checkpoint markers available, at most `pCheckpointDataCount` structures will be written.

Valid Usage

- VUID-vkGetQueueCheckpointData2NV-queue-03892
The device that `queue` belongs to **must** be in the lost state

Valid Usage (Implicit)

- VUID-vkGetQueueCheckpointData2NV-queue-parameter
`queue` **must** be a valid `VkQueue` handle
- VUID-vkGetQueueCheckpointData2NV-pCheckpointDataCount-parameter
`pCheckpointDataCount` **must** be a valid pointer to a `uint32_t` value
- VUID-vkGetQueueCheckpointData2NV-pCheckpointData-parameter
If the value referenced by `pCheckpointDataCount` is not 0, and `pCheckpointData` is not `NULL`, `pCheckpointData` **must** be a valid pointer to an array of `pCheckpointDataCount` `VkCheckpointData2NV` structures

The `VkCheckpointData2NV` structure is defined as:

```
// Provided by VK_NV_device_diagnostic_checkpoints with VK_VERSION_1_3 or
VK_KHR_synchronization2
typedef struct VkCheckpointData2NV {
    VkStructureType    sType;
    void*              pNext;
    VkPipelineStageFlags2 stage;
    void*              pCheckpointMarker;
} VkCheckpointData2NV;
```

- `sType` is a `VkStructureType` value identifying this structure.
- `pNext` is `NULL` or a pointer to a structure extending this structure.
- `stage` indicates a single pipeline stage which the checkpoint marker data refers to.
- `pCheckpointMarker` contains the value of the last checkpoint marker executed in the stage that `stage` refers to.

Valid Usage (Implicit)

- VUID-VkCheckpointData2NV-sType-sType

sType must be [VK_STRUCTURE_TYPE_CHECKPOINT_DATA_2_NV](#)

- [VUID-VkCheckpointData2NV-pNext-pNext](#)
pNext must be [NULL](#)

The stages at which a checkpoint marker **can** be executed are implementation-defined and **can** be queried by calling [vkGetPhysicalDeviceQueueFamilyProperties2](#).

If the device encounters an error during execution, the implementation will return a [VK_ERROR_DEVICE_LOST](#) error to the application at a certain point during host execution. When this happens, the application **can** call [vkGetQueueCheckpointDataNV](#) to retrieve information on the most recent diagnostic checkpoints that were executed by the device.

```
// Provided by VK_NV_device_diagnostic_checkpoints
void vkGetQueueCheckpointDataNV(
    VkQueue queue,
    uint32_t* pCheckpointDataCount,
    VkCheckpointDataNV* pCheckpointData);
```

- **queue** is the [VkQueue](#) object the caller would like to retrieve checkpoint data for
- **pCheckpointDataCount** is a pointer to an integer related to the number of checkpoint markers available or queried, as described below.
- **pCheckpointData** is either [NULL](#) or a pointer to an array of [VkCheckpointDataNV](#) structures.

If **pCheckpointData** is [NULL](#), then the number of checkpoint markers available is returned in **pCheckpointDataCount**.

Otherwise, **pCheckpointDataCount** must point to a variable set by the application to the number of elements in the **pCheckpointData** array, and on return the variable is overwritten with the number of structures actually written to **pCheckpointData**.

If **pCheckpointDataCount** is less than the number of checkpoint markers available, at most **pCheckpointDataCount** structures will be written.

Valid Usage

- [VUID-vkGetQueueCheckpointDataNV-queue-02025](#)
The device that **queue** belongs to must be in the lost state

Valid Usage (Implicit)

- [VUID-vkGetQueueCheckpointDataNV-queue-parameter](#)
queue must be a valid [VkQueue](#) handle
- [VUID-vkGetQueueCheckpointDataNV-pCheckpointDataCount-parameter](#)
pCheckpointDataCount must be a valid pointer to a [uint32_t](#) value

- VUID-vkGetQueueCheckpointDataNV-pCheckpointData-parameter
If the value referenced by `pCheckpointDataCount` is not 0, and `pCheckpointData` is not NULL, `pCheckpointData` **must** be a valid pointer to an array of `pCheckpointDataCount` `VkCheckpointDataNV` structures

The `VkCheckpointDataNV` structure is defined as:

```
// Provided by VK_NV_device_diagnostic_checkpoints
typedef struct VkCheckpointDataNV {
    VkStructureType      sType;
    void*                pNext;
    VkPipelineStageFlagBits stage;
    void*                pCheckpointMarker;
} VkCheckpointDataNV;
```

- `sType` is a `VkStructureType` value identifying this structure.
- `pNext` is NULL or a pointer to a structure extending this structure.
- `stage` is a `VkPipelineStageFlagBits` value specifying which pipeline stage the checkpoint marker data refers to.
- `pCheckpointMarker` contains the value of the last checkpoint marker executed in the stage that `stage` refers to.

The stages at which a checkpoint marker **can** be executed are implementation-defined and **can** be queried by calling `vkGetPhysicalDeviceQueueFamilyProperties2`.

Valid Usage (Implicit)

- VUID-VkCheckpointDataNV-sType-sType
`sType` **must** be `VK_STRUCTURE_TYPE_CHECKPOINT_DATA_NV`
- VUID-VkCheckpointDataNV-pNext-pNext
`pNext` **must** be NULL

58.4.2. Device Fault Diagnosis

To retrieve diagnostic information about faults call:

```
// Provided by VK_KHR_device_fault
VkResult vkGetDeviceFaultReportsKHR(
    VkDevice          device,
    uint64_t          timeout,
    uint32_t*         pFaultCounts,
    VkDeviceFaultInfoKHR* pFaultInfo);
```

- `device` is the logical device from which to query the diagnostic fault information.

- **timeout** is the timeout period in units of nanoseconds. **timeout** is adjusted to the closest value allowed by the implementation-dependent timeout accuracy, which **may** be substantially longer than one nanosecond, and **may** be longer than the requested period.
- **pFaultCount** is a pointer to an integer related to the number of fault reports available or queried, as described below.
- **pFaultInfo** is **NULL** or a pointer to an array of **VkDeviceFaultInfoKHR** structures in which fault information is returned.

If at least one fault report is available when **vkGetDeviceFaultReportsKHR** is called, then **vkGetDeviceFaultReportsKHR** returns immediately. If no faults have occurred at the time **vkGetDeviceFaultReportsKHR** is called, then **vkGetDeviceFaultReportsKHR** will block and wait until a fault occurs and a report becomes available or until the **timeout** has expired, whichever is sooner.

If **timeout** is zero, then **vkGetDeviceFaultReportsKHR** does not wait, but simply returns the current fault count and reports. **VK_TIMEOUT** will be returned in this case if no faults have occurred, even though no actual wait was performed.

If a fault has occurred before the **timeout** has expired, **vkGetDeviceFaultReportsKHR** returns **VK_SUCCESS**. Otherwise, **vkGetDeviceFaultReportsKHR** returns **VK_TIMEOUT** after the **timeout** has expired.

If **pFaultInfo** is **NULL**, then the number of fault reports available is returned in **pFaultCount**. Otherwise, **pFaultCount** **must** point to a variable set by the application to the number of elements in the **pFaultInfo** array, and on return the variable is overwritten with the number of handles actually written to **pFaultInfo**. If **pFaultCount** is less than the number of fault reports available, at most **pFaultCount** structures will be written, and **VK_INCOMPLETE** will be returned instead of **VK_SUCCESS**, to indicate that not all the available fault reports were returned.

If more than one fault report is available, they will be returned in order of occurrence via **pFaultInfo**.

Each individual fault report is returned exactly once.

vkGetDeviceFaultReportsKHR() **may** be invoked in parallel on different threads, in which case each invocation for a given **device** will return a unique set of reports. No fault report being returned to more than one invocation.

Valid Usage (Implicit)

- VUID-vkGetDeviceFaultReportsKHR-device-parameter **device** **must** be a valid **VkDevice** handle
- VUID-vkGetDeviceFaultReportsKHR-pFaultCounts-parameter **pFaultCounts** **must** be a valid pointer to a **uint32_t** value
- VUID-vkGetDeviceFaultReportsKHR-pFaultInfo-parameter
If **pFaultInfo** is not **NULL**, **pFaultInfo** **must** be a valid pointer to an array of **pFaultCounts** **VkDeviceFaultInfoKHR** structures
- VUID-vkGetDeviceFaultReportsKHR-pFaultCounts-arraylength

If `pFaultInfo` is not `NULL`, the value referenced by `pFaultCounts` **must** be greater than 0

Return Codes

Success

- `VK_INCOMPLETE`
- `VK_SUCCESS`
- `VK_TIMEOUT`

Failure

- `VK_ERROR_OUT_OF_HOST_MEMORY`
- `VK_ERROR_UNKNOWN`
- `VK_ERROR_VALIDATION_FAILED`

The `VkDeviceFaultInfoKHR` structure is defined as:

```
// Provided by VK_KHR_device_fault
typedef struct VkDeviceFaultInfoKHR {
    VkStructureType      sType;
    void*                pNext;
    VkDeviceFaultFlagsKHR flags;
    uint64_t             groupId;
    char                 description[VK_MAX_DESCRIPTION_SIZE];
    VkDeviceFaultAddressInfoKHR faultAddressInfo;
    VkDeviceFaultAddressInfoKHR instructionAddressInfo;
    VkDeviceFaultVendorInfoKHR vendorInfo;
} VkDeviceFaultInfoKHR;
```

- `sType` is a `VkStructureType` value identifying this structure.
- `pNext` is `NULL` or a pointer to a structure extending this structure.
- `flags` is a bitmask of `VkDeviceFaultFlagBitsKHR` values giving information as to the type of fault and which additional fields have been populated by the driver provide further information.
- `groupId` is a monotonically increasing value for associating multiple entries with a single fault.
- `description` is an array of `VK_MAX_DESCRIPTION_SIZE` `char` containing a null-terminated UTF-8 string which is a human readable description of the fault.
- `faultAddressInfo` is a `VkDeviceFaultAddressInfoKHR` structure providing details of the memory access which caused a fault.
- `instructionAddressInfo` is a `VkDeviceFaultAddressInfoKHR` structure providing details of the GPU instruction which cause a fault.
- `vendorInfo` is a `VkDeviceFaultVendorInfoKHR` structure providing vendor specific fault information.

An implementation **should** populate as many members of `VkDeviceFaultInfoKHR` as possible, given the information available at the time of the fault and the constraints of the implementation itself.

A single error **may** generate multiple instances of `VkDeviceFaultInfoKHR`. For example, multiple page faults **may** be generated, with the `faultAddress` member of each instance identifying a different memory address. In this case, all instances of `VkDeviceFaultInfoKHR` **should** share the same `groupID` where the implementation can reasonably ascertain this association.

Due to hardware limitations, `faultAddressInfo` and `instructionAddressInfo` describe ranges of GPU virtual address space, rather than precise addresses. The precise memory address accessed or the precise value of the instruction pointer **must** lie within the region described.

NOTE

Each `VkDeviceFaultInfoKHR` reported may (depending on the `flags` set) provide:

- A memory access which may have triggered a page fault and may have contributed to device loss
- The value of an active instruction pointer at the time a fault occurred. This value may be indicative of the active pipeline or shader at the time of device loss

Comparison of the GPU virtual addresses described by `faultAddressInfo` or `instructionAddressInfo` to GPU virtual address ranges reported by the `VK_EXT_device_address_binding_report` extension may allow applications to correlate between these addresses and Vulkan objects. Applications should be aware that these addresses may also correspond to resources internal to an implementation, which will not be reported via the `VK_EXT_device_address_binding_report` extension.

Valid Usage (Implicit)

- VUID-VkDeviceFaultInfoKHR-sType-sType
`sType` **must** be `VK_STRUCTURE_TYPE_DEVICE_FAULT_INFO_KHR`
- VUID-VkDeviceFaultInfoKHR-pNext-pNext
`pNext` **must** be `NULL`

```
// Provided by VK_KHR_device_fault
typedef VkFlags VkDeviceFaultFlagsKHR;
```

`VkDeviceFaultFlagsKHR` is a bitmask type for receiving a mask of zero or more `VkDeviceFaultFlagBitsKHR`.

Bits which **can** be set in `VkDeviceFaultInfoKHR::flags` providing information of the status of the fault reported and which additional fields have been populated by the driver, are:


```
// Provided by VK_KHR_device_fault
typedef enum VkDeviceFaultFlagBitsKHR {
    VK_DEVICE_FAULT_FLAG_DEVICE_LOST_KHR = 0x00000001,
    VK_DEVICE_FAULT_FLAG_MEMORY_ADDRESS_KHR = 0x00000002,
    VK_DEVICE_FAULT_FLAG_INSTRUCTION_ADDRESS_KHR = 0x00000004,
    VK_DEVICE_FAULT_FLAG_VENDOR_KHR = 0x00000008,
    VK_DEVICE_FAULT_FLAG_WATCHDOG_TIMEOUT_KHR = 0x00000010,
    VK_DEVICE_FAULT_FLAG_OVERFLOW_KHR = 0x00000020,
} VkDeviceFaultFlagBitsKHR;
```

- [VK_DEVICE_FAULT_FLAG_DEVICE_LOST_KHR](#) specifies that the fault has resulted in a device lost condition. No subsequent entries will be returned for this device.
- [VK_DEVICE_FAULT_FLAG_MEMORY_ADDRESS_KHR](#) specifies that the fault has associated memory access address information which is stored in the `faultAddressInfo` field (see [VkDeviceFaultAddressInfoKHR](#)).
- [VK_DEVICE_FAULT_FLAG_INSTRUCTION_ADDRESS_KHR](#) specifies that the fault has an associated instruction address which is stored in the `instructionAddressInfo` field (see [VkDeviceFaultAddressInfoKHR](#)).
- [VK_DEVICE_FAULT_FLAG_VENDOR_KHR](#) specifies that the fault has associated vendor information stored in the `vendorInfo` field (see [VkDeviceFaultVendorInfoKHR](#)).
- [VK_DEVICE_FAULT_FLAG_WATCHDOG_TIMEOUT_KHR](#) specifies that the fault was the result of a GPU timeout. Further information **may** be made available using other platform specific extensions via the pNext chain of the [VkDeviceFaultInfoKHR](#) structure.
- [VK_DEVICE_FAULT_FLAG_OVERFLOW_KHR](#) specifies that prior faults have occurred, but information about them is no longer available. This typically indicates that faults are occurring more rapidly than the calling application is able to read them back.

To retrieve diagnostic information about faults that **may** have caused device loss, call:

```
// Provided by VK_EXT_device_fault
VkResult vkGetDeviceFaultInfoEXT(
    VkDevice                device,
    VkDeviceFaultCountsEXT* pFaultCounts,
    VkDeviceFaultInfoEXT*  pFaultInfo);
```

- `device` is the logical device from which to query the diagnostic fault information.
- `pFaultCounts` is a pointer to a [VkDeviceFaultCountsEXT](#) structure in which counts for structures describing additional fault information are returned.
- `pFaultInfo` is `NULL` or a pointer to a [VkDeviceFaultInfoEXT](#) structure in which fault information is returned.

If `pFaultInfo` is `NULL`, then the counts of corresponding additional fault information structures available are returned in the `addressInfoCount` and `vendorInfoCount` members of `pFaultCounts`. Additionally, the size of any vendor-specific binary crash dump is returned in the `vendorBinarySize`

member of `pFaultCounts`.

If `pFaultInfo` is not `NULL`, `pFaultCounts` **must** point to a `VkDeviceFaultCountsEXT` structure with each structure count or size member (`addressInfoCount`, `vendorInfoCount`, `vendorBinarySize`) set by the application to the number of elements in the corresponding output array member of `pFaultInfo` (`pAddressInfos` and `pVendorInfos`), or to the size of the output buffer in bytes (`pVendorBinaryData`). On return, each structure count member is overwritten with the number of structures actually written to the corresponding output array member of `pFaultInfo`. Similarly, `vendorBinarySize` is overwritten with the number of bytes actually written to the `pVendorBinaryData` member of `pFaultInfo`.

If the `vendor-specific crash dumps` feature is not enabled, then implementations **must** set `pFaultCounts->vendorBinarySize` to zero and **must** not modify `pFaultInfo->pVendorBinaryData`.

If any `pFaultCounts` structure count member is less than the number of corresponding fault properties available, at most structure count (`addressInfoCount`, `vendorInfoCount`) elements will be written to the associated `pFaultInfo` output array. Similarly, if `vendorBinarySize` is less than the size in bytes of the available crash dump data, at most `vendorBinarySize` elements will be written to `pVendorBinaryData`.

If `pFaultInfo` is `NULL`, then subsequent calls to `vkGetDeviceFaultInfoEXT` for the same `device` **must** return identical values in the `addressInfoCount`, `vendorInfoCount` and `vendorBinarySize` members of `pFaultCounts`.

If `pFaultInfo` is not `NULL`, then subsequent calls to `vkGetDeviceFaultInfoEXT` for the same `device` **must** return identical values in the output members of `pFaultInfo` (`pAddressInfos`, `pVendorInfos`, `pVendorBinaryData`), up to the limits described by the structure count and buffer size members of `pFaultCounts` (`addressInfoCount`, `vendorInfoCount`, `vendorBinarySize`). If the sizes of the output members of `pFaultInfo` increase for a subsequent call to `vkGetDeviceFaultInfoEXT`, then supplementary information **may** be returned in the additional available space.

If any `pFaultCounts` structure count member is smaller than the number of corresponding fault properties available, or if `pFaultCounts->vendorBinarySize` is smaller than the size in bytes of the generated binary crash dump data, `VK_INCOMPLETE` will be returned instead of `VK_SUCCESS`, to indicate that not all the available properties were returned.

If `pFaultCounts->vendorBinarySize` is less than what is necessary to store the `binary crash dump header`, nothing will be written to `pFaultInfo->pVendorBinaryData` and zero will be written to `pFaultCounts->vendorBinarySize`.

Valid Usage

- VUID-vkGetDeviceFaultInfoEXT-device-07336
`device` **must** be in the *lost* state
- VUID-vkGetDeviceFaultInfoEXT-pFaultCounts-07337
If the value referenced by `pFaultCounts->addressInfoCount` is not 0, and `pFaultInfo->pAddressInfos` is not `NULL`, `pFaultInfo->pAddressInfos` **must** be a valid pointer to an array of `pFaultCounts->addressInfoCount` `VkDeviceFaultAddressInfoEXT` structures
- VUID-vkGetDeviceFaultInfoEXT-pFaultCounts-07338

If the value referenced by `pFaultCounts->vendorInfoCount` is not 0, and `pFaultInfo->pVendorInfos` is not NULL, `pFaultInfo->pVendorInfos` **must** be a valid pointer to an array of `pFaultCounts->vendorInfoCount` `VkDeviceFaultVendorInfoEXT` structures

- VUID-vkGetDeviceFaultInfoEXT-pFaultCounts-07339

If the value referenced by `pFaultCounts->vendorBinarySize` is not 0, and `pFaultInfo->pVendorBinaryData` is not NULL, `pFaultInfo->pVendorBinaryData` **must** be a valid pointer to an array of `pFaultCounts->vendorBinarySize` bytes

Valid Usage (Implicit)

- VUID-vkGetDeviceFaultInfoEXT-device-parameter
`device` **must** be a valid `VkDevice` handle
- VUID-vkGetDeviceFaultInfoEXT-pFaultCounts-parameter
`pFaultCounts` **must** be a valid pointer to a `VkDeviceFaultCountsEXT` structure
- VUID-vkGetDeviceFaultInfoEXT-pFaultInfo-parameter
If `pFaultInfo` is not NULL, `pFaultInfo` **must** be a valid pointer to a `VkDeviceFaultInfoEXT` structure

Return Codes

Success

- `VK_INCOMPLETE`
- `VK_SUCCESS`

Failure

- `VK_ERROR_OUT_OF_HOST_MEMORY`
- `VK_ERROR_UNKNOWN`
- `VK_ERROR_VALIDATION_FAILED`

The `VkDeviceFaultCountsEXT` structure is defined as:

```
// Provided by VK_EXT_device_fault
typedef struct VkDeviceFaultCountsEXT {
    VkStructureType    sType;
    void*              pNext;
    uint32_t           addressInfoCount;
    uint32_t           vendorInfoCount;
    VkDeviceSize       vendorBinarySize;
} VkDeviceFaultCountsEXT;
```

- `sType` is a `VkStructureType` value identifying this structure.
- `pNext` is NULL or a pointer to a structure extending this structure.

- **addressInfoCount** is the number of [VkDeviceFaultAddressInfoEXT](#) structures describing either memory accesses which **may** have caused a page fault, or the addresses of active instructions at the time of the fault.
- **vendorInfoCount** is the number of [VkDeviceFaultVendorInfoEXT](#) structures describing vendor-specific fault information.
- **vendorBinarySize** is the size in bytes of a vendor-specific binary crash dump, which may provide additional information when imported into external tools.

Valid Usage (Implicit)

- VUID-VkDeviceFaultCountsEXT-sType-sType
sType must be [VK_STRUCTURE_TYPE_DEVICE_FAULT_COUNTS_EXT](#)
- VUID-VkDeviceFaultCountsEXT-pNext-pNext
pNext must be [NULL](#)

The [VkDeviceFaultInfoEXT](#) structure is defined as:

```
// Provided by VK_EXT_device_fault
typedef struct VkDeviceFaultInfoEXT {
    VkStructureType      sType;
    void*                pNext;
    char                 description[VK_MAX_DESCRIPTION_SIZE];
    VkDeviceFaultAddressInfoKHR* pAddressInfos;
    VkDeviceFaultVendorInfoKHR* pVendorInfos;
    void*                pVendorBinaryData;
} VkDeviceFaultInfoEXT;
```

- **sType** is a [VkStructureType](#) value identifying this structure.
- **pNext** is [NULL](#) or a pointer to a structure extending this structure.
- **description** is an array of [VK_MAX_DESCRIPTION_SIZE](#) [char](#) containing a null-terminated UTF-8 string which is a human readable description of the fault.
- **pAddressInfos** is [NULL](#) or a pointer to an array of [VkDeviceFaultAddressInfoEXT](#) structures describing either memory accesses which **may** have caused a page fault, or describing active instruction pointers at the time of the fault. The length of **pAddressInfos** is specified by the [VkDeviceFaultCountsEXT::addressInfoCount](#) value passed to [vkGetDeviceFaultInfoEXT](#). If not [NULL](#), each element of **pAddressInfos** describes a bounded region of GPU virtual address space containing either the GPU virtual address accessed, or the value of an active instruction pointer.
- **pVendorInfos** is [NULL](#) or a pointer to an array of [VkDeviceFaultVendorInfoEXT](#) structures describing vendor-specific fault information. The length of **pVendorInfos** is specified by the [VkDeviceFaultCountsEXT::vendorInfoCount](#) value passed to [vkGetDeviceFaultInfoEXT](#).
- **pVendorBinaryData** is [NULL](#) or a pointer to memory which will be populated with a vendor-specific binary crash dump, as described in [Vendor Binary Crash Dumps](#). The size of **pVendorBinaryData** is specified by the [VkDeviceFaultCountsEXT::vendorBinarySize](#) value passed to

[vkGetDeviceFaultInfoEXT](#).

An implementation **should** populate as many members of [VkDeviceFaultInfoEXT](#) as possible, given the information available at the time of the fault and the constraints of the implementation itself.

Due to hardware limitations, [pAddressInfos](#) describes ranges of GPU virtual address space, rather than precise addresses. The precise memory address accessed or the precise value of the instruction pointer **must** lie within the region described.

NOTE

Each element of [pAddressInfos](#) describes either:

- A memory access which may have triggered a page fault and may have contributed to device loss
- The value of an active instruction pointer at the time a fault occurred. This value may be indicative of the active pipeline or shader at the time of device loss

Comparison of the GPU virtual addresses described by [pAddressInfos](#) to GPU virtual address ranges reported by the [VK_EXT_device_address_binding_report](#) extension may allow applications to correlate between these addresses and Vulkan objects. Applications should be aware that these addresses may also correspond to resources internal to an implementation, which will not be reported via the [VK_EXT_device_address_binding_report](#) extension.

Valid Usage (Implicit)

- VUID-VkDeviceFaultInfoEXT-sType-sType
[sType](#) **must** be [VK_STRUCTURE_TYPE_DEVICE_FAULT_INFO_EXT](#)
- VUID-VkDeviceFaultInfoEXT-pNext-pNext
[pNext](#) **must** be [NULL](#)

The [VkDeviceFaultAddressInfoKHR](#) structure is defined as:

```
// Provided by VK_KHR_device_fault
typedef struct VkDeviceFaultAddressInfoKHR {
    VkDeviceFaultAddressTypeKHR    addressType;
    VkDeviceAddress                reportedAddress;
    VkDeviceSize                  addressPrecision;
} VkDeviceFaultAddressInfoKHR;
```

```
// Provided by VK_EXT_device_fault
// Equivalent to VkDeviceFaultAddressInfoKHR
typedef VkDeviceFaultAddressInfoKHR VkDeviceFaultAddressInfoEXT;
```

- [addressType](#) is either the type of memory operation that triggered a page fault, or the type of association between an instruction pointer and a fault.

- **reportedAddress** is the GPU virtual address recorded by the device.
- **addressPrecision** is a power of two value that specifies how precisely the device can report the address.

The combination of **reportedAddress** and **addressPrecision** allow the possible range of addresses to be calculated, such that:

```
lower_address = (pInfo->reportedAddress & ~(pInfo->addressPrecision-1))
upper_address = (pInfo->reportedAddress | (pInfo->addressPrecision-1))
```

NOTE

It is valid for the **reportedAddress** to contain a more precise address than indicated by **addressPrecision**. In this case, the value of **reportedAddress** should be treated as an additional hint as to the value of the address that triggered the page fault, or to the value of an instruction pointer.

Possible values of **VkDeviceFaultAddressInfoKHR::addressType** are:

```
// Provided by VK_KHR_device_fault
typedef enum VkDeviceFaultAddressTypeKHR {
    VK_DEVICE_FAULT_ADDRESS_TYPE_NONE_KHR = 0,
    VK_DEVICE_FAULT_ADDRESS_TYPE_READ_INVALID_KHR = 1,
    VK_DEVICE_FAULT_ADDRESS_TYPE_WRITE_INVALID_KHR = 2,
    VK_DEVICE_FAULT_ADDRESS_TYPE_EXECUTE_INVALID_KHR = 3,
    VK_DEVICE_FAULT_ADDRESS_TYPE_INSTRUCTION_POINTER_UNKNOWN_KHR = 4,
    VK_DEVICE_FAULT_ADDRESS_TYPE_INSTRUCTION_POINTER_INVALID_KHR = 5,
    VK_DEVICE_FAULT_ADDRESS_TYPE_INSTRUCTION_POINTER_FAULT_KHR = 6,
    // Provided by VK_EXT_device_fault
    VK_DEVICE_FAULT_ADDRESS_TYPE_NONE_EXT = VK_DEVICE_FAULT_ADDRESS_TYPE_NONE_KHR,
    // Provided by VK_EXT_device_fault
    VK_DEVICE_FAULT_ADDRESS_TYPE_READ_INVALID_EXT =
VK_DEVICE_FAULT_ADDRESS_TYPE_READ_INVALID_KHR,
    // Provided by VK_EXT_device_fault
    VK_DEVICE_FAULT_ADDRESS_TYPE_WRITE_INVALID_EXT =
VK_DEVICE_FAULT_ADDRESS_TYPE_WRITE_INVALID_KHR,
    // Provided by VK_EXT_device_fault
    VK_DEVICE_FAULT_ADDRESS_TYPE_EXECUTE_INVALID_EXT =
VK_DEVICE_FAULT_ADDRESS_TYPE_EXECUTE_INVALID_KHR,
    // Provided by VK_EXT_device_fault
    VK_DEVICE_FAULT_ADDRESS_TYPE_INSTRUCTION_POINTER_UNKNOWN_EXT =
VK_DEVICE_FAULT_ADDRESS_TYPE_INSTRUCTION_POINTER_UNKNOWN_KHR,
    // Provided by VK_EXT_device_fault
    VK_DEVICE_FAULT_ADDRESS_TYPE_INSTRUCTION_POINTER_INVALID_EXT =
VK_DEVICE_FAULT_ADDRESS_TYPE_INSTRUCTION_POINTER_INVALID_KHR,
    // Provided by VK_EXT_device_fault
    VK_DEVICE_FAULT_ADDRESS_TYPE_INSTRUCTION_POINTER_FAULT_EXT =
VK_DEVICE_FAULT_ADDRESS_TYPE_INSTRUCTION_POINTER_FAULT_KHR,
} VkDeviceFaultAddressTypeKHR;
```



```
// Provided by VK_EXT_device_fault
// Equivalent to VkDeviceFaultAddressTypeKHR
typedef VkDeviceFaultAddressTypeKHR VkDeviceFaultAddressTypeEXT;
```

- [VK_DEVICE_FAULT_ADDRESS_TYPE_NONE_KHR](#) specifies that [VkDeviceFaultAddressInfoKHR](#) does not describe a page fault, or an instruction address.
- [VK_DEVICE_FAULT_ADDRESS_TYPE_READ_INVALID_KHR](#) specifies that [VkDeviceFaultAddressInfoKHR](#) describes a page fault triggered by an invalid read operation.
- [VK_DEVICE_FAULT_ADDRESS_TYPE_WRITE_INVALID_KHR](#) specifies that [VkDeviceFaultAddressInfoKHR](#) describes a page fault triggered by an invalid write operation.
- [VK_DEVICE_FAULT_ADDRESS_TYPE_EXECUTE_INVALID_KHR](#) specifies that [VkDeviceFaultAddressInfoKHR](#) describes a page fault triggered by an attempt to execute non-executable memory.
- [VK_DEVICE_FAULT_ADDRESS_TYPE_INSTRUCTION_POINTER_UNKNOWN_KHR](#) specifies an instruction pointer value at the time the fault occurred. This may or may not be related to a fault.
- [VK_DEVICE_FAULT_ADDRESS_TYPE_INSTRUCTION_POINTER_INVALID_KHR](#) specifies an instruction pointer value associated with an invalid instruction fault.
- [VK_DEVICE_FAULT_ADDRESS_TYPE_INSTRUCTION_POINTER_FAULT_KHR](#) specifies an instruction pointer value associated with a fault.

NOTE

The instruction pointer values recorded may not identify the specific instruction(s) that triggered the fault. The relationship between the instruction pointer reported and triggering instruction will be vendor-specific.

The [VkDeviceFaultVendorInfoKHR](#) structure is defined as:

```
// Provided by VK_KHR_device_fault
typedef struct VkDeviceFaultVendorInfoKHR {
    char        description[VK_MAX_DESCRIPTION_SIZE];
    uint64_t    vendorFaultCode;
    uint64_t    vendorFaultData;
} VkDeviceFaultVendorInfoKHR;
```

```
// Provided by VK_EXT_device_fault
// Equivalent to VkDeviceFaultVendorInfoKHR
typedef VkDeviceFaultVendorInfoKHR VkDeviceFaultVendorInfoEXT;
```

- [description](#) is an array of [VK_MAX_DESCRIPTION_SIZE](#) [char](#) containing a null-terminated UTF-8 string which is a human readable description of the fault.
- [vendorFaultCode](#) is the vendor-specific fault code for this fault.
- [vendorFaultData](#) is the vendor-specific fault data associated with this fault.

Vendor Binary Crash Dumps

Applications **can** retrieve extended vendor-specific binary crash dump data for later analysis using external tools.

When `VK_KHR_device_fault` is enabled, crash dump data can be retrieved by calling [vkGetDeviceFaultDebugInfoKHR](#).

When `VK_EXT_device_fault` is enabled, crash dump data can be retrieved by calling [vkGetDeviceFaultInfoEXT](#).

To retrieve a vendor-specific binary crash dump call:

```
// Provided by VK_KHR_device_fault
VkResult vkGetDeviceFaultDebugInfoKHR(
    VkDevice device,
    VkDeviceFaultDebugInfoKHR* pDebugInfo);
```

- `device` is the logical device from which to query the crash dump.
- `pDebugInfo` is a pointer to a `VkDeviceFaultDebugInfoKHR` structure which will be populated with the vendor binary data crash dump binary, as described below.

If `pDebugInfo->pVendorBinaryData` is `NULL`, then the size of any vendor-specific binary crash dump is returned in `pDebugInfo->vendorBinarySize`.

If the `pDebugInfo->pVendorBinaryData` is not `NULL` then it **must** point to a buffer of size `pDebugInfo->vendorBinarySize` bytes.

On return, `pDebugInfo->vendorBinarySize` will be overwritten with the number of bytes actually written to the `pDebugInfo->pVendorBinaryData`.

If `pDebugInfo->vendorBinaryData` is not `NULL`, then subsequent calls to [vkGetDeviceFaultDebugInfoKHR](#) for the same `device` **must** return identical binary values in the `pDebugInfo->pVendorBinaryData` buffer up to the limit defined by `pDebugInfo->vendorBinarySize`.

If the [vendor-specific crash dumps](#) feature is not enabled, then implementations **must** set `pDebugInfo->vendorBinarySize` to zero and **must** not modify `pDebugInfo->pVendorBinaryData`.

Valid Usage

- VUID-vkGetDeviceFaultDebugInfoKHR-device-12383
`device` **must** be [lost](#)

Valid Usage (Implicit)

- VUID-vkGetDeviceFaultDebugInfoKHR-device-parameter
`device` **must** be a valid [VkDevice](#) handle

- VUID-vkGetDeviceFaultDebugInfoKHR-pDebugInfo-parameter
`pDebugInfo` **must** be a valid pointer to a [VkDeviceFaultDebugInfoKHR](#) structure

Return Codes

Success

- [VK_INCOMPLETE](#)
- [VK_SUCCESS](#)

Failure

- [VK_ERROR_NOT_ENOUGH_SPACE_KHR](#)
- [VK_ERROR_OUT_OF_HOST_MEMORY](#)
- [VK_ERROR_UNKNOWN](#)
- [VK_ERROR_VALIDATION_FAILED](#)

The [VkDeviceFaultDebugInfoKHR](#) structure is defined as:

- `sType` is a [VkStructureType](#) value identifying this structure.
- `pNext` is `NULL` or a pointer to a structure extending this structure.
- `vendorBinarySize` is the size in bytes of a vendor-specific binary crash dump, which **may** provide additional information when imported into external tools.
- `pVendorBinaryData` is `NULL` or a pointer to `vendorBinarySize` number of bytes of data, which will be populated with a vendor-specific binary crash dump, as described in [Vendor Binary Crash Dumps](#).

```
// Provided by VK_KHR_device_fault
typedef struct VkDeviceFaultDebugInfoKHR {
    VkStructureType    sType;
    void*              pNext;
    uint32_t           vendorBinarySize;
    void*              pVendorBinaryData;
} VkDeviceFaultDebugInfoKHR;
```

Valid Usage (Implicit)

- VUID-VkDeviceFaultDebugInfoKHR-sType-sType
`sType` **must** be [VK_STRUCTURE_TYPE_DEVICE_FAULT_DEBUG_INFO_KHR](#)
- VUID-VkDeviceFaultDebugInfoKHR-pNext-pNext
`pNext` **must** be `NULL` or a pointer to a valid instance of [VkDeviceFaultShaderAbortMessageInfoKHR](#)
- VUID-VkDeviceFaultDebugInfoKHR-sType-unique
The `sType` value of each structure in the `pNext` chain **must** be unique

The format of this crash dump data **may** depend on the vendor ID, device ID, driver version, and other details of the device. To enable external applications to identify the original device from which a crash dump was generated, the initial bytes written to `VkDeviceFaultInfoEXT::pVendorBinaryData`, or to `VkDeviceFaultDebugInfoKHR::pVendorBinaryData` **must** begin with a valid crash dump header.

Version one of the crash dump header is defined as:

```
// Provided by VK_KHR_device_fault
typedef struct VkDeviceFaultVendorBinaryHeaderVersionOneKHR {
    uint32_t headerSize;
    VkDeviceFaultVendorBinaryHeaderVersionKHR headerVersion;
    uint32_t vendorID;
    uint32_t deviceID;
    uint32_t driverVersion;
    uint8_t pipelineCacheUUID[VK_UUID_SIZE];
    uint32_t applicationNameOffset;
    uint32_t applicationVersion;
    uint32_t engineNameOffset;
    uint32_t engineVersion;
    uint32_t apiVersion;
} VkDeviceFaultVendorBinaryHeaderVersionOneKHR;
```

```
// Provided by VK_EXT_device_fault
// Equivalent to VkDeviceFaultVendorBinaryHeaderVersionOneKHR
typedef VkDeviceFaultVendorBinaryHeaderVersionOneKHR
VkDeviceFaultVendorBinaryHeaderVersionOneEXT;
```

- `headerSize` is the length in bytes of the crash dump header.
- `headerVersion` is a `VkDeviceFaultVendorBinaryHeaderVersionKHR` enum value specifying the version of the header. A consumer of the crash dump **should** use the header version to interpret the remainder of the header. `headerVersion` **must** be written as exactly 4 bytes.
- `vendorID` is the `VkPhysicalDeviceProperties::vendorID` of the implementation.
- `deviceID` is the `VkPhysicalDeviceProperties::deviceID` of the implementation.
- `driverVersion` is the `VkPhysicalDeviceProperties::driverVersion` of the implementation.
- `pipelineCacheUUID` is an array of `VK_UUID_SIZE` `uint8_t` values matching the `VkPhysicalDeviceProperties::pipelineCacheUUID` property of the implementation.
- `applicationNameOffset` is zero, or an offset from the base address of the crash dump header to a null-terminated UTF-8 string containing the name of the application. If `applicationNameOffset` is non-zero, this string **must** match the application name specified via `VkApplicationInfo::pApplicationName` during instance creation.
- `applicationVersion` **must** be zero or the value specified by `VkApplicationInfo::applicationVersion` during instance creation.
- `engineNameOffset` is zero, or an offset from the base address of the crash dump header to a null-

terminated UTF-8 string containing the name of the engine (if any) used to create the application. If `engineNameOffset` is non-zero, this string **must** match the engine name specified via `VkApplicationInfo::pEngineName` during instance creation.

- `engineVersion` **must** be zero or the value specified by `VkApplicationInfo::engineVersion` during instance creation.
- `apiVersion` **must** be zero or the value specified by `VkApplicationInfo::apiVersion` during instance creation.

Unlike most structures declared by the Vulkan API, all fields of this structure are written with the least significant byte first, regardless of host byte-order.

The C language specification does not define the packing of structure members. This layout assumes tight structure member packing, with members laid out in the order listed in the structure, and the intended size of the structure is 56 bytes. If a compiler produces code that diverges from that pattern, applications **must** employ another method to set values at the correct offsets.

Valid Usage

- VUID-VkDeviceFaultVendorBinaryHeaderVersionOneEXT-headerSize-07340
`headerSize` **must** be 56
- VUID-VkDeviceFaultVendorBinaryHeaderVersionOneEXT-headerVersion-07341
`headerVersion` **must** be `VK_DEVICE_FAULT_VENDOR_BINARY_HEADER_VERSION_ONE_KHR`

Valid Usage (Implicit)

- VUID-VkDeviceFaultVendorBinaryHeaderVersionOneKHR-headerVersion-parameter
`headerVersion` **must** be a valid `VkDeviceFaultVendorBinaryHeaderVersionKHR` value

Possible values of the `headerVersion` value of the crash dump header are:

```
// Provided by VK_KHR_device_fault
typedef enum VkDeviceFaultVendorBinaryHeaderVersionKHR {
    VK_DEVICE_FAULT_VENDOR_BINARY_HEADER_VERSION_ONE_KHR = 1,
    VK_DEVICE_FAULT_VENDOR_BINARY_HEADER_VERSION_ONE_EXT =
VK_DEVICE_FAULT_VENDOR_BINARY_HEADER_VERSION_ONE_KHR,
} VkDeviceFaultVendorBinaryHeaderVersionKHR;
```

```
// Provided by VK_EXT_device_fault
// Equivalent to VkDeviceFaultVendorBinaryHeaderVersionKHR
typedef VkDeviceFaultVendorBinaryHeaderVersionKHR
VkDeviceFaultVendorBinaryHeaderVersionEXT;
```

- `VK_DEVICE_FAULT_VENDOR_BINARY_HEADER_VERSION_ONE_KHR` specifies version one of the

binary crash dump header.

Shader Abort Messages

Applications making use of the `OpAbortKHR` instruction in their shaders **can** retrieve the messages passed through those instructions with the following structures:

The `VkDeviceFaultShaderAbortMessageInfoKHR` structure is defined as:

```
// Provided by VK_KHR_shader_abort
typedef struct VkDeviceFaultShaderAbortMessageInfoKHR {
    VkStructureType    sType;
    void*              pNext;
    uint64_t           messageDataSize;
    void*              pMessageData;
} VkDeviceFaultShaderAbortMessageInfoKHR;
```

- `sType` is a `VkStructureType` value identifying this structure.
- `pNext` is `NULL` or a pointer to a structure extending this structure.
- `messageDataSize` is the size of `pMessageData` in bytes. If `pMessageData` is `NULL`, this value is populated by the implementation.
- `pMessageData` is `NULL` or a pointer to `messageDataSize` bytes of data, which will be populated with data for messages reported via `OpAbortKHR`. If `pMessageData` is `NULL` then `messageDataSize` will be populated with the required size.

This structure **can** be included in the `pNext` chain of `VkDeviceFaultDebugInfoKHR` to retrieve messages returned by `OpAbortKHR` instructions.

`pMessageData` is populated with a series of (size,payload) pairs, each aligned to 8-byte boundaries. The size in each pair is a 64-bit integer indicating the number of bytes in the subsequent payload. The data in payload is laid out in the exact manner specified in the `OpAbortKHR` instruction by the message type, with no modifications. If multiple messages are present, the next message size will always be at the following 8-byte aligned offset after the payload ends.

Implementations **must** report the message reported by the first `OpAbortKHR` instruction executed in an invocation for this device. They **may** report additional messages if other invocations continued to execute after the abort instruction was executed.

NOTE

Even though shading languages may provide definitions for printf-style abort commands, no formatting is performed by the Vulkan implementation. Applications should consult documentation for the shader language they are using on how abort messages are packed, so that they can unpack them after they are queried.

Valid Usage (Implicit)

- VUID-VkDeviceFaultShaderAbortMessageInfoKHR-sType-sType
`sType` **must**

be

Structure Chaining

Extends the structure

- [VkDeviceFaultDebugInfoKHR](#)

58.5. Active Tooling Information

Information about tools providing debugging, profiling, or similar services, active for a given physical device, can be obtained by calling:

```
// Provided by VK_VERSION_1_3
VkResult vkGetPhysicalDeviceToolProperties(
    VkPhysicalDevice          physicalDevice,
    uint32_t*                 pToolCount,
    VkPhysicalDeviceToolProperties* pToolProperties);
```

```
// Provided by VK_EXT_tooling_info
// Equivalent to vkGetPhysicalDeviceToolProperties
VkResult vkGetPhysicalDeviceToolPropertiesEXT(
    VkPhysicalDevice          physicalDevice,
    uint32_t*                 pToolCount,
    VkPhysicalDeviceToolProperties* pToolProperties);
```

- **physicalDevice** is the handle to the physical device to query for active tools.
- **pToolCount** is a pointer to an integer describing the number of tools active on **physicalDevice**.
- **pToolProperties** is either **NULL** or a pointer to an array of [VkPhysicalDeviceToolProperties](#) structures.

If **pToolProperties** is **NULL**, then the number of tools currently active on **physicalDevice** is returned in **pToolCount**. Otherwise, **pToolCount** **must** point to a variable set by the application to the number of elements in the **pToolProperties** array, and on return the variable is overwritten with the number of structures actually written to **pToolProperties**. If **pToolCount** is less than the number of currently active tools, at most **pToolCount** structures will be written.

The count and properties of active tools **may** change in response to events outside the scope of the specification. An application **should** assume these properties might change at any given time.

Valid Usage (Implicit)

- VUID-vkGetPhysicalDeviceToolProperties-physicalDevice-parameter **physicalDevice** **must** be a valid [VkPhysicalDevice](#) handle

- VUID-vkGetPhysicalDeviceToolProperties-pToolCount-parameter
`pToolCount` **must** be a valid pointer to a `uint32_t` value
- VUID-vkGetPhysicalDeviceToolProperties-pToolProperties-parameter
If the value referenced by `pToolCount` is not 0, and `pToolProperties` is not `NULL`, `pToolProperties` **must** be a valid pointer to an array of `pToolCount` `VkPhysicalDeviceToolProperties` structures

Return Codes

Success

- `VK_INCOMPLETE`
- `VK_SUCCESS`

Failure

- `VK_ERROR_OUT_OF_HOST_MEMORY`
- `VK_ERROR_UNKNOWN`
- `VK_ERROR_VALIDATION_FAILED`

The `VkPhysicalDeviceToolProperties` structure is defined as:

```
// Provided by VK_VERSION_1_3
typedef struct VkPhysicalDeviceToolProperties {
    VkStructureType    sType;
    void*              pNext;
    char               name[VK_MAX_EXTENSION_NAME_SIZE];
    char               version[VK_MAX_EXTENSION_NAME_SIZE];
    VkToolPurposeFlags purposes;
    char               description[VK_MAX_DESCRIPTION_SIZE];
    char               layer[VK_MAX_EXTENSION_NAME_SIZE];
} VkPhysicalDeviceToolProperties;
```

```
// Provided by VK_EXT_tooling_info
// Equivalent to VkPhysicalDeviceToolProperties
typedef VkPhysicalDeviceToolProperties VkPhysicalDeviceToolPropertiesEXT;
```

- `sType` is a `VkStructureType` value identifying this structure.
- `pNext` is `NULL` or a pointer to a structure extending this structure.
- `name` is a null-terminated UTF-8 string containing the name of the tool.
- `version` is a null-terminated UTF-8 string containing the version of the tool.
- `purposes` is a bitmask of `VkToolPurposeFlagBits` which is populated with purposes supported by the tool.
- `description` is a null-terminated UTF-8 string containing a description of the tool.

- **layer** is a null-terminated UTF-8 string containing the name of the layer implementing the tool, if the tool is implemented in a layer - otherwise it **may** be an empty string.

Valid Usage (Implicit)

- VUID-VkPhysicalDeviceToolProperties-sType-sType
sType must be `VK_STRUCTURE_TYPE_PHYSICAL_DEVICE_TOOL_PROPERTIES`
- VUID-VkPhysicalDeviceToolProperties-pNext-pNext
pNext must be `NULL`

Bits which **can** be set in `VkPhysicalDeviceToolProperties::purposes`, specifying the purposes of an active tool, are:

```
// Provided by VK_VERSION_1_3
typedef enum VkToolPurposeFlagBits {
    VK_TOOL_PURPOSE_VALIDATION_BIT = 0x00000001,
    VK_TOOL_PURPOSE_PROFILING_BIT = 0x00000002,
    VK_TOOL_PURPOSE_TRACING_BIT = 0x00000004,
    VK_TOOL_PURPOSE_ADDITIONAL_FEATURES_BIT = 0x00000008,
    VK_TOOL_PURPOSE_MODIFYING_FEATURES_BIT = 0x00000010,
    // Provided by VK_EXT_debug_report with VK_EXT_tooling_info, VK_EXT_debug_utils with
    VK_EXT_tooling_info
    VK_TOOL_PURPOSE_DEBUG_REPORTING_BIT_EXT = 0x00000020,
    // Provided by VK_EXT_debug_marker with VK_EXT_tooling_info, VK_EXT_debug_utils with
    VK_EXT_tooling_info
    VK_TOOL_PURPOSE_DEBUG_MARKERS_BIT_EXT = 0x00000040,
    // Provided by VK_EXT_tooling_info
    VK_TOOL_PURPOSE_VALIDATION_BIT_EXT = VK_TOOL_PURPOSE_VALIDATION_BIT,
    // Provided by VK_EXT_tooling_info
    VK_TOOL_PURPOSE_PROFILING_BIT_EXT = VK_TOOL_PURPOSE_PROFILING_BIT,
    // Provided by VK_EXT_tooling_info
    VK_TOOL_PURPOSE_TRACING_BIT_EXT = VK_TOOL_PURPOSE_TRACING_BIT,
    // Provided by VK_EXT_tooling_info
    VK_TOOL_PURPOSE_ADDITIONAL_FEATURES_BIT_EXT =
VK_TOOL_PURPOSE_ADDITIONAL_FEATURES_BIT,
    // Provided by VK_EXT_tooling_info
    VK_TOOL_PURPOSE_MODIFYING_FEATURES_BIT_EXT =
VK_TOOL_PURPOSE_MODIFYING_FEATURES_BIT,
} VkToolPurposeFlagBits;
```

```
// Provided by VK_EXT_tooling_info
// Equivalent to VkToolPurposeFlagBits
typedef VkToolPurposeFlagBits VkToolPurposeFlagBitsEXT;
```

- `VK_TOOL_PURPOSE_VALIDATION_BIT` specifies that the tool provides validation of API usage.
- `VK_TOOL_PURPOSE_PROFILING_BIT` specifies that the tool provides profiling of API usage.

- [VK_TOOL_PURPOSE_TRACING_BIT](#) specifies that the tool is capturing data about the application's API usage, including anything from simple logging to capturing data for later replay.
- [VK_TOOL_PURPOSE_ADDITIONAL_FEATURES_BIT](#) specifies that the tool provides additional API features/extensions on top of the underlying implementation.
- [VK_TOOL_PURPOSE_MODIFYING_FEATURES_BIT](#) specifies that the tool modifies the API features/limits/extensions presented to the application.
- [VK_TOOL_PURPOSE_DEBUG_REPORTING_BIT_EXT](#) specifies that the tool reports additional information to the application via callbacks specified by [vkCreateDebugReportCallbackEXT](#) or [vkCreateDebugUtilsMessengerEXT](#)
- [VK_TOOL_PURPOSE_DEBUG_MARKERS_BIT_EXT](#) specifies that the tool consumes [debug markers](#) or [object debug annotation](#), [queue labels](#), or [command buffer labels](#)

```
// Provided by VK_VERSION_1_3
typedef VkFlags VkToolPurposeFlags;
```

```
// Provided by VK_EXT_tooling_info
// Equivalent to VkToolPurposeFlags
typedef VkToolPurposeFlags VkToolPurposeFlagsEXT;
```

[VkToolPurposeFlags](#) is a bitmask type for setting a mask of zero or more [VkToolPurposeFlagBits](#).

58.6. Frame Boundary

The [VkFrameBoundaryEXT](#) structure is defined as:

```
// Provided by VK_EXT_frame_boundary
typedef struct VkFrameBoundaryEXT {
    VkStructureType      sType;
    const void*          pNext;
    VkFrameBoundaryFlagsEXT flags;
    uint64_t             frameID;
    uint32_t             imageCount;
    const VkImage*        pImages;
    uint32_t             bufferCount;
    const VkBuffer*       pBuffer;
    uint64_t             tagName;
    size_t               tagSize;
    const void*          pTag;
} VkFrameBoundaryEXT;
```

- [sType](#) is a [VkStructureType](#) value identifying this structure.
- [pNext](#) is [NULL](#) or a pointer to a structure extending this structure.

- **flags** is a bitmask of [VkFrameBoundaryFlagBitsEXT](#) that can flag the last submission of a frame identifier.
- **frameID** is the frame identifier.
- **imageCount** is the number of images that store frame results.
- **pImages** is a pointer to an array of [VkImage](#) objects with **imageCount** entries.
- **bufferCount** is the number of buffers the store the frame results.
- **pBuffers** is a pointer to an array of [VkBuffer](#) objects with **bufferCount** entries.
- **tagName** is a numerical identifier for tag data.
- **tagSize** is the number of bytes of tag data.
- **pTag** is a pointer to an array of **tagSize** bytes containing tag data.

The application **can** associate frame boundary information to a queue submission call by adding a [VkFrameBoundaryEXT](#) structure to the **pNext** chain of [queue submission](#), [VkPresentInfoKHR](#), or [VkBindSparseInfo](#).

NOTE

The frame identifier is used to associate one or more queue submissions to a frame. It is meant to be unique within a frame lifetime, i.e. it is possible (though not recommended) to reuse frame identifiers, as long as any two frames that may have overlapping queue submissions (as in the example above) use different frame identifiers.

Since the concept of frame is application-dependent, there is no way to validate the use of frame identifier. It is good practice to use a monotonically increasing counter as the frame identifier and not reuse identifiers between frames.

The **pImages** and **pBuffers** arrays contain a list of images and buffers which store the “end result” of the frame. As the concept of frame is application-dependent, not all frames **may** produce their results in images or buffers, yet this is a sufficiently common case to be handled by [VkFrameBoundaryEXT](#). Note that no extra information, such as image layout is being provided, since the images are meant to be used by tools which would already be tracking this required information. Having the possibility of passing a list of end-result images makes [VkFrameBoundaryEXT](#) as expressive as [vkQueuePresentKHR](#), which is often the default frame boundary delimiter.

The application **can** also associate arbitrary extra information via tag data using **tagName**, **tagSize** and **pTag**. This extra information is typically tool-specific.

Valid Usage (Implicit)

- VUID-VkFrameBoundaryEXT-sType-sType
sType **must** be [VK_STRUCTURE_TYPE_FRAME_BOUNDARY_EXT](#)
- VUID-VkFrameBoundaryEXT-flags-parameter
flags **must** be a valid combination of [VkFrameBoundaryFlagBitsEXT](#) values
- VUID-VkFrameBoundaryEXT-pImages-parameter
If **imageCount** is not 0, and **pImages** is not NULL, **pImages** **must** be a valid pointer to an array

of `imageCount` valid `VkImage` handles

- `VOID-VkFrameBoundaryEXT-pBuffers-parameter`

If `bufferCount` is not 0, and `pBuffers` is not `NULL`, `pBuffers` **must** be a valid pointer to an array of `bufferCount` valid `VkBuffer` handles

- `VOID-VkFrameBoundaryEXT-pTag-parameter`

If `tagSize` is not 0, and `pTag` is not `NULL`, `pTag` **must** be a valid pointer to an array of `tagSize` bytes

- `VOID-VkFrameBoundaryEXT-commonparent`

Both of the elements of `pBuffers`, and the elements of `pImages` that are valid handles of non-ignored parameters **must** have been created, allocated, or retrieved from the same `VkDevice`

Structure Chaining

Extends the structures

- `VkBindSparseInfo`
- `VkPresentInfoKHR`
- `VkSubmitInfo`
- `VkSubmitInfo2`

The bit which **can** be set in `VkFrameBoundaryEXT::flags` is:

```
// Provided by VK_EXT_frame_boundary
typedef enum VkFrameBoundaryFlagBitsEXT {
    VK_FRAME_BOUNDARY_FRAME_END_BIT_EXT = 0x00000001,
} VkFrameBoundaryFlagBitsEXT;
```

- `VK_FRAME_BOUNDARY_FRAME_END_BIT_EXT` specifies that this queue submission is the last one for this frame, i.e. once this queue submission has terminated, then the work for this frame is completed.

Note that in the presence of timeline semaphores, the last queue submission might not be the last one to be submitted, as timeline semaphores allow for wait-before-signal submissions. In the context of frame boundary, the queue submission that should be done flagged as the last one is the one that is meant to be executed last, even if it **may** not be the last one to be submitted.

```
// Provided by VK_EXT_frame_boundary
typedef VkFlags VkFrameBoundaryFlagsEXT;
```

`VkFrameBoundaryFlagsEXT` is a bitmask type for setting a mask of zero or more `VkFrameBoundaryFlagBitsEXT`.

The `VkFrameBoundaryTensorsARM` structure is defined as:


```
// Provided by VK_EXT_frame_boundary with VK_ARM_tensors
typedef struct VkFrameBoundaryTensorsARM {
    VkStructureType    sType;
    const void*        pNext;
    uint32_t           tensorCount;
    const VkTensorARM* pTensors;
} VkFrameBoundaryTensorsARM;
```

- **sType** is a [VkStructureType](#) value identifying this structure.
- **pNext** is **NULL** or a pointer to a structure extending this structure.
- **tensorCount** is the number of tensors that store frame results.
- **pTensors** is a pointer to an array of [VkTensorARM](#) objects with tensorCount entries.

Valid Usage (Implicit)

- VUID-VkFrameBoundaryTensorsARM-sType-sType
sType **must** be [VK_STRUCTURE_TYPE_FRAME_BOUNDARY_TENSORS_ARM](#)
- VUID-VkFrameBoundaryTensorsARM-pTensors-parameter
pTensors **must** be a valid pointer to an array of **tensorCount** valid [VkTensorARM](#) handles
- VUID-VkFrameBoundaryTensorsARM-tensorCount-arraylength
tensorCount **must** be greater than 0

Structure Chaining

Extends the structures

- [VkBindSparseInfo](#)
- [VkPresentInfoKHR](#)
- [VkSubmitInfo](#)
- [VkSubmitInfo2](#)

Appendix A: Vulkan Environment for SPIR-V

Shaders for Vulkan are defined by the [Khronos SPIR-V Specification](#) as well as the [Khronos SPIR-V Extended Instructions for GLSL](#) Specification. This appendix defines additional SPIR-V requirements applying to Vulkan shaders.

Versions and Formats

A Vulkan 1.4 implementation **must** support the 1.0, 1.1, 1.2, 1.3, 1.4, 1.5, and 1.6 versions of SPIR-V and the 1.0 version of the SPIR-V Extended Instructions for GLSL.

A SPIR-V module passed into [vkCreateShaderModule](#) is interpreted as a series of 32-bit words in host endianness, with literal strings packed as described in section 2.2 of the SPIR-V Specification. The first few words of the SPIR-V module **must** be a magic number and a SPIR-V version number, as described in section 2.3 of the SPIR-V Specification.

Capabilities

The [table below](#) lists the set of SPIR-V capabilities that **may** be supported in Vulkan implementations. The application **must** not use any of these capabilities in SPIR-V passed to [vkCreateShaderModule](#) unless one of the following conditions is met for the [VkDevice](#) specified in the [device](#) parameter of [vkCreateShaderModule](#):

- The corresponding field in the table is blank.
- Any corresponding Vulkan feature is enabled.
- Any corresponding Vulkan extension is enabled.
- Any corresponding Vulkan property is supported.
- The corresponding core version is supported (as returned by [VkPhysicalDeviceProperties::apiVersion](#)).

Table 112. List of SPIR-V Capabilities and Corresponding Vulkan Features, Extensions, or Core Version

SPIR-V OpCapability	Vulkan feature, extension, or core version
Matrix	VK_VERSION_1_0
Shader	VK_VERSION_1_0
InputAttachment	VK_VERSION_1_0
Sampled1D	VK_VERSION_1_0
Image1D	VK_VERSION_1_0

SPIR-V OpCapability Vulkan feature, extension, or core version
SampledBuffer VK_VERSION_1_0
ImageBuffer VK_VERSION_1_0
ImageQuery VK_VERSION_1_0
DerivativeControl VK_VERSION_1_0
Geometry VkPhysicalDeviceFeatures::geometryShader
Tessellation VkPhysicalDeviceFeatures::tessellationShader
Float64 VkPhysicalDeviceFeatures::shaderFloat64
Int64 VkPhysicalDeviceFeatures::shaderInt64
Int64Atomics VkPhysicalDeviceVulkan12Features::shaderBufferInt64Atomics VkPhysicalDeviceVulkan12Features::shaderSharedInt64Atomics VkPhysicalDeviceShaderImageAtomicInt64FeaturesEXT::shaderImageInt64Atomics
AtomicFloat16AddEXT VkPhysicalDeviceShaderAtomicFloat2FeaturesEXT::shaderBufferFloat16AtomicAdd VkPhysicalDeviceShaderAtomicFloat2FeaturesEXT::shaderSharedFloat16AtomicAdd
AtomicFloat32AddEXT VkPhysicalDeviceShaderAtomicFloatFeaturesEXT::shaderBufferFloat32AtomicAdd VkPhysicalDeviceShaderAtomicFloatFeaturesEXT::shaderSharedFloat32AtomicAdd VkPhysicalDeviceShaderAtomicFloatFeaturesEXT::shaderImageFloat32AtomicAdd
AtomicFloat64AddEXT VkPhysicalDeviceShaderAtomicFloatFeaturesEXT::shaderBufferFloat64AtomicAdd VkPhysicalDeviceShaderAtomicFloatFeaturesEXT::shaderSharedFloat64AtomicAdd
AtomicFloat16MinMaxEXT VkPhysicalDeviceShaderAtomicFloat2FeaturesEXT::shaderBufferFloat16AtomicMinMax VkPhysicalDeviceShaderAtomicFloat2FeaturesEXT::shaderSharedFloat16AtomicMinMax
AtomicFloat32MinMaxEXT VkPhysicalDeviceShaderAtomicFloat2FeaturesEXT::shaderBufferFloat32AtomicMinMax VkPhysicalDeviceShaderAtomicFloat2FeaturesEXT::shaderSharedFloat32AtomicMinMax VkPhysicalDeviceShaderAtomicFloat2FeaturesEXT::shaderImageFloat32AtomicMinMax

SPIR-V OpCapability	Vulkan feature, extension, or core version
AtomicFloat64MinMaxEXT	VkPhysicalDeviceShaderAtomicFloat2FeaturesEXT::shaderBufferFloat64AtomicMinMax VkPhysicalDeviceShaderAtomicFloat2FeaturesEXT::shaderSharedFloat64AtomicMinMax
AtomicFloat16VectorNV	VkPhysicalDeviceShaderAtomicFloat16VectorFeaturesNV::shaderFloat16VectorAtomics
Int64ImageEXT	VkPhysicalDeviceShaderImageAtomicInt64FeaturesEXT::shaderImageInt64Atomics
Int16	VkPhysicalDeviceFeatures::shaderInt16
TessellationPointSize	VkPhysicalDeviceFeatures::shaderTessellationAndGeometryPointSize
GeometryPointSize	VkPhysicalDeviceFeatures::shaderTessellationAndGeometryPointSize
ImageGatherExtended	VkPhysicalDeviceFeatures::shaderImageGatherExtended
StorageImageMultisample	VkPhysicalDeviceFeatures::shaderStorageImageMultisample
UniformBufferArrayDynamicIndexing	VkPhysicalDeviceFeatures::shaderUniformBufferArrayDynamicIndexing
SampledImageArrayDynamicIndexing	VkPhysicalDeviceFeatures::shaderSampledImageArrayDynamicIndexing
StorageBufferArrayDynamicIndexing	VkPhysicalDeviceFeatures::shaderStorageBufferArrayDynamicIndexing
StorageImageArrayDynamicIndexing	VkPhysicalDeviceFeatures::shaderStorageImageArrayDynamicIndexing
ClipDistance	VkPhysicalDeviceFeatures::shaderClipDistance
CullDistance	VkPhysicalDeviceFeatures::shaderCullDistance
ImageCubeArray	VkPhysicalDeviceFeatures::imageCubeArray
SampleRateShading	VkPhysicalDeviceFeatures::sampleRateShading
SparseResidency	VkPhysicalDeviceFeatures::shaderResourceResidency
MinLod	VkPhysicalDeviceFeatures::shaderResourceMinLod

SPIR-V OpCapability Vulkan feature, extension, or core version
SampledCubeArray VkPhysicalDeviceFeatures::imageCubeArray
ImageMSArray VkPhysicalDeviceFeatures::shaderStorageImageMultisample
StorageImageExtendedFormats VK_VERSION_1_0
InterpolationFunction VkPhysicalDeviceFeatures::sampleRateShading
StorageImageReadWithoutFormat VkPhysicalDeviceFeatures::shaderStorageImageReadWithoutFormat VK_VERSION_1_3 VK_KHR_format_feature_flags2
StorageImageWriteWithoutFormat VkPhysicalDeviceFeatures::shaderStorageImageWriteWithoutFormat VK_VERSION_1_3 VK_KHR_format_feature_flags2
MultiViewport VkPhysicalDeviceFeatures::multiViewport
DrawParameters VkPhysicalDeviceVulkan11Features::shaderDrawParameters VkPhysicalDeviceShaderDrawParametersFeatures::shaderDrawParameters VK_KHR_shader_draw_parameters
MultiView VkPhysicalDeviceVulkan11Features::multiview VkPhysicalDeviceMultiviewFeatures::multiview
DeviceGroup VK_VERSION_1_1 VK_KHR_device_group
VariablePointersStorageBuffer VkPhysicalDeviceVulkan11Features::variablePointersStorageBuffer VkPhysicalDeviceVariablePointersFeatures::variablePointersStorageBuffer
VariablePointers VkPhysicalDeviceVulkan11Features::variablePointers VkPhysicalDeviceVariablePointersFeatures::variablePointers
ShaderClockKHR VK_KHR_shader_clock
StencilExportEXT VK_EXT_shader_stencil_export

SPIR-V OpCapability Vulkan feature, extension, or core version
SubgroupBallotKHR VK_EXT_shader_subgroup_ballot
SubgroupVoteKHR VK_EXT_shader_subgroup_vote
ImageReadWriteLodAMD VK_AMD_shader_image_load_store_lod
ImageGatherBiasLodAMD VK_AMD_texture_gather_bias_lod
FragmentMaskAMD VK_AMD_shader_fragment_mask
SampleMaskOverrideCoverageNV VK_NV_sample_mask_override_coverage
GeometryShaderPassthroughNV VK_NV_geometry_shader_passthrough
ShaderViewportIndex VkPhysicalDeviceVulkan12Features::shaderOutputViewportIndex
ShaderLayer VkPhysicalDeviceVulkan12Features::shaderOutputLayer
ShaderViewportIndexLayerEXT VK_EXT_shader_viewport_index_layer VK_NV_viewport_array2
ShaderViewportMaskNV VK_NV_viewport_array2
PerViewAttributesNV VK_NVX_multiview_per_view_attributes
StorageBuffer16BitAccess VkPhysicalDeviceVulkan11Features::storageBuffer16BitAccess VkPhysicalDevice16BitStorageFeatures::storageBuffer16BitAccess
UniformAndStorageBuffer16BitAccess VkPhysicalDeviceVulkan11Features::uniformAndStorageBuffer16BitAccess VkPhysicalDevice16BitStorageFeatures::uniformAndStorageBuffer16BitAccess
StoragePushConstant16 VkPhysicalDeviceVulkan11Features::storagePushConstant16 VkPhysicalDevice16BitStorageFeatures::storagePushConstant16
StorageInputOutput16 VkPhysicalDeviceVulkan11Features::storageInputOutput16 VkPhysicalDevice16BitStorageFeatures::storageInputOutput16
GroupNonUniform VK_SUBGROUP_FEATURE_BASIC_BIT

SPIR-V OpCapability Vulkan feature, extension, or core version
GroupNonUniformVote VK_SUBGROUP_FEATURE_VOTE_BIT
GroupNonUniformArithmetic VK_SUBGROUP_FEATURE_ARITHMETIC_BIT
GroupNonUniformBallot VK_SUBGROUP_FEATURE_BALLOT_BIT
GroupNonUniformShuffle VK_SUBGROUP_FEATURE_SHUFFLE_BIT
GroupNonUniformShuffleRelative VK_SUBGROUP_FEATURE_SHUFFLE_RELATIVE_BIT
GroupNonUniformClustered VK_SUBGROUP_FEATURE_CLUSTERED_BIT
GroupNonUniformQuad VK_SUBGROUP_FEATURE_QUAD_BIT
GroupNonUniformPartitionedEXT VkPhysicalDeviceShaderSubgroupPartitionedFeaturesEXT::shaderSubgroupPartitioned VK_SUBGROUP_FEATURE_PARTITIONED_BIT_NV
SampleMaskPostDepthCoverage VK_EXT_post_depth_coverage
ShaderNonUniform VK_VERSION_1_2 VK_EXT_descriptor_indexing
RuntimeDescriptorArray VkPhysicalDeviceVulkan12Features::runtimeDescriptorArray
InputAttachmentArrayDynamicIndexing VkPhysicalDeviceVulkan12Features::shaderInputAttachmentArrayDynamicIndexing
UniformTexelBufferArrayDynamicIndexing VkPhysicalDeviceVulkan12Features::shaderUniformTexelBufferArrayDynamicIndexing
StorageTexelBufferArrayDynamicIndexing VkPhysicalDeviceVulkan12Features::shaderStorageTexelBufferArrayDynamicIndexing
UniformBufferArrayNonUniformIndexing VkPhysicalDeviceVulkan12Features::shaderUniformBufferArrayNonUniformIndexing
SampledImageArrayNonUniformIndexing VkPhysicalDeviceVulkan12Features::shaderSampledImageArrayNonUniformIndexing
StorageBufferArrayNonUniformIndexing VkPhysicalDeviceVulkan12Features::shaderStorageBufferArrayNonUniformIndexing
StorageImageArrayNonUniformIndexing VkPhysicalDeviceVulkan12Features::shaderStorageImageArrayNonUniformIndexing

SPIR-V OpCapability	Vulkan feature, extension, or core version
InputAttachmentArrayNonUniformIndexing	VkPhysicalDeviceVulkan12Features::shaderInputAttachmentArrayNonUniformIndexing
UniformTexelBufferArrayNonUniformIndexing	VkPhysicalDeviceVulkan12Features::shaderUniformTexelBufferArrayNonUniformIndexing
StorageTexelBufferArrayNonUniformIndexing	VkPhysicalDeviceVulkan12Features::shaderStorageTexelBufferArrayNonUniformIndexing
FragmentFullyCoveredEXT	VK_EXT_conservative_rasterization
Float16	VkPhysicalDeviceVulkan12Features::shaderFloat16 VK_AMD_gpu_shader_half_float
Int8	VkPhysicalDeviceVulkan12Features::shaderInt8
StorageBuffer8BitAccess	VkPhysicalDeviceVulkan12Features::storageBuffer8BitAccess
UniformAndStorageBuffer8BitAccess	VkPhysicalDeviceVulkan12Features::uniformAndStorageBuffer8BitAccess
StoragePushConstant8	VkPhysicalDeviceVulkan12Features::storagePushConstant8
VulkanMemoryModel	VkPhysicalDeviceVulkan12Features::vulkanMemoryModel
VulkanMemoryModelDeviceScope	VkPhysicalDeviceVulkan12Features::vulkanMemoryModelDeviceScope
DenormPreserve	VkPhysicalDeviceVulkan12Properties::shaderDenormPreserveFloat16 VkPhysicalDeviceVulkan12Properties::shaderDenormPreserveFloat32 VkPhysicalDeviceVulkan12Properties::shaderDenormPreserveFloat64
DenormFlushToZero	VkPhysicalDeviceVulkan12Properties::shaderDenormFlushToZeroFloat16 VkPhysicalDeviceVulkan12Properties::shaderDenormFlushToZeroFloat32 VkPhysicalDeviceVulkan12Properties::shaderDenormFlushToZeroFloat64
SignedZeroInfNanPreserve	VkPhysicalDeviceVulkan12Properties::shaderSignedZeroInfNanPreserveFloat16 VkPhysicalDeviceVulkan12Properties::shaderSignedZeroInfNanPreserveFloat32 VkPhysicalDeviceVulkan12Properties::shaderSignedZeroInfNanPreserveFloat64
RoundingModeRTE	VkPhysicalDeviceVulkan12Properties::shaderRoundingModeRTEFloat16 VkPhysicalDeviceVulkan12Properties::shaderRoundingModeRTEFloat32 VkPhysicalDeviceVulkan12Properties::shaderRoundingModeRTEFloat64

SPIR-V OpCapability Vulkan feature, extension, or core version
RoundingModeRTZ VkPhysicalDeviceVulkan12Properties::shaderRoundingModeRTZFloat16 VkPhysicalDeviceVulkan12Properties::shaderRoundingModeRTZFloat32 VkPhysicalDeviceVulkan12Properties::shaderRoundingModeRTZFloat64
ComputeDerivativeGroupQuadsKHR VkPhysicalDeviceComputeShaderDerivativesFeaturesKHR::computeDerivativeGroupQuads VkPhysicalDeviceComputeShaderDerivativesFeaturesNV::computeDerivativeGroupQuads
ComputeDerivativeGroupLinearKHR VkPhysicalDeviceComputeShaderDerivativesFeaturesKHR::computeDerivativeGroupLinear VkPhysicalDeviceComputeShaderDerivativesFeaturesNV::computeDerivativeGroupLinear
ImageFootprintNV VkPhysicalDeviceShaderImageFootprintFeaturesNV::imageFootprint
MeshShadingNV VK_NV_mesh_shader
RayTracingKHR VkPhysicalDeviceRayTracingPipelineFeaturesKHR::rayTracingPipeline
RayQueryKHR VkPhysicalDeviceRayQueryFeaturesKHR::rayQuery
RayTraversalPrimitiveCullingKHR VkPhysicalDeviceRayTracingPipelineFeaturesKHR::rayTraversalPrimitiveCulling VkPhysicalDeviceRayQueryFeaturesKHR::rayQuery
RayCullMaskKHR VkPhysicalDeviceRayTracingMaintenance1FeaturesKHR::rayTracingMaintenance1
RayTracingNV VK_NV_ray_tracing
RayTracingMotionBlurNV VkPhysicalDeviceRayTracingMotionBlurFeaturesNV::rayTracingMotionBlur
TransformFeedback VkPhysicalDeviceTransformFeedbackFeaturesEXT::transformFeedback
GeometryStreams VkPhysicalDeviceTransformFeedbackFeaturesEXT::geometryStreams
FragmentDensityEXT VkPhysicalDeviceFragmentDensityMapFeaturesEXT::fragmentDensityMap VkPhysicalDeviceShadingRateImageFeaturesNV::shadingRateImage
PhysicalStorageBufferAddresses VkPhysicalDeviceVulkan12Features::bufferDeviceAddress VkPhysicalDeviceBufferDeviceAddressFeaturesEXT::bufferDeviceAddress
CooperativeMatrixNV VkPhysicalDeviceCooperativeMatrixFeaturesNV::cooperativeMatrix

SPIR-V OpCapability Vulkan feature, extension, or core version
IntegerFunctions2INTEL VkPhysicalDeviceShaderIntegerFunctions2FeaturesINTEL::shaderIntegerFunctions2
ShaderSMBuiltinsNV VkPhysicalDeviceShaderSMBuiltinsFeaturesNV::shaderSMBuiltins
FragmentShaderSampleInterlockEXT VkPhysicalDeviceFragmentShaderInterlockFeaturesEXT::fragmentShaderSampleInterlock
FragmentShaderPixelInterlockEXT VkPhysicalDeviceFragmentShaderInterlockFeaturesEXT::fragmentShaderPixelInterlock
FragmentShaderShadingRateInterlockEXT VkPhysicalDeviceFragmentShaderInterlockFeaturesEXT::fragmentShaderShadingRateInterlock VkPhysicalDeviceShadingRateImageFeaturesNV::shadingRateImage
DemoteToHelperInvocation VkPhysicalDeviceVulkan13Features::shaderDemoteToHelperInvocation VkPhysicalDeviceShaderDemoteToHelperInvocationFeaturesEXT ::shaderDemoteToHelperInvocation
FragmentShadingRateKHR VkPhysicalDeviceFragmentShadingRateFeaturesKHR::pipelineFragmentShadingRate VkPhysicalDeviceFragmentShadingRateFeaturesKHR::primitiveFragmentShadingRate VkPhysicalDeviceFragmentShadingRateFeaturesKHR::attachmentFragmentShadingRate
WorkgroupMemoryExplicitLayoutKHR VkPhysicalDeviceWorkgroupMemoryExplicitLayoutFeaturesKHR ::workgroupMemoryExplicitLayout
WorkgroupMemoryExplicitLayout8BitAccessKHR VkPhysicalDeviceWorkgroupMemoryExplicitLayoutFeaturesKHR ::workgroupMemoryExplicitLayout8BitAccess
WorkgroupMemoryExplicitLayout16BitAccessKHR VkPhysicalDeviceWorkgroupMemoryExplicitLayoutFeaturesKHR ::workgroupMemoryExplicitLayout16BitAccess
DotProductInputAll VkPhysicalDeviceVulkan13Features::shaderIntegerDotProduct VkPhysicalDeviceShaderIntegerDotProductFeaturesKHR::shaderIntegerDotProduct
DotProductInput4x8Bit VkPhysicalDeviceVulkan13Features::shaderIntegerDotProduct VkPhysicalDeviceShaderIntegerDotProductFeaturesKHR::shaderIntegerDotProduct
DotProductInput4x8BitPacked VkPhysicalDeviceVulkan13Features::shaderIntegerDotProduct VkPhysicalDeviceShaderIntegerDotProductFeaturesKHR::shaderIntegerDotProduct
DotProduct VkPhysicalDeviceVulkan13Features::shaderIntegerDotProduct VkPhysicalDeviceShaderIntegerDotProductFeaturesKHR::shaderIntegerDotProduct

SPIR-V OpCapability
Vulkan feature, extension, or core version
FragmentBarycentricKHR VkPhysicalDeviceFragmentShaderBarycentricFeaturesKHR::fragmentShaderBarycentric VkPhysicalDeviceFragmentShaderBarycentricFeaturesNV::fragmentShaderBarycentric
TextureSampleWeightedQCOM VkPhysicalDeviceImageProcessingFeaturesQCOM::textureSampleWeighted
TextureBoxFilterQCOM VkPhysicalDeviceImageProcessingFeaturesQCOM::textureBoxFilter
TextureBlockMatchQCOM VkPhysicalDeviceImageProcessingFeaturesQCOM::textureBlockMatch
TextureBlockMatch2QCOM VkPhysicalDeviceImageProcessing2FeaturesQCOM::textureBlockMatch2
MeshShadingEXT VK_EXT_mesh_shader
RayTracingOpacityMicromapEXT VK_EXT_opacity_micromap
CoreBuiltinsARM VkPhysicalDeviceShaderCoreBuiltinsFeaturesARM::shaderCoreBuiltins
ShaderInvocationReorderNV VK_NV_ray_tracing_invocation_reorder
ClusterCullingShadingHUAWEI VkPhysicalDeviceClusterCullingShaderFeaturesHUAWEI::clustercullingShader
RayTracingPositionFetchKHR VkPhysicalDeviceRayTracingPositionFetchFeaturesKHR::rayTracingPositionFetch
RayQueryPositionFetchKHR VkPhysicalDeviceRayTracingPositionFetchFeaturesKHR::rayTracingPositionFetch
TileImageColorReadAccessEXT VkPhysicalDeviceShaderTileImageFeaturesEXT::shaderTileImageColorReadAccess
TileImageDepthReadAccessEXT VkPhysicalDeviceShaderTileImageFeaturesEXT::shaderTileImageDepthReadAccess
TileImageStencilReadAccessEXT VkPhysicalDeviceShaderTileImageFeaturesEXT::shaderTileImageStencilReadAccess
CooperativeMatrixKHR VkPhysicalDeviceCooperativeMatrixFeaturesKHR::cooperativeMatrix
CooperativeMatrixConversionQCOM VkPhysicalDeviceCooperativeMatrixConversionFeaturesQCOM::cooperativeMatrixConversion
ShaderQueueAMD VkPhysicalDeviceShaderQueueFeaturesAMD::shaderQueue

SPIR-V OpCapability Vulkan feature, extension, or core version
GroupNonUniformRotateKHR VkPhysicalDeviceVulkan14Features::shaderSubgroupRotate VkPhysicalDeviceShaderSubgroupRotateFeatures::shaderSubgroupRotate
ExpectAssumeKHR VkPhysicalDeviceVulkan14Features::shaderExpectAssume VkPhysicalDeviceShaderExpectAssumeFeatures::shaderExpectAssume
FloatControls2 VkPhysicalDeviceVulkan14Features::shaderFloatControls2 VkPhysicalDeviceShaderFloatControls2Features::shaderFloatControls2
QuadControlKHR VkPhysicalDeviceShaderQuadControlFeaturesKHR::shaderQuadControl
BFloat16TypeKHR VkPhysicalDeviceShaderBfloat16FeaturesKHR::shaderBFloat16Type
BFloat16DotProductKHR VkPhysicalDeviceShaderBfloat16FeaturesKHR::shaderBFloat16DotProduct
BFloat16CooperativeMatrixKHR VkPhysicalDeviceShaderBfloat16FeaturesKHR::shaderBFloat16CooperativeMatrix
RawAccessChainsNV VkPhysicalDeviceRawAccessChainsFeaturesNV::shaderRawAccessChains
ReplicatedCompositesEXT VkPhysicalDeviceShaderReplicatedCompositesFeaturesEXT::shaderReplicatedComposites
TensorAddressingNV VkPhysicalDeviceCooperativeMatrix2FeaturesNV::cooperativeMatrixTensorAddressing
CooperativeMatrixReductionsNV VkPhysicalDeviceCooperativeMatrix2FeaturesNV::cooperativeMatrixReductions
CooperativeMatrixConversionsNV VkPhysicalDeviceCooperativeMatrix2FeaturesNV::cooperativeMatrixConversions
CooperativeMatrixPerElementOperationsNV VkPhysicalDeviceCooperativeMatrix2FeaturesNV::cooperativeMatrixPerElementOperations
CooperativeMatrixTensorAddressingNV VkPhysicalDeviceCooperativeMatrix2FeaturesNV::cooperativeMatrixTensorAddressing
CooperativeMatrixBlockLoadsNV VkPhysicalDeviceCooperativeMatrix2FeaturesNV::cooperativeMatrixBlockLoads
RayTracingSpheresGeometryNV VkPhysicalDeviceRayTracingLinearSweptSpheresFeaturesNV::spheres
RayTracingLinearSweptSpheresGeometryNV VkPhysicalDeviceRayTracingLinearSweptSpheresFeaturesNV::linearSweptSpheres

SPIR-V OpCapability Vulkan feature, extension, or core version	
RayTracingClusterAccelerationStructureNV	VkPhysicalDeviceClusterAccelerationStructureFeaturesNV::clusterAccelerationStructure
CooperativeVectorNV	VkPhysicalDeviceCooperativeVectorFeaturesNV::cooperativeVector
CooperativeVectorTrainingNV	VkPhysicalDeviceCooperativeVectorFeaturesNV::cooperativeVectorTraining
PushConstantBanksNV	VkPhysicalDevicePushConstantBankFeaturesNV::pushConstantBank
ShaderInvocationReorderEXT	VK_EXT_ray_tracing_invocation_reorder
TileShadingQCOM	VkPhysicalDeviceTileShadingFeaturesQCOM::tileShading
TensorsARM	VkPhysicalDeviceTensorFeaturesARM::shaderTensorAccess
StorageTensorArrayDynamicIndexingARM	VkPhysicalDeviceTensorFeaturesARM::shaderStorageTensorArrayDynamicIndexing
StorageTensorArrayNonUniformIndexingARM	VkPhysicalDeviceTensorFeaturesARM::shaderStorageTensorArrayNonUniformIndexing
Float8EXT	VkPhysicalDeviceShaderFloat8FeaturesEXT::shaderFloat8
Float8CooperativeMatrixEXT	VkPhysicalDeviceShaderFloat8FeaturesEXT::shaderFloat8CooperativeMatrix
GraphARM	VkPhysicalDeviceDataGraphFeaturesARM::dataGraph
UntypedPointersKHR	VkPhysicalDeviceShaderUntypedPointersFeaturesKHR::shaderUntypedPointers
FMAKHR	VkPhysicalDeviceShaderFmaFeaturesKHR::shaderFmaFloat16 VkPhysicalDeviceShaderFmaFeaturesKHR::shaderFmaFloat32 VkPhysicalDeviceShaderFmaFeaturesKHR::shaderFmaFloat64
Shader64BitIndexingEXT	VkPhysicalDeviceShader64BitIndexingFeaturesEXT::shader64BitIndexing
LongVectorEXT	VkPhysicalDeviceShaderLongVectorFeaturesEXT::longVector
DescriptorHeapEXT	VkPhysicalDeviceDescriptorHeapFeaturesEXT::descriptorHeap

SPIR-V OpCapability	Vulkan feature, extension, or core version
DotProductFloat16AccFloat32VALVE	VkPhysicalDeviceShaderMixedFloatDotProductFeaturesVALVE ::shaderMixedFloatDotProductFloat16AccFloat32
DotProductFloat16AccFloat16VALVE	VkPhysicalDeviceShaderMixedFloatDotProductFeaturesVALVE ::shaderMixedFloatDotProductFloat16AccFloat16
DotProductBFloat16AccVALVE	VkPhysicalDeviceShaderMixedFloatDotProductFeaturesVALVE ::shaderMixedFloatDotProductBFloat16Acc
DotProductFloat8AccFloat32VALVE	VkPhysicalDeviceShaderMixedFloatDotProductFeaturesVALVE ::shaderMixedFloatDotProductFloat8AccFloat32
ConstantDataKHR	VkPhysicalDeviceShaderConstantDataFeaturesKHR::shaderConstantData
AbortKHR	VkPhysicalDeviceShaderAbortFeaturesKHR::shaderAbort

The application **must** not pass a SPIR-V module containing any of the following to `vkCreateShaderModule`:

- any OpCapability not listed above,
- an unsupported capability, or
- a capability which corresponds to a Vulkan feature or extension which has not been enabled.

SPIR-V Extensions

The following table lists SPIR-V extensions that implementations **may** support. The application **must** not pass a SPIR-V module to `vkCreateShaderModule` that uses the following SPIR-V extensions unless one of the following conditions is met for the `VkDevice` specified in the `device` parameter of `vkCreateShaderModule`:

- Any corresponding Vulkan extension is enabled.
- The corresponding core version is supported (as returned by `VkPhysicalDeviceProperties::apiVersion`).

Table 113. List of SPIR-V Extensions and Corresponding Vulkan Extensions or Core Version

SPIR-V OpExtension	Vulkan extension or core version
SPV_KHR_variable_pointers	VK_VERSION_1_1 VK_KHR_variable_pointers

SPIR-V OpExtension
Vulkan extension or core version
SPV_AMD_shader_explicit_vertex_parameter VK_AMD_shader_explicit_vertex_parameter
SPV_AMD_gcn_shader VK_AMD_gcn_shader
SPV_AMD_gpu_shader_half_float VK_AMD_gpu_shader_half_float
SPV_AMD_gpu_shader_int16 VK_AMD_gpu_shader_int16
SPV_AMD_shader_ballot VK_AMD_shader_ballot
SPV_AMD_shader_fragment_mask VK_AMD_shader_fragment_mask
SPV_AMD_shader_image_load_store_lod VK_AMD_shader_image_load_store_lod
SPV_AMD_shader_trinary_minmax VK_AMD_shader_trinary_minmax
SPV_AMD_texture_gather_bias_lod VK_AMD_texture_gather_bias_lod
SPV_AMD_shader_early_and_late_fragment_tests VK_AMD_shader_early_and_late_fragment_tests
SPV_KHR_shader_draw_parameters VK_VERSION_1_1 VK_KHR_shader_draw_parameters
SPV_KHR_8bit_storage VK_VERSION_1_2 VK_KHR_8bit_storage
SPV_KHR_16bit_storage VK_VERSION_1_1 VK_KHR_16bit_storage
SPV_KHR_shader_clock VK_KHR_shader_clock
SPV_KHR_float_controls VK_VERSION_1_2 VK_KHR_shader_float_controls
SPV_KHR_storage_buffer_storage_class VK_VERSION_1_1 VK_KHR_storage_buffer_storage_class
SPV_KHR_post_depth_coverage VK_EXT_post_depth_coverage

SPIR-V OpExtension Vulkan extension or core version
SPV_EXT_shader_stencil_export VK_EXT_shader_stencil_export
SPV_KHR_shader_ballot VK_EXT_shader_subgroup_ballot
SPV_KHR_subgroup_vote VK_EXT_shader_subgroup_vote
SPV_NV_sample_mask_override_coverage VK_NV_sample_mask_override_coverage
SPV_NV_geometry_shader_passthrough VK_NV_geometry_shader_passthrough
SPV_NV_mesh_shader VK_NV_mesh_shader
SPV_NV_viewport_array2 VK_NV_viewport_array2
SPV_NV_shader_subgroup_partitioned VK_NV_shader_subgroup_partitioned VK_EXT_shader_subgroup_partitioned
SPV_EXT_shader_subgroup_partitioned VK_EXT_shader_subgroup_partitioned
SPV_NV_shader_invocation_reorder VK_NV_ray_tracing_invocation_reorder
SPV_EXT_shader_viewport_index_layer VK_VERSION_1_2 VK_EXT_shader_viewport_index_layer
SPV_NVX_multiview_per_view_attributes VK_NVX_multiview_per_view_attributes
SPV_EXT_descriptor_indexing VK_VERSION_1_2 VK_EXT_descriptor_indexing
SPV_KHR_vulkan_memory_model VK_VERSION_1_2 VK_KHR_vulkan_memory_model
SPV_NV_compute_shader_derivatives VK_NV_compute_shader_derivatives
SPV_NV_fragment_shader_barycentric VK_NV_fragment_shader_barycentric
SPV_NV_shader_image_footprint VK_NV_shader_image_footprint

SPIR-V OpExtension Vulkan extension or core version
SPV_NV_shading_rate VK_NV_shading_rate_image
SPV_NV_ray_tracing VK_NV_ray_tracing
SPV_KHR_ray_tracing VK_KHR_ray_tracing_pipeline
SPV_KHR_ray_query VK_KHR_ray_query
SPV_KHR_ray_cull_mask VK_KHR_ray_tracing_maintenance1
SPV_GOOGLE_hlsl_functionality1 VK_GOOGLE_hlsl_functionality1
SPV_GOOGLE_user_type VK_GOOGLE_user_type
SPV_GOOGLE_decorate_string VK_GOOGLE_decorate_string
SPV_EXT_fragment_invocation_density VK_EXT_fragment_density_map
SPV_KHR_physical_storage_buffer VK_VERSION_1_2 VK_KHR_buffer_device_address
SPV_EXT_physical_storage_buffer VK_EXT_buffer_device_address
SPV_NV_cooperative_matrix VK_NV_cooperative_matrix
SPV_NV_shader_sm_builtins VK_NV_shader_sm_builtins
SPV_EXT_fragment_shader_interlock VK_EXT_fragment_shader_interlock
SPV_EXT_demote_to_helper_invocation VK_VERSION_1_3 VK_EXT_shader_demote_to_helper_invocation
SPV_KHR_fragment_shading_rate VK_KHR_fragment_shading_rate
SPV_KHR_non_semantic_info VK_VERSION_1_3 VK_KHR_shader_non_semantic_info

SPIR-V OpExtension Vulkan extension or core version
SPV_EXT_shader_image_int64 VK_EXT_shader_image_atomic_int64
SPV_KHR_terminate_invocation VK_VERSION_1_3 VK_KHR_shader_terminate_invocation
SPV_KHR_multiview VK_VERSION_1_1 VK_KHR_multiview
SPV_KHR_workgroup_memory_explicit_layout VK_KHR_workgroup_memory_explicit_layout
SPV_EXT_shader_atomic_float_add VK_EXT_shader_atomic_float
SPV_KHR_fragment_shader_barycentric VK_KHR_fragment_shader_barycentric
SPV_KHR_subgroup_uniform_control_flow VK_KHR_shader_subgroup_uniform_control_flow
SPV_EXT_shader_atomic_float_min_max VK_EXT_shader_atomic_float2
SPV_EXT_shader_atomic_float16_add VK_EXT_shader_atomic_float2
SPV_NV_shader_atomic_fp16_vector VK_NV_shader_atomic_float16_vector
SPV_EXT_fragment_fully_covered VK_EXT_conservative_rasterization
SPV_KHR_integer_dot_product VK_VERSION_1_3 VK_KHR_shader_integer_dot_product
SPV_INTEL_shader_integer_functions2 VK_INTEL_shader_integer_functions2
SPV_KHR_device_group VK_VERSION_1_1 VK_KHR_device_group
SPV_QCOM_image_processing VK_QCOM_image_processing
SPV_QCOM_image_processing2 VK_QCOM_image_processing2
SPV_QCOM_cooperative_matrix_conversion VK_QCOM_cooperative_matrix_conversion

SPIR-V OpExtension
Vulkan extension or core version
SPV_EXT_mesh_shader VK_EXT_mesh_shader
SPV_KHR_ray_tracing_position_fetch VK_KHR_ray_tracing_position_fetch
SPV_EXT_shader_tile_image VK_EXT_shader_tile_image
SPV_EXT_opacity_micromap VK_EXT_opacity_micromap
SPV_KHR_cooperative_matrix VK_KHR_cooperative_matrix
SPV_ARM_core_builtins VK_ARM_shader_core_builtins
SPV_HUAWEI_cluster_culling_shader VK_HUAWEI_cluster_culling_shader
SPV_HUAWEI_subpass_shading VK_HUAWEI_subpass_shading
SPV_NV_ray_tracing_motion_blur VK_NV_ray_tracing_motion_blur
SPV_KHR_maximal_reconvergence VK_KHR_shader_maximal_reconvergence
SPV_KHR_subgroup_rotate VK_VERSION_1_4 VK_KHR_shader_subgroup_rotate
SPV_KHR_expect_assume VK_VERSION_1_4 VK_KHR_shader_expect_assume
SPV_KHR_float_controls2 VK_VERSION_1_4 VK_KHR_shader_float_controls2
SPV_KHR_fma VK_KHR_shader_fma
SPV_KHR_quad_control VK_KHR_shader_quad_control
SPV_KHR_bfloat16 VK_KHR_shader_bfloat16
SPV_NV_raw_access_chains VK_NV_raw_access_chains

SPIR-V OpExtension
Vulkan extension or core version
SPV_KHR_compute_shader_derivatives VK_KHR_compute_shader_derivatives
SPV_EXT_replicated_composites VK_EXT_shader_replicated_composites
SPV_KHR_relaxed_extended_instruction VK_KHR_shader_relaxed_extended_instruction
SPV_NV_cooperative_matrix2 VK_NV_cooperative_matrix2
SPV_NV_tensor_addressing VK_NV_cooperative_matrix2
SPV_NV_linear_swept_spheres VK_NV_ray_tracing_linear_swept_spheres
SPV_NV_cluster_acceleration_structure VK_NV_cluster_acceleration_structure
SPV_NV_cooperative_vector VK_NV_cooperative_vector
SPV_NV_push_constant_bank VK_NV_push_constant_bank
SPV_EXT_shader_invocation_reorder VK_EXT_ray_tracing_invocation_reorder
SPV_QCOM_tile_shading VK_QCOM_tile_shading
SPV_ARM_tensors VK_ARM_tensors
SPV_EXT_float8 VK_EXT_shader_float8
SPV_ARM_graph VK_ARM_data_graph
SPV_KHR_untyped_pointers VK_KHR_shader_untyped_pointers
SPV_EXT_shader_64bit_indexing VK_EXT_shader_64bit_indexing
SPV_EXT_long_vector VK_EXT_shader_long_vector
SPV_EXT_descriptor_heap VK_EXT_descriptor_heap
SPV_VALVE_mixed_float_dot_product VK_VALVE_shader_mixed_float_dot_product

SPIR-V *OpExtension*

Vulkan extension or core version

SPV_KHR_abort

VK_KHR_shader_abort

SPV_KHR_constant_data

VK_KHR_shader_constant_data

Validation Rules Within a Module

A SPIR-V module passed to `vkCreateShaderModule` **must** conform to the following rules:

Standalone SPIR-V Validation

The following rules **can** be validated with only the SPIR-V module itself. They do not depend on knowledge of the implementation and its capabilities or knowledge of runtime information, such as enabled features.

Valid Usage

- VUID-StandaloneSpirv-None-04633
Every entry point **must** have no return value and accept no arguments
- VUID-StandaloneSpirv-None-04634
The static function-call graph for an entry point **must** not contain cycles; that is, static recursion is not allowed
- VUID-StandaloneSpirv-None-04635
The *Logical* or *PhysicalStorageBuffer64* addressing model **must** be selected
- VUID-StandaloneSpirv-None-04636
Scope for execution **must** be limited to *Workgroup* or *Subgroup*
- VUID-StandaloneSpirv-Scope-12243
The *Scope* operand of *OpTypeCooperativeMatrixKHR* **must** be limited to *Workgroup* or *Subgroup*
- VUID-StandaloneSpirv-None-04637
If the *Scope* for execution is *Workgroup*, then it **must** only be used in the task, mesh, tessellation control, or compute *Execution Model*
- VUID-StandaloneSpirv-None-04638
Scope for memory **must** be limited to *Device*, *QueueFamily*, *Workgroup*, *ShaderCallKHR*, *Subgroup*, or *Invocation*
- VUID-StandaloneSpirv-ExecutionModel-07320
If the *Execution Model* is *TessellationControl*, and the *MemoryModel* is *GLSL450*, the *Scope* for memory **must** not be *Workgroup*
- VUID-StandaloneSpirv-None-07321
If the *Scope* for memory is *Workgroup*, then it **must** only be used in the task, mesh, tessellation control, or compute *Execution Model*
- VUID-StandaloneSpirv-None-04640

If the **Scope** for memory is **ShaderCallKHR**, then it **must** only be used in ray generation, intersection, closest hit, any-hit, miss, and callable **Execution Model**

- VUID-StandaloneSpirv-None-04641

If the **Scope** for memory is **Invocation**, then **MemorySemantics** **must** use **Relaxed** memory order

- VUID-StandaloneSpirv-None-04642

Scope for **group operations** **must** be limited to **Subgroup**

- VUID-StandaloneSpirv-SubgroupVoteKHR-07951

If none of the **SubgroupVoteKHR**, **GroupNonUniform**, or **SubgroupBallotKHR** capabilities are declared, **Scope** for memory **must** not be **Subgroup**

- VUID-StandaloneSpirv-None-04643

Storage Class **must** be limited to **UniformConstant**, **Input**, **Uniform**, **Output**, **Workgroup**, **Private**, **Function**, **PushConstant**, **Image**, **StorageBuffer**, **RayPayloadKHR**, **IncomingRayPayloadKHR**, **HitAttributeKHR**, **CallableDataKHR**, **IncomingCallableDataKHR**, **ShaderRecordBufferKHR**, **PhysicalStorageBuffer**, or **TileImageEXT**

- VUID-StandaloneSpirv-None-04644

If the **Storage Class** is **Output**, then it **must** not be used in the **GLCompute**, **RayGenerationKHR**, **IntersectionKHR**, **AnyHitKHR**, **ClosestHitKHR**, **MissKHR**, or **CallableKHR** **Execution Model**

- VUID-StandaloneSpirv-None-04645

If the **Storage Class** is **Workgroup**, then it **must** only be used in the task, mesh, or compute **Execution Model**

- VUID-StandaloneSpirv-None-08720

If the **Storage Class** is **TileImageEXT**, then it **must** only be used in the fragment execution model

- VUID-StandaloneSpirv-MemorySemantics-10865

MemorySemantics **must** have at most one non-relaxed memory order bit set (**Acquire**, **Release**, or **AcquireRelease**)

- VUID-StandaloneSpirv-MemorySemantics-10866

MemorySemantics with **SequentiallyConsistent** memory order **must** not be used in the Vulkan API

- VUID-StandaloneSpirv-MemorySemantics-10867

MemorySemantics **must** not use **Acquire** or **AcquireRelease** memory order with **OpAtomicStore**

- VUID-StandaloneSpirv-MemorySemantics-10868

MemorySemantics **must** not use **Release** or **AcquireRelease** memory order with **OpAtomicLoad**

- VUID-StandaloneSpirv-MemorySemantics-10869

MemorySemantics **must** not use **Relaxed** memory order with **OpMemoryBarrier**

- VUID-StandaloneSpirv-MemorySemantics-10870

MemorySemantics with a non-relaxed memory order (**Acquire**, **Release**, or **AcquireRelease**) **must** have at least one Vulkan-supported storage class semantics bit set (**UniformMemory**, **WorkgroupMemory**, **ImageMemory**, or **OutputMemory**)

- VUID-StandaloneSpirv-MemorySemantics-10871

MemorySemantics with at least one Vulkan-supported storage class semantics bit set

(UniformMemory, WorkgroupMemory, ImageMemory, or OutputMemory) **must** use a non-relaxed memory order (Acquire, Release, or AcquireRelease)

- VUID-StandaloneSpirv-MemorySemantics-10872
MemorySemantics with MakeAvailable bit set **must** use Release or AcquireRelease memory order
- VUID-StandaloneSpirv-MemorySemantics-10873
MemorySemantics with MakeVisible bit set **must** use Acquire or AcquireRelease memory order
- VUID-StandaloneSpirv-MemorySemantics-10874
MemorySemantics with Volatile bit set **must** not be used with barrier instructions (OpControlBarrier or OpMemoryBarrier)
- VUID-StandaloneSpirv-UnequalMemorySemantics-10875
UnequalMemorySemantics of OpAtomicCompareExchange **must** not use Release or AcquireRelease memory order
- VUID-StandaloneSpirv-UnequalMemorySemantics-10876
UnequalMemorySemantics of OpAtomicCompareExchange **must** not use a stronger memory order than the corresponding EqualMemorySemantics
- VUID-StandaloneSpirv-UnequalMemorySemantics-10877
UnequalMemorySemantics of OpAtomicCompareExchange **must** not have any Vulkan-supported storage class semantics bit set (UniformMemory, WorkgroupMemory, ImageMemory, or OutputMemory) unless this bit is also set in the corresponding EqualMemorySemantics
- VUID-StandaloneSpirv-UnequalMemorySemantics-10878
UnequalMemorySemantics of OpAtomicCompareExchange **must** not have MakeVisible bit set unless this bit is also set in the corresponding EqualMemorySemantics
- VUID-StandaloneSpirv-UnequalMemorySemantics-10879
UnequalMemorySemantics of OpAtomicCompareExchange **must** have Volatile bit set if and only if this bit is also set in the corresponding EqualMemorySemantics
- VUID-StandaloneSpirv-OpVariable-04651
Any variable with an Initializer operand **must** have Output, Private, Function, or Workgroup as its Storage Class operand
- VUID-StandaloneSpirv-OpVariable-04734
Any variable with an Initializer operand and Workgroup as its Storage Class operand **must** use OpConstantNull as the initializer
- VUID-StandaloneSpirv-OpReadClockKHR-04652
Scope for OpReadClockKHR **must** be limited to Subgroup or Device
- VUID-StandaloneSpirv-OriginLowerLeft-04653
The OriginLowerLeft Execution Mode **must** not be used; fragment entry points **must** declare OriginUpperLeft
- VUID-StandaloneSpirv-PixelCenterInteger-04654
The PixelCenterInteger Execution Mode **must** not be used (pixels are always centered at half-integer coordinates)
- VUID-StandaloneSpirv-UniformConstant-04655

Any variable in the **UniformConstant Storage Class** **must** be typed as either **OpTypeImage**, **OpTypeSampler**, **OpTypeSampledImage**, **OpTypeAccelerationStructureKHR**, **OpTypeTensorARM** or an array of one of these types

- VUID-StandaloneSpirv-Uniform-06807

Any variable in the **Uniform** or **StorageBuffer Storage Class** **must** be typed as **OpTypeStruct** or an array of this type

- VUID-StandaloneSpirv-PushConstant-06808

Any variable in the **PushConstant Storage Class** **must** be typed as **OpTypeStruct**

- VUID-StandaloneSpirv-OpTypeImage-04656

OpTypeImage **must** declare a scalar 32-bit float, 64-bit integer, or 32-bit integer type for the “Sampled Type” (**RelaxedPrecision** **can** be applied to a sampling instruction and to the variable holding the result of a sampling instruction)

- VUID-StandaloneSpirv-OpTypeImage-04657

OpTypeImage **must** have a “Sampled” operand of 1 (sampled image) or 2 (storage image)

- VUID-StandaloneSpirv-OpTypeSampledImage-06671

OpTypeSampledImage **must** have a **OpTypeImage** with a “Sampled” operand of 1 (sampled image)

- VUID-StandaloneSpirv-Image-04965

The **SPIR-V Type** of the **Image Format** operand of an **OpTypeImage** **must** match the **Sampled Type**, as defined in **Image Format and Type Matching**

- VUID-StandaloneSpirv-OpImageTexelPointer-04658

If an **OpImageTexelPointer** is used in an atomic operation, the image type of the **image** parameter to **OpImageTexelPointer** **must** have an image format of **R64i**, **R64ui**, **R32f**, **R32i**, or **R32ui**

- VUID-StandaloneSpirv-OpUntypedImageTexelPointerEXT-11416

If an **OpUntypedImageTexelPointerEXT** instruction is used in an atomic operation, the image type operand **must** have an image format of **R64i**, **R64ui**, **R32f**, **R32i**, or **R32ui**

- VUID-StandaloneSpirv-OpImageQuerySizeLod-04659

OpImageQuerySizeLod, **OpImageQueryLod**, and **OpImageQueryLevels** **must** only consume an “Image” operand whose type has its “Sampled” operand set to 1

- VUID-StandaloneSpirv-OpTypeImage-09638

An **OpTypeImage** **must** not have a “Dim” operand of **Rect**

- VUID-StandaloneSpirv-OpTypeImage-06214

An **OpTypeImage** with a “Dim” operand of **SubpassData** **must** have an “Arrayed” operand of 0 (non-arrayed) and a “Sampled” operand of 2 (storage image)

- VUID-StandaloneSpirv-SubpassData-04660

The (u,v) coordinates used for a **SubpassData** **must** be the <id> of a constant vector (0,0)

- VUID-StandaloneSpirv-OpTypeImage-06924

Objects of types **OpTypeImage**, **OpTypeSampler**, **OpTypeSampledImage**, **OpTypeAccelerationStructureKHR**, **OpTypeTensorARM**, and arrays of these types **must** not be stored to or modified

- VUID-StandaloneSpirv-Uniform-06925

Any variable in the **Uniform Storage Class** decorated as **Block** **must** not be stored to or modified

- VUID-StandaloneSpirv-Offset-04865

Any image instruction which uses an **Offset**, **ConstOffset**, or **ConstOffsets** image operand, **must** only consume a “Sampled Image” operand whose type has its “Sampled” operand set to 1

- VUID-StandaloneSpirv-OpImageGather-04664

The “Component” operand of **OpImageGather**, and **OpImageSparseGather** **must** be the <id> of a constant instruction

- VUID-StandaloneSpirv-OpImage-04777

OpImage*Dref* instructions **must** not consume an image whose **Dim** is 3D

- VUID-StandaloneSpirv-None-04667

If the **DescriptorHeapEXT** capability is not declared, structure types **must** not contain opaque types

- VUID-StandaloneSpirv-DescriptorHeapEXT-11482

If the **DescriptorHeapEXT** capability is declared, structure types **must** not contain opaque types other than descriptors

- VUID-StandaloneSpirv-BuiltIn-04668

Any **BuiltIn** decoration not listed in **Built-In Variables** **must** not be used

- VUID-StandaloneSpirv-OpEntryPoint-09658

For a given **OpEntryPoint**, any **BuiltIn** decoration **must** not be used more than once by the **Input** interface

- VUID-StandaloneSpirv-OpEntryPoint-09659

For a given **OpEntryPoint**, any **BuiltIn** decoration **must** not be used more than once by the **Output** interface

- VUID-StandaloneSpirv-Location-06672

The **Location** or **Component** decorations **must** only be used with the **Input**, **Output**, **RayPayloadKHR**, **IncomingRayPayloadKHR**, **HitAttributeKHR**, **HitObjectAttributeNV**, **CallableDataKHR**, **IncomingCallableDataKHR**, or **ShaderRecordBufferKHR** storage classes

- VUID-StandaloneSpirv-Location-04915

The **Location** or **Component** decorations **must** not be used with **BuiltIn**

- VUID-StandaloneSpirv-Location-04916

The **Location** decorations **must** be used on **user-defined variables**

- VUID-StandaloneSpirv-Location-04917

If a **user-defined variable** is not a pointer to a **Block** decorated **OpTypeStruct**, then the variable **must** have a **Location** decoration

- VUID-StandaloneSpirv-Location-04918

If a **user-defined variable** has a **Location** decoration, and the variable is a pointer to a **OpTypeStruct**, then the members of that structure **must** not have **Location** decorations

- VUID-StandaloneSpirv-Location-04919

If a **user-defined variable** does not have a **Location** decoration, and the variable is a pointer to a **Block** decorated **OpTypeStruct**, then each member of the struct **must** have a

Location decoration

- VUID-StandaloneSpirv-Component-04920
The **Component** decoration value **must** not be greater than 3
- VUID-StandaloneSpirv-Component-04921
If the **Component** decoration is used on a variable that has a vector type with a **Component Type** with a **Width** that is less than or equal to 32, the sum of its **Component Count** and the **Component** decoration value **must** be less than or equal to 4
- VUID-StandaloneSpirv-Component-04922
If the **Component** decoration is used on a variable that has a vector type with a **Component Type** with a **Width** that is equal to 64, the sum of two times its **Component Count** and the **Component** decoration value **must** be less than or equal to 4
- VUID-StandaloneSpirv-Component-04923
The **Component** decorations value **must** not be 1 or 3 for scalar or two-component 64-bit data types
- VUID-StandaloneSpirv-Component-07703
The **Component** decorations **must** not be used for a 64-bit vector type with more than two components
- VUID-StandaloneSpirv-Component-10583
The **Component** decorations **must** not be used with any type that is not a scalar, vector, array of scalars or vectors, or an array of arrays of scalars or vectors
- VUID-StandaloneSpirv-Execution-10584
If the **Execution Model** of an entry point is not **TessellationControl** or **Geometry**, its interface definition **must** not include any variables in the **Input** storage class decorated with **Component** that are arrays of arrays of scalars or vectors
- VUID-StandaloneSpirv-Execution-10585
If the **Execution Model** of an entry point is not **MeshNV**, its interface definition **must** not include any variables in the **Output** storage class decorated with **Component** that are arrays of arrays of scalars or vectors
- VUID-StandaloneSpirv-Output-10586
Variables in the **Output** storage class in the **Vertex**, **TessellationControl**, **TessellationEvaluation**, or **Geometry** execution model **must** not have overlapping **Component** and **Location** decorations as defined by [Location and Component Assignment](#)
- VUID-StandaloneSpirv-Output-10587
Variables in the **Output** storage class in the **Fragment** execution model **must** not have both identical **Index** decorations and overlapping **Component** and **Location** decorations as defined by [Location and Component Assignment](#)
- VUID-StandaloneSpirv-Input-10588
Variables in the **Input** storage class in the **TessellationControl**, **TessellationEvaluation**, **Geometry**, or **Fragment** execution model **must** not have overlapping **Component** and **Location** decorations as defined by [Location and Component Assignment](#)
- VUID-StandaloneSpirv-Input-10604
Any variable in the **Input** storage class in the **Fragment** execution model **must** not have an assigned **Location** shared with another variable with different decorations for

PerVertexKHR, Flat, NoPerspective, Sample, or Centroid

- VUID-StandaloneSpirv-Input-09557
The pointers of any **Input** or **Output Interface user-defined variables** **must** not contain any **PhysicalStorageBuffer Storage Class** pointers
- VUID-StandaloneSpirv-None-10684
All variables **must** have valid explicit layout decorations **as described in Shader Interfaces**
- VUID-StandaloneSpirv-GLSLShared-04669
The **GLSLShared** and **GLSLPacked** decorations **must** not be used
- VUID-StandaloneSpirv-TessLevelInner-10880
Any variable decorated with **TessLevelInner** or **TessLevelOuter** **must** also be decorated with **Patch**
- VUID-StandaloneSpirv-Flat-04670
The **Flat**, **NoPerspective**, **Sample**, and **Centroid** decorations **must** only be used on variables with the **Output** or **Input Storage Class**
- VUID-StandaloneSpirv-Flat-06201
The **Flat**, **NoPerspective**, **Sample**, and **Centroid** decorations **must** not be used on variables with the **Output** storage class in a fragment shader
- VUID-StandaloneSpirv-Flat-06202
The **Flat**, **NoPerspective**, **Sample**, and **Centroid** decorations **must** not be used on variables with the **Input** storage class in a vertex shader
- VUID-StandaloneSpirv-PerVertexKHR-06777
The **PerVertexKHR** decoration **must** only be used on variables with the **Input Storage Class** in a fragment shader
- VUID-StandaloneSpirv-Flat-04744
Any variable with integer or double-precision floating-point type and with **Input Storage Class** in a fragment shader, **must** be decorated **Flat**
- VUID-StandaloneSpirv-ViewportRelativeNV-04672
The **ViewportRelativeNV** decoration **must** only be used on a variable decorated with **Layer** in the vertex, tessellation evaluation, or geometry shader stages
- VUID-StandaloneSpirv-ViewportRelativeNV-04673
The **ViewportRelativeNV** decoration **must** not be used unless a variable decorated with one of **ViewportIndex** or **ViewportMaskNV** is also statically used by the same **OpEntryPoint**
- VUID-StandaloneSpirv-ViewportMaskNV-04674
The **ViewportMaskNV** and **ViewportIndex** decorations **must** not both be statically used by one or more **OpEntryPoint**'s that form the **pre-rasterization shader stages** of a graphics pipeline
- VUID-StandaloneSpirv-FPRoundingMode-04675
Rounding modes other than round-to-nearest-even and round-towards-zero **must** not be used for the **FPRoundingMode** decoration
- VUID-StandaloneSpirv-Invariant-04677
Variables decorated with **Invariant** and variables with structure types that have any members decorated with **Invariant** **must** be in the **Output** or **Input Storage Class**, **Invariant** used on an **Input Storage Class** variable or structure member has no effect

- VUID-StandaloneSpirv-VulkanMemoryModel-04678

If the `VulkanMemoryModel` capability is not declared, the `Volatile` decoration **must** be used on any variable declaration that includes one of the `SMIDNV`, `WarpIDNV`, `SubgroupSize`, `SubgroupLocalInvocationId`, `SubgroupEqMask`, `SubgroupGeMask`, `SubgroupGtMask`, `SubgroupLeMask`, or `SubgroupLtMask BuiltIn` decorations when used in the ray generation, closest hit, miss, intersection, or callable shaders, or with the `RayTmaxKHR BuiltIn` decoration when used in an intersection shader

- VUID-StandaloneSpirv-VulkanMemoryModel-04679

If the `VulkanMemoryModel` capability is declared, the `OpLoad` instruction **must** use `MemorySemantics` with the `Volatile` flag when it accesses into any variable that includes one of the `SMIDNV`, `WarpIDNV`, `SubgroupSize`, `SubgroupLocalInvocationId`, `SubgroupEqMask`, `SubgroupGeMask`, `SubgroupGtMask`, `SubgroupLeMask`, or `SubgroupLtMask BuiltIn` decorations when used in the ray generation, closest hit, miss, intersection, or callable shaders, or with the `RayTmaxKHR BuiltIn` decoration when used in an intersection shader

- VUID-StandaloneSpirv-OpTypeRuntimeArray-04680

`OpTypeRuntimeArray` **must** only be instantiated by a variable as:

- the last member of a `Block`-decorated `OpTypeStruct` in `StorageBuffer` or `PhysicalStorageBuffer` storage `Storage Class`
- `BufferBlock`-decorated `OpTypeStruct` in the `Uniform` storage `Storage Class`
- the last member of a `Block`-decorated `OpTypeStruct` in the `Uniform` storage `Storage Class`
- the outermost dimension of an arrayed variable in the `StorageBuffer`, `Uniform`, or `UniformConstant` storage `Storage Class`
- the `NodePayloadAMD` storage `Storage Class` when the `CoalescingAMD` Execution Mode is specified

- VUID-StandaloneSpirv-OpArrayLength-11805

`OpArrayLength` and `OpUntypedArrayLengthKHR` **must** not be used with an `OpTypeRuntimeArray` that is the last member of a `Block`-decorated `OpTypeStruct` in the `Uniform` storage `Storage Class`

- VUID-StandaloneSpirv-Function-04681

A type `T` that is an array sized with a specialization constant **must** neither be, nor be contained in, the type `T2` of a variable `V`, unless either: a) `T` is equal to `T2`, b) `V` is declared in the `Function`, or `Private Storage Class`, c) `V` is a non-Block variable in the `Workgroup Storage Class`, or d) `V` is an interface variable with an additional level of arrayness, [as described in interface matching](#), and `T` is the member type of the array type `T2`

- VUID-StandaloneSpirv-Function-12294

A type `T` that is a vector sized with a specialization constant **must** neither be, nor be contained in, the type `T2` of a variable `V`, unless either: a) `T` is equal to `T2`, b) `V` is declared in the `Function`, or `Private Storage Class`, c) `V` is a non-Block variable in the `Workgroup Storage Class`, or d) `V` is an interface variable with an additional level of arrayness, [as described in interface matching](#), and `T` is the member type of the array type `T2`

- VUID-StandaloneSpirv-OpControlBarrier-04682

If `OpControlBarrier` is used in ray generation, intersection, any-hit, closest hit, miss, fragment, vertex, tessellation evaluation, or geometry shaders, the execution Scope **must**

be **Subgroup**

- VUID-StandaloneSpirv-None-10685

Either a **TileShadingRateQCOM**, **LocalSize**, or **LocalSizeId Execution Mode**, or an object decorated with the **WorkgroupSize** decoration **must** be specified for each entry point with a task, mesh, or compute **Execution Model**

- VUID-StandaloneSpirv-DerivativeGroupQuadsNV-04684

For compute shaders using the **DerivativeGroupQuadsNV** execution mode, the first two dimensions of the local workgroup size **must** be a multiple of two

- VUID-StandaloneSpirv-DerivativeGroupLinearNV-04778

For compute shaders using the **DerivativeGroupLinearNV** execution mode, the product of the dimensions of the local workgroup size **must** be a multiple of four

- VUID-StandaloneSpirv-DerivativeGroupQuadsKHR-10151

For compute, mesh, or task shaders using the **DerivativeGroupQuadsKHR** execution mode, the first two dimensions of the local workgroup size **must** be a multiple of two

- VUID-StandaloneSpirv-DerivativeGroupLinearKHR-10152

For compute, mesh, or task shaders using the **DerivativeGroupLinearKHR** execution mode, the product of the dimensions of the local workgroup size **must** be a multiple of four

- VUID-StandaloneSpirv-OpGroupNonUniformBallotBitCount-04685

If **OpGroupNonUniformBallotBitCount** is used, the group operation **must** be limited to **Reduce**, **InclusiveScan**, or **ExclusiveScan**

- VUID-StandaloneSpirv-None-04686

The *Pointer* operand of all atomic instructions **must** have a **Storage Class** limited to **Uniform**, **Workgroup**, **Image**, **StorageBuffer**, **PhysicalStorageBuffer**, or **TaskPayloadWorkgroupEXT**

- VUID-StandaloneSpirv-Offset-04687

Output variables or block members decorated with **Offset** that have a 64-bit type, or a composite type containing a 64-bit type, **must** specify an **Offset** value aligned to a 8 byte boundary

- VUID-StandaloneSpirv-Offset-04689

The size of any output block containing any member decorated with **Offset** that is a 64-bit type **must** be a multiple of 8

- VUID-StandaloneSpirv-Offset-04690

The first member of an output block specifying a **Offset** decoration **must** specify a **Offset** value that is aligned to an 8 byte boundary if that block contains any member decorated with **Offset** and is a 64-bit type

- VUID-StandaloneSpirv-Offset-04691

Output variables or block members decorated with **Offset** that have a 32-bit type, or a composite type contains a 32-bit type, **must** specify an **Offset** value aligned to a 4 byte boundary

- VUID-StandaloneSpirv-Offset-04692

Output variables, blocks, or block members decorated with **Offset** **must** only contain base types that have components that are either 32-bit or 64-bit in size

- VUID-StandaloneSpirv-Offset-04716

Only variables or block members in the output interface decorated with **Offset** **can** be

captured for transform feedback, and those variables or block members **must** also be decorated with `XfbBuffer` and `XfbStride`, or inherit `XfbBuffer` and `XfbStride` decorations from a block containing them

- VUID-StandaloneSpirv-XfbBuffer-04693

All variables or block members in the output interface of the entry point being compiled decorated with a specific `XfbBuffer` value **must** all be decorated with identical `XfbStride` values

- VUID-StandaloneSpirv-Stream-04694

If any variables or block members in the output interface of the entry point being compiled are decorated with `Stream`, then all variables belonging to the same `XfbBuffer` **must** specify the same `Stream` value

- VUID-StandaloneSpirv-XfbBuffer-04696

For any two variables or block members in the output interface of the entry point being compiled with the same `XfbBuffer` value, the ranges determined by the `Offset` decoration and the size of the type **must** not overlap

- VUID-StandaloneSpirv-XfbBuffer-04697

All block members in the output interface of the entry point being compiled that are in the same block and have a declared or inherited `XfbBuffer` decoration **must** specify the same `XfbBuffer` value

- VUID-StandaloneSpirv-RayPayloadKHR-04698

`RayPayloadKHR Storage Class` **must** only be used in ray generation, closest hit or miss shaders

- VUID-StandaloneSpirv-IncomingRayPayloadKHR-04699

`IncomingRayPayloadKHR Storage Class` **must** only be used in closest hit, any-hit, or miss shaders

- VUID-StandaloneSpirv-IncomingRayPayloadKHR-04700

There **must** be at most one variable with the `IncomingRayPayloadKHR Storage Class` in the input interface of an entry point

- VUID-StandaloneSpirv-HitAttributeKHR-04701

`HitAttributeKHR Storage Class` **must** only be used in intersection, any-hit, or closest hit shaders

- VUID-StandaloneSpirv-HitAttributeKHR-04702

There **must** be at most one variable with the `HitAttributeKHR Storage Class` in the input interface of an entry point

- VUID-StandaloneSpirv-HitAttributeKHR-04703

A variable with `HitAttributeKHR Storage Class` **must** only be written to in an intersection shader

- VUID-StandaloneSpirv-CallableDataKHR-04704

`CallableDataKHR Storage Class` **must** only be used in ray generation, closest hit, miss, and callable shaders

- VUID-StandaloneSpirv-IncomingCallableDataKHR-04705

`IncomingCallableDataKHR Storage Class` **must** only be used in callable shaders

- VUID-StandaloneSpirv-IncomingCallableDataKHR-04706

There **must** be at most one variable with the **IncomingCallableDataKHR Storage Class** in the input interface of an entry point

- VUID-StandaloneSpirv-ShaderRecordBufferKHR-07119
ShaderRecordBufferKHR Storage Class **must** only be used in ray generation, intersection, any-hit, closest hit, callable, or miss shaders
- VUID-StandaloneSpirv-Base-07650
The **Base** operand of **OpPtrAccessChain** or **OpUntypedPtrAccessChainKHR** **must** have a storage class of **Workgroup**, **StorageBuffer**, or **PhysicalStorageBuffer**
- VUID-StandaloneSpirv-Base-07651
If the **Base** operand of **OpPtrAccessChain** or **OpUntypedPtrAccessChainKHR** has a **Workgroup Storage Class**, then the **VariablePointers** capability **must** be declared
- VUID-StandaloneSpirv-Base-07652
If the **Base** operand of **OpPtrAccessChain** or **OpUntypedPtrAccessChainKHR** has a **StorageBuffer Storage Class**, then the **VariablePointers** or **VariablePointersStorageBuffer** capability **must** be declared
- VUID-StandaloneSpirv-OpUntypedVariableKHR-11167
Any **OpUntypedVariableKHR** with a **Storage Class** other than **UniformConstant** **must** have a **Data Type** operand specified
- VUID-StandaloneSpirv-OpUntypedVariableKHR-11347
Any **OpUntypedVariableKHR** in the **UniformConstant** storage class without a **Data Type** **must** be decorated with **SamplerHeapEXT** or **ResourceHeapEXT**
- VUID-StandaloneSpirv-PhysicalStorageBuffer64-04708
If the **PhysicalStorageBuffer64** addressing model is enabled, all instructions that support memory access operands and that use a physical pointer **must** include the **Aligned** operand
- VUID-StandaloneSpirv-PhysicalStorageBuffer64-04709
If the **PhysicalStorageBuffer64** addressing model is enabled, any access chain instruction that accesses into a **RowMajor** matrix **must** only be used as the **Pointer** operand to **OpLoad** or **OpStore**
- VUID-StandaloneSpirv-PhysicalStorageBuffer64-04710
If the **PhysicalStorageBuffer64** addressing model is enabled, **OpConvertUToPtr** and **OpConvertPtrToU** **must** use an integer type whose **Width** is 64
- VUID-StandaloneSpirv-PhysicalStorageBuffer64-06314
If the **PhysicalStorageBuffer64** addressing model is enabled any load or store through a physical pointer type **must** have an **Aligned** operand which is a multiple of the size of the largest scalar type in the pointed-to type
- VUID-StandaloneSpirv-OpTypeForwardPointer-04711
OpTypeForwardPointer **must** have a **Storage Class** of **PhysicalStorageBuffer**
- VUID-StandaloneSpirv-OpVariable-06673
There **must** be at most one variable in the **PushConstant Storage Class** listed in the **Interface** for each **OpEntryPoint** unless the **PushConstantBanksNV** capability is declared
- VUID-StandaloneSpirv-OpEntryPoint-06674
Each **OpEntryPoint** **must** statically use at most one variable in the **PushConstant Storage**

Class unless the **PushConstantBanksNV** capability is declared

- VUID-StandaloneSpirv-OpEntryPoint-08721
Each **OpEntryPoint** **must** not have more than one **Input** variable assigned the same **Component** word inside a **Location** slot, either explicitly or implicitly
- VUID-StandaloneSpirv-OpEntryPoint-08722
Each **OpEntryPoint** **must** not have more than one **Output** variable assigned the same **Component** word inside a **Location** slot, either explicitly or implicitly
- VUID-StandaloneSpirv-Result-04780
The **Result Type** operand of any **OpImageRead** or **OpImageSparseRead** instruction **must** be a vector of four components
- VUID-StandaloneSpirv-PushConstant-06675
Any variable in the **PushConstant** or **StorageBuffer** storage class **must** be decorated as **Block**
- VUID-StandaloneSpirv-Uniform-06676
Any variable in the **Uniform Storage Class** **must** be decorated as **Block** or **BufferBlock**
- VUID-StandaloneSpirv-UniformConstant-06677
Any variable in the **UniformConstant**, **StorageBuffer**, or **Uniform Storage Class** **must** be decorated with **DescriptorSet**, **Binding**, or **BuiltIn** with **SamplerHeapEXT** or **ResourceHeapEXT**
- VUID-StandaloneSpirv-InputAttachmentIndex-06678
Variables decorated with **InputAttachmentIndex** **must** be in the **UniformConstant Storage Class**
- VUID-StandaloneSpirv-DescriptorSet-06491
If a variable is decorated by **DescriptorSet** or **Binding**, the **Storage Class** **must** correspond to an entry in [Shader Resource and Storage Class Correspondence](#)
- VUID-StandaloneSpirv-Input-06778
Variables with a **Storage Class** of **Input** in a fragment shader stage that are decorated with **PerVertexKHR** **must** be declared as arrays
- VUID-StandaloneSpirv-MeshEXT-07102
The module **must** not contain both an entry point that uses the **TaskEXT** or **MeshEXT Execution Model** and an entry point that uses the **TaskNV** or **MeshNV Execution Model**
- VUID-StandaloneSpirv-MeshEXT-07106
In mesh shaders using the **MeshEXT Execution Model** **OpSetMeshOutputsEXT** **must** be called before any outputs are written
- VUID-StandaloneSpirv-MeshEXT-07107
In mesh shaders using the **MeshEXT Execution Model** all variables declared in the **Output Storage Class** **must** not be read
- VUID-StandaloneSpirv-MeshEXT-07108
In mesh shaders using the **MeshEXT Execution Model** for **OpSetMeshOutputsEXT** instructions, the “Vertex Count” and “Primitive Count” operands **must** not depend on **ViewIndex**
- VUID-StandaloneSpirv-MeshEXT-07109
In mesh shaders using the **MeshEXT Execution Model** variables decorated with **PrimitivePointIndicesEXT**, **PrimitiveLineIndicesEXT**, or **PrimitiveTriangleIndicesEXT** declared as an array **must** not be accessed by indices that depend on **ViewIndex**

- VUID-StandaloneSpirv-MeshEXT-07110
In mesh shaders using the **MeshEXT Execution Model** any values stored in variables decorated with **PrimitivePointIndicesEXT**, **PrimitiveLineIndicesEXT**, or **PrimitiveTriangleIndicesEXT** **must** not depend on **ViewIndex**
- VUID-StandaloneSpirv-MeshEXT-07111
In mesh shaders using the **MeshEXT Execution Model** variables in workgroup or private **Storage Class** declared as or containing a composite type **must** not be accessed by indices that depend on **ViewIndex**
- VUID-StandaloneSpirv-MeshEXT-07330
In mesh shaders using the **MeshEXT Execution Model** the **OutputVertices Execution Mode** **must** be greater than 0
- VUID-StandaloneSpirv-MeshEXT-07331
In mesh shaders using the **MeshEXT Execution Model** the **OutputPrimitivesEXT Execution Mode** **must** be greater than 0
- VUID-StandaloneSpirv-Input-07290
Variables with a **Storage Class** of **Input** or **Output** and a type of **OpTypeBool** **must** be decorated with the **BuiltIn** decoration
- VUID-StandaloneSpirv-TileImageEXT-08723
The tile image variable declarations **must** obey the constraints on the **TileImageEXT Storage Class** and the **Location** decoration described in **Fragment Tile Image Interface**
- VUID-StandaloneSpirv-None-08724
The **TileImageEXT Storage Class** **must** only be used for declaring tile image variables
- VUID-StandaloneSpirv-Pointer-08973
The **Storage Class** of the **Pointer** operand to **OpCooperativeMatrixLoadKHR** or **OpCooperativeMatrixStoreKHR** **must** be limited to **Workgroup**, **StorageBuffer**, or **PhysicalStorageBuffer**
- VUID-StandaloneSpirv-OpTypeFloat-10370
Variables with a type of **OpTypeFloat** and an encoding of **BFloat16KHR** **must** not be declared with a **Storage Class** of **Input** or **Output**
- VUID-StandaloneSpirv-UniformBufferArrayDynamicIndexing-10127
If the **UniformBufferArrayDynamicIndexing** capability is not declared, and an instruction accesses memory through a uniform buffer, the uniform buffer through which that memory is accessed **must** be determined by **constant integral expressions**
- VUID-StandaloneSpirv-SampledImageArrayDynamicIndexing-10128
If the **SampledImageArrayDynamicIndexing** capability is not declared, and an instruction accesses memory through a sampled image or sampler, the sampled image or sampler through which that memory is accessed **must** be determined by **constant integral expressions**
- VUID-StandaloneSpirv-StorageBufferArrayDynamicIndexing-10129
If the **StorageBufferArrayDynamicIndexing** capability is not declared, and an instruction accesses memory through a storage buffer, the storage buffer through which that memory is accessed **must** be determined by **constant integral expressions**
- VUID-StandaloneSpirv-StorageImageArrayDynamicIndexing-10130

If the `StorageImageArrayDynamicIndexing` capability is not declared, and an instruction accesses memory through a storage image, the storage image through which that memory is accessed **must** be determined by [constant integral expressions](#)

- VUID-StandaloneSpirv-InputAttachmentArrayDynamicIndexing-10131

If the `InputAttachmentArrayDynamicIndexing` capability is not declared, and an instruction accesses memory through an input attachment, the input attachment through which that memory is accessed **must** be determined by [constant integral expressions](#)

- VUID-StandaloneSpirv-UniformTexelBufferArrayDynamicIndexing-10132

If the `UniformTexelBufferArrayDynamicIndexing` capability is not declared, and an instruction accesses memory through a uniform texel buffer, the uniform texel buffer through which that memory is accessed **must** be determined by [constant integral expressions](#)

- VUID-StandaloneSpirv-StorageTexelBufferArrayDynamicIndexing-10133

If the `StorageTexelBufferArrayDynamicIndexing` capability is not declared, and an instruction accesses memory through a storage texel buffer, the storage texel buffer through which that memory is accessed **must** be determined by [constant integral expressions](#)

- VUID-StandaloneSpirv-TileShadingQCOM-10686

`TileShadingQCOM` capability **must** not be enabled in any stage other than compute or fragment

- VUID-StandaloneSpirv-Execution-10687

`Execution Mode NonCoherentTileAttachmentReadQCOM` **must** not be used in any stage other than fragment

- VUID-StandaloneSpirv-Execution-10688

`Execution Mode TileShadingRateQCOM` **must** not be used in any stage other than compute

- VUID-StandaloneSpirv-TileAttachmentQCOM-10689

If the `TileAttachmentQCOM Storage Class` is used, the `TileShadingQCOM` capability **must** be enabled

- VUID-StandaloneSpirv-NonCoherentTileAttachmentReadQCOM-10690

If the `NonCoherentTileAttachmentReadQCOM Execution Mode` is used, the `TileShadingQCOM` capability **must** be enabled

- VUID-StandaloneSpirv-TileShadingRateQCOM-10691

If the `TileShadingRateQCOM Execution Mode` is used, the `TileShadingQCOM` capability **must** be enabled

- VUID-StandaloneSpirv-TileShadingRateQCOM-10692

If the `TileShadingRateQCOM Execution Mode` is used, `LocalSize` and `LocalSizeId Execution Mode` **must** not be specified

- VUID-StandaloneSpirv-OpTypeImage-10693

`OpTypeImage` variables in the `TileAttachmentQCOM Storage Class` **must** have `Dim` equal to 2D

- VUID-StandaloneSpirv-OpTypeImage-10694

`OpTypeImage` variables in the `TileAttachmentQCOM Storage Class` **must** `Sampled` equal to 1 or 2

- VUID-StandaloneSpirv-TileAttachmentQCOM-10695

Any variable in the `TileAttachmentQCOM Storage Class` **must** be decorated with

DescriptorSet and Binding

- VUID-StandaloneSpirv-TileAttachmentQCOM-10696
Any variable in the **TileAttachmentQCOM Storage Class** **must** not be decorated with **Component** decoration
- VUID-StandaloneSpirv-TileAttachmentQCOM-10697
An OpTypeImage variables in the **TileAttachmentQCOM Storage Class** **must** not be consumed by an **OpImageQuery*** instruction
- VUID-StandaloneSpirv-OpTypeFloat-10823
Variables with a type of **OpTypeFloat** and an encoding of **Float8E4M3EXT** or **Float8E5M2EXT** **must** not be declared with a **Storage Class** of **Input** or **Output**
- VUID-StandaloneSpirv-OpGraphInputARM-09931
The **InputIndex** and **ElementIndex** operands to **OpGraphInputARM** **must** be the <id> of a constant instruction
- VUID-StandaloneSpirv-OpGraphSetOutputARM-09932
The **OutputIndex** and **ElementIndex** operands to **OpGraphSetOutputARM** **must** be the <id> of a constant instruction
- VUID-StandaloneSpirv-Result-11336
If the **Result Type** operand of **OpLoad** is **OpTypeSampler**, **Pointer** **must** be derived from a variable decorated with **Binding** and **DescriptorSet**, or decorated with **BuiltIn** and **SamplerHeapEXT**
- VUID-StandaloneSpirv-Result-11337
If the **Result Type** operand of **OpLoad** is **OpTypeImage**, **Pointer** **must** be derived from a variable decorated with **Binding** and **DescriptorSet**, or decorated with **BuiltIn** and **ResourceHeapEXT**
- VUID-StandaloneSpirv-Result-11339
If the **Result Type** operand of **OpLoad** is **OpTypeAccelerationStructureKHR**, and **Pointer** is not in the **Private** or **Function Storage Class**, **Pointer** **must** be derived from a variable decorated with **Binding** and **DescriptorSet**, or decorated with **BuiltIn** and **ResourceHeapEXT**
- VUID-StandaloneSpirv-Result-11346
The **Result Type** operand of **OpBufferPointerEXT** **must** have a **Type** operand that is **explicitly laid out**
- VUID-StandaloneSpirv-OpTypeUntypedPointerKHR-11417
The **Storage Class** of **OpTypeUntypedPointerKHR** **must** be **Image**, **UniformConstant**, **Workgroup**, **StorageBuffer**, **Uniform**, **PushConstant**, or **PhysicalStorageBuffer**
- VUID-StandaloneSpirv-None-12295
If the **LongVectorEXT** capability is not declared, the **Component Count** of any vector type **must** be less than or equal to **4** and greater than **1**
- VUID-StandaloneSpirv-Type-12297
Any pointer type whose **Type** parameter is a vector type with more than four components (or an aggregate containing such a type) **must** have **Storage Class** of **Function**, **Private**, **Uniform**, **Workgroup**, **StorageBuffer**, **PhysicalStorageBuffer**, **PushConstant**, or **ShaderRecordBufferKHR**

Runtime SPIR-V Validation

The following rules **must** be validated at runtime. These rules depend on knowledge of the implementation and its capabilities and knowledge of runtime information, such as enabled features.

Valid Usage

- VUID-RuntimeSpirv-vulkanMemoryModel-06265
If the `vulkanMemoryModel` feature is enabled and the `vulkanMemoryModelDeviceScope` feature is not enabled, `Device` memory scope **must** not be used
- VUID-RuntimeSpirv-vulkanMemoryModel-06266
If the `vulkanMemoryModel` feature is not enabled, `QueueFamily` memory scope **must** not be used
- VUID-RuntimeSpirv-shaderSubgroupClock-06267
If the `shaderSubgroupClock` feature is not enabled, the `Subgroup` scope **must** not be used for `OpReadClockKHR`
- VUID-RuntimeSpirv-shaderDeviceClock-06268
If the `shaderDeviceClock` feature is not enabled, the `Device` scope **must** not be used for `OpReadClockKHR`
- VUID-RuntimeSpirv-shaderRelaxedExtendedInstruction-10773
If the `shaderRelaxedExtendedInstruction` feature is not enabled, the `OpExtInstWithForwardRefsKHR` **must** not be used
- VUID-RuntimeSpirv-None-09558
If the `dynamicRenderingLocalRead` feature is not enabled, any variable created with a “Type” of `OpTypeImage` that has a “Dim” operand of `SubpassData` **must** be decorated with `InputAttachmentIndex`
- VUID-RuntimeSpirv-OpTypeImage-09644
Any variable declared as an `OpTypeArray` where the `Element Type` is an `OpTypeImage` with a “Dim” operand of `SubpassData` **must** be decorated with `InputAttachmentIndex`
- VUID-RuntimeSpirv-apiVersion-07954
If `VkPhysicalDeviceProperties::apiVersion` is less than Vulkan 1.3, the `VK_KHR_format_feature_flags2` extension is not supported, and the `shaderStorageImageWriteWithoutFormat` feature is not enabled, any variable created with a “Type” of `OpTypeImage` that has a “Sampled” operand of 2 and an “Image Format” operand of `Unknown` **must** be decorated with `NonWritable`
- VUID-RuntimeSpirv-apiVersion-07955
If `VkPhysicalDeviceProperties::apiVersion` is less than Vulkan 1.3, the `VK_KHR_format_feature_flags2` extension is not supported, and the `shaderStorageImageReadWithoutFormat` feature is not enabled, any variable created with a “Type” of `OpTypeImage` that has a “Sampled” operand of 2 and an “Image Format” operand of `Unknown` **must** be decorated with `NonReadable`
- VUID-RuntimeSpirv-OpImageWrite-07112
`OpImageWrite` to any `Image` whose `Image Format` is not `Unknown` **must** have the `Texel` operand

contain at least as many components as the corresponding [VkFormat](#) as given in the [SPIR-V Image Format compatibility table](#)

- VUID-RuntimeSpirv-Location-06272

The sum of [Location](#) and the number of locations the variable it decorates consumes **must** be less than or equal to the value for the matching [Execution Model](#) defined in [Shader Input and Output Locations](#)

- VUID-RuntimeSpirv-Location-06428

The maximum number of storage buffers, storage images, and output [Location](#) decorated color attachments written to in the [Fragment Execution Model](#) **must** be less than or equal to [maxFragmentCombinedOutputResources](#)

- VUID-RuntimeSpirv-UniformBufferArrayNonUniformIndexing-10134

If the [UniformBufferArrayNonUniformIndexing](#) capability is not declared, and an instruction accesses memory through a uniform buffer, the uniform buffer through which that memory is accessed **must** be dynamically uniform within the invocation group or subgroup

- VUID-RuntimeSpirv-SampledImageArrayNonUniformIndexing-10135

If the [SampledImageArrayNonUniformIndexing](#) capability is not declared, and an instruction accesses memory through a sampled image or sampler, the sampled image or sampler through which that memory is accessed **must** be dynamically uniform within the invocation group or subgroup

- VUID-RuntimeSpirv-StorageBufferArrayNonUniformIndexing-10136

If the [StorageBufferArrayNonUniformIndexing](#) capability is not declared, and an instruction accesses memory through a storage buffer, the storage buffer through which that memory is accessed **must** be dynamically uniform within the invocation group or subgroup

- VUID-RuntimeSpirv-StorageImageArrayNonUniformIndexing-10137

If the [StorageImageArrayNonUniformIndexing](#) capability is not declared, and an instruction accesses memory through a storage image, the storage image through which that memory is accessed **must** be dynamically uniform within the invocation group or subgroup

- VUID-RuntimeSpirv-InputAttachmentArrayNonUniformIndexing-10138

If the [InputAttachmentArrayNonUniformIndexing](#) capability is not declared, and an instruction accesses memory through an input attachment, the input attachment through which that memory is accessed **must** be dynamically uniform within the invocation group or subgroup

- VUID-RuntimeSpirv-UniformTexelBufferArrayNonUniformIndexing-10139

If the [UniformTexelBufferArrayNonUniformIndexing](#) capability is not declared, and an instruction accesses memory through a uniform texel buffer, the uniform texel buffer through which that memory is accessed **must** be dynamically uniform within the invocation group or subgroup

- VUID-RuntimeSpirv-StorageTexelBufferArrayNonUniformIndexing-10140

If the [StorageTexelBufferArrayNonUniformIndexing](#) capability is not declared, and an instruction accesses memory through a storage texel buffer, the storage texel buffer through which that memory is accessed **must** be dynamically uniform within the invocation group or subgroup

- VUID-RuntimeSpirv-subgroupSize-10141

If the **effective subgroup size** is 1, the **UniformBufferArrayNonUniformIndexing** capability is not declared, and an instruction accesses memory through a uniform buffer, the uniform buffer through which that memory is accessed **must** be dynamically uniform within the invocation group

- VUID-RuntimeSpirv-subgroupSize-10142

If the **effective subgroup size** is 1, the **SampledImageArrayNonUniformIndexing** capability is not declared, and an instruction accesses memory through a sampled image or sampler, the sampled image or sampler through which that memory is accessed **must** be dynamically uniform within the invocation group

- VUID-RuntimeSpirv-subgroupSize-10143

If the **effective subgroup size** is 1, the **StorageBufferArrayNonUniformIndexing** capability is not declared, and an instruction accesses memory through a storage buffer, the storage buffer through which that memory is accessed **must** be dynamically uniform within the invocation group

- VUID-RuntimeSpirv-subgroupSize-10144

If the **effective subgroup size** is 1, the **StorageImageArrayNonUniformIndexing** capability is not declared, and an instruction accesses memory through a storage image, the storage image through which that memory is accessed **must** be dynamically uniform within the invocation group

- VUID-RuntimeSpirv-subgroupSize-10145

If the **effective subgroup size** is 1, the **InputAttachmentArrayNonUniformIndexing** capability is not declared, and an instruction accesses memory through an input attachment, the input attachment through which that memory is accessed **must** be dynamically uniform within the invocation group

- VUID-RuntimeSpirv-subgroupSize-10146

If the **effective subgroup size** is 1, the **UniformTexelBufferArrayNonUniformIndexing** capability is not declared, and an instruction accesses memory through a uniform texel buffer, the uniform texel buffer through which that memory is accessed **must** be dynamically uniform within the invocation group

- VUID-RuntimeSpirv-subgroupSize-10147

If the **effective subgroup size** is 1, the **StorageTexelBufferArrayNonUniformIndexing** capability is not is not declared, and an instruction accesses memory through a storage texel buffer, the storage texel buffer through which that memory is accessed **must** be dynamically uniform within the invocation group

- VUID-RuntimeSpirv-None-04745

All block members in a variable with a **Storage Class** of **PushConstant** declared as an array **must** only be accessed by dynamically uniform indices

- VUID-RuntimeSpirv-None-10148

If an instruction accesses memory through any resource, the **effective subgroup size** is 1, the **DescriptorHeapEXT** capability is not declared, and the resource through which that memory is accessed is not uniform within the invocation group, then the operand corresponding to that resource (e.g. the pointer or sampled image operand) **must** be decorated with **NonUniform**

- VUID-RuntimeSpirv-subgroupSize-10149

If an instruction accesses memory through any resource, the **effective subgroup size** is greater than 1, the **DescriptorHeapEXT** capability is not declared, and the resource through which that memory is accessed is not uniform within the invocation group, and not uniform within the subgroup, then the operand corresponding to that resource (e.g. the pointer or sampled image operand) **must** be decorated with **NonUniform**

- VUID-RuntimeSpirv-None-06275

shaderSubgroupExtendedTypes **must** be enabled for **group operations** to use 8-bit integer, 16-bit integer, 64-bit integer, 16-bit floating-point, and vectors of these types

- VUID-RuntimeSpirv-subgroupBroadcastDynamicId-06276

If **subgroupBroadcastDynamicId** is **VK_TRUE**, and the shader module version is 1.5 or higher, the “Index” for **OpGroupNonUniformQuadBroadcast** **must** be dynamically uniform within the derivative group. Otherwise, “Index” **must** be a constant

- VUID-RuntimeSpirv-subgroupBroadcastDynamicId-06277

If **subgroupBroadcastDynamicId** is **VK_TRUE**, and the shader module version is 1.5 or higher, the “Id” for **OpGroupNonUniformBroadcast** **must** be dynamically uniform within the subgroup. Otherwise, “Id” **must** be a constant

- VUID-RuntimeSpirv-None-06278

shaderBufferInt64Atomics **must** be enabled for 64-bit integer atomic operations to be supported on a *Pointer* with a **Storage Class** of **StorageBuffer** or **Uniform**

- VUID-RuntimeSpirv-None-06279

shaderSharedInt64Atomics **must** be enabled for 64-bit integer atomic operations to be supported on a *Pointer* with a **Storage Class** of **Workgroup**

- VUID-RuntimeSpirv-None-06284

shaderBufferFloat32Atomics, or **shaderBufferFloat32AtomicAdd**, or
shaderBufferFloat64Atomics, or **shaderBufferFloat64AtomicAdd**, or
shaderBufferFloat16Atomics, or **shaderBufferFloat16AtomicAdd**, or
shaderBufferFloat16AtomicMinMax, or **shaderBufferFloat32AtomicMinMax**, or
shaderBufferFloat64AtomicMinMax, or **shaderFloat16VectorAtomics** **must** be enabled for floating-point atomic operations to be supported on a *Pointer* with a **Storage Class** of **StorageBuffer**

- VUID-RuntimeSpirv-None-06285

shaderSharedFloat32Atomics, or **shaderSharedFloat32AtomicAdd**, or
shaderSharedFloat64Atomics, or **shaderSharedFloat64AtomicAdd**, or
shaderSharedFloat16Atomics, or **shaderSharedFloat16AtomicAdd**, or
shaderSharedFloat16AtomicMinMax, or **shaderSharedFloat32AtomicMinMax**, or
shaderSharedFloat64AtomicMinMax, or **shaderFloat16VectorAtomics**, **must** be enabled for floating-point atomic operations to be supported on a *Pointer* with a **Storage Class** of **Workgroup**

- VUID-RuntimeSpirv-None-06286

shaderImageFloat32Atomics, or **shaderImageFloat32AtomicAdd**, or
shaderImageFloat32AtomicMinMax, **must** be enabled for 32-bit floating-point atomic operations to be supported on a *Pointer* with a **Storage Class** of **Image**

- VUID-RuntimeSpirv-None-06287

sparseImageFloat32Atomics, or **sparseImageFloat32AtomicAdd**, or

`sparseImageFloat32AtomicMinMax`, **must** be enabled for 32-bit floating-point atomics to be supported on sparse images

- VUID-RuntimeSpirv-None-06288

`shaderImageInt64Atomics` **must** be enabled for 64-bit integer atomic operations to be supported on a *Pointer* with a *Storage Class* of *Image*

- VUID-RuntimeSpirv-denormBehaviorIndependence-06289

If `denormBehaviorIndependence` is `VK_SHADER_FLOAT_CONTROLS_INDEPENDENCE_32_BIT_ONLY`, then the entry point **must** use the same denormals *Execution Mode* for both 16-bit and 64-bit floating-point types

- VUID-RuntimeSpirv-denormBehaviorIndependence-06290

If `denormBehaviorIndependence` is `VK_SHADER_FLOAT_CONTROLS_INDEPENDENCE_NONE`, then the entry point **must** use the same denormals *Execution Mode* for all floating-point types

- VUID-RuntimeSpirv-roundingModeIndependence-06291

If `roundingModeIndependence` is `VK_SHADER_FLOAT_CONTROLS_INDEPENDENCE_32_BIT_ONLY`, then the entry point **must** use the same rounding *Execution Mode* for both 16-bit and 64-bit floating-point types

- VUID-RuntimeSpirv-roundingModeIndependence-06292

If `roundingModeIndependence` is `VK_SHADER_FLOAT_CONTROLS_INDEPENDENCE_NONE`, then the entry point **must** use the same rounding *Execution Mode* for all floating-point types

- VUID-RuntimeSpirv-shaderSignedZeroInfNanPreserveFloat16-06293

If `shaderSignedZeroInfNanPreserveFloat16` is `VK_FALSE`, then *SignedZeroInfNanPreserve* for 16-bit floating-point type **must** not be used

- VUID-RuntimeSpirv-shaderSignedZeroInfNanPreserveFloat32-06294

If `shaderSignedZeroInfNanPreserveFloat32` is `VK_FALSE`, then *SignedZeroInfNanPreserve* for 32-bit floating-point type **must** not be used

- VUID-RuntimeSpirv-shaderSignedZeroInfNanPreserveFloat64-06295

If `shaderSignedZeroInfNanPreserveFloat64` is `VK_FALSE`, then *SignedZeroInfNanPreserve* for 64-bit floating-point type **must** not be used

- VUID-RuntimeSpirv-shaderDenormPreserveFloat16-06296

If `shaderDenormPreserveFloat16` is `VK_FALSE`, then *DenormPreserve* for 16-bit floating-point type **must** not be used

- VUID-RuntimeSpirv-shaderDenormPreserveFloat32-06297

If `shaderDenormPreserveFloat32` is `VK_FALSE`, then *DenormPreserve* for 32-bit floating-point type **must** not be used

- VUID-RuntimeSpirv-shaderDenormPreserveFloat64-06298

If `shaderDenormPreserveFloat64` is `VK_FALSE`, then *DenormPreserve* for 64-bit floating-point type **must** not be used

- VUID-RuntimeSpirv-shaderDenormFlushToZeroFloat16-06299

If `shaderDenormFlushToZeroFloat16` is `VK_FALSE`, then *DenormFlushToZero* for 16-bit floating-point type **must** not be used

- VUID-RuntimeSpirv-shaderDenormFlushToZeroFloat32-06300
If `shaderDenormFlushToZeroFloat32` is `VK_FALSE`, then `DenormFlushToZero` for 32-bit floating-point type **must** not be used
- VUID-RuntimeSpirv-shaderDenormFlushToZeroFloat64-06301
If `shaderDenormFlushToZeroFloat64` is `VK_FALSE`, then `DenormFlushToZero` for 64-bit floating-point type **must** not be used
- VUID-RuntimeSpirv-shaderRoundingModeRTEFloat16-06302
If `shaderRoundingModeRTEFloat16` is `VK_FALSE`, then `RoundingModeRTE` for 16-bit floating-point type **must** not be used
- VUID-RuntimeSpirv-shaderRoundingModeRTEFloat32-06303
If `shaderRoundingModeRTEFloat32` is `VK_FALSE`, then `RoundingModeRTE` for 32-bit floating-point type **must** not be used
- VUID-RuntimeSpirv-shaderRoundingModeRTEFloat64-06304
If `shaderRoundingModeRTEFloat64` is `VK_FALSE`, then `RoundingModeRTE` for 64-bit floating-point type **must** not be used
- VUID-RuntimeSpirv-shaderRoundingModeRTZFloat16-06305
If `shaderRoundingModeRTZFloat16` is `VK_FALSE`, then `RoundingModeRTZ` for 16-bit floating-point type **must** not be used
- VUID-RuntimeSpirv-shaderRoundingModeRTZFloat32-06306
If `shaderRoundingModeRTZFloat32` is `VK_FALSE`, then `RoundingModeRTZ` for 32-bit floating-point type **must** not be used
- VUID-RuntimeSpirv-shaderRoundingModeRTZFloat64-06307
If `shaderRoundingModeRTZFloat64` is `VK_FALSE`, then `RoundingModeRTZ` for 64-bit floating-point type **must** not be used
- VUID-RuntimeSpirv-shaderSignedZeroInfNanPreserveFloat16-09559
If `shaderSignedZeroInfNanPreserveFloat16` is `VK_FALSE` then any `FPFastMathDefault` execution mode with a type of 16-bit float **must** include the `NSZ`, `NotInf`, and `NotNaN` flags
- VUID-RuntimeSpirv-shaderSignedZeroInfNanPreserveFloat16-09560
If `shaderSignedZeroInfNanPreserveFloat16` is `VK_FALSE` then any `FPFastMathMode` decoration on an instruction with result type or any operand type that includes a 16-bit float **must** include the `NSZ`, `NotInf`, and `NotNaN` flags
- VUID-RuntimeSpirv-shaderSignedZeroInfNanPreserveFloat32-09561
If `shaderSignedZeroInfNanPreserveFloat32` is `VK_FALSE` then any `FPFastMathDefault` execution mode with a type of 32-bit float **must** include the `NSZ`, `NotInf`, and `NotNaN` flags
- VUID-RuntimeSpirv-shaderSignedZeroInfNanPreserveFloat32-09562
If `shaderSignedZeroInfNanPreserveFloat32` is `VK_FALSE` then any `FPFastMathMode` decoration on an instruction with result type or any operand type that includes a 32-bit float **must** include the `NSZ`, `NotInf`, and `NotNaN` flags
- VUID-RuntimeSpirv-shaderSignedZeroInfNanPreserveFloat64-09563
If `shaderSignedZeroInfNanPreserveFloat64` is `VK_FALSE` then any `FPFastMathDefault` execution mode with a type of 64-bit float **must** include the `NSZ`, `NotInf`, and `NotNaN` flags
- VUID-RuntimeSpirv-shaderSignedZeroInfNanPreserveFloat64-09564
If `shaderSignedZeroInfNanPreserveFloat64` is `VK_FALSE` then any `FPFastMathMode` decoration

on an instruction with result type or any operand type that includes a 64-bit float **must** include the **NSZ**, **NotInf**, and **NotNaN** flags

- VUID-RuntimeSpirv-shaderFmaFloat16-10977
shaderFmaFloat16 **must** be enabled for **OpFmaKHR** to be supported with a result type that includes a 16-bit float
- VUID-RuntimeSpirv-shaderFmaFloat32-10978
shaderFmaFloat32 **must** be enabled for **OpFmaKHR** to be supported with a result type that includes a 32-bit float
- VUID-RuntimeSpirv-shaderFmaFloat64-10979
shaderFmaFloat64 **must** be enabled for **OpFmaKHR** to be supported with a result type that includes a 64-bit float
- VUID-RuntimeSpirv-Offset-06308
The **Offset** plus size of the type of each variable, in the output interface of the entry point being compiled, decorated with **XfbBuffer** **must** not be greater than **VkPhysicalDeviceTransformFeedbackPropertiesEXT::maxTransformFeedbackBufferDataSize**
- VUID-RuntimeSpirv-XfbBuffer-06309
For any given **XfbBuffer** value, define the buffer data size to be smallest number of bytes such that, for all outputs decorated with the same **XfbBuffer** value, the size of the output interface variable plus the **Offset** is less than or equal to the buffer data size. For a given **Stream**, the sum of all the buffer data sizes for all buffers writing to that stream the **must** not exceed **VkPhysicalDeviceTransformFeedbackPropertiesEXT::maxTransformFeedbackStreamDataSize**
- VUID-RuntimeSpirv-OpEmitStreamVertex-06310
The **Stream** value to **OpEmitStreamVertex** and **OpEndStreamPrimitive** **must** be less than **VkPhysicalDeviceTransformFeedbackPropertiesEXT::maxTransformFeedbackStreams**
- VUID-RuntimeSpirv-transformFeedbackStreamsLinesTriangles-06311
If the geometry shader emits to more than one vertex stream and **VkPhysicalDeviceTransformFeedbackPropertiesEXT::transformFeedbackStreamsLinesTriangles** is **VK_FALSE**, then **Execution Mode** **must** be **OutputPoints**
- VUID-RuntimeSpirv-Stream-06312
The stream number value to **Stream** **must** be less than **VkPhysicalDeviceTransformFeedbackPropertiesEXT::maxTransformFeedbackStreams**
- VUID-RuntimeSpirv-XfbStride-06313
The XFB Stride value to **XfbStride** **must** be less than or equal to **VkPhysicalDeviceTransformFeedbackPropertiesEXT::maxTransformFeedbackBufferDataStride**
- VUID-RuntimeSpirv-PhysicalStorageBuffer64-06315
If the **PhysicalStorageBuffer64** addressing model is enabled the pointer value of a memory access instruction **must** be at least as aligned as specified by the **Aligned** memory access operand
- VUID-RuntimeSpirv-PhysicalStorageBuffer64-11819
If the **PhysicalStorageBuffer64** addressing model is enabled the pointer value of a memory access instruction in the **PhysicalStorageBuffer Storage Class** **must** reference a buffer

created with the `VK_BUFFER_USAGE_SHADER_DEVICE_ADDRESS_BIT` usage flag set

- VUID-RuntimeSpirv-OpTypeCooperativeMatrixNV-06316

For `OpTypeCooperativeMatrixNV`, the component type, scope, number of rows, and number of columns **must** match one of the matrices in any of the supported `VkCooperativeMatrixPropertiesNV`

- VUID-RuntimeSpirv-OpTypeCooperativeMatrixMulAddNV-10059

For `OpTypeCooperativeMatrixMulAddNV`, the operands **must** match a supported `VkCooperativeMatrixPropertiesNV`, such that:

- The type of **A** **must** have **Rows** match `VkCooperativeMatrixPropertiesNV::MSize`, **Columns** match `VkCooperativeMatrixPropertiesNV::KSize`, and **ComponentType** match `VkCooperativeMatrixPropertiesNV::AType`.
- The type of **B** **must** have **Rows** match `VkCooperativeMatrixPropertiesNV::KSize`, **Columns** match `VkCooperativeMatrixPropertiesNV::NSize`, and **ComponentType** match `VkCooperativeMatrixPropertiesNV::BType`.
- The type of **C** **must** have **Rows** match `VkCooperativeMatrixPropertiesNV::MSize`, **Columns** match `VkCooperativeMatrixPropertiesNV::NSize`, and **ComponentType** match `VkCooperativeMatrixPropertiesNV::CType`.
- The type of **Result** **must** have **Rows** match `VkCooperativeMatrixPropertiesNV::MSize`, **Columns** match `VkCooperativeMatrixPropertiesNV::NSize`, and **ComponentType** match `VkCooperativeMatrixPropertiesNV::DType`.
- The scope of all cooperative matrix operands **must** be `VkScopeNV::VK_SCOPE_SUBGROUP_NV`.
- If **ComponentType** of **A**, **B**, **C**, or **Result** is a signed integral type, the **Signedness** operand of the `OpTypeInt` must be 1.
- If **ComponentType** of **A**, **B**, **C**, or **Result** is an unsigned integral type, the **Signedness** operand of the `OpTypeInt` must be 0

- VUID-RuntimeSpirv-OpTypeCooperativeMatrixNV-06322

`OpTypeCooperativeMatrixNV` and `OpCooperativeMatrix*` instructions **must** not be used in shader stages not included in `VkPhysicalDeviceCooperativeMatrixPropertiesNV::cooperativeMatrixSupportedStages`

- VUID-RuntimeSpirv-OpTypeCooperativeMatrixKHR-10163

For `OpTypeCooperativeMatrixKHR`, if the `cooperativeMatrixFlexibleDimensions` feature is not enabled, the component type, scope, number of rows, and number of columns **must** match one of the matrices in any of the supported `VkCooperativeMatrixPropertiesKHR`, where

- for **Use** of **MatrixA**, the number of rows must match `VkCooperativeMatrixPropertiesKHR::MSize` and the number of columns must match `VkCooperativeMatrixPropertiesKHR::KSize` and the type **must** match `VkCooperativeMatrixPropertiesKHR::AType`
- for **Use** of **MatrixB**, the number of rows must match `VkCooperativeMatrixPropertiesKHR::KSize` and the number of columns must match `VkCooperativeMatrixPropertiesKHR::NSize` and the type **must** match `VkCooperativeMatrixPropertiesKHR::BType`

- for **Use** of **MatrixAccumulator**, the number of rows must match **VkCooperativeMatrixPropertiesKHR::MSize** and the number of columns must match **VkCooperativeMatrixPropertiesKHR::NSize** and the type **must** match **VkCooperativeMatrixPropertiesKHR::CType** or **VkCooperativeMatrixPropertiesKHR::ResultType**
- VUID-RuntimeSpirv-OpCooperativeMatrixMulAddKHR-10060
For **OpCooperativeMatrixMulAddKHR**, if the **cooperativeMatrixFlexibleDimensions** feature is not enabled, the operands **must** match a supported **VkCooperativeMatrixPropertiesKHR**, such that:
 - The type of **A** **must** have **Rows** match **VkCooperativeMatrixPropertiesKHR::MSize**, **Columns** match **VkCooperativeMatrixPropertiesKHR::KSize**, **Use** be **MatrixAKHR**, and **ComponentType** match **VkCooperativeMatrixPropertiesKHR::AType**.
 - The type of **B** **must** have **Rows** match **VkCooperativeMatrixPropertiesKHR::KSize**, **Columns** match **VkCooperativeMatrixPropertiesKHR::NSize**, **Use** be **MatrixBKHR**, and **ComponentType** match **VkCooperativeMatrixPropertiesKHR::BType**.
 - The type of **C** **must** have **Rows** match **VkCooperativeMatrixPropertiesKHR::MSize**, **Columns** match **VkCooperativeMatrixPropertiesKHR::NSize**, **Use** be **MatrixAccumulatorKHR**, and **ComponentType** match **VkCooperativeMatrixPropertiesKHR::CType**.
 - The type of **Result** **must** have **Rows** match **VkCooperativeMatrixPropertiesKHR::MSize**, **Columns** match **VkCooperativeMatrixPropertiesKHR::NSize**, **Use** be **MatrixAccumulatorKHR**, and **ComponentType** match **VkCooperativeMatrixPropertiesKHR::ResultType**.
 - If and only if **VkCooperativeMatrixPropertiesKHR::AType** is a signed integer type, **MatrixASignedComponents** **must** be used.
 - If and only if **VkCooperativeMatrixPropertiesKHR::BType** is a signed integer type, **MatrixBSignedComponents** **must** be used.
 - If and only if **VkCooperativeMatrixPropertiesKHR::CType** is a signed integer type, **MatrixCSignedComponents** **must** be used.
 - If and only if **VkCooperativeMatrixPropertiesKHR::ResultType** is a signed integer type, **MatrixResultSignedComponents** **must** be used.
 - If and only if **VkCooperativeMatrixPropertiesKHR::saturatingAccumulation** is **VK_TRUE**, **SaturatingAccumulationKHR** **must** be used.
 - If and only if **VkCooperativeMatrixPropertiesKHR::saturatingAccumulation** is **VK_FALSE**, **SaturatingAccumulationKHR** **must** not be used.
 - The scope of all cooperative matrix operands **must** match **VkCooperativeMatrixPropertiesKHR::scope**.
- VUID-RuntimeSpirv-NSize-12352
For **OpExtractSubArrayQCOM**, the length of the **Source Array** operand **must** match the **VkCooperativeMatrixPropertiesKHR::NSize** of one of the matrices in any of the supported **VkCooperativeMatrixPropertiesKHR**
- VUID-RuntimeSpirv-KSize-12353

For `OpExtractSubArrayQCOM`, the length of the `Result Type` operand **must** match the `VkCooperativeMatrixPropertiesKHR::KSize` of one of the matrices in any of the supported `VkCooperativeMatrixPropertiesKHR`

- VUID-RuntimeSpirv-OpExtractSubArrayQCOM-12354

For `OpExtractSubArrayQCOM`, the `Start Index` operand **must** be a multiple of the length of the `Result Type` operand

- VUID-RuntimeSpirv-cooperativeMatrixWorkgroupScope-10164

If the `cooperativeMatrixWorkgroupScope` feature is not enabled, the scope of all `OpTypeCooperativeMatrixKHR` **must** not be `VkScopeKHR::VK_SCOPE_WORKGROUP_KHR`

- VUID-RuntimeSpirv-cooperativeMatrixFlexibleDimensions-10165

For `OpTypeCooperativeMatrixKHR`, if the `cooperativeMatrixFlexibleDimensions` feature is enabled, the component type, scope, number of rows, and number of columns **must** match either one of the matrices in one of the supported `VkCooperativeMatrixPropertiesKHR` as described above, or one of the supported `VkCooperativeMatrixFlexibleDimensionsPropertiesNV`, where

- for `MatrixA`, the number of rows must be a multiple of `VkCooperativeMatrixFlexibleDimensionsPropertiesNV::MGranularity` and the number of columns must be a multiple of `VkCooperativeMatrixFlexibleDimensionsPropertiesNV::KGranularity` and the type **must** match `VkCooperativeMatrixFlexibleDimensionsPropertiesNV::AType`
- for `MatrixB`, the number of rows must be a multiple of `VkCooperativeMatrixFlexibleDimensionsPropertiesNV::KGranularity` and the number of columns must be a multiple of `VkCooperativeMatrixFlexibleDimensionsPropertiesNV::NGranularity` and the type **must** match `VkCooperativeMatrixFlexibleDimensionsPropertiesNV::BType`
- for `MatrixAccumulator`, the number of rows must be a multiple of `VkCooperativeMatrixFlexibleDimensionsPropertiesNV::MGranularity` and the number of columns must be a multiple of `VkCooperativeMatrixFlexibleDimensionsPropertiesNV::NGranularity` and the type **must** match `VkCooperativeMatrixFlexibleDimensionsPropertiesNV::CType` or `VkCooperativeMatrixFlexibleDimensionsPropertiesNV::ResultType`
- if the scope is `VK_SCOPE_WORKGROUP_KHR`, the number of invocations in the local workgroup **must** match `VkCooperativeMatrixFlexibleDimensionsPropertiesNV::workgroupInvocations`

- VUID-RuntimeSpirv-cooperativeMatrixFlexibleDimensions-10166

For `OpCooperativeMatrixMulAddKHR`, if the `cooperativeMatrixFlexibleDimensions` feature is enabled, the operands **must** match either one of the supported `VkCooperativeMatrixPropertiesKHR` as described above, or one of the supported `VkCooperativeMatrixFlexibleDimensionsPropertiesNV`, such that:

- The type of `A` **must** have `Rows` be a multiple of `VkCooperativeMatrixFlexibleDimensionsPropertiesNV::MGranularity`, `Columns` be a multiple of `VkCooperativeMatrixFlexibleDimensionsPropertiesNV::KGranularity`, `Use` be `MatrixAKHR`, and `ComponentType` match `VkCooperativeMatrixFlexibleDimensionsPropertiesNV::AType`.

- The type of **B** **must** have **Rows** be a multiple of `VkCooperativeMatrixFlexibleDimensionsPropertiesNV::KGranularity`, **Columns** be a multiple of `VkCooperativeMatrixFlexibleDimensionsPropertiesNV::NGranularity`, **Use** be `MatrixBKHR`, and **ComponentType** match `VkCooperativeMatrixFlexibleDimensionsPropertiesNV::BType`.
 - The type of **C** **must** have **Rows** be a multiple of `VkCooperativeMatrixFlexibleDimensionsPropertiesNV::MGranularity`, **Columns** be a multiple of `VkCooperativeMatrixFlexibleDimensionsPropertiesNV::NGranularity`, **Use** be `MatrixAccumulatorKHR`, and **ComponentType** match `VkCooperativeMatrixFlexibleDimensionsPropertiesNV::CType`.
 - The type of **Result** **must** have **Rows** be a multiple of `VkCooperativeMatrixFlexibleDimensionsPropertiesNV::MGranularity`, **Columns** be a multiple of `VkCooperativeMatrixFlexibleDimensionsPropertiesNV::NGranularity`, **Use** be `MatrixAccumulatorKHR`, and **ComponentType** match `VkCooperativeMatrixFlexibleDimensionsPropertiesNV::ResultType`.
 - If and only if `VkCooperativeMatrixFlexibleDimensionsPropertiesNV::AType` is a signed integer type, `MatrixASignedComponents` **must** be used.
 - If and only if `VkCooperativeMatrixFlexibleDimensionsPropertiesNV::BType` is a signed integer type, `MatrixBSignedComponents` **must** be used.
 - If and only if `VkCooperativeMatrixFlexibleDimensionsPropertiesNV::CType` is a signed integer type, `MatrixCSignedComponents` **must** be used.
 - If and only if `VkCooperativeMatrixFlexibleDimensionsPropertiesNV::ResultType` is a signed integer type, `MatrixResultSignedComponents` **must** be used.
 - If and only if `VkCooperativeMatrixFlexibleDimensionsPropertiesNV::saturatingAccumulation` is `VK_TRUE`, `SaturatingAccumulationKHR` **must** be used.
 - If and only if `VkCooperativeMatrixFlexibleDimensionsPropertiesNV::saturatingAccumulation` is `VK_FALSE`, `SaturatingAccumulationKHR` **must** not be used.
 - The scope of all cooperative matrix operands **must** match `VkCooperativeMatrixFlexibleDimensionsPropertiesNV::scope`.
 - If the scope is `VK_SCOPE_WORKGROUP_KHR`, the number of invocations in the local workgroup **must** match `VkCooperativeMatrixFlexibleDimensionsPropertiesNV::workgroupInvocations`
- VUID-RuntimeSpirv-cooperativeMatrixFlexibleDimensionsMaxDimension-10167
All `OpTypeCooperativeMatrixKHR` dimensions **must** be less than or equal to `cooperativeMatrixFlexibleDimensionsMaxDimension`
 - VUID-RuntimeSpirv-maxComputeSharedMemorySize-10168
If the module uses `OpTypeCooperativeMatrixKHR` with `Scope` equal to `Workgroup`, the sum of size in bytes for variables and `padding` in the `Workgroup Storage Class` in the `GLCompute Execution Model` **must** be less than or equal to `maxComputeSharedMemorySize` minus `cooperativeMatrixWorkgroupScopeReservedSharedMemory`
 - VUID-RuntimeSpirv-cooperativeMatrixSupportedStages-08985
`OpTypeCooperativeMatrixKHR` and `OpCooperativeMatrix*` instructions **must** not be used in shader stages not included in `VkPhysicalDeviceCooperativeMatrixPropertiesKHR`

`::cooperativeMatrixSupportedStages`

- VUID-RuntimeSpirv-OpTypeCooperativeMatrixKHR-10770

Any pipeline containing a shader with `OpTypeCooperativeMatrixKHR` or `OpCooperativeMatrix*KHR` instructions **must** be created with the `VK_PIPELINE_SHADER_STAGE_CREATE_REQUIRE_FULL_SUBGROUPS_BIT` flag or the shader module must be version 1.6 or greater

- VUID-RuntimeSpirv-OpTypeCooperativeMatrixKHR-10771

Any shader object containing `OpTypeCooperativeMatrixKHR` or `OpCooperativeMatrix*KHR` instructions **must** be created with the `VK_SHADER_CREATE_REQUIRE_FULL_SUBGROUPS_BIT_EXT` flag or the shader module must be version 1.6 or greater

- VUID-RuntimeSpirv-OpCooperativeMatrix-12379

If any `OpCooperativeMatrix*` instructions accesses a descriptor, it **must** not be a null descriptor

- VUID-RuntimeSpirv-OpCooperativeMatrixLoadNV-06324

For `OpCooperativeMatrixLoadNV` and `OpCooperativeMatrixStoreNV` instructions, the `Pointer` and `Stride` operands **must** be aligned to at least the lesser of 16 bytes or the natural alignment of a row or column (depending on `ColumnMajor`) of the matrix (where the natural alignment is the number of columns/rows multiplied by the component size)

- VUID-RuntimeSpirv-OpCooperativeVectorMatrixMulNV-10089

For `OpCooperativeVectorMatrixMulNV` and `OpCooperativeVectorMatrixMulAddNV`, the following **must** be satisfied by the same entry in the `VkCooperativeVectorPropertiesNV` array returned by `vkGetPhysicalDeviceCooperativeVectorPropertiesNV`:

- The component type of `Input` **must** match `VkCooperativeVectorPropertiesNV::inputType`
- The `InputInterpretation` **must** match `VkCooperativeVectorPropertiesNV::inputInterpretation`
- The `MatrixInterpretation` **must** match `VkCooperativeVectorPropertiesNV::matrixInterpretation`
- For `OpCooperativeVectorMatrixMulAddNV`, the `BiasInterpretation` **must** match `VkCooperativeVectorPropertiesNV::biasInterpretation`
- The `Result Type` **must** match `VkCooperativeVectorPropertiesNV::resultType`
- If `Transpose` is true, `VkCooperativeVectorPropertiesNV::transpose` **must** be `VK_TRUE`

- VUID-RuntimeSpirv-OpCooperativeVectorMatrixMulNV-10090

For `OpCooperativeVectorMatrixMulNV` and `OpCooperativeVectorMatrixMulAddNV`, if `MatrixInterpretation` is either `VK_COMPONENT_TYPE_FLOAT_E4M3_NV` or `VK_COMPONENT_TYPE_FLOAT_E5M2_NV` then `MemoryLayout` **must** be either `VK_COOPERATIVE_VECTOR_MATRIX_LAYOUT_INFERENCING_OPTIMAL_NV` or `VK_COOPERATIVE_VECTOR_MATRIX_LAYOUT_TRAINING_OPTIMAL_NV`

- VUID-RuntimeSpirv-cooperativeVectorSupportedStages-10091

`OpTypeCooperativeVectorNV` and `OpCooperativeVector*` instructions **must** not be used in shader stages not included in `VkPhysicalDeviceCooperativeVectorPropertiesNV::cooperativeVectorSupportedStages`

- VUID-RuntimeSpirv-OpCooperativeVectorReduceSumAccumulateNV-10092
For `OpCooperativeVectorReduceSumAccumulateNV`:
 - The component type of `V` **must** be either 16- or 32-bit floating-point
 - If the component type of `V` is 16-bit floating-point, `cooperativeVectorTrainingFloat16Accumulation` **must** be supported
 - If the component type of `V` is 32-bit floating-point, `cooperativeVectorTrainingFloat32Accumulation` **must** be supported
 - The pointer's storage class **must** be `StorageBuffer` or `PhysicalStorageBuffer`
- VUID-RuntimeSpirv-OpCooperativeVectorOuterProductAccumulateNV-10093
For `OpCooperativeVectorOuterProductAccumulateNV`:
 - `MatrixInterpretation` must be `VK_COMPONENT_TYPE_FLOAT16_KHR` or `VK_COMPONENT_TYPE_FLOAT32_KHR`
 - If `MatrixInterpretation` is `VK_COMPONENT_TYPE_FLOAT16_KHR`, `cooperativeVectorTrainingFloat16Accumulation` **must** be supported
 - If `MatrixInterpretation` is `VK_COMPONENT_TYPE_FLOAT32_KHR`, `cooperativeVectorTrainingFloat32Accumulation` **must** be supported
 - The component types of `A` and `B` **must** be 16-bit floating-point
 - The matrix layout **must** be training-optimal
 - The pointer's storage class **must** be `StorageBuffer` or `PhysicalStorageBuffer`
- VUID-RuntimeSpirv-maxCooperativeVectorComponents-10094
`OpTypeCooperativeVector` instructions **must** have `Component Count` less than or equal to `maxCooperativeVectorComponents`
- VUID-RuntimeSpirv-OpTypeCooperativeVector-10095
`OpTypeCooperativeVector` instructions **must** have `Component Type` that is any supported type reported by `vkGetPhysicalDeviceCooperativeVectorPropertiesNV`
- VUID-RuntimeSpirv-MeshNV-07113
For mesh shaders using the `MeshNV Execution Model` the `OutputVertices OpExecutionMode` **must** be less than or equal to `VkPhysicalDeviceMeshShaderPropertiesNV::maxMeshOutputVertices`
- VUID-RuntimeSpirv-MeshNV-07114
For mesh shaders using the `MeshNV Execution Model` the `OutputPrimitivesNV OpExecutionMode` **must** be less than or equal to `VkPhysicalDeviceMeshShaderPropertiesNV::maxMeshOutputPrimitives`
- VUID-RuntimeSpirv-MeshEXT-07115
For mesh shaders using the `MeshEXT Execution Model` the `OutputVertices OpExecutionMode` **must** be less than or equal to `VkPhysicalDeviceMeshShaderPropertiesEXT::maxMeshOutputVertices`
- VUID-RuntimeSpirv-MeshEXT-07332
For mesh shaders using the `MeshEXT Execution Model` the "Vertex Count" operand of `OpSetMeshOutputsEXT` **must** be less than or equal to `OutputVertices OpExecutionMode`
- VUID-RuntimeSpirv-MeshEXT-07116

For mesh shaders using the **MeshEXT Execution Model** the **OutputPrimitivesEXT OpExecutionMode** **must** be less than or equal to **VkPhysicalDeviceMeshShaderPropertiesEXT::maxMeshOutputPrimitives**

- VUID-RuntimeSpirv-MeshEXT-07333

For mesh shaders using the **MeshEXT Execution Model** the “Primitive Count” operand of **OpSetMeshOutputsEXT** **must** be less than or equal to **OutputPrimitivesEXT OpExecutionMode**

- VUID-RuntimeSpirv-MeshEXT-12333

For mesh shaders using the **MeshEXT Execution Model** the index into the array of any variable decorated with the **PerPrimitiveEXT** decoration **must** be less than the “Primitive Count” operand of **OpSetMeshOutputsEXT**

- VUID-RuntimeSpirv-TaskEXT-07117

In task shaders using the **TaskEXT Execution Model** **OpEmitMeshTasksEXT** **must** be called exactly once under dynamically uniform conditions

- VUID-RuntimeSpirv-MeshEXT-07118

In mesh shaders using the **MeshEXT Execution Model** **OpSetMeshOutputsEXT** **must** be called at most once under dynamically uniform conditions

- VUID-RuntimeSpirv-TaskEXT-07291

In task shaders using the **TaskEXT Execution Model** the **x** size in **LocalSize** or **LocalSizeId** **must** be less than or equal to **VkPhysicalDeviceMeshShaderPropertiesEXT::maxTaskWorkGroupSize[0]**

- VUID-RuntimeSpirv-TaskEXT-07292

In task shaders using the **TaskEXT Execution Model** the **y** size in **LocalSize** or **LocalSizeId** **must** be less than or equal to **VkPhysicalDeviceMeshShaderPropertiesEXT::maxTaskWorkGroupSize[1]**

- VUID-RuntimeSpirv-TaskEXT-07293

In task shaders using the **TaskEXT Execution Model** the **z** size in **LocalSize** or **LocalSizeId** **must** be less than or equal to **VkPhysicalDeviceMeshShaderPropertiesEXT::maxTaskWorkGroupSize[2]**

- VUID-RuntimeSpirv-TaskEXT-07294

In task shaders using the **TaskEXT Execution Model** the product of **x** size, **y** size, and **z** size in **LocalSize** or **LocalSizeId** **must** be less than or equal to **VkPhysicalDeviceMeshShaderPropertiesEXT::maxTaskWorkGroupInvocations**

- VUID-RuntimeSpirv-MeshEXT-07295

For mesh shaders using the **MeshEXT Execution Model** the **x** size in **LocalSize** or **LocalSizeId** **must** be less than or equal to **VkPhysicalDeviceMeshShaderPropertiesEXT::maxMeshWorkGroupSize[0]**

- VUID-RuntimeSpirv-MeshEXT-07296

For mesh shaders using the **MeshEXT Execution Model** the **y** size in **LocalSize** or **LocalSizeId** **must** be less than or equal to **VkPhysicalDeviceMeshShaderPropertiesEXT::maxMeshWorkGroupSize[1]**

- VUID-RuntimeSpirv-MeshEXT-07297

For mesh shaders using the **MeshEXT Execution Model** the **z** size in **LocalSize** or **LocalSizeId** **must** be less than or equal to **VkPhysicalDeviceMeshShaderPropertiesEXT**

`::maxMeshWorkGroupSize[2]`

- VUID-RuntimeSpirv-MeshEXT-07298

For mesh shaders using the **MeshEXT Execution Model** the product of **x** size, **y** size, and **z** size in **LocalSize** or **LocalSizeId** **must** be less than or equal to **VkPhysicalDeviceMeshShaderPropertiesEXT::maxMeshWorkGroupInvocations**

- VUID-RuntimeSpirv-TaskEXT-07299

In task shaders using the **TaskEXT Execution Model** the value of the “Group Count X” operand of **OpEmitMeshTasksEXT** **must** be less than or equal to **VkPhysicalDeviceMeshShaderPropertiesEXT::maxMeshWorkGroupCount[0]**

- VUID-RuntimeSpirv-TaskEXT-07300

In task shaders using the **TaskEXT Execution Model** the value of the “Group Count Y” operand of **OpEmitMeshTasksEXT** **must** be less than or equal to **VkPhysicalDeviceMeshShaderPropertiesEXT::maxMeshWorkGroupCount[1]**

- VUID-RuntimeSpirv-TaskEXT-07301

In task shaders using the **TaskEXT Execution Model** the value of the “Group Count Z” operand of **OpEmitMeshTasksEXT** **must** be less than or equal to **VkPhysicalDeviceMeshShaderPropertiesEXT::maxMeshWorkGroupCount[2]**

- VUID-RuntimeSpirv-TaskEXT-07302

In task shaders using the **TaskEXT Execution Model** the product of the “Group Count” operands of **OpEmitMeshTasksEXT** **must** be less than or equal to **VkPhysicalDeviceMeshShaderPropertiesEXT::maxMeshWorkGroupTotalCount**

- VUID-RuntimeSpirv-maxMeshSharedMemorySize-08754

The sum of size in bytes for variables and **padding** in the **Workgroup Storage Class** in the **MeshEXT Execution Model** **must** be less than or equal to **maxMeshSharedMemorySize**

- VUID-RuntimeSpirv-maxMeshPayloadAndSharedMemorySize-08755

The sum of size in bytes for variables and **padding** in the **TaskPayloadWorkgroupEXT** or **Workgroup Storage Class** in the **MeshEXT Execution Model** **must** be less than or equal to **maxMeshPayloadAndSharedMemorySize**

- VUID-RuntimeSpirv-maxMeshOutputMemorySize-08756

The sum of size in bytes for variables in the **Output Storage Class** in the **MeshEXT Execution Model** **must** be less than or equal to **maxMeshOutputMemorySize** according to the formula in **Mesh Shader Output**

- VUID-RuntimeSpirv-maxMeshPayloadAndOutputMemorySize-08757

The sum of size in bytes for variables and in the **TaskPayloadWorkgroupEXT** or **Output Storage Class** in the **MeshEXT Execution Model** **must** be less than or equal to **maxMeshPayloadAndOutputMemorySize** according to the formula in **Mesh Shader Output**

- VUID-RuntimeSpirv-maxTaskPayloadSize-08758

The sum of size in bytes for variables and in the **TaskPayloadWorkgroupEXT Storage Class** in the **TaskEXT Execution Model** **must** be less than or equal to **maxTaskPayloadSize**

- VUID-RuntimeSpirv-maxTaskSharedMemorySize-08759

The sum of size in bytes for variables and **padding** in the **Workgroup Storage Class** in the **TaskEXT Execution Model** **must** be less than or equal to **maxTaskSharedMemorySize**

- VUID-RuntimeSpirv-maxTaskPayloadAndSharedMemorySize-08760

The sum of size in bytes for variables and `padding` in the `TaskPayloadWorkgroupEXT` or `Workgroup Storage Class` in the `TaskEXT Execution Model` **must** be less than or equal to `maxTaskPayloadAndSharedMemorySize`

- VUID-RuntimeSpirv-MeshEXT-12380

If the `MeshEXT Execution Model` dynamically accesses a variable with the `TaskPayloadWorkgroupEXT Storage Class`, there must be a matching `TaskPayloadWorkgroupEXT Storage Class` variable in the `TaskEXT Execution Model` passed as an argument to `OpEmitMeshTasksEXT`

- VUID-RuntimeSpirv-OpCooperativeMatrixLoadKHR-08986

For `OpCooperativeMatrixLoadKHR` and `OpCooperativeMatrixStoreKHR` instructions, the `Pointer` and `Stride` operands **must** be aligned to at least the lesser of 16 bytes or the natural alignment of a row or column (depending on `ColumnMajor`) of the matrix (where the natural alignment is the number of columns/rows multiplied by the component size)

- VUID-RuntimeSpirv-OpCooperativeVectorMatrixMulNV-10096

For `OpCooperativeVectorMatrixMulNV` and `OpCooperativeVectorMatrixMulAddNV` instructions using non-optimal layouts, the `Stride` operand **must** be aligned to 16 bytes

- VUID-RuntimeSpirv-OpCooperativeVectorMatrixMulNV-10097

For `OpCooperativeVectorMatrixMulNV` and `OpCooperativeVectorMatrixMulAddNV` instructions, the `Matrix` and `MatrixOffset` **must** be aligned to 64 bytes

- VUID-RuntimeSpirv-OpCooperativeVectorMatrixMulAddNV-10098

For `OpCooperativeVectorMatrixMulAddNV` instructions, the `Bias` and `BiasOffset` **must** be aligned to 16 bytes

- VUID-RuntimeSpirv-OpCooperativeVectorLoadNV-10099

For `OpCooperativeVectorLoadNV` and `OpCooperativeVectorStoreNV` instructions, the `Pointer` and `Offset` **must** be aligned to 16 bytes

- VUID-RuntimeSpirv-OpCooperativeVectorReduceSumAccumulateNV-10100

For `OpCooperativeVectorReduceSumAccumulateNV` instructions, the `Pointer` and `Offset` **must** be aligned to 16 bytes

- VUID-RuntimeSpirv-OpCooperativeVectorOuterProductAccumulateNV-10101

For `OpCooperativeVectorOuterProductAccumulateNV` instructions, the `Pointer` and `Offset` **must** be aligned to 64 bytes

- VUID-RuntimeSpirv-shaderSampleRateInterpolationFunctions-06325

If the `VK_KHR_portability_subset` extension is enabled, and `VkPhysicalDevicePortabilitySubsetFeaturesKHR::shaderSampleRateInterpolationFunctions` is `VK_FALSE`, then `GLSL.std.450` fragment interpolation functions are not supported by the implementation and `OpCapability` **must** not be `InterpolationFunction`

- VUID-RuntimeSpirv-tessellationShader-06326

If the `tessellationShader` feature is enabled, and the `VK_KHR_portability_subset` extension is enabled, and `VkPhysicalDevicePortabilitySubsetFeaturesKHR::tessellationIsolines` is `VK_FALSE`, then `OpExecutionMode` **must** not be `Isolines`

- VUID-RuntimeSpirv-tessellationShader-06327

If the `tessellationShader` feature is enabled, and the `VK_KHR_portability_subset` extension is enabled, and `VkPhysicalDevicePortabilitySubsetFeaturesKHR::tessellationPointMode` is

VK_FALSE, then OpExecutionMode **must** not be PointMode

- VUID-RuntimeSpirv-storageBuffer8BitAccess-06328

If storageBuffer8BitAccess is VK_FALSE, then objects containing an 8-bit integer element **must** not have Storage Class of StorageBuffer, ShaderRecordBufferKHR, or PhysicalStorageBuffer unless shaderUntypedPointers is VK_TRUE and they are accessed in:

- 32-bit multiples, or
- 16-bit multiples if storageBuffer16BitAccess is VK_TRUE.

- VUID-RuntimeSpirv-uniformAndStorageBuffer8BitAccess-06329

If uniformAndStorageBuffer8BitAccess is VK_FALSE, then objects in the Uniform Storage Class with the Block decoration **must** not have an 8-bit integer member unless shaderUntypedPointers is VK_TRUE and they are accessed in:

- 32-bit multiples, or
- 16-bit multiples if uniformAndStorageBuffer16BitAccess is VK_TRUE.

- VUID-RuntimeSpirv-storagePushConstant8-06330

If storagePushConstant8 is VK_FALSE, then objects containing an 8-bit integer element **must** not have Storage Class of PushConstant unless shaderUntypedPointers is VK_TRUE and they are accessed in:

- 32-bit multiples, or
- 16-bit multiples if storagePushConstant16 is VK_TRUE.

- VUID-RuntimeSpirv-workgroupMemoryExplicitLayout8BitAccess-10756

If workgroupMemoryExplicitLayout8BitAccess is VK_FALSE, then objects in the Workgroup Storage Class with the Block decoration **must** not have an 8-bit integer element unless shaderUntypedPointers is VK_TRUE and they are accessed in:

- 32-bit multiples, or
- 16-bit multiples if workgroupMemoryExplicitLayout16BitAccess is VK_TRUE

- VUID-RuntimeSpirv-storageBuffer16BitAccess-11161

If storageBuffer16BitAccess is VK_FALSE, then objects containing 16-bit integer or 16-bit floating-point elements **must** not have Storage Class of StorageBuffer, ShaderRecordBufferKHR, or PhysicalStorageBuffer unless:

- storageBuffer8BitAccess is VK_TRUE, or
- the elements are accessed in 32-bit multiples if shaderUntypedPointers is VK_TRUE.

- VUID-RuntimeSpirv-uniformAndStorageBuffer16BitAccess-06332

If uniformAndStorageBuffer16BitAccess is VK_FALSE, then objects in the Uniform Storage Class with the Block decoration **must** not have 16-bit integer or 16-bit floating-point members unless:

- uniformAndStorageBuffer8BitAccess is VK_TRUE, or
- members are accessed in 32-bit multiples and shaderUntypedPointers is VK_TRUE

- VUID-RuntimeSpirv-storagePushConstant16-06333

If storagePushConstant16 is VK_FALSE, then objects containing 16-bit integer or 16-bit floating-point elements **must** not have Storage Class of PushConstant unless:

- `StoragePushConstant8` is `VK_TRUE`, or
- elements are accessed in 32-bit multiples if `shaderUntypedPointers` is `VK_TRUE`
- VUID-RuntimeSpirv-storageInputOutput16-11162
If `storageInputOutput16` is `VK_FALSE`, then objects containing 16-bit integer or 16-bit floating-point elements **must** not have storage class of **Input** or **Output**
- VUID-RuntimeSpirv-None-10980
Objects containing 8-bit integer or 8-bit floating-point elements **must** not have storage class of **Input** or **Output**
- VUID-RuntimeSpirv-workgroupMemoryExplicitLayout16BitAccess-10757
If `workgroupMemoryExplicitLayout16BitAccess` is `VK_FALSE`, then objects in the **Workgroup Storage Class** with the **Block** decoration **must** not have an 16-bit integer or 16-bit floating-point elements unless:
 - `workgroupMemoryExplicitLayout8BitAccess` is `VK_TRUE`, or
 - elements are accessed in 32-bit multiples if `shaderUntypedPointers` is `VK_TRUE`
- VUID-RuntimeSpirv-None-06337
`shaderBufferFloat16Atomics`, or `shaderBufferFloat16AtomicAdd`, or `shaderBufferFloat16AtomicMinMax`, or `shaderSharedFloat16Atomics`, or `shaderSharedFloat16AtomicAdd`, or `shaderSharedFloat16AtomicMinMax` **must** be enabled for 16-bit floating-point atomic operations
- VUID-RuntimeSpirv-None-06338
`shaderBufferFloat32Atomics`, or `shaderBufferFloat32AtomicAdd`, or `shaderSharedFloat32Atomics`, or `shaderSharedFloat32AtomicAdd`, or `shaderImageFloat32Atomics`, or `shaderImageFloat32AtomicAdd`, or `shaderBufferFloat32AtomicMinMax`, or `shaderSharedFloat32AtomicMinMax`, or `shaderImageFloat32AtomicMinMax` **must** be enabled for 32-bit floating-point atomic operations
- VUID-RuntimeSpirv-None-06339
`shaderBufferFloat64Atomics`, or `shaderBufferFloat64AtomicAdd`, or `shaderSharedFloat64Atomics`, or `shaderSharedFloat64AtomicAdd`, or `shaderBufferFloat64AtomicMinMax`, or `shaderSharedFloat64AtomicMinMax`, **must** be enabled for 64-bit floating-point atomic operations
- VUID-RuntimeSpirv-shaderFloat16VectorAtomics-09581
`shaderFloat16VectorAtomics`, **must** be enabled for 16-bit floating-point, 2- and 4-component vector atomic operations to be supported
- VUID-RuntimeSpirv-NonWritable-06340
If the `fragmentStoresAndAtomics` feature is not enabled, then all storage image, storage texel buffer, storage tensor, and storage buffer variables in the fragment stage **must** be decorated with the `NonWritable` decoration
- VUID-RuntimeSpirv-NonWritable-06341
If the `vertexPipelineStoresAndAtomics` feature is not enabled, then all storage image, storage texel buffer, storage tensor, and storage buffer variables in the vertex, tessellation, and geometry stages **must** be decorated with the `NonWritable` decoration
- VUID-RuntimeSpirv-None-06342

If `subgroupQuadOperationsInAllStages` is `VK_FALSE`, then `quad subgroup operations` **must** not be used except for in fragment and compute stages

- VUID-RuntimeSpirv-None-06343

`Group operations` with `subgroup scope` **must** not be used if the shader stage is not in `subgroupSupportedStages`

- VUID-RuntimeSpirv-Offset-06344

The first element of the `Offset` operand of `InterpolateAtOffset` **must** be greater than or equal to:

$$\text{frag}_{\text{width}} \times \text{minInterpolationOffset}$$

where $\text{frag}_{\text{width}}$ is the width of the current fragment in pixels

- VUID-RuntimeSpirv-Offset-06345

The first element of the `Offset` operand of `InterpolateAtOffset` **must** be less than or equal to

$$\text{frag}_{\text{width}} \times (\text{maxInterpolationOffset} + \text{ULP}) - \text{ULP}$$

where $\text{frag}_{\text{width}}$ is the width of the current fragment in pixels and $\text{ULP} = 1 / 2^{\text{subPixelInterpolationOffsetBits}}$

- VUID-RuntimeSpirv-Offset-06346

The second element of the `Offset` operand of `InterpolateAtOffset` **must** be greater than or equal to

$$\text{frag}_{\text{height}} \times \text{minInterpolationOffset}$$

where $\text{frag}_{\text{height}}$ is the height of the current fragment in pixels

- VUID-RuntimeSpirv-Offset-06347

The second element of the `Offset` operand of `InterpolateAtOffset` **must** be less than or equal to

$$\text{frag}_{\text{height}} \times (\text{maxInterpolationOffset} + \text{ULP}) - \text{ULP}$$

where $\text{frag}_{\text{height}}$ is the height of the current fragment in pixels and $\text{ULP} = 1 / 2^{\text{subPixelInterpolationOffsetBits}}$

- VUID-RuntimeSpirv-OpRayQueryInitializeKHR-06348

For `OpRayQueryInitializeKHR` instructions, all components of the `RayOrigin` and `RayDirection` operands **must** be finite floating-point values

- VUID-RuntimeSpirv-OpRayQueryInitializeKHR-06349

For `OpRayQueryInitializeKHR` instructions, the `RayTmin` and `RayTmax` operands **must** be non-negative floating-point values

- VUID-RuntimeSpirv-OpRayQueryInitializeKHR-06350

For `OpRayQueryInitializeKHR` instructions, the `RayTmin` operand **must** be less than or equal to the `RayTmax` operand

- VUID-RuntimeSpirv-OpRayQueryInitializeKHR-06351

For `OpRayQueryInitializeKHR` instructions, `RayOrigin`, `RayDirection`, `RayTmin`, and `RayTmax` operands **must** not contain NaNs

- VUID-RuntimeSpirv-OpRayQueryInitializeKHR-06352

For `OpRayQueryInitializeKHR` instructions, `Acceleration Structure` **must** be an acceleration structure built as a `top-level acceleration structure`

- VUID-RuntimeSpirv-OpRayQueryInitializeKHR-06889

For `OpRayQueryInitializeKHR` instructions, the `Rayflags` operand **must** not contain both `SkipTrianglesKHR` and `SkipAABBsKHR`

- VUID-RuntimeSpirv-OpRayQueryInitializeKHR-06890

For `OpRayQueryInitializeKHR` instructions, the `Rayflags` operand **must** not contain more than one of `SkipTrianglesKHR`, `CullBackFacingTrianglesKHR`, and `CullFrontFacingTrianglesKHR`

- VUID-RuntimeSpirv-OpRayQueryInitializeKHR-06891

For `OpRayQueryInitializeKHR` instructions, the `Rayflags` operand **must** not contain more than one of `OpaqueKHR`, `NoOpaqueKHR`, `CullOpaqueKHR`, and `CullNoOpaqueKHR`

- VUID-RuntimeSpirv-OpRayQueryGenerateIntersectionKHR-06353

For `OpRayQueryGenerateIntersectionKHR` instructions, `Hit T` **must** satisfy the condition $\text{RayTmin} \leq \text{Hit } T \leq \text{RayTmax}$, where `RayTmin` is equal to the value returned by `OpRayQueryGetRayTMinKHR` with the same ray query object, and `RayTmax` is equal to the value of `OpRayQueryGetIntersectionTKHR` for the current committed intersection with the same ray query object

- VUID-RuntimeSpirv-OpRayQueryGenerateIntersectionKHR-06354

For `OpRayQueryGenerateIntersectionKHR` instructions, `Acceleration Structure` **must** not be built with `VK_BUILD_ACCELERATION_STRUCTURE_MOTION_BIT_NV` in `flags`

- VUID-RuntimeSpirv-flags-08761

For `OpRayQueryGetIntersectionTriangleVertexPositionsKHR` instructions, `Acceleration Structure` **must** have been built with `VK_BUILD_ACCELERATION_STRUCTURE_ALLOW_DATA_ACCESS_BIT_KHR` in `flags`

- VUID-RuntimeSpirv-OpTraceRayKHR-06355

For `OpTraceRayKHR` instructions, all components of the `RayOrigin` and `RayDirection` operands **must** be finite floating-point values

- VUID-RuntimeSpirv-OpTraceRayKHR-06356

For `OpTraceRayKHR` instructions, the `RayTmin` and `RayTmax` operands **must** be non-negative floating-point values

- VUID-RuntimeSpirv-OpTraceRayKHR-06552

For `OpTraceRayKHR` instructions, the `Rayflags` operand **must** not contain both `SkipTrianglesKHR` and `SkipAABBsKHR`

- VUID-RuntimeSpirv-OpTraceRayKHR-06892

For `OpTraceRayKHR` instructions, the `Rayflags` operand **must** not contain more than one of `SkipTrianglesKHR`, `CullBackFacingTrianglesKHR`, and `CullFrontFacingTrianglesKHR`

- VUID-RuntimeSpirv-OpTraceRayKHR-06893

For `OpTraceRayKHR` instructions, the `Rayflags` operand **must** not contain more than one of `OpaqueKHR`, `NoOpaqueKHR`, `CullOpaqueKHR`, and `CullNoOpaqueKHR`

- VUID-RuntimeSpirv-OpTraceRayKHR-06553

For `OpTraceRayKHR` instructions, if the `Rayflags` operand contains `SkipTrianglesKHR`, the pipeline **must** not have been created with `VK_PIPELINE_CREATE_RAY_TRACING_SKIP_AABBS_BIT_KHR` set

- VUID-RuntimeSpirv-OpTraceRayKHR-06554

For `OpTraceRayKHR` instructions, if the `Rayflags` operand contains `SkipAABBsKHR`, the pipeline

must not have been created with `VK_PIPELINE_CREATE_RAY_TRACING_SKIP_TRIANGLES_BIT_KHR` set

- VUID-RuntimeSpirv-OpTraceRayKHR-06357
For `OpTraceRayKHR` instructions, the `RayTmin` operand **must** be less than or equal to the `RayTmax` operand
- VUID-RuntimeSpirv-OpTraceRayKHR-06358
For `OpTraceRayKHR` instructions, `RayOrigin`, `RayDirection`, `RayTmin`, and `RayTmax` operands **must** not contain NaNs
- VUID-RuntimeSpirv-OpTraceRayKHR-06359
For `OpTraceRayKHR` instructions, `Acceleration Structure` **must** be an acceleration structure built as a `top-level acceleration structure`
- VUID-RuntimeSpirv-OpReportIntersectionKHR-06998
The value of the “Hit Kind” operand of `OpReportIntersectionKHR` **must** be in the range [0,127]
- VUID-RuntimeSpirv-OpTraceRayKHR-11855
For modules which contain `OpTraceRayKHR` or `OpTraceRayMotionNV` instructions that declare a variable in the `RayPayloadKHR Storage Class`, all shaders which may be invoked as part of that *shader call* **must** declare an identical variable in the `IncomingRayPayloadKHR Storage Class`
- VUID-RuntimeSpirv-OpTraceRayKHR-06360
For `OpTraceRayKHR` instructions, if `Acceleration Structure` was built with `VK_BUILD_ACCELERATION_STRUCTURE_MOTION_BIT_NV` in `flags`, the pipeline **must** have been created with `VK_PIPELINE_CREATE_RAY_TRACING_ALLOW_MOTION_BIT_NV` set
- VUID-RuntimeSpirv-OpTraceRayMotionNV-06361
For `OpTraceRayMotionNV` instructions, all components of the `RayOrigin` and `RayDirection` operands **must** be finite floating-point values
- VUID-RuntimeSpirv-OpTraceRayMotionNV-06362
For `OpTraceRayMotionNV` instructions, the `RayTmin` and `RayTmax` operands **must** be non-negative floating-point values
- VUID-RuntimeSpirv-OpTraceRayMotionNV-06363
For `OpTraceRayMotionNV` instructions, the `RayTmin` operand **must** be less than or equal to the `RayTmax` operand
- VUID-RuntimeSpirv-OpTraceRayMotionNV-06364
For `OpTraceRayMotionNV` instructions, `RayOrigin`, `RayDirection`, `RayTmin`, and `RayTmax` operands **must** not contain NaNs
- VUID-RuntimeSpirv-OpTraceRayMotionNV-06365
For `OpTraceRayMotionNV` instructions, `Acceleration Structure` **must** be an acceleration structure built as a `top-level acceleration structure` with `VK_BUILD_ACCELERATION_STRUCTURE_MOTION_BIT_NV` in `flags`
- VUID-RuntimeSpirv-OpTraceRayMotionNV-06366
For `OpTraceRayMotionNV` instructions the `time` operand **must** be between 0.0 and 1.0
- VUID-RuntimeSpirv-OpTraceRayMotionNV-06367

For `OpTraceRayMotionNV` instructions the pipeline **must** have been created with `VK_PIPELINE_CREATE_RAY_TRACING_ALLOW_MOTION_BIT_NV` set

- VUID-RuntimeSpirv-OpHitObjectTraceRayMotionNV-07704
For `OpHitObjectTraceRayMotionNV` instructions, if `Acceleration Structure` was built with `VK_BUILD_ACCELERATION_STRUCTURE_MOTION_BIT_NV` in `flags`, the pipeline **must** have been created with `VK_PIPELINE_CREATE_RAY_TRACING_ALLOW_MOTION_BIT_NV` set
- VUID-RuntimeSpirv-OpHitObjectTraceRayNV-07705
For `OpHitObjectTraceRayNV` and `OpHitObjectTraceRayMotionNV` instructions, all components of the `RayOrigin` and `RayDirection` operands **must** be finite floating-point values
- VUID-RuntimeSpirv-OpHitObjectTraceRayNV-07706
For `OpHitObjectTraceRayNV` and `OpHitObjectTraceRayMotionNV` instructions, the `RayTmin` and `RayTmax` operands **must** be non-negative floating-point values
- VUID-RuntimeSpirv-OpHitObjectTraceRayNV-07707
For `OpHitObjectTraceRayNV` and `OpHitObjectTraceRayMotionNV` instructions, the `RayTmin` operand **must** be less than or equal to the `RayTmax` operand
- VUID-RuntimeSpirv-OpHitObjectTraceRayNV-07708
For `OpHitObjectTraceRayNV` and `OpHitObjectTraceRayMotionNV` instructions, `RayOrigin`, `RayDirection`, `RayTmin`, and `RayTmax` operands **must** not contain NaNs
- VUID-RuntimeSpirv-OpHitObjectTraceRayMotionNV-07709
For `OpHitObjectTraceRayMotionNV` instructions, `Acceleration Structure` **must** be an acceleration structure built as a `top-level acceleration structure` with `VK_BUILD_ACCELERATION_STRUCTURE_MOTION_BIT_NV` in `flags`
- VUID-RuntimeSpirv-OpHitObjectTraceRayNV-07710
For `OpHitObjectTraceRayNV` and `OpHitObjectTraceRayMotionNV` instructions the `time` operand **must** be between 0.0 and 1.0
- VUID-RuntimeSpirv-OpHitObjectTraceRayMotionNV-07711
For `OpHitObjectTraceRayMotionNV` instructions the pipeline **must** have been created with `VK_PIPELINE_CREATE_RAY_TRACING_ALLOW_MOTION_BIT_NV` set
- VUID-RuntimeSpirv-OpHitObjectTraceRayNV-07712
For `OpHitObjectTraceRayNV` and `OpHitObjectTraceRayMotionNV` instructions, the `Rayflags` operand **must** not contain both `SkipTrianglesKHR` and `SkipAABBsKHR`
- VUID-RuntimeSpirv-OpHitObjectTraceRayNV-07713
For `OpHitObjectTraceRayNV` and `OpHitObjectTraceRayMotionNV` instructions, the `Rayflags` operand **must** not contain more than one of `SkipTrianglesKHR`, `CullBackFacingTrianglesKHR`, and `CullFrontFacingTrianglesKHR`
- VUID-RuntimeSpirv-OpHitObjectTraceRayNV-07714
For `OpHitObjectTraceRayNV` and `OpHitObjectTraceRayMotionNV` instructions, the `Rayflags` operand **must** not contain more than one of `OpaqueKHR`, `NoOpaqueKHR`, `CullOpaqueKHR`, and `CullNoOpaqueKHR`
- VUID-RuntimeSpirv-OpHitObjectTraceRayNV-07715
For `OpHitObjectTraceRayNV` and `OpHitObjectTraceRayMotionNV` instructions, if the `Rayflags` operand contains `SkipTrianglesKHR`, the pipeline **must** not have been created with

[VK_PIPELINE_CREATE_RAY_TRACING_SKIP_AABBS_BIT_KHR](#) set

- VUID-RuntimeSpirv-OpHitObjectTraceRayNV-07716

For [OpHitObjectTraceRayNV](#) and [OpHitObjectTraceRayMotionNV](#) instructions, if the [Rayflags](#) operand contains [SkipAABBSKHR](#), the pipeline **must** not have been created with [VK_PIPELINE_CREATE_RAY_TRACING_SKIP_TRIANGLES_BIT_KHR](#) set

- VUID-RuntimeSpirv-flags-11875

For [OpHitObjectTraceRayMotionEXT](#) and [OpHitObjectTraceMotionReorderExecuteEXT](#) instructions, if [Acceleration Structure](#) was built with [VK_BUILD_ACCELERATION_STRUCTURE_MOTION_BIT_NV](#) in [flags](#), the pipeline **must** have been created with [VK_PIPELINE_CREATE_RAY_TRACING_ALLOW_MOTION_BIT_NV](#) set

- VUID-RuntimeSpirv-flags-11876

For [OpHitObjectTraceRayMotionEXT](#) and [OpHitObjectTraceMotionReorderExecuteEXT](#) instructions, [Acceleration Structure](#) **must** be an acceleration structure built as a [top-level acceleration structure](#) with [VK_BUILD_ACCELERATION_STRUCTURE_MOTION_BIT_NV](#) in [flags](#)

- VUID-RuntimeSpirv-OpHitObjectTraceRayMotionEXT-11877

For [OpHitObjectTraceRayMotionEXT](#) and [OpHitObjectTraceMotionReorderExecuteEXT](#) instructions, the pipeline **must** have been created with [VK_PIPELINE_CREATE_RAY_TRACING_ALLOW_MOTION_BIT_NV](#) set

- VUID-RuntimeSpirv-OpHitObjectTraceRayEXT-11878

For [OpHitObjectTraceRayEXT](#), [OpHitObjectTraceRayMotionEXT](#), [OpHitObjectTraceMotionReorderExecuteEXT](#) and [OpHitObjectTraceReorderExecuteEXT](#) instructions, all components of the [RayOrigin](#) and [RayDirection](#) operands **must** be finite floating-point values

- VUID-RuntimeSpirv-OpHitObjectTraceRayEXT-11879

For [OpHitObjectTraceRayEXT](#), [OpHitObjectTraceRayMotionEXT](#), [OpHitObjectTraceMotionReorderExecuteEXT](#) and [OpHitObjectTraceReorderExecuteEXT](#) instructions, the [RayTmin](#) and [RayTmax](#) operands **must** be non-negative floating-point values

- VUID-RuntimeSpirv-OpHitObjectTraceRayEXT-11880

For [OpHitObjectTraceRayEXT](#), [OpHitObjectTraceRayMotionEXT](#), [OpHitObjectTraceMotionReorderExecuteEXT](#) and [OpHitObjectTraceReorderExecuteEXT](#) instructions, the [RayTmin](#) operand **must** be less than or equal to the [RayTmax](#) operand

- VUID-RuntimeSpirv-OpHitObjectTraceRayEXT-11881

For [OpHitObjectTraceRayEXT](#), [OpHitObjectTraceRayMotionEXT](#), [OpHitObjectTraceMotionReorderExecuteEXT](#) and [OpHitObjectTraceReorderExecuteEXT](#) instructions, [RayOrigin](#), [RayDirection](#), [RayTmin](#), and [RayTmax](#) operands **must** not contain NaNs

- VUID-RuntimeSpirv-OpHitObjectTraceRayEXT-11882

For [OpHitObjectTraceRayEXT](#), [OpHitObjectTraceRayMotionEXT](#), [OpHitObjectTraceMotionReorderExecuteEXT](#) and [OpHitObjectTraceReorderExecuteEXT](#) instructions the [time](#) operand **must** be between 0.0 and 1.0

- VUID-RuntimeSpirv-OpHitObjectTraceRayEXT-11883

For [OpHitObjectTraceRayEXT](#), [OpHitObjectTraceRayMotionEXT](#),

OpHitObjectTraceMotionReorderExecuteEXT and OpHitObjectTraceReorderExecuteEXT instructions, the Rayflags operand **must** not contain both SkipTrianglesKHR and SkipAABBsKHR

- VUID-RuntimeSpirv-OpHitObjectTraceRayEXT-11884

For OpHitObjectTraceRayEXT, OpHitObjectTraceRayMotionEXT, OpHitObjectTraceMotionReorderExecuteEXT and OpHitObjectTraceReorderExecuteEXT instructions, the Rayflags operand **must** not contain more than one of SkipTrianglesKHR, CullBackFacingTrianglesKHR, and CullFrontFacingTrianglesKHR

- VUID-RuntimeSpirv-OpHitObjectTraceRayEXT-11885

For OpHitObjectTraceRayEXT, OpHitObjectTraceRayMotionEXT, OpHitObjectTraceMotionReorderExecuteEXT and OpHitObjectTraceReorderExecuteEXT instructions, the Rayflags operand **must** not contain more than one of OpaqueKHR, NoOpaqueKHR, CullOpaqueKHR, and CullNoOpaqueKHR

- VUID-RuntimeSpirv-OpHitObjectTraceRayEXT-11886

For OpHitObjectTraceRayEXT, OpHitObjectTraceRayMotionEXT, OpHitObjectTraceMotionReorderExecuteEXT and OpHitObjectTraceReorderExecuteEXT instructions, if the Rayflags operand contains SkipTrianglesKHR, the pipeline **must** not have been created with VK_PIPELINE_CREATE_RAY_TRACING_SKIP_AABBS_BIT_KHR set

- VUID-RuntimeSpirv-OpHitObjectTraceRayEXT-11887

For OpHitObjectTraceRayEXT, OpHitObjectTraceRayMotionEXT, OpHitObjectTraceMotionReorderExecuteEXT and OpHitObjectTraceReorderExecuteEXT instructions, if the Rayflags operand contains SkipAABBsKHR, the pipeline **must** not have been created with VK_PIPELINE_CREATE_RAY_TRACING_SKIP_TRIANGLES_BIT_KHR set

- VUID-RuntimeSpirv-x-06429

In compute shaders using the GLCompute Execution Model the x size in LocalSize or LocalSizeId **must** be less than or equal to VkPhysicalDeviceLimits::maxComputeWorkGroupSize[0]

- VUID-RuntimeSpirv-y-06430

In compute shaders using the GLCompute Execution Model the y size in LocalSize or LocalSizeId **must** be less than or equal to VkPhysicalDeviceLimits::maxComputeWorkGroupSize[1]

- VUID-RuntimeSpirv-z-06431

In compute shaders using the GLCompute Execution Model the z size in LocalSize or LocalSizeId **must** be less than or equal to VkPhysicalDeviceLimits::maxComputeWorkGroupSize[2]

- VUID-RuntimeSpirv-x-06432

In compute shaders using the GLCompute Execution Model the product of x size, y size, and z size in LocalSize or LocalSizeId **must** be less than or equal to VkPhysicalDeviceLimits::maxComputeWorkGroupInvocations

- VUID-RuntimeSpirv-LocalSizeId-06434

If Execution Mode LocalSizeId is used, maintenance4 **must** be enabled

- VUID-RuntimeSpirv-maintenance4-06817

If the maintenance4 feature is not enabled, any vector type output interface variables **must** not have a higher Component Count than a matching vector type input interface variable

- VUID-RuntimeSpirv-OpEntryPoint-08743
Any **user-defined variables** shared between the **OpEntryPoint** of two shader stages, and declared with **Input** as its **Storage Class** for the subsequent shader stage, **must** have all **Location** slots and **Component** words declared in the preceding shader stage's **OpEntryPoint** with **Output** as the **Storage Class**
- VUID-RuntimeSpirv-OpEntryPoint-07754
Any **user-defined variables** between the **OpEntryPoint** of two shader stages **must** have the same type and width for each **Component**
- VUID-RuntimeSpirv-OpVariable-08746
Any variable, **Block**-decorated **OpTypeStruct**, or **Block**-decorated **OpTypeStruct** members shared between the **OpEntryPoint** of two shader stages **must** have matching decorations as defined in **interface matching**
- VUID-RuntimeSpirv-Workgroup-06530
The sum of size in bytes for variables and **padding** in the **Workgroup Storage Class** in the **GLCompute Execution Model** **must** be less than or equal to **maxComputeSharedMemorySize**
- VUID-RuntimeSpirv-shaderZeroInitializeWorkgroupMemory-06372
If the **shaderZeroInitializeWorkgroupMemory** feature is not enabled, any variable with **Workgroup** as its **Storage Class** **must** not have an **Initializer** operand
- VUID-RuntimeSpirv-Offset-10213
If the **maintenance8** feature is not enabled, image operand **Offset** **must** only be used with **OpImage*Gather** instructions
- VUID-RuntimeSpirv-Size-11165
The **Size** operand of **OpCopyMemorySized** **must** be a multiple of 4
 - If 16-bit storage is enabled for the storage classes of both the **Target** and **Source** operands the **Size** operand may instead be a multiple of 2
 - If 8-bit storage is enabled for the storage classes of both the **Target** and **Source** operands the **Size** operand may instead be any value
- VUID-RuntimeSpirv-OpTypeUntypedPointerKHR-11166
Any memory access made using an **OpTypeUntypedPointerKHR** must have an alignment that satisfies **Offset and Stride Assignment**
- VUID-RuntimeSpirv-OpImage-06376
If an **OpImage*Gather** operation has an image operand of **Offset**, **ConstOffset**, or **ConstOffsets** the offset value **must** be greater than or equal to **minTexelGatherOffset**
- VUID-RuntimeSpirv-OpImage-06377
If an **OpImage*Gather** operation has an image operand of **Offset**, **ConstOffset**, or **ConstOffsets** the offset value **must** be less than or equal to **maxTexelGatherOffset**
- VUID-RuntimeSpirv-OpImageSample-06435
If an **OpImageSample*** or **OpImageFetch*** operation has an image operand of **Offset** or **ConstOffset** then the offset value **must** be greater than or equal to **minTexelOffset**
- VUID-RuntimeSpirv-OpImageSample-06436
If an **OpImageSample*** or **OpImageFetch*** operation has an image operand of **Offset** or **ConstOffset** then the offset value **must** be less than or equal to **maxTexelOffset**

- VUID-RuntimeSpirv-samples-08725
If an `OpTypeImage` has an `MS` operand 0, its bound image **must** have been created with `VkImageCreateInfo::samples` as `VK_SAMPLE_COUNT_1_BIT`
- VUID-RuntimeSpirv-samples-08726
If an `OpTypeImage` has an `MS` operand 1, its bound image **must** not have been created with `VkImageCreateInfo::samples` as `VK_SAMPLE_COUNT_1_BIT`
- VUID-RuntimeSpirv-SampleRateShading-06378
If the subpass description contains `VK_SUBPASS_DESCRIPTION_FRAGMENT_REGION_BIT_EXT`, then the SPIR-V fragment shader Capability `SampleRateShading` **must** not be enabled
- VUID-RuntimeSpirv-SubgroupUniformControlFlowKHR-06379
The `Execution Mode SubgroupUniformControlFlowKHR` **must** not be applied to an entry point unless the `shaderSubgroupUniformControlFlow` feature is enabled, the corresponding shader stage bit is set in `subgroupSupportedStages`, and the entry point does not execute any *invocation repack instructions*
- VUID-RuntimeSpirv-shaderEarlyAndLateFragmentTests-06767
If the `shaderEarlyAndLateFragmentTests` feature is not enabled, the `EarlyAndLateFragmentTestsEXT Execution Mode` **must** not be used
- VUID-RuntimeSpirv-shaderEarlyAndLateFragmentTests-06768
If the `shaderEarlyAndLateFragmentTests` feature is not enabled, the `StencilRefUnchangedFrontEXT Execution Mode` **must** not be used
- VUID-RuntimeSpirv-shaderEarlyAndLateFragmentTests-06769
If the `shaderEarlyAndLateFragmentTests` feature is not enabled, the `StencilRefUnchangedBackEXT Execution Mode` **must** not be used
- VUID-RuntimeSpirv-shaderEarlyAndLateFragmentTests-06770
If the `shaderEarlyAndLateFragmentTests` feature is not enabled, the `StencilRefGreaterFrontEXT Execution Mode` **must** not be used
- VUID-RuntimeSpirv-shaderEarlyAndLateFragmentTests-06771
If the `shaderEarlyAndLateFragmentTests` feature is not enabled, the `StencilRefGreaterBackEXT Execution Mode` **must** not be used
- VUID-RuntimeSpirv-shaderEarlyAndLateFragmentTests-06772
If the `shaderEarlyAndLateFragmentTests` feature is not enabled, the `StencilRefLessFrontEXT Execution Mode` **must** not be used
- VUID-RuntimeSpirv-shaderEarlyAndLateFragmentTests-06773
If the `shaderEarlyAndLateFragmentTests` feature is not enabled, the `StencilRefLessBackEXT Execution Mode` **must** not be used
- VUID-RuntimeSpirv-OpImageSampleWeightedQCOM-06979
If an `OpImageSampleWeightedQCOM` operation is used, then the `Texture Sampled Image` and `Weight Image` parameters **must** both be *dynamically uniform* for the quad
- VUID-RuntimeSpirv-OpImageSampleWeightedQCOM-06980
If an `OpImageSampleWeightedQCOM` operation is used, then the `Weight Image` parameter **must** be of `Storage Class UniformConstant` and type `OpTypeImage` with `Depth=0`, `Dim=2D`, `Arrayed=1`, `MS=0`, and `Sampled=1`

- VUID-RuntimeSpirv-OpImageSampleWeightedQCOM-06981
If an `OpImageSampleWeightedQCOM` operation is used, then the `Weight Image` parameter **must** be decorated with `WeightTextureQCOM`
- VUID-RuntimeSpirv-OpImageBlockMatchSADQCOM-06982
If an `OpImageBlockMatchSADQCOM` or `OpImageBlockMatchSSDQCOM` operation is used, then the `target sampled image`, `reference sampled image`, and `Block Size` parameters **must** both be *dynamically uniform* for the quad
- VUID-RuntimeSpirv-OpImageBlockMatchSSDQCOM-06983
If an `OpImageBlockMatchSSDQCOM` or `OpImageBlockMatchSADQCOM` operation is used, then `target sampled image` and `reference sampled image` parameters **must** be of storage class `UniformConstant` and type `OpTypeImage` with `Depth=0`, `Dim=2D`, `Arrayed=0`, `MS=0`, and `Sampled=1`
- VUID-RuntimeSpirv-OpImageBlockMatchSSDQCOM-06984
If an `OpImageBlockMatchSSDQCOM` or `OpImageBlockMatchSADQCOM` operation is used, then the `target sampled image` and `reference sampled image` parameters **must** be decorated with `BlockMatchTextureQCOM`
- VUID-RuntimeSpirv-OpImageBlockMatchSSDQCOM-06985
If an `OpImageBlockMatchSSDQCOM` or `OpImageBlockMatchSADQCOM` operation is used, then `target sampled image` and `reference sampled image` parameters **must** have been created using an identical sampler object
- VUID-RuntimeSpirv-OpImageBlockMatchSSDQCOM-06986
If an `OpImageBlockMatchSSDQCOM` or `OpImageBlockMatchSADQCOM` operation is used, then `target sampled image` and `reference sampled image` parameters **must** have been created with a sampler object with `unnormalizedCoordinates` equal to `VK_TRUE`
- VUID-RuntimeSpirv-OpImageBlockMatchSSDQCOM-06987
If an `OpImageBlockMatchSSDQCOM` or `OpImageBlockMatchSADQCOM` operation is used, then `target sampled image` and `reference sampled image` parameters **must** have been created with a sampler object with `unnormalizedCoordinates` equal to `VK_TRUE`
- VUID-RuntimeSpirv-OpImageBlockMatchSSDQCOM-06988
If an `OpImageBlockMatchSSDQCOM` or `OpImageBlockMatchSADQCOM` operation is used, then `Block Size` less than or equal to `maxBlockMatchRegion`
- VUID-RuntimeSpirv-OpImageBoxFilterQCOM-06989
If an `OpImageBoxFilterQCOM` operation is used, then `Box Size.y` **must** be equal to or greater than 1.0 and less than or equal to `maxBoxFilterBlockSize.height`
- VUID-RuntimeSpirv-OpImageBoxFilterQCOM-06990
If an `OpImageBoxFilterQCOM` operation is used, then `Sampled Texture Image` and `Box Size` parameters **must** be *dynamically uniform*
- VUID-RuntimeSpirv-OpEntryPoint-08727
Each `OpEntryPoint` **must** not have more than one variable decorated with `InputAttachmentIndex` per image aspect of the attachment image bound to it, either explicitly or implicitly as described by `input attachment interface`
- VUID-RuntimeSpirv-minSampleShading-08731
If `sample shading` is enabled and `minSampleShading` is 1.0, the `sample` operand of any `OpColorAttachmentReadEXT`, `OpDepthAttachmentReadEXT`, or `OpStencilAttachmentReadEXT`

operation **must** evaluate to the value of the [coverage index](#) for any given fragment invocation

- VUID-RuntimeSpirv-minSampleShading-08732

If [sample shading](#) is enabled and any of the [OpColorAttachmentReadEXT](#), [OpDepthAttachmentReadEXT](#), or [OpStencilAttachmentReadEXT](#) operations are used, then [minSampleShading](#) **must** be 1.0

- VUID-RuntimeSpirv-MeshEXT-09218

In mesh shaders using the [MeshEXT](#) or [MeshNV Execution Model](#) and the [OutputPoints Execution Mode](#), if the [maintenance5](#) feature is not enabled, and if the number of output points is greater than 0, a [PointSize](#) decorated variable **must** be written to for each output point

- VUID-RuntimeSpirv-maintenance5-09190

If the [maintenance5](#) feature is enabled and a [PointSize](#) decorated variable is written to, all execution paths **must** write to a [PointSize](#) decorated variable

- VUID-RuntimeSpirv-maintenance5-10934

If the [maintenance5](#) feature is enabled and a [PointSize](#) decorated variable is written to for any output vertex in the [Geometry Execution Model](#), all execution paths for all output vertices **must** write to a [PointSize](#) decorated variable

- VUID-RuntimeSpirv-ShaderEnqueueAMD-09191

The [ShaderEnqueueAMD](#) capability **must** only be used in shaders with the [GLCompute](#) or [MeshEXT](#) execution model

- VUID-RuntimeSpirv-NodePayloadAMD-09192

Variables in the [NodePayloadAMD](#) storage class **must** only be declared in the [GLCompute](#) or [MeshEXT](#) execution model

- VUID-RuntimeSpirv-maxExecutionGraphShaderPayloadSize-09193

Variables declared in the [NodePayloadAMD](#) storage class **must** not be larger than the [maxExecutionGraphShaderPayloadSize](#) limit

- VUID-RuntimeSpirv-maxExecutionGraphShaderPayloadSize-09194

Variables declared in the [NodeOutputPayloadAMD](#) storage class **must** not be larger than the [maxExecutionGraphShaderPayloadSize](#) limit

- VUID-RuntimeSpirv-maxExecutionGraphShaderPayloadSize-09195

For a given entry point, the sum of the size of any variable in the [NodePayloadAMD](#) storage class, and the combined size of all statically initialized variables in the [NodeOutputPayloadAMD](#) storage class **must** not be greater than [maxExecutionGraphShaderPayloadSize](#)

- VUID-RuntimeSpirv-maxExecutionGraphShaderPayloadCount-09196

Shaders **must** not statically initialize more than [maxExecutionGraphShaderPayloadCount](#) variables in the [NodeOutputPayloadAMD](#) storage class

- VUID-RuntimeSpirv-maxExecutionGraphShaderOutputNodes-09197

Shaders **must** not include more than [maxExecutionGraphShaderOutputNodes](#) instances of [OpInitializeNodePayloadsAMD](#)

- VUID-RuntimeSpirv-OpImageBlockMatchWindow-09219

If a [OpImageBlockMatchWindow*QCOM](#) or [OpImageBlockMatchGather*QCOM](#) operation is used, then

the *target sampled image*, *reference sampled image*, and *Block Size* parameters **must** both be *dynamically uniform* for the quad

- VUID-RuntimeSpirv-OpImageBlockMatchWindow-09220
If a *OpImageBlockMatchWindow*QCOM* or *OpImageBlockMatchGather*QCOM* operation is used, then *target sampled image* and *reference sampled image* parameters **must** be of storage class *UniformConstant* and type *OpTypeImage* with *Depth=0*, *Dim=2D*, *Arrayed=0*, *MS=0*, and *Sampled=1*
- VUID-RuntimeSpirv-OpImageBlockMatchWindow-09221
If a *OpImageBlockMatchWindow*QCOM* or *OpImageBlockMatchGather*QCOM* operation is used, then the *target sampled image* and *reference sampled image* parameters **must** be decorated with *BlockMatchTextureQCOM*
- VUID-RuntimeSpirv-OpImageBlockMatchWindow-09222
If a *OpImageBlockMatchWindow*QCOM* or *OpImageBlockMatchGather*QCOM* operation is used, then *target sampled image* and *reference sampled image* parameters **must** have been created using an identical sampler object
- VUID-RuntimeSpirv-OpImageBlockMatchWindow-09223
If a *OpImageBlockMatchWindow*QCOM* or *OpImageBlockMatchGather*QCOM* operation is used, then *target sampled image* and *reference sampled image* parameters **must** have been created with a sampler object with *unnormalizedCoordinates* equal to *VK_TRUE*
- VUID-RuntimeSpirv-OpImageBlockMatchWindow-09224
If a *OpImageBlockMatchWindow*QCOM* or *OpImageBlockMatchGather*QCOM* operation is used, then *target sampled image* and *reference sampled image* parameters **must** have been created with sampler object with *unnormalizedCoordinates* equal to *VK_TRUE*
- VUID-RuntimeSpirv-maxBlockMatchRegion-09225
If a *OpImageBlockMatchWindow*QCOM* or *OpImageBlockMatchGather*QCOM* operation is used, then *Block Size* less than or equal to *maxBlockMatchRegion*
- VUID-RuntimeSpirv-pNext-09226
If a *OpImageBlockMatchWindow*QCOM* operation is used, then *target sampled image* **must** have been created using a sampler object that included *VkSamplerBlockMatchWindowCreateInfoQCOM* in the *pNext* chain
- VUID-RuntimeSpirv-MaximallyReconvergesKHR-09565
The execution mode *MaximallyReconvergesKHR* **must** not be applied to an entry point unless the entry point does not execute any *invocation repack instructions*
- VUID-RuntimeSpirv-shaderSubgroupRotateClustered-09566
If *shaderSubgroupRotateClustered* is *VK_FALSE*, then the *ClusterSize* operand to *OpGroupNonUniformRotateKHR* **must** not be used
- VUID-RuntimeSpirv-protectedNoFault-09645
If *protectedNoFault* is not supported, the *Storage Class* of the *PhysicalStorageBuffer* **must** not be used if the buffer being accessed is *protected*
- VUID-RuntimeSpirv-meshAndTaskShaderDerivatives-10153
If *meshAndTaskShaderDerivatives* is *VK_FALSE*, the *DerivativeGroupLinearKHR* and *DerivativeGroupQuadsKHR* execution modes **must** not be used in the *MeshEXT*, *MeshNV*, *TaskEXT*, or *TaskNV Execution Model*
- VUID-RuntimeSpirv-TileShadingQCOM-10698

TileShadingQCOM capability **must** not be declared in the compute stage unless the **tileShading** feature is enabled

- VUID-RuntimeSpirv-TileShadingQCOM-10699

The **TileShadingQCOM** capability **must** not be declared in the fragment stage unless the **tileShadingFragmentStage** feature is enabled

- VUID-RuntimeSpirv-TileShadingQCOM-10700

A shader that enables SPIR-V capability **TileShadingQCOM** **must** not be invoked outside a **tile shading render pass**

- VUID-RuntimeSpirv-TileShadingQCOM-10701

A compute shader that enables SPIR-V capability **TileShadingQCOM** **must** only be invoked inside those portions of a command buffer where **per-tile execution model** is enabled

- VUID-RuntimeSpirv-x-10702

In compute shaders that enables SPIR-V capability **TileShadingQCOM**, the **x** size in **TileShadingRateQCOM** **must** be less than or equal to **VkPhysicalDeviceTileShadingPropertiesQCOM.maxTileShadingRate.x**

- VUID-RuntimeSpirv-y-10703

In compute shaders that enables SPIR-V capability **TileShadingQCOM**, the **y** size in **TileShadingRateQCOM** **must** be less than or equal to **VkPhysicalDeviceTileShadingPropertiesQCOM.maxTileShadingRate.y**

- VUID-RuntimeSpirv-z-10704

In compute shaders that enables SPIR-V capability **TileShadingQCOM**, the **z** size in **TileShadingRateQCOM** **must** be less than or equal to **VkTilePropertiesQCOM.tileSize.z**

- VUID-RuntimeSpirv-tileSize-10705

In compute shaders that enables SPIR-V capability **TileShadingQCOM**, **VkTilePropertiesQCOM.tileSize.z % TileShadingRateQCOM::z** **must** equal 0

- VUID-RuntimeSpirv-OpImage-10706

An **OpImage** with **Storage Class TileAttachmentQCOM** **must** not be consumed by **OpImageTexelPointer** or **OpUntypedImageTexelPointerEXT** unless the **tileShadingAtomicOps** feature is enabled

- VUID-RuntimeSpirv-OpTypeImage-10707

An **OpTypeImage** with **Storage Class TileAttachmentQCOM** **must** not be backed by a view equivalent to the color attachment of the current subpass instance unless the **tileShadingColorAttachments** feature is enabled

- VUID-RuntimeSpirv-OpTypeImage-10708

An **OpTypeImage** with **Storage Class TileAttachmentQCOM** **must** not be backed by a view equivalent to the depth aspect of the depth/stencil attachment of the current subpass instance unless the **tileShadingDepthAttachments**

- VUID-RuntimeSpirv-OpTypeImage-10709

An **OpTypeImage** with **Storage Class TileAttachmentQCOM** **must** not be backed by a view equivalent to the stencil aspect of the depth/stencil attachment of the current subpass instance unless the **tileShadingStencilAttachments** feature is enabled

- VUID-RuntimeSpirv-OpTypeImage-10710

An **OpTypeImage** with **Storage Class TileAttachmentQCOM** **must** not be backed by a view

equivalent to the input attachment of the current subpass instance unless the [tileShadingInputAttachments](#) feature is enabled

- VUID-RuntimeSpirv-OpTypeSampledImage-10711

An `OpTypeSampledImage` with `Storage Class TileAttachmentQCOM` **must** not be backed by a view equivalent to an attachment of the current subpass instance unless the [tileShadingSampledAttachments](#) feature is enabled

- VUID-RuntimeSpirv-tileShadingImageProcessing-10712

If an `OpTypeSampledImage` with `Storage Class TileAttachmentQCOM` is consumed by any argument of the following operations, `tileShadingImageProcessing` **must** be enabled:

- `OpImageSampleWeightedQCOM`
- `OpImageBoxFilterQCOM`
- `OpImageBlockMatch*QCOM`

- VUID-RuntimeSpirv-Coordinate-10713

The `Coordinate` operand of any `OpImageRead`, `OpImageSparseRead`, `OpImageWrite`, `OpUntypedImageTexelPointerEXT` or `OpImageTexelPointer` instruction that consumes an `OpTypeImage` with an image `Storage Class TileAttachmentQCOM` **must** not result in any texels accessed outside the boundaries of the current tile, computed as described in [Tile Attachments](#)

- VUID-RuntimeSpirv-Coordinate-10714

The `Coordinate` operand(s) of any of the following instructions that consumes an `OpTypeSampledImage` with an image of `Storage Class TileAttachmentQCOM` **must** not result in any texels accessed outside boundaries of the current tile, computed as described in [Tile Attachments](#):

- `OpImageSample*`
- `OpImageSparseSample*`
- `OpImageFetch`
- `OpImageSparseFetch`
- `OpImage*Gather`
- `OpImageSparse*Gather`
- `OpImageSampleWeightedQCOM`
- `OpImageBoxFilterQCOM`
- `OpImageBlockMatch*QCOM`

- VUID-RuntimeSpirv-OpTypeSampler-12203

If a variable with type `OpTypeSampler` is declared in the [Shader Resource Interface](#), it **must** not be backed by a [sampler](#) that requires [sampler Y'C_BC_R conversion](#)

- VUID-RuntimeSpirv-OpTypeImage-12204

If a variable with type `OpTypeImage` is declared in the [Shader Resource Interface](#), it **must** not be backed by an [image view](#) that requires [sampler Y'C_BC_R conversion](#)

- VUID-RuntimeSpirv-None-12205

If an [image view](#) or [sampler](#) that requires [sampler Y'C_BC_R conversion](#) is accessed in a

shader, it **must** be determined by [constant integral expressions](#)

- VUID-RuntimeSpirv-OpTypeSampledImage-12206

If an [OpTypeSampledImage](#) variable backed by an [image view](#) and [sampler](#) that require [sampler Y'C_BC_R conversion](#) is statically used in a shader, it **must** only be used with [OpImageSample*](#), [OpImageSparseSample*](#), or [OpImage](#) instructions

- VUID-RuntimeSpirv-OpTypeImage-12207

If a [OpTypeImage](#) variable backed by an [image view](#) that requires [sampler Y'C_BC_R conversion](#) is statically used in a shader, it **must** only be used with [OpImageQueryLevels](#) or [OpImageQuerySizeLod](#) instructions

- VUID-RuntimeSpirv-ConstOffset-10718

If an [OpTypeSampledImage](#) variable backed by an [image view](#) and [sampler](#) that require [sampler Y'C_BC_R conversion](#) is statically used in a shader with a sampling instruction, it **must** not use the [ConstOffset](#) or [Offset](#) operands

- VUID-RuntimeSpirv-OpTypeSampledImage-12208

If an [OpTypeSampledImage](#) variable backed by an [image view](#) and [sampler](#) that require [sampler Y'C_BC_R conversion](#) is statically used in a shader, the image view and sampler **must** have been created with an *identically defined* [VkSamplerYcbcrConversion](#) set via [VkSamplerYcbcrConversionInfo](#)

- VUID-RuntimeSpirv-shaderUniformBufferUnsizedArray-11806

If the [shaderUniformBufferUnsizedArray](#) feature is not enabled, [OpTypeRuntimeArray](#) **must** not be used for the last member of a [Block](#)-decorated [OpTypeStruct](#) in the [Uniform storage Storage Class](#)

- VUID-RuntimeSpirv-shaderTensorSupportedStages-09901

[OpTypeTensorARM](#), [OpTensorReadARM](#), [OpTensorWriteARM](#), or [OpTensorQuerySizeARM](#) **must** not be used in shader stages not in [shaderTensorSupportedStages](#)

- VUID-RuntimeSpirv-OpTypeTensorARM-09902

[OpTypeTensorARM](#) with a [Shape](#) **must** not be used in shader stages

- VUID-RuntimeSpirv-OpTypeTensorARM-09907

[OpTypeTensorARM](#) without a [Rank](#) **must** not be used in shader stages

- VUID-RuntimeSpirv-maxTensorShaderAccessArrayLength-09903

The length of an array returned by [OpTensorReadARM](#) or passed as the [Object](#) operand to [OpTensorWriteARM](#) **must** be less than or equal to [maxTensorShaderAccessArrayLength](#)

- VUID-RuntimeSpirv-maxTensorShaderAccessSize-09904

The total size of the data (number of tensor elements × size of an element) read or written by one [OpTensorReadARM](#), or [OpTensorWriteARM](#) instruction, respectively, **must** be less than or equal to [maxTensorShaderAccessSize](#)

- VUID-RuntimeSpirv-None-10824

If the [maintenance9](#) feature is not enabled, the [Base](#) operand of any [OpBitCount](#), [OpBitReverse](#), [OpBitFieldInsert](#), [OpBitFieldSExtract](#), or [OpBitFieldUExtract](#) instruction **must** be a 32-bit integer scalar or a vector of 32-bit integers

- VUID-RuntimeSpirv-GraphARM-09922

The [GraphARM](#) capability **must** not be declared in modules used to create a shader stage

- VUID-RuntimeSpirv-pNext-09919

For each data graph pipeline created with a `VkDataGraphPipelineShaderModuleCreateInfoARM` structure included in the `pNext` chain of `VkDataGraphPipelineCreateInfoARM`, the `OpGraph` that is used by the `OpGraphEntryPointARM` the pipeline is being created for **must** have an `OpTypeGraphARM` that only uses `OpTypeTensorARM` with `Shape` present

- VUID-RuntimeSpirv-pNext-09920

For each data graph pipeline created with a `VkDataGraphPipelineShaderModuleCreateInfoARM` structure included in the `pNext` chain of `VkDataGraphPipelineCreateInfoARM`, all the `OpGraphConstantARM` with `OpTypeTensorARM` type used by the `OpGraph` that is used by the `OpGraphEntryPointARM` the pipeline is being created for **must** have an `OpTypeTensorARM` with `Shape` present

- VUID-RuntimeSpirv-pNext-09921

For each data graph pipeline created with a `VkDataGraphPipelineShaderModuleCreateInfoARM` structure included in the `pNext` chain of `VkDataGraphPipelineCreateInfoARM`, one and only one `VkDataGraphPipelineConstantARM` structure that satisfies all the following constraints **must** be present in `VkDataGraphPipelineShaderModuleCreateInfoARM::pConstants` for each `OpGraphConstantARM` used by the `OpGraph` that has a `OpTypeTensorARM` type and is used by the `OpGraphEntryPointARM` the pipeline is being created for:

- its `id` member **must** match the `GraphConstantID` of the `OpGraphConstantARM`
- its `pNext` chain **must** include a `VkTensorDescriptionARM` structure
 - whose `dimensionCount` is equal to the `Rank` of the `OpTypeTensorARM` of the `OpGraphConstantARM`
 - whose `pDimensions` array elements are individually and in order equal to the elements of the array that defines the `Shape` of the `OpTypeTensorARM` of the `OpGraphConstantARM`
 - whose `format` is compatible with the `ElementType` of the `OpTypeTensorARM` of the `OpGraphConstantARM`

- VUID-RuntimeSpirv-pNext-09923

For each data graph pipeline created with a `VkDataGraphPipelineShaderModuleCreateInfoARM` structure included in the `pNext` chain of `VkDataGraphPipelineCreateInfoARM`, one and only one `VkDataGraphPipelineResourceInfoARM` structure that satisfies all the following constraints **must** be present in `VkDataGraphPipelineCreateInfoARM::pResourceInfos` for each `OpVariable` with a `OpTypeTensorARM` type that is part of the `Interface` of the `OpGraphEntryPointARM` the pipeline is being created for:

- its `descriptorSet` member **must** match the `DescriptorSet` decoration applied to the `OpVariable`
- its `binding` member **must** match the `Binding` decoration applied to the `OpVariable`
- its `arrayElement` member **must** be zero
- its `pNext` chain **must** include a `VkTensorDescriptionARM` structure
 - whose `dimensionCount` is equal to the `Rank` of the `OpTypeTensorARM` of the `OpVariable` or its elements

- whose `pDimensions` array elements are individually and in order equal to the elements of the array that defines the `Shape` of the `OpTypeTensorARM` of the `OpVariable` or its elements
 - whose `format` is compatible with the `ElementType` of the `OpTypeTensorARM` of the `OpVariable`
- VUID-RuntimeSpirv-maxShaderBindingTableRecordIndex-11888
The SBT Index passed in to `OpHitObjectSetShaderBindingTableRecordIndexEXT` **must** be less than or equal to `VkPhysicalDeviceRayTracingInvocationReorderPropertiesEXT::maxShaderBindingTableRecordIndex`
 - VUID-RuntimeSpirv-None-10834
`Buffer indexing calculations` **must** not wrap 32 bits if the pipeline or shader was not created with the `VK_PIPELINE_CREATE_2_64_BIT_INDEXING_BIT_EXT` or `VK_SHADER_CREATE_64_BIT_INDEXING_BIT_EXT` flags and the entry point does not set the `Shader64BitIndexingEXT` execution mode
 - VUID-RuntimeSpirv-OpArrayLength-11807
`OpArrayLength` and `OpUntypedArrayLengthKHR` result type **must** be a 32-bit integer type if the pipeline or shader was not compiled with the `VK_PIPELINE_CREATE_2_64_BIT_INDEXING_BIT_EXT` or `VK_SHADER_CREATE_64_BIT_INDEXING_BIT_EXT` flags and the entry point does not set the `Shader64BitIndexingEXT` execution mode
 - VUID-RuntimeSpirv-OpConstantSizeOfEXT-11475
The result type of `OpConstantSizeOfEXT` **must** not be a 64-bit integer type if the pipeline or shader was not compiled with the `VK_PIPELINE_CREATE_2_64_BIT_INDEXING_BIT_EXT` or `VK_SHADER_CREATE_64_BIT_INDEXING_BIT_EXT` flags and the entry point does not set the `Shader64BitIndexingEXT` execution mode
 - VUID-RuntimeSpirv-OpCooperativeVectorMatrixMulAddNV-11808
`OpCooperativeVectorMatrixMulAddNV` and `OpCooperativeVectorMatrixMulNV` `MatrixOffset` and `BiasOffset` parameters **must** be 32-bit integer types if the pipeline or shader was not compiled with the `VK_PIPELINE_CREATE_2_64_BIT_INDEXING_BIT_EXT` or `VK_SHADER_CREATE_64_BIT_INDEXING_BIT_EXT` flags and the entry point does not set the `Shader64BitIndexingEXT` execution mode
 - VUID-RuntimeSpirv-OpCooperativeVectorLoadNV-11809
`OpCooperativeVectorLoadNV`, `OpCooperativeVectorStoreNV`, `OpCooperativeVectorOuterProductAccumulateNV`, and `OpCooperativeVectorReduceSumAccumulateNV` `Offset` parameters **must** be 32-bit integer types if the pipeline or shader was not compiled with the `VK_PIPELINE_CREATE_2_64_BIT_INDEXING_BIT_EXT` or `VK_SHADER_CREATE_64_BIT_INDEXING_BIT_EXT` flags and the entry point does not set the `Shader64BitIndexingEXT` execution mode
 - VUID-RuntimeSpirv-longVector-12296
If the `longVector` feature is enabled, the `Component Count` of any vector type **must** be less than or equal to `maxVectorComponents`
 - VUID-RuntimeSpirv-samplerDescriptorAlignment-11348
If the `Result Type` operand of `OpLoad` is `OpTypeSampler`, and `Pointer` is derived from a

variable decorated with `SamplerHeapEXT`, it **must** be at an offset from the base that is a multiple of `samplerDescriptorAlignment`

- VUID-RuntimeSpirv-imageDescriptorAlignment-11349

If the `Result Type` operand of `OpLoad` is `OpTypeImage`, and `Pointer` is derived from a variable decorated with `ResourceHeapEXT`, it **must** be at an offset from the base that is a multiple of `imageDescriptorAlignment`

- VUID-RuntimeSpirv-imageDescriptorAlignment-11383

If the `Image` operand of `OpImageTexelPointer` or `OpUntypedImageTexelPointerEXT` is derived from a variable decorated with `ResourceHeapEXT`, it **must** be at an offset from the base that is a multiple of `imageDescriptorAlignment`

- VUID-RuntimeSpirv-Result-11350

If the `Result Type` operand of `OpLoad` is `OpTypeAccelerationStructureKHR` and `Pointer` is derived from a variable decorated with `ResourceHeapEXT`, it **must** be at an offset from the base that is a multiple of `bufferDescriptorAlignment`

- VUID-RuntimeSpirv-bufferDescriptorAlignment-11384

The `Buffer` operand of `OpBufferPointerEXT` **must** be at an offset from the base of the `ResourceHeapEXT` that is a multiple of `bufferDescriptorAlignment`

- VUID-RuntimeSpirv-tensorDescriptorAlignment-11481

If the `Result Type` operand of `OpLoad` is `OpTypeTensorARM` and `Pointer` is derived from a variable decorated with `ResourceHeapEXT`, it **must** be at an offset from the base that is a multiple of `tensorDescriptorAlignment`

- VUID-RuntimeSpirv-samplerDescriptorAlignment-11476

If a `OpTypeSampler` member of a struct is decorated with `Offset` or `OffsetIdEXT`, the `Byte Offset` value must be a multiple of `samplerDescriptorAlignment`

- VUID-RuntimeSpirv-imageDescriptorAlignment-11477

If a `OpTypeImage` member of a struct is decorated with `Offset` or `OffsetIdEXT`, the `Byte Offset` value must be a multiple of `imageDescriptorAlignment`

- VUID-RuntimeSpirv-bufferDescriptorAlignment-11478

If a `OpTypeBufferEXT` member of a struct is decorated with `Offset` or `OffsetIdEXT`, the `Byte Offset` value must be a multiple of `bufferDescriptorAlignment`

- VUID-RuntimeSpirv-bufferDescriptorAlignment-11479

If a `OpTypeAccelerationStructureKHR` member of a struct is decorated with `Offset` or `OffsetIdEXT`, the `Byte Offset` value must be a multiple of `bufferDescriptorAlignment`

- VUID-RuntimeSpirv-tensorDescriptorAlignment-11480

If a `OpTypeTensorARM` member of a struct is decorated with `Offset` or `OffsetIdEXT`, the `Byte Offset` value must be a multiple of `tensorDescriptorAlignment`

- VUID-RuntimeSpirv-DescriptorSet-11385

If an instruction accesses memory through any resource with a `DescriptorSet` and `Binding` that are `mapped` using `VK_DESCRIPTOR_MAPPING_SOURCE_PUSH_DATA_EXT`, `VK_DESCRIPTOR_MAPPING_SOURCE_PUSH_ADDRESS_EXT`, `VK_DESCRIPTOR_MAPPING_SOURCE_SHADER_RECORD_DATA_EXT`, `VK_DESCRIPTOR_MAPPING_SOURCE_SHADER_RECORD_ADDRESS_EXT`, `VK_DESCRIPTOR_MAPPING_SOURCE_INDIRECT_ADDRESS_EXT`,

or

[VK_DESCRIPTOR_MAPPING_SOURCE_RESOURCE_HEAP_DATA_EXT](#), the resource through which that memory is accessed **must** be determined by [constant integral expressions](#)

- VUID-RuntimeSpirv-source-11387

All possible values of a variable pointer to a resource that are not [OpConstantNull](#) **must** either all be pointers to resources with [DescriptorSet](#) and [Binding](#) decorations with the same [mapping types](#) as specified by [VkDescriptorSetAndBindingMappingEXT::source](#), or all be pointers to resources without [DescriptorSet](#) and [Binding](#) decorations

- VUID-RuntimeSpirv-DescriptorSet-11388

All possible values of a variable pointer to a resource **must** not be resources with a [DescriptorSet](#) and [Binding](#) that are [mapped](#) using [VK_DESCRIPTOR_MAPPING_SOURCE_PUSH_DATA_EXT](#), [VK_DESCRIPTOR_MAPPING_SOURCE_PUSH_ADDRESS_EXT](#), [VK_DESCRIPTOR_MAPPING_SOURCE_SHADER_RECORD_DATA_EXT](#), [VK_DESCRIPTOR_MAPPING_SOURCE_SHADER_RECORD_ADDRESS_EXT](#), [VK_DESCRIPTOR_MAPPING_SOURCE_INDIRECT_ADDRESS_EXT](#), or [VK_DESCRIPTOR_MAPPING_SOURCE_RESOURCE_HEAP_DATA_EXT](#)

- VUID-RuntimeSpirv-Result-11340

If the [Result Type](#) operand of [OpLoad](#) is [OpTypeSampler](#), and [Pointer](#) is derived from a variable decorated with [SamplerHeapEXT](#), it **must** correspond to loading a descriptor matching one of the descriptor types listed in [Heap Resource Type Correspondence](#) for [OpTypeSampler](#)

- VUID-RuntimeSpirv-Result-11341

If the [Result Type](#) operand of [OpLoad](#) is [OpTypeImage](#), and [Pointer](#) is derived from a variable decorated with [ResourceHeapEXT](#), it **must** correspond to loading a descriptor matching one of the descriptor types listed in [Heap Resource Type Correspondence](#) for [OpTypeImage](#)

- VUID-RuntimeSpirv-Result-11342

The [Buffer](#) operand of [OpBufferPointerEXT](#) **must** correspond to accessing a descriptor matching one of the descriptor types listed in [Heap Resource Type Correspondence](#) for [OpTypePointer](#)

- VUID-RuntimeSpirv-Result-11343

If the [Result Type](#) operand of [OpLoad](#) is [OpTypeImage](#), and [Pointer](#) is derived from a variable decorated with [ResourceHeapEXT](#), the [Image Format](#) and [Sampled Type](#) of that [OpTypeImage](#) **must** correspond to a descriptor with a [VkFormat](#) that matches as described by [Compatibility Between SPIR-V Image Formats and Vulkan Formats](#) and [Image Format and Type Matching Between SPIR-V Image Formats and Vulkan Formats](#)>>

- VUID-RuntimeSpirv-Result-11345

If the [Result Type](#) operand of [OpLoad](#) is [OpTypeImage](#), and [Pointer](#) is derived from a variable decorated with [ResourceHeapEXT](#), the operands of that [OpTypeImage](#) **must** correspond to a descriptor with operands that match as described by [Heap Image Operand Correspondence](#) and [Heap Image View Type Dimensionality](#)

- VUID-RuntimeSpirv-Image-11379

If the [Image](#) operand of [OpImageTexelPointer](#) or [OpUntypedImageTexelPointerEXT](#) is derived from a variable decorated with [ResourceHeapEXT](#), it **must** correspond to accessing a descriptor matching one of the descriptor types listed in [Heap Resource Type Correspondence](#) for the [OpTypeImage](#) pointed to

- VUID-RuntimeSpirv-Image-11380

If the **Image** operand of **OpImageTexelPointer** or **OpUntypedImageTexelPointerEXT** is derived from a variable decorated with **ResourceHeapEXT**, the **Image Format** and **Sampled Type** of the **OpTypeImage** pointed to **must** correspond to a descriptor with a **VkFormat** that matches as described by [Compatibility Between SPIR-V Image Formats and Vulkan Formats](#) and [Image Format and Type Matching](#)

- VUID-RuntimeSpirv-Image-11382

If the **Image** operand of **OpImageTexelPointer** or **OpUntypedImageTexelPointerEXT** is derived from a variable decorated with **ResourceHeapEXT**, the operands of that **OpTypeImage** **must** correspond to a descriptor with operands that match as described by [Heap Image Operand Correspondence](#) and [Heap Image View Type Dimensionality](#)

Precision and Operation of SPIR-V Instructions

The following rules apply to operations on all floating-point values:

- Positive and negative infinities and positive and negative zeros are generated as dictated by [IEEE 754](#) for the specified encoding, but subject to the precisions allowed by each operation for a given encoding, as specified in [Precision of Individual Operations](#).
- Signaling NaNs are not required to be generated and exceptions are never raised. Signaling NaN **may** be converted to quiet NaNs values by any floating-point instruction.
- The set of operations **OpPhi**, **OpSelect**, **OpFunctionCall**, **OpReturnValue**, **OpVectorExtractDynamic**, **OpVectorInsertDynamic**, **OpVectorShuffle**, **OpCompositeConstruct**, **OpCompositeExtract**, **OpCompositeInsert**, **OpTranspose**, **OpCopyObject**, **OpCopyLogical**, **OpCopyMemory**, **OpGroupNonUniformBroadcast**, **OpGroupNonUniformBroadcastFirst**, **OpGroupNonUniformShuffle**, **OpGroupNonUniformShuffleXor**, **OpGroupNonUniformShuffleUp**, **OpGroupNonUniformShuffleDown**, **OpGroupNonUniformQuadBroadcast**, **OpGroupNonUniformQuadSwap**, **OpSubgroupReadInvocationKHR**, **OpSubgroupFirstInvocationKHR**, **OpGroupNonUniformRotateKHR**, **OpCooperativeMatrixLoadKHR**, **OpCooperativeMatrixStoreKHR**, **OpCooperativeMatrixLoadNV**, **OpCooperativeMatrixStoreNV**, **OpCooperativeMatrixLoadTensorNV**, **OpCooperativeMatrixStoreTensorNV**, **OpAtomicLoad**, **OpAtomicStore**, **OpAtomicExchange**, **OpStore**, and **OpLoad** are referred to as *bit-preserving operations*.
- The floating-point environment used for an instruction can be determined as follows:
 - If the SPIR-V specifies it explicitly using the **FPFastMath** decoration or **FPFastMathDefault Execution Mode** then that is used.
 - If the environment is not specified in the SPIR-V then it is determined as follows:
 - If the operation is not decorated **NoContraction** then the flags **AllowContract**, **AllowReassoc**, **AllowRecip**, and **AllowTransform** are assumed.
 - If any of the following conditions are true then the flags **NSZ**, **NotInf**, and **NotNaN** are assumed:
 - The entry point does not use the **Execution Mode SignedZeroInfNanPreserve** with a bit-width corresponding to one of the operands or to the result type.
 - The operation is not a bit-preserving operation and is not one of **OpFConvert**, **OpFNegate**, **OpFAdd**, **OpFSub**, **OpFMul**, **OpFDiv**, **OpIsNan**, **OpIsInf**, **OpVectorTimesScalar**,

OpMatrixTimesScalar, OpVectorTimesMatrix, OpMatrixTimesVector, OpMatrixTimesMatrix, OpOuterProduct, OpDot, OpFOrdEqual, OpFUnordEqual, OpFOrdNotEqual, OpFUnordNotEqual, OpFOrdLessThan, OpFUnordLessThan, OpFOrdGreaterThan, OpFUnordGreaterThan, OpFOrdLessThanEqual, OpFUnordLessThanEqual, OpFOrdGreaterThanEqual, OpFUnordGreaterThanEqual, OpGroupNonUniformAllEqual, OpSubgroupAllEqualKHR, OpGroupNonUniformFMin, OpGroupNonUniformFMax, OpAtomicCompareExchange, OpAtomicCompareExchangeWeak, OpDPdx, OpDPdy, OpFwidth, OpDPdxFine, OpDPdyFine, OpFwidthFine, OpDPdxCoarse, OpDPdyCoarse, or OpFwidthCoarse.

- The operation is an **OpLoad** from the **Input Storage Class** in the fragment shader stage.
- All bit-preserving operations and the following instructions **must** not flush denormalized values: **OpConstant**, **OpConstantComposite**, **OpSpecConstant**, **OpSpecConstantComposite**, and **OpBitcast**.
- Denormalized values are supported.
 - By default any denormalized floating-point value input into a shader or potentially generated by any instruction (except those listed above) or any extended instructions for GLSL in a shader **may** be flushed to zero.
 - Denormalized floating-point values whose type use the **Float8E4M3EXT** or **Float8E5M2EXT** FP Encoding **must** be preserved during conversions to IEEE 754 binary 16 floating-point values.
 - If the entry point is declared with the **DenormFlushToZero Execution Mode** then for the affected instructions the denormalized result **must** be flushed to zero and the denormalized operands **may** be flushed to zero. Denormalized values obtained via unpacking an integer into a vector of values with smaller bit width and interpreting those values as floating-point numbers **must** be flushed to zero.
 - When denormal values are being flushed, the result of an operation **may** be considered denormal whenever the infinitely precise result is non-zero and of smaller magnitude than the smallest normal value, even if rounding would otherwise give a normal result.
 - The following core SPIR-V instructions **must** respect the **DenormFlushToZero Execution Mode**: **OpSpecConstantOp** (with opcode **OpFConvert**), **OpFConvert**, **OpFNegate**, **OpFAdd**, **OpFSub**, **OpFMul**, **OpFmaKHR**, **OpFDiv**, **OpFRem**, **OpFMod**, **OpVectorTimesScalar**, **OpMatrixTimesScalar**, **OpVectorTimesMatrix**, **OpMatrixTimesVector**, **OpMatrixTimesMatrix**, **OpOuterProduct**, **OpDot**, **OpGroupNonUniformFMin**, **OpGroupNonUniformFMax**, **OpAtomicFAddEXT**, **OpAtomicFMinEXT**, **OpAtomicFMaxEXT**, **OpDPdx**, **OpDPdy**, **OpFwidth**, **OpDPdxFine**, **OpDPdyFine**, **OpFwidthFine**, **OpDPdxCoarse**, **OpDPdyCoarse**, **OpFwidthCoarse**; and the following extended instructions for GLSL: **Round**, **RoundEven**, **Trunc**, **FAbs**, **Floor**, **Ceil**, **Fract**, **Radians**, **Degrees**, **Sin**, **Cos**, **Tan**, **Asin**, **Acos**, **Atan**, **Sinh**, **Cosh**, **Tanh**, **Asinh**, **Acosh**, **Atanh**, **Atan2**, **Pow**, **Exp**, **Log**, **Exp2**, **Log2**, **Sqrt**, **InverseSqrt**, **Determinant**, **MatrixInverse**, **Modf**, **ModfStruct**, **FMin**, **FMax**, **FClamp**, **FMix**, **Step**, **SmoothStep**, **Fma**, **UnpackHalf2x16**, **Length**, **Distance**, **Cross**, **Normalize**, **FaceForward**, **Reflect**, **Refract**, **NMin**, **NMax**, and **NClamp**.
 - The following core SPIR-V instructions **must** respect the **DenormPreserve Execution Mode** for floating-point values with an **IEEE 754** encoding: **OpSpecConstantOp**, **OpFConvert**, **OpFNegate**, **OpFAdd**, **OpFSub**, **OpFMul**, **OpFmaKHR**, **OpVectorTimesScalar**, **OpMatrixTimesScalar**, **OpVectorTimesMatrix**, **OpMatrixTimesVector**, **OpMatrixTimesMatrix**, **OpOuterProduct**, **OpDot**, **OpFOrdEqual**, **OpFUnordEqual**, **OpFOrdNotEqual**, **OpFUnordNotEqual**, **OpFOrdLessThan**, **OpFUnordLessThan**, **OpFOrdGreaterThan**, **OpFUnordGreaterThan**, **OpFOrdLessThanEqual**, **OpFUnordLessThanEqual**, **OpFOrdGreaterThanEqual**, **OpFUnordGreaterThanEqual**, **OpSubgroupAllEqualKHR**, **OpGroupNonUniformAllEqual**, **OpGroupNonUniformFMin**,

OpGroupNonUniformFMax, OpAtomicCompareExchange, OpAtomicCompareExchangeWeak, OpAtomicFAddEXT, OpAtomicFMinEXT, OpAtomicFMaxEXT, OpDPdx, OpDPdy, OpFwidth, OpDPdxFine, OpDPdyFine, OpFwidthFine, OpDPdxCoarse, OpDPdyCoarse, OpFwidthCoarse; and the following extended instructions for GLSL: FAbs, FSign, Radians, Degrees, FMin, FMax, FClamp, FMix, Fma, PackHalf2x16, PackDouble2x32, UnpackHalf2x16, UnpackDouble2x32, NMin, NMax, and NClamp.

The precision of double-precision instructions is at least that of single precision.

The precision of individual operations is defined in [Precision of Individual Operations](#). Subject to the constraints below, however, implementations **may** reorder or combine operations, resulting in expressions exhibiting different precisions than might be expected from the constituent operations.

Evaluation of Expressions

Implementations **may** rearrange floating-point operations using any of the mathematical properties governing the expressions in precise arithmetic, even where the floating-point operations do not share these properties. This includes, but is not limited to associativity and distributivity, and **may** involve a different number of rounding steps than would occur if the operations were not rearranged. In shaders that use the [SignedZeroInfNanPreserve Execution Mode](#) the values **must** be preserved if they are generated after any rearrangement but the [Execution Mode](#) does not change which rearrangements are valid. This rearrangement **can** be prevented for particular operations by using the [NoContraction](#) decoration.

For example, in the absence of the [NoContraction](#) decoration implementations are allowed to implement $a + b - a$ and $\frac{a \times b}{a}$ as b . The [SignedZeroInfNanPreserve](#) does not prevent these transformations, even though they may overflow to infinity or NaN when evaluated in floating-point.

NOTE

If the [NoContraction](#) decoration is applied then operations may not be rearranged, so, for example, $a + a - a$ must account for possible overflow to infinity. If infinities are not preserved then the expression may be replaced with a despite the [NoContraction](#) decoration, since the replacement is exact when overflow does not occur. If both [NoContraction](#) and [SignedZeroInfNanPreserve](#) are used then the result must be infinity for sufficiently large a .

Precision of Individual Operations

The precision of individual operations is defined either in terms of rounding (correctly rounded), as an error bound in ULP, or as inherited from a formula as follows:

Correct Result

Operations that are described as returning the “correct result” will return the infinitely precise result which, due to the nature of the operation, will not need rounding.

Correctly Rounded

Operations described as “correctly rounded” will return the infinitely precise result, x , rounded so as to be representable in floating-point. If the entry point is declared with the [RoundingModeRTE](#) or the [RoundingModeRTZ Execution Mode](#) then this is done according to [IEEE 754](#) “roundTiesToEven” or

“roundTowardZero” rounding directions, respectively. These execution modes do not affect operations on floating-point values with the following encodings:

- BFloat16KHR
- Float8E4M3EXT
- Float8E5M2EXT

Otherwise, they are rounded with [implementation-defined rounding mode](#).

Correctly Rounded with Implementation-Defined Rounding Mode

Operations described as “correctly rounded with implementation-defined rounding mode” will return the infinitely precise result, x , rounded so as to be representable in floating-point. If x is exactly representable then x will be returned. Otherwise, either the floating-point value closest to and no less than x or the value closest to and no greater than x will be returned. Which value is chosen is implementation-defined.

ULP

Where an error bound of n ULP (units in the last place) is given, for an operation with infinitely precise result x the value returned **must** be in the range $[x - n \times \text{ulp}(x), x + n \times \text{ulp}(x)]$. The function $\text{ulp}(x)$ is defined as follows:

If there exist non-equal, finite floating-point numbers a and b such that $a \leq x \leq b$ then $\text{ulp}(x)$ is the minimum possible distance between such numbers, $\text{ulp}(x) = \min_{a, b} |b - a|$. If such numbers do not exist then $\text{ulp}(x)$ is defined to be the difference between the two non-equal, finite floating-point numbers nearest to x .

Where the range of allowed return values includes any value of magnitude larger than that of the largest representable finite floating-point number, operations **may**, additionally, return either an infinity of the appropriate sign or the finite number with the largest magnitude of the appropriate sign. If the infinitely precise result of the operation is not mathematically defined then the value returned is poison.

Inherited From ...

Where an operation’s precision is described as being inherited from a formula, the result returned **must** be at least as accurate as the result of computing an approximation to x using a formula equivalent to the given formula applied to the supplied inputs. Specifically, the formula given may be transformed using the mathematical associativity, commutativity, and distributivity of the operators involved to yield an equivalent formula. The SPIR-V precision rules, when applied to each such formula and the given input values, define a range of permitted values. If NaN is one of the permitted values then the operation may return any result, otherwise let the largest permitted value in any of the ranges be F_{\max} and the smallest be F_{\min} . The operation **must** return a value in the range $[x - E, x + E]$ where $E = \max(|x - F_{\min}|, |x - F_{\max}|)$. If the entry point is declared with the [DenormPreserve Execution Mode](#), then denormals **must** be preserved throughout the formula. Otherwise, any intermediate denormal value(s) while evaluating the formula **may** be flushed to zero. If the entry point is declared with the [DenormFlushToZero](#) execution mode, then denormal final results **must** be flushed to zero.

The precision of all instructions on float values with the **BFloat16KHR** encoding is required to be [correctly rounded with implementation defined rounding mode](#).

For IEEE754 half- (16 bit) and single- (32 bit) precision instructions, precisions are **required** to be at least as follows:

Table 114. Precision of Core SPIR-V Instructions

Instruction	Single precision, unless decorated with RelaxedPrecision	Half precision
OpFNegate	Correct result.	
OpFAdd	Correctly rounded.	
OpFSub	Correctly rounded.	
OpFMul, OpVectorTimesScalar, OpMatrixTimesScalar	Correctly rounded.	
OpMatrixTimesVector	Inherited from $\sum_{j=0}^{n-1} M_{ij} \times v_j$.	
OpVectorTimesMatrix	Inherited from $\sum_{j=0}^{n-1} v_j \times M_{ji}$.	
OpMatrixTimesMatrix	Inherited from $\sum_{k=0}^{n-1} M_{ik} \times N_{kj}$.	
OpOuterProduct	Correctly rounded.	
OpFmaKHR	Correctly rounded.	
OpDot(x, y)	Inherited from $\sum_{i=0}^{n-1} x_i \times y_i$.	
OpIsNan, OpIsInf	Correct result.	
OpFOrdEqual, OpFUnordEqual	Correct result.	
OpFOrdNotEqual, OpFUnordNotEqual	Correct result.	
OpFOrdLessThan, OpFUnordLessThan	Correct result.	
OpFOrdGreaterThan, OpFUnordGreaterThan	Correct result.	
OpFOrdLessThanEqual, OpFUnordLessThanEqual	Correct result.	
OpFOrdGreaterThanEqual, OpFUnordGreaterThanEqual	Correct result.	
OpSubgroupAllEqualKHR	Correct result.	
OpGroupNonUniformAllEqual	Correct result.	
OpGroupNonUniformFMin, OpGroupNonUniformFMax	Correct result.	
OpFDiv(x,y)	2.5 ULP for $ y = 0$ or $ y $ in the range $[2^{-126}, 2^{126}]$.	2.5 ULP for $ y = 0$ or $ y $ in the range $[2^{-14}, 2^{14}]$.
OpFRem(x,y)	Inherited from $x - y \times \text{trunc}(x/y)$.	

Instruction	Single precision, unless decorated with RelaxedPrecision	Half precision
OpFMod(x,y)	Inherited from $x - y \times \text{floor}(x/y)$.	
OpQuantizeToF16	Correctly rounded with implementation defined rounding mode.	
conversions between types	Correctly rounded.	
OpAtomicCompareExchange, OpAtomicCompareExchangeWeak	Correct result.	
OpAtomicFAddEXT	Return value correct result, value in memory correctly rounded.	
OpAtomicFMinEXT, OpAtomicFMaxEXT	Correct result.	
OpDPdx, OpDPdy, OpFwidth	Correctly rounded.	
OpDPdxCoarse, OpDPdyCoarse, OpFwidthCoarse	Correctly rounded.	
OpDPdxFine, OpDPdyFine, OpFwidthFine	Correctly rounded.	

NOTE

The **OpFRem** and **OpFMod** instructions use cheap approximations of remainder, and the error can be large due to the discontinuity in `trunc()` and `floor()`. This can produce mathematically unexpected results in some cases, such as `FMod(x,x)` computing `x` rather than `0`, and can also cause the result to have a different sign than the infinitely precise result.

Table 115. Precision of GLSL.std.450 Instructions

Instruction	Single precision, unless decorated with RelaxedPrecision	Half precision
fma()	Inherited from OpFMul followed by OpFAdd .	
exp(x), exp2(x)	$3 + 2 \times x $ ULP.	$1 + 2 \times x $ ULP.
log(), log2()	3 ULP outside the range [0.5, 2.0]. Absolute error $< 2^{-21}$ inside the range [0.5, 2.0].	3 ULP outside the range [0.5, 2.0]. Absolute error $< 2^{-7}$ inside the range [0.5, 2.0].
pow(x, y)	Inherited from exp2 ($y \times \text{log2}(x)$).	
sqrt()	Inherited from $1.0 / \text{inversesqrt}()$.	
inversesqrt()	2 ULP.	
radians(x)	Inherited from $x \times C_{\pi_180}$, where C_{π_180} is a correctly rounded approximation to $\frac{\pi}{180}$.	
degrees(x)	Inherited from $x \times C_{180_pi}$, where C_{180_pi} is a correctly rounded approximation to $\frac{180}{\pi}$.	
sin()	Absolute error $\leq 2^{-11}$ inside the range $[-\pi, \pi]$.	Absolute error $\leq 2^{-7}$ inside the range $[-\pi, \pi]$.

Instruction	Single precision, unless decorated with RelaxedPrecision	Half precision
<code>cos()</code>	Absolute error $\leq 2^{-11}$ inside the range $[-\pi, \pi]$.	Absolute error $\leq 2^{-7}$ inside the range $[-\pi, \pi]$.
<code>tan()</code>	Inherited from $\frac{\sin()}{\cos()}$.	
<code>asin(x)</code>	Inherited from <code>atan2(x, sqrt(1.0 - x × x))</code> .	
<code>acos(x)</code>	Inherited from <code>atan2(sqrt(1.0 - x × x), x)</code> .	
<code>atan(), atan2()</code>	4096 ULP	5 ULP.
<code>sinh(x)</code>	Inherited from $(\exp(x) - \exp(-x)) \times 0.5$.	
<code>cosh(x)</code>	Inherited from $(\exp(x) + \exp(-x)) \times 0.5$.	
<code>tanh()</code>	Inherited from $\frac{\sinh()}{\cosh()}$.	
<code>asinh(x)</code>	Inherited from $\log(x + \sqrt{x \times x + 1.0})$.	
<code>acosh(x)</code>	Inherited from $\log(x + \sqrt{x \times x - 1.0})$.	
<code>atanh(x)</code>	Inherited from $\log(\frac{1.0 + x}{1.0 - x}) \times 0.5$.	
<code>frexp()</code>	Correct result.	
<code>ldexp()</code>	Correctly rounded.	
<code>length(x)</code>	Inherited from <code>sqrt(dot(x, x))</code> .	
<code>distance(x, y)</code>	Inherited from <code>length(x - y)</code> .	
<code>cross()</code>	Inherited from <code>OpFSub(OpFMul, OpFMul)</code> .	
<code>normalize(x)</code>	Inherited from $x \times \text{inversesqrt}(\text{dot}(x, x))$.	
<code>faceforward(N, I, NRef)</code>	Inherited from <code>dot(NRef, I) < 0.0 ? N : -N</code> .	
<code>reflect(x, y)</code>	Inherited from $x - 2.0 \times \text{dot}(y, x) \times y$.	
<code>refract(I, N, eta)</code>	Inherited from $k < 0.0 ? 0.0 : \text{eta} \times I - (\text{eta} \times \text{dot}(N, I) + \text{sqrt}(k)) \times N$, where $k = 1 - \text{eta} \times \text{eta} \times (1.0 - \text{dot}(N, I) \times \text{dot}(N, I))$.	
<code>round</code>	Correctly rounded.	
<code>roundEven</code>	Correctly rounded.	
<code>trunc</code>	Correctly rounded.	
<code>fabs</code>	Correct result.	
<code>fsign</code>	Correct result.	
<code>floor</code>	Correctly rounded.	
<code>ceil</code>	Correctly rounded.	
<code>fract</code>	Correctly rounded.	
<code>modf</code>	Correctly rounded.	
<code>fmin</code>	Correct result.	

Instruction	Single precision, unless decorated with RelaxedPrecision	Half precision
<code>fmax</code>	Correct result.	
<code>fclamp</code>	Correct result.	
<code>fmix(x, y, a)</code>	Inherited from $x \times (1.0 - a) + y \times a$.	
<code>step</code>	Correctly rounded.	
<code>smoothStep(edge0, edge1, x)</code>	Inherited from $t \times t \times (3.0 - 2.0 \times t)$, where $t = \text{clamp}(\frac{x - \text{edge0}}{\text{edge1} - \text{edge0}}, 0.0, 1.0)$.	
<code>nmin</code>	Correct result.	
<code>nmax</code>	Correct result.	
<code>nclamp</code>	Correct result.	
<code>packHalf2x16</code>	Correctly rounded with implementation defined rounding mode.	

GLSL.std.450 extended instructions specifically defined in terms of the above instructions inherit the above errors. GLSL.std.450 extended instructions not listed above and not defined in terms of the above have implementation-defined precision.

If the `maintenance8` feature is not enabled and if either operand to `OpSRem` and `OpSMod` instructions is negative the result is poison.

NOTE

While the `OpSRem` and `OpSMod` instructions are supported by the Vulkan environment, If the `maintenance8` feature is not enabled, they require non-negative values and thus do not enable additional functionality beyond what `OpUMod` provides.

`OpCooperativeMatrixMulAddNV` performs its operations in an implementation-dependent order and internal precision.

`OpCooperativeMatrixMulAddKHR` performs its operations in an implementation-dependent order and internal precision.

`OpCooperativeVectorMatrixMulNV` and `OpCooperativeVectorMatrixMulAddNV` perform their operations in an implementation-dependent order and internal precision.

When `inputType` is `VK_COMPONENT_TYPE_FLOAT16_KHR` and `inputInterpretation` is a lower-precision floating-point type (e.g. `VK_COMPONENT_TYPE_FLOAT_E4M3_NV` or `VK_COMPONENT_TYPE_FLOAT_E5M2_NV`), the input vector **should** be converted to the lower-precision type before performing the matrix-vector multiply, but **may** keep the full 16 bits of precision.

Buffer Indexing Calculations

Pipelines and shaders **may** be compiled to use 32-bit integer arithmetic to compute byte offsets (e.g. based on `OpAccessChain` instructions) within a physical storage buffer or buffer, limiting the accessible range to 4GB. For physical storage buffers, the base address is a 64-bit value and the

implicit base plus offset calculation uses 64-bit addition.

NOTE	Note that <code>OpAccessChain</code> indices are always treated as signed, so a 32-bit index can only address 2GB if the <code>ArrayStride</code> is 1.
-------------	---

The offset calculations that have the 4GB limit include:

- `OpAccessChain` and `OpPtrAccessChain` - the total offset summed over all indices multiplied by strides, including spanning multiple access chain instructions that lead to a given memory access.
- `OpCooperativeMatrixLoadNV` and `OpCooperativeMatrixStoreNV` instructions computing an offset based on element, row, and stride parameters.
- `OpCooperativeMatrixLoadKHR` and `OpCooperativeMatrixStoreKHR` instructions computing an offset based on element, row, and stride parameters.
- `OpCooperativeMatrixLoadTensorNV` and `OpCooperativeMatrixStoreTensorNV` instructions computing an offset based on tensor layout state.
- `OpCooperativeVectorMatrixMulAddNV`, `OpCooperativeVectorMatrixMulNV` and `OpCooperativeVectorOuterProductAccumulateNV` instructions computing an offset based on offset, row, and stride parameters.

64-Bit Indexing

The application **can** enable 64-bit indexing either by setting the flags `VK_PIPELINE_CREATE_2_64_BIT_INDEXING_BIT_EXT` or `VK_SHADER_CREATE_64_BIT_INDEXING_BIT_EXT` or by setting the `Execution Mode Shader64BitIndexingEXT` on the entry point, which will cause the implementation to use 64 bits of range for those addressing calculations.

If 64-bit indexing is enabled, the calculation of index multiplied by `ArrayStride` for a runtime-sized array when evaluating an access chain in `StorageBuffer` or `PhysicalStorageBuffer` will have 64 bits of range. Similarly, the `Element` times `ArrayStride` calculation for `OpPtrAccessChain` and `OpUntypedPtrAccessChainKHR` will have 64 bits of range.

NOTE	The size of a structure type or sized array type in a storage buffer is still limited to 32 bits for various practical reasons, such as that Offset and ArrayStride decorations use 32-bit literals. Only runtime-sized arrays can access beyond the 32-bit limit.
-------------	--

NOTE	Enabling 64-bit indexing may incur a runtime cost.
-------------	--

If 64-bit indexing is enabled, `OpArrayLength` and `OpUntypedArrayLengthKHR` **can** have a 64-bit result type.

If 64-bit indexing is enabled, the row/col times stride calculations in `OpCooperativeMatrixLoadNV`, `OpCooperativeMatrixStoreNV`, `OpCooperativeMatrixLoadKHR`, and `OpCooperativeMatrixStoreKHR` are changed to have 64 bits of range. i.e. `Pointer[row*(uint64_t)Stride]` and `Pointer[col*(uint64_t)Stride]`. The stride itself is still limited to 32 bits.

If 64-bit indexing is enabled, the coordinate times stride calculations in `tensorCoordToLinear` used by `OpCooperativeMatrixLoadTensorNV` and `OpCooperativeMatrixStoreTensorNV` in the `SPV_NV_cooperative_matrix2` extension are changed to have 64 bits of range for the result:

```
uint64_t tensorCoordToLinear(tensorLayoutNV t, Coord blockCoord)
{
    uint64_t index = 0;

    for (uint32_t dim = 0; dim <= t.LDim-1; ++dim) {
        // multiply has 64b result
        index += blockCoord[dim] * uint64_t{t.stride[dim]};
    }
    return index;
}
```

The `matrixCoordToTensorElement` and `matrixCoordToTensorElementWithView` functions are also changed to return that 64-bit result.

If 64-bit indexing is enabled, the offset parameters to `OpCooperativeVectorLoadNV`, `OpCooperativeVectorStoreNV`, `OpCooperativeVectorMatrixMulNV`, `OpCooperativeVectorMatrixMulAddNV`, `OpCooperativeVectorOuterProductAccumulateNV`, and `OpCooperativeVectorReduceSumAccumulateNV` can be 64-bit integers.

Signedness of SPIR-V Image Accesses

SPIR-V associates a signedness with all integer image accesses. This is required in certain parts of the SPIR-V and the Vulkan image access pipeline to ensure defined results. The signedness is determined from a combination of the access instruction's `Image Operands` and the underlying image's `Sampled Type` as follows:

1. If the instruction's `Image Operands` contains the `SignExtend` operand then the access is signed.
2. If the instruction's `Image Operands` contains the `ZeroExtend` operand then the access is unsigned.
3. Otherwise, the image accesses signedness matches that of the `Sampled Type` of the `OpTypeImage` being accessed.

Image Format and Type Matching

When specifying the `Image Format` of an `OpTypeImage`, the converted bit width and type, as shown in the table below, **must** match the `Sampled Type`. The signedness **must** match the [signedness of any access](#) to the image.

NOTE

Formatted accesses are always converted from a shader readable type to the resource's format or vice versa via [Texel Decode](#) for reads and [Texel Encode](#) for writes. As such, the bit width and format below do not necessarily match 1:1 with what might be expected for some formats.

For a given **Image Format**, the **Sampled Type** **must** be the type described in the *Type* column of the below table, with its **Literal Width** set to that in the *Bit Width* column. Every access that is made to the image **must** have a signedness equal to that in the *Signedness* column (where applicable).

Image Format	Type-Declaration instructions	Bit Width	Signedness
Unknown	Any	Any	Any
Rgba32f	OpTypeFloat	32	N/A
Rg32f			
R32f			
Rgba16f			
Rg16f			
R16f			
Rgba16			
Rg16			
R16			
Rgba16Snorm			
Rg16Snorm			
R16Snorm			
Rgb10A2			
R11fG11fB10f			
Rgba8			
Rg8			
R8			
Rgba8Snorm			
Rg8Snorm			
R8Snorm			

Image Format	Type-Declaration instructions	Bit Width	Signedness
Rgba32i	OpTypeInt	32	1
Rg32i			
R32i			
Rgba16i			
Rg16i			
R16i			
Rgba8i			
Rg8i			
R8i			
Rgba32ui			0
Rg32ui			
R32ui			
Rgba16ui			
Rg16ui			
R16ui			
Rgb10a2ui			
Rgba8ui			
Rg8ui			
R8ui			
R64i	OpTypeInt	64	1
R64ui			0

The *SPIR-V Type* is defined by an instruction in SPIR-V, declared with the Type-Declaration Instruction, Bit Width, and Signedness from above.

Compatibility Between SPIR-V Image Dimensions and Vulkan ImageView Types

SPIR-V **Image Dim** values are compatible with **VkImageView viewType** values as defined below:

Table 116. SPIR-V and Vulkan ImageView Dimension Compatibility

SPIR-V Image Dim	Compatible Vulkan ImageView viewType
1D	VK_IMAGE_VIEW_TYPE_1D, VK_IMAGE_VIEW_TYPE_1D_ARRAY
2D	VK_IMAGE_VIEW_TYPE_2D, VK_IMAGE_VIEW_TYPE_2D_ARRAY
3D	VK_IMAGE_VIEW_TYPE_3D
Cube	VK_IMAGE_VIEW_TYPE_CUBE, VK_IMAGE_VIEW_TYPE_CUBE_ARRAY

Compatibility Between SPIR-V Image Formats and Vulkan Formats

SPIR-V **Image Format** values are compatible with **VkFormat** values as defined below:

Table 117. SPIR-V and Vulkan Image Format Compatibility

SPIR-V Image Format	Compatible Vulkan Format
Unknown	Any
R8	VK_FORMAT_R8_UNORM
R8Snorm	VK_FORMAT_R8_SNORM
R8ui	VK_FORMAT_R8_UINT
R8i	VK_FORMAT_R8_SINT
Rg8	VK_FORMAT_R8G8_UNORM
Rg8Snorm	VK_FORMAT_R8G8_SNORM
Rg8ui	VK_FORMAT_R8G8_UINT
Rg8i	VK_FORMAT_R8G8_SINT
Rgba8	VK_FORMAT_R8G8B8A8_UNORM
Rgba8Snorm	VK_FORMAT_R8G8B8A8_SNORM
Rgba8ui	VK_FORMAT_R8G8B8A8_UINT
Rgba8i	VK_FORMAT_R8G8B8A8_SINT
Rgb10A2	VK_FORMAT_A2B10G10R10_UNORM_PACK32
Rgb10a2ui	VK_FORMAT_A2B10G10R10_UINT_PACK32
R16	VK_FORMAT_R16_UNORM
R16Snorm	VK_FORMAT_R16_SNORM
R16ui	VK_FORMAT_R16_UINT
R16i	VK_FORMAT_R16_SINT
R16f	VK_FORMAT_R16_SFLOAT
Rg16	VK_FORMAT_R16G16_UNORM
Rg16Snorm	VK_FORMAT_R16G16_SNORM
Rg16ui	VK_FORMAT_R16G16_UINT
Rg16i	VK_FORMAT_R16G16_SINT
Rg16f	VK_FORMAT_R16G16_SFLOAT
Rgba16	VK_FORMAT_R16G16B16A16_UNORM
Rgba16Snorm	VK_FORMAT_R16G16B16A16_SNORM
Rgba16ui	VK_FORMAT_R16G16B16A16_UINT

SPIR-V Image Format	Compatible Vulkan Format
Rgba16i	VK_FORMAT_R16G16B16A16_SINT
Rgba16f	VK_FORMAT_R16G16B16A16_SFLOAT
R32ui	VK_FORMAT_R32_UINT
R32i	VK_FORMAT_R32_SINT
R32f	VK_FORMAT_R32_SFLOAT
Rg32ui	VK_FORMAT_R32G32_UINT
Rg32i	VK_FORMAT_R32G32_SINT
Rg32f	VK_FORMAT_R32G32_SFLOAT
Rgba32ui	VK_FORMAT_R32G32B32A32_UINT
Rgba32i	VK_FORMAT_R32G32B32A32_SINT
Rgba32f	VK_FORMAT_R32G32B32A32_SFLOAT
R64ui	VK_FORMAT_R64_UINT
R64i	VK_FORMAT_R64_SINT
R11fG11fB10f	VK_FORMAT_B10G11R11_UFLOAT_PACK32

Ray Query Precision and Operation

The values returned by `OpRayQueryGetIntersectionTriangleVertexPositionsKHR` are transformed by the geometry transform, which is performed at standard [floating-point](#) precision, but without a specifically defined order of floating-point operations to perform the matrix multiplication.

Compatibility Between SPIR-V Tensor Element Types And Vulkan Formats

SPIR-V Tensor [Element Type](#) values are compatible with [VkFormat](#) values as defined below:

Table 118. SPIR-V Tensor Element Type and Vulkan Format Compatibility

SPIR-V Tensor Element Type	Compatible Vulkan Formats
OpTypeBool	VK_FORMAT_R8_BOOL_ARM
OpTypeFloat 8 Float8E4M3EXT	VK_FORMAT_R8_SFLOAT_FPENCODING_FLOAT8E4M3_ARM
OpTypeFloat 8 Float8E5M2EXT	VK_FORMAT_R8_SFLOAT_FPENCODING_FLOAT8E5M2_ARM
OpTypeFloat 16	VK_FORMAT_R16_SFLOAT
OpTypeFloat 16 BFloat16KHR	VK_FORMAT_R16_SFLOAT_FPENCODING_BFLOAT16_ARM
OpTypeFloat 32	VK_FORMAT_R32_SFLOAT

SPIR-V Tensor Element Type	Compatible Vulkan Formats
OpTypeFloat 64	VK_FORMAT_R64_SFLOAT
OpTypeInt 8 0	VK_FORMAT_R8_UINT
OpTypeInt 8 1	VK_FORMAT_R8_SINT
OpTypeInt 16 0	VK_FORMAT_R16_UINT
OpTypeInt 16 1	VK_FORMAT_R16_SINT
OpTypeInt 32 0	VK_FORMAT_R32_UINT
OpTypeInt 32 1	VK_FORMAT_R32_SINT
OpTypeInt 64 0	VK_FORMAT_R64_UINT
OpTypeInt 64 1	VK_FORMAT_R64_SINT

Appendix B: Memory Model

NOTE

This memory model describes synchronizations provided by all implementations; however, some of the synchronizations defined require extra features to be supported by the implementation. See [VkPhysicalDeviceVulkanMemoryModelFeatures](#).

Agent

Operation is a general term for any task that is executed on the system.

NOTE

An operation is by definition something that is executed. Thus if an instruction is skipped due to control flow, it does not constitute an operation.

Each operation is executed by a particular *agent*. Possible agents include each:

- fixed-function stage of the pipeline,
- shader invocation, or
- host thread.

Memory Location

A *memory location* identifies unique storage for 8 bits of data. Memory operations access a *set of memory locations* consisting of one or more memory locations at a time, e.g. an operation accessing a 32-bit integer in memory would read/write a set of four memory locations. Memory operations that access whole aggregates **may** access any padding bytes between elements or members, but no padding bytes at the end of the aggregate. Two sets of memory locations *overlap* if the intersection of their sets of memory locations is non-empty. A memory operation **must** not affect memory at a memory location not within its set of memory locations.

Memory locations for buffers and images are explicitly allocated in [VkDeviceMemory](#) objects , and are implicitly allocated for SPIR-V variables in each shader invocation .

Variables with **Workgroup** storage class that are decorated with **Aliased** and that point to a block-decorated type share a set of memory locations.

Allocation

The values stored in memory locations newly allocated by the API are set to 0 if allocated with the [VK_MEMORY_ALLOCATE_ZERO_INITIALIZE_BIT_EXT](#) flag, otherwise they are undefined. For SPIR-V variables, the values are determined according to the [SPIR-V specification](#).

At the time an allocation is created there have been no [memory operations](#) to any of its memory locations. Using an initializer for a SPIR-V variable is not considered to be a memory operation.

NOTE

For tessellation control shader output variables, a consequence of initialization not

being considered a memory operation is that some implementations may need to insert a barrier between the initialization of the output variables and any reads of those variables.

Memory Operation

For an operation A and memory location M:

- A *reads* M if and only if the data stored in M is an input to A.
- A *writes* M if and only if the data output from A is stored to M.
- A *accesses* M if and only if it either reads or writes (or both) M.

NOTE

A write whose value is the same as what was already in those memory locations is still considered to be a write and has all the same effects.

Reference

A *reference* is an object that a particular agent **can** use to access a set of memory locations. On the host, a reference is a host virtual address. On the device, a reference is:

- The descriptor that a variable is bound to, for variables in Image, Uniform, or StorageBuffer storage classes. If the variable is an array (or array of arrays, etc.) then each element of the array **may** be a unique reference.
- The address range for a buffer in **PhysicalStorageBuffer** storage class, where the base of the address range is queried with **vkGetBufferDeviceAddress** and the length of the range is the size of the buffer.
- A single common reference for all variables with **Workgroup** storage class that are decorated with **Aliased** and that point to a block-decorated type.
- The variable itself for all other variables in the **Workgroup** storage class.
- A single common reference for all variables with **Workgroup** storage class that point to a block-decorated type.
- The variable itself for non-block-decorated type variables in **Workgroup** storage class.
- The variable itself for variables in other storage classes.

Two memory accesses through distinct references **may** require availability and visibility operations as defined [below](#).

Program-Order

A *dynamic instance* of an instruction is defined in SPIR-V (<https://registry.khronos.org/spir-v/specs/unified1/SPIRV.html#DynamicInstance>) as a way of referring to a particular execution of a static instruction. Program-order is an ordering on dynamic instances of instructions executed by a single shader invocation:

- (Basic block): If instructions A and B are in the same basic block, and A is listed in the module before B, then the n'th dynamic instance of A is program-ordered before the n'th dynamic instance of B.
- (Branch): The dynamic instance of a branch or switch instruction is program-ordered before the dynamic instance of the OpLabel instruction to which it transfers control.
- (Call entry): The dynamic instance of an OpFunctionCall instruction is program-ordered before the dynamic instances of the OpFunctionParameter instructions and the body of the called function.
- (Call exit): The dynamic instance of the instruction following an OpFunctionCall instruction is program-ordered after the dynamic instance of the return instruction executed by the called function.
- (Transitive Closure): If dynamic instance A of any instruction is program-ordered before dynamic instance B of any instruction and B is program-ordered before dynamic instance C of any instruction then A is program-ordered before C.
- (Complete definition): No other dynamic instances are program-ordered.

For instructions executed on the host, the source language defines the program-order relation (e.g. as “sequenced-before”).

Shader Call Related

Shader-call-related is an equivalence relation on invocations defined as the symmetric and transitive closure of:

- A is shader-call-related to B if A is created by an shader call instruction executed by B.

Shader Call Order

Shader-call-order is a partial order on dynamic instances of instructions executed by invocations that are shader-call-related:

- (Program order): If dynamic instance A is program-ordered before B, then A is shader-call-ordered before B.
- (Shader call entry): If A is a dynamic instance of an shader call instruction and B is a dynamic instance executed by an invocation that is created by A, then A is shader-call-ordered before B.
- (Shader call exit): If A is a dynamic instance of an shader call instruction, B is the next dynamic instance executed by the same invocation, and C is a dynamic instance executed by an invocation that is created by A, then C is shader-call-ordered before B.
- (Transitive closure): If A is shader-call-ordered-before B and B is shader-call-ordered-before C, then A is shader-call-ordered-before C.
- (Complete definition): No other dynamic instances are shader-call-ordered.

Scope

Atomic and barrier instructions include scopes which identify sets of shader invocations that **must** obey the requested ordering and atomicity rules of the operation, as defined below.

The various scopes are described in detail in [the Shaders chapter](#).

Atomic Operation

An *atomic operation* on the device is any SPIR-V operation whose name begins with **OpAtomic**. An atomic operation on the host is any operation performed with an `std::atomic` typed object.

Each atomic operation has a memory [scope](#) and a [semantics](#). Informally, the scope determines which other agents it is atomic with respect to, and the [semantics](#) constrains its ordering against other memory accesses.

Device atomic operations have explicit scopes and semantics. Each host atomic operation implicitly uses the **CrossDevice** scope, and uses a memory semantics equivalent to a C++ `std::memory_order` value of relaxed, acquire, release, `acq_rel`, or `seq_cst`.

Two atomic operations A and B are *potentially-mutually-ordered* if and only if all of the following are true:

- They access the same set of memory locations.
- They use the same reference.
- A is in the instance of B's memory scope.
- B is in the instance of A's memory scope.
- A and B are not the same operation (irreflexive).

Two atomic operations A and B are *mutually-ordered* if and only if they are potentially-mutually-ordered and any of the following are true:

- A and B are both device operations.
- A and B are both host operations.

NOTE

If two atomic operations are not mutually-ordered, and if their sets of memory locations overlap, then each **must** be synchronized against the other as if they were non-atomic operations.

Scoped Modification Order

For a given atomic write A, all atomic writes that are mutually-ordered with A occur in an order known as A's *scoped modification order*. A's scoped modification order relates no other operations.

NOTE

Invocations outside the instance of A's memory scope **may** observe the values at A's set of memory locations becoming visible to it in an order that disagrees with the

scoped modification order.

NOTE

It is valid to have non-atomic operations or atomics in a different scope instance to the same set of memory locations, as long as they are synchronized against each other as if they were non-atomic (if they are not, it is treated as a [data race](#)). That means this definition of A's scoped modification order could include atomic operations that occur much later, after intervening non-atomics. That is a bit non-intuitive, but it helps to keep this definition simple and non-circular.

Memory Semantics

Non-atomic memory operations, by default, **may** be observed by one agent in a different order than they were written by another agent.

Atomics and some synchronization operations include *memory semantics*, which are flags that constrain the order in which other memory accesses (including non-atomic memory accesses and [availability and visibility operations](#)) performed by the same agent **can** be observed by other agents, or **can** observe accesses by other agents.

Host instructions that include semantics are some `std::atomic` methods and memory fences. Device instructions that include semantics are `OpAtomic*`, `OpControlBarrier`, `OpMemoryBarrier`, and `OpMemoryNamedBarrier`.

Vulkan supports the following memory semantics:

- Relaxed: No constraints on order of other memory accesses.
- Acquire: A memory read with this semantic performs an *acquire operation*. A memory barrier with this semantic is an *acquire barrier*.
- Release: A memory write with this semantic performs a *release operation*. A memory barrier with this semantic is a *release barrier*.
- AcquireRelease: A memory read-modify-write operation with this semantic performs both an acquire operation and a release operation, and inherits the limitations on ordering from both of those operations. A memory barrier with this semantic is both a release and acquire barrier.

SequentiallyConsistent memory semantics is not supported and **must** not be used.

NOTE

SPIR-V does not support “consume” semantics on the device.

The memory semantics operand **can** also include *storage class semantics* flags which indicate the storage classes constrained by the synchronization. Vulkan supports the following SPIR-V storage class semantics flags:

- UniformMemory
- WorkgroupMemory
- ImageMemory
- OutputMemory

The remaining storage class semantics flags (SubgroupMemory, CrossWorkgroupMemory, and AtomicCounterMemory) are ignored.

Each SPIR-V memory operation accesses a single storage class. Semantics in synchronization operations can include a combination of storage classes.

The UniformMemory storage class semantic applies to accesses to memory in the PhysicalStorageBuffer, [ShaderRecordBufferKHR](#), Uniform and StorageBuffer storage classes. The WorkgroupMemory storage class semantic applies to accesses to memory in the Workgroup storage class. The ImageMemory storage class semantic applies to accesses to memory in the Image storage class. The OutputMemory storage class semantic applies to accesses to memory in the Output storage class.

NOTE	Informally, these constraints limit how memory operations can be reordered, and these limits apply not only to the order of accesses as performed in the agent that executes the instruction, but also to the order the effects of writes become visible to all other agents within the same instance of the instruction's memory scope.
NOTE	Release and acquire operations in different threads can act as synchronization operations, to guarantee that writes that happened before the release are visible after the acquire. (This is not a formal definition, just an Informative forward reference.)
NOTE	The OutputMemory storage class semantic is only useful in tessellation control shaders, which is the only execution model where output variables are shared between invocations.

The memory semantics operand **can** also include availability and visibility flags, which apply availability and visibility operations as described in [availability and visibility](#). The availability/visibility flags are:

- MakeAvailable: Semantics **must** be Release or AcquireRelease. Performs an availability operation before the release operation or barrier.
- MakeVisible: Semantics **must** be Acquire or AcquireRelease. Performs a visibility operation after the acquire operation or barrier.

The specifics of these operations are defined in [Availability and Visibility Semantics](#).

Host atomic operations **may** support a different list of memory semantics and synchronization operations, depending on the host architecture and source language.

Release Sequence

After an atomic operation A performs a release operation on a set of memory locations M, the *release sequence headed by A* is the longest continuous subsequence of A's scoped modification order that consists of:

- the atomic operation A as its first element

- atomic read-modify-write operations on M by any agent

NOTE The atomics in the last bullet **must** be mutually-ordered with A by virtue of being in A's scoped modification order.

NOTE This intentionally omits “atomic writes to M performed by the same agent that performed A”, which is present in the corresponding C++ definition.

Synchronizes-With

Synchronizes-with is a relation between operations, where each operation is either an atomic operation or a memory barrier (aka fence on the host).

If A and B are atomic operations, then A synchronizes-with B if and only if all of the following are true:

- A performs a release operation
- B performs an acquire operation
- A and B are mutually-ordered
- B reads a value written by A or by an operation in the release sequence headed by A

`OpControlBarrier`, `OpMemoryBarrier`, and `OpMemoryNamedBarrier` are *memory barrier* instructions in SPIR-V.

If A is a release barrier and B is an atomic operation that performs an acquire operation, then A synchronizes-with B if and only if all of the following are true:

- there exists an atomic write X (with any memory semantics)
- A is program-ordered before X
- X and B are mutually-ordered
- B reads a value written by X or by an operation in the release sequence headed by X
 - If X is relaxed, it is still considered to head a hypothetical release sequence for this rule
- A and B are in the instance of each other's memory scopes
- X's storage class is in A's semantics.

If A is an atomic operation that performs a release operation and B is an acquire barrier, then A synchronizes-with B if and only if all of the following are true:

- there exists an atomic read X (with any memory semantics)
- X is program-ordered before B
- X and A are mutually-ordered
- X reads a value written by A or by an operation in the release sequence headed by A
- A and B are in the instance of each other's memory scopes

- X's storage class is in B's semantics.

If A is a release barrier and B is an acquire barrier, then A synchronizes-with B if all of the following are true:

- there exists an atomic write X (with any memory semantics)
- A is program-ordered before X
- there exists an atomic read Y (with any memory semantics)
- Y is program-ordered before B
- X and Y are mutually-ordered
- Y reads the value written by X or by an operation in the release sequence headed by X
 - If X is relaxed, it is still considered to head a hypothetical release sequence for this rule
- A and B are in the instance of each other's memory scopes
- X's and Y's storage class is in A's and B's semantics.
 - NOTE: X and Y **must** have the same storage class, because they are mutually ordered.

If A is a release barrier, B is an acquire barrier, and C is a control barrier (where A **can** equal C, and B **can** equal C), then A synchronizes-with B if all of the following are true:

- A is program-ordered before (or equals) C
- C is program-ordered before (or equals) B
- A and B are in the instance of each other's memory scopes
- A and B are in the instance of C's execution scope

NOTE

This is similar to the barrier-barrier synchronization above, but with a control barrier filling the role of the relaxed atomics.

Let F be an ordering of fragment shader invocations, such that invocation F_1 is ordered before invocation F_2 if and only if F_1 and F_2 overlap as described in [Fragment Shader Interlock](#) and F_1 executes the interlocked code before F_2 .

If A is an `OpEndInvocationInterlockEXT` instruction and B is an `OpBeginInvocationInterlockEXT` instruction, then A synchronizes-with B if the agent that executes A is ordered before the agent that executes B in F. A and B are both considered to have `FragmentInterlock` memory scope and semantics of UniformMemory and ImageMemory, and A is considered to have Release semantics and B is considered to have Acquire semantics.

NOTE

`OpBeginInvocationInterlockEXT` and `OpBeginInvocationInterlockEXT` do not perform implicit availability or visibility operations. Usually, shaders using fragment shader interlock will declare the relevant resources as `coherent` to get implicit [per-instruction availability and visibility operations](#).

If A is a release barrier and B is an acquire barrier, then A synchronizes-with B if all of the following are true:

- A is shader-call-ordered-before B
- A and B are in the instance of each other's memory scopes

No other release and acquire barriers synchronize-with each other.

System-Synchronizes-With

System-synchronizes-with is a relation between arbitrary operations on the device or host. Certain operations system-synchronize-with each other, which informally means the first operation occurs before the second and that the synchronization is performed without using application-visible memory accesses.

If there is an [execution dependency](#) between two operations A and B, then the operation in the first synchronization scope system-synchronizes-with the operation in the second synchronization scope.

NOTE

This covers all Vulkan synchronization primitives, including device operations executing before a synchronization primitive is signaled, wait operations happening before subsequent device operations, signal operations happening before host operations that wait on them, and host operations happening before [vkQueueSubmit](#). The list is spread throughout the synchronization chapter, and is not repeated here.

System-synchronizes-with implicitly includes all storage class semantics and has [CrossDevice](#) scope.

If A system-synchronizes-with B, we also say A is *system-synchronized-before* B and B is *system-synchronized-after* A.

Private vs. Non-Private

By default, non-atomic memory operations are treated as *private*, meaning such a memory operation is not intended to be used for communication with other agents.

Non-private memory operations are intended to be used for communication with other agents. Atomic operations are always considered *non-private*.

Memory operations with the [NonPrivatePointer](#), [NonPrivateTexel](#), or [NonPrivateElementARM](#) bit set are treated as *non-private*

More precisely, for private memory operations to be [Location-Ordered](#) between distinct agents requires using system-synchronizes-with rather than shader-based synchronization. Private memory operations still obey program-order.

Inter-Thread-Happens-Before

Let SC be a non-empty set of storage class semantics. Then (using template syntax) operation A *inter-thread-happens-before*<SC> operation B if and only if any of the following is true:

- A system-synchronizes-with B
- A synchronizes-with B, and both A and B have all of SC in their semantics
- A is an operation on memory in a storage class in SC or that has all of SC in its semantics, B is a release barrier or release atomic with all of SC in its semantics, and A is program-ordered before B
- A is an acquire barrier or acquire atomic with all of SC in its semantics, B is an operation on memory in a storage class in SC or that has all of SC in its semantics, and A is program-ordered before B
- A and B are both host operations and A inter-thread-happens-before B as defined in the host language specification
- A inter-thread-happens-before<SC> some X and X inter-thread-happens-before<SC> B

Happens-Before

Operation A *happens-before* operation B if and only if any of the following is true:

- A is program-ordered before B
- A inter-thread-happens-before<SC> B for some set of storage classes SC

Happens-after is defined similarly.

NOTE

Unlike C++, happens-before is not always sufficient for a write to be visible to a read. Additional [availability and visibility](#) operations **may** be required for writes to be [visible-to](#) other memory accesses.

NOTE

Happens-before is not transitive, but each of program-order and inter-thread-happens-before<SC> are transitive. These can be thought of as covering the “single-threaded” case and the “multi-threaded” case, and it is not necessary (and not valid) to form chains between the two.

Availability and Visibility

Availability and *visibility* are states of a write operation, which (informally) track how far the write has permeated the system, i.e. which agents and references are able to observe the write. Availability state is per *memory domain*. Visibility state is per (agent,reference) pair. Availability and visibility states are per-memory location for each write.

Memory domains are named according to the agents whose memory accesses use the domain. Domains used by shader invocations are organized hierarchically into multiple smaller memory domains which correspond to the different [scopes](#). Each memory domain is considered the *dual* of a scope, and vice versa. The memory domains defined in Vulkan include:

- *host* - accessible by host agents
- *device* - accessible by all device agents for a particular device

- *shader* - accessible by shader agents for a particular device, corresponding to the **Device** scope
- *queue family instance* - accessible by shader agents in a single queue family, corresponding to the **QueueFamily** scope.
- *fragment interlock instance* - accessible by fragment shader agents that **overlap**, corresponding to the **FragmentInterlock** scope.
- *shader call instance* - accessible by shader agents that are **shader-call-related**, corresponding to the **ShaderCallKHR** scope.
- *workgroup instance* - accessible by shader agents in the same workgroup, corresponding to the **Workgroup** scope.
- *subgroup instance* - accessible by shader agents in the same subgroup, corresponding to the **Subgroup** scope.

The memory domains are nested in the order listed above, except for shader call instance domain, with memory domains later in the list nested in the domains earlier in the list. The shader call instance domain is at an implementation-dependent location in the list, and is nested according to that location. The shader call instance domain is not broader than the queue family instance domain.

NOTE

Memory domains do not correspond to storage classes or device-local and host-local **VkDeviceMemory** allocations, rather they indicate whether a write can be made visible only to agents in the same subgroup, same workgroup, in overlapping fragment shader invocation, in shader-call-related ray tracing invocation, in any shader invocation, or anywhere on the device, or host. The shader, queue family instance, fragment interlock instance, shader call instance, workgroup instance, and subgroup instance domains are only used for shader-based availability/visibility operations, in other cases writes can be made available from/visible to the shader via the device domain.

Availability operations, visibility operations, and memory domain operations alter the state of the write operations that happen-before them, and which are included in their *source scope* to be available or visible to their *destination scope*.

- For an availability operation, the source scope is a set of (agent,reference,memory location) tuples, and the destination scope is a set of memory domains.
- For a memory domain operation, the source scope is a memory domain and the destination scope is a memory domain.
- For a visibility operation, the source scope is a set of memory domains and the destination scope is a set of (agent,reference,memory location) tuples.

How the scopes are determined depends on the specific operation. Availability and memory domain operations expand the set of memory domains to which the write is available. Visibility operations expand the set of (agent,reference,memory location) tuples to which the write is visible.

Recall that availability and visibility states are per-memory location, and let W be a write operation to one or more locations performed by agent A via reference R . Let L be one of the locations written. (W,L) (the write W to L), is initially not available to any memory domain and only visible to

(A,R,L). An availability operation AV that happens-after W and that includes (A,R,L) in its source scope makes (W,L) *available* to the memory domains in its destination scope.

A memory domain operation DOM that happens-after AV and for which (W,L) is available in the source scope makes (W,L) available in the destination memory domain.

A visibility operation VIS that happens-after AV (or DOM) and for which (W,L) is available in any domain in the source scope makes (W,L) *visible* to all (agent,reference,L) tuples included in its destination scope.

If write W_2 happens-after W, and their sets of memory locations overlap, then W will not be available/visible to all agents/references for those memory locations that overlap (and future AV/DOM/VIS ops cannot revive W's write to those locations).

Availability, memory domain, and visibility operations are treated like other non-atomic memory accesses for the purpose of [memory semantics](#), meaning they can be ordered by release-acquire sequences or memory barriers.

An *availability chain* is a sequence of availability operations to increasingly broad memory domains, where element N+1 of the chain is performed in the dual scope instance of the destination memory domain of element N and element N happens-before element N+1. An example is an availability operation with destination scope of the workgroup instance domain that happens-before an availability operation to the shader domain performed by an invocation in the same workgroup. An availability chain AVC that happens-after W and that includes (A,R,L) in the source scope makes (W,L) *available* to the memory domains in its final destination scope. An availability chain with a single element is just the availability operation.

Similarly, a *visibility chain* is a sequence of visibility operations from increasingly narrow memory domains, where element N of the chain is performed in the dual scope instance of the source memory domain of element N+1 and element N happens-before element N+1. An example is a visibility operation with source scope of the shader domain that happens-before a visibility operation with source scope of the workgroup instance domain performed by an invocation in the same workgroup. A visibility chain VISC that happens-after AVC (or DOM) and for which (W,L) is available in any domain in the source scope makes (W,L) *visible* to all (agent,reference,L) tuples included in its final destination scope. A visibility chain with a single element is just the visibility operation.

Availability, Visibility, and Domain Operations

The following operations generate availability, visibility, and domain operations. When multiple availability/visibility/domain operations are described, they are system-synchronized-with each other in the order listed.

An operation that performs a [memory dependency](#) generates:

- If the source access mask includes [VK_ACCESS_HOST_WRITE_BIT](#), then the dependency includes a memory domain operation from host domain to device domain.
- An availability operation with source scope of all writes in the first [access scope](#) of the dependency and a destination scope of the device domain.

- A visibility operation with source scope of the device domain and destination scope of the second access scope of the dependency.
- If the destination access mask includes `VK_ACCESS_HOST_READ_BIT` or `VK_ACCESS_HOST_WRITE_BIT`, then the dependency includes a memory domain operation from device domain to host domain.

`vkFlushMappedMemoryRanges` performs an availability operation, with a source scope of (agents,references) = (all host threads, all mapped memory ranges passed to the command), and destination scope of the host domain.

`vkInvalidateMappedMemoryRanges` performs a visibility operation, with a source scope of the host domain and a destination scope of (agents,references) = (all host threads, all mapped memory ranges passed to the command).

`vkQueueSubmit` performs a memory domain operation from host to device, and a visibility operation with source scope of the device domain and destination scope of all agents and references on the device.

Availability and Visibility Semantics

A memory barrier or atomic operation via agent A that includes `MakeAvailable` in its semantics performs an availability operation whose source scope includes agent A and all references in the storage classes in that instruction's storage class semantics, and all memory locations, and whose destination scope is a set of memory domains selected as specified below. The implicit availability operation is program-ordered between the barrier or atomic and all other operations program-ordered before the barrier or atomic.

A memory barrier or atomic operation via agent A that includes `MakeVisible` in its semantics performs a visibility operation whose source scope is a set of memory domains selected as specified below, and whose destination scope includes agent A and all references in the storage classes in that instruction's storage class semantics, and all memory locations. The implicit visibility operation is program-ordered between the barrier or atomic and all other operations program-ordered after the barrier or atomic.

The memory domains are selected based on the memory scope of the instruction as follows:

- `Device` scope uses the shader domain
- `QueueFamily` scope uses the queue family instance domain
- `FragmentInterlock` scope uses the fragment interlock instance domain
- `ShaderCallKHR` scope uses the shader call instance domain
- `Workgroup` scope uses the workgroup instance domain
- `Subgroup` uses the subgroup instance domain
- `Invocation` perform no availability/visibility operations.

When an availability operation performed by an agent A includes a memory domain D in its destination scope, where D corresponds to scope instance S, it also includes the memory domains

that correspond to each smaller scope instance S' that is a subset of S and that includes A . Similarly for visibility operations.

Per-Instruction Availability and Visibility Semantics

A memory write instruction that includes `MakePointerAvailable`, or an image write instruction that includes `MakeTexelAvailable`, or a tensor write instruction that includes `MakeElementAvailableARM`, performs an availability operation whose source scope includes the agent and reference used to perform the write and the memory locations written by the instruction, and whose destination scope is a set of memory domains selected by the Scope operand specified in [Availability and Visibility Semantics](#). The implicit availability operation is program-ordered between the write and all other operations program-ordered after the write.

A memory read instruction that includes `MakePointerVisible`, or an image read instruction that includes `MakeTexelVisible`, or a tensor read instruction that includes `MakeElementVisibleARM` performs a visibility operation whose source scope is a set of memory domains selected by the Scope operand as specified in [Availability and Visibility Semantics](#), and whose destination scope includes the agent and reference used to perform the read and the memory locations read by the instruction. The implicit visibility operation is program-ordered between read and all other operations program-ordered before the read.

NOTE

Although reads with per-instruction visibility only perform visibility ops from the shader or fragment interlock instance or shader call instance or workgroup instance or subgroup instance domain, they will also see writes that were made visible via the device domain, i.e. those writes previously performed by non-shader agents and made visible via API commands.

NOTE

It is expected that all invocations in a subgroup execute on the same processor with the same path to memory, and thus availability and visibility operations with subgroup scope can be expected to be “free”.

Location-Ordered

Let X and Y be memory accesses to overlapping sets of memory locations M , where $X \neq Y$. Let (A_x, R_x) be the agent and reference used for X , and (A_y, R_y) be the agent and reference used for Y . For now, let “ \rightarrow ” denote happens-before and “ \rightarrow^{rcpo} ” denote the reflexive closure of program-ordered before.

If D_1 and D_2 are different memory domains, then let $DOM(D_1, D_2)$ be a memory domain operation from D_1 to D_2 . Otherwise, let $DOM(D, D)$ be a placeholder such that $X \rightarrow DOM(D, D) \rightarrow Y$ if and only if $X \rightarrow Y$.

X is *location-ordered* before Y for a location L in M if and only if any of the following is true:

- $A_x == A_y$ and $R_x == R_y$ and $X \rightarrow Y$
 - NOTE: this case means no availability/visibility ops are required when it is the same (agent,reference).
- X is a read, both X and Y are non-private, and $X \rightarrow Y$

- X is a read, and X (transitively) system-synchronizes with Y
- If $R_X == R_Y$ and A_X and A_Y access a common memory domain D (e.g. are in the same workgroup instance if D is the workgroup instance domain), and both X and Y are non-private:
 - X is a write, Y is a write, $AVC(A_X, R_X, D, L)$ is an availability chain making (X,L) available to domain D, and $X \rightarrow^{rcpo} AVC(A_X, R_X, D, L) \rightarrow Y$
 - X is a write, Y is a read, $AVC(A_X, R_X, D, L)$ is an availability chain making (X,L) available to domain D, $VISC(A_Y, R_Y, D, L)$ is a visibility chain making writes to L available in domain D visible to Y, and $X \rightarrow^{rcpo} AVC(A_X, R_X, D, L) \rightarrow VISC(A_Y, R_Y, D, L) \rightarrow^{rcpo} Y$
 - If [VkPhysicalDeviceVulkanMemoryModelFeatures::vulkanMemoryModelAvailabilityVisibilityChains](#) is [VK_FALSE](#), then AVC and VISC **must** each only have a single element in the chain, in each sub-bullet above.
- Let D_X and D_Y each be either the device domain or the host domain, depending on whether A_X and A_Y execute on the device or host:
 - X is a write and Y is a write, and $X \rightarrow AV(A_X, R_X, D_X, L) \rightarrow DOM(D_X, D_Y) \rightarrow Y$
 - X is a write and Y is a read, and $X \rightarrow AV(A_X, R_X, D_X, L) \rightarrow DOM(D_X, D_Y) \rightarrow VIS(A_Y, R_Y, D_Y, L) \rightarrow Y$

NOTE

The final bullet (synchronization through device/host domain) requires API-level synchronization operations, since the device/host domains are not accessible via shader instructions. And “device domain” is not to be confused with “device scope”, which synchronizes through the “shader domain”.

Data Race

Let X and Y be operations that access overlapping sets of memory locations M, where $X \neq Y$, and at least one of X and Y is a write, and X and Y are not mutually-ordered atomic operations. If there does not exist a location-ordered relation between X and Y for each location in M, then there is a *data race*.

Applications **must** ensure that no data races occur during the execution of their application.

NOTE

Data races can only occur due to instructions that are actually executed. For example, an instruction skipped due to control flow must not contribute to a data race.

Visible-To

Let X be a write and Y be a read whose sets of memory locations overlap, and let M be the set of memory locations that overlap. Let M_2 be a non-empty subset of M. Then X is *visible-to* Y for memory locations M_2 if and only if all of the following are true:

- X is location-ordered before Y for each location L in M_2 .
- There does not exist another write Z to any location L in M_2 such that X is location-ordered before Z for location L and Z is location-ordered before Y for location L.

If X is visible-to Y, then Y reads the value written by X for locations M_2 .

NOTE

It is possible for there to be a write between X and Y that overwrites a subset of the memory locations, but the remaining memory locations (M_2) will still be visible-to Y.

Acyclicity

Reads-from is a relation between operations, where the first operation is a write, the second operation is a read, and the second operation reads the value written by the first operation. *From-reads* is a relation between operations, where the first operation is a read, the second operation is a write, and the first operation reads a value written earlier than the second operation in the second operation's scoped modification order or location order (or the first operation reads from the initial value, and the second operation is any write to the same locations).

Then the implementation **must** guarantee that no cycles exist in the union of the following relations:

- location-ordered
- scoped modification order (over all atomic writes)
- reads-from
- from-reads

NOTE

This is a “consistency” axiom, which informally guarantees that sequences of operations cannot violate causality.

Scoped Modification Order Coherence

Let A and B be mutually-ordered atomic operations, where A is location-ordered before B. Then the following rules are a consequence of acyclicity:

- If A and B are both reads and A does not read the initial value, then the write that A takes its value from **must** be earlier in its own scoped modification order than (or the same as) the write that B takes its value from (no cycles between location-order, reads-from, and from-reads).
- If A is a read and B is a write and A does not read the initial value, then A **must** take its value from a write earlier than B in B's scoped modification order (no cycles between location-order, scope modification order, and reads-from).
- If A is a write and B is a read, then B **must** take its value from A or a write later than A in A's scoped modification order (no cycles between location-order, scoped modification order, and from-reads).
- If A and B are both writes, then A **must** be earlier than B in A's scoped modification order (no cycles between location-order and scoped modification order).
- If A is a write and B is a read-modify-write and B reads the value written by A, then B comes immediately after A in A's scoped modification order (no cycles between scoped modification order and from-reads).

Shader I/O

If a shader invocation A in a shader stage other than **Vertex** performs a memory read operation X from an object in storage class **CallableDataKHR**, **IncomingCallableDataKHR**, **RayPayloadKHR**, **HitAttributeKHR**, **IncomingRayPayloadKHR**, or **Input**, then X is system-synchronized-after all writes to the corresponding **CallableDataKHR**, **IncomingCallableDataKHR**, **RayPayloadKHR**, **HitAttributeKHR**, **IncomingRayPayloadKHR**, or **Output** storage variable(s) in the shader invocation(s) that contribute to generating invocation A, and those writes are all visible-to X.

NOTE

It is not necessary for the upstream shader invocations to have completed execution, they only need to have generated the output that is being read.

Deallocation

A call to **vkFreeMemory** **must** happen-after all memory operations on all memory locations in that **VkDeviceMemory** object.

NOTE

Normally, device memory operations in a given queue are synchronized with **vkFreeMemory** by having a host thread wait on a fence signaled by that queue, and the wait happens-before the call to **vkFreeMemory** on the host.

The deallocation of SPIR-V variables is managed by the system and happens-after all operations on those variables.

Descriptions (Informative)

This subsection offers more easily understandable consequences of the memory model for app/compiler developers.

Let SC be the storage class(es) specified by a release or acquire operation or barrier.

- An atomic write with release semantics must not be reordered against any read or write to SC that is program-ordered before it (regardless of the storage class the atomic is in).
- An atomic read with acquire semantics must not be reordered against any read or write to SC that is program-ordered after it (regardless of the storage class the atomic is in).
- Any write to SC program-ordered after a release barrier must not be reordered against any read or write to SC program-ordered before that barrier.
- Any read from SC program-ordered before an acquire barrier must not be reordered against any read or write to SC program-ordered after the barrier.

A control barrier (even if it has no memory semantics) must not be reordered against any memory barriers.

This memory model allows memory accesses with and without availability and visibility operations, as well as atomic operations, all to be performed on the same memory location. This is critical to allow it to reason about memory that is reused in multiple ways, e.g. across the lifetime of

different shader invocations or draw calls. While GLSL (and legacy SPIR-V) applies the “coherent” decoration to variables (for historical reasons), this model treats each memory access instruction as having optional implicit availability/visibility operations. GLSL to SPIR-V compilers should map all (non-atomic) operations on a coherent variable to `Make{Pointer, Texel}{Available}{Visible}` flags in this model.

Atomic operations implicitly have availability/visibility operations, and the scope of those operations is taken from the atomic operation’s scope.

Tessellation Output Ordering

For SPIR-V that uses the Vulkan Memory Model, the `OutputMemory` storage class is used to synchronize accesses to tessellation control output variables. For legacy SPIR-V that does not enable the Vulkan Memory Model via `OpMemoryModel`, tessellation outputs can be ordered using a control barrier with no particular memory scope or semantics, as defined below.

Let X and Y be memory operations performed by shader invocations A_x and A_y . Operation X is *tessellation-output-ordered* before operation Y if and only if all of the following are true:

- There is a dynamic instance of an `OpControlBarrier` instruction C such that X is program-ordered before C in A_x and C is program-ordered before Y in A_y .
- A_x and A_y are in the same instance of C ’s execution scope.

If shader invocations A_x and A_y in the `TessellationControl` execution model execute memory operations X and Y , respectively, on the `Output` storage class, and X is tessellation-output-ordered before Y with a scope of `Workgroup`, then X is location-ordered before Y , and if X is a write and Y is a read then X is visible-to Y .

Cooperative Matrix Memory Access

For each dynamic instance of a cooperative matrix load instruction (`OpCooperativeMatrixLoadKHR`, `OpCooperativeMatrixLoadNV`, `OpCooperativeMatrixLoadTensorNV`), some implementation-dependent invocation(s) within the instance of the matrix’s scope perform a non-atomic load from each memory location that is defined to be accessed by the instruction.

For each memory location accessed by a dynamic instance of a cooperative matrix store instruction (`OpCooperativeMatrixStoreKHR`, `OpCooperativeMatrixStoreNV`, `OpCooperativeMatrixStoreTensorNV`), a single implementation-dependent invocation within the instance of the matrix’s scope performs a non-atomic store to that memory location.

Appendix C: Compressed Image Formats

The compressed texture formats used by Vulkan are described in the specifically identified sections of the [Khronos Data Format Specification](#), version 1.3.

Unless otherwise described, the quantities encoded in these compressed formats are treated as normalized, unsigned values.

Those formats listed as sRGB-encoded have in-memory representations of R, G and B components which are nonlinearly-encoded as R', G', and B'; any alpha component is unchanged. As part of filtering, the nonlinear R', G', and B' values are converted to linear R, G, and B components; any alpha component is unchanged. The conversion between linear and nonlinear encoding is performed as described in the “KHR_DF_TRANSFER_SRGB” section of the Khronos Data Format Specification.

Block-Compressed Image Formats

BC1, BC2, and BC3 formats are described in “S3TC Compressed Texture Image Formats” chapter of the [Khronos Data Format Specification](#). BC4 and BC5 are described in the “RGTC Compressed Texture Image Formats” chapter. BC6H and BC7 are described in the “BPTC Compressed Texture Image Formats” chapter.

Table 119. Mapping of Vulkan BC Formats to Descriptions

VkFormat	Khronos Data Format Specification description
Formats described in the “S3TC Compressed Texture Image Formats” chapter	
VK_FORMAT_BC1_RGB_UNORM_BLOCK	BC1 with no alpha
VK_FORMAT_BC1_RGB_SRGB_BLOCK	BC1 with no alpha, sRGB-encoded
VK_FORMAT_BC1_RGBA_UNORM_BLOCK	BC1 with alpha
VK_FORMAT_BC1_RGBA_SRGB_BLOCK	BC1 with alpha, sRGB-encoded
VK_FORMAT_BC2_UNORM_BLOCK	BC2
VK_FORMAT_BC2_SRGB_BLOCK	BC2, sRGB-encoded
VK_FORMAT_BC3_UNORM_BLOCK	BC3
VK_FORMAT_BC3_SRGB_BLOCK	BC3, sRGB-encoded
Formats described in the “RGTC Compressed Texture Image Formats” chapter	
VK_FORMAT_BC4_UNORM_BLOCK	BC4 unsigned
VK_FORMAT_BC4_SNORM_BLOCK	BC4 signed
VK_FORMAT_BC5_UNORM_BLOCK	BC5 unsigned
VK_FORMAT_BC5_SNORM_BLOCK	BC5 signed
Formats described in the “BPTC Compressed Texture Image Formats” chapter	
VK_FORMAT_BC6H_UFLOAT_BLOCK	BC6H (unsigned version)
VK_FORMAT_BC6H_SFLOAT_BLOCK	BC6H (signed version)
VK_FORMAT_BC7_UNORM_BLOCK	BC7
VK_FORMAT_BC7_SRGB_BLOCK	BC7, sRGB-encoded

ETC Compressed Image Formats

The following formats are described in the “ETC2 Compressed Texture Image Formats” chapter of the [Khronos Data Format Specification](#).

Table 120. Mapping of Vulkan ETC Formats to Descriptions

VkFormat	Khronos Data Format Specification description
VK_FORMAT_ETC2_R8G8B8_UNORM_BLOCK	RGB ETC2
VK_FORMAT_ETC2_R8G8B8_SRGB_BLOCK	RGB ETC2 with sRGB encoding
VK_FORMAT_ETC2_R8G8B8A1_UNORM_BLOCK	RGB ETC2 with punch-through alpha
VK_FORMAT_ETC2_R8G8B8A1_SRGB_BLOCK	RGB ETC2 with punch-through alpha and sRGB
VK_FORMAT_ETC2_R8G8B8A8_UNORM_BLOCK	RGBA ETC2
VK_FORMAT_ETC2_R8G8B8A8_SRGB_BLOCK	RGBA ETC2 with sRGB encoding
VK_FORMAT_EAC_R11_UNORM_BLOCK	Unsigned R11 EAC
VK_FORMAT_EAC_R11_SNORM_BLOCK	Signed R11 EAC
VK_FORMAT_EAC_R11G11_UNORM_BLOCK	Unsigned RG11 EAC
VK_FORMAT_EAC_R11G11_SNORM_BLOCK	Signed RG11 EAC

ASTC Compressed Image Formats

ASTC formats are described in the “ASTC Compressed Texture Image Formats” chapter of the [Khronos Data Format Specification](#).

Table 121. Mapping of Vulkan ASTC Formats to Descriptions

VkFormat	Compressed texel block dimensions	Requested mode
VK_FORMAT_ASTC_4x4_UNORM_BLOCK	4 × 4	Linear LDR
VK_FORMAT_ASTC_4x4_SRGB_BLOCK	4 × 4	sRGB
VK_FORMAT_ASTC_5x4_UNORM_BLOCK	5 × 4	Linear LDR
VK_FORMAT_ASTC_5x4_SRGB_BLOCK	5 × 4	sRGB
VK_FORMAT_ASTC_5x5_UNORM_BLOCK	5 × 5	Linear LDR
VK_FORMAT_ASTC_5x5_SRGB_BLOCK	5 × 5	sRGB
VK_FORMAT_ASTC_6x5_UNORM_BLOCK	6 × 5	Linear LDR
VK_FORMAT_ASTC_6x5_SRGB_BLOCK	6 × 5	sRGB
VK_FORMAT_ASTC_6x6_UNORM_BLOCK	6 × 6	Linear LDR
VK_FORMAT_ASTC_6x6_SRGB_BLOCK	6 × 6	sRGB
VK_FORMAT_ASTC_8x5_UNORM_BLOCK	8 × 5	Linear LDR
VK_FORMAT_ASTC_8x5_SRGB_BLOCK	8 × 5	sRGB
VK_FORMAT_ASTC_8x6_UNORM_BLOCK	8 × 6	Linear LDR
VK_FORMAT_ASTC_8x6_SRGB_BLOCK	8 × 6	sRGB
VK_FORMAT_ASTC_8x8_UNORM_BLOCK	8 × 8	Linear LDR
VK_FORMAT_ASTC_8x8_SRGB_BLOCK	8 × 8	sRGB
VK_FORMAT_ASTC_10x5_UNORM_BLOCK	10 × 5	Linear LDR
VK_FORMAT_ASTC_10x5_SRGB_BLOCK	10 × 5	sRGB
VK_FORMAT_ASTC_10x6_UNORM_BLOCK	10 × 6	Linear LDR
VK_FORMAT_ASTC_10x6_SRGB_BLOCK	10 × 6	sRGB
VK_FORMAT_ASTC_10x8_UNORM_BLOCK	10 × 8	Linear LDR
VK_FORMAT_ASTC_10x8_SRGB_BLOCK	10 × 8	sRGB
VK_FORMAT_ASTC_10x10_UNORM_BLOCK	10 × 10	Linear LDR
VK_FORMAT_ASTC_10x10_SRGB_BLOCK	10 × 10	sRGB
VK_FORMAT_ASTC_12x10_UNORM_BLOCK	12 × 10	Linear LDR
VK_FORMAT_ASTC_12x10_SRGB_BLOCK	12 × 10	sRGB
VK_FORMAT_ASTC_12x12_UNORM_BLOCK	12 × 12	Linear LDR

VkFormat	Compressed texel block dimensions	Requested mode
VK_FORMAT_ASTC_12x12_SRGB_BLOCK	12×12	sRGB
VK_FORMAT_ASTC_4x4_SFLOAT_BLOCK	4×4	HDR
VK_FORMAT_ASTC_5x4_SFLOAT_BLOCK	5×4	HDR
VK_FORMAT_ASTC_5x5_SFLOAT_BLOCK	5×5	HDR
VK_FORMAT_ASTC_6x5_SFLOAT_BLOCK	6×5	HDR
VK_FORMAT_ASTC_6x6_SFLOAT_BLOCK	6×6	HDR
VK_FORMAT_ASTC_8x5_SFLOAT_BLOCK	8×5	HDR
VK_FORMAT_ASTC_8x6_SFLOAT_BLOCK	8×6	HDR
VK_FORMAT_ASTC_8x8_SFLOAT_BLOCK	8×8	HDR
VK_FORMAT_ASTC_10x5_SFLOAT_BLOCK	10×5	HDR
VK_FORMAT_ASTC_10x6_SFLOAT_BLOCK	10×6	HDR
VK_FORMAT_ASTC_10x8_SFLOAT_BLOCK	10×8	HDR
VK_FORMAT_ASTC_10x10_SFLOAT_BLOCK	10×10	HDR
VK_FORMAT_ASTC_12x10_SFLOAT_BLOCK	12×10	HDR
VK_FORMAT_ASTC_12x12_SFLOAT_BLOCK	12×12	HDR
VK_FORMAT_ASTC_3x3x3_UNORM_BLOCK_EXT	$3 \times 3 \times 3$	Linear LDR
VK_FORMAT_ASTC_3x3x3_SRGB_BLOCK_EXT	$3 \times 3 \times 3$	sRGB
VK_FORMAT_ASTC_3x3x3_SFLOAT_BLOCK_EXT	$3 \times 3 \times 3$	HDR
VK_FORMAT_ASTC_4x3x3_UNORM_BLOCK_EXT	$4 \times 3 \times 3$	Linear LDR
VK_FORMAT_ASTC_4x3x3_SRGB_BLOCK_EXT	$4 \times 3 \times 3$	sRGB
VK_FORMAT_ASTC_4x3x3_SFLOAT_BLOCK_EXT	$4 \times 3 \times 3$	HDR
VK_FORMAT_ASTC_4x4x3_UNORM_BLOCK_EXT	$4 \times 4 \times 3$	Linear LDR
VK_FORMAT_ASTC_4x4x3_SRGB_BLOCK_EXT	$4 \times 4 \times 3$	sRGB
VK_FORMAT_ASTC_4x4x3_SFLOAT_BLOCK_EXT	$4 \times 4 \times 3$	HDR
VK_FORMAT_ASTC_4x4x4_UNORM_BLOCK_EXT	$4 \times 4 \times 4$	Linear LDR
VK_FORMAT_ASTC_4x4x4_SRGB_BLOCK_EXT	$4 \times 4 \times 4$	sRGB
VK_FORMAT_ASTC_4x4x4_SFLOAT_BLOCK_EXT	$4 \times 4 \times 4$	HDR
VK_FORMAT_ASTC_5x4x4_UNORM_BLOCK_EXT	$5 \times 4 \times 4$	Linear LDR
VK_FORMAT_ASTC_5x4x4_SRGB_BLOCK_EXT	$5 \times 4 \times 4$	sRGB
VK_FORMAT_ASTC_5x4x4_SFLOAT_BLOCK_EXT	$5 \times 4 \times 4$	HDR
VK_FORMAT_ASTC_5x5x4_UNORM_BLOCK_EXT	$5 \times 5 \times 4$	Linear LDR
VK_FORMAT_ASTC_5x5x4_SRGB_BLOCK_EXT	$5 \times 5 \times 4$	sRGB

VkFormat	Compressed texel block dimensions	Requested mode
VK_FORMAT_ASTC_5x5x4_SFLOAT_BLOCK_EXT	$5 \times 5 \times 4$	HDR
VK_FORMAT_ASTC_5x5x5_UNORM_BLOCK_EXT	$5 \times 5 \times 5$	Linear LDR
VK_FORMAT_ASTC_5x5x5_SRGB_BLOCK_EXT	$5 \times 5 \times 5$	sRGB
VK_FORMAT_ASTC_5x5x5_SFLOAT_BLOCK_EXT	$5 \times 5 \times 5$	HDR
VK_FORMAT_ASTC_6x5x5_UNORM_BLOCK_EXT	$6 \times 5 \times 5$	Linear LDR
VK_FORMAT_ASTC_6x5x5_SRGB_BLOCK_EXT	$6 \times 5 \times 5$	sRGB
VK_FORMAT_ASTC_6x5x5_SFLOAT_BLOCK_EXT	$6 \times 5 \times 5$	HDR
VK_FORMAT_ASTC_6x6x5_UNORM_BLOCK_EXT	$6 \times 6 \times 5$	Linear LDR
VK_FORMAT_ASTC_6x6x5_SRGB_BLOCK_EXT	$6 \times 6 \times 5$	sRGB
VK_FORMAT_ASTC_6x6x5_SFLOAT_BLOCK_EXT	$6 \times 6 \times 5$	HDR
VK_FORMAT_ASTC_6x6x6_UNORM_BLOCK_EXT	$6 \times 6 \times 6$	Linear LDR
VK_FORMAT_ASTC_6x6x6_SRGB_BLOCK_EXT	$6 \times 6 \times 6$	sRGB
VK_FORMAT_ASTC_6x6x6_SFLOAT_BLOCK_EXT	$6 \times 6 \times 6$	HDR

ASTC textures containing HDR block encodings **should** be passed to the API using an ASTC SFLOAT texture format.

NOTE

An HDR block in a texture passed using a LDR UNORM format will return the appropriate ASTC error color if the implementation supports only the ASTC LDR profile, but may result in either the error color or a decompressed HDR color if the implementation supports HDR decoding.

ASTC Decode Mode

If the `VK_EXT_astc_decode_mode` extension is enabled, the decode mode is determined as follows:

Table 122. Mapping of Vulkan ASTC Decoding Format to ASTC Decoding Modes

VkFormat	Decoding mode
VK_FORMAT_R16G16B16A16_SFLOAT	decode_float16
VK_FORMAT_R8G8B8A8_UNORM	decode_unorm8
VK_FORMAT_E5B9G9R9_UFLOAT_PACK32	decode_rgb9e5

Otherwise, the ASTC decode mode is `decode_float16`.

Note that an implementation **may** use HDR mode when linear LDR mode is requested unless the decode mode is `decode_unorm8`.

PVRTC Compressed Image Formats

PVRTC formats are described in the “PVRTC Compressed Texture Image Formats” chapter of the [Khronos Data Format Specification](#).

Table 123. Mapping of Vulkan PVRTC Formats to Descriptions

VkFormat	Compressed texel block dimensions	sRGB-encoded
VK_FORMAT_PVRTC1_2BPP_UNORM_BLOCK_IMG	8 × 4	No
VK_FORMAT_PVRTC1_4BPP_UNORM_BLOCK_IMG	4 × 4	No
VK_FORMAT_PVRTC2_2BPP_UNORM_BLOCK_IMG	8 × 4	No
VK_FORMAT_PVRTC2_4BPP_UNORM_BLOCK_IMG	4 × 4	No
VK_FORMAT_PVRTC1_2BPP_SRGB_BLOCK_IMG	8 × 4	Yes
VK_FORMAT_PVRTC1_4BPP_SRGB_BLOCK_IMG	4 × 4	Yes
VK_FORMAT_PVRTC2_2BPP_SRGB_BLOCK_IMG	8 × 4	Yes
VK_FORMAT_PVRTC2_4BPP_SRGB_BLOCK_IMG	4 × 4	Yes

Appendix D: Core Revisions (Informative)

New minor versions of the Vulkan API are defined periodically by the Khronos Vulkan Working Group. These consist of some amount of additional functionality added to the core API, potentially including both new functionality and functionality [promoted](#) from extensions.

It is possible to build the specification for earlier versions, but to aid readability of the latest versions, this appendix gives an overview of the changes as compared to earlier versions.

Vulkan Version 1.4

Vulkan Version 1.4 [promoted](#) a number of key extensions into the core API:

- [VK_KHR_dynamic_rendering_local_read](#)
- [VK_KHR_global_priority](#)
- [VK_KHR_index_type_uint8](#)
- [VK_KHR_line_rasterization](#)
- [VK_KHR_load_store_op_none](#)
- [VK_KHR_maintenance5](#)
- [VK_KHR_maintenance6](#)
- [VK_KHR_map_memory2](#)
- [VK_KHR_push_descriptor](#)
- [VK_KHR_shader_expect_assume](#)
- [VK_KHR_shader_float_controls2](#)
- [VK_KHR_shader_subgroup_rotate](#)
- [VK_KHR_vertex_attribute_divisor](#)
- [VK_EXT_host_image_copy](#)
- [VK_EXT_pipeline_protected_access](#)
- [VK_EXT_pipeline_robustness](#)

All differences in behavior between these extensions and the corresponding Vulkan 1.4 functionality are summarized below.

Differences Relative to [VK_KHR_dynamic_rendering_local_read](#)

If the [VK_KHR_dynamic_rendering_local_read](#) extension is not supported, Vulkan 1.4 implementations **must** support local read only for storage resources and single sampled color

attachments.

Support for reading depth/stencil attachments and multi-sampled attachments are respectively gated behind the new boolean `dynamicRenderingLocalReadDepthStencilAttachments` and `dynamicRenderingLocalReadMultisampledAttachments` properties.

- If `dynamicRenderingLocalReadDepthStencilAttachments` is `VK_FALSE`, implementations do not support depth/stencil attachment access within dynamic rendering.
- If `dynamicRenderingLocalReadMultisampledAttachments` is `VK_FALSE`, implementations do not support multisampled attachment access within dynamic rendering.
- If both properties are `VK_TRUE`, the full functionality of the extension is supported.

Differences Relative to `VK_EXT_host_image_copy`

If the `VK_EXT_host_image_copy` extension is not supported, support for it is optional in Vulkan 1.4.

- An implementation that has a `VK_QUEUE_GRAPHICS_BIT` queue must support either:
 - the `hostImageCopy` feature; or
 - an additional queue that supports `VK_QUEUE_TRANSFER_BIT`.

Differences Relative to `VK_KHR_push_descriptor`

`VK_KHR_push_descriptor` did not include a feature bit, so a new feature bit has been added to `VkPhysicalDeviceVulkan14Features` to gate its functionality: `pushDescriptor`. Enabling this new feature has the same effect as enabling the extension.

Differences Relative to `VK_EXT_pipeline_protected_access`

`VK_EXT_pipeline_protected_access` is only useful when the `protectedMemory` feature is supported. As the `protectedMemory` feature is optional in core Vulkan, the `pipelineProtectedAccess` feature is only required when the `protectedMemory` feature is supported.

Differences Relative to `VK_KHR_line_rasterization`

The `bresenhamLines` feature is required, rather than just any one of the line style features.

Differences Relative to `VK_KHR_shader_subgroup_rotate`

The `shaderSubgroupRotateClustered` feature is required in addition to `shaderSubgroupRotate`.

Additional Vulkan 1.4 Feature Support

In addition to the promoted extensions described above, Vulkan 1.4 added required support for:

- All queues supporting `VK_QUEUE_GRAPHICS_BIT` or `VK_QUEUE_COMPUTE_BIT` **must** also advertise `VK_QUEUE_TRANSFER_BIT`.
- Clustered subgroup operations **must** be advertised in Vulkan 1.4 via setting both `VK_SUBGROUP_FEATURE_CLUSTERED_BIT` and `VK_SUBGROUP_FEATURE_ROTATE_CLUSTERED_BIT` (as an interaction with the promoted `VK_KHR_shader_subgroup_rotate` functionality) in `supportedOperations`.
- The following features that were optional in earlier versions:

- `fullDrawIndexUint32`
- `imageCubeArray`
- `independentBlend`
- `sampleRateShading`
- `drawIndirectFirstInstance`
- `depthClamp`
- `depthBiasClamp`
- `samplerAnisotropy`
- `fragmentStoresAndAtomics`
- `shaderStorageImageExtendedFormats`
- `shaderUniformBufferArrayDynamicIndexing`
- `shaderSampledImageArrayDynamicIndexing`
- `shaderStorageBufferArrayDynamicIndexing`
- `shaderStorageImageArrayDynamicIndexing`
- `shaderImageGatherExtended`
- `shaderInt16`
- `largePoints`
- `samplerYcbcrConversion`
- `storageBuffer16BitAccess`
- `variablePointers`
- `variablePointersStorageBuffer`
- `samplerMirrorClampToEdge`
- `scalarBlockLayout`
- `shaderUniformTexelBufferArrayDynamicIndexing`
- `shaderStorageTexelBufferArrayDynamicIndexing`
- `shaderInt8`
- `storageBuffer8BitAccess`

Updated Vulkan 1.4 Limit Support

Vulkan 1.4 also requires support for the following updated limits:

- `maxImageDimension1D` is increased from 4096 to 8192
- `maxImageDimension2D` is increased from 4096 to 8192
- `maxImageDimension3D` is increased from 256 to 512
- `maxImageDimensionCube` is increased from 4096 to 8192
- `maxImageArrayLayers` is increased from 256 to 2048

- `maxUniformBufferRange` is increased from 16384 to 65536
- `maxPushConstantsSize` is increased from 128 to 256
- `bufferImageGranularity` is decreased from 131072 to 4096
- `maxBoundDescriptorSets` is increased from 4 to 7
- `maxPerStageDescriptorUniformBuffers` is increased from 12 to 15
- `maxPerStageResources` is increased from 128 to 200
- `maxDescriptorSetUniformBuffers` is increased from 72 to 90
- `maxDescriptorSetStorageBuffers` is increased from 24 to 96
- `maxDescriptorSetStorageImages` is increased from 24 to 144
- `maxFragmentCombinedOutputResources` is increased from 4 to 16
- `maxComputeWorkGroupInvocations` is increased from 128 to 256
- `maxComputeWorkGroupSize` is increased from (128,128,64) to (256,256,64)
- `shaderSignedZeroInfNanPreserveFloat16` is changed from unspecified to `VK_TRUE`
- `shaderSignedZeroInfNanPreserveFloat32` is changed from unspecified to `VK_TRUE`
- `subTexelPrecisionBits` is increased from 4 to 8
- `mipmapPrecisionBits` is increased from 4 to 6
- `maxSamplerLodBias` is increased from 2 to 14
- `maxViewportDimensions` is increased from (4096,4096) to (7680,7680)
- `viewportBoundsRange` is increased from (-8192,8191) to (-15360,15359)
- `maxFramebufferWidth` is increased from 4096 to 7680
- `maxFramebufferHeight` is increased from 4096 to 7680
- `maxColorAttachments` is increased from 7 to 8
- `timestampComputeAndGraphics` is changed from unspecified to `VK_TRUE`
- `pointSizeRange` is increased from (1.0,64.0 - ULP) to (1.0,256.0 - `pointSizeGranularity`)
- `pointSizeGranularity` is decreased from 1.0 to 0.125
- `lineWidthGranularity` is decreased from 1.0 to 0.5
- `maxPushDescriptors` is increased from 16 to 32
- `standardSampleLocations` is changed from unspecified to `VK_TRUE`

New Macros

- `VK_API_VERSION_1_4`

New Commands

- `vkCmdBindDescriptorSets2`
- `vkCmdBindIndexBuffer2`

- [vkCmdPushConstants2](#)
- [vkCmdPushDescriptorSet](#)
- [vkCmdPushDescriptorSet2](#)
- [vkCmdPushDescriptorSetWithTemplate](#)
- [vkCmdPushDescriptorSetWithTemplate2](#)
- [vkCmdSetLineStipple](#)
- [vkCmdSetRenderingAttachmentLocations](#)
- [vkCmdSetRenderingInputAttachmentIndices](#)
- [vkCopyImageToImage](#)
- [vkCopyImageToMemory](#)
- [vkCopyMemoryToImage](#)
- [vkGetDeviceImageSubresourceLayout](#)
- [vkGetImageSubresourceLayout2](#)
- [vkGetRenderingAreaGranularity](#)
- [vkMapMemory2](#)
- [vkTransitionImageLayout](#)
- [vkUnmapMemory2](#)

New Structures

- [VkBindDescriptorSetsInfo](#)
- [VkCopyImageToImageInfo](#)
- [VkCopyImageToMemoryInfo](#)
- [VkCopyMemoryToImageInfo](#)
- [VkDeviceImageSubresourceInfo](#)
- [VkHostImageLayoutTransitionInfo](#)
- [VkImageSubresource2](#)
- [VkImageToMemoryCopy](#)
- [VkMemoryMapInfo](#)
- [VkMemoryToImageCopy](#)
- [VkMemoryUnmapInfo](#)
- [VkPushConstantsInfo](#)
- [VkPushDescriptorSetInfo](#)
- [VkPushDescriptorSetWithTemplateInfo](#)
- [VkRenderingAreaInfo](#)
- [VkSubresourceLayout2](#)

- [VkVertexInputBindingDivisorDescription](#)
- Extending [VkBindBufferMemoryInfo](#), [VkBindImageMemoryInfo](#):
 - [VkBindMemoryStatus](#)
- Extending [VkBufferViewCreateInfo](#), [VkBufferCreateInfo](#), [VkPhysicalDeviceExternalBufferInfo](#), [VkDescriptorBufferBindingInfoEXT](#):
 - [VkBufferUsageFlags2CreateInfo](#)
- Extending [VkComputePipelineCreateInfo](#), [VkGraphicsPipelineCreateInfo](#), [VkRayTracingPipelineCreateInfoNV](#), [VkRayTracingPipelineCreateInfoKHR](#):
 - [VkPipelineCreateFlags2CreateInfo](#)
- Extending [VkDeviceQueueCreateInfo](#):
 - [VkDeviceQueueGlobalPriorityCreateInfo](#)
- Extending [VkGraphicsPipelineCreateInfo](#), [VkCommandBufferInheritanceInfo](#):
 - [VkRenderingAttachmentLocationInfo](#)
 - [VkRenderingInputAttachmentIndexInfo](#)
- Extending [VkGraphicsPipelineCreateInfo](#), [VkComputePipelineCreateInfo](#), [VkPipelineShaderStageCreateInfo](#), [VkRayTracingPipelineCreateInfoKHR](#):
 - [VkPipelineRobustnessCreateInfo](#)
- Extending [VkImageFormatProperties2](#):
 - [VkHostImageCopyDevicePerformanceQuery](#)
- Extending [VkPhysicalDeviceFeatures2](#), [VkDeviceCreateInfo](#):
 - [VkPhysicalDeviceDynamicRenderingLocalReadFeatures](#)
 - [VkPhysicalDeviceGlobalPriorityQueryFeatures](#)
 - [VkPhysicalDeviceHostImageCopyFeatures](#)
 - [VkPhysicalDeviceIndexTypeUint8Features](#)
 - [VkPhysicalDeviceLineRasterizationFeatures](#)
 - [VkPhysicalDeviceMaintenance5Features](#)
 - [VkPhysicalDeviceMaintenance6Features](#)
 - [VkPhysicalDevicePipelineProtectedAccessFeatures](#)
 - [VkPhysicalDevicePipelineRobustnessFeatures](#)
 - [VkPhysicalDeviceShaderExpectAssumeFeatures](#)
 - [VkPhysicalDeviceShaderFloatControls2Features](#)
 - [VkPhysicalDeviceShaderSubgroupRotateFeatures](#)
 - [VkPhysicalDeviceVertexAttributeDivisorFeatures](#)
 - [VkPhysicalDeviceVulkan14Features](#)
- Extending [VkPhysicalDeviceProperties2](#):

- [VkPhysicalDeviceHostImageCopyProperties](#)
- [VkPhysicalDeviceLineRasterizationProperties](#)
- [VkPhysicalDeviceMaintenance5Properties](#)
- [VkPhysicalDeviceMaintenance6Properties](#)
- [VkPhysicalDevicePipelineRobustnessProperties](#)
- [VkPhysicalDevicePushDescriptorProperties](#)
- [VkPhysicalDeviceVertexAttributeDivisorProperties](#)
- [VkPhysicalDeviceVulkan14Properties](#)
- Extending [VkPipelineRasterizationStateCreateInfo](#):
 - [VkPipelineRasterizationLineStateCreateInfo](#)
- Extending [VkPipelineVertexInputStateCreateInfo](#):
 - [VkPipelineVertexInputDivisorStateCreateInfo](#)
- Extending [VkQueueFamilyProperties2](#):
 - [VkQueueFamilyGlobalPriorityProperties](#)
- Extending [VkSubresourceLayout2](#):
 - [VkSubresourceHostMemcpySize](#)

New Enums

- [VkBufferUsageFlagBits2](#)
- [VkHostImageCopyFlagBits](#)
- [VkLineRasterizationMode](#)
- [VkMemoryUnmapFlagBits](#)
- [VkPipelineCreateFlagBits2](#)
- [VkPipelineRobustnessBufferBehavior](#)
- [VkPipelineRobustnessImageBehavior](#)
- [VkQueueGlobalPriority](#)

New Bitmasks

- [VkBufferUsageFlags2](#)
- [VkHostImageCopyFlags](#)
- [VkMemoryUnmapFlags](#)
- [VkPipelineCreateFlags2](#)

New Enum Constants

- [VK_MAX_GLOBAL_PRIORITY_SIZE](#)

- Extending `VkAttachmentLoadOp`:
 - `VK_ATTACHMENT_LOAD_OP_NONE`
- Extending `VkBufferUsageFlagBits2`:
 - `VK_BUFFER_USAGE_2_SHADER_DEVICE_ADDRESS_BIT`
- Extending `VkDescriptorSetLayoutCreateFlagBits`:
 - `VK_DESCRIPTOR_SET_LAYOUT_CREATE_PUSH_DESCRIPTOR_BIT`
- Extending `VkDescriptorUpdateTemplateType`:
 - `VK_DESCRIPTOR_UPDATE_TEMPLATE_TYPE_PUSH_DESCRIPTORS`
- Extending `VkDynamicState`:
 - `VK_DYNAMIC_STATE_LINE_STIPPLE`
- Extending `VkFormat`:
 - `VK_FORMAT_A1B5G5R5_UNORM_PACK16`
 - `VK_FORMAT_A8_UNORM`
- Extending `VkFormatFeatureFlagBits2`:
 - `VK_FORMAT_FEATURE_2_HOST_IMAGE_TRANSFER_BIT`
- Extending `VkImageLayout`:
 - `VK_IMAGE_LAYOUT_RENDERING_LOCAL_READ`
- Extending `VkImageUsageFlagBits`:
 - `VK_IMAGE_USAGE_HOST_TRANSFER_BIT`
- Extending `VkIndexType`:
 - `VK_INDEX_TYPE_UINT8`
- Extending `VkPipelineCreateFlagBits`:
 - `VK_PIPELINE_CREATE_NO_PROTECTED_ACCESS_BIT`
 - `VK_PIPELINE_CREATE_PROTECTED_ACCESS_ONLY_BIT`
- Extending `VkResult`:
 - `VK_ERROR_NOT_PERMITTED`
- Extending `VkStructureType`:
 - `VK_STRUCTURE_TYPE_BIND_DESCRIPTOR_SETS_INFO`
 - `VK_STRUCTURE_TYPE_BIND_MEMORY_STATUS`
 - `VK_STRUCTURE_TYPE_BUFFER_USAGE_FLAGS_2_CREATE_INFO`
 - `VK_STRUCTURE_TYPE_COPY_IMAGE_TO_IMAGE_INFO`
 - `VK_STRUCTURE_TYPE_COPY_IMAGE_TO_MEMORY_INFO`
 - `VK_STRUCTURE_TYPE_COPY_MEMORY_TO_IMAGE_INFO`
 - `VK_STRUCTURE_TYPE_DEVICE_IMAGE_SUBRESOURCE_INFO`
 - `VK_STRUCTURE_TYPE_DEVICE_QUEUE_GLOBAL_PRIORITY_CREATE_INFO`

- VK_STRUCTURE_TYPE_HOST_IMAGE_COPY_DEVICE_PERFORMANCE_QUERY
- VK_STRUCTURE_TYPE_HOST_IMAGE_LAYOUT_TRANSITION_INFO
- VK_STRUCTURE_TYPE_IMAGE_SUBRESOURCE_2
- VK_STRUCTURE_TYPE_IMAGE_TO_MEMORY_COPY
- VK_STRUCTURE_TYPE_MEMORY_MAP_INFO
- VK_STRUCTURE_TYPE_MEMORY_TO_IMAGE_COPY
- VK_STRUCTURE_TYPE_MEMORY_UNMAP_INFO
- VK_STRUCTURE_TYPE_PHYSICAL_DEVICE_DYNAMIC_RENDERING_LOCAL_READ_FEATURES
- VK_STRUCTURE_TYPE_PHYSICAL_DEVICE_GLOBAL_PRIORITY_QUERY_FEATURES
- VK_STRUCTURE_TYPE_PHYSICAL_DEVICE_HOST_IMAGE_COPY_FEATURES
- VK_STRUCTURE_TYPE_PHYSICAL_DEVICE_HOST_IMAGE_COPY_PROPERTIES
- VK_STRUCTURE_TYPE_PHYSICAL_DEVICE_INDEX_TYPE_UINT8_FEATURES
- VK_STRUCTURE_TYPE_PHYSICAL_DEVICE_LINE_RASTERIZATION_FEATURES
- VK_STRUCTURE_TYPE_PHYSICAL_DEVICE_LINE_RASTERIZATION_PROPERTIES
- VK_STRUCTURE_TYPE_PHYSICAL_DEVICE_MAINTENANCE_5_FEATURES
- VK_STRUCTURE_TYPE_PHYSICAL_DEVICE_MAINTENANCE_5_PROPERTIES
- VK_STRUCTURE_TYPE_PHYSICAL_DEVICE_MAINTENANCE_6_FEATURES
- VK_STRUCTURE_TYPE_PHYSICAL_DEVICE_MAINTENANCE_6_PROPERTIES
- VK_STRUCTURE_TYPE_PHYSICAL_DEVICE_PIPELINE_PROTECTED_ACCESS_FEATURES
- VK_STRUCTURE_TYPE_PHYSICAL_DEVICE_PIPELINE_ROBUSTNESS_FEATURES
- VK_STRUCTURE_TYPE_PHYSICAL_DEVICE_PIPELINE_ROBUSTNESS_PROPERTIES
- VK_STRUCTURE_TYPE_PHYSICAL_DEVICE_PUSH_DESCRIPTOR_PROPERTIES
- VK_STRUCTURE_TYPE_PHYSICAL_DEVICE_SHADER_EXPECT_ASSUME_FEATURES
- VK_STRUCTURE_TYPE_PHYSICAL_DEVICE_SHADER_FLOAT_CONTROLS_2_FEATURES
- VK_STRUCTURE_TYPE_PHYSICAL_DEVICE_SHADER_SUBGROUP_ROTATE_FEATURES
- VK_STRUCTURE_TYPE_PHYSICAL_DEVICE_VERTEX_ATTRIBUTE_DIVISOR_FEATURES
- VK_STRUCTURE_TYPE_PHYSICAL_DEVICE_VERTEX_ATTRIBUTE_DIVISOR_PROPERTIES
- VK_STRUCTURE_TYPE_PHYSICAL_DEVICE_VULKAN_1_4_FEATURES
- VK_STRUCTURE_TYPE_PHYSICAL_DEVICE_VULKAN_1_4_PROPERTIES
- VK_STRUCTURE_TYPE_PIPELINE_CREATE_FLAGS_2_CREATE_INFO
- VK_STRUCTURE_TYPE_PIPELINE_RASTERIZATION_LINE_STATE_CREATE_INFO
- VK_STRUCTURE_TYPE_PIPELINE_ROBUSTNESS_CREATE_INFO
- VK_STRUCTURE_TYPE_PIPELINE_VERTEX_INPUT_DIVISOR_STATE_CREATE_INFO
- VK_STRUCTURE_TYPE_PUSH_CONSTANTS_INFO
- VK_STRUCTURE_TYPE_PUSH_DESCRIPTOR_SET_INFO

- [VK_STRUCTURE_TYPE_PUSH_DESCRIPTOR_SET_WITH_TEMPLATE_INFO](#)
- [VK_STRUCTURE_TYPE_QUEUE_FAMILY_GLOBAL_PRIORITY_PROPERTIES](#)
- [VK_STRUCTURE_TYPE_RENDERING_AREA_INFO](#)
- [VK_STRUCTURE_TYPE_RENDERING_ATTACHMENT_LOCATION_INFO](#)
- [VK_STRUCTURE_TYPE_RENDERING_INPUT_ATTACHMENT_INDEX_INFO](#)
- [VK_STRUCTURE_TYPE_SUBRESOURCE_HOST_MEMCPY_SIZE](#)
- [VK_STRUCTURE_TYPE_SUBRESOURCE_LAYOUT_2](#)
- Extending [VkSubgroupFeatureFlagBits](#):
 - [VK_SUBGROUP_FEATURE_ROTATE_BIT](#)
 - [VK_SUBGROUP_FEATURE_ROTATE_CLUSTERED_BIT](#)

Vulkan Version 1.3

Vulkan Version 1.3 [promoted](#) a number of key extensions into the core API:

- [VK_KHR_copy_commands2](#)
- [VK_KHR_dynamic_rendering](#)
- [VK_KHR_format_feature_flags2](#)
- [VK_KHR_maintenance4](#)
- [VK_KHR_shader_integer_dot_product](#)
- [VK_KHR_shader_non_semantic_info](#)
- [VK_KHR_shader_terminate_invocation](#)
- [VK_KHR_synchronization2](#)
- [VK_KHR_zero_initialize_workgroup_memory](#)
- [VK_EXT_4444_formats](#)
- [VK_EXT_extended_dynamic_state](#)
- [VK_EXT_extended_dynamic_state2](#)
- [VK_EXT_image_robustness](#)
- [VK_EXT_inline_uniform_block](#)
- [VK_EXT_pipeline_creation_cache_control](#)
- [VK_EXT_pipeline_creation_feedback](#)
- [VK_EXT_private_data](#)

- [VK_EXT_shader_demote_to_helper_invocation](#)
- [VK_EXT_subgroup_size_control](#)
- [VK_EXT_texel_buffer_alignment](#)
- [VK_EXT_texture_compression_astc_hdr](#)
- [VK_EXT_tooling_info](#)
- [VK_EXT_ycbcr_2plane_444_formats](#)

All differences in behavior between these extensions and the corresponding Vulkan 1.3 functionality are summarized below.

Differences Relative to [VK_EXT_4444_formats](#)

If the [VK_EXT_4444_formats](#) extension is not supported, support for all formats defined by it are optional in Vulkan 1.3. There are no members in the [VkPhysicalDeviceVulkan13Features](#) structure corresponding to the [VkPhysicalDevice4444FormatsFeaturesEXT](#) structure.

Differences Relative to [VK_EXT_extended_dynamic_state](#)

All dynamic state enumerants and commands defined by [VK_EXT_extended_dynamic_state](#) are required in Vulkan 1.3. There are no members in the [VkPhysicalDeviceVulkan13Features](#) structure corresponding to the [VkPhysicalDeviceExtendedDynamicStateFeaturesEXT](#) structure.

Differences Relative to [VK_EXT_extended_dynamic_state2](#)

The optional dynamic state enumerants and commands defined by [VK_EXT_extended_dynamic_state2](#) for patch control points and logic op are not promoted in Vulkan 1.3. There are no members in the [VkPhysicalDeviceVulkan13Features](#) structure corresponding to the [VkPhysicalDeviceExtendedDynamicState2FeaturesEXT](#) structure.

Differences Relative to [VK_EXT_texel_buffer_alignment](#)

The more specific alignment requirements defined by [VkPhysicalDeviceTexelBufferAlignmentProperties](#) are required in Vulkan 1.3. There are no members in the [VkPhysicalDeviceVulkan13Features](#) structure corresponding to the [VkPhysicalDeviceTexelBufferAlignmentFeaturesEXT](#) structure. The [texelBufferAlignment](#) feature is enabled if using a Vulkan 1.3 instance.

Differences Relative to [VK_EXT_texture_compression_astc_hdr](#)

If the [VK_EXT_texture_compression_astc_hdr](#) extension is not supported, support for all formats defined by it are optional in Vulkan 1.3. The [textureCompressionASTC_HDR](#) member of [VkPhysicalDeviceVulkan13Features](#) indicates whether a Vulkan 1.3 implementation supports these formats.

Differences Relative to [VK_EXT_ycbcr_2plane_444_formats](#)

If the [VK_EXT_ycbcr_2plane_444_formats](#) extension is not supported, support for all formats defined by it are optional in Vulkan 1.3. There are no members in the [VkPhysicalDeviceVulkan13Features](#) structure corresponding to the [VkPhysicalDeviceYcbcr2Plane444FormatsFeaturesEXT](#) structure.

Additional Vulkan 1.3 Feature Support

In addition to the promoted extensions described above, Vulkan 1.3 added required support for:

- SPIR-V version 1.6
 - SPIR-V 1.6 deprecates (but does not remove) the `WorkgroupSize` decoration.
- The `bufferDeviceAddress` feature which indicates support for accessing memory in shaders as storage buffers via `vkGetBufferDeviceAddress`.
- The `vulkanMemoryModel` and `vulkanMemoryModelDeviceScope` features, which indicate support for the corresponding Vulkan Memory Model capabilities.
- The `maxInlineUniformTotalSize` limit is added to provide the total size of all inline uniform block bindings in a pipeline layout.

New Macros

- `VK_API_VERSION_1_3`

New Base Types

- `VkFlags64`

New Object Types

- `VkPrivateDataSlot`

New Commands

- `vkCmdBeginRendering`
- `vkCmdBindVertexBuffers2`
- `vkCmdBlitImage2`
- `vkCmdCopyBuffer2`
- `vkCmdCopyBufferToImage2`
- `vkCmdCopyImage2`
- `vkCmdCopyImageToBuffer2`
- `vkCmdEndRendering`
- `vkCmdPipelineBarrier2`
- `vkCmdResetEvent2`
- `vkCmdResolveImage2`
- `vkCmdSetCullMode`
- `vkCmdSetDepthBiasEnable`
- `vkCmdSetDepthBoundsTestEnable`
- `vkCmdSetDepthCompareOp`

- [vkCmdSetDepthTestEnable](#)
- [vkCmdSetDepthWriteEnable](#)
- [vkCmdSetEvent2](#)
- [vkCmdSetFrontFace](#)
- [vkCmdSetPrimitiveRestartEnable](#)
- [vkCmdSetPrimitiveTopology](#)
- [vkCmdSetRasterizerDiscardEnable](#)
- [vkCmdSetScissorWithCount](#)
- [vkCmdSetStencilOp](#)
- [vkCmdSetStencilTestEnable](#)
- [vkCmdSetViewportWithCount](#)
- [vkCmdWaitEvents2](#)
- [vkCmdWriteTimestamp2](#)
- [vkCreatePrivateDataSlot](#)
- [vkDestroyPrivateDataSlot](#)
- [vkGetDeviceBufferMemoryRequirements](#)
- [vkGetDeviceImageMemoryRequirements](#)
- [vkGetDeviceImageSparseMemoryRequirements](#)
- [vkGetPhysicalDeviceToolProperties](#)
- [vkGetPrivateData](#)
- [vkQueueSubmit2](#)
- [vkSetPrivateData](#)

New Structures

- [VkBlitImageInfo2](#)
- [VkBufferCopy2](#)
- [VkBufferImageCopy2](#)
- [VkBufferMemoryBarrier2](#)
- [VkCommandBufferSubmitInfo](#)
- [VkCopyBufferInfo2](#)
- [VkCopyBufferToImageInfo2](#)
- [VkCopyImageInfo2](#)
- [VkCopyImageToBufferInfo2](#)
- [VkDependencyInfo](#)
- [VkDeviceBufferMemoryRequirements](#)

- [VkDeviceImageMemoryRequirements](#)
- [VkImageBlit2](#)
- [VkImageCopy2](#)
- [VkImageMemoryBarrier2](#)
- [VkImageResolve2](#)
- [VkPhysicalDeviceToolProperties](#)
- [VkPipelineCreationFeedback](#)
- [VkPrivateDataSlotCreateInfo](#)
- [VkRenderingAttachmentInfo](#)
- [VkRenderingInfo](#)
- [VkResolveImageInfo2](#)
- [VkSemaphoreSubmitInfo](#)
- [VkSubmitInfo2](#)
- Extending [VkCommandBufferInheritanceInfo](#):
 - [VkCommandBufferInheritanceRenderingInfo](#)
- Extending [VkDescriptorPoolCreateInfo](#):
 - [VkDescriptorPoolInlineUniformBlockCreateInfo](#)
- Extending [VkDeviceCreateInfo](#):
 - [VkDevicePrivateDataCreateInfo](#)
- Extending [VkFormatProperties2](#):
 - [VkFormatProperties3](#)
- Extending [VkGraphicsPipelineCreateInfo](#):
 - [VkPipelineRenderingCreateInfo](#)
- Extending [VkGraphicsPipelineCreateInfo](#), [VkComputePipelineCreateInfo](#), [VkRayTracingPipelineCreateInfoNV](#), [VkRayTracingPipelineCreateInfoKHR](#), [VkExecutionGraphPipelineCreateInfoAMD](#), [VkDataGraphPipelineCreateInfoARM](#):
 - [VkPipelineCreationFeedbackCreateInfo](#)
- Extending [VkPhysicalDeviceFeatures2](#), [VkDeviceCreateInfo](#):
 - [VkPhysicalDeviceDynamicRenderingFeatures](#)
 - [VkPhysicalDeviceImageRobustnessFeatures](#)
 - [VkPhysicalDeviceInlineUniformBlockFeatures](#)
 - [VkPhysicalDeviceMaintenance4Features](#)
 - [VkPhysicalDevicePipelineCreationCacheControlFeatures](#)
 - [VkPhysicalDevicePrivateDataFeatures](#)
 - [VkPhysicalDeviceShaderDemoteToHelperInvocationFeatures](#)

- [VkPhysicalDeviceShaderIntegerDotProductFeatures](#)
- [VkPhysicalDeviceShaderTerminateInvocationFeatures](#)
- [VkPhysicalDeviceSubgroupSizeControlFeatures](#)
- [VkPhysicalDeviceSynchronization2Features](#)
- [VkPhysicalDeviceTextureCompressionASTCHDRFeatures](#)
- [VkPhysicalDeviceVulkan13Features](#)
- [VkPhysicalDeviceZeroInitializeWorkgroupMemoryFeatures](#)
- Extending [VkPhysicalDeviceProperties2](#):
 - [VkPhysicalDeviceInlineUniformBlockProperties](#)
 - [VkPhysicalDeviceMaintenance4Properties](#)
 - [VkPhysicalDeviceShaderIntegerDotProductProperties](#)
 - [VkPhysicalDeviceSubgroupSizeControlProperties](#)
 - [VkPhysicalDeviceTexelBufferAlignmentProperties](#)
 - [VkPhysicalDeviceVulkan13Properties](#)
- Extending [VkPipelineShaderStageCreateInfo](#), [VkShaderCreateInfoEXT](#):
 - [VkPipelineShaderStageRequiredSubgroupSizeCreateInfo](#)
- Extending [VkSubpassDependency2](#):
 - [VkMemoryBarrier2](#)
- Extending [VkWriteDescriptorSet](#):
 - [VkWriteDescriptorSetInlineUniformBlock](#)

New Enums

- [VkAccessFlagBits2](#)
- [VkFormatFeatureFlagBits2](#)
- [VkPipelineCreationFeedbackFlagBits](#)
- [VkPipelineStageFlagBits2](#)
- [VkRenderingFlagBits](#)
- [VkSubmitFlagBits](#)
- [VkToolPurposeFlagBits](#)

New Bitmasks

- [VkAccessFlags2](#)
- [VkFormatFeatureFlags2](#)
- [VkPipelineCreationFeedbackFlags](#)
- [VkPipelineStageFlags2](#)

- [VkPrivateDataSlotCreateFlags](#)
- [VkRenderingFlags](#)
- [VkSubmitFlags](#)
- [VkToolPurposeFlags](#)

New Enum Constants

- Extending [VkAccessFlagBits](#):
 - [VK_ACCESS_NONE](#)
- Extending [VkAttachmentStoreOp](#):
 - [VK_ATTACHMENT_STORE_OP_NONE](#)
- Extending [VkDescriptorType](#):
 - [VK_DESCRIPTOR_TYPE_INLINE_UNIFORM_BLOCK](#)
- Extending [VkDynamicState](#):
 - [VK_DYNAMIC_STATE_CULL_MODE](#)
 - [VK_DYNAMIC_STATE_DEPTH_BIAS_ENABLE](#)
 - [VK_DYNAMIC_STATE_DEPTH_BOUNDS_TEST_ENABLE](#)
 - [VK_DYNAMIC_STATE_DEPTH_COMPARE_OP](#)
 - [VK_DYNAMIC_STATE_DEPTH_TEST_ENABLE](#)
 - [VK_DYNAMIC_STATE_DEPTH_WRITE_ENABLE](#)
 - [VK_DYNAMIC_STATE_FRONT_FACE](#)
 - [VK_DYNAMIC_STATE_PRIMITIVE_RESTART_ENABLE](#)
 - [VK_DYNAMIC_STATE_PRIMITIVE_TOPOLOGY](#)
 - [VK_DYNAMIC_STATE_RASTERIZER_DISCARD_ENABLE](#)
 - [VK_DYNAMIC_STATE_SCISSOR_WITH_COUNT](#)
 - [VK_DYNAMIC_STATE_STENCIL_OP](#)
 - [VK_DYNAMIC_STATE_STENCIL_TEST_ENABLE](#)
 - [VK_DYNAMIC_STATE_VERTEX_INPUT_BINDING_STRIDE](#)
 - [VK_DYNAMIC_STATE_VIEWPORT_WITH_COUNT](#)
- Extending [VkEventCreateFlagBits](#):
 - [VK_EVENT_CREATE_DEVICE_ONLY_BIT](#)
- Extending [VkFormat](#):
 - [VK_FORMAT_A4B4G4R4_UNORM_PACK16](#)
 - [VK_FORMAT_A4R4G4B4_UNORM_PACK16](#)
 - [VK_FORMAT_ASTC_10x10_SFLOAT_BLOCK](#)
 - [VK_FORMAT_ASTC_10x5_SFLOAT_BLOCK](#)

- `VK_FORMAT_ASTC_10x6_SFLOAT_BLOCK`
- `VK_FORMAT_ASTC_10x8_SFLOAT_BLOCK`
- `VK_FORMAT_ASTC_12x10_SFLOAT_BLOCK`
- `VK_FORMAT_ASTC_12x12_SFLOAT_BLOCK`
- `VK_FORMAT_ASTC_4x4_SFLOAT_BLOCK`
- `VK_FORMAT_ASTC_5x4_SFLOAT_BLOCK`
- `VK_FORMAT_ASTC_5x5_SFLOAT_BLOCK`
- `VK_FORMAT_ASTC_6x5_SFLOAT_BLOCK`
- `VK_FORMAT_ASTC_6x6_SFLOAT_BLOCK`
- `VK_FORMAT_ASTC_8x5_SFLOAT_BLOCK`
- `VK_FORMAT_ASTC_8x6_SFLOAT_BLOCK`
- `VK_FORMAT_ASTC_8x8_SFLOAT_BLOCK`
- `VK_FORMAT_G10X6_B10X6R10X6_2PLANE_444_UNORM_3PACK16`
- `VK_FORMAT_G12X4_B12X4R12X4_2PLANE_444_UNORM_3PACK16`
- `VK_FORMAT_G16_B16R16_2PLANE_444_UNORM`
- `VK_FORMAT_G8_B8R8_2PLANE_444_UNORM`
- Extending `VkFormatFeatureFlagBits2`:
 - `VK_FORMAT_FEATURE_2_SAMPLED_IMAGE_FILTER_CUBIC_BIT`
- Extending `VkImageAspectFlagBits`:
 - `VK_IMAGE_ASPECT_NONE`
- Extending `VkImageLayout`:
 - `VK_IMAGE_LAYOUT_ATTACHMENT_OPTIMAL`
 - `VK_IMAGE_LAYOUT_READ_ONLY_OPTIMAL`
- Extending `VkObjectType`:
 - `VK_OBJECT_TYPE_PRIVATE_DATA_SLOT`
- Extending `VkPipelineCacheCreateFlagBits`:
 - `VK_PIPELINE_CACHE_CREATE_EXTERNALLY_SYNCHRONIZED_BIT`
- Extending `VkPipelineCreateFlagBits`:
 - `VK_PIPELINE_CREATE_EARLY_RETURN_ON_FAILURE_BIT`
 - `VK_PIPELINE_CREATE_FAIL_ON_PIPELINE_COMPILE_REQUIRED_BIT`
- Extending `VkPipelineShaderStageCreateFlagBits`:
 - `VK_PIPELINE_SHADER_STAGE_CREATE_ALLOW_VARYING_SUBGROUP_SIZE_BIT`
 - `VK_PIPELINE_SHADER_STAGE_CREATE_REQUIRE_FULL_SUBGROUPS_BIT`
- Extending `VkPipelineStageFlagBits`:
 - `VK_PIPELINE_STAGE_NONE`

- Extending `VkResult`:
 - `VK_PIPELINE_COMPILE_REQUIRED`
- Extending `VkStructureType`:
 - `VK_STRUCTURE_TYPE_BLIT_IMAGE_INFO_2`
 - `VK_STRUCTURE_TYPE_BUFFER_COPY_2`
 - `VK_STRUCTURE_TYPE_BUFFER_IMAGE_COPY_2`
 - `VK_STRUCTURE_TYPE_BUFFER_MEMORY_BARRIER_2`
 - `VK_STRUCTURE_TYPE_COMMAND_BUFFER_INHERITANCE_RENDERING_INFO`
 - `VK_STRUCTURE_TYPE_COMMAND_BUFFER_SUBMIT_INFO`
 - `VK_STRUCTURE_TYPE_COPY_BUFFER_INFO_2`
 - `VK_STRUCTURE_TYPE_COPY_BUFFER_TO_IMAGE_INFO_2`
 - `VK_STRUCTURE_TYPE_COPY_IMAGE_INFO_2`
 - `VK_STRUCTURE_TYPE_COPY_IMAGE_TO_BUFFER_INFO_2`
 - `VK_STRUCTURE_TYPE_DEPENDENCY_INFO`
 - `VK_STRUCTURE_TYPE_DESCRIPTOR_POOL_INLINE_UNIFORM_BLOCK_CREATE_INFO`
 - `VK_STRUCTURE_TYPE_DEVICE_BUFFER_MEMORY_REQUIREMENTS`
 - `VK_STRUCTURE_TYPE_DEVICE_IMAGE_MEMORY_REQUIREMENTS`
 - `VK_STRUCTURE_TYPE_DEVICE_PRIVATE_DATA_CREATE_INFO`
 - `VK_STRUCTURE_TYPE_FORMAT_PROPERTIES_3`
 - `VK_STRUCTURE_TYPE_IMAGE_BLIT_2`
 - `VK_STRUCTURE_TYPE_IMAGE_COPY_2`
 - `VK_STRUCTURE_TYPE_IMAGE_MEMORY_BARRIER_2`
 - `VK_STRUCTURE_TYPE_IMAGE_RESOLVE_2`
 - `VK_STRUCTURE_TYPE_MEMORY_BARRIER_2`
 - `VK_STRUCTURE_TYPE_PHYSICAL_DEVICE_DYNAMIC_RENDERING_FEATURES`
 - `VK_STRUCTURE_TYPE_PHYSICAL_DEVICE_IMAGE_ROBUSTNESS_FEATURES`
 - `VK_STRUCTURE_TYPE_PHYSICAL_DEVICE_INLINE_UNIFORM_BLOCK_FEATURES`
 - `VK_STRUCTURE_TYPE_PHYSICAL_DEVICE_INLINE_UNIFORM_BLOCK_PROPERTIES`
 - `VK_STRUCTURE_TYPE_PHYSICAL_DEVICE_MAINTENANCE_4_FEATURES`
 - `VK_STRUCTURE_TYPE_PHYSICAL_DEVICE_MAINTENANCE_4_PROPERTIES`
 - `VK_STRUCTURE_TYPE_PHYSICAL_DEVICE_PIPELINE_CREATION_CACHE_CONTROL_FEATURES`
 - `VK_STRUCTURE_TYPE_PHYSICAL_DEVICE_PRIVATE_DATA_FEATURES`
 - `VK_STRUCTURE_TYPE_PHYSICAL_DEVICE_SHADER_DEMOTE_TO_HELPER_INVOCATION_FEATURES`

- `VK_STRUCTURE_TYPE_PHYSICAL_DEVICE_SHADER_INTEGER_DOT_PRODUCT_FEATURES`
- `VK_STRUCTURE_TYPE_PHYSICAL_DEVICE_SHADER_INTEGER_DOT_PRODUCT_PROPERTIES`
- `VK_STRUCTURE_TYPE_PHYSICAL_DEVICE_SHADER_TERMINATE_INVOCATION_FEATURES`
- `VK_STRUCTURE_TYPE_PHYSICAL_DEVICE_SUBGROUP_SIZE_CONTROL_FEATURES`
- `VK_STRUCTURE_TYPE_PHYSICAL_DEVICE_SUBGROUP_SIZE_CONTROL_PROPERTIES`
- `VK_STRUCTURE_TYPE_PHYSICAL_DEVICE_SYNCHRONIZATION_2_FEATURES`
- `VK_STRUCTURE_TYPE_PHYSICAL_DEVICE_TEXEL_BUFFER_ALIGNMENT_PROPERTIES`
- `VK_STRUCTURE_TYPE_PHYSICAL_DEVICE_TEXTURE_COMPRESSION_ASTC_HDR_FEATURES`
- `VK_STRUCTURE_TYPE_PHYSICAL_DEVICE_TOOL_PROPERTIES`
- `VK_STRUCTURE_TYPE_PHYSICAL_DEVICE_VULKAN_1_3_FEATURES`
- `VK_STRUCTURE_TYPE_PHYSICAL_DEVICE_VULKAN_1_3_PROPERTIES`
- `VK_STRUCTURE_TYPE_PHYSICAL_DEVICE_ZERO_INITIALIZE_WORKGROUP_MEMORY_FEATURES`
- `VK_STRUCTURE_TYPE_PIPELINE_CREATION_FEEDBACK_CREATE_INFO`
- `VK_STRUCTURE_TYPE_PIPELINE_RENDERING_CREATE_INFO`
- `VK_STRUCTURE_TYPE_PIPELINE_SHADER_STAGE_REQUIRED_SUBGROUP_SIZE_CREATE_INFO`
- `VK_STRUCTURE_TYPE_PRIVATE_DATA_SLOT_CREATE_INFO`
- `VK_STRUCTURE_TYPE_RENDERING_ATTACHMENT_INFO`
- `VK_STRUCTURE_TYPE_RENDERING_INFO`
- `VK_STRUCTURE_TYPE_RESOLVE_IMAGE_INFO_2`
- `VK_STRUCTURE_TYPE_SEMAPHORE_SUBMIT_INFO`
- `VK_STRUCTURE_TYPE_SUBMIT_INFO_2`
- `VK_STRUCTURE_TYPE_WRITE_DESCRIPTOR_SET_INLINE_UNIFORM_BLOCK`

Vulkan Version 1.2

Vulkan Version 1.2 [promoted](#) a number of key extensions into the core API:

- [VK_KHR_8bit_storage](#)
- [VK_KHR_buffer_device_address](#)
- [VK_KHR_create_renderpass2](#)
- [VK_KHR_depth_stencil_resolve](#)
- [VK_KHR_draw_indirect_count](#)
- [VK_KHR_driver_properties](#)

- [VK_KHR_image_format_list](#)
- [VK_KHR_imageless_framebuffer](#)
- [VK_KHR_sampler_mirror_clamp_to_edge](#)
- [VK_KHR_separate_depth_stencil_layouts](#)
- [VK_KHR_shader_atomic_int64](#)
- [VK_KHR_shader_float16_int8](#)
- [VK_KHR_shader_float_controls](#)
- [VK_KHR_shader_subgroup_extended_types](#)
- [VK_KHR_spirv_1_4](#)
- [VK_KHR_timeline_semaphore](#)
- [VK_KHR_uniform_buffer_standard_layout](#)
- [VK_KHR_vulkan_memory_model](#)
- [VK_EXT_descriptor_indexing](#)
- [VK_EXT_host_query_reset](#)
- [VK_EXT_sampler_filter_minmax](#)
- [VK_EXT_scalar_block_layout](#)
- [VK_EXT_separate_stencil_usage](#)
- [VK_EXT_shader_viewport_index_layer](#)

All differences in behavior between these extensions and the corresponding Vulkan 1.2 functionality are summarized below.

Differences Relative to [VK_KHR_8bit_storage](#)

If the [VK_KHR_8bit_storage](#) extension is not supported, support for the SPIR-V [storageBuffer8BitAccess](#) capability in shader modules is optional. Support for this feature is defined by [VkPhysicalDeviceVulkan12Features::storageBuffer8BitAccess](#) when queried via [vkGetPhysicalDeviceFeatures2](#).

Differences Relative to [VK_KHR_draw_indirect_count](#)

If the [VK_KHR_draw_indirect_count](#) extension is not supported, support for the commands [vkCmdDrawIndirectCount](#) and [vkCmdDrawIndexedIndirectCount](#) is optional. Support for this feature is defined by [VkPhysicalDeviceVulkan12Features::drawIndirectCount](#) when queried via [vkGetPhysicalDeviceFeatures2](#).

Differences Relative to VK_KHR_sampler_mirror_clamp_to_edge

If the `VK_KHR_sampler_mirror_clamp_to_edge` extension is not supported, support for the `VkSamplerAddressMode VK_SAMPLER_ADDRESS_MODE_MIRROR_CLAMP_TO_EDGE` is optional. Support for this feature is defined by `VkPhysicalDeviceVulkan12Features::samplerMirrorClampToEdge` when queried via `vkGetPhysicalDeviceFeatures2`.

Differences Relative to VK_EXT_descriptor_indexing

If the `VK_EXT_descriptor_indexing` extension is not supported, support for the `descriptorIndexing` feature is optional. Support for this feature is defined by `VkPhysicalDeviceVulkan12Features::descriptorIndexing` when queried via `vkGetPhysicalDeviceFeatures2`.

Differences Relative to VK_EXT_scalar_block_layout

If the `VK_EXT_scalar_block_layout` extension is not supported, support for the `scalarBlockLayout` feature is optional. Support for this feature is defined by `VkPhysicalDeviceVulkan12Features::scalarBlockLayout` when queried via `vkGetPhysicalDeviceFeatures2`.

Differences Relative to VK_EXT_shader_viewport_index_layer

The `ShaderViewportIndexLayerEXT` SPIR-V capability was replaced with the `ShaderViewportIndex` and `ShaderLayer` capabilities. Declaring both is equivalent to declaring `ShaderViewportIndexLayerEXT`. If the `VK_EXT_shader_viewport_index_layer` extension is not supported, support for the `ShaderViewportIndexLayerEXT` SPIR-V capability is optional. Support for this feature is defined by `VkPhysicalDeviceVulkan12Features::shaderOutputViewportIndex` and `VkPhysicalDeviceVulkan12Features::shaderOutputLayer` when queried via `vkGetPhysicalDeviceFeatures2`.

Differences Relative to VK_KHR_buffer_device_address

If the `VK_KHR_buffer_device_address` extension is not supported, support for the `bufferDeviceAddress` feature is optional. Support for this feature is defined by `VkPhysicalDeviceVulkan12Features::bufferDeviceAddress` when queried via `vkGetPhysicalDeviceFeatures2`.

Differences Relative to VK_KHR_shader_atomic_int64

If the `VK_KHR_shader_atomic_int64` extension is not supported, support for the `shaderBufferInt64Atomics` feature is optional. Support for this feature is defined by `VkPhysicalDeviceVulkan12Features::shaderBufferInt64Atomics` when queried via `vkGetPhysicalDeviceFeatures2`.

Differences Relative to VK_KHR_shader_float16_int8

If the `VK_KHR_shader_float16_int8` extension is not supported, support for the `shaderFloat16` and `shaderInt8` features is optional. Support for these features are defined by `VkPhysicalDeviceVulkan12Features::shaderFloat16` and `VkPhysicalDeviceVulkan12Features::shaderInt8` when queried via `vkGetPhysicalDeviceFeatures2`.

Differences Relative to VK_KHR_vulkan_memory_model

If the `VK_KHR_vulkan_memory_model` extension is not supported, support for the `vulkanMemoryModel` feature is optional. Support for this feature is defined by `VkPhysicalDeviceVulkan12Features::vulkanMemoryModel` when queried via `vkGetPhysicalDeviceFeatures2`.

Additional Vulkan 1.2 Feature Support

In addition to the promoted extensions described above, Vulkan 1.2 added support for:

- SPIR-V version 1.4.
- SPIR-V version 1.5.
- The `samplerMirrorClampToEdge` feature which indicates whether the implementation supports the `VK_SAMPLER_ADDRESS_MODE_MIRROR_CLAMP_TO_EDGE` sampler address mode.
- The `ShaderNonUniform` capability in SPIR-V version 1.5.
- The `shaderOutputViewportIndex` feature which indicates that the `ShaderViewportIndex` capability can be used.
- The `shaderOutputLayer` feature which indicates that the `ShaderLayer` capability can be used.
- The `subgroupBroadcastDynamicId` feature which allows the “Id” operand of `OpGroupNonUniformBroadcast` to be dynamically uniform within a subgroup, and the “Index” operand of `OpGroupNonUniformQuadBroadcast` to be dynamically uniform within a derivative group, in shader modules of version 1.5 or higher.
- The `drawIndirectCount` feature which indicates whether the `vkCmdDrawIndirectCount` and `vkCmdDrawIndexedIndirectCount` functions can be used.
- The `descriptorIndexing` feature which indicates the implementation supports the minimum number of descriptor indexing features as defined in the [Feature Requirements](#) section.
- The `samplerFilterMinmax` feature which indicates whether the implementation supports the minimum number of image formats that support the `VK_FORMAT_FEATURE_SAMPLED_IMAGE_FILTER_MINMAX_BIT` feature bit as defined by the `filterMinmaxSingleComponentFormats` property minimum requirements.
- The `framebufferIntegerColorSampleCounts` limit which indicates the color sample counts that are supported for all framebuffer color attachments with integer formats.

New Macros

- `VK_API_VERSION_1_2`

New Commands

- `vkCmdBeginRenderPass2`
- `vkCmdDrawIndexedIndirectCount`
- `vkCmdDrawIndirectCount`
- `vkCmdEndRenderPass2`
- `vkCmdNextSubpass2`
- `vkCreateRenderPass2`
- `vkGetBufferDeviceAddress`
- `vkGetBufferOpaqueCaptureAddress`
- `vkGetDeviceMemoryOpaqueCaptureAddress`

- [vkGetSemaphoreCounterValue](#)
- [vkResetQueryPool](#)
- [vkSignalSemaphore](#)
- [vkWaitSemaphores](#)

New Structures

- [VkAttachmentDescription2](#)
- [VkAttachmentReference2](#)
- [VkBufferDeviceAddressInfo](#)
- [VkConformanceVersion](#)
- [VkDeviceMemoryOpaqueCaptureAddressInfo](#)
- [VkFramebufferAttachmentImageInfo](#)
- [VkRenderPassCreateInfo2](#)
- [VkSemaphoreSignalInfo](#)
- [VkSemaphoreWaitInfo](#)
- [VkSubpassBeginInfo](#)
- [VkSubpassDependency2](#)
- [VkSubpassDescription2](#)
- [VkSubpassEndInfo](#)
- Extending [VkAttachmentDescription2](#):
 - [VkAttachmentDescriptionStencilLayout](#)
- Extending [VkAttachmentReference2](#):
 - [VkAttachmentReferenceStencilLayout](#)
- Extending [VkBufferCreateInfo](#):
 - [VkBufferOpaqueCaptureAddressCreateInfo](#)
- Extending [VkDescriptorSetAllocateInfo](#):
 - [VkDescriptorSetVariableDescriptorCountAllocateInfo](#)
- Extending [VkDescriptorSetLayoutCreateInfo](#):
 - [VkDescriptorSetLayoutBindingFlagsCreateInfo](#)
- Extending [VkDescriptorSetLayoutSupport](#):
 - [VkDescriptorSetVariableDescriptorCountLayoutSupport](#)
- Extending [VkFramebufferCreateInfo](#):
 - [VkFramebufferAttachmentsCreateInfo](#)
- Extending [VkImageCreateInfo](#), [VkPhysicalDeviceImageFormatInfo2](#):
 - [VkImageStencilUsageCreateInfo](#)

- Extending `VkImageCreateInfo`, `VkPhysicalDeviceImageFormatInfo2`, `VkSwapchainCreateInfoKHR`,
`VkImageFormatListCreateInfo`
- Extending `VkMemoryAllocateInfo`:
 - `VkMemoryOpaqueCaptureAddressAllocateInfo`
- Extending `VkPhysicalDeviceFeatures2`, `VkDeviceCreateInfo`:
 - `VkPhysicalDevice8BitStorageFeatures`
 - `VkPhysicalDeviceBufferDeviceAddressFeatures`
 - `VkPhysicalDeviceDescriptorIndexingFeatures`
 - `VkPhysicalDeviceHostQueryResetFeatures`
 - `VkPhysicalDeviceImagelessFramebufferFeatures`
 - `VkPhysicalDeviceScalarBlockLayoutFeatures`
 - `VkPhysicalDeviceSeparateDepthStencilLayoutsFeatures`
 - `VkPhysicalDeviceShaderAtomicInt64Features`
 - `VkPhysicalDeviceShaderFloat16Int8Features`
 - `VkPhysicalDeviceShaderSubgroupExtendedTypesFeatures`
 - `VkPhysicalDeviceTimelineSemaphoreFeatures`
 - `VkPhysicalDeviceUniformBufferStandardLayoutFeatures`
 - `VkPhysicalDeviceVulkan11Features`
 - `VkPhysicalDeviceVulkan12Features`
 - `VkPhysicalDeviceVulkanMemoryModelFeatures`
- Extending `VkPhysicalDeviceProperties2`:
 - `VkPhysicalDeviceDepthStencilResolveProperties`
 - `VkPhysicalDeviceDescriptorIndexingProperties`
 - `VkPhysicalDeviceDriverProperties`
 - `VkPhysicalDeviceFloatControlsProperties`
 - `VkPhysicalDeviceSamplerFilterMinmaxProperties`
 - `VkPhysicalDeviceTimelineSemaphoreProperties`
 - `VkPhysicalDeviceVulkan11Properties`
 - `VkPhysicalDeviceVulkan12Properties`
- Extending `VkRenderPassBeginInfo`:
 - `VkRenderPassAttachmentBeginInfo`
- Extending `VkSamplerCreateInfo`:
 - `VkSamplerReductionModeCreateInfo`
- Extending `VkSemaphoreCreateInfo`, `VkPhysicalDeviceExternalSemaphoreInfo`:

- [VkSemaphoreTypeCreateInfo](#)
- Extending [VkSubmitInfo](#), [VkBindSparseInfo](#):
 - [VkTimelineSemaphoreSubmitInfo](#)
- Extending [VkSubpassDescription2](#):
 - [VkSubpassDescriptionDepthStencilResolve](#)

New Enums

- [VkDescriptorBindingFlagBits](#)
- [VkDriverId](#)
- [VkResolveModeFlagBits](#)
- [VkSamplerReductionMode](#)
- [VkSemaphoreType](#)
- [VkSemaphoreWaitFlagBits](#)
- [VkShaderFloatControlsIndependence](#)

New Bitmasks

- [VkDescriptorBindingFlags](#)
- [VkResolveModeFlags](#)
- [VkSemaphoreWaitFlags](#)

New Enum Constants

- [VK_MAX_DRIVER_INFO_SIZE](#)
- [VK_MAX_DRIVER_NAME_SIZE](#)
- Extending [VkBufferCreateFlagBits](#):
 - [VK_BUFFER_CREATE_DEVICE_ADDRESS_CAPTURE_REPLAY_BIT](#)
- Extending [VkBufferUsageFlagBits](#):
 - [VK_BUFFER_USAGE_SHADER_DEVICE_ADDRESS_BIT](#)
- Extending [VkDescriptorPoolCreateFlagBits](#):
 - [VK_DESCRIPTOR_POOL_CREATE_UPDATE_AFTER_BIND_BIT](#)
- Extending [VkDescriptorSetLayoutCreateFlagBits](#):
 - [VK_DESCRIPTOR_SET_LAYOUT_CREATE_UPDATE_AFTER_BIND_POOL_BIT](#)
- Extending [VkFormatFeatureFlagBits](#):
 - [VK_FORMAT_FEATURE_SAMPLED_IMAGE_FILTER_MINMAX_BIT](#)
- Extending [VkFramebufferCreateFlagBits](#):
 - [VK_FRAMEBUFFER_CREATE_IMAGELESS_BIT](#)

- Extending `VkImageLayout`:
 - `VK_IMAGE_LAYOUT_DEPTH_ATTACHMENT_OPTIMAL`
 - `VK_IMAGE_LAYOUT_DEPTH_READ_ONLY_OPTIMAL`
 - `VK_IMAGE_LAYOUT_STENCIL_ATTACHMENT_OPTIMAL`
 - `VK_IMAGE_LAYOUT_STENCIL_READ_ONLY_OPTIMAL`
- Extending `VkMemoryAllocateFlagBits`:
 - `VK_MEMORY_ALLOCATE_DEVICE_ADDRESS_BIT`
 - `VK_MEMORY_ALLOCATE_DEVICE_ADDRESS_CAPTURE_REPLAY_BIT`
- Extending `VkResult`:
 - `VK_ERROR_FRAGMENTATION`
 - `VK_ERROR_INVALID_OPAQUE_CAPTURE_ADDRESS`
- Extending `VkSamplerAddressMode`:
 - `VK_SAMPLER_ADDRESS_MODE_MIRROR_CLAMP_TO_EDGE`
- Extending `VkStructureType`:
 - `VK_STRUCTURE_TYPE_ATTACHMENT_DESCRIPTION_2`
 - `VK_STRUCTURE_TYPE_ATTACHMENT_DESCRIPTION_STENCIL_LAYOUT`
 - `VK_STRUCTURE_TYPE_ATTACHMENT_REFERENCE_2`
 - `VK_STRUCTURE_TYPE_ATTACHMENT_REFERENCE_STENCIL_LAYOUT`
 - `VK_STRUCTURE_TYPE_BUFFER_DEVICE_ADDRESS_INFO`
 - `VK_STRUCTURE_TYPE_BUFFER_OPAQUE_CAPTURE_ADDRESS_CREATE_INFO`
 - `VK_STRUCTURE_TYPE_DESCRIPTOR_SET_LAYOUT_BINDING_FLAGS_CREATE_INFO`
 - `VK_STRUCTURE_TYPE_DESCRIPTOR_SET_VARIABLE_DESCRIPTOR_COUNT_ALLOCATE_INFO`
 - `VK_STRUCTURE_TYPE_DESCRIPTOR_SET_VARIABLE_DESCRIPTOR_COUNT_LAYOUT_SUPPORT`
 - `VK_STRUCTURE_TYPE_DEVICE_MEMORY_OPAQUE_CAPTURE_ADDRESS_INFO`
 - `VK_STRUCTURE_TYPE_FRAMEBUFFER_ATTACHMENTS_CREATE_INFO`
 - `VK_STRUCTURE_TYPE_FRAMEBUFFER_ATTACHMENT_IMAGE_INFO`
 - `VK_STRUCTURE_TYPE_IMAGE_FORMAT_LIST_CREATE_INFO`
 - `VK_STRUCTURE_TYPE_IMAGE_STENCIL_USAGE_CREATE_INFO`
 - `VK_STRUCTURE_TYPE_MEMORY_OPAQUE_CAPTURE_ADDRESS_ALLOCATE_INFO`
 - `VK_STRUCTURE_TYPE_PHYSICAL_DEVICE_8BIT_STORAGE_FEATURES`
 - `VK_STRUCTURE_TYPE_PHYSICAL_DEVICE_BUFFER_DEVICE_ADDRESS_FEATURES`
 - `VK_STRUCTURE_TYPE_PHYSICAL_DEVICE_DEPTH_STENCIL_RESOLVE_PROPERTIES`
 - `VK_STRUCTURE_TYPE_PHYSICAL_DEVICE_DESCRIPTOR_INDEXING_FEATURES`
 - `VK_STRUCTURE_TYPE_PHYSICAL_DEVICE_DESCRIPTOR_INDEXING_PROPERTIES`

- VK_STRUCTURE_TYPE_PHYSICAL_DEVICE_DRIVER_PROPERTIES
- VK_STRUCTURE_TYPE_PHYSICAL_DEVICE_FLOAT_CONTROLS_PROPERTIES
- VK_STRUCTURE_TYPE_PHYSICAL_DEVICE_HOST_QUERY_RESET_FEATURES
- VK_STRUCTURE_TYPE_PHYSICAL_DEVICE_IMAGELESS_FRAMEBUFFER_FEATURES
- VK_STRUCTURE_TYPE_PHYSICAL_DEVICE_SAMPLER_FILTER_MINMAX_PROPERTIES
- VK_STRUCTURE_TYPE_PHYSICAL_DEVICE_SCALAR_BLOCK_LAYOUT_FEATURES
- VK_STRUCTURE_TYPE_PHYSICAL_DEVICE_SEPARATE_DEPTH_STENCIL_LAYOUTS_FEATURES
- VK_STRUCTURE_TYPE_PHYSICAL_DEVICE_SHADER_ATOMIC_INT64_FEATURES
- VK_STRUCTURE_TYPE_PHYSICAL_DEVICE_SHADER_FLOAT16_INT8_FEATURES
- VK_STRUCTURE_TYPE_PHYSICAL_DEVICE_SHADER_SUBGROUP_EXTENDED_TYPES_FEATURES
- VK_STRUCTURE_TYPE_PHYSICAL_DEVICE_TIMELINE_SEMAPHORE_FEATURES
- VK_STRUCTURE_TYPE_PHYSICAL_DEVICE_TIMELINE_SEMAPHORE_PROPERTIES
- VK_STRUCTURE_TYPE_PHYSICAL_DEVICE_UNIFORM_BUFFER_STANDARD_LAYOUT_FEATURES
- VK_STRUCTURE_TYPE_PHYSICAL_DEVICE_VULKAN_1_1_FEATURES
- VK_STRUCTURE_TYPE_PHYSICAL_DEVICE_VULKAN_1_1_PROPERTIES
- VK_STRUCTURE_TYPE_PHYSICAL_DEVICE_VULKAN_1_2_FEATURES
- VK_STRUCTURE_TYPE_PHYSICAL_DEVICE_VULKAN_1_2_PROPERTIES
- VK_STRUCTURE_TYPE_PHYSICAL_DEVICE_VULKAN_MEMORY_MODEL_FEATURES
- VK_STRUCTURE_TYPE_RENDER_PASS_ATTACHMENT_BEGIN_INFO
- VK_STRUCTURE_TYPE_RENDER_PASS_CREATE_INFO_2
- VK_STRUCTURE_TYPE_SAMPLER_REDUCTION_MODE_CREATE_INFO
- VK_STRUCTURE_TYPE_SEMAPHORE_SIGNAL_INFO
- VK_STRUCTURE_TYPE_SEMAPHORE_TYPE_CREATE_INFO
- VK_STRUCTURE_TYPE_SEMAPHORE_WAIT_INFO
- VK_STRUCTURE_TYPE_SUBPASS_BEGIN_INFO
- VK_STRUCTURE_TYPE_SUBPASS_DEPENDENCY_2
- VK_STRUCTURE_TYPE_SUBPASS_DESCRIPTION_2
- VK_STRUCTURE_TYPE_SUBPASS_DESCRIPTION_DEPTH_STENCIL_RESOLVE
- VK_STRUCTURE_TYPE_SUBPASS_END_INFO
- VK_STRUCTURE_TYPE_TIMELINE_SEMAPHORE_SUBMIT_INFO

Vulkan Version 1.1

Vulkan Version 1.1 [promoted](#) a number of key extensions into the core API:

- [VK_KHR_16bit_storage](#)
- [VK_KHR_bind_memory2](#)
- [VK_KHR_dedicated_allocation](#)
- [VK_KHR_descriptor_update_template](#)
- [VK_KHR_device_group](#)
- [VK_KHR_device_group_creation](#)
- [VK_KHR_external_fence](#)
- [VK_KHR_external_fence_capabilities](#)
- [VK_KHR_external_memory](#)
- [VK_KHR_external_memory_capabilities](#)
- [VK_KHR_external_semaphore](#)
- [VK_KHR_external_semaphore_capabilities](#)
- [VK_KHR_get_memory_requirements2](#)
- [VK_KHR_get_physical_device_properties2](#)
- [VK_KHR_maintenance1](#)
- [VK_KHR_maintenance2](#)
- [VK_KHR_maintenance3](#)
- [VK_KHR_multiview](#)
- [VK_KHR_relaxed_block_layout](#)
- [VK_KHR_sampler_ycbcr_conversion](#)
- [VK_KHR_shader_draw_parameters](#)
- [VK_KHR_storage_buffer_storage_class](#)
- [VK_KHR_variable_pointers](#)

All differences in behavior between these extensions and the corresponding Vulkan 1.1 functionality are summarized below.

Differences Relative to [VK_KHR_16bit_storage](#)

If the [VK_KHR_16bit_storage](#) extension is not supported, support for the [storageBuffer16BitAccess](#) feature is optional. Support for this feature is defined by [VkPhysicalDevice16BitStorageFeatures::storageBuffer16BitAccess](#) or [VkPhysicalDeviceVulkan11Features::storageBuffer16BitAccess](#)

when queried via [vkGetPhysicalDeviceFeatures2](#).

Differences Relative to [VK_KHR_sampler_ycbcr_conversion](#)

If the [VK_KHR_sampler_ycbcr_conversion](#) extension is not supported, support for the [samplerYcbcrConversion](#) feature is optional. Support for this feature is defined by [VkPhysicalDeviceSamplerYcbcrConversionFeatures::samplerYcbcrConversion](#) or [VkPhysicalDeviceVulkan11Features::samplerYcbcrConversion](#) when queried via [vkGetPhysicalDeviceFeatures2](#).

Differences Relative to [VK_KHR_shader_draw_parameters](#)

If the [VK_KHR_shader_draw_parameters](#) extension is not supported, support for the [SPV_KHR_shader_draw_parameters](#) SPIR-V extension is optional. Support for this feature is defined by [VkPhysicalDeviceShaderDrawParametersFeatures::shaderDrawParameters](#) or [VkPhysicalDeviceVulkan11Features::shaderDrawParameters](#) when queried via [vkGetPhysicalDeviceFeatures2](#).

Differences Relative to [VK_KHR_variable_pointers](#)

If the [VK_KHR_variable_pointers](#) extension is not supported, support for the [variablePointersStorageBuffer](#) feature is optional. Support for this feature is defined by [VkPhysicalDeviceVariablePointersFeatures::variablePointersStorageBuffer](#) or [VkPhysicalDeviceVulkan11Features::variablePointersStorageBuffer](#) when queried via [vkGetPhysicalDeviceFeatures2](#).

Additional Vulkan 1.1 Feature Support

In addition to the promoted extensions described above, Vulkan 1.1 added support for:

- SPIR-V version 1.1
- SPIR-V version 1.2
- SPIR-V version 1.3
- The [group operations](#) and [subgroup scope](#).
- The [protected memory](#) feature.
- A new command to enumerate the instance version: [vkEnumerateInstanceVersion](#).
- The [VkPhysicalDeviceShaderDrawParametersFeatures](#) feature query structure (where the [VK_KHR_shader_draw_parameters](#) extension did not have one).

New Macros

- [VK_API_VERSION_1_1](#)

New Object Types

- [VkDescriptorUpdateTemplate](#)
- [VkSamplerYcbcrConversion](#)

New Commands

- [vkBindBufferMemory2](#)
- [vkBindImageMemory2](#)
- [vkCmdDispatchBase](#)
- [vkCmdSetDeviceMask](#)
- [vkCreateDescriptorUpdateTemplate](#)
- [vkCreateSamplerYcbcrConversion](#)
- [vkDestroyDescriptorUpdateTemplate](#)
- [vkDestroySamplerYcbcrConversion](#)
- [vkEnumerateInstanceVersion](#)
- [vkEnumeratePhysicalDeviceGroups](#)
- [vkGetBufferMemoryRequirements2](#)
- [vkGetDescriptorSetLayoutSupport](#)
- [vkGetDeviceGroupPeerMemoryFeatures](#)
- [vkGetDeviceQueue2](#)
- [vkGetImageMemoryRequirements2](#)
- [vkGetImageSparseMemoryRequirements2](#)
- [vkGetPhysicalDeviceExternalBufferProperties](#)
- [vkGetPhysicalDeviceExternalFenceProperties](#)
- [vkGetPhysicalDeviceExternalSemaphoreProperties](#)
- [vkGetPhysicalDeviceFeatures2](#)
- [vkGetPhysicalDeviceFormatProperties2](#)
- [vkGetPhysicalDeviceImageFormatProperties2](#)
- [vkGetPhysicalDeviceMemoryProperties2](#)
- [vkGetPhysicalDeviceProperties2](#)
- [vkGetPhysicalDeviceQueueFamilyProperties2](#)
- [vkGetPhysicalDeviceSparseImageFormatProperties2](#)
- [vkTrimCommandPool](#)
- [vkUpdateDescriptorSetWithTemplate](#)

New Structures

- [VkBindBufferMemoryInfo](#)
- [VkBindImageMemoryInfo](#)
- [VkBufferMemoryRequirementsInfo2](#)

- [VkDescriptorSetLayoutSupport](#)
- [VkDescriptorUpdateTemplateCreateInfo](#)
- [VkDescriptorUpdateTemplateEntry](#)
- [VkDeviceQueueInfo2](#)
- [VkExternalBufferProperties](#)
- [VkExternalFenceProperties](#)
- [VkExternalMemoryProperties](#)
- [VkExternalSemaphoreProperties](#)
- [VkFormatProperties2](#)
- [VkImageFormatProperties2](#)
- [VkImageMemoryRequirementsInfo2](#)
- [VkImageSparseMemoryRequirementsInfo2](#)
- [VkInputAttachmentAspectReference](#)
- [VkMemoryRequirements2](#)
- [VkPhysicalDeviceExternalBufferInfo](#)
- [VkPhysicalDeviceExternalFenceInfo](#)
- [VkPhysicalDeviceExternalSemaphoreInfo](#)
- [VkPhysicalDeviceGroupProperties](#)
- [VkPhysicalDeviceImageFormatInfo2](#)
- [VkPhysicalDeviceMemoryProperties2](#)
- [VkPhysicalDeviceProperties2](#)
- [VkPhysicalDeviceSparseImageFormatInfo2](#)
- [VkQueueFamilyProperties2](#)
- [VkSamplerYcbcrConversionCreateInfo](#)
- [VkSparseImageFormatProperties2](#)
- [VkSparseImageMemoryRequirements2](#)
- Extending [VkBindBufferMemoryInfo](#):
 - [VkBindBufferMemoryDeviceGroupInfo](#)
- Extending [VkBindImageMemoryInfo](#):
 - [VkBindImageMemoryDeviceGroupInfo](#)
 - [VkBindImagePlaneMemoryInfo](#)
- Extending [VkBindSparseInfo](#):
 - [VkDeviceGroupBindSparseInfo](#)
- Extending [VkBufferCreateInfo](#):
 - [VkExternalMemoryBufferCreateInfo](#)

- Extending [VkCommandBufferBeginInfo](#):
 - [VkDeviceGroupCommandBufferBeginInfo](#)
- Extending [VkDeviceCreateInfo](#):
 - [VkDeviceGroupDeviceCreateInfo](#)
 - [VkPhysicalDeviceFeatures2](#)
- Extending [VkFenceCreateInfo](#):
 - [VkExportFenceCreateInfo](#)
- Extending [VkImageCreateInfo](#):
 - [VkExternalMemoryImageCreateInfo](#)
- Extending [VkImageFormatProperties2](#):
 - [VkExternalImageFormatProperties](#)
 - [VkSamplerYcbcrConversionImageFormatProperties](#)
- Extending [VkImageMemoryRequirementsInfo2](#):
 - [VkImagePlaneMemoryRequirementsInfo](#)
- Extending [VkImageViewCreateInfo](#):
 - [VkImageViewUsageCreateInfo](#)
- Extending [VkMemoryAllocateInfo](#):
 - [VkExportMemoryAllocateInfo](#)
 - [VkMemoryAllocateFlagsInfo](#)
 - [VkMemoryDedicatedAllocateInfo](#)
- Extending [VkMemoryRequirements2](#):
 - [VkMemoryDedicatedRequirements](#)
- Extending [VkPhysicalDeviceFeatures2](#), [VkDeviceCreateInfo](#):
 - [VkPhysicalDevice16BitStorageFeatures](#)
 - [VkPhysicalDeviceMultiviewFeatures](#)
 - [VkPhysicalDeviceProtectedMemoryFeatures](#)
 - [VkPhysicalDeviceSamplerYcbcrConversionFeatures](#)
 - [VkPhysicalDeviceShaderDrawParameterFeatures](#)
 - [VkPhysicalDeviceShaderDrawParametersFeatures](#)
 - [VkPhysicalDeviceVariablePointerFeatures](#)
 - [VkPhysicalDeviceVariablePointersFeatures](#)
- Extending [VkPhysicalDeviceImageFormatInfo2](#):
 - [VkPhysicalDeviceExternalImageFormatInfo](#)
- Extending [VkPhysicalDeviceProperties2](#):
 - [VkPhysicalDeviceIDProperties](#)

- [VkPhysicalDeviceMaintenance3Properties](#)
- [VkPhysicalDeviceMultiviewProperties](#)
- [VkPhysicalDevicePointClippingProperties](#)
- [VkPhysicalDeviceProtectedMemoryProperties](#)
- [VkPhysicalDeviceSubgroupProperties](#)
- Extending [VkPipelineTessellationStateCreateInfo](#):
 - [VkPipelineTessellationDomainOriginStateCreateInfo](#)
- Extending [VkRenderPassBeginInfo](#), [VkRenderingInfo](#):
 - [VkDeviceGroupRenderPassBeginInfo](#)
- Extending [VkRenderPassCreateInfo](#):
 - [VkRenderPassInputAttachmentAspectCreateInfo](#)
 - [VkRenderPassMultiviewCreateInfo](#)
- Extending [VkSamplerCreateInfo](#), [VkImageViewCreateInfo](#):
 - [VkSamplerYcbcrConversionInfo](#)
- Extending [VkSemaphoreCreateInfo](#):
 - [VkExportSemaphoreCreateInfo](#)
- Extending [VkSubmitInfo](#):
 - [VkDeviceGroupSubmitInfo](#)
 - [VkProtectedSubmitInfo](#)

New Enums

- [VkChromaLocation](#)
- [VkDescriptorUpdateTemplateType](#)
- [VkDeviceQueueCreateFlagBits](#)
- [VkExternalFenceFeatureFlagBits](#)
- [VkExternalFenceHandleTypeFlagBits](#)
- [VkExternalMemoryFeatureFlagBits](#)
- [VkExternalMemoryHandleTypeFlagBits](#)
- [VkExternalSemaphoreFeatureFlagBits](#)
- [VkExternalSemaphoreHandleTypeFlagBits](#)
- [VkFenceImportFlagBits](#)
- [VkMemoryAllocateFlagBits](#)
- [VkPeerMemoryFeatureFlagBits](#)
- [VkPointClippingBehavior](#)
- [VkSamplerYcbcrModelConversion](#)

- [VkSamplerYcbcrRange](#)
- [VkSemaphoreImportFlagBits](#)
- [VkSubgroupFeatureFlagBits](#)
- [VkTessellationDomainOrigin](#)

New Bitmasks

- [VkCommandPoolTrimFlags](#)
- [VkDescriptorUpdateTemplateCreateFlags](#)
- [VkExternalFenceFeatureFlags](#)
- [VkExternalFenceHandleTypeFlags](#)
- [VkExternalMemoryFeatureFlags](#)
- [VkExternalMemoryHandleTypeFlags](#)
- [VkExternalSemaphoreFeatureFlags](#)
- [VkExternalSemaphoreHandleTypeFlags](#)
- [VkFenceImportFlags](#)
- [VkMemoryAllocateFlags](#)
- [VkPeerMemoryFeatureFlags](#)
- [VkSemaphoreImportFlags](#)
- [VkSubgroupFeatureFlags](#)

New Enum Constants

- [VK_LUID_SIZE](#)
- [VK_MAX_DEVICE_GROUP_SIZE](#)
- [VK_QUEUE_FAMILY_EXTERNAL](#)
- Extending [VkBufferCreateFlagBits](#):
 - [VK_BUFFER_CREATE_PROTECTED_BIT](#)
- Extending [VkCommandPoolCreateFlagBits](#):
 - [VK_COMMAND_POOL_CREATE_PROTECTED_BIT](#)
- Extending [VkDependencyFlagBits](#):
 - [VK_DEPENDENCY_DEVICE_GROUP_BIT](#)
 - [VK_DEPENDENCY_VIEW_LOCAL_BIT](#)
- Extending [VkDeviceQueueCreateFlagBits](#):
 - [VK_DEVICE_QUEUE_CREATE_PROTECTED_BIT](#)
- Extending [VkFormat](#):
 - [VK_FORMAT_B10X6G10X6R10X6G10X6_422_UNORM_4PACK16](#)

- VK_FORMAT_B12X4G12X4R12X4G12X4_422_UNORM_4PACK16
- VK_FORMAT_B16G16R16G16_422_UNORM
- VK_FORMAT_B8G8R8G8_422_UNORM
- VK_FORMAT_G10X6B10X6G10X6R10X6_422_UNORM_4PACK16
- VK_FORMAT_G10X6_B10X6R10X6_2PLANE_420_UNORM_3PACK16
- VK_FORMAT_G10X6_B10X6R10X6_2PLANE_422_UNORM_3PACK16
- VK_FORMAT_G10X6_B10X6_R10X6_3PLANE_420_UNORM_3PACK16
- VK_FORMAT_G10X6_B10X6_R10X6_3PLANE_422_UNORM_3PACK16
- VK_FORMAT_G10X6_B10X6_R10X6_3PLANE_444_UNORM_3PACK16
- VK_FORMAT_G12X4B12X4G12X4R12X4_422_UNORM_4PACK16
- VK_FORMAT_G12X4_B12X4R12X4_2PLANE_420_UNORM_3PACK16
- VK_FORMAT_G12X4_B12X4R12X4_2PLANE_422_UNORM_3PACK16
- VK_FORMAT_G12X4_B12X4_R12X4_3PLANE_420_UNORM_3PACK16
- VK_FORMAT_G12X4_B12X4_R12X4_3PLANE_422_UNORM_3PACK16
- VK_FORMAT_G12X4_B12X4_R12X4_3PLANE_444_UNORM_3PACK16
- VK_FORMAT_G16B16G16R16_422_UNORM
- VK_FORMAT_G16_B16R16_2PLANE_420_UNORM
- VK_FORMAT_G16_B16R16_2PLANE_422_UNORM
- VK_FORMAT_G16_B16_R16_3PLANE_420_UNORM
- VK_FORMAT_G16_B16_R16_3PLANE_422_UNORM
- VK_FORMAT_G16_B16_R16_3PLANE_444_UNORM
- VK_FORMAT_G8B8G8R8_422_UNORM
- VK_FORMAT_G8_B8R8_2PLANE_420_UNORM
- VK_FORMAT_G8_B8R8_2PLANE_422_UNORM
- VK_FORMAT_G8_B8_R8_3PLANE_420_UNORM
- VK_FORMAT_G8_B8_R8_3PLANE_422_UNORM
- VK_FORMAT_G8_B8_R8_3PLANE_444_UNORM
- VK_FORMAT_R10X6G10X6B10X6A10X6_UNORM_4PACK16
- VK_FORMAT_R10X6G10X6_UNORM_2PACK16
- VK_FORMAT_R10X6_UNORM_PACK16
- VK_FORMAT_R12X4G12X4B12X4A12X4_UNORM_4PACK16
- VK_FORMAT_R12X4G12X4_UNORM_2PACK16
- VK_FORMAT_R12X4_UNORM_PACK16

- Extending VkFormatFeatureFlagBits:

- VK_FORMAT_FEATURE_COSITED_CHROMA_SAMPLES_BIT

- `VK_FORMAT_FEATURE_DISJOINT_BIT`
- `VK_FORMAT_FEATURE_MIDPOINT_CHROMA_SAMPLES_BIT`
- `VK_FORMAT_FEATURE_SAMPLED_IMAGE_YCBCR_CONVERSION_CHROMA_RECONSTRUCTION_EXPLICIT_BIT`
- `VK_FORMAT_FEATURE_SAMPLED_IMAGE_YCBCR_CONVERSION_CHROMA_RECONSTRUCTION_EXPLICIT_FORCEABLE_BIT`
- `VK_FORMAT_FEATURE_SAMPLED_IMAGE_YCBCR_CONVERSION_LINEAR_FILTER_BIT`
- `VK_FORMAT_FEATURE_SAMPLED_IMAGE_YCBCR_CONVERSION_SEPARATE_RECONSTRUCTION_FILTER_BIT`
- `VK_FORMAT_FEATURE_TRANSFER_DST_BIT`
- `VK_FORMAT_FEATURE_TRANSFER_SRC_BIT`
- Extending `VkImageAspectFlagBits`:
 - `VK_IMAGE_ASPECT_PLANE_0_BIT`
 - `VK_IMAGE_ASPECT_PLANE_1_BIT`
 - `VK_IMAGE_ASPECT_PLANE_2_BIT`
- Extending `VkImageCreateFlagBits`:
 - `VK_IMAGE_CREATE_2D_ARRAY_COMPATIBLE_BIT`
 - `VK_IMAGE_CREATE_ALIAS_BIT`
 - `VK_IMAGE_CREATE_BLOCK_TEXEL_VIEW_COMPATIBLE_BIT`
 - `VK_IMAGE_CREATE_DISJOINT_BIT`
 - `VK_IMAGE_CREATE_EXTENDED_USAGE_BIT`
 - `VK_IMAGE_CREATE_PROTECTED_BIT`
 - `VK_IMAGE_CREATE_SPLIT_INSTANCE_BIND_REGIONS_BIT`
- Extending `VkImageLayout`:
 - `VK_IMAGE_LAYOUT_DEPTH_ATTACHMENT_STENCIL_READ_ONLY_OPTIMAL`
 - `VK_IMAGE_LAYOUT_DEPTH_READ_ONLY_STENCIL_ATTACHMENT_OPTIMAL`
- Extending `VkMemoryHeapFlagBits`:
 - `VK_MEMORY_HEAP_MULTI_INSTANCE_BIT`
- Extending `VkMemoryPropertyFlagBits`:
 - `VK_MEMORY_PROPERTY_PROTECTED_BIT`
- Extending `VkObjectType`:
 - `VK_OBJECT_TYPE_DESCRIPTOR_UPDATE_TEMPLATE`
 - `VK_OBJECT_TYPE_SAMPLER_YCBCR_CONVERSION`
- Extending `VkPipelineCreateFlagBits`:
 - `VK_PIPELINE_CREATE_DISPATCH_BASE`

- `VK_PIPELINE_CREATE_DISPATCH_BASE_BIT`
- `VK_PIPELINE_CREATE_VIEW_INDEX_FROM_DEVICE_INDEX_BIT`
- Extending `VkQueueFlagBits`:
 - `VK_QUEUE_PROTECTED_BIT`
- Extending `VkResult`:
 - `VK_ERROR_INVALID_EXTERNAL_HANDLE`
 - `VK_ERROR_OUT_OF_POOL_MEMORY`
- Extending `VkStructureType`:
 - `VK_STRUCTURE_TYPE_BIND_BUFFER_MEMORY_DEVICE_GROUP_INFO`
 - `VK_STRUCTURE_TYPE_BIND_BUFFER_MEMORY_INFO`
 - `VK_STRUCTURE_TYPE_BIND_IMAGE_MEMORY_DEVICE_GROUP_INFO`
 - `VK_STRUCTURE_TYPE_BIND_IMAGE_MEMORY_INFO`
 - `VK_STRUCTURE_TYPE_BIND_IMAGE_PLANE_MEMORY_INFO`
 - `VK_STRUCTURE_TYPE_BUFFER_MEMORY_REQUIREMENTS_INFO_2`
 - `VK_STRUCTURE_TYPE_DESCRIPTOR_SET_LAYOUT_SUPPORT`
 - `VK_STRUCTURE_TYPE_DESCRIPTOR_UPDATE_TEMPLATE_CREATE_INFO`
 - `VK_STRUCTURE_TYPE_DEVICE_GROUP_BIND_SPARSE_INFO`
 - `VK_STRUCTURE_TYPE_DEVICE_GROUP_COMMAND_BUFFER_BEGIN_INFO`
 - `VK_STRUCTURE_TYPE_DEVICE_GROUP_DEVICE_CREATE_INFO`
 - `VK_STRUCTURE_TYPE_DEVICE_GROUP_RENDER_PASS_BEGIN_INFO`
 - `VK_STRUCTURE_TYPE_DEVICE_GROUP_SUBMIT_INFO`
 - `VK_STRUCTURE_TYPE_DEVICE_QUEUE_INFO_2`
 - `VK_STRUCTURE_TYPE_EXPORT_FENCE_CREATE_INFO`
 - `VK_STRUCTURE_TYPE_EXPORT_MEMORY_ALLOCATE_INFO`
 - `VK_STRUCTURE_TYPE_EXPORT_SEMAPHORE_CREATE_INFO`
 - `VK_STRUCTURE_TYPE_EXTERNAL_BUFFER_PROPERTIES`
 - `VK_STRUCTURE_TYPE_EXTERNAL_FENCE_PROPERTIES`
 - `VK_STRUCTURE_TYPE_EXTERNAL_IMAGE_FORMAT_PROPERTIES`
 - `VK_STRUCTURE_TYPE_EXTERNAL_MEMORY_BUFFER_CREATE_INFO`
 - `VK_STRUCTURE_TYPE_EXTERNAL_MEMORY_IMAGE_CREATE_INFO`
 - `VK_STRUCTURE_TYPE_EXTERNAL_SEMAPHORE_PROPERTIES`
 - `VK_STRUCTURE_TYPE_FORMAT_PROPERTIES_2`
 - `VK_STRUCTURE_TYPE_IMAGE_FORMAT_PROPERTIES_2`
 - `VK_STRUCTURE_TYPE_IMAGE_MEMORY_REQUIREMENTS_INFO_2`
 - `VK_STRUCTURE_TYPE_IMAGE_PLANE_MEMORY_REQUIREMENTS_INFO`

- VK_STRUCTURE_TYPE_IMAGE_SPARSE_MEMORY_REQUIREMENTS_INFO_2
- VK_STRUCTURE_TYPE_IMAGE_VIEW_USAGE_CREATE_INFO
- VK_STRUCTURE_TYPE_MEMORY_ALLOCATE_FLAGS_INFO
- VK_STRUCTURE_TYPE_MEMORY_DEDICATED_ALLOCATE_INFO
- VK_STRUCTURE_TYPE_MEMORY_DEDICATED_REQUIREMENTS
- VK_STRUCTURE_TYPE_MEMORY_REQUIREMENTS_2
- VK_STRUCTURE_TYPE_PHYSICAL_DEVICE_16BIT_STORAGE_FEATURES
- VK_STRUCTURE_TYPE_PHYSICAL_DEVICE_EXTERNAL_BUFFER_INFO
- VK_STRUCTURE_TYPE_PHYSICAL_DEVICE_EXTERNAL_FENCE_INFO
- VK_STRUCTURE_TYPE_PHYSICAL_DEVICE_EXTERNAL_IMAGE_FORMAT_INFO
- VK_STRUCTURE_TYPE_PHYSICAL_DEVICE_EXTERNAL_SEMAPHORE_INFO
- VK_STRUCTURE_TYPE_PHYSICAL_DEVICE_FEATURES_2
- VK_STRUCTURE_TYPE_PHYSICAL_DEVICE_GROUP_PROPERTIES
- VK_STRUCTURE_TYPE_PHYSICAL_DEVICE_ID_PROPERTIES
- VK_STRUCTURE_TYPE_PHYSICAL_DEVICE_IMAGE_FORMAT_INFO_2
- VK_STRUCTURE_TYPE_PHYSICAL_DEVICE_MAINTENANCE_3_PROPERTIES
- VK_STRUCTURE_TYPE_PHYSICAL_DEVICE_MEMORY_PROPERTIES_2
- VK_STRUCTURE_TYPE_PHYSICAL_DEVICE_MULTIVIEW_FEATURES
- VK_STRUCTURE_TYPE_PHYSICAL_DEVICE_MULTIVIEW_PROPERTIES
- VK_STRUCTURE_TYPE_PHYSICAL_DEVICE_POINT_CLIPPING_PROPERTIES
- VK_STRUCTURE_TYPE_PHYSICAL_DEVICE_PROPERTIES_2
- VK_STRUCTURE_TYPE_PHYSICAL_DEVICE_PROTECTED_MEMORY_FEATURES
- VK_STRUCTURE_TYPE_PHYSICAL_DEVICE_PROTECTED_MEMORY_PROPERTIES
- VK_STRUCTURE_TYPE_PHYSICAL_DEVICE_SAMPLER_YCBCR_CONVERSION_FEATURES
- VK_STRUCTURE_TYPE_PHYSICAL_DEVICE_SHADER_DRAW_PARAMETERS_FEATURES
- VK_STRUCTURE_TYPE_PHYSICAL_DEVICE_SHADER_DRAW_PARAMETER_FEATURES
- VK_STRUCTURE_TYPE_PHYSICAL_DEVICE_SPARSE_IMAGE_FORMAT_INFO_2
- VK_STRUCTURE_TYPE_PHYSICAL_DEVICE_SUBGROUP_PROPERTIES
- VK_STRUCTURE_TYPE_PHYSICAL_DEVICE_VARIABLE_POINTERS_FEATURES
- VK_STRUCTURE_TYPE_PHYSICAL_DEVICE_VARIABLE_POINTER_FEATURES
- VK_STRUCTURE_TYPE_PIPELINE_TESSELLATION_DOMAIN_ORIGIN_STATE_CREATE_INFO
- VK_STRUCTURE_TYPE_PROTECTED_SUBMIT_INFO
- VK_STRUCTURE_TYPE_QUEUE_FAMILY_PROPERTIES_2
- VK_STRUCTURE_TYPE_RENDER_PASS_INPUT_ATTACHMENT_ASPECT_CREATE_INFO
- VK_STRUCTURE_TYPE_RENDER_PASS_MULTIVIEW_CREATE_INFO

- [VK_STRUCTURE_TYPE_SAMPLER_YCBCR_CONVERSION_CREATE_INFO](#)
- [VK_STRUCTURE_TYPE_SAMPLER_YCBCR_CONVERSION_IMAGE_FORMAT_PROPERTIES](#)
- [VK_STRUCTURE_TYPE_SAMPLER_YCBCR_CONVERSION_INFO](#)
- [VK_STRUCTURE_TYPE_SPARSE_IMAGE_FORMAT_PROPERTIES_2](#)
- [VK_STRUCTURE_TYPE_SPARSE_IMAGE_MEMORY_REQUIREMENTS_2](#)

Vulkan Version 1.0

Vulkan Version 1.0 was the initial release of the Vulkan API.

New Macros

- [VK_API_VERSION](#)
- [VK_API_VERSION_1_0](#)
- [VK_API_VERSION_MAJOR](#)
- [VK_API_VERSION_MINOR](#)
- [VK_API_VERSION_PATCH](#)
- [VK_API_VERSION_VARIANT](#)
- [VK_DEFINE_HANDLE](#)
- [VK_DEFINE_NON_DISPATCHABLE_HANDLE](#)
- [VK_HEADER_VERSION](#)
- [VK_HEADER_VERSION_COMPLETE](#)
- [VK_MAKE_API_VERSION](#)
- [VK_MAKE_VERSION](#)
- [VK_NULL_HANDLE](#)
- [VK_USE_64_BIT_PTR_DEFINES](#)
- [VK_VERSION_MAJOR](#)
- [VK_VERSION_MINOR](#)
- [VK_VERSION_PATCH](#)

New Base Types

- [VkBool32](#)
- [VkDeviceAddress](#)
- [VkDeviceSize](#)
- [VkFlags](#)
- [VkSampleMask](#)

New Object Types

- [VkBuffer](#)
- [VkBufferView](#)
- [VkCommandBuffer](#)
- [VkCommandPool](#)
- [VkDescriptorPool](#)
- [VkDescriptorSet](#)
- [VkDescriptorSetLayout](#)
- [VkDevice](#)
- [VkDeviceMemory](#)
- [VkEvent](#)
- [VkFence](#)
- [VkFramebuffer](#)
- [VkImage](#)
- [VkImageView](#)
- [VkInstance](#)
- [VkPhysicalDevice](#)
- [VkPipeline](#)
- [VkPipelineCache](#)
- [VkPipelineLayout](#)
- [VkQueryPool](#)
- [VkQueue](#)
- [VkRenderPass](#)
- [VkSampler](#)
- [VkSemaphore](#)
- [VkShaderModule](#)

New Commands

- [vkAllocateCommandBuffers](#)
- [vkAllocateDescriptorSets](#)
- [vkAllocateMemory](#)
- [vkBeginCommandBuffer](#)
- [vkBindBufferMemory](#)
- [vkBindImageMemory](#)

- [vkCmdBeginQuery](#)
- [vkCmdBeginRenderPass](#)
- [vkCmdBindDescriptorSets](#)
- [vkCmdBindIndexBuffer](#)
- [vkCmdBindPipeline](#)
- [vkCmdBindVertexBuffers](#)
- [vkCmdBlitImage](#)
- [vkCmdClearAttachments](#)
- [vkCmdClearColorImage](#)
- [vkCmdClearDepthStencilImage](#)
- [vkCmdCopyBuffer](#)
- [vkCmdCopyBufferToImage](#)
- [vkCmdCopyImage](#)
- [vkCmdCopyImageToBuffer](#)
- [vkCmdCopyQueryPoolResults](#)
- [vkCmdDispatch](#)
- [vkCmdDispatchIndirect](#)
- [vkCmdDraw](#)
- [vkCmdDrawIndexed](#)
- [vkCmdDrawIndexedIndirect](#)
- [vkCmdDrawIndirect](#)
- [vkCmdEndQuery](#)
- [vkCmdEndRenderPass](#)
- [vkCmdExecuteCommands](#)
- [vkCmdFillBuffer](#)
- [vkCmdNextSubpass](#)
- [vkCmdPipelineBarrier](#)
- [vkCmdPushConstants](#)
- [vkCmdResetEvent](#)
- [vkCmdResetQueryPool](#)
- [vkCmdResolveImage](#)
- [vkCmdSetBlendConstants](#)
- [vkCmdSetDepthBias](#)
- [vkCmdSetDepthBounds](#)
- [vkCmdSetEvent](#)

- [vkCmdSetLineWidth](#)
- [vkCmdSetScissor](#)
- [vkCmdSetStencilCompareMask](#)
- [vkCmdSetStencilReference](#)
- [vkCmdSetStencilWriteMask](#)
- [vkCmdSetViewport](#)
- [vkCmdUpdateBuffer](#)
- [vkCmdWaitEvents](#)
- [vkCmdWriteTimestamp](#)
- [vkCreateBuffer](#)
- [vkCreateBufferView](#)
- [vkCreateCommandPool](#)
- [vkCreateComputePipelines](#)
- [vkCreateDescriptorPool](#)
- [vkCreateDescriptorSetLayout](#)
- [vkCreateDevice](#)
- [vkCreateEvent](#)
- [vkCreateFence](#)
- [vkCreateFramebuffer](#)
- [vkCreateGraphicsPipelines](#)
- [vkCreateImage](#)
- [vkCreateImageView](#)
- [vkCreateInstance](#)
- [vkCreatePipelineCache](#)
- [vkCreatePipelineLayout](#)
- [vkCreateQueryPool](#)
- [vkCreateRenderPass](#)
- [vkCreateSampler](#)
- [vkCreateSemaphore](#)
- [vkCreateShaderModule](#)
- [vkDestroyBuffer](#)
- [vkDestroyBufferView](#)
- [vkDestroyCommandPool](#)
- [vkDestroyDescriptorPool](#)
- [vkDestroyDescriptorSetLayout](#)

- [vkDestroyDevice](#)
- [vkDestroyEvent](#)
- [vkDestroyFence](#)
- [vkDestroyFramebuffer](#)
- [vkDestroyImage](#)
- [vkDestroyImageView](#)
- [vkDestroyInstance](#)
- [vkDestroyPipeline](#)
- [vkDestroyPipelineCache](#)
- [vkDestroyPipelineLayout](#)
- [vkDestroyQueryPool](#)
- [vkDestroyRenderPass](#)
- [vkDestroySampler](#)
- [vkDestroySemaphore](#)
- [vkDestroyShaderModule](#)
- [vkDeviceWaitIdle](#)
- [vkEndCommandBuffer](#)
- [vkEnumerateDeviceExtensionProperties](#)
- [vkEnumerateDeviceLayerProperties](#)
- [vkEnumerateInstanceExtensionProperties](#)
- [vkEnumerateInstanceLayerProperties](#)
- [vkEnumeratePhysicalDevices](#)
- [vkFlushMappedMemoryRanges](#)
- [vkFreeCommandBuffers](#)
- [vkFreeDescriptorSets](#)
- [vkFreeMemory](#)
- [vkGetBufferMemoryRequirements](#)
- [vkGetDeviceMemoryCommitment](#)
- [vkGetDeviceProcAddr](#)
- [vkGetDeviceQueue](#)
- [vkGetEventStatus](#)
- [vkGetFenceStatus](#)
- [vkGetImageMemoryRequirements](#)
- [vkGetImageSparseMemoryRequirements](#)
- [vkGetImageSubresourceLayout](#)

- [vkGetInstanceProcAddr](#)
- [vkGetPhysicalDeviceFeatures](#)
- [vkGetPhysicalDeviceFormatProperties](#)
- [vkGetPhysicalDeviceImageFormatProperties](#)
- [vkGetPhysicalDeviceMemoryProperties](#)
- [vkGetPhysicalDeviceProperties](#)
- [vkGetPhysicalDeviceQueueFamilyProperties](#)
- [vkGetPhysicalDeviceSparseImageFormatProperties](#)
- [vkGetPipelineCacheData](#)
- [vkGetQueryPoolResults](#)
- [vkGetRenderAreaGranularity](#)
- [vkInvalidateMappedMemoryRanges](#)
- [vkMapMemory](#)
- [vkMergePipelineCaches](#)
- [vkQueueBindSparse](#)
- [vkQueueSubmit](#)
- [vkQueueWaitIdle](#)
- [vkResetCommandBuffer](#)
- [vkResetCommandPool](#)
- [vkResetDescriptorPool](#)
- [vkResetEvent](#)
- [vkResetFences](#)
- [vkSetEvent](#)
- [vkUnmapMemory](#)
- [vkUpdateDescriptorSets](#)
- [vkWaitForFences](#)

New Structures

- [VkAllocationCallbacks](#)
- [VkApplicationInfo](#)
- [VkAttachmentDescription](#)
- [VkAttachmentReference](#)
- [VkBaseInStructure](#)
- [VkBaseOutStructure](#)
- [VkBindSparseInfo](#)

- [VkBufferCopy](#)
- [VkBufferCreateInfo](#)
- [VkBufferImageCopy](#)
- [VkBufferMemoryBarrier](#)
- [VkBufferViewCreateInfo](#)
- [VkClearAttachment](#)
- [VkClearDepthStencilValue](#)
- [VkClearRect](#)
- [VkCommandBufferAllocateInfo](#)
- [VkCommandBufferBeginInfo](#)
- [VkCommandBufferInheritanceInfo](#)
- [VkCommandPoolCreateInfo](#)
- [VkComponentMapping](#)
- [VkComputePipelineCreateInfo](#)
- [VkCopyDescriptorSet](#)
- [VkDescriptorBufferInfo](#)
- [VkDescriptorImageInfo](#)
- [VkDescriptorPoolCreateInfo](#)
- [VkDescriptorPoolSize](#)
- [VkDescriptorSetAllocateInfo](#)
- [VkDescriptorSetLayoutBinding](#)
- [VkDescriptorSetLayoutCreateInfo](#)
- [VkDeviceCreateInfo](#)
- [VkDeviceQueueCreateInfo](#)
- [VkDispatchIndirectCommand](#)
- [VkDrawIndexedIndirectCommand](#)
- [VkDrawIndirectCommand](#)
- [VkEventCreateInfo](#)
- [VkExtensionProperties](#)
- [VkExtent2D](#)
- [VkExtent3D](#)
- [VkFenceCreateInfo](#)
- [VkFormatProperties](#)
- [VkFramebufferCreateInfo](#)
- [VkGraphicsPipelineCreateInfo](#)

- [VkImageBlit](#)
- [VkImageCopy](#)
- [VkImageCreateInfo](#)
- [VkImageFormatProperties](#)
- [VkImageMemoryBarrier](#)
- [VkImageResolve](#)
- [VkImageSubresource](#)
- [VkImageSubresourceLayers](#)
- [VkImageSubresourceRange](#)
- [VkImageViewCreateInfo](#)
- [VkInstanceCreateInfo](#)
- [VkLayerProperties](#)
- [VkMappedMemoryRange](#)
- [VkMemoryAllocateInfo](#)
- [VkMemoryBarrier](#)
- [VkMemoryHeap](#)
- [VkMemoryRequirements](#)
- [VkMemoryType](#)
- [VkOffset2D](#)
- [VkOffset3D](#)
- [VkPhysicalDeviceFeatures](#)
- [VkPhysicalDeviceLimits](#)
- [VkPhysicalDeviceMemoryProperties](#)
- [VkPhysicalDeviceProperties](#)
- [VkPhysicalDeviceSparseProperties](#)
- [VkPipelineCacheCreateInfo](#)
- [VkPipelineCacheHeaderVersionOne](#)
- [VkPipelineColorBlendAttachmentState](#)
- [VkPipelineColorBlendStateCreateInfo](#)
- [VkPipelineDepthStencilStateCreateInfo](#)
- [VkPipelineDynamicStateCreateInfo](#)
- [VkPipelineInputAssemblyStateCreateInfo](#)
- [VkPipelineMultisampleStateCreateInfo](#)
- [VkPipelineRasterizationStateCreateInfo](#)
- [VkPipelineShaderStageCreateInfo](#)

- [VkPipelineTessellationStateCreateInfo](#)
- [VkPipelineVertexInputStateCreateInfo](#)
- [VkPipelineViewportStateCreateInfo](#)
- [VkPushConstantRange](#)
- [VkQueryPoolCreateInfo](#)
- [VkQueueFamilyProperties](#)
- [VkRect2D](#)
- [VkRenderPassBeginInfo](#)
- [VkRenderPassCreateInfo](#)
- [VkSamplerCreateInfo](#)
- [VkSemaphoreCreateInfo](#)
- [VkSparseBufferMemoryBindInfo](#)
- [VkSparseImageFormatProperties](#)
- [VkSparseImageMemoryBind](#)
- [VkSparseImageMemoryBindInfo](#)
- [VkSparseImageMemoryRequirements](#)
- [VkSparseImageOpaqueMemoryBindInfo](#)
- [VkSparseMemoryBind](#)
- [VkSpecializationInfo](#)
- [VkSpecializationMapEntry](#)
- [VkStencilOpState](#)
- [VkSubmitInfo](#)
- [VkSubpassDependency](#)
- [VkSubpassDescription](#)
- [VkSubresourceLayout](#)
- [VkVertexInputAttributeDescription](#)
- [VkVertexInputBindingDescription](#)
- [VkViewport](#)
- [VkWriteDescriptorSet](#)
- Extending [VkBindDescriptorSetsInfo](#), [VkPushConstantsInfo](#), [VkPushDescriptorSetInfo](#), [VkPushDescriptorSetWithTemplateInfo](#), [VkSetDescriptorBufferOffsetsInfoEXT](#), [VkBindDescriptorBufferEmbeddedSamplersInfoEXT](#), [VkIndirectCommandsLayoutCreateInfoEXT](#):
 - [VkPipelineLayoutCreateInfo](#)
- Extending [VkPipelineShaderStageCreateInfo](#), [VkDataGraphPipelineCreateInfoARM](#):

- [VkShaderModuleCreateInfo](#)

New Unions

- [VkClearColorValue](#)
- [VkClearValue](#)

New Function Pointers

- [PFN_vkAllocationFunction](#)
- [PFN_vkFreeFunction](#)
- [PFN_vkInternalAllocationNotification](#)
- [PFN_vkInternalFreeNotification](#)
- [PFN_vkReallocationFunction](#)
- [PFN_vkVoidFunction](#)

New Enums

- [VkAccessFlagBits](#)
- [VkAttachmentDescriptionFlagBits](#)
- [VkAttachmentLoadOp](#)
- [VkAttachmentStoreOp](#)
- [VkBlendFactor](#)
- [VkBlendOp](#)
- [VkBorderColor](#)
- [VkBufferCreateFlagBits](#)
- [VkBufferUsageFlagBits](#)
- [VkColorComponentFlagBits](#)
- [VkCommandBufferLevel](#)
- [VkCommandBufferResetFlagBits](#)
- [VkCommandBufferUsageFlagBits](#)
- [VkCommandPoolCreateFlagBits](#)
- [VkCommandPoolResetFlagBits](#)
- [VkCompareOp](#)
- [VkComponentSwizzle](#)
- [VkCullModeFlagBits](#)
- [VkDependencyFlagBits](#)
- [VkDescriptorPoolCreateFlagBits](#)

- [VkDescriptorSetLayoutCreateFlagBits](#)
- [VkDescriptorType](#)
- [VkDynamicState](#)
- [VkEventCreateFlagBits](#)
- [VkFenceCreateFlagBits](#)
- [VkFilter](#)
- [VkFormat](#)
- [VkFormatFeatureFlagBits](#)
- [VkFramebufferCreateFlagBits](#)
- [VkFrontFace](#)
- [VkImageAspectFlagBits](#)
- [VkImageCreateFlagBits](#)
- [VkImageLayout](#)
- [VkImageTiling](#)
- [VkImageType](#)
- [VkImageUsageFlagBits](#)
- [VkImageViewCreateFlagBits](#)
- [VkImageViewType](#)
- [VkIndexType](#)
- [VkInstanceCreateFlagBits](#)
- [VkInternalAllocationType](#)
- [VkLogicOp](#)
- [VkMemoryHeapFlagBits](#)
- [VkMemoryMapFlagBits](#)
- [VkMemoryPropertyFlagBits](#)
- [VkObjectType](#)
- [VkPhysicalDeviceType](#)
- [VkPipelineBindPoint](#)
- [VkPipelineCacheCreateFlagBits](#)
- [VkPipelineCacheHeaderVersion](#)
- [VkPipelineColorBlendStateCreateFlagBits](#)
- [VkPipelineCreateFlagBits](#)
- [VkPipelineDepthStencilStateCreateFlagBits](#)
- [VkPipelineLayoutCreateFlagBits](#)
- [VkPipelineShaderStageCreateFlagBits](#)

- [VkPipelineStageFlagBits](#)
- [VkPolygonMode](#)
- [VkPrimitiveTopology](#)
- [VkQueryControlFlagBits](#)
- [VkQueryPipelineStatisticFlagBits](#)
- [VkQueryPoolCreateFlagBits](#)
- [VkQueryResultFlagBits](#)
- [VkQueryType](#)
- [VkQueueFlagBits](#)
- [VkRenderPassCreateFlagBits](#)
- [VkResult](#)
- [VkSampleCountFlagBits](#)
- [VkSamplerAddressMode](#)
- [VkSamplerCreateFlagBits](#)
- [VkSamplerMipmapMode](#)
- [VkShaderStageFlagBits](#)
- [VkSharingMode](#)
- [VkSparseImageFormatFlagBits](#)
- [VkSparseMemoryBindFlagBits](#)
- [VkStencilFaceFlagBits](#)
- [VkStencilOp](#)
- [VkStructureType](#)
- [VkSubpassContents](#)
- [VkSubpassDescriptionFlagBits](#)
- [VkSystemAllocationScope](#)
- [VkVendorId](#)
- [VkVertexInputRate](#)

New Bitmasks

- [VkAccessFlags](#)
- [VkAttachmentDescriptionFlags](#)
- [VkBufferCreateFlags](#)
- [VkBufferUsageFlags](#)
- [VkBufferViewCreateFlags](#)
- [VkColorComponentFlags](#)

- [VkCommandBufferResetFlags](#)
- [VkCommandBufferUsageFlags](#)
- [VkCommandPoolCreateFlags](#)
- [VkCommandPoolResetFlags](#)
- [VkCullModeFlags](#)
- [VkDependencyFlags](#)
- [VkDescriptorPoolCreateFlags](#)
- [VkDescriptorPoolResetFlags](#)
- [VkDescriptorSetLayoutCreateFlags](#)
- [VkDeviceCreateFlags](#)
- [VkDeviceQueueCreateFlags](#)
- [VkEventCreateFlags](#)
- [VkFenceCreateFlags](#)
- [VkFormatFeatureFlags](#)
- [VkFramebufferCreateFlags](#)
- [VkImageAspectFlags](#)
- [VkImageCreateFlags](#)
- [VkImageUsageFlags](#)
- [VkImageViewCreateFlags](#)
- [VkInstanceCreateFlags](#)
- [VkMemoryHeapFlags](#)
- [VkMemoryMapFlags](#)
- [VkMemoryPropertyFlags](#)
- [VkPipelineCacheCreateFlags](#)
- [VkPipelineColorBlendStateCreateFlags](#)
- [VkPipelineCreateFlags](#)
- [VkPipelineDepthStencilStateCreateFlags](#)
- [VkPipelineDynamicStateCreateFlags](#)
- [VkPipelineInputAssemblyStateCreateFlags](#)
- [VkPipelineLayoutCreateFlags](#)
- [VkPipelineMultisampleStateCreateFlags](#)
- [VkPipelineRasterizationStateCreateFlags](#)
- [VkPipelineShaderStageCreateFlags](#)
- [VkPipelineStageFlags](#)
- [VkPipelineTessellationStateCreateFlags](#)

- [VkPipelineVertexInputStateCreateFlags](#)
- [VkPipelineViewportStateCreateFlags](#)
- [VkQueryControlFlags](#)
- [VkQueryPipelineStatisticFlags](#)
- [VkQueryPoolCreateFlags](#)
- [VkQueryResultFlags](#)
- [VkQueueFlags](#)
- [VkRenderPassCreateFlags](#)
- [VkSampleCountFlags](#)
- [VkSamplerCreateFlags](#)
- [VkSemaphoreCreateFlags](#)
- [VkShaderModuleCreateFlags](#)
- [VkShaderStageFlags](#)
- [VkSparseImageFormatFlags](#)
- [VkSparseMemoryBindFlags](#)
- [VkStencilFaceFlags](#)
- [VkSubpassDescriptionFlags](#)

New Headers

- [vk_platform](#)

New Enum Constants

- [VK_ATTACHMENT_UNUSED](#)
- [VK_FALSE](#)
- [VK_LOD_CLAMP_NONE](#)
- [VK_MAX_DESCRIPTION_SIZE](#)
- [VK_MAX_EXTENSION_NAME_SIZE](#)
- [VK_MAX_MEMORY_HEAPS](#)
- [VK_MAX_MEMORY_TYPES](#)
- [VK_MAX_PHYSICAL_DEVICE_NAME_SIZE](#)
- [VK_QUEUE_FAMILY_IGNORED](#)
- [VK_REMAINING_ARRAY_LAYERS](#)
- [VK_REMAINING_MIP_LEVELS](#)
- [VK_SUBPASS_EXTERNAL](#)
- [VK_TRUE](#)

- `VK_UUID_SIZE`
- `VK_WHOLE_SIZE`
- Extending `VkResult`:
 - `VK_ERROR_VALIDATION_FAILED`

Appendix E: Layers & Extensions

(Informative)

Extensions to the Vulkan API **can** be defined by authors, groups of authors, and the Khronos Vulkan Working Group. The online Registry of extensions is available at URL

<https://registry.khronos.org/vulkan/>

Authors creating extensions and layers **must** follow the mandatory procedures described in the [Vulkan Documentation and Extensions](#) document when creating extensions and layers.

The version of the Vulkan specification published on the [Vulkan Documentation](#) site and in the Registry includes all registered and published extensions. It is also possible to build the specification with an arbitrary set of extensions included, and the specification you are viewing may not include all extensions.

In the remainder of this appendix, extensions are grouped as Khronos **KHR**, multivendor **EXT**, and then alphabetically by author ID. Within each group, extensions are listed in alphabetical order by their name.

Extension Dependencies

Extensions which have dependencies on specific core versions or on other extensions will list such dependencies.

For core versions, the specified version **must** be supported at runtime. All extensions implicitly require support for Vulkan 1.0.

For a device extension, use of any device-level functionality defined by that extension requires that any extensions that extension depends on be enabled.

For any extension, use of any instance-level functionality defined by that extension requires only that any extensions that extension depends on be supported at runtime.

Extension Interactions

Some extensions define APIs which are only supported when other extensions or core versions are supported at runtime. Such interactions are noted as “API Interactions”.

List of Current Extensions

- [VK_KHR_acceleration_structure](#)
- [VK_KHR_android_surface](#)
- [VK_KHR_calibrated_timestamps](#)
- [VK_KHR_compute_shader_derivatives](#)
- [VK_KHR_cooperative_matrix](#)
- [VK_KHR_copy_memory_indirect](#)
- [VK_KHR_deferred_host_operations](#)
- [VK_KHR_depth_clamp_zero_one](#)
- [VK_KHR_device_address_commands](#)
- [VK_KHR_device_fault](#)
- [VK_KHR_display](#)
- [VK_KHR_display_swapchain](#)
- [VK_KHR_external_fence_fd](#)
- [VK_KHR_external_fence_win32](#)
- [VK_KHR_external_memory_fd](#)
- [VK_KHR_external_memory_win32](#)
- [VK_KHR_external_semaphore_fd](#)
- [VK_KHR_external_semaphore_win32](#)
- [VK_KHR_fragment_shader_barycentric](#)
- [VK_KHR_fragment_shading_rate](#)
- [VK_KHR_get_display_properties2](#)
- [VK_KHR_get_surface_capabilities2](#)
- [VK_KHR_incremental_present](#)
- [VK_KHR_internally_synchronized_queues](#)
- [VK_KHR_maintenance10](#)
- [VK_KHR_maintenance11](#)
- [VK_KHR_maintenance7](#)
- [VK_KHR_maintenance8](#)
- [VK_KHR_maintenance9](#)
- [VK_KHR_performance_query](#)
- [VK_KHR_pipeline_binary](#)
- [VK_KHR_pipeline_executable_properties](#)
- [VK_KHR_pipeline_library](#)

- [VK_KHR_portability_enumeration](#)
- [VK_KHR_present_id](#)
- [VK_KHR_present_id2](#)
- [VK_KHR_present_mode_fifo_latest_ready](#)
- [VK_KHR_present_wait](#)
- [VK_KHR_present_wait2](#)
- [VK_KHR_ray_query](#)
- [VK_KHR_ray_tracing_maintenance1](#)
- [VK_KHR_ray_tracing_pipeline](#)
- [VK_KHR_ray_tracing_position_fetch](#)
- [VK_KHR_robustness2](#)
- [VK_KHR_shader_abort](#)
- [VK_KHR_shader_bfloat16](#)
- [VK_KHR_shader_clock](#)
- [VK_KHR_shader_constant_data](#)
- [VK_KHR_shader_fma](#)
- [VK_KHR_shader_maximal_reconvergence](#)
- [VK_KHR_shader_quad_control](#)
- [VK_KHR_shader_relaxed_extended_instruction](#)
- [VK_KHR_shader_subgroup_uniform_control_flow](#)
- [VK_KHR_shader_untyped_pointers](#)
- [VK_KHR_shared_presentable_image](#)
- [VK_KHR_surface](#)
- [VK_KHR_surface_maintenance1](#)
- [VK_KHR_surface_protected_capabilities](#)
- [VK_KHR_swapchain](#)
- [VK_KHR_swapchain_maintenance1](#)
- [VK_KHR_swapchain_mutable_format](#)
- [VK_KHR_unified_image_layouts](#)
- [VK_KHR_video_decode_av1](#)
- [VK_KHR_video_decode_h264](#)
- [VK_KHR_video_decode_h265](#)
- [VK_KHR_video_decode_queue](#)
- [VK_KHR_video_decode_vp9](#)
- [VK_KHR_video_encode_av1](#)

- [VK_KHR_video_encode_h264](#)
- [VK_KHR_video_encode_h265](#)
- [VK_KHR_video_encode_intra_refresh](#)
- [VK_KHR_video_encode_quantization_map](#)
- [VK_KHR_video_encode_queue](#)
- [VK_KHR_video_maintenance1](#)
- [VK_KHR_video_maintenance2](#)
- [VK_KHR_video_queue](#)
- [VK_KHR_wayland_surface](#)
- [VK_KHR_win32_keyed_mutex](#)
- [VK_KHR_win32_surface](#)
- [VK_KHR_workgroup_memory_explicit_layout](#)
- [VK_KHR_xcb_surface](#)
- [VK_KHR_xlib_surface](#)
- [VK_EXT_acquire_drm_display](#)
- [VK_EXT_acquire_xlib_display](#)
- [VK_EXT_astc_decode_mode](#)
- [VK_EXT_attachment_feedback_loop_dynamic_state](#)
- [VK_EXT_attachment_feedback_loop_layout](#)
- [VK_EXT_blend_operation_advanced](#)
- [VK_EXT_border_color_swizzle](#)
- [VK_EXT_color_write_enable](#)
- [VK_EXT_conditional_rendering](#)
- [VK_EXT_conservative_rasterization](#)
- [VK_EXT_custom_border_color](#)
- [VK_EXT_custom_resolve](#)
- [VK_EXT_debug_utils](#)
- [VK_EXT_depth_bias_control](#)
- [VK_EXT_depth_clamp_control](#)
- [VK_EXT_depth_clip_control](#)
- [VK_EXT_depth_clip_enable](#)
- [VK_EXT_depth_range_unrestricted](#)
- [VK_EXT_descriptor_heap](#)
- [VK_EXT_device_address_binding_report](#)
- [VK_EXT_device_generated_commands](#)

- `VK_EXT_device_memory_report`
- `VK_EXT_direct_mode_display`
- `VK_EXT_directfb_surface`
- `VK_EXT_discard_rectangles`
- `VK_EXT_display_control`
- `VK_EXT_display_surface_counter`
- `VK_EXT_dynamic_rendering_unused_attachments`
- `VK_EXT_extended_dynamic_state3`
- `VK_EXT_external_memory_acquire_unmodified`
- `VK_EXT_external_memory_dma_buf`
- `VK_EXT_external_memory_host`
- `VK_EXT_external_memory_metal`
- `VK_EXT_filter_cubic`
- `VK_EXT_fragment_density_map`
- `VK_EXT_fragment_density_map2`
- `VK_EXT_fragment_density_map_offset`
- `VK_EXT_fragment_shader_interlock`
- `VK_EXT_frame_boundary`
- `VK_EXT_full_screen_exclusive`
- `VK_EXT_graphics_pipeline_library`
- `VK_EXT_hdr_metadata`
- `VK_EXT_headless_surface`
- `VK_EXT_image_2d_view_of_3d`
- `VK_EXT_image_compression_control`
- `VK_EXT_image_compression_control_swapchain`
- `VK_EXT_image_drm_format_modifier`
- `VK_EXT_image_sliced_view_of_3d`
- `VK_EXT_image_view_min_lod`
- `VK_EXT_layer_settings`
- `VK_EXT_legacy_dithering`
- `VK_EXT_legacy_vertex_attributes`
- `VK_EXT_map_memory_placed`
- `VK_EXT_memory_budget`
- `VK_EXT_memory_decompression`
- `VK_EXT_memory_priority`

- `VK_EXT_mesh_shader`
- `VK_EXT_metal_objects`
- `VK_EXT_metal_surface`
- `VK_EXT_multi_draw`
- `VK_EXT_multisampled_render_to_single_sampled`
- `VK_EXT_mutable_descriptor_type`
- `VK_EXT_nested_command_buffer`
- `VK_EXT_non_seamless_cube_map`
- `VK_EXT_opacity_micromap`
- `VK_EXT_pageable_device_local_memory`
- `VK_EXT_pci_bus_info`
- `VK_EXT_physical_device_drm`
- `VK_EXT_pipeline_library_group_handles`
- `VK_EXT_pipeline_properties`
- `VK_EXT_post_depth_coverage`
- `VK_EXT_present_timing`
- `VK_EXT_primitive_restart_index`
- `VK_EXT_primitive_topology_list_restart`
- `VK_EXT_primitives_generated_query`
- `VK_EXT_provoking_vertex`
- `VK_EXT_queue_family_foreign`
- `VK_EXT_rasterization_order_attachment_access`
- `VK_EXT_ray_tracing_invocation_reorder`
- `VK_EXT_rgba10x6_formats`
- `VK_EXT_sample_locations`
- `VK_EXT_shader_64bit_indexing`
- `VK_EXT_shader_atomic_float`
- `VK_EXT_shader_atomic_float2`
- `VK_EXT_shader_float8`
- `VK_EXT_shader_image_atomic_int64`
- `VK_EXT_shader_long_vector`
- `VK_EXT_shader_module_identifier`
- `VK_EXT_shader_object`
- `VK_EXT_shader_replicated_composites`
- `VK_EXT_shader_stencil_export`

- [VK_EXT_shader_subgroup_partitioned](#)
- [VK_EXT_shader_tile_image](#)
- [VK_EXT_shader_uniform_buffer_unsized_array](#)
- [VK_EXT_subpass_merge_feedback](#)
- [VK_EXT_swapchain_colorspace](#)
- [VK_EXT_texture_compression_astc_3d](#)
- [VK_EXT_transform_feedback](#)
- [VK_EXT_validation_cache](#)
- [VK_EXT_vertex_input_dynamic_state](#)
- [VK_EXT_ycbcr_image_arrays](#)
- [VK_EXT_zero_initialize_device_memory](#)
- [VK_AMD_anti_lag](#)
- [VK_AMD_buffer_marker](#)
- [VK_AMD_device_coherent_memory](#)
- [VK_AMD_display_native_hdr](#)
- [VK_AMD_gcn_shader](#)
- [VK_AMD_memory_overallocation_behavior](#)
- [VK_AMD_mixed_attachment_samples](#)
- [VK_AMD_pipeline_compiler_control](#)
- [VK_AMD_rasterization_order](#)
- [VK_AMD_shader_ballot](#)
- [VK_AMD_shader_core_properties](#)
- [VK_AMD_shader_core_properties2](#)
- [VK_AMD_shader_early_and_late_fragment_tests](#)
- [VK_AMD_shader_explicit_vertex_parameter](#)
- [VK_AMD_shader_fragment_mask](#)
- [VK_AMD_shader_image_load_store_lod](#)
- [VK_AMD_shader_info](#)
- [VK_AMD_shader_trinary_minmax](#)
- [VK_AMD_texture_gather_bias_lod](#)
- [VK_ANDROID_external_format_resolve](#)
- [VK_ANDROID_external_memory_android_hardware_buffer](#)
- [VK_ARM_data_graph](#)
- [VK_ARM_data_graph_instruction_set_tosa](#)
- [VK_ARM_data_graph_neural_accelerator_statistics](#)

- [VK_ARM_data_graph_optical_flow](#)
- [VK_ARM_format_pack](#)
- [VK_ARM_performance_counters_by_region](#)
- [VK_ARM_pipeline_opacity_micromap](#)
- [VK_ARM_render_pass_striped](#)
- [VK_ARM_scheduling_controls](#)
- [VK_ARM_shader_core_builtins](#)
- [VK_ARM_shader_core_properties](#)
- [VK_ARM_shader_instrumentation](#)
- [VK_ARM_tensors](#)
- [VK_FUCHSIA_buffer_collection](#)
- [VK_FUCHSIA_external_memory](#)
- [VK_FUCHSIA_external_semaphore](#)
- [VK_FUCHSIA_imagepipe_surface](#)
- [VK_GGP_frame_token](#)
- [VK_GGP_stream_descriptor_surface](#)
- [VK_GOOGLE_decorate_string](#)
- [VK_GOOGLE_display_timing](#)
- [VK_GOOGLE_hlsl_functionality1](#)
- [VK_GOOGLE_surfaceless_query](#)
- [VK_GOOGLE_user_type](#)
- [VK_HUAWEI_cluster_culling_shader](#)
- [VK_HUAWEI_hdr_vivid](#)
- [VK_HUAWEI_invocation_mask](#)
- [VK_HUAWEI_subpass_shading](#)
- [VK_IMG_filter_cubic](#)
- [VK_IMG_relaxed_line_rasterization](#)
- [VK_INTEL_performance_query](#)
- [VK_INTEL_shader_integer_functions2](#)
- [VK_LUNARG_direct_driver_loading](#)
- [VK_MESA_image_alignment_control](#)
- [VK_MSFT_layered_driver](#)
- [VK_NN_vi_surface](#)
- [VK_NV_acquire_winrt_display](#)
- [VK_NV_clip_space_w_scaling](#)

- [VK_NV_cluster_acceleration_structure](#)
- [VK_NV_command_buffer_inheritance](#)
- [VK_NV_compute_occupancy_priority](#)
- [VK_NV_cooperative_matrix](#)
- [VK_NV_cooperative_matrix2](#)
- [VK_NV_cooperative_vector](#)
- [VK_NV_corner_sampled_image](#)
- [VK_NV_coverage_reduction_mode](#)
- [VK_NV_dedicated_allocation_image_aliasing](#)
- [VK_NV_descriptor_pool_overallocation](#)
- [VK_NV_device_diagnostic_checkpoints](#)
- [VK_NV_device_diagnostics_config](#)
- [VK_NV_device_generated_commands](#)
- [VK_NV_device_generated_commands_compute](#)
- [VK_NV_display_stereo](#)
- [VK_NV_extended_sparse_address_space](#)
- [VK_NV_external_compute_queue](#)
- [VK_NV_external_memory_rdma](#)
- [VK_NV_fill_rectangle](#)
- [VK_NV_fragment_coverage_to_color](#)
- [VK_NV_fragment_shading_rate_enums](#)
- [VK_NV_framebuffer_mixed_samples](#)
- [VK_NV_geometry_shader_passthrough](#)
- [VK_NV_inherited_viewport_scissor](#)
- [VK_NV_linear_color_attachment](#)
- [VK_NV_low_latency](#)
- [VK_NV_low_latency2](#)
- [VK_NV_mesh_shader](#)
- [VK_NV_optical_flow](#)
- [VK_NV_partitioned_acceleration_structure](#)
- [VK_NV_present_barrier](#)
- [VK_NV_present_metering](#)
- [VK_NV_push_constant_bank](#)
- [VK_NV_raw_access_chains](#)
- [VK_NV_ray_tracing_linear_swept_spheres](#)

- [VK_NV_ray_tracing_motion_blur](#)
- [VK_NV_ray_tracing_validation](#)
- [VK_NV_representative_fragment_test](#)
- [VK_NV_sample_mask_override_coverage](#)
- [VK_NV_scissor_exclusive](#)
- [VK_NV_shader_atomic_float16_vector](#)
- [VK_NV_shader_image_footprint](#)
- [VK_NV_shader_sm_builtins](#)
- [VK_NV_shading_rate_image](#)
- [VK_NV_viewport_array2](#)
- [VK_NV_viewport_swizzle](#)
- [VK_NVX_binary_import](#)
- [VK_NVX_image_view_handle](#)
- [VK_NVX_multiview_per_view_attributes](#)
- [VK_OHOS_external_memory](#)
- [VK_OHOS_surface](#)
- [VK_QCOM_cooperative_matrix_conversion](#)
- [VK_QCOM_data_graph_model](#)
- [VK_QCOM_filter_cubic_clamp](#)
- [VK_QCOM_filter_cubic_weights](#)
- [VK_QCOM_image_processing](#)
- [VK_QCOM_image_processing2](#)
- [VK_QCOM_multiview_per_view_render_areas](#)
- [VK_QCOM_multiview_per_view_viewports](#)
- [VK_QCOM_queue_perf_hint](#)
- [VK_QCOM_render_pass_store_ops](#)
- [VK_QCOM_render_pass_transform](#)
- [VK_QCOM_rotated_copy_commands](#)
- [VK_QCOM_tile_memory_heap](#)
- [VK_QCOM_tile_properties](#)
- [VK_QCOM_tile_shading](#)
- [VK_QCOM_ycbcr_degamma](#)
- [VK_QNX_external_memory_screen_buffer](#)
- [VK_QNX_screen_surface](#)
- [VK_SEC_amigo_profiling](#)

- `VK_SEC_pipeline_cache_incremental_mode`
- `VK_SEC_throttle_hint`
- `VK_SEC_ubm_surface`
- `VK_VALVE_descriptor_set_host_mapping`
- `VK_VALVE_fragment_density_map_layered`
- `VK_VALVE_shader_mixed_float_dot_product`
- `VK_VALVE_video_encode_rgb_conversion`

VK_KHR_acceleration_structure

Name String

VK_KHR_acceleration_structure

Extension Type

Device extension

Registered Extension Number

151

Revision

13

Ratification Status

Ratified

Extension and Version Dependencies

[Vulkan Version 1.1](#)

and

[VK_EXT_descriptor_indexing](#)

and

[VK_KHR_buffer_device_address](#)

or

[Vulkan Version 1.2](#)

and

[VK_KHR_deferred_host_operations](#)

API Interactions

- Interacts with [VK_VERSION_1_2](#)
- Interacts with [VK_VERSION_1_3](#)
- Interacts with [VK_EXT_debug_report](#)
- Interacts with [VK_KHR_format_feature_flags2](#)

Contact

- Daniel Koch [\[GitHub\]dgkoch](#)

Other Extension Metadata

Last Modified Date

2021-09-30

Contributors

- Samuel Bourasseau, Adobe
- Matthäus Chajdas, AMD
- Greg Grebe, AMD

- Nicolai Hähnle, AMD
- Tobias Hector, AMD
- Dave Oldcorn, AMD
- Skyler Saleh, AMD
- Mathieu Robart, Arm
- Marius Bjorge, Arm
- Tom Olson, Arm
- Sebastian Tafuri, EA
- Henrik Rydgard, Embark
- Juan Cañada, Epic Games
- Patrick Kelly, Epic Games
- Yuriy O'Donnell, Epic Games
- Michael Doggett, Facebook/Oculus
- Ricardo Garcia, Igalia
- Andrew Garrard, Imagination
- Don Scorgie, Imagination
- Dae Kim, Imagination
- Joshua Barczak, Intel
- Slawek Grajewski, Intel
- Jeff Bolz, NVIDIA
- Pascal Gautron, NVIDIA
- Daniel Koch, NVIDIA
- Christoph Kubisch, NVIDIA
- Ashwin Lele, NVIDIA
- Robert Stepinski, NVIDIA
- Martin Stich, NVIDIA
- Nuno Subtil, NVIDIA
- Eric Werness, NVIDIA
- Jon Leech, Khronos
- Jeroen van Schijndel, OTOY
- Juul Joosten, OTOY
- Alex Bourd, Qualcomm
- Roman Larionov, Qualcomm
- David McAllister, Qualcomm
- Lewis Gordon, Samsung

- Ralph Potter, Samsung
- Jasper Bekkers, Traverse Research
- Jesse Barker, Unity
- Baldur Karlsson, Valve

Description

In order to be efficient, rendering techniques such as ray tracing need a quick way to identify which primitives may be intersected by a ray traversing the geometries. Acceleration structures are the most common way to represent the geometry spatially sorted, in order to quickly identify such potential intersections.

This extension adds new functionalities:

- Acceleration structure objects and build commands
- Structures to describe geometry inputs to acceleration structure builds
- Acceleration structure copy commands

New Object Types

- [VkAccelerationStructureKHR](#)

New Commands

- [vkBuildAccelerationStructuresKHR](#)
- [vkCmdBuildAccelerationStructuresIndirectKHR](#)
- [vkCmdBuildAccelerationStructuresKHR](#)
- [vkCmdCopyAccelerationStructureKHR](#)
- [vkCmdCopyAccelerationStructureToMemoryKHR](#)
- [vkCmdCopyMemoryToAccelerationStructureKHR](#)
- [vkCmdWriteAccelerationStructuresPropertiesKHR](#)
- [vkCopyAccelerationStructureKHR](#)
- [vkCopyAccelerationStructureToMemoryKHR](#)
- [vkCopyMemoryToAccelerationStructureKHR](#)
- [vkCreateAccelerationStructureKHR](#)
- [vkDestroyAccelerationStructureKHR](#)
- [vkGetAccelerationStructureBuildSizesKHR](#)
- [vkGetAccelerationStructureDeviceAddressKHR](#)
- [vkGetDeviceAccelerationStructureCompatibilityKHR](#)
- [vkWriteAccelerationStructuresPropertiesKHR](#)

New Structures

- [VkAabbPositionsKHR](#)
- [VkAccelerationStructureBuildGeometryInfoKHR](#)
- [VkAccelerationStructureBuildRangeInfoKHR](#)
- [VkAccelerationStructureBuildSizesInfoKHR](#)
- [VkAccelerationStructureCreateInfoKHR](#)
- [VkAccelerationStructureDeviceAddressInfoKHR](#)
- [VkAccelerationStructureGeometryAabbsDataKHR](#)
- [VkAccelerationStructureGeometryInstancesDataKHR](#)
- [VkAccelerationStructureGeometryKHR](#)
- [VkAccelerationStructureGeometryTrianglesDataKHR](#)
- [VkAccelerationStructureInstanceKHR](#)
- [VkAccelerationStructureVersionInfoKHR](#)
- [VkCopyAccelerationStructureInfoKHR](#)
- [VkCopyAccelerationStructureToMemoryInfoKHR](#)
- [VkCopyMemoryToAccelerationStructureInfoKHR](#)
- [VkTransformMatrixKHR](#)
- Extending [VkPhysicalDeviceFeatures2](#), [VkDeviceCreateInfo](#):
 - [VkPhysicalDeviceAccelerationStructureFeaturesKHR](#)
- Extending [VkPhysicalDeviceProperties2](#):
 - [VkPhysicalDeviceAccelerationStructurePropertiesKHR](#)
- Extending [VkWriteDescriptorSet](#):
 - [VkWriteDescriptorSetAccelerationStructureKHR](#)

New Unions

- [VkAccelerationStructureGeometryDataKHR](#)
- [VkDeviceOrHostAddressConstKHR](#)
- [VkDeviceOrHostAddressKHR](#)

New Enums

- [VkAccelerationStructureBuildTypeKHR](#)
- [VkAccelerationStructureCompatibilityKHR](#)
- [VkAccelerationStructureCreateFlagBitsKHR](#)
- [VkAccelerationStructureTypeKHR](#)
- [VkBuildAccelerationStructureFlagBitsKHR](#)

- [VkBuildAccelerationStructureModeKHR](#)
- [VkCopyAccelerationStructureModeKHR](#)
- [VkGeometryFlagBitsKHR](#)
- [VkGeometryInstanceFlagBitsKHR](#)
- [VkGeometryTypeKHR](#)

New Bitmasks

- [VkAccelerationStructureCreateFlagsKHR](#)
- [VkBuildAccelerationStructureFlagsKHR](#)
- [VkGeometryFlagsKHR](#)
- [VkGeometryInstanceFlagsKHR](#)

New Enum Constants

- [VK_KHR_ACCELERATION_STRUCTURE_EXTENSION_NAME](#)
- [VK_KHR_ACCELERATION_STRUCTURE_SPEC_VERSION](#)
- Extending [VkAccessFlagBits](#):
 - [VK_ACCESS_ACCELERATION_STRUCTURE_READ_BIT_KHR](#)
 - [VK_ACCESS_ACCELERATION_STRUCTURE_WRITE_BIT_KHR](#)
- Extending [VkBufferUsageFlagBits](#):
 - [VK_BUFFER_USAGE_ACCELERATION_STRUCTURE_BUILD_INPUT_READ_ONLY_BIT_KHR](#)
 - [VK_BUFFER_USAGE_ACCELERATION_STRUCTURE_STORAGE_BIT_KHR](#)
- Extending [VkCopyAccelerationStructureModeKHR](#):
 - [VK_COPY_ACCELERATION_STRUCTURE_MODE_DESERIALIZE_KHR](#)
 - [VK_COPY_ACCELERATION_STRUCTURE_MODE_SERIALIZE_KHR](#)
- Extending [VkDescriptorType](#):
 - [VK_DESCRIPTOR_TYPE_ACCELERATION_STRUCTURE_KHR](#)
- Extending [VkFormatFeatureFlagBits](#):
 - [VK_FORMAT_FEATURE_ACCELERATION_STRUCTURE_VERTEX_BUFFER_BIT_KHR](#)
- Extending [VkIndexType](#):
 - [VK_INDEX_TYPE_NONE_KHR](#)
- Extending [VkObjectType](#):
 - [VK_OBJECT_TYPE_ACCELERATION_STRUCTURE_KHR](#)
- Extending [VkPipelineStageFlagBits](#):
 - [VK_PIPELINE_STAGE_ACCELERATION_STRUCTURE_BUILD_BIT_KHR](#)
- Extending [VkQueryType](#):

- [VK_QUERY_TYPE_ACCELERATION_STRUCTURE_COMPACTED_SIZE_KHR](#)
- [VK_QUERY_TYPE_ACCELERATION_STRUCTURE_SERIALIZATION_SIZE_KHR](#)
- Extending [VkStructureType](#):
 - [VK_STRUCTURE_TYPE_ACCELERATION_STRUCTURE_BUILD_GEOMETRY_INFO_KHR](#)
 - [VK_STRUCTURE_TYPE_ACCELERATION_STRUCTURE_BUILD_SIZES_INFO_KHR](#)
 - [VK_STRUCTURE_TYPE_ACCELERATION_STRUCTURE_CREATE_INFO_KHR](#)
 - [VK_STRUCTURE_TYPE_ACCELERATION_STRUCTURE_DEVICE_ADDRESS_INFO_KHR](#)
 - [VK_STRUCTURE_TYPE_ACCELERATION_STRUCTURE_GEOMETRY_AABBS_DATA_KHR](#)
 - [VK_STRUCTURE_TYPE_ACCELERATION_STRUCTURE_GEOMETRY_INSTANCES_DATA_KHR](#)
 - [VK_STRUCTURE_TYPE_ACCELERATION_STRUCTURE_GEOMETRY_KHR](#)
 - [VK_STRUCTURE_TYPE_ACCELERATION_STRUCTURE_GEOMETRY_TRIANGLES_DATA_KHR](#)
 - [VK_STRUCTURE_TYPE_ACCELERATION_STRUCTURE_VERSION_INFO_KHR](#)
 - [VK_STRUCTURE_TYPE_COPY_ACCELERATION_STRUCTURE_INFO_KHR](#)
 - [VK_STRUCTURE_TYPE_COPY_ACCELERATION_STRUCTURE_TO_MEMORY_INFO_KHR](#)
 - [VK_STRUCTURE_TYPE_COPY_MEMORY_TO_ACCELERATION_STRUCTURE_INFO_KHR](#)
 - [VK_STRUCTURE_TYPE_PHYSICAL_DEVICE_ACCELERATION_STRUCTURE_FEATURES_KHR](#)
 - [VK_STRUCTURE_TYPE_PHYSICAL_DEVICE_ACCELERATION_STRUCTURE_PROPERTIES_KHR](#)
 - [VK_STRUCTURE_TYPE_WRITE_DESCRIPTOR_SET_ACCELERATION_STRUCTURE_KHR](#)

If [VK_EXT_debug_report](#) is supported:

- Extending [VkDebugReportObjectTypeEXT](#):
 - [VK_DEBUG_REPORT_OBJECT_TYPE_ACCELERATION_STRUCTURE_KHR_EXT](#)

If [VK_KHR_format_feature_flags2](#) or Vulkan Version 1.3 is supported:

- Extending [VkFormatFeatureFlagBits2](#):
 - [VK_FORMAT_FEATURE_2_ACCELERATION_STRUCTURE_VERTEX_BUFFER_BIT_KHR](#)

Issues

(1) How does this extension differ from [VK_NV_ray_tracing](#)?

DISCUSSION:

The following is a summary of the main functional differences between [VK_KHR_acceleration_structure](#) and [VK_NV_ray_tracing](#):

- added acceleration structure serialization / deserialization ([VK_COPY_ACCELERATION_STRUCTURE_MODE_SERIALIZE_KHR](#), [VK_COPY_ACCELERATION_STRUCTURE_MODE_DESERIALIZE_KHR](#), [vkCmdCopyAccelerationStructureToMemoryKHR](#),

[vkCmdCopyMemoryToAccelerationStructureKHR](#))

- document [inactive primitives and instances](#)
- added [VkPhysicalDeviceAccelerationStructureFeaturesKHR](#) structure
- added indirect and batched acceleration structure builds ([vkCmdBuildAccelerationStructuresIndirectKHR](#))
- added [host acceleration structure](#) commands
- reworked geometry structures so they could be better shared between device, host, and indirect builds
- explicitly made [VkAccelerationStructureKHR](#) use device addresses
- added acceleration structure compatibility check function ([vkGetDeviceAccelerationStructureCompatibilityKHR](#))
- add parameter for requesting memory requirements for host and/or device build
- added format feature for acceleration structure build vertex formats ([VK_FORMAT_FEATURE_ACCELERATION_STRUCTURE_VERTEX_BUFFER_BIT_KHR](#))

(2) Can you give a more detailed comparison of differences and similarities between VK_NV_ray_tracing and VK_KHR_acceleration_structure?

DISCUSSION:

The following is a more detailed comparison of which commands, structures, and enums are aliased, changed, or removed.

- Aliased functionality — enums, structures, and commands that are considered equivalent:
 - [VkGeometryTypeNV](#) □ [VkGeometryTypeKHR](#)
 - [VkAccelerationStructureTypeNV](#) □ [VkAccelerationStructureTypeKHR](#)
 - [VkCopyAccelerationStructureModeNV](#) □ [VkCopyAccelerationStructureModeKHR](#)
 - [VkGeometryFlagsNV](#) □ [VkGeometryFlagsKHR](#)
 - [VkGeometryFlagBitsNV](#) □ [VkGeometryFlagBitsKHR](#)
 - [VkGeometryInstanceFlagsNV](#) □ [VkGeometryInstanceFlagsKHR](#)
 - [VkGeometryInstanceFlagBitsNV](#) □ [VkGeometryInstanceFlagBitsKHR](#)
 - [VkBuildAccelerationStructureFlagsNV](#) □ [VkBuildAccelerationStructureFlagsKHR](#)
 - [VkBuildAccelerationStructureFlagBitsNV](#) □ [VkBuildAccelerationStructureFlagBitsKHR](#)
 - [VkTransformMatrixNV](#) □ [VkTransformMatrixKHR](#) (added to VK_NV_ray_tracing for descriptive purposes)
 - [VkAabbPositionsNV](#) □ [VkAabbPositionsKHR](#) (added to VK_NV_ray_tracing for descriptive purposes)
 - [VkAccelerationStructureInstanceNV](#) □ [VkAccelerationStructureInstanceKHR](#) (added to VK_NV_ray_tracing for descriptive purposes)
- Changed enums, structures, and commands:

- renamed `VK_GEOMETRY_INSTANCE_TRIANGLE_CULL_DISABLE_BIT_NV` → `VK_GEOMETRY_INSTANCE_TRIANGLE_FACING_CULL_DISABLE_BIT_KHR` in `VkGeometryInstanceFlagBitsKHR`
- `VkGeometryTrianglesNV` → `VkAccelerationStructureGeometryTrianglesDataKHR` (device or host address instead of buffer+offset)
- `VkGeometryAABBNV` → `VkAccelerationStructureGeometryAabbsDataKHR` (device or host address instead of buffer+offset)
- `VkGeometryDataNV` → `VkAccelerationStructureGeometryDataKHR` (union of triangle/aabbs/instances)
- `VkGeometryNV` → `VkAccelerationStructureGeometryKHR` (changed type of geometry)
- `VkAccelerationStructureCreateInfoNV` → `VkAccelerationStructureCreateInfoKHR` (reshuffle geometry layout/information)
- `VkPhysicalDeviceRayTracingPropertiesNV` → `VkPhysicalDeviceAccelerationStructurePropertiesKHR` (for acceleration structure properties, renamed `maxTriangleCount` to `maxPrimitiveCount`, added per stage and update after bind limits) and `VkPhysicalDeviceRayTracingPipelinePropertiesKHR` (for ray tracing pipeline properties)
- `VkAccelerationStructureMemoryRequirementsInfoNV` (deleted - replaced by allocating on top of `VkBuffer`)
- `VkWriteDescriptorSetAccelerationStructureNV` → `VkWriteDescriptorSetAccelerationStructureKHR` (different acceleration structure type)
- `vkCreateAccelerationStructureNV` → `vkCreateAccelerationStructureKHR` (device address, different geometry layout/information)
- `vkGetAccelerationStructureMemoryRequirementsNV` (deleted - replaced by allocating on top of `VkBuffer`)
- `vkCmdBuildAccelerationStructureNV` → `vkCmdBuildAccelerationStructuresKHR` (params moved to structs, layout differences)
- `vkCmdCopyAccelerationStructureNV` → `vkCmdCopyAccelerationStructureKHR` (params to struct, extendable)
- `vkGetAccelerationStructureHandleNV` → `vkGetAccelerationStructureDeviceAddressKHR` (device address instead of handle)
- `VkAccelerationStructureMemoryRequirementsTypeNV` → size queries for scratch space moved to `vkGetAccelerationStructureBuildSizesKHR`
- `vkDestroyAccelerationStructureNV` → `vkDestroyAccelerationStructureKHR` (different acceleration structure types)
- `vkCmdWriteAccelerationStructuresPropertiesNV` → `vkCmdWriteAccelerationStructuresPropertiesKHR` (different acceleration structure types)
- Added enums, structures, and commands:
 - `VK_GEOMETRY_TYPE_INSTANCES_KHR` to `VkGeometryTypeKHR` enum
 - `VK_COPY_ACCELERATION_STRUCTURE_MODE_SERIALIZE_KHR`,

[VK_COPY_ACCELERATION_STRUCTURE_MODE_DESERIALIZE_KHR](#)

to

[VkCopyAccelerationStructureModeKHR](#) enum

- [VkPhysicalDeviceAccelerationStructureFeaturesKHR](#) structure
- [VkAccelerationStructureBuildTypeKHR](#) enum
- [VkBuildAccelerationStructureModeKHR](#) enum
- [VkDeviceOrHostAddressKHR](#) and [VkDeviceOrHostAddressConstKHR](#) unions
- [VkAccelerationStructureBuildRangeInfoKHR](#) struct
- [VkAccelerationStructureGeometryInstancesDataKHR](#) struct
- [VkAccelerationStructureDeviceAddressInfoKHR](#) struct
- [VkAccelerationStructureVersionInfoKHR](#) struct
- [VkStridedDeviceAddressRegionKHR](#) struct
- [VkCopyAccelerationStructureToMemoryInfoKHR](#) struct
- [VkCopyMemoryToAccelerationStructureInfoKHR](#) struct
- [VkCopyAccelerationStructureInfoKHR](#) struct
- [vkBuildAccelerationStructuresKHR](#) command (host build)
- [vkCopyAccelerationStructureKHR](#) command (host copy)
- [vkCopyAccelerationStructureToMemoryKHR](#) (host serialize)
- [vkCopyMemoryToAccelerationStructureKHR](#) (host deserialize)
- [vkWriteAccelerationStructuresPropertiesKHR](#) (host properties)
- [vkCmdCopyAccelerationStructureToMemoryKHR](#) (device serialize)
- [vkCmdCopyMemoryToAccelerationStructureKHR](#) (device deserialize)
- [vkGetDeviceAccelerationStructureCompatibilityKHR](#) (serialization)

(3) What are the changes between the public provisional (VK_KHR_ray_tracing v8) release and the internal provisional (VK_KHR_ray_tracing v9) release?

- added [geometryFlags](#) to [VkAccelerationStructureCreateGeometryTypeInfoKHR](#) (later reworked to obsolete this)
- added [minAccelerationStructureScratchOffsetAlignment](#) property to [VkPhysicalDeviceRayTracingPropertiesKHR](#)
- fix naming and return enum from [vkGetDeviceAccelerationStructureCompatibilityKHR](#)
 - renamed [VkAccelerationStructureVersionKHR](#) to [VkAccelerationStructureVersionInfoKHR](#)
 - renamed [VK_STRUCTURE_TYPE_ACCELERATION_STRUCTURE_VERSION_KHR](#) to [VK_STRUCTURE_TYPE_ACCELERATION_STRUCTURE_VERSION_INFO_KHR](#)
 - removed [VK_ERROR_INCOMPATIBLE_VERSION_KHR](#)
 - added [VkAccelerationStructureCompatibilityKHR](#) enum
 - remove return value from [vkGetDeviceAccelerationStructureCompatibilityKHR](#) and added return enum parameter

- Require Vulkan 1.1
- added creation time capture and replay flags
 - added `VkAccelerationStructureCreateFlagBitsKHR` and `VkAccelerationStructureCreateFlagsKHR`
 - renamed the `flags` member of `VkAccelerationStructureCreateInfoKHR` to `buildFlags` (later removed) and added the `createFlags` member
- change `vkCmdBuildAccelerationStructuresIndirectKHR` to use buffer device address for indirect parameter
- make `VK_KHR_deferred_host_operations` an interaction instead of a required extension (later went back on this)
- renamed `VkAccelerationStructureBuildOffsetInfoKHR` to `VkAccelerationStructureBuildRangeInfoKHR`
 - renamed the `ppOffsetInfos` parameter of `vkCmdBuildAccelerationStructuresKHR` to `ppBuildRangeInfos`
- Re-unify geometry description between build and create
 - remove `VkAccelerationStructureCreateGeometryTypeInfoKHR` and `VK_STRUCTURE_TYPE_ACCELERATION_STRUCTURE_CREATE_GEOMETRY_TYPE_INFO_KHR`
 - added `VkAccelerationStructureCreateInfoKHR` structure (later removed)
 - change type of the `pGeometryInfos` member of `VkAccelerationStructureCreateInfoKHR` from `VkAccelerationStructureCreateGeometryTypeInfoKHR` to `VkAccelerationStructureGeometryKHR` (later removed)
 - added `pCreateInfoSizeInfos` member to `VkAccelerationStructureCreateInfoKHR` (later removed)
- Fix `ppGeometries` ambiguity, add `pGeometries`
 - remove `geometryArrayOfPointers` member of `VkAccelerationStructureBuildGeometryInfoKHR`
 - disambiguate two meanings of `ppGeometries` by explicitly adding `pGeometries` to the `VkAccelerationStructureBuildGeometryInfoKHR` structure and require one of them be `NULL`
- added `nullDescriptor` support for acceleration structures
- changed the `update` member of `VkAccelerationStructureBuildGeometryInfoKHR` from a bool to the `mode` `VkBuildAccelerationStructureModeKHR` enum which allows future extensibility in update types
- Clarify deferred host ops for pipeline creation
 - `VkDeferredOperationKHR` is now a top-level parameter for `vkBuildAccelerationStructuresKHR`, `vkCreateRayTracingPipelinesKHR`, `vkCopyAccelerationStructureToMemoryKHR`, `vkCopyAccelerationStructureKHR`, and `vkCopyMemoryToAccelerationStructureKHR`
 - removed `VkDeferredOperationInfoKHR` structure
 - change deferred host creation/return parameter behavior such that the implementation can modify such parameters until the deferred host operation completes

- `VK_KHR_deferred_host_operations` is required again
- Change acceleration structure build to always be sized
 - de-alias `VkAccelerationStructureMemoryRequirementsTypeNV` and `VkAccelerationStructureMemoryRequirementsTypeKHR`, and remove `VkAccelerationStructureMemoryRequirementsTypeKHR`
 - add `vkGetAccelerationStructureBuildSizesKHR` command and `VkAccelerationStructureBuildSizesInfoKHR` structure and `VK_STRUCTURE_TYPE_ACCELERATION_STRUCTURE_BUILD_SIZES_INFO_KHR` enum to query sizes for acceleration structures and scratch storage
 - move size queries for scratch space to `vkGetAccelerationStructureBuildSizesKHR`
 - remove `compactSize`, `buildFlags`, `maxGeometryCount`, `pGeometryInfos`, `pCreateSizeInfos` members of `VkAccelerationStructureCreateInfoKHR` and add the `size` member
 - add `maxVertex` member to `VkAccelerationStructureGeometryTrianglesDataKHR` structure
 - remove `VkAccelerationStructureCreateInfoKHR` structure

(4) What are the changes between the internal provisional (VK_KHR_ray_tracing v9) release and the final (VK_KHR_acceleration_structure v11) release?

- refactor `VK_KHR_ray_tracing` into 3 extensions, enabling implementation flexibility and decoupling ray query support from ray pipelines:
 - `VK_KHR_acceleration_structure` (for acceleration structure operations)
 - `VK_KHR_ray_tracing_pipeline` (for ray tracing pipeline and shader stages)
 - `VK_KHR_ray_query` (for ray queries in existing shader stages)
- clarify buffer usage flags for ray tracing
 - `VK_BUFFER_USAGE_RAY_TRACING_BIT_NV` is left alone in `VK_NV_ray_tracing` (required on `scratch` and `instanceData`)
 - `VK_BUFFER_USAGE_SHADER_BINDING_TABLE_BIT_KHR` is added as an alias of `VK_BUFFER_USAGE_RAY_TRACING_BIT_NV` in `VK_KHR_ray_tracing_pipeline` and is required on shader binding table buffers
 - `VK_BUFFER_USAGE_ACCELERATION_STRUCTURE_BUILD_INPUT_READ_ONLY_BIT_KHR` is added in `VK_KHR_acceleration_structure` for all vertex, index, transform, aabb, and instance buffer data referenced by device build commands
 - `VK_BUFFER_USAGE_STORAGE_BUFFER_BIT` is used for `scratchData`
- add `max` `primitive` `counts` (`ppMaxPrimitiveCounts`) to `vkCmdBuildAccelerationStructuresIndirectKHR`
- Allocate acceleration structures from `VkBuffers` and add a mode to constrain the device address
 - de-alias `VkBindAccelerationStructureMemoryInfoNV` and `vkBindAccelerationStructureMemoryNV`, and remove `VkBindAccelerationStructureMemoryInfoKHR`, `VkAccelerationStructureMemoryRequirementsInfoKHR`, and `vkGetAccelerationStructureMemoryRequirementsKHR`
 - acceleration structures now take a `VkBuffer` and offset at creation time for memory

placement

- add a new `VK_BUFFER_USAGE_ACCELERATION_STRUCTURE_STORAGE_BIT_KHR` buffer usage for such buffers
- add a new `VK_ACCELERATION_STRUCTURE_TYPE_GENERIC_KHR` acceleration structure type for layering
- move `VK_GEOMETRY_TYPE_INSTANCES_KHR` to main enum instead of being added via extension
- make build commands more consistent - all now build multiple acceleration structures and are named `vkCmdBuildAccelerationStructuresIndirectKHR`, `vkCmdBuildAccelerationStructuresKHR`, `vkBuildAccelerationStructuresKHR`
- add interactions with `VK_DESCRIPTOR_SET_LAYOUT_CREATE_UPDATE_AFTER_BIND_POOL_BIT` for acceleration structures, including a new feature (`descriptorBindingAccelerationStructureUpdateAfterBind`) and 3 new properties (`maxPerStageDescriptorAccelerationStructures`, `maxPerStageDescriptorUpdateAfterBindAccelerationStructures`, `maxDescriptorSetUpdateAfterBindAccelerationStructures`)
- extension is no longer provisional
- define synchronization requirements for builds, traces, and copies
- define synchronization requirements for AS build inputs and indirect build buffer

(5) What is `VK_ACCELERATION_STRUCTURE_TYPE_GENERIC_KHR` for?

RESOLVED: It is primarily intended for API layering. In DXR, the acceleration structure is basically just a buffer in a special layout, and you do not know at creation time whether it will be used as a top or bottom level acceleration structure. We thus added a generic acceleration structure type whose type is unknown at creation time, but is specified at build time instead. Applications which are written directly for Vulkan should not use it.

Version History

- Revision 1, 2019-12-05 (Members of the Vulkan Ray Tracing TSG)
 - Internal revisions (forked from `VK_NV_ray_tracing`)
- Revision 2, 2019-12-20 (Daniel Koch, Eric Werness)
 - Add const version of `DeviceOrHostAddress` (!3515)
 - Add VU to clarify that only handles in the current pipeline are valid (!3518)
 - Restore some missing VUs and add in-place update language (#1902, !3522)
 - rename `VkAccelerationStructureInstanceKHR` member from `accelerationStructure` to `accelerationStructureReference` to better match its type (!3523)
 - Allow `VK_ERROR_INVALID_OPAQUE_CAPTURE_ADDRESS` for pipeline creation if shader group handles cannot be reused (!3523)
 - update documentation for the `VK_ERROR_INVALID_OPAQUE_CAPTURE_ADDRESS` error code and add missing documentation for new return codes from

VK_KHR_deferred_host_operations (!3523)

- list new query types for VK_KHR_ray_tracing (!3523)
- Fix VU statements for VkAccelerationStructureGeometryKHR referring to correct union members and update to use more current wording (!3523)
- Revision 3, 2020-01-10 (Daniel Koch, Jon Leech, Christoph Kubisch)
 - Fix 'instance of' and 'that/which contains/defines' markup issues (!3528)
 - factor out VK_KHR_pipeline_library as stand-alone extension (!3540)
 - Resolve Vulkan-hpp issues (!3543)
 - add missing require for VkGeometryInstanceFlagsKHR
 - de-alias VK_STRUCTURE_TYPE_ACCELERATION_STRUCTURE_CREATE_INFO_NV since the KHR structure is no longer equivalent
 - add len to pDataSize attribute for vkWriteAccelerationStructuresPropertiesKHR
- Revision 4, 2020-01-23 (Daniel Koch, Eric Werness)
 - Improve vkWriteAccelerationStructuresPropertiesKHR, add return value and VUs (#1947)
 - Clarify language to allow multiple raygen shaders (#1959)
 - Various editorial feedback (!3556)
 - Add language to help deal with looped self-intersecting fans (#1901)
 - Change vkCmdTraceRays{,Indirect}KHR args to pointers (!3559)
 - Add scratch address validation language (#1941, !3551)
 - Fix definition and add hierarchy information for shader call scope (#1977, !3571)
- Revision 5, 2020-02-04 (Eric Werness, Jeff Bolz, Daniel Koch)
 - remove vestigial accelerationStructureUUID (!3582)
 - update definition of repack instructions and improve memory model interactions (#1910, #1913, !3584)
 - Fix wrong sType for VkPhysicalDeviceRayTracingFeaturesKHR (#1988)
 - Use provisional SPIR-V capabilities (#1987)
 - require rayTraversalPrimitiveCulling if rayQuery is supported (#1927)
 - Miss shaders do not have object parameters (!3592)
 - Fix missing required types in XML (!3592)
 - clarify matching conditions for update (!3592)
 - add goal that host and device builds be similar (!3592)
 - clarify that `maxPrimitiveCount` limit should apply to triangles and AABBs (!3592)
 - Require alignment for instance arrayOfPointers (!3592)
 - Zero is a valid value for instance flags (!3592)
 - Add some alignment VUs that got lost in refactoring (!3592)

- Recommend TMin epsilon rather than culling (!3592)
- Get angle from dot product not cross product (!3592)
- Clarify that AH can access the payload and attributes (!3592)
- Match DXR behavior for inactive primitive definition (!3592)
- Use a more generic term than degenerate for inactive to avoid confusion (!3592)
- Revision 6, 2020-02-20 (Daniel Koch)
 - fix some dangling NV references (#1996)
 - rename `VkCmdTraceRaysIndirectCommandKHR` to `VkTraceRaysIndirectCommandKHR` (!3607)
 - update contributor list (!3611)
 - use `uint64_t` instead of `VkAccelerationStructureReferenceKHR` in `VkAccelerationStructureInstanceKHR` (#2004)
- Revision 7, 2020-02-28 (Tobias Hector)
 - remove HitTKHR SPIR-V builtin (spirv/spirv-extensions#7)
- Revision 8, 2020-03-06 (Tobias Hector, Dae Kim, Daniel Koch, Jeff Bolz, Eric Werness)
 - explicitly state that Tmax is updated when new closest intersection is accepted (#2020,!3536)
 - Made references to min and max t values consistent (!3644)
 - finish enumerating differences relative to `VK_NV_ray_tracing` in issues (1) and (2) (#1974,!3642)
 - fix formatting in some math equations (!3642)
 - Restrict the Hit Kind operand of `OpReportIntersectionKHR` to 7-bits (spirv/spirv-extensions#8,!3646)
 - Say ray tracing '**should**' be watertight (#2008,!3631)
 - Clarify memory requirements for ray tracing buffers (#2005,!3649)
 - Add callable size limits (#1997,!3652)
- Revision 9, 2020-04-15 (Eric Werness, Daniel Koch, Tobias Hector, Joshua Barczak)
 - Add geometry flags to acceleration structure creation (!3672)
 - add build scratch memory alignment (`minAccelerationStructureScratchOffsetAlignment`) (#2065,!3725)
 - fix naming and return enum from `vkGetDeviceAccelerationStructureCompatibilityKHR` (#2051,!3726)
 - require SPIR-V 1.4 (#2096,!3777)
 - added creation time capture/replay flags (#2104,!3774)
 - require Vulkan 1.1 (#2133,!3806)
 - use device addresses instead of `VkBuffers` for ray tracing commands (#2074,!3815)
 - add interactions with Vulkan 1.2 and `VK_KHR_vulkan_memory_model` (#2133,!3830)

- make VK_KHR_pipeline_library an interaction instead of required (#2045,#2108,!3830)
- make VK_KHR_deferred_host_operations an interaction instead of required (#2045,!3830)
- removed maxCallableSize and added explicit stack size management for ray pipelines (#1997,!3817,!3772,!3844)
- improved documentation for VkAccelerationStructureVersionInfoKHR (#2135,3835)
- rename `VkAccelerationStructureBuildOffsetInfoKHR` to `VkAccelerationStructureBuildRangeInfoKHR` (#2058,!3754)
- Re-unify geometry description between build and create (!3754)
- Fix ppGeometries ambiguity, add pGeometries (#2032,!3811)
- add interactions with VK_EXT_robustness2 and allow nullDescriptor support for acceleration structures (#1920,!3848)
- added future extensibility for AS updates (#2114,!3849)
- Fix VU for dispatchrays and add a limit on the size of the full grid (#2160,!3851)
- Add shaderGroupHandleAlignment property (#2180,!3875)
- Clarify deferred host ops for pipeline creation (#2067,!3813)
- Change acceleration structure build to always be sized (#2131,#2197,#2198,!3854,!3883,!3880)
- Revision 10, 2020-07-03 (Mathieu Robart, Daniel Koch, Eric Werness, Tobias Hector)
 - Decomposition of the specification, from VK_KHR_ray_tracing to VK_KHR_acceleration_structure (#1918,!3912)
 - clarify buffer usage flags for ray tracing (#2181,!3939)
 - add max primitive counts to build indirect command (#2233,!3944)
 - Allocate acceleration structures from VkBuffers and add a mode to constrain the device address (#2131,!3936)
 - Move VK_GEOMETRY_TYPE_INSTANCES_KHR to main enum (#2243,!3952)
 - make build commands more consistent (#2247,!3958)
 - add interactions with UPDATE_AFTER_BIND (#2128,!3986)
 - correct and expand build command VUs (!4020)
 - fix copy command VUs (!4018)
 - added various alignment requirements (#2229,!3943)
 - fix valid usage for arrays of geometryCount items (#2198,!4010)
 - define what is allowed to change on RTAS updates and relevant VUs (#2177,!3961)
- Revision 11, 2020-11-12 (Eric Werness, Josh Barczak, Daniel Koch, Tobias Hector)
 - de-alias NV and KHR acceleration structure types and associated commands (#2271,!4035)
 - specify alignment for host copy commands (#2273,!4037)
 - document [VK_FORMAT_FEATURE_ACCELERATION_STRUCTURE_VERTEX_BUFFER_BIT_KHR](#)

- specify that acceleration structures are non-linear (#2289,!4068)
- add several missing VUs for strides, vertexFormat, and indexType (#2315,!4069)
- restore VUs for VkAccelerationStructureBuildGeometryInfoKHR (#2337,!4098)
- ban multi-instance memory for host operations (#2324,!4102)
- allow dstAccelerationStructure to be null for vkGetAccelerationStructureBuildSizesKHR (#2330,!4111)
- more build VU cleanup (#2138,#4130)
- specify host endianness for AS serialization (#2261,!4136)
- add invertible transform matrix VU (#1710,!4140)
- require geometryCount to be 1 for TLAS builds (!4145)
- improved validity conditions for build addresses (#4142)
- add single statement SPIR-V VUs, build limit VUs (!4158)
- document limits for vertex and aabb strides (#2390,!4184)
- specify that [VK_PIPELINE_STAGE_ACCELERATION_STRUCTURE_BUILD_BIT_KHR](#) applies to AS copies (#2382,#4173)
- define sync for AS build inputs and indirect buffer (#2407,!4208)
- Revision 12, 2021-08-06 (Samuel Bourasseau)
 - rename VK_GEOMETRY_INSTANCE_TRIANGLE_FRONT_COUNTERCLOCKWISE_BIT_KHR to VK_GEOMETRY_INSTANCE_TRIANGLE_FLIP_FACING_BIT_KHR (keep previous as alias).
 - Clarify description and add note.
- Revision 13, 2021-09-30 (Jon Leech)
 - Add interaction with [VK_KHR_format_feature_flags2](#) to [vk.xml](#)

VK_KHR_android_surface

Name String

VK_KHR_android_surface

Extension Type

Instance extension

Registered Extension Number

9

Revision

6

Ratification Status

Ratified

Extension and Version Dependencies

[VK_KHR_surface](#)

Contact

- Jesse Hall [\[GitHub\]](#)[critsec](#)

Other Extension Metadata

Last Modified Date

2016-01-14

IP Status

No known IP claims.

Contributors

- Patrick Doane, Blizzard
- Faith Ekstrand, Intel
- Ian Elliott, LunarG
- Courtney Goeltzenleuchter, LunarG
- Jesse Hall, Google
- James Jones, NVIDIA
- Antoine Labour, Google
- Jon Leech, Khronos
- David Mao, AMD
- Norbert Nopper, Freescale
- Alon Or-bach, Samsung
- Daniel Rakos, AMD

- Graham Sellers, AMD
- Ray Smith, ARM
- Jeff Vigil, Qualcomm
- Chia-I Wu, LunarG

Description

The `VK_KHR_android_surface` extension is an instance extension. It provides a mechanism to create a `VkSurfaceKHR` object (defined by the `VK_KHR_surface` extension) that refers to an `ANativeWindow`, Android's native surface type. The `ANativeWindow` represents the producer endpoint of any buffer queue, regardless of consumer endpoint. Common consumer endpoints for `ANativeWindows` are the system window compositor, video encoders, and application-specific compositors importing the images through a `SurfaceTexture`.

New Base Types

- `ANativeWindow`

New Commands

- `vkCreateAndroidSurfaceKHR`

New Structures

- `VkAndroidSurfaceCreateInfoKHR`

New Bitmasks

- `VkAndroidSurfaceCreateFlagsKHR`

New Enum Constants

- `VK_KHR_ANDROID_SURFACE_EXTENSION_NAME`
- `VK_KHR_ANDROID_SURFACE_SPEC_VERSION`
- Extending `VkStructureType`:
 - `VK_STRUCTURE_TYPE_ANDROID_SURFACE_CREATE_INFO_KHR`

Issues

1) Does Android need a way to query for compatibility between a particular physical device (and queue family?) and a specific Android display?

RESOLVED: No. Currently on Android, any physical device is expected to be able to present to the system compositor, and all queue families must support the necessary image layout transitions and synchronization operations.

Version History

- Revision 1, 2015-09-23 (Jesse Hall)
 - Initial draft.
- Revision 2, 2015-10-26 (Ian Elliott)
 - Renamed from VK_EXT_KHR_android_surface to VK_KHR_android_surface.
- Revision 3, 2015-11-03 (Daniel Rakos)
 - Added allocation callbacks to surface creation function.
- Revision 4, 2015-11-10 (Jesse Hall)
 - Removed VK_ERROR_INVALID_ANDROID_WINDOW_KHR.
- Revision 5, 2015-11-28 (Daniel Rakos)
 - Updated the surface create function to take a pCreateInfo structure.
- Revision 6, 2016-01-14 (James Jones)
 - Moved VK_ERROR_NATIVE_WINDOW_IN_USE_KHR from the VK_KHR_android_surface to the VK_KHR_surface extension.

VK_KHR_calibrated_timestamps

Name String

VK_KHR_calibrated_timestamps

Extension Type

Device extension

Registered Extension Number

544

Revision

1

Ratification Status

Ratified

Extension and Version Dependencies

[VK_KHR_get_physical_device_properties2](#)

or

[Vulkan Version 1.1](#)

Contact

- Daniel Rakos [\[GitHub\]](#)[aqnuep](#)

Extension Proposal

[VK_EXT_calibrated_timestamps](#)

Other Extension Metadata

Last Modified Date

2023-07-12

IP Status

No known IP claims.

Contributors

- Matthaeus G. Chajdas, AMD
- Alan Harrison, AMD
- Derrick Owens, AMD
- Daniel Rakos, RasterGrid
- Faith Ekstrand, Intel
- Keith Packard, Valve

Description

This extension provides an interface to query calibrated timestamps obtained quasi simultaneously

from two time domains.

New Commands

- [vkGetCalibratedTimestampsKHR](#)
- [vkGetPhysicalDeviceCalibrateableTimeDomainsKHR](#)

New Structures

- [VkCalibratedTimestampInfoKHR](#)

New Enums

- [VkTimeDomainKHR](#)

New Enum Constants

- [VK_KHR_CALIBRATED_TIMESTAMPS_EXTENSION_NAME](#)
- [VK_KHR_CALIBRATED_TIMESTAMPS_SPEC_VERSION](#)
- Extending [VkStructureType](#):
 - [VK_STRUCTURE_TYPE_CALIBRATED_TIMESTAMP_INFO_KHR](#)

Version History

- Revision 1, 2023-07-12 (Daniel Rakos)
 - Initial draft.

VK_KHR_compute_shader_derivatives

Name String

VK_KHR_compute_shader_derivatives

Extension Type

Device extension

Registered Extension Number

512

Revision

1

Ratification Status

Ratified

Extension and Version Dependencies

[VK_KHR_get_physical_device_properties2](#)

or

[Vulkan Version 1.1](#)

SPIR-V Dependencies

- [SPV_KHR_compute_shader_derivatives](#)

Contact

- Jean-Noe Morissette [\[GitHub\]](#)[MagicPoncho](#)

Extension Proposal

[VK_KHR_compute_shader_derivatives](#)

Other Extension Metadata

Last Modified Date

2024-06-26

IP Status

No known IP claims.

Interactions and External Dependencies

- This extension requires [SPV_KHR_compute_shader_derivatives](#)
- This extension provides API support for [GL_KHR_compute_shader_derivatives](#)

Contributors

- Jean-Noe Morissette, Epic Games
- Daniel Koch, NVIDIA
- Pat Brown, NVIDIA
- Stu Smith, AMD

- Jan-Harald Fredriksen, Arm
- Tobias Hector, AMD
- Ralph Potter, Samsung
- Pan Gao, Huawei
- Samuel (Sheng-Wen) Huang, MediaTek
- Graeme Leese, Broadcom
- Hans-Kristian Arntzen, Valve
- Matthew Netsch, Qualcomm

Description

This extension adds Vulkan support for the `SPV_KHR_compute_shader_derivatives` SPIR-V extension.

The SPIR-V extension provides two new execution modes, both of which allow execution models with defined workgroups to use built-ins that evaluate derivatives explicitly or implicitly. Derivatives will be computed via differencing over a 2x2 group of shader invocations. The `DerivativeGroupQuadsKHR` execution mode assembles shader invocations into 2x2 groups, where each group has x and y coordinates of the local invocation ID of the form $(2m+\{0,1\}, 2n+\{0,1\})$. The `DerivativeGroupLinearKHR` execution mode assembles shader invocations into 2x2 groups, where each group has local invocation index values of the form $4m+\{0,1,2,3\}$.

The new execution modes are supported in compute shaders and optionally (see [meshAndTaskShaderDerivatives](#)) in mesh and task shaders.

New Structures

- Extending [VkPhysicalDeviceFeatures2](#), [VkDeviceCreateInfo](#):
 - [VkPhysicalDeviceComputeShaderDerivativesFeaturesKHR](#)
- Extending [VkPhysicalDeviceProperties2](#):
 - [VkPhysicalDeviceComputeShaderDerivativesPropertiesKHR](#)

New Enum Constants

- `VK_KHR_COMPUTE_SHADER_DERIVATIVES_EXTENSION_NAME`
- `VK_KHR_COMPUTE_SHADER_DERIVATIVES_SPEC_VERSION`
- Extending [VkStructureType](#):
 - `VK_STRUCTURE_TYPE_PHYSICAL_DEVICE_COMPUTE_SHADER_DERIVATIVES_FEATURES_KHR`
 - `VK_STRUCTURE_TYPE_PHYSICAL_DEVICE_COMPUTE_SHADER_DERIVATIVES_PROPERTIES_KHR`

New SPIR-V Capability

- `ComputeDerivativeGroupQuadsKHR`

- `ComputeDerivativeGroupLinearKHR`

Examples

None.

Version History

- Revision 1, 2023-02-27 (Jean-Noe Morissette)
 - Initial draft
 - Add properties and clarify mesh and task support (Daniel Koch)

VK_KHR_cooperative_matrix

Name String

VK_KHR_cooperative_matrix

Extension Type

Device extension

Registered Extension Number

507

Revision

2

Ratification Status

Ratified

Extension and Version Dependencies

[VK_KHR_get_physical_device_properties2](#)

or

[Vulkan Version 1.1](#)

SPIR-V Dependencies

- [SPV_KHR_cooperative_matrix](#)

Contact

- Kevin Petit [\[GitHub\]](#)kpet

Extension Proposal

[VK_KHR_cooperative_matrix](#)

Other Extension Metadata

Last Modified Date

2023-05-03

Interactions and External Dependencies

- This extension provides API support for [GLSL_KHR_cooperative_matrix](#)

Contributors

- Jeff Bolz, NVIDIA
- Markus Tavenrath, NVIDIA
- Daniel Koch, NVIDIA
- Kevin Petit, Arm Ltd.
- Boris Zanin, AMD

Description

This extension adds support for using cooperative matrix types in SPIR-V. Cooperative matrix types are medium-sized matrices that are primarily supported in compute shaders, where the storage for the matrix is spread across all invocations in some scope (usually a subgroup) and those invocations cooperate to efficiently perform matrix multiplies.

Cooperative matrix types are defined by the [SPV_KHR_cooperative_matrix](#) SPIR-V extension and can be used with the [GLSL_KHR_cooperative_matrix](#) GLSL extension.

This extension includes support for enumerating the matrix types and dimensions that are supported by the implementation.

New Commands

- [vkGetPhysicalDeviceCooperativeMatrixPropertiesKHR](#)

New Structures

- [VkCooperativeMatrixPropertiesKHR](#)
- Extending [VkPhysicalDeviceFeatures2](#), [VkDeviceCreateInfo](#):
 - [VkPhysicalDeviceCooperativeMatrixFeaturesKHR](#)
- Extending [VkPhysicalDeviceProperties2](#):
 - [VkPhysicalDeviceCooperativeMatrixPropertiesKHR](#)

New Enums

- [VkComponentTypeKHR](#)
- [VkScopeKHR](#)

New Enum Constants

- [VK_KHR_COOPERATIVE_MATRIX_EXTENSION_NAME](#)
- [VK_KHR_COOPERATIVE_MATRIX_SPEC_VERSION](#)
- Extending [VkStructureType](#):
 - [VK_STRUCTURE_TYPE_COOPERATIVE_MATRIX_PROPERTIES_KHR](#)
 - [VK_STRUCTURE_TYPE_PHYSICAL_DEVICE_COOPERATIVE_MATRIX_FEATURES_KHR](#)
 - [VK_STRUCTURE_TYPE_PHYSICAL_DEVICE_COOPERATIVE_MATRIX_PROPERTIES_KHR](#)

New SPIR-V Capabilities

- [CooperativeMatrixKHR](#)

Issues

- 1.) How does [cooperativeMatrixRobustBufferAccess](#) interact with [nullDescriptor](#)?

RESOLVED: nullDescriptor is not allowed here While drivers can handle going OOB into a buffer, if there is not buffer, via nullDescriptor, it is invalid to load/store from the cooperative matrix.

Version History

- Revision 2, 2023-05-03 (Kevin Petit)
 - First KHR revision
- Revision 1, 2019-02-05 (Jeff Bolz)
 - NVIDIA vendor extension

VK_KHR_copy_memory_indirect

Name String

VK_KHR_copy_memory_indirect

Extension Type

Device extension

Registered Extension Number

550

Revision

1

Ratification Status

Ratified

Extension and Version Dependencies

[VK_KHR_get_physical_device_properties2](#)

and

[VK_KHR_buffer_device_address](#)

or

[Vulkan Version 1.2](#)

Contact

- Vikram Kushwaha [[GitHub](#)][vkushwaha-nv](#)

Extension Proposal

[VK_KHR_copy_memory_indirect](#)

Other Extension Metadata

Last Modified Date

2025-01-25

Contributors

- Daniel Koch, NVIDIA
- Vikram Kushwaha, NVIDIA
- Jeff Bolz, NVIDIA
- Christoph Kubisch, NVIDIA
- Stuart Smith, AMD
- Faith Ekstrand, Collabora
- Caterina Shablia, Collabora
- Spencer Fricke, LunarG
- Matthew Netsch, Qualcomm Technologies, Inc

- Mike Blumenkrantz, Valve
- Alyssa Rosenzweig, Valve

Description

This extension adds support for performing copies between memory and image regions using indirect parameters that are read by the device from a buffer during execution. This functionality may be useful for performing copies where the copy parameters are not known during the command buffer creation time.

New Commands

- [vkCmdCopyMemoryIndirectKHR](#)
- [vkCmdCopyMemoryToImageIndirectKHR](#)

New Structures

- [VkCopyMemoryIndirectCommandKHR](#)
- [VkCopyMemoryIndirectInfoKHR](#)
- [VkCopyMemoryToImageIndirectCommandKHR](#)
- [VkCopyMemoryToImageIndirectInfoKHR](#)
- [VkStridedDeviceAddressRangeKHR](#)
- Extending [VkPhysicalDeviceFeatures2](#), [VkDeviceCreateInfo](#):
 - [VkPhysicalDeviceCopyMemoryIndirectFeaturesKHR](#)
- Extending [VkPhysicalDeviceProperties2](#):
 - [VkPhysicalDeviceCopyMemoryIndirectPropertiesKHR](#)

New Enums

- [VkAddressCopyFlagBitsKHR](#)

New Bitmasks

- [VkAddressCopyFlagsKHR](#)

New Enum Constants

- [VK_KHR_COPY_MEMORY_INDIRECT_EXTENSION_NAME](#)
- [VK_KHR_COPY_MEMORY_INDIRECT_SPEC_VERSION](#)
- Extending [VkFormatFeatureFlagBits2](#):
 - [VK_FORMAT_FEATURE_2_COPY_IMAGE_INDIRECT_DST_BIT_KHR](#)
- Extending [VkPipelineStageFlagBits2](#):
 - [VK_PIPELINE_STAGE_2_COPY_INDIRECT_BIT_KHR](#)
- Extending [VkStructureType](#):

- [VK_STRUCTURE_TYPE_COPY_MEMORY_INDIRECT_INFO_KHR](#)
- [VK_STRUCTURE_TYPE_COPY_MEMORY_TO_IMAGE_INDIRECT_INFO_KHR](#)
- [VK_STRUCTURE_TYPE_PHYSICAL_DEVICE_COPY_MEMORY_INDIRECT_FEATURES_KHR](#)
- [VK_STRUCTURE_TYPE_PHYSICAL_DEVICE_COPY_MEMORY_INDIRECT_PROPERTIES_KHR](#)

Version History

- Revision 1, 2025-01-25 (Daniel Koch, Vikram Kushwaha)
 - Initial external release

VK_KHR_deferred_host_operations

Name String

VK_KHR_deferred_host_operations

Extension Type

Device extension

Registered Extension Number

269

Revision

4

Ratification Status

Ratified

Extension and Version Dependencies

None

Contact

- Josh Barczak [\[GitHub\]jbarczak](#)

Other Extension Metadata

Last Modified Date

2020-11-12

IP Status

No known IP claims.

Contributors

- Joshua Barczak, Intel
- Jeff Bolz, NVIDIA
- Daniel Koch, NVIDIA
- Slawek Grajewski, Intel
- Tobias Hector, AMD
- Yuriy O'Donnell, Epic
- Eric Werness, NVIDIA
- Baldur Karlsson, Valve
- Jesse Barker, Unity
- Contributors to VK_KHR_acceleration_structure, VK_KHR_ray_tracing_pipeline

Description

The [VK_KHR_deferred_host_operations](#) extension defines the infrastructure and usage patterns for deferrable commands, but does not specify any commands as deferrable. This is left to additional dependent extensions. Commands **must** not be deferred unless the deferral is specifically allowed by another extension which depends on [VK_KHR_deferred_host_operations](#).

New Object Types

- [VkDeferredOperationKHR](#)

New Commands

- [vkCreateDeferredOperationKHR](#)
- [vkDeferredOperationJoinKHR](#)
- [vkDestroyDeferredOperationKHR](#)
- [vkGetDeferredOperationMaxConcurrencyKHR](#)
- [vkGetDeferredOperationResultKHR](#)

New Enum Constants

- [VK_KHR_DEFERRED_HOST_OPERATIONS_EXTENSION_NAME](#)
- [VK_KHR_DEFERRED_HOST_OPERATIONS_SPEC_VERSION](#)
- Extending [VkObjectType](#):
 - [VK_OBJECT_TYPE_DEFERRED_OPERATION_KHR](#)
- Extending [VkResult](#):
 - [VK_OPERATION_DEFERRED_KHR](#)
 - [VK_OPERATION_NOT_DEFERRED_KHR](#)
 - [VK_THREAD_DONE_KHR](#)
 - [VK_THREAD_IDLE_KHR](#)

Code Examples

The following examples will illustrate the concept of deferrable operations using a hypothetical example. The command [vkDoSomethingExpensive](#) denotes a deferrable command.

The following example illustrates how a vulkan application might request deferral of an expensive operation:

```
// create a deferred operation
VkDeferredOperationKHR hOp;
VkResult result = vkCreateDeferredOperationKHR(device, pCallbacks, &hOp);
assert(result == VK_SUCCESS);

result = vkDoSomethingExpensive(device, hOp, ...);
```



```

assert( result == VK_OPERATION_DEFERRED_KHR );

// operation was deferred. Execute it asynchronously
std::async::launch(
    [ hOp ] ( )
    {
        vkDeferredOperationJoinKHR(device, hOp);

        result = vkGetDeferredOperationResultKHR(device, hOp);

        // deferred operation is now complete. 'result' indicates success or failure

        vkDestroyDeferredOperationKHR(device, hOp, pCallbacks);
    }
);

```

The following example illustrates extracting concurrency from a single deferred operation:

```

// create a deferred operation
VkDeferredOperationKHR hOp;
VkResult result = vkCreateDeferredOperationKHR(device, pCallbacks, &hOp);
assert(result == VK_SUCCESS);

result = vkDoSomethingExpensive(device, hOp, ...);
assert( result == VK_OPERATION_DEFERRED_KHR );

// Query the maximum amount of concurrency and clamp to the desired maximum
uint32_t numLaunches = std::min(vkGetDeferredOperationMaxConcurrencyKHR(device, hOp),
maxThreads);

std::vector<std::future<void> > joins;

for (uint32_t i = 0; i < numLaunches; i++) {
    joins.emplace_back(std::async::launch(
        [ hOp ] ( )
        {
            vkDeferredOperationJoinKHR(device, hOp);
            // in a job system, a return of VK_THREAD_IDLE_KHR should queue
another
            // job, but it is not functionally required
        }
    ));
}

for (auto &f : joins) {
    f.get();
}

result = vkGetDeferredOperationResultKHR(device, hOp);

```



```
// deferred operation is now complete. 'result' indicates success or failure
```

```
vkDestroyDeferredOperationKHR(device, hOp, pCallbacks);
```

The following example shows a subroutine which guarantees completion of a deferred operation, in the presence of multiple worker threads, and returns the result of the operation.

```
VkResult FinishDeferredOperation(VkDeferredOperationKHR hOp)
{
    // Attempt to join the operation until the implementation indicates that we should
    stop

    VkResult result = vkDeferredOperationJoinKHR(device, hOp);
    while( result == VK_THREAD_IDLE_KHR )
    {
        std::this_thread::yield();
        result = vkDeferredOperationJoinKHR(device, hOp);
    }

    switch( result )
    {
    case VK_SUCCESS:
        {
            // deferred operation has finished. Query its result.
            result = vkGetDeferredOperationResultKHR(device, hOp);
        }
        break;

    case VK_THREAD_DONE_KHR:
        {
            // deferred operation is being wrapped up by another thread
            // wait for that thread to finish
            do
            {
                std::this_thread::yield();
                result = vkGetDeferredOperationResultKHR(device, hOp);
            } while( result == VK_NOT_READY );
        }
        break;

    default:
        assert(false); // other conditions are illegal.
        break;
    }

    return result;
}
```


Issues

1. Should this extension have a `VkPhysicalDevice*FeaturesKHR` structure?

RESOLVED: No. This extension does not add any functionality on its own and requires a dependent extension to actually enable functionality and thus there is no value in adding a feature structure. If necessary, any dependent extension could add a feature boolean if it wanted to indicate that it is adding optional deferral support.

Version History

- Revision 1, 2019-12-05 (Josh Barczak, Daniel Koch)
 - Initial draft.
- Revision 2, 2020-03-06 (Daniel Koch, Tobias Hector)
 - Add missing `VK_OBJECT_TYPE_DEFERRED_OPERATION_KHR` enum
 - fix sample code
 - Clarified deferred operation parameter lifetimes (#2018,!3647)
- Revision 3, 2020-05-15 (Josh Barczak)
 - Clarify behavior of `vkGetDeferredOperationMaxConcurrencyKHR`, allowing it to return 0 if the operation is complete (#2036,!3850)
- Revision 4, 2020-11-12 (Tobias Hector, Daniel Koch)
 - Remove `VkDeferredOperationInfoKHR` and change return value semantics when deferred host operations are in use (#2067,3813)
 - clarify return value of `vkGetDeferredOperationResultKHR` (#2339,!4110)

VK_KHR_depth_clamp_zero_one

Name String

VK_KHR_depth_clamp_zero_one

Extension Type

Device extension

Registered Extension Number

605

Revision

1

Ratification Status

Ratified

Extension and Version Dependencies

[VK_KHR_get_physical_device_properties2](#)

or

[Vulkan Version 1.1](#)

Contact

- Graeme Leese [\[GitHub\]gnl21](#)

Other Extension Metadata

Last Modified Date

2024-09-10

Contributors

- Graeme Leese, Broadcom

Description

This extension is based on the [VK_EXT_depth_clamp_zero_one](#) extension. This extension gives defined behavior to fragment depth values which end up outside the conventional [0, 1] range. It can be used to ensure portability in edge cases of features like depthBias. The particular behavior is chosen to match OpenGL to aid porting or emulation.

New Structures

- Extending [VkPhysicalDeviceFeatures2](#), [VkDeviceCreateInfo](#):
 - [VkPhysicalDeviceDepthClampZeroOneFeaturesKHR](#)

New Enum Constants

- [VK_KHR_DEPTH_CLAMP_ZERO_ONE_EXTENSION_NAME](#)

- `VK_KHR_DEPTH_CLAMP_ZERO_ONE_SPEC_VERSION`
- Extending `VkStructureType`:
 - `VK_STRUCTURE_TYPE_PHYSICAL_DEVICE_DEPTH_CLAMP_ZERO_ONE_FEATURES_KHR`

Version History

- Revision 1, 2024-09-10 (Graeme Leese)
 - Internal revisions

VK_KHR_device_address_commands

Name String

VK_KHR_device_address_commands

Extension Type

Device extension

Registered Extension Number

319

Revision

1

Ratification Status

Ratified

Extension and Version Dependencies

[VK_KHR_get_physical_device_properties2](#)
or
[Vulkan Version 1.1](#)
and
[VK_KHR_buffer_device_address](#)
or
[Vulkan Version 1.2](#)
and
[VK_KHR_synchronization2](#)
and
[VK_EXT_extended_dynamic_state](#)
or
[Vulkan Version 1.3](#)

API Interactions

- Interacts with [VK_VERSION_1_2](#)
- Interacts with [VK_AMD_buffer_marker](#)
- Interacts with [VK_EXT_conditional_rendering](#)
- Interacts with [VK_EXT_mesh_shader](#)
- Interacts with [VK_EXT_transform_feedback](#)
- Interacts with [VK_KHR_acceleration_structure](#)
- Interacts with [VK_KHR_draw_indirect_count](#)

Contact

- Tobias Hector [\[GitHub\]](#)[tobski](#)

Extension Proposal

[VK_KHR_device_address_commands](#)

Other Extension Metadata

Last Modified Date

2026-03-10

Contributors

- Tobias Hector, AMD
- Matthew Netsch, Qualcomm Technologies, Inc
- Jan-Harald Fredriksen, Arm
- Mike Blumenkrantz, Valve
- Allan MacKinnon, Google
- Daniel Koch, NVIDIA
- Autumn Ashton, Valve
- Piers Daniell, NVIDIA
- Stuart Smith, AMD
- Caterina Shablia, Collabora
- Piotr Byszewski, Cognizant
- James Fitzpatrick, Imagination
- Daniel Story, Nintendo
- Baldur Karlsson, Valve
- Jon Leech, Khronos
- Samuel Pitoiset, Valve
- Lionel Landwerlin, Intel
- Hans-Kristian Arntzen, Valve
- Žiga Markuš, LunarG
- Spencer Fricke, Lunarg
- Per Inge Mathisen, Arm
- Vikram Kushwaha, NVIDIA
- Ralph Potter, Samsung
- Marijn Suijten, Traverse Research
- Ricard Garcia, Igalia
- Mengyang Liu, AMD
- Artem Kharytoniuk, LunarG
- Marty Johnson, Khronos
- Alyssa Rosenzweig, Valve

Description

This extension enables applications to use device addresses in place of buffer objects for most functionality.

New Commands

- [vkCmdBindIndexBuffer3KHR](#)
- [vkCmdBindVertexBuffers3KHR](#)
- [vkCmdCopyImageToMemoryKHR](#)
- [vkCmdCopyMemoryKHR](#)
- [vkCmdCopyMemoryToImageKHR](#)
- [vkCmdCopyQueryPoolResultsToMemoryKHR](#)
- [vkCmdDispatchIndirect2KHR](#)
- [vkCmdDrawIndexedIndirect2KHR](#)
- [vkCmdDrawIndirect2KHR](#)
- [vkCmdFillMemoryKHR](#)
- [vkCmdUpdateMemoryKHR](#)

If [VK_KHR_draw_indirect_count](#) or Vulkan Version 1.2 and [VK_EXT_mesh_shader](#) is supported:

- [vkCmdDrawMeshTasksIndirectCount2EXT](#)

If [VK_AMD_buffer_marker](#) is supported:

- [vkCmdWriteMarkerToMemoryAMD](#)

If [VK_EXT_conditional_rendering](#) is supported:

- [vkCmdBeginConditionalRendering2EXT](#)

If [VK_EXT_mesh_shader](#) is supported:

- [vkCmdDrawMeshTasksIndirect2EXT](#)

If [VK_EXT_transform_feedback](#) is supported:

- [vkCmdBeginTransformFeedback2EXT](#)
- [vkCmdBindTransformFeedbackBuffers2EXT](#)
- [vkCmdDrawIndirectByteCount2EXT](#)
- [vkCmdEndTransformFeedback2EXT](#)

If [VK_KHR_acceleration_structure](#) is supported:

- [vkCreateAccelerationStructure2KHR](#)

If [VK_KHR_draw_indirect_count](#) or Vulkan Version 1.2 is supported:

- [vkCmdDrawIndexedIndirectCount2KHR](#)
- [vkCmdDrawIndirectCount2KHR](#)

New Structures

- [VkBindIndexBuffer3InfoKHR](#)
- [VkBindVertexBuffer3InfoKHR](#)
- [VkCopyDeviceMemoryImageInfoKHR](#)
- [VkCopyDeviceMemoryInfoKHR](#)
- [VkDeviceAddressRangeKHR](#)
- [VkDeviceMemoryCopyKHR](#)
- [VkDeviceMemoryImageCopyKHR](#)
- [VkDispatchIndirect2InfoKHR](#)
- [VkDrawIndirect2InfoKHR](#)
- [VkDrawIndirectCount2InfoKHR](#)
- [VkMemoryRangeBarrierKHR](#)
- [VkStridedDeviceAddressRangeKHR](#)
- Extending [VkDependencyInfo](#):
 - [VkMemoryRangeBarriersInfoKHR](#)
- Extending [VkPhysicalDeviceFeatures2](#), [VkDeviceCreateInfo](#):
 - [VkPhysicalDeviceDeviceAddressCommandsFeaturesKHR](#)

If [VK_AMD_buffer_marker](#) is supported:

- [VkMemoryMarkerInfoAMD](#)

If [VK_EXT_conditional_rendering](#) is supported:

- [VkConditionalRenderingBeginInfo2EXT](#)

If [VK_EXT_transform_feedback](#) is supported:

- [VkBindTransformFeedbackBuffer2InfoEXT](#)

If [VK_KHR_acceleration_structure](#) is supported:

- [VkAccelerationStructureCreateInfo2KHR](#)

New Enums

- [VkAddressCommandFlagBitsKHR](#)

New Bitmasks

- [VkAddressCommandFlagsKHR](#)

New Enum Constants

- [VK_KHR_DEVICE_ADDRESS_COMMANDS_EXTENSION_NAME](#)
- [VK_KHR_DEVICE_ADDRESS_COMMANDS_SPEC_VERSION](#)
- Extending [VkStructureType](#):
 - [VK_STRUCTURE_TYPE_BIND_INDEX_BUFFER_3_INFO_KHR](#)
 - [VK_STRUCTURE_TYPE_BIND_VERTEX_BUFFER_3_INFO_KHR](#)
 - [VK_STRUCTURE_TYPE_COPY_DEVICE_MEMORY_IMAGE_INFO_KHR](#)
 - [VK_STRUCTURE_TYPE_COPY_DEVICE_MEMORY_INFO_KHR](#)
 - [VK_STRUCTURE_TYPE_DEVICE_MEMORY_COPY_KHR](#)
 - [VK_STRUCTURE_TYPE_DEVICE_MEMORY_IMAGE_COPY_KHR](#)
 - [VK_STRUCTURE_TYPE_DISPATCH_INDIRECT_2_INFO_KHR](#)
 - [VK_STRUCTURE_TYPE_DRAW_INDIRECT_2_INFO_KHR](#)
 - [VK_STRUCTURE_TYPE_DRAW_INDIRECT_COUNT_2_INFO_KHR](#)
 - [VK_STRUCTURE_TYPE_MEMORY_RANGE_BARRIERS_INFO_KHR](#)
 - [VK_STRUCTURE_TYPE_MEMORY_RANGE_BARRIER_KHR](#)
 - [VK_STRUCTURE_TYPE_PHYSICAL_DEVICE_DEVICE_ADDRESS_COMMANDS_FEATURES_KHR](#)

If [VK_AMD_buffer_marker](#) is supported:

- Extending [VkStructureType](#):
 - [VK_STRUCTURE_TYPE_MEMORY_MARKER_INFO_AMD](#)

If [VK_EXT_conditional_rendering](#) is supported:

- Extending [VkStructureType](#):
 - [VK_STRUCTURE_TYPE_CONDITIONAL_RENDERING_BEGIN_INFO_2_EXT](#)

If [VK_EXT_transform_feedback](#) is supported:

- Extending [VkAddressCommandFlagBitsKHR](#):
 - [VK_ADDRESS_COMMAND_TRANSFORM_FEEDBACK_BUFFER_USAGE_BIT_KHR](#)
 - [VK_ADDRESS_COMMAND_UNKNOWN_TRANSFORM_FEEDBACK_BUFFER_USAGE_BIT_KHR](#)
- Extending [VkStructureType](#):
 - [VK_STRUCTURE_TYPE_BIND_TRANSFORM_FEEDBACK_BUFFER_2_INFO_EXT](#)

If [VK_KHR_acceleration_structure](#) is supported:

- Extending [VkStructureType](#):

- [VK_STRUCTURE_TYPE_ACCELERATION_STRUCTURE_CREATE_INFO_2_KHR](#)

Version History

- Revision 1, 2026-03-10 (Tobias Hector)
 - Initial revision

VK_KHR_device_fault

Name String

[VK_KHR_device_fault](#)

Extension Type

Device extension

Registered Extension Number

574

Revision

1

Ratification Status

Ratified

Extension and Version Dependencies

[VK_KHR_get_physical_device_properties2](#)

or

[Vulkan Version 1.1](#)

Contact

- Ralph Potter [GitLab]r_potter

Extension Proposal

[VK_KHR_device_fault](#)

Other Extension Metadata

Last Modified Date

2026-03-18

IP Status

No known IP claims.

Contributors

- Ralph Potter, Samsung
- Craig Graham, Samsung
- Stuart Smith, AMD
- Jan-Harald Fredriksen, ARM
- Mark Bellamy, ARM
- Andrew Ellem, Google
- Alex Walters, IMG
- Jeff Bolz, NVIDIA
- Baldur Karlsson, Valve

- Adrian Ravai, Samsung
- Peter Gal, Samsung
- Matthew Netsch, QUALCOMM
- Tobias Hector, AMD
- Alan Harrison, AMD
- Vikram Tarikere, IMG
- Jon Leech, Khronos
- Samuel Pitoiset, Valve

Description

Device loss can be triggered by a variety of issues, including invalid API usage, implementation errors, or hardware failures. This extension introduces two new commands:

- [vkGetDeviceFaultReportsKHR](#)
- [vkGetDeviceFaultDebugInfoKHR](#)

[vkGetDeviceFaultReportsKHR](#) allows developers to query for additional information on GPU faults which may have caused device loss, and to generate binary crash dumps, which may be loaded into external tools for further diagnosis. Additionally this command allows developers to query for additional information on GPU faults which were internally recovered by the implementation.

[vkGetDeviceFaultReportsKHR](#) differs from [vkGetDeviceFaultInfoEXT](#) in that it can be called at any time, is able to report faults which do not result in [VK_ERROR_DEVICE_LOST](#) and allows the caller to wait for such an error to occur.

[vkGetDeviceFaultDebugInfoKHR](#) provides a separate interface which **must** only be called when a device loss has occurred to provide extended GPU vendor specific crash post-mortem information.

New Commands

- [vkGetDeviceFaultDebugInfoKHR](#)
- [vkGetDeviceFaultReportsKHR](#)

New Structures

- [VkDeviceFaultAddressInfoKHR](#)
- [VkDeviceFaultDebugInfoKHR](#)
- [VkDeviceFaultInfoKHR](#)
- [VkDeviceFaultVendorBinaryHeaderVersionOneKHR](#)
- [VkDeviceFaultVendorInfoKHR](#)
- Extending [VkPhysicalDeviceFeatures2](#), [VkDeviceCreateInfo](#):
 - [VkPhysicalDeviceFaultFeaturesKHR](#)

- Extending [VkPhysicalDeviceProperties2](#):
 - [VkPhysicalDeviceFaultPropertiesKHR](#)

New Enums

- [VkDeviceFaultAddressTypeKHR](#)
- [VkDeviceFaultFlagBitsKHR](#)
- [VkDeviceFaultVendorBinaryHeaderVersionKHR](#)

New Bitmasks

- [VkDeviceFaultFlagsKHR](#)

New Enum Constants

- [VK_KHR_DEVICE_FAULT_EXTENSION_NAME](#)
- [VK_KHR_DEVICE_FAULT_SPEC_VERSION](#)
- Extending [VkStructureType](#):
 - [VK_STRUCTURE_TYPE_DEVICE_FAULT_DEBUG_INFO_KHR](#)
 - [VK_STRUCTURE_TYPE_DEVICE_FAULT_INFO_KHR](#)
 - [VK_STRUCTURE_TYPE_PHYSICAL_DEVICE_FAULT_FEATURES_KHR](#)
 - [VK_STRUCTURE_TYPE_PHYSICAL_DEVICE_FAULT_PROPERTIES_KHR](#)

Version History

- Revision 0, 2024-03-01 (Ralph Potter)
 - Internal Revision
- Revision 1, 2025-06-10 (Craig Graham)
 - Revised API to support async fault queries.

VK_KHR_display

Name String

VK_KHR_display

Extension Type

Instance extension

Registered Extension Number

3

Revision

23

Ratification Status

Ratified

Extension and Version Dependencies

[VK_KHR_surface](#)

Contact

- James Jones [\[GitHub\]](#)[cubanismo](#)
- Norbert Nopper [\[GitHub\]](#)[FslNopper](#)

Other Extension Metadata

Last Modified Date

2017-03-13

IP Status

No known IP claims.

Contributors

- James Jones, NVIDIA
- Norbert Nopper, Freescale
- Jeff Vigil, Qualcomm
- Daniel Rakos, AMD

Description

This extension provides the API to enumerate displays and available modes on a given device.

New Object Types

- [VkDisplayKHR](#)
- [VkDisplayModeKHR](#)

New Commands

- [vkCreateDisplayModeKHR](#)
- [vkCreateDisplayPlaneSurfaceKHR](#)
- [vkGetDisplayModePropertiesKHR](#)
- [vkGetDisplayPlaneCapabilitiesKHR](#)
- [vkGetDisplayPlaneSupportedDisplaysKHR](#)
- [vkGetPhysicalDeviceDisplayPlanePropertiesKHR](#)
- [vkGetPhysicalDeviceDisplayPropertiesKHR](#)

New Structures

- [VkDisplayModeCreateInfoKHR](#)
- [VkDisplayModeParametersKHR](#)
- [VkDisplayModePropertiesKHR](#)
- [VkDisplayPlaneCapabilitiesKHR](#)
- [VkDisplayPlanePropertiesKHR](#)
- [VkDisplayPropertiesKHR](#)
- [VkDisplaySurfaceCreateInfoKHR](#)

New Enums

- [VkDisplayPlaneAlphaFlagBitsKHR](#)

New Bitmasks

- [VkDisplayModeCreateFlagsKHR](#)
- [VkDisplayPlaneAlphaFlagsKHR](#)
- [VkDisplaySurfaceCreateFlagsKHR](#)
- [VkSurfaceTransformFlagsKHR](#)

New Enum Constants

- [VK_KHR_DISPLAY_EXTENSION_NAME](#)
- [VK_KHR_DISPLAY_SPEC_VERSION](#)
- Extending [VkObjectType](#):
 - [VK_OBJECT_TYPE_DISPLAY_KHR](#)
 - [VK_OBJECT_TYPE_DISPLAY_MODE_KHR](#)
- Extending [VkStructureType](#):
 - [VK_STRUCTURE_TYPE_DISPLAY_MODE_CREATE_INFO_KHR](#)
 - [VK_STRUCTURE_TYPE_DISPLAY_SURFACE_CREATE_INFO_KHR](#)

Issues

1) Which properties of a mode should be fixed in the mode information vs. settable in some other function when setting the mode? E.g., do we need to double the size of the mode pool to include both stereo and non-stereo modes? YUV and RGB scanout even if they both take RGB input images? BGR vs. RGB input? etc.

RESOLVED: Many modern displays support at most a handful of resolutions and timings natively. Other “modes” are expected to be supported using scaling hardware on the display engine or GPU. Other properties, such as rotation and mirroring should not require duplicating hardware modes just to express all combinations. Further, these properties may be implemented on a per-display or per-overlay granularity.

To avoid the exponential growth of modes as mutable properties are added, as was the case with `EGLConfig`/WGL pixel formats/`GLXFBConfig`, this specification should separate out hardware properties and configurable state into separate objects. Modes and overlay planes will express capabilities of the hardware, while a separate structure will allow applications to configure scaling, rotation, mirroring, color keys, LUT values, alpha masks, etc. for a given swapchain independent of the mode in use. Constraints on these settings will be established by properties of the immutable objects.

Note the resolution of this issue may affect issue 5 as well.

2) What properties of a display itself are useful?

RESOLVED: This issue is too broad. It was meant to prompt general discussion, but resolving this issue amounts to completing this specification. All interesting properties should be included. The issue will remain as a placeholder since removing it would make it hard to parse existing discussion notes that refer to issues by number.

3) How are multiple overlay planes within a display or mode enumerated?

RESOLVED: They are referred to by an index. Each display will report the number of overlay planes it contains.

4) Should swapchains be created relative to a mode or a display?

RESOLVED: When using this extension, swapchains are created relative to a mode and a plane. The mode implies the display object the swapchain will present to. If the specified mode is not the display’s current mode, the new mode will be applied when the first image is presented to the swapchain, and the default operating system mode, if any, will be restored when the swapchain is destroyed.

5) Should users query generic ranges from displays and construct their own modes explicitly using those constraints rather than querying a fixed set of modes (Most monitors only have one real “mode” these days, even though many support relatively arbitrary scaling, either on the monitor side or in the GPU display engine, making “modes” something of a relic/compatibility construct).

RESOLVED: Expose both. Display information structures will expose a set of predefined modes, as well as any attributes necessary to construct a customized mode.

6) Is it fine if we return the display and display mode handles in the structure used to query their properties?

RESOLVED: Yes.

7) Is there a possibility that not all displays of a device work with all of the present queues of a device? If yes, how do we determine which displays work with which present queues?

RESOLVED: No known hardware has such limitations, but determining such limitations is supported automatically using the existing `VK_KHR_surface` and `VK_KHR_swapchain` query mechanisms.

8) Should all presentation need to be done relative to an overlay plane, or can a display mode + display be used alone to target an output?

RESOLVED: Require specifying a plane explicitly.

9) Should displays have an associated window system display, such as an `HDC` or `Display*`?

RESOLVED: No. Displays are independent of any windowing system in use on the system. Further, neither `HDC` nor `Display*` refer to a physical display object.

10) Are displays queried from a physical GPU or from a device instance?

RESOLVED: Developers prefer to query modes directly from the physical GPU so they can use display information as an input to their device selection algorithms prior to device creation. This avoids the need to create placeholder device instances to enumerate displays.

This preference must be weighed against the extra initialization that must be done by driver vendors prior to device instance creation to support this usage.

11) Should displays and/or modes be dispatchable objects? If functions are to take displays, overlays, or modes as their first parameter, they must be dispatchable objects as defined in Khronos bug 13529. If they are not added to the list of dispatchable objects, functions operating on them must take some higher-level object as their first parameter. There is no performance case against making them dispatchable objects, but they would be the first extension objects to be dispatchable.

RESOLVED: Do not make displays or modes dispatchable. They will dispatch based on their associated physical device.

12) Should hardware cursor capabilities be exposed?

RESOLVED: Defer. This could be a separate extension on top of the base WSI specs.

13) How many display objects should be enumerated for “tiled” display devices? There are ongoing design discussions among lower-level display API authors regarding how to expose displays if they are one physical display device to an end user, but may internally be implemented as two side-by-side displays using the same display engine (and sometimes cabling) resources as two physically separate display devices.

RESOLVED: Tiled displays will appear as a single display object in this API.

14) Should the raw EDID data be included in the display information?

RESOLVED: No. A future extension could be added which reports the EDID if necessary. This may be complicated by the outcome of issue 13.

15) Should min and max scaling factor capabilities of overlays be exposed?

RESOLVED: Yes. This is exposed indirectly by allowing applications to query the min/max position and extent of the source and destination regions from which image contents are fetched by the display engine when using a particular mode and overlay pair.

16) Should devices be able to expose planes that can be moved between displays? If so, how?

RESOLVED: Yes. Applications can determine which displays a given plane supports using [vkGetDisplayPlaneSupportedDisplaysKHR](#).

17) Should there be a way to destroy display modes? If so, does it support destroying “built in” modes?

RESOLVED: Not in this extension. A future extension could add this functionality.

18) What should the lifetime of display and built-in display mode objects be?

RESOLVED: The lifetime of the instance. These objects cannot be destroyed. A future extension may be added to expose a way to destroy these objects and/or support display hotplug.

19) Should persistent mode for smart panels be enabled/disabled at swapchain creation time, or on a per-present basis.

RESOLVED: On a per-present basis.

Examples

NOTE

The example code for the [VK_KHR_display](#) and [VK_KHR_display_swapchain](#) extensions was removed from the appendix after revision 1.0.43. The display enumeration example code was ported to the cube demo that is shipped with the official Khronos SDK, and is being kept up-to-date in that location (see: <https://github.com/KhronosGroup/Vulkan-Tools/blob/main/cube/cube.c>).

Version History

- Revision 1, 2015-02-24 (James Jones)
 - Initial draft
- Revision 2, 2015-03-12 (Norbert Nopper)
 - Added overlay enumeration for a display.
- Revision 3, 2015-03-17 (Norbert Nopper)
 - Fixed typos and namings as discussed in Bugzilla.
 - Reordered and grouped functions.

- Added functions to query count of display, mode, and overlay.
- Added native display handle, which may be needed on some platforms to create a native Window.
- Revision 4, 2015-03-18 (Norbert Nopper)
 - Removed primary and virtualPostion members (see comment of James Jones in Bugzilla).
 - Added native overlay handle to information structure.
 - Replaced , with ; in struct.
- Revision 6, 2015-03-18 (Daniel Rakos)
 - Added WSI extension suffix to all items.
 - Made the whole API more “Vulkanish”.
 - Replaced all functions with a single vkGetDisplayInfoKHR function to better match the rest of the API.
 - Made the display, display mode, and overlay objects be first class objects, not subclasses of VkBaseObject as they do not support the common functions anyways.
 - Renamed *Info structures to *Properties.
 - Removed overlayIndex field from VkOverlayProperties as there is an implicit index already as a result of moving to a “Vulkanish” API.
 - Displays are not get through device, but through physical GPU to match the rest of the Vulkan API. Also this is something ISVs explicitly requested.
 - Added issue (6) and (7).
- Revision 7, 2015-03-25 (James Jones)
 - Added an issues section
 - Added rotation and mirroring flags
- Revision 8, 2015-03-25 (James Jones)
 - Combined the duplicate issues sections introduced in last change.
 - Added proposed resolutions to several issues.
- Revision 9, 2015-04-01 (Daniel Rakos)
 - Rebased extension against Vulkan 0.82.0
- Revision 10, 2015-04-01 (James Jones)
 - Added issues (10) and (11).
 - Added more straw-man issue resolutions, and cleaned up the proposed resolution for issue (4).
 - Updated the rotation and mirroring enums to have proper bitmask semantics.
- Revision 11, 2015-04-15 (James Jones)
 - Added proposed resolution for issues (1) and (2).
 - Added issues (12), (13), (14), and (15)

- Removed pNativeHandle field from overlay structure.
- Fixed small compilation errors in example code.
- Revision 12, 2015-07-29 (James Jones)
 - Rewrote the guts of the extension against the latest WSI swapchain specifications and the latest Vulkan API.
 - Address overlay planes by their index rather than an object handle and refer to them as “planes” rather than “overlays” to make it slightly clearer that even a display with no “overlays” still has at least one base “plane” that images can be displayed on.
 - Updated most of the issues.
 - Added an “extension type” section to the specification header.
 - Reused the VK_EXT_KHR_surface surface transform enumerations rather than redefining them here.
 - Updated the example code to use the new semantics.
- Revision 13, 2015-08-21 (Ian Elliott)
 - Renamed this extension and all of its enumerations, types, functions, etc. This makes it compliant with the proposed standard for Vulkan extensions.
 - Switched from “revision” to “version”, including use of the VK_MAKE_VERSION macro in the header file.
- Revision 14, 2015-09-01 (James Jones)
 - Restore single-field revision number.
- Revision 15, 2015-09-08 (James Jones)
 - Added alpha flags enum.
 - Added premultiplied alpha support.
- Revision 16, 2015-09-08 (James Jones)
 - Added description section to the spec.
 - Added issues 16 - 18.
- Revision 17, 2015-10-02 (James Jones)
 - Planes are now a property of the entire device rather than individual displays. This allows planes to be moved between multiple displays on devices that support it.
 - Added a function to create a VkSurfaceKHR object describing a display plane and mode to align with the new per-platform surface creation conventions.
 - Removed detailed mode timing data. It was agreed that the mode extents and refresh rate are sufficient for current use cases. Other information could be added back in as an extension if it is needed in the future.
 - Added support for smart/persistent/buffered display devices.
- Revision 18, 2015-10-26 (Ian Elliott)
 - Renamed from VK_EXT_KHR_display to VK_KHR_display.

- Revision 19, 2015-11-02 (James Jones)
 - Updated example code to match revision 17 changes.
- Revision 20, 2015-11-03 (Daniel Rakos)
 - Added allocation callbacks to creation functions.
- Revision 21, 2015-11-10 (Jesse Hall)
 - Added `VK_DISPLAY_PLANE_ALPHA_OPAQUE_BIT_KHR`, and use `VkDisplayPlaneAlphaFlagBitsKHR` for `VkDisplayPlanePropertiesKHR::alphaMode` instead of `VkDisplayPlaneAlphaFlagsKHR`, since it only represents one mode.
 - Added reserved flags bitmask to `VkDisplayPlanePropertiesKHR`.
 - Use `VkSurfaceTransformFlagBitsKHR` instead of obsolete `VkSurfaceTransformKHR`.
 - Renamed `vkGetDisplayPlaneSupportedDisplaysKHR` parameters for clarity.
- Revision 22, 2015-12-18 (James Jones)
 - Added missing “planeIndex” parameter to `vkGetDisplayPlaneSupportedDisplaysKHR()`
- Revision 23, 2017-03-13 (James Jones)
 - Closed all remaining issues. The specification and implementations have been shipping with the proposed resolutions for some time now.
 - Removed the sample code and noted it has been integrated into the official Vulkan SDK cube demo.

VK_KHR_display_swapchain

Name String

VK_KHR_display_swapchain

Extension Type

Device extension

Registered Extension Number

4

Revision

10

Ratification Status

Ratified

Extension and Version Dependencies

[VK_KHR_swapchain](#)

and

[VK_KHR_display](#)

Contact

- James Jones [\[GitHub\]](#)[cubanismo](#)

Other Extension Metadata

Last Modified Date

2017-03-13

IP Status

No known IP claims.

Contributors

- James Jones, NVIDIA
- Jeff Vigil, Qualcomm
- Jesse Hall, Google

Description

This extension provides an API to create a swapchain directly on a device's display without any underlying window system.

New Commands

- [vkCreateSharedSwapchainsKHR](#)

New Structures

- Extending [VkPresentInfoKHR](#):
 - [VkDisplayPresentInfoKHR](#)

New Enum Constants

- [VK_KHR_DISPLAY_SWAPCHAIN_EXTENSION_NAME](#)
- [VK_KHR_DISPLAY_SWAPCHAIN_SPEC_VERSION](#)
- Extending [VkResult](#):
 - [VK_ERROR_INCOMPATIBLE_DISPLAY_KHR](#)
- Extending [VkStructureType](#):
 - [VK_STRUCTURE_TYPE_DISPLAY_PRESENT_INFO_KHR](#)

Issues

1) Should swapchains sharing images each hold a reference to the images, or should it be up to the application to destroy the swapchains and images in an order that avoids the need for reference counting?

RESOLVED: Take a reference. The lifetime of presentable images is already complex enough.

2) Should the [srcRect](#) and [dstRect](#) parameters be specified as part of the presentation command, or at swapchain creation time?

RESOLVED: As part of the presentation command. This allows moving and scaling the image on the screen without the need to respecify the mode or create a new swapchain and presentable images.

3) Should [srcRect](#) and [dstRect](#) be specified as rects, or separate offset/extent values?

RESOLVED: As rects. Specifying them separately might make it easier for hardware to expose support for one but not the other, but in such cases applications must just take care to obey the reported capabilities and not use non-zero offsets or extents that require scaling, as appropriate.

4) How can applications create multiple swapchains that use the same images?

RESOLVED: By calling [vkCreateSharedSwapchainsKHR](#).

An earlier resolution used [vkCreateSwapchainKHR](#), chaining multiple [VkSwapchainCreateInfoKHR](#) structures through [pNext](#). In order to allow each swapchain to also allow other extension structs, a level of indirection was used: [VkSwapchainCreateInfoKHR::pNext](#) pointed to a different structure, which had both [sType](#) and [pNext](#) members for additional extensions, and also had a pointer to the next [VkSwapchainCreateInfoKHR](#) structure. The number of swapchains to be created could only be found by walking this linked list of alternating structures, and the [pSwapchains](#) out parameter was reinterpreted to be an array of [VkSwapchainKHR](#) handles.

Another option considered was a method to specify a “shared” swapchain when creating a new swapchain, such that groups of swapchains using the same images could be built up one at a time. This was deemed unusable because drivers need to know all of the displays an image will be used

on when determining which internal formats and layouts to use for that image.

5) Can [VkDisplayPresentInfoKHR](#) be used without calling [vkCreateSharedSwapchainsKHR](#)?

RESOLVED: Yes.

The two bits of functionality were meant to be independent. If the extension was created today, there would likely be two feature bits for [VkDisplayPresentInfoKHR](#) and [vkCreateSharedSwapchainsKHR](#).

Examples

NOTE	The example code for the VK_KHR_display and VK_KHR_display_swapchain extensions was removed from the appendix after revision 1.0.43. The display swapchain creation example code was ported to the cube demo that is shipped with the official Khronos SDK, and is being kept up-to-date in that location (see: https://github.com/KhronosGroup/Vulkan-Tools/blob/main/cube/cube.c).
-------------	--

Version History

- Revision 1, 2015-07-29 (James Jones)
 - Initial draft
- Revision 2, 2015-08-21 (Ian Elliott)
 - Renamed this extension and all of its enumerations, types, functions, etc. This makes it compliant with the proposed standard for Vulkan extensions.
 - Switched from “revision” to “version”, including use of the `VK_MAKE_VERSION` macro in the header file.
- Revision 3, 2015-09-01 (James Jones)
 - Restore single-field revision number.
- Revision 4, 2015-09-08 (James Jones)
 - Allow creating multiple swapchains that share the same images using a single call to `vkCreateSwapchainKHR`.
- Revision 5, 2015-09-10 (Alon Or-bach)
 - Removed underscores from `SWAP_CHAIN` in two enums.
- Revision 6, 2015-10-02 (James Jones)
 - Added support for smart panels/buffered displays.
- Revision 7, 2015-10-26 (Ian Elliott)
 - Renamed from `VK_EXT_KHR_display_swapchain` to `VK_KHR_display_swapchain`.
- Revision 8, 2015-11-03 (Daniel Rakos)
 - Updated sample code based on the changes to `VK_KHR_swapchain`.
- Revision 9, 2015-11-10 (Jesse Hall)
 - Replaced `VkDisplaySwapchainCreateInfoKHR` with `vkCreateSharedSwapchainsKHR`,

changing resolution of issue #4.

- Revision 10, 2017-03-13 (James Jones)
 - Closed all remaining issues. The specification and implementations have been shipping with the proposed resolutions for some time now.
 - Removed the sample code and noted it has been integrated into the official Vulkan SDK cube demo.

VK_KHR_external_fence_fd

Name String

VK_KHR_external_fence_fd

Extension Type

Device extension

Registered Extension Number

116

Revision

1

Ratification Status

Ratified

Extension and Version Dependencies

[VK_KHR_external_fence](#)

or

[Vulkan Version 1.1](#)

Contact

- Jesse Hall [\[GitHub\]](#)[critsec](#)

Other Extension Metadata

Last Modified Date

2017-05-08

IP Status

No known IP claims.

Contributors

- Jesse Hall, Google
- James Jones, NVIDIA
- Jeff Juliano, NVIDIA
- Cass Everitt, Oculus
- Contributors to [VK_KHR_external_semaphore_fd](#)

Description

An application using external memory may wish to synchronize access to that memory using fences. This extension enables an application to export fence payload to and import fence payload from POSIX file descriptors.

New Commands

- [vkGetFenceFdKHR](#)
- [vkImportFenceFdKHR](#)

New Structures

- [VkFenceGetFdInfoKHR](#)
- [VkImportFenceFdInfoKHR](#)

New Enum Constants

- [VK_KHR_EXTERNAL_FENCE_FD_EXTENSION_NAME](#)
- [VK_KHR_EXTERNAL_FENCE_FD_SPEC_VERSION](#)
- Extending [VkStructureType](#):
 - [VK_STRUCTURE_TYPE_FENCE_GET_FD_INFO_KHR](#)
 - [VK_STRUCTURE_TYPE_IMPORT_FENCE_FD_INFO_KHR](#)

Issues

This extension borrows concepts, semantics, and language from [VK_KHR_external_semaphore_fd](#). That extension's issues apply equally to this extension.

Version History

- Revision 1, 2017-05-08 (Jesse Hall)
 - Initial revision

VK_KHR_external_fence_win32

Name String

VK_KHR_external_fence_win32

Extension Type

Device extension

Registered Extension Number

115

Revision

1

Ratification Status

Ratified

Extension and Version Dependencies

[VK_KHR_external_fence](#)

Contact

- Jesse Hall [\[GitHub\]critsec](#)

Other Extension Metadata

Last Modified Date

2017-05-08

IP Status

No known IP claims.

Contributors

- Jesse Hall, Google
- James Jones, NVIDIA
- Jeff Juliano, NVIDIA
- Cass Everitt, Oculus
- Contributors to [VK_KHR_external_semaphore_win32](#)

Description

An application using external memory may wish to synchronize access to that memory using fences. This extension enables an application to export fence payload to and import fence payload from Windows handles.

New Commands

- [vkGetFenceWin32HandleKHR](#)

- [vkImportFenceWin32HandleKHR](#)

New Structures

- [VkFenceGetWin32HandleInfoKHR](#)
- [VkImportFenceWin32HandleInfoKHR](#)
- Extending [VkFenceCreateInfo](#):
 - [VkExportFenceWin32HandleInfoKHR](#)

New Enum Constants

- [VK_KHR_EXTERNAL_FENCE_WIN32_EXTENSION_NAME](#)
- [VK_KHR_EXTERNAL_FENCE_WIN32_SPEC_VERSION](#)
- Extending [VkStructureType](#):
 - [VK_STRUCTURE_TYPE_EXPORT_FENCE_WIN32_HANDLE_INFO_KHR](#)
 - [VK_STRUCTURE_TYPE_FENCE_GET_WIN32_HANDLE_INFO_KHR](#)
 - [VK_STRUCTURE_TYPE_IMPORT_FENCE_WIN32_HANDLE_INFO_KHR](#)

Issues

This extension borrows concepts, semantics, and language from [VK_KHR_external_semaphore_win32](#). That extension's issues apply equally to this extension.

1) Should D3D12 fence handle types be supported, like they are for semaphores?

RESOLVED: No. Doing so would require extending the fence signal and wait operations to provide values to signal / wait for, like [VkD3D12FenceSubmitInfoKHR](#) does. A D3D12 fence can be signaled by importing it into a [VkSemaphore](#) instead of a [VkFence](#), and applications can check status or wait on the D3D12 fence using non-Vulkan APIs. The convenience of being able to do these operations on [VkFence](#) objects does not justify the extra API complexity.

Version History

- Revision 1, 2017-05-08 (Jesse Hall)
 - Initial revision

VK_KHR_external_memory_fd

Name String

VK_KHR_external_memory_fd

Extension Type

Device extension

Registered Extension Number

75

Revision

1

Ratification Status

Ratified

Extension and Version Dependencies

[VK_KHR_external_memory](#)

or

[Vulkan Version 1.1](#)

Contact

- James Jones [\[GitHub\]](#)[cubanismo](#)

Other Extension Metadata

Last Modified Date

2016-10-21

IP Status

No known IP claims.

Contributors

- James Jones, NVIDIA
- Jeff Juliano, NVIDIA

Description

An application may wish to reference device memory in multiple Vulkan logical devices or instances, in multiple processes, and/or in multiple APIs. This extension enables an application to export POSIX file descriptor handles from Vulkan memory objects and to import Vulkan memory objects from POSIX file descriptor handles exported from other Vulkan memory objects or from similar resources in other APIs.

New Commands

- [vkGetMemoryFdKHR](#)

- [vkGetMemoryFdPropertiesKHR](#)

New Structures

- [VkMemoryFdPropertiesKHR](#)
- [VkMemoryGetFdInfoKHR](#)
- Extending [VkMemoryAllocateInfo](#):
 - [VkImportMemoryFdInfoKHR](#)

New Enum Constants

- [VK_KHR_EXTERNAL_MEMORY_FD_EXTENSION_NAME](#)
- [VK_KHR_EXTERNAL_MEMORY_FD_SPEC_VERSION](#)
- Extending [VkStructureType](#):
 - [VK_STRUCTURE_TYPE_IMPORT_MEMORY_FD_INFO_KHR](#)
 - [VK_STRUCTURE_TYPE_MEMORY_FD_PROPERTIES_KHR](#)
 - [VK_STRUCTURE_TYPE_MEMORY_GET_FD_INFO_KHR](#)

Issues

1) Does the application need to close the file descriptor returned by [vkGetMemoryFdKHR](#)?

RESOLVED: Yes, unless it is passed back in to a driver instance to import the memory. A successful get call transfers ownership of the file descriptor to the application, and a successful import transfers it back to the driver. Destroying the original memory object will not close the file descriptor or remove its reference to the underlying memory resource associated with it.

2) Do drivers ever need to expose multiple file descriptors per memory object?

RESOLVED: No. This would indicate there are actually multiple memory objects, rather than a single memory object.

3) How should the valid size and memory type for POSIX file descriptor memory handles created outside of Vulkan be specified?

RESOLVED: The valid memory types are queried directly from the external handle. The size will be specified by future extensions that introduce such external memory handle types.

Version History

- Revision 1, 2016-10-21 (James Jones)
 - Initial revision

VK_KHR_external_memory_win32

Name String

VK_KHR_external_memory_win32

Extension Type

Device extension

Registered Extension Number

74

Revision

1

Ratification Status

Ratified

Extension and Version Dependencies

[VK_KHR_external_memory](#)

or

[Vulkan Version 1.1](#)

Contact

- James Jones [\[GitHub\]](#)[cubanismo](#)

Other Extension Metadata

Last Modified Date

2016-10-21

IP Status

No known IP claims.

Contributors

- James Jones, NVIDIA
- Jeff Juliano, NVIDIA
- Carsten Rohde, NVIDIA

Description

An application may wish to reference device memory in multiple Vulkan logical devices or instances, in multiple processes, and/or in multiple APIs. This extension enables an application to export Windows handles from Vulkan memory objects and to import Vulkan memory objects from Windows handles exported from other Vulkan memory objects or from similar resources in other APIs.

New Commands

- [vkGetMemoryWin32HandleKHR](#)
- [vkGetMemoryWin32HandlePropertiesKHR](#)

New Structures

- [VkMemoryGetWin32HandleInfoKHR](#)
- [VkMemoryWin32HandlePropertiesKHR](#)
- Extending [VkMemoryAllocateInfo](#):
 - [VkExportMemoryWin32HandleInfoKHR](#)
 - [VkImportMemoryWin32HandleInfoKHR](#)

New Enum Constants

- [VK_KHR_EXTERNAL_MEMORY_WIN32_EXTENSION_NAME](#)
- [VK_KHR_EXTERNAL_MEMORY_WIN32_SPEC_VERSION](#)
- Extending [VkStructureType](#):
 - [VK_STRUCTURE_TYPE_EXPORT_MEMORY_WIN32_HANDLE_INFO_KHR](#)
 - [VK_STRUCTURE_TYPE_IMPORT_MEMORY_WIN32_HANDLE_INFO_KHR](#)
 - [VK_STRUCTURE_TYPE_MEMORY_GET_WIN32_HANDLE_INFO_KHR](#)
 - [VK_STRUCTURE_TYPE_MEMORY_WIN32_HANDLE_PROPERTIES_KHR](#)

Issues

1) Do applications need to call [CloseHandle\(\)](#) on the values returned from [vkGetMemoryWin32HandleKHR](#) when [handleType](#) is [VK_EXTERNAL_MEMORY_HANDLE_TYPE_OPAQUE_WIN32_BIT_KHR](#)?

RESOLVED: Yes. A successful get call transfers ownership of the handle to the application. Destroying the memory object will not destroy the handle or the handle's reference to the underlying memory resource. Unlike file descriptor opaque handles, win32 opaque handle ownership can not be transferred back to a driver by an import operation.

2) Should the language regarding KMT/Windows 7 handles be moved to a separate extension so that it can be deprecated over time?

RESOLVED: No. Support for them can be deprecated by drivers if they choose, by no longer returning them in the supported handle types of the instance level queries.

3) How should the valid size and memory type for windows memory handles created outside of Vulkan be specified?

RESOLVED: The valid memory types are queried directly from the external handle. The size is determined by the associated image or buffer memory requirements for external handle types that require dedicated allocations, and by the size specified when creating the object from which the

handle was exported for other external handle types.

Version History

- Revision 1, 2016-10-21 (James Jones)
 - Initial revision

VK_KHR_external_semaphore_fd

Name String

VK_KHR_external_semaphore_fd

Extension Type

Device extension

Registered Extension Number

80

Revision

1

Ratification Status

Ratified

Extension and Version Dependencies

[VK_KHR_external_semaphore](#)

or

[Vulkan Version 1.1](#)

Contact

- James Jones [\[GitHub\]](#)[cubanismo](#)

Other Extension Metadata

Last Modified Date

2016-10-21

IP Status

No known IP claims.

Contributors

- Jesse Hall, Google
- James Jones, NVIDIA
- Jeff Juliano, NVIDIA
- Carsten Rohde, NVIDIA

Description

An application using external memory may wish to synchronize access to that memory using semaphores. This extension enables an application to export semaphore payload to and import semaphore payload from POSIX file descriptors.

New Commands

- [vkGetSemaphoreFdKHR](#)
- [vkImportSemaphoreFdKHR](#)

New Structures

- [VkImportSemaphoreFdInfoKHR](#)
- [VkSemaphoreGetFdInfoKHR](#)

New Enum Constants

- [VK_KHR_EXTERNAL_SEMAPHORE_FD_EXTENSION_NAME](#)
- [VK_KHR_EXTERNAL_SEMAPHORE_FD_SPEC_VERSION](#)
- Extending [VkStructureType](#):
 - [VK_STRUCTURE_TYPE_IMPORT_SEMAPHORE_FD_INFO_KHR](#)
 - [VK_STRUCTURE_TYPE_SEMAPHORE_GET_FD_INFO_KHR](#)

Issues

1) Does the application need to close the file descriptor returned by [vkGetSemaphoreFdKHR](#)?

RESOLVED: Yes, unless it is passed back in to a driver instance to import the semaphore. A successful get call transfers ownership of the file descriptor to the application, and a successful import transfers it back to the driver. Destroying the original semaphore object will not close the file descriptor or remove its reference to the underlying semaphore resource associated with it.

Version History

- Revision 1, 2016-10-21 (Jesse Hall)
 - Initial revision

VK_KHR_external_semaphore_win32

Name String

VK_KHR_external_semaphore_win32

Extension Type

Device extension

Registered Extension Number

79

Revision

1

Ratification Status

Ratified

Extension and Version Dependencies

[VK_KHR_external_semaphore](#)

Contact

- James Jones [\[GitHub\]](#)[cubanismo](#)

Other Extension Metadata

Last Modified Date

2016-10-21

IP Status

No known IP claims.

Contributors

- James Jones, NVIDIA
- Jeff Juliano, NVIDIA
- Carsten Rohde, NVIDIA

Description

An application using external memory may wish to synchronize access to that memory using semaphores. This extension enables an application to export semaphore payload to and import semaphore payload from Windows handles.

New Commands

- [vkGetSemaphoreWin32HandleKHR](#)
- [vkImportSemaphoreWin32HandleKHR](#)

New Structures

- [VkImportSemaphoreWin32HandleInfoKHR](#)
- [VkSemaphoreGetWin32HandleInfoKHR](#)
- Extending [VkSemaphoreCreateInfo](#):
 - [VkExportSemaphoreWin32HandleInfoKHR](#)
- Extending [VkSubmitInfo](#):
 - [VkD3D12FenceSubmitInfoKHR](#)

New Enum Constants

- [VK_KHR_EXTERNAL_SEMAPHORE_WIN32_EXTENSION_NAME](#)
- [VK_KHR_EXTERNAL_SEMAPHORE_WIN32_SPEC_VERSION](#)
- Extending [VkStructureType](#):
 - [VK_STRUCTURE_TYPE_D3D12_FENCE_SUBMIT_INFO_KHR](#)
 - [VK_STRUCTURE_TYPE_EXPORT_SEMAPHORE_WIN32_HANDLE_INFO_KHR](#)
 - [VK_STRUCTURE_TYPE_IMPORT_SEMAPHORE_WIN32_HANDLE_INFO_KHR](#)
 - [VK_STRUCTURE_TYPE_SEMAPHORE_GET_WIN32_HANDLE_INFO_KHR](#)

Issues

1) Do applications need to call [CloseHandle\(\)](#) on the values returned from [vkGetSemaphoreWin32HandleKHR](#) when [handleType](#) is [VK_EXTERNAL_SEMAPHORE_HANDLE_TYPE_OPAQUE_WIN32_BIT_KHR](#)?

RESOLVED: Yes. A successful get call transfers ownership of the handle to the application. Destroying the semaphore object will not destroy the handle or the handle's reference to the underlying semaphore resource. Unlike file descriptor opaque handles, win32 opaque handle ownership can not be transferred back to a driver by an import operation.

2) Should the language regarding KMT/Windows 7 handles be moved to a separate extension so that it can be deprecated over time?

RESOLVED: No. Support for them can be deprecated by drivers if they choose, by no longer returning them in the supported handle types of the instance level queries.

3) Should applications be allowed to specify additional object attributes for shared handles?

RESOLVED: Yes. Applications will be allowed to provide similar attributes to those they would to any other handle creation API.

4) How do applications communicate the desired fence values to use with [D3D12_FENCE](#)-based Vulkan semaphores?

RESOLVED: There are a couple of options. The values for the signaled and reset states could be communicated up front when creating the object and remain static for the life of the Vulkan

semaphore, or they could be specified using auxiliary structures when submitting semaphore signal and wait operations, similar to what is done with the keyed mutex extensions. The latter is more flexible and consistent with the keyed mutex usage, but the former is a much simpler API.

Since Vulkan tends to favor flexibility and consistency over simplicity, a new structure specifying D3D12 fence acquire and release values is added to the [vkQueueSubmit](#) function.

Version History

- Revision 1, 2016-10-21 (James Jones)
 - Initial revision

VK_KHR_fragment_shader_barycentric

Name String

[VK_KHR_fragment_shader_barycentric](#)

Extension Type

Device extension

Registered Extension Number

323

Revision

1

Ratification Status

Ratified

Extension and Version Dependencies

[VK_KHR_get_physical_device_properties2](#)

or

[Vulkan Version 1.1](#)

SPIR-V Dependencies

- [SPV_KHR_fragment_shader_barycentric](#)

Contact

- Stu Smith

Extension Proposal

[VK_KHR_fragment_shader_barycentric](#)

Other Extension Metadata

Last Modified Date

2022-03-10

IP Status

No known IP claims.

Interactions and External Dependencies

- This extension provides API support for [GL_EXT_fragment_shader_barycentric](#)

Contributors

- Stu Smith, AMD
- Tobias Hector, AMD
- Graeme Leese, Broadcom
- Jan-Harald Fredriksen, Arm
- Slawek Grajewski, Intel

- Pat Brown, NVIDIA
- Hans-Kristian Arntzen, Valve
- Contributors to the `VK_NV_fragment_shader_barycentric` specification

Description

This extension is based on the `VK_NV_fragment_shader_barycentric` extension, and adds support for the following SPIR-V extension in Vulkan:

- `SPV_KHR_fragment_shader_barycentric`

The extension provides access to three additional fragment shader variable decorations in SPIR-V:

- `PerVertexKHR`, which indicates that a fragment shader input will not have interpolated values, but instead must be accessed with an extra array index that identifies one of the vertices of the primitive producing the fragment
- `BaryCoordKHR`, which indicates that the variable is a three-component floating-point vector holding barycentric weights for the fragment produced using perspective interpolation
- `BaryCoordNoPerspKHR`, which indicates that the variable is a three-component floating-point vector holding barycentric weights for the fragment produced using linear interpolation

When using GLSL source-based shader languages, the following variables from `GL_EXT_fragment_shader_barycentric` map to these SPIR-V built-in decorations:

- `in vec3 gl_BaryCoordEXT;` → `BaryCoordKHR`
- `in vec3 gl_BaryCoordNoPerspEXT;` → `BaryCoordNoPerspKHR`

GLSL variables declared using the `pervertexEXT` GLSL qualifier are expected to be decorated with `PerVertexKHR` in SPIR-V.

New Structures

- Extending `VkPhysicalDeviceFeatures2`, `VkDeviceCreateInfo`:
 - `VkPhysicalDeviceFragmentShaderBarycentricFeaturesKHR`
- Extending `VkPhysicalDeviceProperties2`:
 - `VkPhysicalDeviceFragmentShaderBarycentricPropertiesKHR`

New Enum Constants

- `VK_KHR_FRAGMENT_SHADER_BARYCENTRIC_EXTENSION_NAME`
- `VK_KHR_FRAGMENT_SHADER_BARYCENTRIC_SPEC_VERSION`
- Extending `VkStructureType`:
 - `VK_STRUCTURE_TYPE_PHYSICAL_DEVICE_FRAGMENT_SHADER_BARYCENTRIC_FEATURES_KHR`
 - `VK_STRUCTURE_TYPE_PHYSICAL_DEVICE_FRAGMENT_SHADER_BARYCENTRIC_PROPERTIES_KHR`

New Built-In Variables

- `BaryCoordKHR`
- `BaryCoordNoPerspKHR`

New SPIR-V Decorations

- `PerVertexKHR`

New SPIR-V Capabilities

- `FragmentBarycentricKHR`

Issues

1) What are the interactions with MSAA and how are `BaryCoordKHR` and `BaryCoordNoPerspKHR` interpolated?

RESOLVED: The inputs decorated with `BaryCoordKHR` or `BaryCoordNoPerspKHR` **may** also be decorated with the `Centroid` or `Sample` qualifiers to specify interpolation, like any other fragment shader input. If the `shaderSampleRateInterpolationFunctions` feature is enabled, the extended instructions `InterpolateAtCentroid`, `InterpolateAtOffset`, and `InterpolateAtSample` from the GLSL.std.450 **may** also be used with inputs decorated with `BaryCoordKHR` or `BaryCoordNoPerspKHR`.

Version History

- Revision 1, 2022-03-10 (Stu Smith)
 - Initial revision

VK_KHR_fragment_shading_rate

Name String

VK_KHR_fragment_shading_rate

Extension Type

Device extension

Registered Extension Number

227

Revision

2

Ratification Status

Ratified

Extension and Version Dependencies

[VK_KHR_get_physical_device_properties2](#)

or

[Vulkan Version 1.1](#)

and

[VK_KHR_create_renderpass2](#)

or

[Vulkan Version 1.2](#)

API Interactions

- Interacts with [VK_VERSION_1_3](#)
- Interacts with [VK_KHR_dynamic_rendering](#)
- Interacts with [VK_KHR_format_feature_flags2](#)

SPIR-V Dependencies

- [SPV_KHR_fragment_shading_rate](#)

Contact

- Tobias Hector [\[GitHub\]](#)[tobski](#)

Extension Proposal

[VK_KHR_fragment_shading_rate](#)

Other Extension Metadata

Last Modified Date

2021-09-30

Interactions and External Dependencies

- This extension provides API support for [GL_EXT_fragment_shading_rate](#)

Contributors

- Tobias Hector, AMD
- Guennadi Riguer, AMD
- Matthaeus Chajdas, AMD
- Pat Brown, Nvidia
- Matthew Netsch, Qualcomm
- Slawomir Grajewski, Intel
- Jan-Harald Fredriksen, Arm
- Jeff Bolz, Nvidia
- Arseny Kapoulkine, Roblox
- Contributors to the `VK_NV_shading_rate_image` specification
- Contributors to the `VK_EXT_fragment_density_map` specification

Description

This extension adds the ability to change the rate at which fragments are shaded. Rather than the usual single fragment invocation for each pixel covered by a primitive, multiple pixels can be shaded by a single fragment shader invocation.

Up to three methods are available to the application to change the fragment shading rate:

- [Pipeline Fragment Shading Rate](#), which allows the specification of a rate per-draw.
- [Primitive Fragment Shading Rate](#), which allows the specification of a rate per primitive, specified during shading.
- [Attachment Fragment Shading Rate](#), which allows the specification of a rate per-region of the framebuffer, specified in a specialized image attachment.

Additionally, these rates can all be specified and combined in order to adjust the overall detail in the image at each point.

This functionality can be used to focus shading efforts where higher levels of detail are needed in some parts of a scene compared to others. This can be particularly useful in high resolution rendering, or for XR contexts.

This extension also adds support for the `SPV_KHR_fragment_shading_rate` extension which enables setting the [primitive fragment shading rate](#), and allows querying the final shading rate from a fragment shader.

New Commands

- [vkCmdSetFragmentShadingRateKHR](#)
- [vkGetPhysicalDeviceFragmentShadingRatesKHR](#)

New Structures

- [VkPhysicalDeviceFragmentShadingRateKHR](#)
- Extending [VkGraphicsPipelineCreateInfo](#):
 - [VkPipelineFragmentShadingRateStateCreateInfoKHR](#)
- Extending [VkPhysicalDeviceFeatures2](#), [VkDeviceCreateInfo](#):
 - [VkPhysicalDeviceFragmentShadingRateFeaturesKHR](#)
- Extending [VkPhysicalDeviceProperties2](#):
 - [VkPhysicalDeviceFragmentShadingRatePropertiesKHR](#)
- Extending [VkSubpassDescription2](#):
 - [VkFragmentShadingRateAttachmentInfoKHR](#)

If [Vulkan Version 1.3](#) or [VK_KHR_dynamic_rendering](#) is supported:

- Extending [VkRenderingInfo](#):
 - [VkRenderingFragmentShadingRateAttachmentInfoKHR](#)

New Enums

- [VkFragmentShadingRateCombinerOpKHR](#)

New Enum Constants

- [VK_KHR_FRAGMENT_SHADING_RATE_EXTENSION_NAME](#)
- [VK_KHR_FRAGMENT_SHADING_RATE_SPEC_VERSION](#)
- Extending [VkAccessFlagBits](#):
 - [VK_ACCESS_FRAGMENT_SHADING_RATE_ATTACHMENT_READ_BIT_KHR](#)
- Extending [VkDynamicState](#):
 - [VK_DYNAMIC_STATE_FRAGMENT_SHADING_RATE_KHR](#)
- Extending [VkFormatFeatureFlagBits](#):
 - [VK_FORMAT_FEATURE_FRAGMENT_SHADING_RATE_ATTACHMENT_BIT_KHR](#)
- Extending [VkImageLayout](#):
 - [VK_IMAGE_LAYOUT_FRAGMENT_SHADING_RATE_ATTACHMENT_OPTIMAL_KHR](#)
- Extending [VkImageUsageFlagBits](#):
 - [VK_IMAGE_USAGE_FRAGMENT_SHADING_RATE_ATTACHMENT_BIT_KHR](#)
- Extending [VkPipelineStageFlagBits](#):
 - [VK_PIPELINE_STAGE_FRAGMENT_SHADING_RATE_ATTACHMENT_BIT_KHR](#)
- Extending [VkStructureType](#):
 - [VK_STRUCTURE_TYPE_FRAGMENT_SHADING_RATE_ATTACHMENT_INFO_KHR](#)
 - [VK_STRUCTURE_TYPE_PHYSICAL_DEVICE_FRAGMENT_SHADING_RATE_FEATURES_KHR](#)

- `VK_STRUCTURE_TYPE_PHYSICAL_DEVICE_FRAGMENT_SHADING_RATE_KHR`
- `VK_STRUCTURE_TYPE_PHYSICAL_DEVICE_FRAGMENT_SHADING_RATE_PROPERTIES_KHR`
- `VK_STRUCTURE_TYPE_PIPELINE_FRAGMENT_SHADING_RATE_STATE_CREATE_INFO_KHR`

If `VK_KHR_format_feature_flags2` or Vulkan Version 1.3 is supported:

- Extending `VkFormatFeatureFlagBits2`:
 - `VK_FORMAT_FEATURE_2_FRAGMENT_SHADING_RATE_ATTACHMENT_BIT_KHR`

If Vulkan Version 1.3 or `VK_KHR_dynamic_rendering` is supported:

- Extending `VkPipelineCreateFlagBits`:
 - `VK_PIPELINE_CREATE_RENDERING_FRAGMENT_SHADING_RATE_ATTACHMENT_BIT_KHR`
 - `VK_PIPELINE_RASTERIZATION_STATE_CREATE_FRAGMENT_SHADING_RATE_ATTACHMENT_BIT_KHR`
- Extending `VkStructureType`:
 - `VK_STRUCTURE_TYPE_RENDERING_FRAGMENT_SHADING_RATE_ATTACHMENT_INFO_KHR`

Version History

- Revision 1, 2020-05-06 (Tobias Hector)
 - Initial revision
- Revision 2, 2021-09-30 (Jon Leech)
 - Add interaction with `VK_KHR_format_feature_flags2` to `vk.xml`

VK_KHR_get_display_properties2

Name String

VK_KHR_get_display_properties2

Extension Type

Instance extension

Registered Extension Number

122

Revision

1

Ratification Status

Ratified

Extension and Version Dependencies

[VK_KHR_display](#)

Contact

- James Jones [\[GitHub\]](#)[cubanismo](#)

Other Extension Metadata

Last Modified Date

2017-02-21

IP Status

No known IP claims.

Contributors

- Ian Elliott, Google
- James Jones, NVIDIA

Description

This extension provides new queries for device display properties and capabilities that can be easily extended by other extensions, without introducing any further queries. This extension can be considered the [VK_KHR_display](#) equivalent of the [VK_KHR_get_physical_device_properties2](#) extension.

New Commands

- [vkGetDisplayModeProperties2KHR](#)
- [vkGetDisplayPlaneCapabilities2KHR](#)
- [vkGetPhysicalDeviceDisplayPlaneProperties2KHR](#)
- [vkGetPhysicalDeviceDisplayProperties2KHR](#)

New Structures

- [VkDisplayModeProperties2KHR](#)
- [VkDisplayPlaneCapabilities2KHR](#)
- [VkDisplayPlaneInfo2KHR](#)
- [VkDisplayPlaneProperties2KHR](#)
- [VkDisplayProperties2KHR](#)

New Enum Constants

- [VK_KHR_GET_DISPLAY_PROPERTIES_2_EXTENSION_NAME](#)
- [VK_KHR_GET_DISPLAY_PROPERTIES_2_SPEC_VERSION](#)
- Extending [VkStructureType](#):
 - [VK_STRUCTURE_TYPE_DISPLAY_MODE_PROPERTIES_2_KHR](#)
 - [VK_STRUCTURE_TYPE_DISPLAY_PLANE_CAPABILITIES_2_KHR](#)
 - [VK_STRUCTURE_TYPE_DISPLAY_PLANE_INFO_2_KHR](#)
 - [VK_STRUCTURE_TYPE_DISPLAY_PLANE_PROPERTIES_2_KHR](#)
 - [VK_STRUCTURE_TYPE_DISPLAY_PROPERTIES_2_KHR](#)

Issues

1) What should this extension be named?

RESOLVED: [VK_KHR_get_display_properties2](#). Other alternatives:

- [VK_KHR_display2](#)
- One extension, combined with [VK_KHR_surface_capabilities2](#).

2) Should extensible input structs be added for these new functions:

RESOLVED:

- [vkGetPhysicalDeviceDisplayProperties2KHR](#): No. The only current input is a [VkPhysicalDevice](#). Other inputs would not make sense.
- [vkGetPhysicalDeviceDisplayPlaneProperties2KHR](#): No. The only current input is a [VkPhysicalDevice](#). Other inputs would not make sense.
- [vkGetDisplayModeProperties2KHR](#): No. The only current inputs are a [VkPhysicalDevice](#) and a [VkDisplayModeKHR](#). Other inputs would not make sense.

3) Should additional display query functions be extended?

RESOLVED:

- [vkGetDisplayPlaneSupportedDisplaysKHR](#): No. Extensions should instead extend [vkGetDisplayPlaneCapabilitiesKHR\(\)](#).

Version History

- Revision 1, 2017-02-21 (James Jones)
 - Initial draft.

VK_KHR_get_surface_capabilities2

Name String

VK_KHR_get_surface_capabilities2

Extension Type

Instance extension

Registered Extension Number

120

Revision

1

Ratification Status

Ratified

Extension and Version Dependencies

[VK_KHR_surface](#)

Contact

- James Jones [\[GitHub\]](#)[cubanismo](#)

Other Extension Metadata

Last Modified Date

2017-02-27

IP Status

No known IP claims.

Contributors

- Ian Elliott, Google
- James Jones, NVIDIA
- Alon Or-bach, Samsung

Description

This extension provides new queries for device surface capabilities that can be easily extended by other extensions, without introducing any further queries. This extension can be considered the [VK_KHR_surface](#) equivalent of the [VK_KHR_get_physical_device_properties2](#) extension.

New Commands

- [vkGetPhysicalDeviceSurfaceCapabilities2KHR](#)
- [vkGetPhysicalDeviceSurfaceFormats2KHR](#)

New Structures

- [VkPhysicalDeviceSurfaceInfo2KHR](#)
- [VkSurfaceCapabilities2KHR](#)
- [VkSurfaceFormat2KHR](#)

New Enum Constants

- [VK_KHR_GET_SURFACE_CAPABILITIES_2_EXTENSION_NAME](#)
- [VK_KHR_GET_SURFACE_CAPABILITIES_2_SPEC_VERSION](#)
- Extending [VkStructureType](#):
 - [VK_STRUCTURE_TYPE_PHYSICAL_DEVICE_SURFACE_INFO_2_KHR](#)
 - [VK_STRUCTURE_TYPE_SURFACE_CAPABILITIES_2_KHR](#)
 - [VK_STRUCTURE_TYPE_SURFACE_FORMAT_2_KHR](#)

Issues

1) What should this extension be named?

RESOLVED: [VK_KHR_get_surface_capabilities2](#). Other alternatives:

- [VK_KHR_surface2](#)
- One extension, combining a separate display-specific query extension.

2) Should additional WSI query functions be extended?

RESOLVED:

- [vkGetPhysicalDeviceSurfaceCapabilitiesKHR](#): Yes. The need for this motivated the extension.
- [vkGetPhysicalDeviceSurfaceSupportKHR](#): No. Currently only has boolean output. Extensions should instead extend [vkGetPhysicalDeviceSurfaceCapabilities2KHR](#).
- [vkGetPhysicalDeviceSurfaceFormatsKHR](#): Yes.
- [vkGetPhysicalDeviceSurfacePresentModesKHR](#): No. Recent discussion concluded this introduced too much variability for applications to deal with. Extensions should instead extend [vkGetPhysicalDeviceSurfaceCapabilities2KHR](#).
- [vkGetPhysicalDeviceXlibPresentationSupportKHR](#): Not in this extension.
- [vkGetPhysicalDeviceXcbPresentationSupportKHR](#): Not in this extension.
- [vkGetPhysicalDeviceWaylandPresentationSupportKHR](#): Not in this extension.
- [vkGetPhysicalDeviceWin32PresentationSupportKHR](#): Not in this extension.

Version History

- Revision 1, 2017-02-27 (James Jones)
 - Initial draft.

VK_KHR_incremental_present

Name String

VK_KHR_incremental_present

Extension Type

Device extension

Registered Extension Number

85

Revision

2

Ratification Status

Ratified

Extension and Version Dependencies

[VK_KHR_swapchain](#)

Contact

- Ian Elliott [\[GitHub\]](#)[ianelliottus](#)

Other Extension Metadata

Last Modified Date

2016-11-02

IP Status

No known IP claims.

Contributors

- Ian Elliott, Google
- Jesse Hall, Google
- Alon Or-bach, Samsung
- James Jones, NVIDIA
- Daniel Rakos, AMD
- Ray Smith, ARM
- Mika Isojarvi, Google
- Jeff Juliano, NVIDIA
- Jeff Bolz, NVIDIA

Description

This device extension extends [vkQueuePresentKHR](#), from the [VK_KHR_swapchain](#) extension, allowing

an application to specify a list of rectangular, modified regions of each image to present. This should be used in situations where an application is only changing a small portion of the presentable images within a swapchain, since it enables the presentation engine to avoid wasting time presenting parts of the surface that have not changed.

This extension is leveraged from the [EGL_KHR_swap_buffers_with_damage](#) extension.

New Structures

- [VkPresentRegionKHR](#)
- [VkRectLayerKHR](#)
- Extending [VkPresentInfoKHR](#):
 - [VkPresentRegionsKHR](#)

New Enum Constants

- [VK_KHR_INCREMENTAL_PRESENT_EXTENSION_NAME](#)
- [VK_KHR_INCREMENTAL_PRESENT_SPEC_VERSION](#)
- Extending [VkStructureType](#):
 - [VK_STRUCTURE_TYPE_PRESENT_REGIONS_KHR](#)

Issues

1) How should we handle stereoscopic-3D swapchains? We need to add a layer for each rectangle. One approach is to create another structure containing the [VkRect2D](#) plus layer, and have [VkPresentRegionsKHR](#) point to an array of that struct. Another approach is to have two parallel arrays, [pRectangles](#) and [pLayers](#), where [pRectangles\[i\]](#) and [pLayers\[i\]](#) must be used together. Which approach should we use, and if the array of a new structure, what should that be called?

RESOLVED: Create a new structure, which is a [VkRect2D](#) plus a layer, and will be called [VkRectLayerKHR](#).

2) Where is the origin of the [VkRectLayerKHR](#)?

RESOLVED: The upper left corner of the presentable image(s) of the swapchain, per the definition of framebuffer coordinates.

3) Does the rectangular region, [VkRectLayerKHR](#), specify pixels of the swapchain's image(s), or of the surface?

RESOLVED: Of the image(s). Some presentation engines may scale the pixels of a swapchain's image(s) to the size of the surface. The size of the swapchain's image(s) will be consistent, where the size of the surface may vary over time.

4) What if all of the rectangles for a given swapchain contain a width and/or height of zero?

RESOLVED: The application is indicating that no pixels changed since the last present. The presentation engine may use such a hint and not update any pixels for the swapchain. However, all

other semantics of [vkQueuePresentKHR](#) must still be honored, including waiting for semaphores to signal.

5) When the swapchain is created with [VkSwapchainCreateInfoKHR::preTransform](#) set to a value other than [VK_SURFACE_TRANSFORM_IDENTITY_BIT_KHR](#), should the rectangular region, [VkRectLayerKHR](#), be transformed to align with the [preTransform](#)?

RESOLVED: No. The rectangular region in [VkRectLayerKHR](#) should not be transformed. As such, it may not align with the extents of the swapchain's image(s). It is the responsibility of the presentation engine to transform the rectangular region. This matches the behavior of the Android presentation engine, which set the precedent.

Version History

- Revision 1, 2016-11-02 (Ian Elliott)
 - Internal revisions
- Revision 2, 2021-03-18 (Ian Elliott)
 - Clarified alignment of rectangles for presentation engines that support transformed swapchains.

VK_KHR_internally_synchronized_queues

Name String

VK_KHR_internally_synchronized_queues

Extension Type

Device extension

Registered Extension Number

505

Revision

1

Ratification Status

Ratified

Extension and Version Dependencies

[Vulkan Version 1.1](#)

Contact

- Shahbaz Youssefi [\[GitHub\]syoussefi](#)

Extension Proposal

[VK_KHR_internally_synchronized_queues](#)

Other Extension Metadata

Last Modified Date

2025-02-04

Contributors

- Shahbaz Youssefi, Google
- Daniel Rakos, RasterGrid
- Jeff Bolz, Nvidia
- Hans-Kristian Arntzen, Valve

Description

[VK_KHR_internally_synchronized_queues](#) allows queues to opt into being internally synchronized via the [VK_DEVICE_QUEUE_CREATE INTERNALLY SYNCHRONIZED_BIT_KHR](#) flag.

New Structures

- Extending [VkPhysicalDeviceFeatures2](#), [VkDeviceCreateInfo](#):
 - [VkPhysicalDeviceInternallySynchronizedQueuesFeaturesKHR](#)

New Enum Constants

- `VK_KHR_INTERNALLY_SYNCHRONIZED_QUEUES_EXTENSION_NAME`
- `VK_KHR_INTERNALLY_SYNCHRONIZED_QUEUES_SPEC_VERSION`
- Extending `VkDeviceQueueCreateFlagBits`:
 - `VK_DEVICE_QUEUE_CREATE_INTERNALLY_SYNCHRONIZED_BIT_KHR`
- Extending `VkStructureType`:
 - `VK_STRUCTURE_TYPE_PHYSICAL_DEVICE_INTERNALLY_SYNCHRONIZED_QUEUES_FEATURES_KHR`

Issues

None.

Version History

- Revision 0, 2025-01-07 (Daniel Rakos)
 - Initial proposal
- Revision 1, 2025-02-04 (Shahbaz Youssefi)
 - Initial revision

VK_KHR_maintenance10

Name String

VK_KHR_maintenance10

Extension Type

Device extension

Registered Extension Number

631

Revision

1

Ratification Status

Ratified

Extension and Version Dependencies

[VK_KHR_get_physical_device_properties2](#)

or

[Vulkan Version 1.1](#)

API Interactions

- Interacts with [VK_VERSION_1_3](#)
- Interacts with [VK_VERSION_1_4](#)
- Interacts with [VK_KHR_copy_commands2](#)
- Interacts with [VK_KHR_dynamic_rendering](#)
- Interacts with [VK_KHR_dynamic_rendering_local_read](#)
- Interacts with [VK_KHR_format_feature_flags2](#)

Contact

- Mike Blumenkrantz [\[GitHub\]](#)zmike

Extension Proposal

[VK_KHR_maintenance10](#)

Other Extension Metadata

Last Modified Date

2025-05-13

Interactions and External Dependencies

- This extension interacts with [VK_KHR_format_feature_flags2](#)
- This extension interacts with [VK_EXT_extended_dynamic_state3](#)
- This extension interacts with [VK_KHR_dynamic_rendering_local_read](#)
- This extension interacts with [VK_KHR_depth_stencil_resolve](#)

Contributors

- Mike Blumenkrantz, Valve
- Piers Daniell, NVIDIA
- Hans-Kristian Arntzen, Valve

Description

[VK_KHR_maintenance10](#) adds a collection of minor features, none of which would warrant an entire extension of their own.

The new features are as follows:

- New image format feature bits that indicate support for copying depth or stencil aspects using non-graphics queue families
- If [vkCmdSetSampleMaskEXT](#) is called with [pSampleMask](#) set to `NULL`, it is treated as if the mask has all bits set to 1.
- Add [vkCmdEndRendering2KHR](#) as an extensible version of [vkCmdEndRendering](#)
- Add input attachment information to dynamic rendering
- Require that vertex inputs follow sRGB encoding when those formats are used, instead of being underspecified.
- Add a query to determine if sRGB images are resolved in nonlinear or linear space by default
- Add an optional feature to allow applications to override the default sRGB resolve behavior
- Add resolve mode and depth-stencil resolve support to [vkCmdResolveImage2](#) to bring it in-line with render pass attachment resolves

New Commands

- [vkCmdEndRendering2KHR](#)

New Structures

- [VkRenderingEndInfoKHR](#)
- Extending [VkPhysicalDeviceFeatures2](#), [VkDeviceCreateInfo](#):
 - [VkPhysicalDeviceMaintenance10FeaturesKHR](#)
- Extending [VkPhysicalDeviceProperties2](#):
 - [VkPhysicalDeviceMaintenance10PropertiesKHR](#)
- Extending [VkRenderingAttachmentInfo](#):
 - [VkRenderingAttachmentFlagsInfoKHR](#)
- Extending [VkResolveImageInfo2](#):
 - [VkResolveImageModeInfoKHR](#)

New Enums

- [VkRenderingAttachmentFlagBitsKHR](#)
- [VkResolveImageFlagBitsKHR](#)

New Bitmasks

- [VkRenderingAttachmentFlagsKHR](#)
- [VkResolveImageFlagsKHR](#)

New Enum Constants

- [VK_KHR_MAINTENANCE_10_EXTENSION_NAME](#)
- [VK_KHR_MAINTENANCE_10_SPEC_VERSION](#)
- Extending [VkAttachmentDescriptionFlagBits](#):
 - [VK_ATTACHMENT_DESCRIPTION_RESOLVE_ENABLE_TRANSFER_FUNCTION_BIT_KHR](#)
 - [VK_ATTACHMENT_DESCRIPTION_RESOLVE_SKIP_TRANSFER_FUNCTION_BIT_KHR](#)
- Extending [VkStructureType](#):
 - [VK_STRUCTURE_TYPE_PHYSICAL_DEVICE_MAINTENANCE_10_FEATURES_KHR](#)
 - [VK_STRUCTURE_TYPE_PHYSICAL_DEVICE_MAINTENANCE_10_PROPERTIES_KHR](#)
 - [VK_STRUCTURE_TYPE_RENDERING_ATTACHMENT_FLAGS_INFO_KHR](#)
 - [VK_STRUCTURE_TYPE_RENDERING_END_INFO_KHR](#)
 - [VK_STRUCTURE_TYPE_RESOLVE_IMAGE_MODE_INFO_KHR](#)

If [Vulkan Version 1.4](#) or [VK_KHR_dynamic_rendering_local_read](#) and [Vulkan Version 1.3](#) or [VK_KHR_dynamic_rendering](#) is supported:

- Extending [VkRenderingAttachmentFlagBitsKHR](#):
 - [VK_RENDERING_ATTACHMENT_INPUT_ATTACHMENT_FEEDBACK_BIT_KHR](#)
- Extending [VkRenderingFlagBits](#):
 - [VK_RENDERING_LOCAL_READ_CONCURRENT_ACCESS_CONTROL_BIT_KHR](#)

If [VK_KHR_format_feature_flags2](#) or [Vulkan Version 1.3](#) is supported:

- Extending [VkFormatFeatureFlagBits2](#):
 - [VK_FORMAT_FEATURE_2_DEPTH_COPY_ON_COMPUTE_QUEUE_BIT_KHR](#)
 - [VK_FORMAT_FEATURE_2_DEPTH_COPY_ON_TRANSFER_QUEUE_BIT_KHR](#)
 - [VK_FORMAT_FEATURE_2_STENCIL_COPY_ON_COMPUTE_QUEUE_BIT_KHR](#)
 - [VK_FORMAT_FEATURE_2_STENCIL_COPY_ON_TRANSFER_QUEUE_BIT_KHR](#)

If [Vulkan Version 1.3](#) or [VK_KHR_copy_commands2](#) is supported:

- Extending [VkResolveImageFlagBitsKHR](#):

- [VK_RESOLVE_IMAGE_ENABLE_TRANSFER_FUNCTION_BIT_KHR](#)
- [VK_RESOLVE_IMAGE_SKIP_TRANSFER_FUNCTION_BIT_KHR](#)

If [Vulkan Version 1.3](#) or [VK_KHR_dynamic_rendering](#) is supported:

- Extending [VkRenderingAttachmentFlagBitsKHR](#):
 - [VK_RENDERING_ATTACHMENT_RESOLVE_ENABLE_TRANSFER_FUNCTION_BIT_KHR](#)
 - [VK_RENDERING_ATTACHMENT_RESOLVE_SKIP_TRANSFER_FUNCTION_BIT_KHR](#)

Issues

None.

Version History

- Revision 1, 2025-05-13 (Mike Blumenkrantz)
 - Initial revision

VK_KHR_maintenance11

Name String

VK_KHR_maintenance11

Extension Type

Device extension

Registered Extension Number

658

Revision

1

Ratification Status

Ratified

Extension and Version Dependencies

[VK_KHR_get_physical_device_properties2](#)

or

[Vulkan Version 1.1](#)

API Interactions

- Interacts with VK_EXT_mesh_shader
- Interacts with VK_EXT_shader_object
- Interacts with VK_NV_mesh_shader

Contact

- Mike Blumenkrantz [\[GitHub\]zmike](#)

Extension Proposal

[VK_KHR_maintenance11](#)

Other Extension Metadata

Last Modified Date

2025-09-09

Interactions and External Dependencies

Contributors

- Mike Blumenkrantz, Valve
- Piers Daniell, NVIDIA
- Hans-Kristian Arntzen, Valve
- Caterina Shablia, Collabora

Description

[VK_KHR_maintenance11](#) adds a collection of minor features, none of which would warrant an entire extension of their own.

The new features are as follows:

- Add D3D compatibility for mismatch between [Arrayed](#) in shaders and the arrayness of the underlying descriptor when the descriptor contains a single array layer
- Clarify the pipeline depth clipping state when the pipeline is created without [VK_DYNAMIC_STATE_DEPTH_CLIP_ENABLE_EXT](#) being set and the [VkPipelineRasterizationDepthClipStateCreateInfoEXT](#) struct is not present
- Add [VK_SHADER_CREATE_INDEPENDENT_SETS_BIT_KHR](#) to enable shader object functionality to mimic [VK_PIPELINE_LAYOUT_CREATE_INDEPENDENT_SETS_BIT_EXT](#) used for graphics pipeline libraries, including a new pipeline layout creation flag [VK_PIPELINE_LAYOUT_CREATE_NO_TASK_SHADER_BIT_KHR](#) to ensure pipeline layouts used with shader objects also created with [VK_SHADER_CREATE_NO_TASK_SHADER_BIT_EXT](#) to be compatible
- Allow [queueFamilyIndexCount](#) of 1 in [VkBufferCreateInfo](#), [VkImageCreateInfo](#), [VkPhysicalDeviceImageDrmFormatModifierInfoEXT](#), [VkTensorCreateInfoARM](#) when [sharingMode](#) is [VK_SHARING_MODE_CONCURRENT](#).
- Require [minImageTransferGranularity](#) to be (1,1,1) even on transfer-only queues and add [optimalImageTransferGranularity](#) queue family property to communicate the performance bump for copies not aligned to the optimal granularity.
- When copying between a buffer and an image on a transfer-only queue, do not require [bufferOffset](#) to be a multiple of 4.

New Structures

- Extending [VkPhysicalDeviceFeatures2](#), [VkDeviceCreateInfo](#):
 - [VkPhysicalDeviceMaintenance11FeaturesKHR](#)
- Extending [VkQueueFamilyProperties2](#):
 - [VkQueueFamilyOptimalImageTransferGranularityPropertiesKHR](#)

New Enum Constants

- [VK_KHR_MAINTENANCE_11_EXTENSION_NAME](#)
- [VK_KHR_MAINTENANCE_11_SPEC_VERSION](#)
- Extending [VkImageCreateFlagBits](#):
 - [VK_IMAGE_CREATE_ALIAS_SINGLE_LAYER_DESCRIPTOR_BIT_KHR](#)
- Extending [VkStructureType](#):
 - [VK_STRUCTURE_TYPE_PHYSICAL_DEVICE_MAINTENANCE_11_FEATURES_KHR](#)
 - [VK_STRUCTURE_TYPE_QUEUE_FAMILY_OPTIMAL_IMAGE_TRANSFER_GRANULARITY_PROPERTIES_KHR](#)

If [VK_EXT_shader_object](#) is supported:

- Extending [VkShaderCreateFlagBitsEXT](#):
 - [VK_SHADER_CREATE_INDEPENDENT_SETS_BIT_KHR](#)

If [VK_EXT_shader_object](#) and [VK_EXT_mesh_shader](#) or [VK_NV_mesh_shader](#) is supported:

- Extending [VkPipelineLayoutCreateFlagBits](#):
 - [VK_PIPELINE_LAYOUT_CREATE_NO_TASK_SHADER_BIT_KHR](#)

Issues

None.

Version History

- Revision 1, 2025-09-09 (Mike Blumenkrantz)
 - Initial revision

VK_KHR_maintenance7

Name String

VK_KHR_maintenance7

Extension Type

Device extension

Registered Extension Number

563

Revision

1

Ratification Status

Ratified

Extension and Version Dependencies

[Vulkan Version 1.1](#)

Contact

- Mike Blumenkrantz [\[GitHub\]](#)zmike

Extension Proposal

[VK_KHR_maintenance7](#)

Other Extension Metadata

Last Modified Date

2024-01-30

Interactions and External Dependencies

Contributors

- Mike Blumenkrantz, Valve
- Hans-Kristian Arntzen, Valve
- Pan Gao, Huawei
- Tobias Hector, AMD
- Jon Leech, Khronos
- Daniel Story, Nintendo
- Shahbaz Youssefi, Google
- Yiwei Zhang, Google
- Matthew Netsch, Qualcomm

Description

[VK_KHR_maintenance7](#) adds a collection of minor features, none of which would warrant an entire extension of their own.

The proposed new features are as follows:

- Add a property query to determine if a framebuffer writes to depth or stencil aspect does not trigger a write access in the sibling aspect. For example, this allows sampling stencil aspect as a texture while rendering to the sibling depth attachment and vice-versa given appropriate image layouts.
- Add a way to query information regarding the underlying devices in environments where the Vulkan implementation is provided through layered implementations. For example, running on Mesa/Venus, driver ID is returned as [VK_DRIVER_ID_MESA_VENUS](#), but it can be necessary to know what the real driver under the hood is. The new [VkPhysicalDeviceLayeredApiPropertiesKHR](#) structure can be used to gather information regarding layers underneath the top-level physical device.
- Promote [VK_RENDERING_CONTENTS_INLINE_BIT_EXT](#) and [VK_SUBPASS_CONTENTS_INLINE_AND_SECONDARY_COMMAND_BUFFERS_EXT](#) to KHR
- Add a limit to report the maximum total count of dynamic uniform buffers and dynamic storage buffers that can be included in a pipeline layout.
- Require that for an unsigned integer query, the 32-bit result value **must** be equal to the 32 least significant bits of the equivalent 64-bit result value.
- Add query for robust access support when using fragment shading rate attachments

New Structures

- [VkPhysicalDeviceLayeredApiPropertiesKHR](#)
- Extending [VkPhysicalDeviceFeatures2](#), [VkDeviceCreateInfo](#):
 - [VkPhysicalDeviceMaintenance7FeaturesKHR](#)
- Extending [VkPhysicalDeviceLayeredApiPropertiesKHR](#):
 - [VkPhysicalDeviceLayeredApiVulkanPropertiesKHR](#)
- Extending [VkPhysicalDeviceProperties2](#):
 - [VkPhysicalDeviceLayeredApiPropertiesListKHR](#)
 - [VkPhysicalDeviceMaintenance7PropertiesKHR](#)

New Enums

- [VkPhysicalDeviceLayeredApiKHR](#)

New Enum Constants

- [VK_KHR_MAINTENANCE_7_EXTENSION_NAME](#)
- [VK_KHR_MAINTENANCE_7_SPEC_VERSION](#)

- Extending [VkRenderingFlagBits](#):
 - [VK_RENDERING_CONTENTS_INLINE_BIT_KHR](#)
- Extending [VkStructureType](#):
 - [VK_STRUCTURE_TYPE_PHYSICAL_DEVICE_LAYERED_API_PROPERTIES_KHR](#)
 - [VK_STRUCTURE_TYPE_PHYSICAL_DEVICE_LAYERED_API_PROPERTIES_LIST_KHR](#)
 - [VK_STRUCTURE_TYPE_PHYSICAL_DEVICE_LAYERED_API_VULKAN_PROPERTIES_KHR](#)
 - [VK_STRUCTURE_TYPE_PHYSICAL_DEVICE_MAINTENANCE_7_FEATURES_KHR](#)
 - [VK_STRUCTURE_TYPE_PHYSICAL_DEVICE_MAINTENANCE_7_PROPERTIES_KHR](#)
- Extending [VkSubpassContents](#):
 - [VK_SUBPASS_CONTENTS_INLINE_AND_SECONDARY_COMMAND_BUFFERS_KHR](#)

Issues

None.

Version History

- Revision 1, 2024-01-30 (Jon Leech)
 - Initial revision

VK_KHR_maintenance8

Name String

VK_KHR_maintenance8

Extension Type

Device extension

Registered Extension Number

575

Revision

1

Ratification Status

Ratified

Extension and Version Dependencies

[Vulkan Version 1.1](#)

Contact

- Mike Blumenkrantz [\[GitHub\]zmike](#)

Extension Proposal

[VK_KHR_maintenance8](#)

Other Extension Metadata

Last Modified Date

2025-01-07

Interactions and External Dependencies

Contributors

- Jon Leech, Khronos
- Mike Blumenkrantz, Valve
- Spencer Fricke, LunarG
- Jan-Harald Fredriksen, ARM
- Piers Daniell, NVIDIA
- Matthew Netsch, Qualcomm
- Ricardo Garcia, Igalia
- Lionel Landwerlin, Intel
- Rick Hammerstone, Qualcomm
- Daniel Story, Nintendo
- Hans-Kristian Arntzen, Valve

- Caterina Shablia, Collabora
- Georg Lehmann, Valve
- Shahbaz Youssefi, Google
- Tobias Hector, AMD

Description

[VK_KHR_maintenance8](#) adds a collection of minor features, none of which would warrant an entire extension of their own.

The new features are as follows:

- Allow copies between depth/stencil and “matching” color attachments
- Allow [dstCache](#) in [vkMergePipelineCaches](#) to be implicitly synchronized.
- Require src/dst sync scopes to work when doing queue family ownership transfers
- Support [Offset](#) (as an alternative to [ConstOffset](#)) image operand in texture sampling and fetch operations
- Use the SPIR-V definition of [OpSRem](#) and [OpSMod](#), making these operations produce well-defined results for negative operands
- Loosen layer restrictions when blitting from 3D images to other image types
- Add space for an additional 64 access flags for use with [VkMemoryBarrier2](#), [VkBufferMemoryBarrier2](#), and [VkImageMemoryBarrier2](#)

New Structures

- Extending [VkPhysicalDeviceFeatures2](#), [VkDeviceCreateInfo](#):
 - [VkPhysicalDeviceMaintenance8FeaturesKHR](#)
- Extending [VkSubpassDependency2](#), [VkBufferMemoryBarrier2](#), [VkImageMemoryBarrier2](#), [VkMemoryRangeBarriersInfoKHR](#):
 - [VkMemoryBarrierAccessFlags3KHR](#)

New Enums

- [VkAccessFlagBits3KHR](#)
- [VkPipelineCacheCreateFlagBits](#)

New Bitmasks

- [VkAccessFlags3KHR](#)

New Enum Constants

- [VK_KHR_MAINTENANCE_8_EXTENSION_NAME](#)
- [VK_KHR_MAINTENANCE_8_SPEC_VERSION](#)

- Extending [VkDependencyFlagBits](#):
 - [VK_DEPENDENCY_QUEUE_FAMILY_OWNERSHIP_TRANSFER_USE_ALL_STAGES_BIT_KHR](#)
- Extending [VkPipelineCacheCreateFlagBits](#):
 - [VK_PIPELINE_CACHE_CREATE INTERNALLY SYNCHRONIZED_MERGE_BIT_KHR](#)
- Extending [VkStructureType](#):
 - [VK_STRUCTURE_TYPE_MEMORY_BARRIER_ACCESS_FLAGS_3_KHR](#)
 - [VK_STRUCTURE_TYPE_PHYSICAL_DEVICE_MAINTENANCE_8_FEATURES_KHR](#)

Issues

None.

Version History

- Revision 1, 2024-06-20 (Jon Leech)
 - Initial revision

VK_KHR_maintenance9

Name String

[VK_KHR_maintenance9](#)

Extension Type

Device extension

Registered Extension Number

585

Revision

1

Ratification Status

Ratified

Extension and Version Dependencies

[VK_KHR_get_physical_device_properties2](#)

or

[Vulkan Version 1.1](#)

Contact

- Mike Blumenkrantz [\[GitHub\]zmike](#)

Extension Proposal

[VK_KHR_maintenance9](#)

Other Extension Metadata

Last Modified Date

2025-05-29

Interactions and External Dependencies

Contributors

- Mike Blumenkrantz, Valve
- Shahbaz Youssefi, Google
- Hans-Kristian Arntzen, Valve
- Piers Daniell, NVIDIA
- Daniel Story, Nintendo
- Jeff Bolz, NVIDIA

Description

[VK_KHR_maintenance9](#) adds a collection of minor features, none of which would warrant an entire extension of their own.

The new features are as follows:

- Support `VkDevice` with no queues. These can be used as effectively an offline compiler to prepopulate pipeline caches, without expensive queue creation or internal memory allocations.
- Allow `vkCmdSetEvent2` to not provide a dependency, providing `vkCmdSetEvent`-style usage using enums from `VK_KHR_synchronization2`
- Add a `VkQueryPoolCreateFlagBits::VK_QUERY_POOL_CREATE_RESET_BIT_KHR` flag to create a query pool with all queries initialized to the reset state.
- Allow any integer bit width for specific bit-wise operations.
- Add a property to enable sparse support with `VK_EXT_image_2d_view_of_3d`.
- Add a property to indicate the implementation will return (0,0,0,0) or (0,0,0,1) to vertex shaders that read unassigned attributes.
- The effects of image memory barriers and image layout transitions on 3D images created with `VK_IMAGE_CREATE_2D_ARRAY_COMPATIBLE_BIT` are scoped to the slices specified by the user-provided `VkImageSubresourceRange`.
- Queue family ownership transfers are no longer required for buffers and linear images, and a new physical device queue family property is exposed to indicate whether queue family ownership transfers are required for optimal images.

New Structures

- Extending `VkPhysicalDeviceFeatures2`, `VkDeviceCreateInfo`:
 - `VkPhysicalDeviceMaintenance9FeaturesKHR`
- Extending `VkPhysicalDeviceProperties2`:
 - `VkPhysicalDeviceMaintenance9PropertiesKHR`
- Extending `VkQueueFamilyProperties2`:
 - `VkQueueFamilyOwnershipTransferPropertiesKHR`

New Enums

- `VkDefaultVertexAttributeValueKHR`

New Enum Constants

- `VK_KHR_MAINTENANCE_9_EXTENSION_NAME`
- `VK_KHR_MAINTENANCE_9_SPEC_VERSION`
- Extending `VkDependencyFlagBits`:
 - `VK_DEPENDENCY_ASYMMETRIC_EVENT_BIT_KHR`
- Extending `VkQueryPoolCreateFlagBits`:
 - `VK_QUERY_POOL_CREATE_RESET_BIT_KHR`
- Extending `VkStructureType`:
 - `VK_STRUCTURE_TYPE_PHYSICAL_DEVICE_MAINTENANCE_9_FEATURES_KHR`

- [VK_STRUCTURE_TYPE_PHYSICAL_DEVICE_MAINTENANCE_9_PROPERTIES_KHR](#)
- [VK_STRUCTURE_TYPE_QUEUE_FAMILY_OWNERSHIP_TRANSFER_PROPERTIES_KHR](#)

Issues

None.

Version History

- Revision 1, 2025-05-29 (Contributors)
 - Internal revisions

VK_KHR_performance_query

Name String

VK_KHR_performance_query

Extension Type

Device extension

Registered Extension Number

117

Revision

1

Ratification Status

Ratified

Extension and Version Dependencies

[VK_KHR_get_physical_device_properties2](#)

or

[Vulkan Version 1.1](#)

Special Use

- [Developer tools](#)

Contact

- Alon Or-bach [\[GitHub\]](#)[alonorbach](#)

Other Extension Metadata

Last Modified Date

2019-10-08

IP Status

No known IP claims.

Contributors

- Jesse Barker, Unity Technologies
- Kenneth Benzie, Codeplay
- Jan-Harald Fredriksen, ARM
- Jeff Leger, Qualcomm
- Jesse Hall, Google
- Tobias Hector, AMD
- Neil Henning, Codeplay
- Baldur Karlsson
- Lionel Landwerlin, Intel

- Peter Lohrmann, AMD
- Alon Or-bach, Samsung
- Daniel Rakos, AMD
- Niklas Smedberg, Unity Technologies
- Igor Ostrowski, Intel

Description

The `VK_KHR_performance_query` extension adds a mechanism to allow querying of performance counters for use in applications and by profiling tools.

Each queue family **may** expose counters that **can** be enabled on a queue of that family. We extend `VkQueryType` to add a new query type for performance queries, and chain a structure on `VkQueryPoolCreateInfo` to specify the performance queries to enable.

New Commands

- `vkAcquireProfilingLockKHR`
- `vkEnumeratePhysicalDeviceQueueFamilyPerformanceQueryCountersKHR`
- `vkGetPhysicalDeviceQueueFamilyPerformanceQueryPassesKHR`
- `vkReleaseProfilingLockKHR`

New Structures

- `VkAcquireProfilingLockInfoKHR`
- `VkPerformanceCounterDescriptionKHR`
- `VkPerformanceCounterKHR`
- Extending `VkPhysicalDeviceFeatures2`, `VkDeviceCreateInfo`:
 - `VkPhysicalDevicePerformanceQueryFeaturesKHR`
- Extending `VkPhysicalDeviceProperties2`:
 - `VkPhysicalDevicePerformanceQueryPropertiesKHR`
- Extending `VkQueryPoolCreateInfo`:
 - `VkQueryPoolPerformanceCreateInfoKHR`
- Extending `VkSubmitInfo`, `VkSubmitInfo2`:
 - `VkPerformanceQuerySubmitInfoKHR`

New Unions

- `VkPerformanceCounterResultKHR`

New Enums

- `VkAcquireProfilingLockFlagBitsKHR`

- [VkPerformanceCounterDescriptionFlagBitsKHR](#)
- [VkPerformanceCounterScopeKHR](#)
- [VkPerformanceCounterStorageKHR](#)
- [VkPerformanceCounterUnitKHR](#)

New Bitmasks

- [VkAcquireProfilingLockFlagsKHR](#)
- [VkPerformanceCounterDescriptionFlagsKHR](#)

New Enum Constants

- [VK_KHR_PERFORMANCE_QUERY_EXTENSION_NAME](#)
- [VK_KHR_PERFORMANCE_QUERY_SPEC_VERSION](#)
- Extending [VkQueryType](#):
 - [VK_QUERY_TYPE_PERFORMANCE_QUERY_KHR](#)
- Extending [VkStructureType](#):
 - [VK_STRUCTURE_TYPE_ACQUIRE_PROFILING_LOCK_INFO_KHR](#)
 - [VK_STRUCTURE_TYPE_PERFORMANCE_COUNTER_DESCRIPTION_KHR](#)
 - [VK_STRUCTURE_TYPE_PERFORMANCE_COUNTER_KHR](#)
 - [VK_STRUCTURE_TYPE_PERFORMANCE_QUERY_SUBMIT_INFO_KHR](#)
 - [VK_STRUCTURE_TYPE_PHYSICAL_DEVICE_PERFORMANCE_QUERY_FEATURES_KHR](#)
 - [VK_STRUCTURE_TYPE_PHYSICAL_DEVICE_PERFORMANCE_QUERY_PROPERTIES_KHR](#)
 - [VK_STRUCTURE_TYPE_QUERY_POOL_PERFORMANCE_CREATE_INFO_KHR](#)

Issues

1) Should this extension include a mechanism to begin a query in command buffer *A* and end the query in command buffer *B*?

RESOLVED No - queries are tied to command buffer creation and thus have to be encapsulated within a single command buffer.

2) Should this extension include a mechanism to begin and end queries globally on the queue, not using the existing command buffer commands?

RESOLVED No - for the same reasoning as the resolution of 1).

3) Should this extension expose counters that require multiple passes?

RESOLVED Yes - users should re-submit a command buffer with the same commands in it multiple times, specifying the pass to count as the query parameter in [VkPerformanceQuerySubmitInfoKHR](#).

4) How to handle counters across parallel workloads?

RESOLVED In the spirit of Vulkan, a counter description flag [VK_PERFORMANCE_COUNTER_DESCRIPTION_CONCURRENTLY_IMPACTED_BIT_KHR](#) denotes that the accuracy of a counter result is affected by parallel workloads.

5) How to handle secondary command buffers?

RESOLVED Secondary command buffers inherit any counter pass index specified in the parent primary command buffer. Note: this is no longer an issue after change from issue 10 resolution

6) What commands does the profiling lock have to be held for?

RESOLVED For any command buffer that is being queried with a performance query pool, the profiling lock **must** be held while that command buffer is in the *recording*, *executable*, or *pending state*.

7) Should we support [vkCmdCopyQueryPoolResults](#)?

RESOLVED Yes.

8) Should we allow performance queries to interact with multiview?

RESOLVED Yes, but the performance queries must be performed once for each pass per view.

9) Should a `queryCount > 1` be usable for performance queries?

RESOLVED Yes. Some vendors will have costly performance counter query pool creation, and would rather if a certain set of counters were to be used multiple times that a `queryCount > 1` can be used to amortize the instantiation cost.

10) Should we introduce an indirect mechanism to set the counter pass index?

RESOLVED Specify the counter pass index at submit time instead, to avoid requiring re-recording of command buffers when multiple counter passes are needed.

Examples

The following example shows how to find what performance counters a queue family supports, setup a query pool to record these performance counters, how to add the query pool to the command buffer to record information, and how to get the results from the query pool.

```
// A previously created physical device
VkPhysicalDevice physicalDevice;

// One of the queue families our device supports
uint32_t queueFamilyIndex;

uint32_t counterCount;

// Get the count of counters supported
vkEnumeratePhysicalDeviceQueueFamilyPerformanceQueryCountersKHR(
    physicalDevice,
```



```

    queueFamilyIndex,
    &counterCount,
    NULL,
    NULL);

VkPerformanceCounterKHR* counters =
    malloc(sizeof(VkPerformanceCounterKHR) * counterCount);
VkPerformanceCounterDescriptionKHR* counterDescriptions =
    malloc(sizeof(VkPerformanceCounterDescriptionKHR) * counterCount);

// Get the counters supported
vkEnumeratePhysicalDeviceQueueFamilyPerformanceQueryCountersKHR(
    physicalDevice,
    queueFamilyIndex,
    &counterCount,
    counters,
    counterDescriptions);

// Try to enable the first 8 counters
uint32_t enabledCounters[8];

const uint32_t enabledCounterCount = min(counterCount, 8);

for (uint32_t i = 0; i < enabledCounterCount; i++) {
    enabledCounters[i] = i;
}

// A previously created device that had the performanceCounterQueryPools feature
// set to VK_TRUE
VkDevice device;

VkQueryPoolPerformanceCreateInfoKHR performanceQueryCreateInfo = {
    .sType = VK_STRUCTURE_TYPE_QUERY_POOL_PERFORMANCE_CREATE_INFO_KHR,
    .pNext = NULL,

    // Specify the queue family that this performance query is performed on
    .queueFamilyIndex = queueFamilyIndex,

    // The number of counters to enable
    .counterIndexCount = enabledCounterCount,

    // The array of indices of counters to enable
    .pCounterIndices = enabledCounters
};

// Get the number of passes our counters will require.
uint32_t numPasses;

vkGetPhysicalDeviceQueueFamilyPerformanceQueryPassesKHR(
    physicalDevice,

```



```

&performanceQueryCreateInfo,
&numPasses);

VkQueryPoolCreateInfo queryPoolCreateInfo = {
    .sType = VK_STRUCTURE_TYPE_QUERY_POOL_CREATE_INFO,
    .pNext = &performanceQueryCreateInfo,
    .flags = 0,
    // Using our new query type here
    .queryType = VK_QUERY_TYPE_PERFORMANCE_QUERY_KHR,
    .queryCount = 1,
    .pipelineStatistics = 0
};

VkQueryPool queryPool;

VkResult result = vkCreateQueryPool(
    device,
    &queryPoolCreateInfo,
    NULL,
    &queryPool);

assert(VK_SUCCESS == result);

// A queue from queueFamilyIndex
VkQueue queue;

// A command buffer we want to record counters on
VkCommandBuffer commandBuffer;

VkCommandBufferBeginInfo commandBufferBeginInfo = {
    .sType = VK_STRUCTURE_TYPE_COMMAND_BUFFER_BEGIN_INFO,
    .pNext = NULL,
    .flags = 0,
    .pInheritanceInfo = NULL
};

VkAcquireProfilingLockInfoKHR lockInfo = {
    .sType = VK_STRUCTURE_TYPE_ACQUIRE_PROFILING_LOCK_INFO_KHR,
    .pNext = NULL,
    .flags = 0,
    .timeout = UINT64_MAX // Wait forever for the lock
};

// Acquire the profiling lock before we record command buffers
// that will use performance queries

result = vkAcquireProfilingLockKHR(device, &lockInfo);

assert(VK_SUCCESS == result);

result = vkBeginCommandBuffer(commandBuffer, &commandBufferBeginInfo);

```



```

assert(VK_SUCCESS == result);

vkCmdResetQueryPool(
    commandBuffer,
    queryPool,
    0,
    1);

vkCmdBeginQuery(
    commandBuffer,
    queryPool,
    0,
    0);

// Perform the commands you want to get performance information on
// ...

// Perform a barrier to ensure all previous commands were complete before
// ending the query
vkCmdPipelineBarrier(commandBuffer,
    VK_PIPELINE_STAGE_BOTTOM_OF_PIPE_BIT,
    VK_PIPELINE_STAGE_BOTTOM_OF_PIPE_BIT,
    0,
    0,
    NULL,
    0,
    NULL,
    0,
    NULL);

vkCmdEndQuery(
    commandBuffer,
    queryPool,
    0);

result = vkEndCommandBuffer(commandBuffer);

assert(VK_SUCCESS == result);

for (uint32_t counterPass = 0; counterPass < numPasses; counterPass++) {

    VkPerformanceQuerySubmitInfoKHR performanceQuerySubmitInfo = {
        VK_STRUCTURE_TYPE_PERFORMANCE_QUERY_SUBMIT_INFO_KHR,
        NULL,
        counterPass
    };

    // Submit the command buffer and wait for its completion
    // ...

```



```

}

// Release the profiling lock after the command buffer is no longer in the
// pending state.
vkReleaseProfilingLockKHR(device);

result = vkResetCommandBuffer(commandBuffer, 0);

assert(VK_SUCCESS == result);

// Create an array to hold the results of all counters
VkPerformanceCounterResultKHR* recordedCounters = malloc(
    sizeof(VkPerformanceCounterResultKHR) * enabledCounterCount);

result = vkGetQueryPoolResults(
    device,
    queryPool,
    0,
    1,
    sizeof(VkPerformanceCounterResultKHR) * enabledCounterCount,
    recordedCounters,
    sizeof(VkPerformanceCounterResultKHR) * enabledCounterCount,
    NULL);

// recordedCounters is filled with our counters, we will look at one for posterity
switch (counters[0].storage) {
case VK_PERFORMANCE_COUNTER_STORAGE_INT32:
    // use recordCounters[0].int32 to get at the counter result!
    break;
case VK_PERFORMANCE_COUNTER_STORAGE_INT64:
    // use recordCounters[0].int64 to get at the counter result!
    break;
case VK_PERFORMANCE_COUNTER_STORAGE_UINT32:
    // use recordCounters[0].uint32 to get at the counter result!
    break;
case VK_PERFORMANCE_COUNTER_STORAGE_UINT64:
    // use recordCounters[0].uint64 to get at the counter result!
    break;
case VK_PERFORMANCE_COUNTER_STORAGE_FLOAT32:
    // use recordCounters[0].float32 to get at the counter result!
    break;
case VK_PERFORMANCE_COUNTER_STORAGE_FLOAT64:
    // use recordCounters[0].float64 to get at the counter result!
    break;
}

```

Version History

- Revision 1, 2019-10-08

VK_KHR_pipeline_binary

Name String

VK_KHR_pipeline_binary

Extension Type

Device extension

Registered Extension Number

484

Revision

1

Ratification Status

Ratified

Extension and Version Dependencies

[VK_KHR_maintenance5](#)

or

[Vulkan Version 1.4](#)

Contact

- Stu Smith [\[GitHub\]](#)stu-s

Extension Proposal

[VK_KHR_pipeline_binary](#)

Other Extension Metadata

Last Modified Date

2024-07-01

Contributors

- Stu Smith, AMD
- Tobias Hector, AMD
- Alan Harrison, AMD
- Maciej Jesionowski, AMD
- Younggwan Kim, Arm
- Jan-Harald Fredriksen, Arm
- Ting Wei, Arm
- Chris Glover, Google
- Shahbaz Youssefi, Google
- Jakub Kuderski, Google
- Piotr Byszewski, Mobica

- Piers Daniell, NVIDIA
- Ralph Potter, Samsung
- Matthew Netsch, Qualcomm
- Hans-Kristian Arntzen, Valve
- Samuel Pitoiset, Valve
- Tatsuyuki Ishi, Valve

Description

This extension provides a method to obtain binary data associated with individual pipelines such that applications can manage caching themselves instead of using `VkPipelineCache` objects.

New Object Types

- [VkPipelineBinaryKHR](#)

New Commands

- [vkCreatePipelineBinariesKHR](#)
- [vkDestroyPipelineBinaryKHR](#)
- [vkGetPipelineBinaryDataKHR](#)
- [vkGetPipelineKeyKHR](#)
- [vkReleaseCapturedPipelineDataKHR](#)

New Structures

- [VkPipelineBinaryCreateInfoKHR](#)
- [VkPipelineBinaryDataInfoKHR](#)
- [VkPipelineBinaryDataKHR](#)
- [VkPipelineBinaryHandlesInfoKHR](#)
- [VkPipelineBinaryKeyKHR](#)
- [VkPipelineBinaryKeysAndDataKHR](#)
- [VkPipelineCreateInfoKHR](#)
- [VkReleaseCapturedPipelineDataInfoKHR](#)
- Extending [VkDeviceCreateInfo](#):
 - [VkDevicePipelineBinaryInternalCacheControlKHR](#)
- Extending [VkGraphicsPipelineCreateInfo](#), [VkComputePipelineCreateInfo](#), [VkRayTracingPipelineCreateInfoKHR](#):
 - [VkPipelineBinaryInfoKHR](#)
- Extending [VkPhysicalDeviceFeatures2](#), [VkDeviceCreateInfo](#):
 - [VkPhysicalDevicePipelineBinaryFeaturesKHR](#)

- Extending [VkPhysicalDeviceProperties2](#):
 - [VkPhysicalDevicePipelineBinaryPropertiesKHR](#)

New Enum Constants

- [VK_KHR_PIPELINE_BINARY_EXTENSION_NAME](#)
- [VK_KHR_PIPELINE_BINARY_SPEC_VERSION](#)
- [VK_MAX_PIPELINE_BINARY_KEY_SIZE_KHR](#)
- Extending [VkObjectType](#):
 - [VK_OBJECT_TYPE_PIPELINE_BINARY_KHR](#)
- Extending [VkPipelineCreateFlagBits2](#):
 - [VK_PIPELINE_CREATE_2_CAPTURE_DATA_BIT_KHR](#)
- Extending [VkResult](#):
 - [VK_ERROR_NOT_ENOUGH_SPACE_KHR](#)
 - [VK_PIPELINE_BINARY_MISSING_KHR](#)
- Extending [VkStructureType](#):
 - [VK_STRUCTURE_TYPE_DEVICE_PIPELINE_BINARY_INTERNAL_CACHE_CONTROL_KHR](#)
 - [VK_STRUCTURE_TYPE_PHYSICAL_DEVICE_PIPELINE_BINARY_FEATURES_KHR](#)
 - [VK_STRUCTURE_TYPE_PHYSICAL_DEVICE_PIPELINE_BINARY_PROPERTIES_KHR](#)
 - [VK_STRUCTURE_TYPE_PIPELINE_BINARY_CREATE_INFO_KHR](#)
 - [VK_STRUCTURE_TYPE_PIPELINE_BINARY_DATA_INFO_KHR](#)
 - [VK_STRUCTURE_TYPE_PIPELINE_BINARY_HANDLES_INFO_KHR](#)
 - [VK_STRUCTURE_TYPE_PIPELINE_BINARY_INFO_KHR](#)
 - [VK_STRUCTURE_TYPE_PIPELINE_BINARY_KEY_KHR](#)
 - [VK_STRUCTURE_TYPE_PIPELINE_CREATE_INFO_KHR](#)
 - [VK_STRUCTURE_TYPE_RELEASE_CAPTURED_PIPELINE_DATA_INFO_KHR](#)

Version History

- Revision 1, 2021-12-10 (Chris Glover)
 - Initial draft.

VK_KHR_pipeline_executable_properties

Name String

[VK_KHR_pipeline_executable_properties](#)

Extension Type

Device extension

Registered Extension Number

270

Revision

1

Ratification Status

Ratified

Extension and Version Dependencies

[VK_KHR_get_physical_device_properties2](#)

or

[Vulkan Version 1.1](#)

Special Use

- [Developer tools](#)

Contact

- Faith Ekstrand [\[GitHub\]gfxstrand](#)

Other Extension Metadata

Last Modified Date

2019-05-28

IP Status

No known IP claims.

Interactions and External Dependencies

Contributors

- Faith Ekstrand, Intel
- Ian Romanick, Intel
- Kenneth Graunke, Intel
- Baldur Karlsson, Valve
- Jesse Hall, Google
- Jeff Bolz, Nvidia
- Piers Daniel, Nvidia
- Tobias Hector, AMD

- Jan-Harald Fredriksen, ARM
- Tom Olson, ARM
- Daniel Koch, Nvidia
- Spencer Fricke, Samsung

Description

When a pipeline is created, its state and shaders are compiled into zero or more device-specific executables, which are used when executing commands against that pipeline. This extension adds a mechanism to query properties and statistics about the different executables produced by the pipeline compilation process. This is intended to be used by debugging and performance tools to allow them to provide more detailed information to the user. Certain compile time shader statistics provided through this extension may be useful to developers for debugging or performance analysis.

New Commands

- [vkGetPipelineExecutableInternalRepresentationsKHR](#)
- [vkGetPipelineExecutablePropertiesKHR](#)
- [vkGetPipelineExecutableStatisticsKHR](#)

New Structures

- [VkPipelineExecutableInfoKHR](#)
- [VkPipelineExecutableInternalRepresentationKHR](#)
- [VkPipelineExecutablePropertiesKHR](#)
- [VkPipelineExecutableStatisticKHR](#)
- [VkPipelineInfoKHR](#)
- Extending [VkPhysicalDeviceFeatures2](#), [VkDeviceCreateInfo](#):
 - [VkPhysicalDevicePipelineExecutablePropertiesFeaturesKHR](#)

New Unions

- [VkPipelineExecutableStatisticValueKHR](#)

New Enums

- [VkPipelineExecutableStatisticFormatKHR](#)

New Enum Constants

- [VK_KHR_PIPELINE_EXECUTABLE_PROPERTIES_EXTENSION_NAME](#)
- [VK_KHR_PIPELINE_EXECUTABLE_PROPERTIES_SPEC_VERSION](#)
- Extending [VkPipelineCreateFlagBits](#):

- [VK_PIPELINE_CREATE_CAPTURE_INTERNAL_REPRESENTATIONS_BIT_KHR](#)
- [VK_PIPELINE_CREATE_CAPTURE_STATISTICS_BIT_KHR](#)
- Extending [VkStructureType](#):
 - [VK_STRUCTURE_TYPE_PHYSICAL_DEVICE_PIPELINE_EXECUTABLE_PROPERTIES_FEATURES_KHR](#)
 - [VK_STRUCTURE_TYPE_PIPELINE_EXECUTABLE_INFO_KHR](#)
 - [VK_STRUCTURE_TYPE_PIPELINE_EXECUTABLE_INTERNAL_REPRESENTATION_KHR](#)
 - [VK_STRUCTURE_TYPE_PIPELINE_EXECUTABLE_PROPERTIES_KHR](#)
 - [VK_STRUCTURE_TYPE_PIPELINE_EXECUTABLE_STATISTIC_KHR](#)
 - [VK_STRUCTURE_TYPE_PIPELINE_INFO_KHR](#)

Issues

1) What should we call the pieces of the pipeline which are produced by the compilation process and about which you can query properties and statistics?

RESOLVED: Call them “executables”. The name “binary” was used in early drafts of the extension but it was determined that “pipeline binary” could have a fairly broad meaning (such as a binary serialized form of an entire pipeline) and was too big of a namespace for the very specific needs of this extension.

Version History

- Revision 1, 2019-05-28 (Faith Ekstrand)
 - Initial draft

VK_KHR_pipeline_library

Name String

VK_KHR_pipeline_library

Extension Type

Device extension

Registered Extension Number

291

Revision

1

Ratification Status

Ratified

Extension and Version Dependencies

None

Contact

- Christoph Kubisch [\[GitHub\]pixeljetstream](#)

Other Extension Metadata

Last Modified Date

2020-01-08

IP Status

No known IP claims.

Contributors

- See contributors to [VK_KHR_ray_tracing_pipeline](#)

Description

A pipeline library is a special pipeline that cannot be bound, instead it defines a set of shaders and shader groups which can be linked into other pipelines. This extension defines the infrastructure for pipeline libraries, but does not specify the creation or usage of pipeline libraries. This is left to additional dependent extensions.

New Structures

- Extending [VkGraphicsPipelineCreateInfo](#):
 - [VkPipelineLibraryCreateInfoKHR](#)

New Enum Constants

- [VK_KHR_PIPELINE_LIBRARY_EXTENSION_NAME](#)

- `VK_KHR_PIPELINE_LIBRARY_SPEC_VERSION`
- Extending `VkPipelineCreateFlagBits`:
 - `VK_PIPELINE_CREATE_LIBRARY_BIT_KHR`
- Extending `VkStructureType`:
 - `VK_STRUCTURE_TYPE_PIPELINE_LIBRARY_CREATE_INFO_KHR`

Version History

- Revision 1, 2020-01-08 (Christoph Kubisch)
 - Initial draft.

VK_KHR_portability_enumeration

Name String

VK_KHR_portability_enumeration

Extension Type

Instance extension

Registered Extension Number

395

Revision

1

Ratification Status

Ratified

Extension and Version Dependencies

None

Contact

- Charles Giessen [\[GitHub\]charles-lunarg](#)

Other Extension Metadata

Last Modified Date

2021-06-02

IP Status

No known IP claims.

Interactions and External Dependencies

- Interacts with [VK_KHR_portability_subset](#)

Contributors

- Lenny Komow, LunarG
- Charles Giessen, LunarG

Description

This extension allows applications to control whether devices that expose the [VK_KHR_portability_subset](#) extension are included in the results of physical device enumeration. Since devices which support the [VK_KHR_portability_subset](#) extension are not fully conformant Vulkan implementations, the Vulkan loader does not report those devices unless the application explicitly asks for them. This prevents applications which may not be aware of non-conformant devices from accidentally using them, as any device which supports the [VK_KHR_portability_subset](#) extension mandates that the extension must be enabled if that device is used.

This extension is implemented in the loader.

New Enum Constants

- `VK_KHR_PORTABILITY_ENUMERATION_EXTENSION_NAME`
- `VK_KHR_PORTABILITY_ENUMERATION_SPEC_VERSION`
- Extending `VkInstanceCreateFlagBits`:
 - `VK_INSTANCE_CREATE_ENUMERATE_PORTABILITY_BIT_KHR`

Version History

- Revision 1, 2021-06-02 (Lenny Komow)
 - Initial version

VK_KHR_present_id

Name String

VK_KHR_present_id

Extension Type

Device extension

Registered Extension Number

295

Revision

1

Ratification Status

Ratified

Extension and Version Dependencies

[VK_KHR_swapchain](#)

and

[VK_KHR_get_physical_device_properties2](#)

or

[Vulkan Version 1.1](#)

Contact

- Keith Packard [\[GitHub\]keithp](#)

Other Extension Metadata

Last Modified Date

2019-05-15

IP Status

No known IP claims.

Contributors

- Keith Packard, Valve
- Ian Elliott, Google
- Alon Or-bach, Samsung

Description

This device extension allows an application that uses the [VK_KHR_swapchain](#) extension to provide an identifier for present operations on a swapchain. An application **can** use this to reference specific present operations in other extensions.

New Structures

- Extending [VkPhysicalDeviceFeatures2](#), [VkDeviceCreateInfo](#):
 - [VkPhysicalDevicePresentIdFeaturesKHR](#)
- Extending [VkPresentInfoKHR](#):
 - [VkPresentIdKHR](#)

New Enum Constants

- [VK_KHR_PRESENT_ID_EXTENSION_NAME](#)
- [VK_KHR_PRESENT_ID_SPEC_VERSION](#)
- Extending [VkStructureType](#):
 - [VK_STRUCTURE_TYPE_PHYSICAL_DEVICE_PRESENT_ID_FEATURES_KHR](#)
 - [VK_STRUCTURE_TYPE_PRESENT_ID_KHR](#)

Issues

None.

Examples

Version History

- Revision 1, 2019-05-15 (Keith Packard)
 - Initial version

VK_KHR_present_id2

Name String

VK_KHR_present_id2

Extension Type

Device extension

Registered Extension Number

480

Revision

1

Ratification Status

Ratified

Extension and Version Dependencies

[VK_KHR_get_surface_capabilities2](#)

and

[VK_KHR_surface](#)

and

[VK_KHR_swapchain](#)

Contact

- Daniel Stone

Extension Proposal

[VK_KHR_present_id2](#)

Other Extension Metadata

Last Modified Date

2025-01-06

IP Status

No known IP claims.

Contributors

- Hans-Kristian Arntzen, Valve
- James Jones, NVIDIA
- Daniel Stone, Collabora
- Derek Foreman, Collabora
- *contributors to [`VK_KHR_present_id`](#)*

Description

This device extension allows an application that uses the [VK_KHR_swapchain](#) extension to provide an identifier for present operations on a swapchain. An application **can** use this to reference specific present operations in other extensions.

New Structures

- Extending [VkPhysicalDeviceFeatures2](#), [VkDeviceCreateInfo](#):
 - [VkPhysicalDevicePresentId2FeaturesKHR](#)
- Extending [VkPresentInfoKHR](#):
 - [VkPresentId2KHR](#)
- Extending [VkSurfaceCapabilities2KHR](#):
 - [VkSurfaceCapabilitiesPresentId2KHR](#)

New Enum Constants

- [VK_KHR_PRESENT_ID_2_EXTENSION_NAME](#)
- [VK_KHR_PRESENT_ID_2_SPEC_VERSION](#)
- Extending [VkStructureType](#):
 - [VK_STRUCTURE_TYPE_PHYSICAL_DEVICE_PRESENT_ID_2_FEATURES_KHR](#)
 - [VK_STRUCTURE_TYPE_PRESENT_ID_2_KHR](#)
 - [VK_STRUCTURE_TYPE_SURFACE_CAPABILITIES_PRESENT_ID_2_KHR](#)
- Extending [VkSwapchainCreateFlagBitsKHR](#):
 - [VK_SWAPCHAIN_CREATE_PRESENT_ID_2_BIT_KHR](#)

Issues

None.

Examples

Version History

- Revision 1, 2022-05-10 (Daniel Stone)
 - Repurposed `VK_KHR_present_id` to be driven by surface capabilities

VK_KHR_present_mode_fifo_latest_ready

Name String

VK_KHR_present_mode_fifo_latest_ready

Extension Type

Device extension

Registered Extension Number

622

Revision

1

Ratification Status

Ratified

Extension and Version Dependencies

[VK_KHR_swapchain](#)

Contact

- Lionel Duc [\[GitHub\]nvlduc](#)

Extension Proposal

[VK_KHR_present_mode_fifo_latest_ready](#)

Other Extension Metadata

Last Modified Date

2025-03-18

IP Status

No known IP claims.

Contributors

- James Jones, NVIDIA
- Lionel Duc, NVIDIA
- Lina Versace, Google

Description

This extension is based on [VK_EXT_present_mode_fifo_latest_ready](#) and provides equivalent functionality.

This extension adds a new present mode, [VK_PRESENT_MODE_FIFO_LATEST_READY_KHR](#).

This tear-free present mode behaves much like [VK_PRESENT_MODE_FIFO_KHR](#), except that each vertical blanking period dequeues consecutive present requests until the latest ready is found to update the current image.

While this seems similar in concept to [VK_PRESENT_MODE_MAILBOX_KHR](#), the fundamental difference is that the processing of the present requests is done during vblank. From the application perspective, this means for example, that in a flip-based model, a single vblank **may** cause multiple swapchain images to be released at once, while [VK_PRESENT_MODE_MAILBOX_KHR](#) **may** continuously be releasing images as new requests become ready.

This additional present mode is useful when using a time-based present API.

New Structures

- Extending [VkPhysicalDeviceFeatures2](#), [VkDeviceCreateInfo](#):
 - [VkPhysicalDevicePresentModeFifoLatestReadyFeaturesKHR](#)

New Enum Constants

- [VK_KHR_PRESENT_MODE_FIFO_LATEST_READY_EXTENSION_NAME](#)
- [VK_KHR_PRESENT_MODE_FIFO_LATEST_READY_SPEC_VERSION](#)
- Extending [VkPresentModeKHR](#):
 - [VK_PRESENT_MODE_FIFO_LATEST_READY_KHR](#)
- Extending [VkStructureType](#):
 - [VK_STRUCTURE_TYPE_PHYSICAL_DEVICE_PRESENT_MODE_FIFO_LATEST_READY_FEATURES_KHR](#)

Version History

- Revision 1, 2025-03-18 (Lina Versace)
 - Internal revisions

VK_KHR_present_wait

Name String

VK_KHR_present_wait

Extension Type

Device extension

Registered Extension Number

249

Revision

1

Ratification Status

Ratified

Extension and Version Dependencies

[VK_KHR_swapchain](#)

and

[VK_KHR_present_id](#)

Contact

- Keith Packard [\[GitHub\]keithp](#)

Other Extension Metadata

Last Modified Date

2019-05-15

IP Status

No known IP claims.

Contributors

- Keith Packard, Valve
- Ian Elliott, Google
- Tobias Hector, AMD
- Daniel Stone, Collabora

Description

This device extension allows an application that uses the [VK_KHR_swapchain](#) extension to wait for present operations to complete. An application can use this to monitor and control the pacing of the application by managing the number of outstanding images yet to be presented.

New Commands

- [vkWaitForPresentKHR](#)

New Structures

- Extending [VkPhysicalDeviceFeatures2](#), [VkDeviceCreateInfo](#):
 - [VkPhysicalDevicePresentWaitFeaturesKHR](#)

New Enum Constants

- [VK_KHR_PRESENT_WAIT_EXTENSION_NAME](#)
- [VK_KHR_PRESENT_WAIT_SPEC_VERSION](#)
- Extending [VkStructureType](#):
 - [VK_STRUCTURE_TYPE_PHYSICAL_DEVICE_PRESENT_WAIT_FEATURES_KHR](#)

Issues

1) When does the wait finish?

RESOLVED. The wait will finish when the present is visible to the user. There is no requirement for any precise timing relationship between the presentation of the image to the user, but implementations **should** signal the wait as close as possible to the presentation of the first pixel in the new image to the user.

2) Should this use fences or other existing synchronization mechanism.

RESOLVED. Because display and rendering are often implemented in separate drivers, this extension will provide a separate synchronization API.

3) Should this extension share present identification with other extensions?

RESOLVED. Yes. A new extension, [VK_KHR_present_id](#), should be created to provide a shared structure for presentation identifiers.

4) What happens when presentations complete out of order wrt calls to `vkQueuePresent`? This could happen if the semaphores for the presentations were ready out of order.

OPTION A: Require that when a `PresentId` is set that the driver ensure that images are always presented in the order of calls to `vkQueuePresent`.

OPTION B: Finish both waits when the earliest present completes. This will complete the later present wait earlier than the actual presentation. This should be the easiest to implement as the driver need only track the largest present ID completed. This is also the 'natural' consequence of interpreting the existing `vkWaitForPresentKHR` specification.

OPTION C: Finish both waits when both have completed. This will complete the earlier presentation later than the actual presentation time. This is allowed by the current specification as there is no precise timing requirement for when the `presentId` value is updated. This requires slightly more complexity in the driver as it will need to track all outstanding `presentId` values.

Examples

Version History

- Revision 1, 2019-02-19 (Keith Packard)
 - Initial version

VK_KHR_present_wait2

Name String

VK_KHR_present_wait2

Extension Type

Device extension

Registered Extension Number

481

Revision

1

Ratification Status

Ratified

Extension and Version Dependencies

[VK_KHR_get_surface_capabilities2](#)

and

[VK_KHR_surface](#)

and

[VK_KHR_swapchain](#)

and

[VK_KHR_present_id2](#)

Contact

- Daniel Stone

Extension Proposal

[VK_KHR_present_wait2](#)

Other Extension Metadata

Last Modified Date

2025-05-30

IP Status

No known IP claims.

Contributors

- Hans-Kristian Arntzen, Valve
- James Jones, NVIDIA
- Daniel Stone, Collabora
- Derek Foreman, Collabora
- *contributors to [`VK_KHR_present_wait`](#)*

Description

This device extension allows an application that uses the [VK_KHR_swapchain](#) extension to wait for present operations to complete. An application can use this to monitor and control the pacing of the application by managing the number of outstanding images yet to be presented.

New Commands

- [vkWaitForPresent2KHR](#)

New Structures

- [VkPresentWait2InfoKHR](#)
- Extending [VkPhysicalDeviceFeatures2](#), [VkDeviceCreateInfo](#):
 - [VkPhysicalDevicePresentWait2FeaturesKHR](#)
- Extending [VkSurfaceCapabilities2KHR](#):
 - [VkSurfaceCapabilitiesPresentWait2KHR](#)

New Enum Constants

- [VK_KHR_PRESENT_WAIT_2_EXTENSION_NAME](#)
- [VK_KHR_PRESENT_WAIT_2_SPEC_VERSION](#)
- Extending [VkStructureType](#):
 - [VK_STRUCTURE_TYPE_PHYSICAL_DEVICE_PRESENT_WAIT_2_FEATURES_KHR](#)
 - [VK_STRUCTURE_TYPE_PRESENT_WAIT_2_INFO_KHR](#)
 - [VK_STRUCTURE_TYPE_SURFACE_CAPABILITIES_PRESENT_WAIT_2_KHR](#)
- Extending [VkSwapchainCreateFlagBitsKHR](#):
 - [VK_SWAPCHAIN_CREATE_PRESENT_WAIT_2_BIT_KHR](#)

Issues

1) When does the wait finish?

RESOLVED. The wait request will complete when the timeout expires, or after the corresponding presentation request has either taken effect within the presentation engine or has been replaced without presentation. Additionally, a wait may complete immediately if the swapchain becomes out of date.

In circumstances outside the application's control, this wait may be particularly long. For example, a user session may have the display locked and switched off for multiple days. During this time, the latest image presented through the WSI will never be presented to the user (because nothing is being presented), or replaced (because nothing newer has been queued by the application). Each operating system may have a separate mechanism to inform the application of states such as these, however it is out of scope of the Vulkan WSI.

There is no requirement for any precise timing relationship between the presentation of the image

to the user and the end of the wait.

This extension is not intended for time-to-light estimation, which is better solved by a separate extension dedicated to present-timing feedback for audio/visual/input synchronization.

2) Should this use fences or other existing synchronization mechanism?

RESOLVED. `VkFence` is a legacy primitive. Building a new API around a legacy primitive is undesirable.

Other existing synchronization mechanisms may lack a platform-provided framework for sharing synchronization objects between display and render drivers.

For these reasons, this extension will provide a separate synchronization API.

3) Should this extension share present identification with other extensions?

RESOLVED. Yes. A new extension, `VK_KHR_present_id2`, should be created to provide a shared structure for presentation identifiers.

4) What happens when presentations complete out of order with respect to calls to `vkQueuePresent`? This could happen if the semaphores for the presentations were ready out of order.

OPTION A: Require that when a `PresentId` is set that the driver ensure that images are always presented in the order of calls to `vkQueuePresent`.

OPTION B: Finish both waits when the earliest present completes. This will complete the later present wait earlier than the actual presentation. This should be the easiest to implement as the driver need only track the largest present ID completed. This is also the 'natural' consequence of interpreting the existing `vkWaitForPresentKHR` specification.

OPTION C: Finish both waits when both have completed. This will complete the earlier presentation later than the actual presentation time. This is allowed by the current specification as there is no precise timing requirement for when the `presentId` value is updated. This requires slightly more complexity in the driver as it will need to track all outstanding `presentId` values.

OPTION D: The order of completion between outstanding `vkWaitForPresent2KHR` calls is always undefined. However, a `VK_SUCCESS` return value in `VkPresentWait2InfoKHR::presentId` implies that future calls to `vkWaitForPresent2KHR` where `VkPresentWait2InfoKHR::presentId` is less than or equal to `N` will complete immediately.

RESOLVED. OPTION D: This option ensures implementations do not need to create complex internal queues to generate signals in the right order.

5) Should this extension deviate from `VK_KHR_present_wait` and require the presentation engine to provide the `presentId` values?

RESOLVED. No. This extension is intended to be a bugfix of `VK_KHR_present_wait`, and existing low-latency apis require an application provided id. At least on some platforms, a mapping mechanism would be required to translate between presentation engine and application ids. This exceeds the

intended scope of this extension.

When needed in the future, we can introduce an independent presentation engine driven id and a mechanism for mapping presentation engine ids to application provided ids.

Examples

Version History

- Revision 1, 2022-10-05 (Daniel Stone)
 - Repurposed from VK_KHR_present_wait to be based on surface capabilities
 - Reworded wait finish section to avoid time-to-light

VK_KHR_ray_query

Name String

VK_KHR_ray_query

Extension Type

Device extension

Registered Extension Number

349

Revision

1

Ratification Status

Ratified

Extension and Version Dependencies

[VK_KHR_spirv_1_4](#)

or

[Vulkan Version 1.2](#)

and

[VK_KHR_acceleration_structure](#)

SPIR-V Dependencies

- [SPV_KHR_ray_query](#)

Contact

- Daniel Koch [\[GitHub\]](#)[dgkoch](#)

Other Extension Metadata

Last Modified Date

2020-11-12

Interactions and External Dependencies

- This extension provides API support for [GLSL_EXT_ray_query](#)

Contributors

- Matthäus Chajdas, AMD
- Greg Grebe, AMD
- Nicolai Hähnle, AMD
- Tobias Hector, AMD
- Dave Oldcorn, AMD
- Skyler Saleh, AMD
- Mathieu Robart, Arm

- Marius Bjorge, Arm
- Tom Olson, Arm
- Sebastian Tafuri, EA
- Henrik Rydgard, Embark
- Juan Cañada, Epic Games
- Patrick Kelly, Epic Games
- Yuriy O'Donnell, Epic Games
- Michael Doggett, Facebook/Oculus
- Andrew Garrard, Imagination
- Don Scorgie, Imagination
- Dae Kim, Imagination
- Joshua Barczak, Intel
- Slawek Grajewski, Intel
- Jeff Bolz, NVIDIA
- Pascal Gautron, NVIDIA
- Daniel Koch, NVIDIA
- Christoph Kubisch, NVIDIA
- Ashwin Lele, NVIDIA
- Robert Stepinski, NVIDIA
- Martin Stich, NVIDIA
- Nuno Subtil, NVIDIA
- Eric Werness, NVIDIA
- Jon Leech, Khronos
- Jeroen van Schijndel, OTOY
- Juul Joosten, OTOY
- Alex Bourd, Qualcomm
- Roman Larionov, Qualcomm
- David McAllister, Qualcomm
- Spencer Fricke, Samsung
- Lewis Gordon, Samsung
- Ralph Potter, Samsung
- Jasper Bekkers, Traverse Research
- Jesse Barker, Unity
- Baldur Karlsson, Valve

Description

Rasterization has been the dominant method to produce interactive graphics, but increasing performance of graphics hardware has made ray tracing a viable option for interactive rendering. Being able to integrate ray tracing with traditional rasterization makes it easier for applications to incrementally add ray traced effects to existing applications or to do hybrid approaches with rasterization for primary visibility and ray tracing for secondary queries.

Ray queries are available to all shader types, including graphics, compute, and ray tracing pipelines. Ray queries are not able to launch additional shaders, instead returning traversal results to the calling shader.

This extension adds support for the following SPIR-V extension in Vulkan:

- `SPV_KHR_ray_query`

New Structures

- Extending [VkPhysicalDeviceFeatures2](#), [VkDeviceCreateInfo](#):
 - [VkPhysicalDeviceRayQueryFeaturesKHR](#)

New Enum Constants

- `VK_KHR_RAY_QUERY_EXTENSION_NAME`
- `VK_KHR_RAY_QUERY_SPEC_VERSION`
- Extending [VkStructureType](#):
 - [VK_STRUCTURE_TYPE_PHYSICAL_DEVICE_RAY_QUERY_FEATURES_KHR](#)

New SPIR-V Capabilities

- `RayQueryKHR`
- `RayTraversalPrimitiveCullingKHR`

Sample Code

Example of ray query in a GLSL shader, illustrating how to use ray queries to determine whether a given position (at ray origin) is in shadow or not, by tracing a ray towards the light, and checking for any intersections with geometry occluding the light.

```
rayQueryEXT rq;

rayQueryInitializeEXT(rq, accStruct, gl_RayFlagsTerminateOnFirstHitEXT, cullMask,
origin, tMin, direction, tMax);

// Traverse the acceleration structure and store information about the first
intersection (if any)
rayQueryProceedEXT(rq);
```



```
if (rayQueryGetIntersectionTypeEXT(rq, true) ==  
    gl_RayQueryCommittedIntersectionNoneEXT) {  
    // Not in shadow  
}
```

Issues

(1) What are the changes between the public provisional (VK_KHR_ray_tracing v8) release and the final (VK_KHR_acceleration_structure v11 / VK_KHR_ray_query v1) release?

- refactor VK_KHR_ray_tracing into 3 extensions, enabling implementation flexibility and decoupling ray query support from ray pipelines:
 - VK_KHR_acceleration_structure (for acceleration structure operations)
 - VK_KHR_ray_tracing_pipeline (for ray tracing pipeline and shader stages)
 - VK_KHR_ray_query (for ray queries in existing shader stages)
- Update SPIRV capabilities to use RayQueryKHR
- extension is no longer provisional

Version History

- Revision 1, 2020-11-12 (Mathieu Robart, Daniel Koch, Andrew Garrard)
 - Decomposition of the specification, from VK_KHR_ray_tracing to VK_KHR_ray_query (#1918,!3912)
 - update to use RayQueryKHR SPIR-V capability
 - add numerical limits for ray parameters (#2235,!3960)
 - relax formula for ray intersection candidate determination (#2322,!4080)
 - restrict traces to TLAS (#2239,!4141)
 - require HitT to be in ray interval for OpRayQueryGenerateIntersectionKHR (#2359,!4146)
 - add ray query shader stages for AS read bit (#2407,!4203)

VK_KHR_ray_tracing_maintenance1

Name String

VK_KHR_ray_tracing_maintenance1

Extension Type

Device extension

Registered Extension Number

387

Revision

1

Ratification Status

Ratified

Extension and Version Dependencies

[VK_KHR_acceleration_structure](#)

API Interactions

- Interacts with [VK_VERSION_1_3](#)
- Interacts with [VK_EXT_device_generated_commands](#)
- Interacts with [VK_KHR_ray_tracing_pipeline](#)
- Interacts with [VK_KHR_synchronization2](#)

SPIR-V Dependencies

- [SPV_KHR_ray_cull_mask](#)

Contact

- Daniel Koch [\[GitHub\]dgkoch](#)

Other Extension Metadata

Last Modified Date

2022-02-21

Interactions and External Dependencies

- This extension provides API support for [GLSL_EXT_ray_cull_mask](#)
- Interacts with [VK_KHR_ray_tracing_pipeline](#)
- Interacts with [VK_KHR_synchronization2](#)

Contributors

- Stu Smith, AMD
- Tobias Hector, AMD
- Marius Bjorge, Arm

- Tom Olson, Arm
- Yuriy O'Donnell, Epic Games
- Yunpeng Zhu, Huawei
- Andrew Garrard, Imagination
- Dae Kim, Imagination
- Joshua Barczak, Intel
- Lionel Landwerlin, Intel
- Daniel Koch, NVIDIA
- Eric Werness, NVIDIA
- Spencer Fricke, Samsung

Description

`VK_KHR_ray_tracing_maintenance1` adds a collection of minor ray tracing features, none of which would warrant an entire extension of their own.

The new features are as follows:

- Adds support for the `SPV_KHR_ray_cull_mask` SPIR-V extension in Vulkan. This extension provides access to built-in `CullMaskKHR` shader variable which contains the value of the `OpTrace* Cull Mask` parameter. This new shader variable is accessible in the intersection, any-hit, closest hit and miss shader stages.
- Adds support for a new pipeline stage and access mask built on top of `VK_KHR_synchronization2`:
 - `VK_PIPELINE_STAGE_2_ACCELERATION_STRUCTURE_COPY_BIT_KHR` to specify execution of `acceleration structure copy` commands
 - `VK_ACCESS_2_SHADER_BINDING_TABLE_READ_BIT_KHR` to specify read access to a `shader binding table` in any shader pipeline stage
- Adds two new acceleration structure query parameters:
 - `VK_QUERY_TYPE_ACCELERATION_STRUCTURE_SIZE_KHR` to query the acceleration structure size on the device timeline
 - `VK_QUERY_TYPE_ACCELERATION_STRUCTURE_SERIALIZATION_BOTTOM_LEVEL_POINTER_S_KHR` to query the number of bottom level acceleration structure pointers for serialization
- Adds an optional new indirect ray tracing dispatch command, `vkCmdTraceRaysIndirect2KHR`, which sources the shader binding table parameters as well as the dispatch dimensions from the device. The `rayTracingPipelineTraceRaysIndirect2` feature indicates whether this functionality is supported.

New Commands

If `VK_KHR_ray_tracing_pipeline` is supported:

- `vkCmdTraceRaysIndirect2KHR`

New Structures

- Extending [VkPhysicalDeviceFeatures2](#), [VkDeviceCreateInfo](#):
 - [VkPhysicalDeviceRayTracingMaintenance1FeaturesKHR](#)

If [VK_KHR_ray_tracing_pipeline](#) is supported:

- [VkTraceRaysIndirectCommand2KHR](#)

New Enum Constants

- [VK_KHR_RAY_TRACING_MAINTENANCE_1_EXTENSION_NAME](#)
- [VK_KHR_RAY_TRACING_MAINTENANCE_1_SPEC_VERSION](#)
- Extending [VkQueryType](#):
 - [VK_QUERY_TYPE_ACCELERATION_STRUCTURE_SERIALIZATION_BOTTOM_LEVEL_POINTER_S_KHR](#)
 - [VK_QUERY_TYPE_ACCELERATION_STRUCTURE_SIZE_KHR](#)
- Extending [VkStructureType](#):
 - [VK_STRUCTURE_TYPE_PHYSICAL_DEVICE_RAY_TRACING_MAINTENANCE_1_FEATURES_KHR](#)

If [VK_KHR_synchronization2](#) or Vulkan Version 1.3 and [VK_KHR_ray_tracing_pipeline](#) is supported:

- Extending [VkAccessFlagBits2](#):
 - [VK_ACCESS_2_SHADER_BINDING_TABLE_READ_BIT_KHR](#)

If [VK_EXT_device_generated_commands](#) is supported:

- Extending [VkIndirectCommandsTokenTypeEXT](#):
 - [VK_INDIRECT_COMMANDS_TOKEN_TYPE_TRACE_RAYS2_EXT](#)

If [VK_KHR_synchronization2](#) or Vulkan Version 1.3 is supported:

- Extending [VkPipelineStageFlagBits2](#):
 - [VK_PIPELINE_STAGE_2_ACCELERATION_STRUCTURE_COPY_BIT_KHR](#)

New Built-In Variables

- [CullMaskKHR](#)

New SPIR-V Capabilities

- [RayCullMaskKHR](#)

Issues

None Yet!

Version History

- Revision 1, 2022-02-21 (Members of the Vulkan Ray Tracing TSG)
 - internal revisions

VK_KHR_ray_tracing_pipeline

Name String

VK_KHR_ray_tracing_pipeline

Extension Type

Device extension

Registered Extension Number

348

Revision

1

Ratification Status

Ratified

Extension and Version Dependencies

[VK_KHR_spirv_1_4](#)

or

[Vulkan Version 1.2](#)

and

[VK_KHR_acceleration_structure](#)

API Interactions

- Interacts with [VK_KHR_ray_query](#)

SPIR-V Dependencies

- [SPV_KHR_ray_tracing](#)

Contact

- Daniel Koch [\[GitHub\]](#)[dgkoch](#)

Other Extension Metadata

Last Modified Date

2020-11-12

Interactions and External Dependencies

- This extension provides API support for [GLSL_EXT_ray_tracing](#)
- This extension interacts with [Vulkan 1.2](#) and [VK_KHR_vulkan_memory_model](#), adding the [shader-call-related](#) relation of invocations, [shader-call-order](#) partial order of dynamic instances of instructions, and the [ShaderCallKHR](#) scope.
- This extension interacts with [VK_KHR_pipeline_library](#), enabling pipeline libraries to be used with ray tracing pipelines and enabling usage of [VkRayTracingPipelineInterfaceCreateInfoKHR](#).

Contributors

- Matthäus Chajdas, AMD

- Greg Grebe, AMD
- Nicolai Hähnle, AMD
- Tobias Hector, AMD
- Dave Oldcorn, AMD
- Skyler Saleh, AMD
- Mathieu Robart, Arm
- Marius Bjorge, Arm
- Tom Olson, Arm
- Sebastian Tafuri, EA
- Henrik Rydgard, Embark
- Juan Cañada, Epic Games
- Patrick Kelly, Epic Games
- Yuriy O'Donnell, Epic Games
- Michael Doggett, Facebook/Oculus
- Andrew Garrard, Imagination
- Don Scorgie, Imagination
- Dae Kim, Imagination
- Joshua Barczak, Intel
- Slawek Grajewski, Intel
- Jeff Bolz, NVIDIA
- Pascal Gautron, NVIDIA
- Daniel Koch, NVIDIA
- Christoph Kubisch, NVIDIA
- Ashwin Lele, NVIDIA
- Robert Stepinski, NVIDIA
- Martin Stich, NVIDIA
- Nuno Subtil, NVIDIA
- Eric Werness, NVIDIA
- Jon Leech, Khronos
- Jeroen van Schijndel, OTOY
- Juul Joosten, OTOY
- Alex Bourd, Qualcomm
- Roman Larionov, Qualcomm
- David McAllister, Qualcomm
- Spencer Fricke, Samsung

- Lewis Gordon, Samsung
- Ralph Potter, Samsung
- Jasper Bekkers, Traverse Research
- Jesse Barker, Unity
- Baldur Karlsson, Valve

Description

Rasterization has been the dominant method to produce interactive graphics, but increasing performance of graphics hardware has made ray tracing a viable option for interactive rendering. Being able to integrate ray tracing with traditional rasterization makes it easier for applications to incrementally add ray traced effects to existing applications or to do hybrid approaches with rasterization for primary visibility and ray tracing for secondary queries.

To enable ray tracing, this extension adds a few different categories of new functionality:

- A new ray tracing pipeline type with new shader domains: ray generation, intersection, any-hit, closest hit, miss, and callable
- A shader binding indirection table to link shader groups with acceleration structure items
- Ray tracing commands which initiate the ray pipeline traversal and invocation of the various new shader domains depending on which traversal conditions are met

This extension adds support for the following SPIR-V extension in Vulkan:

- `SPV_KHR_ray_tracing`

New Commands

- [vkCmdSetRayTracingPipelineStackSizeKHR](#)
- [vkCmdTraceRaysIndirectKHR](#)
- [vkCmdTraceRaysKHR](#)
- [vkCreateRayTracingPipelinesKHR](#)
- [vkGetRayTracingCaptureReplayShaderGroupHandlesKHR](#)
- [vkGetRayTracingShaderGroupHandlesKHR](#)
- [vkGetRayTracingShaderGroupStackSizeKHR](#)

New Structures

- [VkRayTracingPipelineCreateInfoKHR](#)
- [VkRayTracingPipelineInterfaceCreateInfoKHR](#)
- [VkRayTracingShaderGroupCreateInfoKHR](#)
- [VkStridedDeviceAddressRegionKHR](#)
- [VkTraceRaysIndirectCommandKHR](#)

- Extending [VkPhysicalDeviceFeatures2](#), [VkDeviceCreateInfo](#):
 - [VkPhysicalDeviceRayTracingPipelineFeaturesKHR](#)
- Extending [VkPhysicalDeviceProperties2](#):
 - [VkPhysicalDeviceRayTracingPipelinePropertiesKHR](#)

New Enums

- [VkRayTracingShaderGroupTypeKHR](#)
- [VkShaderGroupShaderKHR](#)

New Enum Constants

- [VK_KHR_RAY_TRACING_PIPELINE_EXTENSION_NAME](#)
- [VK_KHR_RAY_TRACING_PIPELINE_SPEC_VERSION](#)
- [VK_SHADER_UNUSED_KHR](#)
- Extending [VkBufferUsageFlagBits](#):
 - [VK_BUFFER_USAGE_SHADER_BINDING_TABLE_BIT_KHR](#)
- Extending [VkDynamicState](#):
 - [VK_DYNAMIC_STATE_RAY_TRACING_PIPELINE_STACK_SIZE_KHR](#)
- Extending [VkPipelineBindPoint](#):
 - [VK_PIPELINE_BIND_POINT_RAY_TRACING_KHR](#)
- Extending [VkPipelineCreateFlagBits](#):
 - [VK_PIPELINE_CREATE_RAY_TRACING_NO_NULL_ANY_HIT_SHADERS_BIT_KHR](#)
 - [VK_PIPELINE_CREATE_RAY_TRACING_NO_NULL_CLOSEST_HIT_SHADERS_BIT_KHR](#)
 - [VK_PIPELINE_CREATE_RAY_TRACING_NO_NULL_INTERSECTION_SHADERS_BIT_KHR](#)
 - [VK_PIPELINE_CREATE_RAY_TRACING_NO_NULL_MISS_SHADERS_BIT_KHR](#)
 - [VK_PIPELINE_CREATE_RAY_TRACING_SHADER_GROUP_HANDLE_CAPTURE_REPLAY_BIT_KHR](#)
 - [VK_PIPELINE_CREATE_RAY_TRACING_SKIP_AABBS_BIT_KHR](#)
 - [VK_PIPELINE_CREATE_RAY_TRACING_SKIP_TRIANGLES_BIT_KHR](#)
- Extending [VkPipelineCreateFlagBits2](#):
 - [VK_PIPELINE_CREATE_2_RAY_TRACING_SKIP_BUILT_IN_PRIMITIVES_BIT_KHR](#)
- Extending [VkPipelineStageFlagBits](#):
 - [VK_PIPELINE_STAGE_RAY_TRACING_SHADER_BIT_KHR](#)
- Extending [VkShaderStageFlagBits](#):
 - [VK_SHADER_STAGE_ANY_HIT_BIT_KHR](#)
 - [VK_SHADER_STAGE_CALLABLE_BIT_KHR](#)
 - [VK_SHADER_STAGE_CLOSEST_HIT_BIT_KHR](#)

- `VK_SHADER_STAGE_INTERSECTION_BIT_KHR`
- `VK_SHADER_STAGE_MISS_BIT_KHR`
- `VK_SHADER_STAGE_RAYGEN_BIT_KHR`
- Extending `VkStructureType`:
 - `VK_STRUCTURE_TYPE_PHYSICAL_DEVICE_RAY_TRACING_PIPELINE_FEATURES_KHR`
 - `VK_STRUCTURE_TYPE_PHYSICAL_DEVICE_RAY_TRACING_PIPELINE_PROPERTIES_KHR`
 - `VK_STRUCTURE_TYPE_RAY_TRACING_PIPELINE_CREATE_INFO_KHR`
 - `VK_STRUCTURE_TYPE_RAY_TRACING_PIPELINE_INTERFACE_CREATE_INFO_KHR`
 - `VK_STRUCTURE_TYPE_RAY_TRACING_SHADER_GROUP_CREATE_INFO_KHR`

New or Modified Built-In Variables

- `LaunchIdKHR`
- `LaunchSizeKHR`
- `WorldRayOriginKHR`
- `WorldRayDirectionKHR`
- `ObjectRayOriginKHR`
- `ObjectRayDirectionKHR`
- `RayTminKHR`
- `RayTmaxKHR`
- `InstanceCustomIndexKHR`
- `InstanceId`
- `ObjectToWorldKHR`
- `WorldToObjectKHR`
- `HitKindKHR`
- `IncomingRayFlagsKHR`
- `RayGeometryIndexKHR`
- `(modified)PrimitiveId`

New SPIR-V Capabilities

- `RayTracingKHR`
- `RayTraversalPrimitiveCullingKHR`

Issues

(1) How does this extension differ from `VK_NV_ray_tracing`?

DISCUSSION:

The following is a summary of the main functional differences between VK_KHR_ray_tracing_pipeline and VK_NV_ray_tracing:

- added support for indirect ray tracing ([vkCmdTraceRaysIndirectKHR](#))
- uses SPV_KHR_ray_tracing instead of SPV_NV_ray_tracing
 - refer to KHR SPIR-V enums instead of NV SPIR-V enums (which are functionally equivalent and aliased to the same values).
 - added [RayGeometryIndexKHR](#) built-in
- removed vkCompileDeferredNV compilation functionality and replaced with [deferred host operations](#) interactions for ray tracing
- added [VkPhysicalDeviceRayTracingPipelineFeaturesKHR](#) structure
- extended [VkPhysicalDeviceRayTracingPipelinePropertiesKHR](#) structure
 - renamed [maxRecursionDepth](#) to [maxRayRecursionDepth](#) and it has a minimum of 1 instead of 31
 - require [shaderGroupHandleSize](#) to be 32 bytes
 - added [maxRayDispatchInvocationCount](#), [shaderGroupHandleAlignment](#) and [maxRayHitAttributeSize](#)
- reworked geometry structures so they could be better shared between device, host, and indirect builds
- changed SBT parameters to a structure and added size ([VkStridedDeviceAddressRegionKHR](#))
- add parameter for requesting memory requirements for host and/or device build
- added [pipeline library](#) support for ray tracing
- added [watertightness guarantees](#)
- added no-null-shader pipeline flags ([VK_PIPELINE_CREATE_RAY_TRACING_NO_NULL_*_SHADERS_BIT_KHR](#))
- added [memory model interactions](#) with ray tracing and define how subgroups work and can be repacked

(2) Can you give a more detailed comparison of differences and similarities between VK_NV_ray_tracing and VK_KHR_ray_tracing_pipeline?

DISCUSSION:

The following is a more detailed comparison of which commands, structures, and enums are aliased, changed, or removed.

- Aliased functionality — enums, structures, and commands that are considered equivalent:
 - [VkRayTracingShaderGroupTypeNV](#) ⇔ [VkRayTracingShaderGroupTypeKHR](#)
 - [vkGetRayTracingShaderGroupHandlesNV](#) ⇔ [vkGetRayTracingShaderGroupHandlesKHR](#)
- Changed enums, structures, and commands:
 - [VkRayTracingShaderGroupCreateInfoNV](#) → [VkRayTracingShaderGroupCreateInfoKHR](#) (added [pShaderGroupCaptureReplayHandle](#))
 - [VkRayTracingPipelineCreateInfoNV](#) → [VkRayTracingPipelineCreateInfoKHR](#) (changed type

of `pGroups`, added `libraries`, `pLibraryInterface`, and `pDynamicState`)

- `VkPhysicalDeviceRayTracingPropertiesNV` → `VkPhysicalDeviceRayTracingPipelinePropertiesKHR` (renamed `maxTriangleCount` to `maxPrimitiveCount`, added `shaderGroupHandleCaptureReplaySize`)
- `vkCmdTraceRaysNV` → `vkCmdTraceRaysKHR` (params to struct)
- `vkCreateRayTracingPipelinesNV` → `vkCreateRayTracingPipelinesKHR` (different struct, changed functionality)
- Added enums, structures, and commands:
 - `VK_PIPELINE_CREATE_RAY_TRACING_NO_NULL_ANY_HIT_SHADERS_BIT_KHR`, `VK_PIPELINE_CREATE_RAY_TRACING_NO_NULL_CLOSEST_HIT_SHADERS_BIT_KHR`, `VK_PIPELINE_CREATE_RAY_TRACING_NO_NULL_MISS_SHADERS_BIT_KHR`, `VK_PIPELINE_CREATE_RAY_TRACING_NO_NULL_INTERSECTION_SHADERS_BIT_KHR`, `VK_PIPELINE_CREATE_RAY_TRACING_SKIP_TRIANGLES_BIT_KHR`, `VK_PIPELINE_CREATE_RAY_TRACING_SKIP_AABBS_BIT_KHR` to `VkPipelineCreateFlagBits`
 - `VkPhysicalDeviceRayTracingPipelineFeaturesKHR` structure
 - `VkDeviceOrHostAddressKHR` and `VkDeviceOrHostAddressConstKHR` unions
 - `VkPipelineLibraryCreateInfoKHR` struct
 - `VkRayTracingPipelineInterfaceCreateInfoKHR` struct
 - `VkStridedDeviceAddressRegionKHR` struct
 - `vkCmdTraceRaysIndirectKHR` command and `VkTraceRaysIndirectCommandKHR` struct
 - `vkGetRayTracingCaptureReplayShaderGroupHandlesKHR` (shader group capture/replay)
 - `vkCmdSetRayTracingPipelineStackSizeKHR` and `vkGetRayTracingShaderGroupStackSizeKHR` commands for stack size control
- Functionality removed:
 - `VK_PIPELINE_CREATE_DEFER_COMPILE_BIT_NV`
 - `vkCompileDeferredNV` command (replaced with `VK_KHR_deferred_host_operations`)

(3) What are the changes between the public provisional (VK_KHR_ray_tracing v8) release and the internal provisional (VK_KHR_ray_tracing v9) release?

- Require Vulkan 1.1 and SPIR-V 1.4
- Added interactions with Vulkan 1.2 and `VK_KHR_vulkan_memory_model`
- added creation time capture and replay flags
 - added `VK_PIPELINE_CREATE_RAY_TRACING_SHADER_GROUP_HANDLE_CAPTURE_REPLAY_BIT_KHR` to `VkPipelineCreateFlagBits`
- replace `VkStridedBufferRegionKHR` with `VkStridedDeviceAddressRegionKHR` and change `vkCmdTraceRaysKHR`, `vkCmdTraceRaysIndirectKHR`, to take these for the shader binding table and use device addresses instead of buffers.
- require the shader binding table buffers to have the `VK_BUFFER_USAGE_RAY_TRACING_BIT_KHR` set

- make `VK_KHR_pipeline_library` an interaction instead of required extension
- rename the `libraries` member of `VkRayTracingPipelineCreateInfoKHR` to `pLibraryInfo` and make it a pointer
- make `VK_KHR_deferred_host_operations` an interaction instead of a required extension (later went back on this)
- added explicit stack size management for ray tracing pipelines
 - removed the `maxCallableSize` member of `VkRayTracingPipelineInterfaceCreateInfoKHR`
 - added the `pDynamicState` member to `VkRayTracingPipelineCreateInfoKHR`
 - added `VK_DYNAMIC_STATE_RAY_TRACING_PIPELINE_STACK_SIZE_KHR` dynamic state for ray tracing pipelines
 - added `vkGetRayTracingShaderGroupStackSizeKHR` and `vkCmdSetRayTracingPipelineStackSizeKHR` commands
 - added `VkShaderGroupShaderKHR` enum
- Added `maxRayDispatchInvocationCount` limit to `VkPhysicalDeviceRayTracingPipelinePropertiesKHR`
- Added `shaderGroupHandleAlignment` property to `VkPhysicalDeviceRayTracingPipelinePropertiesKHR`
- Added `maxRayHitAttributeSize` property to `VkPhysicalDeviceRayTracingPipelinePropertiesKHR`
- Clarify deferred host ops for pipeline creation
 - `VkDeferredOperationKHR` is now a top-level parameter for `vkCreateRayTracingPipelinesKHR`
 - removed `VkDeferredOperationInfoKHR` structure
 - change deferred host creation/return parameter behavior such that the implementation can modify such parameters until the deferred host operation completes
 - `VK_KHR_deferred_host_operations` is required again

(4) What are the changes between the internal provisional (VK_KHR_ray_tracing v9) release and the final (VK_KHR_acceleration_structure v11 / VK_KHR_ray_tracing_pipeline v1) release?

- refactor `VK_KHR_ray_tracing` into 3 extensions, enabling implementation flexibility and decoupling ray query support from ray pipelines:
 - `VK_KHR_acceleration_structure` (for acceleration structure operations)
 - `VK_KHR_ray_tracing_pipeline` (for ray tracing pipeline and shader stages)
 - `VK_KHR_ray_query` (for ray queries in existing shader stages)
- Require `Volatile` for the following builtins in the ray generation, closest hit, miss, intersection, and callable shader stages:
 - `SubgroupSize`, `SubgroupLocalInvocationId`, `SubgroupEqMask`, `SubgroupGeMask`, `SubgroupGtMask`, `SubgroupLeMask`, `SubgroupLtMask`
 - `SMIDNV`, `WarpIDNV`

- clarify buffer usage flags for ray tracing
 - `VK_BUFFER_USAGE_SHADER_BINDING_TABLE_BIT_KHR` is added as an alias of `VK_BUFFER_USAGE_RAY_TRACING_BIT_NV` and is required on shader binding table buffers
 - `VK_BUFFER_USAGE_STORAGE_BUFFER_BIT` is used in `VK_KHR_acceleration_structure` for `scratchData`
- rename `maxRecursionDepth` to `maxRayPipelineRecursionDepth` (pipeline creation) and `maxRayRecursionDepth` (limit) to reduce confusion
- Add queryable `maxRayHitAttributeSize` limit and rename members of `VkRayTracingPipelineInterfaceCreateInfoKHR` to `maxPipelineRayPayloadSize` and `maxPipelineRayHitAttributeSize` for clarity
- Update SPIRV capabilities to use `RayTracingKHR`
- extension is no longer provisional
- define synchronization requirements for indirect trace rays and indirect buffer

(5) This extension adds `gl_InstanceID` for the intersection, any-hit, and closest hit shaders, but in `KHR_vulkan_glsl`, `gl_InstanceID` is replaced with `gl_InstanceIndex`. Which should be used for Vulkan in this extension?

RESOLVED: This extension uses `gl_InstanceID` and maps it to `InstanceId` in SPIR-V. It is acknowledged that this is different than other shader stages in Vulkan. There are two main reasons for the difference here:

- symmetry with `gl_PrimitiveID` which is also available in these shaders
- there is no “baseInstance” relevant for these shaders, and so ID makes it more obvious that this is zero-based.

(6) Why is `VK_KHR_pipeline_library` an interaction instead of a required dependency, particularly when the “Device Extensions” section says it is required to be supported anyhow?

RESOLVED: If the `VK_KHR_pipeline_library` extension were a required dependency, then every application would need to enable the extension whether or not they actually want to use the pipeline library functionality. Developers found this to be annoying and unfriendly behavior. We do wish to require all **implementations** to support it though, and thus it is listed as a requirement in device extensions section.

Sample Code

Example ray generation GLSL shader

```
#version 450 core
#extension GL_EXT_ray_tracing : require
layout(set = 0, binding = 0, rgba8) uniform image2D image;
layout(set = 0, binding = 1) uniform accelerationStructureEXT as;
layout(location = 0) rayPayloadEXT float payload;

void main()
```



```

{
    vec4 col = vec4(0, 0, 0, 1);

    vec3 origin = vec3(float(gl_LaunchIDEXT.x)/float(gl_LaunchSizeEXT.x), float
(gl_LaunchIDEXT.y)/float(gl_LaunchSizeEXT.y), 1.0);
    vec3 dir = vec3(0.0, 0.0, -1.0);

    traceRayEXT(as, 0, 0xff, 0, 1, 0, origin, 0.0, dir, 1000.0, 0);

    col.y = payload;

    imageStore(image, ivec2(gl_LaunchIDEXT.xy), col);
}

```

Version History

- Revision 1, 2020-11-12 (Mathieu Robart, Daniel Koch, Eric Werness, Tobias Hector)
 - Decomposition of the specification, from VK_KHR_ray_tracing to VK_KHR_ray_tracing_pipeline (#1918,!3912)
 - require certain subgroup and sm_shader_builtin shader builtins to be decorated as volatile in the ray generation, closest hit, miss, intersection, and callable stages (#1924,!3903,!3954)
 - clarify buffer usage flags for ray tracing (#2181,!3939)
 - rename maxRecursionDepth to maxRayPipelineRecursionDepth and maxRayRecursionDepth (#2203,!3937)
 - add queryable maxRayHitAttributeSize and rename members of VkRayTracingPipelineInterfaceCreateInfoKHR (#2102,!3966)
 - update to use RayTracingKHR SPIR-V capability
 - add VUs for matching hit group type against geometry type (#2245,!3994)
 - require RayTMaxKHR be volatile in intersection shaders (#2268,!4030)
 - add numerical limits for ray parameters (#2235,!3960)
 - fix SBT indexing rules for device addresses (#2308,!4079)
 - relax formula for ray intersection candidate determination (#2322,!4080)
 - add more details on ShaderRecordBufferKHR variables (#2230,!4083)
 - clarify valid bits for InstanceCustomIndexKHR (GLSL/GLSL#19,!4128)
 - allow at most one IncomingRayPayloadKHR, IncomingCallableDataKHR, and HitAttributeKHR (!4129)
 - add minimum for maxShaderGroupStride (#2353,!4131)
 - require VK_KHR_pipeline_library extension to be supported (#2348,!4135)
 - clarify meaning of 'geometry index' (#2272,!4137)
 - restrict traces to TLAS (#2239,!4141)
 - add note about maxPipelineRayPayloadSize (#2383,!4172)

- do not require raygen shader in pipeline libraries (!4185)
- define sync for indirect trace rays and indirect buffer (#2407,!4208)

VK_KHR_ray_tracing_position_fetch

Name String

[VK_KHR_ray_tracing_position_fetch](#)

Extension Type

Device extension

Registered Extension Number

482

Revision

1

Ratification Status

Ratified

Extension and Version Dependencies

[VK_KHR_acceleration_structure](#)

SPIR-V Dependencies

- [SPV_KHR_ray_tracing_position_fetch](#)

Contact

- Eric Werness

Extension Proposal

[VK_KHR_ray_tracing_position_fetch](#)

Other Extension Metadata

Last Modified Date

2023-02-17

Interactions and External Dependencies

- This extension provides API support for [GLSL_EXT_ray_tracing_position_fetch](#)
- Interacts with [VK_KHR_ray_tracing_pipeline](#)
- Interacts with [VK_KHR_ray_query](#)

Contributors

- Eric Werness, NVIDIA
- Stu Smith, AMD
- Yuriy O'Donnell, Epic Games
- Ralph Potter, Samsung
- Joshua Barczak, Intel
- Lionel Landwerlin, Intel

- Andrew Garrard, Imagination Technologies
- Alex Bourd, Qualcomm
- Yunpeng Zhu, Huawei Technologies
- Marius Bjorge, Arm
- Daniel Koch, NVIDIA

Description

[VK_KHR_ray_tracing_position_fetch](#) adds the ability to fetch the vertex positions in the shader from a hit triangle as stored in the acceleration structure.

An application adds [VK_BUILD_ACCELERATION_STRUCTURE_ALLOW_DATA_ACCESS_BIT_KHR](#) to the acceleration structure at build time. Then, if the hit is a triangle geometry, the shader (any-hit or closest hit for ray pipelines or using ray query) **can** fetch the three, three-component vertex positions in object space, of the triangle which was hit.

New Structures

- Extending [VkPhysicalDeviceFeatures2](#), [VkDeviceCreateInfo](#):
 - [VkPhysicalDeviceRayTracingPositionFetchFeaturesKHR](#)

New Enum Constants

- [VK_KHR_RAY_TRACING_POSITION_FETCH_EXTENSION_NAME](#)
- [VK_KHR_RAY_TRACING_POSITION_FETCH_SPEC_VERSION](#)
- Extending [VkBuildAccelerationStructureFlagBitsKHR](#):
 - [VK_BUILD_ACCELERATION_STRUCTURE_ALLOW_DATA_ACCESS_BIT_KHR](#)
 - [VK_BUILD_ACCELERATION_STRUCTURE_ALLOW_DATA_ACCESS_KHR](#)
- Extending [VkStructureType](#):
 - [VK_STRUCTURE_TYPE_PHYSICAL_DEVICE_RAY_TRACING_POSITION_FETCH_FEATURES_KHR](#)

New Built-In Variables

- [HitTriangleVertexPositionsKHR](#)

New SPIR-V Capabilities

- [RayTracingPositionFetchKHR](#)
- [RayQueryPositionFetchKHR](#)

Issues

None Yet!

Version History

- Revision 1, 2023-02-17 (Eric Werness)
 - internal revisions

VK_KHR_robustness2

Name String

VK_KHR_robustness2

Extension Type

Device extension

Registered Extension Number

613

Revision

1

Ratification Status

Ratified

Extension and Version Dependencies

[VK_KHR_get_physical_device_properties2](#)

or

[Vulkan Version 1.1](#)

Contact

- Piers Daniell [\[GitHub\]](#)[pdaniell-nv](#)

Other Extension Metadata

Last Modified Date

2025-01-10

IP Status

No known IP claims.

Contributors

- Liam Middlebrook, NVIDIA
- Jeff Bolz, NVIDIA

Description

This extension is based on the [VK_EXT_robustness2](#) extension. This extension adds stricter requirements for how out of bounds reads and writes are handled. Most accesses **must** be tightly bounds-checked, out of bounds writes **must** be discarded, out of bound reads **must** return zero. Rather than allowing multiple possible (0,0,0,x) vectors, the out of bounds values are treated as zero, and then missing components are inserted based on the format as described in [Component Substitution](#) and [vertex input attribute extraction](#).

These additional requirements **may** be expensive on some implementations, and should only be enabled when truly necessary.

This extension also adds support for “null descriptors”, where `VK_NULL_HANDLE` can be used instead of a valid handle. Accesses to null descriptors have well-defined behavior, and do not rely on robustness.

New Structures

- Extending `VkPhysicalDeviceFeatures2`, `VkDeviceCreateInfo`:
 - `VkPhysicalDeviceRobustness2FeaturesKHR`
- Extending `VkPhysicalDeviceProperties2`:
 - `VkPhysicalDeviceRobustness2PropertiesKHR`

New Enum Constants

- `VK_KHR_ROBUSTNESS_2_EXTENSION_NAME`
- `VK_KHR_ROBUSTNESS_2_SPEC_VERSION`
- Extending `VkStructureType`:
 - `VK_STRUCTURE_TYPE_PHYSICAL_DEVICE_ROBUSTNESS_2_FEATURES_KHR`
 - `VK_STRUCTURE_TYPE_PHYSICAL_DEVICE_ROBUSTNESS_2_PROPERTIES_KHR`

Issues

1. Why do `VkPhysicalDeviceRobustness2PropertiesKHR::robustUniformBufferAccessSizeAlignment` and `VkPhysicalDeviceRobustness2PropertiesKHR::robustStorageBufferAccessSizeAlignment` exist?

RESOLVED: Some implementations cannot efficiently tightly bounds-check all buffer accesses. Rather, the size of the bound range is padded to some power of two multiple, up to 256 bytes for uniform buffers and up to 4 bytes for storage buffers, and that padded size is bounds-checked. This is sufficient to implement D3D-like behavior, because D3D only allows binding whole uniform buffers or ranges that are a multiple of 256 bytes, and D3D raw and structured buffers only support 32-bit accesses.

Version History

- Revision 1, 2025-01-10 (Piers Daniell)
 - Internal revisions

VK_KHR_shader_abort

Name String

VK_KHR_shader_abort

Extension Type

Device extension

Registered Extension Number

234

Revision

1

Ratification Status

Ratified

Extension and Version Dependencies

[VK_KHR_device_fault](#)

and

[VK_KHR_shader_constant_data](#)

SPIR-V Dependencies

- [SPV_KHR_abort](#)

Contact

- Tobias Hector [\[GitHub\]](#)[tobski](#)

Extension Proposal

[VK_KHR_shader_abort](#)

Other Extension Metadata

Last Modified Date

2026-03-18

IP Status

No known IP claims.

Contributors

- Tobias Hector, AMD
- Piers Daniell, Nvidia
- Craig Graham, Samsung
- Erik Hogeman, ARM
- Ralph Potter, Samsung
- Vikram Tarikere, IMG

Description

This extension enables the use of the `OpAbortKHR` instruction in shaders.

New Structures

- Extending `VkDeviceFaultDebugInfoKHR`:
 - `VkDeviceFaultShaderAbortMessageInfoKHR`
- Extending `VkPhysicalDeviceFeatures2`, `VkDeviceCreateInfo`:
 - `VkPhysicalDeviceShaderAbortFeaturesKHR`
- Extending `VkPhysicalDeviceProperties2`:
 - `VkPhysicalDeviceShaderAbortPropertiesKHR`

New Enum Constants

- `VK_KHR_SHADER_ABORT_EXTENSION_NAME`
- `VK_KHR_SHADER_ABORT_SPEC_VERSION`
- Extending `VkStructureType`:
 - `VK_STRUCTURE_TYPE_DEVICE_FAULT_SHADER_ABORT_MESSAGE_INFO_KHR`
 - `VK_STRUCTURE_TYPE_PHYSICAL_DEVICE_SHADER_ABORT_FEATURES_KHR`
 - `VK_STRUCTURE_TYPE_PHYSICAL_DEVICE_SHADER_ABORT_PROPERTIES_KHR`

Version History

- Revision 1, 2024-08-22 (Tobias Hector)
 - Initial revision

VK_KHR_shader_bfloat16

Name String

VK_KHR_shader_bfloat16

Extension Type

Device extension

Registered Extension Number

142

Revision

1

Ratification Status

Ratified

Extension and Version Dependencies

[VK_KHR_get_physical_device_properties2](#)

or

[Vulkan Version 1.1](#)

API Interactions

- Interacts with [VK_KHR_cooperative_matrix](#)

SPIR-V Dependencies

- [SPV_KHR_bfloat16](#)

Contact

- Tobias Hector [\[GitHub\]](#)[tobski](#)

Extension Proposal

[VK_KHR_shader_bfloat16](#)

Other Extension Metadata

Last Modified Date

2024-04-09

IP Status

No known IP claims.

Contributors

- Tobias Hector, AMD
- Stu Smith, AMD
- Jeff Bolz, Nvidia
- Kévin Petit, Arm
- David Neto, Google

- Graeme Leese, Broadcom
- Ruihao Zhang, Qualcomm
- Mark Sheppard, Imagination
- Ben Ashbaugh, Intel
- Dmitry Sidorov, Intel
- Victor Mustya, Intel

Description

This extension enables support for bfloat16 (“brain float”) operations in shaders as defined in [SPV_KHR_bfloat16](#).

New Structures

- Extending [VkPhysicalDeviceFeatures2](#), [VkDeviceCreateInfo](#):
 - [VkPhysicalDeviceShaderBfloat16FeaturesKHR](#)

New Enum Constants

- [VK_KHR_SHADER_BFLOAT16_EXTENSION_NAME](#)
- [VK_KHR_SHADER_BFLOAT16_SPEC_VERSION](#)
- Extending [VkStructureType](#):
 - [VK_STRUCTURE_TYPE_PHYSICAL_DEVICE_SHADER_BFLOAT16_FEATURES_KHR](#)

If [VK_KHR_cooperative_matrix](#) is supported:

- Extending [VkComponentTypeKHR](#):
 - [VK_COMPONENT_TYPE_BFLOAT16_KHR](#)

New SPIR-V Capabilities

- [BFloat16TypeKHR](#)
- [BFloat16DotProductKHR](#)
- [BFloat16CooperativeMatrixKHR](#)

Version History

- Revision 1, 2024-04-09 (Stu Smith)
 - Initial draft

VK_KHR_shader_clock

Name String

VK_KHR_shader_clock

Extension Type

Device extension

Registered Extension Number

182

Revision

1

Ratification Status

Ratified

Extension and Version Dependencies

[VK_KHR_get_physical_device_properties2](#)

or

[Vulkan Version 1.1](#)

SPIR-V Dependencies

- [SPV_KHR_shader_clock](#)

Contact

- Aaron Hagan [\[GitHub\]ahagan](#)

Other Extension Metadata

Last Modified Date

2019-4-25

IP Status

No known IP claims.

Interactions and External Dependencies

- This extension provides API support for [GL_ARB_shader_clock](#) and [GL_EXT_shader_realtime_clock](#)

Contributors

- Aaron Hagan, AMD
- Daniel Koch, NVIDIA

Description

This extension advertises the SPIR-V [ShaderClockKHR](#) capability for Vulkan, which allows a shader to query a real-time or monotonically incrementing counter at the subgroup level or across the device level. The two valid SPIR-V scopes for [OpReadClockKHR](#) are [Subgroup](#) and [Device](#).

When using GLSL source-based shading languages, the `clockRealtime*EXT()` timing functions map to the `OpReadClockKHR` instruction with a scope of `Device`, and the `clock*ARB()` timing functions map to the `OpReadClockKHR` instruction with a scope of `Subgroup`.

New Structures

- Extending `VkPhysicalDeviceFeatures2`, `VkDeviceCreateInfo`:
 - `VkPhysicalDeviceShaderClockFeaturesKHR`

New Enum Constants

- `VK_KHR_SHADER_CLOCK_EXTENSION_NAME`
- `VK_KHR_SHADER_CLOCK_SPEC_VERSION`
- Extending `VkStructureType`:
 - `VK_STRUCTURE_TYPE_PHYSICAL_DEVICE_SHADER_CLOCK_FEATURES_KHR`

New SPIR-V Capabilities

- `ShaderClockKHR`

Version History

- Revision 1, 2019-4-25 (Aaron Hagan)
 - Initial revision

VK_KHR_shader_constant_data

Name String

VK_KHR_shader_constant_data

Extension Type

Device extension

Registered Extension Number

232

Revision

1

Ratification Status

Ratified

Extension and Version Dependencies

[VK_KHR_get_physical_device_properties2](#)

or

[Vulkan Version 1.1](#)

SPIR-V Dependencies

- [SPV_KHR_constant_data](#)

Contact

- Tobias Hector [\[GitHub\]](#)tobski

Extension Proposal

[VK_KHR_shader_constant_data](#)

Other Extension Metadata

Last Modified Date

2026-03-18

IP Status

No known IP claims.

Contributors

- Tobias Hector, AMD
- Piers Daniell, Nvidia
- Craig Graham, Samsung
- Vikram Tarikere, IMG

Description

This extension allows the use of the [SPV_KHR_constant_data](#) extension in SPIR-V shader modules

which enables the specification and specialization of arrays of constant data.

New Structures

- Extending [VkPhysicalDeviceFeatures2](#), [VkDeviceCreateInfo](#):
 - [VkPhysicalDeviceShaderConstantDataFeaturesKHR](#)

New Enum Constants

- [VK_KHR_SHADER_CONSTANT_DATA_EXTENSION_NAME](#)
- [VK_KHR_SHADER_CONSTANT_DATA_SPEC_VERSION](#)
- Extending [VkStructureType](#):
 - [VK_STRUCTURE_TYPE_PHYSICAL_DEVICE_SHADER_CONSTANT_DATA_FEATURES_KHR](#)

New SPIR-V Capabilities

- [ConstantDataKHR](#)

Version History

- Revision 1, 2024-10-30 (Tobias Hector)
 - Initial revision

VK_KHR_shader_fma

Name String

VK_KHR_shader_fma

Extension Type

Device extension

Registered Extension Number

580

Revision

1

Ratification Status

Ratified

Extension and Version Dependencies

[VK_KHR_get_physical_device_properties2](#)

or

[Vulkan Version 1.1](#)

SPIR-V Dependencies

- [SPV_KHR_fma](#)

Contact

- Graeme Leese [\[GitHub\]](#)[gnl21](#)

Extension Proposal

[VK_KHR_shader_fma](#)

Other Extension Metadata

Last Modified Date

2025-06-10

Contributors

- Graeme Leese, Broadcom

Description

This extension allows applications to use the SPV_KHR_fma extension to obtain correctly-rounded results for fused-multiply add (fma) operations.

Fused-multiply add is a building block of many high-precision numerical functions. It provides better accuracy than separate operations, because of the removal of the intermediate rounding step, and often costs less than the pair of separate operations.

Vulkan currently exposes an fma primitive that can give the reduced cost, but it is not guaranteed to be a fused operation, so the accuracy cannot be relied on. For applications which require the

high accuracy, therefore, the operation must be emulated or the algorithm changed so as not to require fma. This is often vastly more costly, even though fma is supported in much of the underlying hardware.

New Structures

- Extending [VkPhysicalDeviceFeatures2](#), [VkDeviceCreateInfo](#):
 - [VkPhysicalDeviceShaderFmaFeaturesKHR](#)

New Enum Constants

- [VK_KHR_SHADER_FMA_EXTENSION_NAME](#)
- [VK_KHR_SHADER_FMA_SPEC_VERSION](#)
- Extending [VkStructureType](#):
 - [VK_STRUCTURE_TYPE_PHYSICAL_DEVICE_SHADER_FMA_FEATURES_KHR](#)

Version History

- Revision 1, 2025-06-10 (Graeme Leese)
 - Initial draft

VK_KHR_shader_maximal_reconvergence

Name String

VK_KHR_shader_maximal_reconvergence

Extension Type

Device extension

Registered Extension Number

435

Revision

1

Ratification Status

Ratified

Extension and Version Dependencies

[Vulkan Version 1.1](#)

SPIR-V Dependencies

- [SPV_KHR_maximal_reconvergence](#)

Contact

- Alan Baker [\[GitHub\]alan-baker](#)

Extension Proposal

[VK_KHR_shader_maximal_reconvergence](#)

Other Extension Metadata

Last Modified Date

2021-11-12

IP Status

No known IP claims.

Interactions and External Dependencies

- Requires SPIR-V 1.3.
- This extension requires [SPV_KHR_maximal_reconvergence](#)

Contributors

- Alan Baker, Google

Description

This extension allows the use of the [SPV_KHR_maximal_reconvergence](#) SPIR-V extension in shader modules. [SPV_KHR_maximal_reconvergence](#) provides stronger guarantees that diverged subgroups will reconverge. These guarantees should match shader author intuition about divergence and

reconvergence of invocations based on the structure of the code in the HLL.

Developers should utilize this extension if they require stronger guarantees about reconvergence than either the core spec or SPV_KHR_subgroup_uniform_control_flow. This extension will define the rules that govern how invocations diverge and reconverge in a way that should match developer intuition. It allows robust programs to be written relying on subgroup operations and other tangled instructions.

New Structures

- Extending [VkPhysicalDeviceFeatures2](#), [VkDeviceCreateInfo](#):
 - [VkPhysicalDeviceShaderMaximalReconvergenceFeaturesKHR](#)

New Enum Constants

- [VK_KHR_SHADER_MAXIMAL_RECONVERGENCE_EXTENSION_NAME](#)
- [VK_KHR_SHADER_MAXIMAL_RECONVERGENCE_SPEC_VERSION](#)
- Extending [VkStructureType](#):
 - [VK_STRUCTURE_TYPE_PHYSICAL_DEVICE_SHADER_MAXIMAL_RECONVERGENCE_FEATURES_KHR](#)

Version History

- Revision 1, 2021-11-12 (Alan Baker)
 - Internal draft version

VK_KHR_shader_quad_control

Name String

VK_KHR_shader_quad_control

Extension Type

Device extension

Registered Extension Number

236

Revision

1

Ratification Status

Ratified

Extension and Version Dependencies

[Vulkan Version 1.1](#)

and

[VK_KHR_vulkan_memory_model](#)

or

[Vulkan Version 1.2](#)

and

[VK_KHR_shader_maximal_reconvergence](#)

SPIR-V Dependencies

- [SPV_KHR_quad_control](#)

Contact

- Tobias Hector [\[GitHub\]](#)[tobski](#)

Extension Proposal

[VK_KHR_shader_quad_control](#)

Other Extension Metadata

Last Modified Date

2023-11-01

IP Status

No known IP claims.

Contributors

- Tobias Hector, AMD
- Bill Licea-Kane, Qualcomm
- Graeme Leese, Broadcom
- Jan-Harald Fredriksen, Arm

- Nicolai Hähnle, AMD
- Jeff Bolz, NVidia
- Alan Baker, Google
- Hans-Kristian Arntzen, Valve

Description

This extension adds new quad any/all operations, requires that derivatives are well-defined in quad-uniform control flow, and adds the ability to require helper invocations participate in group operations.

New Structures

- Extending [VkPhysicalDeviceFeatures2](#), [VkDeviceCreateInfo](#):
 - [VkPhysicalDeviceShaderQuadControlFeaturesKHR](#)

New Enum Constants

- [VK_KHR_SHADER_QUAD_CONTROL_EXTENSION_NAME](#)
- [VK_KHR_SHADER_QUAD_CONTROL_SPEC_VERSION](#)
- Extending [VkStructureType](#):
 - [VK_STRUCTURE_TYPE_PHYSICAL_DEVICE_SHADER_QUAD_CONTROL_FEATURES_KHR](#)

New SPIR-V Capabilities

- [QuadControlKHR](#)

Version History

- Revision 1, 2023-11-01 (Tobias Hector)
 - Initial draft

VK_KHR_shader_relaxed_extended_instruction

Name String

VK_KHR_shader_relaxed_extended_instruction

Extension Type

Device extension

Registered Extension Number

559

Revision

1

Ratification Status

Ratified

Extension and Version Dependencies

[VK_KHR_get_physical_device_properties2](#)

or

[Vulkan Version 1.1](#)

SPIR-V Dependencies

- [SPV_KHR_relaxed_extended_instruction](#)

Contact

- Nathan Gauër [[GitHub](#)][Keenuts](#)

Extension Proposal

[VK_KHR_shader_relaxed_extended_instruction](#)

Other Extension Metadata

Last Modified Date

2024-01-24

IP Status

No known IP claims.

Contributors

- Alan Baker, Google LLC
- Nathan Gauër, Google LLC

Description

This extension allows the use of the [SPV_KHR_relaxed_extended_instruction](#) extension in SPIR-V shader modules.

It adds a new SPIR-V instruction, which allows some usage of forward references in non-semantic

instruction sets. This extensions interacts with the `SPV_KHR_non_semantic_info` extension, hence with `VK_KHR_shader_non_semantic_info`.

New Structures

- Extending `VkPhysicalDeviceFeatures2`, `VkDeviceCreateInfo`:
 - `VkPhysicalDeviceShaderRelaxedExtendedInstructionFeaturesKHR`

New Enum Constants

- `VK_KHR_SHADER_RELAXED_EXTENDED_INSTRUCTION_EXTENSION_NAME`
- `VK_KHR_SHADER_RELAXED_EXTENDED_INSTRUCTION_SPEC_VERSION`
- Extending `VkStructureType`:
 - `VK_STRUCTURE_TYPE_PHYSICAL_DEVICE_SHADER_RELAXED_EXTENDED_INSTRUCTION_FEATURES_KHR`

Version History

- Revision 1, 2024-01-24 (Nathan Gauër)
 - Initial revision

VK_KHR_shader_subgroup_uniform_control_flow

Name String

VK_KHR_shader_subgroup_uniform_control_flow

Extension Type

Device extension

Registered Extension Number

324

Revision

1

Ratification Status

Ratified

Extension and Version Dependencies

[Vulkan Version 1.1](#)

SPIR-V Dependencies

- [SPV_KHR_subgroup_uniform_control_flow](#)

Contact

- Alan Baker [\[GitHub\]alan-baker](#)

Other Extension Metadata

Last Modified Date

2020-08-27

IP Status

No known IP claims.

Interactions and External Dependencies

- Requires SPIR-V 1.3.
- This extension provides API support for [GL_EXT_subgroupuniform_qualifier](#)

Contributors

- Alan Baker, Google
- Jeff Bolz, NVIDIA

Description

This extension allows the use of the [SPV_KHR_subgroup_uniform_control_flow](#) SPIR-V extension in shader modules. [SPV_KHR_subgroup_uniform_control_flow](#) provides stronger guarantees that diverged subgroups will reconverge.

Developers should utilize this extension if they use subgroup operations to reduce the work

performed by a uniform subgroup. This extension will guarantee that uniform subgroup will reconverge in the same manner as invocation groups (see “Uniform Control Flow” in the [Khronos SPIR-V Specification](#)).

New Structures

- Extending [VkPhysicalDeviceFeatures2](#), [VkDeviceCreateInfo](#):
 - [VkPhysicalDeviceShaderSubgroupUniformControlFlowFeaturesKHR](#)

New Enum Constants

- [VK_KHR_SHADER_SUBGROUP_UNIFORM_CONTROL_FLOW_EXTENSION_NAME](#)
- [VK_KHR_SHADER_SUBGROUP_UNIFORM_CONTROL_FLOW_SPEC_VERSION](#)
- Extending [VkStructureType](#):
 - [VK_STRUCTURE_TYPE_PHYSICAL_DEVICE_SHADER_SUBGROUP_UNIFORM_CONTROL_FLOW_FEATURES_KHR](#)

Version History

- Revision 1, 2020-08-27 (Alan Baker)
 - Internal draft version

VK_KHR_shader_untyped_pointers

Name String

VK_KHR_shader_untyped_pointers

Extension Type

Device extension

Registered Extension Number

388

Revision

1

Ratification Status

Ratified

Extension and Version Dependencies

[VK_KHR_get_physical_device_properties2](#)

SPIR-V Dependencies

- [SPV_KHR_untyped_pointers](#)

Contact

- Alan Baker [\[GitHub\]alan-baker](#)

Extension Proposal

[VK_KHR_shader_untyped_pointers](#)

Last Modified Date

2024-03-26

IP Status

No known IP claims.

Interactions and External Dependencies

- Requires the [SPV_KHR_untyped_pointers](#) SPIR-V extension.

Contributors

- Alan Baker, Google
- Jan-Harald Fredriksen, Arm
- Tom Olson, Arm
- Spencer Fricke, LunarG
- Shahbaz Youssefi, Google
- Tobias Hector, AMD

This extension adds Vulkan support for the [SPV_KHR_untyped_pointers](#) SPIR-V extension. It provides an alternative to strongly-typed pointers. Untyped pointers allow shader authors to reinterpret data

accessed through memory and atomic instructions versus the data type declared in the variable without extra conversion instructions. Untyped pointers also provide an efficient translation from templated load/store operations in high-level languages and simplify shaders that support operations, but not storage, on smaller data types (e.g. 16-bit floating-point types).

New Structures

- Extending [VkPhysicalDeviceFeatures2](#), [VkDeviceCreateInfo](#):
 - [VkPhysicalDeviceShaderUntypedPointersFeaturesKHR](#)

New Enum Constants

- [VK_KHR_SHADER_UNTYPED_POINTERS_EXTENSION_NAME](#)
- [VK_KHR_SHADER_UNTYPED_POINTERS_SPEC_VERSION](#)
- Extending [VkStructureType](#):
 - [VK_STRUCTURE_TYPE_PHYSICAL_DEVICE_SHADER_UNTYPED_POINTERS_FEATURES_KHR](#)

Version History

- Revision 1, 2024-03-26 (Alan Baker)
 - Internal draft version

VK_KHR_shared_presentable_image

Name String

VK_KHR_shared_presentable_image

Extension Type

Device extension

Registered Extension Number

112

Revision

1

Ratification Status

Ratified

Extension and Version Dependencies

[VK_KHR_swapchain](#)

and

[VK_KHR_get_surface_capabilities2](#)

and

[VK_KHR_get_physical_device_properties2](#)

or

[Vulkan Version 1.1](#)

Contact

- Alon Or-bach [\[GitHub\]](#)alonorbach

Other Extension Metadata

Last Modified Date

2017-03-20

IP Status

No known IP claims.

Contributors

- Alon Or-bach, Samsung Electronics
- Ian Elliott, Google
- Jesse Hall, Google
- Pablo Ceballos, Google
- Chris Forbes, Google
- Jeff Juliano, NVIDIA
- James Jones, NVIDIA

- Daniel Rakos, AMD
- Tobias Hector, Imagination Technologies
- Graham Connor, Imagination Technologies
- Michael Worcester, Imagination Technologies
- Cass Everitt, Oculus
- Johannes Van Waveren, Oculus

Description

This extension extends [VK_KHR_swapchain](#) to enable creation of a shared presentable image. This allows the application to use the image while the presentation engine is accessing it, in order to reduce the latency between rendering and presentation.

New Commands

- [vkGetSwapchainStatusKHR](#)

New Structures

- Extending [VkSurfaceCapabilities2KHR](#):
 - [VkSharedPresentSurfaceCapabilitiesKHR](#)

New Enum Constants

- [VK_KHR_SHARED_PRESENTABLE_IMAGE_EXTENSION_NAME](#)
- [VK_KHR_SHARED_PRESENTABLE_IMAGE_SPEC_VERSION](#)
- Extending [VkImageLayout](#):
 - [VK_IMAGE_LAYOUT_SHARED_PRESENT_KHR](#)
- Extending [VkPresentModeKHR](#):
 - [VK_PRESENT_MODE_SHARED_CONTINUOUS_REFRESH_KHR](#)
 - [VK_PRESENT_MODE_SHARED_DEMAND_REFRESH_KHR](#)
- Extending [VkStructureType](#):
 - [VK_STRUCTURE_TYPE_SHARED_PRESENT_SURFACE_CAPABILITIES_KHR](#)

Issues

1) Should we allow a Vulkan WSI swapchain to toggle between normal usage and shared presentation usage?

RESOLVED: No. WSI swapchains are typically recreated with new properties instead of having their properties changed. This can also save resources, assuming that fewer images are needed for shared presentation, and assuming that most VR applications do not need to switch between normal and shared usage.

2) Should we have a query for determining how the presentation engine refresh is triggered?

RESOLVED: Yes. This is done via which presentation modes a surface supports.

3) Should the object representing a shared presentable image be an extension of a [VkSwapchainKHR](#) or a separate object?

RESOLVED: Extension of a swapchain due to overlap in creation properties and to allow common functionality between shared and normal presentable images and swapchains.

4) What should we call the extension and the new structures it creates?

RESOLVED: Shared presentable image / shared present.

5) Should the `minImageCount` and `presentMode` values of the [VkSwapchainCreateInfoKHR](#) be ignored, or required to be compatible values?

RESOLVED: `minImageCount` must be 1, and `presentMode` should be set to either [VK_PRESENT_MODE_SHARED_DEMAND_REFRESH_KHR](#) or [VK_PRESENT_MODE_SHARED_CONTINUOUS_REFRESH_KHR](#).

6) What should the layout of the shared presentable image be?

RESOLVED: After acquiring the shared presentable image, the application must transition it to the [VK_IMAGE_LAYOUT_SHARED_PRESENT_KHR](#) layout prior to it being used. After this initial transition, any image usage that was requested during swapchain creation **can** be performed on the image without layout transitions being performed.

7) Do we need a new API for the trigger to refresh new content?

RESOLVED: [vkQueuePresentKHR](#) to act as API to trigger a refresh, as will allow combination with other compatible extensions to [vkQueuePresentKHR](#).

8) How should an application detect a [VK_ERROR_OUT_OF_DATE_KHR](#) error on a swapchain using the [VK_PRESENT_MODE_SHARED_CONTINUOUS_REFRESH_KHR](#) present mode?

RESOLVED: Introduce [vkGetSwapchainStatusKHR](#) to allow applications to query the status of a swapchain using a shared presentation mode.

9) What should subsequent calls to [vkQueuePresentKHR](#) for [VK_PRESENT_MODE_SHARED_CONTINUOUS_REFRESH_KHR](#) swapchains be defined to do?

RESOLVED: State that implementations may use it as a hint for updated content.

10) Can the ownership of a shared presentable image be transferred to a different queue?

RESOLVED: No. It is not possible to transfer ownership of a shared presentable image obtained from a swapchain created using [VK_SHARING_MODE_EXCLUSIVE](#) after it has been presented.

11) How should [vkQueueSubmit](#) behave if a command buffer uses an image from a [VK_ERROR_OUT_OF_DATE_KHR](#) swapchain?

RESOLVED: `vkQueueSubmit` is expected to return the `VK_ERROR_DEVICE_LOST` error.

12) Can Vulkan provide any guarantee on the order of rendering, to enable beam chasing?

RESOLVED: This could be achieved via use of render passes to ensure strip rendering.

Version History

- Revision 1, 2017-03-20 (Alon Or-bach)
 - Internal revisions

VK_KHR_surface

Name String

VK_KHR_surface

Extension Type

Instance extension

Registered Extension Number

1

Revision

25

Ratification Status

Ratified

Extension and Version Dependencies

None

Contact

- James Jones [\[GitHub\]](#)cubanismo
- Ian Elliott [\[GitHub\]](#)ianelliottus

Other Extension Metadata

Last Modified Date

2016-08-25

IP Status

No known IP claims.

Contributors

- Patrick Doane, Blizzard
- Ian Elliott, LunarG
- Jesse Hall, Google
- James Jones, NVIDIA
- David Mao, AMD
- Norbert Nopper, Freescale
- Alon Or-bach, Samsung
- Daniel Rakos, AMD
- Graham Sellers, AMD
- Jeff Vigil, Qualcomm
- Chia-I Wu, LunarG

- Faith Ekstrand, Intel

Description

The `VK_KHR_surface` extension is an instance extension. It introduces `VkSurfaceKHR` objects, which abstract native platform surface or window objects for use with Vulkan. It also provides a way to determine whether a queue family in a physical device supports presenting to particular surface.

Separate extensions for each platform provide the mechanisms for creating `VkSurfaceKHR` objects, but once created they may be used in this and other platform-independent extensions, in particular the `VK_KHR_swapchain` extension.

New Object Types

- `VkSurfaceKHR`

New Commands

- `vkDestroySurfaceKHR`
- `vkGetPhysicalDeviceSurfaceCapabilitiesKHR`
- `vkGetPhysicalDeviceSurfaceFormatsKHR`
- `vkGetPhysicalDeviceSurfacePresentModesKHR`
- `vkGetPhysicalDeviceSurfaceSupportKHR`

New Structures

- `VkSurfaceCapabilitiesKHR`
- `VkSurfaceFormatKHR`

New Enums

- `VkColorSpaceKHR`
- `VkCompositeAlphaFlagBitsKHR`
- `VkPresentModeKHR`
- `VkSurfaceTransformFlagBitsKHR`

New Bitmasks

- `VkCompositeAlphaFlagsKHR`
- `VkSurfaceTransformFlagsKHR`

New Enum Constants

- `VK_KHR_SURFACE_EXTENSION_NAME`
- `VK_KHR_SURFACE_SPEC_VERSION`
- Extending `VkObjectType`:

- [VK_OBJECT_TYPE_SURFACE_KHR](#)
- Extending [VkResult](#):
 - [VK_ERROR_NATIVE_WINDOW_IN_USE_KHR](#)
 - [VK_ERROR_SURFACE_LOST_KHR](#)

Examples

NOTE

The example code for the [VK_KHR_surface](#) and [VK_KHR_swapchain](#) extensions was removed from the appendix after revision 1.0.29. This WSI example code was ported to the cube demo that is shipped with the official Khronos SDK, and is being kept up-to-date in that location (see: <https://github.com/KhronosGroup/Vulkan-Tools/blob/main/cube/cube.c>).

Issues

1) Should this extension include a method to query whether a physical device supports presenting to a specific window or native surface on a given platform?

RESOLVED: Yes. Without this, applications would need to create a device instance to determine whether a particular window can be presented to. Knowing that a device supports presentation to a platform in general is not sufficient, as a single machine might support multiple seats, or instances of the platform that each use different underlying physical devices. Additionally, on some platforms, such as the X Window System, different drivers and devices might be used for different windows depending on which section of the desktop they exist on.

2) Should the [vkGetPhysicalDeviceSurfaceCapabilitiesKHR](#), [vkGetPhysicalDeviceSurfaceFormatsKHR](#), and [vkGetPhysicalDeviceSurfacePresentModesKHR](#) functions be in this extension and operate on physical devices, rather than being in [VK_KHR_swapchain](#) (i.e. device extension) and being dependent on [VkDevice](#)?

RESOLVED: Yes. While it might be useful to depend on [VkDevice](#) (and therefore on enabled extensions and features) for the queries, Vulkan was released only with the [VkPhysicalDevice](#) versions. Many cases can be resolved by a Valid Usage statement, and/or by a separate [pNext](#) chain version of the query structure specific to a given extension or parameters, via extensible versions of the queries: [vkGetPhysicalDeviceSurfacePresentModes2EXT](#), [vkGetPhysicalDeviceSurfaceCapabilities2KHR](#), and [vkGetPhysicalDeviceSurfaceFormats2KHR](#).

3) Should Vulkan support Xlib or XCB as the API for accessing the X Window System platform?

RESOLVED: Both. XCB is a more modern and efficient API, but Xlib usage is deeply ingrained in many applications and likely will remain in use for the foreseeable future. Not all drivers necessarily need to support both, but including both as options in the core specification will probably encourage support, which should in turn ease adoption of the Vulkan API in older codebases. Additionally, the performance improvements possible with XCB likely will not have a measurable impact on the performance of Vulkan presentation and other minimal window system interactions defined here.

4) Should the GBM platform be included in the list of platform enums?

RESOLVED: Deferred, and will be addressed with a platform-specific extension to be written in the future.

Version History

- Revision 1, 2015-05-20 (James Jones)
 - Initial draft, based on LunarG KHR spec, other KHR specs, patches attached to bugs.
- Revision 2, 2015-05-22 (Ian Elliott)
 - Created initial Description section.
 - Removed query for whether a platform requires the use of a queue for presentation, since it was decided that presentation will always be modeled as being part of the queue.
 - Fixed typos and other minor mistakes.
- Revision 3, 2015-05-26 (Ian Elliott)
 - Improved the Description section.
- Revision 4, 2015-05-27 (James Jones)
 - Fixed compilation errors in example code.
- Revision 5, 2015-06-01 (James Jones)
 - Added issues 1 and 2 and made related spec updates.
- Revision 6, 2015-06-01 (James Jones)
 - Merged the platform type mappings table previously removed from VK_KHR_swapchain with the platform description table in this spec.
 - Added issues 3 and 4 documenting choices made when building the initial list of native platforms supported.
- Revision 7, 2015-06-11 (Ian Elliott)
 - Updated table 1 per input from the KHR TSG.
 - Updated issue 4 (GBM) per discussion with Daniel Stone. He will create a platform-specific extension sometime in the future.
- Revision 8, 2015-06-17 (James Jones)
 - Updated enum-extending values using new convention.
 - Fixed the value of VK_SURFACE_PLATFORM_INFO_TYPE_SUPPORTED_KHR.
- Revision 9, 2015-06-17 (James Jones)
 - Rebased on Vulkan API version 126.
- Revision 10, 2015-06-18 (James Jones)
 - Marked issues 2 and 3 resolved.
- Revision 11, 2015-06-23 (Ian Elliott)
 - Examples now show use of function pointers for extension functions.
 - Eliminated extraneous whitespace.

- Revision 12, 2015-07-07 (Daniel Rakos)
 - Added error section describing when each error is expected to be reported.
 - Replaced the term “queue node index” with “queue family index” in the spec as that is the agreed term to be used in the latest version of the core header and spec.
 - Replaced `bool32_t` with `VkBool32`.
- Revision 13, 2015-08-06 (Daniel Rakos)
 - Updated spec against latest core API header version.
- Revision 14, 2015-08-20 (Ian Elliott)
 - Renamed this extension and all of its enumerations, types, functions, etc. This makes it compliant with the proposed standard for Vulkan extensions.
 - Switched from “revision” to “version”, including use of the `VK_MAKE_VERSION` macro in the header file.
 - Did miscellaneous cleanup, etc.
- Revision 15, 2015-08-20 (Ian Elliott—porting a 2015-07-29 change from James Jones)
 - Moved the surface transform enums here from `VK_WSI_swapchain` so they could be reused by `VK_WSI_display`.
- Revision 16, 2015-09-01 (James Jones)
 - Restore single-field revision number.
- Revision 17, 2015-09-01 (James Jones)
 - Fix example code compilation errors.
- Revision 18, 2015-09-26 (Jesse Hall)
 - Replaced `VkSurfaceDescriptionKHR` with the `VkSurfaceKHR` object, which is created via layered extensions. Added `VkDestroySurfaceKHR`.
- Revision 19, 2015-09-28 (Jesse Hall)
 - Renamed from `VK_EXT_KHR_swapchain` to `VK_EXT_KHR_surface`.
- Revision 20, 2015-09-30 (Jeff Vigil)
 - Add error result `VK_ERROR_SURFACE_LOST_KHR`.
- Revision 21, 2015-10-15 (Daniel Rakos)
 - Updated the resolution of issue #2 and include the surface capability queries in this extension.
 - Renamed `SurfaceProperties` to `SurfaceCapabilities` as it better reflects that the values returned are the capabilities of the surface on a particular device.
 - Other minor cleanup and consistency changes.
- Revision 22, 2015-10-26 (Ian Elliott)
 - Renamed from `VK_EXT_KHR_surface` to `VK_KHR_surface`.
- Revision 23, 2015-11-03 (Daniel Rakos)
 - Added allocation callbacks to `vkDestroySurfaceKHR`.

- Revision 24, 2015-11-10 (Jesse Hall)
 - Removed `VkSurfaceTransformKHR`. Use `VkSurfaceTransformFlagBitsKHR` instead.
 - Rename `VkSurfaceCapabilitiesKHR` member `maxImageArraySize` to `maxImageArrayLayers`.
- Revision 25, 2016-01-14 (James Jones)
 - Moved `VK_ERROR_NATIVE_WINDOW_IN_USE_KHR` from the `VK_KHR_android_surface` to the `VK_KHR_surface` extension.
- 2016-08-23 (Ian Elliott)
 - Update the example code, to not have so many characters per line, and to split out a new example to show how to obtain function pointers.
- 2016-08-25 (Ian Elliott)
 - A note was added at the beginning of the example code, stating that it will be removed from future versions of the appendix.

VK_KHR_surface_maintenance1

Name String

VK_KHR_surface_maintenance1

Extension Type

Instance extension

Registered Extension Number

487

Revision

1

Ratification Status

Ratified

Extension and Version Dependencies

[VK_KHR_surface](#)

and

[VK_KHR_get_surface_capabilities2](#)

Contact

- Shahbaz Youssefi [\[GitHub\]](#)syoussefi

Extension Proposal

[VK_KHR_surface_maintenance1](#)

Other Extension Metadata

Last Modified Date

2025-03-31

Contributors

- James Jones, NVIDIA
- Jeff Juliano, NVIDIA
- Lionel Landwerlin, Intel
- Shahbaz Youssefi, Google
- Chris Forbes, Google
- Ian Elliott, Google
- Hans-Kristian Arntzen, Valve
- Daniel Stone, Collabora

Description

This extension is based off the [VK_EXT_surface_maintenance1](#) extension.

[VK_KHR_surface_maintenance1](#) adds a collection of window system integration features that were intentionally left out or overlooked in the original [VK_KHR_surface](#) extension.

The new features are as follows:

- Allow querying number of min/max images from a surface for a particular presentation mode.
- Allow querying a surface's scaled presentation capabilities.
- Allow querying a surface for the set of presentation modes which can be easily switched between without requiring swapchain recreation.

New Structures

- Extending [VkPhysicalDeviceSurfaceInfo2KHR](#):
 - [VkSurfacePresentModeKHR](#)
- Extending [VkSurfaceCapabilities2KHR](#):
 - [VkSurfacePresentModeCompatibilityKHR](#)
 - [VkSurfacePresentScalingCapabilitiesKHR](#)

New Enums

- [VkPresentGravityFlagBitsKHR](#)
- [VkPresentScalingFlagBitsKHR](#)

New Bitmasks

- [VkPresentGravityFlagsKHR](#)
- [VkPresentScalingFlagsKHR](#)

New Enum Constants

- [VK_KHR_SURFACE_MAINTENANCE_1_EXTENSION_NAME](#)
- [VK_KHR_SURFACE_MAINTENANCE_1_SPEC_VERSION](#)
- Extending [VkStructureType](#):
 - [VK_STRUCTURE_TYPE_SURFACE_PRESENT_MODE_COMPATIBILITY_KHR](#)
 - [VK_STRUCTURE_TYPE_SURFACE_PRESENT_MODE_KHR](#)
 - [VK_STRUCTURE_TYPE_SURFACE_PRESENT_SCALING_CAPABILITIES_KHR](#)

Version History

- Revision 1, 2025-03-31 (Shahbaz Youssefi)
 - Based on [VK_EXT_surface_maintenance1](#)

VK_KHR_surface_protected_capabilities

Name String

VK_KHR_surface_protected_capabilities

Extension Type

Instance extension

Registered Extension Number

240

Revision

1

Ratification Status

Ratified

Extension and Version Dependencies

[Vulkan Version 1.1](#)

and

[VK_KHR_get_surface_capabilities2](#)

Contact

- Sandeep Shinde [\[GitHub\]](#)sashinde

Other Extension Metadata

Last Modified Date

2018-12-18

IP Status

No known IP claims.

Contributors

- Sandeep Shinde, NVIDIA
- James Jones, NVIDIA
- Daniel Koch, NVIDIA

Description

This extension extends [VkSurfaceCapabilities2KHR](#), providing applications a way to query whether swapchains **can** be created with the [VK_SWAPCHAIN_CREATE_PROTECTED_BIT_KHR](#) flag set.

Vulkan 1.1 added (optional) support for protect memory and protected resources including buffers ([VK_BUFFER_CREATE_PROTECTED_BIT](#)), images ([VK_IMAGE_CREATE_PROTECTED_BIT](#)), and swapchains ([VK_SWAPCHAIN_CREATE_PROTECTED_BIT_KHR](#)). However, on implementations which support multiple windowing systems, not all window systems **may** be able to provide a protected display path.

This extension provides a way to query if a protected swapchain created for a surface (and thus a specific windowing system) **can** be displayed on screen. It extends the existing [VkSurfaceCapabilities2KHR](#) structure with a new [VkSurfaceProtectedCapabilitiesKHR](#) structure from which the application **can** obtain information about support for protected swapchain creation through [vkGetPhysicalDeviceSurfaceCapabilities2KHR](#).

New Structures

- Extending [VkSurfaceCapabilities2KHR](#):
 - [VkSurfaceProtectedCapabilitiesKHR](#)

New Enum Constants

- [VK_KHR_SURFACE_PROTECTED_CAPABILITIES_EXTENSION_NAME](#)
- [VK_KHR_SURFACE_PROTECTED_CAPABILITIES_SPEC_VERSION](#)
- Extending [VkStructureType](#):
 - [VK_STRUCTURE_TYPE_SURFACE_PROTECTED_CAPABILITIES_KHR](#)

Version History

- Revision 1, 2018-12-18 (Sandeep Shinde, Daniel Koch)
 - Internal revisions.

VK_KHR_swapchain

Name String

VK_KHR_swapchain

Extension Type

Device extension

Registered Extension Number

2

Revision

70

Ratification Status

Ratified

Extension and Version Dependencies

[VK_KHR_surface](#)

API Interactions

- Interacts with VK_VERSION_1_1

Contact

- James Jones [\[GitHub\]](#)cubanismo
- Ian Elliott [\[GitHub\]](#)ianelliottus

Other Extension Metadata

Last Modified Date

2017-10-06

IP Status

No known IP claims.

Interactions and External Dependencies

- Interacts with Vulkan 1.1

Contributors

- Patrick Doane, Blizzard
- Ian Elliott, LunarG
- Jesse Hall, Google
- Mathias Heyer, NVIDIA
- James Jones, NVIDIA
- David Mao, AMD
- Norbert Nopper, Freescale

- Alon Or-bach, Samsung
- Daniel Rakos, AMD
- Graham Sellers, AMD
- Jeff Vigil, Qualcomm
- Chia-I Wu, LunarG
- Faith Ekstrand, Intel
- Matthaeus G. Chajdas, AMD
- Ray Smith, ARM

Description

The [VK_KHR_swapchain](#) extension is the device-level companion to the [VK_KHR_surface](#) extension. It introduces [VkSwapchainKHR](#) objects, which provide the ability to present rendering results to a surface.

New Object Types

- [VkSwapchainKHR](#)

New Commands

- [vkAcquireNextImageKHR](#)
- [vkCreateSwapchainKHR](#)
- [vkDestroySwapchainKHR](#)
- [vkGetSwapchainImagesKHR](#)
- [vkQueuePresentKHR](#)

If [Vulkan Version 1.1](#) is supported:

- [vkAcquireNextImage2KHR](#)
- [vkGetDeviceGroupPresentCapabilitiesKHR](#)
- [vkGetDeviceGroupSurfacePresentModesKHR](#)
- [vkGetPhysicalDevicePresentRectanglesKHR](#)

New Structures

- [VkPresentInfoKHR](#)
- [VkSwapchainCreateInfoKHR](#)

If [Vulkan Version 1.1](#) is supported:

- [VkAcquireNextImageInfoKHR](#)
- [VkDeviceGroupPresentCapabilitiesKHR](#)

- Extending [VkBindImageMemoryInfo](#):
 - [VkBindImageMemorySwapchainInfoKHR](#)
- Extending [VkImageCreateInfo](#):
 - [VkImageSwapchainCreateInfoKHR](#)
- Extending [VkPresentInfoKHR](#):
 - [VkDeviceGroupPresentInfoKHR](#)
- Extending [VkSwapchainCreateInfoKHR](#):
 - [VkDeviceGroupSwapchainCreateInfoKHR](#)

New Enums

- [VkSwapchainCreateFlagBitsKHR](#)

If [Vulkan Version 1.1](#) is supported:

- [VkDeviceGroupPresentModeFlagBitsKHR](#)

New Bitmasks

- [VkSwapchainCreateFlagsKHR](#)

If [Vulkan Version 1.1](#) is supported:

- [VkDeviceGroupPresentModeFlagsKHR](#)

New Enum Constants

- [VK_KHR_SWAPCHAIN_EXTENSION_NAME](#)
- [VK_KHR_SWAPCHAIN_SPEC_VERSION](#)
- Extending [VkImageLayout](#):
 - [VK_IMAGE_LAYOUT_PRESENT_SRC_KHR](#)
- Extending [VkObjectType](#):
 - [VK_OBJECT_TYPE_SWAPCHAIN_KHR](#)
- Extending [VkResult](#):
 - [VK_ERROR_OUT_OF_DATE_KHR](#)
 - [VK_SUBOPTIMAL_KHR](#)
- Extending [VkStructureType](#):
 - [VK_STRUCTURE_TYPE_PRESENT_INFO_KHR](#)
 - [VK_STRUCTURE_TYPE_SWAPCHAIN_CREATE_INFO_KHR](#)

If [Vulkan Version 1.1](#) is supported:

- Extending [VkStructureType](#):

- [VK_STRUCTURE_TYPE_ACQUIRE_NEXT_IMAGE_INFO_KHR](#)
- [VK_STRUCTURE_TYPE_BIND_IMAGE_MEMORY_SWAPCHAIN_INFO_KHR](#)
- [VK_STRUCTURE_TYPE_DEVICE_GROUP_PRESENT_CAPABILITIES_KHR](#)
- [VK_STRUCTURE_TYPE_DEVICE_GROUP_PRESENT_INFO_KHR](#)
- [VK_STRUCTURE_TYPE_DEVICE_GROUP_SWAPCHAIN_CREATE_INFO_KHR](#)
- [VK_STRUCTURE_TYPE_IMAGE_SWAPCHAIN_CREATE_INFO_KHR](#)
- Extending `VkSwapchainCreateFlagBitsKHR`:
 - [VK_SWAPCHAIN_CREATE_PROTECTED_BIT_KHR](#)
 - [VK_SWAPCHAIN_CREATE_SPLIT_INSTANCE_BIND_REGIONS_BIT_KHR](#)

Issues

1) Does this extension allow the application to specify the memory backing of the presentable images?

RESOLVED: No. Unlike standard images, the implementation will allocate the memory backing of the presentable image.

2) What operations are allowed on presentable images?

RESOLVED: This is determined by the image usage flags specified when creating the presentable image's swapchain.

3) Does this extension support MSAA presentable images?

RESOLVED: No. Presentable images are always single-sampled. Multi-sampled rendering must use regular images. To present the rendering results the application must manually resolve the multi-sampled image to a single-sampled presentable image prior to presentation.

4) Does this extension support stereo/multi-view presentable images?

RESOLVED: Yes. The number of views associated with a presentable image is determined by the `imageArrayLayers` specified when creating a swapchain. All presentable images in a given swapchain use the same array size.

5) Are the layers of stereo presentable images half-sized?

RESOLVED: No. The image extents always match those requested by the application.

6) Do the “present” and “acquire next image” commands operate on a queue? If not, do they need to include explicit semaphore objects to interlock them with queue operations?

RESOLVED: The present command operates on a queue. The image ownership operation it represents happens in order with other operations on the queue, so no explicit semaphore object is required to synchronize its actions.

Applications may want to acquire the next image in separate threads from those in which they manage their queue, or in multiple threads. To make such usage easier, the acquire next image

command takes a semaphore to signal as a method of explicit synchronization. The application must later queue a wait for this semaphore before queuing execution of any commands using the image.

7) Does [vkAcquireNextImageKHR](#) block if no images are available?

RESOLVED: The command takes a timeout parameter. Special values for the timeout are 0, which makes the call a non-blocking operation, and [UINT64_MAX](#), which blocks indefinitely. Values in between will block for up to the specified time. The call will return when an image becomes available or an error occurs. It may, but is not required to, return before the specified timeout expires if the swapchain becomes out of date.

8) Can multiple presents be queued using one [vkQueuePresentKHR](#) call?

RESOLVED: Yes. [VkPresentInfoKHR](#) contains a list of swapchains and corresponding image indices that will be presented. When supported, all presentations queued with a single [vkQueuePresentKHR](#) call will be applied atomically as one operation. The same swapchain must not appear in the list more than once. Later extensions may provide applications stronger guarantees of atomicity for such present operations, and/or allow them to query whether atomic presentation of a particular group of swapchains is possible.

9) How do the presentation and acquire next image functions notify the application the targeted surface has changed?

RESOLVED: Two new result codes are introduced for this purpose:

- [VK_SUBOPTIMAL_KHR](#) - Presentation will still succeed, subject to the window resize behavior, but the swapchain is no longer configured optimally for the surface it targets. Applications should query updated surface information and recreate their swapchain at the next convenient opportunity.
- [VK_ERROR_OUT_OF_DATE_KHR](#) - Failure. The swapchain is no longer compatible with the surface it targets. The application must query updated surface information and recreate the swapchain before presentation will succeed.

These can be returned by both [vkAcquireNextImageKHR](#) and [vkQueuePresentKHR](#).

10) Does the [vkAcquireNextImageKHR](#) command return a semaphore to the application via an output parameter, or accept a semaphore to signal from the application as an object handle parameter?

RESOLVED: Accept a semaphore to signal as an object handle. This avoids the need to specify whether the application must destroy the semaphore or whether it is owned by the swapchain, and if the latter, what its lifetime is and whether it can be reused for other operations once it is received from [vkAcquireNextImageKHR](#).

11) What types of swapchain queuing behavior should be exposed? Options include swap interval specification, mailbox/most recent vs. FIFO queue management, targeting specific vertical blank intervals or absolute times for a given present operation, and probably others. For some of these, whether they are specified at swapchain creation time or as per-present parameters needs to be decided as well.

RESOLVED: The base swapchain extension will expose 3 possible behaviors (of which, FIFO will always be supported):

- Immediate present: Does not wait for vertical blanking period to update the current image, likely resulting in visible tearing. No internal queue is used. Present requests are applied immediately.
- Mailbox queue: Waits for the next vertical blanking period to update the current image. No tearing should be observed. An internal single-entry queue is used to hold pending presentation requests. If the queue is full when a new presentation request is received, the new request replaces the existing entry, and any images associated with the prior entry become available for reuse by the application.
- FIFO queue: Waits for the next vertical blanking period to update the current image. No tearing should be observed. An internal queue containing `numSwapchainImages` - 1 entries is used to hold pending presentation requests. New requests are appended to the end of the queue, and one request is removed from the beginning of the queue and processed during each vertical blanking period in which the queue is non-empty

Not all surfaces will support all of these modes, so the modes supported will be returned using a surface information query. All surfaces must support the FIFO queue mode. Applications must choose one of these modes up front when creating a swapchain. Switching modes can be accomplished by recreating the swapchain.

12) Can `VK_PRESENT_MODE_MAILBOX_KHR` provide non-blocking guarantees for `vkAcquireNextImageKHR`? If so, what is the proper criteria?

RESOLVED: Yes. The difficulty is not immediately obvious here. Naively, if at least 3 images are requested, mailbox mode should always have an image available for the application if the application does not own any images when the call to `vkAcquireNextImageKHR` was made. However, some presentation engines may have more than one “current” image, and would still need to block in some cases. The right requirement appears to be that if the application allocates the surface’s minimum number of images + 1 then it is guaranteed non-blocking behavior when it does not currently own any images.

13) Is there a way to create and initialize a new swapchain for a surface that has generated a `VK_SUBOPTIMAL_KHR` return code while still using the old swapchain?

RESOLVED: Not as part of this specification. This could be useful to allow the application to create an “optimal” replacement swapchain and rebuild all its command buffers using it in a background thread at a low priority while continuing to use the “suboptimal” swapchain in the main thread. It could probably use the same “atomic replace” semantics proposed for recreating direct-to-device swapchains without incurring a mode switch. However, after discussion, it was determined some platforms probably could not support concurrent swapchains for the same surface though, so this will be left out of the base KHR extensions. A future extension could add this for platforms where it is supported.

14) Should there be a special value for `VkSurfaceCapabilitiesKHR::maxImageCount` to indicate there are no practical limits on the number of images in a swapchain?

RESOLVED: Yes. There will often be cases where there is no practical limit to the number of images

in a swapchain other than the amount of available resources (i.e., memory) in the system. Trying to derive a hard limit from things like memory size is prone to failure. It is better in such cases to leave it to applications to figure such soft limits out via trial/failure iterations.

15) Should there be a special value for `VkSurfaceCapabilitiesKHR::currentExtent` to indicate the size of the platform surface is undefined?

RESOLVED: Yes. On some platforms (Wayland, for example), the surface size is defined by the images presented to it rather than the other way around.

16) Should there be a special value for `VkSurfaceCapabilitiesKHR::maxImageExtent` to indicate there is no practical limit on the surface size?

RESOLVED: No. It seems unlikely such a system would exist. 0 could be used to indicate the platform places no limits on the extents beyond those imposed by Vulkan for normal images, but this query could just as easily return those same limits, so a special “unlimited” value does not seem useful for this field.

17) How should surface rotation and mirroring be exposed to applications? How do they specify rotation and mirroring transforms applied prior to presentation?

RESOLVED: Applications can query both the supported and current transforms of a surface. Both are specified relative to the device’s “natural” display rotation and direction. The supported transforms indicate which orientations the presentation engine accepts images in. For example, a presentation engine that does not support transforming surfaces as part of presentation, and which is presenting to a surface that is displayed with a 90-degree rotation, would return only one supported transform bit: `VK_SURFACE_TRANSFORM_ROTATE_90_BIT_KHR`. Applications must transform their rendering by the transform they specify when creating the swapchain in `preTransform` field.

18) Can surfaces ever not support `VK_MIRROR_NONE`? Can they support vertical and horizontal mirroring simultaneously? Relatedly, should `VK_MIRROR_NONE[_BIT]` be zero, or bit one, and should applications be allowed to specify multiple pre and current mirror transform bits, or exactly one?

RESOLVED: Since some platforms may not support presenting with a transform other than the native window’s current transform, and prerotation/mirroring are specified relative to the device’s natural rotation and direction, rather than relative to the surface’s current rotation and direction, it is necessary to express lack of support for no mirroring. To allow this, the `MIRROR_NONE` enum must occupy a bit in the flags. Since `MIRROR_NONE` must be a bit in the bitmask rather than a bitmask with no values set, allowing more than one bit to be set in the bitmask would make it possible to describe undefined transforms such as `VK_MIRROR_NONE_BIT | VK_MIRROR_HORIZONTAL_BIT`, or a transform that includes both “no mirroring” and “horizontal mirroring” simultaneously. Therefore, it is desirable to allow specifying all supported mirroring transforms using only one bit. The question then becomes, should there be a `VK_MIRROR_HORIZONTAL_AND_VERTICAL_BIT` to represent a simultaneous horizontal and vertical mirror transform? However, such a transform is equivalent to a 180 degree rotation, so presentation engines and applications that wish to support or use such a transform can express it through rotation instead. Therefore, 3 exclusive bits are sufficient to express all needed mirroring transforms.

19) Should support for sRGB be required?

RESOLVED: In the advent of UHD and HDR display devices, proper color space information is vital to the display pipeline represented by the swapchain. The application can discover the supported format/color-space pairs and select a pair most suited to its rendering needs. Currently only the sRGB color space is supported, future extensions may provide support for more color spaces. See issues 23 and 24.

20) Is there a mechanism to modify or replace an existing swapchain with one targeting the same surface?

RESOLVED: Yes. This is described above in the text.

21) Should there be a way to set prerotation and mirroring using native APIs when presenting using a Vulkan swapchain?

RESOLVED: Yes. The transforms that can be expressed in this extension are a subset of those possible on native platforms. If a platform exposes a method to specify the transform of presented images for a given surface using native methods and exposes more transforms or other properties for surfaces than Vulkan supports, it might be impossible, difficult, or inconvenient to set some of those properties using Vulkan KHR extensions and some using the native interfaces. To avoid overwriting properties set using native commands when presenting using a Vulkan swapchain, the application can set the pretransform to “inherit”, in which case the current native properties will be used, or if none are available, a platform-specific default will be used. Platforms that do not specify a reasonable default or do not provide native mechanisms to specify such transforms should not include the inherit bits in the `supportedTransforms` bitmask they return in `VkSurfaceCapabilitiesKHR`.

22) Should the content of presentable images be clipped by objects obscuring their target surface?

RESOLVED: Applications can choose which behavior they prefer. Allowing the content to be clipped could enable more efficient presentation methods on some platforms, but some applications might rely on the content of presentable images to perform techniques such as partial updates or motion blurs.

23) What is the purpose of specifying a `VkColorSpaceKHR` along with `VkFormat` when creating a swapchain?

RESOLVED: While Vulkan itself is color space agnostic (e.g. even the meaning of R, G, B, and A can be freely defined by the rendering application), the swapchain eventually will have to present the images on a display device with specific color reproduction characteristics. If any color space transformations are necessary before an image can be displayed, the color space of the presented image must be known to the swapchain. A swapchain will only support a restricted set of color format and -space pairs. This set can be discovered via `vkGetPhysicalDeviceSurfaceFormatsKHR`. As it can be expected that most display devices support the sRGB color space, at least one format/color-space pair has to be exposed, where the color space is `VK_COLOR_SPACE_SRGB_NONLINEAR_KHR`.

24) How are sRGB formats and the sRGB color space related?

RESOLVED: While Vulkan exposes a number of SRGB texture formats, using such formats does not guarantee working in a specific color space. It merely means that the hardware can directly support applying the non-linear transfer functions defined by the sRGB standard color space when

reading from or writing to images of those formats. Still, it is unlikely that a swapchain will expose a `*_SRGB` format along with any color space other than `VK_COLOR_SPACE_SRGB_NONLINEAR_KHR`.

On the other hand, non-`*_SRGB` formats will be very likely exposed in pair with a SRGB color space. This means, the hardware will not apply any transfer function when reading from or writing to such images, yet they will still be presented on a device with sRGB display characteristics. In this case the application is responsible for applying the transfer function, for instance by using shader math.

25) How are the lifetimes of surfaces and swapchains targeting them related?

RESOLVED: A surface must outlive any swapchains targeting it. A `VkSurfaceKHR` owns the binding of the native window to the Vulkan driver.

26) How can the application control the way the alpha component of swapchain images is treated by the presentation engine during compositing?

RESOLVED: We should add new enum values to allow the application to negotiate with the presentation engine on how to treat image alpha values during the compositing process. Since not all platforms can practically control this through the Vulkan driver, a value of `VK_COMPOSITE_ALPHA_INHERIT_BIT_KHR` is provided like for surface transforms.

27) Is `vkCreateSwapchainKHR` the right function to return `VK_ERROR_NATIVE_WINDOW_IN_USE_KHR`, or should the various platform-specific `VkSurfaceKHR` factory functions catch this error earlier?

RESOLVED: For most platforms, the `VkSurfaceKHR` structure is a simple container holding the data that identifies a native window or other object representing a surface on a particular platform. For the surface factory functions to return this error, they would likely need to register a reference on the native objects with the native display server somehow, and ensure no other such references exist. Surfaces were not intended to be that heavyweight.

Swapchains are intended to be the objects that directly manipulate native windows and communicate with the native presentation mechanisms. Swapchains will already need to communicate with the native display server to negotiate allocation and/or presentation of presentable images for a native surface. Therefore, it makes more sense for swapchain creation to be the point at which native object exclusivity is enforced. Platforms may choose to enforce further restrictions on the number of `VkSurfaceKHR` objects that may be created for the same native window if such a requirement makes sense on a particular platform, but a global requirement is only sensible at the swapchain level.

Examples

NOTE

The example code for the `VK_KHR_surface` and `VK_KHR_swapchain` extensions was removed from the appendix after revision 1.0.29. This WSI example code was ported to the cube demo that is shipped with the official Khronos SDK, and is being kept up-to-date in that location (see: <https://github.com/KhronosGroup/Vulkan-Tools/blob/main/cube/cube.c>).

Version History

- Revision 1, 2015-05-20 (James Jones)
 - Initial draft, based on LunarG KHR spec, other KHR specs, patches attached to bugs.
- Revision 2, 2015-05-22 (Ian Elliott)
 - Made many agreed-upon changes from 2015-05-21 KHR TSG meeting. This includes using only a queue for presentation, and having an explicit function to acquire the next image.
 - Fixed typos and other minor mistakes.
- Revision 3, 2015-05-26 (Ian Elliott)
 - Improved the Description section.
 - Added or resolved issues that were found in improving the Description. For example, `pSurfaceDescription` is used consistently, instead of sometimes using `pSurface`.
- Revision 4, 2015-05-27 (James Jones)
 - Fixed some grammatical errors and typos
 - Filled in the description of `imageUseFlags` when creating a swapchain.
 - Added a description of `swapInterval`.
 - Replaced the paragraph describing the order of operations on a queue for image ownership and presentation.
- Revision 5, 2015-05-27 (James Jones)
 - Imported relevant issues from the (abandoned) `vk_wsi_persistent_swapchain_images` extension.
 - Added issues 6 and 7, regarding behavior of the `acquire next image` and `present` commands with respect to queues.
 - Updated spec language and examples to align with proposed resolutions to issues 6 and 7.
- Revision 6, 2015-05-27 (James Jones)
 - Added issue 8, regarding atomic presentation of multiple swapchains
 - Updated spec language and examples to align with proposed resolution to issue 8.
- Revision 7, 2015-05-27 (James Jones)
 - Fixed compilation errors in example code, and made related spec fixes.
- Revision 8, 2015-05-27 (James Jones)
 - Added issue 9, and the related `VK_SUBOPTIMAL_KHR` result code.
 - Renamed `VK_OUT_OF_DATE_KHR` to `VK_ERROR_OUT_OF_DATE_KHR`.
- Revision 9, 2015-05-27 (James Jones)
 - Added inline proposed resolutions (marked with [JR]) to some XXX questions/issues. These should be moved to the issues section in a subsequent update if the proposals are adopted.
- Revision 10, 2015-05-28 (James Jones)
 - Converted `vkAcquireNextImageKHR` back to a non-queue operation that uses a

VkSemaphore object for explicit synchronization.

- Added issue 10 to determine whether `vkAcquireNextImageKHR` generates or returns semaphores, or whether it operates on a semaphore provided by the application.
- Revision 11, 2015-05-28 (James Jones)
 - Marked issues 6, 7, and 8 resolved.
 - Renamed `VkSurfaceCapabilityPropertiesKHR` to `VkSurfacePropertiesKHR` to better convey the mutable nature of the information it contains.
- Revision 12, 2015-05-28 (James Jones)
 - Added issue 11 with a proposed resolution, and the related issue 12.
 - Updated various sections of the spec to match the proposed resolution to issue 11.
- Revision 13, 2015-06-01 (James Jones)
 - Moved some structures to `VK_EXT_KHR_swap_chain` to resolve the specification's issues 1 and 2.
- Revision 14, 2015-06-01 (James Jones)
 - Added code for example 4 demonstrating how an application might make use of the two different present and acquire next image KHR result codes.
 - Added issue 13.
- Revision 15, 2015-06-01 (James Jones)
 - Added issues 14 - 16 and related spec language.
 - Fixed some spelling errors.
 - Added language describing the meaningful return values for `vkAcquireNextImageKHR` and `vkQueuePresentKHR`.
- Revision 16, 2015-06-02 (James Jones)
 - Added issues 17 and 18, as well as related spec language.
 - Removed some erroneous text added by mistake in the last update.
- Revision 17, 2015-06-15 (Ian Elliott)
 - Changed special value from “-1” to “0” so that the data types can be unsigned.
- Revision 18, 2015-06-15 (Ian Elliott)
 - Clarified the values of `VkSurfacePropertiesKHR::minImageCount` and the timeout parameter of the `vkAcquireNextImageKHR` function.
- Revision 19, 2015-06-17 (James Jones)
 - Misc. cleanup. Removed resolved inline issues and fixed typos.
 - Fixed clarification of `VkSurfacePropertiesKHR::minImageCount` made in version 18.
 - Added a brief “Image Ownership” definition to the list of terms used in the spec.
- Revision 20, 2015-06-17 (James Jones)
 - Updated enum-extending values using new convention.

- Revision 21, 2015-06-17 (James Jones)
 - Added language describing how to use VK_IMAGE_LAYOUT_PRESENT_SOURCE_KHR.
 - Cleaned up an XXX comment regarding the description of which queues vkQueuePresentKHR can be used on.
- Revision 22, 2015-06-17 (James Jones)
 - Rebased on Vulkan API version 126.
- Revision 23, 2015-06-18 (James Jones)
 - Updated language for issue 12 to read as a proposed resolution.
 - Marked issues 11, 12, 13, 16, and 17 resolved.
 - Temporarily added links to the relevant bugs under the remaining unresolved issues.
 - Added issues 19 and 20 as well as proposed resolutions.
- Revision 24, 2015-06-19 (Ian Elliott)
 - Changed special value for VkSurfacePropertiesKHR::currentExtent back to “-1” from “0”. This value will never need to be unsigned, and “0” is actually a legal value.
- Revision 25, 2015-06-23 (Ian Elliott)
 - Examples now show use of function pointers for extension functions.
 - Eliminated extraneous whitespace.
- Revision 26, 2015-06-25 (Ian Elliott)
 - Resolved Issues 9 & 10 per KHR TSG meeting.
- Revision 27, 2015-06-25 (James Jones)
 - Added oldSwapchain member to VkSwapchainCreateInfoKHR.
- Revision 28, 2015-06-25 (James Jones)
 - Added the “inherit” bits to the rotation and mirroring flags and the associated issue 21.
- Revision 29, 2015-06-25 (James Jones)
 - Added the “clipped” flag to VkSwapchainCreateInfoKHR, and the associated issue 22.
 - Specified that presenting an image does not modify it.
- Revision 30, 2015-06-25 (James Jones)
 - Added language to the spec that clarifies the behavior of vkCreateSwapchainKHR() when the oldSwapchain field of VkSwapchainCreateInfoKHR is not NULL.
- Revision 31, 2015-06-26 (Ian Elliott)
 - Example of new VkSwapchainCreateInfoKHR members, “oldSwapchain” and “clipped”.
 - Example of using VkSurfacePropertiesKHR::{min|max}ImageCount to set VkSwapchainCreateInfoKHR::minImageCount.
 - Rename vkGetSurfaceInfoKHR()'s 4th parameter to “pDataSize”, for consistency with other functions.
 - Add macro with C-string name of extension (just to header file).

- Revision 32, 2015-06-26 (James Jones)
 - Minor adjustments to the language describing the behavior of “oldSwapchain”
 - Fixed the version date on my previous two updates.
- Revision 33, 2015-06-26 (Jesse Hall)
 - Add usage flags to `VkSwapchainCreateInfoKHR`
- Revision 34, 2015-06-26 (Ian Elliott)
 - Rename `vkQueuePresentKHR()`'s 2nd parameter to “`pPresentInfo`”, for consistency with other functions.
- Revision 35, 2015-06-26 (Faith Ekstrand)
 - Merged the `VkRotationFlagBitsKHR` and `VkMirrorFlagBitsKHR` enums into a single `VkSurfaceTransformFlagBitsKHR` enum.
- Revision 36, 2015-06-26 (Faith Ekstrand)
 - Added a `VkSurfaceTransformKHR` enum that is not a bitmask. Each value in `VkSurfaceTransformKHR` corresponds directly to one of the bits in `VkSurfaceTransformFlagBitsKHR` so transforming from one to the other is easy. Having a separate enum means that `currentTransform` and `preTransform` are now unambiguous by definition.
- Revision 37, 2015-06-29 (Ian Elliott)
 - Corrected one of the signatures of `vkAcquireNextImageKHR`, which had the last two parameters switched from what it is elsewhere in the specification and header files.
- Revision 38, 2015-06-30 (Ian Elliott)
 - Corrected a typo in description of the `vkGetSwapchainInfoKHR()` function.
 - Corrected a typo in header file comment for `VkPresentInfoKHR::sType`.
- Revision 39, 2015-07-07 (Daniel Rakos)
 - Added error section describing when each error is expected to be reported.
 - Replaced `bool32_t` with `VkBool32`.
- Revision 40, 2015-07-10 (Ian Elliott)
 - Updated to work with version 138 of the `vulkan.h` header. This includes declaring the `VkSwapchainKHR` type using the new `VK_DEFINE_NONDISP_HANDLE` macro, and no longer extending `VkObjectType` (which was eliminated).
- Revision 41 2015-07-09 (Mathias Heyer)
 - Added color space language.
- Revision 42, 2015-07-10 (Daniel Rakos)
 - Updated query mechanism to reflect the convention changes done in the core spec.
 - Removed “queue” from the name of `VK_STRUCTURE_TYPE_QUEUE_PRESENT_INFO_KHR` to be consistent with the established naming convention.
 - Removed reference to the no longer existing `VkObjectType` enum.

- Revision 43, 2015-07-17 (Daniel Rakos)
 - Added support for concurrent sharing of swapchain images across queue families.
 - Updated sample code based on recent changes
- Revision 44, 2015-07-27 (Ian Elliott)
 - Noted that support for `VK_PRESENT_MODE_FIFO_KHR` is required. That is ICDs may optionally support `IMMEDIATE` and `MAILBOX`, but must support `FIFO`.
- Revision 45, 2015-08-07 (Ian Elliott)
 - Corrected a typo in spec file (type and variable name had wrong case for the `imageColorSpace` member of the `VkSwapchainCreateInfoKHR` struct).
 - Corrected a typo in header file (last parameter in `PFN_vkGetSurfacePropertiesKHR` was missing “KHR” at the end of type: `VkSurfacePropertiesKHR`).
- Revision 46, 2015-08-20 (Ian Elliott)
 - Renamed this extension and all of its enumerations, types, functions, etc. This makes it compliant with the proposed standard for Vulkan extensions.
 - Switched from “revision” to “version”, including use of the `VK_MAKE_VERSION` macro in the header file.
 - Made improvements to several descriptions.
 - Changed the status of several issues, leaving no unresolved issues.
 - Resolved several TODOs, did miscellaneous cleanup, etc.
- Revision 47, 2015-08-20 (Ian Elliott—porting a 2015-07-29 change from James Jones)
 - Moved the surface transform enums to `VK_WSI_swapchain` so they could be reused by `VK_WSI_display`.
- Revision 48, 2015-09-01 (James Jones)
 - Various minor cleanups.
- Revision 49, 2015-09-01 (James Jones)
 - Restore single-field revision number.
- Revision 50, 2015-09-01 (James Jones)
 - Update Example #4 to include code that illustrates how to use the `oldSwapchain` field.
- Revision 51, 2015-09-01 (James Jones)
 - Fix example code compilation errors.
- Revision 52, 2015-09-08 (Matthaeus G. Chajdas)
 - Corrected a typo.
- Revision 53, 2015-09-10 (Alon Or-bach)
 - Removed underscore from `SWAP_CHAIN` left in `VK_STRUCTURE_TYPE_SWAPCHAIN_CREATE_INFO_KHR`.
- Revision 54, 2015-09-11 (Jesse Hall)
 - Described the execution and memory coherence requirements for image transitions to and

from VK_IMAGE_LAYOUT_PRESENT_SOURCE_KHR.

- Revision 55, 2015-09-11 (Ray Smith)
 - Added errors for destroying and binding memory to presentable images
- Revision 56, 2015-09-18 (James Jones)
 - Added fence argument to vkAcquireNextImageKHR
 - Added example of how to meter a host thread based on presentation rate.
- Revision 57, 2015-09-26 (Jesse Hall)
 - Replace VkSurfaceDescriptionKHR with VkSurfaceKHR.
 - Added issue 25 with agreed resolution.
- Revision 58, 2015-09-28 (Jesse Hall)
 - Renamed from VK_EXT_KHR_device_swapchain to VK_EXT_KHR_swapchain.
- Revision 59, 2015-09-29 (Ian Elliott)
 - Changed vkDestroySwapchainKHR() to return void.
- Revision 60, 2015-10-01 (Jeff Vigil)
 - Added error result VK_ERROR_SURFACE_LOST_KHR.
- Revision 61, 2015-10-05 (Faith Ekstrand)
 - Added the VkCompositeAlpha enum and corresponding structure fields.
- Revision 62, 2015-10-12 (Daniel Rakos)
 - Added VK_PRESENT_MODE_FIFO_RELAXED_KHR.
- Revision 63, 2015-10-15 (Daniel Rakos)
 - Moved surface capability queries to VK_EXT_KHR_surface.
- Revision 64, 2015-10-26 (Ian Elliott)
 - Renamed from VK_EXT_KHR_swapchain to VK_KHR_swapchain.
- Revision 65, 2015-10-28 (Ian Elliott)
 - Added optional pResult member to VkPresentInfoKHR, so that per-swapchain results can be obtained from vkQueuePresentKHR().
- Revision 66, 2015-11-03 (Daniel Rakos)
 - Added allocation callbacks to create and destroy functions.
 - Updated resource transition language.
 - Updated sample code.
- Revision 67, 2015-11-10 (Jesse Hall)
 - Add reserved flags bitmask to VkSwapchainCreateInfoKHR.
 - Modify naming and member ordering to match API style conventions, and so the VkSwapchainCreateInfoKHR image property members mirror corresponding VkImageCreateInfo members but with an 'image' prefix.

- Make `VkPresentInfoKHR::pResults` non-const; it is an output array parameter.
- Make `pPresentInfo` parameter to `vkQueuePresentKHR` const.
- Revision 68, 2016-04-05 (Ian Elliott)
 - Moved the “validity” include for `vkAcquireNextImage` to be in its proper place, after the prototype and list of parameters.
 - Clarified language about presentable images, including how they are acquired, when applications can and cannot use them, etc. As part of this, removed language about “ownership” of presentable images, and replaced it with more-consistent language about presentable images being “acquired” by the application.
- 2016-08-23 (Ian Elliott)
 - Update the example code, to use the final API command names, to not have so many characters per line, and to split out a new example to show how to obtain function pointers. This code is more similar to the LunarG “cube” demo program.
- 2016-08-25 (Ian Elliott)
 - A note was added at the beginning of the example code, stating that it will be removed from future versions of the appendix.
- Revision 69, 2017-09-07 (Tobias Hector)
 - Added interactions with Vulkan 1.1
- Revision 70, 2017-10-06 (Ian Elliott)
 - Corrected interactions with Vulkan 1.1

VK_KHR_swapchain_maintenance1

Name String

VK_KHR_swapchain_maintenance1

Extension Type

Device extension

Registered Extension Number

488

Revision

1

Ratification Status

Ratified

Extension and Version Dependencies

[VK_KHR_swapchain](#)

and

[VK_KHR_surface_maintenance1](#)

and

[VK_KHR_get_physical_device_properties2](#)

or

[Vulkan Version 1.1](#)

Contact

- Shahbaz Youssefi [\[GitHub\]syoussefi](#)

Extension Proposal

[VK_KHR_swapchain_maintenance1](#)

Other Extension Metadata

Last Modified Date

2025-03-31

Contributors

- James Jones, NVIDIA
- Jeff Juliano, NVIDIA
- Shahbaz Youssefi, Google
- Chris Forbes, Google
- Ian Elliott, Google
- Yiwei Zhang, Google
- Charlie Lao, Google
- Lina Versace, Google

- Ralph Potter, Samsung
- Igor Nazarov, Samsung
- Hyunchang Kim, Samsung
- Suenghwan Lee, Samsung
- Munseong Kang, Samsung
- Joonyong Park, Samsung
- Hans-Kristian Arntzen, Valve
- Lisa Wu, Arm
- Daniel Stone, Collabora
- Pan Gao, Huawei

Description

This extension is based off the [VK_EXT_swapchain_maintenance1](#) extension.

[VK_KHR_swapchain_maintenance1](#) adds a collection of window system integration features that were intentionally left out or overlooked in the original [VK_KHR_swapchain](#) extension.

The new features are as follows:

- Specify a fence that will be signaled when the resources associated with a present operation **can** be safely destroyed.
- Allow changing the present mode a swapchain is using at per-present granularity.
- Allow applications to define the behavior when presenting a swapchain image to a surface with different dimensions than the image. Using this feature **may** allow implementations to avoid returning [VK_ERROR_OUT_OF_DATE_KHR](#) in this situation.
- Allow applications to defer swapchain memory allocation for improved startup time and memory footprint.
- Allow applications to release previously acquired images without presenting them.

New Commands

- [vkReleaseSwapchainImagesKHR](#)

New Structures

- [VkReleaseSwapchainImagesInfoKHR](#)
- Extending [VkPhysicalDeviceFeatures2](#), [VkDeviceCreateInfo](#):
 - [VkPhysicalDeviceSwapchainMaintenance1FeaturesKHR](#)
- Extending [VkPresentInfoKHR](#):
 - [VkSwapchainPresentFenceInfoKHR](#)
 - [VkSwapchainPresentModeInfoKHR](#)

- Extending [VkSwapchainCreateInfoKHR](#):
 - [VkSwapchainPresentModesCreateInfoKHR](#)
 - [VkSwapchainPresentScalingCreateInfoKHR](#)

New Enum Constants

- [VK_KHR_SWAPCHAIN_MAINTENANCE_1_EXTENSION_NAME](#)
- [VK_KHR_SWAPCHAIN_MAINTENANCE_1_SPEC_VERSION](#)
- Extending [VkStructureType](#):
 - [VK_STRUCTURE_TYPE_PHYSICAL_DEVICE_SWAPCHAIN_MAINTENANCE_1_FEATURES_KHR](#)
 - [VK_STRUCTURE_TYPE_RELEASE_SWAPCHAIN_IMAGES_INFO_KHR](#)
 - [VK_STRUCTURE_TYPE_SWAPCHAIN_PRESENT_FENCE_INFO_KHR](#)
 - [VK_STRUCTURE_TYPE_SWAPCHAIN_PRESENT_MODES_CREATE_INFO_KHR](#)
 - [VK_STRUCTURE_TYPE_SWAPCHAIN_PRESENT_MODE_INFO_KHR](#)
 - [VK_STRUCTURE_TYPE_SWAPCHAIN_PRESENT_SCALING_CREATE_INFO_KHR](#)
- Extending [VkSwapchainCreateFlagBitsKHR](#):
 - [VK_SWAPCHAIN_CREATE_DEFERRED_MEMORY_ALLOCATION_BIT_KHR](#)

Version History

- Revision 1, 2025-03-31 (Shahbaz Youssefi)
 - Based on [VK_EXT_swapchain_maintenance1](#)

VK_KHR_swapchain_mutable_format

Name String

VK_KHR_swapchain_mutable_format

Extension Type

Device extension

Registered Extension Number

201

Revision

1

Ratification Status

Ratified

Extension and Version Dependencies

[VK_KHR_swapchain](#)

and

[VK_KHR_maintenance2](#)

or

[Vulkan Version 1.1](#)

and

[VK_KHR_image_format_list](#)

or

[Vulkan Version 1.2](#)

Contact

- Daniel Rakos [\[GitHub\]](#)[drakos-amd](#)

Other Extension Metadata

Last Modified Date

2018-03-28

IP Status

No known IP claims.

Contributors

- Faith Ekstrand, Intel
- Jan-Harald Fredriksen, ARM
- Jesse Hall, Google
- Daniel Rakos, AMD
- Ray Smith, ARM

Description

This extension allows processing of swapchain images as different formats to that used by the window system, which is particularly useful for switching between sRGB and linear RGB formats.

It adds a new swapchain creation flag that enables creating image views from presentable images with a different format than the one used to create the swapchain.

New Enum Constants

- `VK_KHR_SWAPCHAIN_MUTABLE_FORMAT_EXTENSION_NAME`
- `VK_KHR_SWAPCHAIN_MUTABLE_FORMAT_SPEC_VERSION`
- Extending `VkSwapchainCreateFlagBitsKHR`:
 - `VK_SWAPCHAIN_CREATE_MUTABLE_FORMAT_BIT_KHR`

Issues

1) Are there any new capabilities needed?

RESOLVED: No. It is expected that all implementations exposing this extension support swapchain image format mutability.

2) Do we need a separate `VK_SWAPCHAIN_CREATE_EXTENDED_USAGE_BIT_KHR`?

RESOLVED: No. This extension requires `VK_KHR_maintenance2` and presentable images of swapchains created with `VK_SWAPCHAIN_CREATE_MUTABLE_FORMAT_BIT_KHR` are created internally in a way equivalent to specifying both `VK_IMAGE_CREATE_MUTABLE_FORMAT_BIT` and `VK_IMAGE_CREATE_EXTENDED_USAGE_BIT_KHR`.

3) Do we need a separate structure to allow specifying an image format list for swapchains?

RESOLVED: No. We simply use the same `VkImageFormatListCreateInfoKHR` structure introduced by `VK_KHR_image_format_list`. The structure is required to be included in the `pNext` chain of `VkSwapchainCreateInfoKHR` for swapchains created with `VK_SWAPCHAIN_CREATE_MUTABLE_FORMAT_BIT_KHR`.

Version History

- Revision 1, 2018-03-28 (Daniel Rakos)
 - Internal revisions.

VK_KHR_unified_image_layouts

Name String

VK_KHR_unified_image_layouts

Extension Type

Device extension

Registered Extension Number

528

Revision

1

Ratification Status

Ratified

Extension and Version Dependencies

[VK_KHR_get_physical_device_properties2](#)

or

[Vulkan Version 1.1](#)

API Interactions

- Interacts with [VK_VERSION_1_3](#)
- Interacts with [VK_EXT_attachment_feedback_loop_layout](#)
- Interacts with [VK_KHR_dynamic_rendering](#)

Contact

- Shahbaz Youssefi [\[GitHub\]](#)[syoussefi](#)

Extension Proposal

[VK_KHR_unified_image_layouts](#)

Other Extension Metadata

Last Modified Date

2024-10-15

Interactions and External Dependencies

- This extension interacts with [VK_EXT_attachment_feedback_loop_layout](#)
- This extension interacts with [VK_KHR_video_decode_queue](#)
- This extension interacts with [VK_KHR_video_encode_queue](#)
- This extension interacts with [VK_KHR_video_encode_quantization_map](#)

Contributors

- Ahmed Abdelkhalek, AMD
- Tobias Hector, AMD

- Jan-Harald Fredriksen, ARM
- Ting Wei, ARM
- Faith Ekstrand, Collabora
- Lina Versace, Google
- Shahbaz Youssefi, Google
- James Fitzpatrick, Imagination
- Daniel Story, Nintendo
- James Jones, NVIDIA
- Jeff Juliano, NVIDIA
- Piers Daniell, NVIDIA
- Tony Zlatinski, NVIDIA
- Matthew Netsch, Qualcomm
- Patrick Boyle, Qualcomm
- Daniel Rakos, RasterGrid
- Ralph Potter, Samsung
- Hans-Kristian Arntzen, VALVE
- Samuel Pitoiset, VALVE

Description

This extension significantly simplifies synchronization in Vulkan by removing the need for image layout transitions in most cases. In particular, it guarantees that using the `VK_IMAGE_LAYOUT_GENERAL` layout everywhere possible is just as efficient as using the other layouts.

New Structures

- Extending `VkPhysicalDeviceFeatures2`, `VkDeviceCreateInfo`:
 - `VkPhysicalDeviceUnifiedImageLayoutsFeaturesKHR`

If `VK_EXT_attachment_feedback_loop_layout` and Vulkan Version 1.3 or `VK_KHR_dynamic_rendering` is supported:

- Extending `VkRenderingAttachmentInfo`:
 - `VkAttachmentFeedbackLoopInfoEXT`

New Enum Constants

- `VK_KHR_UNIFIED_IMAGE_LAYOUTS_EXTENSION_NAME`
- `VK_KHR_UNIFIED_IMAGE_LAYOUTS_SPEC_VERSION`
- Extending `VkStructureType`:
 - `VK_STRUCTURE_TYPE_PHYSICAL_DEVICE_UNIFIED_IMAGE_LAYOUTS_FEATURES_KHR`

If [VK_EXT_attachment_feedback_loop_layout](#) and [Vulkan Version 1.3](#) or [VK_KHR_dynamic_rendering](#) is supported:

- Extending [VkStructureType](#):
 - [VK_STRUCTURE_TYPE_ATTACHMENT_FEEDBACK_LOOP_INFO_EXT](#)

Version History

- Revision 1, 2024-10-15 (Shahbaz Youssefi)
 - Initial revision

VK_KHR_video_decode_av1

Name String

VK_KHR_video_decode_av1

Extension Type

Device extension

Registered Extension Number

513

Revision

1

Ratification Status

Ratified

Extension and Version Dependencies

[VK_KHR_video_decode_queue](#)

Contact

- Daniel Rakos [\[GitHub\]](#)[aqnuep](#)

Extension Proposal

[VK_KHR_video_decode_av1](#)

Other Extension Metadata

Last Modified Date

2024-01-02

IP Status

No known IP claims.

Contributors

- Ahmed Abdelkhalek, AMD
- Benjamin Cheng, AMD
- Ho Hin Lau, AMD
- Lynne Iribarren, Independent
- David Airlie, Red Hat, Inc.
- Ping Liu, Intel
- Srinath Kumarapuram, NVIDIA
- Vassili Nikolaev, NVIDIA
- Tony Zlatinski, NVIDIA
- Charlie Turner, Igalia

- Daniel Almeida, Collabora
- Nicolas Dufresne, Collabora
- Daniel Rakos, RasterGrid

Description

This extension builds upon the [VK_KHR_video_decode_queue](#) extension by adding support for decoding elementary video stream sequences compliant with the AV1 video compression standard.

New Structures

- Extending [VkVideoCapabilitiesKHR](#):
 - [VkVideoDecodeAV1CapabilitiesKHR](#)
- Extending [VkVideoDecodeInfoKHR](#):
 - [VkVideoDecodeAV1PictureInfoKHR](#)
- Extending [VkVideoProfileInfoKHR](#), [VkQueryPoolCreateInfo](#):
 - [VkVideoDecodeAV1ProfileInfoKHR](#)
- Extending [VkVideoReferenceSlotInfoKHR](#):
 - [VkVideoDecodeAV1DpbSlotInfoKHR](#)
- Extending [VkVideoSessionParametersCreateInfoKHR](#):
 - [VkVideoDecodeAV1SessionParametersCreateInfoKHR](#)

New Enum Constants

- [VK_KHR_VIDEO_DECODE_AV1_EXTENSION_NAME](#)
- [VK_KHR_VIDEO_DECODE_AV1_SPEC_VERSION](#)
- [VK_MAX_VIDEO_AV1_REFERENCES_PER_FRAME_KHR](#)
- Extending [VkStructureType](#):
 - [VK_STRUCTURE_TYPE_VIDEO_DECODE_AV1_CAPABILITIES_KHR](#)
 - [VK_STRUCTURE_TYPE_VIDEO_DECODE_AV1_DPB_SLOT_INFO_KHR](#)
 - [VK_STRUCTURE_TYPE_VIDEO_DECODE_AV1_PICTURE_INFO_KHR](#)
 - [VK_STRUCTURE_TYPE_VIDEO_DECODE_AV1_PROFILE_INFO_KHR](#)
 - [VK_STRUCTURE_TYPE_VIDEO_DECODE_AV1_SESSION_PARAMETERS_CREATE_INFO_KHR](#)
- Extending [VkVideoCodecOperationFlagBitsKHR](#):
 - [VK_VIDEO_CODEC_OPERATION_DECODE_AV1_BIT_KHR](#)

Version History

- Revision 1, 2024-01-02 (Daniel Rakos)
 - Internal revisions

VK_KHR_video_decode_h264

Name String

[VK_KHR_video_decode_h264](#)

Extension Type

Device extension

Registered Extension Number

41

Revision

9

Ratification Status

Ratified

Extension and Version Dependencies

[VK_KHR_video_decode_queue](#)

Contact

- peter.fang@amd.com

Extension Proposal

[VK_KHR_video_decode_h264](#)

Other Extension Metadata

Last Modified Date

2023-12-05

IP Status

No known IP claims.

Contributors

- Ahmed Abdelkhalek, AMD
- Chunbo Chen, Intel
- HoHin Lau, AMD
- Jake Beju, AMD
- Peter Fang, AMD
- Ping Liu, Intel
- Srinath Kumarapuram, NVIDIA
- Tony Zlatinski, NVIDIA
- Daniel Rakos, RasterGrid

Description

This extension builds upon the [VK_KHR_video_decode_queue](#) extension by adding support for decoding elementary video stream sequences compliant with the H.264/AVC video compression standard.

NOTE	This extension was promoted to KHR from the provisional extension VK_EXT_video_decode_h264 .
-------------	---

New Structures

- Extending [VkVideoCapabilitiesKHR](#):
 - [VkVideoDecodeH264CapabilitiesKHR](#)
- Extending [VkVideoDecodeInfoKHR](#):
 - [VkVideoDecodeH264PictureInfoKHR](#)
- Extending [VkVideoProfileInfoKHR](#), [VkQueryPoolCreateInfo](#):
 - [VkVideoDecodeH264ProfileInfoKHR](#)
- Extending [VkVideoReferenceSlotInfoKHR](#):
 - [VkVideoDecodeH264DpbSlotInfoKHR](#)
- Extending [VkVideoSessionParametersCreateInfoKHR](#):
 - [VkVideoDecodeH264SessionParametersCreateInfoKHR](#)
- Extending [VkVideoSessionParametersUpdateInfoKHR](#):
 - [VkVideoDecodeH264SessionParametersAddInfoKHR](#)

New Enums

- [VkVideoDecodeH264PictureLayoutFlagBitsKHR](#)

New Bitmasks

- [VkVideoDecodeH264PictureLayoutFlagsKHR](#)

New Enum Constants

- [VK_KHR_VIDEO_DECODE_H264_EXTENSION_NAME](#)
- [VK_KHR_VIDEO_DECODE_H264_SPEC_VERSION](#)
- Extending [VkStructureType](#):
 - [VK_STRUCTURE_TYPE_VIDEO_DECODE_H264_CAPABILITIES_KHR](#)
 - [VK_STRUCTURE_TYPE_VIDEO_DECODE_H264_DPB_SLOT_INFO_KHR](#)
 - [VK_STRUCTURE_TYPE_VIDEO_DECODE_H264_PICTURE_INFO_KHR](#)
 - [VK_STRUCTURE_TYPE_VIDEO_DECODE_H264_PROFILE_INFO_KHR](#)
 - [VK_STRUCTURE_TYPE_VIDEO_DECODE_H264_SESSION_PARAMETERS_ADD_INFO_KHR](#)
 - [VK_STRUCTURE_TYPE_VIDEO_DECODE_H264_SESSION_PARAMETERS_CREATE_INFO_KHR](#)

- Extending [VkVideoCodecOperationFlagBitsKHR](#):
 - [VK_VIDEO_CODEC_OPERATION_DECODE_H264_BIT_KHR](#)

Version History

- Revision 1, 2018-6-11 (Peter Fang)
 - Initial draft
- Revision 2, March 29 2021 (Tony Zlatinski)
 - Spec and API Updates
- Revision 3, August 1 2021 (Srinath Kumarapuram)
 - Rename [VkVideoDecodeH264FieldLayoutFlagsEXT](#) to [VkVideoDecodeH264PictureLayoutFlagsEXT](#), [VkVideoDecodeH264FieldLayoutFlagBitsEXT](#) to [VkVideoDecodeH264PictureLayoutFlagBitsEXT](#) (along with the names of enumerants it defines), and [VkVideoDecodeH264ProfileEXT.fieldLayout](#) to [VkVideoDecodeH264ProfileEXT.pictureLayout](#), following Vulkan naming conventions.
- Revision 4, 2022-03-16 (Ahmed Abdelkhalek)
 - Relocate Std header version reporting/requesting from this extension to [VK_KHR_video_queue](#) extension.
 - Remove the now empty [VkVideoDecodeH264SessionCreateInfoEXT](#).
- Revision 5, 2022-03-31 (Ahmed Abdelkhalek)
 - Use type [StdVideoH264Level](#) for [VkVideoDecodeH264Capabilities.maxLevel](#)
- Revision 6, 2022-08-09 (Daniel Rakos)
 - Rename [VkVideoDecodeH264ProfileEXT](#) to [VkVideoDecodeH264ProfileInfoEXT](#)
 - Rename [VkVideoDecodeH264MvcEXT](#) to [VkVideoDecodeH264MvcInfoEXT](#)
- Revision 7, 2022-09-18 (Daniel Rakos)
 - Change type of [VkVideoDecodeH264ProfileInfoEXT::pictureLayout](#) to [VkVideoDecodeH264PictureLayoutFlagBitsEXT](#)
 - Remove MVC support and related [VkVideoDecodeH264MvcInfoEXT](#) structure
 - Rename [spsStdCount](#), [pSpsStd](#), [ppsStdCount](#), and [pPpsStd](#) to [stdSPSCount](#), [pStdSPSs](#), [stdPPSCount](#), and [pStdPPSs](#), respectively, in [VkVideoDecodeH264SessionParametersAddInfoEXT](#)
 - Rename [maxSpsStdCount](#) and [maxPpsStdCount](#) to [maxStdSPSCount](#) and [maxStdPPSCount](#), respectively, in [VkVideoDecodeH264SessionParametersCreateInfoEXT](#)
 - Rename [slicesCount](#) and [pSlicesDataOffsets](#) to [sliceCount](#) and [pSliceOffsets](#), respectively, in [VkVideoDecodeH264PictureInfoEXT](#)
- Revision 8, 2022-09-29 (Daniel Rakos)
 - Change extension from [EXT](#) to [KHR](#)
 - Extension is no longer provisional
- Revision 9, 2023-12-05 (Daniel Rakos)

- Condition reference picture setup based on the value of `StdVideoDecodeH264PictureInfo::flags.is_reference`

VK_KHR_video_decode_h265

Name String

[VK_KHR_video_decode_h265](#)

Extension Type

Device extension

Registered Extension Number

188

Revision

8

Ratification Status

Ratified

Extension and Version Dependencies

[VK_KHR_video_decode_queue](#)

Contact

- peter.fang@amd.com

Extension Proposal

[VK_KHR_video_decode_h265](#)

Other Extension Metadata

Last Modified Date

2023-12-05

IP Status

No known IP claims.

Contributors

- Ahmed Abdelkhalek, AMD
- HoHin Lau, AMD
- Jake Beju, AMD
- Peter Fang, AMD
- Ping Liu, Intel
- Srinath Kumarapuram, NVIDIA
- Tony Zlatinski, NVIDIA
- Daniel Rakos, RasterGrid

Description

This extension builds upon the [VK_KHR_video_decode_queue](#) extension by adding support for decoding elementary video stream sequences compliant with the H.265/HEVC video compression standard.

NOTE

This extension was promoted to [KHR](#) from the provisional extension [VK_EXT_video_decode_h265](#).

New Structures

- Extending [VkVideoCapabilitiesKHR](#):
 - [VkVideoDecodeH265CapabilitiesKHR](#)
- Extending [VkVideoDecodeInfoKHR](#):
 - [VkVideoDecodeH265PictureInfoKHR](#)
- Extending [VkVideoProfileInfoKHR](#), [VkQueryPoolCreateInfo](#):
 - [VkVideoDecodeH265ProfileInfoKHR](#)
- Extending [VkVideoReferenceSlotInfoKHR](#):
 - [VkVideoDecodeH265DpbSlotInfoKHR](#)
- Extending [VkVideoSessionParametersCreateInfoKHR](#):
 - [VkVideoDecodeH265SessionParametersCreateInfoKHR](#)
- Extending [VkVideoSessionParametersUpdateInfoKHR](#):
 - [VkVideoDecodeH265SessionParametersAddInfoKHR](#)

New Enum Constants

- [VK_KHR_VIDEO_DECODE_H265_EXTENSION_NAME](#)
- [VK_KHR_VIDEO_DECODE_H265_SPEC_VERSION](#)
- Extending [VkStructureType](#):
 - [VK_STRUCTURE_TYPE_VIDEO_DECODE_H265_CAPABILITIES_KHR](#)
 - [VK_STRUCTURE_TYPE_VIDEO_DECODE_H265_DPB_SLOT_INFO_KHR](#)
 - [VK_STRUCTURE_TYPE_VIDEO_DECODE_H265_PICTURE_INFO_KHR](#)
 - [VK_STRUCTURE_TYPE_VIDEO_DECODE_H265_PROFILE_INFO_KHR](#)
 - [VK_STRUCTURE_TYPE_VIDEO_DECODE_H265_SESSION_PARAMETERS_ADD_INFO_KHR](#)
 - [VK_STRUCTURE_TYPE_VIDEO_DECODE_H265_SESSION_PARAMETERS_CREATE_INFO_KHR](#)
- Extending [VkVideoCodecOperationFlagBitsKHR](#):
 - [VK_VIDEO_CODEC_OPERATION_DECODE_H265_BIT_KHR](#)

Version History

- Revision 1, 2018-6-11 (Peter Fang)

- Initial draft
- Revision 1.6, March 29 2021 (Tony Zlatinski)
 - Spec and API updates.
- Revision 2, 2022-03-16 (Ahmed Abdelkhalek)
 - Relocate Std header version reporting/requesting from this extension to VK_KHR_video_queue extension.
 - Remove the now empty VkVideoDecodeH265SessionCreateInfoEXT.
- Revision 3, 2022-03-31 (Ahmed Abdelkhalek)
 - Use type StdVideoH265Level for VkVideoDecodeH265Capabilities.maxLevel
- Revision 4, 2022-08-09 (Daniel Rakos)
 - Rename `VkVideoDecodeH265ProfileEXT` to `VkVideoDecodeH265ProfileInfoEXT`
- Revision 5, 2022-09-18 (Daniel Rakos)
 - Rename `vpsStdCount`, `pVpsStd`, `spsStdCount`, `pSpsStd`, `ppsStdCount`, and `pPpsStd` to `stdVPSCount`, `pStdVPSSs`, `stdSPSCount`, `pStdSPSSs`, `stdPPSCount`, and `pStdPPSSs`, respectively, in `VkVideoDecodeH265SessionParametersAddInfoEXT`
 - Rename `maxVpsStdCount`, `maxSpsStdCount`, and `maxPpsStdCount` to `maxStdVPSCount`, `maxStdSPSCount` and `maxStdPPSCount`, respectively, in `VkVideoDecodeH265SessionParametersCreateInfoEXT`
 - Rename `slicesCount` and `pSlicesDataOffsets` to `sliceCount` and `pSliceOffsets`, respectively, in `VkVideoDecodeH265PictureInfoEXT`
- Revision 6, 2022-11-14 (Daniel Rakos)
 - Rename `slice` to `sliceSegment` in the APIs for better clarity
- Revision 7, 2022-11-14 (Daniel Rakos)
 - Change extension from `EXT` to `KHR`
 - Extension is no longer provisional
- Revision 8, 2023-12-05 (Daniel Rakos)
 - Condition reference picture setup based on the value of `StdVideoDecodeH265PictureInfo::flags.IsReference`

VK_KHR_video_decode_queue

Name String

[VK_KHR_video_decode_queue](#)

Extension Type

Device extension

Registered Extension Number

25

Revision

8

Ratification Status

Ratified

Extension and Version Dependencies

[VK_KHR_video_queue](#)

and

[VK_KHR_synchronization2](#)

or

[Vulkan Version 1.3](#)

API Interactions

- Interacts with [VK_VERSION_1_3](#)
- Interacts with [VK_KHR_format_feature_flags2](#)

Contact

- jake.beju@amd.com

Extension Proposal

[VK_KHR_video_decode_queue](#)

Other Extension Metadata

Last Modified Date

2023-12-05

IP Status

No known IP claims.

Contributors

- Ahmed Abdelkhalek, AMD
- Jake Beju, AMD
- Olivier Lapicque, NVIDIA
- Peter Fang, AMD

- Piers Daniell, NVIDIA
- Srinath Kumarapuram, NVIDIA
- Tony Zlatinski, NVIDIA
- Daniel Rakos, RasterGrid

Description

This extension builds upon the [VK_KHR_video_queue](#) extension by adding common APIs specific to video decoding and thus enabling implementations to expose queue families supporting video decode operations.

More specifically, it adds video decode specific capabilities and a new command buffer command that allows recording video decode operations against a video session.

This extension is to be used in conjunction with other codec specific video decode extensions that enable decoding video sequences of specific video compression standards.

New Commands

- [vkCmdDecodeVideoKHR](#)

New Structures

- [VkVideoDecodeInfoKHR](#)
- Extending [VkVideoCapabilitiesKHR](#):
 - [VkVideoDecodeCapabilitiesKHR](#)
- Extending [VkVideoProfileInfoKHR](#), [VkQueryPoolCreateInfo](#):
 - [VkVideoDecodeUsageInfoKHR](#)

New Enums

- [VkVideoDecodeCapabilityFlagBitsKHR](#)
- [VkVideoDecodeUsageFlagBitsKHR](#)

New Bitmasks

- [VkVideoDecodeCapabilityFlagsKHR](#)
- [VkVideoDecodeFlagsKHR](#)
- [VkVideoDecodeUsageFlagsKHR](#)

New Enum Constants

- [VK_KHR_VIDEO_DECODE_QUEUE_EXTENSION_NAME](#)
- [VK_KHR_VIDEO_DECODE_QUEUE_SPEC_VERSION](#)
- Extending [VkAccessFlagBits2](#):

- [VK_ACCESS_2_VIDEO_DECODE_READ_BIT_KHR](#)
- [VK_ACCESS_2_VIDEO_DECODE_WRITE_BIT_KHR](#)
- Extending [VkBufferUsageFlagBits](#):
 - [VK_BUFFER_USAGE_VIDEO_DECODE_DST_BIT_KHR](#)
 - [VK_BUFFER_USAGE_VIDEO_DECODE_SRC_BIT_KHR](#)
- Extending [VkFormatFeatureFlagBits](#):
 - [VK_FORMAT_FEATURE_VIDEO_DECODE_DPB_BIT_KHR](#)
 - [VK_FORMAT_FEATURE_VIDEO_DECODE_OUTPUT_BIT_KHR](#)
- Extending [VkImageLayout](#):
 - [VK_IMAGE_LAYOUT_VIDEO_DECODE_DPB_KHR](#)
 - [VK_IMAGE_LAYOUT_VIDEO_DECODE_DST_KHR](#)
 - [VK_IMAGE_LAYOUT_VIDEO_DECODE_SRC_KHR](#)
- Extending [VkImageUsageFlagBits](#):
 - [VK_IMAGE_USAGE_VIDEO_DECODE_DPB_BIT_KHR](#)
 - [VK_IMAGE_USAGE_VIDEO_DECODE_DST_BIT_KHR](#)
 - [VK_IMAGE_USAGE_VIDEO_DECODE_SRC_BIT_KHR](#)
- Extending [VkPipelineStageFlagBits2](#):
 - [VK_PIPELINE_STAGE_2_VIDEO_DECODE_BIT_KHR](#)
- Extending [VkQueueFlagBits](#):
 - [VK_QUEUE_VIDEO_DECODE_BIT_KHR](#)
- Extending [VkStructureType](#):
 - [VK_STRUCTURE_TYPE_VIDEO_DECODE_CAPABILITIES_KHR](#)
 - [VK_STRUCTURE_TYPE_VIDEO_DECODE_INFO_KHR](#)
 - [VK_STRUCTURE_TYPE_VIDEO_DECODE_USAGE_INFO_KHR](#)

If [VK_KHR_format_feature_flags2](#) or Vulkan Version 1.3 is supported:

- Extending [VkFormatFeatureFlagBits2](#):
 - [VK_FORMAT_FEATURE_2_VIDEO_DECODE_DPB_BIT_KHR](#)
 - [VK_FORMAT_FEATURE_2_VIDEO_DECODE_OUTPUT_BIT_KHR](#)

Version History

- Revision 1, 2018-6-11 (Peter Fang)
 - Initial draft
- Revision 1.5, Nov 09 2018 (Tony Zlatinski)
 - API Updates

- Revision 1.6, Jan 08 2020 (Tony Zlatinski)
 - API unify with the `video_encode_queue` spec
- Revision 1.7, March 29 2021 (Tony Zlatinski)
 - Spec and API updates.
- Revision 2, September 30 2021 (Jon Leech)
 - Add interaction with `VK_KHR_format_feature_flags2` to `vk.xml`
- Revision 3, 2022-02-25 (Ahmed Abdelkhalek)
 - Add `VkVideoDecodeCapabilitiesKHR` with new flags to report support for decode DPB and output coinciding in the same image, or in distinct images.
- Revision 4, 2022-03-31 (Ahmed Abdelkhalek)
 - Remove redundant `VkVideoDecodeInfoKHR.coded{Offset|Extent}`
- Revision 5, 2022-07-18 (Daniel Rakos)
 - Remove `VkVideoDecodeFlagBitsKHR` as it contains no defined flags for now
- Revision 6, 2022-08-12 (Daniel Rakos)
 - Add `VkVideoDecodeUsageInfoKHR` structure and related flags
- Revision 7, 2022-09-29 (Daniel Rakos)
 - Extension is no longer provisional
- Revision 8, 2023-12-05 (Daniel Rakos)
 - Require the specification of a reconstructed picture in all cases, except when the video session was created with no DPB slots to match shipping implementations
 - Make DPB slot activation behavior codec-specific to continue allowing application control over reference picture setup now that a reconstructed picture is always mandatory

VK_KHR_video_decode_vp9

Name String

VK_KHR_video_decode_vp9

Extension Type

Device extension

Registered Extension Number

515

Revision

1

Ratification Status

Ratified

Extension and Version Dependencies

[VK_KHR_video_decode_queue](#)

Contact

- Ahmed Abdelkhalek [\[GitHub\]aabdelkh](#)

Extension Proposal

[VK_KHR_video_decode_vp9](#)

Other Extension Metadata

Last Modified Date

2025-04-11

IP Status

No known IP claims.

Contributors

- Ahmed Abdelkhalek, AMD
- Benjamin Cheng, AMD
- Lynne Iribarren, Independent
- David Airlie, Red Hat, Inc.
- Ping Liu, Intel
- Srinath Kumarapuram, NVIDIA
- Vassili Nikolaev, NVIDIA
- Tony Zlatinski, NVIDIA
- Konda Raju, NVIDIA
- Daniel Almeida, Collabora

- Nicolas Dufresne, Collabora
- Daniel Rakos, RasterGrid

Description

This extension builds upon the [VK_KHR_video_decode_queue](#) extension by adding support for decoding elementary video stream sequences compliant with the VP9 video compression standard.

New Structures

- Extending [VkPhysicalDeviceFeatures2](#), [VkDeviceCreateInfo](#):
 - [VkPhysicalDeviceVideoDecodeVP9FeaturesKHR](#)
- Extending [VkVideoCapabilitiesKHR](#):
 - [VkVideoDecodeVP9CapabilitiesKHR](#)
- Extending [VkVideoDecodeInfoKHR](#):
 - [VkVideoDecodeVP9PictureInfoKHR](#)
- Extending [VkVideoProfileInfoKHR](#), [VkQueryPoolCreateInfo](#):
 - [VkVideoDecodeVP9ProfileInfoKHR](#)

New Enum Constants

- [VK_KHR_VIDEO_DECODE_VP9_EXTENSION_NAME](#)
- [VK_KHR_VIDEO_DECODE_VP9_SPEC_VERSION](#)
- [VK_MAX_VIDEO_VP9_REFERENCES_PER_FRAME_KHR](#)
- Extending [VkStructureType](#):
 - [VK_STRUCTURE_TYPE_PHYSICAL_DEVICE_VIDEO_DECODE_VP9_FEATURES_KHR](#)
 - [VK_STRUCTURE_TYPE_VIDEO_DECODE_VP9_CAPABILITIES_KHR](#)
 - [VK_STRUCTURE_TYPE_VIDEO_DECODE_VP9_PICTURE_INFO_KHR](#)
 - [VK_STRUCTURE_TYPE_VIDEO_DECODE_VP9_PROFILE_INFO_KHR](#)
- Extending [VkVideoCodecOperationFlagBitsKHR](#):
 - [VK_VIDEO_CODEC_OPERATION_DECODE_VP9_BIT_KHR](#)

Version History

- Revision 1, 2025-04-11 (Daniel Rakos)
 - Internal revisions

VK_KHR_video_encode_av1

Name String

VK_KHR_video_encode_av1

Extension Type

Device extension

Registered Extension Number

514

Revision

1

Ratification Status

Ratified

Extension and Version Dependencies

[VK_KHR_video_encode_queue](#)

Contact

- Daniel Rakos [\[GitHub\]](#)[aqnuep](#)

Extension Proposal

[VK_KHR_video_encode_av1](#)

Other Extension Metadata

Last Modified Date

2024-09-23

IP Status

No known IP claims.

Contributors

- Ahmed Abdelkhalek, AMD
- Benjamin Cheng, AMD
- Ho Hin Lau, AMD
- Lynne Iribarren, Independent
- David Airlie, Red Hat, Inc.
- Ping Liu, Intel
- Srinath Kumarapuram, NVIDIA
- Vassili Nikolaev, NVIDIA
- Tony Zlatinski, NVIDIA
- Konda Raju, NVIDIA

- Charlie Turner, Igalia
- Daniel Almeida, Collabora
- Nicolas Dufresne, Collabora
- Daniel Rakos, RasterGrid

Description

This extension builds upon the [VK_KHR_video_encode_queue](#) extension by adding support for encoding elementary video stream sequences compliant with the AV1 video compression standard.

New Structures

- [VkVideoEncodeAV1FrameSizeKHR](#)
- [VkVideoEncodeAV1QIndexKHR](#)
- Extending [VkPhysicalDeviceFeatures2](#), [VkDeviceCreateInfo](#):
 - [VkPhysicalDeviceVideoEncodeAV1FeaturesKHR](#)
- Extending [VkVideoBeginCodingInfoKHR](#):
 - [VkVideoEncodeAV1GopRemainingFrameInfoKHR](#)
- Extending [VkVideoCapabilitiesKHR](#):
 - [VkVideoEncodeAV1CapabilitiesKHR](#)
- Extending [VkVideoCodingControlInfoKHR](#), [VkVideoBeginCodingInfoKHR](#):
 - [VkVideoEncodeAV1RateControlInfoKHR](#)
- Extending [VkVideoEncodeInfoKHR](#):
 - [VkVideoEncodeAV1PictureInfoKHR](#)
- Extending [VkVideoEncodeQualityLevelPropertiesKHR](#):
 - [VkVideoEncodeAV1QualityLevelPropertiesKHR](#)
- Extending [VkVideoEncodeRateControlLayerInfoKHR](#):
 - [VkVideoEncodeAV1RateControlLayerInfoKHR](#)
- Extending [VkVideoProfileInfoKHR](#), [VkQueryPoolCreateInfo](#):
 - [VkVideoEncodeAV1ProfileInfoKHR](#)
- Extending [VkVideoReferenceSlotInfoKHR](#):
 - [VkVideoEncodeAV1DpbSlotInfoKHR](#)
- Extending [VkVideoSessionCreateInfoKHR](#):
 - [VkVideoEncodeAV1SessionCreateInfoKHR](#)
- Extending [VkVideoSessionParametersCreateInfoKHR](#):
 - [VkVideoEncodeAV1SessionParametersCreateInfoKHR](#)

New Enums

- [VkVideoEncodeAV1CapabilityFlagBitsKHR](#)
- [VkVideoEncodeAV1PredictionModeKHR](#)
- [VkVideoEncodeAV1RateControlFlagBitsKHR](#)
- [VkVideoEncodeAV1RateControlGroupKHR](#)
- [VkVideoEncodeAV1StdFlagBitsKHR](#)
- [VkVideoEncodeAV1SuperblockSizeFlagBitsKHR](#)

New Bitmasks

- [VkVideoEncodeAV1CapabilityFlagsKHR](#)
- [VkVideoEncodeAV1RateControlFlagsKHR](#)
- [VkVideoEncodeAV1StdFlagsKHR](#)
- [VkVideoEncodeAV1SuperblockSizeFlagsKHR](#)

New Enum Constants

- [VK_KHR_VIDEO_ENCODE_AV1_EXTENSION_NAME](#)
- [VK_KHR_VIDEO_ENCODE_AV1_SPEC_VERSION](#)
- [VK_MAX_VIDEO_AV1_REFERENCES_PER_FRAME_KHR](#)
- Extending [VkStructureType](#):
 - [VK_STRUCTURE_TYPE_PHYSICAL_DEVICE_VIDEO_ENCODE_AV1_FEATURES_KHR](#)
 - [VK_STRUCTURE_TYPE_VIDEO_ENCODE_AV1_CAPABILITIES_KHR](#)
 - [VK_STRUCTURE_TYPE_VIDEO_ENCODE_AV1_DPB_SLOT_INFO_KHR](#)
 - [VK_STRUCTURE_TYPE_VIDEO_ENCODE_AV1_GOP_REMAINING_FRAME_INFO_KHR](#)
 - [VK_STRUCTURE_TYPE_VIDEO_ENCODE_AV1_PICTURE_INFO_KHR](#)
 - [VK_STRUCTURE_TYPE_VIDEO_ENCODE_AV1_PROFILE_INFO_KHR](#)
 - [VK_STRUCTURE_TYPE_VIDEO_ENCODE_AV1_QUALITY_LEVEL_PROPERTIES_KHR](#)
 - [VK_STRUCTURE_TYPE_VIDEO_ENCODE_AV1_RATE_CONTROL_INFO_KHR](#)
 - [VK_STRUCTURE_TYPE_VIDEO_ENCODE_AV1_RATE_CONTROL_LAYER_INFO_KHR](#)
 - [VK_STRUCTURE_TYPE_VIDEO_ENCODE_AV1_SESSION_CREATE_INFO_KHR](#)
 - [VK_STRUCTURE_TYPE_VIDEO_ENCODE_AV1_SESSION_PARAMETERS_CREATE_INFO_KHR](#)
- Extending [VkVideoCodecOperationFlagBitsKHR](#):
 - [VK_VIDEO_CODEC_OPERATION_ENCODE_AV1_BIT_KHR](#)

Version History

- Revision 1, 2024-09-23 (Daniel Rakos)
 - Internal revisions

VK_KHR_video_encode_h264

Name String

VK_KHR_video_encode_h264

Extension Type

Device extension

Registered Extension Number

39

Revision

14

Ratification Status

Ratified

Extension and Version Dependencies

[VK_KHR_video_encode_queue](#)

Contact

- Ahmed Abdelkhalek [\[GitHub\]aabdelkh](#)

Extension Proposal

[VK_KHR_video_encode_h264](#)

Other Extension Metadata

Last Modified Date

2023-12-05

IP Status

No known IP claims.

Contributors

- Ahmed Abdelkhalek, AMD
- George Hao, AMD
- Jake Beju, AMD
- Peter Fang, AMD
- Ping Liu, Intel
- Srinath Kumarapuram, NVIDIA
- Tony Zlatinski, NVIDIA
- Ravi Chaudhary, NVIDIA
- Yang Liu, AMD
- Daniel Rakos, RasterGrid

- Aidan Fabius, Lynx
- Lynne Iribarren, Independent

Description

This extension builds upon the [VK_KHR_video_encode_queue](#) extension by adding support for encoding elementary video stream sequences compliant with the H.264/AVC video compression standard.

NOTE	This extension was promoted to KHR from the provisional extension VK_EXT_video_encode_h264 .
-------------	--

New Structures

- [VkVideoEncodeH264FrameSizeKHR](#)
- [VkVideoEncodeH264NaluSliceInfoKHR](#)
- [VkVideoEncodeH264QpKHR](#)
- Extending [VkVideoBeginCodingInfoKHR](#):
 - [VkVideoEncodeH264GopRemainingFrameInfoKHR](#)
- Extending [VkVideoCapabilitiesKHR](#):
 - [VkVideoEncodeH264CapabilitiesKHR](#)
- Extending [VkVideoCodingControlInfoKHR](#), [VkVideoBeginCodingInfoKHR](#):
 - [VkVideoEncodeH264RateControlInfoKHR](#)
- Extending [VkVideoEncodeInfoKHR](#):
 - [VkVideoEncodeH264PictureInfoKHR](#)
- Extending [VkVideoEncodeQualityLevelPropertiesKHR](#):
 - [VkVideoEncodeH264QualityLevelPropertiesKHR](#)
- Extending [VkVideoEncodeRateControlLayerInfoKHR](#):
 - [VkVideoEncodeH264RateControlLayerInfoKHR](#)
- Extending [VkVideoEncodeSessionParametersFeedbackInfoKHR](#):
 - [VkVideoEncodeH264SessionParametersFeedbackInfoKHR](#)
- Extending [VkVideoEncodeSessionParametersGetInfoKHR](#):
 - [VkVideoEncodeH264SessionParametersGetInfoKHR](#)
- Extending [VkVideoProfileInfoKHR](#), [VkQueryPoolCreateInfo](#):
 - [VkVideoEncodeH264ProfileInfoKHR](#)
- Extending [VkVideoReferenceSlotInfoKHR](#):
 - [VkVideoEncodeH264DpbSlotInfoKHR](#)
- Extending [VkVideoSessionCreateInfoKHR](#):

- [VkVideoEncodeH264SessionCreateInfoKHR](#)
- Extending [VkVideoSessionParametersCreateInfoKHR](#):
 - [VkVideoEncodeH264SessionParametersCreateInfoKHR](#)
- Extending [VkVideoSessionParametersUpdateInfoKHR](#):
 - [VkVideoEncodeH264SessionParametersAddInfoKHR](#)

New Enums

- [VkVideoEncodeH264CapabilityFlagBitsKHR](#)
- [VkVideoEncodeH264RateControlFlagBitsKHR](#)
- [VkVideoEncodeH264StdFlagBitsKHR](#)

New Bitmasks

- [VkVideoEncodeH264CapabilityFlagsKHR](#)
- [VkVideoEncodeH264RateControlFlagsKHR](#)
- [VkVideoEncodeH264StdFlagsKHR](#)

New Enum Constants

- [VK_KHR_VIDEO_ENCODE_H264_EXTENSION_NAME](#)
- [VK_KHR_VIDEO_ENCODE_H264_SPEC_VERSION](#)
- Extending [VkStructureType](#):
 - [VK_STRUCTURE_TYPE_VIDEO_ENCODE_H264_CAPABILITIES_KHR](#)
 - [VK_STRUCTURE_TYPE_VIDEO_ENCODE_H264_DPB_SLOT_INFO_KHR](#)
 - [VK_STRUCTURE_TYPE_VIDEO_ENCODE_H264_GOP_REMAINING_FRAME_INFO_KHR](#)
 - [VK_STRUCTURE_TYPE_VIDEO_ENCODE_H264_NALU_SLICE_INFO_KHR](#)
 - [VK_STRUCTURE_TYPE_VIDEO_ENCODE_H264_PICTURE_INFO_KHR](#)
 - [VK_STRUCTURE_TYPE_VIDEO_ENCODE_H264_PROFILE_INFO_KHR](#)
 - [VK_STRUCTURE_TYPE_VIDEO_ENCODE_H264_QUALITY_LEVEL_PROPERTIES_KHR](#)
 - [VK_STRUCTURE_TYPE_VIDEO_ENCODE_H264_RATE_CONTROL_INFO_KHR](#)
 - [VK_STRUCTURE_TYPE_VIDEO_ENCODE_H264_RATE_CONTROL_LAYER_INFO_KHR](#)
 - [VK_STRUCTURE_TYPE_VIDEO_ENCODE_H264_SESSION_CREATE_INFO_KHR](#)
 - [VK_STRUCTURE_TYPE_VIDEO_ENCODE_H264_SESSION_PARAMETERS_ADD_INFO_KHR](#)
 - [VK_STRUCTURE_TYPE_VIDEO_ENCODE_H264_SESSION_PARAMETERS_CREATE_INFO_KHR](#)
 - [VK_STRUCTURE_TYPE_VIDEO_ENCODE_H264_SESSION_PARAMETERS_FEEDBACK_INFO_KHR](#)
 - [VK_STRUCTURE_TYPE_VIDEO_ENCODE_H264_SESSION_PARAMETERS_GET_INFO_KHR](#)
- Extending [VkVideoCodecOperationFlagBitsKHR](#):

- [VK_VIDEO_CODEC_OPERATION_ENCODE_H264_BIT_KHR](#)

Version History

- Revision 0, 2018-7-23 (Ahmed Abdelkhalek)
 - Initial draft
- Revision 0.5, 2020-02-13 (Tony Zlatinski)
 - General Spec cleanup
 - Added DPB structures
 - Change the VCL frame encode structure
 - Added a common Non-VCL Picture Paramameters structure
- Revision 1, 2021-03-29 (Tony Zlatinski)
 - Spec and API updates
- Revision 2, August 1 2021 (Srinath Kumarapuram)
 - Rename `VkVideoEncodeH264CapabilitiesFlagsEXT` to `VkVideoEncodeH264CapabilityFlagsEXT` and `VkVideoEncodeH264CapabilitiesFlagsEXT` to `VkVideoEncodeH264CapabilityFlagsEXT`, following Vulkan naming conventions.
- Revision 3, 2021-12-08 (Ahmed Abdelkhalek)
 - Rate control updates
- Revision 4, 2022-02-04 (Ahmed Abdelkhalek)
 - Align `VkVideoEncodeH264VclFrameInfoEXT` structure to similar one in `VK_EXT_video_encode_h265` extension
- Revision 5, 2022-02-10 (Ahmed Abdelkhalek)
 - Updates to encode capability interface
- Revision 6, 2022-03-16 (Ahmed Abdelkhalek)
 - Relocate Std header version reporting/requesting from this extension to `VK_KHR_video_queue` extension.
 - Remove redundant `maxPictureSizeInMbs` from `VkVideoEncodeH264SessionCreateInfoEXT`.
 - Remove the now empty `VkVideoEncodeH264SessionCreateInfoEXT`.
- Revision 7, 2022-04-06 (Ahmed Abdelkhalek)
 - Add capability flag to report support to use B frame in L1 reference list.
 - Add capability flag to report support for disabling SPS `direct_8x8_inference_flag`.
- Revision 8, 2022-07-18 (Daniel Rakos)
 - Replace `VkVideoEncodeH264RateControlStructureFlagBitsEXT` bit enum with `VkVideoEncodeH264RateControlStructureEXT` enum
 - Rename `VkVideoEncodeH264ProfileEXT` to `VkVideoEncodeH264ProfileInfoEXT`
 - Rename `VkVideoEncodeH264ReferenceListsEXT` to `VkVideoEncodeH264ReferenceListsInfoEXT`

- Rename `VkVideoEncodeH264EmitPictureParametersEXT` to `VkVideoEncodeH264EmitPictureParametersInfoEXT`
- Rename `VkVideoEncodeH264NaluSliceEXT` to `VkVideoEncodeH264NaluSliceInfoEXT`
- Revision 9, 2022-09-18 (Daniel Rakos)
 - Rename `spsStdCount`, `pSpsStd`, `ppsStdCount`, and `pPpsStd` to `stdSPSCount`, `pStdSPSs`, `stdPPSCount`, and `pStdPPSs`, respectively, in `VkVideoEncodeH264SessionParametersAddInfoEXT`
 - Rename `maxSpsStdCount` and `maxPpsStdCount` to `maxStdSPSCount` and `maxStdPPSCount`, respectively, in `VkVideoEncodeH264SessionParametersCreateInfoEXT`
- Revision 10, 2023-03-06 (Daniel Rakos)
 - Removed `VkVideoEncodeH264EmitPictureParametersInfoEXT`
 - Changed member types in `VkVideoEncodeH264CapabilitiesEXT` and `VkVideoEncodeH264ReferenceListsInfoEXT` from `uint8_t` to `uint32_t`
 - Changed the type of `VkVideoEncodeH264RateControlInfoEXT::temporalLayerCount` and `VkVideoEncodeH264RateControlLayerInfoEXT::temporalLayerId` from `uint8_t` to `uint32_t`
 - Removed `VkVideoEncodeH264InputModeFlagsEXT` and `VkVideoEncodeH264OutputModeFlagsEXT` as we only support frame-in-frame-out mode for now
 - Rename `pCurrentPictureInfo` in `VkVideoEncodeH264VclFrameInfoEXT` to `pStdPictureInfo`
 - Rename `pSliceHeaderStd` in `VkVideoEncodeH264NaluSliceInfoEXT` to `pStdSliceHeader`
 - Rename `pReferenceFinalLists` in `VkVideoEncodeH264VclFrameInfoEXT` and `VkVideoEncodeH264NaluSliceInfoEXT` to `pStdReferenceFinalLists`
 - Removed the `slotIndex` member of `VkVideoEncodeH264DpbSlotInfoEXT` and changed it to be chained to `VkVideoReferenceSlotInfoKHR`
 - Replaced `VkVideoEncodeH264ReferenceListsInfoEXT` with the new Video Std header structure `StdVideoEncodeH264ReferenceLists` that also includes data previously part of the now removed `StdVideoEncodeH264RefMemMgmtCtrlOperations` structure
 - Added new capability flag `VK_VIDEO_ENCODE_H264_CAPABILITY_DIFFERENT_REFERENCE_FINAL_LISTS_BIT_EXT`
- Revision 11, 2023-05-22 (Daniel Rakos)
 - Renamed `VkVideoEncodeH264VclFrameInfoEXT` to `VkVideoEncodeH264PictureInfoEXT`
 - Added `VkVideoEncodeH264PictureInfoEXT::generatePrefixNalu` and `VK_VIDEO_ENCODE_H264_CAPABILITY_GENERATE_PREFIX_NALU_BIT_EXT` to enable the generation of H.264 prefix NALUs when supported by the implementation
 - Removed `VkVideoEncodeH264RateControlLayerInfoEXT::temporalLayerId`
 - Added `expectDyadicTemporalLayerPattern` capability
 - Added the `VkVideoEncodeH264SessionParametersGetInfoEXT` structure to identify the H.264 parameter sets to retrieve encoded parameter data for, and the `VkVideoEncodeH264SessionParametersFeedbackInfoEXT` structure to retrieve H.264 parameter set override information when using the new `vkGetEncodedVideoSessionParametersKHR` command

- Added `VkVideoEncodeH264NaluSliceInfoEXT::constantQp` to specify per-slice constant QP when rate control mode is `VK_VIDEO_ENCODE_RATE_CONTROL_MODE_DISABLED_BIT_KHR`
- Added `VkVideoEncodeH264QualityLevelPropertiesEXT` for retrieving H.264 specific quality level recommendations
- Replaced `VkVideoEncodeH264RateControlStructureEXT` enum with the flags type `VkVideoEncodeH264RateControlFlagsEXT` and bits defined in `VkVideoEncodeH264RateControlFlagBitsEXT` and added HRD compliance flag
- Removed `useInitialRcQp` and `initialRcQp` members of `VkVideoEncodeH264RateControlLayerInfoEXT`
- Added `prefersGopRemainingFrames` and `requiresGopRemainingFrames`, and the new `VkVideoEncodeH264GopRemainingFrameInfoEXT` structure to allow specifying remaining frames of each type in the rate control GOP
- Added `maxTemporalLayers`, `maxQp`, and `minQp` capabilities
- Added `maxLevelIdc` capability and new `VkVideoEncodeH264SessionCreateInfoEXT` structure to specify upper bounds on the H.264 level of the produced video bitstream
- Moved capability flags specific to codec syntax restrictions from `VkVideoEncodeH264CapabilityFlagsEXT` to the new `VkVideoEncodeH264StdFlagsEXT` which is now included as a separate `stdSyntaxFlags` member in `VkVideoEncodeH264CapabilitiesEXT`
- Removed codec syntax override values from `VkVideoEncodeH264CapabilitiesEXT`
- Removed `VkVideoEncodeH264NaluSliceInfoEXT::mbCount` and `VK_VIDEO_ENCODE_H264_CAPABILITY_SLICE_MB_COUNT_BIT_EXT`
- Replaced `VK_VIDEO_ENCODE_H264_CAPABILITY_MULTIPLE_SLICES_PER_FRAME_BIT_EXT` with the new `maxSliceCount` capability
- Removed `VK_VIDEO_ENCODE_H264_CAPABILITY_DIFFERENT_REFERENCE_FINAL_LISTS_BIT_EXT` capability flag and removed `pStdReferenceFinalLists` members from the `VkVideoEncodeH264PictureInfoEXT` and `VkVideoEncodeH264NaluSliceInfoEXT` structures as reference lists info is now included in `pStdPictureInfo`
- Added capability flag `VK_VIDEO_ENCODE_H264_CAPABILITY_B_FRAME_IN_L0_LIST_BIT_EXT`
- Revision 12, 2023-07-19 (Daniel Rakos)
 - Added video std capability flags `VK_VIDEO_ENCODE_H264_STD_SLICE_QP_DELTA_BIT_EXT` and `VK_VIDEO_ENCODE_H264_STD_DIFFERENT_SLICE_QP_DELTA_BIT_EXT`
 - Fixed optionality of the array members of `VkVideoEncodeH264SessionParametersAddInfoEXT`
 - Fixed optionality of `VkVideoEncodeH264RateControlInfoEXT::flags`
- Revision 13, 2023-09-04 (Daniel Rakos)
 - Change extension from `EXT` to `KHR`
 - Extension is no longer provisional
- Revision 14, 2023-12-05 (Daniel Rakos)
 - Condition reference picture setup based on the value of `StdVideoEncodeH264PictureInfo::flags.is_reference`

VK_KHR_video_encode_h265

Name String

VK_KHR_video_encode_h265

Extension Type

Device extension

Registered Extension Number

40

Revision

14

Ratification Status

Ratified

Extension and Version Dependencies

[VK_KHR_video_encode_queue](#)

Contact

- Ahmed Abdelkhalek [\[GitHub\]aabdelkh](#)

Extension Proposal

[VK_KHR_video_encode_h265](#)

Other Extension Metadata

Last Modified Date

2023-12-05

IP Status

No known IP claims.

Contributors

- Ahmed Abdelkhalek, AMD
- George Hao, AMD
- Jake Beju, AMD
- Chunbo Chen, Intel
- Ping Liu, Intel
- Srinath Kumarapuram, NVIDIA
- Tony Zlatinski, NVIDIA
- Ravi Chaudhary, NVIDIA
- Daniel Rakos, RasterGrid
- Aidan Fabius, Lynx

- Lynne Iribarren, Independent

Description

This extension builds upon the [VK_KHR_video_encode_queue](#) extension by adding support for encoding elementary video stream sequences compliant with the H.265/HEVC video compression standard.

NOTE

This extension was promoted to [KHR](#) from the provisional extension [VK_EXT_video_encode_h265](#).

New Structures

- [VkVideoEncodeH265FrameSizeKHR](#)
- [VkVideoEncodeH265NaluSliceSegmentInfoKHR](#)
- [VkVideoEncodeH265QpKHR](#)
- Extending [VkVideoBeginCodingInfoKHR](#):
 - [VkVideoEncodeH265GopRemainingFrameInfoKHR](#)
- Extending [VkVideoCapabilitiesKHR](#):
 - [VkVideoEncodeH265CapabilitiesKHR](#)
- Extending [VkVideoCodingControlInfoKHR](#), [VkVideoBeginCodingInfoKHR](#):
 - [VkVideoEncodeH265RateControlInfoKHR](#)
- Extending [VkVideoEncodeInfoKHR](#):
 - [VkVideoEncodeH265PictureInfoKHR](#)
- Extending [VkVideoEncodeQualityLevelPropertiesKHR](#):
 - [VkVideoEncodeH265QualityLevelPropertiesKHR](#)
- Extending [VkVideoEncodeRateControlLayerInfoKHR](#):
 - [VkVideoEncodeH265RateControlLayerInfoKHR](#)
- Extending [VkVideoEncodeSessionParametersFeedbackInfoKHR](#):
 - [VkVideoEncodeH265SessionParametersFeedbackInfoKHR](#)
- Extending [VkVideoEncodeSessionParametersGetInfoKHR](#):
 - [VkVideoEncodeH265SessionParametersGetInfoKHR](#)
- Extending [VkVideoProfileInfoKHR](#), [VkQueryPoolCreateInfo](#):
 - [VkVideoEncodeH265ProfileInfoKHR](#)
- Extending [VkVideoReferenceSlotInfoKHR](#):
 - [VkVideoEncodeH265DpbSlotInfoKHR](#)
- Extending [VkVideoSessionCreateInfoKHR](#):
 - [VkVideoEncodeH265SessionCreateInfoKHR](#)

- Extending [VkVideoSessionParametersCreateInfoKHR](#):
 - [VkVideoEncodeH265SessionParametersCreateInfoKHR](#)
- Extending [VkVideoSessionParametersUpdateInfoKHR](#):
 - [VkVideoEncodeH265SessionParametersAddInfoKHR](#)

New Enums

- [VkVideoEncodeH265CapabilityFlagBitsKHR](#)
- [VkVideoEncodeH265CtbSizeFlagBitsKHR](#)
- [VkVideoEncodeH265RateControlFlagBitsKHR](#)
- [VkVideoEncodeH265StdFlagBitsKHR](#)
- [VkVideoEncodeH265TransformBlockSizeFlagBitsKHR](#)

New Bitmasks

- [VkVideoEncodeH265CapabilityFlagsKHR](#)
- [VkVideoEncodeH265CtbSizeFlagsKHR](#)
- [VkVideoEncodeH265RateControlFlagsKHR](#)
- [VkVideoEncodeH265StdFlagsKHR](#)
- [VkVideoEncodeH265TransformBlockSizeFlagsKHR](#)

New Enum Constants

- [VK_KHR_VIDEO_ENCODE_H265_EXTENSION_NAME](#)
- [VK_KHR_VIDEO_ENCODE_H265_SPEC_VERSION](#)
- Extending [VkStructureType](#):
 - [VK_STRUCTURE_TYPE_VIDEO_ENCODE_H265_CAPABILITIES_KHR](#)
 - [VK_STRUCTURE_TYPE_VIDEO_ENCODE_H265_DPB_SLOT_INFO_KHR](#)
 - [VK_STRUCTURE_TYPE_VIDEO_ENCODE_H265_GOP_REMAINING_FRAME_INFO_KHR](#)
 - [VK_STRUCTURE_TYPE_VIDEO_ENCODE_H265_NALU_SLICE_SEGMENT_INFO_KHR](#)
 - [VK_STRUCTURE_TYPE_VIDEO_ENCODE_H265_PICTURE_INFO_KHR](#)
 - [VK_STRUCTURE_TYPE_VIDEO_ENCODE_H265_PROFILE_INFO_KHR](#)
 - [VK_STRUCTURE_TYPE_VIDEO_ENCODE_H265_QUALITY_LEVEL_PROPERTIES_KHR](#)
 - [VK_STRUCTURE_TYPE_VIDEO_ENCODE_H265_RATE_CONTROL_INFO_KHR](#)
 - [VK_STRUCTURE_TYPE_VIDEO_ENCODE_H265_RATE_CONTROL_LAYER_INFO_KHR](#)
 - [VK_STRUCTURE_TYPE_VIDEO_ENCODE_H265_SESSION_CREATE_INFO_KHR](#)
 - [VK_STRUCTURE_TYPE_VIDEO_ENCODE_H265_SESSION_PARAMETERS_ADD_INFO_KHR](#)
 - [VK_STRUCTURE_TYPE_VIDEO_ENCODE_H265_SESSION_PARAMETERS_CREATE_INFO_KHR](#)
 - [VK_STRUCTURE_TYPE_VIDEO_ENCODE_H265_SESSION_PARAMETERS_FEEDBACK_INFO_KHR](#)

R

- [VK_STRUCTURE_TYPE_VIDEO_ENCODE_H265_SESSION_PARAMETERS_GET_INFO_KHR](#)

- Extending [VkVideoCodecOperationFlagBitsKHR](#):

- [VK_VIDEO_CODEC_OPERATION_ENCODE_H265_BIT_KHR](#)

Version History

- Revision 0, 2019-11-14 (Ahmed Abdelkhalek)
 - Initial draft
- Revision 0.5, 2020-02-13 (Tony Zlatinski)
 - General Spec cleanup
 - Added DPB structures
 - Change the VCL frame encode structure
 - Added a common Non-VCL Picture Paramameters structure
- Revision 2, Oct 10 2021 (Srinath Kumarapuram)
 - Vulkan Video Encode h.265 update and spec edits
- Revision 3, 2021-12-08 (Ahmed Abdelkhalek)
 - Rate control updates
- Revision 4, 2022-01-11 (Ahmed Abdelkhalek)
 - Replace occurrences of “slice” by “slice segment” and rename structures/enums to reflect this.
- Revision 5, 2022-02-10 (Ahmed Abdelkhalek)
 - Updates to encode capability interface
- Revision 6, 2022-03-16 (Ahmed Abdelkhalek)
 - Relocate Std header version reporting/requesting from this extension to [VK_KHR_video_queue](#) extension.
 - Remove the now empty [VkVideoEncodeH265SessionCreateInfoEXT](#).
- Revision 7, 2022-03-24 (Ahmed Abdelkhalek)
 - Add capability flags to report support to disable transform skip and support to use B frame in L1 reference list.
- Revision 8, 2022-07-18 (Daniel Rakos)
 - Replace [VkVideoEncodeH265RateControlStructureFlagBitsEXT](#) bit enum with [VkVideoEncodeH265RateControlStructureEXT](#) enum
 - Rename [VkVideoEncodeH265ProfileEXT](#) to [VkVideoEncodeH265ProfileInfoEXT](#)
 - Rename [VkVideoEncodeH265ReferenceListsEXT](#) to [VkVideoEncodeH265ReferenceListsInfoEXT](#)
 - Rename [VkVideoEncodeH265EmitPictureParametersEXT](#) to [VkVideoEncodeH265EmitPictureParametersInfoEXT](#)

- Rename `VkVideoEncodeH265NaluSliceSegmentEXT` to `VkVideoEncodeH265NaluSliceSegmentInfoEXT`
- Revision 9, 2022-09-18 (Daniel Rakos)
 - Rename `vpsStdCount`, `pVpsStd`, `spsStdCount`, `pSpsStd`, `ppsStdCount`, and `pPpsStd` to `stdVPSCount`, `pStdVPSs`, `stdSPSCount`, `pStdSPSs`, `stdPPSCount`, and `pStdPPSs`, respectively, in `VkVideoEncodeH265SessionParametersAddInfoEXT`
 - Rename `maxVpsStdCount`, `maxSpsStdCount`, and `maxPpsStdCount` to `maxStdVPSCount`, `maxStdSPSCount` and `maxStdPPSCount`, respectively, in `VkVideoEncodeH265SessionParametersCreateInfoEXT`
- Revision 10, 2023-03-06 (Daniel Rakos)
 - Removed `VkVideoEncodeH265EmitPictureParametersInfoEXT`
 - Changed member types in `VkVideoEncodeH265CapabilitiesEXT` and `VkVideoEncodeH265ReferenceListsInfoEXT` from `uint8_t` to `uint32_t`
 - Changed the type of `VkVideoEncodeH265RateControlInfoEXT::subLayerCount` and `VkVideoEncodeH265RateControlLayerInfoEXT::temporalId` from `uint8_t` to `uint32_t`
 - Removed `VkVideoEncodeH265InputModeFlagsEXT` and `VkVideoEncodeH265OutputModeFlagsEXT` as we only support frame-in-frame-out mode for now
 - Rename `pCurrentPictureInfo` in `VkVideoEncodeH265VclFrameInfoEXT` to `pStdPictureInfo`
 - Rename `pSliceSegmentHeaderStd` in `VkVideoEncodeH265NaluSliceSegmentInfoEXT` to `pStdSliceSegmentHeader`
 - Rename `pReferenceFinalLists` in `VkVideoEncodeH265VclFrameInfoEXT` and `VkVideoEncodeH265NaluSliceSegmentInfoEXT` to `pStdReferenceFinalLists`
 - Removed the `slotIndex` member of `VkVideoEncodeH265DpbSlotInfoEXT` and changed it to be chained to `VkVideoReferenceSlotInfoKHR`
 - Replaced `VkVideoEncodeH265ReferenceListsInfoEXT` with the new Video Std header structure `StdVideoEncodeH265ReferenceLists`
 - Added new capability flag `VK_VIDEO_ENCODE_H265_CAPABILITY_DIFFERENT_REFERENCE_FINAL_LISTS_BIT_EXT`
- Revision 11, 2023-05-26 (Daniel Rakos)
 - Renamed `VkVideoEncodeH265VclFrameInfoEXT` to `VkVideoEncodeH265PictureInfoEXT`
 - Removed `VkVideoEncodeH265RateControlLayerInfoEXT::temporalId`
 - Added `expectDyadicTemporalSubLayerPattern` capability
 - Added the `VkVideoEncodeH265SessionParametersGetInfoEXT` structure to identify the H.265 parameter sets to retrieve encoded parameter data for, and the `VkVideoEncodeH265SessionParametersFeedbackInfoEXT` structure to retrieve H.265 parameter set override information when using the new `vkGetEncodedVideoSessionParametersKHR` command
 - Added `VkVideoEncodeH265NaluSliceSegmentInfoEXT::constantQp` to specify per-slice segment constant QP when rate control mode is `VK_VIDEO_ENCODE_RATE_CONTROL_MODE_DISABLED_BIT_KHR`
 - Added `VkVideoEncodeH265QualityLevelPropertiesEXT` for retrieving H.265 specific quality level recommendations

- Replaced `VkVideoEncodeH265RateControlStructureEXT` enum with the flags type `VkVideoEncodeH265RateControlFlagsEXT` and bits defined in `VkVideoEncodeH265RateControlFlagBitsEXT` and added HRD compliance flag
- Removed `useInitialRcQp` and `initialRcQp` members of `VkVideoEncodeH265RateControlLayerInfoEXT`
- Added `prefersGopRemainingFrames` and `requiresGopRemainingFrames`, and the new `VkVideoEncodeH265GopRemainingFrameInfoEXT` structure to allow specifying remaining frames of each type in the rate control GOP
- Renamed `maxSubLayersCount` capability to `maxSubLayerCount`
- Added `maxQp`, and `minQp` capabilities
- Added `maxLevelIdc` capability and new `VkVideoEncodeH265SessionCreateInfoEXT` structure to specify upper bounds on the H.265 level of the produced video bitstream
- Moved capability flags specific to codec syntax restrictions from `VkVideoEncodeH265CapabilityFlagsEXT` to the new `VkVideoEncodeH265StdFlagsEXT` which is now included as a separate `stdSyntaxFlags` member in `VkVideoEncodeH265CapabilitiesEXT`
- Added `std` prefix to codec syntax capabilities in `VkVideoEncodeH265CapabilitiesEXT`
- Removed `VkVideoEncodeH265NaluSliceSegmentInfoEXT::ctbCount` and `VK_VIDEO_ENCODE_H265_CAPABILITY_SLICE_SEGMENT_CTB_COUNT_BIT_EXT`
- Replaced `VK_VIDEO_ENCODE_H265_CAPABILITY_MULTIPLE_SLICE_SEGMENTS_PER_FRAME_BIT_EXT` with the new `maxSliceSegmentCount` capability
- Added `maxTiles` capability
- Removed codec syntax min/max capabilities from `VkVideoEncodeH265CapabilitiesEXT`
- Removed `VK_VIDEO_ENCODE_H265_CAPABILITY_DIFFERENT_REFERENCE_FINAL_LISTS_BIT_EXT` capability flag and removed `pStdReferenceFinalLists` members from the `VkVideoEncodeH265PictureInfoEXT` and `VkVideoEncodeH265NaluSliceSegmentInfoEXT` structures as reference lists info is now included in `pStdPictureInfo`
- Added capability flag `VK_VIDEO_ENCODE_H265_CAPABILITY_B_FRAME_IN_L0_LIST_BIT_EXT`
- Revision 12, 2023-07-19 (Daniel Rakos)
 - Added video std capability flags `VK_VIDEO_ENCODE_H265_STD_SLICE_QP_DELTA_BIT_EXT` and `VK_VIDEO_ENCODE_H265_STD_DIFFERENT_SLICE_QP_DELTA_BIT_EXT`
 - Fixed optionality of the array members of `VkVideoEncodeH265SessionParametersAddInfoEXT`
 - Fixed optionality of `VkVideoEncodeH265RateControlInfoEXT::flags`
- Revision 13, 2023-09-04 (Daniel Rakos)
 - Change extension from `EXT` to `KHR`
 - Extension is no longer provisional
- Revision 14, 2023-12-05 (Daniel Rakos)
 - Condition reference picture setup based on the value of `StdVideoEncodeH265PictureInfo::flags.is_reference`

VK_KHR_video_encode_intra_refresh

Name String

VK_KHR_video_encode_intra_refresh

Extension Type

Device extension

Registered Extension Number

553

Revision

1

Ratification Status

Ratified

Extension and Version Dependencies

[VK_KHR_video_encode_queue](#)

API Interactions

- Interacts with [VK_KHR_video_encode_av1](#)
- Interacts with [VK_KHR_video_encode_h264](#)
- Interacts with [VK_KHR_video_encode_h265](#)

Contact

- Ahmed Abdelkhalek [\[GitHub\]aabelkh](#)

Extension Proposal

[VK_KHR_video_encode_intra_refresh](#)

Other Extension Metadata

Last Modified Date

2025-03-28

IP Status

No known IP claims.

Contributors

- Ahmed Abdelkhalek, AMD
- Benjamin Cheng, AMD
- Srinath Kumarapuram, NVIDIA
- Tony Zlatinski, NVIDIA
- Ping Liu, Intel
- Daniel Rakos, RasterGrid

- Lynne Iribarren, Independent

Description

This extension builds upon the [VK_KHR_video_encode_queue](#) extension by enabling the application to perform intra refresh in video encode operations.

New Structures

- Extending [VkPhysicalDeviceFeatures2](#), [VkDeviceCreateInfo](#):
 - [VkPhysicalDeviceVideoEncodeIntraRefreshFeaturesKHR](#)
- Extending [VkVideoCapabilitiesKHR](#):
 - [VkVideoEncodeIntraRefreshCapabilitiesKHR](#)
- Extending [VkVideoEncodeInfoKHR](#):
 - [VkVideoEncodeIntraRefreshInfoKHR](#)
- Extending [VkVideoReferenceSlotInfoKHR](#):
 - [VkVideoReferenceIntraRefreshInfoKHR](#)
- Extending [VkVideoSessionCreateInfoKHR](#):
 - [VkVideoEncodeSessionIntraRefreshCreateInfoKHR](#)

New Enums

- [VkVideoEncodeIntraRefreshModeFlagBitsKHR](#)

New Bitmasks

- [VkVideoEncodeIntraRefreshModeFlagsKHR](#)

New Enum Constants

- [VK_KHR_VIDEO_ENCODE_INTRA_REFRESH_EXTENSION_NAME](#)
- [VK_KHR_VIDEO_ENCODE_INTRA_REFRESH_SPEC_VERSION](#)
- Extending [VkStructureType](#):
 - [VK_STRUCTURE_TYPE_PHYSICAL_DEVICE_VIDEO_ENCODE_INTRA_REFRESH_FEATURES_KHR](#)
 - [VK_STRUCTURE_TYPE_VIDEO_ENCODE_INTRA_REFRESH_CAPABILITIES_KHR](#)
 - [VK_STRUCTURE_TYPE_VIDEO_ENCODE_INTRA_REFRESH_INFO_KHR](#)
 - [VK_STRUCTURE_TYPE_VIDEO_ENCODE_SESSION_INTRA_REFRESH_CREATE_INFO_KHR](#)
 - [VK_STRUCTURE_TYPE_VIDEO_REFERENCE_INTRA_REFRESH_INFO_KHR](#)
- Extending [VkVideoEncodeFlagBitsKHR](#):
 - [VK_VIDEO_ENCODE_INTRA_REFRESH_BIT_KHR](#)

If [VK_KHR_video_encode_av1](#) is supported:

- Extending [VkVideoEncodeAV1CapabilityFlagBitsKHR](#):
 - [VK_VIDEO_ENCODE_AV1_CAPABILITY_COMPOUND_PREDICTION_INTRA_REFRESH_BIT_KHR](#)

If [VK_KHR_video_encode_h264](#) is supported:

- Extending [VkVideoEncodeH264CapabilityFlagBitsKHR](#):
 - [VK_VIDEO_ENCODE_H264_CAPABILITY_B_PICTURE_INTRA_REFRESH_BIT_KHR](#)

If [VK_KHR_video_encode_h265](#) is supported:

- Extending [VkVideoEncodeH265CapabilityFlagBitsKHR](#):
 - [VK_VIDEO_ENCODE_H265_CAPABILITY_B_PICTURE_INTRA_REFRESH_BIT_KHR](#)

Version History

- Revision 1, 2025-03-28 (Daniel Rakos)
 - Internal revisions

VK_KHR_video_encode_quantization_map

Name String

VK_KHR_video_encode_quantization_map

Extension Type

Device extension

Registered Extension Number

554

Revision

2

Ratification Status

Ratified

Extension and Version Dependencies

[VK_KHR_video_encode_queue](#)

and

[VK_KHR_format_feature_flags2](#)

or

[Vulkan Version 1.3](#)

API Interactions

- Interacts with [VK_KHR_video_encode_av1](#)
- Interacts with [VK_KHR_video_encode_h264](#)
- Interacts with [VK_KHR_video_encode_h265](#)

Contact

- Ahmed Abdelkhalek [\[GitHub\]aabdelkh](#)

Extension Proposal

[VK_KHR_video_encode_quantization_map](#)

Other Extension Metadata

Last Modified Date

2024-09-23

IP Status

No known IP claims.

Contributors

- Ahmed Abdelkhalek, AMD
- Benjamin Cheng, AMD
- Srinath Kumarapuram, NVIDIA

- Tony Zlatinski, NVIDIA
- Ping Liu, Intel
- Daniel Rakos, RasterGrid
- Lynne Iribarren, Independent

Description

This extension builds upon the [VK_KHR_video_encode_queue](#) extension by enabling fine grained control of codec-specific quantization parameters in video encode operations.

More specifically, it adds support for quantization maps:

- Quantization delta maps to directly control the relative value of quantization parameter values on a per-block basis for all rate control modes (including when rate control is disabled).
- Emphasis maps to indirectly control the relative quantization parameter values on a per-block basis when rate control is not disabled and the rate control mode is not configured to the implementation-defined default mode.

This extension is to be used in conjunction with other codec specific video encode extensions that specify the codec specific quantization parameters these maps control.

New Structures

- Extending [VkPhysicalDeviceFeatures2](#), [VkDeviceCreateInfo](#):
 - [VkPhysicalDeviceVideoEncodeQuantizationMapFeaturesKHR](#)
- Extending [VkVideoCapabilitiesKHR](#):
 - [VkVideoEncodeQuantizationMapCapabilitiesKHR](#)
- Extending [VkVideoEncodeInfoKHR](#):
 - [VkVideoEncodeQuantizationMapInfoKHR](#)
- Extending [VkVideoFormatPropertiesKHR](#):
 - [VkVideoFormatQuantizationMapPropertiesKHR](#)
- Extending [VkVideoSessionParametersCreateInfoKHR](#):
 - [VkVideoEncodeQuantizationMapSessionParametersCreateInfoKHR](#)

If [VK_KHR_video_encode_av1](#) is supported:

- Extending [VkVideoCapabilitiesKHR](#):
 - [VkVideoEncodeAV1QuantizationMapCapabilitiesKHR](#)
- Extending [VkVideoFormatPropertiesKHR](#):
 - [VkVideoFormatAV1QuantizationMapPropertiesKHR](#)

If [VK_KHR_video_encode_h264](#) is supported:

- Extending [VkVideoCapabilitiesKHR](#):

- [VkVideoEncodeH264QuantizationMapCapabilitiesKHR](#)

If [VK_KHR_video_encode_h265](#) is supported:

- Extending [VkVideoCapabilitiesKHR](#):
 - [VkVideoEncodeH265QuantizationMapCapabilitiesKHR](#)
- Extending [VkVideoFormatPropertiesKHR](#):
 - [VkVideoFormatH265QuantizationMapPropertiesKHR](#)

New Enums

- [VkVideoEncodeFlagBitsKHR](#)
- [VkVideoSessionParametersCreateFlagBitsKHR](#)

New Enum Constants

- [VK_KHR_VIDEO_ENCODE_QUANTIZATION_MAP_EXTENSION_NAME](#)
- [VK_KHR_VIDEO_ENCODE_QUANTIZATION_MAP_SPEC_VERSION](#)
- Extending [VkFormatFeatureFlagBits2](#):
 - [VK_FORMAT_FEATURE_2_VIDEO_ENCODE_EMPHASIS_MAP_BIT_KHR](#)
 - [VK_FORMAT_FEATURE_2_VIDEO_ENCODE_QUANTIZATION_DELTA_MAP_BIT_KHR](#)
- Extending [VkImageLayout](#):
 - [VK_IMAGE_LAYOUT_VIDEO_ENCODE_QUANTIZATION_MAP_KHR](#)
- Extending [VkImageUsageFlagBits](#):
 - [VK_IMAGE_USAGE_VIDEO_ENCODE_EMPHASIS_MAP_BIT_KHR](#)
 - [VK_IMAGE_USAGE_VIDEO_ENCODE_QUANTIZATION_DELTA_MAP_BIT_KHR](#)
- Extending [VkStructureType](#):
 - [VK_STRUCTURE_TYPE_PHYSICAL_DEVICE_VIDEO_ENCODE_QUANTIZATION_MAP_FEATURES_KHR](#)
 - [VK_STRUCTURE_TYPE_VIDEO_ENCODE_QUANTIZATION_MAP_CAPABILITIES_KHR](#)
 - [VK_STRUCTURE_TYPE_VIDEO_ENCODE_QUANTIZATION_MAP_INFO_KHR](#)
 - [VK_STRUCTURE_TYPE_VIDEO_ENCODE_QUANTIZATION_MAP_SESSION_PARAMETERS_CREATE_INFO_KHR](#)
 - [VK_STRUCTURE_TYPE_VIDEO_FORMAT_QUANTIZATION_MAP_PROPERTIES_KHR](#)
- Extending [VkVideoEncodeCapabilityFlagBitsKHR](#):
 - [VK_VIDEO_ENCODE_CAPABILITY_EMPHASIS_MAP_BIT_KHR](#)
 - [VK_VIDEO_ENCODE_CAPABILITY_QUANTIZATION_DELTA_MAP_BIT_KHR](#)
- Extending [VkVideoEncodeFlagBitsKHR](#):
 - [VK_VIDEO_ENCODE_WITH_EMPHASIS_MAP_BIT_KHR](#)

- [VK_VIDEO_ENCODE_WITH_QUANTIZATION_DELTA_MAP_BIT_KHR](#)
- Extending [VkVideoSessionCreateFlagBitsKHR](#):
 - [VK_VIDEO_SESSION_CREATE_ALLOW_ENCODE_EMPHASIS_MAP_BIT_KHR](#)
 - [VK_VIDEO_SESSION_CREATE_ALLOW_ENCODE_QUANTIZATION_DELTA_MAP_BIT_KHR](#)
- Extending [VkVideoSessionParametersCreateFlagBitsKHR](#):
 - [VK_VIDEO_SESSION_PARAMETERS_CREATE_QUANTIZATION_MAP_COMPATIBLE_BIT_KHR](#)

If [VK_KHR_video_encode_av1](#) is supported:

- Extending [VkStructureType](#):
 - [VK_STRUCTURE_TYPE_VIDEO_ENCODE_AV1_QUANTIZATION_MAP_CAPABILITIES_KHR](#)
 - [VK_STRUCTURE_TYPE_VIDEO_FORMAT_AV1_QUANTIZATION_MAP_PROPERTIES_KHR](#)

If [VK_KHR_video_encode_h264](#) is supported:

- Extending [VkStructureType](#):
 - [VK_STRUCTURE_TYPE_VIDEO_ENCODE_H264_QUANTIZATION_MAP_CAPABILITIES_KHR](#)
- Extending [VkVideoEncodeH264CapabilityFlagBitsKHR](#):
 - [VK_VIDEO_ENCODE_H264_CAPABILITY_MB_QP_DIFF_WRAPAROUND_BIT_KHR](#)

If [VK_KHR_video_encode_h265](#) is supported:

- Extending [VkStructureType](#):
 - [VK_STRUCTURE_TYPE_VIDEO_ENCODE_H265_QUANTIZATION_MAP_CAPABILITIES_KHR](#)
 - [VK_STRUCTURE_TYPE_VIDEO_FORMAT_H265_QUANTIZATION_MAP_PROPERTIES_KHR](#)
- Extending [VkVideoEncodeH265CapabilityFlagBitsKHR](#):
 - [VK_VIDEO_ENCODE_H265_CAPABILITY_CU_QP_DIFF_WRAPAROUND_BIT_KHR](#)

Version History

- Revision 1, 2024-08-21 (Daniel Rakos)
 - Internal revisions
- Revision 2, 2024-09-23 (Daniel Rakos)
 - Added interactions with [VK_KHR_video_encode_av1](#)

VK_KHR_video_encode_queue

Name String

VK_KHR_video_encode_queue

Extension Type

Device extension

Registered Extension Number

300

Revision

12

Ratification Status

Ratified

Extension and Version Dependencies

[VK_KHR_video_queue](#)

and

[VK_KHR_synchronization2](#)

or

[Vulkan Version 1.3](#)

API Interactions

- Interacts with [VK_VERSION_1_3](#)
- Interacts with [VK_KHR_format_feature_flags2](#)

Contact

- Ahmed Abdelkhalek [\[GitHub\]aabelkh](#)

Extension Proposal

[VK_KHR_video_encode_queue](#)

Other Extension Metadata

Last Modified Date

2023-12-05

IP Status

No known IP claims.

Contributors

- Ahmed Abdelkhalek, AMD
- Damien Kessler, NVIDIA
- George Hao, AMD
- Jake Beju, AMD

- Peter Fang, AMD
- Piers Daniell, NVIDIA
- Srinath Kumarapuram, NVIDIA
- Thomas J. Meier, NVIDIA
- Tony Zlatinski, NVIDIA
- Ravi Chaudhary, NVIDIA
- Yang Liu, AMD
- Daniel Rakos, RasterGrid
- Ping Liu, Intel
- Aidan Fabius, Lynx
- Lynne Iribarren, Independent

Description

This extension builds upon the [VK_KHR_video_queue](#) extension by adding common APIs specific to video encoding and thus enabling implementations to expose queue families supporting video encode operations.

More specifically, it adds video encode specific capabilities and a new command buffer command that allows recording video encode operations against a video session.

This extension is to be used in conjunction with other codec specific video encode extensions that enable encoding video sequences of specific video compression standards.

New Commands

- [vkCmdEncodeVideoKHR](#)
- [vkGetEncodedVideoSessionParametersKHR](#)
- [vkGetPhysicalDeviceVideoEncodeQualityLevelPropertiesKHR](#)

New Structures

- [VkPhysicalDeviceVideoEncodeQualityLevelInfoKHR](#)
- [VkVideoEncodeInfoKHR](#)
- [VkVideoEncodeQualityLevelPropertiesKHR](#)
- [VkVideoEncodeRateControlLayerInfoKHR](#)
- [VkVideoEncodeSessionParametersFeedbackInfoKHR](#)
- [VkVideoEncodeSessionParametersGetInfoKHR](#)
- Extending [VkQueryPoolCreateInfo](#):
 - [VkQueryPoolVideoEncodeFeedbackCreateInfoKHR](#)
- Extending [VkVideoCapabilitiesKHR](#):

- [VkVideoEncodeCapabilitiesKHR](#)
- Extending [VkVideoCodingControlInfoKHR](#), [VkVideoBeginCodingInfoKHR](#):
 - [VkVideoEncodeRateControlInfoKHR](#)
- Extending [VkVideoCodingControlInfoKHR](#), [VkVideoSessionParametersCreateInfoKHR](#):
 - [VkVideoEncodeQualityLevelInfoKHR](#)
- Extending [VkVideoProfileInfoKHR](#), [VkQueryPoolCreateInfo](#):
 - [VkVideoEncodeUsageInfoKHR](#)

New Enums

- [VkVideoEncodeCapabilityFlagBitsKHR](#)
- [VkVideoEncodeContentFlagBitsKHR](#)
- [VkVideoEncodeFeedbackFlagBitsKHR](#)
- [VkVideoEncodeRateControlModeFlagBitsKHR](#)
- [VkVideoEncodeTuningModeKHR](#)
- [VkVideoEncodeUsageFlagBitsKHR](#)

New Bitmasks

- [VkVideoEncodeCapabilityFlagsKHR](#)
- [VkVideoEncodeContentFlagsKHR](#)
- [VkVideoEncodeFeedbackFlagsKHR](#)
- [VkVideoEncodeFlagsKHR](#)
- [VkVideoEncodeRateControlFlagsKHR](#)
- [VkVideoEncodeRateControlModeFlagsKHR](#)
- [VkVideoEncodeUsageFlagsKHR](#)

New Enum Constants

- [VK_KHR_VIDEO_ENCODE_QUEUE_EXTENSION_NAME](#)
- [VK_KHR_VIDEO_ENCODE_QUEUE_SPEC_VERSION](#)
- Extending [VkAccessFlagBits2](#):
 - [VK_ACCESS_2_VIDEO_ENCODE_READ_BIT_KHR](#)
 - [VK_ACCESS_2_VIDEO_ENCODE_WRITE_BIT_KHR](#)
- Extending [VkBufferUsageFlagBits](#):
 - [VK_BUFFER_USAGE_VIDEO_ENCODE_DST_BIT_KHR](#)
 - [VK_BUFFER_USAGE_VIDEO_ENCODE_SRC_BIT_KHR](#)
- Extending [VkFormatFeatureFlagBits](#):
 - [VK_FORMAT_FEATURE_VIDEO_ENCODE_DPB_BIT_KHR](#)

- [VK_FORMAT_FEATURE_VIDEO_ENCODE_INPUT_BIT_KHR](#)
- Extending [VkImageLayout](#):
 - [VK_IMAGE_LAYOUT_VIDEO_ENCODE_DPB_KHR](#)
 - [VK_IMAGE_LAYOUT_VIDEO_ENCODE_DST_KHR](#)
 - [VK_IMAGE_LAYOUT_VIDEO_ENCODE_SRC_KHR](#)
- Extending [VkImageUsageFlagBits](#):
 - [VK_IMAGE_USAGE_VIDEO_ENCODE_DPB_BIT_KHR](#)
 - [VK_IMAGE_USAGE_VIDEO_ENCODE_DST_BIT_KHR](#)
 - [VK_IMAGE_USAGE_VIDEO_ENCODE_SRC_BIT_KHR](#)
- Extending [VkPipelineStageFlagBits2](#):
 - [VK_PIPELINE_STAGE_2_VIDEO_ENCODE_BIT_KHR](#)
- Extending [VkQueryResultStatusKHR](#):
 - [VK_QUERY_RESULT_STATUS_INSUFFICIENT_BITSTREAM_BUFFER_RANGE_KHR](#)
- Extending [VkQueryType](#):
 - [VK_QUERY_TYPE_VIDEO_ENCODE_FEEDBACK_KHR](#)
- Extending [VkQueueFlagBits](#):
 - [VK_QUEUE_VIDEO_ENCODE_BIT_KHR](#)
- Extending [VkResult](#):
 - [VK_ERROR_INVALID_VIDEO_STD_PARAMETERS_KHR](#)
- Extending [VkStructureType](#):
 - [VK_STRUCTURE_TYPE_PHYSICAL_DEVICE_VIDEO_ENCODE_QUALITY_LEVEL_INFO_KHR](#)
 - [VK_STRUCTURE_TYPE_QUERY_POOL_VIDEO_ENCODE_FEEDBACK_CREATE_INFO_KHR](#)
 - [VK_STRUCTURE_TYPE_VIDEO_ENCODE_CAPABILITIES_KHR](#)
 - [VK_STRUCTURE_TYPE_VIDEO_ENCODE_INFO_KHR](#)
 - [VK_STRUCTURE_TYPE_VIDEO_ENCODE_QUALITY_LEVEL_INFO_KHR](#)
 - [VK_STRUCTURE_TYPE_VIDEO_ENCODE_QUALITY_LEVEL_PROPERTIES_KHR](#)
 - [VK_STRUCTURE_TYPE_VIDEO_ENCODE_RATE_CONTROL_INFO_KHR](#)
 - [VK_STRUCTURE_TYPE_VIDEO_ENCODE_RATE_CONTROL_LAYER_INFO_KHR](#)
 - [VK_STRUCTURE_TYPE_VIDEO_ENCODE_SESSION_PARAMETERS_FEEDBACK_INFO_KHR](#)
 - [VK_STRUCTURE_TYPE_VIDEO_ENCODE_SESSION_PARAMETERS_GET_INFO_KHR](#)
 - [VK_STRUCTURE_TYPE_VIDEO_ENCODE_USAGE_INFO_KHR](#)
- Extending [VkVideoCodingControlFlagBitsKHR](#):
 - [VK_VIDEO_CODING_CONTROL_ENCODE_QUALITY_LEVEL_BIT_KHR](#)
 - [VK_VIDEO_CODING_CONTROL_ENCODE_RATE_CONTROL_BIT_KHR](#)
- Extending [VkVideoSessionCreateFlagBitsKHR](#):

- [VK_VIDEO_SESSION_CREATE_ALLOW_ENCODE_PARAMETER_OPTIMIZATIONS_BIT_KHR](#)

If [VK_KHR_format_feature_flags2](#) or Vulkan Version 1.3 is supported:

- Extending [VkFormatFeatureFlagBits2](#):
 - [VK_FORMAT_FEATURE_2_VIDEO_ENCODE_DPB_BIT_KHR](#)
 - [VK_FORMAT_FEATURE_2_VIDEO_ENCODE_INPUT_BIT_KHR](#)

Version History

- Revision 1, 2018-07-23 (Ahmed Abdelkhalek)
 - Initial draft
- Revision 1.1, 10/29/2019 (Tony Zlatinski)
 - Updated the reserved spec tokens and renamed `VkVideoEncoderKHR` to `VkVideoSessionKHR`
- Revision 1.6, Jan 08 2020 (Tony Zlatinski)
 - API unify with the `video_decode_queue` spec
- Revision 2, March 29 2021 (Tony Zlatinski)
 - Spec and API updates.
- Revision 3, 2021-09-30 (Jon Leech)
 - Add interaction with [VK_KHR_format_feature_flags2](#) to [vk.xml](#)
- Revision 4, 2022-02-10 (Ahmed Abdelkhalek)
 - Updates to encode capability interface
- Revision 5, 2022-03-31 (Ahmed Abdelkhalek)
 - Remove redundant `VkVideoEncodeInfoKHR.codedExtent`
- Revision 6, 2022-07-18 (Daniel Rakos)
 - Remove [VkVideoEncodeRateControlFlagBitsKHR](#) and [VkVideoEncodeFlagBitsKHR](#) as they contain no defined flags for now
 - Add [VK_VIDEO_CODING_CONTROL_ENCODE_RATE_CONTROL_BIT_KHR](#) and [VK_VIDEO_CODING_CONTROL_ENCODE_RATE_CONTROL_LAYER_BIT_KHR](#) to indicate rate control and rate control layer change requests, respectively, in video coding control operations
- Revision 7, 2022-08-12 (Daniel Rakos)
 - Add `VkVideoEncodeUsageInfoKHR` structure and related flags
- Revision 8, 2023-03-06 (Daniel Rakos)
 - Replace [VK_QUERY_TYPE_VIDEO_ENCODE_BITSTREAM_BUFFER_RANGE_KHR](#) queries with more generic [VK_QUERY_TYPE_VIDEO_ENCODE_FEEDBACK_KHR](#) queries that can be extended in the future with more feedback values
 - Rename [dstBitstreamBuffer](#), [dstBitstreamBufferOffset](#), and [dstBitstreamBufferMaxRange](#) in `VkVideoEncodeInfoKHR` to [dstBuffer](#), [dstBufferOffset](#), and [dstBufferRange](#), respectively, for consistency with the naming convention in the video decode extensions

- Change the type of `rateControlLayerCount` and `qualityLevelCount` in `VkVideoEncodeCapabilitiesKHR` from `uint8_t` to `uint32_t` and rename them to `maxRateControlLayers` and `maxQualityLevels`, respectively
- Change the type of `averageBitrate` and `maxBitrate` in `VkVideoEncodeRateControlLayerInfoKHR` from `uint32_t` to `uint64_t`
- Fixed the definition of rate control flag bits and added the new `VK_VIDEO_ENCODE_RATE_CONTROL_MODE_DEFAULT_KHR` constant to indicate implementation-specific automatic rate control
- Change the type of `VkVideoEncodeRateControlInfoKHR::layerCount` from `uint8_t` to `uint32_t`
- Rename `pLayerConfigs` to `pLayers` in `VkVideoEncodeRateControlInfoKHR`
- Revision 9, 2023-03-28 (Daniel Rakos)
 - Removed `VK_VIDEO_CODING_CONTROL_ENCODE_RATE_CONTROL_LAYER_BIT_KHR` and the ability to change the state of individual rate control layers
 - Added new `VK_VIDEO_ENCODE_FEEDBACK_BITSTREAM_HAS_OVERRIDES_BIT_KHR` flag to video encode feedback queries
 - Added new video session create flag `VK_VIDEO_SESSION_CREATE_ALLOW_ENCODE_PARAMETER_OPTIMIZATIONS_BIT_KHR` to opt-in to video session and encoding parameter optimizations
 - Added the `vkGetEncodedVideoSessionParametersKHR` command to enable retrieving encoded video session parameter data
 - Moved `virtualBufferSizeInMs` and `initialVirtualBufferSizeInMs` from `VkVideoEncodeRateControlLayerInfoKHR` to `VkVideoEncodeRateControlInfoKHR`
 - Added `maxBitrate` capability
 - Renamed `inputImageDataFillAlignment` capability to `encodeInputPictureGranularity` to better reflect its purpose
 - Added new `vkGetPhysicalDeviceVideoEncodeQualityLevelPropertiesKHR` command and related structures to enable querying recommended settings for video encode quality levels
 - Added `VK_VIDEO_CODING_CONTROL_ENCODE_QUALITY_LEVEL_BIT_KHR` flag and `VkVideoEncodeQualityLevelInfoKHR` structure to allow controlling video encode quality level and removed `qualityLevel` from the encode operation parameters
- Revision 10, 2023-07-19 (Daniel Rakos)
 - Added `VK_QUERY_RESULT_STATUS_INSUFFICIENT_BITSTREAM_BUFFER_RANGE_KHR` query result status code and the related capability flag `VK_VIDEO_ENCODE_CAPABILITY_INSUFFICIENT_BITSTREAM_BUFFER_RANGE_DETECTION_BIT_KHR`
- Revision 11, 2023-09-04 (Daniel Rakos)
 - Extension is no longer provisional
- Revision 12, 2023-12-05 (Daniel Rakos)
 - Require the specification of a reconstructed picture in all cases, except when the video session was created with no DPB slots to match shipping implementations
 - Make DPB slot activation behavior codec-specific to continue allowing application control

over reference picture setup now that a reconstructed picture is always mandatory

VK_KHR_video_maintenance1

Name String

VK_KHR_video_maintenance1

Extension Type

Device extension

Registered Extension Number

516

Revision

1

Ratification Status

Ratified

Extension and Version Dependencies

[VK_KHR_video_queue](#)

Contact

- Daniel Rakos [\[GitHub\]](#)[aqnuep](#)

Extension Proposal

[VK_KHR_video_maintenance1](#)

Other Extension Metadata

Last Modified Date

2023-07-27

IP Status

No known IP claims.

Contributors

- Ahmed Abdelkhalek, AMD
- Aidan Fabius, Lynx
- Ping Liu, Intel
- Lynne Iribarren, Independent
- Srinath Kumarapuram, NVIDIA
- Tony Zlatinski, NVIDIA
- Daniel Rakos, RasterGrid

Description

[VK_KHR_video_maintenance1](#) adds a collection of minor video coding features, none of which would warrant an entire extension of their own.

The new features are as follows:

- Allow creating buffers that can be used in video coding operations, independent of the used video profile, using the new buffer creation flag [VK_BUFFER_CREATE_VIDEO_PROFILE_INDEPENDENT_BIT_KHR](#).
- Allow creating images that can be used as decode output or encode input pictures, independent of the used video profile, using the new image creation flag [VK_IMAGE_CREATE_VIDEO_PROFILE_INDEPENDENT_BIT_KHR](#).
- Allow specifying queries used by video coding operations as part of the video coding command parameters, instead of using begin/end query when the video session is created using the new video session creation flag [VK_VIDEO_SESSION_CREATE_INLINE_QUERIES_BIT_KHR](#).

New Structures

- Extending [VkPhysicalDeviceFeatures2](#), [VkDeviceCreateInfo](#):
 - [VkPhysicalDeviceVideoMaintenance1FeaturesKHR](#)
- Extending [VkVideoDecodeInfoKHR](#), [VkVideoEncodeInfoKHR](#):
 - [VkVideoInlineQueryInfoKHR](#)

New Enum Constants

- [VK_KHR_VIDEO_MAINTENANCE_1_EXTENSION_NAME](#)
- [VK_KHR_VIDEO_MAINTENANCE_1_SPEC_VERSION](#)
- Extending [VkBufferCreateFlagBits](#):
 - [VK_BUFFER_CREATE_VIDEO_PROFILE_INDEPENDENT_BIT_KHR](#)
- Extending [VkImageCreateFlagBits](#):
 - [VK_IMAGE_CREATE_VIDEO_PROFILE_INDEPENDENT_BIT_KHR](#)
- Extending [VkStructureType](#):
 - [VK_STRUCTURE_TYPE_PHYSICAL_DEVICE_VIDEO_MAINTENANCE_1_FEATURES_KHR](#)
 - [VK_STRUCTURE_TYPE_VIDEO_INLINE_QUERY_INFO_KHR](#)
- Extending [VkVideoSessionCreateFlagBitsKHR](#):
 - [VK_VIDEO_SESSION_CREATE_INLINE_QUERIES_BIT_KHR](#)

Version History

- Revision 1, 2023-07-27 (Daniel Rakos)
 - internal revisions

VK_KHR_video_maintenance2

Name String

VK_KHR_video_maintenance2

Extension Type

Device extension

Registered Extension Number

587

Revision

1

Ratification Status

Ratified

Extension and Version Dependencies

[VK_KHR_video_queue](#)

API Interactions

- Interacts with [VK_KHR_video_decode_av1](#)
- Interacts with [VK_KHR_video_decode_h264](#)
- Interacts with [VK_KHR_video_decode_h265](#)
- Interacts with [VK_KHR_video_decode_queue](#)

Contact

- Daniel Rakos [\[GitHub\]](#)[aqnuep](#)

Extension Proposal

[VK_KHR_video_maintenance2](#)

Other Extension Metadata

Last Modified Date

2024-10-14

IP Status

No known IP claims.

Contributors

- Ahmed Abdelkhalek, AMD
- Benjamin Cheng, AMD
- Aidan Fabius, Lynx
- Ping Liu, Intel
- Lynne Iribarren, Independent

- Srinath Kumarapuram, NVIDIA
- Tony Zlatinski, NVIDIA
- Daniel Rakos, RasterGrid

Description

[VK_KHR_video_maintenance2](#) adds a collection of minor video coding features, none of which would warrant an entire extension of their own.

The new features are as follows:

- Allow video coding control commands (such as video session reset) to be issued without the need for a bound video session parameters object for video decode operations that would otherwise require the use of video session parameters objects.
- Allow applications to specify codec-specific parameter sets inline for each decode operation instead of having to construct video session parameters objects.
- Require support for [VK_VIDEO_ENCODE_RATE_CONTROL_MODE_DISABLED_BIT_KHR](#) in all applicable video encode profiles.
- Provide additional guarantees on Video Std parameters that the encoder implementation will not override.

New Structures

- Extending [VkPhysicalDeviceFeatures2](#), [VkDeviceCreateInfo](#):
 - [VkPhysicalDeviceVideoMaintenance2FeaturesKHR](#)

If [VK_KHR_video_decode_av1](#) is supported:

- Extending [VkVideoDecodeInfoKHR](#):
 - [VkVideoDecodeAV1InlineSessionParametersInfoKHR](#)

If [VK_KHR_video_decode_h264](#) is supported:

- Extending [VkVideoDecodeInfoKHR](#):
 - [VkVideoDecodeH264InlineSessionParametersInfoKHR](#)

If [VK_KHR_video_decode_h265](#) is supported:

- Extending [VkVideoDecodeInfoKHR](#):
 - [VkVideoDecodeH265InlineSessionParametersInfoKHR](#)

New Enum Constants

- [VK_KHR_VIDEO_MAINTENANCE_2_EXTENSION_NAME](#)
- [VK_KHR_VIDEO_MAINTENANCE_2_SPEC_VERSION](#)
- Extending [VkStructureType](#):

- [VK_STRUCTURE_TYPE_PHYSICAL_DEVICE_VIDEO_MAINTENANCE_2_FEATURES_KHR](#)

If [VK_KHR_video_decode_av1](#) is supported:

- Extending [VkStructureType](#):
 - [VK_STRUCTURE_TYPE_VIDEO_DECODE_AV1_INLINE_SESSION_PARAMETERS_INFO_KHR](#)

If [VK_KHR_video_decode_h264](#) is supported:

- Extending [VkStructureType](#):
 - [VK_STRUCTURE_TYPE_VIDEO_DECODE_H264_INLINE_SESSION_PARAMETERS_INFO_KHR](#)

If [VK_KHR_video_decode_h265](#) is supported:

- Extending [VkStructureType](#):
 - [VK_STRUCTURE_TYPE_VIDEO_DECODE_H265_INLINE_SESSION_PARAMETERS_INFO_KHR](#)

If [VK_KHR_video_decode_queue](#) is supported:

- Extending [VkVideoSessionCreateFlagBitsKHR](#):
 - [VK_VIDEO_SESSION_CREATE_INLINE_SESSION_PARAMETERS_BIT_KHR](#)

Version History

- Revision 1, 2024-10-14 (Daniel Rakos)
 - internal revisions

VK_KHR_video_queue

Name String

VK_KHR_video_queue

Extension Type

Device extension

Registered Extension Number

24

Revision

8

Ratification Status

Ratified

Extension and Version Dependencies

[Vulkan Version 1.1](#)

and

[VK_KHR_synchronization2](#)

or

[Vulkan Version 1.3](#)

Contact

- Tony Zlatinski [\[GitHub\]](#)tzlatinski

Extension Proposal

[VK_KHR_video_queue](#)

Other Extension Metadata

Last Modified Date

2022-09-29

IP Status

No known IP claims.

Contributors

- Ahmed Abdelkhalek, AMD
- George Hao, AMD
- Jake Beju, AMD
- Piers Daniell, NVIDIA
- Srinath Kumarapuram, NVIDIA
- Tobias Hector, AMD
- Tony Zlatinski, NVIDIA

- Daniel Rakos, RasterGrid

Description

This extension provides common APIs to enable exposing queue families with support for video codec operations by introducing the following new object types and related functionalities:

- Video session objects that represent and maintain the state needed to perform video codec operations.
- Video session parameters objects that act as a container for codec specific parameters.

In addition, it also introduces query commands that allow applications to determine video coding related capabilities, and command buffer commands that enable recording video coding operations against a video session.

This extension is to be used in conjunction with other extensions that enable specific video coding operations.

New Object Types

- [VkVideoSessionKHR](#)
- [VkVideoSessionParametersKHR](#)

New Commands

- [vkBindVideoSessionMemoryKHR](#)
- [vkCmdBeginVideoCodingKHR](#)
- [vkCmdControlVideoCodingKHR](#)
- [vkCmdEndVideoCodingKHR](#)
- [vkCreateVideoSessionKHR](#)
- [vkCreateVideoSessionParametersKHR](#)
- [vkDestroyVideoSessionKHR](#)
- [vkDestroyVideoSessionParametersKHR](#)
- [vkGetPhysicalDeviceVideoCapabilitiesKHR](#)
- [vkGetPhysicalDeviceVideoFormatPropertiesKHR](#)
- [vkGetVideoSessionMemoryRequirementsKHR](#)
- [vkUpdateVideoSessionParametersKHR](#)

New Structures

- [VkBindVideoSessionMemoryInfoKHR](#)
- [VkPhysicalDeviceVideoFormatInfoKHR](#)
- [VkVideoBeginCodingInfoKHR](#)
- [VkVideoCapabilitiesKHR](#)

- [VkVideoCodingControlInfoKHR](#)
- [VkVideoEndCodingInfoKHR](#)
- [VkVideoFormatPropertiesKHR](#)
- [VkVideoPictureResourceInfoKHR](#)
- [VkVideoReferenceSlotInfoKHR](#)
- [VkVideoSessionCreateInfoKHR](#)
- [VkVideoSessionMemoryRequirementsKHR](#)
- [VkVideoSessionParametersCreateInfoKHR](#)
- [VkVideoSessionParametersUpdateInfoKHR](#)
- Extending [VkPhysicalDeviceImageFormatInfo2](#), [VkPhysicalDeviceVideoFormatInfoKHR](#), [VkImageCreateInfo](#), [VkBufferCreateInfo](#):
 - [VkVideoProfileListInfoKHR](#)
- Extending [VkQueryPoolCreateInfo](#):
 - [VkVideoProfileInfoKHR](#)
- Extending [VkQueueFamilyProperties2](#):
 - [VkQueueFamilyQueryResultStatusPropertiesKHR](#)
 - [VkQueueFamilyVideoPropertiesKHR](#)

New Enums

- [VkQueryResultStatusKHR](#)
- [VkVideoCapabilityFlagBitsKHR](#)
- [VkVideoChromaSubsamplingFlagBitsKHR](#)
- [VkVideoCodecOperationFlagBitsKHR](#)
- [VkVideoCodingControlFlagBitsKHR](#)
- [VkVideoComponentBitDepthFlagBitsKHR](#)
- [VkVideoSessionCreateFlagBitsKHR](#)

New Bitmasks

- [VkVideoBeginCodingFlagsKHR](#)
- [VkVideoCapabilityFlagsKHR](#)
- [VkVideoChromaSubsamplingFlagsKHR](#)
- [VkVideoCodecOperationFlagsKHR](#)
- [VkVideoCodingControlFlagsKHR](#)
- [VkVideoComponentBitDepthFlagsKHR](#)
- [VkVideoEndCodingFlagsKHR](#)
- [VkVideoSessionCreateFlagsKHR](#)

- [VkVideoSessionParametersCreateFlagsKHR](#)

New Enum Constants

- [VK_KHR_VIDEO_QUEUE_EXTENSION_NAME](#)
- [VK_KHR_VIDEO_QUEUE_SPEC_VERSION](#)
- Extending [VkObjectType](#):
 - [VK_OBJECT_TYPE_VIDEO_SESSION_KHR](#)
 - [VK_OBJECT_TYPE_VIDEO_SESSION_PARAMETERS_KHR](#)
- Extending [VkQueryResultFlagBits](#):
 - [VK_QUERY_RESULT_WITH_STATUS_BIT_KHR](#)
- Extending [VkQueryType](#):
 - [VK_QUERY_TYPE_RESULT_STATUS_ONLY_KHR](#)
- Extending [VkResult](#):
 - [VK_ERROR_IMAGE_USAGE_NOT_SUPPORTED_KHR](#)
 - [VK_ERROR_VIDEO_PICTURE_LAYOUT_NOT_SUPPORTED_KHR](#)
 - [VK_ERROR_VIDEO_PROFILE_CODEC_NOT_SUPPORTED_KHR](#)
 - [VK_ERROR_VIDEO_PROFILE_FORMAT_NOT_SUPPORTED_KHR](#)
 - [VK_ERROR_VIDEO_PROFILE_OPERATION_NOT_SUPPORTED_KHR](#)
 - [VK_ERROR_VIDEO_STD_VERSION_NOT_SUPPORTED_KHR](#)
- Extending [VkStructureType](#):
 - [VK_STRUCTURE_TYPE_BIND_VIDEO_SESSION_MEMORY_INFO_KHR](#)
 - [VK_STRUCTURE_TYPE_PHYSICAL_DEVICE_VIDEO_FORMAT_INFO_KHR](#)
 - [VK_STRUCTURE_TYPE_QUEUE_FAMILY_QUERY_RESULT_STATUS_PROPERTIES_KHR](#)
 - [VK_STRUCTURE_TYPE_QUEUE_FAMILY_VIDEO_PROPERTIES_KHR](#)
 - [VK_STRUCTURE_TYPE_VIDEO_BEGIN_CODING_INFO_KHR](#)
 - [VK_STRUCTURE_TYPE_VIDEO_CAPABILITIES_KHR](#)
 - [VK_STRUCTURE_TYPE_VIDEO_CODING_CONTROL_INFO_KHR](#)
 - [VK_STRUCTURE_TYPE_VIDEO_END_CODING_INFO_KHR](#)
 - [VK_STRUCTURE_TYPE_VIDEO_FORMAT_PROPERTIES_KHR](#)
 - [VK_STRUCTURE_TYPE_VIDEO_PICTURE_RESOURCE_INFO_KHR](#)
 - [VK_STRUCTURE_TYPE_VIDEO_PROFILE_INFO_KHR](#)
 - [VK_STRUCTURE_TYPE_VIDEO_PROFILE_LIST_INFO_KHR](#)
 - [VK_STRUCTURE_TYPE_VIDEO_REFERENCE_SLOT_INFO_KHR](#)
 - [VK_STRUCTURE_TYPE_VIDEO_SESSION_CREATE_INFO_KHR](#)
 - [VK_STRUCTURE_TYPE_VIDEO_SESSION_MEMORY_REQUIREMENTS_KHR](#)

- [VK_STRUCTURE_TYPE_VIDEO_SESSION_PARAMETERS_CREATE_INFO_KHR](#)
- [VK_STRUCTURE_TYPE_VIDEO_SESSION_PARAMETERS_UPDATE_INFO_KHR](#)

Version History

- Revision 0.1, 2019-11-21 (Tony Zlatinski)
 - Initial draft
- Revision 0.2, 2019-11-27 (Tony Zlatinski)
 - Make vulkan video core common between decode and encode
- Revision 1, March 29 2021 (Tony Zlatinski)
 - Spec and API updates.
- Revision 2, August 1 2021 (Srinath Kumarapuram)
 - Rename [VkVideoCapabilitiesFlagBitsKHR](#) to [VkVideoCapabilityFlagBitsKHR](#) (along with the names of enumerants it defines) and [VkVideoCapabilitiesFlagsKHR](#) to [VkVideoCapabilityFlagsKHR](#), following Vulkan naming conventions.
- Revision 3, 2022-03-16 (Ahmed Abdelkhalek)
 - Relocate Std header version reporting/requesting from codec-operation specific extensions to this extension.
 - Make Std header versions codec-operation specific instead of only codec-specific.
- Revision 4, 2022-05-30 (Daniel Rakos)
 - Refactor the video format query APIs and related language
 - Extend VkResult with video-specific error codes
- Revision 5, 2022-08-11 (Daniel Rakos)
 - Add [VkVideoSessionParametersCreateFlagsKHR](#)
 - Remove [VkVideoCodingQualityPresetFlagsKHR](#)
 - Rename [VkQueueFamilyQueryResultStatusProperties2KHR](#) to [VkQueueFamilyQueryResultStatusPropertiesKHR](#)
 - Rename [VkVideoQueueFamilyProperties2KHR](#) to [VkQueueFamilyVideoPropertiesKHR](#)
 - Rename [VkVideoProfileKHR](#) to [VkVideoProfileInfoKHR](#)
 - Rename [VkVideoProfilesKHR](#) to [VkVideoProfileListInfoKHR](#)
 - Rename [VkVideoGetMemoryPropertiesKHR](#) to [VkVideoSessionMemoryRequirementsKHR](#)
 - Rename [VkVideoBindMemoryKHR](#) to [VkBindVideoSessionMemoryInfoKHR](#)
 - Fix [pNext](#) constness of [VkPhysicalDeviceVideoFormatInfoKHR](#) and [VkVideoSessionMemoryRequirementsKHR](#)
 - Fix incorrectly named value enums in bit enum types [VkVideoCodecOperationFlagBitsKHR](#) and [VkVideoChromaSubsamplingFlagBitsKHR](#)
 - Remove unnecessary default values from [VkVideoSessionCreateFlagBitsKHR](#) and [VkVideoCodingControlFlagBitsKHR](#)

- Eliminate nested pointer in `VkVideoSessionMemoryRequirementsKHR`
- Rename `VkVideoPictureResourceKHR` to `VkVideoPictureResourceInfoKHR`
- Rename `VkVideoReferenceSlotKHR` to `VkVideoReferenceSlotInfoKHR`
- Revision 6, 2022-09-18 (Daniel Rakos)
 - Rename the `maxReferencePicturesSlotsCount` and `maxReferencePicturesActiveCount` fields of `VkVideoCapabilitiesKHR` and `VkVideoSessionCreateInfoKHR` to `maxDpbSlots` and `maxActiveReferencePictures`, respectively, to clarify their meaning
 - Rename `capabilityFlags` to `flags` in `VkVideoCapabilitiesKHR`
 - Rename `videoPictureExtentGranularity` to `pictureAccessGranularity` in `VkVideoCapabilitiesKHR`
 - Rename `minExtent` and `maxExtent` to `minCodedExtent` and `maxCodedExtent`, respectively, in `VkVideoCapabilitiesKHR`
 - Rename `referencePicturesFormat` to `referencePictureFormat` in `VkVideoSessionCreateInfoKHR`
- Revision 7, 2022-09-26 (Daniel Rakos)
 - Change type of `VkVideoReferenceSlotInfoKHR::slotIndex` from `int8_t` to `int32_t`
- Revision 8, 2022-09-29 (Daniel Rakos)
 - Extension is no longer provisional

VK_KHR_wayland_surface

Name String

VK_KHR_wayland_surface

Extension Type

Instance extension

Registered Extension Number

7

Revision

6

Ratification Status

Ratified

Extension and Version Dependencies

[VK_KHR_surface](#)

Contact

- Jesse Hall [\[GitHub\]critsec](#)
- Ian Elliott [\[GitHub\]ianelliottus](#)

Other Extension Metadata

Last Modified Date

2015-11-28

IP Status

No known IP claims.

Contributors

- Patrick Doane, Blizzard
- Faith Ekstrand, Intel
- Ian Elliott, LunarG
- Courtney Goeltzenleuchter, LunarG
- Jesse Hall, Google
- James Jones, NVIDIA
- Antoine Labour, Google
- Jon Leech, Khronos
- David Mao, AMD
- Norbert Nopper, Freescale
- Alon Or-bach, Samsung

- Daniel Rakos, AMD
- Graham Sellers, AMD
- Ray Smith, ARM
- Jeff Vigil, Qualcomm
- Chia-I Wu, LunarG

Description

The `VK_KHR_wayland_surface` extension is an instance extension. It provides a mechanism to create a `VkSurfaceKHR` object (defined by the `VK_KHR_surface` extension) that refers to a Wayland `wl_surface`, as well as a query to determine support for rendering to a Wayland compositor.

New Commands

- `vkCreateWaylandSurfaceKHR`
- `vkGetPhysicalDeviceWaylandPresentationSupportKHR`

New Structures

- `VkWaylandSurfaceCreateInfoKHR`

New Bitmasks

- `VkWaylandSurfaceCreateFlagsKHR`

New Enum Constants

- `VK_KHR_WAYLAND_SURFACE_EXTENSION_NAME`
- `VK_KHR_WAYLAND_SURFACE_SPEC_VERSION`
- Extending `VkStructureType`:
 - `VK_STRUCTURE_TYPE_WAYLAND_SURFACE_CREATE_INFO_KHR`

Issues

1) Does Wayland need a way to query for compatibility between a particular physical device and a specific Wayland display? This would be a more general query than `vkGetPhysicalDeviceSurfaceSupportKHR`: if the Wayland-specific query returned `VK_TRUE` for a (`VkPhysicalDevice`, `struct wl_display*`) pair, then the physical device could be assumed to support presentation to any `VkSurfaceKHR` for surfaces on the display.

RESOLVED: Yes. `vkGetPhysicalDeviceWaylandPresentationSupportKHR` was added to address this issue.

2) Should we require surfaces created with `vkCreateWaylandSurfaceKHR` to support the `VK_PRESENT_MODE_MAILBOX_KHR` present mode?

RESOLVED: Yes. Wayland is an inherently mailbox window system and mailbox support is

required for some Wayland compositor interactions to work as expected. While handling these interactions may be possible with [VK_PRESENT_MODE_FIFO_KHR](#), it is much more difficult to do without deadlock and requiring all Wayland applications to be able to support implementations which only support [VK_PRESENT_MODE_FIFO_KHR](#) would be an onerous restriction on application developers.

Version History

- Revision 1, 2015-09-23 (Jesse Hall)
 - Initial draft, based on the previous contents of `VK_EXT_KHR_swapchain` (later renamed `VK_EXT_KHR_surface`).
- Revision 2, 2015-10-02 (James Jones)
 - Added `vkGetPhysicalDeviceWaylandPresentationSupportKHR()` to resolve issue #1.
 - Adjusted wording of issue #1 to match the agreed-upon solution.
 - Renamed “window” parameters to “surface” to match Wayland conventions.
- Revision 3, 2015-10-26 (Ian Elliott)
 - Renamed from `VK_EXT_KHR_wayland_surface` to `VK_KHR_wayland_surface`.
- Revision 4, 2015-11-03 (Daniel Rakos)
 - Added allocation callbacks to `vkCreateWaylandSurfaceKHR`.
- Revision 5, 2015-11-28 (Daniel Rakos)
 - Updated the surface create function to take a `pCreateInfo` structure.
- Revision 6, 2017-02-08 (Faith Ekstrand)
 - Added the requirement that implementations support [VK_PRESENT_MODE_MAILBOX_KHR](#).
 - Added wording about interactions between [vkQueuePresentKHR](#) and the Wayland requests sent to the compositor.

VK_KHR_win32_keyed_mutex

Name String

VK_KHR_win32_keyed_mutex

Extension Type

Device extension

Registered Extension Number

76

Revision

1

Ratification Status

Ratified

Extension and Version Dependencies

[VK_KHR_external_memory_win32](#)

Contact

- Carsten Rohde [\[GitHub\]crohde](#)

Other Extension Metadata

Last Modified Date

2016-10-21

IP Status

No known IP claims.

Contributors

- James Jones, NVIDIA
- Jeff Juliano, NVIDIA
- Carsten Rohde, NVIDIA

Description

Applications that wish to import Direct3D 11 memory objects into the Vulkan API may wish to use the native keyed mutex mechanism to synchronize access to the memory between Vulkan and Direct3D. This extension provides a way for an application to access the keyed mutex associated with an imported Vulkan memory object when submitting command buffers to a queue.

New Structures

- Extending [VkSubmitInfo](#), [VkSubmitInfo2](#):
 - [VkWin32KeyedMutexAcquireReleaseInfoKHR](#)

New Enum Constants

- `VK_KHR_WIN32_KEYED_MUTEX_EXTENSION_NAME`
- `VK_KHR_WIN32_KEYED_MUTEX_SPEC_VERSION`
- Extending `VkStructureType`:
 - `VK_STRUCTURE_TYPE_WIN32_KEYED_MUTEX_ACQUIRE_RELEASE_INFO_KHR`

Version History

- Revision 1, 2016-10-21 (James Jones)
 - Initial revision

VK_KHR_win32_surface

Name String

VK_KHR_win32_surface

Extension Type

Instance extension

Registered Extension Number

10

Revision

6

Ratification Status

Ratified

Extension and Version Dependencies

[VK_KHR_surface](#)

Contact

- Jesse Hall [\[GitHub\]critsec](#)
- Ian Elliott [\[GitHub\]ianelliottus](#)

Other Extension Metadata

Last Modified Date

2017-04-24

IP Status

No known IP claims.

Contributors

- Patrick Doane, Blizzard
- Faith Ekstrand, Intel
- Ian Elliott, LunarG
- Courtney Goeltzenleuchter, LunarG
- Jesse Hall, Google
- James Jones, NVIDIA
- Antoine Labour, Google
- Jon Leech, Khronos
- David Mao, AMD
- Norbert Nopper, Freescale
- Alon Or-bach, Samsung

- Daniel Rakos, AMD
- Graham Sellers, AMD
- Ray Smith, ARM
- Jeff Vigil, Qualcomm
- Chia-I Wu, LunarG

Description

The `VK_KHR_win32_surface` extension is an instance extension. It provides a mechanism to create a `VkSurfaceKHR` object (defined by the `VK_KHR_surface` extension) that refers to a Win32 `HWND`, as well as a query to determine support for rendering to the windows desktop.

New Commands

- `vkCreateWin32SurfaceKHR`
- `vkGetPhysicalDeviceWin32PresentationSupportKHR`

New Structures

- `VkWin32SurfaceCreateInfoKHR`

New Bitmasks

- `VkWin32SurfaceCreateFlagsKHR`

New Enum Constants

- `VK_KHR_WIN32_SURFACE_EXTENSION_NAME`
- `VK_KHR_WIN32_SURFACE_SPEC_VERSION`
- Extending `VkStructureType`:
 - `VK_STRUCTURE_TYPE_WIN32_SURFACE_CREATE_INFO_KHR`

Issues

1) Does Win32 need a way to query for compatibility between a particular physical device and a specific screen? Compatibility between a physical device and a window generally only depends on what screen the window is on. However, there is not an obvious way to identify a screen without already having a window on the screen.

RESOLVED: No. While it may be useful, there is not a clear way to do this on Win32. However, a method was added to query support for presenting to the windows desktop as a whole.

2) If a native window object (`HWND`) is used by one graphics API, and then is later used by a different graphics API (one of which is Vulkan), can these uses interfere with each other?

RESOLVED: Yes.

Uses of a window object by multiple graphics APIs results in undefined behavior. Such behavior

may succeed when using one Vulkan implementation but fail when using a different Vulkan implementation. Potential failures include:

- Creating then destroying a flip presentation model DXGI swapchain on a window object can prevent [vkCreateSwapchainKHR](#) from succeeding on the same window object.
- Creating then destroying a [VkSwapchainKHR](#) on a window object can prevent creation of a bitblt model DXGI swapchain on the same window object.
- Creating then destroying a [VkSwapchainKHR](#) on a window object can effectively [SetPixelFormat](#) to a different format than the format chosen by an OpenGL application.
- Creating then destroying a [VkSwapchainKHR](#) on a window object on one [VkPhysicalDevice](#) can prevent [vkCreateSwapchainKHR](#) from succeeding on the same window object, but on a different [VkPhysicalDevice](#) that is associated with a different Vulkan ICD.

In all cases the problem can be worked around by creating a new window object.

Technical details include:

- Creating a DXGI swapchain over a window object can alter the object for the remainder of its lifetime. The alteration persists even after the DXGI swapchain has been destroyed. This alteration can make it impossible for a conformant Vulkan implementation to create a [VkSwapchainKHR](#) over the same window object. Mention of this alteration can be found in the remarks section of the MSDN documentation for [DXGI_SWAP_EFFECT](#).
- Calling GDI's [SetPixelFormat](#) (needed by OpenGL's WGL layer) on a window object alters the object for the remainder of its lifetime. The MSDN documentation for [SetPixelFormat](#) explains that a window object's pixel format can be set only one time.
- Creating a [VkSwapchainKHR](#) over a window object can alter the object for its remaining lifetime. Either of the above alterations may occur as a side effect of [vkCreateSwapchainKHR](#).

Version History

- Revision 1, 2015-09-23 (Jesse Hall)
 - Initial draft, based on the previous contents of VK_EXT_KHR_swapchain (later renamed VK_EXT_KHR_surface).
- Revision 2, 2015-10-02 (James Jones)
 - Added presentation support query for win32 desktops.
- Revision 3, 2015-10-26 (Ian Elliott)
 - Renamed from VK_EXT_KHR_win32_surface to VK_KHR_win32_surface.
- Revision 4, 2015-11-03 (Daniel Rakos)
 - Added allocation callbacks to vkCreateWin32SurfaceKHR.
- Revision 5, 2015-11-28 (Daniel Rakos)
 - Updated the surface create function to take a pCreateInfo structure.
- Revision 6, 2017-04-24 (Jeff Juliano)
 - Add issue 2 addressing reuse of a native window object in a different Graphics API, or by a

different Vulkan ICD.

VK_KHR_workgroup_memory_explicit_layout

Name String

VK_KHR_workgroup_memory_explicit_layout

Extension Type

Device extension

Registered Extension Number

337

Revision

1

Ratification Status

Ratified

Extension and Version Dependencies

[VK_KHR_get_physical_device_properties2](#)

or

[Vulkan Version 1.1](#)

SPIR-V Dependencies

- [SPV_KHR_workgroup_memory_explicit_layout](#)

Contact

- Caio Marcelo de Oliveira Filho [\[GitHub\]cmarcelo](#)

Other Extension Metadata

Last Modified Date

2020-06-01

IP Status

No known IP claims.

Interactions and External Dependencies

- This extension provides API support for [GL_EXT_shared_memory_block](#)

Contributors

- Caio Marcelo de Oliveira Filho, Intel
- Jeff Bolz, NVIDIA
- Graeme Leese, Broadcom
- Faith Ekstrand, Intel
- Daniel Koch, NVIDIA

Description

This extension adds Vulkan support for the `SPV_KHR_workgroup_memory_explicit_layout` SPIR-V extension, which allows shaders to explicitly define the layout of `Workgroup` storage class memory and create aliases between variables from that storage class in a compute shader.

The aliasing feature allows different “views” on the same data, so the shader can bulk copy data from another storage class using one type (e.g. an array of large vectors), and then use the data with a more specific type. It also enables reducing the amount of workgroup memory consumed by allowing the shader to alias data whose lifetimes do not overlap.

The explicit layout support and some form of aliasing is also required for layering OpenCL on top of Vulkan.

New Structures

- Extending `VkPhysicalDeviceFeatures2`, `VkDeviceCreateInfo`:
 - `VkPhysicalDeviceWorkgroupMemoryExplicitLayoutFeaturesKHR`

New Enum Constants

- `VK_KHR_WORKGROUP_MEMORY_EXPLICIT_LAYOUT_EXTENSION_NAME`
- `VK_KHR_WORKGROUP_MEMORY_EXPLICIT_LAYOUT_SPEC_VERSION`
- Extending `VkStructureType`:
 - `VK_STRUCTURE_TYPE_PHYSICAL_DEVICE_WORKGROUP_MEMORY_EXPLICIT_LAYOUT_FEATURES_KHR`

New SPIR-V Capabilities

- `WorkgroupMemoryExplicitLayoutKHR`
- `WorkgroupMemoryExplicitLayout8BitAccessKHR`
- `WorkgroupMemoryExplicitLayout16BitAccessKHR`

Version History

- Revision 1, 2020-06-01 (Caio Marcelo de Oliveira Filho)
 - Initial version

VK_KHR_xcb_surface

Name String

VK_KHR_xcb_surface

Extension Type

Instance extension

Registered Extension Number

6

Revision

6

Ratification Status

Ratified

Extension and Version Dependencies

[VK_KHR_surface](#)

Contact

- Jesse Hall [\[GitHub\]critsec](#)
- Ian Elliott [\[GitHub\]ianelliottus](#)

Other Extension Metadata

Last Modified Date

2015-11-28

IP Status

No known IP claims.

Contributors

- Patrick Doane, Blizzard
- Faith Ekstrand, Intel
- Ian Elliott, LunarG
- Courtney Goeltzenleuchter, LunarG
- Jesse Hall, Google
- James Jones, NVIDIA
- Antoine Labour, Google
- Jon Leech, Khronos
- David Mao, AMD
- Norbert Nopper, Freescale
- Alon Or-bach, Samsung

- Daniel Rakos, AMD
- Graham Sellers, AMD
- Ray Smith, ARM
- Jeff Vigil, Qualcomm
- Chia-I Wu, LunarG

Description

The `VK_KHR_xcb_surface` extension is an instance extension. It provides a mechanism to create a `VkSurfaceKHR` object (defined by the `VK_KHR_surface` extension) that refers to an X11 `Window`, using the XCB client-side library, as well as a query to determine support for rendering via XCB.

New Commands

- `vkCreateXcbSurfaceKHR`
- `vkGetPhysicalDeviceXcbPresentationSupportKHR`

New Structures

- `VkXcbSurfaceCreateInfoKHR`

New Bitmasks

- `VkXcbSurfaceCreateFlagsKHR`

New Enum Constants

- `VK_KHR_XCB_SURFACE_EXTENSION_NAME`
- `VK_KHR_XCB_SURFACE_SPEC_VERSION`
- Extending `VkStructureType`:
 - `VK_STRUCTURE_TYPE_XCB_SURFACE_CREATE_INFO_KHR`

Issues

1) Does XCB need a way to query for compatibility between a particular physical device and a specific screen? This would be a more general query than `vkGetPhysicalDeviceSurfaceSupportKHR`: If it returned `VK_TRUE`, then the physical device could be assumed to support presentation to any window on that screen.

RESOLVED: Yes, this is needed for toolkits that want to create a `VkDevice` before creating a window. To ensure the query is reliable, it must be made against a particular X visual rather than the screen in general.

Version History

- Revision 1, 2015-09-23 (Jesse Hall)
 - Initial draft, based on the previous contents of `VK_EXT_KHR_swapchain` (later renamed

VK_EXT_KHR_surface).

- Revision 2, 2015-10-02 (James Jones)
 - Added presentation support query for an (xcb_connection_t*, xcb_visualid_t) pair.
 - Removed “root” parameter from CreateXcbSurfaceKHR(), as it is redundant when a window on the same screen is specified as well.
 - Adjusted wording of issue #1 and added agreed upon resolution.
- Revision 3, 2015-10-14 (Ian Elliott)
 - Removed “root” parameter from CreateXcbSurfaceKHR() in one more place.
- Revision 4, 2015-10-26 (Ian Elliott)
 - Renamed from VK_EXT_KHR_xcb_surface to VK_KHR_xcb_surface.
- Revision 5, 2015-10-23 (Daniel Rakos)
 - Added allocation callbacks to vkCreateXcbSurfaceKHR.
- Revision 6, 2015-11-28 (Daniel Rakos)
 - Updated the surface create function to take a pCreateInfo structure.

VK_KHR_xlib_surface

Name String

VK_KHR_xlib_surface

Extension Type

Instance extension

Registered Extension Number

5

Revision

6

Ratification Status

Ratified

Extension and Version Dependencies

[VK_KHR_surface](#)

Contact

- Jesse Hall [\[GitHub\]](#)[critsec](#)
- Ian Elliott [\[GitHub\]](#)[ianelliottus](#)

Other Extension Metadata

Last Modified Date

2015-11-28

IP Status

No known IP claims.

Contributors

- Patrick Doane, Blizzard
- Faith Ekstrand, Intel
- Ian Elliott, LunarG
- Courtney Goeltzenleuchter, LunarG
- Jesse Hall, Google
- James Jones, NVIDIA
- Antoine Labour, Google
- Jon Leech, Khronos
- David Mao, AMD
- Norbert Nopper, Freescale
- Alon Or-bach, Samsung

- Daniel Rakos, AMD
- Graham Sellers, AMD
- Ray Smith, ARM
- Jeff Vigil, Qualcomm
- Chia-I Wu, LunarG

Description

The `VK_KHR_xlib_surface` extension is an instance extension. It provides a mechanism to create a `VkSurfaceKHR` object (defined by the `VK_KHR_surface` extension) that refers to an X11 `Window`, using the Xlib client-side library, as well as a query to determine support for rendering via Xlib.

New Commands

- `vkCreateXlibSurfaceKHR`
- `vkGetPhysicalDeviceXlibPresentationSupportKHR`

New Structures

- `VkXlibSurfaceCreateInfoKHR`

New Bitmasks

- `VkXlibSurfaceCreateFlagsKHR`

New Enum Constants

- `VK_KHR_XLIB_SURFACE_EXTENSION_NAME`
- `VK_KHR_XLIB_SURFACE_SPEC_VERSION`
- Extending `VkStructureType`:
 - `VK_STRUCTURE_TYPE_XLIB_SURFACE_CREATE_INFO_KHR`

Issues

1) Does X11 need a way to query for compatibility between a particular physical device and a specific screen? This would be a more general query than `vkGetPhysicalDeviceSurfaceSupportKHR`; if it returned `VK_TRUE`, then the physical device could be assumed to support presentation to any window on that screen.

RESOLVED: Yes, this is needed for toolkits that want to create a `VkDevice` before creating a window. To ensure the query is reliable, it must be made against a particular X visual rather than the screen in general.

Version History

- Revision 1, 2015-09-23 (Jesse Hall)
 - Initial draft, based on the previous contents of `VK_EXT_KHR_swapchain` (later renamed

VK_EXT_KHR_surface).

- Revision 2, 2015-10-02 (James Jones)
 - Added presentation support query for (Display*, VisualID) pair.
 - Removed “root” parameter from CreateXlibSurfaceKHR(), as it is redundant when a window on the same screen is specified as well.
 - Added appropriate X errors.
 - Adjusted wording of issue #1 and added agreed upon resolution.
- Revision 3, 2015-10-14 (Ian Elliott)
 - Renamed this extension from VK_EXT_KHR_x11_surface to VK_EXT_KHR_xlib_surface.
- Revision 4, 2015-10-26 (Ian Elliott)
 - Renamed from VK_EXT_KHR_xlib_surface to VK_KHR_xlib_surface.
- Revision 5, 2015-11-03 (Daniel Rakos)
 - Added allocation callbacks to vkCreateXlibSurfaceKHR.
- Revision 6, 2015-11-28 (Daniel Rakos)
 - Updated the surface create function to take a pCreateInfo structure.

VK_EXT_acquire_drm_display

Name String

VK_EXT_acquire_drm_display

Extension Type

Instance extension

Registered Extension Number

286

Revision

1

Ratification Status

Ratified

Extension and Version Dependencies

[VK_EXT_direct_mode_display](#)

Contact

- Drew DeVault sir@cmpwn.com

Other Extension Metadata

Last Modified Date

2021-06-09

IP Status

No known IP claims.

Contributors

- Simon Zeni, Status Holdings, Ltd.

Description

This extension allows an application to take exclusive control of a display using the Direct Rendering Manager (DRM) interface. When acquired, the display will be under full control of the application until the display is either released or the connector is unplugged.

New Commands

- [vkAcquireDrmDisplayEXT](#)
- [vkGetDrmDisplayEXT](#)

New Enum Constants

- [VK_EXT_ACQUIRE_DRM_DISPLAY_EXTENSION_NAME](#)

- `VK_EXT_ACQUIRE_DRM_DISPLAY_SPEC_VERSION`

Issues

None.

Version History

- Revision 1, 2021-05-11 (Simon Zeni)
 - Initial draft

VK_EXT_acquire_xlib_display

Name String

VK_EXT_acquire_xlib_display

Extension Type

Instance extension

Registered Extension Number

90

Revision

1

Ratification Status

Ratified

Extension and Version Dependencies

[VK_EXT_direct_mode_display](#)

Contact

- James Jones [\[GitHub\]](#)[cubanismo](#)

Other Extension Metadata

Last Modified Date

2016-12-13

IP Status

No known IP claims.

Contributors

- Dave Airlie, Red Hat
- Pierre Boudier, NVIDIA
- James Jones, NVIDIA
- Damien Leone, NVIDIA
- Pierre-Loup Griffais, Valve
- Liam Middlebrook, NVIDIA
- Daniel Vetter, Intel

Description

This extension allows an application to take exclusive control on a display currently associated with an X11 screen. When control is acquired, the display will be deassociated from the X11 screen until control is released or the specified display connection is closed. Essentially, the X11 screen will behave as if the monitor has been unplugged until control is released.

New Commands

- [vkAcquireXlibDisplayEXT](#)
- [vkGetRandROutputDisplayEXT](#)

New Enum Constants

- [VK_EXT_ACQUIRE_XLIB_DISPLAY_EXTENSION_NAME](#)
- [VK_EXT_ACQUIRE_XLIB_DISPLAY_SPEC_VERSION](#)

Issues

1) Should [vkAcquireXlibDisplayEXT](#) take an RandR display ID, or a Vulkan display handle as input?

RESOLVED: A Vulkan display handle. Otherwise there would be no way to specify handles to displays that had been prevented from being included in the X11 display list by some native platform or vendor-specific mechanism.

2) How does an application figure out which RandR display corresponds to a Vulkan display?

RESOLVED: A new function, [vkGetRandROutputDisplayEXT](#), is introduced for this purpose.

3) Should [vkGetRandROutputDisplayEXT](#) be part of this extension, or a general Vulkan / RandR or Vulkan / Xlib extension?

RESOLVED: To avoid yet another extension, include it in this extension.

Version History

- Revision 1, 2016-12-13 (James Jones)
 - Initial draft

VK_EXT_astc_decode_mode

Name String

VK_EXT_astc_decode_mode

Extension Type

Device extension

Registered Extension Number

68

Revision

1

Ratification Status

Ratified

Extension and Version Dependencies

[VK_KHR_get_physical_device_properties2](#)

or

[Vulkan Version 1.1](#)

Contact

- Jan-Harald Fredriksen [\[GitHub\]janharaldfredriksen-arm](#)

Other Extension Metadata

Last Modified Date

2018-08-07

Contributors

- Jan-Harald Fredriksen, Arm

Description

The existing specification requires that low dynamic range (LDR) ASTC textures are decompressed to FP16 values per component. In many cases, decompressing LDR textures to a lower precision intermediate result gives acceptable image quality. Source material for LDR textures is typically authored as 8-bit UNORM values, so decoding to FP16 values adds little value. On the other hand, reducing precision of the decoded result reduces the size of the decompressed data, potentially improving texture cache performance and saving power.

The goal of this extension is to enable this efficiency gain on existing ASTC texture data. This is achieved by giving the application the ability to select the intermediate decoding precision.

Three decoding options are provided:

- Decode to [VK_FORMAT_R16G16B16A16_SFLOAT](#) precision: This is the default, and matches the required behavior in the core API.

- Decode to [VK_FORMAT_R8G8B8A8_UNORM](#) precision: This is provided as an option in LDR mode.
- Decode to [VK_FORMAT_E5B9G9R9_UFLOAT_PACK32](#) precision: This is provided as an option in both LDR and HDR mode. In this mode, negative values cannot be represented and are clamped to zero. The alpha component is ignored, and the results are as if alpha was 1.0. This decode mode is optional and support can be queried via the physical device properties.

New Structures

- Extending [VkImageViewCreateInfo](#):
 - [VkImageViewASTCDecodeModeEXT](#)
- Extending [VkPhysicalDeviceFeatures2](#), [VkDeviceCreateInfo](#):
 - [VkPhysicalDeviceASTCDecodeFeaturesEXT](#)

New Enum Constants

- [VK_EXT_ASTC_DECODE_MODE_EXTENSION_NAME](#)
- [VK_EXT_ASTC_DECODE_MODE_SPEC_VERSION](#)
- Extending [VkStructureType](#):
 - [VK_STRUCTURE_TYPE_IMAGE_VIEW_ASTC_DECODE_MODE_EXT](#)
 - [VK_STRUCTURE_TYPE_PHYSICAL_DEVICE_ASTC_DECODE_FEATURES_EXT](#)

Issues

1) Are implementations allowed to decode at a higher precision than what is requested?

RESOLUTION: No.

If we allow this, then this extension could be exposed on all implementations that support ASTC.

But developers would have no way of knowing what precision was actually used, and thus whether the image quality is sufficient at reduced precision.

2) Should the decode mode be image view state and/or sampler state?

RESOLUTION: Image view state only.

Some implementations treat the different decode modes as different texture formats.

Example

Create an image view that decodes to [VK_FORMAT_R8G8B8A8_UNORM](#) precision:

```
VkImageViewASTCDecodeModeEXT decodeMode =
```



```

{
    .sType = VK_STRUCTURE_TYPE_IMAGE_VIEW_ASTC_DECODE_MODE_EXT,
    .pNext = NULL,
    .decodeMode = VK_FORMAT_R8G8B8A8_UNORM
};

VkImageViewCreateInfo createInfo =
{
    .sType = VK_STRUCTURE_TYPE_IMAGE_VIEW_CREATE_INFO,
    .pNext = &decodeMode,
    // flags, image, viewType set to application-desired values
    .format = VK_FORMAT_ASTC_8x8_UNORM_BLOCK,
    // components, subresourceRange set to application-desired values
};

VkImageView imageView;
VkResult result = vkCreateImageView(
    device,
    &createInfo,
    NULL,
    &imageView);

```

Version History

- Revision 1, 2018-08-07 (Jan-Harald Fredriksen)
 - Initial revision

VK_EXT_attachment_feedback_loop_dynamic_state

Name String

VK_EXT_attachment_feedback_loop_dynamic_state

Extension Type

Device extension

Registered Extension Number

525

Revision

1

Ratification Status

Ratified

Extension and Version Dependencies

[VK_KHR_get_physical_device_properties2](#)

or

[Vulkan Version 1.1](#)

and

[VK_EXT_attachment_feedback_loop_layout](#)

Special Uses

- [OpenGL / ES support](#)
- [D3D support](#)

Contact

- Mike Blumenkrantz [\[GitHub\]zmike](#)

Extension Proposal

[VK_EXT_attachment_feedback_loop_dynamic_state](#)

Other Extension Metadata

Last Modified Date

2023-04-28

IP Status

No known IP claims.

Contributors

- Mike Blumenkrantz, Valve
- Daniel Story, Nintendo
- Stu Smith, AMD
- Samuel Pitoiset, Valve

- Ricardo Garcia, Igalia

Description

This extension adds support for setting attachment feedback loops dynamically on command buffers.

New Commands

- [vkCmdSetAttachmentFeedbackLoopEnableEXT](#)

New Structures

- Extending [VkPhysicalDeviceFeatures2](#), [VkDeviceCreateInfo](#):
 - [VkPhysicalDeviceAttachmentFeedbackLoopDynamicStateFeaturesEXT](#)

New Enum Constants

- [VK_EXT_ATTACHMENT_FEEDBACK_LOOP_DYNAMIC_STATE_EXTENSION_NAME](#)
- [VK_EXT_ATTACHMENT_FEEDBACK_LOOP_DYNAMIC_STATE_SPEC_VERSION](#)
- Extending [VkDynamicState](#):
 - [VK_DYNAMIC_STATE_ATTACHMENT_FEEDBACK_LOOP_ENABLE_EXT](#)
- Extending [VkStructureType](#):
 - [VK_STRUCTURE_TYPE_PHYSICAL_DEVICE_ATTACHMENT_FEEDBACK_LOOP_DYNAMIC_STATE_FEATURES_EXT](#)

Version History

- Revision 1, 2023-04-28 (Mike Blumenkrantz)
 - Initial revision

VK_EXT_attachment_feedback_loop_layout

Name String

VK_EXT_attachment_feedback_loop_layout

Extension Type

Device extension

Registered Extension Number

340

Revision

2

Ratification Status

Ratified

Extension and Version Dependencies

[VK_KHR_get_physical_device_properties2](#)

or

[Vulkan Version 1.1](#)

Special Uses

- [OpenGL / ES support](#)
- [D3D support](#)

Contact

- Joshua Ashton [\[GitHub\]](#)Joshua-Ashton

Extension Proposal

[VK_EXT_attachment_feedback_loop_layout](#)

Other Extension Metadata

Last Modified Date

2022-04-04

IP Status

No known IP claims.

Contributors

- Joshua Ashton, Valve
- Faith Ekstrand, Collabora
- Bas Nieuwenhuizen, Google
- Samuel Iglesias Gonsálvez, Igalia
- Ralph Potter, Samsung
- Jan-Harald Fredriksen, Arm

- Ricardo Garcia, Igalia

Description

This extension adds a new image layout, [VK_IMAGE_LAYOUT_ATTACHMENT_FEEDBACK_LOOP_OPTIMAL_EXT](#), which allows applications to have an image layout in which they are able to both render to and sample/fetch from the same subresource of an image in a given render pass.

New Structures

- Extending [VkPhysicalDeviceFeatures2](#), [VkDeviceCreateInfo](#):
 - [VkPhysicalDeviceAttachmentFeedbackLoopLayoutFeaturesEXT](#)

New Enum Constants

- [VK_EXT_ATTACHMENT_FEEDBACK_LOOP_LAYOUT_EXTENSION_NAME](#)
- [VK_EXT_ATTACHMENT_FEEDBACK_LOOP_LAYOUT_SPEC_VERSION](#)
- Extending [VkDependencyFlagBits](#):
 - [VK_DEPENDENCY_FEEDBACK_LOOP_BIT_EXT](#)
- Extending [VkImageLayout](#):
 - [VK_IMAGE_LAYOUT_ATTACHMENT_FEEDBACK_LOOP_OPTIMAL_EXT](#)
- Extending [VkImageUsageFlagBits](#):
 - [VK_IMAGE_USAGE_ATTACHMENT_FEEDBACK_LOOP_BIT_EXT](#)
- Extending [VkPipelineCreateFlagBits](#):
 - [VK_PIPELINE_CREATE_COLOR_ATTACHMENT_FEEDBACK_LOOP_BIT_EXT](#)
 - [VK_PIPELINE_CREATE_DEPTH_STENCIL_ATTACHMENT_FEEDBACK_LOOP_BIT_EXT](#)
- Extending [VkStructureType](#):
 - [VK_STRUCTURE_TYPE_PHYSICAL_DEVICE_ATTACHMENT_FEEDBACK_LOOP_LAYOUT_FEATURES_EXT](#)

Version History

- Revision 2, 2022-04-04 (Joshua Ashton)
 - Renamed from VALVE to EXT.
- Revision 1, 2021-03-09 (Joshua Ashton)
 - Initial draft.

VK_EXT_blend_operation_advanced

Name String

VK_EXT_blend_operation_advanced

Extension Type

Device extension

Registered Extension Number

149

Revision

2

Ratification Status

Ratified

Extension and Version Dependencies

[VK_KHR_get_physical_device_properties2](#)

or

[Vulkan Version 1.1](#)

Contact

- Jeff Bolz [\[GitHub\]jeffbolznv](#)

Other Extension Metadata

Last Modified Date

2017-06-12

Contributors

- Jeff Bolz, NVIDIA

Description

This extension adds a number of “advanced” blending operations that **can** be used to perform new color blending operations, many of which are more complex than the standard blend modes provided by unextended Vulkan. This extension requires different styles of usage, depending on the level of hardware support and the enabled features:

- If [VkPhysicalDeviceBlendOperationAdvancedFeaturesEXT::advancedBlendCoherentOperations](#) is [VK_FALSE](#), the new blending operations are supported, but a memory dependency **must** separate each advanced blend operation on a given sample. [VK_ACCESS_COLOR_ATTACHMENT_READ_NONCOHERENT_BIT_EXT](#) is used to synchronize reads using advanced blend operations.
- If [VkPhysicalDeviceBlendOperationAdvancedFeaturesEXT::advancedBlendCoherentOperations](#) is [VK_TRUE](#), advanced blend operations obey primitive order just like basic blend operations.

In unextended Vulkan, the set of blending operations is limited, and **can** be expressed very simply.

The [VK_BLEND_OP_MIN](#) and [VK_BLEND_OP_MAX](#) blend operations simply compute component-wise minimums or maximums of source and destination color components. The [VK_BLEND_OP_ADD](#), [VK_BLEND_OP_SUBTRACT](#), and [VK_BLEND_OP_REVERSE_SUBTRACT](#) modes multiply the source and destination colors by source and destination factors and either add the two products together or subtract one from the other. This limited set of operations supports many common blending operations but precludes the use of more sophisticated transparency and blending operations commonly available in many dedicated imaging APIs.

This extension provides a number of new “advanced” blending operations. Unlike traditional blending operations using [VK_BLEND_OP_ADD](#), these blending equations do not use source and destination factors specified by [VkBlendFactor](#). Instead, each blend operation specifies a complete equation based on the source and destination colors. These new blend operations are used for both RGB and alpha components; they **must** not be used to perform separate RGB and alpha blending (via different values of color and alpha [VkBlendOp](#)).

These blending operations are performed using premultiplied colors, where RGB colors **can** be considered premultiplied or non-premultiplied by alpha, according to the [srcPremultiplied](#) and [dstPremultiplied](#) members of [VkPipelineColorBlendAdvancedStateCreateInfoEXT](#). If a color is considered non-premultiplied, the (R,G,B) color components are multiplied by the alpha component prior to blending. For non-premultiplied color components in the range [0,1], the corresponding premultiplied color component would have values in the range $[0 \times A, 1 \times A]$.

Many of these advanced blending equations are formulated where the result of blending source and destination colors with partial coverage have three separate contributions: from the portions covered by both the source and the destination, from the portion covered only by the source, and from the portion covered only by the destination. The blend parameter [VkPipelineColorBlendAdvancedStateCreateInfoEXT::blendOverlap](#) **can** be used to specify a correlation between source and destination pixel coverage. If set to [VK_BLEND_OVERLAP_CONJOINT_EXT](#), the source and destination are considered to have maximal overlap, as would be the case if drawing two objects on top of each other. If set to [VK_BLEND_OVERLAP_DISJOINT_EXT](#), the source and destination are considered to have minimal overlap, as would be the case when rendering a complex polygon tessellated into individual non-intersecting triangles. If set to [VK_BLEND_OVERLAP_UNCORRELATED_EXT](#), the source and destination coverage are assumed to have no spatial correlation within the pixel.

In addition to the coherency issues on implementations not supporting [advancedBlendCoherentOperations](#), this extension has several limitations worth noting. First, the new blend operations have a limit on the number of color attachments they **can** be used with, as indicated by [VkPhysicalDeviceBlendOperationAdvancedPropertiesEXT::advancedBlendMaxColorAttachments](#). Additionally, blending precision **may** be limited to 16-bit floating-point, which **may** result in a loss of precision and dynamic range for framebuffer formats with 32-bit floating-point components, and in a loss of precision for formats with 12- and 16-bit signed or unsigned normalized integer components.

New Structures

- Extending [VkPhysicalDeviceFeatures2](#), [VkDeviceCreateInfo](#):
 - [VkPhysicalDeviceBlendOperationAdvancedFeaturesEXT](#)

- Extending [VkPhysicalDeviceProperties2](#):
 - [VkPhysicalDeviceBlendOperationAdvancedPropertiesEXT](#)
- Extending [VkPipelineColorBlendStateCreateInfo](#):
 - [VkPipelineColorBlendAdvancedStateCreateInfoEXT](#)

New Enums

- [VkBlendOverlapEXT](#)

New Enum Constants

- [VK_EXT_BLEND_OPERATION_ADVANCED_EXTENSION_NAME](#)
- [VK_EXT_BLEND_OPERATION_ADVANCED_SPEC_VERSION](#)
- Extending [VkAccessFlagBits](#):
 - [VK_ACCESS_COLOR_ATTACHMENT_READ_NONCOHERENT_BIT_EXT](#)
- Extending [VkBlendOp](#):
 - [VK_BLEND_OP_BLUE_EXT](#)
 - [VK_BLEND_OP_COLORBURN_EXT](#)
 - [VK_BLEND_OP_COLORDODGE_EXT](#)
 - [VK_BLEND_OP_CONTRAST_EXT](#)
 - [VK_BLEND_OP_DARKEN_EXT](#)
 - [VK_BLEND_OP_DIFFERENCE_EXT](#)
 - [VK_BLEND_OP_DST_ATOP_EXT](#)
 - [VK_BLEND_OP_DST_EXT](#)
 - [VK_BLEND_OP_DST_IN_EXT](#)
 - [VK_BLEND_OP_DST_OUT_EXT](#)
 - [VK_BLEND_OP_DST_OVER_EXT](#)
 - [VK_BLEND_OP_EXCLUSION_EXT](#)
 - [VK_BLEND_OP_GREEN_EXT](#)
 - [VK_BLEND_OP_HARDLIGHT_EXT](#)
 - [VK_BLEND_OP_HARDMIX_EXT](#)
 - [VK_BLEND_OP_HSL_COLOR_EXT](#)
 - [VK_BLEND_OP_HSL_HUE_EXT](#)
 - [VK_BLEND_OP_HSL_LUMINOSITY_EXT](#)
 - [VK_BLEND_OP_HSL_SATURATION_EXT](#)
 - [VK_BLEND_OP_INVERT_EXT](#)
 - [VK_BLEND_OP_INVERT_OVG_EXT](#)

- VK_BLEND_OP_INVERT_RGB_EXT
- VK_BLEND_OP_LIGHTEN_EXT
- VK_BLEND_OP_LINEARBURN_EXT
- VK_BLEND_OP_LINEARDODGE_EXT
- VK_BLEND_OP_LINEARLIGHT_EXT
- VK_BLEND_OP_MINUS_CLAMPED_EXT
- VK_BLEND_OP_MINUS_EXT
- VK_BLEND_OP_MULTIPLY_EXT
- VK_BLEND_OP_OVERLAY_EXT
- VK_BLEND_OP_PINLIGHT_EXT
- VK_BLEND_OP_PLUS_CLAMPED_ALPHA_EXT
- VK_BLEND_OP_PLUS_CLAMPED_EXT
- VK_BLEND_OP_PLUS_DARKER_EXT
- VK_BLEND_OP_PLUS_EXT
- VK_BLEND_OP_RED_EXT
- VK_BLEND_OP_SCREEN_EXT
- VK_BLEND_OP_SOFTLIGHT_EXT
- VK_BLEND_OP_SRC_ATOP_EXT
- VK_BLEND_OP_SRC_EXT
- VK_BLEND_OP_SRC_IN_EXT
- VK_BLEND_OP_SRC_OUT_EXT
- VK_BLEND_OP_SRC_OVER_EXT
- VK_BLEND_OP_VIVIDLIGHT_EXT
- VK_BLEND_OP_XOR_EXT
- VK_BLEND_OP_ZERO_EXT
- Extending VkStructureType:
 - VK_STRUCTURE_TYPE_PHYSICAL_DEVICE_BLEND_OPERATION_ADVANCED_FEATURES_EXT
 - VK_STRUCTURE_TYPE_PHYSICAL_DEVICE_BLEND_OPERATION_ADVANCED_PROPERTIES_EXT
 - VK_STRUCTURE_TYPE_PIPELINE_COLOR_BLEND_ADVANCED_STATE_CREATE_INFO_EXT

Issues

None.

Version History

- Revision 1, 2017-06-12 (Jeff Bolz)
 - Internal revisions
- Revision 2, 2017-06-12 (Jeff Bolz)
 - Internal revisions

VK_EXT_border_color_swizzle

Name String

VK_EXT_border_color_swizzle

Extension Type

Device extension

Registered Extension Number

412

Revision

1

Ratification Status

Ratified

Extension and Version Dependencies

[VK_EXT_custom_border_color](#)

Special Uses

- [OpenGL / ES support](#)
- [D3D support](#)

Contact

- Piers Daniell [\[GitHub\]](#)[pdaniell-nv](#)

Other Extension Metadata

Last Modified Date

2021-10-12

IP Status

No known IP claims.

Contributors

- Graeme Leese, Broadcom
- Jan-Harald Fredriksen, Arm
- Ricardo Garcia, Igalia
- Shahbaz Youssefi, Google
- Stu Smith, AMD

Description

After the publication of [VK_EXT_custom_border_color](#), it was discovered that some implementations had undefined behavior when combining a sampler that uses a custom border color with image views whose component mapping is not the identity mapping.

Since `VK_EXT_custom_border_color` has already shipped, this new extension `VK_EXT_border_color_swizzle` was created to define the interaction between custom border colors and non-identity image view swizzles, and provide a work-around for implementations that must pre-swizzle the sampler border color to match the image view component mapping it is combined with.

This extension also defines the behavior between samplers with an opaque black border color and image views with a non-identity component swizzle, which was previously left undefined.

New Structures

- Extending [VkPhysicalDeviceFeatures2](#), [VkDeviceCreateInfo](#):
 - [VkPhysicalDeviceBorderColorSwizzleFeaturesEXT](#)
- Extending [VkSamplerCreateInfo](#):
 - [VkSamplerBorderColorComponentMappingCreateInfoEXT](#)

New Enum Constants

- [VK_EXT_BORDER_COLOR_SWIZZLE_EXTENSION_NAME](#)
- [VK_EXT_BORDER_COLOR_SWIZZLE_SPEC_VERSION](#)
- Extending [VkStructureType](#):
 - [VK_STRUCTURE_TYPE_PHYSICAL_DEVICE_BORDER_COLOR_SWIZZLE_FEATURES_EXT](#)
 - [VK_STRUCTURE_TYPE_SAMPLER_BORDER_COLOR_COMPONENT_MAPPING_CREATE_INFO_EXT](#)

Issues

None.

Version History

- Revision 1, 2021-10-12 (Piers Daniell)
 - Internal revisions.

VK_EXT_color_write_enable

Name String

VK_EXT_color_write_enable

Extension Type

Device extension

Registered Extension Number

382

Revision

1

Ratification Status

Ratified

Extension and Version Dependencies

[VK_KHR_get_physical_device_properties2](#)

or

[Vulkan Version 1.1](#)

Contact

- Sharif Elcott [\[GitHub\]](#)[selcott](#)

Other Extension Metadata

Last Modified Date

2020-02-25

IP Status

No known IP claims.

Contributors

- Sharif Elcott, Google
- Tobias Hector, AMD
- Piers Daniell, NVIDIA

Description

This extension allows for selectively enabling and disabling writes to output color attachments via a pipeline dynamic state.

The intended use cases for this new state are mostly identical to those of `colorWriteMask`, such as selectively disabling writes to avoid feedback loops between subpasses or bandwidth savings for unused outputs. By making the state dynamic, one additional benefit is the ability to reduce pipeline counts and pipeline switching via shaders that write a superset of the desired data of which subsets are selected dynamically. The reason for a new state, `colorWriteEnable`, rather than

making `colorWriteMask` dynamic is that, on many implementations, the more flexible per-component semantics of the `colorWriteMask` state cannot be made dynamic in a performant manner.

New Commands

- [vkCmdSetColorWriteEnableEXT](#)

New Structures

- Extending [VkPhysicalDeviceFeatures2](#), [VkDeviceCreateInfo](#):
 - [VkPhysicalDeviceColorWriteEnableFeaturesEXT](#)
- Extending [VkPipelineColorBlendStateCreateInfo](#):
 - [VkPipelineColorWriteCreateInfoEXT](#)

New Enum Constants

- [VK_EXT_COLOR_WRITE_ENABLE_EXTENSION_NAME](#)
- [VK_EXT_COLOR_WRITE_ENABLE_SPEC_VERSION](#)
- Extending [VkDynamicState](#):
 - [VK_DYNAMIC_STATE_COLOR_WRITE_ENABLE_EXT](#)
- Extending [VkStructureType](#):
 - [VK_STRUCTURE_TYPE_PHYSICAL_DEVICE_COLOR_WRITE_ENABLE_FEATURES_EXT](#)
 - [VK_STRUCTURE_TYPE_PIPELINE_COLOR_WRITE_CREATE_INFO_EXT](#)

Version History

- Revision 1, 2020-01-25 (Sharif Elcott)
 - Internal revisions

VK_EXT_conditional_rendering

Name String

VK_EXT_conditional_rendering

Extension Type

Device extension

Registered Extension Number

82

Revision

2

Ratification Status

Ratified

Extension and Version Dependencies

[VK_KHR_get_physical_device_properties2](#)

or

[Vulkan Version 1.1](#)

Contact

- Vikram Kushwaha [[GitHub](#)][vkushwaha](#)

Other Extension Metadata

Last Modified Date

2018-05-21

IP Status

No known IP claims.

Contributors

- Vikram Kushwaha, NVIDIA
- Daniel Rakos, AMD
- Jesse Hall, Google
- Jeff Bolz, NVIDIA
- Piers Daniell, NVIDIA
- Stuart Smith, Imagination Technologies

Description

This extension allows the execution of one or more rendering commands to be conditional on a value in buffer memory. This may help an application reduce the latency by conditionally discarding rendering commands without application intervention. The conditional rendering commands are limited to draws, compute dispatches and clearing attachments within a conditional

rendering block.

New Commands

- [vkCmdBeginConditionalRenderingEXT](#)
- [vkCmdEndConditionalRenderingEXT](#)

New Structures

- [VkConditionalRenderingBeginInfoEXT](#)
- Extending [VkCommandBufferInheritanceInfo](#):
 - [VkCommandBufferInheritanceConditionalRenderingInfoEXT](#)
- Extending [VkPhysicalDeviceFeatures2](#), [VkDeviceCreateInfo](#):
 - [VkPhysicalDeviceConditionalRenderingFeaturesEXT](#)

New Enums

- [VkConditionalRenderingFlagBitsEXT](#)

New Bitmasks

- [VkConditionalRenderingFlagsEXT](#)

New Enum Constants

- [VK_EXT_CONDITIONAL_RENDERING_EXTENSION_NAME](#)
- [VK_EXT_CONDITIONAL_RENDERING_SPEC_VERSION](#)
- Extending [VkAccessFlagBits](#):
 - [VK_ACCESS_CONDITIONAL_RENDERING_READ_BIT_EXT](#)
- Extending [VkBufferUsageFlagBits](#):
 - [VK_BUFFER_USAGE_CONDITIONAL_RENDERING_BIT_EXT](#)
- Extending [VkPipelineStageFlagBits](#):
 - [VK_PIPELINE_STAGE_CONDITIONAL_RENDERING_BIT_EXT](#)
- Extending [VkStructureType](#):
 - [VK_STRUCTURE_TYPE_COMMAND_BUFFER_INHERITANCE_CONDITIONAL_RENDERING_INFO_EXT](#)
 - [VK_STRUCTURE_TYPE_CONDITIONAL_RENDERING_BEGIN_INFO_EXT](#)
 - [VK_STRUCTURE_TYPE_PHYSICAL_DEVICE_CONDITIONAL_RENDERING_FEATURES_EXT](#)

Issues

1) Should conditional rendering affect copy and blit commands?

RESOLVED: Conditional rendering should not affect copies and blits.

2) Should secondary command buffers be allowed to execute while conditional rendering is active in the primary command buffer?

RESOLVED: The rendering commands in secondary command buffer will be affected by an active conditional rendering in primary command buffer if the `conditionalRenderingEnable` is set to `VK_TRUE`. Conditional rendering **must** not be active in the primary command buffer if `conditionalRenderingEnable` is `VK_FALSE`.

Examples

None.

Version History

- Revision 1, 2018-04-19 (Vikram Kushwaha)
 - First Version
- Revision 2, 2018-05-21 (Vikram Kushwaha)
 - Add new pipeline stage, access flags and limit conditional rendering to a subpass or entire render pass.

VK_EXT_conservative_rasterization

Name String

VK_EXT_conservative_rasterization

Extension Type

Device extension

Registered Extension Number

102

Revision

1

Ratification Status

Ratified

Extension and Version Dependencies

[VK_KHR_get_physical_device_properties2](#)

or

[Vulkan Version 1.1](#)

SPIR-V Dependencies

- [SPV_EXT_fragment_fully_covered](#)

Contact

- Piers Daniell [[GitHub](#)][pdaniell-nv](#)

Other Extension Metadata

Last Modified Date

2020-06-09

Interactions and External Dependencies

- This extension requires [SPV_EXT_fragment_fully_covered](#) if the [VkPhysicalDeviceConservativeRasterizationPropertiesEXT::fullyCoveredFragmentShaderInputVariable](#) feature is used.
- This extension requires [SPV_KHR_post_depth_coverage](#) if the [VkPhysicalDeviceConservativeRasterizationPropertiesEXT::conservativeRasterizationPostDepthCoverage](#) feature is used.
- This extension provides API support for [GL_NV_conservative_raster_underestimation](#) if the [VkPhysicalDeviceConservativeRasterizationPropertiesEXT::fullyCoveredFragmentShaderInputVariable](#) feature is used.

Contributors

- Daniel Koch, NVIDIA
- Daniel Rakos, AMD

- Jeff Bolz, NVIDIA
- Slawomir Grajewski, Intel
- Stu Smith, Imagination Technologies

Description

This extension adds a new rasterization mode called conservative rasterization. There are two modes of conservative rasterization; overestimation and underestimation.

When overestimation is enabled, if any part of the primitive, including its edges, covers any part of the rectangular pixel area, including its sides, then a fragment is generated with all coverage samples turned on. This extension allows for some variation in implementations by accounting for differences in overestimation, where the generating primitive size is increased at each of its edges by some sub-pixel amount to further increase conservative pixel coverage. Implementations can allow the application to specify an extra overestimation beyond the base overestimation the implementation already does. It also allows implementations to either cull degenerate primitives or rasterize them.

When underestimation is enabled, fragments are only generated if the rectangular pixel area is fully covered by the generating primitive. If supported by the implementation, when a pixel rectangle is fully covered the fragment shader input variable builtin called FullyCoveredEXT is set to true. The shader variable works in either overestimation or underestimation mode.

Implementations can process degenerate triangles and lines by either discarding them or generating conservative fragments for them. Degenerate triangles are those that end up with zero area after the rasterizer quantizes them to the fixed-point pixel grid. Degenerate lines are those with zero length after quantization.

New Structures

- Extending [VkPhysicalDeviceProperties2](#):
 - [VkPhysicalDeviceConservativeRasterizationPropertiesEXT](#)
- Extending [VkPipelineRasterizationStateCreateInfo](#):
 - [VkPipelineRasterizationConservativeStateCreateInfoEXT](#)

New Enums

- [VkConservativeRasterizationModeEXT](#)

New Bitmasks

- [VkPipelineRasterizationConservativeStateCreateFlagsEXT](#)

New Enum Constants

- [VK_EXT_CONSERVATIVE_RASTERIZATION_EXTENSION_NAME](#)
- [VK_EXT_CONSERVATIVE_RASTERIZATION_SPEC_VERSION](#)

- Extending [VkStructureType](#):
 - [VK_STRUCTURE_TYPE_PHYSICAL_DEVICE_CONSERVATIVE_RASTERIZATION_PROPERTIES_EXT](#)
 - [VK_STRUCTURE_TYPE_PIPELINE_RASTERIZATION_CONSERVATIVE_STATE_CREATE_INFO_EXT](#)

New Built-In Variables

- [FullyCoveredEXT](#)

New SPIR-V Capabilities

- [FragmentFullyCoveredEXT](#)

Version History

- Revision 1.1, 2020-09-06 (Piers Daniell)
 - Add missing SPIR-V and GLSL dependencies.
- Revision 1, 2017-08-28 (Piers Daniell)
 - Internal revisions

VK_EXT_custom_border_color

Name String

VK_EXT_custom_border_color

Extension Type

Device extension

Registered Extension Number

288

Revision

12

Ratification Status

Ratified

Extension and Version Dependencies

[VK_KHR_get_physical_device_properties2](#)

or

[Vulkan Version 1.1](#)

Special Uses

- [OpenGL / ES support](#)
- [D3D support](#)

Contact

- Liam Middlebrook [\[GitHub\]liam-middlebrook](#)

Other Extension Metadata

Last Modified Date

2020-04-16

IP Status

No known IP claims.

Contributors

- Joshua Ashton, Valve
- Hans-Kristian Arntzen, Valve
- Philip Rebohle, Valve
- Liam Middlebrook, NVIDIA
- Jeff Bolz, NVIDIA
- Tobias Hector, AMD
- Faith Ekstrand, Intel
- Spencer Fricke, Samsung Electronics

- Graeme Leese, Broadcom
- Jesse Hall, Google
- Jan-Harald Fredriksen, ARM
- Tom Olson, ARM
- Stuart Smith, Imagination Technologies
- Donald Scorgie, Imagination Technologies
- Alex Walters, Imagination Technologies
- Peter Quayle, Imagination Technologies

Description

This extension provides cross-vendor functionality to specify a custom border color for use when the sampler address mode `VK_SAMPLER_ADDRESS_MODE_CLAMP_TO_BORDER` is used.

To create a sampler which uses a custom border color set `VkSamplerCreateInfo::borderColor` to one of:

- `VK_BORDER_COLOR_FLOAT_CUSTOM_EXT`
- `VK_BORDER_COLOR_INT_CUSTOM_EXT`

When `VK_BORDER_COLOR_FLOAT_CUSTOM_EXT` or `VK_BORDER_COLOR_INT_CUSTOM_EXT` is used, applications must provide a `VkSamplerCustomBorderColorCreateInfoEXT` in the `pNext` chain for `VkSamplerCreateInfo`.

New Structures

- Extending `VkPhysicalDeviceFeatures2`, `VkDeviceCreateInfo`:
 - `VkPhysicalDeviceCustomBorderColorFeaturesEXT`
- Extending `VkPhysicalDeviceProperties2`:
 - `VkPhysicalDeviceCustomBorderColorPropertiesEXT`
- Extending `VkSamplerCreateInfo`:
 - `VkSamplerCustomBorderColorCreateInfoEXT`

New Enum Constants

- `VK_EXT_CUSTOM_BORDER_COLOR_EXTENSION_NAME`
- `VK_EXT_CUSTOM_BORDER_COLOR_SPEC_VERSION`
- Extending `VkBorderColor`:
 - `VK_BORDER_COLOR_FLOAT_CUSTOM_EXT`
 - `VK_BORDER_COLOR_INT_CUSTOM_EXT`
- Extending `VkStructureType`:
 - `VK_STRUCTURE_TYPE_PHYSICAL_DEVICE_CUSTOM_BORDER_COLOR_FEATURES_EXT`

- [VK_STRUCTURE_TYPE_PHYSICAL_DEVICE_CUSTOM_BORDER_COLOR_PROPERTIES_EXT](#)
- [VK_STRUCTURE_TYPE_SAMPLER_CUSTOM_BORDER_COLOR_CREATE_INFO_EXT](#)

Issues

1) Should `VkClearColorValue` be used for the border color value, or should we have our own struct/union? Do we need to specify the type of the input values for the components? This is more of a concern if `VkClearColorValue` is used here because it provides a union of float,int,uint types.

RESOLVED: Will reuse existing `VkClearColorValue` structure in order to easily take advantage of float,int,uint border color types.

2) For hardware which supports a limited number of border colors what happens if that number is exceeded? Should this be handled by the driver unbeknownst to the application? In Revision 1 we had solved this issue using a new Object type, however that may have lead to additional system resource consumption which would otherwise not be required.

RESOLVED: Added `VkPhysicalDeviceCustomBorderColorPropertiesEXT::maxCustomBorderColorSamplers` for tracking implementation-specific limit, and Valid Usage statement handling overflow.

3) Should this be supported for immutable samplers at all, or by a feature bit? Some implementations may not be able to support custom border colors on immutable samplers—is it worthwhile enabling this to work on them for implementations that can support it, or forbidding it entirely.

RESOLVED: Samplers created with a custom border color are forbidden from being immutable. This resolves concerns for implementations where the custom border color is an index to a LUT instead of being directly embedded into sampler state.

4) Should `UINT` and `SINT` (unsigned integer and signed integer) border color types be separated or should they be combined into one generic `INT` (integer) type?

RESOLVED: Separating these does not make much sense as the existing fixed border color types do not have this distinction, and there is no reason in hardware to do so. This separation would also create unnecessary work and considerations for the application.

Version History

- Revision 1, 2019-10-10 (Joshua Ashton)
 - Internal revisions.
- Revision 2, 2019-10-11 (Liam Middlebrook)
 - Remove `VkCustomBorderColor` object and associated functions
 - Add issues concerning HW limitations for custom border color count
- Revision 3, 2019-10-12 (Joshua Ashton)
 - Re-expose the limits for the maximum number of unique border colors
 - Add extra details about border color tracking
 - Fix typos

- Revision 4, 2019-10-12 (Joshua Ashton)
 - Changed maxUniqueCustomBorderColors to a uint32_t from a VkDeviceSize
- Revision 5, 2019-10-14 (Liam Middlebrook)
 - Added features bit
- Revision 6, 2019-10-15 (Joshua Ashton)
 - Type-ize VK_BORDER_COLOR_CUSTOM
 - Fix const-ness on pNext of VkSamplerCustomBorderColorCreateInfoEXT
- Revision 7, 2019-11-26 (Liam Middlebrook)
 - Renamed maxUniqueCustomBorderColors to maxCustomBorderColors
- Revision 8, 2019-11-29 (Joshua Ashton)
 - Renamed borderColor member of VkSamplerCustomBorderColorCreateInfoEXT to customBorderColor
- Revision 9, 2020-02-19 (Joshua Ashton)
 - Renamed maxCustomBorderColors to maxCustomBorderColorSamplers
- Revision 10, 2020-02-21 (Joshua Ashton)
 - Added format to VkSamplerCustomBorderColorCreateInfoEXT and feature bit
- Revision 11, 2020-04-07 (Joshua Ashton)
 - Dropped UINT/SINT border color differences, consolidated types
- Revision 12, 2020-04-16 (Joshua Ashton)
 - Renamed VK_BORDER_COLOR_CUSTOM_FLOAT_EXT to VK_BORDER_COLOR_FLOAT_CUSTOM_EXT for consistency

VK_EXT_custom_resolve

Name String

VK_EXT_custom_resolve

Extension Type

Device extension

Registered Extension Number

629

Revision

1

Ratification Status

Ratified

Extension and Version Dependencies

[VK_KHR_get_physical_device_properties2](#)

or

[Vulkan Version 1.1](#)

API Interactions

- Interacts with [VK_VERSION_1_3](#)
- Interacts with [VK_KHR_dynamic_rendering](#)

Contact

- Mike Blumenkrantz [\[GitHub\]](#)zmike

Extension Proposal

[VK_EXT_custom_resolve](#)

Other Extension Metadata

Last Modified Date

2025-05-13

IP Status

No known IP claims.

Interactions and External Dependencies

- This extension interacts with [VK_KHR_dynamic_rendering](#)
- This extension interacts with [VK_EXT_dynamic_rendering_unused_attachments](#)
- This extension interacts with [VK_EXT_fragment_density_map](#)
- This extension interacts with [VK_EXT_graphics_pipeline_library](#)
- This extension interacts with [VK_EXT_shader_object](#)

Contributors

- Mike Blumenkrantz, Valve
- Connor Abbott, Valve
- Samuel Pitoiset, Valve
- Matthew Netsch, Qualcomm
- Jan-Harald Fredriksen, ARM
- Ting Wei, ARM
- Ricardo Garcia, Igalia
- Spencer Fricke, LunarG
- Piers Daniell, Nvidia

Description

This extension provides functionality for using shaders to resolve multisample rendering attachments.

It builds upon mechanics introduced by [VK_QCOM_render_pass_shader_resolve](#), additionally adding support for dynamic rendering.

New Commands

If [VK_KHR_dynamic_rendering](#) or [Vulkan Version 1.3](#) is supported:

- [vkCmdBeginCustomResolveEXT](#)

New Structures

- Extending [VkPhysicalDeviceFeatures2](#), [VkDeviceCreateInfo](#):
 - [VkPhysicalDeviceCustomResolveFeaturesEXT](#)

If [VK_KHR_dynamic_rendering](#) or [Vulkan Version 1.3](#) is supported:

- [VkBeginCustomResolveInfoEXT](#)
- Extending [VkGraphicsPipelineCreateInfo](#), [VkCommandBufferInheritanceInfo](#), [VkShaderCreateInfoEXT](#):
 - [VkCustomResolveCreateInfoEXT](#)

New Enum Constants

- [VK_EXT_CUSTOM_RESOLVE_EXTENSION_NAME](#)
- [VK_EXT_CUSTOM_RESOLVE_SPEC_VERSION](#)
- Extending [VkStructureType](#):
 - [VK_STRUCTURE_TYPE_PHYSICAL_DEVICE_CUSTOM_RESOLVE_FEATURES_EXT](#)
- Extending [VkSubpassDescriptionFlagBits](#):

- [VK_SUBPASS_DESCRIPTION_CUSTOM_RESOLVE_BIT_EXT](#)
- [VK_SUBPASS_DESCRIPTION_FRAGMENT_REGION_BIT_EXT](#)

If [VK_KHR_dynamic_rendering](#) or Vulkan Version 1.3 is supported:

- Extending [VkRenderingFlagBits](#):
 - [VK_RENDERING_CUSTOM_RESOLVE_BIT_EXT](#)
 - [VK_RENDERING_FRAGMENT_REGION_BIT_EXT](#)
- Extending [VkResolveModeFlagBits](#):
 - [VK_RESOLVE_MODE_CUSTOM_BIT_EXT](#)
- Extending [VkStructureType](#):
 - [VK_STRUCTURE_TYPE_BEGIN_CUSTOM_RESOLVE_INFO_EXT](#)
 - [VK_STRUCTURE_TYPE_CUSTOM_RESOLVE_CREATE_INFO_EXT](#)

Issues

1) How will this work with shader objects?

Some vendors emit an epilog at the end of the FS that stores each color/depth/stencil attachment to the appropriate tilebuffer location, and to do that they need to know the layout of the tilebuffer which depends on the attachment formats/sample counts. We agreed that for shader object the FS epilog is emitted dynamically when the draw happens.

Version History

- Revision 1, 2025-05-13 (Mike Blumenkrantz)
 - Initial draft

VK_EXT_debug_utils

Name String

VK_EXT_debug_utils

Extension Type

Instance extension

Registered Extension Number

129

Revision

2

Ratification Status

Ratified

Extension and Version Dependencies

None

Special Use

- [Debugging tools](#)

Contact

- Mark Young [\[GitHub\]marky-lunarg](#)

Other Extension Metadata

Last Modified Date

2020-04-03

Revision

2

IP Status

No known IP claims.

Dependencies

- This extension is written against version 1.0 of the Vulkan API.
- Requires [VkObjectType](#)

Contributors

- Mark Young, LunarG
- Baldur Karlsson
- Ian Elliott, Google
- Courtney Goeltzenleuchter, Google
- Karl Schultz, LunarG

- Mark Lobodzinski, LunarG
- Mike Schuchardt, LunarG
- Jaakko Konttinen, AMD
- Dan Ginsburg, Valve Software
- Rolando Olivares, Epic Games
- Dan Baker, Oxide Games
- Kyle Spagnoli, NVIDIA
- Jon Ashburn, LunarG
- Piers Daniell, NVIDIA

Description

Due to the nature of the Vulkan interface, there is very little error information available to the developer and application. By using the [VK_EXT_debug_utils](#) extension, developers **can** obtain more information. When combined with validation layers, even more detailed feedback on the application's use of Vulkan will be provided.

This extension provides the following capabilities:

- The ability to create a debug messenger which will pass along debug messages to an application supplied callback.
- The ability to identify specific Vulkan objects using a name or tag to improve tracking.
- The ability to identify specific sections within a [VkQueue](#) or [VkCommandBuffer](#) using labels to aid organization and offline analysis in external tools.

The main difference between this extension and [VK_EXT_debug_report](#) and [VK_EXT_debug_marker](#) is that those extensions use [VkDebugReportObjectTypeEXT](#) to identify objects. This extension uses the core [VkObjectType](#) in place of [VkDebugReportObjectTypeEXT](#). The primary reason for this move is that no future object type handle enumeration values will be added to [VkDebugReportObjectTypeEXT](#) since the creation of [VkObjectType](#).

In addition, this extension combines the functionality of both [VK_EXT_debug_report](#) and [VK_EXT_debug_marker](#) by allowing object name and debug markers (now called labels) to be returned to the application's callback function. This should assist in clarifying the details of a debug message including: what objects are involved and potentially which location within a [VkQueue](#) or [VkCommandBuffer](#) the message occurred.

New Object Types

- [VkDebugUtilsMessengerEXT](#)

New Commands

- [vkCmdBeginDebugUtilsLabelEXT](#)
- [vkCmdEndDebugUtilsLabelEXT](#)

- [vkCmdInsertDebugUtilsLabelEXT](#)
- [vkCreateDebugUtilsMessengerEXT](#)
- [vkDestroyDebugUtilsMessengerEXT](#)
- [vkQueueBeginDebugUtilsLabelEXT](#)
- [vkQueueEndDebugUtilsLabelEXT](#)
- [vkQueueInsertDebugUtilsLabelEXT](#)
- [vkSetDebugUtilsObjectNameEXT](#)
- [vkSetDebugUtilsObjectTagEXT](#)
- [vkSubmitDebugUtilsMessageEXT](#)

New Structures

- [VkDebugUtilsLabelEXT](#)
- [VkDebugUtilsMessengerCallbackDataEXT](#)
- [VkDebugUtilsObjectTagInfoEXT](#)
- Extending [VkInstanceCreateInfo](#):
 - [VkDebugUtilsMessengerCreateInfoEXT](#)
- Extending [VkPipelineShaderStageCreateInfo](#), [VkResourceDescriptorInfoEXT](#), [VkSamplerCreateInfo](#):
 - [VkDebugUtilsObjectNameInfoEXT](#)

New Function Pointers

- [PFN_vkDebugUtilsMessengerCallbackEXT](#)

New Enums

- [VkDebugUtilsMessageSeverityFlagBitsEXT](#)
- [VkDebugUtilsMessageTypeFlagBitsEXT](#)

New Bitmasks

- [VkDebugUtilsMessageSeverityFlagsEXT](#)
- [VkDebugUtilsMessageTypeFlagsEXT](#)
- [VkDebugUtilsMessengerCallbackDataFlagsEXT](#)
- [VkDebugUtilsMessengerCreateFlagsEXT](#)

New Enum Constants

- [VK_EXT_DEBUG_UTILS_EXTENSION_NAME](#)
- [VK_EXT_DEBUG_UTILS_SPEC_VERSION](#)
- Extending [VkObjectType](#):

- [VK_OBJECT_TYPE_DEBUG_UTILS_MESSENGER_EXT](#)
- Extending [VkStructureType](#):
 - [VK_STRUCTURE_TYPE_DEBUG_UTILS_LABEL_EXT](#)
 - [VK_STRUCTURE_TYPE_DEBUG_UTILS_MESSENGER_CALLBACK_DATA_EXT](#)
 - [VK_STRUCTURE_TYPE_DEBUG_UTILS_MESSENGER_CREATE_INFO_EXT](#)
 - [VK_STRUCTURE_TYPE_DEBUG_UTILS_OBJECT_NAME_INFO_EXT](#)
 - [VK_STRUCTURE_TYPE_DEBUG_UTILS_OBJECT_TAG_INFO_EXT](#)

Examples

Example 1

[VK_EXT_debug_utils](#) allows an application to register multiple callbacks with any Vulkan component wishing to report debug information. Some callbacks may log the information to a file, others may cause a debug break point or other application-defined behavior. An application **can** register callbacks even when no validation layers are enabled, but they will only be called for loader and, if implemented, driver events.

To capture events that occur while creating or destroying an instance an application **can** link a [VkDebugUtilsMessengerCreateInfoEXT](#) structure to the [pNext](#) chain of the [VkInstanceCreateInfo](#) structure passed to [vkCreateInstance](#).

Example uses: Create three callback objects. One will log errors and warnings to the debug console using Windows [OutputDebugString](#). The second will cause the debugger to break at that callback when an error happens and the third will log warnings to stdout.

```
extern VkInstance instance;
VkResult res;
VkDebugUtilsMessengerEXT cb1, cb2, cb3;

// Must call extension functions through a function pointer:
PFN_vkCreateDebugUtilsMessengerEXT pfnCreateDebugUtilsMessengerEXT =
(PFN_vkCreateDebugUtilsMessengerEXT)vkGetInstanceProcAddr(instance,
"vkCreateDebugUtilsMessengerEXT");
PFN_vkDestroyDebugUtilsMessengerEXT pfnDestroyDebugUtilsMessengerEXT =
(PFN_vkDestroyDebugUtilsMessengerEXT)vkGetInstanceProcAddr(instance,
"vkDestroyDebugUtilsMessengerEXT");

VkDebugUtilsMessengerCreateInfoEXT callback1 = {
    .sType = VK_STRUCTURE_TYPE_DEBUG_UTILS_MESSENGER_CREATE_INFO_EXT,
    .pNext = NULL,
    .flags = 0,
    .messageSeverity = VK_DEBUG_UTILS_MESSAGE_SEVERITY_ERROR_BIT_EXT |
                      VK_DEBUG_UTILS_MESSAGE_SEVERITY_WARNING_BIT_EXT,
    .messageType = VK_DEBUG_UTILS_MESSAGE_TYPE_GENERAL_BIT_EXT |
                  VK_DEBUG_UTILS_MESSAGE_TYPE_VALIDATION_BIT_EXT,
    .pfnUserCallback = myOutputDebugString,
```



```

        .pUserData = NULL
    };
    res = pfnCreateDebugUtilsMessengerEXT(instance, &callback1, NULL, &cb1);
    if (res != VK_SUCCESS) {
        // Do error handling for VK_ERROR_OUT_OF_MEMORY
    }

    callback1.messageSeverity = VK_DEBUG_UTILS_MESSAGE_SEVERITY_ERROR_BIT_EXT;
    callback1.pfnUserCallback = myDebugBreak;
    callback1.pUserData = NULL;
    res = pfnCreateDebugUtilsMessengerEXT(instance, &callback1, NULL, &cb2);
    if (res != VK_SUCCESS) {
        // Do error handling for VK_ERROR_OUT_OF_MEMORY
    }

    VkDebugUtilsMessengerCreateInfoEXT callback3 = {
        .sType = VK_STRUCTURE_TYPE_DEBUG_UTILS_MESSENGER_CREATE_INFO_EXT,
        .pNext = NULL,
        .flags = 0,
        .messageSeverity = VK_DEBUG_UTILS_MESSAGE_SEVERITY_WARNING_BIT_EXT,
        .messageType = VK_DEBUG_UTILS_MESSAGE_TYPE_GENERAL_BIT_EXT |
            VK_DEBUG_UTILS_MESSAGE_TYPE_VALIDATION_BIT_EXT,
        .pfnUserCallback = mystdOutLogger,
        .pUserData = NULL
    };
    res = pfnCreateDebugUtilsMessengerEXT(instance, &callback3, NULL, &cb3);
    if (res != VK_SUCCESS) {
        // Do error handling for VK_ERROR_OUT_OF_MEMORY
    }

    ...

    // Remove callbacks when cleaning up
    pfnDestroyDebugUtilsMessengerEXT(instance, cb1, NULL);
    pfnDestroyDebugUtilsMessengerEXT(instance, cb2, NULL);
    pfnDestroyDebugUtilsMessengerEXT(instance, cb3, NULL);

```

Example 2

Associate a name with an image, for easier debugging in external tools or with validation layers that can print a friendly name when referring to objects in error messages.

```

extern VkInstance instance;
extern VkDevice device;
extern VkImage image;

// Must call extension functions through a function pointer:
PFN_vkSetDebugUtilsObjectNameEXT pfnSetDebugUtilsObjectNameEXT =
(PFN_vkSetDebugUtilsObjectNameEXT)vkGetInstanceProcAddr(instance,
"vkSetDebugUtilsObjectNameEXT");

```



```

// Set a name on the image
const VkDebugUtilsObjectNameInfoEXT imageNameInfo =
{
    .sType = VK_STRUCTURE_TYPE_DEBUG_UTILS_OBJECT_NAME_INFO_EXT,
    .pNext = NULL,
    .objectType = VK_OBJECT_TYPE_IMAGE,
    .objectHandle = (uint64_t)image,
    .pObjectName = "Brick Diffuse Texture",
};

pfnSetDebugUtilsObjectNameEXT(device, &imageNameInfo);

// A subsequent error might print:
// Image 'Brick Diffuse Texture' (0xc0dec0dedeadbeef) is used in a
// command buffer with no memory bound to it.

```

Example 3

Annotating regions of a workload with naming information so that offline analysis tools can display a more usable visualization of the commands submitted.

```

extern VkInstance instance;
extern VkCommandBuffer commandBuffer;

// Must call extension functions through a function pointer:
PFN_vkQueueBeginDebugUtilsLabelEXT pfnQueueBeginDebugUtilsLabelEXT =
(PFN_vkQueueBeginDebugUtilsLabelEXT)vkGetInstanceProcAddr(instance,
"vkQueueBeginDebugUtilsLabelEXT");
PFN_vkQueueEndDebugUtilsLabelEXT pfnQueueEndDebugUtilsLabelEXT =
(PFN_vkQueueEndDebugUtilsLabelEXT)vkGetInstanceProcAddr(instance,
"vkQueueEndDebugUtilsLabelEXT");
PFN_vkCmdBeginDebugUtilsLabelEXT pfnCmdBeginDebugUtilsLabelEXT =
(PFN_vkCmdBeginDebugUtilsLabelEXT)vkGetInstanceProcAddr(instance,
"vkCmdBeginDebugUtilsLabelEXT");
PFN_vkCmdEndDebugUtilsLabelEXT pfnCmdEndDebugUtilsLabelEXT =
(PFN_vkCmdEndDebugUtilsLabelEXT)vkGetInstanceProcAddr(instance,
"vkCmdEndDebugUtilsLabelEXT");
PFN_vkCmdInsertDebugUtilsLabelEXT pfnCmdInsertDebugUtilsLabelEXT =
(PFN_vkCmdInsertDebugUtilsLabelEXT)vkGetInstanceProcAddr(instance,
"vkCmdInsertDebugUtilsLabelEXT");

// Describe the area being rendered
const VkDebugUtilsLabelEXT houseLabel =
{
    .sType = VK_STRUCTURE_TYPE_DEBUG_UTILS_LABEL_EXT,
    .pNext = NULL,
    .pLabelName = "Brick House",
    .color = { 1.0f, 0.0f, 0.0f, 1.0f },
};

```



```

// Start an annotated group of calls under the 'Brick House' name
pfnCmdBeginDebugUtilsLabelEXT(commandBuffer, &houseLabel);
{
    // A mutable structure for each part being rendered
    VkDebugUtilsLabelEXT housePartLabel =
    {
        .sType = VK_STRUCTURE_TYPE_DEBUG_UTILS_LABEL_EXT,
        .pNext = NULL,
        .pLabelName = NULL,
        .color = { 0.0f, 0.0f, 0.0f, 0.0f },
    };

    // Set the name and insert the marker
    housePartLabel.pLabelName = "Walls";
    pfnCmdInsertDebugUtilsLabelEXT(commandBuffer, &housePartLabel);

    // Insert the drawcall for the walls
    vkCmdDrawIndexed(commandBuffer, 1000, 1, 0, 0, 0);

    // Insert a recursive region for two sets of windows
    housePartLabel.pLabelName = "Windows";
    pfnCmdBeginDebugUtilsLabelEXT(commandBuffer, &housePartLabel);
    {
        vkCmdDrawIndexed(commandBuffer, 75, 6, 1000, 0, 0);
        vkCmdDrawIndexed(commandBuffer, 100, 2, 1450, 0, 0);
    }
    pfnCmdEndDebugUtilsLabelEXT(commandBuffer);

    housePartLabel.pLabelName = "Front Door";
    pfnCmdInsertDebugUtilsLabelEXT(commandBuffer, &housePartLabel);

    vkCmdDrawIndexed(commandBuffer, 350, 1, 1650, 0, 0);

    housePartLabel.pLabelName = "Roof";
    pfnCmdInsertDebugUtilsLabelEXT(commandBuffer, &housePartLabel);

    vkCmdDrawIndexed(commandBuffer, 500, 1, 2000, 0, 0);
}
// End the house annotation started above
pfnCmdEndDebugUtilsLabelEXT(commandBuffer);

// Do other work

vkEndCommandBuffer(commandBuffer);

// Describe the queue being used
const VkDebugUtilsLabelEXT queueLabel =
{
    .sType = VK_STRUCTURE_TYPE_DEBUG_UTILS_LABEL_EXT,
    .pNext = NULL,

```



```

        .pLabelName = "Main Render Work",
        .color = { 0.0f, 1.0f, 0.0f, 1.0f },
    };

    // Identify the queue label region
    pfnQueueBeginDebugUtilsLabelEXT(queue, &queueLabel);

    // Submit the work for the main render thread
    const VkCommandBuffer cmd_bufs[] = {commandBuffer};
    VkSubmitInfo submit_info =
    {
        .sType = VK_STRUCTURE_TYPE_SUBMIT_INFO,
        .pNext = NULL,
        .waitSemaphoreCount = 0,
        .pWaitSemaphores = NULL,
        .pWaitDstStageMask = NULL,
        .commandBufferCount = 1,
        .pCommandBuffers = cmd_bufs,
        .signalSemaphoreCount = 0,
        .pSignalSemaphores = NULL
    };
    vkQueueSubmit(queue, 1, &submit_info, fence);

    // End the queue label region
    pfnQueueEndDebugUtilsLabelEXT(queue);

```

Issues

1) Should we just name this extension [VK_EXT_debug_report2](#)

RESOLVED: No. There is enough additional changes to the structures to break backwards compatibility. So, a new name was decided that would not indicate any interaction with the previous extension.

2) Will validation layers immediately support all the new features.

RESOLVED: Not immediately. As one can imagine, there is a lot of work involved with converting the validation layer logging over to the new functionality. Basic logging, as seen in the origin [VK_EXT_debug_report](#) extension will be made available immediately. However, adding the labels and object names will take time. Since the priority for Khronos at this time is to continue focusing on Valid Usage statements, it may take a while before the new functionality is fully exposed.

3) If the validation layers will not expose the new functionality immediately, then what is the point of this extension?

RESOLVED: We needed a replacement for [VK_EXT_debug_report](#) because the [VkDebugReportObjectTypeEXT](#) enumeration will no longer be updated and any new objects will need to be debugged using the new functionality provided by this extension.

4) Should this extension be split into two separate parts (1 extension that is an instance extension

providing the callback functionality, and another device extension providing the general debug marker and annotation functionality)?

RESOLVED: No, the functionality for this extension is too closely related. If we did split up the extension, where would the structures and enums live, and how would you define that the device behavior in the instance extension is really only valid if the device extension is enabled, and the functionality is passed in. It is cleaner to just define this all as an instance extension, plus it allows the application to enable all debug functionality provided with one enable string during [vkCreateInstance](#).

Version History

- Revision 1, 2017-09-14 (Mark Young and all listed Contributors)
 - Initial draft, based on [VK_EXT_debug_report](#) and [VK_EXT_debug_marker](#) in addition to previous feedback supplied from various companies including Valve, Epic, and Oxide games.
- Revision 2, 2020-04-03 (Mark Young and Piers Daniell)
 - Updated to allow either `NULL` or an empty string to be passed in for `pObjectName` in `VkDebugUtilsObjectNameInfoEXT`, because the loader and various drivers support `NULL` already.

VK_EXT_depth_bias_control

Name String

VK_EXT_depth_bias_control

Extension Type

Device extension

Registered Extension Number

284

Revision

1

Ratification Status

Ratified

Extension and Version Dependencies

[VK_KHR_get_physical_device_properties2](#)

or

[Vulkan Version 1.1](#)

Special Use

- [D3D support](#)

Contact

- Joshua Ashton [\[GitHub\]](#)Joshua-Ashton

Extension Proposal

[VK_EXT_depth_bias_control](#)

Other Extension Metadata

Last Modified Date

2023-02-15

IP Status

No known IP claims.

Contributors

- Joshua Ashton, VALVE
- Hans-Kristian Arntzen, VALVE
- Mike Blumenkrantz, VALVE
- Georg Lehmann, VALVE
- Piers Daniell, NVIDIA
- Lionel Landwerlin, INTEL
- Tobias Hector, AMD

- Ricardo Garcia, IGALIA
- Jan-Harald Fredriksen, ARM
- Shahbaz Youssefi, GOOGLE
- Tom Olson, ARM

Description

This extension adds a new structure, `VkDepthBiasRepresentationInfoEXT`, that can be added to a `pNext` chain of `VkPipelineRasterizationStateCreateInfo` and allows setting the scaling and representation of depth bias for a pipeline.

This state can also be set dynamically by using the new structure mentioned above in combination with the new `vkCmdSetDepthBias2EXT` command.

New Commands

- `vkCmdSetDepthBias2EXT`

New Structures

- `VkDepthBiasInfoEXT`
- Extending `VkDepthBiasInfoEXT`, `VkPipelineRasterizationStateCreateInfo`:
 - `VkDepthBiasRepresentationInfoEXT`
- Extending `VkPhysicalDeviceFeatures2`, `VkDeviceCreateInfo`:
 - `VkPhysicalDeviceDepthBiasControlFeaturesEXT`

New Enums

- `VkDepthBiasRepresentationEXT`

New Enum Constants

- `VK_EXT_DEPTH_BIAS_CONTROL_EXTENSION_NAME`
- `VK_EXT_DEPTH_BIAS_CONTROL_SPEC_VERSION`
- Extending `VkStructureType`:
 - `VK_STRUCTURE_TYPE_DEPTH_BIAS_INFO_EXT`
 - `VK_STRUCTURE_TYPE_DEPTH_BIAS_REPRESENTATION_INFO_EXT`
 - `VK_STRUCTURE_TYPE_PHYSICAL_DEVICE_DEPTH_BIAS_CONTROL_FEATURES_EXT`

Version History

- Revision 1, 2022-09-22 (Joshua Ashton)
 - Initial draft.

VK_EXT_depth_clamp_control

Name String

VK_EXT_depth_clamp_control

Extension Type

Device extension

Registered Extension Number

583

Revision

1

Ratification Status

Ratified

Extension and Version Dependencies

[VK_KHR_get_physical_device_properties2](#)

or

[Vulkan Version 1.1](#)

Contact

- Jules Blok [\[GitHub\]](#)jules

Extension Proposal

[VK_EXT_depth_clamp_control](#)

Other Extension Metadata

Last Modified Date

2024-07-15

Contributors

- Jules Blok, Independent

Description

This extension allows the application to control the viewport depth clamp range separately from the viewport `minDepth` and `maxDepth`. This gives the ability for the application to restrict depth values to an application-defined range rather than the viewport depth range or the range defined in the [VK_EXT_depth_clamp_zero_one](#) extension.

It can be used to set a smaller or larger clamping range than the viewport depth range without affecting the depth mapping of the viewport transform. Another possible use of this extension is to restrict depth values beyond the viewport depth range to a clamping range other than the [0, 1] range defined in the [VK_EXT_depth_clamp_zero_one](#) extension.

New Commands

- [vkCmdSetDepthClampRangeEXT](#)

New Structures

- [VkDepthClampRangeEXT](#)
- Extending [VkPhysicalDeviceFeatures2](#), [VkDeviceCreateInfo](#):
 - [VkPhysicalDeviceDepthClampControlFeaturesEXT](#)
- Extending [VkPipelineViewportStateCreateInfo](#):
 - [VkPipelineViewportDepthClampControlCreateInfoEXT](#)

New Enums

- [VkDepthClampModeEXT](#)

New Enum Constants

- [VK_EXT_DEPTH_CLAMP_CONTROL_EXTENSION_NAME](#)
- [VK_EXT_DEPTH_CLAMP_CONTROL_SPEC_VERSION](#)
- Extending [VkDynamicState](#):
 - [VK_DYNAMIC_STATE_DEPTH_CLAMP_RANGE_EXT](#)
- Extending [VkStructureType](#):
 - [VK_STRUCTURE_TYPE_PHYSICAL_DEVICE_DEPTH_CLAMP_CONTROL_FEATURES_EXT](#)
 - [VK_STRUCTURE_TYPE_PIPELINE_VIEWPORT_DEPTH_CLAMP_CONTROL_CREATE_INFO_EXT](#)

Issues

1) Should the depth clamp range be a per-viewport parameter?

RESOLVED: No. Because the depth clamp range was previously defined to be equal to the viewport depth range, conformant runtimes are already handling the depth clamp range as a per-viewport parameter. However because of complexities from interactions with multiple viewports a per-viewport clamp range is left to a future extensions if a use case arises.

2) Should this pipeline state be dynamic?

RESOLVED: Yes. Since the viewport depth range can already be a dynamic state conformant runtimes are already able to handle the depth clamp range as a dynamic state.

3) Can the depth clamp range be ignored when depth clamping is disabled?

RESOLVED: Yes. This extension overrides the clamping range used only when depth clamping is enabled. The alternative would be highly unintuitive. As a consequence the [VK_EXT_depth_clip_enable](#) extension is required if depth clipping is desired in combination with this extension.

Version History

- Revision 1, 2024-02-13 (Jules Blok)
 - Initial draft

VK_EXT_depth_clip_control

Name String

VK_EXT_depth_clip_control

Extension Type

Device extension

Registered Extension Number

356

Revision

1

Ratification Status

Ratified

Extension and Version Dependencies

[VK_KHR_get_physical_device_properties2](#)

or

[Vulkan Version 1.1](#)

Special Use

- [OpenGL / ES support](#)

Contact

- Shahbaz Youssefi [\[GitHub\]syoussefi](#)

Other Extension Metadata

Last Modified Date

2021-11-09

Contributors

- Spencer Fricke, Samsung Electronics
- Shahbaz Youssefi, Google
- Ralph Potter, Samsung Electronics

Description

This extension allows the application to use the OpenGL depth range in NDC, i.e. with depth in range [-1, 1], as opposed to Vulkan's default of [0, 1]. The purpose of this extension is to allow efficient layering of OpenGL over Vulkan, by avoiding emulation in the pre-rasterization shader stages. This emulation, which effectively duplicates `gl_Position` but with a different depth value, costs ALU and consumes shader output components that the implementation may not have to spare to meet OpenGL minimum requirements.

New Structures

- Extending [VkPhysicalDeviceFeatures2](#), [VkDeviceCreateInfo](#):
 - [VkPhysicalDeviceDepthClipControlFeaturesEXT](#)
- Extending [VkPipelineViewportStateCreateInfo](#):
 - [VkPipelineViewportDepthClipControlCreateInfoEXT](#)

New Enum Constants

- [VK_EXT_DEPTH_CLIP_CONTROL_EXTENSION_NAME](#)
- [VK_EXT_DEPTH_CLIP_CONTROL_SPEC_VERSION](#)
- Extending [VkStructureType](#):
 - [VK_STRUCTURE_TYPE_PHYSICAL_DEVICE_DEPTH_CLIP_CONTROL_FEATURES_EXT](#)
 - [VK_STRUCTURE_TYPE_PIPELINE_VIEWPORT_DEPTH_CLIP_CONTROL_CREATE_INFO_EXT](#)

Issues

1) Should this extension include an origin control option to match `GL_LOWER_LEFT` found in `ARB_clip_control`?

RESOLVED: No. The fix for porting over the origin is a simple y-axis flip. The depth clip control is a much harder problem to solve than what this extension is aimed to solve. Adding an equivalent to `GL_LOWER_LEFT` would require more testing.

2) Should this pipeline state be dynamic?

RESOLVED: Yes. The purpose of this extension is to emulate the OpenGL depth range, which is expected to be globally fixed (in case of OpenGL ES) or very infrequently changed (with [glClipControl](#) in OpenGL).

3) Should the control provided in this extension be an enum that could be extended in the future?

RESOLVED: No. It is highly unlikely that the depth range is changed to anything other than `[0, 1]` in the future. Should that happen a new extension will be required to extend such an enum, and that extension might as well add a new structure to chain to [VkPipelineViewportStateCreateInfo::pNext](#) instead.

Version History

- Revision 0, 2020-10-01 (Spencer Fricke)
 - Internal revisions
- Revision 1, 2020-11-26 (Shahbaz Youssefi)
 - Language fixes

VK_EXT_depth_clip_enable

Name String

VK_EXT_depth_clip_enable

Extension Type

Device extension

Registered Extension Number

103

Revision

1

Ratification Status

Ratified

Extension and Version Dependencies

[VK_KHR_get_physical_device_properties2](#)

or

[Vulkan Version 1.1](#)

Special Use

- [D3D support](#)

Contact

- Piers Daniell [[GitHub](#)][pdaniell-nv](#)

Other Extension Metadata

Last Modified Date

2018-12-20

Contributors

- Daniel Rakos, AMD
- Henri Verbeet, CodeWeavers
- Jeff Bolz, NVIDIA
- Philip Rebohle, DXVK
- Tobias Hector, AMD

Description

This extension allows the depth clipping operation, that is normally implicitly controlled by [VkPipelineRasterizationStateCreateInfo::depthClampEnable](#), to instead be controlled explicitly by [VkPipelineRasterizationDepthClipStateCreateInfoEXT::depthClipEnable](#).

This is useful for translating DX content which assumes depth clamping is always enabled, but depth clip can be controlled by the DepthClipEnable rasterization state (D3D12_RASTERIZER_DESC).

New Structures

- Extending [VkPhysicalDeviceFeatures2](#), [VkDeviceCreateInfo](#):
 - [VkPhysicalDeviceDepthClipEnableFeaturesEXT](#)
- Extending [VkPipelineRasterizationStateCreateInfo](#):
 - [VkPipelineRasterizationDepthClipStateCreateInfoEXT](#)

New Bitmasks

- [VkPipelineRasterizationDepthClipStateCreateFlagsEXT](#)

New Enum Constants

- [VK_EXT_DEPTH_CLIP_ENABLE_EXTENSION_NAME](#)
- [VK_EXT_DEPTH_CLIP_ENABLE_SPEC_VERSION](#)
- Extending [VkStructureType](#):
 - [VK_STRUCTURE_TYPE_PHYSICAL_DEVICE_DEPTH_CLIP_ENABLE_FEATURES_EXT](#)
 - [VK_STRUCTURE_TYPE_PIPELINE_RASTERIZATION_DEPTH_CLIP_STATE_CREATE_INFO_EXT](#)

Version History

- Revision 1, 2018-12-20 (Piers Daniell)
 - Internal revisions

VK_EXT_depth_range_unrestricted

Name String

VK_EXT_depth_range_unrestricted

Extension Type

Device extension

Registered Extension Number

14

Revision

1

Ratification Status

Ratified

Extension and Version Dependencies

None

Contact

- Piers Daniell [[GitHub](#)]pdaniell-nv

Other Extension Metadata

Last Modified Date

2017-06-22

Contributors

- Daniel Koch, NVIDIA
- Jeff Bolz, NVIDIA

Description

This extension removes the [VkViewport](#) `minDepth` and `maxDepth` restrictions that the values must be between `0.0` and `1.0`, inclusive. It also removes the same restriction on [VkPipelineDepthStencilStateCreateInfo](#) `minDepthBounds` and `maxDepthBounds`. Finally it removes the restriction on the `depth` value in [VkClearDepthStencilValue](#).

New Enum Constants

- VK_EXT_DEPTH_RANGE_UNRESTRICTED_EXTENSION_NAME
- VK_EXT_DEPTH_RANGE_UNRESTRICTED_SPEC_VERSION

Issues

- 1) How do [VkViewport](#) `minDepth` and `maxDepth` values outside of the `0.0` to `1.0` range interact with [Primitive Clipping](#)?

RESOLVED: The behavior described in [Primitive Clipping](#) still applies. If depth clamping is disabled the depth values are still clipped to $0 \leq z_c \leq w_c$ before the viewport transform. If depth clamping is enabled the above equation is ignored and the depth values are instead clamped to the [VkViewport minDepth](#) and [maxDepth](#) values, which in the case of this extension can be outside of the 0.0 to 1.0 range.

2) What happens if a resulting depth fragment is outside of the 0.0 to 1.0 range and the depth buffer is fixed-point rather than floating-point?

RESOLVED: This situation can also arise without this extension (when fragment shaders replace depth values, for example), and this extension does not change the behavior, which is defined in the [Depth Test](#) section of the Fragment Operations chapter.

Version History

- Revision 1, 2017-06-22 (Piers Daniell)
 - Internal revisions

VK_EXT_descriptor_heap

Name String

VK_EXT_descriptor_heap

Extension Type

Device extension

Registered Extension Number

136

Revision

1

Ratification Status

Ratified

Extension and Version Dependencies

[VK_KHR_maintenance5](#)

and

[VK_KHR_buffer_device_address](#)

or

[Vulkan Version 1.2](#)

API Interactions

- Interacts with [VK_ARM_tensors](#)
- Interacts with [VK_EXT_custom_border_color](#)
- Interacts with [VK_EXT_device_generated_commands](#)
- Interacts with [VK_EXT_fragment_density_map](#)
- Interacts with [VK_EXT_shader_object](#)
- Interacts with [VK_KHR_ray_tracing_pipeline](#)
- Interacts with [VK_NV_device_generated_commands](#)
- Interacts with [VK_NV_ray_tracing](#)

SPIR-V Dependencies

- [SPV_EXT_descriptor_heap](#)

Contact

- Tobias Hector [\[GitHub\]](#)tobski

Extension Proposal

[VK_EXT_descriptor_heap](#)

Other Extension Metadata

Last Modified Date

2024-06-12

IP Status

No known IP claims.

Contributors

- Tobias Hector, AMD
- Jan-Harald Fredriksen, Arm
- Daniel Story, Nintendo
- Connor Abbot, Valve
- Hans-Kristian Arntzen, Valve
- Matthew Netsch, Qualcomm
- Jeff Bolz, NVIDIA
- Alyssa Rosenzweig, Valve
- Lionel Landerwerlin, Intel
- Baldur Karlsson, Valve
- Faith Ekstrand, Collabora
- Slawomir Grajewski, Intel
- Mike Blumenkrantz, Valve
- Yiwei Zhang, Google
- Stu Smith, AMD
- Piers Daniell, NVIDIA
- Jon Leech, Khronos
- Rodrigo Locatti, NVIDIA
- Krzysztof Niski, NVIDIA
- Alan Baker, Google
- James Fitzpatrick, Imagination
- Samuel (Sheng-Wen) Huang, Mediatek
- Hai Nguyen, Google
- Jeff Leger, Qualcomm
- Marty Johnson, Khronos
- Tom Olson, Arm
- Chris Glover, Google
- Daniel Koch, NVIDIA
- Robert Simpson, Qualcomm
- Dan Ginsburg, Valve
- Andreas Süßenbach, NVIDIA
- Anna Maniscalco, Valve

- Artem Kharytoniuk, LunarG
- Younggwan Kim, Arm
- Konstantin Seurer, Valve
- Catarina Shablia, Collabora
- Spencer Fricke, LunarG
- Chris Bieneman, Microsoft
- Ting Wei, Arm
- Boris Zanin, AMD
- Samuel Pitoiset, Valve
- Erik Hogeman, Arm
- Jesse Natalie, Microsoft
- Guang Xu, AMD
- Embla Flatlandsmo, Arm

Interactions and External Dependencies

- [VK_KHR_shader_untyped_pointers](#) must be supported, but it does not need to be enabled for applications using only the [binding interface](#).

Description

This extension allows explicit management of descriptors, and the memory used to store descriptors, conceptualised as descriptor heaps. Descriptor heap memory can be accessed as any other memory, enabling management of descriptors on both CPU and the GPU.

This extension was developed based on issues discovered with [VK_EXT_descriptor_buffer](#). There are more constraints on how it is implemented, to provide more portable guarantees and more predictable performance characteristics. For instance, rather than an arbitrary number of sampler or resource buffers, there is exactly one sampler heap and exactly one resource heap.

This extension also eliminates descriptor sets and pipeline layouts completely; instead applications can look descriptors up solely by their offset into a heap. Shaders still using descriptor set and binding decorations can still be mapped to heaps through an API that maps set and binding decorations to heap offsets, either as constants or through push data. This new mapping API also enables a much more straightforward mapping to HLSL shaders using the root signature and descriptor table interfaces.

The push constant API has also been replaced with the *push data* interface, which aims to provide much more clarity about how data is passed to the shader, without requiring any mapping information to be provided during pipeline or shader creation. Mappings are still available for shaders written for the legacy interface.

There is also a much clearer path for mapping shader constant data, with two recommended options for mapping constant data through push data; either directly in push data, or through a device address stored in push data, both of which can be mapped to shaders with set and binding interfaces.

New Object Types

- [VkTensorARM](#)

New Commands

- [vkCmdBindResourceHeapEXT](#)
- [vkCmdBindSamplerHeapEXT](#)
- [vkCmdPushDataEXT](#)
- [vkGetImageOpaqueCaptureDataEXT](#)
- [vkGetPhysicalDeviceDescriptorSizeEXT](#)
- [vkWriteResourceDescriptorsEXT](#)
- [vkWriteSamplerDescriptorsEXT](#)

If [VK_ARM_tensors](#) is supported:

- [vkGetTensorOpaqueCaptureDataARM](#)

If [VK_EXT_custom_border_color](#) is supported:

- [vkRegisterCustomBorderColorEXT](#)
- [vkUnregisterCustomBorderColorEXT](#)

New Structures

- [VkBindHeapInfoEXT](#)
- [VkDescriptorMappingSourceConstantOffsetEXT](#)
- [VkDescriptorMappingSourceHeapDataEXT](#)
- [VkDescriptorMappingSourceIndirectAddressEXT](#)
- [VkDescriptorMappingSourceIndirectIndexArrayEXT](#)
- [VkDescriptorMappingSourceIndirectIndexEXT](#)
- [VkDescriptorMappingSourcePushIndexEXT](#)
- [VkDescriptorMappingSourceShaderRecordIndexEXT](#)
- [VkDescriptorSetAndBindingMappingEXT](#)
- [VkDeviceAddressRangeEXT](#)
- [VkHostAddressRangeConstEXT](#)
- [VkHostAddressRangeEXT](#)
- [VkImageDescriptorInfoEXT](#)
- [VkPushDataInfoEXT](#)
- [VkResourceDescriptorInfoEXT](#)
- [VkTensorViewCreateInfoARM](#)

- [VkTexelBufferDescriptorInfoEXT](#)
- Extending [VkCommandBufferInheritanceInfo](#):
 - [VkCommandBufferInheritanceDescriptorHeapInfoEXT](#)
- Extending [VkImageCreateInfo](#), [VkTensorCreateInfoARM](#):
 - [VkOpaqueCaptureDataCreateInfoEXT](#)
- Extending [VkPhysicalDeviceFeatures2](#), [VkDeviceCreateInfo](#):
 - [VkPhysicalDeviceDescriptorHeapFeaturesEXT](#)
- Extending [VkPhysicalDeviceProperties2](#):
 - [VkPhysicalDeviceDescriptorHeapPropertiesEXT](#)
- Extending [VkPipelineShaderStageCreateInfo](#), [VkShaderCreateInfoEXT](#):
 - [VkShaderDescriptorSetAndBindingMappingInfoEXT](#)

If [VK_ARM_tensors](#) is supported:

- Extending [VkPhysicalDeviceProperties2](#):
 - [VkPhysicalDeviceDescriptorHeapTensorPropertiesARM](#)

If [VK_EXT_custom_border_color](#) is supported:

- Extending [VkSamplerCreateInfo](#):
 - [VkSamplerCustomBorderColorIndexCreateInfoEXT](#)

If [VK_EXT_fragment_density_map](#) is supported:

- Extending [VkImageFormatProperties2](#):
 - [VkSubsampledImageFormatPropertiesEXT](#)

If [VK_NV_device_generated_commands](#) is supported:

- Extending [VkIndirectCommandsLayoutTokenNV](#):
 - [VkIndirectCommandsLayoutPushDataTokenNV](#)

New Unions

- [VkDescriptorMappingSourceDataEXT](#)
- [VkResourceDescriptorDataEXT](#)

New Enums

- [VkDescriptorMappingSourceEXT](#)
- [VkSpirvResourceTypeFlagBitsEXT](#)

New Bitmasks

- [VkSpirvResourceTypeFlagsEXT](#)
- [VkTensorViewCreateFlagsARM](#)

New Enum Constants

- [VK_EXT_DESCRIPTOR_HEAP_EXTENSION_NAME](#)
- [VK_EXT_DESCRIPTOR_HEAP_SPEC_VERSION](#)
- Extending [VkAccessFlagBits2](#):
 - [VK_ACCESS_2_RESOURCE_HEAP_READ_BIT_EXT](#)
 - [VK_ACCESS_2_SAMPLER_HEAP_READ_BIT_EXT](#)
- Extending [VkBufferUsageFlagBits](#):
 - [VK_BUFFER_USAGE_DESCRIPTOR_HEAP_BIT_EXT](#)
- Extending [VkBufferUsageFlagBits2](#):
 - [VK_BUFFER_USAGE_2_DESCRIPTOR_HEAP_BIT_EXT](#)
- Extending [VkImageCreateFlagBits](#):
 - [VK_IMAGE_CREATE_DESCRIPTOR_HEAP_CAPTURE_REPLAY_BIT_EXT](#)
- Extending [VkPipelineCreateFlagBits2](#):
 - [VK_PIPELINE_CREATE_2_DESCRIPTOR_HEAP_BIT_EXT](#)
- Extending [VkStructureType](#):
 - [VK_STRUCTURE_TYPE_BIND_HEAP_INFO_EXT](#)
 - [VK_STRUCTURE_TYPE_COMMAND_BUFFER_INHERITANCE_DESCRIPTOR_HEAP_INFO_EXT](#)
 - [VK_STRUCTURE_TYPE_DESCRIPTOR_SET_AND_BINDING_MAPPING_EXT](#)
 - [VK_STRUCTURE_TYPE_IMAGE_DESCRIPTOR_INFO_EXT](#)
 - [VK_STRUCTURE_TYPE_OPAQUE_CAPTURE_DATA_CREATE_INFO_EXT](#)
 - [VK_STRUCTURE_TYPE_PHYSICAL_DEVICE_DESCRIPTOR_HEAP_FEATURES_EXT](#)
 - [VK_STRUCTURE_TYPE_PHYSICAL_DEVICE_DESCRIPTOR_HEAP_PROPERTIES_EXT](#)
 - [VK_STRUCTURE_TYPE_PUSH_DATA_INFO_EXT](#)
 - [VK_STRUCTURE_TYPE_RESOURCE_DESCRIPTOR_INFO_EXT](#)
 - [VK_STRUCTURE_TYPE_SHADER_DESCRIPTOR_SET_AND_BINDING_MAPPING_INFO_EXT](#)
 - [VK_STRUCTURE_TYPE_TEXEL_BUFFER_DESCRIPTOR_INFO_EXT](#)

If [VK_ARM_tensors](#) is supported:

- Extending [VkSpirvResourceTypeFlagBitsEXT](#):
 - [VK_SPIRV_RESOURCE_TYPE_TENSOR_BIT_ARM](#)
- Extending [VkStructureType](#):

- `VK_STRUCTURE_TYPE_PHYSICAL_DEVICE_DESCRIPTOR_HEAP_TENSOR_PROPERTIES_ARM`
- Extending `VkTensorCreateFlagBitsARM`:
 - `VK_TENSOR_CREATE_DESCRIPTOR_HEAP_CAPTURE_REPLAY_BIT_ARM`

If `VK_EXT_custom_border_color` is supported:

- Extending `VkStructureType`:
 - `VK_STRUCTURE_TYPE_SAMPLER_CUSTOM_BORDER_COLOR_INDEX_CREATE_INFO_EXT`

If `VK_EXT_device_generated_commands` is supported:

- Extending `VkIndirectCommandsTokenTypeEXT`:
 - `VK_INDIRECT_COMMANDS_TOKEN_TYPE_PUSH_DATA_EXT`
 - `VK_INDIRECT_COMMANDS_TOKEN_TYPE_PUSH_DATA_SEQUENCE_INDEX_EXT`

If `VK_EXT_fragment_density_map` is supported:

- Extending `VkStructureType`:
 - `VK_STRUCTURE_TYPE_SUBSAMPLED_IMAGE_FORMAT_PROPERTIES_EXT`

If `VK_EXT_shader_object` is supported:

- Extending `VkShaderCreateFlagBitsEXT`:
 - `VK_SHADER_CREATE_DESCRIPTOR_HEAP_BIT_EXT`

If `VK_KHR_ray_tracing_pipeline` or `VK_NV_ray_tracing` is supported:

- Extending `VkDescriptorMappingSourceEXT`:
 - `VK_DESCRIPTOR_MAPPING_SOURCE_HEAP_WITH_SHADER_RECORD_INDEX_EXT`
 - `VK_DESCRIPTOR_MAPPING_SOURCE_SHADER_RECORD_ADDRESS_EXT`
 - `VK_DESCRIPTOR_MAPPING_SOURCE_SHADER_RECORD_DATA_EXT`
- Extending `VkSpirvResourceTypeFlagBitsEXT`:
 - `VK_SPIRV_RESOURCE_TYPE_ACCELERATION_STRUCTURE_BIT_EXT`

If `VK_NV_device_generated_commands` is supported:

- Extending `VkIndirectCommandsTokenTypeNV`:
 - `VK_INDIRECT_COMMANDS_TOKEN_TYPE_PUSH_DATA_NV`
- Extending `VkStructureType`:
 - `VK_STRUCTURE_TYPE_INDIRECT_COMMANDS_LAYOUT_PUSH_DATA_TOKEN_NV`

Version History

- Revision 1, 2024-06-12 (Tobias Hector)
 - Initial revision.

VK_EXT_device_address_binding_report

Name String

[VK_EXT_device_address_binding_report](#)

Extension Type

Device extension

Registered Extension Number

355

Revision

1

Ratification Status

Ratified

Extension and Version Dependencies

[VK_KHR_get_physical_device_properties2](#)

or

[Vulkan Version 1.1](#)

and

[VK_EXT_debug_utils](#)

Special Uses

- [Debugging tools](#)
- [Developer tools](#)

Contact

- Ralph Potter [GitLab]r_potter

Other Extension Metadata

Last Modified Date

2020-11-23

Interactions and External Dependencies

- This extension requires [VK_EXT_debug_utils](#)

Contributors

- Ralph Potter, Samsung
- Spencer Fricke, Samsung
- Jan-Harald Fredriksen, ARM
- Andrew Ellem, Google
- Alex Walters, IMG
- Jeff Bolz, NVIDIA

Description

This extension enables applications to track the binding of regions of the GPU virtual address space, and to associate those regions with Vulkan objects. This extension is primarily intended to aid in crash postmortem, where applications may wish to map a faulting GPU address to a Vulkan object.

For example, a page fault triggered by accessing an address located within a region of the GPU virtual address space that was previously reported as bound and then unbound may indicate a use-after-free error. Similarly, faults generated by accessing virtual addresses outside the limits of a bound region of GPU virtual address space may indicate indexing beyond the bounds of a resource.

New Structures

- Extending [VkDebugUtilsMessengerCallbackDataEXT](#):
 - [VkDeviceAddressBindingCallbackDataEXT](#)
- Extending [VkPhysicalDeviceFeatures2](#), [VkDeviceCreateInfo](#):
 - [VkPhysicalDeviceAddressBindingReportFeaturesEXT](#)

New Enums

- [VkDeviceAddressBindingFlagBitsEXT](#)
- [VkDeviceAddressBindingTypeEXT](#)

New Bitmasks

- [VkDeviceAddressBindingFlagsEXT](#)

New Enum Constants

- [VK_EXT_DEVICE_ADDRESS_BINDING_REPORT_EXTENSION_NAME](#)
- [VK_EXT_DEVICE_ADDRESS_BINDING_REPORT_SPEC_VERSION](#)
- Extending [VkDebugUtilsMessageTypeFlagBitsEXT](#):
 - [VK_DEBUG_UTILS_MESSAGE_TYPE_DEVICE_ADDRESS_BINDING_BIT_EXT](#)
- Extending [VkStructureType](#):
 - [VK_STRUCTURE_TYPE_DEVICE_ADDRESS_BINDING_CALLBACK_DATA_EXT](#)
 - [VK_STRUCTURE_TYPE_PHYSICAL_DEVICE_ADDRESS_BINDING_REPORT_FEATURES_EXT](#)

Issues

1.) Should this extend `VK_EXT_debug_utils` or `VK_EXT_device_memory_report`?

RESOLVED: Extend `VK_EXT_debug_utils`. `VK_EXT_device_memory_report` focuses on memory allocations and would not normally trigger callbacks in all of the situations where `VK_EXT_device_address_binding_report` is expected to.

2.) Should this extension cover all Vulkan object types, or only resources such as buffers and images?

RESOLVED: The extension covers all Vulkan objects, and is not restricted to objects backed by VkDeviceMemory objects.

3.) Should reallocation be identified explicitly, or as an unbind/bind pair?

RESOLVED: Reallocation should be represented as an unbind/bind pair.

4.) Can multiple Vulkan objects share an overlapping virtual address range?

RESOLVED: Yes. This can be expected to occur due to resources aliasing.

5.) Can a single Vulkan object be associated with multiple virtual address ranges concurrently?

RESOLVED: Yes. These should be reported via multiple calls to the reporting callback.

6.) Should the virtual address ranges associated with internal allocations such as memory pools be reported?

RESOLVED: Virtual address ranges associated with internal allocations should only be reported when they become associated with a specific Vulkan object. In the case of internal pool allocations, a bind event should be reported when resources from the pool are assigned to a Vulkan object, and an unbind event should be reported when those resources are returned to the pool. Implementations should not report the binding or unbinding of virtual address ranges for which there are no related API objects visible to the application developer.

7.) Can an implementation report binding a virtual address range at VkImage or VkImageView creation, rather than in response to vkBindImageMemory?

RESOLVED: Yes. Virtual address range binding should be reported at the appropriate point at which it occurs within the implementation. This extension does not mandate when that should occur, and applications should anticipate receiving callback events at any point after registering callbacks.

8.) Can reporting of binding/unbinding be deferred until a resource is referenced by an executing command buffer?

RESOLVED: Changes to the virtual address ranges associated with a Vulkan object should be reported as close as possible to where they occur within the implementation. If virtual address binding is deferred, then the callback should also be deferred to match.

9.) Do bind/unbind callbacks have to form matched pairs? Can a large region be bound, and then subregions unbound, resulting in fragmentation?

RESOLVED: Splitting of virtual address regions, and unmatched bind/unbind callbacks may occur. Developers should anticipate that sparse memory may exhibit this behavior.

10.) The specification mandates that a callback **must** be triggered whenever a GPU virtual address range associated with any Vulkan object is bound or unbound. Do we need queries or properties indicating which Vulkan objects will report binding modifications?

RESOLVED: No. This extension is not intended to mandate how and when implementations bind

virtual ranges to objects. Adding queries or properties would constrain implementations, which might otherwise vary how virtual address bindings occur based on usage.

11.) Should `vkAllocateMemory` and `vkFreeMemory` trigger reporting callbacks?

RESOLVED: If an implementation binds a GPU virtual address range when `vkAllocateMemory` is called, then the callbacks must be triggered associating the virtual address range with the `VkDeviceMemory` object. If the device memory is subsequently bound to a buffer or image via `vkBind*Memory`, the callbacks should be triggered a second time, reporting the association between virtual address range and the buffer/image.

12.) Should binding reports be emitted for `vkQueueBindSparse()` operations?

RESOLVED: binding reports for sparse objects are best effort, some implementations might report events on `vkQueueBindSparse()` other implementations might report events on sparse object creation/destruction.

Version History

- Revision 1, 2020-09-23 (Ralph Potter)
 - Internal revisions

VK_EXT_device_generated_commands

Name String

VK_EXT_device_generated_commands

Extension Type

Device extension

Registered Extension Number

573

Revision

1

Ratification Status

Ratified

Extension and Version Dependencies

[VK_KHR_buffer_device_address](#)

or

[Vulkan Version 1.2](#)

and

[VK_KHR_maintenance5](#)

or

[Vulkan Version 1.3](#)

API Interactions

- Interacts with [VK_EXT_shader_object](#)

Contact

- Mike Blumenkrantz [\[GitHub\]](#)zmike

Extension Proposal

[VK_EXT_device_generated_commands](#)

Other Extension Metadata

Last Modified Date

2024-02-23

Interactions and External Dependencies

- This extension requires Vulkan 1.1
- This extension requires [VK_EXT_buffer_device_address](#) or [VK_KHR_buffer_device_address](#) or Vulkan 1.2 for the ability to bind vertex and index buffers on the device.
- This extension requires [VK_KHR_maintenance5](#) for the ability to use `VkPipelineCreateFlags2KHR`.
- This extension interacts with [VK_NV_mesh_shader](#). If the latter extension is not supported, remove the command tokens to initiate NV mesh tasks drawing in this extension.

- This extension interacts with `VK_EXT_mesh_shader`. If the latter extension is not supported, remove the command tokens to initiate EXT mesh tasks drawing in this extension.
- This extension interacts with `VK_KHR_ray_tracing_pipeline`. If the latter extension is not supported, remove the command tokens to initiate ray tracing in this extension.
- This extension interacts with `VK_EXT_shader_object`. If the latter extension is not supported, remove references to shader objects in this extension.

Contributors

- Mike Blumenkrantz, VALVE
- Hans-Kristian Arntzen, VALVE
- Jan-Harald Fredriksen, ARM
- Spencer Fricke, LunarG
- Ricardo Garcia, Igalia
- Tobias Hector, AMD
- Baldur Karlsson, VALVE
- Christoph Kubisch, NVIDIA
- Lionel Landwerlin, INTEL
- Jon Leech, Khronos
- Ting Wei, ARM
- Ken Shanyi Zhang, AMD
- Faith Ekstrand, Collabora
- Vikram Kushwaha, NVIDIA
- Connor Abbott, VALVE
- Samuel Pitoiset, VALVE

Description

This extension allows the device to generate a number of commands for command buffers. It provides a subset of functionality from both `VK_NV_device_generated_commands` and `VK_NV_device_generated_commands_compute` as well as some new features.

When rendering a large number of objects, the device can be leveraged to implement a number of critical functions, like updating matrices, or implementing occlusion culling, frustum culling, front to back sorting, etc. Implementing those on the device does not require any special extension, since an application is free to define its own data structures, and just process them using shaders.

To render objects which have been processed on the device, Vulkan has several ways to perform indirect rendering, from the most basic `vkCmdDrawIndirect` with one indirect draw to `vkCmdDrawIndirectCount` which supports multiple indirect draws batched together, with a way to determine number of draws at device execution time.

However, if rendering state needs to change between the indirect draws, then unextended Vulkan forces the application to speculatively record a prohibitive number of redundant indirect

commands covering all possible state combinations - which could end up processing nothing after culling - or read back the processed stream and issue graphics command from the host. For very large scenes, the synchronization overhead and cost to generate the command buffer can become the bottleneck. This extension allows an application to generate a device side stream of state changes and commands, and convert it efficiently into a command buffer without having to read it back to the host.

Furthermore, it allows incremental changes to such command buffers by manipulating only partial sections of a command stream—for example pipeline and shader object bindings. Unextended Vulkan requires re-creation of entire command buffers in such a scenario, or updates synchronized on the host.

The intended usage for this extension is for the application to:

- create `VkBuffer` objects and retrieve physical addresses from them via `vkGetBufferDeviceAddress`
- create a `VkIndirectExecutionSetEXT` for the ability to change shaders on the device.
- create a `VkIndirectCommandsLayoutEXT`, which lists the `VkIndirectCommandsTokenTypeEXT` it wants to dynamically execute as an atomic command sequence. This step likely involves some internal device code compilation, since the intent is for the GPU to generate the command buffer based on the layout.
- fill the input stream buffers with the data for each of the inputs it needs. Each input is an array that will be filled with token-dependent data.
- set up a preprocess `VkBuffer` that uses memory according to the information retrieved via `vkGetGeneratedCommandsMemoryRequirementsEXT`.
- optionally preprocess the generated content using `vkCmdPreprocessGeneratedCommandsEXT`, for example on an asynchronous compute queue, or for the purpose of reusing the data in multiple executions.
- call `vkCmdExecuteGeneratedCommandsEXT` to create and execute the actual device commands for all sequences based on the inputs provided.

For each draw in a sequence, the following can be specified:

- a number of vertex buffer bindings
- a different index buffer, with an optional dynamic offset and index type
- a number of different push constants
- updates to bound shader stages

For each dispatch in a sequence, the following can be specified:

- a number of different push constants
- updates to bound shader stages

For each trace rays in a sequence, the following can be specified:

- a number of different push constants

- updates to bound shader stages

While the GPU can be faster than a CPU to generate the commands, it will not happen asynchronously to the device, therefore the primary use case is generating “less” total work (occlusion culling, classification to use specialized shaders, etc.).

New Object Types

- [VkIndirectCommandsLayoutEXT](#)
- [VkIndirectExecutionSetEXT](#)

New Commands

- [vkCmdExecuteGeneratedCommandsEXT](#)
- [vkCmdPreprocessGeneratedCommandsEXT](#)
- [vkCreateIndirectCommandsLayoutEXT](#)
- [vkCreateIndirectExecutionSetEXT](#)
- [vkDestroyIndirectCommandsLayoutEXT](#)
- [vkDestroyIndirectExecutionSetEXT](#)
- [vkGetGeneratedCommandsMemoryRequirementsEXT](#)
- [vkUpdateIndirectExecutionSetPipelineEXT](#)
- [vkUpdateIndirectExecutionSetShaderEXT](#)

New Structures

- [VkBindIndexBufferIndirectCommandEXT](#)
- [VkBindVertexBufferIndirectCommandEXT](#)
- [VkDrawIndirectCountIndirectCommandEXT](#)
- [VkGeneratedCommandsInfoEXT](#)
- [VkGeneratedCommandsMemoryRequirementsInfoEXT](#)
- [VkIndirectCommandsExecutionSetTokenEXT](#)
- [VkIndirectCommandsIndexBufferTokenEXT](#)
- [VkIndirectCommandsLayoutCreateInfoEXT](#)
- [VkIndirectCommandsLayoutTokenEXT](#)
- [VkIndirectCommandsPushConstantTokenEXT](#)
- [VkIndirectCommandsVertexBufferTokenEXT](#)
- [VkIndirectExecutionSetCreateInfoEXT](#)
- [VkIndirectExecutionSetPipelineInfoEXT](#)
- [VkIndirectExecutionSetShaderInfoEXT](#)
- [VkIndirectExecutionSetShaderLayoutInfoEXT](#)

- [VkWriteIndirectExecutionSetPipelineEXT](#)
- Extending [VkGeneratedCommandsInfoEXT](#),
[VkGeneratedCommandsMemoryRequirementsInfoEXT](#):
 - [VkGeneratedCommandsPipelineInfoEXT](#)
 - [VkGeneratedCommandsShaderInfoEXT](#)
- Extending [VkPhysicalDeviceFeatures2](#), [VkDeviceCreateInfo](#):
 - [VkPhysicalDeviceDeviceGeneratedCommandsFeaturesEXT](#)
- Extending [VkPhysicalDeviceProperties2](#):
 - [VkPhysicalDeviceDeviceGeneratedCommandsPropertiesEXT](#)

If [VK_EXT_shader_object](#) is supported:

- [VkWriteIndirectExecutionSetShaderEXT](#)

New Unions

- [VkIndirectCommandsTokenDataEXT](#)
- [VkIndirectExecutionSetInfoEXT](#)

New Enums

- [VkIndirectCommandsInputModeFlagBitsEXT](#)
- [VkIndirectCommandsLayoutUsageFlagBitsEXT](#)
- [VkIndirectCommandsTokenTypeEXT](#)
- [VkIndirectExecutionSetInfoTypeEXT](#)

New Bitmasks

- [VkIndirectCommandsInputModeFlagsEXT](#)
- [VkIndirectCommandsLayoutUsageFlagsEXT](#)

New Enum Constants

- [VK_EXT_DEVICE_GENERATED_COMMANDS_EXTENSION_NAME](#)
- [VK_EXT_DEVICE_GENERATED_COMMANDS_SPEC_VERSION](#)
- Extending [VkAccessFlagBits](#):
 - [VK_ACCESS_COMMAND_PREPROCESS_READ_BIT_EXT](#)
 - [VK_ACCESS_COMMAND_PREPROCESS_WRITE_BIT_EXT](#)
- Extending [VkBufferUsageFlagBits2](#):
 - [VK_BUFFER_USAGE_2_PREPROCESS_BUFFER_BIT_EXT](#)
- Extending [VkObjectType](#):
 - [VK_OBJECT_TYPE_INDIRECT_COMMANDS_LAYOUT_EXT](#)

- [VK_OBJECT_TYPE_INDIRECT_EXECUTION_SET_EXT](#)
- Extending [VkPipelineCreateFlagBits2](#):
 - [VK_PIPELINE_CREATE_2_INDIRECT_BINDABLE_BIT_EXT](#)
- Extending [VkPipelineStageFlagBits](#):
 - [VK_PIPELINE_STAGE_COMMAND_PREPROCESS_BIT_EXT](#)
- Extending [VkShaderCreateFlagBitsEXT](#):
 - [VK_SHADER_CREATE_INDIRECT_BINDABLE_BIT_EXT](#)
- Extending [VkStructureType](#):
 - [VK_STRUCTURE_TYPE_GENERATED_COMMANDS_INFO_EXT](#)
 - [VK_STRUCTURE_TYPE_GENERATED_COMMANDS_MEMORY_REQUIREMENTS_INFO_EXT](#)
 - [VK_STRUCTURE_TYPE_GENERATED_COMMANDS_PIPELINE_INFO_EXT](#)
 - [VK_STRUCTURE_TYPE_GENERATED_COMMANDS_SHADER_INFO_EXT](#)
 - [VK_STRUCTURE_TYPE_INDIRECT_COMMANDS_LAYOUT_CREATE_INFO_EXT](#)
 - [VK_STRUCTURE_TYPE_INDIRECT_COMMANDS_LAYOUT_TOKEN_EXT](#)
 - [VK_STRUCTURE_TYPE_INDIRECT_EXECUTION_SET_CREATE_INFO_EXT](#)
 - [VK_STRUCTURE_TYPE_INDIRECT_EXECUTION_SET_PIPELINE_INFO_EXT](#)
 - [VK_STRUCTURE_TYPE_INDIRECT_EXECUTION_SET_SHADER_INFO_EXT](#)
 - [VK_STRUCTURE_TYPE_INDIRECT_EXECUTION_SET_SHADER_LAYOUT_INFO_EXT](#)
 - [VK_STRUCTURE_TYPE_PHYSICAL_DEVICE_DEVICE_GENERATED_COMMANDS_FEATURES_EXT](#)
 - [VK_STRUCTURE_TYPE_PHYSICAL_DEVICE_DEVICE_GENERATED_COMMANDS_PROPERTIES_EXT](#)
 - [VK_STRUCTURE_TYPE_WRITE_INDIRECT_EXECUTION_SET_PIPELINE_EXT](#)
 - [VK_STRUCTURE_TYPE_WRITE_INDIRECT_EXECUTION_SET_SHADER_EXT](#)

Example Code

TODO

Version History

- Revision 1, 2024-02-23 (Mike Blumenkrantz)
 - Initial version

VK_EXT_device_memory_report

Name String

VK_EXT_device_memory_report

Extension Type

Device extension

Registered Extension Number

285

Revision

2

Ratification Status

Ratified

Extension and Version Dependencies

[VK_KHR_get_physical_device_properties2](#)

or

[Vulkan Version 1.1](#)

Special Use

- [Developer tools](#)

Contact

- Yiwei Zhang [[GitHub](#)][zzyiwei](#)

Other Extension Metadata

Last Modified Date

2021-01-06

IP Status

No known IP claims.

Contributors

- Yiwei Zhang, Google
- Jesse Hall, Google

Description

This device extension allows registration of device memory event callbacks upon device creation, so that applications or middleware can obtain detailed information about memory usage and how memory is associated with Vulkan objects. This extension exposes the actual underlying device memory usage, including allocations that are not normally visible to the application, such as memory consumed by [vkCreateGraphicsPipelines](#). It is intended primarily for use by debug tooling rather than for production applications.

New Structures

- [VkDeviceMemoryReportCallbackDataEXT](#)
- Extending [VkDeviceCreateInfo](#):
 - [VkDeviceDeviceMemoryReportCreateInfoEXT](#)
- Extending [VkPhysicalDeviceFeatures2](#), [VkDeviceCreateInfo](#):
 - [VkPhysicalDeviceDeviceMemoryReportFeaturesEXT](#)

New Function Pointers

- [PFN_vkDeviceMemoryReportCallbackEXT](#)

New Enums

- [VkDeviceMemoryReportEventTypeEXT](#)

New Bitmasks

- [VkDeviceMemoryReportFlagsEXT](#)

New Enum Constants

- [VK_EXT_DEVICE_MEMORY_REPORT_EXTENSION_NAME](#)
- [VK_EXT_DEVICE_MEMORY_REPORT_SPEC_VERSION](#)
- Extending [VkStructureType](#):
 - [VK_STRUCTURE_TYPE_DEVICE_DEVICE_MEMORY_REPORT_CREATE_INFO_EXT](#)
 - [VK_STRUCTURE_TYPE_DEVICE_MEMORY_REPORT_CALLBACK_DATA_EXT](#)
 - [VK_STRUCTURE_TYPE_PHYSICAL_DEVICE_DEVICE_MEMORY_REPORT_FEATURES_EXT](#)

Issues

1) Should this be better expressed as an extension to [VK_EXT_debug_utils](#) and its general-purpose messenger construct?

RESOLVED: No. The intended lifecycle is quite different. We want to make this extension tied to the device's lifecycle. Each ICD just handles its own implementation of this extension, and this extension will only be directly exposed from the ICD. So we can avoid the extra implementation complexity used to accommodate the flexibility of [VK_EXT_debug_utils](#) extension.

2) Can we extend and use the existing internal allocation callbacks instead of adding the new callback structure in this extension?

RESOLVED: No. Our memory reporting layer that combines this information with other memory information it collects directly (e.g. bindings of resources to [VkDeviceMemory](#)) would have to intercept all entry points that take a [VkAllocationCallbacks](#) parameter and inject its own [pfnInternalAllocation](#) and [pfnInternalFree](#). That may be doable for the extensions we know about, but not for ones we do not. The proposal would work fine in the face of most unknown extensions.

But even for ones we know about, since apps can provide a different set of callbacks and userdata and those can be retained by the driver and used later (esp. for pool object, but not just those), we would have to dynamically allocate the interception trampoline every time. That is getting to be an unreasonably large amount of complexity and (possibly) overhead.

We are interested in both alloc/free and import/unimport. The latter is fairly important for tracking (and avoiding double-counting) of swapchain images (still true with “native swapchains” based on external memory) and media/camera interop. Though we might be able to handle this with additional [VkInternalAllocationType](#) values, for import/export we do want to be able to tie this to the external resource, which is one thing that the [memoryObjectId](#) is for.

The internal alloc/free callbacks are not extensible except via new [VkInternalAllocationType](#) values. The [VkDeviceMemoryReportCallbackDataEXT](#) in this extension is extensible. That was deliberate: there is a real possibility we will want to get extra information in the future. As one example, currently this reports only physical allocations, but we believe there are interesting cases for tracking how populated that VA region is.

The callbacks are clearly specified as only callable within the context of a call from the application into Vulkan. We believe there are some cases where drivers can allocate device memory asynchronously. This was one of the sticky issues that derailed the internal device memory allocation reporting design (which is essentially what this extension is trying to do) leading up to 1.0.

[VkAllocationCallbacks](#) is described in a section called “Host memory” and the intro to it is very explicitly about host memory. The other callbacks are all inherently about host memory. But this extension is very focused on device memory.

3) Should the callback be reporting which heap is used?

RESOLVED: Yes. It is important for non-UMA systems to have all the device memory allocations attributed to the corresponding device memory heaps. For internally-allocated device memory, [heapIndex](#) will always correspond to an advertised heap, rather than having a magic value indicating a non-advertised heap. Drivers can advertise heaps that do not have any corresponding memory types if they need to.

4) Should we use an array of callback for the layers to intercept instead of chaining multiple of the [VkDeviceDeviceMemoryReportCreateInfoEXT](#) structures in the [pNext](#) of [VkDeviceCreateInfo](#)?

RESOLVED No. The pointer to the [VkDeviceDeviceMemoryReportCreateInfoEXT](#) structure itself is const and you cannot just cast it away. Thus we cannot update the callback array inside the structure. In addition, we cannot drop this [pNext](#) chain either, so making a copy of this whole structure does not work either.

5) Should we track bulk allocations shared among multiple objects?

RESOLVED No. Take the shader heap as an example. Some implementations will let multiple [VkPipeline](#) objects share the same shader heap. We are not asking the implementation to report [VK_OBJECT_TYPE_PIPELINE](#) along with a [VK_NULL_HANDLE](#) for this bulk allocation. Instead, this bulk allocation is considered as a layer below what this extension is interested in. Later, when the actual [VkPipeline](#) objects are created by suballocating from the bulk allocation, we ask the

implementation to report the valid handles of the [VkPipeline](#) objects along with the actual suballocated sizes and different [memoryObjectId](#).

6) Can we require the callbacks to be always called in the same thread with the Vulkan commands?

RESOLVED No. Some implementations might choose to multiplex work from multiple application threads into a single backend thread and perform JIT allocations as a part of that flow. Since this behavior is theoretically legit, we cannot require the callbacks to be always called in the same thread with the Vulkan commands, and the note is to remind the applications to handle this case properly.

7) Should we add an additional “allocation failed” event type with things like size and heap index reported?

RESOLVED Yes. This fits in well with the callback infrastructure added in this extension, and implementation touches the same code and has the same overheads as the rest of the extension. It could help debugging things like getting a [VK_ERROR_OUT_OF_HOST_MEMORY](#) error when ending a command buffer. Right now the allocation failure could have happened anywhere during recording, and a callback would be really useful to understand where and why.

Version History

- Revision 1, 2020-08-26 (Yiwei Zhang)
 - Initial version
- Revision 2, 2021-01-06 (Yiwei Zhang)
 - Minor description update

VK_EXT_direct_mode_display

Name String

VK_EXT_direct_mode_display

Extension Type

Instance extension

Registered Extension Number

89

Revision

1

Ratification Status

Ratified

Extension and Version Dependencies

[VK_KHR_display](#)

Contact

- James Jones [\[GitHub\]](#)[cubanismo](#)

Other Extension Metadata

Last Modified Date

2016-12-13

IP Status

No known IP claims.

Contributors

- Pierre Boudier, NVIDIA
- James Jones, NVIDIA
- Damien Leone, NVIDIA
- Pierre-Loup Griffais, Valve
- Liam Middlebrook, NVIDIA

Description

This is extension, along with related platform extensions, allows applications to take exclusive control of displays associated with a native windowing system. This is especially useful for virtual reality applications that wish to hide HMDs (head mounted displays) from the native platform's display management system, desktop, and/or other applications.

New Commands

- [vkReleaseDisplayEXT](#)

New Enum Constants

- [VK_EXT_DIRECT_MODE_DISPLAY_EXTENSION_NAME](#)
- [VK_EXT_DIRECT_MODE_DISPLAY_SPEC_VERSION](#)

Issues

1) Should this extension and its related platform-specific extensions leverage [VK_KHR_display](#), or provide separate equivalent interfaces.

RESOLVED: Use [VK_KHR_display](#) concepts and objects. [VK_KHR_display](#) can be used to enumerate all displays on the system, including those attached to/in use by a window system or native platform, but [VK_KHR_display_swapchain](#) will fail to create a swapchain on in-use displays. This extension and its platform-specific children will allow applications to grab in-use displays away from window systems and/or native platforms, allowing them to be used with [VK_KHR_display_swapchain](#).

2) Are separate calls needed to acquire displays and enable direct mode?

RESOLVED: No, these operations happen in one combined command. Acquiring a display puts it into direct mode.

Version History

- Revision 1, 2016-12-13 (James Jones)
 - Initial draft

VK_EXT_directfb_surface

Name String

VK_EXT_directfb_surface

Extension Type

Instance extension

Registered Extension Number

347

Revision

1

Ratification Status

Ratified

Extension and Version Dependencies

[VK_KHR_surface](#)

Contact

- Nicolas Caramelli [\[GitHub\]caramelli](#)

Other Extension Metadata

Last Modified Date

2020-06-16

IP Status

No known IP claims.

Contributors

- Nicolas Caramelli

Description

The [VK_EXT_directfb_surface](#) extension is an instance extension. It provides a mechanism to create a [VkSurfaceKHR](#) object (defined by the [VK_KHR_surface](#) extension) that refers to a [DirectFBIDirectFBSurface](#), as well as a query to determine support for rendering via DirectFB.

New Commands

- [vkCreateDirectFBSurfaceEXT](#)
- [vkGetPhysicalDeviceDirectFBPresentationSupportEXT](#)

New Structures

- [VkDirectFBSurfaceCreateInfoEXT](#)

New Bitmasks

- [VkDirectFBSurfaceCreateFlagsEXT](#)

New Enum Constants

- [VK_EXT_DIRECTFB_SURFACE_EXTENSION_NAME](#)
- [VK_EXT_DIRECTFB_SURFACE_SPEC_VERSION](#)
- Extending [VkStructureType](#):
 - [VK_STRUCTURE_TYPE_DIRECTFB_SURFACE_CREATE_INFO_EXT](#)

Version History

- Revision 1, 2020-06-16 (Nicolas Caramelli)
 - Initial version

VK_EXT_discard_rectangles

Name String

VK_EXT_discard_rectangles

Extension Type

Device extension

Registered Extension Number

100

Revision

2

Ratification Status

Ratified

Extension and Version Dependencies

[VK_KHR_get_physical_device_properties2](#)

or

[Vulkan Version 1.1](#)

Contact

- Piers Daniell [[GitHub](#)][pdaniell-nv](#)

Other Extension Metadata

Last Modified Date

2023-01-18

Interactions and External Dependencies

- Interacts with [VK_KHR_device_group](#)
- Interacts with Vulkan 1.1

Contributors

- Daniel Koch, NVIDIA
- Jeff Bolz, NVIDIA

Description

This extension provides additional orthogonally aligned “discard rectangles” specified in framebuffer-space coordinates that restrict rasterization of all points, lines, and triangles.

From zero to an implementation-dependent limit (specified by `maxDiscardRectangles`) number of discard rectangles can be operational at once. When one or more discard rectangles are active, rasterized fragments can either survive if the fragment is within any of the operational discard rectangles (`VK_DISCARD_RECTANGLE_MODE_INCLUSIVE_EXT` mode) or be rejected if the fragment is within any of the operational discard rectangles

([VK_DISCARD_RECTANGLE_MODE_EXCLUSIVE_EXT](#) mode).

These discard rectangles operate orthogonally to the existing scissor test functionality. The discard rectangles can be different for each physical device in a device group by specifying the device mask and setting discard rectangle dynamic state.

Version 2 of this extension introduces new dynamic states [VK_DYNAMIC_STATE_DISCARD_RECTANGLE_ENABLE_EXT](#) and [VK_DYNAMIC_STATE_DISCARD_RECTANGLE_MODE_EXT](#), and the corresponding functions [vkCmdSetDiscardRectangleEnableEXT](#) and [vkCmdSetDiscardRectangleModeEXT](#). Applications that use these dynamic states must ensure the implementation advertises at least [specVersion 2](#) of this extension.

New Commands

- [vkCmdSetDiscardRectangleEXT](#)
- [vkCmdSetDiscardRectangleEnableEXT](#)
- [vkCmdSetDiscardRectangleModeEXT](#)

New Structures

- Extending [VkGraphicsPipelineCreateInfo](#):
 - [VkPipelineDiscardRectangleStateCreateInfoEXT](#)
- Extending [VkPhysicalDeviceProperties2](#):
 - [VkPhysicalDeviceDiscardRectanglePropertiesEXT](#)

New Enums

- [VkDiscardRectangleModeEXT](#)

New Bitmasks

- [VkPipelineDiscardRectangleStateCreateFlagsEXT](#)

New Enum Constants

- [VK_EXT_DISCARD_RECTANGLES_EXTENSION_NAME](#)
- [VK_EXT_DISCARD_RECTANGLES_SPEC_VERSION](#)
- Extending [VkDynamicState](#):
 - [VK_DYNAMIC_STATE_DISCARD_RECTANGLE_ENABLE_EXT](#)
 - [VK_DYNAMIC_STATE_DISCARD_RECTANGLE_EXT](#)
 - [VK_DYNAMIC_STATE_DISCARD_RECTANGLE_MODE_EXT](#)
- Extending [VkStructureType](#):
 - [VK_STRUCTURE_TYPE_PHYSICAL_DEVICE_DISCARD_RECTANGLE_PROPERTIES_EXT](#)
 - [VK_STRUCTURE_TYPE_PIPELINE_DISCARD_RECTANGLE_STATE_CREATE_INFO_EXT](#)

Version History

- Revision 2, 2023-01-18 (Piers Daniell)
 - Add dynamic states for discard rectangle enable/disable and mode.
- Revision 1, 2016-12-22 (Piers Daniell)
 - Internal revisions

VK_EXT_display_control

Name String

VK_EXT_display_control

Extension Type

Device extension

Registered Extension Number

92

Revision

1

Ratification Status

Ratified

Extension and Version Dependencies

VK_EXT_display_surface_counter
and
VK_KHR_swapchain

Contact

- James Jones [\[GitHub\]](#)cubanismo

Other Extension Metadata

Last Modified Date

2016-12-13

IP Status

No known IP claims.

Contributors

- Pierre Boudier, NVIDIA
- James Jones, NVIDIA
- Damien Leone, NVIDIA
- Pierre-Loup Griffais, Valve
- Daniel Vetter, Intel

Description

This extension defines a set of utility functions for use with the [VK_KHR_display](#) and [VK_KHR_display_swapchain](#) extensions.

New Commands

- [vkDisplayPowerControlEXT](#)
- [vkGetSwapchainCounterEXT](#)
- [vkRegisterDeviceEventEXT](#)
- [vkRegisterDisplayEventEXT](#)

New Structures

- [VkDeviceEventInfoEXT](#)
- [VkDisplayEventInfoEXT](#)
- [VkDisplayPowerInfoEXT](#)
- Extending [VkSwapchainCreateInfoKHR](#):
 - [VkSwapchainCounterCreateInfoEXT](#)

New Enums

- [VkDeviceEventTypeEXT](#)
- [VkDisplayEventTypeEXT](#)
- [VkDisplayPowerStateEXT](#)

New Enum Constants

- [VK_EXT_DISPLAY_CONTROL_EXTENSION_NAME](#)
- [VK_EXT_DISPLAY_CONTROL_SPEC_VERSION](#)
- Extending [VkStructureType](#):
 - [VK_STRUCTURE_TYPE_DEVICE_EVENT_INFO_EXT](#)
 - [VK_STRUCTURE_TYPE_DISPLAY_EVENT_INFO_EXT](#)
 - [VK_STRUCTURE_TYPE_DISPLAY_POWER_INFO_EXT](#)
 - [VK_STRUCTURE_TYPE_SWAPCHAIN_COUNTER_CREATE_INFO_EXT](#)

Issues

1) Should this extension add an explicit “WaitForVsync” API or a fence signaled at vsync that the application can wait on?

RESOLVED: A fence. A separate API could later be provided that allows exporting the fence to a native object that could be inserted into standard run loops on POSIX and Windows systems.

2) Should callbacks be added for a vsync event, or in general to monitor events in Vulkan?

RESOLVED: No, fences should be used. Some events are generated by interrupts which are managed in the kernel. In order to use a callback provided by the application, drivers would need to have the userspace driver spawn threads that would wait on the kernel event, and hence the

callbacks could be difficult for the application to synchronize with its other work given they would arrive on a foreign thread.

3) Should vblank or scanline events be exposed?

RESOLVED: Vblank events. Scanline events could be added by a separate extension, but the latency of processing an interrupt and waking up a userspace event is high enough that the accuracy of a scanline event would be rather low. Further, per-scanline interrupts are not supported by all hardware.

Version History

- Revision 1, 2016-12-13 (James Jones)
 - Initial draft

VK_EXT_display_surface_counter

Name String

VK_EXT_display_surface_counter

Extension Type

Instance extension

Registered Extension Number

91

Revision

1

Ratification Status

Ratified

Extension and Version Dependencies

[VK_KHR_display](#)

Contact

- James Jones [\[GitHub\]](#)[cubanismo](#)

Other Extension Metadata

Last Modified Date

2016-12-13

IP Status

No known IP claims.

Contributors

- Pierre Boudier, NVIDIA
- James Jones, NVIDIA
- Damien Leone, NVIDIA
- Pierre-Loup Griffais, Valve
- Daniel Vetter, Intel

Description

This extension defines a vertical blanking period counter associated with display surfaces. It provides a mechanism to query support for such a counter from a [VkSurfaceKHR](#) object.

New Commands

- [vkGetPhysicalDeviceSurfaceCapabilities2EXT](#)

New Structures

- [VkSurfaceCapabilities2EXT](#)

New Enums

- [VkSurfaceCounterFlagBitsEXT](#)

New Bitmasks

- [VkSurfaceCounterFlagsEXT](#)

New Enum Constants

- [VK_EXT_DISPLAY_SURFACE_COUNTER_EXTENSION_NAME](#)
- [VK_EXT_DISPLAY_SURFACE_COUNTER_SPEC_VERSION](#)
- Extending [VkStructureType](#):
 - [VK_STRUCTURE_TYPE_SURFACE_CAPABILITIES2_EXT](#)
 - [VK_STRUCTURE_TYPE_SURFACE_CAPABILITIES_2_EXT](#)

Version History

- Revision 1, 2016-12-13 (James Jones)
 - Initial draft

VK_EXT_dynamic_rendering_unused_attachments

Name String

VK_EXT_dynamic_rendering_unused_attachments

Extension Type

Device extension

Registered Extension Number

500

Revision

1

Ratification Status

Ratified

Extension and Version Dependencies

[VK_KHR_get_physical_device_properties2](#)

or

[Vulkan Version 1.1](#)

and

[VK_KHR_dynamic_rendering](#)

or

[Vulkan Version 1.3](#)

Contact

- Piers Daniell [[GitHub](#)][pdaniell-nv](#)

Extension Proposal

[VK_EXT_dynamic_rendering_unused_attachments](#)

Other Extension Metadata

Last Modified Date

2023-05-22

IP Status

No known IP claims.

Contributors

- Daniel Story, Nintendo
- Hans-Kristian Arntzen, Valve
- Jan-Harald Fredriksen, Arm
- James Fitzpatrick, Imagination Technologies
- Pan Gao, Huawei Technologies
- Ricardo Garcia, Igalia

- Stu Smith, AMD

Description

This extension lifts some restrictions in the [VK_KHR_dynamic_rendering](#) extension to allow render pass instances and bound pipelines within those render pass instances to have an unused attachment specified in one but not the other. It also allows pipelines to use different formats in a render pass as long the attachment is NULL.

New Structures

- Extending [VkPhysicalDeviceFeatures2](#), [VkDeviceCreateInfo](#):
 - [VkPhysicalDeviceDynamicRenderingUnusedAttachmentsFeaturesEXT](#)

New Enum Constants

- [VK_EXT_DYNAMIC_RENDERING_UNUSED_ATTACHMENTS_EXTENSION_NAME](#)
- [VK_EXT_DYNAMIC_RENDERING_UNUSED_ATTACHMENTS_SPEC_VERSION](#)
- Extending [VkStructureType](#):
 - [VK_STRUCTURE_TYPE_PHYSICAL_DEVICE_DYNAMIC_RENDERING_UNUSED_ATTACHMENTS_FEATURES_EXT](#)

Issues

None.

Version History

- Revision 1, 2023-05-22 (Piers Daniell)
 - Internal revisions

VK_EXT_extended_dynamic_state3

Name String

VK_EXT_extended_dynamic_state3

Extension Type

Device extension

Registered Extension Number

456

Revision

2

Ratification Status

Ratified

Extension and Version Dependencies

[VK_KHR_get_physical_device_properties2](#)

or

[Vulkan Version 1.1](#)

API Interactions

- Interacts with [VK_VERSION_1_1](#)
- Interacts with [VK_EXT_blend_operation_advanced](#)
- Interacts with [VK_EXT_conservative_rasterization](#)
- Interacts with [VK_EXT_depth_clip_control](#)
- Interacts with [VK_EXT_depth_clip_enable](#)
- Interacts with [VK_EXT_line_rasterization](#)
- Interacts with [VK_EXT_provoking_vertex](#)
- Interacts with [VK_EXT_sample_locations](#)
- Interacts with [VK_EXT_transform_feedback](#)
- Interacts with [VK_KHR_maintenance2](#)
- Interacts with [VK_NV_clip_space_w_scaling](#)
- Interacts with [VK_NV_coverage_reduction_mode](#)
- Interacts with [VK_NV_fragment_coverage_to_color](#)
- Interacts with [VK_NV_framebuffer_mixed_samples](#)
- Interacts with [VK_NV_representative_fragment_test](#)
- Interacts with [VK_NV_shading_rate_image](#)
- Interacts with [VK_NV_viewport_swizzle](#)
- Interacts

with

VkPhysicalDeviceExtendedDynamicState3FeaturesEXT::extendedDynamicState3AlphaToOne Enable

- Interacts with
VkPhysicalDeviceExtendedDynamicState3FeaturesEXT::extendedDynamicState3DepthClamp Enable
- Interacts with
VkPhysicalDeviceExtendedDynamicState3FeaturesEXT::extendedDynamicState3LogicOpEnable
- Interacts with
VkPhysicalDeviceExtendedDynamicState3FeaturesEXT::extendedDynamicState3PolygonMode
- Interacts with
VkPhysicalDeviceExtendedDynamicState3FeaturesEXT::extendedDynamicState3RasterizationStream
- Interacts with
VkPhysicalDeviceExtendedDynamicState3FeaturesEXT::extendedDynamicState3TessellationDomainOrigin

Contact

- Piers Daniell [\[GitHub\]](#)[pdaniell-nv](#)

Extension Proposal

[VK_EXT_extended_dynamic_state3](#)

Other Extension Metadata

Last Modified Date

2022-09-02

IP Status

No known IP claims.

Contributors

- Daniel Story, Nintendo
- Jamie Madill, Google
- Jan-Harald Fredriksen, Arm
- Faith Ekstrand, Collabora
- Mike Blumenkrantz, Valve
- Ricardo Garcia, Igalia
- Samuel Pitoiset, Valve
- Shahbaz Youssefi, Google
- Stu Smith, AMD
- Tapani Pälli, Intel

Description

This extension adds almost all of the remaining pipeline state as dynamic state to help applications further reduce the number of monolithic pipelines they need to create and bind.

New Commands

- [vkCmdSetAlphaToCoverageEnableEXT](#)
- [vkCmdSetAlphaToOneEnableEXT](#)
- [vkCmdSetColorBlendEnableEXT](#)
- [vkCmdSetColorBlendEquationEXT](#)
- [vkCmdSetColorWriteMaskEXT](#)
- [vkCmdSetDepthClampEnableEXT](#)
- [vkCmdSetLogicOpEnableEXT](#)
- [vkCmdSetPolygonModeEXT](#)
- [vkCmdSetRasterizationSamplesEXT](#)
- [vkCmdSetSampleMaskEXT](#)

If [VK_EXT_blend_operation_advanced](#) is supported:

- [vkCmdSetColorBlendAdvancedEXT](#)

If [VK_EXT_conservative_rasterization](#) is supported:

- [vkCmdSetConservativeRasterizationModeEXT](#)
- [vkCmdSetExtraPrimitiveOverestimationSizeEXT](#)

If [VK_EXT_depth_clip_control](#) is supported:

- [vkCmdSetDepthClipNegativeOneToOneEXT](#)

If [VK_EXT_depth_clip_enable](#) is supported:

- [vkCmdSetDepthClipEnableEXT](#)

If [VK_EXT_line_rasterization](#) is supported:

- [vkCmdSetLineRasterizationModeEXT](#)
- [vkCmdSetLineStippleEnableEXT](#)

If [VK_EXT_provoking_vertex](#) is supported:

- [vkCmdSetProvokingVertexModeEXT](#)

If [VK_EXT_sample_locations](#) is supported:

- [vkCmdSetSampleLocationsEnableEXT](#)

If [VK_EXT_transform_feedback](#) is supported:

- [vkCmdSetRasterizationStreamEXT](#)

If [VK_KHR_maintenance2](#) or [Vulkan Version 1.1](#) is supported:

- [vkCmdSetTessellationDomainOriginEXT](#)

If [VK_NV_clip_space_w_scaling](#) is supported:

- [vkCmdSetViewportWScalingEnableNV](#)

If [VK_NV_coverage_reduction_mode](#) is supported:

- [vkCmdSetCoverageReductionModeNV](#)

If [VK_NV_fragment_coverage_to_color](#) is supported:

- [vkCmdSetCoverageToColorEnableNV](#)
- [vkCmdSetCoverageToColorLocationNV](#)

If [VK_NV_framebuffer_mixed_samples](#) is supported:

- [vkCmdSetCoverageModulationModeNV](#)
- [vkCmdSetCoverageModulationTableEnableNV](#)
- [vkCmdSetCoverageModulationTableNV](#)

If [VK_NV_representative_fragment_test](#) is supported:

- [vkCmdSetRepresentativeFragmentTestEnableNV](#)

If [VK_NV_shading_rate_image](#) is supported:

- [vkCmdSetShadingRateImageEnableNV](#)

If [VK_NV_viewport_swizzle](#) is supported:

- [vkCmdSetViewportSwizzleNV](#)

New Structures

- [VkColorBlendAdvancedEXT](#)
- [VkColorBlendEquationEXT](#)
- Extending [VkPhysicalDeviceFeatures2](#), [VkDeviceCreateInfo](#):
 - [VkPhysicalDeviceExtendedDynamicState3FeaturesEXT](#)
- Extending [VkPhysicalDeviceProperties2](#):
 - [VkPhysicalDeviceExtendedDynamicState3PropertiesEXT](#)

New Enum Constants

- [VK_EXT_EXTENDED_DYNAMIC_STATE_3_EXTENSION_NAME](#)
- [VK_EXT_EXTENDED_DYNAMIC_STATE_3_SPEC_VERSION](#)
- Extending [VkDynamicState](#):
 - [VK_DYNAMIC_STATE_ALPHA_TO_COVERAGE_ENABLE_EXT](#)
 - [VK_DYNAMIC_STATE_ALPHA_TO_ONE_ENABLE_EXT](#)
 - [VK_DYNAMIC_STATE_COLOR_BLEND_ENABLE_EXT](#)
 - [VK_DYNAMIC_STATE_COLOR_BLEND_EQUATION_EXT](#)
 - [VK_DYNAMIC_STATE_COLOR_WRITE_MASK_EXT](#)
 - [VK_DYNAMIC_STATE_DEPTH_CLAMP_ENABLE_EXT](#)
 - [VK_DYNAMIC_STATE_LOGIC_OP_ENABLE_EXT](#)
 - [VK_DYNAMIC_STATE_POLYGON_MODE_EXT](#)
 - [VK_DYNAMIC_STATE_RASTERIZATION_SAMPLES_EXT](#)
 - [VK_DYNAMIC_STATE_SAMPLE_MASK_EXT](#)
- Extending [VkStructureType](#):
 - [VK_STRUCTURE_TYPE_PHYSICAL_DEVICE_EXTENDED_DYNAMIC_STATE_3_FEATURES_EXT](#)
 - [VK_STRUCTURE_TYPE_PHYSICAL_DEVICE_EXTENDED_DYNAMIC_STATE_3_PROPERTIES_EXT](#)

If [VK_EXT_blend_operation_advanced](#) is supported:

- Extending [VkDynamicState](#):
 - [VK_DYNAMIC_STATE_COLOR_BLEND_ADVANCED_EXT](#)

If [VK_EXT_conservative_rasterization](#) is supported:

- Extending [VkDynamicState](#):
 - [VK_DYNAMIC_STATE_CONSERVATIVE_RASTERIZATION_MODE_EXT](#)
 - [VK_DYNAMIC_STATE_EXTRA_PRIMITIVE_OVERESTIMATION_SIZE_EXT](#)

If [VK_EXT_depth_clip_control](#) is supported:

- Extending [VkDynamicState](#):
 - [VK_DYNAMIC_STATE_DEPTH_CLIP_NEGATIVE_ONE_TO_ONE_EXT](#)

If [VK_EXT_depth_clip_enable](#) is supported:

- Extending [VkDynamicState](#):
 - [VK_DYNAMIC_STATE_DEPTH_CLIP_ENABLE_EXT](#)

If [VK_EXT_line_rasterization](#) is supported:

- Extending [VkDynamicState](#):

- [VK_DYNAMIC_STATE_LINE_RASTERIZATION_MODE_EXT](#)
- [VK_DYNAMIC_STATE_LINE_STIPPLE_ENABLE_EXT](#)

If [VK_EXT_provoking_vertex](#) is supported:

- Extending [VkDynamicState](#):
 - [VK_DYNAMIC_STATE_PROVOKING_VERTEX_MODE_EXT](#)

If [VK_EXT_sample_locations](#) is supported:

- Extending [VkDynamicState](#):
 - [VK_DYNAMIC_STATE_SAMPLE_LOCATIONS_ENABLE_EXT](#)

If [VK_EXT_transform_feedback](#) is supported:

- Extending [VkDynamicState](#):
 - [VK_DYNAMIC_STATE_RASTERIZATION_STREAM_EXT](#)

If [VK_KHR_maintenance2](#) or [Vulkan Version 1.1](#) is supported:

- Extending [VkDynamicState](#):
 - [VK_DYNAMIC_STATE_TESSELLATION_DOMAIN_ORIGIN_EXT](#)

If [VK_NV_clip_space_w_scaling](#) is supported:

- Extending [VkDynamicState](#):
 - [VK_DYNAMIC_STATE_VIEWPORT_W_SCALING_ENABLE_NV](#)

If [VK_NV_coverage_reduction_mode](#) is supported:

- Extending [VkDynamicState](#):
 - [VK_DYNAMIC_STATE_COVERAGE_REDUCTION_MODE_NV](#)

If [VK_NV_fragment_coverage_to_color](#) is supported:

- Extending [VkDynamicState](#):
 - [VK_DYNAMIC_STATE_COVERAGE_TO_COLOR_ENABLE_NV](#)
 - [VK_DYNAMIC_STATE_COVERAGE_TO_COLOR_LOCATION_NV](#)

If [VK_NV_framebuffer_mixed_samples](#) is supported:

- Extending [VkDynamicState](#):
 - [VK_DYNAMIC_STATE_COVERAGE_MODULATION_MODE_NV](#)
 - [VK_DYNAMIC_STATE_COVERAGE_MODULATION_TABLE_ENABLE_NV](#)
 - [VK_DYNAMIC_STATE_COVERAGE_MODULATION_TABLE_NV](#)

If [VK_NV_representative_fragment_test](#) is supported:

- Extending `VkDynamicState`:
 - `VK_DYNAMIC_STATE_REPRESENTATIVE_FRAGMENT_TEST_ENABLE_NV`

If `VK_NV_shading_rate_image` is supported:

- Extending `VkDynamicState`:
 - `VK_DYNAMIC_STATE_SHADING_RATE_IMAGE_ENABLE_NV`

If `VK_NV_viewport_swizzle` is supported:

- Extending `VkDynamicState`:
 - `VK_DYNAMIC_STATE_VIEWPORT_SWIZZLE_NV`

Issues

1) What about the `VkPipelineMultisampleStateCreateInfo` state `sampleShadingEnable` and `minSampleShading`?

`sampleShadingEnable` and `minSampleShading` are required when compiling the fragment shader, and it is not meaningful to set them dynamically since they always need to match the fragment shader state, so this hardware state may as well just come from the pipeline with the fragment shader.

Version History

- Revision 2, 2022-07-18 (Piers Daniell)
 - Added `rasterizationSamples`
- Revision 1, 2022-05-18 (Piers Daniell)
 - Internal revisions

VK_EXT_external_memory_acquire_unmodified

Name String

VK_EXT_external_memory_acquire_unmodified

Extension Type

Device extension

Registered Extension Number

454

Revision

1

Ratification Status

Ratified

Extension and Version Dependencies

[VK_KHR_external_memory](#)

or

[Vulkan Version 1.1](#)

Contact

- James Jones [\[GitHub\]](#)[cubanismo](#)

Extension Proposal

[VK_EXT_external_memory_acquire_unmodified](#)

Other Extension Metadata

Last Modified Date

2023-03-09

Contributors

- Lina Versace, Google
- Chia-I Wu, Google
- James Jones, NVIDIA
- Yiwei Zhang, Google

Description

A memory barrier **may** have a performance penalty when acquiring ownership of a subresource range from an external queue family. This extension provides API that **may** reduce the performance penalty if ownership of the subresource range was previously released to the external queue family and if the resource's memory has remained unmodified between the release and acquire operations.

New Structures

- Extending [VkBufferMemoryBarrier](#), [VkBufferMemoryBarrier2](#), [VkImageMemoryBarrier](#), [VkImageMemoryBarrier2](#):
 - [VkExternalMemoryAcquireUnmodifiedEXT](#)

New Enum Constants

- [VK_EXT_EXTERNAL_MEMORY_ACQUIRE_UNMODIFIED_EXTENSION_NAME](#)
- [VK_EXT_EXTERNAL_MEMORY_ACQUIRE_UNMODIFIED_SPEC_VERSION](#)
- Extending [VkStructureType](#):
 - [VK_STRUCTURE_TYPE_EXTERNAL_MEMORY_ACQUIRE_UNMODIFIED_EXT](#)

Version History

- Revision 1, 2023-03-09 (Lina Versace)
 - Initial revision

VK_EXT_external_memory_dma_buf

Name String

VK_EXT_external_memory_dma_buf

Extension Type

Device extension

Registered Extension Number

126

Revision

1

Ratification Status

Ratified

Extension and Version Dependencies

[VK_KHR_external_memory_fd](#)

Contact

- James Jones [\[GitHub\]](#)[cubanismo](#)

Other Extension Metadata

Last Modified Date

2017-10-10

IP Status

No known IP claims.

Contributors

- Lina Versace, Google
- James Jones, NVIDIA
- Faith Ekstrand, Intel

Description

A [dma_buf](#) is a type of file descriptor, defined by the Linux kernel, that allows sharing memory across kernel device drivers and across processes. This extension enables applications to import a [dma_buf](#) as [VkDeviceMemory](#), to export [VkDeviceMemory](#) as a [dma_buf](#), and to create [VkBuffer](#) objects that **can** be bound to that memory.

New Enum Constants

- [VK_EXT_EXTERNAL_MEMORY_DMA_BUF_EXTENSION_NAME](#)
- [VK_EXT_EXTERNAL_MEMORY_DMA_BUF_SPEC_VERSION](#)

- Extending `VkExternalMemoryHandleTypeFlagBits`:
 - `VK_EXTERNAL_MEMORY_HANDLE_TYPE_DMA_BUF_BIT_EXT`

Issues

1) How does the application, when creating a `VkImage` that it intends to bind to `dma_buf` `VkDeviceMemory` containing an externally produced image, specify the memory layout (such as row pitch and DRM format modifier) of the `VkImage`? In other words, how does the application achieve behavior comparable to that provided by `EGL_EXT_image_dma_buf_import` and `EGL_EXT_image_dma_buf_import_modifiers`?

RESOLVED: Features comparable to those in `EGL_EXT_image_dma_buf_import` and `EGL_EXT_image_dma_buf_import_modifiers` will be provided by an extension layered atop this one.

2) Without the ability to specify the memory layout of external `dma_buf` images, how is this extension useful?

RESOLVED: This extension provides exactly one new feature: the ability to import/export between `dma_buf` and `VkDeviceMemory`. This feature, together with features provided by `VK_KHR_external_memory_fd`, is sufficient to bind a `VkBuffer` to `dma_buf`.

Version History

- Revision 1, 2017-10-10 (Lina Versace)
 - Squashed internal revisions

VK_EXT_external_memory_host

Name String

VK_EXT_external_memory_host

Extension Type

Device extension

Registered Extension Number

179

Revision

1

Ratification Status

Ratified

Extension and Version Dependencies

[VK_KHR_external_memory](#)

or

[Vulkan Version 1.1](#)

Contact

- Daniel Rakos [\[GitHub\]](#)[drakos-amd](#)

Other Extension Metadata

Last Modified Date

2017-11-10

IP Status

No known IP claims.

Contributors

- Jaakko Konttinen, AMD
- David Mao, AMD
- Daniel Rakos, AMD
- Tobias Hector, Imagination Technologies
- Faith Ekstrand, Intel
- James Jones, NVIDIA

Description

This extension enables an application to import host allocations and host mapped foreign device memory to Vulkan memory objects.

New Commands

- [vkGetMemoryHostPointerPropertiesEXT](#)

New Structures

- [VkMemoryHostPointerPropertiesEXT](#)
- Extending [VkMemoryAllocateInfo](#):
 - [VkImportMemoryHostPointerInfoEXT](#)
- Extending [VkPhysicalDeviceProperties2](#):
 - [VkPhysicalDeviceExternalMemoryHostPropertiesEXT](#)

New Enum Constants

- [VK_EXT_EXTERNAL_MEMORY_HOST_EXTENSION_NAME](#)
- [VK_EXT_EXTERNAL_MEMORY_HOST_SPEC_VERSION](#)
- Extending [VkExternalMemoryHandleTypeFlagBits](#):
 - [VK_EXTERNAL_MEMORY_HANDLE_TYPE_HOST_ALLOCATION_BIT_EXT](#)
 - [VK_EXTERNAL_MEMORY_HANDLE_TYPE_HOST_MAPPED_FOREIGN_MEMORY_BIT_EXT](#)
- Extending [VkStructureType](#):
 - [VK_STRUCTURE_TYPE_IMPORT_MEMORY_HOST_POINTER_INFO_EXT](#)
 - [VK_STRUCTURE_TYPE_MEMORY_HOST_POINTER_PROPERTIES_EXT](#)
 - [VK_STRUCTURE_TYPE_PHYSICAL_DEVICE_EXTERNAL_MEMORY_HOST_PROPERTIES_EXT](#)

Issues

1) What memory type has to be used to import host pointers?

RESOLVED: Depends on the implementation. Applications have to use the new [vkGetMemoryHostPointerPropertiesEXT](#) command to query the supported memory types for a particular host pointer. The reported memory types may include memory types that come from a memory heap that is otherwise not usable for regular memory object allocation and thus such a heap's size may be zero.

2) Can the application still access the contents of the host allocation after importing?

RESOLVED: Yes. However, usual synchronization requirements apply.

3) Can the application free the host allocation?

RESOLVED: No, it violates valid usage conditions. Using the memory object imported from a host allocation that is already freed thus results in undefined behavior.

4) Is [vkMapMemory](#) expected to return the same host address which was specified when importing it to the memory object?

RESOLVED: No. Implementations are allowed to return the same address but it is not required. Some implementations might return a different virtual mapping of the allocation, although the same physical pages will be used.

5) Is there any limitation on the alignment of the host pointer and/or size?

RESOLVED: Yes. Both the address and the size have to be an integer multiple of `minImportedHostPointerAlignment`. In addition, some platforms and foreign devices may have additional restrictions.

6) Can the same host allocation be imported multiple times into a given physical device?

RESOLVED: No, at least not guaranteed by this extension. Some platforms do not allow locking the same physical pages for device access multiple times, so attempting to do it may result in undefined behavior.

7) Does this extension support exporting the new handle type?

RESOLVED: No.

8) Should we include the possibility to import host mapped foreign device memory using this API?

RESOLVED: Yes, through a separate handle type. Implementations are still allowed to support only one of the handle types introduced by this extension by not returning import support for a particular handle type as returned in `VkExternalMemoryPropertiesKHR`.

Version History

- Revision 1, 2017-11-10 (Daniel Rakos)
 - Internal revisions

VK_EXT_external_memory_metal

Name String

VK_EXT_external_memory_metal

Extension Type

Device extension

Registered Extension Number

603

Revision

1

Ratification Status

Ratified

Extension and Version Dependencies

[VK_KHR_external_memory](#)

or

[Vulkan Version 1.1](#)

Contact

- Aitor Camacho Larrondo [\[GitHub\]](#)[aitor-lunarg](#)

Extension Proposal

[VK_EXT_external_memory_metal](#)

Other Extension Metadata

Last Modified Date

2024-07-18

IP Status

No known IP claims.

Contributors

- Aitor Camacho Larrondo, LunarG Inc.

Description

An application may wish to reference device memory in multiple Vulkan device instances, in multiple processes, and/or in Metal API. This extension enables an application to export and import Metal handles from Vulkan memory objects such that the underlying resources can be referenced outside the scope of the Vulkan device instance that created them.

New Commands

- [vkGetMemoryMetalHandleEXT](#)

- [vkGetMemoryMetalHandlePropertiesEXT](#)

New Structures

- [VkMemoryGetMetalHandleInfoEXT](#)
- [VkMemoryMetalHandlePropertiesEXT](#)
- Extending [VkMemoryAllocateInfo](#):
 - [VkImportMemoryMetalHandleInfoEXT](#)

New Enum Constants

- [VK_EXT_EXTERNAL_MEMORY_METAL_EXTENSION_NAME](#)
- [VK_EXT_EXTERNAL_MEMORY_METAL_SPEC_VERSION](#)
- Extending [VkExternalMemoryHandleTypeFlagBits](#):
 - [VK_EXTERNAL_MEMORY_HANDLE_TYPE_MTLBUFFER_BIT_EXT](#)
 - [VK_EXTERNAL_MEMORY_HANDLE_TYPE_MTLHEAP_BIT_EXT](#)
 - [VK_EXTERNAL_MEMORY_HANDLE_TYPE_MTLTEXTURE_BIT_EXT](#)
- Extending [VkStructureType](#):
 - [VK_STRUCTURE_TYPE_IMPORT_MEMORY_METAL_HANDLE_INFO_EXT](#)
 - [VK_STRUCTURE_TYPE_MEMORY_GET_METAL_HANDLE_INFO_EXT](#)
 - [VK_STRUCTURE_TYPE_MEMORY_METAL_HANDLE_PROPERTIES_EXT](#)

Version History

- Revision 1, 2024-07-18 (Aitor Camacho Larrondo)
 - Initial revision

VK_EXT_filter_cubic

Name String

VK_EXT_filter_cubic

Extension Type

Device extension

Registered Extension Number

171

Revision

3

Ratification Status

Ratified

Extension and Version Dependencies

None

Contact

- Matthew Netsch [\[GitHub\]mnetsch](#)

Other Extension Metadata

Last Modified Date

2019-12-13

Contributors

- Bill Licea-Kane, Qualcomm Technologies, Inc.
- Andrew Garrard, Samsung
- Daniel Koch, NVIDIA
- Donald Scorgie, Imagination Technologies
- Graeme Leese, Broadcom
- Jan-Harald Fredriksen, ARM
- Jeff Leger, Qualcomm Technologies, Inc.
- Tobias Hector, AMD
- Tom Olson, ARM
- Stuart Smith, Imagination Technologies

Description

VK_EXT_filter_cubic extends VK_IMG_filter_cubic.

It documents cubic filtering of other image view types. It adds new structures that **can** be added to

the **pNext** chain of [VkPhysicalDeviceImageFormatInfo2](#) and [VkImageFormatProperties2](#) that **can** be used to determine which image types and which image view types support cubic filtering.

New Structures

- Extending [VkImageFormatProperties2](#):
 - [VkFilterCubicImageViewImageFormatPropertiesEXT](#)
- Extending [VkPhysicalDeviceImageFormatInfo2](#):
 - [VkPhysicalDeviceImageViewImageFormatInfoEXT](#)

New Enum Constants

- [VK_EXT_FILTER_CUBIC_EXTENSION_NAME](#)
- [VK_EXT_FILTER_CUBIC_SPEC_VERSION](#)
- Extending [VkFilter](#):
 - [VK_FILTER_CUBIC_EXT](#)
- Extending [VkFormatFeatureFlagBits](#):
 - [VK_FORMAT_FEATURE_SAMPLED_IMAGE_FILTER_CUBIC_BIT_EXT](#)
- Extending [VkStructureType](#):
 - [VK_STRUCTURE_TYPE_FILTER_CUBIC_IMAGE_VIEW_IMAGE_FORMAT_PROPERTIES_EXT](#)
 - [VK_STRUCTURE_TYPE_PHYSICAL_DEVICE_IMAGE_VIEW_IMAGE_FORMAT_INFO_EXT](#)

Version History

- Revision 3, 2019-12-13 (wwlk)
 - Delete requirement to cubic filter the formats USCALED_PACKED32, SSCALED_PACKED32, UINT_PACK32, and SINT_PACK32 (cut/paste error)
- Revision 2, 2019-06-05 (wwlk)
 - Clarify 1D optional
- Revision 1, 2019-01-24 (wwlk)
 - Initial version

VK_EXT_fragment_density_map

Name String

VK_EXT_fragment_density_map

Extension Type

Device extension

Registered Extension Number

219

Revision

3

Ratification Status

Ratified

Extension and Version Dependencies

[VK_KHR_get_physical_device_properties2](#)

or

[Vulkan Version 1.1](#)

API Interactions

- Interacts with [VK_VERSION_1_3](#)
- Interacts with [VK_KHR_dynamic_rendering](#)
- Interacts with [VK_KHR_format_feature_flags2](#)

SPIR-V Dependencies

- [SPV_EXT_fragment_invocation_density](#)

Contact

- Matthew Netsch [[GitHub](#)][mnetsch](#)

Other Extension Metadata

Last Modified Date

2025-05-20

Interactions and External Dependencies

- This extension provides API support for [GL_EXT_fragment_invocation_density](#)

Contributors

- Matthew Netsch, Qualcomm Technologies, Inc.
- Robert VanReenen, Qualcomm Technologies, Inc.
- Jonathan Wicks, Qualcomm Technologies, Inc.
- Tate Hornbeck, Qualcomm Technologies, Inc.
- Sam Holmes, Qualcomm Technologies, Inc.

- Jeff Leger, Qualcomm Technologies, Inc.
- Jan-Harald Fredriksen, ARM
- Jeff Bolz, NVIDIA
- Pat Brown, NVIDIA
- Daniel Rakos, AMD
- Piers Daniell, NVIDIA

Description

This extension allows an application to specify areas of the render target where the fragment shader may be invoked fewer times. These fragments are broadcasted out to multiple pixels to cover the render target.

The primary use of this extension is to reduce workloads in areas where lower quality may not be perceived such as the distorted edges of a lens or the periphery of a user's gaze.

New Structures

- Extending [VkPhysicalDeviceFeatures2](#), [VkDeviceCreateInfo](#):
 - [VkPhysicalDeviceFragmentDensityMapFeaturesEXT](#)
- Extending [VkPhysicalDeviceProperties2](#):
 - [VkPhysicalDeviceFragmentDensityMapPropertiesEXT](#)
- Extending [VkRenderPassCreateInfo](#), [VkRenderPassCreateInfo2](#):
 - [VkRenderPassFragmentDensityMapCreateInfoEXT](#)

If [Vulkan Version 1.3](#) or [VK_KHR_dynamic_rendering](#) is supported:

- Extending [VkRenderingInfo](#):
 - [VkRenderingFragmentDensityMapAttachmentInfoEXT](#)

New Enum Constants

- [VK_EXT_FRAGMENT_DENSITY_MAP_EXTENSION_NAME](#)
- [VK_EXT_FRAGMENT_DENSITY_MAP_SPEC_VERSION](#)
- Extending [VkAccessFlagBits](#):
 - [VK_ACCESS_FRAGMENT_DENSITY_MAP_READ_BIT_EXT](#)
- Extending [VkFormatFeatureFlagBits](#):
 - [VK_FORMAT_FEATURE_FRAGMENT_DENSITY_MAP_BIT_EXT](#)
- Extending [VkImageCreateFlagBits](#):
 - [VK_IMAGE_CREATE_SUBSAMPLED_BIT_EXT](#)
- Extending [VkImageLayout](#):
 - [VK_IMAGE_LAYOUT_FRAGMENT_DENSITY_MAP_OPTIMAL_EXT](#)

- Extending `VkImageUsageFlagBits`:
 - `VK_IMAGE_USAGE_FRAGMENT_DENSITY_MAP_BIT_EXT`
- Extending `VkImageViewCreateFlagBits`:
 - `VK_IMAGE_VIEW_CREATE_FRAGMENT_DENSITY_MAP_DYNAMIC_BIT_EXT`
- Extending `VkPipelineStageFlagBits`:
 - `VK_PIPELINE_STAGE_FRAGMENT_DENSITY_PROCESS_BIT_EXT`
- Extending `VkSamplerCreateFlagBits`:
 - `VK_SAMPLER_CREATE_SUBSAMPLED_BIT_EXT`
 - `VK_SAMPLER_CREATE_SUBSAMPLED_COARSE_RECONSTRUCTION_BIT_EXT`
- Extending `VkStructureType`:
 - `VK_STRUCTURE_TYPE_PHYSICAL_DEVICE_FRAGMENT_DENSITY_MAP_FEATURES_EXT`
 - `VK_STRUCTURE_TYPE_PHYSICAL_DEVICE_FRAGMENT_DENSITY_MAP_PROPERTIES_EXT`
 - `VK_STRUCTURE_TYPE_RENDER_PASS_FRAGMENT_DENSITY_MAP_CREATE_INFO_EXT`

If `VK_KHR_format_feature_flags2` or Vulkan Version 1.3 is supported:

- Extending `VkFormatFeatureFlagBits2`:
 - `VK_FORMAT_FEATURE_2_FRAGMENT_DENSITY_MAP_BIT_EXT`

If Vulkan Version 1.3 or `VK_KHR_dynamic_rendering` is supported:

- Extending `VkPipelineCreateFlagBits`:
 - `VK_PIPELINE_CREATE_RENDERING_FRAGMENT_DENSITY_MAP_ATTACHMENT_BIT_EXT`
 - `VK_PIPELINE_RASTERIZATION_STATE_CREATE_FRAGMENT_DENSITY_MAP_ATTACHMENT_BIT_EXT`
- Extending `VkStructureType`:
 - `VK_STRUCTURE_TYPE_RENDERING_FRAGMENT_DENSITY_MAP_ATTACHMENT_INFO_EXT`

New or Modified Built-In Variables

- `FragInvocationCountEXT`
- `FragSizeEXT`

New SPIR-V Capabilities

- `FragmentDensityEXT`

Version History

- Revision 1, 2018-09-25 (Matthew Netsch)
 - Initial version
- Revision 2, 2021-09-30 (Jon Leech)

- Add interaction with `VK_KHR_format_feature_flags2` to `vk.xml`
- Revision 3, 2025-05-20 (Matthew Netsch)
 - Fixes `fragmentDensityTexelSize` calculation equation

VK_EXT_fragment_density_map2

Name String

VK_EXT_fragment_density_map2

Extension Type

Device extension

Registered Extension Number

333

Revision

1

Ratification Status

Ratified

Extension and Version Dependencies

[VK_EXT_fragment_density_map](#)

Contact

- Matthew Netsch [\[GitHub\]mnetsch](#)

Other Extension Metadata

Last Modified Date

2020-06-16

Interactions and External Dependencies

- Interacts with Vulkan 1.1

Contributors

- Matthew Netsch, Qualcomm Technologies, Inc.
- Jonathan Tinkham, Qualcomm Technologies, Inc.
- Jonathan Wicks, Qualcomm Technologies, Inc.
- Jan-Harald Fredriksen, ARM

Description

This extension adds additional features and properties to [VK_EXT_fragment_density_map](#) in order to reduce fragment density map host latency as well as improved queries for subsampled sampler implementation-dependent behavior.

New Structures

- Extending [VkPhysicalDeviceFeatures2](#), [VkDeviceCreateInfo](#):
 - [VkPhysicalDeviceFragmentDensityMap2FeaturesEXT](#)

- Extending [VkPhysicalDeviceProperties2](#):
 - [VkPhysicalDeviceFragmentDensityMap2PropertiesEXT](#)

New Enum Constants

- [VK_EXT_FRAGMENT_DENSITY_MAP_2_EXTENSION_NAME](#)
- [VK_EXT_FRAGMENT_DENSITY_MAP_2_SPEC_VERSION](#)
- Extending [VkImageViewCreateFlagBits](#):
 - [VK_IMAGE_VIEW_CREATE_FRAGMENT_DENSITY_MAP_DEFERRED_BIT_EXT](#)
- Extending [VkStructureType](#):
 - [VK_STRUCTURE_TYPE_PHYSICAL_DEVICE_FRAGMENT_DENSITY_MAP_2_FEATURES_EXT](#)
 - [VK_STRUCTURE_TYPE_PHYSICAL_DEVICE_FRAGMENT_DENSITY_MAP_2_PROPERTIES_EXT](#)

Version History

- Revision 1, 2020-06-16 (Matthew Netsch)
 - Initial version

VK_EXT_fragment_density_map_offset

Name String

VK_EXT_fragment_density_map_offset

Extension Type

Device extension

Registered Extension Number

620

Revision

1

Ratification Status

Ratified

Extension and Version Dependencies

[VK_KHR_get_physical_device_properties2](#)

or

[Vulkan Version 1.1](#)

and

[VK_EXT_fragment_density_map](#)

and

[VK_KHR_create_renderpass2](#)

or

[Vulkan Version 1.2](#)

and

[Vulkan Version 1.3](#)

or

[VK_KHR_dynamic_rendering](#)

Contact

- Connor Abbott [\[GitHub\]](#)[cwabbott0](#)

Extension Proposal

[VK_EXT_fragment_density_map_offset](#)

Other Extension Metadata

Last Modified Date

2025-02-14

Contributors

- Connor Abbott, Valve Corporation
- Matthew Netsch, Qualcomm Technologies, Inc.
- Jonathan Wicks, Qualcomm Technologies, Inc.

- Jonathan Tinkham, Qualcomm Technologies, Inc.
- Jeff Leger, Qualcomm Technologies, Inc.
- Manan Katwala, Qualcomm Technologies, Inc.
- Mike Blumenkrantz, Valve Corporation

Description

This extension allows an application to specify offsets to a fragment density map attachment, changing the framebuffer location where density values are applied to without having to regenerate the fragment density map.

New Commands

- [vkCmdEndRendering2EXT](#)

New Structures

- [VkRenderingEndInfoEXT](#)
- Extending [VkPhysicalDeviceFeatures2](#), [VkDeviceCreateInfo](#):
 - [VkPhysicalDeviceFragmentDensityMapOffsetFeaturesEXT](#)
- Extending [VkPhysicalDeviceProperties2](#):
 - [VkPhysicalDeviceFragmentDensityMapOffsetPropertiesEXT](#)
- Extending [VkSubpassEndInfo](#), [VkRenderingEndInfoKHR](#):
 - [VkRenderPassFragmentDensityMapOffsetEndInfoEXT](#)

New Enum Constants

- [VK_EXT_FRAGMENT_DENSITY_MAP_OFFSET_EXTENSION_NAME](#)
- [VK_EXT_FRAGMENT_DENSITY_MAP_OFFSET_SPEC_VERSION](#)
- Extending [VkImageCreateFlagBits](#):
 - [VK_IMAGE_CREATE_FRAGMENT_DENSITY_MAP_OFFSET_BIT_EXT](#)
- Extending [VkStructureType](#):
 - [VK_STRUCTURE_TYPE_PHYSICAL_DEVICE_FRAGMENT_DENSITY_MAP_OFFSET_FEATURES_EXT](#)
 - [VK_STRUCTURE_TYPE_PHYSICAL_DEVICE_FRAGMENT_DENSITY_MAP_OFFSET_PROPERTIES_EXT](#)
 - [VK_STRUCTURE_TYPE_RENDERING_END_INFO_EXT](#)
 - [VK_STRUCTURE_TYPE_RENDER_PASS_FRAGMENT_DENSITY_MAP_OFFSET_END_INFO_EXT](#)

Version History

- Revision 1, 2025-02-14 (Connor Abbott)

- Initial version

VK_EXT_fragment_shader_interlock

Name String

VK_EXT_fragment_shader_interlock

Extension Type

Device extension

Registered Extension Number

252

Revision

1

Ratification Status

Ratified

Extension and Version Dependencies

[VK_KHR_get_physical_device_properties2](#)

or

[Vulkan Version 1.1](#)

SPIR-V Dependencies

- [SPV_EXT_fragment_shader_interlock](#)

Contact

- Piers Daniell [[GitHub](#)][pdaniell-nv](#)

Other Extension Metadata

Last Modified Date

2019-05-02

Interactions and External Dependencies

- This extension provides API support for [GL_ARB_fragment_shader_interlock](#)

Contributors

- Daniel Koch, NVIDIA
- Graeme Leese, Broadcom
- Jan-Harald Fredriksen, Arm
- Faith Ekstrand, Intel
- Jeff Bolz, NVIDIA
- Ruihao Zhang, Qualcomm
- Slawomir Grajewski, Intel
- Spencer Fricke, Samsung

Description

This extension adds support for the `FragmentShaderPixelInterlockEXT`, `FragmentShaderSampleInterlockEXT`, and `FragmentShaderShadingRateInterlockEXT` capabilities from the `SPV_EXT_fragment_shader_interlock` extension to Vulkan.

Enabling these capabilities provides a critical section for fragment shaders to avoid overlapping pixels being processed at the same time, and certain guarantees about the ordering of fragment shader invocations of fragments of overlapping pixels.

This extension can be useful for algorithms that need to access per-pixel data structures via shader loads and stores. Algorithms using this extension can access per-pixel data structures in critical sections without other invocations accessing the same per-pixel data. Additionally, the ordering guarantees are useful for cases where the API ordering of fragments is meaningful. For example, applications may be able to execute programmable blending operations in the fragment shader, where the destination buffer is read via image loads and the final value is written via image stores.

New Structures

- Extending `VkPhysicalDeviceFeatures2`, `VkDeviceCreateInfo`:
 - `VkPhysicalDeviceFragmentShaderInterlockFeaturesEXT`

New Enum Constants

- `VK_EXT_FRAGMENT_SHADER_INTERLOCK_EXTENSION_NAME`
- `VK_EXT_FRAGMENT_SHADER_INTERLOCK_SPEC_VERSION`
- Extending `VkStructureType`:
 - `VK_STRUCTURE_TYPE_PHYSICAL_DEVICE_FRAGMENT_SHADER_INTERLOCK_FEATURES_EXT`

New SPIR-V Capabilities

- `FragmentShaderInterlockEXT`
- `FragmentShaderPixelInterlockEXT`
- `FragmentShaderShadingRateInterlockEXT`

Version History

- Revision 1, 2019-05-24 (Piers Daniell)
 - Internal revisions

VK_EXT_frame_boundary

Name String

VK_EXT_frame_boundary

Extension Type

Device extension

Registered Extension Number

376

Revision

1

Ratification Status

Ratified

Extension and Version Dependencies

[VK_KHR_get_physical_device_properties2](#)

or

[Vulkan Version 1.1](#)

Contact

- James Fitzpatrick [[GitHub](#)][jamesfitzpatrick](#)

Extension Proposal

[VK_EXT_frame_boundary](#)

Other Extension Metadata

Last Modified Date

2023-06-14

Contributors

- James Fitzpatrick, Imagination Technologies
- Hugues Evrard, Google
- Melih Yasin Yalcin, Google
- Andrew Garrard, Imagination Technologies
- Jan-Harald Fredriksen, Arm
- Vassili Nikolaev, NVIDIA
- Ting Wei, Huawei

Description

[VK_EXT_frame_boundary](#) is a device extension that helps **tools** (such as debuggers) to group queue submissions per frames in non-trivial scenarios, typically when [vkQueuePresentKHR](#) is not a relevant frame boundary delimiter.

New Structures

- Extending [VkPhysicalDeviceFeatures2](#), [VkDeviceCreateInfo](#):
 - [VkPhysicalDeviceFrameBoundaryFeaturesEXT](#)
- Extending [VkSubmitInfo](#), [VkSubmitInfo2](#), [VkPresentInfoKHR](#), [VkBindSparseInfo](#):
 - [VkFrameBoundaryEXT](#)

New Enums

- [VkFrameBoundaryFlagBitsEXT](#)

New Bitmasks

- [VkFrameBoundaryFlagsEXT](#)

New Enum Constants

- [VK_EXT_FRAME_BOUNDARY_EXTENSION_NAME](#)
- [VK_EXT_FRAME_BOUNDARY_SPEC_VERSION](#)
- Extending [VkStructureType](#):
 - [VK_STRUCTURE_TYPE_FRAME_BOUNDARY_EXT](#)
 - [VK_STRUCTURE_TYPE_PHYSICAL_DEVICE_FRAME_BOUNDARY_FEATURES_EXT](#)

Version History

- Revision 0, 2022-01-14 (Hugues Evard)
 - Initial proposal
- Revision 1, 2023-06-14 (James Fitzpatrick)
 - Initial draft

VK_EXT_full_screen_exclusive

Name String

VK_EXT_full_screen_exclusive

Extension Type

Device extension

Registered Extension Number

256

Revision

4

Ratification Status

Ratified

Extension and Version Dependencies

[VK_KHR_get_physical_device_properties2](#)

or

[Vulkan Version 1.1](#)

and

[VK_KHR_surface](#)

and

[VK_KHR_get_surface_capabilities2](#)

and

[VK_KHR_swapchain](#)

API Interactions

- Interacts with [VK_VERSION_1_1](#)
- Interacts with [VK_KHR_device_group](#)
- Interacts with [VK_KHR_win32_surface](#)

Contact

- James Jones [\[GitHub\]cubanismo](#)

Other Extension Metadata

Last Modified Date

2019-03-12

IP Status

No known IP claims.

Interactions and External Dependencies

- Interacts with Vulkan 1.1
- Interacts with [VK_KHR_device_group](#)

- Interacts with [VK_KHR_win32_surface](#)

Contributors

- Hans-Kristian Arntzen, ARM
- Slawomir Grajewski, Intel
- Tobias Hector, AMD
- James Jones, NVIDIA
- Daniel Rakos, AMD
- Jeff Juliano, NVIDIA
- Joshua Schnarr, NVIDIA
- Aaron Hagan, AMD

Description

This extension allows applications to set the policy for swapchain creation and presentation mechanisms relating to full-screen access. Implementations may be able to acquire exclusive access to a particular display for an application window that covers the whole screen. This can increase performance on some systems by bypassing composition, however it can also result in disruptive or expensive transitions in the underlying windowing system when a change occurs.

Applications can choose between explicitly disallowing or allowing this behavior, letting the implementation decide, or managing this mode of operation directly using the new [vkAcquireFullScreenExclusiveModeEXT](#) and [vkReleaseFullScreenExclusiveModeEXT](#) commands.

New Commands

- [vkAcquireFullScreenExclusiveModeEXT](#)
- [vkGetPhysicalDeviceSurfacePresentModes2EXT](#)
- [vkReleaseFullScreenExclusiveModeEXT](#)

If [VK_KHR_device_group](#) or [Vulkan Version 1.1](#) is supported:

- [vkGetDeviceGroupSurfacePresentModes2EXT](#)

New Structures

- Extending [VkPhysicalDeviceSurfaceInfo2KHR](#), [VkSwapchainCreateInfoKHR](#):
 - [VkSurfaceFullScreenExclusiveInfoEXT](#)
- Extending [VkSurfaceCapabilities2KHR](#):
 - [VkSurfaceCapabilitiesFullScreenExclusiveEXT](#)

If [VK_KHR_win32_surface](#) is supported:

- Extending [VkPhysicalDeviceSurfaceInfo2KHR](#), [VkSwapchainCreateInfoKHR](#):
 - [VkSurfaceFullScreenExclusiveWin32InfoEXT](#)

New Enums

- [VkFullScreenExclusiveEXT](#)

New Enum Constants

- [VK_EXT_FULL_SCREEN_EXCLUSIVE_EXTENSION_NAME](#)
- [VK_EXT_FULL_SCREEN_EXCLUSIVE_SPEC_VERSION](#)
- Extending [VkResult](#):
 - [VK_ERROR_FULL_SCREEN_EXCLUSIVE_MODE_LOST_EXT](#)
- Extending [VkStructureType](#):
 - [VK_STRUCTURE_TYPE_SURFACE_CAPABILITIES_FULL_SCREEN_EXCLUSIVE_EXT](#)
 - [VK_STRUCTURE_TYPE_SURFACE_FULL_SCREEN_EXCLUSIVE_INFO_EXT](#)

If [VK_KHR_win32_surface](#) is supported:

- Extending [VkStructureType](#):
 - [VK_STRUCTURE_TYPE_SURFACE_FULL_SCREEN_EXCLUSIVE_WIN32_INFO_EXT](#)

Issues

1) What should the extension & flag be called?

RESOLVED: [VK_EXT_full_screen_exclusive](#).

Other options considered (prior to the app-controlled mode) were:

- [VK_EXT_smooth_fullscreen_transition](#)
- [VK_EXT_fullscreen_behavior](#)
- [VK_EXT_fullscreen_preference](#)
- [VK_EXT_fullscreen_hint](#)
- [VK_EXT_fast_fullscreen_transition](#)
- [VK_EXT_avoid_fullscreen_exclusive](#)

2) Do we need more than a boolean toggle?

RESOLVED: Yes.

Using an enum with default/allowed/disallowed/app-controlled enables applications to accept driver default behavior, specifically override it in either direction without implying the driver is ever required to use full-screen exclusive mechanisms, or manage this mode explicitly.

3) Should this be a KHR or EXT extension?

RESOLVED: EXT, in order to allow it to be shipped faster.

4) Can the fullscreen hint affect the surface capabilities, and if so, should the hint also be specified

as input when querying the surface capabilities?

RESOLVED: Yes on both accounts.

While the hint does not guarantee a particular fullscreen mode will be used when the swapchain is created, it can sometimes imply particular modes will NOT be used. If the driver determines that it will opt-out of using a particular mode based on the policy, and knows it can only support certain capabilities if that mode is used, it would be confusing at best to the application to report those capabilities in such cases. Not allowing implementations to report this state to applications could result in situations where applications are unable to determine why swapchain creation fails when they specify certain hint values, which could result in never-terminating surface creation loops.

5) Should full-screen be one word or two?

RESOLVED: Two words.

"Fullscreen" is not in my dictionary, and web searches did not turn up definitive proof that it is a colloquially accepted compound word. Documentation for the corresponding Windows API mechanisms dithers. The text consistently uses a hyphen, but none-the-less, there is a `SetFullscreenState` method in the DXGI swapchain object. Given this inconclusive external guidance, it is best to adhere to the Vulkan style guidelines and avoid inventing new compound words.

Version History

- Revision 4, 2019-03-12 (Tobias Hector)
 - Added application-controlled mode, and related functions
 - Tidied up appendix
- Revision 3, 2019-01-03 (James Jones)
 - Renamed to `VK_EXT_full_screen_exclusive`
 - Made related adjustments to the tri-state enumerant names.
- Revision 2, 2018-11-27 (James Jones)
 - Renamed to `VK_KHR_fullscreen_behavior`
 - Switched from boolean flag to tri-state enum
- Revision 1, 2018-11-06 (James Jones)
 - Internal revision

VK_EXT_graphics_pipeline_library

Name String

VK_EXT_graphics_pipeline_library

Extension Type

Device extension

Registered Extension Number

321

Revision

1

Ratification Status

Ratified

Extension and Version Dependencies

[VK_KHR_get_physical_device_properties2](#)

or

[Vulkan Version 1.1](#)

and

[VK_KHR_pipeline_library](#)

Contact

- Tobias Hector [\[GitHub\]](#)tobski

Extension Proposal

[VK_EXT_graphics_pipeline_library](#)

Other Extension Metadata

Last Modified Date

2021-08-17

Contributors

- Tobias Hector, AMD
- Chris Glover, Google
- Jeff Leger, Qualcomm
- Jan-Harald Fredriksen, Arm
- Piers Daniell, NVidia
- Boris Zanin, Mobica
- Krzysztof Niski, NVidia
- Dan Ginsburg, Valve
- Sebastian Aaltonen, Unity

- Arseny Kapoulkine, Roblox
- Calle Lejdfors, Ubisoft
- Tiago Rodrigues, Ubisoft
- Francois Duranleau, Gameloft

Description

This extension allows the separate compilation of four distinct parts of graphics pipelines, with the intent of allowing faster pipeline loading for applications reusing the same shaders or state in multiple pipelines. Each part can be independently compiled into a graphics pipeline library, with a final link step required to create an executable pipeline that can be bound to a command buffer.

New Structures

- Extending [VkGraphicsPipelineCreateInfo](#):
 - [VkGraphicsPipelineLibraryCreateInfoEXT](#)
- Extending [VkPhysicalDeviceFeatures2](#), [VkDeviceCreateInfo](#):
 - [VkPhysicalDeviceGraphicsPipelineLibraryFeaturesEXT](#)
- Extending [VkPhysicalDeviceProperties2](#):
 - [VkPhysicalDeviceGraphicsPipelineLibraryPropertiesEXT](#)

New Enums

- [VkGraphicsPipelineLibraryFlagBitsEXT](#)
- [VkPipelineLayoutCreateFlagBits](#)

New Bitmasks

- [VkGraphicsPipelineLibraryFlagsEXT](#)

New Enum Constants

- [VK_EXT_GRAPHICS_PIPELINE_LIBRARY_EXTENSION_NAME](#)
- [VK_EXT_GRAPHICS_PIPELINE_LIBRARY_SPEC_VERSION](#)
- Extending [VkPipelineCreateFlagBits](#):
 - [VK_PIPELINE_CREATE_LINK_TIME_OPTIMIZATION_BIT_EXT](#)
 - [VK_PIPELINE_CREATE_RETAIN_LINK_TIME_OPTIMIZATION_INFO_BIT_EXT](#)
- Extending [VkPipelineLayoutCreateFlagBits](#):
 - [VK_PIPELINE_LAYOUT_CREATE_INDEPENDENT_SETS_BIT_EXT](#)
- Extending [VkStructureType](#):
 - [VK_STRUCTURE_TYPE_GRAPHICS_PIPELINE_LIBRARY_CREATE_INFO_EXT](#)
 - [VK_STRUCTURE_TYPE_PHYSICAL_DEVICE_GRAPHICS_PIPELINE_LIBRARY_FEATURES_EXT](#)

- [VK_STRUCTURE_TYPE_PHYSICAL_DEVICE_GRAPHICS_PIPELINE_LIBRARY_PROPERTIES_EXT](#)

Version History

- Revision 1, 2021-08-17 (Tobias Hector)
 - Initial draft.

VK_EXT_hdr_metadata

Name String

VK_EXT_hdr_metadata

Extension Type

Device extension

Registered Extension Number

106

Revision

3

Ratification Status

Ratified

Extension and Version Dependencies

[VK_KHR_swapchain](#)

Contact

- Courtney Goeltzenleuchter [\[GitHub\]](#)courtney-g

Other Extension Metadata

Last Modified Date

2024-03-26

IP Status

No known IP claims.

Contributors

- Courtney Goeltzenleuchter, Google
- Sebastian Wick, Red Hat Inc.
- Tobias Hector, AMD

Description

This extension defines two new structures and a function to assign SMPTE (the Society of Motion Picture and Television Engineers) 2086 metadata and CTA (Consumer Technology Association) 861.3 metadata to a swapchain.

SMPTE 2086 metadata defines the color volume of the display on which the content was optimized for viewing and includes the color primaries, white point, and luminance range. When such content is reproduced on another display, this metadata can be used by the presentation engine to improve processing of images. For instance, values in the image can first be clamped to the color volume described in the metadata, and then what remains can be remapped to the color volume of the presentation engine.

CTA 861.3 metadata additionally includes the maximum intended luminance for the content and the maximum average light level across frames.

This extension does not define exactly how this metadata is used, however, it simply provides a mechanism to provide it to the presentation engine. Presentation engines may process the image based on the metadata before displaying it, resulting in the image being modified outside of Vulkan. For example, the clamping of colors in the image to the color volume may change those values in the image itself.

The metadata does not override or otherwise influence the color space and color encoding.

New Commands

- [vkSetHdrMetadataEXT](#)

New Structures

- [VkHdrMetadataEXT](#)
- [VkXYColorEXT](#)

New Enum Constants

- [VK_EXT_HDR_METADATA_EXTENSION_NAME](#)
- [VK_EXT_HDR_METADATA_SPEC_VERSION](#)
- Extending [VkStructureType](#):
 - [VK_STRUCTURE_TYPE_HDR_METADATA_EXT](#)

Issues

1) Do we need a query function for the currently specified metadata?

No, Vulkan does not provide queries for state that the application can track on its own.

2) Should we specify default metadata if not specified by the application?

No, the metadata is optional and the absence of the metadata is well-defined.

Version History

- Revision 1, 2016-12-27 (Courtney Goeltzenleuchter)
 - Initial version
- Revision 2, 2018-12-19 (Courtney Goeltzenleuchter)
 - Correct implicit validity for [VkHdrMetadataEXT](#) structure
- Revision 3, 2024-03-26 (Tobias Hector & Sebastian Wick)
 - Clarifications and removal of erroneous “reference monitor” term

VK_EXT_headless_surface

Name String

VK_EXT_headless_surface

Extension Type

Instance extension

Registered Extension Number

257

Revision

1

Ratification Status

Ratified

Extension and Version Dependencies

[VK_KHR_surface](#)

Contact

- Lisa Wu [\[GitHub\]chengtianww](#)

Other Extension Metadata

Last Modified Date

2019-03-21

IP Status

No known IP claims.

Contributors

- Ray Smith, Arm

Description

The [VK_EXT_headless_surface](#) extension is an instance extension. It provides a mechanism to create [VkSurfaceKHR](#) objects independently of any window system or display device. The presentation operation for a swapchain created from a headless surface is by default a no-op, resulting in no externally-visible result.

Because there is no real presentation target, future extensions can layer on top of the headless surface to introduce arbitrary or customizable sets of restrictions or features. These could include features like saving to a file or restrictions to emulate a particular presentation target.

This functionality is expected to be useful for application and driver development because it allows any platform to expose an arbitrary or customizable set of restrictions and features of a presentation engine. This makes it a useful portable test target for applications targeting a wide range of presentation engines where the actual target presentation engines might be scarce,

unavailable, or otherwise undesirable or inconvenient to use for general Vulkan application development.

New Commands

- [vkCreateHeadlessSurfaceEXT](#)

New Structures

- [VkHeadlessSurfaceCreateInfoEXT](#)

New Bitmasks

- [VkHeadlessSurfaceCreateFlagsEXT](#)

New Enum Constants

- [VK_EXT_HEADLESS_SURFACE_EXTENSION_NAME](#)
- [VK_EXT_HEADLESS_SURFACE_SPEC_VERSION](#)
- Extending [VkStructureType](#):
 - [VK_STRUCTURE_TYPE_HEADLESS_SURFACE_CREATE_INFO_EXT](#)

Version History

- Revision 1, 2019-03-21 (Ray Smith)
 - Initial draft

VK_EXT_image_2d_view_of_3d

Name String

VK_EXT_image_2d_view_of_3d

Extension Type

Device extension

Registered Extension Number

394

Revision

1

Ratification Status

Ratified

Extension and Version Dependencies

[VK_KHR_maintenance1](#)

and

[VK_KHR_get_physical_device_properties2](#)

or

[Vulkan Version 1.1](#)

Special Use

- [OpenGL / ES support](#)

Contact

- Mike Blumenkrantz [\[GitHub\]](#)zmike

Extension Proposal

[VK_EXT_image_2d_view_of_3d](#)

Other Extension Metadata

Last Modified Date

2022-02-22

IP Status

No known IP claims.

Contributors

- Mike Blumenkrantz, Valve
- Piers Daniell, NVIDIA
- Spencer Fricke, Samsung
- Ricardo Garcia, Igalia
- Graeme Leese, Broadcom

- Ralph Potter, Samsung
- Stu Smith, AMD
- Shahbaz Youssefi, Google
- Alex Walters, Imagination

Description

This extension allows a single slice of a 3D image to be used as a 2D view in image descriptors, matching both the functionality of `glBindImageTexture` in OpenGL with the `layer` parameter set to true and 2D view binding provided by the extension `EGL_KHR_gl_texture_3D_image`. It is primarily intended to support GL emulation.

New Structures

- Extending `VkPhysicalDeviceFeatures2`, `VkDeviceCreateInfo`:
 - `VkPhysicalDeviceImage2DViewOf3DFeaturesEXT`

New Enum Constants

- `VK_EXT_IMAGE_2D_VIEW_OF_3D_EXTENSION_NAME`
- `VK_EXT_IMAGE_2D_VIEW_OF_3D_SPEC_VERSION`
- Extending `VkImageCreateFlagBits`:
 - `VK_IMAGE_CREATE_2D_VIEW_COMPATIBLE_BIT_EXT`
- Extending `VkStructureType`:
 - `VK_STRUCTURE_TYPE_PHYSICAL_DEVICE_IMAGE_2D_VIEW_OF_3D_FEATURES_EXT`

Version History

- Revision 1, 2022-03-25 (Mike Blumenkrantz)
 - Internal revisions

VK_EXT_image_compression_control

Name String

VK_EXT_image_compression_control

Extension Type

Device extension

Registered Extension Number

339

Revision

1

Ratification Status

Ratified

Extension and Version Dependencies

[VK_KHR_get_physical_device_properties2](#)

or

[Vulkan Version 1.1](#)

Contact

- Jan-Harald Fredriksen [\[GitHub\]janharaldfredriksen-arm](#)

Extension Proposal

[VK_EXT_image_compression_control](#)

Other Extension Metadata

Last Modified Date

2022-05-02

IP Status

No known IP claims.

Contributors

- Jan-Harald Fredriksen, Arm
- Graeme Leese, Broadcom
- Andrew Garrard, Imagination
- Lisa Wu, Arm
- Peter Kohaut, Arm

Description

This extension enables fixed-rate image compression and adds the ability to control when this kind of compression can be applied. Many implementations support some form of framebuffer

compression. This is typically transparent to applications as lossless compression schemes are used. With fixed-rate compression, the compression is done at a defined bitrate. Such compression algorithms generally produce results that are visually lossless, but the results are typically not bit-exact when compared to a non-compressed result. The implementation may not be able to use the requested compression rate in all cases. This extension adds a query that can be used to determine the compression scheme and rate that was applied to an image.

New Commands

- [vkGetImageSubresourceLayout2EXT](#)

New Structures

- [VkImageSubresource2EXT](#)
- [VkSubresourceLayout2EXT](#)
- Extending [VkImageCreateInfo](#), [VkSwapchainCreateInfoKHR](#), [VkPhysicalDeviceImageFormatInfo2](#):
 - [VkImageCompressionControlEXT](#)
- Extending [VkImageFormatProperties2](#), [VkSurfaceFormat2KHR](#), [VkSubresourceLayout2](#):
 - [VkImageCompressionPropertiesEXT](#)
- Extending [VkPhysicalDeviceFeatures2](#), [VkDeviceCreateInfo](#):
 - [VkPhysicalDeviceImageCompressionControlFeaturesEXT](#)

New Enums

- [VkImageCompressionFixedRateFlagBitsEXT](#)
- [VkImageCompressionFlagBitsEXT](#)

New Bitmasks

- [VkImageCompressionFixedRateFlagsEXT](#)
- [VkImageCompressionFlagsEXT](#)

New Enum Constants

- [VK_EXT_IMAGE_COMPRESSION_CONTROL_EXTENSION_NAME](#)
- [VK_EXT_IMAGE_COMPRESSION_CONTROL_SPEC_VERSION](#)
- Extending [VkResult](#):
 - [VK_ERROR_COMPRESSION_EXHAUSTED_EXT](#)
- Extending [VkStructureType](#):
 - [VK_STRUCTURE_TYPE_IMAGE_COMPRESSION_CONTROL_EXT](#)
 - [VK_STRUCTURE_TYPE_IMAGE_COMPRESSION_PROPERTIES_EXT](#)
 - [VK_STRUCTURE_TYPE_IMAGE_SUBRESOURCE_2_EXT](#)

- [VK_STRUCTURE_TYPE_PHYSICAL_DEVICE_IMAGE_COMPRESSION_CONTROL_FEATURES_EXT](#)
- [VK_STRUCTURE_TYPE_SUBRESOURCE_LAYOUT_2_EXT](#)

Version History

- Revision 1, 2022-05-02 (Jan-Harald Fredriksen)
 - Initial draft

VK_EXT_image_compression_control_swapchain

Name String

VK_EXT_image_compression_control_swapchain

Extension Type

Device extension

Registered Extension Number

438

Revision

1

Ratification Status

Ratified

Extension and Version Dependencies

[VK_EXT_image_compression_control](#)

Contact

- Jan-Harald Fredriksen [\[GitHub\]janharaldfredriksen-arm](#)

Other Extension Metadata

Last Modified Date

2022-05-02

IP Status

No known IP claims.

Contributors

- Jan-Harald Fredriksen, Arm
- Graeme Leese, Broadcom
- Andrew Garrard, Imagination
- Lisa Wu, Arm
- Peter Kohaut, Arm
- Ian Elliott, Google

Description

This extension enables fixed-rate image compression and adds the ability to control when this kind of compression can be applied to swapchain images.

New Structures

- Extending [VkPhysicalDeviceFeatures2](#), [VkDeviceCreateInfo](#):

- [VkPhysicalDeviceImageCompressionControlSwapchainFeaturesEXT](#)

New Enum Constants

- `VK_EXT_IMAGE_COMPRESSION_CONTROL_SWAPCHAIN_EXTENSION_NAME`
- `VK_EXT_IMAGE_COMPRESSION_CONTROL_SWAPCHAIN_SPEC_VERSION`
- Extending [VkStructureType](#):
 - `VK_STRUCTURE_TYPE_PHYSICAL_DEVICE_IMAGE_COMPRESSION_CONTROL_SWAPCHAIN_FEATURES_EXT`

Version History

- Revision 1, 2022-05-02 (Jan-Harald Fredriksen)
 - Initial draft

VK_EXT_image_drm_format_modifier

Name String

VK_EXT_image_drm_format_modifier

Extension Type

Device extension

Registered Extension Number

159

Revision

2

Ratification Status

Ratified

Extension and Version Dependencies

[VK_KHR_bind_memory2](#)
and
[VK_KHR_get_physical_device_properties2](#)
and
[VK_KHR_sampler_ycbcr_conversion](#)
or
[Vulkan Version 1.1](#)
and
[VK_KHR_image_format_list](#)
or
[Vulkan Version 1.2](#)

API Interactions

- Interacts with [VK_VERSION_1_3](#)
- Interacts with [VK_KHR_format_feature_flags2](#)

Contact

- James Jones [\[GitHub\]](#)[cubanismo](#)

Other Extension Metadata

Last Modified Date

2021-09-30

IP Status

No known IP claims.

Contributors

- Antoine Labour, Google
- Bas Nieuwenhuizen, Google

- Lina Versace, Google
- James Jones, NVIDIA
- Faith Ekstrand, Intel
- Jörg Wagner, ARM
- Kristian Høgsberg Kristensen, Google
- Ray Smith, ARM

Description

This extension provides the ability to use *DRM format modifiers* with images, enabling Vulkan to better integrate with the Linux ecosystem of graphics, video, and display APIs.

Its functionality closely overlaps with `EGL_EXT_image_dma_buf_import_modifiers`² and `EGL_MESA_image_dma_buf_export`³. Unlike the EGL extensions, this extension does not require the use of a specific handle type (such as a `dma_buf`) for external memory and provides more explicit control of image creation.

Introduction to DRM Format Modifiers

A *DRM format modifier* is a 64-bit, vendor-prefixed, semi-opaque unsigned integer. Most *modifiers* represent a concrete, vendor-specific tiling format for images. Some exceptions are `DRM_FORMAT_MOD_LINEAR` (which is not vendor-specific); `DRM_FORMAT_MOD_NONE` (which is an alias of `DRM_FORMAT_MOD_LINEAR` due to historical accident); and `DRM_FORMAT_MOD_INVALID` (which does not represent a tiling format). The *modifier's* vendor prefix consists of the 8 most significant bits. The canonical list of *modifiers* and vendor prefixes is found in `drm_fourcc.h` in the Linux kernel source. The other dominant source of *modifiers* are vendor kernel trees.

One goal of *modifiers* in the Linux ecosystem is to enumerate for each vendor a reasonably sized set of tiling formats that are appropriate for images shared across processes, APIs, and/or devices, where each participating component may possibly be from different vendors. A non-goal is to enumerate all tiling formats supported by all vendors. Some tiling formats used internally by vendors are inappropriate for sharing; no *modifiers* should be assigned to such tiling formats.

Modifier values typically do not *describe* memory layouts. More precisely, a *modifier's* lower 56 bits usually have no structure. Instead, modifiers *name* memory layouts; they name a small set of vendor-preferred layouts for image sharing. As a consequence, in each vendor namespace the modifier values are often sequentially allocated starting at 1.

Each *modifier* is usually supported by a single vendor and its name matches the pattern `{VENDOR}_FORMAT_MOD_*` or `DRM_FORMAT_MOD_{VENDOR}_*`. Examples are `I915_FORMAT_MOD_X_TILED` and `DRM_FORMAT_MOD_BROADCOM_VC4_T_TILED`. An exception is `DRM_FORMAT_MOD_LINEAR`, which is supported by most vendors.

Many APIs in Linux use *modifiers* to negotiate and specify the memory layout of shared images. For example, a Wayland compositor and Wayland client may, by relaying *modifiers* over the Wayland protocol `zwp_linux_dmabuf_v1`, negotiate a vendor-specific tiling format for a shared `wl_buffer`. The client may allocate the underlying memory for the `wl_buffer` with GBM, providing the chosen *modifier* to `gbm_bo_create_with_modifiers`. The client may then import the `wl_buffer` into Vulkan for

producing image content, providing the resource's `dma_buf` to `VkImportMemoryFdInfoKHR` and its *modifier* to `VkImageDrmFormatModifierExplicitCreateInfoEXT`. The compositor may then import the `wl_buffer` into OpenGL for sampling, providing the resource's `dma_buf` and *modifier* to `eglCreateImage`. The compositor may also bypass OpenGL and submit the `wl_buffer` directly to the kernel's display API, providing the `dma_buf` and *modifier* through `drm_mode_fb_cmd2`.

Format Translation

Modifier-capable APIs often pair *modifiers* with DRM formats, which are defined in `drm_fourcc.h`. However, `VK_EXT_image_drm_format_modifier` uses `VkFormat` instead of DRM formats. The application must convert between `VkFormat` and DRM format when it sends or receives a DRM format to or from an external API.

The mapping from `VkFormat` to DRM format is lossy. Therefore, when receiving a DRM format from an external API, often the application must use information from the external API to accurately map the DRM format to a `VkFormat`. For example, DRM formats do not distinguish between RGB and sRGB (as of 2018-03-28); external information is required to identify the image's color space.

The mapping between `VkFormat` and DRM format is also incomplete. For some DRM formats there exist no corresponding Vulkan format, and for some Vulkan formats there exist no corresponding DRM format.

Usage Patterns

Three primary usage patterns are intended for this extension:

- **Negotiation.** The application negotiates with *modifier*-aware, external components to determine sets of image creation parameters supported among all components.

In the Linux ecosystem, the negotiation usually assumes the image is a 2D, single-sampled, non-mipmapped, non-array image; this extension permits that assumption but does not require it. The result of the negotiation usually resembles a set of tuples such as *(drmFormat, drmFormatModifier)*, where each participating component supports all tuples in the set.

Many details of this negotiation - such as the protocol used during negotiation, the set of image creation parameters expressible in the protocol, and how the protocol chooses which process and which API will create the image - are outside the scope of this specification.

In this extension, `vkGetPhysicalDeviceFormatProperties2` with `VkDrmFormatModifierPropertiesListEXT` serves a primary role during the negotiation, and `vkGetPhysicalDeviceImageFormatProperties2` with `VkPhysicalDeviceImageDrmFormatModifierInfoEXT` serves a secondary role.

- **Import.** The application imports an image with a *modifier*.

In this pattern, the application receives from an external source the image's memory and its creation parameters, which are often the result of the negotiation described above. Some image creation parameters are implicitly defined by the external source; for example, `VK_IMAGE_TYPE_2D` is often assumed. Some image creation parameters are usually explicit, such as the image's `format`, `drmFormatModifier`, and `extent`; and each plane's `offset` and `rowPitch`.

Before creating the image, the application first verifies that the physical device supports the received creation parameters by querying `vkGetPhysicalDeviceFormatProperties2` with `VkDrmFormatModifierPropertiesListEXT` and `vkGetPhysicalDeviceImageFormatProperties2` with `VkPhysicalDeviceImageDrmFormatModifierInfoEXT`. Then the application creates the image by chaining `VkImageDrmFormatModifierExplicitCreateInfoEXT` and `VkExternalMemoryImageCreateInfo` onto `VkImageCreateInfo`.

- **Export.** The application creates an image and allocates its memory. Then the application exports to *modifier*-aware consumers the image's memory handles; its creation parameters; its *modifier*; and the *offset*, *size*, and *rowPitch* of each *memory plane*.

In this pattern, the Vulkan device is the authority for the image; it is the allocator of the image's memory and the decider of the image's creation parameters. When choosing the image's creation parameters, the application usually chooses a tuple (*format*, *drmFormatModifier*) from the result of the negotiation described above. The negotiation's result often contains multiple tuples that share the same format but differ in their *modifier*. In this case, the application should defer the choice of the image's *modifier* to the Vulkan implementation by providing all such *modifiers* to `VkImageDrmFormatModifierListCreateInfoEXT::pDrmFormatModifiers`; and the implementation should choose from `pDrmFormatModifiers` the optimal *modifier* in consideration with the other image parameters.

The application creates the image by chaining `VkImageDrmFormatModifierListCreateInfoEXT` and `VkExternalMemoryImageCreateInfo` onto `VkImageCreateInfo`. The protocol and APIs by which the application will share the image with external consumers will likely determine the value of `VkExternalMemoryImageCreateInfo::handleTypes`. The implementation chooses for the image an optimal *modifier* from `VkImageDrmFormatModifierListCreateInfoEXT::pDrmFormatModifiers`. The application then queries the implementation-chosen *modifier* with `vkGetImageDrmFormatModifierPropertiesEXT`, and queries the memory layout of each plane with `vkGetImageSubresourceLayout`.

The application then allocates the image's memory with `VkMemoryAllocateInfo`, adding chained extending structures for external memory; binds it to the image; and exports the memory, for example, with `vkGetMemoryFdKHR`.

Finally, the application sends the image's creation parameters, its *modifier*, its per-plane memory layout, and the exported memory handle to the external consumers. The details of how the application transmits this information to external consumers is outside the scope of this specification.

Prior Art

Extension `EGL_EXT_image_dma_buf_import`¹ introduced the ability to create an `EGLImage` by importing for each plane a `dma_buf`, *offset*, and *row pitch*.

Later, extension `EGL_EXT_image_dma_buf_import_modifiers`² introduced the ability to query which combination of formats and *modifiers* the implementation supports and to specify *modifiers* during creation of the `EGLImage`.

Extension `EGL_MESA_image_dma_buf_export`³ is the inverse of `EGL_EXT_image_dma_buf_import_modifiers`.

The Linux kernel modesetting API (KMS), when configuring the display's framebuffer with `struct drm_mode_fb_cmd2`⁴, allows one to specify the framebuffer's *modifier* as well as a per-plane memory handle, offset, and row pitch.

GBM, a graphics buffer manager for Linux, allows creation of a `gbm_bo` (that is, a graphics *buffer object*) by importing data similar to that in `EGL_EXT_image_dma_buf_import_modifiers`¹; and symmetrically allows exporting the same data from the `gbm_bo`. See the references to *modifier* and *plane* in `gbm.h`⁵.

New Commands

- `vkGetImageDrmFormatModifierPropertiesEXT`

New Structures

- `VkDrmFormatModifierPropertiesEXT`
- `VkImageDrmFormatModifierPropertiesEXT`
- Extending `VkFormatProperties2`:
 - `VkDrmFormatModifierPropertiesListEXT`
- Extending `VkImageCreateInfo`:
 - `VkImageDrmFormatModifierExplicitCreateInfoEXT`
 - `VkImageDrmFormatModifierListCreateInfoEXT`
- Extending `VkPhysicalDeviceImageFormatInfo2`:
 - `VkPhysicalDeviceImageDrmFormatModifierInfoEXT`

If `VK_KHR_format_feature_flags2` or Vulkan Version 1.3 is supported:

- `VkDrmFormatModifierProperties2EXT`
- Extending `VkFormatProperties2`:
 - `VkDrmFormatModifierPropertiesList2EXT`

New Enum Constants

- `VK_EXT_IMAGE_DRM_FORMAT_MODIFIER_EXTENSION_NAME`
- `VK_EXT_IMAGE_DRM_FORMAT_MODIFIER_SPEC_VERSION`
- Extending `VkImageAspectFlagBits`:
 - `VK_IMAGE_ASPECT_MEMORY_PLANE_0_BIT_EXT`
 - `VK_IMAGE_ASPECT_MEMORY_PLANE_1_BIT_EXT`
 - `VK_IMAGE_ASPECT_MEMORY_PLANE_2_BIT_EXT`
 - `VK_IMAGE_ASPECT_MEMORY_PLANE_3_BIT_EXT`
- Extending `VkImageTiling`:
 - `VK_IMAGE_TILING_DRM_FORMAT_MODIFIER_EXT`

- Extending `VkResult`:
 - `VK_ERROR_INVALID_DRM_FORMAT_MODIFIER_PLANE_LAYOUT_EXT`
- Extending `VkStructureType`:
 - `VK_STRUCTURE_TYPE_DRM_FORMAT_MODIFIER_PROPERTIES_LIST_EXT`
 - `VK_STRUCTURE_TYPE_IMAGE_DRM_FORMAT_MODIFIER_EXPLICIT_CREATE_INFO_EXT`
 - `VK_STRUCTURE_TYPE_IMAGE_DRM_FORMAT_MODIFIER_LIST_CREATE_INFO_EXT`
 - `VK_STRUCTURE_TYPE_IMAGE_DRM_FORMAT_MODIFIER_PROPERTIES_EXT`
 - `VK_STRUCTURE_TYPE_PHYSICAL_DEVICE_IMAGE_DRM_FORMAT_MODIFIER_INFO_EXT`

If `VK_KHR_format_feature_flags2` or Vulkan Version 1.3 is supported:

- Extending `VkStructureType`:
 - `VK_STRUCTURE_TYPE_DRM_FORMAT_MODIFIER_PROPERTIES_LIST_2_EXT`

Issues

1) Should this extension define a single DRM format modifier per `VkImage`? Or define one per plane?

+

RESOLVED: There exists a single DRM format modifier per `VkImage`.

DISCUSSION: Prior art, such as `EGL_EXT_image_dma_buf_import_modifiers`², `struct drm_mode_fb_cmd2`⁴, and `struct gbm_import_fd_modifier_data`⁵, allows defining one *modifier* per plane. However, developers of the GBM and kernel APIs concede it was a mistake. Beginning in Linux 4.10, the kernel requires that the application provide the same DRM format *modifier* for each plane. (See Linux commit [bae781b259269590109e8a4a8227331362b88212](#)). And GBM provides an entry point, `gbm_bo_get_modifier`, for querying the *modifier* of the image but does not provide one to query the modifier of individual planes.

2) When creating an image with `VkImageDrmFormatModifierExplicitCreateInfoEXT`, which is typically used when *importing* an image, should the application explicitly provide the size of each plane?

+

RESOLVED: No. The application **must** not provide the size. To enforce this, the API requires that `VkImageDrmFormatModifierExplicitCreateInfoEXT::pPlaneLayouts->size` **must** be 0.

DISCUSSION: Prior art, such as `EGL_EXT_image_dma_buf_import_modifiers`², `struct drm_mode_fb_cmd2`⁴, and `struct gbm_import_fd_modifier_data`⁵, omits from the API the size of each plane. Instead, the APIs infer each plane's size from the import parameters, which include the image's pixel format and a `dma_buf`, offset, and row pitch for each plane.

However, Vulkan differs from EGL and GBM with regards to image creation in the following ways:

Differences in Image Creation

- **Undedicated allocation by default.** When importing or exporting a set of `dma_bufs` as an `EGLImage` or `gbm_bo`, common practice mandates that each `dma_buf`'s memory be dedicated (in the sense of `VK_KHR_dedicated_allocation`) to the image (though not necessarily dedicated to a single plane). In particular, neither the GBM documentation nor the EGL extension specifications explicitly state this requirement, but in light of common practice this is likely due to under-specification rather than intentional omission. In contrast, `VK_EXT_image_drm_format_modifier` permits, but does not require, the implementation to require dedicated allocations for images created with `VK_IMAGE_TILING_DRM_FORMAT_MODIFIER_EXT`.
- **Separation of image creation and memory allocation.** When importing a set of `dma_bufs` as an `EGLImage` or `gbm_bo`, EGL and GBM create the image resource and bind it to memory (the `dma_bufs`) simultaneously. This allows EGL and GBM to query each `dma_buf`'s size during image creation. In Vulkan, image creation and memory allocation are independent unless a dedicated allocation is used (as in `VK_KHR_dedicated_allocation`). Therefore, without requiring dedicated allocation, Vulkan cannot query the size of each `dma_buf` (or other external handle) when calculating the image's memory layout. Even if dedication allocation were required, Vulkan cannot calculate the image's memory layout until after the image is bound to its `dma_bufs`.

The above differences complicate the potential inference of plane size in Vulkan. Consider the following problematic cases:

Problematic Plane Size Calculations

- **Padding.** Some plane of the image may require implementation-dependent padding.
- **Metadata.** For some *modifiers*, the image may have a metadata plane which requires a non-trivial calculation to determine its size.
- **Mipmapped, array, and 3D images.** The implementation may support `VK_IMAGE_TILING_DRM_FORMAT_MODIFIER_EXT` for images whose `mipLevels`, `arrayLayers`, or `depth` is greater than 1. For such images with certain *modifiers*, the calculation of each plane's size may be non-trivial.

However, an application-provided plane size solves none of the above problems.

For simplicity, consider an external image with a single memory plane. The implementation is obviously capable calculating the image's size when its tiling is `VK_IMAGE_TILING_OPTIMAL`. Likewise, any reasonable implementation is capable of calculating the image's size when its tiling uses a supported *modifier*.

Suppose that the external image's size is smaller than the implementation-calculated size. If the application provided the external image's size to `vkCreateImage`, the implementation would observe the mismatched size and recognize its inability to comprehend the external image's layout (unless the implementation used the application-provided size to select a refinement of the tiling layout indicated by the *modifier*, which is strongly discouraged). The implementation would observe the conflict, and reject image creation with `VK_ERROR_INVALID_DRM_FORMAT_MODIFIER_PLANE_LAYOUT_EXT`. On the other hand, if the application did not provide the external image's size to `vkCreateImage`, then the application would observe after calling `vkGetImageMemoryRequirements` that the external image's size is less than

the size required by the implementation. The application would observe the conflict and refuse to bind the `VkImage` to the external memory. In both cases, the result is explicit failure.

Suppose that the external image's size is larger than the implementation-calculated size. If the application provided the external image's size to `vkCreateImage`, for reasons similar to above the implementation would observe the mismatched size and recognize its inability to comprehend the image data residing in the extra size. The implementation, however, must assume that image data resides in the entire size provided by the application. The implementation would observe the conflict and reject image creation with `VK_ERROR_INVALID_DRM_FORMAT_MODIFIER_PLANE_LAYOUT_EXT`. On the other hand, if the application did not provide the external image's size to `vkCreateImage`, then the application would observe after calling `vkGetImageMemoryRequirements` that the external image's size is larger than the implementation-usable size. The application would observe the conflict and refuse to bind the `VkImage` to the external memory. In both cases, the result is explicit failure.

Therefore, an application-provided size provides no benefit, and this extension should not require it. This decision renders `VkSubresourceLayout::size` an unused field during image creation, and thus introduces a risk that implementations may require applications to submit sideband creation parameters in the unused field. To prevent implementations from relying on sideband data, this extension *requires* the application to set `size` to 0.

References

1. `EGL_EXT_image_dma_buf_import`
2. `EGL_EXT_image_dma_buf_import_modifiers`
3. `EGL_MESA_image_dma_buf_export`
4. `struct drm_mode_fb_cmd2`
5. `gbm.h`

Version History

- Revision 1, 2018-08-29 (Lina Versace)
 - First stable revision
- Revision 2, 2021-09-30 (Jon Leech)
 - Add interaction with `VK_KHR_format_feature_flags2` to `vk.xml`

VK_EXT_image_sliced_view_of_3d

Name String

VK_EXT_image_sliced_view_of_3d

Extension Type

Device extension

Registered Extension Number

419

Revision

1

Ratification Status

Ratified

Extension and Version Dependencies

[VK_KHR_maintenance1](#)

and

[VK_KHR_get_physical_device_properties2](#)

or

[Vulkan Version 1.1](#)

Special Use

- [D3D support](#)

Contact

- Mike Blumenkrantz [\[GitHub\]zmike](#)

Extension Proposal

[VK_EXT_image_sliced_view_of_3d](#)

Other Extension Metadata

Last Modified Date

2023-01-24

IP Status

No known IP claims.

Contributors

- Mike Blumenkrantz, Valve
- Hans-Kristian Arntzen, Valve
- Ricardo Garcia, Igalia
- Shahbaz Youssefi, Google
- Piers Daniell, NVIDIA

Description

This extension allows creating 3D views of 3D images such that the views contain a subset of the slices in the image, using a Z offset and range, for the purpose of using the views as storage image descriptors. This matches functionality in D3D12 and is primarily intended to support D3D12 emulation.

New Structures

- Extending [VkImageViewCreateInfo](#):
 - [VkImageViewSlicedCreateInfoEXT](#)
- Extending [VkPhysicalDeviceFeatures2](#), [VkDeviceCreateInfo](#):
 - [VkPhysicalDeviceImageSlicedViewOf3DFeaturesEXT](#)

New Enum Constants

- [VK_EXT_IMAGE_SLICED_VIEW_OF_3D_EXTENSION_NAME](#)
- [VK_EXT_IMAGE_SLICED_VIEW_OF_3D_SPEC_VERSION](#)
- [VK_REMAINING_3D_SLICES_EXT](#)
- Extending [VkStructureType](#):
 - [VK_STRUCTURE_TYPE_IMAGE_VIEW_SLICED_CREATE_INFO_EXT](#)
 - [VK_STRUCTURE_TYPE_PHYSICAL_DEVICE_IMAGE_SLICED_VIEW_OF_3D_FEATURES_EXT](#)

Version History

- Revision 1, 2022-10-21 (Mike Blumenkrantz)
 - Initial revision

VK_EXT_image_view_min_lod

Name String

VK_EXT_image_view_min_lod

Extension Type

Device extension

Registered Extension Number

392

Revision

1

Ratification Status

Ratified

Extension and Version Dependencies

[VK_KHR_get_physical_device_properties2](#)

or

[Vulkan Version 1.1](#)

Contact

- Joshua Ashton [\[GitHub\]](#)Joshua-Ashton

Other Extension Metadata

Last Modified Date

2021-11-09

IP Status

No known IP claims.

Contributors

- Joshua Ashton, Valve
- Hans-Kristian Arntzen, Valve
- Samuel Iglesias Gonsalvez, Igalia
- Tobias Hector, AMD
- Faith Ekstrand, Intel
- Tom Olson, ARM

Description

This extension allows applications to clamp the minimum LOD value during [Image Level\(s\) Selection](#), [Texel Gathering](#) and [Integer Texel Coordinate Operations](#) with a given [VkImageView](#) by [VkImageViewMinLodCreateInfoEXT::minLod](#).

This extension may be useful to restrict a [VkImageView](#) to only mips which have been uploaded, and the use of fractional [minLod](#) can be useful for smoothly introducing new mip levels when using linear mipmap filtering.

New Structures

- Extending [VkImageViewCreateInfo](#):
 - [VkImageViewMinLodCreateInfoEXT](#)
- Extending [VkPhysicalDeviceFeatures2](#), [VkDeviceCreateInfo](#):
 - [VkPhysicalDeviceImageViewMinLodFeaturesEXT](#)

New Enum Constants

- [VK_EXT_IMAGE_VIEW_MIN_LOD_EXTENSION_NAME](#)
- [VK_EXT_IMAGE_VIEW_MIN_LOD_SPEC_VERSION](#)
- Extending [VkStructureType](#):
 - [VK_STRUCTURE_TYPE_IMAGE_VIEW_MIN_LOD_CREATE_INFO_EXT](#)
 - [VK_STRUCTURE_TYPE_PHYSICAL_DEVICE_IMAGE_VIEW_MIN_LOD_FEATURES_EXT](#)

Version History

- Revision 1, 2021-07-06 (Joshua Ashton)
 - Initial version

VK_EXT_layer_settings

Name String

VK_EXT_layer_settings

Extension Type

Instance extension

Registered Extension Number

497

Revision

2

Ratification Status

Ratified

Extension and Version Dependencies

None

Contact

- Christophe Riccio [\[GitHub\]christophe](#)

Extension Proposal

[VK_EXT_layer_settings](#)

Other Extension Metadata

Last Modified Date

2023-09-23

IP Status

No known IP claims.

Contributors

- Christophe Riccio, LunarG
- Mark Lobodzinski, LunarG
- Charles Giessen, LunarG
- Spencer Fricke, LunarG
- Juan Ramos, LunarG
- Daniel Rakos, RasterGrid
- Shahbaz Youssefi, Google
- Lina Versace, Google
- Bill Hollings, The Brenwill Workshop
- Jon Leech, Khronos

- Tom Olson, Arm

Description

This extension provides a mechanism for configuring programmatically through the Vulkan API the behavior of layers.

This extension provides the [VkLayerSettingsCreateInfoEXT](#) structure that can be included in the [pNext](#) chain of the [VkInstanceCreateInfo](#) structure passed as the [pCreateInfo](#) parameter of [vkCreateInstance](#).

The structure contains an array of [VkLayerSettingEXT](#) structure values that configure specific features of layers.

NOTE

The [VK_EXT_layer_settings](#) extension subsumes all the functionality provided in the [VK_EXT_validation_flags](#) extension and the [VK_EXT_validation_features](#) extension.

New Structures

- [VkLayerSettingEXT](#)
- Extending [VkInstanceCreateInfo](#):
 - [VkLayerSettingsCreateInfoEXT](#)

New Enums

- [VkLayerSettingTypeEXT](#)

New Enum Constants

- [VK_EXT_LAYER_SETTINGS_EXTENSION_NAME](#)
- [VK_EXT_LAYER_SETTINGS_SPEC_VERSION](#)
- Extending [VkStructureType](#):
 - [VK_STRUCTURE_TYPE_LAYER_SETTINGS_CREATE_INFO_EXT](#)

Example

One example usage of [VK_EXT_layer_settings](#) is as implemented by the Vulkan Profiles layer.

It allows the profiles layer tests used by the profiles layer C.I. to programmatically configure the layer for each test without affecting the C.I. environment, allowing to run multiple tests concurrently.

```
const char* profile_file_data = JSON_TEST_FILES_PATH "VP_KHR_roadmap_2022.json";
const char* profile_name_data = "VP_KHR_roadmap_2022";
VkBool32 emulate_portability_data = VK_TRUE;
const char* simulate_capabilities[] = {
    "SIMULATE_API_VERSION_BIT",
    "SIMULATE_FEATURES_BIT",
```



```

"SIMULATE_PROPERTIES_BIT",
"SIMULATE_EXTENSIONS_BIT",
"SIMULATE_FORMATS_BIT",
"SIMULATE_QUEUE_FAMILY_PROPERTIES_BIT"
};

const char* debug_reports[] = {
    "DEBUG_REPORT_ERROR_BIT",
    "DEBUG_REPORT_WARNING_BIT",
    "DEBUG_REPORT_NOTIFICATION_BIT",
    "DEBUG_REPORT_DEBUG_BIT"
};

const VkLayerSettingEXT settings[] = {
    {kLayerName, kLayerSettingsProfileFile, VK_LAYER_SETTING_TYPE_STRING_EXT, 1,
    &profile_file_data},
    {kLayerName, kLayerSettingsProfileName, VK_LAYER_SETTING_TYPE_STRING_EXT, 1,
    &profile_name_data},
    {kLayerName, kLayerSettingsEmulatePortability, VK_LAYER_SETTING_TYPE_BOOL32_EXT,
    1, &emulate_portability_data},
    {kLayerName, kLayerSettingsSimulateCapabilities,
    VK_LAYER_SETTING_TYPE_STRING_EXT,
    static_cast<uint32_t>(std::size(simulate_capabilities)),
    simulate_capabilities},
    {kLayerName, kLayerSettingsDebugReports, VK_LAYER_SETTING_TYPE_STRING_EXT,
    static_cast<uint32_t>(std::size(debug_reports)), debug_reports}
};

const VkLayerSettingsCreateInfoEXT layer_settings_create_info{
    VK_STRUCTURE_TYPE_LAYER_SETTINGS_CREATE_INFO_EXT, nullptr,
    static_cast<uint32_t>(std::size(settings)), settings};

VkInstanceCreateInfo inst_create_info = {};
...
inst_create_info.pNext = &layer_settings_create_info;
vkCreateInstance(&inst_create_info, nullptr, &instances);

```

Issues

- How should application developers figure out the list of available settings?

This extension does not provide a reflection API for layer settings. Layer settings are described in each layer JSON manifest and the documentation of each layer which implements this extension.

Version History

- Revision 1, 2020-06-17 (Mark Lobodzinski)
 - Initial revision for Validation layer internal usages
- Revision 2, 2023-09-26 (Christophe Riccio)
 - Refactor APIs for any layer usages and public release

VK_EXT_legacy_dithering

Name String

VK_EXT_legacy_dithering

Extension Type

Device extension

Registered Extension Number

466

Revision

2

Ratification Status

Ratified

Extension and Version Dependencies

[VK_KHR_get_physical_device_properties2](#)

or

[Vulkan Version 1.1](#)

API Interactions

- Interacts with [VK_VERSION_1_3](#)
- Interacts with [VK_VERSION_1_4](#)
- Interacts with [VK_KHR_dynamic_rendering](#)
- Interacts with [VK_KHR_maintenance5](#)

Special Use

- [OpenGL / ES support](#)

Contact

- Shahbaz Youssefi [\[GitHub\]](#)[syoussefi](#)

Extension Proposal

[VK_EXT_legacy_dithering](#)

Other Extension Metadata

Last Modified Date

2024-02-22

Contributors

- Shahbaz Youssefi, Google
- Graeme Leese, Broadcom
- Jan-Harald Fredriksen, Arm

Description

This extension exposes a hardware feature used by some vendors to implement OpenGL's dithering. The purpose of this extension is to support layering OpenGL over Vulkan, by allowing the layer to take advantage of the same hardware feature and provide equivalent dithering to OpenGL applications.

New Structures

- Extending [VkPhysicalDeviceFeatures2](#), [VkDeviceCreateInfo](#):
 - [VkPhysicalDeviceLegacyDitheringFeaturesEXT](#)

New Enum Constants

- [VK_EXT_LEGACY_DITHERING_EXTENSION_NAME](#)
- [VK_EXT_LEGACY_DITHERING_SPEC_VERSION](#)
- Extending [VkStructureType](#):
 - [VK_STRUCTURE_TYPE_PHYSICAL_DEVICE_LEGACY_DITHERING_FEATURES_EXT](#)
- Extending [VkSubpassDescriptionFlagBits](#):
 - [VK_SUBPASS_DESCRIPTION_ENABLE_LEGACY_DITHERING_BIT_EXT](#)

If [VK_KHR_dynamic_rendering](#) or Vulkan Version 1.3 and [VK_KHR_maintenance5](#) or Vulkan Version 1.4 is supported:

- Extending [VkPipelineCreateFlagBits2](#):
 - [VK_PIPELINE_CREATE_2_ENABLE_LEGACY_DITHERING_BIT_EXT](#)
- Extending [VkRenderingFlagBits](#):
 - [VK_RENDERING_ENABLE_LEGACY_DITHERING_BIT_EXT](#)

Version History

- Revision 1, 2022-03-31 (Shahbaz Youssefi)
 - Internal revisions
- Revision 2, 2024-02-22 (Shahbaz Youssefi)
 - Added pipeline create flag to support dynamic rendering

Issues

1) In OpenGL, the dither state can change dynamically. Should this extension add a pipeline state for dither?

RESOLVED: No. Changing dither state is rarely, if ever, done during rendering. Every surveyed Android application either entirely disables dither, explicitly enables it, or uses the default state (which is enabled). Additionally, on some hardware dither can only be specified in a render pass granularity, so a change in dither state would necessarily need to cause a render pass break. This extension considers dynamic changes in OpenGL dither state a theoretical situation, and expects

the layer to break the render pass in such a situation without any practical downsides.

VK_EXT_legacy_vertex_attributes

Name String

VK_EXT_legacy_vertex_attributes

Extension Type

Device extension

Registered Extension Number

496

Revision

1

Ratification Status

Ratified

Extension and Version Dependencies

[VK_EXT_vertex_input_dynamic_state](#)

Special Use

- [OpenGL / ES support](#)

Contact

- Mike Blumenkrantz [\[GitHub\]](#)zmike

Extension Proposal

[VK_EXT_legacy_vertex_attributes](#)

Other Extension Metadata

Last Modified Date

2024-02-23

IP Status

No known IP claims.

Contributors

- Mike Blumenkrantz, Valve
- Piers Daniell, NVIDIA
- Spencer Fricke, LunarG
- Alyssa Rosenzweig, Valve

Description

This extension adds support for legacy features of (non-64-bit) vertex attributes as found in OpenGL:

- Vertex attributes loaded from arbitrary buffer alignments
- Vertex attributes using arbitrary strides
- Vertex attributes where the component data type of the binding does not match the component numeric type of the shader input

These features are only usable with dynamic vertex input. Unaligned loads of vertex attributes may incur performance penalties, indicated with a property.

New Structures

- Extending [VkPhysicalDeviceFeatures2](#), [VkDeviceCreateInfo](#):
 - [VkPhysicalDeviceLegacyVertexAttributesFeaturesEXT](#)
- Extending [VkPhysicalDeviceProperties2](#):
 - [VkPhysicalDeviceLegacyVertexAttributesPropertiesEXT](#)

New Enum Constants

- [VK_EXT_LEGACY_VERTEX_ATTRIBUTES_EXTENSION_NAME](#)
- [VK_EXT_LEGACY_VERTEX_ATTRIBUTES_SPEC_VERSION](#)
- Extending [VkStructureType](#):
 - [VK_STRUCTURE_TYPE_PHYSICAL_DEVICE_LEGACY_VERTEX_ATTRIBUTES_FEATURES_EXT](#)
 - [VK_STRUCTURE_TYPE_PHYSICAL_DEVICE_LEGACY_VERTEX_ATTRIBUTES_PROPERTIES_EXT](#)

Issues

1.) Should implementations convert float/integer values?

RESOLVED: No. When fetching an integer data type from float values or float data types from integer values, the resulting shader values are implementation-dependent.

Version History

- Revision 1, 2024-02-16 (Mike Blumenkrantz)
 - Initial revision

VK_EXT_map_memory_placed

Name String

VK_EXT_map_memory_placed

Extension Type

Device extension

Registered Extension Number

273

Revision

1

Ratification Status

Ratified

Extension and Version Dependencies

[VK_KHR_map_memory2](#)

or

[Vulkan Version 1.4](#)

Contact

- Faith Ekstrand [\[GitHub\]gfxstrand](#)

Extension Proposal

[VK_EXT_map_memory_placed](#)

Other Extension Metadata

Last Modified Date

2023-03-21

IP Status

No known IP claims.

Interactions and External Dependencies

- Depends on apitext:VK_KHR_map_memory2
- Interacts with apitext:VK_EXT_external_memory_host

Contributors

- Faith Ekstrand, Collabora
- Tobias Hector, AMD
- James Jones, NVIDIA
- Georg Lehmann, Valve
- Derek Lesho, Codeweavers

Description

This extension allows an application to request that [vkMapMemory2KHR](#) attempt to place the memory map at a particular virtual address.

New Structures

- Extending [VkMemoryMapInfo](#):
 - [VkMemoryMapPlacedInfoEXT](#)
- Extending [VkPhysicalDeviceFeatures2](#), [VkDeviceCreateInfo](#):
 - [VkPhysicalDeviceMapMemoryPlacedFeaturesEXT](#)
- Extending [VkPhysicalDeviceProperties2](#):
 - [VkPhysicalDeviceMapMemoryPlacedPropertiesEXT](#)

New Enum Constants

- [VK_EXT_MAP_MEMORY_PLACED_EXTENSION_NAME](#)
- [VK_EXT_MAP_MEMORY_PLACED_SPEC_VERSION](#)
- Extending [VkMemoryMapFlagBits](#):
 - [VK_MEMORY_MAP_PLACED_BIT_EXT](#)
- Extending [VkMemoryUnmapFlagBits](#):
 - [VK_MEMORY_UNMAP_RESERVE_BIT_EXT](#)
- Extending [VkStructureType](#):
 - [VK_STRUCTURE_TYPE_MEMORY_MAP_PLACED_INFO_EXT](#)
 - [VK_STRUCTURE_TYPE_PHYSICAL_DEVICE_MAP_MEMORY_PLACED_FEATURES_EXT](#)
 - [VK_STRUCTURE_TYPE_PHYSICAL_DEVICE_MAP_MEMORY_PLACED_PROPERTIES_EXT](#)

Version History

- Revision 1, 2024-01-14 (Faith Ekstrand)
 - Internal revisions

VK_EXT_memory_budget

Name String

VK_EXT_memory_budget

Extension Type

Device extension

Registered Extension Number

238

Revision

1

Ratification Status

Ratified

Extension and Version Dependencies

[VK_KHR_get_physical_device_properties2](#)

or

[Vulkan Version 1.1](#)

Contact

- Jeff Bolz [\[GitHub\]jeffbolznv](#)

Other Extension Metadata

Last Modified Date

2018-10-08

Contributors

- Jeff Bolz, NVIDIA
- Jeff Juliano, NVIDIA

Description

While running a Vulkan application, other processes on the machine might also be attempting to use the same device memory, which can pose problems. This extension adds support for querying the amount of memory used and the total memory budget for a memory heap. The values returned by this query are implementation-dependent and can depend on a variety of factors including operating system and system load.

The [VkPhysicalDeviceMemoryBudgetPropertiesEXT::heapBudget](#) values can be used as a guideline for how much total memory from each heap the **current process** can use at any given time, before allocations may start failing or causing performance degradation. The values may change based on other activity in the system that is outside the scope and control of the Vulkan implementation.

The [VkPhysicalDeviceMemoryBudgetPropertiesEXT::heapUsage](#) will display the **current process** estimated heap usage.

With this information, the idea is for an application at some interval (once per frame, per few seconds, etc) to query `heapBudget` and `heapUsage`. From here the application can notice if it is over budget and decide how it wants to handle the memory situation (free it, move to host memory, changing mipmap levels, etc). This extension is designed to be used in concert with `VK_EXT_memory_priority` to help with this part of memory management.

New Structures

- Extending `VkPhysicalDeviceMemoryProperties2`:
 - `VkPhysicalDeviceMemoryBudgetPropertiesEXT`

New Enum Constants

- `VK_EXT_MEMORY_BUDGET_EXTENSION_NAME`
- `VK_EXT_MEMORY_BUDGET_SPEC_VERSION`
- Extending `VkStructureType`:
 - `VK_STRUCTURE_TYPE_PHYSICAL_DEVICE_MEMORY_BUDGET_PROPERTIES_EXT`

Version History

- Revision 1, 2018-10-08 (Jeff Bolz)
 - Initial revision

VK_EXT_memory_decompression

Name String

VK_EXT_memory_decompression

Extension Type

Device extension

Registered Extension Number

551

Revision

1

Ratification Status

Ratified

Extension and Version Dependencies

[VK_KHR_get_physical_device_properties2](#)
and
[VK_KHR_buffer_device_address](#)

Contact

- Vikram Kushwaha [[GitHub](#)][vkushwaha-nv](#)

Extension Proposal

[VK_EXT_memory_decompression](#)

Other Extension Metadata

Last Modified Date

2025-01-23

Contributors

- Vikram Kushwaha, NVIDIA
- Daniel Koch, NVIDIA
- Jeff Bolz, NVIDIA
- Christoph Kubisch, NVIDIA
- Piers Daniell, NVIDIA
- Spencer Fricke, LunarG

Description

This extension adds support for performing memory to memory decompression.

New Commands

- [vkCmdDecompressMemoryEXT](#)
- [vkCmdDecompressMemoryIndirectCountEXT](#)

New Structures

- [VkDecompressMemoryInfoEXT](#)
- [VkDecompressMemoryRegionEXT](#)
- Extending [VkPhysicalDeviceFeatures2](#), [VkDeviceCreateInfo](#):
 - [VkPhysicalDeviceMemoryDecompressionFeaturesEXT](#)
- Extending [VkPhysicalDeviceProperties2](#):
 - [VkPhysicalDeviceMemoryDecompressionPropertiesEXT](#)

New Enums

- [VkMemoryDecompressionMethodFlagBitsEXT](#)

New Bitmasks

- [VkMemoryDecompressionMethodFlagsEXT](#)

New Enum Constants

- [VK_EXT_MEMORY_DECOMPRESSION_EXTENSION_NAME](#)
- [VK_EXT_MEMORY_DECOMPRESSION_SPEC_VERSION](#)
- Extending [VkAccessFlagBits2](#):
 - [VK_ACCESS_2_MEMORY_DECOMPRESSION_READ_BIT_EXT](#)
 - [VK_ACCESS_2_MEMORY_DECOMPRESSION_WRITE_BIT_EXT](#)
- Extending [VkBufferUsageFlagBits2](#):
 - [VK_BUFFER_USAGE_2_MEMORY_DECOMPRESSION_BIT_EXT](#)
- Extending [VkPipelineStageFlagBits2](#):
 - [VK_PIPELINE_STAGE_2_MEMORY_DECOMPRESSION_BIT_EXT](#)
- Extending [VkStructureType](#):
 - [VK_STRUCTURE_TYPE_DECOMPRESS_MEMORY_INFO_EXT](#)
 - [VK_STRUCTURE_TYPE_PHYSICAL_DEVICE_MEMORY_DECOMPRESSION_FEATURES_EXT](#)
 - [VK_STRUCTURE_TYPE_PHYSICAL_DEVICE_MEMORY_DECOMPRESSION_PROPERTIES_EXT](#)

Issues

1) How does an app know the minimum size that [decompressedSize](#) should be set to?

RESOLVED: When decompressing, data is typically processed in chunks. For example, with

GDeflate 1.0, data is streamed in 64 KB blocks, but the final block may be smaller. The exact size of this last block depends on the compression method and original data size and so it must be stored in the compressed bitstream so that the decompressor can set `decompressedSize` correctly. It is still ok for the last block to take up all 64 KB, but setting it too low will cause issues and is undefined behavior. It is a known limitation that the validation layers will not be able to detect the minimum size of `decompressedSize` unless it decides to implement each decompression method specification.

Version History

- Revision 1, 2025-01-23 (Daniel Koch)
 - Initial draft

VK_EXT_memory_priority

Name String

VK_EXT_memory_priority

Extension Type

Device extension

Registered Extension Number

239

Revision

1

Ratification Status

Ratified

Extension and Version Dependencies

[VK_KHR_get_physical_device_properties2](#)

or

[Vulkan Version 1.1](#)

Contact

- Jeff Bolz [\[GitHub\]jeffbolznv](#)

Other Extension Metadata

Last Modified Date

2018-10-08

Contributors

- Jeff Bolz, NVIDIA
- Jeff Juliano, NVIDIA

Description

This extension adds a **priority** value specified at memory allocation time. On some systems with both device-local and non-device-local memory heaps, the implementation may transparently move memory from one heap to another when a heap becomes full (for example, when the total memory used across all processes exceeds the size of the heap). In such a case, this priority value may be used to determine which allocations are more likely to remain in device-local memory.

New Structures

- Extending [VkMemoryAllocateInfo](#):
 - [VkMemoryPriorityAllocateInfoEXT](#)
- Extending [VkPhysicalDeviceFeatures2](#), [VkDeviceCreateInfo](#):

- [VkPhysicalDeviceMemoryPriorityFeaturesEXT](#)

New Enum Constants

- [VK_EXT_MEMORY_PRIORITY_EXTENSION_NAME](#)
- [VK_EXT_MEMORY_PRIORITY_SPEC_VERSION](#)
- Extending [VkStructureType](#):
 - [VK_STRUCTURE_TYPE_MEMORY_PRIORITY_ALLOCATE_INFO_EXT](#)
 - [VK_STRUCTURE_TYPE_PHYSICAL_DEVICE_MEMORY_PRIORITY_FEATURES_EXT](#)

Version History

- Revision 1, 2018-10-08 (Jeff Bolz)
 - Initial revision

VK_EXT_mesh_shader

Name String

VK_EXT_mesh_shader

Extension Type

Device extension

Registered Extension Number

329

Revision

1

Ratification Status

Ratified

Extension and Version Dependencies

[VK_KHR_spirv_1_4](#)

or

[Vulkan Version 1.2](#)

API Interactions

- Interacts with VK_VERSION_1_2
- Interacts with VK_AMD_draw_indirect_count
- Interacts with VK_EXT_device_generated_commands
- Interacts with VK_KHR_draw_indirect_count
- Interacts with VK_KHR_fragment_shading_rate
- Interacts with VK_NV_device_generated_commands
- Interacts with `VkPhysicalDeviceMeshShaderFeaturesEXT::primitiveFragmentShadingRateMeshShader` with

SPIR-V Dependencies

- [SPV_EXT_mesh_shader](#)

Contact

- Christoph Kubisch [\[GitHub\]pixeljetstream](#)

Extension Proposal

[VK_EXT_mesh_shader](#)

Other Extension Metadata

Last Modified Date

2022-01-20

Interactions and External Dependencies

- This extension provides API support for [GLSL_EXT_mesh_shader](#)
- Interacts with Vulkan 1.1
- Interacts with [VK_KHR_multiview](#)
- Interacts with [VK_KHR_fragment_shading_rate](#)

Contributors

- Christoph Kubisch, NVIDIA
- Pat Brown, NVIDIA
- Jeff Bolz, NVIDIA
- Daniel Koch, NVIDIA
- Piers Daniell, NVIDIA
- Pierre Boudier, NVIDIA
- Patrick Mours, NVIDIA
- David Zhao Akeley, NVIDIA
- Kedarnath Thangudu, NVIDIA
- Timur Kristóf, Valve
- Hans-Kristian Arntzen, Valve
- Philip Rebohle, Valve
- Mike Blumenkrantz, Valve
- Slawomir Grajewski, Intel
- Michal Pietrasiuk, Intel
- Mariusz Merecki, Intel
- Tom Olson, ARM
- Jan-Harald Fredriksen, ARM
- Sandeep Kakarlapudi, ARM
- Ruihao Zhang, QUALCOMM
- Ricardo Garcia, Igalia, S.L.
- Tobias Hector, AMD
- Stu Smith, AMD

Description

This extension provides a new mechanism allowing applications to generate collections of geometric primitives via programmable mesh shading. It is an alternative to the existing programmable primitive shading pipeline, which relied on generating input primitives by a fixed function assembler as well as fixed function vertex fetch.

This extension also adds support for the following SPIR-V extension in Vulkan:

- `SPV_EXT_mesh_shader`

New Commands

- `vkCmdDrawMeshTasksEXT`
- `vkCmdDrawMeshTasksIndirectEXT`

If `Vulkan Version 1.2` or `VK_KHR_draw_indirect_count` or `VK_AMD_draw_indirect_count` is supported:

- `vkCmdDrawMeshTasksIndirectCountEXT`

New Structures

- `VkDrawMeshTasksIndirectCommandEXT`
- Extending `VkPhysicalDeviceFeatures2`, `VkDeviceCreateInfo`:
 - `VkPhysicalDeviceMeshShaderFeaturesEXT`
- Extending `VkPhysicalDeviceProperties2`:
 - `VkPhysicalDeviceMeshShaderPropertiesEXT`

New Enum Constants

- `VK_EXT_MESH_SHADER_EXTENSION_NAME`
- `VK_EXT_MESH_SHADER_SPEC_VERSION`
- Extending `VkPipelineStageFlagBits`:
 - `VK_PIPELINE_STAGE_MESH_SHADER_BIT_EXT`
 - `VK_PIPELINE_STAGE_TASK_SHADER_BIT_EXT`
- Extending `VkQueryPipelineStatisticFlagBits`:
 - `VK_QUERY_PIPELINE_STATISTIC_MESH_SHADER_INVOCATIONS_BIT_EXT`
 - `VK_QUERY_PIPELINE_STATISTIC_TASK_SHADER_INVOCATIONS_BIT_EXT`
- Extending `VkQueryType`:
 - `VK_QUERY_TYPE_MESH_PRIMITIVES_GENERATED_EXT`
- Extending `VkShaderStageFlagBits`:
 - `VK_SHADER_STAGE_MESH_BIT_EXT`
 - `VK_SHADER_STAGE_TASK_BIT_EXT`
- Extending `VkStructureType`:
 - `VK_STRUCTURE_TYPE_PHYSICAL_DEVICE_MESH_SHADER_FEATURES_EXT`
 - `VK_STRUCTURE_TYPE_PHYSICAL_DEVICE_MESH_SHADER_PROPERTIES_EXT`

If `VK_EXT_device_generated_commands` is supported:

- Extending `VkIndirectCommandsTokenTypeEXT`:

- [VK_INDIRECT_COMMANDS_TOKEN_TYPE_DRAW_MESH_TASKS_COUNT_EXT](#)
- [VK_INDIRECT_COMMANDS_TOKEN_TYPE_DRAW_MESH_TASKS_EXT](#)

If [VK_NV_device_generated_commands](#) is supported:

- Extending [VkIndirectCommandsTokenTypeNV](#):
 - [VK_INDIRECT_COMMANDS_TOKEN_TYPE_DRAW_MESH_TASKS_NV](#)

New or Modified Built-In Variables

- [CullPrimitiveEXT](#)
- [PrimitivePointIndicesEXT](#)
- [PrimitiveLineIndicesEXT](#)
- [PrimitiveTriangleIndicesEXT](#)
- (modified)[Position](#)
- (modified)[PointSize](#)
- (modified)[ClipDistance](#)
- (modified)[CullDistance](#)
- (modified)[PrimitiveId](#)
- (modified)[Layer](#)
- (modified)[ViewportIndex](#)
- (modified)[NumWorkgroups](#)
- (modified)[WorkgroupSize](#)
- (modified)[WorkgroupId](#)
- (modified)[LocalInvocationId](#)
- (modified)[GlobalInvocationId](#)
- (modified)[LocalInvocationIndex](#)
- (modified)[NumSubgroups](#)
- (modified)[SubgroupId](#)
- (modified)[DrawIndex](#)
- (modified)[PrimitiveShadingRateKHR](#)
- (modified)[ViewIndex](#)

New SPIR-V Capability

- [MeshShadingEXT](#)

Version History

- Revision 1, 2022-03-08 (Christoph Kubisch, Daniel Koch, Patrick Mours)

- Initial revision

VK_EXT_metal_objects

Name String

VK_EXT_metal_objects

Extension Type

Device extension

Registered Extension Number

312

Revision

2

Ratification Status

Ratified

Extension and Version Dependencies

None

Contact

- Bill Hollings [\[GitHub\]](#)[billhollings](#)

Extension Proposal

[VK_EXT_metal_objects](#)

Other Extension Metadata

Last Modified Date

2024-04-04

IP Status

No known IP claims.

Contributors

- Bill Hollings, The Brenwill Workshop Ltd.
- Dzmitry Malyshau, Mozilla Corp.

Description

In a Vulkan implementation that is layered on top of Metal on Apple device platforms, this extension provides the ability to import and export the underlying Metal objects associated with specific Vulkan objects.

As detailed in the [extension proposal document](#), this extension adds one new Vulkan command, [vkExportMetalObjectsEXT](#), to export underlying Metal objects from Vulkan objects, and supports importing the appropriate existing Metal objects when creating Vulkan objects of types [VkDeviceMemory](#), [VkImage](#), [VkSemaphore](#), and [VkEvent](#),

The intent is that this extension will be advertised and supported only on implementations that are layered on top of Metal on Apple device platforms.

New Base Types

- [IOSurfaceRef](#)
- [MTLBuffer_id](#)
- [MTLCommandQueue_id](#)
- [MTLDevice_id](#)
- [MTLSharedEvent_id](#)
- [MTLTexture_id](#)

New Commands

- [vkExportMetalObjectsEXT](#)

New Structures

- [VkExportMetalObjectsInfoEXT](#)
- Extending [VkExportMetalObjectsInfoEXT](#):
 - [VkExportMetalBufferInfoEXT](#)
 - [VkExportMetalCommandQueueInfoEXT](#)
 - [VkExportMetalDeviceInfoEXT](#)
 - [VkExportMetalIOSurfaceInfoEXT](#)
 - [VkExportMetalSharedEventInfoEXT](#)
 - [VkExportMetalTextureInfoEXT](#)
- Extending [VkImageCreateInfo](#):
 - [VkImportMetalIOSurfaceInfoEXT](#)
 - [VkImportMetalTextureInfoEXT](#)
- Extending [VkInstanceCreateInfo](#), [VkMemoryAllocateInfo](#), [VkImageCreateInfo](#), [VkImageViewCreateInfo](#), [VkBufferViewCreateInfo](#), [VkSemaphoreCreateInfo](#), [VkEventCreateInfo](#):
 - [VkExportMetalObjectCreateInfoEXT](#)
- Extending [VkMemoryAllocateInfo](#):
 - [VkImportMetalBufferInfoEXT](#)
- Extending [VkSemaphoreCreateInfo](#), [VkEventCreateInfo](#):
 - [VkImportMetalSharedEventInfoEXT](#)

New Enums

- [VkExportMetalObjectTypeFlagBitsEXT](#)

New Bitmasks

- [VkExportMetalObjectTypeFlagsEXT](#)

New Enum Constants

- [VK_EXT_METAL_OBJECTS_EXTENSION_NAME](#)
- [VK_EXT_METAL_OBJECTS_SPEC_VERSION](#)
- Extending [VkStructureType](#):
 - [VK_STRUCTURE_TYPE_EXPORT_METAL_BUFFER_INFO_EXT](#)
 - [VK_STRUCTURE_TYPE_EXPORT_METAL_COMMAND_QUEUE_INFO_EXT](#)
 - [VK_STRUCTURE_TYPE_EXPORT_METAL_DEVICE_INFO_EXT](#)
 - [VK_STRUCTURE_TYPE_EXPORT_METAL_IO_SURFACE_INFO_EXT](#)
 - [VK_STRUCTURE_TYPE_EXPORT_METAL_OBJECTS_INFO_EXT](#)
 - [VK_STRUCTURE_TYPE_EXPORT_METAL_OBJECT_CREATE_INFO_EXT](#)
 - [VK_STRUCTURE_TYPE_EXPORT_METAL_SHARED_EVENT_INFO_EXT](#)
 - [VK_STRUCTURE_TYPE_EXPORT_METAL_TEXTURE_INFO_EXT](#)
 - [VK_STRUCTURE_TYPE_IMPORT_METAL_BUFFER_INFO_EXT](#)
 - [VK_STRUCTURE_TYPE_IMPORT_METAL_IO_SURFACE_INFO_EXT](#)
 - [VK_STRUCTURE_TYPE_IMPORT_METAL_SHARED_EVENT_INFO_EXT](#)
 - [VK_STRUCTURE_TYPE_IMPORT_METAL_TEXTURE_INFO_EXT](#)

Issues

None.

Version History

- Revision 1, 2022-05-28 (Bill Hollings)
 - Initial draft.
 - Incorporated feedback from review by the Vulkan Working Group. Renamed many structures, moved import/export of MTLBuffer to VkDeviceMemory, added export of MTLSharedEvent, added import of MTLSharedEvent for VkSemaphore and VkEvent, and changed used bit mask fields to individual bit fields to simplify Valid Usage rules.
- Revision 2, 2024-04-04 (Bill Hollings)
 - Add an [__unsafe_unretained](#) ownership qualifier to all Metal object declarations, to support Automatic Reference Counting (ARC) on Apple devices.

VK_EXT_metal_surface

Name String

VK_EXT_metal_surface

Extension Type

Instance extension

Registered Extension Number

218

Revision

1

Ratification Status

Ratified

Extension and Version Dependencies

[VK_KHR_surface](#)

Contact

- Dzmitry Malyshau [\[GitHub\]](#)kvark

Other Extension Metadata

Last Modified Date

2018-10-01

IP Status

No known IP claims.

Contributors

- Dzmitry Malyshau, Mozilla Corp.

Description

The [VK_EXT_metal_surface](#) extension is an instance extension. It provides a mechanism to create a [VkSurfaceKHR](#) object (defined by the [VK_KHR_surface](#) extension) from [CAMetalLayer](#), which is the native rendering surface of Apple's Metal framework.

New Base Types

- [CAMetalLayer](#)

New Commands

- [vkCreateMetalSurfaceEXT](#)

New Structures

- [VkMetalSurfaceCreateInfoEXT](#)

New Bitmasks

- [VkMetalSurfaceCreateFlagsEXT](#)

New Enum Constants

- [VK_EXT_METAL_SURFACE_EXTENSION_NAME](#)
- [VK_EXT_METAL_SURFACE_SPEC_VERSION](#)
- Extending [VkStructureType](#):
 - [VK_STRUCTURE_TYPE_METAL_SURFACE_CREATE_INFO_EXT](#)

Version History

- Revision 1, 2018-10-01 (Dzmitry Malyshau)
 - Initial version

VK_EXT_multi_draw

Name String

VK_EXT_multi_draw

Extension Type

Device extension

Registered Extension Number

393

Revision

1

Ratification Status

Ratified

Extension and Version Dependencies

[VK_KHR_get_physical_device_properties2](#)

or

[Vulkan Version 1.1](#)

Contact

- Mike Blumenkrantz [\[GitHub\]zmike](#)

Other Extension Metadata

Last Modified Date

2021-05-19

Interactions and External Dependencies

- Interacts with Vulkan 1.1.
- Interacts with [VK_KHR_shader_draw_parameters](#).

IP Status

No known IP claims.

Contributors

- Mike Blumenkrantz, VALVE
- Piers Daniell, NVIDIA
- Faith Ekstrand, INTEL
- Spencer Fricke, SAMSUNG
- Ricardo Garcia, IGALIA
- Jon Leech, KHRONOS
- Stu Smith, AMD

Description

Processing multiple draw commands in sequence incurs measurable overhead within drivers due to repeated state checks and updates during dispatch. This extension enables passing the entire sequence of draws directly to the driver in order to avoid any such overhead, using an array of [VkMultiDrawInfoEXT](#) or [VkMultiDrawIndexedInfoEXT](#) structs with [vkCmdDrawMultiEXT](#) or [vkCmdDrawMultiIndexedEXT](#), respectively. These functions could be used any time multiple draw commands are being recorded without any state changes between them in order to maximize performance.

New Commands

- [vkCmdDrawMultiEXT](#)
- [vkCmdDrawMultiIndexedEXT](#)

New Structures

- [VkMultiDrawIndexedInfoEXT](#)
- [VkMultiDrawInfoEXT](#)
- Extending [VkPhysicalDeviceFeatures2](#), [VkDeviceCreateInfo](#):
 - [VkPhysicalDeviceMultiDrawFeaturesEXT](#)
- Extending [VkPhysicalDeviceProperties2](#):
 - [VkPhysicalDeviceMultiDrawPropertiesEXT](#)

New Enum Constants

- [VK_EXT_MULTI_DRAW_EXTENSION_NAME](#)
- [VK_EXT_MULTI_DRAW_SPEC_VERSION](#)
- Extending [VkStructureType](#):
 - [VK_STRUCTURE_TYPE_PHYSICAL_DEVICE_MULTI_DRAW_FEATURES_EXT](#)
 - [VK_STRUCTURE_TYPE_PHYSICAL_DEVICE_MULTI_DRAW_PROPERTIES_EXT](#)

New or Modified Built-In Variables

- (modified)[DrawIndex](#)

Version History

- Revision 1, 2021-01-20 (Mike Blumenkrantz)
 - Initial version

VK_EXT_multisampled_render_to_single_sampled

Name String

VK_EXT_multisampled_render_to_single_sampled

Extension Type

Device extension

Registered Extension Number

377

Revision

1

Ratification Status

Ratified

Extension and Version Dependencies

[VK_KHR_create_renderpass2](#)

and

[VK_KHR_depth_stencil_resolve](#)

or

[Vulkan Version 1.2](#)

Contact

- Shahbaz Youssefi [\[GitHub\]](#)[syoussefi](#)

Extension Proposal

[VK_EXT_multisampled_render_to_single_sampled](#)

Other Extension Metadata

Last Modified Date

2021-04-16

IP Status

No known IP claims.

Contributors

- Shahbaz Youssefi, Google
- Jan-Harald Fredriksen, Arm
- Jörg Wagner, Arm
- Matthew Netsch, Qualcomm Technologies, Inc.
- Jarred Davies, Imagination Technologies

Description

With careful usage of resolve attachments, multisampled image memory allocated with [VK_MEMORY_PROPERTY_LAZILY_ALLOCATED_BIT](#), [loadOp](#) not equal to [VK_ATTACHMENT_LOAD_OP_LOAD](#) and [storeOp](#) not equal to [VK_ATTACHMENT_STORE_OP_STORE](#), a Vulkan application is able to efficiently perform multisampled rendering without incurring any additional memory penalty on some implementations.

Under certain circumstances however, the application may not be able to complete its multisampled rendering within a single render pass; for example if it does partial rasterization from frame to frame, blending on an image from a previous frame, or in emulation of [GL_EXT_multisampled_render_to_texture](#). In such cases, the application can use an initial subpass to effectively load single-sampled data from the next subpass's resolve attachment and fill in the multisampled attachment which otherwise uses [loadOp](#) equal to [VK_ATTACHMENT_LOAD_OP_DONT_CARE](#). However, this is not always possible (for example for stencil in the absence of [VK_EXT_shader_stencil_export](#)) and has multiple drawbacks.

Some implementations are able to perform said operation efficiently in hardware, effectively loading a multisampled attachment from the contents of a single sampled one. Together with the ability to perform a resolve operation at the end of a subpass, these implementations are able to perform multisampled rendering on single-sampled attachments with no extra memory or bandwidth overhead. This extension exposes this capability by allowing a framebuffer and render pass to include single-sampled attachments while rendering is done with a specified number of samples.

New Structures

- Extending [VkFormatProperties2](#):
 - [VkSubpassResolvePerformanceQueryEXT](#)
- Extending [VkPhysicalDeviceFeatures2](#), [VkDeviceCreateInfo](#):
 - [VkPhysicalDeviceMultisampledRenderToSingleSampledFeaturesEXT](#)
- Extending [VkSubpassDescription2](#), [VkRenderingInfo](#):
 - [VkMultisampledRenderToSingleSampledInfoEXT](#)

New Enum Constants

- [VK_EXT_MULTISAMPLED_RENDER_TO_SINGLE_SAMPLED_EXTENSION_NAME](#)
- [VK_EXT_MULTISAMPLED_RENDER_TO_SINGLE_SAMPLED_SPEC_VERSION](#)
- Extending [VkImageCreateFlagBits](#):
 - [VK_IMAGE_CREATE_MULTISAMPLED_RENDER_TO_SINGLE_SAMPLED_BIT_EXT](#)
- Extending [VkStructureType](#):
 - [VK_STRUCTURE_TYPE_MULTISAMPLED_RENDER_TO_SINGLE_SAMPLED_INFO_EXT](#)
 - [VK_STRUCTURE_TYPE_PHYSICAL_DEVICE_MULTISAMPLED_RENDER_TO_SINGLE_SAMPLED_FEATURES_EXT](#)
 - [VK_STRUCTURE_TYPE_SUBPASS_RESOLVE_PERFORMANCE_QUERY_EXT](#)

Issues

1) Could the multisampled attachment be initialized through some form of copy?

RESOLVED: No. Some implementations do not support copying between attachments in general, and find expressing this operation through a copy unnatural.

2) Another way to achieve this is by introducing a new `loadOp` to load the contents of the multisampled image from a single-sampled one. Why is this extension preferred?

RESOLVED: Using this extension simplifies the application, as it does not need to manage a secondary lazily-allocated image. Additionally, using this extension leaves less room for error; for example a single mistake in `loadOp` or `storeOp` would result in the lazily-allocated image to actually take up memory, and remain so until destruction.

3) There is no guarantee that multisampled data between two subpasses with the same number of samples will be retained as the implementation may be forced to split the render pass implicitly for various reasons. Should this extension require that every subpass that uses multisampled-render-to-single-sampled end in an implicit render pass split (which results in a resolve operation)?

RESOLVED: No. Not requiring this allows render passes with multiple multisampled-render-to-single-sampled subpasses to potentially execute more efficiently (though there is no guarantee).

Version History

- Revision 1, 2021-04-12 (Shahbaz Youssefi)

VK_EXT_mutable_descriptor_type

Name String

VK_EXT_mutable_descriptor_type

Extension Type

Device extension

Registered Extension Number

495

Revision

1

Ratification Status

Ratified

Extension and Version Dependencies

[VK_KHR_maintenance3](#)

or

[Vulkan Version 1.1](#)

Special Use

- [D3D support](#)

Contact

- Joshua Ashton [\[GitHub\]](#)Joshua-Ashton
- Hans-Kristian Arntzen [\[GitHub\]](#)HansKristian-Work

Extension Proposal

[VK_EXT_mutable_descriptor_type](#)

Other Extension Metadata

Last Modified Date

2022-08-22

IP Status

No known IP claims.

Contributors

- Joshua Ashton, Valve
- Hans-Kristian Arntzen, Valve

Description

This extension allows applications to reduce descriptor memory footprint by allowing a descriptor to be able to mutate to a given list of descriptor types depending on which descriptor types are written into, or copied into a descriptor set.

The main use case this extension intends to address is descriptor indexing with [VK_DESCRIPTOR_BINDING_VARIABLE_DESCRIPTOR_COUNT_BIT](#) where the descriptor types are completely generic, as this means applications can allocate one large descriptor set, rather than having one large descriptor set per descriptor type, which significantly bloats descriptor memory usage and causes performance issues.

This extension also adds a mechanism to declare that a descriptor pool, and therefore the descriptor sets that are allocated from it, reside only in host memory; as such these descriptors can only be updated/copied, but not bound.

These features together allow much more efficient emulation of the raw D3D12 binding model. This extension is primarily intended to be useful for API layering efforts.

New Structures

- [VkMutableDescriptorTypeListEXT](#)
- Extending [VkDescriptorSetLayoutCreateInfo](#), [VkDescriptorPoolCreateInfo](#):
 - [VkMutableDescriptorTypeCreateInfoEXT](#)
- Extending [VkPhysicalDeviceFeatures2](#), [VkDeviceCreateInfo](#):
 - [VkPhysicalDeviceMutableDescriptorTypeFeaturesEXT](#)

New Enum Constants

- [VK_EXT_MUTABLE_DESCRIPTOR_TYPE_EXTENSION_NAME](#)
- [VK_EXT_MUTABLE_DESCRIPTOR_TYPE_SPEC_VERSION](#)
- Extending [VkDescriptorPoolCreateFlagBits](#):
 - [VK_DESCRIPTOR_POOL_CREATE_HOST_ONLY_BIT_EXT](#)
- Extending [VkDescriptorSetLayoutCreateFlagBits](#):
 - [VK_DESCRIPTOR_SET_LAYOUT_CREATE_HOST_ONLY_POOL_BIT_EXT](#)
- Extending [VkDescriptorType](#):
 - [VK_DESCRIPTOR_TYPE_MUTABLE_EXT](#)
- Extending [VkStructureType](#):
 - [VK_STRUCTURE_TYPE_MUTABLE_DESCRIPTOR_TYPE_CREATE_INFO_EXT](#)
 - [VK_STRUCTURE_TYPE_PHYSICAL_DEVICE_MUTABLE_DESCRIPTOR_TYPE_FEATURES_EXT](#)

Version History

- Revision 1, 2022-08-22 (Jon Leech)
 - Initial version, promoted from [VK_VALVE_mutable_descriptor_type](#).

VK_EXT_nested_command_buffer

Name String

VK_EXT_nested_command_buffer

Extension Type

Device extension

Registered Extension Number

452

Revision

1

Ratification Status

Ratified

Extension and Version Dependencies

[VK_KHR_get_physical_device_properties2](#)

or

[Vulkan Version 1.1](#)

Contact

- Piers Daniell [[GitHub](#)][pdaniell-nv](#)

Other Extension Metadata

Last Modified Date

2023-09-18

Contributors

- Daniel Story, Nintendo
- Peter Kohaut, NVIDIA
- Shahbaz Youssefi, Google
- Slawomir Grajewski, Intel
- Stu Smith, AMD

Description

With core Vulkan it is not legal to call [vkCmdExecuteCommands](#) when recording a secondary command buffer. This extension relaxes that restriction, allowing secondary command buffers to execute other secondary command buffers.

New Structures

- Extending [VkPhysicalDeviceFeatures2](#), [VkDeviceCreateInfo](#):
 - [VkPhysicalDeviceNestedCommandBufferFeaturesEXT](#)

- Extending [VkPhysicalDeviceProperties2](#):
 - [VkPhysicalDeviceNestedCommandBufferPropertiesEXT](#)

New Enum Constants

- [VK_EXT_NESTED_COMMAND_BUFFER_EXTENSION_NAME](#)
- [VK_EXT_NESTED_COMMAND_BUFFER_SPEC_VERSION](#)
- Extending [VkRenderingFlagBits](#):
 - [VK_RENDERING_CONTENTS_INLINE_BIT_EXT](#)
- Extending [VkStructureType](#):
 - [VK_STRUCTURE_TYPE_PHYSICAL_DEVICE_NESTED_COMMAND_BUFFER_FEATURES_EXT](#)
 - [VK_STRUCTURE_TYPE_PHYSICAL_DEVICE_NESTED_COMMAND_BUFFER_PROPERTIES_EXT](#)
- Extending [VkSubpassContents](#):
 - [VK_SUBPASS_CONTENTS_INLINE_AND_SECONDARY_COMMAND_BUFFERS_EXT](#)

Issues

1) The Command Buffer Levels property for the Vulkan commands comes from the `cmdbufferlevel` attribute in `vk.xml` for the command, and it is currently not possible to modify this attribute based on whether an extension is enabled. For this extension we want the `cmdbufferlevel` attribute for `vkCmdExecuteCommands` to be `primary,secondary` when this extension is enabled and `primary` otherwise.

RESOLVED: The `cmdbufferlevel` attribute for [vkCmdExecuteCommands](#) has been changed to `primary,secondary` and a new VUID added to prohibit recording this command in a secondary command buffer unless this extension is enabled.

Version History

- Revision 1, 2023-09-18 (Piers Daniell)
 - Internal revisions

VK_EXT_non_seamless_cube_map

Name String

VK_EXT_non_seamless_cube_map

Extension Type

Device extension

Registered Extension Number

423

Revision

1

Ratification Status

Ratified

Extension and Version Dependencies

[VK_KHR_get_physical_device_properties2](#)

or

[Vulkan Version 1.1](#)

Special Uses

- [D3D support](#)
- [OpenGL / ES support](#)

Contact

- Georg Lehmann [\[GitHub\]](#)[DadSchoorse](#)

Extension Proposal

[VK_EXT_non_seamless_cube_map](#)

Other Extension Metadata

Last Modified Date

2021-09-04

IP Status

No known IP claims.

Contributors

- Georg Lehmann

Description

This extension provides functionality to disable [cube map edge handling](#) on a per sampler level which matches the behavior of other graphics APIs.

This extension may be useful for building translation layers for those APIs or for porting

applications that rely on this cube map behavior.

New Structures

- Extending [VkPhysicalDeviceFeatures2](#), [VkDeviceCreateInfo](#):
 - [VkPhysicalDeviceNonSeamlessCubeMapFeaturesEXT](#)

New Enum Constants

- [VK_EXT_NON_SEAMLESS_CUBE_MAP_EXTENSION_NAME](#)
- [VK_EXT_NON_SEAMLESS_CUBE_MAP_SPEC_VERSION](#)
- Extending [VkSamplerCreateFlagBits](#):
 - [VK_SAMPLER_CREATE_NON_SEAMLESS_CUBE_MAP_BIT_EXT](#)
- Extending [VkStructureType](#):
 - [VK_STRUCTURE_TYPE_PHYSICAL_DEVICE_NON_SEAMLESS_CUBE_MAP_FEATURES_EXT](#)

Version History

- Revision 1, 2021-09-04 (Georg Lehmann)
 - First Version

VK_EXT_opacity_micromap

Name String

VK_EXT_opacity_micromap

Extension Type

Device extension

Registered Extension Number

397

Revision

2

Ratification Status

Ratified

Extension and Version Dependencies

[VK_KHR_acceleration_structure](#)

and

[VK_KHR_synchronization2](#)

or

[Vulkan Version 1.3](#)

SPIR-V Dependencies

- [SPV_EXT_opacity_micromap](#)

Contact

- Christoph Kubisch [\[GitHub\]](#)pixeljetstream
- Eric Werness

Extension Proposal

[VK_EXT_opacity_micromap](#)

Other Extension Metadata

Last Modified Date

2022-08-24

Interactions and External Dependencies

- This extension provides API support for [GLSL_EXT_opacity_micromap](#)

Contributors

- Christoph Kubisch, NVIDIA
- Eric Werness, NVIDIA
- Josh Barczak, Intel
- Stu Smith, AMD

Description

When adding transparency to a ray traced scene, an application can choose between further tessellating the geometry or using an any-hit shader to allow the ray through specific parts of the geometry. These options have the downside of either significantly increasing memory consumption or adding runtime overhead to run shader code in the middle of traversal, respectively.

This extension adds the ability to add an *opacity micromap* to geometry when building an acceleration structure. The opacity micromap compactly encodes opacity information which can be read by the implementation to mark parts of triangles as opaque or transparent. The format is externally visible to allow the application to compress its internal geometry and surface representations into the compressed format ahead of time. The compressed format subdivides each triangle into a set of subtriangles, each of which can be assigned either two or four opacity values. These opacity values can control if a ray hitting that subtriangle is treated as an opaque hit, complete miss, or possible hit, depending on the controls described in [Ray Opacity Micromap](#).

This extension provides:

- a [VkMicromapEXT](#) structure to store the micromap,
- functions similar to acceleration structure build functions to build the opacity micromap array, and
- a structure to extend [VkAccelerationStructureGeometryTrianglesDataKHR](#) to attach a micromap to the geometry of the acceleration structure.

New Object Types

- [VkMicromapEXT](#)

New Commands

- [vkBuildMicromapsEXT](#)
- [vkCmdBuildMicromapsEXT](#)
- [vkCmdCopyMemoryToMicromapEXT](#)
- [vkCmdCopyMicromapEXT](#)
- [vkCmdCopyMicromapToMemoryEXT](#)
- [vkCmdWriteMicromapsPropertiesEXT](#)
- [vkCopyMemoryToMicromapEXT](#)
- [vkCopyMicromapEXT](#)
- [vkCopyMicromapToMemoryEXT](#)
- [vkCreateMicromapEXT](#)
- [vkDestroyMicromapEXT](#)
- [vkGetDeviceMicromapCompatibilityEXT](#)
- [vkGetMicromapBuildSizesEXT](#)
- [vkWriteMicromapsPropertiesEXT](#)

New Structures

- [VkCopyMemoryToMicromapInfoEXT](#)
- [VkCopyMicromapInfoEXT](#)
- [VkCopyMicromapToMemoryInfoEXT](#)
- [VkMicromapBuildInfoEXT](#)
- [VkMicromapBuildSizesInfoEXT](#)
- [VkMicromapCreateInfoEXT](#)
- [VkMicromapTriangleEXT](#)
- [VkMicromapUsageEXT](#)
- [VkMicromapVersionInfoEXT](#)
- Extending [VkAccelerationStructureGeometryTrianglesDataKHR](#), [VkAccelerationStructureDenseGeometryFormatTrianglesDataAMD](#):
 - [VkAccelerationStructureTrianglesOpacityMicromapEXT](#)
- Extending [VkPhysicalDeviceFeatures2](#), [VkDeviceCreateInfo](#):
 - [VkPhysicalDeviceOpacityMicromapFeaturesEXT](#)
- Extending [VkPhysicalDeviceProperties2](#):
 - [VkPhysicalDeviceOpacityMicromapPropertiesEXT](#)

New Enums

- [VkBuildMicromapFlagBitsEXT](#)
- [VkBuildMicromapModeEXT](#)
- [VkCopyMicromapModeEXT](#)
- [VkMicromapCreateFlagBitsEXT](#)
- [VkMicromapTypeEXT](#)
- [VkOpacityMicromapFormatEXT](#)
- [VkOpacityMicromapSpecialIndexEXT](#)

New Bitmasks

- [VkBuildMicromapFlagsEXT](#)
- [VkMicromapCreateFlagsEXT](#)

New Enum Constants

- [VK_EXT_OPACITY_MICROMAP_EXTENSION_NAME](#)
- [VK_EXT_OPACITY_MICROMAP_SPEC_VERSION](#)
- Extending [VkAccessFlagBits2](#):
 - [VK_ACCESS_2_MICROMAP_READ_BIT_EXT](#)

- [VK_ACCESS_2_MICROMAP_WRITE_BIT_EXT](#)
- Extending [VkBufferUsageFlagBits](#):
 - [VK_BUFFER_USAGE_MICROMAP_BUILD_INPUT_READ_ONLY_BIT_EXT](#)
 - [VK_BUFFER_USAGE_MICROMAP_STORAGE_BIT_EXT](#)
- Extending [VkBuildAccelerationStructureFlagBitsKHR](#):
 - [VK_BUILD_ACCELERATION_STRUCTURE_ALLOW_DISABLE_OPACITY_MICROMAPS_BIT_EXT](#)
 - [VK_BUILD_ACCELERATION_STRUCTURE_ALLOW_DISABLE_OPACITY_MICROMAPS_EXT](#)
 - [VK_BUILD_ACCELERATION_STRUCTURE_ALLOW_OPACITY_MICROMAP_DATA_UPDATE_BIT_EXT](#)
 - [VK_BUILD_ACCELERATION_STRUCTURE_ALLOW_OPACITY_MICROMAP_DATA_UPDATE_EXT](#)
 - [VK_BUILD_ACCELERATION_STRUCTURE_ALLOW_OPACITY_MICROMAP_UPDATE_BIT_EXT](#)
 - [VK_BUILD_ACCELERATION_STRUCTURE_ALLOW_OPACITY_MICROMAP_UPDATE_EXT](#)
- Extending [VkGeometryInstanceFlagBitsKHR](#):
 - [VK_GEOMETRY_INSTANCE_DISABLE_OPACITY_MICROMAPS_BIT_EXT](#)
 - [VK_GEOMETRY_INSTANCE_DISABLE_OPACITY_MICROMAPS_EXT](#)
 - [VK_GEOMETRY_INSTANCE_FORCE_OPACITY_MICROMAP_2_STATE_BIT_EXT](#)
 - [VK_GEOMETRY_INSTANCE_FORCE_OPACITY_MICROMAP_2_STATE_EXT](#)
- Extending [VkObjectType](#):
 - [VK_OBJECT_TYPE_MICROMAP_EXT](#)
- Extending [VkPipelineCreateFlagBits](#):
 - [VK_PIPELINE_CREATE_RAY_TRACING_OPACITY_MICROMAP_BIT_EXT](#)
- Extending [VkPipelineStageFlagBits2](#):
 - [VK_PIPELINE_STAGE_2_MICROMAP_BUILD_BIT_EXT](#)
- Extending [VkQueryType](#):
 - [VK_QUERY_TYPE_MICROMAP_COMPACTED_SIZE_EXT](#)
 - [VK_QUERY_TYPE_MICROMAP_SERIALIZATION_SIZE_EXT](#)
- Extending [VkStructureType](#):
 - [VK_STRUCTURE_TYPE_ACCELERATION_STRUCTURE_TRIANGLES_OPACITY_MICROMAP_EXT](#)
 - [VK_STRUCTURE_TYPE_COPY_MEMORY_TO_MICROMAP_INFO_EXT](#)
 - [VK_STRUCTURE_TYPE_COPY_MICROMAP_INFO_EXT](#)
 - [VK_STRUCTURE_TYPE_COPY_MICROMAP_TO_MEMORY_INFO_EXT](#)
 - [VK_STRUCTURE_TYPE_MICROMAP_BUILD_INFO_EXT](#)
 - [VK_STRUCTURE_TYPE_MICROMAP_BUILD_SIZES_INFO_EXT](#)
 - [VK_STRUCTURE_TYPE_MICROMAP_CREATE_INFO_EXT](#)
 - [VK_STRUCTURE_TYPE_MICROMAP_VERSION_INFO_EXT](#)

- [VK_STRUCTURE_TYPE_PHYSICAL_DEVICE_OPACITY_MICROMAP_FEATURES_EXT](#)
- [VK_STRUCTURE_TYPE_PHYSICAL_DEVICE_OPACITY_MICROMAP_PROPERTIES_EXT](#)

Reference Code

```
uint32_t BarycentricsToSpaceFillingCurveIndex(float u, float v, uint32_t level)
{
    u = clamp(u, 0.0f, 1.0f);
    v = clamp(v, 0.0f, 1.0f);

    uint32_t iu, iv, iw;

    // Quantize barycentric coordinates
    float fu = u * (1u << level);
    float fv = v * (1u << level);

    iu = (uint32_t)fu;
    iv = (uint32_t)fv;

    float uf = fu - float(iu);
    float vf = fv - float(iv);

    if (iu >= (1u << level)) iu = (1u << level) - 1u;
    if (iv >= (1u << level)) iv = (1u << level) - 1u;

    uint32_t iuv = iu + iv;

    if (iuv >= (1u << level))
        iu -= iuv - (1u << level) + 1u;

    iw = ~(iu + iv);

    if (uf + vf >= 1.0f && iuv < (1u << level) - 1u) --iw;

    uint32_t b0 = ~(iu ^ iw);
    b0 &= ((1u << level) - 1u);
    uint32_t t = (iu ^ iv) & b0;

    uint32_t f = t;
    f ^= f >> 1u;
    f ^= f >> 2u;
    f ^= f >> 4u;
    f ^= f >> 8u;
    uint32_t b1 = ((f ^ iu) & ~b0) | t;

    // Interleave bits
    b0 = (b0 | (b0 << 8u)) & 0x00ff00ffu;
    b0 = (b0 | (b0 << 4u)) & 0x0f0f0f0fu;
    b0 = (b0 | (b0 << 2u)) & 0x33333333u;
    b0 = (b0 | (b0 << 1u)) & 0x55555555u;
```



```

b1 = (b1 | (b1 << 8u)) & 0x00ff00ffu;
b1 = (b1 | (b1 << 4u)) & 0x0f0f0f0fu;
b1 = (b1 | (b1 << 2u)) & 0x33333333u;
b1 = (b1 | (b1 << 1u)) & 0x55555555u;

return b0 | (b1 << 1u);
}

```

Issues

(1) Is the build actually similar to an acceleration structure build?

- Resolved: The build should be much lighter-weight than an acceleration structure build, but the infrastructure is similar enough that it makes sense to keep the concepts compatible.

(2) Why does `VkMicromapUsageEXT` not have `type/pNext`?

- Resolved: There can be a very large number of these structures, so doubling the size of these can be significant memory consumption. Also, an application may be loading these directly from a file which is more compatible with it being a flat structure. The including structures are extensible and are probably a more suitable place to add extensibility.

(3) Why is there a SPIR-V extension?

- Resolved: There is a ray flag. To be consistent with how the existing ray tracing extensions work that ray flag needs its own extension.

(4) Should there be indirect micromap build?

- Resolved: Not for now. There is more in-depth usage metadata required and it seems less likely that something like a GPU culling system would need to change the counts for a micromap.

(5) Should micromaps have a micromap device address?

- Resolved: There is no need right now (can just use the handle) but that is a bit different from acceleration structures, though the two are not completely parallel in their usage.

(6) Why are the alignment requirements defined as a mix of hardcoded values and caps?

- Resolved: This is most parallel with the definition of `VK_KHR_acceleration_structure` and maintaining commonality makes it easier for applications to share memory.

Version History

- Revision 2, 2022-06-22 (Eric Werness)
 - EXTify and clean up for discussion
- Revision 1, 2022-01-01 (Eric Werness)
 - Initial revision

VK_EXT_pageable_device_local_memory

Name String

VK_EXT_pageable_device_local_memory

Extension Type

Device extension

Registered Extension Number

413

Revision

1

Ratification Status

Ratified

Extension and Version Dependencies

[VK_EXT_memory_priority](#)

Contact

- Piers Daniell [[GitHub](#)][pdaniell-nv](#)

Other Extension Metadata

Last Modified Date

2021-08-24

Contributors

- Hans-Kristian Arntzen, Valve
- Axel Gneiting, id Software
- Billy Khan, id Software
- Daniel Koch, NVIDIA
- Chris Lentini, NVIDIA
- Joshua Schnarr, NVIDIA
- Stu Smith, AMD

Description

Vulkan is frequently implemented on multi-user and multi-process operating systems where the device-local memory can be shared by more than one process. On such systems the size of the device-local memory available to the application may not be the full size of the memory heap at all times. In order for these operating systems to support multiple applications the device-local memory is virtualized and paging is used to move memory between device-local and host-local memory heaps, transparent to the application.

The current Vulkan specification does not expose this behavior well and may cause applications to make suboptimal memory choices when allocating memory. For example, in a system with multiple applications running, the application may think that device-local memory is full and revert to making performance-sensitive allocations from host-local memory. In reality the memory heap might not have been full, it just appeared to be at the time memory consumption was queried, and a device-local allocation would have succeeded. A well designed operating system that implements pageable device-local memory will try to have all memory allocations for the foreground application paged into device-local memory, and paged out for other applications as needed when not in use.

When this extension is exposed by the Vulkan implementation it indicates to the application that the operating system implements pageable device-local memory and the application should adjust its memory allocation strategy accordingly. The extension also exposes a new [vkSetDeviceMemoryPriorityEXT](#) function to allow the application to dynamically adjust the priority of existing memory allocations based on its current needs. This will help the operating system page out lower priority memory allocations before higher priority allocations when needed. It will also help the operating system decide which memory allocations to page back into device-local memory first.

To take best advantage of pageable device-local memory the application must create the Vulkan device with the [VkPhysicalDevicePageableDeviceLocalMemoryFeaturesEXT::pageableDeviceLocalMemory](#) feature enabled. When enabled the Vulkan implementation will allow device-local memory allocations to be paged in and out by the operating system, and **may** not return `VK_ERROR_OUT_OF_DEVICE_MEMORY` even if device-local memory appears to be full, but will instead page this, or other allocations, out to make room. The Vulkan implementation will also ensure that host-local memory allocations will never be promoted to device-local memory by the operating system, or consume device-local memory.

New Commands

- [vkSetDeviceMemoryPriorityEXT](#)

New Structures

- Extending [VkPhysicalDeviceFeatures2](#), [VkDeviceCreateInfo](#):
 - [VkPhysicalDevicePageableDeviceLocalMemoryFeaturesEXT](#)

New Enum Constants

- [VK_EXT_PAGEABLE_DEVICE_LOCAL_MEMORY_EXTENSION_NAME](#)
- [VK_EXT_PAGEABLE_DEVICE_LOCAL_MEMORY_SPEC_VERSION](#)
- Extending [VkStructureType](#):
 - [VK_STRUCTURE_TYPE_PHYSICAL_DEVICE_PAGEABLE_DEVICE_LOCAL_MEMORY_FEATURES_EXT](#)

Version History

- Revision 1, 2021-08-24 (Piers Daniell)

- Initial revision

VK_EXT_pci_bus_info

Name String

VK_EXT_pci_bus_info

Extension Type

Device extension

Registered Extension Number

213

Revision

2

Ratification Status

Ratified

Extension and Version Dependencies

[VK_KHR_get_physical_device_properties2](#)

or

[Vulkan Version 1.1](#)

Contact

- Matthaeus G. Chajdas [\[GitHub\]anteru](#)

Other Extension Metadata

Last Modified Date

2018-12-10

IP Status

No known IP claims.

Contributors

- Matthaeus G. Chajdas, AMD
- Daniel Rakos, AMD

Description

This extension adds a new query to obtain PCI bus information about a physical device.

Not all physical devices have PCI bus information, either due to the device not being connected to the system through a PCI interface or due to platform specific restrictions and policies. Thus this extension is only expected to be supported by physical devices which can provide the information.

As a consequence, applications should always check for the presence of the extension string for each individual physical device for which they intend to issue the new query for and should not have any assumptions about the availability of the extension on any given platform.

New Structures

- Extending [VkPhysicalDeviceProperties2](#):
 - [VkPhysicalDevicePCIBusInfoPropertiesEXT](#)

New Enum Constants

- [VK_EXT_PCI_BUS_INFO_EXTENSION_NAME](#)
- [VK_EXT_PCI_BUS_INFO_SPEC_VERSION](#)
- Extending [VkStructureType](#):
 - [VK_STRUCTURE_TYPE_PHYSICAL_DEVICE_PCI_BUS_INFO_PROPERTIES_EXT](#)

Version History

- Revision 2, 2018-12-10 (Daniel Rakos)
 - Changed all members of the new structure to have the uint32_t type
- Revision 1, 2018-10-11 (Daniel Rakos)
 - Initial revision

VK_EXT_physical_device_drm

Name String

VK_EXT_physical_device_drm

Extension Type

Device extension

Registered Extension Number

354

Revision

1

Ratification Status

Ratified

Extension and Version Dependencies

[VK_KHR_get_physical_device_properties2](#)

or

[Vulkan Version 1.1](#)

Contact

- Simon Ser [\[GitHub\]emersion](#)

Other Extension Metadata

Last Modified Date

2021-06-09

IP Status

No known IP claims.

Contributors

- Simon Ser

Description

This extension provides new facilities to query DRM properties for physical devices, enabling users to match Vulkan physical devices with DRM nodes on Linux.

Its functionality closely overlaps with [EGL_EXT_device_drm](#)¹. Unlike the EGL extension, this extension does not expose a string containing the name of the device file and instead exposes device minor numbers.

DRM defines multiple device node types. Each physical device may have one primary node and one render node associated. Physical devices may have no primary node (e.g. if the device does not have a display subsystem), may have no render node (e.g. if it is a software rendering engine), or may have neither (e.g. if it is a software rendering engine without a display subsystem).

To query DRM properties for a physical device, chain [VkPhysicalDeviceDrmPropertiesEXT](#) to [VkPhysicalDeviceProperties2](#).

New Structures

- Extending [VkPhysicalDeviceProperties2](#):
 - [VkPhysicalDeviceDrmPropertiesEXT](#)

New Enum Constants

- [VK_EXT_PHYSICAL_DEVICE_DRM_EXTENSION_NAME](#)
- [VK_EXT_PHYSICAL_DEVICE_DRM_SPEC_VERSION](#)
- Extending [VkStructureType](#):
 - [VK_STRUCTURE_TYPE_PHYSICAL_DEVICE_DRM_PROPERTIES_EXT](#)

References

1. [EGL_EXT_device_drm](#)

Version History

- Revision 1, 2021-06-09
 - First stable revision

VK_EXT_pipeline_library_group_handles

Name String

VK_EXT_pipeline_library_group_handles

Extension Type

Device extension

Registered Extension Number

499

Revision

1

Ratification Status

Ratified

Extension and Version Dependencies

[VK_KHR_ray_tracing_pipeline](#)
and
[VK_KHR_pipeline_library](#)

Contact

- Hans-Kristian Arntzen [\[GitHub\]](#)[HansKristian-Work](#)

Extension Proposal

[VK_EXT_pipeline_library_group_handles](#)

Other Extension Metadata

Last Modified Date

2023-01-25

IP Status

No known IP claims.

Contributors

- Hans-Kristian Arntzen, Valve
- Stuart Smith, AMD
- Ricardo Garcia, Igalia
- Lionel Landwerlin, Intel
- Eric Werness, NVIDIA
- Daniel Koch, NVIDIA

Description

When using pipeline libraries in ray tracing pipelines, a library might get linked into different

pipelines in an incremental way. An application can have a strategy where a ray tracing pipeline is comprised of N pipeline libraries and is later augmented by creating a new pipeline with N + 1 libraries. Without this extension, all group handles must be re-queried as the group handle is tied to the pipeline, not the library. This is problematic for applications which aim to decouple construction of record buffers and the linkage of ray tracing pipelines.

To aid in this, this extension enables support for querying group handles directly from pipeline libraries. Group handles obtained from a library **must** remain bitwise identical in any `VkPipeline` that links to the library.

With this feature, the extension also improves compatibility with DXR 1.1 `AddToStateObject()`, which guarantees that group handles returned remain bitwise identical between parent and child pipelines. In addition, querying group handles from `COLLECTION` objects is also supported with that API.

New Structures

- Extending `VkPhysicalDeviceFeatures2`, `VkDeviceCreateInfo`:
 - `VkPhysicalDevicePipelineLibraryGroupHandlesFeaturesEXT`

New Enum Constants

- `VK_EXT_PIPELINE_LIBRARY_GROUP_HANDLES_EXTENSION_NAME`
- `VK_EXT_PIPELINE_LIBRARY_GROUP_HANDLES_SPEC_VERSION`
- Extending `VkStructureType`:
 - `VK_STRUCTURE_TYPE_PHYSICAL_DEVICE_PIPELINE_LIBRARY_GROUP_HANDLES_FEATURES_EXT`

Version History

- Revision 1, 2023-01-25 (Hans-Kristian Arntzen)
 - Initial draft

VK_EXT_pipeline_properties

Name String

VK_EXT_pipeline_properties

Extension Type

Device extension

Registered Extension Number

373

Revision

1

Ratification Status

Ratified

Extension and Version Dependencies

[VK_KHR_get_physical_device_properties2](#)

or

[Vulkan Version 1.1](#)

Contact

- Mukund Keshava [\[GitHub\]mkeshavanv](#)

Other Extension Metadata

Last Modified Date

2022-04-19

IP Status

No known IP claims.

Contributors

- Mukund Keshava, NVIDIA
- Daniel Koch, NVIDIA
- Mark Bellamy, Arm

Description

Vulkan SC requires offline compilation of pipelines. In order to support this, the pipeline state is represented in a [JSON schema](#) that is read by an offline tool for compilation.

One method of developing a Vulkan SC application is to author a Vulkan application and use a layer to record and serialize the pipeline state and shaders for offline compilation. Each pipeline is represented by a separate JSON file, and can be identified with a [pipelineIdentifier](#).

Once the pipelines have been compiled by the offline pipeline cache compiler, the Vulkan SC

application can then use this `pipelineIdentifier` for identifying the pipeline via Vulkan SC's `VkPipelineIdentifierInfo` structure.

This extension allows the Vulkan application to query the `pipelineIdentifier` associated with each pipeline so that the application can store this with its pipeline metadata and the Vulkan SC application will then use to map the same state to an entry in the Vulkan SC pipeline cache.

It is expected that this extension will initially be implemented in the json generation layer, although we can envision that there might be future uses for it in native Vulkan drivers as well.

New Commands

- `vkGetPipelinePropertiesEXT`

New Structures

- `VkPipelineInfoEXT`
- `VkPipelinePropertiesIdentifierEXT`
- Extending `VkPhysicalDeviceFeatures2`, `VkDeviceCreateInfo`:
 - `VkPhysicalDevicePipelinePropertiesFeaturesEXT`

New Enum Constants

- `VK_EXT_PIPELINE_PROPERTIES_EXTENSION_NAME`
- `VK_EXT_PIPELINE_PROPERTIES_SPEC_VERSION`
- Extending `VkStructureType`:
 - `VK_STRUCTURE_TYPE_PHYSICAL_DEVICE_PIPELINE_PROPERTIES_FEATURES_EXT`
 - `VK_STRUCTURE_TYPE_PIPELINE_INFO_EXT`
 - `VK_STRUCTURE_TYPE_PIPELINE_PROPERTIES_IDENTIFIER_EXT`

Issues

(1) This extension does not make sense on a strict Vulkan SC implementation. It may however be of potential use in a non-strict Vulkan SC implementation. Should this extension be enabled as part of Vulkan SC as well?

RESOLVED: No. This extension will not be enabled for Vulkan SC.

(2) This is intended to be a general pipeline properties query, but is currently only retrieving the pipeline identifier. Should the pipeline identifier query be mandatory for this extension and for all queries using this command?

RESOLVED: Use `VkBaseOutStructure` for the return parameter. Currently this is required to actually be a `VkPipelinePropertiesIdentifierEXT` structure, but that could be relaxed in the future to allow other structure types or to allow other structures to be chained in along with this one.

(3) Should there be a feature structure? Should it be required?

RESOLVED: Add a feature structure, and a feature for querying pipeline identifier, but allow it to be optional so that this extension can be used as the basis for other pipeline property queries without requiring the pipeline identifier to be supported.

Version History

- Revision 1, 2022-04-19 (Mukund Keshava, Daniel Koch)
 - Initial draft

VK_EXT_post_depth_coverage

Name String

VK_EXT_post_depth_coverage

Extension Type

Device extension

Registered Extension Number

156

Revision

1

Ratification Status

Ratified

Extension and Version Dependencies

None

SPIR-V Dependencies

- [SPV_KHR_post_depth_coverage](#)

Contact

- Daniel Koch [\[GitHub\]dgkoch](#)

Other Extension Metadata

Last Modified Date

2017-07-17

Interactions and External Dependencies

- This extension provides API support for [GL_ARB_post_depth_coverage](#) and [GL_EXT_post_depth_coverage](#)

Contributors

- Jeff Bolz, NVIDIA

Description

This extension adds support for the following SPIR-V extension in Vulkan:

- [SPV_KHR_post_depth_coverage](#)

which allows the fragment shader to control whether values in the [SampleMask](#) built-in input variable reflect the coverage after early [depth](#) and [stencil](#) tests are applied.

This extension adds a new [PostDepthCoverage](#) execution mode under the [SampleMaskPostDepthCoverage](#) capability. When this mode is specified along with [EarlyFragmentTests](#), the value of an input variable decorated with the [SampleMask](#) built-in reflects the coverage after the

early fragment tests are applied. Otherwise, it reflects the coverage before the depth and stencil tests.

When using GLSL source-based shading languages, the `post_depth_coverage` layout qualifier from `GL_ARB_post_depth_coverage` or `GL_EXT_post_depth_coverage` maps to the `PostDepthCoverage` execution mode.

New Enum Constants

- `VK_EXT_POST_DEPTH_COVERAGE_EXTENSION_NAME`
- `VK_EXT_POST_DEPTH_COVERAGE_SPEC_VERSION`

New SPIR-V Capabilities

- `SampleMaskPostDepthCoverage`

Version History

- Revision 1, 2017-07-17 (Daniel Koch)
 - Internal revisions

VK_EXT_present_timing

Name String

VK_EXT_present_timing

Extension Type

Device extension

Registered Extension Number

209

Revision

3

Ratification Status

Ratified

Extension and Version Dependencies

[VK_KHR_swapchain](#)

and

[VK_KHR_present_id2](#)

and

[VK_KHR_get_surface_capabilities2](#)

and

[VK_KHR_calibrated_timestamps](#)

Contact

- Lionel Duc [\[GitHub\]](#)nvlduc

Extension Proposal

[VK_EXT_present_timing](#)

Other Extension Metadata

Last Modified Date

2024-10-09

IP Status

No known IP claims.

Contributors

- Ian Elliott, Google
- James Jones, NVIDIA
- Jeff Juliano, NVIDIA
- Daniel Rakos, AMD
- Daniel Stone, Collabora
- Daniel Vetter, Intel

- Aric Cyr, AMD
- Faith Ekstrand, Intel
- Nicolai Hähnle, AMD
- Alon Or-Bach, Samsung
- Niklas Smedberg, Unity Technologies
- Tobias Hector, AMD
- Lionel Duc, NVIDIA
- Lina Versace, Google
- Sebastian Wick, Red Hat
- Jakob Bornecrantz, Collabora
- David Kvasnica, NVIDIA

Description

This device extension allows an application that uses the [VK_KHR_swapchain](#) extension to obtain information about the presentation engine's display, to obtain timing information about each present, and to schedule a present to happen no earlier than a desired time. An application can use this to minimize various visual anomalies (e.g. stuttering).

Traditional game and real-time animation applications need to correctly position their geometry for when the presentable image will be presented to the user. To accomplish this, applications need various timing information about the presentation engine's display. They need to know when presentable images were actually presented, and when they could have been presented. Applications also need to tell the presentation engine to display an image no sooner than a given time. This allows the application to avoid stuttering, so the animation looks smooth to the user.

New Commands

- [vkGetPastPresentationTimingEXT](#)
- [vkGetSwapchainTimeDomainPropertiesEXT](#)
- [vkGetSwapchainTimingPropertiesEXT](#)
- [vkSetSwapchainPresentTimingQueueSizeEXT](#)

New Structures

- [VkPastPresentationTimingEXT](#)
- [VkPastPresentationTimingInfoEXT](#)
- [VkPastPresentationTimingPropertiesEXT](#)
- [VkPresentStageTimeEXT](#)
- [VkPresentTimingInfoEXT](#)
- [VkSwapchainTimeDomainPropertiesEXT](#)
- [VkSwapchainTimingPropertiesEXT](#)

- Extending [VkCalibratedTimestampInfoKHR](#):
 - [VkSwapchainCalibratedTimestampInfoEXT](#)
- Extending [VkPhysicalDeviceFeatures2](#), [VkDeviceCreateInfo](#):
 - [VkPhysicalDevicePresentTimingFeaturesEXT](#)
- Extending [VkPresentInfoKHR](#):
 - [VkPresentTimingsInfoEXT](#)
- Extending [VkSurfaceCapabilities2KHR](#):
 - [VkPresentTimingSurfaceCapabilitiesEXT](#)

New Enums

- [VkPastPresentationTimingFlagBitsEXT](#)
- [VkPresentStageFlagBitsEXT](#)
- [VkPresentTimingInfoFlagBitsEXT](#)

New Bitmasks

- [VkPastPresentationTimingFlagsEXT](#)
- [VkPresentStageFlagsEXT](#)
- [VkPresentTimingInfoFlagsEXT](#)

New Enum Constants

- [VK_EXT_PRESENT_TIMING_EXTENSION_NAME](#)
- [VK_EXT_PRESENT_TIMING_SPEC_VERSION](#)
- Extending [VkResult](#):
 - [VK_ERROR_PRESENT_TIMING_QUEUE_FULL_EXT](#)
- Extending [VkStructureType](#):
 - [VK_STRUCTURE_TYPE_PAST_PRESENTATION_TIMING_EXT](#)
 - [VK_STRUCTURE_TYPE_PAST_PRESENTATION_TIMING_INFO_EXT](#)
 - [VK_STRUCTURE_TYPE_PAST_PRESENTATION_TIMING_PROPERTIES_EXT](#)
 - [VK_STRUCTURE_TYPE_PHYSICAL_DEVICE_PRESENT_TIMING_FEATURES_EXT](#)
 - [VK_STRUCTURE_TYPE_PRESENT_TIMINGS_INFO_EXT](#)
 - [VK_STRUCTURE_TYPE_PRESENT_TIMING_INFO_EXT](#)
 - [VK_STRUCTURE_TYPE_PRESENT_TIMING_SURFACE_CAPABILITIES_EXT](#)
 - [VK_STRUCTURE_TYPE_SWAPCHAIN_CALIBRATED_TIMESTAMP_INFO_EXT](#)
 - [VK_STRUCTURE_TYPE_SWAPCHAIN_TIME_DOMAIN_PROPERTIES_EXT](#)
 - [VK_STRUCTURE_TYPE_SWAPCHAIN_TIMING_PROPERTIES_EXT](#)
- Extending [VkSwapchainCreateFlagBitsKHR](#):

- [VK_SWAPCHAIN_CREATE_PRESENT_TIMING_BIT_EXT](#)
- Extending [VkTimeDomainKHR](#):
 - [VK_TIME_DOMAIN_PRESENT_STAGE_LOCAL_EXT](#)
 - [VK_TIME_DOMAIN_SWAPCHAIN_LOCAL_EXT](#)

Issues

1) How does the application determine refresh duration, quanta for change, whether FRR vs. VRR, etc.

The query returns two values: 1) a refresh-cycle duration ([refreshDuration](#)), and 2) an indication whether the timing is currently fixed (FRR) or variable (VRR). If [refreshDuration](#) is zero, the platform cannot supply these values until after at least one [vkQueuePresentKHR](#) has been done, from this time (e.g. if [vkQueuePresentKHR](#) has been previously called for this swapchain, at least one additional call must be made). After calling [vkQueuePresentKHR](#), the query can be repeated until [refreshDuration](#) is non-zero, at which point the FRR vs. VRR indication will also be valid.

If the presentation engine's [refreshDuration](#) is a fixed value, the application's image present duration (IPD) should be a multiple of [refreshDuration](#). That is, the quanta for changing the IPD is [refreshDuration](#). For example, if [refreshDuration](#) is 16.67ms, the IPD can be 16.67ms, 33.33ms, 50.0ms, etc.

If the presentation engine's [refreshDuration](#) is variable, [refreshDuration](#) is the minimum value of the application's IPD, and the IPD can be larger by any quanta that is meaningful to the application. For example, if the [refreshDuration](#) is 10ms (i.e. the maximum refresh rate is 100Hz), the application can choose an IPD of 11ms, 13.33ms, 13.5ms, or 66.0ms; any value greater than or equal to 10ms is valid. There may be negative consequences for choosing an IPD that is too high, as the presentation engine may actually have a practical maximum [refreshDuration](#), where it needs to display the previous image again, and during this time the presentation engine might delay displaying a newly-presented image.

FRR displays on at least one platform (Wayland) are not necessarily fixed; but can change over time. For example, if a full-screen video player application is visible, the display may operate at a 24Hz refresh cycle; and then later switch to 60Hz when multiple windows are visible.

VRR displays on some platforms can also be seen as having different characteristics over time. For example, if an application's window is full-screen-exclusive (i.e. no other window or window system component is visible), the display can look like a VRR display (however that is defined). If the application's window is not full-screen-exclusive (e.g. a normal multi-window case), the display can look like an FRR display (i.e. because the compositor is trying to treat all windows in a consistent manner). A different issue will deal with how the timing characteristics can change over time.

2) Do we return min/max values for refresh duration for VRR?

Return only the minimum value of [refreshDuration](#) for a VRR.

VRR displays have a minimum and maximum refresh rate, and therefore a minimum and maximum [refreshDuration](#). It has been asserted that the display effectively does not have a

minimum refresh rate. That is because if an application does not present soon enough, the display hardware will automatically re-display the previous image. However, when the display does that, an application cannot present a new image for a certain period of time. It is unclear about whether that period is large enough to cause visual artifacts.

3) How to deal with changes in timing properties?

RESOLVED: The `VkPastPresentationTimingPropertiesEXT` structure that is returned by `vkGetPastPresentationTimingEXT` contains `timeDomainsCounter`, which is incremented if the time domain enabled for the swapchain is not currently available.

An example of why display timing properties can change is if a surface changes from being a window that's a subset of the display size, to becoming full-screen-exclusive. While the surface was a subset of the display, a compositor might enforce fixed timings on the surface (e.g. FRR of 60Hz), where the presentation engine might be free to allow VRR behavior of a full-screen-exclusive surface.

It is possible that a full-screen-exclusive window can become temporarily obscured (e.g. when a short-term dialog pops up). In this case, the surface might use FRR timings while the dialog is visible and VRR otherwise.

4) One Query for all Timing info vs. an initial query to determine FRR vs. VRR, and then FRR-specific vs VRR-specific queries?

RESOLVED: Have one query, as described in issue 1, that can be called whenever the application needs to obtain the timing properties of the surface.

5) Query to determine time domain?

RESOLVED: Have a query to determine the time domain. This extension defines a basic swapchain-local time domain. Other extensions can add other platform-specific time domains.

6) What time to use for targetPresentTime for early images?

RESOLVED: Have no query for determining the current time in the PE's time domain; and do allow the special value of zero for targetPresentTime, meaning that there is no target.

On some platforms, there is no way to determine the current time, nor to determine surface timing properties until after at least one image has been presented.

In such cases, the special value of zero allows the application to indicate that timing feedback is desired, but that no targetPresentTime is requested. Later, once the application has obtained feedback, it can specify targetPresentTime by using the result's actualPresentTime.

7) How long before an application's request for new image duration is honored?

Apparently, changes to some vendors' display hardware settings do not take effect immediately. It is not clear what settings, and therefore, it is not clear how to address this issue.

8) Do we have a query for the anticipated latency from present to feedback?

RESOLVED: Do not provide a query for the feedback latency.

There is some amount of latency from when an application calls `vkQueuePresentKHR` to when the image is displayed to the user, to when feedback is available to the application on when the image was actually displayed to the user. The first time (from the call till the image is presented) generally doesn't matter, because the application will likely be providing a `targetPresentTime` (i.e. the application may have some indication for how long this will be). However, the latency between `targetPresentTime` until feedback is available may be much longer. For example, on Android on the 1st-generation Pixel phone (60Hz FRR display), the latency was approximately 5 refresh cycles (83.33ms). For higher-frequency displays, the latency may have a larger number of refresh cycles.

9) Do we have a query(s) about the number of `VkPastPresentationTimingEXT` structs to keep?

RESOLVED: Do not provide a query for the number of results the swapchain is allowed to store before querying them with `vkGetPastPresentationTimingEXT`. Let the application specify that value with a dedicated API.

10) How is the `SWAPCHAIN_LOCAL` and `STAGE_LOCAL` time domain used with the calibrated timestamps extension?

RESOLVED: Define a struct to chain into `VkCalibratedTimestampInfoEXT::pNext` that specifies a swapchain and present stage.

11) Should `VK_PRESENT_MODE_FIFO_LATEST_READY_EXT` be part of this extension, or split out into its own extension?

RESOLVED: It is only tangentially related. Split it out into its own extension and define the interaction here.

Version History

- Revision 1, 2018-05-11 (Ian Elliott)
 - Internal revisions.
- Revision 2, 2022-11-30 (Lionel Duc)
 - Rebase for public discussions.
- Revision 3, 2024-10-09 (Lionel Duc)
 - Public revisions.

VK_EXT_primitive_restart_index

Name String

VK_EXT_primitive_restart_index

Extension Type

Device extension

Registered Extension Number

679

Revision

1

Ratification Status

Not ratified

Extension and Version Dependencies

[VK_KHR_get_physical_device_properties2](#)

or

[Vulkan Version 1.1](#)

Special Use

- [OpenGL / ES support](#)

Contact

- Mike Blumenkrantz [\[GitHub\]](#)zmike

Extension Proposal

[VK_EXT_primitive_restart_index](#)

Other Extension Metadata

Last Modified Date

2026-03-10

IP Status

No known IP claims.

Contributors

- Mike Blumenkrantz, Valve
- Spencer Fricke, LunarG
- Ricardo Garcia, Igalia
- Piers Daniell, NVIDIA

Description

This extension allows setting a custom primitive restart index. It is primarily intended to support

GL emulation.

New Commands

- [vkCmdSetPrimitiveRestartIndexEXT](#)

New Structures

- Extending [VkPhysicalDeviceFeatures2](#), [VkDeviceCreateInfo](#):
 - [VkPhysicalDevicePrimitiveRestartIndexFeaturesEXT](#)

New Enum Constants

- [VK_EXT_PRIMITIVE_RESTART_INDEX_EXTENSION_NAME](#)
- [VK_EXT_PRIMITIVE_RESTART_INDEX_SPEC_VERSION](#)
- Extending [VkStructureType](#):
 - [VK_STRUCTURE_TYPE_PHYSICAL_DEVICE_PRIMITIVE_RESTART_INDEX_FEATURES_EXT](#)

Version History

- Revision 1, 2026-03-10 (Mike Blumenkrantz)
 - Internal revisions

VK_EXT_primitive_topology_list_restart

Name String

VK_EXT_primitive_topology_list_restart

Extension Type

Device extension

Registered Extension Number

357

Revision

1

Ratification Status

Ratified

Extension and Version Dependencies

[VK_KHR_get_physical_device_properties2](#)

or

[Vulkan Version 1.1](#)

Special Use

- [OpenGL / ES support](#)

Contact

- Shahbaz Youssefi [\[GitHub\]](#)[syoussefi](#)

Other Extension Metadata

Last Modified Date

2021-01-11

IP Status

No known IP claims.

Contributors

- Courtney Goeltzenleuchter, Google
- Shahbaz Youssefi, Google

Description

This extension allows list primitives to use the primitive restart index value. This provides a more efficient implementation when layering OpenGL functionality on Vulkan by avoiding emulation which incurs data copies.

New Structures

- Extending [VkPhysicalDeviceFeatures2](#), [VkDeviceCreateInfo](#):

- [VkPhysicalDevicePrimitiveTopologyListRestartFeaturesEXT](#)

New Enum Constants

- [VK_EXT_PRIMITIVE_TOPOLOGY_LIST_RESTART_EXTENSION_NAME](#)
- [VK_EXT_PRIMITIVE_TOPOLOGY_LIST_RESTART_SPEC_VERSION](#)
- Extending [VkStructureType](#):
 - [VK_STRUCTURE_TYPE_PHYSICAL_DEVICE_PRIMITIVE_TOPOLOGY_LIST_RESTART_FEATURES_EXT](#)

Version History

- Revision 0, 2020-09-14 (Courtney Goeltzenleuchter)
 - Internal revisions
- Revision 1, 2021-01-11 (Shahbaz Youssefi)
 - Add the [primitiveTopologyPatchListRestart](#) feature
 - Internal revisions

VK_EXT_primitives_generated_query

Name String

VK_EXT_primitives_generated_query

Extension Type

Device extension

Registered Extension Number

383

Revision

1

Ratification Status

Ratified

Extension and Version Dependencies

[VK_EXT_transform_feedback](#)

Special Use

- [OpenGL / ES support](#)

Contact

- Shahbaz Youssefi [\[GitHub\]](#)[syoussefi](#)

Extension Proposal

[VK_EXT_primitives_generated_query](#)

Other Extension Metadata

Last Modified Date

2022-01-24

Contributors

- Shahbaz Youssefi, Google
- Piers Daniell, NVIDIA
- Faith Ekstrand, Collabora
- Jan-Harald Fredriksen, Arm

Description

This extension adds support for a new query type to match OpenGL's [GL_PRIMITIVES_GENERATED](#) to support layering.

New Structures

- Extending [VkPhysicalDeviceFeatures2](#), [VkDeviceCreateInfo](#):

- `VkPhysicalDevicePrimitivesGeneratedQueryFeaturesEXT`

New Enum Constants

- `VK_EXT_PRIMITIVES_GENERATED_QUERY_EXTENSION_NAME`
- `VK_EXT_PRIMITIVES_GENERATED_QUERY_SPEC_VERSION`
- Extending `VkQueryType`:
 - `VK_QUERY_TYPE_PRIMITIVES_GENERATED_EXT`
- Extending `VkStructureType`:
 - `VK_STRUCTURE_TYPE_PHYSICAL_DEVICE_PRIMITIVES_GENERATED_QUERY_FEATURES_EXT`

Issues

1) Can the query from `VK_EXT_transform_feedback` be used instead?

RESOLVED: No. While the query from `VK_EXT_transform_feedback` can produce the same results as in this extension, it is only available while transform feedback is active. The `OpenGL GL_PRIMITIVES_GENERATED` query is independent from transform feedback. Emulation through artificial transform feedback is unnecessarily inefficient.

2) Can `VK_QUERY_PIPELINE_STATISTIC_CLIPPING_INVOCATIONS_BIT` be used instead?

RESOLVED: It could, but we prefer the extension for simplicity. Vulkan requires that only one query be active at a time. If both the `GL_PRIMITIVES_GENERATED` and the `GL_CLIPPING_INPUT_PRIMITIVES_ARB` queries need to be simultaneously enabled, emulation of both through `VK_QUERY_PIPELINE_STATISTIC_CLIPPING_INVOCATIONS_BIT` is inconvenient.

3) On some hardware, this query cannot be implemented if `VkPipelineRasterizationStateCreateInfo::rasterizerDiscardEnable` is enabled. How will this be handled?

RESOLVED: A feature flag is exposed by this extension for this. On said hardware, the GL implementation disables rasterizer-discard and achieves the same effect through other means. It will not be able to do the same in Vulkan due to lack of state information. A feature flag is exposed by this extension so the OpenGL implementation on top of Vulkan would be able to implement a similar workaround.

4) On some hardware, this query cannot be implemented for non-zero query indices. How will this be handled?

RESOLVED: A feature flag is exposed by this extension for this. If this feature is not present, the query from `VK_EXT_transform_feedback` can be used to the same effect.

5) How is the interaction of this extension with `transformFeedbackRasterizationStreamSelect` handled?

RESOLVED: Disallowed for non-zero streams. In OpenGL, the rasterization stream is always stream zero.

Version History

- Revision 1, 2021-06-23 (Shahbaz Youssefi)
 - Internal revisions

VK_EXT_provoking_vertex

Name String

VK_EXT_provoking_vertex

Extension Type

Device extension

Registered Extension Number

255

Revision

1

Ratification Status

Ratified

Extension and Version Dependencies

[VK_KHR_get_physical_device_properties2](#)

or

[Vulkan Version 1.1](#)

Special Use

- [OpenGL / ES support](#)

Contact

- Jesse Hall [\[GitHub\]](#)[jessehall](#)

Other Extension Metadata

Last Modified Date

2021-02-22

IP Status

No known IP claims.

Contributors

- Alexis Héту, Google
- Bill Licea-Kane, Qualcomm
- Daniel Koch, Nvidia
- Jamie Madill, Google
- Jan-Harald Fredriksen, Arm
- Faith Ekstrand, Intel
- Jeff Bolz, Nvidia
- Jeff Leger, Qualcomm
- Jesse Hall, Google

- Jörg Wagner, Arm
- Matthew Netsch, Qualcomm
- Mike Blumenkrantz, Valve
- Piers Daniell, Nvidia
- Tobias Hector, AMD

Description

This extension allows changing the provoking vertex convention between Vulkan's default convention (first vertex) and OpenGL's convention (last vertex).

This extension is intended for use by API-translation layers that implement APIs like OpenGL on top of Vulkan, and need to match the source API's provoking vertex convention. Applications using Vulkan directly should use Vulkan's default convention.

New Structures

- Extending [VkPhysicalDeviceFeatures2](#), [VkDeviceCreateInfo](#):
 - [VkPhysicalDeviceProvokingVertexFeaturesEXT](#)
- Extending [VkPhysicalDeviceProperties2](#):
 - [VkPhysicalDeviceProvokingVertexPropertiesEXT](#)
- Extending [VkPipelineRasterizationStateCreateInfo](#):
 - [VkPipelineRasterizationProvokingVertexStateCreateInfoEXT](#)

New Enums

- [VkProvokingVertexModeEXT](#)

New Enum Constants

- [VK_EXT_PROVOKING_VERTEX_EXTENSION_NAME](#)
- [VK_EXT_PROVOKING_VERTEX_SPEC_VERSION](#)
- Extending [VkStructureType](#):
 - [VK_STRUCTURE_TYPE_PHYSICAL_DEVICE_PROVOKING_VERTEX_FEATURES_EXT](#)
 - [VK_STRUCTURE_TYPE_PHYSICAL_DEVICE_PROVOKING_VERTEX_PROPERTIES_EXT](#)
 - [VK_STRUCTURE_TYPE_PIPELINE_RASTERIZATION_PROVOKING_VERTEX_STATE_CREATE_INFO_EXT](#)

Issues

1) At what granularity should this state be set?

RESOLVED: At pipeline bind, with an optional per-render pass restriction.

The most natural place to put this state is in the graphics pipeline object. Some implementations

require it to be known when creating the pipeline, and pipeline state is convenient for implementing OpenGL 3.2's `glProvokingVertex`, which can change the state between draw calls. However, some implementations can only change it approximately render pass granularity. To accommodate both, provoking vertex will be pipeline state, but implementations can require that only one mode is used within a render pass instance; the render pass's mode is chosen implicitly when the first pipeline is bound.

2) Does the provoking vertex mode affect the order that vertices are written to transform feedback buffers?

RESOLVED: Yes, to enable layered implementations of OpenGL and D3D.

All of OpenGL, OpenGL ES, and Direct3D 11 require that vertices are written to transform feedback buffers such that flat-shaded attributes have the same value when drawing the contents of the transform feedback buffer as they did in the original drawing when the transform feedback buffer was written (assuming the provoking vertex mode has not changed, in APIs that support more than one mode).

Version History

- Revision 1, (1c) 2021-02-22 (Jesse Hall)
 - Added `VkPhysicalDeviceProvokingVertexPropertiesEXT::transformFeedbackPreservesTriangleFanProvokingVertex` to accommodate implementations that cannot change the transform feedback vertex order for triangle fans.
- Revision 1, (1b) 2020-06-14 (Jesse Hall)
 - Added `VkPhysicalDeviceProvokingVertexFeaturesEXT::transformFeedbackPreservesProvokingVertex` and required that transform feedback write vertices so as to preserve the provoking vertex of each primitive.
- Revision 1, (1a) 2019-10-23 (Jesse Hall)
 - Initial draft, based on a proposal by Alexis Héту

VK_EXT_queue_family_foreign

Name String

VK_EXT_queue_family_foreign

Extension Type

Device extension

Registered Extension Number

127

Revision

1

Ratification Status

Ratified

Extension and Version Dependencies

[VK_KHR_external_memory](#)

or

[Vulkan Version 1.1](#)

Contact

- James Jones [\[GitHub\]](#)[cubanismo](#)

Other Extension Metadata

Last Modified Date

2017-11-01

IP Status

No known IP claims.

Contributors

- Lina Versace, Google
- James Jones, NVIDIA
- Faith Ekstrand, Intel
- Jesse Hall, Google
- Daniel Rakos, AMD
- Ray Smith, ARM

Description

This extension defines a special queue family, [VK_QUEUE_FAMILY_FOREIGN_EXT](#), which can be used to transfer ownership of resources backed by external memory to foreign, external queues. This is similar to [VK_QUEUE_FAMILY_EXTERNAL_KHR](#), defined in [VK_KHR_external_memory](#). The key differences between the two are:

- The queues represented by [VK_QUEUE_FAMILY_EXTERNAL_KHR](#) must share the same physical device and the same driver version as the current [VkInstance](#). [VK_QUEUE_FAMILY_FOREIGN_EXT](#) has no such restrictions. It can represent devices and drivers from other vendors, and can even represent non-Vulkan-capable devices.
- All resources backed by external memory support [VK_QUEUE_FAMILY_EXTERNAL_KHR](#). Support for [VK_QUEUE_FAMILY_FOREIGN_EXT](#) is more restrictive.
- Applications should expect transitions to/from [VK_QUEUE_FAMILY_FOREIGN_EXT](#) to be more expensive than transitions to/from [VK_QUEUE_FAMILY_EXTERNAL_KHR](#).

New Enum Constants

- [VK_EXT_QUEUE_FAMILY_FOREIGN_EXTENSION_NAME](#)
- [VK_EXT_QUEUE_FAMILY_FOREIGN_SPEC_VERSION](#)
- [VK_QUEUE_FAMILY_FOREIGN_EXT](#)

Version History

- Revision 1, 2017-11-01 (Lina Versace)
 - Squashed internal revisions

VK_EXT_rasterization_order_attachment_access

Name String

VK_EXT_rasterization_order_attachment_access

Extension Type

Device extension

Registered Extension Number

464

Revision

1

Ratification Status

Ratified

Extension and Version Dependencies

[VK_KHR_get_physical_device_properties2](#)

or

[Vulkan Version 1.1](#)

Contact

- Jan-Harald Fredriksen [\[GitHub\]janharaldfredriksen-arm](#)

Extension Proposal

[VK_EXT_rasterization_order_attachment_access](#)

Other Extension Metadata

Last Modified Date

2026-01-16

IP Status

No known IP claims.

Contributors

- Tobias Hector, AMD
- Jan-Harald Fredriksen, Arm

Description

This extension extends the mechanism of input attachments to allow access to framebuffer attachments that are used both as input and as color or depth/stencil attachments from one fragment to the next, in rasterization order, without explicit synchronization.

New Structures

- Extending [VkPhysicalDeviceFeatures2](#), [VkDeviceCreateInfo](#):

- `VkPhysicalDeviceRasterizationOrderAttachmentAccessFeaturesEXT`

New Enums

- `VkPipelineColorBlendStateCreateFlagBits`
- `VkPipelineDepthStencilStateCreateFlagBits`

New Enum Constants

- `VK_EXT_RASTERIZATION_ORDER_ATTACHMENT_ACCESS_EXTENSION_NAME`
- `VK_EXT_RASTERIZATION_ORDER_ATTACHMENT_ACCESS_SPEC_VERSION`
- Extending `VkPipelineColorBlendStateCreateFlagBits`:
 - `VK_PIPELINE_COLOR_BLEND_STATE_CREATE_RASTERIZATION_ORDER_ATTACHMENT_ACCESS_BIT_EXT`
- Extending `VkPipelineDepthStencilStateCreateFlagBits`:
 - `VK_PIPELINE_DEPTH_STENCIL_STATE_CREATE_RASTERIZATION_ORDER_ATTACHMENT_DEPTH_ACCESS_BIT_EXT`
 - `VK_PIPELINE_DEPTH_STENCIL_STATE_CREATE_RASTERIZATION_ORDER_ATTACHMENT_STENCIL_ACCESS_BIT_EXT`
- Extending `VkStructureType`:
 - `VK_STRUCTURE_TYPE_PHYSICAL_DEVICE_RASTERIZATION_ORDER_ATTACHMENT_ACCESS_FEATURES_EXT`
- Extending `VkSubpassDescriptionFlagBits`:
 - `VK_SUBPASS_DESCRIPTION_RASTERIZATION_ORDER_ATTACHMENT_COLOR_ACCESS_BIT_EXT`
 - `VK_SUBPASS_DESCRIPTION_RASTERIZATION_ORDER_ATTACHMENT_DEPTH_ACCESS_BIT_EXT`
 - `VK_SUBPASS_DESCRIPTION_RASTERIZATION_ORDER_ATTACHMENT_STENCIL_ACCESS_BIT_EXT`

Examples

None.

Version History

- Revision 1, 2022-07-04 (Jan-Harald Fredriksen)
 - Initial draft
 - Updated Issues section 2026-01-16

VK_EXT_ray_tracing_invocation_reorder

Name String

VK_EXT_ray_tracing_invocation_reorder

Extension Type

Device extension

Registered Extension Number

582

Revision

2

Ratification Status

Ratified

Extension and Version Dependencies

[VK_KHR_ray_tracing_pipeline](#)

SPIR-V Dependencies

- [SPV_EXT_shader_invocation_reorder](#)

Contact

- Eric Werness [\[GitHub\]](#)[ewerness-nv](#)

Extension Proposal

[VK_EXT_ray_tracing_invocation_reorder](#)

Other Extension Metadata

Last Modified Date

2026-04-02

Interactions and External Dependencies

- This extension provides API support for [GL_EXT_shader_invocation_reorder](#)

Contributors

- Eric Werness, NVIDIA
- Ashwin Lele, NVIDIA
- Daniel Koch, NVIDIA
- Vikram Kushwaha, NVIDIA
- Piers Daniell, NVIDIA
- Stu Smith, AMD
- Aaron Hagan, AMD
- Tyler Nowicki, AMD

- Sebastian Neubauer, AMD
- Radoslaw Drabinski, Intel
- Sven Woop, Intel
- Aleksandra Krstic, QUALCOMM
- Andrew Garrard, Imagination Technologies
- Mathieu Robart, Arm Limited
- Tom Olson, Khronos
- Ralph Potter, Samsung Electronics
- Antonio Caggiano, LunarG

Description

The ray tracing pipeline API provides some ability to reorder for locality, but it is useful to have more control over how the reordering happens and what information is included in the reordering. The shader API provides a hit object to contain result information from the hit which can be used as part of the explicit sorting plus options that contain an integer for hint bits to use to add more coherency.

New Structures

- Extending [VkPhysicalDeviceFeatures2](#), [VkDeviceCreateInfo](#):
 - [VkPhysicalDeviceRayTracingInvocationReorderFeaturesEXT](#)
- Extending [VkPhysicalDeviceProperties2](#):
 - [VkPhysicalDeviceRayTracingInvocationReorderPropertiesEXT](#)

New Enums

- [VkRayTracingInvocationReorderModeEXT](#)

New Enum Constants

- [VK_EXT_RAY_TRACING_INVOCATION_REORDER_EXTENSION_NAME](#)
- [VK_EXT_RAY_TRACING_INVOCATION_REORDER_SPEC_VERSION](#)
- Extending [VkStructureType](#):
 - [VK_STRUCTURE_TYPE_PHYSICAL_DEVICE_RAY_TRACING_INVOCATION_REORDER_FEATURES_EXT](#)
 - [VK_STRUCTURE_TYPE_PHYSICAL_DEVICE_RAY_TRACING_INVOCATION_REORDER_PROPERTIES_EXT](#)

Version History

- Revision 2, 2026-04-02 (Vikram Kushwaha)
 - Add [hitKind](#) overload for [hitObjectRecordFromQueryEXT](#) in [GL_EXT_shader_invocation_reorder](#),

and fix for <https://github.com/KhronosGroup/SPIRV-Headers/issues/373>

- Revision 1, 2025-11-12 (Eric Werness)
 - Internal development - forked from NV

VK_EXT_rgba10x6_formats

Name String

VK_EXT_rgba10x6_formats

Extension Type

Device extension

Registered Extension Number

345

Revision

1

Ratification Status

Ratified

Extension and Version Dependencies

[VK_KHR_sampler_ycbcr_conversion](#)

or

[Vulkan Version 1.1](#)

Contact

- Jan-Harald Fredriksen [\[GitHub\]janharaldfredriksen-arm](#)

Other Extension Metadata

Last Modified Date

2021-09-29

IP Status

No known IP claims.

Contributors

- Jan-Harald Fredriksen, Arm
- Graeme Leese, Broadcom
- Spencer Fricke, Samsung

Description

This extension enables the [VK_FORMAT_R10X6G10X6B10X6A10X6_UNORM_4PACK16](#) format to be used without a [sampler Y'C_BC_R conversion](#) enabled.

New Structures

- Extending [VkPhysicalDeviceFeatures2](#), [VkDeviceCreateInfo](#):
 - [VkPhysicalDeviceRGBA10X6FormatsFeaturesEXT](#)

New Enum Constants

- [VK_EXT_RGBA10X6_FORMATS_EXTENSION_NAME](#)
- [VK_EXT_RGBA10X6_FORMATS_SPEC_VERSION](#)
- Extending [VkStructureType](#):
 - [VK_STRUCTURE_TYPE_PHYSICAL_DEVICE_RGBA10X6_FORMATS_FEATURES_EXT](#)

Issues

1) Should we reuse the existing format enumeration or introduce a new one?

RESOLVED: We reuse an existing format enumeration, [VK_FORMAT_R10X6G10X6B10X6A10X6_UNORM_4PACK16](#), that was previously exclusively used for YCbCr and therefore had a set of limitations related to that usage. The alternative was to introduce a new format token with exactly the same bit representation as the existing token, but without the limitations.

2) Should we only introduce [VK_FORMAT_R10X6G10X6B10X6A10X6_UNORM_4PACK16](#) or also 1-3 component variations?

RESOLVED: Only the 4-component format is introduced because the 1- and 2- component variations are already not exclusive to YCbCr, and the 3-component variation is not a good match for hardware capabilities.

Version History

- Revision 1, 2021-09-29 (Jan-Harald Fredriksen)
 - Initial EXT version

VK_EXT_sample_locations

Name String

VK_EXT_sample_locations

Extension Type

Device extension

Registered Extension Number

144

Revision

1

Ratification Status

Ratified

Extension and Version Dependencies

[VK_KHR_get_physical_device_properties2](#)

or

[Vulkan Version 1.1](#)

Contact

- Daniel Rakos [\[GitHub\]](#)[drakos-amd](#)

Other Extension Metadata

Last Modified Date

2017-08-02

Contributors

- Mais Alnasser, AMD
- Matthaeus G. Chajdas, AMD
- Maciej Jesionowski, AMD
- Daniel Rakos, AMD
- Slawomir Grajewski, Intel
- Jeff Bolz, NVIDIA
- Bill Licea-Kane, Qualcomm

Description

This extension allows an application to modify the locations of samples within a pixel used in rasterization. Additionally, it allows applications to specify different sample locations for each pixel in a group of adjacent pixels, which **can** increase antialiasing quality (particularly if a custom resolve shader is used that takes advantage of these different locations).

It is common for implementations to optimize the storage of depth values by storing values that **can** be used to reconstruct depth at each sample location, rather than storing separate depth values for each sample. For example, the depth values from a single triangle **may** be represented using plane equations. When the depth value for a sample is needed, it is automatically evaluated at the sample location. Modifying the sample locations causes the reconstruction to no longer evaluate the same depth values as when the samples were originally generated, thus the depth aspect of a depth/stencil attachment **must** be cleared before rendering to it using different sample locations.

Some implementations **may** need to evaluate depth image values while performing image layout transitions. To accommodate this, instances of the [VkSampleLocationsInfoEXT](#) structure **can** be specified for each situation where an explicit or automatic layout transition has to take place. [VkSampleLocationsInfoEXT](#) **can** be chained from [VkImageMemoryBarrier](#) structures to provide sample locations for layout transitions performed by [vkCmdWaitEvents](#) and [vkCmdPipelineBarrier](#) calls, and [VkRenderPassSampleLocationsBeginInfoEXT](#) **can** be chained from [VkRenderPassBeginInfo](#) to provide sample locations for layout transitions performed implicitly by a render pass instance.

New Commands

- [vkCmdSetSampleLocationsEXT](#)
- [vkGetPhysicalDeviceMultisamplePropertiesEXT](#)

New Structures

- [VkAttachmentSampleLocationsEXT](#)
- [VkMultisamplePropertiesEXT](#)
- [VkSampleLocationEXT](#)
- [VkSubpassSampleLocationsEXT](#)
- Extending [VkImageMemoryBarrier](#), [VkImageMemoryBarrier2](#):
 - [VkSampleLocationsInfoEXT](#)
- Extending [VkPhysicalDeviceProperties2](#):
 - [VkPhysicalDeviceSampleLocationsPropertiesEXT](#)
- Extending [VkPipelineMultisampleStateCreateInfo](#):
 - [VkPipelineSampleLocationsStateCreateInfoEXT](#)
- Extending [VkRenderPassBeginInfo](#):
 - [VkRenderPassSampleLocationsBeginInfoEXT](#)

New Enum Constants

- [VK_EXT_SAMPLE_LOCATIONS_EXTENSION_NAME](#)
- [VK_EXT_SAMPLE_LOCATIONS_SPEC_VERSION](#)
- Extending [VkDynamicState](#):
 - [VK_DYNAMIC_STATE_SAMPLE_LOCATIONS_EXT](#)

- Extending `VkImageCreateFlagBits`:
 - `VK_IMAGE_CREATE_SAMPLE_LOCATIONS_COMPATIBLE_DEPTH_BIT_EXT`
- Extending `VkStructureType`:
 - `VK_STRUCTURE_TYPE_MULTISAMPLE_PROPERTIES_EXT`
 - `VK_STRUCTURE_TYPE_PHYSICAL_DEVICE_SAMPLE_LOCATIONS_PROPERTIES_EXT`
 - `VK_STRUCTURE_TYPE_PIPELINE_SAMPLE_LOCATIONS_STATE_CREATE_INFO_EXT`
 - `VK_STRUCTURE_TYPE_RENDER_PASS_SAMPLE_LOCATIONS_BEGIN_INFO_EXT`
 - `VK_STRUCTURE_TYPE_SAMPLE_LOCATIONS_INFO_EXT`

Issues

1) When using with Dynamic Rendering, is there a `VkRenderPassSampleLocationsBeginInfoEXT` equivalent struct

RESOLVED: No, there are no subpasses that need to have a sample location set.

Version History

- Revision 1, 2017-08-02 (Daniel Rakos)
 - Internal revisions

VK_EXT_shader_64bit_indexing

Name String

VK_EXT_shader_64bit_indexing

Extension Type

Device extension

Registered Extension Number

628

Revision

1

Ratification Status

Ratified

Extension and Version Dependencies

[VK_KHR_get_physical_device_properties2](#)

or

[Vulkan Version 1.1](#)

SPIR-V Dependencies

- [SPV_EXT_shader_64bit_indexing](#)

Contact

- Jeff Bolz [[GitHub](#)] [jeffbolznv](#)

Extension Proposal

[VK_EXT_shader_64bit_indexing](#)

Other Extension Metadata

Last Modified Date

2025-05-02

Interactions and External Dependencies

- This extension provides API support for [GL_EXT_shader_64bit_indexing](#)

Contributors

- Jeff Bolz, NVIDIA

Description

This extension relaxes the `maxStorageBufferRange` limit, allowing more than 4GB to be accessed through a buffer binding (or through a buffer device address). It adds pipeline and shader creation flags that request 64-bit addressing support, and [defines](#) which addressing calculations use 64 bits of range.

New Structures

- Extending [VkPhysicalDeviceFeatures2](#), [VkDeviceCreateInfo](#):
 - [VkPhysicalDeviceShader64BitIndexingFeaturesEXT](#)

New Enum Constants

- [VK_EXT_SHADER_64BIT_INDEXING_EXTENSION_NAME](#)
- [VK_EXT_SHADER_64BIT_INDEXING_SPEC_VERSION](#)
- Extending [VkPipelineCreateFlagBits2](#):
 - [VK_PIPELINE_CREATE_2_64_BIT_INDEXING_BIT_EXT](#)
- Extending [VkShaderCreateFlagBitsEXT](#):
 - [VK_SHADER_CREATE_64_BIT_INDEXING_BIT_EXT](#)
- Extending [VkStructureType](#):
 - [VK_STRUCTURE_TYPE_PHYSICAL_DEVICE_SHADER_64_BIT_INDEXING_FEATURES_EXT](#)

Issues

Version History

- Revision 1, 2025-05-02 (Jeff Bolz)
 - Initial revisions

VK_EXT_shader_atomic_float

Name String

VK_EXT_shader_atomic_float

Extension Type

Device extension

Registered Extension Number

261

Revision

1

Ratification Status

Ratified

Extension and Version Dependencies

[VK_KHR_get_physical_device_properties2](#)

or

[Vulkan Version 1.1](#)

API Interactions

- Interacts with [VkPhysicalDeviceShaderAtomicFloatFeaturesEXT::sparseImageFloat32AtomicAdd](#)
- Interacts with [VkPhysicalDeviceShaderAtomicFloatFeaturesEXT::sparseImageFloat32Atomics](#)

SPIR-V Dependencies

- [SPV_EXT_shader_atomic_float_add](#)

Contact

- Vikram Kushwaha [[GitHub](#)][vkushwaha-nv](#)

Other Extension Metadata

Last Modified Date

2020-07-15

IP Status

No known IP claims.

Interactions and External Dependencies

- This extension provides API support for [GL_EXT_shader_atomic_float](#)

Contributors

- Vikram Kushwaha, NVIDIA
- Jeff Bolz, NVIDIA

Description

This extension allows a shader to contain floating-point atomic operations on buffer, workgroup, and image memory. It also advertises the SPIR-V `AtomicFloat32AddEXT` and `AtomicFloat64AddEXT` capabilities that allows atomic addition on floating-points numbers. The supported operations include `OpAtomicFAddEXT`, `OpAtomicExchange`, `OpAtomicLoad` and `OpAtomicStore`.

New Structures

- Extending `VkPhysicalDeviceFeatures2`, `VkDeviceCreateInfo`:
 - `VkPhysicalDeviceShaderAtomicFloatFeaturesEXT`

New Enum Constants

- `VK_EXT_SHADER_ATOMIC_FLOAT_EXTENSION_NAME`
- `VK_EXT_SHADER_ATOMIC_FLOAT_SPEC_VERSION`
- Extending `VkStructureType`:
 - `VK_STRUCTURE_TYPE_PHYSICAL_DEVICE_SHADER_ATOMIC_FLOAT_FEATURES_EXT`

New SPIR-V Capabilities

- `AtomicFloat32AddEXT`
- `AtomicFloat64AddEXT`

Version History

- Revision 1, 2020-07-15 (Vikram Kushwaha)
 - Internal revisions

VK_EXT_shader_atomic_float2

Name String

VK_EXT_shader_atomic_float2

Extension Type

Device extension

Registered Extension Number

274

Revision

1

Ratification Status

Ratified

Extension and Version Dependencies

[VK_EXT_shader_atomic_float](#)

API Interactions

- Interacts with `VkPhysicalDeviceShaderAtomicFloat2FeaturesEXT::sparseImageFloat32AtomicMinMax`

SPIR-V Dependencies

- [SPV_EXT_shader_atomic_float16_add](#)
- [SPV_EXT_shader_atomic_float_min_max](#)

Contact

- Faith Ekstrand [\[GitHub\]gfxstrand](#)

Other Extension Metadata

Last Modified Date

2020-08-14

IP Status

No known IP claims.

Interactions and External Dependencies

- This extension provides API support for [GLSL_EXT_shader_atomic_float2](#)

Contributors

- Faith Ekstrand, Intel

Description

This extension allows a shader to perform 16-bit floating-point atomic operations on buffer and workgroup memory as well as floating-point atomic minimum and maximum operations on buffer,

workgroup, and image memory. It advertises the SPIR-V [AtomicFloat16AddEXT](#) capability which allows atomic add operations on 16-bit floating-point numbers and the SPIR-V [AtomicFloat16MinMaxEXT](#), [AtomicFloat32MinMaxEXT](#) and [AtomicFloat64MinMaxEXT](#) capabilities which allow atomic minimum and maximum operations on floating-point numbers. The supported operations include [OpAtomicFAddEXT](#), [OpAtomicFMinEXT](#) and [OpAtomicFMaxEXT](#).

New Structures

- Extending [VkPhysicalDeviceFeatures2](#), [VkDeviceCreateInfo](#):
 - [VkPhysicalDeviceShaderAtomicFloat2FeaturesEXT](#)

New Enum Constants

- [VK_EXT_SHADER_ATOMIC_FLOAT_2_EXTENSION_NAME](#)
- [VK_EXT_SHADER_ATOMIC_FLOAT_2_SPEC_VERSION](#)
- Extending [VkStructureType](#):
 - [VK_STRUCTURE_TYPE_PHYSICAL_DEVICE_SHADER_ATOMIC_FLOAT_2_FEATURES_EXT](#)

Issues

1) Should this extension add support for 16-bit image atomics?

RESOLVED: No. While Vulkan supports creating storage images with [VK_FORMAT_R16_SFLOAT](#) and doing load and store on them, the data in the shader has a 32-bit representation. Vulkan currently has no facility for even basic reading or writing such images using 16-bit float values in the shader. Adding such functionality would be required before 16-bit image atomics would make sense and is outside the scope of this extension.

New SPIR-V Capabilities

- [AtomicFloat32MinMaxEXT](#)
- [AtomicFloat32MinMaxEXT](#)
- [AtomicFloat32MinMaxEXT](#)
- [AtomicFloat64MinMaxEXT](#)

Version History

- Revision 1, 2020-08-14 (Faith Ekstrand)
 - Internal revisions

VK_EXT_shader_float8

Name String

VK_EXT_shader_float8

Extension Type

Device extension

Registered Extension Number

568

Revision

1

Ratification Status

Ratified

Extension and Version Dependencies

[VK_KHR_get_physical_device_properties2](#)

or

[Vulkan Version 1.1](#)

API Interactions

- Interacts with [VK_KHR_cooperative_matrix](#)

SPIR-V Dependencies

- [SPV_EXT_float8](#)

Contact

- Kevin Petit [\[GitHub\]](#)kpet

Extension Proposal

[VK_EXT_shader_float8](#)

Other Extension Metadata

Last Modified Date

2025-04-16

IP Status

No known IP claims.

Contributors

- Kévin Petit, Arm Ltd.
- Stu Smith, AMD
- Jeff Bolz, NVIDIA
- Craig Graham, Samsung

Description

This extension enables support for 8-bit floating-point data types as defined in SPV_EXT_float8.

New Structures

- Extending [VkPhysicalDeviceFeatures2](#), [VkDeviceCreateInfo](#):
 - [VkPhysicalDeviceShaderFloat8FeaturesEXT](#)

New Enum Constants

- [VK_EXT_SHADER_FLOAT8_EXTENSION_NAME](#)
- [VK_EXT_SHADER_FLOAT8_SPEC_VERSION](#)
- Extending [VkStructureType](#):
 - [VK_STRUCTURE_TYPE_PHYSICAL_DEVICE_SHADER_FLOAT8_FEATURES_EXT](#)

If [VK_KHR_cooperative_matrix](#) is supported:

- Extending [VkComponentTypeKHR](#):
 - [VK_COMPONENT_TYPE_FLOAT8_E4M3_EXT](#)
 - [VK_COMPONENT_TYPE_FLOAT8_E5M2_EXT](#)

New SPIR-V Capabilities

- [Float8EXT](#)
- [Float8CooperativeMatrixEXT](#)

Issues

1) Resolve interactions with the changes [VK_KHR_shader_float16](#) makes to rules for denorm flushing (always allowed by default for all FP formats). How to describe the requirement to preserve subnormals?

+ **RESOLVED:** Subnormals are always preserved when converting FP8 values to IEEE 754 binary 16. In all other cases, subnormals may be flushed to zero.

+

Version History

- Revision 1, 2025-04-16 (Kévin Petit)
 - Initial draft

VK_EXT_shader_image_atomic_int64

Name String

VK_EXT_shader_image_atomic_int64

Extension Type

Device extension

Registered Extension Number

235

Revision

1

Ratification Status

Ratified

Extension and Version Dependencies

[VK_KHR_get_physical_device_properties2](#)

or

[Vulkan Version 1.1](#)

SPIR-V Dependencies

- [SPV_EXT_shader_image_int64](#)

Contact

- Tobias Hector [\[GitHub\]](#)[tobski](#)

Other Extension Metadata

Last Modified Date

2020-07-14

IP Status

No known IP claims.

Interactions and External Dependencies

- This extension provides API support for [GLSL_EXT_shader_image_int64](#)

Contributors

- Matthaeus Chajdas, AMD
- Graham Wihlidal, Epic Games
- Tobias Hector, AMD
- Jeff Bolz, Nvidia
- Faith Ekstrand, Intel

Description

This extension extends existing 64-bit integer atomic support to enable these operations on images as well.

When working with large 2- or 3-dimensional data sets (e.g. rasterization or screen-space effects), image accesses are generally more efficient than equivalent buffer accesses. This extension allows applications relying on 64-bit integer atomics in this manner to quickly improve performance with only relatively minor code changes.

64-bit integer atomic support is guaranteed for optimally tiled images with the [VK_FORMAT_R64_UINT](#) and [VK_FORMAT_R64_SINT](#) formats.

New Structures

- Extending [VkPhysicalDeviceFeatures2](#), [VkDeviceCreateInfo](#):
 - [VkPhysicalDeviceShaderImageAtomicInt64FeaturesEXT](#)

New Enum Constants

- [VK_EXT_SHADER_IMAGE_ATOMIC_INT64_EXTENSION_NAME](#)
- [VK_EXT_SHADER_IMAGE_ATOMIC_INT64_SPEC_VERSION](#)
- Extending [VkStructureType](#):
 - [VK_STRUCTURE_TYPE_PHYSICAL_DEVICE_SHADER_IMAGE_ATOMIC_INT64_FEATURES_EXT](#)

Version History

- Revision 1, 2020-07-14 (Tobias Hector)
 - Initial draft

VK_EXT_shader_long_vector

Name String

VK_EXT_shader_long_vector

Extension Type

Device extension

Registered Extension Number

636

Revision

1

Ratification Status

Ratified

Extension and Version Dependencies

[Vulkan Version 1.2](#)

API Interactions

- Interacts with VK_KHR_workgroup_memory_explicit_layout

SPIR-V Dependencies

- [SPV_EXT_long_vector](#)

Contact

- Jeff Bolz [\[GitHub\]jeffbolznv](#)

Extension Proposal

[VK_EXT_shader_long_vector](#)

Other Extension Metadata

Last Modified Date

2025-06-24

Interactions and External Dependencies

- This extension requires [SPV_EXT_long_vector](#)
- This extension provides API support for [GL_EXT_long_vector](#)

Contributors

- Jeff Bolz, NVIDIA
- Spencer Fricke, LunarG

Description

This extension adds support for using vector types with more than four components in SPIR-V.

Long vector types are defined by the [SPV_EXT_long_vector](#) SPIR-V extension and can be used with

the `GL_EXT_long_vector` GLSL extension.

New Structures

- Extending `VkPhysicalDeviceFeatures2`, `VkDeviceCreateInfo`:
 - `VkPhysicalDeviceShaderLongVectorFeaturesEXT`
- Extending `VkPhysicalDeviceProperties2`:
 - `VkPhysicalDeviceShaderLongVectorPropertiesEXT`

New Enum Constants

- `VK_EXT_SHADER_LONG_VECTOR_EXTENSION_NAME`
- `VK_EXT_SHADER_LONG_VECTOR_SPEC_VERSION`
- Extending `VkStructureType`:
 - `VK_STRUCTURE_TYPE_PHYSICAL_DEVICE_SHADER_LONG_VECTOR_FEATURES_EXT`
 - `VK_STRUCTURE_TYPE_PHYSICAL_DEVICE_SHADER_LONG_VECTOR_PROPERTIES_EXT`

New SPIR-V Capabilities

- `LongVectorEXT`

Issues

Version History

- Revision 1, 2025-06-24 (Jeff Bolz)
 - Initial revisions

VK_EXT_shader_module_identifier

Name String

VK_EXT_shader_module_identifier

Extension Type

Device extension

Registered Extension Number

463

Revision

1

Ratification Status

Ratified

Extension and Version Dependencies

[VK_KHR_get_physical_device_properties2](#)

or

[Vulkan Version 1.1](#)

and

[VK_EXT_pipeline_creation_cache_control](#)

or

[Vulkan Version 1.3](#)

Contact

- Hans-Kristian Arntzen [\[GitHub\]](#)[HansKristian-Work](#)

Extension Proposal

[VK_EXT_shader_module_identifier](#)

Other Extension Metadata

Last Modified Date

2022-05-16

IP Status

No known IP claims.

Contributors

- Hans-Kristian Arntzen, Valve
- Ricardo Garcia, Igalia
- Piers Daniell, NVIDIA
- Jan-Harald Fredriksen, Arm
- Tom Olson, Arm
- Faith Ekstrand, Collabora

Description

Some applications generate SPIR-V code at runtime. When pipeline caches are primed, either explicitly through e.g. [VkPipelineCache](#) mechanisms, or implicitly through driver managed caches, having to re-generate SPIR-V modules is redundant. SPIR-V modules could be cached on disk by an application, but the extra disk size requirement might be prohibitive in some use cases.

This extension adds the ability for an application to query a small identifier associated with a [VkShaderModule](#). On subsequent runs of the application, the same identifier **can** be provided in lieu of a [VkShaderModule](#) object. A pipeline creation call with such a module **may** succeed if a pipeline could be created without invoking compilation, and information inside the SPIR-V module is not required by the implementation.

[VK_PIPELINE_CREATE_FAIL_ON_PIPELINE_COMPILE_REQUIRED_BIT](#) **must** be used if only the identifier is provided, and this use case is intended to work like a non-blocking, speculative compile. Applications **can** fallback as necessary.

The main motivation for identifying the module itself and not the entire pipeline is that pipeline identifiers change when a driver is updated, but module identifiers are expected to be stable for any particular driver implementation. This approach is helpful for shader pre-compilation systems which can prime pipeline caches ahead of time. When on-disk pipeline caches are updated, the same shader identifiers could lead to a pipeline cache hit.

New Commands

- [vkGetShaderModuleCreateInfoIdentifierEXT](#)
- [vkGetShaderModuleIdentifierEXT](#)

New Structures

- [VkShaderModuleIdentifierEXT](#)
- Extending [VkPhysicalDeviceFeatures2](#), [VkDeviceCreateInfo](#):
 - [VkPhysicalDeviceShaderModuleIdentifierFeaturesEXT](#)
- Extending [VkPhysicalDeviceProperties2](#):
 - [VkPhysicalDeviceShaderModuleIdentifierPropertiesEXT](#)
- Extending [VkPipelineShaderStageCreateInfo](#):
 - [VkPipelineShaderStageModuleIdentifierCreateInfoEXT](#)

New Enum Constants

- [VK_EXT_SHADER_MODULE_IDENTIFIER_EXTENSION_NAME](#)
- [VK_EXT_SHADER_MODULE_IDENTIFIER_SPEC_VERSION](#)
- [VK_MAX_SHADER_MODULE_IDENTIFIER_SIZE_EXT](#)
- Extending [VkStructureType](#):
 - [VK_STRUCTURE_TYPE_PHYSICAL_DEVICE_SHADER_MODULE_IDENTIFIER_FEATURES_EXT](#)

- [VK_STRUCTURE_TYPE_PHYSICAL_DEVICE_SHADER_MODULE_IDENTIFIER_PROPERTIES_EXT](#)
- [VK_STRUCTURE_TYPE_PIPELINE_SHADER_STAGE_MODULE_IDENTIFIER_CREATE_INFO_EXT](#)
- [VK_STRUCTURE_TYPE_SHADER_MODULE_IDENTIFIER_EXT](#)

Version History

- Revision 1, 2022-03-16 (Hans-Kristian Arntzen)
 - Initial draft

VK_EXT_shader_object

Name String

[VK_EXT_shader_object](#)

Extension Type

Device extension

Registered Extension Number

483

Revision

1

Ratification Status

Ratified

Extension and Version Dependencies

[VK_KHR_get_physical_device_properties2](#)

or

[Vulkan Version 1.1](#)

and

[VK_KHR_dynamic_rendering](#)

or

[Vulkan Version 1.3](#)

API Interactions

- Interacts with [VK_VERSION_1_1](#)
- Interacts with [VK_VERSION_1_3](#)
- Interacts with [VK_EXT_blend_operation_advanced](#)
- Interacts with [VK_EXT_conservative_rasterization](#)
- Interacts with [VK_EXT_depth_clamp_control](#)
- Interacts with [VK_EXT_depth_clip_control](#)
- Interacts with [VK_EXT_depth_clip_enable](#)
- Interacts with [VK_EXT_fragment_density_map](#)
- Interacts with [VK_EXT_line_rasterization](#)
- Interacts with [VK_EXT_mesh_shader](#)
- Interacts with [VK_EXT_provoking_vertex](#)
- Interacts with [VK_EXT_sample_locations](#)
- Interacts with [VK_EXT_subgroup_size_control](#)
- Interacts with [VK_EXT_transform_feedback](#)
- Interacts with [VK_KHR_device_group](#)

- Interacts with [VK_KHR_fragment_shading_rate](#)
- Interacts with [VK_NV_clip_space_w_scaling](#)
- Interacts with [VK_NV_coverage_reduction_mode](#)
- Interacts with [VK_NV_fragment_coverage_to_color](#)
- Interacts with [VK_NV_framebuffer_mixed_samples](#)
- Interacts with [VK_NV_mesh_shader](#)
- Interacts with [VK_NV_representative_fragment_test](#)
- Interacts with [VK_NV_shading_rate_image](#)
- Interacts with [VK_NV_viewport_swizzle](#)

Contact

- Daniel Story [\[GitHub\]daniel-story](#)

Extension Proposal

[VK_EXT_shader_object](#)

Other Extension Metadata

Last Modified Date

2023-03-30

Interactions and External Dependencies

- Interacts with [VK_EXT_extended_dynamic_state](#)
- Interacts with [VK_EXT_extended_dynamic_state2](#)
- Interacts with [VK_EXT_extended_dynamic_state3](#)
- Interacts with [VK_EXT_vertex_input_dynamic_state](#)

IP Status

No known IP claims.

Contributors

- Piers Daniell, NVIDIA
- Sandy Jamieson, Nintendo
- Žiga Markuš, LunarG
- Tobias Hector, AMD
- Alex Walters, Imagination
- Shahbaz Youssefi, Google
- Ralph Potter, Samsung
- Jan-Harald Fredriksen, ARM
- Connor Abott, Valve
- Arseny Kapoulkine, Roblox

- Patrick Doane, Activision
- Jeff Leger, Qualcomm
- Stu Smith, AMD
- Chris Glover, Google
- Ricardo Garcia, Igalia
- Faith Ekstrand, Collabora
- Timur Kristóf, Valve
- Caterina Shablia, Collabora
- Daniel Koch, NVIDIA
- Alyssa Rosenzweig, Collabora
- Mike Blumenkrantz, Valve
- Samuel Pitoiset, Valve
- Qun Lin, AMD
- Spencer Fricke, LunarG
- Soroush Faghihi Kashani, Imagination

Description

This extension introduces a new [VkShaderEXT](#) object type which represents a single compiled shader stage. Shader objects provide a more flexible alternative to [VkPipeline](#) objects, which may be helpful in certain use cases.

New Object Types

- [VkShaderEXT](#)

New Commands

- [vkCmdBindShadersEXT](#)
- [vkCmdBindVertexBuffers2EXT](#)
- [vkCmdSetAlphaToCoverageEnableEXT](#)
- [vkCmdSetAlphaToOneEnableEXT](#)
- [vkCmdSetColorBlendEnableEXT](#)
- [vkCmdSetColorBlendEquationEXT](#)
- [vkCmdSetColorWriteMaskEXT](#)
- [vkCmdSetCullModeEXT](#)
- [vkCmdSetDepthBiasEnableEXT](#)
- [vkCmdSetDepthBoundsTestEnableEXT](#)
- [vkCmdSetDepthClampEnableEXT](#)

- [vkCmdSetDepthCompareOpEXT](#)
- [vkCmdSetDepthTestEnableEXT](#)
- [vkCmdSetDepthWriteEnableEXT](#)
- [vkCmdSetFrontFaceEXT](#)
- [vkCmdSetLogicOpEXT](#)
- [vkCmdSetLogicOpEnableEXT](#)
- [vkCmdSetPatchControlPointsEXT](#)
- [vkCmdSetPolygonModeEXT](#)
- [vkCmdSetPrimitiveRestartEnableEXT](#)
- [vkCmdSetPrimitiveTopologyEXT](#)
- [vkCmdSetRasterizationSamplesEXT](#)
- [vkCmdSetRasterizerDiscardEnableEXT](#)
- [vkCmdSetSampleMaskEXT](#)
- [vkCmdSetScissorWithCountEXT](#)
- [vkCmdSetStencilOpEXT](#)
- [vkCmdSetStencilTestEnableEXT](#)
- [vkCmdSetTessellationDomainOriginEXT](#)
- [vkCmdSetVertexInputEXT](#)
- [vkCmdSetViewportWithCountEXT](#)
- [vkCreateShadersEXT](#)
- [vkDestroyShaderEXT](#)
- [vkGetShaderBinaryDataEXT](#)

If [VK_EXT_blend_operation_advanced](#) is supported:

- [vkCmdSetColorBlendAdvancedEXT](#)

If [VK_EXT_conservative_rasterization](#) is supported:

- [vkCmdSetConservativeRasterizationModeEXT](#)
- [vkCmdSetExtraPrimitiveOverestimationSizeEXT](#)

If [VK_EXT_depth_clamp_control](#) is supported:

- [vkCmdSetDepthClampRangeEXT](#)

If [VK_EXT_depth_clip_control](#) is supported:

- [vkCmdSetDepthClipNegativeOneToOneEXT](#)

If [VK_EXT_depth_clip_enable](#) is supported:

- [vkCmdSetDepthClipEnableEXT](#)

If [VK_EXT_line_rasterization](#) is supported:

- [vkCmdSetLineRasterizationModeEXT](#)
- [vkCmdSetLineStippleEnableEXT](#)

If [VK_EXT_provoking_vertex](#) is supported:

- [vkCmdSetProvokingVertexModeEXT](#)

If [VK_EXT_sample_locations](#) is supported:

- [vkCmdSetSampleLocationsEnableEXT](#)

If [VK_EXT_transform_feedback](#) is supported:

- [vkCmdSetRasterizationStreamEXT](#)

If [VK_NV_clip_space_w_scaling](#) is supported:

- [vkCmdSetViewportWScalingEnableNV](#)

If [VK_NV_coverage_reduction_mode](#) is supported:

- [vkCmdSetCoverageReductionModeNV](#)

If [VK_NV_fragment_coverage_to_color](#) is supported:

- [vkCmdSetCoverageToColorEnableNV](#)
- [vkCmdSetCoverageToColorLocationNV](#)

If [VK_NV_framebuffer_mixed_samples](#) is supported:

- [vkCmdSetCoverageModulationModeNV](#)
- [vkCmdSetCoverageModulationTableEnableNV](#)
- [vkCmdSetCoverageModulationTableNV](#)

If [VK_NV_representative_fragment_test](#) is supported:

- [vkCmdSetRepresentativeFragmentTestEnableNV](#)

If [VK_NV_shading_rate_image](#) is supported:

- [vkCmdSetShadingRateImageEnableNV](#)

If [VK_NV_viewport_swizzle](#) is supported:

- [vkCmdSetViewportSwizzleNV](#)

New Structures

- [VkColorBlendAdvancedEXT](#)
- [VkColorBlendEquationEXT](#)
- [VkShaderCreateInfoEXT](#)
- [VkVertexInputAttributeDescription2EXT](#)
- [VkVertexInputBindingDescription2EXT](#)
- Extending [VkPhysicalDeviceFeatures2](#), [VkDeviceCreateInfo](#):
 - [VkPhysicalDeviceShaderObjectFeaturesEXT](#)
- Extending [VkPhysicalDeviceProperties2](#):
 - [VkPhysicalDeviceShaderObjectPropertiesEXT](#)
- Extending [VkPipelineShaderStageCreateInfo](#), [VkShaderCreateInfoEXT](#):
 - [VkShaderRequiredSubgroupSizeCreateInfoEXT](#)

New Enums

- [VkShaderCodeTypeEXT](#)
- [VkShaderCreateFlagBitsEXT](#)

New Bitmasks

- [VkShaderCreateFlagsEXT](#)

New Enum Constants

- [VK_EXT_SHADER_OBJECT_EXTENSION_NAME](#)
- [VK_EXT_SHADER_OBJECT_SPEC_VERSION](#)
- Extending [VkObjectType](#):
 - [VK_OBJECT_TYPE_SHADER_EXT](#)
- Extending [VkResult](#):
 - [VK_ERROR_INCOMPATIBLE_SHADER_BINARY_EXT](#)
 - [VK_INCOMPATIBLE_SHADER_BINARY_EXT](#)
- Extending [VkStructureType](#):
 - [VK_STRUCTURE_TYPE_PHYSICAL_DEVICE_SHADER_OBJECT_FEATURES_EXT](#)
 - [VK_STRUCTURE_TYPE_PHYSICAL_DEVICE_SHADER_OBJECT_PROPERTIES_EXT](#)
 - [VK_STRUCTURE_TYPE_SHADER_CREATE_INFO_EXT](#)
 - [VK_STRUCTURE_TYPE_SHADER_REQUIRED_SUBGROUP_SIZE_CREATE_INFO_EXT](#)
 - [VK_STRUCTURE_TYPE_VERTEX_INPUT_ATTRIBUTE_DESCRIPTION_2_EXT](#)
 - [VK_STRUCTURE_TYPE_VERTEX_INPUT_BINDING_DESCRIPTION_2_EXT](#)

If [VK_EXT_fragment_density_map](#) is supported:

- Extending [VkShaderCreateFlagBitsEXT](#):
 - [VK_SHADER_CREATE_FRAGMENT_DENSITY_MAP_ATTACHMENT_BIT_EXT](#)

If [VK_EXT_mesh_shader](#) or [VK_NV_mesh_shader](#) is supported:

- Extending [VkShaderCreateFlagBitsEXT](#):
 - [VK_SHADER_CREATE_NO_TASK_SHADER_BIT_EXT](#)

If [VK_EXT_subgroup_size_control](#) or [Vulkan Version 1.3](#) is supported:

- Extending [VkShaderCreateFlagBitsEXT](#):
 - [VK_SHADER_CREATE_ALLOW_VARYING_SUBGROUP_SIZE_BIT_EXT](#)
 - [VK_SHADER_CREATE_REQUIRE_FULL_SUBGROUPS_BIT_EXT](#)

If [VK_KHR_device_group](#) or [Vulkan Version 1.1](#) is supported:

- Extending [VkShaderCreateFlagBitsEXT](#):
 - [VK_SHADER_CREATE_DISPATCH_BASE_BIT_EXT](#)

If [VK_KHR_fragment_shading_rate](#) is supported:

- Extending [VkShaderCreateFlagBitsEXT](#):
 - [VK_SHADER_CREATE_FRAGMENT_SHADING_RATE_ATTACHMENT_BIT_EXT](#)

Examples

Example 1

Create linked pair of vertex and fragment shaders.

```
// Logical device created with the shaderObject feature enabled
VkDevice device;

// SPIR-V shader code for a vertex shader, along with its size in bytes
void* pVertexSpirv;
size_t vertexSpirvSize;

// SPIR-V shader code for a fragment shader, along with its size in bytes
void* pFragmentSpirv;
size_t fragmentSpirvSize;

// Descriptor set layout compatible with the shaders
VkDescriptorSetLayout descriptorSetLayout;

VkShaderCreateInfoEXT shaderCreateInfos[2] =
{
    {
```



```

        .sType = VK_STRUCTURE_TYPE_SHADER_CREATE_INFO_EXT,
        .pNext = NULL,
        .flags = VK_SHADER_CREATE_LINK_STAGE_BIT_EXT,
        .stage = VK_SHADER_STAGE_VERTEX_BIT,
        .nextStage = VK_SHADER_STAGE_FRAGMENT_BIT,
        .codeType = VK_SHADER_CODE_TYPE_SPIRV_EXT,
        .codeSize = vertexSpirvSize,
        .pCode = pVertexSpirv,
        .pName = "main",
        .setLayoutCount = 1,
        .pSetLayouts = &descriptorSetLayout;
        .pushConstantRangeCount = 0,
        .pPushConstantRanges = NULL,
        .pSpecializationInfo = NULL
    },
    {
        .sType = VK_STRUCTURE_TYPE_SHADER_CREATE_INFO_EXT,
        .pNext = NULL,
        .flags = VK_SHADER_CREATE_LINK_STAGE_BIT_EXT,
        .stage = VK_SHADER_STAGE_FRAGMENT_BIT,
        .nextStage = 0,
        .codeType = VK_SHADER_CODE_TYPE_SPIRV_EXT,
        .codeSize = fragmentSpirvSize,
        .pCode = pFragmentSpirv,
        .pName = "main",
        .setLayoutCount = 1,
        .pSetLayouts = &descriptorSetLayout;
        .pushConstantRangeCount = 0,
        .pPushConstantRanges = NULL,
        .pSpecializationInfo = NULL
    }
};

VkResult result;
VkShaderEXT shaders[2];

result = vkCreateShadersEXT(device, 2, &shaderCreateInfos, NULL, shaders);
if (result != VK_SUCCESS)
{
    // Handle error
}

```

Later, during command buffer recording, bind the linked shaders and draw.

```

// Command buffer in the recording state
VkCommandBuffer commandBuffer;

// Vertex and fragment shader objects created above
VkShaderEXT shaders[2];

```



```

// Assume vertex buffers, descriptor sets, etc. have been bound, and existing
// state setting commands have been called to set all required state

const VkShaderStageFlagBits stages[2] =
{
    VK_SHADER_STAGE_VERTEX_BIT,
    VK_SHADER_STAGE_FRAGMENT_BIT
};

// Bind linked shaders
vkCmdBindShadersEXT(commandBuffer, 2, stages, shaders);

// Equivalent to the previous line. Linked shaders can be bound one at a time,
// in any order:
// vkCmdBindShadersEXT(commandBuffer, 1, &stages[1], &shaders[1]);
// vkCmdBindShadersEXT(commandBuffer, 1, &stages[0], &shaders[0]);

// The above is sufficient to draw if the device was created with the
// tessellationShader and geometryShader features disabled. Otherwise, since
// those stages should not execute, vkCmdBindShadersEXT() must be called at
// least once with each of their stages in pStages before drawing:

const VkShaderStageFlagBits unusedStages[3] =
{
    VK_SHADER_STAGE_TESSELLATION_CONTROL_BIT,
    VK_SHADER_STAGE_TESSELLATION_EVALUATION_BIT,
    VK_SHADER_STAGE_GEOMETRY_BIT
};

// NULL pShaders is equivalent to an array of stageCount VK_NULL_HANDLE values,
// meaning no shaders are bound to those stages, and that any previously bound
// shaders are unbound
vkCmdBindShadersEXT(commandBuffer, 3, unusedStages, NULL);

// Graphics shader objects may only be used to draw inside dynamic render pass
// instances begun with vkCmdBeginRendering(), assume one has already been begun

// Draw a triangle
vkCmdDraw(commandBuffer, 3, 1, 0, 0);

```

Example 2

Create unlinked vertex, geometry, and fragment shaders.

```

// Logical device created with the shaderObject feature enabled
VkDevice device;

// SPIR-V shader code for vertex shaders, along with their sizes in bytes
void* pVertexSpirv[2];
size_t vertexSpirvSize[2];

```



```

// SPIR-V shader code for a geometry shader, along with its size in bytes
void pGeometrySpirv;
size_t geometrySpirvSize;

// SPIR-V shader code for fragment shaders, along with their sizes in bytes
void* pFragmentSpirv[2];
size_t fragmentSpirvSize[2];

// Descriptor set layout compatible with the shaders
VkDescriptorSetLayout descriptorSetLayout;

VkShaderCreateInfoEXT shaderCreateInfos[5] =
{
    // Stage order does not matter
    {
        .sType = VK_STRUCTURE_TYPE_SHADER_CREATE_INFO_EXT,
        .pNext = NULL,
        .flags = 0,
        .stage = VK_SHADER_STAGE_GEOMETRY_BIT,
        .nextStage = VK_SHADER_STAGE_FRAGMENT_BIT,
        .codeType = VK_SHADER_CODE_TYPE_SPIRV_EXT,
        .codeSize = pGeometrySpirv,
        .pCode = geometrySpirvSize,
        .pName = "main",
        .setLayoutCount = 1,
        .pSetLayouts = &descriptorSetLayout;
        .pushConstantRangeCount = 0,
        .pPushConstantRanges = NULL,
        .pSpecializationInfo = NULL
    },
    {
        .sType = VK_STRUCTURE_TYPE_SHADER_CREATE_INFO_EXT,
        .pNext = NULL,
        .flags = 0,
        .stage = VK_SHADER_STAGE_VERTEX_BIT,
        .nextStage = VK_SHADER_STAGE_GEOMETRY_BIT,
        .codeType = VK_SHADER_CODE_TYPE_SPIRV_EXT,
        .codeSize = vertexSpirvSize[0],
        .pCode = pVertexSpirv[0],
        .pName = "main",
        .setLayoutCount = 1,
        .pSetLayouts = &descriptorSetLayout;
        .pushConstantRangeCount = 0,
        .pPushConstantRanges = NULL,
        .pSpecializationInfo = NULL
    },
    {
        .sType = VK_STRUCTURE_TYPE_SHADER_CREATE_INFO_EXT,
        .pNext = NULL,
        .flags = 0,

```



```

        .stage = VK_SHADER_STAGE_FRAGMENT_BIT,
        .nextStage = 0,
        .codeType = VK_SHADER_CODE_TYPE_SPIRV_EXT,
        .codeSize = fragmentSpirvSize[0],
        .pCode = pFragmentSpirv[0],
        .pName = "main",
        .setLayoutCount = 1,
        .pSetLayouts = &descriptorSetLayout;
        .pushConstantRangeCount = 0,
        .pPushConstantRanges = NULL,
        .pSpecializationInfo = NULL
    },
    {
        .sType = VK_STRUCTURE_TYPE_SHADER_CREATE_INFO_EXT,
        .pNext = NULL,
        .flags = 0,
        .stage = VK_SHADER_STAGE_FRAGMENT_BIT,
        .nextStage = 0,
        .codeType = VK_SHADER_CODE_TYPE_SPIRV_EXT,
        .codeSize = fragmentSpirvSize[1],
        .pCode = pFragmentSpirv[1],
        .pName = "main",
        .setLayoutCount = 1,
        .pSetLayouts = &descriptorSetLayout;
        .pushConstantRangeCount = 0,
        .pPushConstantRanges = NULL,
        .pSpecializationInfo = NULL
    },
    {
        .sType = VK_STRUCTURE_TYPE_SHADER_CREATE_INFO_EXT,
        .pNext = NULL,
        .flags = 0,
        .stage = VK_SHADER_STAGE_VERTEX_BIT,
        // Suppose we want this vertex shader to be able to be followed by
        // either a geometry shader or fragment shader:
        .nextStage = VK_SHADER_STAGE_GEOMETRY_BIT | VK_SHADER_STAGE_FRAGMENT_BIT,
        .codeType = VK_SHADER_CODE_TYPE_SPIRV_EXT,
        .codeSize = vertexSpirvSize[1],
        .pCode = pVertexSpirv[1],
        .pName = "main",
        .setLayoutCount = 1,
        .pSetLayouts = &descriptorSetLayout;
        .pushConstantRangeCount = 0,
        .pPushConstantRanges = NULL,
        .pSpecializationInfo = NULL
    }
};

VkResult result;
VkShaderEXT shaders[5];

```



```

result = vkCreateShadersEXT(device, 5, &shaderCreateInfos, NULL, shaders);
if (result != VK_SUCCESS)
{
    // Handle error
}

```

Later, during command buffer recording, bind the linked shaders in different combinations and draw.

```

// Command buffer in the recording state
VkCommandBuffer commandBuffer;

// Vertex, geometry, and fragment shader objects created above
VkShaderEXT shaders[5];

// Assume vertex buffers, descriptor sets, etc. have been bound, and existing
// state setting commands have been called to set all required state

const VkShaderStageFlagBits stages[3] =
{
    // Any order is allowed
    VK_SHADER_STAGE_FRAGMENT_BIT,
    VK_SHADER_STAGE_VERTEX_BIT,
    VK_SHADER_STAGE_GEOMETRY_BIT,
};

VkShaderEXT bindShaders[3] =
{
    shaders[2], // FS
    shaders[1], // VS
    shaders[0]  // GS
};

// Bind unlinked shaders
vkCmdBindShadersEXT(commandBuffer, 3, stages, bindShaders);

// Assume the tessellationShader feature is disabled, so vkCmdBindShadersEXT()
// need not have been called with either tessellation stage

// Graphics shader objects may only be used to draw inside dynamic render pass
// instances begun with vkCmdBeginRendering(), assume one has already been begun

// Draw a triangle
vkCmdDraw(commandBuffer, 3, 1, 0, 0);

// Bind a different unlinked fragment shader
const VkShaderStageFlagBits fragmentStage = VK_SHADER_STAGE_FRAGMENT_BIT;
vkCmdBindShadersEXT(commandBuffer, 1, &fragmentStage, &shaders[3]);

// Draw another triangle

```



```
vkCmdDraw(commandBuffer, 3, 1, 0, 0);

// Bind a different unlinked vertex shader
const VkShaderStageFlagBits vertexStage = VK_SHADER_STAGE_VERTEX_BIT;
vkCmdBindShadersEXT(commandBuffer, 1, &vertexStage, &shaders[4]);

// Draw another triangle
vkCmdDraw(commandBuffer, 3, 1, 0, 0);
```

Version History

- Revision 1, 2023-03-30 (Daniel Story)
 - Initial draft

VK_EXT_shader_replicated_composites

Name String

VK_EXT_shader_replicated_composites

Extension Type

Device extension

Registered Extension Number

565

Revision

1

Ratification Status

Ratified

Extension and Version Dependencies

[VK_KHR_get_physical_device_properties2](#)

or

[Vulkan Version 1.1](#)

SPIR-V Dependencies

- [SPV_EXT_replicated_composites](#)

Contact

- Kevin Petit [\[GitHub\]](#)kpet

Extension Proposal

[VK_EXT_shader_replicated_composites](#)

Last Modified Date

2024-02-08

IP Status

No known IP claims.

Contributors

- Kévin Petit, Arm Ltd.
- Jeff Bolz, NVIDIA
- Piers Daniell, NVIDIA

This extension adds support for creating composites from a single value in SPIR-V modules, as defined by [SPV_EXT_replicated_composites](#).

New Structures

- Extending [VkPhysicalDeviceFeatures2](#), [VkDeviceCreateInfo](#):

- [VkPhysicalDeviceShaderReplicatedCompositesFeaturesEXT](#)

New Enum Constants

- [VK_EXT_SHADER_REPLICATED_COMPOSITES_EXTENSION_NAME](#)
- [VK_EXT_SHADER_REPLICATED_COMPOSITES_SPEC_VERSION](#)
- Extending [VkStructureType](#):
 - [VK_STRUCTURE_TYPE_PHYSICAL_DEVICE_SHADER_REPLICATED_COMPOSITES_FEATURES_EXT](#)

New SPIR-V Capabilities

- [ReplicatedCompositesEXT](#)

Version History

- Revision 1, 2024-02-08 (Kévin Petit)
 - Initial revision

VK_EXT_shader_stencil_export

Name String

VK_EXT_shader_stencil_export

Extension Type

Device extension

Registered Extension Number

141

Revision

1

Ratification Status

Ratified

Extension and Version Dependencies

None

SPIR-V Dependencies

- [SPV_EXT_shader_stencil_export](#)

Contact

- Dominik Witczak [\[GitHub\]dominikwiczakamd](#)

Other Extension Metadata

Last Modified Date

2017-07-19

IP Status

No known IP claims.

Interactions and External Dependencies

- This extension provides API support for [GL_ARB_shader_stencil_export](#)

Contributors

- Dominik Witczak, AMD
- Daniel Rakos, AMD
- Rex Xu, AMD

Description

This extension adds support for the SPIR-V extension [SPV_EXT_shader_stencil_export](#), providing a mechanism whereby a shader may generate the stencil reference value per invocation. When stencil testing is enabled, this allows the test to be performed against the value generated in the shader.

New Enum Constants

- `VK_EXT_SHADER_STENCIL_EXPORT_EXTENSION_NAME`
- `VK_EXT_SHADER_STENCIL_EXPORT_SPEC_VERSION`

Version History

- Revision 1, 2017-07-19 (Dominik Witczak)
 - Initial draft

VK_EXT_shader_subgroup_partitioned

Name String

VK_EXT_shader_subgroup_partitioned

Extension Type

Device extension

Registered Extension Number

663

Revision

1

Ratification Status

Ratified

Extension and Version Dependencies

[VK_KHR_get_physical_device_properties2](#)

or

[Vulkan Version 1.1](#)

SPIR-V Dependencies

- [SPV_EXT_shader_subgroup_partitioned](#)
- [SPV_NV_shader_subgroup_partitioned](#)

Contact

- Jeff Bolz [[GitHub](#)] [jeffbolznv](#)

Other Extension Metadata

Last Modified Date

2025-11-12

Interactions and External Dependencies

- This extension provides API support for [GL_NV_shader_subgroup_partitioned](#)

Contributors

- Jeff Bolz, NVIDIA

Description

This extension enables support for a new class of [group operations](#) on [subgroups](#) via the [GL_NV_shader_subgroup_partitioned](#) GLSL extension and [SPV_EXT_shader_subgroup_partitioned](#) SPIR-V extension. Support for these new operations is advertised via the [VK_SUBGROUP_FEATURE_PARTITIONED_BIT_EXT](#) bit. Note that there is not a new GLSL extension since [SPV_EXT_shader_subgroup_partitioned](#) is compatible with [SPV_NV_shader_subgroup_partitioned](#), so the [GL_NV_shader_subgroup_partitioned](#) GLSL extension can still be used.

This extension requires Vulkan 1.1, for general subgroup support.

New Structures

- Extending [VkPhysicalDeviceFeatures2](#), [VkDeviceCreateInfo](#):
 - [VkPhysicalDeviceShaderSubgroupPartitionedFeaturesEXT](#)

New Enum Constants

- [VK_EXT_SHADER_SUBGROUP_PARTITIONED_EXTENSION_NAME](#)
- [VK_EXT_SHADER_SUBGROUP_PARTITIONED_SPEC_VERSION](#)
- Extending [VkStructureType](#):
 - [VK_STRUCTURE_TYPE_PHYSICAL_DEVICE_SHADER_SUBGROUP_PARTITIONED_FEATURES_EXT](#)
- Extending [VkSubgroupFeatureFlagBits](#):
 - [VK_SUBGROUP_FEATURE_PARTITIONED_BIT_EXT](#)

Version History

- Revision 1, 2025-11-12 (Jeff Bolz)
 - Promoted from [VK_NV_shader_subgroup_partitioned](#)

VK_EXT_shader_tile_image

Name String

VK_EXT_shader_tile_image

Extension Type

Device extension

Registered Extension Number

396

Revision

1

Ratification Status

Ratified

Extension and Version Dependencies

[Vulkan Version 1.3](#)

SPIR-V Dependencies

- [SPV_EXT_shader_tile_image](#)

Contact

- Jan-Harald Fredriksen [[GitHub](#)][janharaldfredriksen-arm](#)

Extension Proposal

[VK_EXT_shader_tile_image](#)

Other Extension Metadata

Last Modified Date

2023-03-23

IP Status

No known IP claims.

Interactions and External Dependencies

- This extension provides API support for [GL_EXT_shader_tile_image](#)

Contributors

- Sandeep Kakarlapudi, Arm
- Jan-Harald Fredriksen, Arm
- James Fitzpatrick, Imagination
- Andrew Garrard, Imagination
- Jeff Leger, Qualcomm
- Huilong Wang, Huawei

- Graeme Leese, Broadcom
- Hans-Kristian Arntzen, Valve
- Tobias Hector, AMD
- Jeff Bolz, NVIDIA
- Shahbaz Youssefi, Google

Description

This extension allows fragment shader invocations to read color, depth, and stencil values at their pixel location in rasterization order. The functionality is only available when using dynamic render passes introduced by VK_KHR_dynamic_rendering. Example use cases are programmable blending and deferred shading.

See [fragment shader tile image reads](#) for more information.

New Structures

- Extending [VkPhysicalDeviceFeatures2](#), [VkDeviceCreateInfo](#):
 - [VkPhysicalDeviceShaderTileImageFeaturesEXT](#)
- Extending [VkPhysicalDeviceProperties2](#):
 - [VkPhysicalDeviceShaderTileImagePropertiesEXT](#)

New Enum Constants

- [VK_EXT_SHADER_TILE_IMAGE_EXTENSION_NAME](#)
- [VK_EXT_SHADER_TILE_IMAGE_SPEC_VERSION](#)
- Extending [VkStructureType](#):
 - [VK_STRUCTURE_TYPE_PHYSICAL_DEVICE_SHADER_TILE_IMAGE_FEATURES_EXT](#)
 - [VK_STRUCTURE_TYPE_PHYSICAL_DEVICE_SHADER_TILE_IMAGE_PROPERTIES_EXT](#)

Issues

None.

Examples

Color read example.

```
layout( location = 0 /* aliased to color attachment 0 */ ) tileImageEXT highp
attachmentEXT color0;
layout( location = 1 /* aliased to color attachment 1 */ ) tileImageEXT highp
attachmentEXT color1;

layout( location = 0 ) out vec4 fragColor;
```



```
void main()
{
    vec4 value = colorAttachmentReadEXT(color0) + colorAttachmentReadEXT(color1);
    fragColor = value;
}
```

Depth & Stencil read example.

```
void main()
{
    // read sample 0: works for non-MSAA or MSAA targets
    highp float last_depth = depthAttachmentReadEXT();
    lowp uint last_stencil = stencilAttachmentReadEXT();

    //..
}
```

Version History

- Revision 1, 2023-03-23 (Sandeep Kakarlapudi)
 - Initial version

VK_EXT_shader_uniform_buffer_unsized_array

Name String

VK_EXT_shader_uniform_buffer_unsized_array

Extension Type

Device extension

Registered Extension Number

643

Revision

1

Ratification Status

Ratified

Extension and Version Dependencies

[VK_KHR_get_physical_device_properties2](#)

or

[Vulkan Version 1.1](#)

Contact

- Piers Daniell [[GitHub](#)][pdaniell-nv](#)

Extension Proposal

[VK_EXT_shader_uniform_buffer_unsized_array](#)

Other Extension Metadata

Last Modified Date

2025-05-28

Contributors

- Pat Brown, NVIDIA
- Jeff Bolz, NVIDIA
- Pranjal Dubey, NVIDIA

Description

This extension allows the last member of a uniform buffer block to be declared as an unsized array. This capability enables applications to create flexible buffer layouts where the array size can vary based on runtime requirements.

When the last member of a uniform buffer block is declared as an unsized array, the effective array size is inferred at runtime from the size of the buffer object backing the uniform buffer block. Such unsized arrays can be indexed with general integer expressions, but may not be passed as arguments to functions or indexed with negative constant expressions.

This extension leverages existing SPIR-V capabilities, allowing use of `OpTypeRuntimeArray` as the last member of a uniform buffer block structure while prohibiting `OpArrayLength`.

Applications needing to know array sizes at runtime should calculate the length and pass it to shaders via a separate uniform. This calculation can be performed using the formula: $\max((\text{buffer_object_size} - \text{offset_of_array}) / \text{stride_of_array}, 0)$, where `buffer_object_size` is the size of the bound buffer, `offset_of_array` is the byte offset of the array in the block, and `stride_of_array` is the byte stride between consecutive array elements.

Uniform buffers have traditionally required explicit sizes for all arrays which limits flexibility. With this extension, developers can create a single shader that adapts to different data set sizes at runtime by binding differently sized buffers.

New Structures

- Extending `VkPhysicalDeviceFeatures2`, `VkDeviceCreateInfo`:
 - `VkPhysicalDeviceShaderUniformBufferUnsizedArrayFeaturesEXT`

New Enum Constants

- `VK_EXT_SHADER_UNIFORM_BUFFER_UNSIDED_ARRAY_EXTENSION_NAME`
- `VK_EXT_SHADER_UNIFORM_BUFFER_UNSIDED_ARRAY_SPEC_VERSION`
- Extending `VkStructureType`:
 - `VK_STRUCTURE_TYPE_PHYSICAL_DEVICE_SHADER_UNIFORM_BUFFER_UNSIDED_ARRAY_FEATURES_EXT`

Version History

- Revision 1, 2025-05-28 (Pranjal Dubey)
 - Initial draft

VK_EXT_subpass_merge_feedback

Name String

VK_EXT_subpass_merge_feedback

Extension Type

Device extension

Registered Extension Number

459

Revision

2

Ratification Status

Ratified

Extension and Version Dependencies

[VK_KHR_get_physical_device_properties2](#)

or

[Vulkan Version 1.1](#)

Contact

- Ting Wei [\[GitHub\]](#)catweiting

Extension Proposal

[VK_EXT_subpass_merge_feedback](#)

Other Extension Metadata

Last Modified Date

2022-05-24

IP Status

No known IP claims.

Contributors

- Jan-Harald Fredriksen, Arm
- Jorg Wagner, Arm
- Ting Wei, Arm

Description

This extension adds a mechanism to provide feedback to an application about whether the subpasses specified on render pass creation are merged by the implementation. Additionally, it provides a control to enable or disable subpass merging in the render pass.

New Structures

- [VkRenderPassCreationFeedbackInfoEXT](#)
- [VkRenderPassSubpassFeedbackInfoEXT](#)
- Extending [VkPhysicalDeviceFeatures2](#), [VkDeviceCreateInfo](#):
 - [VkPhysicalDeviceSubpassMergeFeedbackFeaturesEXT](#)
- Extending [VkRenderPassCreateInfo2](#):
 - [VkRenderPassCreationFeedbackCreateInfoEXT](#)
- Extending [VkRenderPassCreateInfo2](#), [VkSubpassDescription2](#):
 - [VkRenderPassCreationControlEXT](#)
- Extending [VkSubpassDescription2](#):
 - [VkRenderPassSubpassFeedbackCreateInfoEXT](#)

New Enums

- [VkSubpassMergeStatusEXT](#)

New Enum Constants

- [VK_EXT_SUBPASS_MERGE_FEEDBACK_EXTENSION_NAME](#)
- [VK_EXT_SUBPASS_MERGE_FEEDBACK_SPEC_VERSION](#)
- Extending [VkStructureType](#):
 - [VK_STRUCTURE_TYPE_PHYSICAL_DEVICE_SUBPASS_MERGE_FEEDBACK_FEATURES_EXT](#)
 - [VK_STRUCTURE_TYPE_RENDER_PASS_CREATION_CONTROL_EXT](#)
 - [VK_STRUCTURE_TYPE_RENDER_PASS_CREATION_FEEDBACK_CREATE_INFO_EXT](#)
 - [VK_STRUCTURE_TYPE_RENDER_PASS_SUBPASS_FEEDBACK_CREATE_INFO_EXT](#)

Version History

- Revision 1, 2022-03-10
 - Initial draft.
- Revision 2, 2022-05-24
 - Fix struct extends and constness issues.

VK_EXT_swapchain_colorspace

Name String

VK_EXT_swapchain_colorspace

Extension Type

Instance extension

Registered Extension Number

105

Revision

5

Ratification Status

Ratified

Extension and Version Dependencies

[VK_KHR_surface](#)

Contact

- Courtney Goeltzenleuchter [\[GitHub\]](#)courtney-g

Other Extension Metadata

Last Modified Date

2019-04-26

IP Status

No known IP claims.

Contributors

- Courtney Goeltzenleuchter, Google

Description

This extension expands [VkColorSpaceKHR](#) to add support for most standard color spaces beyond [VK_COLOR_SPACE_SRGB_NONLINEAR_KHR](#). This extension also adds support for [VK_COLOR_SPACE_PASS_THROUGH_EXT](#) which allows applications to use color spaces not explicitly enumerated in [VkColorSpaceKHR](#).

New Enum Constants

- [VK_EXT_SWAPCHAIN_COLOR_SPACE_EXTENSION_NAME](#)
- [VK_EXT_SWAPCHAIN_COLOR_SPACE_SPEC_VERSION](#)
- Extending [VkColorSpaceKHR](#):
 - [VK_COLOR_SPACE_ADOBERGB_LINEAR_EXT](#)

- [VK_COLOR_SPACE_ADOBERGB_NONLINEAR_EXT](#)
- [VK_COLOR_SPACE_BT2020_LINEAR_EXT](#)
- [VK_COLOR_SPACE_BT709_LINEAR_EXT](#)
- [VK_COLOR_SPACE_BT709_NONLINEAR_EXT](#)
- [VK_COLOR_SPACE_DCI_P3_LINEAR_EXT](#)
- [VK_COLOR_SPACE_DCI_P3_NONLINEAR_EXT](#)
- [VK_COLOR_SPACE_DISPLAY_P3_LINEAR_EXT](#)
- [VK_COLOR_SPACE_DISPLAY_P3_NONLINEAR_EXT](#)
- [VK_COLOR_SPACE_DOLBYVISION_EXT](#)
- [VK_COLOR_SPACE_EXTENDED_SRGB_LINEAR_EXT](#)
- [VK_COLOR_SPACE_EXTENDED_SRGB_NONLINEAR_EXT](#)
- [VK_COLOR_SPACE_HDR10_HLG_EXT](#)
- [VK_COLOR_SPACE_HDR10_ST2084_EXT](#)
- [VK_COLOR_SPACE_PASS_THROUGH_EXT](#)

Issues

1) Does the spec need to specify which kinds of image formats support the color spaces?

RESOLVED: Pixel format is independent of color space (though some color spaces really want / need floating-point color components to be useful). Therefore, do not plan on documenting what formats support which color spaces. An application **can** call [vkGetPhysicalDeviceSurfaceFormatsKHR](#) to query what a particular implementation supports.

2) How does application determine if HW supports appropriate transfer function for a color space?

RESOLVED: Extension indicates that implementation **must** not do the OETF encoding if it is not sRGB. That responsibility falls to the application shaders. Any other native OETF / EOTF functions supported by an implementation can be described by separate extension.

Version History

- Revision 1, 2016-12-27 (Courtney Goeltzenleuchter)
 - Initial version
- Revision 2, 2017-01-19 (Courtney Goeltzenleuchter)
 - Add pass through and multiple options for BT2020.
 - Clean up some issues with equations not displaying properly.
- Revision 3, 2017-06-23 (Courtney Goeltzenleuchter)
 - Add extended sRGB non-linear enum.
- Revision 4, 2019-04-26 (Graeme Leese)
 - Clarify color space transfer function usage.

- Refer to normative definitions in the Data Format Specification.
- Clarify DCI-P3 and Display P3 usage.
- Revision 5, 2024-03-16 (Zehui Lin)
 - Fix interchanged concepts of EOTF and OETF.
 - Clarify that the presentation engine can accept the color spaces.

VK_EXT_texture_compression_astc_3d

Name String

VK_EXT_texture_compression_astc_3d

Extension Type

Device extension

Registered Extension Number

289

Revision

1

Ratification Status

Ratified

Extension and Version Dependencies

[VK_KHR_get_physical_device_properties2](#)

or

[Vulkan Version 1.1](#)

Contact

- Jan-Harald Fredriksen [\[GitHub\]janharaldfredriksen-arm](#)

Extension Proposal

[VK_EXT_texture_compression_astc_3d](#)

Other Extension Metadata

Last Modified Date

2025-06-09

IP Status

No known issues.

Contributors

- Jan-Harald Fredriksen, Arm

Description

This extension adds support for 3D textures compressed using the Adaptive Scalable Texture Compression (ASTC) format.

These formats are compressed in 3D. As such, each slice will contain data for a Width x Height x Depth block of the texture. All transfer operations are done at the granularity of block dimensions.

New Structures

- Extending [VkPhysicalDeviceFeatures2](#), [VkDeviceCreateInfo](#):
 - [VkPhysicalDeviceTextureCompressionASTC3DFeaturesEXT](#)

New Enum Constants

- [VK_EXT_TEXTURE_COMPRESSION_ASTC_3D_EXTENSION_NAME](#)
- [VK_EXT_TEXTURE_COMPRESSION_ASTC_3D_SPEC_VERSION](#)
- Extending [VkFormat](#):
 - [VK_FORMAT_ASTC_3x3x3_SFLOAT_BLOCK_EXT](#)
 - [VK_FORMAT_ASTC_3x3x3_SRGB_BLOCK_EXT](#)
 - [VK_FORMAT_ASTC_3x3x3_UNORM_BLOCK_EXT](#)
 - [VK_FORMAT_ASTC_4x3x3_SFLOAT_BLOCK_EXT](#)
 - [VK_FORMAT_ASTC_4x3x3_SRGB_BLOCK_EXT](#)
 - [VK_FORMAT_ASTC_4x3x3_UNORM_BLOCK_EXT](#)
 - [VK_FORMAT_ASTC_4x4x3_SFLOAT_BLOCK_EXT](#)
 - [VK_FORMAT_ASTC_4x4x3_SRGB_BLOCK_EXT](#)
 - [VK_FORMAT_ASTC_4x4x3_UNORM_BLOCK_EXT](#)
 - [VK_FORMAT_ASTC_4x4x4_SFLOAT_BLOCK_EXT](#)
 - [VK_FORMAT_ASTC_4x4x4_SRGB_BLOCK_EXT](#)
 - [VK_FORMAT_ASTC_4x4x4_UNORM_BLOCK_EXT](#)
 - [VK_FORMAT_ASTC_5x4x4_SFLOAT_BLOCK_EXT](#)
 - [VK_FORMAT_ASTC_5x4x4_SRGB_BLOCK_EXT](#)
 - [VK_FORMAT_ASTC_5x4x4_UNORM_BLOCK_EXT](#)
 - [VK_FORMAT_ASTC_5x5x4_SFLOAT_BLOCK_EXT](#)
 - [VK_FORMAT_ASTC_5x5x4_SRGB_BLOCK_EXT](#)
 - [VK_FORMAT_ASTC_5x5x4_UNORM_BLOCK_EXT](#)
 - [VK_FORMAT_ASTC_5x5x5_SFLOAT_BLOCK_EXT](#)
 - [VK_FORMAT_ASTC_5x5x5_SRGB_BLOCK_EXT](#)
 - [VK_FORMAT_ASTC_5x5x5_UNORM_BLOCK_EXT](#)
 - [VK_FORMAT_ASTC_6x5x5_SFLOAT_BLOCK_EXT](#)
 - [VK_FORMAT_ASTC_6x5x5_SRGB_BLOCK_EXT](#)
 - [VK_FORMAT_ASTC_6x5x5_UNORM_BLOCK_EXT](#)
 - [VK_FORMAT_ASTC_6x6x5_SFLOAT_BLOCK_EXT](#)
 - [VK_FORMAT_ASTC_6x6x5_SRGB_BLOCK_EXT](#)
 - [VK_FORMAT_ASTC_6x6x5_UNORM_BLOCK_EXT](#)

- [VK_FORMAT_ASTC_6x6x6_SFLOAT_BLOCK_EXT](#)
- [VK_FORMAT_ASTC_6x6x6_SRGB_BLOCK_EXT](#)
- [VK_FORMAT_ASTC_6x6x6_UNORM_BLOCK_EXT](#)
- Extending [VkStructureType](#):
 - [VK_STRUCTURE_TYPE_PHYSICAL_DEVICE_TEXTURE_COMPRESSION_ASTC_3D_FEATURES_EXT](#)

Issues

None.

Version History

- Revision 1, 2025-06-09 (Jan-Harald Fredriksen)
 - Initial version

VK_EXT_transform_feedback

Name String

VK_EXT_transform_feedback

Extension Type

Device extension

Registered Extension Number

29

Revision

1

Ratification Status

Ratified

Extension and Version Dependencies

[VK_KHR_get_physical_device_properties2](#)

or

[Vulkan Version 1.1](#)

Special Uses

- [OpenGL / ES support](#)
- [D3D support](#)
- [Developer tools](#)

Contact

- Piers Daniell [[GitHub](#)][pdaniell-nv](#)

Other Extension Metadata

Last Modified Date

2018-10-09

Contributors

- Baldur Karlsson, Valve
- Boris Zanin, Mobica
- Daniel Rakos, AMD
- Donald Scorgie, Imagination
- Henri Verbeet, CodeWeavers
- Jan-Harald Fredriksen, Arm
- Faith Ekstrand, Intel
- Jeff Bolz, NVIDIA
- Jesse Barker, Unity

- Jesse Hall, Google
- Pierre-Loup Griffais, Valve
- Philip Rebohle, DXVK
- Ruihao Zhang, Qualcomm
- Samuel Pitoiset, Valve
- Slawomir Grajewski, Intel
- Stu Smith, Imagination Technologies

Description

This extension adds transform feedback to the Vulkan API by exposing the SPIR-V [TransformFeedback](#) and [GeometryStreams](#) capabilities to capture vertex, tessellation, or geometry shader outputs to one or more buffers. It adds API functionality to bind transform feedback buffers to capture the primitives emitted by the graphics pipeline from SPIR-V outputs decorated for transform feedback. The transform feedback capture can be paused and resumed by way of storing and retrieving a byte counter. The captured data can be drawn again where the vertex count is derived from the byte counter without CPU intervention. If the implementation is capable, a vertex stream other than zero can be rasterized.

All these features are designed to match the full capabilities of OpenGL core transform feedback functionality and beyond. Many of the features are optional to allow base OpenGL ES GPUs to also implement this extension.

The primary purpose of the functionality exposed by this extension is to support translation layers from other 3D APIs. This functionality is not considered forward looking, and is not expected to be promoted to a KHR extension or to core Vulkan. Unless this is needed for translation, it is recommended that developers use alternative techniques of using the GPU to process and capture vertex data.

New Commands

- [vkCmdBeginQueryIndexedEXT](#)
- [vkCmdBeginTransformFeedbackEXT](#)
- [vkCmdBindTransformFeedbackBuffersEXT](#)
- [vkCmdDrawIndirectByteCountEXT](#)
- [vkCmdEndQueryIndexedEXT](#)
- [vkCmdEndTransformFeedbackEXT](#)

New Structures

- Extending [VkPhysicalDeviceFeatures2](#), [VkDeviceCreateInfo](#):
 - [VkPhysicalDeviceTransformFeedbackFeaturesEXT](#)
- Extending [VkPhysicalDeviceProperties2](#):
 - [VkPhysicalDeviceTransformFeedbackPropertiesEXT](#)

- Extending `VkPipelineRasterizationStateCreateInfo`:
 - `VkPipelineRasterizationStateStreamCreateInfoEXT`

New Bitmasks

- `VkPipelineRasterizationStateStreamCreateFlagsEXT`

New Enum Constants

- `VK_EXT_TRANSFORM_FEEDBACK_EXTENSION_NAME`
- `VK_EXT_TRANSFORM_FEEDBACK_SPEC_VERSION`
- Extending `VkAccessFlagBits`:
 - `VK_ACCESS_TRANSFORM_FEEDBACK_COUNTER_READ_BIT_EXT`
 - `VK_ACCESS_TRANSFORM_FEEDBACK_COUNTER_WRITE_BIT_EXT`
 - `VK_ACCESS_TRANSFORM_FEEDBACK_WRITE_BIT_EXT`
- Extending `VkBufferUsageFlagBits`:
 - `VK_BUFFER_USAGE_TRANSFORM_FEEDBACK_BUFFER_BIT_EXT`
 - `VK_BUFFER_USAGE_TRANSFORM_FEEDBACK_COUNTER_BUFFER_BIT_EXT`
- Extending `VkPipelineStageFlagBits`:
 - `VK_PIPELINE_STAGE_TRANSFORM_FEEDBACK_BIT_EXT`
- Extending `VkQueryType`:
 - `VK_QUERY_TYPE_TRANSFORM_FEEDBACK_STREAM_EXT`
- Extending `VkStructureType`:
 - `VK_STRUCTURE_TYPE_PHYSICAL_DEVICE_TRANSFORM_FEEDBACK_FEATURES_EXT`
 - `VK_STRUCTURE_TYPE_PHYSICAL_DEVICE_TRANSFORM_FEEDBACK_PROPERTIES_EXT`
 - `VK_STRUCTURE_TYPE_PIPELINE_RASTERIZATION_STATE_STREAM_CREATE_INFO_EXT`

Issues

1) Should we include pause/resume functionality?

RESOLVED: Yes, this is needed to ease layering other APIs which have this functionality. To pause use `vkCmdEndTransformFeedbackEXT` and provide valid buffer handles in the `pCounterBuffers` array and offsets in the `pCounterBufferOffsets` array for the implementation to save the resume points. Then to resume use `vkCmdBeginTransformFeedbackEXT` with the previous `pCounterBuffers` and `pCounterBufferOffsets` values. Between the pause and resume there needs to be a memory barrier for the counter buffers with a source access of `VK_ACCESS_TRANSFORM_FEEDBACK_COUNTER_WRITE_BIT_EXT` at pipeline stage `VK_PIPELINE_STAGE_TRANSFORM_FEEDBACK_BIT_EXT` to a destination access of `VK_ACCESS_TRANSFORM_FEEDBACK_COUNTER_READ_BIT_EXT` at pipeline stage `VK_PIPELINE_STAGE_TRANSFORM_FEEDBACK_BIT_EXT`.

2) How does this interact with multiview?

RESOLVED: Transform feedback cannot be made active in a render pass with multiview enabled.

3) How should queries be done?

RESOLVED: There is a new query type `VK_QUERY_TYPE_TRANSFORM_FEEDBACK_STREAM_EXT`. A query pool created with this type will capture 2 integers - `numPrimitivesWritten` and `numPrimitivesNeeded` - for the specified vertex stream output from the last [pre-rasterization shader stage](#). The vertex stream output queried is zero by default, but can be specified with the new `vkCmdBeginQueryIndexedEXT` and `vkCmdEndQueryIndexedEXT` commands.

Version History

- Revision 1, 2018-10-09 (Piers Daniell)
 - Internal revisions

VK_EXT_validation_cache

Name String

VK_EXT_validation_cache

Extension Type

Device extension

Registered Extension Number

161

Revision

1

Ratification Status

Ratified

Extension and Version Dependencies

None

Contact

- Cort Stratton [\[GitHub\]](#)[cdwfs](#)

Other Extension Metadata

Last Modified Date

2017-08-29

IP Status

No known IP claims.

Contributors

- Cort Stratton, Google
- Chris Forbes, Google

Description

This extension provides a mechanism for caching the results of potentially expensive internal validation operations across multiple runs of a Vulkan application. At the core is the [VkValidationCacheEXT](#) object type, which is managed similarly to the existing [VkPipelineCache](#).

The new structure [VkShaderModuleValidationCacheCreateInfoEXT](#) can be included in the [pNext](#) chain at [vkCreateShaderModule](#) time. It contains a [VkValidationCacheEXT](#) to use when validating the [VkShaderModule](#).

New Object Types

- [VkValidationCacheEXT](#)

New Commands

- [vkCreateValidationCacheEXT](#)
- [vkDestroyValidationCacheEXT](#)
- [vkGetValidationCacheDataEXT](#)
- [vkMergeValidationCachesEXT](#)

New Structures

- [VkValidationCacheCreateInfoEXT](#)
- Extending [VkShaderModuleCreateInfo](#), [VkPipelineShaderStageCreateInfo](#):
 - [VkShaderModuleValidationCacheCreateInfoEXT](#)

New Enums

- [VkValidationCacheHeaderVersionEXT](#)

New Bitmasks

- [VkValidationCacheCreateFlagsEXT](#)

New Enum Constants

- [VK_EXT_VALIDATION_CACHE_EXTENSION_NAME](#)
- [VK_EXT_VALIDATION_CACHE_SPEC_VERSION](#)
- Extending [VkObjectType](#):
 - [VK_OBJECT_TYPE_VALIDATION_CACHE_EXT](#)
- Extending [VkStructureType](#):
 - [VK_STRUCTURE_TYPE_SHADER_MODULE_VALIDATION_CACHE_CREATE_INFO_EXT](#)
 - [VK_STRUCTURE_TYPE_VALIDATION_CACHE_CREATE_INFO_EXT](#)

Version History

- Revision 1, 2017-08-29 (Cort Stratton)
 - Initial draft

VK_EXT_vertex_input_dynamic_state

Name String

VK_EXT_vertex_input_dynamic_state

Extension Type

Device extension

Registered Extension Number

353

Revision

2

Ratification Status

Ratified

Extension and Version Dependencies

[VK_KHR_get_physical_device_properties2](#)

or

[Vulkan Version 1.1](#)

Contact

- Piers Daniell [\[GitHub\]pdaniell-nv](#)

Other Extension Metadata

Last Modified Date

2020-08-21

IP Status

No known IP claims.

Contributors

- Jeff Bolz, NVIDIA
- Spencer Fricke, Samsung
- Stu Smith, AMD

Description

One of the states that contributes to the combinatorial explosion of pipeline state objects that need to be created, is the vertex input binding and attribute descriptions. By allowing them to be dynamic applications may reduce the number of pipeline objects they need to create.

This extension adds dynamic state support for what is normally static state in [VkPipelineVertexInputStateCreateInfo](#).

New Commands

- [vkCmdSetVertexInputEXT](#)

New Structures

- [VkVertexInputAttributeDescription2EXT](#)
- [VkVertexInputBindingDescription2EXT](#)
- Extending [VkPhysicalDeviceFeatures2](#), [VkDeviceCreateInfo](#):
 - [VkPhysicalDeviceVertexInputDynamicStateFeaturesEXT](#)

New Enum Constants

- [VK_EXT_VERTEX_INPUT_DYNAMIC_STATE_EXTENSION_NAME](#)
- [VK_EXT_VERTEX_INPUT_DYNAMIC_STATE_SPEC_VERSION](#)
- Extending [VkDynamicState](#):
 - [VK_DYNAMIC_STATE_VERTEX_INPUT_EXT](#)
- Extending [VkStructureType](#):
 - [VK_STRUCTURE_TYPE_PHYSICAL_DEVICE_VERTEX_INPUT_DYNAMIC_STATE_FEATURES_EXT](#)
 - [VK_STRUCTURE_TYPE_VERTEX_INPUT_ATTRIBUTE_DESCRIPTION_2_EXT](#)
 - [VK_STRUCTURE_TYPE_VERTEX_INPUT_BINDING_DESCRIPTION_2_EXT](#)

Version History

- Revision 2, 2020-11-05 (Piers Daniell)
 - Make [VkVertexInputBindingDescription2EXT](#) extensible
 - Add new [VkVertexInputAttributeDescription2EXT](#) structure for the [pVertexAttributeDescriptions](#) parameter to [vkCmdSetVertexInputEXT](#) so it is also extensible
- Revision 1, 2020-08-21 (Piers Daniell)
 - Internal revisions

VK_EXT_ycbcr_image_arrays

Name String

VK_EXT_ycbcr_image_arrays

Extension Type

Device extension

Registered Extension Number

253

Revision

1

Ratification Status

Ratified

Extension and Version Dependencies

[VK_KHR_sampler_ycbcr_conversion](#)

or

[Vulkan Version 1.1](#)

Contact

- Piers Daniell [[GitHub](#)][pdaniell-nv](#)

Other Extension Metadata

Last Modified Date

2019-01-15

Contributors

- Piers Daniell, NVIDIA

Description

This extension allows images of a format that requires [Y'C_BC_R conversion](#) to be created with multiple array layers, which is otherwise restricted.

New Structures

- Extending [VkPhysicalDeviceFeatures2](#), [VkDeviceCreateInfo](#):
 - [VkPhysicalDeviceYcbcrImageArraysFeaturesEXT](#)

New Enum Constants

- [VK_EXT_YCBCR_IMAGE_ARRAYS_EXTENSION_NAME](#)
- [VK_EXT_YCBCR_IMAGE_ARRAYS_SPEC_VERSION](#)
- Extending [VkStructureType](#):

- [VK_STRUCTURE_TYPE_PHYSICAL_DEVICE_YCBCR_IMAGE_ARRAYS_FEATURES_EXT](#)

Version History

- Revision 1, 2019-01-15 (Piers Daniell)
 - Initial revision

VK_EXT_zero_initialize_device_memory

Name String

VK_EXT_zero_initialize_device_memory

Extension Type

Device extension

Registered Extension Number

621

Revision

1

Ratification Status

Ratified

Extension and Version Dependencies

[VK_KHR_get_physical_device_properties2](#)

or

[Vulkan Version 1.1](#)

Contact

- Mike Blumenkrantz [\[GitHub\]zmike](#)

Extension Proposal

[VK_EXT_zero_initialize_device_memory](#)

Other Extension Metadata

Last Modified Date

2025-04-09

Interactions and External Dependencies

- Interacts with Vulkan 1.1.
- Interacts with [VK_KHR_get_physical_device_properties2](#).

IP Status

No known IP claims.

Contributors

- Hans-Kristian Arntzen, VALVE
- Mike Blumenkrantz, VALVE
- Tobias Hector, AMD
- Faith Ekstrand, Collabora
- Ricardo Garcia, Igalia
- Jan-Harald Fredriksen, ARM

- Spencer Fricke, LunarG

Description

By default, Vulkan provides no guarantees that device memory allocated through `vkAllocateMemory` is cleared to zero. This means that applications wanting resources to be zero-initialized must execute a command such as `vkCmdFillBuffer` or `vkCmdClearColorImage` on the device to ensure a deterministic result. This can be wasteful if the underlying platform either:

- Already performs that zero clear anyway, due to e.g. security concerns.
- Can be performed more efficiently in implementation, by e.g. clearing pages to zero in the background after device memory is freed.

This extension also has uses in API layering and porting efforts, where zero memory behavior may be more strict than Vulkan. Different OS platforms also have wildly different behaviors here, which leads to implementations needing to apply workarounds to paper over these issues in the wild. If an extension exists to make allocation behavior explicit, we hopefully achieve a more robust ecosystem for Vulkan.

New Structures

- Extending [VkPhysicalDeviceFeatures2](#), [VkDeviceCreateInfo](#):
 - [VkPhysicalDeviceZeroInitializeDeviceMemoryFeaturesEXT](#)

New Enum Constants

- [VK_EXT_ZERO_INITIALIZE_DEVICE_MEMORY_EXTENSION_NAME](#)
- [VK_EXT_ZERO_INITIALIZE_DEVICE_MEMORY_SPEC_VERSION](#)
- Extending [VkImageLayout](#):
 - [VK_IMAGE_LAYOUT_ZERO_INITIALIZED_EXT](#)
- Extending [VkMemoryAllocateFlagBits](#):
 - [VK_MEMORY_ALLOCATE_ZERO_INITIALIZE_BIT_EXT](#)
- Extending [VkStructureType](#):
 - [VK_STRUCTURE_TYPE_PHYSICAL_DEVICE_ZERO_INITIALIZE_DEVICE_MEMORY_FEATURES_EXT](#)

Version History

- Revision 1, 2025-03-10 (Mike Blumenkrantz)
 - Initial version

VK_AMD_anti_lag

Name String

VK_AMD_anti_lag

Extension Type

Device extension

Registered Extension Number

477

Revision

1

Ratification Status

Not ratified

Extension and Version Dependencies

[VK_KHR_get_physical_device_properties2](#)

or

[Vulkan Version 1.1](#)

Contact

- Stu Smith

Extension Proposal

[VK_AMD_anti_lag](#)

Other Extension Metadata

Last Modified Date

2024-06-06

IP Status

No known IP claims.

Contributors

- Tobias Hector, AMD
- Stuart Smith, AMD
- Arkadiusz Sarwa, AMD

Description

This extension automatically paces the CPU to make sure it does not get too far ahead of the GPU, reducing the latency between inputs received and updates on the screen. Additionally, Anti-Lag+ offers applications the ability to inform the driver when input processing begins, in order to align the timing of display updates, enabling even lower latency between receiving input and displaying on the screen.

New Commands

- [vkAntiLagUpdateAMD](#)

New Structures

- [VkAntiLagDataAMD](#)
- [VkAntiLagPresentationInfoAMD](#)
- Extending [VkPhysicalDeviceFeatures2](#), [VkDeviceCreateInfo](#):
 - [VkPhysicalDeviceAntiLagFeaturesAMD](#)

New Enums

- [VkAntiLagModeAMD](#)
- [VkAntiLagStageAMD](#)

New Enum Constants

- [VK_AMD_ANTI_LAG_EXTENSION_NAME](#)
- [VK_AMD_ANTI_LAG_SPEC_VERSION](#)
- Extending [VkStructureType](#):
 - [VK_STRUCTURE_TYPE_ANTI_LAG_DATA_AMD](#)
 - [VK_STRUCTURE_TYPE_ANTI_LAG_PRESENTATION_INFO_AMD](#)
 - [VK_STRUCTURE_TYPE_PHYSICAL_DEVICE_ANTI_LAG_FEATURES_AMD](#)

Version History

- Revision 1, 2024-06-06 (Arkadiusz Sarw)
 - Initial version

VK_AMD_buffer_marker

Name String

VK_AMD_buffer_marker

Extension Type

Device extension

Registered Extension Number

180

Revision

1

Ratification Status

Not ratified

Extension and Version Dependencies

None

API Interactions

- Interacts with VK_VERSION_1_3
- Interacts with VK_KHR_synchronization2

Special Use

- [Developer tools](#)

Contact

- Daniel Rakos [\[GitHub\]](#)[drakos-amd](#)

Other Extension Metadata

Last Modified Date

2018-01-26

IP Status

No known IP claims.

Contributors

- Matthaeus G. Chajdas, AMD
- Jaakko Konttinen, AMD
- Daniel Rakos, AMD

Description

This extension adds a new operation to execute pipelined writes of small marker values into a [VkBuffer](#) object.

The primary purpose of these markers is to facilitate the development of debugging tools for tracking which pipelined command contributed to device loss.

New Commands

- [vkCmdWriteBufferMarkerAMD](#)

If [Vulkan Version 1.3](#) or [VK_KHR_synchronization2](#) is supported:

- [vkCmdWriteBufferMarker2AMD](#)

New Enum Constants

- [VK_AMD_BUFFER_MARKER_EXTENSION_NAME](#)
- [VK_AMD_BUFFER_MARKER_SPEC_VERSION](#)

Examples

None.

Version History

- Revision 1, 2018-01-26 (Jaakko Konttinen)
 - Initial revision

VK_AMD_device_coherent_memory

Name String

VK_AMD_device_coherent_memory

Extension Type

Device extension

Registered Extension Number

230

Revision

1

Ratification Status

Not ratified

Extension and Version Dependencies

[VK_KHR_get_physical_device_properties2](#)

or

[Vulkan Version 1.1](#)

Contact

- Tobias Hector [\[GitHub\]](#)tobski

Other Extension Metadata

Last Modified Date

2019-02-04

Contributors

- Ping Fu, AMD
- Timothy Lottes, AMD
- Tobias Hector, AMD

Description

This extension adds the device coherent and device uncached memory types. Any device accesses to device coherent memory are automatically made visible to any other device access. Device uncached memory indicates to applications that caches are disabled for a particular memory type, which guarantees device coherence.

Device coherent and uncached memory are expected to have lower performance for general access than non-device coherent memory, but can be useful in certain scenarios; particularly so for debugging.

New Structures

- Extending [VkPhysicalDeviceFeatures2](#), [VkDeviceCreateInfo](#):
 - [VkPhysicalDeviceCoherentMemoryFeaturesAMD](#)

New Enum Constants

- [VK_AMD_DEVICE_COHERENT_MEMORY_EXTENSION_NAME](#)
- [VK_AMD_DEVICE_COHERENT_MEMORY_SPEC_VERSION](#)
- Extending [VkMemoryPropertyFlagBits](#):
 - [VK_MEMORY_PROPERTY_DEVICE_COHERENT_BIT_AMD](#)
 - [VK_MEMORY_PROPERTY_DEVICE_UNCACHED_BIT_AMD](#)
- Extending [VkStructureType](#):
 - [VK_STRUCTURE_TYPE_PHYSICAL_DEVICE_COHERENT_MEMORY_FEATURES_AMD](#)

Version History

- Revision 1, 2019-02-04 (Tobias Hector)
 - Initial revision

VK_AMD_display_native_hdr

Name String

VK_AMD_display_native_hdr

Extension Type

Device extension

Registered Extension Number

214

Revision

1

Ratification Status

Not ratified

Extension and Version Dependencies

[VK_KHR_get_physical_device_properties2](#)

or

[Vulkan Version 1.1](#)

and

[VK_KHR_get_surface_capabilities2](#)

and

[VK_KHR_swapchain](#)

Contact

- Matthaeus G. Chajdas [\[GitHub\]](#)anteru

Other Extension Metadata

Last Modified Date

2018-12-18

IP Status

No known IP claims.

Contributors

- Matthaeus G. Chajdas, AMD
- Aaron Hagan, AMD
- Aric Cyr, AMD
- Timothy Lottes, AMD
- Derrick Owens, AMD
- Daniel Rakos, AMD

Description

This extension introduces the following display native HDR features to Vulkan:

- A new [VkColorSpaceKHR](#) enum for setting the native display color space. For example, this color space would be set by the swapchain to use the native color space in Freesync2 displays.
- Local dimming control

New Commands

- [vkSetLocalDimmingAMD](#)

New Structures

- Extending [VkSurfaceCapabilities2KHR](#):
 - [VkDisplayNativeHdrSurfaceCapabilitiesAMD](#)
- Extending [VkSwapchainCreateInfoKHR](#):
 - [VkSwapchainDisplayNativeHdrCreateInfoAMD](#)

New Enum Constants

- [VK_AMD_DISPLAY_NATIVE_HDR_EXTENSION_NAME](#)
- [VK_AMD_DISPLAY_NATIVE_HDR_SPEC_VERSION](#)
- Extending [VkColorSpaceKHR](#):
 - [VK_COLOR_SPACE_DISPLAY_NATIVE_AMD](#)
- Extending [VkStructureType](#):
 - [VK_STRUCTURE_TYPE_DISPLAY_NATIVE_HDR_SURFACE_CAPABILITIES_AMD](#)
 - [VK_STRUCTURE_TYPE_SWAPCHAIN_DISPLAY_NATIVE_HDR_CREATE_INFO_AMD](#)

Issues

None.

Examples

None.

Version History

- Revision 1, 2018-12-18 (Daniel Rakos)
 - Initial revision

VK_AMD_gcn_shader

Name String

VK_AMD_gcn_shader

Extension Type

Device extension

Registered Extension Number

26

Revision

1

Ratification Status

Not ratified

Extension and Version Dependencies

None

SPIR-V Dependencies

- [SPV_AMD_gcn_shader](#)

Contact

- Dominik Witczak [\[GitHub\]dominikwiczakamd](#)

Other Extension Metadata

Last Modified Date

2016-05-30

IP Status

No known IP claims.

Interactions and External Dependencies

- This extension provides API support for [GL_AMD_gcn_shader](#)

Contributors

- Dominik Witczak, AMD
- Daniel Rakos, AMD
- Rex Xu, AMD
- Graham Sellers, AMD

Description

This extension adds support for the following SPIR-V extension in Vulkan:

- [SPV_AMD_gcn_shader](#)

New Enum Constants

- `VK_AMD_GCN_SHADER_EXTENSION_NAME`
- `VK_AMD_GCN_SHADER_SPEC_VERSION`

Version History

- Revision 1, 2016-05-30 (Dominik Witczak)
 - Initial draft

VK_AMD_memory_overallocation_behavior

Name String

VK_AMD_memory_overallocation_behavior

Extension Type

Device extension

Registered Extension Number

190

Revision

1

Ratification Status

Not ratified

Extension and Version Dependencies

None

Contact

- Martin Dinkov [\[GitHub\]mdinkov](#)

Other Extension Metadata

Last Modified Date

2018-09-19

IP Status

No known IP claims.

Contributors

- Martin Dinkov, AMD
- Matthaeus Chajdas, AMD
- Daniel Rakos, AMD
- Jon Campbell, AMD

Description

This extension allows controlling whether explicit overallocation beyond the device memory heap sizes (reported by [VkPhysicalDeviceMemoryProperties](#)) is allowed or not. Overallocation may lead to performance loss and is not supported for all platforms.

New Structures

- Extending [VkDeviceCreateInfo](#):
 - [VkDeviceMemoryOverallocationCreateInfoAMD](#)

New Enums

- [VkMemoryOverallocationBehaviorAMD](#)

New Enum Constants

- [VK_AMD_MEMORY_OVERALLOCATION_BEHAVIOR_EXTENSION_NAME](#)
- [VK_AMD_MEMORY_OVERALLOCATION_BEHAVIOR_SPEC_VERSION](#)
- Extending [VkStructureType](#):
 - [VK_STRUCTURE_TYPE_DEVICE_MEMORY_OVERALLOCATION_CREATE_INFO_AMD](#)

Version History

- Revision 1, 2018-09-19 (Martin Dinkov)
 - Initial draft.

VK_AMD_mixed_attachment_samples

Name String

VK_AMD_mixed_attachment_samples

Extension Type

Device extension

Registered Extension Number

137

Revision

1

Ratification Status

Not ratified

Extension and Version Dependencies

None

API Interactions

- Interacts with VK_VERSION_1_3
- Interacts with VK_KHR_dynamic_rendering

Contact

- Matthaeus G. Chajdas [\[GitHub\]](#)[anteru](#)

Other Extension Metadata

Last Modified Date

2017-07-24

Contributors

- Mais Alnasser, AMD
- Matthaeus G. Chajdas, AMD
- Maciej Jesionowski, AMD
- Daniel Rakos, AMD

Description

This extension enables applications to use multisampled rendering with a depth/stencil sample count that is larger than the color sample count. Having a depth/stencil sample count larger than the color sample count allows maintaining geometry and coverage information at a higher sample rate than color information. All samples are depth/stencil tested, but only the first color sample count number of samples get a corresponding color output.

New Structures

If [Vulkan Version 1.3](#) or [VK_KHR_dynamic_rendering](#) is supported:

- Extending [VkCommandBufferInheritanceInfo](#), [VkGraphicsPipelineCreateInfo](#):
 - [VkAttachmentSampleCountInfoAMD](#)

New Enum Constants

- [VK_AMD_MIXED_ATTACHMENT_SAMPLES_EXTENSION_NAME](#)
- [VK_AMD_MIXED_ATTACHMENT_SAMPLES_SPEC_VERSION](#)

If [Vulkan Version 1.3](#) or [VK_KHR_dynamic_rendering](#) is supported:

- Extending [VkStructureType](#):
 - [VK_STRUCTURE_TYPE_ATTACHMENT_SAMPLE_COUNT_INFO_AMD](#)

Issues

None.

Version History

- Revision 1, 2017-07-24 (Daniel Rakos)
 - Internal revisions

VK_AMD_pipeline_compiler_control

Name String

VK_AMD_pipeline_compiler_control

Extension Type

Device extension

Registered Extension Number

184

Revision

1

Ratification Status

Not ratified

Extension and Version Dependencies

None

Contact

- Matthaeus G. Chajdas [\[GitHub\]](#)[anteru](#)

Other Extension Metadata

Last Modified Date

2019-07-26

IP Status

No known IP claims.

Contributors

- Matthaeus G. Chajdas, AMD
- Daniel Rakos, AMD
- Maciej Jesionowski, AMD
- Tobias Hector, AMD

Description

This extension introduces [VkPipelineCompilerControlCreateInfoAMD](#) structure that can be chained to a pipeline's creation information to specify additional flags that affect pipeline compilation.

New Structures

- Extending [VkGraphicsPipelineCreateInfo](#), [VkComputePipelineCreateInfo](#), [VkExecutionGraphPipelineCreateInfoAMD](#):
 - [VkPipelineCompilerControlCreateInfoAMD](#)

New Enums

- [VkPipelineCompilerControlFlagBitsAMD](#)

New Bitmasks

- [VkPipelineCompilerControlFlagsAMD](#)

New Enum Constants

- [VK_AMD_PIPELINE_COMPILER_CONTROL_EXTENSION_NAME](#)
- [VK_AMD_PIPELINE_COMPILER_CONTROL_SPEC_VERSION](#)
- Extending [VkStructureType](#):
 - [VK_STRUCTURE_TYPE_PIPELINE_COMPILER_CONTROL_CREATE_INFO_AMD](#)

Issues

None.

Examples

None.

Version History

- Revision 1, 2019-07-26 (Tobias Hector)
 - Initial revision.

VK_AMD_rasterization_order

Name String

VK_AMD_rasterization_order

Extension Type

Device extension

Registered Extension Number

19

Revision

1

Ratification Status

Not ratified

Extension and Version Dependencies

None

Contact

- Daniel Rakos [\[GitHub\]](#)drakos-amd

Other Extension Metadata

Last Modified Date

2016-04-25

IP Status

No known IP claims.

Contributors

- Matthaeus G. Chajdas, AMD
- Jaakko Konttinen, AMD
- Daniel Rakos, AMD
- Graham Sellers, AMD
- Dominik Witczak, AMD

Description

This extension introduces the possibility for the application to control the order of primitive rasterization. In unextended Vulkan, the following stages are guaranteed to execute in *API order*:

- depth bounds test
- stencil test, stencil op, and stencil write
- depth test and depth write

- occlusion queries
- blending, logic op, and color write

This extension enables applications to opt into a relaxed, implementation defined primitive rasterization order that may allow better parallel processing of primitives and thus enabling higher primitive throughput. It is applicable in cases where the primitive rasterization order is known to not affect the output of the rendering or any differences caused by a different rasterization order are not a concern from the point of view of the application's purpose.

A few examples of cases when using the relaxed primitive rasterization order would not have an effect on the final rendering:

- If the primitives rendered are known to not overlap in framebuffer space.
- If depth testing is used with a comparison operator of [VK_COMPARE_OP_LESS](#), [VK_COMPARE_OP_LESS_OR_EQUAL](#), [VK_COMPARE_OP_GREATER](#), or [VK_COMPARE_OP_GREATER_OR_EQUAL](#), and the primitives rendered are known to not overlap in clip space.
- If depth testing is not used and blending is enabled for all attachments with a commutative blend operator.

New Structures

- Extending [VkPipelineRasterizationStateCreateInfo](#):
 - [VkPipelineRasterizationStateRasterizationOrderAMD](#)

New Enums

- [VkRasterizationOrderAMD](#)

New Enum Constants

- [VK_AMD_RASTERIZATION_ORDER_EXTENSION_NAME](#)
- [VK_AMD_RASTERIZATION_ORDER_SPEC_VERSION](#)
- Extending [VkStructureType](#):
 - [VK_STRUCTURE_TYPE_PIPELINE_RASTERIZATION_STATE_RASTERIZATION_ORDER_AMD](#)

Issues

1) How is this extension useful to application developers?

RESOLVED: Allows them to increase primitive throughput for cases when strict API order rasterization is not important due to the nature of the content, the configuration used, or the requirements towards the output of the rendering.

2) How does this extension interact with content optimizations aiming to reduce overdraw by appropriately ordering the input primitives?

RESOLVED: While the relaxed rasterization order might somewhat limit the effectiveness of such

content optimizations, most of the benefits of it are expected to be retained even when the relaxed rasterization order is used, so applications **should** still apply these optimizations even if they intend to use the extension.

3) Are there any guarantees about the primitive rasterization order when using the new relaxed mode?

RESOLVED: No. In this case the rasterization order is completely implementation-dependent, but in practice it is expected to partially still follow the order of incoming primitives.

4) Does the new relaxed rasterization order have any adverse effect on repeatability and other invariance rules of the API?

RESOLVED: Yes, in the sense that it extends the list of exceptions when the repeatability requirement does not apply.

Examples

None

Issues

None

Version History

- Revision 1, 2016-04-25 (Daniel Rakos)
 - Initial draft.

VK_AMD_shader_ballot

Name String

VK_AMD_shader_ballot

Extension Type

Device extension

Registered Extension Number

38

Revision

1

Ratification Status

Not ratified

Extension and Version Dependencies

None

SPIR-V Dependencies

- [SPV_AMD_shader_ballot](#)

Contact

- Dominik Witczak [\[GitHub\]dominikwiczakamd](#)

Other Extension Metadata

Last Modified Date

2016-09-19

IP Status

No known IP claims.

Interactions and External Dependencies

- This extension provides API support for [GL_AMD_shader_ballot](#)

Contributors

- Qun Lin, AMD
- Graham Sellers, AMD
- Daniel Rakos, AMD
- Rex Xu, AMD
- Dominik Witczak, AMD
- Matthäus G. Chajdas, AMD

Description

This extension adds support for the following SPIR-V extension in Vulkan:

- `SPV_AMD_shader_ballot`

New Enum Constants

- `VK_AMD_SHADER_BALLOT_EXTENSION_NAME`
- `VK_AMD_SHADER_BALLOT_SPEC_VERSION`

Version History

- Revision 1, 2016-09-19 (Dominik Witczak)
 - Initial draft

VK_AMD_shader_core_properties

Name String

VK_AMD_shader_core_properties

Extension Type

Device extension

Registered Extension Number

186

Revision

2

Ratification Status

Not ratified

Extension and Version Dependencies

[VK_KHR_get_physical_device_properties2](#)

or

[Vulkan Version 1.1](#)

Contact

- Martin Dinkov [\[GitHub\]mdinkov](#)

Other Extension Metadata

Last Modified Date

2019-06-25

IP Status

No known IP claims.

Contributors

- Martin Dinkov, AMD
- Matthaeus G. Chajdas, AMD

Description

This extension exposes shader core properties for a target physical device through the [VK_KHR_get_physical_device_properties2](#) extension. Please refer to the example below for proper usage.

New Structures

- Extending [VkPhysicalDeviceProperties2](#):
 - [VkPhysicalDeviceShaderCorePropertiesAMD](#)

New Enum Constants

- `VK_AMD_SHADER_CORE_PROPERTIES_EXTENSION_NAME`
- `VK_AMD_SHADER_CORE_PROPERTIES_SPEC_VERSION`
- Extending `VkStructureType`:
 - `VK_STRUCTURE_TYPE_PHYSICAL_DEVICE_SHADER_CORE_PROPERTIES_AMD`

Examples

This example retrieves the shader core properties for a physical device.

```
extern VkInstance      instance;

PFN_vkGetPhysicalDeviceProperties2 pfnVkGetPhysicalDeviceProperties2 =
    reinterpret_cast<PFN_vkGetPhysicalDeviceProperties2>
    (vkGetInstanceProcAddr(instance, "vkGetPhysicalDeviceProperties2") );

VkPhysicalDeviceProperties2      general_props;
VkPhysicalDeviceShaderCorePropertiesAMD shader_core_properties;

shader_core_properties.pNext = nullptr;
shader_core_properties.sType =
    VK_STRUCTURE_TYPE_PHYSICAL_DEVICE_SHADER_CORE_PROPERTIES_AMD;

general_props.pNext = &shader_core_properties;
general_props.sType = VK_STRUCTURE_TYPE_PHYSICAL_DEVICE_PROPERTIES_2;

// After this call, shader_core_properties has been populated
pfnVkGetPhysicalDeviceProperties2(device, &general_props);

printf("Number of shader engines: %d\n",
    m_shader_core_properties.shader_engine_count =
    shader_core_properties.shaderEngineCount;
printf("Number of shader arrays: %d\n",
    m_shader_core_properties.shader_arrays_per_engine_count =
    shader_core_properties.shaderArraysPerEngineCount;
printf("Number of CUs per shader array: %d\n",
    m_shader_core_properties.compute_units_per_shader_array =
    shader_core_properties.computeUnitsPerShaderArray;
printf("Number of SIMDs per compute unit: %d\n",
    m_shader_core_properties.simd_per_compute_unit =
    shader_core_properties.simdPerComputeUnit;
printf("Number of wavefront slots in each SIMD: %d\n",
    m_shader_core_properties.wavefronts_per_simd =
    shader_core_properties.wavefrontsPerSimd;
printf("Number of threads per wavefront: %d\n",
    m_shader_core_properties.wavefront_size =
    shader_core_properties.wavefrontSize;
printf("Number of physical SGPRs per SIMD: %d\n",
```



```

    m_shader_core_properties.sgprs_per_simd =
        shader_core_properties.sgprsPerSimd;
    printf("Minimum number of SGPRs that can be allocated by a wave: %d\n",
        m_shader_core_properties.min_sgpr_allocation =
            shader_core_properties.minSgprAllocation;
    printf("Number of available SGPRs: %d\n",
        m_shader_core_properties.max_sgpr_allocation =
            shader_core_properties.maxSgprAllocation;
    printf("SGPRs are allocated in groups of this size: %d\n",
        m_shader_core_properties.sgpr_allocation_granularity =
            shader_core_properties.sgprAllocationGranularity;
    printf("Number of physical VGPRs per SIMD: %d\n",
        m_shader_core_properties.vgprs_per_simd =
            shader_core_properties.vgprsPerSimd;
    printf("Minimum number of VGPRs that can be allocated by a wave: %d\n",
        m_shader_core_properties.min_vgpr_allocation =
            shader_core_properties.minVgprAllocation;
    printf("Number of available VGPRs: %d\n",
        m_shader_core_properties.max_vgpr_allocation =
            shader_core_properties.maxVgprAllocation;
    printf("VGPRs are allocated in groups of this size: %d\n",
        m_shader_core_properties.vgpr_allocation_granularity =
            shader_core_properties.vgprAllocationGranularity;

```

Version History

- Revision 2, 2019-06-25 (Matthaeus G. Chajdas)
 - Clarified the meaning of a few fields.
- Revision 1, 2018-02-15 (Martin Dinkov)
 - Initial draft.

VK_AMD_shader_core_properties2

Name String

VK_AMD_shader_core_properties2

Extension Type

Device extension

Registered Extension Number

228

Revision

1

Ratification Status

Not ratified

Extension and Version Dependencies

[VK_AMD_shader_core_properties](#)

Contact

- Matthaeus G. Chajdas [\[GitHub\]anteru](#)

Other Extension Metadata

Last Modified Date

2019-07-26

IP Status

No known IP claims.

Contributors

- Matthaeus G. Chajdas, AMD
- Tobias Hector, AMD

Description

This extension exposes additional shader core properties for a target physical device through the [VK_KHR_get_physical_device_properties2](#) extension.

New Structures

- Extending [VkPhysicalDeviceProperties2](#):
 - [VkPhysicalDeviceShaderCoreProperties2AMD](#)

New Enums

- [VkShaderCorePropertiesFlagBitsAMD](#)

New Bitmasks

- [VkShaderCorePropertiesFlagsAMD](#)

New Enum Constants

- [VK_AMD_SHADER_CORE_PROPERTIES_2_EXTENSION_NAME](#)
- [VK_AMD_SHADER_CORE_PROPERTIES_2_SPEC_VERSION](#)
- Extending [VkStructureType](#):
 - [VK_STRUCTURE_TYPE_PHYSICAL_DEVICE_SHADER_CORE_PROPERTIES_2_AMD](#)

Examples

None.

Version History

- Revision 1, 2019-07-26 (Matthaeus G. Chajdas)
 - Initial draft.

VK_AMD_shader_early_and_late_fragment_tests

Name String

VK_AMD_shader_early_and_late_fragment_tests

Extension Type

Device extension

Registered Extension Number

322

Revision

1

Ratification Status

Not ratified

Extension and Version Dependencies

[VK_KHR_get_physical_device_properties2](#)

or

[Vulkan Version 1.1](#)

SPIR-V Dependencies

- [SPV_AMD_shader_early_and_late_fragment_tests](#)

Contact

- Tobias Hector [\[GitHub\]](#)tobski

Extension Proposal

[VK_AMD_shader_early_and_late_fragment_tests](#)

Other Extension Metadata

Last Modified Date

2021-09-14

Interactions and External Dependencies

- This extension interacts with [VK_EXT_shader_stencil_export](#)

Contributors

- Tobias Hector, AMD

Description

This extension adds support for the [SPV_AMD_shader_early_and_late_fragment_tests](#) extension, allowing shaders to explicitly opt in to allowing both early *and* late fragment tests with the [EarlyAndLateFragmentTestsAMD](#) execution mode.

If the [VK_EXT_shader_stencil_export](#) extension is supported, additional execution modes allowing early depth tests similar to [DepthUnchanged](#), [DepthLess](#), and [DepthGreater](#) are provided.

New Structures

- Extending [VkPhysicalDeviceFeatures2](#), [VkDeviceCreateInfo](#):
 - [VkPhysicalDeviceShaderEarlyAndLateFragmentTestsFeaturesAMD](#)

New Enum Constants

- [VK_AMD_SHADER_EARLY_AND_LATE_FRAGMENT_TESTS_EXTENSION_NAME](#)
- [VK_AMD_SHADER_EARLY_AND_LATE_FRAGMENT_TESTS_SPEC_VERSION](#)
- Extending [VkStructureType](#):
 - [VK_STRUCTURE_TYPE_PHYSICAL_DEVICE_SHADER_EARLY_AND_LATE_FRAGMENT_TESTS_FEATURES_AMD](#)

Version History

- Revision 1, 2021-09-14 (Tobias Hector)
 - Initial draft

VK_AMD_shader_explicit_vertex_parameter

Name String

VK_AMD_shader_explicit_vertex_parameter

Extension Type

Device extension

Registered Extension Number

22

Revision

1

Ratification Status

Not ratified

Extension and Version Dependencies

None

SPIR-V Dependencies

- [SPV_AMD_shader_explicit_vertex_parameter](#)

Contact

- Qun Lin [[GitHub](#)][linqun](#)

Other Extension Metadata

Last Modified Date

2016-05-10

IP Status

No known IP claims.

Interactions and External Dependencies

- This extension provides API support for [GL_AMD_shader_explicit_vertex_parameter](#)

Contributors

- Matthaeus G. Chajdas, AMD
- Qun Lin, AMD
- Daniel Rakos, AMD
- Graham Sellers, AMD
- Rex Xu, AMD

Description

This extension adds support for the following SPIR-V extension in Vulkan:

- `SPV_AMD_shader_explicit_vertex_parameter`

New Enum Constants

- `VK_AMD_SHADER_EXPLICIT_VERTEX_PARAMETER_EXTENSION_NAME`
- `VK_AMD_SHADER_EXPLICIT_VERTEX_PARAMETER_SPEC_VERSION`

Version History

- Revision 1, 2016-05-10 (Daniel Rakos)
 - Initial draft

VK_AMD_shader_fragment_mask

Name String

VK_AMD_shader_fragment_mask

Extension Type

Device extension

Registered Extension Number

138

Revision

1

Ratification Status

Not ratified

Extension and Version Dependencies

None

SPIR-V Dependencies

- [SPV_AMD_shader_fragment_mask](#)

Contact

- Aaron Hagan [\[GitHub\]AaronHaganAMD](#)

Other Extension Metadata

Last Modified Date

2017-08-16

IP Status

No known IP claims.

Interactions and External Dependencies

- This extension provides API support for [GL_AMD_shader_fragment_mask](#)

Contributors

- Aaron Hagan, AMD
- Daniel Rakos, AMD
- Timothy Lottes, AMD

Description

This extension provides efficient read access to the fragment mask in compressed multisampled color surfaces. The fragment mask is a lookup table that associates color samples with color fragment values.

From a shader, the fragment mask can be fetched with a call to [fragmentMaskFetchAMD](#), which returns

a single `uint` where each subsequent four bits specify the color fragment index corresponding to the color sample, starting from the least significant bit. For example, when eight color samples are used, the color fragment index for color sample 0 will be in bits 0-3 of the fragment mask, for color sample 7 the index will be in bits 28-31.

The color fragment for a particular color sample may then be fetched with the corresponding fragment mask value using the `fragmentFetchAMD` shader function.

New Enum Constants

- `VK_AMD_SHADER_FRAGMENT_MASK_EXTENSION_NAME`
- `VK_AMD_SHADER_FRAGMENT_MASK_SPEC_VERSION`

New SPIR-V Capabilities

- `FragmentMaskAMD`

Examples

This example shows a shader that queries the fragment mask from a multisampled compressed surface and uses it to query fragment values.

```
#version 450 core

#extension GL_AMD_shader_fragment_mask: enable

layout(binding = 0) uniform sampler2DMS s2DMS;
layout(binding = 1) uniform isampler2DMSArray is2DMSArray;

layout(binding = 2, input_attachment_index = 0) uniform usubpassInputMS usubpassMS;

layout(location = 0) out vec4 fragColor;

void main()
{
    vec4 fragOne = vec4(0.0);

    uint fragMask = fragmentMaskFetchAMD(s2DMS, ivec2(2, 3));
    uint fragIndex = (fragMask & 0xF0) >> 4;
    fragOne += fragmentFetchAMD(s2DMS, ivec2(2, 3), 1);

    fragMask = fragmentMaskFetchAMD(is2DMSArray, ivec3(2, 3, 1));
    fragIndex = (fragMask & 0xF0) >> 4;
    fragOne += fragmentFetchAMD(is2DMSArray, ivec3(2, 3, 1), fragIndex);

    fragMask = fragmentMaskFetchAMD(usubpassMS);
    fragIndex = (fragMask & 0xF0) >> 4;
    fragOne += fragmentFetchAMD(usubpassMS, fragIndex);

    fragColor = fragOne;
```


}

Version History

- Revision 1, 2017-08-16 (Aaron Hagan)
 - Initial draft

VK_AMD_shader_image_load_store_lod

Name String

VK_AMD_shader_image_load_store_lod

Extension Type

Device extension

Registered Extension Number

47

Revision

1

Ratification Status

Not ratified

Extension and Version Dependencies

None

SPIR-V Dependencies

- [SPV_AMD_shader_image_load_store_lod](#)

Contact

- Dominik Witczak [\[GitHub\]dominikwiczakamd](#)

Other Extension Metadata

Last Modified Date

2017-08-21

Interactions and External Dependencies

- This extension provides API support for [GL_AMD_shader_image_load_store_lod](#)

IP Status

No known IP claims.

Contributors

- Dominik Witczak, AMD
- Qun Lin, AMD
- Rex Xu, AMD

Description

This extension adds support for the following SPIR-V extension in Vulkan:

- [SPV_AMD_shader_image_load_store_lod](#)

New Enum Constants

- `VK_AMD_SHADER_IMAGE_LOAD_STORE_LOD_EXTENSION_NAME`
- `VK_AMD_SHADER_IMAGE_LOAD_STORE_LOD_SPEC_VERSION`

Version History

- Revision 1, 2017-08-21 (Dominik Witczak)
 - Initial draft

VK_AMD_shader_info

Name String

VK_AMD_shader_info

Extension Type

Device extension

Registered Extension Number

43

Revision

1

Ratification Status

Not ratified

Extension and Version Dependencies

None

Special Use

- [Developer tools](#)

Contact

- Jaakko Konttinen [\[GitHub\]jaakkoamd](#)

Other Extension Metadata

Last Modified Date

2017-10-09

IP Status

No known IP claims.

Contributors

- Jaakko Konttinen, AMD

Description

This extension adds a way to query certain information about a compiled shader which is part of a pipeline. This information may include shader disassembly, shader binary and various statistics about a shader's resource usage.

While this extension provides a mechanism for extracting this information, the details regarding the contents or format of this information are not specified by this extension and may be provided by the vendor externally.

Furthermore, all information types are optionally supported, and users should not assume every implementation supports querying every type of information.

New Commands

- [vkGetShaderInfoAMD](#)

New Structures

- [VkShaderResourceUsageAMD](#)
- [VkShaderStatisticsInfoAMD](#)

New Enums

- [VkShaderInfoTypeAMD](#)

New Enum Constants

- [VK_AMD_SHADER_INFO_EXTENSION_NAME](#)
- [VK_AMD_SHADER_INFO_SPEC_VERSION](#)

Examples

This example extracts the register usage of a fragment shader within a particular graphics pipeline:

```
extern VkDevice device;
extern VkPipeline gfxPipeline;

PFN_vkGetShaderInfoAMD pfnGetShaderInfoAMD = (PFN_vkGetShaderInfoAMD)
vkGetDeviceProcAddr(
    device, "vkGetShaderInfoAMD");

VkShaderStatisticsInfoAMD statistics = {};

size_t dataSize = sizeof(statistics);

if (pfnGetShaderInfoAMD(device,
    gfxPipeline,
    VK_SHADER_STAGE_FRAGMENT_BIT,
    VK_SHADER_INFO_TYPE_STATISTICS_AMD,
    &dataSize,
    &statistics) == VK_SUCCESS)
{
    printf("VGPR usage: %d\n", statistics.resourceUsage.numUsedVgprs);
    printf("SGPR usage: %d\n", statistics.resourceUsage.numUsedSgprs);
}
```

The following example continues the previous example by subsequently attempting to query and print shader disassembly about the fragment shader:

```
// Query disassembly size (if available)
if (pfnGetShaderInfoAMD(device,
```



```

    gfxPipeline,
    VK_SHADER_STAGE_FRAGMENT_BIT,
    VK_SHADER_INFO_TYPE_DISASSEMBLY_AMD,
    &dataSize,
    nullptr) == VK_SUCCESS)
{
    printf("Fragment shader disassembly:\n");

    void* disassembly = malloc(dataSize);

    // Query disassembly and print
    if (pfnGetShaderInfoAMD(device,
        gfxPipeline,
        VK_SHADER_STAGE_FRAGMENT_BIT,
        VK_SHADER_INFO_TYPE_DISASSEMBLY_AMD,
        &dataSize,
        disassembly) == VK_SUCCESS)
    {
        printf((char*)disassembly);
    }

    free(disassembly);
}

```

Version History

- Revision 1, 2017-10-09 (Jaakko Konttinen)
 - Initial revision

VK_AMD_shader_trinary_minmax

Name String

VK_AMD_shader_trinary_minmax

Extension Type

Device extension

Registered Extension Number

21

Revision

1

Ratification Status

Not ratified

Extension and Version Dependencies

None

SPIR-V Dependencies

- [SPV_AMD_shader_trinary_minmax](#)

Contact

- Qun Lin [[GitHub](#)][linqun](#)

Other Extension Metadata

Last Modified Date

2016-05-10

IP Status

No known IP claims.

Interactions and External Dependencies

- This extension provides API support for [GL_AMD_shader_trinary_minmax](#)

Contributors

- Matthaeus G. Chajdas, AMD
- Qun Lin, AMD
- Daniel Rakos, AMD
- Graham Sellers, AMD
- Rex Xu, AMD

Description

This extension adds support for the following SPIR-V extension in Vulkan:

- `SPV_AMD_shader_trinary_minmax`

New Enum Constants

- `VK_AMD_SHADER_TRINARY_MINMAX_EXTENSION_NAME`
- `VK_AMD_SHADER_TRINARY_MINMAX_SPEC_VERSION`

Version History

- Revision 1, 2016-05-10 (Daniel Rakos)
 - Initial draft

VK_AMD_texture_gather_bias_lod

Name String

VK_AMD_texture_gather_bias_lod

Extension Type

Device extension

Registered Extension Number

42

Revision

1

Ratification Status

Not ratified

Extension and Version Dependencies

[VK_KHR_get_physical_device_properties2](#)

or

[Vulkan Version 1.1](#)

SPIR-V Dependencies

- [SPV_AMD_texture_gather_bias_lod](#)

Contact

- Rex Xu [\[GitHub\]](#)[amdrexu](#)

Other Extension Metadata

Last Modified Date

2017-03-21

IP Status

No known IP claims.

Interactions and External Dependencies

- This extension provides API support for [GL_AMD_texture_gather_bias_lod](#)

Contributors

- Dominik Witczak, AMD
- Daniel Rakos, AMD
- Graham Sellers, AMD
- Matthaeus G. Chajdas, AMD
- Qun Lin, AMD
- Rex Xu, AMD
- Timothy Lottes, AMD

Description

This extension adds two related features.

Firstly, support for the following SPIR-V extension in Vulkan is added:

- `SPV_AMD_texture_gather_bias_lod`

Secondly, the extension allows the application to query which formats can be used together with the new function prototypes introduced by the SPIR-V extension.

New Structures

- Extending `VkImageFormatProperties2`:
 - `VkTextureLODGatherFormatPropertiesAMD`

New Enum Constants

- `VK_AMD_TEXTURE_GATHER_BIAS_LOD_EXTENSION_NAME`
- `VK_AMD_TEXTURE_GATHER_BIAS_LOD_SPEC_VERSION`
- Extending `VkStructureType`:
 - `VK_STRUCTURE_TYPE_TEXTURE_LOD_GATHER_FORMAT_PROPERTIES_AMD`

New SPIR-V Capabilities

- `ImageGatherBiasLodAMD`

Examples

```
struct VkTextureLODGatherFormatPropertiesAMD
{
    VkStructureType sType;
    const void*     pNext;
    VkBool32        supportsTextureGatherLodBiasAMD;
};

//
-----
--
// How to detect if an image format can be used with the new function prototypes.
VkPhysicalDeviceImageFormatInfo2  formatInfo;
VkImageFormatProperties2          formatProps;
VkTextureLODGatherFormatPropertiesAMD textureLODGatherSupport;

textureLODGatherSupport.sType =
VK_STRUCTURE_TYPE_TEXTURE_LOD_GATHER_FORMAT_PROPERTIES_AMD;
textureLODGatherSupport.pNext = nullptr;

formatInfo.sType = VK_STRUCTURE_TYPE_PHYSICAL_DEVICE_IMAGE_FORMAT_INFO_2;
```



```

formatInfo.pNext = nullptr;
formatInfo.format = ...;
formatInfo.type = ...;
formatInfo.tiling = ...;
formatInfo.usage = ...;
formatInfo.flags = ...;

formatProps.sType = VK_STRUCTURE_TYPE_IMAGE_FORMAT_PROPERTIES_2;
formatProps.pNext = &textureLODGatherSupport;

vkGetPhysicalDeviceImageFormatProperties2(physical_device, &formatInfo, &formatProps);

if (textureLODGatherSupport.supportsTextureGatherLODBiasAMD == VK_TRUE)
{
    // physical device supports SPV_AMD_texture_gather_bias_lod for the specified
    // format configuration.
}
else
{
    // physical device does not support SPV_AMD_texture_gather_bias_lod for the
    // specified format configuration.
}

```

Version History

- Revision 1, 2017-03-21 (Dominik Witczak)
 - Initial draft

VK_ANDROID_external_format_resolve

Name String

VK_ANDROID_external_format_resolve

Extension Type

Device extension

Registered Extension Number

469

Revision

1

Ratification Status

Not ratified

Extension and Version Dependencies

[VK_ANDROID_external_memory_android_hardware_buffer](#)

API Interactions

- Interacts with [VK_VERSION_1_3](#)
- Interacts with [VK_KHR_dynamic_rendering](#)

Special Use

- [OpenGL / ES support](#)

Contact

- Chris Forbes [\[GitHub\]chrisforbes](#)

Extension Proposal

[VK_ANDROID_external_format_resolve](#)

Other Extension Metadata

Last Modified Date

2023-05-03

IP Status

No known IP claims.

Contributors

- Tobias Hector, AMD
- Chris Forbes, Google
- Jan-Harald Fredriksen, Arm
- Shahbaz Youssefi, Google
- Matthew Netsch, Qualcomm

- Tony Zlatos, Nvidia
- Daniel Koch, Nvidia
- Jeff Leger, Qualcomm
- Alex Walters, Imagination
- Andrew Garrard, Imagination
- Ralph Potter, Samsung
- Ian Elliott, Google

Description

This extension enables rendering to Android Hardware Buffers with external formats which cannot be directly represented as renderable in Vulkan, including Y'C_BC_R formats.

New Structures

- Extending [VkAndroidHardwareBufferPropertiesANDROID](#):
 - [VkAndroidHardwareBufferFormatResolvePropertiesANDROID](#)
- Extending [VkPhysicalDeviceFeatures2](#), [VkDeviceCreateInfo](#):
 - [VkPhysicalDeviceExternalFormatResolveFeaturesANDROID](#)
- Extending [VkPhysicalDeviceProperties2](#):
 - [VkPhysicalDeviceExternalFormatResolvePropertiesANDROID](#)

New Enum Constants

- [VK_ANDROID_EXTERNAL_FORMAT_RESOLVE_EXTENSION_NAME](#)
- [VK_ANDROID_EXTERNAL_FORMAT_RESOLVE_SPEC_VERSION](#)
- Extending [VkStructureType](#):
 - [VK_STRUCTURE_TYPE_ANDROID_HARDWARE_BUFFER_FORMAT_RESOLVE_PROPERTIES_ANDROID](#)
 - [VK_STRUCTURE_TYPE_PHYSICAL_DEVICE_EXTERNAL_FORMAT_RESOLVE_FEATURES_ANDROID](#)
 - [VK_STRUCTURE_TYPE_PHYSICAL_DEVICE_EXTERNAL_FORMAT_RESOLVE_PROPERTIES_ANDROID](#)

If [VK_KHR_dynamic_rendering](#) or Vulkan Version 1.3 is supported:

- Extending [VkResolveModeFlagBits](#):
 - [VK_RESOLVE_MODE_EXTERNAL_FORMAT_DOWNSAMPLE_ANDROID](#)
 - [VK_RESOLVE_MODE_EXTERNAL_FORMAT_DOWNSAMPLE_BIT_ANDROID](#)

Version History

- Revision 1, 2023-05-34 (Tobias Hector)
 - Initial version

VK_ANDROID_external_memory_android_hardware_buffer

Name String

VK_ANDROID_external_memory_android_hardware_buffer

Extension Type

Device extension

Registered Extension Number

130

Revision

5

Ratification Status

Not ratified

Extension and Version Dependencies

[VK_KHR_sampler_ycbcr_conversion](#)
and
[VK_KHR_external_memory](#)
and
[VK_KHR_dedicated_allocation](#)
or
[Vulkan Version 1.1](#)
and
[VK_EXT_queue_family_foreign](#)

API Interactions

- Interacts with [VK_VERSION_1_3](#)
- Interacts with [VK_KHR_format_feature_flags2](#)

Contact

- Jesse Hall [\[GitHub\]](#)[critsec](#)

Other Extension Metadata

Last Modified Date

2021-09-30

IP Status

No known IP claims.

Contributors

- Ray Smith, ARM
- Lina Versace, Google
- Jesse Hall, Google

- Tobias Hector, Imagination
- James Jones, NVIDIA
- Tony Zlatinski, NVIDIA
- Matthew Netsch, Qualcomm
- Andrew Garrard, Samsung

Description

This extension enables an application to import Android [AHardwareBuffer](#) objects created outside of the Vulkan device into Vulkan memory objects, where they **can** be bound to images and buffers. It also allows exporting an [AHardwareBuffer](#) from a Vulkan memory object for symmetry with other operating systems. But since not all [AHardwareBuffer](#) usages and formats have Vulkan equivalents, exporting from Vulkan provides strictly less functionality than creating the [AHardwareBuffer](#) externally and importing it.

Some [AHardwareBuffer](#) images have implementation-defined *external formats* that **may** not correspond to Vulkan formats. Sampler Y'C_BC_R conversion **can** be used to sample from these images and convert them to a known color space.

New Base Types

- [AHardwareBuffer](#)

New Commands

- [vkGetAndroidHardwareBufferPropertiesANDROID](#)
- [vkGetMemoryAndroidHardwareBufferANDROID](#)

New Structures

- [VkAndroidHardwareBufferPropertiesANDROID](#)
- [VkMemoryGetAndroidHardwareBufferInfoANDROID](#)
- Extending [VkAndroidHardwareBufferPropertiesANDROID](#):
 - [VkAndroidHardwareBufferFormatPropertiesANDROID](#)
- Extending [VkImageCreateInfo](#), [VkSamplerYcbcrConversionCreateInfo](#), [VkAttachmentDescription2](#), [VkGraphicsPipelineCreateInfo](#), [VkCommandBufferInheritanceInfo](#):
 - [VkExternalFormatANDROID](#)
- Extending [VkImageFormatProperties2](#):
 - [VkAndroidHardwareBufferUsageANDROID](#)
- Extending [VkMemoryAllocateInfo](#):
 - [VkImportAndroidHardwareBufferInfoANDROID](#)

If [VK_KHR_format_feature_flags2](#) or Vulkan Version 1.3 is supported:

- Extending [VkAndroidHardwareBufferPropertiesANDROID](#):
 - [VkAndroidHardwareBufferFormatProperties2ANDROID](#)

New Enum Constants

- [VK_ANDROID_EXTERNAL_MEMORY_ANDROID_HARDWARE_BUFFER_EXTENSION_NAME](#)
- [VK_ANDROID_EXTERNAL_MEMORY_ANDROID_HARDWARE_BUFFER_SPEC_VERSION](#)
- Extending [VkExternalMemoryHandleTypeFlagBits](#):
 - [VK_EXTERNAL_MEMORY_HANDLE_TYPE_ANDROID_HARDWARE_BUFFER_BIT_ANDROID](#)
- Extending [VkStructureType](#):
 - [VK_STRUCTURE_TYPE_ANDROID_HARDWARE_BUFFER_FORMAT_PROPERTIES_ANDROID](#)
 - [VK_STRUCTURE_TYPE_ANDROID_HARDWARE_BUFFER_PROPERTIES_ANDROID](#)
 - [VK_STRUCTURE_TYPE_ANDROID_HARDWARE_BUFFER_USAGE_ANDROID](#)
 - [VK_STRUCTURE_TYPE_EXTERNAL_FORMAT_ANDROID](#)
 - [VK_STRUCTURE_TYPE_IMPORT_ANDROID_HARDWARE_BUFFER_INFO_ANDROID](#)
 - [VK_STRUCTURE_TYPE_MEMORY_GET_ANDROID_HARDWARE_BUFFER_INFO_ANDROID](#)

If [VK_KHR_format_feature_flags2](#) or Vulkan Version 1.3 is supported:

- Extending [VkStructureType](#):
 - [VK_STRUCTURE_TYPE_ANDROID_HARDWARE_BUFFER_FORMAT_PROPERTIES_2_ANDROID](#)

Issues

1) Other external memory objects are represented as weakly-typed handles (e.g. Win32 [HANDLE](#) or POSIX file descriptor), and require a handle type parameter along with handles. [AHardwareBuffer](#) is strongly typed, so naming the handle type is redundant. Does symmetry justify adding handle type parameters/fields anyway?

RESOLVED: No. The handle type is already provided in places that treat external memory objects generically. In the places we would add it, the application code that would have to provide the handle type value is already dealing with [AHardwareBuffer](#)-specific commands/structures; the extra symmetry would not be enough to make that code generic.

2) The internal layout and therefore size of a [AHardwareBuffer](#) image may depend on native usage flags that do not have corresponding Vulkan counterparts. Do we provide this information to [vkCreateImage](#) somehow, or allow the allocation size reported by [vkGetImageMemoryRequirements](#) to be approximate?

RESOLVED: Allow the allocation size to be unspecified when allocating the memory. It has to work this way for exported image memory anyway, since [AHardwareBuffer](#) allocation happens in [vkAllocateMemory](#), and internally is performed by a separate HAL, not the Vulkan implementation itself. There is a similar issue with [vkGetImageSubresourceLayout](#): the layout is determined by the allocator HAL, so it is not known until the image is bound to memory.

3) Should the result of sampling an external-format image with the suggested Y'C_BC_R conversion parameters yield the same results as using a `samplerExternalOES` in OpenGL ES?

RESOLVED: This would be desirable, so that apps converting from OpenGL ES to Vulkan could get the same output given the same input. But since sampling and conversion from Y'C_BC_R images is so loosely defined in OpenGL ES, multiple implementations do it in a way that does not conform to Vulkan's requirements. Modifying the OpenGL ES implementation would be difficult, and would change the output of existing unmodified applications. Changing the output only for applications that are being modified gives developers the chance to notice and mitigate any problems. Implementations are encouraged to minimize differences as much as possible without causing compatibility problems for existing OpenGL ES applications or violating Vulkan requirements.

4) Should an `AHardwareBuffer` with `AHardwareBuffer_USAGE_CPU_*` usage be mappable in Vulkan? Should it be possible to export an `AHardwareBuffer` with such usage?

RESOLVED: Optional, and mapping in Vulkan is not the same as `AHardwareBuffer_lock`. The semantics of these are different: mapping in memory is persistent, just gives a raw view of the memory contents, and does not involve ownership. `AHardwareBuffer_lock` gives the host exclusive access to the buffer, is temporary, and allows for reformatting copy-in/copy-out. Implementations are not required to support host-visible memory types for imported Android hardware buffers or resources backed by them. If a host-visible memory type is supported and used, the memory can be mapped in Vulkan, but doing so follows Vulkan semantics: it is just a raw view of the data and does not imply ownership (this means implementations must not internally call `AHardwareBuffer_lock` to implement `vkMapMemory`, or assume the application has done so). Implementations are not required to support linear-tiled images backed by Android hardware buffers, even if the `AHardwareBuffer` has CPU usage. There is no reliable way to allocate memory in Vulkan that can be exported to a `AHardwareBuffer` with CPU usage.

5) Android may add new `AHardwareBuffer` formats and usage flags over time. Can reference to them be added to this extension, or do they need a new extension?

RESOLVED: This extension can document the interaction between the new AHB formats/usages and existing Vulkan features. No new Vulkan features or implementation requirements can be added. The extension version number will be incremented when this additional documentation is added, but the version number does not indicate that an implementation supports Vulkan memory or resources that map to the new `AHardwareBuffer` features: support for that must be queried with `vkGetPhysicalDeviceImageFormatProperties2` or is implied by successfully allocating a `AHardwareBuffer` outside of Vulkan that uses the new feature and has a GPU usage flag.

In essence, these are new features added to a new Android API level, rather than new Vulkan features. The extension will only document how existing Vulkan features map to that new Android feature.

Version History

- Revision 5, 2022-02-04 (Chris Forbes)
 - Describe mapping of flags for storage image support
- Revision 4, 2021-09-30 (Jon Leech)

- Add interaction with `VK_KHR_format_feature_flags2` to `vk.xml`
- Revision 3, 2019-08-27 (Jon Leech)
 - Update revision history to correspond to XML version number
- Revision 2, 2018-04-09 (Petr Kraus)
 - Markup fixes and remove incorrect Draft status
- Revision 1, 2018-03-04 (Jesse Hall)
 - Initial version

VK_ARM_data_graph

Name String

VK_ARM_data_graph

Extension Type

Device extension

Registered Extension Number

508

Revision

1

Ratification Status

Not ratified

Extension and Version Dependencies

[Vulkan Version 1.3](#)

and

[VK_KHR_maintenance5](#)

and

[VK_KHR_deferred_host_operations](#)

API Interactions

- Interacts with [VK_ARM_tensors](#)

SPIR-V Dependencies

- [SPV_ARM_graph](#)

Contact

- Kevin Petit [\[GitHub\]](#)kpet

Other Extension Metadata

Last Modified Date

2025-06-18

Interactions and External Dependencies

- This extension requires [SPV_ARM_graph](#)
- This extension interacts with [VK_EXT_mutable_descriptor_type](#)
- This extension interacts with [VK_EXT_pipeline_protected_access](#)
- This extension interacts with [VK_ARM_tensors](#)
- This extension interacts with [VK_EXT_descriptor_buffer](#)
- This extension interacts with [VK_KHR_maintenance6](#)

IP Status

No known IP claims.

Contributors

- Kévin Petit, Arm Ltd.
- Emma Ben Yossef, Arm Ltd.
- Stefano Bucciarelli, Arm Ltd.
- Marco Cattani, Arm Ltd.
- Aaron DeBattista, Arm Ltd.
- Jan-Harald Fredriksen, Arm Ltd.
- Einar Hov, Arm Ltd.
- Robert Hughes, Arm Ltd.
- Oualid Khelifi, Arm Ltd.
- Derek Lamberti, Arm Ltd.
- Chetan Mistry, Arm Ltd.
- Georgios Teneketzis, Arm Ltd.
- Matthew Netsch, Qualcomm Technologies, Inc

Description

This extension adds support for a new type of pipeline, data graph pipelines, that provide an encapsulation construct for computational graphs operating on full resources (e.g. ML/AI graphs, image processing pipelines, etc). This extension only supports tensor resources and does not define any operations that can be used within those graphs. These operations will be defined by separate extensions.

New Object Types

- [VkDataGraphPipelineSessionARM](#)

New Commands

- [vkBindDataGraphPipelineSessionMemoryARM](#)
- [vkCmdDispatchDataGraphARM](#)
- [vkCreateDataGraphPipelineSessionARM](#)
- [vkCreateDataGraphPipelinesARM](#)
- [vkDestroyDataGraphPipelineSessionARM](#)
- [vkGetDataGraphPipelineAvailablePropertiesARM](#)
- [vkGetDataGraphPipelinePropertiesARM](#)
- [vkGetDataGraphPipelineSessionBindPointRequirementsARM](#)
- [vkGetDataGraphPipelineSessionMemoryRequirementsARM](#)

- [vkGetPhysicalDeviceQueueFamilyDataGraphProcessingEnginePropertiesARM](#)
- [vkGetPhysicalDeviceQueueFamilyDataGraphPropertiesARM](#)

New Structures

- [VkBindDataGraphPipelineSessionMemoryInfoARM](#)
- [VkDataGraphPipelineConstantARM](#)
- [VkDataGraphPipelineCreateInfoARM](#)
- [VkDataGraphPipelineDispatchInfoARM](#)
- [VkDataGraphPipelineInfoARM](#)
- [VkDataGraphPipelinePropertyQueryResultARM](#)
- [VkDataGraphPipelineResourceInfoARM](#)
- [VkDataGraphPipelineSessionBindPointRequirementARM](#)
- [VkDataGraphPipelineSessionBindPointRequirementsInfoARM](#)
- [VkDataGraphPipelineSessionCreateInfoARM](#)
- [VkDataGraphPipelineSessionMemoryRequirementsInfoARM](#)
- [VkPhysicalDeviceDataGraphOperationSupportARM](#)
- [VkPhysicalDeviceDataGraphProcessingEngineARM](#)
- [VkPhysicalDeviceQueueFamilyDataGraphProcessingEngineInfoARM](#)
- [VkQueueFamilyDataGraphProcessingEnginePropertiesARM](#)
- [VkQueueFamilyDataGraphPropertiesARM](#)
- Extending [VkDataGraphPipelineCreateInfoARM](#):
 - [VkDataGraphPipelineCompilerControlCreateInfoARM](#)
 - [VkDataGraphPipelineIdentifierCreateInfoARM](#)
 - [VkDataGraphPipelineShaderModuleCreateInfoARM](#)
- Extending [VkDataGraphPipelineCreateInfoARM](#), [VkDescriptorPoolCreateInfo](#), [VkCommandPoolCreateInfo](#):
 - [VkDataGraphProcessingEngineCreateInfoARM](#)
- Extending [VkPhysicalDeviceFeatures2](#), [VkDeviceCreateInfo](#):
 - [VkPhysicalDeviceDataGraphFeaturesARM](#)

If [VK_ARM_tensors](#) is supported:

- Extending [VkDataGraphPipelineConstantARM](#):
 - [VkDataGraphPipelineConstantTensorSemiStructuredSparsityInfoARM](#)

New Enums

- [VkDataGraphPipelineDispatchFlagBitsARM](#)

- [VkDataGraphPipelinePropertyARM](#)
- [VkDataGraphPipelineSessionBindPointARM](#)
- [VkDataGraphPipelineSessionBindPointTypeARM](#)
- [VkDataGraphPipelineSessionCreateFlagBitsARM](#)
- [VkPhysicalDeviceDataGraphOperationTypeARM](#)
- [VkPhysicalDeviceDataGraphProcessingEngineTypeARM](#)

New Bitmasks

- [VkDataGraphPipelineDispatchFlagsARM](#)
- [VkDataGraphPipelineSessionCreateFlagsARM](#)

New Enum Constants

- [VK_ARM_DATA_GRAPH_EXTENSION_NAME](#)
- [VK_ARM_DATA_GRAPH_SPEC_VERSION](#)
- [VK_MAX_PHYSICAL_DEVICE_DATA_GRAPH_OPERATION_SET_NAME_SIZE_ARM](#)
- Extending [VkAccessFlagBits2](#):
 - [VK_ACCESS_2_DATA_GRAPH_READ_BIT_ARM](#)
 - [VK_ACCESS_2_DATA_GRAPH_WRITE_BIT_ARM](#)
- Extending [VkBufferUsageFlagBits2](#):
 - [VK_BUFFER_USAGE_2_DATA_GRAPH_FOREIGN_DESCRIPTOR_BIT_ARM](#)
- Extending [VkFormatFeatureFlagBits2](#):
 - [VK_FORMAT_FEATURE_2_TENSOR_DATA_GRAPH_BIT_ARM](#)
- Extending [VkObjectType](#):
 - [VK_OBJECT_TYPE_DATA_GRAPH_PIPELINE_SESSION_ARM](#)
- Extending [VkPipelineBindPoint](#):
 - [VK_PIPELINE_BIND_POINT_DATA_GRAPH_ARM](#)
- Extending [VkPipelineStageFlagBits2](#):
 - [VK_PIPELINE_STAGE_2_DATA_GRAPH_BIT_ARM](#)
- Extending [VkQueueFlagBits](#):
 - [VK_QUEUE_DATA_GRAPH_BIT_ARM](#)
- Extending [VkStructureType](#):
 - [VK_STRUCTURE_TYPE_BIND_DATA_GRAPH_PIPELINE_SESSION_MEMORY_INFO_ARM](#)
 - [VK_STRUCTURE_TYPE_DATA_GRAPH_PIPELINE_COMPILER_CONTROL_CREATE_INFO_ARM](#)
 - [VK_STRUCTURE_TYPE_DATA_GRAPH_PIPELINE_CONSTANT_ARM](#)
 - [VK_STRUCTURE_TYPE_DATA_GRAPH_PIPELINE_CREATE_INFO_ARM](#)

- [VK_STRUCTURE_TYPE_DATA_GRAPH_PIPELINE_DISPATCH_INFO_ARM](#)
- [VK_STRUCTURE_TYPE_DATA_GRAPH_PIPELINE_IDENTIFIER_CREATE_INFO_ARM](#)
- [VK_STRUCTURE_TYPE_DATA_GRAPH_PIPELINE_INFO_ARM](#)
- [VK_STRUCTURE_TYPE_DATA_GRAPH_PIPELINE_PROPERTY_QUERY_RESULT_ARM](#)
- [VK_STRUCTURE_TYPE_DATA_GRAPH_PIPELINE_RESOURCE_INFO_ARM](#)
- [VK_STRUCTURE_TYPE_DATA_GRAPH_PIPELINE_SESSION_BIND_POINT_REQUIREMENTS_INFO_ARM](#)
- [VK_STRUCTURE_TYPE_DATA_GRAPH_PIPELINE_SESSION_BIND_POINT_REQUIREMENT_ARM](#)
- [VK_STRUCTURE_TYPE_DATA_GRAPH_PIPELINE_SESSION_CREATE_INFO_ARM](#)
- [VK_STRUCTURE_TYPE_DATA_GRAPH_PIPELINE_SESSION_MEMORY_REQUIREMENTS_INFO_ARM](#)
- [VK_STRUCTURE_TYPE_DATA_GRAPH_PIPELINE_SHADER_MODULE_CREATE_INFO_ARM](#)
- [VK_STRUCTURE_TYPE_DATA_GRAPH_PROCESSING_ENGINE_CREATE_INFO_ARM](#)
- [VK_STRUCTURE_TYPE_PHYSICAL_DEVICE_DATA_GRAPH_FEATURES_ARM](#)
- [VK_STRUCTURE_TYPE_PHYSICAL_DEVICE_QUEUE_FAMILY_DATA_GRAPH_PROCESSING_ENGINE_INFO_ARM](#)
- [VK_STRUCTURE_TYPE_QUEUE_FAMILY_DATA_GRAPH_PROCESSING_ENGINE_PROPERTIES_ARM](#)
- [VK_STRUCTURE_TYPE_QUEUE_FAMILY_DATA_GRAPH_PROPERTIES_ARM](#)
- Extending [VkTensorUsageFlagBitsARM](#):
 - [VK_TENSOR_USAGE_DATA_GRAPH_BIT_ARM](#)

If [VK_ARM_tensors](#) is supported:

- Extending [VkStructureType](#):
 - [VK_STRUCTURE_TYPE_DATA_GRAPH_PIPELINE_CONSTANT_TENSOR_SEMI_STRUCTURED_SPARSITY_INFO_ARM](#)

New SPIR-V Capabilities

- [GraphARM](#)

Issues

1) Should graph pipeline resource info structures be integrated into pipeline layouts? Would a new graph pipeline layout be a better fit?

RESOLVED: Graph pipeline resource info are passed separately at pipeline creation time.

2) Do we need a new shader stage for graph pipelines for use in creating descriptor set layouts?

RESOLVED: Currently using [VK_SHADER_STAGE_ALL](#).

3) Should this extension provide applications with a way of knowing which combinations of sparsity information implementations can take advantage of when processing graph constants?

RESOLVED: No. Describing the exact combinations is in some cases complex and it is always valid for implementations to ignore the sparsity information and treat the data as dense. Specific implementations can provide guidance to application writers if they so desire and applications are encouraged to always provide sparsity information that they have.

Version History

- Revision 1, 2025-06-18 (Kévin Petit)
 - Initial revision

VK_ARM_data_graph_instruction_set_tosa

Name String

VK_ARM_data_graph_instruction_set_tosa

Extension Type

Device extension

Registered Extension Number

509

Revision

1

Ratification Status

Not ratified

Extension and Version Dependencies

[VK_ARM_data_graph](#)

Contact

- Kevin Petit [\[GitHub\]kpet](#)

Other Extension Metadata

Last Modified Date

2026-03-30

Interactions and External Dependencies

- This extension requires [the TOSA SPIR-V 001000.1 extended instruction set](#)

IP Status

No known IP claims.

Contributors

- K vin Petit, Arm Ltd.

Description

This extensions adds support for the **TOSA.001000.1** extended instruction set for use in data graphs as defined by [VK_ARM_data_graph](#). It also adds detailed queries to report the TOSA profiles, levels, and extensions that are supported along with the quality of the implementation (e.g. accelerated, experimental, deprecated, etc).

New Commands

- [vkGetPhysicalDeviceQueueFamilyDataGraphEngineOperationPropertiesARM](#)

New Structures

- [VkDataGraphTOSANameQualityARM](#)
- [VkQueueFamilyDataGraphTOSAPropertiesARM](#)

New Enums

- [VkDataGraphTOSALevelARM](#)
- [VkDataGraphTOSAQualityFlagBitsARM](#)

New Bitmasks

- [VkDataGraphTOSAQualityFlagsARM](#)

New Enum Constants

- [VK_ARM_DATA_GRAPH_INSTRUCTION_SET_TOSA_EXTENSION_NAME](#)
- [VK_ARM_DATA_GRAPH_INSTRUCTION_SET_TOSA_SPEC_VERSION](#)
- [VK_MAX_DATA_GRAPH_TOSA_NAME_SIZE_ARM](#)
- Extending [VkStructureType](#):
 - [VK_STRUCTURE_TYPE_QUEUE_FAMILY_DATA_GRAPH_TOSA_PROPERTIES_ARM](#)

New SPIR-V Capabilities

None.

Issues

None.

Version History

- Revision 1, 2026-03-30 (Kévin Petit)
 - Initial revision

VK_ARM_data_graph_neural_accelerator_statistics

Name String

VK_ARM_data_graph_neural_accelerator_statistics

Extension Type

Device extension

Registered Extension Number

677

Revision

1

Ratification Status

Not ratified

Extension and Version Dependencies

None

Contact

- Kevin Petit [\[GitHub\]](#)kpet

Other Extension Metadata

Last Modified Date

2026-04-28

Interactions and External Dependencies

- None

IP Status

No known IP claims.

Contributors

- Kévin Petit, Arm Ltd.
- Emma Lynn Mulier (Benyossef), Arm Ltd.

Description

This extension adds support for getting data graph execution statistics for Arm neural accelerators.

New Structures

- Extending [VkDataGraphPipelineCreateInfoARM](#):
 - [VkDataGraphPipelineNeuralStatisticsCreateInfoARM](#)
- Extending [VkDataGraphPipelineSessionCreateInfoARM](#):
 - [VkDataGraphPipelineSessionNeuralStatisticsCreateInfoARM](#)

- Extending [VkPhysicalDeviceFeatures2](#), [VkDeviceCreateInfo](#):
 - [VkPhysicalDeviceDataGraphNeuralAcceleratorStatisticsFeaturesARM](#)

New Enums

- [VkNeuralAcceleratorStatisticsModeARM](#)

New Enum Constants

- [VK_ARM_DATA_GRAPH_NEURAL_ACCELERATOR_STATISTICS_EXTENSION_NAME](#)
- [VK_ARM_DATA_GRAPH_NEURAL_ACCELERATOR_STATISTICS_SPEC_VERSION](#)
- Extending [VkDataGraphPipelinePropertyARM](#):
 - [VK_DATA_GRAPH_PIPELINE_PROPERTY_NEURAL_ACCELERATOR_DEBUG_DATABASE_ARM](#)
 - [VK_DATA_GRAPH_PIPELINE_PROPERTY_NEURAL_ACCELERATOR_STATISTICS_INFO_ARM](#)
- Extending [VkDataGraphPipelineSessionBindPointARM](#):
 - [VK_DATA_GRAPH_PIPELINE_SESSION_BIND_POINT_NEURAL_ACCELERATOR_STATISTICS_ARM](#)
- Extending [VkStructureType](#):
 - [VK_STRUCTURE_TYPE_DATA_GRAPH_PIPELINE_NEURAL_STATISTICS_CREATE_INFO_ARM](#)
 - [VK_STRUCTURE_TYPE_DATA_GRAPH_PIPELINE_SESSION_NEURAL_STATISTICS_CREATE_INFO_ARM](#)
 - [VK_STRUCTURE_TYPE_PHYSICAL_DEVICE_DATA_GRAPH_NEURAL_ACCELERATOR_STATISTICS_FEATURES_ARM](#)

New SPIR-V Capabilities

None.

Issues

None.

Version History

- Revision 1, 2026-04-28 (Kévin Petit)
 - Initial revision

VK_ARM_data_graph_optical_flow

Name String

VK_ARM_data_graph_optical_flow

Extension Type

Device extension

Registered Extension Number

632

Revision

1

Ratification Status

Not ratified

Extension and Version Dependencies

[VK_ARM_data_graph](#)

Contact

- Kevin Petit [\[GitHub\]](#)kpet

Other Extension Metadata

Last Modified Date

2026-04-08

Contributors

- Contributors to VK_NV_optical_flow
- Kevin Petit, Arm Ltd.
- Jan-Harald Fredriksen, Arm Ltd.
- Steve Suzuki, Arm Ltd.
- Liam O'Neil, Arm Ltd.

Description

This extension allows applications to estimate the 2D displacement of pixels between two images.

New Commands

- [vkGetPhysicalDeviceQueueFamilyDataGraphEngineOperationPropertiesARM](#)
- [vkGetPhysicalDeviceQueueFamilyDataGraphOpticalFlowImageFormatsARM](#)

New Structures

- [VkDataGraphOpticalFlowImageFormatPropertiesARM](#)

- [VkDataGraphPipelineSingleNodeConnectionARM](#)
- [VkQueueFamilyDataGraphOpticalFlowPropertiesARM](#)
- Extending [VkDataGraphPipelineCreateInfoARM](#):
 - [VkDataGraphPipelineOpticalFlowCreateInfoARM](#)
 - [VkDataGraphPipelineSingleNodeCreateInfoARM](#)
- Extending [VkDataGraphPipelineDispatchInfoARM](#):
 - [VkDataGraphPipelineOpticalFlowDispatchInfoARM](#)
- Extending [VkDataGraphPipelineResourceInfoARM](#):
 - [VkDataGraphPipelineResourceInfoImageLayoutARM](#)
- Extending [VkPhysicalDeviceFeatures2](#), [VkDeviceCreateInfo](#):
 - [VkPhysicalDeviceDataGraphOpticalFlowFeaturesARM](#)
- Extending [VkPhysicalDeviceImageFormatInfo2](#), [VkImageCreateInfo](#):
 - [VkDataGraphOpticalFlowImageFormatInfoARM](#)

New Enums

- [VkDataGraphOpticalFlowCreateFlagBitsARM](#)
- [VkDataGraphOpticalFlowExecuteFlagBitsARM](#)
- [VkDataGraphOpticalFlowGridSizeFlagBitsARM](#)
- [VkDataGraphOpticalFlowImageUsageFlagBitsARM](#)
- [VkDataGraphOpticalFlowPerformanceLevelARM](#)
- [VkDataGraphPipelineNodeConnectionTypeARM](#)
- [VkDataGraphPipelineNodeTypeARM](#)

New Bitmasks

- [VkDataGraphOpticalFlowCreateFlagsARM](#)
- [VkDataGraphOpticalFlowExecuteFlagsARM](#)
- [VkDataGraphOpticalFlowGridSizeFlagsARM](#)
- [VkDataGraphOpticalFlowImageUsageFlagsARM](#)

New Enum Constants

- [VK_ARM_DATA_GRAPH_OPTICAL_FLOW_EXTENSION_NAME](#)
- [VK_ARM_DATA_GRAPH_OPTICAL_FLOW_SPEC_VERSION](#)
- Extending [VkDataGraphPipelineNodeConnectionTypeARM](#):
 - [VK_DATA_GRAPH_PIPELINE_NODE_CONNECTION_TYPE_OPTICAL_FLOW_COST_ARM](#)
 - [VK_DATA_GRAPH_PIPELINE_NODE_CONNECTION_TYPE_OPTICAL_FLOW_FLOW_VECTOR_ARM](#)

- VK_DATA_GRAPH_PIPELINE_NODE_CONNECTION_TYPE_OPTICAL_FLOW_HINT_ARM
- VK_DATA_GRAPH_PIPELINE_NODE_CONNECTION_TYPE_OPTICAL_FLOW_INPUT_ARM
- VK_DATA_GRAPH_PIPELINE_NODE_CONNECTION_TYPE_OPTICAL_FLOW_REFERENCE_ARM
- Extending VkDataGraphPipelineNodeTypeARM:
 - VK_DATA_GRAPH_PIPELINE_NODE_TYPE_OPTICAL_FLOW_ARM
- Extending VkDataGraphPipelineSessionBindPointARM:
 - VK_DATA_GRAPH_PIPELINE_SESSION_BIND_POINT_OPTICAL_FLOW_CACHE_ARM
- Extending VkDataGraphPipelineSessionCreateFlagBitsARM:
 - VK_DATA_GRAPH_PIPELINE_SESSION_CREATE_OPTICAL_FLOW_CACHE_BIT_ARM
- Extending VkFormatFeatureFlagBits2:
 - VK_FORMAT_FEATURE_2_DATA_GRAPH_OPTICAL_FLOW_COST_BIT_ARM
 - VK_FORMAT_FEATURE_2_DATA_GRAPH_OPTICAL_FLOW_IMAGE_BIT_ARM
 - VK_FORMAT_FEATURE_2_DATA_GRAPH_OPTICAL_FLOW_VECTOR_BIT_ARM
- Extending VkPhysicalDeviceDataGraphOperationTypeARM:
 - VK_PHYSICAL_DEVICE_DATA_GRAPH_OPERATION_TYPE_OPTICAL_FLOW_ARM
- Extending VkStructureType:
 - VK_STRUCTURE_TYPE_DATA_GRAPH_OPTICAL_FLOW_IMAGE_FORMAT_INFO_ARM
 - VK_STRUCTURE_TYPE_DATA_GRAPH_OPTICAL_FLOW_IMAGE_FORMAT_PROPERTIES_ARM
 - VK_STRUCTURE_TYPE_DATA_GRAPH_PIPELINE_OPTICAL_FLOW_CREATE_INFO_ARM
 - VK_STRUCTURE_TYPE_DATA_GRAPH_PIPELINE_OPTICAL_FLOW_DISPATCH_INFO_ARM
 - VK_STRUCTURE_TYPE_DATA_GRAPH_PIPELINE_RESOURCE_INFO_IMAGE_LAYOUT_ARM
 - VK_STRUCTURE_TYPE_DATA_GRAPH_PIPELINE_SINGLE_NODE_CONNECTION_ARM
 - VK_STRUCTURE_TYPE_DATA_GRAPH_PIPELINE_SINGLE_NODE_CREATE_INFO_ARM
 - VK_STRUCTURE_TYPE_PHYSICAL_DEVICE_DATA_GRAPH_OPTICAL_FLOW_FEATURES_ARM
 - VK_STRUCTURE_TYPE_QUEUE_FAMILY_DATA_GRAPH_OPTICAL_FLOW_PROPERTIES_ARM

Version History

- Revision 1, 2026-04-08 (Kevin Petit)
 - Internal revisions

VK_ARM_format_pack

Name String

VK_ARM_format_pack

Extension Type

Device extension

Registered Extension Number

610

Revision

1

Ratification Status

Not ratified

Extension and Version Dependencies

[VK_KHR_get_physical_device_properties2](#)

or

[Vulkan Version 1.1](#)

Contact

- Jan-Harald Fredriksen [\[GitHub\]janharaldfredriksen-arm](#)

Other Extension Metadata

Last Modified Date

2025-03-24

Interactions and External Dependencies

Contributors

- Jan-Harald Fredriksen, Arm
- Lisa Wu, Arm
- Oivind Boge, Arm

Description

This extension adds support for additional 1-, 2- and 4-component formats with 10, 12, or 14 bits of components in 16-bit containers.

New Structures

- Extending [VkPhysicalDeviceFeatures2](#), [VkDeviceCreateInfo](#):
 - [VkPhysicalDeviceFormatPackFeaturesARM](#)

New Enum Constants

- `VK_ARM_FORMAT_PACK_EXTENSION_NAME`
- `VK_ARM_FORMAT_PACK_SPEC_VERSION`
- Extending `VkFormat`:
 - `VK_FORMAT_G14X2_B14X2R14X2_2PLANE_420_UNORM_3PACK16_ARM`
 - `VK_FORMAT_G14X2_B14X2R14X2_2PLANE_422_UNORM_3PACK16_ARM`
 - `VK_FORMAT_R10X6G10X6B10X6A10X6_UINT_4PACK16_ARM`
 - `VK_FORMAT_R10X6G10X6_UINT_2PACK16_ARM`
 - `VK_FORMAT_R10X6_UINT_PACK16_ARM`
 - `VK_FORMAT_R12X4G12X4B12X4A12X4_UINT_4PACK16_ARM`
 - `VK_FORMAT_R12X4G12X4_UINT_2PACK16_ARM`
 - `VK_FORMAT_R12X4_UINT_PACK16_ARM`
 - `VK_FORMAT_R14X2G14X2B14X2A14X2_UINT_4PACK16_ARM`
 - `VK_FORMAT_R14X2G14X2B14X2A14X2_UNORM_4PACK16_ARM`
 - `VK_FORMAT_R14X2G14X2_UINT_2PACK16_ARM`
 - `VK_FORMAT_R14X2G14X2_UNORM_2PACK16_ARM`
 - `VK_FORMAT_R14X2_UINT_PACK16_ARM`
 - `VK_FORMAT_R14X2_UNORM_PACK16_ARM`
- Extending `VkStructureType`:
 - `VK_STRUCTURE_TYPE_PHYSICAL_DEVICE_FORMAT_PACK_FEATURES_ARM`

Issues

What do we call this extension?

RESOLVED

Many existing extension have the format in the name, but in this case we want to expose multiple formats.

We will describe this set of formats as a “pack”.

Compatibility classes

RESOLVED

Should these additional formats be in the same compatibility class as any other formats? For single-plane formats, we put formats with the same number of bits (but different types) in the same class. Each multi-plane or subsampled format gets its own compatibility class. This is consistent with how existing formats are handled.

Format feature requirements

RESOLVED

The format feature queries could be used to determine what is supported on any given implementation, but it may be useful to establish a baseline requirement in the specification. For that purpose, we require a set of format features - sufficient to enable texture operations - to be supported for the added unsigned integer single-plane formats. Other formats and format features are optional.

Version History

- Revision 1, 2025-03-24
 - Initial revision

VK_ARM_performance_counters_by_region

Name String

VK_ARM_performance_counters_by_region

Extension Type

Device extension

Registered Extension Number

606

Revision

1

Ratification Status

Not ratified

Extension and Version Dependencies

[VK_KHR_get_physical_device_properties2](#)

or

[Vulkan Version 1.1](#)

Special Use

- [Developer tools](#)

Contact

- Jan-Harald Fredriksen [\[GitHub\]janharaldfredriksen-arm](#)

Extension Proposal

[VK_ARM_performance_counters_by_region](#)

Other Extension Metadata

Last Modified Date

2025-09-09

IP Status

No known IP claims.

Contributors

- Jan-Harald Fredriksen, Arm Ltd.
- Lisa Wu, Arm Ltd.
- Ting Wei, Arm Ltd.
- Nikunj Patel, Arm Ltd.
- Peter Harris, Arm Ltd.
- Camden Mannett, Arm Ltd.

Description

This extension provides the ability to capture performance counters per region ('tile').

It exposes an enumeration of the available counters, and a way to request counters to be captured per render pass instance.

New Commands

- [vkEnumeratePhysicalDeviceQueueFamilyPerformanceCountersByRegionARM](#)

New Structures

- [VkPerformanceCounterARM](#)
- [VkPerformanceCounterDescriptionARM](#)
- Extending [VkPhysicalDeviceFeatures2](#), [VkDeviceCreateInfo](#):
 - [VkPhysicalDevicePerformanceCountersByRegionFeaturesARM](#)
- Extending [VkPhysicalDeviceProperties2](#):
 - [VkPhysicalDevicePerformanceCountersByRegionPropertiesARM](#)
- Extending [VkRenderPassBeginInfo](#), [VkRenderingInfo](#):
 - [VkRenderPassPerformanceCountersByRegionBeginInfoARM](#)

New Bitmasks

- [VkPerformanceCounterDescriptionFlagsARM](#)

New Enum Constants

- [VK_ARM_PERFORMANCE_COUNTERS_BY_REGION_EXTENSION_NAME](#)
- [VK_ARM_PERFORMANCE_COUNTERS_BY_REGION_SPEC_VERSION](#)
- Extending [VkStructureType](#):
 - [VK_STRUCTURE_TYPE_PERFORMANCE_COUNTER_ARM](#)
 - [VK_STRUCTURE_TYPE_PERFORMANCE_COUNTER_DESCRIPTION_ARM](#)
 - [VK_STRUCTURE_TYPE_PHYSICAL_DEVICE_PERFORMANCE_COUNTERS_BY_REGION_FEATURES_ARM](#)
 - [VK_STRUCTURE_TYPE_PHYSICAL_DEVICE_PERFORMANCE_COUNTERS_BY_REGION_PROPERTIES_ARM](#)
 - [VK_STRUCTURE_TYPE_RENDER_PASS_PERFORMANCE_COUNTERS_BY_REGION_BEGIN_INFO_ARM](#)

Issues

What is the security model of this extension?

RESOLVED

The GPU hardware is able to run workloads from multiple applications concurrently. This introduces the possibility of side-channel leaks where one process can observe the side effects (e.g., memory pressure) of work done in another process.

To prevent such leaks when using this extension, the following is guaranteed:

1. Command buffers that capture performance counters are automatically executed in an “exclusive mode”, meaning that they do not run concurrently with workloads from any other process.
2. The physical device, at the level of hardware and firmware, guarantees that performance counters are only captured in “exclusive mode”, and otherwise returns zero for all counters.

Additionally, this performance counter mechanism only exposes shader core counters. Counters related to the external memory system or interactions between external memory and L2 caches are not available.

Version History

- Revision 1, 2025-09-09 (Jan-Harald Fredriksen)
 - Initial draft.

VK_ARM_pipeline_opacity_micromap

Name String

VK_ARM_pipeline_opacity_micromap

Extension Type

Device extension

Registered Extension Number

597

Revision

1

Ratification Status

Not ratified

Extension and Version Dependencies

VK_EXT_opacity_micromap

Contact

- Mathieu Robart [\[GitHub\]mathieurobart-arm](#)

Extension Proposal

VK_ARM_pipeline_opacity_micromap

Other Extension Metadata

Last Modified Date

2025-01-07

IP Status

No known IP claims.

Contributors

- Mathieu Robart, Arm
- Marius Bjorge, Arm
- Yaozhong Zhang, Arm
- Jan-Harald Fredriksen, Arm

Description

The Opacity Micromap extension [VK_EXT_opacity_micromap](#) supports the new pipeline creation flag [VK_PIPELINE_CREATE_RAY_TRACING_OPACITY_MICROMAP_BIT_EXT](#), indicating that the ray tracing pipeline may be used with acceleration structures referencing micromaps. This allows for possible optimizations, knowing beforehand that opacity micromaps may be used with the pipeline.

An equivalent flag does not exist for pipelines supporting Ray Query with opacity micromaps, such

as graphics and compute. Consequently, it is currently not possible to optimize such pipelines for no-opacity, e.g. when opacity micromaps are supported by an application but not used by the pipeline. This may lead to performance degradation.

This extension adds a new flag, `VK_PIPELINE_CREATE_2_DISALLOW_OPACITY_MICROMAP_BIT_ARM`, indicating that a pipeline will NOT be used with an acceleration structure referencing an opacity micromap, therefore allowing possible pipeline optimizations.

New Structures

- Extending `VkPhysicalDeviceFeatures2`, `VkDeviceCreateInfo`:
 - `VkPhysicalDevicePipelineOpacityMicromapFeaturesARM`

New Enum Constants

- `VK_ARM_PIPELINE_OPACITY_MICROMAP_EXTENSION_NAME`
- `VK_ARM_PIPELINE_OPACITY_MICROMAP_SPEC_VERSION`
- Extending `VkPipelineCreateFlagBits2`:
 - `VK_PIPELINE_CREATE_2_DISALLOW_OPACITY_MICROMAP_BIT_ARM`
- Extending `VkStructureType`:
 - `VK_STRUCTURE_TYPE_PHYSICAL_DEVICE_PIPELINE_OPACITY_MICROMAP_FEATURES_ARM`

Issues

None.

Examples

None.

Version History

- Revision 1, 2025-01-07 (Mathieu Robart)
 - Initial draft

VK_ARM_render_pass_striped

Name String

VK_ARM_render_pass_striped

Extension Type

Device extension

Registered Extension Number

425

Revision

1

Ratification Status

Not ratified

Extension and Version Dependencies

[VK_KHR_get_physical_device_properties2](#)

or

[Vulkan Version 1.1](#)

and

[VK_KHR_synchronization2](#)

or

[Vulkan Version 1.3](#)

Contact

- Jan-Harald Fredriksen [\[GitHub\]](#)[janharaldfredriksen-arm](#)

Extension Proposal

[VK_ARM_render_pass_striped](#)

Other Extension Metadata

Last Modified Date

2023-11-21

IP Status

No known IP claims.

Contributors

- Jan-Harald Fredriksen, Arm
- Lisa Wu, Arm
- Torbjorn Nilsson, Arm
- Ying-Chieh Chen, Mediatek
- Jim Chiu, Mediatek

Description

This extension adds the ability to split a render pass instance into stripes, and to get a notification when rendering has completed for each stripe.

New Structures

- [VkRenderPassStripeInfoARM](#)
- Extending [VkCommandBufferSubmitInfo](#):
 - [VkRenderPassStripeSubmitInfoARM](#)
- Extending [VkPhysicalDeviceFeatures2](#), [VkDeviceCreateInfo](#):
 - [VkPhysicalDeviceRenderPassStripedFeaturesARM](#)
- Extending [VkPhysicalDeviceProperties2](#):
 - [VkPhysicalDeviceRenderPassStripedPropertiesARM](#)
- Extending [VkRenderingInfo](#), [VkRenderPassBeginInfo](#):
 - [VkRenderPassStripeBeginInfoARM](#)

New Enum Constants

- [VK_ARM_RENDER_PASS_STRIPED_EXTENSION_NAME](#)
- [VK_ARM_RENDER_PASS_STRIPED_SPEC_VERSION](#)
- Extending [VkStructureType](#):
 - [VK_STRUCTURE_TYPE_PHYSICAL_DEVICE_RENDER_PASS_STRIPED_FEATURES_ARM](#)
 - [VK_STRUCTURE_TYPE_PHYSICAL_DEVICE_RENDER_PASS_STRIPED_PROPERTIES_ARM](#)
 - [VK_STRUCTURE_TYPE_RENDER_PASS_STRIPE_BEGIN_INFO_ARM](#)
 - [VK_STRUCTURE_TYPE_RENDER_PASS_STRIPE_INFO_ARM](#)
 - [VK_STRUCTURE_TYPE_RENDER_PASS_STRIPE_SUBMIT_INFO_ARM](#)

Examples

None.

Version History

- Revision 1, 2023-11-21
 - Initial revision

VK_ARM_scheduling_controls

Name String

VK_ARM_scheduling_controls

Extension Type

Device extension

Registered Extension Number

418

Revision

2

Ratification Status

Not ratified

Extension and Version Dependencies

[VK_ARM_shader_core_builtins](#)

Contact

- Kevin Petit [\[GitHub\]](#)kpet

Other Extension Metadata

Last Modified Date

2025-09-05

Interactions and External Dependencies

None

IP Status

No known IP claims.

Contributors

- Kévin Petit, Arm Ltd.
- Jan-Harald Fredriksen, Arm Ltd.
- Mikel Garai, Arm Ltd.

Description

This extension exposes a collection of controls to modify the scheduling behavior of Arm Mali devices.

New Commands

- [vkCmdSetDispatchParametersARM](#)

New Structures

- [VkDispatchParametersARM](#)
- Extending [VkDeviceQueueCreateInfo](#), [VkDeviceCreateInfo](#):
 - [VkDeviceQueueShaderCoreControlCreateInfoARM](#)
- Extending [VkPhysicalDeviceFeatures2](#), [VkDeviceCreateInfo](#):
 - [VkPhysicalDeviceSchedulingControlsFeaturesARM](#)
- Extending [VkPhysicalDeviceProperties2](#):
 - [VkPhysicalDeviceSchedulingControlsDispatchParametersPropertiesARM](#)
 - [VkPhysicalDeviceSchedulingControlsPropertiesARM](#)

New Enums

- [VkPhysicalDeviceSchedulingControlsFlagBitsARM](#)

New Bitmasks

- [VkPhysicalDeviceSchedulingControlsFlagsARM](#)

New Enum Constants

- [VK_ARM_SCHEDULING_CONTROLS_EXTENSION_NAME](#)
- [VK_ARM_SCHEDULING_CONTROLS_SPEC_VERSION](#)
- Extending [VkStructureType](#):
 - [VK_STRUCTURE_TYPE_DEVICE_QUEUE_SHADER_CORE_CONTROL_CREATE_INFO_ARM](#)
 - [VK_STRUCTURE_TYPE_DISPATCH_PARAMETERS_ARM](#)
 - [VK_STRUCTURE_TYPE_PHYSICAL_DEVICE_SCHEDULING_CONTROLS_DISPATCH_PARAMETERS_PROPERTIES_ARM](#)
 - [VK_STRUCTURE_TYPE_PHYSICAL_DEVICE_SCHEDULING_CONTROLS_FEATURES_ARM](#)
 - [VK_STRUCTURE_TYPE_PHYSICAL_DEVICE_SCHEDULING_CONTROLS_PROPERTIES_ARM](#)

New SPIR-V Capabilities

None.

Issues

None.

Version History

- Revision 2, 2025-09-05 (Kévin Petit)
 - Add dispatch parameters controls
 - [VK_PHYSICAL_DEVICE_SCHEDULING_CONTROLS_DISPATCH_PARAMETERS_ARM](#)

- [vkCmdSetDispatchParametersARM](#)
- [VkDispatchParametersARM](#)
- [VkPhysicalDeviceSchedulingControlsDispatchParametersPropertiesARM](#)
- Revision 1, 2023-08-23 (Kévin Petit)
 - Initial revision

VK_ARM_shader_core_builtins

Name String

VK_ARM_shader_core_builtins

Extension Type

Device extension

Registered Extension Number

498

Revision

2

Ratification Status

Not ratified

Extension and Version Dependencies

[VK_KHR_get_physical_device_properties2](#)

or

[Vulkan Version 1.1](#)

SPIR-V Dependencies

- [SPV_ARM_core_builtins](#)

Contact

- Kevin Petit [\[GitHub\]](#)kpet

Other Extension Metadata

Last Modified Date

2022-10-05

Interactions and External Dependencies

- This extension provides API support for [GL_ARM_shader_core_builtins](#)

Contributors

- Kevin Petit, Arm Ltd.
- Jan-Harald Fredriksen, Arm Ltd.

Description

This extension provides the ability to determine device-specific properties on Arm GPUs. It exposes properties for the number of shader cores, the maximum number of warps that can run on a shader core, and shader builtins to enable invocations to identify which core and warp a shader invocation is executing on.

This extension enables support for the SPIR-V [CoreBuiltinsARM](#) capability.

These properties and built-ins can be used for debugging or performance optimization purposes. A typical optimization example would be to use `CoreIDARM` to select a per-shader-core instance of a data structure in algorithms that use atomics so as to reduce contention.

New Structures

- Extending `VkPhysicalDeviceFeatures2`, `VkDeviceCreateInfo`:
 - `VkPhysicalDeviceShaderCoreBuiltinsFeaturesARM`
- Extending `VkPhysicalDeviceProperties2`:
 - `VkPhysicalDeviceShaderCoreBuiltinsPropertiesARM`

New Enum Constants

- `VK_ARM_SHADER_CORE_BUILTINS_EXTENSION_NAME`
- `VK_ARM_SHADER_CORE_BUILTINS_SPEC_VERSION`
- Extending `VkStructureType`:
 - `VK_STRUCTURE_TYPE_PHYSICAL_DEVICE_SHADER_CORE_BUILTINS_FEATURES_ARM`
 - `VK_STRUCTURE_TYPE_PHYSICAL_DEVICE_SHADER_CORE_BUILTINS_PROPERTIES_ARM`

New or Modified Built-In Variables

- `CoreCountARM`
- `CoreMaxIDARM`
- `CoreIDARM`
- `WarpsMaxIDARM`
- `WarpIDARM`

New SPIR-V Capabilities

- `CoreBuiltinsARM`

Issues

None.

Version History

- Revision 1, 2022-10-05 (Kevin Petit)
 - Initial revision
- Revision 2, 2022-10-26 (Kevin Petit)
 - Add `shaderCoreMask` property

VK_ARM_shader_core_properties

Name String

VK_ARM_shader_core_properties

Extension Type

Device extension

Registered Extension Number

416

Revision

1

Ratification Status

Not ratified

Extension and Version Dependencies

[Vulkan Version 1.1](#)

Contact

- Jan-Harald Fredriksen [\[GitHub\]janharaldfredriksen-arm](#)

Other Extension Metadata

Last Modified Date

2023-02-07

IP Status

No known IP claims.

Contributors

- Jan-Harald Fredriksen, Arm Ltd.

Description

This extension provides the ability to determine device-specific performance properties of Arm GPUs.

It exposes properties for the number of texel, pixel, and fused multiply-add operations per clock per shader core. This can be used in combination with the [VK_ARM_shader_core_builtins](#) extension that provides the ability to query the number of shader cores on the physical device.

New Structures

- Extending [VkPhysicalDeviceProperties2](#):
 - [VkPhysicalDeviceShaderCorePropertiesARM](#)

New Enum Constants

- `VK_ARM_SHADER_CORE_PROPERTIES_EXTENSION_NAME`
- `VK_ARM_SHADER_CORE_PROPERTIES_SPEC_VERSION`
- Extending `VkStructureType`:
 - `VK_STRUCTURE_TYPE_PHYSICAL_DEVICE_SHADER_CORE_PROPERTIES_ARM`

Version History

- Revision 1, 2023-02-07 (Jan-Harald Fredriksen)
 - Initial draft.

VK_ARM_shader_instrumentation

Name String

[VK_ARM_shader_instrumentation](#)

Extension Type

Device extension

Registered Extension Number

608

Revision

1

Ratification Status

Not ratified

Extension and Version Dependencies

[VK_KHR_get_physical_device_properties2](#)

or

[Vulkan Version 1.1](#)

API Interactions

- Interacts with [VK_EXT_shader_object](#)

Special Use

- [Developer tools](#)

Contact

- Jan-Harald Fredriksen [\[GitHub\]](#)[janharaldfredriksen-arm](#)

Extension Proposal

[VK_ARM_shader_instrumentation](#)

Other Extension Metadata

Last Modified Date

2026-02-26

IP Status

No known IP claims.

Contributors

- Embla Flatlandsmo, Arm Ltd.
- Jan-Harald Fredriksen, Arm Ltd.
- Mikel Garai, Arm Ltd.
- Peter Harris, Arm Ltd.
- Ting Wei, Arm Ltd.

- Torbjörn Nilsson, Arm Ltd.

Description

This extension provides the ability to instrument shaders and capture performance metrics per shader type from commands executed by a queue.

New Object Types

- [VkShaderInstrumentationARM](#)

New Commands

- [vkClearShaderInstrumentationMetricsARM](#)
- [vkCmdBeginShaderInstrumentationARM](#)
- [vkCmdEndShaderInstrumentationARM](#)
- [vkCreateShaderInstrumentationARM](#)
- [vkDestroyShaderInstrumentationARM](#)
- [vkEnumeratePhysicalDeviceShaderInstrumentationMetricsARM](#)
- [vkGetShaderInstrumentationValuesARM](#)

New Structures

- [VkShaderInstrumentationCreateInfoARM](#)
- [VkShaderInstrumentationMetricDataHeaderARM](#)
- [VkShaderInstrumentationMetricDescriptionARM](#)
- Extending [VkPhysicalDeviceFeatures2](#), [VkDeviceCreateInfo](#):
 - [VkPhysicalDeviceShaderInstrumentationFeaturesARM](#)
- Extending [VkPhysicalDeviceProperties2](#):
 - [VkPhysicalDeviceShaderInstrumentationPropertiesARM](#)

New Bitmasks

- [VkShaderInstrumentationValuesFlagsARM](#)

New Enum Constants

- [VK_ARM_SHADER_INSTRUMENTATION_EXTENSION_NAME](#)
- [VK_ARM_SHADER_INSTRUMENTATION_SPEC_VERSION](#)
- Extending [VkObjectType](#):
 - [VK_OBJECT_TYPE_SHADER_INSTRUMENTATION_ARM](#)
- Extending [VkPipelineCreateFlagBits2](#):
 - [VK_PIPELINE_CREATE_2_INSTRUMENT_SHADERS_BIT_ARM](#)

- Extending `VkStructureType`:
 - `VK_STRUCTURE_TYPE_PHYSICAL_DEVICE_SHADER_INSTRUMENTATION_FEATURES_ARM`
 - `VK_STRUCTURE_TYPE_PHYSICAL_DEVICE_SHADER_INSTRUMENTATION_PROPERTIES_ARM`
 - `VK_STRUCTURE_TYPE_SHADER_INSTRUMENTATION_CREATE_INFO_ARM`
 - `VK_STRUCTURE_TYPE_SHADER_INSTRUMENTATION_METRIC_DESCRIPTION_ARM`

If `VK_EXT_shader_object` is supported:

- Extending `VkShaderCreateFlagBitsEXT`:
 - `VK_SHADER_CREATE_INSTRUMENT_SHADER_BIT_ARM`

Version History

- Revision 1, 2026-02-26 (Embla Flatlandsmo, Jan-Harald Fredriksen)
 - Initial draft.

VK_ARM_tensors

Name String

VK_ARM_tensors

Extension Type

Device extension

Registered Extension Number

461

Revision

2

Ratification Status

Not ratified

Extension and Version Dependencies

[Vulkan Version 1.3](#)

API Interactions

- Interacts with [VK_EXT_descriptor_buffer](#)
- Interacts with [VK_EXT_frame_boundary](#)
- Interacts with [VK_EXT_shader_float8](#)
- Interacts with [VK_KHR_shader_bfloat16](#)

SPIR-V Dependencies

- [SPV_ARM_tensors](#)

Contact

- Kevin Petit [\[GitHub\]](#)kpet

Extension Proposal

[VK_ARM_tensors](#)

Other Extension Metadata

Last Modified Date

2026-01-07

Interactions and External Dependencies

- This extension requires [SPV_ARM_tensors](#)
- This extension provides API support for [GL_ARM_tensors](#)
- This extension interacts with [VK_EXT_mutable_descriptor_type](#)
- This extension interacts with [VK_EXT_descriptor_buffer](#)
- This extension interacts with [VK_EXT_frame_boundary](#)

- This extension interacts with [VK_EXT_robustness2](#)
- This extension interacts with [VK_KHR_unified_image_layouts](#)
- This extension interacts with [VK_KHR_shader_bfloat16](#)
- This extension interacts with [VK_EXT_shader_float8](#)

IP Status

No known IP claims.

Contributors

- Kévin Petit, Arm Ltd.
- Einar Hov, Arm Ltd.
- Dominic Symes, Arm Ltd.
- Jan-Harald Fredriksen, Arm Ltd.
- Marco Cattani, Arm Ltd.
- Lisa Wu, Arm Ltd.
- Robert Hughes, Arm Ltd.
- David Garbett, Arm Ltd.
- Oualid Khelifi, Arm Ltd.

Description

This extension adds support for tensors.

New Object Types

- [VkTensorARM](#)
- [VkTensorViewARM](#)

New Commands

- [vkBindTensorMemoryARM](#)
- [vkCmdCopyTensorARM](#)
- [vkCreateTensorARM](#)
- [vkCreateTensorViewARM](#)
- [vkDestroyTensorARM](#)
- [vkDestroyTensorViewARM](#)
- [vkGetDeviceTensorMemoryRequirementsARM](#)
- [vkGetPhysicalDeviceExternalTensorPropertiesARM](#)
- [vkGetTensorMemoryRequirementsARM](#)

If [VK_EXT_descriptor_buffer](#) is supported:

- [vkGetTensorOpaqueCaptureDescriptorDataARM](#)
- [vkGetTensorViewOpaqueCaptureDescriptorDataARM](#)

New Structures

- [VkBindTensorMemoryInfoARM](#)
- [VkCopyTensorInfoARM](#)
- [VkDeviceTensorMemoryRequirementsARM](#)
- [VkExternalTensorPropertiesARM](#)
- [VkPhysicalDeviceExternalTensorInfoARM](#)
- [VkTensorCopyARM](#)
- [VkTensorCreateInfoARM](#)
- [VkTensorMemoryRequirementsInfoARM](#)
- [VkTensorViewCreateInfoARM](#)
- Extending [VkDataGraphPipelineResourceInfoARM](#), [VkDataGraphPipelineConstantARM](#):
 - [VkTensorDescriptionARM](#)
- Extending [VkDependencyInfo](#):
 - [VkTensorDependencyInfoARM](#)
 - [VkTensorMemoryBarrierARM](#)
- Extending [VkFormatProperties2](#):
 - [VkTensorFormatPropertiesARM](#)
- Extending [VkMemoryAllocateInfo](#):
 - [VkMemoryDedicatedAllocateInfoTensorARM](#)
- Extending [VkPhysicalDeviceFeatures2](#), [VkDeviceCreateInfo](#):
 - [VkPhysicalDeviceTensorFeaturesARM](#)
- Extending [VkPhysicalDeviceProperties2](#):
 - [VkPhysicalDeviceTensorPropertiesARM](#)
- Extending [VkTensorCreateInfoARM](#):
 - [VkExternalMemoryTensorCreateInfoARM](#)
- Extending [VkWriteDescriptorSet](#):
 - [VkWriteDescriptorSetTensorARM](#)

If [VK_EXT_descriptor_buffer](#) is supported:

- [VkTensorCaptureDescriptorDataInfoARM](#)
- [VkTensorViewCaptureDescriptorDataInfoARM](#)
- Extending [VkDescriptorGetInfoEXT](#):

- [VkDescriptorGetTensorInfoARM](#)
- Extending [VkPhysicalDeviceFeatures2](#), [VkDeviceCreateInfo](#):
 - [VkPhysicalDeviceDescriptorBufferTensorFeaturesARM](#)
- Extending [VkPhysicalDeviceProperties2](#):
 - [VkPhysicalDeviceDescriptorBufferTensorPropertiesARM](#)

If [VK_EXT_frame_boundary](#) is supported:

- Extending [VkSubmitInfo](#), [VkSubmitInfo2](#), [VkPresentInfoKHR](#), [VkBindSparseInfo](#):
 - [VkFrameBoundaryTensorsARM](#)

New Enums

- [VkTensorCreateFlagBitsARM](#)
- [VkTensorTilingARM](#)
- [VkTensorUsageFlagBitsARM](#)
- [VkTensorViewCreateFlagBitsARM](#)

New Bitmasks

- [VkTensorCreateFlagsARM](#)
- [VkTensorUsageFlagsARM](#)
- [VkTensorViewCreateFlagsARM](#)

New Enum Constants

- [VK_ARM_TENSORS_EXTENSION_NAME](#)
- [VK_ARM_TENSORS_SPEC_VERSION](#)
- Extending [VkDescriptorType](#):
 - [VK_DESCRIPTOR_TYPE_TENSOR_ARM](#)
- Extending [VkFormat](#):
 - [VK_FORMAT_R8_BOOL_ARM](#)
- Extending [VkFormatFeatureFlagBits2](#):
 - [VK_FORMAT_FEATURE_2_TENSOR_IMAGE_ALIASING_BIT_ARM](#)
 - [VK_FORMAT_FEATURE_2_TENSOR_SHADER_BIT_ARM](#)
- Extending [VkImageLayout](#):
 - [VK_IMAGE_LAYOUT_TENSOR_ALIASING_ARM](#)
- Extending [VkImageUsageFlagBits](#):
 - [VK_IMAGE_USAGE_TENSOR_ALIASING_BIT_ARM](#)
- Extending [VkObjectType](#):

- `VK_OBJECT_TYPE_TENSOR_ARM`
- `VK_OBJECT_TYPE_TENSOR_VIEW_ARM`
- Extending `VkStructureType`:
 - `VK_STRUCTURE_TYPE_BIND_TENSOR_MEMORY_INFO_ARM`
 - `VK_STRUCTURE_TYPE_COPY_TENSOR_INFO_ARM`
 - `VK_STRUCTURE_TYPE_DEVICE_TENSOR_MEMORY_REQUIREMENTS_ARM`
 - `VK_STRUCTURE_TYPE_EXTERNAL_MEMORY_TENSOR_CREATE_INFO_ARM`
 - `VK_STRUCTURE_TYPE_EXTERNAL_TENSOR_PROPERTIES_ARM`
 - `VK_STRUCTURE_TYPE_MEMORY_DEDICATED_ALLOCATE_INFO_TENSOR_ARM`
 - `VK_STRUCTURE_TYPE_PHYSICAL_DEVICE_EXTERNAL_TENSOR_INFO_ARM`
 - `VK_STRUCTURE_TYPE_PHYSICAL_DEVICE_TENSOR_FEATURES_ARM`
 - `VK_STRUCTURE_TYPE_PHYSICAL_DEVICE_TENSOR_PROPERTIES_ARM`
 - `VK_STRUCTURE_TYPE_TENSOR_COPY_ARM`
 - `VK_STRUCTURE_TYPE_TENSOR_CREATE_INFO_ARM`
 - `VK_STRUCTURE_TYPE_TENSOR_DEPENDENCY_INFO_ARM`
 - `VK_STRUCTURE_TYPE_TENSOR_DESCRIPTION_ARM`
 - `VK_STRUCTURE_TYPE_TENSOR_FORMAT_PROPERTIES_ARM`
 - `VK_STRUCTURE_TYPE_TENSOR_MEMORY_BARRIER_ARM`
 - `VK_STRUCTURE_TYPE_TENSOR_MEMORY_REQUIREMENTS_INFO_ARM`
 - `VK_STRUCTURE_TYPE_TENSOR_VIEW_CREATE_INFO_ARM`
 - `VK_STRUCTURE_TYPE_WRITE_DESCRIPTOR_SET_TENSOR_ARM`

If `VK_EXT_descriptor_buffer` is supported:

- Extending `VkStructureType`:
 - `VK_STRUCTURE_TYPE_DESCRIPTOR_GET_TENSOR_INFO_ARM`
 - `VK_STRUCTURE_TYPE_PHYSICAL_DEVICE_DESCRIPTOR_BUFFER_TENSOR_FEATURES_ARM`
 - `VK_STRUCTURE_TYPE_PHYSICAL_DEVICE_DESCRIPTOR_BUFFER_TENSOR_PROPERTIES_ARM`
 - `VK_STRUCTURE_TYPE_TENSOR_CAPTURE_DESCRIPTOR_DATA_INFO_ARM`
 - `VK_STRUCTURE_TYPE_TENSOR_VIEW_CAPTURE_DESCRIPTOR_DATA_INFO_ARM`
- Extending `VkTensorCreateFlagBitsARM`:
 - `VK_TENSOR_CREATE_DESCRIPTOR_BUFFER_CAPTURE_REPLAY_BIT_ARM`
- Extending `VkTensorViewCreateFlagBitsARM`:
 - `VK_TENSOR_VIEW_CREATE_DESCRIPTOR_BUFFER_CAPTURE_REPLAY_BIT_ARM`

If `VK_EXT_frame_boundary` is supported:

- Extending [VkStructureType](#):
 - [VK_STRUCTURE_TYPE_FRAME_BOUNDARY_TENSORS_ARM](#)

If [VK_EXT_shader_float8](#) is supported:

- Extending [VkFormat](#):
 - [VK_FORMAT_R8_SFLOAT_FPENCODING_FLOAT8E4M3_ARM](#)
 - [VK_FORMAT_R8_SFLOAT_FPENCODING_FLOAT8E5M2_ARM](#)

If [VK_KHR_shader_bfloat16](#) is supported:

- Extending [VkFormat](#):
 - [VK_FORMAT_R16_SFLOAT_FPENCODING_BFLOAT16_ARM](#)

New SPIR-V Capabilities

- [TensorsARM](#)
- [StorageTensorArrayDynamicIndexingARM](#)
- [StorageTensorArrayNonUniformIndexingARM](#)

Issues

1) Should tensor strides be passed in elements or in bytes?

RESOLVED: Strides are passed in bytes but are required to be a multiple of the tensor element size. Passing strides in bytes makes it possible to relax this requirement in the future without an interface change. It also makes it easier to describe memory alignment requirements.

2) Should there be commands to copy data between tensors and buffers/images?

RESOLVED: Adding these commands would result in a rather large API surface and not insignificant implementation and validation cost. The same outcome can be achieved with memory aliasing and tensor to tensor copy operations.

3) Should this extension define transpose and/or other data reorganization operations?

RESOLVED: These operations are useful to expose but this extension is only meant to add base support for tensors. Additional operations should be layered on top and defined in other extensions.

4) Why are tensor strides described using signed integers?

RESOLVED: Negative strides make it possible to describe different linear data layouts. While this extension does not allow negative strides, it uses signed integers for strides to make it possible to relax this limitation in future extensions.

Version History

- Revision 2, 2026-01-07 (Kévin Petit)

- Add interactions with `VK_KHR_unified_image_layouts`, `VK_KHR_shader_bfloat16`, and `VK_EXT_shader_float8`
- Revision 1, 2025-06-03 (Kévin Petit)
 - Initial revision

VK_FUCHSIA_buffer_collection

Name String

VK_FUCHSIA_buffer_collection

Extension Type

Device extension

Registered Extension Number

367

Revision

2

Ratification Status

Not ratified

Extension and Version Dependencies

[VK_FUCHSIA_external_memory](#)

and

[VK_KHR_sampler_ycbcr_conversion](#)

or

[Vulkan Version 1.1](#)

API Interactions

- Interacts with [VK_EXT_debug_report](#)

Contact

- John Rosasco [\[GitHub\]rosasco](#)

Other Extension Metadata

Last Modified Date

2021-09-23

IP Status

No known IP claims.

Contributors

- Craig Stout, Google
- John Bauman, Google
- John Rosasco, Google

Description

A buffer collection is a collection of one or more buffers which were allocated together as a group and which all have the same properties. These properties describe the buffers' internal representation such as its dimensions and memory layout. This ensures that all of the buffers can

be used interchangeably by tasks that require swapping among multiple buffers, such as double-buffered graphics rendering.

By sharing such a collection of buffers between components, communication about buffer lifecycle can be made much simpler and more efficient. For example, when a content producer finishes writing to a buffer, it can message the consumer of the buffer with the buffer index, rather than passing a handle to the shared memory.

On Fuchsia, the Sysmem service uses buffer collections as a core construct in its design. `VK_FUCHSIA_buffer_collection` is the Vulkan extension that allows Vulkan applications to interoperate with the Sysmem service on Fuchsia.

New Object Types

- [VkBufferCollectionFUCHSIA](#)

New Commands

- [vkCreateBufferCollectionFUCHSIA](#)
- [vkDestroyBufferCollectionFUCHSIA](#)
- [vkGetBufferCollectionPropertiesFUCHSIA](#)
- [vkSetBufferCollectionBufferConstraintsFUCHSIA](#)
- [vkSetBufferCollectionImageConstraintsFUCHSIA](#)

New Structures

- [VkBufferCollectionConstraintsInfoFUCHSIA](#)
- [VkBufferCollectionCreateInfoFUCHSIA](#)
- [VkBufferCollectionPropertiesFUCHSIA](#)
- [VkBufferConstraintsInfoFUCHSIA](#)
- [VkImageConstraintsInfoFUCHSIA](#)
- [VkImageFormatConstraintsInfoFUCHSIA](#)
- [VkSysmemColorSpaceFUCHSIA](#)
- Extending [VkBufferCreateInfo](#):
 - [VkBufferCollectionBufferCreateInfoFUCHSIA](#)
- Extending [VkImageCreateInfo](#):
 - [VkBufferCollectionImageCreateInfoFUCHSIA](#)
- Extending [VkMemoryAllocateInfo](#):
 - [VkImportMemoryBufferCollectionFUCHSIA](#)

New Enums

- [VkImageConstraintsInfoFlagBitsFUCHSIA](#)

New Bitmasks

- [VkImageConstraintsInfoFlagsFUCHSIA](#)
- [VkImageFormatConstraintsFlagsFUCHSIA](#)

New Enum Constants

- [VK_FUCHSIA_BUFFER_COLLECTION_EXTENSION_NAME](#)
- [VK_FUCHSIA_BUFFER_COLLECTION_SPEC_VERSION](#)
- Extending [VkObjectType](#):
 - [VK_OBJECT_TYPE_BUFFER_COLLECTION_FUCHSIA](#)
- Extending [VkStructureType](#):
 - [VK_STRUCTURE_TYPE_BUFFER_COLLECTION_BUFFER_CREATE_INFO_FUCHSIA](#)
 - [VK_STRUCTURE_TYPE_BUFFER_COLLECTION_CONSTRAINTS_INFO_FUCHSIA](#)
 - [VK_STRUCTURE_TYPE_BUFFER_COLLECTION_CREATE_INFO_FUCHSIA](#)
 - [VK_STRUCTURE_TYPE_BUFFER_COLLECTION_IMAGE_CREATE_INFO_FUCHSIA](#)
 - [VK_STRUCTURE_TYPE_BUFFER_COLLECTION_PROPERTIES_FUCHSIA](#)
 - [VK_STRUCTURE_TYPE_BUFFER_COLLECTION_CONSTRAINTS_INFO_FUCHSIA](#)
 - [VK_STRUCTURE_TYPE_IMAGE_CONSTRAINTS_INFO_FUCHSIA](#)
 - [VK_STRUCTURE_TYPE_IMAGE_FORMAT_CONSTRAINTS_INFO_FUCHSIA](#)
 - [VK_STRUCTURE_TYPE_IMPORT_MEMORY_BUFFER_COLLECTION_FUCHSIA](#)
 - [VK_STRUCTURE_TYPE_SYSMEM_COLOR_SPACE_FUCHSIA](#)

If [VK_EXT_debug_report](#) is supported:

- Extending [VkDebugReportObjectTypeEXT](#):
 - [VK_DEBUG_REPORT_OBJECT_TYPE_BUFFER_COLLECTION_FUCHSIA_EXT](#)

Issues

1) When configuring a [VkImageConstraintsInfoFUCHSIA](#) structure for constraint setting, should a NULL [pFormatConstraints](#) parameter be allowed ?

RESOLVED: No. Specifying a NULL [pFormatConstraints](#) results in logical complexity of interpreting the relationship between the [VkImageCreateInfo::usage](#) settings of the elements of the [pImageCreateInfos](#) array and the implied or desired [VkFormatFeatureFlags](#).

The explicit requirement for [pFormatConstraints](#) to be non-NULL simplifies the implied logic of the implementation and expectations for the Vulkan application.

Version History

- Revision 2, 2021-09-23 (John Rosasco)
 - Review passes

- Revision 1, 2021-03-09 (John Rosasco)

- Initial revision

VK_FUCHSIA_external_memory

Name String

VK_FUCHSIA_external_memory

Extension Type

Device extension

Registered Extension Number

365

Revision

1

Ratification Status

Not ratified

Extension and Version Dependencies

[VK_KHR_external_memory_capabilities](#)

and

[VK_KHR_external_memory](#)

or

[Vulkan Version 1.1](#)

Contact

- John Rosasco [\[GitHub\]rosasco](#)

Other Extension Metadata

Last Modified Date

2021-03-01

IP Status

No known IP claims.

Contributors

- Craig Stout, Google
- John Bauman, Google
- John Rosasco, Google

Description

Vulkan apps may wish to export or import device memory handles to or from other logical devices, instances, or APIs.

This memory sharing can eliminate copies of memory buffers when different subsystems need to interoperate on them. Sharing memory buffers may also facilitate a better distribution of processing workload for more complex memory manipulation pipelines.

New Commands

- [vkGetMemoryZirconHandleFUCHSIA](#)
- [vkGetMemoryZirconHandlePropertiesFUCHSIA](#)

New Structures

- [VkMemoryGetZirconHandleInfoFUCHSIA](#)
- [VkMemoryZirconHandlePropertiesFUCHSIA](#)
- Extending [VkMemoryAllocateInfo](#):
 - [VkImportMemoryZirconHandleInfoFUCHSIA](#)

New Enum Constants

- [VK_FUCHSIA_EXTERNAL_MEMORY_EXTENSION_NAME](#)
- [VK_FUCHSIA_EXTERNAL_MEMORY_SPEC_VERSION](#)
- Extending [VkExternalMemoryHandleTypeFlagBits](#):
 - [VK_EXTERNAL_MEMORY_HANDLE_TYPE_ZIRCON_VMO_BIT_FUCHSIA](#)
- Extending [VkStructureType](#):
 - [VK_STRUCTURE_TYPE_IMPORT_MEMORY_ZIRCON_HANDLE_INFO_FUCHSIA](#)
 - [VK_STRUCTURE_TYPE_MEMORY_GET_ZIRCON_HANDLE_INFO_FUCHSIA](#)
 - [VK_STRUCTURE_TYPE_MEMORY_ZIRCON_HANDLE_PROPERTIES_FUCHSIA](#)

Issues

See [VK_KHR_external_memory](#) issues list for further information.

Version History

- Revision 1, 2021-03-01 (John Rosasco)
 - Initial draft

VK_FUCHSIA_external_semaphore

Name String

VK_FUCHSIA_external_semaphore

Extension Type

Device extension

Registered Extension Number

366

Revision

1

Ratification Status

Not ratified

Extension and Version Dependencies

[VK_KHR_external_semaphore_capabilities](#)
and
[VK_KHR_external_semaphore](#)

Contact

- John Rosasco [\[GitHub\]rosasco](#)

Other Extension Metadata

Last Modified Date

2021-03-08

IP Status

No known IP claims.

Contributors

- Craig Stout, Google
- John Bauman, Google
- John Rosasco, Google

Description

An application using external memory may wish to synchronize access to that memory using semaphores. This extension enables an application to export semaphore payload to and import semaphore payload from Zircon event handles.

New Commands

- [vkGetSemaphoreZirconHandleFUCHSIA](#)
- [vkImportSemaphoreZirconHandleFUCHSIA](#)

New Structures

- [VkImportSemaphoreZirconHandleInfoFUCHSIA](#)
- [VkSemaphoreGetZirconHandleInfoFUCHSIA](#)

New Enum Constants

- `VK_FUCHSIA_EXTERNAL_SEMAPHORE_EXTENSION_NAME`
- `VK_FUCHSIA_EXTERNAL_SEMAPHORE_SPEC_VERSION`
- Extending [VkExternalSemaphoreHandleTypeFlagBits](#):
 - [VK_EXTERNAL_SEMAPHORE_HANDLE_TYPE_ZIRCON_EVENT_BIT_FUCHSIA](#)
- Extending [VkStructureType](#):
 - [VK_STRUCTURE_TYPE_IMPORT_SEMAPHORE_ZIRCON_HANDLE_INFO_FUCHSIA](#)
 - [VK_STRUCTURE_TYPE_SEMAPHORE_GET_ZIRCON_HANDLE_INFO_FUCHSIA](#)

Issues

1) Does the application need to close the Zircon event handle returned by [vkGetSemaphoreZirconHandleFUCHSIA](#)?

RESOLVED: Yes, unless it is passed back in to a driver instance to import the semaphore. A successful get call transfers ownership of the Zircon event handle to the application, and a successful import transfers it back to the driver. Destroying the original semaphore object will not close the Zircon event handle nor remove its reference to the underlying semaphore resource associated with it.

Version History

- Revision 1, 2021-03-08 (John Rosasco)
 - Initial revision

VK_FUCHSIA_imagepipe_surface

Name String

VK_FUCHSIA_imagepipe_surface

Extension Type

Instance extension

Registered Extension Number

215

Revision

1

Ratification Status

Not ratified

Extension and Version Dependencies

[VK_KHR_surface](#)

Contact

- Craig Stout [\[GitHub\]](#)[cdotstout](#)

Other Extension Metadata

Last Modified Date

2018-07-27

IP Status

No known IP claims.

Contributors

- Craig Stout, Google
- Ian Elliott, Google
- Jesse Hall, Google

Description

The [VK_FUCHSIA_imagepipe_surface](#) extension is an instance extension. It provides a mechanism to create a [VkSurfaceKHR](#) object (defined by the [VK_KHR_surface](#) extension) that refers to a Fuchsia [imagePipeHandle](#).

New Commands

- [vkCreateImagePipeSurfaceFUCHSIA](#)

New Structures

- [VkImagePipeSurfaceCreateInfoFUCHSIA](#)

New Bitmasks

- [VkImagePipeSurfaceCreateFlagsFUCHSIA](#)

New Enum Constants

- [VK_FUCHSIA_IMAGEPIPE_SURFACE_EXTENSION_NAME](#)
- [VK_FUCHSIA_IMAGEPIPE_SURFACE_SPEC_VERSION](#)
- Extending [VkStructureType](#):
 - [VK_STRUCTURE_TYPE_IMAGEPIPE_SURFACE_CREATE_INFO_FUCHSIA](#)

Version History

- Revision 1, 2018-07-27 (Craig Stout)
 - Initial draft.

VK_GGP_frame_token

Name String

VK_GGP_frame_token

Extension Type

Device extension

Registered Extension Number

192

Revision

1

Ratification Status

Not ratified

Extension and Version Dependencies

[VK_KHR_swapchain](#)

and

[VK_GGP_stream_descriptor_surface](#)

Contact

- Jean-Francois Roy [\[GitHub\]jfroy](#)

Other Extension Metadata

Last Modified Date

2019-01-28

IP Status

No known IP claims.

Contributors

- Jean-Francois Roy, Google
- Richard O’Grady, Google

Description

This extension allows an application that uses the [VK_KHR_swapchain](#) extension in combination with a Google Games Platform surface provided by the [VK_GGP_stream_descriptor_surface](#) extension to associate a Google Games Platform frame token with a present operation.

New Structures

- Extending [VkPresentInfoKHR](#):
 - [VkPresentFrameTokenGGP](#)

New Enum Constants

- `VK_GGP_FRAME_TOKEN_EXTENSION_NAME`
- `VK_GGP_FRAME_TOKEN_SPEC_VERSION`
- Extending `VkStructureType`:
 - `VK_STRUCTURE_TYPE_PRESENT_FRAME_TOKEN_GGP`

Version History

- Revision 1, 2018-11-26 (Jean-Francois Roy)
 - Initial revision.

VK_GGP_stream_descriptor_surface

Name String

VK_GGP_stream_descriptor_surface

Extension Type

Instance extension

Registered Extension Number

50

Revision

1

Ratification Status

Not ratified

Extension and Version Dependencies

[VK_KHR_surface](#)

Contact

- Jean-Francois Roy [\[GitHub\]jfroy](#)

Other Extension Metadata

Last Modified Date

2019-01-28

IP Status

No known IP claims.

Contributors

- Jean-Francois Roy, Google
- Brad Grantham, Google
- Connor Smith, Google
- Cort Stratton, Google
- Hai Nguyen, Google
- Ian Elliott, Google
- Jesse Hall, Google
- Jim Ray, Google
- Katherine Wu, Google
- Kaye Mason, Google
- Kuangye Guo, Google
- Mark Segal, Google

- Nicholas Vining, Google
- Paul Lalonde, Google
- Richard O’Grady, Google

Description

The `VK_GGP_stream_descriptor_surface` extension is an instance extension. It provides a mechanism to create a `VkSurfaceKHR` object (defined by the `VK_KHR_surface` extension) that refers to a Google Games Platform `GgpStreamDescriptor`.

New Commands

- `vkCreateStreamDescriptorSurfaceGGP`

New Structures

- `VkStreamDescriptorSurfaceCreateInfoGGP`

New Bitmasks

- `VkStreamDescriptorSurfaceCreateFlagsGGP`

New Enum Constants

- `VK_GGP_STREAM_DESCRIPTOR_SURFACE_EXTENSION_NAME`
- `VK_GGP_STREAM_DESCRIPTOR_SURFACE_SPEC_VERSION`
- Extending `VkStructureType`:
 - `VK_STRUCTURE_TYPE_STREAM_DESCRIPTOR_SURFACE_CREATE_INFO_GGP`

Version History

- Revision 1, 2018-11-26 (Jean-Francois Roy)
 - Initial revision.

VK_GOOGLE_decorate_string

Name String

VK_GOOGLE_decorate_string

Extension Type

Device extension

Registered Extension Number

225

Revision

1

Ratification Status

Not ratified

Extension and Version Dependencies

None

SPIR-V Dependencies

- [SPV_GOOGLE_decorate_string](#)

Contact

- Hai Nguyen [[GitHub](#)][chaoticbob](#)

Other Extension Metadata

Last Modified Date

2018-07-09

IP Status

No known IP claims.

Contributors

- Hai Nguyen, Google
- Neil Henning, AMD

Description

The [VK_GOOGLE_decorate_string](#) extension allows use of the [SPV_GOOGLE_decorate_string](#) extension in SPIR-V shader modules.

New Enum Constants

- [VK_GOOGLE_DECORATE_STRING_EXTENSION_NAME](#)
- [VK_GOOGLE_DECORATE_STRING_SPEC_VERSION](#)

Version History

- Revision 1, 2018-07-09 (Neil Henning)
 - Initial draft

VK_GOOGLE_display_timing

Name String

VK_GOOGLE_display_timing

Extension Type

Device extension

Registered Extension Number

93

Revision

1

Ratification Status

Not ratified

Extension and Version Dependencies

[VK_KHR_swapchain](#)

Contact

- Ian Elliott [\[GitHub\]](#)[ianelliottus](#)

Other Extension Metadata

Last Modified Date

2017-02-14

IP Status

No known IP claims.

Contributors

- Ian Elliott, Google
- Jesse Hall, Google

Description

This device extension allows an application that uses the [VK_KHR_swapchain](#) extension to obtain information about the presentation engine's display, to obtain timing information about each present, and to schedule a present to happen no earlier than a desired time. An application can use this to minimize various visual anomalies (e.g. stuttering).

Traditional game and real-time animation applications need to correctly position their geometry for when the presentable image will be presented to the user. To accomplish this, applications need various timing information about the presentation engine's display. They need to know when presentable images were actually presented, and when they could have been presented. Applications also need to tell the presentation engine to display an image no sooner than a given time. This allows the application to avoid stuttering, so the animation looks smooth to the user.

This extension treats variable-refresh-rate (VRR) displays as if they are fixed-refresh-rate (FRR) displays.

New Commands

- [vkGetPastPresentationTimingGOOGLE](#)
- [vkGetRefreshCycleDurationGOOGLE](#)

New Structures

- [VkPastPresentationTimingGOOGLE](#)
- [VkPresentTimeGOOGLE](#)
- [VkRefreshCycleDurationGOOGLE](#)
- Extending [VkPresentInfoKHR](#):
 - [VkPresentTimesInfoGOOGLE](#)

New Enum Constants

- [VK_GOOGLE_DISPLAY_TIMING_EXTENSION_NAME](#)
- [VK_GOOGLE_DISPLAY_TIMING_SPEC_VERSION](#)
- Extending [VkStructureType](#):
 - [VK_STRUCTURE_TYPE_PRESENT_TIMES_INFO_GOOGLE](#)

Examples

NOTE

The example code for the this extension (like the [VK_KHR_surface](#) and [VK_GOOGLE_display_timing](#) extensions) is contained in the cube demo that is shipped with the official Khronos SDK, and is being kept up-to-date in that location (see: <https://github.com/KhronosGroup/Vulkan-Tools/blob/main/cube/cube.c>).

Version History

- Revision 1, 2017-02-14 (Ian Elliott)
 - Internal revisions

VK_GOOGLE_hlsl_functionality1

Name String

VK_GOOGLE_hlsl_functionality1

Extension Type

Device extension

Registered Extension Number

224

Revision

1

Ratification Status

Not ratified

Extension and Version Dependencies

None

SPIR-V Dependencies

- [SPV_GOOGLE_hlsl_functionality1](#)

Contact

- Hai Nguyen [[GitHub](#)][chaoticbob](#)

Other Extension Metadata

Last Modified Date

2018-07-09

IP Status

No known IP claims.

Contributors

- Hai Nguyen, Google
- Neil Henning, AMD

Description

The [VK_GOOGLE_hlsl_functionality1](#) extension allows use of the [SPV_GOOGLE_hlsl_functionality1](#) extension in SPIR-V shader modules.

New Enum Constants

- [VK_GOOGLE_HLSL_FUNCTIONALITY1_EXTENSION_NAME](#)
- [VK_GOOGLE_HLSL_FUNCTIONALITY1_SPEC_VERSION](#)
- [VK_GOOGLE_HLSL_FUNCTIONALITY_1_EXTENSION_NAME](#)

- VK_GOOGLE_HLSL_FUNCTIONALITY_1_SPEC_VERSION

Version History

- Revision 1, 2018-07-09 (Neil Henning)
 - Initial draft

VK_GOOGLE_surfaceless_query

Name String

VK_GOOGLE_surfaceless_query

Extension Type

Instance extension

Registered Extension Number

434

Revision

2

Ratification Status

Not ratified

Extension and Version Dependencies

[VK_KHR_surface](#)

Special Use

- [OpenGL / ES support](#)

Contact

- Shahbaz Youssefi [\[GitHub\]](#)[syoussefi](#)

Extension Proposal

[VK_GOOGLE_surfaceless_query](#)

Other Extension Metadata

Last Modified Date

2022-08-03

IP Status

No known IP claims.

Contributors

- Ian Elliott, Google
- Shahbaz Youssefi, Google
- James Jones, NVIDIA

Description

This extension allows the [vkGetPhysicalDeviceSurfaceFormatsKHR](#) and [vkGetPhysicalDeviceSurfacePresentModesKHR](#) functions to accept [VK_NULL_HANDLE](#) as their [surface](#) parameter, allowing potential surface formats, color spaces and present modes to be queried without providing a surface. Identically, [vkGetPhysicalDeviceSurfaceFormats2KHR](#), [vkGetPhysicalDeviceSurfacePresentModes2EXT](#), and [vkGetPhysicalDeviceSurfaceCapabilities2KHR](#)

would accept `VK_NULL_HANDLE` in `VkPhysicalDeviceSurfaceInfo2KHR::surface`. This can only be supported on platforms where the results of these queries are surface-agnostic and a single presentation engine is the implicit target of all present operations.

New Enum Constants

- `VK_GOOGLE_SURFACELESS_QUERY_EXTENSION_NAME`
- `VK_GOOGLE_SURFACELESS_QUERY_SPEC_VERSION`

Version History

- Revision 1, 2021-12-14 (Shahbaz Youssefi)
 - Internal revisions
- Revision 2, 2022-08-03 (Shahbaz Youssefi)
 - Precisions to which parts of the query responses are defined when surfaceless

VK_GOOGLE_user_type

Name String

VK_GOOGLE_user_type

Extension Type

Device extension

Registered Extension Number

290

Revision

1

Ratification Status

Not ratified

Extension and Version Dependencies

None

SPIR-V Dependencies

- [SPV_GOOGLE_user_type](#)

Contact

- Kaye Mason [\[GitHub\]](#)chaleur

Other Extension Metadata

Last Modified Date

2019-07-09

IP Status

No known IP claims.

Contributors

- Kaye Mason, Google
- Hai Nguyen, Google

Description

The [VK_GOOGLE_user_type](#) extension allows use of the [SPV_GOOGLE_user_type](#) extension in SPIR-V shader modules.

New Enum Constants

- [VK_GOOGLE_USER_TYPE_EXTENSION_NAME](#)
- [VK_GOOGLE_USER_TYPE_SPEC_VERSION](#)

Version History

- Revision 1, 2019-09-07 (Kaye Mason)
 - Initial draft

VK_HUAWEI_cluster_culling_shader

Name String

VK_HUAWEI_cluster_culling_shader

Extension Type

Device extension

Registered Extension Number

405

Revision

3

Ratification Status

Not ratified

Extension and Version Dependencies

[VK_KHR_get_physical_device_properties2](#)

or

[Vulkan Version 1.1](#)

SPIR-V Dependencies

- [SPV_HUAWEI_cluster_culling_shader](#)

Contact

- Yuchang Wang [[GitHub](#)][richard_Wang2](#)

Extension Proposal

[VK_HUAWEI_cluster_culling_shader](#)

Other Extension Metadata

Last Modified Date

2023-08-16

Interactions and External Dependencies

- This extension provides API support for [GL_HUAWEI_cluster_culling_shader](#).

Contributors

- Yuchang Wang, Huawei
- Juntao Li, Huawei
- Pan Gao, Huawei
- Jie Cao, Huawei
- Yunjin Zhang, Huawei
- Shujie Zhou, Huawei
- Chaojun Wang, Huawei

- Jiajun Hu, Huawei
- Cong Zhang, Huawei

Description

Cluster Culling Shaders (CCS) are similar to the existing compute shaders. Their main purpose is to provide an execution environment in order to perform coarse-level geometry culling and LOD selection more efficiently on the GPU.

The traditional 2-pass GPU culling solution using a compute shader sometimes needs a pipeline barrier between compute and graphics pipeline to optimize performance. An additional compaction process may also be required. This extension addresses these shortcomings, allowing compute shaders to directly emit visible clusters to the following graphics pipeline.

A set of new built-in output variables are used to express a visible cluster, including per-cluster shading rate. In addition, a new built-in function is used to emit these variables from CCS to the IA stage. The IA stage can use these variables to fetch vertices of a visible cluster and drive vertex shaders to shading these vertices.

Note that CCS do not work with geometry or tessellation shaders, but both IA and vertex shaders are preserved. Vertex shaders are still used for vertex position shading, instead of directly outputting transformed vertices from the compute shader. This makes CCS more suitable for mobile GPUs.

New Commands

- [vkCmdDrawClusterHUAWEI](#)
- [vkCmdDrawClusterIndirectHUAWEI](#)

New Structures

- Extending [VkPhysicalDeviceClusterCullingShaderFeaturesHUAWEI](#):
 - [VkPhysicalDeviceClusterCullingShaderVrsFeaturesHUAWEI](#)
- Extending [VkPhysicalDeviceFeatures2](#), [VkDeviceCreateInfo](#):
 - [VkPhysicalDeviceClusterCullingShaderFeaturesHUAWEI](#)
- Extending [VkPhysicalDeviceProperties2](#):
 - [VkPhysicalDeviceClusterCullingShaderPropertiesHUAWEI](#)

New Enum Constants

- [VK_HUAWEI_CLUSTER_CULLING_SHADER_EXTENSION_NAME](#)
- [VK_HUAWEI_CLUSTER_CULLING_SHADER_SPEC_VERSION](#)
- Extending [VkPipelineStageFlagBits2](#):
 - [VK_PIPELINE_STAGE_2_CLUSTER_CULLING_SHADER_BIT_HUAWEI](#)
- Extending [VkQueryPipelineStatisticFlagBits](#):

- [VK_QUERY_PIPELINE_STATISTIC_CLUSTER_CULLING_SHADER_INVOCATIONS_BIT_HUAWEI](#)
- Extending [VkShaderStageFlagBits](#):
 - [VK_SHADER_STAGE_CLUSTER_CULLING_BIT_HUAWEI](#)
- Extending [VkStructureType](#):
 - [VK_STRUCTURE_TYPE_PHYSICAL_DEVICE_CLUSTER_CULLING_SHADER_FEATURES_HUAWEI](#)
 - [VK_STRUCTURE_TYPE_PHYSICAL_DEVICE_CLUSTER_CULLING_SHADER_PROPERTIES_HUAWEI](#)
 - [VK_STRUCTURE_TYPE_PHYSICAL_DEVICE_CLUSTER_CULLING_SHADER_VRS_FEATURES_HUAWEI](#)

New Built-In Variables

- [IndexCountHUAWEI](#)
- [VertexCountHUAWEI](#)
- [InstanceCountHUAWEI](#)
- [FirstIndexHUAWEI](#)
- [FirstVertexHUAWEI](#)
- [VertexOffsetHUAWEI](#)
- [FirstInstanceHUAWEI](#)
- [ClusterIDHUAWEI](#)
- [ClusterShadingRateHUAWEI](#)

New SPIR-V Capability

- [ClusterCullingShadingHUAWEI](#)

Sample Code

Example of cluster culling in a GLSL shader

```
#extension GL_HUAWEI_cluster_culling_shader: enable

#define GPU_WARP_SIZE          32
#define GPU_GROUP_SIZE        GPU_WARP_SIZE

#define GPU_CLUSTER_PER_INVOCATION 1
#define GPU_CLUSTER_PER_WORKGROUP (GPU_GROUP_SIZE * GPU_CLUSTER_PER_INVOCATION)

// Number of threads per workgroup
// - 1D only
// - warpsize = 32
layout(local_size_x=GPU_GROUP_SIZE, local_size_y=1, local_size_z=1) in;
```



```

#define GPU_DRAW_BUFFER_BINDING          0
#define GPU_INSTANCE_DESCRIPTOR_BINDING  1

struct BoundingSphere
{
    vec3 center;
    float radius;
};

struct InstanceData
{
    mat4 mvp_matrix;                // mvp matrix.
    vec4 frustum_planes[6];         // six frustum planes
    mat4 model_matrix_transpose_inverse; // inverse transpose of model matrix.
    vec3 view_origin;               // view original
};

struct InstanceDescriptor
{
    uint begin;
    uint end;
    uint cluster_count;
    uint debug;
    BoundingSphere sphere;
    InstanceData instance_data;
};

struct DrawElementsCommand{
    uint indexcount;
    uint instanceCount;
    uint firstIndex;
    int vertexoffset;
    uint firstInstance;
    uint cluster_id;
};

// indexed mode
out gl_PerClusterHUAWEI{
    uint gl_IndexCountHUAWEI;
    uint gl_InstanceCountHUAWEI;
    uint gl_FirstIndexHUAWEI;
    int gl_VertexOffsetHUAWEI;
    uint gl_FirstInstanceHUAWEI;
    uint gl_ClusterIDHUAWEI;
    uint gl_ClusterShadingRateHUAWEI;
};

layout(binding = GPU_DRAW_BUFFER_BINDING, std430) buffer draw_indirect_ssbo
{
    DrawElementsCommand draw_commands[];
};

```



```

layout(binding = GPU_INSTANCE_DESCRIPTOR_BINDING, std430) buffer
instance_descriptor_ssbo
{
    InstanceDescriptor instance_descriptors[];
};

float Distance(uint instance_id)
{
    vec3 v = normalize(instance_descriptor[instance_id].sphere.center -
                       instance_descriptor[instance_id].instance_data.view_origin);
    float dist = sqrt(dot(v,v));

    return dist;
}

bool isSphereOutsideFrustum( vec3 sphere_center, float sphere_radius )
{
    bool isInside = false;

    for(int i = 0; i < 6; i++)
    {
        isInside = isInside ||
            (dot(instance_descriptors[instance_id].instance_data.frustum_planes[i].xyz,
                sphere_center) + instance_descriptors[instance_id].instance_data.frustum_planes
[i].w <
            sphere_radius);
    }
    return isInside;
}

void main()
{
    // get instance description
    instance_id = gl_GlobalInvocationID.x;
    InstanceDescriptor inst_desc = instance_descriptors[instance_id];

    //instance based culling
    bool render = !isSphereOutsideFrustum(inst_desc.sphere.center, inst_desc.sphere
.radius);

    if (render)
    {
        // calculate distance
        float distance = Distance(instance_id);

        // update shading rate built-in variable
        if(distance > 0.7)
            gl_ClusterShadingRateHUAWEI =

```



```

        gl_ShadingRateFlag4VerticalPixelsEXT |
gl_ShadingRateFlag4HorizontalPixelsEXT;
    else if(distance > 0.3)
        gl_ClusterShadingRateHUAWEI =
            gl_ShadingRateFlag2VerticalPixelsEXT |
gl_ShadingRateFlag2HorizontalPixelsEXT;
    else
        gl_ClusterShadingRateHUAWEI = 0;

    // this is a visible cluster, update built-in output variable.
    // in case of indexed mode:
    gl_IndexCountHUAWEI      = draw_commands[cluster_id].indexcount;
    gl_InstanceCountHUAWEI   = draw_commands[cluster_id].instanceCount;
    gl_FirstIndexHUAWEI      = draw_commands[cluster_id].firstIndex;
    gl_VertexOffsetHUAWEI    = draw_commands[cluster_id].vertexoffset;
    gl_FirstInstanceHUAWEI   = draw_commands[cluster_id].firstInstance;
    gl_ClusterIDHUAWEI       = draw_commands[cluster_id].cluster_id;

    // emit built-in output variables as a drawing command to subsequent
    // rendering pipeline.
    dispatchClusterHUAWEI();
}
}

```

Example of graphics pipeline creation with cluster culling shader

```

// create a cluster culling shader stage info structure.
VkPipelineShaderStageCreateInfo ccsStageInfo{};
ccsStageInfo.sType = VK_STRUCTURE_TYPE_PIPELINE_SHADER_STAGE_CREATE_INFO;
ccsStageInfo.stage = VK_SHADER_STAGE_CLUSTER_CULLING_BIT_HUAWEI;
ccsStageInfo.module = clustercullingshaderModule;
ccsStageInfo.pName = "main";

// pipeline shader stage creation
VkPipelineShaderStageCreateInfo shaderStages[] = { ccsStageInfo,
vertexShaderStageInfo, fragmentShaderStageInfo };

// create graphics pipeline
VkGraphicsPipelineCreateInfo pipelineInfo{};
pipelineInfo.sType = VK_STRUCTURE_TYPE_GRAPHICS_PIPELINE_CREATE_INFO;
pipelineInfo.stageCount = 3;
pipelineInfo.pStage = shaderStages;
pipelineInfo.pVertexInputState = &vertexInputInfo;
// ...
VkPipeline graphicsPipeline;
VkCreateGraphicsPipelines(device, VK_NULL_HANDLE, 1, &pipelineInfo, nullptr,
&graphicsPipeline);

```

Example of launching the execution of cluster culling shader


```
vkCmdBindPipeline(commandBuffer, VK_PIPELINE_BIND_POINT_GRAPHICS, graphicsPipeline);  
vkCmdDrawClusterHUAWEI(commandBuffer, groupCountX, 1, 1);  
vkCmdEndRenderPass(commandBuffer);
```

Version History

- Revision 1, 2022-11-18 (YuChang Wang)
 - Internal revisions
- Revision 2, 2023-04-02 (Jon Leech)
 - Grammar edits.
- Revision 3, 2023-08-21 (YuChang Wang)
 - Add per-cluster shading rate.

VK_HUAWEI_hdr_vivid

Name String

VK_HUAWEI_hdr_vivid

Extension Type

Device extension

Registered Extension Number

591

Revision

1

Ratification Status

Not ratified

Extension and Version Dependencies

[VK_KHR_get_physical_device_properties2](#)

or

[Vulkan Version 1.1](#)

and

[VK_KHR_swapchain](#)

and

[VK_EXT_hdr_metadata](#)

Contact

- Zehui Lin [\[GitHub\]](#)[bactlink](#)

Other Extension Metadata

Last Modified Date

2024-10-08

IP Status

No known IP claims.

Contributors

- Juntao Li, Huawei
- Pan Gao, Huawei
- Xiufeng Zhang, Huawei
- Zehui Lin, Huawei

Description

This extension allows applications to assign HDR Vivid (T/UWA 005.1-2022) metadata to swapchains.

HDR Vivid is an HDR standard released by UWA (UHD World Association). It defines tone mapping

from the metadata to better preserve the creator's intentions and achieve better consistency across devices with different display capabilities.

New Structures

- Extending [VkHdrMetadataEXT](#):
 - [VkHdrVividDynamicMetadataHUAWEI](#)
- Extending [VkPhysicalDeviceFeatures2](#), [VkDeviceCreateInfo](#):
 - [VkPhysicalDeviceHdrVividFeaturesHUAWEI](#)

New Enum Constants

- [VK_HUAWEI_HDR_VIVID_EXTENSION_NAME](#)
- [VK_HUAWEI_HDR_VIVID_SPEC_VERSION](#)
- Extending [VkStructureType](#):
 - [VK_STRUCTURE_TYPE_HDR_VIVID_DYNAMIC_METADATA_HUAWEI](#)
 - [VK_STRUCTURE_TYPE_PHYSICAL_DEVICE_HDR_VIVID_FEATURES_HUAWEI](#)

Version History

- Revision 1, 2024-10-08 (Zehui Lin)
 - Initial version

VK_HUAWEI_invocation_mask

Name String

VK_HUAWEI_invocation_mask

Extension Type

Device extension

Registered Extension Number

371

Revision

1

Ratification Status

Not ratified

Extension and Version Dependencies

[VK_KHR_ray_tracing_pipeline](#)

and

[VK_KHR_synchronization2](#)

or

[Vulkan Version 1.3](#)

Contact

- Pan Gao [\[GitHub\]](#)[PanGao-h](#)

Extension Proposal

[VK_HUAWEI_invocation_mask](#)

Other Extension Metadata

Last Modified Date

2021-05-27

Interactions and External Dependencies

- This extension requires [VK_KHR_ray_tracing_pipeline](#), which allow to bind an invocation mask image before the ray tracing command
- This extension requires [VK_KHR_synchronization2](#), which allows new pipeline stage for the invocation mask image

Contributors

- Yunpeng Zhu
- Juntao Li, Huawei
- Liang Chen, Huawei
- Shaozhuang Shi, Huawei
- Hailong Chu, Huawei

Description

The rays to trace may be sparse in some use cases. For example, the scene only have a few regions to reflect. Providing an invocation mask image to the ray tracing commands could potentially give the hardware the hint to do certain optimization without invoking an additional pass to compact the ray buffer.

New Commands

- [vkCmdBindInvocationMaskHUAWEI](#)

New Structures

- Extending [VkPhysicalDeviceFeatures2](#), [VkDeviceCreateInfo](#):
 - [VkPhysicalDeviceInvocationMaskFeaturesHUAWEI](#)

New Enum Constants

- [VK_HUAWEI_INVOCATION_MASK_EXTENSION_NAME](#)
- [VK_HUAWEI_INVOCATION_MASK_SPEC_VERSION](#)
- Extending [VkAccessFlagBits2](#):
 - [VK_ACCESS_2_INVOCATION_MASK_READ_BIT_HUAWEI](#)
- Extending [VkImageUsageFlagBits](#):
 - [VK_IMAGE_USAGE_INVOCATION_MASK_BIT_HUAWEI](#)
- Extending [VkPipelineStageFlagBits2](#):
 - [VK_PIPELINE_STAGE_2_INVOCATION_MASK_BIT_HUAWEI](#)
- Extending [VkStructureType](#):
 - [VK_STRUCTURE_TYPE_PHYSICAL_DEVICE_INVOCATION_MASK_FEATURES_HUAWEI](#)

Examples

RT mask is updated before each traceRay.

Step 1. Generate InvocationMask.

```
//the rt mask image bind as color attachment in the fragment shader
Layout(location = 2) out vec4 outRTmask
vec4 mask = vec4(x,x,x,x);
outRTmask = mask;
```

Step 2. traceRay with InvocationMask

```
vkCmdBindPipeline(
    commandBuffers[imageIndex],
    VK_PIPELINE_BIND_POINT_RAY_TRACING_KHR, m_rtPipeline);
```



```
vkCmdBindDescriptorSets(commandBuffers[imageIndex],
VK_PIPELINE_BIND_POINT_RAY_TRACING_NV,
m_rtPipelineLayout, 0, 1, &m_rtDescriptorSet,
0, nullptr);

vkCmdBindInvocationMaskHUAWEI(
    commandBuffers[imageIndex],
    InvocationMaskimageView,
    InvocationMaskimageLayout);
vkCmdTraceRaysKHR(commandBuffers[imageIndex],
pRaygenShaderBindingTable,
pMissShaderBindingTable,
swapChainExtent.width,
swapChainExtent.height, 1);
```

Version History

- Revision 1, 2021-05-27 (Yunpeng Zhu)
 - Initial draft.

VK_HUAWEI_subpass_shading

Name String

VK_HUAWEI_subpass_shading

Extension Type

Device extension

Registered Extension Number

370

Revision

3

Ratification Status

Not ratified

Extension and Version Dependencies

[VK_KHR_create_renderpass2](#)

or

[Vulkan Version 1.2](#)

and

[VK_KHR_synchronization2](#)

or

[Vulkan Version 1.3](#)

SPIR-V Dependencies

- [SPV_HUAWEI_subpass_shading](#)

Contact

- Pan Gao [\[GitHub\]](#)[PanGao-h](#)

Other Extension Metadata

Last Modified Date

2021-06-01

Interactions and External Dependencies

- This extension provides API support for [GL_HUAWEI_subpass_shading](#).

Contributors

- Hueilong Wang
- Juntao Li, Huawei
- Renmiao Lu, Huawei
- Pan Gao, Huawei

Description

This extension allows applications to execute a subpass shading pipeline in a subpass of a render pass in order to save memory bandwidth for algorithms like tile-based deferred rendering and forward plus. A subpass shading pipeline is a pipeline with the compute pipeline ability, allowed to read values from input attachments, and only allowed to be dispatched inside a stand-alone subpass. Its work dimension is defined by the render pass's render area size. Its workgroup size (width, height) shall be a power-of-two number in width or height, with minimum value from 8, and maximum value shall be decided from the render pass attachments and sample counts but depends on implementation.

The `GlobalInvocationId.xy` of a subpass shading pipeline is equal to the `FragCoord.xy` of a graphic pipeline in the same render pass subtracted the `offset` of the `VkRenderPassBeginInfo::renderArea`. `GlobalInvocationId.z` is mapped to the Layer if `VK_EXT_shader_viewport_index_layer` is supported. The `GlobalInvocationId.xy` is equal to the index of the local workgroup multiplied by the size of the local workgroup plus the `LocalInvocationId` and the `offset` of the `VkRenderPassBeginInfo::renderArea`.

This extension allows a subpass's pipeline bind point to be `VK_PIPELINE_BIND_POINT_SUBPASS_SHADING_HUAWEI`.

New Commands

- `vkCmdSubpassShadingHUAWEI`
- `vkGetDeviceSubpassShadingMaxWorkgroupSizeHUAWEI`

New Structures

- Extending `VkComputePipelineCreateInfo`:
 - `VkSubpassShadingPipelineCreateInfoHUAWEI`
- Extending `VkPhysicalDeviceFeatures2`, `VkDeviceCreateInfo`:
 - `VkPhysicalDeviceSubpassShadingFeaturesHUAWEI`
- Extending `VkPhysicalDeviceProperties2`:
 - `VkPhysicalDeviceSubpassShadingPropertiesHUAWEI`

New Enum Constants

- `VK_HUAWEI_SUBPASS_SHADING_EXTENSION_NAME`
- `VK_HUAWEI_SUBPASS_SHADING_SPEC_VERSION`
- Extending `VkPipelineBindPoint`:
 - `VK_PIPELINE_BIND_POINT_SUBPASS_SHADING_HUAWEI`
- Extending `VkPipelineStageFlagBits2`:
 - `VK_PIPELINE_STAGE_2_SUBPASS_SHADER_BIT_HUAWEI`
 - `VK_PIPELINE_STAGE_2_SUBPASS_SHADING_BIT_HUAWEI`
- Extending `VkShaderStageFlagBits`:

- [VK_SHADER_STAGE_SUBPASS_SHADING_BIT_HUAWEI](#)
- Extending `VkStructureType`:
 - [VK_STRUCTURE_TYPE_PHYSICAL_DEVICE_SUBPASS_SHADING_FEATURES_HUAWEI](#)
 - [VK_STRUCTURE_TYPE_PHYSICAL_DEVICE_SUBPASS_SHADING_PROPERTIES_HUAWEI](#)
 - [VK_STRUCTURE_TYPE_SUBPASS_SHADING_PIPELINE_CREATE_INFO_HUAWEI](#)

Sample Code

Example of subpass shading in a GLSL shader

```
#extension GL_HUAWEI_subpass_shading: enable
#extension GL_KHR_shader_subgroup_arithmetic: enable

layout(constant_id = 0) const uint tileWidth = 8;
layout(constant_id = 1) const uint tileHeight = 8;
layout(local_size_x_id = 0, local_size_y_id = 1, local_size_z = 1) in;
layout(set=0, binding=0, input_attachment_index=0) uniform subpassInput depth;

void main()
{
    float d = subpassLoad(depth).x;
    float minD = subgroupMin(d);
    float maxD = subgroupMax(d);
}
```

Example of subpass shading dispatching in a subpass

```
vkCmdNextSubpass(commandBuffer, VK_SUBPASS_CONTENTS_INLINE);
vkCmdBindPipeline(commandBuffer, VK_PIPELINE_BIND_POINT_SUBPASS_SHADING_HUAWEI,
subpassShadingPipeline);
vkCmdBindDescriptorSets(commandBuffer, VK_PIPELINE_BIND_POINT_SUBPASS_SHADING_HUAWEI,
subpassShadingPipelineLayout,
    firstSet, descriptorSetCount, pDescriptorSets, dynamicOffsetCount, pDynamicOffsets);
vkCmdSubpassShadingHUAWEI(commandBuffer)
vkCmdEndRenderPass(commandBuffer);
```

Example of subpass shading render pass creation

```
VkAttachmentDescription2 attachments[] = {
{
    VK_STRUCTURE_TYPE_ATTACHMENT_DESCRIPTION_2, NULL,
    0, VK_FORMAT_R8G8B8A8_UNORM, VK_SAMPLE_COUNT_1_BIT,
    VK_ATTACHMENT_LOAD_OP_CLEAR, VK_ATTACHMENT_STORE_OP_DONT_CARE,
    VK_ATTACHMENT_LOAD_OP_DONT_CARE, VK_ATTACHMENT_LOAD_OP_DONT_CARE,
    VK_IMAGE_LAYOUT_COLOR_ATTACHMENT_OPTIMAL, VK_IMAGE_LAYOUT_COLOR_ATTACHMENT_OPTIMAL
},
```



```

{
    VK_STRUCTURE_TYPE_ATTACHMENT_DESCRIPTION_2, NULL,
    0, VK_FORMAT_R8G8B8A8_UNORM, VK_SAMPLE_COUNT_1_BIT,
    VK_ATTACHMENT_LOAD_OP_CLEAR, VK_ATTACHMENT_STORE_OP_DONT_CARE,
    VK_ATTACHMENT_LOAD_OP_DONT_CARE, VK_ATTACHMENT_LOAD_OP_DONT_CARE,
    VK_IMAGE_LAYOUT_COLOR_ATTACHMENT_OPTIMAL, VK_IMAGE_LAYOUT_COLOR_ATTACHMENT_OPTIMAL
},
{
    VK_STRUCTURE_TYPE_ATTACHMENT_DESCRIPTION_2, NULL,
    0, VK_FORMAT_R8G8B8A8_UNORM, VK_SAMPLE_COUNT_1_BIT,
    VK_ATTACHMENT_LOAD_OP_CLEAR, VK_ATTACHMENT_STORE_OP_DONT_CARE,
    VK_ATTACHMENT_LOAD_OP_DONT_CARE, VK_ATTACHMENT_LOAD_OP_DONT_CARE,
    VK_IMAGE_LAYOUT_COLOR_ATTACHMENT_OPTIMAL, VK_IMAGE_LAYOUT_COLOR_ATTACHMENT_OPTIMAL
},
{
    VK_STRUCTURE_TYPE_ATTACHMENT_DESCRIPTION_2, NULL,
    0, VK_FORMAT_D24_UNORM_S8_UINT, VK_SAMPLE_COUNT_1_BIT,
    VK_ATTACHMENT_LOAD_OP_CLEAR, VK_ATTACHMENT_STORE_OP_DONT_CARE,
    VK_ATTACHMENT_LOAD_OP_CLEAR, VK_ATTACHMENT_LOAD_OP_DONT_CARE,
    VK_IMAGE_LAYOUT_DEPTH_STENCIL_ATTACHMENT_OPTIMAL,
VK_IMAGE_LAYOUT_DEPTH_STENCIL_ATTACHMENT_OPTIMAL
},
{
    VK_STRUCTURE_TYPE_ATTACHMENT_DESCRIPTION_2, NULL,
    0, VK_FORMAT_R8G8B8A8_UNORM, VK_SAMPLE_COUNT_1_BIT,
    VK_ATTACHMENT_LOAD_OP_CLEAR, VK_ATTACHMENT_STORE_OP_STORE,
    VK_ATTACHMENT_LOAD_OP_DONT_CARE, VK_ATTACHMENT_LOAD_OP_DONT_CARE,
    VK_IMAGE_LAYOUT_COLOR_ATTACHMENT_OPTIMAL, VK_IMAGE_LAYOUT_COLOR_ATTACHMENT_OPTIMAL
}
};

VkAttachmentReference2 gBufferAttachmentReferences[] = {
    { VK_STRUCTURE_TYPE_ATTACHMENT_REFERENCE_2, NULL, 0,
VK_IMAGE_LAYOUT_COLOR_ATTACHMENT_OPTIMAL, VK_IMAGE_ASPECT_COLOR_BIT },
    { VK_STRUCTURE_TYPE_ATTACHMENT_REFERENCE_2, NULL, 1,
VK_IMAGE_LAYOUT_COLOR_ATTACHMENT_OPTIMAL, VK_IMAGE_ASPECT_COLOR_BIT },
    { VK_STRUCTURE_TYPE_ATTACHMENT_REFERENCE_2, NULL, 2,
VK_IMAGE_LAYOUT_COLOR_ATTACHMENT_OPTIMAL, VK_IMAGE_ASPECT_COLOR_BIT }
};

VkAttachmentReference2 gBufferDepthStencilAttachmentReferences =
    { VK_STRUCTURE_TYPE_ATTACHMENT_REFERENCE_2, NULL, 3,
VK_IMAGE_LAYOUT_DEPTH_STENCIL_ATTACHMENT_OPTIMAL, VK_IMAGE_ASPECT_DEPTH_BIT
|VK_IMAGE_ASPECT_STENCIL_BIT };

VkAttachmentReference2 depthInputAttachmentReferences[] = {
    { VK_STRUCTURE_TYPE_ATTACHMENT_REFERENCE_2, NULL, 3,
VK_IMAGE_LAYOUT_DEPTH_STENCIL_READ_ONLY_OPTIMAL, VK_IMAGE_ASPECT_DEPTH_BIT
|VK_IMAGE_ASPECT_STENCIL_BIT };
};

VkAttachmentReference2 preserveAttachmentReferences[] = {
    { VK_STRUCTURE_TYPE_ATTACHMENT_REFERENCE_2, NULL, 0,
VK_IMAGE_LAYOUT_COLOR_ATTACHMENT_OPTIMAL, VK_IMAGE_ASPECT_COLOR_BIT },

```



```

    { VK_STRUCTURE_TYPE_ATTACHMENT_REFERENCE_2, NULL, 1,
VK_IMAGE_LAYOUT_COLOR_ATTACHMENT_OPTIMAL, VK_IMAGE_ASPECT_COLOR_BIT },
    { VK_STRUCTURE_TYPE_ATTACHMENT_REFERENCE_2, NULL, 2,
VK_IMAGE_LAYOUT_COLOR_ATTACHMENT_OPTIMAL, VK_IMAGE_ASPECT_COLOR_BIT },
    { VK_STRUCTURE_TYPE_ATTACHMENT_REFERENCE_2, NULL, 3,
VK_IMAGE_LAYOUT_DEPTH_STENCIL_ATTACHMENT_OPTIMAL, VK_IMAGE_ASPECT_DEPTH_BIT
|VK_IMAGE_ASPECT_STENCIL_BIT }
}; // G buffer including depth/stencil
VkAttachmentReference2 colorAttachmentReferences[] = {
    { VK_STRUCTURE_TYPE_ATTACHMENT_REFERENCE_2, NULL, 4,
VK_IMAGE_LAYOUT_COLOR_ATTACHMENT_OPTIMAL, VK_IMAGE_ASPECT_COLOR_BIT }
};
VkAttachmentReference2 resolveAttachmentReference =
    { VK_STRUCTURE_TYPE_ATTACHMENT_REFERENCE_2, NULL, 4,
VK_IMAGE_LAYOUT_COLOR_ATTACHMENT_OPTIMAL, VK_IMAGE_ASPECT_COLOR_BIT };

VkSubpassDescription2 subpasses[] = {
    {
        VK_STRUCTURE_TYPE_SUBPASS_DESCRIPTION_2, NULL, 0, VK_PIPELINE_BIND_POINT_GRAPHICS,
0,
        0, NULL, // input
        sizeof(gBufferAttachmentReferences)/sizeof(gBufferAttachmentReferences[0]),
gBufferAttachmentReferences, // color
        NULL, &gBufferDepthStencilAttachmentReferences, // resolve & DS
        0, NULL
    },
    {
        VK_STRUCTURE_TYPE_SUBPASS_DESCRIPTION_2, NULL, 0,
VK_PIPELINE_BIND_POINT_SUBPASS_SHADING_HUAWEI , 0,
        sizeof(depthInputAttachmentReferences)/sizeof(depthInputAttachmentReferences[0]),
depthInputAttachmentReferences, // input
        0, NULL, // color
        NULL, NULL, // resolve & DS
        sizeof(preserveAttachmentReferences)/sizeof(preserveAttachmentReferences[0]),
preserveAttachmentReferences,
    },
    {
        VK_STRUCTURE_TYPE_SUBPASS_DESCRIPTION_2, NULL, 0, VK_PIPELINE_BIND_POINT_GRAPHICS,
0,
        sizeof(gBufferAttachmentReferences)/sizeof(gBufferAttachmentReferences[0]),
gBufferAttachmentReferences, // input
        sizeof(colorAttachmentReferences)/sizeof(colorAttachmentReferences[0]),
colorAttachmentReferences, // color
        &resolveAttachmentReference, &gBufferDepthStencilAttachmentReferences, // resolve
& DS
        0, NULL
    },
};

VkMemoryBarrier2KHR fragmentToSubpassShading = {
    VK_STRUCTURE_TYPE_MEMORY_BARRIER_2_KHR, NULL,

```



```

VK_PIPELINE_STAGE_2_FRAGMENT_SHADER_BIT_KHR, VK_ACCESS_COLOR_ATTACHMENT_WRITE_BIT
|VK_ACCESS_DEPTH_STENCIL_ATTACHMENT_WRITE_BIT,
VK_PIPELINE_STAGE_2_SUBPASS_SHADER_BIT_HUAWEI, VK_ACCESS_INPUT_ATTACHMENT_READ_BIT
};

VkMemoryBarrier2KHR subpassShadingToFragment = {
    VK_STRUCTURE_TYPE_MEMORY_BARRIER_2_KHR, NULL,
    VK_PIPELINE_STAGE_2_SUBPASS_SHADER_BIT_HUAWEI, VK_ACCESS_SHADER_WRITE_BIT,
    VK_PIPELINE_STAGE_2_FRAGMENT_SHADER_BIT_KHR, VK_ACCESS_SHADER_READ_BIT
};

VkSubpassDependency2 dependencies[] = {
    {
        VK_STRUCTURE_TYPE_SUBPASS_DEPENDENCY_2, &fragmentToSubpassShading,
        0, 1,
        0, 0, 0, 0,
        0, 0
    },
    {
        VK_STRUCTURE_TYPE_SUBPASS_DEPENDENCY_2, &subpassShadingToFragment,
        1, 2,
        0, 0, 0, 0,
        0, 0
    },
};

VkRenderPassCreateInfo2 renderPassCreateInfo = {
    VK_STRUCTURE_TYPE_RENDER_PASS_CREATE_INFO_2, NULL, 0,
    sizeof(attachments)/sizeof(attachments[0]), attachments,
    sizeof(subpasses)/sizeof(subpasses[0]), subpasses,
    sizeof(dependencies)/sizeof(dependencies[0]), dependencies,
    0, NULL
};

VkRenderPass renderPass;
vkCreateRenderPass2(device, &renderPassCreateInfo, NULL, &renderPass);

```

Example of subpass shading pipeline creation

```

VkExtent2D maxWorkgroupSize;

VkSpecializationMapEntry subpassShadingConstantMapEntries[] = {
    { 0, 0 * sizeof(uint32_t), sizeof(uint32_t) },
    { 1, 1 * sizeof(uint32_t), sizeof(uint32_t) }
};

VkSpecializationInfo subpassShadingConstants = {
    2, subpassShadingConstantMapEntries,
    sizeof(VkExtent2D), &maxWorkgroupSize
};

```



```

VkSubpassShadingPipelineCreateInfoHUAWEI subpassShadingPipelineCreateInfo {
    VK_STRUCTURE_TYPE_SUBPASSSS_SHADING_PIPELINE_CREATE_INFO_HUAWEI, NULL,
    renderPass, 1
};

VkPipelineShaderStageCreateInfo subpassShadingPipelineStageCreateInfo {
    VK_STRUCTURE_TYPE_PIPELINE_SHADER_STAGE_CREATE_INFO, NULL,
    0, VK_SHADER_STAGE_SUBPASS_SHADING_BIT_HUAWEI,
    shaderModule, "main",
    &subpassShadingConstants
};

VkComputePipelineCreateInfo subpassShadingComputePipelineCreateInfo = {
    VK_STRUCTURE_TYPE_COMPUTE_PIPELINE_CREATE_INFO, &subpassShadingPipelineCreateInfo,
    0, &subpassShadingPipelineStageCreateInfo,
    pipelineLayout, basePipelineHandle, basePipelineIndex
};

VKPipeline pipeline;

vkGetDeviceSubpassShadingMaxWorkgroupSizeHUAWEI(device, renderPass, &
maxWorkgroupSize);
vkCreateComputePipelines(device, pipelineCache, 1,
&subpassShadingComputePipelineCreateInfo, NULL, &pipeline);

```

Version History

- Revision 3, 2023-06-19 (Pan Gao)
 - Rename `VK_PIPELINE_STAGE_2_SUBPASS_SHADING_BIT_HUAWEI` to `VK_PIPELINE_STAGE_2_SUBPASS_SHADER_BIT_HUAWEI` to better aligned with naming of other pipeline stages
- Revision 2, 2021-06-28 (Hueilong Wang)
 - Change `vkGetSubpassShadingMaxWorkgroupSizeHUAWEI` to `vkGetDeviceSubpassShadingMaxWorkgroupSizeHUAWEI` to resolve issue [pub1564](#)
- Revision 1, 2020-12-15 (Hueilong Wang)
 - Initial draft.

VK_IMG_filter_cubic

Name String

VK_IMG_filter_cubic

Extension Type

Device extension

Registered Extension Number

16

Revision

1

Ratification Status

Not ratified

Extension and Version Dependencies

None

Contact

- Tobias Hector [\[GitHub\]](#)tobski

Other Extension Metadata

Last Modified Date

2016-02-23

Contributors

- Tobias Hector, Imagination Technologies

Description

VK_IMG_filter_cubic adds an additional, high quality cubic filtering mode to Vulkan, using a Catmull-Rom bicubic filter. Performing this kind of filtering can be done in a shader by using 16 samples and a number of instructions, but this can be inefficient. The cubic filter mode exposes an optimized high quality texture sampling using fixed texture sampling functionality.

New Enum Constants

- VK_IMG_FILTER_CUBIC_EXTENSION_NAME
- VK_IMG_FILTER_CUBIC_SPEC_VERSION
- Extending [VkFilter](#):
 - VK_FILTER_CUBIC_IMG
- Extending [VkFormatFeatureFlagBits](#):
 - VK_FORMAT_FEATURE_SAMPLED_IMAGE_FILTER_CUBIC_BIT_IMG

Example

Creating a sampler with the new filter for both magnification and minification

```
VkSamplerCreateInfo createInfo =  
{  
    .sType = VK_STRUCTURE_TYPE_SAMPLER_CREATE_INFO,  
    // Other members set to application-desired values  
};  
  
createInfo.magFilter = VK_FILTER_CUBIC_IMG;  
createInfo.minFilter = VK_FILTER_CUBIC_IMG;  
  
VkSampler sampler;  
VkResult result = vkCreateSampler(  
    device,  
    &createInfo,  
    &sampler);
```

Version History

- Revision 1, 2016-02-23 (Tobias Hector)
 - Initial version

VK_IMG_relaxed_line_rasterization

Name String

VK_IMG_relaxed_line_rasterization

Extension Type

Device extension

Registered Extension Number

111

Revision

1

Ratification Status

Not ratified

Extension and Version Dependencies

[VK_KHR_get_physical_device_properties2](#)

or

[Vulkan Version 1.1](#)

Special Use

- [OpenGL / ES support](#)

Contact

- James Fitzpatrick [\[GitHub\]](#)[jamesfitzpatrick](#)

Other Extension Metadata

Last Modified Date

2023-10-22

IP Status

No known IP claims.

Contributors

- James Fitzpatrick, Imagination
- Andrew Garrard, Imagination
- Alex Walters, Imagination

Description

OpenGL specifies that implementations should rasterize lines using the diamond exit rule (a slightly modified version of Bresenham's algorithm). To implement OpenGL some implementations have a device-level compatibility mode to rasterize lines according to the OpenGL specification.

This extension allows OpenGL emulation layers to enable the OpenGL compatible line rasterization

mode of such implementations.

New Structures

- Extending [VkPhysicalDeviceFeatures2](#), [VkDeviceCreateInfo](#):
 - [VkPhysicalDeviceRelaxedLineRasterizationFeaturesIMG](#)

New Enum Constants

- [VK_IMG_RELAXED_LINE_RASTERIZATION_EXTENSION_NAME](#)
- [VK_IMG_RELAXED_LINE_RASTERIZATION_SPEC_VERSION](#)
- Extending [VkStructureType](#):
 - [VK_STRUCTURE_TYPE_PHYSICAL_DEVICE_RELAXED_LINE_RASTERIZATION_FEATURES_IMG](#)

Issues

None.

Version History

- Revision 1, 2023-10-22 (James Fitzpatrick)
 - Initial version

VK_INTEL_performance_query

Name String

VK_INTEL_performance_query

Extension Type

Device extension

Registered Extension Number

211

Revision

2

Ratification Status

Not ratified

Extension and Version Dependencies

None

Special Use

- [Developer tools](#)

Contact

- Lionel Landwerlin [\[GitHub\]](#)llandwerlin

Other Extension Metadata

Last Modified Date

2018-05-16

IP Status

No known IP claims.

Contributors

- Lionel Landwerlin, Intel
- Piotr Maciejewski, Intel

Description

This extension allows an application to capture performance data to be interpreted by an external application or library.

Such a library is available at : <https://github.com/intel/metrics-discovery>

Performance analysis tools such as [Graphics Performance Analyzers](#) make use of this extension and the metrics-discovery library to present the data in a human readable way.

New Object Types

- [VkPerformanceConfigurationINTEL](#)

New Commands

- [vkAcquirePerformanceConfigurationINTEL](#)
- [vkCmdSetPerformanceMarkerINTEL](#)
- [vkCmdSetPerformanceOverrideINTEL](#)
- [vkCmdSetPerformanceStreamMarkerINTEL](#)
- [vkGetPerformanceParameterINTEL](#)
- [vkInitializePerformanceApiINTEL](#)
- [vkQueueSetPerformanceConfigurationINTEL](#)
- [vkReleasePerformanceConfigurationINTEL](#)
- [vkUninitializePerformanceApiINTEL](#)

New Structures

- [VkInitializePerformanceApiInfoINTEL](#)
- [VkPerformanceConfigurationAcquireInfoINTEL](#)
- [VkPerformanceMarkerInfoINTEL](#)
- [VkPerformanceOverrideInfoINTEL](#)
- [VkPerformanceStreamMarkerInfoINTEL](#)
- [VkPerformanceValueINTEL](#)
- Extending [VkQueryPoolCreateInfo](#):
 - [VkQueryPoolCreateInfoINTEL](#)
 - [VkQueryPoolPerformanceQueryCreateInfoINTEL](#)

New Unions

- [VkPerformanceValueDataINTEL](#)

New Enums

- [VkPerformanceConfigurationTypeINTEL](#)
- [VkPerformanceOverrideTypeINTEL](#)
- [VkPerformanceParameterTypeINTEL](#)
- [VkPerformanceValueTypeINTEL](#)
- [VkQueryPoolSamplingModeINTEL](#)

New Enum Constants

- `VK_INTEL_PERFORMANCE_QUERY_EXTENSION_NAME`
- `VK_INTEL_PERFORMANCE_QUERY_SPEC_VERSION`
- Extending `VkObjectType`:
 - `VK_OBJECT_TYPE_PERFORMANCE_CONFIGURATION_INTEL`
- Extending `VkQueryType`:
 - `VK_QUERY_TYPE_PERFORMANCE_QUERY_INTEL`
- Extending `VkStructureType`:
 - `VK_STRUCTURE_TYPE_INITIALIZE_PERFORMANCE_API_INFO_INTEL`
 - `VK_STRUCTURE_TYPE_PERFORMANCE_CONFIGURATION_ACQUIRE_INFO_INTEL`
 - `VK_STRUCTURE_TYPE_PERFORMANCE_MARKER_INFO_INTEL`
 - `VK_STRUCTURE_TYPE_PERFORMANCE_OVERRIDE_INFO_INTEL`
 - `VK_STRUCTURE_TYPE_PERFORMANCE_STREAM_MARKER_INFO_INTEL`
 - `VK_STRUCTURE_TYPE_QUERY_POOL_CREATE_INFO_INTEL`
 - `VK_STRUCTURE_TYPE_QUERY_POOL_PERFORMANCE_QUERY_CREATE_INFO_INTEL`

Example Code

```
// A previously created device
VkDevice device;

// A queue derived from the device
VkQueue queue;

VkInitializePerformanceApiInfoINTEL performanceApiInfoIntel = {
    VK_STRUCTURE_TYPE_INITIALIZE_PERFORMANCE_API_INFO_INTEL,
    NULL,
    NULL
};

vkInitializePerformanceApiINTEL(
    device,
    &performanceApiInfoIntel);

VkQueryPoolPerformanceQueryCreateInfoINTEL queryPoolIntel = {
    VK_STRUCTURE_TYPE_QUERY_POOL_CREATE_INFO_INTEL,
    NULL,
    VK_QUERY_POOL_SAMPLING_MODE_MANUAL_INTEL,
};

VkQueryPoolCreateInfo queryPoolCreateInfo = {
    VK_STRUCTURE_TYPE_QUERY_POOL_CREATE_INFO,
    &queryPoolIntel,
```



```

0,
VK_QUERY_TYPE_PERFORMANCE_QUERY_INTEL,
1,
0
};

VkQueryPool queryPool;

VkResult result = vkCreateQueryPool(
    device,
    &queryPoolCreateInfo,
    NULL,
    &queryPool);

assert(VK_SUCCESS == result);

// A command buffer we want to record counters on
VkCommandBuffer commandBuffer;

VkCommandBufferBeginInfo commandBufferBeginInfo = {
    VK_STRUCTURE_TYPE_COMMAND_BUFFER_BEGIN_INFO,
    NULL,
    VK_COMMAND_BUFFER_USAGE_ONE_TIME_SUBMIT_BIT,
    NULL
};

result = vkBeginCommandBuffer(commandBuffer, &commandBufferBeginInfo);

assert(VK_SUCCESS == result);

vkCmdResetQueryPool(
    commandBuffer,
    queryPool,
    0,
    1);

vkCmdBeginQuery(
    commandBuffer,
    queryPool,
    0,
    0);

// Perform the commands you want to get performance information on
// ...

// Perform a barrier to ensure all previous commands were complete before
// ending the query
vkCmdPipelineBarrier(commandBuffer,
    VK_PIPELINE_STAGE_BOTTOM_OF_PIPE_BIT,
    VK_PIPELINE_STAGE_BOTTOM_OF_PIPE_BIT,
    0,

```



```

0,
NULL,
0,
NULL,
0,
NULL);

vkCmdEndQuery(
    commandBuffer,
    queryPool,
    0);

result = vkEndCommandBuffer(commandBuffer);

assert(VK_SUCCESS == result);

VkPerformanceConfigurationAcquireInfoINTEL performanceConfigurationAcquireInfo = {
    VK_STRUCTURE_TYPE_PERFORMANCE_CONFIGURATION_ACQUIRE_INFO_INTEL,
    NULL,
    VK_PERFORMANCE_CONFIGURATION_TYPE_COMMAND_QUEUE_METRICS_DISCOVERY_ACTIVATED_INTEL
};

VkPerformanceConfigurationINTEL performanceConfigurationIntel;

result = vkAcquirePerformanceConfigurationINTEL(
    device,
    &performanceConfigurationAcquireInfo,
    &performanceConfigurationIntel);

vkQueueSetPerformanceConfigurationINTEL(queue, performanceConfigurationIntel);

assert(VK_SUCCESS == result);

// Submit the command buffer and wait for its completion
// ...

result = vkReleasePerformanceConfigurationINTEL(
    device,
    performanceConfigurationIntel);

assert(VK_SUCCESS == result);

// Get the report size from metrics-discovery's QueryReportSize

result = vkGetQueryPoolResults(
    device,
    queryPool,
    0, 1, QueryReportSize,
    data, QueryReportSize, 0);

assert(VK_SUCCESS == result);

```



```
// The data can then be passed back to metrics-discovery from which  
// human readable values can be queried.
```

Version History

- Revision 2, 2020-03-06 (Lionel Landwerlin)
 - Rename VkQueryPoolCreateInfoINTEL in VkQueryPoolPerformanceQueryCreateInfoINTEL
- Revision 1, 2018-05-16 (Lionel Landwerlin)
 - Initial revision

VK_INTEL_shader_integer_functions2

Name String

VK_INTEL_shader_integer_functions2

Extension Type

Device extension

Registered Extension Number

210

Revision

1

Ratification Status

Not ratified

Extension and Version Dependencies

[VK_KHR_get_physical_device_properties2](#)

or

[Vulkan Version 1.1](#)

SPIR-V Dependencies

- [SPV_INTEL_shader_integer_functions2](#)

Contact

- Ian Romanick [[GitHub](#)][ianromanick](#)

Other Extension Metadata

Last Modified Date

2019-04-30

IP Status

No known IP claims.

Interactions and External Dependencies

- This extension provides API support for [GL_INTEL_shader_integer_functions2](#).

Contributors

- Ian Romanick, Intel
- Ben Ashbaugh, Intel

Description

This extension adds support for several new integer instructions in SPIR-V for use in graphics shaders. Many of these instructions have pre-existing counterparts in the Kernel environment.

The added integer functions are defined by the [SPV_INTEL_shader_integer_functions2](#) SPIR-V

extension and can be used with the `GL_INTEL_shader_integer_functions2` GLSL extension.

New Structures

- Extending `VkPhysicalDeviceFeatures2`, `VkDeviceCreateInfo`:
 - `VkPhysicalDeviceShaderIntegerFunctions2FeaturesINTEL`

New Enum Constants

- `VK_INTEL_SHADER_INTEGER_FUNCTIONS_2_EXTENSION_NAME`
- `VK_INTEL_SHADER_INTEGER_FUNCTIONS_2_SPEC_VERSION`
- Extending `VkStructureType`:
 - `VK_STRUCTURE_TYPE_PHYSICAL_DEVICE_SHADER_INTEGER_FUNCTIONS_2_FEATURES_INTEL`

New SPIR-V Capabilities

- `IntegerFunctions2INTEL`

Version History

- Revision 1, 2019-04-30 (Ian Romanick)
 - Initial draft

VK_LUNARG_direct_driver_loading

Name String

VK_LUNARG_direct_driver_loading

Extension Type

Instance extension

Registered Extension Number

460

Revision

1

Ratification Status

Not ratified

Extension and Version Dependencies

None

Contact

- Charles Giessen [\[GitHub\]charles-lunarg](#)

Extension Proposal

[VK_LUNARG_direct_driver_loading](#)

Other Extension Metadata

Last Modified Date

2022-11-29

Contributors

- Charles Giessen, LunarG

Description

This extension provides a mechanism for applications to add drivers to the implementation. This allows drivers to be included with an application without requiring installation and is capable of being used in any execution environment, such as a process running with elevated privileges.

New Structures

- [VkDirectDriverLoadingInfoLUNARG](#)
- Extending [VkInstanceCreateInfo](#):
 - [VkDirectDriverLoadingListLUNARG](#)

New Function Pointers

- [PFN_vkGetInstanceProcAddrLUNARG](#)

New Enums

- [VkDirectDriverLoadingModeLUNARG](#)

New Bitmasks

- [VkDirectDriverLoadingFlagsLUNARG](#)

New Enum Constants

- [VK_LUNARG_DIRECT_DRIVER_LOADING_EXTENSION_NAME](#)
- [VK_LUNARG_DIRECT_DRIVER_LOADING_SPEC_VERSION](#)
- Extending [VkStructureType](#):
 - [VK_STRUCTURE_TYPE_DIRECT_DRIVER_LOADING_INFO_LUNARG](#)
 - [VK_STRUCTURE_TYPE_DIRECT_DRIVER_LOADING_LIST_LUNARG](#)

Version History

- Revision 1, 2022-11-29 (Charles Giessen)
 - Initial version

VK_MESA_image_alignment_control

Name String

VK_MESA_image_alignment_control

Extension Type

Device extension

Registered Extension Number

576

Revision

1

Ratification Status

Not ratified

Extension and Version Dependencies

[VK_KHR_get_physical_device_properties2](#)

or

[Vulkan Version 1.1](#)

Special Use

- [D3D support](#)

Contact

- Hans-Kristian Arntzen [\[GitHub\]](#)[HansKristian-Work](#)

Other Extension Metadata

Last Modified Date

2024-05-03

IP Status

No known IP claims.

Contributors

- Hans-Kristian Arntzen, Valve

Description

This extension allows applications to request a narrower alignment for images than an implementation would otherwise require. Some implementations internally support multiple image layouts in [VK_IMAGE_TILING_OPTIMAL](#), each with different alignment requirements and performance trade-offs. In some API layering use cases such as D3D12, it is beneficial to be able to control the alignment, since certain alignments for placed resources are guaranteed to be supported, and emulating that expectation requires unnecessary padding of allocations.

[VkImageAlignmentControlCreateInfoMESA](#) can be chained to [VkImageCreateInfo](#), requesting that

the alignment is no more than the provided alignment. If the requested alignment is not supported for a given [VkImageCreateInfo](#), a larger alignment **may** be returned.

While something similar could be achieved with [VK_EXT_image_drm_format_modifier](#) in theory, this is not the intended way to use that extension. Format modifiers are generally used for externally shareable images, and would not be platform portable. It is also a cumbersome API to use just to lower the alignment.

New Structures

- Extending [VkImageCreateInfo](#):
 - [VkImageAlignmentControlCreateInfoMESA](#)
- Extending [VkPhysicalDeviceFeatures2](#), [VkDeviceCreateInfo](#):
 - [VkPhysicalDeviceImageAlignmentControlFeaturesMESA](#)
- Extending [VkPhysicalDeviceProperties2](#):
 - [VkPhysicalDeviceImageAlignmentControlPropertiesMESA](#)

New Enum Constants

- [VK_MESA_IMAGE_ALIGNMENT_CONTROL_EXTENSION_NAME](#)
- [VK_MESA_IMAGE_ALIGNMENT_CONTROL_SPEC_VERSION](#)
- Extending [VkStructureType](#):
 - [VK_STRUCTURE_TYPE_IMAGE_ALIGNMENT_CONTROL_CREATE_INFO_MESA](#)
 - [VK_STRUCTURE_TYPE_PHYSICAL_DEVICE_IMAGE_ALIGNMENT_CONTROL_FEATURES_MESA](#)
 - [VK_STRUCTURE_TYPE_PHYSICAL_DEVICE_IMAGE_ALIGNMENT_CONTROL_PROPERTIES_MESA](#)

Version History

- Revision 1, 2024-04-05 (Hans-Kristian Arntzen)
 - Initial specification

VK_MSFT_layered_driver

Name String

VK_MSFT_layered_driver

Extension Type

Device extension

Registered Extension Number

531

Revision

1

Ratification Status

Not ratified

Extension and Version Dependencies

[VK_KHR_get_physical_device_properties2](#)

or

[Vulkan Version 1.1](#)

Contact

- Jesse Natalie [\[GitHub\]jenatali](#)

Extension Proposal

[VK_MSFT_layered_driver](#)

Other Extension Metadata

Last Modified Date

2023-06-21

IP Status

No known IP claims.

Contributors

- Jesse Natalie, Microsoft

Description

This extension adds new physical device properties to allow applications and the Vulkan ICD loader to understand when a physical device is implemented as a layered driver on top of another underlying API.

New Structures

- Extending [VkPhysicalDeviceProperties2](#):
 - [VkPhysicalDeviceLayeredDriverPropertiesMSFT](#)

New Enums

- [VkLayeredDriverUnderlyingApiMSFT](#)

New Enum Constants

- [VK_MSFT_LAYERED_DRIVER_EXTENSION_NAME](#)
- [VK_MSFT_LAYERED_DRIVER_SPEC_VERSION](#)
- Extending [VkStructureType](#):
 - [VK_STRUCTURE_TYPE_PHYSICAL_DEVICE_LAYERED_DRIVER_PROPERTIES_MSFT](#)

Examples

None.

Version History

- Revision 1, 2023-06-21 (Jesse Natalie)
 - Initial revision

VK_NN_vi_surface

Name String

VK_NN_vi_surface

Extension Type

Instance extension

Registered Extension Number

63

Revision

1

Ratification Status

Not ratified

Extension and Version Dependencies

[VK_KHR_surface](#)

Contact

- Mathias Heyer [GitLab]mheyer

Other Extension Metadata

Last Modified Date

2016-12-02

IP Status

No known IP claims.

Contributors

- Mathias Heyer, NVIDIA
- Michael Chock, NVIDIA
- Yasuhiro Yoshioka, Nintendo
- Daniel Koch, NVIDIA

Description

The [VK_NN_vi_surface](#) extension is an instance extension. It provides a mechanism to create a [VkSurfaceKHR](#) object (defined by the [VK_KHR_surface](#) extension) associated with an [nn::vi::Layer](#).

New Commands

- [vkCreateViSurfaceNN](#)

New Structures

- [VkViSurfaceCreateInfoNN](#)

New Bitmasks

- [VkViSurfaceCreateFlagsNN](#)

New Enum Constants

- [VK_NN_VI_SURFACE_EXTENSION_NAME](#)
- [VK_NN_VI_SURFACE_SPEC_VERSION](#)
- Extending [VkStructureType](#):
 - [VK_STRUCTURE_TYPE_VI_SURFACE_CREATE_INFO_NN](#)

Issues

1) Does VI need a way to query for compatibility between a particular physical device (and queue family?) and a specific VI display?

RESOLVED: No. It is currently always assumed that the device and display will always be compatible.

2) [VkViSurfaceCreateInfoNN::window](#) is intended to store an [nn::vi::NativeWindowHandle](#), but its declared type is a bare [void*](#) to store the window handle. Why the discrepancy?

RESOLVED: It is for C compatibility. The definition for the VI native window handle type is defined inside the [nn::vi](#) C++ namespace. This prevents its use in C source files. [nn::vi::NativeWindowHandle](#) is always defined to be [void*](#), so this extension uses [void*](#) to match.

Version History

- Revision 1, 2016-12-2 (Michael Chock)
 - Initial draft.

VK_NV_acquire_winrt_display

Name String

VK_NV_acquire_winrt_display

Extension Type

Device extension

Registered Extension Number

346

Revision

1

Ratification Status

Not ratified

Extension and Version Dependencies

[VK_EXT_direct_mode_display](#)

Contact

- Jeff Juliano [\[GitHub\]](#)[jjuliano](#)

Other Extension Metadata

Last Modified Date

2020-09-29

IP Status

No known IP claims.

Contributors

- Jeff Juliano, NVIDIA

Description

This extension allows an application to take exclusive control of a display on Windows 10 provided that the display is not already controlled by a compositor. Examples of compositors include the Windows desktop compositor, other applications using this Vulkan extension, and applications that “Acquire” a “DisplayTarget” using a “WinRT” command such as [“winrt::Windows::Devices::Display::Core::DisplayManager.TryAcquireTarget\(\)”](#).

When control is acquired the application has exclusive access to the display until control is released or the application terminates. An application’s attempt to acquire is denied if a different application has already acquired the display.

New Commands

- [vkAcquireWinrtDisplayNV](#)

- [vkGetWinrtDisplayNV](#)

New Enum Constants

- [VK_NV_ACQUIRE_WINRT_DISPLAY_EXTENSION_NAME](#)
- [VK_NV_ACQUIRE_WINRT_DISPLAY_SPEC_VERSION](#)

Issues

1) What should the platform substring be for this extension:

RESOLVED: The platform substring is “Winrt”.

The substring “Winrt” matches the fact that the OS API exposing the acquire and release functionality is called “WinRT”.

The substring “Win32” is wrong because the related “WinRT” API is explicitly **not** a “Win32” API. “WinRT” is a competing API family to the “Win32” API family.

The substring “Windows” is suboptimal because there could be more than one relevant API on the Windows platform. There is preference to use the more-specific substring “Winrt”.

2) Should [vkAcquireWinrtDisplayNV](#) take a winRT DisplayTarget, or a Vulkan display handle as input?

RESOLVED: A Vulkan display handle. This matches the design of [vkAcquireXlibDisplayEXT](#).

3) Should the acquire command be platform-independent named “vkAcquireDisplayNV”, or platform-specific named “vkAcquireWinrtDisplayNV”?

RESOLVED: Add a platform-specific command.

The inputs to the Acquire command are all Vulkan types. None are WinRT types. This opens the possibility of the winrt extension defining a platform-independent acquire command.

The X11 acquire command does need to accept a platform-specific parameter. This could be handled by adding to a platform-independent acquire command a params structure to which platform-dependent types can be chained by [pNext](#) pointer.

The prevailing opinion is that it would be odd to create a second platform-independent function that is used on the Windows 10 platform, but that is not used for the X11 platform. Since a Windows 10 platform-specific command is needed anyway for converting between [vkDisplayKHR](#) and platform-native handles, opinion was to create a platform-specific acquire function.

4) Should the [vkGetWinrtDisplayNV](#) parameter identifying a display be named “deviceRelativeId” or “adapterRelativeId”?

RESOLVED: The WinRT name is “AdapterRelativeId”. The name “adapter” is the Windows analog to a Vulkan “physical device”. Vulkan already has precedent to use the name [deviceLUID](#) for the concept that Windows APIs call “AdapterLuid”. Keeping form with this precedent, the name “deviceRelativeId” is chosen.

5) Does [vkAcquireWinrtDisplayNV](#) cause the Windows desktop compositor to release a display?

RESOLVED: No. [vkAcquireWinrtDisplayNV](#) does not itself cause the Windows desktop compositor to release a display. This action must be performed outside of Vulkan.

Beginning with Windows 10 version 2004 it is possible to cause the Windows desktop compositor to release a display by using the “Advanced display settings” sub-page of the “Display settings” control panel. See <https://docs.microsoft.com/en-us/windows-hardware/drivers/display/specialized-monitors>

6) Where can one find additional information about custom compositors for Windows 10?

RESOLVED: Relevant references are as follows.

According to Microsoft’s documentation on "[building a custom compositor](#)", the ability to write a custom compositor is not a replacement for a fullscreen desktop window. The feature is for writing compositor apps that drive specialized hardware.

Only certain editions of Windows 10 support custom compositors, "[documented here](#)". The product type can be queried from Windows 10. See <https://docs.microsoft.com/en-us/windows/win32/api/sysinfoapi/nf-sysinfoapi-getproductinfo>

Version History

- Revision 1, 2020-09-29 (Jeff Juliano)
 - Initial draft

VK_NV_clip_space_w_scaling

Name String

VK_NV_clip_space_w_scaling

Extension Type

Device extension

Registered Extension Number

88

Revision

1

Ratification Status

Not ratified

Extension and Version Dependencies

None

Contact

- Eric Werness [\[GitHub\]](#)[ewerness-nv](#)

Other Extension Metadata

Last Modified Date

2017-02-15

Contributors

- Eric Werness, NVIDIA
- Kedarnath Thangudu, NVIDIA

Description

Virtual Reality (VR) applications often involve a post-processing step to apply a “barrel” distortion to the rendered image to correct the “pincushion” distortion introduced by the optics in a VR device. The barrel distorted image has lower resolution along the edges compared to the center. Since the original image is rendered at high resolution, which is uniform across the complete image, a lot of pixels towards the edges do not make it to the final post-processed image.

This extension provides a mechanism to render VR scenes at a non-uniform resolution, in particular a resolution that falls linearly from the center towards the edges. This is achieved by scaling the w coordinate of the vertices in the clip space before perspective divide. The clip space w coordinate of the vertices **can** be offset as of a function of x and y coordinates as follows:

$$w' = w + Ax + By$$

In the intended use case for viewport position scaling, an application should use a set of four viewports, one for each of the four quadrants of a Cartesian coordinate system. Each viewport is set

to the dimension of the image, but is scissored to the quadrant it represents. The application should specify A and B coefficients of the w-scaling equation above, that have the same value, but different signs, for each of the viewports. The signs of A and B should match the signs of x and y for the quadrant that they represent such that the value of w' will always be greater than or equal to the original w value for the entire image. Since the offset to w, (Ax + By), is always positive, and increases with the absolute values of x and y, the effective resolution will fall off linearly from the center of the image to its edges.

New Commands

- [vkCmdSetViewportWScalingNV](#)

New Structures

- [VkViewportWScalingNV](#)
- Extending [VkPipelineViewportStateCreateInfo](#):
 - [VkPipelineViewportWScalingStateCreateInfoNV](#)

New Enum Constants

- [VK_NV_CLIP_SPACE_W_SCALING_EXTENSION_NAME](#)
- [VK_NV_CLIP_SPACE_W_SCALING_SPEC_VERSION](#)
- Extending [VkDynamicState](#):
 - [VK_DYNAMIC_STATE_VIEWPORT_W_SCALING_NV](#)
- Extending [VkStructureType](#):
 - [VK_STRUCTURE_TYPE_PIPELINE_VIEWPORT_W_SCALING_STATE_CREATE_INFO_NV](#)

Issues

1) Is the pipeline structure name too long?

RESOLVED: It fits with the naming convention.

2) Separate W scaling section or fold into coordinate transformations?

RESOLVED: Leaving it as its own section for now.

Examples

```
VkViewport viewports[4];
VkRect2D scissors[4];
VkViewportWScalingNV scalings[4];

for (int i = 0; i < 4; i++) {
    int x = (i & 2) ? 0 : currentWindowWidth / 2;
    int y = (i & 1) ? 0 : currentWindowHeight / 2;
```



```

viewports[i].x = 0;
viewports[i].y = 0;
viewports[i].width = currentWindowWidth;
viewports[i].height = currentWindowHeight;
viewports[i].minDepth = 0.0f;
viewports[i].maxDepth = 1.0f;

scissors[i].offset.x = x;
scissors[i].offset.y = y;
scissors[i].extent.width = currentWindowWidth/2;
scissors[i].extent.height = currentWindowHeight/2;

const float factor = 0.15;
scalings[i].xcoeff = ((i & 2) ? -1.0 : 1.0) * factor;
scalings[i].ycoeff = ((i & 1) ? -1.0 : 1.0) * factor;
}

VkPipelineViewportWScalingStateCreateInfoNV vpWScalingStateInfo = {
VK_STRUCTURE_TYPE_PIPELINE_VIEWPORT_W_SCALING_STATE_CREATE_INFO_NV };

vpWScalingStateInfo.viewportWScalingEnable = VK_TRUE;
vpWScalingStateInfo.viewportCount = 4;
vpWScalingStateInfo.pViewportWScalings = &scalings[0];

VkPipelineViewportStateCreateInfo vpStateInfo = {
VK_STRUCTURE_TYPE_PIPELINE_VIEWPORT_STATE_CREATE_INFO };
vpStateInfo.viewportCount = 4;
vpStateInfo.pViewports = &viewports[0];
vpStateInfo.scissorCount = 4;
vpStateInfo.pScissors = &scissors[0];
vpStateInfo.pNext = &vpWScalingStateInfo;

```

Example shader to read from a w-scaled texture:

```

// Vertex Shader
// Draw a triangle that covers the whole screen
const vec4 positions[3] = vec4[3](vec4(-1, -1, 0, 1),
                                   vec4( 3, -1, 0, 1),
                                   vec4(-1,  3, 0, 1));

out vec2 uv;
void main()
{
    vec4 pos = positions[ gl_VertexID ];
    gl_Position = pos;
    uv = pos.xy;
}

// Fragment Shader
uniform sampler2D tex;
uniform float xcoeff;

```



```

uniform float ycoeff;
out vec4 Color;
in vec2 uv;

void main()
{
    // Handle uv as if upper right quadrant
    vec2 uvabs = abs(uv);

    // unscale: transform w-scaled image into an unscaled image
    //  scale: transform unscaled image into a w-scaled image
    float unscale = 1.0 / (1 + xcoeff * uvabs.x + xcoeff * uvabs.y);
    //float scale = 1.0 / (1 - xcoeff * uvabs.x - xcoeff * uvabs.y);

    vec2 P = vec2(unscale * uvabs.x, unscale * uvabs.y);

    // Go back to the right quadrant
    P *= sign(uv);

    Color = texture(tex, P * 0.5 + 0.5);
}

```

Version History

- Revision 1, 2017-02-15 (Eric Werness)
 - Internal revisions

VK_NV_cluster_acceleration_structure

Name String

VK_NV_cluster_acceleration_structure

Extension Type

Device extension

Registered Extension Number

570

Revision

4

Ratification Status

Not ratified

Extension and Version Dependencies

[VK_KHR_acceleration_structure](#)

API Interactions

- Interacts with [VK_EXT_opacity_micromap](#)
- Interacts with [VK_KHR_ray_tracing_pipeline](#)

SPIR-V Dependencies

- [SPV_NV_cluster_acceleration_structure](#)

Contact

- Vikram Kushwaha [[GitHub](#)][vkushwaha](#)

Extension Proposal

[VK_NV_cluster_acceleration_structure](#)

Other Extension Metadata

Last Modified Date

2024-09-09

Contributors

- Vikram Kushwaha, NVIDIA
- Eric Werness, NVIDIA
- Christoph Kubisch, NVIDIA
- Jan Schmid, NVIDIA
- Pyarelal Knowles, NVIDIA

Description

Acceleration structure build times can become a bottleneck in ray tracing applications dealing with

extensive dynamic geometry. This extension addresses the problem by enabling applications to construct bottom-level acceleration structures (BLAS) from pre-generated acceleration structures based on clusters of triangles (CLAS), leading to significant improvements in build times.

It provides a host-side query function to fetch the requirements and a versatile multi-indirect call for managing cluster geometry. This call enables applications to generate cluster geometry, construct Cluster BLAS from CLAS lists, and move or copy CLAS and BLAS. By sourcing inputs from device memory and processing multiple elements simultaneously, the call reduces the host-side costs associated with traditional acceleration structure functions.

This extension adds support for the following SPIR-V extension in Vulkan:

- [SPV_NV_cluster_acceleration_structure](#)

New Commands

- [vkCmdBuildClusterAccelerationStructureIndirectNV](#)
- [vkGetClusterAccelerationStructureBuildSizesNV](#)

New Structures

- [VkClusterAccelerationStructureBuildClustersBottomLevelInfoNV](#)
- [VkClusterAccelerationStructureBuildTriangleClusterInfoNV](#)
- [VkClusterAccelerationStructureBuildTriangleClusterTemplateInfoNV](#)
- [VkClusterAccelerationStructureClustersBottomLevelInputNV](#)
- [VkClusterAccelerationStructureCommandsInfoNV](#)
- [VkClusterAccelerationStructureGeometryIndexAndGeometryFlagsNV](#)
- [VkClusterAccelerationStructureGetTemplateIndicesInfoNV](#)
- [VkClusterAccelerationStructureInputInfoNV](#)
- [VkClusterAccelerationStructureInstantiateClusterInfoNV](#)
- [VkClusterAccelerationStructureMoveObjectsInfoNV](#)
- [VkClusterAccelerationStructureMoveObjectsInputNV](#)
- [VkClusterAccelerationStructureTriangleClusterInputNV](#)
- [VkStridedDeviceAddressNV](#)
- Extending [VkPhysicalDeviceFeatures2](#), [VkDeviceCreateInfo](#):
 - [VkPhysicalDeviceClusterAccelerationStructureFeaturesNV](#)
- Extending [VkPhysicalDeviceProperties2](#):
 - [VkPhysicalDeviceClusterAccelerationStructurePropertiesNV](#)

If [VK_KHR_ray_tracing_pipeline](#) is supported:

- Extending [VkRayTracingPipelineCreateInfoKHR](#):
 - [VkRayTracingPipelineClusterAccelerationStructureCreateInfoNV](#)

New Unions

- [VkClusterAccelerationStructureOpInputNV](#)

New Enums

- [VkClusterAccelerationStructureAddressResolutionFlagBitsNV](#)
- [VkClusterAccelerationStructureClusterFlagBitsNV](#)
- [VkClusterAccelerationStructureGeometryFlagBitsNV](#)
- [VkClusterAccelerationStructureIndexFormatFlagBitsNV](#)
- [VkClusterAccelerationStructureOpModeNV](#)
- [VkClusterAccelerationStructureOpTypeNV](#)
- [VkClusterAccelerationStructureTypeNV](#)

New Bitmasks

- [VkClusterAccelerationStructureAddressResolutionFlagsNV](#)
- [VkClusterAccelerationStructureClusterFlagsNV](#)
- [VkClusterAccelerationStructureGeometryFlagsNV](#)
- [VkClusterAccelerationStructureIndexFormatFlagsNV](#)

New Enum Constants

- [VK_NV_CLUSTER_ACCELERATION_STRUCTURE_EXTENSION_NAME](#)
- [VK_NV_CLUSTER_ACCELERATION_STRUCTURE_SPEC_VERSION](#)
- Extending [VkBuildAccelerationStructureFlagBitsKHR](#):
 - [VK_BUILD_ACCELERATION_STRUCTURE_ALLOW_CLUSTER_OPACITY_MICROMAPS_BIT_NV](#)
- Extending [VkStructureType](#):
 - [VK_STRUCTURE_TYPE_CLUSTER_ACCELERATION_STRUCTURE_CLUSTERS_BOTTOM_LEVEL_INPUT_NV](#)
 - [VK_STRUCTURE_TYPE_CLUSTER_ACCELERATION_STRUCTURE_COMMANDS_INFO_NV](#)
 - [VK_STRUCTURE_TYPE_CLUSTER_ACCELERATION_STRUCTURE_INPUT_INFO_NV](#)
 - [VK_STRUCTURE_TYPE_CLUSTER_ACCELERATION_STRUCTURE_MOVE_OBJECTS_INPUT_NV](#)
 - [VK_STRUCTURE_TYPE_CLUSTER_ACCELERATION_STRUCTURE_TRIANGLE_CLUSTER_INPUT_NV](#)
 - [VK_STRUCTURE_TYPE_PHYSICAL_DEVICE_CLUSTER_ACCELERATION_STRUCTURE_FEATURES_NV](#)
 - [VK_STRUCTURE_TYPE_PHYSICAL_DEVICE_CLUSTER_ACCELERATION_STRUCTURE_PROPERTIES_NV](#)
 - [VK_STRUCTURE_TYPE_RAY_TRACING_PIPELINE_CLUSTER_ACCELERATION_STRUCTURE_CREATE_INFO_NV](#)

If [VK_EXT_opacity_micromap](#) is supported:

- Extending [VkOpacityMicromapSpecialIndexEXT](#):
 - [VK_OPACITY_MICROMAP_SPECIAL_INDEX_CLUSTER_GEOMETRY_DISABLE_OPACITY_MICROMAP_NV](#)

New or Modified Built-In Variables

- [ClusterIDNV](#)

New SPIR-V Capability

- [RayTracingClusterAccelerationStructureNV](#)

Version History

- Revision 4, 2025-07-16 (Vikram Kushwaha)
 - Adding build flag to enable OMM in cluster acceleration structure
- Revision 3, 2025-06-18 (Vikram Kushwaha)
 - Adding a OpType to get template's index data
- Revision 2, 2024-09-09 (Vikram Kushwaha)
 - Changes to some structures causing incompatibility with Revision 1
- Revision 1, 2024-08-29 (Vikram Kushwaha)
 - Initial draft

VK_NV_command_buffer_inheritance

Name String

VK_NV_command_buffer_inheritance

Extension Type

Device extension

Registered Extension Number

560

Revision

1

Ratification Status

Not ratified

Extension and Version Dependencies

[VK_KHR_get_physical_device_properties2](#)

or

[Vulkan Version 1.1](#)

Contact

- Lujin Wang [\[GitHub\]](#)lujinwangnv

Other Extension Metadata

Last Modified Date

2024-02-15

IP Status

No known IP claims.

Contributors

- Piers Daniell, NVIDIA
- Daniel Story, Nintendo

Description

This extension allows applications to take advantage of the graphics and compute state that remains valid in the queue between executions of submitted command buffers. This works across both primary and secondary command buffers.

The state inherited includes the previously bound pipeline state, previously bound shader objects, previously bound vertex and index buffers, previously bound descriptor sets and push constants, and all previously set dynamic state.

This extension relaxes the requirement that all that state needs to be bound and set after begin command buffer and before the next draw or dispatch.

By not having to set state that has been inherited applications can save both CPU and GPU cycles by not having to set state redundantly, and also have improved flexibility when reusing secondary command buffers.

New Structures

- Extending [VkPhysicalDeviceFeatures2](#), [VkDeviceCreateInfo](#):
 - [VkPhysicalDeviceCommandBufferInheritanceFeaturesNV](#)

New Enum Constants

- [VK_NV_COMMAND_BUFFER_INHERITANCE_EXTENSION_NAME](#)
- [VK_NV_COMMAND_BUFFER_INHERITANCE_SPEC_VERSION](#)
- Extending [VkStructureType](#):
 - [VK_STRUCTURE_TYPE_PHYSICAL_DEVICE_COMMAND_BUFFER_INHERITANCE_FEATURES_NV](#)

Issues

1) How can the validation layer know when state is valid at draw or dispatch time if it is inherited at execution time?

RESOLVED: Validation of invalid state at draw and dispatch time cannot be done while recording those commands. Instead the validation layer will need to keep track of any unset state when draw and dispatch commands are recorded, but not report an error at that time. It should also keep track of what state is valid at the end of each recorded command buffer. When secondary command buffer execution is recorded the validation layer can update its unset state tracking for that command buffer, and also for draw and dispatch commands recorded after execution of the secondary as they will inherit state from the executed secondary. This can be done recursively so every recorded primary command buffer has a final tally of any unset state used at draw and dispatch time. Finally when the primary is submitted to the queue the validation layer will know the previous primaries submitted to the queue and will know if there is any unset state used and can report the error then.

Version History

- Revision 1, 2024-02-15 (Lujin Wang)
 - Internal revisions

VK_NV_compute_occupancy_priority

Name String

VK_NV_compute_occupancy_priority

Extension Type

Device extension

Registered Extension Number

646

Revision

1

Ratification Status

Not ratified

Extension and Version Dependencies

[VK_KHR_get_physical_device_properties2](#)

or

[Vulkan Version 1.1](#)

Contact

- Chris Lentini [[GitHub](#)][clentini](#)

Extension Proposal

[VK_NV_compute_occupancy_priority](#)

Other Extension Metadata

Last Modified Date

2025-12-01

Contributors

- Chris Lentini, NVIDIA
- Eric Werness, NVIDIA
- Lionel Duc, NVIDIA
- Peter Deayton, NVIDIA

Description

This extension provides applications with control over how their compute workloads utilize GPU compute resources, specifically allowing prioritization relative to other simultaneously executing workloads. Applications can specify the priority with which compute workloads should occupy GPU compute resources, allowing for a fine-grained distinction between workloads that may want to execute at a background priority over a long period of time versus workloads with harder latency requirements.

The extension introduces a new command [vkCmdSetComputeOccupancyPriorityNV](#) that allows applications to set the occupancy priority for subsequent compute dispatches. The occupancy priority affects how compute workloads utilize GPU compute resources relative to other simultaneously executing workloads.

The occupancy priority is stateful on a command buffer. All commands listed in the [Dispatching Commands](#) chapter issued subsequent to a [vkCmdSetComputeOccupancyPriorityNV](#) call will be executed with the specified priority parameters until another [vkCmdSetComputeOccupancyPriorityNV](#) call is made.

For convenience, three named occupancy priority values are defined:

- **VK_COMPUTE_OCCUPANCY_PRIORITY_LOW_NV** - a constant value that can be used for [VkComputeOccupancyPriorityParametersNV::occupancyPriority](#) to specify a low priority level.
- **VK_COMPUTE_OCCUPANCY_PRIORITY_NORMAL_NV** - a constant value that can be used for [VkComputeOccupancyPriorityParametersNV::occupancyPriority](#) to specify a normal priority level. This represents the default priority level.
- **VK_COMPUTE_OCCUPANCY_PRIORITY_HIGH_NV** - a constant value that can be used for [VkComputeOccupancyPriorityParametersNV::occupancyPriority](#) to specify a high priority level.

All command buffers (primary and secondary) start with a priority level equal to the **VK_COMPUTE_OCCUPANCY_PRIORITY_NORMAL_NV** value. The priority state is not inherited by secondary command buffers - each command buffer maintains its own independent priority state.

New Commands

- [vkCmdSetComputeOccupancyPriorityNV](#)

New Structures

- [VkComputeOccupancyPriorityParametersNV](#)
- Extending [VkPhysicalDeviceFeatures2](#), [VkDeviceCreateInfo](#):
 - [VkPhysicalDeviceComputeOccupancyPriorityFeaturesNV](#)

New Enum Constants

- **VK_COMPUTE_OCCUPANCY_PRIORITY_HIGH_NV**
- **VK_COMPUTE_OCCUPANCY_PRIORITY_LOW_NV**
- **VK_COMPUTE_OCCUPANCY_PRIORITY_NORMAL_NV**
- **VK_NV_COMPUTE_OCCUPANCY_PRIORITY_EXTENSION_NAME**
- **VK_NV_COMPUTE_OCCUPANCY_PRIORITY_SPEC_VERSION**
- Extending [VkStructureType](#):
 - **VK_STRUCTURE_TYPE_COMPUTE_OCCUPANCY_PRIORITY_PARAMETERS_NV**
 - **VK_STRUCTURE_TYPE_PHYSICAL_DEVICE_COMPUTE_OCCUPANCY_PRIORITY_FEATURES_NV**

NOTE

The extension only allows specification of occupancy priority for compute workloads, however, the priorities will also impact the prioritization of compute workloads relative to simultaneously executing graphics workloads. In such a scenario, the graphics workload may be thought of as executing at `VK_COMPUTE_OCCUPANCY_PRIORITY_NORMAL_NV` priority, and so a simultaneously executing compute workload with `VK_COMPUTE_OCCUPANCY_PRIORITY_HIGH_NV` occupancy priority will preferentially utilize available compute resources.

NOTE

Workloads specified with a higher priority may begin execution after workloads specified with a lower priority, at which point they may find GPU compute resources already occupied. So, while they will from that point forward preferentially occupy available compute resources, they may not ramp up to full occupancy until the already present lower priority work has reached a point where it can relinquish compute resources.

Issues

None.

Version History

- Revision 1, 2025-08-06 (Chris Lentini)
 - Initial revision

VK_NV_cooperative_matrix

Name String

VK_NV_cooperative_matrix

Extension Type

Device extension

Registered Extension Number

250

Revision

1

Ratification Status

Not ratified

Extension and Version Dependencies

[VK_KHR_get_physical_device_properties2](#)

or

[Vulkan Version 1.1](#)

SPIR-V Dependencies

- [SPV_NV_cooperative_matrix](#)

Contact

- Jeff Bolz [\[GitHub\]jeffbolznv](#)

Other Extension Metadata

Last Modified Date

2019-02-05

Interactions and External Dependencies

- This extension provides API support for [GL_NV_cooperative_matrix](#)

Contributors

- Jeff Bolz, NVIDIA
- Markus Tavenrath, NVIDIA
- Daniel Koch, NVIDIA

Description

This extension adds support for using cooperative matrix types in SPIR-V. Cooperative matrix types are medium-sized matrices that are primarily supported in compute shaders, where the storage for the matrix is spread across all invocations in some scope (usually a subgroup) and those invocations cooperate to efficiently perform matrix multiplies.

Cooperative matrix types are defined by the [SPV_NV_cooperative_matrix](#) SPIR-V extension and can be

used with the `GL_NV_cooperative_matrix` GLSL extension.

This extension includes support for enumerating the matrix types and dimensions that are supported by the implementation.

New Commands

- [vkGetPhysicalDeviceCooperativeMatrixPropertiesNV](#)

New Structures

- [VkCooperativeMatrixPropertiesNV](#)
- Extending [VkPhysicalDeviceFeatures2](#), [VkDeviceCreateInfo](#):
 - [VkPhysicalDeviceCooperativeMatrixFeaturesNV](#)
- Extending [VkPhysicalDeviceProperties2](#):
 - [VkPhysicalDeviceCooperativeMatrixPropertiesNV](#)

New Enums

- [VkComponentTypeNV](#)
- [VkScopeNV](#)

New Enum Constants

- [VK_NV_COOPERATIVE_MATRIX_EXTENSION_NAME](#)
- [VK_NV_COOPERATIVE_MATRIX_SPEC_VERSION](#)
- Extending [VkComponentTypeKHR](#):
 - [VK_COMPONENT_TYPE_FLOAT16_NV](#)
 - [VK_COMPONENT_TYPE_FLOAT32_NV](#)
 - [VK_COMPONENT_TYPE_FLOAT64_NV](#)
 - [VK_COMPONENT_TYPE_SINT16_NV](#)
 - [VK_COMPONENT_TYPE_SINT32_NV](#)
 - [VK_COMPONENT_TYPE_SINT64_NV](#)
 - [VK_COMPONENT_TYPE_SINT8_NV](#)
 - [VK_COMPONENT_TYPE_UINT16_NV](#)
 - [VK_COMPONENT_TYPE_UINT32_NV](#)
 - [VK_COMPONENT_TYPE_UINT64_NV](#)
 - [VK_COMPONENT_TYPE_UINT8_NV](#)
- Extending [VkScopeKHR](#):
 - [VK_SCOPE_DEVICE_NV](#)
 - [VK_SCOPE_QUEUE_FAMILY_NV](#)

- [VK_SCOPE_SUBGROUP_NV](#)
- [VK_SCOPE_WORKGROUP_NV](#)
- Extending [VkStructureType](#):
 - [VK_STRUCTURE_TYPE_COOPERATIVE_MATRIX_PROPERTIES_NV](#)
 - [VK_STRUCTURE_TYPE_PHYSICAL_DEVICE_COOPERATIVE_MATRIX_FEATURES_NV](#)
 - [VK_STRUCTURE_TYPE_PHYSICAL_DEVICE_COOPERATIVE_MATRIX_PROPERTIES_NV](#)

New SPIR-V Capabilities

- [CooperativeMatrixNV](#)

Issues

(1) What matrix properties will be supported in practice?

RESOLVED: In NVIDIA's initial implementation, we will support:

- AType = BType = fp16 CType = DType = fp16 MxNxK = 16x8x16 scope = Subgroup
- AType = BType = fp16 CType = DType = fp16 MxNxK = 16x8x8 scope = Subgroup
- AType = BType = fp16 CType = DType = fp32 MxNxK = 16x8x16 scope = Subgroup
- AType = BType = fp16 CType = DType = fp32 MxNxK = 16x8x8 scope = Subgroup

Version History

- Revision 1, 2019-02-05 (Jeff Bolz)
 - Internal revisions

VK_NV_cooperative_matrix2

Name String

VK_NV_cooperative_matrix2

Extension Type

Device extension

Registered Extension Number

594

Revision

1

Ratification Status

Not ratified

Extension and Version Dependencies

[VK_KHR_cooperative_matrix](#)

SPIR-V Dependencies

- [SPV_NV_cooperative_matrix2](#)
- [SPV_NV_tensor_addressing](#)

Contact

- Jeff Bolz [[GitHub](#)][jeffbolznv](#)

Extension Proposal

[VK_NV_cooperative_matrix2](#)

Other Extension Metadata

Last Modified Date

2024-08-01

Interactions and External Dependencies

- This extension provides API support for [GLSL_NV_cooperative_matrix2](#)

Contributors

- Jeff Bolz, NVIDIA
- Karthik Vaidyanathan, NVIDIA

Description

This extension adds several new features building on the cooperative matrix types added in [VK_KHR_cooperative_matrix](#). The goal is to add and accelerate features beyond just simple GEMM kernels, including adding support for type/use conversions, reductions, per-element operations, and tensor addressing, and also to improve usability and out-of-the-box performance by adding support for more flexible matrix sizes, and workgroup scope matrices with compiler-managed

staging through shared memory.

The new functionality is defined by the `SPV_NV_tensor_addressing` and `SPV_NV_cooperative_matrix2` SPIR-V extensions and can be used with the `GLSL_NV_cooperative_matrix2` GLSL extension.

This extension includes support for enumerating the matrix types and dimensions that are supported by the implementation, and which specific features are supported.

New Commands

- `vkGetPhysicalDeviceCooperativeMatrixFlexibleDimensionsPropertiesNV`

New Structures

- `VkCooperativeMatrixFlexibleDimensionsPropertiesNV`
- Extending `VkPhysicalDeviceFeatures2`, `VkDeviceCreateInfo`:
 - `VkPhysicalDeviceCooperativeMatrix2FeaturesNV`
- Extending `VkPhysicalDeviceProperties2`:
 - `VkPhysicalDeviceCooperativeMatrix2PropertiesNV`

New Enum Constants

- `VK_NV_COOPERATIVE_MATRIX_2_EXTENSION_NAME`
- `VK_NV_COOPERATIVE_MATRIX_2_SPEC_VERSION`
- Extending `VkStructureType`:
 - `VK_STRUCTURE_TYPE_COOPERATIVE_MATRIX_FLEXIBLE_DIMENSIONS_PROPERTIES_NV`
 - `VK_STRUCTURE_TYPE_PHYSICAL_DEVICE_COOPERATIVE_MATRIX_2_FEATURES_NV`
 - `VK_STRUCTURE_TYPE_PHYSICAL_DEVICE_COOPERATIVE_MATRIX_2_PROPERTIES_NV`

New SPIR-V Capabilities

- `TensorAddressingNV`
- `CooperativeMatrixReductionsNV`
- `CooperativeMatrixConversionsNV`
- `CooperativeMatrixPerElementOperationsNV`
- `CooperativeMatrixTensorAddressingNV`
- `CooperativeMatrixBlockLoadsNV`

Issues

Version History

- Revision 1, 2024-08-01 (Jeff Bolz)
 - Initial revision

VK_NV_cooperative_vector

Name String

VK_NV_cooperative_vector

Extension Type

Device extension

Registered Extension Number

492

Revision

4

Ratification Status

Not ratified

Extension and Version Dependencies

[VK_KHR_get_physical_device_properties2](#)

or

[Vulkan Version 1.1](#)

SPIR-V Dependencies

- [SPV_NV_cooperative_vector](#)

Contact

- Jeff Bolz [[GitHub](#)][jeffbolznv](#)

Extension Proposal

[VK_NV_cooperative_vector](#)

Other Extension Metadata

Last Modified Date

2024-05-23

Interactions and External Dependencies

- This extension requires [SPV_NV_cooperative_vector](#)
- This extension provides API support for [GL_NV_cooperative_vector](#)

Contributors

- Jeff Bolz, NVIDIA

Description

This extension adds support for using cooperative vector types in SPIR-V. Unlike cooperative matrix types, a variable with a cooperative vector type is logically stored in the invocation it belongs to, but they can cooperate behind the scenes when performing matrix-vector multiplies. Cooperative vectors do not require a fully occupied subgroup or uniform control flow like cooperative matrices,

although these do increase the likelihood of being on the fast path. And unlike normal vector types, they have arbitrary length and support a relatively limited set of operations. These types are intended to help accelerate the evaluation of small neural networks, where each invocation is performing its own independent evaluation of the network.

Cooperative vector types are defined by the `SPV_NV_cooperative_vector` SPIR-V extension and can be used with the `GL_NV_cooperative_vector` GLSL extension.

This extension includes support for enumerating the combinations of types that are supported by the implementation, and for converting matrix data to and from an optimized opaque layout.

New Commands

- [vkCmdConvertCooperativeVectorMatrixNV](#)
- [vkConvertCooperativeVectorMatrixNV](#)
- [vkGetPhysicalDeviceCooperativeVectorPropertiesNV](#)

New Structures

- [VkConvertCooperativeVectorMatrixInfoNV](#)
- [VkCooperativeVectorPropertiesNV](#)
- Extending [VkPhysicalDeviceFeatures2](#), [VkDeviceCreateInfo](#):
 - [VkPhysicalDeviceCooperativeVectorFeaturesNV](#)
- Extending [VkPhysicalDeviceProperties2](#):
 - [VkPhysicalDeviceCooperativeVectorPropertiesNV](#)

New Unions

- [VkDeviceOrHostAddressConstKHR](#)
- [VkDeviceOrHostAddressKHR](#)

New Enums

- [VkComponentTypeKHR](#)
- [VkCooperativeVectorMatrixLayoutNV](#)

New Enum Constants

- `VK_NV_COOPERATIVE_VECTOR_EXTENSION_NAME`
- `VK_NV_COOPERATIVE_VECTOR_SPEC_VERSION`
- Extending [VkComponentTypeKHR](#):
 - `VK_COMPONENT_TYPE_FLOAT_E4M3_NV`
 - `VK_COMPONENT_TYPE_FLOAT_E5M2_NV`
 - `VK_COMPONENT_TYPE_SINT8_PACKED_NV`

- [VK_COMPONENT_TYPE_UINT8_PACKED_NV](#)
- Extending [VkPipelineStageFlagBits2](#):
 - [VK_PIPELINE_STAGE_2_CONVERT_COOPERATIVE_VECTOR_MATRIX_BIT_NV](#)
- Extending [VkStructureType](#):
 - [VK_STRUCTURE_TYPE_CONVERT_COOPERATIVE_VECTOR_MATRIX_INFO_NV](#)
 - [VK_STRUCTURE_TYPE_COOPERATIVE_VECTOR_PROPERTIES_NV](#)
 - [VK_STRUCTURE_TYPE_PHYSICAL_DEVICE_COOPERATIVE_VECTOR_FEATURES_NV](#)
 - [VK_STRUCTURE_TYPE_PHYSICAL_DEVICE_COOPERATIVE_VECTOR_PROPERTIES_NV](#)

New SPIR-V Capabilities

- [CooperativeVectorNV](#)

Issues

Version History

- Revision 4, 2024-05-23 (Jeff Bolz)
 - Add maxCooperativeVectorComponents
- Revision 3, 2024-05-23 (Jeff Bolz)
 - Add training functions
- Revision 2, 2024-02-10 (Jeff Bolz)
 - Add device-side matrix conversion
- Revision 1, 2023-12-13 (Jeff Bolz)
 - Initial revisions

VK_NV_corner_sampled_image

Name String

VK_NV_corner_sampled_image

Extension Type

Device extension

Registered Extension Number

51

Revision

2

Ratification Status

Not ratified

Extension and Version Dependencies

[VK_KHR_get_physical_device_properties2](#)

or

[Vulkan Version 1.1](#)

Contact

- Daniel Koch [\[GitHub\]dgkoch](#)

Other Extension Metadata

Last Modified Date

2018-08-13

Contributors

- Jeff Bolz, NVIDIA
- Pat Brown, NVIDIA
- Chris Lentini, NVIDIA

Description

This extension adds support for a new image organization, which this extension refers to as “corner-sampled” images. A corner-sampled image differs from a conventional image in the following ways:

- Texels are centered on integer coordinates. See [Unnormalized Texel Coordinate Operations](#)
- Normalized coordinates are scaled using $\text{coord} \times (\text{dim} - 1)$ rather than $\text{coord} \times \text{dim}$, where dim is the size of one dimension of the image. See [normalized texel coordinate transform](#).
- Partial derivatives are scaled using $\text{coord} \times (\text{dim} - 1)$ rather than $\text{coord} \times \text{dim}$. See [Scale Factor Operation](#).
- Calculation of the next higher LOD size goes according to $\lceil \text{dim} / 2 \rceil$ rather than $\lceil \text{dim} / 2 \rceil$. See

Image Mip Level Sizing.

- The minimum level size is 2x2 for 2D images and 2x2x2 for 3D images. See [Image Mip Level Sizing](#).

This image organization is designed to facilitate a system like Ptex with separate textures for each face of a subdivision or polygon mesh. Placing sample locations at pixel corners allows applications to maintain continuity between adjacent patches by duplicating values along shared edges. Additionally, using the modified mipmapping logic along with texture dimensions of the form 2^n+1 allows continuity across shared edges even if the adjacent patches use different LOD values.

New Structures

- Extending [VkPhysicalDeviceFeatures2](#), [VkDeviceCreateInfo](#):
 - [VkPhysicalDeviceCornerSampledImageFeaturesNV](#)

New Enum Constants

- [VK_NV_CORNER_SAMPLED_IMAGE_EXTENSION_NAME](#)
- [VK_NV_CORNER_SAMPLED_IMAGE_SPEC_VERSION](#)
- Extending [VkImageCreateFlagBits](#):
 - [VK_IMAGE_CREATE_CORNER_SAMPLED_BIT_NV](#)
- Extending [VkStructureType](#):
 - [VK_STRUCTURE_TYPE_PHYSICAL_DEVICE_CORNER_SAMPLED_IMAGE_FEATURES_NV](#)

Issues

1. What should this extension be named?

DISCUSSION: While naming this extension, we chose the most distinctive aspect of the image organization and referred to such images as “corner-sampled images”. As a result, we decided to name the extension `NV_corner_sampled_image`.

2. Do we need a format feature flag so formats can advertise if they support corner-sampling?

DISCUSSION: Currently NVIDIA supports this for all 2D and 3D formats, but not for cube maps or depth-stencil formats. A format feature might be useful if other vendors would only support this on some formats.

3. Do integer texel coordinates have a different range for corner-sampled images?

RESOLVED: No, these are unchanged.

4. Do unnormalized sampler coordinates work with corner-sampled images? Are there any functional differences?

RESOLVED: Yes. Unnormalized coordinates are treated as already scaled for corner-sample usage.

5. Should we have a diagram in the “Image Operations” chapter demonstrating different texel sampling locations?

RESOLVED: Maybe later.

Version History

- Revision 1, 2018-08-14 (Daniel Koch)
 - Internal revisions
- Revision 2, 2018-08-14 (Daniel Koch)
 - ???

VK_NV_coverage_reduction_mode

Name String

VK_NV_coverage_reduction_mode

Extension Type

Device extension

Registered Extension Number

251

Revision

1

Ratification Status

Not ratified

Extension and Version Dependencies

[VK_NV_framebuffer_mixed_samples](#)

and

[VK_KHR_get_physical_device_properties2](#)

or

[Vulkan Version 1.1](#)

Contact

- Kedarnath Thangudu [\[GitHub\]kthangudu](#)

Other Extension Metadata

Last Modified Date

2019-01-29

Contributors

- Kedarnath Thangudu, NVIDIA
- Jeff Bolz, NVIDIA

Description

When using a framebuffer with mixed samples, a per-fragment coverage reduction operation is performed which generates color sample coverage from the pixel coverage. This extension defines the following modes to control how this reduction is performed.

- Merge: When there are more samples in the pixel coverage than color samples, there is an implementation-dependent association of each pixel coverage sample to a color sample. In the merge mode, the color sample coverage is computed such that only if any associated sample in the pixel coverage is covered, the color sample is covered. This is the default mode.
- Truncate: When there are more raster samples (N) than color samples (M), there is one to one association of the first M raster samples to the M color samples; other raster samples are

ignored.

When the number of raster samples is equal to the color samples, there is a one to one mapping between them in either of the above modes.

The new command [vkGetPhysicalDeviceSupportedFramebufferMixedSamplesCombinationsNV](#) can be used to query the various raster, color, depth/stencil sample count and reduction mode combinations that are supported by the implementation. This extension would allow an implementation to support the behavior of both [VK_NV_framebuffer_mixed_samples](#) and [VK_AMD_mixed_attachment_samples](#) extensions simultaneously.

New Commands

- [vkGetPhysicalDeviceSupportedFramebufferMixedSamplesCombinationsNV](#)

New Structures

- [VkFramebufferMixedSamplesCombinationNV](#)
- Extending [VkPhysicalDeviceFeatures2](#), [VkDeviceCreateInfo](#):
 - [VkPhysicalDeviceCoverageReductionModeFeaturesNV](#)
- Extending [VkPipelineMultisampleStateCreateInfo](#):
 - [VkPipelineCoverageReductionStateCreateInfoNV](#)

New Enums

- [VkCoverageReductionModeNV](#)

New Bitmasks

- [VkPipelineCoverageReductionStateCreateFlagsNV](#)

New Enum Constants

- [VK_NV_COVERAGE_REDUCTION_MODE_EXTENSION_NAME](#)
- [VK_NV_COVERAGE_REDUCTION_MODE_SPEC_VERSION](#)
- Extending [VkStructureType](#):
 - [VK_STRUCTURE_TYPE_FRAMEBUFFER_MIXED_SAMPLES_COMBINATION_NV](#)
 - [VK_STRUCTURE_TYPE_PHYSICAL_DEVICE_COVERAGE_REDUCTION_MODE_FEATURES_NV](#)
 - [VK_STRUCTURE_TYPE_PIPELINE_COVERAGE_REDUCTION_STATE_CREATE_INFO_NV](#)

Version History

- Revision 1, 2019-01-29 (Kedarnath Thangudu)
 - Internal revisions

VK_NV_dedicated_allocation_image_aliasing

Name String

VK_NV_dedicated_allocation_image_aliasing

Extension Type

Device extension

Registered Extension Number

241

Revision

1

Ratification Status

Not ratified

Extension and Version Dependencies

[VK_KHR_dedicated_allocation](#)

and

[VK_KHR_get_physical_device_properties2](#)

or

[Vulkan Version 1.1](#)

Contact

- Nuno Subtil [\[GitHub\]](#)[nsubtil](#)

Other Extension Metadata

Last Modified Date

2019-01-04

Contributors

- Nuno Subtil, NVIDIA
- Jeff Bolz, NVIDIA
- Eric Werness, NVIDIA
- Axel Gneiting, id Software

Description

This extension allows applications to alias images on dedicated allocations, subject to specific restrictions: the extent and the number of layers in the image being aliased must be smaller than or equal to those of the original image for which the allocation was created, and every other image parameter must match.

New Structures

- Extending [VkPhysicalDeviceFeatures2](#), [VkDeviceCreateInfo](#):
 - [VkPhysicalDeviceDedicatedAllocationImageAliasingFeaturesNV](#)

New Enum Constants

- [VK_NV_DEDICATED_ALLOCATION_IMAGE_ALIASING_EXTENSION_NAME](#)
- [VK_NV_DEDICATED_ALLOCATION_IMAGE_ALIASING_SPEC_VERSION](#)
- Extending [VkStructureType](#):
 - [VK_STRUCTURE_TYPE_PHYSICAL_DEVICE_DEDICATED_ALLOCATION_IMAGE_ALIASING_FEATURES_NV](#)

Version History

- Revision 1, 2019-01-04 (Nuno Subtil)
 - Internal revisions

VK_NV_descriptor_pool_overallocation

Name String

VK_NV_descriptor_pool_overallocation

Extension Type

Device extension

Registered Extension Number

547

Revision

1

Ratification Status

Not ratified

Extension and Version Dependencies

[Vulkan Version 1.1](#)

Contact

- Piers Daniell [\[GitHub\]](#)pdaniell-nv

Other Extension Metadata

Last Modified Date

2023-08-30

Contributors

- Jeff Bolz, NVIDIA

Description

There are scenarios where the application does not know ahead of time how many descriptor sets it may need to allocate from a descriptor pool, or how many descriptors of any of the descriptor types it may need to allocate from the descriptor pool.

This extension gives applications the ability to request the implementation allow more sets or descriptors to be allocated than initially specified at descriptor pool creation time, subject to available resources.

The [VK_DESCRIPTOR_POOL_CREATE_ALLOW_OVERALLOCATION_SETS_BIT_NV](#) flag lets the application allocate more than `VkDescriptorPoolCreateInfo::maxSets` descriptor sets, and the [VK_DESCRIPTOR_POOL_CREATE_ALLOW_OVERALLOCATION_POOLS_BIT_NV](#) lets the application allocate more descriptors than initially specified by `VkDescriptorPoolSize::descriptorCount` for any descriptor types.

New Structures

- Extending [VkPhysicalDeviceFeatures2](#), [VkDeviceCreateInfo](#):
 - [VkPhysicalDeviceDescriptorPoolOverallocationFeaturesNV](#)

New Enum Constants

- [VK_NV_DESCRIPTOR_POOL_OVERALLOCATION_EXTENSION_NAME](#)
- [VK_NV_DESCRIPTOR_POOL_OVERALLOCATION_SPEC_VERSION](#)
- Extending [VkDescriptorPoolCreateFlagBits](#):
 - [VK_DESCRIPTOR_POOL_CREATE_ALLOW_OVERALLOCATION_POOLS_BIT_NV](#)
 - [VK_DESCRIPTOR_POOL_CREATE_ALLOW_OVERALLOCATION_SETS_BIT_NV](#)
- Extending [VkStructureType](#):
 - [VK_STRUCTURE_TYPE_PHYSICAL_DEVICE_DESCRIPTOR_POOL_OVERALLOCATION_FEATURES_NV](#)

Version History

- Revision 1, 2023-08-30 (Piers Daniell)
 - Internal revisions

VK_NV_device_diagnostic_checkpoints

Name String

VK_NV_device_diagnostic_checkpoints

Extension Type

Device extension

Registered Extension Number

207

Revision

2

Ratification Status

Not ratified

Extension and Version Dependencies

[VK_KHR_get_physical_device_properties2](#)

or

[Vulkan Version 1.1](#)

API Interactions

- Interacts with [VK_VERSION_1_3](#)
- Interacts with [VK_KHR_synchronization2](#)

Contact

- Nuno Subtil [\[GitHub\]](#)[nsubtil](#)

Other Extension Metadata

Last Modified Date

2018-07-16

Contributors

- Oleg Kuznetsov, NVIDIA
- Alex Dunn, NVIDIA
- Jeff Bolz, NVIDIA
- Eric Werness, NVIDIA
- Daniel Koch, NVIDIA

Description

This extension allows applications to insert markers in the command stream and associate them with custom data.

If a device lost error occurs, the application **may** then query the implementation for the last

markers to cross specific implementation-defined pipeline stages, in order to narrow down which commands were executing at the time and might have caused the failure.

New Commands

- [vkCmdSetCheckpointNV](#)
- [vkGetQueueCheckpointDataNV](#)

If [Vulkan Version 1.3](#) or [VK_KHR_synchronization2](#) is supported:

- [vkGetQueueCheckpointData2NV](#)

New Structures

- [VkCheckpointDataNV](#)
- Extending [VkQueueFamilyProperties2](#):
 - [VkQueueFamilyCheckpointPropertiesNV](#)

If [Vulkan Version 1.3](#) or [VK_KHR_synchronization2](#) is supported:

- [VkCheckpointData2NV](#)
- Extending [VkQueueFamilyProperties2](#):
 - [VkQueueFamilyCheckpointProperties2NV](#)

New Enum Constants

- [VK_NV_DEVICE_DIAGNOSTIC_CHECKPOINTS_EXTENSION_NAME](#)
- [VK_NV_DEVICE_DIAGNOSTIC_CHECKPOINTS_SPEC_VERSION](#)
- Extending [VkStructureType](#):
 - [VK_STRUCTURE_TYPE_CHECKPOINT_DATA_NV](#)
 - [VK_STRUCTURE_TYPE_QUEUE_FAMILY_CHECKPOINT_PROPERTIES_NV](#)

If [Vulkan Version 1.3](#) or [VK_KHR_synchronization2](#) is supported:

- Extending [VkStructureType](#):
 - [VK_STRUCTURE_TYPE_CHECKPOINT_DATA_2_NV](#)
 - [VK_STRUCTURE_TYPE_QUEUE_FAMILY_CHECKPOINT_PROPERTIES_2_NV](#)

Version History

- Revision 1, 2018-07-16 (Nuno Subtil)
 - Internal revisions
- Revision 2, 2018-07-16 (Nuno Subtil)
 - ???

VK_NV_device_diagnostics_config

Name String

VK_NV_device_diagnostics_config

Extension Type

Device extension

Registered Extension Number

301

Revision

2

Ratification Status

Not ratified

Extension and Version Dependencies

[VK_KHR_get_physical_device_properties2](#)

or

[Vulkan Version 1.1](#)

Contact

- Kedarnath Thangudu [\[GitHub\]kthangudu](#)

Other Extension Metadata

Last Modified Date

2022-04-06

Contributors

- Kedarnath Thangudu, NVIDIA
- Thomas Klein, NVIDIA

Description

Applications using Nvidia Nsight™ Aftermath SDK for Vulkan to integrate device crash dumps into their error reporting mechanisms, **may** use this extension to configure options related to device crash dump creation.

Version 2 of this extension adds [VK_DEVICE_DIAGNOSTICS_CONFIG_ENABLE_SHADER_ERROR_REPORTING_BIT_NV](#) which when set enables enhanced reporting of shader execution errors.

New Structures

- Extending [VkDeviceCreateInfo](#):
 - [VkDeviceDiagnosticsConfigCreateInfoNV](#)

- Extending [VkPhysicalDeviceFeatures2](#), [VkDeviceCreateInfo](#):
 - [VkPhysicalDeviceDiagnosticsConfigFeaturesNV](#)

New Enums

- [VkDeviceDiagnosticsConfigFlagBitsNV](#)

New Bitmasks

- [VkDeviceDiagnosticsConfigFlagsNV](#)

New Enum Constants

- [VK_NV_DEVICE_DIAGNOSTICS_CONFIG_EXTENSION_NAME](#)
- [VK_NV_DEVICE_DIAGNOSTICS_CONFIG_SPEC_VERSION](#)
- Extending [VkStructureType](#):
 - [VK_STRUCTURE_TYPE_DEVICE_DIAGNOSTICS_CONFIG_CREATE_INFO_NV](#)
 - [VK_STRUCTURE_TYPE_PHYSICAL_DEVICE_DIAGNOSTICS_CONFIG_FEATURES_NV](#)

Version History

- Revision 1, 2019-11-21 (Kedarnath Thangudu)
 - Internal revisions
- Revision 2, 2022-04-06 (Kedarnath Thangudu)
 - Added [VK_DEVICE_DIAGNOSTICS_CONFIG_ENABLE_SHADER_ERROR_REPORTING_BIT_NV](#) a config bit

VK_NV_device_generated_commands

Name String

VK_NV_device_generated_commands

Extension Type

Device extension

Registered Extension Number

278

Revision

3

Ratification Status

Not ratified

Extension and Version Dependencies

[Vulkan Version 1.1](#)

and

[VK_KHR_buffer_device_address](#)

or

[Vulkan Version 1.2](#)

Contact

- Christoph Kubisch [\[GitHub\]pixeljetstream](#)

Other Extension Metadata

Last Modified Date

2020-02-20

Interactions and External Dependencies

- This extension requires Vulkan 1.1
- This extension requires [VK_EXT_buffer_device_address](#) or [VK_KHR_buffer_device_address](#) or Vulkan 1.2 for the ability to bind vertex and index buffers on the device.
- This extension interacts with [VK_NV_mesh_shader](#). If the latter extension is not supported, remove the command token to initiate mesh tasks drawing in this extension.

Contributors

- Christoph Kubisch, NVIDIA
- Pierre Boudier, NVIDIA
- Jeff Bolz, NVIDIA
- Eric Werness, NVIDIA
- Yuriy O'Donnell, Epic Games
- Baldur Karlsson, Valve

- Mathias Schott, NVIDIA
- Tyson Smith, NVIDIA
- Ingo Esser, NVIDIA

Description

This extension allows the device to generate a number of critical graphics commands for command buffers.

When rendering a large number of objects, the device can be leveraged to implement a number of critical functions, like updating matrices, or implementing occlusion culling, frustum culling, front to back sorting, etc. Implementing those on the device does not require any special extension, since an application is free to define its own data structures, and just process them using shaders.

However, if the application desires to quickly kick off the rendering of the final stream of objects, then unextended Vulkan forces the application to read back the processed stream and issue graphics command from the host. For very large scenes, the synchronization overhead and cost to generate the command buffer can become the bottleneck. This extension allows an application to generate a device side stream of state changes and commands, and convert it efficiently into a command buffer without having to read it back to the host.

Furthermore, it allows incremental changes to such command buffers by manipulating only partial sections of a command stream — for example pipeline bindings. Unextended Vulkan requires re-creation of entire command buffers in such a scenario, or updates synchronized on the host.

The intended usage for this extension is for the application to:

- create `VkBuffer` objects and retrieve physical addresses from them via `vkGetBufferDeviceAddressEXT`
- create a graphics pipeline using `VkGraphicsPipelineShaderGroupsCreateInfoNV` for the ability to change shaders on the device.
- create a `VkIndirectCommandsLayoutNV`, which lists the `VkIndirectCommandsTokenTypeNV` it wants to dynamically execute as an atomic command sequence. This step likely involves some internal device code compilation, since the intent is for the GPU to generate the command buffer in the pipeline.
- fill the input stream buffers with the data for each of the inputs it needs. Each input is an array that will be filled with token-dependent data.
- set up a preprocess `VkBuffer` that uses memory according to the information retrieved via `vkGetGeneratedCommandsMemoryRequirementsNV`.
- optionally preprocess the generated content using `vkCmdPreprocessGeneratedCommandsNV`, for example on an asynchronous compute queue, or for the purpose of reusing the data in multiple executions.
- call `vkCmdExecuteGeneratedCommandsNV` to create and execute the actual device commands for all sequences based on the inputs provided.

For each draw in a sequence, the following can be specified:

- a different shader group
- a number of vertex buffer bindings
- a different index buffer, with an optional dynamic offset and index type
- a number of different push constants
- a flag that encodes the primitive winding

While the GPU can be faster than a CPU to generate the commands, it will not happen asynchronously to the device, therefore the primary use case is generating “less” total work (occlusion culling, classification to use specialized shaders, etc.).

New Object Types

- [VkIndirectCommandsLayoutNV](#)

New Commands

- [vkCmdBindPipelineShaderGroupNV](#)
- [vkCmdExecuteGeneratedCommandsNV](#)
- [vkCmdPreprocessGeneratedCommandsNV](#)
- [vkCreateIndirectCommandsLayoutNV](#)
- [vkDestroyIndirectCommandsLayoutNV](#)
- [vkGetGeneratedCommandsMemoryRequirementsNV](#)

New Structures

- [VkBindIndexBufferIndirectCommandNV](#)
- [VkBindShaderGroupIndirectCommandNV](#)
- [VkBindVertexBufferIndirectCommandNV](#)
- [VkGeneratedCommandsInfoNV](#)
- [VkGeneratedCommandsMemoryRequirementsInfoNV](#)
- [VkGraphicsShaderGroupCreateInfoNV](#)
- [VkIndirectCommandsLayoutCreateInfoNV](#)
- [VkIndirectCommandsLayoutTokenNV](#)
- [VkIndirectCommandsStreamNV](#)
- [VkSetStateFlagsIndirectCommandNV](#)
- Extending [VkGraphicsPipelineCreateInfo](#):
 - [VkGraphicsPipelineShaderGroupsCreateInfoNV](#)
- Extending [VkPhysicalDeviceFeatures2](#), [VkDeviceCreateInfo](#):
 - [VkPhysicalDeviceDeviceGeneratedCommandsFeaturesNV](#)
- Extending [VkPhysicalDeviceProperties2](#):

- [VkPhysicalDeviceDeviceGeneratedCommandsPropertiesNV](#)

New Enums

- [VkIndirectCommandsLayoutUsageFlagBitsNV](#)
- [VkIndirectCommandsTokenTypeNV](#)
- [VkIndirectStateFlagBitsNV](#)

New Bitmasks

- [VkIndirectCommandsLayoutUsageFlagsNV](#)
- [VkIndirectStateFlagsNV](#)

New Enum Constants

- [VK_NV_DEVICE_GENERATED_COMMANDS_EXTENSION_NAME](#)
- [VK_NV_DEVICE_GENERATED_COMMANDS_SPEC_VERSION](#)
- Extending [VkAccessFlagBits](#):
 - [VK_ACCESS_COMMAND_PREPROCESS_READ_BIT_NV](#)
 - [VK_ACCESS_COMMAND_PREPROCESS_WRITE_BIT_NV](#)
- Extending [VkObjectType](#):
 - [VK_OBJECT_TYPE_INDIRECT_COMMANDS_LAYOUT_NV](#)
- Extending [VkPipelineCreateFlagBits](#):
 - [VK_PIPELINE_CREATE_INDIRECT_BINDABLE_BIT_NV](#)
- Extending [VkPipelineStageFlagBits](#):
 - [VK_PIPELINE_STAGE_COMMAND_PREPROCESS_BIT_NV](#)
- Extending [VkStructureType](#):
 - [VK_STRUCTURE_TYPE_GENERATED_COMMANDS_INFO_NV](#)
 - [VK_STRUCTURE_TYPE_GENERATED_COMMANDS_MEMORY_REQUIREMENTS_INFO_NV](#)
 - [VK_STRUCTURE_TYPE_GRAPHICS_PIPELINE_SHADER_GROUPS_CREATE_INFO_NV](#)
 - [VK_STRUCTURE_TYPE_GRAPHICS_SHADER_GROUP_CREATE_INFO_NV](#)
 - [VK_STRUCTURE_TYPE_INDIRECT_COMMANDS_LAYOUT_CREATE_INFO_NV](#)
 - [VK_STRUCTURE_TYPE_INDIRECT_COMMANDS_LAYOUT_TOKEN_NV](#)
 - [VK_STRUCTURE_TYPE_PHYSICAL_DEVICE_DEVICE_GENERATED_COMMANDS_FEATURES_NV](#)
 - [VK_STRUCTURE_TYPE_PHYSICAL_DEVICE_DEVICE_GENERATED_COMMANDS_PROPERTIES_NV](#)

Issues

1) How to name this extension ?

`VK_NV_device_generated_commands`

As usual, one of the hardest issues ;)

Alternatives: `VK_gpu_commands`, `VK_execute_commands`, `VK_device_commands`, `VK_device_execute_commands`,
`VK_device_execute`, `VK_device_created_commands`, `VK_device_recorded_commands`,
`VK_device_generated_commands` `VK_indirect_generated_commands`

2) Should we use a serial stateful token stream or stateless sequence descriptions?

Similarly to `VkPipeline`, fixed layouts have the most likelihood to be cross-vendor adoptable. They also benefit from being processable in parallel. This is a different design choice compared to the serial command stream generated through `GL_NV_command_list`.

3) How to name a sequence description?

`VkIndirectCommandsLayout` as in the NVX extension predecessor.

Alternative: `VkGeneratedCommandsLayout`

4) Do we want to provide `indirectCommands` inputs with layout or at `indirectCommands` time?

Separate layout from data as Vulkan does. Provide full flexibility for `indirectCommands`.

5) Should the input be provided as SoA or AoS?

Both ways are desirable. AoS can provide portability to other APIs and easier to setup, while SoA allows to update individual inputs in a cache-efficient manner, when others remain static.

6) How do we make developers aware of the memory requirements of implementation-dependent data used for the generated commands?

Make the API explicit and introduce a `preprocess VkBuffer`. Developers have to allocate it using `vkGetGeneratedCommandsMemoryRequirementsNV`.

In the NVX version the requirements were hidden implicitly as part of the command buffer reservation process, however as the memory requirements can be substantial, we want to give developers the ability to budget the memory themselves. By lowering the `maxSequencesCount` the memory consumption can be reduced. Furthermore reuse of the memory is possible, for example for doing explicit preprocessing and execution in a ping-pong fashion.

The actual buffer size is implementation-dependent and may be zero, i.e. not always required.

When making use of Graphics Shader Groups, the programs should behave similarly with regards to vertex inputs, clipping and culling outputs of the geometry stage, and sample shading behavior in fragment shaders, to reduce the amount of the worst-case memory approximation.

7) Should we allow additional per-sequence dynamic state changes?

Yes

Introduced a lightweight indirect state flag `VkIndirectStateFlagBitsNV`. So far only switching front face winding state is exposed. Especially in CAD/DCC mirrored transforms that require such changes are common, and similar flexibility is given in the ray tracing instance description.

The flag could be extended further, for example to switch between primitive-lists or -strips, or make other state modifications.

Furthermore, as new tokens can be added easily, future extension could add the ability to change any `VkDynamicState`.

8) How do we allow reusing already “generated” `indirectCommands`?

Expose a `preprocessBuffer` to reuse implementation-dependencyFlags data. Set `isPreprocessed` to `VK_TRUE` in `vkCmdExecuteGeneratedCommandsNV`.

9) Under which conditions is `vkCmdExecuteGeneratedCommandsNV` legal?

It behaves like a regular draw call command.

10) Is `vkCmdPreprocessGeneratedCommandsNV` copying the input data or referencing it?

There are multiple implementations possible:

- one could have some emulation code that parses the inputs, and generates an output command buffer, therefore copying the inputs.
- one could just reference the inputs, and have the processing done in pipe at execution time.

If the data is mandated to be copied, then it puts a penalty on implementation that could process the inputs directly in pipe. If the data is “referenced”, then it allows both types of implementation.

The inputs are “referenced”, and **must** not be modified after the call to `vkCmdExecuteGeneratedCommandsNV` has completed.

11) Which buffer usage flags are required for the buffers referenced by `VkGeneratedCommandsInfoNV` ?

Reuse existing `VK_BUFFER_USAGE_INDIRECT_BUFFER_BIT`

- `VkGeneratedCommandsInfoNV::preprocessBuffer`
- `VkGeneratedCommandsInfoNV::sequencesCountBuffer`
- `VkGeneratedCommandsInfoNV::sequencesIndexBuffer`
- `VkIndirectCommandsStreamNV::buffer`

12) In which pipeline stage does the device generated command expansion happen?

`vkCmdPreprocessGeneratedCommandsNV` is treated as if it occurs in a separate logical pipeline from either graphics or compute, and that pipeline only includes `VK_PIPELINE_STAGE_TOP_OF_PIPE_BIT`, a new stage `VK_PIPELINE_STAGE_COMMAND_PREPROCESS_BIT_NV`, and

`VK_PIPELINE_STAGE_BOTTOM_OF_PIPE_BIT`. This new stage has two corresponding new access types, `VK_ACCESS_COMMAND_PREPROCESS_READ_BIT_NV` and `VK_ACCESS_COMMAND_PREPROCESS_WRITE_BIT_NV`, used to synchronize reading the buffer inputs and writing the preprocess memory output.

The generated output written in the preprocess buffer memory by `vkCmdExecuteGeneratedCommandsNV` is considered to be consumed by the `VK_PIPELINE_STAGE_DRAW_INDIRECT_BIT` pipeline stage.

Thus, to synchronize from writing the input buffers to preprocessing via `vkCmdPreprocessGeneratedCommandsNV`, use:

- `dstStageMask = VK_PIPELINE_STAGE_COMMAND_PREPROCESS_BIT_NV`
- `dstAccessMask = VK_ACCESS_COMMAND_PREPROCESS_READ_BIT_NV`

To synchronize from `vkCmdPreprocessGeneratedCommandsNV` to executing the generated commands by `vkCmdExecuteGeneratedCommandsNV`, use:

- `srcStageMask = VK_PIPELINE_STAGE_COMMAND_PREPROCESS_BIT_NV`
- `srcAccessMask = VK_ACCESS_COMMAND_PREPROCESS_WRITE_BIT_NV`
- `dstStageMask = VK_PIPELINE_STAGE_DRAW_INDIRECT_BIT`
- `dstAccessMask = VK_ACCESS_INDIRECT_COMMAND_READ_BIT`

When `vkCmdExecuteGeneratedCommandsNV` is used with a `isPreprocessed` of `VK_FALSE`, the generated commands are implicitly preprocessed, therefore one only needs to synchronize the inputs via:

- `dstStageMask = VK_PIPELINE_STAGE_DRAW_INDIRECT_BIT`
- `dstAccessMask = VK_ACCESS_INDIRECT_COMMAND_READ_BIT`

13) What if most token data is “static”, but we frequently want to render a subsection?

Added “sequencesIndexBuffer”. This allows to easier sort and filter what should actually be executed.

14) What are the changes compared to the previous NVX extension?

- Compute dispatch support was removed (was never implemented in drivers). There are different approaches how dispatching from the device should work, hence we defer this to a future extension.
- The `ObjectTableNVX` was replaced by using physical buffer addresses and introducing Shader Groups for the graphics pipeline.
- Less state changes are possible overall, but the important operations are still there (reduces complexity of implementation).
- The API was redesigned so all inputs must be passed at both preprocessing and execution time (this was implicit in NVX, now it is explicit)
- The reservation of intermediate command space is now mandatory and explicit through a

preprocess buffer.

- The [VkIndirectStateFlagBitsNV](#) were introduced

15) When porting from other APIs, their indirect buffers may use different enums, for example for index buffer types. How to solve this?

Added “pIndexTypeValues” to map custom `uint32_t` values to corresponding [VkIndexType](#).

16) Do we need more shader group state overrides?

The NVX version allowed all PSO states to be different, however as the goal is not to replace all state setup, but focus on highly-frequent state changes for drawing lots of objects, we reduced the amount of state overrides. Especially `VkPipelineLayout` as well as `VkRenderPass` configuration should be left static, the rest is still open for discussion.

The current focus is just to allow `VertexInput` changes as well as shaders, while all shader groups use the same shader stages.

Too much flexibility will increase the test coverage requirement as well. However, further extensions could allow more dynamic state as well.

17) Do we need more detailed physical device feature queries/enables?

An EXT version would need detailed implementor feedback to come up with a good set of features. Please contact us if you are interested, we are happy to make more features optional, or add further restrictions to reduce the minimum feature set of an EXT.

18) Is there an interaction with `VK_KHR_pipeline_library` planned?

Yes, a future version of this extension will detail the interaction, once `VK_KHR_pipeline_library` is no longer provisional.

Example Code

Open-Source samples illustrating the usage of the extension can be found at the following location (may not yet exist at time of writing):

https://github.com/nvpro-samples/vk_device_generated_cmds

Version History

- Revision 1, 2020-02-20 (Christoph Kubisch)
 - Initial version
- Revision 2, 2020-03-09 (Christoph Kubisch)
 - Remove `VK_EXT_debug_report` interactions
- Revision 3, 2020-03-09 (Christoph Kubisch)
 - Fix naming `VkPhysicalDeviceGenerated` to `VkPhysicalDeviceDeviceGenerated`

VK_NV_device_generated_commands_compute

Name String

VK_NV_device_generated_commands_compute

Extension Type

Device extension

Registered Extension Number

429

Revision

2

Ratification Status

Not ratified

Extension and Version Dependencies

[VK_NV_device_generated_commands](#)

Contact

- Vikram Kushwaha [\[GitHub\]vkushwaha-nv](#)

Other Extension Metadata

Last Modified Date

2023-07-21

Contributors

- Vikram Kushwaha, NVIDIA
- Jeff Bolz, NVIDIA
- Christoph Kubisch, NVIDIA
- Piers Daniell, NVIDIA
- Daniel Koch, NVIDIA
- Hans-Kristian Arntzen, Valve
- Mike Blumenkrantz, VALVE

Description

This extension allows the device to generate commands for binding compute pipelines, setting push constants and launching compute dispatches.

New Commands

- [vkCmdUpdatePipelineIndirectBufferNV](#)
- [vkGetPipelineIndirectDeviceAddressNV](#)

- [vkGetPipelineIndirectMemoryRequirementsNV](#)

New Structures

- [VkBindPipelineIndirectCommandNV](#)
- [VkPipelineIndirectDeviceInfoNV](#)
- Extending [VkComputePipelineCreateInfo](#):
 - [VkComputePipelineIndirectBufferInfoNV](#)
- Extending [VkPhysicalDeviceFeatures2](#), [VkDeviceCreateInfo](#):
 - [VkPhysicalDeviceDeviceGeneratedCommandsComputeFeaturesNV](#)

New Enum Constants

- [VK_NV_DEVICE_GENERATED_COMMANDS_COMPUTE_EXTENSION_NAME](#)
- [VK_NV_DEVICE_GENERATED_COMMANDS_COMPUTE_SPEC_VERSION](#)
- Extending [VkDescriptorSetLayoutCreateFlagBits](#):
 - [VK_DESCRIPTOR_SET_LAYOUT_CREATE_INDIRECT_BINDABLE_BIT_NV](#)
- Extending [VkIndirectCommandsTokenTypeNV](#):
 - [VK_INDIRECT_COMMANDS_TOKEN_TYPE_DISPATCH_NV](#)
 - [VK_INDIRECT_COMMANDS_TOKEN_TYPE_PIPELINE_NV](#)
- Extending [VkStructureType](#):
 - [VK_STRUCTURE_TYPE_COMPUTE_PIPELINE_INDIRECT_BUFFER_INFO_NV](#)
 - [VK_STRUCTURE_TYPE_PHYSICAL_DEVICE_DEVICE_GENERATED_COMMANDS_COMPUTE_FEATURES_NV](#)
 - [VK_STRUCTURE_TYPE_PIPELINE_INDIRECT_DEVICE_ADDRESS_INFO_NV](#)

Version History

- Revision 2, 2023-07-21 (Vikram Kushwaha)
 - Rename [vkCmdUpdatePipelineIndirectBuffer](#) to [vkCmdUpdatePipelineIndirectBufferNV](#)
- Revision 1, 2023-06-09 (Vikram Kushwaha)
 - First Revision

VK_NV_display_stereo

Name String

VK_NV_display_stereo

Extension Type

Instance extension

Registered Extension Number

552

Revision

1

Ratification Status

Not ratified

Extension and Version Dependencies

[VK_KHR_display](#)

and

[VK_KHR_get_display_properties2](#)

Contact

- Russell Chou [\[GitHub\]](#)[russellcnv](#)

Extension Proposal

[VK_NV_display_stereo](#)

Other Extension Metadata

Last Modified Date

2024-11-20

Contributors

- Russell Chou, NVIDIA
- Jeff Juliano, NVIDIA
- James Jones, NVIDIA

Description

This extension allows the application to choose which type of 3D stereo hardware it wants to use so the driver can configure it properly. This configuration is useful for swapchains created from display surfaces because some environments do not have an intermediate windowing system available for easy configuration. This extension will override any stereo type configuration in the windowing system.

For HDMI 3D, only some display modes support stereo rendering, and a new structure is needed to expose that information to the application.

New Structures

- Extending [VkDisplayModeProperties2KHR](#):
 - [VkDisplayModeStereoPropertiesNV](#)
- Extending [VkDisplaySurfaceCreateInfoKHR](#):
 - [VkDisplaySurfaceStereoCreateInfoNV](#)

New Enums

- [VkDisplaySurfaceStereoTypeNV](#)

New Enum Constants

- [VK_NV_DISPLAY_STEREO_EXTENSION_NAME](#)
- [VK_NV_DISPLAY_STEREO_SPEC_VERSION](#)
- Extending [VkStructureType](#):
 - [VK_STRUCTURE_TYPE_DISPLAY_MODE_STEREO_PROPERTIES_NV](#)
 - [VK_STRUCTURE_TYPE_DISPLAY_SURFACE_STEREO_CREATE_INFO_NV](#)

Version History

- Revision 1, 2024-11-20 (Russell Chou)
 - Initial release

VK_NV_extended_sparse_address_space

Name String

VK_NV_extended_sparse_address_space

Extension Type

Device extension

Registered Extension Number

493

Revision

1

Ratification Status

Not ratified

Extension and Version Dependencies

[VK_KHR_get_physical_device_properties2](#)

or

[Vulkan Version 1.1](#)

Contact

- Russell Chou [\[GitHub\]](#)[russellcnv](#)

Other Extension Metadata

Last Modified Date

2023-10-03

Contributors

- Russell Chou, NVIDIA
- Christoph Kubisch, NVIDIA
- Eric Werness, NVIDIA
- Jeff Bolz, NVIDIA

Description

Implementations may be able to support an extended address space for sparse memory resources, but only for a certain set of usages.

This extension adds a query for the extended limit, and the supported usages that are allowed for that limit. This limit is an increase to [VkPhysicalDeviceLimits::sparseAddressSpaceSize](#) when the [VkImage](#) or [VkBuffer](#) uses only usages that are supported.

New Structures

- Extending [VkPhysicalDeviceFeatures2](#), [VkDeviceCreateInfo](#):

- [VkPhysicalDeviceExtendedSparseAddressSpaceFeaturesNV](#)
- Extending [VkPhysicalDeviceProperties2](#):
 - [VkPhysicalDeviceExtendedSparseAddressSpacePropertiesNV](#)

New Enum Constants

- [VK_NV_EXTENDED_SPARSE_ADDRESS_SPACE_EXTENSION_NAME](#)
- [VK_NV_EXTENDED_SPARSE_ADDRESS_SPACE_SPEC_VERSION](#)
- Extending [VkStructureType](#):
 - [VK_STRUCTURE_TYPE_PHYSICAL_DEVICE_EXTENDED_SPARSE_ADDRESS_SPACE_FEATURES_NV](#)
 - [VK_STRUCTURE_TYPE_PHYSICAL_DEVICE_EXTENDED_SPARSE_ADDRESS_SPACE_PROPERTIES_NV](#)

Version History

- Revision 1, 2023-10-03 (Russell Chou)
 - Initial draft

VK_NV_external_compute_queue

Name String

VK_NV_external_compute_queue

Extension Type

Device extension

Registered Extension Number

557

Revision

1

Ratification Status

Not ratified

Extension and Version Dependencies

None

Contact

- Chris Lentini [[GitHub](#)]clentini

Extension Proposal

[VK_NV_external_compute_queue](#)

Other Extension Metadata

Last Modified Date

2025-03-24

Contributors

- Chris Lentini, NVIDIA
- Eric Werness, NVIDIA
- James Jones, NVIDIA
- Jeff Juliano, NVIDIA
- Liam Middlebrook, NVIDIA
- Lionel Duc, NVIDIA

Description

This extension gives applications the ability to join compatible external compute APIs to a **VkDevice**. In this way, the extension allows an application to achieve simultaneous execution between work submitted from these compatible external APIs and work that has been submitted through the Vulkan API.

At device creation time, an application **must** supply a

[VkExternalComputeQueueDeviceCreateInfoNV](#). This communicates to the implementation the maximum number of external queues that the application **can** create at once. This information **may** be used by the implementation to aid in decisions made during device creation.

After device creation, the function [vkCreateExternalComputeQueueNV](#) is used by an application to create a new [VkExternalComputeQueueNV](#) object. The [VkExternalComputeQueueNV](#) object holds information and reserves resources necessary for a compatible external API to be able to join a [VkDevice](#). This information can be queried through the [vkGetExternalComputeQueueDataNV](#) function, returning an opaque blob of data which can be passed to compatible external APIs. The application **must** finally call [vkDestroyExternalComputeQueueNV](#) when it is done in order to release the reserved resources.

This extension introduces a new properties structure, [VkPhysicalDeviceExternalComputeQueuePropertiesNV](#), which can be queried through [vkGetPhysicalDeviceProperties2](#). The structure provides information on functional limits to the extension as well as a way of querying the size of the application allocated memory which **must** be passed to the [vkGetExternalComputeQueueDataNV](#) function.

When creating a [VkExternalComputeQueueNV](#) through [vkCreateExternalComputeQueueNV](#), the [VkExternalComputeQueueCreateInfoNV](#) structure requires an application to supply a [VkQueue](#) to aid in external compute queue creation. The supplied [VkQueue](#) is a strong scheduling hint about which queue it expects to submit graphics workloads to and with which it expects simultaneous execution of compute workloads submitted through the external API.

New Object Types

- [VkExternalComputeQueueNV](#)

New Commands

- [vkCreateExternalComputeQueueNV](#)
- [vkDestroyExternalComputeQueueNV](#)
- [vkGetExternalComputeQueueDataNV](#)

New Structures

- [VkExternalComputeQueueCreateInfoNV](#)
- [VkExternalComputeQueueDataParamsNV](#)
- Extending [VkDeviceCreateInfo](#):
 - [VkExternalComputeQueueDeviceCreateInfoNV](#)
- Extending [VkPhysicalDeviceProperties2](#):
 - [VkPhysicalDeviceExternalComputeQueuePropertiesNV](#)

New Enum Constants

- [VK_NV_EXTERNAL_COMPUTE_QUEUE_EXTENSION_NAME](#)
- [VK_NV_EXTERNAL_COMPUTE_QUEUE_SPEC_VERSION](#)

- Extending `VkObjectType`:
 - `VK_OBJECT_TYPE_EXTERNAL_COMPUTE_QUEUE_NV`
- Extending `VkStructureType`:
 - `VK_STRUCTURE_TYPE_EXTERNAL_COMPUTE_QUEUE_CREATE_INFO_NV`
 - `VK_STRUCTURE_TYPE_EXTERNAL_COMPUTE_QUEUE_DATA_PARAMS_NV`
 - `VK_STRUCTURE_TYPE_EXTERNAL_COMPUTE_QUEUE_DEVICE_CREATE_INFO_NV`
 - `VK_STRUCTURE_TYPE_PHYSICAL_DEVICE_EXTERNAL_COMPUTE_QUEUE_PROPERTIES_NV`

NOTE

While the external queue is now a part of a `VkDevice`, idling the device through `vkDeviceWaitIdle` does not wait for the external queue. Draining the work on an external queue **must** be done through its own external API. External queues **must** be idled before destroying the associated `VkDevice`.

NOTE

In general, synchronization and resource sharing between the external API and Vulkan must still be accomplished via existing cross-API interop mechanisms.

Issues

Version History

- Revision 1, 2024-05-20 (Chris Lentini)
 - Internal revisions

VK_NV_external_memory_rdma

Name String

VK_NV_external_memory_rdma

Extension Type

Device extension

Registered Extension Number

372

Revision

1

Ratification Status

Not ratified

Extension and Version Dependencies

[VK_KHR_external_memory](#)

or

[Vulkan Version 1.1](#)

Contact

- Carsten Rohde [\[GitHub\]crohde](#)

Other Extension Metadata

Last Modified Date

2021-04-19

IP Status

No known IP claims.

Contributors

- Carsten Rohde, NVIDIA

Description

This extension adds support for allocating memory which can be used for remote direct memory access (RDMA) from other devices.

New Base Types

- [VkRemoteAddressNV](#)

New Commands

- [vkGetMemoryRemoteAddressNV](#)

New Structures

- [VkMemoryGetRemoteAddressInfoNV](#)
- Extending [VkPhysicalDeviceFeatures2](#), [VkDeviceCreateInfo](#):
 - [VkPhysicalDeviceExternalMemoryRDMAFeaturesNV](#)

New Enum Constants

- [VK_NV_EXTERNAL_MEMORY_RDMA_EXTENSION_NAME](#)
- [VK_NV_EXTERNAL_MEMORY_RDMA_SPEC_VERSION](#)
- Extending [VkExternalMemoryHandleTypeFlagBits](#):
 - [VK_EXTERNAL_MEMORY_HANDLE_TYPE_RDMA_ADDRESS_BIT_NV](#)
- Extending [VkMemoryPropertyFlagBits](#):
 - [VK_MEMORY_PROPERTY_RDMA_CAPABLE_BIT_NV](#)
- Extending [VkStructureType](#):
 - [VK_STRUCTURE_TYPE_MEMORY_GET_REMOTE_ADDRESS_INFO_NV](#)
 - [VK_STRUCTURE_TYPE_PHYSICAL_DEVICE_EXTERNAL_MEMORY_RDMA_FEATURES_NV](#)

Issues

Examples

```
VkPhysicalDeviceMemoryBudgetPropertiesEXT memoryBudgetProperties = {
VK_STRUCTURE_TYPE_PHYSICAL_DEVICE_MEMORY_BUDGET_PROPERTIES_EXT };
VkPhysicalDeviceMemoryProperties2 memoryProperties2 = {
VK_STRUCTURE_TYPE_PHYSICAL_DEVICE_MEMORY_PROPERTIES_2, &memoryBudgetProperties };
vkGetPhysicalDeviceMemoryProperties2(physicalDevice, &memoryProperties2);
uint32_t heapIndex = (uint32_t)-1;
for (uint32_t memoryType = 0; memoryType < memoryProperties2.memoryProperties
.memoryTypeCount; memoryType++) {
    if (memoryProperties2.memoryProperties.memoryTypes[memoryType].propertyFlags &
VK_MEMORY_PROPERTY_RDMA_CAPABLE_BIT_NV) {
        heapIndex = memoryProperties2.memoryProperties.memoryTypes[memoryType
].heapIndex;
        break;
    }
}
if ((heapIndex == (uint32_t)-1) ||
    (memoryBudgetProperties.heapBudget[heapIndex] < size)) {
    return;
}

VkPhysicalDeviceExternalBufferInfo externalBufferInfo = {
VK_STRUCTURE_TYPE_PHYSICAL_DEVICE_EXTERNAL_BUFFER_INFO };
externalBufferInfo.usage = VK_BUFFER_USAGE_TRANSFER_SRC_BIT |
VK_BUFFER_USAGE_TRANSFER_DST_BIT;
```



```

externalBufferInfo.handleType = VK_EXTERNAL_MEMORY_HANDLE_TYPE_RDMA_ADDRESS_BIT_NV;

VkExternalBufferProperties externalBufferProperties = {
VK_STRUCTURE_TYPE_EXTERNAL_BUFFER_PROPERTIES };
vkGetPhysicalDeviceExternalBufferProperties(physicalDevice, &externalBufferInfo,
&externalBufferProperties);

if (!(externalBufferProperties.externalMemoryProperties.externalMemoryFeatures &
VK_EXTERNAL_MEMORY_FEATURE_EXPORTABLE_BIT)) {
    return;
}

VkExternalMemoryBufferCreateInfo externalMemoryBufferCreateInfo = {
VK_STRUCTURE_TYPE_EXTERNAL_MEMORY_BUFFER_CREATE_INFO };
externalMemoryBufferCreateInfo.handleTypes =
VK_EXTERNAL_MEMORY_HANDLE_TYPE_RDMA_ADDRESS_BIT_NV;

VkBufferCreateInfo bufferCreateInfo = { VK_STRUCTURE_TYPE_BUFFER_CREATE_INFO,
&externalMemoryBufferCreateInfo };
bufferCreateInfo.size = size;
bufferCreateInfo.usage = VK_BUFFER_USAGE_TRANSFER_SRC_BIT |
VK_BUFFER_USAGE_TRANSFER_DST_BIT;

VkMemoryRequirements mem_reqs;
vkCreateBuffer(device, &bufferCreateInfo, NULL, &buffer);
vkGetBufferMemoryRequirements(device, buffer, &mem_reqs);

VkExportMemoryAllocateInfo exportMemoryAllocateInfo = {
VK_STRUCTURE_TYPE_EXPORT_MEMORY_ALLOCATE_INFO };
exportMemoryAllocateInfo.handleTypes =
VK_EXTERNAL_MEMORY_HANDLE_TYPE_RDMA_ADDRESS_BIT_NV;

// Find memory type index
uint32_t i = 0;
for (; i < VK_MAX_MEMORY_TYPES; i++) {
    if ((mem_reqs.memoryTypeBits & (1 << i)) &&
        (memoryProperties.memoryTypes[i].propertyFlags &
VK_MEMORY_PROPERTY_RDMA_CAPABLE_BIT_NV)) {
        break;
    }
}

VkMemoryAllocateInfo memAllocInfo = { VK_STRUCTURE_TYPE_MEMORY_ALLOCATE_INFO,
&exportMemoryAllocateInfo };
memAllocInfo.allocationSize = mem_reqs.size;
memAllocInfo.memoryTypeIndex = i;

vkAllocateMemory(device, &memAllocInfo, NULL, &mem);
vkBindBufferMemory(device, buffer, mem, 0);

VkMemoryGetRemoteAddressInfoNV getMemoryRemoteAddressInfo = {

```



```
VK_STRUCTURE_TYPE_MEMORY_GET_REMOTE_ADDRESS_INFO_NV };  
getMemoryRemoteAddressInfo.memory = mem;  
getMemoryRemoteAddressInfo.handleType =  
VK_EXTERNAL_MEMORY_HANDLE_TYPE_RDMA_ADDRESS_BIT_NV;  
  
VkRemoteAddressNV rdmaAddress;  
vkGetMemoryRemoteAddressNV(device, &getMemoryRemoteAddressInfo, &rdmaAddress);  
// address returned in 'rdmaAddress' can be used by external devices to initiate RDMA  
transfers
```

Version History

- Revision 1, 2020-12-15 (Carsten Rohde)
 - Internal revisions

VK_NV_fill_rectangle

Name String

VK_NV_fill_rectangle

Extension Type

Device extension

Registered Extension Number

154

Revision

1

Ratification Status

Not ratified

Extension and Version Dependencies

None

Contact

- Jeff Bolz [\[GitHub\]jeffbolznv](#)

Other Extension Metadata

Last Modified Date

2017-05-22

Contributors

- Jeff Bolz, NVIDIA

Description

This extension adds a new [VkPolygonMode](#) enum where a triangle is rasterized by computing and filling its axis-aligned screen-space bounding box, disregarding the actual triangle edges. This can be useful for drawing a rectangle without being split into two triangles with an internal edge. It is also useful to minimize the number of primitives that need to be drawn, particularly for a user interface.

New Enum Constants

- VK_NV_FILL_RECTANGLE_EXTENSION_NAME
- VK_NV_FILL_RECTANGLE_SPEC_VERSION
- Extending [VkPolygonMode](#):
 - VK_POLYGON_MODE_FILL_RECTANGLE_NV

Version History

- Revision 1, 2017-05-22 (Jeff Bolz)
 - Internal revisions

VK_NV_fragment_coverage_to_color

Name String

VK_NV_fragment_coverage_to_color

Extension Type

Device extension

Registered Extension Number

150

Revision

1

Ratification Status

Not ratified

Extension and Version Dependencies

None

Contact

- Jeff Bolz [\[GitHub\]jeffbolznv](#)

Other Extension Metadata

Last Modified Date

2017-05-21

Contributors

- Jeff Bolz, NVIDIA

Description

This extension allows the fragment coverage value, represented as an integer bitmask, to be substituted for a color output being written to a single-component color attachment with integer components (e.g. [VK_FORMAT_R8_UINT](#)). The functionality provided by this extension is different from simply writing the [SampleMask](#) fragment shader output, in that the coverage value written to the framebuffer is taken after stencil test and depth test, as well as after fragment operations such as alpha-to-coverage.

This functionality may be useful for deferred rendering algorithms, where the second pass needs to know which samples belong to which original fragments.

New Structures

- Extending [VkPipelineMultisampleStateCreateInfo](#):
 - [VkPipelineCoverageToColorStateCreateInfoNV](#)

New Bitmasks

- [VkPipelineCoverageToColorStateCreateFlagsNV](#)

New Enum Constants

- [VK_NV_FRAGMENT_COVERAGE_TO_COLOR_EXTENSION_NAME](#)
- [VK_NV_FRAGMENT_COVERAGE_TO_COLOR_SPEC_VERSION](#)
- Extending [VkStructureType](#):
 - [VK_STRUCTURE_TYPE_PIPELINE_COVERAGE_TO_COLOR_STATE_CREATE_INFO_NV](#)

Version History

- Revision 1, 2017-05-21 (Jeff Bolz)
 - Internal revisions

VK_NV_fragment_shading_rate_enums

Name String

VK_NV_fragment_shading_rate_enums

Extension Type

Device extension

Registered Extension Number

327

Revision

1

Ratification Status

Not ratified

Extension and Version Dependencies

[VK_KHR_fragment_shading_rate](#)

Contact

- Pat Brown [\[GitHub\]](#)nvpbrown

Other Extension Metadata

Last Modified Date

2020-09-02

Contributors

- Pat Brown, NVIDIA
- Jeff Bolz, NVIDIA

Description

This extension builds on the fragment shading rate functionality provided by the [VK_KHR_fragment_shading_rate](#) extension, adding support for “supersample” fragment shading rates that trigger multiple fragment shader invocations per pixel as well as a “no invocations” shading rate that discards any portions of a primitive that would use that shading rate.

New Commands

- [vkCmdSetFragmentShadingRateEnumNV](#)

New Structures

- Extending [VkGraphicsPipelineCreateInfo](#):
 - [VkPipelineFragmentShadingRateEnumStateCreateInfoNV](#)
- Extending [VkPhysicalDeviceFeatures2](#), [VkDeviceCreateInfo](#):

- [VkPhysicalDeviceFragmentShadingRateEnumsFeaturesNV](#)
- Extending [VkPhysicalDeviceProperties2](#):
 - [VkPhysicalDeviceFragmentShadingRateEnumsPropertiesNV](#)

New Enums

- [VkFragmentShadingRateNV](#)
- [VkFragmentShadingRateTypeNV](#)

New Enum Constants

- [VK_NV_FRAGMENT_SHADING_RATE_ENUMS_EXTENSION_NAME](#)
- [VK_NV_FRAGMENT_SHADING_RATE_ENUMS_SPEC_VERSION](#)
- Extending [VkStructureType](#):
 - [VK_STRUCTURE_TYPE_PHYSICAL_DEVICE_FRAGMENT_SHADING_RATE_ENUMS_FEATURES_NV](#)
 - [VK_STRUCTURE_TYPE_PHYSICAL_DEVICE_FRAGMENT_SHADING_RATE_ENUMS_PROPERTIES_NV](#)
 - [VK_STRUCTURE_TYPE_PIPELINE_FRAGMENT_SHADING_RATE_ENUM_STATE_CREATE_INFO_NV](#)

Issues

1. Why was this extension created? How should it be named?

RESOLVED: The primary goal of this extension was to expose support for supersample and “no invocations” shading rates, which are supported by the `VK_NV_shading_rate_image` extension but not by `VK_KHR_fragment_shading_rate`. Because `VK_KHR_fragment_shading_rate` specifies the primitive shading rate using a fragment size in pixels, it lacks a good way to specify supersample rates. To deal with this, we defined enums covering shading rates supported by the KHR extension as well as the new shading rates and added structures and APIs accepting shading rate enums instead of fragment sizes.

Since this extension adds two different types of shading rates, both expressed using enums, we chose the extension name `VK_NV_fragment_shading_rate_enums`.

2. Is this a standalone extension?

RESOLVED: No, this extension requires `VK_KHR_fragment_shading_rate`. In order to use the features of this extension, applications must enable the relevant features of KHR extension.

3. How are the shading rate enums used, and how were the enum values assigned?

RESOLVED: The shading rates supported by the enums in this extension are accepted as pipeline, primitive, and attachment shading rates and behave identically. For the shading rates also supported by the KHR extension, the values assigned to the corresponding enums are identical to the values already used for the primitive and attachment shading rates in the KHR

extension. For those enums, bits 0 and 1 specify the base two logarithm of the fragment height and bits 2 and 3 specify the base two logarithm of the fragment width. For the new shading rates added by this extension, we chose to use 11 through 14 (10 plus the base two logarithm of the invocation count) for the supersample rates and 15 for the “no invocations” rate. None of those values are supported as primitive or attachment shading rates by the KHR extension.

4. Between this extension, VK_KHR_fragment_shading_rate, and VK_NV_shading_rate_image, there are three different ways to specify shading rate state in a pipeline. How should we handle this?

RESOLVED: We do not allow the concurrent use of VK_NV_shading_rate_image and VK_KHR_fragment_shading_rate; it is an error to enable shading rate features from both extensions. But we do allow applications to enable this extension together with VK_KHR_fragment_shading_rate together. While we expect that applications will never attach pipeline CreateInfo structures for both this extension and the KHR extension concurrently, Vulkan does not have any precedent forbidding such behavior and instead typically treats a pipeline created without an extension-specific CreateInfo structure as equivalent to one containing default values specified by the extension. Rather than adding such a rule considering the presence or absence of our new CreateInfo structure, we instead included a **shadingRateType** member to [VkPipelineFragmentShadingRateEnumStateCreateInfoNV](#) that selects between using state specified by that structure and state specified by [VkPipelineFragmentShadingRateStateCreateInfoKHR](#).

Version History

- Revision 1, 2020-09-02 (pbrown)
 - Internal revisions

VK_NV_framebuffer_mixed_samples

Name String

VK_NV_framebuffer_mixed_samples

Extension Type

Device extension

Registered Extension Number

153

Revision

1

Ratification Status

Not ratified

Extension and Version Dependencies

None

API Interactions

- Interacts with VK_VERSION_1_3
- Interacts with VK_KHR_dynamic_rendering

Contact

- Jeff Bolz [\[GitHub\]jeffbolznv](#)

Other Extension Metadata

Last Modified Date

2017-06-04

Contributors

- Jeff Bolz, NVIDIA

Description

This extension allows multisample rendering with a raster and depth/stencil sample count that is larger than the color sample count. Rasterization and the results of the depth and stencil tests together determine the portion of a pixel that is “covered”. It can be useful to evaluate coverage at a higher frequency than color samples are stored. This coverage is then “reduced” to a collection of covered color samples, each having an opacity value corresponding to the fraction of the color sample covered. The opacity can optionally be blended into individual color samples.

Rendering with fewer color samples than depth/stencil samples greatly reduces the amount of memory and bandwidth consumed by the color buffer. However, converting the coverage values into opacity introduces artifacts where triangles share edges and **may** not be suitable for normal triangle mesh rendering.

One expected use case for this functionality is Stencil-then-Cover path rendering (similar to the OpenGL GL_NV_path_rendering extension). The stencil step determines the coverage (in the stencil buffer) for an entire path at the higher sample frequency, and then the cover step draws the path into the lower frequency color buffer using the coverage information to antialias path edges. With this two-step process, internal edges are fully covered when antialiasing is applied and there is no corruption on these edges.

The key features of this extension are:

- It allows render pass and framebuffer objects to be created where the number of samples in the depth/stencil attachment in a subpass is a multiple of the number of samples in the color attachments in the subpass.
- A coverage reduction step is added to Fragment Operations which converts a set of covered raster/depth/stencil samples to a set of color samples that perform blending and color writes. The coverage reduction step also includes an optional coverage modulation step, multiplying color values by a fractional opacity corresponding to the number of associated raster/depth/stencil samples covered.

New Structures

- Extending [VkPipelineMultisampleStateCreateInfo](#):
 - [VkPipelineCoverageModulationStateCreateInfoNV](#)

If [Vulkan Version 1.3](#) or [VK_KHR_dynamic_rendering](#) is supported:

- Extending [VkCommandBufferInheritanceInfo](#), [VkGraphicsPipelineCreateInfo](#):
 - [VkAttachmentSampleCountInfoNV](#)

New Enums

- [VkCoverageModulationModeNV](#)

New Bitmasks

- [VkPipelineCoverageModulationStateCreateFlagsNV](#)

New Enum Constants

- [VK_NV_FRAMEBUFFER_MIXED_SAMPLES_EXTENSION_NAME](#)
- [VK_NV_FRAMEBUFFER_MIXED_SAMPLES_SPEC_VERSION](#)
- Extending [VkStructureType](#):
 - [VK_STRUCTURE_TYPE_PIPELINE_COVERAGE_MODULATION_STATE_CREATE_INFO_NV](#)

If [Vulkan Version 1.3](#) or [VK_KHR_dynamic_rendering](#) is supported:

- Extending [VkStructureType](#):
 - [VK_STRUCTURE_TYPE_ATTACHMENT_SAMPLE_COUNT_INFO_NV](#)

Version History

- Revision 1, 2017-06-04 (Jeff Bolz)
 - Internal revisions

VK_NV_geometry_shader_passthrough

Name String

VK_NV_geometry_shader_passthrough

Extension Type

Device extension

Registered Extension Number

96

Revision

1

Ratification Status

Not ratified

Extension and Version Dependencies

None

SPIR-V Dependencies

- [SPV_NV_geometry_shader_passthrough](#)

Contact

- Daniel Koch [\[GitHub\]dgkoch](#)

Other Extension Metadata

Last Modified Date

2017-02-15

Interactions and External Dependencies

- This extension provides API support for [GL_NV_geometry_shader_passthrough](#)
- This extension requires the [geometryShader](#) feature.

Contributors

- Piers Daniell, NVIDIA
- Jeff Bolz, NVIDIA

Description

This extension adds support for the following SPIR-V extension in Vulkan:

- [SPV_NV_geometry_shader_passthrough](#)

Geometry shaders provide the ability for applications to process each primitive sent through the graphics pipeline using a programmable shader. However, one common use case treats them largely as a “passthrough”. In this use case, the bulk of the geometry shader code simply copies inputs from each vertex of the input primitive to corresponding outputs in the vertices of the

output primitive. Such shaders might also compute values for additional built-in or user-defined per-primitive attributes (e.g., [Layer](#)) to be assigned to all the vertices of the output primitive.

This extension provides access to the [PassthroughNV](#) decoration under the [GeometryShaderPassthroughNV](#) capability. Adding this to a geometry shader input variable specifies that the values of this input are copied to the corresponding vertex of the output primitive.

When using GLSL source-based shading languages, the [passthrough](#) layout qualifier from [GL_NV_geometry_shader_passthrough](#) maps to the [PassthroughNV](#) decoration. To use the [passthrough](#) layout, in GLSL the [GL_NV_geometry_shader_passthrough](#) extension must be enabled. Behavior is described in the [GL_NV_geometry_shader_passthrough](#) extension specification.

New Enum Constants

- [VK_NV_GEOMETRY_SHADER_PASSTHROUGH_EXTENSION_NAME](#)
- [VK_NV_GEOMETRY_SHADER_PASSTHROUGH_SPEC_VERSION](#)

New Variable Decoration

- [PassthroughNV](#) in [Geometry Shader Passthrough](#)

New SPIR-V Capabilities

- [GeometryShaderPassthroughNV](#)

Issues

1) Should we require or allow a passthrough geometry shader to specify the output layout qualifiers for the output primitive type and maximum vertex count in the SPIR-V?

RESOLVED: Yes they should be required in the SPIR-V. Per [GL_NV_geometry_shader_passthrough](#) they are not permitted in the GLSL source shader, but SPIR-V is lower-level. It is straightforward for the GLSL compiler to infer them from the input primitive type and to explicitly emit them in the SPIR-V according to the following table.

Input Layout	Implied Output Layout
points	layout(points, max_vertices=1)
lines	layout(line_strip, max_vertices=2)
triangles	layout(triangle_strip, max_vertices=3)

2) How does interface matching work with passthrough geometry shaders?

RESOLVED: This is described in [Passthrough Interface Matching](#). In GL when using passthrough geometry shaders in separable mode, all inputs must also be explicitly assigned location layout qualifiers. In Vulkan all SPIR-V shader inputs (except built-ins) must also have location decorations specified. Redclarations of built-in variables that add the passthrough layout qualifier are exempted from the rule requiring location assignment because built-in variables do not have locations and are matched by [BuiltIn](#) decoration.

Sample Code

Consider the following simple geometry shader in unextended GLSL:

```
layout(triangles) in;
layout(triangle_strip) out;
layout(max_vertices=3) out;

in Inputs {
    vec2 texcoord;
    vec4 baseColor;
} v_in[];
out Outputs {
    vec2 texcoord;
    vec4 baseColor;
};

void main()
{
    int layer = compute_layer();
    for (int i = 0; i < 3; i++) {
        gl_Position = gl_in[i].gl_Position;
        texcoord = v_in[i].texcoord;
        baseColor = v_in[i].baseColor;
        gl_Layer = layer;
        EmitVertex();
    }
}
```

In this shader, the inputs `gl_Position`, `Inputs.texcoord`, and `Inputs.baseColor` are simply copied from the input vertex to the corresponding output vertex. The only “interesting” work done by the geometry shader is computing and emitting a `gl_Layer` value for the primitive.

The following geometry shader, using this extension, is equivalent:

```
#extension GL_NV_geometry_shader_passthrough : require

layout(triangles) in;
// No output primitive layout qualifiers required.

// Redecclare gl_PerVertex to pass through "gl_Position".
layout(passthrough) in gl_PerVertex {
    vec4 gl_Position;
} gl_in[];

// Declare "Inputs" with "passthrough" to automatically copy members.
layout(passthrough) in Inputs {
    vec2 texcoord;
    vec4 baseColor;
```



```
} v_in[];

// No output block declaration required.

void main()
{
    // The shader simply computes and writes gl_Layer. We do not
    // loop over three vertices or call EmitVertex().
    gl_Layer = compute_layer();
}
```

Version History

- Revision 1, 2017-02-15 (Daniel Koch)
 - Internal revisions

VK_NV_inherited_viewport_scissor

Name String

VK_NV_inherited_viewport_scissor

Extension Type

Device extension

Registered Extension Number

279

Revision

1

Ratification Status

Not ratified

Extension and Version Dependencies

[VK_KHR_get_physical_device_properties2](#)

or

[Vulkan Version 1.1](#)

Contact

- David Zhao Akeley [\[GitHub\]akeley98](#)

Other Extension Metadata

Last Modified Date

2021-02-04

Contributors

- David Zhao Akeley, NVIDIA
- Jeff Bolz, NVIDIA
- Piers Daniell, NVIDIA
- Christoph Kubisch, NVIDIA

Description

This extension adds the ability for a secondary command buffer to inherit the dynamic viewport and scissor state from a primary command buffer, or a previous secondary command buffer executed within the same [vkCmdExecuteCommands](#) call. It addresses a frequent scenario in applications that deal with window resizing and want to improve utilization of reusable secondary command buffers. The functionality is provided through [VkCommandBufferInheritanceViewportScissorInfoNV](#). Viewport inheritance is effectively limited to the 2D rectangle; secondary command buffers must re-specify the inherited depth range values.

New Structures

- Extending [VkCommandBufferInheritanceInfo](#):
 - [VkCommandBufferInheritanceViewportScissorInfoNV](#)
- Extending [VkPhysicalDeviceFeatures2](#), [VkDeviceCreateInfo](#):
 - [VkPhysicalDeviceInheritedViewportScissorFeaturesNV](#)

New Enum Constants

- [VK_NV_INHERITED_VIEWPORT_SCISSOR_EXTENSION_NAME](#)
- [VK_NV_INHERITED_VIEWPORT_SCISSOR_SPEC_VERSION](#)
- Extending [VkStructureType](#):
 - [VK_STRUCTURE_TYPE_COMMAND_BUFFER_INHERITANCE_VIEWPORT_SCISSOR_INFO_NV](#)
 - [VK_STRUCTURE_TYPE_PHYSICAL_DEVICE_INHERITED_VIEWPORT_SCISSOR_FEATURES_NV](#)

Issues

(1) Why are viewport depth values configured in the [VkCommandBufferInheritanceViewportScissorInfoNV](#) struct, rather than by a [vkCmd...](#) function?

DISCUSSION:

We considered both adding a new [vkCmdSetViewportDepthNV](#) function, and modifying [vkCmdSetViewport](#) to ignore the [x](#), [y](#), [width](#), and [height](#) values when called with a secondary command buffer that activates this extension.

The primary design considerations for this extension are debuggability and easy integration into existing applications. The main issue with adding a new [vkCmdSetViewportDepthNV](#) function is reducing ease-of-integration. A new function pointer will have to be loaded, but more importantly, a new function would require changes to be supported in graphics debuggers; this would delay widespread adoption of the extension.

The proposal to modify [vkCmdSetViewport](#) would avoid these issues. However, we expect that the intent of applications using this extension is to have the viewport values used for drawing exactly match the inherited values; thus, it would be better for debuggability if no function for modifying the viewport depth alone is provided. By specifying viewport depth values when starting secondary command buffer recording, and requiring the specified depth values to match the inherited depth values, we allow for validation layers that flag depth changes as errors.

This design also better matches the hardware model. In fact, there is no need to re-execute a depth-setting command. The graphics device retains the viewport depth state; it is the CPU-side state of [VkCommandBuffer](#) that must be re-initialized.

(2) Why are viewport depth values specified as a partial [VkViewport](#) struct, rather than a leaner depth-only struct?

DISCUSSION:

We considered adding a new `VkViewportDepthNV` struct containing only `minDepth` and `maxDepth`. However, as application developers would need to maintain both a `VK_NV_inherited_viewport_scissor` code path and a fallback code path (at least in the short term), we ultimately chose to continue using the existing `VkViewport` structure. Doing so would allow application developers to reuse the same `VkViewport` array for both code paths, rather than constructing separate `VkViewportDepthNV` and `VkViewport` arrays for each code path.

Version History

- Revision 1, 2020-02-04 (David Zhao Akeley)
 - Internal revisions

VK_NV_linear_color_attachment

Name String

VK_NV_linear_color_attachment

Extension Type

Device extension

Registered Extension Number

431

Revision

1

Ratification Status

Not ratified

Extension and Version Dependencies

[VK_KHR_get_physical_device_properties2](#)

or

[Vulkan Version 1.1](#)

API Interactions

- Interacts with [VK_VERSION_1_3](#)
- Interacts with [VK_KHR_format_feature_flags2](#)

Contact

- sourav parmar [\[GitHub\]](#)[souravpNV](#)

Other Extension Metadata

Last Modified Date

2021-12-02

Interactions and External Dependencies

- This extension requires [VK_KHR_format_feature_flags2](#)

Contributors

- Pat Brown, NVIDIA
- Piers Daniell, NVIDIA
- Sourav Parmar, NVIDIA

Description

This extension expands support for using [VK_IMAGE_TILING_LINEAR](#) images as color attachments when all the color attachments in the render pass instance have [VK_IMAGE_TILING_LINEAR](#) tiling. This extension adds a new flag bit [VK_FORMAT_FEATURE_2_LINEAR_COLOR_ATTACHMENT_BIT_NV](#) that extends the existing

`VkFormatFeatureFlagBits2KHR` bits. This flag **can** be set for renderable color formats in the `VkFormatProperties3KHR::linearTilingFeatures` format properties structure member. Formats with the `VK_FORMAT_FEATURE_2_LINEAR_COLOR_ATTACHMENT_BIT_NV` flag **may** be used as color attachments as long as all the color attachments in the render pass instance have `VK_IMAGE_TILING_LINEAR` tiling, and the formats their images views are created with have `VkFormatProperties3KHR::linearTilingFeatures` which include `VK_FORMAT_FEATURE_2_LINEAR_COLOR_ATTACHMENT_BIT_NV`. This extension supports both dynamic rendering and traditional render passes.

New Structures

- Extending `VkPhysicalDeviceFeatures2`, `VkDeviceCreateInfo`:
 - `VkPhysicalDeviceLinearColorAttachmentFeaturesNV`

New Enum Constants

- `VK_NV_LINEAR_COLOR_ATTACHMENT_EXTENSION_NAME`
- `VK_NV_LINEAR_COLOR_ATTACHMENT_SPEC_VERSION`
- Extending `VkStructureType`:
 - `VK_STRUCTURE_TYPE_PHYSICAL_DEVICE_LINEAR_COLOR_ATTACHMENT_FEATURES_NV`

If `VK_KHR_format_feature_flags2` or Vulkan Version 1.3 is supported:

- Extending `VkFormatFeatureFlagBits2`:
 - `VK_FORMAT_FEATURE_2_LINEAR_COLOR_ATTACHMENT_BIT_NV`

Version History

- Revision 1, 2021-11-29 (sourav parmar)
 - Initial draft

VK_NV_low_latency

Name String

VK_NV_low_latency

Extension Type

Device extension

Registered Extension Number

311

Revision

1

Ratification Status

Not ratified

Extension and Version Dependencies

None

Contact

- Charles Hansen [\[GitHub\]cshansen](#)

Other Extension Metadata

Last Modified Date

2023-02-10

Contributors

- Charles Hansen, NVIDIA

Description

This extension adds the [VkQueryLowLatencySupportNV](#) structure, a structure used to query support for NVIDIA Reflex.

New Structures

- Extending [VkSemaphoreCreateInfo](#):
 - [VkQueryLowLatencySupportNV](#)

New Enum Constants

- VK_NV_LOW_LATENCY_EXTENSION_NAME
- VK_NV_LOW_LATENCY_SPEC_VERSION
- Extending [VkStructureType](#):
 - VK_STRUCTURE_TYPE_QUERY_LOW_LATENCY_SUPPORT_NV

Issues

1) Why does `VkQueryLowLatencySupportNV` have output parameters in an input chain?

RESOLVED: We are stuck with this for legacy reasons - we are aware this is bad behavior and this should not be used as a precedent for future extensions.

Version History

- Revision 1, 2023-02-10 (Charles Hansen)
 - Internal revisions

VK_NV_low_latency2

Name String

VK_NV_low_latency2

Extension Type

Device extension

Registered Extension Number

506

Revision

2

Ratification Status

Not ratified

Extension and Version Dependencies

[Vulkan Version 1.2](#)

or

[VK_KHR_timeline_semaphore](#)

and

[VK_KHR_present_id](#)

or

[VK_KHR_present_id2](#)

Contact

- Charles Hansen [\[GitHub\]cshansen](#)

Other Extension Metadata

Last Modified Date

2023-09-25

Contributors

- Charles Hansen, NVIDIA
- Liam Middlebrook, NVIDIA
- Lionel Duc, NVIDIA
- James Jones, NVIDIA
- Eric Sullivan, NVIDIA

New Commands

- [vkGetLatencyTimingsNV](#)
- [vkLatencySleepNV](#)
- [vkQueueNotifyOutOfBandNV](#)

- [vkSetLatencyMarkerNV](#)
- [vkSetLatencySleepModeNV](#)

New Structures

- [VkGetLatencyMarkerInfoNV](#)
- [VkLatencySleepInfoNV](#)
- [VkLatencySleepModeInfoNV](#)
- [VkLatencyTimingsFrameReportNV](#)
- [VkOutOfBandQueueTypeInfoNV](#)
- [VkSetLatencyMarkerInfoNV](#)
- Extending [VkSubmitInfo](#), [VkSubmitInfo2](#):
 - [VkLatencySubmissionPresentIdNV](#)
- Extending [VkSurfaceCapabilities2KHR](#):
 - [VkLatencySurfaceCapabilitiesNV](#)
- Extending [VkSwapchainCreateInfoKHR](#):
 - [VkSwapchainLatencyCreateInfoNV](#)

New Enums

- [VkLatencyMarkerNV](#)
- [VkOutOfBandQueueTypeNV](#)

New Enum Constants

- [VK_NV_LOW_LATENCY_2_EXTENSION_NAME](#)
- [VK_NV_LOW_LATENCY_2_SPEC_VERSION](#)
- Extending [VkStructureType](#):
 - [VK_STRUCTURE_TYPE_GET_LATENCY_MARKER_INFO_NV](#)
 - [VK_STRUCTURE_TYPE_LATENCY_SLEEP_INFO_NV](#)
 - [VK_STRUCTURE_TYPE_LATENCY_SLEEP_MODE_INFO_NV](#)
 - [VK_STRUCTURE_TYPE_LATENCY_SUBMISSION_PRESENT_ID_NV](#)
 - [VK_STRUCTURE_TYPE_LATENCY_SURFACE_CAPABILITIES_NV](#)
 - [VK_STRUCTURE_TYPE_LATENCY_TIMINGS_FRAME_REPORT_NV](#)
 - [VK_STRUCTURE_TYPE_OUT_OF_BAND_QUEUE_TYPE_INFO_NV](#)
 - [VK_STRUCTURE_TYPE_SET_LATENCY_MARKER_INFO_NV](#)
 - [VK_STRUCTURE_TYPE_SWAPCHAIN_LATENCY_CREATE_INFO_NV](#)

Description

This extension gives applications timing suggestions on when to start the recording of new frames to reduce the latency between input sampling and frame presentation. Applications can accomplish this through the extension by calling [vkSetLatencySleepModeNV](#) to allow the driver to pace a given swapchain, then calling [vkLatencySleepNV](#) before input sampling to delay the start of the CPU side work. Additional methods and structures are provided to give insight into the latency pipeline of an application through the latency markers. [VK_NV_low_latency](#) provides legacy support for applications that make use of the NVIDIA Reflex SDK whereas new implementations should use the [VK_NV_low_latency2](#) extension.

Issues

1) How does Low Latency 2 work with applications that utilize device groups?

Low Latency 2 does not support device groups.

Version History

- Revision 2, 2023-11-15 (Charles Hansen)
 - Update `vkGetLatencyTimingsNV`. This is a breaking API change which brings behavior in line with other array querying commands. More background can be found in <https://github.com/KhronosGroup/Vulkan-Docs/issues/2269>
- Revision 1, 2023-09-25 (Charles Hansen)
 - Internal revisions

VK_NV_mesh_shader

Name String

VK_NV_mesh_shader

Extension Type

Device extension

Registered Extension Number

203

Revision

1

Ratification Status

Not ratified

Extension and Version Dependencies

[VK_KHR_get_physical_device_properties2](#)

or

[Vulkan Version 1.1](#)

API Interactions

- Interacts with [VK_VERSION_1_2](#)
- Interacts with [VK_AMD_draw_indirect_count](#)
- Interacts with [VK_EXT_device_generated_commands](#)
- Interacts with [VK_KHR_draw_indirect_count](#)

SPIR-V Dependencies

- [SPV_NV_mesh_shader](#)

Contact

- Christoph Kubisch [\[GitHub\]pixeljetstream](#)

Other Extension Metadata

Last Modified Date

2018-07-19

Interactions and External Dependencies

- This extension provides API support for [GLSL_NV_mesh_shader](#)

Contributors

- Pat Brown, NVIDIA
- Jeff Bolz, NVIDIA
- Daniel Koch, NVIDIA
- Piers Daniell, NVIDIA

- Pierre Boudier, NVIDIA

Description

This extension provides a new mechanism allowing applications to generate collections of geometric primitives via programmable mesh shading. It is an alternative to the existing programmable primitive shading pipeline, which relied on generating input primitives by a fixed function assembler as well as fixed function vertex fetch.

There are new programmable shader types—the task and mesh shader—to generate these collections to be processed by fixed-function primitive assembly and rasterization logic. When task and mesh shaders are dispatched, they replace the core [pre-rasterization stages](#), including vertex array attribute fetching, vertex shader processing, tessellation, and geometry shader processing.

This extension also adds support for the following SPIR-V extension in Vulkan:

- [SPV_NV_mesh_shader](#)

New Commands

- [vkCmdDrawMeshTasksIndirectNV](#)
- [vkCmdDrawMeshTasksNV](#)

If [Vulkan Version 1.2](#) or [VK_KHR_draw_indirect_count](#) or [VK_AMD_draw_indirect_count](#) is supported:

- [vkCmdDrawMeshTasksIndirectCountNV](#)

New Structures

- [VkDrawMeshTasksIndirectCommandNV](#)
- Extending [VkPhysicalDeviceFeatures2](#), [VkDeviceCreateInfo](#):
 - [VkPhysicalDeviceMeshShaderFeaturesNV](#)
- Extending [VkPhysicalDeviceProperties2](#):
 - [VkPhysicalDeviceMeshShaderPropertiesNV](#)

New Enum Constants

- [VK_NV_MESH_SHADER_EXTENSION_NAME](#)
- [VK_NV_MESH_SHADER_SPEC_VERSION](#)
- Extending [VkPipelineStageFlagBits](#):
 - [VK_PIPELINE_STAGE_MESH_SHADER_BIT_NV](#)
 - [VK_PIPELINE_STAGE_TASK_SHADER_BIT_NV](#)
- Extending [VkShaderStageFlagBits](#):
 - [VK_SHADER_STAGE_MESH_BIT_NV](#)
 - [VK_SHADER_STAGE_TASK_BIT_NV](#)

- Extending `VkStructureType`:
 - `VK_STRUCTURE_TYPE_PHYSICAL_DEVICE_MESH_SHADER_FEATURES_NV`
 - `VK_STRUCTURE_TYPE_PHYSICAL_DEVICE_MESH_SHADER_PROPERTIES_NV`

If `VK_EXT_device_generated_commands` is supported:

- Extending `VkIndirectCommandsTokenTypeEXT`:
 - `VK_INDIRECT_COMMANDS_TOKEN_TYPE_DRAW_MESH_TASKS_COUNT_NV_EXT`
 - `VK_INDIRECT_COMMANDS_TOKEN_TYPE_DRAW_MESH_TASKS_NV_EXT`

New or Modified Built-In Variables

- `TaskCountNV`
- `PrimitiveCountNV`
- `PrimitiveIndicesNV`
- `ClipDistancePerViewNV`
- `CullDistancePerViewNV`
- `LayerPerViewNV`
- `MeshViewCountNV`
- `MeshViewIndicesNV`
- (modified)`Position`
- (modified)`PointSize`
- (modified)`ClipDistance`
- (modified)`CullDistance`
- (modified)`PrimitiveId`
- (modified)`Layer`
- (modified)`ViewportIndex`
- (modified)`WorkgroupSize`
- (modified)`WorkgroupId`
- (modified)`LocalInvocationId`
- (modified)`GlobalInvocationId`
- (modified)`LocalInvocationIndex`
- (modified)`DrawIndex`
- (modified)`ViewportMaskNV`
- (modified)`PositionPerViewNV`
- (modified)`ViewportMaskPerViewNV`

New SPIR-V Capability

- MeshShadingNV

Issues

1. How to name this extension?

RESOLVED: VK_NV_mesh_shader

Other options considered:

- VK_NV_mesh_shading
- VK_NV_programmable_mesh_shading
- VK_NV_primitive_group_shading
- VK_NV_grouped_drawing

2. Do we need a new VkPrimitiveTopology?

RESOLVED: No. We skip the InputAssembler stage.

3. Should we allow Instancing?

RESOLVED: No. There is no fixed function input, other than the IDs. However, allow offsetting with a “first” value.

4. Should we use existing vkCmdDraw or introduce new functions?

RESOLVED: Introduce new functions.

New functions make it easier to separate from “programmable primitive shading” chapter, less “dual use” language about existing functions having alternative behavior. The text around the existing “draws” is heavily based around emitting vertices.

5. If new functions, how to name?

RESOLVED: CmdDrawMeshTasks*

Other options considered:

- CmdDrawMeshed
- CmdDrawTasked
- CmdDrawGrouped

6. Should VK_SHADER_STAGE_ALL_GRAPHICS be updated to include the new stages?

RESOLVED: No. If an application were to be recompiled with headers that include additional shader stage bits in VK_SHADER_STAGE_ALL_GRAPHICS, then the previously valid application would no longer be valid on implementations that do not support mesh or task shaders. This means the change would not be backwards compatible. It is too bad VkShaderStageFlagBits

does not have a dedicated “all supported graphics stages” bit like `VK_PIPELINE_STAGE_ALL_GRAPHICS_BIT`, which would have avoided this problem.

Version History

- Revision 1, 2018-07-19 (Christoph Kubisch, Daniel Koch)
 - Internal revisions

VK_NV_optical_flow

Name String

VK_NV_optical_flow

Extension Type

Device extension

Registered Extension Number

465

Revision

1

Ratification Status

Not ratified

Extension and Version Dependencies

[VK_KHR_get_physical_device_properties2](#)

or

[Vulkan Version 1.1](#)

and

[VK_KHR_format_feature_flags2](#)

and

[VK_KHR_synchronization2](#)

or

[Vulkan Version 1.3](#)

Contact

- Carsten Rohde [\[GitHub\]crohde](#)

Other Extension Metadata

Last Modified Date

2022-09-26

Contributors

- Carsten Rohde, NVIDIA
- Vipul Parashar, NVIDIA
- Jeff Bolz, NVIDIA
- Eric Werness, NVIDIA

Description

Optical flow are fundamental algorithms in computer vision (CV) area. This extension allows applications to estimate 2D displacement of pixels between two frames.

NOTE

This extension is designed to be used with upcoming NVIDIA Optical Flow SDK Version 5 which will be available on NVIDIA Developer webpage.

New Object Types

- [VkOpticalFlowSessionNV](#)

New Commands

- [vkBindOpticalFlowSessionImageNV](#)
- [vkCmdOpticalFlowExecuteNV](#)
- [vkCreateOpticalFlowSessionNV](#)
- [vkDestroyOpticalFlowSessionNV](#)
- [vkGetPhysicalDeviceOpticalFlowImageFormatsNV](#)

New Structures

- [VkOpticalFlowExecuteInfoNV](#)
- [VkOpticalFlowImageFormatPropertiesNV](#)
- [VkOpticalFlowSessionCreateInfoNV](#)
- Extending [VkOpticalFlowSessionCreateInfoNV](#):
 - [VkOpticalFlowSessionCreatePrivateDataInfoNV](#)
- Extending [VkPhysicalDeviceFeatures2](#), [VkDeviceCreateInfo](#):
 - [VkPhysicalDeviceOpticalFlowFeaturesNV](#)
- Extending [VkPhysicalDeviceImageFormatInfo2](#), [VkImageCreateInfo](#):
 - [VkOpticalFlowImageFormatInfoNV](#)
- Extending [VkPhysicalDeviceProperties2](#):
 - [VkPhysicalDeviceOpticalFlowPropertiesNV](#)

New Enums

- [VkOpticalFlowExecuteFlagBitsNV](#)
- [VkOpticalFlowGridSizeFlagBitsNV](#)
- [VkOpticalFlowPerformanceLevelNV](#)
- [VkOpticalFlowSessionBindingPointNV](#)
- [VkOpticalFlowSessionCreateFlagBitsNV](#)
- [VkOpticalFlowUsageFlagBitsNV](#)

New Bitmasks

- [VkOpticalFlowExecuteFlagsNV](#)

- [VkOpticalFlowGridSizeFlagsNV](#)
- [VkOpticalFlowSessionCreateFlagsNV](#)
- [VkOpticalFlowUsageFlagsNV](#)

New Enum Constants

- [VK_NV_OPTICAL_FLOW_EXTENSION_NAME](#)
- [VK_NV_OPTICAL_FLOW_SPEC_VERSION](#)
- Extending [VkAccessFlagBits2](#):
 - [VK_ACCESS_2_OPTICAL_FLOW_READ_BIT_NV](#)
 - [VK_ACCESS_2_OPTICAL_FLOW_WRITE_BIT_NV](#)
- Extending [VkFormat](#):
 - [VK_FORMAT_R16G16_S10_5_NV](#)
 - [VK_FORMAT_R16G16_SFIXED5_NV](#)
- Extending [VkFormatFeatureFlagBits2](#):
 - [VK_FORMAT_FEATURE_2_OPTICAL_FLOW_COST_BIT_NV](#)
 - [VK_FORMAT_FEATURE_2_OPTICAL_FLOW_IMAGE_BIT_NV](#)
 - [VK_FORMAT_FEATURE_2_OPTICAL_FLOW_VECTOR_BIT_NV](#)
- Extending [VkObjectType](#):
 - [VK_OBJECT_TYPE_OPTICAL_FLOW_SESSION_NV](#)
- Extending [VkPipelineStageFlagBits2](#):
 - [VK_PIPELINE_STAGE_2_OPTICAL_FLOW_BIT_NV](#)
- Extending [VkQueueFlagBits](#):
 - [VK_QUEUE_OPTICAL_FLOW_BIT_NV](#)
- Extending [VkStructureType](#):
 - [VK_STRUCTURE_TYPE_OPTICAL_FLOW_EXECUTE_INFO_NV](#)
 - [VK_STRUCTURE_TYPE_OPTICAL_FLOW_IMAGE_FORMAT_INFO_NV](#)
 - [VK_STRUCTURE_TYPE_OPTICAL_FLOW_IMAGE_FORMAT_PROPERTIES_NV](#)
 - [VK_STRUCTURE_TYPE_OPTICAL_FLOW_SESSION_CREATE_INFO_NV](#)
 - [VK_STRUCTURE_TYPE_OPTICAL_FLOW_SESSION_CREATE_PRIVATE_DATA_INFO_NV](#)
 - [VK_STRUCTURE_TYPE_PHYSICAL_DEVICE_OPTICAL_FLOW_FEATURES_NV](#)
 - [VK_STRUCTURE_TYPE_PHYSICAL_DEVICE_OPTICAL_FLOW_PROPERTIES_NV](#)

Examples

```
// Example querying available input formats
VkOpticalFlowImageFormatInfoNV ofFormatInfo = {
VK_STRUCTURE_TYPE_OPTICAL_FLOW_IMAGE_FORMAT_INFO_NV };
```



```

ofFormatInfo.usage = VK_OPTICAL_FLOW_USAGE_INPUT_BIT_NV;

uint32_t count = 0;
vkGetPhysicalDeviceOpticalFlowImageFormatsNV(physicalDevice, &ofFormatInfo, &count,
NULL);
VkOpticalFlowImageFormatPropertiesNV* fmt = new VkOpticalFlowImageFormatPropertiesNV
[count];
memset(fmt, 0, count * sizeof(VkOpticalFlowImageFormatPropertiesNV));
for (uint32_t i = 0; i < count; i++) {
    fmt[i].sType = VK_STRUCTURE_TYPE_OPTICAL_FLOW_IMAGE_FORMAT_PROPERTIES_NV;
}
vkGetPhysicalDeviceOpticalFlowImageFormatsNV(physicalDevice, &ofFormatInfo, &count,
fmt);

// Pick one of the available formats
VkFormat inputFormat = fmt[0].format;

// Check feature support for optimal tiling
VkFormatProperties3 formatProperties3 = { VK_STRUCTURE_TYPE_FORMAT_PROPERTIES_3 };
VkFormatProperties2 formatProperties2 = { VK_STRUCTURE_TYPE_FORMAT_PROPERTIES_2,
&formatProperties3 };
vkGetPhysicalDeviceFormatProperties2(physicalDevice, inputFormat, &formatProperties2);
if (!(formatProperties3.optimalTilingFeatures &
VK_FORMAT_FEATURE_2_OPTICAL_FLOW_IMAGE_BIT_NV)) {
    return false;
}

// Check support for image creation parameters
VkPhysicalDeviceImageFormatInfo2 imageFormatInfo2 = {
VK_STRUCTURE_TYPE_PHYSICAL_DEVICE_IMAGE_FORMAT_INFO_2, &ofFormatInfo };
imageFormatInfo2.format = inputFormat;
imageFormatInfo2.type = VK_IMAGE_TYPE_2D;
imageFormatInfo2.tiling = VK_IMAGE_TILING_OPTIMAL;
imageFormatInfo2.usage = VK_IMAGE_USAGE_SAMPLED_BIT | VK_IMAGE_USAGE_TRANSFER_DST_BIT;

VkImageFormatProperties2 imageFormatProperties2 = {
VK_STRUCTURE_TYPE_IMAGE_FORMAT_PROPERTIES_2 };
if (vkGetPhysicalDeviceImageFormatProperties2(physicalDevice, &imageFormatInfo2,
&imageFormatProperties2) != VK_SUCCESS) {
    return false;
}

VkImageCreateInfo imageCreateInfo = { VK_STRUCTURE_TYPE_IMAGE_CREATE_INFO,
&ofFormatInfo };
imageCreateInfo.imageType = VK_IMAGE_TYPE_2D;
imageCreateInfo.format = inputFormat;
imageCreateInfo.extent = { width, height, (uint32_t)1};
imageCreateInfo.mipLevels = 1;
imageCreateInfo.arrayLayers = 1;
imageCreateInfo.samples = VK_SAMPLE_COUNT_1_BIT;
imageCreateInfo.usage = VK_IMAGE_USAGE_SAMPLED_BIT | VK_IMAGE_USAGE_TRANSFER_DST_BIT;

```



```

imageCreateInfo.tiling = VK_IMAGE_TILING_OPTIMAL;

vkCreateImage(device, &imageCreateInfo, NULL, &input);
"allocate memory, bind image, create view"

"do the same for reference and output"

// Create optical flow session
VkOpticalFlowSessionCreateInfoNV sessionCreateInfo = {
VK_STRUCTURE_TYPE_OPTICAL_FLOW_SESSION_CREATE_INFO_NV };
sessionCreateInfo.width = width;
sessionCreateInfo.height = height;
sessionCreateInfo.imageFormat = inputFormat;
sessionCreateInfo.flowVectorFormat = outputFormat;
sessionCreateInfo.outputGridSize = VK_OPTICAL_FLOW_GRID_SIZE_4X4_BIT_NV;
sessionCreateInfo.performanceLevel = VK_OPTICAL_FLOW_PERFORMANCE_LEVEL_SLOW_NV;
VkOpticalFlowSessionNV session;
vkCreateOpticalFlowSessionNV(device, &sessionCreateInfo, NULL, &session);

"allocate command buffer"

"transfer images to VK_PIPELINE_STAGE_2_OPTICAL_FLOW_BIT_NV"
"transfer input images to VK_ACCESS_2_OPTICAL_FLOW_READ_BIT_NV and output image to
VK_ACCESS_2_OPTICAL_FLOW_WRITE_BIT_NV"

vkBindOpticalFlowSessionImageNV(device, session,
VK_OPTICAL_FLOW_SESSION_BINDING_POINT_INPUT_NV, inputView, VK_IMAGE_LAYOUT_GENERAL);
vkBindOpticalFlowSessionImageNV(device, session,
VK_OPTICAL_FLOW_SESSION_BINDING_POINT_REFERENCE_NV, refView, VK_IMAGE_LAYOUT_GENERAL);
vkBindOpticalFlowSessionImageNV(device, session,
VK_OPTICAL_FLOW_SESSION_BINDING_POINT_FLOW_VECTOR_NV, outputView,
VK_IMAGE_LAYOUT_GENERAL);

VkOpticalFlowExecuteInfoNV opticalFlowExecuteInfo = {
VK_STRUCTURE_TYPE_OPTICAL_FLOW_EXECUTE_INFO_NV };
vkCmdOpticalFlowExecuteNV(cmd, session, &opticalFlowExecuteInfo);

"submit command buffer"

```

Version History

- Revision 1, 2022-09-26 (Carsten Rohde)
 - Internal revisions

VK_NV_partitioned_acceleration_structure

Name String

VK_NV_partitioned_acceleration_structure

Extension Type

Device extension

Registered Extension Number

571

Revision

1

Ratification Status

Not ratified

Extension and Version Dependencies

[VK_KHR_acceleration_structure](#)

Contact

- Vikram Kushwaha [\[GitHub\]vkushwaha](#)

Extension Proposal

[VK_NV_partitioned_acceleration_structure](#)

Other Extension Metadata

Last Modified Date

2025-01-09

Contributors

- Vikram Kushwaha, NVIDIA
- Eric Werness, NVIDIA
- Christoph Kubisch, NVIDIA
- Jan Schmid, NVIDIA
- Pyarelal Knowles, NVIDIA

Description

With an increase in scene complexity and expansive game worlds, the number of instances has surged in ray tracing over the last few years. The current Top Level Acceleration Structure (TLAS) API necessitates a full rebuild of the entire data structure even when only a few instances are modified.

This extension introduces Partitioned Top Level Acceleration Structures (PTLAS) as an alternative to the existing TLAS. PTLAS enables the efficient reuse of previously constructed parts of the acceleration structure, resulting in much faster build times and supporting a higher number of

instances.

New Commands

- [vkCmdBuildPartitionedAccelerationStructuresNV](#)
- [vkGetPartitionedAccelerationStructuresBuildSizesNV](#)

New Structures

- [VkBuildPartitionedAccelerationStructureIndirectCommandNV](#)
- [VkBuildPartitionedAccelerationStructureInfoNV](#)
- [VkPartitionedAccelerationStructureInstancesInputNV](#)
- [VkPartitionedAccelerationStructureUpdateInstanceDataNV](#)
- [VkPartitionedAccelerationStructureWriteInstanceDataNV](#)
- [VkPartitionedAccelerationStructureWritePartitionTranslationDataNV](#)
- Extending [VkPartitionedAccelerationStructureInstancesInputNV](#):
 - [VkPartitionedAccelerationStructureFlagsNV](#)
- Extending [VkPhysicalDeviceFeatures2](#), [VkDeviceCreateInfo](#):
 - [VkPhysicalDevicePartitionedAccelerationStructureFeaturesNV](#)
- Extending [VkPhysicalDeviceProperties2](#):
 - [VkPhysicalDevicePartitionedAccelerationStructurePropertiesNV](#)
- Extending [VkWriteDescriptorSet](#):
 - [VkWriteDescriptorSetPartitionedAccelerationStructureNV](#)

New Enums

- [VkPartitionedAccelerationStructureInstanceFlagBitsNV](#)
- [VkPartitionedAccelerationStructureOpTypeNV](#)

New Bitmasks

- [VkPartitionedAccelerationStructureInstanceFlagsNV](#)

New Enum Constants

- [VK_NV_PARTITIONED_ACCELERATION_STRUCTURE_EXTENSION_NAME](#)
- [VK_NV_PARTITIONED_ACCELERATION_STRUCTURE_SPEC_VERSION](#)
- [VK_PARTITIONED_ACCELERATION_STRUCTURE_PARTITION_INDEX_GLOBAL_NV](#)
- Extending [VkDescriptorType](#):
 - [VK_DESCRIPTOR_TYPE_PARTITIONED_ACCELERATION_STRUCTURE_NV](#)
- Extending [VkStructureType](#):

- VK_STRUCTURE_TYPE_BUILD_PARTITIONED_ACCELERATION_STRUCTURE_INFO_NV
- VK_STRUCTURE_TYPE_PARTITIONED_ACCELERATION_STRUCTURE_FLAGS_NV
- VK_STRUCTURE_TYPE_PARTITIONED_ACCELERATION_STRUCTURE_INSTANCES_INPUT_NV
- VK_STRUCTURE_TYPE_PHYSICAL_DEVICE_PARTITIONED_ACCELERATION_STRUCTURE_FEATURES_NV
- VK_STRUCTURE_TYPE_PHYSICAL_DEVICE_PARTITIONED_ACCELERATION_STRUCTURE_PROPERTIES_NV
- VK_STRUCTURE_TYPE_WRITE_DESCRIPTOR_SET_PARTITIONED_ACCELERATION_STRUCTURE_NV

Version History

- Revision 1, 2025-01-09 (Vikram Kushwaha)
 - Initial draft

VK_NV_present_barrier

Name String

VK_NV_present_barrier

Extension Type

Device extension

Registered Extension Number

293

Revision

1

Ratification Status

Not ratified

Extension and Version Dependencies

[VK_KHR_get_physical_device_properties2](#)

or

[Vulkan Version 1.1](#)

and

[VK_KHR_surface](#)

and

[VK_KHR_get_surface_capabilities2](#)

and

[VK_KHR_swapchain](#)

Contact

- Liya Li [\[GitHub\]](#)liyli

Other Extension Metadata

Last Modified Date

2022-05-16

Contributors

- Liya Li, Nvidia
- Martin Schwarzer, Nvidia
- Andy Wolf, Nvidia
- Ian Williams, Nvidia
- Ben Morris, Nvidia
- James Jones, Nvidia
- Jeff Juliano, Nvidia

Description

This extension adds support for synchronizing corresponding presentation requests across multiple swapchains using the *present barrier*.

New Structures

- Extending [VkPhysicalDeviceFeatures2](#), [VkDeviceCreateInfo](#):
 - [VkPhysicalDevicePresentBarrierFeaturesNV](#)
- Extending [VkSurfaceCapabilities2KHR](#):
 - [VkSurfaceCapabilitiesPresentBarrierNV](#)
- Extending [VkSwapchainCreateInfoKHR](#):
 - [VkSwapchainPresentBarrierCreateInfoNV](#)

New Enum Constants

- [VK_NV_PRESENT_BARRIER_EXTENSION_NAME](#)
- [VK_NV_PRESENT_BARRIER_SPEC_VERSION](#)
- Extending [VkStructureType](#):
 - [VK_STRUCTURE_TYPE_PHYSICAL_DEVICE_PRESENT_BARRIER_FEATURES_NV](#)
 - [VK_STRUCTURE_TYPE_SURFACE_CAPABILITIES_PRESENT_BARRIER_NV](#)
 - [VK_STRUCTURE_TYPE_SWAPCHAIN_PRESENT_BARRIER_CREATE_INFO_NV](#)

Issues

1) Is there a query interface to check if a swapchain is using the present barrier?

RESOLVED. There is no such query interface. When creating a swapchain, an application can specify to use the *present barrier*, and if the swapchain is created successfully, this swapchain will be using the present barrier.

2) Do we need an extra interface to set up the present barrier across distributed systems?

RESOLVED. If the required hardware is presented in the system, and all settings for the physical synchronization with other systems are set up, an implementation manages the configuration automatically when creating a swapchain, without any extra calls from the application.

Version History

- Revision 1, 2022-07-20
 - Initial version

VK_NV_present_metering

Name String

VK_NV_present_metering

Extension Type

Device extension

Registered Extension Number

614

Revision

1

Ratification Status

Not ratified

Extension and Version Dependencies

[VK_KHR_get_physical_device_properties2](#)

or

[Vulkan Version 1.1](#)

Contact

- Charles Hansen [\[GitHub\]chansen](#)

Other Extension Metadata

Last Modified Date

2025-01-08

Provisional

*This extension is *provisional* and **should** not be used in production applications. The functionality defined by this extension **may** change in ways that break backwards compatibility between revisions, and before the final release of the non-provisional version of this extension.

Contributors

- Charles Hansen, NVIDIA
- Lionel Duc, NVIDIA

Description

This extension is used to evenly meter presents.

New Structures

- Extending [VkPhysicalDeviceFeatures2](#), [VkDeviceCreateInfo](#):
 - [VkPhysicalDevicePresentMeteringFeaturesNV](#)
- Extending [VkPresentInfoKHR](#):

- [VkSetPresentConfigNV](#)

New Enum Constants

- [VK_NV_PRESENT_METERING_EXTENSION_NAME](#)
- [VK_NV_PRESENT_METERING_SPEC_VERSION](#)
- Extending [VkStructureType](#):
 - [VK_STRUCTURE_TYPE_PHYSICAL_DEVICE_PRESENT_METERING_FEATURES_NV](#)
 - [VK_STRUCTURE_TYPE_SET_PRESENT_CONFIG_NV](#)

Issues

Version History

- Revision 1, 2025-01-08 (Charles Hansen)
 - Internal revisions

VK_NV_push_constant_bank

Name String

VK_NV_push_constant_bank

Extension Type

Device extension

Registered Extension Number

581

Revision

1

Ratification Status

Not ratified

Extension and Version Dependencies

None

SPIR-V Dependencies

- [SPV_NV_push_constant_bank](#)

Contact

- Vassili Nikolaev [\[GitHub\]vasnik1](#)

Extension Proposal

[VK_NV_push_constant_bank](#)

Other Extension Metadata

Last Modified Date

2025-09-15

Contributors

- Pat Brown, NVIDIA
- Piers Daniell, NVIDIA
- Rodrigo Locatti, NVIDIA
- Daniel Story, Nintendo

Description

The [VK_NV_push_constant_bank](#) extension allows applications to specify a bank and offset for push constants, enabling more flexible push constant management in descriptor heap scenarios where shaders are able to access different root descriptors.

Traditional push constants are placed in a default location, but this extension allows applications to specify which hardware constant bank to use and at what offset within that bank. This provides

greater control over memory layout and enables more efficient use of hardware resources in advanced descriptor heap configurations.

The extension integrates with [VK_EXT_descriptor_heap](#) by allowing [VkPushConstantBankInfoNV](#) structures to be chained to [VkDescriptorSetAndBindingMappingEXT](#), [VkPushDataInfoEXT](#), [VkPushConstantsInfo](#), or [VkIndirectCommandsLayoutTokenEXT](#) structures, specifying the hardware bank where push constants should be placed as part of the descriptor heap mapping configuration or push data operations.

Key features include:

- Bank and offset specification for push constant placement
- Integration with descriptor heap mapping through structure chaining
- Support for GLSL shader qualifiers for bank and offset specification in SPIR-V
- Validation of bank bounds and alignment requirements
- Compatibility with existing push constant API

The number of available push constant banks is implementation-dependent and can be queried through separate limits in [VkPhysicalDevicePushConstantBankPropertiesNV](#): [maxGraphicsPushConstantBanks](#) and [maxComputePushConstantBanks](#) for non-descriptor heap usage, and [maxGraphicsPushDataBanks](#) and [maxComputePushDataBanks](#) for descriptor heap scenarios. Applications must ensure bank indices remain within the appropriate implementation-defined range based on the shader type and usage context.

Shader support for banks and member offsets are defined by the [SPV_NV_push_constant_bank](#) SPIR-V extension, which can be used with the [GLSL_NV_push_constant_bank](#) GLSL extension.

New SPIR-V Capabilities

- [PushConstantBanksNV](#)

New SPIR-V Decorations

- [BankNV](#)
- [MemberOffsetNV](#)

New Structures

- Extending [VkDescriptorSetAndBindingMappingEXT](#), [VkPushDataInfoEXT](#), [VkPushConstantsInfo](#), [VkIndirectCommandsLayoutTokenEXT](#):
 - [VkPushConstantBankInfoNV](#)
- Extending [VkPhysicalDeviceFeatures2](#), [VkDeviceCreateInfo](#):
 - [VkPhysicalDevicePushConstantBankFeaturesNV](#)
- Extending [VkPhysicalDeviceProperties2](#):
 - [VkPhysicalDevicePushConstantBankPropertiesNV](#)

New Enum Constants

- `VK_NV_PUSH_CONSTANT_BANK_EXTENSION_NAME`
- `VK_NV_PUSH_CONSTANT_BANK_SPEC_VERSION`
- Extending `VkStructureType`:
 - `VK_STRUCTURE_TYPE_PHYSICAL_DEVICE_PUSH_CONSTANT_BANK_FEATURES_NV`
 - `VK_STRUCTURE_TYPE_PHYSICAL_DEVICE_PUSH_CONSTANT_BANK_PROPERTIES_NV`
 - `VK_STRUCTURE_TYPE_PUSH_CONSTANT_BANK_INFO_NV`

Issues

None.

Version History

- Revision 1, 2025-09-15 (NVIDIA Vassili Nikolaev)
 - Initial draft

VK_NV_raw_access_chains

Name String

VK_NV_raw_access_chains

Extension Type

Device extension

Registered Extension Number

556

Revision

1

Ratification Status

Not ratified

Extension and Version Dependencies

[VK_KHR_get_physical_device_properties2](#)

or

[Vulkan Version 1.1](#)

SPIR-V Dependencies

- [SPV_NV_raw_access_chains](#)

Contact

- Rodrigo Locatti [[GitHub](#)][rlocatti](#)

Other Extension Metadata

Last Modified Date

2023-12-04

Interactions and External Dependencies

- This extension requires [SPV_NV_raw_access_chains](#)

Contributors

- Hans-Kristian Arntzen, Valve
- Rodrigo Locatti, NVIDIA

Description

This extension allows the use of the [SPV_NV_raw_access_chains](#) extension in SPIR-V shader modules. This enables SPIR-V producers to efficiently implement interfaces similar to Direct3D structured buffers and byte address buffers, allowing shaders compiled from an HLSL source to generate more efficient code.

New SPIR-V Capabilities

- [RawAccessChainsNV](#)

Version History

- Revision 1, 2023-12-04 (Rodrigo Locatti)
 - Initial revision

VK_NV_ray_tracing_linear_swept_spheres

Name String

VK_NV_ray_tracing_linear_swept_spheres

Extension Type

Device extension

Registered Extension Number

430

Revision

1

Ratification Status

Not ratified

Extension and Version Dependencies

[VK_KHR_ray_tracing_pipeline](#)

SPIR-V Dependencies

- [SPV_NV_linear_swept_spheres](#)

Contact

- Vikram Kushwaha [[GitHub](#)][vkushwaha](#)

Extension Proposal

[VK_NV_ray_tracing_linear_swept_spheres](#)

Other Extension Metadata

Last Modified Date

2025-01-03

Interactions and External Dependencies

- This extension requires [SPV_NV_linear_swept_spheres](#)
- This extension provides API support for [GL_NV_linear_swept_spheres](#)

Contributors

- Vikram Kushwaha, NVIDIA
- Eric Werness, NVIDIA
- Daniel Koch, NVIDIA
- Ashwin Lele, NVIDIA
- Nathan Morrical, NVIDIA

Description

This extension adds two new primitives for ray tracing: a sphere primitive and a linear swept

sphere (LSS) primitive. The purpose of the LSS primitive is to enable rendering of high quality hair and fur using a compact primitive representation encoded in the acceleration structure. Sphere primitives are defined by a position and a radius and are a subset of LSS, but are useful in their own right, for example for particle systems.

This extension adds support for the following SPIR-V extension in Vulkan:

- `SPV_NV_linear_swept_spheres`

New Structures

- Extending `VkAccelerationStructureGeometryKHR`:
 - `VkAccelerationStructureGeometryLinearSweptSpheresDataNV`
 - `VkAccelerationStructureGeometrySpheresDataNV`
- Extending `VkPhysicalDeviceFeatures2`, `VkDeviceCreateInfo`:
 - `VkPhysicalDeviceRayTracingLinearSweptSpheresFeaturesNV`

New Enums

- `VkRayTracingLssIndexingModeNV`
- `VkRayTracingLssPrimitiveEndCapsModeNV`

New Enum Constants

- `VK_NV_RAY_TRACING_LINEAR_SWEPT_SPHERES_EXTENSION_NAME`
- `VK_NV_RAY_TRACING_LINEAR_SWEPT_SPHERES_SPEC_VERSION`
- Extending `VkFormatFeatureFlagBits2`:
 - `VK_FORMAT_FEATURE_2_ACCELERATION_STRUCTURE_RADIUS_BUFFER_BIT_NV`
- Extending `VkGeometryTypeKHR`:
 - `VK_GEOMETRY_TYPE_LINEAR_SWEPT_SPHERES_NV`
 - `VK_GEOMETRY_TYPE_SPHERES_NV`
- Extending `VkPipelineCreateFlagBits2`:
 - `VK_PIPELINE_CREATE_2_RAY_TRACING_ALLOW_SPHERES_AND_LINEAR_SWEPT_SPHERES_BIT_NV`
- Extending `VkStructureType`:
 - `VK_STRUCTURE_TYPE_ACCELERATION_STRUCTURE_GEOMETRY_LINEAR_SWEPT_SPHERES_DATA_NV`
 - `VK_STRUCTURE_TYPE_ACCELERATION_STRUCTURE_GEOMETRY_SPHERES_DATA_NV`
 - `VK_STRUCTURE_TYPE_PHYSICAL_DEVICE_RAY_TRACING_LINEAR_SWEPT_SPHERES_FEATURES_NV`

New or Modified Built-In Variables

- `HitIsSphereNV`
- `HitIsLSSNV`
- `HitSpherePositionNV`
- `HitSphereRadiusNV`
- `HitLSSPositionsNV`
- `HitLSSRadiiNV`

New SPIR-V Capabilities

- `RayTracingSpheresGeometryNV`
- `RayTracingLinearSweptSpheresGeometryNV`

Version History

- Revision 1, 2025-01-03 (Vikram Kushwaha)
 - Initial draft

VK_NV_ray_tracing_motion_blur

Name String

VK_NV_ray_tracing_motion_blur

Extension Type

Device extension

Registered Extension Number

328

Revision

1

Ratification Status

Not ratified

Extension and Version Dependencies

[VK_KHR_ray_tracing_pipeline](#)

SPIR-V Dependencies

- [SPV_NV_ray_tracing_motion_blur](#)

Contact

- Eric Werness

Other Extension Metadata

Last Modified Date

2021-06-16

Interactions and External Dependencies

- This extension provides API support for [GL_NV_ray_tracing_motion_blur](#)

Contributors

- Eric Werness, NVIDIA
- Ashwin Lele, NVIDIA

Description

Ray tracing support in the API provides an efficient mechanism to intersect rays against static geometry, but rendering algorithms often want to support motion, which is more efficiently supported with motion-specific algorithms. This extension adds a set of mechanisms to support fast tracing of moving geometry:

- A ray pipeline trace call which takes a time parameter
- Flags to enable motion support in an acceleration structure
- Support for time-varying vertex positions in a geometry

- Motion instances to move existing instances over time

The motion represented here is parameterized across a normalized timestep between 0.0 and 1.0. A motion trace using [OpTraceRayMotionNV](#) provides a time within that normalized range to be used when intersecting that ray with geometry. The geometry can be provided with motion by a combination of adding a second vertex position for time of 1.0 using [VkAccelerationStructureGeometryMotionTrianglesDataNV](#) and providing multiple transforms in the instance using [VkAccelerationStructureMotionInstanceNV](#).

New Structures

- [VkAccelerationStructureMatrixMotionInstanceNV](#)
- [VkAccelerationStructureMotionInstanceNV](#)
- [VkAccelerationStructureSRTMotionInstanceNV](#)
- [VkSRTDataNV](#)
- Extending [VkAccelerationStructureCreateInfoKHR](#):
 - [VkAccelerationStructureMotionInfoNV](#)
- Extending [VkAccelerationStructureGeometryTrianglesDataKHR](#):
 - [VkAccelerationStructureGeometryMotionTrianglesDataNV](#)
- Extending [VkPhysicalDeviceFeatures2](#), [VkDeviceCreateInfo](#):
 - [VkPhysicalDeviceRayTracingMotionBlurFeaturesNV](#)

New Unions

- [VkAccelerationStructureMotionInstanceDataNV](#)

New Enums

- [VkAccelerationStructureMotionInstanceTypeNV](#)

New Bitmasks

- [VkAccelerationStructureMotionInfoFlagsNV](#)
- [VkAccelerationStructureMotionInstanceFlagsNV](#)

New Enum Constants

- [VK_NV_RAY_TRACING_MOTION_BLUR_EXTENSION_NAME](#)
- [VK_NV_RAY_TRACING_MOTION_BLUR_SPEC_VERSION](#)
- Extending [VkAccelerationStructureCreateFlagBitsKHR](#):
 - [VK_ACCELERATION_STRUCTURE_CREATE_MOTION_BIT_NV](#)
- Extending [VkBuildAccelerationStructureFlagBitsKHR](#):
 - [VK_BUILD_ACCELERATION_STRUCTURE_MOTION_BIT_NV](#)

- Extending `VkPipelineCreateFlagBits`:
 - `VK_PIPELINE_CREATE_RAY_TRACING_ALLOW_MOTION_BIT_NV`
- Extending `VkStructureType`:
 - `VK_STRUCTURE_TYPE_ACCELERATION_STRUCTURE_GEOMETRY_MOTION_TRIANGLES_DATA_NV`
 - `VK_STRUCTURE_TYPE_ACCELERATION_STRUCTURE_MOTION_INFO_NV`
 - `VK_STRUCTURE_TYPE_PHYSICAL_DEVICE_RAY_TRACING_MOTION_BLUR_FEATURES_NV`

Issues

(1) What size is `VkAccelerationStructureMotionInstanceNV`?

- Added a note on the structure size and made the stride explicit in the language.

(2) Allow `arrayOfPointers` for motion TLAS?

- Yes, with a packed encoding to minimize the amount of data sent for metadata.

Version History

- Revision 1, 2020-06-16 (Eric Werness, Ashwin Lele)
 - Initial external release

VK_NV_ray_tracing_validation

Name String

VK_NV_ray_tracing_validation

Extension Type

Device extension

Registered Extension Number

569

Revision

1

Ratification Status

Not ratified

Extension and Version Dependencies

[VK_KHR_get_physical_device_properties2](#)

or

[Vulkan Version 1.1](#)

Contact

- Vikram Kushwaha [[GitHub](#)][vkushwaha-nv](#)

Extension Proposal

[VK_NV_ray_tracing_validation](#)

Other Extension Metadata

Last Modified Date

2024-03-04

Contributors

- Vikram Kushwaha, NVIDIA
- Eric Werness, NVIDIA
- Piers Daniell, NVIDIA

Description

This extension adds support for performing ray tracing validation at an implementation level.

New Structures

- Extending [VkPhysicalDeviceFeatures2](#), [VkDeviceCreateInfo](#):
 - [VkPhysicalDeviceRayTracingValidationFeaturesNV](#)

New Enum Constants

- `VK_NV_RAY_TRACING_VALIDATION_EXTENSION_NAME`
- `VK_NV_RAY_TRACING_VALIDATION_SPEC_VERSION`
- Extending `VkStructureType`:
 - `VK_STRUCTURE_TYPE_PHYSICAL_DEVICE_RAY_TRACING_VALIDATION_FEATURES_NV`

Version History

- Revision 1, 2024-03-04 (Vikram Kushwaha)
 - Initial draft

VK_NV_representative_fragment_test

Name String

VK_NV_representative_fragment_test

Extension Type

Device extension

Registered Extension Number

167

Revision

2

Ratification Status

Not ratified

Extension and Version Dependencies

[VK_KHR_get_physical_device_properties2](#)

or

[Vulkan Version 1.1](#)

Contact

- Kedarnath Thangudu [\[GitHub\]kthangudu](#)

Other Extension Metadata

Last Modified Date

2018-09-13

Contributors

- Kedarnath Thangudu, NVIDIA
- Christoph Kubisch, NVIDIA
- Pierre Boudier, NVIDIA
- Pat Brown, NVIDIA
- Jeff Bolz, NVIDIA
- Eric Werness, NVIDIA

Description

This extension provides a new representative fragment test that allows implementations to reduce the amount of rasterization and fragment processing work performed for each point, line, or triangle primitive. For any primitive that produces one or more fragments that pass all other early fragment tests, the implementation is permitted to choose one or more “representative” fragments for processing and discard all other fragments. For draw calls rendering multiple points, lines, or triangles arranged in lists, strips, or fans, the representative fragment test is performed independently for each of those primitives.

This extension is useful for applications that use an early render pass to determine the full set of primitives that would be visible in the final scene. In this render pass, such applications would set up a fragment shader that enables early fragment tests and writes to an image or shader storage buffer to record the ID of the primitive that generated the fragment. Without this extension, the shader would record the ID separately for each visible fragment of each primitive. With this extension, fewer stores will be performed, particularly for large primitives.

The representative fragment test has no effect if early fragment tests are not enabled via the fragment shader. The set of fragments discarded by the representative fragment test is implementation-dependent and may vary from frame to frame. In some cases, the representative fragment test may not discard any fragments for a given primitive.

New Structures

- Extending [VkGraphicsPipelineCreateInfo](#):
 - [VkPipelineRepresentativeFragmentTestStateCreateInfoNV](#)
- Extending [VkPhysicalDeviceFeatures2](#), [VkDeviceCreateInfo](#):
 - [VkPhysicalDeviceRepresentativeFragmentTestFeaturesNV](#)

New Enum Constants

- [VK_NV_REPRESENTATIVE_FRAGMENT_TEST_EXTENSION_NAME](#)
- [VK_NV_REPRESENTATIVE_FRAGMENT_TEST_SPEC_VERSION](#)
- Extending [VkStructureType](#):
 - [VK_STRUCTURE_TYPE_PHYSICAL_DEVICE_REPRESENTATIVE_FRAGMENT_TEST_FEATURES_NV](#)
 - [VK_STRUCTURE_TYPE_PIPELINE_REPRESENTATIVE_FRAGMENT_TEST_STATE_CREATE_INFO_NV](#)

Issues

(1) Is the representative fragment test guaranteed to have any effect?

RESOLVED: No. As specified, we only guarantee that each primitive with at least one fragment that passes prior tests will have one fragment passing the representative fragment tests. We do not guarantee that any particular fragment will fail the test.

In the initial implementation of this extension, the representative fragment test is treated as an optimization that may be completely disabled for some pipeline states. This feature was designed for a use case where the fragment shader records information on individual primitives using shader storage buffers or storage images, with no writes to color or depth buffers.

(2) Will the set of fragments that pass the representative fragment test be repeatable if you draw the same scene over and over again?

RESOLVED: No. The set of fragments that pass the representative fragment test is implementation-dependent and may vary due to the timing of operations performed by the GPU.

(3) What happens if you enable the representative fragment test with writes to color and/or depth render targets enabled?

RESOLVED: If writes to the color or depth buffer are enabled, they will be performed for any fragments that survive the relevant tests. Any fragments that fail the representative fragment test will not update color buffers. For the use cases intended for this feature, we do not expect color or depth writes to be enabled.

(4) How do derivatives and automatic texture LOD computations work with the representative fragment test enabled?

RESOLVED: If a fragment shader uses derivative functions or texture lookups using automatic LOD computation, derivatives will be computed identically whether or not the representative fragment test is enabled. For the use cases intended for this feature, we do not expect the use of derivatives in the fragment shader.

Version History

- Revision 2, 2018-09-13 (pbrown)
 - Add issues.
- Revision 1, 2018-08-22 (Kedarnath Thangudu)
 - Internal Revisions

VK_NV_sample_mask_override_coverage

Name String

VK_NV_sample_mask_override_coverage

Extension Type

Device extension

Registered Extension Number

95

Revision

1

Ratification Status

Not ratified

Extension and Version Dependencies

None

SPIR-V Dependencies

- [SPV_NV_sample_mask_override_coverage](#)

Contact

- Piers Daniell [[GitHub](#)]pdaniell-nv

Other Extension Metadata

Last Modified Date

2016-12-08

IP Status

No known IP claims.

Interactions and External Dependencies

- This extension provides API support for [GL_NV_sample_mask_override_coverage](#)

Contributors

- Daniel Koch, NVIDIA
- Jeff Bolz, NVIDIA

Description

This extension adds support for the following SPIR-V extension in Vulkan:

- [SPV_NV_sample_mask_override_coverage](#)

The extension provides access to the [OverrideCoverageNV](#) decoration under the [SampleMaskOverrideCoverageNV](#) capability. Adding this decoration to a variable with the [SampleMask](#)

builtin decoration allows the shader to modify the coverage mask and affect which samples are used to process the fragment.

When using GLSL source-based shader languages, the `override_coverage` layout qualifier from `GL_NV_sample_mask_override_coverage` maps to the `OverrideCoverageNV` decoration. To use the `override_coverage` layout qualifier in GLSL the `GL_NV_sample_mask_override_coverage` extension must be enabled. Behavior is described in the `GL_NV_sample_mask_override_coverage` extension spec.

New Enum Constants

- `VK_NV_SAMPLE_MASK_OVERRIDE_COVERAGE_EXTENSION_NAME`
- `VK_NV_SAMPLE_MASK_OVERRIDE_COVERAGE_SPEC_VERSION`

New Variable Decoration

- [OverrideCoverageNV in SampleMask](#)

New SPIR-V Capabilities

- `SampleMaskOverrideCoverageNV`

Version History

- Revision 1, 2016-12-08 (Piers Daniell)
 - Internal revisions

VK_NV_scissor_exclusive

Name String

VK_NV_scissor_exclusive

Extension Type

Device extension

Registered Extension Number

206

Revision

2

Ratification Status

Not ratified

Extension and Version Dependencies

[VK_KHR_get_physical_device_properties2](#)

or

[Vulkan Version 1.1](#)

Contact

- Pat Brown [\[GitHub\]](#)[nvpbrown](#)

Other Extension Metadata

Last Modified Date

2023-01-18

IP Status

No known IP claims.

Interactions and External Dependencies

None

Contributors

- Pat Brown, NVIDIA
- Jeff Bolz, NVIDIA
- Piers Daniell, NVIDIA
- Daniel Koch, NVIDIA

Description

This extension adds support for an exclusive scissor test to Vulkan. The exclusive scissor test behaves like the scissor test, except that the exclusive scissor test fails for pixels inside the corresponding rectangle and passes for pixels outside the rectangle. If the same rectangle is used

for both the scissor and exclusive scissor tests, the exclusive scissor test will pass if and only if the scissor test fails.

Version 2 of this extension introduces [VK_DYNAMIC_STATE_EXCLUSIVE_SCISSOR_ENABLE_NV](#) and [vkCmdSetExclusiveScissorEnableNV](#). Applications that use this dynamic state must ensure the implementation advertises at least [specVersion 2](#) of this extension.

New Commands

- [vkCmdSetExclusiveScissorEnableNV](#)
- [vkCmdSetExclusiveScissorNV](#)

New Structures

- Extending [VkPhysicalDeviceFeatures2](#), [VkDeviceCreateInfo](#):
 - [VkPhysicalDeviceExclusiveScissorFeaturesNV](#)
- Extending [VkPipelineViewportStateCreateInfo](#):
 - [VkPipelineViewportExclusiveScissorStateCreateInfoNV](#)

New Enum Constants

- [VK_NV_SCISSOR_EXCLUSIVE_EXTENSION_NAME](#)
- [VK_NV_SCISSOR_EXCLUSIVE_SPEC_VERSION](#)
- Extending [VkDynamicState](#):
 - [VK_DYNAMIC_STATE_EXCLUSIVE_SCISSOR_ENABLE_NV](#)
 - [VK_DYNAMIC_STATE_EXCLUSIVE_SCISSOR_NV](#)
- Extending [VkStructureType](#):
 - [VK_STRUCTURE_TYPE_PHYSICAL_DEVICE_EXCLUSIVE_SCISSOR_FEATURES_NV](#)
 - [VK_STRUCTURE_TYPE_PIPELINE_VIEWPORT_EXCLUSIVE_SCISSOR_STATE_CREATE_INFO_NV](#)

Issues

1) For the scissor test, the viewport state must be created with a matching number of scissor and viewport rectangles. Should we have the same requirement for exclusive scissors?

RESOLVED: For exclusive scissors, we relax this requirement and allow an exclusive scissor rectangle count that is either zero or equal to the number of viewport rectangles. If you pass in an exclusive scissor count of zero, the exclusive scissor test is treated as disabled.

Version History

- Revision 2, 2023-01-18 (Piers Daniell)
 - Add dynamic state for explicit exclusive scissor enables
- Revision 1, 2018-07-31 (Pat Brown)

- Internal revisions

VK_NV_shader_atomic_float16_vector

Name String

VK_NV_shader_atomic_float16_vector

Extension Type

Device extension

Registered Extension Number

564

Revision

1

Ratification Status

Not ratified

Extension and Version Dependencies

[VK_KHR_get_physical_device_properties2](#)

or

[Vulkan Version 1.1](#)

SPIR-V Dependencies

- [SPV_NV_shader_atomic_fp16_vector](#)

Contact

- Jeff Bolz [\[GitHub\]jeffbolznv](#)

Other Extension Metadata

Last Modified Date

2024-02-03

IP Status

No known IP claims.

Interactions and External Dependencies

- This extension provides API support for [GL_NV_shader_atomic_fp16_vector](#)

Contributors

- Jeff Bolz, NVIDIA

Description

This extension allows a shader to perform atomic add, min, max, and exchange operations on 2- and 4-component vectors of float16. Buffer, workgroup, and image storage classes are all supported.

New Structures

- Extending [VkPhysicalDeviceFeatures2](#), [VkDeviceCreateInfo](#):
 - [VkPhysicalDeviceShaderAtomicFloat16VectorFeaturesNV](#)

New Enum Constants

- [VK_NV_SHADER_ATOMIC_FLOAT16_VECTOR_EXTENSION_NAME](#)
- [VK_NV_SHADER_ATOMIC_FLOAT16_VECTOR_SPEC_VERSION](#)
- Extending [VkStructureType](#):
 - [VK_STRUCTURE_TYPE_PHYSICAL_DEVICE_SHADER_ATOMIC_FLOAT16_VECTOR_FEATURES_NV](#)

Issues

None.

New SPIR-V Capabilities

- [AtomicFloat16VectorNV](#)

Version History

- Revision 1, 2024-02-03 (Jeff Bolz)
 - Internal revisions

VK_NV_shader_image_footprint

Name String

VK_NV_shader_image_footprint

Extension Type

Device extension

Registered Extension Number

205

Revision

2

Ratification Status

Not ratified

Extension and Version Dependencies

[VK_KHR_get_physical_device_properties2](#)

or

[Vulkan Version 1.1](#)

SPIR-V Dependencies

- [SPV_NV_shader_image_footprint](#)

Contact

- Pat Brown [\[GitHub\]](#)[nvpbrown](#)

Other Extension Metadata

Last Modified Date

2018-09-13

IP Status

No known IP claims.

Interactions and External Dependencies

- This extension provides API support for [GL_NV_shader_texture_footprint](#)

Contributors

- Pat Brown, NVIDIA
- Chris Lentini, NVIDIA
- Daniel Koch, NVIDIA
- Jeff Bolz, NVIDIA

Description

This extension adds Vulkan support for the [SPV_NV_shader_image_footprint](#) SPIR-V extension. That

SPIR-V extension provides a new instruction `OpImageSampleFootprintNV` allowing shaders to determine the set of texels that would be accessed by an equivalent filtered texture lookup.

Instead of returning a filtered texture value, the instruction returns a structure that can be interpreted by shader code to determine the footprint of a filtered texture lookup. This structure includes integer values that identify a small neighborhood of texels in the image being accessed and a bitfield that indicates which texels in that neighborhood would be used. The structure also includes a bitfield where each bit identifies whether any texel in a small aligned block of texels would be fetched by the texture lookup. The size of each block is specified by an access *granularity* provided by the shader. The minimum granularity supported by this extension is 2x2 (for 2D textures) and 2x2x2 (for 3D textures); the maximum granularity is 256x256 (for 2D textures) or 64x32x32 (for 3D textures). Each footprint query returns the footprint from a single texture level. When using minification filters that combine accesses from multiple mipmap levels, shaders must perform separate queries for the two levels accessed (“fine” and “coarse”). The footprint query also returns a flag indicating if the texture lookup would access texels from only one mipmap level or from two neighboring levels.

This extension should be useful for multi-pass rendering operations that do an initial expensive rendering pass to produce a first image that is then used as a texture for a second pass. If the second pass ends up accessing only portions of the first image (e.g., due to visibility), the work spent rendering the non-accessed portion of the first image was wasted. With this feature, an application can limit this waste using an initial pass over the geometry in the second image that performs a footprint query for each visible pixel to determine the set of pixels that it needs from the first image. This pass would accumulate an aggregate footprint of all visible pixels into a separate “footprint image” using shader atomics. Then, when rendering the first image, the application can kill all shading work for pixels not in this aggregate footprint.

This extension has a number of limitations. The `OpImageSampleFootprintNV` instruction only supports for two- and three-dimensional textures. Footprint evaluation only supports the CLAMP_TO_EDGE wrap mode; results are poison for all other wrap modes. Only a limited set of granularity values and that set does not support separate coverage information for each texel in the original image.

When using SPIR-V generated from the OpenGL Shading Language, the new instruction will be generated from code using the new `textureFootprint*NV` built-in functions from the `GL_NV_shader_texture_footprint` shading language extension.

New Structures

- Extending `VkPhysicalDeviceFeatures2`, `VkDeviceCreateInfo`:
 - `VkPhysicalDeviceShaderImageFootprintFeaturesNV`

New Enum Constants

- `VK_NV_SHADER_IMAGE_FOOTPRINT_EXTENSION_NAME`
- `VK_NV_SHADER_IMAGE_FOOTPRINT_SPEC_VERSION`
- Extending `VkStructureType`:
 - `VK_STRUCTURE_TYPE_PHYSICAL_DEVICE_SHADER_IMAGE_FOOTPRINT_FEATURES_NV`

New SPIR-V Capability

- `ImageFootprintNV`

Issues

(1) The footprint returned by the SPIR-V instruction is a structure that includes an anchor, an offset, and a mask that represents a 8x8 or 4x4x4 neighborhood of texel groups. But the bits of the mask are not stored in simple pitch order. Why is the footprint built this way?

RESOLVED: We expect that applications using this feature will want to use a fixed granularity and accumulate coverage information from the returned footprints into an aggregate “footprint image” that tracks the portions of an image that would be needed by regular texture filtering. If an application is using a two-dimensional image with 4x4 pixel granularity, we expect that the footprint image will use 64-bit texels where each bit in an 8x8 array of bits corresponds to coverage for a 4x4 block in the original image. Texel (0,0) in the footprint image would correspond to texels (0,0) through (31,31) in the original image.

In the usual case, the footprint for a single access will fully contained in a 32x32 aligned region of the original texture, which corresponds to a single 64-bit texel in the footprint image. In that case, the implementation will return an anchor coordinate pointing at the single footprint image texel, an offset vector of (0,0), and a mask whose bits are aligned with the bits in the footprint texel. For this case, the shader can simply atomically OR the mask bits into the contents of the footprint texel to accumulate footprint coverage.

In the worst case, the footprint for a single access spans multiple 32x32 aligned regions and may require updates to four separate footprint image texels. In this case, the implementation will return an anchor coordinate pointing at the lower right footprint image texel and an offset will identify how many “columns” and “rows” of the returned 8x8 mask correspond to footprint texels to the left and above the anchor texel. If the anchor is (2,3), the 64 bits of the returned mask are arranged spatially as follows, where each 4x4 block is assigned a bit number that matches its bit number in the footprint image texels:

+-----+-----+															
	--	--	--	--	--	--	--		--	--	--	--	--	--	
	--	--	--	--	--	--	--		--	--	--	--	--	--	
	--	--	--	--	--	--	--		--	--	--	--	--	--	
	--	--	--	--	--	--	--		--	--	--	--	--	--	
	--	--	--	--	--	--	--		--	--	--	--	--	--	
	--	--	--	--	--	--	46 47		40 41 42 43 44 45	--	--	--	--		
	--	--	--	--	--	--	54 55		48 49 50 51 52 53	--	--	--	--		
	--	--	--	--	--	--	62 63		56 57 58 59 60 61	--	--	--	--		
+-----+-----+															
	--	--	--	--	--	--	06 07		00 01 02 03 04 05	--	--	--	--		
	--	--	--	--	--	--	14 15		08 09 10 11 12 13	--	--	--	--		
	--	--	--	--	--	--	22 23		16 17 18 19 20 21	--	--	--	--		
	--	--	--	--	--	--	30 31		24 25 26 27 28 29	--	--	--	--		
	--	--	--	--	--	--	38 39		32 33 34 35 36 37	--	--	--	--		
	--	--	--	--	--	--	--		--	--	--	--	--		
	--	--	--	--	--	--	--		--	--	--	--	--		


```
| - - - - - | - - - - - |
+-----+-----+
```

To accumulate coverage for each of the four footprint image texels, a shader can AND the returned mask with simple masks derived from the x and y offset values and then atomically OR the updated mask bits into the contents of the corresponding footprint texel.

```
uint64_t returnedMask = (uint64_t(footprint.mask.x) | (uint64_t(footprint.mask.y)
<< 32));
uint64_t rightMask    = ((0xFF >> footprint.offset.x) * 0x01010101010101UL);
uint64_t bottomMask   = 0xFFFFFFFFFUL >> (8 * footprint.offset.y);
uint64_t bottomRight  = returnedMask & bottomMask & rightMask;
uint64_t bottomLeft   = returnedMask & bottomMask & (~rightMask);
uint64_t topRight     = returnedMask & (~bottomMask) & rightMask;
uint64_t topLeft      = returnedMask & (~bottomMask) & (~rightMask);
```

(2) What should an application do to ensure maximum performance when accumulating footprints into an aggregate footprint image?

RESOLVED: We expect that the most common usage of this feature will be to accumulate aggregate footprint coverage, as described in the previous issue. Even if you ignore the anisotropic filtering case where the implementation may return a granularity larger than that requested by the caller, each shader invocation will need to use atomic functions to update up to four footprint image texels for each LOD accessed. Having each active shader invocation perform multiple atomic operations can be expensive, particularly when neighboring invocations will want to update the same footprint image texels.

Techniques can be used to reduce the number of atomic operations performed when accumulating coverage include:

- Have logic that detects returned footprints where all components of the returned offset vector are zero. In that case, the mask returned by the footprint function is guaranteed to be aligned with the footprint image texels and affects only a single footprint image texel.
- Have fragment shaders communicate using built-in functions from the `VK_NV_shader_subgroup_partitioned` extension or other shader subgroup extensions. If you have multiple invocations in a subgroup that need to update the same texel (x,y) in the footprint image, compute an aggregate footprint mask across all invocations in the subgroup updating that texel and have a single invocation perform an atomic operation using that aggregate mask.
- When the returned footprint spans multiple texels in the footprint image, each invocation need to perform four atomic operations. In the previous issue, we had an example that computed separate masks for “topLeft”, “topRight”, “bottomLeft”, and “bottomRight”. When the invocations in a subgroup have good locality, it might be the case the “top left” for some invocations might refer to footprint image texel (10,10), while neighbors might have their “top left” texels at (11,10), (10,11), and (11,11). If you compute separate masks for even/odd x and y values instead of left/right or top/bottom, the “odd/odd” mask for all invocations in the subgroup hold coverage for footprint image texel (11,11), which can be updated by a single atomic operation for the entire subgroup.

Examples

TBD

Version History

- Revision 2, 2018-09-13 (Pat Brown)
 - Add issue (2) with performance tips.
- Revision 1, 2018-08-12 (Pat Brown)
 - Initial draft

VK_NV_shader_sm_builtins

Name String

VK_NV_shader_sm_builtins

Extension Type

Device extension

Registered Extension Number

155

Revision

1

Ratification Status

Not ratified

Extension and Version Dependencies

[Vulkan Version 1.1](#)

SPIR-V Dependencies

- [SPV_NV_shader_sm_builtins](#)

Contact

- Daniel Koch [\[GitHub\]dgkoch](#)

Other Extension Metadata

Last Modified Date

2019-05-28

Interactions and External Dependencies

- This extension provides API support for [GL_NV_shader_sm_builtins](#)

Contributors

- Jeff Bolz, NVIDIA
- Eric Werness, NVIDIA

Description

This extension provides the ability to determine device-specific properties on NVIDIA GPUs. It provides the number of streaming multiprocessors (SMs), the maximum number of warps (subgroups) that can run on an SM, and shader builtins to enable invocations to identify which SM and warp a shader invocation is executing on.

This extension enables support for the SPIR-V [ShaderSMBuiltinsNV](#) capability.

These properties and built-ins **should** typically only be used for debugging purposes.

New Structures

- Extending [VkPhysicalDeviceFeatures2](#), [VkDeviceCreateInfo](#):
 - [VkPhysicalDeviceShaderSMBuiltinsFeaturesNV](#)
- Extending [VkPhysicalDeviceProperties2](#):
 - [VkPhysicalDeviceShaderSMBuiltinsPropertiesNV](#)

New Enum Constants

- [VK_NV_SHADER_SM_BUILTINS_EXTENSION_NAME](#)
- [VK_NV_SHADER_SM_BUILTINS_SPEC_VERSION](#)
- Extending [VkStructureType](#):
 - [VK_STRUCTURE_TYPE_PHYSICAL_DEVICE_SHADER_SM_BUILTINS_FEATURES_NV](#)
 - [VK_STRUCTURE_TYPE_PHYSICAL_DEVICE_SHADER_SM_BUILTINS_PROPERTIES_NV](#)

New or Modified Built-In Variables

- [WarpsPerSMNV](#)
- [SMCountNV](#)
- [WarpIDNV](#)
- [SMIDNV](#)

New SPIR-V Capabilities

- [ShaderSMBuiltinsNV](#)

Issues

1. What should we call this extension?

RESOLVED: [NV_shader_sm_builtins](#). Other options considered included:

- [NV_shader_smid](#) - but SMID is really easy to typo/confuse as SIMD.
- [NV_shader_sm_info](#) - but **Info** is typically reserved for input structures

Version History

- Revision 1, 2019-05-28 (Daniel Koch)
 - Internal revisions

VK_NV_shading_rate_image

Name String

VK_NV_shading_rate_image

Extension Type

Device extension

Registered Extension Number

165

Revision

3

Ratification Status

Not ratified

Extension and Version Dependencies

[VK_KHR_get_physical_device_properties2](#)

or

[Vulkan Version 1.1](#)

SPIR-V Dependencies

- [SPV_NV_shading_rate](#)

Contact

- Pat Brown [\[GitHub\]](#)[nvpbrown](#)

Other Extension Metadata

Last Modified Date

2019-07-18

Interactions and External Dependencies

- This extension provides API support for [GL_NV_shading_rate_image](#)

Contributors

- Pat Brown, NVIDIA
- Carsten Rohde, NVIDIA
- Jeff Bolz, NVIDIA
- Daniel Koch, NVIDIA
- Mathias Schott, NVIDIA
- Matthew Netsch, Qualcomm Technologies, Inc.

Description

This extension allows applications to use a variable shading rate when processing fragments of

rasterized primitives. By default, Vulkan will spawn one fragment shader for each pixel covered by a primitive. In this extension, applications can bind a *shading rate image* that can be used to vary the number of fragment shader invocations across the framebuffer. Some portions of the screen may be configured to spawn up to 16 fragment shaders for each pixel, while other portions may use a single fragment shader invocation for a 4x4 block of pixels. This can be useful for use cases like eye tracking, where the portion of the framebuffer that the user is looking at directly can be processed at high frequency, while distant corners of the image can be processed at lower frequency. Each texel in the shading rate image represents a fixed-size rectangle in the framebuffer, covering 16x16 pixels in the initial implementation of this extension. When rasterizing a primitive covering one of these rectangles, the Vulkan implementation reads a texel in the bound shading rate image and looks up the fetched value in a palette to determine a base shading rate.

In addition to the API support controlling rasterization, this extension also adds Vulkan support for the `SPV_NV_shading_rate` extension to SPIR-V. That extension provides two fragment shader variable decorations that allow fragment shaders to determine the shading rate used for processing the fragment:

- `FragmentSizeNV`, which indicates the width and height of the set of pixels processed by the fragment shader.
- `InvocationsPerPixel`, which indicates the maximum number of fragment shader invocations that could be spawned for the pixel(s) covered by the fragment.

When using SPIR-V in conjunction with the OpenGL Shading Language (GLSL), the fragment shader capabilities are provided by the `GL_NV_shading_rate_image` language extension and correspond to the built-in variables `gl_FragmentSizeNV` and `gl_InvocationsPerPixelNV`, respectively.

New Commands

- `vkCmdBindShadingRateImageNV`
- `vkCmdSetCoarseSampleOrderNV`
- `vkCmdSetViewportShadingRatePaletteNV`

New Structures

- `VkCoarseSampleLocationNV`
- `VkCoarseSampleOrderCustomNV`
- `VkShadingRatePaletteNV`
- Extending `VkPhysicalDeviceFeatures2`, `VkDeviceCreateInfo`:
 - `VkPhysicalDeviceShadingRateImageFeaturesNV`
- Extending `VkPhysicalDeviceProperties2`:
 - `VkPhysicalDeviceShadingRateImagePropertiesNV`
- Extending `VkPipelineViewportStateCreateInfo`:
 - `VkPipelineViewportCoarseSampleOrderStateCreateInfoNV`
 - `VkPipelineViewportShadingRateImageStateCreateInfoNV`

New Enums

- [VkCoarseSampleOrderTypeNV](#)
- [VkShadingRatePaletteEntryNV](#)

New Enum Constants

- [VK_NV_SHADING_RATE_IMAGE_EXTENSION_NAME](#)
- [VK_NV_SHADING_RATE_IMAGE_SPEC_VERSION](#)
- Extending [VkAccessFlagBits](#):
 - [VK_ACCESS_SHADING_RATE_IMAGE_READ_BIT_NV](#)
- Extending [VkDynamicState](#):
 - [VK_DYNAMIC_STATE_VIEWPORT_COARSE_SAMPLE_ORDER_NV](#)
 - [VK_DYNAMIC_STATE_VIEWPORT_SHADING_RATE_PALETTE_NV](#)
- Extending [VkImageLayout](#):
 - [VK_IMAGE_LAYOUT_SHADING_RATE_OPTIMAL_NV](#)
- Extending [VkImageUsageFlagBits](#):
 - [VK_IMAGE_USAGE_SHADING_RATE_IMAGE_BIT_NV](#)
- Extending [VkPipelineStageFlagBits](#):
 - [VK_PIPELINE_STAGE_SHADING_RATE_IMAGE_BIT_NV](#)
- Extending [VkStructureType](#):
 - [VK_STRUCTURE_TYPE_PHYSICAL_DEVICE_SHADING_RATE_IMAGE_FEATURES_NV](#)
 - [VK_STRUCTURE_TYPE_PHYSICAL_DEVICE_SHADING_RATE_IMAGE_PROPERTIES_NV](#)
 - [VK_STRUCTURE_TYPE_PIPELINE_VIEWPORT_COARSE_SAMPLE_ORDER_STATE_CREATE_INFO_NV](#)
 - [VK_STRUCTURE_TYPE_PIPELINE_VIEWPORT_SHADING_RATE_IMAGE_STATE_CREATE_INFO_NV](#)

Issues

(1) When using shading rates specifying “coarse” fragments covering multiple pixels, we will generate a combined coverage mask that combines the coverage masks of all pixels covered by the fragment. By default, these masks are combined in an implementation-dependent order. Should we provide a mechanism allowing applications to query or specify an exact order?

RESOLVED: Yes, this feature is useful for cases where most of the fragment shader can be evaluated once for an entire coarse fragment, but where some per-pixel computations are also required. For example, a per-pixel alpha test may want to kill all the samples for some pixels in a coarse fragment. This sort of test can be implemented using an output sample mask, but such a shader would need to know which bit in the mask corresponds to each sample in the coarse fragment. We are including a mechanism to allow applications to specify the orders of coverage samples for each shading rate and sample count, either as static pipeline state or dynamically via a

command buffer. This portion of the extension has its own feature bit.

We will not be providing a query to determine the implementation-dependent default ordering. The thinking here is that if an application cares enough about the coarse fragment sample ordering to perform such a query, it could instead just set its own order, also using custom per-pixel sample locations if required.

(2) For the pipeline stage [VK_PIPELINE_STAGE_SHADING_RATE_IMAGE_BIT_NV](#), should we specify a precise location in the pipeline the shading rate image is accessed (after geometry shading, but before the early fragment tests) or leave it under-specified in case there are other implementations that access the image in a different pipeline location?

RESOLVED We are specifying the pipeline stage to be between the final [pre-rasterization shader stage](#) ([VK_PIPELINE_STAGE_GEOMETRY_SHADER_BIT](#)) and before the first stage used for fragment processing ([VK_PIPELINE_STAGE_EARLY_FRAGMENT_TESTS_BIT](#)), which seems to be the natural place to access the shading rate image.

(3) How do centroid-sampled variables work with fragments larger than one pixel?

RESOLVED For single-pixel fragments, fragment shader inputs decorated with **Centroid** are sampled at an implementation-dependent location in the intersection of the area of the primitive being rasterized and the area of the pixel that corresponds to the fragment. With multi-pixel fragments, we follow a similar pattern, using the intersection of the primitive and the **set** of pixels corresponding to the fragment.

One important thing to keep in mind when using such “coarse” shading rates is that fragment attributes are sampled at the center of the fragment by default, regardless of the set of pixels/samples covered by the fragment. For fragments with a size of 4x4 pixels, this center location will be more than two pixels ($1.5 * \sqrt{2}$) away from the center of the pixels at the corners of the fragment. When rendering a primitive that covers only a small part of a coarse fragment, sampling a color outside the primitive can produce overly bright or dark color values if the color values have a large gradient. To deal with this, an application can use centroid sampling on attributes where “extrapolation” artifacts can lead to overly bright or dark pixels. Note that this same problem also exists for multisampling with single-pixel fragments, but is less severe because it only affects certain samples of a pixel and such bright/dark samples may be averaged with other samples that do not have a similar problem.

Version History

- Revision 3, 2019-07-18 (Mathias Schott)
 - Fully list extension interfaces in this appendix.
- Revision 2, 2018-09-13 (Pat Brown)
 - Miscellaneous edits preparing the specification for publication.
- Revision 1, 2018-08-08 (Pat Brown)
 - Internal revisions

VK_NV_viewport_array2

Name String

VK_NV_viewport_array2

Extension Type

Device extension

Registered Extension Number

97

Revision

1

Ratification Status

Not ratified

Extension and Version Dependencies

None

SPIR-V Dependencies

- [SPV_NV_viewport_array2](#)

Contact

- Daniel Koch [\[GitHub\]dgkoch](#)

Other Extension Metadata

Last Modified Date

2017-02-15

Interactions and External Dependencies

- This extension provides API support for [GL_NV_viewport_array2](#)
- This extension requires the [geometryShader](#) and [multiViewport](#) features.
- This extension interacts with the [tessellationShader](#) feature.

Contributors

- Piers Daniell, NVIDIA
- Jeff Bolz, NVIDIA

Description

This extension adds support for the following SPIR-V extension in Vulkan:

- [SPV_NV_viewport_array2](#)

which allows a single primitive to be broadcast to multiple viewports and/or multiple layers. A new shader built-in output [ViewportMaskNV](#) is provided, which allows a single primitive to be output to multiple viewports simultaneously. Also, a new SPIR-V decoration is added to control whether the

effective viewport index is added into the variable decorated with the `Layer` built-in decoration. These capabilities allow a single primitive to be output to multiple layers simultaneously.

This extension allows variables decorated with the `Layer` and `ViewportIndex` built-ins to be exported from vertex or tessellation shaders, using the `ShaderViewportIndexLayerNV` capability.

This extension adds a new `ViewportMaskNV` built-in decoration that is available for output variables in vertex, tessellation evaluation, and geometry shaders, and a new `ViewportRelativeNV` decoration that can be added on variables decorated with `Layer` when using the `ShaderViewportMaskNV` capability.

When using GLSL source-based shading languages, the `gl_ViewportMask[]` built-in output variable and `viewport_relative` layout qualifier from `GL_NV_viewport_array2` map to the `ViewportMaskNV` and `ViewportRelativeNV` decorations, respectively. Behavior is described in the `GL_NV_viewport_array2` extension specification.

NOTE	The <code>ShaderViewportIndexLayerNV</code> capability is equivalent to the <code>ShaderViewportIndexLayerEXT</code> capability added by <code>VK_EXT_shader_viewport_index_layer</code> .
-------------	--

New Enum Constants

- `VK_NV_VIEWPORT_ARRAY2_EXTENSION_NAME`
- `VK_NV_VIEWPORT_ARRAY2_SPEC_VERSION`
- `VK_NV_VIEWPORT_ARRAY_2_EXTENSION_NAME`
- `VK_NV_VIEWPORT_ARRAY_2_SPEC_VERSION`

New or Modified Built-In Variables

- (modified) `Layer`
- (modified) `ViewportIndex`
- `ViewportMaskNV`

New Variable Decoration

- `ViewportRelativeNV` in `Layer`

New SPIR-V Capabilities

- `ShaderViewportIndexLayerNV`
- `ShaderViewportMaskNV`

Version History

- Revision 1, 2017-02-15 (Daniel Koch)
 - Internal revisions

VK_NV_viewport_swizzle

Name String

VK_NV_viewport_swizzle

Extension Type

Device extension

Registered Extension Number

99

Revision

1

Ratification Status

Not ratified

Extension and Version Dependencies

None

Contact

- Piers Daniell [[GitHub](#)]pdaniell-nv

Other Extension Metadata

Last Modified Date

2016-12-22

Interactions and External Dependencies

- This extension requires `multiViewport` and `geometryShader` features to be useful.

Contributors

- Daniel Koch, NVIDIA
- Jeff Bolz, NVIDIA

Description

This extension provides a new per-viewport swizzle that can modify the position of primitives sent to each viewport. New viewport swizzle state is added for each viewport, and a new position vector is computed for each vertex by selecting from and optionally negating any of the four components of the original position vector.

This new viewport swizzle is useful for a number of algorithms, including single-pass cube map rendering (broadcasting a primitive to multiple faces and reorienting the vertex position for each face) and voxel rasterization. The per-viewport component remapping and negation provided by the swizzle allows application code to re-orient three-dimensional geometry with a view along any of the **X**, **Y**, or **Z** axes. If a perspective projection and depth buffering is required, 1/W buffering should be used, as described in the single-pass cube map rendering example in the “Issues” section below.

New Structures

- [VkViewportSwizzleNV](#)
- Extending [VkPipelineViewportStateCreateInfo](#):
 - [VkPipelineViewportSwizzleStateCreateInfoNV](#)

New Enums

- [VkViewportCoordinateSwizzleNV](#)

New Bitmasks

- [VkPipelineViewportSwizzleStateCreateFlagsNV](#)

New Enum Constants

- [VK_NV_VIEWPORT_SWIZZLE_EXTENSION_NAME](#)
- [VK_NV_VIEWPORT_SWIZZLE_SPEC_VERSION](#)
- Extending [VkStructureType](#):
 - [VK_STRUCTURE_TYPE_PIPELINE_VIEWPORT_SWIZZLE_STATE_CREATE_INFO_NV](#)

Issues

1) Where does viewport swizzling occur in the pipeline?

RESOLVED: Despite being associated with the viewport, viewport swizzling must happen prior to the viewport transform. In particular, it needs to be performed before clipping and perspective division.

The viewport mask expansion ([VK_NV_viewport_array2](#)) and the viewport swizzle could potentially be performed before or after transform feedback, but feeding back several viewports worth of primitives with different swizzles does not seem particularly useful. This specification applies the viewport mask and swizzle after transform feedback, and makes primitive queries only count each primitive once.

2) Any interesting examples of how this extension, [VK_NV_viewport_array2](#), and [VK_NV_geometry_shader_passthrough](#) can be used together in practice?

RESOLVED: One interesting use case for this extension is for single-pass rendering to a cube map. In this example, the application would attach a cube map texture to a layered FBO where the six cube faces are treated as layers. Vertices are sent through the vertex shader without applying a projection matrix, where the [gl_Position](#) output is (x,y,z,1) and the center of the cube map is at (0,0,0). With unextended Vulkan, one could have a conventional instanced geometry shader that looks something like the following:

```
layout(invocations = 6) in;    // separate invocation per face
layout(triangles) in;
layout(triangle_strip) out;
```



```

layout(max_vertices = 3) out;

in Inputs {
    vec2 texcoord;
    vec3 normal;
    vec4 baseColor;
} v[];

out Outputs {
    vec2 texcoord;
    vec3 normal;
    vec4 baseColor;
};

void main()
{
    int face = gl_InvocationID; // which face am I?

    // Project gl_Position for each vertex onto the cube map face.
    vec4 positions[3];
    for (int i = 0; i < 3; i++) {
        positions[i] = rotate(gl_in[i].gl_Position, face);
    }

    // If the primitive does not project onto this face, we are done.
    if (shouldCull(positions)) {
        return;
    }

    // Otherwise, emit a copy of the input primitive to the
    // appropriate face (using gl_Layer).
    for (int i = 0; i < 3; i++) {
        gl_Layer = face;
        gl_Position = positions[i];
        texcoord = v[i].texcoord;
        normal = v[i].normal;
        baseColor = v[i].baseColor;
        EmitVertex();
    }
}

```

With passthrough geometry shaders, this can be done using a much simpler shader:

```

layout(triangles) in;
layout(passthrough) in Inputs {
    vec2 texcoord;
    vec3 normal;
    vec4 baseColor;
}
layout(passthrough) in gl_PerVertex {

```



```

    vec4 gl_Position;
} gl_in[];
layout(viewport_relative) out int gl_Layer;

void main()
{
    // Figure out which faces the primitive projects onto and
    // generate a corresponding viewport mask.
    uint mask = 0;
    for (int i = 0; i < 6; i++) {
        if (!shouldCull(face)) {
            mask |= 1U << i;
        }
    }
    gl_ViewportMask = mask;
    gl_Layer = 0;
}

```

The application code is set up so that each of the six cube faces has a separate viewport (numbered 0 to 5). Each face also has a separate swizzle, programmed via the `VkPipelineViewportSwizzleStateCreateInfoNV` pipeline state. The viewport swizzle feature performs the coordinate transformation handled by the `rotate()` function in the original shader. The `viewport_relative` layout qualifier says that the viewport number (0 to 5) is added to the base `gl_Layer` value of 0 to determine which layer (cube face) the primitive should be sent to.

Note that the use of the passed through input `normal` in this example suggests that the fragment shader in this example would perform an operation like per-fragment lighting. The viewport swizzle would transform the position to be face-relative, but `normal` would remain in the original coordinate system. It seems likely that the fragment shader in either version of the example would want to perform lighting in the original coordinate system. It would likely do this by reconstructing the position of the fragment in the original coordinate system using `gl_FragCoord`, a constant or uniform holding the size of the cube face, and the input `gl_ViewportIndex` (or `gl_Layer`), which identifies the cube face. Since the value of `normal` is in the original coordinate system, it would not need to be modified as part of this coordinate transformation.

Note that while the `rotate()` operation in the regular geometry shader above could include an arbitrary post-rotation projection matrix, the viewport swizzle does not support arbitrary math. To get proper projection, 1/W buffering should be used. To do this:

1. Program the viewport swizzles to move the pre-projection W eye coordinate (typically 1.0) into the Z coordinate of the swizzle output and the eye coordinate component used for depth into the W coordinate. For example, the viewport corresponding to the +Z face might use a swizzle of (+X, -Y, +W, +Z). The Z normalized device coordinate computed after swizzling would then be $z'/w' = 1/Z_{\text{eye}}$.
2. On NVIDIA implementations supporting floating-point depth buffers with values outside [0,1], prevent unwanted near plane clipping by enabling `depthClampEnable`. Ensure that the depth clamp does not mess up depth testing by programming the depth range to very large values, such as `minDepthBounds=-z`, `maxDepthBounds=+z`, where $z = 2^{127}$. It should be possible to use IEEE infinity encodings also (0xFF800000 for -INF, 0x7F800000 for +INF). Even when near/far clipping is

disabled, primitives extending behind the eye will still be clipped because one or more vertices will have a negative W coordinate and fail X/Y clipping tests.

On other implementations, scale X, Y, and Z eye coordinates so that vertices on the near plane have a post-swizzle W coordinate of 1.0. For example, if the near plane is at $Z_{\text{eye}} = 1/256$, scale X, Y, and Z by 256.

3. Adjust depth testing to reflect the fact that $1/W$ values are large near the eye and small away from the eye. Clear the depth buffer to zero (infinitely far away) and use a depth test of [VK_COMPARE_OP_GREATER](#) instead of [VK_COMPARE_OP_LESS](#).

Version History

- Revision 1, 2016-12-22 (Piers Daniell)
 - Internal revisions

VK_NVX_binary_import

Name String

VK_NVX_binary_import

Extension Type

Device extension

Registered Extension Number

30

Revision

2

Ratification Status

Not ratified

Extension and Version Dependencies

None

API Interactions

- Interacts with VK_EXT_debug_report

Contact

- Eric Werness [\[GitHub\]ewerness-nv](#)
- Liam Middlebrook [\[GitHub\]liam-middlebrook](#)

Other Extension Metadata

Last Modified Date

2024-11-04

Contributors

- Eric Werness, NVIDIA
- Liam Middlebrook, NVIDIA

Description

This extension allows applications to import CuBIN binaries and execute them.

NOTE

There is currently no specification language written for this extension. The links to APIs defined by the extension are to stubs that only include generated content such as API declarations and implicit valid usage statements.

New Object Types

- [VkCuFunctionNVX](#)
- [VkCuModuleNVX](#)

New Commands

- [vkCmdCuLaunchKernelNVX](#)
- [vkCreateCuFunctionNVX](#)
- [vkCreateCuModuleNVX](#)
- [vkDestroyCuFunctionNVX](#)
- [vkDestroyCuModuleNVX](#)

New Structures

- [VkCuFunctionCreateInfoNVX](#)
- [VkCuLaunchInfoNVX](#)
- [VkCuModuleCreateInfoNVX](#)
- Extending [VkCuModuleCreateInfoNVX](#):
 - [VkCuModuleTexturingModeCreateInfoNVX](#)

New Enum Constants

- [VK_NVX_BINARY_IMPORT_EXTENSION_NAME](#)
- [VK_NVX_BINARY_IMPORT_SPEC_VERSION](#)
- Extending [VkObjectType](#):
 - [VK_OBJECT_TYPE_CU_FUNCTION_NVX](#)
 - [VK_OBJECT_TYPE_CU_MODULE_NVX](#)
- Extending [VkStructureType](#):
 - [VK_STRUCTURE_TYPE_CU_FUNCTION_CREATE_INFO_NVX](#)
 - [VK_STRUCTURE_TYPE_CU_LAUNCH_INFO_NVX](#)
 - [VK_STRUCTURE_TYPE_CU_MODULE_CREATE_INFO_NVX](#)
 - [VK_STRUCTURE_TYPE_CU_MODULE_TEXTURING_MODE_CREATE_INFO_NVX](#)

If [VK_EXT_debug_report](#) is supported:

- Extending [VkDebugReportObjectTypeEXT](#):
 - [VK_DEBUG_REPORT_OBJECT_TYPE_CU_FUNCTION_NVX_EXT](#)
 - [VK_DEBUG_REPORT_OBJECT_TYPE_CU_MODULE_NVX_EXT](#)

Stub API References

There is currently no specification language written for this type. This section acts only as placeholder and to avoid dead links in the specification and reference pages.


```
// Provided by VK_NVX_binary_import
VK_DEFINE_NON_DISPATCHABLE_HANDLE(VkCuFunctionNVX)
```

There is currently no specification language written for this type. This section acts only as placeholder and to avoid dead links in the specification and reference pages.

```
// Provided by VK_NVX_binary_import
VK_DEFINE_NON_DISPATCHABLE_HANDLE(VkCuModuleNVX)
```

There is currently no specification language written for this command. This section acts only as placeholder and to avoid dead links in the specification and reference pages.

```
// Provided by VK_NVX_binary_import
VkResult vkCreateCuFunctionNVX(
    VkDevice                                device,
    const VkCuFunctionCreateInfoNVX*        pCreateInfo,
    const VkAllocationCallbacks*            pAllocator,
    VkCuFunctionNVX*                        pFunction);
```

Valid Usage (Implicit)

- VUID-vkCreateCuFunctionNVX-device-parameter
device **must** be a valid [VkDevice](#) handle
- VUID-vkCreateCuFunctionNVX-pCreateInfo-parameter
pCreateInfo **must** be a valid pointer to a valid [VkCuFunctionCreateInfoNVX](#) structure
- VUID-vkCreateCuFunctionNVX-pAllocator-parameter
If **pAllocator** is not **NULL**, **pAllocator** **must** be a valid pointer to a valid [VkAllocationCallbacks](#) structure
- VUID-vkCreateCuFunctionNVX-pFunction-parameter
pFunction **must** be a valid pointer to a [VkCuFunctionNVX](#) handle
- VUID-vkCreateCuFunctionNVX-device-queuecount
The device **must** have been created with at least **1** queue

Return Codes

Success

- [VK_SUCCESS](#)

Failure

- [VK_ERROR_INITIALIZATION_FAILED](#)
- [VK_ERROR_OUT_OF_HOST_MEMORY](#)
- [VK_ERROR_UNKNOWN](#)

- [VK_ERROR_VALIDATION_FAILED](#)

There is currently no specification language written for this type. This section acts only as placeholder and to avoid dead links in the specification and reference pages.

```
// Provided by VK_NVX_binary_import
typedef struct VkCuFunctionCreateInfoNVX {
    VkStructureType    sType;
    const void*        pNext;
    VkCuModuleNVX      module;
    const char*        pName;
} VkCuFunctionCreateInfoNVX;
```

Valid Usage (Implicit)

- VUID-VkCuFunctionCreateInfoNVX-sType-sType
sType must be [VK_STRUCTURE_TYPE_CU_FUNCTION_CREATE_INFO_NVX](#)
- VUID-VkCuFunctionCreateInfoNVX-pNext-pNext
pNext must be **NULL**
- VUID-VkCuFunctionCreateInfoNVX-module-parameter
module must be a valid [VkCuModuleNVX](#) handle
- VUID-VkCuFunctionCreateInfoNVX-pName-parameter
pName must be a null-terminated UTF-8 string

There is currently no specification language written for this command. This section acts only as placeholder and to avoid dead links in the specification and reference pages.

```
// Provided by VK_NVX_binary_import
void vkDestroyCuFunctionNVX(
    VkDevice            device,
    VkCuFunctionNVX     function,
    const VkAllocationCallbacks* pAllocator);
```

Valid Usage (Implicit)

- VUID-vkDestroyCuFunctionNVX-device-parameter
device must be a valid [VkDevice](#) handle
- VUID-vkDestroyCuFunctionNVX-function-parameter
function must be a valid [VkCuFunctionNVX](#) handle
- VUID-vkDestroyCuFunctionNVX-pAllocator-parameter
If **pAllocator** is not **NULL**, **pAllocator** must be a valid pointer to a valid [VkAllocationCallbacks](#) structure

- VUID-vkDestroyCuFunctionNVX-function-parent
function must have been created, allocated, or retrieved from **device**

There is currently no specification language written for this command. This section acts only as placeholder and to avoid dead links in the specification and reference pages.

```
// Provided by VK_NVX_binary_import
VkResult vkCreateCuModuleNVX(
    VkDevice                                device,
    const VkCuModuleCreateInfoNVX*         pCreateInfo,
    const VkAllocationCallbacks*           pAllocator,
    VkCuModuleNVX*                         pModule);
```

Valid Usage (Implicit)

- VUID-vkCreateCuModuleNVX-device-parameter
device must be a valid [VkDevice](#) handle
- VUID-vkCreateCuModuleNVX-pCreateInfo-parameter
pCreateInfo must be a valid pointer to a valid [VkCuModuleCreateInfoNVX](#) structure
- VUID-vkCreateCuModuleNVX-pAllocator-parameter
If **pAllocator** is not **NULL**, **pAllocator must** be a valid pointer to a valid [VkAllocationCallbacks](#) structure
- VUID-vkCreateCuModuleNVX-pModule-parameter
pModule must be a valid pointer to a [VkCuModuleNVX](#) handle
- VUID-vkCreateCuModuleNVX-device-queuecount
The device **must** have been created with at least **1** queue

Return Codes

Success

- [VK_SUCCESS](#)

Failure

- [VK_ERROR_INITIALIZATION_FAILED](#)
- [VK_ERROR_OUT_OF_HOST_MEMORY](#)
- [VK_ERROR_UNKNOWN](#)
- [VK_ERROR_VALIDATION_FAILED](#)

There is currently no specification language written for this type. This section acts only as placeholder and to avoid dead links in the specification and reference pages.


```
// Provided by VK_NVX_binary_import
typedef struct VkCuModuleCreateInfoNVX {
    VkStructureType    sType;
    const void*        pNext;
    size_t             dataSize;
    const void*        pData;
} VkCuModuleCreateInfoNVX;
```

Valid Usage (Implicit)

- VUID-VkCuModuleCreateInfoNVX-sType-sType
`sType` **must** be [VK_STRUCTURE_TYPE_CU_MODULE_CREATE_INFO_NVX](#)
- VUID-VkCuModuleCreateInfoNVX-pNext-pNext
`pNext` **must** be `NULL` or a pointer to a valid instance of [VkCuModuleTexturingModeCreateInfoNVX](#)
- VUID-VkCuModuleCreateInfoNVX-sType-unique
The `sType` value of each structure in the `pNext` chain **must** be unique
- VUID-VkCuModuleCreateInfoNVX-pData-parameter
If `dataSize` is not 0, `pData` **must** be a valid pointer to an array of `dataSize` bytes

There is currently no specification language written for this type. This section acts only as placeholder and to avoid dead links in the specification and reference pages.

```
// Provided by VK_NVX_binary_import
typedef struct VkCuModuleTexturingModeCreateInfoNVX {
    VkStructureType    sType;
    const void*        pNext;
    VkBool32           use64bitTexturing;
} VkCuModuleTexturingModeCreateInfoNVX;
```

Valid Usage (Implicit)

- VUID-VkCuModuleTexturingModeCreateInfoNVX-sType-sType
`sType` **must** be [VK_STRUCTURE_TYPE_CU_MODULE_TEXTURING_MODE_CREATE_INFO_NVX](#)

Structure Chaining

Extends the structure

- [VkCuModuleCreateInfoNVX](#)

There is currently no specification language written for this command. This section acts only as

placeholder and to avoid dead links in the specification and reference pages.

```
// Provided by VK_NVX_binary_import
void vkDestroyCuModuleNVX(
    VkDevice                device,
    VkCuModuleNVX           module,
    const VkAllocationCallbacks* pAllocator);
```

Valid Usage (Implicit)

- VUID-vkDestroyCuModuleNVX-device-parameter
device **must** be a valid [VkDevice](#) handle
- VUID-vkDestroyCuModuleNVX-module-parameter
module **must** be a valid [VkCuModuleNVX](#) handle
- VUID-vkDestroyCuModuleNVX-pAllocator-parameter
If **pAllocator** is not **NULL**, **pAllocator** **must** be a valid pointer to a valid [VkAllocationCallbacks](#) structure
- VUID-vkDestroyCuModuleNVX-module-parent
module **must** have been created, allocated, or retrieved from **device**

There is currently no specification language written for this command. This section acts only as placeholder and to avoid dead links in the specification and reference pages.

```
// Provided by VK_NVX_binary_import
void vkCmdCuLaunchKernelNVX(
    VkCommandBuffer          commandBuffer,
    const VkCuLaunchInfoNVX* pLaunchInfo);
```

Valid Usage (Implicit)

- VUID-vkCmdCuLaunchKernelNVX-commandBuffer-parameter
commandBuffer **must** be a valid [VkCommandBuffer](#) handle
- VUID-vkCmdCuLaunchKernelNVX-pLaunchInfo-parameter
pLaunchInfo **must** be a valid pointer to a valid [VkCuLaunchInfoNVX](#) structure
- VUID-vkCmdCuLaunchKernelNVX-commandBuffer-recording
commandBuffer **must** be in the [recording state](#)
- VUID-vkCmdCuLaunchKernelNVX-commandBuffer-cmdpool
The [VkCommandPool](#) that **commandBuffer** was allocated from **must** support [VK_QUEUE_COMPUTE_BIT](#), or [VK_QUEUE_GRAPHICS_BIT](#) operations
- VUID-vkCmdCuLaunchKernelNVX-suspended
This command **must** not be called between suspended render pass instances
- VUID-vkCmdCuLaunchKernelNVX-videocoding

This command **must** only be called outside of a video coding scope

Host Synchronization

- Host access to the `VkCommandPool` that `commandBuffer` was allocated from **must** be externally synchronized

Command Properties

Command Buffer Levels	Render Pass Scope	Video Coding Scope	Supported Queue Types	Command Type
Primary Secondary	Both	Outside	VK_QUEUE_COMPUTE_BIT VK_QUEUE_GRAPHICS_BIT HICS_BIT	Action

Conditional Rendering

`vkCmdCuLaunchKernelNVX` is not affected by [conditional rendering](#)

There is currently no specification language written for this type. This section acts only as placeholder and to avoid dead links in the specification and reference pages.

```
// Provided by VK_NVX_binary_import
typedef struct VkCuLaunchInfoNVX {
    VkStructureType    sType;
    const void*        pNext;
    VkCuFunctionNVX     function;
    uint32_t            gridDimX;
    uint32_t            gridDimY;
    uint32_t            gridDimZ;
    uint32_t            blockDimX;
    uint32_t            blockDimY;
    uint32_t            blockDimZ;
    uint32_t            sharedMemBytes;
    size_t              paramCount;
    const void* const*  pParams;
    size_t              extraCount;
    const void* const*  pExtras;
} VkCuLaunchInfoNVX;
```


Valid Usage (Implicit)

- VUID-VkCuLaunchInfoNVX-sType-sType
sType must be [VK_STRUCTURE_TYPE_CU_LAUNCH_INFO_NVX](#)
- VUID-VkCuLaunchInfoNVX-pNext-pNext
pNext must be `NULL`
- VUID-VkCuLaunchInfoNVX-function-parameter
function must be a valid [VkCuFunctionNVX](#) handle
- VUID-VkCuLaunchInfoNVX-pParams-parameter
If **paramCount** is not 0, **pParams** must be a valid pointer to an array of **paramCount** bytes
- VUID-VkCuLaunchInfoNVX-pExtras-parameter
If **extraCount** is not 0, **pExtras** must be a valid pointer to an array of **extraCount** bytes

Version History

- Revision 2, 2024-11-04 (Liam Middlebrook)
 - Add [VkCuModuleTexturingModeCreateInfoNVX](#)
- Revision 1, 2021-04-09 (Eric Werness)
 - Internal revisions

VK_NVX_image_view_handle

Name String

VK_NVX_image_view_handle

Extension Type

Device extension

Registered Extension Number

31

Revision

4

Ratification Status

Not ratified

Extension and Version Dependencies

None

Contact

- Eric Werness [\[GitHub\]](#)[ewerness-nv](#)

Other Extension Metadata

Last Modified Date

2025-12-03

Contributors

- Eric Werness, NVIDIA
- Jeff Bolz, NVIDIA
- Daniel Koch, NVIDIA
- Liam Middlebrook, NVIDIA
- Rodrigo Locatti, NVIDIA

Description

This extension allows applications to query an opaque handle from an image view for use as a sampled image or storage image. This provides no direct functionality itself.

New Commands

- [vkGetDeviceCombinedImageSamplerIndexNVX](#)
- [vkGetImageViewAddressNVX](#)
- [vkGetImageViewHandle64NVX](#)
- [vkGetImageViewHandleNVX](#)

New Structures

- [VkImageViewAddressPropertiesNVX](#)
- [VkImageViewHandleInfoNVX](#)

New Enum Constants

- [VK_NVX_IMAGE_VIEW_HANDLE_EXTENSION_NAME](#)
- [VK_NVX_IMAGE_VIEW_HANDLE_SPEC_VERSION](#)
- Extending [VkStructureType](#):
 - [VK_STRUCTURE_TYPE_IMAGE_VIEW_ADDRESS_PROPERTIES_NVX](#)
 - [VK_STRUCTURE_TYPE_IMAGE_VIEW_HANDLE_INFO_NVX](#)

Version History

- Revision 4, 2025-12-03 (Rodrigo Locatti)
 - Add [vkGetDeviceCombinedImageSamplerIndexNVX](#)
- Revision 3, 2024-11-04 (Liam Middlebrook)
 - Add [vkGetImageViewHandle64NVX](#)
- Revision 2, 2020-04-03 (Piers Daniell)
 - Add [vkGetImageViewAddressNVX](#)
- Revision 1, 2018-12-07 (Eric Werness)
 - Internal revisions

VK_NVX_multiview_per_view_attributes

Name String

VK_NVX_multiview_per_view_attributes

Extension Type

Device extension

Registered Extension Number

98

Revision

1

Ratification Status

Not ratified

Extension and Version Dependencies

[VK_KHR_multiview](#)

or

[Vulkan Version 1.1](#)

API Interactions

- Interacts with [VK_VERSION_1_3](#)
- Interacts with [VK_KHR_dynamic_rendering](#)

SPIR-V Dependencies

- [SPV_NVX_multiview_per_view_attributes](#)

Contact

- Jeff Bolz [\[GitHub\]jeffbolznv](#)

Other Extension Metadata

Last Modified Date

2017-01-13

IP Status

No known IP claims.

Interactions and External Dependencies

- This extension provides API support for [GL_NVX_multiview_per_view_attributes](#)
- This extension interacts with [VK_NV_viewport_array2](#).

Contributors

- Jeff Bolz, NVIDIA
- Daniel Koch, NVIDIA

Description

This extension adds a new way to write shaders to be used with multiview subpasses, where the attributes for all views are written out by a single invocation of the [pre-rasterization shader stages](#). Related SPIR-V and GLSL extensions [SPV_NVX_multiview_per_view_attributes](#) and [GL_NVX_multiview_per_view_attributes](#) introduce per-view position and viewport mask attributes arrays, and this extension defines how those per-view attribute arrays are interpreted by Vulkan. Pipelines using per-view attributes **may** only execute the [pre-rasterization shader stages](#) once for all views rather than once per-view, which reduces redundant shading work.

A subpass creation flag controls whether the subpass uses this extension. A subpass **must** either exclusively use this extension or not use it at all.

Some Vulkan implementations only support the position attribute varying between views in the X component. A subpass can declare via a second creation flag whether all pipelines compiled for this subpass will obey this restriction.

Shaders that use the new per-view outputs (e.g. [gl_PositionPerViewNV](#)) **must** also write the non-per-view output ([gl_Position](#)), and the values written **must** be such that [gl_Position](#) = [gl_PositionPerViewNV\[gl_ViewIndex\]](#) for all views in the subpass. Implementations are free to either use the per-view outputs or the non-per-view outputs, whichever would be more efficient.

If the [VK_NV_viewport_array2](#) extension is not also supported and enabled, the per-view viewport mask **must** not be used.

New Structures

- Extending [VkPhysicalDeviceProperties2](#):
 - [VkPhysicalDeviceMultiviewPerViewAttributesPropertiesNVX](#)

If [Vulkan Version 1.3](#) or [VK_KHR_dynamic_rendering](#) is supported:

- Extending [VkCommandBufferInheritanceInfo](#), [VkGraphicsPipelineCreateInfo](#), [VkRenderingInfo](#):
 - [VkMultiviewPerViewAttributesInfoNVX](#)

New Enum Constants

- [VK_NVX_MULTIVIEW_PER_VIEW_ATTRIBUTES_EXTENSION_NAME](#)
- [VK_NVX_MULTIVIEW_PER_VIEW_ATTRIBUTES_SPEC_VERSION](#)
- Extending [VkStructureType](#):
 - [VK_STRUCTURE_TYPE_PHYSICAL_DEVICE_MULTIVIEW_PER_VIEW_ATTRIBUTES_PROPERTIES_NVX](#)
- Extending [VkSubpassDescriptionFlagBits](#):
 - [VK_SUBPASS_DESCRIPTION_PER_VIEW_ATTRIBUTES_BIT_NVX](#)
 - [VK_SUBPASS_DESCRIPTION_PER_VIEW_POSITION_X_ONLY_BIT_NVX](#)

If [Vulkan Version 1.3](#) or [VK_KHR_dynamic_rendering](#) is supported:

- Extending [VkStructureType](#):
 - [VK_STRUCTURE_TYPE_MULTIVIEW_PER_VIEW_ATTRIBUTES_INFO_NVX](#)

New Built-In Variables

- [PositionPerViewNV](#)
- [ViewportMaskPerViewNV](#)

New SPIR-V Capabilities

- [PerViewAttributesNV](#)

Examples

```
#version 450 core

#extension GL_KHX_multiview : enable
#extension GL_NVX_multiview_per_view_attributes : enable

layout(location = 0) in vec4 position;
layout(set = 0, binding = 0) uniform Block { mat4 mvpPerView[2]; } buf;

void main()
{
    // Output both per-view positions and gl_Position as a function
    // of gl_ViewIndex
    gl_PositionPerViewNV[0] = buf.mvpPerView[0] * position;
    gl_PositionPerViewNV[1] = buf.mvpPerView[1] * position;
    gl_Position = buf.mvpPerView[gl_ViewIndex] * position;
}
```

Version History

- Revision 1, 2017-01-13 (Jeff Bolz)
 - Internal revisions

VK_OHOS_external_memory

Name String

VK_OHOS_external_memory

Extension Type

Device extension

Registered Extension Number

453

Revision

1

Ratification Status

Not ratified

Extension and Version Dependencies

[VK_KHR_sampler_ycbcr_conversion](#)
and
[VK_KHR_external_memory](#)
and
[VK_KHR_dedicated_allocation](#)
or
[Vulkan Version 1.1](#)
and
[VK_EXT_queue_family_foreign](#)

Contact

- Weilan Chen [[GitHub](#)]wchen-h

Other Extension Metadata

Last Modified Date

2025-11-4

IP Status

No known IP claims.

Contributors

- Weilan Chen, Huawei
- Zeihui Lin, Huawei
- Bill Hollings, Huawei
- Pan Gao, Huawei
- Yang Shi, Huawei

Description

This extension enables an application to: import Open Harmony OS [OH_NativeBuffer](#) objects created outside of Vulkan device into Vulkan memory objects, where they can be bound to images and buffers. It also allows an application to obtain the properties of [OH_NativeBuffer](#) object.

New Base Types

- [OH_NativeBuffer](#)

New Commands

- [vkGetMemoryNativeBufferOHOS](#)
- [vkGetNativeBufferPropertiesOHOS](#)

New Structures

- [VkMemoryGetNativeBufferInfoOHOS](#)
- [VkNativeBufferPropertiesOHOS](#)
- Extending [VkImageCreateInfo](#), [VkSamplerYcbcrConversionCreateInfo](#), [VkAttachmentDescription2](#), [VkGraphicsPipelineCreateInfo](#), [VkCommandBufferInheritanceInfo](#):
 - [VkExternalFormatOHOS](#)
- Extending [VkImageFormatProperties2](#):
 - [VkNativeBufferUsageOHOS](#)
- Extending [VkMemoryAllocateInfo](#):
 - [VkImportNativeBufferInfoOHOS](#)
- Extending [VkNativeBufferPropertiesOHOS](#):
 - [VkNativeBufferFormatPropertiesOHOS](#)

New Enum Constants

- [VK_OHOS_EXTERNAL_MEMORY_EXTENSION_NAME](#)
- [VK_OHOS_EXTERNAL_MEMORY_SPEC_VERSION](#)
- Extending [VkExternalMemoryHandleTypeFlagBits](#):
 - [VK_EXTERNAL_MEMORY_HANDLE_TYPE_OH_NATIVE_BUFFER_BIT_OHOS](#)
- Extending [VkStructureType](#):
 - [VK_STRUCTURE_TYPE_EXTERNAL_FORMAT_OHOS](#)
 - [VK_STRUCTURE_TYPE_IMPORT_NATIVE_BUFFER_INFO_OHOS](#)
 - [VK_STRUCTURE_TYPE_MEMORY_GET_NATIVE_BUFFER_INFO_OHOS](#)
 - [VK_STRUCTURE_TYPE_NATIVE_BUFFER_FORMAT_PROPERTIES_OHOS](#)
 - [VK_STRUCTURE_TYPE_NATIVE_BUFFER_PROPERTIES_OHOS](#)
 - [VK_STRUCTURE_TYPE_NATIVE_BUFFER_USAGE_OHOS](#)

Version History

- Revision 1, 2025-11-4 (Weilan Chen)
 - Change Extension number to 453, which is donated by ARM.

VK_OHOS_surface

Name String

VK_OHOS_surface

Extension Type

Instance extension

Registered Extension Number

588

Revision

1

Ratification Status

Not ratified

Extension and Version Dependencies

[VK_KHR_surface](#)

Contact

- Weilan Chen [[GitHub](#)]wchen-h

Other Extension Metadata

Last Modified Date

2025-05-16

IP Status

No known IP claims.

Contributors

- Weilan Chen, Huawei
- Zehui Lin, Huawei
- Pan Gao, Huawei
- Zhao Zhang, Huawei
- Yang Shi, Huawei

Description

The [VK_OHOS_surface](#) extension is an instance extension. It provides a mechanism to create a [VkSurfaceKHR](#) object (defined by the [VK_KHR_surface](#) extension) that refers to an [OHNativeWindow](#), the native surface type of Open Harmony OS. Common consumer endpoints for [OHNativeWindows](#) are the system window compositor, video encoders, and application-specific compositors.

New Base Types

- [OHNativeWindow](#)

New Commands

- [vkCreateSurfaceOHOS](#)

New Structures

- [VkSurfaceCreateInfoOHOS](#)

New Bitmasks

- [VkSurfaceCreateFlagsOHOS](#)

New Enum Constants

- [VK_OHOS_SURFACE_EXTENSION_NAME](#)
- [VK_OHOS_SURFACE_SPEC_VERSION](#)
- Extending [VkStructureType](#):
 - [VK_STRUCTURE_TYPE_SURFACE_CREATE_INFO_OHOS](#)

Version History

- Revision 1, 2025-05-19 (Weilan Chen)
 - Internal revisions

VK_QCOM_cooperative_matrix_conversion

Name String

VK_QCOM_cooperative_matrix_conversion

Extension Type

Device extension

Registered Extension Number

173

Revision

1

Ratification Status

Not ratified

Extension and Version Dependencies

[VK_KHR_cooperative_matrix](#)

SPIR-V Dependencies

- [SPV_QCOM_cooperative_matrix_conversion](#)

Contact

- Matthew Netsch [[GitHub](#)][mnetsch](#)

Extension Proposal

[VK_QCOM_cooperative_matrix_conversion](#)

Other Extension Metadata

Last Modified Date

2026-01-28

Interactions and External Dependencies

- This extension provides API support for [GLSL_QCOM_cooperative_matrix_conversion](#)

Contributors

- Matthew Netsch, Qualcomm Technologies, Inc
- Elina Kamenetskaya, Qualcomm Technologies, Inc
- Alex Bourd, Qualcomm Technologies, Inc
- Ruihao Zhang, Qualcomm Technologies, Inc
- Wooyoung Kim, Qualcomm Technologies, Inc

Description

This extension adds support for new SPIR-V shader instructions that allow loading and storing a cooperative matrix without needing to stage through shared memory and to allow bit casting

arrays.

These instructions are defined by the `SPV_QCOM_cooperative_matrix_conversion` SPIR-V extension and can be used with the `GLSL_QCOM_cooperative_matrix_conversion` GLSL extension.

New Structures

- Extending `VkPhysicalDeviceFeatures2`, `VkDeviceCreateInfo`:
 - `VkPhysicalDeviceCooperativeMatrixConversionFeaturesQCOM`

New Enum Constants

- `VK_QCOM_COOPERATIVE_MATRIX_CONVERSION_EXTENSION_NAME`
- `VK_QCOM_COOPERATIVE_MATRIX_CONVERSION_SPEC_VERSION`
- Extending `VkStructureType`:
 - `VK_STRUCTURE_TYPE_PHYSICAL_DEVICE_COOPERATIVE_MATRIX_CONVERSION_FEATURES_QCOM`

New SPIR-V Capabilities

- `CooperativeMatrixConversionQCOM`

Version History

- Revision 1, 2026-01-28 (Matthew Netsch)
 - Initial draft

VK_QCOM_data_graph_model

Name String

VK_QCOM_data_graph_model

Extension Type

Device extension

Registered Extension Number

630

Revision

1

Ratification Status

Not ratified

Extension and Version Dependencies

[VK_ARM_data_graph](#)

Contact

- Matthew Netsch [\[GitHub\]mnetsch](#)

Extension Proposal

[VK_QCOM_data_graph_model](#)

Other Extension Metadata

Last Modified Date

2025-06-24

Interactions and External Dependencies

- This extension interacts with [VK_ARM_tensors](#)

Contributors

- Matthew Netsch, Qualcomm Technologies, Inc
- Rob VanReenen, Qualcomm Technologies, Inc
- Balaji Calidas, Qualcomm Technologies, Inc
- Jacob Yenney, Qualcomm Technologies, Inc
- Kévin Petit, Arm Ltd.

Description

This extension supports new [VkPhysicalDeviceDataGraphProcessingEngineTypeARM](#), and [VkPhysicalDeviceDataGraphOperationTypeARM](#) types for data graph pipelines added in [VK_ARM_data_graph](#).

A new pipeline cache type is also added to seamlessly import ML models such as ONNX through

QNN workflow, and run them on the device or an external compute engine.

New Structures

- [VkPipelineCacheHeaderVersionDataGraphQCOM](#)
- Extending [VkDataGraphPipelineCreateInfoARM](#):
 - [VkDataGraphPipelineBuiltinModelCreateInfoQCOM](#)
- Extending [VkPhysicalDeviceFeatures2](#), [VkDeviceCreateInfo](#):
 - [VkPhysicalDeviceDataGraphModelFeaturesQCOM](#)

New Enums

- [VkDataGraphModelCacheTypeQCOM](#)

New Enum Constants

- [VK_DATA_GRAPH_MODEL_TOOLCHAIN_VERSION_LENGTH_QCOM](#)
- [VK_QCOM_DATA_GRAPH_MODEL_EXTENSION_NAME](#)
- [VK_QCOM_DATA_GRAPH_MODEL_SPEC_VERSION](#)
- Extending [VkPhysicalDeviceDataGraphOperationTypeARM](#):
 - [VK_PHYSICAL_DEVICE_DATA_GRAPH_OPERATION_TYPE_BUILTIN_MODEL_QCOM](#)
 - [VK_PHYSICAL_DEVICE_DATA_GRAPH_OPERATION_TYPE_NEURAL_MODEL_QCOM](#)
- Extending [VkPhysicalDeviceDataGraphProcessingEngineTypeARM](#):
 - [VK_PHYSICAL_DEVICE_DATA_GRAPH_PROCESSING_ENGINE_TYPE_COMPUTE_QCOM](#)
 - [VK_PHYSICAL_DEVICE_DATA_GRAPH_PROCESSING_ENGINE_TYPE_NEURAL_QCOM](#)
- Extending [VkPipelineCacheHeaderVersion](#):
 - [VK_PIPELINE_CACHE_HEADER_VERSION_DATA_GRAPH_QCOM](#)
- Extending [VkStructureType](#):
 - [VK_STRUCTURE_TYPE_DATA_GRAPH_PIPELINE_BUILTIN_MODEL_CREATE_INFO_QCOM](#)
 - [VK_STRUCTURE_TYPE_PHYSICAL_DEVICE_DATA_GRAPH_MODEL_FEATURES_QCOM](#)

Version History

- Revision 1, 2025-06-24 (Matthew Netsch)
 - Initial revision

VK_QCOM_filter_cubic_clamp

Name String

VK_QCOM_filter_cubic_clamp

Extension Type

Device extension

Registered Extension Number

522

Revision

1

Ratification Status

Not ratified

Extension and Version Dependencies

[VK_EXT_filter_cubic](#)

and

[Vulkan Version 1.2](#)

or

[VK_EXT_sampler_filter_minmax](#)

Contact

- Matthew Netsch [[GitHub](#)][mnetsch](#)

Other Extension Metadata

Last Modified Date

2023-08-02

Contributors

- Jeff Leger, Qualcomm Technologies, Inc.

Description

This extension extends cubic filtering by adding the ability to enable an anti-ringing clamp. Cubic filtering samples from a 4x4 region of texels and computes a cubic weighted average of the region. In some cases, the resulting value is outside the range of any of the texels in the 4x4 region. This is sometimes referred to as “filter overshoot” or “filter ringing” and can occur when there is a sharp discontinuity in the 4x4 region being filtered. For some use cases this “ringing” can produce unacceptable artifacts.

The solution to the ringing problem is to clamp the post-cubic-filtered value to be within the max and min of texel values in the 4x4 region. While such “range clamping” can be performed in shader code, the additional texture fetches and clamping ALU operations can be costly.

Certain Adreno GPUs are able to perform the range clamp in the texture unit during cubic filtering

at significant performance/power savings versus a shader-based clamping approach. This extension exposes such hardware functionality.

This extension extends [VkSamplerReductionMode](#), adding [VK_SAMPLER_REDUCTION_MODE_WEIGHTED_AVERAGE_RANGECLAMP_QCOM](#) which enables the range clamp operation.

New Structures

- Extending [VkPhysicalDeviceFeatures2](#), [VkDeviceCreateInfo](#):
 - [VkPhysicalDeviceCubicClampFeaturesQCOM](#)

New Enum Constants

- [VK_QCOM_FILTER_CUBIC_CLAMP_EXTENSION_NAME](#)
- [VK_QCOM_FILTER_CUBIC_CLAMP_SPEC_VERSION](#)
- Extending [VkSamplerReductionMode](#):
 - [VK_SAMPLER_REDUCTION_MODE_WEIGHTED_AVERAGE_RANGECLAMP_QCOM](#)
- Extending [VkStructureType](#):
 - [VK_STRUCTURE_TYPE_PHYSICAL_DEVICE_CUBIC_CLAMP_FEATURES_QCOM](#)

Version History

- Revision 1, 2023-08-02 (jleger)
 - Initial version

VK_QCOM_filter_cubic_weights

Name String

VK_QCOM_filter_cubic_weights

Extension Type

Device extension

Registered Extension Number

520

Revision

1

Ratification Status

Not ratified

Extension and Version Dependencies

[VK_EXT_filter_cubic](#)

Contact

- Matthew Netsch [\[GitHub\]mnetsch](#)

Other Extension Metadata

Last Modified Date

2023-06-23

Contributors

- Jeff Leger, Qualcomm Technologies, Inc.
- Jonathan Wicks, Qualcomm Technologies, Inc.

Description

This extension extends cubic filtering by adding the ability to select a set of weights. Without this extension, the weights used in cubic filtering are limited to those corresponding to a Catmull-Rom spline. This extension adds support for 3 additional spline weights.

This extension adds a new structure that **can** be added to the **pNext** chain of [VkSamplerCreateInfo](#) that **can** be used to specify which set of cubic weights are used in cubic filtering. A similar structure can be added to the **pNext** chain of [VkBlitImageInfo2](#) to specify cubic weights used in a blit operation.

With this extension weights corresponding to the following additional splines can be selected for cubic filtered sampling and blits:

- Zero Tangent Cardinal
- B-Spline

- Mitchell-Netravali

New Structures

- Extending [VkBlitImageInfo2](#):
 - [VkBlitImageCubicWeightsInfoQCOM](#)
- Extending [VkPhysicalDeviceFeatures2](#), [VkDeviceCreateInfo](#):
 - [VkPhysicalDeviceCubicWeightsFeaturesQCOM](#)
- Extending [VkSamplerCreateInfo](#):
 - [VkSamplerCubicWeightsCreateInfoQCOM](#)

New Enums

- [VkCubicFilterWeightsQCOM](#)

New Enum Constants

- [VK_QCOM_FILTER_CUBIC_WEIGHTS_EXTENSION_NAME](#)
- [VK_QCOM_FILTER_CUBIC_WEIGHTS_SPEC_VERSION](#)
- Extending [VkStructureType](#):
 - [VK_STRUCTURE_TYPE_BLIT_IMAGE_CUBIC_WEIGHTS_INFO_QCOM](#)
 - [VK_STRUCTURE_TYPE_PHYSICAL_DEVICE_CUBIC_WEIGHTS_FEATURES_QCOM](#)
 - [VK_STRUCTURE_TYPE_SAMPLER_CUBIC_WEIGHTS_CREATE_INFO_QCOM](#)

Version History

- Revision 1, 2023-06-23 (jleger)
 - Initial version

VK_QCOM_image_processing

Name String

VK_QCOM_image_processing

Extension Type

Device extension

Registered Extension Number

441

Revision

1

Ratification Status

Not ratified

Extension and Version Dependencies

[VK_KHR_format_feature_flags2](#)

or

[Vulkan Version 1.3](#)

API Interactions

- Interacts with [VK_VERSION_1_3](#)
- Interacts with [VK_KHR_format_feature_flags2](#)

SPIR-V Dependencies

- [SPV_QCOM_image_processing](#)

Contact

- Matthew Netsch [[GitHub](#)][mnetsch](#)

Extension Proposal

[VK_QCOM_image_processing](#)

Other Extension Metadata

Last Modified Date

2022-07-08

Interactions and External Dependencies

- This extension provides API support for [GL_QCOM_image_processing](#)

Contributors

- Jeff Leger, Qualcomm Technologies, Inc.
- Ruihao Zhang, Qualcomm Technologies, Inc.

Description

GPUs are commonly used to process images for various applications from 3D graphics to UI and from composition to compute applications. Simple scaling and filtering can be done with bilinear filtering, which comes for free during texture sampling. However, as screen sizes get larger and more use cases rely on GPU such as camera and video post-processing needs, there is increasing demand for GPU to support higher order filtering and other advanced image processing.

This extension introduces a new set of SPIR-V built-in functions for image processing. It exposes the following new imaging operations

- The `OpImageSampleWeightedQCOM` instruction takes 3 operands: *sampled image*, *weight image*, and texture coordinates. The instruction computes a weighted average of an MxN region of texels in the *sampled image*, using a set of MxN weights in the *weight image*.
- The `OpImageBoxFilterQCOM` instruction takes 3 operands: *sampled image*, *box size*, and texture coordinates. Note that *box size* specifies a floating-point width and height in texels. The instruction computes a weighted average of all texels in the *sampled image* that are covered (either partially or fully) by a box with the specified size and centered at the specified texture coordinates.
- The `OpImageBlockMatchSADQCOM` and `OpImageBlockMatchSSDQCOM` instructions each takes 5 operands: *target image*, *target coordinates*, *reference image*, *reference coordinates*, and *block size*. Each instruction computes an error metric, that describes whether a block of texels in the *target image* matches a corresponding block of texels in the *reference image*. The error metric is computed per-component. `OpImageBlockMatchSADQCOM` computes “Sum Of Absolute Difference” and `OpImageBlockMatchSSDQCOM` computes “Sum of Squared Difference”.

Each of the image processing instructions operate only on 2D images. The instructions do not support sampling of mipmap, multi-plane, multi-layer, multi-sampled, or depth/stencil images. The instructions can be used in any shader stage.

Implementations of this extension should support these operations natively at the HW instruction level, offering potential performance gains as well as ease of development.

New Structures

- Extending `VkImageViewCreateInfo`:
 - `VkImageViewSampleWeightCreateInfoQCOM`
- Extending `VkPhysicalDeviceFeatures2`, `VkDeviceCreateInfo`:
 - `VkPhysicalDeviceImageProcessingFeaturesQCOM`
- Extending `VkPhysicalDeviceProperties2`:
 - `VkPhysicalDeviceImageProcessingPropertiesQCOM`

New Enum Constants

- `VK_QCOM_IMAGE_PROCESSING_EXTENSION_NAME`
- `VK_QCOM_IMAGE_PROCESSING_SPEC_VERSION`

- Extending `VkDescriptorType`:
 - `VK_DESCRIPTOR_TYPE_BLOCK_MATCH_IMAGE_QCOM`
 - `VK_DESCRIPTOR_TYPE_SAMPLE_WEIGHT_IMAGE_QCOM`
- Extending `VkImageUsageFlagBits`:
 - `VK_IMAGE_USAGE_SAMPLE_BLOCK_MATCH_BIT_QCOM`
 - `VK_IMAGE_USAGE_SAMPLE_WEIGHT_BIT_QCOM`
- Extending `VkSamplerCreateFlagBits`:
 - `VK_SAMPLER_CREATE_IMAGE_PROCESSING_BIT_QCOM`
- Extending `VkStructureType`:
 - `VK_STRUCTURE_TYPE_IMAGE_VIEW_SAMPLE_WEIGHT_CREATE_INFO_QCOM`
 - `VK_STRUCTURE_TYPE_PHYSICAL_DEVICE_IMAGE_PROCESSING_FEATURES_QCOM`
 - `VK_STRUCTURE_TYPE_PHYSICAL_DEVICE_IMAGE_PROCESSING_PROPERTIES_QCOM`

If `VK_KHR_format_feature_flags2` or Vulkan Version 1.3 is supported:

- Extending `VkFormatFeatureFlagBits2`:
 - `VK_FORMAT_FEATURE_2_BLOCK_MATCHING_BIT_QCOM`
 - `VK_FORMAT_FEATURE_2_BOX_FILTER_SAMPLED_BIT_QCOM`
 - `VK_FORMAT_FEATURE_2_WEIGHT_IMAGE_BIT_QCOM`
 - `VK_FORMAT_FEATURE_2_WEIGHT_SAMPLED_IMAGE_BIT_QCOM`

Version History

- Revision 1, 2022-07-08 (Jeff Leger)

VK_QCOM_image_processing2

Name String

VK_QCOM_image_processing2

Extension Type

Device extension

Registered Extension Number

519

Revision

1

Ratification Status

Not ratified

Extension and Version Dependencies

[VK_QCOM_image_processing](#)

SPIR-V Dependencies

- [SPV_QCOM_image_processing2](#)

Contact

- Matthew Netsch [[GitHub](#)][mnetsch](#)

Other Extension Metadata

Last Modified Date

2023-03-10

Interactions and External Dependencies

- This extension provides API support for [GL_QCOM_image_processing2](#)

Contributors

- Jeff Leger, Qualcomm Technologies, Inc.

Description

This extension enables support for the SPIR-V [TextureBlockMatch2QCOM](#) capability. It builds on the functionality of [QCOM_image_processing](#) with the addition of 4 new image processing operations.

- The [opImageBlockMatchWindowSADQCOM`](#) SPIR-V instruction builds upon the functionality of [opImageBlockMatchSADQCOM`](#) by repeatedly performing block match operations across a 2D window. The “2D windowExtent” and “compareMode” are specified by [VkSamplerBlockMatchWindowCreateInfoQCOM](#) in the sampler used to create the *target image*. Like [OpImageBlockMatchSADQCOM](#), [opImageBlockMatchWindowSADQCOM](#) computes an error metric, that describes whether a block of texels in the *target image* matches a corresponding block of texels in the *reference image*. Unlike [OpImageBlockMatchSADQCOM](#), this instruction computes an error metric at each (X,Y) location within the 2D window and returns either the minimum or

maximum error. The instruction only supports single-component formats. Refer to the pseudocode below for details.

- The `opImageBlockMatchWindowSSDQCOM` follows the same pattern, computing the SSD error metric at each location within the 2D window.
- The `opImageBlockMatchGatherSADQCOM` builds upon `OpImageBlockMatchSADQCOM`. This instruction computes an error metric, that describes whether a block of texels in the *target image* matches a corresponding block of texels in the *reference image*. The instruction computes the SAD error metric at 4 texel offsets and returns the error metric for each offset in the X,Y,Z, and W components. The instruction only supports single-component texture formats. Refer to the pseudocode below for details.
- The `opImageBlockMatchGatherSSDQCOM` follows the same pattern, computing the SSD error metric for 4 offsets.

Each of the above 4 image processing instructions are limited to single-component formats.

Below is the pseudocode for GLSL built-in function `textureWindowBlockMatchSADQCOM`. The pseudocode for `textureWindowBlockMatchSSD` is identical other than replacing all instances of "SAD" with "SSD".

```
vec4 textureBlockMatchWindowSAD( sampler2D target,
                                uvec2 targetCoord,
                                sampler2D reference,
                                uvec2 refCoord,
                                uvec2 blocksize) {
    // compareMode (MIN or MAX) comes from the vkSampler associated with `target`
    // uvec2 window comes from the vkSampler associated with `target`
    minSAD = INF;
    maxSAD = -INF;
    uvec2 minCoord;
    uvec2 maxCoord;

    for (uint x=0, x < window.width; x++) {
        for (uint y=0; y < window.height; y++) {
            float SAD = textureBlockMatchSAD(target,
                                              targetCoord + uvec2(x, y),
                                              reference,
                                              refCoord,
                                              blocksize).x;

            // Note: the below comparison operator will produce undefined results
            // if SAD is a denorm value.
            if (SAD < minSAD) {
                minSAD = SAD;
                minCoord = uvec2(x,y);
            }
            if (SAD > maxSAD) {
                maxSAD = SAD;
                maxCoord = uvec2(x,y);
            }
        }
    }
}
```



```

    }
}
if (compareMode=MIN) {
    return vec4(minSAD, minCoord.x, minCoord.y, 0.0);
} else {
    return vec4(maxSAD, maxCoord.x, maxCoord.y, 0.0);
}
}

```

Below is the pseudocode for `textureBlockMatchGatherSADQCOM`. The pseudocode for `textureBlockMatchGatherSSD` follows an identical pattern.

```

vec4 textureBlockMatchGatherSAD( sampler2D target,
                                uvec2 targetCoord,
                                sampler2D reference,
                                uvec2 refCoord,
                                uvec2 blocksize) {

    vec4 out;
    for (uint x=0, x<4; x++) {
        float SAD = textureBlockMatchSAD(target,
                                         targetCoord + uvec2(x, 0),
                                         reference,
                                         refCoord,
                                         blocksize).x;

        out[x] = SAD;
    }
    return out;
}

```

New Structures

- Extending [VkPhysicalDeviceFeatures2](#), [VkDeviceCreateInfo](#):
 - [VkPhysicalDeviceImageProcessing2FeaturesQCOM](#)
- Extending [VkPhysicalDeviceProperties2](#):
 - [VkPhysicalDeviceImageProcessing2PropertiesQCOM](#)
- Extending [VkSamplerCreateInfo](#):
 - [VkSamplerBlockMatchWindowCreateInfoQCOM](#)

New Enums

- [VkBlockMatchWindowCompareModeQCOM](#)

New Enum Constants

- `VK_QCOM_IMAGE_PROCESSING_2_EXTENSION_NAME`
- `VK_QCOM_IMAGE_PROCESSING_2_SPEC_VERSION`

- Extending `VkStructureType`:
 - `VK_STRUCTURE_TYPE_PHYSICAL_DEVICE_IMAGE_PROCESSING_2_FEATURES_QCOM`
 - `VK_STRUCTURE_TYPE_PHYSICAL_DEVICE_IMAGE_PROCESSING_2_PROPERTIES_QCOM`
 - `VK_STRUCTURE_TYPE_SAMPLER_BLOCK_MATCH_WINDOW_CREATE_INFO_QCOM`

Issues

1) What is the precision of the min/max comparison checks?

RESOLVED: Intermediate computations for the new operations are performed at 16-bit floating-point precision. If the value of "`float SAD`" in the above code sample is a 16-bit denorm value, then behavior of the MIN/MAX comparison is undefined.

Version History

- Revision 1, 2023-03-10 (Jeff Leger)

VK_QCOM_multiview_per_view_render_areas

Name String

VK_QCOM_multiview_per_view_render_areas

Extension Type

Device extension

Registered Extension Number

511

Revision

1

Ratification Status

Not ratified

Extension and Version Dependencies

[VK_KHR_get_physical_device_properties2](#)

or

[Vulkan Version 1.1](#)

Contact

- Matthew Netsch [\[GitHub\]mnetsch](#)

Other Extension Metadata

Last Modified Date

2023-01-10

IP Status

No known IP claims.

Interactions and External Dependencies

- This extension interacts with [VK_KHR_dynamic_rendering](#)
- This extension interacts with [VK_QCOM_render_pass_transform](#)

Contributors

- Jeff Leger, Qualcomm
- Jonathan Tinkham, Qualcomm
- Jonathan Wicks, Qualcomm

Description

Certain use cases (e.g., side-by-side VR rendering) use multiview and render to distinct regions of the framebuffer for each view. On some implementations, there may be a performance benefit for providing per-view render areas to the implementation. Such per-view render areas can be used by the implementation to reduce the pixels that are affected by attachment load, store, and

multisample resolve operations.

The extension enables a multiview render pass instance to define per-view render areas. For each view of a multiview render pass instance, only those pixels in the per-view render area are affected by load, store, and resolve operations.

New Structures

- Extending [VkPhysicalDeviceFeatures2](#), [VkDeviceCreateInfo](#):
 - [VkPhysicalDeviceMultiviewPerViewRenderAreasFeaturesQCOM](#)
- Extending [VkRenderPassBeginInfo](#), [VkRenderingInfo](#):
 - [VkMultiviewPerViewRenderAreasRenderPassBeginInfoQCOM](#)

New Enum Constants

- [VK_QCOM_MULTIVIEW_PER_VIEW_RENDER_AREAS_EXTENSION_NAME](#)
- [VK_QCOM_MULTIVIEW_PER_VIEW_RENDER_AREAS_SPEC_VERSION](#)
- Extending [VkStructureType](#):
 - [VK_STRUCTURE_TYPE_MULTIVIEW_PER_VIEW_RENDER_AREAS_RENDER_PASS_BEGIN_INFO_QCOM](#)
 - [VK_STRUCTURE_TYPE_PHYSICAL_DEVICE_MULTIVIEW_PER_VIEW_RENDER_AREAS_FEATURES_QCOM](#)

Issues

1) Do the per-view [renderAreas](#) interact with [vkGetRenderAreaGranularity](#) ?

RESOLVED: There is no change. The granularity returned by [vkGetRenderAreaGranularity](#) also applies to the per-view [renderAreas](#).

2) How does this extension interact with [VK_QCOM_render_pass_transform](#)?

RESOLVED: When [VK_QCOM_render_pass_transform](#) is enabled, the application provides render area in non-rotated coordinates which is rotated by the implementation to the rotated coordinate system. When this extension is used in combination with [VK_QCOM_render_pass_transform](#), then the [renderArea](#) provided in [VkRenderingInfo::renderArea](#), [VkRenderPassBeginInfo::renderArea](#), or [VkCommandBufferInheritanceRenderPassTransformInfoQCOM::renderArea](#) is rotated by the implementation. The per-view render areas are not rotated.

3) How does this extension interact with [VK_QCOM_multiview_per_view_viewports](#)

RESOLVED: There is no direct interaction. The per-view viewports and the per-view renderAreas are orthogonal features.

4) When a per-view [renderArea](#) is specified, must multiview rendering for each view of a multiview render pass be contained within the per-view [renderArea](#)?

RESOLVED: Yes, and the [VK_QCOM_multiview_per_view_viewports](#) may help here since it provides per-

view scissors.

5) When per-view render areas are specified, what purpose if any do `VkRenderPassBeginInfo::renderArea` and `VkRenderingInfo::renderArea` serve?

RESOLVED: The per-view `renderArea` effectively overrides the per-renderpass `renderArea`. The per-view `renderArea` defines the regions of the attachments that are effected by load, store, and multisample resolve operations. A valid implementation could ignore the per-renderpass `renderArea`. However, as an aid to the implementation, the application must set the per-renderpass `renderArea` to an area that is at least as large as the union of all the per-view render areas. Pixels that are within the per-renderpass `renderArea` but not within any per-view render area must not be affected by load, store, or multisample resolve operations.

Version History

- Revision 1, 2023-01-10 (Jeff Leger)

VK_QCOM_multiview_per_view_viewports

Name String

VK_QCOM_multiview_per_view_viewports

Extension Type

Device extension

Registered Extension Number

489

Revision

1

Ratification Status

Not ratified

Extension and Version Dependencies

[VK_KHR_get_physical_device_properties2](#)

or

[Vulkan Version 1.1](#)

Contact

- Matthew Netsch [[GitHub](#)][mnetsch](#)

Other Extension Metadata

Last Modified Date

2022-11-22

IP Status

No known IP claims.

Interactions and External Dependencies

- This extension interacts with [VK_KHR_dynamic_rendering](#)
- This extension interacts with [VK_EXT_extended_dynamic_state](#)

Contributors

- Jeff Leger, Qualcomm
- Jonathan Tinkham, Qualcomm
- Jonathan Wicks, Qualcomm

Description

Certain use cases for multiview have a need for specifying a separate viewport and scissor for each view, without using shader-based viewport indexing as introduced with [VK_EXT_shader_viewport_index_layer](#).

This extension adds a new way to control ViewportIndex with multiview. When the `multiviewPerViewViewports` feature is enabled and if the last pre-rasterization shader entry point's interface does not use the `ViewportIndex` built-in decoration, then each view of a multiview render pass instance will use a viewport and scissor index equal to the `ViewIndex`.

New Structures

- Extending `VkPhysicalDeviceFeatures2`, `VkDeviceCreateInfo`:
 - `VkPhysicalDeviceMultiviewPerViewViewportsFeaturesQCOM`

New Enum Constants

- `VK_QCOM_MULTIVIEW_PER_VIEW_VIEWPORTS_EXTENSION_NAME`
- `VK_QCOM_MULTIVIEW_PER_VIEW_VIEWPORTS_SPEC_VERSION`
- Extending `VkStructureType`:
 - `VK_STRUCTURE_TYPE_PHYSICAL_DEVICE_MULTIVIEW_PER_VIEW_VIEWPORTS_FEATURES_QCOM`

Issues

1) Is it possible to enable/disable the `multiviewPerViewViewports` feature for individual render pass instances?

RESOLVED: No, when the `multiviewPerViewViewports` feature is enabled during `vkCreateDevice`, then all created render pass instances (including dynamic render passes from `VK_KHR_dynamic_rendering`) and all created `VkPipelines` will have the feature enabled. This approach was chosen because it simplifies application code and there is no known use case to enable/disable the feature for individual render passes or pipelines.

2) When this extension is used, is the value of `ViewportIndex` implicitly written by the last pre-rasterization shader stage and can the value of `ViewportIndex` be read in the fragment shader?

RESOLVED: No, use of the extension does not add an implicit write to `ViewportIndex` in any shader stage, and additionally, the value of `ViewportIndex` in the fragment shader is undefined.

Version History

- Revision 1, 2022-11-22 (Jeff Leger)

VK_QCOM_queue_perf_hint

Name String

VK_QCOM_queue_perf_hint

Extension Type

Device extension

Registered Extension Number

303

Revision

1

Ratification Status

Not ratified

Extension and Version Dependencies

[VK_KHR_get_physical_device_properties2](#)

or

[Vulkan Version 1.1](#)

Contact

- Matthew Netsch [\[GitHub\]mnetsch](#)

Extension Proposal

[VK_QCOM_queue_perf_hint](#)

Other Extension Metadata

Last Modified Date

2026-02-26

IP Status

No known IP claims.

Interactions and External Dependencies

- Interacts with [VK_KHR_internally_synchronized_queues](#)

Contributors

- Matthew Netsch, Qualcomm Technologies, Inc

Description

This extension exposes power constraints to the application, allowing it to provide hints for influencing the device's clock frequency.

These hints are [VkQueue](#) state and are persistent across the life of the queue until the app updates or removes the constraint. The kernel combines the constraints across the active queues from all processes to determine the actual clock frequency levels.

New Commands

- [vkQueueSetPerfHintQCOM](#)

New Structures

- [VkPerfHintInfoQCOM](#)
- Extending [VkPhysicalDeviceFeatures2](#), [VkDeviceCreateInfo](#):
 - [VkPhysicalDeviceQueuePerfHintFeaturesQCOM](#)
- Extending [VkPhysicalDeviceProperties2](#):
 - [VkPhysicalDeviceQueuePerfHintPropertiesQCOM](#)

New Enums

- [VkPerfHintTypeQCOM](#)

New Enum Constants

- [VK_QCOM_QUEUE_PERF_HINT_EXTENSION_NAME](#)
- [VK_QCOM_QUEUE_PERF_HINT_SPEC_VERSION](#)
- Extending [VkStructureType](#):
 - [VK_STRUCTURE_TYPE_PERF_HINT_INFO_QCOM](#)
 - [VK_STRUCTURE_TYPE_PHYSICAL_DEVICE_QUEUE_PERF_HINT_FEATURES_QCOM](#)
 - [VK_STRUCTURE_TYPE_PHYSICAL_DEVICE_QUEUE_PERF_HINT_PROPERTIES_QCOM](#)

Issues

None.

Version History

- Revision 1, 2026-02-26 (Matthew Netsch)

VK_QCOM_render_pass_store_ops

Name String

VK_QCOM_render_pass_store_ops

Extension Type

Device extension

Registered Extension Number

302

Revision

2

Ratification Status

Not ratified

Extension and Version Dependencies

None

Contact

- Matthew Netsch [\[GitHub\]mnetsch](#)

Other Extension Metadata

Last Modified Date

2020-03-25

Contributors

- Bill Licea-Kane, Qualcomm Technologies, Inc.

Description

Render pass attachments **can** be read-only for the duration of a render pass.

Examples include input attachments and depth attachments where depth tests are enabled but depth writes are not enabled.

In such cases, there **can** be no contents generated for an attachment within the render area.

This extension adds a new [VkAttachmentStoreOp VK_ATTACHMENT_STORE_OP_NONE_QCOM](#) specifying that the contents within the render area **may** not be written to memory, but that the prior contents of the attachment in memory are preserved. However, if any contents were generated within the render area during rendering, the contents of the attachment will be undefined inside the render area.

NOTE

The [VkAttachmentStoreOp VK_ATTACHMENT_STORE_OP_STORE](#) **may** force an implementation to assume that the attachment was written and force an implementation to flush data to memory or to a higher level cache. The

`VkAttachmentStoreOp VK_ATTACHMENT_STORE_OP_NONE_QCOM` **may** allow an implementation to assume that the attachment was not written and allow an implementation to avoid such a flush.

New Enum Constants

- `VK_QCOM_RENDER_PASS_STORE_OPS_EXTENSION_NAME`
- `VK_QCOM_RENDER_PASS_STORE_OPS_SPEC_VERSION`
- Extending `VkAttachmentStoreOp`:
 - `VK_ATTACHMENT_STORE_OP_NONE_QCOM`

Version History

- Revision 1, 2019-12-20 (wwlk)
 - Initial version
- Revision 2, 2020-03-25 (wwlk)
 - Minor renaming

VK_QCOM_render_pass_transform

Name String

VK_QCOM_render_pass_transform

Extension Type

Device extension

Registered Extension Number

283

Revision

5

Ratification Status

Not ratified

Extension and Version Dependencies

None

Contact

- Matthew Netsch [[GitHub](#)]mnetsch

Other Extension Metadata

Last Modified Date

2025-06-30

Interactions and External Dependencies

- This extension interacts with [VK_KHR_swapchain](#)
- This extension interacts with [VK_KHR_surface](#)
- This extension interacts with [VK_EXT_fragment_density_map](#)
- This extension interacts with [VK_KHR_fragment_shading_rate](#)
- This extension interacts with [VK_QCOM_tile_properties](#)

Contributors

- Jeff Leger, Qualcomm Technologies, Inc.
- Brandon Light, Qualcomm Technologies, Inc.
- Matthew Netsch, Qualcomm Technologies, Inc.
- Arpit Agarwal, Qualcomm Technologies, Inc.
- Žiga Markuš, LunarG, Inc.

Description

This extension provides a mechanism for applications to enable driver support for [render pass transform](#).

Mobile devices can be rotated and mobile applications need to render properly when a device is held in a landscape or portrait orientation. When the current orientation differs from the device's native orientation, a rotation is required so that the “up” direction of the rendered scene matches the current orientation.

If the Display Processing Unit (DPU) does not natively support rotation, the Vulkan presentation engine can handle this rotation in a separate composition pass. Alternatively, the application can render frames “pre-rotated” to avoid this extra pass. The latter is preferred to reduce power consumption and achieve the best performance because it avoids tasking the GPU with extra work to perform the copy/rotate operation.

Unlike OpenGL ES, the burden of pre-rotation in Vulkan falls on the application. To implement pre-rotation, applications render into swapchain images matching the device native aspect ratio of the display and “pre-rotate” the rendering content to match the device's current orientation. The burden is more than adjusting the Model View Projection (MVP) matrix in the vertex shader to account for rotation and aspect ratio. The coordinate systems of scissors, viewports, derivatives, and several shader built-ins may need to be adapted to produce the correct result.

It is difficult for some game engines to manage this burden; many chose to simply accept the performance/power overhead of performing rotation in the presentation engine.

This extension allows applications to achieve the performance benefits of pre-rotated rendering by moving much of the above-mentioned burden to the graphics driver. The following is unchanged with this extension:

- Applications create a swapchain matching the native orientation of the display. Applications must also set the `VkSwapchainCreateInfoKHR::preTransform` equal to the `currentTransform` as returned by `vkGetPhysicalDeviceSurfaceCapabilitiesKHR`.

The following is changed with this extension:

- At `vkCmdBeginRenderPass`, the application provides extension struct `VkRenderPassTransformBeginInfoQCOM` specifying the render pass transform parameters.
- At `vkBeginCommandBuffer` for secondary command buffers, the application provides extension struct `VkCommandBufferInheritanceRenderPassTransformInfoQCOM` specifying the render pass transform parameters.
- The `renderArea`, viewports, scissors, and `fragmentSize` are all provided in the current (non-rotated) coordinate system. The implementation will transform those into the native (rotated) coordinate system.
- The implementation is responsible for transforming shader built-ins (`FragCoord`, `PointCoord`, `SamplePosition`, `PrimitiveShadingRateKHR`, `interpolateAt()`, `dFdx`, `dFdy`, `fWidth`) into the rotated coordinate system.
- The implementation is responsible for transforming `position` to the rotated coordinate system.
- If this extension is used with `VK_QCOM_tile_properties`, then `vkGetFramebufferTilePropertiesQCOM` and `vkGetDynamicRenderingTilePropertiesQCOM` return tile properties in the rotated coordinate space.

New Structures

- Extending [VkCommandBufferInheritanceInfo](#):
 - [VkCommandBufferInheritanceRenderPassTransformInfoQCOM](#)
- Extending [VkRenderPassBeginInfo](#):
 - [VkRenderPassTransformBeginInfoQCOM](#)

New Enum Constants

- [VK_QCOM_RENDER_PASS_TRANSFORM_EXTENSION_NAME](#)
- [VK_QCOM_RENDER_PASS_TRANSFORM_SPEC_VERSION](#)
- Extending [VkRenderPassCreateFlagBits](#):
 - [VK_RENDER_PASS_CREATE_TRANSFORM_BIT_QCOM](#)
- Extending [VkStructureType](#):
 - [VK_STRUCTURE_TYPE_COMMAND_BUFFER_INHERITANCE_RENDER_PASS_TRANSFORM_INFO_QCOM](#)
 - [VK_STRUCTURE_TYPE_RENDER_PASS_TRANSFORM_BEGIN_INFO_QCOM](#)

Issues

1) Some early Adreno drivers (October 2019 through March 2020) advertised support for this extension but expected `VK_STRUCTURE_TYPE` values different from those in the vulkan headers. To cover all Adreno devices on the market, applications need to detect the driver version and use the appropriate `VK_STRUCTURE_TYPE` values from the table below.

The driver version reported in `VkPhysicalDeviceProperties.driverVersion` is a `uint32_t` type. You can decode the `uint32_t` value into a major.minor.patch version as shown below:

```
uint32_t major = ((driverVersion) >> 22);
uint32_t minor = ((driverVersion) >> 12) & 0x3ff);
uint32_t patch = ((driverVersion) & 0xfff);
```

If the Adreno major.minor.patch version is greater than or equal to 512.469.0, then simply use the `VK_STRUCTURE_TYPE` values as defined in `vulkan_core.h`. If the version is less than or equal to 512.468.0, then use the alternate values for the two `VK_STRUCTURE_TYPES` in the table below.

Table 124. Adreno Driver Requirements

	Adreno Driver Version	
	512.468.0 and earlier	512.469.0 and later
<code>VK_STRUCTURE_TYPE_RENDER_PASS_TRANSFORM_BEGIN_INFO_QCOM</code>	1000282000	1000282001

	Adreno Driver Version	
VK_STRUCTURE_TYPE_COMMAND_BUFFER_INHERITANCE_RENDER_PASSES_TRANSFORM_INFO_QCOM	1000282001	1000282000

2) Should the extension support only rotations (e.g. 90, 180, 270-degrees), or also mirror transforms (e.g. vertical flips)? Mobile use cases only require rotation. Other display systems such as projectors might require a flipped transform.

RESOLVED: In this version of the extension, the functionality is restricted to 90, 180, and 270-degree rotations to address mobile use cases.

3) How does this extension interact with VK_EXT_fragment_density_map?

RESOLVED Some implementations may not be able to support a render pass that enables both render pass transform and fragment density maps. For simplicity, this extension disallows enabling both features within a single render pass.

4) What should this extension be named?

We considered names such as “rotated_rendering”, “pre_rotation” and others. Since the functionality is limited to a render pass, it seemed the name should include “render_pass”. While the current extension is limited to rotations, it could be extended to other transforms (like mirror) in the future.

RESOLVED The name “render_pass_transform” seems like the most accurate description of the introduced functionality.

5) How does this extension interact with VK_KHR_fragment_shading_rate?

RESOLVED: For the same reasons as issue 3, this extension disallows enabling both `pFragmentShadingRateAttachment` and render pass transform within a single render pass.

However, pipeline shading rate and primitive shading rate are supported, and their respective `fragmentSize` and `PrimitiveShadingRateKHR` are provided in the current (non-rotated) coordinate system. The implementation is responsible for transforming them to the rotated coordinate system.

The [set of supported shading rates](#) **may** be different per transform. Supported rates queried from `vkGetPhysicalDeviceFragmentShadingRatesKHR` are in the native (rotated) coordinate system. This means that the application **must** swap the x/y of the reported rates to get the set of rates supported for 90 and 270 degree rotation.

Version History

- Revision 1, 2020-02-05 (Jeff Leger)
- Revision 2, 2021-03-09 (Matthew Netsch)
 - Adds interactions with VK_KHR_fragment_shading_rate

- Revision 3, 2022-07-11 (Arpit Agarwal)
 - Adds interactions with VK_QCOM_tile_properties
- Revision 4, 2023-12-13 (Matthew Netsch)
 - Relax dependencies on VK_KHR_surface and VK_KHR_swapchain
- Revision 5, 2025-06-30 (Matthew Netsch)
 - Fix pNext const on info structs

VK_QCOM_rotated_copy_commands

Name String

VK_QCOM_rotated_copy_commands

Extension Type

Device extension

Registered Extension Number

334

Revision

2

Ratification Status

Not ratified

Extension and Version Dependencies

[VK_KHR_copy_commands2](#)

or

[Vulkan Version 1.3](#)

Contact

- Matthew Netsch [\[GitHub\]mnetsch](#)

Other Extension Metadata

Last Modified Date

2023-12-13

Interactions and External Dependencies

- This extension interacts with [VK_KHR_swapchain](#)
- This extension interacts with [VK_KHR_surface](#)

Contributors

- Jeff Leger, Qualcomm Technologies, Inc.
- Matthew Netsch, Qualcomm Technologies, Inc.

Description

This extension extends adds an optional rotation transform to copy commands [vkCmdBlitImage2KHR](#), [vkCmdCopyImageToBuffer2KHR](#) and [vkCmdCopyBufferToImage2KHR](#). When copying between two resources, where one resource contains rotated content and the other does not, a rotated copy may be desired. This extension may be used in combination with [VK_QCOM_render_pass_transform](#) which adds rotated render passes.

This extension adds an extension structure to the commands [vkCmdBlitImage2KHR](#), [vkCmdCopyImageToBuffer2KHR](#), and [vkCmdCopyBufferToImage2KHR](#)

Issues

1) What is an appropriate name for the added extension structure? The style guide says “Structures which extend other structures through the `pNext` chain should reflect the name of the base structure they extend.”, but in this case a single extension structure is used to extend three base structures (`vkCmdBlitImage2KHR`, `vkCmdCopyImageToBuffer2KHR`, and `vkCmdCopyBufferToImage2KHR`). Creating three identical structures with unique names seemed undesirable.

RESOLVED: Deviate from the style guide for extension structure naming.

2) Should this extension add a rotation capability to `vkCmdCopyImage2KHR`?

RESOLVED: No. Use of rotated `vkCmdBlitImage2KHR` can fully address this use case.

3) Should this extension add a rotation capability to `vkCmdResolveImage2KHR`?

RESOLVED No. Use of `vkCmdResolveImage2KHR` is very slow and extremely bandwidth intensive on Qualcomm’s GPU architecture and use of `pResolveAttachments` in `vkRenderPass` is the strongly preferred approach. Therefore, we choose not to introduce a rotation capability to `vkCmdResolveImage2KHR`.

New Structures

- Extending `VkBufferImageCopy2`, `VkImageBlit2`, `VkDeviceMemoryImageCopyKHR`:
 - `VkCopyCommandTransformInfoQCOM`

New Enum Constants

- `VK_QCOM_ROTATED_COPY_COMMANDS_EXTENSION_NAME`
- `VK_QCOM_ROTATED_COPY_COMMANDS_SPEC_VERSION`
- Extending `VkStructureType`:
 - `VK_STRUCTURE_TYPE_COPY_COMMAND_TRANSFORM_INFO_QCOM`

Version History

- Revision 1, 2020-09-19 (Jeff Leger)
- Revision 2, 2023-12-13 (Matthew Netsch)
 - Relax dependency on `VK_KHR_swapchain`

VK_QCOM_tile_memory_heap

Name String

VK_QCOM_tile_memory_heap

Extension Type

Device extension

Registered Extension Number

548

Revision

1

Ratification Status

Not ratified

Extension and Version Dependencies

[VK_KHR_get_memory_requirements2](#)

and

[VK_KHR_get_physical_device_properties2](#)

or

[Vulkan Version 1.1](#)

API Interactions

- Interacts with [VK_QCOM_tile_properties](#)

Contact

- Patrick Boyle [\[GitHub\]pboyleQCOM](#)

Extension Proposal

[VK_QCOM_tile_memory_heap](#)

Other Extension Metadata

Last Modified Date

2025-05-05

Interactions and External Dependencies

- Interacts with [VK_QCOM_tile_properties](#)
- Interacts with [VK_QCOM_tile_shading](#)

Contributors

- Patrick Boyle, Qualcomm Technologies, Inc.
- Matthew Netsch, Qualcomm Technologies, Inc.
- Srihari Babu Alla, Qualcomm Technologies, Inc.
- Kevin Matlage, Qualcomm Technologies, Inc.

Description

This extension adds a new memory heap which allows applications to allocate and manage tile memory. A tile memory heap is denoted by the new [VK_MEMORY_HEAP_TILE_MEMORY_BIT_QCOM](#) property. Memory contents within this heap behave differently than other heaps and only persist its memory contents within a command buffer submission batch boundary. This boundary may be extended to a queue submit boundary by querying [queueSubmitBoundary](#) in the new [VkPhysicalDeviceTileMemoryHeapPropertiesQCOM](#) structure.

Tile memory from this heap can be bound to `VkImages` or `VkBuffers`. The following new usage flags [VK_IMAGE_USAGE_TILE_MEMORY_BIT_QCOM](#), [VK_BUFFER_USAGE_TILE_MEMORY_BIT_QCOM](#), [VK_BUFFER_USAGE_2_TILE_MEMORY_BIT_QCOM](#) were added for this. A new extended structure is added to get memory requirements for tile memory [VkTileMemoryRequirementsQCOM](#).

A new command is added to bind tile memory to a command buffer in order to access and persist tile memory contents while executing commands [vkCmdBindTileMemoryQCOM](#).

This extension can be used in combination with [VK_QCOM_tile_properties](#) with the new structure [VkTileMemorySizeInfoQCOM](#).

Issues

None.

New Commands

- [vkCmdBindTileMemoryQCOM](#)

New Structures

- Extending [VkCommandBufferInheritanceInfo](#):
 - [VkTileMemoryBindInfoQCOM](#)
- Extending [VkMemoryRequirements2](#):
 - [VkTileMemoryRequirementsQCOM](#)
- Extending [VkPhysicalDeviceFeatures2](#), [VkDeviceCreateInfo](#):
 - [VkPhysicalDeviceTileMemoryHeapFeaturesQCOM](#)
- Extending [VkPhysicalDeviceProperties2](#):
 - [VkPhysicalDeviceTileMemoryHeapPropertiesQCOM](#)

If [VK_QCOM_tile_properties](#) is supported:

- Extending [VkRenderPassCreateInfo](#), [VkRenderPassCreateInfo2](#), [VkRenderingInfo](#):
 - [VkTileMemorySizeInfoQCOM](#)

New Enum Constants

- [VK_QCOM_TILE_MEMORY_HEAP_EXTENSION_NAME](#)

- `VK_QCOM_TILE_MEMORY_HEAP_SPEC_VERSION`
- Extending `VkBufferUsageFlagBits`:
 - `VK_BUFFER_USAGE_TILE_MEMORY_BIT_QCOM`
- Extending `VkBufferUsageFlagBits2`:
 - `VK_BUFFER_USAGE_2_TILE_MEMORY_BIT_QCOM`
- Extending `VkImageUsageFlagBits`:
 - `VK_IMAGE_USAGE_TILE_MEMORY_BIT_QCOM`
- Extending `VkMemoryHeapFlagBits`:
 - `VK_MEMORY_HEAP_TILE_MEMORY_BIT_QCOM`
- Extending `VkStructureType`:
 - `VK_STRUCTURE_TYPE_PHYSICAL_DEVICE_TILE_MEMORY_HEAP_FEATURES_QCOM`
 - `VK_STRUCTURE_TYPE_PHYSICAL_DEVICE_TILE_MEMORY_HEAP_PROPERTIES_QCOM`
 - `VK_STRUCTURE_TYPE_TILE_MEMORY_BIND_INFO_QCOM`
 - `VK_STRUCTURE_TYPE_TILE_MEMORY_REQUIREMENTS_QCOM`

If `VK_QCOM_tile_properties` is supported:

- Extending `VkStructureType`:
 - `VK_STRUCTURE_TYPE_TILE_MEMORY_SIZE_INFO_QCOM`

Version History

- Revision 1, 2025-03-26 (Patrick Boyle)
 - Initial version

VK_QCOM_tile_properties

Name String

VK_QCOM_tile_properties

Extension Type

Device extension

Registered Extension Number

485

Revision

1

Ratification Status

Not ratified

Extension and Version Dependencies

[VK_KHR_get_physical_device_properties2](#)

or

[Vulkan Version 1.1](#)

API Interactions

- Interacts with [VK_VERSION_1_3](#)
- Interacts with [VK_KHR_dynamic_rendering](#)

Contact

- Matthew Netsch [\[GitHub\]](#)[mnetsch](#)

Extension Proposal

[VK_QCOM_tile_properties](#)

Other Extension Metadata

Last Modified Date

2022-07-11

Interactions and External Dependencies

- This extension interacts with [VK_EXT_subpass_merge_feedback](#)

Contributors

- Jonathan Wicks, Qualcomm Technologies, Inc.
- Jonathan Tinkham, Qualcomm Technologies, Inc.
- Arpit Agarwal, Qualcomm Technologies, Inc.
- Jeff Leger, Qualcomm Technologies, Inc.

Description

This extension allows an application to query the tile properties. This extension supports both renderpasses and dynamic rendering.

New Commands

- [vkGetDynamicRenderingTilePropertiesQCOM](#)
- [vkGetFramebufferTilePropertiesQCOM](#)

New Structures

- [VkTilePropertiesQCOM](#)
- Extending [VkPhysicalDeviceFeatures2](#), [VkDeviceCreateInfo](#):
 - [VkPhysicalDeviceTilePropertiesFeaturesQCOM](#)

If [VK_KHR_dynamic_rendering](#) or Vulkan Version 1.3 is supported:

- [VkRenderingInfoKHR](#)

New Enum Constants

- [VK_QCOM_TILE_PROPERTIES_EXTENSION_NAME](#)
- [VK_QCOM_TILE_PROPERTIES_SPEC_VERSION](#)
- Extending [VkStructureType](#):
 - [VK_STRUCTURE_TYPE_PHYSICAL_DEVICE_TILE_PROPERTIES_FEATURES_QCOM](#)
 - [VK_STRUCTURE_TYPE_TILE_PROPERTIES_QCOM](#)

Version History

- Revision 1, 2022-07-11 (Arpit Agarwal)
 - Initial version

VK_QCOM_tile_shading

Name String

VK_QCOM_tile_shading

Extension Type

Device extension

Registered Extension Number

310

Revision

2

Ratification Status

Not ratified

Extension and Version Dependencies

[VK_QCOM_tile_properties](#)

SPIR-V Dependencies

- [SPV_QCOM_tile_shading](#)

Contact

- Matthew Netsch [[GitHub](#)][mnetsch](#)

Extension Proposal

[VK_QCOM_tile_shading](#)

Other Extension Metadata

Last Modified Date

2025-8-13

IP Status

No known IP claims.

Interactions and External Dependencies

- This extension interacts with [VK_KHR_dynamic_rendering](#)
- This extension interacts with [VK_EXT_transform_feedback](#)
- This extension interacts with [VK_EXT_debug_marker](#)
- This extension interacts with [VK_EXT_attachment_feedback_loop_layout](#)
- This extension interacts with [VK_KHR_dynamic_rendering_local_read](#)
- This extension interacts with [VK_QCOM_image_processing](#)

Contributors

- Jeff Leger, Qualcomm

- Matt Netsch, Qualcomm
- Srihari Babu Alla, Qualcomm
- Matthew Smith, Qualcomm
- Kevin Matlage, Qualcomm
- Alex Bourd, Qualcomm

Description

This extension exposes tile shading in Vulkan. Many mobile GPUs utilize Tile-Based Deferred Rendering (TBDR) to optimize for power and performance. Conversely, most desktop GPUs use immediate-mode rendering (IM). Adreno™ GPUs uniquely have the ability to operate in either mode, and when this extension is not enabled, the Adreno driver will select the most optimal mode (TBDR or IM) based on the workload; this feature is called FlexRender™. When this extension is in use, FlexRender is disabled and the GPU operates exclusively in TBDR wherever possible.

The TBDR mode divides the color and depth/stencil buffer attachments into a regular grid of smaller regions called “tiles”. When a render pass instance is submitted for execution on an Adreno GPU, the rendering is split into two phases: a single “visibility pass” followed by multiple “rendering passes” where a separate render pass is issued for each tile in the framebuffer.

The “visibility pass” processes the geometry: identifies which tiles are covered by each primitive, eliminates occluded primitives and unneeded state changes, and performs other tile-specific optimizations. The primitive coverage information collected during the visibility pass is used in the subsequent “rendering pass” for each tile. During the rendering pass for each tile, any primitives that were determined not to cover the current tile are skipped.

This deferred rasterization additionally utilizes a specialized high-bandwidth on-die memory, “tile memory”. Tile memory is dramatically more efficient than other device memory. The tile memory temporarily stores the color and other attachments for each tile during rasterization. After each tile is fully rasterized, the resulting tile is typically copied to device memory backing the attachment as specified by the render pass STORE_OP. The per-tile rendering passes occur independently for each tile, with multiple tiles potentially being processed in parallel.

This extension enables applications to leverage the power and performance of tile memory in new ways:

- Adds a mechanism for recording dispatches or draws that are guaranteed to be executed per-tile.
- Such draws bypass the above-mentioned visibility-based skipping and are guaranteed to be executed for every tile in the rendering pass.
- Shaders can declare “tile attachments” variables, providing shader access to color, depth/stencil, and input attachment pixels.
- Fragment and compute shaders can read these render pass attachments at any location within the tile. Compute shaders can also write to color attachments at any location within the tile.
- Shaders can use new built-in variables that provide the location, size, and apron region of the tile.

- A new tile dispatch command automatically scales workgroup sizes and counts to the tile size, given a desired shading rate.
- Framebuffer-local dependencies are expanded to tile-sized regions, rather than a single pixel or sample.
- A tile shading render pass can also enable tiling “aprons”. This is a specialized rendering mode where the GPU renders overlapping tiles that enable specific use cases.

New Commands

- [vkCmdBeginPerTileExecutionQCOM](#)
- [vkCmdDispatchTileQCOM](#)
- [vkCmdEndPerTileExecutionQCOM](#)

New Structures

- [VkDispatchTileInfoQCOM](#)
- [VkPerTileBeginInfoQCOM](#)
- [VkPerTileEndInfoQCOM](#)
- Extending [VkPhysicalDeviceFeatures2](#), [VkDeviceCreateInfo](#):
 - [VkPhysicalDeviceTileShadingFeaturesQCOM](#)
- Extending [VkPhysicalDeviceProperties2](#):
 - [VkPhysicalDeviceTileShadingPropertiesQCOM](#)
- Extending [VkRenderPassCreateInfo](#), [VkRenderPassCreateInfo2](#), [VkRenderingInfo](#), [VkCommandBufferInheritanceInfo](#):
 - [VkRenderPassTileShadingCreateInfoQCOM](#)

New Enums

- [VkTileShadingRenderPassFlagBitsQCOM](#)

New Bitmasks

- [VkTileShadingRenderPassFlagsQCOM](#)

New Enum Constants

- [VK_QCOM_TILE_SHADING_EXTENSION_NAME](#)
- [VK_QCOM_TILE_SHADING_SPEC_VERSION](#)
- Extending [VkAccessFlagBits2](#):
 - [VK_ACCESS_2_SHADER_TILE_ATTACHMENT_READ_BIT_QCOM](#)
 - [VK_ACCESS_2_SHADER_TILE_ATTACHMENT_WRITE_BIT_QCOM](#)
- Extending [VkStructureType](#):

- `VK_STRUCTURE_TYPE_DISPATCH_TILE_INFO_QCOM`
- `VK_STRUCTURE_TYPE_PER_TILE_BEGIN_INFO_QCOM`
- `VK_STRUCTURE_TYPE_PER_TILE_END_INFO_QCOM`
- `VK_STRUCTURE_TYPE_PHYSICAL_DEVICE_TILE_SHADING_FEATURES_QCOM`
- `VK_STRUCTURE_TYPE_PHYSICAL_DEVICE_TILE_SHADING_PROPERTIES_QCOM`
- `VK_STRUCTURE_TYPE_RENDER_PASS_TILE_SHADING_CREATE_INFO_QCOM`
- Extending `VkSubpassDescriptionFlagBits`:
 - `VK_SUBPASS_DESCRIPTION_TILE_SHADING_APRON_BIT_QCOM`

New or Modified Built-In Variables

- `TileOffsetQCOM`
- `TileDimensionQCOM`
- `TileApronSizeQCOM`

New SPIR-V Capabilities

- `TileShadingQCOM`

Issues

1) Some early Adreno drivers advertised support for version 1 of this extension without supporting the required `tileShadingApron` feature. To cover all Adreno devices on the market, applications should not assume any version of this extension supports the `tileShadingApron` feature without performing a feature query.

Version History

- Revision 2, 2025-08-13 (Matthew Netsch)
 - Make the `tileShadingApron` feature optional
- Revision 1, 2023-10-12 (Jeff Leger)

VK_QCOM_ycbcr_degamma

Name String

VK_QCOM_ycbcr_degamma

Extension Type

Device extension

Registered Extension Number

521

Revision

1

Ratification Status

Not ratified

Extension and Version Dependencies

[VK_KHR_get_physical_device_properties2](#)

or

[Vulkan Version 1.1](#)

Contact

- Matthew Netsch [\[GitHub\]mnetsch](#)

Other Extension Metadata

Last Modified Date

2023-07-31

IP Status

No known IP claims.

Interactions and External Dependencies

None

Contributors

- Jeff Leger, Qualcomm
- Jonathan Wicks, Qualcomm

Description

This extension allows implementations to expose support for “sRGB EOTF” also known as “sRGB degamma”, used in combination with images using 8-bit Y'C_BC_R formats. In addition, the degamma can be selectively applied to the Y (luma) or CrCb (chroma).

[VK_KHR_sampler_ycbcr_conversion](#) adds support for Y'C_BC_R conversion, but allows texture sampling in a non-linear space which can cause artifacts. This extension allows implementations to expose

sRGB degamma for Y'C_BC_R formats, which is performed during texture filtering, allowing texture filtering to operate in a linear space.

New Structures

- Extending [VkPhysicalDeviceFeatures2](#), [VkDeviceCreateInfo](#):
 - [VkPhysicalDeviceYcbcrDegammaFeaturesQCOM](#)
- Extending [VkSamplerYcbcrConversionCreateInfo](#):
 - [VkSamplerYcbcrConversionYcbcrDegammaCreateInfoQCOM](#)

New Enum Constants

- [VK_QCOM_YCBCR_DEGAMMA_EXTENSION_NAME](#)
- [VK_QCOM_YCBCR_DEGAMMA_SPEC_VERSION](#)
- Extending [VkStructureType](#):
 - [VK_STRUCTURE_TYPE_PHYSICAL_DEVICE_YCBCR_DEGAMMA_FEATURES_QCOM](#)
 - [VK_STRUCTURE_TYPE_SAMPLER_YCBCR_CONVERSION_YCBCR_DEGAMMA_CREATE_INFO_QCOM](#)

Issues

1) Which Y'C_BC_R formats support the degamma feature?

RESOLVED: For implementations that support the extension, each format that contains 8-bit R, G, and B components and supports either [VK_FORMAT_FEATURE_MIDPOINT_CHROMA_SAMPLES_BIT](#) or [VK_FORMAT_FEATURE_COSITED_CHROMA_SAMPLES_BIT](#) must support degamma.

Since non-compressed Vulkan sRGB formats are already limited to 8-bit components, and since Adreno supports degamma for all 8bit Y'C_BC_R formats, this extension does not introduce a new VK_FORMAT_FEATURE* bit for the degamma feature.

2) On which Y'C_BC_R components is the degamma applied?

RESOLVED: While degamma is expected to be applied to only the Y (luma) component, the extension provides the ability to selectively enable degamma for both the Y (luma) and/or CbCr (chroma) components.

3) Should degamma be enabled for the sampler object or for the image view object?

RESOLVED: Both. This extension extends [VkSamplerYcbcrConversionCreateInfo](#) and the specification already requires that both sampler and view objects must be created with an *identical* [VkSamplerYcbcrConversionCreateInfo](#) in their pNext chains.

4) Why apply the “sRGB” transfer function directly to Y'C_BC_R data when it would be more correct to use the “ITU transfer function”, and do so only after the values have been converted into non-linear R'G'B'?

RESOLVED: Y'C_BC_R is frequently stored according to standards (e.g. BT.601 and BT.709) that specify

that the conversion between linear and non-linear should use the ITU Transfer function. The ITU transfer function is mathematically different from the sRGB transfer function and while sRGB and ITU define similar curves, the difference is significant. Performing the “sRGB degamma” prior to range expansion can introduce artifacts if the content uses [VK_SAMPLER_YCBCR_RANGE_ITU_NARROW](#) encoding. Nevertheless, using sRGB can make sense for certain use cases where camera YCbCr images are known to be encoded with sRGB (or a pure gamma 2.2) transfer function and are known to use full-range encoding.

For those use cases, this extension leverages the GPU ability to enable sRGB degamma at little cost, and can improve quality because texture filtering is able to occur in linear space.

Version History

- Revision 1, 2023-07-31 (Jeff Leger)

VK_QNX_external_memory_screen_buffer

Name String

VK_QNX_external_memory_screen_buffer

Extension Type

Device extension

Registered Extension Number

530

Revision

1

Ratification Status

Not ratified

Extension and Version Dependencies

[VK_KHR_sampler_ycbcr_conversion](#)

and

[VK_KHR_external_memory](#)

and

[VK_KHR_dedicated_allocation](#)

or

[Vulkan Version 1.1](#)

and

[VK_EXT_queue_family_foreign](#)

Contact

- Mike Gorchak [\[GitHub\]mgorchak-blackberry](#)
- Aaron Ruby [\[GitHub\]aruby-blackberry](#)

Other Extension Metadata

Last Modified Date

2023-05-17

IP Status

No known IP claims.

Contributors

- Mike Gorchak, QNX / Blackberry Limited
- Aaron Ruby, QNX / Blackberry Limited

Description

This extension enables an application to import QNX Screen [_screen_buffer](#) objects created outside of the Vulkan device into Vulkan memory objects, where they can be bound to images and buffers.

Some `_screen_buffer` images have implementation-defined *external formats* that **may** not correspond to Vulkan formats. Sampler Y'C_BC_R conversion **can** be used to sample from these images and convert them to a known color space.

`_screen_buffer` is strongly typed, so naming the handle type is redundant. The internal layout and therefore size of a `_screen_buffer` image may depend on native usage flags that do not have corresponding Vulkan counterparts.

New Commands

- [vkGetScreenBufferPropertiesQNX](#)

New Structures

- [VkScreenBufferPropertiesQNX](#)
- Extending [VkImageCreateInfo](#), [VkSamplerYcbcrConversionCreateInfo](#):
 - [VkExternalFormatQNX](#)
- Extending [VkMemoryAllocateInfo](#):
 - [VkImportScreenBufferInfoQNX](#)
- Extending [VkPhysicalDeviceFeatures2](#), [VkDeviceCreateInfo](#):
 - [VkPhysicalDeviceExternalMemoryScreenBufferFeaturesQNX](#)
- Extending [VkScreenBufferPropertiesQNX](#):
 - [VkScreenBufferFormatPropertiesQNX](#)

New Enum Constants

- [VK_QNX_EXTERNAL_MEMORY_SCREEN_BUFFER_EXTENSION_NAME](#)
- [VK_QNX_EXTERNAL_MEMORY_SCREEN_BUFFER_SPEC_VERSION](#)
- Extending [VkExternalMemoryHandleTypeFlagBits](#):
 - [VK_EXTERNAL_MEMORY_HANDLE_TYPE_SCREEN_BUFFER_BIT_QNX](#)
- Extending [VkStructureType](#):
 - [VK_STRUCTURE_TYPE_EXTERNAL_FORMAT_QNX](#)
 - [VK_STRUCTURE_TYPE_IMPORT_SCREEN_BUFFER_INFO_QNX](#)
 - [VK_STRUCTURE_TYPE_PHYSICAL_DEVICE_EXTERNAL_MEMORY_SCREEN_BUFFER_FEATURES_QNX](#)
 - [VK_STRUCTURE_TYPE_SCREEN_BUFFER_FORMAT_PROPERTIES_QNX](#)
 - [VK_STRUCTURE_TYPE_SCREEN_BUFFER_PROPERTIES_QNX](#)

Issues

Version History

- Revision 1, 2023-05-17 (Mike Gorchak)

- Initial version

VK_QNX_screen_surface

Name String

VK_QNX_screen_surface

Extension Type

Instance extension

Registered Extension Number

379

Revision

1

Ratification Status

Not ratified

Extension and Version Dependencies

[VK_KHR_surface](#)

Contact

- Mike Gorchak [\[GitHub\]mgorchak-blackberry](#)

Other Extension Metadata

Last Modified Date

2021-01-11

IP Status

No known IP claims.

Contributors

- Mike Gorchak, BlackBerry Limited

Description

The [VK_QNX_screen_surface](#) extension is an instance extension. It provides a mechanism to create a [VkSurfaceKHR](#) object (defined by the [VK_KHR_surface](#) extension) that refers to a QNX Screen [window](#), as well as a query to determine support for rendering to a QNX Screen compositor.

New Commands

- [vkCreateScreenSurfaceQNX](#)
- [vkGetPhysicalDeviceScreenPresentationSupportQNX](#)

New Structures

- [VkScreenSurfaceCreateInfoQNX](#)

New Bitmasks

- [VkScreenSurfaceCreateFlagsQNX](#)

New Enum Constants

- [VK_QNX_SCREEN_SURFACE_EXTENSION_NAME](#)
- [VK_QNX_SCREEN_SURFACE_SPEC_VERSION](#)
- Extending [VkStructureType](#):
 - [VK_STRUCTURE_TYPE_SCREEN_SURFACE_CREATE_INFO_QNX](#)

Version History

- Revision 1, 2021-01-11 (Mike Gorchak)
 - Initial draft.

VK_SEC_amigo_profiling

Name String

VK_SEC_amigo_profiling

Extension Type

Device extension

Registered Extension Number

486

Revision

1

Ratification Status

Not ratified

Extension and Version Dependencies

[VK_KHR_get_physical_device_properties2](#)

or

[Vulkan Version 1.1](#)

Contact

- Ralph Potter [GitLab]r_potter

Other Extension Metadata

Last Modified Date

2022-07-29

IP Status

No known IP claims.

Contributors

- Ralph Potter, Samsung
- Sangrak Oh, Samsung
- Jinku Kang, Samsung

Description

This extension is intended to communicate information from layered API implementations such as ANGLE to internal proprietary system schedulers. It has no behavioral implications beyond enabling more intelligent behavior from the system scheduler.

Application developers should avoid using this extension. It is documented solely for the benefit of tools and layer developers, who may need to manipulate **pNext** chains that include these structures.

NOTE

There is currently no specification language written for this extension. The links to

APIs defined by the extension are to stubs that only include generated content such as API declarations and implicit valid usage statements.

NOTE

This extension is only intended for use in specific embedded environments with known implementation details, and is therefore undocumented.

New Structures

- Extending [VkPhysicalDeviceFeatures2](#), [VkDeviceCreateInfo](#):
 - [VkPhysicalDeviceAmigoProfilingFeaturesSEC](#)
- Extending [VkSubmitInfo](#):
 - [VkAmigoProfilingSubmitInfoSEC](#)

New Enum Constants

- [VK_SEC_AMIGO_PROFILING_EXTENSION_NAME](#)
- [VK_SEC_AMIGO_PROFILING_SPEC_VERSION](#)
- Extending [VkStructureType](#):
 - [VK_STRUCTURE_TYPE_AMIGO_PROFILING_SUBMIT_INFO_SEC](#)
 - [VK_STRUCTURE_TYPE_PHYSICAL_DEVICE_AMIGO_PROFILING_FEATURES_SEC](#)

Stub API References

There is currently no specification language written for this type. This section acts only as placeholder and to avoid dead links in the specification and reference pages.

```
// Provided by VK_SEC_amigo_profiling
typedef struct VkPhysicalDeviceAmigoProfilingFeaturesSEC {
    VkStructureType    sType;
    void*              pNext;
    VkBool32           amigoProfiling;
} VkPhysicalDeviceAmigoProfilingFeaturesSEC;
```

Valid Usage (Implicit)

- VUID-VkPhysicalDeviceAmigoProfilingFeaturesSEC-sType-sType [sType](#) must be [VK_STRUCTURE_TYPE_PHYSICAL_DEVICE_AMIGO_PROFILING_FEATURES_SEC](#)

Structure Chaining

Extends the structures

- [VkDeviceCreateInfo](#)

- [VkPhysicalDeviceFeatures2](#)

There is currently no specification language written for this type. This section acts only as placeholder and to avoid dead links in the specification and reference pages.

```
// Provided by VK_SEC_amigo_profiling
typedef struct VkAmigoProfilingSubmitInfoSEC {
    VkStructureType    sType;
    const void*        pNext;
    uint64_t           firstDrawTimestamp;
    uint64_t           swapBufferTimestamp;
} VkAmigoProfilingSubmitInfoSEC;
```

Valid Usage (Implicit)

- VUID-VkAmigoProfilingSubmitInfoSEC-sType-sType
`sType` must be [VK_STRUCTURE_TYPE_AMIGO_PROFILING_SUBMIT_INFO_SEC](#)

Structure Chaining

[Extends the structure](#)

- [VkSubmitInfo](#)

Version History

- Revision 1, 2022-07-29 (Ralph Potter)
 - Initial specification

VK_SEC_pipeline_cache_incremental_mode

Name String

VK_SEC_pipeline_cache_incremental_mode

Extension Type

Device extension

Registered Extension Number

638

Revision

1

Ratification Status

Not ratified

Extension and Version Dependencies

[VK_KHR_get_physical_device_properties2](#)

or

[Vulkan Version 1.1](#)

Contact

- Chris Hambacher [\[GitHub\]](#)[chambacher](#)

Other Extension Metadata

Last Modified Date

2025-06-24

IP Status

No known IP claims.

Contributors

- Chris Hambacher, Samsung
- Mohan Maiya, Samsung
- Brandon Schade, Samsung

Description

This extension allows layered implementations such as ANGLE to modify the default behavior of `VkPipelineCache` to return only the incremental data from the previous call to `vkGetPipelineCacheData`. Application developers should avoid using this extension.

NOTE

There is currently no specification language written for this extension. The links to APIs defined by the extension are to stubs that only include generated content such as API declarations and implicit valid usage statements.

NOTE

This extension is only intended for use in specific embedded environments with known implementation details, and is therefore undocumented.

New Structures

- Extending [VkPhysicalDeviceFeatures2](#), [VkDeviceCreateInfo](#):
 - [VkPhysicalDevicePipelineCacheIncrementalModeFeaturesSEC](#)

New Enum Constants

- [VK_SEC_PIPELINE_CACHE_INCREMENTAL_MODE_EXTENSION_NAME](#)
- [VK_SEC_PIPELINE_CACHE_INCREMENTAL_MODE_SPEC_VERSION](#)
- Extending [VkStructureType](#):
 - [VK_STRUCTURE_TYPE_PHYSICAL_DEVICE_PIPELINE_CACHE_INCREMENTAL_MODE_FEATURES_SEC](#)

Stub API References

There is currently no specification language written for this type. This section acts only as placeholder and to avoid dead links in the specification and reference pages.

```
// Provided by VK_SEC_pipeline_cache_incremental_mode
typedef struct VkPhysicalDevicePipelineCacheIncrementalModeFeaturesSEC {
    VkStructureType    sType;
    void*              pNext;
    VkBool32           pipelineCacheIncrementalMode;
} VkPhysicalDevicePipelineCacheIncrementalModeFeaturesSEC;
```

Valid Usage (Implicit)

- VUID-VkPhysicalDevicePipelineCacheIncrementalModeFeaturesSEC-sType-sType [sType](#) must be [VK_STRUCTURE_TYPE_PHYSICAL_DEVICE_PIPELINE_CACHE_INCREMENTAL_MODE_FEATURES_SEC](#)

Structure Chaining

Extends the structures

- [VkDeviceCreateInfo](#)
- [VkPhysicalDeviceFeatures2](#)

Version History

- Revision 1, 2025-06-24 (Chris Hambacher)
 - Initial specification

VK_SEC_throttle_hint

Name String

VK_SEC_throttle_hint

Extension Type

Device extension

Registered Extension Number

675

Revision

1

Ratification Status

Not ratified

Extension and Version Dependencies

None

Contact

- Ralph Potter [GitLab]r_potter

Other Extension Metadata

Last Modified Date

2026-04-09

IP Status

No known IP claims.

Contributors

- Jonghyuk Eun, Samsung
- Minyoung Son, Samsung
- Jiyoung Hong, Samsung
- Pavan Lanka, Samsung
- Ralph Potter, Samsung

Description

This extension is intended to convey throttle hints to the device, but does not specify the throttling behavior or any minimum guarantees. This extension is intended to communicate information from layered API implementations such as ANGLE to internal proprietary system schedulers.

It has no behavioral implications beyond enabling more intelligent behavior from the system scheduler.

Application developers should avoid using this extension. It is documented solely for the benefit of tools and layer developers, who may need to manipulate **pNext** chains that include these structures.

NOTE

There is currently no specification language written for this extension. The links to APIs defined by the extension are to stubs that only include generated content such as API declarations and implicit valid usage statements.

NOTE

This extension is only intended for use in specific embedded environments with known implementation details, and is therefore undocumented.

New Structures

- Extending [VkPhysicalDeviceFeatures2](#), [VkDeviceCreateInfo](#):
 - [VkPhysicalDeviceThrottleHintFeaturesSEC](#)
- Extending [VkSubmitInfo](#):
 - [VkThrottleHintSubmitInfoSEC](#)

New Enums

- [VkThrottleHintTypeSEC](#)

New Enum Constants

- [VK_SEC_THROTTLE_HINT_EXTENSION_NAME](#)
- [VK_SEC_THROTTLE_HINT_SPEC_VERSION](#)
- Extending [VkStructureType](#):
 - [VK_STRUCTURE_TYPE_PHYSICAL_DEVICE_THROTTLE_HINT_FEATURES_SEC](#)
 - [VK_STRUCTURE_TYPE_THROTTLE_HINT_SUBMIT_INFO_SEC](#)

Stub API References

There is currently no specification language written for this type. This section acts only as placeholder and to avoid dead links in the specification and reference pages.

```
// Provided by VK_SEC_throttle_hint
typedef struct VkPhysicalDeviceThrottleHintFeaturesSEC {
    VkStructureType    sType;
    void*              pNext;
    VkBool32           throttleHint;
} VkPhysicalDeviceThrottleHintFeaturesSEC;
```

Valid Usage (Implicit)

- VUID-VkPhysicalDeviceThrottleHintFeaturesSEC-sType-sType
sType must be

be

Structure Chaining

Extends the structures

- [VkDeviceCreateInfo](#)
- [VkPhysicalDeviceFeatures2](#)

There is currently no specification language written for this type. This section acts only as placeholder and to avoid dead links in the specification and reference pages.

```
// Provided by VK_SEC_throttle_hint
typedef struct VkThrottleHintSubmitInfoSEC {
    VkStructureType      sType;
    const void*          pNext;
    VkThrottleHintTypeSEC throttleHint;
} VkThrottleHintSubmitInfoSEC;
```

Valid Usage (Implicit)

- VUID-VkThrottleHintSubmitInfoSEC-sType-sType
sType must be [VK_STRUCTURE_TYPE_THROTTLE_HINT_SUBMIT_INFO_SEC](#)
- VUID-VkThrottleHintSubmitInfoSEC-throttleHint-parameter
throttleHint must be a valid [VkThrottleHintTypeSEC](#) value

Structure Chaining

Extends the structure

- [VkSubmitInfo](#)

There is currently no specification language written for this type. This section acts only as placeholder and to avoid dead links in the specification and reference pages.

```
// Provided by VK_SEC_throttle_hint
typedef enum VkThrottleHintTypeSEC {
    VK_THROTTLE_HINT_TYPE_DEFAULT_SEC = 0,
    VK_THROTTLE_HINT_TYPE_LOW_SEC = 1,
    VK_THROTTLE_HINT_TYPE_HIGH_SEC = 2,
} VkThrottleHintTypeSEC;
```


Version History

- Revision 1, 2026-04-09 (Ralph Potter)
 - Initial specification

VK_SEC_ubm_surface

Name String

VK_SEC_ubm_surface

Extension Type

Instance extension

Registered Extension Number

665

Revision

1

Ratification Status

Not ratified

Extension and Version Dependencies

[VK_KHR_surface](#)

Contact

- Minji Choe [\[GitHub\]minjichoe](#)

Other Extension Metadata

Last Modified Date

2026-01-26

IP Status

No known IP claims.

Contributors

- Ralph Potter, Samsung
- Isaac Hong, Samsung
- Jaeyoung Park, Samsung
- Changhwan Lee, Samsung
- Minji Choe, Samsung
- Krzysztof Buben, Samsung
- Mikolaj Chadzynski, Samsung
- Bohdan Soproniuk, Samsung

Description

The [VK_SEC_ubm_surface](#) extension is an instance extension. It provides a mechanism to create a [VkSurfaceKHR](#) object (defined by the [VK_KHR_surface](#) extension) that refers to a UBM [ubm_surface](#), as well as a query to determine support for rendering to a UBM compositor.

New Commands

- [vkCreateUbmSurfaceSEC](#)
- [vkGetPhysicalDeviceUbmPresentationSupportSEC](#)

New Structures

- [VkUbmSurfaceCreateInfoSEC](#)

New Bitmasks

- [VkUbmSurfaceCreateFlagsSEC](#)

New Enum Constants

- [VK_SEC_UBM_SURFACE_EXTENSION_NAME](#)
- [VK_SEC_UBM_SURFACE_SPEC_VERSION](#)
- Extending [VkStructureType](#):
 - [VK_STRUCTURE_TYPE_UBM_SURFACE_CREATE_INFO_SEC](#)

Issues

1) Does UBM need a way to query for compatibility between a particular physical device and a specific screen? This would be a more general query than [vkGetPhysicalDeviceSurfaceSupportKHR](#): If it returned [VK_TRUE](#), then the physical device could be assumed to support presentation to any window on that screen.

RESOLVED: Yes. [vkGetPhysicalDeviceUbmPresentationSupportSEC](#) was added to address this issue.

Version History

- Revision 1, 2026-01-30 (Krzysztof Buben)
 - Initial draft, based on the previous contents of [VK_EXT_KHR_swapchain](#) (later renamed [VK_EXT_KHR_surface](#)).

VK_VALVE_descriptor_set_host_mapping

Name String

VK_VALVE_descriptor_set_host_mapping

Extension Type

Device extension

Registered Extension Number

421

Revision

1

Ratification Status

Not ratified

Extension and Version Dependencies

[VK_KHR_get_physical_device_properties2](#)

or

[Vulkan Version 1.1](#)

Special Use

- [D3D support](#)

Contact

- Hans-Kristian Arntzen [\[GitHub\]](#)[HansKristian-Work](#)

Other Extension Metadata

Last Modified Date

2022-02-22

IP Status

No known IP claims.

Contributors

- Hans-Kristian Arntzen, Valve

Description

This extension allows applications to directly query a host pointer for a [VkDescriptorSet](#) which **can** be used to copy descriptors between descriptor sets without the use of an API command. Memory offsets and sizes for descriptors **can** be queried from a [VkDescriptorSetLayout](#) as well.

NOTE

There is currently no specification language written for this extension. The links to APIs defined by the extension are to stubs that only include generated content such as API declarations and implicit valid usage statements.

NOTE

This extension is only intended for use in specific embedded environments with known implementation details, and is therefore undocumented.

New Commands

- [vkGetDescriptorSetHostMappingVALVE](#)
- [vkGetDescriptorSetLayoutHostMappingInfoVALVE](#)

New Structures

- [VkDescriptorSetBindingReferenceVALVE](#)
- [VkDescriptorSetLayoutHostMappingInfoVALVE](#)
- Extending [VkPhysicalDeviceFeatures2](#), [VkDeviceCreateInfo](#):
 - [VkPhysicalDeviceDescriptorSetHostMappingFeaturesVALVE](#)

New Enum Constants

- [VK_VALVE_DESCRIPTOR_SET_HOST_MAPPING_EXTENSION_NAME](#)
- [VK_VALVE_DESCRIPTOR_SET_HOST_MAPPING_SPEC_VERSION](#)
- Extending [VkStructureType](#):
 - [VK_STRUCTURE_TYPE_DESCRIPTOR_SET_BINDING_REFERENCE_VALVE](#)
 - [VK_STRUCTURE_TYPE_DESCRIPTOR_SET_LAYOUT_HOST_MAPPING_INFO_VALVE](#)
 - [VK_STRUCTURE_TYPE_PHYSICAL_DEVICE_DESCRIPTOR_SET_HOST_MAPPING_FEATURES_VALVE](#)

Stub API References

There is currently no specification language written for this command. This section acts only as placeholder and to avoid dead links in the specification and reference pages.

```
// Provided by VK_VALVE_descriptor_set_host_mapping
void vkGetDescriptorSetLayoutHostMappingInfoVALVE(
    VkDevice device,
    const VkDescriptorSetBindingReferenceVALVE* pBindingReference,
    VkDescriptorSetLayoutHostMappingInfoVALVE* pHostMapping);
```

Valid Usage (Implicit)

- VUID-vkGetDescriptorSetLayoutHostMappingInfoVALVE-device-parameter **device** must be a valid [VkDevice](#) handle
- VUID-vkGetDescriptorSetLayoutHostMappingInfoVALVE-pBindingReference-parameter **pBindingReference** must be a valid pointer to a valid [VkDescriptorSetBindingReferenceVALVE](#) structure

- VUID-vkGetDescriptorSetLayoutHostMappingInfoVALVE-pHostMapping-parameter
pHostMapping **must** be a valid pointer to a [VkDescriptorSetLayoutHostMappingInfoVALVE](#) structure

There is currently no specification language written for this command. This section acts only as placeholder and to avoid dead links in the specification and reference pages.

```
// Provided by VK_VALVE_descriptor_set_host_mapping
void vkGetDescriptorSetHostMappingVALVE(
    VkDevice          device,
    VkDescriptorSet    descriptorSet,
    void**            ppData);
```

Valid Usage (Implicit)

- VUID-vkGetDescriptorSetHostMappingVALVE-device-parameter
device **must** be a valid [VkDevice](#) handle
- VUID-vkGetDescriptorSetHostMappingVALVE-descriptorSet-parameter
descriptorSet **must** be a valid [VkDescriptorSet](#) handle
- VUID-vkGetDescriptorSetHostMappingVALVE-ppData-parameter
ppData **must** be a valid pointer to a pointer value
- VUID-vkGetDescriptorSetHostMappingVALVE-descriptorSet-parent
descriptorSet **must** have been created, allocated, or retrieved from **device**

There is currently no specification language written for this type. This section acts only as placeholder and to avoid dead links in the specification and reference pages.

```
// Provided by VK_VALVE_descriptor_set_host_mapping
typedef struct VkPhysicalDeviceDescriptorSetHostMappingFeaturesVALVE {
    VkStructureType    sType;
    void*              pNext;
    VkBool32            descriptorSetHostMapping;
} VkPhysicalDeviceDescriptorSetHostMappingFeaturesVALVE;
```

Valid Usage (Implicit)

- VUID-VkPhysicalDeviceDescriptorSetHostMappingFeaturesVALVE-sType-sType
sType **must** be [VK_STRUCTURE_TYPE_PHYSICAL_DEVICE_DESCRIPTOR_SET_HOST_MAPPING_FEATURES_VALVE](#)

Structure Chaining

Extends the structures

- [VkDeviceCreateInfo](#)
- [VkPhysicalDeviceFeatures2](#)

There is currently no specification language written for this type. This section acts only as placeholder and to avoid dead links in the specification and reference pages.

```
// Provided by VK_VALVE_descriptor_set_host_mapping
typedef struct VkDescriptorSetBindingReferenceVALVE {
    VkStructureType      sType;
    const void*          pNext;
    VkDescriptorSetLayout descriptorSetLayout;
    uint32_t             binding;
} VkDescriptorSetBindingReferenceVALVE;
```

Valid Usage (Implicit)

- VUID-VkDescriptorSetBindingReferenceVALVE-sType-sType
sType must be [VK_STRUCTURE_TYPE_DESCRIPTOR_SET_BINDING_REFERENCE_VALVE](#)
- VUID-VkDescriptorSetBindingReferenceVALVE-pNext-pNext
pNext must be **NULL**
- VUID-VkDescriptorSetBindingReferenceVALVE-descriptorSetLayout-parameter
descriptorSetLayout must be a valid [VkDescriptorSetLayout](#) handle

There is currently no specification language written for this type. This section acts only as placeholder and to avoid dead links in the specification and reference pages.

```
// Provided by VK_VALVE_descriptor_set_host_mapping
typedef struct VkDescriptorSetLayoutHostMappingInfoVALVE {
    VkStructureType      sType;
    void*                pNext;
    size_t               descriptorOffset;
    uint32_t             descriptorSize;
} VkDescriptorSetLayoutHostMappingInfoVALVE;
```

Valid Usage (Implicit)

- VUID-VkDescriptorSetLayoutHostMappingInfoVALVE-sType-sType
sType must be [VK_STRUCTURE_TYPE_DESCRIPTOR_SET_LAYOUT_HOST_MAPPING_INFO_VALVE](#)

- VUID-VkDescriptorSetLayoutHostMappingInfoVALVE-pNext-pNext
pNext must be NULL

Version History

- Revision 1, 2022-02-22 (Hans-Kristian Arntzen)
 - Initial specification

VK_VALVE_fragment_density_map_layered

Name String

VK_VALVE_fragment_density_map_layered

Extension Type

Device extension

Registered Extension Number

612

Revision

1

Ratification Status

Not ratified

Extension and Version Dependencies

[VK_KHR_maintenance5](#)

or

[Vulkan Version 1.4](#)

and

[VK_EXT_fragment_density_map](#)

Contact

- Connor Abbott [\[GitHub\]cwabbott0](#)

Other Extension Metadata

Last Modified Date

2025-06-06

Interactions and External Dependencies

- Interacts with Vulkan 1.1.
- Interacts with Vulkan 1.3.
- Interacts with Vulkan 1.4.
- Interacts with [VK_EXT_fragment_density_map](#).

IP Status

No known IP claims.

Contributors

- Connor Abbott, VALVE
- Mike Blumenkrantz, VALVE

Description

This extension enables the use of layered fragment density maps.

New Structures

- Extending [VkGraphicsPipelineCreateInfo](#):
 - [VkPipelineFragmentDensityMapLayeredCreateInfoVALVE](#)
- Extending [VkPhysicalDeviceFeatures2](#), [VkDeviceCreateInfo](#):
 - [VkPhysicalDeviceFragmentDensityMapLayeredFeaturesVALVE](#)
- Extending [VkPhysicalDeviceProperties2](#):
 - [VkPhysicalDeviceFragmentDensityMapLayeredPropertiesVALVE](#)

New Enum Constants

- [VK_VALVE_FRAGMENT_DENSITY_MAP_LAYERED_EXTENSION_NAME](#)
- [VK_VALVE_FRAGMENT_DENSITY_MAP_LAYERED_SPEC_VERSION](#)
- Extending [VkPipelineCreateFlagBits2](#):
 - [VK_PIPELINE_CREATE_2_PER_LAYER_FRAGMENT_DENSITY_BIT_VALVE](#)
- Extending [VkRenderingFlagBits](#):
 - [VK_RENDERING_PER_LAYER_FRAGMENT_DENSITY_BIT_VALVE](#)
- Extending [VkRenderPassCreateFlagBits](#):
 - [VK_RENDER_PASS_CREATE_PER_LAYER_FRAGMENT_DENSITY_BIT_VALVE](#)
- Extending [VkStructureType](#):
 - [VK_STRUCTURE_TYPE_PHYSICAL_DEVICE_FRAGMENT_DENSITY_MAP_LAYERED_FEATURES_VALVE](#)
 - [VK_STRUCTURE_TYPE_PHYSICAL_DEVICE_FRAGMENT_DENSITY_MAP_LAYERED_PROPERTIES_VALVE](#)
 - [VK_STRUCTURE_TYPE_PIPELINE_FRAGMENT_DENSITY_MAP_LAYERED_CREATE_INFO_VALVE](#)

Version History

- Revision 1, 2025-06-06 (Mike Blumenkrantz)
 - Initial version

VK_VALVE_shader_mixed_float_dot_product

Name String

VK_VALVE_shader_mixed_float_dot_product

Extension Type

Device extension

Registered Extension Number

674

Revision

1

Ratification Status

Not ratified

Extension and Version Dependencies

[VK_KHR_get_physical_device_properties2](#)

or

[Vulkan Version 1.1](#)

and

[VK_KHR_shader_float16_int8](#)

or

[Vulkan Version 1.2](#)

SPIR-V Dependencies

- [SPV_VALVE_mixed_float_dot_product](#)

Contact

- Georg Lehmann [\[GitHub\]](#)[DadSchoorse](#)

Other Extension Metadata

Last Modified Date

2026-02-04

IP Status

No known IP claims.

Contributors

- Georg Lehmann, Valve
- Mike Blumenkrantz, Valve

Description

This extension enables support for mixed precision dot product accumulate operations in shaders as defined in [SPV_VALVE_mixed_float_dot_product](#).

New Structures

- Extending [VkPhysicalDeviceFeatures2](#), [VkDeviceCreateInfo](#):
 - [VkPhysicalDeviceShaderMixedFloatDotProductFeaturesVALVE](#)

New Enum Constants

- [VK_VALVE_SHADER_MIXED_FLOAT_DOT_PRODUCT_EXTENSION_NAME](#)
- [VK_VALVE_SHADER_MIXED_FLOAT_DOT_PRODUCT_SPEC_VERSION](#)
- Extending [VkStructureType](#):
 - [VK_STRUCTURE_TYPE_PHYSICAL_DEVICE_SHADER_MIXED_FLOAT_DOT_PRODUCT_FEATURES_VALVE](#)

New SPIR-V Capabilities

- [DotProductFloat16AccFloat32VALVE](#)
- [DotProductFloat16AccFloat16VALVE](#)
- [DotProductBFloat16AccVALVE](#)
- [DotProductFloat8AccFloat32VALVE](#)

Version History

- Revision 1, 2026-02-04 (Georg Lehmann)
 - Initial specification

VK_VALVE_video_encode_rgb_conversion

Name String

VK_VALVE_video_encode_rgb_conversion

Extension Type

Device extension

Registered Extension Number

391

Revision

1

Ratification Status

Not ratified

Extension and Version Dependencies

[VK_KHR_video_encode_queue](#)

and

[VK_KHR_sampler_ycbcr_conversion](#)

or

[Vulkan Version 1.1](#)

Contact

- Autumn Ashton [\[GitHub\]](#)[misyltoad](#)

Other Extension Metadata

Last Modified Date

2025-08-22

IP Status

No known IP claims.

Contributors

- Autumn Ashton, Valve
- Daniel Rakos, RasterGrid

Description

This extension builds upon the [VK_KHR_video_encode_queue](#) extension by enabling the application to pass in RGB/RGBA images in video encode operations.

New Structures

- Extending [VkPhysicalDeviceFeatures2](#), [VkDeviceCreateInfo](#):
 - [VkPhysicalDeviceVideoEncodeRgbConversionFeaturesVALVE](#)

- Extending [VkVideoCapabilitiesKHR](#):
 - [VkVideoEncodeRgbConversionCapabilitiesVALVE](#)
- Extending [VkVideoProfileInfoKHR](#):
 - [VkVideoEncodeProfileRgbConversionInfoVALVE](#)
- Extending [VkVideoSessionCreateInfoKHR](#):
 - [VkVideoEncodeSessionRgbConversionCreateInfoVALVE](#)

New Enums

- [VkVideoEncodeRgbChromaOffsetFlagBitsVALVE](#)
- [VkVideoEncodeRgbModelConversionFlagBitsVALVE](#)
- [VkVideoEncodeRgbRangeCompressionFlagBitsVALVE](#)

New Bitmasks

- [VkVideoEncodeRgbChromaOffsetFlagsVALVE](#)
- [VkVideoEncodeRgbModelConversionFlagsVALVE](#)
- [VkVideoEncodeRgbRangeCompressionFlagsVALVE](#)

New Enum Constants

- [VK_VALVE_VIDEO_ENCODE_RGB_CONVERSION_EXTENSION_NAME](#)
- [VK_VALVE_VIDEO_ENCODE_RGB_CONVERSION_SPEC_VERSION](#)
- Extending [VkStructureType](#):
 - [VK_STRUCTURE_TYPE_PHYSICAL_DEVICE_VIDEO_ENCODE_RGB_CONVERSION_FEATURES_VALVE](#)
 - [VK_STRUCTURE_TYPE_VIDEO_ENCODE_PROFILE_RGB_CONVERSION_INFO_VALVE](#)
 - [VK_STRUCTURE_TYPE_VIDEO_ENCODE_RGB_CONVERSION_CAPABILITIES_VALVE](#)
 - [VK_STRUCTURE_TYPE_VIDEO_ENCODE_SESSION_RGB_CONVERSION_CREATE_INFO_VALVE](#)

Version History

- Revision 1, 2025-08-22 (Autumn Ashton)
 - Initial version

List of Provisional Extensions

- [VK_KHR_portability_subset](#)
- [VK_AMDX_dense_geometry_format](#)
- [VK_AMDX_shader_enqueue](#)
- [VK_NV_cuda_kernel_launch](#)

VK_KHR_portability_subset

Name String

VK_KHR_portability_subset

Extension Type

Device extension

Registered Extension Number

164

Revision

1

Ratification Status

Ratified

Extension and Version Dependencies

[VK_KHR_get_physical_device_properties2](#)

or

[Vulkan Version 1.1](#)

- This is a *provisional* extension and must be used with caution. See the [description](#) of provisional header files for enablement and stability details.

Contact

- Bill Hollings [\[GitHub\]](#)[billhollings](#)

Other Extension Metadata

Last Modified Date

2020-07-21

IP Status

No known IP claims.

Contributors

- Bill Hollings, The Brenwill Workshop Ltd.
- Daniel Koch, NVIDIA
- Dzmitry Malyshau, Mozilla
- Chip Davis, CodeWeavers
- Dan Ginsburg, Valve
- Mike Weiblen, LunarG
- Neil Trevett, NVIDIA
- Alexey Knyazev, Independent

Description

The [VK_KHR_portability_subset](#) extension allows a non-conformant Vulkan implementation to be built on top of another non-Vulkan graphics API, and identifies differences between that implementation and a fully-conformant native Vulkan implementation.

This extension provides Vulkan implementations with the ability to mark otherwise-required capabilities as unsupported, or to establish additional properties and limits that the application should adhere to in order to guarantee portable behavior and operation across platforms, including platforms where Vulkan is not natively supported.

The goal of this specification is to document, and make queryable, capabilities which are required to be supported by a fully-conformant Vulkan 1.0 implementation, but may be optional for an implementation of the Vulkan 1.0 Portability Subset.

The intent is that this extension will be advertised only on implementations of the Vulkan 1.0 Portability Subset, and not on conformant implementations of Vulkan 1.0. Fully-conformant Vulkan implementations provide all the required capabilities, and so will not provide this extension. Therefore, the existence of this extension can be used to determine that an implementation is likely not fully conformant with the Vulkan spec.

If this extension is supported by the Vulkan implementation, the application must enable this extension.

This extension defines several new structures that can be chained to the existing structures used by certain standard Vulkan calls, in order to query for non-conformant portable behavior.

New Structures

- Extending [VkPhysicalDeviceFeatures2](#), [VkDeviceCreateInfo](#):
 - [VkPhysicalDevicePortabilitySubsetFeaturesKHR](#)
- Extending [VkPhysicalDeviceProperties2](#):
 - [VkPhysicalDevicePortabilitySubsetPropertiesKHR](#)

New Enum Constants

- [VK_KHR_PORTABILITY_SUBSET_EXTENSION_NAME](#)
- [VK_KHR_PORTABILITY_SUBSET_SPEC_VERSION](#)
- Extending [VkStructureType](#):
 - [VK_STRUCTURE_TYPE_PHYSICAL_DEVICE_PORTABILITY_SUBSET_FEATURES_KHR](#)
 - [VK_STRUCTURE_TYPE_PHYSICAL_DEVICE_PORTABILITY_SUBSET_PROPERTIES_KHR](#)

Issues

None.

Version History

- Revision 1, 2020-07-21 (Bill Hollings)
 - Initial draft.

VK_AMD_X_dense_geometry_format

Name String

VK_AMD_X_dense_geometry_format

Extension Type

Device extension

Registered Extension Number

479

Revision

1

Ratification Status

Not ratified

Extension and Version Dependencies

[VK_KHR_acceleration_structure](#)

and

[VK_KHR_maintenance5](#)

or

[Vulkan Version 1.4](#)

- This is a *provisional* extension and must be used with caution. See the [description](#) of provisional header files for enablement and stability details.

Contact

- Stu Smith [\[GitHub\]](#)stu-s

Extension Proposal

[VK_AMD_X_dense_geometry_format](#)

Other Extension Metadata

Last Modified Date

2025-07-10

IP Status

No known IP claims.

Contributors

- Stu Smith, AMD
- Josh Barczak, AMD
- Carsten Benthin, AMD
- David McAllister, AMD

Description

This extension adds the ability to build ray tracing acceleration structures from pre-compressed **Dense Geometry Format** geometry data.

New Structures

- Extending [VkAccelerationStructureGeometryKHR](#):
 - [VkAccelerationStructureDenseGeometryFormatTrianglesDataAMD](#)
- Extending [VkPhysicalDeviceFeatures2](#), [VkDeviceCreateInfo](#):
 - [VkPhysicalDeviceDenseGeometryFormatFeaturesAMD](#)

New Enums

- [VkCompressedTriangleFormatAMD](#)

New Enum Constants

- [VK_AMD_DENSE_GEOMETRY_FORMAT_EXTENSION_NAME](#)
- [VK_AMD_DENSE_GEOMETRY_FORMAT_SPEC_VERSION](#)
- [VK_COMPRESSED_TRIANGLE_FORMAT_DGF1_BYTE_ALIGNMENT_AMD](#)
- [VK_COMPRESSED_TRIANGLE_FORMAT_DGF1_BYTE_STRIDE_AMD](#)
- Extending [VkBufferUsageFlagBits2](#):
 - [VK_BUFFER_USAGE_2_COMPRESSED_DATA_DGF1_BIT_AMD](#)
- Extending [VkGeometryTypeKHR](#):
 - [VK_GEOMETRY_TYPE_DENSE_GEOMETRY_FORMAT_TRIANGLES_AMD](#)
- Extending [VkStructureType](#):
 - [VK_STRUCTURE_TYPE_ACCELERATION_STRUCTURE_DENSE_GEOMETRY_FORMAT_TRIANGLES_DATA_AMD](#)
 - [VK_STRUCTURE_TYPE_PHYSICAL_DEVICE_DENSE_GEOMETRY_FORMAT_FEATURES_AMD](#)

Issues

None.

Examples

None.

Version History

- Revision 1, 2025-07-10 (Stu Smith)
 - Initial revision.

VK_AMD_shader_enqueue

Name String

VK_AMD_shader_enqueue

Extension Type

Device extension

Registered Extension Number

135

Revision

2

Ratification Status

Not ratified

Extension and Version Dependencies

[VK_KHR_synchronization2](#)
and
[VK_KHR_spirv_1_4](#)
and
[VK_EXT_extended_dynamic_state](#)
or
[Vulkan Version 1.3](#)
and
[VK_KHR_maintenance5](#)
and
[VK_KHR_pipeline_library](#)

- This is a *provisional* extension and must be used with caution. See the [description](#) of provisional header files for enablement and stability details.

API Interactions

- Interacts with [VK_VERSION_1_4](#)
- Interacts with [VK_EXT_mesh_shader](#)
- Interacts with [VK_KHR_maintenance5](#)

Contact

- Tobias Hector [\[GitHub\]](#)[tobski](#)

Extension Proposal

[VK_AMD_shader_enqueue](#)

Other Extension Metadata

Last Modified Date

2024-07-17

Provisional

This extension is *provisional* and should not be used in production applications. The functionality may change in ways that break backwards compatibility between revisions, and before final release.

Contributors

- Tobias Hector, AMD
- Matthaeus Chajdas, AMD
- Maciej Jesionowski, AMD
- Robert Martin, AMD
- Qun Lin, AMD
- Rex Xu, AMD
- Dominik Witczak, AMD
- Karthik Srinivasan, AMD
- Nicolai Haehnle, AMD
- Stuart Smith, AMD

Description

This extension adds the ability for developers to enqueue mesh and compute shader workgroups from other compute shaders.

New Commands

- [vkCmdDispatchGraphAMD](#)
- [vkCmdDispatchGraphIndirectAMD](#)
- [vkCmdDispatchGraphIndirectCountAMD](#)
- [vkCmdInitializeGraphScratchMemoryAMD](#)
- [vkCreateExecutionGraphPipelinesAMD](#)
- [vkGetExecutionGraphPipelineNodeIndexAMD](#)
- [vkGetExecutionGraphPipelineScratchSizeAMD](#)

New Structures

- [VkDispatchGraphCountInfoAMD](#)
- [VkDispatchGraphInfoAMD](#)
- [VkExecutionGraphPipelineCreateInfoAMD](#)
- [VkExecutionGraphPipelineScratchSizeAMD](#)
- Extending [VkPhysicalDeviceFeatures2](#), [VkDeviceCreateInfo](#):
 - [VkPhysicalDeviceShaderEnqueueFeaturesAMD](#)

- Extending [VkPhysicalDeviceProperties2](#):
 - [VkPhysicalDeviceShaderEnqueuePropertiesAMD](#)
- Extending [VkPipelineShaderStageCreateInfo](#):
 - [VkPipelineShaderStageNodeCreateInfoAMD](#)

New Unions

- [VkDeviceOrHostAddressConstAMD](#)

New Enum Constants

- [VK_AMD_SHADER_ENQUEUE_EXTENSION_NAME](#)
- [VK_AMD_SHADER_ENQUEUE_SPEC_VERSION](#)
- [VK_SHADER_INDEX_UNUSED_AMD](#)
- Extending [VkBufferUsageFlagBits](#):
 - [VK_BUFFER_USAGE_EXECUTION_GRAPH_SCRATCH_BIT_AMD](#)
- Extending [VkPipelineBindPoint](#):
 - [VK_PIPELINE_BIND_POINT_EXECUTION_GRAPH_AMD](#)
- Extending [VkStructureType](#):
 - [VK_STRUCTURE_TYPE_EXECUTION_GRAPH_PIPELINE_CREATE_INFO_AMD](#)
 - [VK_STRUCTURE_TYPE_EXECUTION_GRAPH_PIPELINE_SCRATCH_SIZE_AMD](#)
 - [VK_STRUCTURE_TYPE_PHYSICAL_DEVICE_SHADER_ENQUEUE_FEATURES_AMD](#)
 - [VK_STRUCTURE_TYPE_PHYSICAL_DEVICE_SHADER_ENQUEUE_PROPERTIES_AMD](#)
 - [VK_STRUCTURE_TYPE_PIPELINE_SHADER_STAGE_NODE_CREATE_INFO_AMD](#)

If [VK_KHR_maintenance5](#) or Vulkan Version 1.4 is supported:

- Extending [VkBufferUsageFlagBits2](#):
 - [VK_BUFFER_USAGE_2_EXECUTION_GRAPH_SCRATCH_BIT_AMD](#)
- Extending [VkPipelineCreateFlagBits2](#):
 - [VK_PIPELINE_CREATE_2_EXECUTION_GRAPH_BIT_AMD](#)

Version History

- Revision 2, 2024-07-17 (Tobias Hector)
 - Add mesh nodes
- Revision 1, 2021-07-22 (Tobias Hector)
 - Initial revision

VK_NV_cuda_kernel_launch

Name String

VK_NV_cuda_kernel_launch

Extension Type

Device extension

Registered Extension Number

308

Revision

2

Ratification Status

Not ratified

Extension and Version Dependencies

[VK_KHR_get_physical_device_properties2](#)

or

[Vulkan Version 1.1](#)

- This is a *provisional* extension and must be used with caution. See the [description](#) of provisional header files for enablement and stability details.

API Interactions

- Interacts with VK_EXT_debug_report

Contact

- Tristan Lorach [\[GitHub\]](#)[tlorach](#)

Other Extension Metadata

Last Modified Date

2020-09-30

Contributors

- Eric Werness, NVIDIA

Description

Interoperability between APIs can sometimes create additional overhead depending on the platform used. This extension targets deployment of existing CUDA kernels via Vulkan, with a way to directly upload PTX kernels and dispatch the kernels from Vulkan's command buffer without the need to use interoperability between the Vulkan and CUDA contexts. However, we do encourage actual development using the native CUDA runtime for the purpose of debugging and profiling.

The application will first have to create a CUDA module using [vkCreateCudaModuleNV](#) then create the CUDA function entry point with [vkCreateCudaFunctionNV](#).

Then in order to dispatch this function, the application will create a command buffer where it will launch the kernel with [vkCmdCudaLaunchKernelNV](#).

When done, the application will then destroy the function handle, as well as the CUDA module handle with [vkDestroyCudaFunctionNV](#) and [vkDestroyCudaModuleNV](#).

To reduce the impact of compilation time, this extension offers the capability to return a binary cache from the PTX that was provided. For this, a first query for the required cache size is made with [vkGetCudaModuleCacheNV](#) with a **NULL** pointer to a buffer and with a valid pointer receiving the size; then another call of the same function with a valid pointer to a buffer to retrieve the data. The resulting cache could then be used later for further runs of this application by sending this cache instead of the PTX code (using the same [vkCreateCudaModuleNV](#)), thus significantly speeding up the initialization of the CUDA module.

As with [VkPipelineCache](#), the binary cache depends on the hardware architecture. The application must assume the cache might fail, and need to handle falling back to the original PTX code as necessary. Most often, the cache will succeed if the same GPU driver and architecture is used between the cache generation from PTX and the use of this cache. In the event of a new driver version, or if using a different GPU architecture, the cache is likely to become invalid.

New Object Types

- [VkCudaFunctionNV](#)
- [VkCudaModuleNV](#)

New Commands

- [vkCmdCudaLaunchKernelNV](#)
- [vkCreateCudaFunctionNV](#)
- [vkCreateCudaModuleNV](#)
- [vkDestroyCudaFunctionNV](#)
- [vkDestroyCudaModuleNV](#)
- [vkGetCudaModuleCacheNV](#)

New Structures

- [VkCudaFunctionCreateInfoNV](#)
- [VkCudaLaunchInfoNV](#)
- [VkCudaModuleCreateInfoNV](#)
- Extending [VkPhysicalDeviceFeatures2](#), [VkDeviceCreateInfo](#):
 - [VkPhysicalDeviceCudaKernelLaunchFeaturesNV](#)
- Extending [VkPhysicalDeviceProperties2](#):
 - [VkPhysicalDeviceCudaKernelLaunchPropertiesNV](#)

New Enum Constants

- `VK_NV_CUDA_KERNEL_LAUNCH_EXTENSION_NAME`
- `VK_NV_CUDA_KERNEL_LAUNCH_SPEC_VERSION`
- Extending `VkObjectType`:
 - `VK_OBJECT_TYPE_CUDA_FUNCTION_NV`
 - `VK_OBJECT_TYPE_CUDA_MODULE_NV`
- Extending `VkStructureType`:
 - `VK_STRUCTURE_TYPE_CUDA_FUNCTION_CREATE_INFO_NV`
 - `VK_STRUCTURE_TYPE_CUDA_LAUNCH_INFO_NV`
 - `VK_STRUCTURE_TYPE_CUDA_MODULE_CREATE_INFO_NV`
 - `VK_STRUCTURE_TYPE_PHYSICAL_DEVICE_CUDA_KERNEL_LAUNCH_FEATURES_NV`
 - `VK_STRUCTURE_TYPE_PHYSICAL_DEVICE_CUDA_KERNEL_LAUNCH_PROPERTIES_NV`

If `VK_EXT_debug_report` is supported:

- Extending `VkDebugReportObjectTypeEXT`:
 - `VK_DEBUG_REPORT_OBJECT_TYPE_CUDA_FUNCTION_NV_EXT`
 - `VK_DEBUG_REPORT_OBJECT_TYPE_CUDA_MODULE_NV_EXT`

Issues

None.

Version History

- Revision 1, 2020-03-01 (Tristan Lorach)
- Revision 2, 2020-09-30 (Tristan Lorach)

List of Deprecated Extensions

- [VK_KHR_16bit_storage](#) (promoted to core)
- [VK_KHR_8bit_storage](#) (promoted to core)
- [VK_KHR_bind_memory2](#) (promoted to core)
- [VK_KHR_buffer_device_address](#) (promoted to core)
- [VK_KHR_copy_commands2](#) (promoted to core)
- [VK_KHR_create_renderpass2](#) (promoted to core)
- [VK_KHR_dedicated_allocation](#) (promoted to core)
- [VK_KHR_depth_stencil_resolve](#) (promoted to core)
- [VK_KHR_descriptor_update_template](#) (promoted to core)
- [VK_KHR_device_group](#) (promoted to core)
- [VK_KHR_device_group_creation](#) (promoted to core)
- [VK_KHR_draw_indirect_count](#) (promoted to core)
- [VK_KHR_driver_properties](#) (promoted to core)
- [VK_KHR_dynamic_rendering](#) (promoted to core)
- [VK_KHR_dynamic_rendering_local_read](#) (promoted to core)
- [VK_KHR_external_fence](#) (promoted to core)
- [VK_KHR_external_fence_capabilities](#) (promoted to core)
- [VK_KHR_external_memory](#) (promoted to core)
- [VK_KHR_external_memory_capabilities](#) (promoted to core)
- [VK_KHR_external_semaphore](#) (promoted to core)
- [VK_KHR_external_semaphore_capabilities](#) (promoted to core)
- [VK_KHR_format_feature_flags2](#) (promoted to core)
- [VK_KHR_get_memory_requirements2](#) (promoted to core)
- [VK_KHR_get_physical_device_properties2](#) (promoted to core)
- [VK_KHR_global_priority](#) (promoted to core)
- [VK_KHR_image_format_list](#) (promoted to core)
- [VK_KHR_imageless_framebuffer](#) (promoted to core)
- [VK_KHR_index_type_uint8](#) (promoted to core)
- [VK_KHR_line_rasterization](#) (promoted to core)
- [VK_KHR_load_store_op_none](#) (promoted to core)
- [VK_KHR_maintenance1](#) (promoted to core)
- [VK_KHR_maintenance2](#) (promoted to core)
- [VK_KHR_maintenance3](#) (promoted to core)

- [VK_KHR_maintenance4](#) (promoted to core)
- [VK_KHR_maintenance5](#) (promoted to core)
- [VK_KHR_maintenance6](#) (promoted to core)
- [VK_KHR_map_memory2](#) (promoted to core)
- [VK_KHR_multiview](#) (promoted to core)
- [VK_KHR_push_descriptor](#) (promoted to core)
- [VK_KHR_relaxed_block_layout](#) (promoted to core)
- [VK_KHR_sampler_mirror_clamp_to_edge](#) (promoted to core)
- [VK_KHR_sampler_ycbcr_conversion](#) (promoted to core)
- [VK_KHR_separate_depth_stencil_layouts](#) (promoted to core)
- [VK_KHR_shader_atomic_int64](#) (promoted to core)
- [VK_KHR_shader_draw_parameters](#) (promoted to core)
- [VK_KHR_shader_expect_assume](#) (promoted to core)
- [VK_KHR_shader_float16_int8](#) (promoted to core)
- [VK_KHR_shader_float_controls](#) (promoted to core)
- [VK_KHR_shader_float_controls2](#) (promoted to core)
- [VK_KHR_shader_integer_dot_product](#) (promoted to core)
- [VK_KHR_shader_non_semantic_info](#) (promoted to core)
- [VK_KHR_shader_subgroup_extended_types](#) (promoted to core)
- [VK_KHR_shader_subgroup_rotate](#) (promoted to core)
- [VK_KHR_shader_terminate_invocation](#) (promoted to core)
- [VK_KHR_spirv_1_4](#) (promoted to core)
- [VK_KHR_storage_buffer_storage_class](#) (promoted to core)
- [VK_KHR_synchronization2](#) (promoted to core)
- [VK_KHR_timeline_semaphore](#) (promoted to core)
- [VK_KHR_uniform_buffer_standard_layout](#) (promoted to core)
- [VK_KHR_variable_pointers](#) (promoted to core)
- [VK_KHR_vertex_attribute_divisor](#) (promoted to core)
- [VK_KHR_vulkan_memory_model](#) (promoted to core)
- [VK_KHR_zero_initialize_workgroup_memory](#) (promoted to core)
- [VK_EXT_4444_formats](#) (promoted to core)
- [VK_EXT_buffer_device_address](#)
- [VK_EXT_calibrated_timestamps](#)
- [VK_EXT_debug_marker](#)
- [VK_EXT_debug_report](#)

- [VK_EXT_depth_clamp_zero_one](#)
- [VK_EXT_descriptor_buffer](#)
- [VK_EXT_descriptor_indexing](#) (promoted to core)
- [VK_EXT_device_fault](#)
- [VK_EXT_extended_dynamic_state](#) (promoted to core)
- [VK_EXT_extended_dynamic_state2](#) (promoted to core)
- [VK_EXT_global_priority](#)
- [VK_EXT_global_priority_query](#)
- [VK_EXT_host_image_copy](#) (promoted to core)
- [VK_EXT_host_query_reset](#) (promoted to core)
- [VK_EXT_image_robustness](#) (promoted to core)
- [VK_EXT_index_type_uint8](#)
- [VK_EXT_inline_uniform_block](#) (promoted to core)
- [VK_EXT_line_rasterization](#)
- [VK_EXT_load_store_op_none](#)
- [VK_EXT_pipeline_creation_cache_control](#) (promoted to core)
- [VK_EXT_pipeline_creation_feedback](#) (promoted to core)
- [VK_EXT_pipeline_protected_access](#) (promoted to core)
- [VK_EXT_pipeline_robustness](#) (promoted to core)
- [VK_EXT_present_mode_fifo_latest_ready](#)
- [VK_EXT_private_data](#) (promoted to core)
- [VK_EXT_robustness2](#)
- [VK_EXT_sampler_filter_minmax](#) (promoted to core)
- [VK_EXT_scalar_block_layout](#) (promoted to core)
- [VK_EXT_separate_stencil_usage](#) (promoted to core)
- [VK_EXT_shader_demote_to_helper_invocation](#) (promoted to core)
- [VK_EXT_shader_subgroup_ballot](#)
- [VK_EXT_shader_subgroup_vote](#)
- [VK_EXT_shader_viewport_index_layer](#) (promoted to core)
- [VK_EXT_subgroup_size_control](#) (promoted to core)
- [VK_EXT_surface_maintenance1](#)
- [VK_EXT_swapchain_maintenance1](#)
- [VK_EXT_texel_buffer_alignment](#) (promoted to core)
- [VK_EXT_texture_compression_astc_hdr](#) (promoted to core)
- [VK_EXT_tooling_info](#) (promoted to core)

- [VK_EXT_validation_features](#)
- [VK_EXT_validation_flags](#)
- [VK_EXT_vertex_attribute_divisor](#)
- [VK_EXT_vertex_attribute_robustness](#)
- [VK_EXT_ycbcr_2plane_444_formats](#) (promoted to core)
- [VK_AMD_draw_indirect_count](#)
- [VK_AMD_gpu_shader_half_float](#)
- [VK_AMD_gpu_shader_int16](#)
- [VK_AMD_negative_viewport_height](#)
- [VK_ARM_rasterization_order_attachment_access](#)
- [VK_IMG_format_pvrtc](#)
- [VK_MVK_ios_surface](#)
- [VK_MVK_macos_surface](#)
- [VK_NV_compute_shader_derivatives](#)
- [VK_NV_copy_memory_indirect](#)
- [VK_NV_dedicated_allocation](#)
- [VK_NV_displacement_micromap](#)
- [VK_NV_external_memory](#)
- [VK_NV_external_memory_capabilities](#)
- [VK_NV_external_memory_win32](#)
- [VK_NV_fragment_shader_barycentric](#)
- [VK_NV_glsl_shader](#)
- [VK_NV_memory_decompression](#)
- [VK_NV_per_stage_descriptor_set](#)
- [VK_NV_ray_tracing](#)
- [VK_NV_ray_tracing_invocation_reorder](#)
- [VK_NV_shader_subgroup_partitioned](#)
- [VK_NV_win32_keyed_mutex](#)
- [VK_QCOM_fragment_density_map_offset](#)
- [VK_QCOM_render_pass_shader_resolve](#)
- [VK_VALVE_mutable_descriptor_type](#)

VK_KHR_16bit_storage

Name String

VK_KHR_16bit_storage

Extension Type

Device extension

Registered Extension Number

84

Revision

1

Ratification Status

Ratified

Extension and Version Dependencies

[VK_KHR_get_physical_device_properties2](#)
and
[VK_KHR_storage_buffer_storage_class](#)
or
[Vulkan Version 1.1](#)

SPIR-V Dependencies

- [SPV_KHR_16bit_storage](#)

Deprecation State

- *Promoted* to [Vulkan 1.1](#)

Contact

- Jan-Harald Fredriksen [\[GitHub\]](#)[janharaldfredriksen-arm](#)

Other Extension Metadata

Last Modified Date

2017-09-05

IP Status

No known IP claims.

Interactions and External Dependencies

- This extension provides API support for [GL_EXT_shader_16bit_storage](#)

Contributors

- Alexander Galazin, ARM
- Jan-Harald Fredriksen, ARM
- Joerg Wagner, ARM

- Neil Henning, Codeplay
- Jeff Bolz, Nvidia
- Daniel Koch, Nvidia
- David Neto, Google
- John Kessenich, Google

Description

The `VK_KHR_16bit_storage` extension allows use of 16-bit types in shader input and output interfaces, and push constant blocks. This extension introduces several new optional features which map to SPIR-V capabilities and allow access to 16-bit data in `Block`-decorated objects in the `Uniform` and the `StorageBuffer` storage classes, and objects in the `PushConstant` storage class. This extension allows 16-bit variables to be declared and used as user-defined shader inputs and outputs but does not change location assignment and component assignment rules.

Promotion to Vulkan 1.1

All functionality in this extension is included in core Vulkan 1.1, with the KHR suffix omitted. However, if Vulkan 1.1 is supported and this extension is not, the `storageBuffer16BitAccess` capability is optional. The original type, enum, and command names are still available as aliases of the core functionality.

Promotion to Vulkan 1.4

If Vulkan 1.4 is supported, support for the `storageBuffer16BitAccess` capability is required.

New Structures

- Extending `VkPhysicalDeviceFeatures2`, `VkDeviceCreateInfo`:
 - `VkPhysicalDevice16BitStorageFeaturesKHR`

New Enum Constants

- `VK_KHR_16BIT_STORAGE_EXTENSION_NAME`
- `VK_KHR_16BIT_STORAGE_SPEC_VERSION`
- Extending `VkStructureType`:
 - `VK_STRUCTURE_TYPE_PHYSICAL_DEVICE_16BIT_STORAGE_FEATURES_KHR`

New SPIR-V Capabilities

- `StorageBuffer16BitAccess`
- `UniformAndStorageBuffer16BitAccess`
- `StoragePushConstant16`
- `StorageInputOutput16`

Version History

- Revision 1, 2017-03-23 (Alexander Galazin)
 - Initial draft

VK_KHR_8bit_storage

Name String

VK_KHR_8bit_storage

Extension Type

Device extension

Registered Extension Number

178

Revision

1

Ratification Status

Ratified

Extension and Version Dependencies

[VK_KHR_get_physical_device_properties2](#)

and

[VK_KHR_storage_buffer_storage_class](#)

or

[Vulkan Version 1.1](#)

SPIR-V Dependencies

- [SPV_KHR_8bit_storage](#)

Deprecation State

- *Promoted* to [Vulkan 1.2](#)

Contact

- Alexander Galazin [[GitHub](#)][alegal-arm](#)

Other Extension Metadata

Last Modified Date

2018-02-05

Interactions and External Dependencies

- This extension provides API support for [GL_EXT_shader_16bit_storage](#)

IP Status

No known IP claims.

Contributors

- Alexander Galazin, Arm

Description

The [VK_KHR_8bit_storage](#) extension allows use of 8-bit types in uniform and storage buffers, and

push constant blocks. This extension introduces several new optional features which map to SPIR-V capabilities and allow access to 8-bit data in **Block**-decorated objects in the **Uniform** and the **StorageBuffer** storage classes, and objects in the **PushConstant** storage class.

The **StorageBuffer8BitAccess** capability **must** be supported by all implementations of this extension. The other capabilities are optional.

Promotion to Vulkan 1.2

Vulkan APIs in this extension are included in core Vulkan 1.2, with the KHR suffix omitted. However, if Vulkan 1.2 is supported and this extension is not, the **StorageBuffer8BitAccess** capability is optional. External interactions defined by this extension, such as SPIR-V token names, retain their original names. The original Vulkan API names are still available as aliases of the core functionality.

Promotion to Vulkan 1.4

If Vulkan 1.4 is supported, support for the **storageBuffer8BitAccess** capability is required.

New Structures

- Extending **VkPhysicalDeviceFeatures2**, **VkDeviceCreateInfo**:
 - **VkPhysicalDevice8BitStorageFeaturesKHR**

New Enum Constants

- **VK_KHR_8BIT_STORAGE_EXTENSION_NAME**
- **VK_KHR_8BIT_STORAGE_SPEC_VERSION**
- Extending **VkStructureType**:
 - **VK_STRUCTURE_TYPE_PHYSICAL_DEVICE_8BIT_STORAGE_FEATURES_KHR**

New SPIR-V Capabilities

- **StorageBuffer8BitAccess**
- **UniformAndStorageBuffer8BitAccess**
- **StoragePushConstant8**

Version History

- Revision 1, 2018-02-05 (Alexander Galazin)
 - Initial draft

VK_KHR_bind_memory2

Name String

VK_KHR_bind_memory2

Extension Type

Device extension

Registered Extension Number

158

Revision

1

Ratification Status

Ratified

Extension and Version Dependencies

None

Deprecation State

- *Promoted* to [Vulkan 1.1](#)

Contact

- Tobias Hector [\[GitHub\]](#)tobski

Other Extension Metadata

Last Modified Date

2017-09-05

IP Status

No known IP claims.

Contributors

- Jeff Bolz, NVIDIA
- Tobias Hector, Imagination Technologies

Description

This extension provides versions of [vkBindBufferMemory](#) and [vkBindImageMemory](#) that allow multiple bindings to be performed at once, and are extensible.

This extension also introduces [VK_IMAGE_CREATE_ALIAS_BIT_KHR](#), which allows “identical” images that alias the same memory to interpret the contents consistently, even across image layout changes.

Promotion to Vulkan 1.1

All functionality in this extension is included in core Vulkan 1.1, with the KHR suffix omitted. The original type, enum, and command names are still available as aliases of the core functionality.

New Commands

- [vkBindBufferMemory2KHR](#)
- [vkBindImageMemory2KHR](#)

New Structures

- [VkBindBufferMemoryInfoKHR](#)
- [VkBindImageMemoryInfoKHR](#)

New Enum Constants

- [VK_KHR_BIND_MEMORY_2_EXTENSION_NAME](#)
- [VK_KHR_BIND_MEMORY_2_SPEC_VERSION](#)
- Extending [VkImageCreateFlagBits](#):
 - [VK_IMAGE_CREATE_ALIAS_BIT_KHR](#)
- Extending [VkStructureType](#):
 - [VK_STRUCTURE_TYPE_BIND_BUFFER_MEMORY_INFO_KHR](#)
 - [VK_STRUCTURE_TYPE_BIND_IMAGE_MEMORY_INFO_KHR](#)

Version History

- Revision 1, 2017-05-19 (Tobias Hector)
 - Pulled bind memory functions into their own extension

VK_KHR_buffer_device_address

Name String

VK_KHR_buffer_device_address

Extension Type

Device extension

Registered Extension Number

258

Revision

1

Ratification Status

Ratified

Extension and Version Dependencies

[VK_KHR_get_physical_device_properties2](#)
and
[VK_KHR_device_group](#)
or
[Vulkan Version 1.1](#)

SPIR-V Dependencies

- [SPV_KHR_physical_storage_buffer](#)

Deprecation State

- *Promoted* to [Vulkan 1.2](#)

Contact

- Jeff Bolz [\[GitHub\]jeffbolznv](#)

Other Extension Metadata

Last Modified Date

2019-06-24

IP Status

No known IP claims.

Interactions and External Dependencies

- This extension provides API support for [GL_EXT_buffer_reference](#) and [GL_EXT_buffer_reference2](#) and [GL_EXT_buffer_reference_uvec2](#)

Contributors

- Jeff Bolz, NVIDIA
- Neil Henning, AMD
- Tobias Hector, AMD

- Faith Ekstrand, Intel
- Baldur Karlsson, Valve
- Jan-Harald Fredriksen, Arm

Description

This extension allows the application to query a 64-bit buffer device address value for a buffer, which can be used to access the buffer memory via the `PhysicalStorageBuffer` storage class in the `GL_EXT_buffer_reference` GLSL extension and `SPV_KHR_physical_storage_buffer` SPIR-V extension.

Another way to describe this extension is that it adds “pointers to buffer memory in shaders”. By calling `vkGetBufferDeviceAddress` with a `VkBuffer`, it will return a `VkDeviceAddress` value which represents the address of the start of the buffer.

`vkGetBufferOpaqueCaptureAddress` and `vkGetDeviceMemoryOpaqueCaptureAddress` allow opaque addresses for buffers and memory objects to be queried for the current process. A trace capture and replay tool can then supply these addresses to be used at replay time to match the addresses used when the trace was captured. To enable tools to insert these queries, new memory allocation flags must be specified for memory objects that will be bound to buffers accessed via the `PhysicalStorageBuffer` storage class. **Note that this mechanism is intended only to support capture/replay tools, and is not recommended for use in other applications.**

Promotion to Vulkan 1.2

All functionality in this extension is included in core Vulkan 1.2, with the KHR suffix omitted. However, if Vulkan 1.2 is supported and this extension is not, the `bufferDeviceAddress` feature is optional. The original type, enum, and command names are still available as aliases of the core functionality.

Promotion to Vulkan 1.3

If Vulkan 1.3 is supported, support for the `bufferDeviceAddress` capability is required.

New Commands

- `vkGetBufferDeviceAddressKHR`
- `vkGetBufferOpaqueCaptureAddressKHR`
- `vkGetDeviceMemoryOpaqueCaptureAddressKHR`

New Structures

- `VkBufferDeviceAddressInfoKHR`
- `VkDeviceMemoryOpaqueCaptureAddressInfoKHR`
- Extending `VkBufferCreateInfo`:
 - `VkBufferOpaqueCaptureAddressCreateInfoKHR`
- Extending `VkMemoryAllocateInfo`:

- [VkMemoryOpaqueCaptureAddressAllocateInfoKHR](#)
- Extending [VkPhysicalDeviceFeatures2](#), [VkDeviceCreateInfo](#):
 - [VkPhysicalDeviceBufferDeviceAddressFeaturesKHR](#)

New Enum Constants

- [VK_KHR_BUFFER_DEVICE_ADDRESS_EXTENSION_NAME](#)
- [VK_KHR_BUFFER_DEVICE_ADDRESS_SPEC_VERSION](#)
- Extending [VkBufferCreateFlagBits](#):
 - [VK_BUFFER_CREATE_DEVICE_ADDRESS_CAPTURE_REPLAY_BIT_KHR](#)
- Extending [VkBufferUsageFlagBits](#):
 - [VK_BUFFER_USAGE_SHADER_DEVICE_ADDRESS_BIT_KHR](#)
- Extending [VkMemoryAllocateFlagBits](#):
 - [VK_MEMORY_ALLOCATE_DEVICE_ADDRESS_BIT_KHR](#)
 - [VK_MEMORY_ALLOCATE_DEVICE_ADDRESS_CAPTURE_REPLAY_BIT_KHR](#)
- Extending [VkResult](#):
 - [VK_ERROR_INVALID_OPAQUE_CAPTURE_ADDRESS_KHR](#)
- Extending [VkStructureType](#):
 - [VK_STRUCTURE_TYPE_BUFFER_DEVICE_ADDRESS_INFO_KHR](#)
 - [VK_STRUCTURE_TYPE_BUFFER_OPAQUE_CAPTURE_ADDRESS_CREATE_INFO_KHR](#)
 - [VK_STRUCTURE_TYPE_DEVICE_MEMORY_OPAQUE_CAPTURE_ADDRESS_INFO_KHR](#)
 - [VK_STRUCTURE_TYPE_MEMORY_OPAQUE_CAPTURE_ADDRESS_ALLOCATE_INFO_KHR](#)
 - [VK_STRUCTURE_TYPE_PHYSICAL_DEVICE_BUFFER_DEVICE_ADDRESS_FEATURES_KHR](#)

New SPIR-V Capabilities

- [PhysicalStorageBufferAddresses](#)

Version History

- Revision 1, 2019-06-24 (Jan-Harald Fredriksen)
 - Internal revisions based on [VK_EXT_buffer_device_address](#)

VK_KHR_copy_commands2

Name String

VK_KHR_copy_commands2

Extension Type

Device extension

Registered Extension Number

338

Revision

1

Ratification Status

Ratified

Extension and Version Dependencies

[VK_KHR_get_physical_device_properties2](#)

or

[Vulkan Version 1.1](#)

Deprecation State

- *Promoted* to [Vulkan 1.3](#)

Contact

- Matthew Netsch [[GitHub](#)]mnetsch

Other Extension Metadata

Last Modified Date

2020-07-06

Contributors

- Jeff Leger, Qualcomm
- Tobias Hector, AMD
- Jan-Harald Fredriksen, ARM
- Tom Olson, ARM

Description

This extension provides extensible versions of the Vulkan buffer and image copy commands. The new commands are functionally identical to the core commands, except that their copy parameters are specified using extensible structures that can be used to pass extension-specific information.

The following extensible copy commands are introduced with this extension: [vkCmdCopyBuffer2KHR](#), [vkCmdCopyImage2KHR](#), [vkCmdCopyBufferToImage2KHR](#), [vkCmdCopyImageToBuffer2KHR](#), [vkCmdBlitImage2KHR](#), and [vkCmdResolveImage2KHR](#). Each

command contains an `*Info2KHR` structure parameter that includes `sType/pNext` members. Lower level structures describing each region to be copied are also extended with `sType/pNext` members.

New Commands

- `vkCmdBlitImage2KHR`
- `vkCmdCopyBuffer2KHR`
- `vkCmdCopyBufferToImage2KHR`
- `vkCmdCopyImage2KHR`
- `vkCmdCopyImageToBuffer2KHR`
- `vkCmdResolveImage2KHR`

New Structures

- `VkBlitImageInfo2KHR`
- `VkBufferCopy2KHR`
- `VkBufferImageCopy2KHR`
- `VkCopyBufferInfo2KHR`
- `VkCopyBufferToImageInfo2KHR`
- `VkCopyImageInfo2KHR`
- `VkCopyImageToBufferInfo2KHR`
- `VkImageBlit2KHR`
- `VkImageCopy2KHR`
- `VkImageResolve2KHR`
- `VkResolveImageInfo2KHR`

New Enum Constants

- `VK_KHR_COPY_COMMANDS_2_EXTENSION_NAME`
- `VK_KHR_COPY_COMMANDS_2_SPEC_VERSION`
- Extending `VkStructureType`:
 - `VK_STRUCTURE_TYPE_BLIT_IMAGE_INFO_2_KHR`
 - `VK_STRUCTURE_TYPE_BUFFER_COPY_2_KHR`
 - `VK_STRUCTURE_TYPE_BUFFER_IMAGE_COPY_2_KHR`
 - `VK_STRUCTURE_TYPE_COPY_BUFFER_INFO_2_KHR`
 - `VK_STRUCTURE_TYPE_COPY_BUFFER_TO_IMAGE_INFO_2_KHR`
 - `VK_STRUCTURE_TYPE_COPY_IMAGE_INFO_2_KHR`
 - `VK_STRUCTURE_TYPE_COPY_IMAGE_TO_BUFFER_INFO_2_KHR`
 - `VK_STRUCTURE_TYPE_IMAGE_BLIT_2_KHR`

- [VK_STRUCTURE_TYPE_IMAGE_COPY_2_KHR](#)
- [VK_STRUCTURE_TYPE_IMAGE_RESOLVE_2_KHR](#)
- [VK_STRUCTURE_TYPE_RESOLVE_IMAGE_INFO_2_KHR](#)

Promotion to Vulkan 1.3

Vulkan APIs in this extension are included in core Vulkan 1.3, with the KHR suffix omitted. External interactions defined by this extension, such as SPIR-V token names, retain their original names. The original Vulkan API names are still available as aliases of the core functionality.

Version History

- Revision 1, 2020-07-06 (Jeff Leger)
 - Internal revisions

VK_KHR_create_renderpass2

Name String

VK_KHR_create_renderpass2

Extension Type

Device extension

Registered Extension Number

110

Revision

1

Ratification Status

Ratified

Extension and Version Dependencies

[VK_KHR_multiview](#)

and

[VK_KHR_maintenance2](#)

or

[Vulkan Version 1.1](#)

Deprecation State

- *Promoted* to [Vulkan 1.2](#)

Contact

- Tobias Hector [[GitHub](#)][tobias](#)

Other Extension Metadata

Last Modified Date

2018-02-07

Contributors

- Tobias Hector
- Jeff Bolz

Description

This extension provides a new command to create render passes in a way that can be easily extended by other extensions through the substructures of render pass creation. The Vulkan 1.0 render pass creation sub-structures do not include **sType/pNext** members. Additionally, the render pass begin/next/end commands have been augmented with new extensible structures for passing additional subpass information.

The [VkRenderPassMultiviewCreateInfo](#) and [VkInputAttachmentAspectReference](#) structures that extended the original [VkRenderPassCreateInfo](#) are not accepted into the new creation functions,

and instead their parameters are folded into this extension as follows:

- Elements of `VkRenderPassMultiviewCreateInfo::pViewMasks` are now specified in `VkSubpassDescription2KHR::viewMask`.
- Elements of `VkRenderPassMultiviewCreateInfo::pViewOffsets` are now specified in `VkSubpassDependency2KHR::viewOffset`.
- `VkRenderPassMultiviewCreateInfo::correlationMaskCount` and `VkRenderPassMultiviewCreateInfo::pCorrelationMasks` are directly specified in `VkRenderPassCreateInfo2KHR`.
- `VkInputAttachmentAspectReference::aspectMask` is now specified in the relevant input attachment reference in `VkAttachmentReference2KHR::aspectMask`

The details of these mappings are explained fully in the new structures.

Promotion to Vulkan 1.2

All functionality in this extension is included in core Vulkan 1.2, with the KHR suffix omitted. The original type, enum, and command names are still available as aliases of the core functionality.

New Commands

- `vkCmdBeginRenderPass2KHR`
- `vkCmdEndRenderPass2KHR`
- `vkCmdNextSubpass2KHR`
- `vkCreateRenderPass2KHR`

New Structures

- `VkAttachmentDescription2KHR`
- `VkAttachmentReference2KHR`
- `VkRenderPassCreateInfo2KHR`
- `VkSubpassBeginInfoKHR`
- `VkSubpassDependency2KHR`
- `VkSubpassDescription2KHR`
- `VkSubpassEndInfoKHR`

New Enum Constants

- `VK_KHR_CREATE_RENDERPASS_2_EXTENSION_NAME`
- `VK_KHR_CREATE_RENDERPASS_2_SPEC_VERSION`
- Extending `VkStructureType`:
 - `VK_STRUCTURE_TYPE_ATTACHMENT_DESCRIPTION_2_KHR`
 - `VK_STRUCTURE_TYPE_ATTACHMENT_REFERENCE_2_KHR`

- [VK_STRUCTURE_TYPE_RENDER_PASS_CREATE_INFO_2_KHR](#)
- [VK_STRUCTURE_TYPE_SUBPASS_BEGIN_INFO_KHR](#)
- [VK_STRUCTURE_TYPE_SUBPASS_DEPENDENCY_2_KHR](#)
- [VK_STRUCTURE_TYPE_SUBPASS_DESCRIPTION_2_KHR](#)
- [VK_STRUCTURE_TYPE_SUBPASS_END_INFO_KHR](#)

Version History

- Revision 1, 2018-02-07 (Tobias Hector)
 - Internal revisions

VK_KHR_dedicated_allocation

Name String

VK_KHR_dedicated_allocation

Extension Type

Device extension

Registered Extension Number

128

Revision

3

Ratification Status

Ratified

Extension and Version Dependencies

[VK_KHR_get_memory_requirements2](#)

or

[Vulkan Version 1.1](#)

Deprecation State

- *Promoted* to [Vulkan 1.1](#)

Contact

- James Jones [\[GitHub\]](#)[cubanismo](#)

Other Extension Metadata

Last Modified Date

2017-09-05

IP Status

No known IP claims.

Contributors

- Jeff Bolz, NVIDIA
- Faith Ekstrand, Intel

Description

This extension enables resources to be bound to a dedicated allocation, rather than suballocated. For any particular resource, applications **can** query whether a dedicated allocation is recommended, in which case using a dedicated allocation **may** improve the performance of access to that resource. Normal device memory allocations must support multiple resources per allocation, memory aliasing and sparse binding, which could interfere with some optimizations. Applications should query the implementation for when a dedicated allocation **may** be beneficial by adding a `VkMemoryDedicatedRequirementsKHR` structure to the `pNext` chain of the

`VkMemoryRequirements2` structure passed as the `pMemoryRequirements` parameter of a call to `vkGetBufferMemoryRequirements2` or `vkGetImageMemoryRequirements2`. Certain external handle types and external images or buffers **may** also depend on dedicated allocations on implementations that associate image or buffer metadata with OS-level memory objects.

This extension adds a two small structures to memory requirements querying and memory allocation: a new structure that flags whether an image/buffer should have a dedicated allocation, and a structure indicating the image or buffer that an allocation will be bound to.

Promotion to Vulkan 1.1

All functionality in this extension is included in core Vulkan 1.1, with the KHR suffix omitted. The original type, enum, and command names are still available as aliases of the core functionality.

New Structures

- Extending `VkMemoryAllocateInfo`:
 - `VkMemoryDedicatedAllocateInfoKHR`
- Extending `VkMemoryRequirements2`:
 - `VkMemoryDedicatedRequirementsKHR`

New Enum Constants

- `VK_KHR_DEDICATED_ALLOCATION_EXTENSION_NAME`
- `VK_KHR_DEDICATED_ALLOCATION_SPEC_VERSION`
- Extending `VkStructureType`:
 - `VK_STRUCTURE_TYPE_MEMORY_DEDICATED_ALLOCATE_INFO_KHR`
 - `VK_STRUCTURE_TYPE_MEMORY_DEDICATED_REQUIREMENTS_KHR`

Examples

```
// Create an image with a dedicated allocation based on the
// implementation's preference

VkImageCreateInfo imageCreateInfo =
{
    // Image creation parameters
};

VkImage image;
VkResult result = vkCreateImage(
    device,
    &imageCreateInfo,
    NULL,           // pAllocator
    &image);

VkMemoryDedicatedRequirementsKHR dedicatedRequirements =
```



```

{
    .sType = VK_STRUCTURE_TYPE_MEMORY_DEDICATED_REQUIREMENTS_KHR,
    .pNext = NULL,
};

VkMemoryRequirements2 memoryRequirements =
{
    .sType = VK_STRUCTURE_TYPE_MEMORY_REQUIREMENTS_2,
    .pNext = &dedicatedRequirements,
};

const VkImageMemoryRequirementsInfo2 imageRequirementsInfo =
{
    .sType = VK_STRUCTURE_TYPE_IMAGE_MEMORY_REQUIREMENTS_INFO_2,
    .pNext = NULL,
    .image = image
};

vkGetImageMemoryRequirements2(
    device,
    &imageRequirementsInfo,
    &memoryRequirements);

if (dedicatedRequirements.prefersDedicatedAllocation) {
    // Allocate memory with VkMemoryDedicatedAllocateInfoKHR::image
    // pointing to the image we are allocating the memory for

    VkMemoryDedicatedAllocateInfoKHR dedicatedInfo =
    {
        .sType = VK_STRUCTURE_TYPE_MEMORY_DEDICATED_ALLOCATE_INFO_KHR,
        .pNext = NULL,
        .image = image,
        .buffer = VK_NULL_HANDLE,
    };

    VkMemoryAllocateInfo memoryAllocateInfo =
    {
        .sType = VK_STRUCTURE_TYPE_MEMORY_ALLOCATE_INFO,
        .pNext = &dedicatedInfo,
        .allocationSize = memoryRequirements.size,
        .memoryTypeIndex = FindMemoryTypeIndex(memoryRequirements.memoryTypeBits),
    };

    VkDeviceMemory memory;
    vkAllocateMemory(
        device,
        &memoryAllocateInfo,
        NULL, // pAllocator
        &memory);

    // Bind the image to the memory

```



```
    vkBindImageMemory(  
        device,  
        image,  
        memory,  
        0);  
} else {  
    // Take the normal memory sub-allocation path  
}
```

Version History

- Revision 1, 2017-02-27 (James Jones)
 - Copy content from VK_NV_dedicated_allocation
 - Add some references to external object interactions to the overview.
- Revision 2, 2017-03-27 (Faith Ekstrand)
 - Rework the extension to be query-based
- Revision 3, 2017-07-31 (Faith Ekstrand)
 - Clarify that memory objects allocated with `VkMemoryDedicatedAllocateInfoKHR` can only have the specified resource bound and no others.

VK_KHR_depth_stencil_resolve

Name String

VK_KHR_depth_stencil_resolve

Extension Type

Device extension

Registered Extension Number

200

Revision

1

Ratification Status

Ratified

Extension and Version Dependencies

[VK_KHR_create_renderpass2](#)

or

[Vulkan Version 1.2](#)

Deprecation State

- *Promoted* to [Vulkan 1.2](#)

Contact

- Jan-Harald Fredriksen [\[GitHub\]](#)[janharald](#)

Other Extension Metadata

Last Modified Date

2018-04-09

Contributors

- Jan-Harald Fredriksen, Arm
- Andrew Garrard, Samsung Electronics
- Soowan Park, Samsung Electronics
- Jeff Bolz, NVIDIA
- Daniel Rakos, AMD

Description

This extension adds support for automatically resolving multisampled depth/stencil attachments in a subpass in a similar manner as for color attachments.

Multisampled color attachments can be resolved at the end of a subpass by specifying [pResolveAttachments](#) entries corresponding to the [pColorAttachments](#) array entries. This does not allow for a way to map the resolve attachments to the depth/stencil attachment. The

[vkCmdResolveImage](#) command does not allow for depth/stencil images. While there are other ways to resolve the depth/stencil attachment, they can give sub-optimal performance. Extending the [VkSubpassDescription2](#) in this extension allows an application to add a [pDepthStencilResolveAttachment](#), that is similar to the color [pResolveAttachments](#), that the [pDepthStencilAttachment](#) can be resolved into.

Depth and stencil samples are resolved to a single value based on the resolve mode. The set of possible resolve modes is defined in the [VkResolveModeFlagBits](#) enum. The [VK_RESOLVE_MODE_SAMPLE_ZERO_BIT](#) mode is the only mode that is required of all implementations (that support the extension or support Vulkan 1.2 or higher). Some implementations may also support averaging (the same as color sample resolve) or taking the minimum or maximum sample, which may be more suitable for depth/stencil resolve.

Promotion to Vulkan 1.2

All functionality in this extension is included in core Vulkan 1.2, with the KHR suffix omitted. The original type, enum, and command names are still available as aliases of the core functionality.

New Structures

- Extending [VkPhysicalDeviceProperties2](#):
 - [VkPhysicalDeviceDepthStencilResolvePropertiesKHR](#)
- Extending [VkSubpassDescription2](#):
 - [VkSubpassDescriptionDepthStencilResolveKHR](#)

New Enums

- [VkResolveModeFlagBitsKHR](#)

New Bitmasks

- [VkResolveModeFlagsKHR](#)

New Enum Constants

- [VK_KHR_DEPTH_STENCIL_RESOLVE_EXTENSION_NAME](#)
- [VK_KHR_DEPTH_STENCIL_RESOLVE_SPEC_VERSION](#)
- Extending [VkResolveModeFlagBits](#):
 - [VK_RESOLVE_MODE_AVERAGE_BIT_KHR](#)
 - [VK_RESOLVE_MODE_MAX_BIT_KHR](#)
 - [VK_RESOLVE_MODE_MIN_BIT_KHR](#)
 - [VK_RESOLVE_MODE_NONE_KHR](#)
 - [VK_RESOLVE_MODE_SAMPLE_ZERO_BIT_KHR](#)
- Extending [VkStructureType](#):
 - [VK_STRUCTURE_TYPE_PHYSICAL_DEVICE_DEPTH_STENCIL_RESOLVE_PROPERTIES_KHR](#)

- [VK_STRUCTURE_TYPE_SUBPASS_DESCRIPTION_DEPTH_STENCIL_RESOLVE_KHR](#)

Version History

- Revision 1, 2018-04-09 (Jan-Harald Fredriksen)
 - Initial revision

VK_KHR_descriptor_update_template

Name String

VK_KHR_descriptor_update_template

Extension Type

Device extension

Registered Extension Number

86

Revision

1

Ratification Status

Ratified

Extension and Version Dependencies

None

API Interactions

- Interacts with [VK_EXT_debug_report](#)
- Interacts with [VK_KHR_push_descriptor](#)

Deprecation State

- *Promoted* to [Vulkan 1.1](#)

Contact

- Markus Tavenrath [\[GitHub\]](#)[mtavenrath](#)

Other Extension Metadata

Last Modified Date

2017-09-05

IP Status

No known IP claims.

Interactions and External Dependencies

- Interacts with [VK_KHR_push_descriptor](#)

Contributors

- Jeff Bolz, NVIDIA
- Michael Worcester, Imagination Technologies

Description

Applications may wish to update a fixed set of descriptors in a large number of descriptor sets very frequently, i.e. during initialization phase or if it is required to rebuild descriptor sets for each

frame. For those cases it is also not unlikely that all information required to update a single descriptor set is stored in a single struct. This extension provides a way to update a fixed set of descriptors in a single [VkDescriptorSet](#) with a pointer to an application-defined data structure describing the new descriptors.

Promotion to Vulkan 1.1

[vkCmdPushDescriptorSetWithTemplateKHR](#) is included as an interaction with [VK_KHR_push_descriptor](#). If Vulkan 1.1 and [VK_KHR_push_descriptor](#) are supported, this is included by [VK_KHR_push_descriptor](#).

The base functionality in this extension is included in core Vulkan 1.1, with the KHR suffix omitted. The original type, enum, and command names are still available as aliases of the core functionality.

New Object Types

- [VkDescriptorUpdateTemplateKHR](#)

New Commands

- [vkCreateDescriptorUpdateTemplateKHR](#)
- [vkDestroyDescriptorUpdateTemplateKHR](#)
- [vkUpdateDescriptorSetWithTemplateKHR](#)

If [VK_KHR_push_descriptor](#) is supported:

- [vkCmdPushDescriptorSetWithTemplateKHR](#)

New Structures

- [VkDescriptorUpdateTemplateCreateInfoKHR](#)
- [VkDescriptorUpdateTemplateEntryKHR](#)

New Enums

- [VkDescriptorUpdateTemplateTypeKHR](#)

New Bitmasks

- [VkDescriptorUpdateTemplateCreateFlagsKHR](#)

New Enum Constants

- [VK_KHR_DESCRIPTOR_UPDATE_TEMPLATE_EXTENSION_NAME](#)
- [VK_KHR_DESCRIPTOR_UPDATE_TEMPLATE_SPEC_VERSION](#)
- Extending [VkDescriptorUpdateTemplateType](#):
 - [VK_DESCRIPTOR_UPDATE_TEMPLATE_TYPE_DESCRIPTOR_SET_KHR](#)
- Extending [VkObjectType](#):

- [VK_OBJECT_TYPE_DESCRIPTOR_UPDATE_TEMPLATE_KHR](#)
- Extending [VkStructureType](#):
 - [VK_STRUCTURE_TYPE_DESCRIPTOR_UPDATE_TEMPLATE_CREATE_INFO_KHR](#)

If [VK_EXT_debug_report](#) is supported:

- Extending [VkDebugReportObjectTypeEXT](#):
 - [VK_DEBUG_REPORT_OBJECT_TYPE_DESCRIPTOR_UPDATE_TEMPLATE_KHR_EXT](#)

If [VK_KHR_push_descriptor](#) is supported:

- Extending [VkDescriptorUpdateTemplateType](#):
 - [VK_DESCRIPTOR_UPDATE_TEMPLATE_TYPE_PUSH_DESCRIPTOR_KHR](#)

Version History

- Revision 1, 2016-01-11 (Markus Tavenrath)
 - Initial draft

VK_KHR_device_group

Name String

VK_KHR_device_group

Extension Type

Device extension

Registered Extension Number

61

Revision

4

Ratification Status

Ratified

Extension and Version Dependencies

[VK_KHR_device_group_creation](#)

API Interactions

- Interacts with [VK_KHR_bind_memory2](#)
- Interacts with [VK_KHR_surface](#)
- Interacts with [VK_KHR_swapchain](#)

SPIR-V Dependencies

- [SPV_KHR_device_group](#)

Deprecation State

- *Promoted* to [Vulkan 1.1](#)

Contact

- Jeff Bolz [\[GitHub\]jeffbolznv](#)

Other Extension Metadata

Last Modified Date

2017-10-10

IP Status

No known IP claims.

Contributors

- Jeff Bolz, NVIDIA
- Tobias Hector, Imagination Technologies

Description

This extension provides functionality to use a logical device that consists of multiple physical devices, as created with the [VK_KHR_device_group_creation](#) extension. A device group can allocate memory across the subdevices, bind memory from one subdevice to a resource on another subdevice, record command buffers where some work executes on an arbitrary subset of the subdevices, and potentially present a swapchain image from one or more subdevices.

Promotion to Vulkan 1.1

The following enums, types, and commands are included as interactions with [VK_KHR_swapchain](#):

- [VK_STRUCTURE_TYPE_DEVICE_GROUP_PRESENT_CAPABILITIES_KHR](#)
- [VK_STRUCTURE_TYPE_IMAGE_SWAPCHAIN_CREATE_INFO_KHR](#)
- [VK_STRUCTURE_TYPE_BIND_IMAGE_MEMORY_SWAPCHAIN_INFO_KHR](#)
- [VK_STRUCTURE_TYPE_ACQUIRE_NEXT_IMAGE_INFO_KHR](#)
- [VK_STRUCTURE_TYPE_DEVICE_GROUP_PRESENT_INFO_KHR](#)
- [VK_STRUCTURE_TYPE_DEVICE_GROUP_SWAPCHAIN_CREATE_INFO_KHR](#)
- [VK_SWAPCHAIN_CREATE_SPLIT_INSTANCE_BIND_REGIONS_BIT_KHR](#)
- [VkDeviceGroupPresentModeFlagBitsKHR](#)
- [VkDeviceGroupPresentCapabilitiesKHR](#)
- [VkImageSwapchainCreateInfoKHR](#)
- [VkBindImageMemorySwapchainInfoKHR](#)
- [VkAcquireNextImageInfoKHR](#)
- [VkDeviceGroupPresentInfoKHR](#)
- [VkDeviceGroupSwapchainCreateInfoKHR](#)
- [vkGetDeviceGroupPresentCapabilitiesKHR](#)
- [vkGetDeviceGroupSurfacePresentModesKHR](#)
- [vkGetPhysicalDevicePresentRectanglesKHR](#)
- [vkAcquireNextImage2KHR](#)

If Vulkan 1.1 and [VK_KHR_swapchain](#) are supported, these are included by [VK_KHR_swapchain](#).

The base functionality in this extension is included in core Vulkan 1.1, with the KHR suffix omitted. The original type, enum, and command names are still available as aliases of the core functionality.

New Commands

- [vkCmdDispatchBaseKHR](#)
- [vkCmdSetDeviceMaskKHR](#)
- [vkGetDeviceGroupPeerMemoryFeaturesKHR](#)

If [VK_KHR_surface](#) is supported:

- [vkGetDeviceGroupPresentCapabilitiesKHR](#)
- [vkGetDeviceGroupSurfacePresentModesKHR](#)
- [vkGetPhysicalDevicePresentRectanglesKHR](#)

If [VK_KHR_swapchain](#) is supported:

- [vkAcquireNextImage2KHR](#)

New Structures

- Extending [VkBindSparseInfo](#):
 - [VkDeviceGroupBindSparseInfoKHR](#)
- Extending [VkCommandBufferBeginInfo](#):
 - [VkDeviceGroupCommandBufferBeginInfoKHR](#)
- Extending [VkMemoryAllocateInfo](#):
 - [VkMemoryAllocateFlagsInfoKHR](#)
- Extending [VkRenderPassBeginInfo](#), [VkRenderingInfo](#):
 - [VkDeviceGroupRenderPassBeginInfoKHR](#)
- Extending [VkSubmitInfo](#):
 - [VkDeviceGroupSubmitInfoKHR](#)

If [VK_KHR_bind_memory2](#) is supported:

- Extending [VkBindBufferMemoryInfo](#):
 - [VkBindBufferMemoryDeviceGroupInfoKHR](#)
- Extending [VkBindImageMemoryInfo](#):
 - [VkBindImageMemoryDeviceGroupInfoKHR](#)

If [VK_KHR_surface](#) is supported:

- [VkDeviceGroupPresentCapabilitiesKHR](#)

If [VK_KHR_swapchain](#) is supported:

- [VkAcquireNextImageInfoKHR](#)
- Extending [VkBindImageMemoryInfo](#):
 - [VkBindImageMemorySwapchainInfoKHR](#)
- Extending [VkImageCreateInfo](#):
 - [VkImageSwapchainCreateInfoKHR](#)
- Extending [VkPresentInfoKHR](#):

- [VkDeviceGroupPresentInfoKHR](#)
- Extending [VkSwapchainCreateInfoKHR](#):
 - [VkDeviceGroupSwapchainCreateInfoKHR](#)

New Enums

- [VkMemoryAllocateFlagBitsKHR](#)
- [VkPeerMemoryFeatureFlagBitsKHR](#)

If [VK_KHR_surface](#) is supported:

- [VkDeviceGroupPresentModeFlagBitsKHR](#)

New Bitmasks

- [VkMemoryAllocateFlagsKHR](#)
- [VkPeerMemoryFeatureFlagsKHR](#)

If [VK_KHR_surface](#) is supported:

- [VkDeviceGroupPresentModeFlagsKHR](#)

New Enum Constants

- [VK_KHR_DEVICE_GROUP_EXTENSION_NAME](#)
- [VK_KHR_DEVICE_GROUP_SPEC_VERSION](#)
- Extending [VkDependencyFlagBits](#):
 - [VK_DEPENDENCY_DEVICE_GROUP_BIT_KHR](#)
- Extending [VkMemoryAllocateFlagBits](#):
 - [VK_MEMORY_ALLOCATE_DEVICE_MASK_BIT_KHR](#)
- Extending [VkPeerMemoryFeatureFlagBits](#):
 - [VK_PEER_MEMORY_FEATURE_COPY_DST_BIT_KHR](#)
 - [VK_PEER_MEMORY_FEATURE_COPY_SRC_BIT_KHR](#)
 - [VK_PEER_MEMORY_FEATURE_GENERIC_DST_BIT_KHR](#)
 - [VK_PEER_MEMORY_FEATURE_GENERIC_SRC_BIT_KHR](#)
- Extending [VkPipelineCreateFlagBits](#):
 - [VK_PIPELINE_CREATE_DISPATCH_BASE_BIT_KHR](#)
 - [VK_PIPELINE_CREATE_DISPATCH_BASE_KHR](#)
 - [VK_PIPELINE_CREATE_VIEW_INDEX_FROM_DEVICE_INDEX_BIT_KHR](#)
- Extending [VkStructureType](#):
 - [VK_STRUCTURE_TYPE_DEVICE_GROUP_BIND_SPARSE_INFO_KHR](#)
 - [VK_STRUCTURE_TYPE_DEVICE_GROUP_COMMAND_BUFFER_BEGIN_INFO_KHR](#)

- [VK_STRUCTURE_TYPE_DEVICE_GROUP_RENDER_PASS_BEGIN_INFO_KHR](#)
- [VK_STRUCTURE_TYPE_DEVICE_GROUP_SUBMIT_INFO_KHR](#)
- [VK_STRUCTURE_TYPE_MEMORY_ALLOCATE_FLAGS_INFO_KHR](#)

If [VK_KHR_bind_memory2](#) is supported:

- Extending [VkImageCreateFlagBits](#):
 - [VK_IMAGE_CREATE_SPLIT_INSTANCE_BIND_REGIONS_BIT_KHR](#)
- Extending [VkStructureType](#):
 - [VK_STRUCTURE_TYPE_BIND_BUFFER_MEMORY_DEVICE_GROUP_INFO_KHR](#)
 - [VK_STRUCTURE_TYPE_BIND_IMAGE_MEMORY_DEVICE_GROUP_INFO_KHR](#)

If [VK_KHR_surface](#) is supported:

- Extending [VkStructureType](#):
 - [VK_STRUCTURE_TYPE_DEVICE_GROUP_PRESENT_CAPABILITIES_KHR](#)

If [VK_KHR_swapchain](#) is supported:

- Extending [VkStructureType](#):
 - [VK_STRUCTURE_TYPE_ACQUIRE_NEXT_IMAGE_INFO_KHR](#)
 - [VK_STRUCTURE_TYPE_BIND_IMAGE_MEMORY_SWAPCHAIN_INFO_KHR](#)
 - [VK_STRUCTURE_TYPE_DEVICE_GROUP_PRESENT_INFO_KHR](#)
 - [VK_STRUCTURE_TYPE_DEVICE_GROUP_SWAPCHAIN_CREATE_INFO_KHR](#)
 - [VK_STRUCTURE_TYPE_IMAGE_SWAPCHAIN_CREATE_INFO_KHR](#)
- Extending [VkSwapchainCreateFlagBitsKHR](#):
 - [VK_SWAPCHAIN_CREATE_SPLIT_INSTANCE_BIND_REGIONS_BIT_KHR](#)

New Built-in Variables

- [DeviceIndex](#)

New SPIR-V Capabilities

- [DeviceGroup](#)

Version History

- Revision 1, 2016-10-19 (Jeff Bolz)
 - Internal revisions
- Revision 2, 2017-05-19 (Tobias Hector)
 - Removed extended memory bind functions to [VK_KHR_bind_memory2](#), added dependency on that extension, and device-group-specific structs for those functions.

- Revision 3, 2017-10-06 (Ian Elliott)
 - Corrected Vulkan 1.1 interactions with the WSI extensions. All Vulkan 1.1 WSI interactions are with the VK_KHR_swapchain extension.
- Revision 4, 2017-10-10 (Jeff Bolz)
 - Rename “SFR” bits and structure members to use the phrase “split instance bind regions”.

VK_KHR_device_group_creation

Name String

VK_KHR_device_group_creation

Extension Type

Instance extension

Registered Extension Number

71

Revision

1

Ratification Status

Ratified

Extension and Version Dependencies

None

Deprecation State

- *Promoted* to [Vulkan 1.1](#)

Contact

- Jeff Bolz [\[GitHub\]jeffbolznv](#)

Other Extension Metadata

Last Modified Date

2016-10-19

IP Status

No known IP claims.

Contributors

- Jeff Bolz, NVIDIA

Description

This extension provides instance-level commands to enumerate groups of physical devices, and to create a logical device from a subset of one of those groups. Such a logical device can then be used with new features in the [VK_KHR_device_group](#) extension.

Promotion to Vulkan 1.1

All functionality in this extension is included in core Vulkan 1.1, with the KHR suffix omitted. The original type, enum, and command names are still available as aliases of the core functionality.

New Commands

- [vkEnumeratePhysicalDeviceGroupsKHR](#)

New Structures

- [VkPhysicalDeviceGroupPropertiesKHR](#)
- Extending [VkDeviceCreateInfo](#):
 - [VkDeviceGroupDeviceCreateInfoKHR](#)

New Enum Constants

- [VK_KHR_DEVICE_GROUP_CREATION_EXTENSION_NAME](#)
- [VK_KHR_DEVICE_GROUP_CREATION_SPEC_VERSION](#)
- [VK_MAX_DEVICE_GROUP_SIZE_KHR](#)
- Extending [VkMemoryHeapFlagBits](#):
 - [VK_MEMORY_HEAP_MULTI_INSTANCE_BIT_KHR](#)
- Extending [VkStructureType](#):
 - [VK_STRUCTURE_TYPE_DEVICE_GROUP_DEVICE_CREATE_INFO_KHR](#)
 - [VK_STRUCTURE_TYPE_PHYSICAL_DEVICE_GROUP_PROPERTIES_KHR](#)

Examples

```
VkDeviceCreateInfo devCreateInfo = { VK_STRUCTURE_TYPE_DEVICE_CREATE_INFO };
// (not shown) fill out devCreateInfo as usual.
uint32_t deviceGroupCount = 0;
VkPhysicalDeviceGroupPropertiesKHR *props = NULL;

// Query the number of device groups
vkEnumeratePhysicalDeviceGroupsKHR(g_vkInstance, &deviceGroupCount, NULL);

// Allocate and initialize structures to query the device groups
props = (VkPhysicalDeviceGroupPropertiesKHR *)malloc(deviceGroupCount*sizeof
(VkPhysicalDeviceGroupPropertiesKHR));
for (i = 0; i < deviceGroupCount; ++i) {
    props[i].sType = VK_STRUCTURE_TYPE_PHYSICAL_DEVICE_GROUP_PROPERTIES_KHR;
    props[i].pNext = NULL;
}
vkEnumeratePhysicalDeviceGroupsKHR(g_vkInstance, &deviceGroupCount, props);

// If the first device group has more than one physical device. create
// a logical device using all of the physical devices.
VkDeviceGroupDeviceCreateInfoKHR deviceGroupInfo = {
VK_STRUCTURE_TYPE_DEVICE_GROUP_DEVICE_CREATE_INFO_KHR };
if (props[0].physicalDeviceCount > 1) {
    deviceGroupInfo.physicalDeviceCount = props[0].physicalDeviceCount;
    deviceGroupInfo.pPhysicalDevices = props[0].physicalDevices;
```



```
    devCreateInfo.pNext = &deviceGroupInfo;  
}  
  
vkCreateDevice(props[0].physicalDevices[0], &devCreateInfo, NULL, &g_vkDevice);  
free(props);
```

Version History

- Revision 1, 2016-10-19 (Jeff Bolz)
 - Internal revisions

VK_KHR_draw_indirect_count

Name String

VK_KHR_draw_indirect_count

Extension Type

Device extension

Registered Extension Number

170

Revision

1

Ratification Status

Ratified

Extension and Version Dependencies

None

Deprecation State

- *Promoted* to [Vulkan 1.2](#)

Contact

- Piers Daniell [[GitHub](#)]pdaniell-nv

Other Extension Metadata

Last Modified Date

2017-08-25

IP Status

No known IP claims.

Contributors

- Matthaeus G. Chajdas, AMD
- Derrick Owens, AMD
- Graham Sellers, AMD
- Daniel Rakos, AMD
- Dominik Witczak, AMD
- Piers Daniell, NVIDIA

Description

This extension is based on the [VK_AMD_draw_indirect_count](#) extension. This extension allows an application to source the number of draws for indirect drawing calls from a buffer.

Applications might want to do culling on the GPU via a compute shader prior to drawing. This enables the application to generate an arbitrary number of drawing commands and execute them without host intervention.

Promotion to Vulkan 1.2

All functionality in this extension is included in core Vulkan 1.2, with the KHR suffix omitted. However, if Vulkan 1.2 is supported and this extension is not, the commands [vkCmdDrawIndirectCount](#) and [vkCmdDrawIndexedIndirectCount](#) are optional. The original type, enum, and command names are still available as aliases of the core functionality.

New Commands

- [vkCmdDrawIndexedIndirectCountKHR](#)
- [vkCmdDrawIndirectCountKHR](#)

New Enum Constants

- [VK_KHR_DRAW_INDIRECT_COUNT_EXTENSION_NAME](#)
- [VK_KHR_DRAW_INDIRECT_COUNT_SPEC_VERSION](#)

Version History

- Revision 1, 2017-08-25 (Piers Daniell)
 - Initial draft based on [VK_AMD_draw_indirect_count](#)

VK_KHR_driver_properties

Name String

VK_KHR_driver_properties

Extension Type

Device extension

Registered Extension Number

197

Revision

1

Ratification Status

Ratified

Extension and Version Dependencies

[VK_KHR_get_physical_device_properties2](#)

or

[Vulkan Version 1.1](#)

Deprecation State

- *Promoted* to [Vulkan 1.2](#)

Contact

- Daniel Rakos [\[GitHub\]](#)[drakos-amd](#)

Other Extension Metadata

Last Modified Date

2018-04-11

IP Status

No known IP claims.

Contributors

- Baldur Karlsson
- Matthaeus G. Chajdas, AMD
- Piers Daniell, NVIDIA
- Alexander Galazin, Arm
- Jesse Hall, Google
- Daniel Rakos, AMD

Description

This extension provides a new physical device query which allows retrieving information about the

driver implementation, allowing applications to determine which physical device corresponds to which particular vendor's driver, and which conformance test suite version the driver implementation is compliant with.

Promotion to Vulkan 1.2

All functionality in this extension is included in core Vulkan 1.2, with the KHR suffix omitted. The original type, enum, and command names are still available as aliases of the core functionality.

New Structures

- [VkConformanceVersionKHR](#)
- Extending [VkPhysicalDeviceProperties2](#):
 - [VkPhysicalDeviceDriverPropertiesKHR](#)

New Enums

- [VkDriverIdKHR](#)

New Enum Constants

- [VK_KHR_DRIVER_PROPERTIES_EXTENSION_NAME](#)
- [VK_KHR_DRIVER_PROPERTIES_SPEC_VERSION](#)
- [VK_MAX_DRIVER_INFO_SIZE_KHR](#)
- [VK_MAX_DRIVER_NAME_SIZE_KHR](#)
- Extending [VkDriverId](#):
 - [VK_DRIVER_ID_AMD_OPEN_SOURCE_KHR](#)
 - [VK_DRIVER_ID_AMD_PROPRIETARY_KHR](#)
 - [VK_DRIVER_ID_ARM_PROPRIETARY_KHR](#)
 - [VK_DRIVER_ID_BROADCOM_PROPRIETARY_KHR](#)
 - [VK_DRIVER_ID_GGP_PROPRIETARY_KHR](#)
 - [VK_DRIVER_ID_GOOGLE_SWIFTSHADER_KHR](#)
 - [VK_DRIVER_ID_IMAGINATION_PROPRIETARY_KHR](#)
 - [VK_DRIVER_ID_INTEL_OPEN_SOURCE_MESA_KHR](#)
 - [VK_DRIVER_ID_INTEL_PROPRIETARY_WINDOWS_KHR](#)
 - [VK_DRIVER_ID_MESA_RADV_KHR](#)
 - [VK_DRIVER_ID_NVIDIA_PROPRIETARY_KHR](#)
 - [VK_DRIVER_ID_QUALCOMM_PROPRIETARY_KHR](#)
- Extending [VkStructureType](#):
 - [VK_STRUCTURE_TYPE_PHYSICAL_DEVICE_DRIVER_PROPERTIES_KHR](#)

Version History

- Revision 1, 2018-04-11 (Daniel Rakos)
 - Internal revisions

VK_KHR_dynamic_rendering

Name String

VK_KHR_dynamic_rendering

Extension Type

Device extension

Registered Extension Number

45

Revision

1

Ratification Status

Ratified

Extension and Version Dependencies

[VK_KHR_get_physical_device_properties2](#)

or

[Vulkan Version 1.1](#)

and

[VK_KHR_depth_stencil_resolve](#)

or

[Vulkan Version 1.2](#)

Deprecation State

- *Promoted* to [Vulkan 1.3](#)

Contact

- Tobias Hector [\[GitHub\]](#)tobski

Extension Proposal

[VK_KHR_dynamic_rendering](#)

Other Extension Metadata

Last Modified Date

2021-10-06

Contributors

- Tobias Hector, AMD
- Arseny Kapoulkine, Roblox
- François Duranleau, Gameloft
- Stuart Smith, AMD
- Hai Nguyen, Google
- Jean-François Roy, Google

- Jeff Leger, Qualcomm
- Jan-Harald Fredriksen, Arm
- Piers Daniell, Nvidia
- James Fitzpatrick, Imagination
- Piotr Byszewski, Mobica
- Jesse Hall, Google
- Mike Blumenkrantz, Valve

Description

This extension allows applications to create single-pass render pass instances without needing to create render pass objects or framebuffers. Dynamic render passes can also span across multiple primary command buffers, rather than relying on secondary command buffers.

This extension also incorporates [VK_ATTACHMENT_STORE_OP_NONE_KHR](#) from [VK_QCOM_render_pass_store_ops](#), enabling applications to avoid unnecessary synchronization when an attachment is not written during a render pass.

New Commands

- [vkCmdBeginRenderingKHR](#)
- [vkCmdEndRenderingKHR](#)

New Structures

- [VkRenderingAttachmentInfoKHR](#)
- [VkRenderingInfoKHR](#)
- Extending [VkCommandBufferInheritanceInfo](#):
 - [VkCommandBufferInheritanceRenderingInfoKHR](#)
- Extending [VkGraphicsPipelineCreateInfo](#):
 - [VkPipelineRenderingCreateInfoKHR](#)
- Extending [VkPhysicalDeviceFeatures2](#), [VkDeviceCreateInfo](#):
 - [VkPhysicalDeviceDynamicRenderingFeaturesKHR](#)

New Enums

- [VkRenderingFlagBitsKHR](#)

New Bitmasks

- [VkRenderingFlagsKHR](#)

New Enum Constants

- `VK_KHR_DYNAMIC_RENDERING_EXTENSION_NAME`
- `VK_KHR_DYNAMIC_RENDERING_SPEC_VERSION`
- Extending `VkAttachmentStoreOp`:
 - `VK_ATTACHMENT_STORE_OP_NONE_KHR`
- Extending `VkRenderingFlagBits`:
 - `VK_RENDERING_CONTENTS_SECONDARY_COMMAND_BUFFERS_BIT_KHR`
 - `VK_RENDERING_RESUMING_BIT_KHR`
 - `VK_RENDERING_SUSPENDING_BIT_KHR`
- Extending `VkStructureType`:
 - `VK_STRUCTURE_TYPE_COMMAND_BUFFER_INHERITANCE_RENDERING_INFO_KHR`
 - `VK_STRUCTURE_TYPE_PHYSICAL_DEVICE_DYNAMIC_RENDERING_FEATURES_KHR`
 - `VK_STRUCTURE_TYPE_PIPELINE_RENDERING_CREATE_INFO_KHR`
 - `VK_STRUCTURE_TYPE_RENDERING_ATTACHMENT_INFO_KHR`
 - `VK_STRUCTURE_TYPE_RENDERING_INFO_KHR`

Promotion to Vulkan 1.3

Vulkan APIs in this extension are included in core Vulkan 1.3, with the KHR suffix omitted. External interactions defined by this extension, such as SPIR-V token names, retain their original names. The original Vulkan API names are still available as aliases of the core functionality.

Version History

- Revision 1, 2021-10-06 (Tobias Hector)
 - Initial revision

VK_KHR_dynamic_rendering_local_read

Name String

VK_KHR_dynamic_rendering_local_read

Extension Type

Device extension

Registered Extension Number

233

Revision

1

Ratification Status

Ratified

Extension and Version Dependencies

[VK_KHR_dynamic_rendering](#)

or

[Vulkan Version 1.3](#)

Deprecation State

- *Promoted* to [Vulkan 1.4](#)

Contact

- Tobias Hector [\[GitHub\]](#)tobski

Extension Proposal

[VK_KHR_dynamic_rendering_local_read](#)

Other Extension Metadata

Last Modified Date

2023-11-03

Contributors

- Tobias Hector, AMD
- Hans-Kristian Arntzen, Valve
- Connor Abbott, Valve
- Pan Gao, Huawei
- Lionel Landwerlin, Intel
- Shahbaz Youssefi, Google
- Alyssa Rosenzweig, Valve
- Jan-Harald Fredriksen, Arm
- Mike Blumenkrantz, Valve

- Graeme Leese, Broadcom
- Piers Daniell, Nvidia
- Stuart Smith, AMD
- Daniel Story, Nintendo
- James Fitzpatrick, Imagination
- Piotr Byszewski, Mobica
- Spencer Fricke, LunarG
- Tom Olson, Arm
- Michal Pietrasiuk, Intel
- Matthew Netsch, Qualcomm
- Marty Johnson, Khronos
- Wyvern Wang, Huawei
- Jeff Bolz, Nvidia
- Samuel (Sheng-Wen) Huang, MediaTek

Description

This extension enables reads from attachments and resources written by previous fragment shaders within a dynamic render pass.

New Commands

- [vkCmdSetRenderingAttachmentLocationsKHR](#)
- [vkCmdSetRenderingInputAttachmentIndicesKHR](#)

New Structures

- Extending [VkGraphicsPipelineCreateInfo](#), [VkCommandBufferInheritanceInfo](#):
 - [VkRenderingAttachmentLocationInfoKHR](#)
 - [VkRenderingInputAttachmentIndexInfoKHR](#)
- Extending [VkPhysicalDeviceFeatures2](#), [VkDeviceCreateInfo](#):
 - [VkPhysicalDeviceDynamicRenderingLocalReadFeaturesKHR](#)

New Enum Constants

- [VK_KHR_DYNAMIC_RENDERING_LOCAL_READ_EXTENSION_NAME](#)
- [VK_KHR_DYNAMIC_RENDERING_LOCAL_READ_SPEC_VERSION](#)
- Extending [VkImageLayout](#):
 - [VK_IMAGE_LAYOUT_RENDERING_LOCAL_READ_KHR](#)
- Extending [VkStructureType](#):

- [VK_STRUCTURE_TYPE_PHYSICAL_DEVICE_DYNAMIC_RENDERING_LOCAL_READ_FEATURES_KHR](#)
- [VK_STRUCTURE_TYPE_RENDERING_ATTACHMENT_LOCATION_INFO_KHR](#)
- [VK_STRUCTURE_TYPE_RENDERING_INPUT_ATTACHMENT_INDEX_INFO_KHR](#)

Promotion to Vulkan 1.4

Functionality in this extension is included in core Vulkan 1.4, with the KHR suffix omitted. However, Vulkan 1.4 implementations only have to support local read for storage resources and single sampled color attachments.

Support for reading depth/stencil attachments and multi-sampled attachments are respectively gated behind the new boolean `dynamicRenderingLocalReadDepthStencilAttachments` and `dynamicRenderingLocalReadMultisampledAttachments` properties, as described in the [Version 1.4](#) appendix.

The original type, enum, and command names are still available as aliases of the core functionality.

Version History

- Revision 1, 2023-11-03 (Tobias Hector)
 - Initial revision

VK_KHR_external_fence

Name String

VK_KHR_external_fence

Extension Type

Device extension

Registered Extension Number

114

Revision

1

Ratification Status

Ratified

Extension and Version Dependencies

[VK_KHR_external_fence_capabilities](#)

Deprecation State

- *Promoted* to [Vulkan 1.1](#)

Contact

- Jesse Hall [\[GitHub\]](#)[critsec](#)

Other Extension Metadata

Last Modified Date

2017-05-08

IP Status

No known IP claims.

Contributors

- Jesse Hall, Google
- James Jones, NVIDIA
- Jeff Juliano, NVIDIA
- Cass Everitt, Oculus
- Contributors to [VK_KHR_external_semaphore](#)

Description

An application using external memory may wish to synchronize access to that memory using fences. This extension enables an application to create fences from which non-Vulkan handles that reference the underlying synchronization primitive can be exported.

Promotion to Vulkan 1.1

All functionality in this extension is included in core Vulkan 1.1, with the KHR suffix omitted. The original type, enum, and command names are still available as aliases of the core functionality.

New Structures

- Extending [VkFenceCreateInfo](#):
 - [VkExportFenceCreateInfoKHR](#)

New Enums

- [VkFenceImportFlagBitsKHR](#)

New Bitmasks

- [VkFenceImportFlagsKHR](#)

New Enum Constants

- [VK_KHR_EXTERNAL_FENCE_EXTENSION_NAME](#)
- [VK_KHR_EXTERNAL_FENCE_SPEC_VERSION](#)
- Extending [VkFenceImportFlagBits](#):
 - [VK_FENCE_IMPORT_TEMPORARY_BIT_KHR](#)
- Extending [VkStructureType](#):
 - [VK_STRUCTURE_TYPE_EXPORT_FENCE_CREATE_INFO_KHR](#)

Issues

This extension borrows concepts, semantics, and language from [VK_KHR_external_semaphore](#). That extension's issues apply equally to this extension.

Version History

- Revision 1, 2017-05-08 (Jesse Hall)
 - Initial revision

VK_KHR_external_fence_capabilities

Name String

VK_KHR_external_fence_capabilities

Extension Type

Instance extension

Registered Extension Number

113

Revision

1

Ratification Status

Ratified

Extension and Version Dependencies

[VK_KHR_get_physical_device_properties2](#)

or

[Vulkan Version 1.1](#)

Deprecation State

- *Promoted* to [Vulkan 1.1](#)

Contact

- Jesse Hall [\[GitHub\]](#)[critsec](#)

Other Extension Metadata

Last Modified Date

2017-05-08

IP Status

No known IP claims.

Contributors

- Jesse Hall, Google
- James Jones, NVIDIA
- Jeff Juliano, NVIDIA
- Cass Everitt, Oculus
- Contributors to [VK_KHR_external_semaphore_capabilities](#)

Description

An application may wish to reference device fences in multiple Vulkan logical devices or instances, in multiple processes, and/or in multiple APIs. This extension provides a set of capability queries

and handle definitions that allow an application to determine what types of “external” fence handles an implementation supports for a given set of use cases.

Promotion to Vulkan 1.1

All functionality in this extension is included in core Vulkan 1.1, with the KHR suffix omitted. The original type, enum, and command names are still available as aliases of the core functionality.

New Commands

- [vkGetPhysicalDeviceExternalFencePropertiesKHR](#)

New Structures

- [VkExternalFencePropertiesKHR](#)
- [VkPhysicalDeviceExternalFenceInfoKHR](#)
- Extending [VkPhysicalDeviceProperties2](#):
 - [VkPhysicalDeviceIDPropertiesKHR](#)

New Enums

- [VkExternalFenceFeatureFlagBitsKHR](#)
- [VkExternalFenceHandleTypeFlagBitsKHR](#)

New Bitmasks

- [VkExternalFenceFeatureFlagsKHR](#)
- [VkExternalFenceHandleTypeFlagsKHR](#)

New Enum Constants

- [VK_KHR_EXTERNAL_FENCE_CAPABILITIES_EXTENSION_NAME](#)
- [VK_KHR_EXTERNAL_FENCE_CAPABILITIES_SPEC_VERSION](#)
- [VK_LUID_SIZE_KHR](#)
- Extending [VkExternalFenceFeatureFlagBits](#):
 - [VK_EXTERNAL_FENCE_FEATURE_EXPORTABLE_BIT_KHR](#)
 - [VK_EXTERNAL_FENCE_FEATURE_IMPORTABLE_BIT_KHR](#)
- Extending [VkExternalFenceHandleTypeFlagBits](#):
 - [VK_EXTERNAL_FENCE_HANDLE_TYPE_OPAQUE_FD_BIT_KHR](#)
 - [VK_EXTERNAL_FENCE_HANDLE_TYPE_OPAQUE_WIN32_BIT_KHR](#)
 - [VK_EXTERNAL_FENCE_HANDLE_TYPE_OPAQUE_WIN32_KMT_BIT_KHR](#)
 - [VK_EXTERNAL_FENCE_HANDLE_TYPE_SYNC_FD_BIT_KHR](#)
- Extending [VkStructureType](#):

- [VK_STRUCTURE_TYPE_EXTERNAL_FENCE_PROPERTIES_KHR](#)
- [VK_STRUCTURE_TYPE_PHYSICAL_DEVICE_EXTERNAL_FENCE_INFO_KHR](#)
- [VK_STRUCTURE_TYPE_PHYSICAL_DEVICE_ID_PROPERTIES_KHR](#)

Version History

- Revision 1, 2017-05-08 (Jesse Hall)
 - Initial version

VK_KHR_external_memory

Name String

VK_KHR_external_memory

Extension Type

Device extension

Registered Extension Number

73

Revision

1

Ratification Status

Ratified

Extension and Version Dependencies

[VK_KHR_external_memory_capabilities](#)

or

[Vulkan Version 1.1](#)

Deprecation State

- *Promoted* to [Vulkan 1.1](#)

Contact

- James Jones [\[GitHub\]](#)[cubanismo](#)

Other Extension Metadata

Last Modified Date

2016-10-20

IP Status

No known IP claims.

Interactions and External Dependencies

- Interacts with [VK_KHR_dedicated_allocation](#).
- Interacts with [VK_NV_dedicated_allocation](#).

Contributors

- Faith Ekstrand, Intel
- Ian Elliott, Google
- Jesse Hall, Google
- Tobias Hector, Imagination Technologies
- James Jones, NVIDIA
- Jeff Juliano, NVIDIA

- Matthew Netsch, Qualcomm Technologies, Inc.
- Daniel Rakos, AMD
- Carsten Rohde, NVIDIA
- Ray Smith, ARM
- Lina Versace, Google

Description

An application may wish to reference device memory in multiple Vulkan logical devices or instances, in multiple processes, and/or in multiple APIs. This extension enables an application to export non-Vulkan handles from Vulkan memory objects such that the underlying resources can be referenced outside the scope of the Vulkan logical device that created them.

Promotion to Vulkan 1.1

All functionality in this extension is included in core Vulkan 1.1, with the KHR suffix omitted. The original type, enum, and command names are still available as aliases of the core functionality.

New Structures

- Extending [VkBufferCreateInfo](#):
 - [VkExternalMemoryBufferCreateInfoKHR](#)
- Extending [VkImageCreateInfo](#):
 - [VkExternalMemoryImageCreateInfoKHR](#)
- Extending [VkMemoryAllocateInfo](#):
 - [VkExportMemoryAllocateInfoKHR](#)

New Enum Constants

- [VK_KHR_EXTERNAL_MEMORY_EXTENSION_NAME](#)
- [VK_KHR_EXTERNAL_MEMORY_SPEC_VERSION](#)
- [VK_QUEUE_FAMILY_EXTERNAL_KHR](#)
- Extending [VkResult](#):
 - [VK_ERROR_INVALID_EXTERNAL_HANDLE_KHR](#)
- Extending [VkStructureType](#):
 - [VK_STRUCTURE_TYPE_EXPORT_MEMORY_ALLOCATE_INFO_KHR](#)
 - [VK_STRUCTURE_TYPE_EXTERNAL_MEMORY_BUFFER_CREATE_INFO_KHR](#)
 - [VK_STRUCTURE_TYPE_EXTERNAL_MEMORY_IMAGE_CREATE_INFO_KHR](#)

Issues

1) How do applications correlate two physical devices across process or Vulkan instance boundaries?

RESOLVED: New device ID fields have been introduced by [VK_KHR_external_memory_capabilities](#). These fields, combined with the existing [VkPhysicalDeviceProperties::driverVersion](#) field can be used to identify compatible devices across processes, drivers, and APIs. [VkPhysicalDeviceProperties::pipelineCacheUUID](#) is not sufficient for this purpose because despite its description in the specification, it need only identify a unique pipeline cache format in practice. Multiple devices may be able to use the same pipeline cache data, and hence it would be desirable for all of them to have the same pipeline cache UUID. However, only the same concrete physical device can be used when sharing memory, so an actual unique device ID was introduced. Further, the pipeline cache UUID was specific to Vulkan, but correlation with other, non-extensible APIs is required to enable interoperation with those APIs.

2) If memory objects are shared between processes and APIs, is this considered aliasing according to the rules outlined in the [Memory Aliasing](#) section?

RESOLVED: Yes. Applications must take care to obey all restrictions imposed on aliased resources when using memory across multiple Vulkan instances or other APIs.

3) Are new image layouts or metadata required to specify image layouts and layout transitions compatible with non-Vulkan APIs, or with other instances of the same Vulkan driver?

RESOLVED: Separate instances of the same Vulkan driver running on the same GPU should have identical internal layout semantics, so applications have the tools they need to ensure views of images are consistent between the two instances. Other APIs will fall into two categories: Those that are Vulkan-compatible, and those that are Vulkan-incompatible. Vulkan-incompatible APIs will require the image to be in the GENERAL layout whenever they are accessing them.

Note this does not attempt to address cross-device transitions, nor transitions to engines on the same device which are not visible within the Vulkan API. Both of these are beyond the scope of this extension.

4) Is a new barrier flag or operation of some type needed to prepare external memory for handoff to another Vulkan instance or API and/or receive it from another instance or API?

RESOLVED: Yes. Some implementations need to perform additional cache management when transitioning memory between address spaces and other APIs, instances, or processes which may operate in a separate address space. Options for defining this transition include:

- A new structure that can be added to the [pNext](#) list in [VkMemoryBarrier](#), [VkBufferMemoryBarrier](#), and [VkImageMemoryBarrier](#).
- A new bit in [VkAccessFlags](#) that can be set to indicate an “external” access.
- A new bit in [VkDependencyFlags](#)
- A new special queue family that represents an “external” queue.

A new structure has the advantage that the type of external transition can be described in as much detail as necessary. However, there is not currently a known need for anything beyond differentiating between external and internal accesses, so this is likely an over-engineered solution. The access flag bit has the advantage that it can be applied at buffer, image, or global granularity, and semantically it maps pretty well to the operation being described. Additionally, the API already includes [VK_ACCESS_MEMORY_READ_BIT](#) and [VK_ACCESS_MEMORY_WRITE_BIT](#) which appear to

be intended for this purpose. However, there is no obvious pipeline stage that would correspond to an external access, and therefore no clear way to use `VK_ACCESS_MEMORY_READ_BIT` or `VK_ACCESS_MEMORY_WRITE_BIT`. `VkDependencyFlags` and `VkPipelineStageFlags` operate at command granularity rather than image or buffer granularity, which would make an entire pipeline barrier an internal → external or external → internal barrier. This may not be a problem in practice, but seems like the wrong scope. Another downside of `VkDependencyFlags` is that it lacks inherent directionality: there are no `src` and `dst` variants of it in the barrier or dependency description semantics, so two bits might need to be added to describe both internal → external and external → internal transitions. Transitioning a resource to a special queue family corresponds well with the operation of transitioning to a separate Vulkan instance, in that both operations ideally include scheduling a barrier on both sides of the transition: Both the releasing and the acquiring queue or process. Using a special queue family requires adding an additional reserved queue family index. Reusing `VK_QUEUE_FAMILY_IGNORED` would have left it unclear how to transition a concurrent usage resource from one process to another, since the semantics would have likely been equivalent to the currently-ignored transition of `VK_QUEUE_FAMILY_IGNORED` → `VK_QUEUE_FAMILY_IGNORED`. Fortunately, creating a new reserved queue family index is not invasive.

Based on the above analysis, the approach of transitioning to a special “external” queue family was chosen.

5) Do internal driver memory arrangements and/or other internal driver image properties need to be exported and imported when sharing images across processes or APIs.

RESOLVED: Some vendors claim this is necessary on their implementations, but it was determined that the security risks of allowing opaque metadata to be passed from applications to the driver were too high. Therefore, implementations which require metadata will need to associate it with the objects represented by the external handles, and rely on the dedicated allocation mechanism to associate the exported and imported memory objects with a single image or buffer.

6) Most prior interoperation and cross-process sharing APIs have been based on image-level sharing. Should Vulkan sharing be based on memory-object sharing or image sharing?

RESOLVED: These extensions have assumed memory-level sharing is the correct granularity. Vulkan is a lower-level API than most prior APIs, and as such attempts to closely align with to the underlying primitives of the hardware and system-level drivers it abstracts. In general, the resource that holds the backing store for both images and buffers of various types is memory. Images and buffers are merely metadata containing brief descriptions of the layout of bits within that memory.

Because memory object-based sharing is aligned with the overall Vulkan API design, it enables the full range of Vulkan capabilities with external objects. External memory can be used as backing for sparse images, for example, whereas such usage would be awkward at best with a sharing mechanism based on higher-level primitives such as images. Further, aligning the mechanism with the API in this way provides some hope of trivial compatibility with future API enhancements. If new objects backed by memory objects are added to the API, they too can be used across processes with minimal additions to the base external memory APIs.

Earlier APIs implemented interop at a higher level, and this necessitated entirely separate sharing

APIs for images and buffers. To co-exist and interoperate with those APIs, the Vulkan external sharing mechanism must accommodate their model. However, if it can be agreed that memory-based sharing is the more desirable and forward-looking design, legacy interoperation constraints can be considered another reason to favor memory-based sharing: while native and legacy driver primitives that may be used to implement sharing may not be as low-level as the API here suggests, raw memory is still the least common denominator among the types. Image-based sharing can be cleanly derived from a set of base memory- object sharing APIs with minimal effort, whereas image-based sharing does not generalize well to buffer or raw-memory sharing. Therefore, following the general Vulkan design principle of minimalism, it is better to expose interoperability with image-based native and external primitives via the memory sharing API, and place sufficient limits on their usage to ensure they can be used only as backing for equivalent Vulkan images. This provides a consistent API for applications regardless of which platform or external API they are targeting, which makes development of multi-API and multi-platform applications simpler.

7) Should Vulkan define a common external handle type and provide Vulkan functions to facilitate cross-process sharing of such handles rather than relying on native handles to define the external objects?

RESOLVED: No. Cross-process sharing of resources is best left to native platforms. There are myriad security and extensibility issues with such a mechanism, and attempting to re-solve all those issues within Vulkan does not align with Vulkan's purpose as a graphics API. If desired, such a mechanism could be built as a layer or helper library on top of the opaque native handle defined in this family of extensions.

8) Must implementations provide additional guarantees about state implicitly included in memory objects for those memory objects that may be exported?

RESOLVED: Implementations must ensure that sharing memory objects does not transfer any information between the exporting and importing instances and APIs other than that required to share the data contained in the memory objects explicitly shared. As specific examples, data from previously freed memory objects that used the same underlying physical memory, and data from memory objects using adjacent physical memory must not be visible to applications importing an exported memory object.

9) Must implementations validate external handles the application provides as inputs to memory import operations?

RESOLVED: Implementations must return an error to the application if the provided memory handle cannot be used to complete the requested import operation. However, implementations need not validate handles are of the exact type specified by the application.

Version History

- Revision 1, 2016-10-20 (James Jones)
 - Initial version

VK_KHR_external_memory_capabilities

Name String

VK_KHR_external_memory_capabilities

Extension Type

Instance extension

Registered Extension Number

72

Revision

1

Ratification Status

Ratified

Extension and Version Dependencies

[VK_KHR_get_physical_device_properties2](#)

or

[Vulkan Version 1.1](#)

Deprecation State

- *Promoted* to [Vulkan 1.1](#)

Contact

- James Jones [\[GitHub\]](#)cubanismo

Other Extension Metadata

Last Modified Date

2016-10-17

IP Status

No known IP claims.

Interactions and External Dependencies

- Interacts with [VK_KHR_dedicated_allocation](#).
- Interacts with [VK_NV_dedicated_allocation](#).

Contributors

- Ian Elliott, Google
- Jesse Hall, Google
- James Jones, NVIDIA

Description

An application may wish to reference device memory in multiple Vulkan logical devices or

instances, in multiple processes, and/or in multiple APIs. This extension provides a set of capability queries and handle definitions that allow an application to determine what types of “external” memory handles an implementation supports for a given set of use cases.

Promotion to Vulkan 1.1

All functionality in this extension is included in core Vulkan 1.1, with the KHR suffix omitted. The original type, enum, and command names are still available as aliases of the core functionality.

New Commands

- [vkGetPhysicalDeviceExternalBufferPropertiesKHR](#)

New Structures

- [VkExternalBufferPropertiesKHR](#)
- [VkExternalMemoryPropertiesKHR](#)
- [VkPhysicalDeviceExternalBufferInfoKHR](#)
- Extending [VkImageFormatProperties2](#):
 - [VkExternalImageFormatPropertiesKHR](#)
- Extending [VkPhysicalDeviceImageFormatInfo2](#):
 - [VkPhysicalDeviceExternalImageFormatInfoKHR](#)
- Extending [VkPhysicalDeviceProperties2](#):
 - [VkPhysicalDeviceIDPropertiesKHR](#)

New Enums

- [VkExternalMemoryFeatureFlagBitsKHR](#)
- [VkExternalMemoryHandleTypeFlagBitsKHR](#)

New Bitmasks

- [VkExternalMemoryFeatureFlagsKHR](#)
- [VkExternalMemoryHandleTypeFlagsKHR](#)

New Enum Constants

- [VK_KHR_EXTERNAL_MEMORY_CAPABILITIES_EXTENSION_NAME](#)
- [VK_KHR_EXTERNAL_MEMORY_CAPABILITIES_SPEC_VERSION](#)
- [VK_LUID_SIZE_KHR](#)
- Extending [VkExternalMemoryFeatureFlagBits](#):
 - [VK_EXTERNAL_MEMORY_FEATURE_DEDICATED_ONLY_BIT_KHR](#)
 - [VK_EXTERNAL_MEMORY_FEATURE_EXPORTABLE_BIT_KHR](#)
 - [VK_EXTERNAL_MEMORY_FEATURE_IMPORTABLE_BIT_KHR](#)

- Extending [VkExternalMemoryHandleTypeFlagBits](#):
 - [VK_EXTERNAL_MEMORY_HANDLE_TYPE_D3D11_TEXTURE_BIT_KHR](#)
 - [VK_EXTERNAL_MEMORY_HANDLE_TYPE_D3D11_TEXTURE_KMT_BIT_KHR](#)
 - [VK_EXTERNAL_MEMORY_HANDLE_TYPE_D3D12_HEAP_BIT_KHR](#)
 - [VK_EXTERNAL_MEMORY_HANDLE_TYPE_D3D12_RESOURCE_BIT_KHR](#)
 - [VK_EXTERNAL_MEMORY_HANDLE_TYPE_OPAQUE_FD_BIT_KHR](#)
 - [VK_EXTERNAL_MEMORY_HANDLE_TYPE_OPAQUE_WIN32_BIT_KHR](#)
 - [VK_EXTERNAL_MEMORY_HANDLE_TYPE_OPAQUE_WIN32_KMT_BIT_KHR](#)
- Extending [VkStructureType](#):
 - [VK_STRUCTURE_TYPE_EXTERNAL_BUFFER_PROPERTIES_KHR](#)
 - [VK_STRUCTURE_TYPE_EXTERNAL_IMAGE_FORMAT_PROPERTIES_KHR](#)
 - [VK_STRUCTURE_TYPE_PHYSICAL_DEVICE_EXTERNAL_BUFFER_INFO_KHR](#)
 - [VK_STRUCTURE_TYPE_PHYSICAL_DEVICE_EXTERNAL_IMAGE_FORMAT_INFO_KHR](#)
 - [VK_STRUCTURE_TYPE_PHYSICAL_DEVICE_ID_PROPERTIES_KHR](#)

Issues

1) Why do so many external memory capabilities need to be queried on a per-memory-handle-type basis?

This is because some handle types are based on OS-native objects that have far more limited capabilities than the very generic Vulkan memory objects. Not all memory handle types can name memory objects that support 3D images, for example. Some handle types cannot even support the deferred image and memory binding behavior of Vulkan and require specifying the image when allocating or importing the memory object.

2) Do the [VkExternalImageFormatPropertiesKHR](#) and [VkExternalBufferPropertiesKHR](#) structs need to include a list of memory type bits that support the given handle type?

No. The memory types that do not support the handle types will simply be filtered out of the results returned by [vkGetImageMemoryRequirements](#) and [vkGetBufferMemoryRequirements](#) when a set of handle types was specified at image or buffer creation time.

3) Should the non-opaque handle types be moved to their own extension?

Perhaps. However, defining the handle type bits does very little and does not require any platform-specific types on its own, and it is easier to maintain the bitfield values in a single extension for now. Presumably more handle types could be added by separate extensions though, and it would be mildly weird to have some platform-specific ones defined in the core spec and some in extensions

4) Do we need a [D3D11_TILEPOOL](#) type?

No. This is technically possible, but the synchronization is awkward. D3D11 surfaces must be synchronized using shared mutexes, and these synchronization primitives are shared by the entire memory object, so D3D11 shared allocations divided among multiple buffer and image bindings

may be difficult to synchronize.

5) Should the Windows 7-compatible handle types be named “KMT” handles or “GLOBAL_SHARE” handles?

KMT, simply because it is more concise.

6) How do applications identify compatible devices and drivers across instance, process, and API boundaries when sharing memory?

New device properties are exposed that allow applications to correctly correlate devices and drivers. A device and driver UUID that must both match to ensure sharing compatibility between two Vulkan instances, or a Vulkan instance and an extensible external API are added. To allow correlating with Direct3D devices, a device LUID is added that corresponds to a DXGI adapter LUID. A driver ID is not needed for Direct3D because mismatched driver component versions are not currently supported on the Windows OS. Should support for such configurations be introduced at the OS level, further Vulkan extensions would be needed to correlate userspace component builds.

Version History

- Revision 1, 2016-10-17 (James Jones)
 - Initial version

VK_KHR_external_semaphore

Name String

VK_KHR_external_semaphore

Extension Type

Device extension

Registered Extension Number

78

Revision

1

Ratification Status

Ratified

Extension and Version Dependencies

[VK_KHR_external_semaphore_capabilities](#)

Deprecation State

- *Promoted* to [Vulkan 1.1](#)

Contact

- James Jones [\[GitHub\]](#)cubanismo

Other Extension Metadata

Last Modified Date

2016-10-21

IP Status

No known IP claims.

Contributors

- Faith Ekstrand, Intel
- Jesse Hall, Google
- Tobias Hector, Imagination Technologies
- James Jones, NVIDIA
- Jeff Juliano, NVIDIA
- Matthew Netsch, Qualcomm Technologies, Inc.
- Ray Smith, ARM
- Lina Versace, Google

Description

An application using external memory may wish to synchronize access to that memory using semaphores. This extension enables an application to create semaphores from which non-Vulkan handles that reference the underlying synchronization primitive can be exported.

Promotion to Vulkan 1.1

All functionality in this extension is included in core Vulkan 1.1, with the KHR suffix omitted. The original type, enum, and command names are still available as aliases of the core functionality.

New Structures

- Extending [VkSemaphoreCreateInfo](#):
 - [VkExportSemaphoreCreateInfoKHR](#)

New Enums

- [VkSemaphoreImportFlagBitsKHR](#)

New Bitmasks

- [VkSemaphoreImportFlagsKHR](#)

New Enum Constants

- [VK_KHR_EXTERNAL_SEMAPHORE_EXTENSION_NAME](#)
- [VK_KHR_EXTERNAL_SEMAPHORE_SPEC_VERSION](#)
- Extending [VkSemaphoreImportFlagBits](#):
 - [VK_SEMAPHORE_IMPORT_TEMPORARY_BIT_KHR](#)
- Extending [VkStructureType](#):
 - [VK_STRUCTURE_TYPE_EXPORT_SEMAPHORE_CREATE_INFO_KHR](#)

Issues

1) Should there be restrictions on what side effects can occur when waiting on imported semaphores that are in an invalid state?

RESOLVED: Yes. Normally, validating such state would be the responsibility of the application, and the implementation would be free to enter an undefined state if valid usage rules were violated. However, this could cause security concerns when using imported semaphores, as it would require the importing application to trust the exporting application to ensure the state is valid. Requiring this level of trust is undesirable for many potential use cases.

2) Must implementations validate external handles the application provides as input to semaphore state import operations?

RESOLVED: Implementations must return an error to the application if the provided semaphore

state handle cannot be used to complete the requested import operation. However, implementations need not validate handles are of the exact type specified by the application.

Version History

- Revision 1, 2016-10-21 (James Jones)
 - Initial revision

VK_KHR_external_semaphore_capabilities

Name String

VK_KHR_external_semaphore_capabilities

Extension Type

Instance extension

Registered Extension Number

77

Revision

1

Ratification Status

Ratified

Extension and Version Dependencies

[VK_KHR_get_physical_device_properties2](#)

or

[Vulkan Version 1.1](#)

Deprecation State

- *Promoted* to [Vulkan 1.1](#)

Contact

- James Jones [\[GitHub\]](#)[cubanismo](#)

Other Extension Metadata

Last Modified Date

2016-10-20

IP Status

No known IP claims.

Contributors

- Jesse Hall, Google
- James Jones, NVIDIA
- Jeff Juliano, NVIDIA

Description

An application may wish to reference device semaphores in multiple Vulkan logical devices or instances, in multiple processes, and/or in multiple APIs. This extension provides a set of capability queries and handle definitions that allow an application to determine what types of “external” semaphore handles an implementation supports for a given set of use cases.

Promotion to Vulkan 1.1

All functionality in this extension is included in core Vulkan 1.1, with the KHR suffix omitted. The original type, enum, and command names are still available as aliases of the core functionality.

New Commands

- [vkGetPhysicalDeviceExternalSemaphorePropertiesKHR](#)

New Structures

- [VkExternalSemaphorePropertiesKHR](#)
- [VkPhysicalDeviceExternalSemaphoreInfoKHR](#)
- Extending [VkPhysicalDeviceProperties2](#):
 - [VkPhysicalDeviceIDPropertiesKHR](#)

New Enums

- [VkExternalSemaphoreFeatureFlagBitsKHR](#)
- [VkExternalSemaphoreHandleTypeFlagBitsKHR](#)

New Bitmasks

- [VkExternalSemaphoreFeatureFlagsKHR](#)
- [VkExternalSemaphoreHandleTypeFlagsKHR](#)

New Enum Constants

- [VK_KHR_EXTERNAL_SEMAPHORE_CAPABILITIES_EXTENSION_NAME](#)
- [VK_KHR_EXTERNAL_SEMAPHORE_CAPABILITIES_SPEC_VERSION](#)
- [VK_LUID_SIZE_KHR](#)
- Extending [VkExternalSemaphoreFeatureFlagBits](#):
 - [VK_EXTERNAL_SEMAPHORE_FEATURE_EXPORTABLE_BIT_KHR](#)
 - [VK_EXTERNAL_SEMAPHORE_FEATURE_IMPORTABLE_BIT_KHR](#)
- Extending [VkExternalSemaphoreHandleTypeFlagBits](#):
 - [VK_EXTERNAL_SEMAPHORE_HANDLE_TYPE_D3D12_FENCE_BIT_KHR](#)
 - [VK_EXTERNAL_SEMAPHORE_HANDLE_TYPE_OPAQUE_FD_BIT_KHR](#)
 - [VK_EXTERNAL_SEMAPHORE_HANDLE_TYPE_OPAQUE_WIN32_BIT_KHR](#)
 - [VK_EXTERNAL_SEMAPHORE_HANDLE_TYPE_OPAQUE_WIN32_KMT_BIT_KHR](#)
 - [VK_EXTERNAL_SEMAPHORE_HANDLE_TYPE_SYNC_FD_BIT_KHR](#)
- Extending [VkStructureType](#):
 - [VK_STRUCTURE_TYPE_EXTERNAL_SEMAPHORE_PROPERTIES_KHR](#)

- [VK_STRUCTURE_TYPE_PHYSICAL_DEVICE_EXTERNAL_SEMAPHORE_INFO_KHR](#)
- [VK_STRUCTURE_TYPE_PHYSICAL_DEVICE_ID_PROPERTIES_KHR](#)

Version History

- Revision 1, 2016-10-20 (James Jones)
 - Initial revision

VK_KHR_format_feature_flags2

Name String

VK_KHR_format_feature_flags2

Extension Type

Device extension

Registered Extension Number

361

Revision

2

Ratification Status

Ratified

Extension and Version Dependencies

[VK_KHR_get_physical_device_properties2](#)

or

[Vulkan Version 1.1](#)

API Interactions

- Interacts with [VK_VERSION_1_2](#)
- Interacts with [VK_EXT_filter_cubic](#)
- Interacts with [VK_EXT_sampler_filter_minmax](#)
- Interacts with [VK_IMG_filter_cubic](#)

Deprecation State

- *Promoted* to [Vulkan 1.3](#)

Contact

- Lionel Landwerlin [\[GitHub\]](#)[llandwerlin](#)

Other Extension Metadata

Last Modified Date

2021-07-01

IP Status

No known IP claims.

Contributors

- Lionel Landwerlin, Intel
- Faith Ekstrand, Intel
- Tobias Hector, AMD
- Spencer Fricke, Samsung Electronics

- Graeme Leese, Broadcom
- Jan-Harald Fredriksen, ARM

Description

This extension adds a new [VkFormatFeatureFlagBits2KHR](#) 64bits format feature flag type to extend the existing [VkFormatFeatureFlagBits](#) which is limited to 31 flags. At the time of this writing 29 bits of [VkFormatFeatureFlagBits](#) are already used.

Because [VkFormatProperties2](#) is already defined to extend the Vulkan 1.0 [vkGetPhysicalDeviceFormatProperties](#) command, this extension defines a new [VkFormatProperties3KHR](#) to extend the [VkFormatProperties](#).

On top of replicating all the bits from [VkFormatFeatureFlagBits](#), [VkFormatFeatureFlagBits2KHR](#) adds the following bits :

- [VK_FORMAT_FEATURE_2_STORAGE_READ_WITHOUT_FORMAT_BIT_KHR](#) and [VK_FORMAT_FEATURE_2_STORAGE_WRITE_WITHOUT_FORMAT_BIT_KHR](#) specify that an implementation supports reading and writing, respectively, a given [VkFormat](#) through storage operations without specifying the format in the shader.
- [VK_FORMAT_FEATURE_2_SAMPLED_IMAGE_DEPTH_COMPARISON_BIT_KHR](#) specifies that an implementation supports depth comparison performed by [OpImage*Dref*](#) instructions on a given [VkFormat](#). Previously the result of executing a [OpImage*Dref*](#) instruction on an image view, where the [format](#) was not one of the depth/stencil formats with a depth component, was undefined. This bit clarifies on which formats such instructions can be used.

Prior to version 2 of this extension, implementations exposing the [shaderStorageImageReadWithoutFormat](#) and [shaderStorageImageWriteWithoutFormat](#) features may not report [VK_FORMAT_FEATURE_2_STORAGE_READ_WITHOUT_FORMAT_BIT_KHR](#) and [VK_FORMAT_FEATURE_2_STORAGE_WRITE_WITHOUT_FORMAT_BIT_KHR](#) in [VkFormatProperties3KHR::bufferFeatures](#). Despite this, buffer reads/writes are supported as intended by the original features.

New Structures

- Extending [VkFormatProperties2](#):
 - [VkFormatProperties3KHR](#)

New Enums

- [VkFormatFeatureFlagBits2KHR](#)

New Bitmasks

- [VkFormatFeatureFlags2KHR](#)

New Enum Constants

- [VK_KHR_FORMAT_FEATURE_FLAGS_2_EXTENSION_NAME](#)

- **VK_KHR_FORMAT_FEATURE_FLAGS_2_SPEC_VERSION**
- Extending `VkFormatFeatureFlagBits2`:
 - `VK_FORMAT_FEATURE_2_BLIT_DST_BIT_KHR`
 - `VK_FORMAT_FEATURE_2_BLIT_SRC_BIT_KHR`
 - `VK_FORMAT_FEATURE_2_COLOR_ATTACHMENT_BIT_KHR`
 - `VK_FORMAT_FEATURE_2_COLOR_ATTACHMENT_BLEND_BIT_KHR`
 - `VK_FORMAT_FEATURE_2_COSITED_CHROMA_SAMPLES_BIT_KHR`
 - `VK_FORMAT_FEATURE_2_DEPTH_STENCIL_ATTACHMENT_BIT_KHR`
 - `VK_FORMAT_FEATURE_2_DISJOINT_BIT_KHR`
 - `VK_FORMAT_FEATURE_2_MIDPOINT_CHROMA_SAMPLES_BIT_KHR`
 - `VK_FORMAT_FEATURE_2_SAMPLED_IMAGE_BIT_KHR`
 - `VK_FORMAT_FEATURE_2_SAMPLED_IMAGE_DEPTH_COMPARISON_BIT_KHR`
 - `VK_FORMAT_FEATURE_2_SAMPLED_IMAGE_FILTER_LINEAR_BIT_KHR`
 - `VK_FORMAT_FEATURE_2_SAMPLED_IMAGE_YCBCR_CONVERSION_CHROMA_RECONSTRUCTION_EXPLICIT_BIT_KHR`
 - `VK_FORMAT_FEATURE_2_SAMPLED_IMAGE_YCBCR_CONVERSION_CHROMA_RECONSTRUCTION_EXPLICIT_FORCEABLE_BIT_KHR`
 - `VK_FORMAT_FEATURE_2_SAMPLED_IMAGE_YCBCR_CONVERSION_LINEAR_FILTER_BIT_KHR`
 - `VK_FORMAT_FEATURE_2_SAMPLED_IMAGE_YCBCR_CONVERSION_SEPARATE_RECONSTRUCTION_FILTER_BIT_KHR`
 - `VK_FORMAT_FEATURE_2_STORAGE_IMAGE_ATOMIC_BIT_KHR`
 - `VK_FORMAT_FEATURE_2_STORAGE_IMAGE_BIT_KHR`
 - `VK_FORMAT_FEATURE_2_STORAGE_READ_WITHOUT_FORMAT_BIT_KHR`
 - `VK_FORMAT_FEATURE_2_STORAGE_TEXEL_BUFFER_ATOMIC_BIT_KHR`
 - `VK_FORMAT_FEATURE_2_STORAGE_TEXEL_BUFFER_BIT_KHR`
 - `VK_FORMAT_FEATURE_2_STORAGE_WRITE_WITHOUT_FORMAT_BIT_KHR`
 - `VK_FORMAT_FEATURE_2_TRANSFER_DST_BIT_KHR`
 - `VK_FORMAT_FEATURE_2_TRANSFER_SRC_BIT_KHR`
 - `VK_FORMAT_FEATURE_2_UNIFORM_TEXEL_BUFFER_BIT_KHR`
 - `VK_FORMAT_FEATURE_2_VERTEX_BUFFER_BIT_KHR`
- Extending `VkStructureType`:
 - `VK_STRUCTURE_TYPE_FORMAT_PROPERTIES_3_KHR`

If `VK_EXT_filter_cubic` or `VK_IMG_filter_cubic` is supported:

- Extending `VkFormatFeatureFlagBits2`:

- [VK_FORMAT_FEATURE_2_SAMPLED_IMAGE_FILTER_CUBIC_BIT_EXT](#)

If [Vulkan Version 1.2](#) or [VK_EXT_sampler_filter_minmax](#) is supported:

- Extending [VkFormatFeatureFlagBits2](#):
 - [VK_FORMAT_FEATURE_2_SAMPLED_IMAGE_FILTER_MINMAX_BIT_KHR](#)

Promotion to Vulkan 1.3

Vulkan APIs in this extension are included in core Vulkan 1.3, with the KHR suffix omitted. External interactions defined by this extension, such as SPIR-V token names, retain their original names. The original Vulkan API names are still available as aliases of the core functionality.

Version History

- Revision 2, 2022-07-20 (Lionel Landwerlin)
 - Clarify that [VK_FORMAT_FEATURE_2_STORAGE_\(READ|WRITE\)_WITHOUT_FORMAT_BIT](#) also apply to buffer views.
- Revision 1, 2020-07-21 (Lionel Landwerlin)
 - Initial draft

VK_KHR_get_memory_requirements2

Name String

VK_KHR_get_memory_requirements2

Extension Type

Device extension

Registered Extension Number

147

Revision

1

Ratification Status

Ratified

Extension and Version Dependencies

None

Deprecation State

- Promoted to [Vulkan 1.1](#)

Contact

- Faith Ekstrand [\[GitHub\]gfxstrand](#)

Other Extension Metadata

Last Modified Date

2017-09-05

IP Status

No known IP claims.

Contributors

- Faith Ekstrand, Intel
- Jeff Bolz, NVIDIA
- Jesse Hall, Google

Description

This extension provides new queries for memory requirements of images and buffers that can be easily extended by other extensions, without introducing any additional commands. The Vulkan 1.0 [VkMemoryRequirements](#) and [VkSparseImageMemoryRequirements](#) structures do not include **sType** and **pNext** members. This extension wraps them in new structures with these members, so an application can query a chain of memory requirements structures by constructing the chain and letting the implementation fill them in. A new command is added for each **vkGet*MemoryRequirements** command in core Vulkan 1.0.

Promotion to Vulkan 1.1

All functionality in this extension is included in core Vulkan 1.1, with the KHR suffix omitted. The original type, enum, and command names are still available as aliases of the core functionality.

New Commands

- [vkGetBufferMemoryRequirements2KHR](#)
- [vkGetImageMemoryRequirements2KHR](#)
- [vkGetImageSparseMemoryRequirements2KHR](#)

New Structures

- [VkBufferMemoryRequirementsInfo2KHR](#)
- [VkImageMemoryRequirementsInfo2KHR](#)
- [VkImageSparseMemoryRequirementsInfo2KHR](#)
- [VkMemoryRequirements2KHR](#)
- [VkSparseImageMemoryRequirements2KHR](#)

New Enum Constants

- [VK_KHR_GET_MEMORY_REQUIREMENTS_2_EXTENSION_NAME](#)
- [VK_KHR_GET_MEMORY_REQUIREMENTS_2_SPEC_VERSION](#)
- Extending [VkStructureType](#):
 - [VK_STRUCTURE_TYPE_BUFFER_MEMORY_REQUIREMENTS_INFO_2_KHR](#)
 - [VK_STRUCTURE_TYPE_IMAGE_MEMORY_REQUIREMENTS_INFO_2_KHR](#)
 - [VK_STRUCTURE_TYPE_IMAGE_SPARSE_MEMORY_REQUIREMENTS_INFO_2_KHR](#)
 - [VK_STRUCTURE_TYPE_MEMORY_REQUIREMENTS_2_KHR](#)
 - [VK_STRUCTURE_TYPE_SPARSE_IMAGE_MEMORY_REQUIREMENTS_2_KHR](#)

Version History

- Revision 1, 2017-03-23 (Faith Ekstrand)
 - Internal revisions

VK_KHR_get_physical_device_properties2

Name String

VK_KHR_get_physical_device_properties2

Extension Type

Instance extension

Registered Extension Number

60

Revision

2

Ratification Status

Ratified

Extension and Version Dependencies

None

Deprecation State

- *Promoted* to [Vulkan 1.1](#)

Contact

- Jeff Bolz [\[GitHub\]jeffbolznv](#)

Other Extension Metadata

Last Modified Date

2017-09-05

IP Status

No known IP claims.

Contributors

- Jeff Bolz, NVIDIA
- Ian Elliott, Google

Description

This extension provides new queries for device features, device properties, and format properties that can be easily extended by other extensions, without introducing any further queries. The Vulkan 1.0 feature/limit/formatproperty structures do not include **sType/pNext** members. This extension wraps them in new structures with **sType/pNext** members, so an application can query a chain of feature/limit/formatproperty structures by constructing the chain and letting the implementation fill them in. A new command is added for each **vkGetPhysicalDevice*** command in core Vulkan 1.0. The new feature structure (and a **pNext** chain of extending structures) can also be passed in to device creation to enable features.

This extension also allows applications to use the physical-device components of device extensions before [vkCreateDevice](#) is called.

Promotion to Vulkan 1.1

All functionality in this extension is included in core Vulkan 1.1, with the KHR suffix omitted. The original type, enum, and command names are still available as aliases of the core functionality.

New Commands

- [vkGetPhysicalDeviceFeatures2KHR](#)
- [vkGetPhysicalDeviceFormatProperties2KHR](#)
- [vkGetPhysicalDeviceImageFormatProperties2KHR](#)
- [vkGetPhysicalDeviceMemoryProperties2KHR](#)
- [vkGetPhysicalDeviceProperties2KHR](#)
- [vkGetPhysicalDeviceQueueFamilyProperties2KHR](#)
- [vkGetPhysicalDeviceSparseImageFormatProperties2KHR](#)

New Structures

- [VkFormatProperties2KHR](#)
- [VkImageFormatProperties2KHR](#)
- [VkPhysicalDeviceImageFormatInfo2KHR](#)
- [VkPhysicalDeviceMemoryProperties2KHR](#)
- [VkPhysicalDeviceProperties2KHR](#)
- [VkPhysicalDeviceSparseImageFormatInfo2KHR](#)
- [VkQueueFamilyProperties2KHR](#)
- [VkSparseImageFormatProperties2KHR](#)
- Extending [VkDeviceCreateInfo](#):
 - [VkPhysicalDeviceFeatures2KHR](#)

New Enum Constants

- [VK_KHR_GET_PHYSICAL_DEVICE_PROPERTIES_2_EXTENSION_NAME](#)
- [VK_KHR_GET_PHYSICAL_DEVICE_PROPERTIES_2_SPEC_VERSION](#)
- Extending [VkStructureType](#):
 - [VK_STRUCTURE_TYPE_FORMAT_PROPERTIES_2_KHR](#)
 - [VK_STRUCTURE_TYPE_IMAGE_FORMAT_PROPERTIES_2_KHR](#)
 - [VK_STRUCTURE_TYPE_PHYSICAL_DEVICE_FEATURES_2_KHR](#)
 - [VK_STRUCTURE_TYPE_PHYSICAL_DEVICE_IMAGE_FORMAT_INFO_2_KHR](#)
 - [VK_STRUCTURE_TYPE_PHYSICAL_DEVICE_MEMORY_PROPERTIES_2_KHR](#)

- [VK_STRUCTURE_TYPE_PHYSICAL_DEVICE_PROPERTIES_2_KHR](#)
- [VK_STRUCTURE_TYPE_PHYSICAL_DEVICE_SPARSE_IMAGE_FORMAT_INFO_2_KHR](#)
- [VK_STRUCTURE_TYPE_QUEUE_FAMILY_PROPERTIES_2_KHR](#)
- [VK_STRUCTURE_TYPE_SPARSE_IMAGE_FORMAT_PROPERTIES_2_KHR](#)

Examples

```
// Get features with a hypothetical future extension.
VkHypotheticalExtensionFeaturesKHR hypotheticalFeatures =
{
    .sType = VK_STRUCTURE_TYPE_HYPOTHETICAL_FEATURES_KHR,
    .pNext = NULL,
};

VkPhysicalDeviceFeatures2KHR features =
{
    .sType = VK_STRUCTURE_TYPE_PHYSICAL_DEVICE_FEATURES_2_KHR,
    .pNext = &hypotheticalFeatures,
};

// After this call, features and hypotheticalFeatures have been filled out.
vkGetPhysicalDeviceFeatures2KHR(physicalDevice, &features);

// Properties/limits can be chained and queried similarly.

// Enable some features:
VkHypotheticalExtensionFeaturesKHR enabledHypotheticalFeatures =
{
    .sType = VK_STRUCTURE_TYPE_HYPOTHETICAL_FEATURES_KHR,
    .pNext = NULL,
};

VkPhysicalDeviceFeatures2KHR enabledFeatures =
{
    .sType = VK_STRUCTURE_TYPE_PHYSICAL_DEVICE_FEATURES_2_KHR,
    .pNext = &enabledHypotheticalFeatures,
};

enabledFeatures.features.xyz = VK_TRUE;
enabledHypotheticalFeatures.abc = VK_TRUE;

VkDeviceCreateInfo deviceCreateInfo =
{
    .sType = VK_STRUCTURE_TYPE_DEVICE_CREATE_INFO,
    .pNext = &enabledFeatures,
    ...
    .pEnabledFeatures = NULL,
};
```



```
VkDevice device;  
vkCreateDevice(physicalDevice, &deviceCreateInfo, NULL, &device);
```

Version History

- Revision 1, 2016-09-12 (Jeff Bolz)
 - Internal revisions
- Revision 2, 2016-11-02 (Ian Elliott)
 - Added ability for applications to use the physical-device components of device extensions before vkCreateDevice is called.

VK_KHR_global_priority

Name String

VK_KHR_global_priority

Extension Type

Device extension

Registered Extension Number

189

Revision

1

Ratification Status

Ratified

Extension and Version Dependencies

[VK_KHR_get_physical_device_properties2](#)

or

[Vulkan Version 1.1](#)

Deprecation State

- *Promoted* to [Vulkan 1.4](#)

Contact

- Tobias Hector [\[GitHub\]](#)[tobski](#)

Other Extension Metadata

Last Modified Date

2021-10-22

Contributors

- Tobias Hector, AMD
- Contributors to [VK_EXT_global_priority](#)
- Contributors to [VK_EXT_global_priority_query](#)

Description

In Vulkan, users can specify device-scope queue priorities. In some cases it may be useful to extend this concept to a system-wide scope. This device extension allows applications to query the global queue priorities supported by a queue family, and then set a priority when creating queues. The default queue priority is [VK_QUEUE_GLOBAL_PRIORITY_MEDIUM_EXT](#).

Implementations can report which global priority levels are treated differently by the implementation. It is intended primarily for use in system integration along with certain platform-specific priority enforcement rules.

The driver implementation will attempt to skew hardware resource allocation in favor of the higher-priority task. Therefore, higher-priority work may retain similar latency and throughput characteristics even if the system is congested with lower priority work.

The global priority level of a queue shall take precedence over the per-process queue priority ([VkDeviceQueueCreateInfo::pQueuePriorities](#)).

Abuse of this feature may result in starving the rest of the system from hardware resources. Therefore, the driver implementation may deny requests to acquire a priority above the default priority ([VK_QUEUE_GLOBAL_PRIORITY_MEDIUM_EXT](#)) if the caller does not have sufficient privileges. In this scenario [VK_ERROR_NOT_PERMITTED_EXT](#) is returned.

The driver implementation may fail the queue allocation request if resources required to complete the operation have been exhausted (either by the same process or a different process). In this scenario [VK_ERROR_INITIALIZATION_FAILED](#) is returned.

New Structures

- Extending [VkDeviceQueueCreateInfo](#):
 - [VkDeviceQueueGlobalPriorityCreateInfoKHR](#)
- Extending [VkPhysicalDeviceFeatures2](#), [VkDeviceCreateInfo](#):
 - [VkPhysicalDeviceGlobalPriorityQueryFeaturesKHR](#)
- Extending [VkQueueFamilyProperties2](#):
 - [VkQueueFamilyGlobalPriorityPropertiesKHR](#)

New Enums

- [VkQueueGlobalPriorityKHR](#)

New Enum Constants

- [VK_KHR_GLOBAL_PRIORITY_EXTENSION_NAME](#)
- [VK_KHR_GLOBAL_PRIORITY_SPEC_VERSION](#)
- [VK_MAX_GLOBAL_PRIORITY_SIZE_KHR](#)
- Extending [VkQueueGlobalPriority](#):
 - [VK_QUEUE_GLOBAL_PRIORITY_HIGH_KHR](#)
 - [VK_QUEUE_GLOBAL_PRIORITY_LOW_KHR](#)
 - [VK_QUEUE_GLOBAL_PRIORITY_MEDIUM_KHR](#)
 - [VK_QUEUE_GLOBAL_PRIORITY_REALTIME_KHR](#)
- Extending [VkResult](#):
 - [VK_ERROR_NOT_PERMITTED_KHR](#)
- Extending [VkStructureType](#):
 - [VK_STRUCTURE_TYPE_DEVICE_QUEUE_GLOBAL_PRIORITY_CREATE_INFO_KHR](#)

- [VK_STRUCTURE_TYPE_PHYSICAL_DEVICE_GLOBAL_PRIORITY_QUERY_FEATURES_KHR](#)
- [VK_STRUCTURE_TYPE_QUEUE_FAMILY_GLOBAL_PRIORITY_PROPERTIES_KHR](#)

Promotion to Vulkan 1.4

Functionality in this extension is included in core Vulkan 1.4 with the KHR suffix omitted. The original type, enum, and command names are still available as aliases of the core functionality.

Issues

1) Can we additionally query whether a caller is permitted to acquire a specific global queue priority in this extension?

RESOLVED: No. Whether a caller has enough privilege goes with the OS, and the Vulkan driver cannot really guarantee that the privilege will not change in between this query and the actual queue creation call.

2) If more than 1 queue using global priority is requested, is there a good way to know which queue is failing the device creation?

RESOLVED: No. There is not a good way at this moment, and it is also not quite actionable for the applications to know that because the information may not be accurate. Queue creation can fail because of runtime constraints like insufficient privilege or lack of resource, and the failure is not necessarily tied to that particular queue configuration requested.

Version History

- Revision 1, 2021-10-22 (Tobias Hector)
 - Initial draft

VK_KHR_image_format_list

Name String

VK_KHR_image_format_list

Extension Type

Device extension

Registered Extension Number

148

Revision

1

Ratification Status

Ratified

Extension and Version Dependencies

None

Deprecation State

- *Promoted* to [Vulkan 1.2](#)

Contact

- Faith Ekstrand [\[GitHub\]gfxstrand](#)

Other Extension Metadata

Last Modified Date

2017-03-20

IP Status

No known IP claims.

Contributors

- Faith Ekstrand, Intel
- Jan-Harald Fredriksen, ARM
- Jeff Bolz, NVIDIA
- Jeff Leger, Qualcomm
- Neil Henning, Codeplay

Description

On some implementations, setting the [VK_IMAGE_CREATE_MUTABLE_FORMAT_BIT](#) on image creation can cause access to that image to perform worse than an equivalent image created without [VK_IMAGE_CREATE_MUTABLE_FORMAT_BIT](#) because the implementation does not know what view formats will be paired with the image.

This extension allows an application to provide the list of all formats that **can** be used with an image when it is created. The implementation may then be able to create a more efficient image that supports the subset of formats required by the application without having to support all formats in the format compatibility class of the image format.

Promotion to Vulkan 1.2

All functionality in this extension is included in core Vulkan 1.2, with the KHR suffix omitted. The original type, enum, and command names are still available as aliases of the core functionality.

New Structures

- Extending [VkImageCreateInfo](#), [VkSwapchainCreateInfoKHR](#), [VkPhysicalDeviceImageFormatInfo2](#):
 - [VkImageFormatListCreateInfoKHR](#)

New Enum Constants

- [VK_KHR_IMAGE_FORMAT_LIST_EXTENSION_NAME](#)
- [VK_KHR_IMAGE_FORMAT_LIST_SPEC_VERSION](#)
- Extending [VkStructureType](#):
 - [VK_STRUCTURE_TYPE_IMAGE_FORMAT_LIST_CREATE_INFO_KHR](#)

Version History

- Revision 1, 2017-03-20 (Faith Ekstrand)
 - Initial revision

VK_KHR_imageless_framebuffer

Name String

VK_KHR_imageless_framebuffer

Extension Type

Device extension

Registered Extension Number

109

Revision

1

Ratification Status

Ratified

Extension and Version Dependencies

[VK_KHR_get_physical_device_properties2](#)
and
[VK_KHR_maintenance2](#)
or
[Vulkan Version 1.1](#)
and
[VK_KHR_image_format_list](#)
or
[Vulkan Version 1.2](#)

Deprecation State

- *Promoted* to [Vulkan 1.2](#)

Contact

- Tobias Hector [\[GitHub\]](#)[tobias](#)

Other Extension Metadata

Last Modified Date

2018-12-14

Contributors

- Tobias Hector
- Graham Wihlidal

Description

This extension allows framebuffers to be created without the need for creating images first, allowing more flexibility in how they are used, and avoiding the need for many of the confusing compatibility rules.

Framebuffers are now created with a small amount of additional metadata about the image views that will be used in [VkFramebufferAttachmentsCreateInfoKHR](#), and the actual image views are provided at render pass begin time via [VkRenderPassAttachmentBeginInfoKHR](#).

Promotion to Vulkan 1.2

All functionality in this extension is included in core Vulkan 1.2, with the KHR suffix omitted. The original type, enum, and command names are still available as aliases of the core functionality.

New Structures

- [VkFramebufferAttachmentImageInfoKHR](#)
- Extending [VkFramebufferCreateInfo](#):
 - [VkFramebufferAttachmentsCreateInfoKHR](#)
- Extending [VkPhysicalDeviceFeatures2](#), [VkDeviceCreateInfo](#):
 - [VkPhysicalDeviceImagelessFramebufferFeaturesKHR](#)
- Extending [VkRenderPassBeginInfo](#):
 - [VkRenderPassAttachmentBeginInfoKHR](#)

New Enum Constants

- [VK_KHR_IMAGELESS_FRAMEBUFFER_EXTENSION_NAME](#)
- [VK_KHR_IMAGELESS_FRAMEBUFFER_SPEC_VERSION](#)
- Extending [VkFramebufferCreateFlagBits](#):
 - [VK_FRAMEBUFFER_CREATE_IMAGELESS_BIT_KHR](#)
- Extending [VkStructureType](#):
 - [VK_STRUCTURE_TYPE_FRAMEBUFFER_ATTACHMENTS_CREATE_INFO_KHR](#)
 - [VK_STRUCTURE_TYPE_FRAMEBUFFER_ATTACHMENT_IMAGE_INFO_KHR](#)
 - [VK_STRUCTURE_TYPE_PHYSICAL_DEVICE_IMAGELESS_FRAMEBUFFER_FEATURES_KHR](#)
 - [VK_STRUCTURE_TYPE_RENDER_PASS_ATTACHMENT_BEGIN_INFO_KHR](#)

Version History

- Revision 1, 2018-12-14 (Tobias Hector)
 - Internal revisions

VK_KHR_index_type_uint8

Name String

VK_KHR_index_type_uint8

Extension Type

Device extension

Registered Extension Number

534

Revision

1

Ratification Status

Ratified

Extension and Version Dependencies

[VK_KHR_get_physical_device_properties2](#)

or

[Vulkan Version 1.1](#)

Deprecation State

- *Promoted* to [Vulkan 1.4](#)

Contact

- Piers Daniell [[GitHub](#)][pdaniell-nv](#)

Other Extension Metadata

Last Modified Date

2023-06-06

IP Status

No known IP claims.

Contributors

- Jeff Bolz, NVIDIA

Description

This extension allows `uint8_t` indices to be used with [vkCmdBindIndexBuffer](#).

New Structures

- Extending [VkPhysicalDeviceFeatures2](#), [VkDeviceCreateInfo](#):
 - [VkPhysicalDeviceIndexTypeUint8FeaturesKHR](#)

New Enum Constants

- `VK_KHR_INDEX_TYPE_UINT8_EXTENSION_NAME`
- `VK_KHR_INDEX_TYPE_UINT8_SPEC_VERSION`
- Extending `VkIndexType`:
 - `VK_INDEX_TYPE_UINT8_KHR`
- Extending `VkStructureType`:
 - `VK_STRUCTURE_TYPE_PHYSICAL_DEVICE_INDEX_TYPE_UINT8_FEATURES_KHR`

Promotion to Vulkan 1.4

Functionality in this extension is included in core Vulkan 1.4 with the KHR suffix omitted. The original type, enum, and command names are still available as aliases of the core functionality.

Version History

- Revision 1, 2023-06-06 (Piers Daniell)
 - Internal revisions

VK_KHR_line_rasterization

Name String

VK_KHR_line_rasterization

Extension Type

Device extension

Registered Extension Number

535

Revision

1

Ratification Status

Ratified

Extension and Version Dependencies

[VK_KHR_get_physical_device_properties2](#)

or

[Vulkan Version 1.1](#)

Deprecation State

- *Promoted* to [Vulkan 1.4](#)

Contact

- Piers Daniell [[GitHub](#)][pdaniell-nv](#)

Other Extension Metadata

Last Modified Date

2023-06-08

IP Status

No known IP claims.

Contributors

- Jeff Bolz, NVIDIA
- Allen Jensen, NVIDIA
- Faith Ekstrand, Intel

Description

This extension adds some line rasterization features that are commonly used in CAD applications and supported in other APIs like OpenGL. Bresenham-style line rasterization is supported, smooth rectangular lines (coverage to alpha) are supported, and stippled lines are supported for all three line rasterization modes.

New Commands

- [vkCmdSetLineStippleKHR](#)

New Structures

- Extending [VkPhysicalDeviceFeatures2](#), [VkDeviceCreateInfo](#):
 - [VkPhysicalDeviceLineRasterizationFeaturesKHR](#)
- Extending [VkPhysicalDeviceProperties2](#):
 - [VkPhysicalDeviceLineRasterizationPropertiesKHR](#)
- Extending [VkPipelineRasterizationStateCreateInfo](#):
 - [VkPipelineRasterizationLineStateCreateInfoKHR](#)

New Enums

- [VkLineRasterizationModeKHR](#)

New Enum Constants

- [VK_KHR_LINE_RASTERIZATION_EXTENSION_NAME](#)
- [VK_KHR_LINE_RASTERIZATION_SPEC_VERSION](#)
- Extending [VkDynamicState](#):
 - [VK_DYNAMIC_STATE_LINE_STIPPLE_KHR](#)
- Extending [VkLineRasterizationMode](#):
 - [VK_LINE_RASTERIZATION_MODE_BRESENHAM_KHR](#)
 - [VK_LINE_RASTERIZATION_MODE_DEFAULT_KHR](#)
 - [VK_LINE_RASTERIZATION_MODE_RECTANGULAR_KHR](#)
 - [VK_LINE_RASTERIZATION_MODE_RECTANGULAR_SMOOTH_KHR](#)
- Extending [VkStructureType](#):
 - [VK_STRUCTURE_TYPE_PHYSICAL_DEVICE_LINE_RASTERIZATION_FEATURES_KHR](#)
 - [VK_STRUCTURE_TYPE_PHYSICAL_DEVICE_LINE_RASTERIZATION_PROPERTIES_KHR](#)
 - [VK_STRUCTURE_TYPE_PIPELINE_RASTERIZATION_LINE_STATE_CREATE_INFO_KHR](#)

Promotion to Vulkan 1.4

Functionality in this extension is included in core Vulkan 1.4 with the KHR suffix omitted. The original type, enum, and command names are still available as aliases of the core functionality.

When [Version 1.4](#) is supported, the [bresenhamLines](#) feature must be supported.

Issues

- 1) Do we need to support Bresenham-style and smooth lines with more than one rasterization

sample? i.e. the equivalent of `glDisable(GL_MULTISAMPLE)` in OpenGL when the framebuffer has more than one sample?

RESOLVED: Yes. For simplicity, Bresenham line rasterization carries forward a few restrictions from OpenGL, such as not supporting per-sample shading, alpha to coverage, or alpha to one.

Version History

- Revision 1, 2019-05-09 (Jeff Bolz)
 - Initial draft

VK_KHR_load_store_op_none

Name String

VK_KHR_load_store_op_none

Extension Type

Device extension

Registered Extension Number

527

Revision

1

Ratification Status

Ratified

Extension and Version Dependencies

None

Deprecation State

- Promoted to [Vulkan 1.4](#)

Contact

- Shahbaz Youssefi [\[GitHub\]](#)syoussefi

Extension Proposal

[VK_KHR_load_store_op_none](#)

Other Extension Metadata

Last Modified Date

2023-05-16

Contributors

- Shahbaz Youssefi, Google
- Bill Licea-Kane, Qualcomm Technologies, Inc.
- Tobias Hector, AMD

Description

This extension provides [VK_ATTACHMENT_LOAD_OP_NONE_KHR](#) and [VK_ATTACHMENT_STORE_OP_NONE_KHR](#), which are identically promoted from the [VK_EXT_load_store_op_none](#) extension.

New Enum Constants

- [VK_KHR_LOAD_STORE_OP_NONE_EXTENSION_NAME](#)

- [VK_KHR_LOAD_STORE_OP_NONE_SPEC_VERSION](#)
- Extending [VkAttachmentLoadOp](#):
 - [VK_ATTACHMENT_LOAD_OP_NONE_KHR](#)
- Extending [VkAttachmentStoreOp](#):
 - [VK_ATTACHMENT_STORE_OP_NONE_KHR](#)

Promotion to Vulkan 1.4

Functionality in this extension is included in core Vulkan 1.4 with the KHR suffix omitted. The original type, enum, and command names are still available as aliases of the core functionality.

NOTE

While [VK_ATTACHMENT_STORE_OP_NONE](#) is part of Vulkan 1.3, this extension was not promoted to core Vulkan 1.3 either in whole or in part. This functionality was promoted from [VK_KHR_dynamic_rendering](#).

Version History

- Revision 1, 2023-05-16 (Shahbaz Youssefi)
 - Initial revision, based on [VK_EXT_load_store_op_none](#).

VK_KHR_maintenance1

Name String

VK_KHR_maintenance1

Extension Type

Device extension

Registered Extension Number

70

Revision

2

Ratification Status

Ratified

Extension and Version Dependencies

None

Deprecation State

- *Promoted* to [Vulkan 1.1](#)

Contact

- Piers Daniell [[GitHub](#)]pdaniell-nv

Other Extension Metadata

Last Modified Date

2018-03-13

Contributors

- Dan Ginsburg, Valve
- Daniel Koch, NVIDIA
- Daniel Rakos, AMD
- Jan-Harald Fredriksen, ARM
- Faith Ekstrand, Intel
- Jeff Bolz, NVIDIA
- Jesse Hall, Google
- John Kessenich, Google
- Michael Worcester, Imagination Technologies
- Neil Henning, Codeplay Software Ltd.
- Piers Daniell, NVIDIA
- Slawomir Grajewski, Intel

- Tobias Hector, Imagination Technologies
- Tom Olson, ARM

Description

[VK_KHR_maintenance1](#) adds a collection of minor features that were intentionally left out or overlooked from the original Vulkan 1.0 release.

The new features are as follows:

- Allow 2D and 2D array image views to be created from 3D images, which can then be used as color framebuffer attachments. This allows applications to render to slices of a 3D image.
- Support [vkCmdCopyImage](#) between 2D array layers and 3D slices. This extension allows copying from layers of a 2D array image to slices of a 3D image and vice versa.
- Allow negative height to be specified in the [VkViewport::height](#) field to perform y-inversion of the clip-space to framebuffer-space transform. This allows apps to avoid having to use `gl_Position.y = -gl_Position.y` in shaders also targeting other APIs.
- Allow implementations to express support for doing just transfers and clears of image formats that they otherwise support no other format features for. This is done by adding new format feature flags [VK_FORMAT_FEATURE_TRANSFER_SRC_BIT_KHR](#) and [VK_FORMAT_FEATURE_TRANSFER_DST_BIT_KHR](#).
- Support [vkCmdFillBuffer](#) on transfer-only queues. Previously [vkCmdFillBuffer](#) was defined to only work on command buffers allocated from command pools which support graphics or compute queues. It is now allowed on queues that just support transfer operations.
- Fix the inconsistency of how error conditions are returned between the [vkCreateGraphicsPipelines](#) and [vkCreateComputePipelines](#) functions and the [vkAllocateDescriptorSets](#) and [vkAllocateCommandBuffers](#) functions.
- Add new [VK_ERROR_OUT_OF_POOL_MEMORY_KHR](#) error so implementations can give a more precise reason for [vkAllocateDescriptorSets](#) failures.
- Add a new command [vkTrimCommandPoolKHR](#) which gives the implementation an opportunity to release any unused command pool memory back to the system.

Promotion to Vulkan 1.1

All functionality in this extension is included in core Vulkan 1.1, with the KHR suffix omitted. The original type, enum, and command names are still available as aliases of the core functionality.

New Commands

- [vkTrimCommandPoolKHR](#)

New Bitmasks

- [VkCommandPoolTrimFlagsKHR](#)

New Enum Constants

- `VK_KHR_MAINTENANCE1_EXTENSION_NAME`
- `VK_KHR_MAINTENANCE1_SPEC_VERSION`
- `VK_KHR_MAINTENANCE_1_EXTENSION_NAME`
- `VK_KHR_MAINTENANCE_1_SPEC_VERSION`
- Extending `VkFormatFeatureFlagBits`:
 - `VK_FORMAT_FEATURE_TRANSFER_DST_BIT_KHR`
 - `VK_FORMAT_FEATURE_TRANSFER_SRC_BIT_KHR`
- Extending `VkImageCreateFlagBits`:
 - `VK_IMAGE_CREATE_2D_ARRAY_COMPATIBLE_BIT_KHR`
- Extending `VkResult`:
 - `VK_ERROR_OUT_OF_POOL_MEMORY_KHR`

Issues

1. Are viewports with zero height allowed?

RESOLVED: Yes, although they have low utility.

Version History

- Revision 1, 2016-10-26 (Piers Daniell)
 - Internal revisions
- Revision 2, 2018-03-13 (Jon Leech)
 - Add issue for zero-height viewports

VK_KHR_maintenance2

Name String

VK_KHR_maintenance2

Extension Type

Device extension

Registered Extension Number

118

Revision

1

Ratification Status

Ratified

Extension and Version Dependencies

None

Deprecation State

- *Promoted* to [Vulkan 1.1](#)

Contact

- Michael Worcester [\[GitHub\]](#)[michaelworcester](#)

Other Extension Metadata

Last Modified Date

2017-09-05

Contributors

- Michael Worcester, Imagination Technologies
- Stuart Smith, Imagination Technologies
- Jeff Bolz, NVIDIA
- Daniel Koch, NVIDIA
- Jan-Harald Fredriksen, ARM
- Daniel Rakos, AMD
- Neil Henning, Codeplay
- Piers Daniell, NVIDIA

Description

VK_KHR_maintenance2 adds a collection of minor features that were intentionally left out or overlooked from the original Vulkan 1.0 release.

The new features are as follows:

- Allow the application to specify which aspect of an input attachment might be read for a given subpass.
- Allow implementations to express the clipping behavior of points.
- Allow creating images with usage flags that may not be supported for the base image's format, but are supported for image views of the image that have a different but compatible format.
- Allow creating uncompressed image views of compressed images.
- Allow the application to select between an upper-left and lower-left origin for the tessellation domain space.
- Adds two new image layouts for depth stencil images to allow either the depth or stencil aspect to be read-only while the other aspect is writable.

Input Attachment Specification

Input attachment specification allows an application to specify which aspect of a multi-aspect image (e.g. a depth/stencil format) will be accessed via a `subpassLoad` operation.

On some implementations there **may** be a performance penalty if the implementation does not know (at `vkCreateRenderPass` time) which aspect(s) of multi-aspect images **can** be accessed as input attachments.

Promotion to Vulkan 1.1

All functionality in this extension is included in core Vulkan 1.1, with the KHR suffix omitted. The original type, enum, and command names are still available as aliases of the core functionality.

New Structures

- `VkInputAttachmentAspectReferenceKHR`
- Extending `VkImageViewCreateInfo`:
 - `VkImageViewUsageCreateInfoKHR`
- Extending `VkPhysicalDeviceProperties2`:
 - `VkPhysicalDevicePointClippingPropertiesKHR`
- Extending `VkPipelineTessellationStateCreateInfo`:
 - `VkPipelineTessellationDomainOriginStateCreateInfoKHR`
- Extending `VkRenderPassCreateInfo`:
 - `VkRenderPassInputAttachmentAspectCreateInfoKHR`

New Enums

- `VkPointClippingBehaviorKHR`
- `VkTessellationDomainOriginKHR`

New Enum Constants

- `VK_KHR_MAINTENANCE2_EXTENSION_NAME`
- `VK_KHR_MAINTENANCE2_SPEC_VERSION`
- `VK_KHR_MAINTENANCE_2_EXTENSION_NAME`
- `VK_KHR_MAINTENANCE_2_SPEC_VERSION`
- Extending `VkImageCreateFlagBits`:
 - `VK_IMAGE_CREATE_BLOCK_TEXEL_VIEW_COMPATIBLE_BIT_KHR`
 - `VK_IMAGE_CREATE_EXTENDED_USAGE_BIT_KHR`
- Extending `VkImageLayout`:
 - `VK_IMAGE_LAYOUT_DEPTH_ATTACHMENT_STENCIL_READ_ONLY_OPTIMAL_KHR`
 - `VK_IMAGE_LAYOUT_DEPTH_READ_ONLY_STENCIL_ATTACHMENT_OPTIMAL_KHR`
- Extending `VkPointClippingBehavior`:
 - `VK_POINT_CLIPPING_BEHAVIOR_ALL_CLIP_PLANES_KHR`
 - `VK_POINT_CLIPPING_BEHAVIOR_USER_CLIP_PLANES_ONLY_KHR`
- Extending `VkStructureType`:
 - `VK_STRUCTURE_TYPE_IMAGE_VIEW_USAGE_CREATE_INFO_KHR`
 - `VK_STRUCTURE_TYPE_PHYSICAL_DEVICE_POINT_CLIPPING_PROPERTIES_KHR`
 - `VK_STRUCTURE_TYPE_PIPELINE_TESSELLATION_DOMAIN_ORIGIN_STATE_CREATE_INFO_KHR`
 - `VK_STRUCTURE_TYPE_RENDER_PASS_INPUT_ATTACHMENT_ASPECT_CREATE_INFO_KHR`
- Extending `VkTessellationDomainOrigin`:
 - `VK_TESSELLATION_DOMAIN_ORIGIN_LOWER_LEFT_KHR`
 - `VK_TESSELLATION_DOMAIN_ORIGIN_UPPER_LEFT_KHR`

Input Attachment Specification Example

Consider the case where a render pass has two subpasses and two attachments.

Attachment 0 has the format `VK_FORMAT_D24_UNORM_S8_UINT`, attachment 1 has some color format.

Subpass 0 writes to attachment 0, subpass 1 reads only the depth information from attachment 0 (using `inputAttachmentRead`) and writes to attachment 1.

```
VkInputAttachmentAspectReferenceKHR references[] = {  
    {  
        .subpass = 1,  
        .inputAttachmentIndex = 0,  
        .aspectMask = VK_IMAGE_ASPECT_DEPTH_BIT  
    }  
}
```



```
};

VkRenderPassInputAttachmentAspectCreateInfoKHR specifyAspects = {
    .sType =
VK_STRUCTURE_TYPE_RENDER_PASS_INPUT_ATTACHMENT_ASPECT_CREATE_INFO_KHR,
    .pNext = NULL,
    .aspectReferenceCount = 1,
    .pAspectReferences = references
};

VkRenderPassCreateInfo createInfo = {
    ...
    .pNext = &specifyAspects,
    ...
};

vkCreateRenderPass(...);
```

Issues

1) What is the default tessellation domain origin?

RESOLVED: Vulkan 1.0 originally inadvertently documented a lower-left origin, but the conformance tests and all implementations implemented an upper-left origin. This extension adds a control to select between lower-left (for compatibility with OpenGL) and upper-left, and we retroactively fix unextended Vulkan to have a default of an upper-left origin.

Version History

- Revision 1, 2017-04-28

VK_KHR_maintenance3

Name String

VK_KHR_maintenance3

Extension Type

Device extension

Registered Extension Number

169

Revision

1

Ratification Status

Ratified

Extension and Version Dependencies

[VK_KHR_get_physical_device_properties2](#)

or

[Vulkan Version 1.1](#)

Deprecation State

- *Promoted* to [Vulkan 1.1](#)

Contact

- Jeff Bolz [\[GitHub\]jeffbolznv](#)

Other Extension Metadata

Last Modified Date

2017-09-05

Contributors

- Jeff Bolz, NVIDIA

Description

[VK_KHR_maintenance3](#) adds a collection of minor features that were intentionally left out or overlooked from the original Vulkan 1.0 release.

The new features are as follows:

- A limit on the maximum number of descriptors that are supported in a single descriptor set layout. Some implementations have a limit on the total size of descriptors in a set, which cannot be expressed in terms of the limits in Vulkan 1.0.
- A limit on the maximum size of a single memory allocation. Some platforms have kernel interfaces that limit the maximum size of an allocation.

Promotion to Vulkan 1.1

All functionality in this extension is included in core Vulkan 1.1, with the KHR suffix omitted. The original type, enum, and command names are still available as aliases of the core functionality.

New Commands

- [vkGetDescriptorSetLayoutSupportKHR](#)

New Structures

- [VkDescriptorSetLayoutSupportKHR](#)
- Extending [VkPhysicalDeviceProperties2](#):
 - [VkPhysicalDeviceMaintenance3PropertiesKHR](#)

New Enum Constants

- [VK_KHR_MAINTENANCE3_EXTENSION_NAME](#)
- [VK_KHR_MAINTENANCE3_SPEC_VERSION](#)
- [VK_KHR_MAINTENANCE_3_EXTENSION_NAME](#)
- [VK_KHR_MAINTENANCE_3_SPEC_VERSION](#)
- Extending [VkStructureType](#):
 - [VK_STRUCTURE_TYPE_DESCRIPTOR_SET_LAYOUT_SUPPORT_KHR](#)
 - [VK_STRUCTURE_TYPE_PHYSICAL_DEVICE_MAINTENANCE_3_PROPERTIES_KHR](#)

Version History

- Revision 1, 2017-08-22

VK_KHR_maintenance4

Name String

VK_KHR_maintenance4

Extension Type

Device extension

Registered Extension Number

414

Revision

2

Ratification Status

Ratified

Extension and Version Dependencies

[Vulkan Version 1.1](#)

Deprecation State

- *Promoted* to [Vulkan 1.3](#)

Contact

- Piers Daniell [[GitHub](#)]pdaniell-nv

Other Extension Metadata

Last Modified Date

2021-10-25

Interactions and External Dependencies

- Requires SPIR-V 1.2 for [LocalSizeId](#)

Contributors

- Lionel Duc, NVIDIA
- Faith Ekstrand, Intel
- Spencer Fricke, Samsung
- Tobias Hector, AMD
- Lionel Landwerlin, Intel
- Graeme Leese, Broadcom
- Tom Olson, Arm
- Stu Smith, AMD
- Yiwei Zhang, Google

Description

[VK_KHR_maintenance4](#) adds a collection of minor features, none of which would warrant an entire extension of their own.

The new features are as follows:

- Allow the application to destroy their [VkPipelineLayout](#) object immediately after it was used to create another object. It is no longer necessary to keep its handle valid while the created object is in use.
- Add a new [maxBufferSize](#) implementation-defined limit for the maximum size [VkBuffer](#) that **can** be created.
- Add support for the SPIR-V 1.2 [LocalSizeId](#) execution mode, which can be used as an alternative to [LocalSize](#) to specify the local workgroup size with specialization constants.
- Add a guarantee that images created with identical creation parameters will always have the same alignment requirements.
- Add new [vkGetDeviceBufferMemoryRequirementsKHR](#), [vkGetDeviceImageMemoryRequirementsKHR](#), and [vkGetDeviceImageSparseMemoryRequirementsKHR](#) to allow the application to query the image memory requirements without having to create an image object and query it.
- Relax the requirement that push constants must be initialized before they are dynamically accessed.
- Relax the interface matching rules to allow a larger output vector to match with a smaller input vector, with additional values being discarded.
- Add a guarantee for buffer memory requirement that the size memory requirement is never greater than the result of aligning create size with the alignment memory requirement.

New Commands

- [vkGetDeviceBufferMemoryRequirementsKHR](#)
- [vkGetDeviceImageMemoryRequirementsKHR](#)
- [vkGetDeviceImageSparseMemoryRequirementsKHR](#)

New Structures

- [VkDeviceBufferMemoryRequirementsKHR](#)
- [VkDeviceImageMemoryRequirementsKHR](#)
- Extending [VkPhysicalDeviceFeatures2](#), [VkDeviceCreateInfo](#):
 - [VkPhysicalDeviceMaintenance4FeaturesKHR](#)
- Extending [VkPhysicalDeviceProperties2](#):
 - [VkPhysicalDeviceMaintenance4PropertiesKHR](#)

New Enum Constants

- `VK_KHR_MAINTENANCE_4_EXTENSION_NAME`
- `VK_KHR_MAINTENANCE_4_SPEC_VERSION`
- Extending `VkImageAspectFlagBits`:
 - `VK_IMAGE_ASPECT_NONE_KHR`
- Extending `VkStructureType`:
 - `VK_STRUCTURE_TYPE_DEVICE_BUFFER_MEMORY_REQUIREMENTS_KHR`
 - `VK_STRUCTURE_TYPE_DEVICE_IMAGE_MEMORY_REQUIREMENTS_KHR`
 - `VK_STRUCTURE_TYPE_PHYSICAL_DEVICE_MAINTENANCE_4_FEATURES_KHR`
 - `VK_STRUCTURE_TYPE_PHYSICAL_DEVICE_MAINTENANCE_4_PROPERTIES_KHR`

Promotion to Vulkan 1.3

Vulkan APIs in this extension are included in core Vulkan 1.3, with the KHR suffix omitted. External interactions defined by this extension, such as SPIR-V token names, retain their original names. The original Vulkan API names are still available as aliases of the core functionality.

Issues

None.

Version History

- Revision 1, 2021-08-18 (Piers Daniell)
 - Internal revisions
- Revision 2, 2021-10-25 (Yiwei Zhang)
 - More guarantees on buffer memory requirements

VK_KHR_maintenance5

Name String

VK_KHR_maintenance5

Extension Type

Device extension

Registered Extension Number

471

Revision

1

Ratification Status

Ratified

Extension and Version Dependencies

[Vulkan Version 1.1](#)

and

[VK_KHR_dynamic_rendering](#)

or

[Vulkan Version 1.3](#)

API Interactions

- Interacts with VK_VERSION_1_2
- Interacts with VK_VERSION_1_3
- Interacts with VK_VERSION_1_4
- Interacts with VK_ARM_pipeline_opacity_micromap
- Interacts with VK_ARM_shader_instrumentation
- Interacts with VK_EXT_attachment_feedback_loop_layout
- Interacts with VK_EXT_buffer_device_address
- Interacts with VK_EXT_conditional_rendering
- Interacts with VK_EXT_descriptor_buffer
- Interacts with VK_EXT_fragment_density_map
- Interacts with VK_EXT_graphics_pipeline_library
- Interacts with VK_EXT_opacity_micromap
- Interacts with VK_EXT_pipeline_creation_cache_control
- Interacts with VK_EXT_pipeline_protected_access
- Interacts with VK_EXT_transform_feedback
- Interacts with VK_KHR_acceleration_structure
- Interacts with VK_KHR_buffer_device_address

- Interacts with `VK_KHR_dynamic_rendering`
- Interacts with `VK_KHR_fragment_shading_rate`
- Interacts with `VK_KHR_pipeline_executable_properties`
- Interacts with `VK_KHR_pipeline_library`
- Interacts with `VK_KHR_ray_tracing_pipeline`
- Interacts with `VK_KHR_video_decode_queue`
- Interacts with `VK_KHR_video_encode_queue`
- Interacts with `VK_NV_device_generated_commands`
- Interacts with `VK_NV_displacement_micromap`
- Interacts with `VK_NV_ray_tracing`
- Interacts with `VK_NV_ray_tracing_motion_blur`

Deprecation State

- *Promoted* to [Vulkan 1.4](#)

Contact

- Stu Smith [\[GitHub\]](#)[stu-s](#)

Extension Proposal

[VK_KHR_maintenance5](#)

Other Extension Metadata

Last Modified Date

2023-05-02

Interactions and External Dependencies

Contributors

- Stu Smith, AMD
- Tobias Hector, AMD
- Shahbaz Youssefi, Google
- Slawomir Cygan, Intel
- Lionel Landwerlin, Intel
- James Fitzpatrick, Imagination Technologies
- Andrew Garrard, Imagination Technologies
- Ralph Potter, Samsung
- Pan Gao, Huawei
- Jan-Harald Fredriksen, ARM
- Jon Leech, Khronos
- Mike Blumenkrantz, Valve

Description

`VK_KHR_maintenance5` adds a collection of minor features, none of which would warrant an entire extension of their own.

The new features are as follows:

- A new `VK_FORMAT_A1B5G5R5_UNORM_PACK16_KHR` format
- A new `VK_FORMAT_A8_UNORM_KHR` format
- A property to indicate that multisample coverage operations are performed after sample counting in `EarlyFragmentTests` mode
- Relax `VkBufferView` creation requirements by allowing subsets of the associated `VkBuffer` usage using `VkBufferUsageFlags2CreateInfoKHR`
- A new command `vkCmdBindIndexBuffer2KHR`, allowing a range of memory to be bound as an index buffer
- `vkGetDeviceProcAddr` must return `NULL` for supported core functions beyond the version requested by the application.
- A property to indicate that the sample mask test is performed after sample counting in `EarlyFragmentTests` mode
- `vkCmdBindVertexBuffers2` now supports using `VK_WHOLE_SIZE` in the `pSizes` parameter.
- A default size of 1.0 is used if `PointSize` is not written
- Shader modules are deprecated - applications can now pass `VkShaderModuleCreateInfo` as a chained structure to pipeline creation via `VkPipelineShaderStageCreateInfo`
- A function `vkGetRenderingAreaGranularityKHR` to query the optimal render area for a dynamic rendering instance.
- A property to indicate that depth/stencil texturing operations with `VK_COMPONENT_SWIZZLE_ONE` have defined behavior
- Add `vkGetImageSubresourceLayout2KHR` and a new function `vkGetDeviceImageSubresourceLayoutKHR` to allow the application to query the image memory layout without having to create an image object and query it.
- Allow `VK_REMAINING_ARRAY_LAYERS` as the `layerCount` member of `VkImageSubresourceLayers`
- Adds stronger guarantees for propagation of `VK_ERROR_DEVICE_LOST` return values
- A property to indicate whether `PointSize` controls the final rasterization of polygons if `polygon mode` is `VK_POLYGON_MODE_POINT`
- Two properties to indicate the non-strict line rasterization algorithm used
- Two new flags words `VkPipelineCreateFlagBits2KHR` and `VkBufferUsageFlagBits2KHR`
- Physical-device-level functions can now be called with any value in the valid range for a type beyond the defined enumerants, such that applications can avoid checking individual features, extensions, or versions before querying supported properties of a particular enumerant.
- Clarification that copies between images of any type are allowed, treating 1D images as 2D

images with a height of 1.

New Commands

- [vkCmdBindIndexBuffer2KHR](#)
- [vkGetDeviceImageSubresourceLayoutKHR](#)
- [vkGetImageSubresourceLayout2KHR](#)
- [vkGetRenderingAreaGranularityKHR](#)

New Structures

- [VkDeviceImageSubresourceInfoKHR](#)
- [VkImageSubresource2KHR](#)
- [VkRenderingAreaInfoKHR](#)
- [VkSubresourceLayout2KHR](#)
- Extending [VkBufferViewCreateInfo](#), [VkBufferCreateInfo](#), [VkPhysicalDeviceExternalBufferInfo](#), [VkDescriptorBufferBindingInfoEXT](#):
 - [VkBufferUsageFlags2CreateInfoKHR](#)
- Extending [VkComputePipelineCreateInfo](#), [VkGraphicsPipelineCreateInfo](#), [VkRayTracingPipelineCreateInfoNV](#), [VkRayTracingPipelineCreateInfoKHR](#):
 - [VkPipelineCreateFlags2CreateInfoKHR](#)
- Extending [VkPhysicalDeviceFeatures2](#), [VkDeviceCreateInfo](#):
 - [VkPhysicalDeviceMaintenance5FeaturesKHR](#)
- Extending [VkPhysicalDeviceProperties2](#):
 - [VkPhysicalDeviceMaintenance5PropertiesKHR](#)

New Enums

- [VkBufferUsageFlagBits2KHR](#)
- [VkPipelineCreateFlagBits2KHR](#)

New Bitmasks

- [VkBufferUsageFlags2KHR](#)
- [VkPipelineCreateFlags2KHR](#)

New Enum Constants

- [VK_KHR_MAINTENANCE_5_EXTENSION_NAME](#)
- [VK_KHR_MAINTENANCE_5_SPEC_VERSION](#)
- Extending [VkBufferUsageFlagBits2](#):
 - [VK_BUFFER_USAGE_2_INDEX_BUFFER_BIT_KHR](#)

- `VK_BUFFER_USAGE_2_INDIRECT_BUFFER_BIT_KHR`
- `VK_BUFFER_USAGE_2_STORAGE_BUFFER_BIT_KHR`
- `VK_BUFFER_USAGE_2_STORAGE_TEXEL_BUFFER_BIT_KHR`
- `VK_BUFFER_USAGE_2_TRANSFER_DST_BIT_KHR`
- `VK_BUFFER_USAGE_2_TRANSFER_SRC_BIT_KHR`
- `VK_BUFFER_USAGE_2_UNIFORM_BUFFER_BIT_KHR`
- `VK_BUFFER_USAGE_2_UNIFORM_TEXEL_BUFFER_BIT_KHR`
- `VK_BUFFER_USAGE_2_VERTEX_BUFFER_BIT_KHR`
- Extending `VkFormat`:
 - `VK_FORMAT_A1B5G5R5_UNORM_PACK16_KHR`
 - `VK_FORMAT_A8_UNORM_KHR`
- Extending `VkPipelineCreateFlagBits2`:
 - `VK_PIPELINE_CREATE_2_ALLOW_DERIVATIVES_BIT_KHR`
 - `VK_PIPELINE_CREATE_2_DERIVATIVE_BIT_KHR`
 - `VK_PIPELINE_CREATE_2_DISABLE_OPTIMIZATION_BIT_KHR`
 - `VK_PIPELINE_CREATE_2_DISPATCH_BASE_BIT_KHR`
 - `VK_PIPELINE_CREATE_2_VIEW_INDEX_FROM_DEVICE_INDEX_BIT_KHR`
- Extending `VkStructureType`:
 - `VK_STRUCTURE_TYPE_BUFFER_USAGE_FLAGS_2_CREATE_INFO_KHR`
 - `VK_STRUCTURE_TYPE_DEVICE_IMAGE_SUBRESOURCE_INFO_KHR`
 - `VK_STRUCTURE_TYPE_IMAGE_SUBRESOURCE_2_KHR`
 - `VK_STRUCTURE_TYPE_PHYSICAL_DEVICE_MAINTENANCE_5_FEATURES_KHR`
 - `VK_STRUCTURE_TYPE_PHYSICAL_DEVICE_MAINTENANCE_5_PROPERTIES_KHR`
 - `VK_STRUCTURE_TYPE_PIPELINE_CREATE_FLAGS_2_CREATE_INFO_KHR`
 - `VK_STRUCTURE_TYPE_RENDERING_AREA_INFO_KHR`
 - `VK_STRUCTURE_TYPE_SUBRESOURCE_LAYOUT_2_KHR`

If `VK_KHR_dynamic_rendering` or Vulkan Version 1.3 and `VK_EXT_fragment_density_map` is supported:

- Extending `VkPipelineCreateFlagBits2`:
 - `VK_PIPELINE_CREATE_2_RENDERING_FRAGMENT_DENSITY_MAP_ATTACHMENT_BIT_EXT`

If `VK_KHR_dynamic_rendering` or Vulkan Version 1.3 and `VK_KHR_fragment_shading_rate` is supported:

- Extending `VkPipelineCreateFlagBits2`:
 - `VK_PIPELINE_CREATE_2_RENDERING_FRAGMENT_SHADING_RATE_ATTACHMENT_BIT_KHR`

R

If `VK_ARM_pipeline_opacity_micromap` is supported:

- Extending `VkPipelineCreateFlagBits2`:
 - `VK_PIPELINE_CREATE_2_DISALLOW_OPACITY_MICROMAP_BIT_ARM`

If `VK_ARM_shader_instrumentation` is supported:

- Extending `VkPipelineCreateFlagBits2`:
 - `VK_PIPELINE_CREATE_2_INSTRUMENT_SHADERS_BIT_ARM`
- Extending `VkShaderCreateFlagBitsEXT`:
 - `VK_SHADER_CREATE_INSTRUMENT_SHADER_BIT_ARM`

If `VK_EXT_attachment_feedback_loop_layout` is supported:

- Extending `VkPipelineCreateFlagBits2`:
 - `VK_PIPELINE_CREATE_2_COLOR_ATTACHMENT_FEEDBACK_LOOP_BIT_EXT`
 - `VK_PIPELINE_CREATE_2_DEPTH_STENCIL_ATTACHMENT_FEEDBACK_LOOP_BIT_EXT`

If `VK_EXT_conditional_rendering` is supported:

- Extending `VkBufferUsageFlagBits2`:
 - `VK_BUFFER_USAGE_2_CONDITIONAL_RENDERING_BIT_EXT`

If `VK_EXT_descriptor_buffer` is supported:

- Extending `VkBufferUsageFlagBits2`:
 - `VK_BUFFER_USAGE_2_PUSH_DESCRIPTOR_DESCRIPTOR_BUFFER_BIT_EXT`
 - `VK_BUFFER_USAGE_2_RESOURCE_DESCRIPTOR_BUFFER_BIT_EXT`
 - `VK_BUFFER_USAGE_2_SAMPLER_DESCRIPTOR_BUFFER_BIT_EXT`
- Extending `VkPipelineCreateFlagBits2`:
 - `VK_PIPELINE_CREATE_2_DESCRIPTOR_BUFFER_BIT_EXT`

If `VK_EXT_graphics_pipeline_library` is supported:

- Extending `VkPipelineCreateFlagBits2`:
 - `VK_PIPELINE_CREATE_2_LINK_TIME_OPTIMIZATION_BIT_EXT`
 - `VK_PIPELINE_CREATE_2_RETAIN_LINK_TIME_OPTIMIZATION_INFO_BIT_EXT`

If `VK_EXT_opacity_micromap` is supported:

- Extending `VkBufferUsageFlagBits2`:
 - `VK_BUFFER_USAGE_2_MICROMAP_BUILD_INPUT_READ_ONLY_BIT_EXT`
 - `VK_BUFFER_USAGE_2_MICROMAP_STORAGE_BIT_EXT`

- Extending `VkPipelineCreateFlagBits2`:
 - `VK_PIPELINE_CREATE_2_RAY_TRACING_OPACITY_MICROMAP_BIT_EXT`

If `VK_EXT_transform_feedback` is supported:

- Extending `VkBufferUsageFlagBits2`:
 - `VK_BUFFER_USAGE_2_TRANSFORM_FEEDBACK_BUFFER_BIT_EXT`
 - `VK_BUFFER_USAGE_2_TRANSFORM_FEEDBACK_COUNTER_BUFFER_BIT_EXT`

If `VK_KHR_acceleration_structure` is supported:

- Extending `VkBufferUsageFlagBits2`:
 - `VK_BUFFER_USAGE_2_ACCELERATION_STRUCTURE_BUILD_INPUT_READ_ONLY_BIT_KHR`
 - `VK_BUFFER_USAGE_2_ACCELERATION_STRUCTURE_STORAGE_BIT_KHR`

If `VK_KHR_pipeline_executable_properties` is supported:

- Extending `VkPipelineCreateFlagBits2`:
 - `VK_PIPELINE_CREATE_2_CAPTURE_INTERNAL_REPRESENTATIONS_BIT_KHR`
 - `VK_PIPELINE_CREATE_2_CAPTURE_STATISTICS_BIT_KHR`

If `VK_KHR_pipeline_library` is supported:

- Extending `VkPipelineCreateFlagBits2`:
 - `VK_PIPELINE_CREATE_2_LIBRARY_BIT_KHR`

If `VK_KHR_ray_tracing_pipeline` is supported:

- Extending `VkBufferUsageFlagBits2`:
 - `VK_BUFFER_USAGE_2_SHADER_BINDING_TABLE_BIT_KHR`
- Extending `VkPipelineCreateFlagBits2`:
 - `VK_PIPELINE_CREATE_2_RAY_TRACING_NO_NULL_ANY_HIT_SHADERS_BIT_KHR`
 - `VK_PIPELINE_CREATE_2_RAY_TRACING_NO_NULL_CLOSEST_HIT_SHADERS_BIT_KHR`
 - `VK_PIPELINE_CREATE_2_RAY_TRACING_NO_NULL_INTERSECTION_SHADERS_BIT_KHR`
 - `VK_PIPELINE_CREATE_2_RAY_TRACING_NO_NULL_MISS_SHADERS_BIT_KHR`
 - `VK_PIPELINE_CREATE_2_RAY_TRACING_SHADER_GROUP_HANDLE_CAPTURE_REPLAY_BIT_KHR`
 - `VK_PIPELINE_CREATE_2_RAY_TRACING_SKIP_AABBS_BIT_KHR`
 - `VK_PIPELINE_CREATE_2_RAY_TRACING_SKIP_TRIANGLES_BIT_KHR`

If `VK_KHR_video_decode_queue` is supported:

- Extending `VkBufferUsageFlagBits2`:
 - `VK_BUFFER_USAGE_2_VIDEO_DECODE_DST_BIT_KHR`

- [VK_BUFFER_USAGE_2_VIDEO_DECODE_SRC_BIT_KHR](#)

If [VK_KHR_video_encode_queue](#) is supported:

- Extending [VkBufferUsageFlagBits2](#):
 - [VK_BUFFER_USAGE_2_VIDEO_ENCODE_DST_BIT_KHR](#)
 - [VK_BUFFER_USAGE_2_VIDEO_ENCODE_SRC_BIT_KHR](#)

If [VK_NV_device_generated_commands](#) is supported:

- Extending [VkPipelineCreateFlagBits2](#):
 - [VK_PIPELINE_CREATE_2_INDIRECT_BINDABLE_BIT_NV](#)

If [VK_NV_displacement_micromap](#) is supported:

- Extending [VkPipelineCreateFlagBits2](#):
 - [VK_PIPELINE_CREATE_2_RAY_TRACING_DISPLACEMENT_MICROMAP_BIT_NV](#)

If [VK_NV_ray_tracing](#) is supported:

- Extending [VkBufferUsageFlagBits2](#):
 - [VK_BUFFER_USAGE_2_RAY_TRACING_BIT_NV](#)
- Extending [VkPipelineCreateFlagBits2](#):
 - [VK_PIPELINE_CREATE_2_DEFER_COMPILE_BIT_NV](#)

If [VK_NV_ray_tracing_motion_blur](#) is supported:

- Extending [VkPipelineCreateFlagBits2](#):
 - [VK_PIPELINE_CREATE_2_RAY_TRACING_ALLOW_MOTION_BIT_NV](#)

If [Vulkan Version 1.2](#) or [VK_KHR_buffer_device_address](#) or [VK_EXT_buffer_device_address](#) is supported:

- Extending [VkBufferUsageFlagBits2](#):
 - [VK_BUFFER_USAGE_2_SHADER_DEVICE_ADDRESS_BIT_KHR](#)

If [Vulkan Version 1.3](#) or [VK_EXT_pipeline_creation_cache_control](#) is supported:

- Extending [VkPipelineCreateFlagBits2](#):
 - [VK_PIPELINE_CREATE_2_EARLY_RETURN_ON_FAILURE_BIT_KHR](#)
 - [VK_PIPELINE_CREATE_2_FAIL_ON_PIPELINE_COMPILE_REQUIRED_BIT_KHR](#)

If [Vulkan Version 1.4](#) or [VK_EXT_pipeline_protected_access](#) is supported:

- Extending [VkPipelineCreateFlagBits2](#):
 - [VK_PIPELINE_CREATE_2_NO_PROTECTED_ACCESS_BIT_EXT](#)

- [VK_PIPELINE_CREATE_2_PROTECTED_ACCESS_ONLY_BIT_EXT](#)

Promotion to Vulkan 1.4

Functionality in this extension is included in core Vulkan 1.4 with the KHR suffix omitted. The original type, enum, and command names are still available as aliases of the core functionality.

Version History

- Revision 1, 2022-12-12 (Stu Smith)
 - Initial revision

VK_KHR_maintenance6

Name String

VK_KHR_maintenance6

Extension Type

Device extension

Registered Extension Number

546

Revision

1

Ratification Status

Ratified

Extension and Version Dependencies

[Vulkan Version 1.1](#)

API Interactions

- Interacts with [VK_EXT_descriptor_buffer](#)
- Interacts with [VK_KHR_push_descriptor](#)

Deprecation State

- *Promoted* to [Vulkan 1.4](#)

Contact

- Jon Leech [\[GitHub\]](#)[joddhack](#)

Extension Proposal

[VK_KHR_maintenance6](#)

Other Extension Metadata

Last Modified Date

2023-08-03

Interactions and External Dependencies

- Interacts with [VK_EXT_robustness2](#)

Contributors

- Jon Leech, Khronos
- Stu Smith, AMD
- Mike Blumenkrantz, Valve
- Ralph Potter, Samsung
- James Fitzpatrick, Imagination Technologies
- Piers Daniell, NVIDIA

- Daniel Story, Nintendo

Description

[VK_KHR_maintenance6](#) adds a collection of minor features, none of which would warrant an entire extension of their own.

The new features are as follows:

- [VkBindMemoryStatusKHR](#) may be included in the [pNext](#) chain of [VkBindBufferMemoryInfo](#) and [VkBindImageMemoryInfo](#), allowing applications to identify individual resources for which memory binding failed during calls to [vkBindBufferMemory2](#) and [vkBindImageMemory2](#).
- A new property [fragmentShadingRateClampCombinerInputs](#) to indicate if an implementation clamps the inputs to fragment shading rate combiner operations.
- [VK_NULL_HANDLE](#) is allowed to be used when binding an index buffer, instead of a valid [VkBuffer](#) handle. When the [nullDescriptor](#) feature is enabled, every index fetched results in a value of zero.
- A new property [maxCombinedImageSamplerDescriptorCount](#) to indicate the maximum number of descriptors needed for any of the [formats that require a sampler Y'C_BC_R conversion](#) supported by the implementation.
- A new property [blockTexelViewCompatibleMultipleLayers](#) indicating whether [VK_IMAGE_CREATE_BLOCK_TEXEL_VIEW_COMPATIBLE_BIT](#) is allowed to be used with [layerCount](#) > 1
- [pNext](#) extensible *2 versions of all descriptor binding commands.

New Commands

- [vkCmdBindDescriptorSets2KHR](#)
- [vkCmdPushConstants2KHR](#)

If [VK_EXT_descriptor_buffer](#) is supported:

- [vkCmdBindDescriptorBufferEmbeddedSamplers2EXT](#)
- [vkCmdSetDescriptorBufferOffsets2EXT](#)

If [VK_KHR_push_descriptor](#) is supported:

- [vkCmdPushDescriptorSet2KHR](#)
- [vkCmdPushDescriptorSetWithTemplate2KHR](#)

New Structures

- [VkBindDescriptorSetsInfoKHR](#)
- [VkPushConstantsInfoKHR](#)
- Extending [VkBindBufferMemoryInfo](#), [VkBindImageMemoryInfo](#):
 - [VkBindMemoryStatusKHR](#)

- Extending [VkPhysicalDeviceFeatures2](#), [VkDeviceCreateInfo](#):
 - [VkPhysicalDeviceMaintenance6FeaturesKHR](#)
- Extending [VkPhysicalDeviceProperties2](#):
 - [VkPhysicalDeviceMaintenance6PropertiesKHR](#)

If [VK_EXT_descriptor_buffer](#) is supported:

- [VkBindDescriptorBufferEmbeddedSamplersInfoEXT](#)
- [VkSetDescriptorBufferOffsetsInfoEXT](#)

If [VK_KHR_push_descriptor](#) is supported:

- [VkPushDescriptorSetInfoKHR](#)
- [VkPushDescriptorSetWithTemplateInfoKHR](#)

New Enum Constants

- [VK_KHR_MAINTENANCE_6_EXTENSION_NAME](#)
- [VK_KHR_MAINTENANCE_6_SPEC_VERSION](#)
- Extending [VkStructureType](#):
 - [VK_STRUCTURE_TYPE_BIND_DESCRIPTOR_SETS_INFO_KHR](#)
 - [VK_STRUCTURE_TYPE_BIND_MEMORY_STATUS_KHR](#)
 - [VK_STRUCTURE_TYPE_PHYSICAL_DEVICE_MAINTENANCE_6_FEATURES_KHR](#)
 - [VK_STRUCTURE_TYPE_PHYSICAL_DEVICE_MAINTENANCE_6_PROPERTIES_KHR](#)
 - [VK_STRUCTURE_TYPE_PUSH_CONSTANTS_INFO_KHR](#)

If [VK_EXT_descriptor_buffer](#) is supported:

- Extending [VkStructureType](#):
 - [VK_STRUCTURE_TYPE_BIND_DESCRIPTOR_BUFFER_EMBEDDED_SAMPLERS_INFO_EXT](#)
 - [VK_STRUCTURE_TYPE_SET_DESCRIPTOR_BUFFER_OFFSETS_INFO_EXT](#)

If [VK_KHR_push_descriptor](#) is supported:

- Extending [VkStructureType](#):
 - [VK_STRUCTURE_TYPE_PUSH_DESCRIPTOR_SET_INFO_KHR](#)
 - [VK_STRUCTURE_TYPE_PUSH_DESCRIPTOR_SET_WITH_TEMPLATE_INFO_KHR](#)

Promotion to Vulkan 1.4

Functionality in this extension is included in core Vulkan 1.4 with the KHR suffix omitted. The original type, enum, and command names are still available as aliases of the core functionality.

Version History

- Revision 1, 2023-08-01 (Jon Leech)
 - Initial revision

VK_KHR_map_memory2

Name String

VK_KHR_map_memory2

Extension Type

Device extension

Registered Extension Number

272

Revision

1

Ratification Status

Ratified

Extension and Version Dependencies

None

Deprecation State

- *Promoted* to [Vulkan 1.4](#)

Contact

- Faith Ekstrand [\[GitHub\]gfxstrand](#)

Extension Proposal

[VK_KHR_map_memory2](#)

Other Extension Metadata

Last Modified Date

2023-03-14

Interactions and External Dependencies

- None

Contributors

- Faith Ekstrand, Collabora
- Tobias Hector, AMD

Description

This extension provides extensible versions of the Vulkan memory map and unmap commands. The new commands are functionally identical to the core commands, except that their parameters are specified using extensible structures that can be used to pass extension-specific information.

New Commands

- [vkMapMemory2KHR](#)
- [vkUnmapMemory2KHR](#)

New Structures

- [VkMemoryMapInfoKHR](#)
- [VkMemoryUnmapInfoKHR](#)

New Enums

- [VkMemoryUnmapFlagBitsKHR](#)

New Bitmasks

- [VkMemoryUnmapFlagsKHR](#)

New Enum Constants

- [VK_KHR_MAP_MEMORY_2_EXTENSION_NAME](#)
- [VK_KHR_MAP_MEMORY_2_SPEC_VERSION](#)
- Extending [VkStructureType](#):
 - [VK_STRUCTURE_TYPE_MEMORY_MAP_INFO_KHR](#)
 - [VK_STRUCTURE_TYPE_MEMORY_UNMAP_INFO_KHR](#)

Promotion to Vulkan 1.4

Functionality in this extension is included in core Vulkan 1.4 with the KHR suffix omitted. The original type, enum, and command names are still available as aliases of the core functionality.

Version History

- Revision 0, 2022-08-03 (Faith Ekstrand)
 - Internal revisions
- Revision 1, 2023-03-14
 - Public release

VK_KHR_multiview

Name String

VK_KHR_multiview

Extension Type

Device extension

Registered Extension Number

54

Revision

1

Ratification Status

Ratified

Extension and Version Dependencies

[VK_KHR_get_physical_device_properties2](#)

or

[Vulkan Version 1.1](#)

SPIR-V Dependencies

- [SPV_KHR_multiview](#)

Deprecation State

- *Promoted* to [Vulkan 1.1](#)

Contact

- Jeff Bolz [[GitHub](#)] [jeffbolznv](#)

Other Extension Metadata

Last Modified Date

2016-10-28

IP Status

No known IP claims.

Interactions and External Dependencies

- This extension provides API support for [GL_EXT_multiview](#)

Contributors

- Jeff Bolz, NVIDIA

Description

This extension has the same goal as the OpenGL ES [GL_OVR_multiview](#) extension. Multiview is a rendering technique originally designed for VR where it is more efficient to record a single set of commands to be executed with slightly different behavior for each “view”.

It includes a concise way to declare a render pass with multiple views, and gives implementations freedom to render the views in the most efficient way possible. This is done with a multiview configuration specified during `render pass` creation with the `VkRenderPassMultiviewCreateInfo` passed into `VkRenderPassCreateInfo::pNext`.

This extension enables the use of the `SPV_KHR_multiview` shader extension, which adds a new `ViewIndex` built-in type that allows shaders to control what to do for each view. If using GLSL there is also the `GL_EXT_multiview` extension that introduces a `highp int gl_ViewIndex;` built-in variable for vertex, tessellation, geometry, and fragment shaders.

Promotion to Vulkan 1.1

All functionality in this extension is included in core Vulkan 1.1, with the KHR suffix omitted. The original type, enum, and command names are still available as aliases of the core functionality.

New Structures

- Extending `VkPhysicalDeviceFeatures2`, `VkDeviceCreateInfo`:
 - `VkPhysicalDeviceMultiviewFeaturesKHR`
- Extending `VkPhysicalDeviceProperties2`:
 - `VkPhysicalDeviceMultiviewPropertiesKHR`
- Extending `VkRenderPassCreateInfo`:
 - `VkRenderPassMultiviewCreateInfoKHR`

New Enum Constants

- `VK_KHR_MULTIVIEW_EXTENSION_NAME`
- `VK_KHR_MULTIVIEW_SPEC_VERSION`
- Extending `VkDependencyFlagBits`:
 - `VK_DEPENDENCY_VIEW_LOCAL_BIT_KHR`
- Extending `VkStructureType`:
 - `VK_STRUCTURE_TYPE_PHYSICAL_DEVICE_MULTIVIEW_FEATURES_KHR`
 - `VK_STRUCTURE_TYPE_PHYSICAL_DEVICE_MULTIVIEW_PROPERTIES_KHR`
 - `VK_STRUCTURE_TYPE_RENDER_PASS_MULTIVIEW_CREATE_INFO_KHR`

New Built-In Variables

- `ViewIndex`

New SPIR-V Capabilities

- `MultiView`

Version History

- Revision 1, 2016-10-28 (Jeff Bolz)
 - Internal revisions

VK_KHR_push_descriptor

Name String

VK_KHR_push_descriptor

Extension Type

Device extension

Registered Extension Number

81

Revision

2

Ratification Status

Ratified

Extension and Version Dependencies

[VK_KHR_get_physical_device_properties2](#)

or

[Vulkan Version 1.1](#)

API Interactions

- Interacts with [VK_VERSION_1_1](#)
- Interacts with [VK_KHR_descriptor_update_template](#)

Deprecation State

- *Promoted* to [Vulkan 1.4](#)

Contact

- Jeff Bolz [\[GitHub\]jeffbolznv](#)

Other Extension Metadata

Last Modified Date

2017-09-12

IP Status

No known IP claims.

Contributors

- Jeff Bolz, NVIDIA
- Michael Worcester, Imagination Technologies

Description

This extension allows descriptors to be written into the command buffer, while the implementation is responsible for managing their memory. Push descriptors may enable easier porting from older APIs and in some cases can be more efficient than writing descriptors into descriptor sets.

New Commands

- [vkCmdPushDescriptorSetKHR](#)

If [Vulkan Version 1.1](#) or [VK_KHR_descriptor_update_template](#) is supported:

- [vkCmdPushDescriptorSetWithTemplateKHR](#)

New Structures

- Extending [VkPhysicalDeviceProperties2](#):
 - [VkPhysicalDevicePushDescriptorPropertiesKHR](#)

New Enum Constants

- [VK_KHR_PUSH_DESCRIPTOR_EXTENSION_NAME](#)
- [VK_KHR_PUSH_DESCRIPTOR_SPEC_VERSION](#)
- Extending [VkDescriptorSetLayoutCreateFlagBits](#):
 - [VK_DESCRIPTOR_SET_LAYOUT_CREATE_PUSH_DESCRIPTOR_BIT_KHR](#)
- Extending [VkStructureType](#):
 - [VK_STRUCTURE_TYPE_PHYSICAL_DEVICE_PUSH_DESCRIPTOR_PROPERTIES_KHR](#)

If [Vulkan Version 1.1](#) or [VK_KHR_descriptor_update_template](#) is supported:

- Extending [VkDescriptorUpdateTemplateType](#):
 - [VK_DESCRIPTOR_UPDATE_TEMPLATE_TYPE_PUSH_DESCRIPTORS_KHR](#)

Promotion to Vulkan 1.4

Functionality in this extension is included in core Vulkan 1.4 with the KHR suffix omitted. The original type, enum, and command names are still available as aliases of the core functionality.

Version History

- Revision 1, 2016-10-15 (Jeff Bolz)
 - Internal revisions
- Revision 2, 2017-09-12 (Tobias Hector)
 - Added interactions with Vulkan 1.1

VK_KHR_relaxed_block_layout

Name String

VK_KHR_relaxed_block_layout

Extension Type

Device extension

Registered Extension Number

145

Revision

1

Ratification Status

Ratified

Extension and Version Dependencies

None

Deprecation State

- *Promoted* to [Vulkan 1.1](#)

Contact

- John Kessenich [\[GitHub\]](#)johnkslang

Other Extension Metadata

Last Modified Date

2017-03-26

IP Status

No known IP claims.

Contributors

- John Kessenich, Google

Description

The `VK_KHR_relaxed_block_layout` extension allows implementations to indicate they can support more variation in block `Offset` decorations. For example, placing a vector of three floats at an offset of $16 \times N + 4$.

See [Offset and Stride Assignment](#) for details.

Promotion to Vulkan 1.1

All functionality in this extension is included in core Vulkan 1.1, with the KHR suffix omitted. The original type, enum, and command names are still available as aliases of the core functionality.

New Enum Constants

- `VK_KHR_RELAXED_BLOCK_LAYOUT_EXTENSION_NAME`
- `VK_KHR_RELAXED_BLOCK_LAYOUT_SPEC_VERSION`

Version History

- Revision 1, 2017-03-26 (JohnK)

VK_KHR_sampler_mirror_clamp_to_edge

Name String

VK_KHR_sampler_mirror_clamp_to_edge

Extension Type

Device extension

Registered Extension Number

15

Revision

3

Ratification Status

Ratified

Extension and Version Dependencies

None

Deprecation State

- *Promoted* to [Vulkan 1.2](#)

Contact

- Tobias Hector [\[GitHub\]](#)tobski

Other Extension Metadata

Last Modified Date

2019-08-17

Contributors

- Tobias Hector, Imagination Technologies
- Jon Leech, Khronos

Description

VK_KHR_sampler_mirror_clamp_to_edge extends the set of sampler address modes to include an additional mode (VK_SAMPLER_ADDRESS_MODE_MIRROR_CLAMP_TO_EDGE) that effectively uses a texture map twice as large as the original image in which the additional half of the new image is a mirror image of the original image.

This new mode relaxes the need to generate images whose opposite edges match by using the original image to generate a matching “mirror image”. This mode allows the texture to be mirrored only once in the negative s, t, and r directions.

Promotion to Vulkan 1.2

All functionality in this extension is included in core Vulkan 1.2. However, if Vulkan 1.2 is

supported and this extension is not, the [VkSamplerAddressMode VK_SAMPLER_ADDRESS_MODE_MIRROR_CLAMP_TO_EDGE](#) is optional. Since the original extension did not use an author suffix on the enum [VK_SAMPLER_ADDRESS_MODE_MIRROR_CLAMP_TO_EDGE](#), it is used by both core and extension implementations.

New Enum Constants

- [VK_KHR_SAMPLER_MIRROR_CLAMP_TO_EDGE_EXTENSION_NAME](#)
- [VK_KHR_SAMPLER_MIRROR_CLAMP_TO_EDGE_SPEC_VERSION](#)
- Extending [VkSamplerAddressMode](#):
 - [VK_SAMPLER_ADDRESS_MODE_MIRROR_CLAMP_TO_EDGE](#)
 - [VK_SAMPLER_ADDRESS_MODE_MIRROR_CLAMP_TO_EDGE_KHR](#)

Example

Creating a sampler with the new address mode in each dimension

```
VkSamplerCreateInfo createInfo =
{
    .sType = VK_STRUCTURE_TYPE_SAMPLER_CREATE_INFO,
    // Other members set to application-desired values
};

createInfo.addressModeU = VK_SAMPLER_ADDRESS_MODE_MIRROR_CLAMP_TO_EDGE;
createInfo.addressModeV = VK_SAMPLER_ADDRESS_MODE_MIRROR_CLAMP_TO_EDGE;
createInfo.addressModeW = VK_SAMPLER_ADDRESS_MODE_MIRROR_CLAMP_TO_EDGE;

VkSampler sampler;
VkResult result = vkCreateSampler(
    device,
    &createInfo,
    &sampler);
```

Issues

1) Why are both KHR and core versions of the [VK_SAMPLER_ADDRESS_MODE_MIRROR_CLAMP_TO_EDGE](#) token present?

RESOLVED: This functionality was intended to be required in Vulkan 1.0. We realized shortly before public release that not all implementations could support it, and moved the functionality into an optional extension, but did not apply the KHR extension suffix. Adding a KHR-suffixed alias of the non-suffixed enum has been done to comply with our own naming rules.

In a related change, before spec revision 1.1.121 this extension was hardwired into the spec Makefile so it was always included with the Specification, even in the core-only versions. This has now been reverted, and it is treated as any other extension.

Version History

- Revision 1, 2016-02-16 (Tobias Hector)
 - Initial draft
- Revision 2, 2019-08-14 (Jon Leech)
 - Add KHR-suffixed alias of non-suffixed enum.
- Revision 3, 2019-08-17 (Jon Leech)
 - Add an issue explaining the reason for the extension API not being suffixed with KHR.

VK_KHR_sampler_ycbcr_conversion

Name String

VK_KHR_sampler_ycbcr_conversion

Extension Type

Device extension

Registered Extension Number

157

Revision

14

Ratification Status

Ratified

Extension and Version Dependencies

[VK_KHR_maintenance1](#)

and

[VK_KHR_bind_memory2](#)

and

[VK_KHR_get_memory_requirements2](#)

and

[VK_KHR_get_physical_device_properties2](#)

or

[Vulkan Version 1.1](#)

API Interactions

- Interacts with [VK_EXT_debug_report](#)

Deprecation State

- *Promoted* to [Vulkan 1.1](#)

Contact

- Andrew Garrard [\[GitHub\]](#)[fluppeteer](#)

Other Extension Metadata

Last Modified Date

2017-08-11

IP Status

No known IP claims.

Contributors

- Andrew Garrard, Samsung Electronics
- Tobias Hector, Imagination Technologies

- James Jones, NVIDIA
- Daniel Koch, NVIDIA
- Daniel Rakos, AMD
- Romain Guy, Google
- Jesse Hall, Google
- Tom Cooksey, ARM Ltd
- Jeff Leger, Qualcomm Technologies, Inc
- Jan-Harald Fredriksen, ARM Ltd
- Jan Outters, Samsung Electronics
- Alon Or-bach, Samsung Electronics
- Michael Worcester, Imagination Technologies
- Jeff Bolz, NVIDIA
- Tony Zlatinski, NVIDIA
- Matthew Netsch, Qualcomm Technologies, Inc

Description

The use of $Y'C_B C_R$ sampler conversion is an area in 3D graphics not used by most Vulkan developers. It is mainly used for processing inputs from video decoders and cameras. The use of the extension assumes basic knowledge of $Y'C_B C_R$ concepts.

This extension provides the ability to perform specified color space conversions during texture sampling operations for the $Y'C_B C_R$ color space natively. It also adds a selection of multi-planar formats, image aspect plane, and the ability to bind memory to the planes of an image collectively or separately.

Promotion to Vulkan 1.1

All functionality in this extension is included in core Vulkan 1.1, with the KHR suffix omitted. However, if Vulkan 1.1 is supported and this extension is not, the `samplerYcbcrConversion` capability is optional. The original type, enum, and command names are still available as aliases of the core functionality.

Promotion to Vulkan 1.4

If Vulkan 1.4 is supported, support for the `samplerYcbcrConversion` capability is required.

New Object Types

- [VkSamplerYcbcrConversionKHR](#)

New Commands

- [vkCreateSamplerYcbcrConversionKHR](#)

- [VkDestroySamplerYcbcrConversionKHR](#)

New Structures

- [VkSamplerYcbcrConversionCreateInfoKHR](#)
- Extending [VkBindImageMemoryInfo](#):
 - [VkBindImagePlaneMemoryInfoKHR](#)
- Extending [VkImageFormatProperties2](#):
 - [VkSamplerYcbcrConversionImageFormatPropertiesKHR](#)
- Extending [VkImageMemoryRequirementsInfo2](#):
 - [VkImagePlaneMemoryRequirementsInfoKHR](#)
- Extending [VkPhysicalDeviceFeatures2](#), [VkDeviceCreateInfo](#):
 - [VkPhysicalDeviceSamplerYcbcrConversionFeaturesKHR](#)
- Extending [VkSamplerCreateInfo](#), [VkImageViewCreateInfo](#):
 - [VkSamplerYcbcrConversionInfoKHR](#)

New Enums

- [VkChromaLocationKHR](#)
- [VkSamplerYcbcrModelConversionKHR](#)
- [VkSamplerYcbcrRangeKHR](#)

New Enum Constants

- [VK_KHR_SAMPLER_YCBCR_CONVERSION_EXTENSION_NAME](#)
- [VK_KHR_SAMPLER_YCBCR_CONVERSION_SPEC_VERSION](#)
- Extending [VkChromaLocation](#):
 - [VK_CHROMA_LOCATION_COSITED_EVEN_KHR](#)
 - [VK_CHROMA_LOCATION_MIDPOINT_KHR](#)
- Extending [VkFormat](#):
 - [VK_FORMAT_B10X6G10X6R10X6G10X6_422_UNORM_4PACK16_KHR](#)
 - [VK_FORMAT_B12X4G12X4R12X4G12X4_422_UNORM_4PACK16_KHR](#)
 - [VK_FORMAT_B16G16R16G16_422_UNORM_KHR](#)
 - [VK_FORMAT_B8G8R8G8_422_UNORM_KHR](#)
 - [VK_FORMAT_G10X6B10X6G10X6R10X6_422_UNORM_4PACK16_KHR](#)
 - [VK_FORMAT_G10X6_B10X6R10X6_2PLANE_420_UNORM_3PACK16_KHR](#)
 - [VK_FORMAT_G10X6_B10X6R10X6_2PLANE_422_UNORM_3PACK16_KHR](#)
 - [VK_FORMAT_G10X6_B10X6_R10X6_3PLANE_420_UNORM_3PACK16_KHR](#)
 - [VK_FORMAT_G10X6_B10X6_R10X6_3PLANE_422_UNORM_3PACK16_KHR](#)

- VK_FORMAT_G10X6_B10X6_R10X6_3PLANE_444_UNORM_3PACK16_KHR
- VK_FORMAT_G12X4B12X4G12X4R12X4_422_UNORM_4PACK16_KHR
- VK_FORMAT_G12X4_B12X4R12X4_2PLANE_420_UNORM_3PACK16_KHR
- VK_FORMAT_G12X4_B12X4R12X4_2PLANE_422_UNORM_3PACK16_KHR
- VK_FORMAT_G12X4_B12X4_R12X4_3PLANE_420_UNORM_3PACK16_KHR
- VK_FORMAT_G12X4_B12X4_R12X4_3PLANE_422_UNORM_3PACK16_KHR
- VK_FORMAT_G12X4_B12X4_R12X4_3PLANE_444_UNORM_3PACK16_KHR
- VK_FORMAT_G16B16G16R16_422_UNORM_KHR
- VK_FORMAT_G16_B16R16_2PLANE_420_UNORM_KHR
- VK_FORMAT_G16_B16R16_2PLANE_422_UNORM_KHR
- VK_FORMAT_G16_B16_R16_3PLANE_420_UNORM_KHR
- VK_FORMAT_G16_B16_R16_3PLANE_422_UNORM_KHR
- VK_FORMAT_G16_B16_R16_3PLANE_444_UNORM_KHR
- VK_FORMAT_G8B8G8R8_422_UNORM_KHR
- VK_FORMAT_G8_B8R8_2PLANE_420_UNORM_KHR
- VK_FORMAT_G8_B8R8_2PLANE_422_UNORM_KHR
- VK_FORMAT_G8_B8_R8_3PLANE_420_UNORM_KHR
- VK_FORMAT_G8_B8_R8_3PLANE_422_UNORM_KHR
- VK_FORMAT_G8_B8_R8_3PLANE_444_UNORM_KHR
- VK_FORMAT_R10X6G10X6B10X6A10X6_UNORM_4PACK16_KHR
- VK_FORMAT_R10X6G10X6_UNORM_2PACK16_KHR
- VK_FORMAT_R10X6_UNORM_PACK16_KHR
- VK_FORMAT_R12X4G12X4B12X4A12X4_UNORM_4PACK16_KHR
- VK_FORMAT_R12X4G12X4_UNORM_2PACK16_KHR
- VK_FORMAT_R12X4_UNORM_PACK16_KHR
- Extending VkFormatFeatureFlagBits:
 - VK_FORMAT_FEATURE_COSITED_CHROMA_SAMPLES_BIT_KHR
 - VK_FORMAT_FEATURE_DISJOINT_BIT_KHR
 - VK_FORMAT_FEATURE_MIDPOINT_CHROMA_SAMPLES_BIT_KHR
 - VK_FORMAT_FEATURE_SAMPLED_IMAGE_YCBCR_CONVERSION_CHROMA_RECONSTRUCTION_EXPLICIT_BIT_KHR
 - VK_FORMAT_FEATURE_SAMPLED_IMAGE_YCBCR_CONVERSION_CHROMA_RECONSTRUCTION_EXPLICIT_FORCEABLE_BIT_KHR
 - VK_FORMAT_FEATURE_SAMPLED_IMAGE_YCBCR_CONVERSION_LINEAR_FILTER_BIT_KHR
 - VK_FORMAT_FEATURE_SAMPLED_IMAGE_YCBCR_CONVERSION_SEPARATE_RECONSTRUCT

ION_FILTER_BIT_KHR

- Extending `VkImageAspectFlagBits`:
 - `VK_IMAGE_ASPECT_PLANE_0_BIT_KHR`
 - `VK_IMAGE_ASPECT_PLANE_1_BIT_KHR`
 - `VK_IMAGE_ASPECT_PLANE_2_BIT_KHR`
- Extending `VkImageCreateFlagBits`:
 - `VK_IMAGE_CREATE_DISJOINT_BIT_KHR`
- Extending `VkObjectType`:
 - `VK_OBJECT_TYPE_SAMPLER_YCBCR_CONVERSION_KHR`
- Extending `VkSamplerYcbcrModelConversion`:
 - `VK_SAMPLER_YCBCR_MODEL_CONVERSION_RGB_IDENTITY_KHR`
 - `VK_SAMPLER_YCBCR_MODEL_CONVERSION_YCBCR_2020_KHR`
 - `VK_SAMPLER_YCBCR_MODEL_CONVERSION_YCBCR_601_KHR`
 - `VK_SAMPLER_YCBCR_MODEL_CONVERSION_YCBCR_709_KHR`
 - `VK_SAMPLER_YCBCR_MODEL_CONVERSION_YCBCR_IDENTITY_KHR`
- Extending `VkSamplerYcbcrRange`:
 - `VK_SAMPLER_YCBCR_RANGE_ITU_FULL_KHR`
 - `VK_SAMPLER_YCBCR_RANGE_ITU_NARROW_KHR`
- Extending `VkStructureType`:
 - `VK_STRUCTURE_TYPE_BIND_IMAGE_PLANE_MEMORY_INFO_KHR`
 - `VK_STRUCTURE_TYPE_IMAGE_PLANE_MEMORY_REQUIREMENTS_INFO_KHR`
 - `VK_STRUCTURE_TYPE_PHYSICAL_DEVICE_SAMPLER_YCBCR_CONVERSION_FEATURES_KHR`
 - `VK_STRUCTURE_TYPE_SAMPLER_YCBCR_CONVERSION_CREATE_INFO_KHR`
 - `VK_STRUCTURE_TYPE_SAMPLER_YCBCR_CONVERSION_IMAGE_FORMAT_PROPERTIES_KHR`
 - `VK_STRUCTURE_TYPE_SAMPLER_YCBCR_CONVERSION_INFO_KHR`

If `VK_EXT_debug_report` is supported:

- Extending `VkDebugReportObjectTypeEXT`:
 - `VK_DEBUG_REPORT_OBJECT_TYPE_SAMPLER_YCBCR_CONVERSION_EXT`
 - `VK_DEBUG_REPORT_OBJECT_TYPE_SAMPLER_YCBCR_CONVERSION_KHR_EXT`

Version History

- Revision 1, 2017-01-24 (Andrew Garrard)
 - Initial draft
- Revision 2, 2017-01-25 (Andrew Garrard)

- After initial feedback
- Revision 3, 2017-01-27 (Andrew Garrard)
 - Higher bit depth formats, renaming, swizzle
- Revision 4, 2017-02-22 (Andrew Garrard)
 - Added query function, formats as RGB, clarifications
- Revision 5, 2017-04-?? (Andrew Garrard)
 - Simplified query and removed output conversions
- Revision 6, 2017-04-24 (Andrew Garrard)
 - Tidying, incorporated new image query, restored transfer functions
- Revision 7, 2017-04-25 (Andrew Garrard)
 - Added cosited option/midpoint requirement for formats, “bypassConversion”
- Revision 8, 2017-04-25 (Andrew Garrard)
 - Simplified further
- Revision 9, 2017-04-27 (Andrew Garrard)
 - Disjoint no more
- Revision 10, 2017-04-28 (Andrew Garrard)
 - Restored disjoint
- Revision 11, 2017-04-29 (Andrew Garrard)
 - Now Ybcr conversion, and KHR
- Revision 12, 2017-06-06 (Andrew Garrard)
 - Added conversion to image view creation
- Revision 13, 2017-07-13 (Andrew Garrard)
 - Allowed cosited-only chroma samples for formats
- Revision 14, 2017-08-11 (Andrew Garrard)
 - Reflected quantization changes in BT.2100-1

VK_KHR_separate_depth_stencil_layouts

Name String

VK_KHR_separate_depth_stencil_layouts

Extension Type

Device extension

Registered Extension Number

242

Revision

1

Ratification Status

Ratified

Extension and Version Dependencies

[VK_KHR_get_physical_device_properties2](#)

or

[Vulkan Version 1.1](#)

and

[VK_KHR_create_renderpass2](#)

or

[Vulkan Version 1.2](#)

Deprecation State

- *Promoted* to [Vulkan 1.2](#)

Contact

- Piers Daniell [[GitHub](#)][pdaniell-nv](#)

Other Extension Metadata

Last Modified Date

2019-06-25

Contributors

- Daniel Koch, NVIDIA
- Jeff Bolz, NVIDIA
- Jesse Barker, Unity
- Tobias Hector, AMD

Description

This extension allows image memory barriers for depth/stencil images to have just one of the [VK_IMAGE_ASPECT_DEPTH_BIT](#) or [VK_IMAGE_ASPECT_STENCIL_BIT](#) aspect bits set, rather than require both. This allows their layouts to be set independently. To support depth/stencil images with

different layouts for the depth and stencil aspects, the depth/stencil attachment interface has been updated to support a separate layout for stencil.

Promotion to Vulkan 1.2

All functionality in this extension is included in core Vulkan 1.2, with the KHR suffix omitted. The original type, enum, and command names are still available as aliases of the core functionality.

New Structures

- Extending [VkAttachmentDescription2](#):
 - [VkAttachmentDescriptionStencilLayoutKHR](#)
- Extending [VkAttachmentReference2](#):
 - [VkAttachmentReferenceStencilLayoutKHR](#)
- Extending [VkPhysicalDeviceFeatures2](#), [VkDeviceCreateInfo](#):
 - [VkPhysicalDeviceSeparateDepthStencilLayoutsFeaturesKHR](#)

New Enum Constants

- [VK_KHR_SEPARATE_DEPTH_STENCIL_LAYOUTS_EXTENSION_NAME](#)
- [VK_KHR_SEPARATE_DEPTH_STENCIL_LAYOUTS_SPEC_VERSION](#)
- Extending [VkImageLayout](#):
 - [VK_IMAGE_LAYOUT_DEPTH_ATTACHMENT_OPTIMAL_KHR](#)
 - [VK_IMAGE_LAYOUT_DEPTH_READ_ONLY_OPTIMAL_KHR](#)
 - [VK_IMAGE_LAYOUT_STENCIL_ATTACHMENT_OPTIMAL_KHR](#)
 - [VK_IMAGE_LAYOUT_STENCIL_READ_ONLY_OPTIMAL_KHR](#)
- Extending [VkStructureType](#):
 - [VK_STRUCTURE_TYPE_ATTACHMENT_DESCRIPTION_STENCIL_LAYOUT_KHR](#)
 - [VK_STRUCTURE_TYPE_ATTACHMENT_REFERENCE_STENCIL_LAYOUT_KHR](#)
 - [VK_STRUCTURE_TYPE_PHYSICAL_DEVICE_SEPARATE_DEPTH_STENCIL_LAYOUTS_FEATURES_KHR](#)

Version History

- Revision 1, 2019-06-25 (Piers Daniell)
 - Internal revisions

VK_KHR_shader_atomic_int64

Name String

VK_KHR_shader_atomic_int64

Extension Type

Device extension

Registered Extension Number

181

Revision

1

Ratification Status

Ratified

Extension and Version Dependencies

[VK_KHR_get_physical_device_properties2](#)

or

[Vulkan Version 1.1](#)

Deprecation State

- *Promoted* to [Vulkan 1.2](#)

Contact

- Aaron Hagan [\[GitHub\]ahagan](#)

Other Extension Metadata

Last Modified Date

2018-07-05

Interactions and External Dependencies

- This extension provides API support for [GL_ARB_gpu_shader_int64](#) and [GL_EXT_shader_atomic_int64](#)

Contributors

- Aaron Hagan, AMD
- Daniel Rakos, AMD
- Jeff Bolz, NVIDIA
- Neil Henning, Codeplay

Description

This extension advertises the SPIR-V **Int64Atomics** capability for Vulkan, which allows a shader to contain 64-bit atomic operations on signed and unsigned integers. The supported operations include OpAtomicMin, OpAtomicMax, OpAtomicAnd, OpAtomicOr, OpAtomicXor, OpAtomicAdd,

OpAtomicExchange, and OpAtomicCompareExchange.

Promotion to Vulkan 1.2

All functionality in this extension is included in core Vulkan 1.2, with the KHR suffix omitted. However, if Vulkan 1.2 is supported and this extension is not, the `shaderBufferInt64Atomics` capability is optional. The original type, enum, and command names are still available as aliases of the core functionality.

New Structures

- Extending `VkPhysicalDeviceFeatures2`, `VkDeviceCreateInfo`:
 - `VkPhysicalDeviceShaderAtomicInt64FeaturesKHR`

New Enum Constants

- `VK_KHR_SHADER_ATOMIC_INT64_EXTENSION_NAME`
- `VK_KHR_SHADER_ATOMIC_INT64_SPEC_VERSION`
- Extending `VkStructureType`:
 - `VK_STRUCTURE_TYPE_PHYSICAL_DEVICE_SHADER_ATOMIC_INT64_FEATURES_KHR`

New SPIR-V Capabilities

- `Int64Atomics`

Version History

- Revision 1, 2018-07-05 (Aaron Hagan)
 - Internal revisions

VK_KHR_shader_draw_parameters

Name String

VK_KHR_shader_draw_parameters

Extension Type

Device extension

Registered Extension Number

64

Revision

1

Ratification Status

Ratified

Extension and Version Dependencies

None

SPIR-V Dependencies

- [SPV_KHR_shader_draw_parameters](#)

Deprecation State

- *Promoted* to [Vulkan 1.1](#)

Contact

- Daniel Koch [\[GitHub\]](#)[dgkoch](#)

Other Extension Metadata

Last Modified Date

2017-09-05

IP Status

No known IP claims.

Interactions and External Dependencies

- This extension provides API support for [GL_ARB_shader_draw_parameters](#)

Contributors

- Daniel Koch, NVIDIA Corporation
- Jeff Bolz, NVIDIA
- Daniel Rakos, AMD
- Jan-Harald Fredriksen, ARM
- John Kessenich, Google
- Stuart Smith, IMG

Description

This extension adds support for the following SPIR-V extension in Vulkan:

- `SPV_KHR_shader_draw_parameters`

The extension provides access to three additional built-in shader variables in Vulkan:

- `BaseInstance`, containing the `firstInstance` parameter passed to drawing commands,
- `BaseVertex`, containing the `firstVertex` or `vertexOffset` parameter passed to drawing commands, and
- `DrawIndex`, containing the index of the draw call currently being processed from an indirect drawing call.

When using GLSL source-based shader languages, the following variables from `GL_ARB_shader_draw_parameters` can map to these SPIR-V built-in decorations:

- `in int gl_BaseInstanceARB;` → `BaseInstance`,
- `in int gl_BaseVertexARB;` → `BaseVertex`, and
- `in int gl_DrawIDARB;` → `DrawIndex`.

Promotion to Vulkan 1.1

All functionality in this extension is included in core Vulkan 1.1. However, the `shaderDrawParameters` feature bit was added to distinguish whether it is actually available or not.

New Enum Constants

- `VK_KHR_SHADER_DRAW_PARAMETERS_EXTENSION_NAME`
- `VK_KHR_SHADER_DRAW_PARAMETERS_SPEC_VERSION`

New Built-In Variables

- `BaseInstance`
- `BaseVertex`
- `DrawIndex`

New SPIR-V Capabilities

- `DrawParameters`

Issues

1) Is this the same functionality as `GL_ARB_shader_draw_parameters`?

RESOLVED: It is actually a superset, as it also adds in support for arrayed drawing commands.

In GL for `GL_ARB_shader_draw_parameters`, `gl_BaseVertexARB` holds the integer value passed to the parameter to the command that resulted in the current shader invocation. In the case where the

command has no `baseVertex` parameter, the value of `gl_BaseVertexARB` is zero. This means that `gl_BaseVertexARB = baseVertex` (for `glDrawElements` commands with `baseVertex`) or 0. In particular there are no `glDrawArrays` commands that take a `baseVertex` parameter.

Now in Vulkan, we have `BaseVertex = vertexOffset` (for indexed drawing commands) or `firstVertex` (for arrayed drawing commands), and so Vulkan's version is really a superset of GL functionality.

Version History

- Revision 1, 2016-10-05 (Daniel Koch)
 - Internal revisions

VK_KHR_shader_expect_assume

Name String

[VK_KHR_shader_expect_assume](#)

Extension Type

Device extension

Registered Extension Number

545

Revision

1

Ratification Status

Ratified

Extension and Version Dependencies

[VK_KHR_get_physical_device_properties2](#)

or

[Vulkan Version 1.1](#)

SPIR-V Dependencies

- [SPV_KHR_expect_assume](#)

Deprecation State

- *Promoted* to [Vulkan 1.4](#)

Contact

- Kevin Petit [\[GitHub\]](#)kpet

Extension Proposal

[VK_KHR_shader_expect_assume](#)

Other Extension Metadata

Last Modified Date

2023-12-06

IP Status

No known IP claims.

Contributors

- Kevin Petit, Arm
- Tobias Hector, AMD
- James Fitzpatrick, Imagination Technologies

Description

This extension allows the use of the `SPV_KHR_expect_assume` extension in SPIR-V shader modules which enables SPIR-V producers to provide optimization hints to the Vulkan implementation.

New Structures

- Extending [VkPhysicalDeviceFeatures2](#), [VkDeviceCreateInfo](#):
 - [VkPhysicalDeviceShaderExpectAssumeFeaturesKHR](#)

New Enum Constants

- `VK_KHR_SHADER_EXPECT_ASSUME_EXTENSION_NAME`
- `VK_KHR_SHADER_EXPECT_ASSUME_SPEC_VERSION`
- Extending [VkStructureType](#):
 - `VK_STRUCTURE_TYPE_PHYSICAL_DEVICE_SHADER_EXPECT_ASSUME_FEATURES_KHR`

New SPIR-V Capabilities

- [ExpectAssumeKHR](#)

Promotion to Vulkan 1.4

Functionality in this extension is included in core Vulkan 1.4 with the KHR suffix omitted. The original type, enum, and command names are still available as aliases of the core functionality.

Version History

- Revision 1, 2023-12-06 (Kevin Petit)
 - Initial revision

VK_KHR_shader_float16_int8

Name String

VK_KHR_shader_float16_int8

Extension Type

Device extension

Registered Extension Number

83

Revision

1

Ratification Status

Ratified

Extension and Version Dependencies

[VK_KHR_get_physical_device_properties2](#)

or

[Vulkan Version 1.1](#)

Deprecation State

- *Promoted* to [Vulkan 1.2](#)

Contact

- Alexander Galazin [[GitHub](#)][alegal-arm](#)

Other Extension Metadata

Last Modified Date

2018-03-07

Interactions and External Dependencies

- This extension interacts with [VK_KHR_8bit_storage](#)
- This extension interacts with [VK_KHR_16bit_storage](#)
- This extension interacts with [VK_KHR_shader_float_controls](#)
- This extension provides API support for [GL_EXT_shader_explicit_arithmetic_types](#)

IP Status

No known IP claims.

Contributors

- Alexander Galazin, Arm
- Jan-Harald Fredriksen, Arm
- Jeff Bolz, NVIDIA
- Graeme Leese, Broadcom

- Daniel Rakos, AMD

Description

The `VK_KHR_shader_float16_int8` extension allows use of 16-bit floating-point types and 8-bit integer types in shaders for arithmetic operations.

It introduces two new optional features `shaderFloat16` and `shaderInt8` which directly map to the `Float16` and the `Int8` SPIR-V capabilities. The `VK_KHR_shader_float16_int8` extension also specifies precision requirements for half-precision floating-point SPIR-V operations. This extension does not enable use of 8-bit integer types or 16-bit floating-point types in any [shader input and output interfaces](#) and therefore does not supersede the `VK_KHR_8bit_storage` or `VK_KHR_16bit_storage` extensions.

Promotion to Vulkan 1.2

All functionality in this extension is included in core Vulkan 1.2, with the KHR suffix omitted. However, if Vulkan 1.2 is supported and this extension is not, both the `shaderFloat16` and `shaderInt8` capabilities are optional. The original type, enum, and command names are still available as aliases of the core functionality.

Promotion to Vulkan 1.4

If Vulkan 1.4 is supported, support for the `shaderInt8` capability is required.

New Structures

- Extending `VkPhysicalDeviceFeatures2`, `VkDeviceCreateInfo`:
 - `VkPhysicalDeviceFloat16Int8FeaturesKHR`
 - `VkPhysicalDeviceShaderFloat16Int8FeaturesKHR`

New Enum Constants

- `VK_KHR_SHADER_FLOAT16_INT8_EXTENSION_NAME`
- `VK_KHR_SHADER_FLOAT16_INT8_SPEC_VERSION`
- Extending `VkStructureType`:
 - `VK_STRUCTURE_TYPE_PHYSICAL_DEVICE_FLOAT16_INT8_FEATURES_KHR`
 - `VK_STRUCTURE_TYPE_PHYSICAL_DEVICE_SHADER_FLOAT16_INT8_FEATURES_KHR`

Version History

- Revision 1, 2018-03-07 (Alexander Galazin)
 - Initial draft

VK_KHR_shader_float_controls

Name String

VK_KHR_shader_float_controls

Extension Type

Device extension

Registered Extension Number

198

Revision

4

Ratification Status

Ratified

Extension and Version Dependencies

[VK_KHR_get_physical_device_properties2](#)

or

[Vulkan Version 1.1](#)

SPIR-V Dependencies

- [SPV_KHR_float_controls](#)

Deprecation State

- *Promoted* to [Vulkan 1.2](#)

Contact

- Alexander Galazin [[GitHub](#)][alegal-arm](#)

Other Extension Metadata

Last Modified Date

2018-09-11

IP Status

No known IP claims.

Contributors

- Alexander Galazin, Arm
- Jan-Harald Fredriksen, Arm
- Jeff Bolz, NVIDIA
- Graeme Leese, Broadcom
- Daniel Rakos, AMD

Description

The `VK_KHR_shader_float_controls` extension enables efficient use of floating-point computations through the ability to query and override the implementation's default behavior for rounding modes, denormals, signed zero, and infinity.

Promotion to Vulkan 1.2

All functionality in this extension is included in core Vulkan 1.2, with the KHR suffix omitted. The original type, enum, and command names are still available as aliases of the core functionality.

New Structures

- Extending `VkPhysicalDeviceProperties2`:
 - `VkPhysicalDeviceFloatControlsPropertiesKHR`

New Enums

- `VkShaderFloatControlsIndependenceKHR`

New Enum Constants

- `VK_KHR_SHADER_FLOAT_CONTROLS_EXTENSION_NAME`
- `VK_KHR_SHADER_FLOAT_CONTROLS_SPEC_VERSION`
- Extending `VkShaderFloatControlsIndependence`:
 - `VK_SHADER_FLOAT_CONTROLS_INDEPENDENCE_32_BIT_ONLY_KHR`
 - `VK_SHADER_FLOAT_CONTROLS_INDEPENDENCE_ALL_KHR`
 - `VK_SHADER_FLOAT_CONTROLS_INDEPENDENCE_NONE_KHR`
- Extending `VkStructureType`:
 - `VK_STRUCTURE_TYPE_PHYSICAL_DEVICE_FLOAT_CONTROLS_PROPERTIES_KHR`

New SPIR-V Capabilities

- `DenormPreserve`
- `DenormFlushToZero`
- `SignedZeroInfNanPreserve`
- `RoundingModeRTE`
- `RoundingModeRTZ`

Issues

1) Which instructions must flush denorms?

RESOLVED: Only floating-point conversion, floating-point arithmetic, floating-point relational (except `OpIsNaN`, `OpIsInf`), and floating-point GLSL.std.450 extended instructions must flush denormals.

2) What is the denorm behavior for intermediate results?

RESOLVED: When a SPIR-V instruction is implemented as a sequence of other instructions:

- in the `DenormFlushToZero` execution mode, the intermediate instructions may flush denormals, the final result of the sequence **must** not be denormal.
- in the `DenormPreserve` execution mode, denormals must be preserved throughout the whole sequence.

3) Do denorm and rounding mode controls apply to `OpSpecConstantOp`?

RESOLVED: Yes, except when the opcode is `OpQuantizeToF16`.

4) The SPIR-V specification says that `OpConvertFToU` and `OpConvertFToS` unconditionally round towards zero. Do the rounding mode controls specified through the execution modes apply to them?

RESOLVED: No, these instructions unconditionally round towards zero.

5) Do any of the “Pack” GLSL.std.450 instructions count as conversion instructions and have the rounding mode applied?

RESOLVED: No, only instructions listed in “section 3.32.11. Conversion Instructions” of the SPIR-V specification count as conversion instructions.

6) When using inf/nan-ignore mode, what is expected of `OpIsNan` and `OpIsInf`?

RESOLVED: These instructions must always accurately detect inf/nan if it is passed to them.

Version 4 API Incompatibility

The original versions of `VK_KHR_shader_float_controls` shipped with booleans named “`separateDenormSettings`” and “`separateRoundingModeSettings`”, which at first glance could have indicated “they can all be set independently, or not”. However the spec language as written indicated that the 32-bit value could always be set independently, and only the 16- and 64-bit controls needed to be the same if these values were `VK_FALSE`.

As a result of this slight disparity, and lack of test coverage for this facet of the extension, we ended up with two different behaviors in the wild, where some implementations worked as written, and others worked based on the naming. As these are hard limits in hardware with reasons for exposure as written, it was not possible to standardize on a single way to make this work within the existing API.

No known users of this part of the extension exist in the wild, and as such the Vulkan WG took the unusual step of retroactively changing the once boolean value into a tri-state enum, breaking source compatibility. This was however done in such a way as to retain ABI compatibility, in case any code using this did exist; with the numerical values 0 and 1 retaining their original specified meaning, and a new value signifying the additional “all need to be set together” state. If any applications exist today, compiled binaries will continue to work as written in most cases, but will need changes before the code can be recompiled.

Version History

- Revision 4, 2019-06-18 (Tobias Hector)
 - Modified settings restrictions, see [Version 4 API incompatibility](#)
- Revision 3, 2018-09-11 (Alexander Galazin)
 - Minor restructuring
- Revision 2, 2018-04-17 (Alexander Galazin)
 - Added issues and resolutions
- Revision 1, 2018-04-11 (Alexander Galazin)
 - Initial draft

VK_KHR_shader_float_controls2

Name String

VK_KHR_shader_float_controls2

Extension Type

Device extension

Registered Extension Number

529

Revision

1

Ratification Status

Ratified

Extension and Version Dependencies

[Vulkan Version 1.1](#)

and

[VK_KHR_shader_float_controls](#)

SPIR-V Dependencies

- [SPV_KHR_float_controls2](#)

Deprecation State

- *Promoted* to [Vulkan 1.4](#)

Contact

- Graeme Leese [\[GitHub\]](#)gnl21

Extension Proposal

[VK_KHR_shader_float_controls2](#)

Other Extension Metadata

Last Modified Date

2023-05-16

Interactions and External Dependencies

- This extension requires [SPV_KHR_float_controls2](#).

Contributors

- Graeme Leese, Broadcom

Description

This extension enables use of the more expressive fast floating-point math flags in the `SPV_KHR_float_controls2` extension. These flags give finer-grained control over which optimizations compilers may apply, potentially speeding up execution while retaining correct

results.

The extension also adds control over the fast-math modes to the GLSL extended instruction set, making these operations more consistent with SPIR-V and allowing their use in situations where floating-point conformance is important.

New Structures

- Extending [VkPhysicalDeviceFeatures2](#), [VkDeviceCreateInfo](#):
 - [VkPhysicalDeviceShaderFloatControls2FeaturesKHR](#)

New Enum Constants

- [VK_KHR_SHADER_FLOAT_CONTROLS_2_EXTENSION_NAME](#)
- [VK_KHR_SHADER_FLOAT_CONTROLS_2_SPEC_VERSION](#)
- Extending [VkStructureType](#):
 - [VK_STRUCTURE_TYPE_PHYSICAL_DEVICE_SHADER_FLOAT_CONTROLS_2_FEATURES_KHR](#)

New SPIR-V Capabilities

- [FloatControls2](#)

Promotion to Vulkan 1.4

Functionality in this extension is included in core Vulkan 1.4 with the KHR suffix omitted. The original type, enum, and command names are still available as aliases of the core functionality.

Version History

- Revision 1, 2023-05-16 (Graeme Leese)
 - Initial draft

VK_KHR_shader_integer_dot_product

Name String

VK_KHR_shader_integer_dot_product

Extension Type

Device extension

Registered Extension Number

281

Revision

1

Ratification Status

Ratified

Extension and Version Dependencies

[VK_KHR_get_physical_device_properties2](#)

or

[Vulkan Version 1.1](#)

SPIR-V Dependencies

- [SPV_KHR_integer_dot_product](#)

Deprecation State

- *Promoted* to [Vulkan 1.3](#)

Contact

- Kevin Petit [\[GitHub\]](#)kpet

Extension Proposal

[VK_KHR_shader_integer_dot_product](#)

Other Extension Metadata

Last Modified Date

2021-06-16

Interactions and External Dependencies

- This extension interacts with [VK_KHR_shader_float16_int8](#).

IP Status

No known IP claims.

Contributors

- Kévin Petit, Arm Ltd.
- Jeff Bolz, NVidia
- Spencer Fricke, Samsung

- Jesse Hall, Google
- John Kessenich, Google
- Graeme Leese, Broadcom
- Einar Hov, Arm Ltd.
- Stuart Brady, Arm Ltd.
- Pablo Cascon, Arm Ltd.
- Tobias Hector, AMD
- Jeff Leger, Qualcomm
- Ruihao Zhang, Qualcomm
- Pierre Boudier, NVidia
- Jon Leech, The Khronos Group
- Tom Olson, Arm Ltd.

Description

This extension adds support for the integer dot product SPIR-V instructions defined in `SPV_KHR_integer_dot_product`. These instructions are particularly useful for neural network inference and training but find uses in other general-purpose compute applications as well.

New Structures

- Extending [VkPhysicalDeviceFeatures2](#), [VkDeviceCreateInfo](#):
 - [VkPhysicalDeviceShaderIntegerDotProductFeaturesKHR](#)
- Extending [VkPhysicalDeviceProperties2](#):
 - [VkPhysicalDeviceShaderIntegerDotProductPropertiesKHR](#)

New Enum Constants

- `VK_KHR_SHADER_INTEGER_DOT_PRODUCT_EXTENSION_NAME`
- `VK_KHR_SHADER_INTEGER_DOT_PRODUCT_SPEC_VERSION`
- Extending [VkStructureType](#):
 - [VK_STRUCTURE_TYPE_PHYSICAL_DEVICE_SHADER_INTEGER_DOT_PRODUCT_FEATURES_KHR](#)
 - [VK_STRUCTURE_TYPE_PHYSICAL_DEVICE_SHADER_INTEGER_DOT_PRODUCT_PROPERTIES_KHR](#)

Promotion to Vulkan 1.3

Vulkan APIs in this extension are included in core Vulkan 1.3, with the KHR suffix omitted. External interactions defined by this extension, such as SPIR-V token names, retain their original names. The original Vulkan API names are still available as aliases of the core functionality.

New SPIR-V Capabilities

- DotProductInputAllKHR
- DotProductInput4x8BitKHR
- DotProductInput4x8BitPackedKHR
- DotProductKHR

Version History

- Revision 1, 2021-06-16 (Kévin Petit)
 - Initial revision

VK_KHR_shader_non_semantic_info

Name String

VK_KHR_shader_non_semantic_info

Extension Type

Device extension

Registered Extension Number

294

Revision

1

Ratification Status

Ratified

Extension and Version Dependencies

None

SPIR-V Dependencies

- [SPV_KHR_non_semantic_info](#)

Deprecation State

- *Promoted* to [Vulkan 1.3](#)

Contact

- Baldur Karlsson [[GitHub](#)][baldurk](#)

Other Extension Metadata

Last Modified Date

2019-10-16

IP Status

No known IP claims.

Contributors

- Baldur Karlsson, Valve

Description

This extension allows the use of the [SPV_KHR_non_semantic_info](#) extension in SPIR-V shader modules.

New Enum Constants

- [VK_KHR_SHADER_NON_SEMANTIC_INFO_EXTENSION_NAME](#)
- [VK_KHR_SHADER_NON_SEMANTIC_INFO_SPEC_VERSION](#)

Promotion to Vulkan 1.3

Functionality in this extension is included in core Vulkan 1.3. Because the extension has no API controlling its functionality, this results only in a change to the [SPIR-V Extensions table](#).

Version History

- Revision 1, 2019-10-16 (Baldur Karlsson)
 - Initial revision

VK_KHR_shader_subgroup_extended_types

Name String

VK_KHR_shader_subgroup_extended_types

Extension Type

Device extension

Registered Extension Number

176

Revision

1

Ratification Status

Ratified

Extension and Version Dependencies

[Vulkan Version 1.1](#)

Deprecation State

- *Promoted* to [Vulkan 1.2](#)

Contact

- Neil Henning [\[GitHub\]](#)sheredom

Other Extension Metadata

Last Modified Date

2019-01-08

IP Status

No known IP claims.

Interactions and External Dependencies

- This extension provides API support for [GLSL_EXT_shader_subgroup_extended_types](#)

Contributors

- Jeff Bolz, NVIDIA
- Jan-Harald Fredriksen, Arm
- Neil Henning, AMD
- Daniel Koch, NVIDIA
- Jeff Leger, Qualcomm
- Graeme Leese, Broadcom
- David Neto, Google
- Daniel Rakos, AMD

Description

This extension enables the Non Uniform Group Operations in SPIR-V to support 8-bit integer, 16-bit integer, 64-bit integer, 16-bit floating-point, and vectors of these types.

Promotion to Vulkan 1.2

All functionality in this extension is included in core Vulkan 1.2, with the KHR suffix omitted. The original type, enum, and command names are still available as aliases of the core functionality.

New Structures

- Extending [VkPhysicalDeviceFeatures2](#), [VkDeviceCreateInfo](#):
 - [VkPhysicalDeviceShaderSubgroupExtendedTypesFeaturesKHR](#)

New Enum Constants

- [VK_KHR_SHADER_SUBGROUP_EXTENDED_TYPES_EXTENSION_NAME](#)
- [VK_KHR_SHADER_SUBGROUP_EXTENDED_TYPES_SPEC_VERSION](#)
- Extending [VkStructureType](#):
 - [VK_STRUCTURE_TYPE_PHYSICAL_DEVICE_SHADER_SUBGROUP_EXTENDED_TYPES_FEATURES_KHR](#)

Version History

- Revision 1, 2019-01-08 (Neil Henning)
 - Initial draft

VK_KHR_shader_subgroup_rotate

Name String

[VK_KHR_shader_subgroup_rotate](#)

Extension Type

Device extension

Registered Extension Number

417

Revision

2

Ratification Status

Ratified

Extension and Version Dependencies

[VK_KHR_get_physical_device_properties2](#)

or

[Vulkan Version 1.1](#)

SPIR-V Dependencies

- [SPV_KHR_subgroup_rotate](#)

Deprecation State

- *Promoted* to [Vulkan 1.4](#)

Contact

- Kevin Petit [\[GitHub\]](#)kpet

Extension Proposal

[VK_KHR_shader_subgroup_rotate](#)

Last Modified Date

2024-01-29

IP Status

No known IP claims.

Contributors

- Kévin Petit, Arm Ltd.
- Tobias Hector, AMD
- Jon Leech, Khronos
- Matthew Netsch, Qualcomm
- Jan-Harald Fredriksen, Arm Ltd.
- Graeme Leese, Broadcom

- Tom Olson, Arm Ltd.
- Spencer Fricke, LunarG Inc.

This extension adds support for the subgroup rotate instruction defined in SPV_KHR_subgroup_rotate.

New Structures

- Extending [VkPhysicalDeviceFeatures2](#), [VkDeviceCreateInfo](#):
 - [VkPhysicalDeviceShaderSubgroupRotateFeaturesKHR](#)

New Enum Constants

- [VK_KHR_SHADER_SUBGROUP_ROTATE_EXTENSION_NAME](#)
- [VK_KHR_SHADER_SUBGROUP_ROTATE_SPEC_VERSION](#)
- Extending [VkStructureType](#):
 - [VK_STRUCTURE_TYPE_PHYSICAL_DEVICE_SHADER_SUBGROUP_ROTATE_FEATURES_KHR](#)
- Extending [VkSubgroupFeatureFlagBits](#):
 - [VK_SUBGROUP_FEATURE_ROTATE_BIT_KHR](#)
 - [VK_SUBGROUP_FEATURE_ROTATE_CLUSTERED_BIT_KHR](#)

New SPIR-V Capabilities

- [GroupNonUniformRotateKHR](#)

Promotion to Vulkan 1.4

Functionality in this extension is included in core Vulkan 1.4 with the KHR suffix omitted. The original type, enum, and command names are still available as aliases of the core functionality.

Version History

- Revision 2, 2024-01-29 (Kévin Petit)
 - Add [VK_SUBGROUP_FEATURE_ROTATE_BIT_KHR](#) and [VK_SUBGROUP_FEATURE_ROTATE_CLUSTERED_BIT_KHR](#)
- Revision 1, 2023-06-20 (Kévin Petit)
 - Initial revision

VK_KHR_shader_terminate_invocation

Name String

VK_KHR_shader_terminate_invocation

Extension Type

Device extension

Registered Extension Number

216

Revision

1

Ratification Status

Ratified

Extension and Version Dependencies

[VK_KHR_get_physical_device_properties2](#)

or

[Vulkan Version 1.1](#)

SPIR-V Dependencies

- [SPV_KHR_terminate_invocation](#)

Deprecation State

- *Promoted* to [Vulkan 1.3](#)

Contact

- Jesse Hall [\[GitHub\]](#)[critsec](#)

Other Extension Metadata

Last Modified Date

2020-08-11

IP Status

No known IP claims.

Contributors

- Alan Baker, Google
- Jeff Bolz, NVIDIA
- Jesse Hall, Google
- Ralph Potter, Samsung
- Tom Olson, Arm

Description

This extension adds Vulkan support for the `SPV_KHR_terminate_invocation` SPIR-V extension. That SPIR-V extension provides a new instruction, `OpTerminateInvocation`, which causes a shader invocation to immediately terminate and sets the coverage of shaded samples to `0`; only previously executed instructions will have observable effects. The `OpTerminateInvocation` instruction, along with the `OpDemoteToHelperInvocation` instruction from the `VK_EXT_shader_demote_to_helper_invocation` extension, together replace the `OpKill` instruction, which could behave like either of these instructions. `OpTerminateInvocation` provides the behavior required by the GLSL `discard` statement, and should be used when available by GLSL compilers and applications that need the GLSL `discard` behavior.

New Structures

- Extending `VkPhysicalDeviceFeatures2`, `VkDeviceCreateInfo`:
 - `VkPhysicalDeviceShaderTerminateInvocationFeaturesKHR`

New Enum Constants

- `VK_KHR_SHADER_TERMINATE_INVOCATION_EXTENSION_NAME`
- `VK_KHR_SHADER_TERMINATE_INVOCATION_SPEC_VERSION`
- Extending `VkStructureType`:
 - `VK_STRUCTURE_TYPE_PHYSICAL_DEVICE_SHADER_TERMINATE_INVOCATION_FEATURES_KHR`

Promotion to Vulkan 1.3

Vulkan APIs in this extension are included in core Vulkan 1.3, with the KHR suffix omitted. External interactions defined by this extension, such as SPIR-V token names, retain their original names. The original Vulkan API names are still available as aliases of the core functionality.

Version History

- Revision 1, 2020-08-11 (Jesse Hall)

VK_KHR_spirv_1_4

Name String

VK_KHR_spirv_1_4

Extension Type

Device extension

Registered Extension Number

237

Revision

1

Ratification Status

Ratified

Extension and Version Dependencies

[Vulkan Version 1.1](#)

and

[VK_KHR_shader_float_controls](#)

Deprecation State

- *Promoted* to [Vulkan 1.2](#)

Contact

- Jesse Hall [\[GitHub\]](#)[critsec](#)

Other Extension Metadata

Last Modified Date

2019-04-01

IP Status

No known IP claims.

Interactions and External Dependencies

- Requires SPIR-V 1.4.

Contributors

- Alexander Galazin, Arm
- David Neto, Google
- Jesse Hall, Google
- John Kessenich, Google
- Neil Henning, AMD
- Tom Olson, Arm

Description

This extension allows the use of SPIR-V 1.4 shader modules. SPIR-V 1.4's new features primarily make it an easier target for compilers from high-level languages, rather than exposing new hardware functionality.

SPIR-V 1.4 incorporates features that are also available separately as extensions. SPIR-V 1.4 shader modules do not need to enable those extensions with the `OpExtension` opcode, since they are integral parts of SPIR-V 1.4.

SPIR-V 1.4 introduces new floating-point execution mode capabilities, also available via `SPV_KHR_float_controls`. Implementations are not required to support all of these new capabilities; support can be queried using `VkPhysicalDeviceFloatControlsPropertiesKHR` from the `VK_KHR_shader_float_controls` extension.

Promotion to Vulkan 1.2

All functionality in this extension is included in core Vulkan 1.2, with the KHR suffix omitted. The original type, enum, and command names are still available as aliases of the core functionality.

New Enum Constants

- `VK_KHR_SPIRV_1_4_EXTENSION_NAME`
- `VK_KHR_SPIRV_1_4_SPEC_VERSION`

Issues

1. Should we have an extension specific to this SPIR-V version, or add a version-generic query for SPIR-V version? SPIR-V 1.4 does not need any other API changes.

RESOLVED: Just expose SPIR-V 1.4.

Most new SPIR-V versions introduce optionally-required capabilities or have implementation-defined limits, and would need more API and specification changes specific to that version to make them available in Vulkan. For example, to support the subgroup capabilities added in SPIR-V 1.3 required introducing `VkPhysicalDeviceSubgroupProperties` to allow querying the supported group operation categories, maximum supported subgroup size, etc. While we could expose the parts of a new SPIR-V version that do not need accompanying changes generically, we will still end up writing extensions specific to each version for the remaining parts. Thus the generic mechanism will not reduce future spec-writing effort. In addition, making it clear which parts of a future version are supported by the generic mechanism and which cannot be used without specific support would be difficult to get right ahead of time.

2. Can different stages of the same pipeline use shaders with different SPIR-V versions?

RESOLVED: Yes.

Mixing SPIR-V versions 1.0-1.3 in the same pipeline has not been disallowed, so it would be inconsistent to disallow mixing 1.4 with previous versions. SPIR-V 1.4 does not introduce anything that should cause new difficulties here.

3. Must Vulkan extensions corresponding to SPIR-V extensions that were promoted to core in 1.4 be enabled in order to use that functionality in a SPIR-V 1.4 module?

RESOLVED: No, with caveats.

The SPIR-V 1.4 module does not need to declare the SPIR-V extensions, since the functionality is now part of core, so there is no need to enable the Vulkan extension that allows SPIR-V modules to declare the SPIR-V extension. However, when the functionality that is now core in SPIR-V 1.4 is optionally supported, the query for support is provided by a Vulkan extension, and that query can only be used if the extension is enabled.

This applies to any SPIR-V version; specifically for SPIR-V 1.4 this only applies to the functionality from `SPV_KHR_float_controls`, which was made available in Vulkan by `VK_KHR_shader_float_controls`. Even though the extension was promoted in SPIR-V 1.4, the capabilities are still optional in implementations that support `VK_KHR_spirv_1_4`.

A SPIR-V 1.4 module does not need to enable `SPV_KHR_float_controls` in order to use the capabilities, so if the application has *a priori* knowledge that the implementation supports the capabilities, it does not need to enable `VK_KHR_shader_float_controls`. However, if it does not have this knowledge and has to query for support at runtime, it must enable `VK_KHR_shader_float_controls` in order to use `VkPhysicalDeviceFloatControlsPropertiesKHR`.

Version History

- Revision 1, 2019-04-01 (Jesse Hall)
 - Internal draft versions

VK_KHR_storage_buffer_storage_class

Name String

VK_KHR_storage_buffer_storage_class

Extension Type

Device extension

Registered Extension Number

132

Revision

1

Ratification Status

Ratified

Extension and Version Dependencies

None

SPIR-V Dependencies

- [SPV_KHR_storage_buffer_storage_class](#)

Deprecation State

- *Promoted* to [Vulkan 1.1](#)

Contact

- Alexander Galazin [[GitHub](#)][alegal-arm](#)

Other Extension Metadata

Last Modified Date

2017-09-05

IP Status

No known IP claims.

Contributors

- Alexander Galazin, ARM
- David Neto, Google

Description

This extension adds support for the following SPIR-V extension in Vulkan:

- [SPV_KHR_storage_buffer_storage_class](#)

This extension provides a new SPIR-V [StorageBuffer](#) storage class. A [Block](#)-decorated object in this class is equivalent to a [BufferBlock](#)-decorated object in the [Uniform](#) storage class.

Promotion to Vulkan 1.1

All functionality in this extension is included in core Vulkan 1.1.

New Enum Constants

- `VK_KHR_STORAGE_BUFFER_STORAGE_CLASS_EXTENSION_NAME`
- `VK_KHR_STORAGE_BUFFER_STORAGE_CLASS_SPEC_VERSION`

Version History

- Revision 1, 2017-03-23 (Alexander Galazin)
 - Initial draft

VK_KHR_synchronization2

Name String

VK_KHR_synchronization2

Extension Type

Device extension

Registered Extension Number

315

Revision

1

Ratification Status

Ratified

Extension and Version Dependencies

[VK_KHR_get_physical_device_properties2](#)

or

[Vulkan Version 1.1](#)

API Interactions

- Interacts with [VK_EXT_blend_operation_advanced](#)
- Interacts with [VK_EXT_conditional_rendering](#)
- Interacts with [VK_EXT_device_generated_commands](#)
- Interacts with [VK_EXT_fragment_density_map](#)
- Interacts with [VK_EXT_mesh_shader](#)
- Interacts with [VK_EXT_transform_feedback](#)
- Interacts with [VK_KHR_acceleration_structure](#)
- Interacts with [VK_KHR_fragment_shading_rate](#)
- Interacts with [VK_KHR_ray_tracing_pipeline](#)
- Interacts with [VK_NV_device_generated_commands](#)
- Interacts with [VK_NV_mesh_shader](#)
- Interacts with [VK_NV_ray_tracing](#)
- Interacts with [VK_NV_shading_rate_image](#)

Deprecation State

- *Promoted* to [Vulkan 1.3](#)

Contact

- Tobias Hector [[GitHub](#)][tobski](#)

Other Extension Metadata

Last Modified Date

2020-12-03

Interactions and External Dependencies

- Interacts with [VK_KHR_create_renderpass2](#)

Contributors

- Tobias Hector

Description

This extension modifies the original core synchronization APIs to simplify the interface and improve usability of these APIs. It also adds new pipeline stage and access flag types that extend into the 64-bit range, as we have run out within the 32-bit range. The new flags are identical to the old values within the 32-bit range, with new stages and bits beyond that.

Pipeline stages and access flags are now specified together in memory barrier structures, making the connection between the two more obvious. Additionally, scoping the pipeline stages into the barrier structs allows the use of the [MEMORY_READ](#) and [MEMORY_WRITE](#) flags without sacrificing precision. The per-stage access flags should be used to disambiguate specific accesses in a given stage or set of stages - for instance, between uniform reads and sampling operations.

Layout transitions have been simplified as well; rather than requiring a different set of layouts for depth/stencil/color attachments, there are generic [VK_IMAGE_LAYOUT_ATTACHMENT_OPTIMAL_KHR](#) and [VK_IMAGE_LAYOUT_READ_ONLY_OPTIMAL_KHR](#) layouts which are contextually applied based on the image format. For example, for a depth format image, [VK_IMAGE_LAYOUT_READ_ONLY_OPTIMAL_KHR](#) is equivalent to [VK_IMAGE_LAYOUT_DEPTH_READ_ONLY_OPTIMAL_KHR](#). [VK_IMAGE_LAYOUT_READ_ONLY_OPTIMAL_KHR](#) also functionally replaces [VK_IMAGE_LAYOUT_SHADER_READ_ONLY_OPTIMAL](#).

Events are now more efficient, because they include memory dependency information when you set them on the device. Previously, this information was only known when waiting on an event, so the dependencies could not be satisfied until the wait occurred. That sometimes meant stalling the pipeline when the wait occurred. The new API provides enough information for implementations to satisfy these dependencies in parallel with other tasks.

Queue submission has been changed to wrap command buffers and semaphores in extensible structures, which incorporate changes from Vulkan 1.1, [VK_KHR_device_group](#), and [VK_KHR_timeline_semaphore](#). This also adds a pipeline stage to the semaphore signal operation, mirroring the existing pipeline stage specification for wait operations.

Other miscellaneous changes include:

- Events can now be specified as interacting only with the device, allowing more efficient access to the underlying object.
- Image memory barriers that do not perform an image layout transition can be specified by

setting `oldLayout` equal to `newLayout`.

- E.g. the old and new layout can both be set to `VK_IMAGE_LAYOUT_UNDEFINED`, without discarding data in the image.
- Queue family ownership transfer parameters are simplified in some cases.
- Extensions with commands or functions with a `VkPipelineStageFlags` or `VkPipelineStageFlagBits` parameter have had those APIs replaced with equivalents using `VkPipelineStageFlags2KHR`.
- The new event and barrier interfaces are now more extensible for future changes.
- Relevant pipeline stage masks can now be specified as empty with the new `VK_PIPELINE_STAGE_NONE_KHR` and `VK_PIPELINE_STAGE_2_NONE_KHR` values.
- `VkMemoryBarrier2KHR` can be chained to `VkSubpassDependency2`, overriding the original 32-bit stage and access masks.

New Base Types

- `VkFlags64`

New Commands

- `vkCmdPipelineBarrier2KHR`
- `vkCmdResetEvent2KHR`
- `vkCmdSetEvent2KHR`
- `vkCmdWaitEvents2KHR`
- `vkCmdWriteTimestamp2KHR`
- `vkQueueSubmit2KHR`

New Structures

- `VkBufferMemoryBarrier2KHR`
- `VkCommandBufferSubmitInfoKHR`
- `VkDependencyInfoKHR`
- `VkImageMemoryBarrier2KHR`
- `VkSemaphoreSubmitInfoKHR`
- `VkSubmitInfo2KHR`
- Extending `VkPhysicalDeviceFeatures2`, `VkDeviceCreateInfo`:
 - `VkPhysicalDeviceSynchronization2FeaturesKHR`
- Extending `VkSubpassDependency2`:
 - `VkMemoryBarrier2KHR`

New Enums

- `VkAccessFlagBits2KHR`

- [VkPipelineStageFlagBits2KHR](#)
- [VkSubmitFlagBitsKHR](#)

New Bitmasks

- [VkAccessFlags2KHR](#)
- [VkPipelineStageFlags2KHR](#)
- [VkSubmitFlagsKHR](#)

New Enum Constants

- [VK_KHR_SYNCHRONIZATION_2_EXTENSION_NAME](#)
- [VK_KHR_SYNCHRONIZATION_2_SPEC_VERSION](#)
- Extending [VkAccessFlagBits](#):
 - [VK_ACCESS_NONE_KHR](#)
- Extending [VkAccessFlagBits2](#):
 - [VK_ACCESS_2_COLOR_ATTACHMENT_READ_BIT_KHR](#)
 - [VK_ACCESS_2_COLOR_ATTACHMENT_WRITE_BIT_KHR](#)
 - [VK_ACCESS_2_DEPTH_STENCIL_ATTACHMENT_READ_BIT_KHR](#)
 - [VK_ACCESS_2_DEPTH_STENCIL_ATTACHMENT_WRITE_BIT_KHR](#)
 - [VK_ACCESS_2_HOST_READ_BIT_KHR](#)
 - [VK_ACCESS_2_HOST_WRITE_BIT_KHR](#)
 - [VK_ACCESS_2_INDEX_READ_BIT_KHR](#)
 - [VK_ACCESS_2_INDIRECT_COMMAND_READ_BIT_KHR](#)
 - [VK_ACCESS_2_INPUT_ATTACHMENT_READ_BIT_KHR](#)
 - [VK_ACCESS_2_MEMORY_READ_BIT_KHR](#)
 - [VK_ACCESS_2_MEMORY_WRITE_BIT_KHR](#)
 - [VK_ACCESS_2_NONE_KHR](#)
 - [VK_ACCESS_2_SHADER_READ_BIT_KHR](#)
 - [VK_ACCESS_2_SHADER_SAMPLED_READ_BIT_KHR](#)
 - [VK_ACCESS_2_SHADER_STORAGE_READ_BIT_KHR](#)
 - [VK_ACCESS_2_SHADER_STORAGE_WRITE_BIT_KHR](#)
 - [VK_ACCESS_2_SHADER_WRITE_BIT_KHR](#)
 - [VK_ACCESS_2_TRANSFER_READ_BIT_KHR](#)
 - [VK_ACCESS_2_TRANSFER_WRITE_BIT_KHR](#)
 - [VK_ACCESS_2_UNIFORM_READ_BIT_KHR](#)
 - [VK_ACCESS_2_VERTEX_ATTRIBUTE_READ_BIT_KHR](#)

- Extending `VkEventCreateFlagBits`:
 - `VK_EVENT_CREATE_DEVICE_ONLY_BIT_KHR`
- Extending `VkImageLayout`:
 - `VK_IMAGE_LAYOUT_ATTACHMENT_OPTIMAL_KHR`
 - `VK_IMAGE_LAYOUT_READ_ONLY_OPTIMAL_KHR`
- Extending `VkPipelineStageFlagBits`:
 - `VK_PIPELINE_STAGE_NONE_KHR`
- Extending `VkPipelineStageFlagBits2`:
 - `VK_PIPELINE_STAGE_2_ALL_COMMANDS_BIT_KHR`
 - `VK_PIPELINE_STAGE_2_ALL_GRAPHICS_BIT_KHR`
 - `VK_PIPELINE_STAGE_2_ALL_TRANSFER_BIT_KHR`
 - `VK_PIPELINE_STAGE_2_BLIT_BIT_KHR`
 - `VK_PIPELINE_STAGE_2_BOTTOM_OF_PIPE_BIT_KHR`
 - `VK_PIPELINE_STAGE_2_CLEAR_BIT_KHR`
 - `VK_PIPELINE_STAGE_2_COLOR_ATTACHMENT_OUTPUT_BIT_KHR`
 - `VK_PIPELINE_STAGE_2_COMPUTE_SHADER_BIT_KHR`
 - `VK_PIPELINE_STAGE_2_COPY_BIT_KHR`
 - `VK_PIPELINE_STAGE_2_DRAW_INDIRECT_BIT_KHR`
 - `VK_PIPELINE_STAGE_2_EARLY_FRAGMENT_TESTS_BIT_KHR`
 - `VK_PIPELINE_STAGE_2_FRAGMENT_SHADER_BIT_KHR`
 - `VK_PIPELINE_STAGE_2_GEOMETRY_SHADER_BIT_KHR`
 - `VK_PIPELINE_STAGE_2_HOST_BIT_KHR`
 - `VK_PIPELINE_STAGE_2_INDEX_INPUT_BIT_KHR`
 - `VK_PIPELINE_STAGE_2_LATE_FRAGMENT_TESTS_BIT_KHR`
 - `VK_PIPELINE_STAGE_2_NONE_KHR`
 - `VK_PIPELINE_STAGE_2_PRE_RASTERIZATION_SHADERS_BIT_KHR`
 - `VK_PIPELINE_STAGE_2_RESOLVE_BIT_KHR`
 - `VK_PIPELINE_STAGE_2_TESSELLATION_CONTROL_SHADER_BIT_KHR`
 - `VK_PIPELINE_STAGE_2_TESSELLATION_EVALUATION_SHADER_BIT_KHR`
 - `VK_PIPELINE_STAGE_2_TOP_OF_PIPE_BIT_KHR`
 - `VK_PIPELINE_STAGE_2_TRANSFER_BIT_KHR`
 - `VK_PIPELINE_STAGE_2_VERTEX_ATTRIBUTE_INPUT_BIT_KHR`
 - `VK_PIPELINE_STAGE_2_VERTEX_INPUT_BIT_KHR`
 - `VK_PIPELINE_STAGE_2_VERTEX_SHADER_BIT_KHR`
- Extending `VkStructureType`:

- `VK_STRUCTURE_TYPE_BUFFER_MEMORY_BARRIER_2_KHR`
- `VK_STRUCTURE_TYPE_COMMAND_BUFFER_SUBMIT_INFO_KHR`
- `VK_STRUCTURE_TYPE_DEPENDENCY_INFO_KHR`
- `VK_STRUCTURE_TYPE_IMAGE_MEMORY_BARRIER_2_KHR`
- `VK_STRUCTURE_TYPE_MEMORY_BARRIER_2_KHR`
- `VK_STRUCTURE_TYPE_PHYSICAL_DEVICE_SYNCHRONIZATION_2_FEATURES_KHR`
- `VK_STRUCTURE_TYPE_SEMAPHORE_SUBMIT_INFO_KHR`
- `VK_STRUCTURE_TYPE_SUBMIT_INFO_2_KHR`
- Extending `VkSubmitFlagBits`:
 - `VK_SUBMIT_PROTECTED_BIT_KHR`

If `VK_EXT_blend_operation_advanced` is supported:

- Extending `VkAccessFlagBits2`:
 - `VK_ACCESS_2_COLOR_ATTACHMENT_READ_NONCOHERENT_BIT_EXT`

If `VK_EXT_conditional_rendering` is supported:

- Extending `VkAccessFlagBits2`:
 - `VK_ACCESS_2_CONDITIONAL_RENDERING_READ_BIT_EXT`
- Extending `VkPipelineStageFlagBits2`:
 - `VK_PIPELINE_STAGE_2_CONDITIONAL_RENDERING_BIT_EXT`

If `VK_EXT_device_generated_commands` is supported:

- Extending `VkAccessFlagBits2`:
 - `VK_ACCESS_2_COMMAND_PREPROCESS_READ_BIT_EXT`
 - `VK_ACCESS_2_COMMAND_PREPROCESS_WRITE_BIT_EXT`
- Extending `VkPipelineStageFlagBits2`:
 - `VK_PIPELINE_STAGE_2_COMMAND_PREPROCESS_BIT_EXT`

If `VK_EXT_fragment_density_map` is supported:

- Extending `VkAccessFlagBits2`:
 - `VK_ACCESS_2_FRAGMENT_DENSITY_MAP_READ_BIT_EXT`
- Extending `VkPipelineStageFlagBits2`:
 - `VK_PIPELINE_STAGE_2_FRAGMENT_DENSITY_PROCESS_BIT_EXT`

If `VK_EXT_mesh_shader` is supported:

- Extending `VkPipelineStageFlagBits2`:
 - `VK_PIPELINE_STAGE_2_MESH_SHADER_BIT_EXT`

- [VK_PIPELINE_STAGE_2_TASK_SHADER_BIT_EXT](#)

If [VK_EXT_transform_feedback](#) is supported:

- Extending [VkAccessFlagBits2](#):
 - [VK_ACCESS_2_TRANSFORM_FEEDBACK_COUNTER_READ_BIT_EXT](#)
 - [VK_ACCESS_2_TRANSFORM_FEEDBACK_COUNTER_WRITE_BIT_EXT](#)
 - [VK_ACCESS_2_TRANSFORM_FEEDBACK_WRITE_BIT_EXT](#)
- Extending [VkPipelineStageFlagBits2](#):
 - [VK_PIPELINE_STAGE_2_TRANSFORM_FEEDBACK_BIT_EXT](#)

If [VK_KHR_acceleration_structure](#) is supported:

- Extending [VkAccessFlagBits2](#):
 - [VK_ACCESS_2_ACCELERATION_STRUCTURE_READ_BIT_KHR](#)
 - [VK_ACCESS_2_ACCELERATION_STRUCTURE_WRITE_BIT_KHR](#)
- Extending [VkPipelineStageFlagBits2](#):
 - [VK_PIPELINE_STAGE_2_ACCELERATION_STRUCTURE_BUILD_BIT_KHR](#)

If [VK_KHR_fragment_shading_rate](#) is supported:

- Extending [VkAccessFlagBits2](#):
 - [VK_ACCESS_2_FRAGMENT_SHADING_RATE_ATTACHMENT_READ_BIT_KHR](#)
- Extending [VkPipelineStageFlagBits2](#):
 - [VK_PIPELINE_STAGE_2_FRAGMENT_SHADING_RATE_ATTACHMENT_BIT_KHR](#)

If [VK_KHR_ray_tracing_pipeline](#) is supported:

- Extending [VkPipelineStageFlagBits2](#):
 - [VK_PIPELINE_STAGE_2_RAY_TRACING_SHADER_BIT_KHR](#)

If [VK_NV_device_generated_commands](#) is supported:

- Extending [VkAccessFlagBits2](#):
 - [VK_ACCESS_2_COMMAND_PREPROCESS_READ_BIT_NV](#)
 - [VK_ACCESS_2_COMMAND_PREPROCESS_WRITE_BIT_NV](#)
- Extending [VkPipelineStageFlagBits2](#):
 - [VK_PIPELINE_STAGE_2_COMMAND_PREPROCESS_BIT_NV](#)

If [VK_NV_mesh_shader](#) is supported:

- Extending [VkPipelineStageFlagBits2](#):
 - [VK_PIPELINE_STAGE_2_MESH_SHADER_BIT_NV](#)

- [VK_PIPELINE_STAGE_2_TASK_SHADER_BIT_NV](#)

If [VK_NV_ray_tracing](#) is supported:

- Extending [VkAccessFlagBits2](#):
 - [VK_ACCESS_2_ACCELERATION_STRUCTURE_READ_BIT_NV](#)
 - [VK_ACCESS_2_ACCELERATION_STRUCTURE_WRITE_BIT_NV](#)
- Extending [VkPipelineStageFlagBits2](#):
 - [VK_PIPELINE_STAGE_2_ACCELERATION_STRUCTURE_BUILD_BIT_NV](#)
 - [VK_PIPELINE_STAGE_2_RAY_TRACING_SHADER_BIT_NV](#)

If [VK_NV_shading_rate_image](#) is supported:

- Extending [VkAccessFlagBits2](#):
 - [VK_ACCESS_2_SHADING_RATE_IMAGE_READ_BIT_NV](#)
- Extending [VkPipelineStageFlagBits2](#):
 - [VK_PIPELINE_STAGE_2_SHADING_RATE_IMAGE_BIT_NV](#)

Promotion to Vulkan 1.3

Vulkan APIs in this extension are included in core Vulkan 1.3, with the KHR suffix omitted. External interactions defined by this extension, such as SPIR-V token names, retain their original names. The original Vulkan API names are still available as aliases of the core functionality.

Examples

See <https://github.com/KhronosGroup/Vulkan-Docs/wiki/Synchronization-Examples>

Version History

- Revision 1, 2020-12-03 (Tobias Hector)
 - Internal revisions

VK_KHR_timeline_semaphore

Name String

VK_KHR_timeline_semaphore

Extension Type

Device extension

Registered Extension Number

208

Revision

2

Ratification Status

Ratified

Extension and Version Dependencies

[VK_KHR_get_physical_device_properties2](#)

or

[Vulkan Version 1.1](#)

Deprecation State

- *Promoted* to [Vulkan 1.2](#)

Contact

- Faith Ekstrand [\[GitHub\]gfxstrand](#)

Other Extension Metadata

Last Modified Date

2019-06-12

IP Status

No known IP claims.

Interactions and External Dependencies

- This extension interacts with [VK_KHR_external_semaphore_capabilities](#)
- This extension interacts with [VK_KHR_external_semaphore](#)
- This extension interacts with [VK_KHR_external_semaphore_win32](#)

Contributors

- Jeff Bolz, NVIDIA
- Yuriy O'Donnell, Epic Games
- Faith Ekstrand, Intel
- Jesse Hall, Google
- James Jones, NVIDIA

- Jeff Juliano, NVIDIA
- Daniel Rakos, AMD
- Ray Smith, Arm

Description

This extension introduces a new type of semaphore that has an integer payload identifying a point in a timeline. Such timeline semaphores support the following operations:

- Host query - A host operation that allows querying the payload of the timeline semaphore.
- Host wait - A host operation that allows a blocking wait for a timeline semaphore to reach a specified value.
- Host signal - A host operation that allows advancing the timeline semaphore to a specified value.
- Device wait - A device operation that allows waiting for a timeline semaphore to reach a specified value.
- Device signal - A device operation that allows advancing the timeline semaphore to a specified value.

Promotion to Vulkan 1.2

All functionality in this extension is included in core Vulkan 1.2, with the KHR suffix omitted. The original type, enum, and command names are still available as aliases of the core functionality.

New Commands

- [vkGetSemaphoreCounterValueKHR](#)
- [vkSignalSemaphoreKHR](#)
- [vkWaitSemaphoresKHR](#)

New Structures

- [VkSemaphoreSignalInfoKHR](#)
- [VkSemaphoreWaitInfoKHR](#)
- Extending [VkPhysicalDeviceFeatures2](#), [VkDeviceCreateInfo](#):
 - [VkPhysicalDeviceTimelineSemaphoreFeaturesKHR](#)
- Extending [VkPhysicalDeviceProperties2](#):
 - [VkPhysicalDeviceTimelineSemaphorePropertiesKHR](#)
- Extending [VkSemaphoreCreateInfo](#), [VkPhysicalDeviceExternalSemaphoreInfo](#):
 - [VkSemaphoreTypeCreateInfoKHR](#)
- Extending [VkSubmitInfo](#), [VkBindSparseInfo](#):
 - [VkTimelineSemaphoreSubmitInfoKHR](#)

New Enums

- [VkSemaphoreTypeKHR](#)
- [VkSemaphoreWaitFlagBitsKHR](#)

New Bitmasks

- [VkSemaphoreWaitFlagsKHR](#)

New Enum Constants

- [VK_KHR_TIMELINE_SEMAPHORE_EXTENSION_NAME](#)
- [VK_KHR_TIMELINE_SEMAPHORE_SPEC_VERSION](#)
- Extending [VkSemaphoreType](#):
 - [VK_SEMAPHORE_TYPE_BINARY_KHR](#)
 - [VK_SEMAPHORE_TYPE_TIMELINE_KHR](#)
- Extending [VkSemaphoreWaitFlagBits](#):
 - [VK_SEMAPHORE_WAIT_ANY_BIT_KHR](#)
- Extending [VkStructureType](#):
 - [VK_STRUCTURE_TYPE_PHYSICAL_DEVICE_TIMELINE_SEMAPHORE_FEATURES_KHR](#)
 - [VK_STRUCTURE_TYPE_PHYSICAL_DEVICE_TIMELINE_SEMAPHORE_PROPERTIES_KHR](#)
 - [VK_STRUCTURE_TYPE_SEMAPHORE_SIGNAL_INFO_KHR](#)
 - [VK_STRUCTURE_TYPE_SEMAPHORE_TYPE_CREATE_INFO_KHR](#)
 - [VK_STRUCTURE_TYPE_SEMAPHORE_WAIT_INFO_KHR](#)
 - [VK_STRUCTURE_TYPE_TIMELINE_SEMAPHORE_SUBMIT_INFO_KHR](#)

Issues

1) Do we need a new object type for this?

RESOLVED: No, we just introduce a new type of semaphore object, as [VK_KHR_external_semaphore_win32](#) already uses semaphores as the destination for importing D3D12 fence objects, which are semantically close/identical to the proposed synchronization primitive.

2) What type of payload the new synchronization primitive has?

RESOLVED: A 64-bit unsigned integer that can only be set to strictly increasing values by signal operations and is not changed by wait operations.

3) Does the new synchronization primitive have the same signal-before-wait requirement as the existing semaphores do?

RESOLVED: No. Timeline semaphores support signaling and waiting entirely asynchronously. It is the responsibility of the application to avoid deadlock.

4) Does the new synchronization primitive allow resetting its payload?

RESOLVED: No, allowing the payload value to “go backwards” is problematic. Applications looking for reset behavior should create a new instance of the synchronization primitive instead.

5) How do we enable host waits on the synchronization primitive?

RESOLVED: Both a non-blocking query of the current payload value of the synchronization primitive, and a blocking wait operation are provided.

6) How do we enable device waits and signals on the synchronization primitive?

RESOLVED: Similar to `VK_KHR_external_semaphore_win32`, this extension introduces a new structure that can be chained to `VkSubmitInfo` to specify the values signaled semaphores should be set to, and the values waited semaphores need to reach.

7) Can the new synchronization primitive be used to synchronize presentation and swapchain image acquisition operations?

RESOLVED: Some implementations may have problems with supporting that directly, thus it is not allowed in this extension.

8) Do we want to support external sharing of the new synchronization primitive type?

RESOLVED: Yes. Timeline semaphore specific external sharing capabilities can be queried using `vkGetPhysicalDeviceExternalSemaphoreProperties` by chaining the new `VkSemaphoreTypeCreateInfoKHR` structure to its `pExternalSemaphoreInfo` structure. This allows having a different set of external semaphore handle types supported for timeline semaphores vs. binary semaphores.

9) Do we need to add a host signal operation for the new synchronization primitive type?

RESOLVED: Yes. This helps in situations where one host thread submits a workload but another host thread has the information on when the workload is ready to be executed.

10) How should the new synchronization primitive interact with the ordering requirements of the original `VkSemaphore`?

RESOLVED: Prior to calling any command which **may** cause a wait operation on a binary semaphore, the application **must** ensure that the semaphore signal operation that has been submitted for execution and any semaphore signal operations on which it depends (if any) **must** have also been submitted for execution.

11) Should we have separate feature bits for different sub-features of timeline semaphores?

RESOLVED: No. The only feature which cannot be supported universally is timeline semaphore import/export. For import/export, the application is already required to query available external handle types via `vkGetPhysicalDeviceExternalSemaphoreProperties` and provide the semaphore type by adding a `VkSemaphoreTypeCreateInfoKHR` structure to the `pNext` chain of `VkPhysicalDeviceExternalSemaphoreInfo` so no new feature bit is required.

Version History

- Revision 1, 2018-05-10 (Faith Ekstrand)
 - Initial version
- Revision 2, 2019-06-12 (Faith Ekstrand)
 - Added an `initialValue` parameter to timeline semaphore creation

VK_KHR_uniform_buffer_standard_layout

Name String

VK_KHR_uniform_buffer_standard_layout

Extension Type

Device extension

Registered Extension Number

254

Revision

1

Ratification Status

Ratified

Extension and Version Dependencies

[VK_KHR_get_physical_device_properties2](#)

or

[Vulkan Version 1.1](#)

Deprecation State

- *Promoted* to [Vulkan 1.2](#)

Contact

- Graeme Leese [\[GitHub\]gnl21](#)

Other Extension Metadata

Last Modified Date

2019-01-25

Contributors

- Graeme Leese, Broadcom
- Jeff Bolz, NVIDIA
- Tobias Hector, AMD
- Faith Ekstrand, Intel
- Neil Henning, AMD

Description

This extension enables tighter array and structure packing to be used with uniform buffers.

It modifies the alignment rules for uniform buffers, allowing for tighter packing of arrays and structures. This allows, for example, the std430 layout, as defined in [GLSL](#) to be supported in uniform buffers.

Promotion to Vulkan 1.2

All functionality in this extension is included in core Vulkan 1.2, with the KHR suffix omitted. The original type, enum, and command names are still available as aliases of the core functionality.

New Structures

- Extending [VkPhysicalDeviceFeatures2](#), [VkDeviceCreateInfo](#):
 - [VkPhysicalDeviceUniformBufferStandardLayoutFeaturesKHR](#)

New Enum Constants

- [VK_KHR_UNIFORM_BUFFER_STANDARD_LAYOUT_EXTENSION_NAME](#)
- [VK_KHR_UNIFORM_BUFFER_STANDARD_LAYOUT_SPEC_VERSION](#)
- Extending [VkStructureType](#):
 - [VK_STRUCTURE_TYPE_PHYSICAL_DEVICE_UNIFORM_BUFFER_STANDARD_LAYOUT_FEATURES_KHR](#)

Version History

- Revision 1, 2019-01-25 (Graeme Leese)
 - Initial draft

VK_KHR_variable_pointers

Name String

VK_KHR_variable_pointers

Extension Type

Device extension

Registered Extension Number

121

Revision

1

Ratification Status

Ratified

Extension and Version Dependencies

[VK_KHR_get_physical_device_properties2](#)
and
[VK_KHR_storage_buffer_storage_class](#)
or
[Vulkan Version 1.1](#)

SPIR-V Dependencies

- [SPV_KHR_variable_pointers](#)

Deprecation State

- *Promoted* to [Vulkan 1.1](#)

Contact

- Jesse Hall [\[GitHub\]](#)[critsec](#)

Other Extension Metadata

Last Modified Date

2017-09-05

IP Status

No known IP claims.

Contributors

- John Kessenich, Google
- Neil Henning, Codeplay
- David Neto, Google
- Daniel Koch, Nvidia
- Graeme Leese, Broadcom

- Weifeng Zhang, Qualcomm
- Stephen Clarke, Imagination Technologies
- Faith Ekstrand, Intel
- Jesse Hall, Google

Description

The `VK_KHR_variable_pointers` extension allows implementations to indicate their level of support for the `SPV_KHR_variable_pointers` SPIR-V extension. The SPIR-V extension allows shader modules to use invocation-private pointers into uniform and/or storage buffers, where the pointer values can be dynamic and non-uniform.

The `SPV_KHR_variable_pointers` extension introduces two capabilities. The first, `VariablePointersStorageBuffer`, **must** be supported by all implementations of this extension. The second, `VariablePointers`, is optional.

Promotion to Vulkan 1.1

All functionality in this extension is included in core Vulkan 1.1, with the KHR suffix omitted, however support for the `variablePointersStorageBuffer` feature is made optional. The original type, enum, and command names are still available as aliases of the core functionality.

Promotion to Vulkan 1.4

If Vulkan 1.4 is supported, support for the `variablePointers` and `variablePointersStorageBuffer` features is required.

New Structures

- Extending `VkPhysicalDeviceFeatures2`, `VkDeviceCreateInfo`:
 - `VkPhysicalDeviceVariablePointerFeaturesKHR`
 - `VkPhysicalDeviceVariablePointersFeaturesKHR`

New Enum Constants

- `VK_KHR_VARIABLE_POINTERS_EXTENSION_NAME`
- `VK_KHR_VARIABLE_POINTERS_SPEC_VERSION`
- Extending `VkStructureType`:
 - `VK_STRUCTURE_TYPE_PHYSICAL_DEVICE_VARIABLE_POINTERS_FEATURES_KHR`
 - `VK_STRUCTURE_TYPE_PHYSICAL_DEVICE_VARIABLE_POINTER_FEATURES_KHR`

New SPIR-V Capabilities

- `VariablePointers`
- `VariablePointersStorageBuffer`

Issues

1) Do we need an optional property for the SPIR-V `VariablePointersStorageBuffer` capability or should it be mandatory when this extension is advertised?

RESOLVED: Add it as a distinct feature, but make support mandatory. Adding it as a feature makes the extension easier to include in a future core API version. In the extension, the feature is mandatory, so that presence of the extension guarantees some functionality. When included in a core API version, the feature would be optional.

2) Can support for these capabilities vary between shader stages?

RESOLVED: No, if the capability is supported in any stage it must be supported in all stages.

3) Should the capabilities be features or limits?

RESOLVED: Features, primarily for consistency with other similar extensions.

Version History

- Revision 1, 2017-03-14 (Jesse Hall and John Kessenich)
 - Internal revisions

VK_KHR_vertex_attribute_divisor

Name String

VK_KHR_vertex_attribute_divisor

Extension Type

Device extension

Registered Extension Number

526

Revision

1

Ratification Status

Ratified

Extension and Version Dependencies

[VK_KHR_get_physical_device_properties2](#)

or

[Vulkan Version 1.1](#)

Deprecation State

- *Promoted* to [Vulkan 1.4](#)

Contact

- Shahbaz Youssefi [\[GitHub\]](#)[syoussefi](#)

Extension Proposal

[VK_KHR_vertex_attribute_divisor](#)

Other Extension Metadata

Last Modified Date

2023-09-20

IP Status

No known IP claims.

Contributors

- Shahbaz Youssefi, Google
- Contributors to [VK_EXT_vertex_attribute_divisor](#)

Description

This extension is based on the [VK_EXT_vertex_attribute_divisor](#) extension. The only difference is the new property `supportsNonZeroFirstInstance`, which indicates support for non-zero values in `firstInstance`. This allows the extension to be supported on implementations that have traditionally only supported OpenGL ES.

New Structures

- [VkVertexInputBindingDivisorDescriptionKHR](#)
- Extending [VkPhysicalDeviceFeatures2](#), [VkDeviceCreateInfo](#):
 - [VkPhysicalDeviceVertexAttributeDivisorFeaturesKHR](#)
- Extending [VkPhysicalDeviceProperties2](#):
 - [VkPhysicalDeviceVertexAttributeDivisorPropertiesKHR](#)
- Extending [VkPipelineVertexInputStateCreateInfo](#):
 - [VkPipelineVertexInputDivisorStateCreateInfoKHR](#)

New Enum Constants

- [VK_KHR_VERTEX_ATTRIBUTE_DIVISOR_EXTENSION_NAME](#)
- [VK_KHR_VERTEX_ATTRIBUTE_DIVISOR_SPEC_VERSION](#)
- Extending [VkStructureType](#):
 - [VK_STRUCTURE_TYPE_PHYSICAL_DEVICE_VERTEX_ATTRIBUTE_DIVISOR_FEATURES_KHR](#)
 - [VK_STRUCTURE_TYPE_PHYSICAL_DEVICE_VERTEX_ATTRIBUTE_DIVISOR_PROPERTIES_KHR](#)
 - [VK_STRUCTURE_TYPE_PIPELINE_VERTEX_INPUT_DIVISOR_STATE_CREATE_INFO_KHR](#)

Promotion to Vulkan 1.4

Functionality in this extension is included in core Vulkan 1.4 with the KHR suffix omitted. The original type, enum, and command names are still available as aliases of the core functionality.

Version History

- Revision 1, 2023-09-20 (Shahbaz Youssefi)
 - First Version, based on [VK_EXT_vertex_attribute_divisor](#)

VK_KHR_vulkan_memory_model

Name String

VK_KHR_vulkan_memory_model

Extension Type

Device extension

Registered Extension Number

212

Revision

3

Ratification Status

Ratified

Extension and Version Dependencies

[VK_KHR_get_physical_device_properties2](#)

or

[Vulkan Version 1.1](#)

SPIR-V Dependencies

- [SPV_KHR_vulkan_memory_model](#)

Deprecation State

- *Promoted* to [Vulkan 1.2](#)

Contact

- Jeff Bolz [\[GitHub\]jeffbolznv](#)

Other Extension Metadata

Last Modified Date

2018-12-10

IP Status

No known IP claims.

Contributors

- Jeff Bolz, NVIDIA
- Alan Baker, Google
- Tobias Hector, AMD
- David Neto, Google
- Robert Simpson, Qualcomm Technologies, Inc.
- Brian Sumner, AMD

Description

The [VK_KHR_vulkan_memory_model](#) extension allows use of the features guarded by the [VulkanMemoryModel](#), [VulkanMemoryModelDeviceScope](#), and [VulkanMemoryModelAvailabilityVisibilityChains](#) capabilities in shader modules. The [Vulkan Memory Model](#) formally defines how to synchronize memory accesses to the same memory locations performed by multiple shader invocations.

NOTE	Version 3 of the spec added a member (vulkanMemoryModelAvailabilityVisibilityChains) to VkPhysicalDeviceVulkanMemoryModelFeaturesKHR , which is an incompatible change from version 2.
------	--

Promotion to Vulkan 1.2

All functionality in this extension is included in core Vulkan 1.2, with the KHR suffix omitted. However, if Vulkan 1.2 is supported and this extension is not, the [vulkanMemoryModel](#) capability is optional. The original type, enum, and command names are still available as aliases of the core functionality.

Promotion to Vulkan 1.3

If Vulkan 1.3 is supported, support for the [vulkanMemoryModel](#) and [vulkanMemoryModelDeviceScope](#) capabilities is required.

New Structures

- Extending [VkPhysicalDeviceFeatures2](#), [VkDeviceCreateInfo](#):
 - [VkPhysicalDeviceVulkanMemoryModelFeaturesKHR](#)

New Enum Constants

- [VK_KHR_VULKAN_MEMORY_MODEL_EXTENSION_NAME](#)
- [VK_KHR_VULKAN_MEMORY_MODEL_SPEC_VERSION](#)
- Extending [VkStructureType](#):
 - [VK_STRUCTURE_TYPE_PHYSICAL_DEVICE_VULKAN_MEMORY_MODEL_FEATURES_KHR](#)

New SPIR-V Capabilities

- [VulkanMemoryModelKHR](#)

Version History

- Revision 1, 2018-06-24 (Jeff Bolz)
 - Initial draft
- Revision 3, 2018-12-10 (Jeff Bolz)
 - Add [vulkanMemoryModelAvailabilityVisibilityChains](#) member to the

VkPhysicalDeviceVulkanMemoryModelFeaturesKHR structure.

VK_KHR_zero_initialize_workgroup_memory

Name String

VK_KHR_zero_initialize_workgroup_memory

Extension Type

Device extension

Registered Extension Number

326

Revision

1

Ratification Status

Ratified

Extension and Version Dependencies

[VK_KHR_get_physical_device_properties2](#)

or

[Vulkan Version 1.1](#)

Deprecation State

- *Promoted* to [Vulkan 1.3](#)

Contact

- Alan Baker [\[GitHub\]](#)[alan-baker](#)

Other Extension Metadata

Last Modified Date

2020-11-18

IP Status

No known IP claims.

Contributors

- Alan Baker, Google
- Jeff Bolz, Nvidia
- Faith Ekstrand, Intel

Description

This extension allows the use of a null constant initializer on shader Workgroup memory variables, allowing implementations to expose any special hardware or instructions they may have. Zero initialization is commonly used by applications running untrusted content (e.g. web browsers) as way of defeating memory-scraping attacks.

New Structures

- Extending [VkPhysicalDeviceFeatures2](#), [VkDeviceCreateInfo](#):
 - [VkPhysicalDeviceZeroInitializeWorkgroupMemoryFeaturesKHR](#)

New Enum Constants

- [VK_KHR_ZERO_INITIALIZE_WORKGROUP_MEMORY_EXTENSION_NAME](#)
- [VK_KHR_ZERO_INITIALIZE_WORKGROUP_MEMORY_SPEC_VERSION](#)
- Extending [VkStructureType](#):
 - [VK_STRUCTURE_TYPE_PHYSICAL_DEVICE_ZERO_INITIALIZE_WORKGROUP_MEMORY_FEATURES_KHR](#)

Promotion to Vulkan 1.3

Vulkan APIs in this extension are included in core Vulkan 1.3, with the KHR suffix omitted. External interactions defined by this extension, such as SPIR-V token names, retain their original names. The original Vulkan API names are still available as aliases of the core functionality.

Version History

- Revision 1, 2020-11-18 (Alan Baker)
 - Internal draft version

VK_EXT_4444_formats

Name String

VK_EXT_4444_formats

Extension Type

Device extension

Registered Extension Number

341

Revision

1

Ratification Status

Not ratified

Extension and Version Dependencies

[VK_KHR_get_physical_device_properties2](#)

or

[Vulkan Version 1.1](#)

Deprecation State

- *Promoted* to [Vulkan 1.3](#)

Contact

- Joshua Ashton [\[GitHub\]](#)Joshua-Ashton

Other Extension Metadata

Last Modified Date

2020-07-28

IP Status

No known IP claims.

Contributors

- Joshua Ashton, Valve
- Faith Ekstrand, Intel

Description

This extension defines the [VK_FORMAT_A4R4G4B4_UNORM_PACK16_EXT](#) and [VK_FORMAT_A4B4G4R4_UNORM_PACK16_EXT](#) formats which are defined in other current graphics APIs.

This extension may be useful for building translation layers for those APIs or for porting applications that use these formats without having to resort to swizzles.

When `VK_EXT_custom_border_color` is used, these formats are not subject to the same restrictions for border color without format as with `VK_FORMAT_B4G4R4A4_UNORM_PACK16`.

New Structures

- Extending [VkPhysicalDeviceFeatures2](#), [VkDeviceCreateInfo](#):
 - [VkPhysicalDevice4444FormatsFeaturesEXT](#)

New Enum Constants

- `VK_EXT_4444_FORMATS_EXTENSION_NAME`
- `VK_EXT_4444_FORMATS_SPEC_VERSION`
- Extending [VkFormat](#):
 - [VK_FORMAT_A4B4G4R4_UNORM_PACK16_EXT](#)
 - [VK_FORMAT_A4R4G4B4_UNORM_PACK16_EXT](#)
- Extending [VkStructureType](#):
 - [VK_STRUCTURE_TYPE_PHYSICAL_DEVICE_4444_FORMATS_FEATURES_EXT](#)

Promotion to Vulkan 1.3

The format enumerants introduced by the extension are included in core Vulkan 1.3, with the EXT suffix omitted. However, runtime support for these formats is optional in core Vulkan 1.3, while if this extension is supported, runtime support is mandatory. The feature structure is not promoted. The original enum names are still available as aliases of the core functionality.

Version History

- Revision 1, 2020-07-04 (Joshua Ashton)
 - Initial draft

VK_EXT_buffer_device_address

Name String

VK_EXT_buffer_device_address

Extension Type

Device extension

Registered Extension Number

245

Revision

2

Ratification Status

Not ratified

Extension and Version Dependencies

[VK_KHR_get_physical_device_properties2](#)

or

[Vulkan Version 1.1](#)

SPIR-V Dependencies

- [SPV_EXT_physical_storage_buffer](#)

Deprecation State

- *Deprecated* by [VK_KHR_buffer_device_address](#) extension
 - Which in turn was *promoted* to [Vulkan 1.2](#)

Contact

- Jeff Bolz [\[GitHub\]jeffbolznv](#)

Other Extension Metadata

Last Modified Date

2019-01-06

IP Status

No known IP claims.

Interactions and External Dependencies

- This extension provides API support for [GLSL_EXT_buffer_reference](#) and [GLSL_EXT_buffer_reference_uvec2](#)

Contributors

- Jeff Bolz, NVIDIA
- Neil Henning, AMD
- Tobias Hector, AMD

- Faith Ekstrand, Intel
- Baldur Karlsson, Valve

Description

This extension allows the application to query a 64-bit buffer device address value for a buffer, which can be used to access the buffer memory via the [PhysicalStorageBufferEXT](#) storage class in the [GL_EXT_buffer_reference](#) GLSL extension and [SPV_EXT_physical_storage_buffer](#) SPIR-V extension.

It also allows buffer device addresses to be provided by a trace replay tool, so that it matches the address used when the trace was captured.

New Commands

- [vkGetBufferDeviceAddressEXT](#)

New Structures

- [VkBufferDeviceAddressInfoEXT](#)
- Extending [VkBufferCreateInfo](#):
 - [VkBufferDeviceAddressCreateInfoEXT](#)
- Extending [VkPhysicalDeviceFeatures2](#), [VkDeviceCreateInfo](#):
 - [VkPhysicalDeviceBufferAddressFeaturesEXT](#)
 - [VkPhysicalDeviceBufferDeviceAddressFeaturesEXT](#)

New Enum Constants

- [VK_EXT_BUFFER_DEVICE_ADDRESS_EXTENSION_NAME](#)
- [VK_EXT_BUFFER_DEVICE_ADDRESS_SPEC_VERSION](#)
- Extending [VkBufferCreateFlagBits](#):
 - [VK_BUFFER_CREATE_DEVICE_ADDRESS_CAPTURE_REPLAY_BIT_EXT](#)
- Extending [VkBufferUsageFlagBits](#):
 - [VK_BUFFER_USAGE_SHADER_DEVICE_ADDRESS_BIT_EXT](#)
- Extending [VkResult](#):
 - [VK_ERROR_INVALID_DEVICE_ADDRESS_EXT](#)
- Extending [VkStructureType](#):
 - [VK_STRUCTURE_TYPE_BUFFER_DEVICE_ADDRESS_CREATE_INFO_EXT](#)
 - [VK_STRUCTURE_TYPE_BUFFER_DEVICE_ADDRESS_INFO_EXT](#)
 - [VK_STRUCTURE_TYPE_PHYSICAL_DEVICE_BUFFER_ADDRESS_FEATURES_EXT](#)
 - [VK_STRUCTURE_TYPE_PHYSICAL_DEVICE_BUFFER_DEVICE_ADDRESS_FEATURES_EXT](#)

New SPIR-V Capabilities

- [PhysicalStorageBufferAddressesEXT](#)

Issues

1) Where is `VK_STRUCTURE_TYPE_PHYSICAL_DEVICE_BUFFER_ADDRESS_FEATURES_EXT` and `VkPhysicalDeviceBufferAddressFeaturesEXT`?

RESOLVED: They were renamed as [VK_STRUCTURE_TYPE_PHYSICAL_DEVICE_BUFFER_DEVICE_ADDRESS_FEATURES_EXT](#) and [VkPhysicalDeviceBufferDeviceAddressFeaturesEXT](#) accordingly for consistency. Even though, the old names can still be found in the generated header files for compatibility.

Version History

- Revision 1, 2018-11-01 (Jeff Bolz)
 - Internal revisions
- Revision 2, 2019-01-06 (Jon Leech)
 - Minor updates to appendix for publication

VK_EXT_calibrated_timestamps

Name String

VK_EXT_calibrated_timestamps

Extension Type

Device extension

Registered Extension Number

185

Revision

2

Ratification Status

Not ratified

Extension and Version Dependencies

[VK_KHR_get_physical_device_properties2](#)

or

[Vulkan Version 1.1](#)

Deprecation State

- *Promoted* to [VK_KHR_calibrated_timestamps](#) extension

Contact

- Daniel Rakos [\[GitHub\]](#)[drakos-amd](#)

Extension Proposal

[VK_EXT_calibrated_timestamps](#)

Other Extension Metadata

Last Modified Date

2018-10-04

IP Status

No known IP claims.

Contributors

- Matthaeus G. Chajdas, AMD
- Alan Harrison, AMD
- Derrick Owens, AMD
- Daniel Rakos, AMD
- Faith Ekstrand, Intel
- Keith Packard, Valve

Description

This extension provides an interface to query calibrated timestamps obtained quasi simultaneously from two time domains.

Promotion to `VK_KHR_calibrated_timestamps`

All functionality in this extension is included in `VK_KHR_calibrated_timestamps`, with the suffix changed to KHR. The original enum names are still available as aliases of the KHR functionality.

New Commands

- `vkGetCalibratedTimestampsEXT`
- `vkGetPhysicalDeviceCalibrateableTimeDomainsEXT`

New Structures

- `VkCalibratedTimestampInfoEXT`

New Enums

- `VkTimeDomainEXT`

New Enum Constants

- `VK_EXT_CALIBRATED_TIMESTAMP_EXTENSION_NAME`
- `VK_EXT_CALIBRATED_TIMESTAMP_SPEC_VERSION`
- Extending `VkStructureType`:
 - `VK_STRUCTURE_TYPE_CALIBRATED_TIMESTAMP_INFO_EXT`
- Extending `VkTimeDomainKHR`:
 - `VK_TIME_DOMAIN_CLOCK_MONOTONIC_EXT`
 - `VK_TIME_DOMAIN_CLOCK_MONOTONIC_RAW_EXT`
 - `VK_TIME_DOMAIN_DEVICE_EXT`
 - `VK_TIME_DOMAIN_QUERY_PERFORMANCE_COUNTER_EXT`

Version History

- Revision 2, 2021-03-16 (Lionel Landwerlin)
 - Specify requirement on device timestamps
- Revision 1, 2018-10-04 (Daniel Rakos)
 - Internal revisions.

VK_EXT_debug_marker

Name String

VK_EXT_debug_marker

Extension Type

Device extension

Registered Extension Number

23

Revision

4

Ratification Status

Not ratified

Extension and Version Dependencies

[VK_EXT_debug_report](#)

Deprecation State

- *Promoted* to [VK_EXT_debug_utils](#) extension

Special Use

- [Debugging tools](#)

Contact

- Baldur Karlsson [\[GitHub\]](#)[baldurk](#)

Other Extension Metadata

Last Modified Date

2017-01-31

IP Status

No known IP claims.

Contributors

- Baldur Karlsson
- Dan Ginsburg, Valve
- Jon Ashburn, LunarG
- Kyle Spagnoli, NVIDIA

Description

The [VK_EXT_debug_marker](#) extension is a device extension. It introduces concepts of object naming and tagging, for better tracking of Vulkan objects, as well as additional commands for recording annotations of named sections of a workload to aid organization and offline analysis in external

tools.

New Commands

- [vkCmdDebugMarkerBeginEXT](#)
- [vkCmdDebugMarkerEndEXT](#)
- [vkCmdDebugMarkerInsertEXT](#)
- [vkDebugMarkerSetObjectNameEXT](#)
- [vkDebugMarkerSetObjectTagEXT](#)

New Structures

- [VkDebugMarkerMarkerInfoEXT](#)
- [VkDebugMarkerObjectNameInfoEXT](#)
- [VkDebugMarkerObjectTagInfoEXT](#)

New Enums

- [VkDebugReportObjectTypeEXT](#)

New Enum Constants

- [VK_EXT_DEBUG_MARKER_EXTENSION_NAME](#)
- [VK_EXT_DEBUG_MARKER_SPEC_VERSION](#)
- Extending [VkStructureType](#):
 - [VK_STRUCTURE_TYPE_DEBUG_MARKER_MARKER_INFO_EXT](#)
 - [VK_STRUCTURE_TYPE_DEBUG_MARKER_OBJECT_NAME_INFO_EXT](#)
 - [VK_STRUCTURE_TYPE_DEBUG_MARKER_OBJECT_TAG_INFO_EXT](#)

Examples

Example 1

Associate a name with an image, for easier debugging in external tools or with validation layers that can print a friendly name when referring to objects in error messages.

```
extern VkDevice device;
extern VkImage image;

// Must call extension functions through a function pointer:
PFN_vkDebugMarkerSetObjectNameEXT pfnDebugMarkerSetObjectNameEXT =
(PFN_vkDebugMarkerSetObjectNameEXT)vkGetDeviceProcAddr(device,
"vkDebugMarkerSetObjectNameEXT");

// Set a name on the image
const VkDebugMarkerObjectNameInfoEXT imageNameInfo =
```



```

{
    .sType = VK_STRUCTURE_TYPE_DEBUG_MARKER_OBJECT_NAME_INFO_EXT,
    .pNext = NULL,
    .objectType = VK_DEBUG_REPORT_OBJECT_TYPE_IMAGE_EXT,
    .object = (uint64_t)image,
    .pObjectName = "Brick Diffuse Texture",
};

pfnDebugMarkerSetObjectNameEXT(device, &imageNameInfo);

// A subsequent error might print:
// Image 'Brick Diffuse Texture' (0xc0dec0dedeadbeef) is used in a
// command buffer with no memory bound to it.

```

Example 2

Annotating regions of a workload with naming information so that offline analysis tools can display a more usable visualization of the commands submitted.

```

extern VkDevice device;
extern VkCommandBuffer commandBuffer;

// Must call extension functions through a function pointer:
PFN_vkCmdDebugMarkerBeginEXT pfnCmdDebugMarkerBeginEXT =
(PFN_vkCmdDebugMarkerBeginEXT)vkGetDeviceProcAddr(device, "vkCmdDebugMarkerBeginEXT");
PFN_vkCmdDebugMarkerEndEXT pfnCmdDebugMarkerEndEXT = (PFN_vkCmdDebugMarkerEndEXT
)vkGetDeviceProcAddr(device, "vkCmdDebugMarkerEndEXT");
PFN_vkCmdDebugMarkerInsertEXT pfnCmdDebugMarkerInsertEXT =
(PFN_vkCmdDebugMarkerInsertEXT)vkGetDeviceProcAddr(device,
"vkCmdDebugMarkerInsertEXT");

// Describe the area being rendered
const VkDebugMarkerMarkerInfoEXT houseMarker =
{
    .sType = VK_STRUCTURE_TYPE_DEBUG_MARKER_MARKER_INFO_EXT,
    .pNext = NULL,
    .pMarkerName = "Brick House",
    .color = { 1.0f, 0.0f, 0.0f, 1.0f },
};

// Start an annotated group of calls under the 'Brick House' name
pfnCmdDebugMarkerBeginEXT(commandBuffer, &houseMarker);
{
    // A mutable structure for each part being rendered
    VkDebugMarkerMarkerInfoEXT housePartMarker =
    {
        .sType = VK_STRUCTURE_TYPE_DEBUG_MARKER_MARKER_INFO_EXT,
        .pNext = NULL,
        .pMarkerName = NULL,
        .color = { 0.0f, 0.0f, 0.0f, 0.0f },
    }
}

```



```

};

// Set the name and insert the marker
housePartMarker.pMarkerName = "Walls";
pfncmdDebugMarkerInsertEXT(commandBuffer, &housePartMarker);

// Insert the drawcall for the walls
vkCmdDrawIndexed(commandBuffer, 1000, 1, 0, 0, 0);

// Insert a recursive region for two sets of windows
housePartMarker.pMarkerName = "Windows";
pfncmdDebugMarkerBeginEXT(commandBuffer, &housePartMarker);
{
    vkCmdDrawIndexed(commandBuffer, 75, 6, 1000, 0, 0);
    vkCmdDrawIndexed(commandBuffer, 100, 2, 1450, 0, 0);
}
pfncmdDebugMarkerEndEXT(commandBuffer);

housePartMarker.pMarkerName = "Front Door";
pfncmdDebugMarkerInsertEXT(commandBuffer, &housePartMarker);

vkCmdDrawIndexed(commandBuffer, 350, 1, 1650, 0, 0);

housePartMarker.pMarkerName = "Roof";
pfncmdDebugMarkerInsertEXT(commandBuffer, &housePartMarker);

vkCmdDrawIndexed(commandBuffer, 500, 1, 2000, 0, 0);
}
// End the house annotation started above
pfncmdDebugMarkerEndEXT(commandBuffer);

```

Issues

1) Should the tag or name for an object be specified using the `pNext` parameter in the object's `Vk*CreateInfo` structure?

RESOLVED: No. While this fits with other Vulkan patterns and would allow more type safety and future proofing against future objects, it has notable downsides. In particular passing the name at `Vk*CreateInfo` time does not allow renaming, prevents late binding of naming information, and does not allow naming of implicitly created objects such as queues and swapchain images.

2) Should the command annotation functions `vkCmdDebugMarkerBeginEXT` and `vkCmdDebugMarkerEndEXT` support the ability to specify a color?

RESOLVED: Yes. The functions have been expanded to take an optional color which can be used at will by implementations consuming the command buffer annotations in their visualization.

3) Should the functions added in this extension accept an extensible structure as their parameter for a more flexible API, as opposed to direct function parameters? If so, which functions?

RESOLVED: Yes. All functions have been modified to take a structure type with extensible **pNext** pointer, to allow future extensions to add additional annotation information in the same commands.

Version History

- Revision 1, 2016-02-24 (Baldur Karlsson)
 - Initial draft, based on LunarG marker spec
- Revision 2, 2016-02-26 (Baldur Karlsson)
 - Renamed Dbg to DebugMarker in function names
 - Allow markers in secondary command buffers under certain circumstances
 - Minor language tweaks and edits
- Revision 3, 2016-04-23 (Baldur Karlsson)
 - Reorganize spec layout to closer match desired organization
 - Added optional color to markers (both regions and inserted labels)
 - Changed functions to take extensible structs instead of direct function parameters
- Revision 4, 2017-01-31 (Baldur Karlsson)
 - Added explicit dependency on VK_EXT_debug_report
 - Moved definition of [VkDebugReportObjectTypeEXT](#) to debug report chapter.
 - Fixed typo in dates in revision history

VK_EXT_debug_report

Name String

VK_EXT_debug_report

Extension Type

Instance extension

Registered Extension Number

12

Revision

10

Ratification Status

Not ratified

Extension and Version Dependencies

None

API Interactions

- Interacts with VK_VERSION_1_1

Deprecation State

- *Deprecated* by [VK_EXT_debug_utils](#) extension

Special Use

- [Debugging tools](#)

Contact

- Courtney Goeltzenleuchter [\[GitHub\]](#)[courtney-g](#)

Other Extension Metadata

Last Modified Date

2020-12-14

IP Status

No known IP claims.

Contributors

- Courtney Goeltzenleuchter, LunarG
- Dan Ginsburg, Valve
- Jon Ashburn, LunarG
- Mark Lobodzinski, LunarG

Description

Due to the nature of the Vulkan interface, there is very little error information available to the developer and application. By enabling optional validation layers and using the `VK_EXT_debug_report` extension, developers **can** obtain much more detailed feedback on the application's use of Vulkan. This extension defines a way for layers and the implementation to call back to the application for events of interest to the application.

New Object Types

- [VkDebugReportCallbackEXT](#)

New Commands

- [vkCreateDebugReportCallbackEXT](#)
- [vkDebugReportMessageEXT](#)
- [vkDestroyDebugReportCallbackEXT](#)

New Structures

- Extending [VkInstanceCreateInfo](#):
 - [VkDebugReportCallbackCreateInfoEXT](#)

New Function Pointers

- [PFN_vkDebugReportCallbackEXT](#)

New Enums

- [VkDebugReportFlagBitsEXT](#)
- [VkDebugReportObjectTypeEXT](#)

New Bitmasks

- [VkDebugReportFlagsEXT](#)

New Enum Constants

- [VK_EXT_DEBUG_REPORT_EXTENSION_NAME](#)
- [VK_EXT_DEBUG_REPORT_SPEC_VERSION](#)
- Extending [VkObjectType](#):
 - [VK_OBJECT_TYPE_DEBUG_REPORT_CALLBACK_EXT](#)
- Extending [VkResult](#):
 - [VK_ERROR_VALIDATION_FAILED_EXT](#)
- Extending [VkStructureType](#):
 - [VK_STRUCTURE_TYPE_DEBUG_REPORT_CALLBACK_CREATE_INFO_EXT](#)

- [VK_STRUCTURE_TYPE_DEBUG_REPORT_CREATE_INFO_EXT](#)

If [Vulkan Version 1.1](#) is supported:

- Extending [VkDebugReportObjectTypeEXT](#):
 - [VK_DEBUG_REPORT_OBJECT_TYPE_DESCRIPTOR_UPDATE_TEMPLATE_EXT](#)
 - [VK_DEBUG_REPORT_OBJECT_TYPE_SAMPLER_YCBCR_CONVERSION_EXT](#)

Examples

[VK_EXT_debug_report](#) allows an application to register multiple callbacks with the validation layers. Some callbacks may log the information to a file, others may cause a debug break point or other application-defined behavior. An application **can** register callbacks even when no validation layers are enabled, but they will only be called for loader and, if implemented, driver events.

To capture events that occur while creating or destroying an instance an application **can** link a [VkDebugReportCallbackCreateInfoEXT](#) structure to the [pNext](#) chain of the [VkInstanceCreateInfo](#) structure passed to [vkCreateInstance](#).

Example uses: Create three callback objects. One will log errors and warnings to the debug console using Windows [OutputDebugString](#). The second will cause the debugger to break at that callback when an error happens and the third will log warnings to stdout.

```
VkResult res;
VkDebugReportCallbackEXT cb1, cb2, cb3;

VkDebugReportCallbackCreateInfoEXT callback1 = {
    .sType = VK_STRUCTURE_TYPE_DEBUG_REPORT_CALLBACK_CREATE_INFO_EXT,
    .pNext = NULL,
    .flags = VK_DEBUG_REPORT_ERROR_BIT_EXT |
             VK_DEBUG_REPORT_WARNING_BIT_EXT,
    .pfnCallback = myOutputDebugString,
    .pUserData = NULL
};
res = vkCreateDebugReportCallbackEXT(instance, &callback1, &cb1);
if (res != VK_SUCCESS)
    /* Do error handling for VK_ERROR_OUT_OF_MEMORY */

callback.flags = VK_DEBUG_REPORT_ERROR_BIT_EXT;
callback.pfnCallback = myDebugBreak;
callback.pUserData = NULL;
res = vkCreateDebugReportCallbackEXT(instance, &callback, &cb2);
if (res != VK_SUCCESS)
    /* Do error handling for VK_ERROR_OUT_OF_MEMORY */

VkDebugReportCallbackCreateInfoEXT callback3 = {
    .sType = VK_STRUCTURE_TYPE_DEBUG_REPORT_CALLBACK_CREATE_INFO_EXT,
    .pNext = NULL,
    .flags = VK_DEBUG_REPORT_WARNING_BIT_EXT,
```



```

        .pfnCallback = mystdOutLogger,
        .pUserData = NULL
    };
    res = vkCreateDebugReportCallbackEXT(instance, &callback3, &cb3);
    if (res != VK_SUCCESS)
        /* Do error handling for VK_ERROR_OUT_OF_MEMORY */

    ...

    /* remove callbacks when cleaning up */
    vkDestroyDebugReportCallbackEXT(instance, cb1);
    vkDestroyDebugReportCallbackEXT(instance, cb2);
    vkDestroyDebugReportCallbackEXT(instance, cb3);

```

NOTE

In the initial release of the `VK_EXT_debug_report` extension, the token `VK_STRUCTURE_TYPE_DEBUG_REPORT_CREATE_INFO_EXT` was used. Starting in version 2 of the extension branch, `VK_STRUCTURE_TYPE_DEBUG_REPORT_CALLBACK_CREATE_INFO_EXT` is used instead for consistency with Vulkan naming rules. The older enum is still available for backwards compatibility.

NOTE

In the initial release of the `VK_EXT_debug_report` extension, the token `VK_DEBUG_REPORT_OBJECT_TYPE_DEBUG_REPORT_EXT` was used. Starting in version 8 of the extension branch, `VK_DEBUG_REPORT_OBJECT_TYPE_DEBUG_REPORT_CALLBACK_EXT_EXT` is used instead for consistency with Vulkan naming rules. The older enum is still available for backwards compatibility.

Issues

1) What is the hierarchy / seriousness of the message flags? E.g. `ERROR` > `WARN` > `PERF_WARN` ...

RESOLVED: There is no specific hierarchy. Each bit is independent and should be checked via bitwise AND. For example:

```

if (localFlags & VK_DEBUG_REPORT_ERROR_BIT_EXT) {
    process error message
}
if (localFlags & VK_DEBUG_REPORT_DEBUG_BIT_EXT) {
    process debug message
}

```

The validation layers do use them in a hierarchical way (`ERROR` > `WARN` > `PERF`, `WARN` > `DEBUG` > `INFO`) and they (at least at the time of this writing) only set one bit at a time. But it is not a requirement of this extension.

It is possible that a layer may intercept and change, or augment the flags with extension values the

application's debug report handler may not be familiar with, so it is important to treat each flag independently.

2) Should there be a VU requiring `VkDebugReportCallbackCreateInfoEXT::flags` to be non-zero?

RESOLVED: It may not be very useful, but we do not need VU statement requiring the `VkDebugReportCallbackCreateInfoEXT::msgFlags` at create-time to be non-zero. One can imagine that apps may prefer it as it allows them to set the mask as desired - including nothing - at runtime without having to check.

3) What is the difference between `VK_DEBUG_REPORT_DEBUG_BIT_EXT` and `VK_DEBUG_REPORT_INFORMATION_BIT_EXT`?

RESOLVED: `VK_DEBUG_REPORT_DEBUG_BIT_EXT` specifies information that could be useful debugging the Vulkan implementation itself.

4) How do you compare handles returned by the `debug_report` callback to the application's handles?

RESOLVED: Due to the different nature of dispatchable and nondispatchable handles there is no generic way (that we know of) that works for common C and C++ compilers in both 32-bit and 64-bit ABIs. We recommend applications use the same cast that the validation layers use:

+

```
reinterpret_cast<uint64_t &>(dispatchableHandle)
(uint64_t)(nondispatchableHandle)
```

+ This does require that the application treat dispatchable and nondispatchable handles differently.

Version History

- Revision 1, 2015-05-20 (Courtney Goetzenleuchter)
 - Initial draft, based on LunarG KHR spec, other KHR specs
- Revision 2, 2016-02-16 (Courtney Goetzenleuchter)
 - Update usage, documentation
- Revision 3, 2016-06-14 (Courtney Goetzenleuchter)
 - Update `VK_EXT_DEBUG_REPORT_SPEC_VERSION` to indicate added support for `vkCreateInstance` and `vkDestroyInstance`
- Revision 4, 2016-12-08 (Mark Lobodzinski)
 - Added `Display_KHR`, `DisplayModeKHR` extension objects
 - Added `ObjectTable_NVX`, `IndirectCommandsLayout_NVX` extension objects
 - Bumped spec revision
 - Retroactively added version history
- Revision 5, 2017-01-31 (Baldur Karlsson)

- Moved definition of [VkDebugReportObjectTypeEXT](#) from debug marker chapter
- Revision 6, 2017-01-31 (Baldur Karlsson)
 - Added VK_DEBUG_REPORT_OBJECT_TYPE_DESCRIPTOR_UPDATE_TEMPLATE_KHR_EXT
- Revision 7, 2017-04-20 (Courtney Goeltzenleuchter)
 - Clarify wording and address questions from developers.
- Revision 8, 2017-04-21 (Courtney Goeltzenleuchter)
 - Remove unused enum VkDebugReportErrorEXT
- Revision 9, 2017-09-12 (Tobias Hector)
 - Added interactions with Vulkan 1.1
- Revision 10, 2020-12-14 (Courtney Goetzenleuchter)
 - Add issue 4 discussing matching handles returned by the extension, based on suggestion in public issue 368.

VK_EXT_depth_clamp_zero_one

Name String

VK_EXT_depth_clamp_zero_one

Extension Type

Device extension

Registered Extension Number

422

Revision

1

Ratification Status

Ratified

Extension and Version Dependencies

[VK_KHR_get_physical_device_properties2](#)

or

[Vulkan Version 1.1](#)

Deprecation State

- *Promoted* to [VK_KHR_depth_clamp_zero_one](#) extension

Contact

- Graeme Leese [\[GitHub\]](#)gnl21

Other Extension Metadata

Last Modified Date

2021-07-29

Contributors

- Graeme Leese, Broadcom

Description

This extension gives defined behavior to fragment depth values which end up outside the conventional [0, 1] range. It can be used to ensure portability in edge cases of features like depthBias. The particular behavior is chosen to match OpenGL to aid porting or emulation.

Promotion to [VK_KHR_depth_clamp_zero_one](#)

All functionality in this extension is included in [VK_KHR_depth_clamp_zero_one](#), with the suffix change to KHR. The original type, enum, and command names are still available as aliases of the core functionality.

New Structures

- Extending [VkPhysicalDeviceFeatures2](#), [VkDeviceCreateInfo](#):
 - [VkPhysicalDeviceDepthClampZeroOneFeaturesEXT](#)

New Enum Constants

- [VK_EXT_DEPTH_CLAMP_ZERO_ONE_EXTENSION_NAME](#)
- [VK_EXT_DEPTH_CLAMP_ZERO_ONE_SPEC_VERSION](#)
- Extending [VkStructureType](#):
 - [VK_STRUCTURE_TYPE_PHYSICAL_DEVICE_DEPTH_CLAMP_ZERO_ONE_FEATURES_EXT](#)

Version History

- Revision 1, 2021-07-29 (Graeme Leese)
 - Internal revisions

VK_EXT_descriptor_buffer

Name String

VK_EXT_descriptor_buffer

Extension Type

Device extension

Registered Extension Number

317

Revision

1

Ratification Status

Ratified

Extension and Version Dependencies

[VK_KHR_get_physical_device_properties2](#)
or
[Vulkan Version 1.1](#)
and
[VK_KHR_buffer_device_address](#)
and
[VK_EXT_descriptor_indexing](#)
or
[Vulkan Version 1.2](#)
and
[VK_KHR_synchronization2](#)
or
[Vulkan Version 1.3](#)

API Interactions

- Interacts with [VK_EXT_fragment_density_map](#)
- Interacts with [VK_KHR_acceleration_structure](#)
- Interacts with [VK_NV_ray_tracing](#)

Deprecation State

- *Deprecated* by [VK_EXT_descriptor_heap](#) extension

Contact

- Tobias Hector [[GitHub](#)][tobski](#)

Extension Proposal

[VK_EXT_descriptor_buffer](#)

Other Extension Metadata

Last Modified Date

2021-06-07

IP Status

No known IP claims.

Contributors

- Tobias Hector, AMD
- Stu Smith, AMD
- Maciej Jesionowski, AMD
- Boris Zanin, AMD
- Hans-Kristian Arntzen, Valve
- Connor Abbott, Valve
- Baldur Karlsson, Valve
- Mike Blumenkrantz, Valve
- Graeme Leese, Broadcom
- Jan-Harald Fredriksen, Arm
- Rodrigo Locatti, NVIDIA
- Jeff Bolz, NVIDIA
- Piers Daniell, NVIDIA
- Jeff Leger, QUALCOMM
- Lionel Landwerlin, Intel
- Slawomir Grajewski, Intel

Description

This extension introduces new commands to put shader-accessible descriptors directly in memory, making the management of descriptor data more explicit.

Deprecation by [VK_EXT_descriptor_heap](#)

Functionality in this extension is deprecated by the [VK_EXT_descriptor_heap](#) extension. See [Descriptor Management: Replaced by Descriptor Heaps](#).

New Commands

- [vkCmdBindDescriptorBufferEmbeddedSamplersEXT](#)
- [vkCmdBindDescriptorBuffersEXT](#)
- [vkCmdSetDescriptorBufferOffsetsEXT](#)
- [vkGetBufferOpaqueCaptureDescriptorDataEXT](#)
- [vkGetDescriptorEXT](#)

- [vkGetDescriptorSetLayoutBindingOffsetEXT](#)
- [vkGetDescriptorSetLayoutSizeEXT](#)
- [vkGetImageOpaqueCaptureDescriptorDataEXT](#)
- [vkGetImageViewOpaqueCaptureDescriptorDataEXT](#)
- [vkGetSamplerOpaqueCaptureDescriptorDataEXT](#)

If [VK_KHR_acceleration_structure](#) or [VK_NV_ray_tracing](#) is supported:

- [vkGetAccelerationStructureOpaqueCaptureDescriptorDataEXT](#)

New Structures

- [VkBufferCaptureDescriptorDataInfoEXT](#)
- [VkDescriptorAddressInfoEXT](#)
- [VkDescriptorBufferBindingInfoEXT](#)
- [VkDescriptorGetInfoEXT](#)
- [VkImageCaptureDescriptorDataInfoEXT](#)
- [VkImageViewCaptureDescriptorDataInfoEXT](#)
- [VkSamplerCaptureDescriptorDataInfoEXT](#)
- Extending [VkBufferCreateInfo](#), [VkImageCreateInfo](#), [VkImageViewCreateInfo](#), [VkSamplerCreateInfo](#), [VkAccelerationStructureCreateInfoKHR](#), [VkAccelerationStructureCreateInfoNV](#), [VkTensorCreateInfoARM](#), [VkTensorViewCreateInfoARM](#), [VkAccelerationStructureCreateInfo2KHR](#):
 - [VkOpaqueCaptureDescriptorDataCreateInfoEXT](#)
- Extending [VkDescriptorBufferBindingInfoEXT](#):
 - [VkDescriptorBufferBindingPushDescriptorBufferHandleEXT](#)
- Extending [VkPhysicalDeviceFeatures2](#), [VkDeviceCreateInfo](#):
 - [VkPhysicalDeviceDescriptorBufferFeaturesEXT](#)
- Extending [VkPhysicalDeviceProperties2](#):
 - [VkPhysicalDeviceDescriptorBufferPropertiesEXT](#)

If [VK_EXT_fragment_density_map](#) is supported:

- Extending [VkPhysicalDeviceProperties2](#):
 - [VkPhysicalDeviceDescriptorBufferDensityMapPropertiesEXT](#)

If [VK_KHR_acceleration_structure](#) or [VK_NV_ray_tracing](#) is supported:

- [VkAccelerationStructureCaptureDescriptorDataInfoEXT](#)

New Unions

- [VkDescriptorDataEXT](#)

New Enum Constants

- [VK_EXT_DESCRIPTOR_BUFFER_EXTENSION_NAME](#)
- [VK_EXT_DESCRIPTOR_BUFFER_SPEC_VERSION](#)
- Extending [VkAccelerationStructureCreateFlagBitsKHR](#):
 - [VK_ACCELERATION_STRUCTURE_CREATE_DESCRIPTOR_BUFFER_CAPTURE_REPLAY_BIT_EXT](#)
- Extending [VkAccessFlagBits2](#):
 - [VK_ACCESS_2_DESCRIPTOR_BUFFER_READ_BIT_EXT](#)
- Extending [VkBufferCreateFlagBits](#):
 - [VK_BUFFER_CREATE_DESCRIPTOR_BUFFER_CAPTURE_REPLAY_BIT_EXT](#)
- Extending [VkBufferUsageFlagBits](#):
 - [VK_BUFFER_USAGE_PUSH_DESCRIPTORS_DESCRIPTOR_BUFFER_BIT_EXT](#)
 - [VK_BUFFER_USAGE_RESOURCE_DESCRIPTOR_BUFFER_BIT_EXT](#)
 - [VK_BUFFER_USAGE_SAMPLER_DESCRIPTOR_BUFFER_BIT_EXT](#)
- Extending [VkDescriptorSetLayoutCreateFlagBits](#):
 - [VK_DESCRIPTOR_SET_LAYOUT_CREATE_DESCRIPTOR_BUFFER_BIT_EXT](#)
 - [VK_DESCRIPTOR_SET_LAYOUT_CREATE_EMBEDDED_IMMUTABLE_SAMPLERS_BIT_EXT](#)
- Extending [VkImageCreateFlagBits](#):
 - [VK_IMAGE_CREATE_DESCRIPTOR_BUFFER_CAPTURE_REPLAY_BIT_EXT](#)
- Extending [VkImageViewCreateFlagBits](#):
 - [VK_IMAGE_VIEW_CREATE_DESCRIPTOR_BUFFER_CAPTURE_REPLAY_BIT_EXT](#)
- Extending [VkPipelineCreateFlagBits](#):
 - [VK_PIPELINE_CREATE_DESCRIPTOR_BUFFER_BIT_EXT](#)
- Extending [VkSamplerCreateFlagBits](#):
 - [VK_SAMPLER_CREATE_DESCRIPTOR_BUFFER_CAPTURE_REPLAY_BIT_EXT](#)
- Extending [VkStructureType](#):
 - [VK_STRUCTURE_TYPE_BUFFER_CAPTURE_DESCRIPTOR_DATA_INFO_EXT](#)
 - [VK_STRUCTURE_TYPE_DESCRIPTOR_ADDRESS_INFO_EXT](#)
 - [VK_STRUCTURE_TYPE_DESCRIPTOR_BUFFER_BINDING_INFO_EXT](#)
 - [VK_STRUCTURE_TYPE_DESCRIPTOR_BUFFER_BINDING_PUSH_DESCRIPTOR_BUFFER_HANDLE_EXT](#)
 - [VK_STRUCTURE_TYPE_DESCRIPTOR_GET_INFO_EXT](#)

- [VK_STRUCTURE_TYPE_IMAGE_CAPTURE_DESCRIPTOR_DATA_INFO_EXT](#)
- [VK_STRUCTURE_TYPE_IMAGE_VIEW_CAPTURE_DESCRIPTOR_DATA_INFO_EXT](#)
- [VK_STRUCTURE_TYPE_OPAQUE_CAPTURE_DESCRIPTOR_DATA_CREATE_INFO_EXT](#)
- [VK_STRUCTURE_TYPE_PHYSICAL_DEVICE_DESCRIPTOR_BUFFER_DENSITY_MAP_PROPERTIES_EXT](#)
- [VK_STRUCTURE_TYPE_PHYSICAL_DEVICE_DESCRIPTOR_BUFFER_FEATURES_EXT](#)
- [VK_STRUCTURE_TYPE_PHYSICAL_DEVICE_DESCRIPTOR_BUFFER_PROPERTIES_EXT](#)
- [VK_STRUCTURE_TYPE_SAMPLER_CAPTURE_DESCRIPTOR_DATA_INFO_EXT](#)

If [VK_KHR_acceleration_structure](#) or [VK_NV_ray_tracing](#) is supported:

- Extending [VkStructureType](#):
 - [VK_STRUCTURE_TYPE_ACCELERATION_STRUCTURE_CAPTURE_DESCRIPTOR_DATA_INFO_EXT](#)

Version History

- Revision 1, 2021-06-07 (Stu Smith)
 - Initial revision

VK_EXT_descriptor_indexing

Name String

VK_EXT_descriptor_indexing

Extension Type

Device extension

Registered Extension Number

162

Revision

2

Ratification Status

Ratified

Extension and Version Dependencies

[VK_KHR_get_physical_device_properties2](#)

and

[VK_KHR_maintenance3](#)

or

[Vulkan Version 1.1](#)

SPIR-V Dependencies

- [SPV_EXT_descriptor_indexing](#)

Deprecation State

- *Promoted* to [Vulkan 1.2](#)

Contact

- Jeff Bolz [[GitHub](#)][jeffbolznv](#)

Other Extension Metadata

Last Modified Date

2017-10-02

Interactions and External Dependencies

- This extension provides API support for [GL_EXT_nonuniform_qualifier](#)

Contributors

- Jeff Bolz, NVIDIA
- Daniel Rakos, AMD
- Slawomir Grajewski, Intel
- Tobias Hector, Imagination Technologies

Description

This extension adds several small features which together enable applications to create large descriptor sets containing substantially all of their resources, and selecting amongst those resources with dynamic (non-uniform) indexes in the shader. There are feature enables and SPIR-V capabilities for non-uniform descriptor indexing in the shader, and non-uniform indexing in the shader requires use of a new `NonUniformEXT` decoration defined in the `SPV_EXT_descriptor_indexing` SPIR-V extension. There are descriptor set layout binding creation flags enabling several features:

- Descriptors can be updated after they are bound to a command buffer, such that the execution of the command buffer reflects the most recent update to the descriptors.
- Descriptors that are not used by any pending command buffers can be updated, which enables writing new descriptors for frame N+1 while frame N is executing.
- Relax the requirement that all descriptors in a binding that is “statically used” must be valid, such that descriptors that are not accessed by a submission need not be valid and can be updated while that submission is executing.
- The final binding in a descriptor set layout can have a variable size (and unsized arrays of resources are allowed in the `GL_EXT_nonuniform_qualifier` and `SPV_EXT_descriptor_indexing` extensions).

Note that it is valid for multiple descriptor arrays in a shader to use the same set and binding number, as long as they are all compatible with the descriptor type in the pipeline layout. This means a single array binding in the descriptor set can serve multiple texture dimensionalities, or an array of buffer descriptors can be used with multiple different block layouts.

There are new descriptor set layout and descriptor pool creation flags that are required to opt in to the update-after-bind functionality, and there are separate `maxPerStage*` and `maxDescriptorSet*` limits that apply to these descriptor set layouts which **may** be much higher than the pre-existing limits. The old limits only count descriptors in non-updateAfterBind descriptor set layouts, and the new limits count descriptors in all descriptor set layouts in the pipeline layout.

Promotion to Vulkan 1.2

Vulkan APIs in this extension are included in core Vulkan 1.2, with the EXT suffix omitted. However, if Vulkan 1.2 is supported and this extension is not, the `descriptorIndexing` capability is optional. External interactions defined by this extension, such as SPIR-V token names, retain their original names. The original Vulkan API names are still available as aliases of the core functionality.

Promotion to Vulkan 1.4

If Vulkan 1.4 is supported, support for the `shaderUniformTexelBufferArrayDynamicIndexing` and `shaderStorageTexelBufferArrayDynamicIndexing` capabilities is required.

New Structures

- Extending `VkDescriptorSetAllocateInfo`:
 - `VkDescriptorSetVariableDescriptorCountAllocateInfoEXT`
- Extending `VkDescriptorSetLayoutCreateInfo`:

- [VkDescriptorSetLayoutBindingFlagsCreateInfoEXT](#)
- Extending [VkDescriptorSetLayoutSupport](#):
 - [VkDescriptorSetVariableDescriptorCountLayoutSupportEXT](#)
- Extending [VkPhysicalDeviceFeatures2](#), [VkDeviceCreateInfo](#):
 - [VkPhysicalDeviceDescriptorIndexingFeaturesEXT](#)
- Extending [VkPhysicalDeviceProperties2](#):
 - [VkPhysicalDeviceDescriptorIndexingPropertiesEXT](#)

New Enums

- [VkDescriptorBindingFlagBitsEXT](#)

New Bitmasks

- [VkDescriptorBindingFlagsEXT](#)

New Enum Constants

- [VK_EXT_DESCRIPTOR_INDEXING_EXTENSION_NAME](#)
- [VK_EXT_DESCRIPTOR_INDEXING_SPEC_VERSION](#)
- Extending [VkDescriptorBindingFlagBits](#):
 - [VK_DESCRIPTOR_BINDING_PARTIALLY_BOUND_BIT_EXT](#)
 - [VK_DESCRIPTOR_BINDING_UPDATE_AFTER_BIND_BIT_EXT](#)
 - [VK_DESCRIPTOR_BINDING_UPDATE_UNUSED_WHILE_PENDING_BIT_EXT](#)
 - [VK_DESCRIPTOR_BINDING_VARIABLE_DESCRIPTOR_COUNT_BIT_EXT](#)
- Extending [VkDescriptorPoolCreateFlagBits](#):
 - [VK_DESCRIPTOR_POOL_CREATE_UPDATE_AFTER_BIND_BIT_EXT](#)
- Extending [VkDescriptorSetLayoutCreateFlagBits](#):
 - [VK_DESCRIPTOR_SET_LAYOUT_CREATE_UPDATE_AFTER_BIND_POOL_BIT_EXT](#)
- Extending [VkResult](#):
 - [VK_ERROR_FRAGMENTATION_EXT](#)
- Extending [VkStructureType](#):
 - [VK_STRUCTURE_TYPE_DESCRIPTOR_SET_LAYOUT_BINDING_FLAGS_CREATE_INFO_EXT](#)
 - [VK_STRUCTURE_TYPE_DESCRIPTOR_SET_VARIABLE_DESCRIPTOR_COUNT_ALLOCATE_INFO_EXT](#)
 - [VK_STRUCTURE_TYPE_DESCRIPTOR_SET_VARIABLE_DESCRIPTOR_COUNT_LAYOUT_SUPPORT_EXT](#)
 - [VK_STRUCTURE_TYPE_PHYSICAL_DEVICE_DESCRIPTOR_INDEXING_FEATURES_EXT](#)
 - [VK_STRUCTURE_TYPE_PHYSICAL_DEVICE_DESCRIPTOR_INDEXING_PROPERTIES_EXT](#)

Version History

- Revision 1, 2017-07-26 (Jeff Bolz)
 - Internal revisions
- Revision 2, 2017-10-02 (Jeff Bolz)
 - ???

VK_EXT_device_fault

Name String

[VK_EXT_device_fault](#)

Extension Type

Device extension

Registered Extension Number

342

Revision

2

Ratification Status

Ratified

Extension and Version Dependencies

[VK_KHR_get_physical_device_properties2](#)

or

[Vulkan Version 1.1](#)

Deprecation State

- *Promoted* to [VK_KHR_device_fault](#) extension

Contact

- Ralph Potter [GitLab]r_potter

Extension Proposal

[VK_EXT_device_fault](#)

Other Extension Metadata

Last Modified Date

2021-03-10

IP Status

No known IP claims.

Contributors

- Ralph Potter, Samsung
- Stuart Smith, AMD
- Jan-Harald Fredriksen, ARM
- Mark Bellamy, ARM
- Andrew Ellem, Google
- Alex Walters, IMG
- Jeff Bolz, NVIDIA

- Baldur Karlsson, Valve

Description

Device loss can be triggered by a variety of issues, including invalid API usage, implementation errors, or hardware failures.

This extension introduces a new command: [vkGetDeviceFaultInfoEXT](#), which may be called subsequent to a [VK_ERROR_DEVICE_LOST](#) error code having been returned by the implementation. This command allows developers to query for additional information on GPU faults which may have caused device loss, and to generate binary crash dumps, which may be loaded into external tools for further diagnosis.

New Commands

- [vkGetDeviceFaultInfoEXT](#)

New Structures

- [VkDeviceFaultAddressInfoEXT](#)
- [VkDeviceFaultCountsEXT](#)
- [VkDeviceFaultInfoEXT](#)
- [VkDeviceFaultVendorBinaryHeaderVersionOneEXT](#)
- [VkDeviceFaultVendorInfoEXT](#)
- Extending [VkPhysicalDeviceFeatures2](#), [VkDeviceCreateInfo](#):
 - [VkPhysicalDeviceFaultFeaturesEXT](#)

New Enums

- [VkDeviceFaultAddressTypeEXT](#)
- [VkDeviceFaultVendorBinaryHeaderVersionEXT](#)

New Enum Constants

- [VK_EXT_DEVICE_FAULT_EXTENSION_NAME](#)
- [VK_EXT_DEVICE_FAULT_SPEC_VERSION](#)
- Extending [VkDeviceFaultAddressTypeKHR](#):
 - [VK_DEVICE_FAULT_ADDRESS_TYPE_EXECUTE_INVALID_EXT](#)
 - [VK_DEVICE_FAULT_ADDRESS_TYPE_INSTRUCTION_POINTER_FAULT_EXT](#)
 - [VK_DEVICE_FAULT_ADDRESS_TYPE_INSTRUCTION_POINTER_INVALID_EXT](#)
 - [VK_DEVICE_FAULT_ADDRESS_TYPE_INSTRUCTION_POINTER_UNKNOWN_EXT](#)
 - [VK_DEVICE_FAULT_ADDRESS_TYPE_NONE_EXT](#)
 - [VK_DEVICE_FAULT_ADDRESS_TYPE_READ_INVALID_EXT](#)

- [VK_DEVICE_FAULT_ADDRESS_TYPE_WRITE_INVALID_EXT](#)
- Extending `VkStructureType`:
 - [VK_STRUCTURE_TYPE_DEVICE_FAULT_COUNTS_EXT](#)
 - [VK_STRUCTURE_TYPE_DEVICE_FAULT_INFO_EXT](#)
 - [VK_STRUCTURE_TYPE_PHYSICAL_DEVICE_FAULT_FEATURES_EXT](#)

Version History

- Revision 2, 2023-04-05 (Ralph Potter)
 - Restored two missing members to the XML definition of `VkDeviceFaultVendorBinaryHeaderVersionOneEXT`. No functional change to the specification.
- Revision 1, 2020-10-19 (Ralph Potter)
 - Initial revision

VK_EXT_extended_dynamic_state

Name String

VK_EXT_extended_dynamic_state

Extension Type

Device extension

Registered Extension Number

268

Revision

1

Ratification Status

Ratified

Extension and Version Dependencies

[VK_KHR_get_physical_device_properties2](#)

or

[Vulkan Version 1.1](#)

Deprecation State

- *Promoted* to [Vulkan 1.3](#)

Contact

- Piers Daniell [[GitHub](#)][pdaniell-nv](#)

Other Extension Metadata

Last Modified Date

2019-12-09

IP Status

No known IP claims.

Contributors

- Dan Ginsburg, Valve Corporation
- Graeme Leese, Broadcom
- Hans-Kristian Arntzen, Valve Corporation
- Jan-Harald Fredriksen, Arm Limited
- Faith Ekstrand, Intel
- Jeff Bolz, NVIDIA
- Jesse Hall, Google
- Philip Rebohle, Valve Corporation
- Stuart Smith, Imagination Technologies

- Tobias Hector, AMD

Description

This extension adds some more dynamic state to support applications that need to reduce the number of pipeline state objects they compile and bind.

New Commands

- [vkCmdBindVertexBuffers2EXT](#)
- [vkCmdSetCullModeEXT](#)
- [vkCmdSetDepthBoundsTestEnableEXT](#)
- [vkCmdSetDepthCompareOpEXT](#)
- [vkCmdSetDepthTestEnableEXT](#)
- [vkCmdSetDepthWriteEnableEXT](#)
- [vkCmdSetFrontFaceEXT](#)
- [vkCmdSetPrimitiveTopologyEXT](#)
- [vkCmdSetScissorWithCountEXT](#)
- [vkCmdSetStencilOpEXT](#)
- [vkCmdSetStencilTestEnableEXT](#)
- [vkCmdSetViewportWithCountEXT](#)

New Structures

- Extending [VkPhysicalDeviceFeatures2](#), [VkDeviceCreateInfo](#):
 - [VkPhysicalDeviceExtendedDynamicStateFeaturesEXT](#)

New Enum Constants

- [VK_EXT_EXTENDED_DYNAMIC_STATE_EXTENSION_NAME](#)
- [VK_EXT_EXTENDED_DYNAMIC_STATE_SPEC_VERSION](#)
- Extending [VkDynamicState](#):
 - [VK_DYNAMIC_STATE_CULL_MODE_EXT](#)
 - [VK_DYNAMIC_STATE_DEPTH_BOUNDS_TEST_ENABLE_EXT](#)
 - [VK_DYNAMIC_STATE_DEPTH_COMPARE_OP_EXT](#)
 - [VK_DYNAMIC_STATE_DEPTH_TEST_ENABLE_EXT](#)
 - [VK_DYNAMIC_STATE_DEPTH_WRITE_ENABLE_EXT](#)
 - [VK_DYNAMIC_STATE_FRONT_FACE_EXT](#)
 - [VK_DYNAMIC_STATE_PRIMITIVE_TOPOLOGY_EXT](#)
 - [VK_DYNAMIC_STATE_SCISSOR_WITH_COUNT_EXT](#)

- [VK_DYNAMIC_STATE_STENCIL_OP_EXT](#)
- [VK_DYNAMIC_STATE_STENCIL_TEST_ENABLE_EXT](#)
- [VK_DYNAMIC_STATE_VERTEX_INPUT_BINDING_STRIDE_EXT](#)
- [VK_DYNAMIC_STATE_VIEWPORT_WITH_COUNT_EXT](#)
- Extending [VkStructureType](#):
 - [VK_STRUCTURE_TYPE_PHYSICAL_DEVICE_EXTENDED_DYNAMIC_STATE_FEATURES_EXT](#)

Promotion to Vulkan 1.3

All dynamic state enumerants and commands in this extension are included in core Vulkan 1.3, with the EXT suffix omitted. The feature structure is not promoted. Extension interfaces that were promoted remain available as aliases of the core functionality.

Issues

1) Why are the values of [pStrides](#) in [vkCmdBindVertexBuffers2](#) limited to be between 0 and the maximum extent of the binding, when this restriction is not present for the same static state?

Implementing these edge cases adds overhead to some implementations that would require significant cost when calling this function, and the intention is that this state should be more or less free to change.

[VK_EXT_vertex_input_dynamic_state](#) allows the stride to be changed freely when supported via [vkCmdSetVertexInputEXT](#).

Version History

- Revision 1, 2019-12-09 (Piers Daniell)
 - Internal revisions

VK_EXT_extended_dynamic_state2

Name String

VK_EXT_extended_dynamic_state2

Extension Type

Device extension

Registered Extension Number

378

Revision

1

Ratification Status

Ratified

Extension and Version Dependencies

[VK_KHR_get_physical_device_properties2](#)

or

[Vulkan Version 1.1](#)

Deprecation State

- *Promoted* to [Vulkan 1.3](#)

Contact

- Vikram Kushwaha [[GitHub](#)]vkushwaha-nv

Other Extension Metadata

Last Modified Date

2021-04-12

IP Status

No known IP claims.

Contributors

- Vikram Kushwaha, NVIDIA
- Piers Daniell, NVIDIA
- Jeff Bolz, NVIDIA

Description

This extension adds some more dynamic state to support applications that need to reduce the number of pipeline state objects they compile and bind.

New Commands

- [vkCmdSetDepthBiasEnableEXT](#)
- [vkCmdSetLogicOpEXT](#)
- [vkCmdSetPatchControlPointsEXT](#)
- [vkCmdSetPrimitiveRestartEnableEXT](#)
- [vkCmdSetRasterizerDiscardEnableEXT](#)

New Structures

- Extending [VkPhysicalDeviceFeatures2](#), [VkDeviceCreateInfo](#):
 - [VkPhysicalDeviceExtendedDynamicState2FeaturesEXT](#)

New Enum Constants

- [VK_EXT_EXTENDED_DYNAMIC_STATE_2_EXTENSION_NAME](#)
- [VK_EXT_EXTENDED_DYNAMIC_STATE_2_SPEC_VERSION](#)
- Extending [VkDynamicState](#):
 - [VK_DYNAMIC_STATE_DEPTH_BIAS_ENABLE_EXT](#)
 - [VK_DYNAMIC_STATE_LOGIC_OP_EXT](#)
 - [VK_DYNAMIC_STATE_PATCH_CONTROL_POINTS_EXT](#)
 - [VK_DYNAMIC_STATE_PRIMITIVE_RESTART_ENABLE_EXT](#)
 - [VK_DYNAMIC_STATE_RASTERIZER_DISCARD_ENABLE_EXT](#)
- Extending [VkStructureType](#):
 - [VK_STRUCTURE_TYPE_PHYSICAL_DEVICE_EXTENDED_DYNAMIC_STATE_2_FEATURES_EXT](#)

Promotion to Vulkan 1.3

The dynamic state enumerants [VK_DYNAMIC_STATE_DEPTH_BIAS_ENABLE_EXT](#), [VK_DYNAMIC_STATE_PRIMITIVE_RESTART_ENABLE_EXT](#), and [VK_DYNAMIC_STATE_RASTERIZER_DISCARD_ENABLE_EXT](#); and the corresponding commands in this extension are included in core Vulkan 1.3, with the EXT suffix omitted. The enumerants and commands for dynamic logic operation and patch control points are not promoted, nor is the feature structure. Extension interfaces that were promoted remain available as aliases of the core functionality.

Version History

- Revision 1, 2021-04-12 (Vikram Kushwaha)
 - Internal revisions

VK_EXT_global_priority

Name String

VK_EXT_global_priority

Extension Type

Device extension

Registered Extension Number

175

Revision

2

Ratification Status

Not ratified

Extension and Version Dependencies

None

Deprecation State

- *Promoted* to [VK_KHR_global_priority](#) extension
 - Which in turn was *promoted* to [Vulkan 1.4](#)

Contact

- Andres Rodriguez [\[GitHub\]](#)lostgoat

Other Extension Metadata

Last Modified Date

2017-10-06

IP Status

No known IP claims.

Contributors

- Andres Rodriguez, Valve
- Pierre-Loup Griffais, Valve
- Dan Ginsburg, Valve
- Mitch Singer, AMD

Description

In Vulkan, users can specify device-scope queue priorities. In some cases it may be useful to extend this concept to a system-wide scope. This extension provides a mechanism for callers to set their system-wide priority. The default queue priority is [VK_QUEUE_GLOBAL_PRIORITY_MEDIUM_EXT](#).

The driver implementation will attempt to skew hardware resource allocation in favor of the

higher-priority task. Therefore, higher-priority work may retain similar latency and throughput characteristics even if the system is congested with lower priority work.

The global priority level of a queue shall take precedence over the per-process queue priority (`VkDeviceQueueCreateInfo::pQueuePriorities`).

Abuse of this feature may result in starving the rest of the system from hardware resources. Therefore, the driver implementation may deny requests to acquire a priority above the default priority (`VK_QUEUE_GLOBAL_PRIORITY_MEDIUM_EXT`) if the caller does not have sufficient privileges. In this scenario `VK_ERROR_NOT_PERMITTED_EXT` is returned.

The driver implementation may fail the queue allocation request if resources required to complete the operation have been exhausted (either by the same process or a different process). In this scenario `VK_ERROR_INITIALIZATION_FAILED` is returned.

New Structures

- Extending `VkDeviceQueueCreateInfo`:
 - `VkDeviceQueueGlobalPriorityCreateInfoEXT`

New Enums

- `VkQueueGlobalPriorityEXT`

New Enum Constants

- `VK_EXT_GLOBAL_PRIORITY_EXTENSION_NAME`
- `VK_EXT_GLOBAL_PRIORITY_SPEC_VERSION`
- Extending `VkQueueGlobalPriority`:
 - `VK_QUEUE_GLOBAL_PRIORITY_HIGH_EXT`
 - `VK_QUEUE_GLOBAL_PRIORITY_LOW_EXT`
 - `VK_QUEUE_GLOBAL_PRIORITY_MEDIUM_EXT`
 - `VK_QUEUE_GLOBAL_PRIORITY_REALTIME_EXT`
- Extending `VkResult`:
 - `VK_ERROR_NOT_PERMITTED_EXT`
- Extending `VkStructureType`:
 - `VK_STRUCTURE_TYPE_DEVICE_QUEUE_GLOBAL_PRIORITY_CREATE_INFO_EXT`

Version History

- Revision 2, 2017-11-03 (Andres Rodriguez)
 - Fixed `VkQueueGlobalPriorityEXT` missing `_EXT` suffix
- Revision 1, 2017-10-06 (Andres Rodriguez)
 - First version.

VK_EXT_global_priority_query

Name String

VK_EXT_global_priority_query

Extension Type

Device extension

Registered Extension Number

389

Revision

1

Ratification Status

Not ratified

Extension and Version Dependencies

[VK_EXT_global_priority](#)

and

[VK_KHR_get_physical_device_properties2](#)

or

[Vulkan Version 1.1](#)

Deprecation State

- *Promoted* to [VK_KHR_global_priority](#) extension
 - Which in turn was *promoted* to [Vulkan 1.4](#)

Contact

- Yiwei Zhang [[GitHub](#)][zzyiwei](#)

Other Extension Metadata

Last Modified Date

2021-03-29

IP Status

No known IP claims.

Contributors

- Yiwei Zhang, Google

Description

This device extension allows applications to query the global queue priorities supported by a queue family. It allows implementations to report which global priority levels are treated differently by the implementation, instead of silently mapping multiple requested global priority levels to the same internal priority, or using device creation failure to signal that a requested priority is not supported. It is intended primarily for use by system integration along with certain platform-

specific priority enforcement rules.

New Structures

- Extending [VkPhysicalDeviceFeatures2](#), [VkDeviceCreateInfo](#):
 - [VkPhysicalDeviceGlobalPriorityQueryFeaturesEXT](#)
- Extending [VkQueueFamilyProperties2](#):
 - [VkQueueFamilyGlobalPriorityPropertiesEXT](#)

New Enum Constants

- [VK_EXT_GLOBAL_PRIORITY_QUERY_EXTENSION_NAME](#)
- [VK_EXT_GLOBAL_PRIORITY_QUERY_SPEC_VERSION](#)
- [VK_MAX_GLOBAL_PRIORITY_SIZE_EXT](#)
- Extending [VkStructureType](#):
 - [VK_STRUCTURE_TYPE_PHYSICAL_DEVICE_GLOBAL_PRIORITY_QUERY_FEATURES_EXT](#)
 - [VK_STRUCTURE_TYPE_QUEUE_FAMILY_GLOBAL_PRIORITY_PROPERTIES_EXT](#)

Issues

1) Can we additionally query whether a caller is permitted to acquire a specific global queue priority in this extension?

RESOLVED: No. Whether a caller has enough privilege goes with the OS, and the Vulkan driver cannot really guarantee that the privilege will not change in between this query and the actual queue creation call.

2) If more than 1 queue using global priority is requested, is there a good way to know which queue is failing the device creation?

RESOLVED: No. There is not a good way at this moment, and it is also not quite actionable for the applications to know that because the information may not be accurate. Queue creation can fail because of runtime constraints like insufficient privilege or lack of resource, and the failure is not necessarily tied to that particular queue configuration requested.

Version History

- Revision 1, 2021-03-29 (Yiwei Zhang)

VK_EXT_host_image_copy

Name String

VK_EXT_host_image_copy

Extension Type

Device extension

Registered Extension Number

271

Revision

1

Ratification Status

Ratified

Extension and Version Dependencies

[VK_KHR_get_physical_device_properties2](#)

or

[Vulkan Version 1.1](#)

and

[VK_KHR_copy_commands2](#)

and

[VK_KHR_format_feature_flags2](#)

or

[Vulkan Version 1.3](#)

Deprecation State

- *Promoted* to [Vulkan 1.4](#)

Contact

- Shahbaz Youssefi [\[GitHub\]](#)syoussefi

Extension Proposal

[VK_EXT_host_image_copy](#)

Other Extension Metadata

Last Modified Date

2023-04-26

Contributors

- Shahbaz Youssefi, Google
- Faith Ekstrand, Collabora
- Hans-Kristian Arntzen, Valve
- Piers Daniell, NVIDIA

- Jan-Harald Fredriksen, Arm
- James Fitzpatrick, Imagination
- Daniel Story, Nintendo

Description

This extension allows applications to copy data between host memory and images on the host processor, without staging the data through a GPU-accessible buffer. This removes the need to allocate and manage the buffer and its associated memory. On some architectures it may also eliminate an extra copy operation. This extension additionally allows applications to copy data between images on the host.

To support initializing a new image in preparation for a host copy, it is now possible to transition a new image to [VK_IMAGE_LAYOUT_GENERAL](#) or other host-copyable layouts via [vkTransitionImageLayoutEXT](#). Additionally, it is possible to perform copies that preserve the swizzling layout of the image by using the [VK_HOST_IMAGE_COPY_MEMCPY_BIT_EXT](#) flag. In that case, the memory size needed for copies to or from a buffer can be retrieved by chaining [VkSubresourceHostMemcpySizeEXT](#) to [pLayout](#) in [vkGetImageSubresourceLayout2EXT](#).

New Commands

- [vkCopyImageToImageEXT](#)
- [vkCopyImageToMemoryEXT](#)
- [vkCopyMemoryToImageEXT](#)
- [vkGetImageSubresourceLayout2EXT](#)
- [vkTransitionImageLayoutEXT](#)

New Structures

- [VkCopyImageToImageInfoEXT](#)
- [VkCopyImageToMemoryInfoEXT](#)
- [VkCopyMemoryToImageInfoEXT](#)
- [VkHostImageLayoutTransitionInfoEXT](#)
- [VkImageSubresource2EXT](#)
- [VkImageToMemoryCopyEXT](#)
- [VkMemoryToImageCopyEXT](#)
- [VkSubresourceLayout2EXT](#)
- Extending [VkImageFormatProperties2](#):
 - [VkHostImageCopyDevicePerformanceQueryEXT](#)
- Extending [VkPhysicalDeviceFeatures2](#), [VkDeviceCreateInfo](#):
 - [VkPhysicalDeviceHostImageCopyFeaturesEXT](#)
- Extending [VkPhysicalDeviceProperties2](#):

- [VkPhysicalDeviceHostImageCopyPropertiesEXT](#)
- Extending [VkSubresourceLayout2](#):
 - [VkSubresourceHostMemcpySizeEXT](#)

New Enums

- [VkHostImageCopyFlagBitsEXT](#)

New Bitmasks

- [VkHostImageCopyFlagsEXT](#)

New Enum Constants

- [VK_EXT_HOST_IMAGE_COPY_EXTENSION_NAME](#)
- [VK_EXT_HOST_IMAGE_COPY_SPEC_VERSION](#)
- Extending [VkFormatFeatureFlagBits2](#):
 - [VK_FORMAT_FEATURE_2_HOST_IMAGE_TRANSFER_BIT_EXT](#)
- Extending [VkHostImageCopyFlagBits](#):
 - [VK_HOST_IMAGE_COPY_MEMCPY_BIT_EXT](#)
 - [VK_HOST_IMAGE_COPY_MEMCPY_EXT](#)
- Extending [VkImageUsageFlagBits](#):
 - [VK_IMAGE_USAGE_HOST_TRANSFER_BIT_EXT](#)
- Extending [VkStructureType](#):
 - [VK_STRUCTURE_TYPE_COPY_IMAGE_TO_IMAGE_INFO_EXT](#)
 - [VK_STRUCTURE_TYPE_COPY_IMAGE_TO_MEMORY_INFO_EXT](#)
 - [VK_STRUCTURE_TYPE_COPY_MEMORY_TO_IMAGE_INFO_EXT](#)
 - [VK_STRUCTURE_TYPE_HOST_IMAGE_COPY_DEVICE_PERFORMANCE_QUERY_EXT](#)
 - [VK_STRUCTURE_TYPE_HOST_IMAGE_LAYOUT_TRANSITION_INFO_EXT](#)
 - [VK_STRUCTURE_TYPE_IMAGE_TO_MEMORY_COPY_EXT](#)
 - [VK_STRUCTURE_TYPE_MEMORY_TO_IMAGE_COPY_EXT](#)
 - [VK_STRUCTURE_TYPE_PHYSICAL_DEVICE_HOST_IMAGE_COPY_FEATURES_EXT](#)
 - [VK_STRUCTURE_TYPE_PHYSICAL_DEVICE_HOST_IMAGE_COPY_PROPERTIES_EXT](#)
 - [VK_STRUCTURE_TYPE_SUBRESOURCE_HOST_MEMCPY_SIZE_EXT](#)

Promotion to Vulkan 1.4

Functionality in this extension is included in core Vulkan 1.4, with the EXT suffix omitted. However, the feature is made optional in Vulkan 1.4. The original type, enum, and command names are still available as aliases of the core functionality.

A Vulkan 1.4 implementation that has a `VK_QUEUE_GRAPHICS_BIT` queue must support either:

- the `hostImageCopy` feature; or
- an additional queue that supports `VK_QUEUE_TRANSFER_BIT`.

Additionally, all queues supporting `VK_QUEUE_GRAPHICS_BIT` or `VK_QUEUE_COMPUTE_BIT` must also advertise `VK_QUEUE_TRANSFER_BIT`.

Issues

1) When uploading data to an image, the data is usually loaded from disk. Why not have the application load the data directly into a `VkDeviceMemory` bound to a buffer (instead of host memory), and use `vkCmdCopyBufferToImage`? The same could be done when downloading data from an image.

RESOLVED: This may not always be possible. Complicated Vulkan applications such as game engines often have decoupled subsystems for streaming data and rendering. It may be unreasonable to require the streaming subsystem to coordinate with the rendering subsystem to allocate memory on its behalf, especially as Vulkan may not be the only API supported by the engine. In emulation layers, the image data is necessarily provided by the application in host memory, so an optimization as suggested is not possible. Most importantly, the device memory may not be mappable by an application, but still accessible to the driver.

2) Are `optimalBufferCopyOffsetAlignment` and `optimalBufferCopyRowPitchAlignment` applicable to host memory as well with the functions introduced by this extension? Or should there be new limits?

RESOLVED: No alignment requirements for the host memory pointer.

3) Should there be granularity requirements for image offsets and extents?

RESOLVED: No granularity requirements, i.e. a granularity of 1 pixel (for non-compressed formats) and 1 texel block (for compressed formats) is assumed.

4) How should the application deal with layout transitions before or after copying to or from images?

RESOLVED: An existing issue with linear images is that when emulating other APIs, it is impossible to know when to transition them as they are written to by the host and then used bindlessly. The copy operations in this extension are affected by the same limitation. A new command is thus introduced by this extension to address this problem by allowing the host to perform an image layout transition between a handful of layouts.

Version History

- Revision 0, 2021-01-20 (Faith Ekstrand)
 - Initial idea and xml
- Revision 1, 2023-04-26 (Shahbaz Youssefi)
 - Initial revision

VK_EXT_host_query_reset

Name String

VK_EXT_host_query_reset

Extension Type

Device extension

Registered Extension Number

262

Revision

1

Ratification Status

Not ratified

Extension and Version Dependencies

[VK_KHR_get_physical_device_properties2](#)

or

[Vulkan Version 1.1](#)

Deprecation State

- *Promoted* to [Vulkan 1.2](#)

Contact

- Bas Nieuwenhuizen [\[GitHub\]BNieuwenhuizen](#)

Other Extension Metadata

Last Modified Date

2019-03-06

IP Status

No known IP claims.

Contributors

- Bas Nieuwenhuizen, Google
- Faith Ekstrand, Intel
- Jeff Bolz, NVIDIA
- Piers Daniell, NVIDIA

Description

This extension adds a new function to reset queries from the host.

Promotion to Vulkan 1.2

All functionality in this extension is included in core Vulkan 1.2, with the EXT suffix omitted. The original type, enum, and command names are still available as aliases of the core functionality.

New Commands

- [vkResetQueryPoolEXT](#)

New Structures

- Extending [VkPhysicalDeviceFeatures2](#), [VkDeviceCreateInfo](#):
 - [VkPhysicalDeviceHostQueryResetFeaturesEXT](#)

New Enum Constants

- [VK_EXT_HOST_QUERY_RESET_EXTENSION_NAME](#)
- [VK_EXT_HOST_QUERY_RESET_SPEC_VERSION](#)
- Extending [VkStructureType](#):
 - [VK_STRUCTURE_TYPE_PHYSICAL_DEVICE_HOST_QUERY_RESET_FEATURES_EXT](#)

Version History

- Revision 1, 2019-03-12 (Bas Nieuwenhuizen)
 - Initial draft

VK_EXT_image_robustness

Name String

VK_EXT_image_robustness

Extension Type

Device extension

Registered Extension Number

336

Revision

1

Ratification Status

Not ratified

Extension and Version Dependencies

[VK_KHR_get_physical_device_properties2](#)

or

[Vulkan Version 1.1](#)

Deprecation State

- *Promoted* to [Vulkan 1.3](#)

Contact

- Graeme Leese [\[GitHub\]](#)gnl21

Other Extension Metadata

Last Modified Date

2020-04-27

IP Status

No known IP claims.

Contributors

- Graeme Leese, Broadcom
- Jan-Harald Fredriksen, ARM
- Jeff Bolz, NVIDIA
- Spencer Fricke, Samsung
- Courtney Goeltzenleuchter, Google
- Slawomir Cygan, Intel

Description

This extension adds stricter requirements for how out of bounds reads from images are handled.

Rather than returning undefined values, most out of bounds reads return R, G, and B values of zero and alpha values of either zero or one. Components not present in the image format may be set to zero or to values based on the format as described in [Component Substitution](#).

New Structures

- Extending [VkPhysicalDeviceFeatures2](#), [VkDeviceCreateInfo](#):
 - [VkPhysicalDeviceImageRobustnessFeaturesEXT](#)

New Enum Constants

- [VK_EXT_IMAGE_ROBUSTNESS_EXTENSION_NAME](#)
- [VK_EXT_IMAGE_ROBUSTNESS_SPEC_VERSION](#)
- Extending [VkStructureType](#):
 - [VK_STRUCTURE_TYPE_PHYSICAL_DEVICE_IMAGE_ROBUSTNESS_FEATURES_EXT](#)

Promotion to Vulkan 1.3

Vulkan APIs in this extension are included in core Vulkan 1.3, with the EXT suffix omitted. External interactions defined by this extension, such as SPIR-V token names, retain their original names. The original Vulkan API names are still available as aliases of the core functionality.

Issues

1. How does this extension differ from VK_EXT_robustness2?

The guarantees provided by this extension are a subset of those provided by the `robustImageAccess2` feature of VK_EXT_robustness2. Where this extension allows return values of (0, 0, 0, 0) or (0, 0, 0, 1), `robustImageAccess2` requires that a particular value dependent on the image format be returned. This extension provides no guarantees about the values returned for an access to an invalid Lod.

Examples

None.

Version History

- Revision 1, 2020-04-27 (Graeme Leese)
- Initial draft

VK_EXT_index_type_uint8

Name String

VK_EXT_index_type_uint8

Extension Type

Device extension

Registered Extension Number

266

Revision

1

Ratification Status

Not ratified

Extension and Version Dependencies

[VK_KHR_get_physical_device_properties2](#)

or

[Vulkan Version 1.1](#)

Deprecation State

- *Promoted* to [VK_KHR_index_type_uint8](#) extension
 - Which in turn was *promoted* to [Vulkan 1.4](#)

Contact

- Piers Daniell [\[GitHub\]](#)[pdaniell-nv](#)

Other Extension Metadata

Last Modified Date

2019-05-02

IP Status

No known IP claims.

Contributors

- Jeff Bolz, NVIDIA

Description

This extension allows `uint8_t` indices to be used with [vkCmdBindIndexBuffer](#).

Promotion to VK_KHR_index_type_uint8

All functionality in this extension is included in [VK_KHR_index_type_uint8](#), with the suffix changed to KHR. The original enum names are still available as aliases of the KHR functionality.

New Structures

- Extending [VkPhysicalDeviceFeatures2](#), [VkDeviceCreateInfo](#):
 - [VkPhysicalDeviceIndexTypeUint8FeaturesEXT](#)

New Enum Constants

- [VK_EXT_INDEX_TYPE_UINT8_EXTENSION_NAME](#)
- [VK_EXT_INDEX_TYPE_UINT8_SPEC_VERSION](#)
- Extending [VkIndexType](#):
 - [VK_INDEX_TYPE_UINT8_EXT](#)
- Extending [VkStructureType](#):
 - [VK_STRUCTURE_TYPE_PHYSICAL_DEVICE_INDEX_TYPE_UINT8_FEATURES_EXT](#)

Version History

- Revision 1, 2019-05-02 (Piers Daniell)
 - Internal revisions

VK_EXT_inline_uniform_block

Name String

VK_EXT_inline_uniform_block

Extension Type

Device extension

Registered Extension Number

139

Revision

1

Ratification Status

Not ratified

Extension and Version Dependencies

[VK_KHR_get_physical_device_properties2](#)

and

[VK_KHR_maintenance1](#)

or

[Vulkan Version 1.1](#)

API Interactions

- Interacts with [VK_VERSION_1_2](#)
- Interacts with [VK_EXT_descriptor_indexing](#)
- Interacts with [VkPhysicalDeviceVulkan12Features::descriptorIndexing](#)

Deprecation State

- *Promoted* to [Vulkan 1.3](#)

Contact

- Daniel Rakos [\[GitHub\]](#)[aqnuep](#)

Other Extension Metadata

Last Modified Date

2018-08-01

IP Status

No known IP claims.

Contributors

- Daniel Rakos, AMD
- Jeff Bolz, NVIDIA
- Slawomir Grajewski, Intel

- Neil Henning, Codeplay

Description

This extension introduces the ability to back uniform blocks directly with descriptor sets by storing inline uniform data within descriptor pool storage. Compared to push constants this new construct allows uniform data to be reused across multiple disjoint sets of drawing or dispatching commands and **may** enable uniform data to be accessed with fewer indirections compared to uniforms backed by buffer memory.

New Structures

- Extending [VkDescriptorPoolCreateInfo](#):
 - [VkDescriptorPoolInlineUniformBlockCreateInfoEXT](#)
- Extending [VkPhysicalDeviceFeatures2](#), [VkDeviceCreateInfo](#):
 - [VkPhysicalDeviceInlineUniformBlockFeaturesEXT](#)
- Extending [VkPhysicalDeviceProperties2](#):
 - [VkPhysicalDeviceInlineUniformBlockPropertiesEXT](#)
- Extending [VkWriteDescriptorSet](#):
 - [VkWriteDescriptorSetInlineUniformBlockEXT](#)

New Enum Constants

- [VK_EXT_INLINE_UNIFORM_BLOCK_EXTENSION_NAME](#)
- [VK_EXT_INLINE_UNIFORM_BLOCK_SPEC_VERSION](#)
- Extending [VkDescriptorType](#):
 - [VK_DESCRIPTOR_TYPE_INLINE_UNIFORM_BLOCK_EXT](#)
- Extending [VkStructureType](#):
 - [VK_STRUCTURE_TYPE_DESCRIPTOR_POOL_INLINE_UNIFORM_BLOCK_CREATE_INFO_EXT](#)
 - [VK_STRUCTURE_TYPE_PHYSICAL_DEVICE_INLINE_UNIFORM_BLOCK_FEATURES_EXT](#)
 - [VK_STRUCTURE_TYPE_PHYSICAL_DEVICE_INLINE_UNIFORM_BLOCK_PROPERTIES_EXT](#)
 - [VK_STRUCTURE_TYPE_WRITE_DESCRIPTOR_SET_INLINE_UNIFORM_BLOCK_EXT](#)

Promotion to Vulkan 1.3

Vulkan APIs in this extension are included in core Vulkan 1.3, with the EXT suffix omitted. External interactions defined by this extension, such as SPIR-V token names, retain their original names. The original Vulkan API names are still available as aliases of the core functionality.

Vulkan 1.3 adds [additional functionality related to this extension](#) in the form of the [maxInlineUniformTotalSize](#) limit.

Issues

1) Do we need a new storage class for inline uniform blocks vs. uniform blocks?

RESOLVED: No. The **Uniform** storage class is used to allow the same syntax used for both uniform buffers and inline uniform blocks.

2) Is the descriptor array index and array size expressed in terms of bytes or dwords for inline uniform block descriptors?

RESOLVED: In bytes, but both **must** be a multiple of 4, similar to how push constant ranges are specified. The **descriptorCount** of **VkDescriptorSetLayoutBinding** thus provides the total number of bytes a particular binding with an inline uniform block descriptor type can hold, while the **srcArrayElement**, **dstArrayElement**, and **descriptorCount** members of **VkWriteDescriptorSet**, **VkCopyDescriptorSet**, and **VkDescriptorUpdateTemplateEntry** (where applicable) specify the byte offset and number of bytes to write/copy to the binding's backing store. Additionally, the **stride** member of **VkDescriptorUpdateTemplateEntry** is ignored for inline uniform blocks and a default value of one is used, meaning that the data to update inline uniform block bindings with must be contiguous in memory.

3) What layout rules apply for uniform blocks corresponding to inline constants?

RESOLVED: They use the same layout rules as uniform buffers.

4) Do we need to add non-uniform indexing features/properties as introduced by **VK_EXT_descriptor_indexing** for inline uniform blocks?

RESOLVED: No, because inline uniform blocks are not allowed to be “arrayed”. A single binding with an inline uniform block descriptor type corresponds to a single uniform block instance and the array indices inside that binding refer to individual offsets within the uniform block (see issue #2). However, this extension does introduce new features/properties about the level of support for update-after-bind inline uniform blocks.

5) Is the **descriptorBindingVariableDescriptorCount** feature introduced by **VK_EXT_descriptor_indexing** supported for inline uniform blocks?

RESOLVED: Yes, as long as other inline uniform block specific limits are respected.

6) Do the robustness guarantees of **robustBufferAccess** apply to inline uniform block accesses?

RESOLVED: No, similarly to push constants, as they are not backed by buffer memory like uniform buffers.

Version History

- Revision 1, 2018-08-01 (Daniel Rakos)
 - Internal revisions

VK_EXT_line_rasterization

Name String

VK_EXT_line_rasterization

Extension Type

Device extension

Registered Extension Number

260

Revision

1

Ratification Status

Not ratified

Extension and Version Dependencies

[VK_KHR_get_physical_device_properties2](#)

or

[Vulkan Version 1.1](#)

Deprecation State

- *Promoted* to [VK_KHR_line_rasterization](#) extension
 - Which in turn was *promoted* to [Vulkan 1.4](#)

Special Use

- [CAD support](#)

Contact

- Jeff Bolz [\[GitHub\]jeffbolznv](#)

Other Extension Metadata

Last Modified Date

2019-05-09

IP Status

No known IP claims.

Contributors

- Jeff Bolz, NVIDIA
- Allen Jensen, NVIDIA
- Faith Ekstrand, Intel

Description

This extension adds some line rasterization features that are commonly used in CAD applications

and supported in other APIs like OpenGL. Bresenham-style line rasterization is supported, smooth rectangular lines (coverage to alpha) are supported, and stippled lines are supported for all three line rasterization modes.

Promotion to `VK_KHR_line_rasterization`

All functionality in this extension is included in `VK_KHR_line_rasterization`, with the suffix changed to KHR. The original enum names are still available as aliases of the KHR functionality.

New Commands

- `vkCmdSetLineStippleEXT`

New Structures

- Extending `VkPhysicalDeviceFeatures2`, `VkDeviceCreateInfo`:
 - `VkPhysicalDeviceLineRasterizationFeaturesEXT`
- Extending `VkPhysicalDeviceProperties2`:
 - `VkPhysicalDeviceLineRasterizationPropertiesEXT`
- Extending `VkPipelineRasterizationStateCreateInfo`:
 - `VkPipelineRasterizationLineStateCreateInfoEXT`

New Enums

- `VkLineRasterizationModeEXT`

New Enum Constants

- `VK_EXT_LINE_RASTERIZATION_EXTENSION_NAME`
- `VK_EXT_LINE_RASTERIZATION_SPEC_VERSION`
- Extending `VkDynamicState`:
 - `VK_DYNAMIC_STATE_LINE_STIPPLE_EXT`
- Extending `VkLineRasterizationMode`:
 - `VK_LINE_RASTERIZATION_MODE_BRESENHAM_EXT`
 - `VK_LINE_RASTERIZATION_MODE_DEFAULT_EXT`
 - `VK_LINE_RASTERIZATION_MODE_RECTANGULAR_EXT`
 - `VK_LINE_RASTERIZATION_MODE_RECTANGULAR_SMOOTH_EXT`
- Extending `VkStructureType`:
 - `VK_STRUCTURE_TYPE_PHYSICAL_DEVICE_LINE_RASTERIZATION_FEATURES_EXT`
 - `VK_STRUCTURE_TYPE_PHYSICAL_DEVICE_LINE_RASTERIZATION_PROPERTIES_EXT`
 - `VK_STRUCTURE_TYPE_PIPELINE_RASTERIZATION_LINE_STATE_CREATE_INFO_EXT`

Issues

1) Do we need to support Bresenham-style and smooth lines with more than one rasterization sample? i.e. the equivalent of `glDisable(GL_MULTISAMPLE)` in OpenGL when the framebuffer has more than one sample?

RESOLVED: Yes. For simplicity, Bresenham line rasterization carries forward a few restrictions from OpenGL, such as not supporting per-sample shading, alpha to coverage, or alpha to one.

Version History

- Revision 1, 2019-05-09 (Jeff Bolz)
 - Initial draft

VK_EXT_load_store_op_none

Name String

VK_EXT_load_store_op_none

Extension Type

Device extension

Registered Extension Number

401

Revision

1

Ratification Status

Ratified

Extension and Version Dependencies

None

Deprecation State

- *Promoted* to [VK_KHR_load_store_op_none](#) extension
 - Which in turn was *promoted* to [Vulkan 1.4](#)

Contact

- Shahbaz Youssefi [\[GitHub\]](#)[syoussefi](#)

Other Extension Metadata

Last Modified Date

2021-06-06

Contributors

- Shahbaz Youssefi, Google
- Bill Licea-Kane, Qualcomm Technologies, Inc.
- Tobias Hector, AMD

Description

This extension incorporates [VK_ATTACHMENT_STORE_OP_NONE_EXT](#) from [VK_QCOM_render_pass_store_ops](#), enabling applications to avoid unnecessary synchronization when an attachment is not written during a render pass.

Additionally, [VK_ATTACHMENT_LOAD_OP_NONE_EXT](#) is introduced to avoid unnecessary synchronization when an attachment is not used during a render pass at all. In combination with [VK_ATTACHMENT_STORE_OP_NONE_EXT](#), this is useful as an alternative to preserve attachments in applications that cannot decide if an attachment will be used in a render pass until after the necessary pipelines have been created.

Promotion to `VK_KHR_load_store_op_none`

All functionality in this extension is included in `VK_KHR_load_store_op_none`, with the suffix changed to KHR. The original enum names are still available as aliases of the KHR functionality.

New Enum Constants

- `VK_EXT_LOAD_STORE_OP_NONE_EXTENSION_NAME`
- `VK_EXT_LOAD_STORE_OP_NONE_SPEC_VERSION`
- Extending `VkAttachmentLoadOp`:
 - `VK_ATTACHMENT_LOAD_OP_NONE_EXT`
- Extending `VkAttachmentStoreOp`:
 - `VK_ATTACHMENT_STORE_OP_NONE_EXT`

NOTE

While `VK_ATTACHMENT_STORE_OP_NONE` is part of Vulkan 1.3, this extension was not promoted to core either in whole or in part. This functionality was promoted from `VK_KHR_dynamic_rendering`.

Version History

- Revision 1, 2021-06-06 (Shahbaz Youssefi)
 - Initial revision, based on `VK_QCOM_render_pass_store_ops`.
 - Added `VK_ATTACHMENT_LOAD_OP_NONE_EXT`.

VK_EXT_pipeline_creation_cache_control

Name String

VK_EXT_pipeline_creation_cache_control

Extension Type

Device extension

Registered Extension Number

298

Revision

3

Ratification Status

Not ratified

Extension and Version Dependencies

[VK_KHR_get_physical_device_properties2](#)

or

[Vulkan Version 1.1](#)

Deprecation State

- *Promoted* to [Vulkan 1.3](#)

Contact

- Gregory Grebe [\[GitHub\]grgrebe_amd](#)

Other Extension Metadata

Last Modified Date

2020-03-23

IP Status

No known IP claims.

Contributors

- Gregory Grebe, AMD
- Tobias Hector, AMD
- Matthaeus Chajdas, AMD
- Mitch Singer, AMD
- Spencer Fricke, Samsung Electronics
- Stuart Smith, Imagination Technologies
- Jeff Bolz, NVIDIA Corporation
- Daniel Koch, NVIDIA Corporation
- Dan Ginsburg, Valve Corporation

- Jeff Leger, QUALCOMM
- Michal Pietrasiuk, Intel
- Jan-Harald Fredriksen, Arm Limited

Description

This extension adds flags to `Vk*PipelineCreateInfo` and `VkPipelineCacheCreateInfo` structures with the aim of improving the predictability of pipeline creation cost. The goal is to provide information about potentially expensive hazards within the client driver during pipeline creation to the application before carrying them out rather than after.

Background

Pipeline creation is a costly operation, and the explicit nature of the Vulkan design means that cost is not hidden from the developer. Applications are also expected to schedule, prioritize, and load balance all calls for pipeline creation. It is strongly advised that applications create pipelines sufficiently ahead of their usage. Failure to do so will result in an unresponsive application, intermittent stuttering, or other poor user experiences. Proper usage of pipeline caches and/or derivative pipelines help mitigate this but is not assured to eliminate disruption in all cases. In the event that an ahead-of-time creation is not possible, considerations should be taken to ensure that the current execution context is suitable for the workload of pipeline creation including possible shader compilation.

Applications making API calls to create a pipeline must be prepared for any of the following to occur:

- OS/kernel calls to be made by the ICD
- Internal memory allocation not tracked by the `pAllocator` passed to `vkCreate*Pipelines`
- Internal thread synchronization or yielding of the current thread's core
- Extremely long (multi-millisecond+), blocking, compilation times
- Arbitrary call stacks depths and stack memory usage

The job or task based game engines that are being developed to take advantage of explicit graphics APIs like Vulkan may behave exceptionally poorly if any of the above scenarios occur. However, most game engines are already built to “stream” in assets dynamically as the user plays the game. By adding control by way of `VkPipelineCreateFlags`, we can require an ICD to report back a failure in critical execution paths rather than forcing an unexpected wait.

Applications can prevent unexpected compilation by setting `VK_PIPELINE_CREATE_FAIL_ON_PIPELINE_COMPILE_REQUIRED_BIT_EXT` on `Vk*PipelineCreateInfo::flags`. When set, an ICD must not attempt pipeline or shader compilation to create the pipeline object. In such a case, if the implementation fails to create a pipeline without compilation, the implementation **must** return the result `VK_PIPELINE_COMPILE_REQUIRED_EXT` and return `VK_NULL_HANDLE` for the pipeline.

By default `vkCreate*Pipelines` calls must attempt to create all pipelines before returning. Setting `VK_PIPELINE_CREATE_EARLY_RETURN_ON_FAILURE_BIT_EXT` on `Vk*PipelineCreateInfo::flags` can

be used as an escape hatch for batched pipeline creates.

Hidden locks also add to the unpredictability of the cost of pipeline creation. The most common case of locks inside the `vkCreate*Pipelines` is internal synchronization of the `VkPipelineCache` object. `VK_PIPELINE_CACHE_CREATE_EXTERNALLY_SYNCHRONIZED_BIT_EXT` can be set when calling `vkCreatePipelineCache` to state the cache is `externally synchronized`.

The hope is that armed with this information application and engine developers can leverage existing asset streaming systems to recover from "just-in-time" pipeline creation stalls.

New Structures

- Extending `VkPhysicalDeviceFeatures2`, `VkDeviceCreateInfo`:
 - `VkPhysicalDevicePipelineCreationCacheControlFeaturesEXT`

New Enums

- `VkPipelineCacheCreateFlagBits`

New Enum Constants

- `VK_EXT_PIPELINE_CREATION_CACHE_CONTROL_EXTENSION_NAME`
- `VK_EXT_PIPELINE_CREATION_CACHE_CONTROL_SPEC_VERSION`
- Extending `VkPipelineCacheCreateFlagBits`:
 - `VK_PIPELINE_CACHE_CREATE_EXTERNALLY_SYNCHRONIZED_BIT_EXT`
- Extending `VkPipelineCreateFlagBits`:
 - `VK_PIPELINE_CREATE_EARLY_RETURN_ON_FAILURE_BIT_EXT`
 - `VK_PIPELINE_CREATE_FAIL_ON_PIPELINE_COMPILE_REQUIRED_BIT_EXT`
- Extending `VkResult`:
 - `VK_ERROR_PIPELINE_COMPILE_REQUIRED_EXT`
 - `VK_PIPELINE_COMPILE_REQUIRED_EXT`
- Extending `VkStructureType`:
 - `VK_STRUCTURE_TYPE_PHYSICAL_DEVICE_PIPELINE_CREATION_CACHE_CONTROL_FEATURES_EXT`

Promotion to Vulkan 1.3

Vulkan APIs in this extension are included in core Vulkan 1.3, with the EXT suffix omitted. External interactions defined by this extension, such as SPIR-V token names, retain their original names. The original Vulkan API names are still available as aliases of the core functionality.

Version History

- Revision 1, 2019-11-01 (Gregory Grebe)
 - Initial revision

- Revision 2, 2020-02-24 (Gregory Grebe)
 - Initial public revision
- Revision 3, 2020-03-23 (Tobias Hector)
 - Changed [VK_PIPELINE_COMPILE_REQUIRED_EXT](#) to a success code, adding an alias for the original [VK_ERROR_PIPELINE_COMPILE_REQUIRED_EXT](#). Also updated the xml to include these codes as return values.

VK_EXT_pipeline_creation_feedback

Name String

VK_EXT_pipeline_creation_feedback

Extension Type

Device extension

Registered Extension Number

193

Revision

1

Ratification Status

Not ratified

Extension and Version Dependencies

None

Deprecation State

- *Promoted* to [Vulkan 1.3](#)

Special Use

- [Developer tools](#)

Contact

- Jean-Francois Roy [\[GitHub\]jfroy](#)

Other Extension Metadata

Last Modified Date

2019-03-12

IP Status

No known IP claims.

Contributors

- Jean-Francois Roy, Google
- Hai Nguyen, Google
- Andrew Ellem, Google
- Bob Fraser, Google
- Sujeevan Rajayogam, Google
- Jan-Harald Fredriksen, ARM
- Jeff Leger, Qualcomm Technologies, Inc.
- Jeff Bolz, NVIDIA

- Daniel Koch, NVIDIA
- Neil Henning, AMD

Description

This extension adds a mechanism to provide feedback to an application about pipeline creation, with the specific goal of allowing a feedback loop between build systems and in-the-field application executions to ensure effective pipeline caches are shipped to customers.

New Structures

- [VkPipelineCreationFeedbackEXT](#)
- Extending [VkGraphicsPipelineCreateInfo](#), [VkComputePipelineCreateInfo](#), [VkRayTracingPipelineCreateInfoNV](#), [VkRayTracingPipelineCreateInfoKHR](#), [VkExecutionGraphPipelineCreateInfoAMD](#), [VkDataGraphPipelineCreateInfoARM](#):
 - [VkPipelineCreationFeedbackCreateInfoEXT](#)

New Enums

- [VkPipelineCreationFeedbackFlagBitsEXT](#)

New Bitmasks

- [VkPipelineCreationFeedbackFlagsEXT](#)

New Enum Constants

- [VK_EXT_PIPELINE_CREATION_FEEDBACK_EXTENSION_NAME](#)
- [VK_EXT_PIPELINE_CREATION_FEEDBACK_SPEC_VERSION](#)
- Extending [VkPipelineCreationFeedbackFlagBits](#):
 - [VK_PIPELINE_CREATION_FEEDBACK_APPLICATION_PIPELINE_CACHE_HIT_BIT_EXT](#)
 - [VK_PIPELINE_CREATION_FEEDBACK_BASE_PIPELINE_ACCELERATION_BIT_EXT](#)
 - [VK_PIPELINE_CREATION_FEEDBACK_VALID_BIT_EXT](#)
- Extending [VkStructureType](#):
 - [VK_STRUCTURE_TYPE_PIPELINE_CREATION_FEEDBACK_CREATE_INFO_EXT](#)

Promotion to Vulkan 1.3

Vulkan APIs in this extension are included in core Vulkan 1.3, with the EXT suffix omitted. External interactions defined by this extension, such as SPIR-V token names, retain their original names. The original Vulkan API names are still available as aliases of the core functionality.

Version History

- Revision 1, 2019-03-12 (Jean-Francois Roy)
 - Initial revision

VK_EXT_pipeline_protected_access

Name String

VK_EXT_pipeline_protected_access

Extension Type

Device extension

Registered Extension Number

467

Revision

1

Ratification Status

Ratified

Extension and Version Dependencies

[VK_KHR_get_physical_device_properties2](#)

or

[Vulkan Version 1.1](#)

Deprecation State

- *Promoted* to [Vulkan 1.4](#)

Contact

- Shahbaz Youssefi [\[GitHub\]syoussefi](#)

Extension Proposal

[VK_EXT_pipeline_protected_access](#)

Other Extension Metadata

Last Modified Date

2022-07-28

Contributors

- Shahbaz Youssefi, Google
- Jörg Wagner, Arm
- Ralph Potter, Samsung
- Daniel Koch, NVIDIA

Description

This extension allows protected memory access to be specified per pipeline as opposed to per device. Through the usage of this extension, any performance penalty paid due to access to protected memory will be limited to the specific pipelines that make such accesses.

New Structures

- Extending [VkPhysicalDeviceFeatures2](#), [VkDeviceCreateInfo](#):
 - [VkPhysicalDevicePipelineProtectedAccessFeaturesEXT](#)

New Enum Constants

- [VK_EXT_PIPELINE_PROTECTED_ACCESS_EXTENSION_NAME](#)
- [VK_EXT_PIPELINE_PROTECTED_ACCESS_SPEC_VERSION](#)
- Extending [VkPipelineCreateFlagBits](#):
 - [VK_PIPELINE_CREATE_NO_PROTECTED_ACCESS_BIT_EXT](#)
 - [VK_PIPELINE_CREATE_PROTECTED_ACCESS_ONLY_BIT_EXT](#)
- Extending [VkStructureType](#):
 - [VK_STRUCTURE_TYPE_PHYSICAL_DEVICE_PIPELINE_PROTECTED_ACCESS_FEATURES_EXT](#)

Promotion to Vulkan 1.4

Functionality in this extension is included in core Vulkan 1.4 with the EXT suffix omitted. The original type, enum, and command names are still available as aliases of the core functionality.

Version History

- Revision 1, 2022-07-28 (Shahbaz Youssefi)
 - Internal revisions

VK_EXT_pipeline_robustness

Name String

VK_EXT_pipeline_robustness

Extension Type

Device extension

Registered Extension Number

69

Revision

1

Ratification Status

Ratified

Extension and Version Dependencies

[VK_KHR_get_physical_device_properties2](#)

or

[Vulkan Version 1.1](#)

Deprecation State

- *Promoted* to [Vulkan 1.4](#)

Contact

- Jarred Davies

Other Extension Metadata

Last Modified Date

2022-07-12

Interactions and External Dependencies

- Interacts with [VK_EXT_robustness2](#)
- Interacts with [VK_EXT_image_robustness](#)
- Interacts with [VK_KHR_ray_tracing_pipeline](#)

Contributors

- Jarred Davies, Imagination Technologies
- Alex Walters, Imagination Technologies
- Piers Daniell, NVIDIA
- Graeme Leese, Broadcom Corporation
- Jeff Leger, Qualcomm Technologies, Inc.
- Faith Ekstrand, Intel
- Lionel Landwerlin, Intel

- Shahbaz Youssefi, Google, Inc.

Description

This extension allows users to request robustness on a per-pipeline stage basis.

As `robustBufferAccess` and other robustness features may have an adverse effect on performance, this extension is designed to allow users to request robust behavior only where it may be needed.

New Structures

- Extending `VkGraphicsPipelineCreateInfo`, `VkComputePipelineCreateInfo`, `VkPipelineShaderStageCreateInfo`, `VkRayTracingPipelineCreateInfoKHR`:
 - `VkPipelineRobustnessCreateInfoEXT`
- Extending `VkPhysicalDeviceFeatures2`, `VkDeviceCreateInfo`:
 - `VkPhysicalDevicePipelineRobustnessFeaturesEXT`
- Extending `VkPhysicalDeviceProperties2`:
 - `VkPhysicalDevicePipelineRobustnessPropertiesEXT`

New Enums

- `VkPipelineRobustnessBufferBehaviorEXT`
- `VkPipelineRobustnessImageBehaviorEXT`

New Enum Constants

- `VK_EXT_PIPELINE_ROBUSTNESS_EXTENSION_NAME`
- `VK_EXT_PIPELINE_ROBUSTNESS_SPEC_VERSION`
- Extending `VkPipelineRobustnessBufferBehavior`:
 - `VK_PIPELINE_ROBUSTNESS_BUFFER_BEHAVIOR_DEVICE_DEFAULT_EXT`
 - `VK_PIPELINE_ROBUSTNESS_BUFFER_BEHAVIOR_DISABLED_EXT`
 - `VK_PIPELINE_ROBUSTNESS_BUFFER_BEHAVIOR_ROBUST_BUFFER_ACCESS_2_EXT`
 - `VK_PIPELINE_ROBUSTNESS_BUFFER_BEHAVIOR_ROBUST_BUFFER_ACCESS_EXT`
- Extending `VkPipelineRobustnessImageBehavior`:
 - `VK_PIPELINE_ROBUSTNESS_IMAGE_BEHAVIOR_DEVICE_DEFAULT_EXT`
 - `VK_PIPELINE_ROBUSTNESS_IMAGE_BEHAVIOR_DISABLED_EXT`
 - `VK_PIPELINE_ROBUSTNESS_IMAGE_BEHAVIOR_ROBUST_IMAGE_ACCESS_2_EXT`
 - `VK_PIPELINE_ROBUSTNESS_IMAGE_BEHAVIOR_ROBUST_IMAGE_ACCESS_EXT`
- Extending `VkStructureType`:
 - `VK_STRUCTURE_TYPE_PHYSICAL_DEVICE_PIPELINE_ROBUSTNESS_FEATURES_EXT`
 - `VK_STRUCTURE_TYPE_PHYSICAL_DEVICE_PIPELINE_ROBUSTNESS_PROPERTIES_EXT`

- [VK_STRUCTURE_TYPE_PIPELINE_ROBUSTNESS_CREATE_INFO_EXT](#)

Promotion to Vulkan 1.4

Functionality in this extension is included in core Vulkan 1.4 with the EXT suffix omitted. The original type, enum, and command names are still available as aliases of the core functionality.

Version History

- Revision 1, 2022-07-12 (Jarred Davies)
 - Initial version

VK_EXT_present_mode_fifo_latest_ready

Name String

VK_EXT_present_mode_fifo_latest_ready

Extension Type

Device extension

Registered Extension Number

362

Revision

1

Ratification Status

Ratified

Extension and Version Dependencies

[VK_KHR_swapchain](#)

Deprecation State

- *Promoted* to [VK_KHR_present_mode_fifo_latest_ready](#) extension

Contact

- Lionel Duc [\[GitHub\]](#)[nvlduc](#)

Extension Proposal

[VK_EXT_present_mode_fifo_latest_ready](#)

Other Extension Metadata

Last Modified Date

2024-05-28

IP Status

No known IP claims.

Contributors

- James Jones, NVIDIA
- Lionel Duc, NVIDIA

Description

This device extension adds a new present mode, [VK_PRESENT_MODE_FIFO_LATEST_READY_EXT](#).

This tear-free present mode behaves much like [VK_PRESENT_MODE_FIFO_KHR](#), except that each vertical blanking period dequeues consecutive present requests until the latest ready is found to update the current image.

While this seems similar in concept to [VK_PRESENT_MODE_MAILBOX_KHR](#), the fundamental difference is that the processing of the present requests is done during vblank. From the application perspective, this means for example, that in a flip-based model, a single vblank **may** cause multiple swapchain images to be released at once, while [VK_PRESENT_MODE_MAILBOX_KHR](#) **may** continuously be releasing images as new requests become ready.

This additional present mode is useful when using a time-based present API.

Promotion to [VK_KHR_present_mode_fifo_latest_ready](#)

All functionality in this extension is included in [VK_KHR_present_mode_fifo_latest_ready](#), with the suffix changed to KHR. The original type and enum names are still available as aliases of the KHR names.

New Structures

- Extending [VkPhysicalDeviceFeatures2](#), [VkDeviceCreateInfo](#):
 - [VkPhysicalDevicePresentModeFifoLatestReadyFeaturesEXT](#)

New Enum Constants

- [VK_EXT_PRESENT_MODE_FIFO_LATEST_READY_EXTENSION_NAME](#)
- [VK_EXT_PRESENT_MODE_FIFO_LATEST_READY_SPEC_VERSION](#)
- Extending [VkPresentModeKHR](#):
 - [VK_PRESENT_MODE_FIFO_LATEST_READY_EXT](#)
- Extending [VkStructureType](#):
 - [VK_STRUCTURE_TYPE_PHYSICAL_DEVICE_PRESENT_MODE_FIFO_LATEST_READY_FEATURES_EXT](#)

Version History

- Revision 1, 2024-05-28 (Lionel Duc)
 - Internal revisions

VK_EXT_private_data

Name String

VK_EXT_private_data

Extension Type

Device extension

Registered Extension Number

296

Revision

1

Ratification Status

Not ratified

Extension and Version Dependencies

[VK_KHR_get_physical_device_properties2](#)

or

[Vulkan Version 1.1](#)

Deprecation State

- *Promoted* to [Vulkan 1.3](#)

Contact

- Matthew Rusch [\[GitHub\]](#)[mattruschnv](#)

Other Extension Metadata

Last Modified Date

2020-03-25

IP Status

No known IP claims.

Contributors

- Matthew Rusch, NVIDIA
- Nuno Subtil, NVIDIA
- Piers Daniell, NVIDIA
- Jeff Bolz, NVIDIA

Description

This extension is a device extension which enables attaching arbitrary payloads to Vulkan objects. It introduces the idea of private data slots as a means of storing a 64-bit unsigned integer of application-defined data. Private data slots can be created or destroyed any time an associated device is available. Private data slots can be reserved at device creation time, and limiting use to

the amount reserved will allow the extension to exhibit better performance characteristics.

New Object Types

- [VkPrivateDataSlotEXT](#)

New Commands

- [vkCreatePrivateDataSlotEXT](#)
- [vkDestroyPrivateDataSlotEXT](#)
- [vkGetPrivateDataEXT](#)
- [vkSetPrivateDataEXT](#)

New Structures

- [VkPrivateDataSlotCreateInfoEXT](#)
- Extending [VkDeviceCreateInfo](#):
 - [VkDevicePrivateDataCreateInfoEXT](#)
- Extending [VkPhysicalDeviceFeatures2](#), [VkDeviceCreateInfo](#):
 - [VkPhysicalDevicePrivateDataFeaturesEXT](#)

New Bitmasks

- [VkPrivateDataSlotCreateFlagsEXT](#)

New Enum Constants

- [VK_EXT_PRIVATE_DATA_EXTENSION_NAME](#)
- [VK_EXT_PRIVATE_DATA_SPEC_VERSION](#)
- Extending [VkObjectType](#):
 - [VK_OBJECT_TYPE_PRIVATE_DATA_SLOT_EXT](#)
- Extending [VkStructureType](#):
 - [VK_STRUCTURE_TYPE_DEVICE_PRIVATE_DATA_CREATE_INFO_EXT](#)
 - [VK_STRUCTURE_TYPE_PHYSICAL_DEVICE_PRIVATE_DATA_FEATURES_EXT](#)
 - [VK_STRUCTURE_TYPE_PRIVATE_DATA_SLOT_CREATE_INFO_EXT](#)

Promotion to Vulkan 1.3

Vulkan APIs in this extension are included in core Vulkan 1.3, with the EXT suffix omitted. External interactions defined by this extension, such as SPIR-V token names, retain their original names. The original Vulkan API names are still available as aliases of the core functionality.

Examples

- In progress

Issues

(1) If I have to create a [VkPrivateDataSlot](#) to store and retrieve data on an object, how does this extension help me? Will I not need to store the [VkPrivateDataSlot](#) mapping with each object, and if I am doing that, I might as well just store the original data!

The [VkPrivateDataSlot](#) can be thought of as an opaque index into storage that is reserved in each object. That is, you can use the same [VkPrivateDataSlot](#) with each object for a specific piece of information. For example, if a layer wishes to track per-object information, the layer only needs to allocate one [VkPrivateDataSlot](#) per device and it can use that private data slot for all of the device's child objects. This allows multiple layers to store private data without conflicting with each other's and/or the application's private data.

2) What if I need to store more than 64-bits of information per object?

The data that you store per object could be a pointer to another object or structure of your own allocation.

Version History

- Revision 1, 2020-01-15 (Matthew Rusch)
 - Initial draft

VK_EXT_robustness2

Name String

VK_EXT_robustness2

Extension Type

Device extension

Registered Extension Number

287

Revision

1

Ratification Status

Ratified

Extension and Version Dependencies

[VK_KHR_get_physical_device_properties2](#)

or

[Vulkan Version 1.1](#)

Deprecation State

- *Promoted* to [VK_KHR_robustness2](#) extension

Contact

- Liam Middlebrook [[GitHub](#)][liam-middlebrook](#)

Other Extension Metadata

Last Modified Date

2020-01-29

IP Status

No known IP claims.

Contributors

- Liam Middlebrook, NVIDIA
- Jeff Bolz, NVIDIA

Description

This extension adds stricter requirements for how out of bounds reads and writes are handled. Most accesses **must** be tightly bounds-checked, out of bounds writes **must** be discarded, out of bound reads **must** return zero. Rather than allowing multiple possible (0,0,0,x) vectors, the out of bounds values are treated as zero, and then missing components are inserted based on the format as described in [Component Substitution](#) and [vertex input attribute extraction](#).

These additional requirements **may** be expensive on some implementations, and should only be

enabled when truly necessary.

This extension also adds support for “null descriptors”, where `VK_NULL_HANDLE` can be used instead of a valid handle. Accesses to null descriptors have well-defined behavior, and do not rely on robustness.

Promotion to `VK_KHR_robustness2`

All functionality in this extension is included in `VK_KHR_robustness2`, with the suffix changed to KHR. The original type, enum, and command names are still available as aliases of the core functionality.

New Structures

- Extending `VkPhysicalDeviceFeatures2`, `VkDeviceCreateInfo`:
 - `VkPhysicalDeviceRobustness2FeaturesEXT`
- Extending `VkPhysicalDeviceProperties2`:
 - `VkPhysicalDeviceRobustness2PropertiesEXT`

New Enum Constants

- `VK_EXT_ROBUSTNESS_2_EXTENSION_NAME`
- `VK_EXT_ROBUSTNESS_2_SPEC_VERSION`
- Extending `VkStructureType`:
 - `VK_STRUCTURE_TYPE_PHYSICAL_DEVICE_ROBUSTNESS_2_FEATURES_EXT`
 - `VK_STRUCTURE_TYPE_PHYSICAL_DEVICE_ROBUSTNESS_2_PROPERTIES_EXT`

Issues

1. Why do `VkPhysicalDeviceRobustness2PropertiesEXT::robustUniformBufferAccessSizeAlignment` and `VkPhysicalDeviceRobustness2PropertiesEXT::robustStorageBufferAccessSizeAlignment` exist?

RESOLVED: Some implementations cannot efficiently tightly bounds-check all buffer accesses. Rather, the size of the bound range is padded to some power of two multiple, up to 256 bytes for uniform buffers and up to 4 bytes for storage buffers, and that padded size is bounds-checked. This is sufficient to implement D3D-like behavior, because D3D only allows binding whole uniform buffers or ranges that are a multiple of 256 bytes, and D3D raw and structured buffers only support 32-bit accesses.

Examples

None.

Version History

- Revision 1, 2019-11-01 (Jeff Bolz, Liam Middlebrook)
 - Initial draft

VK_EXT_sampler_filter_minmax

Name String

VK_EXT_sampler_filter_minmax

Extension Type

Device extension

Registered Extension Number

131

Revision

2

Ratification Status

Not ratified

Extension and Version Dependencies

[VK_KHR_get_physical_device_properties2](#)

or

[Vulkan Version 1.1](#)

Deprecation State

- *Promoted* to [Vulkan 1.2](#)

Contact

- Jeff Bolz [\[GitHub\]jeffbolznv](#)

Other Extension Metadata

Last Modified Date

2017-05-19

IP Status

No known IP claims.

Contributors

- Jeff Bolz, NVIDIA
- Piers Daniell, NVIDIA

Description

In unextended Vulkan, minification and magnification filters such as LINEAR allow sampled image lookups to return a filtered texel value produced by computing a weighted average of a collection of texels in the neighborhood of the texture coordinate provided.

This extension provides a new sampler parameter which allows applications to produce a filtered texel value by computing a component-wise minimum (MIN) or maximum (MAX) of the texels that would normally be averaged. The reduction mode is orthogonal to the minification and

magnification filter parameters. The filter parameters are used to identify the set of texels used to produce a final filtered value; the reduction mode identifies how these texels are combined.

Promotion to Vulkan 1.2

All functionality in this extension is included in core Vulkan 1.2, with the EXT suffix omitted. The original type, enum, and command names are still available as aliases of the core functionality.

New Structures

- Extending [VkPhysicalDeviceProperties2](#):
 - [VkPhysicalDeviceSamplerFilterMinmaxPropertiesEXT](#)
- Extending [VkSamplerCreateInfo](#):
 - [VkSamplerReductionModeCreateInfoEXT](#)

New Enums

- [VkSamplerReductionModeEXT](#)

New Enum Constants

- [VK_EXT_SAMPLER_FILTER_MINMAX_EXTENSION_NAME](#)
- [VK_EXT_SAMPLER_FILTER_MINMAX_SPEC_VERSION](#)
- Extending [VkFormatFeatureFlagBits](#):
 - [VK_FORMAT_FEATURE_SAMPLED_IMAGE_FILTER_MINMAX_BIT_EXT](#)
- Extending [VkSamplerReductionMode](#):
 - [VK_SAMPLER_REDUCTION_MODE_MAX_EXT](#)
 - [VK_SAMPLER_REDUCTION_MODE_MIN_EXT](#)
 - [VK_SAMPLER_REDUCTION_MODE_WEIGHTED_AVERAGE_EXT](#)
- Extending [VkStructureType](#):
 - [VK_STRUCTURE_TYPE_PHYSICAL_DEVICE_SAMPLER_FILTER_MINMAX_PROPERTIES_EXT](#)
 - [VK_STRUCTURE_TYPE_SAMPLER_REDUCTION_MODE_CREATE_INFO_EXT](#)

Version History

- Revision 2, 2017-05-19 (Piers Daniell)
 - Renamed to EXT
- Revision 1, 2017-03-25 (Jeff Bolz)
 - Internal revisions

VK_EXT_scalar_block_layout

Name String

VK_EXT_scalar_block_layout

Extension Type

Device extension

Registered Extension Number

222

Revision

1

Ratification Status

Not ratified

Extension and Version Dependencies

[VK_KHR_get_physical_device_properties2](#)

or

[Vulkan Version 1.1](#)

Deprecation State

- *Promoted* to [Vulkan 1.2](#)

Contact

- Tobias Hector [\[GitHub\]](#)[tobski](#)

Other Extension Metadata

Last Modified Date

2018-11-14

Contributors

- Jeff Bolz
- Jan-Harald Fredriksen
- Graeme Leese
- Faith Ekstrand
- John Kessenich

Description

This extension enables C-like structure layout for SPIR-V blocks. It modifies the alignment rules for uniform buffers, storage buffers and push constants, allowing non-scalar types to be aligned solely based on the size of their components, without additional requirements.

Promotion to Vulkan 1.2

Vulkan APIs in this extension are included in core Vulkan 1.2, with the EXT suffix omitted. However, if Vulkan 1.2 is supported and this extension is not, the `scalarBlockLayout` capability is optional. External interactions defined by this extension, such as SPIR-V token names, retain their original names. The original Vulkan API names are still available as aliases of the core functionality.

Promotion to Vulkan 1.4

If Vulkan 1.4 is supported, support for the `scalarBlockLayout` capability is required.

New Structures

- Extending `VkPhysicalDeviceFeatures2`, `VkDeviceCreateInfo`:
 - `VkPhysicalDeviceScalarBlockLayoutFeaturesEXT`

New Enum Constants

- `VK_EXT_SCALAR_BLOCK_LAYOUT_EXTENSION_NAME`
- `VK_EXT_SCALAR_BLOCK_LAYOUT_SPEC_VERSION`
- Extending `VkStructureType`:
 - `VK_STRUCTURE_TYPE_PHYSICAL_DEVICE_SCALAR_BLOCK_LAYOUT_FEATURES_EXT`

Version History

- Revision 1, 2018-11-14 (Tobias Hector)
 - Initial draft

VK_EXT_separate_stencil_usage

Name String

VK_EXT_separate_stencil_usage

Extension Type

Device extension

Registered Extension Number

247

Revision

1

Ratification Status

Not ratified

Extension and Version Dependencies

None

Deprecation State

- *Promoted* to [Vulkan 1.2](#)

Contact

- Daniel Rakos [\[GitHub\]](#)drakos-amd

Other Extension Metadata

Last Modified Date

2018-11-08

IP Status

No known IP claims.

Contributors

- Daniel Rakos, AMD
- Jordan Logan, AMD

Description

This extension allows specifying separate usage flags for the stencil aspect of images with a depth-stencil format at image creation time.

Promotion to Vulkan 1.2

All functionality in this extension is included in core Vulkan 1.2, with the EXT suffix omitted. The original type, enum, and command names are still available as aliases of the core functionality.

New Structures

- Extending [VkImageCreateInfo](#), [VkPhysicalDeviceImageFormatInfo2](#):
 - [VkImageStencilUsageCreateInfoEXT](#)

New Enum Constants

- [VK_EXT_SEPARATE_STENCIL_USAGE_EXTENSION_NAME](#)
- [VK_EXT_SEPARATE_STENCIL_USAGE_SPEC_VERSION](#)
- Extending [VkStructureType](#):
 - [VK_STRUCTURE_TYPE_IMAGE_STENCIL_USAGE_CREATE_INFO_EXT](#)

Version History

- Revision 1, 2018-11-08 (Daniel Rakos)
 - Internal revisions.

VK_EXT_shader_demote_to_helper_invocation

Name String

VK_EXT_shader_demote_to_helper_invocation

Extension Type

Device extension

Registered Extension Number

277

Revision

1

Ratification Status

Not ratified

Extension and Version Dependencies

[VK_KHR_get_physical_device_properties2](#)

or

[Vulkan Version 1.1](#)

SPIR-V Dependencies

- [SPV_EXT_demote_to_helper_invocation](#)

Deprecation State

- *Promoted* to [Vulkan 1.3](#)

Contact

- Jeff Bolz [[GitHub](#)][jeffbolznv](#)

Other Extension Metadata

Last Modified Date

2019-06-01

IP Status

No known IP claims.

Interactions and External Dependencies

- This extension provides API support for [GL_EXT_demote_to_helper_invocation](#)

Contributors

- Jeff Bolz, NVIDIA

Description

This extension adds Vulkan support for the [SPV_EXT_demote_to_helper_invocation](#) SPIR-V extension. That SPIR-V extension provides a new instruction [OpDemoteToHelperInvocationEXT](#) allowing shaders to “demote” a fragment shader invocation to behave like a helper invocation for its duration. The

demoted invocation will have no further side effects and will not output to the framebuffer, but remains active and can participate in computing derivatives and in [group operations](#). This is a better match for the “discard” instruction in HLSL.

New Structures

- Extending [VkPhysicalDeviceFeatures2](#), [VkDeviceCreateInfo](#):
 - [VkPhysicalDeviceShaderDemoteToHelperInvocationFeaturesEXT](#)

New Enum Constants

- [VK_EXT_SHADER_DEMOTE_TO_HELPER_INVOCATION_EXTENSION_NAME](#)
- [VK_EXT_SHADER_DEMOTE_TO_HELPER_INVOCATION_SPEC_VERSION](#)
- Extending [VkStructureType](#):
 - [VK_STRUCTURE_TYPE_PHYSICAL_DEVICE_SHADER_DEMOTE_TO_HELPER_INVOCATION_FEATURES_EXT](#)

New SPIR-V Capability

- [DemoteToHelperInvocationEXT](#)

Promotion to Vulkan 1.3

Vulkan APIs in this extension are included in core Vulkan 1.3, with the EXT suffix omitted. External interactions defined by this extension, such as SPIR-V token names, retain their original names. The original Vulkan API names are still available as aliases of the core functionality.

Version History

- Revision 1, 2019-06-01 (Jeff Bolz)
 - Initial draft

VK_EXT_shader_subgroup_ballot

Name String

VK_EXT_shader_subgroup_ballot

Extension Type

Device extension

Registered Extension Number

65

Revision

1

Ratification Status

Not ratified

Extension and Version Dependencies

None

SPIR-V Dependencies

- [SPV_KHR_shader_ballot](#)

Deprecation State

- *Deprecated* by [Vulkan 1.2](#)

Contact

- Daniel Koch [\[GitHub\]dgkoch](#)

Other Extension Metadata

Last Modified Date

2016-11-28

IP Status

No known IP claims.

Interactions and External Dependencies

- This extension provides API support for [GL_ARB_shader_ballot](#)

Contributors

- Jeff Bolz, NVIDIA
- Neil Henning, Codeplay
- Daniel Koch, NVIDIA Corporation

Description

This extension adds support for the following SPIR-V extension in Vulkan:

- `SPV_KHR_shader_ballot`

This extension provides the ability for a group of invocations, which execute in parallel, to do limited forms of cross-invocation communication via a group broadcast of an invocation value, or broadcast of a bit array representing a predicate value from each invocation in the group.

This extension provides access to a number of additional built-in shader variables in Vulkan:

- `SubgroupEqMaskKHR`, containing the subgroup mask of the current subgroup invocation,
- `SubgroupGeMaskKHR`, containing the subgroup mask of the invocations greater than or equal to the current invocation,
- `SubgroupGtMaskKHR`, containing the subgroup mask of the invocations greater than the current invocation,
- `SubgroupLeMaskKHR`, containing the subgroup mask of the invocations less than or equal to the current invocation,
- `SubgroupLtMaskKHR`, containing the subgroup mask of the invocations less than the current invocation,
- `SubgroupLocalInvocationId`, containing the index of an invocation within a subgroup, and
- `SubgroupSize`, containing the maximum number of invocations in a subgroup.

Additionally, this extension provides access to the new SPIR-V instructions:

- `OpSubgroupBallotKHR`,
- `OpSubgroupFirstInvocationKHR`, and
- `OpSubgroupReadInvocationKHR`,

When using GLSL source-based shader languages, the following variables and shader functions from `GL_ARB_shader_ballot` can map to these SPIR-V built-in decorations and instructions:

- `in uint64_t gl_SubGroupEqMaskARB;` → `SubgroupEqMaskKHR`,
- `in uint64_t gl_SubGroupGeMaskARB;` → `SubgroupGeMaskKHR`,
- `in uint64_t gl_SubGroupGtMaskARB;` → `SubgroupGtMaskKHR`,
- `in uint64_t gl_SubGroupLeMaskARB;` → `SubgroupLeMaskKHR`,
- `in uint64_t gl_SubGroupLtMaskARB;` → `SubgroupLtMaskKHR`,
- `in uint gl_SubGroupInvocationARB;` → `SubgroupLocalInvocationId`,
- `uniform uint gl_SubGroupSizeARB;` → `SubgroupSize`,
- `ballotARB()` → `OpSubgroupBallotKHR`,
- `readFirstInvocationARB()` → `OpSubgroupFirstInvocationKHR`, and
- `readInvocationARB()` → `OpSubgroupReadInvocationKHR`.

Deprecated by Vulkan 1.2

Most of the functionality in this extension is superseded by the core Vulkan 1.1 [subgroup](#)

operations. However, Vulkan 1.1 required the `OpGroupNonUniformBroadcast` “Id” to be constant. This restriction was removed in Vulkan 1.2 with the addition of the `subgroupBroadcastDynamicId` feature.

New Enum Constants

- `VK_EXT_SHADER_SUBGROUP_BALLOT_EXTENSION_NAME`
- `VK_EXT_SHADER_SUBGROUP_BALLOT_SPEC_VERSION`

New Built-In Variables

- `SubgroupEqMaskKHR`
- `SubgroupGeMaskKHR`
- `SubgroupGtMaskKHR`
- `SubgroupLeMaskKHR`
- `SubgroupLtMaskKHR`
- `SubgroupLocalInvocationId`
- `SubgroupSize`

New SPIR-V Capabilities

- `SubgroupBallotKHR`

Version History

- Revision 1, 2016-11-28 (Daniel Koch)
 - Initial draft

VK_EXT_shader_subgroup_vote

Name String

VK_EXT_shader_subgroup_vote

Extension Type

Device extension

Registered Extension Number

66

Revision

1

Ratification Status

Not ratified

Extension and Version Dependencies

None

SPIR-V Dependencies

- [SPV_KHR_subgroup_vote](#)

Deprecation State

- *Deprecated* by [Vulkan 1.1](#)

Contact

- Daniel Koch [\[GitHub\]dgkoch](#)

Other Extension Metadata

Last Modified Date

2016-11-28

IP Status

No known IP claims.

Interactions and External Dependencies

- This extension provides API support for [GL_ARB_shader_group_vote](#)

Contributors

- Neil Henning, Codeplay
- Daniel Koch, NVIDIA Corporation

Description

This extension adds support for the following SPIR-V extension in Vulkan:

- [SPV_KHR_subgroup_vote](#)

This extension provides new SPIR-V instructions:

- `OpSubgroupAllKHR`,
- `OpSubgroupAnyKHR`, and
- `OpSubgroupAllEqualKHR`.

to compute the composite of a set of boolean conditions across a group of shader invocations that are running concurrently (a *subgroup*). These composite results may be used to execute shaders more efficiently on a [VkPhysicalDevice](#).

When using GLSL source-based shader languages, the following shader functions from `GL_ARB_shader_group_vote` can map to these SPIR-V instructions:

- `anyInvocationARB()` → `OpSubgroupAnyKHR`,
- `allInvocationsARB()` → `OpSubgroupAllKHR`, and
- `allInvocationsEqualARB()` → `OpSubgroupAllEqualKHR`.

The subgroup across which the boolean conditions are evaluated is implementation-dependent, and this extension provides no guarantee over how individual shader invocations are assigned to subgroups. In particular, a subgroup has no necessary relationship with the compute shader *local workgroup*—any pair of shader invocations in a compute local workgroup may execute in different subgroups as used by these instructions.

Compute shaders operate on an explicitly specified group of threads (a local workgroup), but many implementations will also group non-compute shader invocations and execute them concurrently. When executing code like

```
if (condition) {
    result = do_fast_path();
} else {
    result = do_general_path();
}
```

where `condition` diverges between invocations, an implementation might first execute `do_fast_path()` for the invocations where `condition` is true and leave the other invocations dormant. Once `do_fast_path()` returns, it might call `do_general_path()` for invocations where `condition` is false and leave the other invocations dormant. In this case, the shader executes **both** the fast and the general path and might be better off just using the general path for all invocations.

This extension provides the ability to avoid divergent execution by evaluating a condition across an entire subgroup using code like:

```
if (allInvocationsARB(condition)) {
    result = do_fast_path();
} else {
    result = do_general_path();
}
```



```
}
```

The built-in function `allInvocationsARB()` will return the same value for all invocations in the group, so the group will either execute `do_fast_path()` or `do_general_path()`, but never both. For example, shader code might want to evaluate a complex function iteratively by starting with an approximation of the result and then refining the approximation. Some input values may require a small number of iterations to generate an accurate result (`do_fast_path`) while others require a larger number (`do_general_path`). In another example, shader code might want to evaluate a complex function (`do_general_path`) that can be greatly simplified when assuming a specific value for one of its inputs (`do_fast_path`).

Deprecated by Vulkan 1.1

All functionality in this extension is superseded by the core Vulkan 1.1 [subgroup operations](#).

New Enum Constants

- `VK_EXT_SHADER_SUBGROUP_VOTE_EXTENSION_NAME`
- `VK_EXT_SHADER_SUBGROUP_VOTE_SPEC_VERSION`

New SPIR-V Capabilities

- `SubgroupVoteKHR`

Version History

- Revision 1, 2016-11-28 (Daniel Koch)
 - Initial draft

VK_EXT_shader_viewport_index_layer

Name String

VK_EXT_shader_viewport_index_layer

Extension Type

Device extension

Registered Extension Number

163

Revision

1

Ratification Status

Not ratified

Extension and Version Dependencies

None

SPIR-V Dependencies

- [SPV_EXT_shader_viewport_index_layer](#)

Deprecation State

- *Promoted* to [Vulkan 1.2](#)

Contact

- Daniel Koch [\[GitHub\]](#)[dgkoch](#)

Other Extension Metadata

Last Modified Date

2017-08-08

Interactions and External Dependencies

- This extension provides API support for [GL_ARB_shader_viewport_layer_array](#), [GL_AMD_vertex_shader_layer](#), [GL_AMD_vertex_shader_viewport_index](#), and [GL_NV_viewport_array2](#)
- This extension requires the [multiViewport](#) feature.
- This extension interacts with the [tessellationShader](#) feature.

Contributors

- Piers Daniell, NVIDIA
- Jeff Bolz, NVIDIA
- Jan-Harald Fredriksen, ARM
- Daniel Rakos, AMD
- Slawomir Grajeswki, Intel

Description

This extension adds support for the `ShaderViewportIndexLayerEXT` capability from the `SPV_EXT_shader_viewport_index_layer` extension in Vulkan.

This extension allows variables decorated with the `Layer` and `ViewportIndex` built-ins to be exported from vertex or tessellation shaders, using the `ShaderViewportIndexLayerEXT` capability.

When using GLSL source-based shading languages, the `gl_ViewportIndex` and `gl_Layer` built-in variables map to the SPIR-V `ViewportIndex` and `Layer` built-in decorations, respectively. Behavior of these variables is extended as described in the `GL_ARB_shader_viewport_layer_array` (or the precursor `GL_AMD_vertex_shader_layer`, `GL_AMD_vertex_shader_viewport_index`, and `GL_NV_viewport_array2` extensions).

NOTE	The <code>ShaderViewportIndexLayerEXT</code> capability is equivalent to the <code>ShaderViewportIndexLayerNV</code> capability added by <code>VK_NV_viewport_array2</code> .
-------------	---

Promotion to Vulkan 1.2

All functionality in this extension is included in core Vulkan 1.2.

The single `ShaderViewportIndexLayerEXT` capability from the `SPV_EXT_shader_viewport_index_layer` extension is replaced by the `ShaderViewportIndex` and `ShaderLayer` capabilities from SPIR-V 1.5 which are enabled by the `shaderOutputViewportIndex` and `shaderOutputLayer` features, respectively. Additionally, if Vulkan 1.2 is supported but this extension is not, these capabilities are optional.

Enabling both features is equivalent to enabling the `VK_EXT_shader_viewport_index_layer` extension.

New Enum Constants

- `VK_EXT_SHADER_VIEWPORT_INDEX_LAYER_EXTENSION_NAME`
- `VK_EXT_SHADER_VIEWPORT_INDEX_LAYER_SPEC_VERSION`

New or Modified Built-In Variables

- (modified) `Layer`
- (modified) `ViewportIndex`

New SPIR-V Capabilities

- `ShaderViewportIndexLayerEXT`

Version History

- Revision 1, 2017-08-08 (Daniel Koch)
 - Internal drafts

VK_EXT_subgroup_size_control

Name String

VK_EXT_subgroup_size_control

Extension Type

Device extension

Registered Extension Number

226

Revision

2

Ratification Status

Not ratified

Extension and Version Dependencies

[Vulkan Version 1.1](#)

Deprecation State

- *Promoted* to [Vulkan 1.3](#)

Contact

- Neil Henning [\[GitHub\]](#)sheredom

Other Extension Metadata

Last Modified Date

2019-03-05

Contributors

- Jeff Bolz, NVIDIA
- Faith Ekstrand, Intel
- Sławek Grajewski, Intel
- Jesse Hall, Google
- Neil Henning, AMD
- Daniel Koch, NVIDIA
- Jeff Leger, Qualcomm
- Graeme Leese, Broadcom
- Allan MacKinnon, Google
- Mariusz Merecki, Intel
- Graham Wihlidal, Electronic Arts

Description

This extension enables an implementation to control the subgroup size by allowing a varying subgroup size and also specifying a required subgroup size.

It extends the subgroup support in Vulkan 1.1 to allow an implementation to expose a varying subgroup size. Previously Vulkan exposed a single subgroup size per physical device, with the expectation that implementations will behave as if all subgroups have the same size. Some implementations **may** dispatch shaders with a varying subgroup size for different subgroups. As a result they could implicitly split a large subgroup into smaller subgroups or represent a small subgroup as a larger subgroup, some of whose invocations were inactive on launch.

To aid developers in understanding the performance characteristics of their programs, this extension exposes a minimum and maximum subgroup size that a physical device supports and a pipeline create flag to enable that pipeline to vary its subgroup size. If enabled, any **SubgroupSize** decorated variables in the SPIR-V shader modules provided to pipeline creation **may** vary between the **minimum** and **maximum** subgroup sizes.

An implementation is also optionally allowed to support specifying a required subgroup size for a given pipeline stage. Implementations advertise which **stages support a required subgroup size**, and any pipeline of a supported stage can be passed a **VkPipelineShaderStageRequiredSubgroupSizeCreateInfoEXT** structure to set the subgroup size for that shader stage of the pipeline. For compute shaders, this requires the developer to query the **maxComputeWorkgroupSubgroups** and ensure that:

$$s = \text{WorkGroupSize.x} \times \text{WorkGroupSize.y} \times \text{WorkGroupSize.z} \leq \text{SubgroupSize} \times \text{maxComputeWorkgroupSubgroups}$$

Developers can also specify a new pipeline shader stage create flag that requires the implementation to have fully populated subgroups within local workgroups. This requires the workgroup size in the X dimension to be a multiple of the subgroup size.

New Structures

- Extending **VkPhysicalDeviceFeatures2**, **VkDeviceCreateInfo**:
 - **VkPhysicalDeviceSubgroupSizeControlFeaturesEXT**
- Extending **VkPhysicalDeviceProperties2**:
 - **VkPhysicalDeviceSubgroupSizeControlPropertiesEXT**
- Extending **VkPipelineShaderStageCreateInfo**, **VkShaderCreateInfoEXT**:
 - **VkPipelineShaderStageRequiredSubgroupSizeCreateInfoEXT**

New Enum Constants

- **VK_EXT_SUBGROUP_SIZE_CONTROL_EXTENSION_NAME**
- **VK_EXT_SUBGROUP_SIZE_CONTROL_SPEC_VERSION**
- Extending **VkPipelineShaderStageCreateFlagBits**:
 - **VK_PIPELINE_SHADER_STAGE_CREATE_ALLOW_VARYING_SUBGROUP_SIZE_BIT_EXT**
 - **VK_PIPELINE_SHADER_STAGE_CREATE_REQUIRE_FULL_SUBGROUPS_BIT_EXT**

- Extending [VkStructureType](#):
 - [VK_STRUCTURE_TYPE_PHYSICAL_DEVICE_SUBGROUP_SIZE_CONTROL_FEATURES_EXT](#)
 - [VK_STRUCTURE_TYPE_PHYSICAL_DEVICE_SUBGROUP_SIZE_CONTROL_PROPERTIES_EXT](#)
 - [VK_STRUCTURE_TYPE_PIPELINE_SHADER_STAGE_REQUIRED_SUBGROUP_SIZE_CREATE_INFO_EXT](#)

Promotion to Vulkan 1.3

Vulkan APIs in this extension are included in core Vulkan 1.3, with the EXT suffix omitted. External interactions defined by this extension, such as SPIR-V token names, retain their original names. The original Vulkan API names are still available as aliases of the core functionality.

Version History

- Revision 1, 2019-03-05 (Neil Henning)
 - Initial draft
- Revision 2, 2019-07-26 (Faith Ekstrand)
 - Add the missing [VkPhysicalDeviceSubgroupSizeControlFeaturesEXT](#) for querying subgroup size control features.

VK_EXT_surface_maintenance1

Name String

VK_EXT_surface_maintenance1

Extension Type

Instance extension

Registered Extension Number

275

Revision

1

Ratification Status

Ratified

Extension and Version Dependencies

[VK_KHR_surface](#)

and

[VK_KHR_get_surface_capabilities2](#)

Deprecation State

- Promoted to [VK_KHR_surface_maintenance1](#) extension

Contact

- Shahbaz Youssefi [[GitHub](#)][syoussefi](#)

Extension Proposal

[VK_EXT_surface_maintenance1](#)

Other Extension Metadata

Last Modified Date

2022-12-16

Interactions and External Dependencies

- Promoted to [VK_KHR_surface_maintenance1](#)

Contributors

- James Jones, NVIDIA
- Jeff Juliano, NVIDIA
- Lionel Landwerlin, Intel
- Shahbaz Youssefi, Google
- Chris Forbes, Google
- Ian Elliott, Google
- Hans-Kristian Arntzen, Valve

- Daniel Stone, Collabora

Description

[VK_EXT_surface_maintenance1](#) adds a collection of window system integration features that were intentionally left out or overlooked in the original [VK_KHR_surface](#) extension.

The new features are as follows:

- Allow querying number of min/max images from a surface for a particular presentation mode.
- Allow querying a surface's scaled presentation capabilities.
- Allow querying a surface for the set of presentation modes which can be easily switched between without requiring swapchain recreation.

Promotion to [VK_KHR_surface_maintenance1](#)

All functionality in this extension is included in [VK_KHR_surface_maintenance1](#), with the suffix changed to KHR. The original type, enum, and command names are still available as aliases of the KHR functionality.

New Structures

- Extending [VkPhysicalDeviceSurfaceInfo2KHR](#):
 - [VkSurfacePresentModeEXT](#)
- Extending [VkSurfaceCapabilities2KHR](#):
 - [VkSurfacePresentModeCompatibilityEXT](#)
 - [VkSurfacePresentScalingCapabilitiesEXT](#)

New Enums

- [VkPresentGravityFlagBitsEXT](#)
- [VkPresentScalingFlagBitsEXT](#)

New Bitmasks

- [VkPresentGravityFlagsEXT](#)
- [VkPresentScalingFlagsEXT](#)

New Enum Constants

- [VK_EXT_SURFACE_MAINTENANCE_1_EXTENSION_NAME](#)
- [VK_EXT_SURFACE_MAINTENANCE_1_SPEC_VERSION](#)
- Extending [VkStructureType](#):
 - [VK_STRUCTURE_TYPE_SURFACE_PRESENT_MODE_COMPATIBILITY_EXT](#)
 - [VK_STRUCTURE_TYPE_SURFACE_PRESENT_MODE_EXT](#)

- [VK_STRUCTURE_TYPE_SURFACE_PRESENT_SCALING_CAPABILITIES_EXT](#)

Version History

- Revision 0, 2019-02-27 (Lionel Landwerlin)
 - Internal revisions
- Revision 0, 2020-06-15 (James Jones)
 - Internal revisions
- Revision 1, 2022-11-09 (Shahbaz Youssefi)
 - Add functionality and complete spec

VK_EXT_swapchain_maintenance1

Name String

VK_EXT_swapchain_maintenance1

Extension Type

Device extension

Registered Extension Number

276

Revision

1

Ratification Status

Ratified

Extension and Version Dependencies

[VK_KHR_swapchain](#)

and

[VK_EXT_surface_maintenance1](#)

and

[VK_KHR_get_physical_device_properties2](#)

or

[Vulkan Version 1.1](#)

Deprecation State

- *Promoted* to [VK_KHR_swapchain_maintenance1](#) extension

Contact

- Shahbaz Youssefi [[GitHub](#)][syoussefi](#)

Extension Proposal

[VK_EXT_swapchain_maintenance1](#)

Other Extension Metadata

Last Modified Date

2022-12-16

Interactions and External Dependencies

- Promoted to [VK_KHR_swapchain_maintenance1](#)

Contributors

- James Jones, NVIDIA
- Jeff Juliano, NVIDIA
- Shahbaz Youssefi, Google
- Chris Forbes, Google

- Ian Elliott, Google
- Yiwei Zhang, Google
- Charlie Lao, Google
- Lina Versace, Google
- Ralph Potter, Samsung
- Igor Nazarov, Samsung
- Hyunchang Kim, Samsung
- Suenghwan Lee, Samsung
- Munseong Kang, Samsung
- Joonyong Park, Samsung
- Hans-Kristian Arntzen, Valve
- Lisa Wu, Arm
- Daniel Stone, Collabora
- Pan Gao, Huawei

Description

[VK_EXT_swapchain_maintenance1](#) adds a collection of window system integration features that were intentionally left out or overlooked in the original [VK_KHR_swapchain](#) extension.

The new features are as follows:

- Specify a fence that will be signaled when the resources associated with a present operation **can** be safely destroyed.
- Allow changing the present mode a swapchain is using at per-present granularity.
- Allow applications to define the behavior when presenting a swapchain image to a surface with different dimensions than the image. Using this feature **may** allow implementations to avoid returning [VK_ERROR_OUT_OF_DATE_KHR](#) in this situation.
- Allow applications to defer swapchain memory allocation for improved startup time and memory footprint.
- Allow applications to release previously acquired images without presenting them.

Promotion to [VK_KHR_swapchain_maintenance1](#)

All functionality in this extension is included in [VK_KHR_swapchain_maintenance1](#), with the suffix changed to KHR. The original type, enum, and command names are still available as aliases of the KHR functionality.

New Commands

- [vkReleaseSwapchainImagesEXT](#)

New Structures

- [VkReleaseSwapchainImagesInfoEXT](#)
- Extending [VkPhysicalDeviceFeatures2](#), [VkDeviceCreateInfo](#):
 - [VkPhysicalDeviceSwapchainMaintenance1FeaturesEXT](#)
- Extending [VkPresentInfoKHR](#):
 - [VkSwapchainPresentFenceInfoEXT](#)
 - [VkSwapchainPresentModeInfoEXT](#)
- Extending [VkSwapchainCreateInfoKHR](#):
 - [VkSwapchainPresentModesCreateInfoEXT](#)
 - [VkSwapchainPresentScalingCreateInfoEXT](#)

New Enum Constants

- [VK_EXT_SWAPCHAIN_MAINTENANCE_1_EXTENSION_NAME](#)
- [VK_EXT_SWAPCHAIN_MAINTENANCE_1_SPEC_VERSION](#)
- Extending [VkStructureType](#):
 - [VK_STRUCTURE_TYPE_PHYSICAL_DEVICE_SWAPCHAIN_MAINTENANCE_1_FEATURES_EXT](#)
 - [VK_STRUCTURE_TYPE_RELEASE_SWAPCHAIN_IMAGES_INFO_EXT](#)
 - [VK_STRUCTURE_TYPE_SWAPCHAIN_PRESENT_FENCE_INFO_EXT](#)
 - [VK_STRUCTURE_TYPE_SWAPCHAIN_PRESENT_MODES_CREATE_INFO_EXT](#)
 - [VK_STRUCTURE_TYPE_SWAPCHAIN_PRESENT_MODE_INFO_EXT](#)
 - [VK_STRUCTURE_TYPE_SWAPCHAIN_PRESENT_SCALING_CREATE_INFO_EXT](#)
- Extending [VkSwapchainCreateFlagBitsKHR](#):
 - [VK_SWAPCHAIN_CREATE_DEFERRED_MEMORY_ALLOCATION_BIT_EXT](#)

Version History

- Revision 0, 2019-05-28 (James Jones)
 - Initial revisions
- Revision 1, 2022-08-21 (Shahbaz Youssefi)
 - Add functionality and complete spec

VK_EXT_texel_buffer_alignment

Name String

VK_EXT_texel_buffer_alignment

Extension Type

Device extension

Registered Extension Number

282

Revision

1

Ratification Status

Not ratified

Extension and Version Dependencies

[VK_KHR_get_physical_device_properties2](#)

or

[Vulkan Version 1.1](#)

Deprecation State

- *Promoted* to [Vulkan 1.3](#)

Contact

- Jeff Bolz [\[GitHub\]jeffbolznv](#)

Other Extension Metadata

Last Modified Date

2019-06-06

IP Status

No known IP claims.

Contributors

- Jeff Bolz, NVIDIA

Description

This extension adds more expressive alignment requirements for uniform and storage texel buffers. Some implementations have single texel alignment requirements that cannot be expressed via [VkPhysicalDeviceLimits::minTexelBufferOffsetAlignment](#).

New Structures

- Extending [VkPhysicalDeviceFeatures2](#), [VkDeviceCreateInfo](#):
 - [VkPhysicalDeviceTexelBufferAlignmentFeaturesEXT](#)

- Extending [VkPhysicalDeviceProperties2](#):
 - [VkPhysicalDeviceTexelBufferAlignmentPropertiesEXT](#)

New Enum Constants

- [VK_EXT_TEXEL_BUFFER_ALIGNMENT_EXTENSION_NAME](#)
- [VK_EXT_TEXEL_BUFFER_ALIGNMENT_SPEC_VERSION](#)
- Extending [VkStructureType](#):
 - [VK_STRUCTURE_TYPE_PHYSICAL_DEVICE_TEXEL_BUFFER_ALIGNMENT_FEATURES_EXT](#)
 - [VK_STRUCTURE_TYPE_PHYSICAL_DEVICE_TEXEL_BUFFER_ALIGNMENT_PROPERTIES_EXT](#)

Promotion to Vulkan 1.3

Vulkan APIs in this extension are included in core Vulkan 1.3, with the EXT suffix omitted. However, only the properties structure is promoted. The feature structure is not promoted and [texelBufferAlignment](#) is enabled if using a Vulkan 1.3 instance. External interactions defined by this extension, such as SPIR-V token names, retain their original names. The original Vulkan API name is still available as an alias of the core functionality.

Version History

- Revision 1, 2019-06-06 (Jeff Bolz)
 - Initial draft

VK_EXT_texture_compression_astc_hdr

Name String

VK_EXT_texture_compression_astc_hdr

Extension Type

Device extension

Registered Extension Number

67

Revision

1

Ratification Status

Not ratified

Extension and Version Dependencies

[VK_KHR_get_physical_device_properties2](#)

or

[Vulkan Version 1.1](#)

Deprecation State

- *Promoted* to [Vulkan 1.3](#)

Contact

- Jan-Harald Fredriksen [\[GitHub\]janharaldfredriksen-arm](#)

Other Extension Metadata

Last Modified Date

2019-05-28

IP Status

No known issues.

Contributors

- Jan-Harald Fredriksen, Arm

Description

This extension adds support for textures compressed using the Adaptive Scalable Texture Compression (ASTC) High Dynamic Range (HDR) profile.

When this extension is enabled, the HDR profile is supported for all ASTC formats listed in [ASTC Compressed Image Formats](#).

New Structures

- Extending [VkPhysicalDeviceFeatures2](#), [VkDeviceCreateInfo](#):
 - [VkPhysicalDeviceTextureCompressionASTCHDRFeaturesEXT](#)

New Enum Constants

- [VK_EXT_TEXTURE_COMPRESSION_ASTC_HDR_EXTENSION_NAME](#)
- [VK_EXT_TEXTURE_COMPRESSION_ASTC_HDR_SPEC_VERSION](#)
- Extending [VkFormat](#):
 - [VK_FORMAT_ASTC_10x10_SFLOAT_BLOCK_EXT](#)
 - [VK_FORMAT_ASTC_10x5_SFLOAT_BLOCK_EXT](#)
 - [VK_FORMAT_ASTC_10x6_SFLOAT_BLOCK_EXT](#)
 - [VK_FORMAT_ASTC_10x8_SFLOAT_BLOCK_EXT](#)
 - [VK_FORMAT_ASTC_12x10_SFLOAT_BLOCK_EXT](#)
 - [VK_FORMAT_ASTC_12x12_SFLOAT_BLOCK_EXT](#)
 - [VK_FORMAT_ASTC_4x4_SFLOAT_BLOCK_EXT](#)
 - [VK_FORMAT_ASTC_5x4_SFLOAT_BLOCK_EXT](#)
 - [VK_FORMAT_ASTC_5x5_SFLOAT_BLOCK_EXT](#)
 - [VK_FORMAT_ASTC_6x5_SFLOAT_BLOCK_EXT](#)
 - [VK_FORMAT_ASTC_6x6_SFLOAT_BLOCK_EXT](#)
 - [VK_FORMAT_ASTC_8x5_SFLOAT_BLOCK_EXT](#)
 - [VK_FORMAT_ASTC_8x6_SFLOAT_BLOCK_EXT](#)
 - [VK_FORMAT_ASTC_8x8_SFLOAT_BLOCK_EXT](#)
- Extending [VkStructureType](#):
 - [VK_STRUCTURE_TYPE_PHYSICAL_DEVICE_TEXTURE_COMPRESSION_ASTC_HDR_FEATURES_EXT](#)

Promotion to Vulkan 1.3

Vulkan APIs in this extension are included in core Vulkan 1.3, with the EXT suffix omitted. However, the feature is made optional in Vulkan 1.3. External interactions defined by this extension, such as SPIR-V token names, retain their original names. The original Vulkan API names are still available as aliases of the core functionality.

Issues

1) Should we add a feature or limit for this functionality?

Yes. It is consistent with the ASTC LDR support to add a feature like `textureCompressionASTC_HDR`.

The feature is strictly speaking redundant as long as this is just an extension; it would be sufficient

to just enable the extension. But adding the feature is more forward-looking if wanted to make this an optional core feature in the future.

2) Should we introduce new format enums for HDR?

Yes. Vulkan 1.0 describes the ASTC format enums as UNORM, e.g. [VK_FORMAT_ASTC_4x4_UNORM_BLOCK](#), so it is confusing to make these contain HDR data. Note that the OpenGL (ES) extensions did not make this distinction because a single ASTC HDR texture may contain both unorm and float blocks. Implementations **may** not be able to distinguish between LDR and HDR ASTC textures internally and just treat them as the same format, i.e. if this extension is supported then sampling from a [VK_FORMAT_ASTC_4x4_UNORM_BLOCK](#) image format **may** return HDR results. Applications **can** get predictable results by using the appropriate image format.

Version History

- Revision 1, 2019-05-28 (Jan-Harald Fredriksen)
 - Initial version

VK_EXT_tooling_info

Name String

VK_EXT_tooling_info

Extension Type

Device extension

Registered Extension Number

246

Revision

1

Ratification Status

Not ratified

Extension and Version Dependencies

None

API Interactions

- Interacts with VK_EXT_debug_marker
- Interacts with VK_EXT_debug_report
- Interacts with VK_EXT_debug_utils

Deprecation State

- *Promoted* to [Vulkan 1.3](#)

Contact

- Tobias Hector [\[GitHub\]](#)tobski

Other Extension Metadata

Last Modified Date

2018-11-05

Contributors

- Rolando Caloca
- Matthaeus Chajdas
- Baldur Karlsson
- Daniel Rakos

Description

When an error occurs during application development, a common question is "What tools are actually running right now?" This extension adds the ability to query that information directly from the Vulkan implementation.

Outdated versions of one tool might not play nicely with another, or perhaps a tool is not actually running when it should have been. Trying to figure that out can cause headaches as it is necessary to consult each known tool to figure out what is going on — in some cases the tool might not even be known.

Typically, the expectation is that developers will simply print out this information for visual inspection when an issue occurs, however a small amount of semantic information about what the tool is doing is provided to help identify it programmatically. For example, if the advertised limits or features of an implementation are unexpected, is there a tool active which modifies these limits? Or if an application is providing debug markers, but the implementation is not actually doing anything with that information, this can quickly point that out.

New Commands

- [vkGetPhysicalDeviceToolPropertiesEXT](#)

New Structures

- [VkPhysicalDeviceToolPropertiesEXT](#)

New Enums

- [VkToolPurposeFlagBitsEXT](#)

New Bitmasks

- [VkToolPurposeFlagsEXT](#)

New Enum Constants

- [VK_EXT_TOOLING_INFO_EXTENSION_NAME](#)
- [VK_EXT_TOOLING_INFO_SPEC_VERSION](#)
- Extending [VkStructureType](#):
 - [VK_STRUCTURE_TYPE_PHYSICAL_DEVICE_TOOL_PROPERTIES_EXT](#)
- Extending [VkToolPurposeFlagBits](#):
 - [VK_TOOL_PURPOSE_ADDITIONAL_FEATURES_BIT_EXT](#)
 - [VK_TOOL_PURPOSE_MODIFYING_FEATURES_BIT_EXT](#)
 - [VK_TOOL_PURPOSE_PROFILING_BIT_EXT](#)
 - [VK_TOOL_PURPOSE_TRACING_BIT_EXT](#)
 - [VK_TOOL_PURPOSE_VALIDATION_BIT_EXT](#)

If [VK_EXT_debug_marker](#) is supported:

- Extending [VkToolPurposeFlagBits](#):
 - [VK_TOOL_PURPOSE_DEBUG_MARKERS_BIT_EXT](#)

If [VK_EXT_debug_report](#) is supported:

- Extending [VkToolPurposeFlagBits](#):
 - [VK_TOOL_PURPOSE_DEBUG_REPORTING_BIT_EXT](#)

If [VK_EXT_debug_utils](#) is supported:

- Extending [VkToolPurposeFlagBits](#):
 - [VK_TOOL_PURPOSE_DEBUG_MARKERS_BIT_EXT](#)
 - [VK_TOOL_PURPOSE_DEBUG_REPORTING_BIT_EXT](#)

Promotion to Vulkan 1.3

Vulkan APIs in this extension are included in core Vulkan 1.3, with the EXT suffix omitted. External interactions defined by this extension, such as SPIR-V token names, retain their original names. The original Vulkan API names are still available as aliases of the core functionality.

Examples

Printing Tool Information

```
uint32_t num_tools;
VkPhysicalDeviceToolPropertiesEXT *pToolProperties;
vkGetPhysicalDeviceToolPropertiesEXT(physicalDevice, &num_tools, NULL);

pToolProperties =
(VkPhysicalDeviceToolPropertiesEXT*)malloc(sizeof(VkPhysicalDeviceToolPropertiesEXT) *
num_tools);

vkGetPhysicalDeviceToolPropertiesEXT(physicalDevice, &num_tools, pToolProperties);

for (int i = 0; i < num_tools; ++i) {
    printf("%s:\n", pToolProperties[i].name);
    printf("Version:\n");
    printf("%s:\n", pToolProperties[i].version);
    printf("Description:\n");
    printf("\t%s\n", pToolProperties[i].description);
    printf("Purposes:\n");
    printf("\t%s\n", VkToolPurposeFlagBitsEXT_to_string(pToolProperties[i].purposes));
    if (strlen_s(pToolProperties[i].layer, VK_MAX_EXTENSION_NAME_SIZE) > 0) {
        printf("Corresponding Layer:\n");
        printf("\t%s\n", pToolProperties[i].layer);
    }
}
```

Issues

1) Why is this information separate from the layer mechanism?

Some tooling may be built into a driver, or be part of the Vulkan loader etc. Tying this information directly to layers would have been awkward at best.

Version History

- Revision 1, 2018-11-05 (Tobias Hector)
 - Initial draft

VK_EXT_validation_features

Name String

VK_EXT_validation_features

Extension Type

Instance extension

Registered Extension Number

248

Revision

6

Ratification Status

Ratified

Extension and Version Dependencies

None

Deprecation State

- *Deprecated* by [VK_EXT_layer_settings](#) extension

Special Use

- [Debugging tools](#)

Contact

- Karl Schultz [\[GitHub\]](#)karl-lunarg

Other Extension Metadata

Last Modified Date

2018-11-14

IP Status

No known IP claims.

Contributors

- Karl Schultz, LunarG
- Dave Houlton, LunarG
- Mark Lobodzinski, LunarG
- Camden Stocker, LunarG
- Tony Barbour, LunarG
- John Zulauf, LunarG

Description

This extension provides the [VkValidationFeaturesEXT](#) structure that can be included in the [pNext](#) chain of the [VkInstanceCreateInfo](#) structure passed as the [pCreateInfo](#) parameter of [vkCreateInstance](#). The structure contains an array of [VkValidationFeatureEnableEXT](#) enum values that enable specific validation features that are disabled by default. The structure also contains an array of [VkValidationFeatureDisableEXT](#) enum values that disable specific validation layer features that are enabled by default.

Deprecation by [VK_EXT_layer_settings](#)

Functionality in this extension is subsumed into the [VK_EXT_layer_settings](#) extension.

New Structures

- Extending [VkInstanceCreateInfo](#), [VkShaderModuleCreateInfo](#), [VkShaderCreateInfoEXT](#):
 - [VkValidationFeaturesEXT](#)

New Enums

- [VkValidationFeatureDisableEXT](#)
- [VkValidationFeatureEnableEXT](#)

New Enum Constants

- [VK_EXT_VALIDATION_FEATURES_EXTENSION_NAME](#)
- [VK_EXT_VALIDATION_FEATURES_SPEC_VERSION](#)
- Extending [VkStructureType](#):
 - [VK_STRUCTURE_TYPE_VALIDATION_FEATURES_EXT](#)

Version History

- Revision 1, 2018-11-14 (Karl Schultz)
 - Initial revision
- Revision 2, 2019-08-06 (Mark Lobodzinski)
 - Add Best Practices enable
- Revision 3, 2020-03-04 (Tony Barbour)
 - Add Debug Printf enable
- Revision 4, 2020-07-29 (John Zulauf)
 - Add Synchronization Validation enable
- Revision 5, 2021-05-18 (Tony Barbour)
 - Add Shader Validation Cache disable
- Revision 6, 2023-09-25 (Christophe Riccio)
 - Marked as deprecated by [VK_EXT_layer_settings](#)

VK_EXT_validation_flags

Name String

VK_EXT_validation_flags

Extension Type

Instance extension

Registered Extension Number

62

Revision

3

Ratification Status

Not ratified

Extension and Version Dependencies

None

Deprecation State

- *Deprecated* by [VK_EXT_layer_settings](#) extension

Special Use

- [Debugging tools](#)

Contact

- Tobin Ehliis [\[GitHub\]](#)[tobine](#)

Other Extension Metadata

Last Modified Date

2019-08-19

IP Status

No known IP claims.

Contributors

- Tobin Ehliis, Google
- Courtney Goeltzenleuchter, Google

Description

This extension provides the [VkValidationFlagsEXT](#) structure that can be included in the [pNext](#) chain of the [VkInstanceCreateInfo](#) structure passed as the [pCreateInfo](#) parameter of [vkCreateInstance](#). The structure contains an array of [VkValidationCheckEXT](#) values that will be disabled by the validation layers.

Deprecation by [VK_EXT_layer_settings](#)

Functionality in this extension is subsumed into the [VK_EXT_layer_settings](#) extension.

New Structures

- Extending [VkInstanceCreateInfo](#):
 - [VkValidationFlagsEXT](#)

New Enums

- [VkValidationCheckEXT](#)

New Enum Constants

- [VK_EXT_VALIDATION_FLAGS_EXTENSION_NAME](#)
- [VK_EXT_VALIDATION_FLAGS_SPEC_VERSION](#)
- Extending [VkStructureType](#):
 - [VK_STRUCTURE_TYPE_VALIDATION_FLAGS_EXT](#)

Version History

- Revision 3, 2023-09-25 (Christophe Riccio)
 - Marked as deprecated by [VK_EXT_layer_settings](#)
- Revision 2, 2019-08-19 (Mark Lobodzinski)
 - Marked as deprecated by [VK_EXT_validation_features](#)
- Revision 1, 2016-08-26 (Courtney Goeltzenleuchter)
 - Initial draft

VK_EXT_vertex_attribute_divisor

Name String

VK_EXT_vertex_attribute_divisor

Extension Type

Device extension

Registered Extension Number

191

Revision

3

Ratification Status

Not ratified

Extension and Version Dependencies

[VK_KHR_get_physical_device_properties2](#)

or

[Vulkan Version 1.1](#)

Deprecation State

- *Promoted* to [VK_KHR_vertex_attribute_divisor](#) extension
 - Which in turn was *promoted* to [Vulkan 1.4](#)

Contact

- Vikram Kushwaha [\[GitHub\]](#)[vkushwaha](#)

Other Extension Metadata

Last Modified Date

2018-08-03

IP Status

No known IP claims.

Contributors

- Vikram Kushwaha, NVIDIA
- Faith Ekstrand, Intel

Description

This extension allows instance-rate vertex attributes to be repeated for certain number of instances instead of advancing for every instance when instanced rendering is enabled.

New Structures

- [VkVertexInputBindingDivisorDescriptionEXT](#)
- Extending [VkPhysicalDeviceFeatures2](#), [VkDeviceCreateInfo](#):
 - [VkPhysicalDeviceVertexAttributeDivisorFeaturesEXT](#)
- Extending [VkPhysicalDeviceProperties2](#):
 - [VkPhysicalDeviceVertexAttributeDivisorPropertiesEXT](#)
- Extending [VkPipelineVertexInputStateCreateInfo](#):
 - [VkPipelineVertexInputDivisorStateCreateInfoEXT](#)

New Enum Constants

- [VK_EXT_VERTEX_ATTRIBUTE_DIVISOR_EXTENSION_NAME](#)
- [VK_EXT_VERTEX_ATTRIBUTE_DIVISOR_SPEC_VERSION](#)
- Extending [VkStructureType](#):
 - [VK_STRUCTURE_TYPE_PHYSICAL_DEVICE_VERTEX_ATTRIBUTE_DIVISOR_FEATURES_EXT](#)
 - [VK_STRUCTURE_TYPE_PHYSICAL_DEVICE_VERTEX_ATTRIBUTE_DIVISOR_PROPERTIES_EXT](#)
 - [VK_STRUCTURE_TYPE_PIPELINE_VERTEX_INPUT_DIVISOR_STATE_CREATE_INFO_EXT](#)

Issues

1) What is the effect of a non-zero value for [firstInstance](#)?

RESOLVED: The Vulkan API should follow the OpenGL convention and offset attribute fetching by [firstInstance](#) while computing vertex attribute offsets.

2) Should zero be an allowed divisor?

RESOLVED: Yes. A zero divisor means the vertex attribute is repeated for all instances.

Examples

To create a vertex binding such that the first binding uses instanced rendering and the same attribute is used for every 4 draw instances, an application could use the following set of structures:

```
const VkVertexInputBindingDivisorDescriptionEXT divisorDesc =
{
    .binding = 0,
    .divisor = 4
};

const VkPipelineVertexInputDivisorStateCreateInfoEXT divisorInfo =
{
    .sType =
VK_STRUCTURE_TYPE_PIPELINE_VERTEX_INPUT_DIVISOR_STATE_CREATE_INFO_EXT,
    .pNext = NULL,
```



```

        .vertexBindingDivisorCount = 1,
        .pVertexBindingDivisors = &divisorDesc
    }

    const VkVertexInputBindingDescription binding =
    {
        .binding = 0,
        .stride = sizeof(Vertex),
        .inputRate = VK_VERTEX_INPUT_RATE_INSTANCE
    };

    const VkPipelineVertexInputStateCreateInfo viInfo =
    {
        .sType = VK_STRUCTURE_TYPE_PIPELINE_VERTEX_INPUT_CREATE_INFO,
        .pNext = &divisorInfo,
        ...
    };
    //...

```

Version History

- Revision 1, 2017-12-04 (Vikram Kushwaha)
 - First Version
- Revision 2, 2018-07-16 (Faith Ekstrand)
 - Adjust the interaction between **divisor** and **firstInstance** to match the OpenGL convention.
 - Disallow divisors of zero.
- Revision 3, 2018-08-03 (Vikram Kushwaha)
 - Allow a zero divisor.
 - Add a physical device features structure to query/enable this feature.

VK_EXT_vertex_attribute_robustness

Name String

VK_EXT_vertex_attribute_robustness

Extension Type

Device extension

Registered Extension Number

609

Revision

1

Ratification Status

Not ratified

Extension and Version Dependencies

[VK_KHR_get_physical_device_properties2](#)

or

[Vulkan Version 1.1](#)

Deprecation State

- *Promoted* to [VK_KHR_maintenance9](#) extension

Contact

- Piers Daniell [[GitHub](#)][pdaniell-nv](#)

Other Extension Metadata

Last Modified Date

2024-11-01

IP Status

No known IP claims.

Contributors

- Daniel Story, Nintendo

Description

It can be detrimental to performance for applications to have to define fake vertex attribute locations and buffer bindings for vertex shaders that may reference attribute locations for which there is no vertex data.

This extension allows applications to not have to specify fake vertex attribute locations, and if the vertex shader reads those attributes it will read (0,0,0,0) or (0,0,0,1).

Promotion to `VK_KHR_maintenance9`

The same functionality is provided by `VK_KHR_maintenance9`, but enabled by the `maintenance9` feature instead. The `VkPhysicalDeviceVertexAttributeRobustnessFeaturesEXT` structure was not included in the maintenance extension.

New Structures

- Extending `VkPhysicalDeviceFeatures2`, `VkDeviceCreateInfo`:
 - `VkPhysicalDeviceVertexAttributeRobustnessFeaturesEXT`

New Enum Constants

- `VK_EXT_VERTEX_ATTRIBUTE_ROBUSTNESS_EXTENSION_NAME`
- `VK_EXT_VERTEX_ATTRIBUTE_ROBUSTNESS_SPEC_VERSION`
- Extending `VkStructureType`:
 - `VK_STRUCTURE_TYPE_PHYSICAL_DEVICE_VERTEX_ATTRIBUTE_ROBUSTNESS_FEATURES_EXT`

Issues

None

Version History

- Revision 1, 2024-11-01 (Piers Daniell)
 - Internal revisions

VK_EXT_ycbcr_2plane_444_formats

Name String

VK_EXT_ycbcr_2plane_444_formats

Extension Type

Device extension

Registered Extension Number

331

Revision

1

Ratification Status

Not ratified

Extension and Version Dependencies

[VK_KHR_sampler_ycbcr_conversion](#)

or

[Vulkan Version 1.1](#)

Deprecation State

- *Promoted* to [Vulkan 1.3](#)

Contact

- Tony Zlatinski [[GitHub](#)] [tzlatinski](#)

Other Extension Metadata

Last Modified Date

2020-07-28

IP Status

No known IP claims.

Contributors

- Piers Daniell, NVIDIA
- Ping Liu, Intel

Description

This extension adds some Y'C_BC_R formats that are in common use for video encode and decode, but were not part of the [VK_KHR_sampler_ycbcr_conversion](#) extension.

New Structures

- Extending [VkPhysicalDeviceFeatures2](#), [VkDeviceCreateInfo](#):

- [VkPhysicalDeviceYcbcr2Plane444FormatsFeaturesEXT](#)

New Enum Constants

- [VK_EXT_YCBCR_2PLANE_444_FORMATS_EXTENSION_NAME](#)
- [VK_EXT_YCBCR_2PLANE_444_FORMATS_SPEC_VERSION](#)
- Extending [VkFormat](#):
 - [VK_FORMAT_G10X6_B10X6R10X6_2PLANE_444_UNORM_3PACK16_EXT](#)
 - [VK_FORMAT_G12X4_B12X4R12X4_2PLANE_444_UNORM_3PACK16_EXT](#)
 - [VK_FORMAT_G16_B16R16_2PLANE_444_UNORM_EXT](#)
 - [VK_FORMAT_G8_B8R8_2PLANE_444_UNORM_EXT](#)
- Extending [VkStructureType](#):
 - [VK_STRUCTURE_TYPE_PHYSICAL_DEVICE_YCBCR_2_PLANE_444_FORMATS_FEATURES_EXT](#)

Promotion to Vulkan 1.3

The format enumerants introduced by the extension are included in core Vulkan 1.3, with the EXT suffix omitted. However, runtime support for these formats is optional in core Vulkan 1.3, while if this extension is supported, runtime support is mandatory. The feature structure is not promoted. The original enum names are still available as aliases of the core functionality.

Version History

- Revision 1, 2020-03-08 (Piers Daniell)
 - Initial draft

VK_AMD_draw_indirect_count

Name String

VK_AMD_draw_indirect_count

Extension Type

Device extension

Registered Extension Number

34

Revision

2

Ratification Status

Not ratified

Extension and Version Dependencies

None

Deprecation State

- *Promoted* to [VK_KHR_draw_indirect_count](#) extension
 - Which in turn was *promoted* to [Vulkan 1.2](#)

Contact

- Daniel Rakos [\[GitHub\]drakos-amd](#)

Other Extension Metadata

Last Modified Date

2016-08-23

IP Status

No known IP claims.

Contributors

- Matthaeus G. Chajdas, AMD
- Derrick Owens, AMD
- Graham Sellers, AMD
- Daniel Rakos, AMD
- Dominik Witczak, AMD

Description

This extension allows an application to source the number of draws for indirect drawing commands from a buffer. This enables applications to generate an arbitrary number of drawing commands and execute them without host intervention.

Promotion to `VK_KHR_draw_indirect_count`

All functionality in this extension is included in `VK_KHR_draw_indirect_count`, with the suffix changed to KHR. The original type, enum, and command names are still available as aliases of the core functionality.

New Commands

- `vkCmdDrawIndexedIndirectCountAMD`
- `vkCmdDrawIndirectCountAMD`

New Enum Constants

- `VK_AMD_DRAW_INDIRECT_COUNT_EXTENSION_NAME`
- `VK_AMD_DRAW_INDIRECT_COUNT_SPEC_VERSION`

Version History

- Revision 2, 2016-08-23 (Dominik Witczak)
 - Minor fixes
- Revision 1, 2016-07-21 (Matthaeus Chajdas)
 - Initial draft

VK_AMD_gpu_shader_half_float

Name String

VK_AMD_gpu_shader_half_float

Extension Type

Device extension

Registered Extension Number

37

Revision

2

Ratification Status

Not ratified

Extension and Version Dependencies

None

SPIR-V Dependencies

- [SPV_AMD_gpu_shader_half_float](#)

Deprecation State

- *Deprecated* by [VK_KHR_shader_float16_int8](#) extension
 - Which in turn was *promoted* to [Vulkan 1.2](#)

Contact

- Dominik Witczak [\[GitHub\]dominikwiczakamd](#)

Other Extension Metadata

Last Modified Date

2019-04-11

IP Status

No known IP claims.

Interactions and External Dependencies

- This extension provides API support for [GL_AMD_gpu_shader_half_float](#)

Contributors

- Daniel Rakos, AMD
- Dominik Witczak, AMD
- Donglin Wei, AMD
- Graham Sellers, AMD
- Qun Lin, AMD

- Rex Xu, AMD

Description

This extension adds support for using half float variables in shaders.

Deprecation by `VK_KHR_shader_float16_int8`

Functionality in this extension is included in the `VK_KHR_shader_float16_int8` extension, when the `shaderFloat16` feature is enabled.

New Enum Constants

- `VK_AMD_GPU_SHADER_HALF_FLOAT_EXTENSION_NAME`
- `VK_AMD_GPU_SHADER_HALF_FLOAT_SPEC_VERSION`

Version History

- Revision 2, 2019-04-11 (Tobias Hector)
 - Marked as deprecated
- Revision 1, 2016-09-21 (Dominik Witczak)
 - Initial draft

VK_AMD_gpu_shader_int16

Name String

VK_AMD_gpu_shader_int16

Extension Type

Device extension

Registered Extension Number

133

Revision

2

Ratification Status

Not ratified

Extension and Version Dependencies

None

SPIR-V Dependencies

- [SPV_AMD_gpu_shader_int16](#)

Deprecation State

- *Deprecated* by [VK_KHR_shader_float16_int8](#) extension
 - Which in turn was *promoted* to [Vulkan 1.2](#)

Contact

- Qun Lin [[GitHub](#)][linqun](#)

Other Extension Metadata

Last Modified Date

2019-04-11

IP Status

No known IP claims.

Interactions and External Dependencies

- This extension provides API support for [GL_AMD_gpu_shader_int16](#)

Contributors

- Daniel Rakos, AMD
- Dominik Witczak, AMD
- Matthaeus G. Chajdas, AMD
- Rex Xu, AMD
- Timothy Lottes, AMD

- Zhi Cai, AMD

Description

This extension adds support for using 16-bit integer variables in shaders.

Deprecation by [VK_KHR_shader_float16_int8](#)

Functionality in this extension is included in the [VK_KHR_shader_float16_int8](#) extension, when the [shaderInt16](#) and [shaderFloat16](#) features are enabled.

New Enum Constants

- [VK_AMD_GPU_SHADER_INT16_EXTENSION_NAME](#)
- [VK_AMD_GPU_SHADER_INT16_SPEC_VERSION](#)

Version History

- Revision 2, 2019-04-11 (Tobias Hector)
 - Marked as deprecated
- Revision 1, 2017-06-18 (Dominik Witczak)
 - First version

VK_AMD_negative_viewport_height

Name String

VK_AMD_negative_viewport_height

Extension Type

Device extension

Registered Extension Number

36

Revision

1

Ratification Status

Not ratified

Extension and Version Dependencies

None

Deprecation State

- *Obsoleted* by [VK_KHR_maintenance1](#) extension
 - Which in turn was *promoted* to [Vulkan 1.1](#)

Contact

- Matthaeus G. Chajdas [\[GitHub\]](#)[anteru](#)

Other Extension Metadata

Last Modified Date

2016-09-02

IP Status

No known IP claims.

Contributors

- Matthaeus G. Chajdas, AMD
- Graham Sellers, AMD
- Baldur Karlsson

Description

This extension allows an application to specify a negative viewport height. The result is that the viewport transformation will flip along the y-axis.

- Allow negative height to be specified in the [VkViewport::height](#) field to perform y-inversion of the clip-space to framebuffer-space transform. This allows apps to avoid having to use [gl_Position.y = -gl_Position.y](#) in shaders also targeting other APIs.

Obsolescence by [VK_KHR_maintenance1](#) and Vulkan 1.1

Functionality in this extension is included in the [VK_KHR_maintenance1](#) extension and subsequently Vulkan 1.1. Due to some slight behavioral differences, this extension **must** not be enabled alongside [VK_KHR_maintenance1](#), or in an instance created with version 1.1 or later requested in [VkApplicationInfo::apiVersion](#).

New Enum Constants

- [VK_AMD_NEGATIVE_VIEWPORT_HEIGHT_EXTENSION_NAME](#)
- [VK_AMD_NEGATIVE_VIEWPORT_HEIGHT_SPEC_VERSION](#)

Version History

- Revision 1, 2016-09-02 (Matthaeus Chajdas)
 - Initial draft

VK_ARM_rasterization_order_attachment_access

Name String

VK_ARM_rasterization_order_attachment_access

Extension Type

Device extension

Registered Extension Number

343

Revision

1

Ratification Status

Not ratified

Extension and Version Dependencies

[VK_KHR_get_physical_device_properties2](#)

or

[Vulkan Version 1.1](#)

Deprecation State

- *Promoted* to [VK_EXT_rasterization_order_attachment_access](#) extension

Contact

- Jan-Harald Fredriksen [\[GitHub\]janharaldfredriksen-arm](#)

Other Extension Metadata

Last Modified Date

2026-01-16

IP Status

No known IP claims.

Contributors

- Tobias Hector, AMD
- Jan-Harald Fredriksen, Arm

Description

Render passes, and specifically subpass dependencies, enable much of the same functionality as the framebuffer fetch and pixel local storage extensions did for OpenGL ES. But certain techniques such as programmable blending are awkward or impractical to implement with these alone, in part because a self-dependency is required every time a fragment will read a value at a given sample coordinate.

This extension extends the mechanism of input attachments to allow access to framebuffer

attachments when used as both input and color, or depth/stencil, attachments from one fragment to the next, in rasterization order, without explicit synchronization.

New Structures

- Extending [VkPhysicalDeviceFeatures2](#), [VkDeviceCreateInfo](#):
 - [VkPhysicalDeviceRasterizationOrderAttachmentAccessFeaturesARM](#)

New Enum Constants

- [VK_ARM_RASTERIZATION_ORDER_ATTACHMENT_ACCESS_EXTENSION_NAME](#)
- [VK_ARM_RASTERIZATION_ORDER_ATTACHMENT_ACCESS_SPEC_VERSION](#)
- Extending [VkPipelineColorBlendStateCreateFlagBits](#):
 - [VK_PIPELINE_COLOR_BLEND_STATE_CREATE_RASTERIZATION_ORDER_ATTACHMENT_ACCESS_BIT_ARM](#)
- Extending [VkPipelineDepthStencilStateCreateFlagBits](#):
 - [VK_PIPELINE_DEPTH_STENCIL_STATE_CREATE_RASTERIZATION_ORDER_ATTACHMENT_DEPTH_ACCESS_BIT_ARM](#)
 - [VK_PIPELINE_DEPTH_STENCIL_STATE_CREATE_RASTERIZATION_ORDER_ATTACHMENT_STENCIL_ACCESS_BIT_ARM](#)
- Extending [VkStructureType](#):
 - [VK_STRUCTURE_TYPE_PHYSICAL_DEVICE_RASTERIZATION_ORDER_ATTACHMENT_ACCESS_FEATURES_ARM](#)
- Extending [VkSubpassDescriptionFlagBits](#):
 - [VK_SUBPASS_DESCRIPTION_RASTERIZATION_ORDER_ATTACHMENT_COLOR_ACCESS_BIT_ARM](#)
 - [VK_SUBPASS_DESCRIPTION_RASTERIZATION_ORDER_ATTACHMENT_DEPTH_ACCESS_BIT_ARM](#)
 - [VK_SUBPASS_DESCRIPTION_RASTERIZATION_ORDER_ATTACHMENT_STENCIL_ACCESS_BIT_ARM](#)

Issues

See the Issues for [VK_EXT_rasterization_order_attachment_access](#).

Examples

None.

Version History

- Revision 1, 2021-11-12 (Jan-Harald Fredriksen)
 - Initial draft
 - Updated Issues section 2026-01-16

VK_IMG_format_pvrtc

Name String

VK_IMG_format_pvrtc

Extension Type

Device extension

Registered Extension Number

55

Revision

1

Ratification Status

Not ratified

Extension and Version Dependencies

None

Deprecation State

- *Deprecated* without replacement

Contact

- Stuart Smith

Other Extension Metadata

Last Modified Date

2019-09-02

IP Status

Imagination Technologies Proprietary

Contributors

- Stuart Smith, Imagination Technologies

Description

VK_IMG_format_pvrtc provides additional texture compression functionality specific to Imagination Technologies PowerVR Texture compression format (called PVRTC).

NOTE

As also noted in the [Khronos Data Format Specification](#), PVRTC1 images must have dimensions that are a power of two.

Deprecation

Both PVRTC1 and PVRTC2 are slower than standard image formats on PowerVR GPUs, and support will be removed from future hardware.

New Enum Constants

- `VK_IMG_FORMAT_PVRTC_EXTENSION_NAME`
- `VK_IMG_FORMAT_PVRTC_SPEC_VERSION`
- Extending `VkFormat`:
 - `VK_FORMAT_PVRTC1_2BPP_SRGB_BLOCK_IMG`
 - `VK_FORMAT_PVRTC1_2BPP_UNORM_BLOCK_IMG`
 - `VK_FORMAT_PVRTC1_4BPP_SRGB_BLOCK_IMG`
 - `VK_FORMAT_PVRTC1_4BPP_UNORM_BLOCK_IMG`
 - `VK_FORMAT_PVRTC2_2BPP_SRGB_BLOCK_IMG`
 - `VK_FORMAT_PVRTC2_2BPP_UNORM_BLOCK_IMG`
 - `VK_FORMAT_PVRTC2_4BPP_SRGB_BLOCK_IMG`
 - `VK_FORMAT_PVRTC2_4BPP_UNORM_BLOCK_IMG`

Version History

- Revision 1, 2019-09-02 (Stuart Smith)
 - Initial version

VK_MVK_ios_surface

Name String

VK_MVK_ios_surface

Extension Type

Instance extension

Registered Extension Number

123

Revision

3

Ratification Status

Not ratified

Extension and Version Dependencies

[VK_KHR_surface](#)

Deprecation State

- *Deprecated* by [VK_EXT_metal_surface](#) extension

Contact

- Bill Hollings [\[GitHub\]](#)[billhollings](#)

Other Extension Metadata

Last Modified Date

2020-07-31

IP Status

No known IP claims.

Contributors

- Bill Hollings, The Brenwill Workshop Ltd.

Description

The [VK_MVK_ios_surface](#) extension is an instance extension. It provides a mechanism to create a [VkSurfaceKHR](#) object (defined by the [VK_KHR_surface](#) extension) based on a [UIView](#), the native surface type of iOS, which is underpinned by a [CAMetalLayer](#), to support rendering to the surface using Apple's Metal framework.

Deprecation by [VK_EXT_metal_surface](#)

The [VK_MVK_ios_surface](#) extension is considered deprecated and has been superseded by the [VK_EXT_metal_surface](#) extension.

New Commands

- [vkCreateIOSSurfaceMVK](#)

New Structures

- [VkIOSSurfaceCreateInfoMVK](#)

New Bitmasks

- [VkIOSSurfaceCreateFlagsMVK](#)

New Enum Constants

- [VK_MVK_IOS_SURFACE_EXTENSION_NAME](#)
- [VK_MVK_IOS_SURFACE_SPEC_VERSION](#)
- Extending [VkStructureType](#):
 - [VK_STRUCTURE_TYPE_IOS_SURFACE_CREATE_INFO_MVK](#)

Version History

- Revision 1, 2017-02-15 (Bill Hollings)
 - Initial draft.
- Revision 2, 2017-02-24 (Bill Hollings)
 - Minor syntax fix to emphasize firm requirement for [UIView](#) to be backed by a [CAMetalLayer](#).
- Revision 3, 2020-07-31 (Bill Hollings)
 - Update documentation on requirements for [UIView](#).
 - Mark as deprecated by [VK_EXT_metal_surface](#).

VK_MVK_macos_surface

Name String

VK_MVK_macos_surface

Extension Type

Instance extension

Registered Extension Number

124

Revision

3

Ratification Status

Not ratified

Extension and Version Dependencies

[VK_KHR_surface](#)

Deprecation State

- *Deprecated* by [VK_EXT_metal_surface](#) extension

Contact

- Bill Hollings [\[GitHub\]](#)[billhollings](#)

Other Extension Metadata

Last Modified Date

2020-07-31

IP Status

No known IP claims.

Contributors

- Bill Hollings, The Brenwill Workshop Ltd.

Description

The [VK_MVK_macos_surface](#) extension is an instance extension. It provides a mechanism to create a [VkSurfaceKHR](#) object (defined by the [VK_KHR_surface](#) extension) based on an [NSView](#), the native surface type of macOS, which is underpinned by a [CAMetalLayer](#), to support rendering to the surface using Apple's Metal framework.

Deprecation by [VK_EXT_metal_surface](#)

The [VK_MVK_macos_surface](#) extension is considered deprecated and has been superseded by the [VK_EXT_metal_surface](#) extension.

New Commands

- [vkCreateMacOSSurfaceMVK](#)

New Structures

- [VkMacOSSurfaceCreateInfoMVK](#)

New Bitmasks

- [VkMacOSSurfaceCreateFlagsMVK](#)

New Enum Constants

- [VK_MVK_MACOS_SURFACE_EXTENSION_NAME](#)
- [VK_MVK_MACOS_SURFACE_SPEC_VERSION](#)
- Extending [VkStructureType](#):
 - [VK_STRUCTURE_TYPE_MACOS_SURFACE_CREATE_INFO_MVK](#)

Version History

- Revision 1, 2017-02-15 (Bill Hollings)
 - Initial draft.
- Revision 2, 2017-02-24 (Bill Hollings)
 - Minor syntax fix to emphasize firm requirement for [NSView](#) to be backed by a [CAMetalLayer](#).
- Revision 3, 2020-07-31 (Bill Hollings)
 - Update documentation on requirements for [NSView](#).
 - Mark as deprecated by [VK_EXT_metal_surface](#).

VK_NV_compute_shader_derivatives

Name String

VK_NV_compute_shader_derivatives

Extension Type

Device extension

Registered Extension Number

202

Revision

1

Ratification Status

Not ratified

Extension and Version Dependencies

[VK_KHR_get_physical_device_properties2](#)

or

[Vulkan Version 1.1](#)

SPIR-V Dependencies

- [SPV_NV_compute_shader_derivatives](#)

Deprecation State

- *Promoted* to [VK_KHR_compute_shader_derivatives](#) extension

Contact

- Pat Brown [[GitHub](#)]nvpbrown

Other Extension Metadata

Last Modified Date

2018-07-19

IP Status

No known IP claims.

Interactions and External Dependencies

- This extension provides API support for [GL_NV_compute_shader_derivatives](#)

Contributors

- Pat Brown, NVIDIA

Description

This extension adds Vulkan support for the [SPV_NV_compute_shader_derivatives](#) SPIR-V extension.

The SPIR-V extension provides two new execution modes, both of which allow compute shaders to

use built-ins that evaluate compute derivatives explicitly or implicitly. Derivatives will be computed via differencing over a 2x2 group of shader invocations. The `DerivativeGroupQuadsNV` execution mode assembles shader invocations into 2x2 groups, where each group has x and y coordinates of the local invocation ID of the form $(2m+\{0,1\}, 2n+\{0,1\})$. The `DerivativeGroupLinearNV` execution mode assembles shader invocations into 2x2 groups, where each group has local invocation index values of the form $4m+\{0,1,2,3\}$.

New Structures

- Extending `VkPhysicalDeviceFeatures2`, `VkDeviceCreateInfo`:
 - `VkPhysicalDeviceComputeShaderDerivativesFeaturesNV`

New Enum Constants

- `VK_NV_COMPUTE_SHADER_DERIVATIVES_EXTENSION_NAME`
- `VK_NV_COMPUTE_SHADER_DERIVATIVES_SPEC_VERSION`
- Extending `VkStructureType`:
 - `VK_STRUCTURE_TYPE_PHYSICAL_DEVICE_COMPUTE_SHADER_DERIVATIVES_FEATURES_NV`

New SPIR-V Capability

- `ComputeDerivativeGroupQuadsNV`
- `ComputeDerivativeGroupLinearNV`

Issues

(1) Should we specify that the groups of four shader invocations used for derivatives in a compute shader are the same groups of four invocations that form a “quad” in shader subgroups?

RESOLVED: Yes.

Examples

None.

Version History

- Revision 1, 2018-07-19 (Pat Brown)
 - Initial draft

VK_NV_copy_memory_indirect

Name String

VK_NV_copy_memory_indirect

Extension Type

Device extension

Registered Extension Number

427

Revision

1

Ratification Status

Not ratified

Extension and Version Dependencies

[VK_KHR_get_physical_device_properties2](#)

or

[Vulkan Version 1.1](#)

and

[VK_KHR_buffer_device_address](#)

or

[Vulkan Version 1.2](#)

Deprecation State

- *Promoted* to [VK_KHR_copy_memory_indirect](#) extension

Contact

- Vikram Kushwaha [[GitHub](#)][vkushwaha-nv](#)

Other Extension Metadata

Last Modified Date

2022-10-14

Contributors

- Vikram Kushwaha, NVIDIA
- Jeff Bolz, NVIDIA
- Christoph Kubisch, NVIDIA
- Daniel Koch, NVIDIA

Description

This extension adds support for performing copies between memory and image regions using indirect parameters that are read by the device from a buffer during execution. This functionality **may** be useful for performing copies where the copy parameters are not known during the

command buffer creation time.

New Commands

- [vkCmdCopyMemoryIndirectNV](#)
- [vkCmdCopyMemoryToImageIndirectNV](#)

New Structures

- [VkCopyMemoryIndirectCommandNV](#)
- [VkCopyMemoryToImageIndirectCommandNV](#)
- Extending [VkPhysicalDeviceFeatures2](#), [VkDeviceCreateInfo](#):
 - [VkPhysicalDeviceCopyMemoryIndirectFeaturesNV](#)
- Extending [VkPhysicalDeviceProperties2](#):
 - [VkPhysicalDeviceCopyMemoryIndirectPropertiesNV](#)

New Enum Constants

- [VK_NV_COPY_MEMORY_INDIRECT_EXTENSION_NAME](#)
- [VK_NV_COPY_MEMORY_INDIRECT_SPEC_VERSION](#)
- Extending [VkStructureType](#):
 - [VK_STRUCTURE_TYPE_PHYSICAL_DEVICE_COPY_MEMORY_INDIRECT_FEATURES_NV](#)
 - [VK_STRUCTURE_TYPE_PHYSICAL_DEVICE_COPY_MEMORY_INDIRECT_PROPERTIES_NV](#)

Version History

- Revision 1, 2022-10-14 (Vikram Kushwaha)
 - Initial draft

VK_NV_dedicated_allocation

Name String

VK_NV_dedicated_allocation

Extension Type

Device extension

Registered Extension Number

27

Revision

1

Ratification Status

Not ratified

Extension and Version Dependencies

None

Deprecation State

- *Deprecated* by [VK_KHR_dedicated_allocation](#) extension
 - Which in turn was *promoted* to [Vulkan 1.1](#)

Contact

- Jeff Bolz [\[GitHub\]jeffbolznv](#)

Other Extension Metadata

Last Modified Date

2016-05-31

IP Status

No known IP claims.

Contributors

- Jeff Bolz, NVIDIA

Description

This extension allows device memory to be allocated for a particular buffer or image resource, which on some devices can significantly improve the performance of that resource. Normal device memory allocations must support memory aliasing and sparse binding, which could interfere with optimizations like framebuffer compression or efficient page table usage. This is important for render targets and very large resources, but need not (and probably should not) be used for smaller resources that can benefit from suballocation.

This extension adds a few small structures to resource creation and memory allocation: a new structure that flags whether an image/buffer will have a dedicated allocation, and a structure

indicating the image or buffer that an allocation will be bound to.

New Structures

- Extending [VkBufferCreateInfo](#):
 - [VkDedicatedAllocationBufferCreateInfoNV](#)
- Extending [VkImageCreateInfo](#):
 - [VkDedicatedAllocationImageCreateInfoNV](#)
- Extending [VkMemoryAllocateInfo](#):
 - [VkDedicatedAllocationMemoryAllocateInfoNV](#)

New Enum Constants

- [VK_NV_DEDICATED_ALLOCATION_EXTENSION_NAME](#)
- [VK_NV_DEDICATED_ALLOCATION_SPEC_VERSION](#)
- Extending [VkStructureType](#):
 - [VK_STRUCTURE_TYPE_DEDICATED_ALLOCATION_BUFFER_CREATE_INFO_NV](#)
 - [VK_STRUCTURE_TYPE_DEDICATED_ALLOCATION_IMAGE_CREATE_INFO_NV](#)
 - [VK_STRUCTURE_TYPE_DEDICATED_ALLOCATION_MEMORY_ALLOCATE_INFO_NV](#)

Examples

```
// Create an image with
// VkDedicatedAllocationImageCreateInfoNV::dedicatedAllocation
// set to VK_TRUE

VkDedicatedAllocationImageCreateInfoNV dedicatedImageInfo =
{
    .sType = VK_STRUCTURE_TYPE_DEDICATED_ALLOCATION_IMAGE_CREATE_INFO_NV,
    .pNext = NULL,
    .dedicatedAllocation = VK_TRUE,
};

VkImageCreateInfo imageCreateInfo =
{
    .sType = VK_STRUCTURE_TYPE_IMAGE_CREATE_INFO,
    .pNext = &dedicatedImageInfo
    // Other members set as usual
};

VkImage image;
VkResult result = vkCreateImage(
    device,
    &imageCreateInfo,
    NULL,          // pAllocator
    &image);
```



```

VkMemoryRequirements memoryRequirements;
vkGetImageMemoryRequirements(
    device,
    image,
    &memoryRequirements);

// Allocate memory with VkDedicatedAllocationMemoryAllocateInfoNV::image
// pointing to the image we are allocating the memory for

VkDedicatedAllocationMemoryAllocateInfoNV dedicatedInfo =
{
    .sType = VK_STRUCTURE_TYPE_DEDICATED_ALLOCATION_MEMORY_ALLOCATE_INFO_NV,
    .pNext = NULL,
    .image = image,
    .buffer = VK_NULL_HANDLE,
};

VkMemoryAllocateInfo memoryAllocateInfo =
{
    .sType = VK_STRUCTURE_TYPE_MEMORY_ALLOCATE_INFO,
    .pNext = &dedicatedInfo,
    .allocationSize = memoryRequirements.size,
    .memoryTypeIndex = FindMemoryTypeIndex(memoryRequirements.memoryTypeBits),
};

VkDeviceMemory memory;
vkAllocateMemory(
    device,
    &memoryAllocateInfo,
    NULL, // pAllocator
    &memory);

// Bind the image to the memory

vkBindImageMemory(
    device,
    image,
    memory,
    0);

```

Version History

- Revision 1, 2016-05-31 (Jeff Bolz)
 - Internal revisions

VK_NV_displacement_micromap

Name String

VK_NV_displacement_micromap

Extension Type

Device extension

Registered Extension Number

398

Revision

2

Ratification Status

Not ratified

Extension and Version Dependencies

[VK_EXT_opacity_micromap](#)

- This is a *provisional* extension and must be used with caution. See the [description](#) of provisional header files for enablement and stability details.

Deprecation State

- *Deprecated* by [VK_NV_cluster_acceleration_structure](#) extension

Contact

- Christoph Kubisch [\[GitHub\]pixeljetstream](#)
- Eric Werness [\[GitHub\]ewerness-nv](#)

Other Extension Metadata

Last Modified Date

2023-03-17

Interactions and External Dependencies

TBD

Contributors

- Christoph Kubisch, NVIDIA
- Eric Werness, NVIDIA

Description

Ray tracing can very efficiently render from geometry which has very fine detail, but when using only a basic triangle representation, memory consumption can be an issue. This extension adds the ability to add a *displacement map* to add more detail to triangles in an acceleration structure with an efficient in-memory format. The format is externally visible to allow the application to compress its internal geometry representations into the compressed format ahead of time. This format adds

displacements along a defined vector to subtriangle vertices which are subdivided from the main triangles.

This extension provides:

- a new [VkMicromapTypeEXT](#) format for the displacement micromap,
- a structure to extend [VkAccelerationStructureGeometryTrianglesDataKHR](#) to attach a displacement micromap to the geometry of the acceleration structure,
- enums extending [VkBuildAccelerationStructureFlagBitsKHR](#) to allow for updates.

New Structures

- Extending [VkAccelerationStructureGeometryTrianglesDataKHR](#):
 - [VkAccelerationStructureTrianglesDisplacementMicromapNV](#)
- Extending [VkPhysicalDeviceFeatures2](#), [VkDeviceCreateInfo](#):
 - [VkPhysicalDeviceDisplacementMicromapFeaturesNV](#)
- Extending [VkPhysicalDeviceProperties2](#):
 - [VkPhysicalDeviceDisplacementMicromapPropertiesNV](#)

New Enums

- [VkDisplacementMicromapFormatNV](#)

New Enum Constants

- [VK_NV_DISPLACEMENT_MICROMAP_EXTENSION_NAME](#)
- [VK_NV_DISPLACEMENT_MICROMAP_SPEC_VERSION](#)
- Extending [VkBuildAccelerationStructureFlagBitsKHR](#):
 - [VK_BUILD_ACCELERATION_STRUCTURE_ALLOW_DISPLACEMENT_MICROMAP_UPDATE_BIT_NV](#)
 - [VK_BUILD_ACCELERATION_STRUCTURE_ALLOW_DISPLACEMENT_MICROMAP_UPDATE_NV](#)
- Extending [VkMicromapTypeEXT](#):
 - [VK_MICROMAP_TYPE_DISPLACEMENT_MICROMAP_NV](#)
- Extending [VkPipelineCreateFlagBits](#):
 - [VK_PIPELINE_CREATE_RAY_TRACING_DISPLACEMENT_MICROMAP_BIT_NV](#)
- Extending [VkStructureType](#):
 - [VK_STRUCTURE_TYPE_ACCELERATION_STRUCTURE_TRIANGLES_DISPLACEMENT_MICROMAP_NV](#)
 - [VK_STRUCTURE_TYPE_PHYSICAL_DEVICE_DISPLACEMENT_MICROMAP_FEATURES_NV](#)
 - [VK_STRUCTURE_TYPE_PHYSICAL_DEVICE_DISPLACEMENT_MICROMAP_PROPERTIES_NV](#)

Issues

(1) What is the status of this extension?

- Deprecated. The `VK_NV_cluster_acceleration_structure` extension is not a one-to-one replacement for this extension but enables similar performance improvements for high-tessellation geometry and is considered the preferred direction to improve high-tessellation geometry performance.

Version History

- Revision 1, 2023-03-17 (Eric Werness)
 - Initial public revision
- Revision 2, 2023-07-07 (Eric Werness)
 - Add shader support for decode intrinsics

VK_NV_external_memory

Name String

VK_NV_external_memory

Extension Type

Device extension

Registered Extension Number

57

Revision

1

Ratification Status

Not ratified

Extension and Version Dependencies

[VK_NV_external_memory_capabilities](#)

Deprecation State

- *Deprecated* by [VK_KHR_external_memory](#) extension
 - Which in turn was *promoted* to [Vulkan 1.1](#)

Contact

- James Jones [\[GitHub\]](#)[cubanismo](#)

Other Extension Metadata

Last Modified Date

2016-08-19

IP Status

No known IP claims.

Contributors

- James Jones, NVIDIA
- Carsten Rohde, NVIDIA

Description

Applications may wish to export memory to other Vulkan instances or other APIs, or import memory from other Vulkan instances or other APIs to enable Vulkan workloads to be split up across application module, process, or API boundaries. This extension enables applications to create exportable Vulkan memory objects such that the underlying resources can be referenced outside the Vulkan instance that created them.

New Structures

- Extending [VkImageCreateInfo](#):
 - [VkExternalMemoryImageCreateInfoNV](#)
- Extending [VkMemoryAllocateInfo](#):
 - [VkExportMemoryAllocateInfoNV](#)

New Enum Constants

- [VK_NV_EXTERNAL_MEMORY_EXTENSION_NAME](#)
- [VK_NV_EXTERNAL_MEMORY_SPEC_VERSION](#)
- Extending [VkStructureType](#):
 - [VK_STRUCTURE_TYPE_EXPORT_MEMORY_ALLOCATE_INFO_NV](#)
 - [VK_STRUCTURE_TYPE_EXTERNAL_MEMORY_IMAGE_CREATE_INFO_NV](#)

Issues

1) If memory objects are shared between processes and APIs, is this considered aliasing according to the rules outlined in the [Memory Aliasing](#) section?

RESOLVED: Yes, but strict exceptions to the rules are added to allow some forms of aliasing in these cases. Further, other extensions may build upon these new aliasing rules to define specific support usage within Vulkan for imported native memory objects, or memory objects from other APIs.

2) Are new image layouts or metadata required to specify image layouts and layout transitions compatible with non-Vulkan APIs, or with other instances of the same Vulkan driver?

RESOLVED: No. Separate instances of the same Vulkan driver running on the same GPU should have identical internal layout semantics, so applications have the tools they need to ensure views of images are consistent between the two instances. Other APIs will fall into two categories: Those that are Vulkan compatible (a term to be defined by subsequent interoperability extensions), or Vulkan incompatible. When sharing images with Vulkan incompatible APIs, the Vulkan image must be transitioned to the [VK_IMAGE_LAYOUT_GENERAL](#) layout before handing it off to the external API.

Note this does not attempt to address cross-device transitions, nor transitions to engines on the same device which are not visible within the Vulkan API. Both of these are beyond the scope of this extension.

Examples

```
// TODO: Write some sample code here.
```

Version History

- Revision 1, 2016-08-19 (James Jones)
 - Initial draft

VK_NV_external_memory_capabilities

Name String

VK_NV_external_memory_capabilities

Extension Type

Instance extension

Registered Extension Number

56

Revision

1

Ratification Status

Not ratified

Extension and Version Dependencies

None

Deprecation State

- *Deprecated* by [VK_KHR_external_memory_capabilities](#) extension
 - Which in turn was *promoted* to [Vulkan 1.1](#)

Contact

- James Jones [\[GitHub\]](#)[cubanismo](#)

Other Extension Metadata

Last Modified Date

2016-08-19

IP Status

No known IP claims.

Interactions and External Dependencies

- Interacts with Vulkan 1.1.
- Interacts with [VK_KHR_dedicated_allocation](#).
- Interacts with [VK_NV_dedicated_allocation](#).

Contributors

- James Jones, NVIDIA

Description

Applications may wish to import memory from the Direct 3D API, or export memory to other Vulkan instances. This extension provides a set of capability queries that allow applications determine what types of win32 memory handles an implementation supports for a given set of use

cases.

New Commands

- [vkGetPhysicalDeviceExternalImageFormatPropertiesNV](#)

New Structures

- [VkExternalImageFormatPropertiesNV](#)

New Enums

- [VkExternalMemoryFeatureFlagBitsNV](#)
- [VkExternalMemoryHandleTypeFlagBitsNV](#)

New Bitmasks

- [VkExternalMemoryFeatureFlagsNV](#)
- [VkExternalMemoryHandleTypeFlagsNV](#)

New Enum Constants

- [VK_NV_EXTERNAL_MEMORY_CAPABILITIES_EXTENSION_NAME](#)
- [VK_NV_EXTERNAL_MEMORY_CAPABILITIES_SPEC_VERSION](#)

Issues

1) Why do so many external memory capabilities need to be queried on a per-memory-handle-type basis?

RESOLVED: This is because some handle types are based on OS-native objects that have far more limited capabilities than the very generic Vulkan memory objects. Not all memory handle types can name memory objects that support 3D images, for example. Some handle types cannot even support the deferred image and memory binding behavior of Vulkan and require specifying the image when allocating or importing the memory object.

2) Does the [VkExternalImageFormatPropertiesNV](#) structure need to include a list of memory type bits that support the given handle type?

RESOLVED: No. The memory types that do not support the handle types will simply be filtered out of the results returned by [vkGetImageMemoryRequirements](#) when a set of handle types was specified at image creation time.

3) Should the non-opaque handle types be moved to their own extension?

RESOLVED: Perhaps. However, defining the handle type bits does very little and does not require any platform-specific types on its own, and it is easier to maintain the bitmask values in a single extension for now. Presumably more handle types could be added by separate extensions though, and it would be midly weird to have some platform-specific ones defined in the core spec and some in extensions

Version History

- Revision 1, 2016-08-19 (James Jones)
 - Initial version

VK_NV_external_memory_win32

Name String

VK_NV_external_memory_win32

Extension Type

Device extension

Registered Extension Number

58

Revision

1

Ratification Status

Not ratified

Extension and Version Dependencies

[VK_NV_external_memory](#)

Deprecation State

- *Deprecated* by [VK_KHR_external_memory_win32](#) extension

Contact

- James Jones [\[GitHub\]](#)[cubanismo](#)

Other Extension Metadata

Last Modified Date

2016-08-19

IP Status

No known IP claims.

Contributors

- James Jones, NVIDIA
- Carsten Rohde, NVIDIA

Description

Applications may wish to export memory to other Vulkan instances or other APIs, or import memory from other Vulkan instances or other APIs to enable Vulkan workloads to be split up across application module, process, or API boundaries. This extension enables win32 applications to export win32 handles from Vulkan memory objects such that the underlying resources can be referenced outside the Vulkan instance that created them, and import win32 handles created in the Direct3D API to Vulkan memory objects.

New Commands

- [vkGetMemoryWin32HandleNV](#)

New Structures

- Extending [VkMemoryAllocateInfo](#):
 - [VkExportMemoryWin32HandleInfoNV](#)
 - [VkImportMemoryWin32HandleInfoNV](#)

New Enum Constants

- [VK_NV_EXTERNAL_MEMORY_WIN32_EXTENSION_NAME](#)
- [VK_NV_EXTERNAL_MEMORY_WIN32_SPEC_VERSION](#)
- Extending [VkStructureType](#):
 - [VK_STRUCTURE_TYPE_EXPORT_MEMORY_WIN32_HANDLE_INFO_NV](#)
 - [VK_STRUCTURE_TYPE_IMPORT_MEMORY_WIN32_HANDLE_INFO_NV](#)

Issues

1) If memory objects are shared between processes and APIs, is this considered aliasing according to the rules outlined in the [Memory Aliasing](#) section?

RESOLVED: Yes, but strict exceptions to the rules are added to allow some forms of aliasing in these cases. Further, other extensions may build upon these new aliasing rules to define specific support usage within Vulkan for imported native memory objects, or memory objects from other APIs.

2) Are new image layouts or metadata required to specify image layouts and layout transitions compatible with non-Vulkan APIs, or with other instances of the same Vulkan driver?

RESOLVED: No. Separate instances of the same Vulkan driver running on the same GPU should have identical internal layout semantics, so applications have the tools they need to ensure views of images are consistent between the two instances. Other APIs will fall into two categories: Those that are Vulkan compatible (a term to be defined by subsequent interoperability extensions), or Vulkan incompatible. When sharing images with Vulkan incompatible APIs, the Vulkan image must be transitioned to the [VK_IMAGE_LAYOUT_GENERAL](#) layout before handing it off to the external API.

Note this does not attempt to address cross-device transitions, nor transitions to engines on the same device which are not visible within the Vulkan API. Both of these are beyond the scope of this extension.

3) Do applications need to call [CloseHandle\(\)](#) on the values returned from [vkGetMemoryWin32HandleNV](#) when [handleType](#) is [VK_EXTERNAL_MEMORY_HANDLE_TYPE_OPAQUE_WIN32_BIT_NV](#)?

RESOLVED: Yes, unless it is passed back in to another driver instance to import the object. A successful get call transfers ownership of the handle to the application, while an import transfers ownership to the associated driver. Destroying the memory object will not destroy the handle or the

handle's reference to the underlying memory resource.

Examples

```
//
// Create an exportable memory object and export an external
// handle from it.
//

// Pick an external format and handle type.
static const VkFormat format = VK_FORMAT_R8G8B8A8_UNORM;
static const VkExternalMemoryHandleTypeFlagsNV handleType =
    VK_EXTERNAL_MEMORY_HANDLE_TYPE_OPAQUE_WIN32_BIT_NV;

extern VkPhysicalDevice physicalDevice;
extern VkDevice device;

VkPhysicalDeviceMemoryProperties memoryProperties;
VkExternalImageFormatPropertiesNV properties;
VkExternalMemoryImageCreateInfoNV externalMemoryImageCreateInfo;
VkDedicatedAllocationImageCreateInfoNV dedicatedImageCreateInfo;
VkImageCreateInfo imageCreateInfo;
VkImage image;
VkMemoryRequirements imageMemoryRequirements;
uint32_t numMemoryTypes;
uint32_t memoryType;
VkExportMemoryAllocateInfoNV exportMemoryAllocateInfo;
VkDedicatedAllocationMemoryAllocateInfoNV dedicatedAllocationInfo;
VkMemoryAllocateInfo memoryAllocateInfo;
VkDeviceMemory memory;
VkResult result;
HANDLE memoryHnd;

// Figure out how many memory types the device supports
vkGetPhysicalDeviceMemoryProperties(physicalDevice,
                                   &memoryProperties);
numMemoryTypes = memoryProperties.memoryTypeCount;

// Check the external handle type capabilities for the chosen format
// Exportable 2D image support with at least 1 mip level, 1 array
// layer, and VK_SAMPLE_COUNT_1_BIT using optimal tiling and supporting
// texturing and color rendering is required.
result = vkGetPhysicalDeviceExternalImageFormatPropertiesNV(
    physicalDevice,
    format,
    VK_IMAGE_TYPE_2D,
    VK_IMAGE_TILING_OPTIMAL,
    VK_IMAGE_USAGE_SAMPLED_BIT |
    VK_IMAGE_USAGE_COLOR_ATTACHMENT_BIT,
    0,
```



```

        handleType,
        &properties);

if ((result != VK_SUCCESS) ||
    !(properties.externalMemoryFeatures &
        VK_EXTERNAL_MEMORY_FEATURE_EXPORTABLE_BIT_NV)) {
    abort();
}

// Set up the external memory image creation info
memset(&externalMemoryImageCreateInfo,
        0, sizeof(externalMemoryImageCreateInfo));
externalMemoryImageCreateInfo.sType =
    VK_STRUCTURE_TYPE_EXTERNAL_MEMORY_IMAGE_CREATE_INFO_NV;
externalMemoryImageCreateInfo.handleTypes = handleType;
if (properties.externalMemoryFeatures &
    VK_EXTERNAL_MEMORY_FEATURE_DEDICATED_ONLY_BIT_NV) {
    memset(&dedicatedImageCreateInfo, 0, sizeof(dedicatedImageCreateInfo));
    dedicatedImageCreateInfo.sType =
        VK_STRUCTURE_TYPE_DEDICATED_ALLOCATION_IMAGE_CREATE_INFO_NV;
    dedicatedImageCreateInfo.dedicatedAllocation = VK_TRUE;
    externalMemoryImageCreateInfo.pNext = &dedicatedImageCreateInfo;
}
// Set up the core image creation info
memset(&imageCreateInfo, 0, sizeof(imageCreateInfo));
imageCreateInfo.sType = VK_STRUCTURE_TYPE_IMAGE_CREATE_INFO;
imageCreateInfo.pNext = &externalMemoryImageCreateInfo;
imageCreateInfo.format = format;
imageCreateInfo.extent.width = 64;
imageCreateInfo.extent.height = 64;
imageCreateInfo.extent.depth = 1;
imageCreateInfo.mipLevels = 1;
imageCreateInfo.arrayLayers = 1;
imageCreateInfo.samples = VK_SAMPLE_COUNT_1_BIT;
imageCreateInfo.tiling = VK_IMAGE_TILING_OPTIMAL;
imageCreateInfo.usage = VK_IMAGE_USAGE_SAMPLED_BIT |
    VK_IMAGE_USAGE_COLOR_ATTACHMENT_BIT;
imageCreateInfo.sharingMode = VK_SHARING_MODE_EXCLUSIVE;
imageCreateInfo.initialLayout = VK_IMAGE_LAYOUT_UNDEFINED;

vkCreateImage(device, &imageCreateInfo, NULL, &image);

vkGetImageMemoryRequirements(device,
                             image,
                             &imageMemoryRequirements);

// For simplicity, just pick the first compatible memory type.
for (memoryType = 0; memoryType < numMemoryTypes; memoryType++) {
    if ((1 << memoryType) & imageMemoryRequirements.memoryTypeBits) {
        break;
    }
}

```



```

}

// At least one memory type must be supported given the prior external
// handle capability check.
assert(memoryType < numMemoryTypes);

// Allocate the external memory object.
memset(&exportMemoryAllocateInfo, 0, sizeof(exportMemoryAllocateInfo));
exportMemoryAllocateInfo.sType =
    VK_STRUCTURE_TYPE_EXPORT_MEMORY_ALLOCATE_INFO_NV;
exportMemoryAllocateInfo.handleTypes = handleType;
if (properties.externalMemoryFeatures &
    VK_EXTERNAL_MEMORY_FEATURE_DEDICATED_ONLY_BIT_NV) {
    memset(&dedicatedAllocationInfo, 0, sizeof(dedicatedAllocationInfo));
    dedicatedAllocationInfo.sType =
        VK_STRUCTURE_TYPE_DEDICATED_ALLOCATION_MEMORY_ALLOCATE_INFO_NV;
    dedicatedAllocationInfo.image = image;
    exportMemoryAllocateInfo.pNext = &dedicatedAllocationInfo;
}
memset(&memoryAllocateInfo, 0, sizeof(memoryAllocateInfo));
memoryAllocateInfo.sType = VK_STRUCTURE_TYPE_MEMORY_ALLOCATE_INFO;
memoryAllocateInfo.pNext = &exportMemoryAllocateInfo;
memoryAllocateInfo.allocationSize = imageMemoryRequirements.size;
memoryAllocateInfo.memoryTypeIndex = memoryType;

vkAllocateMemory(device, &memoryAllocateInfo, NULL, &memory);

if (!(properties.externalMemoryFeatures &
    VK_EXTERNAL_MEMORY_FEATURE_DEDICATED_ONLY_BIT_NV)) {
    vkBindImageMemory(device, image, memory, 0);
}

// Get the external memory opaque FD handle
vkGetMemoryWin32HandleNV(device, memory, &memoryHnd);

```

Version History

- Revision 1, 2016-08-11 (James Jones)
 - Initial draft

VK_NV_fragment_shader_barycentric

Name String

VK_NV_fragment_shader_barycentric

Extension Type

Device extension

Registered Extension Number

204

Revision

1

Ratification Status

Not ratified

Extension and Version Dependencies

[VK_KHR_get_physical_device_properties2](#)

or

[Vulkan Version 1.1](#)

SPIR-V Dependencies

- [SPV_NV_fragment_shader_barycentric](#)

Deprecation State

- *Promoted* to [VK_KHR_fragment_shader_barycentric](#) extension

Contact

- Pat Brown [\[GitHub\]](#)[nvpbrown](#)

Other Extension Metadata

Last Modified Date

2018-08-03

IP Status

No known IP claims.

Interactions and External Dependencies

- This extension provides API support for [GL_NV_fragment_shader_barycentric](#)

Contributors

- Pat Brown, NVIDIA
- Daniel Koch, NVIDIA

Description

This extension adds support for the following SPIR-V extension in Vulkan:

- `SPV_NV_fragment_shader_barycentric`

The extension provides access to three additional fragment shader variable decorations in SPIR-V:

- `PerVertexNV`, which indicates that a fragment shader input will not have interpolated values, but instead must be accessed with an extra array index that identifies one of the vertices of the primitive producing the fragment
- `BaryCoordNV`, which indicates that the variable is a three-component floating-point vector holding barycentric weights for the fragment produced using perspective interpolation
- `BaryCoordNoPerspNV`, which indicates that the variable is a three-component floating-point vector holding barycentric weights for the fragment produced using linear interpolation

When using GLSL source-based shader languages, the following variables from `GL_NV_fragment_shader_barycentric` maps to these SPIR-V built-in decorations:

- `in vec3 gl_BaryCoordNV;` → `BaryCoordNV`
- `in vec3 gl_BaryCoordNoPerspNV;` → `BaryCoordNoPerspNV`

GLSL variables declared using the `__pervertexNV` GLSL qualifier are expected to be decorated with `PerVertexNV` in SPIR-V.

Promotion to `VK_KHR_fragment_shader_barycentric`

All functionality in this extension is included in `VK_KHR_fragment_shader_barycentric`, with the suffix changed to KHR.

New Structures

- Extending `VkPhysicalDeviceFeatures2`, `VkDeviceCreateInfo`:
 - `VkPhysicalDeviceFragmentShaderBarycentricFeaturesNV`

New Enum Constants

- `VK_NV_FRAGMENT_SHADER_BARYCENTRIC_EXTENSION_NAME`
- `VK_NV_FRAGMENT_SHADER_BARYCENTRIC_SPEC_VERSION`
- Extending `VkStructureType`:
 - `VK_STRUCTURE_TYPE_PHYSICAL_DEVICE_FRAGMENT_SHADER_BARYCENTRIC_FEATURES_NV`

New Built-In Variables

- `BaryCoordNV`
- `BaryCoordNoPerspNV`

New SPIR-V Decorations

- `PerVertexNV`

New SPIR-V Capabilities

- `FragmentBarycentricNV`

Issues

(1) The `AMD_shader_explicit_vertex_parameter` extension provides similar functionality. Why write a new extension, and how is this extension different?

RESOLVED: For the purposes of Vulkan/SPIR-V, we chose to implement a separate extension due to several functional differences.

First, the hardware supporting this extension can provide a three-component barycentric weight vector for variables decorated with `BaryCoordNV`, while variables decorated with `BaryCoordSmoothAMD` provide only two components. In some cases, it may be more efficient to explicitly interpolate an attribute via:

```
float value = (baryCoordNV.x * v[0].attrib +
               baryCoordNV.y * v[1].attrib +
               baryCoordNV.z * v[2].attrib);
```

instead of

```
float value = (baryCoordSmoothAMD.x * (v[0].attrib - v[2].attrib) +
               baryCoordSmoothAMD.y * (v[1].attrib - v[2].attrib) +
               v[2].attrib);
```

Additionally, the semantics of the decoration `BaryCoordPullModelAMD` do not appear to map to anything supported by the initial hardware implementation of this extension.

This extension provides a smaller number of decorations than the AMD extension, as we expect that shaders could derive variables decorated with things like `BaryCoordNoPerspCentroidAMD` with explicit attribute interpolation instructions. One other relevant difference is that explicit per-vertex attribute access using this extension does not require a constant vertex number.

(2) Why do the built-in SPIR-V decorations for this extension include two separate built-ins `BaryCoordNV` and `BaryCoordNoPerspNV` when a “no perspective” variable could be decorated with `BaryCoordNV` and `NoPerspective`?

RESOLVED: The SPIR-V extension for this feature chose to mirror the behavior of the GLSL extension, which provides two built-in variables. Additionally, it is not clear that its a good idea (or even legal) to have two variables using the “same attribute”, but with different interpolation modifiers.

Version History

- Revision 1, 2018-08-03 (Pat Brown)
 - Internal revisions

VK_NV_glsl_shader

Name String

VK_NV_glsl_shader

Extension Type

Device extension

Registered Extension Number

13

Revision

1

Ratification Status

Not ratified

Extension and Version Dependencies

None

Deprecation State

- *Deprecated* without replacement

Contact

- Piers Daniell [[GitHub](#)]pdaniell-nv

Other Extension Metadata

Last Modified Date

2016-02-14

IP Status

No known IP claims.

Contributors

- Piers Daniell, NVIDIA

Description

This extension allows GLSL shaders written to the `GL_KHR_vulkan_glsl` extension specification to be used instead of SPIR-V. The implementation will automatically detect whether the shader is SPIR-V or GLSL, and compile it appropriately.

Deprecation

Functionality in this extension is outside of the scope of Vulkan and is better served by a compiler library such as [glslang](#). No new implementations will support this extension, so applications **should** not use it.

New Enum Constants

- `VK_NV_GLSL_SHADER_EXTENSION_NAME`
- `VK_NV_GLSL_SHADER_SPEC_VERSION`
- Extending `VkResult`:
 - `VK_ERROR_INVALID_SHADER_NV`

Examples

Example 1

Passing in GLSL code

```
char const vss[] =
    "#version 450 core\n"
    "layout(location = 0) in vec2 aVertex;\n"
    "layout(location = 1) in vec4 aColor;\n"
    "out vec4 vColor;\n"
    "void main()\n"
    "{\n"
    "    vColor = aColor;\n"
    "    gl_Position = vec4(aVertex, 0, 1);\n"
    "}\n"
;
VkShaderModuleCreateInfo vertexShaderInfo = {
VK_STRUCTURE_TYPE_SHADER_MODULE_CREATE_INFO };
vertexShaderInfo.codeSize = sizeof vss;
vertexShaderInfo.pCode = vss;
VkShaderModule vertexShader;
vkCreateShaderModule(device, &vertexShaderInfo, 0, &vertexShader);
```

Version History

- Revision 1, 2016-02-14 (Piers Daniell)
 - Initial draft

VK_NV_memory_decompression

Name String

VK_NV_memory_decompression

Extension Type

Device extension

Registered Extension Number

428

Revision

1

Ratification Status

Not ratified

Extension and Version Dependencies

[VK_KHR_get_physical_device_properties2](#)

or

[Vulkan Version 1.1](#)

and

[VK_KHR_buffer_device_address](#)

or

[Vulkan Version 1.2](#)

Deprecation State

- *Promoted* to [VK_EXT_memory_decompression](#) extension

Contact

- Vikram Kushwaha [[GitHub](#)][vkushwaha-nv](#)

Other Extension Metadata

Last Modified Date

2022-01-31

Contributors

- Vikram Kushwaha, NVIDIA
- Jeff Bolz, NVIDIA
- Christoph Kubisch, NVIDIA
- Piers Daniell, NVIDIA

Description

This extension adds support for performing memory to memory decompression.

New Commands

- [vkCmdDecompressMemoryIndirectCountNV](#)
- [vkCmdDecompressMemoryNV](#)

New Structures

- [VkDecompressMemoryRegionNV](#)
- Extending [VkPhysicalDeviceFeatures2](#), [VkDeviceCreateInfo](#):
 - [VkPhysicalDeviceMemoryDecompressionFeaturesNV](#)
- Extending [VkPhysicalDeviceProperties2](#):
 - [VkPhysicalDeviceMemoryDecompressionPropertiesNV](#)

New Enums

- [VkMemoryDecompressionMethodFlagBitsNV](#)

New Bitmasks

- [VkMemoryDecompressionMethodFlagsNV](#)

New Enum Constants

- [VK_NV_MEMORY_DECOMPRESSION_EXTENSION_NAME](#)
- [VK_NV_MEMORY_DECOMPRESSION_SPEC_VERSION](#)
- Extending [VkStructureType](#):
 - [VK_STRUCTURE_TYPE_PHYSICAL_DEVICE_MEMORY_DECOMPRESSION_FEATURES_NV](#)
 - [VK_STRUCTURE_TYPE_PHYSICAL_DEVICE_MEMORY_DECOMPRESSION_PROPERTIES_NV](#)

Version History

- Revision 1, 2022-01-31 (Vikram Kushwaha)
 - Initial draft

VK_NV_per_stage_descriptor_set

Name String

VK_NV_per_stage_descriptor_set

Extension Type

Device extension

Registered Extension Number

517

Revision

1

Ratification Status

Not ratified

Extension and Version Dependencies

[VK_KHR_maintenance6](#)

or

[Vulkan Version 1.4](#)

Deprecation State

- *Deprecated* by [VK_EXT_descriptor_heap](#) extension

Contact

- Piers Daniell [\[GitHub\]](#)[pdaniell-nv](#)

Other Extension Metadata

Last Modified Date

2023-10-16

IP Status

No known IP claims.

Contributors

- Daniel Story, Nintendo

Description

This extension introduces a new descriptor set layout creation flag that allows bindings in a descriptor set to be scoped to each shader stage. This means that shaders bound at the same time **may** use completely different descriptor set layouts without any restrictions on compatibility, and that the descriptor limits that would otherwise apply to the union of all stages together instead apply to each stage individually. It also means that descriptors shared by multiple stages **must** be bound to each stage or set of stages that use a unique descriptor set layout using their specific per stage descriptor set layout(s).

This extension also allows each of the new descriptor binding functions from VK_KHR_maintenance6 to have their [VkPipelineLayout](#) member be optionally set to [VK_NULL_HANDLE](#), in which case the pipeline layout information is taken from a [VkPipelineLayoutCreateInfo](#) structure in the [pNext](#) chain. This enables descriptors to be directly bound using descriptor set layouts without applications needing to create and manage [VkPipelineLayout](#) objects at command recording time.

New Structures

- Extending [VkPhysicalDeviceFeatures2](#), [VkDeviceCreateInfo](#):
 - [VkPhysicalDevicePerStageDescriptorSetFeaturesNV](#)

New Enum Constants

- [VK_NV_PER_STAGE_DESCRIPTOR_SET_EXTENSION_NAME](#)
- [VK_NV_PER_STAGE_DESCRIPTOR_SET_SPEC_VERSION](#)
- Extending [VkDescriptorSetLayoutCreateFlagBits](#):
 - [VK_DESCRIPTOR_SET_LAYOUT_CREATE_PER_STAGE_BIT_NV](#)
- Extending [VkStructureType](#):
 - [VK_STRUCTURE_TYPE_PHYSICAL_DEVICE_PER_STAGE_DESCRIPTOR_SET_FEATURES_NV](#)

Issues

None

Version History

- Revision 1, 2023-10-16 (Piers Daniell)
 - Initial draft

VK_NV_ray_tracing

Name String

VK_NV_ray_tracing

Extension Type

Device extension

Registered Extension Number

166

Revision

3

Ratification Status

Not ratified

Extension and Version Dependencies

[VK_KHR_get_physical_device_properties2](#)
and
[VK_KHR_get_memory_requirements2](#)
or
[Vulkan Version 1.1](#)

API Interactions

- Interacts with [VK_VERSION_1_1](#)
- Interacts with [VK_EXT_debug_report](#)
- Interacts with [VK_KHR_get_memory_requirements2](#)

SPIR-V Dependencies

- [SPV_NV_ray_tracing](#)

Deprecation State

- *Deprecated* by [VK_KHR_ray_tracing_pipeline](#) extension

Contact

- Eric Werness [\[GitHub\]](#)[ewerness-nv](#)

Other Extension Metadata

Last Modified Date

2018-11-20

Interactions and External Dependencies

- This extension provides API support for [GL_NV_ray_tracing](#)

Contributors

- Eric Werness, NVIDIA
- Ashwin Lele, NVIDIA

- Robert Stepinski, NVIDIA
- Nuno Subtil, NVIDIA
- Christoph Kubisch, NVIDIA
- Martin Stich, NVIDIA
- Daniel Koch, NVIDIA
- Jeff Bolz, NVIDIA
- Joshua Barczak, Intel
- Tobias Hector, AMD
- Henrik Rydgard, NVIDIA
- Pascal Gautron, NVIDIA

Description

Rasterization has been the dominant method to produce interactive graphics, but increasing performance of graphics hardware has made ray tracing a viable option for interactive rendering. Being able to integrate ray tracing with traditional rasterization makes it easier for applications to incrementally add ray traced effects to existing applications or to do hybrid approaches with rasterization for primary visibility and ray tracing for secondary queries.

To enable ray tracing, this extension adds a few different categories of new functionality:

- Acceleration structure objects and build commands
- A new pipeline type with new shader domains
- An indirection table to link shader groups with acceleration structure items

This extension adds support for the following SPIR-V extension in Vulkan:

- [SPV_NV_ray_tracing](#)

New Object Types

- [VkAccelerationStructureNV](#)

New Commands

- [vkBindAccelerationStructureMemoryNV](#)
- [vkCmdBuildAccelerationStructureNV](#)
- [vkCmdCopyAccelerationStructureNV](#)
- [vkCmdTraceRaysNV](#)
- [vkCmdWriteAccelerationStructuresPropertiesNV](#)
- [vkCompileDeferredNV](#)
- [vkCreateAccelerationStructureNV](#)
- [vkCreateRayTracingPipelinesNV](#)

- [vkDestroyAccelerationStructureNV](#)
- [vkGetAccelerationStructureHandleNV](#)
- [vkGetAccelerationStructureMemoryRequirementsNV](#)
- [vkGetRayTracingShaderGroupHandlesNV](#)

New Structures

- [VkAabbPositionsNV](#)
- [VkAccelerationStructureCreateInfoNV](#)
- [VkAccelerationStructureInfoNV](#)
- [VkAccelerationStructureInstanceNV](#)
- [VkAccelerationStructureMemoryRequirementsInfoNV](#)
- [VkBindAccelerationStructureMemoryInfoNV](#)
- [VkGeometryAABBNV](#)
- [VkGeometryDataNV](#)
- [VkGeometryNV](#)
- [VkGeometryTrianglesNV](#)
- [VkRayTracingPipelineCreateInfoNV](#)
- [VkRayTracingShaderGroupCreateInfoNV](#)
- [VkTransformMatrixNV](#)
- Extending [VkPhysicalDeviceProperties2](#):
 - [VkPhysicalDeviceRayTracingPropertiesNV](#)
- Extending [VkWriteDescriptorSet](#):
 - [VkWriteDescriptorSetAccelerationStructureNV](#)

If [VK_KHR_get_memory_requirements2](#) or Vulkan Version 1.1 is supported:

- [VkMemoryRequirements2KHR](#)

New Enums

- [VkAccelerationStructureMemoryRequirementsTypeNV](#)
- [VkAccelerationStructureTypeNV](#)
- [VkBuildAccelerationStructureFlagBitsNV](#)
- [VkCopyAccelerationStructureModeNV](#)
- [VkGeometryFlagBitsNV](#)
- [VkGeometryInstanceFlagBitsNV](#)
- [VkGeometryTypeNV](#)
- [VkRayTracingShaderGroupTypeNV](#)

New Bitmasks

- [VkBuildAccelerationStructureFlagsNV](#)
- [VkGeometryFlagsNV](#)
- [VkGeometryInstanceFlagsNV](#)

New Enum Constants

- [VK_NV_RAY_TRACING_EXTENSION_NAME](#)
- [VK_NV_RAY_TRACING_SPEC_VERSION](#)
- [VK_SHADER_UNUSED_NV](#)
- Extending [VkAccelerationStructureTypeKHR](#):
 - [VK_ACCELERATION_STRUCTURE_TYPE_BOTTOM_LEVEL_NV](#)
 - [VK_ACCELERATION_STRUCTURE_TYPE_TOP_LEVEL_NV](#)
- Extending [VkAccessFlagBits](#):
 - [VK_ACCESS_ACCELERATION_STRUCTURE_READ_BIT_NV](#)
 - [VK_ACCESS_ACCELERATION_STRUCTURE_WRITE_BIT_NV](#)
- Extending [VkBufferUsageFlagBits](#):
 - [VK_BUFFER_USAGE_RAY_TRACING_BIT_NV](#)
- Extending [VkBuildAccelerationStructureFlagBitsKHR](#):
 - [VK_BUILD_ACCELERATION_STRUCTURE_ALLOW_COMPACTION_BIT_NV](#)
 - [VK_BUILD_ACCELERATION_STRUCTURE_ALLOW_UPDATE_BIT_NV](#)
 - [VK_BUILD_ACCELERATION_STRUCTURE_LOW_MEMORY_BIT_NV](#)
 - [VK_BUILD_ACCELERATION_STRUCTURE_PREFER_FAST_BUILD_BIT_NV](#)
 - [VK_BUILD_ACCELERATION_STRUCTURE_PREFER_FAST_TRACE_BIT_NV](#)
- Extending [VkCopyAccelerationStructureModeKHR](#):
 - [VK_COPY_ACCELERATION_STRUCTURE_MODE_CLONE_NV](#)
 - [VK_COPY_ACCELERATION_STRUCTURE_MODE_COMPACT_NV](#)
- Extending [VkDescriptorType](#):
 - [VK_DESCRIPTOR_TYPE_ACCELERATION_STRUCTURE_NV](#)
- Extending [VkGeometryFlagBitsKHR](#):
 - [VK_GEOMETRY_NO_DUPLICATE_ANY_HIT_INVOCATION_BIT_NV](#)
 - [VK_GEOMETRY_OPAQUE_BIT_NV](#)
- Extending [VkGeometryInstanceFlagBitsKHR](#):
 - [VK_GEOMETRY_INSTANCE_FORCE_NO_OPAQUE_BIT_NV](#)
 - [VK_GEOMETRY_INSTANCE_FORCE_OPAQUE_BIT_NV](#)
 - [VK_GEOMETRY_INSTANCE_TRIANGLE_CULL_DISABLE_BIT_NV](#)

- `VK_GEOMETRY_INSTANCE_TRIANGLE_FRONT_COUNTERCLOCKWISE_BIT_NV`
- Extending `VkGeometryTypeKHR`:
 - `VK_GEOMETRY_TYPE_AABBS_NV`
 - `VK_GEOMETRY_TYPE_TRIANGLES_NV`
- Extending `VkIndexType`:
 - `VK_INDEX_TYPE_NONE_NV`
- Extending `VkObjectType`:
 - `VK_OBJECT_TYPE_ACCELERATION_STRUCTURE_NV`
- Extending `VkPipelineBindPoint`:
 - `VK_PIPELINE_BIND_POINT_RAY_TRACING_NV`
- Extending `VkPipelineCreateFlagBits`:
 - `VK_PIPELINE_CREATE_DEFER_COMPILE_BIT_NV`
- Extending `VkPipelineStageFlagBits`:
 - `VK_PIPELINE_STAGE_ACCELERATION_STRUCTURE_BUILD_BIT_NV`
 - `VK_PIPELINE_STAGE_RAY_TRACING_SHADER_BIT_NV`
- Extending `VkQueryType`:
 - `VK_QUERY_TYPE_ACCELERATION_STRUCTURE_COMPACTED_SIZE_NV`
- Extending `VkRayTracingShaderGroupTypeKHR`:
 - `VK_RAY_TRACING_SHADER_GROUP_TYPE_GENERAL_NV`
 - `VK_RAY_TRACING_SHADER_GROUP_TYPE_PROCEDURAL_HIT_GROUP_NV`
 - `VK_RAY_TRACING_SHADER_GROUP_TYPE_TRIANGLES_HIT_GROUP_NV`
- Extending `VkShaderStageFlagBits`:
 - `VK_SHADER_STAGE_ANY_HIT_BIT_NV`
 - `VK_SHADER_STAGE_CALLABLE_BIT_NV`
 - `VK_SHADER_STAGE_CLOSEST_HIT_BIT_NV`
 - `VK_SHADER_STAGE_INTERSECTION_BIT_NV`
 - `VK_SHADER_STAGE_MISS_BIT_NV`
 - `VK_SHADER_STAGE_RAYGEN_BIT_NV`
- Extending `VkStructureType`:
 - `VK_STRUCTURE_TYPE_ACCELERATION_STRUCTURE_CREATE_INFO_NV`
 - `VK_STRUCTURE_TYPE_ACCELERATION_STRUCTURE_INFO_NV`
 - `VK_STRUCTURE_TYPE_ACCELERATION_STRUCTURE_MEMORY_REQUIREMENTS_INFO_NV`
 - `VK_STRUCTURE_TYPE_BIND_ACCELERATION_STRUCTURE_MEMORY_INFO_NV`
 - `VK_STRUCTURE_TYPE_GEOMETRY_AABB_NV`
 - `VK_STRUCTURE_TYPE_GEOMETRY_NV`

- `VK_STRUCTURE_TYPE_GEOMETRY_TRIANGLES_NV`
- `VK_STRUCTURE_TYPE_PHYSICAL_DEVICE_RAY_TRACING_PROPERTIES_NV`
- `VK_STRUCTURE_TYPE_RAY_TRACING_PIPELINE_CREATE_INFO_NV`
- `VK_STRUCTURE_TYPE_RAY_TRACING_SHADER_GROUP_CREATE_INFO_NV`
- `VK_STRUCTURE_TYPE_WRITE_DESCRIPTOR_SET_ACCELERATION_STRUCTURE_NV`

If `VK_EXT_debug_report` is supported:

- Extending `VkDebugReportObjectTypeEXT`:
 - `VK_DEBUG_REPORT_OBJECT_TYPE_ACCELERATION_STRUCTURE_NV_EXT`

New or Modified Built-In Variables

- `LaunchIdNV`
- `LaunchSizeNV`
- `WorldRayOriginNV`
- `WorldRayDirectionNV`
- `ObjectRayOriginNV`
- `ObjectRayDirectionNV`
- `RayTminNV`
- `RayTmaxNV`
- `InstanceCustomIndexNV`
- `InstanceId`
- `ObjectToWorldNV`
- `WorldToObjectNV`
- `HitTNV`
- `HitKindNV`
- `IncomingRayFlagsNV`
- (modified)`PrimitiveId`

New SPIR-V Capabilities

- `RayTracingNV`

Issues

1) Are there issues?

RESOLVED: Yes.

Sample Code

Example ray generation GLSL shader

```
#version 450 core
#extension GL_NV_ray_tracing : require
layout(set = 0, binding = 0, rgba8) uniform image2D image;
layout(set = 0, binding = 1) uniform accelerationStructureNV as;
layout(location = 0) rayPayloadNV float payload;

void main()
{
    vec4 col = vec4(0, 0, 0, 1);

    vec3 origin = vec3(float(gl_LaunchIDNV.x)/float(gl_LaunchSizeNV.x), float(
gl_LaunchIDNV.y)/float(gl_LaunchSizeNV.y), 1.0);
    vec3 dir = vec3(0.0, 0.0, -1.0);

    traceNV(as, 0, 0xff, 0, 1, 0, origin, 0.0, dir, 1000.0, 0);

    col.y = payload;

    imageStore(image, ivec2(gl_LaunchIDNV.xy), col);
}
```

Version History

- Revision 1, 2018-09-11 (Robert Stepinski, Nuno Subtil, Eric Werness)
 - Internal revisions
- Revision 2, 2018-10-19 (Eric Werness)
 - rename to VK_NV_ray_tracing, add support for callables.
 - too many updates to list
- Revision 3, 2018-11-20 (Daniel Koch)
 - update to use InstanceId instead of InstanceIndex as implemented.

VK_NV_ray_tracing_invocation_reorder

Name String

VK_NV_ray_tracing_invocation_reorder

Extension Type

Device extension

Registered Extension Number

491

Revision

1

Ratification Status

Not ratified

Extension and Version Dependencies

[VK_KHR_ray_tracing_pipeline](#)

SPIR-V Dependencies

- [SPV_NV_shader_invocation_reorder](#)

Deprecation State

- *Promoted* to [VK_EXT_ray_tracing_invocation_reorder](#) extension

Contact

- Eric Werness [[GitHub](#)][ewerness-nv](#)

Other Extension Metadata

Last Modified Date

2022-11-02

Interactions and External Dependencies

- This extension provides API support for [GL_NV_shader_invocation_reorder](#)

Contributors

- Eric Werness, NVIDIA
- Ashwin Lele, NVIDIA

Description

The ray tracing pipeline API provides some ability to reorder for locality, but it is useful to have more control over how the reordering happens and what information is included in the reordering. The shader API provides a hit object to contain result information from the hit which can be used as part of the explicit sorting plus options that contain an integer for hint bits to use to add more locality.

New Structures

- Extending [VkPhysicalDeviceFeatures2](#), [VkDeviceCreateInfo](#):
 - [VkPhysicalDeviceRayTracingInvocationReorderFeaturesNV](#)
- Extending [VkPhysicalDeviceProperties2](#):
 - [VkPhysicalDeviceRayTracingInvocationReorderPropertiesNV](#)

New Enums

- [VkRayTracingInvocationReorderModeNV](#)

New Enum Constants

- [VK_NV_RAY_TRACING_INVOCATION_REORDER_EXTENSION_NAME](#)
- [VK_NV_RAY_TRACING_INVOCATION_REORDER_SPEC_VERSION](#)
- Extending [VkRayTracingInvocationReorderModeEXT](#):
 - [VK_RAY_TRACING_INVOCATION_REORDER_MODE_NONE_NV](#)
 - [VK_RAY_TRACING_INVOCATION_REORDER_MODE_REORDER_NV](#)
- Extending [VkStructureType](#):
 - [VK_STRUCTURE_TYPE_PHYSICAL_DEVICE_RAY_TRACING_INVOCATION_REORDER_FEATURES_NV](#)
 - [VK_STRUCTURE_TYPE_PHYSICAL_DEVICE_RAY_TRACING_INVOCATION_REORDER_PROPERTIES_NV](#)

HLSL Mapping

HLSL does not provide this functionality natively yet.

However, it is possible to use this functionality via [SPIR-V Intrinsics](#).

The codes for shader invocation reorder are obtained from [this page](#):

```
#define ShaderInvocationReorderNV 5383
#define HitObjectAttributeNV 5385

#define OpHitObjectRecordHitMotionNV 5249
#define OpHitObjectRecordHitWithIndexMotionNV 5250
#define OpHitObjectRecordMissMotionNV 5251
#define OpHitObjectGetWorldToObjectNV 5252
#define OpHitObjectGetObjectToWorldNV 5253
#define OpHitObjectGetObjectRayDirectionNV 5254
#define OpHitObjectGetObjectRayOriginNV 5255
#define OpHitObjectTraceRayMotionNV 5256
#define OpHitObjectGetShaderRecordBufferHandleNV 5257
#define OpHitObjectGetShaderBindingTableRecordIndexNV 5258
#define OpHitObjectRecordEmptyNV 5259
```



```

#define OpHitObjectTraceRayNV 5260
#define OpHitObjectRecordHitNV 5261
#define OpHitObjectRecordHitWithIndexNV 5262
#define OpHitObjectRecordMissNV 5263
#define OpHitObjectExecuteShaderNV 5264
#define OpHitObjectGetCurrentTimeNV 5265
#define OpHitObjectGetAttributesNV 5266
#define OpHitObjectGetHitKindNV 5267
#define OpHitObjectGetPrimitiveIndexNV 5268
#define OpHitObjectGetGeometryIndexNV 5269
#define OpHitObjectGetInstanceIdNV 5270
#define OpHitObjectGetInstanceCustomIndexNV 5271
#define OpHitObjectGetWorldRayDirectionNV 5272
#define OpHitObjectGetWorldRayOriginNV 5273
#define OpHitObjectGetRayTMaxNV 5274
#define OpHitObjectGetRayTMinNV 5275
#define OpHitObjectIsEmptyNV 5276
#define OpHitObjectIsHitNV 5277
#define OpHitObjectIsMissNV 5278
#define OpReorderThreadWithHitObjectNV 5279
#define OpReorderThreadWithHintNV 5280
#define OpTypeHitObjectNV 5281

```

The capability and extension need to be added:

```

[[vk::ext_capability(ShaderInvocationReorderNV)]]
[[vk::ext_extension("SPV_NV_shader_invocation_reorder")]]

```

The creation of the **HitObject** type can be done like this:

```

[[vk::ext_type_def(HitObjectAttributeNV, OpTypeHitObjectNV)]]
void createHitObjectNV();
#define HitObjectNV vk::ext_type<HitObjectAttributeNV>

```

The payload:

- must be global
- needs the **RayPayloadKHR** attribute as an extra storage class

```

struct [raypayload] HitPayload
{
    float hitT : write(closesthit, miss) : read(caller);
    int instanceIndex : write(closesthit) : read(caller);
    float3 pos : write(closesthit) : read(caller);
    float3 nrm : write(closesthit) : read(caller);
};

```



```
#define RayPayloadKHR 5338
[[vk::ext_storage_class(RayPayloadKHR)]] static HitPayload payload;
```

Here is the declaration of a few invocation reordering functions:

```
[[vk::ext_instruction(OpHitObjectRecordEmptyNV)]]
void hitObjectRecordEmptyNV([[vk::ext_reference]] HitObjectNV hitObject);

[[vk::ext_instruction(OpHitObjectTraceRayNV)]]
void hitObjectTraceRayNV(
    [[vk::ext_reference]] HitObjectNV hitObject,
    RaytracingAccelerationStructure as,
    uint RayFlags,
    uint CullMask,
    uint SBTOffset,
    uint SBTStride,
    uint MissIndex,
    float3 RayOrigin,
    float RayTmin,
    float3 RayDirection,
    float RayTmax,
    [[vk::ext_reference]] [[vk::ext_storage_class(RayPayloadKHR)]] HitPayload payload
);

[[vk::ext_instruction(OpReorderThreadWithHintNV)]]
void reorderThreadWithHintNV(int Hint, int Bits);

[[vk::ext_instruction(OpReorderThreadWithHitObjectNV)]]
void reorderThreadWithHitObjectNV([[vk::ext_reference]] HitObjectNV hitObject);

[[vk::ext_instruction(OpHitObjectExecuteShaderNV)]]
void hitObjectExecuteShaderNV([[vk::ext_reference]] HitObjectNV hitObject, [[vk
::ext_reference]] [[vk::ext_storage_class(RayPayloadKHR)]] HitPayload payload);

[[vk::ext_instruction(OpHitObjectIsHitNV)]]
bool hitObjectIsHitNV([[vk::ext_reference]] HitObjectNV hitObject);
```

Using the function in the code, can be done like this

```
if (USE_SER == 1)
{
    createHitObjectNV();
    HitObjectNV hObj; // hitObjectNV hObj;
    hitObjectRecordEmptyNV(hObj); //Initialize to an empty hit object
    hitObjectTraceRayNV(hObj, topLevelAS, rayFlags, 0xFF, 0, 0, 0, r.Origin, 0.0, r
.Direction, INFINITE, payload);
    reorderThreadWithHitObjectNV(hObj);
    hitObjectExecuteShaderNV(hObj, payload);
}
```



```
}
```

Note:

- `createHitObjectNV()` needs to be call at least once. This can be also done in the main entry of the shader.
- Function with a payload parameter, needs to have the payload struct defined before. There are no templated declaration of the function.

Version History

- Revision 1, 2020-09-12 (Eric Werness, Ashwin Lele)
 - Initial external release

VK_NV_shader_subgroup_partitioned

Name String

VK_NV_shader_subgroup_partitioned

Extension Type

Device extension

Registered Extension Number

199

Revision

1

Ratification Status

Not ratified

Extension and Version Dependencies

[Vulkan Version 1.1](#)

SPIR-V Dependencies

- [SPV_NV_shader_subgroup_partitioned](#)

Deprecation State

- *Promoted* to [VK_EXT_shader_subgroup_partitioned](#) extension

Contact

- Jeff Bolz [\[GitHub\]jeffbolznv](#)

Other Extension Metadata

Last Modified Date

2025-11-12

Interactions and External Dependencies

- This extension provides API support for [GL_NV_shader_subgroup_partitioned](#)

Contributors

- Jeff Bolz, NVIDIA

Description

This extension enables support for a new class of [group operations](#) on [subgroups](#) via the [GL_NV_shader_subgroup_partitioned](#) GLSL extension and [SPV_NV_shader_subgroup_partitioned](#) SPIR-V extension. Support for these new operations is advertised via the [VK_SUBGROUP_FEATURE_PARTITIONED_BIT_NV](#) bit.

This extension requires Vulkan 1.1, for general subgroup support.

Promotion to [VK_EXT_shader_subgroup_partitioned](#)

All functionality in this extension is included in [VK_EXT_shader_subgroup_partitioned](#), with the suffix changed to EXT. The original type, enum, and command names are still available as aliases of the core functionality.

New Enum Constants

- [VK_NV_SHADER_SUBGROUP_PARTITIONED_EXTENSION_NAME](#)
- [VK_NV_SHADER_SUBGROUP_PARTITIONED_SPEC_VERSION](#)
- Extending [VkSubgroupFeatureFlagBits](#):
 - [VK_SUBGROUP_FEATURE_PARTITIONED_BIT_NV](#)

Version History

- Revision 1, 2018-03-17 (Jeff Bolz)
 - Internal revisions

VK_NV_win32_keyed_mutex

Name String

VK_NV_win32_keyed_mutex

Extension Type

Device extension

Registered Extension Number

59

Revision

2

Ratification Status

Not ratified

Extension and Version Dependencies

[VK_NV_external_memory_win32](#)

Deprecation State

- *Promoted* to [VK_KHR_win32_keyed_mutex](#) extension

Contact

- Carsten Rohde [\[GitHub\]crohde](#)

Other Extension Metadata

Last Modified Date

2016-08-19

IP Status

No known IP claims.

Contributors

- James Jones, NVIDIA
- Carsten Rohde, NVIDIA

Description

Applications that wish to import Direct3D 11 memory objects into the Vulkan API may wish to use the native keyed mutex mechanism to synchronize access to the memory between Vulkan and Direct3D. This extension provides a way for an application to access the keyed mutex associated with an imported Vulkan memory object when submitting command buffers to a queue.

New Structures

- Extending [VkSubmitInfo](#), [VkSubmitInfo2](#):

- [VkWin32KeyedMutexAcquireReleaseInfoNV](#)

New Enum Constants

- [VK_NV_WIN32_KEYED_MUTEX_EXTENSION_NAME](#)
- [VK_NV_WIN32_KEYED_MUTEX_SPEC_VERSION](#)
- Extending [VkStructureType](#):
 - [VK_STRUCTURE_TYPE_WIN32_KEYED_MUTEX_ACQUIRE_RELEASE_INFO_NV](#)

Examples

```
//
// Import a memory object from Direct3D 11, and synchronize
// access to it in Vulkan using keyed mutex objects.
//

extern VkPhysicalDevice physicalDevice;
extern VkDevice device;
extern HANDLE sharedNtHandle;

static const VkFormat format = VK_FORMAT_R8G8B8A8_UNORM;
static const VkExternalMemoryHandleTypeFlagsNV handleType =
    VK_EXTERNAL_MEMORY_HANDLE_TYPE_D3D11_IMAGE_BIT_NV;

VkPhysicalDeviceMemoryProperties memoryProperties;
VkExternalImageFormatPropertiesNV properties;
VkExternalMemoryImageCreateInfoNV externalMemoryImageCreateInfo;
VkImageCreateInfo imageCreateInfo;
VkImage image;
VkMemoryRequirements imageMemoryRequirements;
uint32_t numMemoryTypes;
uint32_t memoryType;
VkImportMemoryWin32HandleInfoNV importMemoryInfo;
VkMemoryAllocateInfo memoryAllocateInfo;
VkDeviceMemory mem;
VkResult result;

// Figure out how many memory types the device supports
vkGetPhysicalDeviceMemoryProperties(physicalDevice,
                                   &memoryProperties);
numMemoryTypes = memoryProperties.memoryTypeCount;

// Check the external handle type capabilities for the chosen format
// Importable 2D image support with at least 1 mip level, 1 array
// layer, and VK_SAMPLE_COUNT_1_BIT using optimal tiling and supporting
// texturing and color rendering is required.
result = vkGetPhysicalDeviceExternalImageFormatPropertiesNV(
    physicalDevice,
    format,
```



```

    VK_IMAGE_TYPE_2D,
    VK_IMAGE_TILING_OPTIMAL,
    VK_IMAGE_USAGE_SAMPLED_BIT |
    VK_IMAGE_USAGE_COLOR_ATTACHMENT_BIT,
    0,
    handleType,
    &properties);

if ((result != VK_SUCCESS) ||
    !(properties.externalMemoryFeatures &
        VK_EXTERNAL_MEMORY_FEATURE_IMPORTABLE_BIT_NV)) {
    abort();
}

// Set up the external memory image creation info
memset(&externalMemoryImageCreateInfo,
        0, sizeof(externalMemoryImageCreateInfo));
externalMemoryImageCreateInfo.sType =
    VK_STRUCTURE_TYPE_EXTERNAL_MEMORY_IMAGE_CREATE_INFO_NV;
externalMemoryImageCreateInfo.handleTypes = handleType;
// Set up the core image creation info
memset(&imageCreateInfo, 0, sizeof(imageCreateInfo));
imageCreateInfo.sType = VK_STRUCTURE_TYPE_IMAGE_CREATE_INFO;
imageCreateInfo.pNext = &externalMemoryImageCreateInfo;
imageCreateInfo.format = format;
imageCreateInfo.extent.width = 64;
imageCreateInfo.extent.height = 64;
imageCreateInfo.extent.depth = 1;
imageCreateInfo.mipLevels = 1;
imageCreateInfo.arrayLayers = 1;
imageCreateInfo.samples = VK_SAMPLE_COUNT_1_BIT;
imageCreateInfo.tiling = VK_IMAGE_TILING_OPTIMAL;
imageCreateInfo.usage = VK_IMAGE_USAGE_SAMPLED_BIT |
    VK_IMAGE_USAGE_COLOR_ATTACHMENT_BIT;
imageCreateInfo.sharingMode = VK_SHARING_MODE_EXCLUSIVE;
imageCreateInfo.initialLayout = VK_IMAGE_LAYOUT_UNDEFINED;

vkCreateImage(device, &imageCreateInfo, NULL, &image);
vkGetImageMemoryRequirements(device,
                             image,
                             &imageMemoryRequirements);

// For simplicity, just pick the first compatible memory type.
for (memoryType = 0; memoryType < numMemoryTypes; memoryType++) {
    if ((1 << memoryType) & imageMemoryRequirements.memoryTypeBits) {
        break;
    }
}

// At least one memory type must be supported given the prior external
// handle capability check.

```



```

assert(memoryType < numMemoryTypes);

// Allocate the external memory object.
memset(&exportMemoryAllocateInfo, 0, sizeof(exportMemoryAllocateInfo));
exportMemoryAllocateInfo.sType =
    VK_STRUCTURE_TYPE_EXPORT_MEMORY_ALLOCATE_INFO_NV;
importMemoryInfo.handleTypes = handleType;
importMemoryInfo.handle = sharedNtHandle;

memset(&memoryAllocateInfo, 0, sizeof(memoryAllocateInfo));
memoryAllocateInfo.sType = VK_STRUCTURE_TYPE_MEMORY_ALLOCATE_INFO;
memoryAllocateInfo.pNext = &exportMemoryAllocateInfo;
memoryAllocateInfo.allocationSize = imageMemoryRequirements.size;
memoryAllocateInfo.memoryTypeIndex = memoryType;

vkAllocateMemory(device, &memoryAllocateInfo, NULL, &mem);

vkBindImageMemory(device, image, mem, 0);

...

const uint64_t acquireKey = 1;
const uint32_t timeout = INFINITE;
const uint64_t releaseKey = 2;

VkWin32KeyedMutexAcquireReleaseInfoNV keyedMutex =
    { VK_STRUCTURE_TYPE_WIN32_KEYED_MUTEX_ACQUIRE_RELEASE_INFO_NV };
keyedMutex.acquireCount = 1;
keyedMutex.pAcquireSyncs = &mem;
keyedMutex.pAcquireKeys = &acquireKey;
keyedMutex.pAcquireTimeoutMilliseconds = &timeout;
keyedMutex.releaseCount = 1;
keyedMutex.pReleaseSyncs = &mem;
keyedMutex.pReleaseKeys = &releaseKey;

VkSubmitInfo submit_info = { VK_STRUCTURE_TYPE_SUBMIT_INFO, &keyedMutex };
submit_info.commandBufferCount = 1;
submit_info.pCommandBuffers = &cmd_buf;
vkQueueSubmit(queue, 1, &submit_info, VK_NULL_HANDLE);

```

Version History

- Revision 2, 2016-08-11 (James Jones)
 - Updated sample code based on the NV external memory extensions.
 - Renamed from NVX to NV extension.
 - Added Overview and Description sections.
 - Updated sample code to use the NV external memory extensions.
- Revision 1, 2016-06-14 (Carsten Rohde)

- Initial draft.

VK_QCOM_fragment_density_map_offset

Name String

VK_QCOM_fragment_density_map_offset

Extension Type

Device extension

Registered Extension Number

426

Revision

3

Ratification Status

Not ratified

Extension and Version Dependencies

[VK_KHR_get_physical_device_properties2](#)

or

[Vulkan Version 1.1](#)

and

[VK_EXT_fragment_density_map](#)

Deprecation State

- *Promoted* to [VK_EXT_fragment_density_map_offset](#) extension

Contact

- Matthew Netsch [[GitHub](#)][mnetsch](#)

Other Extension Metadata

Last Modified Date

2024-06-17

Contributors

- Matthew Netsch, Qualcomm Technologies, Inc.
- Jonathan Wicks, Qualcomm Technologies, Inc.
- Jonathan Tinkham, Qualcomm Technologies, Inc.
- Jeff Leger, Qualcomm Technologies, Inc.
- Manan Katwala, Qualcomm Technologies, Inc.
- Connor Abbott, Valve Corporation

Description

This extension allows an application to specify offsets to a fragment density map attachment, changing the location where the fragment density map is applied to the framebuffer. This is helpful

for eye-tracking use cases where the fovea needs to be moved around the framebuffer to match the eye pose.

New Structures

- Extending [VkPhysicalDeviceFeatures2](#), [VkDeviceCreateInfo](#):
 - [VkPhysicalDeviceFragmentDensityMapOffsetFeaturesQCOM](#)
- Extending [VkPhysicalDeviceProperties2](#):
 - [VkPhysicalDeviceFragmentDensityMapOffsetPropertiesQCOM](#)
- Extending [VkSubpassEndInfo](#), [VkRenderingEndInfoKHR](#):
 - [VkSubpassFragmentDensityMapOffsetEndInfoQCOM](#)

New Enum Constants

- [VK_QCOM_FRAGMENT_DENSITY_MAP_OFFSET_EXTENSION_NAME](#)
- [VK_QCOM_FRAGMENT_DENSITY_MAP_OFFSET_SPEC_VERSION](#)
- Extending [VkImageCreateFlagBits](#):
 - [VK_IMAGE_CREATE_FRAGMENT_DENSITY_MAP_OFFSET_BIT_QCOM](#)
- Extending [VkStructureType](#):
 - [VK_STRUCTURE_TYPE_PHYSICAL_DEVICE_FRAGMENT_DENSITY_MAP_OFFSET_FEATURES_QCOM](#)
 - [VK_STRUCTURE_TYPE_PHYSICAL_DEVICE_FRAGMENT_DENSITY_MAP_OFFSET_PROPERTIES_QCOM](#)
 - [VK_STRUCTURE_TYPE_SUBPASS_FRAGMENT_DENSITY_MAP_OFFSET_END_INFO_QCOM](#)

Version History

- Revision 3, 2025-03-20 (Connor Abbott/Matthew Netsch)
 - Fix clamp equation and clarify the offsets are FDM relative (editorial only)
- Revision 2, 2024-06-17 (Matthew Netsch)
 - Fix typo in spec regarding `fragmentDensityMapOffset` feature
- Revision 1, 2021-09-03 (Matthew Netsch)
 - Initial version

VK_QCOM_render_pass_shader_resolve

Name String

VK_QCOM_render_pass_shader_resolve

Extension Type

Device extension

Registered Extension Number

172

Revision

4

Ratification Status

Not ratified

Extension and Version Dependencies

None

Deprecation State

- *Promoted* to [VK_EXT_custom_resolve](#) extension

Contact

- Matthew Netsch [\[GitHub\]mnetsch](#)

Other Extension Metadata

Last Modified Date

2019-11-07

IP Status

No known IP claims.

Interactions and External Dependencies

None.

Contributors

- Srihari Babu Alla, Qualcomm
- Bill Licea-Kane, Qualcomm
- Jeff Leger, Qualcomm

Description

This extension allows a shader resolve to replace fixed-function resolve.

Fixed-function resolve is limited in function to simple filters of multisample buffers to a single sample buffer.

Fixed-function resolve is more performance efficient and/or power efficient than shader resolve for such simple filters.

Shader resolve allows a shader writer to create complex, non-linear filtering of a multisample buffer in the last subpass of a subpass dependency chain.

This extension also provides a bit which **can** be used to enlarge a sample region dependency to a fragment region dependency, so that a framebuffer-region dependency **can** replace a framebuffer-global dependency in some cases.

New Enum Constants

- `VK_QCOM_RENDER_PASS_SHADER_RESOLVE_EXTENSION_NAME`
- `VK_QCOM_RENDER_PASS_SHADER_RESOLVE_SPEC_VERSION`
- Extending `VkSubpassDescriptionFlagBits`:
 - `VK_SUBPASS_DESCRIPTION_FRAGMENT_REGION_BIT_QCOM`
 - `VK_SUBPASS_DESCRIPTION_SHADER_RESOLVE_BIT_QCOM`

Issues

1) Should this extension be named `render_pass_shader_resolve`?

RESOLVED Yes.

This is part of suite of small extensions to render pass.

Following the style guide, instead of following `VK_KHR_create_renderpass2`.

2) Should the `VK_SAMPLE_COUNT_1_BIT` be required for each `pColorAttachment` and the `DepthStencilAttachment`?

RESOLVED No.

While this may not be a common use case, and while most fixed-function resolve hardware has this limitation, there is little reason to require a shader resolve to resolve to a single sample buffer.

3) Should a shader resolve subpass be the last subpass in a render pass?

RESOLVED Yes.

To be more specific, it should be the last subpass in a subpass dependency chain.

4) Do we need the `VK_SUBPASS_DESCRIPTION_FRAGMENT_REGION_BIT_QCOM` bit?

RESOLVED Yes.

This applies when an input attachment's sample count is equal to `rasterizationSamples`. Further, if `sampleShading` is enabled (explicitly or implicitly) then `minSampleShading` **must** equal 0.0.

However, this bit may be set on any subpass, it is not restricted to a shader resolve subpass.

Version History

- Revision 1, 2019-06-28 (wwlk)
 - Initial draft
- Revision 2, 2019-11-06 (wwlk)
 - General clean-up/spec updates
 - Added issues
- Revision 3, 2019-11-07 (wwlk)
 - Typos
 - Additional issues
 - Clarified that a shader resolve subpass is the last subpass in a subpass dependency chain
- Revision 4, 2020-01-06 (wwlk)
 - Change resolution of Issue 1 (*render_pass*, not *renderpass*)

VK_VALVE_mutable_descriptor_type

Name String

VK_VALVE_mutable_descriptor_type

Extension Type

Device extension

Registered Extension Number

352

Revision

1

Ratification Status

Not ratified

Extension and Version Dependencies

[VK_KHR_maintenance3](#)

Deprecation State

- *Promoted* to [VK_EXT_mutable_descriptor_type](#) extension

Special Use

- [D3D support](#)

Contact

- Joshua Ashton [\[GitHub\]](#)[Joshua-Ashton](#)
- Hans-Kristian Arntzen [\[GitHub\]](#)[HansKristian-Work](#)

Other Extension Metadata

Last Modified Date

2020-12-02

IP Status

No known IP claims.

Contributors

- Joshua Ashton, Valve
- Hans-Kristian Arntzen, Valve

Description

This extension allows applications to reduce descriptor memory footprint by allowing a descriptor to be able to mutate to a given list of descriptor types depending on which descriptor types are written into, or copied into a descriptor set.

The main use case this extension intends to address is descriptor indexing with

[VK_DESCRIPTOR_BINDING_VARIABLE_DESCRIPTOR_COUNT_BIT](#) where the descriptor types are completely generic, as this means applications can allocate one large descriptor set, rather than having one large descriptor set per descriptor type, which significantly bloats descriptor memory usage and causes performance issues.

This extension also adds a mechanism to declare that a descriptor pool, and therefore the descriptor sets that are allocated from it, reside only in host memory; as such these descriptors can only be updated/copied, but not bound.

These features together allow much more efficient emulation of the raw D3D12 binding model. This extension is primarily intended to be useful for API layering efforts.

New Structures

- [VkMutableDescriptorTypeListVALVE](#)
- Extending [VkDescriptorSetLayoutCreateInfo](#), [VkDescriptorPoolCreateInfo](#):
 - [VkMutableDescriptorTypeCreateInfoVALVE](#)
- Extending [VkPhysicalDeviceFeatures2](#), [VkDeviceCreateInfo](#):
 - [VkPhysicalDeviceMutableDescriptorTypeFeaturesVALVE](#)

New Enum Constants

- [VK_VALVE_MUTABLE_DESCRIPTOR_TYPE_EXTENSION_NAME](#)
- [VK_VALVE_MUTABLE_DESCRIPTOR_TYPE_SPEC_VERSION](#)
- Extending [VkDescriptorPoolCreateFlagBits](#):
 - [VK_DESCRIPTOR_POOL_CREATE_HOST_ONLY_BIT_VALVE](#)
- Extending [VkDescriptorSetLayoutCreateFlagBits](#):
 - [VK_DESCRIPTOR_SET_LAYOUT_CREATE_HOST_ONLY_POOL_BIT_VALVE](#)
- Extending [VkDescriptorType](#):
 - [VK_DESCRIPTOR_TYPE_MUTABLE_VALVE](#)
- Extending [VkStructureType](#):
 - [VK_STRUCTURE_TYPE_MUTABLE_DESCRIPTOR_TYPE_CREATE_INFO_VALVE](#)
 - [VK_STRUCTURE_TYPE_PHYSICAL_DEVICE_MUTABLE_DESCRIPTOR_TYPE_FEATURES_VALVE](#)

Version History

- Revision 1, 2020-12-01 (Joshua Ashton, Hans-Kristian Arntzen)
 - Initial specification, squashed from public draft.

Appendix F: Vulkan Roadmap Milestones

Roadmap milestones are intended to be supported by mid-to-high-end smartphones, tablets, laptops, consoles, and desktop devices.

Each milestone indicates support for a set of extensions, features, limits, and formats across these devices, and should be supported by all such new hardware shipping by the end of the target year or shortly thereafter.

Roadmap 2022

The Roadmap 2022 milestone is intended to be supported by newer mid-to-high-end devices shipping in 2022 or shortly thereafter across mainstream smartphone, tablet, laptop, console, and desktop devices.

Required API Versions

This milestone requires Vulkan 1.3.

Required Features

The following core optional features are required to be supported:

- Vulkan 1.0 Optional Features
 - `fullDrawIndexUint32`
 - `imageCubeArray`
 - `independentBlend`
 - `sampleRateShading`
 - `drawIndirectFirstInstance`
 - `depthClamp`
 - `depthBiasClamp`
 - `samplerAnisotropy`
 - `occlusionQueryPrecise`
 - `fragmentStoresAndAtomics`
 - `shaderStorageImageExtendedFormats`
 - `shaderUniformBufferArrayDynamicIndexing`
 - `shaderSampledImageArrayDynamicIndexing`
 - `shaderStorageBufferArrayDynamicIndexing`
 - `shaderStorageImageArrayDynamicIndexing`
- Vulkan 1.1 Optional Features
 - `samplerYcbcrConversion`

- Vulkan 1.2 Optional Features
 - `samplerMirrorClampToEdge`
 - `descriptorIndexing`
 - `shaderUniformTexelBufferArrayDynamicIndexing`
 - `shaderStorageTexelBufferArrayDynamicIndexing`
 - `shaderUniformBufferArrayNonUniformIndexing`
 - `shaderSampledImageArrayNonUniformIndexing`
 - `shaderStorageBufferArrayNonUniformIndexing`
 - `shaderStorageImageArrayNonUniformIndexing`
 - `shaderUniformTexelBufferArrayNonUniformIndexing`
 - `shaderStorageTexelBufferArrayNonUniformIndexing`
 - `descriptorBindingSampledImageUpdateAfterBind`
 - `descriptorBindingStorageImageUpdateAfterBind`
 - `descriptorBindingStorageBufferUpdateAfterBind`
 - `descriptorBindingUniformTexelBufferUpdateAfterBind`
 - `descriptorBindingStorageTexelBufferUpdateAfterBind`
 - `descriptorBindingUpdateUnusedWhilePending`
 - `descriptorBindingPartiallyBound`
 - `descriptorBindingVariableDescriptorCount`
 - `runtimeDescriptorArray`
 - `scalarBlockLayout`

Required Limits

The following core increased limits are **required**

Table 125. Vulkan 1.0 Limits

Limit Name	Unsupported Limit	Core Limit	Milestone Limit	Limit Type ¹
<code>maxImageDimension1D</code>	-	4096	8192	min
<code>maxImageDimension2D</code>	-	4096	8192	min
<code>maxImageDimensionCube</code>	-	4096	8192	min
<code>maxImageArrayLayers</code>	-	256	2048	min
<code>maxUniformBufferRange</code>	-	16384	65536	min
<code>bufferImageGranularity</code>	-	131072	4096	max
<code>maxPerStageDescriptorSamplers</code>	-	16	64	min

Limit Name	Unsupported Limit	Core Limit	Milestone Limit	Limit Type ¹
maxPerStageDescriptorUniformBuffers	-	12	15	min
maxPerStageDescriptorStorageBuffers	-	4	30	min
maxPerStageDescriptorSampledImages	-	16	200	min
maxPerStageDescriptorStorageImages	-	4	16	min
maxPerStageResources	-	128	200	min
maxDescriptorSetSamplers	-	96	576	min, $n \times$ PerStage
maxDescriptorSetUniformBuffers	-	72	90	min, $n \times$ PerStage
maxDescriptorSetStorageBuffers	-	24	96	min, $n \times$ PerStage
maxDescriptorSetSampledImages	-	96	1800	min, $n \times$ PerStage
maxDescriptorSetStorageImages	-	24	144	min, $n \times$ PerStage
maxFragmentCombinedOutputResources	-	4	16	min
maxComputeWorkGroupInvocations	-	128	256	min
maxComputeWorkGroupSize	-	(128,128,64)	(256,256,64)	min
subTexelPrecisionBits	-	4	8	min
mipmapPrecisionBits	-	4	6	min
maxSamplerLodBias	-	2	14	min
pointSizeGranularity	0.0	1.0	0.125	max, fixed point increment
lineWidthGranularity	0.0	1.0	0.5	max, fixed point increment
standardSampleLocations	-	-	VK_TRUE	implementation-dependent
maxColorAttachments	-	4	7	min

Table 126. Vulkan 1.1 Limits

Limit Name	Unsuppo rted Limit	Core Limit	Milestone Limit	Limit Type ¹
subgroupSize	-	1/4	4	implementa tion- dependent
subgroupSupportedStages	-	VK_SHADER_ST AGE_COMPUTE _BIT	VK_SHADER_ST AGE_COMPUTE _BIT VK_SHADER_ST AGE_FRAGMEN T_BIT	implementa tion- dependent
subgroupSupportedOperations	-	VK_SUBGROUP _FEATURE_BAS IC_BIT	VK_SUBGROUP _FEATURE_BAS IC_BIT VK_SUBGROUP _FEATURE_VOT E_BIT VK_SUBGROUP _FEATURE_ARI THMETIC_BIT VK_SUBGROUP _FEATURE_BAL LOT_BIT VK_SUBGROUP _FEATURE_SHU FFLE_BIT VK_SUBGROUP _FEATURE_SHU FFLE_RELATIV E_BIT VK_SUBGROUP _FEATURE_QU AD_BIT	implementa tion- dependent

Table 127. Vulkan 1.2 Limits

Limit Name	Unsuppo rted Limit	Core Limit	Milestone Limit	Limit Type ¹
shaderSignedZeroInfNanPreserveFloat16	-	-	VK_TRUE	implementa tion- dependent
shaderSignedZeroInfNanPreserveFloat32	-	-	VK_TRUE	implementa tion- dependent

Limit Name	Unsupported Limit	Core Limit	Milestone Limit	Limit Type ¹
<code>maxPerStageDescriptorUpdateAfterBindInputAttachments</code>	0	4	7	min

Table 128. Vulkan 1.3 Limits

Limit Name	Unsupported Limit	Core Limit	Milestone Limit	Limit Type ¹
<code>maxSubgroupSize</code>	-	-	4	min

Required Extensions

The following extensions are **required**

[VK_KHR_global_priority](#)

Roadmap 2024

The Roadmap 2024 milestone is intended to be supported by newer mid-to-high-end devices shipping in 2024 or shortly thereafter across mainstream smartphone, tablet, laptop, console, and desktop devices.

Two of the core aims of this roadmap profile are to enable developers to rely on a number of important rasterization and shader features have been available for a long time, but until now have not enjoyed wide support.

Shader features required include smaller types ([8/16-bit integers](#) and [16-bit floats](#)), reconvergence guarantees for subgroup ops ([VK_KHR_shader_maximal_reconvergence](#) and [VK_KHR_shader_quad_control](#)), and more consistent floating-point handling ([VK_KHR_shader_float_controls2](#) and [round-to-nearest-even for 32-/16-bit floats](#)). Rasterization features include requiring support for multi-draw indirect, shader draw parameters, 8-bit indices, better line rasterization definitions, and local reads when using dynamic rendering. A few other features have been added opportunistically, in lieu of shipping a Vulkan 1.4 in the same time frame, such as [push descriptors](#) and the various minor improvements included in [VK_KHR_maintenance5](#).

Required Milestones

This milestone requires the Roadmap 2022 profile.

Required Features

The following core optional features are required to be supported:

- Vulkan 1.0 Optional Features
 - `multiDrawIndirect`

- [shaderImageGatherExtended](#)
- [shaderInt16](#)
- Vulkan 1.1 Optional Features
 - [shaderDrawParameters](#)
 - [storageBuffer16BitAccess](#)
- Vulkan 1.2 Optional Features
 - [shaderInt8](#)
 - [shaderFloat16](#)
 - [storageBuffer8BitAccess](#)

Required Limits

The following core increased limits are **required**

Table 129. Vulkan 1.0 Limits

Limit Name	Unsupported Limit	Core Limit	Profile Limit	Limit Type ¹
maxBoundDescriptorSets	-	4	7	min
maxColorAttachments	-	4	8	min
timestampComputeAndGraphics	-	FALSE	TRUE	Boolean

Table 130. Vulkan 1.2 Limits

Limit Name	Unsupported Limit	Core Limit	Profile Limit	Limit Type ¹
shaderRoundingModeRTEFloat16	-	FALSE	TRUE	Boolean
shaderRoundingModeRTEFloat32	-	FALSE	TRUE	Boolean

Required Extensions

The following extensions are **required**

- [VK_KHR_dynamic_rendering_local_read](#)
- [VK_KHR_load_store_op_none](#)
- [VK_KHR_shader_quad_control](#)
- [VK_KHR_shader_maximal_reconvergence](#)
- [VK_KHR_shader_subgroup_uniform_control_flow](#)
- [VK_KHR_shader_subgroup_rotate](#)
- [VK_KHR_shader_float_controls2](#)

- [VK_KHR_shader_expect_assume](#)
- [VK_KHR_line_rasterization](#)
- [VK_KHR_vertex_attribute_divisor](#)
- [VK_KHR_index_type_uint8](#)
- [VK_KHR_map_memory2](#)
- [VK_KHR_maintenance5](#)
- [VK_KHR_push_descriptor](#)

Roadmap 2026

The Roadmap 2026 milestone is intended to be supported by newer mid-to-high-end devices shipping in 2026 or shortly thereafter across mainstream smartphone, tablet, laptop, console, and desktop devices.

This milestone raises the baseline feature support of Vulkan implementations as with prior milestones. In addition, this milestone makes guarantees about swapchain and presentation support for implementations.

Highlights of this roadmap include support for the following extensions:

- [VK_KHR_fragment_shading_rate](#)
- [VK_KHR_shader_clock](#)
- [VK_KHR_compute_shader_derivatives](#)
- [VK_KHR_cooperative_matrix](#)
- [VK_KHR_surface](#) and [VK_KHR_swapchain](#)
- [VK_KHR_present_mode_fifo_latest_ready](#)
- [VK_KHR_present_id2](#) and [VK_KHR_present_wait2](#)

Several other extensions and limits are also required by this milestone as indicated below.

Required Milestones

This requires the Roadmap 2024 milestone.

Required Versions

Vulkan 1.4 is required by this milestone.

Required Features

The following core optional features are required to be supported:

- Vulkan 1.4 Optional Features
 - [hostImageCopy](#)

- [VK_KHR_robustness2](#) Features
 - [robustBufferAccess2](#)
 - [robustImageAccess2](#)
 - [nullDescriptor](#)

Required Limits

The following core increased limits are **required**

Table 131. Vulkan 1.0 Limits

Limit Name	Core	2026	Limit Type ¹
maxPerStageDescriptorUniformBuffers	15	200	min
maxPerStageDescriptorStorageBuffers	4	200	min
maxPerStageDescriptorInputAttachments	4	8	min
maxDescriptorSetStorageBuffers	96	1800	min
maxDescriptorSetUniformBuffers	96	1800	min
maxDescriptorSetInputAttachments	4	8	min
maxVertexOutputComponents	64	124	min
maxTessellationControlPerVertexInputComponents	64	128	min
maxTessellationControlPerVertexOutputComponents	64	128	min
maxTessellationControlTotalOutputComponents	2048	4096	min
maxTessellationEvaluationInputComponents	64	128	min
maxTessellationEvaluationOutputComponents	64	128	min
maxGeometryOutputComponents	64	128	min
maxFragmentInputComponents	64	112	min
maxFragmentOutputAttachments	4	8	min
maxComputeSharedMemorySize	16384	32768	min
subPixelPrecisionBits	4	8	min
maxViewportDimensions.width	7680	8192	min
maxViewportDimensions.height	7680	8192	min
maxFramebufferWidth	7680	8192	min
maxFramebufferHeight	7680	8192	min

Required Extensions

The following extensions are **required**

- [VK_KHR_robustness2](#)
- [VK_KHR_pipeline_binary](#)
- [VK_KHR_fragment_shading_rate](#)
- [VK_KHR_shader_clock](#)
- [VK_KHR_workgroup_memory_explicit_layout](#)
- [VK_KHR_compute_shader_derivatives](#)
- [VK_KHR_maintenance7](#)
- [VK_KHR_maintenance8](#)
- [VK_KHR_maintenance9](#)
- [VK_KHR_depth_clamp_zero_one](#)
- [VK_KHR_copy_memory_indirect](#)
- [VK_KHR_shader_untyped_pointers](#)
- [VK_KHR_surface](#)
- [VK_KHR_swapchain](#)
- [VK_KHR_present_mode_fifo_latest_ready](#)
- [VK_KHR_present_id2](#)
- [VK_KHR_present_wait2](#)
- [VK_KHR_surface_maintenance1](#)
- [VK_KHR_swapchain_maintenance1](#)
- [VK_KHR_cooperative_matrix](#)

Appendix G: Legacy and Superseded Functionality

Functionality in the specification such as commands and structures **may** be marked as *legacy*. This label indicates that either functionality that supersedes it is available, or that the functionality has simply fallen out of favor for other reasons. Forward-looking applications **should** avoid using functionality marked as legacy where possible.

All legacy functionality is tagged in the XML registry, with information about what supersedes it. Any extension or version can tag functionality in any extension or version as legacy in the XML, however this is not always reflected in the specification. Functionality is only tagged as legacy in the specification if the superseding solution is added by a core version or extension at the same level or higher in the following hierarchy:

1. Core Version
2. KHR extension
3. EXT extension
4. Vendor extension

An explanatory section is provided in all cases to explain why functionality was marked as legacy, what functionality supersedes it (if any), and what applications **should** do instead.

NOTE

Legacy and superseded functionality is tagged in the xml registry via a deprecation tag, for both core versions and extensions. It is expected that tooling such as the validation layers will be able to warn users when they are making use of any functionality that is either legacy or superseded by the version and extensions the application has enabled.

Legacy functionality remains available for use in the specification, but it **may** be less capable than newer functionality. Interactions with legacy functionality will often be omitted when new extensions or features are developed, so legacy functionality **may** not work with the latest features.

NOTE

Another mechanism exists to indicate that an entire extension is considered legacy, using different terminology. See [the Deprecation section of the Extensions chapter](#) for more information.

In very rare instances, some functionality will be tagged as unused; this indicates when functionality was introduced and later discovered to be fundamentally flawed in some fashion. Application input in these cases **must** be well formed to handle implementations which tried to make use of this functionality, newer applications **must** not use the functionality, and newer implementations **must** do nothing with any input they receive. Unused parameters **must** be zeroed out, unused functions **must** not be called, unused enums **must** not be passed to APIs, and unused structure types **must** not be passed in **pNext** chains.

List of Legacy Functionality

When functionality is marked as legacy or if an extension supersedes it, an explanation will be added to the following sections.

NOTE

This list is a work in progress - we intend to add other items to this section over time. Examples include shader modules (superseded by [VK_KHR_maintenance5](#)) and anything superseded by a new version of the same functionality (e.g. [VK_KHR_synchronization2](#)).

Physical Device Queries: Superseded via version 2

[VK_KHR_get_physical_device_properties2](#) was incorporated into Vulkan 1.1, which introduced new versions of several physical device query functions. These provide the same functionality as the Vulkan 1.0 functionality but with greater extensibility.

When querying device features, [vkGetPhysicalDeviceFeatures2](#) **should** be used instead of [vkGetPhysicalDeviceFeatures](#). When enabling device features, [VkPhysicalDeviceFeatures2](#) **should** be provided in the `pNext` chain of [VkDeviceCreateInfo](#) instead of using [VkDeviceCreateInfo::pEnabledFeatures](#).

Version Macros: Superseded via replacements including API variant

The version macros that do not take the API variant into account, such as [VK_MAKE_VERSION](#) or [VK_VERSION_MAJOR](#), are superseded by those that do, such as [VK_MAKE_API_VERSION](#) or [VK_API_VERSION_MAJOR](#).

Instead of [VK_API_VERSION](#), specific version defines (e.g. [VK_API_VERSION_1_0](#)) or the [VK_MAKE_API_VERSION](#) macro should be used instead.

Device Layers: Superseded via instance layers

Previous versions of this specification distinguished between instance and device layers. Instance layers were only able to intercept commands that operate on [VkInstance](#) and [VkPhysicalDevice](#), except they were not able to intercept [vkCreateDevice](#). Device layers were enabled for individual devices when they were created, and could only intercept commands operating on that device or its child objects.

Device-only layers are now marked as legacy, and this specification no longer distinguishes between instance and device layers. Layers are enabled during instance creation, and are able to intercept all commands operating on that instance or any of its child objects. At the time this was marked as legacy, there were no known device-only layers and no compelling reason to create one.

The `enabledLayerCount` parameter of [VkDeviceCreateInfo](#) **must** be set to 0.

Render Pass Functions: Superseded via version 2

[VK_KHR_create_renderpass2](#) and Vulkan 1.2 introduced new versions of several render pass functions. These provide the same functionality as the Vulkan 1.0 functionality but with greater

extensibility.

NOTE

Render pass objects and all related commands are further [superseded by dynamic rendering](#).

Render Pass Objects: Superseded via dynamic rendering

[VK_KHR_dynamic_rendering](#) and Vulkan 1.3 added a new way to specify render passes without needing to create [VkFramebuffer](#) and [VkRenderPass](#) objects. However, subpass functionality had no equivalent, meaning dynamic rendering was only suitable as a substitute for content not using subpasses.

[VK_KHR_dynamic_rendering_local_read](#) and Vulkan 1.4 later allowed the expression of most subpass functionality in core or extensions. Any subpass functionality which was not replicated is still expressible but requires applications to split work over multiple dynamic render pass instances. Functionality not covered with local reads would result in most or all vendors splitting the subpass internally.

NOTE

[VK_QCOM_render_pass_shader_resolve](#) does not have equivalent functionality exposed via dynamic rendering. Use of legacy functionality will be required to use that extension unless/until replacements are created.

Outside of vendor extensions, applications are advised to make use of [vkCmdBeginRendering](#) and [vkCmdEndRendering](#) to manage render passes from this API version onward.

Sampler and Buffer View Objects: Unnecessary with Descriptor Heaps

When using [descriptor heaps](#), the creation of sampler and buffer view objects are wholly unnecessary. Instead, these objects are directly converted to descriptors via [vkWriteSamplerDescriptorsEXT](#) and [vkWriteResourceDescriptorsEXT](#), skipping the need to create objects altogether. In the case of samplers, samplers can also be embedded directly into a shader via [shader bindings](#), which only requires the [VkSamplerCreateInfo](#), rather than a created object.

The creation of image views can also be skipped similarly for images used as descriptors, but image views themselves are still used elsewhere in the spec, such as for [render passes](#).

Descriptor Management: Replaced by descriptor Heaps

[Descriptor heaps](#) provide a complete alternative for managing shader resources, and can be used where present instead of the resource management provided by Vulkan 1.0. [Descriptor heaps](#) can similarly be used instead of [VK_EXT_descriptor_buffer](#).

While it is possible to use a mix of these in the same application, they cannot be used at the same time, and there are potential performance penalties for switching on some implementations.

Synchronization Commands: Deprecation via version 2

[VK_KHR_synchronization2](#) was incorporated into Vulkan 1.3, which introduced new versions of synchronization functions. These provide the same functionality as the Vulkan 1.0 functionality but

with greater extensibility.

Synchronization 2 commands **should** be used instead of synchronization 1 commands.

There is one piece of functionality in the original synchronization commands that cannot be mapped easily however. [vkCmdSetEvent](#) did not include an access scope; instead the access scope for an event dependency was fully specified by [vkCmdWaitEvents](#). This allowed execution only dependencies to be expressed with cache access management handled at the end of the command. While the same dependencies can be expressed in [VK_KHR_synchronization2](#), it is not a 1:1 mapping, requiring additional commands to be recorded, and so may not be as efficient.

[VK_KHR_maintenance9](#) added the [VK_DEPENDENCY_ASYMMETRIC_EVENT_BIT_KHR](#) dependency flag, which enables this use case with [vkCmdSetEvent2](#) and [vkCmdWaitEvents2](#), making it efficient to express the same dependencies.

New flag values added by this extension are additionally [extended to 64-bits](#).

32-bit Flags: Extended by 64-bit Flags

Initially Vulkan used 32-bit types to representing sets of flags ([Vk*Flags](#)) and individual flag bits ([Vk*FlagBits](#)). New functionality added many new flag bits. When the 32-bit types run out of available bits, new 64-bit flags ([Vk*Flags2](#)) and flag bits ([Vk*FlagBits2](#)) types are introduced.

These new types include all of the flag bits defined by the 32-bit types they correspond to, while allowing up to 32 additional bits. The new types are contained by corresponding extending structures. Such structures are used to specify or query flags by adding them to a [pNext](#) chain. When specifying 64-bit flags, those flags are used instead of the 32-bit flags in the base structure being extended. When querying 64-bit flags, both the 64-bit flags in the [pNext](#) chain and the 32-bit flags in the in the base structure being extended are returned.

64-bit flag and flag bit types are named the same as the 32-bit types they supersede, but with the addition of a “2” ahead of any vendor suffix. For example, [VkPipelineCreateFlagBits](#) and [VkPipelineCreateFlags](#) are superseded by [VkPipelineCreateFlagBits2](#) and [VkPipelineCreateFlags2](#), respectively.

Buffer Commands: Superseded by device address commands

Most commands that previously took buffer objects, including all command buffer commands, have now been superseded by equivalent commands or structures that use [VkDeviceAddressRangeKHR](#) structures to specify the address range directly. Some of these need a little additional information from the application in the form of [VkAddressCommandFlagBitsKHR](#), which previously would have been retrieved from the buffer object itself.

Appendix H: API Boilerplate

This appendix defines Vulkan API features that are infrastructure required for a complete functional description of Vulkan, but do not logically belong elsewhere in the Specification.

Vulkan Header Files

Vulkan is defined as an API in the C99 language. Khronos provides a corresponding set of header files for applications using the API, which may be used in either C or C++ code. The interface descriptions in the specification are the same as the interfaces defined in these header files, and both are derived from the `vk.xml` XML API Registry, which is the canonical machine-readable description of the Vulkan API. The Registry, scripts used for processing it into various forms, and documentation of the registry schema are available as described at <https://registry.khronos.org/vulkan/#apiregistry>.

Language bindings for other languages can be defined using the information in the Specification and the Registry. Khronos does not provide any such bindings, but third-party developers have created some additional bindings.

Vulkan Combined API Header `vulkan.h` (Informative)

Applications normally will include the header `vulkan.h`. In turn, `vulkan.h` always includes the following headers:

- `vk_platform.h`, defining platform-specific macros and headers.
- `vulkan_core.h`, defining APIs for the Vulkan core and all registered extensions *other* than `window system-specific` and `provisional` extensions, which are included in separate header files.

In addition, specific preprocessor macros defined at the time `vulkan.h` is included cause header files for the corresponding window system-specific and provisional interfaces to be included, as described below.

Vulkan Platform-Specific Header `vk_platform.h` (Informative)

Platform-specific macros and interfaces are defined in `vk_platform.h`. These macros are used to control platform-dependent behavior, and their exact definitions are under the control of specific platforms and Vulkan implementations.

Platform-Specific Calling Conventions

On many platforms the following macros are empty strings, causing platform- and compiler-specific default calling conventions to be used.

`VKAPI_ATTR` is a macro placed before the return type in Vulkan API function declarations. This macro controls calling conventions for C++11 and GCC/Clang-style compilers.

`VKAPI_CALL` is a macro placed after the return type in Vulkan API function declarations. This macro controls calling conventions for MSVC-style compilers.

VKAPI_PTR is a macro placed between the '(' and '*' in Vulkan API function pointer declarations. This macro also controls calling conventions, and typically has the same definition as **VKAPI_ATTR** or **VKAPI_CALL**, depending on the compiler.

With these macros, a Vulkan function declaration takes the form of:

```
VKAPI_ATTR <return_type> VKAPI_CALL <command_name>(<command_parameters>);
```

Additionally, a Vulkan function pointer type declaration takes the form of:

```
typedef <return_type> (VKAPI_PTR *PFN_<command_name>)(<command_parameters>);
```

Platform-Specific Header Control

If the **VK_NO_STDINT_H** macro is defined by the application at compile time, extended integer types used by the Vulkan API, such as **uint8_t**, **must** also be defined by the application. Otherwise, the Vulkan headers will not compile. If **VK_NO_STDINT_H** is not defined, the system **<stdint.h>** is used to define these types. There is a fallback path when Microsoft Visual Studio version 2008 and earlier versions are detected at compile time.

If the **VK_NO_STDDEF_H** macro is defined by the application at compile time, **size_t**, **must** also be defined by the application. Otherwise, the Vulkan headers will not compile. If **VK_NO_STDDEF_H** is not defined, the system **<stddef.h>** is used to define this type.

Vulkan Core API Header **vulkan_core.h**

Applications that do not make use of window system-specific extensions may simply include **vulkan_core.h** instead of **vulkan.h**, although there is usually no reason to do so. In addition to the Vulkan API, **vulkan_core.h** also defines and / or uses a small number of C preprocessor macros that are described below.

Vulkan Header File Compile Time Controls

If the **VK_NO_PROTOTYPES** macro is defined by an application at compile time, prototypes for Vulkan APIs will not be included. Only typedefs for API function pointers will be defined.

This is intended for applications using their own function loader and dispatch mechanism.

If the macro is not defined by the application, prototypes for Vulkan APIs will be included.

If the **VK_ONLY_EXPORTED_PROTOTYPES** macro is defined by an application at compile time, only prototypes for Vulkan APIs tagged as `"exported"` in the API XML will be included. For non-tagged APIs, only typedefs for API function pointers will be defined.

This is intended to match APIs which are statically exported by the Vulkan loader. At present, the exported APIs are only those defined by Vulkan core versions.

If the macro is not defined by the application, prototypes for all Vulkan APIs will be included.

Vulkan Header File Version Number

`VK_HEADER_VERSION` is the version number of the `vulkan_core.h` header. This value is kept synchronized with the patch version of the released Specification.

```
// Provided by VK_VERSION_1_0
// Version of this file
#define VK_HEADER_VERSION 350
```

`VK_HEADER_VERSION_COMPLETE` is the complete version number of the `vulkan_core.h` header, comprising the major, minor, and patch versions. The major/minor values are kept synchronized with the complete version of the released Specification. This value is intended for use by automated tools to identify exactly which version of the header was used during their generation.

Applications should not use this value as their `VkApplicationInfo::apiVersion`. Instead applications should explicitly select a specific fixed major/minor API version using, for example, one of the `VK_API_VERSION_*` values.

```
// Provided by VK_VERSION_1_0
// Complete version of this file
#define VK_HEADER_VERSION_COMPLETE VK_MAKE_API_VERSION(0, 1, 4, VK_HEADER_VERSION)
```

`VK_API_VERSION` is now commented out of `vulkan_core.h` and **cannot** be used.

WARNING

This functionality is superseded by [Vulkan Version 1.0](#). See [Legacy Functionality](#) for more information.

```
// Provided by VK_VERSION_1_0
// #define VK_API_VERSION VK_MAKE_API_VERSION(0, 1, 0, 0) // Patch version should
// always be set to 0
```

Vulkan Handle Macros

`VK_DEFINE_HANDLE` defines a [dispatchable handle](#) type.

```
// Provided by VK_VERSION_1_0
#define VK_DEFINE_HANDLE(object) typedef struct object##_T* object;
```

- `object` is the name of the resulting C type.

The only dispatchable handle types are those related to device and instance management, such as [VkDevice](#).

`VK_DEFINE_NON_DISPATCHABLE_HANDLE` defines a [non-dispatchable handle](#) type.


```
// Provided by VK_VERSION_1_0
#ifndef VK_DEFINE_NON_DISPATCHABLE_HANDLE
    #if (VK_USE_64_BIT_PTR_DEFINES==1)
        #define VK_DEFINE_NON_DISPATCHABLE_HANDLE(object) typedef struct object##_T
    *object;
    #else
        #define VK_DEFINE_NON_DISPATCHABLE_HANDLE(object) typedef uint64_t object;
    #endif
#endif
```

- **object** is the name of the resulting C type.

Most Vulkan handle types, such as [VkBuffer](#), are non-dispatchable.

NOTE

The `vulkan_core.h` header allows the `VK_DEFINE_NON_DISPATCHABLE_HANDLE` and `VK_NULL_HANDLE` definitions to be overridden by the application. If `VK_DEFINE_NON_DISPATCHABLE_HANDLE` is already defined when `vulkan_core.h` is compiled, the default definitions for `VK_DEFINE_NON_DISPATCHABLE_HANDLE` and `VK_NULL_HANDLE` are skipped. This allows the application to define a binary-compatible custom handle which **may** provide more type-safety or other features needed by the application. Applications **must** not define handles in a way that is not binary compatible - where binary compatibility is platform dependent.

`VK_NULL_HANDLE` is a reserved value representing a non-valid object handle. It may be passed to and returned from Vulkan commands only when [specifically allowed](#).

```
// Provided by VK_VERSION_1_0
#ifndef VK_DEFINE_NON_DISPATCHABLE_HANDLE
    #if (VK_USE_64_BIT_PTR_DEFINES==1)
        #if (defined(__cplusplus) && (__cplusplus >= 201103L)) || (defined(_MSC_VER)
&& (_MSC_VER >= 201103L))
            #define VK_NULL_HANDLE nullptr
        #else
            #define VK_NULL_HANDLE ((void*)0)
        #endif
    #else
        #define VK_NULL_HANDLE 0ULL
    #endif
#endif
#ifndef VK_NULL_HANDLE
    #define VK_NULL_HANDLE 0
#endif
```

`VK_USE_64_BIT_PTR_DEFINES` defines whether the default non-dispatchable handles are declared using either a 64-bit pointer type or a 64-bit unsigned integer type.

`VK_USE_64_BIT_PTR_DEFINES` is set to '1' to use a 64-bit pointer type or any other value to use a 64-bit unsigned integer type.


```
// Provided by VK_VERSION_1_0
#ifndef VK_USE_64_BIT_PTR_DEFINES
    #if defined(__LP64__) || defined(_WIN64) || (defined(__x86_64__) &&
!defined(__ILP32__) ) || defined(_M_X64) || defined(__ia64) || defined (_M_IA64) ||
defined(__aarch64__) || defined(__powerpc64__) || (defined(__riscv) && __riscv_xlen ==
64)
        #define VK_USE_64_BIT_PTR_DEFINES 1
    #else
        #define VK_USE_64_BIT_PTR_DEFINES 0
    #endif
#endif
```

NOTE The `vulkan_core.h` header allows the `VK_USE_64_BIT_PTR_DEFINES` definition to be overridden by the application. This allows the application to select either a 64-bit pointer type or a 64-bit unsigned integer type for non-dispatchable handles in the case where the predefined preprocessor check does not identify the desired configuration.

NOTE This macro was introduced starting with the Vulkan 1.2.174 headers, and its availability can be checked at compile time by requiring `VK_HEADER_VERSION >= 174`. It is not available if you are using older headers, such as may be shipped with an older Vulkan SDK. Developers requiring this functionality may wish to include a copy of the current Vulkan headers with their project in this case.

Window System-Specific Header Control (Informative)

To use a Vulkan extension supporting a platform-specific window system, header files for that window system **must** be included at compile time, or platform-specific types **must** be forward-declared. The Vulkan header files are unable to determine whether or not an external header is available at compile time, so platform-specific extensions are provided in separate headers from the core API and platform-independent extensions, allowing applications to decide which ones they need to be defined and how the external headers are included.

Extensions dependent on particular sets of platform headers, or that forward-declare platform-specific types, are declared in a header named for that platform. Before including these platform-specific Vulkan headers, applications **must** include both `vulkan_core.h` and any external native headers the platform extensions depend on.

As a convenience for applications that do not need the flexibility of separate platform-specific Vulkan headers, `vulkan.h` includes `vulkan_core.h`, and then conditionally includes platform-specific Vulkan headers and the external headers they depend on. Applications control which platform-specific headers are included by #defining macros before including `vulkan.h`.

The correspondence between platform-specific extensions, external headers they require, the platform-specific header which declares them, and the preprocessor macros which enable inclusion by `vulkan.h` are shown in the [following table](#).

Table 132. Window System Extensions and Headers

Extension Name	Window System Name	Platform-specific Header	Required External Headers	Controlling <code>vulkan.h</code> Macro
VK_KHR_android_surface	Android	vulkan_android.h	None	<code>VK_USE_PLATFORM_ANDROID_KHR</code>
VK_KHR_wayland_surface	Wayland	vulkan_wayland.h	<code><wayland-client.h></code>	<code>VK_USE_PLATFORM_WAYLAND_KHR</code>
VK_KHR_win32_surface , VK_KHR_external_memory_win32 , VK_KHR_win32_keyed_mutex , VK_KHR_external_semaphore_win32 , VK_KHR_external_fence_win32 , VK_NV_external_memory_win32 , VK_NV_win32_keyed_mutex	Microsoft Windows	vulkan_win32.h	<code><windows.h></code>	<code>VK_USE_PLATFORM_WIN32_KHR</code>
VK_KHR_xcb_surface	X11 Xcb	vulkan_xcb.h	<code><xcb/xcb.h></code>	<code>VK_USE_PLATFORM_XCB_KHR</code>
VK_KHR_xlib_surface	X11 Xlib	vulkan_xlib.h	<code><X11/Xlib.h></code>	<code>VK_USE_PLATFORM_XLIB_KHR</code>
VK_EXT_directfb_surface	DirectFB	vulkan_directfb.h	<code><directfb/directfb.h></code>	<code>VK_USE_PLATFORM_DIRECTFB_EXT</code>
VK_EXT_acquire_xlib_display	X11 XRandR	vulkan_xlib_xrandr.h	<code><X11/Xlib.h></code> , <code><X11/extensions/Xrandr.h></code>	<code>VK_USE_PLATFORM_XLIB_XRANDR_EXT</code>
VK_GGP_stream_descriptor_surface , VK_GGP_frame_token	Google Games Platform	vulkan_ggp.h	<code><ggp_c/vulkan_types.h></code>	<code>VK_USE_PLATFORM_GGP</code>
VK_MVK_ios_surface	iOS	vulkan_ios.h	None	<code>VK_USE_PLATFORM_IOS_MVK</code>
VK_MVK_macos_surface	macOS	vulkan_macos.h	None	<code>VK_USE_PLATFORM_MACOS_MVK</code>
VK_OHOS_surface	OHOS	vulkan_ohos.h	None	<code>VK_USE_PLATFORM_OHOS</code>
VK_NN_vi_surface	VI	vulkan_vi.h	None	<code>VK_USE_PLATFORM_VI_NN</code>
VK_FUCHSIA_imagepipe_surface	Fuchsia	vulkan_fuchsia.h	<code><zircon/types.h></code>	<code>VK_USE_PLATFORM_FUCHSIA</code>
VK_EXT_metal_surface	Metal on CoreAnimation	vulkan_metal.h	None	<code>VK_USE_PLATFORM_METAL_EXT</code>
VK_QNX_screen_surface	QNX Screen	vulkan_screen.h	<code><screen/screen.h></code>	<code>VK_USE_PLATFORM_SCREEN_QNX</code>

NOTE

This section describes the purpose of the headers independently of the specific underlying functionality of the window system extensions themselves. Each extension name will only link to a description of that extension when viewing a specification built with that extension included.

Provisional Extension Header Control (Informative)

Provisional extensions **should** not be used in production applications. The functionality defined by such extensions **may** change in ways that break backwards compatibility between revisions, and before final release of a non-provisional version of that extension.

Provisional extensions are defined in a separate *provisional header*, `vulkan_beta.h`, allowing applications to decide whether or not to include them. The mechanism is similar to [window system-specific headers](#): before including `vulkan_beta.h`, applications **must** include `vulkan_core.h`.

NOTE

Sometimes a provisional extension will include a subset of its interfaces in `vulkan_core.h`. This may occur if the provisional extension is promoted from an existing vendor or EXT extension and some of the existing interfaces are defined as aliases of the provisional extension interfaces. All other interfaces of that provisional extension which are not aliased will be included in `vulkan_beta.h`.

As a convenience for applications, `vulkan.h` conditionally includes `vulkan_beta.h`. Applications **can** control inclusion of `vulkan_beta.h` by #defining the macro `VK_ENABLE_BETA_EXTENSIONS` before including `vulkan.h`.

NOTE

Starting in version 1.2.171 of the Specification, all provisional enumerants are protected by the macro `VK_ENABLE_BETA_EXTENSIONS`. Applications needing to use provisional extensions must always define this macro, even if they are explicitly including `vulkan_beta.h`. This is a minor change to behavior, affecting only provisional extensions.

NOTE

This section describes the purpose of the provisional header independently of the specific provisional extensions which are contained in that header at any given time. The extension appendices for provisional extensions note their provisional status, and link back to this section for more information. Provisional extensions are intended to provide early access for bleeding-edge developers, with the understanding that extension interfaces may change in response to developer feedback. Provisional extensions are very likely to eventually be updated and released as non-provisional extensions, but there is no guarantee this will happen, or how long it will take if it does happen.

Video Std Headers

Performing video coding operations usually involves the application having to provide various parameters, data structures, or other syntax elements specific to the particular video compression standard used, and the associated semantics are covered by the specification of those.

The interface descriptions of these are available in the header files derived from the `video.xml` XML file, which is the canonical machine-readable description of data structures and enumerations that are associated with the externally-provided video compression standards.

Table 133. Video Std Headers

Video Std Header Name	Description	Header File	Related Extensions
<code>vulkan_video_codecs_common</code>	Codec-independent common definitions	<code><vk_video/vulkan_video_codecs_common.h></code>	-
<code>vulkan_video_codec_h264std</code>	ITU-T H.264 common definitions	<code><vk_video/vulkan_video_codec_h264std.h></code>	<code>VK_KHR_video_decode_h264</code> , <code>VK_KHR_video_encode_h264</code>
<code>vulkan_video_codec_h264std_decode</code>	ITU-T H.264 decode-specific definitions	<code><vk_video/vulkan_video_codec_h264std_decode.h></code>	<code>VK_KHR_video_decode_h264</code>
<code>vulkan_video_codec_h264std_encode</code>	ITU-T H.264 encode-specific definitions	<code><vk_video/vulkan_video_codec_h264std_encode.h></code>	<code>VK_KHR_video_encode_h264</code>
<code>vulkan_video_codec_h265std</code>	ITU-T H.265 common definitions	<code><vk_video/vulkan_video_codec_h265std.h></code>	<code>VK_KHR_video_decode_h265</code> , <code>VK_KHR_video_encode_h265</code>
<code>vulkan_video_codec_h265std_decode</code>	ITU-T H.265 decode-specific definitions	<code><vk_video/vulkan_video_codec_h265std_decode.h></code>	<code>VK_KHR_video_decode_h265</code>
<code>vulkan_video_codec_h265std_encode</code>	ITU-T H.265 encode-specific definitions	<code><vk_video/vulkan_video_codec_h265std_encode.h></code>	<code>VK_KHR_video_encode_h265</code>
<code>vulkan_video_codec_vp9std</code>	VP9 common definitions	<code><vk_video/vulkan_video_codec_vp9std.h></code>	<code>VK_KHR_video_decode_vp9</code>
<code>vulkan_video_codec_vp9std_decode</code>	VP9 decode-specific definitions	<code><vk_video/vulkan_video_codec_vp9std_decode.h></code>	<code>VK_KHR_video_decode_vp9</code>
<code>vulkan_video_codec_av1std</code>	AV1 common definitions	<code><vk_video/vulkan_video_codec_av1std.h></code>	<code>VK_KHR_video_decode_av1</code>
<code>vulkan_video_codec_av1std_decode</code>	AV1 decode-specific definitions	<code><vk_video/vulkan_video_codec_av1std_decode.h></code>	<code>VK_KHR_video_decode_av1</code>
<code>vulkan_video_codec_av1std_encode</code>	AV1 encode-specific definitions	<code><vk_video/vulkan_video_codec_av1std_encode.h></code>	<code>VK_KHR_video_encode_av1</code>

Appendix I: Invariance

The Vulkan specification is not pixel exact. It therefore does not guarantee an exact match between images produced by different Vulkan implementations. However, the specification does specify exact matches, in some cases, for images produced by the same implementation. The purpose of this appendix is to identify and provide justification for those cases that require exact matches.

Repeatability

The obvious and most fundamental case is repeated issuance of a series of Vulkan commands. For any given Vulkan and framebuffer state vector, and for any Vulkan command, the resulting Vulkan and framebuffer state **must** be identical whenever the command is executed on that initial Vulkan and framebuffer state. This repeatability requirement does not apply when using shaders containing side effects (image and buffer variable stores and atomic operations), because these memory operations are not guaranteed to be processed in a defined order.

The repeatability requirement does not apply for rendering done using a graphics pipeline that uses [VK_RASTERIZATION_ORDER_RELAXED_AMD](#).

One purpose of repeatability is avoidance of visual artifacts when a double-buffered scene is redrawn. If rendering is not repeatable, swapping between two buffers rendered with the same command sequence **may** result in visible changes in the image. Such false motion is distracting to the viewer. Another reason for repeatability is testability.

Repeatability, while important, is a weak requirement. Given only repeatability as a requirement, two scenes rendered with one (small) polygon changed in position might differ at every pixel. Such a difference, while within the law of repeatability, is certainly not within its spirit. Additional invariance rules are desirable to ensure useful operation.

Multi-Pass Algorithms

Invariance is necessary for a whole set of useful multi-pass algorithms. Such algorithms render multiple times, each time with a different Vulkan mode vector, to eventually produce a result in the framebuffer. Examples of these algorithms include:

- “Erasing” a primitive from the framebuffer by redrawing it, either in a different color or using the XOR logical operation.
- Using stencil operations to compute capping planes.

Invariance Rules

For a given Vulkan device:

Rule 1 *For any given Vulkan and framebuffer state vector, and for any given Vulkan command, the resulting Vulkan and framebuffer state **must** be identical each time the command is executed on that initial Vulkan and framebuffer state.*

Rule 2 *Changes to the following state values have no side effects (the use of any other state value is not affected by the change):*

Required:

- Color and depth/stencil attachment contents
- Scissor parameters (other than enable)
- Write masks (color, depth, stencil)
- Clear values (color, depth, stencil)

Strongly suggested:

- Stencil parameters (other than enable)
- Depth test parameters (other than enable)
- Blend parameters (other than enable)
- Logical operation parameters (other than enable)

Corollary 1 *Fragment generation is invariant with respect to the state values listed in Rule 2.*

Rule 3 *The arithmetic of each per-fragment operation is invariant except with respect to parameters that directly control it.*

Corollary 2 *Images rendered into different color attachments of the same framebuffer, either simultaneously or separately using the same command sequence, are pixel identical.*

Rule 4 *Identical pipelines will produce the same result when run multiple times with the same input. The wording “Identical pipelines” means [VkPipeline](#) objects that have been created with identical SPIR-V binaries and identical state, which are then used by commands executed using the same Vulkan state vector. Invariance is relaxed for shaders with side effects, such as performing stores or atomics.*

Rule 5 *All fragment shaders that either conditionally or unconditionally assign [FragCoord.z](#) to [FragDepth](#) are depth-invariant with respect to each other, for those fragments where the assignment to [FragDepth](#) actually is done.*

If a sequence of Vulkan commands specifies primitives to be rendered with shaders containing side effects (image and buffer variable stores and atomic operations), invariance rules are relaxed. In particular, rule 1, corollary 2, and rule 4 do not apply in the presence of shader side effects.

The following weaker versions of rules 1 and 4 apply to Vulkan commands involving shader side effects:

Rule 6 *For any given Vulkan and framebuffer state vector, and for any given Vulkan command, the contents of any framebuffer state not directly or indirectly affected by results of shader image or buffer variable stores or atomic operations **must** be identical each time the command is executed on that initial Vulkan and framebuffer state.*

Rule 7 *Identical pipelines will produce the same result when run multiple times with the same input*

as long as:

- *shader invocations do not use image atomic operations;*
- *no framebuffer memory is written to more than once by image stores, unless all such stores write the same value; and*
- *no shader invocation, or other operation performed to process the sequence of commands, reads memory written to by an image store.*

NOTE

The OpenGL specification has the following invariance rule: Consider a primitive p' obtained by translating a primitive p through an offset (x, y) in window coordinates, where x and y are integers. As long as neither p' nor p is clipped, it **must** be the case that each fragment f' produced from p' is identical to a corresponding fragment f from p except that the center of f' is offset by (x, y) from the center of f .

This rule does not apply to Vulkan and is an intentional difference from OpenGL.

When any sequence of Vulkan commands triggers shader invocations that perform image stores or atomic operations, and subsequent Vulkan commands read the memory written by those shader invocations, these operations **must** be explicitly synchronized.

Tessellation Invariance

When using a pipeline containing tessellation evaluation shaders, the fixed-function tessellation primitive generator consumes the input patch specified by an application and emits a new set of primitives. The following invariance rules are intended to provide repeatability guarantees. Additionally, they are intended to allow an application with a carefully crafted tessellation evaluation shader to ensure that the sets of triangles generated for two adjacent patches have identical vertices along shared patch edges, avoiding “cracks” caused by minor differences in the positions of vertices along shared edges.

Rule 1 *When processing two patches with identical outer and inner tessellation levels, the tessellation primitive generator will emit an identical set of point, line, or triangle primitives as long as the pipeline used to process the patch primitives has tessellation evaluation shaders specifying the same tessellation mode, spacing, vertex order, and point mode decorations. Two sets of primitives are considered identical if and only if they contain the same number and type of primitives and the generated tessellation coordinates for the vertex numbered m of the primitive numbered n are identical for all values of m and n .*

Rule 2 *The set of vertices generated along the outer edge of the subdivided primitive in triangle and quad tessellation, and the tessellation coordinates of each, depend only on the corresponding outer tessellation level and the spacing decorations in the tessellation shaders of the pipeline.*

Rule 3 *The set of vertices generated when subdividing any outer primitive edge is always symmetric. For triangle tessellation, if the subdivision generates a vertex with tessellation coordinates of the form $(0, x, 1-x)$, $(x, 0, 1-x)$, or $(x, 1-x, 0)$, it will also generate a vertex with coordinates of exactly $(0, 1-x, x)$, $(1-x, 0, x)$, or $(1-x, x, 0)$, respectively. For quad tessellation, if the subdivision generates a vertex with coordinates of $(x, 0)$ or $(0, x)$, it will also generate a vertex with coordinates of exactly $(1-x, 0)$ or $(0, 1-x)$, respectively. For isoline tessellation, if it generates vertices at $(0, x)$ and $(1, x)$ where x is not zero, it*

will also generate vertices at exactly $(0, 1-x)$ and $(1, 1-x)$, respectively.

Rule 4 The set of vertices generated when subdividing outer edges in triangular and quad tessellation **must** be independent of the specific edge subdivided, given identical outer tessellation levels and spacing. For example, if vertices at $(x, 1-x, 0)$ and $(1-x, x, 0)$ are generated when subdividing the $w = 0$ edge in triangular tessellation, vertices **must** be generated at $(x, 0, 1-x)$ and $(1-x, 0, x)$ when subdividing an otherwise identical $v = 0$ edge. For quad tessellation, if vertices at $(x, 0)$ and $(1-x, 0)$ are generated when subdividing the $v = 0$ edge, vertices **must** be generated at $(0, x)$ and $(0, 1-x)$ when subdividing an otherwise identical $u = 0$ edge.

Rule 5 When processing two patches that are identical in all respects enumerated in rule 1 except for vertex order, the set of triangles generated for triangle and quad tessellation **must** be identical except for vertex and triangle order. For each triangle $n1$ produced by processing the first patch, there **must** be a triangle $n2$ produced when processing the second patch each of whose vertices has the same tessellation coordinates as one of the vertices in $n1$.

Rule 6 When processing two patches that are identical in all respects enumerated in rule 1 other than matching outer tessellation levels and/or vertex order, the set of interior triangles generated for triangle and quad tessellation **must** be identical in all respects except for vertex and triangle order. For each interior triangle $n1$ produced by processing the first patch, there **must** be a triangle $n2$ produced when processing the second patch each of whose vertices has the same tessellation coordinates as one of the vertices in $n1$. A triangle produced by the tessellator is considered an interior triangle if none of its vertices lie on an outer edge of the subdivided primitive.

Rule 7 For quad and triangle tessellation, the set of triangles connecting an inner and outer edge depends only on the inner and outer tessellation levels corresponding to that edge and the spacing decorations.

Rule 8 The value of all defined components of **TessCoord** will be in the range $[0, 1]$. Additionally, for any defined component x of **TessCoord**, the results of computing $1.0-x$ in a tessellation evaluation shader will be exact. If any floating-point values in the range $[0, 1]$ fail to satisfy this property, such values **must** not be used as tessellation coordinate components.

Appendix J: Lexicon

This appendix defines terms, abbreviations, and API prefixes used in the Specification.

Glossary

The terms defined in this section are used consistently throughout the Specification and may be used with or without capitalization.

Accessible (Descriptor Binding)

A descriptor binding is accessible to a shader stage if that stage is included in the `stageFlags` of the descriptor binding. Descriptors using that binding **can** only be used by stages in which they are accessible.

Acquire Operation (Resource)

An operation that acquires ownership of an image subresource or buffer range.

Active (Descriptor Type)

When a descriptor with *mutable* type is updated with `vkUpdateDescriptorSets`, the active descriptor type changes. When the descriptor is consumed by shaders, it is the active descriptor type which determines validity, i.e. `VkDescriptorSetLayoutBinding::descriptorType` is replaced with the active descriptor type. A mismatch in active descriptor type and consumption by shader is considered an undefined descriptor.

Active (Transform Feedback)

Transform feedback is made active after `vkCmdBeginTransformFeedbackEXT` executes and remains active until `vkCmdEndTransformFeedbackEXT` executes. While transform feedback is active, data written to variables in the output interface of the last *pre-rasterization shader stage* of the graphics pipeline are captured to the bound transform feedback buffers if those variables are decorated for transform feedback.

Adjacent Vertex

A vertex in an adjacency primitive topology that is not part of a given primitive, but is accessible in geometry shaders.

Active Object (Ray Tracing)

A primitive or instance in a ray tracing acceleration structure which has a corresponding ID, and is not *inactive* (meaning that it is visible to rays).

Advanced Blend Operation

Blending performed using one of the blend operation enums introduced by the `VK_EXT_blend_operation_advanced` extension. See [Advanced Blending Operations](#).

Alias (API type/command)

An identical definition of another API type/command with the same behavior but a different name.

Aliased Range (Memory)

A range of a device memory allocation that is bound to multiple resources simultaneously.

Allocation Scope

An association of a host memory allocation to a parent object or command, where the allocation's lifetime ends before or at the same time as the parent object is freed or destroyed, or during the parent command.

API command

Any command defined in the Vulkan specification. These entry points all have a vk prefix.

Aspect (Image)

Some image types contain multiple kinds (called “aspects”) of data for each pixel, where each aspect is used in a particular way by the pipeline and **may** be stored differently or separately from other aspects. For example, the color components of an image format make up the color aspect of the image, and **can** be used as a framebuffer color attachment. Some operations, like depth testing, operate only on specific aspects of an image.

Attachment (Render Pass)

A zero-based integer index name used in render pass creation to refer to a framebuffer attachment that is accessed by one or more subpasses. The index also refers to an attachment description which includes information about the properties of the image view that will later be attached.

Availability Operation

An operation that causes the values generated by specified memory write accesses to become available for future access.

Available

A state of values written to memory that allows them to be made visible.

Axis-aligned Bounding Box

A box bounding a region in space defined by extents along each axis and thus representing a box where each edge is aligned to one of the major axes.

Back-Facing

See Facingness.

Backward Prediction

Sample prediction performed during video decode and encode operations based on reference pictures that occur temporally (in display order) after the current picture.

Backward Reference

A reference picture that occurs temporally (in display order) after the current picture.

Batch

A single structure submitted to a queue as part of a [queue submission command](#), describing a set of queue operations to execute.

Backwards Compatibility

A given version of the API is backwards compatible with an earlier version if an application, relying only on valid behavior and functionality defined by the earlier specification, is able to correctly run against each version without any modification. This assumes no active attempt by that application to not run when it detects a different version.

Binary Semaphore

A semaphore with a boolean payload indicating whether the semaphore is signaled or unsignaled. Represented by a [VkSemaphore](#) object created with a semaphore type of [VK_SEMAPHORE_TYPE_BINARY](#).

Binding (Memory)

An association established between a range of a resource object and a range of a memory object. These associations determine the memory locations affected by operations performed on elements of a resource object. Memory bindings are established using the [vkBindBufferMemory](#) command for non-sparse buffer objects, using the [vkBindImageMemory](#) command for non-sparse image objects, and using the [vkQueueBindSparse](#) command for sparse resources.

Blend Constant

Four floating-point (RGBA) values used as an input to blending.

Blending

Arithmetic operations between a fragment color value and a value in a color attachment that produce a final color value to be written to the attachment.

Buffer

A resource that represents a linear array of data in device memory. Represented by a [VkBuffer](#) object.

Buffer Device Address

A 64-bit value used in a shader to access buffer memory through the [PhysicalStorageBuffer](#) storage class.

Buffer View

An object that represents a range of a specific buffer, and state controlling how the contents are interpreted. Represented by a [VkBufferView](#) object.

Built-In Variable

A variable decorated in a shader, where the decoration makes the variable take values provided by the execution environment or values that are generated by fixed-function pipeline stages.

Built-In Interface Block

A block defined in a shader containing only variables decorated with built-in decorations, and is used to match against other shader stages.

Clip Coordinates

The homogeneous coordinate space in which vertex positions ([Position](#) decoration) are written by [pre-rasterization shader stages](#).

Clip Distance

A built-in output from [pre-rasterization shader stages](#) defining a clip half-space against which the primitive is clipped.

Clip Volume

The intersection of the view volume with all clip half-spaces.

Coding Block (Video)

An element of a video picture, comprising a rectangular block of texel values that are coded as a single unit in video coding. Video coding blocks have a corresponding coding block size (width and height) defining the dimensions of these elements in units of texels. These dimensions are usually codec-specific and a single video compression standard **may** support more than one coding block type and size. Video compression standards **may** use multiple coding block types to organize coding blocks of different kinds and sizes into hierarchies.

Color Attachment

A subpass attachment point, or image view, that is the target of fragment color outputs and blending.

Color Fragment

A unique color value within a pixel of a multisampled color image. The *fragment mask* will contain indices to the *color fragment*.

Color Renderable Format

A [VkFormat](#) where [VK_FORMAT_FEATURE_COLOR_ATTACHMENT_BIT](#) is set in one of the following, depending on the image's tiling:

- [VkFormatProperties::linearTilingFeatures](#)
- [VkFormatProperties::optimalTilingFeatures](#) or a [VkFormat](#) where [VK_FORMAT_FEATURE_2_LINEAR_COLOR_ATTACHMENT_BIT_NV](#) is set in [VkFormatProperties::linearTilingFeatures](#)
- [VkDrmFormatModifierPropertiesEXT::drmFormatModifierTilingFeatures](#)

Combined Image Sampler

A descriptor type that includes both a sampled image and a sampler.

Command Buffer

An object that records commands to be submitted to a queue. Represented by a [VkCommandBuffer](#) object.

Command Buffer Nesting Level

The Command Buffer Nesting Level of a secondary command buffer is equal to the maximum nesting level of all secondary command buffers executed by that command buffer plus one, where a secondary command buffer that executes no other secondary command buffers has a nesting level of zero.

Command Pool

An object that command buffer memory is allocated from, and that owns that memory.

Command pools aid multithreaded performance by enabling different threads to use different allocators, without internal synchronization on each use. Represented by a [VkCommandPool](#) object.

Compatible Allocator

When allocators are compatible, allocations from each allocator **can** be freed by the other allocator.

Compatible Image Formats

When formats are compatible, images created with one of the formats **can** have image views created from it using any of the compatible formats. Also see *Size-Compatible Image Formats*.

Compatible Queues

Queues within a queue family. Compatible queues have identical properties.

Complete Mipmap Chain

The entire set of mip levels that can be provided for an image, from the largest application-specified mip level size down to the *minimum mip level size*. See [Image Mip Level Sizing](#).

Completed Operation

A deferred operation whose corresponding command has been executed to completion. See [Deferred Host Operations](#)

Component (Format)

A distinct part of a format. Color components are represented with **R**, **G**, **B**, and **A**. Depth and stencil components are represented with **D** and **S**. Formats **can** have multiple instances of the same component. Some formats have other notations such as **E** or **X** which are not considered a component of the format.

Compressed Texel Block

An element of an image having a block-compressed format, comprising a rectangular block of texel values that are encoded as a single value in memory. Compressed texel blocks of a particular block-compressed format have a corresponding width, height, and depth defining the dimensions of these elements in units of texels, and a size in bytes of the encoding in memory.

Constant Integral Expressions

A SPIR-V constant instruction whose type is **OpTypeInt**. See *Constant Instruction* in section 2.2.1 “Instructions” of the [Khronos SPIR-V Specification](#).

Cooperative Matrix

A SPIR-V type where the storage for and computations performed on the matrix are spread across a set of invocations such as a subgroup.

Cooperative Vector

A SPIR-V vector type optimized for the evaluation of small neural networks.

Corner-Sampled Image

A [VkImage](#) where unnormalized texel coordinates are centered on integer values instead of half-

integer values. Specified by setting the [VK_IMAGE_CREATE_CORNER_SAMPLED_BIT_NV](#) bit on [VkImageCreateInfo::flags](#) at image creation.

Coverage Index

The index of a sample in the coverage mask.

Coverage Mask

A bitfield associated with a fragment representing the samples that were determined to be covered based on the result of rasterization, and then subsequently modified by fragment operations or the fragment shader.

Cull Distance

A built-in output from [pre-rasterization shader stages](#) defining a cull half-space where the primitive is rejected if all vertices have a negative value for the same cull distance.

Cull Volume

The intersection of the view volume with all cull half-spaces.

Decode Output Picture

A video picture resource used to store the result of a video decode operation.

Decoded Picture Buffer

An indexed set of reference pictures used by a video session. Abbreviated as DPB.

Decoded Picture Buffer Slot

An entry within a DPB that **can** be associated with a particular reference picture.

Decoded Picture Buffer Slot Index

The index of a DPB slot within its encompassing DPB.

Decoration (SPIR-V)

Auxiliary information such as built-in variables, stream numbers, invariance, interpolation type, relaxed precision, etc., added to variables or structure-type members through decorations.

Deferrable Command

A command which allows deferred execution of host-side work. See [Deferred Host Operations](#).

Deferrable Operation

A single logical item of host-side work which can be deferred. Represented by the [VkDeferredOperationKHR](#) object. See [Deferred Host Operations](#).

Depth/Stencil Attachment

A subpass attachment point, or image view, that is the target of depth and/or stencil test operations and writes.

Depth/Stencil Format

A [VkFormat](#) that includes depth and/or stencil components.

Depth/Stencil Image (or ImageView)

A [VkImage](#) (or [VkImageView](#)) with a depth/stencil format.

Depth/Stencil Resolve Attachment

A subpass attachment point, or image view, that is the target of a multisample resolve operation from the corresponding depth/stencil attachment at the end of the subpass.

Derivative Group

A set of compute, mesh, task, or fragment shader invocations that cooperate to compute derivatives, including implicit derivatives for sampled image operations.

Descriptor

Information about a resource or resource view written into a descriptor set that is used to access the resource or view from a shader.

Descriptor Binding

An entry in a descriptor set layout corresponding to zero or more descriptors of a single descriptor type in a set. Defined by a [VkDescriptorSetLayoutBinding](#) structure.

Descriptor Pool

An object that descriptor sets are allocated from, and that owns the storage of those descriptor sets. Descriptor pools aid multithreaded performance by enabling different threads to use different allocators, without internal synchronization on each use. Represented by a [VkDescriptorPool](#) object.

Descriptor Set

An object that resource descriptors are written into via the API, and that **can** be bound to a command buffer such that the descriptors contained within it **can** be accessed from shaders. Represented by a [VkDescriptorSet](#) object.

Descriptor Set Layout

An object defining the set of resources (types and counts) and their relative arrangement (in the binding namespace) within a descriptor set. Used when allocating descriptor sets and when creating pipeline layouts. Represented by a [VkDescriptorSetLayout](#) object.

Device

The processor(s) and execution environment that perform tasks requested by the application via the Vulkan API.

Device Group

A set of physical devices that support accessing each other's memory and recording a single command buffer that **can** be executed on all the physical devices.

Device Index

A zero-based integer that identifies one physical device from a logical device. A device index is valid if it is less than the number of physical devices in the logical device.

Device Mask

A bitmask where each bit represents one device index. A device mask value is valid if every bit that is set in the mask is at a bit position that is less than the number of physical devices in the logical device.

Device Memory

Memory accessible to the device. Represented by a [VkDeviceMemory](#) object.

Device-Level Command

Any command that is dispatched from a logical device, or from a child object of a logical device.

Device-Level Functionality

All device-level commands and objects, and their structures, enumerated types, and enumerants. Additionally, physical-device-level functionality defined by a [device extension](#) is also considered device-level functionality.

Device-Level Object

Logical device objects and their child objects. For example, [VkDevice](#), [VkQueue](#), and [VkCommandBuffer](#) objects are device-level objects.

Device-Local Memory

Memory that is connected to the device, and **may** be more performant for device access than host-local memory.

Direct Drawing Commands

Drawing commands that take all their parameters as direct arguments to the command (and not sourced via structures in buffer memory as the *indirect drawing commands*). Includes [vkCmdDrawMultiIndexedEXT](#), [vkCmdDrawMultiEXT](#), [vkCmdDrawMeshTasksNV](#), [vkCmdDrawMeshTasksEXT](#), [vkCmdDraw](#), and [vkCmdDrawIndexed](#).

Disjoint

Disjoint planes are *image planes* to which memory is bound independently.

A *disjoint image* consists of multiple *disjoint planes*, and is created with the [VK_IMAGE_CREATE_DISJOINT_BIT](#) bit set.

Dispatchable Command

A non-global command. The first argument to each dispatchable command is a dispatchable handle type.

Dispatchable Handle

A handle of a pointer handle type which **may** be used by layers as part of intercepting API commands.

Dispatching Commands

Commands that provoke work using a compute pipeline, such as [vkCmdDispatch](#). See [Dispatching Commands](#).

Drawing Commands

Commands that provoke work using a graphics pipeline. Includes [vkCmdDraw](#), [vkCmdDrawIndexed](#), [vkCmdDrawIndirectCount](#), [vkCmdDrawIndexedIndirectCount](#), [vkCmdDrawIndirectCountKHR](#), [vkCmdDrawIndexedIndirectCountKHR](#), [vkCmdDrawIndirectCountAMD](#), [vkCmdDrawIndexedIndirectCountAMD](#), [vkCmdDrawMultiIndexedEXT](#), [vkCmdDrawMultiEXT](#), [vkCmdDrawMeshTasksNV](#), [vkCmdDrawMeshTasksIndirectNV](#), [vkCmdDrawMeshTasksIndirectCountNV](#), [vkCmdDrawMeshTasksEXT](#), [vkCmdDrawMeshTasksIndirectEXT](#), [vkCmdDrawMeshTasksIndirectCountEXT](#), [vkCmdDrawIndirect](#), and [vkCmdDrawIndexedIndirect](#).

Duration (Command)

The *duration* of a Vulkan command refers to the interval between calling the command and its return to the caller.

Dynamic Storage Buffer

A storage buffer whose offset is specified each time the storage buffer is bound to a command buffer via a descriptor set.

Dynamic Uniform Buffer

A uniform buffer whose offset is specified each time the uniform buffer is bound to a command buffer via a descriptor set.

Dynamically Uniform

See *Dynamically Uniform* in section 2.2 “Terms” of the [Khronos SPIR-V Specification](#).

Encode Input Picture

A video picture resource used as the input of a video encode operation.

Element

Arrays are composed of multiple elements, where each element exists at a unique index within that array. Used primarily to describe data passed to or returned from the Vulkan API.

Explicitly-Enabled Layer

A layer enabled by the application by adding it to the enabled layer list in [vkCreateInstance](#) or [vkCreateDevice](#).

Event

A synchronization primitive that is signaled when execution of previous commands completes through a specified set of pipeline stages. Events can be waited on by the device and polled by the host. Represented by a [VkEvent](#) object.

Executable State (Command Buffer)

A command buffer that has ended recording commands and **can** be executed. See also Initial State and Recording State.

Execution Dependency

A dependency that guarantees that certain pipeline stages’ work for a first set of commands has

completed execution before certain pipeline stages' work for a second set of commands begins execution. This is accomplished via pipeline barriers, subpass dependencies, events, or implicit ordering operations.

Execution Dependency Chain

A sequence of execution dependencies that transitively act as a single execution dependency.

Explicit chroma reconstruction

An implementation of sampler $Y'C_B C_R$ conversion which reconstructs reduced-resolution chroma samples to luma resolution and then separately performs texture sample interpolation. This is distinct from an implicit implementation, which incorporates chroma sample reconstruction into texture sample interpolation.

Extension Scope

The set of objects and commands that **can** be affected by an extension. Extensions are either device scope or instance scope.

Extending Structure

A structure type which may appear in the *pNext chain* of another structure, extending the functionality of the other structure. Extending structures may be defined by either core API versions or extensions.

External Handle

A resource handle which has meaning outside of a specific Vulkan device or its parent instance. External handles **may** be used to share resources between multiple Vulkan devices in different instances, or between Vulkan and other APIs. Some external handle types correspond to platform-defined handles, in which case the resource **may** outlive any particular Vulkan device or instance and **may** be transferred between processes, or otherwise manipulated via functionality defined by the platform for that handle type.

External synchronization

A type of synchronization **required** of the application, where parameters defined to be externally synchronized **must** not be used simultaneously in multiple threads.

Facingness (Polygon)

A classification of a polygon as either front-facing or back-facing, depending on the orientation (winding order) of its vertices.

Facingness (Fragment)

A fragment is either front-facing or back-facing, depending on the primitive it was generated from. If the primitive was a polygon (regardless of polygon mode), the fragment inherits the facingness of the polygon. All other fragments are front-facing.

Fence

A synchronization primitive that is signaled when a set of batches or sparse binding operations complete execution on a queue. Fences **can** be waited on by the host. Represented by a [VkFence](#) object.

Field (Video)

Possibly discontinuous subregions of a frame. Frames **may** consist of two fields, a top field and a bottom field.

Flat Shading

A property of a vertex attribute that causes the value from a single vertex (the provoking vertex) to be used for all vertices in a primitive, and for interpolation of that attribute to return that single value unaltered.

Format Features

A set of features from [VkFormatFeatureFlagBits](#) that a [VkFormat](#) is capable of using for various commands. The list is determined by factors such as [VkImageTiling](#).

Forward Prediction

Sample prediction performed during video decode and encode operations based on reference pictures that occur temporally (in display order) before the current picture.

Forward Reference

A reference picture that occurs temporally (in display order) before the current picture.

Fragment

A rectangular framebuffer region with associated data produced by [rasterization](#) and processed by [fragment operations](#) including the fragment shader.

Fragment Area

The width and height, in pixels, of a fragment.

Fragment Density

The ratio of fragments per framebuffer area in the x and y direction.

Fragment Density Texel Size

The (w,h) framebuffer region in pixels that each texel in a fragment density map applies to.

Fragment Input Attachment Interface

Variables with [UniformConstant](#) storage class and a decoration of [InputAttachmentIndex](#) that are statically used by a fragment shader's entry point, which receive values from input attachments.

Fragment Mask

A lookup table that associates color samples with color fragment values.

Fragment Output Interface

A fragment shader entry point's variables with [Output](#) storage class, which output to color and/or depth/stencil attachments.

Frame (Video)

A multi-dimensional array of luma samples and an optional multi-dimensional array of chroma samples.

Fragment Tile Image Interface

A fragment shader entry point's variables with **TileImageEXT** storage class and a decoration of **Location**, which are used to read values from color attachments.

Framebuffer

A collection of image views and a set of dimensions that, in conjunction with a render pass, define the inputs and outputs used by drawing commands. Represented by a [VkFramebuffer](#) object.

Framebuffer Attachment

One of the image views used in a framebuffer.

Framebuffer Coordinates

A coordinate system in which adjacent pixels' coordinates differ by 1 in x and/or y, with (0,0) in the upper left corner and pixel centers at half-integers.

Framebuffer-Space

Operating with respect to framebuffer coordinates.

Framebuffer-Local

A framebuffer-local dependency guarantees that only for a single framebuffer region, the first set of operations happens-before the second set of operations.

Framebuffer-Global

A framebuffer-global dependency guarantees that for all framebuffer regions, the first set of operations happens-before the second set of operations.

Framebuffer Region

A framebuffer region is a set of sample (x, y, layer, view, sample) coordinates that is a subset of the entire framebuffer.

Frame Rate

A non-Vulkan term for Image Present Rate (IPR).

Front-Facing

See Facingness.

Full Compatibility

A given version of the API is fully compatible with another version if an application, relying only on valid behavior and functionality defined by either of those specifications, is able to correctly run against each version without any modification. This assumes no active attempt by that application to not run when it detects a different version.

Global Command

A Vulkan command for which the first argument is not a dispatchable handle type.

Global Workgroup

A collection of local workgroups dispatched by a single dispatching or single mesh task drawing

command.

Handle

An opaque integer or pointer value used to refer to a Vulkan object. Each object type has a unique handle type.

Happen-after, happens-after

A transitive, irreflexive, and antisymmetric ordering relation between operations. An execution dependency with a source of **A** and a destination of **B** enforces that **B** happens-after **A**. The inverse relation of happens-before.

Happen-before, happens-before

A transitive, irreflexive, and antisymmetric ordering relation between operations. An execution dependency with a source of **A** and a destination of **B** enforces that **A** happens-before **B**. The inverse relation of happens-after.

Helper Invocation

A fragment shader invocation that is created solely for the purposes of evaluating derivatives for use in non-helper fragment shader invocations, and which does not have side effects.

Host

The processor(s) and execution environment that the application runs on, and that the Vulkan API is exposed on.

Host Mapped Device Memory

Device memory that is mapped for host access using [vkMapMemory](#).

Host Mapped Foreign Memory

Memory owned by a foreign device that is mapped for host access.

Host Memory

Memory not accessible to the device, used to store implementation data structures.

Host-Accessible Subresource

A buffer, or a linear image subresource in either the [VK_IMAGE_LAYOUT_PREINITIALIZED](#) or [VK_IMAGE_LAYOUT_GENERAL](#) layout. Host-accessible subresources have a well-defined addressing scheme which can be used by the host.

Host-Local Memory

Memory that is not local to the device, and **may** be less performant for device access than device-local memory.

Host-Visible Memory

Device memory that **can** be mapped on the host and **can** be read and written by the host.

ICD

Installable Client Driver. An ICD is represented as a [VkPhysicalDevice](#).

Identically Defined Objects

Objects of the same type where all arguments to their creation or allocation functions, with the exception of `pAllocator`, are

1. Vulkan handles which refer to the same object or
2. identical scalar or enumeration values or
3. Host pointers which point to an array of values or structures which also satisfy these three constraints.

Image

A resource that represents a multi-dimensional formatted interpretation of device memory. Represented by a `VkImage` object.

Image Present Duration

The amount of time the application intends for each newly-presented image to be visible to the user. This value **should** be a multiple of the refresh cycle duration.

Image Present Rate

The number of newly-presented images the application intends to present each second (a.k.a. frame rate). On fixed refresh rate displays, this value **should** be a multiple of the refresh rate.

Image Subresource

A specific mipmap level, layer, and set of aspects of an image.

Image Subresource Range

A set of image subresources that are contiguous mipmap levels and layers.

Image View

An object that represents an image subresource range of a specific image, and state controlling how the contents are interpreted. Represented by a `VkImageView` object.

Immutable Sampler

A sampler descriptor provided at descriptor set layout creation time for a specific binding. This sampler is then used for that binding in all descriptor sets allocated with the layout, and it **cannot** be changed.

Implicit chroma reconstruction

An implementation of sampler $Y'C_B C_R$ conversion which reconstructs the reduced-resolution chroma samples directly at the sample point, as part of the normal texture sampling operation. This is distinct from an *explicit chroma reconstruction* implementation, which reconstructs the reduced-resolution chroma samples to the resolution of the luma samples, then filters the result as part of texture sample interpolation.

Implicitly-Enabled Layer

A layer enabled by a loader-defined mechanism outside the Vulkan API, rather than explicitly by the application during instance or device creation.

Inactive Object (Ray Tracing)

A primitive or instance in a ray tracing acceleration structure which has a corresponding ID, but which will never report an intersection with any ray.

Index Buffer

A buffer bound via [vkCmdBindIndexBuffer](#) which is the source of index values used to fetch vertex attributes for a [vkCmdDrawIndexed](#) or [vkCmdDrawIndexedIndirect](#) command.

Indexed Drawing Commands

Drawing commands which use an *index buffer* as the source of index values used to fetch vertex attributes for a drawing command. Includes [vkCmdDrawIndexed](#), [vkCmdDrawIndexedIndirectCount](#), [vkCmdDrawIndexedIndirectCountKHR](#), [vkCmdDrawIndexedIndirectCountAMD](#), [vkCmdDrawMultiIndexedEXT](#), and [vkCmdDrawIndexedIndirect](#).

Indirect Commands

Drawing or dispatching commands that source some of their parameters from structures in buffer memory. Includes [vkCmdDrawIndirect](#), [vkCmdDrawIndexedIndirect](#), [vkCmdDrawIndirectCount](#), [vkCmdDrawIndexedIndirectCount](#), [vkCmdDrawIndirectCountKHR](#), [vkCmdDrawIndexedIndirectCountKHR](#), [vkCmdDrawIndirectCountAMD](#), [vkCmdDrawIndexedIndirectCountAMD](#), [vkCmdDrawMeshTasksIndirectNV](#), [vkCmdDrawMeshTasksIndirectCountNV](#), [vkCmdDrawMeshTasksIndirectEXT](#), [vkCmdDrawMeshTasksIndirectCountEXT](#), and [vkCmdDispatchIndirect](#).

Indirect Commands Layout

A definition of a sequence of commands, that are generated on the device via [vkCmdPreprocessGeneratedCommandsNV](#) and [vkCmdExecuteGeneratedCommandsNV](#). Each sequence is comprised of multiple [VkIndirectCommandsTokenTypeNV](#), which represent a subset of traditional command buffer commands. Represented as [VkIndirectCommandsLayoutNV](#).

Indirect Drawing Commands

Drawing commands that source some of their parameters from structures in buffer memory. Includes [vkCmdDrawIndirect](#), [vkCmdDrawIndirectCount](#), [vkCmdDrawIndexedIndirectCount](#), [vkCmdDrawIndirectCountKHR](#), [vkCmdDrawIndexedIndirectCountKHR](#), [vkCmdDrawIndirectCountAMD](#), [vkCmdDrawIndexedIndirectCountAMD](#), [vkCmdDrawMeshTasksIndirectNV](#), [vkCmdDrawMeshTasksIndirectCountNV](#), [vkCmdDrawMeshTasksIndirectEXT](#), [vkCmdDrawMeshTasksIndirectCountEXT](#), and [vkCmdDrawIndexedIndirect](#).

Initial State (Command Buffer)

A command buffer that has not begun recording commands. See also Recording State and Executable State.

Inline Uniform Block

A descriptor type that represents uniform data stored directly in descriptor sets, and supports read-only access in a shader.

Input Attachment

A descriptor type that represents an image view, and supports unfiltered read-only access in a shader, only at the fragment's location in the view.

Instance

The top-level Vulkan object, which represents the application's connection to the implementation. Represented by a [VkInstance](#) object.

Instance-Level Command

Any command that is dispatched from an instance, or from a child object of an instance, except for physical devices and their children.

Instance-Level Functionality

All instance-level commands and objects, and their structures, enumerated types, and enumerants.

Instance-Level Object

High-level Vulkan objects, which are not physical devices, nor children of physical devices. For example, [VkInstance](#) is an instance-level object.

Instance (Memory)

In a logical device representing more than one physical device, some device memory allocations have the requested amount of memory allocated multiple times, once for each physical device in a device mask. Each such replicated allocation is an instance of the device memory.

Instance (Resource)

In a logical device representing more than one physical device, buffer and image resources exist on all physical devices but **can** be bound to memory differently on each. Each such replicated resource is an instance of the resource.

Inter Block (Video)

A video coding block that uses inter prediction.

Inter Prediction (Video)

Sample prediction derived from reference picture samples or metadata.

Internal Synchronization

A type of synchronization **required** of the implementation, where parameters not defined to be externally synchronized **may** require internal mutexing to avoid multithreaded race conditions.

Intra Block (Video)

A video coding block that only uses intra prediction.

Intra Prediction (Video)

Sample prediction that is not derived from reference picture samples or metadata.

Invocation (Shader)

A single execution of an entry point in a SPIR-V module. For example, a single vertex's execution

of a vertex shader or a single fragment's execution of a fragment shader.

Invocation Group

A set of shader invocations that are executed in parallel and that **must** execute the same control flow path in order for control flow to be considered dynamically uniform.

Invocation Repack Instruction

A ray tracing [instruction](#) where the implementation **may** change the set of invocations that are executing.

IPD

Image Present Duration.

Join (Deferred Host Operations)

The act of instructing a thread to participate in the execution of a deferred operation. See [Deferred Host Operations](#).

Legacy (feature)

A feature which is no longer recommended as the correct or best way to achieve its intended purpose. Legacy features are typically superseded by new features which are the currently recommended way to achieve that purpose.

Linear Color Attachment

A color attachment with linear tiling

Linear Resource

A resource is *linear* if it is one of the following:

- a [VkBuffer](#)
- a [VkImage](#) created with [VK_IMAGE_TILING_LINEAR](#)
- a [VkImage](#) created with [VK_IMAGE_TILING_DRM_FORMAT_MODIFIER_EXT](#) and whose [Linux DRM format modifier](#) is [DRM_FORMAT_MOD_LINEAR](#)
- a [VkAccelerationStructureNV](#) Because a [VkAccelerationStructureKHR](#) resource does not have memory bound to it directly, it is considered neither linear nor non-linear. However, the [VkBuffer](#) on which a [VkAccelerationStructureKHR](#) resource is placed is a linear resource.
- a [VkTensorARM](#) created with [VK_TENSOR_TILING_LINEAR_ARM](#)

A resource is *non-linear* if it is one of the following:

- a [VkImage](#) created with [VK_IMAGE_TILING_OPTIMAL](#)
- a [VkImage](#) created with [VK_IMAGE_TILING_DRM_FORMAT_MODIFIER_EXT](#) and whose [Linux DRM format modifier](#) is not [DRM_FORMAT_MOD_LINEAR](#)
- a [VkTensorARM](#) created with [VK_TENSOR_TILING_OPTIMAL_ARM](#)

Linux DRM Format Modifier

A 64-bit, vendor-prefixed, semi-opaque unsigned integer describing vendor-specific details of an

image's memory layout. In Linux graphics APIs, *modifiers* are commonly used to specify the memory layout of externally shared images. An image has a *modifier* if and only if it is created with *tiling* equal to `VK_IMAGE_TILING_DRM_FORMAT_MODIFIER_EXT`. For more details, refer to the appendix for extension `VK_EXT_image_drm_format_modifier`.

Local Workgroup

A collection of compute shader invocations invoked by a single dispatching command, which share data via `WorkgroupLocal` variables and can synchronize with each other.

Logical Device

An object that represents the application's interface to the physical device. The logical device is the parent of most Vulkan objects. Represented by a `VkDevice` object.

Logical Operation

Bitwise operations between a fragment color value and a value in a color attachment, that produce a final color value to be written to the attachment.

Lost Device

A state that a logical device **may** be in as a result of unrecoverable implementation errors, or other exceptional conditions.

Mappable

See Host-Visible Memory.

Memory Dependency

A memory dependency is an execution dependency which includes availability and visibility operations such that:

- The first set of operations happens-before the availability operation
- The availability operation happens-before the visibility operation
- The visibility operation happens-before the second set of operations

Memory Domain

A memory domain is an abstract place to which memory writes are made available by availability operations and memory domain operations. The memory domains correspond to the set of agents that the write **can** then be made visible to. The memory domains are *host*, *device*, *shader*, *workgroup instance* (for workgroup instance there is a unique domain for each compute workgroup) and *subgroup instance* (for subgroup instance there is a unique domain for each subgroup).

Memory Domain Operation

An operation that makes the writes that are available to one memory domain available to another memory domain.

Memory Heap

A region of memory from which device memory allocations **can** be made.

Memory Type

An index used to select a set of memory properties (e.g. mappable, cached) for a device memory allocation.

Mesh Shading Pipeline

A graphics pipeline where the primitives are assembled explicitly in the shader stages. In contrast to the primitive shading pipeline where input primitives are assembled by fixed function processing.

Mesh Tasks Drawing Commands

Drawing commands which create shader invocations organized in workgroups for drawing mesh tasks. Includes [vkCmdDrawMeshTasksNV](#), [vkCmdDrawMeshTasksIndirectNV](#), and [vkCmdDrawMeshTasksIndirectCountNV](#), [vkCmdDrawMeshTasksEXT](#), [vkCmdDrawMeshTasksIndirectEXT](#), and [vkCmdDrawMeshTasksIndirectCountEXT](#).

Minimum Mip Level Size

The smallest size that is permitted for a mip level. For conventional images this is 1x1x1. For corner-sampled images, this is 2x2x2. See [Image Mip Level Sizing](#).

Mip Tail Region

The set of mipmap levels of a sparse residency texture that are too small to fill a sparse block, and that **must** all be bound to memory collectively and opaquely.

Multi-planar

A *multi-planar format* (or “planar format”) is an image format consisting of more than one *plane*, identifiable with a [_2PLANE](#) or [_3PLANE](#) component to the format name and listed in [Formats Requiring Sampler Y'C_BC_R Conversion for VK_IMAGE_ASPECT_COLOR_BIT Image Views](#). A *multi-planar image* (or “planar image”) is an image of a multi-planar format.

Nested Command Buffers

A nested command buffer is a secondary command buffer that is executed by another secondary command buffer, which may itself execute other secondary command buffers.

Non-Dispatchable Handle

A handle of an integer handle type. Handle values **may** not be unique, even for two objects of the same type.

Non-Indexed Drawing Commands

Drawing commands for which the vertex attributes are sourced in linear order from the vertex input attributes for a drawing command (i.e. they do not use an *index buffer*). Includes [vkCmdDraw](#), [vkCmdDrawIndirectCount](#), [vkCmdDrawIndirectCountKHR](#), [vkCmdDrawIndirectCountAMD](#), [vkCmdDrawMultiEXT](#), and [vkCmdDrawIndirect](#).

Normalized

A value that is interpreted as being in the range [0,1] as a result of being implicitly divided by some other value.

Normalized Device Coordinates

A coordinate space after perspective division is applied to clip coordinates, and before the viewport transformation converts them to framebuffer coordinates.

Obsoleted (feature)

A feature is obsolete if it can no longer be used.

Opaque Capture Address

A 64-bit value representing the device address of a buffer or memory object that is expected to be used by trace capture/replay tools in combination with the `bufferDeviceAddress` feature.

Overdraw

Happens when more than one fragment invocation writes to the same (x, y, layer, view, sample) coordinate during a render pass instance. Usually refers to the performance impact of either rendering too much transparent geometry or redundantly rendering opaque geometry which is replaced by future fragments.

Overlapped Range (Aliased Range)

The aliased range of a device memory allocation that intersects a given image subresource of an image, a given tensor, or range of a buffer.

Ownership (Resource)

If an entity (e.g. a queue family) has ownership of a resource, access to that resource is well-defined for access by that entity.

Packed Format

A format whose components are stored as a single texel block in memory, with their relative locations defined within that element.

Packed Tensor

A tensor whose elements are densely laid out in memory and thus whose backing memory does not contain any padding data.

Passthrough Geometry Shader

A geometry shader which uses the `PassthroughNV` decoration on a variable in its input interface. Output primitives in a passthrough geometry shader always have the same topology as the input primitive and are not produced by emitting vertices.

Payload

Importable or exportable reference to the internal data of an object in Vulkan.

Per-View

A variable that has an array of values which are output, one for each view that is being generated. A mesh shader which uses the `PerViewNV` decoration on a variable in its output interface.

Peer Memory

An instance of memory corresponding to a different physical device than the physical device

performing the memory access, in a logical device that represents multiple physical devices.

Physical Device

An object that represents a single device in the system. Represented by a [VkPhysicalDevice](#) object.

Physical-Device-Level Command

Any command that is dispatched from a physical device.

Physical-Device-Level Functionality

All physical-device-level commands and objects, and their structures, enumerated types, and enumerants.

Physical-Device-Level Object

Physical device objects. For example, [VkPhysicalDevice](#) is a physical-device-level object.

Picture Partition (Video)

Collective term that refers to a subregion of a video picture resource that **may** be decoded or encoded independently according to the partitioning scheme defined in the corresponding video compression standard. Picture partitions **may** be non-rectangular.

Pipeline

An object controlling how graphics or compute work is executed on the device. A pipeline includes one or more shaders, as well as state controlling any non-programmable stages of the pipeline. Represented by a [VkPipeline](#) object.

Pipeline Barrier

An execution and/or memory dependency recorded as an explicit command in a command buffer, that forms a dependency between the previous and subsequent commands.

Pipeline Cache

An object that **can** be used to collect and retrieve information from pipelines as they are created, and **can** be populated with previously retrieved information in order to accelerate pipeline creation. Represented by a [VkPipelineCache](#) object.

Pipeline Layout

An object defining the set of resources (via a collection of descriptor set layouts) and push constants used by pipelines that are created using the layout. Used when creating a pipeline and when binding descriptor sets and setting push constant values. Represented by a [VkPipelineLayout](#) object.

Pipeline Library

A pipeline that cannot be directly used, instead defining a set of shaders and shader groups which will be [linked into other pipelines](#).

Pipeline Stage

A logically independent execution unit that performs some of the operations defined by an action command.

Pipeline Trace Ray Instruction

A ray tracing instruction which traces a ray into an acceleration structure when using ray tracing pipelines. One of:

- [OpTraceNV](#)
- [OpTraceRayKHR](#)
- [OpTraceRayMotionNV](#)
- [OpTraceMotionNV](#)
- [OpHitObjectTraceRayNV](#)
- [OpHitObjectTraceRayMotionNV](#)
- [OpHitObjectTraceRayEXT](#)
- [OpHitObjectTraceReorderExecuteEXT](#)
- [OpHitObjectTraceRayMotionEXT](#)
- [OpHitObjectTraceMotionReorderExecuteEXT](#)

pNext Chain

A set of structures [chained together](#) through their [pNext](#) members.

Planar

See *multi-planar*.

Plane

An *image plane* is part of the representation of an image, containing a subset of the color components necessary to represent the texels in the image and with a contiguous mapping of coordinates to bound memory. Most images consist only of a single plane, but some formats spread the components across multiple image planes. The host-accessible properties of each image plane are accessible for a linear layout using [vkGetImageSubresourceLayout](#). If a multi-planar image is created with the [VK_IMAGE_CREATE_DISJOINT_BIT](#) bit set, the image is described as *disjoint*, and its planes are therefore bound to memory independently.

Point Sampling (Rasterization)

A rule that determines whether a fragment sample location is covered by a polygon primitive by testing whether the sample location is in the interior of the polygon in framebuffer-space, or on the boundary of the polygon according to the tie-breaking rules.

Poison

Equivalent to poison in the [SPIR-V specification](#). Can only be generated by shader operations. Poison values made available to the host or read by device operations outside of a SPIR-V instruction behave as undefined values for all such accesses.

Potential Format Features

The union of all [VkFormatFeatureFlagBits](#) that the implementation supports for a specified [VkFormat](#), over all supported image tilings. For [Android external formats](#) the [VkFormatFeatureFlagBits](#) is provided by the implementation. For [QNX Screen external formats](#) the [VkFormatFeatureFlagBits](#) is provided by the implementation.

Pre-rasterization

Operations that execute before [rasterization](#), and any state associated with those operations.

Presentable image

A [VkImage](#) object obtained from a [VkSwapchainKHR](#) used to present to a [VkSurfaceKHR](#) object.

Preserve Attachment

One of a list of attachments in a subpass description that is not read or written by the subpass, but that is read or written on earlier and later subpasses and whose contents **must** be preserved through this subpass.

Primary Command Buffer

A command buffer that **can** execute secondary command buffers, and **can** be submitted directly to a queue.

Primitive Shading Pipeline

A graphics pipeline where input primitives are assembled by fixed function processing. It is the counterpart to mesh shading.

Primitive Topology

State controlling how vertices are assembled into primitives, e.g. as lists of triangles, strips of lines, etc.

Promoted (feature)

A feature from an older extension is considered promoted if it is made available as part of a new core version or newer extension with wider support.

Protected Buffer

A buffer to which protected device memory **can** be bound.

Protected-capable Device Queue

A device queue to which protected command buffers **can** be submitted.

Protected Command Buffer

A command buffer which **can** be submitted to a protected-capable device queue.

Protected Device Memory

Device memory which **can** be visible to the device but **must** not be visible to the host.

Protected Image

An image to which protected device memory **can** be bound.

Protected Tensor

A tensor to which protected device memory **can** be bound.

Provisional

A feature is released provisionally in order to get wider feedback on the functionality before it is finalized. Provisional features may change in ways that break backwards compatibility, and thus

are not recommended for use in production applications.

Provoking Vertex

The vertex in a primitive from which flat shaded attribute values are taken. This is generally the “first” vertex in the primitive, and depends on the primitive topology.

PTLAS

[Partitioned Top Level Acceleration Structures](#)

Push Constants

A small bank of values writable via the API and accessible in shaders. Push constants allow the application to set values used in shaders without creating buffers or modifying and binding descriptor sets for each update.

Push Constant Interface

The set of variables with `PushConstant` storage class that are statically used by a shader entry point, and which receive values from push constant commands.

Push Descriptors

Descriptors that are written directly into a command buffer rather than into a descriptor set. Push descriptors allow the application to set descriptors used in shaders without allocating or modifying descriptor sets for each update.

Descriptor Update Template

An object specifying a mapping from descriptor update information in host memory to elements in a descriptor set, which helps enable more efficient descriptor set updates.

Query Pool

An object containing a number of query entries and their associated state and results. Represented by a [VkQueryPool](#) object.

Queue

An object that executes command buffers and sparse binding operations on a device. Represented by a [VkQueue](#) object.

Queue Family

A set of queues that have common properties and support the same functionality, as advertised in [VkQueueFamilyProperties](#).

Queue Operation

A unit of work to be executed by a specific queue on a device, submitted via a [queue submission command](#). Each queue submission command details the specific queue operations that occur as a result of calling that command. Queue operations typically include work that is specific to each command, and synchronization tasks.

Queue Submission

Zero or more batches and an optional fence to be signaled, passed to a command for execution on a queue. See the [Devices and Queues chapter](#) for more information.

Ray Tracing Command

Commands that provoke work using a ray tracing pipeline. Includes [vkCmdTraceRaysNV](#), [vkCmdTraceRaysKHR](#), and [vkCmdTraceRaysIndirectKHR](#).

RC

Refresh Cycle.

Reconstructed Picture

A video picture resource reconstructed from a compressed bitstream using video decode or encode operations that **can** be used as a reference picture by future video decode or encode operations with the same video session.

Recording State (Command Buffer)

A command buffer that is ready to record commands. See also Initial State and Executable State.

Reference Picture

A video picture resource used by video decode and encode operations to provide predictions of the values of samples in the subsequently decoded or encoded pictures.

Reference Picture Metadata

Opaque state associated with a DPB slot, maintained by a video session.

Refresh Cycle

The periodic process for updating the contents of the Presentation Engine's display.

Refresh Cycle Duration

The amount of time from the start of one refresh cycle to the next.

Refresh Rate

The number of refresh cycles per second.

Release Operation (Resource)

An operation that releases ownership of an image subresource or buffer range.

Render Pass

An object that represents a set of framebuffer attachments and phases of rendering using those attachments. Represented by a [VkRenderPass](#) object.

Render Pass Instance

A use of a render pass in a command buffer.

Required Extensions

Extensions that **must** be enabled alongside extensions dependent on them (see [Extension Dependencies](#)).

Reset (Command Buffer)

Resetting a command buffer discards any previously recorded commands and puts a command buffer in the initial state.

Residency Code

An integer value returned by sparse image instructions, indicating whether any sparse unbound texels were accessed.

Resolve Attachment

A subpass attachment point, or image view, that is the target of a multisample resolve operation from the corresponding color attachment at the end of the subpass.

Retired Swapchain

A swapchain that has been used as the `oldSwapchain` parameter to `vkCreateSwapchainKHR`. Images cannot be acquired from a retired swapchain, however images that were acquired (but not presented) before the swapchain was retired **can** be presented.

Sample Index

The index of a sample within a [single set of samples](#).

Sample Shading

Invoking the fragment shader multiple times per fragment, with the covered samples partitioned among the invocations.

Sampled Image

A descriptor type that represents an image view, and supports filtered (sampled) and unfiltered read-only access in a shader.

Sampled Tile Image

A per-tile sampled image view of a framebuffer attachment, enabled by `VK_QCOM_tile_shading`.

Sampler

An object containing state controlling how sampled image data is sampled (or filtered) when accessed in a shader. Also a descriptor type describing the object. Represented by a `VkSampler` object.

Secondary Command Buffer

A command buffer that **can** be executed by a primary command buffer, and **must** not be submitted directly to a queue.

Self-Dependency

A subpass dependency from a subpass to itself, i.e. with `srcSubpass` equal to `dstSubpass`. A self-dependency is not automatically performed during a render pass instance, rather a subset of it **can** be performed via `vkCmdPipelineBarrier` during the subpass.

Semaphore

A synchronization primitive that supports signal and wait operations, and **can** be used to synchronize operations within a queue or across queues. Represented by a `VkSemaphore` object.

Shader

Instructions selected (via an entry point) from a shader module, which are executed in a shader stage.

Shader Call

An [instruction](#) which **may** cause execution to continue in a different shader stage.

Shader Code

A stream of instructions used to describe the operation of a shader.

Shader Group

A set of Shader Stages that are part of a [VkPipeline](#) containing multiple of such sets. This allows the device to make use of all the shader groups from the bound pipeline independently.

Shader Module

A collection of shader code, potentially including several functions and entry points, that is used to create shaders in pipelines. Represented by a [VkShaderModule](#) object.

Shader Stage

A stage of the graphics or compute pipeline that executes shader code.

Shading Rate

The ratio of the number of fragment shader invocations generated in a fully covered framebuffer region to the size (in pixels) of that region.

Shading Rate Image

An image used to establish the shading rate for a framebuffer region, where each pixel controls the shading rate for a corresponding framebuffer region.

Shared presentable image

A presentable image created from a swapchain with [VkPresentModeKHR](#) set to either [VK_PRESENT_MODE_SHARED_DEMAND_REFRESH_KHR](#) or [VK_PRESENT_MODE_SHARED_CONTINUOUS_REFRESH_KHR](#).

Side Effect

A store to memory or atomic operation on memory from a shader invocation.

Single-plane format

A format that is not *multi-planar*.

Size-Compatible Image Formats

When a compressed image format and an uncompressed image format are size-compatible, it means that the texel block size of the uncompressed format **must** equal the texel block size of the compressed format.

Sparse Block

An element of a sparse resource that can be independently bound to memory. Sparse blocks of a particular sparse resource have a corresponding size in bytes that they use in the bound memory.

Sparse Image Block

A sparse block in a sparse partially-resident image. In addition to the sparse block size in bytes,

sparse image blocks have a corresponding width, height, and depth defining the dimensions of these elements in units of texels or compressed texel blocks, the latter being used in case of sparse images having a block-compressed format.

Sparse Unbound Texel

A texel read from a region of a sparse texture that does not have memory bound to it.

SRT

A decomposition of a spatial transform separating out scale, rotation, and translation which has better linear interpolation properties for representing motion.

Static Use

An object in a shader is statically used by a shader entry point if any function in the entry point's call tree contains an instruction using the object. A reference in the entry point's interface list does not constitute a static use. Static use is used to constrain the set of descriptors used by a shader entry point.

Storage Buffer

A descriptor type that represents a buffer, and supports reads, writes, and atomics in a shader.

Storage Image

A descriptor type that represents an image view, and supports unfiltered loads, stores, and atomics in a shader.

Storage Tensor

A descriptor type that represents a tensor view, and supports reads, writes, in a shader.

Storage Texel Buffer

A descriptor type that represents a buffer view, and supports unfiltered, formatted reads, writes, and atomics in a shader.

Storage Tile Image

A per-tile storage image view of a framebuffer attachment, enabled by [VK_QCOM_tile_shading](#).

Subgroup

A set of shader invocations that **can** synchronize and share data with each other efficiently. In compute shaders, the *local workgroup* is a superset of the subgroup.

Subgroup Mask

A bitmask for all invocations in the current subgroup with one bit per invocation, starting with the least significant bit in the first vector component, continuing to the last bit (less than [SubgroupSize](#)) in the last required vector component.

Subpass

A phase of rendering within a render pass, that reads and writes a subset of the attachments.

Subpass Dependency

An execution and/or memory dependency between two subpasses described as part of render

pass creation, and automatically performed between subpasses in a render pass instance. A subpass dependency limits the overlap of execution of the pair of subpasses, and **can** provide guarantees of memory coherence between accesses in the subpasses.

Subpass Description

Lists of attachment indices for input attachments, color attachments, depth/stencil attachment, resolve attachments, depth/stencil resolve, and preserve attachments used by the subpass in a render pass.

Subset (Self-Dependency)

A subset of a self-dependency is a pipeline barrier performed during the subpass of the self-dependency, and whose stage masks and access masks each contain a subset of the bits set in the identically named mask in the self-dependency.

Superseded (feature)

A legacy feature can be superseded by newer functionality that achieves the same goals through a newer style of API, being more efficient, or otherwise following current recommendations for use of Vulkan.

Tensor

A resource that represents an N-dimensional formatted interpretation of device memory. Represented by a [VkTensorARM](#) object.

Tensor Description

Describes the shape, format, usage, and layout in memory of a tensor. Represented by [VkTensorDescriptionARM](#).

Tensor View

An object that represents a specific tensor, and state that controls how the contents are interpreted. Represented by a [VkTensorViewARM](#) object.

Texel Block

A single addressable element of an image with an uncompressed [VkFormat](#), or a single compressed block of an image with a compressed [VkFormat](#).

Texel Block Size

The size (in bytes) used to store a texel block of a compressed or uncompressed image.

Texel Coordinate System

One of three coordinate systems (normalized, unnormalized, integer) defining how texel coordinates are interpreted in an image or a specific mipmap level of an image.

Tile Attachment Interface

The set of variables with [TileAttachmentQCOM](#) storage class that are statically used by a shader entry point, invoked within a tile shading render pass which read values from tiled attachments as described in [tile shading](#).

Tile Image

A per-tile view of a framebuffer attachment. If the [VK_EXT_shader_tile_image](#) extension is enabled, the framebuffer is considered to be divided into tiles.

Timeline Semaphore

A semaphore with a strictly increasing 64-bit unsigned integer payload indicating whether the semaphore is signaled with respect to a particular reference value. Represented by a [VkSemaphore](#) object created with a semaphore type of [VK_SEMAPHORE_TYPE_TIMELINE](#).

Undefined Value

A value that does not have a specific defined bit pattern. Undefined values are not [invariant](#). When read by a shader operation, undefined values are read as *poison*.

Uniform Texel Buffer

A descriptor type that represents a buffer view, and supports unfiltered, formatted, read-only access in a shader.

Uniform Buffer

A descriptor type that represents a buffer, and supports read-only access in a shader.

Units in the Last Place (ULP)

A measure of floating-point error loosely defined as the smallest representable step in a floating-point format near a given value. For the precise definition see [Precision and Operation of SPIR-V instructions](#) or Jean-Michel Muller, “On the definition of ulp(x)”, RR-5504, INRIA. Other sources may also use the term “unit of least precision”.

Unnormalized

A value that is interpreted according to its conventional interpretation, and is not normalized.

Unprotected Buffer

A buffer to which unprotected device memory **can** be bound.

Unprotected Command Buffer

A command buffer which **can** be submitted to an unprotected device queue or a protected-capable device queue.

Unprotected Device Memory

Device memory which **can** be visible to the device and **can** be visible to the host.

Unprotected Image

An image to which unprotected device memory **can** be bound.

Unprotected Tensor

A tensor to which unprotected device memory **can** be bound.

User-Defined Variable Interface

A shader entry point’s variables with [Input](#) or [Output](#) storage class that are not built-in variables.

Vector Type

A SPIR-V [OpTypeVector](#) or [OpTypeVectorIdEXT](#) .

Vertex Input Attribute

A graphics pipeline resource that produces input values for the vertex shader by reading data from a vertex input binding and converting it to the attribute's format.

Vertex Stream

A vertex stream is where the last [pre-rasterization shader stages](#) outputs vertex data, which then goes to the rasterizer, is captured to a transform feedback buffer, or both. Geometry shaders **can** emit primitives to multiple independent vertex streams. Each vertex emitted by the geometry shader is directed at one of the vertex streams.

Validation Cache

An object that **can** be used to collect and retrieve validation results from the validation layers, and **can** be populated with previously retrieved results in order to accelerate the validation process. Represented by a [VkValidationCacheEXT](#) object.

Variable-Sized Descriptor Binding

A descriptor binding whose size will be specified when a descriptor set is allocated using this layout.

Vertex Input Binding

A graphics pipeline resource that is bound to a buffer and includes state that affects addressing calculations within that buffer.

Vertex Input Interface

A vertex shader entry point's variables with [Input](#) storage class, which receive values from vertex input attributes.

Video Bitstream Buffer

A resource that represents a linear array of data in device memory storing encoded video data. Represented by a [VkBuffer](#) object.

Video Coding Scope

A series of subsequent commands recorded into a command buffer starting with a [vkCmdBeginVideoCodingKHR](#) command and ending with a [vkCmdEndVideoCodingKHR](#) command that encompasses a set of video decode or encode operations.

Video Coding Operations

Any operations recorded into a command buffer within a video coding scope, including video decode and encode operations.

Video Decode Operation

An operation consuming data from a video bitstream buffer and zero or more reference pictures, and producing data to a decode output picture and an optional reconstructed picture.

Video Encode Operation

An operation consuming data from an encode input picture and zero or more reference pictures, and producing data to a video bitstream buffer and an optional reconstructed picture.

Video Picture Resource

A resource that represents a multi-dimensional formatted interpretation of device memory to be used with a video session as a decode output picture, encode input picture, reconstructed picture, and/or reference picture. It **may** contain metadata associated with a particular video session it is used with. Represented by a [VkImage](#) object and referred to using [VkImageView](#) objects created from it.

Video Session

A resource that represents and maintains the state needed to perform video decode or encode operations. Represented by a [VkVideoSessionKHR](#) object.

Video Session Parameters

A resource that stores preprocessed codec-specific parameters used with a compatible video session in video codec operations. Represented by a [VkVideoSessionParametersKHR](#) object.

Video Transcoding

The process of using the outputs of video decoding operations as inputs in video encoding operations.

View Mask

When multiview is enabled, a view mask is a property of a subpass controlling which views the rendering commands are broadcast to.

View Volume

A subspace in homogeneous coordinates, corresponding to post-projection x and y values between -1 and +1, and z values between 0 and +1.

Viewport Transformation

A transformation from normalized device coordinates to framebuffer coordinates, based on a viewport rectangle and depth range.

Visibility Operation

An operation that causes available values to become visible to specified memory accesses.

Visible

A state of values written to memory that allows them to be accessed by a set of operations.

Common Abbreviations

The abbreviations and acronyms defined in this section are sometimes used in the Specification and the API where they are considered clear and commonplace.

Src

Source

Dst

Destination

Min

Minimum

Max

Maximum

Rect

Rectangle

Info

Information

LOD

Level of Detail

Log

Logarithm

ID

Identifier

UUID

Universally Unique Identifier

Op

Operation

R

Red color component

G

Green color component

B

Blue color component

A

Alpha color component

RTZ

Round towards zero

RTE

Round to nearest even

Video-Specific Abbreviations

The following abbreviations and acronyms are used in the context of video decode and encode operations to refer to commonly used video compression terms in their usual abbreviated form:

AVC

Advanced Video Coding

Bipred

Bidirectional Prediction

CABAC

Context-Adaptive Binary Arithmetic Coding

CAVLC

Context-Adaptive Variable-Length Coding

CBR

Constant Bit Rate

CTB

Coding Tree Block

Diff

Difference

DPB

Decoded Picture Buffer

GOP

Group Of Pictures

HDR

High Dynamic Range

HEVC

High Efficiency Video Coding

HRD

Hypothetical Reference Decoder

IDC

Indicator

IDR

Instantaneous Decoder Refresh

MB

Macroblock

MV

Motion Vector

NALU

Network Abstraction Layer Unit

OBU

Open Bitstream Unit

PCM

Pulse-Code Modulation

Pic

Picture

Pred

Prediction

PPS

Picture Parameter Set

QP

Quantization Parameter

RC

Rate Control

SPS

Sequence Parameter Set

Std

Standard

VBR

Variable Bit Rate

VCL

Video Coding Layer

VPS

Video Parameter Set

Prefixes

Prefixes are used in the API to denote specific semantic meaning of Vulkan names, or as a label to

avoid name clashes, and are explained here:

VK/Vk/vk

Vulkan namespace

All types, commands, enumerants, and defines in this specification are prefixed with these two characters.

PFN/pfn

Function Pointer

Denotes that a type is a function pointer, or that a variable is of a pointer type.

p

Pointer

Variable is a pointer.

vkCmd

Commands that record commands in command buffers

These API commands do not result in immediate processing on the device. Instead, they record the requested action in a command buffer for execution when the command buffer is submitted to a queue.

s

Structure

Used to denote the **VK_STRUCTURE_TYPE*** member of each structure in **sType**

Appendix K: Credits (Informative)

Vulkan 1.4 is the result of contributions from many people and companies participating in the Khronos Vulkan Working Group, as well as input from the Vulkan Advisory Panel.

Members of the Working Group, including the company that they represented at the time of their most recent contribution, are listed in the following section. Some specific contributions made by individuals are listed together with their name.

Working Group Contributors to Vulkan

- Aaron Greig, Codeplay Software Ltd. (versions 1.1, 1.4)
- Aaron Hagan, AMD (versions 1.1)
- Abhishek Sashi Nair, Huawei Technologies Co., Ltd. (version 1.4)
- Adam Jackson, Red Hat (versions 1.0, 1.1)
- Adam Śmigielski, Mobica (version 1.0)
- Aditi Verma, Qualcomm Technologies, Inc. (version 1.3)
- Ahmed Abdelkhalek, AMD (versions 1.3, 1.4) (video subgroup chair)
- Aidan Fabius, Lynx (version 1.2)
- Aitor Camacho, LunarG (version 1.4)
- Alan Baker, Google (versions 1.1, 1.2, 1.3, 1.4)
- Alan Vines, Imagination Technologies (version 1.4)
- Alan Ward, Google (versions 1.1, 1.2)
- Alastair Murray, Codeplay (version 1.4)
- Alejandro Piñeiro, Igalia (version 1.1)
- Aleks Todorov, Google (version 1.4)
- Aleksander Netzel, Epic Games (version 1.4)
- Alex Bourd, Qualcomm Technologies, Inc. (versions 1.0, 1.1, 1.4)
- Alex Crabb, Caster Communications (versions 1.2, 1.3, 1.4)
- Alex Dai, Oppo (version 1.4)
- Alex Krstic, Qualcomm Technologies, Inc. (version 1.4)
- Alex Todorov, Google (version 1.4)
- Alex Walters, Imagination Technologies (versions 1.2, 1.3, 1.4)
- Alexander Galazin, Imagination Technologies (versions 1.0, 1.1, 1.2, 1.3, 1.4) (conformance test subgroup chair)
- Alexey Knyazev, Independent, Khronos (version 1.4)
- Alexey Sachkov, Intel (version 1.3)

- Ali Asif, Huawei Technologies Co., Ltd. (version 1.4)
- Allan MacKinnon, Google (version 1.3)
- Allen Hux, Intel (version 1.0)
- Alon Or-bach, Arm (versions 1.0, 1.1, 1.2, 1.3, 1.4) (system integration subgroup chair)
- Alyssa Rosenzweig, Valve Software (version 1.4)
- Anastasia Stulova, Arm (versions 1.2, 1.3, 1.4)
- Andreas Vasilakis, Think Silicon (version 1.2)
- Andres Gomez, Igalia (version 1.1)
- Andrew Cox, Samsung Electronics (version 1.0)
- Andrew Ellem, Google (version 1.3)
- Andrew Garrard, Imagination Technologies (versions 1.0, 1.1, 1.2, 1.3, 1.4) (format wrangler)
- Andrew Poole, Samsung Electronics (version 1.0)
- Andrew Rafter, Samsung Electronics (version 1.0)
- Andrew Richards, Codeplay Software Ltd. (version 1.0)
- Andrew Woloszyn, Google (versions 1.0, 1.1)
- Andrew Zhi, AMD (version 1.4)
- Ann Thorsnes, Khronos (versions 1.2, 1.3)
- Anthony Salvi, Adobe (version 1.4)
- Antoine Labour, Google (versions 1.0, 1.1)
- Anton Berko, Mediatek (version 1.4)
- Anuj Phogat, Netflix (version 1.4)
- Aras Prancevičius, Unity Technologies (version 1.0)
- Arpit Agarwal, Qualcomm Technologies, Inc. (version 1.4)
- Arseny Kapoulkine, Roblox (version 1.3)
- Ashley Smith, AMD (version 1.4)
- Ashwin Kolhe, NVIDIA (version 1.0)
- Aurelio Reis, NVIDIA (version 1.4)
- Avinash Baliga, NVIDIA (version 1.4)
- Balaji Calidas, Qualcomm Technologies, Inc. (version 1.4)
- Baldur Karlsson, Valve Software (versions 1.1, 1.2, 1.3, 1.4)
- Barthold Lichtenbelt, NVIDIA (version 1.1)
- Bas Nieuwenhuizen, Google (versions 1.1, 1.2, 1.4)
- Ben Ashbaugh, Intel (version 1.4)
- Ben Bowman, Imagination Technologies (version 1.0)
- Benj Lipchak, Unknown (version 1.0)

- Bill Hollings, Brenwill (versions 1.0, 1.1, 1.2, 1.3, 1.4)
- Bill Licea-Kane, Qualcomm Technologies, Inc. (versions 1.0, 1.1)
- Blaine Kohl, Khronos (versions 1.2, 1.3)
- Bob Fraser, Google (version 1.3)
- Boris Zanin, Mobica (versions 1.2, 1.3)
- Brad Grantham, LunarG (version 1.4)
- Brent E. Insko, Intel (version 1.0)
- Brian Ellis, Qualcomm Technologies, Inc. (version 1.0)
- Brian Paul, VMware (versions 1.2, 1.3)
- CAI Kangying, Huawei Technologies Co., Ltd. (version 1.4)
- Caio Marcelo de Oliveira Filho, Intel (versions 1.2, 1.3)
- Calle Ledjefors, Tencent (version 1.4)
- Cass Everitt, Oculus VR (versions 1.0, 1.1)
- Cemil Azizoglu, Canonical (version 1.0)
- Chang-Hyo Yu, Samsung Electronics (version 1.0)
- Charles Giessen, LunarG (versions 1.3, 1.4)
- Charlie Lao, Google (version 1.4)
- Charlie Turner, Igalia (version 1.4)
- Cheng Ge, Tencent (version 1.4)
- Chengping Luo, Mediatek (version 1.4)
- Chia-I Wu, LunarG (version 1.0)
- Chris Bieneman, Microsoft (version 1.4)
- Chris Frascati, Qualcomm Technologies, Inc. (version 1.0)
- Chris Glover, Google (versions 1.3, 1.4)
- Christian Forfang, Arm (version 1.3)
- Christoph Kubisch, NVIDIA (versions 1.3, 1.4)
- Christophe Riccio, LunarG (versions 1.0, 1.1, 1.4)
- Cody Northrop, LunarG (version 1.0)
- Colin Riley, AMD (version 1.1)
- Connor Abbott, Valve Software (version 1.4)
- Caterina Shablia, Collabora (version 1.4)
- Cort Stratton, Google (versions 1.1, 1.2)
- Courtney Goeltzenleuchter, Google (versions 1.0, 1.1, 1.3)
- Craig Davies, Huawei Technologies Co., Ltd. (version 1.2)
- Craig Graham, Samsung Electronics (version 1.4)

- Dae Kim, Imagination Technologies (versions 1.1, 1.4)
- Damien Leone, NVIDIA (version 1.0)
- Dan Baker, Oxide Games (versions 1.0, 1.1)
- Dan Ginsburg, Valve Software (versions 1.0, 1.1, 1.2, 1.3, 1.4)
- Dan Sinclair, Google (version 1.4)
- Daniel Johnston, Intel (versions 1.0, 1.1)
- Daniel Koch, NVIDIA (versions 1.0, 1.1, 1.2, 1.3, 1.4) (ray tracing subgroup chair)
- Daniel Rakos, RasterGrid (versions 1.0, 1.1, 1.2, 1.3, 1.4)
- Daniel Schürmann, Valve Software (version 1.4)
- Daniel Stone, Collabora (versions 1.1, 1.2, 1.4)
- Daniel Story, Nintendo (version 1.4)
- Daniel Vetter, Intel (version 1.2)
- Daniele Vettorel, Google (version 1.4)
- Danny Huynh, Samsung Electronics (version 1.4)
- Dave Aronson, Adobe (version 1.4)
- Dave Desormeaux, LunarG (version 1.4)
- Dave Evans, Samsung Electronics (version 1.4)
- David Airlie, Red Hat (versions 1.0, 1.1, 1.2, 1.3)
- David Mao, AMD (versions 1.0, 1.2)
- David McCloskey, Juice Labs (version 1.4)
- David Miller, Miller & Mattson (versions 1.0, 1.1) (Vulkan reference card)
- David Neto, Google (versions 1.0, 1.1, 1.2, 1.3, 1.4)
- David Pankratz, Huawei Technologies Co., Ltd. (version 1.3)
- David Wilkinson, AMD (version 1.2)
- David Yu, Pixar (version 1.0)
- Dean Sekulic, Croteam (version 1.4)
- Dejan Mircevski, Google (version 1.1)
- Dennis Adams, Sony (version 1.4)
- Derek Lamberti, Arm (version 1.4)
- Diego Novillo, Google (versions 1.3, 1.4)
- Dimitris Georgakakis, Think Silicon (version 1.3)
- Dominik Witczak, AMD (versions 1.0, 1.1, 1.3)
- Donald Scorgie, Imagination Technologies (version 1.2)
- Dzmitry Malyshau, Mozilla (versions 1.1, 1.2, 1.3)
- Ed Hutchins, Oculus (version 1.2)

- Eddie Hatfield, Google (version 1.4)
- Eduardo Lima, Igalia (version 1.4)
- Emily Stearns, Khronos (versions 1.2, 1.3, 1.4)
- Enrique de Lucas, Imagination Technologies (version 1.4)
- Eric Sullivan, NVIDIA (version 1.4)
- Faith Ekstrand, Collabora (versions 1.0, 1.1, 1.2, 1.3, 1.4)
- Florian Penzkofer, Epic (version 1.4)
- Frank (LingJun) Chen, Qualcomm Technologies, Inc. (version 1.0)
- Frank Yang, Google (version 1.4)
- François Duranleau, Gameloft (versions 1.3, 1.4)
- Fred Liao, Mediatek (version 1.0)
- Gabe Dagani, Samsung Electronics (versions 1.0, 1.4)
- Gabor Sines, AMD (version 1.2)
- Gang Chen, Intel (version 1.4)
- George Erfesoglou, OVR Tech (version 1.4)
- Graeme Leese, Broadcom (versions 1.0, 1.1, 1.2, 1.3, 1.4)
- Graham Connor, Imagination Technologies (version 1.0)
- Graham Sellers, Electronic Arts (versions 1.0, 1.1, 1.4)
- Graham Wihlidal, Electronic Arts (version 1.3)
- Greg Fischer, LunarG (versions 1.1, 1.4)
- Greg Roth, Microsoft (version 1.4)
- Gregory Grebe, AMD (versions 1.3, 1.4)
- Hai Nguyen, NVIDIA (versions 1.2, 1.3, 1.4)
- Hamish Todd, Imagination Technologies (version 1.4)
- Hans-Kristian Arntzen, Valve Software (versions 1.1, 1.2, 1.3, 1.4)
- Heman Gala, MAGIX (version 1.4)
- Henri Verbeet, Codeweavers (version 1.2)
- Hugo Devillers, Saarland University (version 1.4)
- Hwanyong Lee, Kyungpook National University (version 1.0)
- Iago Toral, Igalia (versions 1.1, 1.2)
- Ian Ameline, Huawei Technologies Co., Ltd. (version 1.4)
- Ian Elliott, Google (versions 1.0, 1.1, 1.2, 1.4)
- Ian Richardson, Intel (version 1.4)
- Ian Romanick, Intel (versions 1.0, 1.1, 1.3, 1.4)
- Ingrid Kelly, NVIDIA (version 1.4)

- J. D. Rouan, Google (version 1.4)
- Jaebaek Seo, Google (version 1.4)
- Jake Turner, Valve Software (version 1.4)
- Jakob Bornecrantz, Collabora (version 1.4)
- James Fitzpatrick, Imagination Technologies (versions 1.3, 1.4)
- James Hughes, Oculus VR (version 1.0)
- James Jones, NVIDIA (versions 1.0, 1.1, 1.2, 1.3, 1.4)
- James Riordon, Khronos (versions 1.2, 1.3)
- Jamie Madill, Google (versions 1.3, 1.4)
- Jan Hermes, Continental Corporation (versions 1.0, 1.1, 1.4)
- Jan-Harald Fredriksen, Arm (versions 1.0, 1.1, 1.2, 1.3, 1.4)
- Jarred Davies, Imagination Technologies (version 1.4)
- Jean Geffroy, id Software (version 1.4)
- Jean-François Roy, Google (versions 1.1, 1.2, 1.3)
- Jean-Noé Morrisette, Epic Games (version 1.4)
- Jeff Bolz, NVIDIA (versions 1.0, 1.1, 1.2, 1.3, 1.4)
- Jeff Juliano, NVIDIA (versions 1.0, 1.1, 1.2, 1.4)
- Jeff Kiel, NVIDIA (version 1.4)
- Jeff Leger, Qualcomm Technologies, Inc. (versions 1.1, 1.3, 1.4)
- Jeff Phillips, Khronos (versions 1.3, 1.4)
- Jeff Vigil, Samsung Electronics (versions 1.0, 1.1, 1.2, 1.3, 1.4)
- Jens Owen, Google (versions 1.0, 1.1)
- Jeremy Gebben, LunarG (version 1.4)
- Jeremy Hayes, LunarG (versions 1.0, 1.4)
- Jesse Barker, Unity Technologies (versions 1.0, 1.1, 1.2, 1.3, 1.4)
- Jesse Hall, Google (versions 1.0, 1.1, 1.2, 1.3, 1.4)
- Jessica Heerboth, NVIDIA (version 1.4)
- Jingye Wang, Huawei Technologies Co., Ltd. (version 1.4)
- Joe Davis, Samsung Electronics (version 1.1)
- Johannes van Waveren, Oculus VR (versions 1.0, 1.1)
- John Anthony, Arm (versions 1.2, 1.3, 1.4)
- John Kessenich, Google (versions 1.0, 1.1, 1.2, 1.3) (SPIR-V and GLSL for Vulkan spec author)
- John McDonald, Valve Software (versions 1.0, 1.1, 1.2, 1.3)
- John Stone, University of Illinois (version 1.4)
- John Zulauf, LunarG (versions 1.1, 1.2, 1.3)

- Jon Ashburn, LunarG (version 1.0)
- Jon Leech, Independent (versions 1.0, 1.1, 1.2, 1.3, 1.4) (XML toolchain, normative language, release wrangler)
- Jonas Gustavsson, Samsung Electronics (versions 1.0, 1.1)
- Jonas Meyer, Epic Games (versions 1.2, 1.3)
- Jonathan Hamilton, Imagination Technologies (version 1.0)
- Jordan Justen, Intel (version 1.1)
- Jordan Robinson, Samsung Electronics (version 1.4)
- Joshua Ashton, Valve Software (versions 1.3, 1.4)
- Jules Blok, Independent (version 1.4)
- Jungwoo Kim, Samsung Electronics (versions 1.0, 1.1)
- Jörg Wagner, Arm (version 1.1)
- Kalle Raita, Google (version 1.1)
- Karen Ghavam, LunarG (versions 1.1, 1.2, 1.3, 1.4)
- Karl Schultz, LunarG (versions 1.1, 1.2)
- Kathleen Mattson, Khronos (versions 1.0, 1.1, 1.2)
- Kaye Mason, Google (version 1.2)
- Keith Packard, Valve Software (version 1.2)
- Kenneth Benzie, Codeplay Software Ltd. (versions 1.0, 1.1)
- Kenneth Russell, Google (version 1.1)
- Kerch Holt, NVIDIA (versions 1.0, 1.1)
- Kevin O'Neil, AMD (version 1.1)
- Kevin Petit, Arm (versions 1.3, 1.4)
- Kris Rose, Khronos (versions 1.2, 1.3, 1.4)
- Kristian Kristensen, Intel (versions 1.0, 1.1)
- Krzysztof Iwanicki, Samsung Electronics (version 1.0)
- Larry Seiler, Intel (version 1.0)
- Laura Hermanns, Epic Games (version 1.4)
- Laura Shubel, Caster Communications (version 1.3)
- Lauri Ilola, Nokia (version 1.1)
- Lei Zhang, Google (version 1.2)
- Lenny Komow, LunarG (versions 1.1, 1.2)
- Leonid Fedorov, Huawei Technologies Co., Ltd. (version 1.4)
- Liam Middlebrook, NVIDIA (version 1.3)
- Lina Versace, Google (versions 1.0, 1.1, 1.2, 1.4) (system integration subgroup chair)

- Lionel Duc, NVIDIA (version 1.4)
- Lionel Landwerlin, Intel (versions 1.1, 1.2, 1.4)
- Lisie Aartsen, Khronos (versions 1.3, 1.4)
- Liz Maitral, Khronos (version 1.2)
- Lorenzo Dal Col, Khronos (version 1.4) (conformance test subgroup chair)
- Lou Kramer, AMD (version 1.3)
- Lutz Latta, Lucasfilm (version 1.0)
- Lynne Iribarren, Independent (version 1.4)
- Maciej Jesionowski, AMD (version 1.1)
- Mahmoud Kharsa, Samsung Electronics (version 1.4)
- Mais Alnasser, AMD (versions 1.1, 1.4)
- Marcin Kantoch, AMD (version 1.3)
- Marcin Rogucki, Mobica (version 1.1)
- Maria Rovatsou, Codeplay Software Ltd. (version 1.0)
- Mariusz Merecki, Intel (versions 1.3, 1.4)
- Marijn Suijten, Traverse Research (version 1.4)
- Mark Bellamy, Arm (versions 1.2, 1.3, 1.4)
- Mark Callow, Independent (versions 1.0, 1.1, 1.2, 1.3)
- Dhruv Mark Collins, Igalia (version 1.4)
- Mark Kilgard, NVIDIA (versions 1.1, 1.2)
- Mark Lobodzinski, LunarG (versions 1.0, 1.1, 1.2)
- Mark Young, LunarG (versions 1.1, 1.3, 1.4)
- Markus Tavenrath, NVIDIA (version 1.1)
- Marty Johnson, Khronos (versions 1.3, 1.4)
- Mateusz Przybylski, Intel (version 1.0)
- Mathias Heyer, NVIDIA (versions 1.0, 1.1)
- Mathias Schott, NVIDIA (versions 1.0, 1.1)
- Mathieu Robart, Arm (version 1.2)
- Matt Netsch, Qualcomm Technologies, Inc. (versions 1.1, 1.3, 1.4) (conformance test subgroup chair)
- Matthew Rusch, NVIDIA (version 1.3)
- Matthäus Chajdas, Intel (versions 1.1, 1.2, 1.3, 1.4)
- Maurice Ribble, Qualcomm Technologies, Inc. (versions 1.0, 1.1)
- Maxim Lukyanov, Samsung Electronics (version 1.0)
- Maximilien Dagois, Google (version 1.4)

- Michael Antilla, Google (version 1.4)
- Michael Blumenkrantz, Valve Software (versions 1.3, 1.4)
- Michael Lentine, Google (version 1.0)
- Michael O'Hara, AMD (version 1.1)
- Michael Phillip, Samsung Electronics (version 1.2)
- Michael Wong, Codeplay Software Ltd. (version 1.1)
- Michael Worcester, Imagination Technologies (versions 1.0, 1.1)
- Michal Pietrasiuk, Intel (versions 1.0, 1.3, 1.4)
- Mick Beaver, Electronic Arts (version 1.4)
- Mika Isojarvi, Google (versions 1.0, 1.1)
- Mike Schuchardt, LunarG (versions 1.1, 1.2, 1.4)
- Mike Stroyan, LunarG (version 1.0)
- Mike Weiblen, LunarG (versions 1.1, 1.2, 1.3)
- Minyoung Son, Samsung Electronics (version 1.0)
- Mitch Singer, AMD (versions 1.0, 1.1, 1.2, 1.3, 1.4)
- Mythri Venugopal, Samsung Electronics (version 1.0)
- Máté Ferenc Nagy-Egri, RasterGrid (version 1.4)
- Natalie Chouinard, Google (version 1.4)
- Nathan Gauër, Google (version 1.4)
- Nathaniel Cesario, LunarG (version 1.4)
- Naveen Leekha, Google (version 1.0)
- Neil Henning, AMD (versions 1.0, 1.1, 1.2, 1.3)
- Neil Hickey, Arm (version 1.2)
- Neil Trevett, NVIDIA (versions 1.0, 1.1, 1.2, 1.3, 1.4) (portability subgroup chair)
- Nick Penwarden, Epic Games (version 1.0)
- Nicola Zaghen, Innosilicon (version 1.4)
- Nicolai Hähnle, AMD (version 1.1)
- Nikhil Joshi, NVIDIA (version 1.4)
- Niklas Smedberg, Unity Technologies (version 1.0)
- Norbert Nopper, Independent (versions 1.0, 1.1)
- Nuno Subtil, NVIDIA (versions 1.1, 1.2, 1.3)
- Pan Gao, Huawei Technologies Co., Ltd. (version 1.4)
- Pat Brown, NVIDIA (version 1.0)
- Patrick Boyle, Qualcomm Technologies, Inc. (version 1.4)
- Patrick Cozzi, Independent (version 1.1)

- Patrick Doane, Activision (versions 1.0, 1.4)
- Patrick Han, Samsung Electronics (version 1.4)
- Patrick Mours, NVIDIA (version 1.4)
- Pau Baiget, Google (version 1.4)
- Peter Kutz, Adobe (version 1.4)
- Peter Lohrmann, AMD (versions 1.0, 1.2)
- Peter Quayle, Imagination Technologies (version 1.4)
- Petros Bantolas, Imagination Technologies (version 1.1)
- Philip Rebohle, Valve Software (version 1.3)
- Pierre Boudier, NVIDIA (versions 1.0, 1.1, 1.2, 1.3)
- Pierre-Loup Griffais, Valve Software (versions 1.0, 1.1, 1.2, 1.3)
- Piers Daniell, NVIDIA (versions 1.0, 1.1, 1.2, 1.3, 1.4)
- Ping Liu, Intel (versions 1.3, 1.4)
- Piotr Bialecki, Intel (version 1.0)
- Piotr Byszewski, Mobica (version 1.3)
- Prabindh Sundareson, Samsung Electronics (version 1.0)
- Pradyuman Singh, NVIDIA (version 1.4)
- Pyry Haulos, Google (versions 1.0, 1.1) (conformance test subgroup chair)
- Rachel Bradshaw, Caster Communications (version 1.3)
- Rajeev Rao, Qualcomm Technologies, Inc. (version 1.2)
- Ralph Potter, Samsung Electronics (versions 1.1, 1.2, 1.3, 1.4) (working group chair)
- Ran Wang, Google (version 1.4)
- Raun Krisch, Samsung Electronics (version 1.3)
- Ravi Patlegar, AMD (version 1.4)
- Ravikiran Pallapatula, Huawei Technologies Co., Ltd. (version 1.4)
- Ray Smith, Arm (versions 1.0, 1.1, 1.2)
- Ricardo Garcia, Igalia (versions 1.3, 1.4)
- Richard Huddy, Samsung Electronics (versions 1.2, 1.3)
- Richard Van Natta, Firaxis (version 1.4)
- Richard Wang, Huawei Technologies Co., Ltd. (version 1.4)
- Rick Hammerstone, Qualcomm Technologies, Inc. (version 1.4)
- Rob Barris, NVIDIA (version 1.1)
- Rob Stepinski, Transgaming (version 1.0)
- Robert Simpson, Qualcomm Technologies, Inc. (versions 1.0, 1.1, 1.3, 1.4)
- Rohan Garg, Intel (version 1.4)

- Rolando Caloca Olivares, Epic Games (versions 1.0, 1.1, 1.2, 1.3)
- Ronan Keryell, Xilinx (versions 1.3, 1.4)
- Roy Ju, Mediatek (version 1.0)
- Rufus Hamade, Imagination Technologies (version 1.0)
- Ruihao Zhang, Qualcomm Technologies, Inc. (versions 1.1, 1.2, 1.3, 1.4)
- SU Fujia, Huawei Technologies Co., Ltd. (version 1.4)
- Sam Martin, Arm (version 1.4)
- Samuel (Sheng-Wen) Huang, Mediatek (versions 1.3, 1.4)
- Samuel Iglesias Gonsalvez, Igalia (version 1.3)
- Samuel Pitoiset, Valve Software (version 1.4)
- Sandeep Kakarlapudi, Arm (version 1.4)
- Sascha Willems, Self (versions 1.3, 1.4)
- Sean Ellis, Arm (version 1.0)
- Sean Harmer, KDAB Group (versions 1.0, 1.1)
- Serdar Kocdemir, Google (version 1.4)
- Sergey Solovyev, Tencent (version 1.4)
- Seth Williams, NVIDIA (version 1.4)
- Shahbaz Youssefi, Google (version 1.4)
- Shannon Woods, NVIDIA (versions 1.0, 1.1, 1.2, 1.3, 1.4)
- Shaun Heald, Innosilicon (version 1.4)
- Sinuhe Hardegree, Samsung Electronics (version 1.4)
- Slawomir Cygan, Intel (versions 1.0, 1.1, 1.3, 1.4)
- Slawomir Grajewski, Intel (versions 1.0, 1.1, 1.3, 1.4)
- Sorel Bosan, AMD (version 1.1)
- Soroush Kashani, Imagination Technologies (version 1.4)
- Spencer Fricke, LunarG (versions 1.2, 1.3, 1.4)
- Stefanus Du Toit, Google (version 1.0)
- Stephane Cerveau, Igalia (version 1.4)
- Stephen Huang, Mediatek (version 1.1)
- Steve Hill, Broadcom (versions 1.0, 1.2)
- Steve Viggers, Core Avionics & Industrial Inc. (versions 1.0, 1.2)
- Steve Winston, Holochip (versions 1.3, 1.4)
- Steven Gu, Huawei Technologies Co., Ltd. (version 1.4)
- Steven Perron, Google (version 1.4)
- Stuart Smith, AMD (versions 1.0, 1.1, 1.2, 1.3, 1.4)

- Sujeevan Rajayogam, Google (version 1.3)
- Theresa Foley, Intel (version 1.0)
- Thomas Caissard, Adobe (version 1.4)
- Tiago Costa, Epic Games (version 1.4)
- Tilmann Scheller, Samsung Electronics (version 1.1)
- Tim Lewis, Khronos (versions 1.3, 1.4)
- Timo Suoranta, AMD (version 1.0)
- Timothy Lottes, AMD (versions 1.0, 1.1)
- Timur Kristof, Valve Software (version 1.4)
- Ting Wei, Arm (version 1.4)
- Tobias Hector, AMD (versions 1.0, 1.1, 1.2, 1.3, 1.4) (validity language and toolchain)
- Tobin Ehli, LunarG (version 1.0)
- Tom Olson, Arm (versions 1.0, 1.1, 1.2, 1.3, 1.4) (working group chair)
- Tomasz Bednarz, Independent (version 1.1)
- Tomasz Kubale, Intel (version 1.0)
- Tony Barbour, LunarG (versions 1.0, 1.1, 1.2)
- Tony Zlatinski, NVIDIA (versions 1.3, 1.4)
- Trevor Black, Google (version 1.4)
- Tyler Nowicki, AMD (version 1.4)
- Vassili Nikolaev, NVIDIA (version 1.4)
- Vatsalya Prasad, Huawei Technologies Co., Ltd. (version 1.4)
- Victor Eruhimov, Unknown (version 1.1)
- Vikram Kushwaha, NVIDIA (versions 1.3, 1.4)
- Vikram Tarikere, Imagination Technologies (version 1.4)
- Vincent Hindriksen, Stream HPC (versions 1.2, 1.3)
- Víctor Jáquez, Igalia (version 1.4)
- Wang Jingye, Huawei Technologies Co., Ltd. (version 1.4)
- Wasim Abbas, Arm (version 1.3)
- Wayne Lister, Imagination Technologies (version 1.0)
- William Wheeler, Imagination Technologies (version 1.4)
- Wolfgang Engel, Unknown (version 1.1)
- Wooyoung Kim, Qualcomm Technologies, Inc. (version 1.4)
- Wyvern Wang, Huawei Technologies Co., Ltd. (version 1.3)
- Yajun Zhang, Tencent (version 1.4)
- Yanjun Zhang, VeriSilicon (versions 1.0, 1.1, 1.2, 1.3, 1.4)

- Youngwang Kim, Arm (version 1.4)
- Yu Chang Wang, Huawei Technologies Co., Ltd. (version 1.4)
- Yuehai Du, Qualcomm Technologies, Inc. (version 1.4)
- Yunxing Zhu, Huawei Technologies Co., Ltd. (version 1.3)
- Yury Uralsky, NVIDIA (version 1.4)
- Zehui Lin, Huawei Technologies Co., Ltd. (version 1.4)
- Žiga Markuš, LunarG (version 1.4)

Other Credits

The Vulkan Advisory Panel members provided important real-world usage information and advice that helped guide design decisions.

The wider Vulkan community have provided useful feedback, questions, and specification changes that have helped improve the quality of the Specification via [GitHub](#).

Administrative support to the Working Group for Vulkan 1.1 and beyond was provided by Khronos staff including Ann Thorsnes, Blaine Kohl, Dennis Fu, Dominic Agoro-Ombaka, Emily Stearns, Jeff Phillips, Kendra Casper, Lisie Aartsen, Liz Maitral, Marty Johnson, Tim Lewis, and Xiao-Yu CHENG; and by Alex Crabb, Laura Shubel, and Rachel Bradshaw of Caster Communications.

Administrative support for Vulkan 1.0 was provided by Andrew Riegel, Elizabeth Riegel, Glenn Fredericks, Kathleen Mattson and Michelle Clark of Gold Standard Group.

Technical support was provided by James Riordon, site administration of Khronos.org and OpenGL.org.